

# GOMOS Level 2 Daily Report

## SUMMARY

### [1. General Info](#)

### [2. Summary of processed GOM\\_NL\\_2P products](#)

### [3. Level 2 Quality information per product](#)

#### [3.1 Plot of level 2 quality information per product \(time dependant\)](#)

#### [3.2 Plot of level 2 quality information per product \(world map\)](#)

### [4. Level 1 Quality information per product \(stored on level 2 products\)](#)

#### [4.1 Plot of level 1 quality information per product \(time dependant\)](#)

##### [4.1.1 Plot of level 1 quality information per product \(time dependant\): ASCENDING](#)

##### [4.1.2 Plot of level 1 quality information per product \(time dependant\): DESCENDING](#)

#### [4.2 Plot of level 1 quality information per product \(world map\)](#)

##### [4.2.1 Plot of level 1 quality information per product \(world map\): ASCENDING](#)

##### [4.2.2 Plot of level 1 quality information per product \(world map\): DESCENDING](#)

### [5. Ozone profiles based on quality statistics and other trace gas profiles](#)

#### [5.1 Ozone statistics based on quality of products](#)

#### [5.2 Plot ozone profiles for all STD \(dark without errors\)](#)

#### [5.3 Plot ozone profiles where STD < 20% \(dark without errors\)](#)

#### [5.4. Plot ozone profiles where STD < 10% \(dark without errors\)](#)

#### [5.5. Plot ozone profiles where STD < 5% \(dark without errors\)](#)

#### [5.6 Plot NO2 profiles for all STD \(dark without errors\)](#)

#### [5.7 Plot NO3 profiles for all STD \(dark without errors\)](#)

#### [5.8 Plot H2O profiles \(only for occultations of stars 1,2,3,4,13,14,16,26,63 dark without errors\) for all STD](#)

### [6. Auxiliary Data Files used for the production reported in section 2](#)

This report presents the daily analysis on parameters extracted from GOMOS level 2 data (GOM\_NL\_\_2P). It is intended to monitor some important parameters that will impact the quality of these products. A list of level 2 products (and content) that have arrived during the reporting day to the PCF is also given.

Item	Value
Time of report generation	19APR2013 16:34:17
Data source version	GOMOS/6.01
Start time of products	25-06-2003 (25JUN2003 00:00:00)
Stop time of products	26-06-2003 (26JUN2003 00:00:00)
Store outputs in DB	Yes
Nb of level 2 prods	368
Nb of prods with errors	0

## 2. Summary of processed GOM\_NL\_\_2P products.

Nr	Filename	UTC Start time	Limb	Duration	Star Id	Star Name	Star Mag	Star Temp	Nb Meas	Orbit	Prod. error
1	GOM_NL__2PRFIN20030625_000027_000000432017_00317_06884_6450.N1	25-JUN-2003 00:00:27	Straylight	43.000	45	Alp Pav	1.9400	26000.	86	6884	No
2	GOM_NL__2PRFIN20030625_001133_000000482017_00317_06884_6451.N1	25-JUN-2003 00:11:33	Bright	48.000	57	34Sig Sgr	2.0660	26000.	96	6884	No
3	GOM_NL__2PRFIN20030625_001310_000000502017_00317_06884_6452.N1	25-JUN-2003 00:13:10	Bright	50.000	155	41Pi Sgr	2.9000	6600.0	100	6884	No
4	GOM_NL__2PRFIN20030625_001559_000000372017_00317_06884_6453.N1	25-JUN-2003 00:15:59	Bright	37.000	86	35Eta Oph	2.4300	10200.	74	6884	No
5	GOM_NL__2PRFIN20030625_002156_000000392017_00317_06884_6454.N1	25-JUN-2003 00:21:56	Bright	39.000	126	60Bet Oph	2.7700	4250.0	78	6884	No
6	GOM_NL__2PRFIN20030625_002420_000000392017_00317_06884_6455.N1	25-JUN-2003 00:24:20	Bright	38.500	59	55Alp Oph	2.0800	8900.0	77	6884	No
7	GOM_NL__2PRFIN20030625_002703_000000562017_00317_06884_6456.N1	25-JUN-2003 00:27:03	Bright	55.500	168	17Zet Aql	2.9860	11000.	111	6884	No
8	GOM_NL__2PRFIN20030625_002935_000000372017_00317_06884_6457.N1	25-JUN-2003 00:29:35	Bright	36.500	133	40Zet Her	2.8070	6000.0	73	6884	No
9	GOM_NL__2PRFIN20030625_003353_000000482017_00317_06884_6458.N1	25-JUN-2003 00:33:53	Bright	47.500	5	3Alp Lyr	0.033000	11000.	95	6884	No
10	GOM_NL__2PRFIN20030625_003557_000000362017_00317_06884_6459.N1	25-JUN-2003 00:35:57	Bright	35.500	130	23Bet Dra	2.7990	5800.0	71	6884	No
11	GOM_NL__2PRFIN20030625_003801_000000372017_00317_06884_6460.N1	25-JUN-2003 00:38:01	Bright	37.000	119	14Eta Dra	2.7270	4700.0	74	6884	No
12	GOM_NL__2PRFIN20030625_004109_000000732017_00317_06884_6461.N1	25-JUN-2003 00:41:09	Bright	73.000	66	37Gam Cyg	2.2080	5900.0	146	6884	No
13	GOM_NL__2PRFIN20030625_004318_000000632017_00317_06884_6462.N1	25-JUN-2003 00:43:18	Bright	63.000	19	50Alp Cyg	1.2460	10500.	126	6884	No
14	GOM_NL__2PRFIN20030625_004615_000000332017_00317_06884_6463.N1	25-JUN-2003 00:46:15	Bright	32.500	49	1Alp UMi	1.9900	6300.0	65	6884	No
15	GOM_NL__2PRFIN20030625_005239_000000482017_00317_06884_6464.N1	25-JUN-2003 00:52:39	Bright	48.000	74	11Bet Cas	2.2680	6600.0	96	6884	No
16	GOM_NL__2PRFIN20030625_005413_000000462017_00317_06884_6465.N1	25-JUN-2003 00:54:13	Bright	46.000	68	18Alp Cas	2.2250	4500.0	92	6884	No
17	GOM_NL__2PRFIN20030625_005635_000000542017_00317_06884_6466.N1	25-JUN-2003 00:56:35	Bright	54.000	160	23Gam Per	2.9300	4700.0	108	6884	No
18	GOM_NL__2PRFIN20030625_010000_000000462017_00317_06884_6467.N1	25-JUN-2003 01:00:00	Bright	45.500	73	57Gam1And	2.2600	13100.	91	6884	No
19	GOM_NL__2PRFIN20030625_010227_000000632017_00317_06884_6468.N1	25-JUN-2003 01:02:27	Twilight_stray	63.000	53	43Bet And	2.0480	3300.0	126	6884	No
20	GOM_NL__2PRFIN20030625_010621_000000582017_00317_06884_6469.N1	25-JUN-2003 01:06:21	Dark	57.500	50	13Alp Ari	2.0070	4250.0	115	6884	No
21	GOM_NL__2PRFIN20030625_011112_000000462017_00317_06884_6470.N1	25-JUN-2003 01:11:12	Dark	45.500	94	92Alp Cet	2.5260	3100.0	91	6884	No
22	GOM_NL__2PRFIN20030625_011533_000001332017_00317_06884_6471.N1	25-JUN-2003 01:15:33	Dark	133.000	140	88Gam Peg	2.8340	26000.	266	6884	No
23	GOM_NL__2PRFIN20030625_012404_000000692017_00317_06884_6472.N1	25-JUN-2003 01:24:04	Dark	68.500	52	16Bet Cet	2.0370	4500.0	137	6884	No
24	GOM_NL__2PRFIN20030625_012933_000000492017_00318_06885_6287.N1	25-JUN-2003 01:29:33	Dark	49.000	84	Alp Phe	2.3970	4500.0	98	6885	No
25	GOM_NL__2PRFIN20030625_013601_000000572017_00318_06885_6288.N1	25-JUN-2003 01:36:01	Straylight	57.000	63	Bet Gru	2.1500	2800.0	114	6885	No
26	GOM_NL__2PRFIN20030625_013803_000000512017_00318_06885_6289.N1	25-JUN-2003 01:38:03	Straylight	51.000	31	Alp Gru	1.7340	15200.	102	6885	No
27	GOM_NL__2PRFIN20030625_014103_000000442017_00318_06885_6290.N1	25-JUN-2003 01:41:03	Straylight	43.500	45	Alp Pav	1.9400	26000.	87	6885	No
28	GOM_NL__2PRFIN20030625_015013_000000492017_00318_06885_6291.N1	25-JUN-2003 01:50:13	Twilight_stray	48.500	38	20Eps Sgr	1.8360	11000.	97	6885	No
29	GOM_NL__2PRFIN20030625_015137_000000572017_00318_06885_6292.N1	25-JUN-2003 01:51:37	Bright	57.000	116	19Del Sgr	2.7000	4100.0	114	6885	No
30	GOM_NL__2PRFIN20030625_015346_000000492017_00318_06885_6293.N1	25-JUN-2003 01:53:46	Bright	49.000	155	41Pi Sgr	2.9000	6600.0	98	6885	No
31	GOM_NL__2PRFIN20030625_015635_000000382017_00318_06885_6294.N1	25-JUN-2003 01:56:35	Bright	38.000	86	35Eta Oph	2.4300	10200.	76	6885	No
32	GOM_NL__2PRFIN20030625_020232_000000402017_00318_06885_6295.N1	25-JUN-2003 02:02:32	Bright	39.500	126	60Bet Oph	2.7700	4250.0	79	6885	No
33	GOM_NL__2PRFIN20030625_020455_000000412017_00318_06885_6296.N1	25-JUN-2003 02:04:55	Bright	41.000	59	55Alp Oph	2.0800	8900.0	82	6885	No
34	GOM_NL__2PRFIN20030625_020738_000000582017_00318_06885_6297.N1	25-JUN-2003 02:07:38	Bright	57.500	168	17Zet Aql	2.9860	11000.	115	6885	No
35	GOM_NL__2PRFIN20030625_021011_000000372017_00318_06885_6298.N1	25-JUN-2003 02:10:11	Bright	37.000	133	40Zet Her	2.8070	6000.0	74	6885	No
36	GOM_NL__2PRFIN20030625_021428_000000452017_00318_06885_6299.N1	25-JUN-2003 02:14:28	Bright	44.500	5	3Alp Lyr	0.033000	11000.	89	6885	No
37	GOM_NL__2PRFIN20030625_021632_000000372017_00318_06885_6300.N1	25-JUN-2003 02:16:32	Bright	37.000	130	23Bet Dra	2.7990	5800.0	74	6885	No
38	GOM_NL__2PRFIN20030625_021837_000000342017_00318_06885_6301.N1	25-JUN-2003 02:18:37	Bright	34.000	119	14Eta Dra	2.7270	4700.0	68	6885	No
39	GOM_NL__2PRFIN20030625_022146_000000652017_00318_06885_6302.N1	25-JUN-2003 02:21:46	Bright	65.000	66	37Gam Cyg	2.2080	5900.0	130	6885	No
40	GOM_NL__2PRFIN20030625_022352_000000622017_00318_06885_6303.N1	25-JUN-2003 02:23:52	Bright	62.000	19	50Alp Cyg	1.2460	10500.	124	6885	No
41	GOM_NL__2PRFIN20030625_022651_000000342017_00318_06885_6304.N1	25-JUN-2003 02:26:51	Bright	33.500	49	1Alp UMi	1.9900	6300.0	67	6885	No
42	GOM_NL__2PRFIN20030625_023314_000000482017_00318_06885_6305.N1	25-JUN-2003 02:33:14	Bright	48.000	74	11Bet Cas	2.2680	6600.0	96	6885	No

43	GOM_NL__2PRFIN20030625_023448_000000482017_00318_06885_6306.N1	25-JUN-2003 02:34:48	Bright	47.500	68	18Alp Cas	2.2250	4500.0	95	6885	No
44	GOM_NL__2PRFIN20030625_023711_000000372017_00318_06885_6307.N1	25-JUN-2003 02:37:11	Bright	36.500	160	23Gam Per	2.9300	4700.0	73	6885	No
45	GOM_NL__2PRFIN20030625_024036_000000462017_00318_06885_6308.N1	25-JUN-2003 02:40:36	Bright	45.500	73	57Gam1And	2.2600	13100.	91	6885	No
46	GOM_NL__2PRFIN20030625_024303_000000652017_00318_06885_6309.N1	25-JUN-2003 02:43:03	Tw_i_and_stray	64.500	53	43Bet And	2.0480	3300.0	129	6885	No
47	GOM_NL__2PRFIN20030625_024658_000000572017_00318_06885_6310.N1	25-JUN-2003 02:46:58	Dark	57.000	50	13Alp Ari	2.0070	4250.0	114	6885	No
48	GOM_NL__2PRFIN20030625_025148_000000462017_00318_06885_6311.N1	25-JUN-2003 02:51:48	Dark	46.000	94	92Alp Cet	2.5260	3100.0	92	6885	No
49	GOM_NL__2PRFIN20030625_030442_000000752017_00318_06885_6312.N1	25-JUN-2003 03:04:42	Dark	74.500	52	16Bet Cet	2.0370	4500.0	149	6885	No
50	GOM_NL__2PRFIN20030625_031010_000000502017_00319_06886_6287.N1	25-JUN-2003 03:10:10	Dark	49.500	84	Alp Phe	2.3970	4500.0	99	6886	No
51	GOM_NL__2PRFIN20030625_031638_000000542017_00319_06886_6288.N1	25-JUN-2003 03:16:38	Straylight	54.000	63	Bet Gru	2.1500	2800.0	108	6886	No
52	GOM_NL__2PRFIN20030625_031839_000000502017_00319_06886_6289.N1	25-JUN-2003 03:18:39	Straylight	49.500	31	Alp Gru	1.7340	15200.	99	6886	No
53	GOM_NL__2PRFIN20030625_032140_000000442017_00319_06886_6290.N1	25-JUN-2003 03:21:40	Straylight	44.000	45	Alp Pav	1.9400	26000.	88	6886	No
54	GOM_NL__2PRFIN20030625_033049_000000462017_00319_06886_6291.N1	25-JUN-2003 03:30:49	Tw_i_and_stray	45.500	38	20Eps Sgr	1.8360	11000.	91	6886	No
55	GOM_NL__2PRFIN20030625_033214_000000462017_00319_06886_6292.N1	25-JUN-2003 03:32:14	Bright	46.000	116	19Del Sgr	2.7000	4100.0	92	6886	No
56	GOM_NL__2PRFIN20030625_033423_000000492017_00319_06886_6293.N1	25-JUN-2003 03:34:23	Bright	49.000	155	41Pi Sgr	2.9000	6600.0	98	6886	No
57	GOM_NL__2PRFIN20030625_033711_000000372017_00319_06886_6294.N1	25-JUN-2003 03:37:11	Bright	37.000	86	35Eta Oph	2.4300	10200.	74	6886	No
58	GOM_NL__2PRFIN20030625_034308_000000392017_00319_06886_6295.N1	25-JUN-2003 03:43:08	Bright	39.000	126	60Bet Oph	2.7700	4250.0	78	6886	No
59	GOM_NL__2PRFIN20030625_034531_000000422017_00319_06886_6296.N1	25-JUN-2003 03:45:31	Bright	41.500	59	55Alp Oph	2.0800	8900.0	83	6886	No
60	GOM_NL__2PRFIN20030625_034813_000000572017_00319_06886_6297.N1	25-JUN-2003 03:48:13	Bright	56.500	168	17Zet Aql	2.9860	11000.	113	6886	No
61	GOM_NL__2PRFIN20030625_035047_000000372017_00319_06886_6298.N1	25-JUN-2003 03:50:47	Bright	37.000	133	40Zet Her	2.8070	6000.0	74	6886	No
62	GOM_NL__2PRFIN20030625_035503_000000502017_00319_06886_6299.N1	25-JUN-2003 03:55:03	Bright	49.500	5	3Alp Lyr	0.033000	11000.	99	6886	No
63	GOM_NL__2PRFIN20030625_035708_000000392017_00319_06886_6300.N1	25-JUN-2003 03:57:08	Bright	38.500	130	23Bet Dra	2.7990	5800.0	77	6886	No
64	GOM_NL__2PRFIN20030625_035913_000000362017_00319_06886_6301.N1	25-JUN-2003 03:59:13	Bright	35.500	119	14Eta Dra	2.7270	4700.0	71	6886	No
65	GOM_NL__2PRFIN20030625_040220_000000712017_00319_06886_6302.N1	25-JUN-2003 04:02:20	Bright	70.500	66	37Gam Cyg	2.2080	5900.0	141	6886	No
66	GOM_NL__2PRFIN20030625_040427_000000692017_00319_06886_6303.N1	25-JUN-2003 04:04:27	Bright	68.500	19	50Alp Cyg	1.2460	10500.	137	6886	No
67	GOM_NL__2PRFIN20030625_040727_000000372017_00319_06886_6304.N1	25-JUN-2003 04:07:27	Bright	37.000	49	1Alp UMi	1.9900	6300.0	74	6886	No
68	GOM_NL__2PRFIN20030625_041350_000000492017_00319_06886_6305.N1	25-JUN-2003 04:13:50	Bright	48.500	74	11Bet Cas	2.2680	6600.0	97	6886	No
69	GOM_NL__2PRFIN20030625_041524_000000482017_00319_06886_6306.N1	25-JUN-2003 04:15:24	Bright	47.500	68	18Alp Cas	2.2250	4500.0	95	6886	No
70	GOM_NL__2PRFIN20030625_041746_000000412017_00319_06886_6307.N1	25-JUN-2003 04:17:46	Bright	40.500	160	23Gam Per	2.9300	4700.0	81	6886	No
71	GOM_NL__2PRFIN20030625_042111_000000472017_00319_06886_6308.N1	25-JUN-2003 04:21:11	Bright	46.500	73	57Gam1And	2.2600	13100.	93	6886	No
72	GOM_NL__2PRFIN20030625_042339_000000632017_00319_06886_6309.N1	25-JUN-2003 04:23:39	Tw_i_and_stray	63.000	53	43Bet And	2.0480	3300.0	126	6886	No
73	GOM_NL__2PRFIN20030625_042734_000000572017_00319_06886_6310.N1	25-JUN-2003 04:27:34	Dark	56.500	50	13Alp Ari	2.0070	4250.0	113	6886	No
74	GOM_NL__2PRFIN20030625_043224_000000392017_00319_06886_6311.N1	25-JUN-2003 04:32:24	Dark	38.500	94	92Alp Cet	2.5260	3100.0	77	6886	No
75	GOM_NL__2PRFIN20030625_044519_000000762017_00319_06886_6312.N1	25-JUN-2003 04:45:19	Dark	75.500	52	16Bet Cet	2.0370	4500.0	151	6886	No
76	GOM_NL__2PRFIN20030625_045047_000000512017_00320_06887_6287.N1	25-JUN-2003 04:50:47	Dark	50.500	84	Alp Phe	2.3970	4500.0	101	6887	No
77	GOM_NL__2PRFIN20030625_045715_000000562017_00320_06887_6288.N1	25-JUN-2003 04:57:15	Straylight	55.500	63	Bet Gru	2.1500	2800.0	111	6887	No
78	GOM_NL__2PRFIN20030625_045916_000000522017_00320_06887_6289.N1	25-JUN-2003 04:59:16	Straylight	51.500	31	Alp Gru	1.7340	15200.	103	6887	No
79	GOM_NL__2PRFIN20030625_050216_000000442017_00320_06887_6290.N1	25-JUN-2003 05:02:16	Straylight	44.000	45	Alp Pav	1.9400	26000.	88	6887	No
80	GOM_NL__2PRFIN20030625_051125_000000452017_00320_06887_6291.N1	25-JUN-2003 05:11:25	Tw_i_and_stray	45.000	38	20Eps Sgr	1.8360	11000.	90	6887	No
81	GOM_NL__2PRFIN20030625_051250_000000502017_00320_06887_6292.N1	25-JUN-2003 05:12:50	Bright	49.500	116	19Del Sgr	2.7000	4100.0	99	6887	No
82	GOM_NL__2PRFIN20030625_051458_000000512017_00320_06887_6293.N1	25-JUN-2003 05:14:58	Bright	51.000	155	41Pi Sgr	2.9000	6600.0	102	6887	No
83	GOM_NL__2PRFIN20030625_051747_000000382017_00320_06887_6294.N1	25-JUN-2003 05:17:47	Bright	38.000	86	35Eta Oph	2.4300	10200.	76	6887	No
84	GOM_NL__2PRFIN20030625_052344_000000392017_00320_06887_6295.N1	25-JUN-2003 05:23:44	Bright	39.000	126	60Bet Oph	2.7700	4250.0	78	6887	No
85	GOM_NL__2PRFIN20030625_052606_000000392017_00320_06887_6296.N1	25-JUN-2003 05:26:06	Bright	39.000	59	55Alp Oph	2.0800	8900.0	78	6887	No
86	GOM_NL__2PRFIN20030625_052848_000000562017_00320_06887_6297.N1	25-JUN-2003 05:28:48	Bright	56.000	168	17Zet Aql	2.9860	11000.	112	6887	No
87	GOM_NL__2PRFIN20030625_053123_000000372017_00320_06887_6298.N1	25-JUN-2003 05:31:23	Bright	37.000	133	40Zet Her	2.8070	6000.0	74	6887	No
88	GOM_NL__2PRFIN20030625_053538_000000502017_00320_06887_6299.N1	25-JUN-2003 05:35:38	Bright	49.500	5	3Alp Lyr	0.033000	11000.	99	6887	No
89	GOM_NL__2PRFIN20030625_053744_000000392017_00320_06887_6300.N1	25-JUN-2003 05:37:44	Bright	38.500	130	23Bet Dra	2.7990	5800.0	77	6887	No
90	GOM_NL__2PRFIN20030625_053948_000000382017_00320_06887_6301.N1	25-JUN-2003 05:39:48	Bright	37.500	119	14Eta Dra	2.7270	4700.0	75	6887	No
91	GOM_NL__2PRFIN20030625_054252_000000742017_00320_06887_6302.N1	25-JUN-2003 05:42:52	Bright	74.000	66	37Gam Cyg	2.2080	5900.0	148	6887	No
92	GOM_NL__2PRFIN20030625_054459_000000702017_00320_06887_6303.N1	25-JUN-2003 05:44:59	Bright	69.500	19	50Alp Cyg	1.2460	10500.	139	6887	No
93	GOM_NL__2PRFIN20030625_054803_000000352017_00320_06887_6304.N1	25-JUN-2003 05:48:03	Bright	34.500	49	1Alp UMi	1.9900	6300.0	69	6887	No
94	GOM_NL__2PRFIN20030625_055425_000000472017_00320_06887_6305.N1	25-JUN-2003 05:54:25	Bright	47.000	74	11Bet Cas	2.2680	6600.0	94	6887	No
95	GOM_NL__2PRFIN20030625_055559_000000492017_00320_06887_6306.N1	25-JUN-2003 05:55:59	Bright	48.500	68	18Alp Cas	2.2250	4500.0	97	6887	No
96	GOM_NL__2PRFIN20030625_055822_000000382017_00320_06887_6307.N1	25-JUN-2003 05:58:22	Bright	37.500	160	23Gam Per	2.9300	4700.0	75	6887	No
97	GOM_NL__2PRFIN20030625_060147_000000482017_00320_06887_6308.N1	25-JUN-2003 06:01:47	Bright	47.500	73	57Gam1And	2.2600	13100.	95	6887	No
98	GOM_NL__2PRFIN20030625_060415_000000682017_00320_06887_6309.N1	25-JUN-2003 06:04:15	Tw_i_and_stray	67.500	53	43Bet And	2.0480	3300.0	135	6887	No
99	GOM_NL__2PRFIN20030625_060809_000000512017_00320_06887_6310.N1	25-JUN-2003 06:08:09	Dark	51.000	50	13Alp Ari	2.0070	4250.0	102	6887	No
100	GOM_NL__2PRFIN20030625_061301_000000392017_00320_06887_6311.N1	25-JUN-2003 06:13:01	Dark	39.000	94	92Alp Cet	2.5260	3100.0	78	6887	No
101	GOM_NL__2PRFIN20030625_062557_000000722017_00320_06887_6312.N1	25-JUN-2003 06:25:57	Dark	71.500	52	16Bet Cet	2.0370	4500.0	143	6887	No

102	GOM_NL__2PRFIN20030625_063124_000000592017_00321_06888_6287.N1	25-JUN-2003 06:31:24	Dark	58.500	84	Alp Phe	2.3970	4500.0	117	6888	No
103	GOM_NL__2PRFIN20030625_063752_000000642017_00321_06888_6288.N1	25-JUN-2003 06:37:52	Straylight	63.500	63	Bet Gru	2.1500	2800.0	127	6888	No
104	GOM_NL__2PRFIN20030625_063953_000000522017_00321_06888_6289.N1	25-JUN-2003 06:39:53	Straylight	51.500	31	Alp Gru	1.7340	15200.	103	6888	No
105	GOM_NL__2PRFIN20030625_064252_000000432017_00321_06888_6290.N1	25-JUN-2003 06:42:52	Straylight	43.000	45	Alp Pav	1.9400	26000.	86	6888	No
106	GOM_NL__2PRFIN20030625_065202_000000462017_00321_06888_6291.N1	25-JUN-2003 06:52:02	Twi_and_stray	45.500	38	20Eps Sgr	1.8360	11000.	91	6888	No
107	GOM_NL__2PRFIN20030625_065326_000000462017_00321_06888_6292.N1	25-JUN-2003 06:53:26	Bright	45.500	116	19Del Sgr	2.7000	4100.0	91	6888	No
108	GOM_NL__2PRFIN20030625_065534_000000522017_00321_06888_6293.N1	25-JUN-2003 06:55:34	Bright	51.500	155	41Pi Sgr	2.9000	6600.0	103	6888	No
109	GOM_NL__2PRFIN20030625_065823_000000382017_00321_06888_6294.N1	25-JUN-2003 06:58:23	Bright	37.500	86	35Eta Oph	2.4300	10200.	75	6888	No
110	GOM_NL__2PRFIN20030625_070420_000000402017_00321_06888_6295.N1	25-JUN-2003 07:04:20	Bright	39.500	126	60Bet Oph	2.7700	4250.0	79	6888	No
111	GOM_NL__2PRFIN20030625_070642_000000412017_00321_06888_6296.N1	25-JUN-2003 07:06:42	Bright	40.500	59	55Alp Oph	2.0800	8900.0	81	6888	No
112	GOM_NL__2PRFIN20030625_070923_000000552017_00321_06888_6297.N1	25-JUN-2003 07:09:23	Bright	55.000	168	17Zet Aql	2.9860	11000.	110	6888	No
113	GOM_NL__2PRFIN20030625_071159_000000372017_00321_06888_6298.N1	25-JUN-2003 07:11:59	Bright	37.000	133	40Zet Her	2.8070	6000.0	74	6888	No
114	GOM_NL__2PRFIN20030625_071614_000000502017_00321_06888_6299.N1	25-JUN-2003 07:16:14	Bright	50.000	5	3Alp Lyr	0.033000	11000.	100	6888	No
115	GOM_NL__2PRFIN20030625_071820_000000392017_00321_06888_6300.N1	25-JUN-2003 07:18:20	Bright	38.500	130	23Bet Dra	2.7990	5800.0	77	6888	No
116	GOM_NL__2PRFIN20030625_072024_000000372017_00321_06888_6301.N1	25-JUN-2003 07:20:24	Bright	37.000	119	14Eta Dra	2.7270	4700.0	74	6888	No
117	GOM_NL__2PRFIN20030625_072328_000000712017_00321_06888_6302.N1	25-JUN-2003 07:23:28	Bright	70.500	66	37Gam Cyg	2.2080	5900.0	141	6888	No
118	GOM_NL__2PRFIN20030625_072535_000000682017_00321_06888_6303.N1	25-JUN-2003 07:25:35	Bright	68.000	19	50Alp Cyg	1.2460	10500.	136	6888	No
119	GOM_NL__2PRFIN20030625_072839_000000362017_00321_06888_6304.N1	25-JUN-2003 07:28:39	Bright	36.000	49	1Alp UMi	1.9900	6300.0	72	6888	No
120	GOM_NL__2PRFIN20030625_073500_000000482017_00321_06888_6305.N1	25-JUN-2003 07:35:00	Bright	48.000	74	11Bet Cas	2.2680	6600.0	96	6888	No
121	GOM_NL__2PRFIN20030625_073634_000000472017_00321_06888_6306.N1	25-JUN-2003 07:36:34	Bright	47.000	68	18Alp Cas	2.2250	4500.0	94	6888	No
122	GOM_NL__2PRFIN20030625_073858_000000542017_00321_06888_6307.N1	25-JUN-2003 07:38:58	Bright	54.000	160	23Gam Per	2.9300	4700.0	108	6888	No
123	GOM_NL__2PRFIN20030625_074223_000000482017_00321_06888_6308.N1	25-JUN-2003 07:42:23	Bright	47.500	73	57Gam1And	2.2600	13100.	95	6888	No
124	GOM_NL__2PRFIN20030625_074450_000000642017_00321_06888_6309.N1	25-JUN-2003 07:44:50	Twi_and_stray	63.500	53	43Bet And	2.0480	3300.0	127	6888	No
125	GOM_NL__2PRFIN20030625_074846_000000572017_00321_06888_6310.N1	25-JUN-2003 07:48:46	Dark	56.500	50	13Alp Ari	2.0070	4250.0	113	6888	No
126	GOM_NL__2PRFIN20030625_075337_000000402017_00321_06888_6311.N1	25-JUN-2003 07:53:37	Dark	39.500	94	92Alp Cet	2.5260	3100.0	79	6888	No
127	GOM_NL__2PRFIN20030625_080634_000000682017_00321_06888_6312.N1	25-JUN-2003 08:06:34	Dark	67.500	52	16Bet Cet	2.0370	4500.0	135	6888	No
128	GOM_NL__2PRFIN20030625_081200_000000502017_00322_06889_6287.N1	25-JUN-2003 08:12:00	Dark	50.000	84	Alp Phe	2.3970	4500.0	100	6889	No
129	GOM_NL__2PRFIN20030625_081829_000000552017_00322_06889_6288.N1	25-JUN-2003 08:18:29	Straylight	54.500	63	Bet Gru	2.1500	2800.0	109	6889	No
130	GOM_NL__2PRFIN20030625_082029_000000542017_00322_06889_6289.N1	25-JUN-2003 08:20:29	Straylight	54.000	31	Alp Gru	1.7340	15200.	108	6889	No
131	GOM_NL__2PRFIN20030625_082329_000000472017_00322_06889_6290.N1	25-JUN-2003 08:23:29	Straylight	46.500	45	Alp Pav	1.9400	26000.	93	6889	No
132	GOM_NL__2PRFIN20030625_083238_000000482017_00322_06889_6291.N1	25-JUN-2003 08:32:38	Twi_and_stray	48.000	38	20Eps Sgr	1.8360	11000.	96	6889	No
133	GOM_NL__2PRFIN20030625_083402_000000482017_00322_06889_6292.N1	25-JUN-2003 08:34:02	Bright	48.000	116	19Del Sgr	2.7000	4100.0	96	6889	No
134	GOM_NL__2PRFIN20030625_083611_000000492017_00322_06889_6293.N1	25-JUN-2003 08:36:11	Bright	49.000	155	41Pi Sgr	2.9000	6600.0	98	6889	No
135	GOM_NL__2PRFIN20030625_083859_000000392017_00322_06889_6294.N1	25-JUN-2003 08:38:59	Bright	38.500	86	35Eta Oph	2.4300	10200.	77	6889	No
136	GOM_NL__2PRFIN20030625_084455_000000402017_00322_06889_6295.N1	25-JUN-2003 08:44:55	Bright	40.000	126	60Bet Oph	2.7700	4250.0	80	6889	No
137	GOM_NL__2PRFIN20030625_084718_000000402017_00322_06889_6296.N1	25-JUN-2003 08:47:18	Bright	40.000	59	55Alp Oph	2.0800	8900.0	80	6889	No
138	GOM_NL__2PRFIN20030625_084958_000000562017_00322_06889_6297.N1	25-JUN-2003 08:49:58	Bright	56.000	168	17Zet Aql	2.9860	11000.	112	6889	No
139	GOM_NL__2PRFIN20030625_085235_000000392017_00322_06889_6298.N1	25-JUN-2003 08:52:35	Bright	39.000	133	40Zet Her	2.8070	6000.0	78	6889	No
140	GOM_NL__2PRFIN20030625_085649_000000522017_00322_06889_6299.N1	25-JUN-2003 08:56:49	Bright	52.000	5	3Alp Lyr	0.033000	11000.	104	6889	No
141	GOM_NL__2PRFIN20030625_085855_000000392017_00322_06889_6300.N1	25-JUN-2003 08:58:55	Bright	39.000	130	23Bet Dra	2.7990	5800.0	78	6889	No
142	GOM_NL__2PRFIN20030625_090100_000000372017_00322_06889_6301.N1	25-JUN-2003 09:01:00	Bright	36.500	119	14Eta Dra	2.7270	4700.0	73	6889	No
143	GOM_NL__2PRFIN20030625_090403_000000702017_00322_06889_6302.N1	25-JUN-2003 09:04:03	Bright	70.000	66	37Gam Cyg	2.2080	5900.0	140	6889	No
144	GOM_NL__2PRFIN20030625_090610_000000672017_00322_06889_6303.N1	25-JUN-2003 09:06:10	Bright	67.000	19	50Alp Cyg	1.2460	10500.	134	6889	No
145	GOM_NL__2PRFIN20030625_090914_000000372017_00322_06889_6304.N1	25-JUN-2003 09:09:14	Bright	37.000	49	1Alp UMi	1.9900	6300.0	74	6889	No
146	GOM_NL__2PRFIN20030625_091536_000000492017_00322_06889_6305.N1	25-JUN-2003 09:15:36	Bright	49.000	74	11Bet Cas	2.2680	6600.0	98	6889	No
147	GOM_NL__2PRFIN20030625_091709_000000482017_00322_06889_6306.N1	25-JUN-2003 09:17:09	Bright	47.500	68	18Alp Cas	2.2250	4500.0	95	6889	No
148	GOM_NL__2PRFIN20030625_091934_000000472017_00322_06889_6307.N1	25-JUN-2003 09:19:34	Bright	46.500	160	23Gam Per	2.9300	4700.0	93	6889	No
149	GOM_NL__2PRFIN20030625_092258_000000472017_00322_06889_6308.N1	25-JUN-2003 09:22:58	Bright	46.500	73	57Gam1And	2.2600	13100.	93	6889	No
150	GOM_NL__2PRFIN20030625_092526_000000752017_00322_06889_6309.N1	25-JUN-2003 09:25:26	Twi_and_stray	74.500	53	43Bet And	2.0480	3300.0	149	6889	No
151	GOM_NL__2PRFIN20030625_092921_000000562017_00322_06889_6310.N1	25-JUN-2003 09:29:21	Dark	55.500	50	13Alp Ari	2.0070	4250.0	111	6889	No
152	GOM_NL__2PRFIN20030625_093413_000000502017_00322_06889_6311.N1	25-JUN-2003 09:34:13	Dark	50.000	94	92Alp Cet	2.5260	3100.0	100	6889	No
153	GOM_NL__2PRFIN20030625_094711_000000682017_00322_06889_6312.N1	25-JUN-2003 09:47:11	Dark	68.000	52	16Bet Cet	2.0370	4500.0	136	6889	No
154	GOM_NL__2PRFIN20030625_095237_000000502017_00323_06890_6287.N1	25-JUN-2003 09:52:37	Dark	49.500	84	Alp Phe	2.3970	4500.0	99	6890	No
155	GOM_NL__2PRFIN20030625_095925_000000852017_00323_06890_6288.N1	25-JUN-2003 09:59:25	Straylight	84.500	18	24Alp PsA	1.1660	9700.0	169	6890	No
156	GOM_NL__2PRFIN20030625_100405_000000432017_00323_06890_6289.N1	25-JUN-2003 10:04:05	Straylight	43.000	45	Alp Pav	1.9400	26000.	86	6890	No
157	GOM_NL__2PRFIN20030625_101314_000000462017_00323_06890_6290.N1	25-JUN-2003 10:13:14	Twi_and_stray	46.000	38	20Eps Sgr	1.8360	11000.	92	6890	No
158	GOM_NL__2PRFIN20030625_101438_000000512017_00323_06890_6291.N1	25-JUN-2003 10:14:38	Bright	50.500	116	19Del Sgr	2.7000	4100.0	101	6890	No
159	GOM_NL__2PRFIN20030625_101647_000000522017_00323_06890_6292.N1	25-JUN-2003 10:16:47	Bright	51.500	155	41Pi Sgr	2.9000	6600.0	103	6890	No
160	GOM_NL__2PRFIN20030625_101935_000000392017_00323_06890_6293.N1	25-JUN-2003 10:19:35	Bright	38.500	86	35Eta Oph	2.4300	10200.	77	6890	No



161	GOM_NL__2PRFIN20030625_102531_000000412017_00323_06890_6294.N1	25-JUN-2003 10:25:31	Bright	41.000	126	60Bet Oph	2.7700	4250.0	82	6890	No
162	GOM_NL__2PRFIN20030625_102753_000000422017_00323_06890_6295.N1	25-JUN-2003 10:27:53	Bright	42.000	59	55Alp Oph	2.0800	8900.0	84	6890	No
163	GOM_NL__2PRFIN20030625_103033_000000572017_00323_06890_6296.N1	25-JUN-2003 10:30:33	Bright	56.500	168	17Zet Aql	2.9860	11000.	113	6890	No
164	GOM_NL__2PRFIN20030625_103310_000000382017_00323_06890_6297.N1	25-JUN-2003 10:33:10	Bright	38.000	133	40Zet Her	2.8070	6000.0	76	6890	No
165	GOM_NL__2PRFIN20030625_103724_000000512017_00323_06890_6298.N1	25-JUN-2003 10:37:24	Bright	51.000	5	3Alp Lyr	0.033000	11000.	102	6890	No
166	GOM_NL__2PRFIN20030625_103931_000000422017_00323_06890_6299.N1	25-JUN-2003 10:39:31	Bright	41.500	130	23Bet Dra	2.7990	5800.0	83	6890	No
167	GOM_NL__2PRFIN20030625_104136_000000392017_00323_06890_6300.N1	25-JUN-2003 10:41:36	Bright	38.500	119	14Eta Dra	2.7270	4700.0	77	6890	No
168	GOM_NL__2PRFIN20030625_104437_000000652017_00323_06890_6301.N1	25-JUN-2003 10:44:37	Bright	65.000	66	37Gam Cyg	2.2080	5900.0	130	6890	No
169	GOM_NL__2PRFIN20030625_104645_000000672017_00323_06890_6302.N1	25-JUN-2003 10:46:45	Bright	66.500	19	50Alp Cyg	1.2460	10500.	133	6890	No
170	GOM_NL__2PRFIN20030625_104950_000000382017_00323_06890_6303.N1	25-JUN-2003 10:49:50	Bright	37.500	49	1Alp UMi	1.9900	6300.0	75	6890	No
171	GOM_NL__2PRFIN20030625_105610_000000492017_00323_06890_6304.N1	25-JUN-2003 10:56:10	Bright	48.500	74	11Bet Cas	2.2680	6600.0	97	6890	No
172	GOM_NL__2PRFIN20030625_105745_000000512017_00323_06890_6305.N1	25-JUN-2003 10:57:45	Bright	50.500	68	18Alp Cas	2.2250	4500.0	101	6890	No
173	GOM_NL__2PRFIN20030625_110009_000000542017_00323_06890_6306.N1	25-JUN-2003 11:00:09	Bright	54.000	160	23Gam Per	2.9300	4700.0	108	6890	No
174	GOM_NL__2PRFIN20030625_110334_000000482017_00323_06890_6307.N1	25-JUN-2003 11:03:34	Bright	47.500	73	57Gam1And	2.2600	13100.	95	6890	No
175	GOM_NL__2PRFIN20030625_110601_000000712017_00323_06890_6308.N1	25-JUN-2003 11:06:01	Twi_and_stray	70.500	53	43Bet And	2.0480	3300.0	141	6890	No
176	GOM_NL__2PRFIN20030625_110957_000000572017_00323_06890_6309.N1	25-JUN-2003 11:09:57	Dark	56.500	50	13Alp Ari	2.0070	4250.0	113	6890	No
177	GOM_NL__2PRFIN20030625_111448_000000502017_00323_06890_6310.N1	25-JUN-2003 11:14:48	Dark	50.000	94	92Alp Cet	2.5260	3100.0	100	6890	No
178	GOM_NL__2PRFIN20030625_112748_000000632017_00323_06890_6311.N1	25-JUN-2003 11:27:48	Dark	63.000	52	16Bet Cet	2.0370	4500.0	126	6890	No
179	GOM_NL__2PRFIN20030625_113313_000000522017_00324_06891_6307.N1	25-JUN-2003 11:33:13	Dark	51.500	84	Alp Phe	2.3970	4500.0	103	6891	No
180	GOM_NL__2PRFIN20030625_114004_000000962017_00324_06891_6308.N1	25-JUN-2003 11:40:04	Straylight	96.000	18	24Alp PsA	1.1660	9700.0	192	6891	No
181	GOM_NL__2PRFIN20030625_114441_000000452017_00324_06891_6309.N1	25-JUN-2003 11:44:41	Straylight	44.500	45	Alp Pav	1.9400	26000.	89	6891	No
182	GOM_NL__2PRFIN20030625_115350_000000442017_00324_06891_6310.N1	25-JUN-2003 11:53:50	Twi_and_stray	44.000	38	20Eps Sgr	1.8360	11000.	88	6891	No
183	GOM_NL__2PRFIN20030625_115514_000000442017_00324_06891_6311.N1	25-JUN-2003 11:55:14	Bright	44.000	116	19Del Sgr	2.7000	4100.0	88	6891	No
184	GOM_NL__2PRFIN20030625_115722_000000512017_00324_06891_6312.N1	25-JUN-2003 11:57:22	Bright	50.500	155	41Pi Sgr	2.9000	6600.0	101	6891	No
185	GOM_NL__2PRFIN20030625_120010_000000392017_00324_06891_6313.N1	25-JUN-2003 12:00:10	Bright	38.500	86	35Eta Oph	2.4300	10200.	77	6891	No
186	GOM_NL__2PRFIN20030625_120606_000000412017_00324_06891_6314.N1	25-JUN-2003 12:06:06	Bright	40.500	126	60Bet Oph	2.7700	4250.0	81	6891	No
187	GOM_NL__2PRFIN20030625_120826_000000422017_00324_06891_6315.N1	25-JUN-2003 12:08:26	Bright	41.500	59	55Alp Oph	2.0800	8900.0	83	6891	No
188	GOM_NL__2PRFIN20030625_121108_000000542017_00324_06891_6316.N1	25-JUN-2003 12:11:08	Bright	54.000	168	17Zet Aql	2.9860	11000.	108	6891	No
189	GOM_NL__2PRFIN20030625_121345_000000402017_00324_06891_6317.N1	25-JUN-2003 12:13:45	Bright	39.500	133	40Zet Her	2.8070	6000.0	79	6891	No
190	GOM_NL__2PRFIN20030625_121758_000000512017_00324_06891_6318.N1	25-JUN-2003 12:17:58	Bright	50.500	5	3Alp Lyr	0.033000	11000.	101	6891	No
191	GOM_NL__2PRFIN20030625_122005_000000402017_00324_06891_6319.N1	25-JUN-2003 12:20:05	Bright	40.000	130	23Bet Dra	2.7990	5800.0	80	6891	No
192	GOM_NL__2PRFIN20030625_122211_000000402017_00324_06891_6320.N1	25-JUN-2003 12:22:11	Bright	40.000	119	14Eta Dra	2.7270	4700.0	80	6891	No
193	GOM_NL__2PRFIN20030625_122512_000000692017_00324_06891_6321.N1	25-JUN-2003 12:25:12	Bright	69.000	66	37Gam Cyg	2.2080	5900.0	138	6891	No
194	GOM_NL__2PRFIN20030625_122720_000000672017_00324_06891_6322.N1	25-JUN-2003 12:27:20	Bright	66.500	19	50Alp Cyg	1.2460	10500.	133	6891	No
195	GOM_NL__2PRFIN20030625_123025_000000382017_00324_06891_6323.N1	25-JUN-2003 12:30:25	Bright	38.000	49	1Alp UMi	1.9900	6300.0	76	6891	No
196	GOM_NL__2PRFIN20030625_123646_000000482017_00324_06891_6324.N1	25-JUN-2003 12:36:46	Bright	48.000	74	11Bet Cas	2.2680	6600.0	96	6891	No
197	GOM_NL__2PRFIN20030625_123821_000000492017_00324_06891_6325.N1	25-JUN-2003 12:38:21	Bright	49.000	68	18Alp Cas	2.2250	4500.0	98	6891	No
198	GOM_NL__2PRFIN20030625_124044_000000472017_00324_06891_6326.N1	25-JUN-2003 12:40:44	Bright	47.000	160	23Gam Per	2.9300	4700.0	94	6891	No
199	GOM_NL__2PRFIN20030625_124410_000000482017_00324_06891_6327.N1	25-JUN-2003 12:44:10	Bright	48.000	73	57Gam1And	2.2600	13100.	96	6891	No
200	GOM_NL__2PRFIN20030625_124638_000000692017_00324_06891_6328.N1	25-JUN-2003 12:46:38	Twi_and_stray	69.000	53	43Bet And	2.0480	3300.0	138	6891	No
201	GOM_NL__2PRFIN20030625_125033_000000602017_00324_06891_6329.N1	25-JUN-2003 12:50:33	Dark	60.000	50	13Alp Ari	2.0070	4250.0	120	6891	No
202	GOM_NL__2PRFIN20030625_125524_000000412017_00324_06891_6330.N1	25-JUN-2003 12:55:24	Dark	41.000	94	92Alp Cet	2.5260	3100.0	82	6891	No
203	GOM_NL__2PRFIN20030625_130825_000000642017_00324_06891_6331.N1	25-JUN-2003 13:08:25	Dark	64.000	52	16Bet Cet	2.0370	4500.0	128	6891	No
204	GOM_NL__2PRFIN20030625_131350_000000482017_00325_06892_6307.N1	25-JUN-2003 13:13:50	Dark	48.000	84	Alp Phe	2.3970	4500.0	96	6892	No
205	GOM_NL__2PRFIN20030625_132041_000000782017_00325_06892_6308.N1	25-JUN-2003 13:20:41	Straylight	77.500	18	24Alp PsA	1.1660	9700.0	155	6892	No
206	GOM_NL__2PRFIN20030625_132517_000000462017_00325_06892_6309.N1	25-JUN-2003 13:25:17	Straylight	45.500	45	Alp Pav	1.9400	26000.	91	6892	No
207	GOM_NL__2PRFIN20030625_133425_000000472017_00325_06892_6310.N1	25-JUN-2003 13:34:25	Twi_and_stray	46.500	38	20Eps Sgr	1.8360	11000.	93	6892	No
208	GOM_NL__2PRFIN20030625_133550_000000452017_00325_06892_6311.N1	25-JUN-2003 13:35:50	Bright	44.500	116	19Del Sgr	2.7000	4100.0	89	6892	No
209	GOM_NL__2PRFIN20030625_133758_000000512017_00325_06892_6312.N1	25-JUN-2003 13:37:58	Bright	51.000	155	41Pi Sgr	2.9000	6600.0	102	6892	No
210	GOM_NL__2PRFIN20030625_134046_000000392017_00325_06892_6313.N1	25-JUN-2003 13:40:46	Bright	38.500	86	35Eta Oph	2.4300	10200.	77	6892	No
211	GOM_NL__2PRFIN20030625_134639_000000442017_00325_06892_6314.N1	25-JUN-2003 13:46:39	Bright	44.000	126	60Bet Oph	2.7700	4250.0	88	6892	No
212	GOM_NL__2PRFIN20030625_134904_000000442017_00325_06892_6315.N1	25-JUN-2003 13:49:04	Bright	43.500	59	55Alp Oph	2.0800	8900.0	87	6892	No
213	GOM_NL__2PRFIN20030625_135143_000000542017_00325_06892_6316.N1	25-JUN-2003 13:51:43	Bright	54.000	168	17Zet Aql	2.9860	11000.	108	6892	No
214	GOM_NL__2PRFIN20030625_135421_000000402017_00325_06892_6317.N1	25-JUN-2003 13:54:21	Bright	39.500	133	40Zet Her	2.8070	6000.0	79	6892	No
215	GOM_NL__2PRFIN20030625_135835_000000512017_00325_06892_6318.N1	25-JUN-2003 13:58:35	Bright	51.000	5	3Alp Lyr	0.033000	11000.	102	6892	No
216	GOM_NL__2PRFIN20030625_140043_000000412017_00325_06892_6319.N1	25-JUN-2003 14:00:43	Bright	40.500	130	23Bet Dra	2.7990	5800.0	81	6892	No
217	GOM_NL__2PRFIN20030625_140248_000000372017_00325_06892_6320.N1	25-JUN-2003 14:02:48	Bright	37.000	119	14Eta Dra	2.7270	4700.0	74	6892	No
218	GOM_NL__2PRFIN20030625_140546_000000692017_00325_06892_6321.N1	25-JUN-2003 14:05:46	Bright	69.000	66	37Gam Cyg	2.2080	5900.0	138	6892	No
219	GOM_NL__2PRFIN20030625_140753_000000692017_00325_06892_6322.N1	25-JUN-2003 14:07:53	Bright	69.000	19	50Alp Cyg	1.2460	10500.	138	6892	No

220	GOM_NL__2PRFIN20030625_141103_000000352017_00325_06892_6323.N1	25-JUN-2003 14:11:03	Bright	34.500	49	1Alp UMi	1.9900	6300.0	69	6892	No
221	GOM_NL__2PRFIN20030625_141723_000000472017_00325_06892_6324.N1	25-JUN-2003 14:17:23	Bright	46.500	74	11Bet Cas	2.2680	6600.0	93	6892	No
222	GOM_NL__2PRFIN20030625_141857_000000492017_00325_06892_6325.N1	25-JUN-2003 14:18:57	Bright	49.000	68	18Alp Cas	2.2250	4500.0	98	6892	No
223	GOM_NL__2PRFIN20030625_142122_000000362017_00325_06892_6326.N1	25-JUN-2003 14:21:22	Bright	36.000	160	23Gam Per	2.9300	4700.0	72	6892	No
224	GOM_NL__2PRFIN20030625_142447_000000472017_00325_06892_6327.N1	25-JUN-2003 14:24:47	Bright	46.500	73	57Gam1And	2.2600	13100.	93	6892	No
225	GOM_NL__2PRFIN20030625_142715_000000762017_00325_06892_6328.N1	25-JUN-2003 14:27:15	Twi_and_stray	76.000	53	43Bet And	2.0480	3300.0	152	6892	No
226	GOM_NL__2PRFIN20030625_143111_000000522017_00325_06892_6329.N1	25-JUN-2003 14:31:11	Dark	52.000	50	13Alp Ari	2.0070	4250.0	104	6892	No
227	GOM_NL__2PRFIN20030625_143602_000000402017_00325_06892_6330.N1	25-JUN-2003 14:36:02	Dark	39.500	94	92Alp Cet	2.5260	3100.0	79	6892	No
228	GOM_NL__2PRFIN20030625_144904_000000732017_00325_06892_6331.N1	25-JUN-2003 14:49:04	Dark	72.500	52	16Bet Cet	2.0370	4500.0	145	6892	No
229	GOM_NL__2PRFIN20030625_145428_000000492017_00326_06893_6307.N1	25-JUN-2003 14:54:28	Dark	49.000	84	Alp Phe	2.3970	4500.0	98	6893	No
230	GOM_NL__2PRFIN20030625_150120_000000882017_00326_06893_6308.N1	25-JUN-2003 15:01:20	Straylight	87.500	18	24Alp PsA	1.1660	9700.0	175	6893	No
231	GOM_NL__2PRFIN20030625_150555_000000422017_00326_06893_6309.N1	25-JUN-2003 15:05:55	Straylight	41.500	45	Alp Pav	1.9400	26000.	83	6893	No
232	GOM_NL__2PRFIN20030625_151503_000000452017_00326_06893_6310.N1	25-JUN-2003 15:15:03	Twi_and_stray	45.000	38	20Eps Sgr	1.8360	11000.	90	6893	No
233	GOM_NL__2PRFIN20030625_151627_000000472017_00326_06893_6311.N1	25-JUN-2003 15:16:27	Bright	47.000	116	19Del Sgr	2.7000	4100.0	94	6893	No
234	GOM_NL__2PRFIN20030625_151836_000000492017_00326_06893_6312.N1	25-JUN-2003 15:18:36	Bright	49.000	155	41Pi Sgr	2.9000	6600.0	98	6893	No
235	GOM_NL__2PRFIN20030625_152123_000000392017_00326_06893_6313.N1	25-JUN-2003 15:21:23	Bright	38.500	86	35Eta Oph	2.4300	10200.	77	6893	No
236	GOM_NL__2PRFIN20030625_152719_000000402017_00326_06893_6314.N1	25-JUN-2003 15:27:19	Bright	39.500	126	60Bet Oph	2.7700	4250.0	79	6893	No
237	GOM_NL__2PRFIN20030625_152942_000000392017_00326_06893_6315.N1	25-JUN-2003 15:29:42	Bright	39.000	59	55Alp Oph	2.0800	8900.0	78	6893	No
238	GOM_NL__2PRFIN20030625_153219_000000562017_00326_06893_6316.N1	25-JUN-2003 15:32:19	Bright	55.500	168	17Zet Aql	2.9860	11000.	111	6893	No
239	GOM_NL__2PRFIN20030625_153459_000000382017_00326_06893_6317.N1	25-JUN-2003 15:34:59	Bright	37.500	133	40Zet Her	2.8070	6000.0	75	6893	No
240	GOM_NL__2PRFIN20030625_153910_000000442017_00326_06893_6318.N1	25-JUN-2003 15:39:10	Bright	44.000	5	3Alp Lyr	0.033000	11000.	88	6893	No
241	GOM_NL__2PRFIN20030625_154118_000000402017_00326_06893_6319.N1	25-JUN-2003 15:41:18	Bright	39.500	130	23Bet Dra	2.7990	5800.0	79	6893	No
242	GOM_NL__2PRFIN20030625_154324_000000372017_00326_06893_6320.N1	25-JUN-2003 15:43:24	Bright	37.000	119	14Eta Dra	2.7270	4700.0	74	6893	No
243	GOM_NL__2PRFIN20030625_154621_000000692017_00326_06893_6321.N1	25-JUN-2003 15:46:21	Bright	69.000	66	37Gam Cyg	2.2080	5900.0	138	6893	No
244	GOM_NL__2PRFIN20030625_154829_000000662017_00326_06893_6322.N1	25-JUN-2003 15:48:29	Bright	65.500	19	50Alp Cyg	1.2460	10500.	131	6893	No
245	GOM_NL__2PRFIN20030625_155139_000000362017_00326_06893_6323.N1	25-JUN-2003 15:51:39	Bright	36.000	49	1Alp UMi	1.9900	6300.0	72	6893	No
246	GOM_NL__2PRFIN20030625_155758_000000482017_00326_06893_6324.N1	25-JUN-2003 15:57:58	Bright	48.000	74	11Bet Cas	2.2680	6600.0	96	6893	No
247	GOM_NL__2PRFIN20030625_155933_000000492017_00326_06893_6325.N1	25-JUN-2003 15:59:33	Bright	48.500	68	18Alp Cas	2.2250	4500.0	97	6893	No
248	GOM_NL__2PRFIN20030625_160158_000000392017_00326_06893_6326.N1	25-JUN-2003 16:01:58	Bright	38.500	160	23Gam Per	2.9300	4700.0	77	6893	No
249	GOM_NL__2PRFIN20030625_160523_000000452017_00326_06893_6327.N1	25-JUN-2003 16:05:23	Bright	45.000	73	57Gam1And	2.2600	13100.	90	6893	No
250	GOM_NL__2PRFIN20030625_160751_000000642017_00326_06893_6328.N1	25-JUN-2003 16:07:51	Twi_and_stray	64.000	53	43Bet And	2.0480	3300.0	128	6893	No
251	GOM_NL__2PRFIN20030625_161147_000000572017_00326_06893_6329.N1	25-JUN-2003 16:11:47	Dark	57.000	50	13Alp Ari	2.0070	4250.0	114	6893	No
252	GOM_NL__2PRFIN20030625_161639_000000482017_00326_06893_6330.N1	25-JUN-2003 16:16:39	Dark	48.000	94	92Alp Cet	2.5260	3100.0	96	6893	No
253	GOM_NL__2PRFIN20030625_162941_000000752017_00326_06893_6331.N1	25-JUN-2003 16:29:41	Dark	74.500	52	16Bet Cet	2.0370	4500.0	149	6893	No
254	GOM_NL__2PRFIN20030625_163505_000000472017_00327_06894_6307.N1	25-JUN-2003 16:35:05	Dark	47.000	84	Alp Phe	2.3970	4500.0	94	6894	No
255	GOM_NL__2PRFIN20030625_164157_000000802017_00327_06894_6308.N1	25-JUN-2003 16:41:57	Straylight	79.500	18	24Alp PsA	1.1660	9700.0	159	6894	No
256	GOM_NL__2PRFIN20030625_164632_000000422017_00327_06894_6309.N1	25-JUN-2003 16:46:32	Straylight	42.000	45	Alp Pav	1.9400	26000.	84	6894	No
257	GOM_NL__2PRFIN20030625_165539_000000462017_00327_06894_6310.N1	25-JUN-2003 16:55:39	Twi_and_stray	45.500	38	20Eps Sgr	1.8360	11000.	91	6894	No
258	GOM_NL__2PRFIN20030625_165703_000000502017_00327_06894_6311.N1	25-JUN-2003 16:57:03	Bright	50.000	116	19Del Sgr	2.7000	4100.0	100	6894	No
259	GOM_NL__2PRFIN20030625_165912_000000492017_00327_06894_6312.N1	25-JUN-2003 16:59:12	Bright	49.000	155	41Pi Sgr	2.9000	6600.0	98	6894	No
260	GOM_NL__2PRFIN20030625_170159_000000392017_00327_06894_6313.N1	25-JUN-2003 17:01:59	Bright	38.500	86	35Eta Oph	2.4300	10200.	77	6894	No
261	GOM_NL__2PRFIN20030625_170754_000000402017_00327_06894_6314.N1	25-JUN-2003 17:07:54	Bright	39.500	126	60Bet Oph	2.7700	4250.0	79	6894	No
262	GOM_NL__2PRFIN20030625_171017_000000402017_00327_06894_6315.N1	25-JUN-2003 17:10:17	Bright	39.500	59	55Alp Oph	2.0800	8900.0	79	6894	No
263	GOM_NL__2PRFIN20030625_171254_000000542017_00327_06894_6316.N1	25-JUN-2003 17:12:54	Bright	54.000	168	17Zet Aql	2.9860	11000.	108	6894	No
264	GOM_NL__2PRFIN20030625_171535_000000372017_00327_06894_6317.N1	25-JUN-2003 17:15:35	Bright	37.000	133	40Zet Her	2.8070	6000.0	74	6894	No
265	GOM_NL__2PRFIN20030625_171945_000000532017_00327_06894_6318.N1	25-JUN-2003 17:19:45	Bright	52.500	5	3Alp Lyr	0.033000	11000.	105	6894	No
266	GOM_NL__2PRFIN20030625_172154_000000392017_00327_06894_6319.N1	25-JUN-2003 17:21:54	Bright	39.000	130	23Bet Dra	2.7990	5800.0	78	6894	No
267	GOM_NL__2PRFIN20030625_172400_000000382017_00327_06894_6320.N1	25-JUN-2003 17:24:00	Bright	37.500	119	14Eta Dra	2.7270	4700.0	75	6894	No
268	GOM_NL__2PRFIN20030625_172655_000000702017_00327_06894_6321.N1	25-JUN-2003 17:26:55	Bright	69.500	66	37Gam Cyg	2.2080	5900.0	139	6894	No
269	GOM_NL__2PRFIN20030625_172903_000000662017_00327_06894_6322.N1	25-JUN-2003 17:29:03	Bright	66.000	19	50Alp Cyg	1.2460	10500.	132	6894	No
270	GOM_NL__2PRFIN20030625_173215_000000372017_00327_06894_6323.N1	25-JUN-2003 17:32:15	Bright	36.500	49	1Alp UMi	1.9900	6300.0	73	6894	No
271	GOM_NL__2PRFIN20030625_173834_000000682017_00327_06894_6324.N1	25-JUN-2003 17:38:34	Bright	68.000	74	11Bet Cas	2.2680	6600.0	136	6894	No
272	GOM_NL__2PRFIN20030625_174009_000000482017_00327_06894_6325.N1	25-JUN-2003 17:40:09	Bright	48.000	68	18Alp Cas	2.2250	4500.0	96	6894	No
273	GOM_NL__2PRFIN20030625_174234_000000352017_00327_06894_6326.N1	25-JUN-2003 17:42:34	Bright	35.000	160	23Gam Per	2.9300	4700.0	70	6894	No
274	GOM_NL__2PRFIN20030625_174559_000000492017_00327_06894_6327.N1	25-JUN-2003 17:45:59	Bright	48.500	73	57Gam1And	2.2600	13100.	97	6894	No
275	GOM_NL__2PRFIN20030625_174827_000000732017_00327_06894_6328.N1	25-JUN-2003 17:48:27	Twi_and_stray	73.000	53	43Bet And	2.0480	3300.0	146	6894	No
276	GOM_NL__2PRFIN20030625_175223_000000572017_00327_06894_6329.N1	25-JUN-2003 17:52:23	Dark	57.000	50	13Alp Ari	2.0070	4250.0	114	6894	No
277	GOM_NL__2PRFIN20030625_175715_000000542017_00327_06894_6330.N1	25-JUN-2003 17:57:15	Dark	54.000	94	92Alp Cet	2.5260	3100.0	108	6894	No
278	GOM_NL__2PRFIN20030625_181019_000000752017_00327_06894_6331.N1	25-JUN-2003 18:10:19	Dark	74.500	52	16Bet Cet	2.0370	4500.0	149	6894	No

279	GOM_NL__2PRFIN20030625_181542_000000492017_00328_06895_6307.N1	25-JUN-2003 18:15:42	Dark	49.000	84	Alp Phe	2.3970	4500.0	98	6895	No
280	GOM_NL__2PRFIN20030625_182211_000000542017_00328_06895_6308.N1	25-JUN-2003 18:22:11	Straylight	53.500	63	Bet Gru	2.1500	2800.0	107	6895	No
281	GOM_NL__2PRFIN20030625_182412_000000512017_00328_06895_6309.N1	25-JUN-2003 18:24:12	Straylight	50.500	31	Alp Gru	1.7340	15200.	101	6895	No
282	GOM_NL__2PRFIN20030625_182708_000000432017_00328_06895_6310.N1	25-JUN-2003 18:27:08	Straylight	42.500	45	Alp Pav	1.9400	26000.	85	6895	No
283	GOM_NL__2PRFIN20030625_183616_000000462017_00328_06895_6311.N1	25-JUN-2003 18:36:16	Tw_i_and_stray	46.000	38	20Eps Sgr	1.8360	11000.	92	6895	No
284	GOM_NL__2PRFIN20030625_183740_000000542017_00328_06895_6312.N1	25-JUN-2003 18:37:40	Bright	54.000	116	19Del Sgr	2.7000	4100.0	108	6895	No
285	GOM_NL__2PRFIN20030625_183948_000000492017_00328_06895_6313.N1	25-JUN-2003 18:39:48	Bright	48.500	155	41Pi Sgr	2.9000	6600.0	97	6895	No
286	GOM_NL__2PRFIN20030625_184236_000000382017_00328_06895_6314.N1	25-JUN-2003 18:42:36	Bright	37.500	86	35Eta Oph	2.4300	10200.	75	6895	No
287	GOM_NL__2PRFIN20030625_184830_000000392017_00328_06895_6315.N1	25-JUN-2003 18:48:30	Bright	39.000	126	60Bet Oph	2.7700	4250.0	78	6895	No
288	GOM_NL__2PRFIN20030625_185053_000000402017_00328_06895_6316.N1	25-JUN-2003 18:50:53	Bright	39.500	59	55Alp Oph	2.0800	8900.0	79	6895	No
289	GOM_NL__2PRFIN20030625_185329_000000562017_00328_06895_6317.N1	25-JUN-2003 18:53:29	Bright	55.500	168	17Zet Aql	2.9860	11000.	111	6895	No
290	GOM_NL__2PRFIN20030625_185610_000000362017_00328_06895_6318.N1	25-JUN-2003 18:56:10	Bright	35.500	133	40Zet Her	2.8070	6000.0	71	6895	No
291	GOM_NL__2PRFIN20030625_190021_000000512017_00328_06895_6319.N1	25-JUN-2003 19:00:21	Bright	51.000	5	3Alp Lyr	0.033000	11000.	102	6895	No
292	GOM_NL__2PRFIN20030625_190229_000000412017_00328_06895_6320.N1	25-JUN-2003 19:02:29	Bright	41.000	130	23Bet Dra	2.7990	5800.0	82	6895	No
293	GOM_NL__2PRFIN20030625_190436_000000392017_00328_06895_6321.N1	25-JUN-2003 19:04:36	Bright	39.000	119	14Eta Dra	2.7270	4700.0	78	6895	No
294	GOM_NL__2PRFIN20030625_190727_000000732017_00328_06895_6322.N1	25-JUN-2003 19:07:27	Bright	72.500	66	37Gam Cyg	2.2080	5900.0	145	6895	No
295	GOM_NL__2PRFIN20030625_190935_000000712017_00328_06895_6323.N1	25-JUN-2003 19:09:35	Bright	70.500	19	50Alp Cyg	1.2460	10500.	141	6895	No
296	GOM_NL__2PRFIN20030625_191250_000000382017_00328_06895_6324.N1	25-JUN-2003 19:12:50	Bright	37.500	49	1Alp UMi	1.9900	6300.0	75	6895	No
297	GOM_NL__2PRFIN20030625_191909_000000492017_00328_06895_6325.N1	25-JUN-2003 19:19:09	Bright	48.500	74	11Bet Cas	2.2680	6600.0	97	6895	No
298	GOM_NL__2PRFIN20030625_192044_000000482017_00328_06895_6326.N1	25-JUN-2003 19:20:44	Bright	47.500	68	18Alp Cas	2.2250	4500.0	95	6895	No
299	GOM_NL__2PRFIN20030625_192310_000000352017_00328_06895_6327.N1	25-JUN-2003 19:23:10	Bright	34.500	160	23Gam Per	2.9300	4700.0	69	6895	No
300	GOM_NL__2PRFIN20030625_192634_000000562017_00328_06895_6328.N1	25-JUN-2003 19:26:34	Bright	56.000	73	57Gam1And	2.2600	13100.	112	6895	No
301	GOM_NL__2PRFIN20030625_192902_000000612017_00328_06895_6329.N1	25-JUN-2003 19:29:02	Tw_i_and_stray	60.500	53	43Bet And	2.0480	3300.0	121	6895	No
302	GOM_NL__2PRFIN20030625_193259_000000552017_00328_06895_6330.N1	25-JUN-2003 19:32:59	Dark	55.000	50	13Alp Ari	2.0070	4250.0	110	6895	No
303	GOM_NL__2PRFIN20030625_193751_000000472017_00328_06895_6331.N1	25-JUN-2003 19:37:51	Dark	46.500	94	92Alp Cet	2.5260	3100.0	93	6895	No
304	GOM_NL__2PRFIN20030625_195056_000000732017_00328_06895_6332.N1	25-JUN-2003 19:50:56	Dark	73.000	52	16Bet Cet	2.0370	4500.0	146	6895	No
305	GOM_NL__2PRFIN20030625_195619_000000482017_00329_06896_6307.N1	25-JUN-2003 19:56:19	Dark	48.000	84	Alp Phe	2.3970	4500.0	96	6896	No
306	GOM_NL__2PRFIN20030625_200248_000000542017_00329_06896_6308.N1	25-JUN-2003 20:02:48	Straylight	54.000	63	Bet Gru	2.1500	2800.0	108	6896	No
307	GOM_NL__2PRFIN20030625_200449_000000512017_00329_06896_6309.N1	25-JUN-2003 20:04:49	Straylight	50.500	31	Alp Gru	1.7340	15200.	101	6896	No
308	GOM_NL__2PRFIN20030625_200745_000000412017_00329_06896_6310.N1	25-JUN-2003 20:07:45	Straylight	40.500	45	Alp Pav	1.9400	26000.	81	6896	No
309	GOM_NL__2PRFIN20030625_201652_000000452017_00329_06896_6311.N1	25-JUN-2003 20:16:52	Tw_i_and_stray	44.500	38	20Eps Sgr	1.8360	11000.	89	6896	No
310	GOM_NL__2PRFIN20030625_201816_000000572017_00329_06896_6312.N1	25-JUN-2003 20:18:16	Bright	57.000	116	19Del Sgr	2.7000	4100.0	114	6896	No
311	GOM_NL__2PRFIN20030625_202024_000000492017_00329_06896_6313.N1	25-JUN-2003 20:20:24	Bright	49.000	155	41Pi Sgr	2.9000	6600.0	98	6896	No
312	GOM_NL__2PRFIN20030625_202312_000000372017_00329_06896_6314.N1	25-JUN-2003 20:23:12	Bright	37.000	86	35Eta Oph	2.4300	10200.	74	6896	No
313	GOM_NL__2PRFIN20030625_202906_000000392017_00329_06896_6315.N1	25-JUN-2003 20:29:06	Bright	39.000	126	60Bet Oph	2.7700	4250.0	78	6896	No
314	GOM_NL__2PRFIN20030625_203129_000000412017_00329_06896_6316.N1	25-JUN-2003 20:31:29	Bright	40.500	59	55Alp Oph	2.0800	8900.0	81	6896	No
315	GOM_NL__2PRFIN20030625_203404_000000562017_00329_06896_6317.N1	25-JUN-2003 20:34:04	Bright	55.500	168	17Zet Aql	2.9860	11000.	111	6896	No
316	GOM_NL__2PRFIN20030625_203647_000000372017_00329_06896_6318.N1	25-JUN-2003 20:36:47	Bright	37.000	133	40Zet Her	2.8070	6000.0	74	6896	No
317	GOM_NL__2PRFIN20030625_204056_000000502017_00329_06896_6319.N1	25-JUN-2003 20:40:56	Bright	50.000	5	3Alp Lyr	0.033000	11000.	100	6896	No
318	GOM_NL__2PRFIN20030625_204305_000000402017_00329_06896_6320.N1	25-JUN-2003 20:43:05	Bright	39.500	130	23Bet Dra	2.7990	5800.0	79	6896	No
319	GOM_NL__2PRFIN20030625_204512_000000382017_00329_06896_6321.N1	25-JUN-2003 20:45:12	Bright	37.500	119	14Eta Dra	2.7270	4700.0	75	6896	No
320	GOM_NL__2PRFIN20030625_204803_000000712017_00329_06896_6322.N1	25-JUN-2003 20:48:03	Bright	70.500	66	37Gam Cyg	2.2080	5900.0	141	6896	No
321	GOM_NL__2PRFIN20030625_205012_000000652017_00329_06896_6323.N1	25-JUN-2003 20:50:12	Bright	65.000	19	50Alp Cyg	1.2460	10500.	130	6896	No
322	GOM_NL__2PRFIN20030625_205326_000000372017_00329_06896_6324.N1	25-JUN-2003 20:53:26	Bright	37.000	49	1Alp UMi	1.9900	6300.0	74	6896	No
323	GOM_NL__2PRFIN20030625_205945_000000462017_00329_06896_6325.N1	25-JUN-2003 20:59:45	Bright	45.500	74	11Bet Cas	2.2680	6600.0	91	6896	No
324	GOM_NL__2PRFIN20030625_210120_000000462017_00329_06896_6326.N1	25-JUN-2003 21:01:20	Bright	45.500	68	18Alp Cas	2.2250	4500.0	91	6896	No
325	GOM_NL__2PRFIN20030625_210346_000000442017_00329_06896_6327.N1	25-JUN-2003 21:03:46	Bright	44.000	160	23Gam Per	2.9300	4700.0	88	6896	No
326	GOM_NL__2PRFIN20030625_210711_000000462017_00329_06896_6328.N1	25-JUN-2003 21:07:11	Bright	45.500	73	57Gam1And	2.2600	13100.	91	6896	No
327	GOM_NL__2PRFIN20030625_210938_000000662017_00329_06896_6329.N1	25-JUN-2003 21:09:38	Tw_i_and_stray	65.500	53	43Bet And	2.0480	3300.0	131	6896	No
328	GOM_NL__2PRFIN20030625_211336_000000552017_00329_06896_6330.N1	25-JUN-2003 21:13:36	Dark	54.500	50	13Alp Ari	2.0070	4250.0	109	6896	No
329	GOM_NL__2PRFIN20030625_211827_000000522017_00329_06896_6331.N1	25-JUN-2003 21:18:27	Dark	52.000	94	92Alp Cet	2.5260	3100.0	104	6896	No
330	GOM_NL__2PRFIN20030625_213133_000000722017_00329_06896_6332.N1	25-JUN-2003 21:31:33	Dark	71.500	52	16Bet Cet	2.0370	4500.0	143	6896	No
331	GOM_NL__2PRFIN20030625_213655_000000482017_00330_06897_6307.N1	25-JUN-2003 21:36:55	Dark	48.000	84	Alp Phe	2.3970	4500.0	96	6897	No
332	GOM_NL__2PRFIN20030625_214324_000000542017_00330_06897_6308.N1	25-JUN-2003 21:43:24	Straylight	54.000	63	Bet Gru	2.1500	2800.0	108	6897	No
333	GOM_NL__2PRFIN20030625_214526_000000502017_00330_06897_6309.N1	25-JUN-2003 21:45:26	Straylight	50.000	31	Alp Gru	1.7340	15200.	100	6897	No
334	GOM_NL__2PRFIN20030625_214821_000000412017_00330_06897_6310.N1	25-JUN-2003 21:48:21	Straylight	41.000	45	Alp Pav	1.9400	26000.	82	6897	No
335	GOM_NL__2PRFIN20030625_215728_000000452017_00330_06897_6311.N1	25-JUN-2003 21:57:28	Tw_i_and_stray	45.000	38	20Eps Sgr	1.8360	11000.	90	6897	No
336	GOM_NL__2PRFIN20030625_215852_000000452017_00330_06897_6312.N1	25-JUN-2003 21:58:52	Bright	45.000	116	19Del Sgr	2.7000	4100.0	90	6897	No
337	GOM_NL__2PRFIN20030625_220100_000000492017_00330_06897_6313.N1	25-JUN-2003 22:01:00	Bright	48.500	155	41Pi Sgr	2.9000	6600.0	97	6897	No



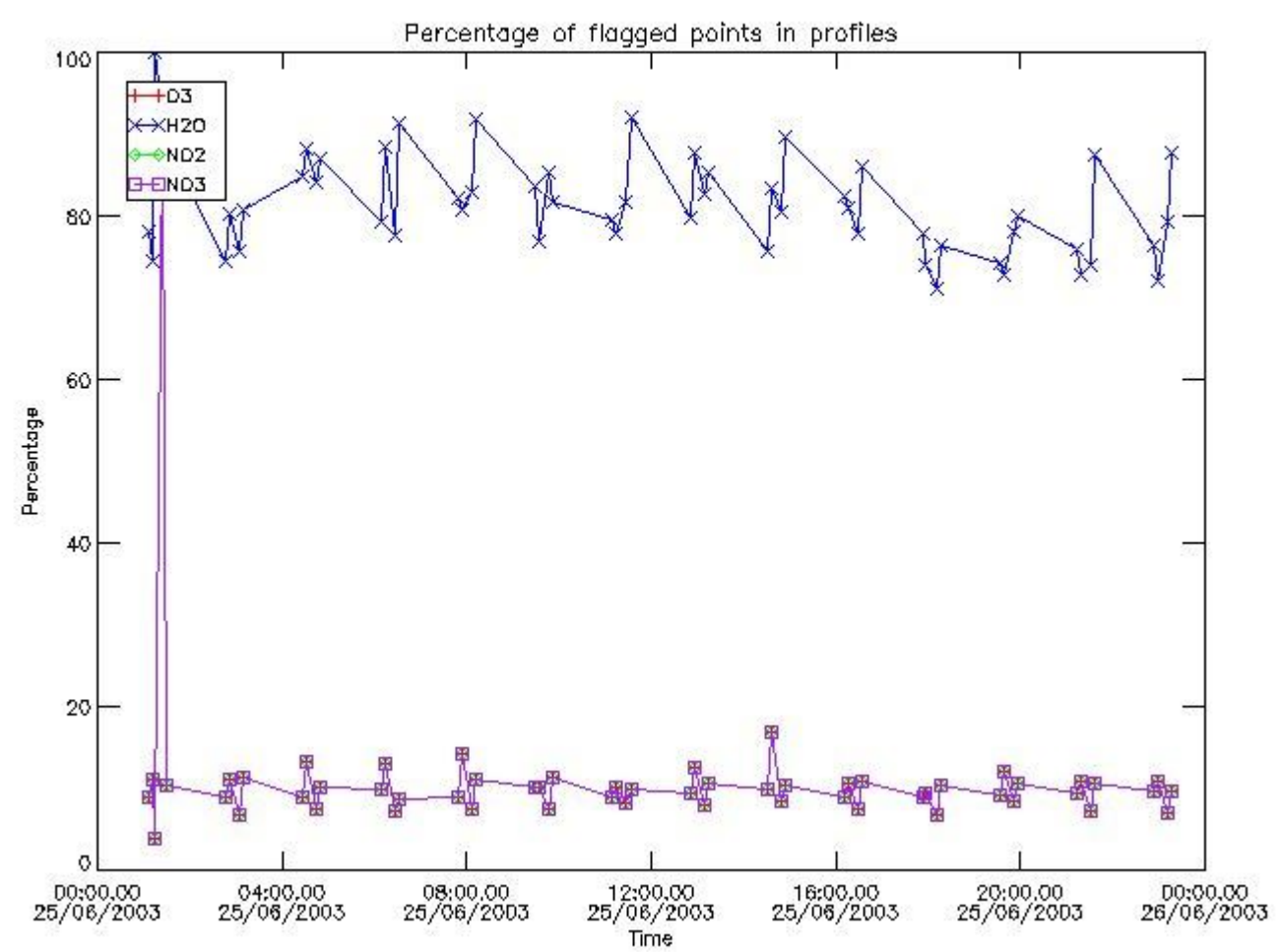
338	GOM_NL__2PRFIN20030625_220348_000000382017_00330_06897_6314.N1	25-JUN-2003 22:03:48	Bright	37.500	86	35Eta Oph	2.4300	10200.	75	6897	No
339	GOM_NL__2PRFIN20030625_220942_000000402017_00330_06897_6315.N1	25-JUN-2003 22:09:42	Bright	39.500	126	60Bet Oph	2.7700	4250.0	79	6897	No
340	GOM_NL__2PRFIN20030625_221205_000000392017_00330_06897_6316.N1	25-JUN-2003 22:12:05	Bright	38.500	59	55Alp Oph	2.0800	8900.0	77	6897	No
341	GOM_NL__2PRFIN20030625_221440_000000532017_00330_06897_6317.N1	25-JUN-2003 22:14:40	Bright	53.000	168	17Zet Aql	2.9860	11000.	106	6897	No
342	GOM_NL__2PRFIN20030625_221722_000000392017_00330_06897_6318.N1	25-JUN-2003 22:17:22	Bright	39.000	133	40Zet Her	2.8070	6000.0	78	6897	No
343	GOM_NL__2PRFIN20030625_222131_000000502017_00330_06897_6319.N1	25-JUN-2003 22:21:31	Bright	50.000	5	3Alp Lyr	0.033000	11000.	100	6897	No
344	GOM_NL__2PRFIN20030625_222341_000000362017_00330_06897_6320.N1	25-JUN-2003 22:23:41	Bright	36.000	130	23Bet Dra	2.7990	5800.0	72	6897	No
345	GOM_NL__2PRFIN20030625_222548_000000382017_00330_06897_6321.N1	25-JUN-2003 22:25:48	Bright	37.500	119	14Eta Dra	2.7270	4700.0	75	6897	No
346	GOM_NL__2PRFIN20030625_222836_000000722017_00330_06897_6322.N1	25-JUN-2003 22:28:36	Bright	72.000	66	37Gam Cyg	2.2080	5900.0	144	6897	No
347	GOM_NL__2PRFIN20030625_223046_000000702017_00330_06897_6323.N1	25-JUN-2003 22:30:46	Bright	69.500	19	50Alp Cyg	1.2460	10500.	139	6897	No
348	GOM_NL__2PRFIN20030625_223402_000000362017_00330_06897_6324.N1	25-JUN-2003 22:34:02	Bright	36.000	49	1Alp UMi	1.9900	6300.0	72	6897	No
349	GOM_NL__2PRFIN20030625_224020_000000472017_00330_06897_6325.N1	25-JUN-2003 22:40:20	Bright	46.500	74	11Bet Cas	2.2680	6600.0	93	6897	No
350	GOM_NL__2PRFIN20030625_224155_000000492017_00330_06897_6326.N1	25-JUN-2003 22:41:55	Bright	48.500	68	18Alp Cas	2.2250	4500.0	97	6897	No
351	GOM_NL__2PRFIN20030625_224422_000000362017_00330_06897_6327.N1	25-JUN-2003 22:44:22	Bright	36.000	160	23Gam Per	2.9300	4700.0	72	6897	No
352	GOM_NL__2PRFIN20030625_224746_000000472017_00330_06897_6328.N1	25-JUN-2003 22:47:46	Bright	46.500	73	57Gam1And	2.2600	13100.	93	6897	No
353	GOM_NL__2PRFIN20030625_225014_000000652017_00330_06897_6329.N1	25-JUN-2003 22:50:14	Twi_and_stray	64.500	53	43Bet And	2.0480	3300.0	129	6897	No
354	GOM_NL__2PRFIN20030625_225412_000000542017_00330_06897_6330.N1	25-JUN-2003 22:54:12	Dark	53.500	50	13Alp Ari	2.0070	4250.0	107	6897	No
355	GOM_NL__2PRFIN20030625_225904_000000472017_00330_06897_6331.N1	25-JUN-2003 22:59:04	Dark	47.000	94	92Alp Cet	2.5260	3100.0	94	6897	No
356	GOM_NL__2PRFIN20030625_231211_000000732017_00330_06897_6332.N1	25-JUN-2003 23:12:11	Dark	72.500	52	16Bet Cet	2.0370	4500.0	145	6897	No
357	GOM_NL__2PRFIN20030625_231732_000000532017_00331_06898_6476.N1	25-JUN-2003 23:17:32	Dark	53.000	84	Alp Phe	2.3970	4500.0	106	6898	No
358	GOM_NL__2PRFIN20030625_232401_000000562017_00331_06898_6477.N1	25-JUN-2003 23:24:01	Straylight	55.500	63	Bet Gru	2.1500	2800.0	111	6898	No
359	GOM_NL__2PRFIN20030625_232602_000000522017_00331_06898_6478.N1	25-JUN-2003 23:26:02	Straylight	51.500	31	Alp Gru	1.7340	15200.	103	6898	No
360	GOM_NL__2PRFIN20030625_232857_000000452017_00331_06898_6479.N1	25-JUN-2003 23:28:57	Straylight	44.500	45	Alp Pav	1.9400	26000.	89	6898	No
361	GOM_NL__2PRFIN20030625_233804_000000462017_00331_06898_6480.N1	25-JUN-2003 23:38:04	Twi_and_stray	45.500	38	20Eps Sgr	1.8360	11000.	91	6898	No
362	GOM_NL__2PRFIN20030625_233928_000000472017_00331_06898_6481.N1	25-JUN-2003 23:39:28	Bright	46.500	116	19Del Sgr	2.7000	4100.0	93	6898	No
363	GOM_NL__2PRFIN20030625_234136_000000492017_00331_06898_6482.N1	25-JUN-2003 23:41:36	Bright	48.500	155	41Pi Sgr	2.9000	6600.0	97	6898	No
364	GOM_NL__2PRFIN20030625_234424_000000382017_00331_06898_6483.N1	25-JUN-2003 23:44:24	Bright	38.000	86	35Eta Oph	2.4300	10200.	76	6898	No
365	GOM_NL__2PRFIN20030625_235018_000000392017_00331_06898_6484.N1	25-JUN-2003 23:50:18	Bright	39.000	126	60Bet Oph	2.7700	4250.0	78	6898	No
366	GOM_NL__2PRFIN20030625_235241_000000402017_00331_06898_6485.N1	25-JUN-2003 23:52:41	Bright	39.500	59	55Alp Oph	2.0800	8900.0	79	6898	No
367	GOM_NL__2PRFIN20030625_235514_000000562017_00331_06898_6486.N1	25-JUN-2003 23:55:14	Bright	56.000	168	17Zet Aql	2.9860	11000.	112	6898	No
368	GOM_NL__2PRFIN20030625_235758_000000362017_00331_06898_6487.N1	25-JUN-2003 23:57:58	Bright	35.500	133	40Zet Her	2.8070	6000.0	71	6898	No

### 3. Quality information per product

In this section it is plotted some information contained in the Quality Summary data set of the level 2 products. Only products in dark limb conditions and without errors (error flag in the MPH set to "0") are used.

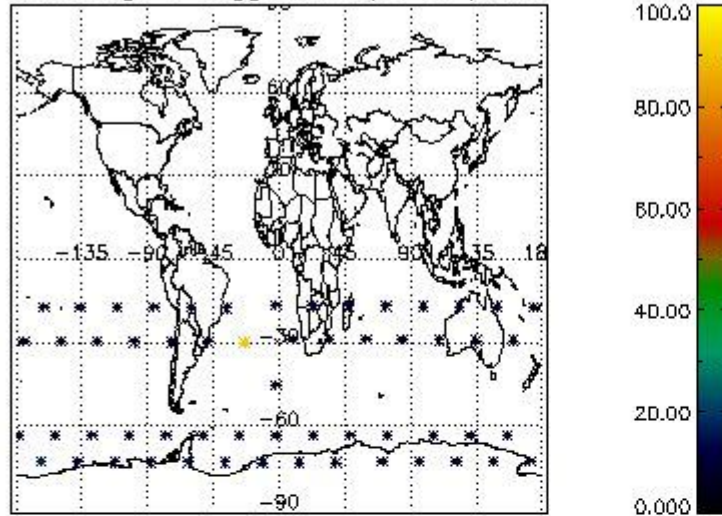
#### 3.1 Plot quality information per product (time dependant)



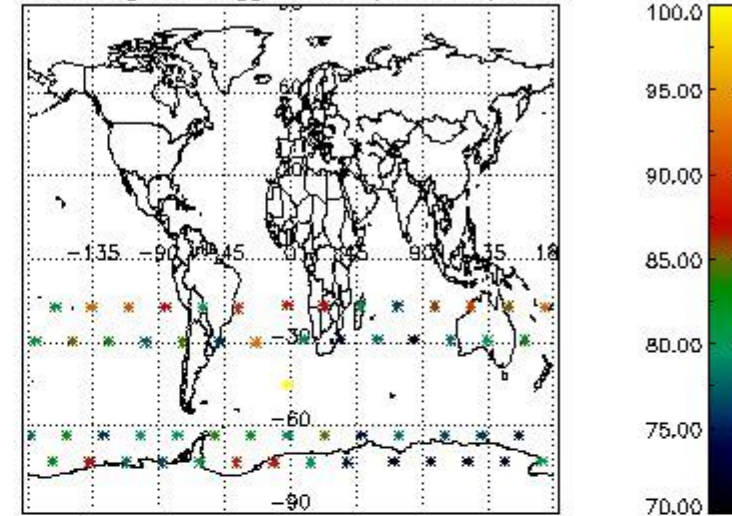


3.2 Plot quality information per product (world map)

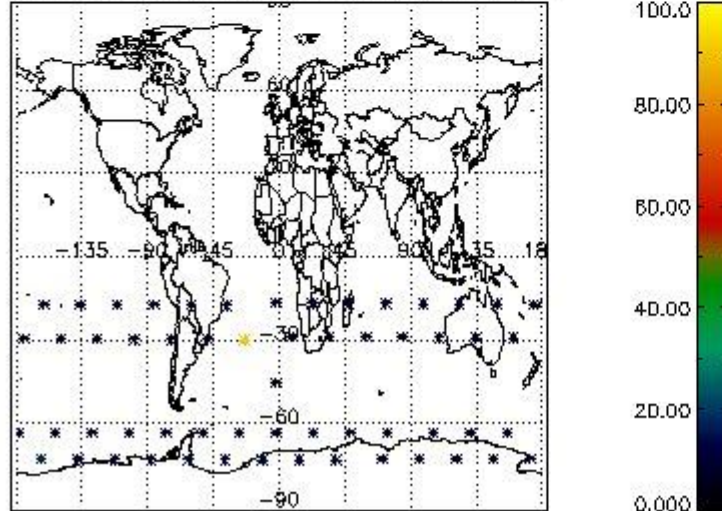
Percentage of flagged data per O3 profile



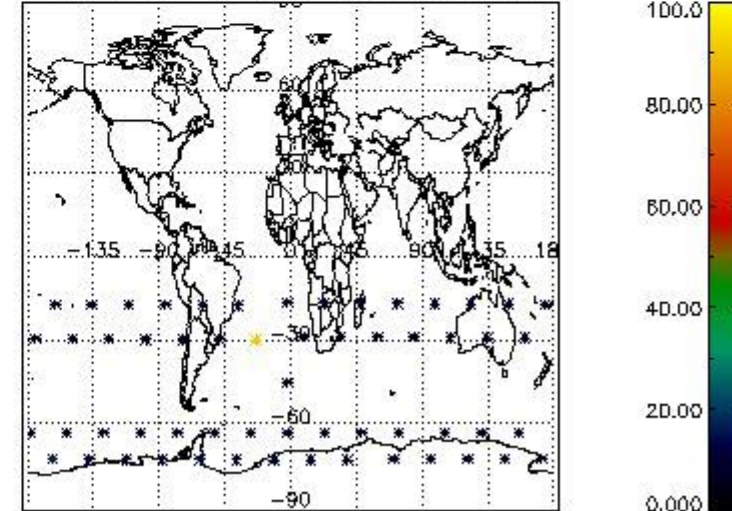
Percentage of flagged data per H2O profile



Percentage of flagged data per NO2 profile



Percentage of flagged data per NO3 profile

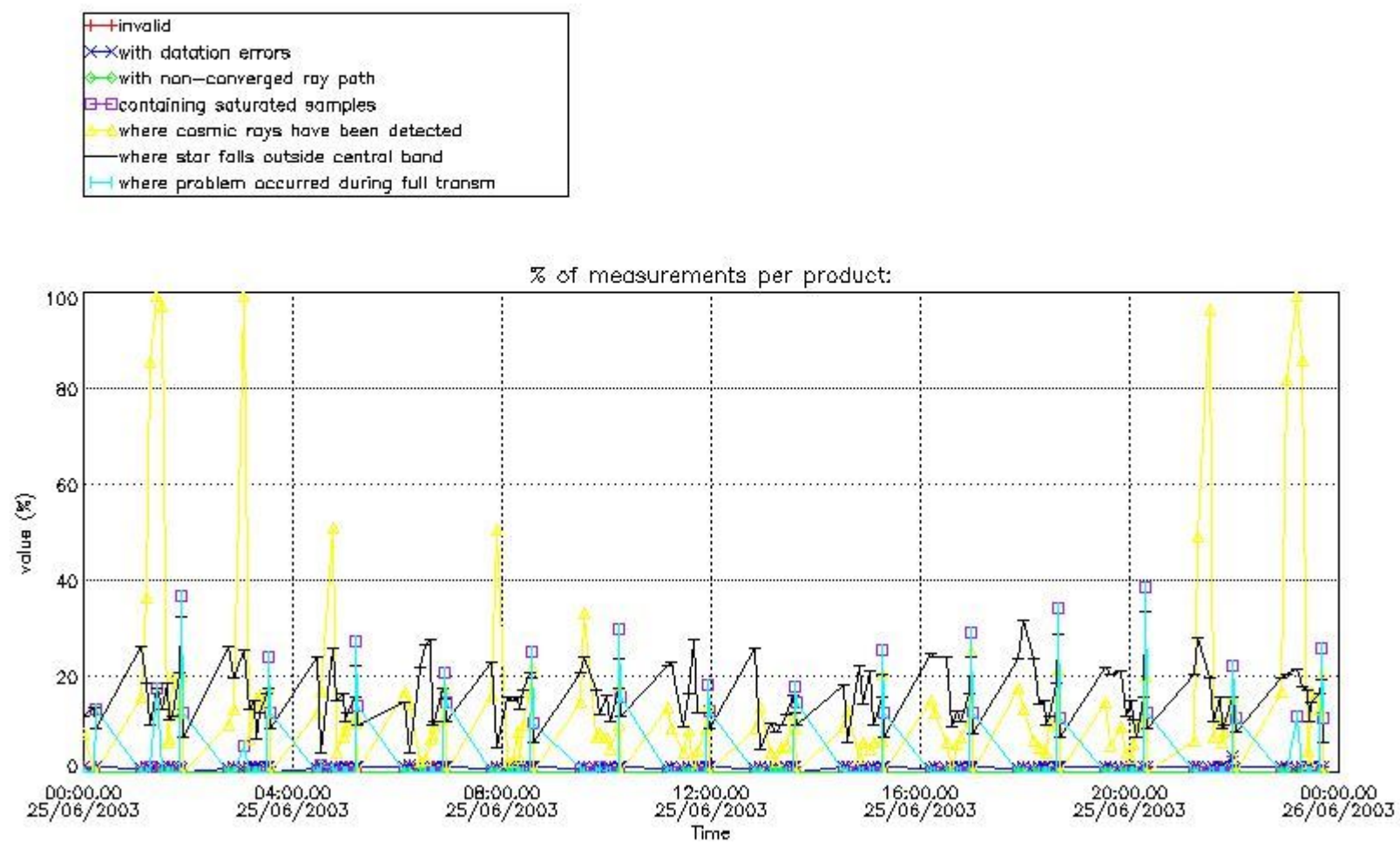


#### 4. Level 1 quality information per product

In this section it is plotted some information contained in the Quality Summary data set of the level 2 products that comes from the level 1b processing. Products without errors (error flag in the MPH set to "0") are used.

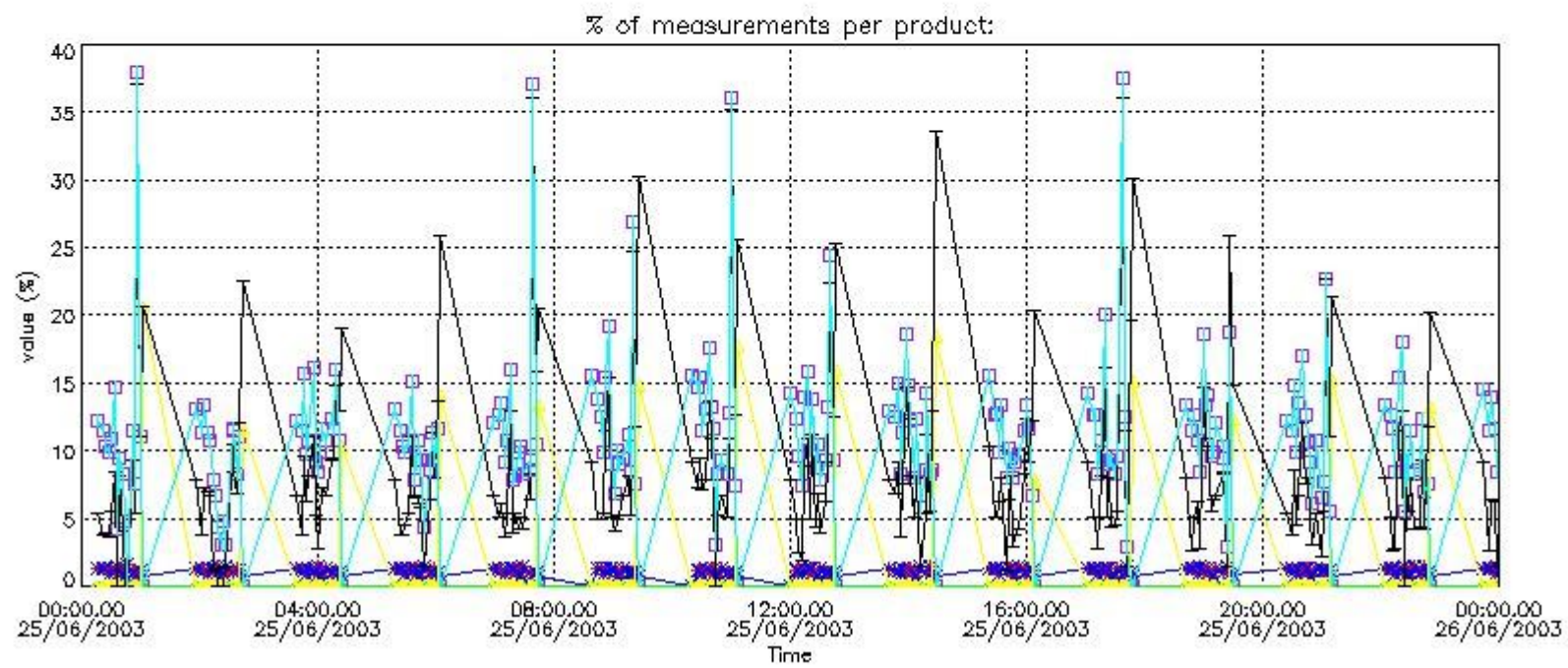
##### 4.1 Plot quality information per product (time dependant) coming from level 1b processing

###### 4.1.1 Plot level 1 quality information per product (time dependant): ENVISAT ASCENDING passes



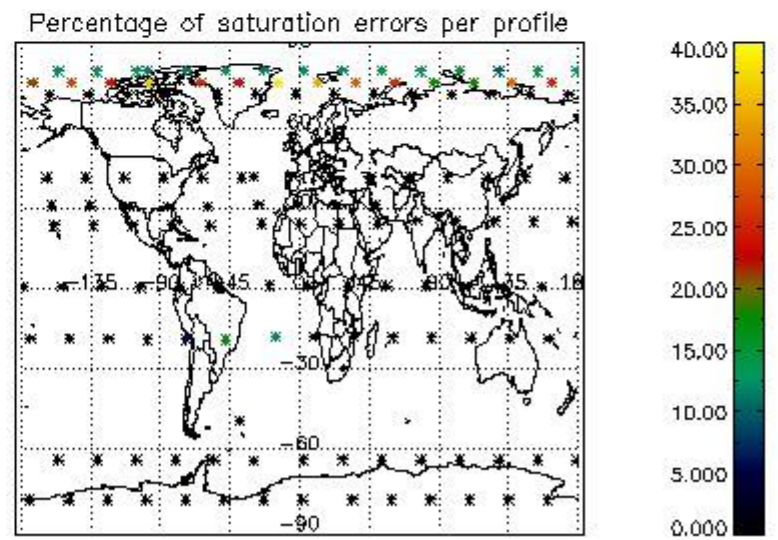
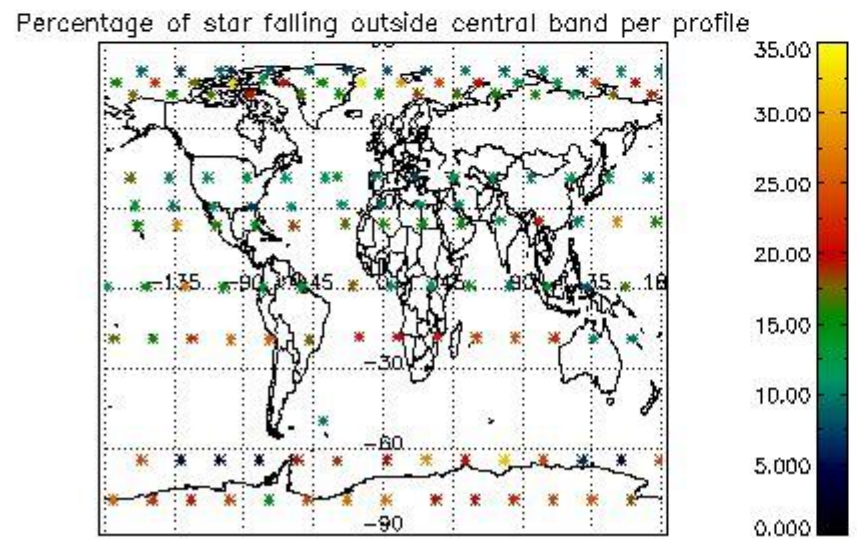
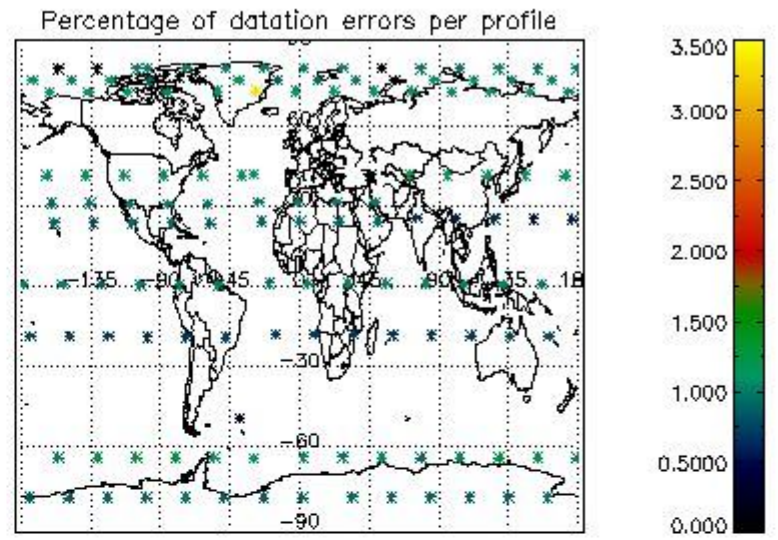
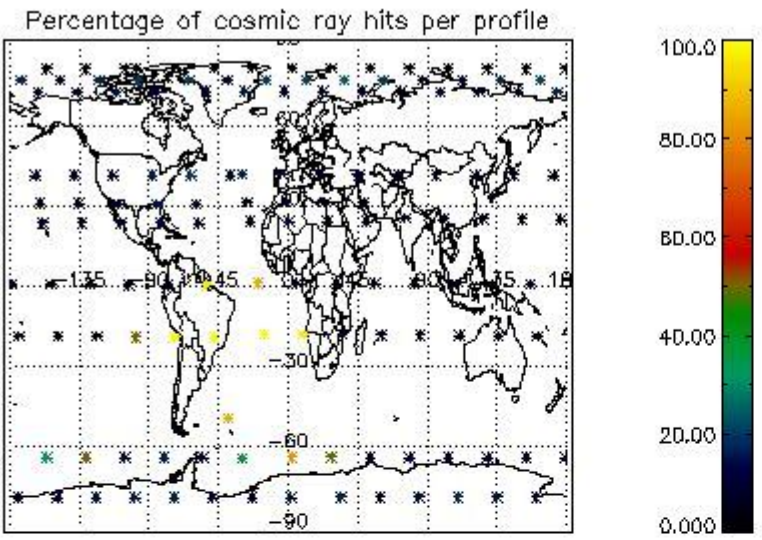
4.1.2 Plot level 1 quality information per product (time dependant): ENVI SAT DESCENDING passes





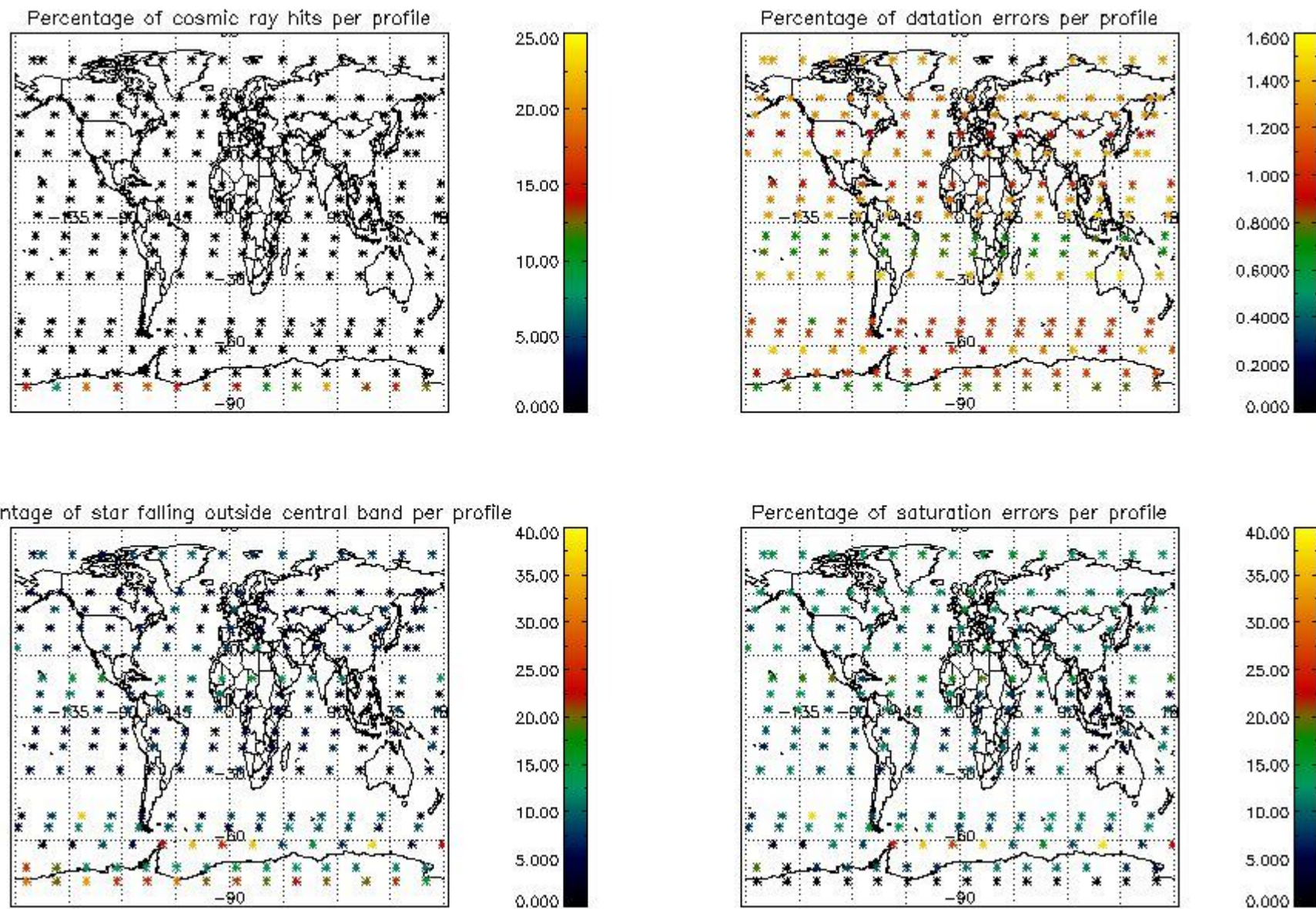
*4.2 Plot quality information per product coming from level 1b processing (world map)*

*4.2.1 Plot level 1 quality information per product (world map): ENVISAT ASCENDING passes*



4.2.2 Plot level 1 quality information per product (world map): ENVISAT DESCENDING passes





## 5. Trace gas profiles

### 5.1 Ozone statistics based on quality of products

The final quality of the products can be "measured" using the STD (Standard Deviation) attached to every point profile. This information is written to the parameter GOM\_NL\_\_2P/NL\_LOCAL\_SPECIES\_DENSITY/o3\_std of the level 2 products. The table below shows the statistics for given STD ranges.

The statistics are given with respect to the overall valid production:

- Products without fatal errors: GOM\_NL\_\_2P/MPH/PRODUCT\_ERR=0
- Valid point profile: GOM\_NL\_\_2P/NL\_LOCAL\_SPECIES\_DENSITY/pcd(0)=0

The 'Criteria' is applied to valid points of dark limb products:

- Products in dark limb illumination condition: GOM\_NL\_\_2P/NL\_SUMMARY\_QUALITY/obs\_ill\_cond=0
- Products without fatal errors: GOM\_NL\_\_2P/MPH/PRODUCT\_ERR=0
- Valid point profile: GOM\_NL\_\_2P/NL\_LOCAL\_SPECIES\_DENSITY/pcd(0)=0

So, the table below shows the percentage of dark limb and valid observations for each criteria with respect to the overall valid daily observations.

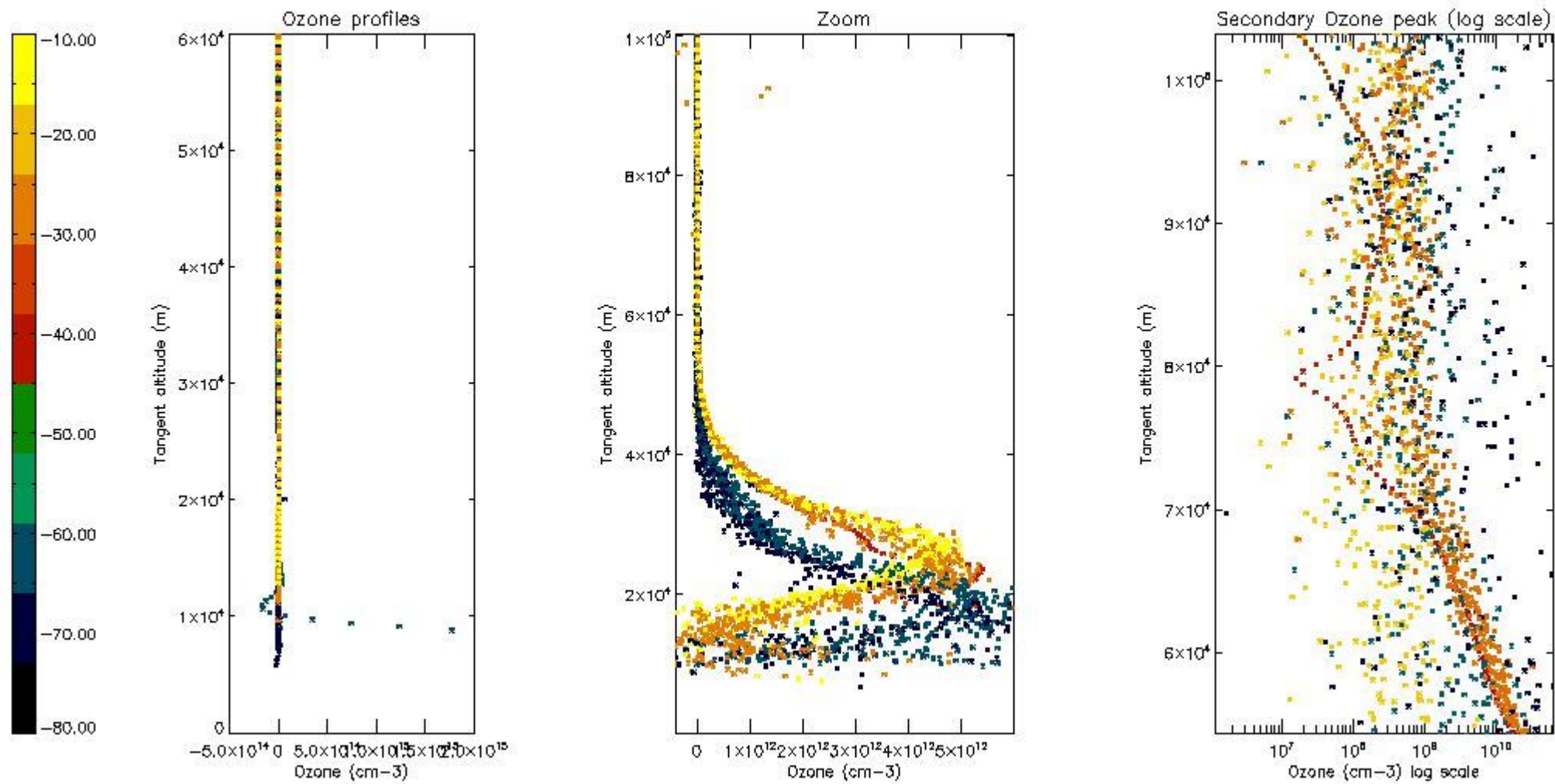
Criteria	% of total production
All STD	18
STD < 20	6



STD < 10	4
STD < 5	2

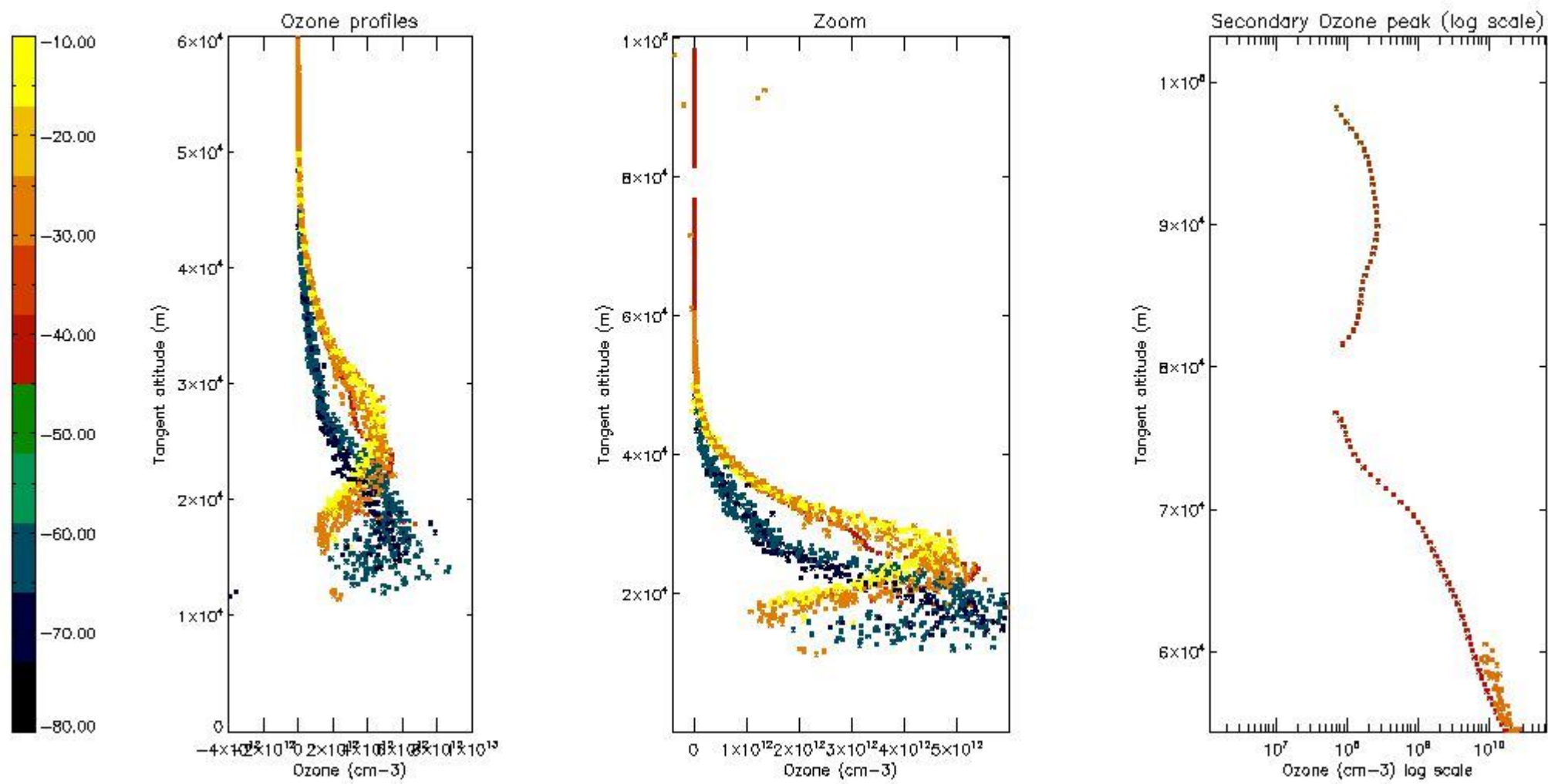
5.2 Plot ozone profiles for all STD (dark without errors)

The colorbar represents the latitude.



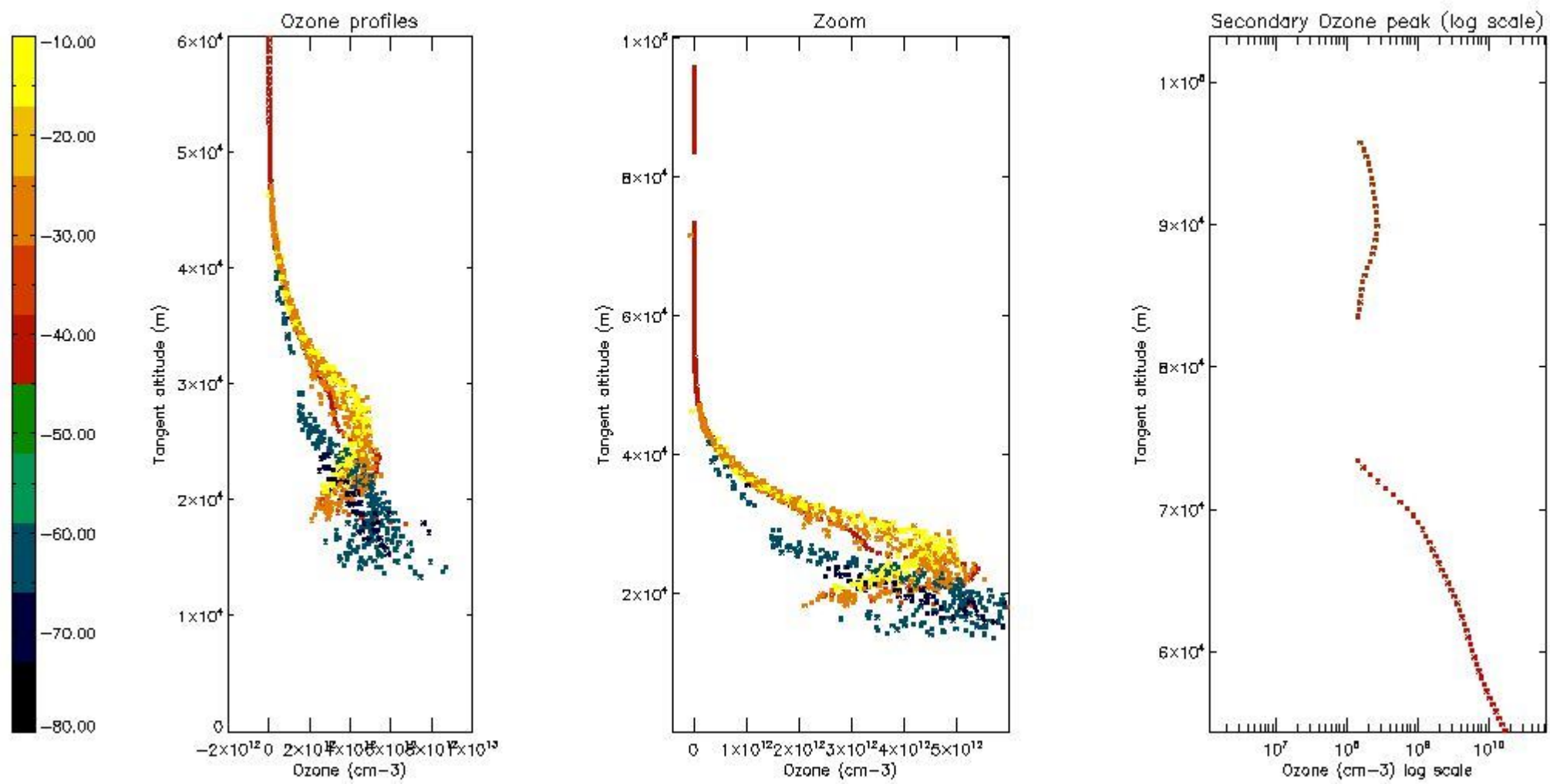
5.3 Plot ozone profiles where STD < 20% (dark without errors)

The colorbar represents the latitude.



*5.4 Plot ozone profiles where STD < 10% (dark without errors)*

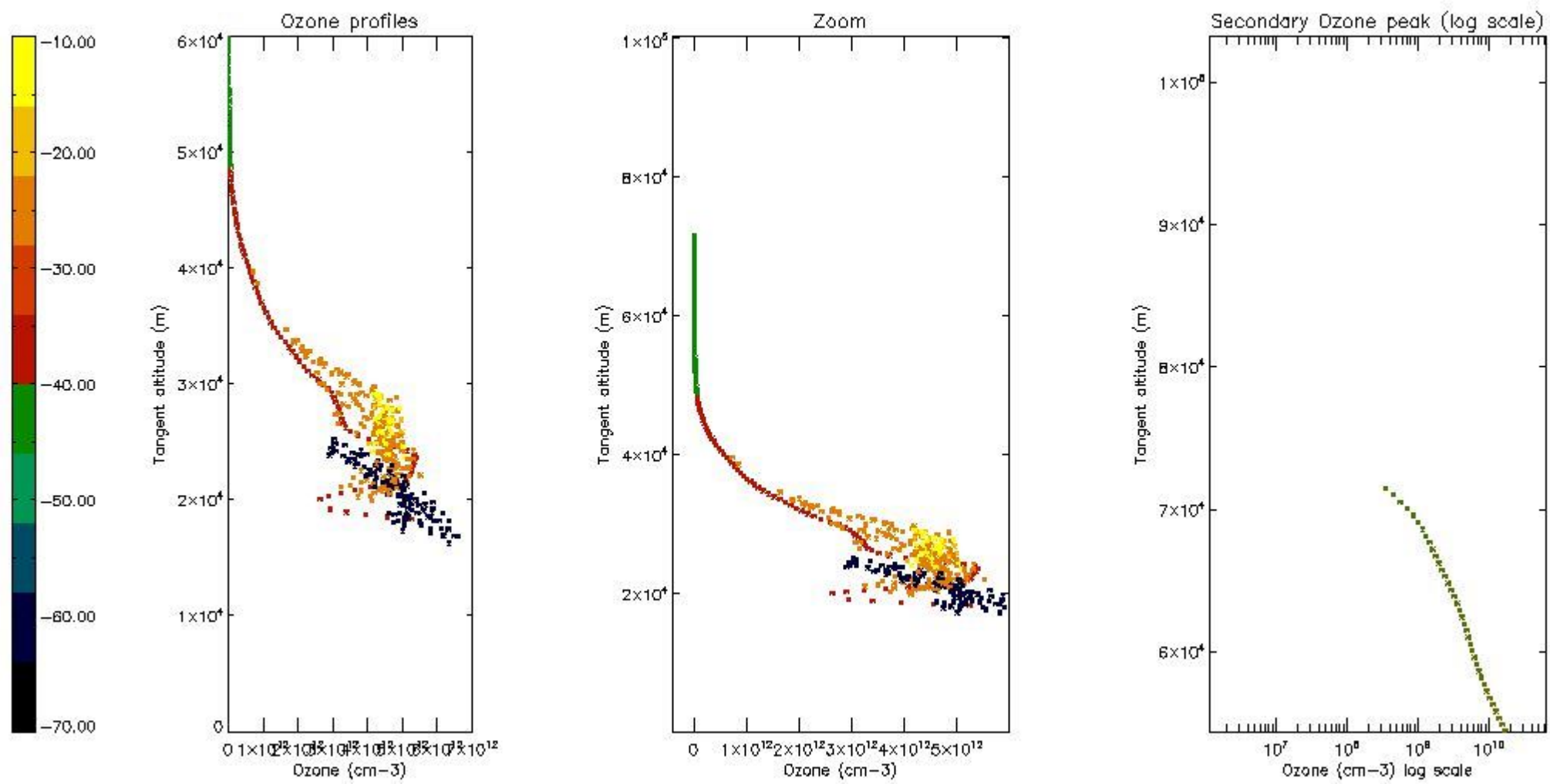
The colorbar represents the latitude.



*5.5 Plot ozone profiles where STD < 5% (dark without errors)*

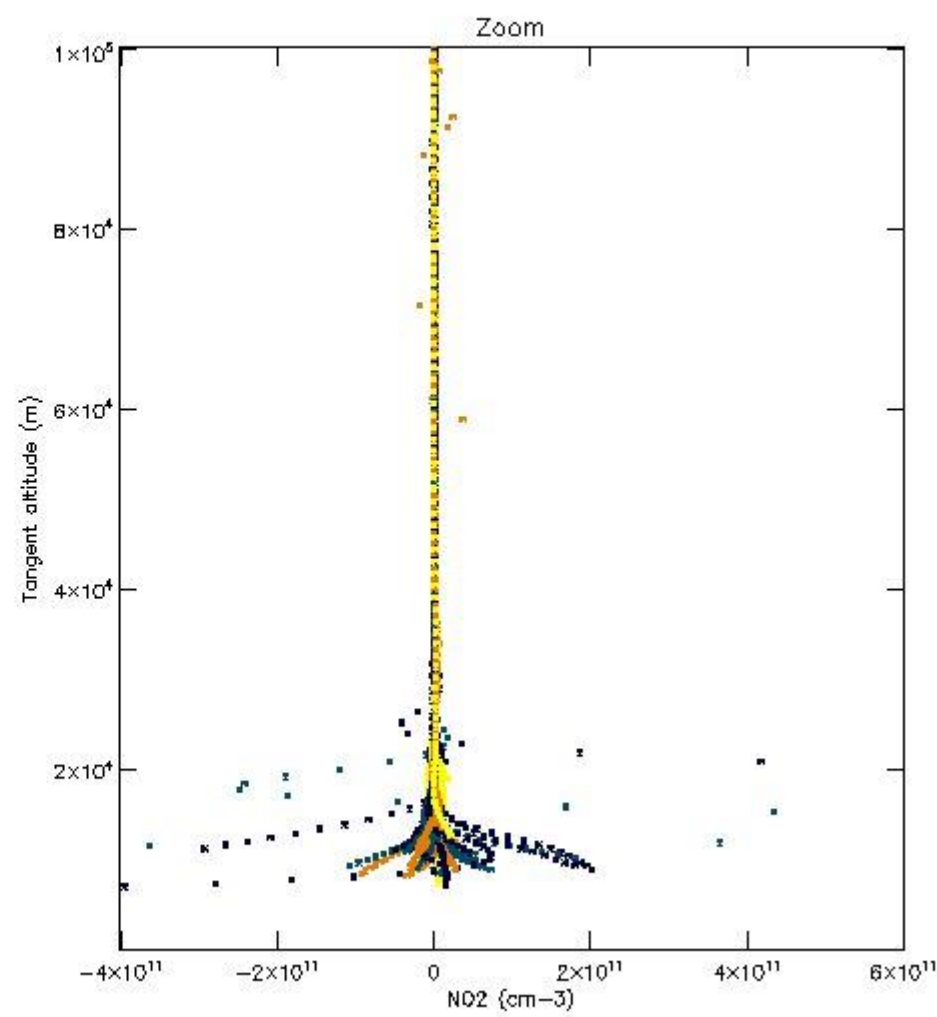
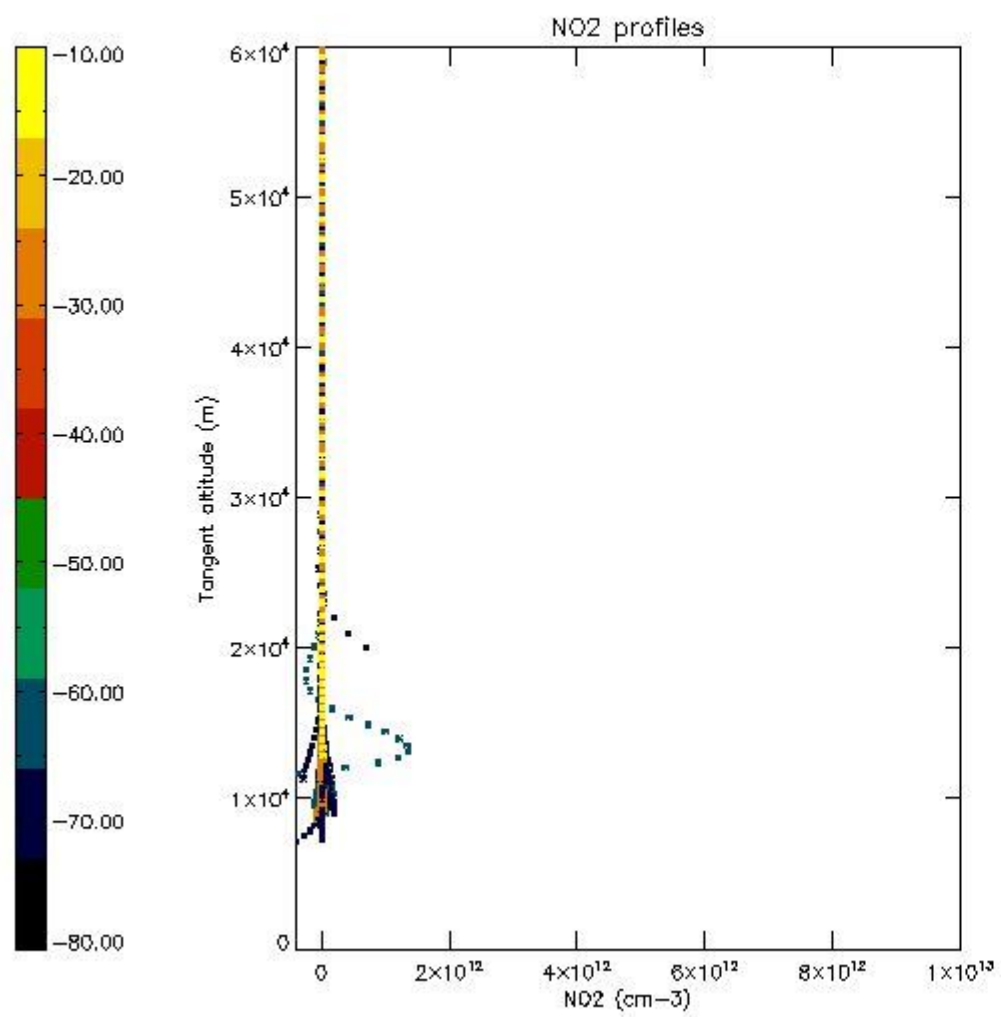
The colorbar represents the latitude.





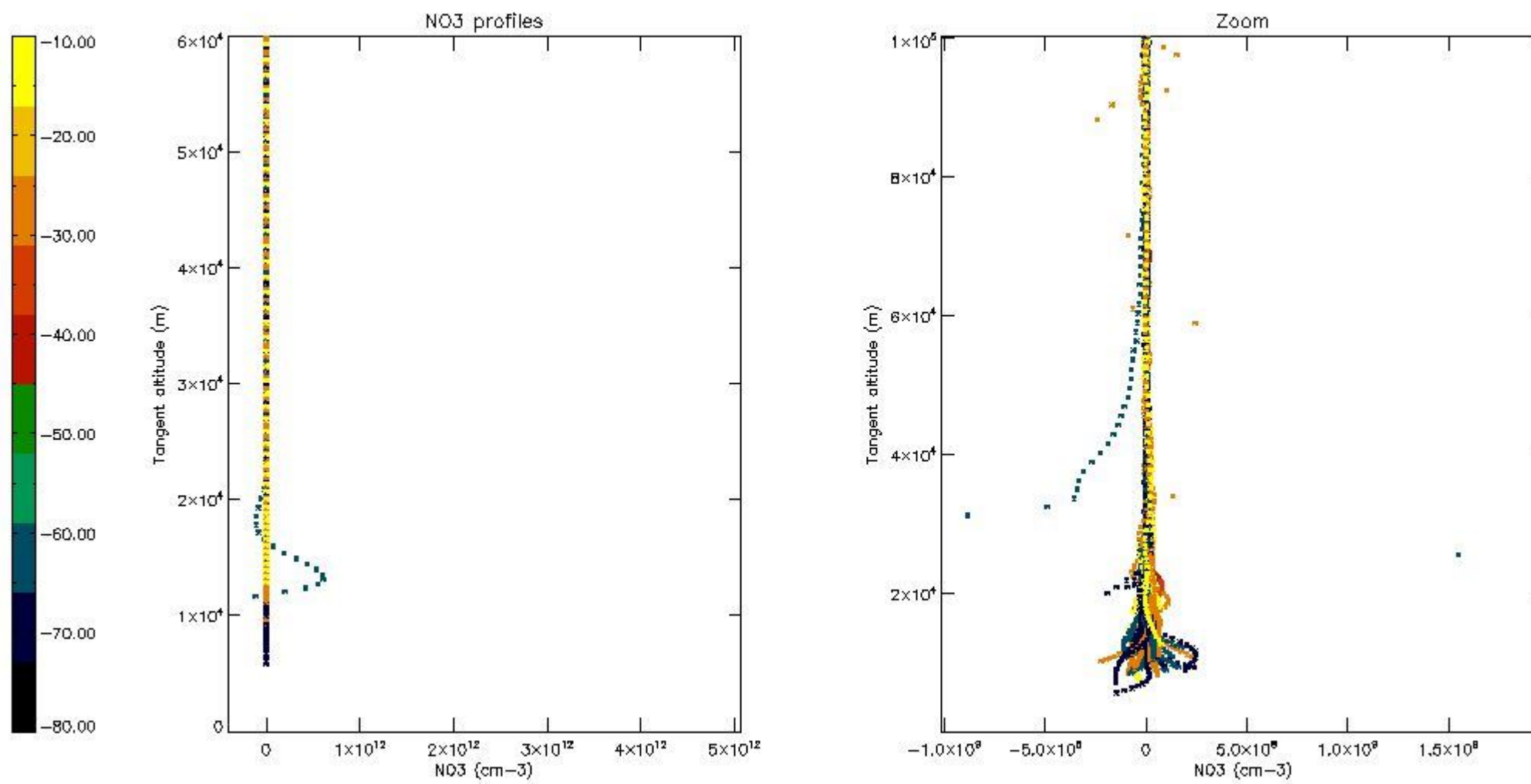
*5.6 Plot NO<sub>2</sub> profiles for all STD (dark without errors)*

The colorbar represents the latitude.



*5.7 Plot NO3 profiles for all STD (dark without errors)*

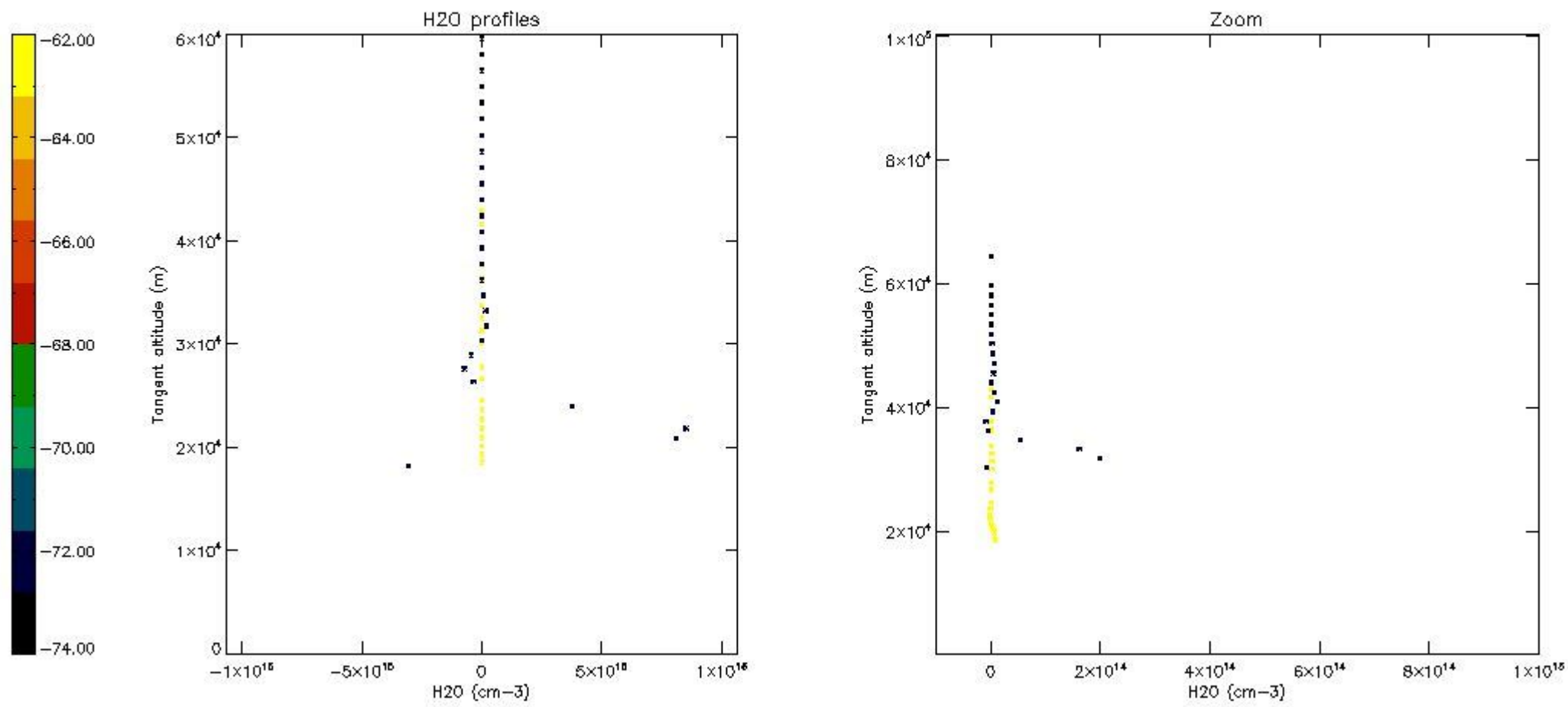
The colorbar represents the latitude.



5.8 Plot H2O profiles for all STD (only for occultations of stars 1,2,3,4,13,14,16,26,63 dark without errors)

The colorbar represents the latitude.





## 6. Auxiliary Data Files used for the production reported in section 2

The number reported in the third column indicates since which file (see list in section 2) the corresponding auxiliary file has been used. The fourth column is the date of those product files.

Type	Auxiliary Filename	Used since product	Used since product date
INST_PHYS_CHARACTERISTICS	GOM_INS_AXNIEC20050627_150440_20020301_000000_20100101_000000	1	25-JUN-2003 00:00:27
LEVEL-2_PROC_CONFIG	GOM_PR2_AXVIEC20091111_152718_20020301_000000_20500101_000000	1	25-JUN-2003 00:00:27
CROSS_SECTIONS_FILE	GOM_CRS_AXVIEC20091111_154832_20020301_000000_20500101_000000	1	25-JUN-2003 00:00:27

# GOMOS Level 2 Daily Report

## SUMMARY

### [1. General Info](#)

### [2. Summary of processed GOM\\_NL\\_2P products](#)

### [3. Level 2 Quality information per product](#)

#### [3.1 Plot of level 2 quality information per product \(time dependant\)](#)

#### [3.2 Plot of level 2 quality information per product \(world map\)](#)

### [4. Level 1 Quality information per product \(stored on level 2 products\)](#)

#### [4.1 Plot of level 1 quality information per product \(time dependant\)](#)

##### [4.1.1 Plot of level 1 quality information per product \(time dependant\): ASCENDING](#)

##### [4.1.2 Plot of level 1 quality information per product \(time dependant\): DESCENDING](#)

#### [4.2 Plot of level 1 quality information per product \(world map\)](#)

##### [4.2.1 Plot of level 1 quality information per product \(world map\): ASCENDING](#)

##### [4.2.2 Plot of level 1 quality information per product \(world map\): DESCENDING](#)

### [5. Ozone profiles based on quality statistics and other trace gas profiles](#)

#### [5.1 Ozone statistics based on quality of products](#)

#### [5.2 Plot ozone profiles for all STD \(dark without errors\)](#)

#### [5.3 Plot ozone profiles where STD < 20% \(dark without errors\)](#)

#### [5.4. Plot ozone profiles where STD < 10% \(dark without errors\)](#)

#### [5.5. Plot ozone profiles where STD < 5% \(dark without errors\)](#)

#### [5.6 Plot NO2 profiles for all STD \(dark without errors\)](#)

#### [5.7 Plot NO3 profiles for all STD \(dark without errors\)](#)

#### [5.8 Plot H2O profiles \(only for occultations of stars 1,2,3,4,13,14,16,26,63 dark without errors\) for all STD](#)

### [6. Auxiliary Data Files used for the production reported in section 2](#)

This report presents the daily analysis on parameters extracted from GOMOS level 2 data (GOM\_NL\_\_2P). It is intended to monitor some important parameters that will impact the quality of these products. A list of level 2 products (and content) that have arrived during the reporting day to the PCF is also given.

Item	Value
Time of report generation	19APR2013 16:34:17
Data source version	GOMOS/6.01
Start time of products	25-06-2003 (25JUN2003 00:00:00)
Stop time of products	26-06-2003 (26JUN2003 00:00:00)
Store outputs in DB	Yes
Nb of level 2 prods	368
Nb of prods with errors	0

## 2. Summary of processed GOM\_NL\_\_2P products.

Nr	Filename	UTC Start time	Limb	Duration	Star Id	Star Name	Star Mag	Star Temp	Nb Meas	Orbit	Prod. error
1	GOM_NL__2PRFIN20030625_000027_000000432017_00317_06884_6450.N1	25-JUN-2003 00:00:27	Straylight	43.000	45	Alp Pav	1.9400	26000.	86	6884	No
2	GOM_NL__2PRFIN20030625_001133_000000482017_00317_06884_6451.N1	25-JUN-2003 00:11:33	Bright	48.000	57	34Sig Sgr	2.0660	26000.	96	6884	No
3	GOM_NL__2PRFIN20030625_001310_000000502017_00317_06884_6452.N1	25-JUN-2003 00:13:10	Bright	50.000	155	41Pi Sgr	2.9000	6600.0	100	6884	No
4	GOM_NL__2PRFIN20030625_001559_000000372017_00317_06884_6453.N1	25-JUN-2003 00:15:59	Bright	37.000	86	35Eta Oph	2.4300	10200.	74	6884	No
5	GOM_NL__2PRFIN20030625_002156_000000392017_00317_06884_6454.N1	25-JUN-2003 00:21:56	Bright	39.000	126	60Bet Oph	2.7700	4250.0	78	6884	No
6	GOM_NL__2PRFIN20030625_002420_000000392017_00317_06884_6455.N1	25-JUN-2003 00:24:20	Bright	38.500	59	55Alp Oph	2.0800	8900.0	77	6884	No
7	GOM_NL__2PRFIN20030625_002703_000000562017_00317_06884_6456.N1	25-JUN-2003 00:27:03	Bright	55.500	168	17Zet Aql	2.9860	11000.	111	6884	No
8	GOM_NL__2PRFIN20030625_002935_000000372017_00317_06884_6457.N1	25-JUN-2003 00:29:35	Bright	36.500	133	40Zet Her	2.8070	6000.0	73	6884	No
9	GOM_NL__2PRFIN20030625_003353_000000482017_00317_06884_6458.N1	25-JUN-2003 00:33:53	Bright	47.500	5	3Alp Lyr	0.033000	11000.	95	6884	No
10	GOM_NL__2PRFIN20030625_003557_000000362017_00317_06884_6459.N1	25-JUN-2003 00:35:57	Bright	35.500	130	23Bet Dra	2.7990	5800.0	71	6884	No
11	GOM_NL__2PRFIN20030625_003801_000000372017_00317_06884_6460.N1	25-JUN-2003 00:38:01	Bright	37.000	119	14Eta Dra	2.7270	4700.0	74	6884	No
12	GOM_NL__2PRFIN20030625_004109_000000732017_00317_06884_6461.N1	25-JUN-2003 00:41:09	Bright	73.000	66	37Gam Cyg	2.2080	5900.0	146	6884	No
13	GOM_NL__2PRFIN20030625_004318_000000632017_00317_06884_6462.N1	25-JUN-2003 00:43:18	Bright	63.000	19	50Alp Cyg	1.2460	10500.	126	6884	No
14	GOM_NL__2PRFIN20030625_004615_000000332017_00317_06884_6463.N1	25-JUN-2003 00:46:15	Bright	32.500	49	1Alp UMi	1.9900	6300.0	65	6884	No
15	GOM_NL__2PRFIN20030625_005239_000000482017_00317_06884_6464.N1	25-JUN-2003 00:52:39	Bright	48.000	74	11Bet Cas	2.2680	6600.0	96	6884	No
16	GOM_NL__2PRFIN20030625_005413_000000462017_00317_06884_6465.N1	25-JUN-2003 00:54:13	Bright	46.000	68	18Alp Cas	2.2250	4500.0	92	6884	No
17	GOM_NL__2PRFIN20030625_005635_000000542017_00317_06884_6466.N1	25-JUN-2003 00:56:35	Bright	54.000	160	23Gam Per	2.9300	4700.0	108	6884	No
18	GOM_NL__2PRFIN20030625_010000_000000462017_00317_06884_6467.N1	25-JUN-2003 01:00:00	Bright	45.500	73	57Gam1And	2.2600	13100.	91	6884	No
19	GOM_NL__2PRFIN20030625_010227_000000632017_00317_06884_6468.N1	25-JUN-2003 01:02:27	Twilight_stray	63.000	53	43Bet And	2.0480	3300.0	126	6884	No
20	GOM_NL__2PRFIN20030625_010621_000000582017_00317_06884_6469.N1	25-JUN-2003 01:06:21	Dark	57.500	50	13Alp Ari	2.0070	4250.0	115	6884	No
21	GOM_NL__2PRFIN20030625_011112_000000462017_00317_06884_6470.N1	25-JUN-2003 01:11:12	Dark	45.500	94	92Alp Cet	2.5260	3100.0	91	6884	No
22	GOM_NL__2PRFIN20030625_011533_000001332017_00317_06884_6471.N1	25-JUN-2003 01:15:33	Dark	133.000	140	88Gam Peg	2.8340	26000.	266	6884	No
23	GOM_NL__2PRFIN20030625_012404_000000692017_00317_06884_6472.N1	25-JUN-2003 01:24:04	Dark	68.500	52	16Bet Cet	2.0370	4500.0	137	6884	No
24	GOM_NL__2PRFIN20030625_012933_000000492017_00318_06885_6287.N1	25-JUN-2003 01:29:33	Dark	49.000	84	Alp Phe	2.3970	4500.0	98	6885	No
25	GOM_NL__2PRFIN20030625_013601_000000572017_00318_06885_6288.N1	25-JUN-2003 01:36:01	Straylight	57.000	63	Bet Gru	2.1500	2800.0	114	6885	No
26	GOM_NL__2PRFIN20030625_013803_000000512017_00318_06885_6289.N1	25-JUN-2003 01:38:03	Straylight	51.000	31	Alp Gru	1.7340	15200.	102	6885	No
27	GOM_NL__2PRFIN20030625_014103_000000442017_00318_06885_6290.N1	25-JUN-2003 01:41:03	Straylight	43.500	45	Alp Pav	1.9400	26000.	87	6885	No
28	GOM_NL__2PRFIN20030625_015013_000000492017_00318_06885_6291.N1	25-JUN-2003 01:50:13	Twilight_stray	48.500	38	20Eps Sgr	1.8360	11000.	97	6885	No
29	GOM_NL__2PRFIN20030625_015137_000000572017_00318_06885_6292.N1	25-JUN-2003 01:51:37	Bright	57.000	116	19Del Sgr	2.7000	4100.0	114	6885	No
30	GOM_NL__2PRFIN20030625_015346_000000492017_00318_06885_6293.N1	25-JUN-2003 01:53:46	Bright	49.000	155	41Pi Sgr	2.9000	6600.0	98	6885	No
31	GOM_NL__2PRFIN20030625_015635_000000382017_00318_06885_6294.N1	25-JUN-2003 01:56:35	Bright	38.000	86	35Eta Oph	2.4300	10200.	76	6885	No
32	GOM_NL__2PRFIN20030625_020232_000000402017_00318_06885_6295.N1	25-JUN-2003 02:02:32	Bright	39.500	126	60Bet Oph	2.7700	4250.0	79	6885	No
33	GOM_NL__2PRFIN20030625_020455_000000412017_00318_06885_6296.N1	25-JUN-2003 02:04:55	Bright	41.000	59	55Alp Oph	2.0800	8900.0	82	6885	No
34	GOM_NL__2PRFIN20030625_020738_000000582017_00318_06885_6297.N1	25-JUN-2003 02:07:38	Bright	57.500	168	17Zet Aql	2.9860	11000.	115	6885	No
35	GOM_NL__2PRFIN20030625_021011_000000372017_00318_06885_6298.N1	25-JUN-2003 02:10:11	Bright	37.000	133	40Zet Her	2.8070	6000.0	74	6885	No
36	GOM_NL__2PRFIN20030625_021428_000000452017_00318_06885_6299.N1	25-JUN-2003 02:14:28	Bright	44.500	5	3Alp Lyr	0.033000	11000.	89	6885	No
37	GOM_NL__2PRFIN20030625_021632_000000372017_00318_06885_6300.N1	25-JUN-2003 02:16:32	Bright	37.000	130	23Bet Dra	2.7990	5800.0	74	6885	No
38	GOM_NL__2PRFIN20030625_021837_000000342017_00318_06885_6301.N1	25-JUN-2003 02:18:37	Bright	34.000	119	14Eta Dra	2.7270	4700.0	68	6885	No
39	GOM_NL__2PRFIN20030625_022146_000000652017_00318_06885_6302.N1	25-JUN-2003 02:21:46	Bright	65.000	66	37Gam Cyg	2.2080	5900.0	130	6885	No
40	GOM_NL__2PRFIN20030625_022352_000000622017_00318_06885_6303.N1	25-JUN-2003 02:23:52	Bright	62.000	19	50Alp Cyg	1.2460	10500.	124	6885	No
41	GOM_NL__2PRFIN20030625_022651_000000342017_00318_06885_6304.N1	25-JUN-2003 02:26:51	Bright	33.500	49	1Alp UMi	1.9900	6300.0	67	6885	No
42	GOM_NL__2PRFIN20030625_023314_000000482017_00318_06885_6305.N1	25-JUN-2003 02:33:14	Bright	48.000	74	11Bet Cas	2.2680	6600.0	96	6885	No



43	GOM_NL__2PRFIN20030625_023448_000000482017_00318_06885_6306.N1	25-JUN-2003 02:34:48	Bright	47.500	68	18Alp Cas	2.2250	4500.0	95	6885	No
44	GOM_NL__2PRFIN20030625_023711_000000372017_00318_06885_6307.N1	25-JUN-2003 02:37:11	Bright	36.500	160	23Gam Per	2.9300	4700.0	73	6885	No
45	GOM_NL__2PRFIN20030625_024036_000000462017_00318_06885_6308.N1	25-JUN-2003 02:40:36	Bright	45.500	73	57Gam1And	2.2600	13100.	91	6885	No
46	GOM_NL__2PRFIN20030625_024303_000000652017_00318_06885_6309.N1	25-JUN-2003 02:43:03	Tw_i_and_stray	64.500	53	43Bet And	2.0480	3300.0	129	6885	No
47	GOM_NL__2PRFIN20030625_024658_000000572017_00318_06885_6310.N1	25-JUN-2003 02:46:58	Dark	57.000	50	13Alp Ari	2.0070	4250.0	114	6885	No
48	GOM_NL__2PRFIN20030625_025148_000000462017_00318_06885_6311.N1	25-JUN-2003 02:51:48	Dark	46.000	94	92Alp Cet	2.5260	3100.0	92	6885	No
49	GOM_NL__2PRFIN20030625_030442_000000752017_00318_06885_6312.N1	25-JUN-2003 03:04:42	Dark	74.500	52	16Bet Cet	2.0370	4500.0	149	6885	No
50	GOM_NL__2PRFIN20030625_031010_000000502017_00319_06886_6287.N1	25-JUN-2003 03:10:10	Dark	49.500	84	Alp Phe	2.3970	4500.0	99	6886	No
51	GOM_NL__2PRFIN20030625_031638_000000542017_00319_06886_6288.N1	25-JUN-2003 03:16:38	Straylight	54.000	63	Bet Gru	2.1500	2800.0	108	6886	No
52	GOM_NL__2PRFIN20030625_031839_000000502017_00319_06886_6289.N1	25-JUN-2003 03:18:39	Straylight	49.500	31	Alp Gru	1.7340	15200.	99	6886	No
53	GOM_NL__2PRFIN20030625_032140_000000442017_00319_06886_6290.N1	25-JUN-2003 03:21:40	Straylight	44.000	45	Alp Pav	1.9400	26000.	88	6886	No
54	GOM_NL__2PRFIN20030625_033049_000000462017_00319_06886_6291.N1	25-JUN-2003 03:30:49	Tw_i_and_stray	45.500	38	20Eps Sgr	1.8360	11000.	91	6886	No
55	GOM_NL__2PRFIN20030625_033214_000000462017_00319_06886_6292.N1	25-JUN-2003 03:32:14	Bright	46.000	116	19Del Sgr	2.7000	4100.0	92	6886	No
56	GOM_NL__2PRFIN20030625_033423_000000492017_00319_06886_6293.N1	25-JUN-2003 03:34:23	Bright	49.000	155	41Pi Sgr	2.9000	6600.0	98	6886	No
57	GOM_NL__2PRFIN20030625_033711_000000372017_00319_06886_6294.N1	25-JUN-2003 03:37:11	Bright	37.000	86	35Eta Oph	2.4300	10200.	74	6886	No
58	GOM_NL__2PRFIN20030625_034308_000000392017_00319_06886_6295.N1	25-JUN-2003 03:43:08	Bright	39.000	126	60Bet Oph	2.7700	4250.0	78	6886	No
59	GOM_NL__2PRFIN20030625_034531_000000422017_00319_06886_6296.N1	25-JUN-2003 03:45:31	Bright	41.500	59	55Alp Oph	2.0800	8900.0	83	6886	No
60	GOM_NL__2PRFIN20030625_034813_000000572017_00319_06886_6297.N1	25-JUN-2003 03:48:13	Bright	56.500	168	17Zet Aql	2.9860	11000.	113	6886	No
61	GOM_NL__2PRFIN20030625_035047_000000372017_00319_06886_6298.N1	25-JUN-2003 03:50:47	Bright	37.000	133	40Zet Her	2.8070	6000.0	74	6886	No
62	GOM_NL__2PRFIN20030625_035503_000000502017_00319_06886_6299.N1	25-JUN-2003 03:55:03	Bright	49.500	5	3Alp Lyr	0.033000	11000.	99	6886	No
63	GOM_NL__2PRFIN20030625_035708_000000392017_00319_06886_6300.N1	25-JUN-2003 03:57:08	Bright	38.500	130	23Bet Dra	2.7990	5800.0	77	6886	No
64	GOM_NL__2PRFIN20030625_035913_000000362017_00319_06886_6301.N1	25-JUN-2003 03:59:13	Bright	35.500	119	14Eta Dra	2.7270	4700.0	71	6886	No
65	GOM_NL__2PRFIN20030625_040220_000000712017_00319_06886_6302.N1	25-JUN-2003 04:02:20	Bright	70.500	66	37Gam Cyg	2.2080	5900.0	141	6886	No
66	GOM_NL__2PRFIN20030625_040427_000000692017_00319_06886_6303.N1	25-JUN-2003 04:04:27	Bright	68.500	19	50Alp Cyg	1.2460	10500.	137	6886	No
67	GOM_NL__2PRFIN20030625_040727_000000372017_00319_06886_6304.N1	25-JUN-2003 04:07:27	Bright	37.000	49	1Alp UMi	1.9900	6300.0	74	6886	No
68	GOM_NL__2PRFIN20030625_041350_000000492017_00319_06886_6305.N1	25-JUN-2003 04:13:50	Bright	48.500	74	11Bet Cas	2.2680	6600.0	97	6886	No
69	GOM_NL__2PRFIN20030625_041524_000000482017_00319_06886_6306.N1	25-JUN-2003 04:15:24	Bright	47.500	68	18Alp Cas	2.2250	4500.0	95	6886	No
70	GOM_NL__2PRFIN20030625_041746_000000412017_00319_06886_6307.N1	25-JUN-2003 04:17:46	Bright	40.500	160	23Gam Per	2.9300	4700.0	81	6886	No
71	GOM_NL__2PRFIN20030625_042111_000000472017_00319_06886_6308.N1	25-JUN-2003 04:21:11	Bright	46.500	73	57Gam1And	2.2600	13100.	93	6886	No
72	GOM_NL__2PRFIN20030625_042339_000000632017_00319_06886_6309.N1	25-JUN-2003 04:23:39	Tw_i_and_stray	63.000	53	43Bet And	2.0480	3300.0	126	6886	No
73	GOM_NL__2PRFIN20030625_042734_000000572017_00319_06886_6310.N1	25-JUN-2003 04:27:34	Dark	56.500	50	13Alp Ari	2.0070	4250.0	113	6886	No
74	GOM_NL__2PRFIN20030625_043224_000000392017_00319_06886_6311.N1	25-JUN-2003 04:32:24	Dark	38.500	94	92Alp Cet	2.5260	3100.0	77	6886	No
75	GOM_NL__2PRFIN20030625_044519_000000762017_00319_06886_6312.N1	25-JUN-2003 04:45:19	Dark	75.500	52	16Bet Cet	2.0370	4500.0	151	6886	No
76	GOM_NL__2PRFIN20030625_045047_000000512017_00320_06887_6287.N1	25-JUN-2003 04:50:47	Dark	50.500	84	Alp Phe	2.3970	4500.0	101	6887	No
77	GOM_NL__2PRFIN20030625_045715_000000562017_00320_06887_6288.N1	25-JUN-2003 04:57:15	Straylight	55.500	63	Bet Gru	2.1500	2800.0	111	6887	No
78	GOM_NL__2PRFIN20030625_045916_000000522017_00320_06887_6289.N1	25-JUN-2003 04:59:16	Straylight	51.500	31	Alp Gru	1.7340	15200.	103	6887	No
79	GOM_NL__2PRFIN20030625_050216_000000442017_00320_06887_6290.N1	25-JUN-2003 05:02:16	Straylight	44.000	45	Alp Pav	1.9400	26000.	88	6887	No
80	GOM_NL__2PRFIN20030625_051125_000000452017_00320_06887_6291.N1	25-JUN-2003 05:11:25	Tw_i_and_stray	45.000	38	20Eps Sgr	1.8360	11000.	90	6887	No
81	GOM_NL__2PRFIN20030625_051250_000000502017_00320_06887_6292.N1	25-JUN-2003 05:12:50	Bright	49.500	116	19Del Sgr	2.7000	4100.0	99	6887	No
82	GOM_NL__2PRFIN20030625_051458_000000512017_00320_06887_6293.N1	25-JUN-2003 05:14:58	Bright	51.000	155	41Pi Sgr	2.9000	6600.0	102	6887	No
83	GOM_NL__2PRFIN20030625_051747_000000382017_00320_06887_6294.N1	25-JUN-2003 05:17:47	Bright	38.000	86	35Eta Oph	2.4300	10200.	76	6887	No
84	GOM_NL__2PRFIN20030625_052344_000000392017_00320_06887_6295.N1	25-JUN-2003 05:23:44	Bright	39.000	126	60Bet Oph	2.7700	4250.0	78	6887	No
85	GOM_NL__2PRFIN20030625_052606_000000392017_00320_06887_6296.N1	25-JUN-2003 05:26:06	Bright	39.000	59	55Alp Oph	2.0800	8900.0	78	6887	No
86	GOM_NL__2PRFIN20030625_052848_000000562017_00320_06887_6297.N1	25-JUN-2003 05:28:48	Bright	56.000	168	17Zet Aql	2.9860	11000.	112	6887	No
87	GOM_NL__2PRFIN20030625_053123_000000372017_00320_06887_6298.N1	25-JUN-2003 05:31:23	Bright	37.000	133	40Zet Her	2.8070	6000.0	74	6887	No
88	GOM_NL__2PRFIN20030625_053538_000000502017_00320_06887_6299.N1	25-JUN-2003 05:35:38	Bright	49.500	5	3Alp Lyr	0.033000	11000.	99	6887	No
89	GOM_NL__2PRFIN20030625_053744_000000392017_00320_06887_6300.N1	25-JUN-2003 05:37:44	Bright	38.500	130	23Bet Dra	2.7990	5800.0	77	6887	No
90	GOM_NL__2PRFIN20030625_053948_000000382017_00320_06887_6301.N1	25-JUN-2003 05:39:48	Bright	37.500	119	14Eta Dra	2.7270	4700.0	75	6887	No
91	GOM_NL__2PRFIN20030625_054252_000000742017_00320_06887_6302.N1	25-JUN-2003 05:42:52	Bright	74.000	66	37Gam Cyg	2.2080	5900.0	148	6887	No
92	GOM_NL__2PRFIN20030625_054459_000000702017_00320_06887_6303.N1	25-JUN-2003 05:44:59	Bright	69.500	19	50Alp Cyg	1.2460	10500.	139	6887	No
93	GOM_NL__2PRFIN20030625_054803_000000352017_00320_06887_6304.N1	25-JUN-2003 05:48:03	Bright	34.500	49	1Alp UMi	1.9900	6300.0	69	6887	No
94	GOM_NL__2PRFIN20030625_055425_000000472017_00320_06887_6305.N1	25-JUN-2003 05:54:25	Bright	47.000	74	11Bet Cas	2.2680	6600.0	94	6887	No
95	GOM_NL__2PRFIN20030625_055559_000000492017_00320_06887_6306.N1	25-JUN-2003 05:55:59	Bright	48.500	68	18Alp Cas	2.2250	4500.0	97	6887	No
96	GOM_NL__2PRFIN20030625_055822_000000382017_00320_06887_6307.N1	25-JUN-2003 05:58:22	Bright	37.500	160	23Gam Per	2.9300	4700.0	75	6887	No
97	GOM_NL__2PRFIN20030625_060147_000000482017_00320_06887_6308.N1	25-JUN-2003 06:01:47	Bright	47.500	73	57Gam1And	2.2600	13100.	95	6887	No
98	GOM_NL__2PRFIN20030625_060415_000000682017_00320_06887_6309.N1	25-JUN-2003 06:04:15	Tw_i_and_stray	67.500	53	43Bet And	2.0480	3300.0	135	6887	No
99	GOM_NL__2PRFIN20030625_060809_000000512017_00320_06887_6310.N1	25-JUN-2003 06:08:09	Dark	51.000	50	13Alp Ari	2.0070	4250.0	102	6887	No
100	GOM_NL__2PRFIN20030625_061301_000000392017_00320_06887_6311.N1	25-JUN-2003 06:13:01	Dark	39.000	94	92Alp Cet	2.5260	3100.0	78	6887	No
101	GOM_NL__2PRFIN20030625_062557_000000722017_00320_06887_6312.N1	25-JUN-2003 06:25:57	Dark	71.500	52	16Bet Cet	2.0370	4500.0	143	6887	No

102	GOM_NL__2PRFIN20030625_063124_000000592017_00321_06888_6287.N1	25-JUN-2003 06:31:24	Dark	58.500	84	Alp Phe	2.3970	4500.0	117	6888	No
103	GOM_NL__2PRFIN20030625_063752_000000642017_00321_06888_6288.N1	25-JUN-2003 06:37:52	Straylight	63.500	63	Bet Gru	2.1500	2800.0	127	6888	No
104	GOM_NL__2PRFIN20030625_063953_000000522017_00321_06888_6289.N1	25-JUN-2003 06:39:53	Straylight	51.500	31	Alp Gru	1.7340	15200.	103	6888	No
105	GOM_NL__2PRFIN20030625_064252_000000432017_00321_06888_6290.N1	25-JUN-2003 06:42:52	Straylight	43.000	45	Alp Pav	1.9400	26000.	86	6888	No
106	GOM_NL__2PRFIN20030625_065202_000000462017_00321_06888_6291.N1	25-JUN-2003 06:52:02	Tw_i_and_stray	45.500	38	20Eps Sgr	1.8360	11000.	91	6888	No
107	GOM_NL__2PRFIN20030625_065326_000000462017_00321_06888_6292.N1	25-JUN-2003 06:53:26	Bright	45.500	116	19Del Sgr	2.7000	4100.0	91	6888	No
108	GOM_NL__2PRFIN20030625_065534_000000522017_00321_06888_6293.N1	25-JUN-2003 06:55:34	Bright	51.500	155	41Pi Sgr	2.9000	6600.0	103	6888	No
109	GOM_NL__2PRFIN20030625_065823_000000382017_00321_06888_6294.N1	25-JUN-2003 06:58:23	Bright	37.500	86	35Eta Oph	2.4300	10200.	75	6888	No
110	GOM_NL__2PRFIN20030625_070420_000000402017_00321_06888_6295.N1	25-JUN-2003 07:04:20	Bright	39.500	126	60Bet Oph	2.7700	4250.0	79	6888	No
111	GOM_NL__2PRFIN20030625_070642_000000412017_00321_06888_6296.N1	25-JUN-2003 07:06:42	Bright	40.500	59	55Alp Oph	2.0800	8900.0	81	6888	No
112	GOM_NL__2PRFIN20030625_070923_000000552017_00321_06888_6297.N1	25-JUN-2003 07:09:23	Bright	55.000	168	17Zet Aql	2.9860	11000.	110	6888	No
113	GOM_NL__2PRFIN20030625_071159_000000372017_00321_06888_6298.N1	25-JUN-2003 07:11:59	Bright	37.000	133	40Zet Her	2.8070	6000.0	74	6888	No
114	GOM_NL__2PRFIN20030625_071614_000000502017_00321_06888_6299.N1	25-JUN-2003 07:16:14	Bright	50.000	5	3Alp Lyr	0.033000	11000.	100	6888	No
115	GOM_NL__2PRFIN20030625_071820_000000392017_00321_06888_6300.N1	25-JUN-2003 07:18:20	Bright	38.500	130	23Bet Dra	2.7990	5800.0	77	6888	No
116	GOM_NL__2PRFIN20030625_072024_000000372017_00321_06888_6301.N1	25-JUN-2003 07:20:24	Bright	37.000	119	14Eta Dra	2.7270	4700.0	74	6888	No
117	GOM_NL__2PRFIN20030625_072328_000000712017_00321_06888_6302.N1	25-JUN-2003 07:23:28	Bright	70.500	66	37Gam Cyg	2.2080	5900.0	141	6888	No
118	GOM_NL__2PRFIN20030625_072535_000000682017_00321_06888_6303.N1	25-JUN-2003 07:25:35	Bright	68.000	19	50Alp Cyg	1.2460	10500.	136	6888	No
119	GOM_NL__2PRFIN20030625_072839_000000362017_00321_06888_6304.N1	25-JUN-2003 07:28:39	Bright	36.000	49	1Alp UMi	1.9900	6300.0	72	6888	No
120	GOM_NL__2PRFIN20030625_073500_000000482017_00321_06888_6305.N1	25-JUN-2003 07:35:00	Bright	48.000	74	11Bet Cas	2.2680	6600.0	96	6888	No
121	GOM_NL__2PRFIN20030625_073634_000000472017_00321_06888_6306.N1	25-JUN-2003 07:36:34	Bright	47.000	68	18Alp Cas	2.2250	4500.0	94	6888	No
122	GOM_NL__2PRFIN20030625_073858_000000542017_00321_06888_6307.N1	25-JUN-2003 07:38:58	Bright	54.000	160	23Gam Per	2.9300	4700.0	108	6888	No
123	GOM_NL__2PRFIN20030625_074223_000000482017_00321_06888_6308.N1	25-JUN-2003 07:42:23	Bright	47.500	73	57Gam1And	2.2600	13100.	95	6888	No
124	GOM_NL__2PRFIN20030625_074450_000000642017_00321_06888_6309.N1	25-JUN-2003 07:44:50	Tw_i_and_stray	63.500	53	43Bet And	2.0480	3300.0	127	6888	No
125	GOM_NL__2PRFIN20030625_074846_000000572017_00321_06888_6310.N1	25-JUN-2003 07:48:46	Dark	56.500	50	13Alp Ari	2.0070	4250.0	113	6888	No
126	GOM_NL__2PRFIN20030625_075337_000000402017_00321_06888_6311.N1	25-JUN-2003 07:53:37	Dark	39.500	94	92Alp Cet	2.5260	3100.0	79	6888	No
127	GOM_NL__2PRFIN20030625_080634_000000682017_00321_06888_6312.N1	25-JUN-2003 08:06:34	Dark	67.500	52	16Bet Cet	2.0370	4500.0	135	6888	No
128	GOM_NL__2PRFIN20030625_081200_000000502017_00322_06889_6287.N1	25-JUN-2003 08:12:00	Dark	50.000	84	Alp Phe	2.3970	4500.0	100	6889	No
129	GOM_NL__2PRFIN20030625_081829_000000552017_00322_06889_6288.N1	25-JUN-2003 08:18:29	Straylight	54.500	63	Bet Gru	2.1500	2800.0	109	6889	No
130	GOM_NL__2PRFIN20030625_082029_000000542017_00322_06889_6289.N1	25-JUN-2003 08:20:29	Straylight	54.000	31	Alp Gru	1.7340	15200.	108	6889	No
131	GOM_NL__2PRFIN20030625_082329_000000472017_00322_06889_6290.N1	25-JUN-2003 08:23:29	Straylight	46.500	45	Alp Pav	1.9400	26000.	93	6889	No
132	GOM_NL__2PRFIN20030625_083238_000000482017_00322_06889_6291.N1	25-JUN-2003 08:32:38	Tw_i_and_stray	48.000	38	20Eps Sgr	1.8360	11000.	96	6889	No
133	GOM_NL__2PRFIN20030625_083402_000000482017_00322_06889_6292.N1	25-JUN-2003 08:34:02	Bright	48.000	116	19Del Sgr	2.7000	4100.0	96	6889	No
134	GOM_NL__2PRFIN20030625_083611_000000492017_00322_06889_6293.N1	25-JUN-2003 08:36:11	Bright	49.000	155	41Pi Sgr	2.9000	6600.0	98	6889	No
135	GOM_NL__2PRFIN20030625_083859_000000392017_00322_06889_6294.N1	25-JUN-2003 08:38:59	Bright	38.500	86	35Eta Oph	2.4300	10200.	77	6889	No
136	GOM_NL__2PRFIN20030625_084455_000000402017_00322_06889_6295.N1	25-JUN-2003 08:44:55	Bright	40.000	126	60Bet Oph	2.7700	4250.0	80	6889	No
137	GOM_NL__2PRFIN20030625_084718_000000402017_00322_06889_6296.N1	25-JUN-2003 08:47:18	Bright	40.000	59	55Alp Oph	2.0800	8900.0	80	6889	No
138	GOM_NL__2PRFIN20030625_084958_000000562017_00322_06889_6297.N1	25-JUN-2003 08:49:58	Bright	56.000	168	17Zet Aql	2.9860	11000.	112	6889	No
139	GOM_NL__2PRFIN20030625_085235_000000392017_00322_06889_6298.N1	25-JUN-2003 08:52:35	Bright	39.000	133	40Zet Her	2.8070	6000.0	78	6889	No
140	GOM_NL__2PRFIN20030625_085649_000000522017_00322_06889_6299.N1	25-JUN-2003 08:56:49	Bright	52.000	5	3Alp Lyr	0.033000	11000.	104	6889	No
141	GOM_NL__2PRFIN20030625_085855_000000392017_00322_06889_6300.N1	25-JUN-2003 08:58:55	Bright	39.000	130	23Bet Dra	2.7990	5800.0	78	6889	No
142	GOM_NL__2PRFIN20030625_090100_000000372017_00322_06889_6301.N1	25-JUN-2003 09:01:00	Bright	36.500	119	14Eta Dra	2.7270	4700.0	73	6889	No
143	GOM_NL__2PRFIN20030625_090403_000000702017_00322_06889_6302.N1	25-JUN-2003 09:04:03	Bright	70.000	66	37Gam Cyg	2.2080	5900.0	140	6889	No
144	GOM_NL__2PRFIN20030625_090610_000000672017_00322_06889_6303.N1	25-JUN-2003 09:06:10	Bright	67.000	19	50Alp Cyg	1.2460	10500.	134	6889	No
145	GOM_NL__2PRFIN20030625_090914_000000372017_00322_06889_6304.N1	25-JUN-2003 09:09:14	Bright	37.000	49	1Alp UMi	1.9900	6300.0	74	6889	No
146	GOM_NL__2PRFIN20030625_091536_000000492017_00322_06889_6305.N1	25-JUN-2003 09:15:36	Bright	49.000	74	11Bet Cas	2.2680	6600.0	98	6889	No
147	GOM_NL__2PRFIN20030625_091709_000000482017_00322_06889_6306.N1	25-JUN-2003 09:17:09	Bright	47.500	68	18Alp Cas	2.2250	4500.0	95	6889	No
148	GOM_NL__2PRFIN20030625_091934_000000472017_00322_06889_6307.N1	25-JUN-2003 09:19:34	Bright	46.500	160	23Gam Per	2.9300	4700.0	93	6889	No
149	GOM_NL__2PRFIN20030625_092258_000000472017_00322_06889_6308.N1	25-JUN-2003 09:22:58	Bright	46.500	73	57Gam1And	2.2600	13100.	93	6889	No
150	GOM_NL__2PRFIN20030625_092526_000000752017_00322_06889_6309.N1	25-JUN-2003 09:25:26	Tw_i_and_stray	74.500	53	43Bet And	2.0480	3300.0	149	6889	No
151	GOM_NL__2PRFIN20030625_092921_000000562017_00322_06889_6310.N1	25-JUN-2003 09:29:21	Dark	55.500	50	13Alp Ari	2.0070	4250.0	111	6889	No
152	GOM_NL__2PRFIN20030625_093413_000000502017_00322_06889_6311.N1	25-JUN-2003 09:34:13	Dark	50.000	94	92Alp Cet	2.5260	3100.0	100	6889	No
153	GOM_NL__2PRFIN20030625_094711_000000682017_00322_06889_6312.N1	25-JUN-2003 09:47:11	Dark	68.000	52	16Bet Cet	2.0370	4500.0	136	6889	No
154	GOM_NL__2PRFIN20030625_095237_000000502017_00323_06890_6287.N1	25-JUN-2003 09:52:37	Dark	49.500	84	Alp Phe	2.3970	4500.0	99	6890	No
155	GOM_NL__2PRFIN20030625_095925_000000852017_00323_06890_6288.N1	25-JUN-2003 09:59:25	Straylight	84.500	18	24Alp PsA	1.1660	9700.0	169	6890	No
156	GOM_NL__2PRFIN20030625_100405_000000432017_00323_06890_6289.N1	25-JUN-2003 10:04:05	Straylight	43.000	45	Alp Pav	1.9400	26000.	86	6890	No
157	GOM_NL__2PRFIN20030625_101314_000000462017_00323_06890_6290.N1	25-JUN-2003 10:13:14	Tw_i_and_stray	46.000	38	20Eps Sgr	1.8360	11000.	92	6890	No
158	GOM_NL__2PRFIN20030625_101438_000000512017_00323_06890_6291.N1	25-JUN-2003 10:14:38	Bright	50.500	116	19Del Sgr	2.7000	4100.0	101	6890	No
159	GOM_NL__2PRFIN20030625_101647_000000522017_00323_06890_6292.N1	25-JUN-2003 10:16:47	Bright	51.500	155	41Pi Sgr	2.9000	6600.0	103	6890	No
160	GOM_NL__2PRFIN20030625_101935_000000392017_00323_06890_6293.N1	25-JUN-2003 10:19:35	Bright	38.500	86	35Eta Oph	2.4300	10200.	77	6890	No

161	GOM_NL__2PRFIN20030625_102531_000000412017_00323_06890_6294.N1	25-JUN-2003 10:25:31	Bright	41.000	126	60Bet Oph	2.7700	4250.0	82	6890	No
162	GOM_NL__2PRFIN20030625_102753_000000422017_00323_06890_6295.N1	25-JUN-2003 10:27:53	Bright	42.000	59	55Alp Oph	2.0800	8900.0	84	6890	No
163	GOM_NL__2PRFIN20030625_103033_000000572017_00323_06890_6296.N1	25-JUN-2003 10:30:33	Bright	56.500	168	17Zet Aql	2.9860	11000.	113	6890	No
164	GOM_NL__2PRFIN20030625_103310_000000382017_00323_06890_6297.N1	25-JUN-2003 10:33:10	Bright	38.000	133	40Zet Her	2.8070	6000.0	76	6890	No
165	GOM_NL__2PRFIN20030625_103724_000000512017_00323_06890_6298.N1	25-JUN-2003 10:37:24	Bright	51.000	5	3Alp Lyr	0.033000	11000.	102	6890	No
166	GOM_NL__2PRFIN20030625_103931_000000422017_00323_06890_6299.N1	25-JUN-2003 10:39:31	Bright	41.500	130	23Bet Dra	2.7990	5800.0	83	6890	No
167	GOM_NL__2PRFIN20030625_104136_000000392017_00323_06890_6300.N1	25-JUN-2003 10:41:36	Bright	38.500	119	14Eta Dra	2.7270	4700.0	77	6890	No
168	GOM_NL__2PRFIN20030625_104437_000000652017_00323_06890_6301.N1	25-JUN-2003 10:44:37	Bright	65.000	66	37Gam Cyg	2.2080	5900.0	130	6890	No
169	GOM_NL__2PRFIN20030625_104645_000000672017_00323_06890_6302.N1	25-JUN-2003 10:46:45	Bright	66.500	19	50Alp Cyg	1.2460	10500.	133	6890	No
170	GOM_NL__2PRFIN20030625_104950_000000382017_00323_06890_6303.N1	25-JUN-2003 10:49:50	Bright	37.500	49	1Alp UMi	1.9900	6300.0	75	6890	No
171	GOM_NL__2PRFIN20030625_105610_000000492017_00323_06890_6304.N1	25-JUN-2003 10:56:10	Bright	48.500	74	11Bet Cas	2.2680	6600.0	97	6890	No
172	GOM_NL__2PRFIN20030625_105745_000000512017_00323_06890_6305.N1	25-JUN-2003 10:57:45	Bright	50.500	68	18Alp Cas	2.2250	4500.0	101	6890	No
173	GOM_NL__2PRFIN20030625_110009_000000542017_00323_06890_6306.N1	25-JUN-2003 11:00:09	Bright	54.000	160	23Gam Per	2.9300	4700.0	108	6890	No
174	GOM_NL__2PRFIN20030625_110334_000000482017_00323_06890_6307.N1	25-JUN-2003 11:03:34	Bright	47.500	73	57Gam1And	2.2600	13100.	95	6890	No
175	GOM_NL__2PRFIN20030625_110601_000000712017_00323_06890_6308.N1	25-JUN-2003 11:06:01	Twi_and_stray	70.500	53	43Bet And	2.0480	3300.0	141	6890	No
176	GOM_NL__2PRFIN20030625_110957_000000572017_00323_06890_6309.N1	25-JUN-2003 11:09:57	Dark	56.500	50	13Alp Ari	2.0070	4250.0	113	6890	No
177	GOM_NL__2PRFIN20030625_111448_000000502017_00323_06890_6310.N1	25-JUN-2003 11:14:48	Dark	50.000	94	92Alp Cet	2.5260	3100.0	100	6890	No
178	GOM_NL__2PRFIN20030625_112748_000000632017_00323_06890_6311.N1	25-JUN-2003 11:27:48	Dark	63.000	52	16Bet Cet	2.0370	4500.0	126	6890	No
179	GOM_NL__2PRFIN20030625_113313_000000522017_00324_06891_6307.N1	25-JUN-2003 11:33:13	Dark	51.500	84	Alp Phe	2.3970	4500.0	103	6891	No
180	GOM_NL__2PRFIN20030625_114004_000000962017_00324_06891_6308.N1	25-JUN-2003 11:40:04	Straylight	96.000	18	24Alp PsA	1.1660	9700.0	192	6891	No
181	GOM_NL__2PRFIN20030625_114441_000000452017_00324_06891_6309.N1	25-JUN-2003 11:44:41	Straylight	44.500	45	Alp Pav	1.9400	26000.	89	6891	No
182	GOM_NL__2PRFIN20030625_115350_000000442017_00324_06891_6310.N1	25-JUN-2003 11:53:50	Twi_and_stray	44.000	38	20Eps Sgr	1.8360	11000.	88	6891	No
183	GOM_NL__2PRFIN20030625_115514_000000442017_00324_06891_6311.N1	25-JUN-2003 11:55:14	Bright	44.000	116	19Del Sgr	2.7000	4100.0	88	6891	No
184	GOM_NL__2PRFIN20030625_115722_000000512017_00324_06891_6312.N1	25-JUN-2003 11:57:22	Bright	50.500	155	41Pi Sgr	2.9000	6600.0	101	6891	No
185	GOM_NL__2PRFIN20030625_120010_000000392017_00324_06891_6313.N1	25-JUN-2003 12:00:10	Bright	38.500	86	35Eta Oph	2.4300	10200.	77	6891	No
186	GOM_NL__2PRFIN20030625_120606_000000412017_00324_06891_6314.N1	25-JUN-2003 12:06:06	Bright	40.500	126	60Bet Oph	2.7700	4250.0	81	6891	No
187	GOM_NL__2PRFIN20030625_120826_000000422017_00324_06891_6315.N1	25-JUN-2003 12:08:26	Bright	41.500	59	55Alp Oph	2.0800	8900.0	83	6891	No
188	GOM_NL__2PRFIN20030625_121108_000000542017_00324_06891_6316.N1	25-JUN-2003 12:11:08	Bright	54.000	168	17Zet Aql	2.9860	11000.	108	6891	No
189	GOM_NL__2PRFIN20030625_121345_000000402017_00324_06891_6317.N1	25-JUN-2003 12:13:45	Bright	39.500	133	40Zet Her	2.8070	6000.0	79	6891	No
190	GOM_NL__2PRFIN20030625_121758_000000512017_00324_06891_6318.N1	25-JUN-2003 12:17:58	Bright	50.500	5	3Alp Lyr	0.033000	11000.	101	6891	No
191	GOM_NL__2PRFIN20030625_122005_000000402017_00324_06891_6319.N1	25-JUN-2003 12:20:05	Bright	40.000	130	23Bet Dra	2.7990	5800.0	80	6891	No
192	GOM_NL__2PRFIN20030625_122211_000000402017_00324_06891_6320.N1	25-JUN-2003 12:22:11	Bright	40.000	119	14Eta Dra	2.7270	4700.0	80	6891	No
193	GOM_NL__2PRFIN20030625_122512_000000692017_00324_06891_6321.N1	25-JUN-2003 12:25:12	Bright	69.000	66	37Gam Cyg	2.2080	5900.0	138	6891	No
194	GOM_NL__2PRFIN20030625_122720_000000672017_00324_06891_6322.N1	25-JUN-2003 12:27:20	Bright	66.500	19	50Alp Cyg	1.2460	10500.	133	6891	No
195	GOM_NL__2PRFIN20030625_123025_000000382017_00324_06891_6323.N1	25-JUN-2003 12:30:25	Bright	38.000	49	1Alp UMi	1.9900	6300.0	76	6891	No
196	GOM_NL__2PRFIN20030625_123646_000000482017_00324_06891_6324.N1	25-JUN-2003 12:36:46	Bright	48.000	74	11Bet Cas	2.2680	6600.0	96	6891	No
197	GOM_NL__2PRFIN20030625_123821_000000492017_00324_06891_6325.N1	25-JUN-2003 12:38:21	Bright	49.000	68	18Alp Cas	2.2250	4500.0	98	6891	No
198	GOM_NL__2PRFIN20030625_124044_000000472017_00324_06891_6326.N1	25-JUN-2003 12:40:44	Bright	47.000	160	23Gam Per	2.9300	4700.0	94	6891	No
199	GOM_NL__2PRFIN20030625_124410_000000482017_00324_06891_6327.N1	25-JUN-2003 12:44:10	Bright	48.000	73	57Gam1And	2.2600	13100.	96	6891	No
200	GOM_NL__2PRFIN20030625_124638_000000692017_00324_06891_6328.N1	25-JUN-2003 12:46:38	Twi_and_stray	69.000	53	43Bet And	2.0480	3300.0	138	6891	No
201	GOM_NL__2PRFIN20030625_125033_000000602017_00324_06891_6329.N1	25-JUN-2003 12:50:33	Dark	60.000	50	13Alp Ari	2.0070	4250.0	120	6891	No
202	GOM_NL__2PRFIN20030625_125524_000000412017_00324_06891_6330.N1	25-JUN-2003 12:55:24	Dark	41.000	94	92Alp Cet	2.5260	3100.0	82	6891	No
203	GOM_NL__2PRFIN20030625_130825_000000642017_00324_06891_6331.N1	25-JUN-2003 13:08:25	Dark	64.000	52	16Bet Cet	2.0370	4500.0	128	6891	No
204	GOM_NL__2PRFIN20030625_131350_000000482017_00325_06892_6307.N1	25-JUN-2003 13:13:50	Dark	48.000	84	Alp Phe	2.3970	4500.0	96	6892	No
205	GOM_NL__2PRFIN20030625_132041_000000782017_00325_06892_6308.N1	25-JUN-2003 13:20:41	Straylight	77.500	18	24Alp PsA	1.1660	9700.0	155	6892	No
206	GOM_NL__2PRFIN20030625_132517_000000462017_00325_06892_6309.N1	25-JUN-2003 13:25:17	Straylight	45.500	45	Alp Pav	1.9400	26000.	91	6892	No
207	GOM_NL__2PRFIN20030625_133425_000000472017_00325_06892_6310.N1	25-JUN-2003 13:34:25	Twi_and_stray	46.500	38	20Eps Sgr	1.8360	11000.	93	6892	No
208	GOM_NL__2PRFIN20030625_133550_000000452017_00325_06892_6311.N1	25-JUN-2003 13:35:50	Bright	44.500	116	19Del Sgr	2.7000	4100.0	89	6892	No
209	GOM_NL__2PRFIN20030625_133758_000000512017_00325_06892_6312.N1	25-JUN-2003 13:37:58	Bright	51.000	155	41Pi Sgr	2.9000	6600.0	102	6892	No
210	GOM_NL__2PRFIN20030625_134046_000000392017_00325_06892_6313.N1	25-JUN-2003 13:40:46	Bright	38.500	86	35Eta Oph	2.4300	10200.	77	6892	No
211	GOM_NL__2PRFIN20030625_134639_000000442017_00325_06892_6314.N1	25-JUN-2003 13:46:39	Bright	44.000	126	60Bet Oph	2.7700	4250.0	88	6892	No
212	GOM_NL__2PRFIN20030625_134904_000000442017_00325_06892_6315.N1	25-JUN-2003 13:49:04	Bright	43.500	59	55Alp Oph	2.0800	8900.0	87	6892	No
213	GOM_NL__2PRFIN20030625_135143_000000542017_00325_06892_6316.N1	25-JUN-2003 13:51:43	Bright	54.000	168	17Zet Aql	2.9860	11000.	108	6892	No
214	GOM_NL__2PRFIN20030625_135421_000000402017_00325_06892_6317.N1	25-JUN-2003 13:54:21	Bright	39.500	133	40Zet Her	2.8070	6000.0	79	6892	No
215	GOM_NL__2PRFIN20030625_135835_000000512017_00325_06892_6318.N1	25-JUN-2003 13:58:35	Bright	51.000	5	3Alp Lyr	0.033000	11000.	102	6892	No
216	GOM_NL__2PRFIN20030625_140043_000000412017_00325_06892_6319.N1	25-JUN-2003 14:00:43	Bright	40.500	130	23Bet Dra	2.7990	5800.0	81	6892	No
217	GOM_NL__2PRFIN20030625_140248_000000372017_00325_06892_6320.N1	25-JUN-2003 14:02:48	Bright	37.000	119	14Eta Dra	2.7270	4700.0	74	6892	No
218	GOM_NL__2PRFIN20030625_140546_000000692017_00325_06892_6321.N1	25-JUN-2003 14:05:46	Bright	69.000	66	37Gam Cyg	2.2080	5900.0	138	6892	No
219	GOM_NL__2PRFIN20030625_140753_000000692017_00325_06892_6322.N1	25-JUN-2003 14:07:53	Bright	69.000	19	50Alp Cyg	1.2460	10500.	138	6892	No



220	GOM_NL__2PRFIN20030625_141103_000000352017_00325_06892_6323.N1	25-JUN-2003 14:11:03	Bright	34.500	49	1Alp UMi	1.9900	6300.0	69	6892	No
221	GOM_NL__2PRFIN20030625_141723_000000472017_00325_06892_6324.N1	25-JUN-2003 14:17:23	Bright	46.500	74	11Bet Cas	2.2680	6600.0	93	6892	No
222	GOM_NL__2PRFIN20030625_141857_000000492017_00325_06892_6325.N1	25-JUN-2003 14:18:57	Bright	49.000	68	18Alp Cas	2.2250	4500.0	98	6892	No
223	GOM_NL__2PRFIN20030625_142122_000000362017_00325_06892_6326.N1	25-JUN-2003 14:21:22	Bright	36.000	160	23Gam Per	2.9300	4700.0	72	6892	No
224	GOM_NL__2PRFIN20030625_142447_000000472017_00325_06892_6327.N1	25-JUN-2003 14:24:47	Bright	46.500	73	57Gam1And	2.2600	13100.	93	6892	No
225	GOM_NL__2PRFIN20030625_142715_000000762017_00325_06892_6328.N1	25-JUN-2003 14:27:15	Twi_and_stray	76.000	53	43Bet And	2.0480	3300.0	152	6892	No
226	GOM_NL__2PRFIN20030625_143111_000000522017_00325_06892_6329.N1	25-JUN-2003 14:31:11	Dark	52.000	50	13Alp Ari	2.0070	4250.0	104	6892	No
227	GOM_NL__2PRFIN20030625_143602_000000402017_00325_06892_6330.N1	25-JUN-2003 14:36:02	Dark	39.500	94	92Alp Cet	2.5260	3100.0	79	6892	No
228	GOM_NL__2PRFIN20030625_144904_000000732017_00325_06892_6331.N1	25-JUN-2003 14:49:04	Dark	72.500	52	16Bet Cet	2.0370	4500.0	145	6892	No
229	GOM_NL__2PRFIN20030625_145428_000000492017_00326_06893_6307.N1	25-JUN-2003 14:54:28	Dark	49.000	84	Alp Phe	2.3970	4500.0	98	6893	No
230	GOM_NL__2PRFIN20030625_150120_000000882017_00326_06893_6308.N1	25-JUN-2003 15:01:20	Straylight	87.500	18	24Alp PsA	1.1660	9700.0	175	6893	No
231	GOM_NL__2PRFIN20030625_150555_000000422017_00326_06893_6309.N1	25-JUN-2003 15:05:55	Straylight	41.500	45	Alp Pav	1.9400	26000.	83	6893	No
232	GOM_NL__2PRFIN20030625_151503_000000452017_00326_06893_6310.N1	25-JUN-2003 15:15:03	Twi_and_stray	45.000	38	20Eps Sgr	1.8360	11000.	90	6893	No
233	GOM_NL__2PRFIN20030625_151627_000000472017_00326_06893_6311.N1	25-JUN-2003 15:16:27	Bright	47.000	116	19Del Sgr	2.7000	4100.0	94	6893	No
234	GOM_NL__2PRFIN20030625_151836_000000492017_00326_06893_6312.N1	25-JUN-2003 15:18:36	Bright	49.000	155	41Pi Sgr	2.9000	6600.0	98	6893	No
235	GOM_NL__2PRFIN20030625_152123_000000392017_00326_06893_6313.N1	25-JUN-2003 15:21:23	Bright	38.500	86	35Eta Oph	2.4300	10200.	77	6893	No
236	GOM_NL__2PRFIN20030625_152719_000000402017_00326_06893_6314.N1	25-JUN-2003 15:27:19	Bright	39.500	126	60Bet Oph	2.7700	4250.0	79	6893	No
237	GOM_NL__2PRFIN20030625_152942_000000392017_00326_06893_6315.N1	25-JUN-2003 15:29:42	Bright	39.000	59	55Alp Oph	2.0800	8900.0	78	6893	No
238	GOM_NL__2PRFIN20030625_153219_000000562017_00326_06893_6316.N1	25-JUN-2003 15:32:19	Bright	55.500	168	17Zet Aql	2.9860	11000.	111	6893	No
239	GOM_NL__2PRFIN20030625_153459_000000382017_00326_06893_6317.N1	25-JUN-2003 15:34:59	Bright	37.500	133	40Zet Her	2.8070	6000.0	75	6893	No
240	GOM_NL__2PRFIN20030625_153910_000000442017_00326_06893_6318.N1	25-JUN-2003 15:39:10	Bright	44.000	5	3Alp Lyr	0.033000	11000.	88	6893	No
241	GOM_NL__2PRFIN20030625_154118_000000402017_00326_06893_6319.N1	25-JUN-2003 15:41:18	Bright	39.500	130	23Bet Dra	2.7990	5800.0	79	6893	No
242	GOM_NL__2PRFIN20030625_154324_000000372017_00326_06893_6320.N1	25-JUN-2003 15:43:24	Bright	37.000	119	14Eta Dra	2.7270	4700.0	74	6893	No
243	GOM_NL__2PRFIN20030625_154621_000000692017_00326_06893_6321.N1	25-JUN-2003 15:46:21	Bright	69.000	66	37Gam Cyg	2.2080	5900.0	138	6893	No
244	GOM_NL__2PRFIN20030625_154829_000000662017_00326_06893_6322.N1	25-JUN-2003 15:48:29	Bright	65.500	19	50Alp Cyg	1.2460	10500.	131	6893	No
245	GOM_NL__2PRFIN20030625_155139_000000362017_00326_06893_6323.N1	25-JUN-2003 15:51:39	Bright	36.000	49	1Alp UMi	1.9900	6300.0	72	6893	No
246	GOM_NL__2PRFIN20030625_155758_000000482017_00326_06893_6324.N1	25-JUN-2003 15:57:58	Bright	48.000	74	11Bet Cas	2.2680	6600.0	96	6893	No
247	GOM_NL__2PRFIN20030625_155933_000000492017_00326_06893_6325.N1	25-JUN-2003 15:59:33	Bright	48.500	68	18Alp Cas	2.2250	4500.0	97	6893	No
248	GOM_NL__2PRFIN20030625_160158_000000392017_00326_06893_6326.N1	25-JUN-2003 16:01:58	Bright	38.500	160	23Gam Per	2.9300	4700.0	77	6893	No
249	GOM_NL__2PRFIN20030625_160523_000000452017_00326_06893_6327.N1	25-JUN-2003 16:05:23	Bright	45.000	73	57Gam1And	2.2600	13100.	90	6893	No
250	GOM_NL__2PRFIN20030625_160751_000000642017_00326_06893_6328.N1	25-JUN-2003 16:07:51	Twi_and_stray	64.000	53	43Bet And	2.0480	3300.0	128	6893	No
251	GOM_NL__2PRFIN20030625_161147_000000572017_00326_06893_6329.N1	25-JUN-2003 16:11:47	Dark	57.000	50	13Alp Ari	2.0070	4250.0	114	6893	No
252	GOM_NL__2PRFIN20030625_161639_000000482017_00326_06893_6330.N1	25-JUN-2003 16:16:39	Dark	48.000	94	92Alp Cet	2.5260	3100.0	96	6893	No
253	GOM_NL__2PRFIN20030625_162941_000000752017_00326_06893_6331.N1	25-JUN-2003 16:29:41	Dark	74.500	52	16Bet Cet	2.0370	4500.0	149	6893	No
254	GOM_NL__2PRFIN20030625_163505_000000472017_00327_06894_6307.N1	25-JUN-2003 16:35:05	Dark	47.000	84	Alp Phe	2.3970	4500.0	94	6894	No
255	GOM_NL__2PRFIN20030625_164157_000000802017_00327_06894_6308.N1	25-JUN-2003 16:41:57	Straylight	79.500	18	24Alp PsA	1.1660	9700.0	159	6894	No
256	GOM_NL__2PRFIN20030625_164632_000000422017_00327_06894_6309.N1	25-JUN-2003 16:46:32	Straylight	42.000	45	Alp Pav	1.9400	26000.	84	6894	No
257	GOM_NL__2PRFIN20030625_165539_000000462017_00327_06894_6310.N1	25-JUN-2003 16:55:39	Twi_and_stray	45.500	38	20Eps Sgr	1.8360	11000.	91	6894	No
258	GOM_NL__2PRFIN20030625_165703_000000502017_00327_06894_6311.N1	25-JUN-2003 16:57:03	Bright	50.000	116	19Del Sgr	2.7000	4100.0	100	6894	No
259	GOM_NL__2PRFIN20030625_165912_000000492017_00327_06894_6312.N1	25-JUN-2003 16:59:12	Bright	49.000	155	41Pi Sgr	2.9000	6600.0	98	6894	No
260	GOM_NL__2PRFIN20030625_170159_000000392017_00327_06894_6313.N1	25-JUN-2003 17:01:59	Bright	38.500	86	35Eta Oph	2.4300	10200.	77	6894	No
261	GOM_NL__2PRFIN20030625_170754_000000402017_00327_06894_6314.N1	25-JUN-2003 17:07:54	Bright	39.500	126	60Bet Oph	2.7700	4250.0	79	6894	No
262	GOM_NL__2PRFIN20030625_171017_000000402017_00327_06894_6315.N1	25-JUN-2003 17:10:17	Bright	39.500	59	55Alp Oph	2.0800	8900.0	79	6894	No
263	GOM_NL__2PRFIN20030625_171254_000000542017_00327_06894_6316.N1	25-JUN-2003 17:12:54	Bright	54.000	168	17Zet Aql	2.9860	11000.	108	6894	No
264	GOM_NL__2PRFIN20030625_171535_000000372017_00327_06894_6317.N1	25-JUN-2003 17:15:35	Bright	37.000	133	40Zet Her	2.8070	6000.0	74	6894	No
265	GOM_NL__2PRFIN20030625_171945_000000532017_00327_06894_6318.N1	25-JUN-2003 17:19:45	Bright	52.500	5	3Alp Lyr	0.033000	11000.	105	6894	No
266	GOM_NL__2PRFIN20030625_172154_000000392017_00327_06894_6319.N1	25-JUN-2003 17:21:54	Bright	39.000	130	23Bet Dra	2.7990	5800.0	78	6894	No
267	GOM_NL__2PRFIN20030625_172400_000000382017_00327_06894_6320.N1	25-JUN-2003 17:24:00	Bright	37.500	119	14Eta Dra	2.7270	4700.0	75	6894	No
268	GOM_NL__2PRFIN20030625_172655_000000702017_00327_06894_6321.N1	25-JUN-2003 17:26:55	Bright	69.500	66	37Gam Cyg	2.2080	5900.0	139	6894	No
269	GOM_NL__2PRFIN20030625_172903_000000662017_00327_06894_6322.N1	25-JUN-2003 17:29:03	Bright	66.000	19	50Alp Cyg	1.2460	10500.	132	6894	No
270	GOM_NL__2PRFIN20030625_173215_000000372017_00327_06894_6323.N1	25-JUN-2003 17:32:15	Bright	36.500	49	1Alp UMi	1.9900	6300.0	73	6894	No
271	GOM_NL__2PRFIN20030625_173834_000000682017_00327_06894_6324.N1	25-JUN-2003 17:38:34	Bright	68.000	74	11Bet Cas	2.2680	6600.0	136	6894	No
272	GOM_NL__2PRFIN20030625_174009_000000482017_00327_06894_6325.N1	25-JUN-2003 17:40:09	Bright	48.000	68	18Alp Cas	2.2250	4500.0	96	6894	No
273	GOM_NL__2PRFIN20030625_174234_000000352017_00327_06894_6326.N1	25-JUN-2003 17:42:34	Bright	35.000	160	23Gam Per	2.9300	4700.0	70	6894	No
274	GOM_NL__2PRFIN20030625_174559_000000492017_00327_06894_6327.N1	25-JUN-2003 17:45:59	Bright	48.500	73	57Gam1And	2.2600	13100.	97	6894	No
275	GOM_NL__2PRFIN20030625_174827_000000732017_00327_06894_6328.N1	25-JUN-2003 17:48:27	Twi_and_stray	73.000	53	43Bet And	2.0480	3300.0	146	6894	No
276	GOM_NL__2PRFIN20030625_175223_000000572017_00327_06894_6329.N1	25-JUN-2003 17:52:23	Dark	57.000	50	13Alp Ari	2.0070	4250.0	114	6894	No
277	GOM_NL__2PRFIN20030625_175715_000000542017_00327_06894_6330.N1	25-JUN-2003 17:57:15	Dark	54.000	94	92Alp Cet	2.5260	3100.0	108	6894	No
278	GOM_NL__2PRFIN20030625_181019_000000752017_00327_06894_6331.N1	25-JUN-2003 18:10:19	Dark	74.500	52	16Bet Cet	2.0370	4500.0	149	6894	No

279	GOM_NL__2PRFIN20030625_181542_000000492017_00328_06895_6307.N1	25-JUN-2003 18:15:42	Dark	49.000	84	Alp Phe	2.3970	4500.0	98	6895	No
280	GOM_NL__2PRFIN20030625_182211_000000542017_00328_06895_6308.N1	25-JUN-2003 18:22:11	Straylight	53.500	63	Bet Gru	2.1500	2800.0	107	6895	No
281	GOM_NL__2PRFIN20030625_182412_000000512017_00328_06895_6309.N1	25-JUN-2003 18:24:12	Straylight	50.500	31	Alp Gru	1.7340	15200.	101	6895	No
282	GOM_NL__2PRFIN20030625_182708_000000432017_00328_06895_6310.N1	25-JUN-2003 18:27:08	Straylight	42.500	45	Alp Pav	1.9400	26000.	85	6895	No
283	GOM_NL__2PRFIN20030625_183616_000000462017_00328_06895_6311.N1	25-JUN-2003 18:36:16	Tw_i_and_stray	46.000	38	20Eps Sgr	1.8360	11000.	92	6895	No
284	GOM_NL__2PRFIN20030625_183740_000000542017_00328_06895_6312.N1	25-JUN-2003 18:37:40	Bright	54.000	116	19Del Sgr	2.7000	4100.0	108	6895	No
285	GOM_NL__2PRFIN20030625_183948_000000492017_00328_06895_6313.N1	25-JUN-2003 18:39:48	Bright	48.500	155	41Pi Sgr	2.9000	6600.0	97	6895	No
286	GOM_NL__2PRFIN20030625_184236_000000382017_00328_06895_6314.N1	25-JUN-2003 18:42:36	Bright	37.500	86	35Eta Oph	2.4300	10200.	75	6895	No
287	GOM_NL__2PRFIN20030625_184830_000000392017_00328_06895_6315.N1	25-JUN-2003 18:48:30	Bright	39.000	126	60Bet Oph	2.7700	4250.0	78	6895	No
288	GOM_NL__2PRFIN20030625_185053_000000402017_00328_06895_6316.N1	25-JUN-2003 18:50:53	Bright	39.500	59	55Alp Oph	2.0800	8900.0	79	6895	No
289	GOM_NL__2PRFIN20030625_185329_000000562017_00328_06895_6317.N1	25-JUN-2003 18:53:29	Bright	55.500	168	17Zet Aql	2.9860	11000.	111	6895	No
290	GOM_NL__2PRFIN20030625_185610_000000362017_00328_06895_6318.N1	25-JUN-2003 18:56:10	Bright	35.500	133	40Zet Her	2.8070	6000.0	71	6895	No
291	GOM_NL__2PRFIN20030625_190021_000000512017_00328_06895_6319.N1	25-JUN-2003 19:00:21	Bright	51.000	5	3Alp Lyr	0.033000	11000.	102	6895	No
292	GOM_NL__2PRFIN20030625_190229_000000412017_00328_06895_6320.N1	25-JUN-2003 19:02:29	Bright	41.000	130	23Bet Dra	2.7990	5800.0	82	6895	No
293	GOM_NL__2PRFIN20030625_190436_000000392017_00328_06895_6321.N1	25-JUN-2003 19:04:36	Bright	39.000	119	14Eta Dra	2.7270	4700.0	78	6895	No
294	GOM_NL__2PRFIN20030625_190727_000000732017_00328_06895_6322.N1	25-JUN-2003 19:07:27	Bright	72.500	66	37Gam Cyg	2.2080	5900.0	145	6895	No
295	GOM_NL__2PRFIN20030625_190935_000000712017_00328_06895_6323.N1	25-JUN-2003 19:09:35	Bright	70.500	19	50Alp Cyg	1.2460	10500.	141	6895	No
296	GOM_NL__2PRFIN20030625_191250_000000382017_00328_06895_6324.N1	25-JUN-2003 19:12:50	Bright	37.500	49	1Alp UMi	1.9900	6300.0	75	6895	No
297	GOM_NL__2PRFIN20030625_191909_000000492017_00328_06895_6325.N1	25-JUN-2003 19:19:09	Bright	48.500	74	11Bet Cas	2.2680	6600.0	97	6895	No
298	GOM_NL__2PRFIN20030625_192044_000000482017_00328_06895_6326.N1	25-JUN-2003 19:20:44	Bright	47.500	68	18Alp Cas	2.2250	4500.0	95	6895	No
299	GOM_NL__2PRFIN20030625_192310_000000352017_00328_06895_6327.N1	25-JUN-2003 19:23:10	Bright	34.500	160	23Gam Per	2.9300	4700.0	69	6895	No
300	GOM_NL__2PRFIN20030625_192634_000000562017_00328_06895_6328.N1	25-JUN-2003 19:26:34	Bright	56.000	73	57Gam1And	2.2600	13100.	112	6895	No
301	GOM_NL__2PRFIN20030625_192902_000000612017_00328_06895_6329.N1	25-JUN-2003 19:29:02	Tw_i_and_stray	60.500	53	43Bet And	2.0480	3300.0	121	6895	No
302	GOM_NL__2PRFIN20030625_193259_000000552017_00328_06895_6330.N1	25-JUN-2003 19:32:59	Dark	55.000	50	13Alp Ari	2.0070	4250.0	110	6895	No
303	GOM_NL__2PRFIN20030625_193751_000000472017_00328_06895_6331.N1	25-JUN-2003 19:37:51	Dark	46.500	94	92Alp Cet	2.5260	3100.0	93	6895	No
304	GOM_NL__2PRFIN20030625_195056_000000732017_00328_06895_6332.N1	25-JUN-2003 19:50:56	Dark	73.000	52	16Bet Cet	2.0370	4500.0	146	6895	No
305	GOM_NL__2PRFIN20030625_195619_000000482017_00329_06896_6307.N1	25-JUN-2003 19:56:19	Dark	48.000	84	Alp Phe	2.3970	4500.0	96	6896	No
306	GOM_NL__2PRFIN20030625_200248_000000542017_00329_06896_6308.N1	25-JUN-2003 20:02:48	Straylight	54.000	63	Bet Gru	2.1500	2800.0	108	6896	No
307	GOM_NL__2PRFIN20030625_200449_000000512017_00329_06896_6309.N1	25-JUN-2003 20:04:49	Straylight	50.500	31	Alp Gru	1.7340	15200.	101	6896	No
308	GOM_NL__2PRFIN20030625_200745_000000412017_00329_06896_6310.N1	25-JUN-2003 20:07:45	Straylight	40.500	45	Alp Pav	1.9400	26000.	81	6896	No
309	GOM_NL__2PRFIN20030625_201652_000000452017_00329_06896_6311.N1	25-JUN-2003 20:16:52	Tw_i_and_stray	44.500	38	20Eps Sgr	1.8360	11000.	89	6896	No
310	GOM_NL__2PRFIN20030625_201816_000000572017_00329_06896_6312.N1	25-JUN-2003 20:18:16	Bright	57.000	116	19Del Sgr	2.7000	4100.0	114	6896	No
311	GOM_NL__2PRFIN20030625_202024_000000492017_00329_06896_6313.N1	25-JUN-2003 20:20:24	Bright	49.000	155	41Pi Sgr	2.9000	6600.0	98	6896	No
312	GOM_NL__2PRFIN20030625_202312_000000372017_00329_06896_6314.N1	25-JUN-2003 20:23:12	Bright	37.000	86	35Eta Oph	2.4300	10200.	74	6896	No
313	GOM_NL__2PRFIN20030625_202906_000000392017_00329_06896_6315.N1	25-JUN-2003 20:29:06	Bright	39.000	126	60Bet Oph	2.7700	4250.0	78	6896	No
314	GOM_NL__2PRFIN20030625_203129_000000412017_00329_06896_6316.N1	25-JUN-2003 20:31:29	Bright	40.500	59	55Alp Oph	2.0800	8900.0	81	6896	No
315	GOM_NL__2PRFIN20030625_203404_000000562017_00329_06896_6317.N1	25-JUN-2003 20:34:04	Bright	55.500	168	17Zet Aql	2.9860	11000.	111	6896	No
316	GOM_NL__2PRFIN20030625_203647_000000372017_00329_06896_6318.N1	25-JUN-2003 20:36:47	Bright	37.000	133	40Zet Her	2.8070	6000.0	74	6896	No
317	GOM_NL__2PRFIN20030625_204056_000000502017_00329_06896_6319.N1	25-JUN-2003 20:40:56	Bright	50.000	5	3Alp Lyr	0.033000	11000.	100	6896	No
318	GOM_NL__2PRFIN20030625_204305_000000402017_00329_06896_6320.N1	25-JUN-2003 20:43:05	Bright	39.500	130	23Bet Dra	2.7990	5800.0	79	6896	No
319	GOM_NL__2PRFIN20030625_204512_000000382017_00329_06896_6321.N1	25-JUN-2003 20:45:12	Bright	37.500	119	14Eta Dra	2.7270	4700.0	75	6896	No
320	GOM_NL__2PRFIN20030625_204803_000000712017_00329_06896_6322.N1	25-JUN-2003 20:48:03	Bright	70.500	66	37Gam Cyg	2.2080	5900.0	141	6896	No
321	GOM_NL__2PRFIN20030625_205012_000000652017_00329_06896_6323.N1	25-JUN-2003 20:50:12	Bright	65.000	19	50Alp Cyg	1.2460	10500.	130	6896	No
322	GOM_NL__2PRFIN20030625_205326_000000372017_00329_06896_6324.N1	25-JUN-2003 20:53:26	Bright	37.000	49	1Alp UMi	1.9900	6300.0	74	6896	No
323	GOM_NL__2PRFIN20030625_205945_000000462017_00329_06896_6325.N1	25-JUN-2003 20:59:45	Bright	45.500	74	11Bet Cas	2.2680	6600.0	91	6896	No
324	GOM_NL__2PRFIN20030625_210120_000000462017_00329_06896_6326.N1	25-JUN-2003 21:01:20	Bright	45.500	68	18Alp Cas	2.2250	4500.0	91	6896	No
325	GOM_NL__2PRFIN20030625_210346_000000442017_00329_06896_6327.N1	25-JUN-2003 21:03:46	Bright	44.000	160	23Gam Per	2.9300	4700.0	88	6896	No
326	GOM_NL__2PRFIN20030625_210711_000000462017_00329_06896_6328.N1	25-JUN-2003 21:07:11	Bright	45.500	73	57Gam1And	2.2600	13100.	91	6896	No
327	GOM_NL__2PRFIN20030625_210938_000000662017_00329_06896_6329.N1	25-JUN-2003 21:09:38	Tw_i_and_stray	65.500	53	43Bet And	2.0480	3300.0	131	6896	No
328	GOM_NL__2PRFIN20030625_211336_000000552017_00329_06896_6330.N1	25-JUN-2003 21:13:36	Dark	54.500	50	13Alp Ari	2.0070	4250.0	109	6896	No
329	GOM_NL__2PRFIN20030625_211827_000000522017_00329_06896_6331.N1	25-JUN-2003 21:18:27	Dark	52.000	94	92Alp Cet	2.5260	3100.0	104	6896	No
330	GOM_NL__2PRFIN20030625_213133_000000722017_00329_06896_6332.N1	25-JUN-2003 21:31:33	Dark	71.500	52	16Bet Cet	2.0370	4500.0	143	6896	No
331	GOM_NL__2PRFIN20030625_213655_000000482017_00330_06897_6307.N1	25-JUN-2003 21:36:55	Dark	48.000	84	Alp Phe	2.3970	4500.0	96	6897	No
332	GOM_NL__2PRFIN20030625_214324_000000542017_00330_06897_6308.N1	25-JUN-2003 21:43:24	Straylight	54.000	63	Bet Gru	2.1500	2800.0	108	6897	No
333	GOM_NL__2PRFIN20030625_214526_000000502017_00330_06897_6309.N1	25-JUN-2003 21:45:26	Straylight	50.000	31	Alp Gru	1.7340	15200.	100	6897	No
334	GOM_NL__2PRFIN20030625_214821_000000412017_00330_06897_6310.N1	25-JUN-2003 21:48:21	Straylight	41.000	45	Alp Pav	1.9400	26000.	82	6897	No
335	GOM_NL__2PRFIN20030625_215728_000000452017_00330_06897_6311.N1	25-JUN-2003 21:57:28	Tw_i_and_stray	45.000	38	20Eps Sgr	1.8360	11000.	90	6897	No
336	GOM_NL__2PRFIN20030625_215852_000000452017_00330_06897_6312.N1	25-JUN-2003 21:58:52	Bright	45.000	116	19Del Sgr	2.7000	4100.0	90	6897	No
337	GOM_NL__2PRFIN20030625_220100_000000492017_00330_06897_6313.N1	25-JUN-2003 22:01:00	Bright	48.500	155	41Pi Sgr	2.9000	6600.0	97	6897	No

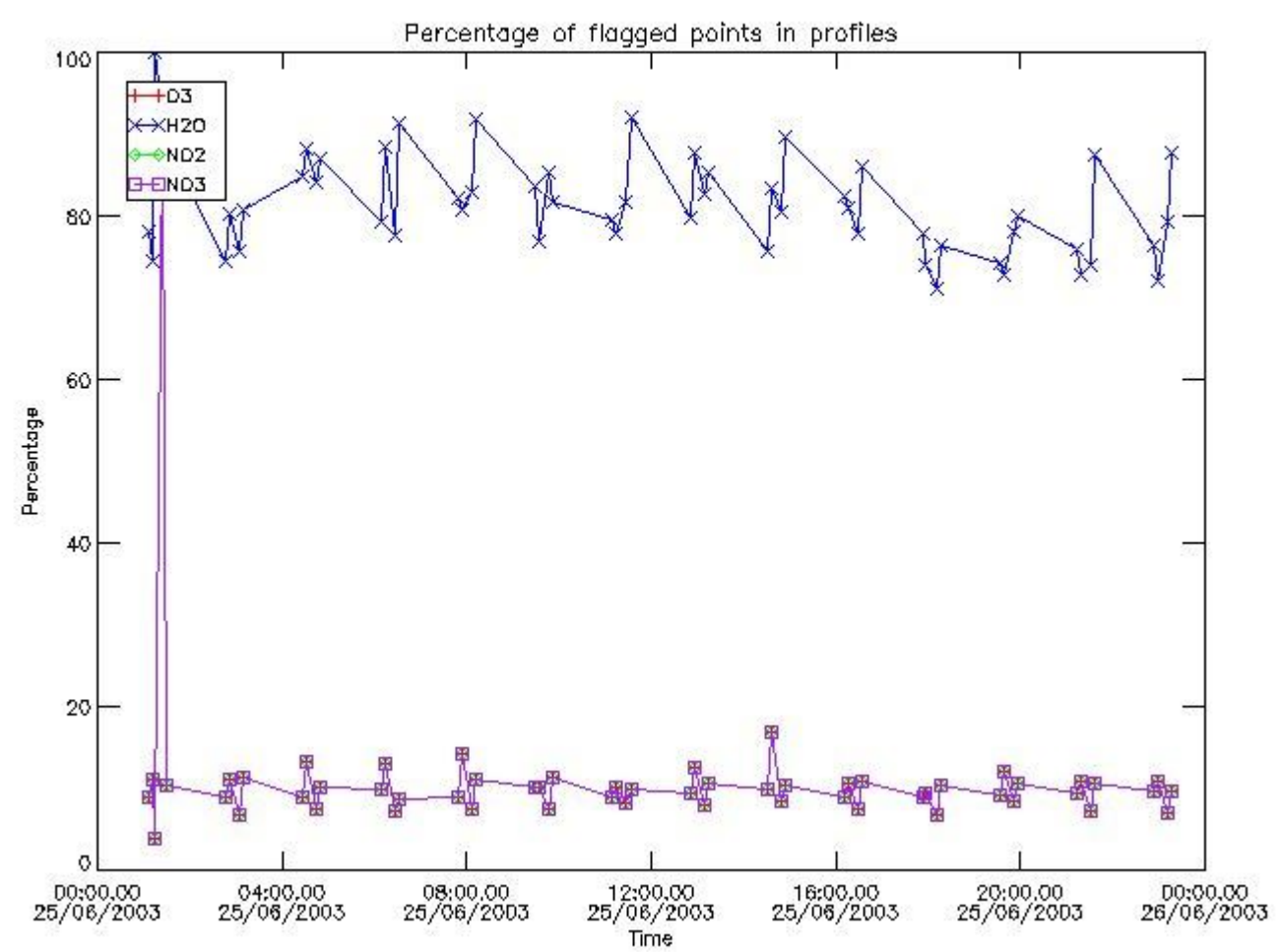
338	GOM_NL__2PRFIN20030625_220348_000000382017_00330_06897_6314.N1	25-JUN-2003 22:03:48	Bright	37.500	86	35Eta Oph	2.4300	10200.	75	6897	No
339	GOM_NL__2PRFIN20030625_220942_000000402017_00330_06897_6315.N1	25-JUN-2003 22:09:42	Bright	39.500	126	60Bet Oph	2.7700	4250.0	79	6897	No
340	GOM_NL__2PRFIN20030625_221205_000000392017_00330_06897_6316.N1	25-JUN-2003 22:12:05	Bright	38.500	59	55Alp Oph	2.0800	8900.0	77	6897	No
341	GOM_NL__2PRFIN20030625_221440_000000532017_00330_06897_6317.N1	25-JUN-2003 22:14:40	Bright	53.000	168	17Zet Aql	2.9860	11000.	106	6897	No
342	GOM_NL__2PRFIN20030625_221722_000000392017_00330_06897_6318.N1	25-JUN-2003 22:17:22	Bright	39.000	133	40Zet Her	2.8070	6000.0	78	6897	No
343	GOM_NL__2PRFIN20030625_222131_000000502017_00330_06897_6319.N1	25-JUN-2003 22:21:31	Bright	50.000	5	3Alp Lyr	0.033000	11000.	100	6897	No
344	GOM_NL__2PRFIN20030625_222341_000000362017_00330_06897_6320.N1	25-JUN-2003 22:23:41	Bright	36.000	130	23Bet Dra	2.7990	5800.0	72	6897	No
345	GOM_NL__2PRFIN20030625_222548_000000382017_00330_06897_6321.N1	25-JUN-2003 22:25:48	Bright	37.500	119	14Eta Dra	2.7270	4700.0	75	6897	No
346	GOM_NL__2PRFIN20030625_222836_000000722017_00330_06897_6322.N1	25-JUN-2003 22:28:36	Bright	72.000	66	37Gam Cyg	2.2080	5900.0	144	6897	No
347	GOM_NL__2PRFIN20030625_223046_000000702017_00330_06897_6323.N1	25-JUN-2003 22:30:46	Bright	69.500	19	50Alp Cyg	1.2460	10500.	139	6897	No
348	GOM_NL__2PRFIN20030625_223402_000000362017_00330_06897_6324.N1	25-JUN-2003 22:34:02	Bright	36.000	49	1Alp UMi	1.9900	6300.0	72	6897	No
349	GOM_NL__2PRFIN20030625_224020_000000472017_00330_06897_6325.N1	25-JUN-2003 22:40:20	Bright	46.500	74	11Bet Cas	2.2680	6600.0	93	6897	No
350	GOM_NL__2PRFIN20030625_224155_000000492017_00330_06897_6326.N1	25-JUN-2003 22:41:55	Bright	48.500	68	18Alp Cas	2.2250	4500.0	97	6897	No
351	GOM_NL__2PRFIN20030625_224422_000000362017_00330_06897_6327.N1	25-JUN-2003 22:44:22	Bright	36.000	160	23Gam Per	2.9300	4700.0	72	6897	No
352	GOM_NL__2PRFIN20030625_224746_000000472017_00330_06897_6328.N1	25-JUN-2003 22:47:46	Bright	46.500	73	57Gam1And	2.2600	13100.	93	6897	No
353	GOM_NL__2PRFIN20030625_225014_000000652017_00330_06897_6329.N1	25-JUN-2003 22:50:14	Twi_and_stray	64.500	53	43Bet And	2.0480	3300.0	129	6897	No
354	GOM_NL__2PRFIN20030625_225412_000000542017_00330_06897_6330.N1	25-JUN-2003 22:54:12	Dark	53.500	50	13Alp Ari	2.0070	4250.0	107	6897	No
355	GOM_NL__2PRFIN20030625_225904_000000472017_00330_06897_6331.N1	25-JUN-2003 22:59:04	Dark	47.000	94	92Alp Cet	2.5260	3100.0	94	6897	No
356	GOM_NL__2PRFIN20030625_231211_000000732017_00330_06897_6332.N1	25-JUN-2003 23:12:11	Dark	72.500	52	16Bet Cet	2.0370	4500.0	145	6897	No
357	GOM_NL__2PRFIN20030625_231732_000000532017_00331_06898_6476.N1	25-JUN-2003 23:17:32	Dark	53.000	84	Alp Phe	2.3970	4500.0	106	6898	No
358	GOM_NL__2PRFIN20030625_232401_000000562017_00331_06898_6477.N1	25-JUN-2003 23:24:01	Straylight	55.500	63	Bet Gru	2.1500	2800.0	111	6898	No
359	GOM_NL__2PRFIN20030625_232602_000000522017_00331_06898_6478.N1	25-JUN-2003 23:26:02	Straylight	51.500	31	Alp Gru	1.7340	15200.	103	6898	No
360	GOM_NL__2PRFIN20030625_232857_000000452017_00331_06898_6479.N1	25-JUN-2003 23:28:57	Straylight	44.500	45	Alp Pav	1.9400	26000.	89	6898	No
361	GOM_NL__2PRFIN20030625_233804_000000462017_00331_06898_6480.N1	25-JUN-2003 23:38:04	Twi_and_stray	45.500	38	20Eps Sgr	1.8360	11000.	91	6898	No
362	GOM_NL__2PRFIN20030625_233928_000000472017_00331_06898_6481.N1	25-JUN-2003 23:39:28	Bright	46.500	116	19Del Sgr	2.7000	4100.0	93	6898	No
363	GOM_NL__2PRFIN20030625_234136_000000492017_00331_06898_6482.N1	25-JUN-2003 23:41:36	Bright	48.500	155	41Pi Sgr	2.9000	6600.0	97	6898	No
364	GOM_NL__2PRFIN20030625_234424_000000382017_00331_06898_6483.N1	25-JUN-2003 23:44:24	Bright	38.000	86	35Eta Oph	2.4300	10200.	76	6898	No
365	GOM_NL__2PRFIN20030625_235018_000000392017_00331_06898_6484.N1	25-JUN-2003 23:50:18	Bright	39.000	126	60Bet Oph	2.7700	4250.0	78	6898	No
366	GOM_NL__2PRFIN20030625_235241_000000402017_00331_06898_6485.N1	25-JUN-2003 23:52:41	Bright	39.500	59	55Alp Oph	2.0800	8900.0	79	6898	No
367	GOM_NL__2PRFIN20030625_235514_000000562017_00331_06898_6486.N1	25-JUN-2003 23:55:14	Bright	56.000	168	17Zet Aql	2.9860	11000.	112	6898	No
368	GOM_NL__2PRFIN20030625_235758_000000362017_00331_06898_6487.N1	25-JUN-2003 23:57:58	Bright	35.500	133	40Zet Her	2.8070	6000.0	71	6898	No

### 3. Quality information per product

In this section it is plotted some information contained in the Quality Summary data set of the level 2 products. Only products in dark limb conditions and without errors (error flag in the MPH set to "0") are used.

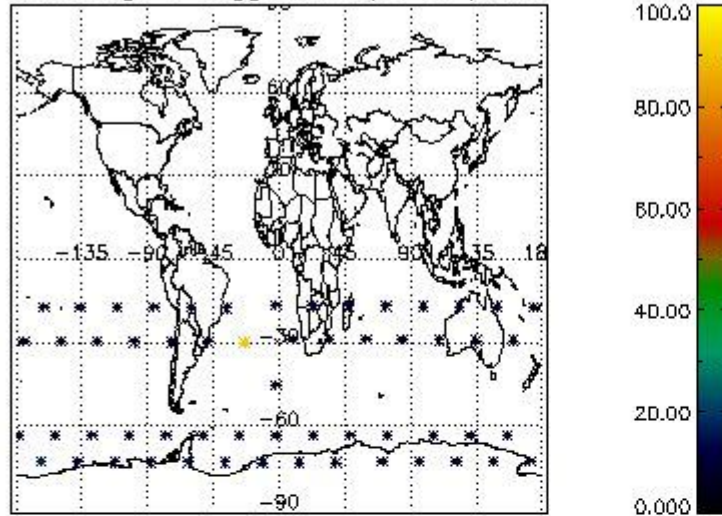
#### 3.1 Plot quality information per product (time dependant)



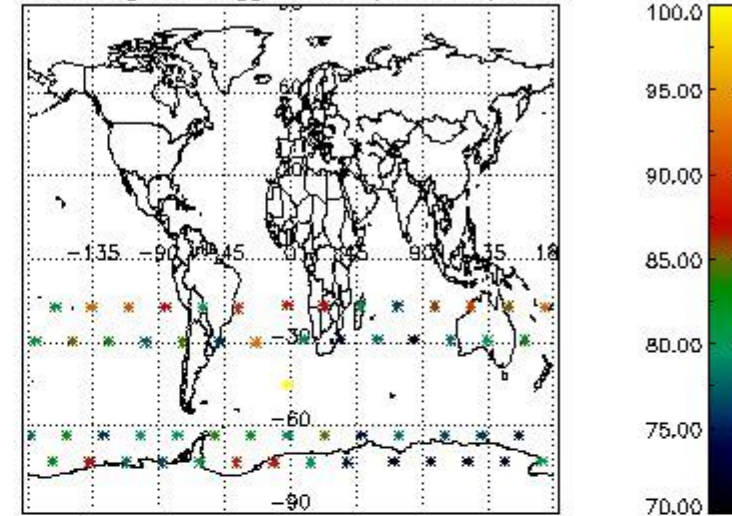


3.2 Plot quality information per product (world map)

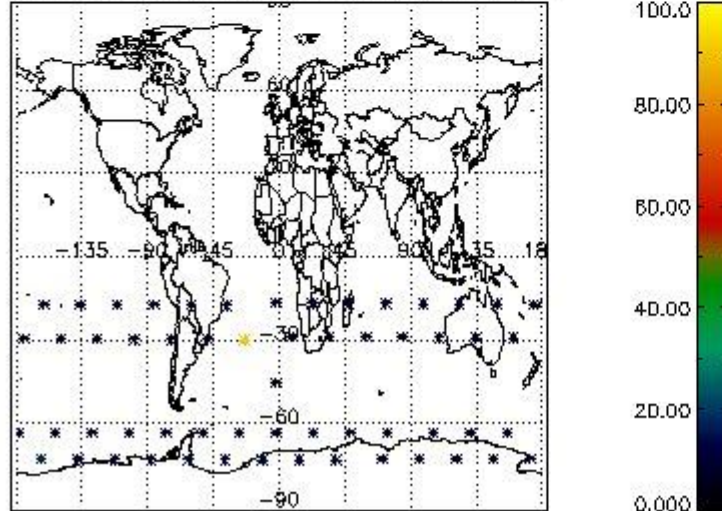
Percentage of flagged data per O3 profile



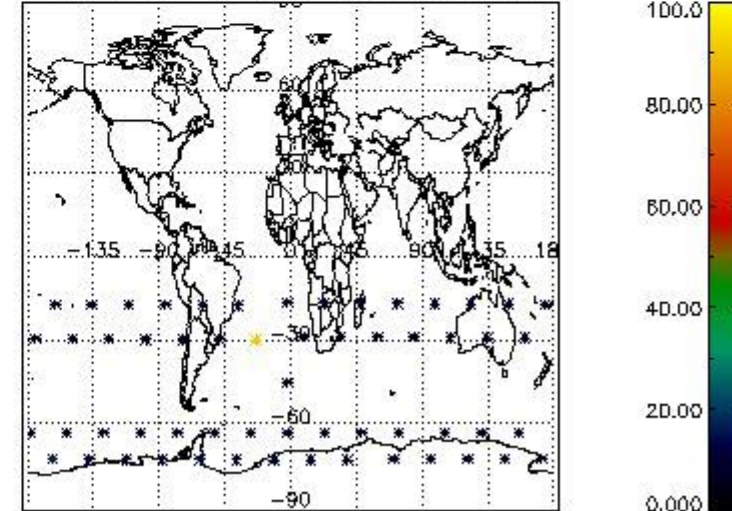
Percentage of flagged data per H2O profile



Percentage of flagged data per NO2 profile



Percentage of flagged data per NO3 profile

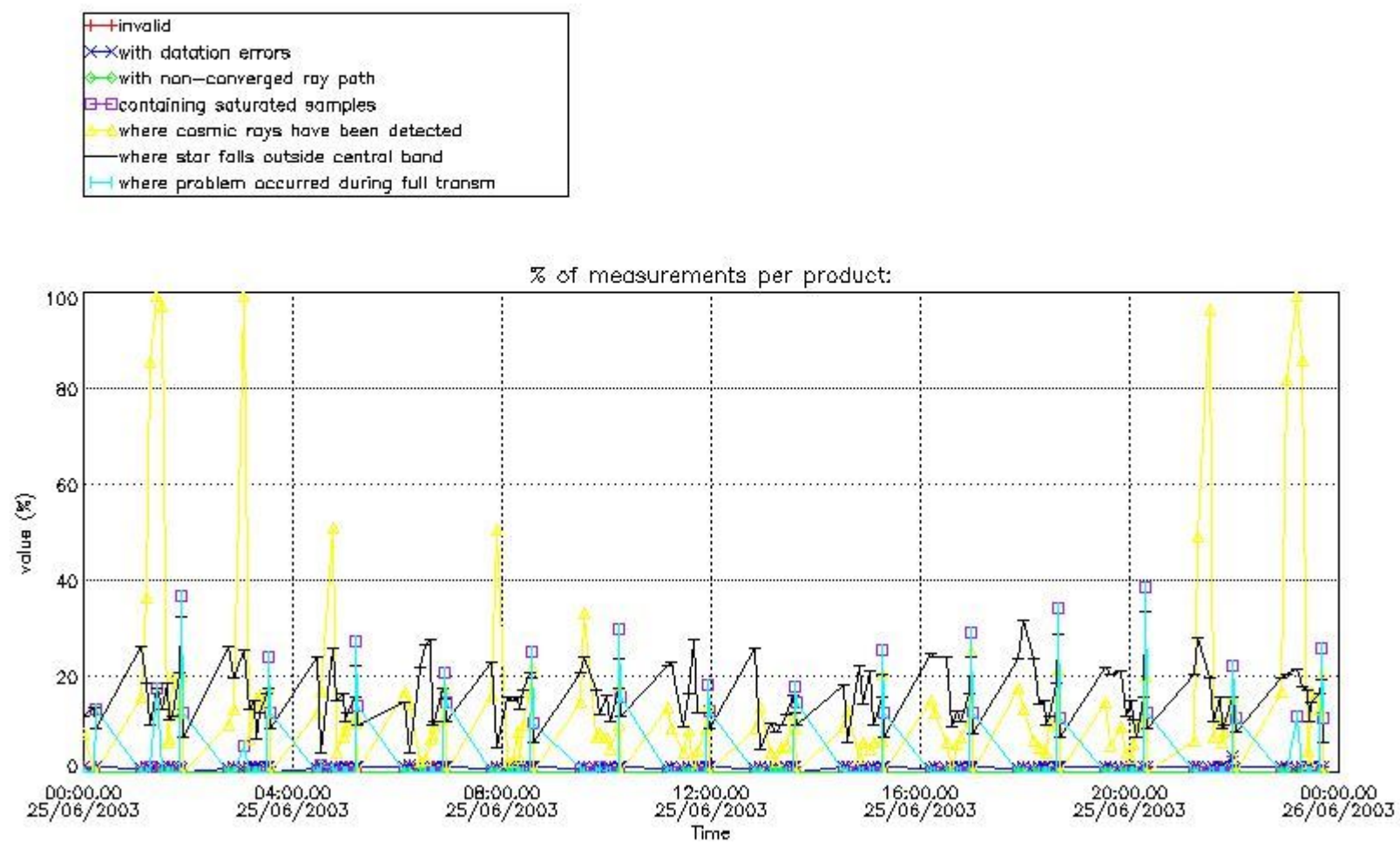


#### 4. Level 1 quality information per product

In this section it is plotted some information contained in the Quality Summary data set of the level 2 products that comes from the level 1b processing. Products without errors (error flag in the MPH set to "0") are used.

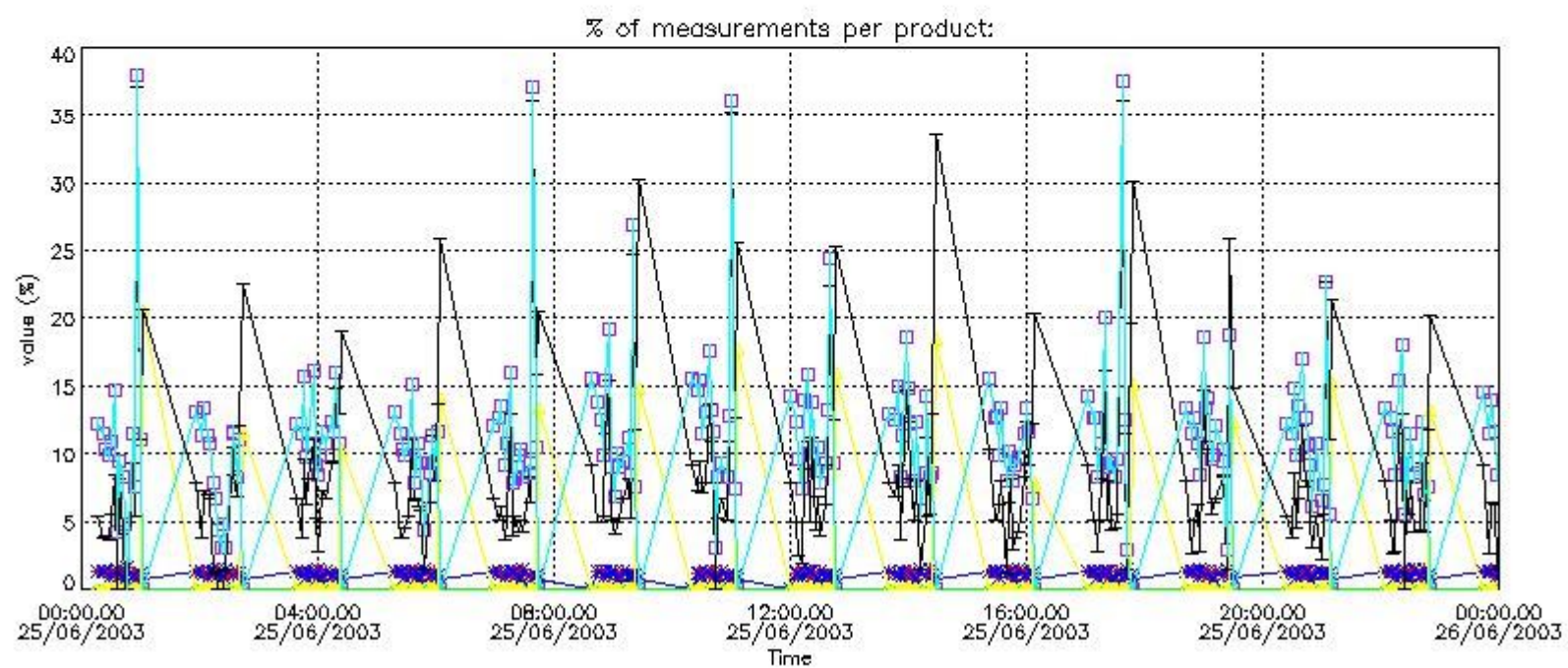
##### 4.1 Plot quality information per product (time dependant) coming from level 1b processing

###### 4.1.1 Plot level 1 quality information per product (time dependant): ENVISAT ASCENDING passes



4.1.2 Plot level 1 quality information per product (time dependant): ENVISAT DESCENDING passes

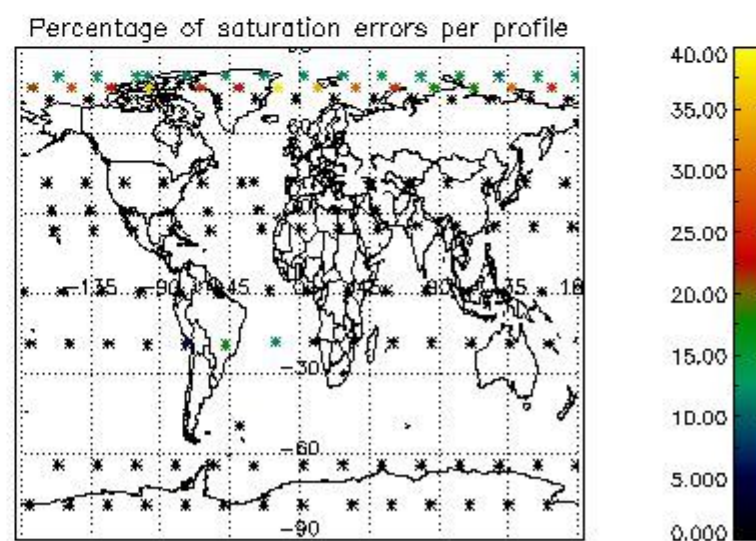
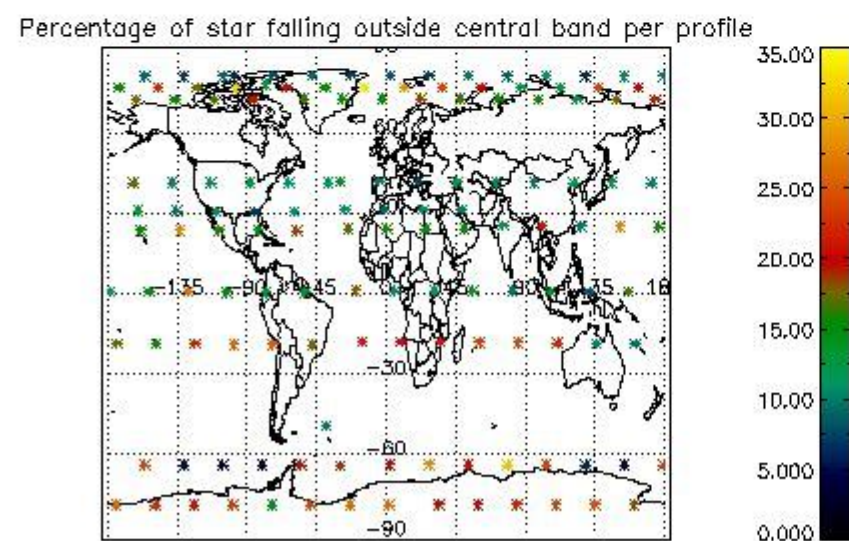
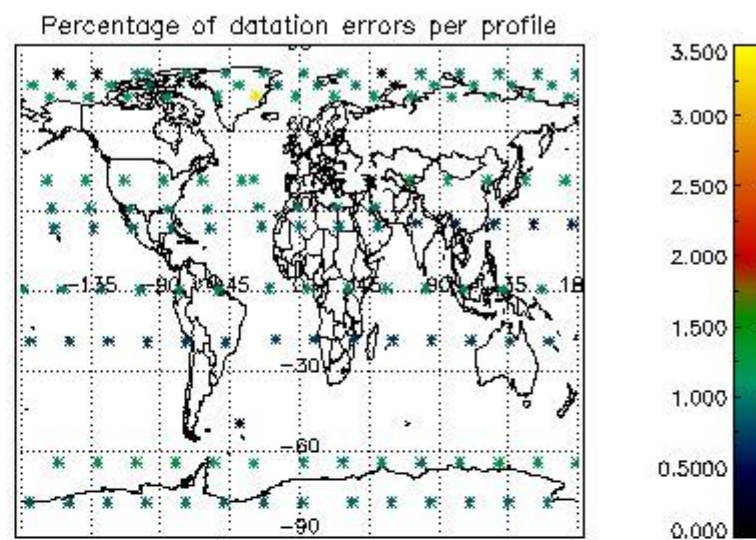
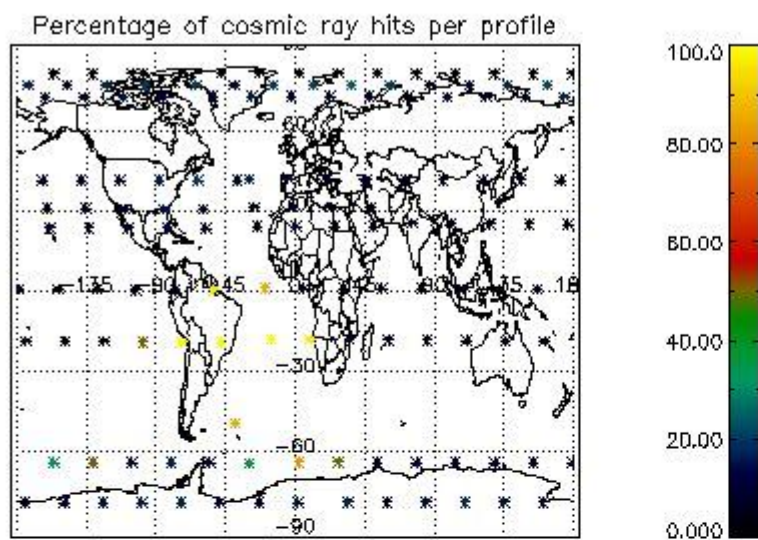




*4.2 Plot quality information per product coming from level 1b processing (world map)*

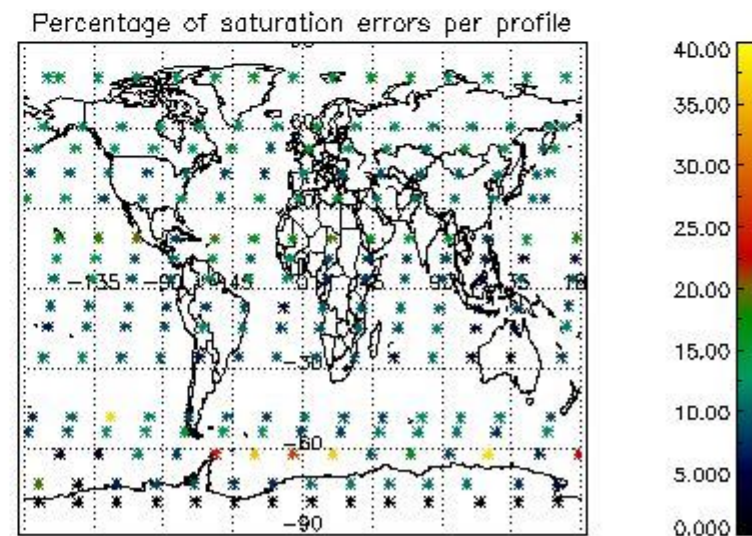
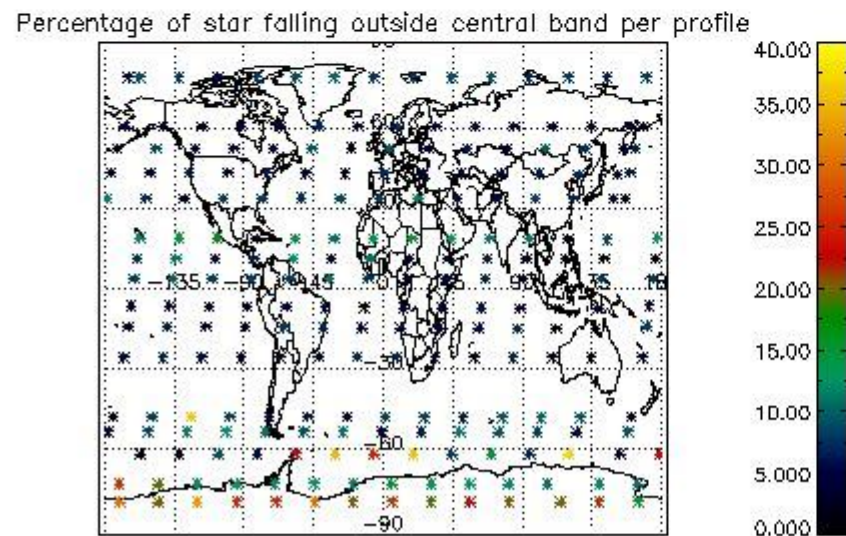
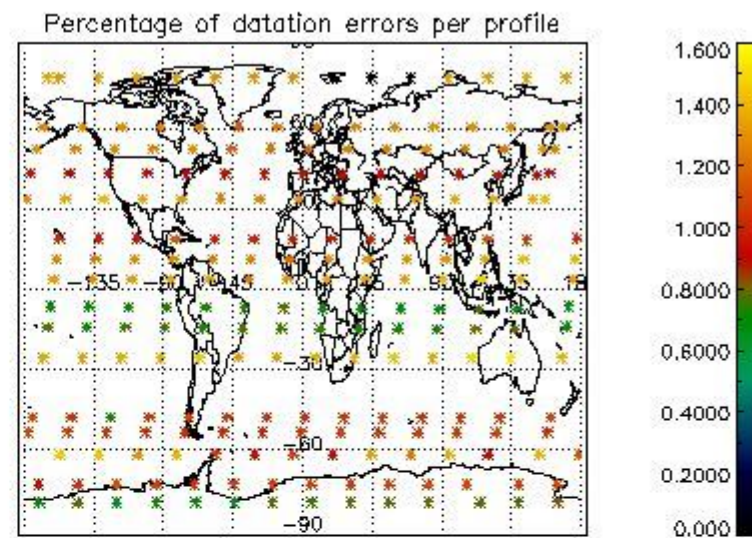
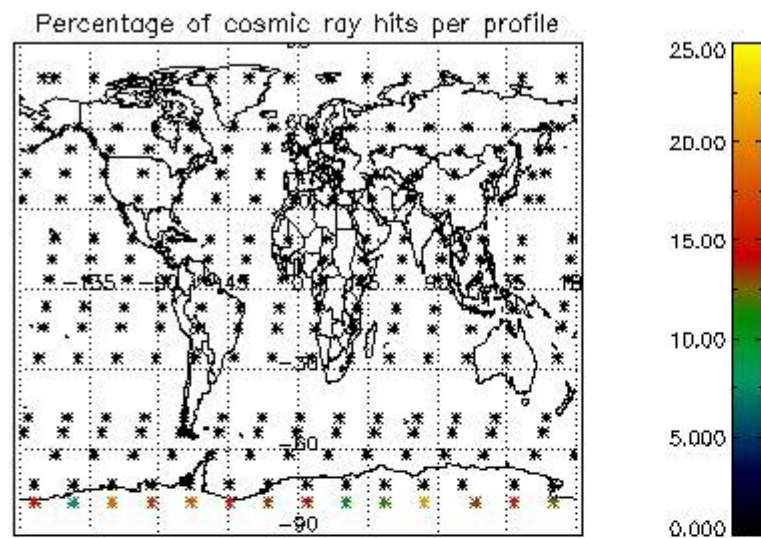
*4.2.1 Plot level 1 quality information per product (world map): ENVISAT ASCENDING passes*





4.2.2 Plot level 1 quality information per product (world map): ENVISAT DESCENDING passes





## 5. Trace gas profiles

### 5.1 Ozone statistics based on quality of products

The final quality of the products can be "measured" using the STD (Standard Deviation) attached to every point profile. This information is written to the parameter GOM\_NL\_\_2P/NL\_LOCAL\_SPECIES\_DENSITY/o3\_std of the level 2 products. The table below shows the statistics for given STD ranges.

The statistics are given with respect to the overall valid production:

- Products without fatal errors: GOM\_NL\_\_2P/MPH/PRODUCT\_ERR=0
- Valid point profile: GOM\_NL\_\_2P/NL\_LOCAL\_SPECIES\_DENSITY/pcd(0)=0

The 'Criteria' is applied to valid points of dark limb products:

- Products in dark limb illumination condition: GOM\_NL\_\_2P/NL\_SUMMARY\_QUALITY/obs\_ill\_cond=0
- Products without fatal errors: GOM\_NL\_\_2P/MPH/PRODUCT\_ERR=0
- Valid point profile: GOM\_NL\_\_2P/NL\_LOCAL\_SPECIES\_DENSITY/pcd(0)=0

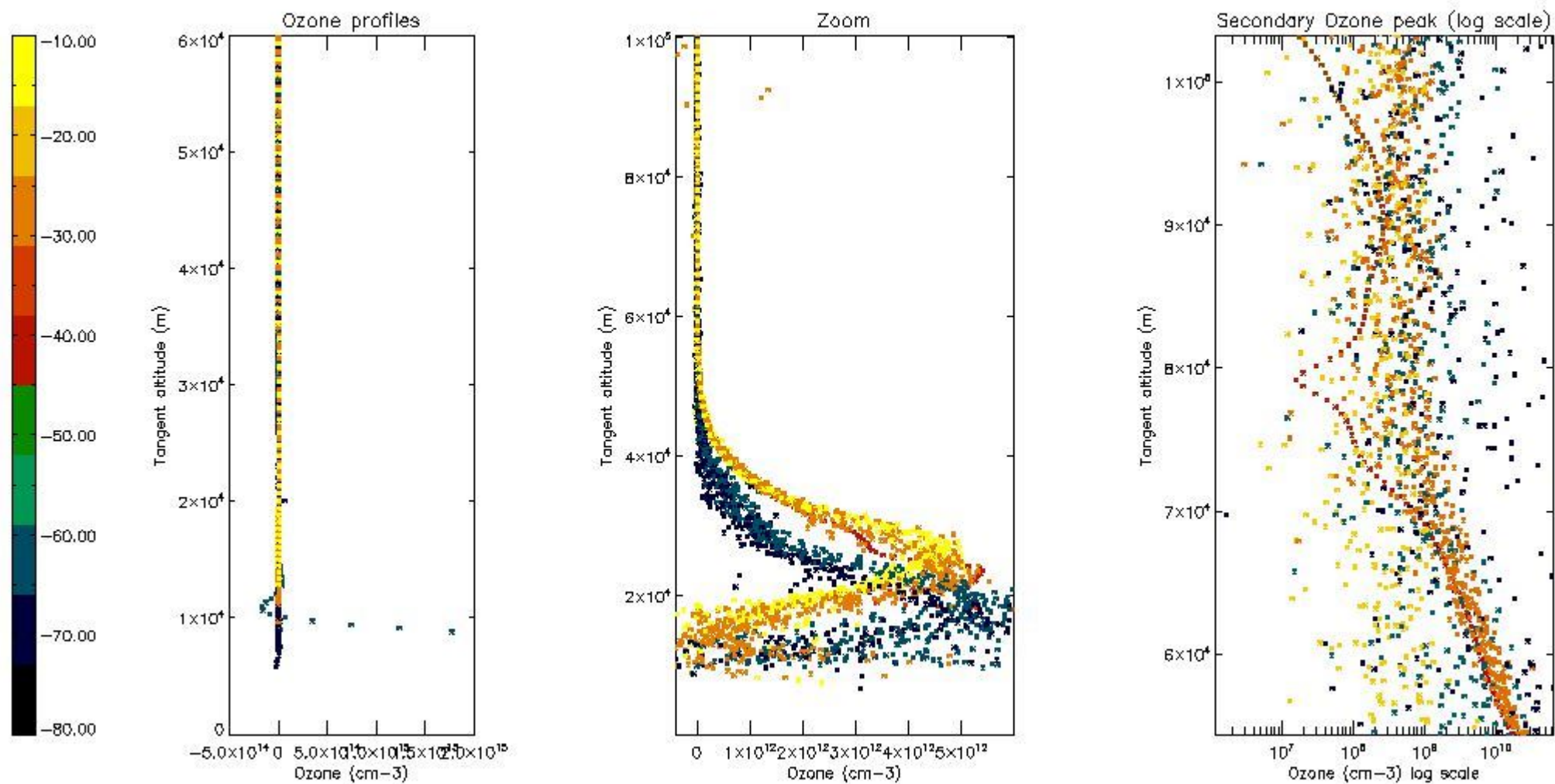
So, the table below shows the percentage of dark limb and valid observations for each criteria with respect to the overall valid daily observations.

Criteria	% of total production
All STD	18
STD < 20	6

STD < 10	4
STD < 5	2

5.2 Plot ozone profiles for all STD (dark without errors)

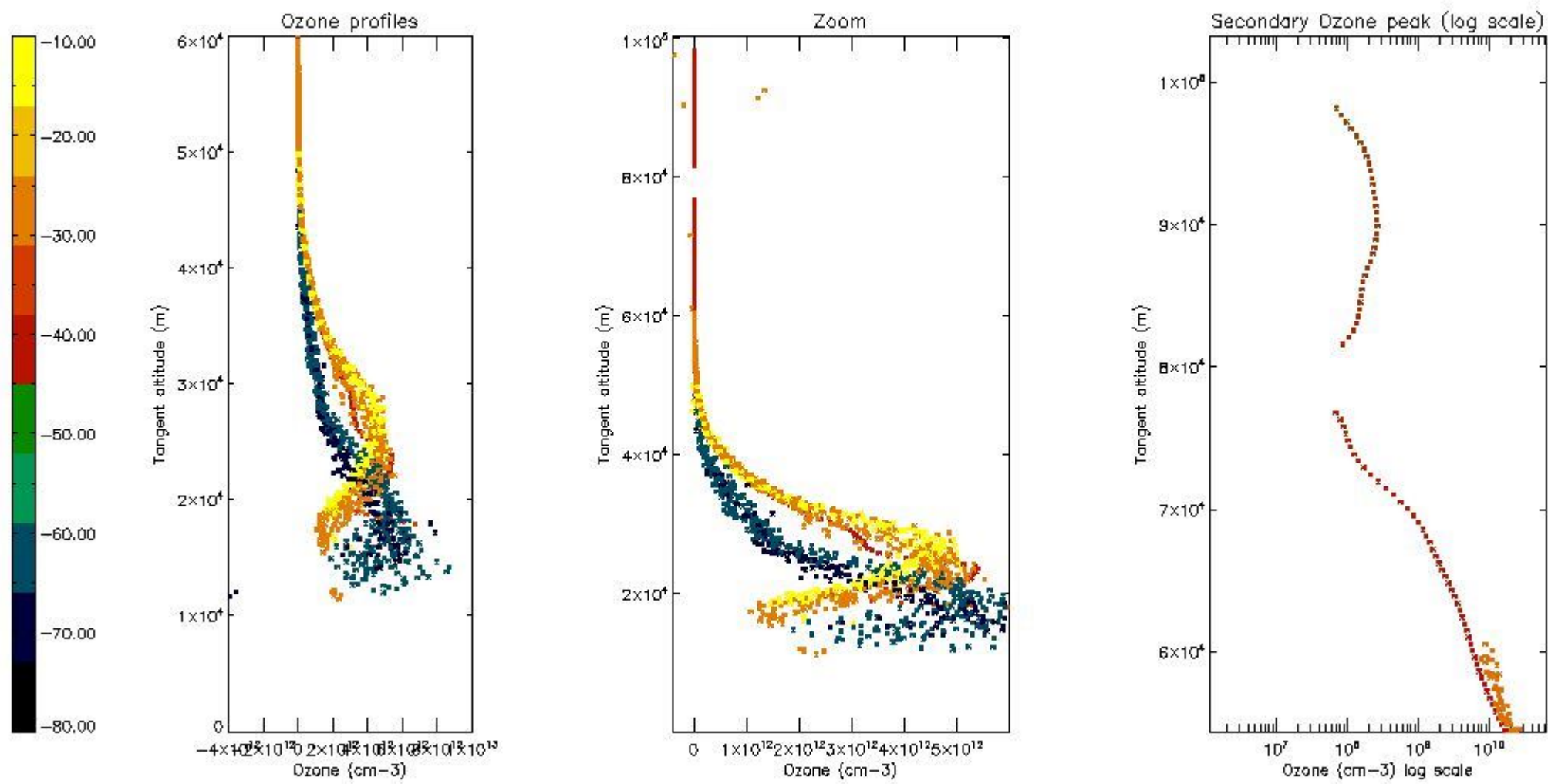
The colorbar represents the latitude.



5.3 Plot ozone profiles where STD < 20% (dark without errors)

The colorbar represents the latitude.

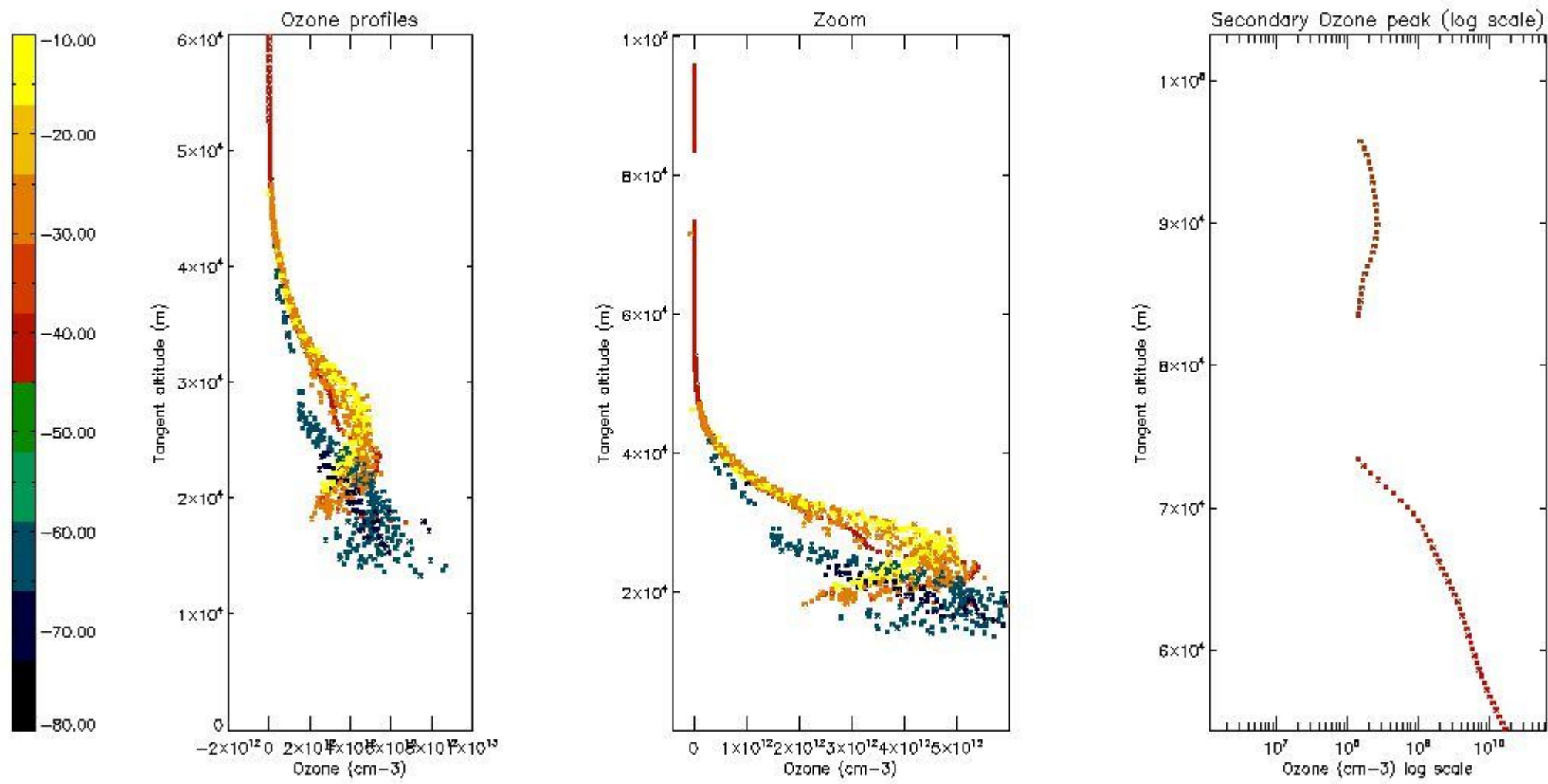




*5.4 Plot ozone profiles where STD < 10% (dark without errors)*

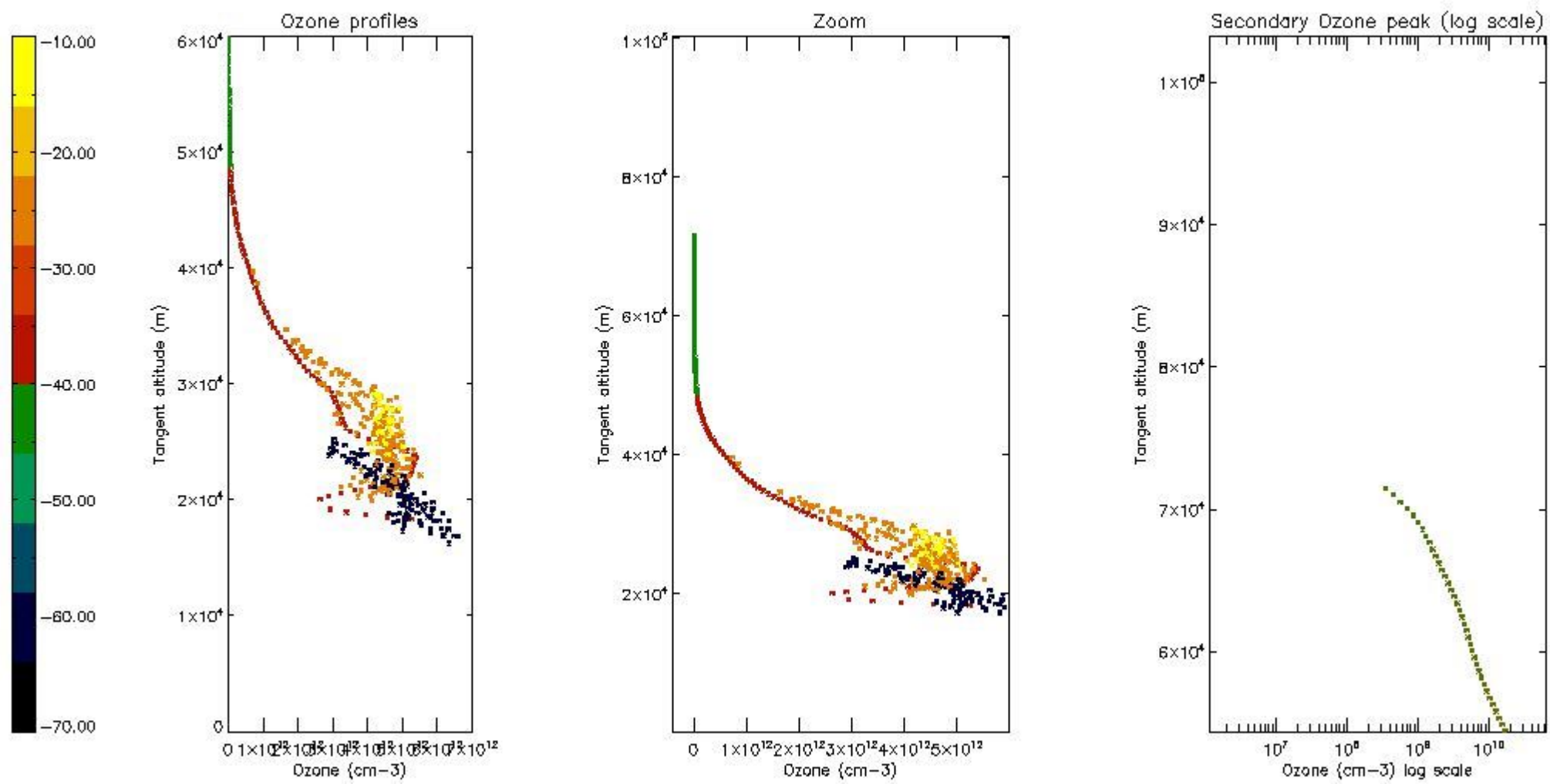
The colorbar represents the latitude.





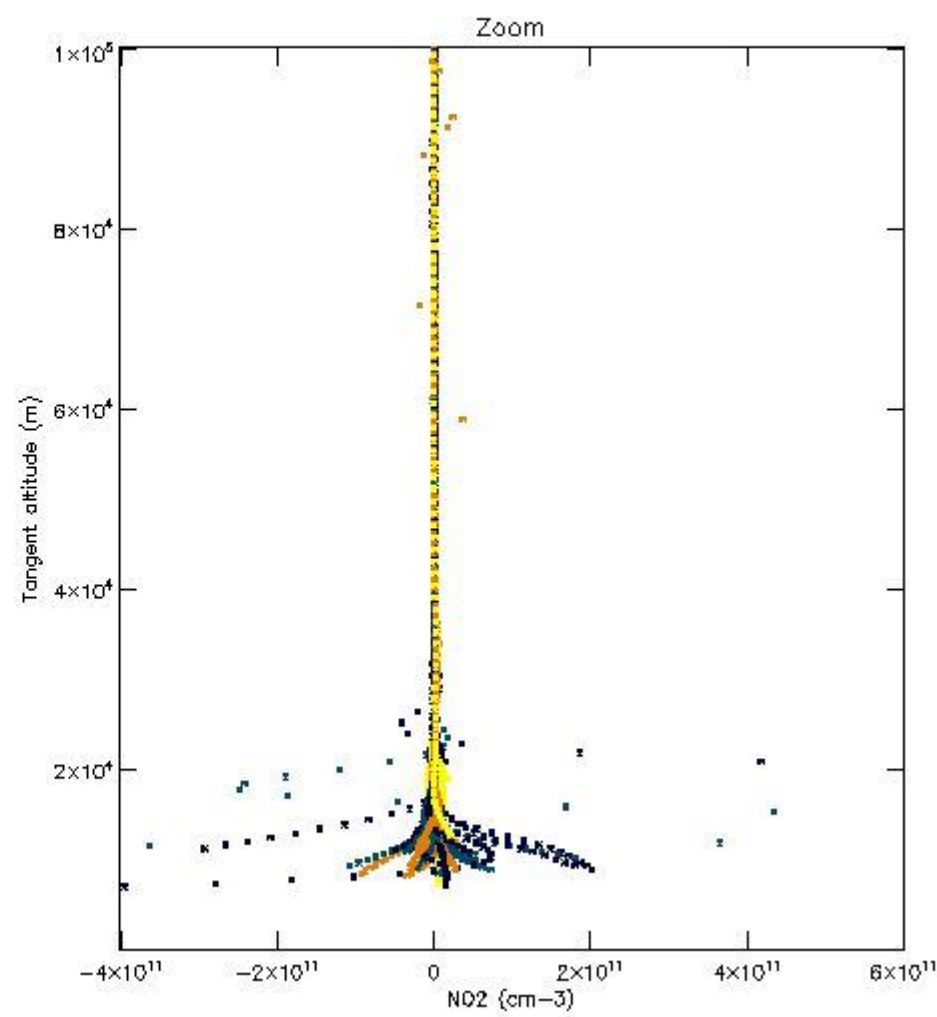
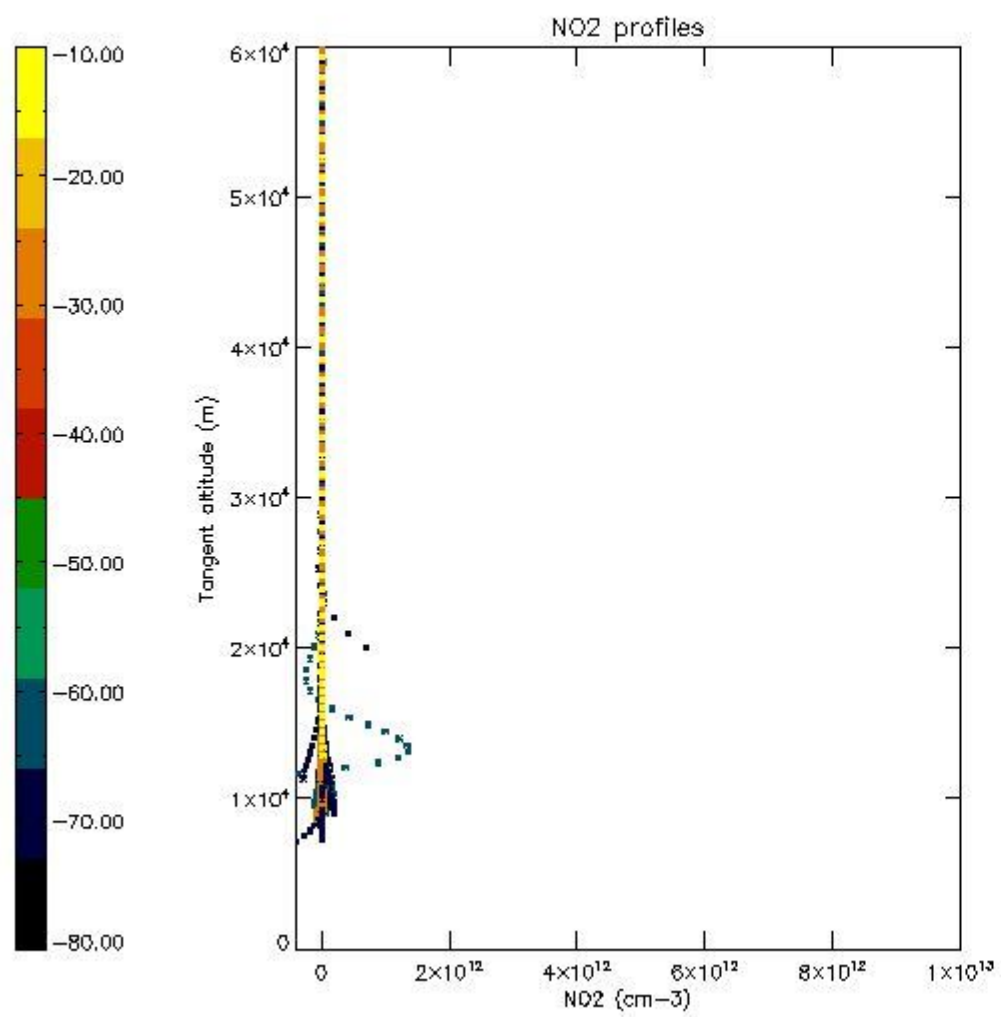
*5.5 Plot ozone profiles where  $STD < 5\%$  (dark without errors)*

The colorbar represents the latitude.



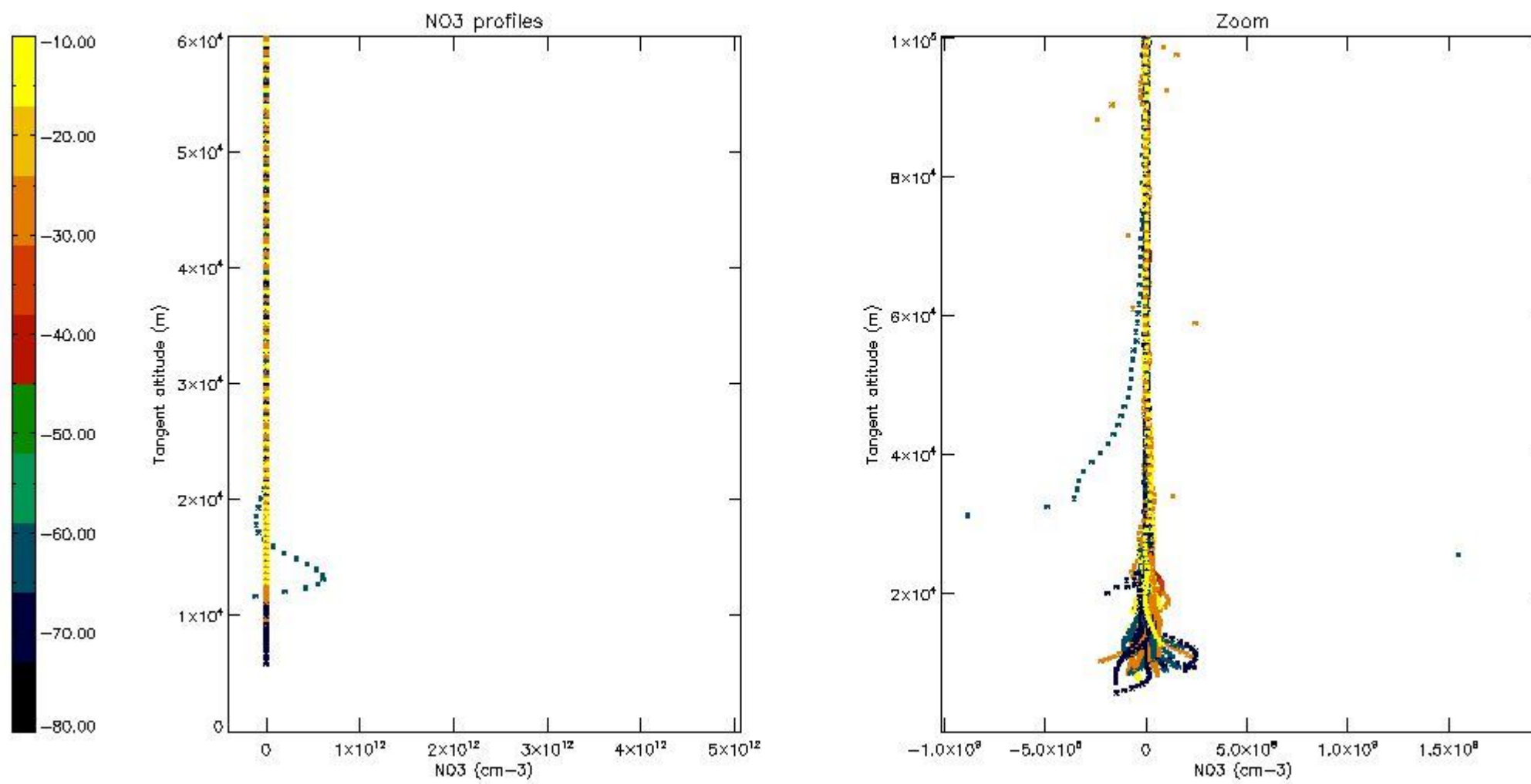
*5.6 Plot NO<sub>2</sub> profiles for all STD (dark without errors)*

The colorbar represents the latitude.



*5.7 Plot NO3 profiles for all STD (dark without errors)*

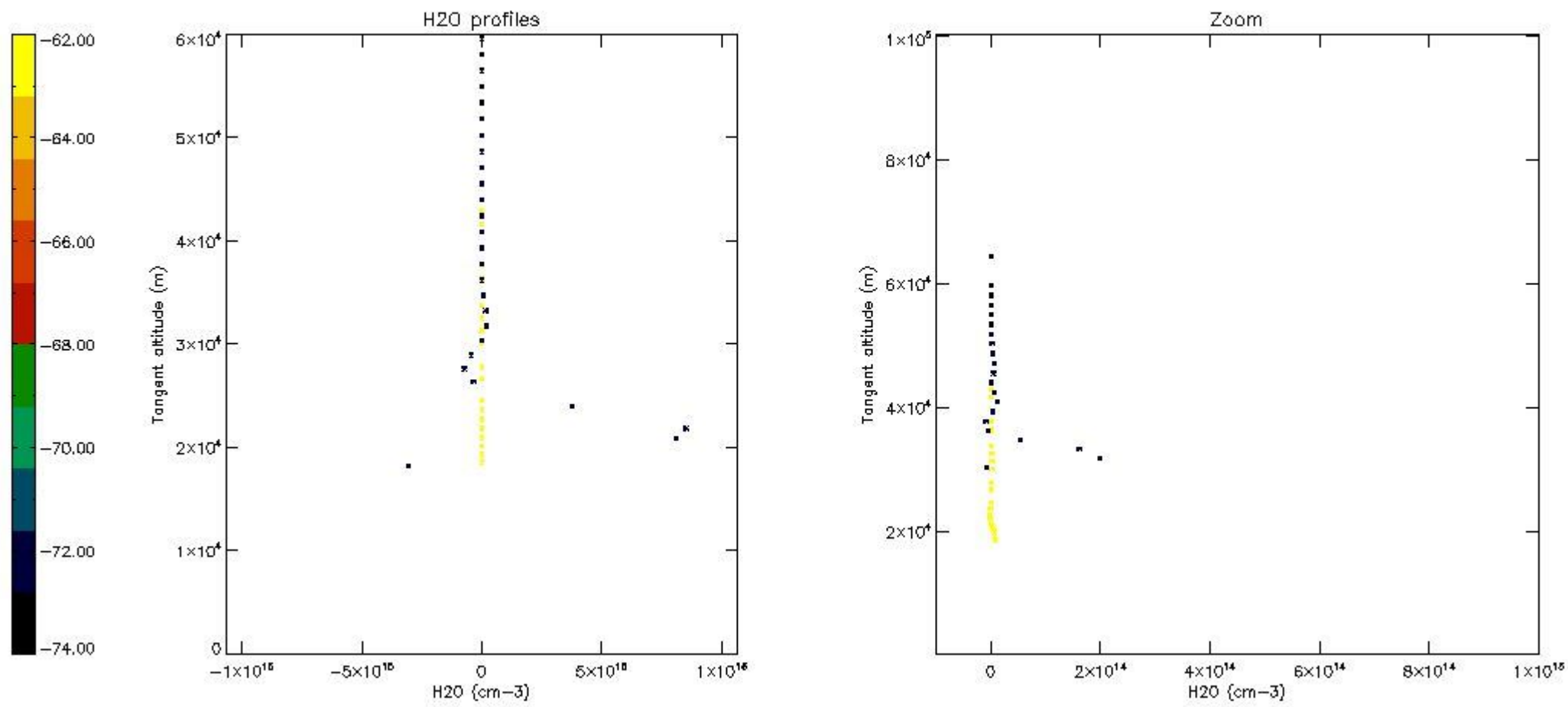
The colorbar represents the latitude.



5.8 Plot H2O profiles for all STD (only for occultations of stars 1,2,3,4,13,14,16,26,63 dark without errors)

The colorbar represents the latitude.

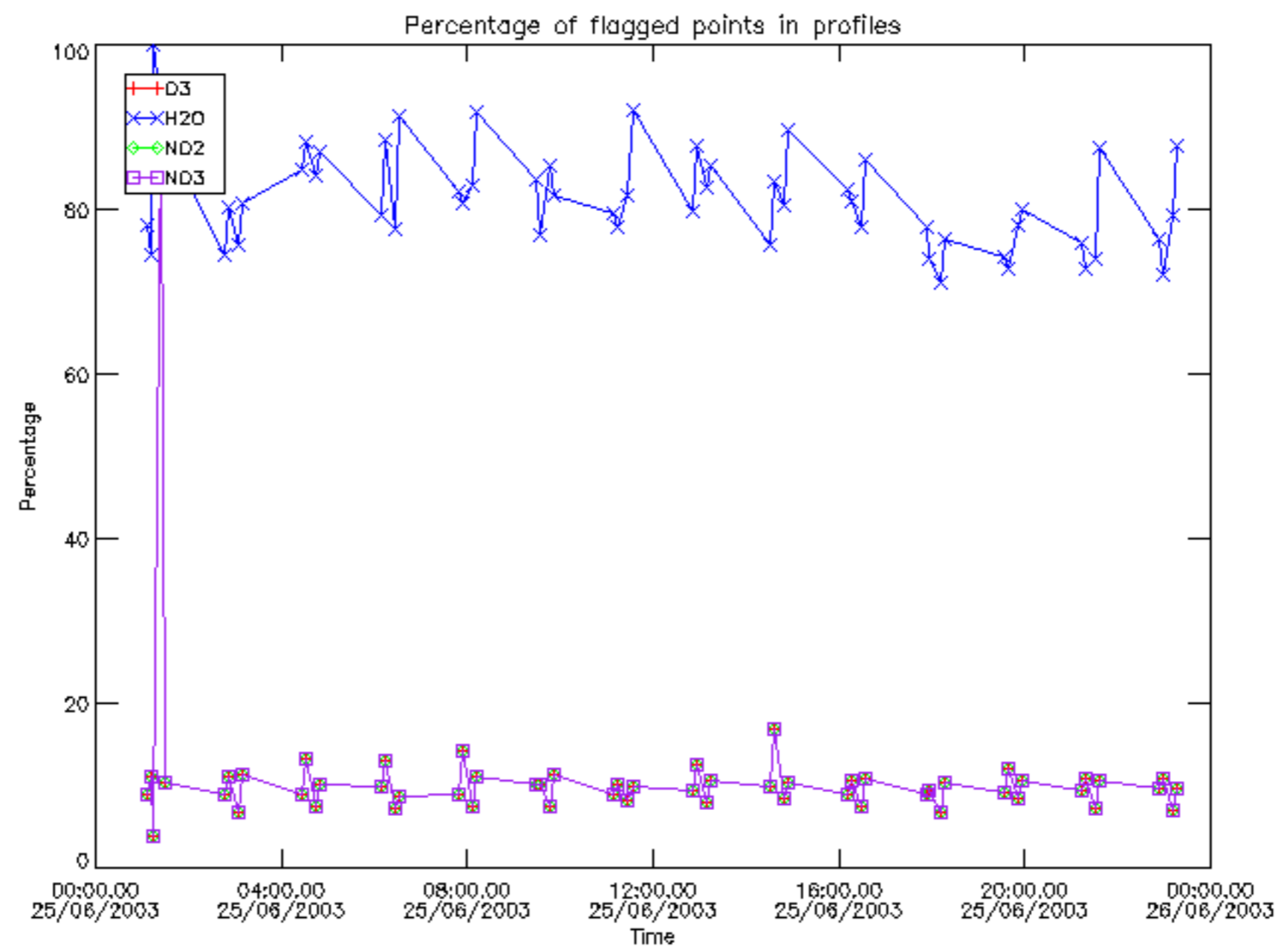




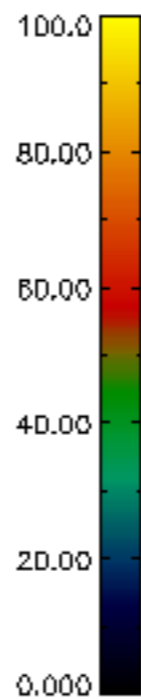
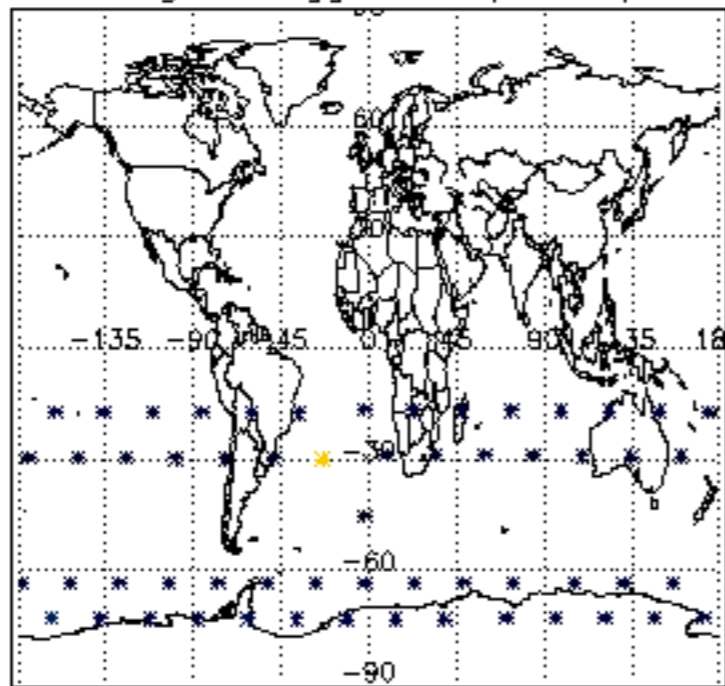
## 6. Auxiliary Data Files used for the production reported in section 2

The number reported in the third column indicates since which file (see list in section 2) the corresponding auxiliary file has been used. The fourth column is the date of those product files.

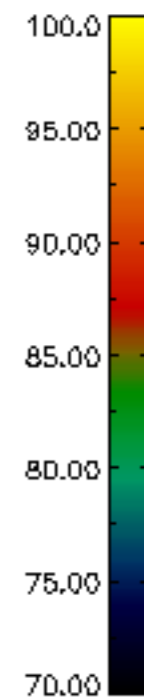
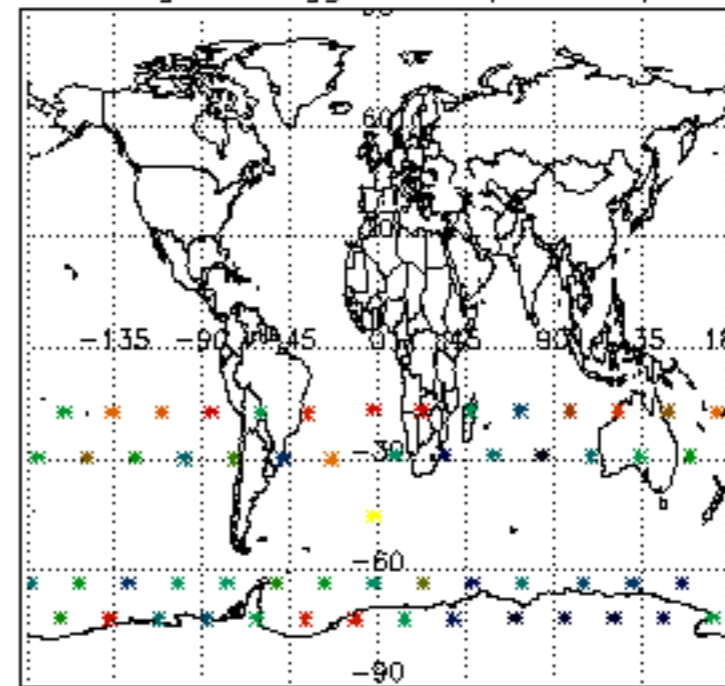
Type	Auxiliary Filename	Used since product	Used since product date
INST_PHYS_CHARACTERISTICS	GOM_INS_AXNIEC20050627_150440_20020301_000000_20100101_000000	1	25-JUN-2003 00:00:27
LEVEL-2_PROC_CONFIG	GOM_PR2_AXVIEC20091111_152718_20020301_000000_20500101_000000	1	25-JUN-2003 00:00:27
CROSS_SECTIONS_FILE	GOM_CRS_AXVIEC20091111_154832_20020301_000000_20500101_000000	1	25-JUN-2003 00:00:27



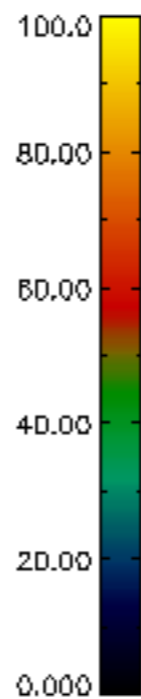
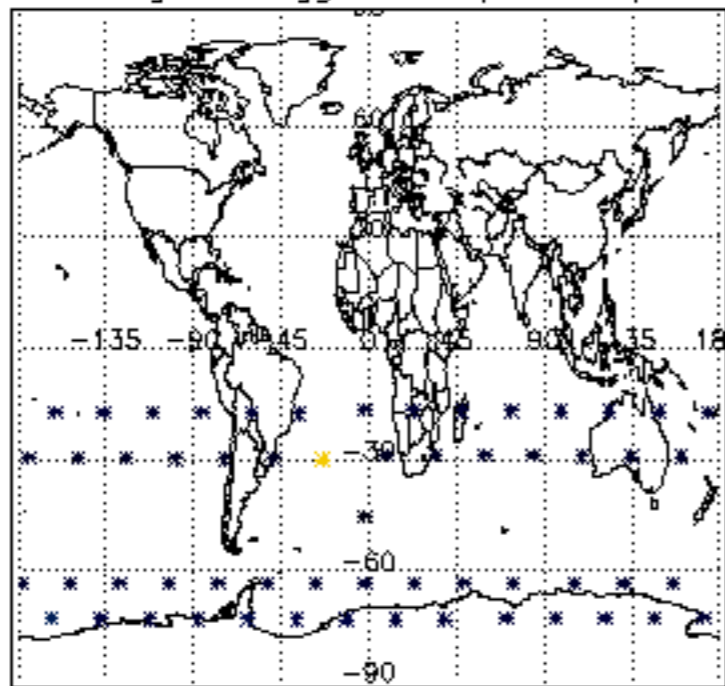
Percentage of flagged data per D3 profile



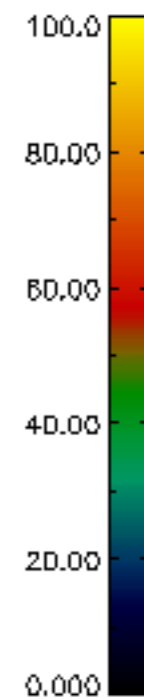
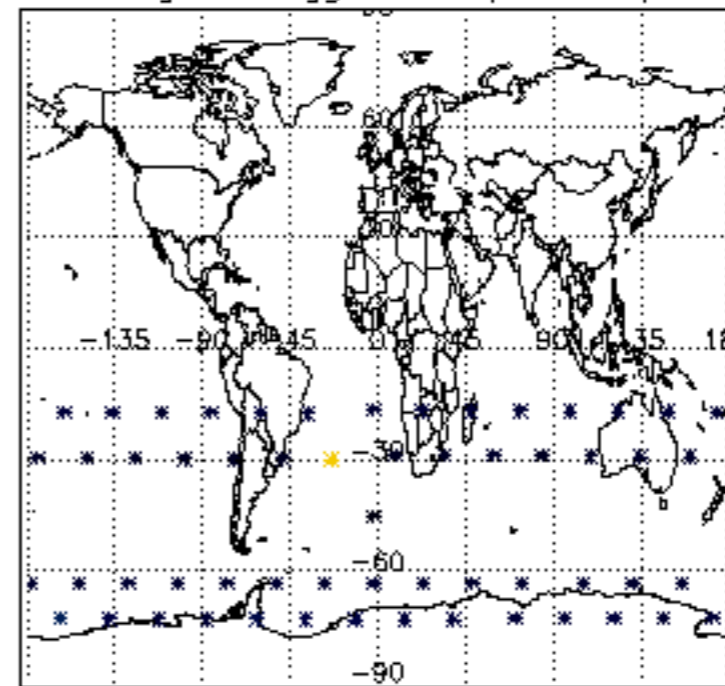
Percentage of flagged data per H2O profile

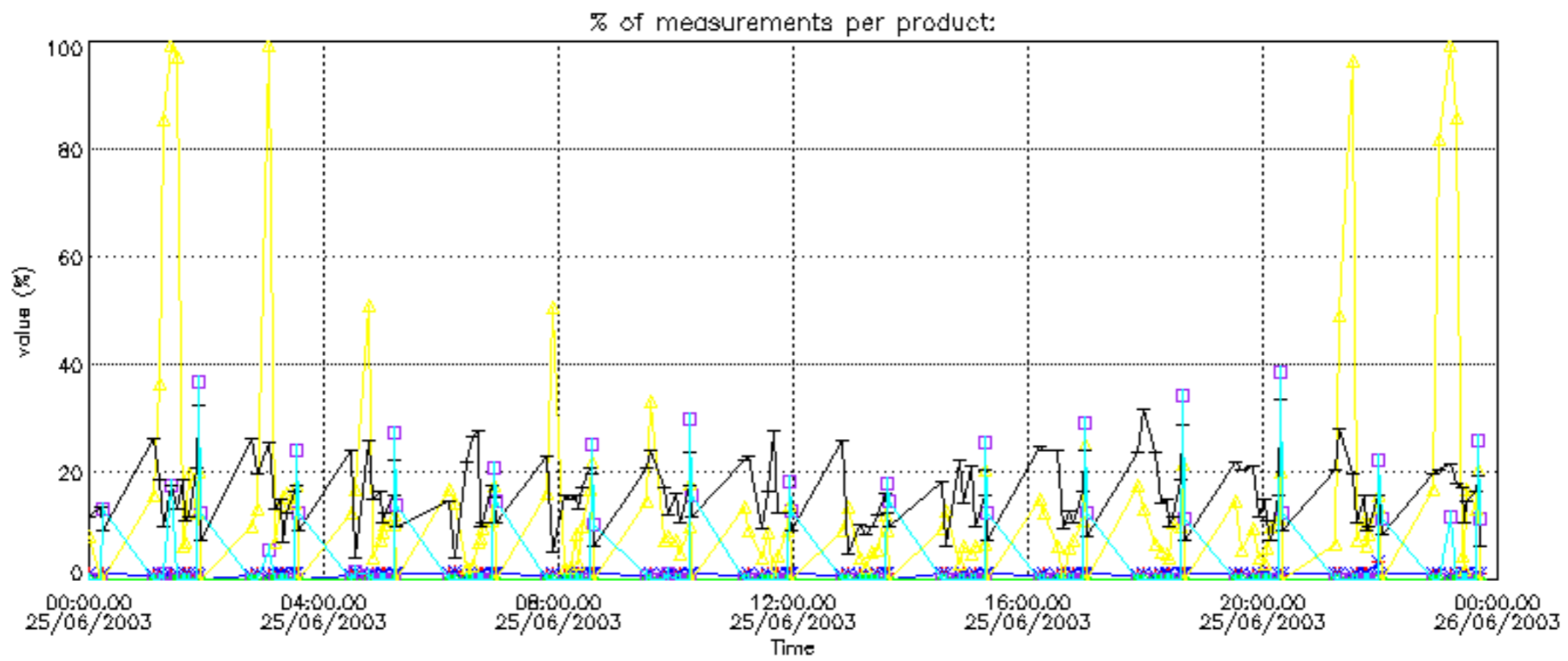


Percentage of flagged data per NO2 profile

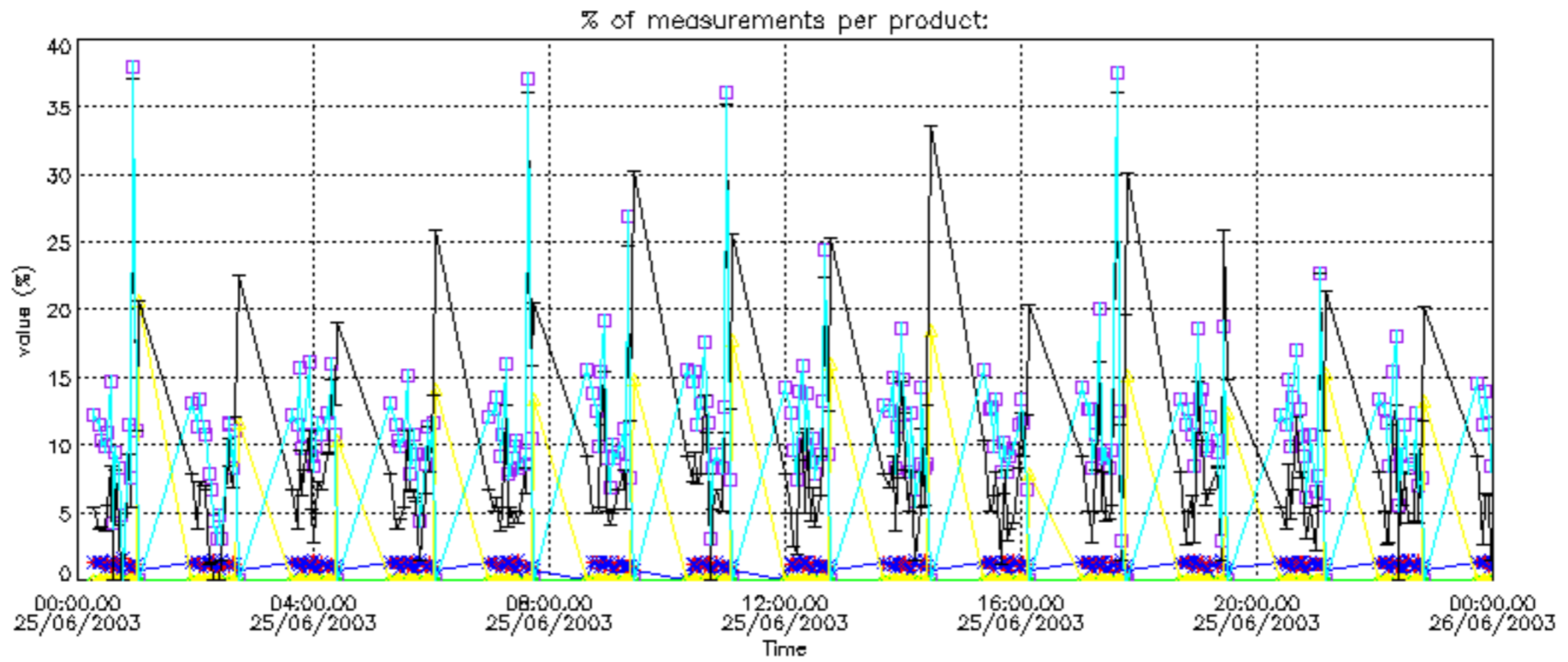


Percentage of flagged data per NO3 profile

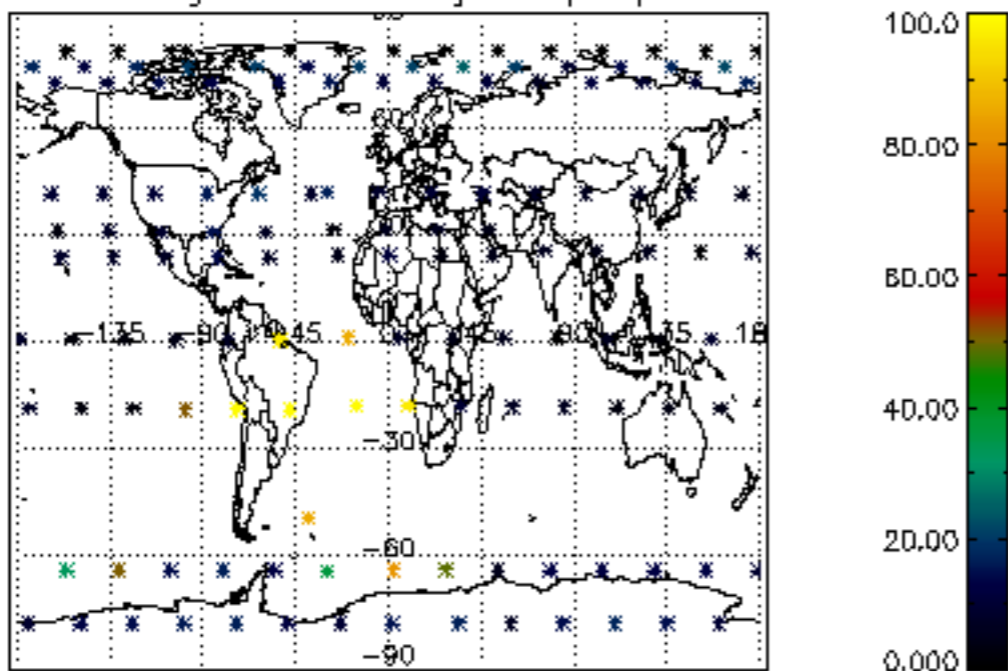




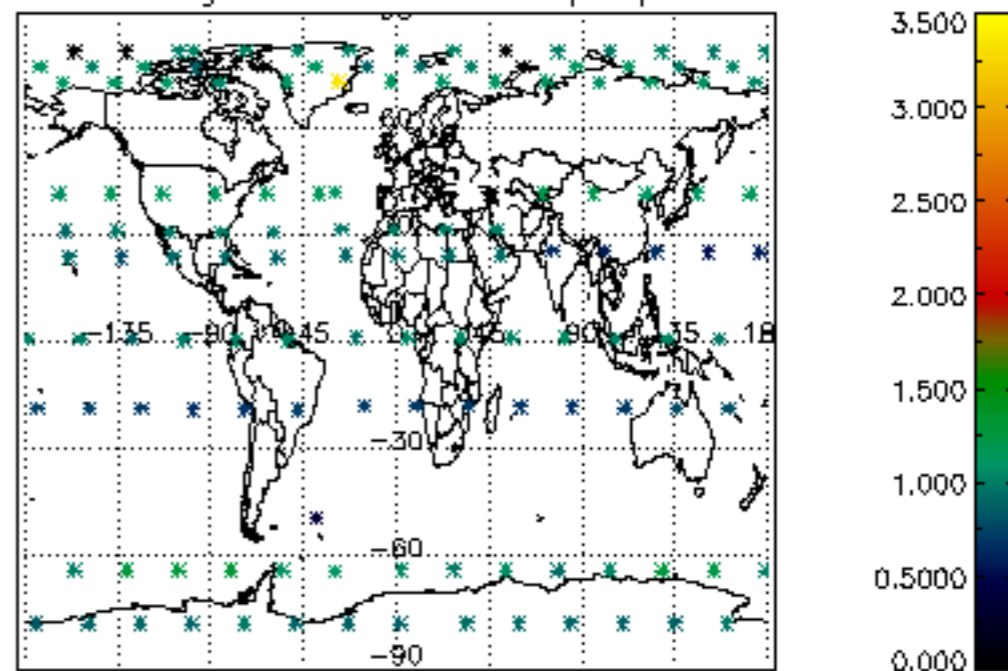




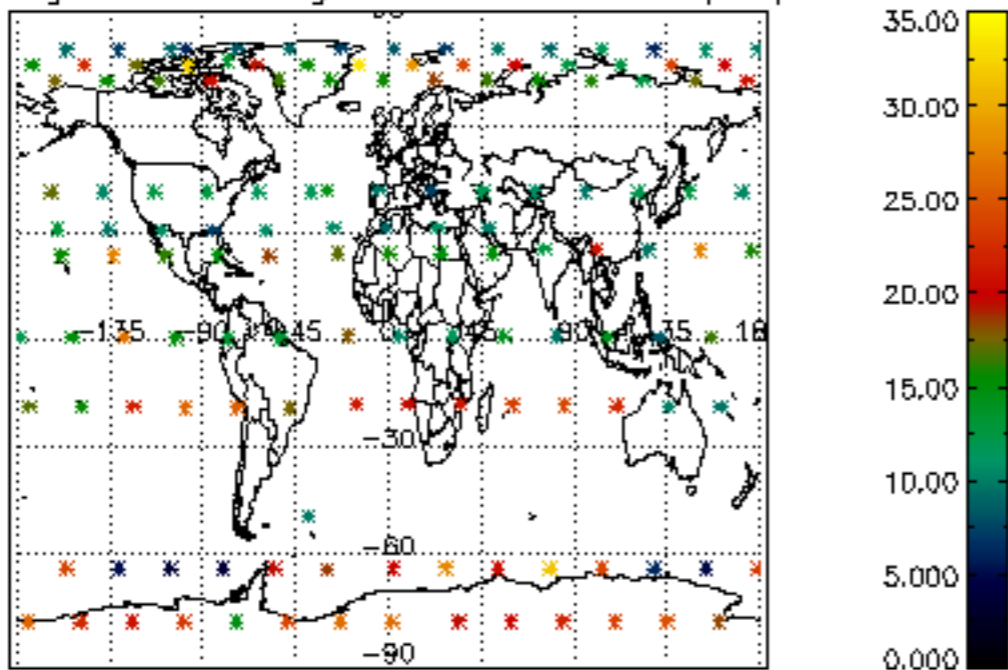
Percentage of cosmic ray hits per profile



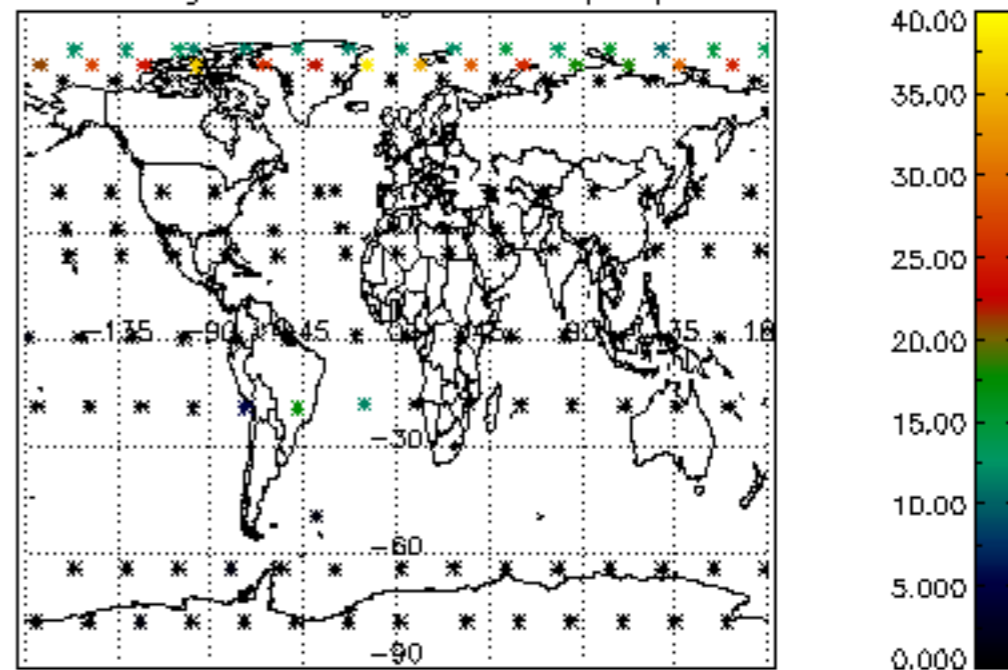
Percentage of datation errors per profile



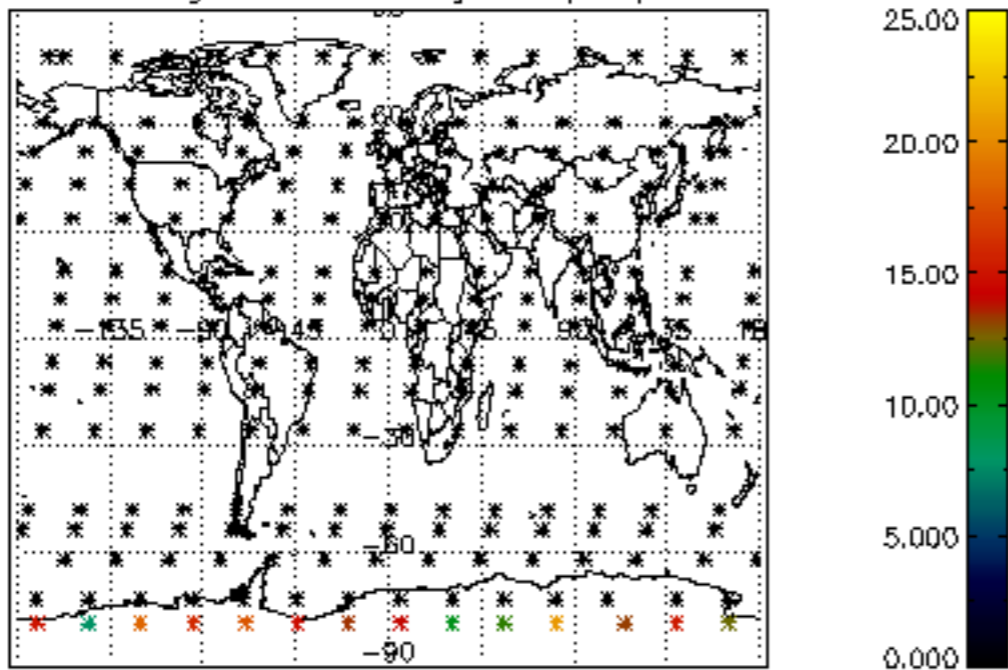
Percentage of star falling outside central band per profile



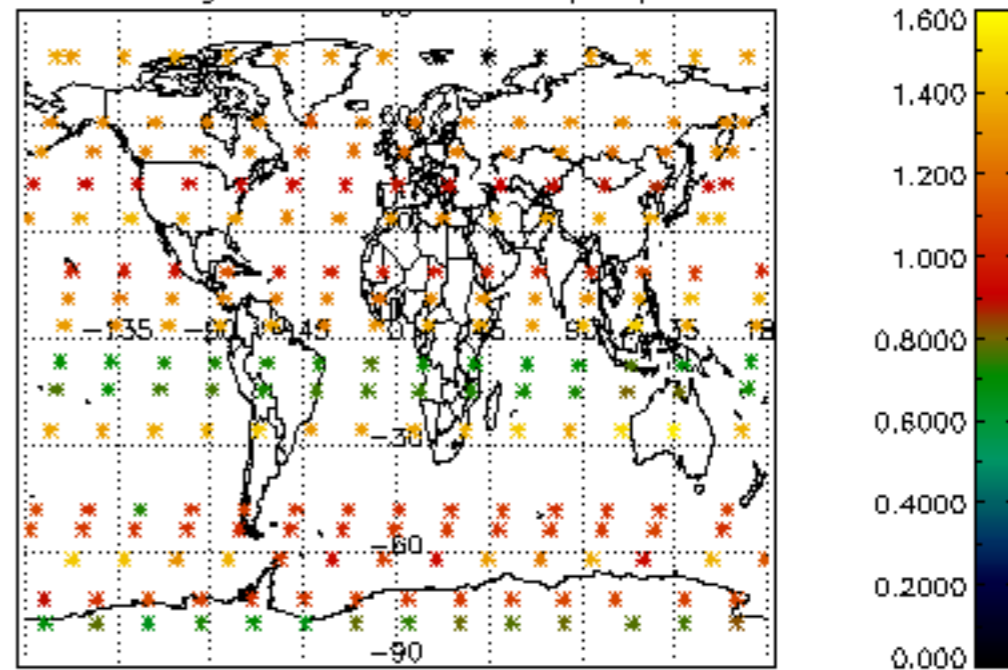
Percentage of saturation errors per profile



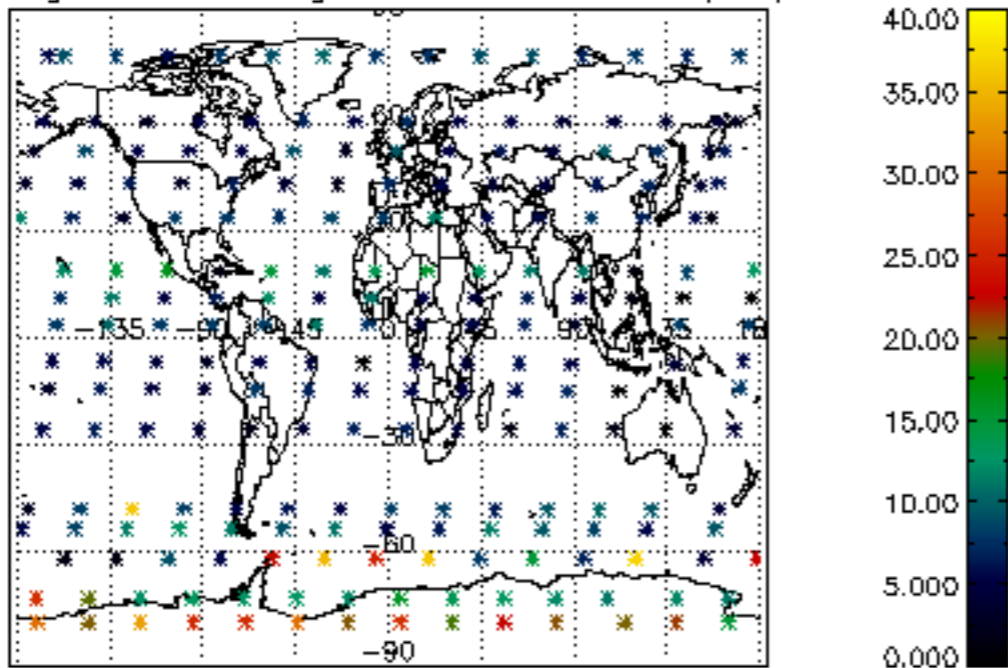
Percentage of cosmic ray hits per profile



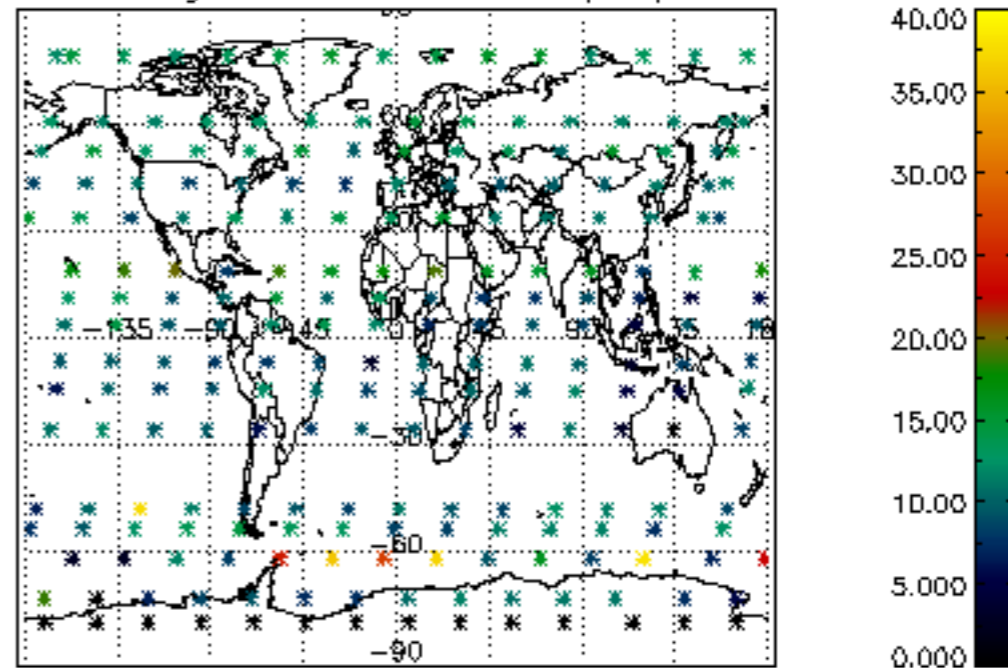
Percentage of datation errors per profile

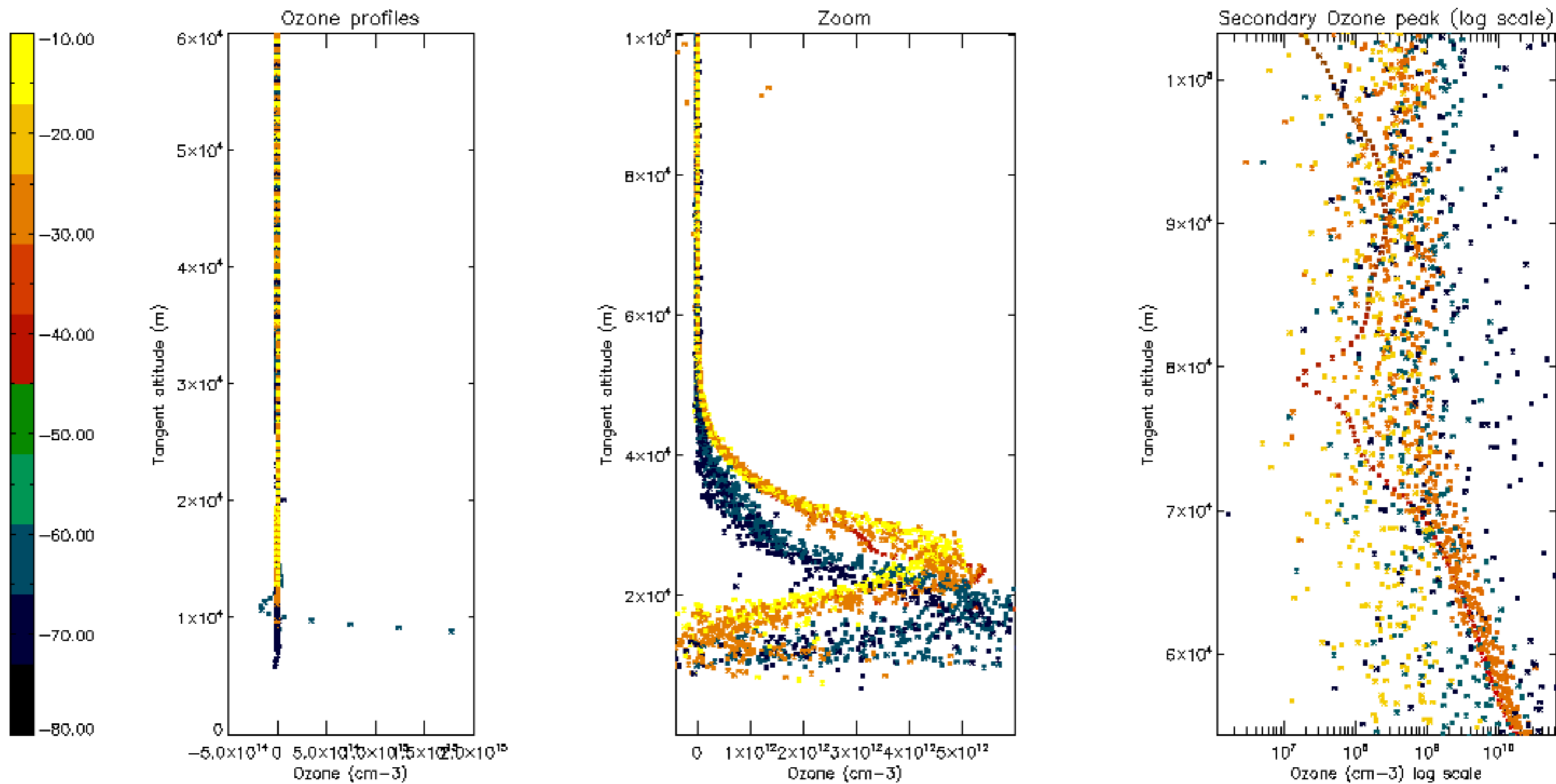


Percentage of star falling outside central band per profile

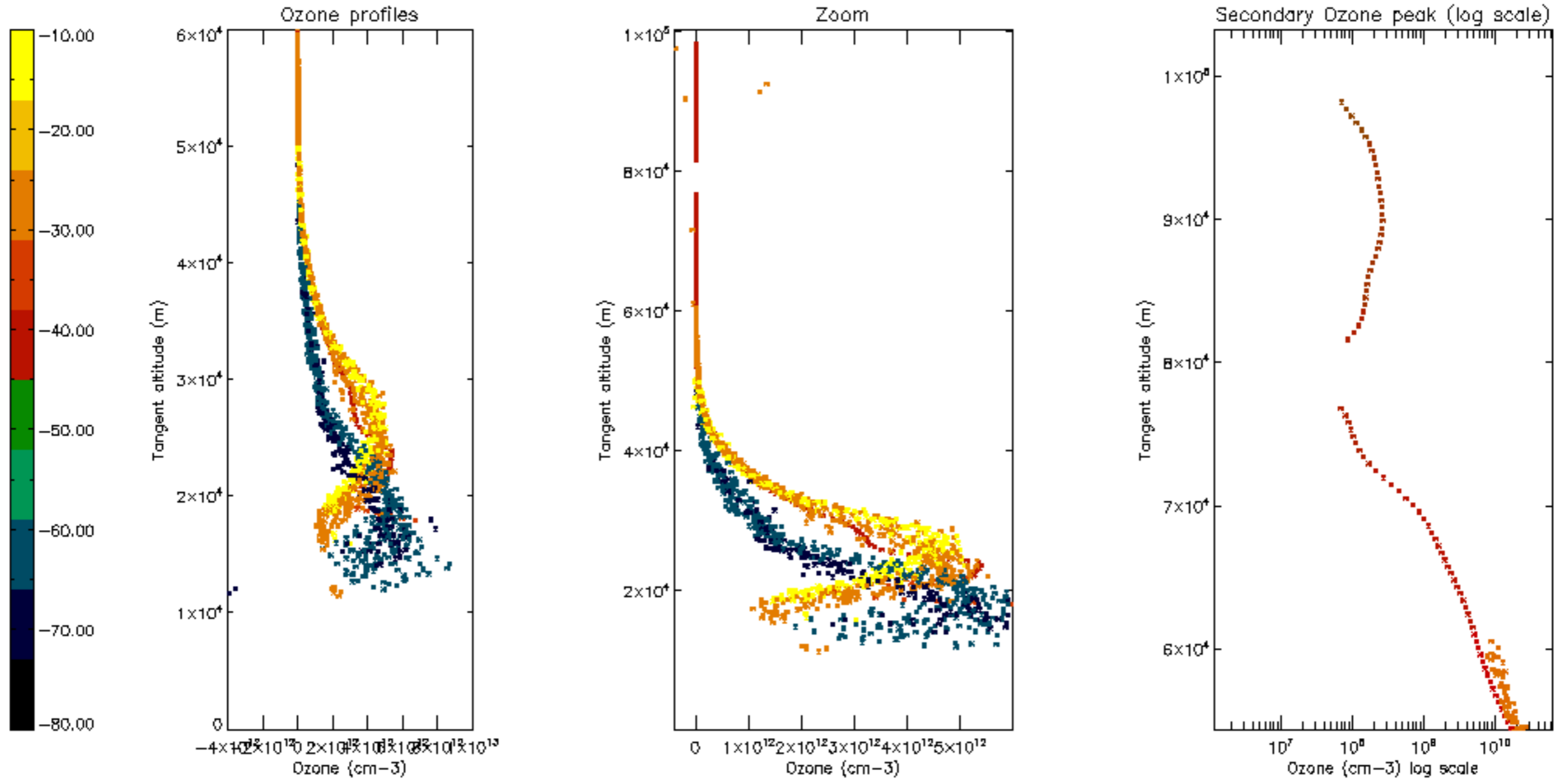


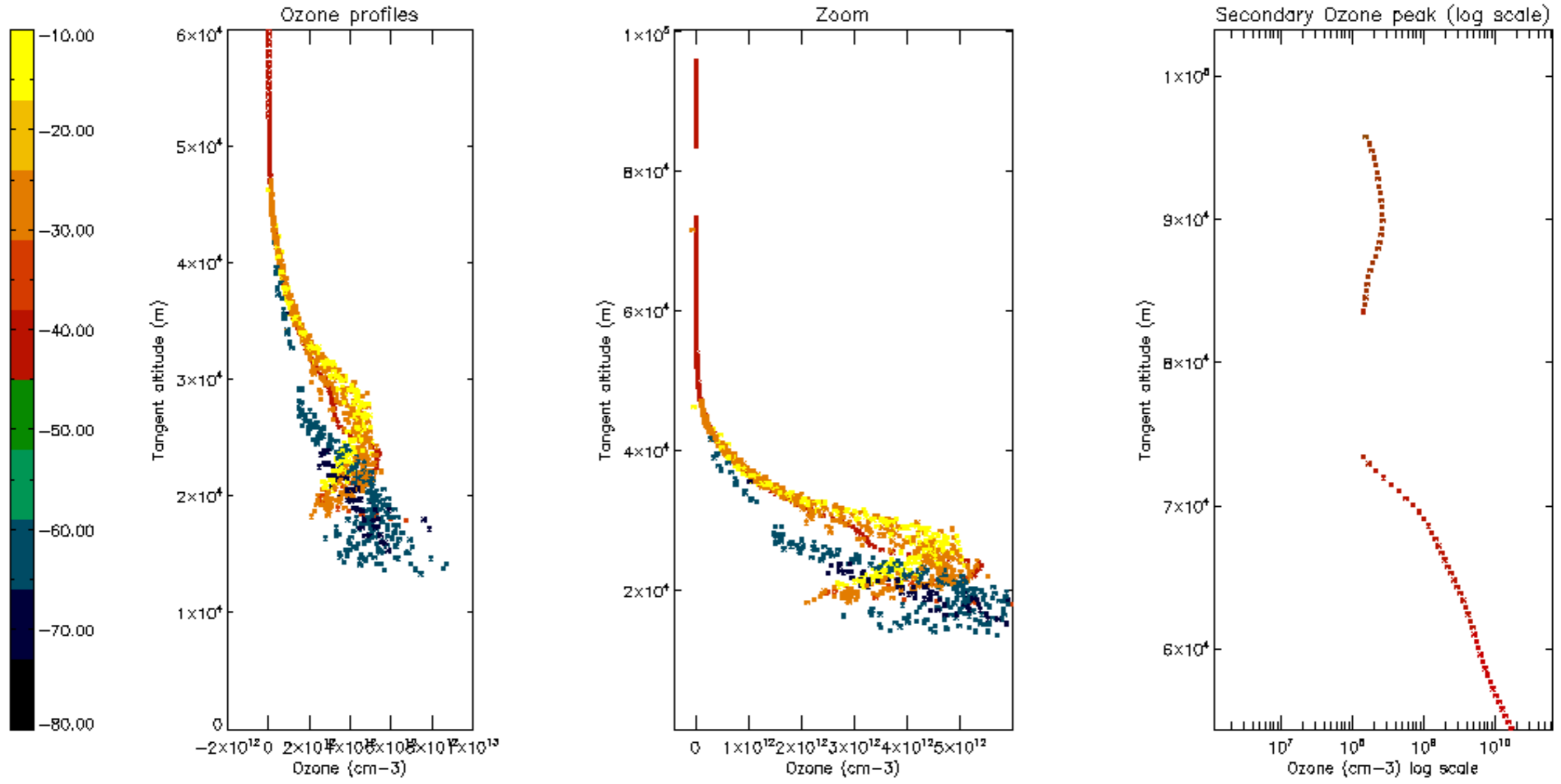
Percentage of saturation errors per profile

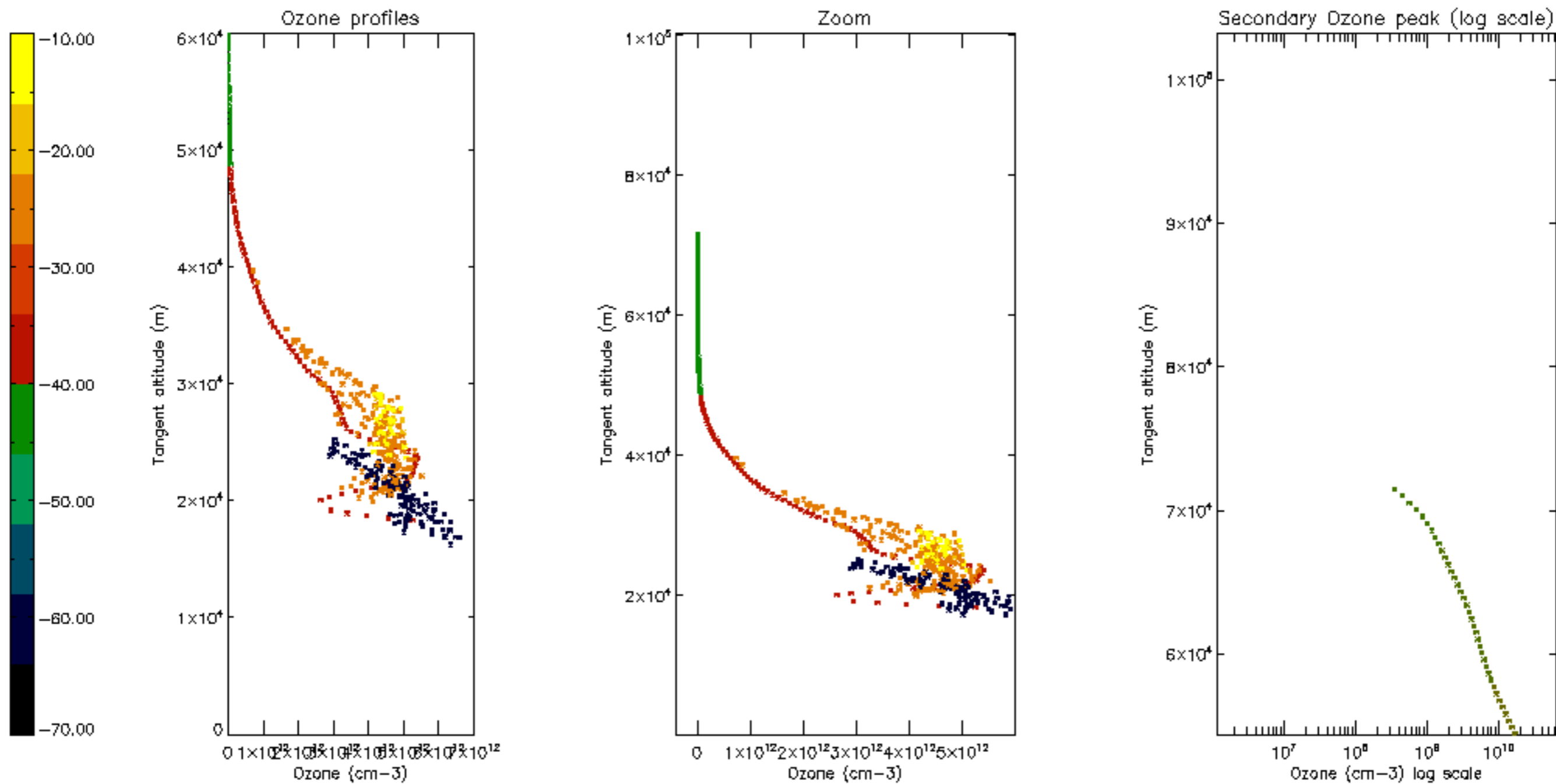


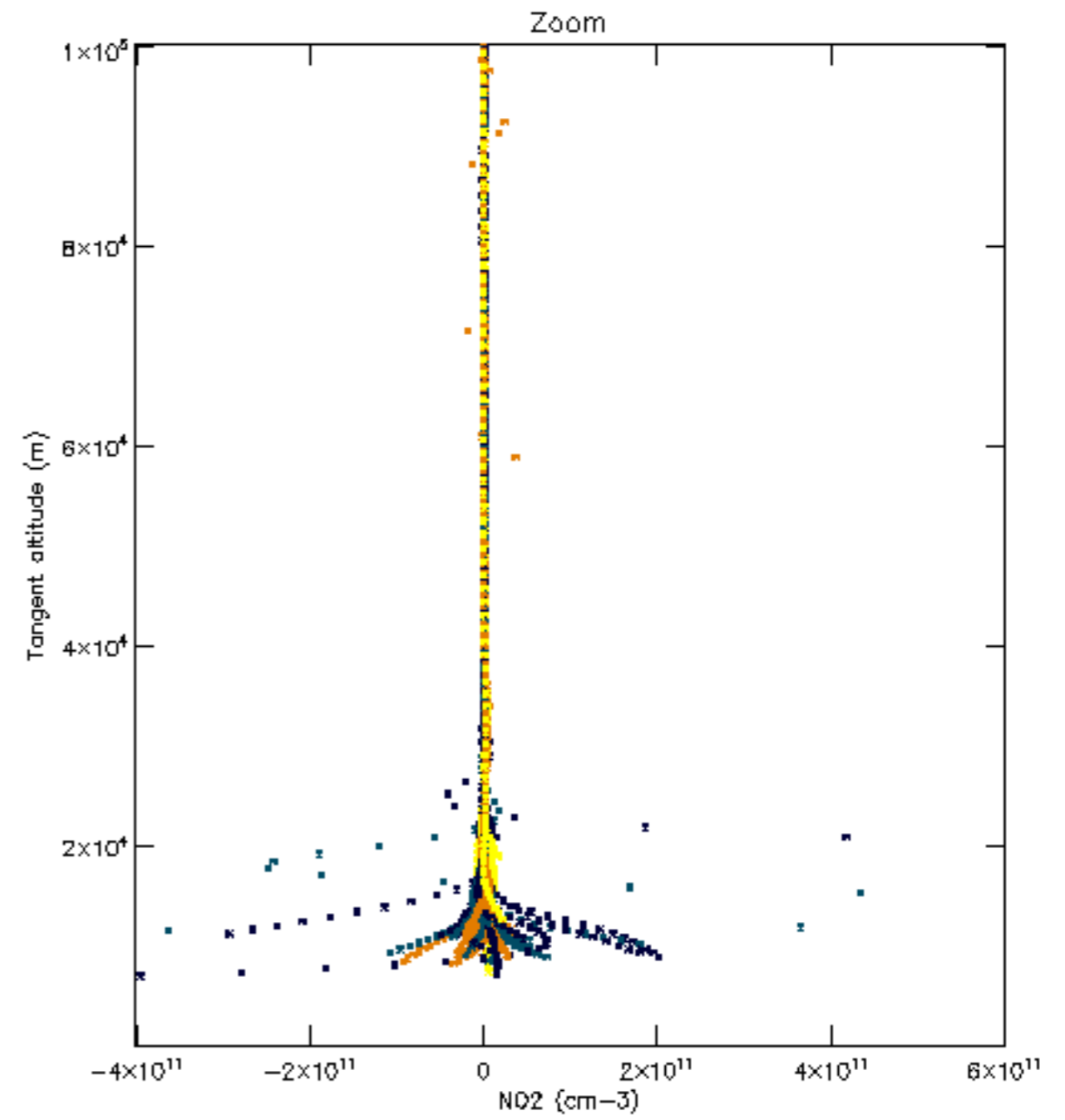
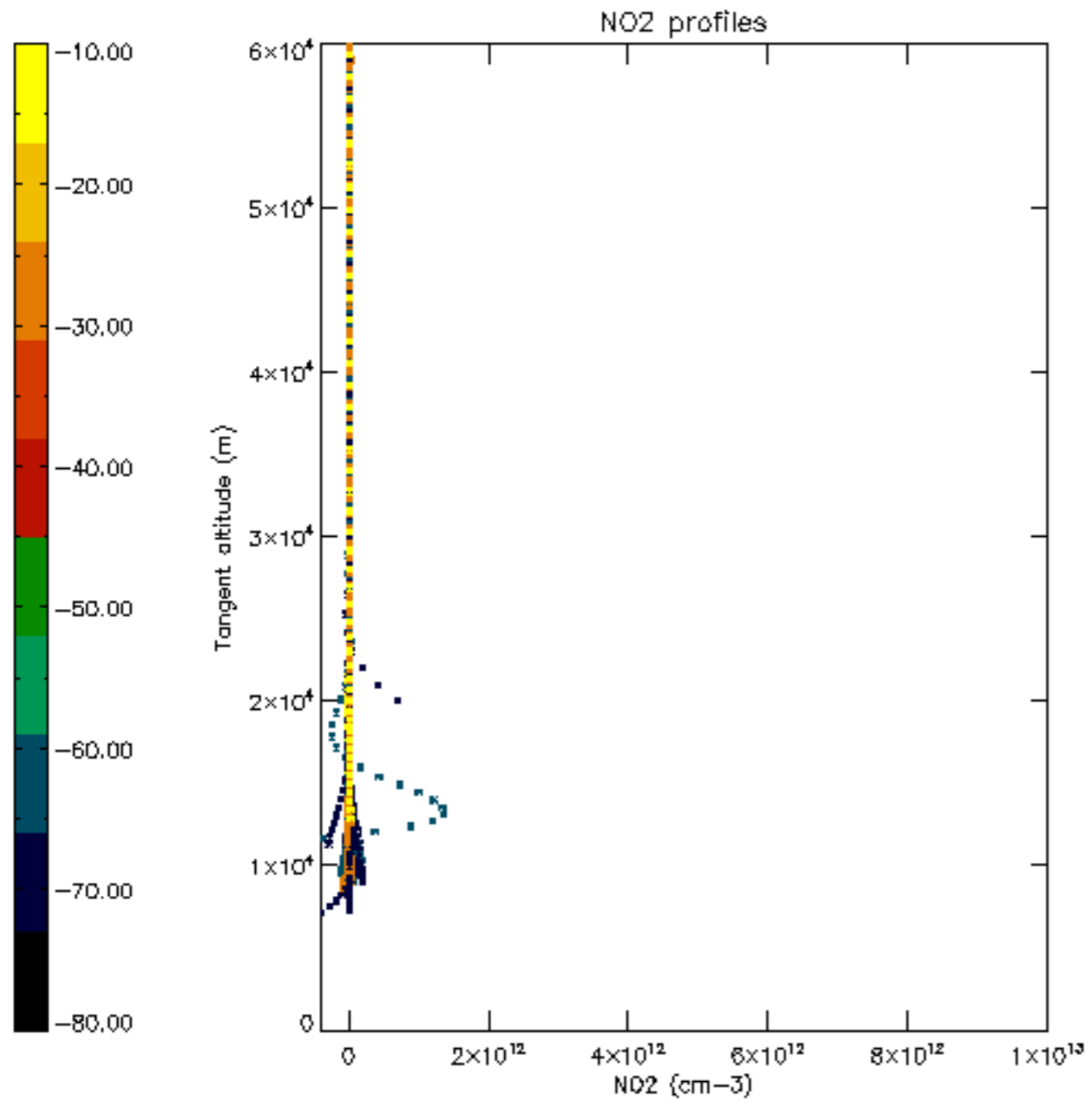




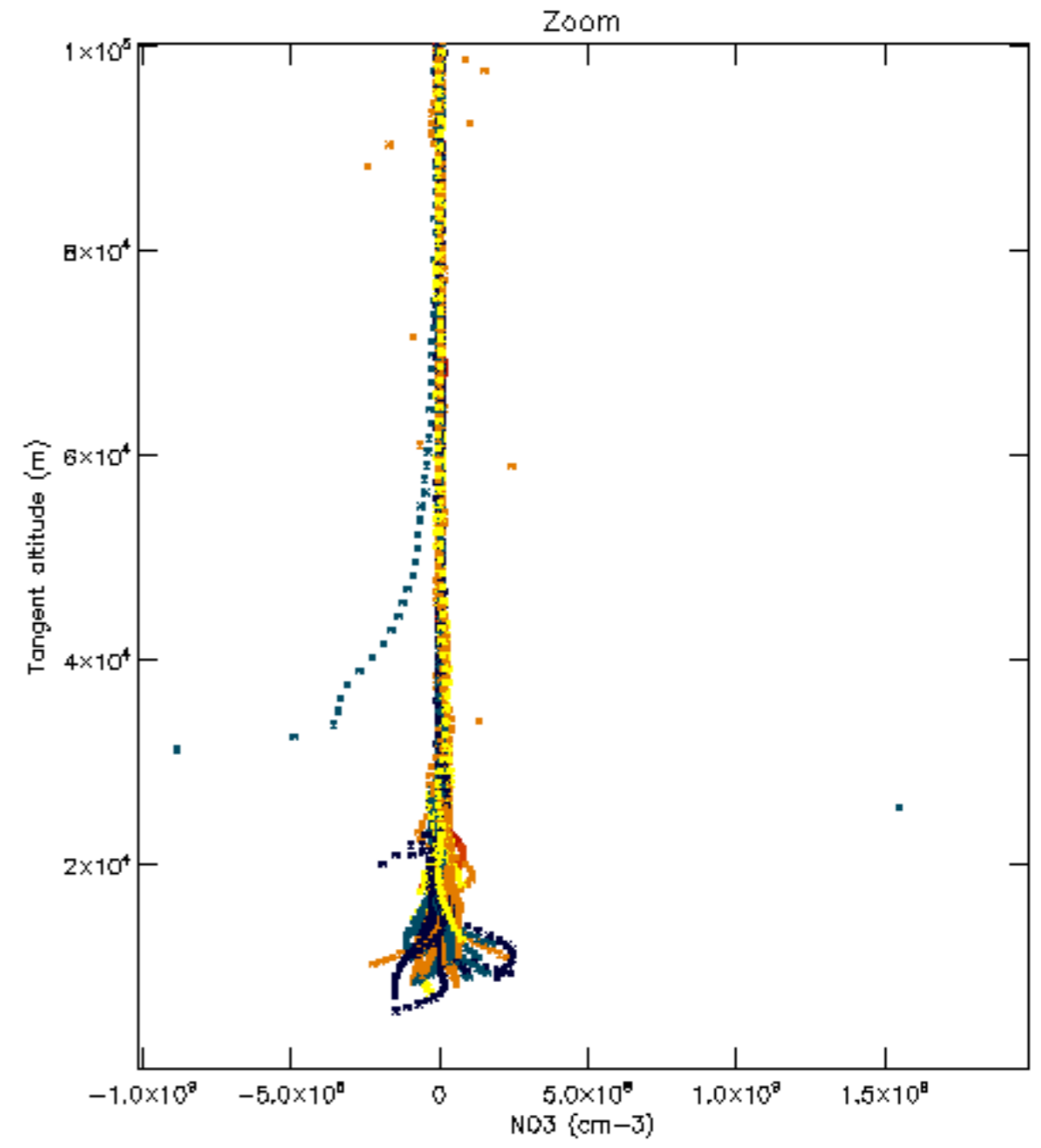
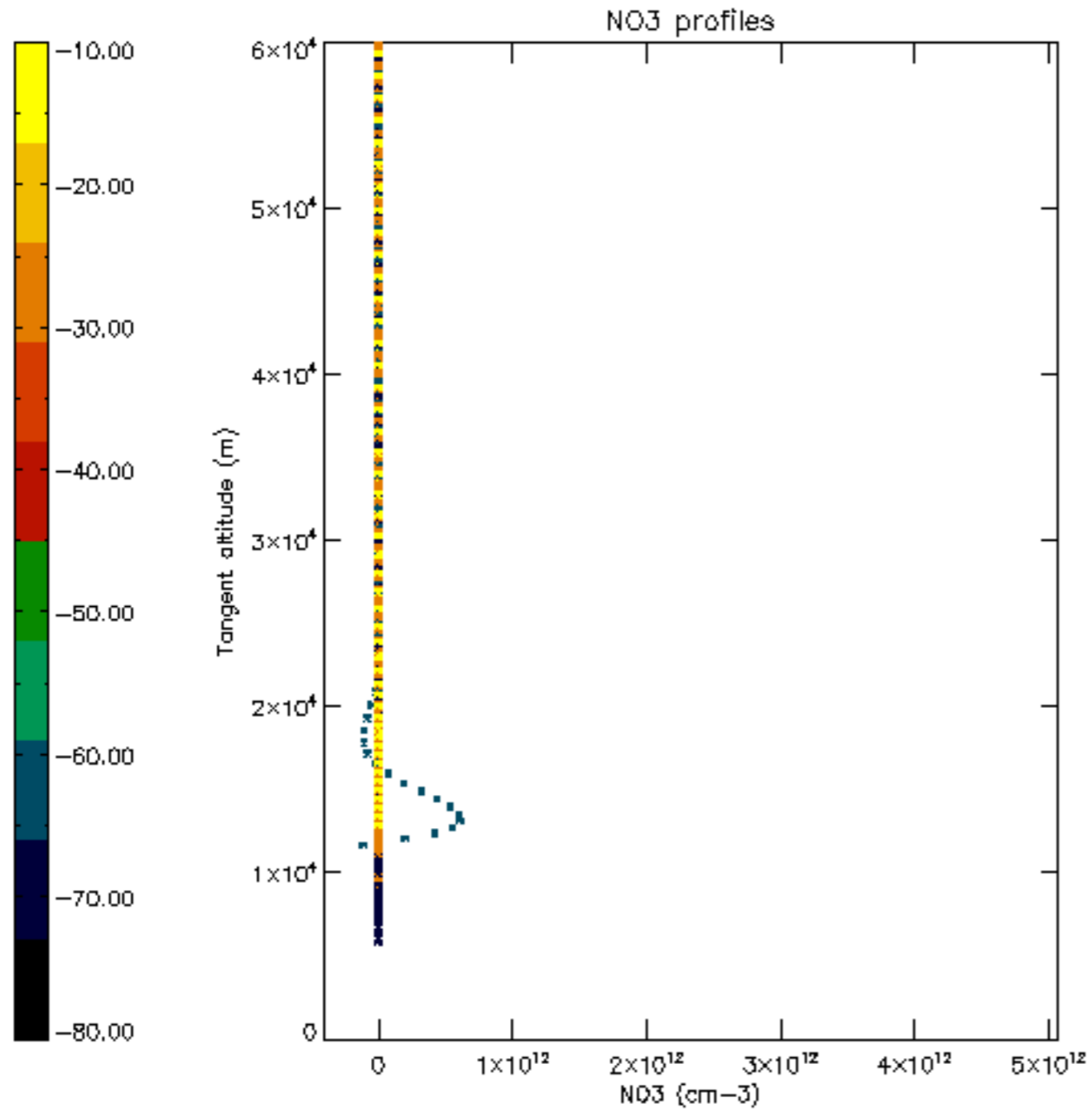


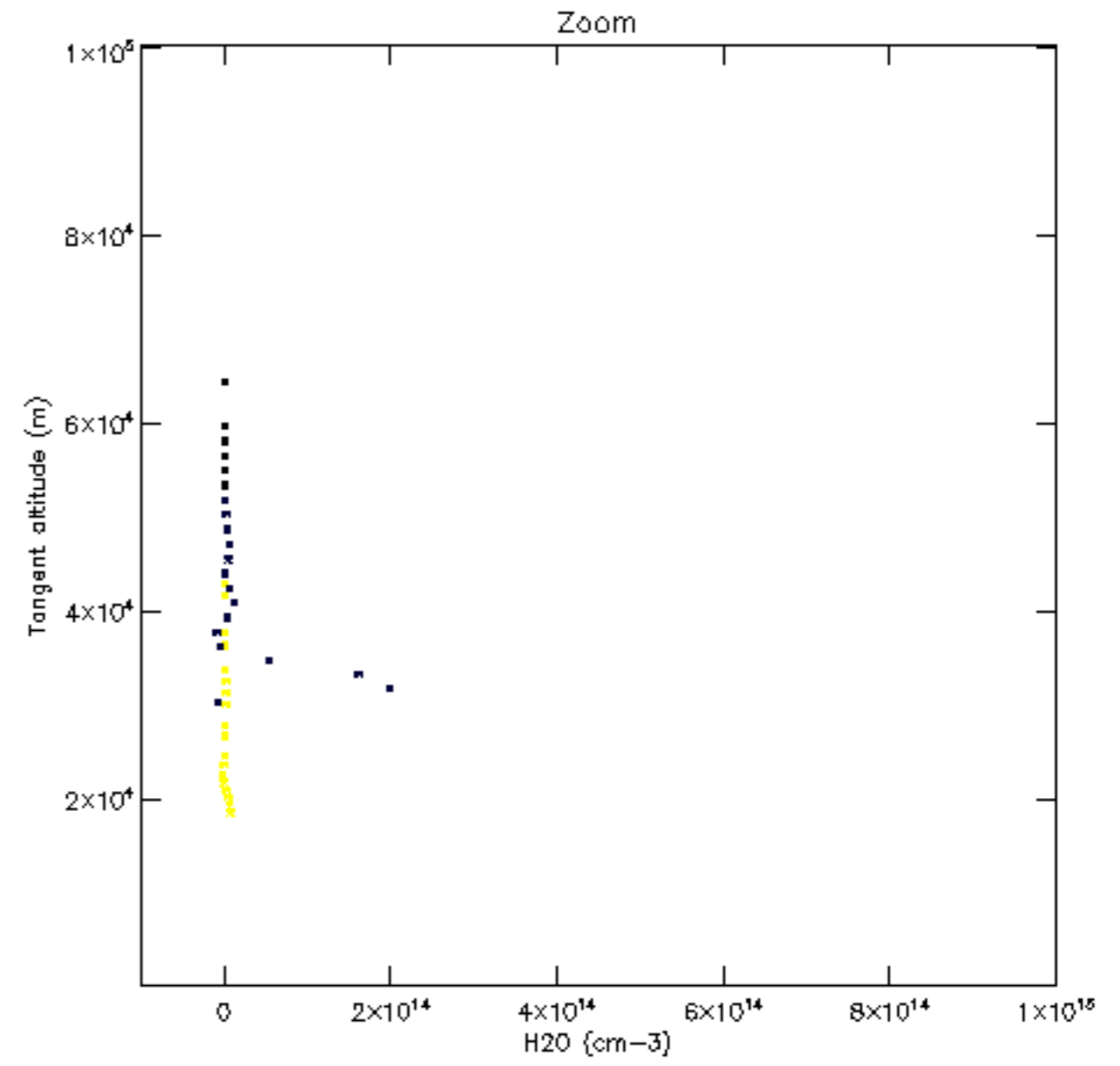
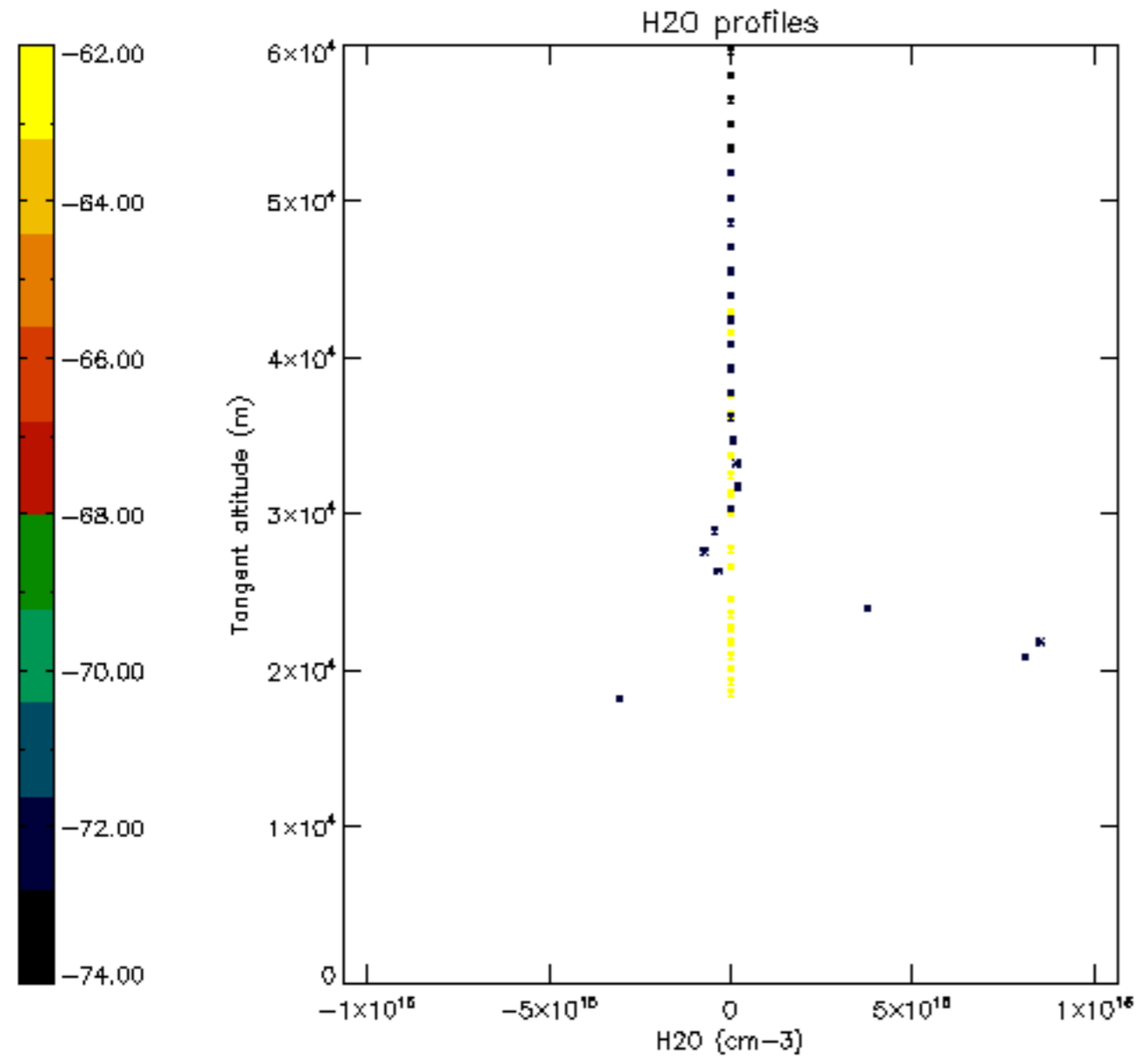


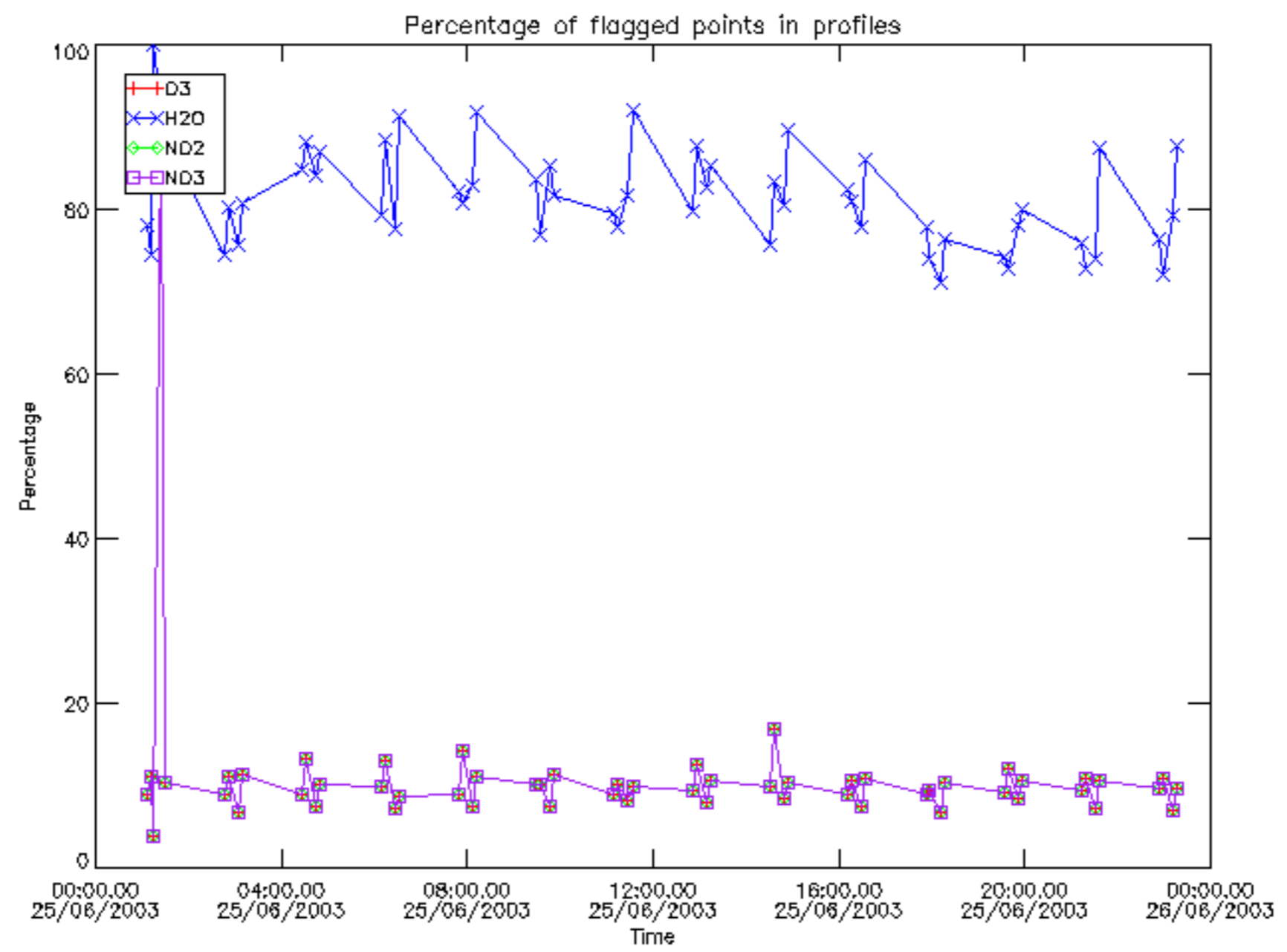




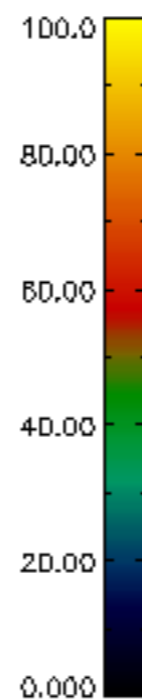
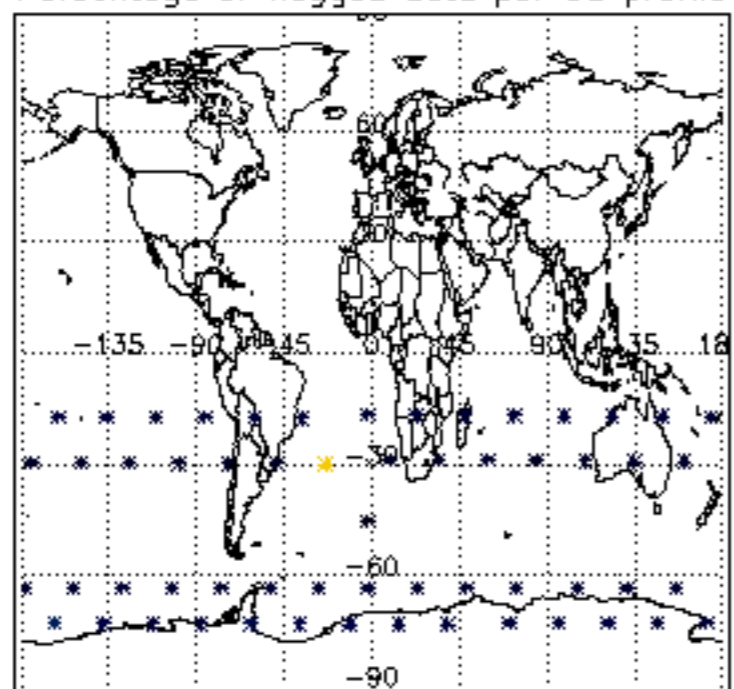




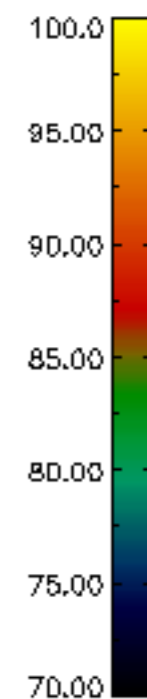
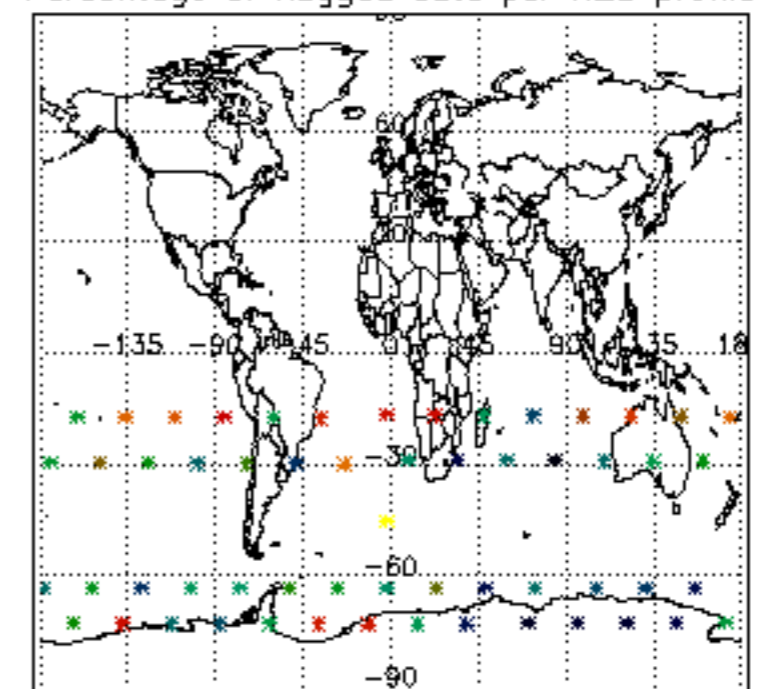




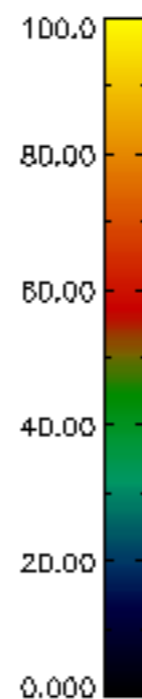
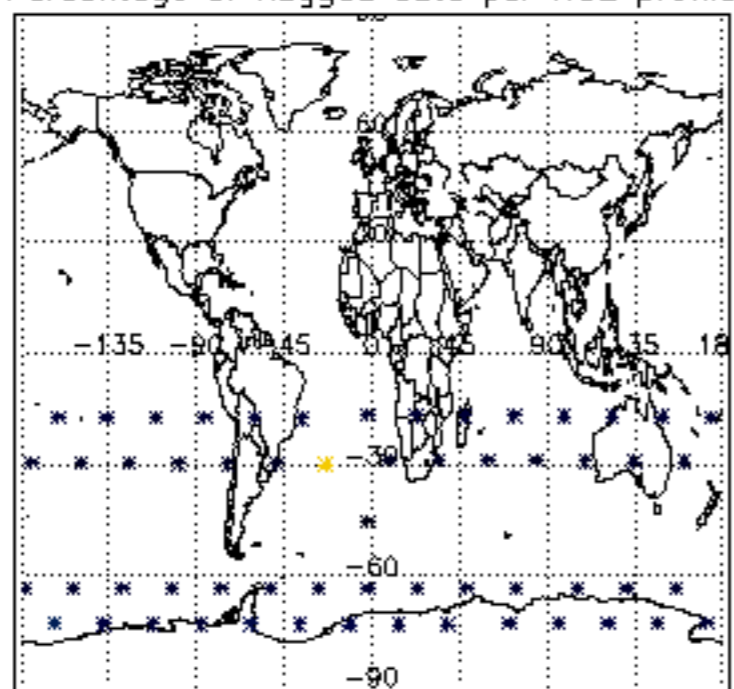
Percentage of flagged data per D3 profile



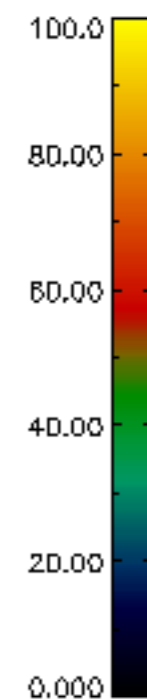
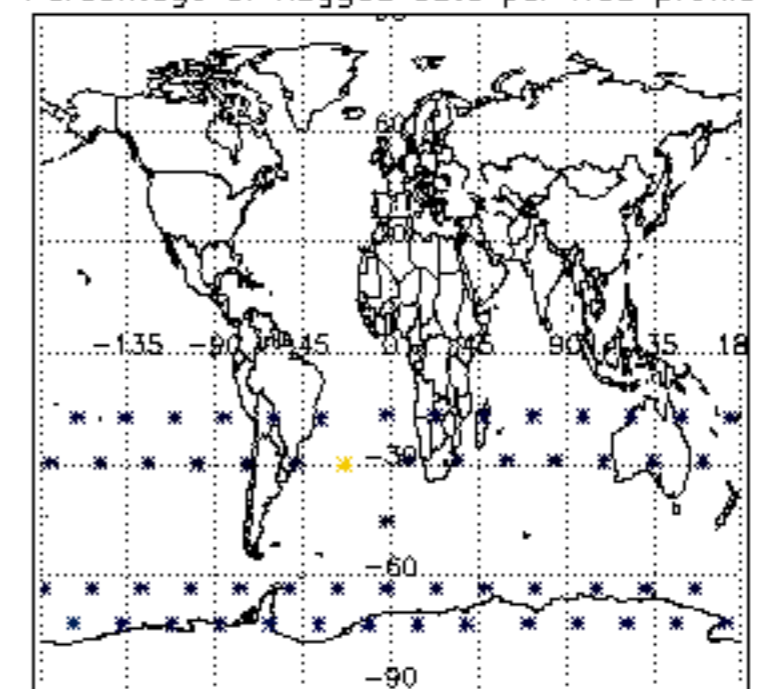
Percentage of flagged data per H2O profile



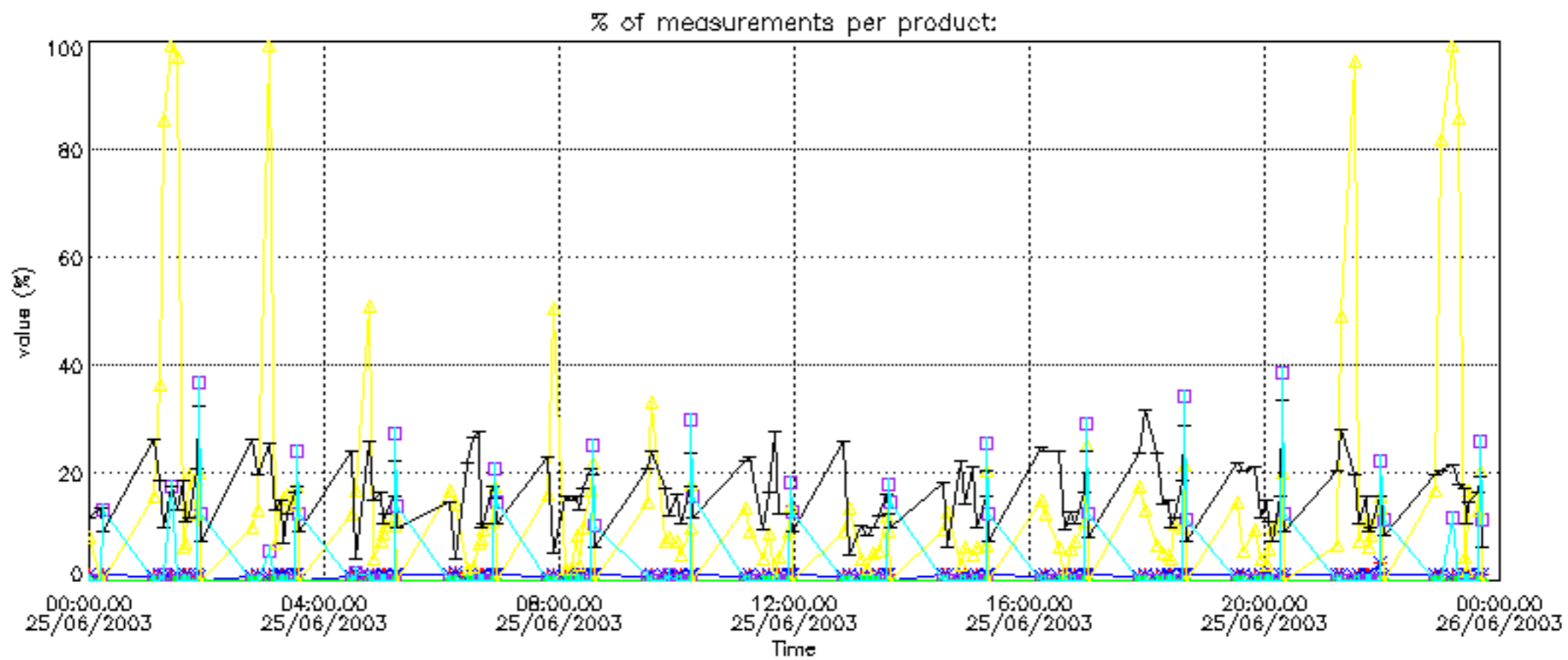
Percentage of flagged data per NO2 profile

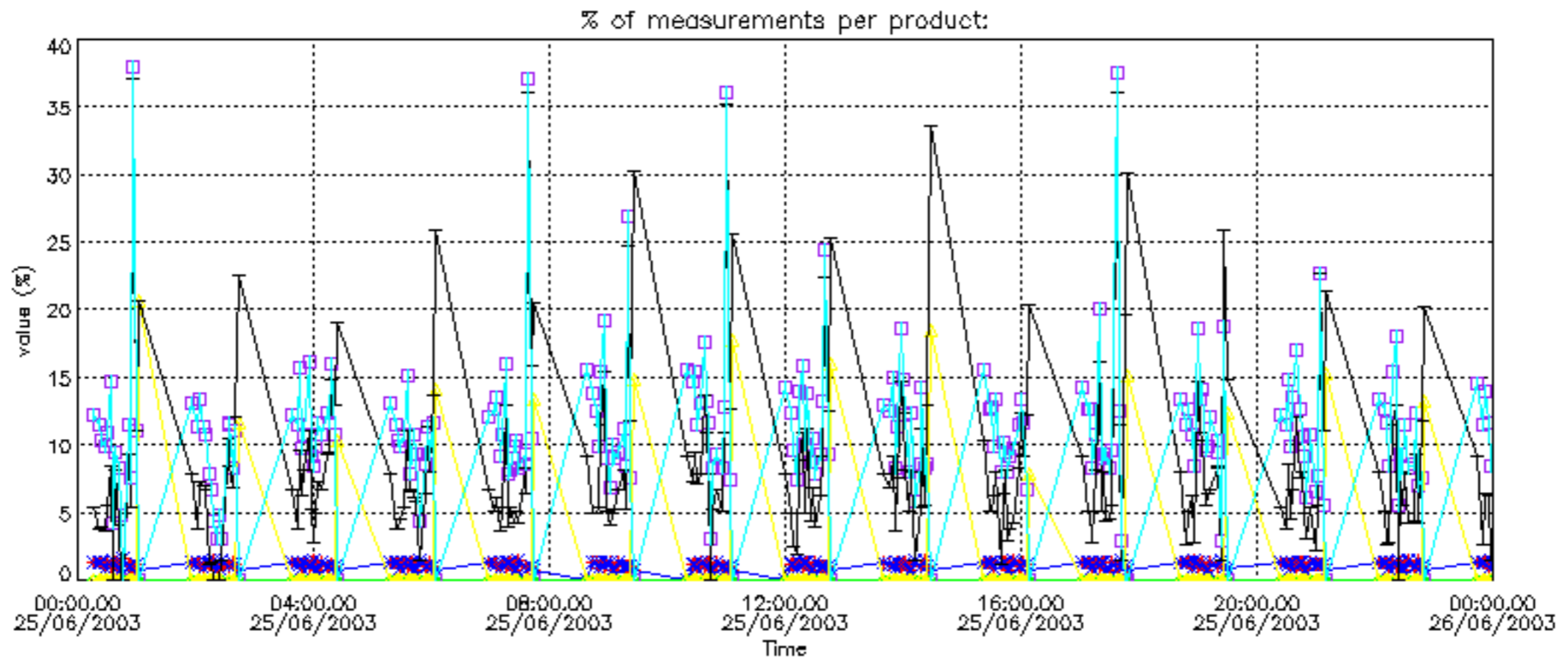


Percentage of flagged data per NO3 profile

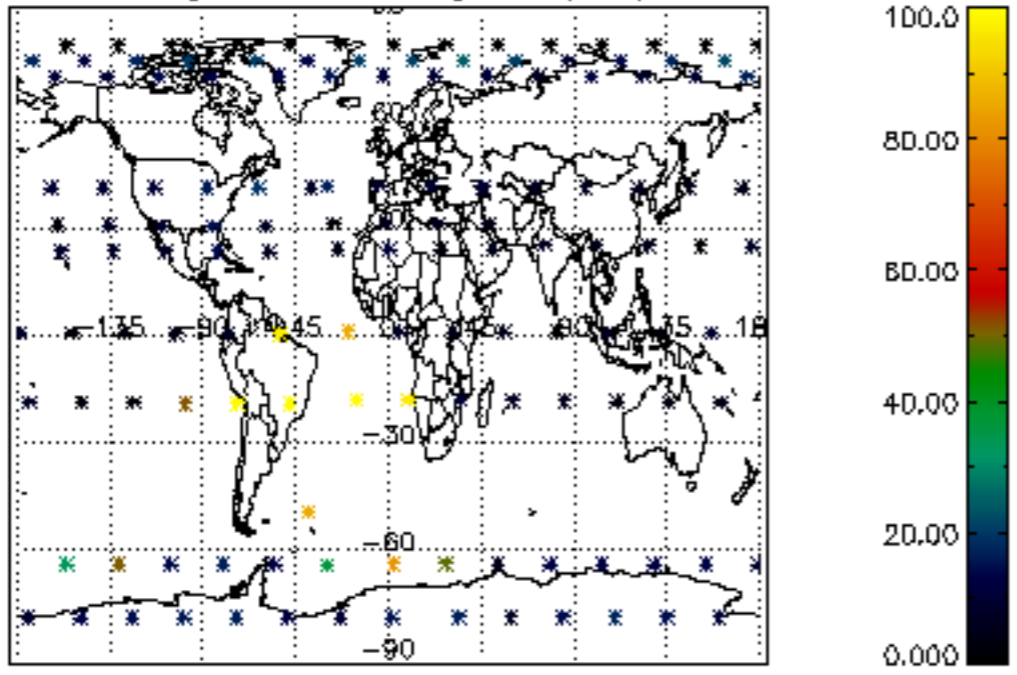




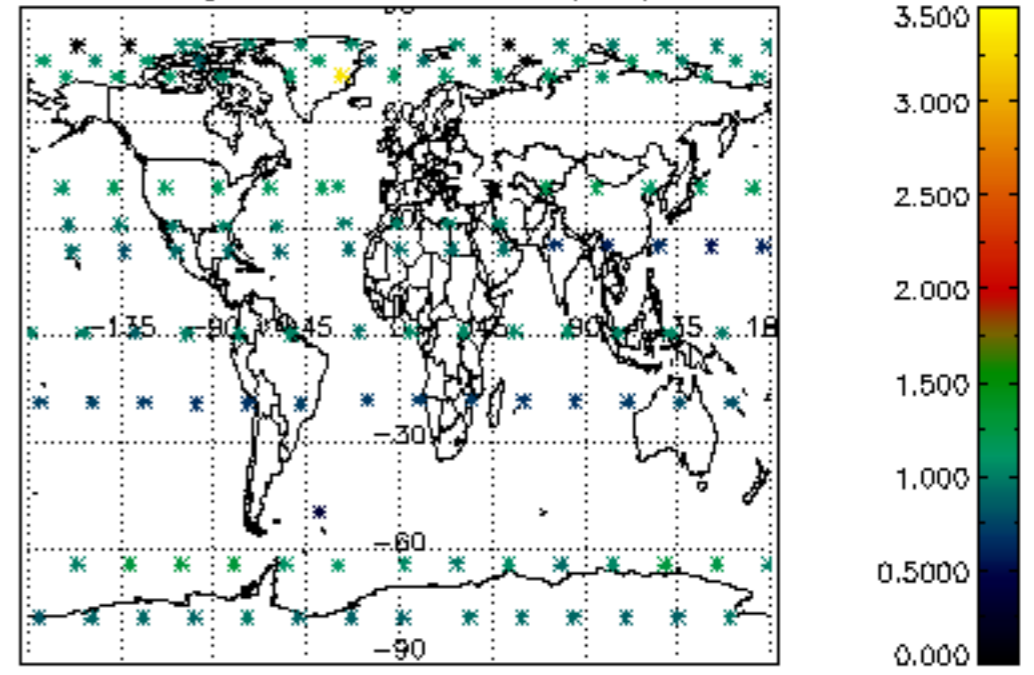




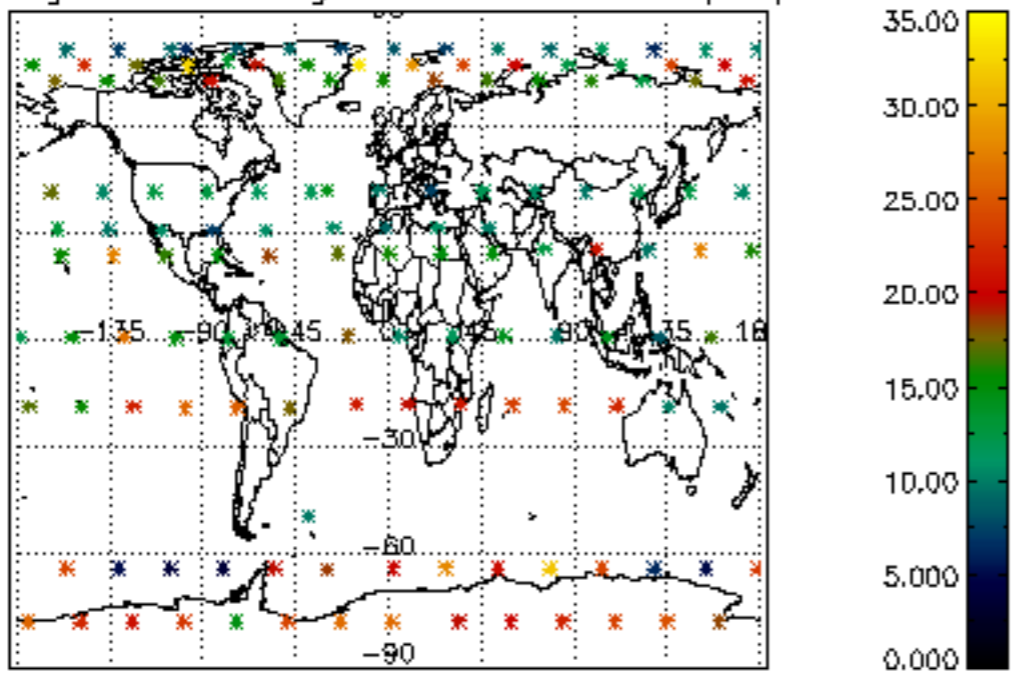
Percentage of cosmic ray hits per profile



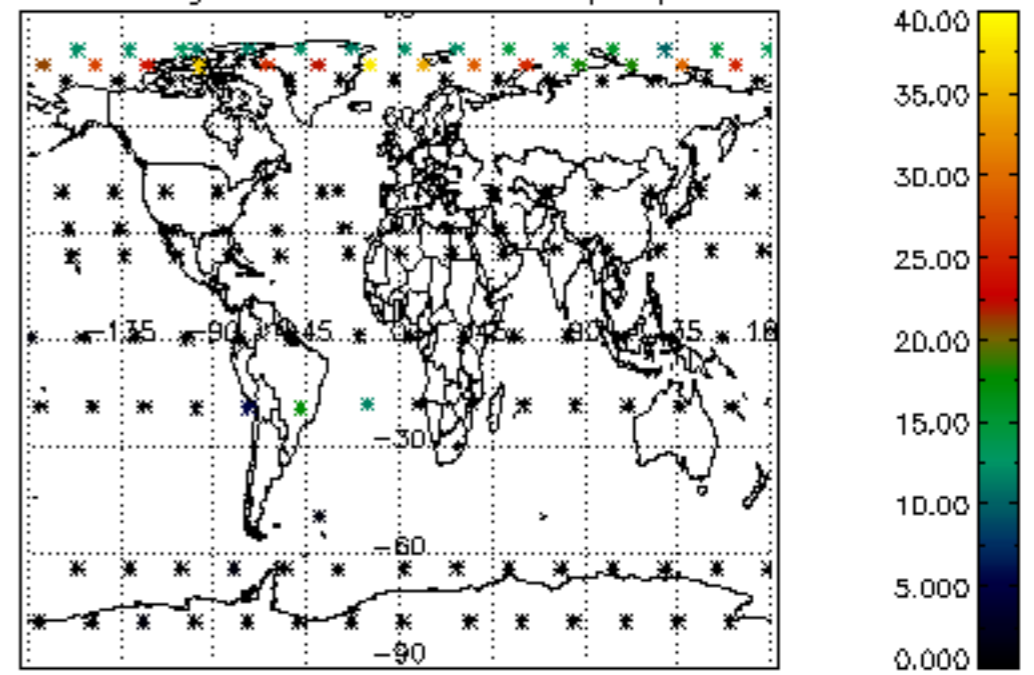
Percentage of datation errors per profile



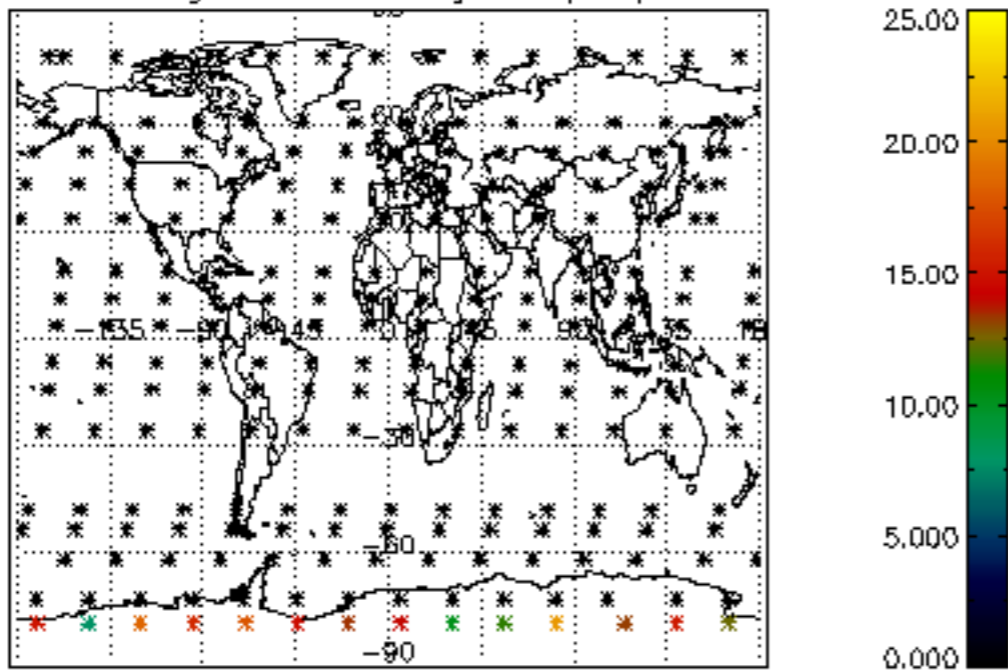
Percentage of star falling outside central band per profile



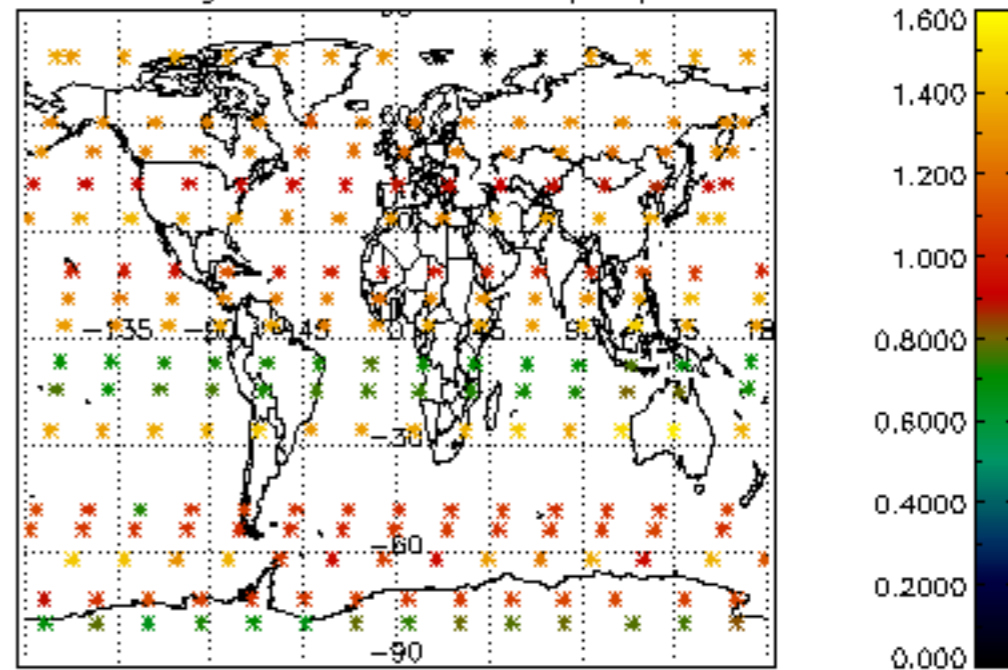
Percentage of saturation errors per profile



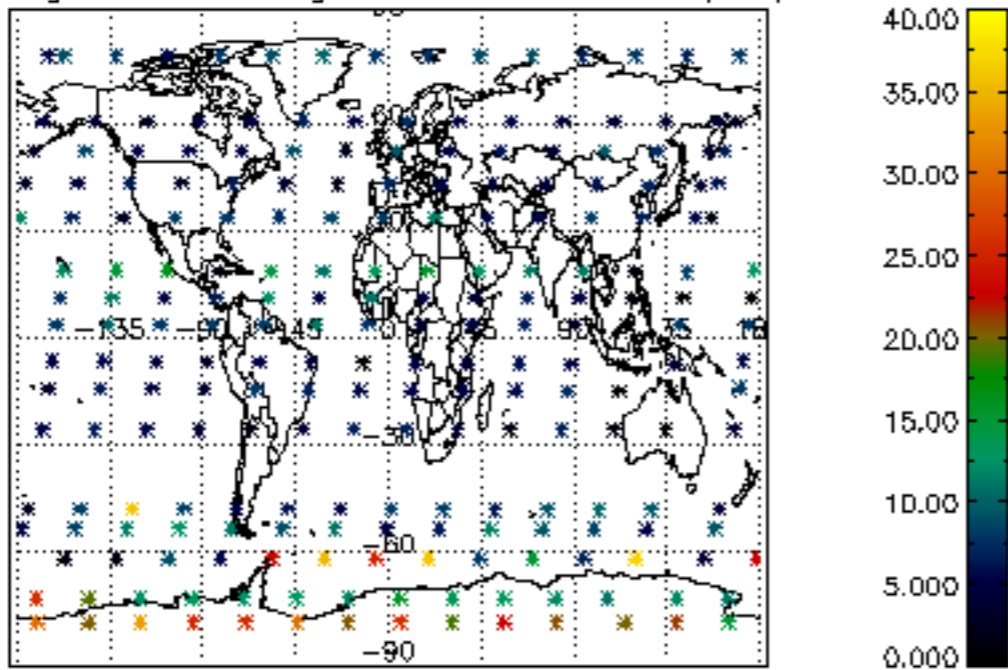
Percentage of cosmic ray hits per profile



Percentage of datation errors per profile



Percentage of star falling outside central band per profile



Percentage of saturation errors per profile

