

GOMOS Level 2 Daily Report

SUMMARY

[1. General Info](#)

[2. Summary of processed GOM_NL_2P products](#)

[3. Level 2 Quality information per product](#)

[3.1 Plot of level 2 quality information per product \(time dependant\)](#)

[3.2 Plot of level 2 quality information per product \(world map\)](#)

[4. Level 1 Quality information per product \(stored on level 2 products\)](#)

[4.1 Plot of level 1 quality information per product \(time dependant\)](#)

[4.1.1 Plot of level 1 quality information per product \(time dependant\): ASCENDING](#)

[4.1.2 Plot of level 1 quality information per product \(time dependant\): DESCENDING](#)

[4.2 Plot of level 1 quality information per product \(world map\)](#)

[4.2.1 Plot of level 1 quality information per product \(world map\): ASCENDING](#)

[4.2.2 Plot of level 1 quality information per product \(world map\): DESCENDING](#)

[5. Ozone profiles based on quality statistics and other trace gas profiles](#)

[5.1 Ozone statistics based on quality of products](#)

[5.2 Plot ozone profiles for all STD \(dark without errors\)](#)

[5.3 Plot ozone profiles where STD < 20% \(dark without errors\)](#)

[5.4. Plot ozone profiles where STD < 10% \(dark without errors\)](#)

[5.5. Plot ozone profiles where STD < 5% \(dark without errors\)](#)

[5.6 Plot NO2 profiles for all STD \(dark without errors\)](#)

[5.7 Plot NO3 profiles for all STD \(dark without errors\)](#)

[5.8 Plot H2O profiles \(only for occultations of stars 1,2,3,4,13,14,16,26,63 dark without errors\) for all STD](#)

[6. Auxiliary Data Files used for the production reported in section 2](#)

This report presents the daily analysis on parameters extracted from GOMOS level 2 data (GOM_NL__2P). It is intended to monitor some important parameters that will impact the quality of these products. A list of level 2 products (and content) that have arrived during the reporting day to the PCF is also given.

Item	Value
Time of report generation	19APR2013 16:31:01
Data source version	GOMOS/6.01
Start time of products	24-06-2003 (24JUN2003 00:00:00)
Stop time of products	25-06-2003 (25JUN2003 00:00:00)
Store outputs in DB	Yes
Nb of level 2 prods	320
Nb of prods with errors	3

2. Summary of processed GOM_NL__2P products.

Nr	Filename	UTC Start time	Limb	Duration	Star Id	Star Name	Star Mag	Star Temp	Nb Meas	Orbit	Prod. error
1	GOM_NL__2PRFIN20030624_000208_000000472017_00302_06869_5565.N1	24-JUN-2003 00:02:08	Dark	46.500	94	92Alp Cet	2.5260	3100.0	93	6869	No
2	GOM_NL__2PRFIN20030624_000600_000001132017_00302_06869_5566.N1	24-JUN-2003 00:06:00	Dark	113.00	140	88Gam Peg	2.8340	26000.	226	6869	No
3	GOM_NL__2PRFIN20030624_001445_000000682017_00302_06869_5567.N1	24-JUN-2003 00:14:45	Dark	68.000	52	16Bet Cet	2.0370	4500.0	136	6869	No
4	GOM_NL__2PRFIN20030624_002020_000000472017_00303_06870_5568.N1	24-JUN-2003 00:20:20	Dark	47.000	84	Alp Phe	2.3970	4500.0	94	6870	No
5	GOM_NL__2PRFIN20030624_002648_000000562017_00303_06870_6571.N1	24-JUN-2003 00:26:48	Dark	56.000	63	Bet Gru	2.1500	2800.0	112	6870	No
6	GOM_NL__2PRFIN20030624_002849_000000502017_00303_06870_6572.N1	24-JUN-2003 00:28:49	Straylight	50.000	31	Alp Gru	1.7340	15200.	100	6870	No
7	GOM_NL__2PRFIN20030624_003156_000000442017_00303_06870_6573.N1	24-JUN-2003 00:31:56	Straylight	44.000	45	Alp Pav	1.9400	26000.	88	6870	No
8	GOM_NL__2PRFIN20030624_004234_000000572017_00303_06870_6574.N1	24-JUN-2003 00:42:34	Bright	56.500	116	19Del Sgr	2.7000	4100.0	113	6870	No
9	GOM_NL__2PRFIN20030624_004444_000000502017_00303_06870_6575.N1	24-JUN-2003 00:44:44	Bright	50.000	155	41Pi Sgr	2.9000	6600.0	100	6870	No
10	GOM_NL__2PRFIN20030624_004733_000000382017_00303_06870_6576.N1	24-JUN-2003 00:47:33	Bright	37.500	86	35Eta Oph	2.4300	10200.	75	6870	No
11	GOM_NL__2PRFIN20030624_005334_000000412017_00303_06870_6577.N1	24-JUN-2003 00:53:34	Bright	40.500	126	60Bet Oph	2.7700	4250.0	81	6870	No
12	GOM_NL__2PRFIN20030624_005558_000000412017_00303_06870_6578.N1	24-JUN-2003 00:55:58	Bright	40.500	59	55Alp Oph	2.0800	8900.0	81	6870	No
13	GOM_NL__2PRFIN20030624_010113_000000372017_00303_06870_6579.N1	24-JUN-2003 01:01:13	Bright	37.000	133	40Zet Her	2.8070	6000.0	74	6870	No
14	GOM_NL__2PRFIN20030624_010539_000000542017_00303_06870_6580.N1	24-JUN-2003 01:05:39	Bright	53.500	5	3Alp Lyr	0.033000	11000.	107	6870	No
15	GOM_NL__2PRFIN20030624_010738_000000402017_00303_06870_6581.N1	24-JUN-2003 01:07:38	Bright	39.500	130	23Bet Dra	2.7990	5800.0	79	6870	No
16	GOM_NL__2PRFIN20030624_010939_000000372017_00303_06870_6582.N1	24-JUN-2003 01:09:39	Bright	37.000	119	14Eta Dra	2.7270	4700.0	74	6870	No
17	GOM_NL__2PRFIN20030624_011515_000000632017_00303_06870_6583.N1	24-JUN-2003 01:15:15	Bright	63.000	19	50Alp Cyg	1.2460	10500.	126	6870	No
18	GOM_NL__2PRFIN20030624_011752_000000372017_00303_06870_6584.N1	24-JUN-2003 01:17:52	Bright	36.500	49	1Alp UMi	1.9900	6300.0	73	6870	No
19	GOM_NL__2PRFIN20030624_012422_000000462017_00303_06870_6585.N1	24-JUN-2003 01:24:22	Bright	45.500	74	11Bet Cas	2.2680	6600.0	91	6870	No
20	GOM_NL__2PRFIN20030624_012554_000000462017_00303_06870_6586.N1	24-JUN-2003 01:25:54	Bright	46.000	68	18Alp Cas	2.2250	4500.0	92	6870	No
21	GOM_NL__2PRFIN20030624_012812_000000462017_00303_06870_6587.N1	24-JUN-2003 01:28:12	Bright	45.500	160	23Gam Per	2.9300	4700.0	91	6870	No
22	GOM_NL__2PRFIN20030624_013137_000000472017_00303_06870_6588.N1	24-JUN-2003 01:31:37	Bright	47.000	73	57Gam1And	2.2600	13100.	94	6870	No
23	GOM_NL__2PRFIN20030624_013403_000000612017_00303_06870_6589.N1	24-JUN-2003 01:34:03	Twilight	60.500	53	43Bet And	2.0480	3300.0	121	6870	No
24	GOM_NL__2PRFIN20030624_013754_000000532017_00303_06870_6590.N1	24-JUN-2003 01:37:54	Dark	52.500	50	13Alp Ari	2.0070	4250.0	105	6870	No
25	GOM_NL__2PRFIN20030624_014244_000000462017_00303_06870_6591.N1	24-JUN-2003 01:42:44	Dark	46.000	94	92Alp Cet	2.5260	3100.0	92	6870	No
26	GOM_NL__2PRFIN20030624_014637_000001222017_00303_06870_6592.N1	24-JUN-2003 01:46:37	Dark	122.00	140	88Gam Peg	2.8340	26000.	244	6870	No
27	GOM_NL__2PRFIN20030624_015522_000000622017_00303_06870_6593.N1	24-JUN-2003 01:55:22	Dark	62.000	52	16Bet Cet	2.0370	4500.0	124	6870	No
28	GOM_NL__2PRFIN20030624_020724_000000562017_00304_06871_6569.N1	24-JUN-2003 02:07:24	Dark	55.500	63	Bet Gru	2.1500	2800.0	111	6871	No
29	GOM_NL__2PRFIN20030624_020926_000000542017_00304_06871_6570.N1	24-JUN-2003 02:09:26	Straylight	53.500	31	Alp Gru	1.7340	15200.	107	6871	No
30	GOM_NL__2PRFIN20030624_021232_000000432017_00304_06871_6571.N1	24-JUN-2003 02:12:32	Straylight	43.000	45	Alp Pav	1.9400	26000.	86	6871	No
31	GOM_NL__2PRFIN20030624_022310_000000462017_00304_06871_6572.N1	24-JUN-2003 02:23:10	Bright	46.000	116	19Del Sgr	2.7000	4100.0	92	6871	No
32	GOM_NL__2PRFIN20030624_022520_000000502017_00304_06871_6573.N1	24-JUN-2003 02:25:20	Bright	49.500	155	41Pi Sgr	2.9000	6600.0	99	6871	No
33	GOM_NL__2PRFIN20030624_022809_000000392017_00304_06871_6574.N1	24-JUN-2003 02:28:09	Bright	38.500	86	35Eta Oph	2.4300	10200.	77	6871	No
34	GOM_NL__2PRFIN20030624_023410_000000402017_00304_06871_6575.N1	24-JUN-2003 02:34:10	Bright	40.000	126	60Bet Oph	2.7700	4250.0	80	6871	No
35	GOM_NL__2PRFIN20030624_023634_000000422017_00304_06871_6576.N1	24-JUN-2003 02:36:34	Bright	42.000	59	55Alp Oph	2.0800	8900.0	84	6871	No
36	GOM_NL__2PRFIN20030624_024148_000000362017_00304_06871_6577.N1	24-JUN-2003 02:41:48	Bright	36.000	133	40Zet Her	2.8070	6000.0	72	6871	No
37	GOM_NL__2PRFIN20030624_024614_000000452017_00304_06871_6578.N1	24-JUN-2003 02:46:14	Bright	44.500	5	3Alp Lyr	0.033000	11000.	89	6871	No
38	GOM_NL__2PRFIN20030624_024813_000000362017_00304_06871_6579.N1	24-JUN-2003 02:48:13	Bright	36.000	130	23Bet Dra	2.7990	5800.0	72	6871	No
39	GOM_NL__2PRFIN20030624_025014_000000342017_00304_06871_6580.N1	24-JUN-2003 02:50:14	Bright	34.000	119	14Eta Dra	2.7270	4700.0	68	6871	No
40	GOM_NL__2PRFIN20030624_025550_000000672017_00304_06871_6581.N1	24-JUN-2003 02:55:50	Bright	66.500	19	50Alp Cyg	1.2460	10500.	133	6871	No
41	GOM_NL__2PRFIN20030624_025828_000000372017_00304_06871_6582.N1	24-JUN-2003 02:58:28	Bright	36.500	49	1Alp UMi	1.9900	6300.0	73	6871	No
42	GOM_NL__2PRFIN20030624_030457_000000492017_00304_06871_6583.N1	24-JUN-2003 03:04:57	Bright	48.500	74	11Bet Cas	2.2680	6600.0	97	6871	No

43	GOM_NL__2PRFIN20030624_030630_000000482017_00304_06871_6584.N1	24-JUN-2003 03:06:30	Bright	47.500	68	18Alp Cas	2.2250	4500.0	95	6871	No
44	GOM_NL__2PRFIN20030624_030847_000000372017_00304_06871_6585.N1	24-JUN-2003 03:08:47	Bright	37.000	160	23Gam Per	2.9300	4700.0	74	6871	No
45	GOM_NL__2PRFIN20030624_031213_000000452017_00304_06871_6586.N1	24-JUN-2003 03:12:13	Bright	45.000	73	57Gam1And	2.2600	13100.	90	6871	No
46	GOM_NL__2PRFIN20030624_031439_000000742017_00304_06871_6587.N1	24-JUN-2003 03:14:39	Twi_and_stray	74.000	53	43Bet And	2.0480	3300.0	148	6871	No
47	GOM_NL__2PRFIN20030624_031830_000000562017_00304_06871_6588.N1	24-JUN-2003 03:18:30	Dark	56.000	50	13Alp Ari	2.0070	4250.0	112	6871	No
48	GOM_NL__2PRFIN20030624_032321_000000452017_00304_06871_6589.N1	24-JUN-2003 03:23:21	Dark	45.000	94	92Alp Cet	2.5260	3100.0	90	6871	No
49	GOM_NL__2PRFIN20030624_032715_000001162017_00304_06871_6590.N1	24-JUN-2003 03:27:15	Dark	115.50	140	88Gam Peg	2.8340	26000.	231	6871	No
50	GOM_NL__2PRFIN20030624_033559_000000702017_00304_06871_6591.N1	24-JUN-2003 03:35:59	Dark	70.000	52	16Bet Cet	2.0370	4500.0	140	6871	No
51	GOM_NL__2PRFIN20030624_034801_000000542017_00305_06872_4966.N1	24-JUN-2003 03:48:01	Dark	54.000	63	Bet Gru	2.1500	2800.0	108	6872	No
52	GOM_NL__2PRFIN20030624_035003_000000532017_00305_06872_4967.N1	24-JUN-2003 03:50:03	Straylight	52.500	31	Alp Gru	1.7340	15200.	105	6872	No
53	GOM_NL__2PRFIN20030624_035309_000000442017_00305_06872_4968.N1	24-JUN-2003 03:53:09	Straylight	43.500	45	Alp Pav	1.9400	26000.	87	6872	No
54	GOM_NL__2PRFIN20030624_040347_000000452017_00305_06872_4969.N1	24-JUN-2003 04:03:47	Bright	44.500	116	19Del Sgr	2.7000	4100.0	89	6872	No
55	GOM_NL__2PRFIN20030624_040556_000000502017_00305_06872_4970.N1	24-JUN-2003 04:05:56	Bright	49.500	155	41Pi Sgr	2.9000	6600.0	99	6872	No
56	GOM_NL__2PRFIN20030624_040846_000000382017_00305_06872_4971.N1	24-JUN-2003 04:08:46	Bright	37.500	86	35Eta Oph	2.4300	10200.	75	6872	No
57	GOM_NL__2PRFIN20030624_041446_000000402017_00305_06872_4972.N1	24-JUN-2003 04:14:46	Bright	39.500	126	60Bet Oph	2.7700	4250.0	79	6872	No
58	GOM_NL__2PRFIN20030624_041710_000000412017_00305_06872_4973.N1	24-JUN-2003 04:17:10	Bright	41.000	59	55Alp Oph	2.0800	8900.0	82	6872	No
59	GOM_NL__2PRFIN20030624_042224_000000382017_00305_06872_4974.N1	24-JUN-2003 04:22:24	Bright	38.000	133	40Zet Her	2.8070	6000.0	76	6872	No
60	GOM_NL__2PRFIN20030624_042649_000000512017_00305_06872_4975.N1	24-JUN-2003 04:26:49	Bright	51.000	5	3Alp Lyr	0.033000	11000.	102	6872	No
61	GOM_NL__2PRFIN20030624_042849_000000392017_00305_06872_4976.N1	24-JUN-2003 04:28:49	Bright	38.500	130	23Bet Dra	2.7990	5800.0	77	6872	No
62	GOM_NL__2PRFIN20030624_043050_000000352017_00305_06872_4977.N1	24-JUN-2003 04:30:50	Bright	35.000	119	14Eta Dra	2.7270	4700.0	70	6872	No
63	GOM_NL__2PRFIN20030624_043623_000000682017_00305_06872_4978.N1	24-JUN-2003 04:36:23	Bright	68.000	19	50Alp Cyg	1.2460	10500.	136	6872	No
64	GOM_NL__2PRFIN20030624_043904_000000372017_00305_06872_4979.N1	24-JUN-2003 04:39:04	Bright	37.000	49	1Alp UMi	1.9900	6300.0	74	6872	No
65	GOM_NL__2PRFIN20030624_044533_000000492017_00305_06872_4980.N1	24-JUN-2003 04:45:33	Bright	48.500	74	11Bet Cas	2.2680	6600.0	97	6872	No
66	GOM_NL__2PRFIN20030624_044705_000000472017_00305_06872_4981.N1	24-JUN-2003 04:47:05	Bright	47.000	68	18Alp Cas	2.2250	4500.0	94	6872	No
67	GOM_NL__2PRFIN20030624_044923_000000542017_00305_06872_4982.N1	24-JUN-2003 04:49:23	Bright	54.000	160	23Gam Per	2.9300	4700.0	108	6872	No
68	GOM_NL__2PRFIN20030624_045249_000000462017_00305_06872_4983.N1	24-JUN-2003 04:52:49	Bright	45.500	73	57Gam1And	2.2600	13100.	91	6872	No
69	GOM_NL__2PRFIN20030624_045515_000000742017_00305_06872_4984.N1	24-JUN-2003 04:55:15	Twi_and_stray	74.000	53	43Bet And	2.0480	3300.0	148	6872	No
70	GOM_NL__2PRFIN20030624_045906_000000542017_00305_06872_4985.N1	24-JUN-2003 04:59:06	Dark	54.000	50	13Alp Ari	2.0070	4250.0	108	6872	No
71	GOM_NL__2PRFIN20030624_050357_000000402017_00305_06872_4986.N1	24-JUN-2003 05:03:57	Dark	39.500	94	92Alp Cet	2.5260	3100.0	79	6872	No
72	GOM_NL__2PRFIN20030624_050755_000001172017_00305_06872_4987.N1	24-JUN-2003 05:07:55	Dark	116.50	140	88Gam Peg	2.8340	26000.	233	6872	No
73	GOM_NL__2PRFIN20030624_051637_000000652017_00305_06872_4988.N1	24-JUN-2003 05:16:37	Dark	64.500	52	16Bet Cet	2.0370	4500.0	129	6872	No
74	GOM_NL__2PRFIN20030624_052838_000000492017_00306_06873_4977.N1	24-JUN-2003 05:28:38	Dark	49.000	63	Bet Gru	2.1500	2800.0	98	6873	No
75	GOM_NL__2PRFIN20030624_053040_000000512017_00306_06873_4978.N1	24-JUN-2003 05:30:40	Straylight	50.500	31	Alp Gru	1.7340	15200.	101	6873	No
76	GOM_NL__2PRFIN20030624_053345_000000442017_00306_06873_4979.N1	24-JUN-2003 05:33:45	Straylight	43.500	45	Alp Pav	1.9400	26000.	87	6873	No
77	GOM_NL__2PRFIN20030624_054423_000000482017_00306_06873_4980.N1	24-JUN-2003 05:44:23	Bright	48.000	116	19Del Sgr	2.7000	4100.0	96	6873	No
78	GOM_NL__2PRFIN20030624_054632_000000502017_00306_06873_4981.N1	24-JUN-2003 05:46:32	Bright	49.500	155	41Pi Sgr	2.9000	6600.0	99	6873	No
79	GOM_NL__2PRFIN20030624_054922_000000392017_00306_06873_4982.N1	24-JUN-2003 05:49:22	Bright	38.500	86	35Eta Oph	2.4300	10200.	77	6873	No
80	GOM_NL__2PRFIN20030624_055522_000000402017_00306_06873_4983.N1	24-JUN-2003 05:55:22	Bright	40.000	126	60Bet Oph	2.7700	4250.0	80	6873	No
81	GOM_NL__2PRFIN20030624_055746_000000392017_00306_06873_4984.N1	24-JUN-2003 05:57:46	Bright	38.500	59	55Alp Oph	2.0800	8900.0	77	6873	No
82	GOM_NL__2PRFIN20030624_060300_000000352017_00306_06873_4985.N1	24-JUN-2003 06:03:00	Bright	35.000	133	40Zet Her	2.8070	6000.0	70	6873	No
83	GOM_NL__2PRFIN20030624_060724_000000502017_00306_06873_4986.N1	24-JUN-2003 06:07:24	Bright	50.000	5	3Alp Lyr	0.033000	11000.	100	6873	No
84	GOM_NL__2PRFIN20030624_060925_000000402017_00306_06873_4987.N1	24-JUN-2003 06:09:25	Bright	39.500	130	23Bet Dra	2.7990	5800.0	79	6873	No
85	GOM_NL__2PRFIN20030624_061126_000000372017_00306_06873_4988.N1	24-JUN-2003 06:11:26	Bright	37.000	119	14Eta Dra	2.7270	4700.0	74	6873	No
86	GOM_NL__2PRFIN20030624_061656_000000702017_00306_06873_4989.N1	24-JUN-2003 06:16:56	Bright	70.000	19	50Alp Cyg	1.2460	10500.	140	6873	No
87	GOM_NL__2PRFIN20030624_061940_000000372017_00306_06873_4990.N1	24-JUN-2003 06:19:40	Bright	37.000	49	1Alp UMi	1.9900	6300.0	74	6873	No
88	GOM_NL__2PRFIN20030624_062608_000000482017_00306_06873_4991.N1	24-JUN-2003 06:26:08	Bright	47.500	74	11Bet Cas	2.2680	6600.0	95	6873	No
89	GOM_NL__2PRFIN20030624_062741_000000482017_00306_06873_4992.N1	24-JUN-2003 06:27:41	Bright	47.500	68	18Alp Cas	2.2250	4500.0	95	6873	No
90	GOM_NL__2PRFIN20030624_062959_000000362017_00306_06873_4993.N1	24-JUN-2003 06:29:59	Bright	35.500	160	23Gam Per	2.9300	4700.0	71	6873	No
91	GOM_NL__2PRFIN20030624_063324_000000482017_00306_06873_4994.N1	24-JUN-2003 06:33:24	Bright	47.500	73	57Gam1And	2.2600	13100.	95	6873	No
92	GOM_NL__2PRFIN20030624_063551_000000662017_00306_06873_4995.N1	24-JUN-2003 06:35:51	Twi_and_stray	66.000	53	43Bet And	2.0480	3300.0	132	6873	No
93	GOM_NL__2PRFIN20030624_063943_000000572017_00306_06873_4996.N1	24-JUN-2003 06:39:43	Dark	56.500	50	13Alp Ari	2.0070	4250.0	113	6873	No
94	GOM_NL__2PRFIN20030624_064433_000000392017_00306_06873_4997.N1	24-JUN-2003 06:44:33	Dark	38.500	94	92Alp Cet	2.5260	3100.0	77	6873	No
95	GOM_NL__2PRFIN20030624_064834_000001142017_00306_06873_4998.N1	24-JUN-2003 06:48:34	Dark	113.50	140	88Gam Peg	2.8340	26000.	227	6873	No
96	GOM_NL__2PRFIN20030624_065714_000000672017_00306_06873_4999.N1	24-JUN-2003 06:57:14	Dark	66.500	52	16Bet Cet	2.0370	4500.0	133	6873	No
97	GOM_NL__2PRFIN20030624_070915_000000682017_00307_06874_4982.N1	24-JUN-2003 07:09:15	Straylight	68.000	63	Bet Gru	2.1500	2800.0	136	6874	No
98	GOM_NL__2PRFIN20030624_071117_000000502017_00307_06874_4983.N1	24-JUN-2003 07:11:17	Straylight	50.000	31	Alp Gru	1.7340	15200.	100	6874	No
99	GOM_NL__2PRFIN20030624_071422_000000442017_00307_06874_4984.N1	24-JUN-2003 07:14:22	Straylight	44.000	45	Alp Pav	1.9400	26000.	88	6874	No
100	GOM_NL__2PRFIN20030624_072459_000000462017_00307_06874_4985.N1	24-JUN-2003 07:24:59	Bright	45.500	116	19Del Sgr	2.7000	4100.0	91	6874	No
101	GOM_NL__2PRFIN20030624_072708_000000512017_00307_06874_4986.N1	24-JUN-2003 07:27:08	Bright	50.500	155	41Pi Sgr	2.9000	6600.0	101	6874	No

102	GOM_NL__2PRFIN20030624_072958_000000392017_00307_06874_4987.N1	24-JUN-2003 07:29:58	Bright	38.500	86	35Eta Oph	2.4300	10200.	77	6874	No
103	GOM_NL__2PRFIN20030624_073558_000000402017_00307_06874_4988.N1	24-JUN-2003 07:35:58	Bright	40.000	126	60Bet Oph	2.7700	4250.0	80	6874	No
104	GOM_NL__2PRFIN20030624_073821_000000402017_00307_06874_4989.N1	24-JUN-2003 07:38:21	Bright	39.500	59	55Alp Oph	2.0800	8900.0	79	6874	No
105	GOM_NL__2PRFIN20030624_074336_000000392017_00307_06874_4990.N1	24-JUN-2003 07:43:36	Bright	38.500	133	40Zet Her	2.8070	6000.0	77	6874	No
106	GOM_NL__2PRFIN20030624_074800_000000502017_00307_06874_4991.N1	24-JUN-2003 07:48:00	Bright	50.000	5	3Alp Lyr	0.033000	11000.	100	6874	No
107	GOM_NL__2PRFIN20030624_075000_000000392017_00307_06874_4992.N1	24-JUN-2003 07:50:00	Bright	39.000	130	23Bet Dra	2.7990	5800.0	78	6874	No
108	GOM_NL__2PRFIN20030624_075202_000000372017_00307_06874_4993.N1	24-JUN-2003 07:52:02	Bright	37.000	119	14Eta Dra	2.7270	4700.0	74	6874	No
109	GOM_NL__2PRFIN20030624_075732_000000722017_00307_06874_4994.N1	24-JUN-2003 07:57:32	Bright	71.500	19	50Alp Cyg	1.2460	10500.	143	6874	No
110	GOM_NL__2PRFIN20030624_080016_000000352017_00307_06874_4995.N1	24-JUN-2003 08:00:16	Bright	35.000	49	1Alp UMi	1.9900	6300.0	70	6874	No
111	GOM_NL__2PRFIN20030624_080643_000000482017_00307_06874_4996.N1	24-JUN-2003 08:06:43	Bright	47.500	74	11Bet Cas	2.2680	6600.0	95	6874	No
112	GOM_NL__2PRFIN20030624_080816_000000482017_00307_06874_4997.N1	24-JUN-2003 08:08:16	Bright	47.500	68	18Alp Cas	2.2250	4500.0	95	6874	No
113	GOM_NL__2PRFIN20030624_081034_000000542017_00307_06874_4998.N1	24-JUN-2003 08:10:34	Bright	54.000	160	23Gam Per	2.9300	4700.0	108	6874	No
114	GOM_NL__2PRFIN20030624_081400_000000462017_00307_06874_4999.N1	24-JUN-2003 08:14:00	Bright	46.000	73	57Gam1And	2.2600	13100.	92	6874	No
115	GOM_NL__2PRFIN20030624_081626_000000672017_00307_06874_5000.N1	24-JUN-2003 08:16:26	Tw_i_and_stray	66.500	53	43Bet And	2.0480	3300.0	133	6874	No
116	GOM_NL__2PRFIN20030624_082018_000000542017_00307_06874_5001.N1	24-JUN-2003 08:20:18	Dark	53.500	50	13Alp Ari	2.0070	4250.0	107	6874	No
117	GOM_NL__2PRFIN20030624_082509_000000392017_00307_06874_5002.N1	24-JUN-2003 08:25:09	Dark	39.000	94	92Alp Cet	2.5260	3100.0	78	6874	No
118	GOM_NL__2PRFIN20030624_082912_000001182017_00307_06874_5003.N1	24-JUN-2003 08:29:12	Dark	118.00	140	88Gam Peg	2.8340	26000.	236	6874	No
119	GOM_NL__2PRFIN20030624_083751_000000642017_00307_06874_5004.N1	24-JUN-2003 08:37:51	Dark	63.500	52	16Bet Cet	2.0370	4500.0	127	6874	No
120	GOM_NL__2PRFIN20030624_084952_000000542017_00308_06875_4983.N1	24-JUN-2003 08:49:52	Dark	53.500	63	Bet Gru	2.1500	2800.0	107	6875	No
121	GOM_NL__2PRFIN20030624_085154_000000512017_00308_06875_4984.N1	24-JUN-2003 08:51:54	Straylight	51.000	31	Alp Gru	1.7340	15200.	102	6875	No
122	GOM_NL__2PRFIN20030624_085458_000000432017_00308_06875_4985.N1	24-JUN-2003 08:54:58	Straylight	43.000	45	Alp Pav	1.9400	26000.	86	6875	No
123	GOM_NL__2PRFIN20030624_090535_000000512017_00308_06875_4986.N1	24-JUN-2003 09:05:35	Bright	50.500	116	19Del Sgr	2.7000	4100.0	101	6875	No
124	GOM_NL__2PRFIN20030624_090745_000000502017_00308_06875_4987.N1	24-JUN-2003 09:07:45	Bright	50.000	155	41Pi Sgr	2.9000	6600.0	100	6875	No
125	GOM_NL__2PRFIN20030624_091034_000000382017_00308_06875_4988.N1	24-JUN-2003 09:10:34	Bright	38.000	86	35Eta Oph	2.4300	10200.	76	6875	No
126	GOM_NL__2PRFIN20030624_091633_000000402017_00308_06875_4989.N1	24-JUN-2003 09:16:33	Bright	40.000	126	60Bet Oph	2.7700	4250.0	80	6875	No
127	GOM_NL__2PRFIN20030624_091857_000000412017_00308_06875_4990.N1	24-JUN-2003 09:18:57	Bright	40.500	59	55Alp Oph	2.0800	8900.0	81	6875	No
128	GOM_NL__2PRFIN20030624_092412_000000372017_00308_06875_4991.N1	24-JUN-2003 09:24:12	Bright	36.500	133	40Zet Her	2.8070	6000.0	73	6875	No
129	GOM_NL__2PRFIN20030624_092835_000000512017_00308_06875_4992.N1	24-JUN-2003 09:28:35	Bright	50.500	5	3Alp Lyr	0.033000	11000.	101	6875	No
130	GOM_NL__2PRFIN20030624_093036_000000402017_00308_06875_4993.N1	24-JUN-2003 09:30:36	Bright	39.500	130	23Bet Dra	2.7990	5800.0	79	6875	No
131	GOM_NL__2PRFIN20030624_093238_000000382017_00308_06875_4994.N1	24-JUN-2003 09:32:38	Bright	37.500	119	14Eta Dra	2.7270	4700.0	75	6875	No
132	GOM_NL__2PRFIN20030624_093807_000000682017_00308_06875_4995.N1	24-JUN-2003 09:38:07	Bright	67.500	19	50Alp Cyg	1.2460	10500.	135	6875	No
133	GOM_NL__2PRFIN20030624_094052_000000362017_00308_06875_4996.N1	24-JUN-2003 09:40:52	Bright	35.500	49	1Alp UMi	1.9900	6300.0	71	6875	No
134	GOM_NL__2PRFIN20030624_094719_000000472017_00308_06875_4997.N1	24-JUN-2003 09:47:19	Bright	47.000	74	11Bet Cas	2.2680	6600.0	94	6875	No
135	GOM_NL__2PRFIN20030624_094851_000000502017_00308_06875_4998.N1	24-JUN-2003 09:48:51	Bright	49.500	68	18Alp Cas	2.2250	4500.0	99	6875	No
136	GOM_NL__2PRFIN20030624_095111_000000472017_00308_06875_4999.N1	24-JUN-2003 09:51:11	Bright	46.500	160	23Gam Per	2.9300	4700.0	93	6875	No
137	GOM_NL__2PRFIN20030624_095436_000000462017_00308_06875_5000.N1	24-JUN-2003 09:54:36	Bright	46.000	73	57Gam1And	2.2600	13100.	92	6875	No
138	GOM_NL__2PRFIN20030624_095702_000000652017_00308_06875_5001.N1	24-JUN-2003 09:57:02	Tw_i_and_stray	64.500	53	43Bet And	2.0480	3300.0	129	6875	No
139	GOM_NL__2PRFIN20030624_100055_000000542017_00308_06875_5002.N1	24-JUN-2003 10:00:55	Dark	53.500	50	13Alp Ari	2.0070	4250.0	107	6875	No
140	GOM_NL__2PRFIN20030624_100545_000000412017_00308_06875_5003.N1	24-JUN-2003 10:05:45	Dark	40.500	94	92Alp Cet	2.5260	3100.0	81	6875	No
141	GOM_NL__2PRFIN20030624_100950_000001242017_00308_06875_5004.N1	24-JUN-2003 10:09:50	Dark	124.00	140	88Gam Peg	2.8340	26000.	248	6875	No
142	GOM_NL__2PRFIN20030624_101828_000000732017_00308_06875_5005.N1	24-JUN-2003 10:18:28	Dark	73.000	52	16Bet Cet	2.0370	4500.0	146	6875	No
143	GOM_NL__2PRFIN20030624_103029_000000542017_00309_06876_4986.N1	24-JUN-2003 10:30:29	Dark	54.000	63	Bet Gru	2.1500	2800.0	108	6876	No
144	GOM_NL__2PRFIN20030624_103231_000000512017_00309_06876_4987.N1	24-JUN-2003 10:32:31	Straylight	51.000	31	Alp Gru	1.7340	15200.	102	6876	No
145	GOM_NL__2PRFIN20030624_103535_000000442017_00309_06876_4988.N1	24-JUN-2003 10:35:35	Straylight	43.500	45	Alp Pav	1.9400	26000.	87	6876	No
146	GOM_NL__2PRFIN20030624_104611_000000482017_00309_06876_4989.N1	24-JUN-2003 10:46:11	Bright	47.500	116	19Del Sgr	2.7000	4100.0	95	6876	No
147	GOM_NL__2PRFIN20030624_104821_000000492017_00309_06876_4990.N1	24-JUN-2003 10:48:21	Bright	49.000	155	41Pi Sgr	2.9000	6600.0	98	6876	No
148	GOM_NL__2PRFIN20030624_105110_000000392017_00309_06876_4991.N1	24-JUN-2003 10:51:10	Bright	38.500	86	35Eta Oph	2.4300	10200.	77	6876	No
149	GOM_NL__2PRFIN20030624_105709_000000412017_00309_06876_4992.N1	24-JUN-2003 10:57:09	Bright	41.000	126	60Bet Oph	2.7700	4250.0	82	6876	No
150	GOM_NL__2PRFIN20030624_105933_000000392017_00309_06876_4993.N1	24-JUN-2003 10:59:33	Bright	38.500	59	55Alp Oph	2.0800	8900.0	77	6876	No
151	GOM_NL__2PRFIN20030624_110448_000000362017_00309_06876_4994.N1	24-JUN-2003 11:04:48	Bright	35.500	133	40Zet Her	2.8070	6000.0	71	6876	No
152	GOM_NL__2PRFIN20030624_110910_000000482017_00309_06876_4995.N1	24-JUN-2003 11:09:10	Bright	48.000	5	3Alp Lyr	0.033000	11000.	96	6876	No
153	GOM_NL__2PRFIN20030624_111111_000000412017_00309_06876_4996.N1	24-JUN-2003 11:11:11	Bright	40.500	130	23Bet Dra	2.7990	5800.0	81	6876	No
154	GOM_NL__2PRFIN20030624_111314_000000382017_00309_06876_4997.N1	24-JUN-2003 11:13:14	Bright	38.000	119	14Eta Dra	2.7270	4700.0	76	6876	No
155	GOM_NL__2PRFIN20030624_111842_000000662017_00309_06876_4998.N1	24-JUN-2003 11:18:42	Bright	66.000	19	50Alp Cyg	1.2460	10500.	132	6876	No
156	GOM_NL__2PRFIN20030624_112127_000000372017_00309_06876_4999.N1	24-JUN-2003 11:21:27	Bright	37.000	49	1Alp UMi	1.9900	6300.0	74	6876	No
157	GOM_NL__2PRFIN20030624_112754_000000472017_00309_06876_5000.N1	24-JUN-2003 11:27:54	Bright	47.000	74	11Bet Cas	2.2680	6600.0	94	6876	No
158	GOM_NL__2PRFIN20030624_112927_000000472017_00309_06876_5001.N1	24-JUN-2003 11:29:27	Bright	47.000	68	18Alp Cas	2.2250	4500.0	94	6876	No
159	GOM_NL__2PRFIN20030624_113147_000000362017_00309_06876_5002.N1	24-JUN-2003 11:31:47	Bright	36.000	160	23Gam Per	2.9300	4700.0	72	6876	No
160	GOM_NL__2PRFIN20030624_113512_000000462017_00309_06876_5003.N1	24-JUN-2003 11:35:12	Bright	46.000	73	57Gam1And	2.2600	13100.	92	6876	No

161	GOM_NL__2PRFIN20030624_113738_000000682017_00309_06876_5004.N1	24-JUN-2003 11:37:38	Tw_i_and_stray	68.000	53	43Bet And	2.0480	3300.0	136	6876	No
162	GOM_NL__2PRFIN20030624_114131_000000542017_00309_06876_5005.N1	24-JUN-2003 11:41:31	Dark	54.000	50	13Alp Ari	2.0070	4250.0	108	6876	No
163	GOM_NL__2PRFIN20030624_114621_000000462017_00309_06876_5006.N1	24-JUN-2003 11:46:21	Dark	46.000	94	92Alp Cet	2.5260	3100.0	92	6876	No
164	GOM_NL__2PRFIN20030624_115028_000001212017_00309_06876_5007.N1	24-JUN-2003 11:50:28	Dark	121.00	140	88Gam Peg	2.8340	26000.	242	6876	No
165	GOM_NL__2PRFIN20030624_115906_000000702017_00309_06876_5008.N1	24-JUN-2003 11:59:06	Dark	70.000	52	16Bet Cet	2.0370	4500.0	140	6876	No
166	GOM_NL__2PRFIN20030624_121105_000000552017_00310_06877_4991.N1	24-JUN-2003 12:11:05	Dark	55.000	63	Bet Gru	2.1500	2800.0	110	6877	No
167	GOM_NL__2PRFIN20030624_121307_000000562017_00310_06877_4992.N1	24-JUN-2003 12:13:07	Straylight	55.500	31	Alp Gru	1.7340	15200.	111	6877	No
168	GOM_NL__2PRFIN20030624_121611_000000422017_00310_06877_4993.N1	24-JUN-2003 12:16:11	Straylight	41.500	45	Alp Pav	1.9400	26000.	83	6877	No
169	GOM_NL__2PRFIN20030624_122647_000000462017_00310_06877_4994.N1	24-JUN-2003 12:26:47	Bright	46.000	116	19Del Sgr	2.7000	4100.0	92	6877	No
170	GOM_NL__2PRFIN20030624_122856_000000512017_00310_06877_4995.N1	24-JUN-2003 12:28:56	Bright	51.000	155	41Pi Sgr	2.9000	6600.0	102	6877	No
171	GOM_NL__2PRFIN20030624_123146_000000392017_00310_06877_4996.N1	24-JUN-2003 12:31:46	Bright	39.000	86	35Eta Oph	2.4300	10200.	78	6877	No
172	GOM_NL__2PRFIN20030624_123744_000000422017_00310_06877_4997.N1	24-JUN-2003 12:37:44	Bright	41.500	126	60Bet Oph	2.7700	4250.0	83	6877	No
173	GOM_NL__2PRFIN20030624_124008_000000392017_00310_06877_4998.N1	24-JUN-2003 12:40:08	Bright	39.000	59	55Alp Oph	2.0800	8900.0	78	6877	No
174	GOM_NL__2PRFIN20030624_124523_000000392017_00310_06877_4999.N1	24-JUN-2003 12:45:23	Bright	38.500	133	40Zet Her	2.8070	6000.0	77	6877	No
175	GOM_NL__2PRFIN20030624_124945_000000512017_00310_06877_5000.N1	24-JUN-2003 12:49:45	Bright	50.500	5	3Alp Lyr	0.033000	11000.	101	6877	No
176	GOM_NL__2PRFIN20030624_125147_000000412017_00310_06877_5001.N1	24-JUN-2003 12:51:47	Bright	41.000	130	23Bet Dra	2.7990	5800.0	82	6877	No
177	GOM_NL__2PRFIN20030624_125349_000000402017_00310_06877_5002.N1	24-JUN-2003 12:53:49	Bright	39.500	119	14Eta Dra	2.7270	4700.0	79	6877	No
178	GOM_NL__2PRFIN20030624_125915_000000692017_00310_06877_5003.N1	24-JUN-2003 12:59:15	Bright	69.000	19	50Alp Cyg	1.2460	10500.	138	6877	No
179	GOM_NL__2PRFIN20030624_130203_000000382017_00310_06877_5004.N1	24-JUN-2003 13:02:03	Bright	37.500	49	1Alp UMi	1.9900	6300.0	75	6877	No
180	GOM_NL__2PRFIN20030624_130830_000000482017_00310_06877_5005.N1	24-JUN-2003 13:08:30	Bright	47.500	74	11Bet Cas	2.2680	6600.0	95	6877	No
181	GOM_NL__2PRFIN20030624_131003_000000482017_00310_06877_5006.N1	24-JUN-2003 13:10:03	Bright	47.500	68	18Alp Cas	2.2250	4500.0	95	6877	No
182	GOM_NL__2PRFIN20030624_131222_000000362017_00310_06877_5007.N1	24-JUN-2003 13:12:22	Bright	36.000	160	23Gam Per	2.9300	4700.0	72	6877	No
183	GOM_NL__2PRFIN20030624_131548_000000472017_00310_06877_5008.N1	24-JUN-2003 13:15:48	Bright	47.000	73	57Gam1And	2.2600	13100.	94	6877	No
184	GOM_NL__2PRFIN20030624_131813_000000712017_00310_06877_5009.N1	24-JUN-2003 13:18:13	Tw_i_and_stray	71.000	53	43Bet And	2.0480	3300.0	142	6877	No
185	GOM_NL__2PRFIN20030624_132207_000000552017_00310_06877_5010.N1	24-JUN-2003 13:22:07	Dark	55.000	50	13Alp Ari	2.0070	4250.0	110	6877	No
186	GOM_NL__2PRFIN20030624_132657_000000502017_00310_06877_5011.N1	24-JUN-2003 13:26:57	Dark	49.500	94	92Alp Cet	2.5260	3100.0	99	6877	No
187	GOM_NL__2PRFIN20030624_133106_000001222017_00310_06877_5012.N1	24-JUN-2003 13:31:06	Dark	121.50	140	88Gam Peg	2.8340	26000.	243	6877	No
188	GOM_NL__2PRFIN20030624_133942_000000712017_00310_06877_5013.N1	24-JUN-2003 13:39:42	Dark	70.500	52	16Bet Cet	2.0370	4500.0	141	6877	No
189	GOM_NL__2PRFIN20030624_135142_000000562017_00311_06878_6263.N1	24-JUN-2003 13:51:42	Dark	56.000	63	Bet Gru	2.1500	2800.0	112	6878	No
190	GOM_NL__2PRFIN20030624_135343_000000532017_00311_06878_6264.N1	24-JUN-2003 13:53:43	Straylight	52.500	31	Alp Gru	1.7340	15200.	105	6878	No
191	GOM_NL__2PRFIN20030624_135647_000000442017_00311_06878_6265.N1	24-JUN-2003 13:56:47	Straylight	43.500	45	Alp Pav	1.9400	26000.	87	6878	No
192	GOM_NL__2PRFIN20030624_140723_000000502017_00311_06878_6266.N1	24-JUN-2003 14:07:23	Bright	50.000	116	19Del Sgr	2.7000	4100.0	100	6878	No
193	GOM_NL__2PRFIN20030624_140932_000000522017_00311_06878_6267.N1	24-JUN-2003 14:09:32	Bright	52.000	155	41Pi Sgr	2.9000	6600.0	104	6878	No
194	GOM_NL__2PRFIN20030624_141222_000000392017_00311_06878_6268.N1	24-JUN-2003 14:12:22	Bright	39.000	86	35Eta Oph	2.4300	10200.	78	6878	No
195	GOM_NL__2PRFIN20030624_141820_000000412017_00311_06878_6269.N1	24-JUN-2003 14:18:20	Bright	40.500	126	60Bet Oph	2.7700	4250.0	81	6878	No
196	GOM_NL__2PRFIN20030624_142044_000000402017_00311_06878_6270.N1	24-JUN-2003 14:20:44	Bright	40.000	59	55Alp Oph	2.0800	8900.0	80	6878	No
197	GOM_NL__2PRFIN20030624_142559_000000382017_00311_06878_6271.N1	24-JUN-2003 14:25:59	Bright	38.000	133	40Zet Her	2.8070	6000.0	76	6878	No
198	GOM_NL__2PRFIN20030624_143021_000000522017_00311_06878_6272.N1	24-JUN-2003 14:30:21	Bright	51.500	5	3Alp Lyr	0.033000	11000.	103	6878	No
199	GOM_NL__2PRFIN20030624_143223_000000402017_00311_06878_6273.N1	24-JUN-2003 14:32:23	Bright	39.500	130	23Bet Dra	2.7990	5800.0	79	6878	No
200	GOM_NL__2PRFIN20030624_143426_000000352017_00311_06878_6274.N1	24-JUN-2003 14:34:26	Bright	35.000	119	14Eta Dra	2.7270	4700.0	70	6878	No
201	GOM_NL__2PRFIN20030624_143952_000000682017_00311_06878_6275.N1	24-JUN-2003 14:39:52	Bright	67.500	19	50Alp Cyg	1.2460	10500.	135	6878	No
202	GOM_NL__2PRFIN20030624_144240_000000352017_00311_06878_6276.N1	24-JUN-2003 14:42:40	Bright	34.500	49	1Alp UMi	1.9900	6300.0	69	6878	No
203	GOM_NL__2PRFIN20030624_144906_000000472017_00311_06878_6277.N1	24-JUN-2003 14:49:06	Bright	46.500	74	11Bet Cas	2.2680	6600.0	93	6878	No
204	GOM_NL__2PRFIN20030624_145040_000000462017_00311_06878_6278.N1	24-JUN-2003 14:50:40	Bright	46.000	68	18Alp Cas	2.2250	4500.0	92	6878	No
205	GOM_NL__2PRFIN20030624_145259_000000542017_00311_06878_6279.N1	24-JUN-2003 14:52:59	Bright	54.000	160	23Gam Per	2.9300	4700.0	108	6878	No
206	GOM_NL__2PRFIN20030624_145625_000000462017_00311_06878_6280.N1	24-JUN-2003 14:56:25	Bright	46.000	73	57Gam1And	2.2600	13100.	92	6878	No
207	GOM_NL__2PRFIN20030624_145851_000000662017_00311_06878_6281.N1	24-JUN-2003 14:58:51	Tw_i_and_stray	65.500	53	43Bet And	2.0480	3300.0	131	6878	No
208	GOM_NL__2PRFIN20030624_150244_000000552017_00311_06878_6282.N1	24-JUN-2003 15:02:44	Dark	55.000	50	13Alp Ari	2.0070	4250.0	110	6878	No
209	GOM_NL__2PRFIN20030624_150735_000000472017_00311_06878_6283.N1	24-JUN-2003 15:07:35	Dark	46.500	94	92Alp Cet	2.5260	3100.0	93	6878	No
210	GOM_NL__2PRFIN20030624_151141_000001302017_00311_06878_6284.N1	24-JUN-2003 15:11:41	Dark	129.50	140	88Gam Peg	2.8340	26000.	259	6878	No
211	GOM_NL__2PRFIN20030624_152021_000000702017_00311_06878_6285.N1	24-JUN-2003 15:20:21	Dark	70.000	52	16Bet Cet	2.0370	4500.0	140	6878	No
212	GOM_NL__2PRFIN20030624_171257_000000532017_00313_06880_5411.N1	24-JUN-2003 17:12:57	Dark	52.500	63	Bet Gru	2.1500	2800.0	105	6880	No
213	GOM_NL__2PRFIN20030624_171459_000000532017_00313_06880_5412.N1	24-JUN-2003 17:14:59	Straylight	53.000	31	Alp Gru	1.7340	15200.	106	6880	No
214	GOM_NL__2PRFIN20030624_171801_000000422017_00313_06880_5413.N1	24-JUN-2003 17:18:01	Straylight	41.500	45	Alp Pav	1.9400	26000.	83	6880	No
215	GOM_NL__2PRFIN20030624_172658_00000102017_00313_06880_5414.N1	24-JUN-2003 17:26:58	Dark	10.000	85	Kap Sco	2.4070	28000.	20	6880	Yes
216	GOM_NL__2PRFIN20030624_172909_000000482017_00313_06880_5415.N1	24-JUN-2003 17:29:09	Bright	48.000	57	34Sig Sgr	2.0660	26000.	96	6880	No
217	GOM_NL__2PRFIN20030624_173046_000000502017_00313_06880_5416.N1	24-JUN-2003 17:30:46	Bright	49.500	155	41Pi Sgr	2.9000	6600.0	99	6880	No
218	GOM_NL__2PRFIN20030624_173334_000000392017_00313_06880_5417.N1	24-JUN-2003 17:33:34	Bright	38.500	86	35Eta Oph	2.4300	10200.	77	6880	No
219	GOM_NL__2PRFIN20030624_173933_000000402017_00313_06880_5418.N1	24-JUN-2003 17:39:33	Bright	40.000	126	60Bet Oph	2.7700	4250.0	80	6880	No

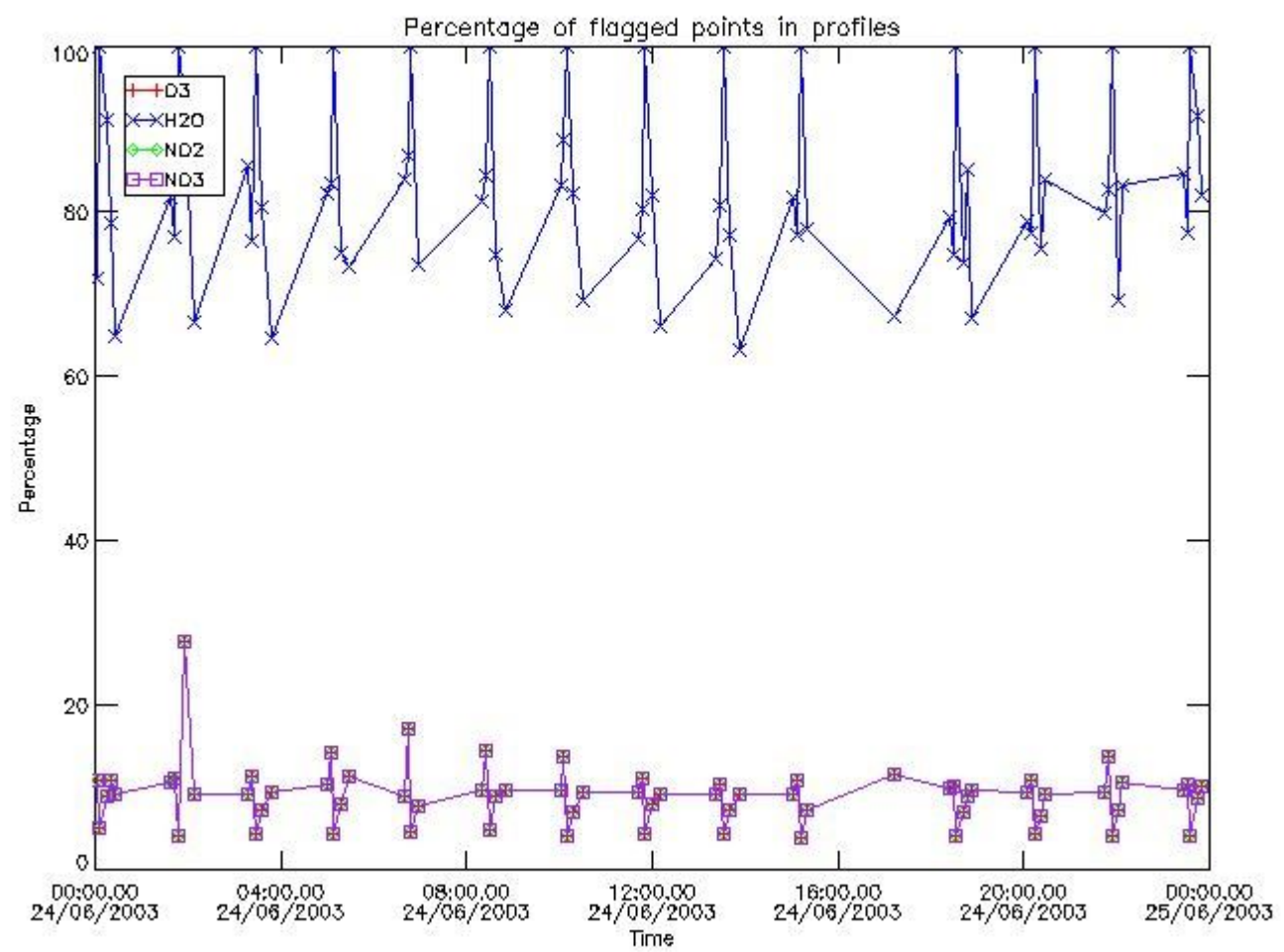
220	GOM_NL__2PRFIN20030624_174156_000000402017_00313_06880_5419.N1	24-JUN-2003 17:41:56	Bright	40.000	59	55Alp Oph	2.0800	8900.0	80	6880	No
221	GOM_NL__2PRFIN20030624_174443_000000562017_00313_06880_5420.N1	24-JUN-2003 17:44:43	Bright	55.500	168	17Zet Aql	2.9860	11000.	111	6880	No
222	GOM_NL__2PRFIN20030624_174712_000000382017_00313_06880_5421.N1	24-JUN-2003 17:47:12	Bright	37.500	133	40Zet Her	2.8070	6000.0	75	6880	No
223	GOM_NL__2PRFIN20030624_175131_000000492017_00313_06880_5422.N1	24-JUN-2003 17:51:31	Bright	49.000	5	3Alp Lyr	0.033000	11000.	98	6880	No
224	GOM_NL__2PRFIN20030624_175334_000000402017_00313_06880_5423.N1	24-JUN-2003 17:53:34	Bright	40.000	130	23Bet Dra	2.7990	5800.0	80	6880	No
225	GOM_NL__2PRFIN20030624_175538_000000382017_00313_06880_5424.N1	24-JUN-2003 17:55:38	Bright	37.500	119	14Eta Dra	2.7270	4700.0	75	6880	No
226	GOM_NL__2PRFIN20030624_175854_000000712017_00313_06880_5425.N1	24-JUN-2003 17:58:54	Bright	70.500	66	37Gam Cyg	2.2080	5900.0	141	6880	No
227	GOM_NL__2PRFIN20030624_180059_000000672017_00313_06880_5426.N1	24-JUN-2003 18:00:59	Bright	67.000	19	50Alp Cyg	1.2460	10500.	134	6880	No
228	GOM_NL__2PRFIN20030624_180351_000000372017_00313_06880_5427.N1	24-JUN-2003 18:03:51	Bright	36.500	49	1Alp UMi	1.9900	6300.0	73	6880	No
229	GOM_NL__2PRFIN20030624_181017_000000452017_00313_06880_5428.N1	24-JUN-2003 18:10:17	Bright	45.000	74	11Bet Cas	2.2680	6600.0	90	6880	No
230	GOM_NL__2PRFIN20030624_181150_000000462017_00313_06880_5429.N1	24-JUN-2003 18:11:50	Bright	46.000	68	18Alp Cas	2.2250	4500.0	92	6880	No
231	GOM_NL__2PRFIN20030624_181411_000000382017_00313_06880_5430.N1	24-JUN-2003 18:14:11	Bright	38.000	160	23Gam Per	2.9300	4700.0	76	6880	No
232	GOM_NL__2PRFIN20030624_181736_000000452017_00313_06880_5431.N1	24-JUN-2003 18:17:36	Bright	44.500	73	57Gam1And	2.2600	13100.	89	6880	No
233	GOM_NL__2PRFIN20030624_182003_000000692017_00313_06880_5432.N1	24-JUN-2003 18:20:03	Tw_i_and_stray	68.500	53	43Bet And	2.0480	3300.0	137	6880	No
234	GOM_NL__2PRFIN20030624_182356_000000512017_00313_06880_5433.N1	24-JUN-2003 18:23:56	Dark	51.000	50	13Alp Ari	2.0070	4250.0	102	6880	No
235	GOM_NL__2PRFIN20030624_182847_000000502017_00313_06880_5434.N1	24-JUN-2003 18:28:47	Dark	50.000	94	92Alp Cet	2.5260	3100.0	100	6880	No
236	GOM_NL__2PRFIN20030624_183300_000001282017_00313_06880_5435.N1	24-JUN-2003 18:33:00	Dark	127.50	140	88Gam Peg	2.8340	26000.	255	6880	No
237	GOM_NL__2PRFIN20030624_184136_000000732017_00313_06880_5436.N1	24-JUN-2003 18:41:36	Dark	72.500	52	16Bet Cet	2.0370	4500.0	145	6880	No
238	GOM_NL__2PRFIN20030624_184706_000000572017_00314_06881_6287.N1	24-JUN-2003 18:47:06	Dark	57.000	84	Alp Phe	2.3970	4500.0	114	6881	No
239	GOM_NL__2PRFIN20030624_185334_000000542017_00314_06881_6288.N1	24-JUN-2003 18:53:34	Dark	53.500	63	Bet Gru	2.1500	2800.0	107	6881	No
240	GOM_NL__2PRFIN20030624_185536_000000492017_00314_06881_6289.N1	24-JUN-2003 18:55:36	Straylight	49.000	31	Alp Gru	1.7340	15200.	98	6881	No
241	GOM_NL__2PRFIN20030624_185838_000000422017_00314_06881_6290.N1	24-JUN-2003 18:58:38	Straylight	42.000	45	Alp Pav	1.9400	26000.	84	6881	No
242	GOM_NL__2PRFIN20030624_190738_000000102017_00314_06881_6291.N1	24-JUN-2003 19:07:38	Dark	10.000	85	Kap Sco	2.4070	28000.	20	6881	Yes
243	GOM_NL__2PRFIN20030624_190945_000000472017_00314_06881_6292.N1	24-JUN-2003 19:09:45	Bright	46.500	57	34Sig Sgr	2.0660	26000.	93	6881	No
244	GOM_NL__2PRFIN20030624_191122_000000512017_00314_06881_6293.N1	24-JUN-2003 19:11:22	Bright	50.500	155	41Pi Sgr	2.9000	6600.0	101	6881	No
245	GOM_NL__2PRFIN20030624_191411_000000392017_00314_06881_6294.N1	24-JUN-2003 19:14:11	Bright	38.500	86	35Eta Oph	2.4300	10200.	77	6881	No
246	GOM_NL__2PRFIN20030624_192009_000000402017_00314_06881_6295.N1	24-JUN-2003 19:20:09	Bright	39.500	126	60Bet Oph	2.7700	4250.0	79	6881	No
247	GOM_NL__2PRFIN20030624_192232_000000402017_00314_06881_6296.N1	24-JUN-2003 19:22:32	Bright	40.000	59	55Alp Oph	2.0800	8900.0	80	6881	No
248	GOM_NL__2PRFIN20030624_192518_000000562017_00314_06881_6297.N1	24-JUN-2003 19:25:18	Bright	56.000	168	17Zet Aql	2.9860	11000.	112	6881	No
249	GOM_NL__2PRFIN20030624_192748_000000362017_00314_06881_6298.N1	24-JUN-2003 19:27:48	Bright	35.500	133	40Zet Her	2.8070	6000.0	71	6881	No
250	GOM_NL__2PRFIN20030624_193207_000000442017_00314_06881_6299.N1	24-JUN-2003 19:32:07	Bright	43.500	5	3Alp Lyr	0.033000	11000.	87	6881	No
251	GOM_NL__2PRFIN20030624_193410_000000412017_00314_06881_6300.N1	24-JUN-2003 19:34:10	Bright	40.500	130	23Bet Dra	2.7990	5800.0	81	6881	No
252	GOM_NL__2PRFIN20030624_193614_000000372017_00314_06881_6301.N1	24-JUN-2003 19:36:14	Bright	36.500	119	14Eta Dra	2.7270	4700.0	73	6881	No
253	GOM_NL__2PRFIN20030624_193928_000000732017_00314_06881_6302.N1	24-JUN-2003 19:39:28	Bright	72.500	66	37Gam Cyg	2.2080	5900.0	145	6881	No
254	GOM_NL__2PRFIN20030624_194134_000000682017_00314_06881_6303.N1	24-JUN-2003 19:41:34	Bright	67.500	19	50Alp Cyg	1.2460	10500.	135	6881	No
255	GOM_NL__2PRFIN20030624_194428_000000362017_00314_06881_6304.N1	24-JUN-2003 19:44:28	Bright	36.000	49	1Alp UMi	1.9900	6300.0	72	6881	No
256	GOM_NL__2PRFIN20030624_195052_000000462017_00314_06881_6305.N1	24-JUN-2003 19:50:52	Bright	46.000	74	11Bet Cas	2.2680	6600.0	92	6881	No
257	GOM_NL__2PRFIN20030624_195226_000000482017_00314_06881_6306.N1	24-JUN-2003 19:52:26	Bright	48.000	68	18Alp Cas	2.2250	4500.0	96	6881	No
258	GOM_NL__2PRFIN20030624_195447_000000542017_00314_06881_6307.N1	24-JUN-2003 19:54:47	Bright	54.000	160	23Gam Per	2.9300	4700.0	108	6881	No
259	GOM_NL__2PRFIN20030624_195812_000000472017_00314_06881_6308.N1	24-JUN-2003 19:58:12	Bright	46.500	73	57Gam1And	2.2600	13100.	93	6881	No
260	GOM_NL__2PRFIN20030624_200039_000000642017_00314_06881_6309.N1	24-JUN-2003 20:00:39	Tw_i_and_stray	63.500	53	43Bet And	2.0480	3300.0	127	6881	No
261	GOM_NL__2PRFIN20030624_200432_000000552017_00314_06881_6310.N1	24-JUN-2003 20:04:32	Dark	54.500	50	13Alp Ari	2.0070	4250.0	109	6881	No
262	GOM_NL__2PRFIN20030624_200923_000000472017_00314_06881_6311.N1	24-JUN-2003 20:09:23	Dark	47.000	94	92Alp Cet	2.5260	3100.0	94	6881	No
263	GOM_NL__2PRFIN20030624_201338_000001282017_00314_06881_6312.N1	24-JUN-2003 20:13:38	Dark	127.50	140	88Gam Peg	2.8340	26000.	255	6881	No
264	GOM_NL__2PRFIN20030624_202213_000000782017_00314_06881_6313.N1	24-JUN-2003 20:22:13	Dark	78.000	52	16Bet Cet	2.0370	4500.0	156	6881	No
265	GOM_NL__2PRFIN20030624_202742_000000562017_00315_06882_6287.N1	24-JUN-2003 20:27:42	Dark	56.000	84	Alp Phe	2.3970	4500.0	112	6882	No
266	GOM_NL__2PRFIN20030624_203411_000000552017_00315_06882_6288.N1	24-JUN-2003 20:34:11	Straylight	54.500	63	Bet Gru	2.1500	2800.0	109	6882	No
267	GOM_NL__2PRFIN20030624_203612_000000502017_00315_06882_6289.N1	24-JUN-2003 20:36:12	Straylight	49.500	31	Alp Gru	1.7340	15200.	99	6882	No
268	GOM_NL__2PRFIN20030624_203914_000000412017_00315_06882_6290.N1	24-JUN-2003 20:39:14	Straylight	41.000	45	Alp Pav	1.9400	26000.	82	6882	No
269	GOM_NL__2PRFIN20030624_204820_000000102017_00315_06882_6291.N1	24-JUN-2003 20:48:20	Dark	10.000	85	Kap Sco	2.4070	28000.	20	6882	Yes
270	GOM_NL__2PRFIN20030624_205021_000000472017_00315_06882_6292.N1	24-JUN-2003 20:50:21	Bright	46.500	57	34Sig Sgr	2.0660	26000.	93	6882	No
271	GOM_NL__2PRFIN20030624_205158_000000502017_00315_06882_6293.N1	24-JUN-2003 20:51:58	Bright	50.000	155	41Pi Sgr	2.9000	6600.0	100	6882	No
272	GOM_NL__2PRFIN20030624_205447_000000372017_00315_06882_6294.N1	24-JUN-2003 20:54:47	Bright	37.000	86	35Eta Oph	2.4300	10200.	74	6882	No
273	GOM_NL__2PRFIN20030624_210045_000000392017_00315_06882_6295.N1	24-JUN-2003 21:00:45	Bright	39.000	126	60Bet Oph	2.7700	4250.0	78	6882	No
274	GOM_NL__2PRFIN20030624_210308_000000392017_00315_06882_6296.N1	24-JUN-2003 21:03:08	Bright	39.000	59	55Alp Oph	2.0800	8900.0	78	6882	No
275	GOM_NL__2PRFIN20030624_210553_000000542017_00315_06882_6297.N1	24-JUN-2003 21:05:53	Bright	53.500	168	17Zet Aql	2.9860	11000.	107	6882	No
276	GOM_NL__2PRFIN20030624_210824_000000372017_00315_06882_6298.N1	24-JUN-2003 21:08:24	Bright	37.000	133	40Zet Her	2.8070	6000.0	74	6882	No
277	GOM_NL__2PRFIN20030624_211242_000000442017_00315_06882_6299.N1	24-JUN-2003 21:12:42	Bright	43.500	5	3Alp Lyr	0.033000	11000.	87	6882	No
278	GOM_NL__2PRFIN20030624_211446_000000402017_00315_06882_6300.N1	24-JUN-2003 21:14:46	Bright	40.000	130	23Bet Dra	2.7990	5800.0	80	6882	No

279	GOM_NL__2PRFIN20030624_211650_000000372017_00315_06882_6301.N1	24-JUN-2003 21:16:50	Bright	37.000	119	14Eta Dra	2.7270	4700.0	74	6882	No
280	GOM_NL__2PRFIN20030624_212000_000000732017_00315_06882_6302.N1	24-JUN-2003 21:20:00	Bright	72.500	66	37Gam Cyg	2.2080	5900.0	145	6882	No
281	GOM_NL__2PRFIN20030624_212208_000000682017_00315_06882_6303.N1	24-JUN-2003 21:22:08	Bright	67.500	19	50Alp Cyg	1.2460	10500.	135	6882	No
282	GOM_NL__2PRFIN20030624_212504_000000362017_00315_06882_6304.N1	24-JUN-2003 21:25:04	Bright	36.000	49	1Alp UMi	1.9900	6300.0	72	6882	No
283	GOM_NL__2PRFIN20030624_213128_000000462017_00315_06882_6305.N1	24-JUN-2003 21:31:28	Bright	46.000	74	11Bet Cas	2.2680	6600.0	92	6882	No
284	GOM_NL__2PRFIN20030624_213301_000000482017_00315_06882_6306.N1	24-JUN-2003 21:33:01	Bright	47.500	68	18Alp Cas	2.2250	4500.0	95	6882	No
285	GOM_NL__2PRFIN20030624_213523_000000392017_00315_06882_6307.N1	24-JUN-2003 21:35:23	Bright	38.500	160	23Gam Per	2.9300	4700.0	77	6882	No
286	GOM_NL__2PRFIN20030624_213848_000000452017_00315_06882_6308.N1	24-JUN-2003 21:38:48	Bright	44.500	73	57Gam1And	2.2600	13100.	89	6882	No
287	GOM_NL__2PRFIN20030624_214115_000000652017_00315_06882_6309.N1	24-JUN-2003 21:41:15	Twilight	65.000	53	43Bet And	2.0480	3300.0	130	6882	No
288	GOM_NL__2PRFIN20030624_214509_000000552017_00315_06882_6310.N1	24-JUN-2003 21:45:09	Dark	54.500	50	13Alp Ari	2.0070	4250.0	109	6882	No
289	GOM_NL__2PRFIN20030624_215000_000000412017_00315_06882_6311.N1	24-JUN-2003 21:50:00	Dark	41.000	94	92Alp Cet	2.5260	3100.0	82	6882	No
290	GOM_NL__2PRFIN20030624_215417_000001292017_00315_06882_6312.N1	24-JUN-2003 21:54:17	Dark	129.00	140	88Gam Peg	2.8340	26000.	258	6882	No
291	GOM_NL__2PRFIN20030624_220250_000000702017_00315_06882_6313.N1	24-JUN-2003 22:02:50	Dark	70.000	52	16Bet Cet	2.0370	4500.0	140	6882	No
292	GOM_NL__2PRFIN20030624_220819_000000482017_00316_06883_6287.N1	24-JUN-2003 22:08:19	Dark	48.000	84	Alp Phe	2.3970	4500.0	96	6883	No
293	GOM_NL__2PRFIN20030624_221448_000000562017_00316_06883_6288.N1	24-JUN-2003 22:14:48	Straylight	55.500	63	Bet Gru	2.1500	2800.0	111	6883	No
294	GOM_NL__2PRFIN20030624_221649_000000512017_00316_06883_6289.N1	24-JUN-2003 22:16:49	Straylight	51.000	31	Alp Gru	1.7340	15200.	102	6883	No
295	GOM_NL__2PRFIN20030624_221951_000000492017_00316_06883_6290.N1	24-JUN-2003 22:19:51	Straylight	49.000	45	Alp Pav	1.9400	26000.	98	6883	No
296	GOM_NL__2PRFIN20030624_223057_000000482017_00316_06883_6291.N1	24-JUN-2003 22:30:57	Bright	48.000	57	34Sig Sgr	2.0660	26000.	96	6883	No
297	GOM_NL__2PRFIN20030624_223234_000000512017_00316_06883_6292.N1	24-JUN-2003 22:32:34	Bright	50.500	155	41Pi Sgr	2.9000	6600.0	101	6883	No
298	GOM_NL__2PRFIN20030624_223523_000000382017_00316_06883_6293.N1	24-JUN-2003 22:35:23	Bright	37.500	86	35Eta Oph	2.4300	10200.	75	6883	No
299	GOM_NL__2PRFIN20030624_224120_000000402017_00316_06883_6294.N1	24-JUN-2003 22:41:20	Bright	39.500	126	60Bet Oph	2.7700	4250.0	79	6883	No
300	GOM_NL__2PRFIN20030624_224344_000000392017_00316_06883_6295.N1	24-JUN-2003 22:43:44	Bright	38.500	59	55Alp Oph	2.0800	8900.0	77	6883	No
301	GOM_NL__2PRFIN20030624_224628_000000552017_00316_06883_6296.N1	24-JUN-2003 22:46:28	Bright	54.500	168	17Zet Aql	2.9860	11000.	109	6883	No
302	GOM_NL__2PRFIN20030624_224900_000000352017_00316_06883_6297.N1	24-JUN-2003 22:49:00	Bright	34.500	133	40Zet Her	2.8070	6000.0	69	6883	No
303	GOM_NL__2PRFIN20030624_225318_000000502017_00316_06883_6298.N1	24-JUN-2003 22:53:18	Bright	50.000	5	3Alp Lyr	0.033000	11000.	100	6883	No
304	GOM_NL__2PRFIN20030624_225522_000000402017_00316_06883_6299.N1	24-JUN-2003 22:55:22	Bright	39.500	130	23Bet Dra	2.7990	5800.0	79	6883	No
305	GOM_NL__2PRFIN20030624_225725_000000372017_00316_06883_6300.N1	24-JUN-2003 22:57:25	Bright	37.000	119	14Eta Dra	2.7270	4700.0	74	6883	No
306	GOM_NL__2PRFIN20030624_230036_000000722017_00316_06883_6301.N1	24-JUN-2003 23:00:36	Bright	71.500	66	37Gam Cyg	2.2080	5900.0	143	6883	No
307	GOM_NL__2PRFIN20030624_230243_000000672017_00316_06883_6302.N1	24-JUN-2003 23:02:43	Bright	66.500	19	50Alp Cyg	1.2460	10500.	133	6883	No
308	GOM_NL__2PRFIN20030624_230539_000000372017_00316_06883_6303.N1	24-JUN-2003 23:05:39	Bright	37.000	49	1Alp UMi	1.9900	6300.0	74	6883	No
309	GOM_NL__2PRFIN20030624_231203_000000602017_00316_06883_6304.N1	24-JUN-2003 23:12:03	Bright	59.500	74	11Bet Cas	2.2680	6600.0	119	6883	No
310	GOM_NL__2PRFIN20030624_231337_000000482017_00316_06883_6305.N1	24-JUN-2003 23:13:37	Bright	47.500	68	18Alp Cas	2.2250	4500.0	95	6883	No
311	GOM_NL__2PRFIN20030624_231559_000000372017_00316_06883_6306.N1	24-JUN-2003 23:15:59	Bright	36.500	160	23Gam Per	2.9300	4700.0	73	6883	No
312	GOM_NL__2PRFIN20030624_231924_000000462017_00316_06883_6307.N1	24-JUN-2003 23:19:24	Bright	45.500	73	57Gam1And	2.2600	13100.	91	6883	No
313	GOM_NL__2PRFIN20030624_232151_000000742017_00316_06883_6308.N1	24-JUN-2003 23:21:51	Twilight	74.000	53	43Bet And	2.0480	3300.0	148	6883	No
314	GOM_NL__2PRFIN20030624_232545_000000532017_00316_06883_6309.N1	24-JUN-2003 23:25:45	Dark	52.500	50	13Alp Ari	2.0070	4250.0	105	6883	No
315	GOM_NL__2PRFIN20030624_233036_000000492017_00316_06883_6310.N1	24-JUN-2003 23:30:36	Dark	49.000	94	92Alp Cet	2.5260	3100.0	98	6883	No
316	GOM_NL__2PRFIN20030624_233455_000001232017_00316_06883_6311.N1	24-JUN-2003 23:34:55	Dark	123.00	140	88Gam Peg	2.8340	26000.	246	6883	No
317	GOM_NL__2PRFIN20030624_234328_000000712017_00316_06883_6312.N1	24-JUN-2003 23:43:28	Dark	71.000	52	16Bet Cet	2.0370	4500.0	142	6883	No
318	GOM_NL__2PRFIN20030624_234856_000000502017_00317_06884_6447.N1	24-JUN-2003 23:48:56	Dark	50.000	84	Alp Phe	2.3970	4500.0	100	6884	No
319	GOM_NL__2PRFIN20030624_235524_000000572017_00317_06884_6448.N1	24-JUN-2003 23:55:24	Straylight	56.500	63	Bet Gru	2.1500	2800.0	113	6884	No
320	GOM_NL__2PRFIN20030624_235726_000000512017_00317_06884_6449.N1	24-JUN-2003 23:57:26	Straylight	51.000	31	Alp Gru	1.7340	15200.	102	6884	No

3. Quality information per product

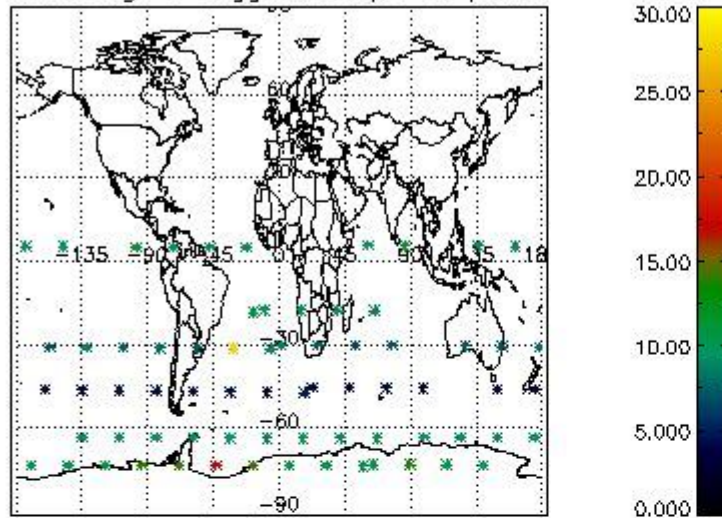
In this section it is plotted some information contained in the Quality Summary data set of the level 2 products. Only products in dark limb conditions and without errors (error flag in the MPH set to "0") are used.

3.1 Plot quality information per product (time dependant)

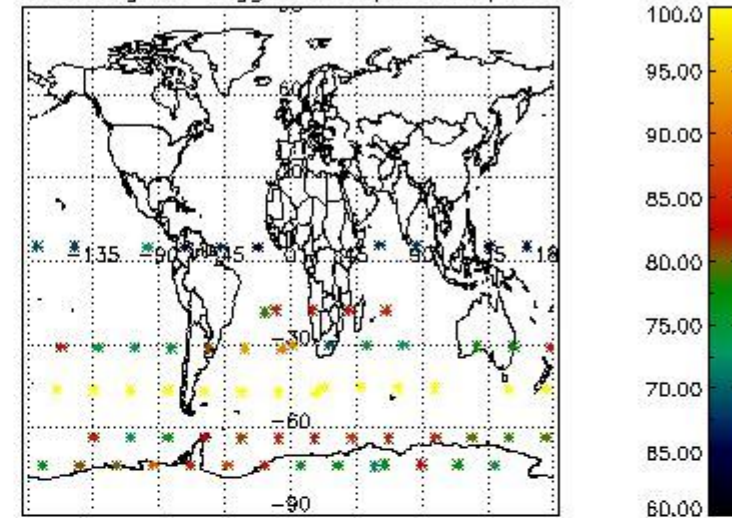


3.2 Plot quality information per product (world map)

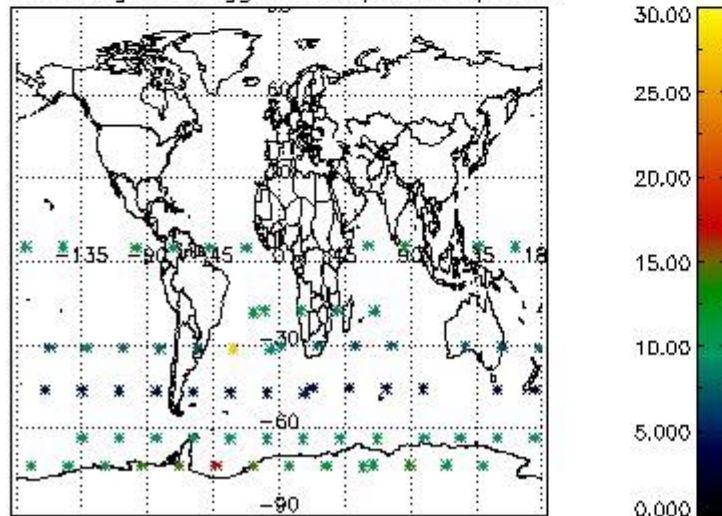
Percentage of flagged data per O3 profile



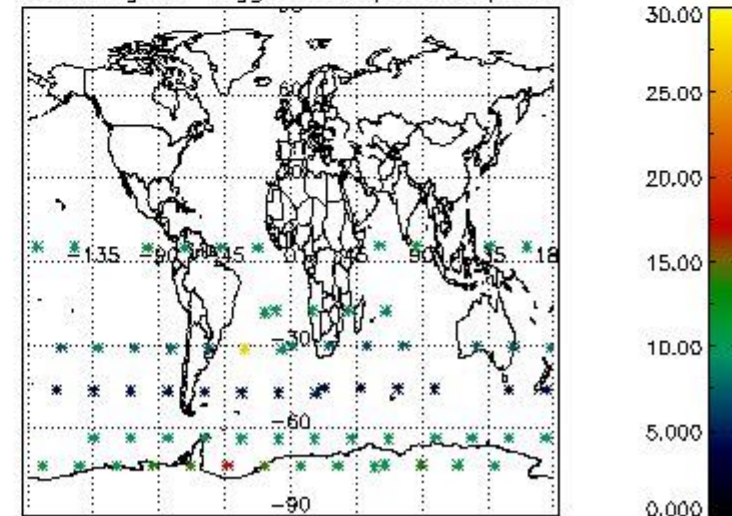
Percentage of flagged data per H2O profile



Percentage of flagged data per NO2 profile



Percentage of flagged data per NO3 profile

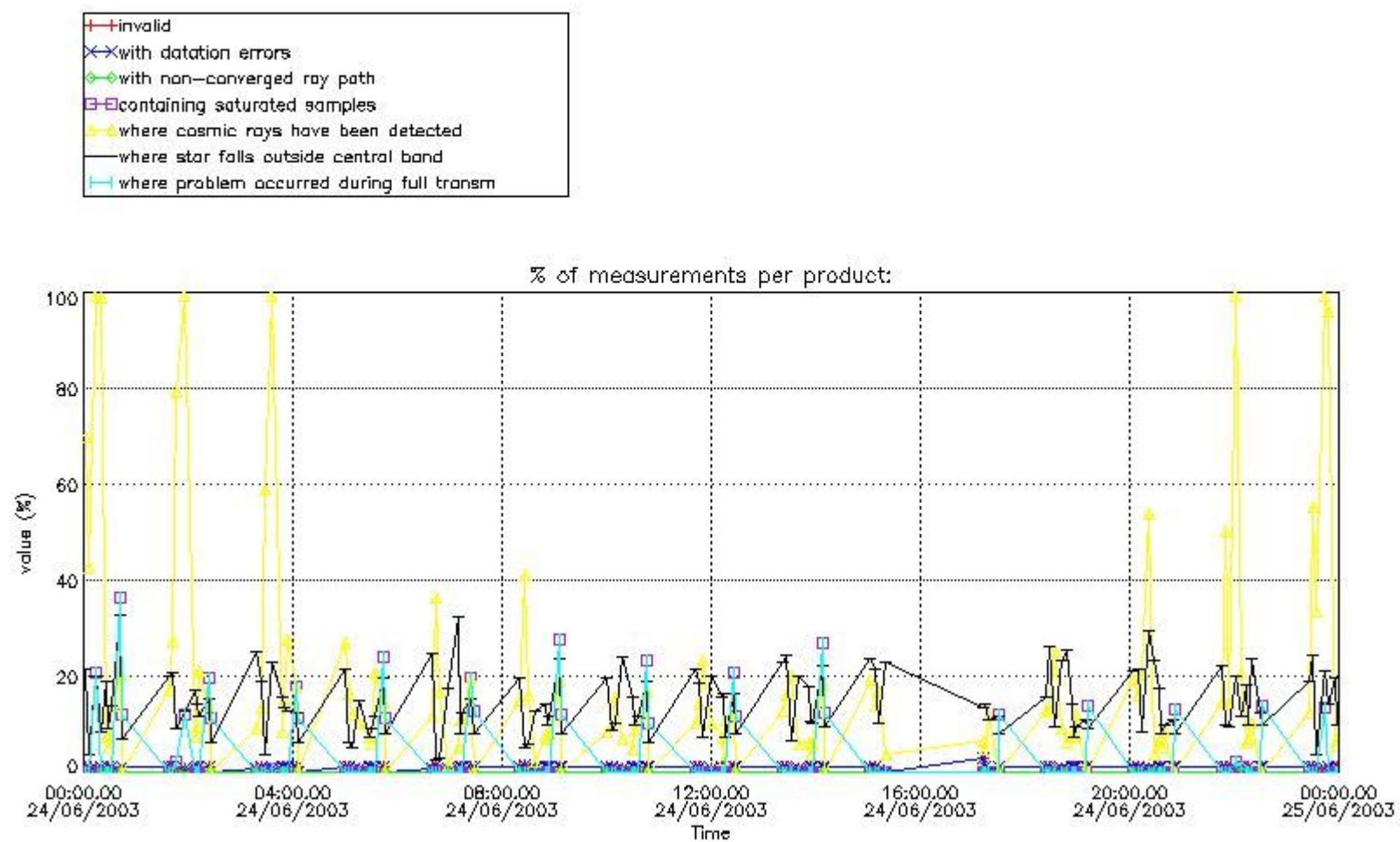


4. Level 1 quality information per product

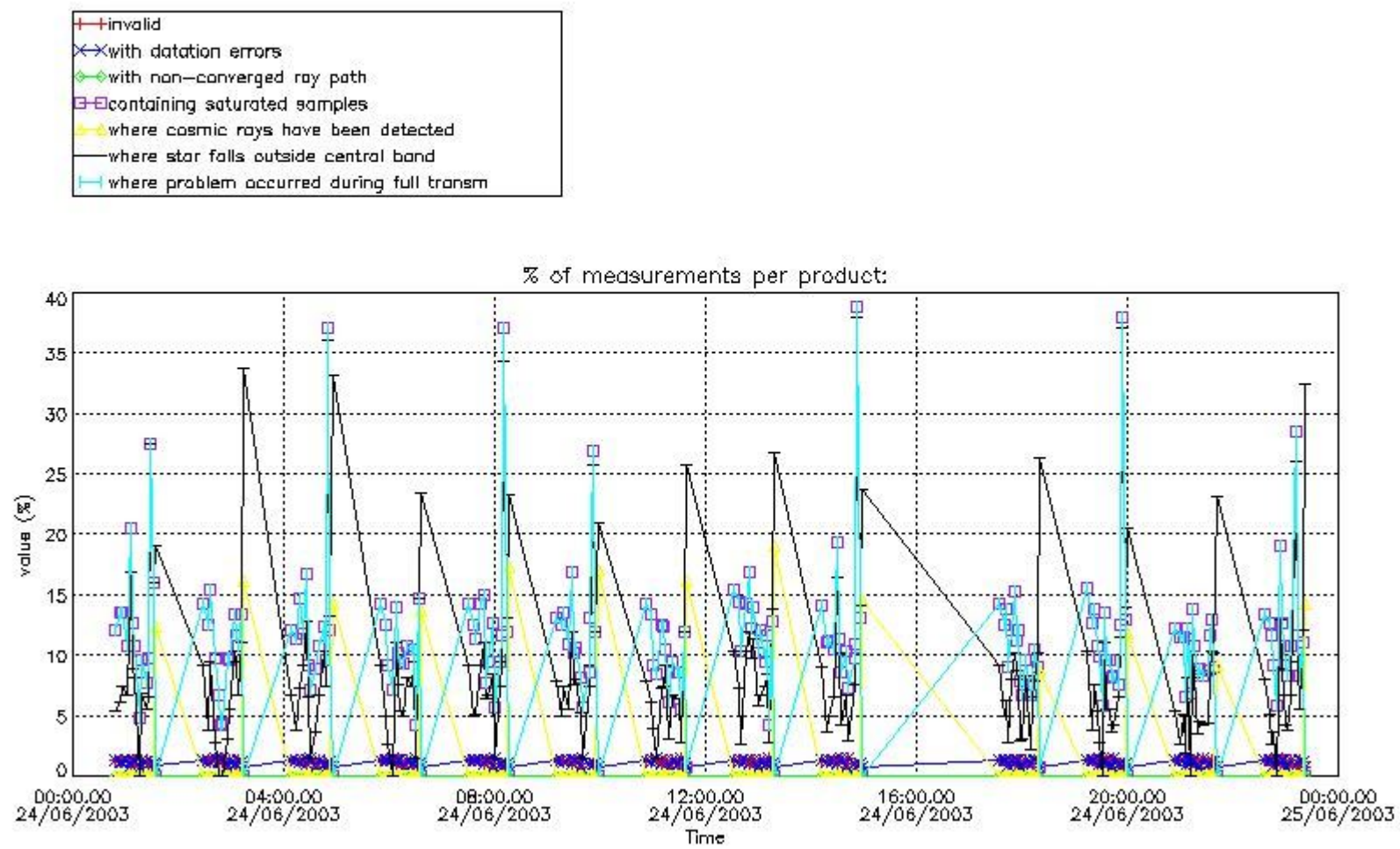
In this section it is plotted some information contained in the Quality Summary data set of the level 2 products that comes from the level 1b processing. Products without errors (error flag in the MPH set to "0") are used.

4.1 Plot quality information per product (time dependant) coming from level 1b processing

4.1.1 Plot level 1 quality information per product (time dependant): ENVISAT ASCENDING passes



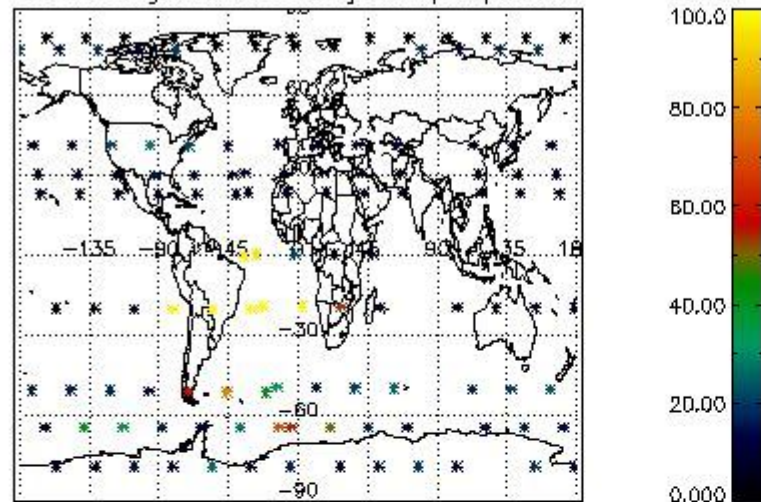
4.1.2 Plot level 1 quality information per product (time dependant): ENVISAT DESCENDING passes



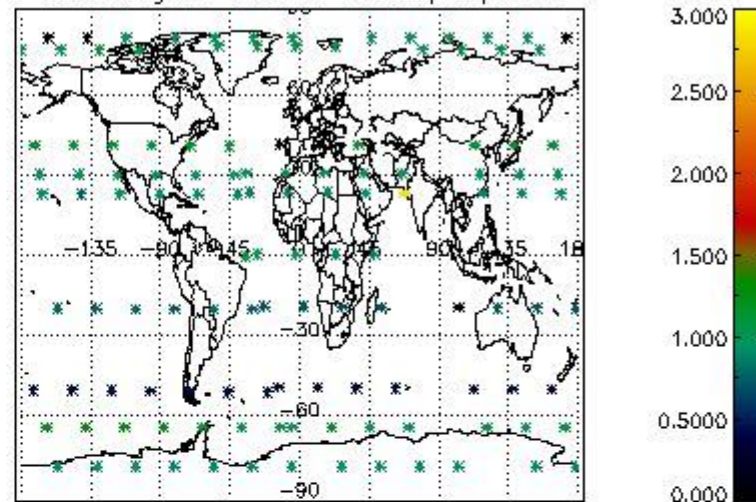
4.2 Plot quality information per product coming from level 1b processing (world map)

4.2.1 Plot level 1 quality information per product (world map): ENVISAT ASCENDING passes

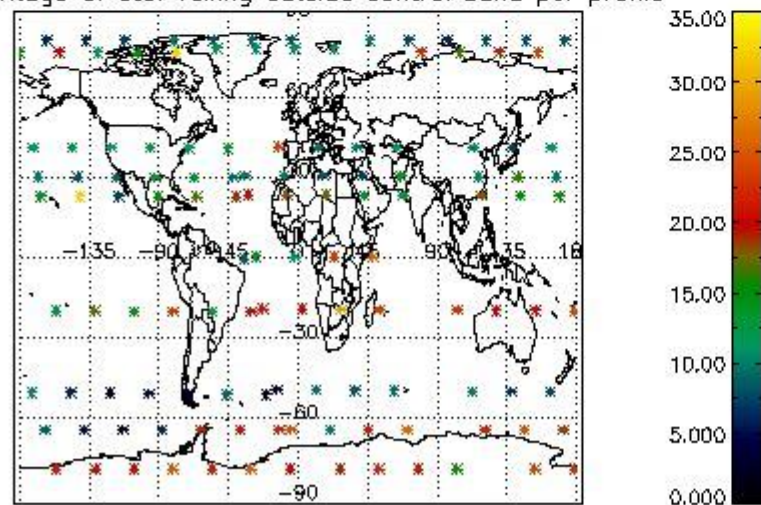
Percentage of cosmic ray hits per profile



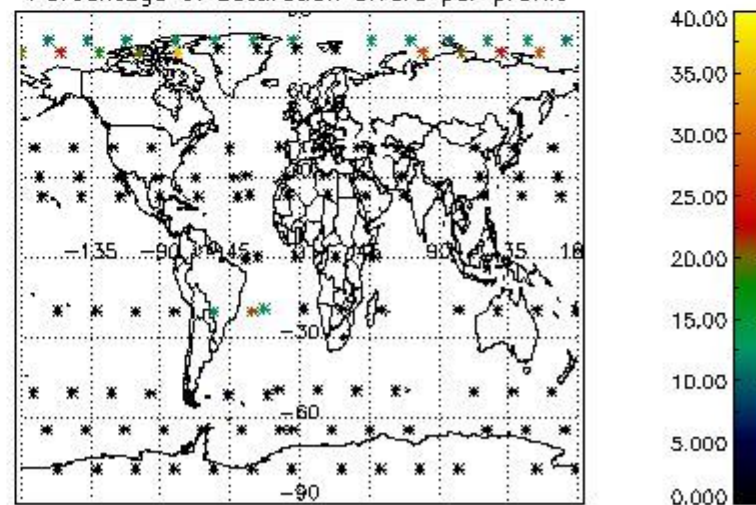
Percentage of datation errors per profile



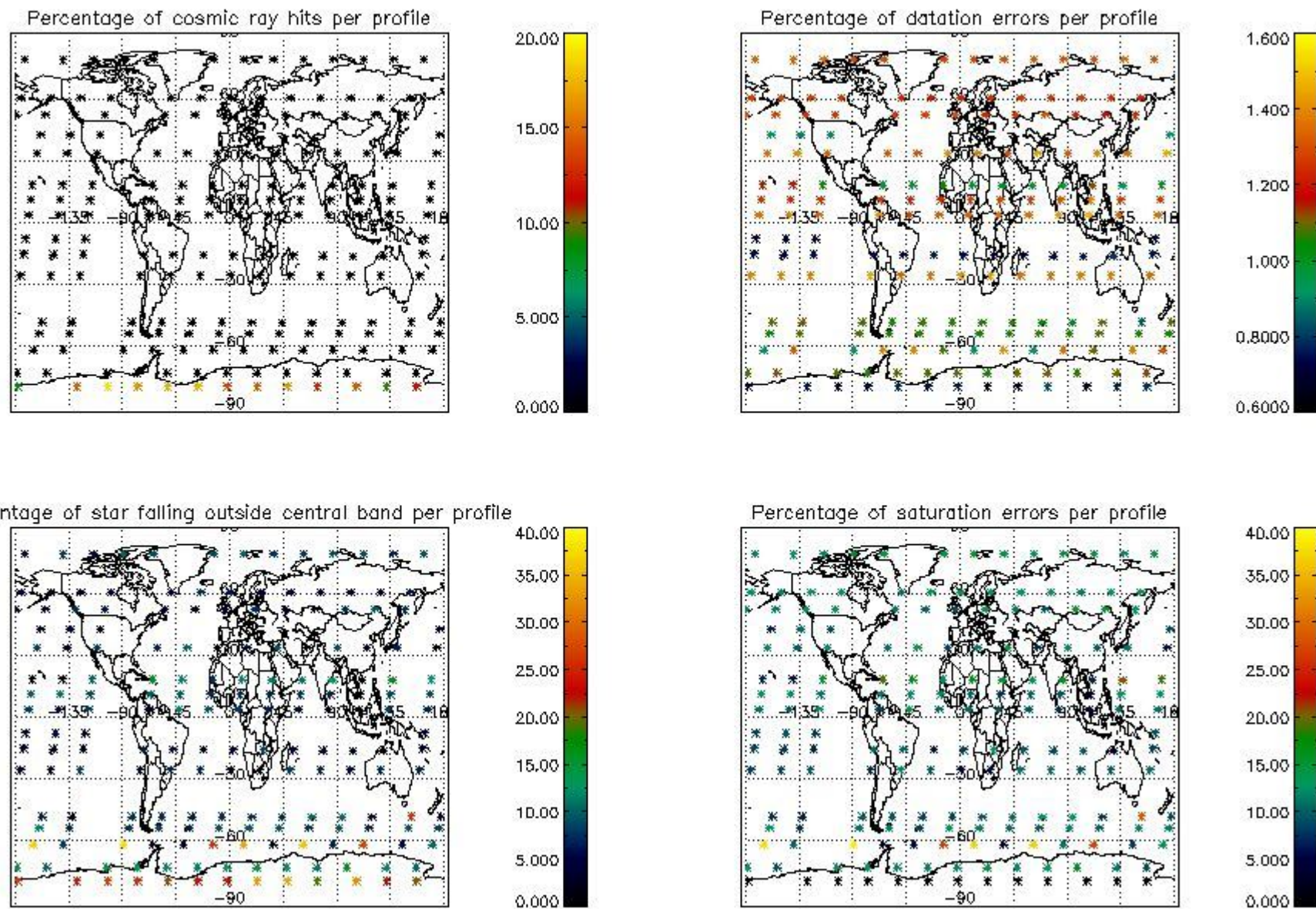
Percentage of star falling outside central band per profile



Percentage of saturation errors per profile



4.2.2 Plot level 1 quality information per product (world map): ENVISAT DESCENDING passes



5. Trace gas profiles

5.1 Ozone statistics based on quality of products

The final quality of the products can be "measured" using the STD (Standard Deviation) attached to every point profile. This information is written to the parameter GOM_NL__2P/NL_LOCAL_SPECIES_DENSITY/o3_std of the level 2 products. The table below shows the statistics for given STD ranges.

The statistics are given with respect to the overall valid production:

- Products without fatal errors: GOM_NL__2P/MPH/PRODUCT_ERR=0
- Valid point profile: GOM_NL__2P/NL_LOCAL_SPECIES_DENSITY/pcd(0)=0

The 'Criteria' is applied to valid points of dark limb products:

- Products in dark limb illumination condition: GOM_NL__2P/NL_SUMMARY_QUALITY/obs_ill_cond=0
- Products without fatal errors: GOM_NL__2P/MPH/PRODUCT_ERR=0
- Valid point profile: GOM_NL__2P/NL_LOCAL_SPECIES_DENSITY/pcd(0)=0

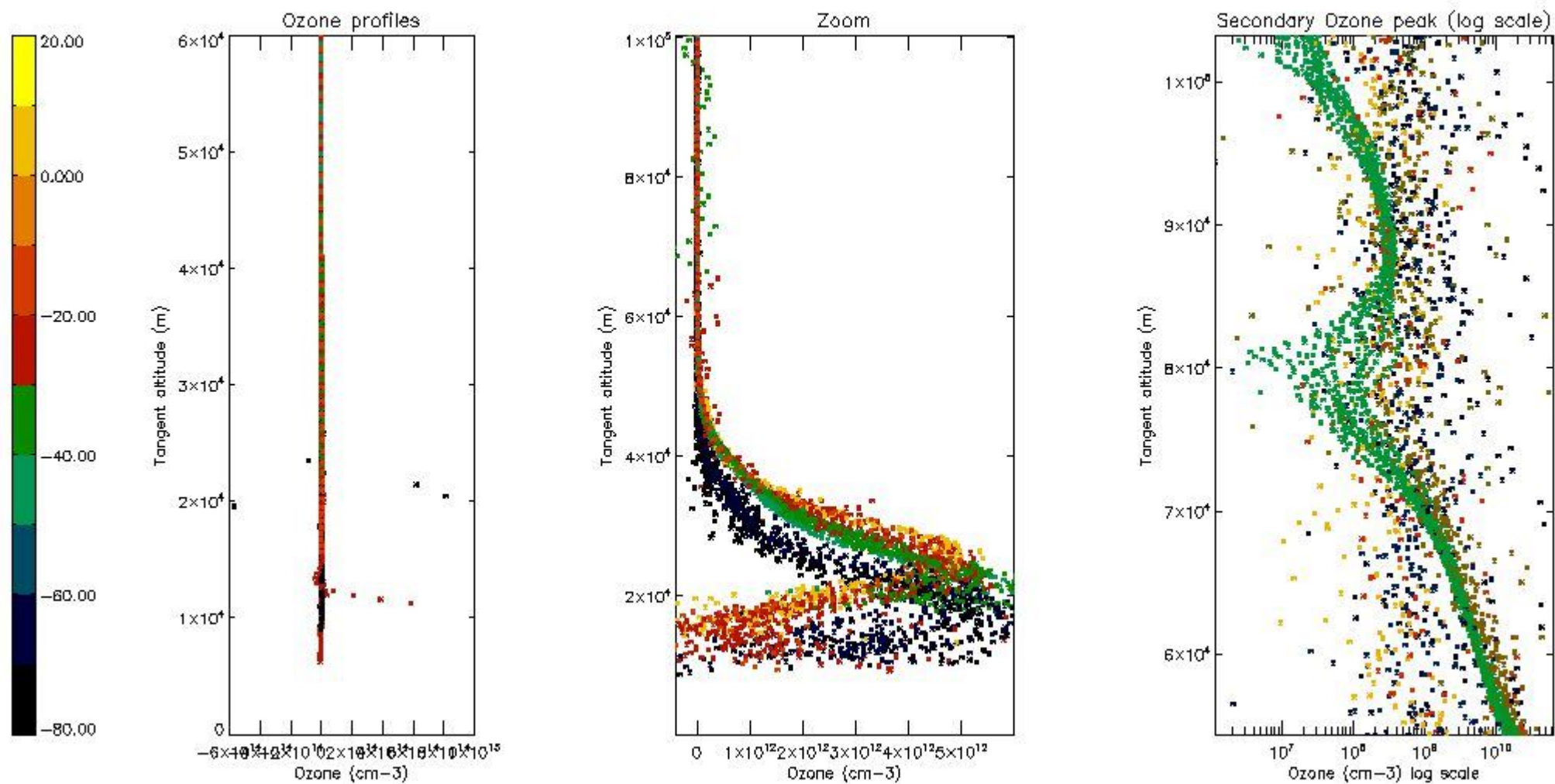
So, the table below shows the percentage of dark limb and valid observations for each criteria with respect to the overall valid daily observations.

Criteria	% of total production
All STD	31
STD < 20	14

STD < 10	10
STD < 5	7

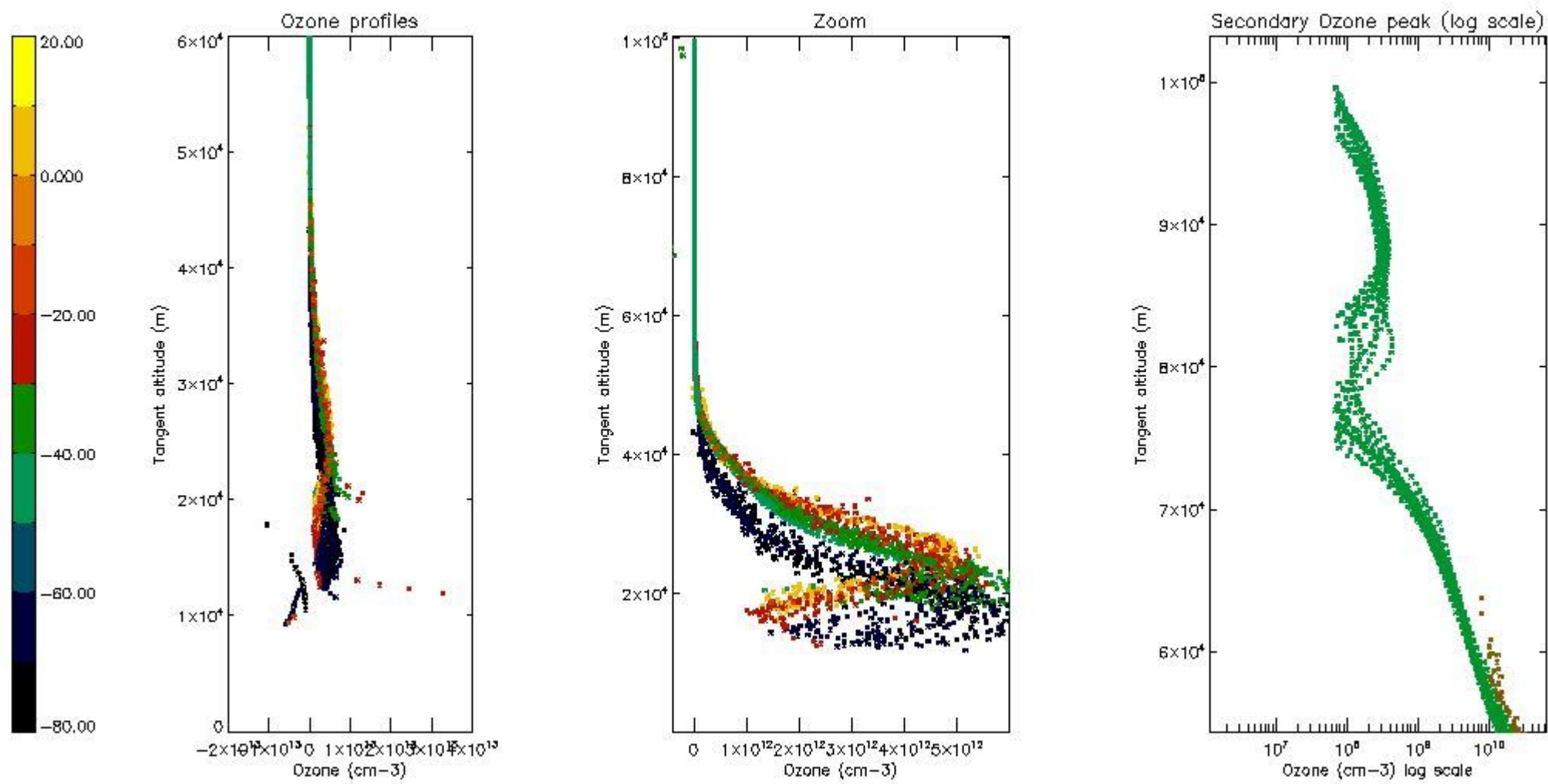
5.2 Plot ozone profiles for all STD (dark without errors)

The colorbar represents the latitude.



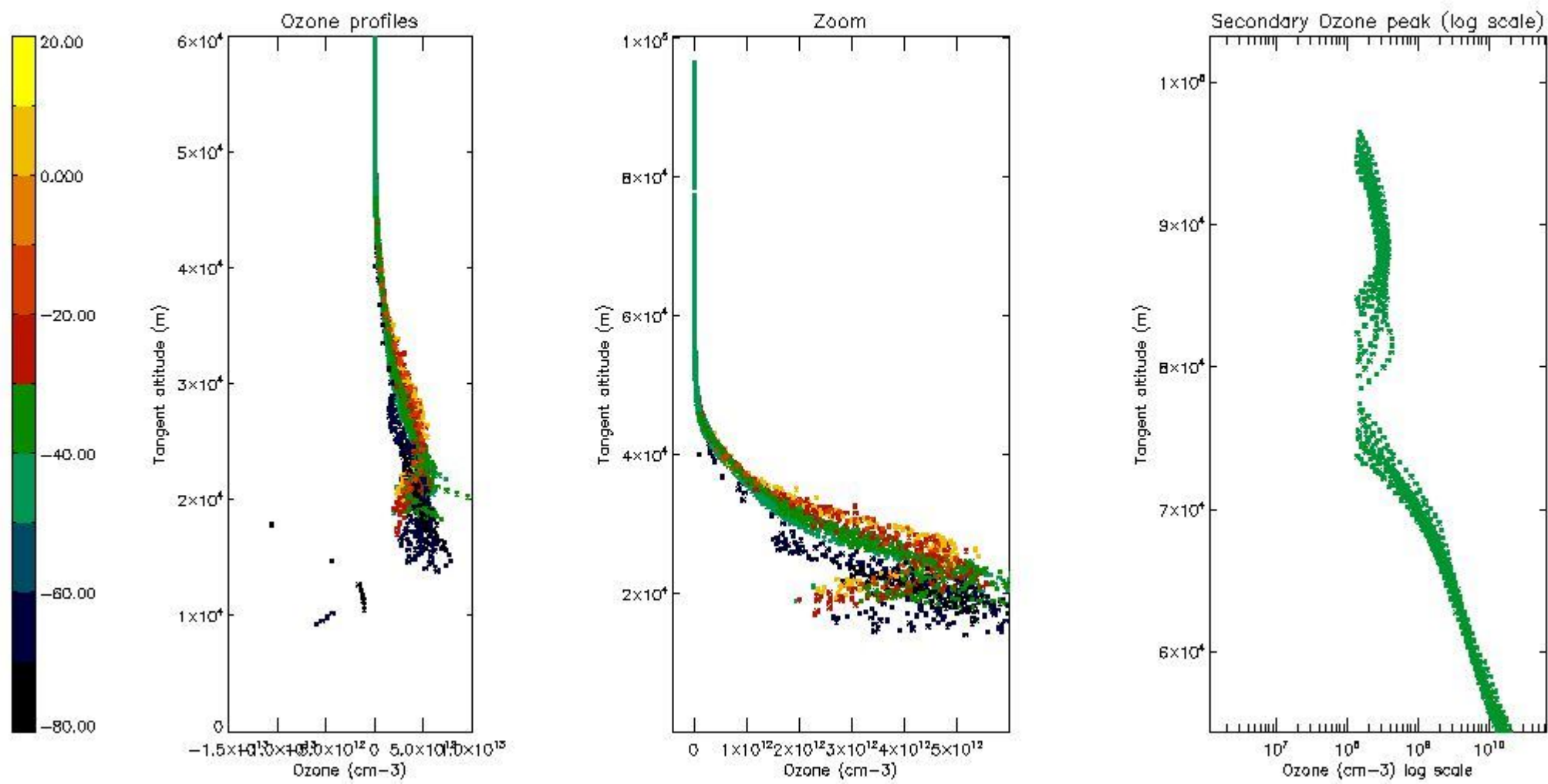
5.3 Plot ozone profiles where STD < 20% (dark without errors)

The colorbar represents the latitude.



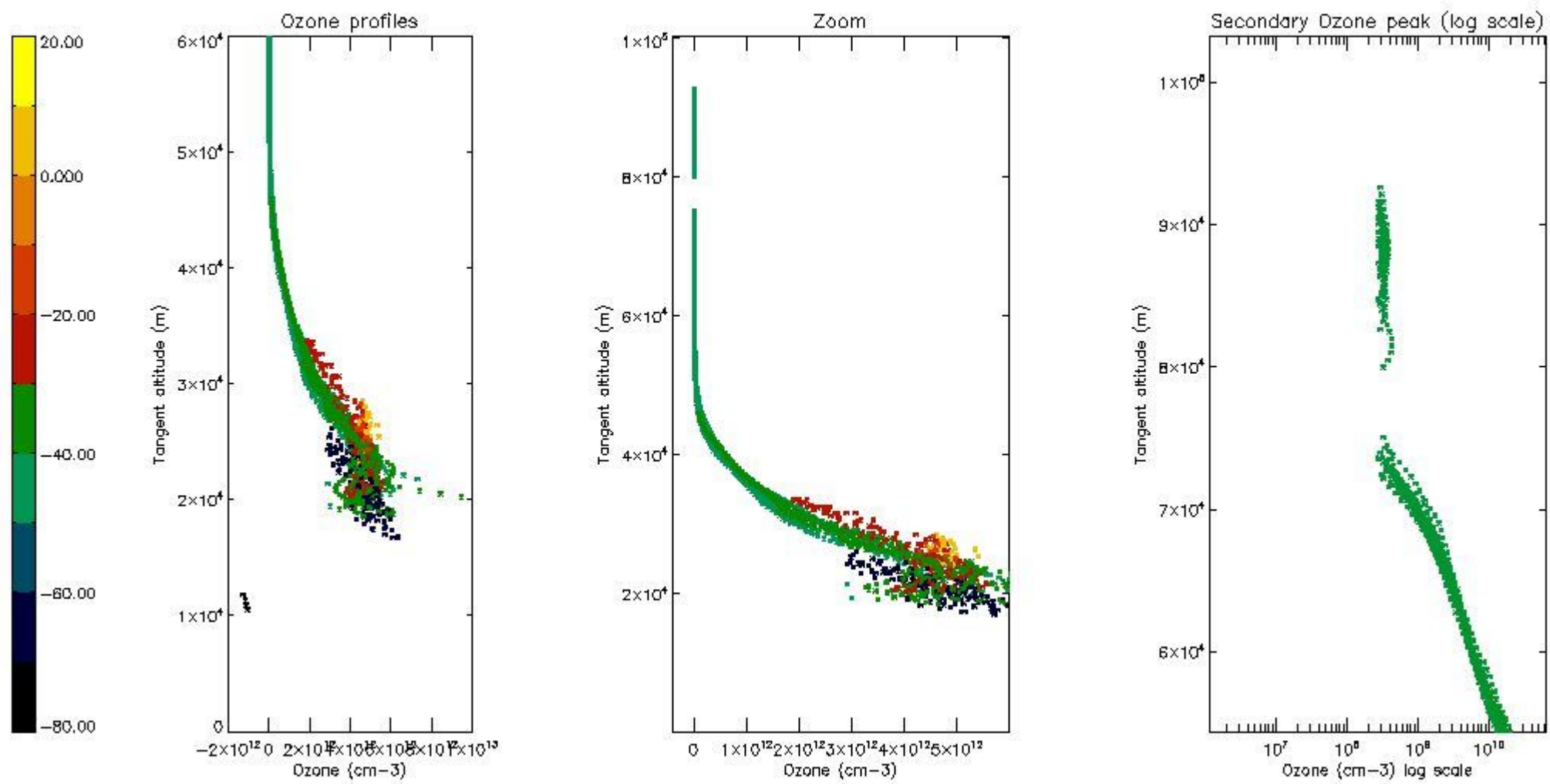
5.4 Plot ozone profiles where $STD < 10\%$ (dark without errors)

The colorbar represents the latitude.



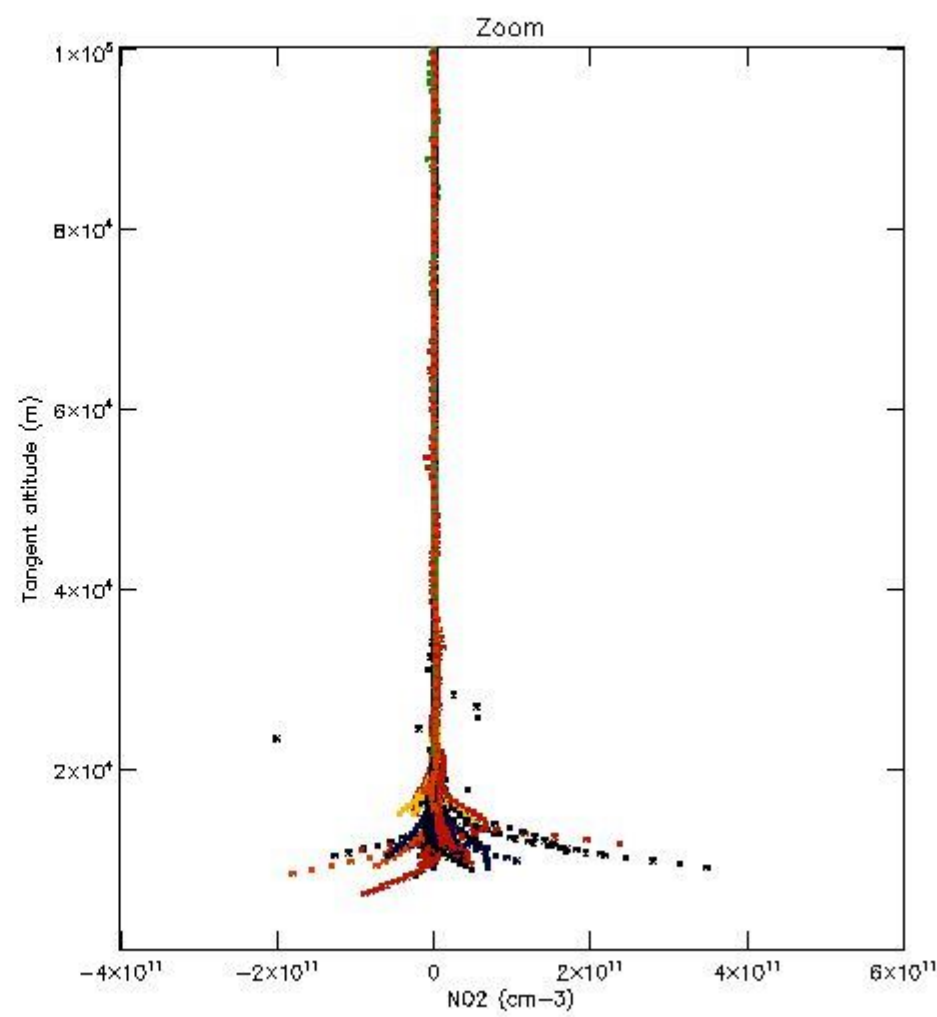
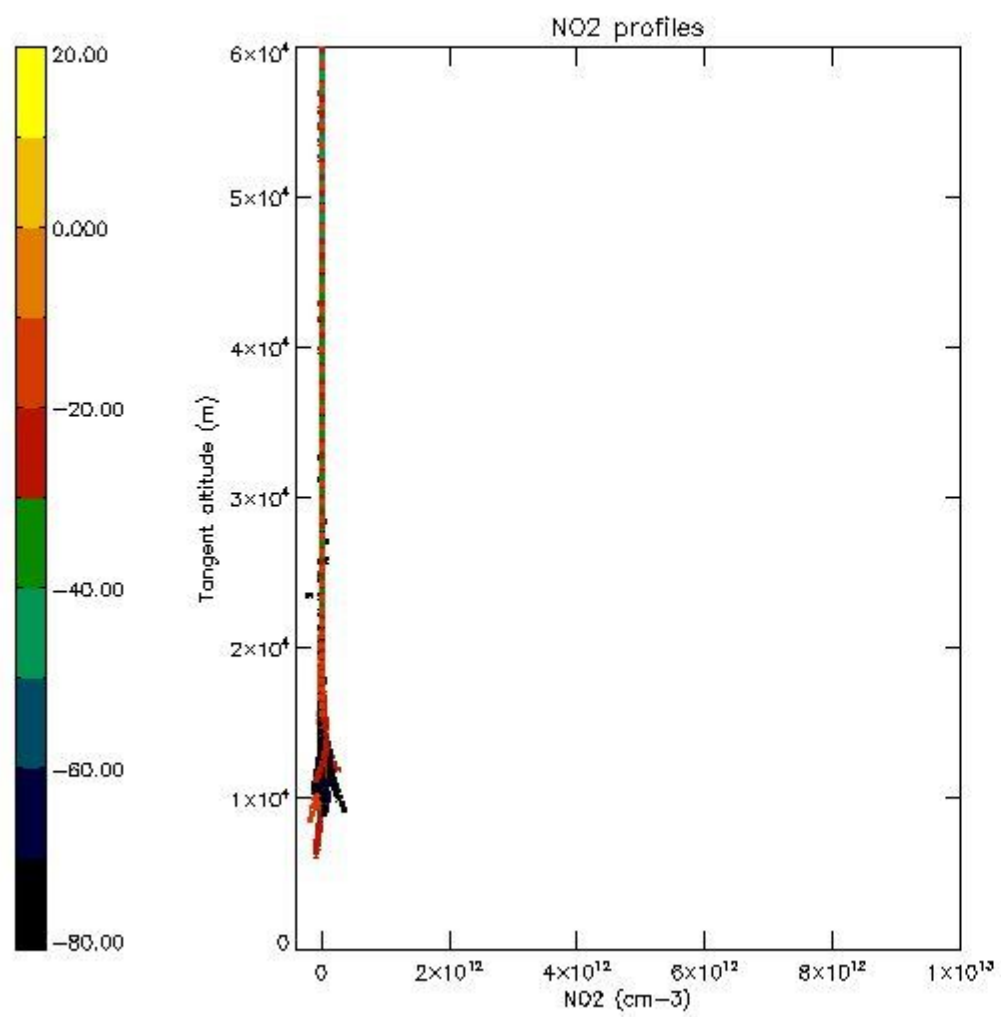
5.5 Plot ozone profiles where STD < 5% (dark without errors)

The colorbar represents the latitude.



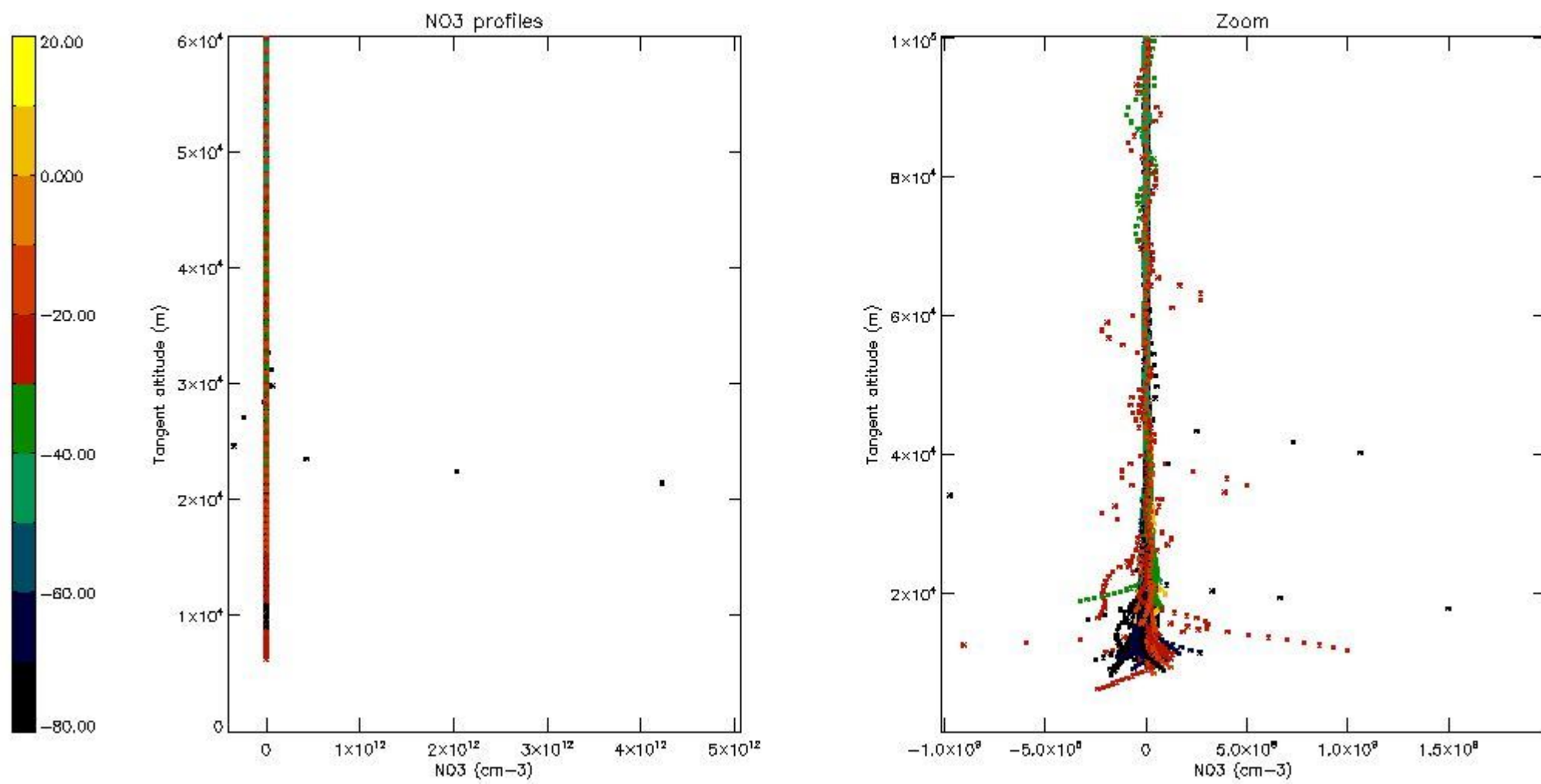
5.6 Plot NO₂ profiles for all STD (dark without errors)

The colorbar represents the latitude.



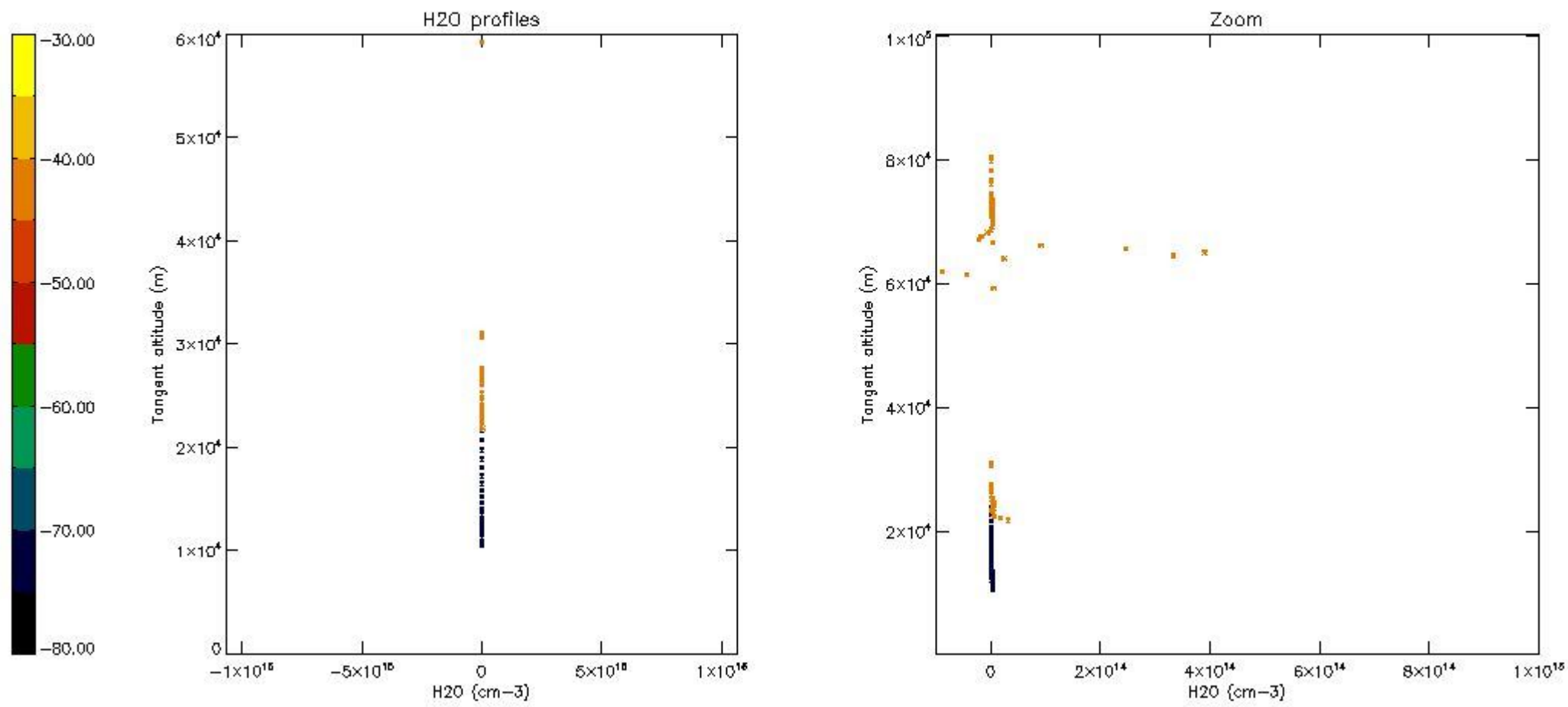
5.7 Plot NO3 profiles for all STD (dark without errors)

The colorbar represents the latitude.



5.8 Plot H2O profiles for all STD (only for occultations of stars 1,2,3,4,13,14,16,26,63 dark without errors)

The colorbar represents the latitude.



6. Auxiliary Data Files used for the production reported in section 2

The number reported in the third column indicates since which file (see list in section 2) the corresponding auxiliary file has been used. The fourth column is the date of those product files.

Type	Auxiliary Filename	Used since product	Used since product date
INST_PHYS_CHARACTERISTICS	GOM_INS_AXNIEC20050627_150440_20020301_000000_20100101_000000	1	24-JUN-2003 00:02:08
LEVEL-2_PROC_CONFIG	GOM_PR2_AXVIEC20091111_152718_20020301_000000_20500101_000000	1	24-JUN-2003 00:02:08
CROSS_SECTIONS_FILE	GOM_CRS_AXVIEC20091111_154832_20020301_000000_20500101_000000	1	24-JUN-2003 00:02:08

GOMOS Level 2 Daily Report

SUMMARY

[1. General Info](#)

[2. Summary of processed GOM_NL_2P products](#)

[3. Level 2 Quality information per product](#)

[3.1 Plot of level 2 quality information per product \(time dependant\)](#)

[3.2 Plot of level 2 quality information per product \(world map\)](#)

[4. Level 1 Quality information per product \(stored on level 2 products\)](#)

[4.1 Plot of level 1 quality information per product \(time dependant\)](#)

[4.1.1 Plot of level 1 quality information per product \(time dependant\): ASCENDING](#)

[4.1.2 Plot of level 1 quality information per product \(time dependant\): DESCENDING](#)

[4.2 Plot of level 1 quality information per product \(world map\)](#)

[4.2.1 Plot of level 1 quality information per product \(world map\): ASCENDING](#)

[4.2.2 Plot of level 1 quality information per product \(world map\): DESCENDING](#)

[5. Ozone profiles based on quality statistics and other trace gas profiles](#)

[5.1 Ozone statistics based on quality of products](#)

[5.2 Plot ozone profiles for all STD \(dark without errors\)](#)

[5.3 Plot ozone profiles where STD < 20% \(dark without errors\)](#)

[5.4. Plot ozone profiles where STD < 10% \(dark without errors\)](#)

[5.5. Plot ozone profiles where STD < 5% \(dark without errors\)](#)

[5.6 Plot NO2 profiles for all STD \(dark without errors\)](#)

[5.7 Plot NO3 profiles for all STD \(dark without errors\)](#)

[5.8 Plot H2O profiles \(only for occultations of stars 1,2,3,4,13,14,16,26,63 dark without errors\) for all STD](#)

[6. Auxiliary Data Files used for the production reported in section 2](#)

This report presents the daily analysis on parameters extracted from GOMOS level 2 data (GOM_NL__2P). It is intended to monitor some important parameters that will impact the quality of these products. A list of level 2 products (and content) that have arrived during the reporting day to the PCF is also given.

Item	Value
Time of report generation	19APR2013 16:31:01
Data source version	GOMOS/6.01
Start time of products	24-06-2003 (24JUN2003 00:00:00)
Stop time of products	25-06-2003 (25JUN2003 00:00:00)
Store outputs in DB	Yes
Nb of level 2 prods	320
Nb of prods with errors	3

2. Summary of processed GOM_NL__2P products.

Nr	Filename	UTC Start time	Limb	Duration	Star Id	Star Name	Star Mag	Star Temp	Nb Meas	Orbit	Prod. error
1	GOM_NL__2PRFIN20030624_000208_000000472017_00302_06869_5565.N1	24-JUN-2003 00:02:08	Dark	46.500	94	92Alp Cet	2.5260	3100.0	93	6869	No
2	GOM_NL__2PRFIN20030624_000600_000001132017_00302_06869_5566.N1	24-JUN-2003 00:06:00	Dark	113.00	140	88Gam Peg	2.8340	26000.	226	6869	No
3	GOM_NL__2PRFIN20030624_001445_000000682017_00302_06869_5567.N1	24-JUN-2003 00:14:45	Dark	68.000	52	16Bet Cet	2.0370	4500.0	136	6869	No
4	GOM_NL__2PRFIN20030624_002020_000000472017_00303_06870_5568.N1	24-JUN-2003 00:20:20	Dark	47.000	84	Alp Phe	2.3970	4500.0	94	6870	No
5	GOM_NL__2PRFIN20030624_002648_000000562017_00303_06870_6571.N1	24-JUN-2003 00:26:48	Dark	56.000	63	Bet Gru	2.1500	2800.0	112	6870	No
6	GOM_NL__2PRFIN20030624_002849_000000502017_00303_06870_6572.N1	24-JUN-2003 00:28:49	Straylight	50.000	31	Alp Gru	1.7340	15200.	100	6870	No
7	GOM_NL__2PRFIN20030624_003156_000000442017_00303_06870_6573.N1	24-JUN-2003 00:31:56	Straylight	44.000	45	Alp Pav	1.9400	26000.	88	6870	No
8	GOM_NL__2PRFIN20030624_004234_000000572017_00303_06870_6574.N1	24-JUN-2003 00:42:34	Bright	56.500	116	19Del Sgr	2.7000	4100.0	113	6870	No
9	GOM_NL__2PRFIN20030624_004444_000000502017_00303_06870_6575.N1	24-JUN-2003 00:44:44	Bright	50.000	155	41Pi Sgr	2.9000	6600.0	100	6870	No
10	GOM_NL__2PRFIN20030624_004733_000000382017_00303_06870_6576.N1	24-JUN-2003 00:47:33	Bright	37.500	86	35Eta Oph	2.4300	10200.	75	6870	No
11	GOM_NL__2PRFIN20030624_005334_000000412017_00303_06870_6577.N1	24-JUN-2003 00:53:34	Bright	40.500	126	60Bet Oph	2.7700	4250.0	81	6870	No
12	GOM_NL__2PRFIN20030624_005558_000000412017_00303_06870_6578.N1	24-JUN-2003 00:55:58	Bright	40.500	59	55Alp Oph	2.0800	8900.0	81	6870	No
13	GOM_NL__2PRFIN20030624_010113_000000372017_00303_06870_6579.N1	24-JUN-2003 01:01:13	Bright	37.000	133	40Zet Her	2.8070	6000.0	74	6870	No
14	GOM_NL__2PRFIN20030624_010539_000000542017_00303_06870_6580.N1	24-JUN-2003 01:05:39	Bright	53.500	5	3Alp Lyr	0.033000	11000.	107	6870	No
15	GOM_NL__2PRFIN20030624_010738_000000402017_00303_06870_6581.N1	24-JUN-2003 01:07:38	Bright	39.500	130	23Bet Dra	2.7990	5800.0	79	6870	No
16	GOM_NL__2PRFIN20030624_010939_000000372017_00303_06870_6582.N1	24-JUN-2003 01:09:39	Bright	37.000	119	14Eta Dra	2.7270	4700.0	74	6870	No
17	GOM_NL__2PRFIN20030624_011515_000000632017_00303_06870_6583.N1	24-JUN-2003 01:15:15	Bright	63.000	19	50Alp Cyg	1.2460	10500.	126	6870	No
18	GOM_NL__2PRFIN20030624_011752_000000372017_00303_06870_6584.N1	24-JUN-2003 01:17:52	Bright	36.500	49	1Alp UMi	1.9900	6300.0	73	6870	No
19	GOM_NL__2PRFIN20030624_012422_000000462017_00303_06870_6585.N1	24-JUN-2003 01:24:22	Bright	45.500	74	11Bet Cas	2.2680	6600.0	91	6870	No
20	GOM_NL__2PRFIN20030624_012554_000000462017_00303_06870_6586.N1	24-JUN-2003 01:25:54	Bright	46.000	68	18Alp Cas	2.2250	4500.0	92	6870	No
21	GOM_NL__2PRFIN20030624_012812_000000462017_00303_06870_6587.N1	24-JUN-2003 01:28:12	Bright	45.500	160	23Gam Per	2.9300	4700.0	91	6870	No
22	GOM_NL__2PRFIN20030624_013137_000000472017_00303_06870_6588.N1	24-JUN-2003 01:31:37	Bright	47.000	73	57Gam1And	2.2600	13100.	94	6870	No
23	GOM_NL__2PRFIN20030624_013403_000000612017_00303_06870_6589.N1	24-JUN-2003 01:34:03	Twilight	60.500	53	43Bet And	2.0480	3300.0	121	6870	No
24	GOM_NL__2PRFIN20030624_013754_000000532017_00303_06870_6590.N1	24-JUN-2003 01:37:54	Dark	52.500	50	13Alp Ari	2.0070	4250.0	105	6870	No
25	GOM_NL__2PRFIN20030624_014244_000000462017_00303_06870_6591.N1	24-JUN-2003 01:42:44	Dark	46.000	94	92Alp Cet	2.5260	3100.0	92	6870	No
26	GOM_NL__2PRFIN20030624_014637_000001222017_00303_06870_6592.N1	24-JUN-2003 01:46:37	Dark	122.00	140	88Gam Peg	2.8340	26000.	244	6870	No
27	GOM_NL__2PRFIN20030624_015522_000000622017_00303_06870_6593.N1	24-JUN-2003 01:55:22	Dark	62.000	52	16Bet Cet	2.0370	4500.0	124	6870	No
28	GOM_NL__2PRFIN20030624_020724_000000562017_00304_06871_6569.N1	24-JUN-2003 02:07:24	Dark	55.500	63	Bet Gru	2.1500	2800.0	111	6871	No
29	GOM_NL__2PRFIN20030624_020926_000000542017_00304_06871_6570.N1	24-JUN-2003 02:09:26	Straylight	53.500	31	Alp Gru	1.7340	15200.	107	6871	No
30	GOM_NL__2PRFIN20030624_021232_000000432017_00304_06871_6571.N1	24-JUN-2003 02:12:32	Straylight	43.000	45	Alp Pav	1.9400	26000.	86	6871	No
31	GOM_NL__2PRFIN20030624_022310_000000462017_00304_06871_6572.N1	24-JUN-2003 02:23:10	Bright	46.000	116	19Del Sgr	2.7000	4100.0	92	6871	No
32	GOM_NL__2PRFIN20030624_022520_000000502017_00304_06871_6573.N1	24-JUN-2003 02:25:20	Bright	49.500	155	41Pi Sgr	2.9000	6600.0	99	6871	No
33	GOM_NL__2PRFIN20030624_022809_000000392017_00304_06871_6574.N1	24-JUN-2003 02:28:09	Bright	38.500	86	35Eta Oph	2.4300	10200.	77	6871	No
34	GOM_NL__2PRFIN20030624_023410_000000402017_00304_06871_6575.N1	24-JUN-2003 02:34:10	Bright	40.000	126	60Bet Oph	2.7700	4250.0	80	6871	No
35	GOM_NL__2PRFIN20030624_023634_000000422017_00304_06871_6576.N1	24-JUN-2003 02:36:34	Bright	42.000	59	55Alp Oph	2.0800	8900.0	84	6871	No
36	GOM_NL__2PRFIN20030624_024148_000000362017_00304_06871_6577.N1	24-JUN-2003 02:41:48	Bright	36.000	133	40Zet Her	2.8070	6000.0	72	6871	No
37	GOM_NL__2PRFIN20030624_024614_000000452017_00304_06871_6578.N1	24-JUN-2003 02:46:14	Bright	44.500	5	3Alp Lyr	0.033000	11000.	89	6871	No
38	GOM_NL__2PRFIN20030624_024813_000000362017_00304_06871_6579.N1	24-JUN-2003 02:48:13	Bright	36.000	130	23Bet Dra	2.7990	5800.0	72	6871	No
39	GOM_NL__2PRFIN20030624_025014_000000342017_00304_06871_6580.N1	24-JUN-2003 02:50:14	Bright	34.000	119	14Eta Dra	2.7270	4700.0	68	6871	No
40	GOM_NL__2PRFIN20030624_025550_000000672017_00304_06871_6581.N1	24-JUN-2003 02:55:50	Bright	66.500	19	50Alp Cyg	1.2460	10500.	133	6871	No
41	GOM_NL__2PRFIN20030624_025828_000000372017_00304_06871_6582.N1	24-JUN-2003 02:58:28	Bright	36.500	49	1Alp UMi	1.9900	6300.0	73	6871	No
42	GOM_NL__2PRFIN20030624_030457_000000492017_00304_06871_6583.N1	24-JUN-2003 03:04:57	Bright	48.500	74	11Bet Cas	2.2680	6600.0	97	6871	No

43	GOM_NL__2PRFIN20030624_030630_000000482017_00304_06871_6584.N1	24-JUN-2003 03:06:30	Bright	47.500	68	18Alp Cas	2.2250	4500.0	95	6871	No
44	GOM_NL__2PRFIN20030624_030847_000000372017_00304_06871_6585.N1	24-JUN-2003 03:08:47	Bright	37.000	160	23Gam Per	2.9300	4700.0	74	6871	No
45	GOM_NL__2PRFIN20030624_031213_000000452017_00304_06871_6586.N1	24-JUN-2003 03:12:13	Bright	45.000	73	57Gam1And	2.2600	13100.	90	6871	No
46	GOM_NL__2PRFIN20030624_031439_000000742017_00304_06871_6587.N1	24-JUN-2003 03:14:39	Twi_and_stray	74.000	53	43Bet And	2.0480	3300.0	148	6871	No
47	GOM_NL__2PRFIN20030624_031830_000000562017_00304_06871_6588.N1	24-JUN-2003 03:18:30	Dark	56.000	50	13Alp Ari	2.0070	4250.0	112	6871	No
48	GOM_NL__2PRFIN20030624_032321_000000452017_00304_06871_6589.N1	24-JUN-2003 03:23:21	Dark	45.000	94	92Alp Cet	2.5260	3100.0	90	6871	No
49	GOM_NL__2PRFIN20030624_032715_000001162017_00304_06871_6590.N1	24-JUN-2003 03:27:15	Dark	115.50	140	88Gam Peg	2.8340	26000.	231	6871	No
50	GOM_NL__2PRFIN20030624_033559_000000702017_00304_06871_6591.N1	24-JUN-2003 03:35:59	Dark	70.000	52	16Bet Cet	2.0370	4500.0	140	6871	No
51	GOM_NL__2PRFIN20030624_034801_000000542017_00305_06872_4966.N1	24-JUN-2003 03:48:01	Dark	54.000	63	Bet Gru	2.1500	2800.0	108	6872	No
52	GOM_NL__2PRFIN20030624_035003_000000532017_00305_06872_4967.N1	24-JUN-2003 03:50:03	Straylight	52.500	31	Alp Gru	1.7340	15200.	105	6872	No
53	GOM_NL__2PRFIN20030624_035309_000000442017_00305_06872_4968.N1	24-JUN-2003 03:53:09	Straylight	43.500	45	Alp Pav	1.9400	26000.	87	6872	No
54	GOM_NL__2PRFIN20030624_040347_000000452017_00305_06872_4969.N1	24-JUN-2003 04:03:47	Bright	44.500	116	19Del Sgr	2.7000	4100.0	89	6872	No
55	GOM_NL__2PRFIN20030624_040556_000000502017_00305_06872_4970.N1	24-JUN-2003 04:05:56	Bright	49.500	155	41Pi Sgr	2.9000	6600.0	99	6872	No
56	GOM_NL__2PRFIN20030624_040846_000000382017_00305_06872_4971.N1	24-JUN-2003 04:08:46	Bright	37.500	86	35Eta Oph	2.4300	10200.	75	6872	No
57	GOM_NL__2PRFIN20030624_041446_000000402017_00305_06872_4972.N1	24-JUN-2003 04:14:46	Bright	39.500	126	60Bet Oph	2.7700	4250.0	79	6872	No
58	GOM_NL__2PRFIN20030624_041710_000000412017_00305_06872_4973.N1	24-JUN-2003 04:17:10	Bright	41.000	59	55Alp Oph	2.0800	8900.0	82	6872	No
59	GOM_NL__2PRFIN20030624_042224_000000382017_00305_06872_4974.N1	24-JUN-2003 04:22:24	Bright	38.000	133	40Zet Her	2.8070	6000.0	76	6872	No
60	GOM_NL__2PRFIN20030624_042649_000000512017_00305_06872_4975.N1	24-JUN-2003 04:26:49	Bright	51.000	5	3Alp Lyr	0.033000	11000.	102	6872	No
61	GOM_NL__2PRFIN20030624_042849_000000392017_00305_06872_4976.N1	24-JUN-2003 04:28:49	Bright	38.500	130	23Bet Dra	2.7990	5800.0	77	6872	No
62	GOM_NL__2PRFIN20030624_043050_000000352017_00305_06872_4977.N1	24-JUN-2003 04:30:50	Bright	35.000	119	14Eta Dra	2.7270	4700.0	70	6872	No
63	GOM_NL__2PRFIN20030624_043623_000000682017_00305_06872_4978.N1	24-JUN-2003 04:36:23	Bright	68.000	19	50Alp Cyg	1.2460	10500.	136	6872	No
64	GOM_NL__2PRFIN20030624_043904_000000372017_00305_06872_4979.N1	24-JUN-2003 04:39:04	Bright	37.000	49	1Alp UMi	1.9900	6300.0	74	6872	No
65	GOM_NL__2PRFIN20030624_044533_000000492017_00305_06872_4980.N1	24-JUN-2003 04:45:33	Bright	48.500	74	11Bet Cas	2.2680	6600.0	97	6872	No
66	GOM_NL__2PRFIN20030624_044705_000000472017_00305_06872_4981.N1	24-JUN-2003 04:47:05	Bright	47.000	68	18Alp Cas	2.2250	4500.0	94	6872	No
67	GOM_NL__2PRFIN20030624_044923_000000542017_00305_06872_4982.N1	24-JUN-2003 04:49:23	Bright	54.000	160	23Gam Per	2.9300	4700.0	108	6872	No
68	GOM_NL__2PRFIN20030624_045249_000000462017_00305_06872_4983.N1	24-JUN-2003 04:52:49	Bright	45.500	73	57Gam1And	2.2600	13100.	91	6872	No
69	GOM_NL__2PRFIN20030624_045515_000000742017_00305_06872_4984.N1	24-JUN-2003 04:55:15	Twi_and_stray	74.000	53	43Bet And	2.0480	3300.0	148	6872	No
70	GOM_NL__2PRFIN20030624_045906_000000542017_00305_06872_4985.N1	24-JUN-2003 04:59:06	Dark	54.000	50	13Alp Ari	2.0070	4250.0	108	6872	No
71	GOM_NL__2PRFIN20030624_050357_000000402017_00305_06872_4986.N1	24-JUN-2003 05:03:57	Dark	39.500	94	92Alp Cet	2.5260	3100.0	79	6872	No
72	GOM_NL__2PRFIN20030624_050755_000001172017_00305_06872_4987.N1	24-JUN-2003 05:07:55	Dark	116.50	140	88Gam Peg	2.8340	26000.	233	6872	No
73	GOM_NL__2PRFIN20030624_051637_000000652017_00305_06872_4988.N1	24-JUN-2003 05:16:37	Dark	64.500	52	16Bet Cet	2.0370	4500.0	129	6872	No
74	GOM_NL__2PRFIN20030624_052838_000000492017_00306_06873_4977.N1	24-JUN-2003 05:28:38	Dark	49.000	63	Bet Gru	2.1500	2800.0	98	6873	No
75	GOM_NL__2PRFIN20030624_053040_000000512017_00306_06873_4978.N1	24-JUN-2003 05:30:40	Straylight	50.500	31	Alp Gru	1.7340	15200.	101	6873	No
76	GOM_NL__2PRFIN20030624_053345_000000442017_00306_06873_4979.N1	24-JUN-2003 05:33:45	Straylight	43.500	45	Alp Pav	1.9400	26000.	87	6873	No
77	GOM_NL__2PRFIN20030624_054423_000000482017_00306_06873_4980.N1	24-JUN-2003 05:44:23	Bright	48.000	116	19Del Sgr	2.7000	4100.0	96	6873	No
78	GOM_NL__2PRFIN20030624_054632_000000502017_00306_06873_4981.N1	24-JUN-2003 05:46:32	Bright	49.500	155	41Pi Sgr	2.9000	6600.0	99	6873	No
79	GOM_NL__2PRFIN20030624_054922_000000392017_00306_06873_4982.N1	24-JUN-2003 05:49:22	Bright	38.500	86	35Eta Oph	2.4300	10200.	77	6873	No
80	GOM_NL__2PRFIN20030624_055522_000000402017_00306_06873_4983.N1	24-JUN-2003 05:55:22	Bright	40.000	126	60Bet Oph	2.7700	4250.0	80	6873	No
81	GOM_NL__2PRFIN20030624_055746_000000392017_00306_06873_4984.N1	24-JUN-2003 05:57:46	Bright	38.500	59	55Alp Oph	2.0800	8900.0	77	6873	No
82	GOM_NL__2PRFIN20030624_060300_000000352017_00306_06873_4985.N1	24-JUN-2003 06:03:00	Bright	35.000	133	40Zet Her	2.8070	6000.0	70	6873	No
83	GOM_NL__2PRFIN20030624_060724_000000502017_00306_06873_4986.N1	24-JUN-2003 06:07:24	Bright	50.000	5	3Alp Lyr	0.033000	11000.	100	6873	No
84	GOM_NL__2PRFIN20030624_060925_000000402017_00306_06873_4987.N1	24-JUN-2003 06:09:25	Bright	39.500	130	23Bet Dra	2.7990	5800.0	79	6873	No
85	GOM_NL__2PRFIN20030624_061126_000000372017_00306_06873_4988.N1	24-JUN-2003 06:11:26	Bright	37.000	119	14Eta Dra	2.7270	4700.0	74	6873	No
86	GOM_NL__2PRFIN20030624_061656_000000702017_00306_06873_4989.N1	24-JUN-2003 06:16:56	Bright	70.000	19	50Alp Cyg	1.2460	10500.	140	6873	No
87	GOM_NL__2PRFIN20030624_061940_000000372017_00306_06873_4990.N1	24-JUN-2003 06:19:40	Bright	37.000	49	1Alp UMi	1.9900	6300.0	74	6873	No
88	GOM_NL__2PRFIN20030624_062608_000000482017_00306_06873_4991.N1	24-JUN-2003 06:26:08	Bright	47.500	74	11Bet Cas	2.2680	6600.0	95	6873	No
89	GOM_NL__2PRFIN20030624_062741_000000482017_00306_06873_4992.N1	24-JUN-2003 06:27:41	Bright	47.500	68	18Alp Cas	2.2250	4500.0	95	6873	No
90	GOM_NL__2PRFIN20030624_062959_000000362017_00306_06873_4993.N1	24-JUN-2003 06:29:59	Bright	35.500	160	23Gam Per	2.9300	4700.0	71	6873	No
91	GOM_NL__2PRFIN20030624_063324_000000482017_00306_06873_4994.N1	24-JUN-2003 06:33:24	Bright	47.500	73	57Gam1And	2.2600	13100.	95	6873	No
92	GOM_NL__2PRFIN20030624_063551_000000662017_00306_06873_4995.N1	24-JUN-2003 06:35:51	Twi_and_stray	66.000	53	43Bet And	2.0480	3300.0	132	6873	No
93	GOM_NL__2PRFIN20030624_063943_000000572017_00306_06873_4996.N1	24-JUN-2003 06:39:43	Dark	56.500	50	13Alp Ari	2.0070	4250.0	113	6873	No
94	GOM_NL__2PRFIN20030624_064433_000000392017_00306_06873_4997.N1	24-JUN-2003 06:44:33	Dark	38.500	94	92Alp Cet	2.5260	3100.0	77	6873	No
95	GOM_NL__2PRFIN20030624_064834_000001142017_00306_06873_4998.N1	24-JUN-2003 06:48:34	Dark	113.50	140	88Gam Peg	2.8340	26000.	227	6873	No
96	GOM_NL__2PRFIN20030624_065714_000000672017_00306_06873_4999.N1	24-JUN-2003 06:57:14	Dark	66.500	52	16Bet Cet	2.0370	4500.0	133	6873	No
97	GOM_NL__2PRFIN20030624_070915_000000682017_00307_06874_4982.N1	24-JUN-2003 07:09:15	Straylight	68.000	63	Bet Gru	2.1500	2800.0	136	6874	No
98	GOM_NL__2PRFIN20030624_071117_000000502017_00307_06874_4983.N1	24-JUN-2003 07:11:17	Straylight	50.000	31	Alp Gru	1.7340	15200.	100	6874	No
99	GOM_NL__2PRFIN20030624_071422_000000442017_00307_06874_4984.N1	24-JUN-2003 07:14:22	Straylight	44.000	45	Alp Pav	1.9400	26000.	88	6874	No
100	GOM_NL__2PRFIN20030624_072459_000000462017_00307_06874_4985.N1	24-JUN-2003 07:24:59	Bright	45.500	116	19Del Sgr	2.7000	4100.0	91	6874	No
101	GOM_NL__2PRFIN20030624_072708_000000512017_00307_06874_4986.N1	24-JUN-2003 07:27:08	Bright	50.500	155	41Pi Sgr	2.9000	6600.0	101	6874	No

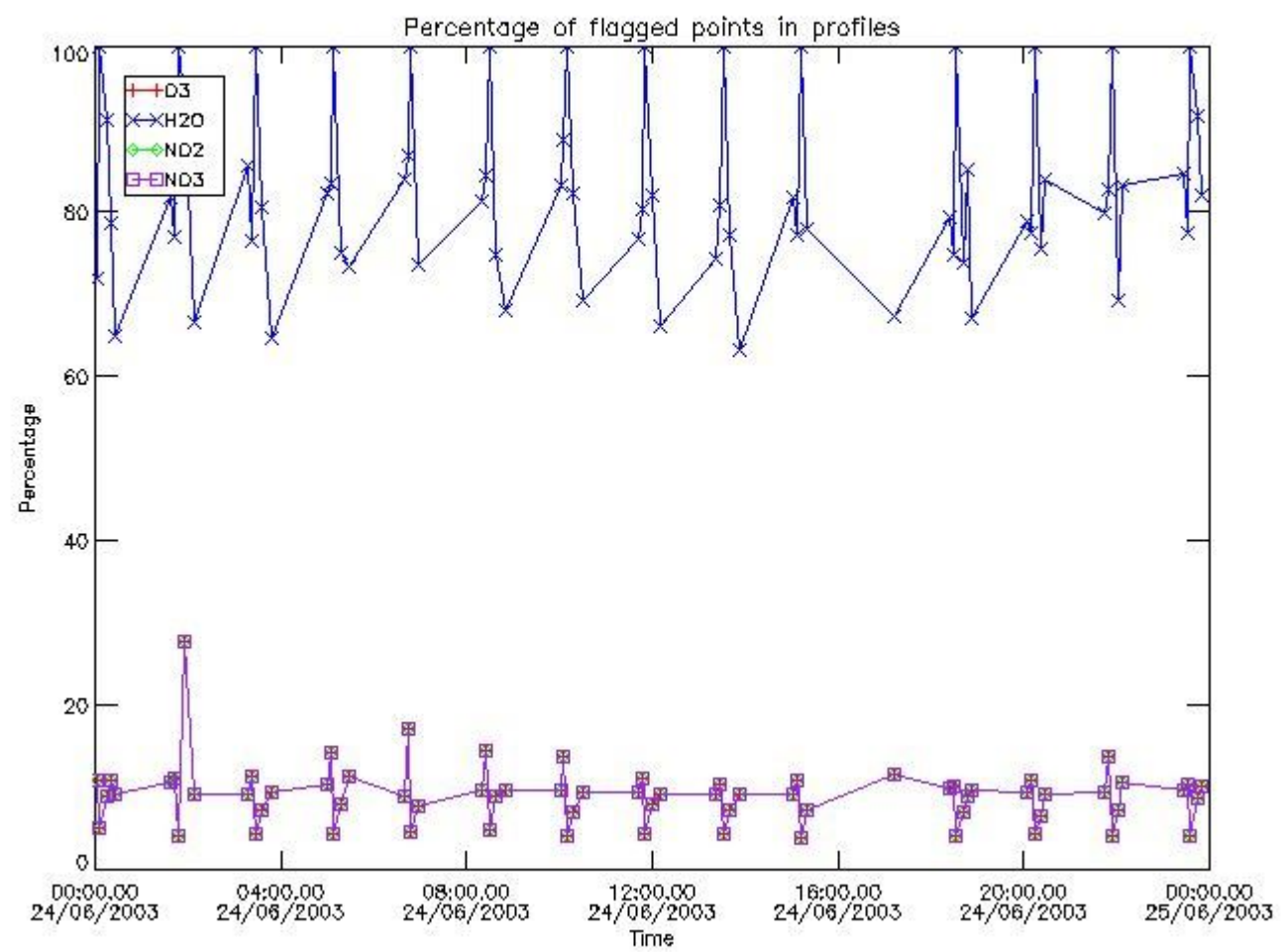
102	GOM_NL__2PRFIN20030624_072958_000000392017_00307_06874_4987.N1	24-JUN-2003 07:29:58	Bright	38.500	86	35Eta Oph	2.4300	10200.	77	6874	No
103	GOM_NL__2PRFIN20030624_073558_000000402017_00307_06874_4988.N1	24-JUN-2003 07:35:58	Bright	40.000	126	60Bet Oph	2.7700	4250.0	80	6874	No
104	GOM_NL__2PRFIN20030624_073821_000000402017_00307_06874_4989.N1	24-JUN-2003 07:38:21	Bright	39.500	59	55Alp Oph	2.0800	8900.0	79	6874	No
105	GOM_NL__2PRFIN20030624_074336_000000392017_00307_06874_4990.N1	24-JUN-2003 07:43:36	Bright	38.500	133	40Zet Her	2.8070	6000.0	77	6874	No
106	GOM_NL__2PRFIN20030624_074800_000000502017_00307_06874_4991.N1	24-JUN-2003 07:48:00	Bright	50.000	5	3Alp Lyr	0.033000	11000.	100	6874	No
107	GOM_NL__2PRFIN20030624_075000_000000392017_00307_06874_4992.N1	24-JUN-2003 07:50:00	Bright	39.000	130	23Bet Dra	2.7990	5800.0	78	6874	No
108	GOM_NL__2PRFIN20030624_075202_000000372017_00307_06874_4993.N1	24-JUN-2003 07:52:02	Bright	37.000	119	14Eta Dra	2.7270	4700.0	74	6874	No
109	GOM_NL__2PRFIN20030624_075732_000000722017_00307_06874_4994.N1	24-JUN-2003 07:57:32	Bright	71.500	19	50Alp Cyg	1.2460	10500.	143	6874	No
110	GOM_NL__2PRFIN20030624_080016_000000352017_00307_06874_4995.N1	24-JUN-2003 08:00:16	Bright	35.000	49	1Alp UMi	1.9900	6300.0	70	6874	No
111	GOM_NL__2PRFIN20030624_080643_000000482017_00307_06874_4996.N1	24-JUN-2003 08:06:43	Bright	47.500	74	11Bet Cas	2.2680	6600.0	95	6874	No
112	GOM_NL__2PRFIN20030624_080816_000000482017_00307_06874_4997.N1	24-JUN-2003 08:08:16	Bright	47.500	68	18Alp Cas	2.2250	4500.0	95	6874	No
113	GOM_NL__2PRFIN20030624_081034_000000542017_00307_06874_4998.N1	24-JUN-2003 08:10:34	Bright	54.000	160	23Gam Per	2.9300	4700.0	108	6874	No
114	GOM_NL__2PRFIN20030624_081400_000000462017_00307_06874_4999.N1	24-JUN-2003 08:14:00	Bright	46.000	73	57Gam1And	2.2600	13100.	92	6874	No
115	GOM_NL__2PRFIN20030624_081626_000000672017_00307_06874_5000.N1	24-JUN-2003 08:16:26	Tw_i_and_stray	66.500	53	43Bet And	2.0480	3300.0	133	6874	No
116	GOM_NL__2PRFIN20030624_082018_000000542017_00307_06874_5001.N1	24-JUN-2003 08:20:18	Dark	53.500	50	13Alp Ari	2.0070	4250.0	107	6874	No
117	GOM_NL__2PRFIN20030624_082509_000000392017_00307_06874_5002.N1	24-JUN-2003 08:25:09	Dark	39.000	94	92Alp Cet	2.5260	3100.0	78	6874	No
118	GOM_NL__2PRFIN20030624_082912_000001182017_00307_06874_5003.N1	24-JUN-2003 08:29:12	Dark	118.00	140	88Gam Peg	2.8340	26000.	236	6874	No
119	GOM_NL__2PRFIN20030624_083751_000000642017_00307_06874_5004.N1	24-JUN-2003 08:37:51	Dark	63.500	52	16Bet Cet	2.0370	4500.0	127	6874	No
120	GOM_NL__2PRFIN20030624_084952_000000542017_00308_06875_4983.N1	24-JUN-2003 08:49:52	Dark	53.500	63	Bet Gru	2.1500	2800.0	107	6875	No
121	GOM_NL__2PRFIN20030624_085154_000000512017_00308_06875_4984.N1	24-JUN-2003 08:51:54	Straylight	51.000	31	Alp Gru	1.7340	15200.	102	6875	No
122	GOM_NL__2PRFIN20030624_085458_000000432017_00308_06875_4985.N1	24-JUN-2003 08:54:58	Straylight	43.000	45	Alp Pav	1.9400	26000.	86	6875	No
123	GOM_NL__2PRFIN20030624_090535_000000512017_00308_06875_4986.N1	24-JUN-2003 09:05:35	Bright	50.500	116	19Del Sgr	2.7000	4100.0	101	6875	No
124	GOM_NL__2PRFIN20030624_090745_000000502017_00308_06875_4987.N1	24-JUN-2003 09:07:45	Bright	50.000	155	41Pi Sgr	2.9000	6600.0	100	6875	No
125	GOM_NL__2PRFIN20030624_091034_000000382017_00308_06875_4988.N1	24-JUN-2003 09:10:34	Bright	38.000	86	35Eta Oph	2.4300	10200.	76	6875	No
126	GOM_NL__2PRFIN20030624_091633_000000402017_00308_06875_4989.N1	24-JUN-2003 09:16:33	Bright	40.000	126	60Bet Oph	2.7700	4250.0	80	6875	No
127	GOM_NL__2PRFIN20030624_091857_000000412017_00308_06875_4990.N1	24-JUN-2003 09:18:57	Bright	40.500	59	55Alp Oph	2.0800	8900.0	81	6875	No
128	GOM_NL__2PRFIN20030624_092412_000000372017_00308_06875_4991.N1	24-JUN-2003 09:24:12	Bright	36.500	133	40Zet Her	2.8070	6000.0	73	6875	No
129	GOM_NL__2PRFIN20030624_092835_000000512017_00308_06875_4992.N1	24-JUN-2003 09:28:35	Bright	50.500	5	3Alp Lyr	0.033000	11000.	101	6875	No
130	GOM_NL__2PRFIN20030624_093036_000000402017_00308_06875_4993.N1	24-JUN-2003 09:30:36	Bright	39.500	130	23Bet Dra	2.7990	5800.0	79	6875	No
131	GOM_NL__2PRFIN20030624_093238_000000382017_00308_06875_4994.N1	24-JUN-2003 09:32:38	Bright	37.500	119	14Eta Dra	2.7270	4700.0	75	6875	No
132	GOM_NL__2PRFIN20030624_093807_000000682017_00308_06875_4995.N1	24-JUN-2003 09:38:07	Bright	67.500	19	50Alp Cyg	1.2460	10500.	135	6875	No
133	GOM_NL__2PRFIN20030624_094052_000000362017_00308_06875_4996.N1	24-JUN-2003 09:40:52	Bright	35.500	49	1Alp UMi	1.9900	6300.0	71	6875	No
134	GOM_NL__2PRFIN20030624_094719_000000472017_00308_06875_4997.N1	24-JUN-2003 09:47:19	Bright	47.000	74	11Bet Cas	2.2680	6600.0	94	6875	No
135	GOM_NL__2PRFIN20030624_094851_000000502017_00308_06875_4998.N1	24-JUN-2003 09:48:51	Bright	49.500	68	18Alp Cas	2.2250	4500.0	99	6875	No
136	GOM_NL__2PRFIN20030624_095111_000000472017_00308_06875_4999.N1	24-JUN-2003 09:51:11	Bright	46.500	160	23Gam Per	2.9300	4700.0	93	6875	No
137	GOM_NL__2PRFIN20030624_095436_000000462017_00308_06875_5000.N1	24-JUN-2003 09:54:36	Bright	46.000	73	57Gam1And	2.2600	13100.	92	6875	No
138	GOM_NL__2PRFIN20030624_095702_000000652017_00308_06875_5001.N1	24-JUN-2003 09:57:02	Tw_i_and_stray	64.500	53	43Bet And	2.0480	3300.0	129	6875	No
139	GOM_NL__2PRFIN20030624_100055_000000542017_00308_06875_5002.N1	24-JUN-2003 10:00:55	Dark	53.500	50	13Alp Ari	2.0070	4250.0	107	6875	No
140	GOM_NL__2PRFIN20030624_100545_000000412017_00308_06875_5003.N1	24-JUN-2003 10:05:45	Dark	40.500	94	92Alp Cet	2.5260	3100.0	81	6875	No
141	GOM_NL__2PRFIN20030624_100950_000001242017_00308_06875_5004.N1	24-JUN-2003 10:09:50	Dark	124.00	140	88Gam Peg	2.8340	26000.	248	6875	No
142	GOM_NL__2PRFIN20030624_101828_000000732017_00308_06875_5005.N1	24-JUN-2003 10:18:28	Dark	73.000	52	16Bet Cet	2.0370	4500.0	146	6875	No
143	GOM_NL__2PRFIN20030624_103029_000000542017_00309_06876_4986.N1	24-JUN-2003 10:30:29	Dark	54.000	63	Bet Gru	2.1500	2800.0	108	6876	No
144	GOM_NL__2PRFIN20030624_103231_000000512017_00309_06876_4987.N1	24-JUN-2003 10:32:31	Straylight	51.000	31	Alp Gru	1.7340	15200.	102	6876	No
145	GOM_NL__2PRFIN20030624_103535_000000442017_00309_06876_4988.N1	24-JUN-2003 10:35:35	Straylight	43.500	45	Alp Pav	1.9400	26000.	87	6876	No
146	GOM_NL__2PRFIN20030624_104611_000000482017_00309_06876_4989.N1	24-JUN-2003 10:46:11	Bright	47.500	116	19Del Sgr	2.7000	4100.0	95	6876	No
147	GOM_NL__2PRFIN20030624_104821_000000492017_00309_06876_4990.N1	24-JUN-2003 10:48:21	Bright	49.000	155	41Pi Sgr	2.9000	6600.0	98	6876	No
148	GOM_NL__2PRFIN20030624_105110_000000392017_00309_06876_4991.N1	24-JUN-2003 10:51:10	Bright	38.500	86	35Eta Oph	2.4300	10200.	77	6876	No
149	GOM_NL__2PRFIN20030624_105709_000000412017_00309_06876_4992.N1	24-JUN-2003 10:57:09	Bright	41.000	126	60Bet Oph	2.7700	4250.0	82	6876	No
150	GOM_NL__2PRFIN20030624_105933_000000392017_00309_06876_4993.N1	24-JUN-2003 10:59:33	Bright	38.500	59	55Alp Oph	2.0800	8900.0	77	6876	No
151	GOM_NL__2PRFIN20030624_110448_000000362017_00309_06876_4994.N1	24-JUN-2003 11:04:48	Bright	35.500	133	40Zet Her	2.8070	6000.0	71	6876	No
152	GOM_NL__2PRFIN20030624_110910_000000482017_00309_06876_4995.N1	24-JUN-2003 11:09:10	Bright	48.000	5	3Alp Lyr	0.033000	11000.	96	6876	No
153	GOM_NL__2PRFIN20030624_111111_000000412017_00309_06876_4996.N1	24-JUN-2003 11:11:11	Bright	40.500	130	23Bet Dra	2.7990	5800.0	81	6876	No
154	GOM_NL__2PRFIN20030624_111314_000000382017_00309_06876_4997.N1	24-JUN-2003 11:13:14	Bright	38.000	119	14Eta Dra	2.7270	4700.0	76	6876	No
155	GOM_NL__2PRFIN20030624_111842_000000662017_00309_06876_4998.N1	24-JUN-2003 11:18:42	Bright	66.000	19	50Alp Cyg	1.2460	10500.	132	6876	No
156	GOM_NL__2PRFIN20030624_112127_000000372017_00309_06876_4999.N1	24-JUN-2003 11:21:27	Bright	37.000	49	1Alp UMi	1.9900	6300.0	74	6876	No
157	GOM_NL__2PRFIN20030624_112754_000000472017_00309_06876_5000.N1	24-JUN-2003 11:27:54	Bright	47.000	74	11Bet Cas	2.2680	6600.0	94	6876	No
158	GOM_NL__2PRFIN20030624_112927_000000472017_00309_06876_5001.N1	24-JUN-2003 11:29:27	Bright	47.000	68	18Alp Cas	2.2250	4500.0	94	6876	No
159	GOM_NL__2PRFIN20030624_113147_000000362017_00309_06876_5002.N1	24-JUN-2003 11:31:47	Bright	36.000	160	23Gam Per	2.9300	4700.0	72	6876	No
160	GOM_NL__2PRFIN20030624_113512_000000462017_00309_06876_5003.N1	24-JUN-2003 11:35:12	Bright	46.000	73	57Gam1And	2.2600	13100.	92	6876	No

279	GOM_NL__2PRFIN20030624_211650_000000372017_00315_06882_6301.N1	24-JUN-2003 21:16:50	Bright	37.000	119	14Eta Dra	2.7270	4700.0	74	6882	No
280	GOM_NL__2PRFIN20030624_212000_000000732017_00315_06882_6302.N1	24-JUN-2003 21:20:00	Bright	72.500	66	37Gam Cyg	2.2080	5900.0	145	6882	No
281	GOM_NL__2PRFIN20030624_212208_000000682017_00315_06882_6303.N1	24-JUN-2003 21:22:08	Bright	67.500	19	50Alp Cyg	1.2460	10500.	135	6882	No
282	GOM_NL__2PRFIN20030624_212504_000000362017_00315_06882_6304.N1	24-JUN-2003 21:25:04	Bright	36.000	49	1Alp UMi	1.9900	6300.0	72	6882	No
283	GOM_NL__2PRFIN20030624_213128_000000462017_00315_06882_6305.N1	24-JUN-2003 21:31:28	Bright	46.000	74	11Bet Cas	2.2680	6600.0	92	6882	No
284	GOM_NL__2PRFIN20030624_213301_000000482017_00315_06882_6306.N1	24-JUN-2003 21:33:01	Bright	47.500	68	18Alp Cas	2.2250	4500.0	95	6882	No
285	GOM_NL__2PRFIN20030624_213523_000000392017_00315_06882_6307.N1	24-JUN-2003 21:35:23	Bright	38.500	160	23Gam Per	2.9300	4700.0	77	6882	No
286	GOM_NL__2PRFIN20030624_213848_000000452017_00315_06882_6308.N1	24-JUN-2003 21:38:48	Bright	44.500	73	57Gam1And	2.2600	13100.	89	6882	No
287	GOM_NL__2PRFIN20030624_214115_000000652017_00315_06882_6309.N1	24-JUN-2003 21:41:15	Twilight	65.000	53	43Bet And	2.0480	3300.0	130	6882	No
288	GOM_NL__2PRFIN20030624_214509_000000552017_00315_06882_6310.N1	24-JUN-2003 21:45:09	Dark	54.500	50	13Alp Ari	2.0070	4250.0	109	6882	No
289	GOM_NL__2PRFIN20030624_215000_000000412017_00315_06882_6311.N1	24-JUN-2003 21:50:00	Dark	41.000	94	92Alp Cet	2.5260	3100.0	82	6882	No
290	GOM_NL__2PRFIN20030624_215417_000001292017_00315_06882_6312.N1	24-JUN-2003 21:54:17	Dark	129.00	140	88Gam Peg	2.8340	26000.	258	6882	No
291	GOM_NL__2PRFIN20030624_220250_000000702017_00315_06882_6313.N1	24-JUN-2003 22:02:50	Dark	70.000	52	16Bet Cet	2.0370	4500.0	140	6882	No
292	GOM_NL__2PRFIN20030624_220819_000000482017_00316_06883_6287.N1	24-JUN-2003 22:08:19	Dark	48.000	84	Alp Phe	2.3970	4500.0	96	6883	No
293	GOM_NL__2PRFIN20030624_221448_000000562017_00316_06883_6288.N1	24-JUN-2003 22:14:48	Straylight	55.500	63	Bet Gru	2.1500	2800.0	111	6883	No
294	GOM_NL__2PRFIN20030624_221649_000000512017_00316_06883_6289.N1	24-JUN-2003 22:16:49	Straylight	51.000	31	Alp Gru	1.7340	15200.	102	6883	No
295	GOM_NL__2PRFIN20030624_221951_000000492017_00316_06883_6290.N1	24-JUN-2003 22:19:51	Straylight	49.000	45	Alp Pav	1.9400	26000.	98	6883	No
296	GOM_NL__2PRFIN20030624_223057_000000482017_00316_06883_6291.N1	24-JUN-2003 22:30:57	Bright	48.000	57	34Sig Sgr	2.0660	26000.	96	6883	No
297	GOM_NL__2PRFIN20030624_223234_000000512017_00316_06883_6292.N1	24-JUN-2003 22:32:34	Bright	50.500	155	41Pi Sgr	2.9000	6600.0	101	6883	No
298	GOM_NL__2PRFIN20030624_223523_000000382017_00316_06883_6293.N1	24-JUN-2003 22:35:23	Bright	37.500	86	35Eta Oph	2.4300	10200.	75	6883	No
299	GOM_NL__2PRFIN20030624_224120_000000402017_00316_06883_6294.N1	24-JUN-2003 22:41:20	Bright	39.500	126	60Bet Oph	2.7700	4250.0	79	6883	No
300	GOM_NL__2PRFIN20030624_224344_000000392017_00316_06883_6295.N1	24-JUN-2003 22:43:44	Bright	38.500	59	55Alp Oph	2.0800	8900.0	77	6883	No
301	GOM_NL__2PRFIN20030624_224628_000000552017_00316_06883_6296.N1	24-JUN-2003 22:46:28	Bright	54.500	168	17Zet Aql	2.9860	11000.	109	6883	No
302	GOM_NL__2PRFIN20030624_224900_000000352017_00316_06883_6297.N1	24-JUN-2003 22:49:00	Bright	34.500	133	40Zet Her	2.8070	6000.0	69	6883	No
303	GOM_NL__2PRFIN20030624_225318_000000502017_00316_06883_6298.N1	24-JUN-2003 22:53:18	Bright	50.000	5	3Alp Lyr	0.033000	11000.	100	6883	No
304	GOM_NL__2PRFIN20030624_225522_000000402017_00316_06883_6299.N1	24-JUN-2003 22:55:22	Bright	39.500	130	23Bet Dra	2.7990	5800.0	79	6883	No
305	GOM_NL__2PRFIN20030624_225725_000000372017_00316_06883_6300.N1	24-JUN-2003 22:57:25	Bright	37.000	119	14Eta Dra	2.7270	4700.0	74	6883	No
306	GOM_NL__2PRFIN20030624_230036_000000722017_00316_06883_6301.N1	24-JUN-2003 23:00:36	Bright	71.500	66	37Gam Cyg	2.2080	5900.0	143	6883	No
307	GOM_NL__2PRFIN20030624_230243_000000672017_00316_06883_6302.N1	24-JUN-2003 23:02:43	Bright	66.500	19	50Alp Cyg	1.2460	10500.	133	6883	No
308	GOM_NL__2PRFIN20030624_230539_000000372017_00316_06883_6303.N1	24-JUN-2003 23:05:39	Bright	37.000	49	1Alp UMi	1.9900	6300.0	74	6883	No
309	GOM_NL__2PRFIN20030624_231203_000000602017_00316_06883_6304.N1	24-JUN-2003 23:12:03	Bright	59.500	74	11Bet Cas	2.2680	6600.0	119	6883	No
310	GOM_NL__2PRFIN20030624_231337_000000482017_00316_06883_6305.N1	24-JUN-2003 23:13:37	Bright	47.500	68	18Alp Cas	2.2250	4500.0	95	6883	No
311	GOM_NL__2PRFIN20030624_231559_000000372017_00316_06883_6306.N1	24-JUN-2003 23:15:59	Bright	36.500	160	23Gam Per	2.9300	4700.0	73	6883	No
312	GOM_NL__2PRFIN20030624_231924_000000462017_00316_06883_6307.N1	24-JUN-2003 23:19:24	Bright	45.500	73	57Gam1And	2.2600	13100.	91	6883	No
313	GOM_NL__2PRFIN20030624_232151_000000742017_00316_06883_6308.N1	24-JUN-2003 23:21:51	Twilight	74.000	53	43Bet And	2.0480	3300.0	148	6883	No
314	GOM_NL__2PRFIN20030624_232545_000000532017_00316_06883_6309.N1	24-JUN-2003 23:25:45	Dark	52.500	50	13Alp Ari	2.0070	4250.0	105	6883	No
315	GOM_NL__2PRFIN20030624_233036_000000492017_00316_06883_6310.N1	24-JUN-2003 23:30:36	Dark	49.000	94	92Alp Cet	2.5260	3100.0	98	6883	No
316	GOM_NL__2PRFIN20030624_233455_000001232017_00316_06883_6311.N1	24-JUN-2003 23:34:55	Dark	123.00	140	88Gam Peg	2.8340	26000.	246	6883	No
317	GOM_NL__2PRFIN20030624_234328_000000712017_00316_06883_6312.N1	24-JUN-2003 23:43:28	Dark	71.000	52	16Bet Cet	2.0370	4500.0	142	6883	No
318	GOM_NL__2PRFIN20030624_234856_000000502017_00317_06884_6447.N1	24-JUN-2003 23:48:56	Dark	50.000	84	Alp Phe	2.3970	4500.0	100	6884	No
319	GOM_NL__2PRFIN20030624_235524_000000572017_00317_06884_6448.N1	24-JUN-2003 23:55:24	Straylight	56.500	63	Bet Gru	2.1500	2800.0	113	6884	No
320	GOM_NL__2PRFIN20030624_235726_000000512017_00317_06884_6449.N1	24-JUN-2003 23:57:26	Straylight	51.000	31	Alp Gru	1.7340	15200.	102	6884	No

3. Quality information per product

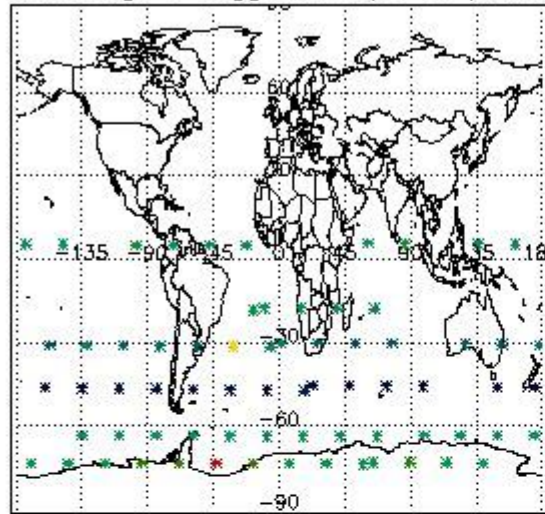
In this section it is plotted some information contained in the Quality Summary data set of the level 2 products. Only products in dark limb conditions and without errors (error flag in the MPH set to "0") are used.

3.1 Plot quality information per product (time dependant)


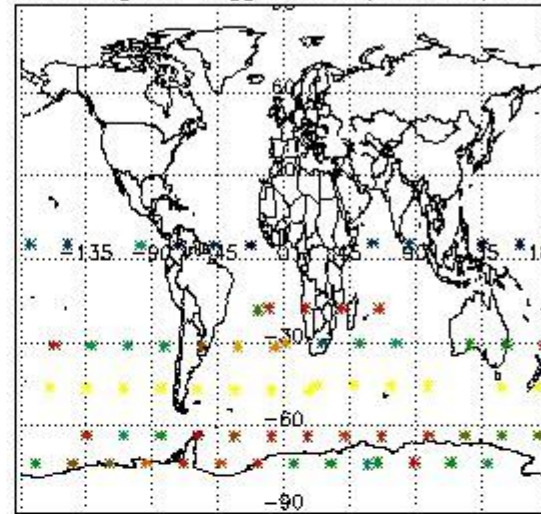


3.2 Plot quality information per product (world map)

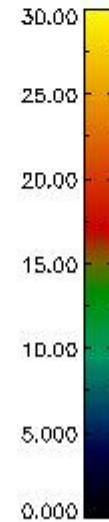
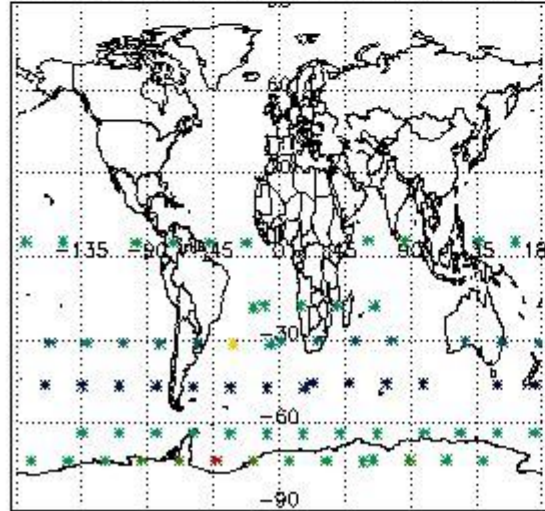
Percentage of flagged data per O3 profile



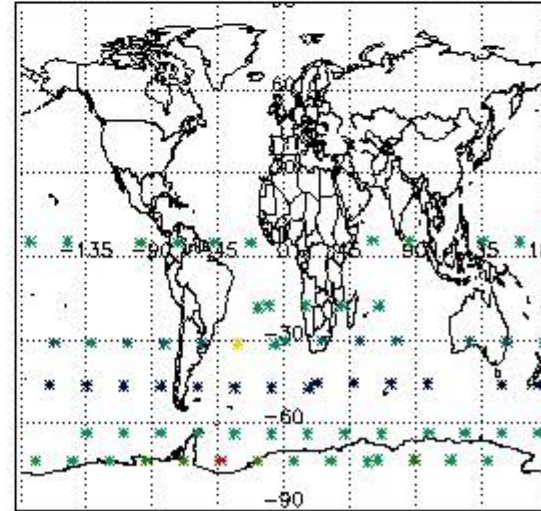
Percentage of flagged data per H2O profile



Percentage of flagged data per NO2 profile



Percentage of flagged data per NO3 profile

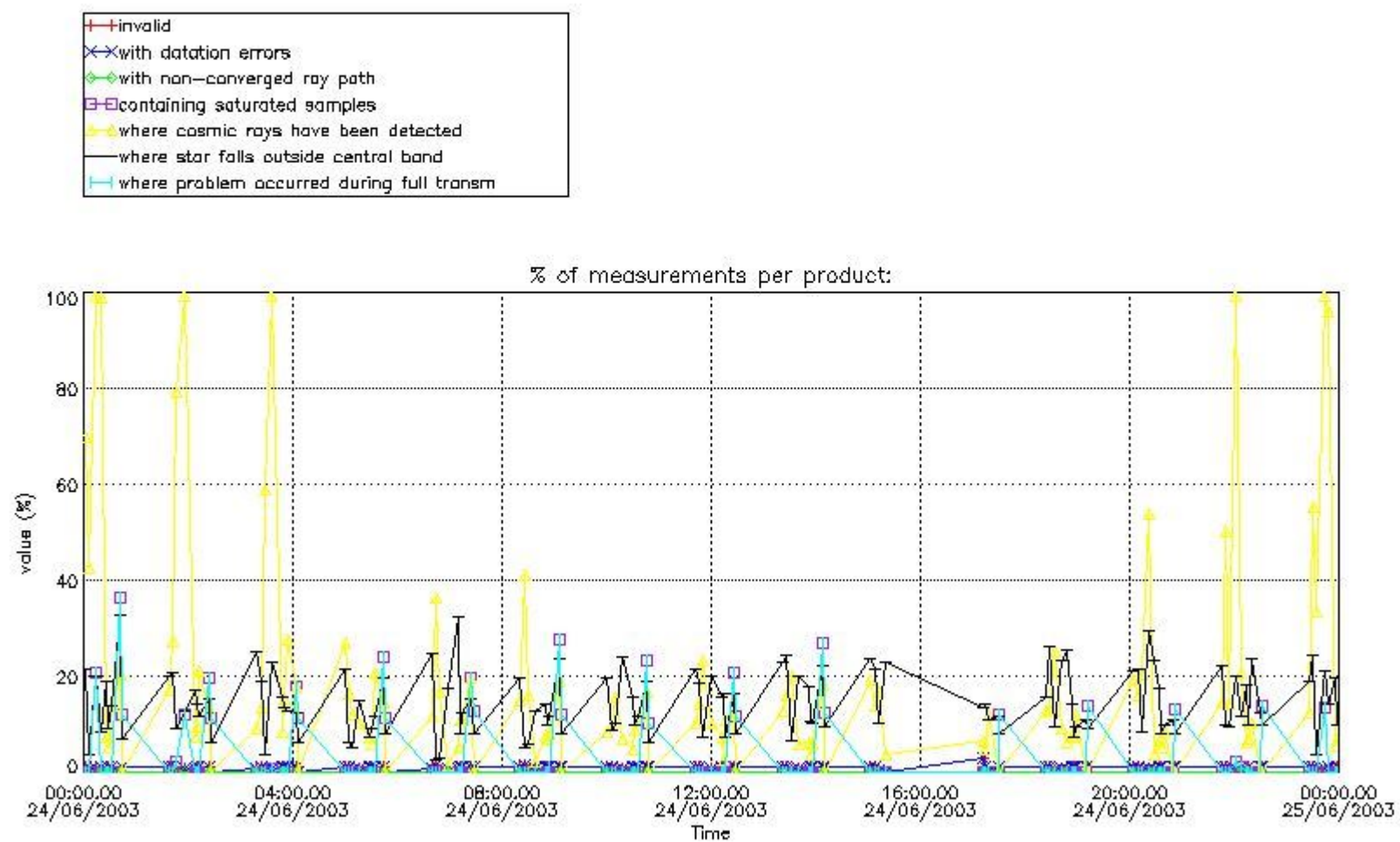


4. Level 1 quality information per product

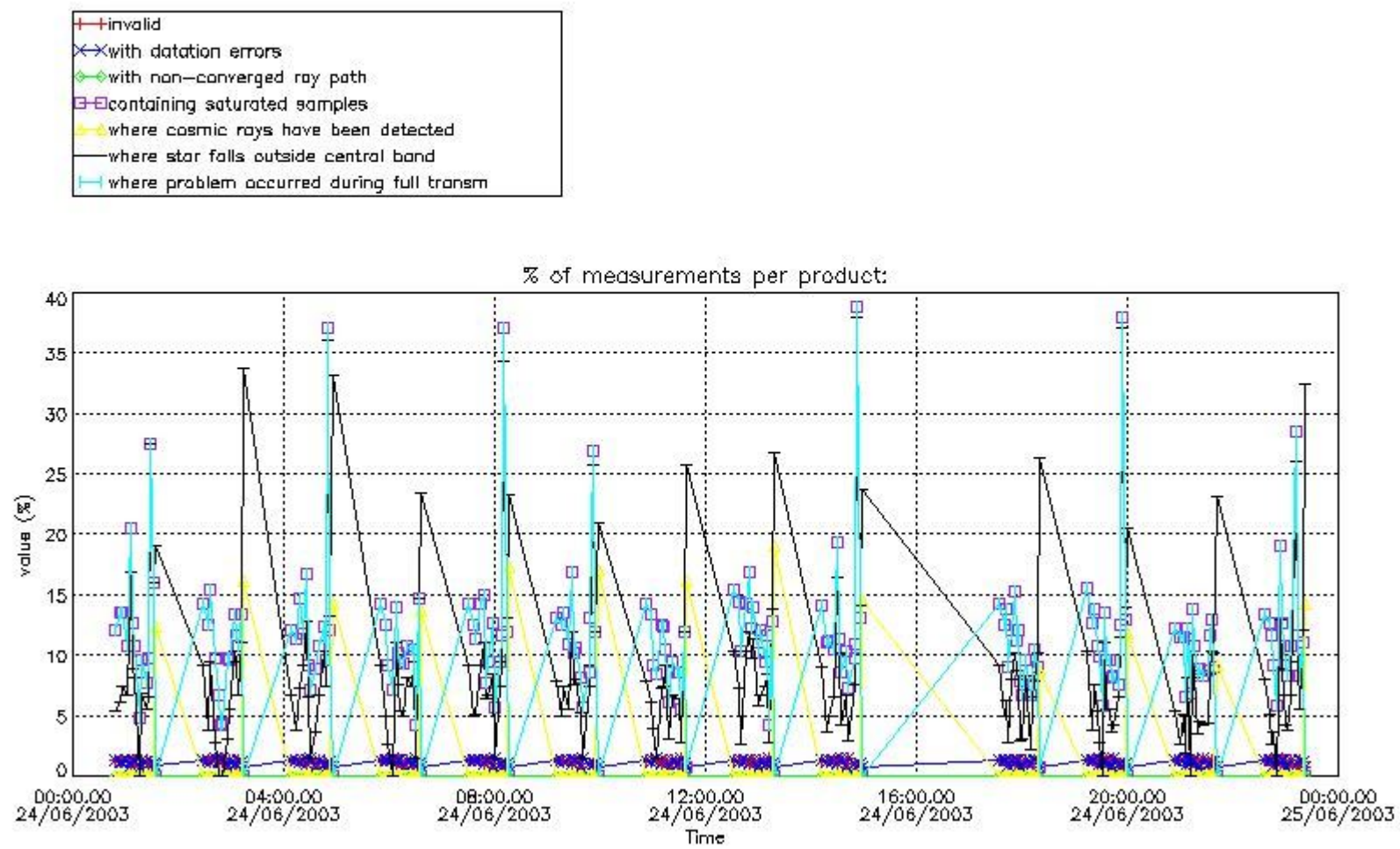
In this section it is plotted some information contained in the Quality Summary data set of the level 2 products that comes from the level 1b processing. Products without errors (error flag in the MPH set to "0") are used.

4.1 Plot quality information per product (time dependant) coming from level 1b processing

4.1.1 Plot level 1 quality information per product (time dependant): ENVISAT ASCENDING passes



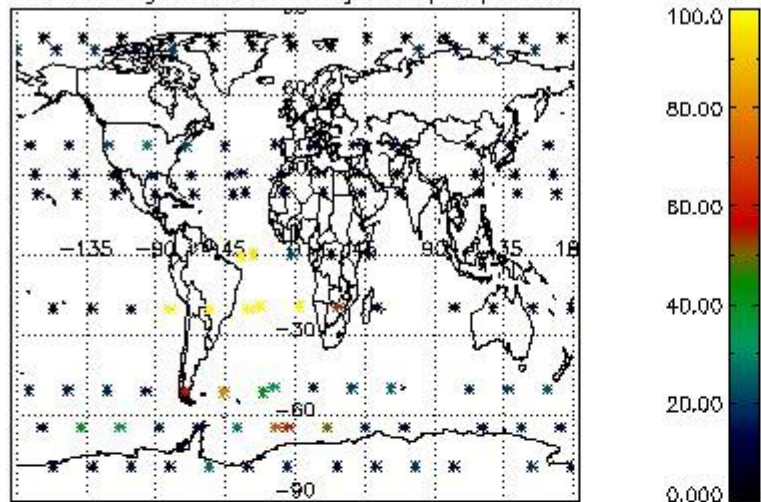
4.1.2 Plot level 1 quality information per product (time dependant): ENVISAT DESCENDING passes



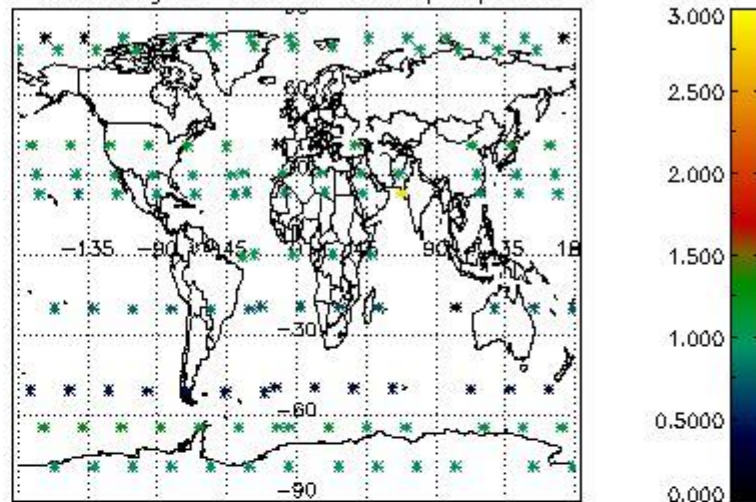
4.2 Plot quality information per product coming from level 1b processing (world map)

4.2.1 Plot level 1 quality information per product (world map): ENVISAT ASCENDING passes

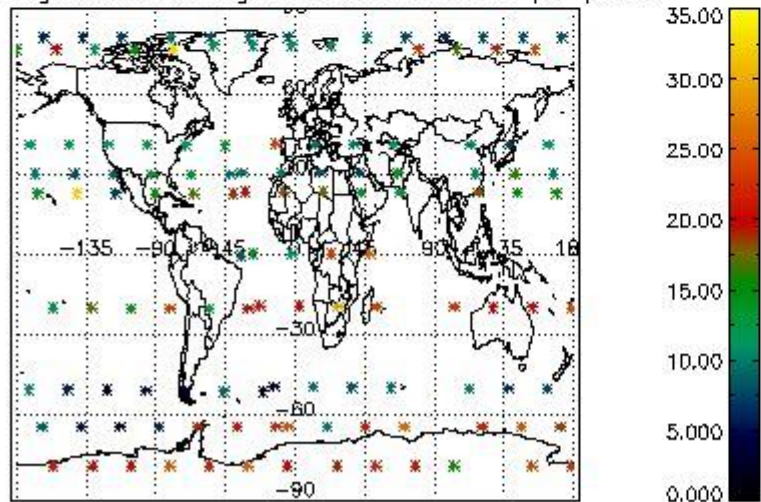
Percentage of cosmic ray hits per profile



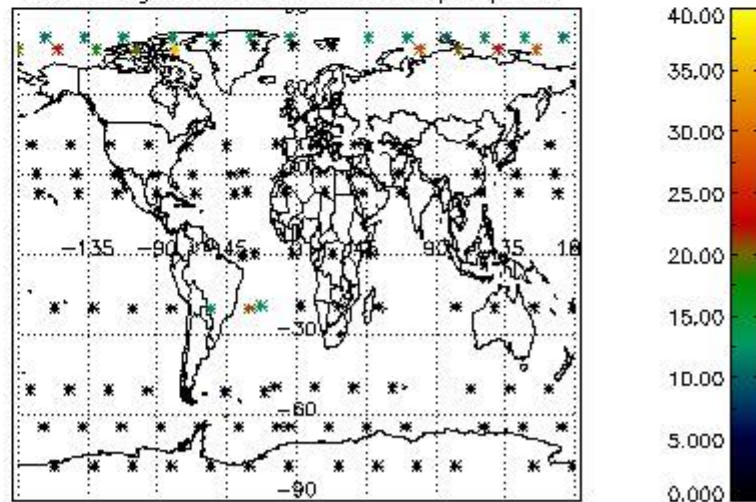
Percentage of datation errors per profile



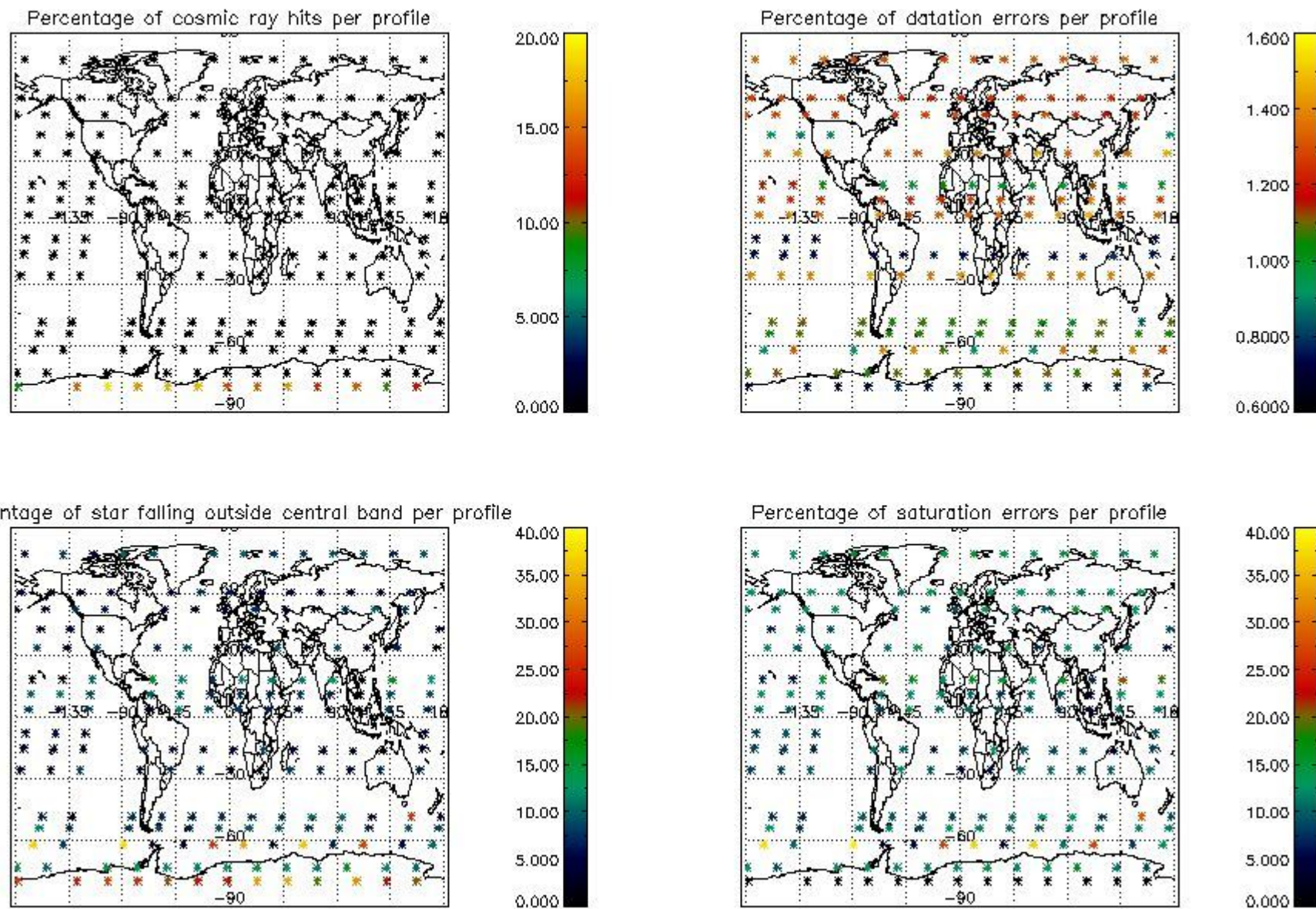
Percentage of star falling outside central band per profile



Percentage of saturation errors per profile



4.2.2 Plot level 1 quality information per product (world map): ENVISAT DESCENDING passes



5. Trace gas profiles

5.1 Ozone statistics based on quality of products

The final quality of the products can be "measured" using the STD (Standard Deviation) attached to every point profile. This information is written to the parameter GOM_NL__2P/NL_LOCAL_SPECIES_DENSITY/o3_std of the level 2 products. The table below shows the statistics for given STD ranges.

The statistics are given with respect to the overall valid production:

- Products without fatal errors: GOM_NL__2P/MPH/PRODUCT_ERR=0
- Valid point profile: GOM_NL__2P/NL_LOCAL_SPECIES_DENSITY/pcd(0)=0

The 'Criteria' is applied to valid points of dark limb products:

- Products in dark limb illumination condition: GOM_NL__2P/NL_SUMMARY_QUALITY/obs_ill_cond=0
- Products without fatal errors: GOM_NL__2P/MPH/PRODUCT_ERR=0
- Valid point profile: GOM_NL__2P/NL_LOCAL_SPECIES_DENSITY/pcd(0)=0

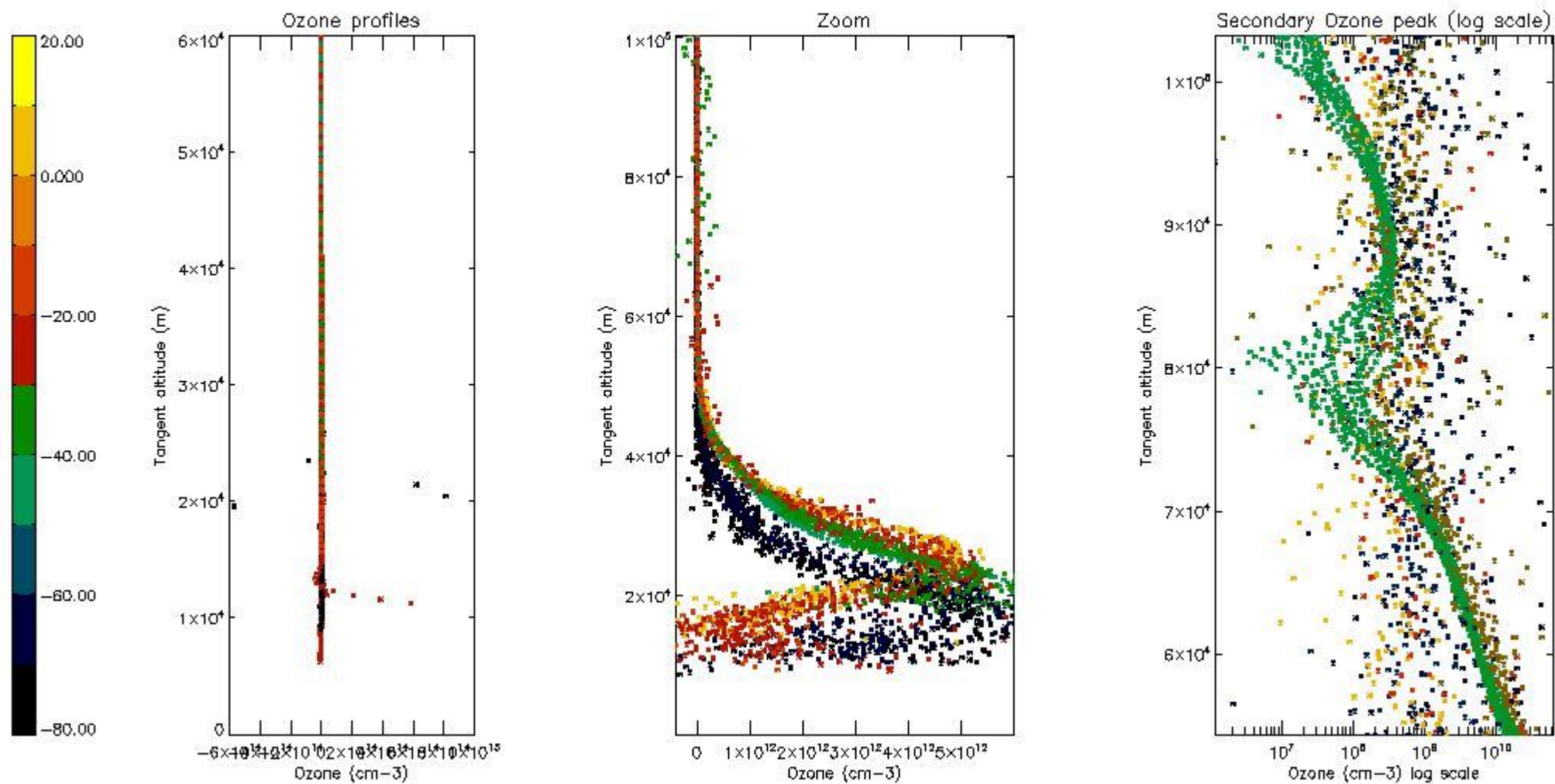
So, the table below shows the percentage of dark limb and valid observations for each criteria with respect to the overall valid daily observations.

Criteria	% of total production
All STD	31
STD < 20	14

STD < 10	10
STD < 5	7

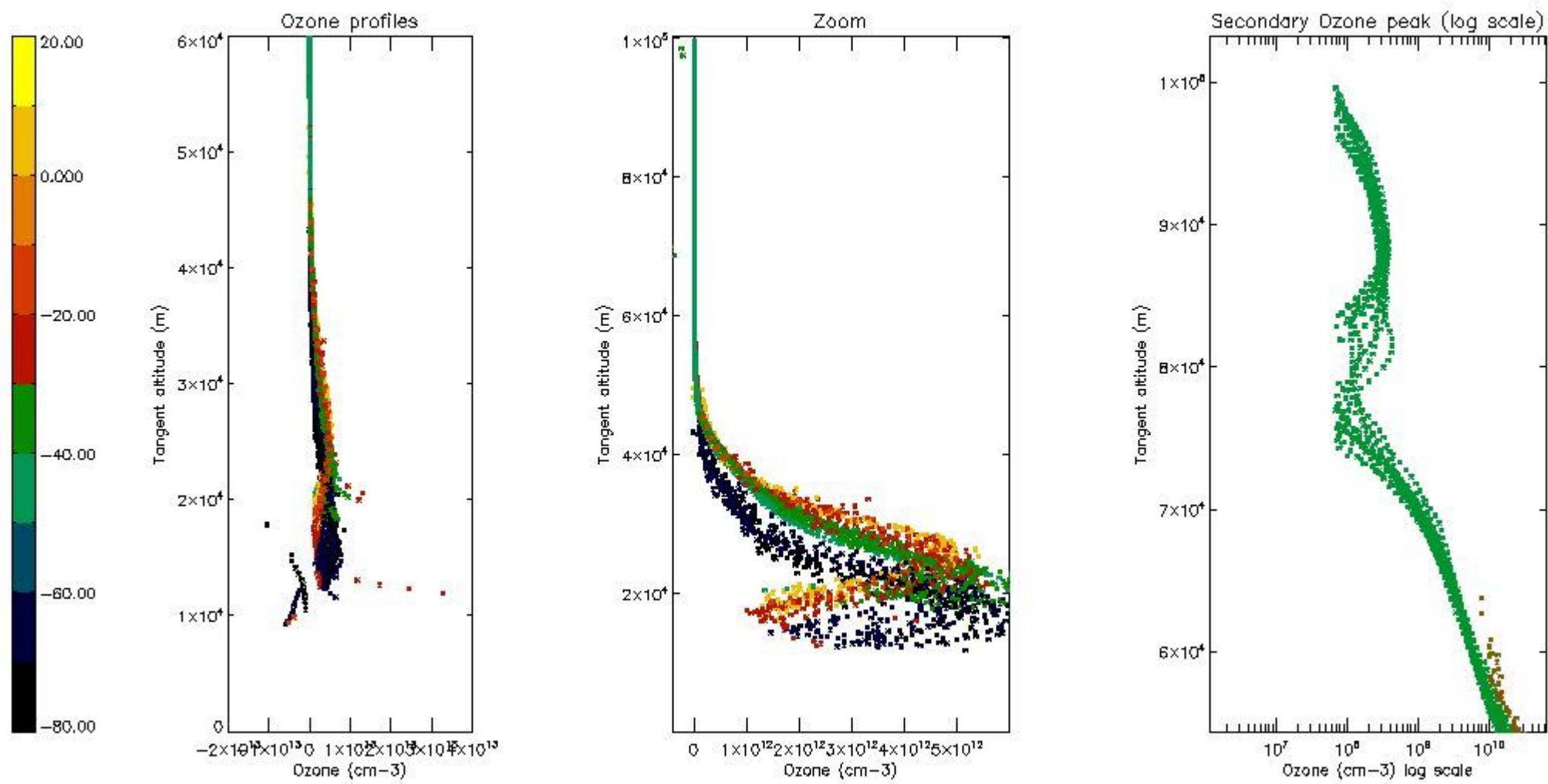
5.2 Plot ozone profiles for all STD (dark without errors)

The colorbar represents the latitude.



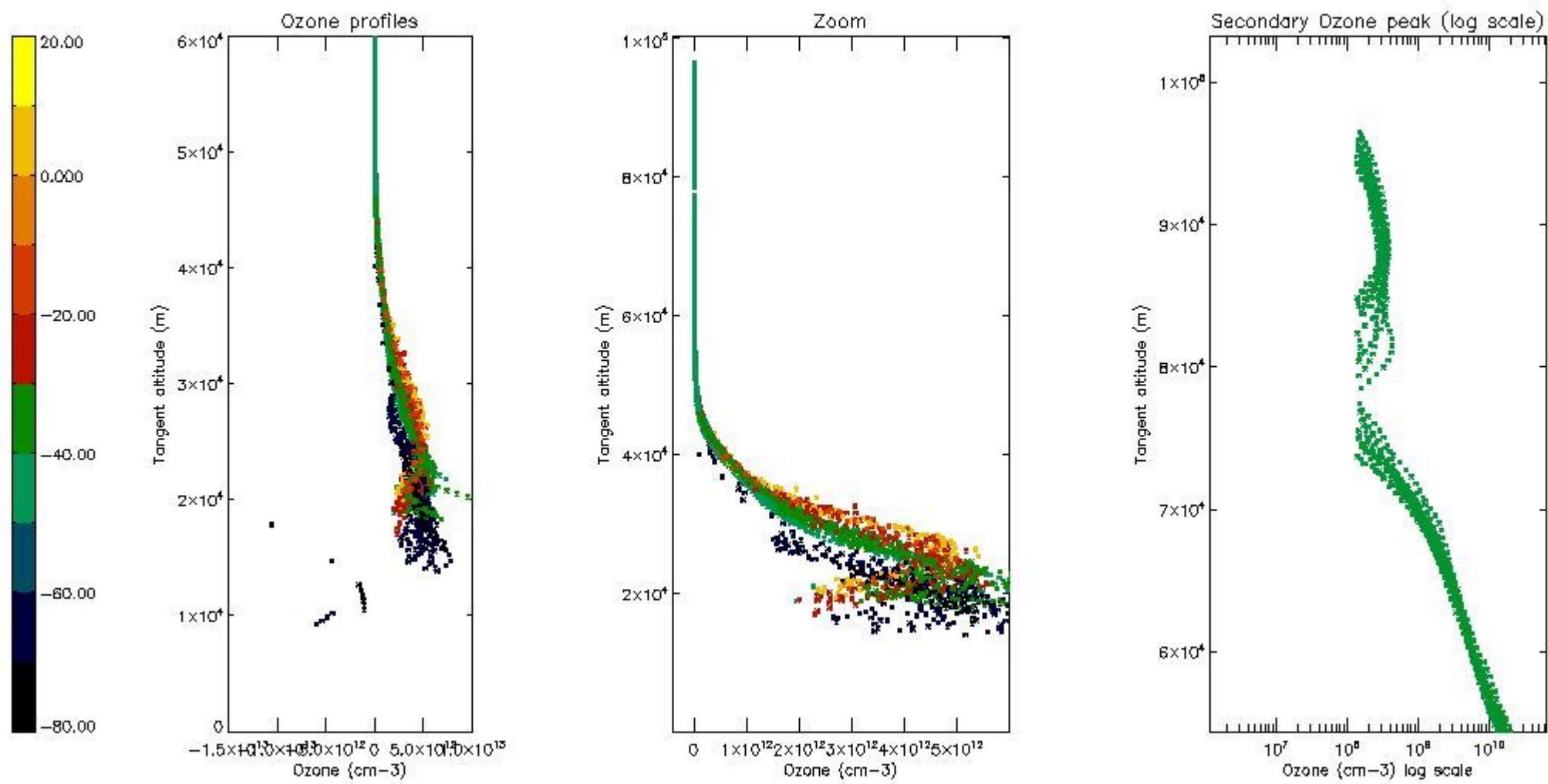
5.3 Plot ozone profiles where STD < 20% (dark without errors)

The colorbar represents the latitude.



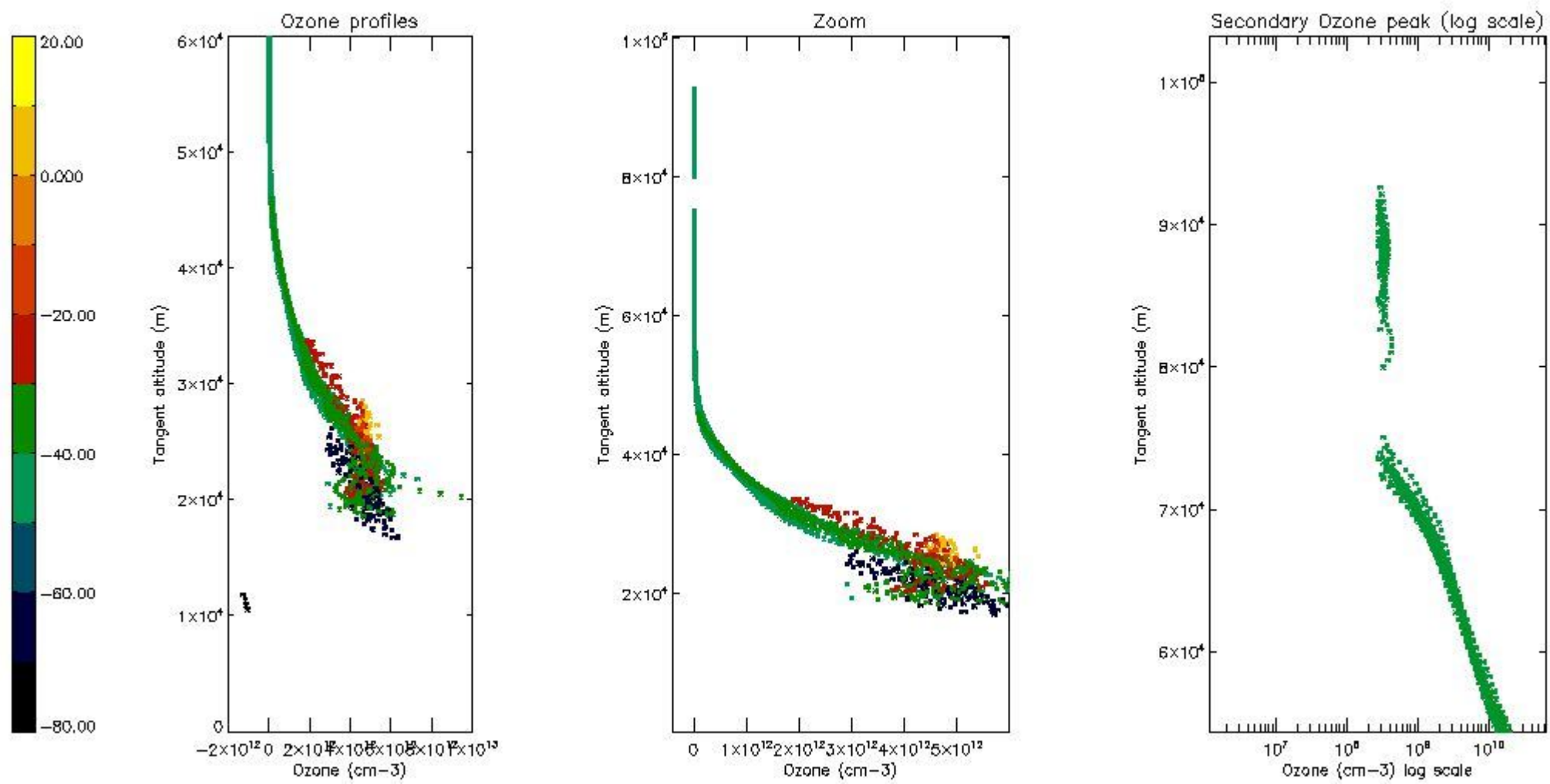
5.4 Plot ozone profiles where STD < 10% (dark without errors)

The colorbar represents the latitude.



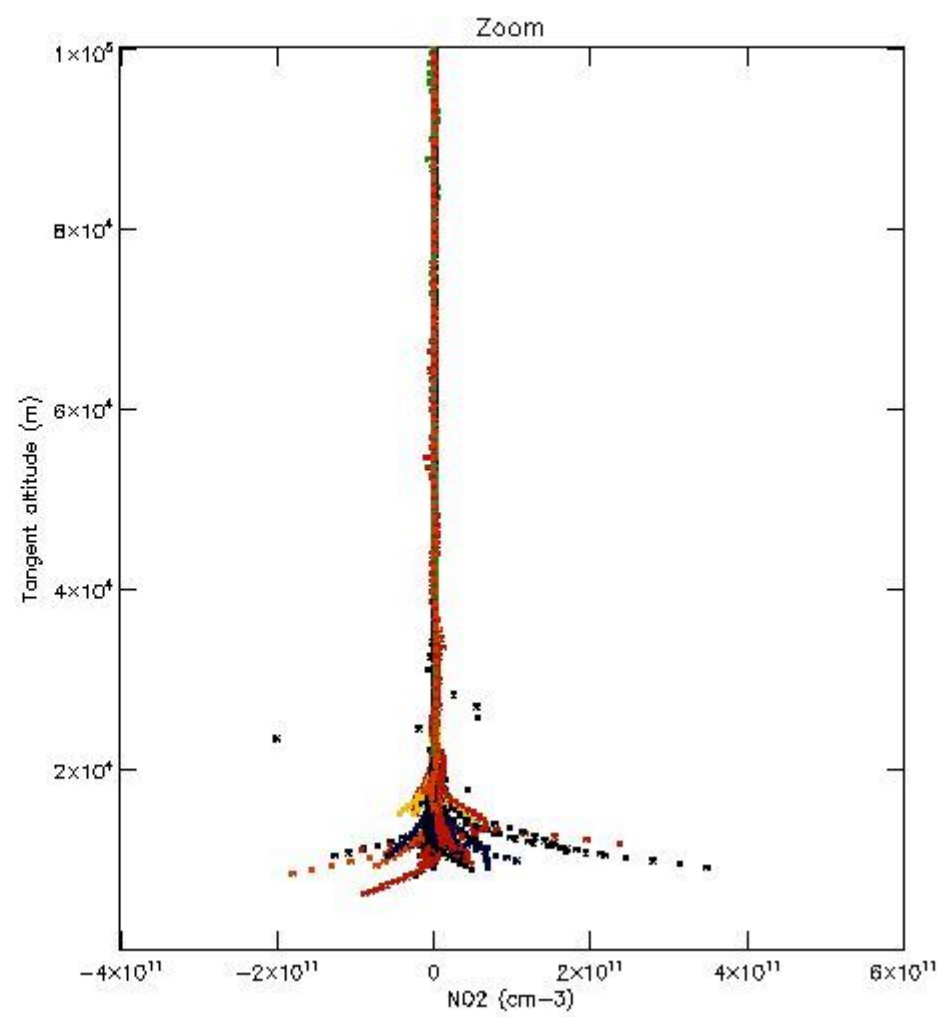
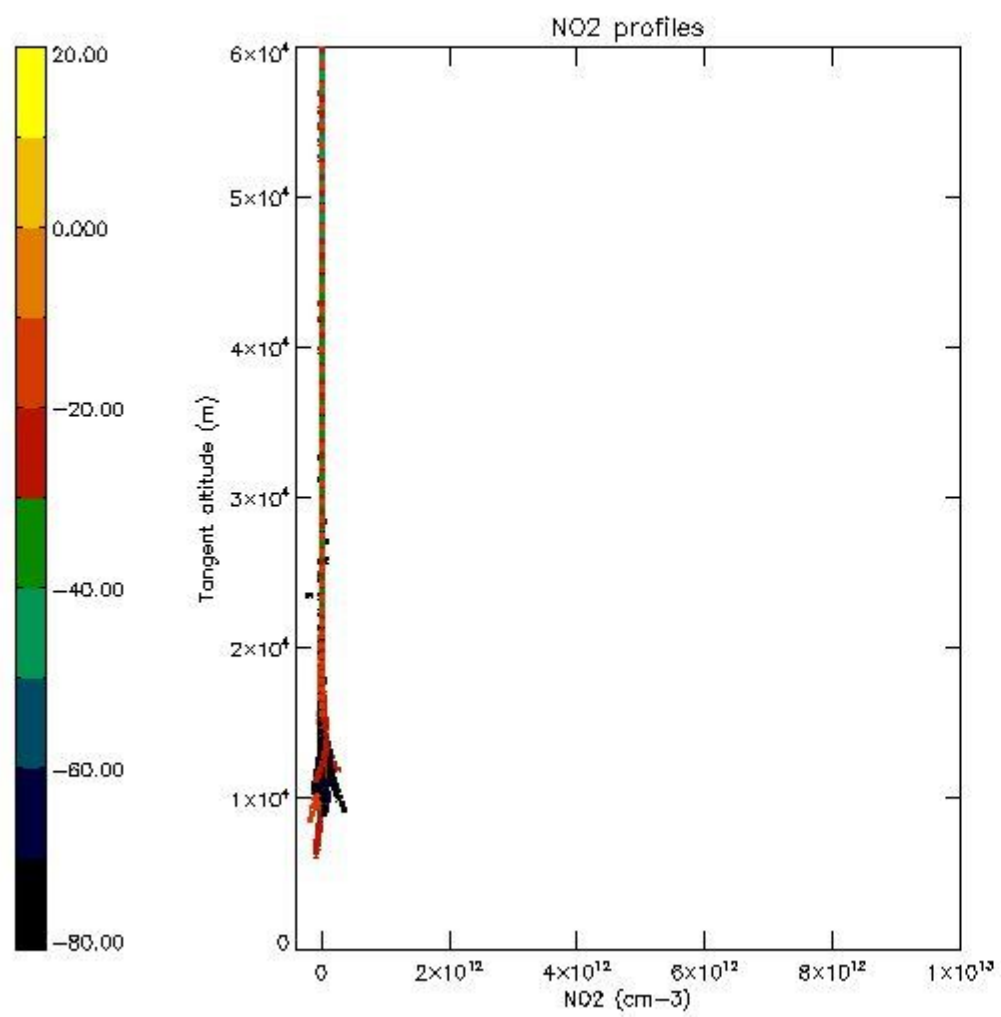
5.5 Plot ozone profiles where STD < 5% (dark without errors)

The colorbar represents the latitude.



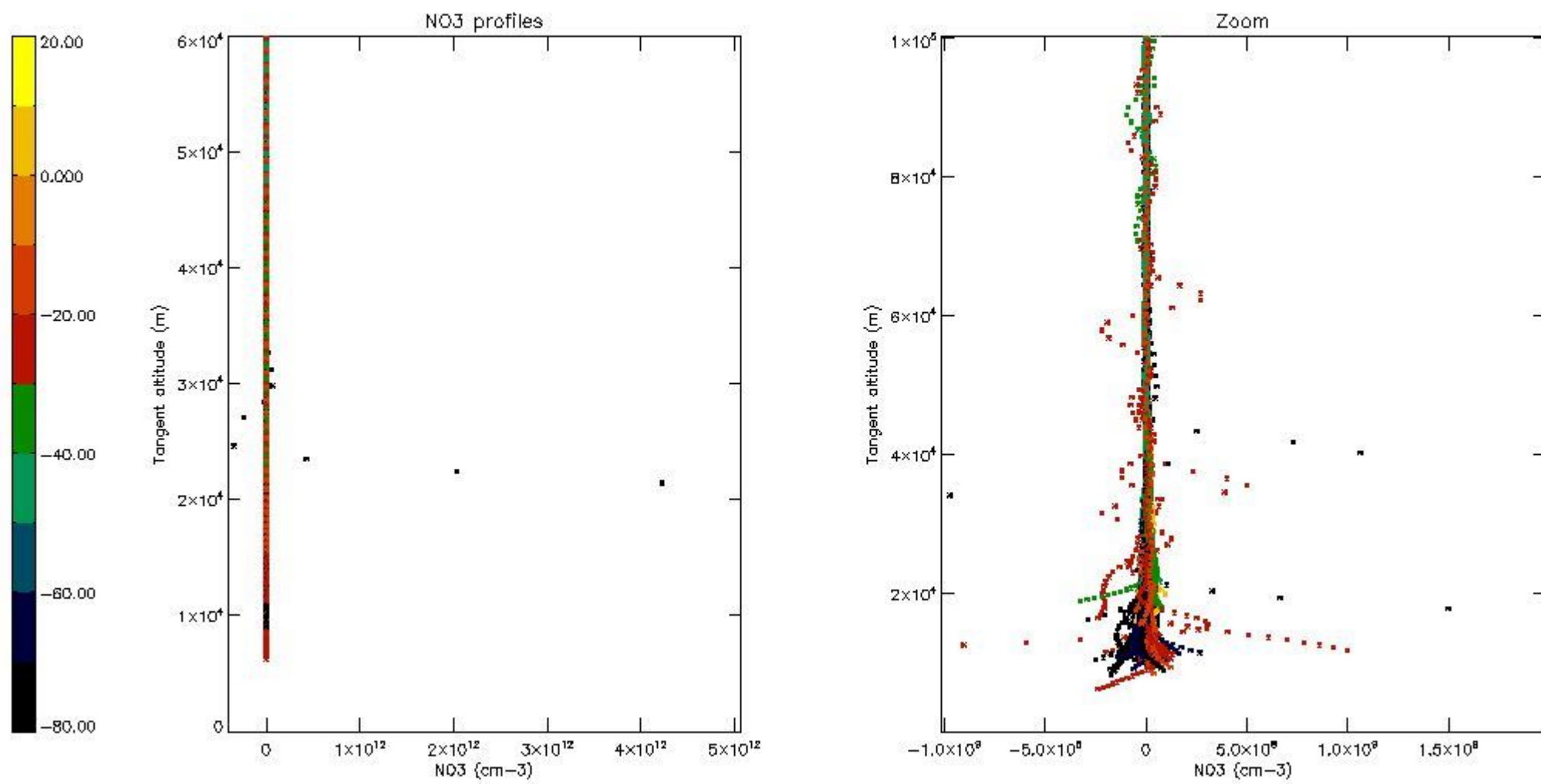
5.6 Plot NO₂ profiles for all STD (dark without errors)

The colorbar represents the latitude.



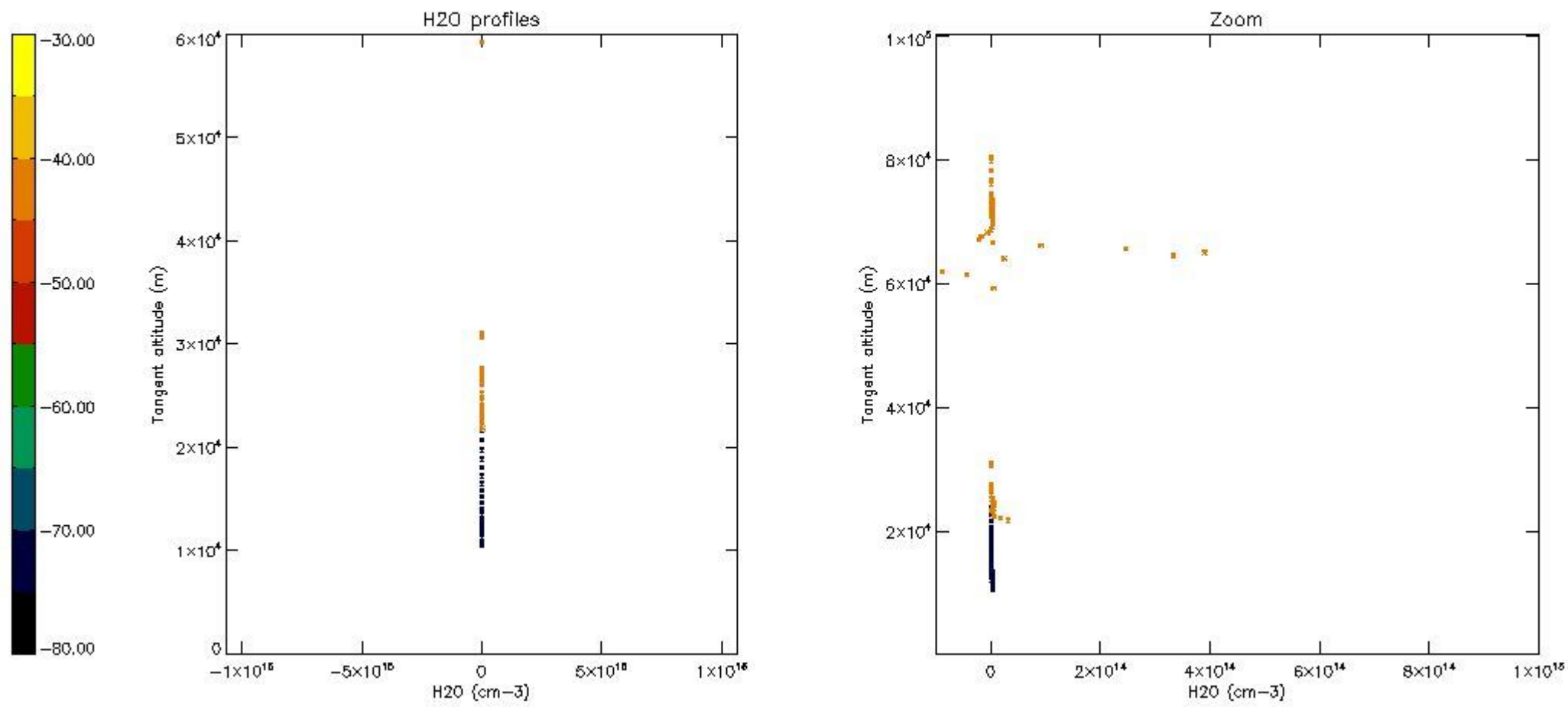
5.7 Plot NO3 profiles for all STD (dark without errors)

The colorbar represents the latitude.



5.8 Plot H₂O profiles for all STD (only for occultations of stars 1,2,3,4,13,14,16,26,63 dark without errors)

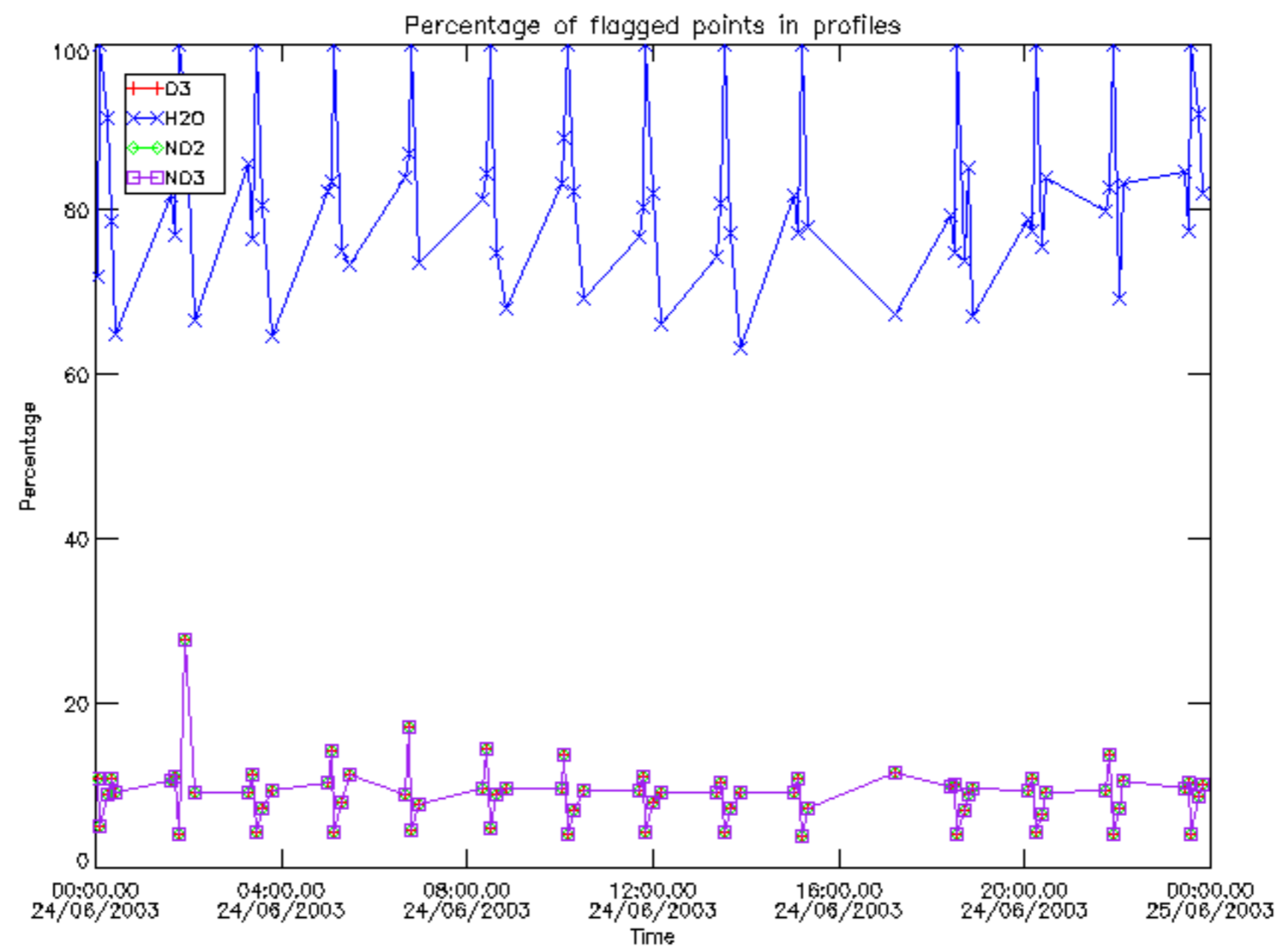
The colorbar represents the latitude.



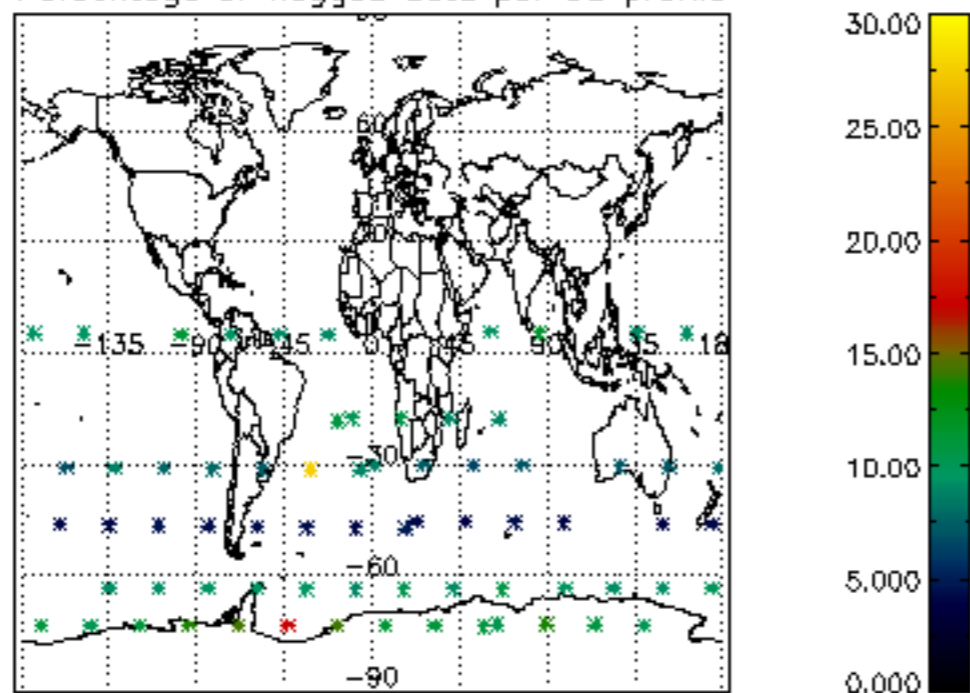
6. Auxiliary Data Files used for the production reported in section 2

The number reported in the third column indicates since which file (see list in section 2) the corresponding auxiliary file has been used. The fourth column is the date of those product files.

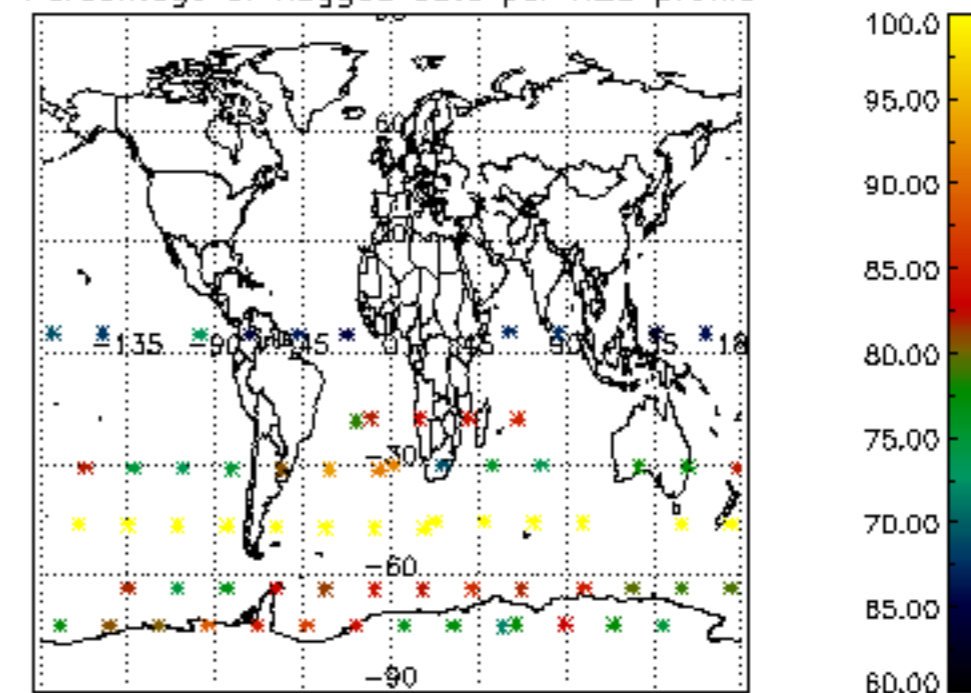
Type	Auxiliary Filename	Used since product	Used since product date
INST_PHYS_CHARACTERISTICS	GOM_INS_AXNIEC20050627_150440_20020301_000000_20100101_000000	1	24-JUN-2003 00:02:08
LEVEL-2_PROC_CONFIG	GOM_PR2_AXVIEC20091111_152718_20020301_000000_20500101_000000	1	24-JUN-2003 00:02:08
CROSS_SECTIONS_FILE	GOM_CRS_AXVIEC20091111_154832_20020301_000000_20500101_000000	1	24-JUN-2003 00:02:08



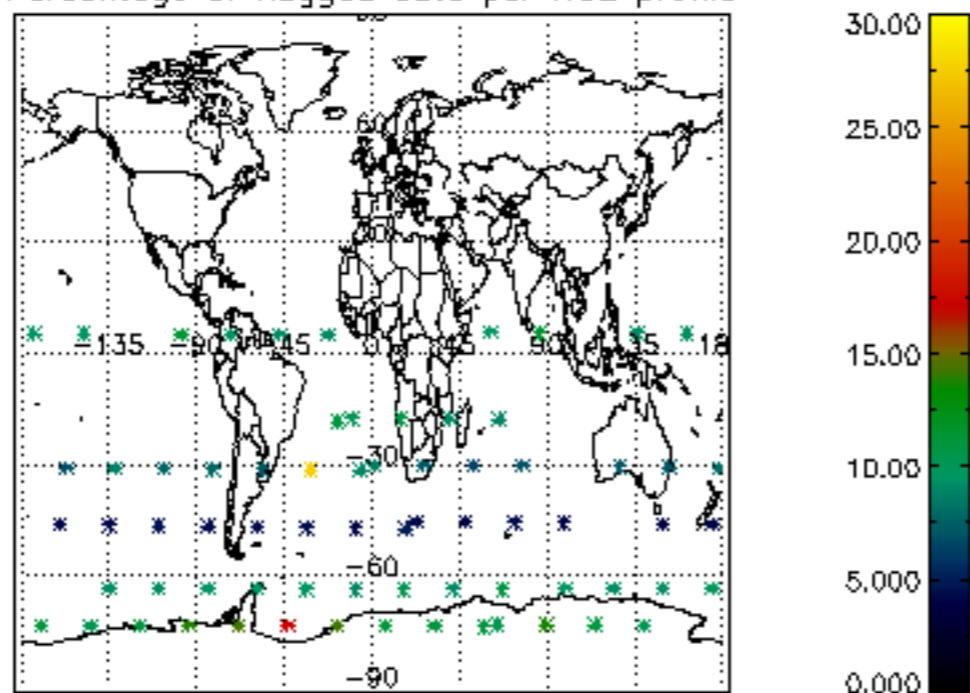
Percentage of flagged data per D3 profile



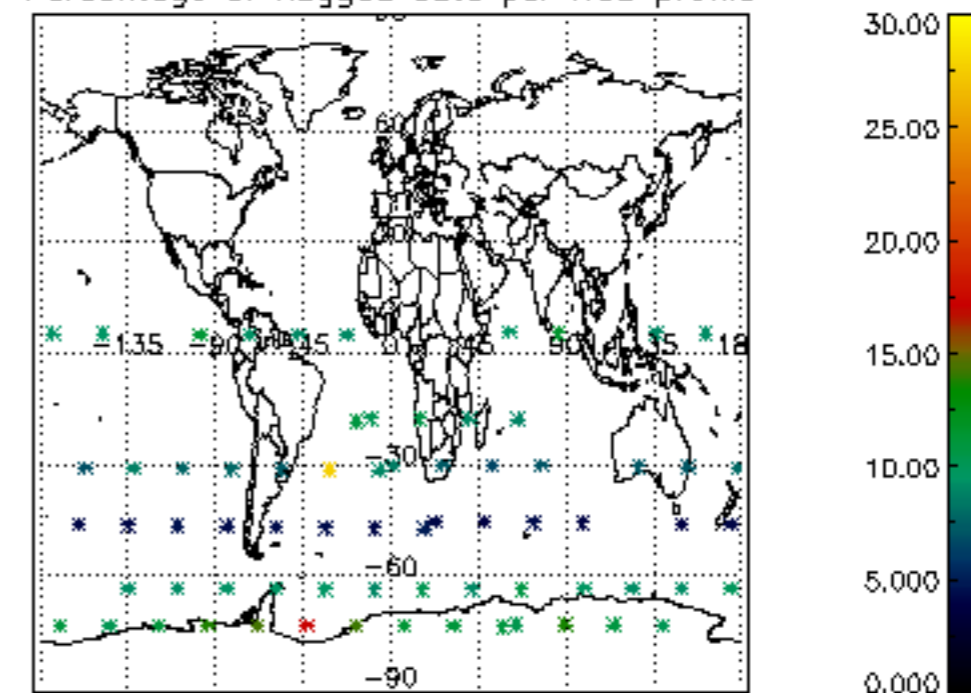
Percentage of flagged data per H2O profile

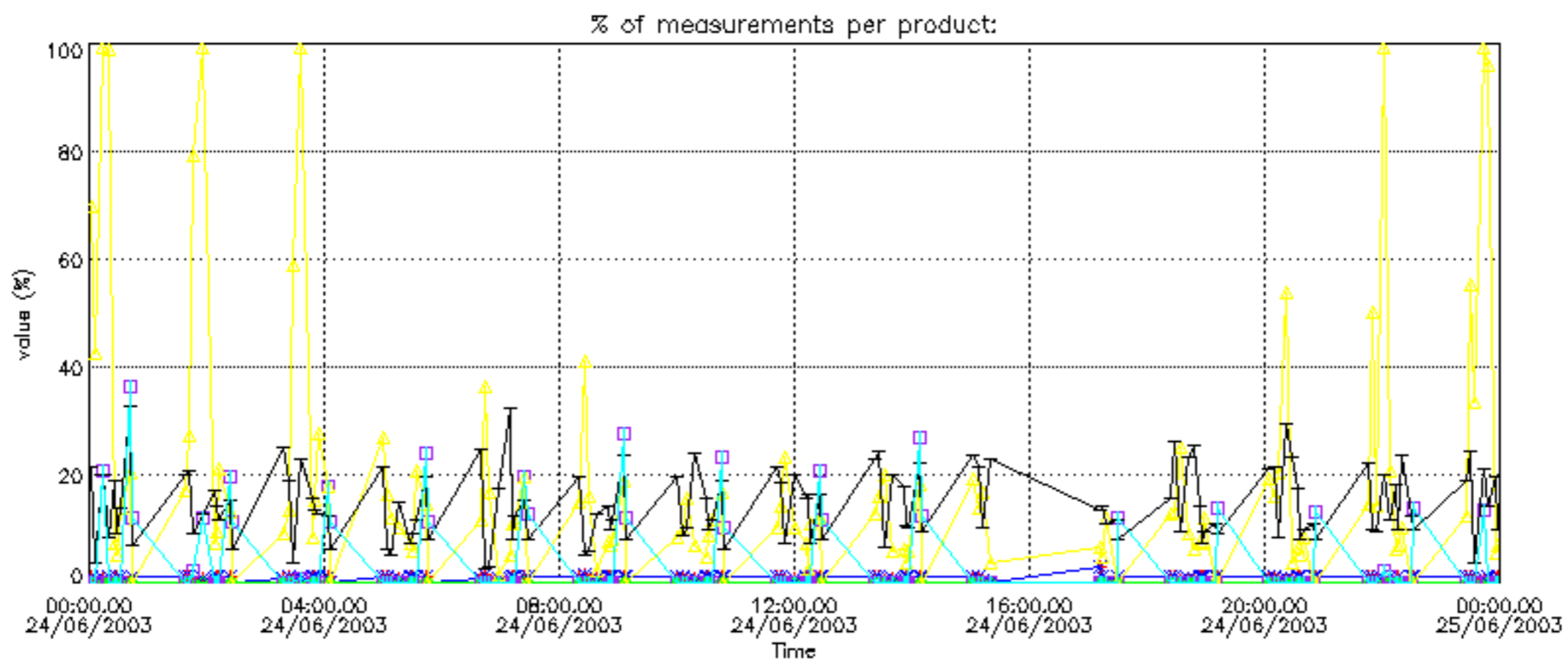


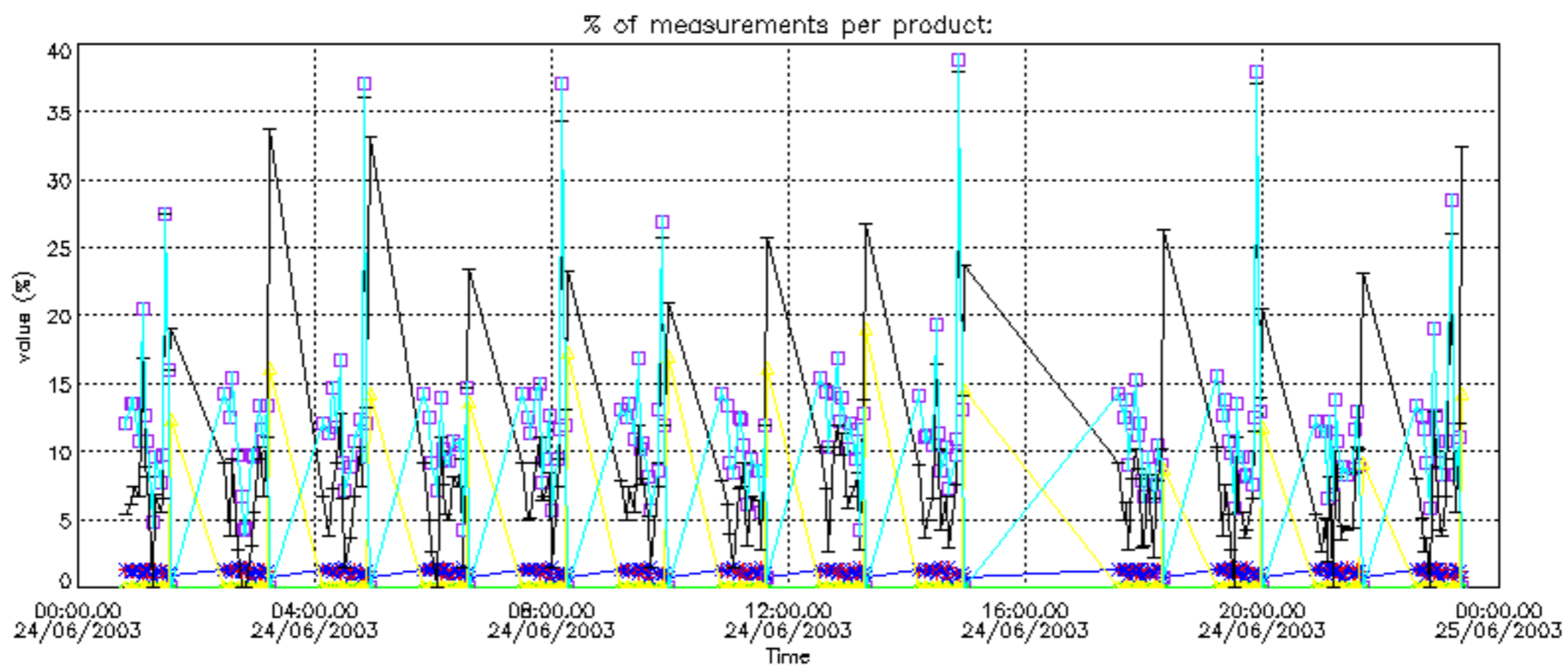
Percentage of flagged data per NO2 profile



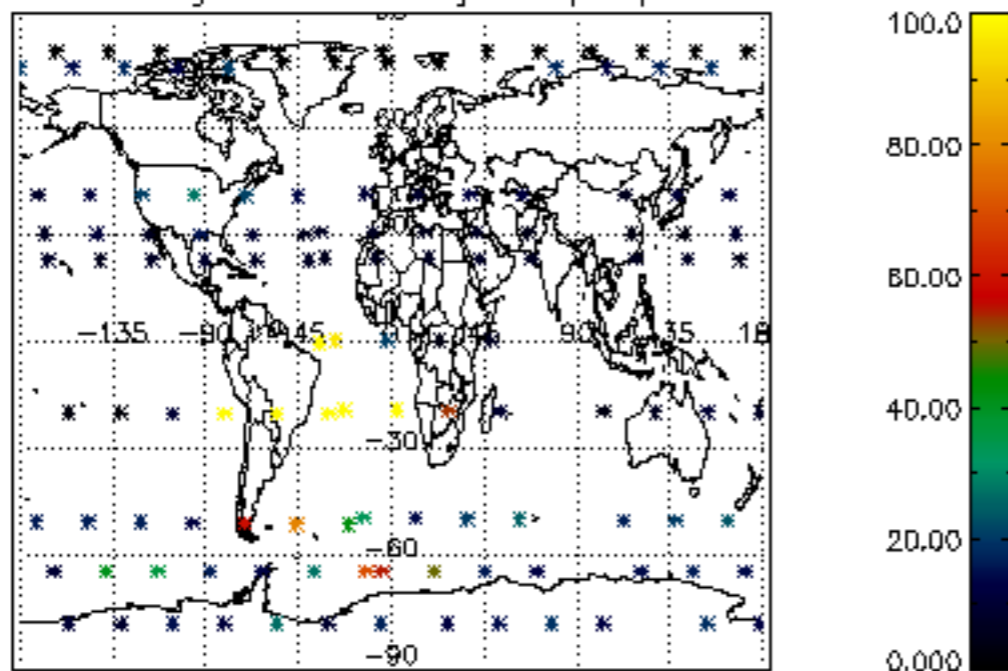
Percentage of flagged data per NO3 profile



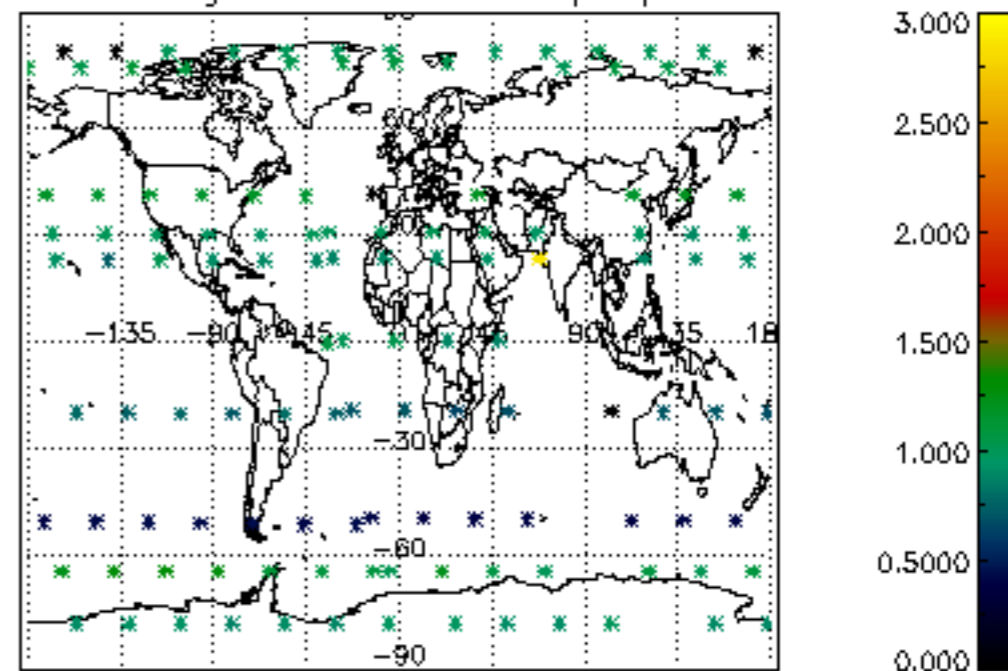




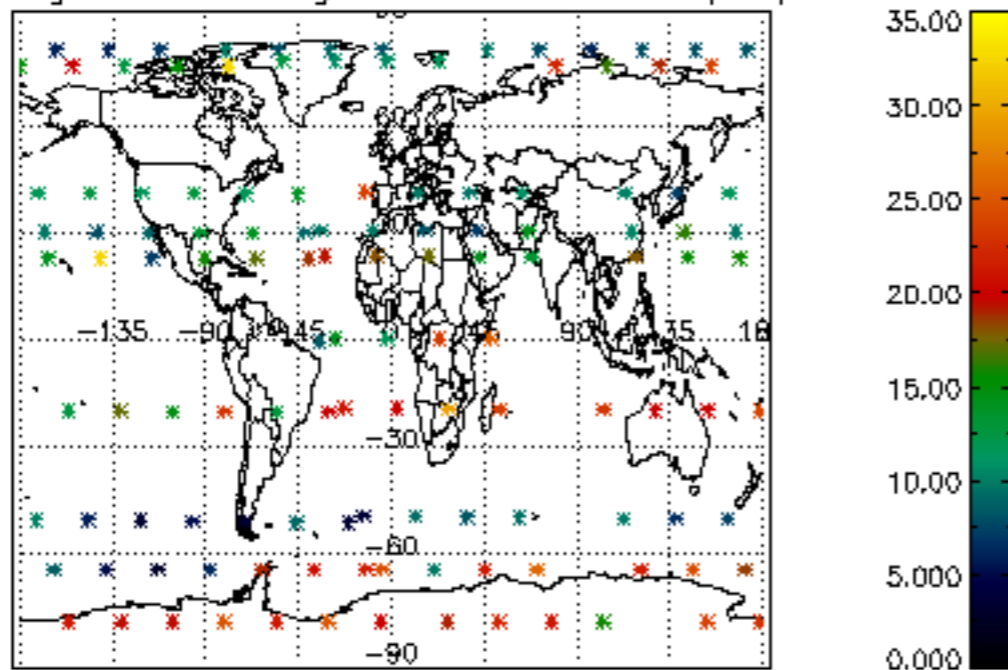
Percentage of cosmic ray hits per profile



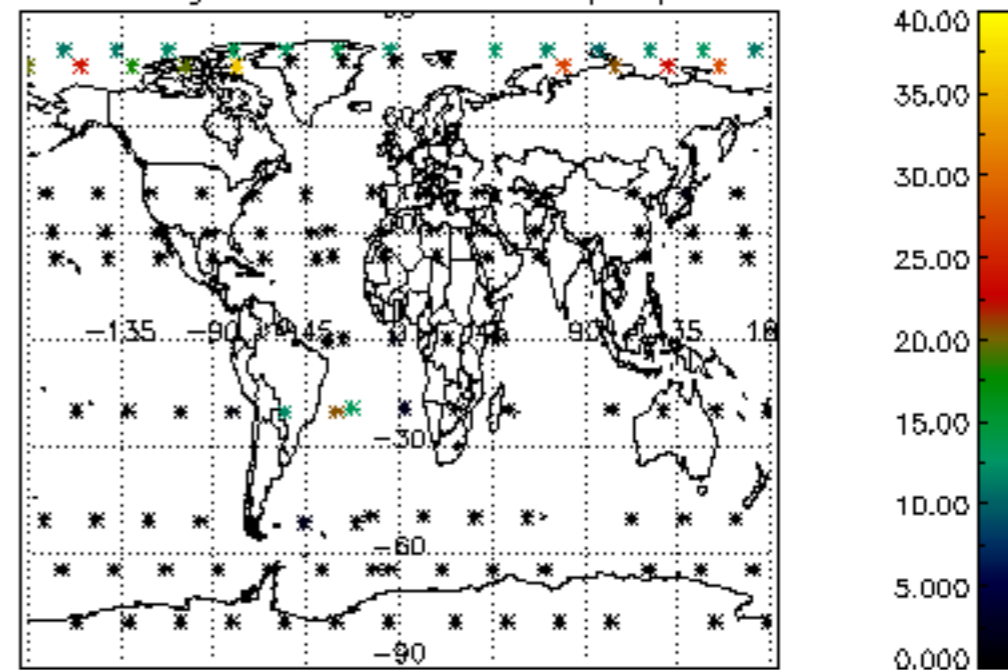
Percentage of datation errors per profile



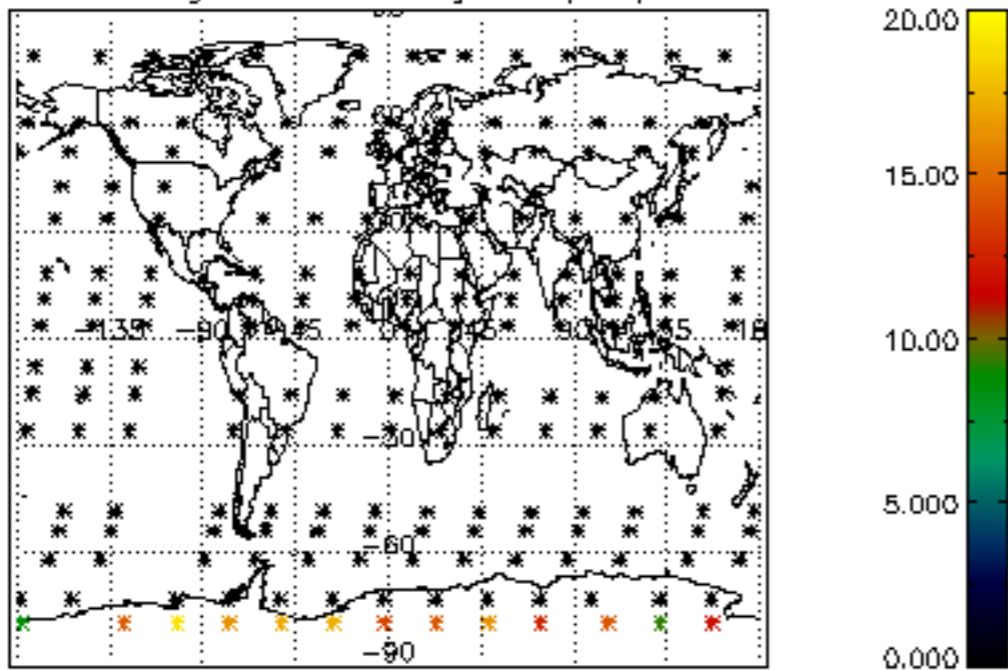
Percentage of star falling outside central band per profile



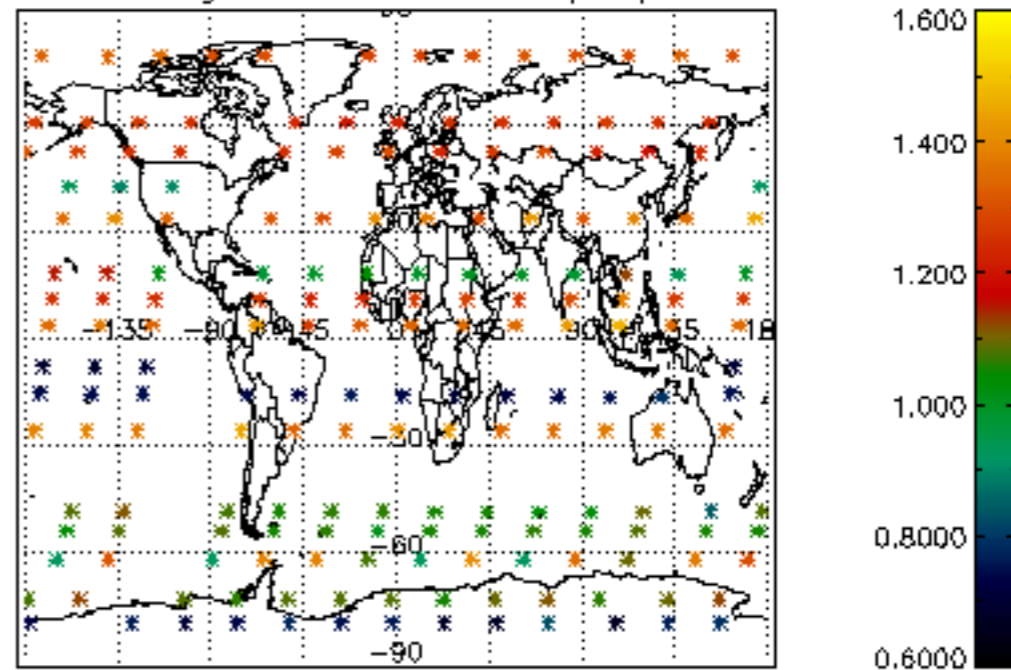
Percentage of saturation errors per profile



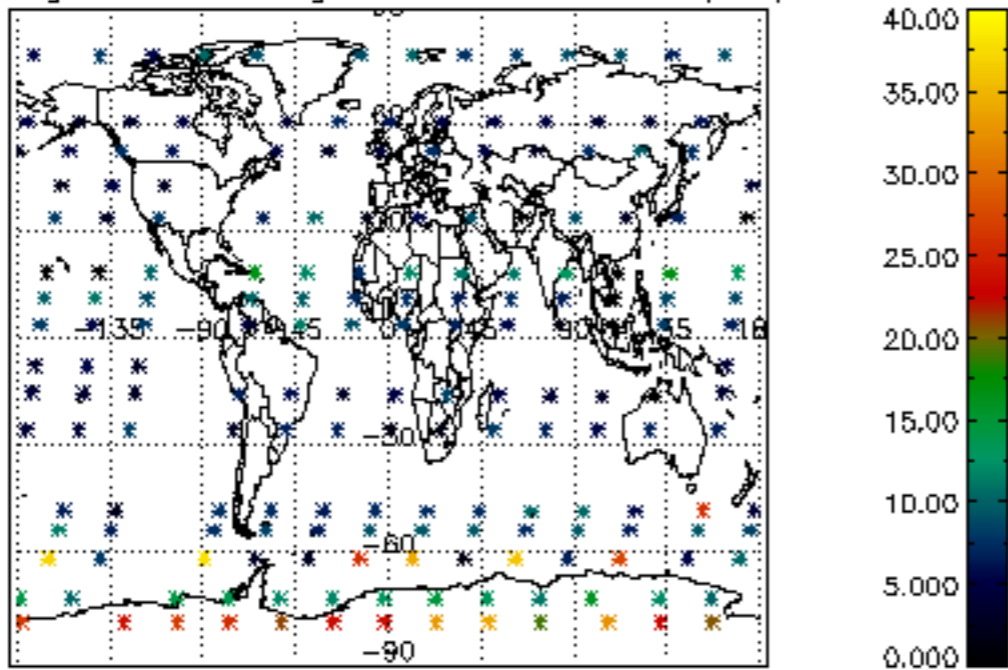
Percentage of cosmic ray hits per profile



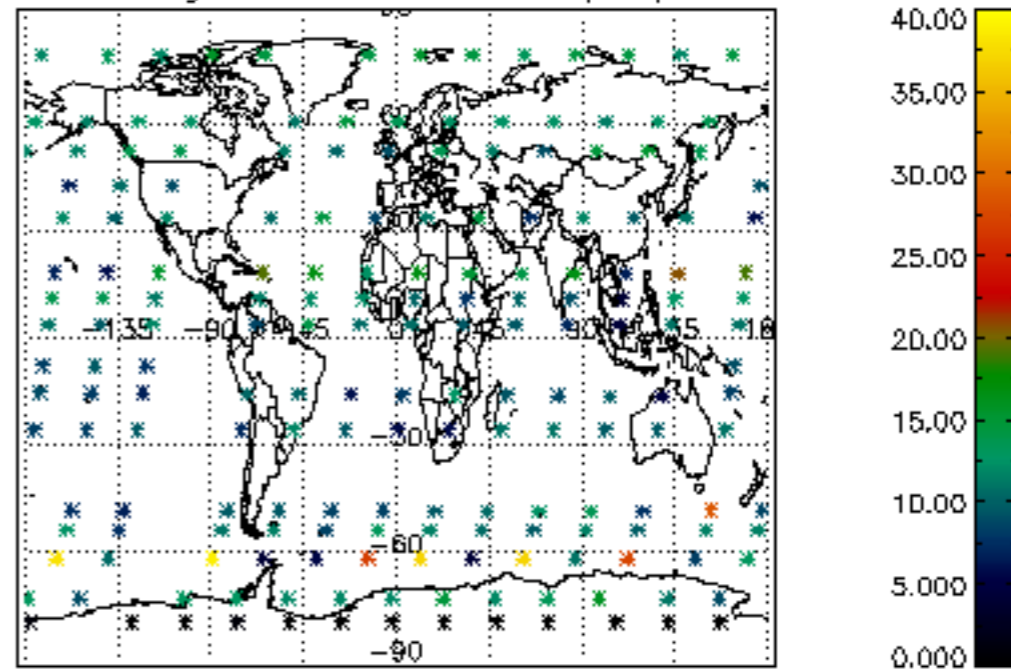
Percentage of datation errors per profile

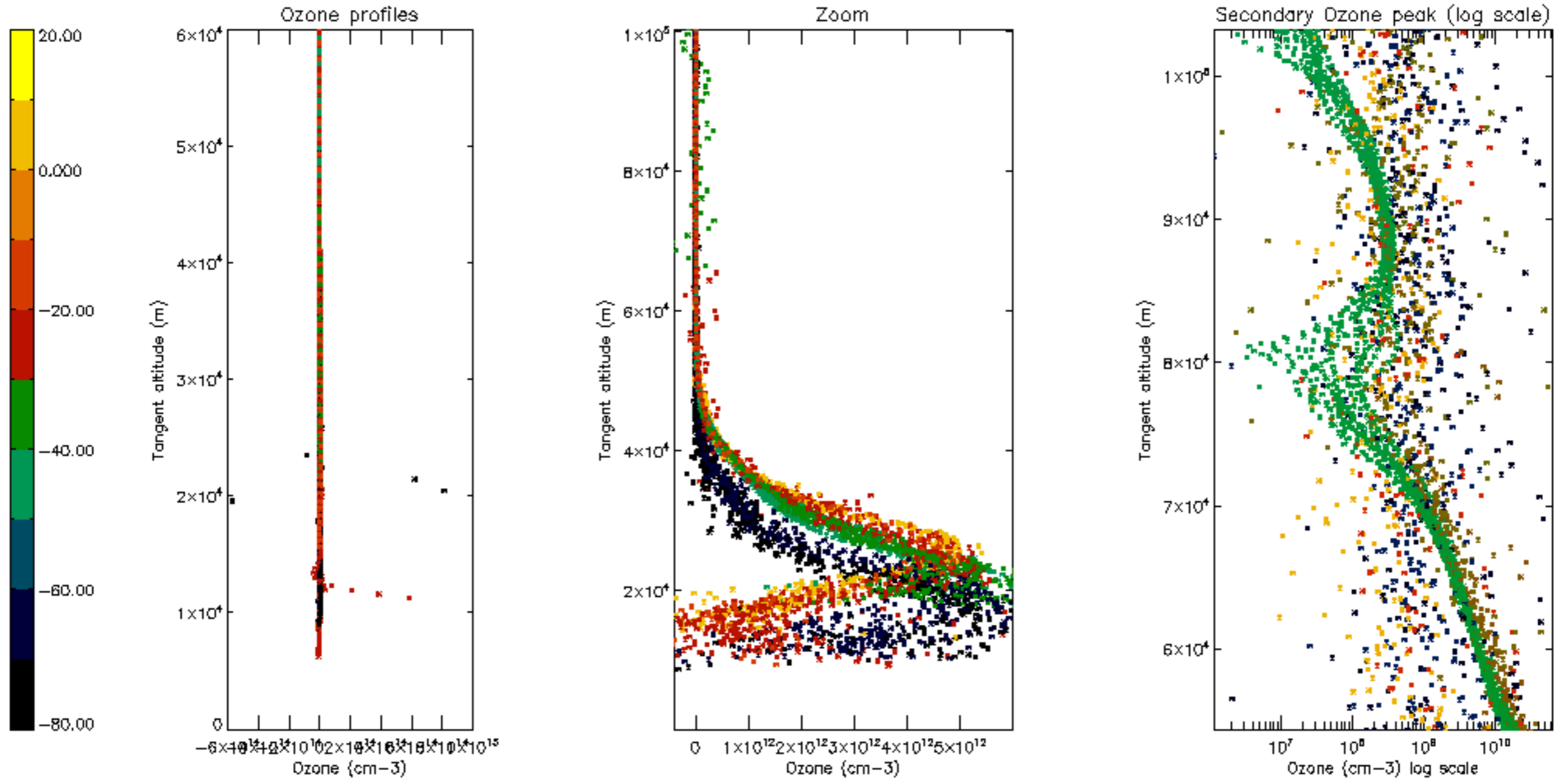


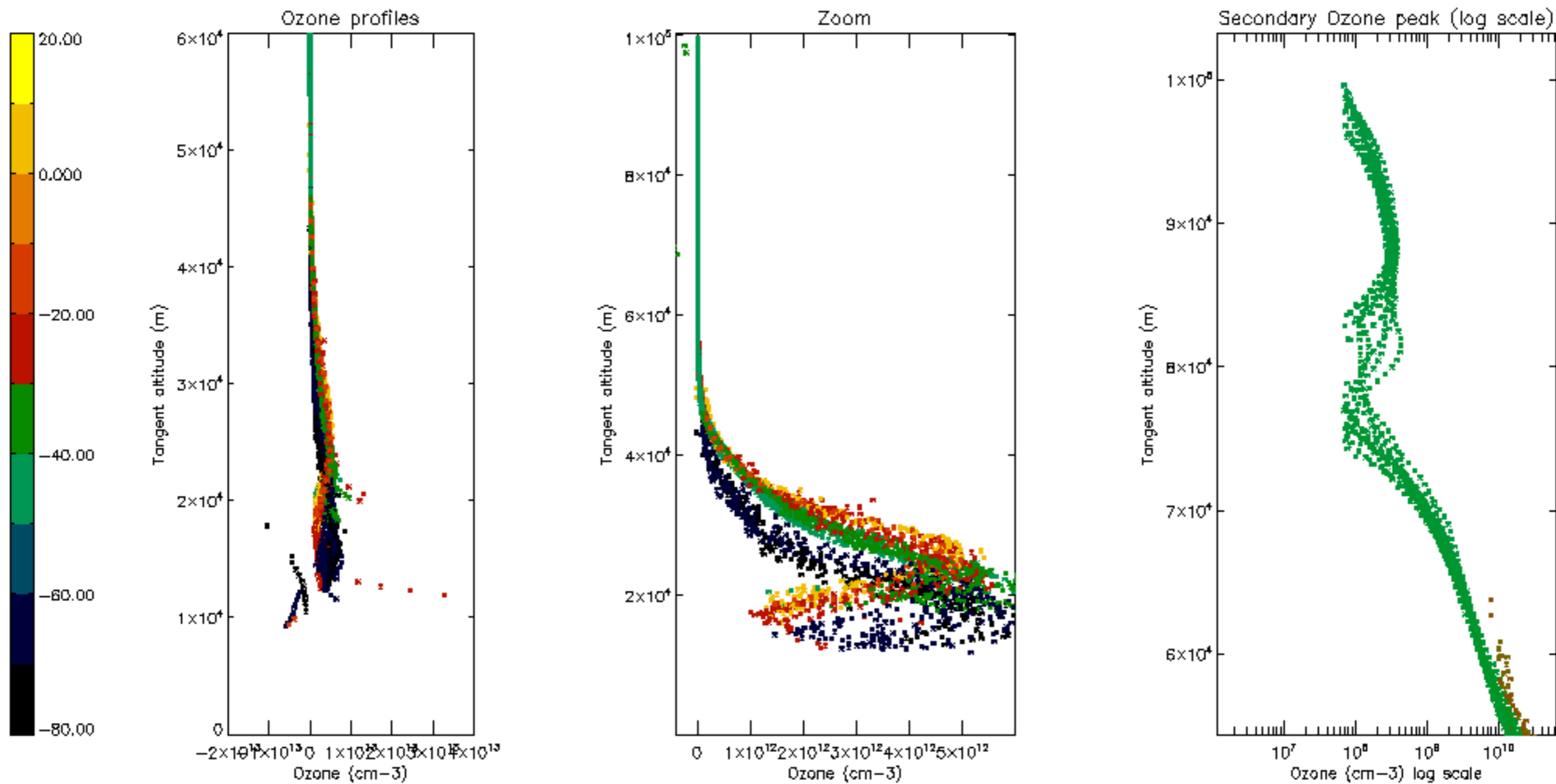
Percentage of star falling outside central band per profile

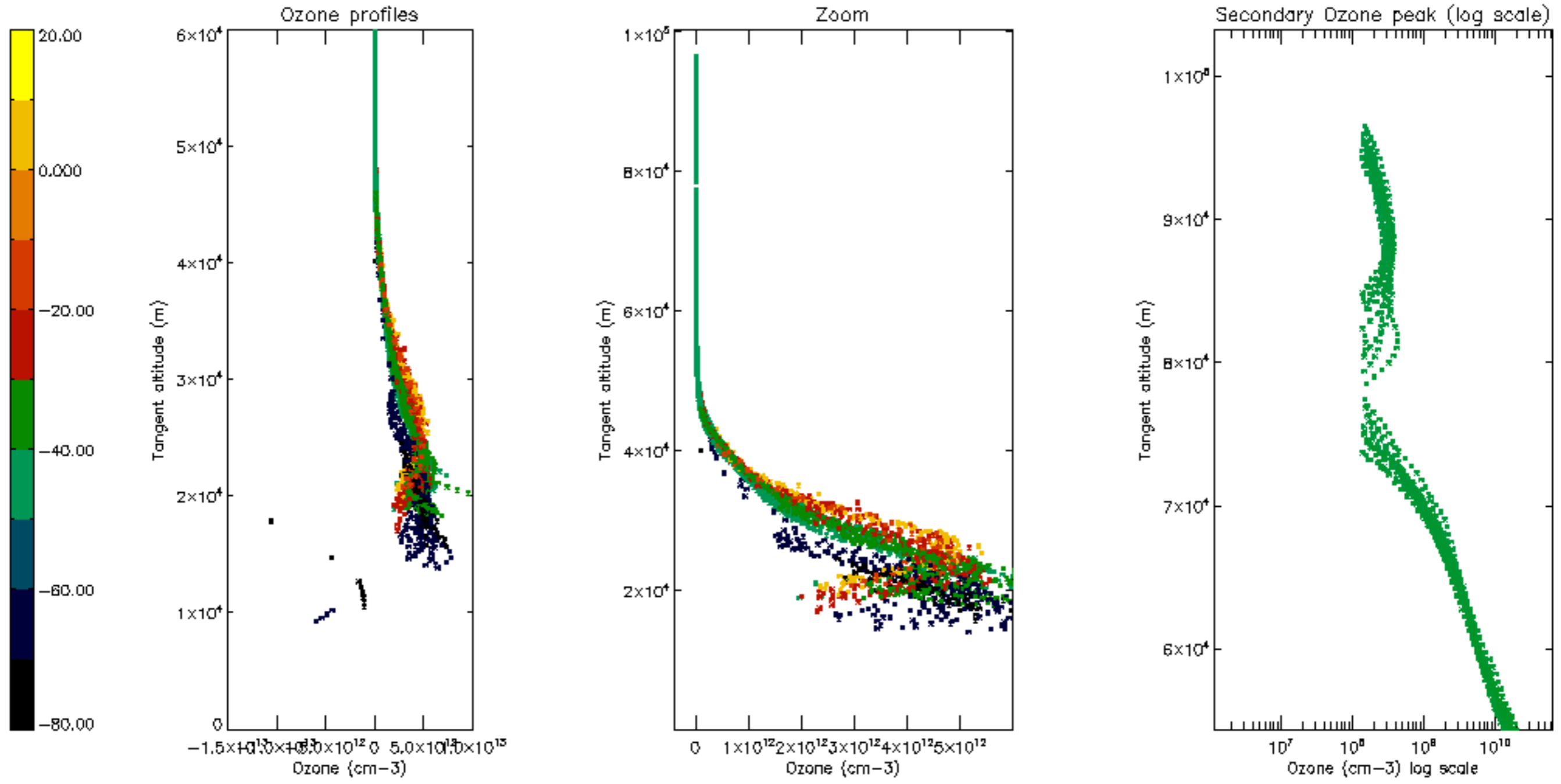


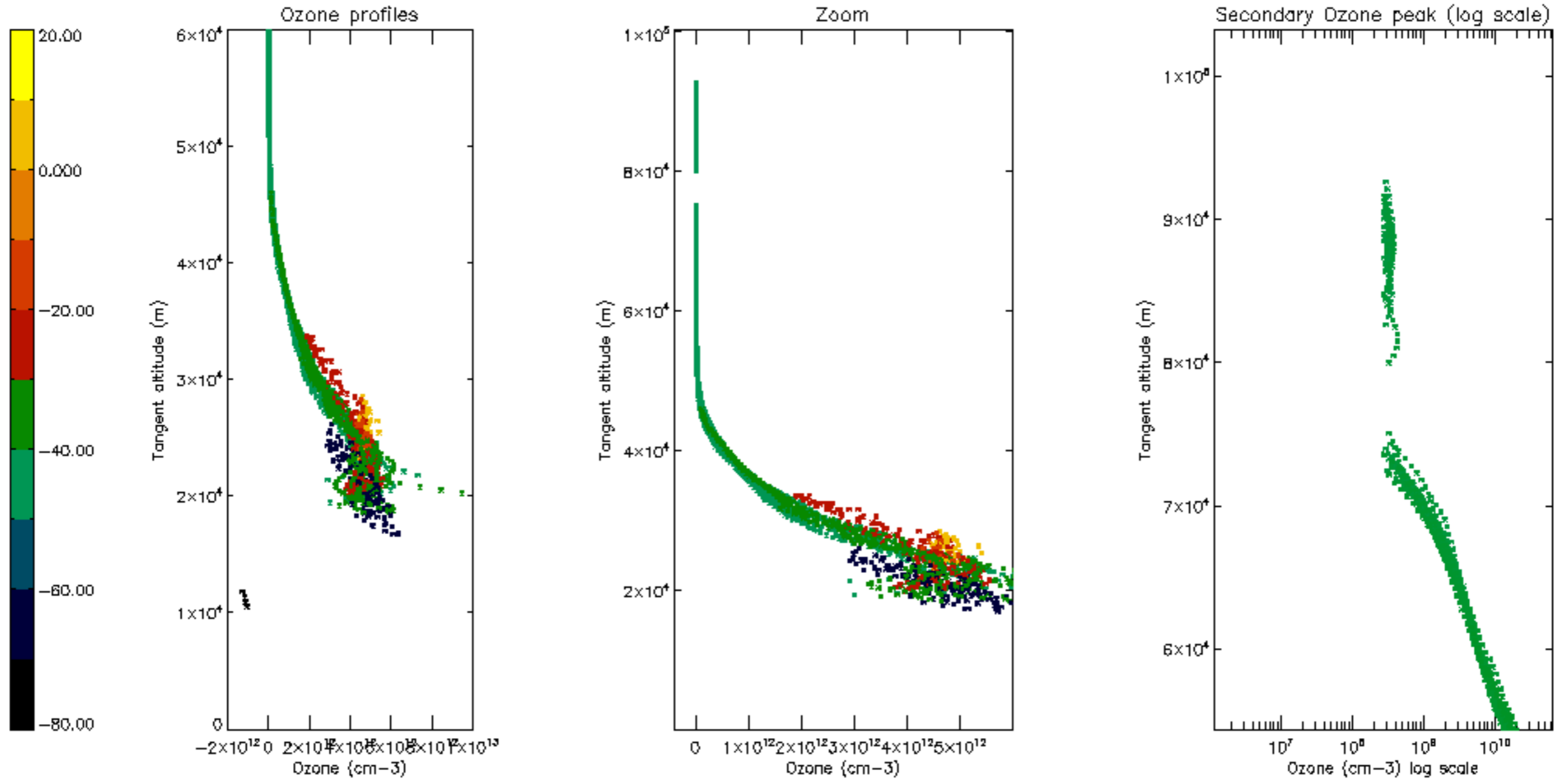
Percentage of saturation errors per profile

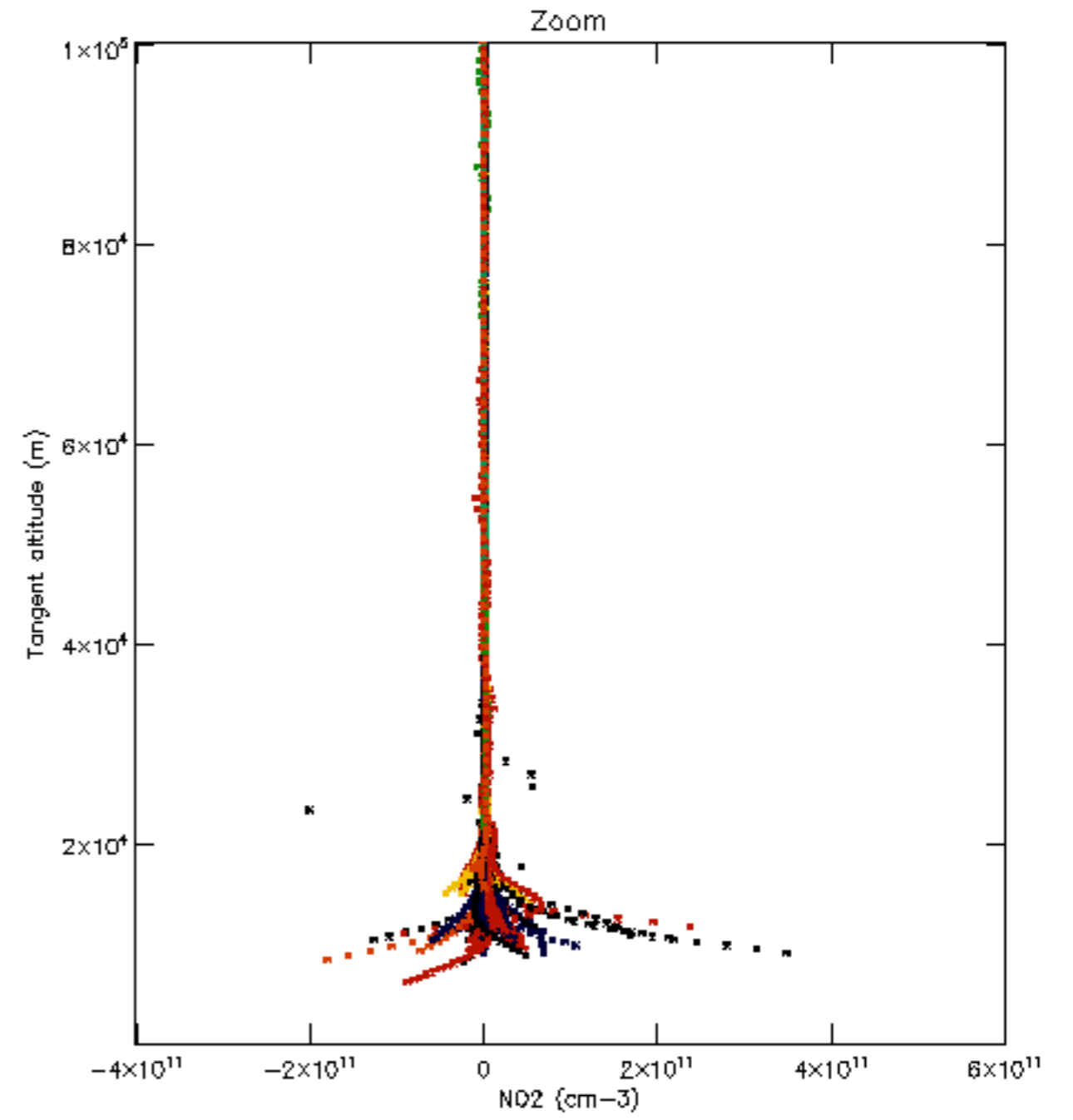
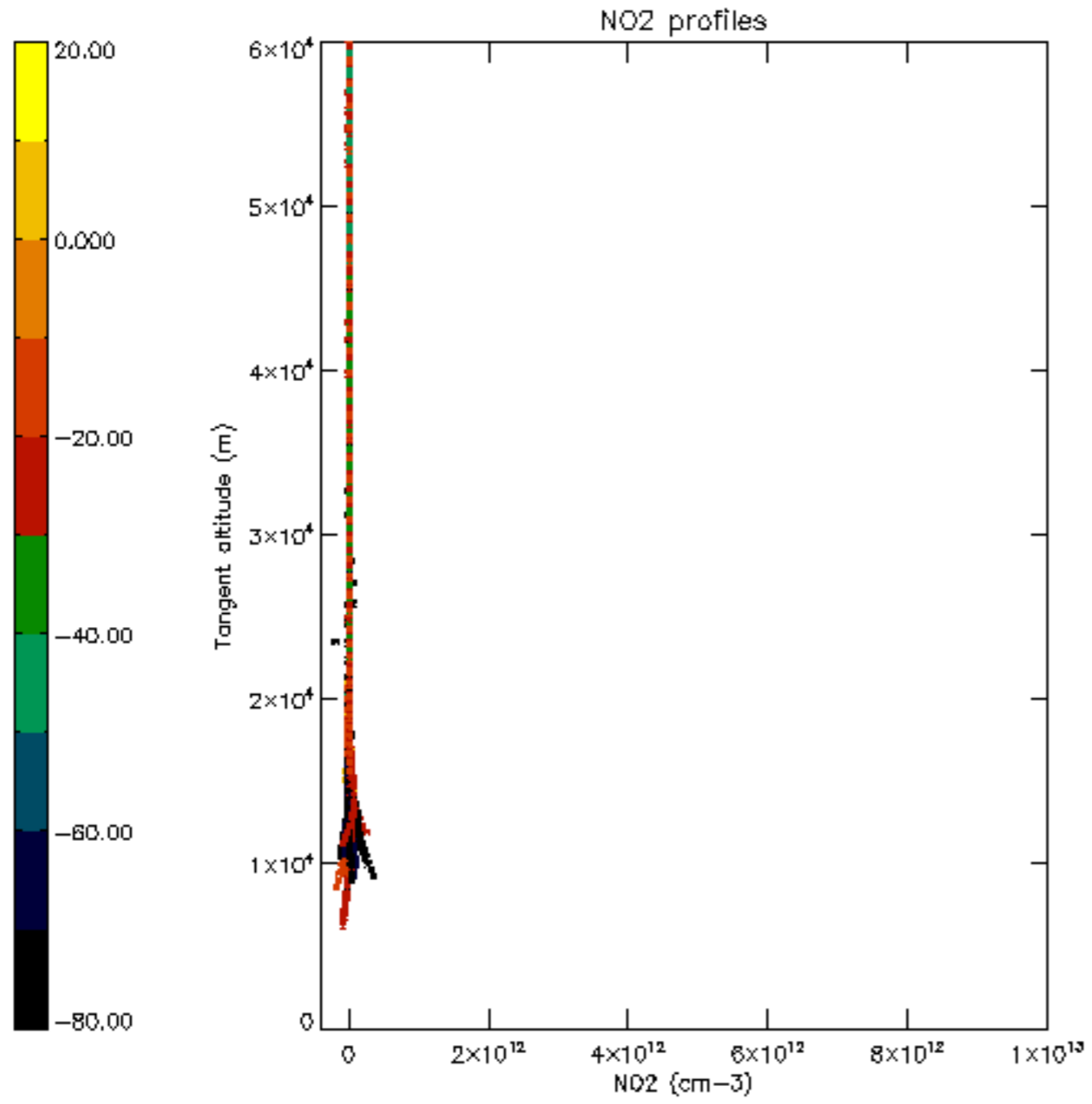


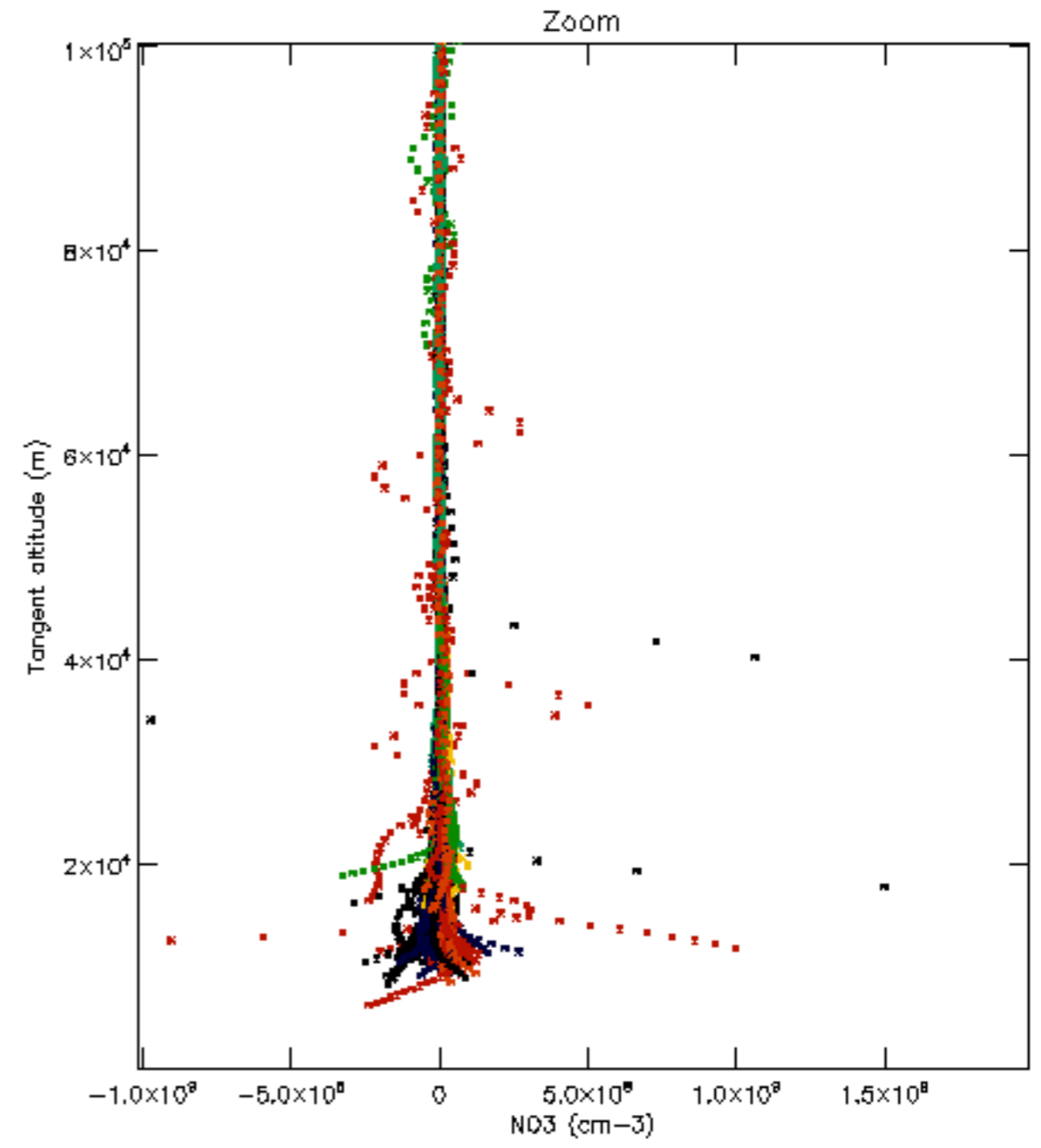
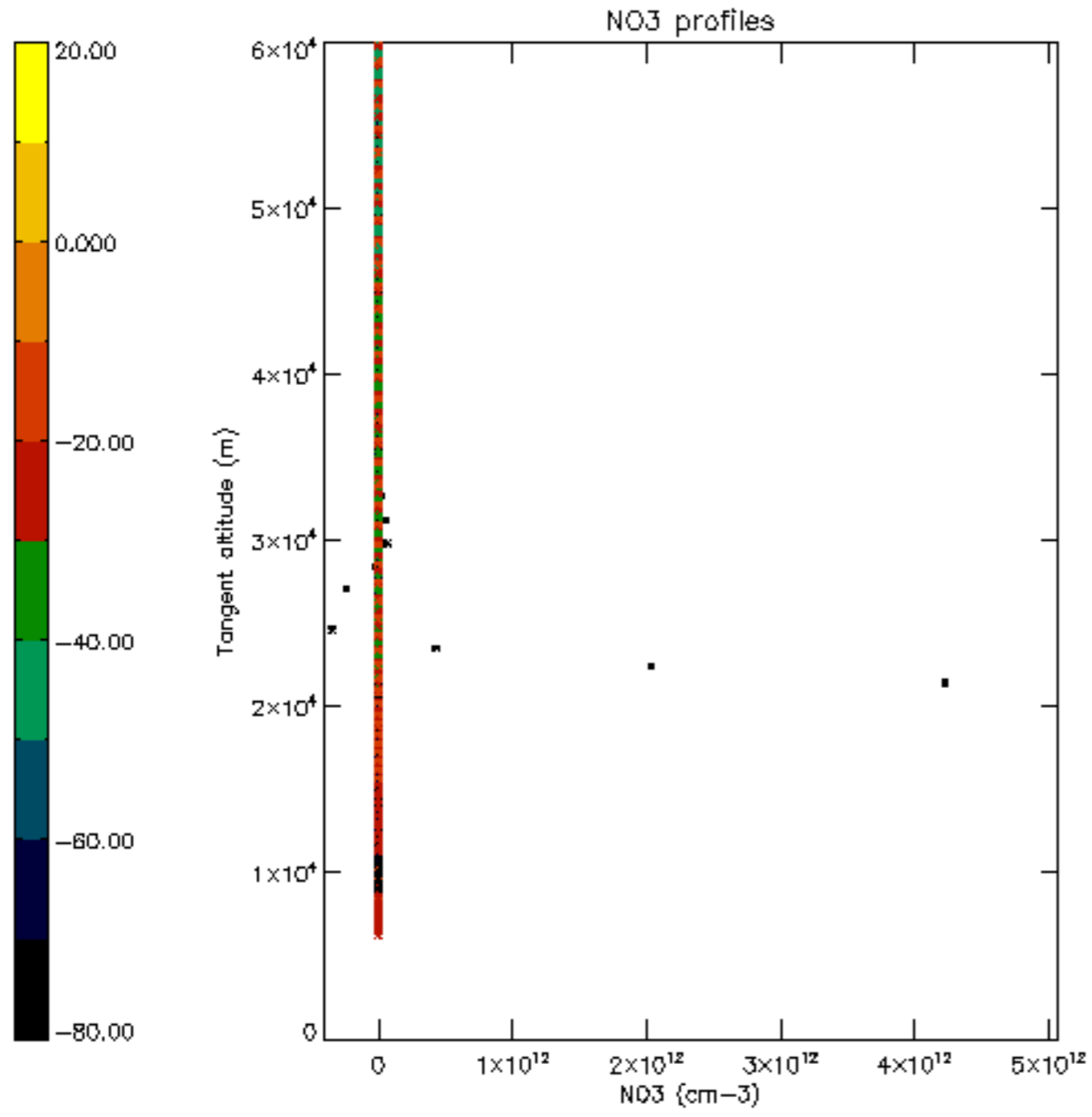


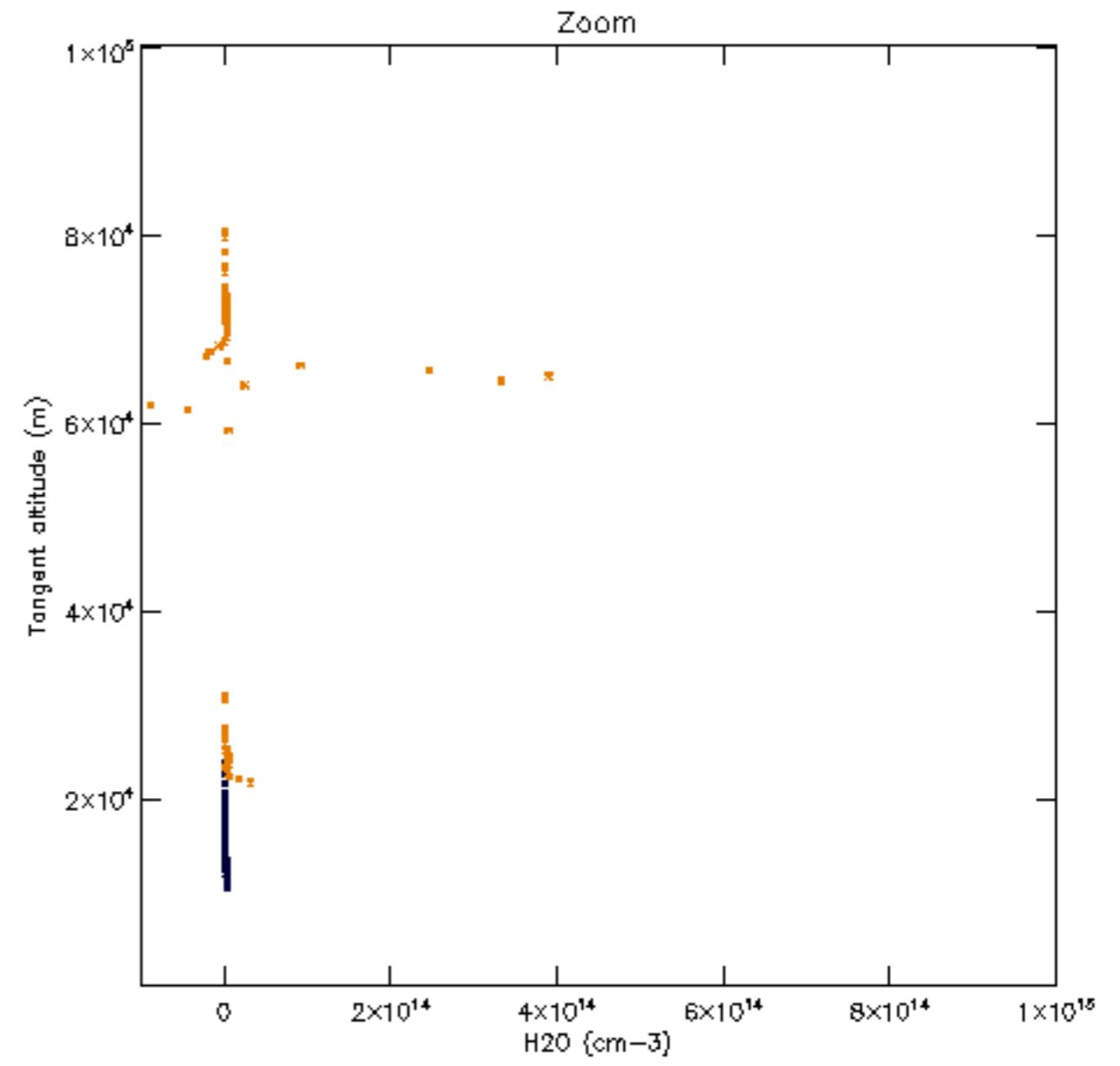
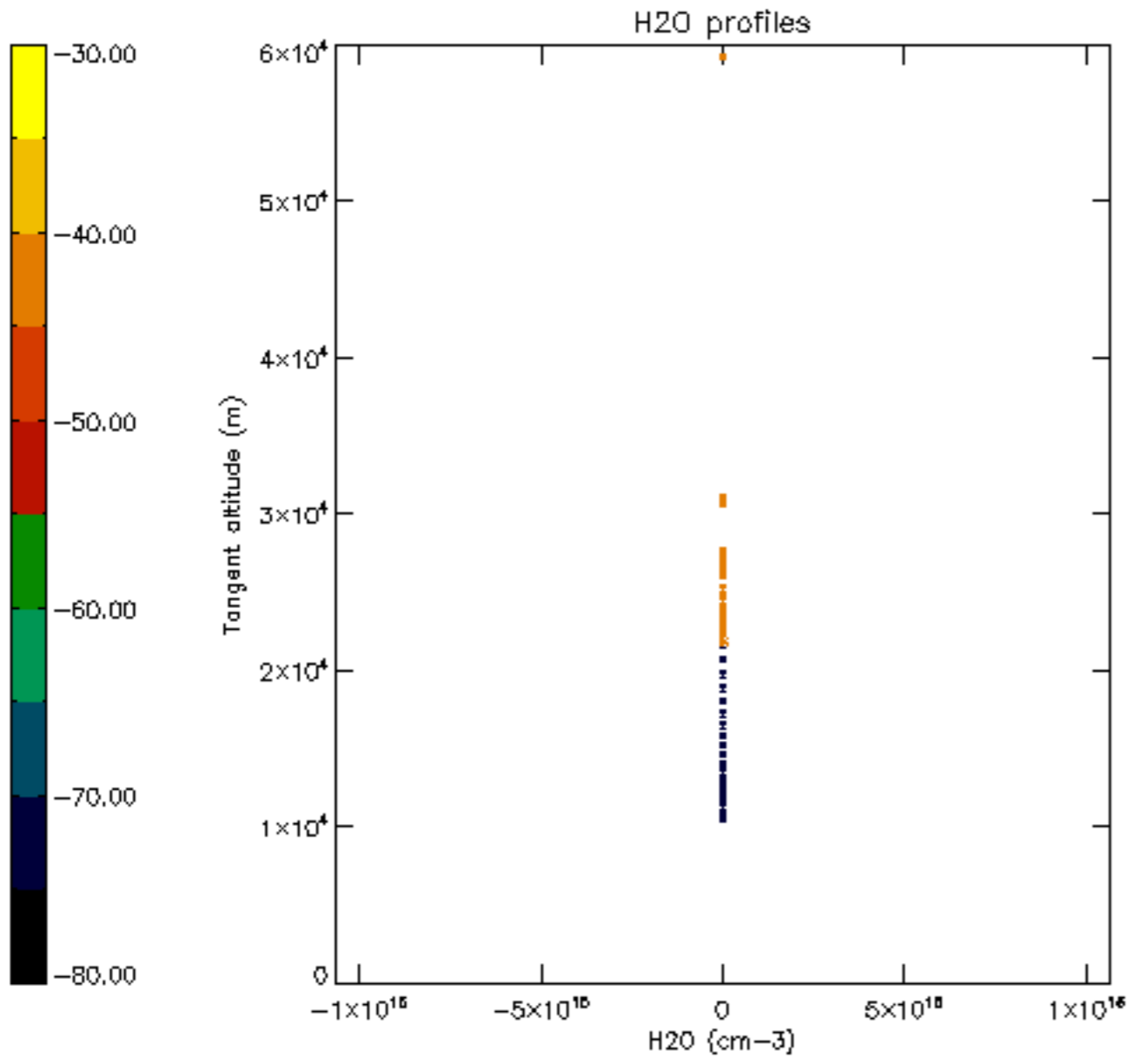


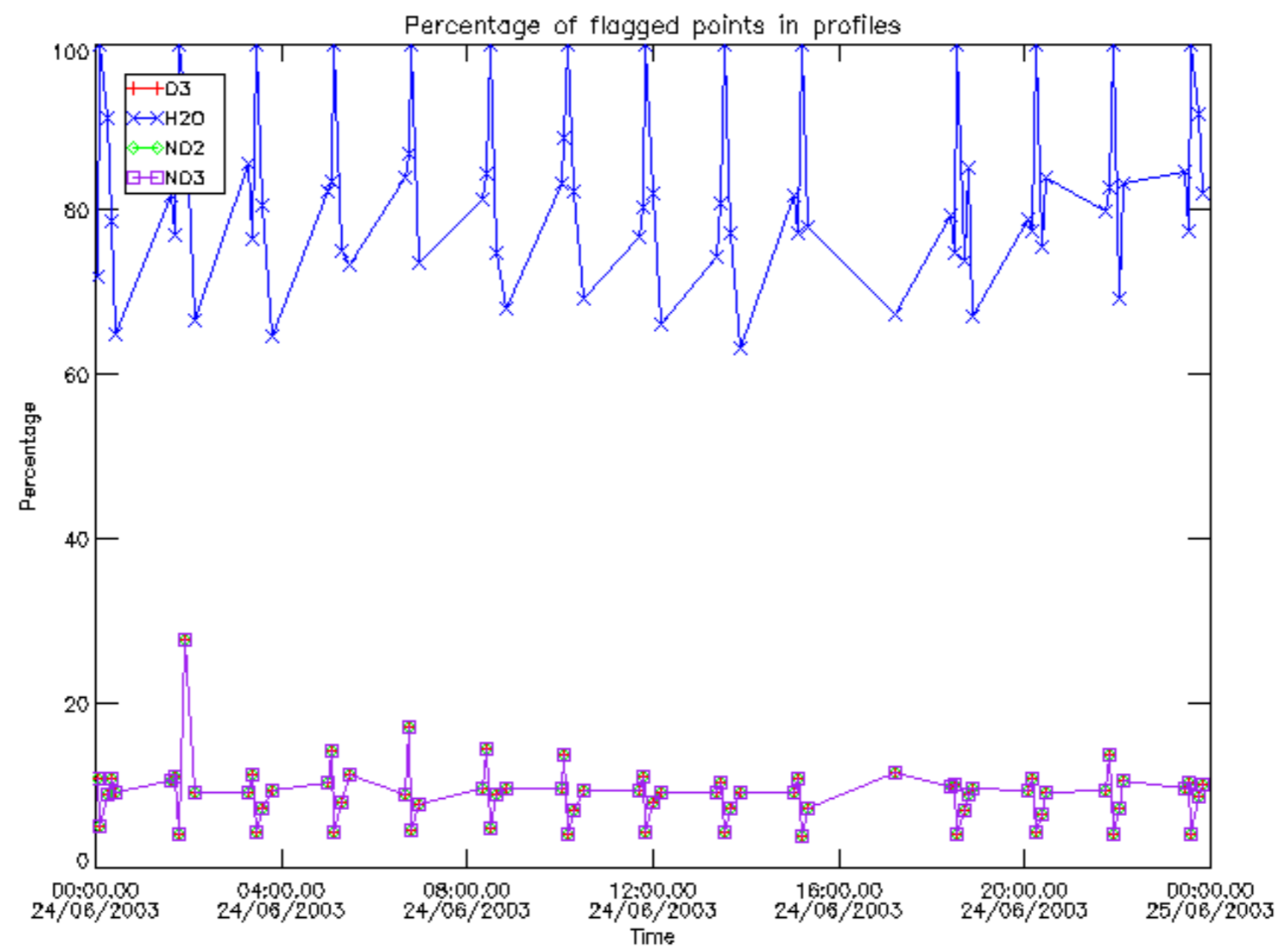




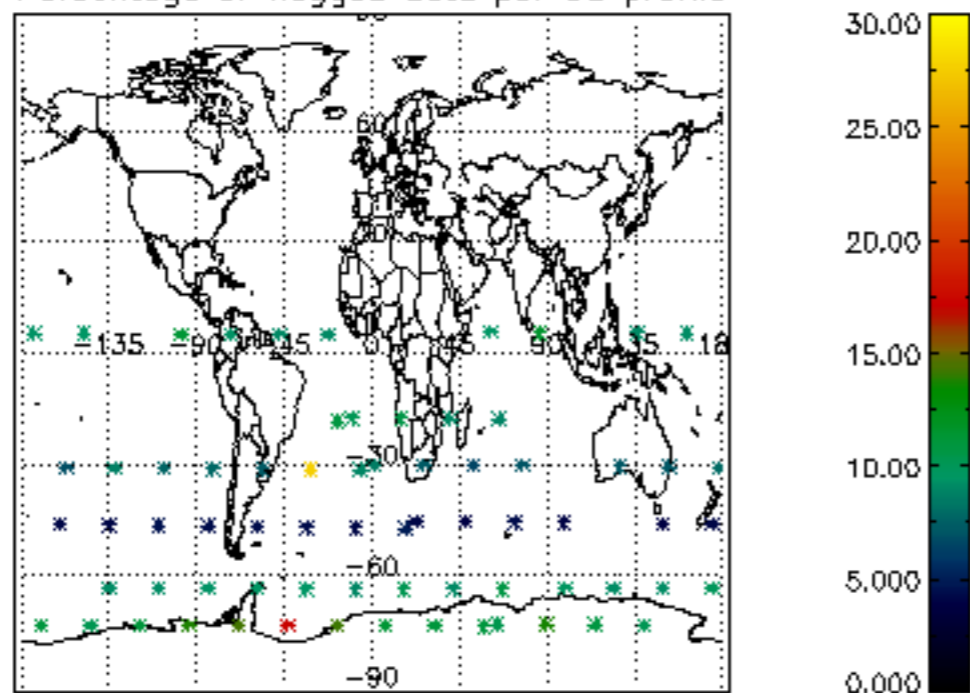




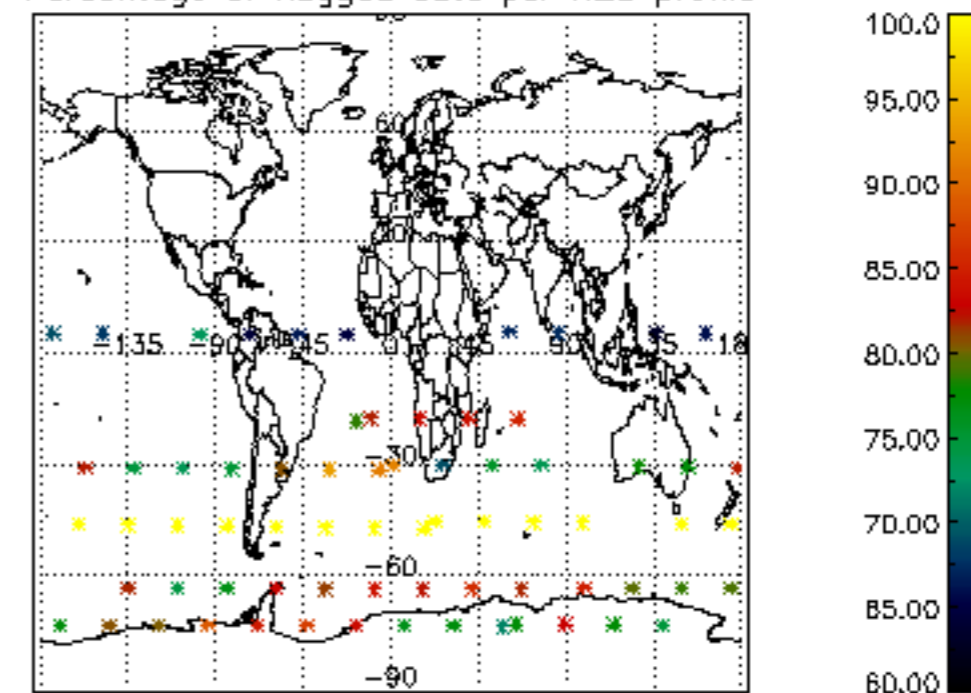




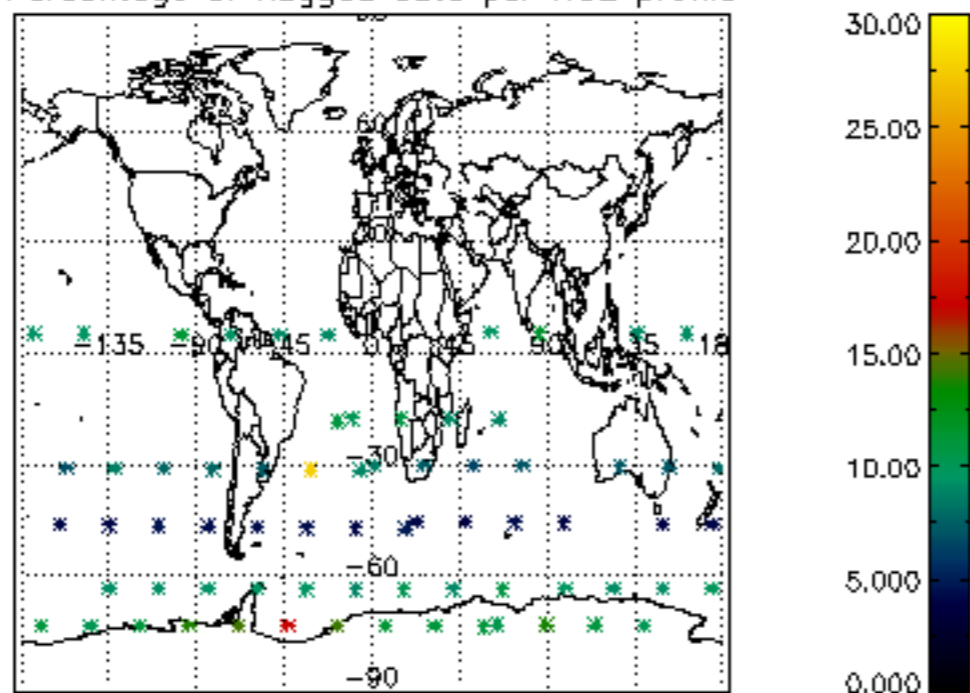
Percentage of flagged data per D3 profile



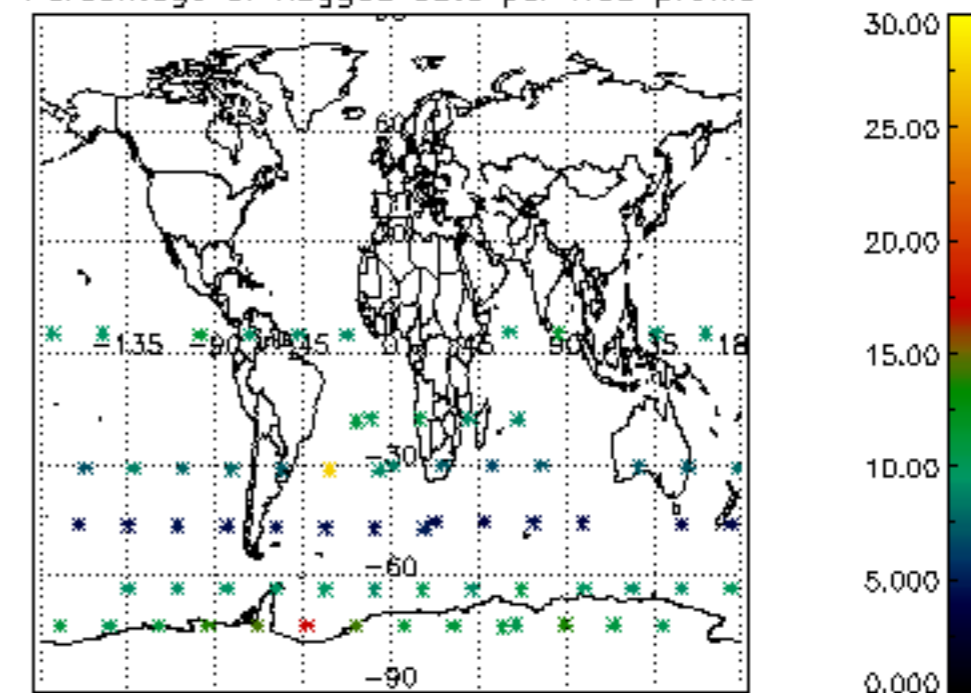
Percentage of flagged data per H2O profile

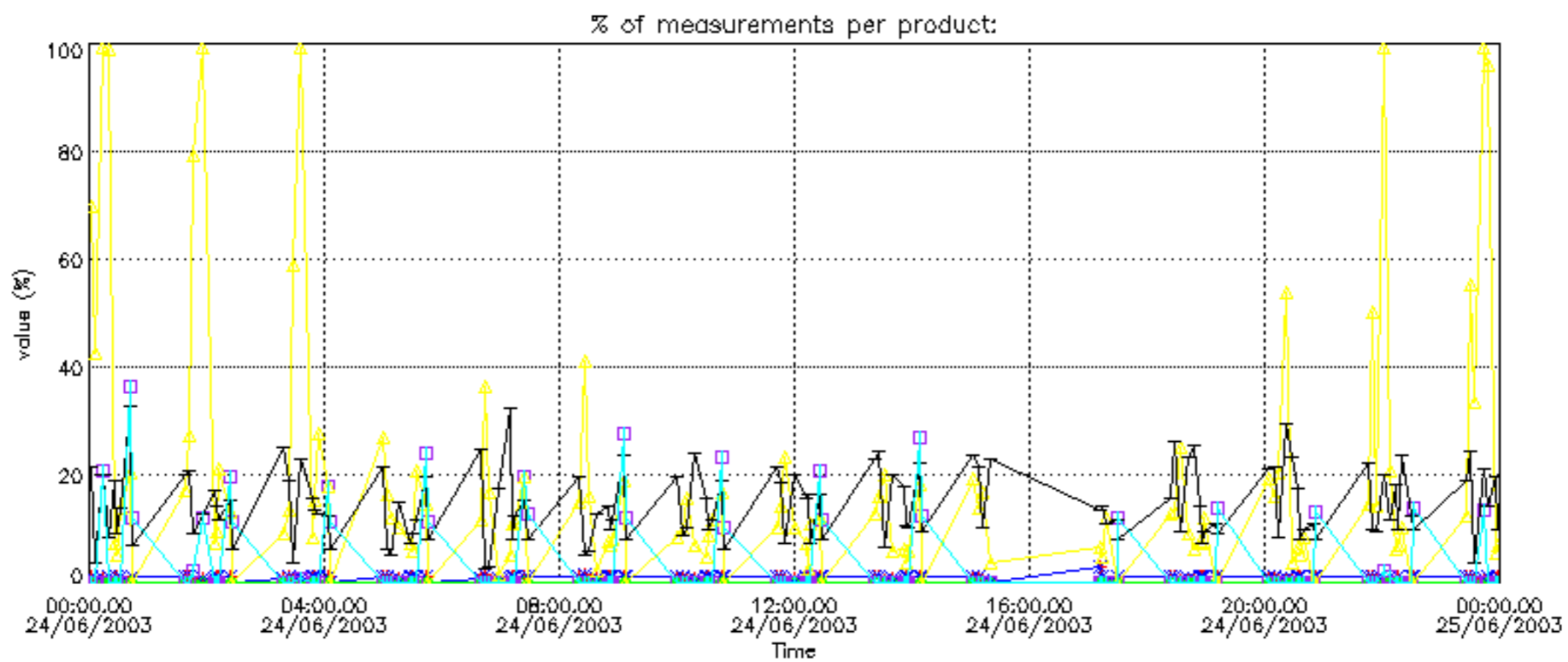


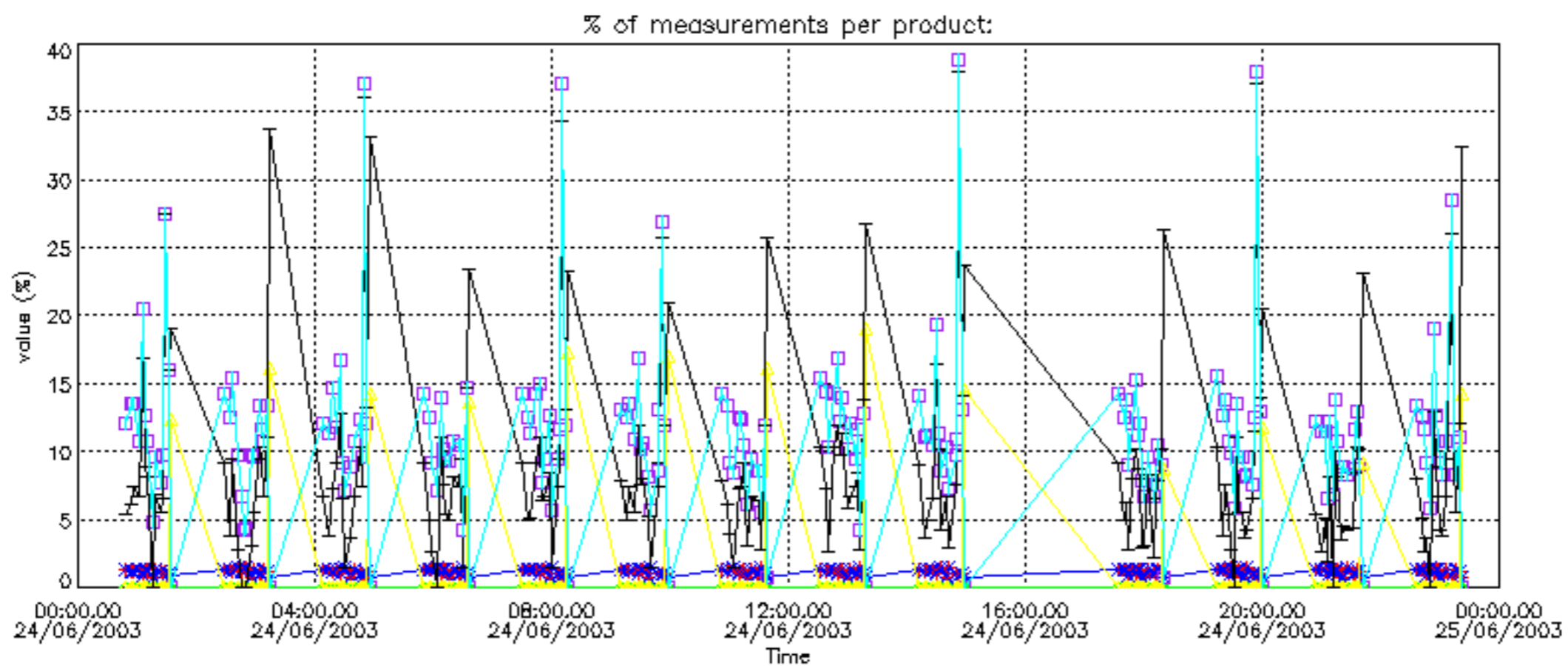
Percentage of flagged data per NO2 profile



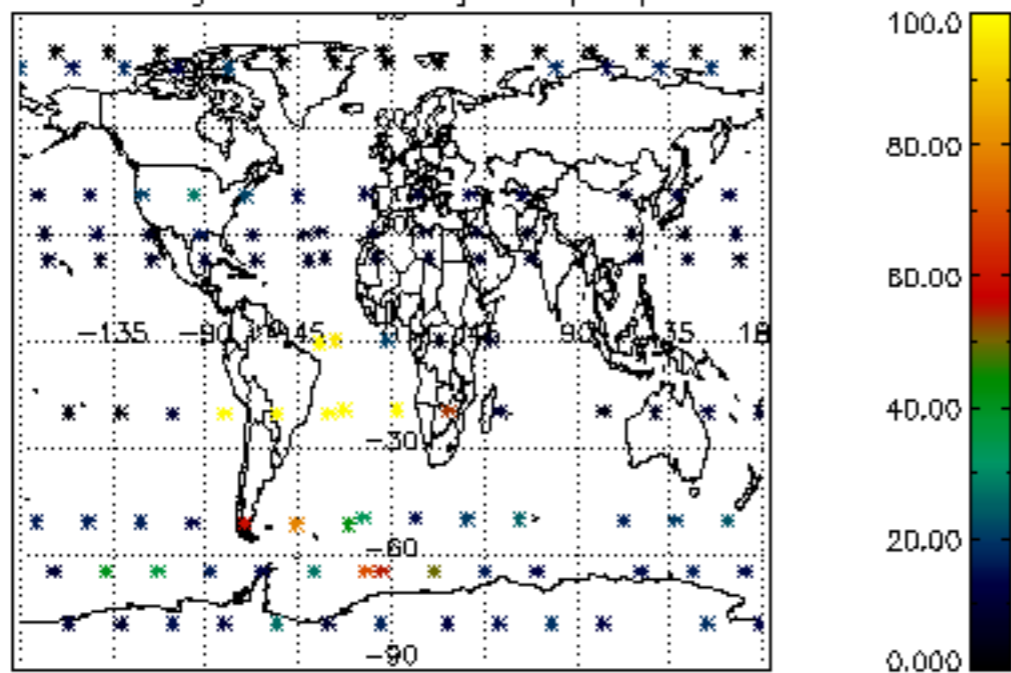
Percentage of flagged data per NO3 profile



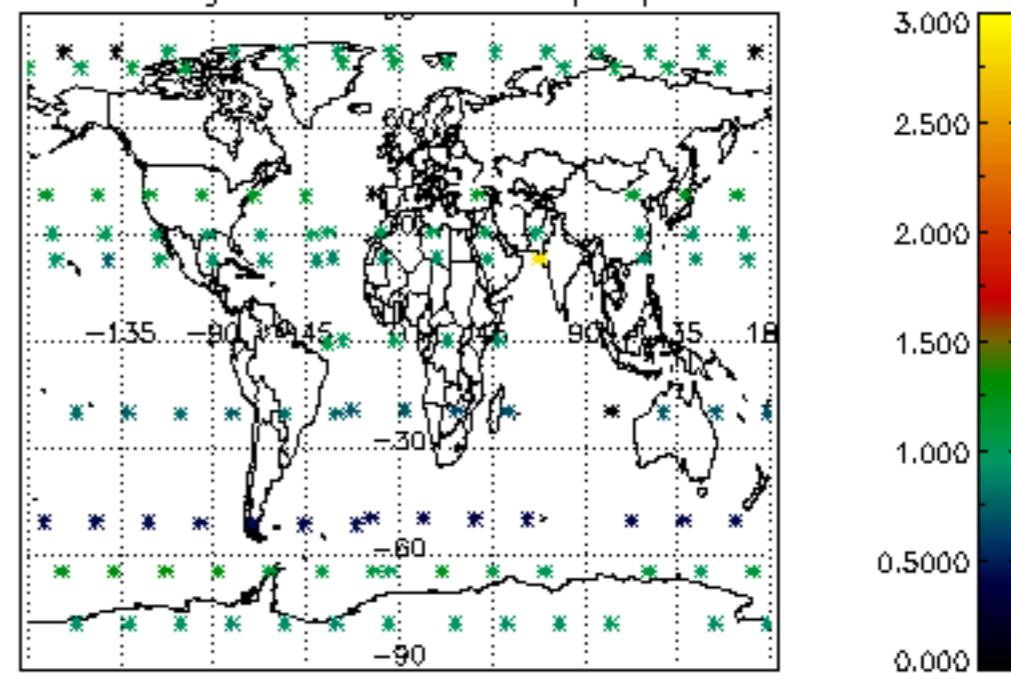




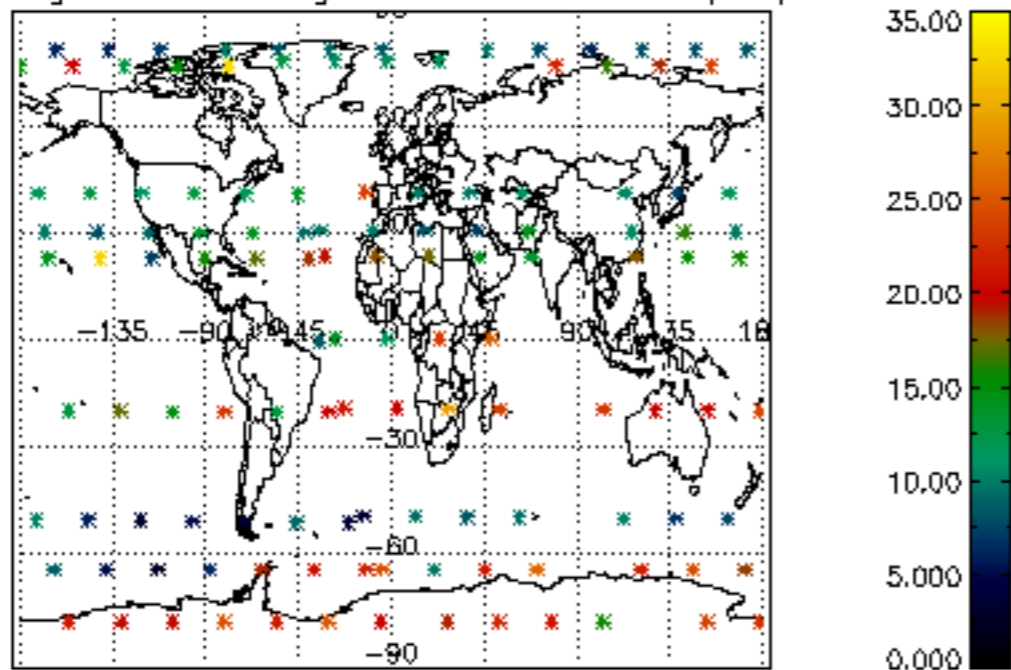
Percentage of cosmic ray hits per profile



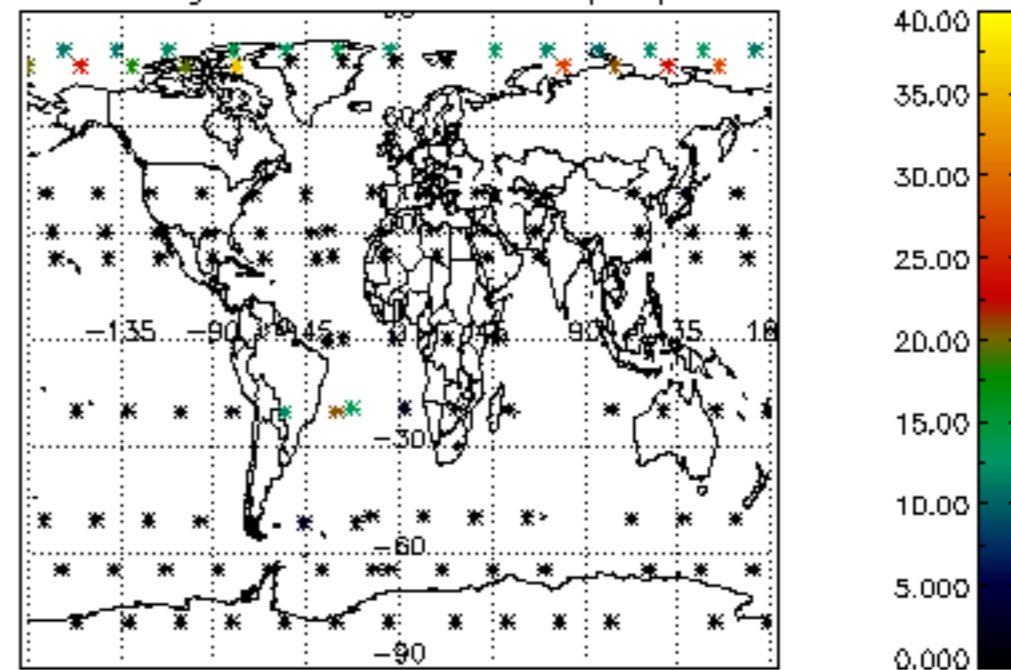
Percentage of datation errors per profile



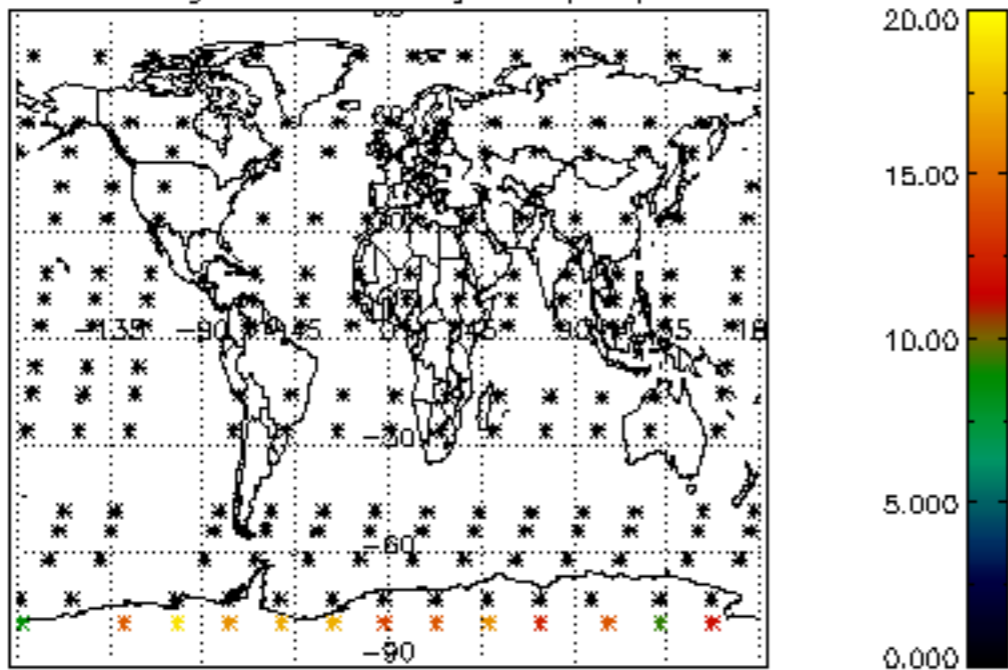
Percentage of star falling outside central band per profile



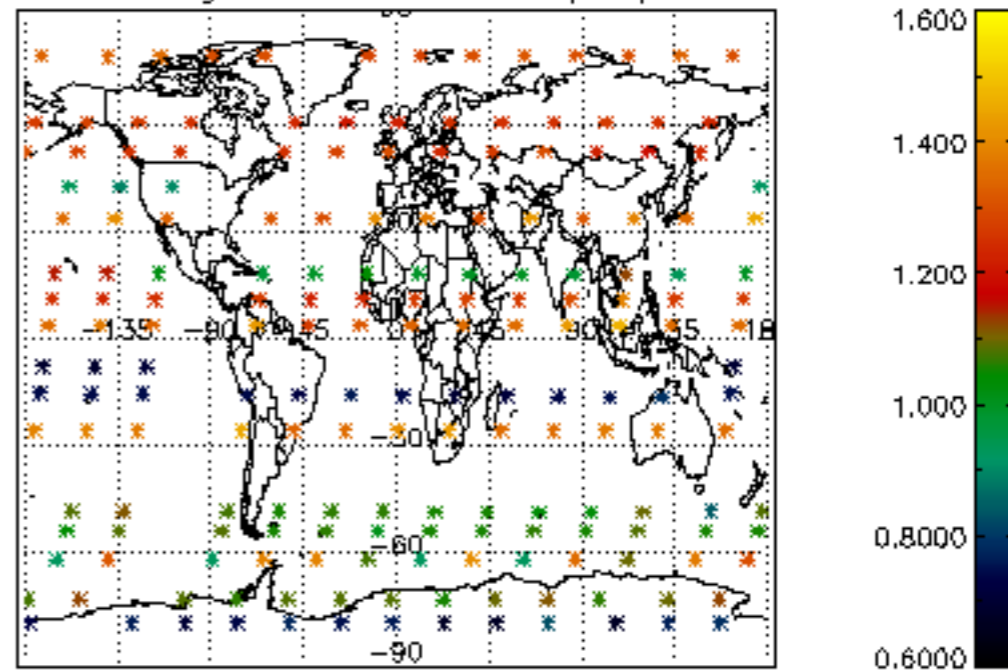
Percentage of saturation errors per profile



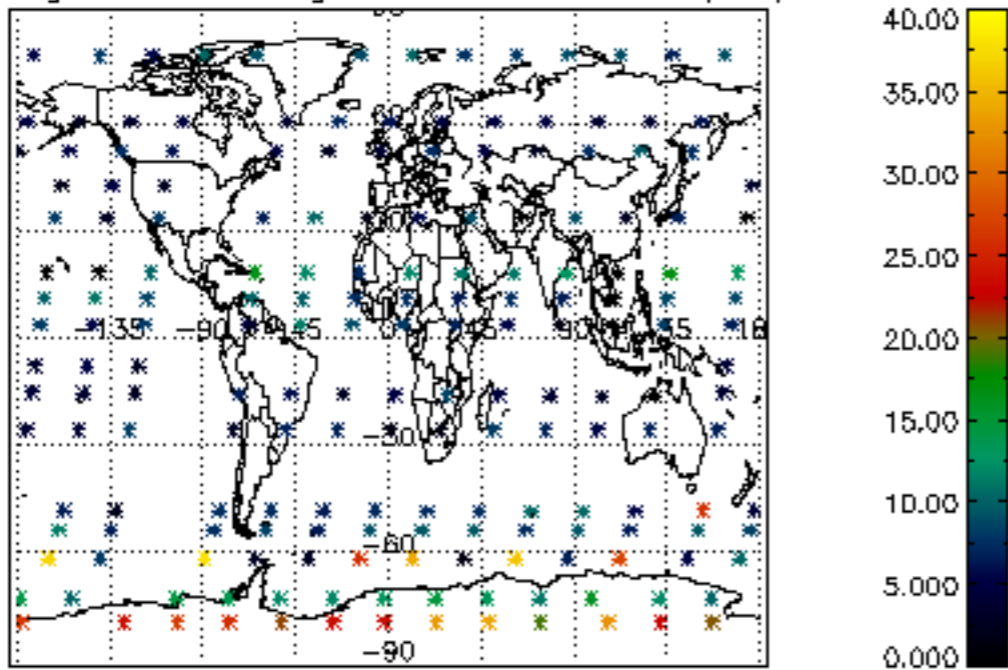
Percentage of cosmic ray hits per profile



Percentage of datation errors per profile



Percentage of star falling outside central band per profile



Percentage of saturation errors per profile

