

GOMOS Level 2 Daily Report

SUMMARY

[1. General Info](#)

[2. Summary of processed GOM_NL_2P products](#)

[3. Level 2 Quality information per product](#)

[3.1 Plot of level 2 quality information per product \(time dependant\)](#)

[3.2 Plot of level 2 quality information per product \(world map\)](#)

[4. Level 1 Quality information per product \(stored on level 2 products\)](#)

[4.1 Plot of level 1 quality information per product \(time dependant\)](#)

[4.1.1 Plot of level 1 quality information per product \(time dependant\): ASCENDING](#)

[4.1.2 Plot of level 1 quality information per product \(time dependant\): DESCENDING](#)

[4.2 Plot of level 1 quality information per product \(world map\)](#)

[4.2.1 Plot of level 1 quality information per product \(world map\): ASCENDING](#)

[4.2.2 Plot of level 1 quality information per product \(world map\): DESCENDING](#)

[5. Ozone profiles based on quality statistics and other trace gas profiles](#)

[5.1 Ozone statistics based on quality of products](#)

[5.2 Plot ozone profiles for all STD \(dark without errors\)](#)

[5.3 Plot ozone profiles where STD < 20% \(dark without errors\)](#)

[5.4. Plot ozone profiles where STD < 10% \(dark without errors\)](#)

[5.5. Plot ozone profiles where STD < 5% \(dark without errors\)](#)

[5.6 Plot NO2 profiles for all STD \(dark without errors\)](#)

[5.7 Plot NO3 profiles for all STD \(dark without errors\)](#)

[5.8 Plot H2O profiles \(only for occultations of stars 1,2,3,4,13,14,16,26,63 dark without errors\) for all STD](#)

[6. Auxiliary Data Files used for the production reported in section 2](#)

This report presents the daily analysis on parameters extracted from GOMOS level 2 data (GOM_NL__2P). It is intended to monitor some important parameters that will impact the quality of these products. A list of level 2 products (and content) that have arrived during the reporting day to the PCF is also given.

Item	Value
Time of report generation	19APR2013 16:28:03
Data source version	GOMOS/6.01
Start time of products	23-06-2003 (23JUN2003 00:00:00)
Stop time of products	24-06-2003 (24JUN2003 00:00:00)
Store outputs in DB	Yes
Nb of level 2 prods	299
Nb of prods with errors	1

2. Summary of processed GOM_NL__2P products.

Nr	Filename	UTC Start time	Limb	Duration	Star Id	Star Name	Star Mag	Star Temp	Nb Meas	Orbit	Prod. error
1	GOM_NL__2PRFIN20030623_000040_000000372017_00288_06855_6531.N1	23-JUN-2003 00:00:40	Bright	37.000	119	14Eta Dra	2.7270	4700.0	74	6855	No
2	GOM_NL__2PRFIN20030623_000853_000000332017_00288_06855_6532.N1	23-JUN-2003 00:08:53	Bright	32.500	49	1Alp UMi	1.9900	6300.0	65	6855	No
3	GOM_NL__2PRFIN20030623_001529_000000492017_00288_06855_6533.N1	23-JUN-2003 00:15:29	Bright	48.500	74	11Bet Cas	2.2680	6600.0	97	6855	No
4	GOM_NL__2PRFIN20030623_001700_000000472017_00288_06855_6534.N1	23-JUN-2003 00:17:00	Bright	46.500	68	18Alp Cas	2.2250	4500.0	93	6855	No
5	GOM_NL__2PRFIN20030623_001912_000000402017_00288_06855_6535.N1	23-JUN-2003 00:19:12	Bright	39.500	160	23Gam Per	2.9300	4700.0	79	6855	No
6	GOM_NL__2PRFIN20030623_002238_000000602017_00288_06855_6536.N1	23-JUN-2003 00:22:38	Bright	60.000	73	57Gam1And	2.2600	13100.	120	6855	No
7	GOM_NL__2PRFIN20030623_002504_000000602017_00288_06855_6537.N1	23-JUN-2003 00:25:04	Twilight	59.500	53	43Bet And	2.0480	3300.0	119	6855	No
8	GOM_NL__2PRFIN20030623_002851_000000562017_00288_06855_6538.N1	23-JUN-2003 00:28:51	Dark	55.500	50	13Alp Ari	2.0070	4250.0	111	6855	No
9	GOM_NL__2PRFIN20030623_003340_000000442017_00288_06855_6539.N1	23-JUN-2003 00:33:40	Dark	44.000	94	92Alp Cet	2.5260	3100.0	88	6855	No
10	GOM_NL__2PRFIN20030623_003710_000001042017_00288_06855_6540.N1	23-JUN-2003 00:37:10	Dark	104.000	140	88Gam Peg	2.8340	26000.	208	6855	No
11	GOM_NL__2PRFIN20030623_004603_000000622017_00288_06855_6541.N1	23-JUN-2003 00:46:03	Dark	61.500	52	16Bet Cet	2.0370	4500.0	123	6855	No
12	GOM_NL__2PRFIN20030623_005810_000000562017_00289_06856_6522.N1	23-JUN-2003 00:58:10	Dark	55.500	63	Bet Gru	2.1500	2800.0	111	6856	No
13	GOM_NL__2PRFIN20030623_010013_000000622017_00289_06856_6523.N1	23-JUN-2003 01:00:13	Straylight	62.000	31	Alp Gru	1.7340	15200.	124	6856	No
14	GOM_NL__2PRFIN20030623_010324_000000432017_00289_06856_6524.N1	23-JUN-2003 01:03:24	Straylight	42.500	45	Alp Pav	1.9400	26000.	85	6856	No
15	GOM_NL__2PRFIN20030623_011246_000000402017_00289_06856_6525.N1	23-JUN-2003 01:12:46	Twilight	39.500	25	35Lam Sco	1.6200	28000.	79	6856	No
16	GOM_NL__2PRFIN20030623_011407_000000462017_00289_06856_6526.N1	23-JUN-2003 01:14:07	Twilight	46.000	116	19Del Sgr	2.7000	4100.0	92	6856	No
17	GOM_NL__2PRFIN20030623_011617_000000532017_00289_06856_6527.N1	23-JUN-2003 01:16:17	Bright	53.000	155	41Pi Sgr	2.9000	6600.0	106	6856	No
18	GOM_NL__2PRFIN20030623_011908_000000392017_00289_06856_6528.N1	23-JUN-2003 01:19:08	Bright	39.000	86	35Eta Oph	2.4300	10200.	78	6856	No
19	GOM_NL__2PRFIN20030623_012512_000000412017_00289_06856_6529.N1	23-JUN-2003 01:25:12	Bright	40.500	126	60Bet Oph	2.7700	4250.0	81	6856	No
20	GOM_NL__2PRFIN20030623_012737_000000432017_00289_06856_6530.N1	23-JUN-2003 01:27:37	Bright	42.500	59	55Alp Oph	2.0800	8900.0	85	6856	No
21	GOM_NL__2PRFIN20030623_012957_000000362017_00289_06856_6531.N1	23-JUN-2003 01:29:57	Bright	36.000	127	27Bet Her	2.7810	4700.0	72	6856	No
22	GOM_NL__2PRFIN20030623_013250_000000382017_00289_06856_6532.N1	23-JUN-2003 01:32:50	Bright	38.000	133	40Zet Her	2.8070	6000.0	76	6856	No
23	GOM_NL__2PRFIN20030623_013725_000000542017_00289_06856_6533.N1	23-JUN-2003 01:37:25	Bright	53.500	5	3Alp Lyr	0.033000	11000.	107	6856	No
24	GOM_NL__2PRFIN20030623_013918_000000392017_00289_06856_6534.N1	23-JUN-2003 01:39:18	Bright	38.500	130	23Bet Dra	2.7990	5800.0	77	6856	No
25	GOM_NL__2PRFIN20030623_014116_000000372017_00289_06856_6535.N1	23-JUN-2003 01:41:16	Bright	37.000	119	14Eta Dra	2.7270	4700.0	74	6856	No
26	GOM_NL__2PRFIN20030623_014929_000000372017_00289_06856_6536.N1	23-JUN-2003 01:49:29	Bright	36.500	49	1Alp UMi	1.9900	6300.0	73	6856	No
27	GOM_NL__2PRFIN20030623_015604_000000472017_00289_06856_6537.N1	23-JUN-2003 01:56:04	Bright	46.500	74	11Bet Cas	2.2680	6600.0	93	6856	No
28	GOM_NL__2PRFIN20030623_015736_000000482017_00289_06856_6538.N1	23-JUN-2003 01:57:36	Bright	47.500	68	18Alp Cas	2.2250	4500.0	95	6856	No
29	GOM_NL__2PRFIN20030623_015948_000000542017_00289_06856_6539.N1	23-JUN-2003 01:59:48	Bright	54.000	160	23Gam Per	2.9300	4700.0	108	6856	No
30	GOM_NL__2PRFIN20030623_020314_000000452017_00289_06856_6540.N1	23-JUN-2003 02:03:14	Bright	44.500	73	57Gam1And	2.2600	13100.	89	6856	No
31	GOM_NL__2PRFIN20030623_020539_000000732017_00289_06856_6541.N1	23-JUN-2003 02:05:39	Twilight	72.500	53	43Bet And	2.0480	3300.0	145	6856	No
32	GOM_NL__2PRFIN20030623_020927_000000492017_00289_06856_6542.N1	23-JUN-2003 02:09:27	Dark	48.500	50	13Alp Ari	2.0070	4250.0	97	6856	No
33	GOM_NL__2PRFIN20030623_021417_000000462017_00289_06856_6543.N1	23-JUN-2003 02:14:17	Dark	46.000	94	92Alp Cet	2.5260	3100.0	92	6856	No
34	GOM_NL__2PRFIN20030623_021748_000001052017_00289_06856_6544.N1	23-JUN-2003 02:17:48	Dark	105.000	140	88Gam Peg	2.8340	26000.	210	6856	No
35	GOM_NL__2PRFIN20030623_022640_000000682017_00289_06856_6545.N1	23-JUN-2003 02:26:40	Dark	68.000	52	16Bet Cet	2.0370	4500.0	136	6856	No
36	GOM_NL__2PRFIN20030623_023846_000000552017_00290_06857_6519.N1	23-JUN-2003 02:38:46	Dark	55.000	63	Bet Gru	2.1500	2800.0	110	6857	No
37	GOM_NL__2PRFIN20030623_024049_000000542017_00290_06857_6520.N1	23-JUN-2003 02:40:49	Straylight	54.000	31	Alp Gru	1.7340	15200.	108	6857	No
38	GOM_NL__2PRFIN20030623_024401_000000442017_00290_06857_6521.N1	23-JUN-2003 02:44:01	Straylight	43.500	45	Alp Pav	1.9400	26000.	87	6857	No
39	GOM_NL__2PRFIN20030623_025323_000000422017_00290_06857_6522.N1	23-JUN-2003 02:53:23	Twilight	42.000	25	35Lam Sco	1.6200	28000.	84	6857	No
40	GOM_NL__2PRFIN20030623_025443_000000492017_00290_06857_6523.N1	23-JUN-2003 02:54:43	Bright	48.500	116	19Del Sgr	2.7000	4100.0	97	6857	No
41	GOM_NL__2PRFIN20030623_025653_000000512017_00290_06857_6524.N1	23-JUN-2003 02:56:53	Bright	51.000	155	41Pi Sgr	2.9000	6600.0	102	6857	No
42	GOM_NL__2PRFIN20030623_025944_000000402017_00290_06857_6525.N1	23-JUN-2003 02:59:44	Bright	39.500	86	35Eta Oph	2.4300	10200.	79	6857	No

43	GOM_NL__2PRFIN20030623_030548_000000412017_00290_06857_6526.N1	23-JUN-2003 03:05:48	Bright	41.000	126	60Bet Oph	2.7700	4250.0	82	6857	No
44	GOM_NL__2PRFIN20030623_030813_000000412017_00290_06857_6527.N1	23-JUN-2003 03:08:13	Bright	41.000	59	55Alp Oph	2.0800	8900.0	82	6857	No
45	GOM_NL__2PRFIN20030623_031032_000000392017_00290_06857_6528.N1	23-JUN-2003 03:10:32	Bright	38.500	127	27Bet Her	2.7810	4700.0	77	6857	No
46	GOM_NL__2PRFIN20030623_031325_000000382017_00290_06857_6529.N1	23-JUN-2003 03:13:25	Bright	38.000	133	40Zet Her	2.8070	6000.0	76	6857	No
47	GOM_NL__2PRFIN20030623_031800_000000472017_00290_06857_6530.N1	23-JUN-2003 03:18:00	Bright	47.000	5	3Alp Lyr	0.033000	11000.	94	6857	No
48	GOM_NL__2PRFIN20030623_031954_000000392017_00290_06857_6531.N1	23-JUN-2003 03:19:54	Bright	38.500	130	23Bet Dra	2.7990	5800.0	77	6857	No
49	GOM_NL__2PRFIN20030623_032151_000000352017_00290_06857_6532.N1	23-JUN-2003 03:21:51	Bright	34.500	119	14Eta Dra	2.7270	4700.0	69	6857	No
50	GOM_NL__2PRFIN20030623_033005_000000372017_00290_06857_6533.N1	23-JUN-2003 03:30:05	Bright	36.500	49	1Alp UMi	1.9900	6300.0	73	6857	No
51	GOM_NL__2PRFIN20030623_033639_000000482017_00290_06857_6534.N1	23-JUN-2003 03:36:39	Bright	48.000	74	11Bet Cas	2.2680	6600.0	96	6857	No
52	GOM_NL__2PRFIN20030623_033811_000000492017_00290_06857_6535.N1	23-JUN-2003 03:38:11	Bright	48.500	68	18Alp Cas	2.2250	4500.0	97	6857	No
53	GOM_NL__2PRFIN20030623_034023_000000382017_00290_06857_6536.N1	23-JUN-2003 03:40:23	Bright	37.500	160	23Gam Per	2.9300	4700.0	75	6857	No
54	GOM_NL__2PRFIN20030623_034349_000000452017_00290_06857_6537.N1	23-JUN-2003 03:43:49	Bright	44.500	73	57Gam1And	2.2600	13100.	89	6857	No
55	GOM_NL__2PRFIN20030623_034615_000000662017_00290_06857_6538.N1	23-JUN-2003 03:46:15	Tw_i_and_stray	65.500	53	43Bet And	2.0480	3300.0	131	6857	No
56	GOM_NL__2PRFIN20030623_035003_000000542017_00290_06857_6539.N1	23-JUN-2003 03:50:03	Dark	53.500	50	13Alp Ari	2.0070	4250.0	107	6857	No
57	GOM_NL__2PRFIN20030623_035453_000000472017_00290_06857_6540.N1	23-JUN-2003 03:54:53	Dark	47.000	94	92Alp Cet	2.5260	3100.0	94	6857	No
58	GOM_NL__2PRFIN20030623_035826_000001062017_00290_06857_6541.N1	23-JUN-2003 03:58:26	Dark	106.00	140	88Gam Peg	2.8340	26000.	212	6857	No
59	GOM_NL__2PRFIN20030623_040717_000000602017_00290_06857_6542.N1	23-JUN-2003 04:07:17	Dark	59.500	52	16Bet Cet	2.0370	4500.0	119	6857	No
60	GOM_NL__2PRFIN20030623_041923_000000552017_00291_06858_6519.N1	23-JUN-2003 04:19:23	Dark	54.500	63	Bet Gru	2.1500	2800.0	109	6858	No
61	GOM_NL__2PRFIN20030623_042126_000000552017_00291_06858_6520.N1	23-JUN-2003 04:21:26	Straylight	55.000	31	Alp Gru	1.7340	15200.	110	6858	No
62	GOM_NL__2PRFIN20030623_042437_000000442017_00291_06858_6521.N1	23-JUN-2003 04:24:37	Straylight	44.000	45	Alp Pav	1.9400	26000.	88	6858	No
63	GOM_NL__2PRFIN20030623_043359_000000412017_00291_06858_6522.N1	23-JUN-2003 04:33:59	Tw_i_and_stray	40.500	25	35Lam Sco	1.6200	28000.	81	6858	No
64	GOM_NL__2PRFIN20030623_043519_000000472017_00291_06858_6523.N1	23-JUN-2003 04:35:19	Tw_i_and_stray	46.500	116	19Del Sgr	2.7000	4100.0	93	6858	No
65	GOM_NL__2PRFIN20030623_043729_000000522017_00291_06858_6524.N1	23-JUN-2003 04:37:29	Bright	52.000	155	41Pi Sgr	2.9000	6600.0	104	6858	No
66	GOM_NL__2PRFIN20030623_044020_000000402017_00291_06858_6525.N1	23-JUN-2003 04:40:20	Bright	39.500	86	35Eta Oph	2.4300	10200.	79	6858	No
67	GOM_NL__2PRFIN20030623_044624_000000412017_00291_06858_6526.N1	23-JUN-2003 04:46:24	Bright	41.000	126	60Bet Oph	2.7700	4250.0	82	6858	No
68	GOM_NL__2PRFIN20030623_044849_000000422017_00291_06858_6527.N1	23-JUN-2003 04:48:49	Bright	42.000	59	55Alp Oph	2.0800	8900.0	84	6858	No
69	GOM_NL__2PRFIN20030623_045108_000000382017_00291_06858_6528.N1	23-JUN-2003 04:51:08	Bright	38.000	127	27Bet Her	2.7810	4700.0	76	6858	No
70	GOM_NL__2PRFIN20030623_045401_000000372017_00291_06858_6529.N1	23-JUN-2003 04:54:01	Bright	36.500	133	40Zet Her	2.8070	6000.0	73	6858	No
71	GOM_NL__2PRFIN20030623_045835_000000512017_00291_06858_6530.N1	23-JUN-2003 04:58:35	Bright	50.500	5	3Alp Lyr	0.033000	11000.	101	6858	No
72	GOM_NL__2PRFIN20030623_050029_000000402017_00291_06858_6531.N1	23-JUN-2003 05:00:29	Bright	39.500	130	23Bet Dra	2.7990	5800.0	79	6858	No
73	GOM_NL__2PRFIN20030623_050227_000000382017_00291_06858_6532.N1	23-JUN-2003 05:02:27	Bright	37.500	119	14Eta Dra	2.7270	4700.0	75	6858	No
74	GOM_NL__2PRFIN20030623_051040_000000352017_00291_06858_6533.N1	23-JUN-2003 05:10:40	Bright	34.500	49	1Alp UMi	1.9900	6300.0	69	6858	No
75	GOM_NL__2PRFIN20030623_051714_000000492017_00291_06858_6534.N1	23-JUN-2003 05:17:14	Bright	48.500	74	11Bet Cas	2.2680	6600.0	97	6858	No
76	GOM_NL__2PRFIN20030623_051846_000000482017_00291_06858_6535.N1	23-JUN-2003 05:18:46	Bright	48.000	68	18Alp Cas	2.2250	4500.0	96	6858	No
77	GOM_NL__2PRFIN20030623_052059_000000462017_00291_06858_6536.N1	23-JUN-2003 05:20:59	Bright	46.000	160	23Gam Per	2.9300	4700.0	92	6858	No
78	GOM_NL__2PRFIN20030623_052425_000000602017_00291_06858_6537.N1	23-JUN-2003 05:24:25	Bright	60.000	73	57Gam1And	2.2600	13100.	120	6858	No
79	GOM_NL__2PRFIN20030623_052650_000000662017_00291_06858_6538.N1	23-JUN-2003 05:26:50	Tw_i_and_stray	66.000	53	43Bet And	2.0480	3300.0	132	6858	No
80	GOM_NL__2PRFIN20030623_053039_000000532017_00291_06858_6539.N1	23-JUN-2003 05:30:39	Dark	52.500	50	13Alp Ari	2.0070	4250.0	105	6858	No
81	GOM_NL__2PRFIN20030623_053528_000000432017_00291_06858_6540.N1	23-JUN-2003 05:35:28	Dark	42.500	94	92Alp Cet	2.5260	3100.0	85	6858	No
82	GOM_NL__2PRFIN20030623_053905_000001102017_00291_06858_6541.N1	23-JUN-2003 05:39:05	Dark	110.00	140	88Gam Peg	2.8340	26000.	220	6858	No
83	GOM_NL__2PRFIN20030623_054753_000000642017_00291_06858_6542.N1	23-JUN-2003 05:47:53	Dark	63.500	52	16Bet Cet	2.0370	4500.0	127	6858	No
84	GOM_NL__2PRFIN20030623_060000_000000572017_00292_06859_6521.N1	23-JUN-2003 06:00:00	Dark	56.500	63	Bet Gru	2.1500	2800.0	113	6859	No
85	GOM_NL__2PRFIN20030623_060202_000000532017_00292_06859_6522.N1	23-JUN-2003 06:02:02	Straylight	53.000	31	Alp Gru	1.7340	15200.	106	6859	No
86	GOM_NL__2PRFIN20030623_060514_000000442017_00292_06859_6523.N1	23-JUN-2003 06:05:14	Straylight	43.500	45	Alp Pav	1.9400	26000.	87	6859	No
87	GOM_NL__2PRFIN20030623_061435_000000452017_00292_06859_6524.N1	23-JUN-2003 06:14:35	Tw_i_and_stray	44.500	25	35Lam Sco	1.6200	28000.	89	6859	No
88	GOM_NL__2PRFIN20030623_061556_000000482017_00292_06859_6525.N1	23-JUN-2003 06:15:56	Bright	47.500	116	19Del Sgr	2.7000	4100.0	95	6859	No
89	GOM_NL__2PRFIN20030623_061805_000000532017_00292_06859_6526.N1	23-JUN-2003 06:18:05	Bright	52.500	155	41Pi Sgr	2.9000	6600.0	105	6859	No
90	GOM_NL__2PRFIN20030623_062056_000000382017_00292_06859_6527.N1	23-JUN-2003 06:20:56	Bright	38.000	86	35Eta Oph	2.4300	10200.	76	6859	No
91	GOM_NL__2PRFIN20030623_062700_000000412017_00292_06859_6528.N1	23-JUN-2003 06:27:00	Bright	41.000	126	60Bet Oph	2.7700	4250.0	82	6859	No
92	GOM_NL__2PRFIN20030623_062925_000000412017_00292_06859_6529.N1	23-JUN-2003 06:29:25	Bright	40.500	59	55Alp Oph	2.0800	8900.0	81	6859	No
93	GOM_NL__2PRFIN20030623_063144_000000392017_00292_06859_6530.N1	23-JUN-2003 06:31:44	Bright	39.000	127	27Bet Her	2.7810	4700.0	78	6859	No
94	GOM_NL__2PRFIN20030623_063437_000000382017_00292_06859_6531.N1	23-JUN-2003 06:34:37	Bright	37.500	133	40Zet Her	2.8070	6000.0	75	6859	No
95	GOM_NL__2PRFIN20030623_063910_000000522017_00292_06859_6532.N1	23-JUN-2003 06:39:10	Bright	52.000	5	3Alp Lyr	0.033000	11000.	104	6859	No
96	GOM_NL__2PRFIN20030623_064104_000000402017_00292_06859_6533.N1	23-JUN-2003 06:41:04	Bright	40.000	130	23Bet Dra	2.7990	5800.0	80	6859	No
97	GOM_NL__2PRFIN20030623_064303_000000382017_00292_06859_6534.N1	23-JUN-2003 06:43:03	Bright	38.000	119	14Eta Dra	2.7270	4700.0	76	6859	No
98	GOM_NL__2PRFIN20030623_065116_000000382017_00292_06859_6535.N1	23-JUN-2003 06:51:16	Bright	37.500	49	1Alp UMi	1.9900	6300.0	75	6859	No
99	GOM_NL__2PRFIN20030623_065749_000000502017_00292_06859_6536.N1	23-JUN-2003 06:57:49	Bright	49.500	74	11Bet Cas	2.2680	6600.0	99	6859	No
100	GOM_NL__2PRFIN20030623_065922_000000472017_00292_06859_6537.N1	23-JUN-2003 06:59:22	Bright	47.000	68	18Alp Cas	2.2250	4500.0	94	6859	No
101	GOM_NL__2PRFIN20030623_070135_000000492017_00292_06859_6538.N1	23-JUN-2003 07:01:35	Bright	49.000	160	23Gam Per	2.9300	4700.0	98	6859	No

102	GOM_NL__2PRFIN20030623_070501_000000472017_00292_06859_6539.N1	23-JUN-2003 07:05:01	Bright	47.000	73	57Gam1And	2.2600	13100.	94	6859	No
103	GOM_NL__2PRFIN20030623_070726_000000682017_00292_06859_6540.N1	23-JUN-2003 07:07:26	Tw_i_and_stray	68.000	53	43Bet And	2.0480	3300.0	136	6859	No
104	GOM_NL__2PRFIN20030623_071114_000000492017_00292_06859_6541.N1	23-JUN-2003 07:11:14	Dark	48.500	50	13Alp Ari	2.0070	4250.0	97	6859	No
105	GOM_NL__2PRFIN20030623_071604_000000402017_00292_06859_6542.N1	23-JUN-2003 07:16:04	Dark	40.000	94	92Alp Cet	2.5260	3100.0	80	6859	No
106	GOM_NL__2PRFIN20030623_071943_000001112017_00292_06859_6543.N1	23-JUN-2003 07:19:43	Dark	111.00	140	88Gam Peg	2.8340	26000.	222	6859	No
107	GOM_NL__2PRFIN20030623_072831_000000602017_00292_06859_6544.N1	23-JUN-2003 07:28:31	Dark	60.000	52	16Bet Cet	2.0370	4500.0	120	6859	No
108	GOM_NL__2PRFIN20030623_074038_000000562017_00293_06860_6230.N1	23-JUN-2003 07:40:38	Dark	55.500	63	Bet Gru	2.1500	2800.0	111	6860	No
109	GOM_NL__2PRFIN20030623_074240_000000512017_00293_06860_6231.N1	23-JUN-2003 07:42:40	Straylight	51.000	31	Alp Gru	1.7340	15200.	102	6860	No
110	GOM_NL__2PRFIN20030623_074550_000000452017_00293_06860_6232.N1	23-JUN-2003 07:45:50	Straylight	44.500	45	Alp Pav	1.9400	26000.	89	6860	No
111	GOM_NL__2PRFIN20030623_075632_000000492017_00293_06860_6233.N1	23-JUN-2003 07:56:32	Bright	49.000	116	19Del Sgr	2.7000	4100.0	98	6860	No
112	GOM_NL__2PRFIN20030623_075842_000000512017_00293_06860_6234.N1	23-JUN-2003 07:58:42	Bright	50.500	155	41Pi Sgr	2.9000	6600.0	101	6860	No
113	GOM_NL__2PRFIN20030623_080132_000000392017_00293_06860_6235.N1	23-JUN-2003 08:01:32	Bright	38.500	86	35Eta Oph	2.4300	10200.	77	6860	No
114	GOM_NL__2PRFIN20030623_094208_000000402017_00294_06861_5378.N1	23-JUN-2003 09:42:08	Dark	39.500	86	35Eta Oph	2.4300	10200.	79	6861	Yes
115	GOM_NL__2PRFIN20030623_094811_000000442017_00294_06861_5379.N1	23-JUN-2003 09:48:11	Bright	43.500	126	60Bet Oph	2.7700	4250.0	87	6861	No
116	GOM_NL__2PRFIN20030623_095036_000000412017_00294_06861_5380.N1	23-JUN-2003 09:50:36	Bright	41.000	59	55Alp Oph	2.0800	8900.0	82	6861	No
117	GOM_NL__2PRFIN20030623_095255_000000382017_00294_06861_5381.N1	23-JUN-2003 09:52:55	Bright	38.000	127	27Bet Her	2.7810	4700.0	76	6861	No
118	GOM_NL__2PRFIN20030623_095548_000000382017_00294_06861_5382.N1	23-JUN-2003 09:55:48	Bright	37.500	133	40Zet Her	2.8070	6000.0	75	6861	No
119	GOM_NL__2PRFIN20030623_100020_000000472017_00294_06861_5383.N1	23-JUN-2003 10:00:20	Bright	47.000	5	3Alp Lyr	0.033000	11000.	94	6861	No
120	GOM_NL__2PRFIN20030623_100215_000000412017_00294_06861_5384.N1	23-JUN-2003 10:02:15	Bright	40.500	130	23Bet Dra	2.7990	5800.0	81	6861	No
121	GOM_NL__2PRFIN20030623_100414_000000382017_00294_06861_5385.N1	23-JUN-2003 10:04:14	Bright	38.000	119	14Eta Dra	2.7270	4700.0	76	6861	No
122	GOM_NL__2PRFIN20030623_101004_000000702017_00294_06861_5386.N1	23-JUN-2003 10:10:04	Bright	69.500	19	50Alp Cyg	1.2460	10500.	139	6861	No
123	GOM_NL__2PRFIN20030623_101228_000000382017_00294_06861_5387.N1	23-JUN-2003 10:12:28	Bright	37.500	49	1Alp UMi	1.9900	6300.0	75	6861	No
124	GOM_NL__2PRFIN20030623_101900_000000492017_00294_06861_5388.N1	23-JUN-2003 10:19:00	Bright	48.500	74	11Bet Cas	2.2680	6600.0	97	6861	No
125	GOM_NL__2PRFIN20030623_102032_000000492017_00294_06861_5389.N1	23-JUN-2003 10:20:32	Bright	48.500	68	18Alp Cas	2.2250	4500.0	97	6861	No
126	GOM_NL__2PRFIN20030623_102246_000000382017_00294_06861_5390.N1	23-JUN-2003 10:22:46	Bright	38.000	160	23Gam Per	2.9300	4700.0	76	6861	No
127	GOM_NL__2PRFIN20030623_102612_000000472017_00294_06861_5391.N1	23-JUN-2003 10:26:12	Bright	47.000	73	57Gam1And	2.2600	13100.	94	6861	No
128	GOM_NL__2PRFIN20030623_102838_000000712017_00294_06861_5392.N1	23-JUN-2003 10:28:38	Tw_i_and_stray	71.000	53	43Bet And	2.0480	3300.0	142	6861	No
129	GOM_NL__2PRFIN20030623_103227_000000542017_00294_06861_5393.N1	23-JUN-2003 10:32:27	Dark	54.000	50	13Alp Ari	2.0070	4250.0	108	6861	No
130	GOM_NL__2PRFIN20030623_103716_000000412017_00294_06861_5394.N1	23-JUN-2003 10:37:16	Dark	40.500	94	92Alp Cet	2.5260	3100.0	81	6861	No
131	GOM_NL__2PRFIN20030623_104058_000001072017_00294_06861_5395.N1	23-JUN-2003 10:40:58	Dark	107.00	140	88Gam Peg	2.8340	26000.	214	6861	No
132	GOM_NL__2PRFIN20030623_104945_000000712017_00294_06861_5396.N1	23-JUN-2003 10:49:45	Dark	71.000	52	16Bet Cet	2.0370	4500.0	142	6861	No
133	GOM_NL__2PRFIN20030623_110150_000000562017_00295_06862_6546.N1	23-JUN-2003 11:01:50	Dark	56.000	63	Bet Gru	2.1500	2800.0	112	6862	No
134	GOM_NL__2PRFIN20030623_110353_000000522017_00295_06862_6547.N1	23-JUN-2003 11:03:53	Straylight	52.000	31	Alp Gru	1.7340	15200.	104	6862	No
135	GOM_NL__2PRFIN20030623_110703_000000442017_00295_06862_6548.N1	23-JUN-2003 11:07:03	Straylight	43.500	45	Alp Pav	1.9400	26000.	87	6862	No
136	GOM_NL__2PRFIN20030623_111743_000000492017_00295_06862_6549.N1	23-JUN-2003 11:17:43	Bright	49.000	116	19Del Sgr	2.7000	4100.0	98	6862	No
137	GOM_NL__2PRFIN20030623_111953_000000542017_00295_06862_6550.N1	23-JUN-2003 11:19:53	Bright	53.500	155	41Pi Sgr	2.9000	6600.0	107	6862	No
138	GOM_NL__2PRFIN20030623_112244_000000392017_00295_06862_6551.N1	23-JUN-2003 11:22:44	Bright	39.000	86	35Eta Oph	2.4300	10200.	78	6862	No
139	GOM_NL__2PRFIN20030623_112846_000000432017_00295_06862_6552.N1	23-JUN-2003 11:28:46	Bright	42.500	126	60Bet Oph	2.7700	4250.0	85	6862	No
140	GOM_NL__2PRFIN20030623_113112_000000402017_00295_06862_6553.N1	23-JUN-2003 11:31:12	Bright	40.000	59	55Alp Oph	2.0800	8900.0	80	6862	No
141	GOM_NL__2PRFIN20030623_113330_000000402017_00295_06862_6554.N1	23-JUN-2003 11:33:30	Bright	39.500	127	27Bet Her	2.7810	4700.0	79	6862	No
142	GOM_NL__2PRFIN20030623_113622_000000402017_00295_06862_6555.N1	23-JUN-2003 11:36:22	Bright	39.500	133	40Zet Her	2.8070	6000.0	79	6862	No
143	GOM_NL__2PRFIN20030623_114053_000000522017_00295_06862_6556.N1	23-JUN-2003 11:40:53	Bright	52.000	5	3Alp Lyr	0.033000	11000.	104	6862	No
144	GOM_NL__2PRFIN20030623_114248_000000452017_00295_06862_6557.N1	23-JUN-2003 11:42:48	Bright	44.500	130	23Bet Dra	2.7990	5800.0	89	6862	No
145	GOM_NL__2PRFIN20030623_114450_000000392017_00295_06862_6558.N1	23-JUN-2003 11:44:50	Bright	39.000	119	14Eta Dra	2.7270	4700.0	78	6862	No
146	GOM_NL__2PRFIN20030623_115040_000000682017_00295_06862_6559.N1	23-JUN-2003 11:50:40	Bright	68.000	19	50Alp Cyg	1.2460	10500.	136	6862	No
147	GOM_NL__2PRFIN20030623_115302_000000392017_00295_06862_6560.N1	23-JUN-2003 11:53:02	Bright	39.000	49	1Alp UMi	1.9900	6300.0	78	6862	No
148	GOM_NL__2PRFIN20030623_115934_000000512017_00295_06862_6561.N1	23-JUN-2003 11:59:34	Bright	50.500	74	11Bet Cas	2.2680	6600.0	101	6862	No
149	GOM_NL__2PRFIN20030623_120108_000000482017_00295_06862_6562.N1	23-JUN-2003 12:01:08	Bright	48.000	68	18Alp Cas	2.2250	4500.0	96	6862	No
150	GOM_NL__2PRFIN20030623_120320_000000392017_00295_06862_6563.N1	23-JUN-2003 12:03:20	Bright	39.000	160	23Gam Per	2.9300	4700.0	78	6862	No
151	GOM_NL__2PRFIN20030623_120646_000000492017_00295_06862_6564.N1	23-JUN-2003 12:06:46	Bright	48.500	73	57Gam1And	2.2600	13100.	97	6862	No
152	GOM_NL__2PRFIN20030623_120915_000000732017_00295_06862_6565.N1	23-JUN-2003 12:09:15	Tw_i_and_stray	73.000	53	43Bet And	2.0480	3300.0	146	6862	No
153	GOM_NL__2PRFIN20030623_121303_000000542017_00295_06862_6566.N1	23-JUN-2003 12:13:03	Dark	53.500	50	13Alp Ari	2.0070	4250.0	107	6862	No
154	GOM_NL__2PRFIN20030623_121750_000000482017_00295_06862_6567.N1	23-JUN-2003 12:17:50	Dark	48.000	94	92Alp Cet	2.5260	3100.0	96	6862	No
155	GOM_NL__2PRFIN20030623_122136_000001112017_00295_06862_6568.N1	23-JUN-2003 12:21:36	Dark	110.50	140	88Gam Peg	2.8340	26000.	221	6862	No
156	GOM_NL__2PRFIN20030623_123021_000000722017_00295_06862_6569.N1	23-JUN-2003 12:30:21	Dark	72.000	52	16Bet Cet	2.0370	4500.0	144	6862	No
157	GOM_NL__2PRFIN20030623_124225_000000572017_00296_06863_6547.N1	23-JUN-2003 12:42:25	Dark	57.000	63	Bet Gru	2.1500	2800.0	114	6863	No
158	GOM_NL__2PRFIN20030623_124428_000000532017_00296_06863_6548.N1	23-JUN-2003 12:44:28	Straylight	53.000	31	Alp Gru	1.7340	15200.	106	6863	No
159	GOM_NL__2PRFIN20030623_124739_000000462017_00296_06863_6549.N1	23-JUN-2003 12:47:39	Straylight	45.500	45	Alp Pav	1.9400	26000.	91	6863	No
160	GOM_NL__2PRFIN20030623_125819_000000462017_00296_06863_6550.N1	23-JUN-2003 12:58:19	Bright	45.500	116	19Del Sgr	2.7000	4100.0	91	6863	No

161	GOM_NL__2PRFIN20030623_130029_000000522017_00296_06863_6551.N1	23-JUN-2003 13:00:29	Bright	52.000	155	41Pi Sgr	2.9000	6600.0	104	6863	No
162	GOM_NL__2PRFIN20030623_130320_000000392017_00296_06863_6552.N1	23-JUN-2003 13:03:20	Bright	39.000	86	35Eta Oph	2.4300	10200.	78	6863	No
163	GOM_NL__2PRFIN20030623_130922_000000422017_00296_06863_6553.N1	23-JUN-2003 13:09:22	Bright	42.000	126	60Bet Oph	2.7700	4250.0	84	6863	No
164	GOM_NL__2PRFIN20030623_131146_000000432017_00296_06863_6554.N1	23-JUN-2003 13:11:46	Bright	43.000	59	55Alp Oph	2.0800	8900.0	86	6863	No
165	GOM_NL__2PRFIN20030623_131406_000000372017_00296_06863_6555.N1	23-JUN-2003 13:14:06	Bright	36.500	127	27Bet Her	2.7810	4700.0	73	6863	No
166	GOM_NL__2PRFIN20030623_131659_000000402017_00296_06863_6556.N1	23-JUN-2003 13:16:59	Bright	39.500	133	40Zet Her	2.8070	6000.0	79	6863	No
167	GOM_NL__2PRFIN20030623_132130_000000482017_00296_06863_6557.N1	23-JUN-2003 13:21:30	Bright	48.000	5	3Alp Lyr	0.033000	11000.	96	6863	No
168	GOM_NL__2PRFIN20030623_132324_000000442017_00296_06863_6558.N1	23-JUN-2003 13:23:24	Bright	44.000	130	23Bet Dra	2.7990	5800.0	88	6863	No
169	GOM_NL__2PRFIN20030623_132523_000000422017_00296_06863_6559.N1	23-JUN-2003 13:25:23	Bright	42.000	119	14Eta Dra	2.7270	4700.0	84	6863	No
170	GOM_NL__2PRFIN20030623_133114_000000682017_00296_06863_6560.N1	23-JUN-2003 13:31:14	Bright	67.500	19	50Alp Cyg	1.2460	10500.	135	6863	No
171	GOM_NL__2PRFIN20030623_133338_000000392017_00296_06863_6561.N1	23-JUN-2003 13:33:38	Bright	38.500	49	1Alp UMi	1.9900	6300.0	77	6863	No
172	GOM_NL__2PRFIN20030623_134012_000000492017_00296_06863_6562.N1	23-JUN-2003 13:40:12	Bright	49.000	74	11Bet Cas	2.2680	6600.0	98	6863	No
173	GOM_NL__2PRFIN20030623_134144_000000482017_00296_06863_6563.N1	23-JUN-2003 13:41:44	Bright	48.000	68	18Alp Cas	2.2250	4500.0	96	6863	No
174	GOM_NL__2PRFIN20030623_134358_000000472017_00296_06863_6564.N1	23-JUN-2003 13:43:58	Bright	47.000	160	23Gam Per	2.9300	4700.0	94	6863	No
175	GOM_NL__2PRFIN20030623_134723_000000472017_00296_06863_6565.N1	23-JUN-2003 13:47:23	Bright	47.000	73	57Gam1And	2.2600	13100.	94	6863	No
176	GOM_NL__2PRFIN20030623_134950_000000662017_00296_06863_6566.N1	23-JUN-2003 13:49:50	Tw_i_and_stray	65.500	53	43Bet And	2.0480	3300.0	131	6863	No
177	GOM_NL__2PRFIN20030623_135339_000000572017_00296_06863_6567.N1	23-JUN-2003 13:53:39	Dark	57.000	50	13Alp Ari	2.0070	4250.0	114	6863	No
178	GOM_NL__2PRFIN20030623_135826_000000502017_00296_06863_6568.N1	23-JUN-2003 13:58:26	Dark	49.500	94	92Alp Cet	2.5260	3100.0	99	6863	No
179	GOM_NL__2PRFIN20030623_140214_000001072017_00296_06863_6569.N1	23-JUN-2003 14:02:14	Dark	107.00	140	88Gam Peg	2.8340	26000.	214	6863	No
180	GOM_NL__2PRFIN20030623_141100_000000692017_00296_06863_6570.N1	23-JUN-2003 14:11:00	Dark	68.500	52	16Bet Cet	2.0370	4500.0	137	6863	No
181	GOM_NL__2PRFIN20030623_142304_000000552017_00297_06864_6549.N1	23-JUN-2003 14:23:04	Dark	54.500	63	Bet Gru	2.1500	2800.0	109	6864	No
182	GOM_NL__2PRFIN20030623_142506_000000512017_00297_06864_6550.N1	23-JUN-2003 14:25:06	Straylight	51.000	31	Alp Gru	1.7340	15200.	102	6864	No
183	GOM_NL__2PRFIN20030623_142813_000000462017_00297_06864_6551.N1	23-JUN-2003 14:28:13	Straylight	46.000	45	Alp Pav	1.9400	26000.	92	6864	No
184	GOM_NL__2PRFIN20030623_143853_000000522017_00297_06864_6552.N1	23-JUN-2003 14:38:53	Bright	51.500	116	19Del Sgr	2.7000	4100.0	103	6864	No
185	GOM_NL__2PRFIN20030623_144105_000000522017_00297_06864_6553.N1	23-JUN-2003 14:41:05	Bright	52.000	155	41Pi Sgr	2.9000	6600.0	104	6864	No
186	GOM_NL__2PRFIN20030623_144356_000000402017_00297_06864_6554.N1	23-JUN-2003 14:43:56	Bright	40.000	86	35Eta Oph	2.4300	10200.	80	6864	No
187	GOM_NL__2PRFIN20030623_144955_000000442017_00297_06864_6555.N1	23-JUN-2003 14:49:55	Bright	44.000	126	60Bet Oph	2.7700	4250.0	88	6864	No
188	GOM_NL__2PRFIN20030623_145222_000000412017_00297_06864_6556.N1	23-JUN-2003 14:52:22	Bright	41.000	59	55Alp Oph	2.0800	8900.0	82	6864	No
189	GOM_NL__2PRFIN20030623_145442_000000402017_00297_06864_6557.N1	23-JUN-2003 14:54:42	Bright	40.000	127	27Bet Her	2.7810	4700.0	80	6864	No
190	GOM_NL__2PRFIN20030623_145735_000000392017_00297_06864_6558.N1	23-JUN-2003 14:57:35	Bright	38.500	133	40Zet Her	2.8070	6000.0	77	6864	No
191	GOM_NL__2PRFIN20030623_150208_000000502017_00297_06864_6559.N1	23-JUN-2003 15:02:08	Bright	50.000	5	3Alp Lyr	0.033000	11000.	100	6864	No
192	GOM_NL__2PRFIN20030623_150404_000000412017_00297_06864_6560.N1	23-JUN-2003 15:04:04	Bright	40.500	130	23Bet Dra	2.7990	5800.0	81	6864	No
193	GOM_NL__2PRFIN20030623_150603_000000342017_00297_06864_6561.N1	23-JUN-2003 15:06:03	Bright	34.000	119	14Eta Dra	2.7270	4700.0	68	6864	No
194	GOM_NL__2PRFIN20030623_151148_000000722017_00297_06864_6562.N1	23-JUN-2003 15:11:48	Bright	72.000	19	50Alp Cyg	1.2460	10500.	144	6864	No
195	GOM_NL__2PRFIN20030623_151417_000000372017_00297_06864_6563.N1	23-JUN-2003 15:14:17	Bright	36.500	49	1Alp UMi	1.9900	6300.0	73	6864	No
196	GOM_NL__2PRFIN20030623_152049_000000462017_00297_06864_6564.N1	23-JUN-2003 15:20:49	Bright	45.500	74	11Bet Cas	2.2680	6600.0	91	6864	No
197	GOM_NL__2PRFIN20030623_152221_000000472017_00297_06864_6565.N1	23-JUN-2003 15:22:21	Bright	47.000	68	18Alp Cas	2.2250	4500.0	94	6864	No
198	GOM_NL__2PRFIN20030623_152436_000000352017_00297_06864_6566.N1	23-JUN-2003 15:24:36	Bright	35.000	160	23Gam Per	2.9300	4700.0	70	6864	No
199	GOM_NL__2PRFIN20030623_152802_000000462017_00297_06864_6567.N1	23-JUN-2003 15:28:02	Bright	45.500	73	57Gam1And	2.2600	13100.	91	6864	No
200	GOM_NL__2PRFIN20030623_153027_000000642017_00297_06864_6568.N1	23-JUN-2003 15:30:27	Tw_i_and_stray	64.000	53	43Bet And	2.0480	3300.0	128	6864	No
201	GOM_NL__2PRFIN20030623_153417_000000522017_00297_06864_6569.N1	23-JUN-2003 15:34:17	Dark	52.000	50	13Alp Ari	2.0070	4250.0	104	6864	No
202	GOM_NL__2PRFIN20030623_153907_000000472017_00297_06864_6570.N1	23-JUN-2003 15:39:07	Dark	47.000	94	92Alp Cet	2.5260	3100.0	94	6864	No
203	GOM_NL__2PRFIN20030623_154251_000001122017_00297_06864_6571.N1	23-JUN-2003 15:42:51	Dark	111.50	140	88Gam Peg	2.8340	26000.	223	6864	No
204	GOM_NL__2PRFIN20030623_155139_000000702017_00297_06864_6572.N1	23-JUN-2003 15:51:39	Dark	70.000	52	16Bet Cet	2.0370	4500.0	140	6864	No
205	GOM_NL__2PRFIN20030623_160343_000000532017_00298_06865_6231.N1	23-JUN-2003 16:03:43	Dark	52.500	63	Bet Gru	2.1500	2800.0	105	6865	No
206	GOM_NL__2PRFIN20030623_160545_000000492017_00298_06865_6232.N1	23-JUN-2003 16:05:45	Straylight	48.500	31	Alp Gru	1.7340	15200.	97	6865	No
207	GOM_NL__2PRFIN20030623_160854_000000422017_00298_06865_6233.N1	23-JUN-2003 16:08:54	Straylight	42.000	45	Alp Pav	1.9400	26000.	84	6865	No
208	GOM_NL__2PRFIN20030623_161732_000000402017_00298_06865_6234.N1	23-JUN-2003 16:17:32	Tw_i_and_stray	39.500	85	Kap Sco	2.4070	28000.	79	6865	No
209	GOM_NL__2PRFIN20030623_161933_000000572017_00298_06865_6235.N1	23-JUN-2003 16:19:33	Bright	57.000	116	19Del Sgr	2.7000	4100.0	114	6865	No
210	GOM_NL__2PRFIN20030623_162143_000000502017_00298_06865_6236.N1	23-JUN-2003 16:21:43	Bright	49.500	155	41Pi Sgr	2.9000	6600.0	99	6865	No
211	GOM_NL__2PRFIN20030623_162433_000000392017_00298_06865_6237.N1	23-JUN-2003 16:24:33	Bright	39.000	86	35Eta Oph	2.4300	10200.	78	6865	No
212	GOM_NL__2PRFIN20030623_163035_000000402017_00298_06865_6238.N1	23-JUN-2003 16:30:35	Bright	40.000	126	60Bet Oph	2.7700	4250.0	80	6865	No
213	GOM_NL__2PRFIN20030623_163300_000000402017_00298_06865_6239.N1	23-JUN-2003 16:33:00	Bright	40.000	59	55Alp Oph	2.0800	8900.0	80	6865	No
214	GOM_NL__2PRFIN20030623_163813_000000382017_00298_06865_6240.N1	23-JUN-2003 16:38:13	Bright	38.000	133	40Zet Her	2.8070	6000.0	76	6865	No
215	GOM_NL__2PRFIN20030623_164242_000000492017_00298_06865_6241.N1	23-JUN-2003 16:42:42	Bright	49.000	5	3Alp Lyr	0.033000	11000.	98	6865	No
216	GOM_NL__2PRFIN20030623_164439_000000402017_00298_06865_6242.N1	23-JUN-2003 16:44:39	Bright	40.000	130	23Bet Dra	2.7990	5800.0	80	6865	No
217	GOM_NL__2PRFIN20030623_164639_000000372017_00298_06865_6243.N1	23-JUN-2003 16:46:39	Bright	37.000	119	14Eta Dra	2.7270	4700.0	74	6865	No
218	GOM_NL__2PRFIN20030623_165222_000000722017_00298_06865_6244.N1	23-JUN-2003 16:52:22	Bright	72.000	19	50Alp Cyg	1.2460	10500.	144	6865	No
219	GOM_NL__2PRFIN20030623_165453_000000362017_00298_06865_6245.N1	23-JUN-2003 16:54:53	Bright	36.000	49	1Alp UMi	1.9900	6300.0	72	6865	No

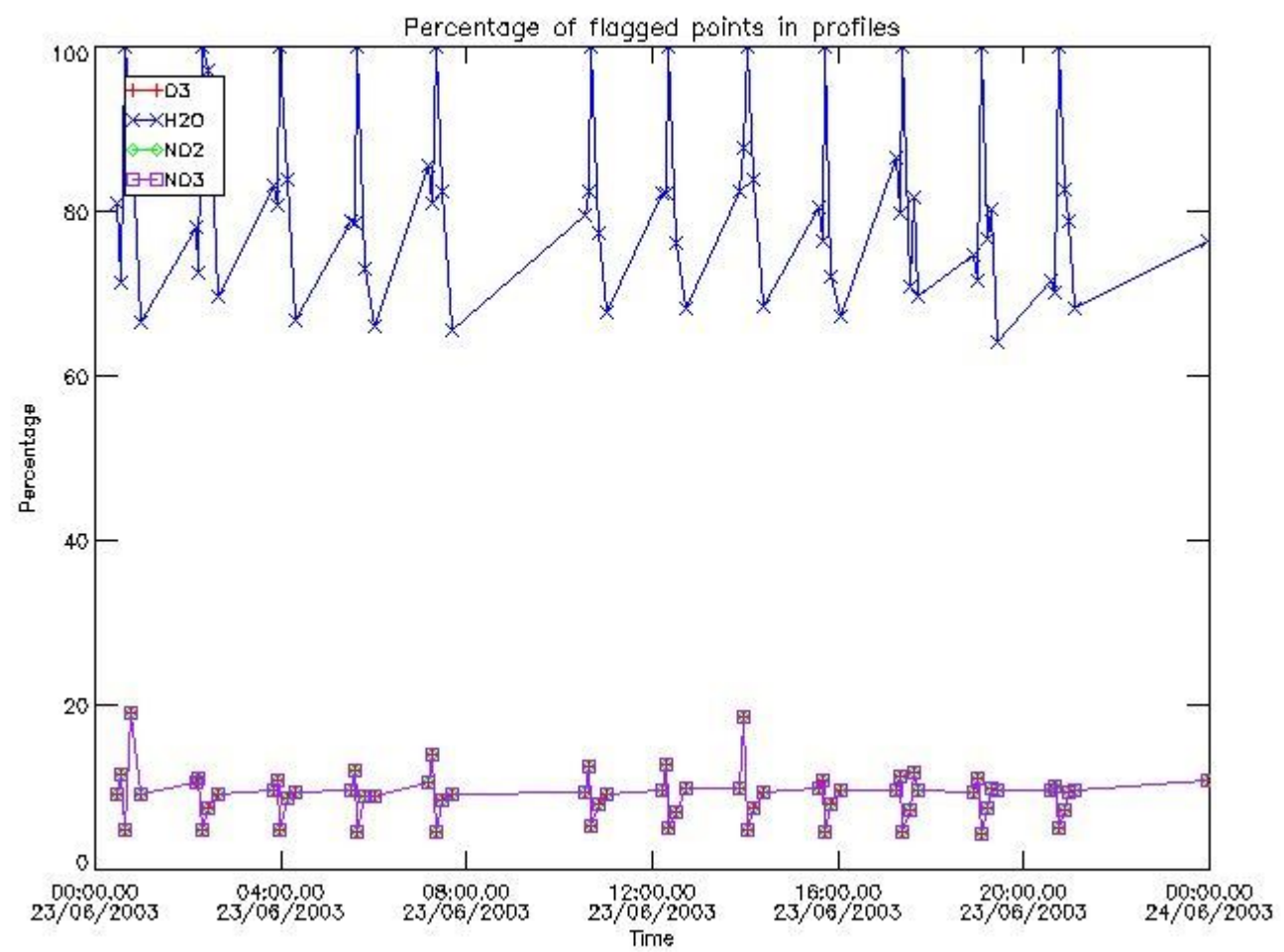
220	GOM_NL__2PRFIN20030623_170124_000000452017_00298_06865_6246.N1	23-JUN-2003 17:01:24	Bright	45.000	74	11Bet Cas	2.2680	6600.0	90	6865	No
221	GOM_NL__2PRFIN20030623_170257_000000462017_00298_06865_6247.N1	23-JUN-2003 17:02:57	Bright	46.000	68	18Alp Cas	2.2250	4500.0	92	6865	No
222	GOM_NL__2PRFIN20030623_170512_000000392017_00298_06865_6248.N1	23-JUN-2003 17:05:12	Bright	38.500	160	23Gam Per	2.9300	4700.0	77	6865	No
223	GOM_NL__2PRFIN20030623_170837_000000472017_00298_06865_6249.N1	23-JUN-2003 17:08:37	Bright	46.500	73	57Gam1And	2.2600	13100.	93	6865	No
224	GOM_NL__2PRFIN20030623_171103_000000642017_00298_06865_6250.N1	23-JUN-2003 17:11:03	Tw_i_and_stray	64.000	53	43Bet And	2.0480	3300.0	128	6865	No
225	GOM_NL__2PRFIN20030623_171453_000000532017_00298_06865_6251.N1	23-JUN-2003 17:14:53	Dark	52.500	50	13Alp Ari	2.0070	4250.0	105	6865	No
226	GOM_NL__2PRFIN20030623_171943_000000452017_00298_06865_6252.N1	23-JUN-2003 17:19:43	Dark	45.000	94	92Alp Cet	2.5260	3100.0	90	6865	No
227	GOM_NL__2PRFIN20030623_172329_000001142017_00298_06865_6253.N1	23-JUN-2003 17:23:29	Dark	113.50	140	88Gam Peg	2.8340	26000.	227	6865	No
228	GOM_NL__2PRFIN20030623_173216_000000712017_00298_06865_6254.N1	23-JUN-2003 17:32:16	Dark	71.000	52	16Bet Cet	2.0370	4500.0	142	6865	No
229	GOM_NL__2PRFIN20030623_173753_000000472017_00298_06865_6255.N1	23-JUN-2003 17:37:53	Dark	47.000	84	Alp Phe	2.3970	4500.0	94	6865	No
230	GOM_NL__2PRFIN20030623_174420_000000532017_00299_06866_6231.N1	23-JUN-2003 17:44:20	Dark	53.000	63	Bet Gru	2.1500	2800.0	106	6866	No
231	GOM_NL__2PRFIN20030623_174622_000000492017_00299_06866_6232.N1	23-JUN-2003 17:46:22	Straylight	49.000	31	Alp Gru	1.7340	15200.	98	6866	No
232	GOM_NL__2PRFIN20030623_174930_000000442017_00299_06866_6233.N1	23-JUN-2003 17:49:30	Straylight	43.500	45	Alp Pav	1.9400	26000.	87	6866	No
233	GOM_NL__2PRFIN20030623_175809_000000382017_00299_06866_6234.N1	23-JUN-2003 17:58:09	Tw_i_and_stray	38.000	85	Kap Sco	2.4070	28000.	76	6866	No
234	GOM_NL__2PRFIN20030623_180010_000000452017_00299_06866_6235.N1	23-JUN-2003 18:00:10	Bright	45.000	116	19Del Sgr	2.7000	4100.0	90	6866	No
235	GOM_NL__2PRFIN20030623_180220_000000502017_00299_06866_6236.N1	23-JUN-2003 18:02:20	Bright	50.000	155	41Pi Sgr	2.9000	6600.0	100	6866	No
236	GOM_NL__2PRFIN20030623_180509_000000372017_00299_06866_6237.N1	23-JUN-2003 18:05:09	Bright	36.500	86	35Eta Oph	2.4300	10200.	73	6866	No
237	GOM_NL__2PRFIN20030623_181111_000000402017_00299_06866_6238.N1	23-JUN-2003 18:11:11	Bright	40.000	126	60Bet Oph	2.7700	4250.0	80	6866	No
238	GOM_NL__2PRFIN20030623_181335_000000412017_00299_06866_6239.N1	23-JUN-2003 18:13:35	Bright	40.500	59	55Alp Oph	2.0800	8900.0	81	6866	No
239	GOM_NL__2PRFIN20030623_181849_000000382017_00299_06866_6240.N1	23-JUN-2003 18:18:49	Bright	38.000	133	40Zet Her	2.8070	6000.0	76	6866	No
240	GOM_NL__2PRFIN20030623_182318_000000512017_00299_06866_6241.N1	23-JUN-2003 18:23:18	Bright	50.500	5	3Alp Lyr	0.033000	11000.	101	6866	No
241	GOM_NL__2PRFIN20030623_182515_000000392017_00299_06866_6242.N1	23-JUN-2003 18:25:15	Bright	39.000	130	23Bet Dra	2.7990	5800.0	78	6866	No
242	GOM_NL__2PRFIN20030623_182715_000000382017_00299_06866_6243.N1	23-JUN-2003 18:27:15	Bright	37.500	119	14Eta Dra	2.7270	4700.0	75	6866	No
243	GOM_NL__2PRFIN20030623_183257_000000682017_00299_06866_6244.N1	23-JUN-2003 18:32:57	Bright	68.000	19	50Alp Cyg	1.2460	10500.	136	6866	No
244	GOM_NL__2PRFIN20030623_183529_000000362017_00299_06866_6245.N1	23-JUN-2003 18:35:29	Bright	36.000	49	1Alp UMi	1.9900	6300.0	72	6866	No
245	GOM_NL__2PRFIN20030623_184200_000000472017_00299_06866_6246.N1	23-JUN-2003 18:42:00	Bright	47.000	74	11Bet Cas	2.2680	6600.0	94	6866	No
246	GOM_NL__2PRFIN20030623_184332_000000662017_00299_06866_6247.N1	23-JUN-2003 18:43:32	Bright	66.000	68	18Alp Cas	2.2250	4500.0	132	6866	No
247	GOM_NL__2PRFIN20030623_184548_000000362017_00299_06866_6248.N1	23-JUN-2003 18:45:48	Bright	36.000	160	23Gam Per	2.9300	4700.0	72	6866	No
248	GOM_NL__2PRFIN20030623_184913_000000462017_00299_06866_6249.N1	23-JUN-2003 18:49:13	Bright	45.500	73	57Gam1And	2.2600	13100.	91	6866	No
249	GOM_NL__2PRFIN20030623_185139_000000662017_00299_06866_6250.N1	23-JUN-2003 18:51:39	Tw_i_and_stray	65.500	53	43Bet And	2.0480	3300.0	131	6866	No
250	GOM_NL__2PRFIN20030623_185530_000000542017_00299_06866_6251.N1	23-JUN-2003 18:55:30	Dark	54.000	50	13Alp Ari	2.0070	4250.0	108	6866	No
251	GOM_NL__2PRFIN20030623_190019_000000462017_00299_06866_6252.N1	23-JUN-2003 19:00:19	Dark	46.000	94	92Alp Cet	2.5260	3100.0	92	6866	No
252	GOM_NL__2PRFIN20030623_190405_000001212017_00299_06866_6253.N1	23-JUN-2003 19:04:05	Dark	120.50	140	88Gam Peg	2.8340	26000.	241	6866	No
253	GOM_NL__2PRFIN20030623_191254_000000692017_00299_06866_6254.N1	23-JUN-2003 19:12:54	Dark	69.000	52	16Bet Cet	2.0370	4500.0	138	6866	No
254	GOM_NL__2PRFIN20030623_191830_000000562017_00299_06866_6255.N1	23-JUN-2003 19:18:30	Dark	56.000	84	Alp Phe	2.3970	4500.0	112	6866	No
255	GOM_NL__2PRFIN20030623_192457_000000542017_00300_06867_6231.N1	23-JUN-2003 19:24:57	Dark	53.500	63	Bet Gru	2.1500	2800.0	107	6867	No
256	GOM_NL__2PRFIN20030623_192659_000000492017_00300_06867_6232.N1	23-JUN-2003 19:26:59	Straylight	49.000	31	Alp Gru	1.7340	15200.	98	6867	No
257	GOM_NL__2PRFIN20030623_193007_000000412017_00300_06867_6233.N1	23-JUN-2003 19:30:07	Straylight	40.500	45	Alp Pav	1.9400	26000.	81	6867	No
258	GOM_NL__2PRFIN20030623_193845_000000432017_00300_06867_6234.N1	23-JUN-2003 19:38:45	Tw_i_and_stray	42.500	85	Kap Sco	2.4070	28000.	85	6867	No
259	GOM_NL__2PRFIN20030623_194046_000000502017_00300_06867_6235.N1	23-JUN-2003 19:40:46	Bright	49.500	116	19Del Sgr	2.7000	4100.0	99	6867	No
260	GOM_NL__2PRFIN20030623_194256_000000502017_00300_06867_6236.N1	23-JUN-2003 19:42:56	Bright	49.500	155	41Pi Sgr	2.9000	6600.0	99	6867	No
261	GOM_NL__2PRFIN20030623_194546_000000372017_00300_06867_6237.N1	23-JUN-2003 19:45:46	Bright	36.500	86	35Eta Oph	2.4300	10200.	73	6867	No
262	GOM_NL__2PRFIN20030623_195147_000000402017_00300_06867_6238.N1	23-JUN-2003 19:51:47	Bright	40.000	126	60Bet Oph	2.7700	4250.0	80	6867	No
263	GOM_NL__2PRFIN20030623_195411_000000402017_00300_06867_6239.N1	23-JUN-2003 19:54:11	Bright	39.500	59	55Alp Oph	2.0800	8900.0	79	6867	No
264	GOM_NL__2PRFIN20030623_195925_000000392017_00300_06867_6240.N1	23-JUN-2003 19:59:25	Bright	39.000	133	40Zet Her	2.8070	6000.0	78	6867	No
265	GOM_NL__2PRFIN20030623_200353_000000462017_00300_06867_6241.N1	23-JUN-2003 20:03:53	Bright	45.500	5	3Alp Lyr	0.033000	11000.	91	6867	No
266	GOM_NL__2PRFIN20030623_200551_000000422017_00300_06867_6242.N1	23-JUN-2003 20:05:51	Bright	42.000	130	23Bet Dra	2.7990	5800.0	84	6867	No
267	GOM_NL__2PRFIN20030623_200751_000000372017_00300_06867_6243.N1	23-JUN-2003 20:07:51	Bright	37.000	119	14Eta Dra	2.7270	4700.0	74	6867	No
268	GOM_NL__2PRFIN20030623_201332_000000692017_00300_06867_6244.N1	23-JUN-2003 20:13:32	Bright	68.500	19	50Alp Cyg	1.2460	10500.	137	6867	No
269	GOM_NL__2PRFIN20030623_201605_000000372017_00300_06867_6245.N1	23-JUN-2003 20:16:05	Bright	36.500	49	1Alp UMi	1.9900	6300.0	73	6867	No
270	GOM_NL__2PRFIN20030623_202235_000000672017_00300_06867_6246.N1	23-JUN-2003 20:22:35	Bright	67.000	74	11Bet Cas	2.2680	6600.0	134	6867	No
271	GOM_NL__2PRFIN20030623_202408_000000662017_00300_06867_6247.N1	23-JUN-2003 20:24:08	Bright	66.000	68	18Alp Cas	2.2250	4500.0	132	6867	No
272	GOM_NL__2PRFIN20030623_202624_000000412017_00300_06867_6248.N1	23-JUN-2003 20:26:24	Bright	40.500	160	23Gam Per	2.9300	4700.0	81	6867	No
273	GOM_NL__2PRFIN20030623_202949_000000452017_00300_06867_6249.N1	23-JUN-2003 20:29:49	Bright	45.000	73	57Gam1And	2.2600	13100.	90	6867	No
274	GOM_NL__2PRFIN20030623_203215_000000632017_00300_06867_6250.N1	23-JUN-2003 20:32:15	Tw_i_and_stray	62.500	53	43Bet And	2.0480	3300.0	125	6867	No
275	GOM_NL__2PRFIN20030623_203606_000000532017_00300_06867_6251.N1	23-JUN-2003 20:36:06	Dark	53.000	50	13Alp Ari	2.0070	4250.0	106	6867	No
276	GOM_NL__2PRFIN20030623_204056_000000512017_00300_06867_6252.N1	23-JUN-2003 20:40:56	Dark	50.500	94	92Alp Cet	2.5260	3100.0	101	6867	No
277	GOM_NL__2PRFIN20030623_204445_000001142017_00300_06867_6253.N1	23-JUN-2003 20:44:45	Dark	113.50	140	88Gam Peg	2.8340	26000.	227	6867	No
278	GOM_NL__2PRFIN20030623_205331_000000702017_00300_06867_6254.N1	23-JUN-2003 20:53:31	Dark	69.500	52	16Bet Cet	2.0370	4500.0	139	6867	No

279	GOM_NL__2PRFIN20030623_205907_000000552017_00300_06867_6255.N1	23-JUN-2003 20:59:07	Dark	54.500	84	Alp Phe	2.3970	4500.0	109	6867	No
280	GOM_NL__2PRFIN20030623_210534_000000532017_00301_06868_6232.N1	23-JUN-2003 21:05:34	Dark	52.500	63	Bet Gru	2.1500	2800.0	105	6868	No
281	GOM_NL__2PRFIN20030623_210736_000000502017_00301_06868_6233.N1	23-JUN-2003 21:07:36	Straylight	50.000	31	Alp Gru	1.7340	15200.	100	6868	No
282	GOM_NL__2PRFIN20030623_211043_000000432017_00301_06868_6234.N1	23-JUN-2003 21:10:43	Straylight	42.500	45	Alp Pav	1.9400	26000.	85	6868	No
283	GOM_NL__2PRFIN20030623_230158_000000542017_00302_06869_5548.N1	23-JUN-2003 23:01:58	Bright	54.000	116	19Del Sgr	2.7000	4100.0	108	6869	No
284	GOM_NL__2PRFIN20030623_230408_000000512017_00302_06869_5549.N1	23-JUN-2003 23:04:08	Bright	50.500	155	41Pi Sgr	2.9000	6600.0	101	6869	No
285	GOM_NL__2PRFIN20030623_230658_000000382017_00302_06869_5550.N1	23-JUN-2003 23:06:58	Bright	38.000	86	35Eta Oph	2.4300	10200.	76	6869	No
286	GOM_NL__2PRFIN20030623_231259_000000402017_00302_06869_5551.N1	23-JUN-2003 23:12:59	Bright	40.000	126	60Bet Oph	2.7700	4250.0	80	6869	No
287	GOM_NL__2PRFIN20030623_231523_000000392017_00302_06869_5552.N1	23-JUN-2003 23:15:23	Bright	38.500	59	55Alp Oph	2.0800	8900.0	77	6869	No
288	GOM_NL__2PRFIN20030623_232037_000000352017_00302_06869_5553.N1	23-JUN-2003 23:20:37	Bright	35.000	133	40Zet Her	2.8070	6000.0	70	6869	No
289	GOM_NL__2PRFIN20030623_232504_000000442017_00302_06869_5554.N1	23-JUN-2003 23:25:04	Bright	43.500	5	3Alp Lyr	0.033000	11000.	87	6869	No
290	GOM_NL__2PRFIN20030623_232702_000000362017_00302_06869_5555.N1	23-JUN-2003 23:27:02	Bright	36.000	130	23Bet Dra	2.7990	5800.0	72	6869	No
291	GOM_NL__2PRFIN20030623_232903_000000372017_00302_06869_5556.N1	23-JUN-2003 23:29:03	Bright	37.000	119	14Eta Dra	2.7270	4700.0	74	6869	No
292	GOM_NL__2PRFIN20030623_233441_000000692017_00302_06869_5557.N1	23-JUN-2003 23:34:41	Bright	68.500	19	50Alp Cyg	1.2460	10500.	137	6869	No
293	GOM_NL__2PRFIN20030623_233716_000000362017_00302_06869_5558.N1	23-JUN-2003 23:37:16	Bright	36.000	49	1Alp UMi	1.9900	6300.0	72	6869	No
294	GOM_NL__2PRFIN20030623_234347_000000522017_00302_06869_5559.N1	23-JUN-2003 23:43:47	Bright	51.500	74	11Bet Cas	2.2680	6600.0	103	6869	No
295	GOM_NL__2PRFIN20030623_234519_000000482017_00302_06869_5560.N1	23-JUN-2003 23:45:19	Bright	48.000	68	18Alp Cas	2.2250	4500.0	96	6869	No
296	GOM_NL__2PRFIN20030623_234736_000000352017_00302_06869_5561.N1	23-JUN-2003 23:47:36	Bright	35.000	160	23Gam Per	2.9300	4700.0	70	6869	No
297	GOM_NL__2PRFIN20030623_235101_000000462017_00302_06869_5562.N1	23-JUN-2003 23:51:01	Bright	45.500	73	57Gam1And	2.2600	13100.	91	6869	No
298	GOM_NL__2PRFIN20030623_235327_000000632017_00302_06869_5563.N1	23-JUN-2003 23:53:27	Tw_i_and_stray	62.500	53	43Bet And	2.0480	3300.0	125	6869	No
299	GOM_NL__2PRFIN20030623_235718_000000522017_00302_06869_5564.N1	23-JUN-2003 23:57:18	Dark	51.500	50	13Alp Ari	2.0070	4250.0	103	6869	No

3. Quality information per product

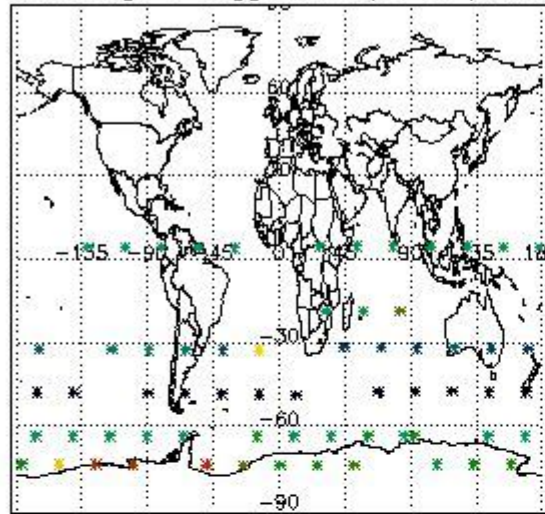
In this section it is plotted some information contained in the Quality Summary data set of the level 2 products. Only products in dark limb conditions and without errors (error flag in the MPH set to "0") are used.

3.1 Plot quality information per product (time dependant)

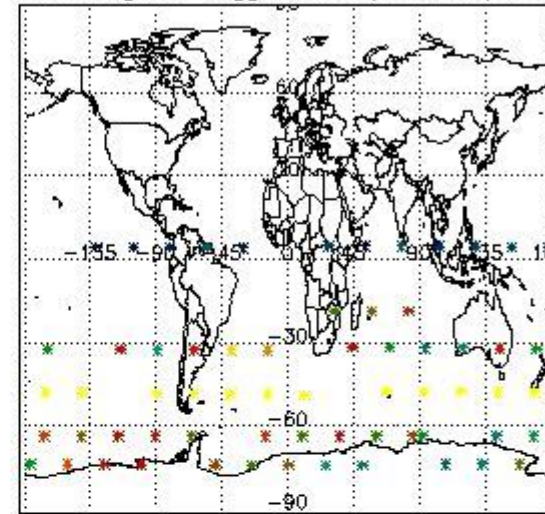


3.2 Plot quality information per product (world map)

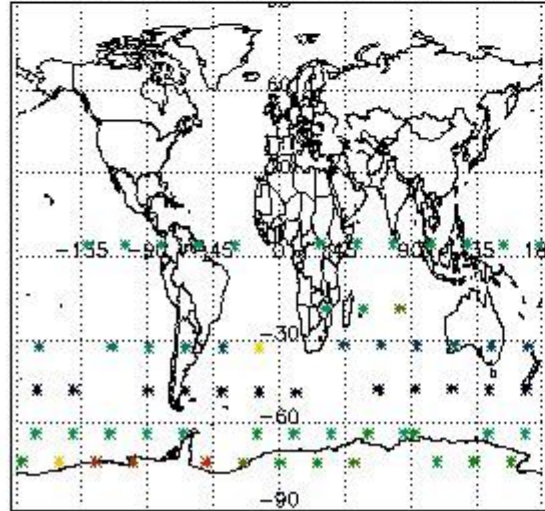
Percentage of flagged data per O3 profile



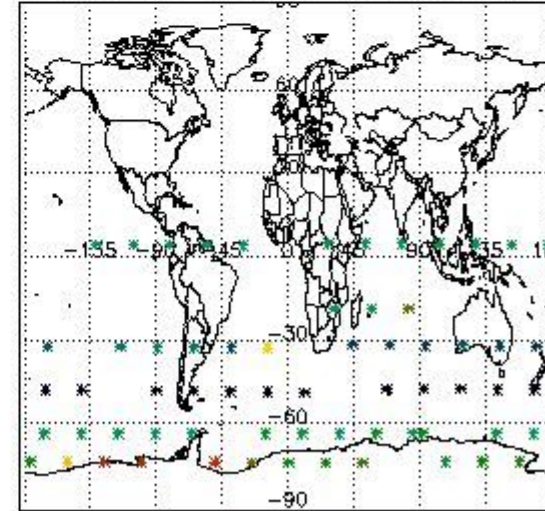
Percentage of flagged data per H2O profile



Percentage of flagged data per NO2 profile



Percentage of flagged data per NO3 profile

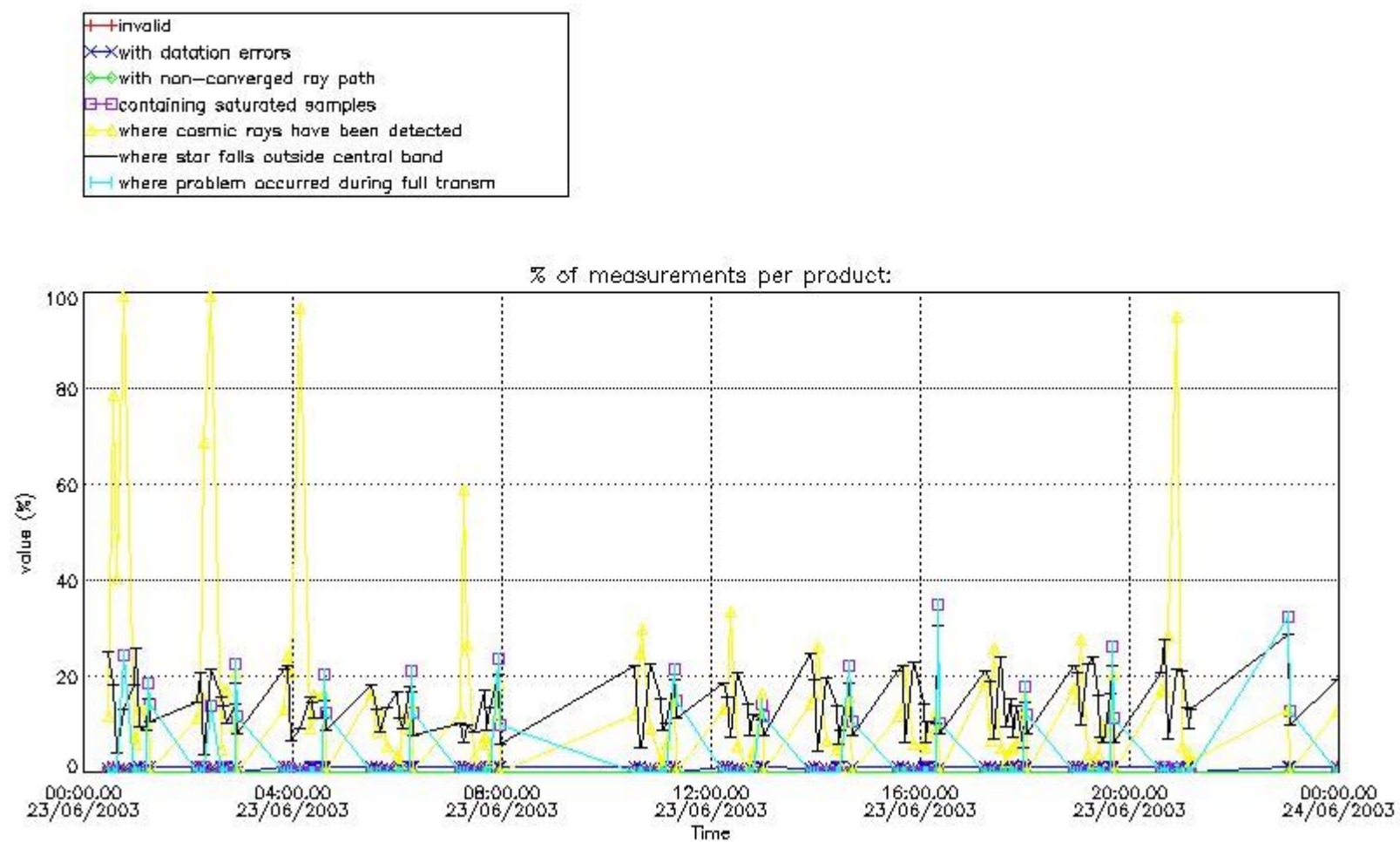


4. Level 1 quality information per product

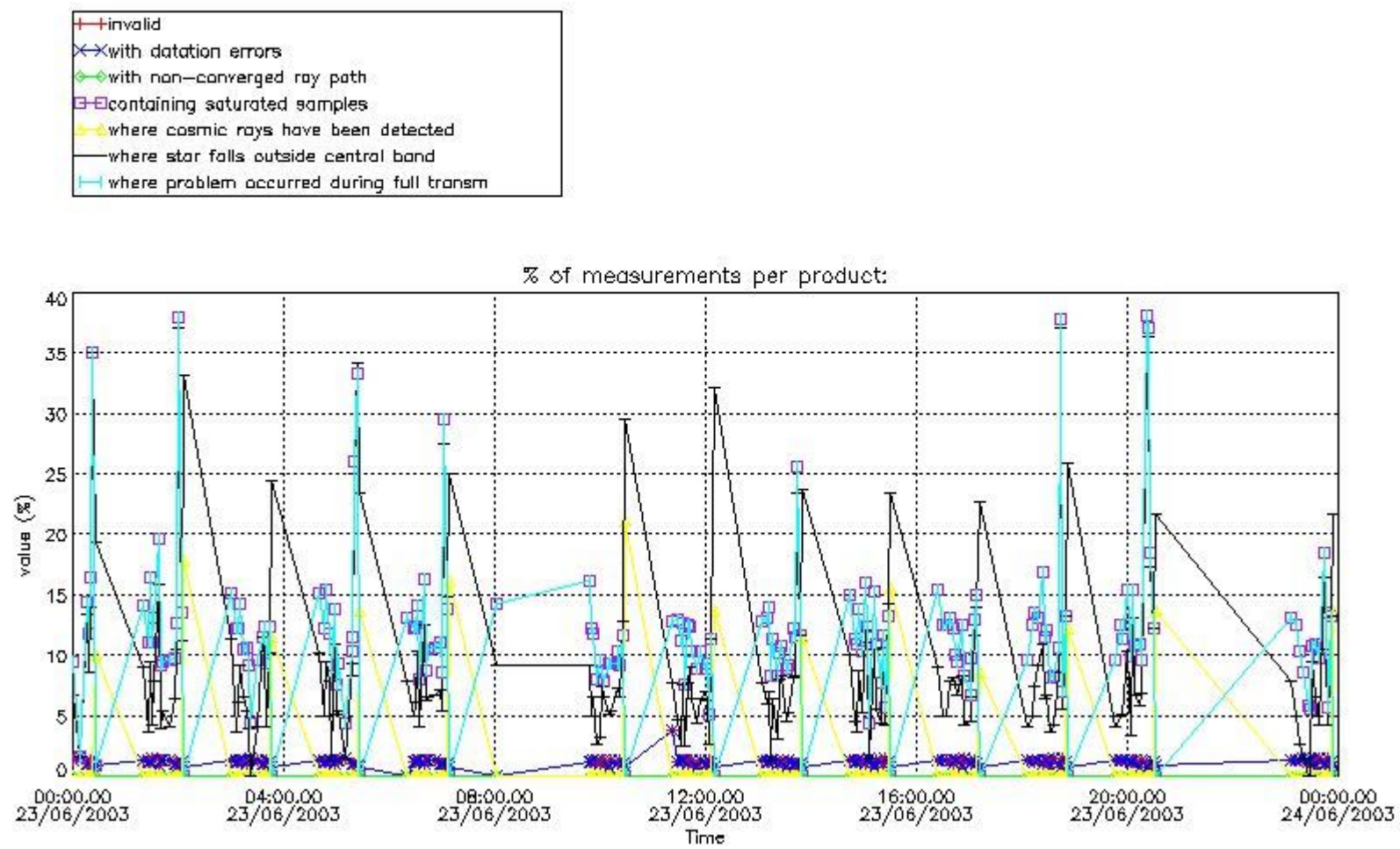
In this section it is plotted some information contained in the Quality Summary data set of the level 2 products that comes from the level 1b processing. Products without errors (error flag in the MPH set to "0") are used.

4.1 Plot quality information per product (time dependant) coming from level 1b processing

4.1.1 Plot level 1 quality information per product (time dependant): ENVISAT ASCENDING passes

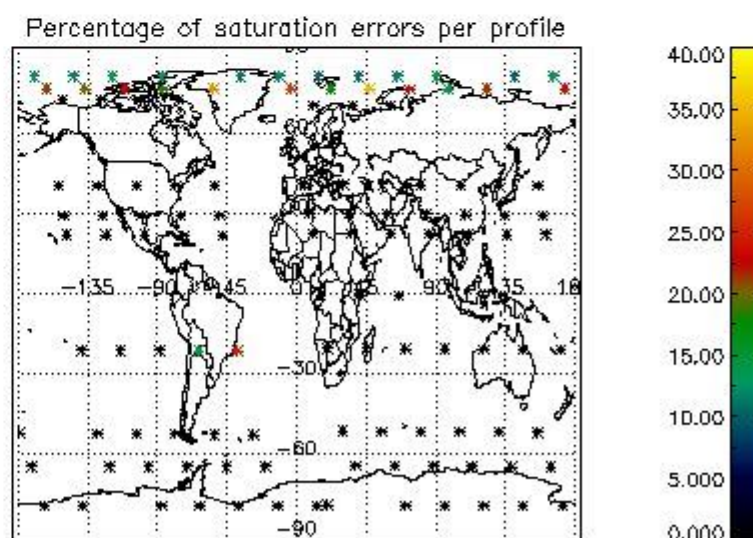
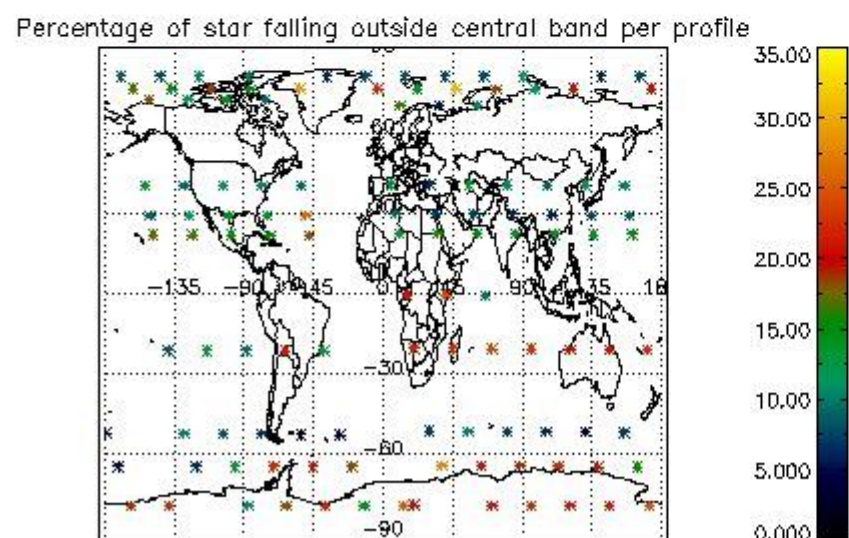
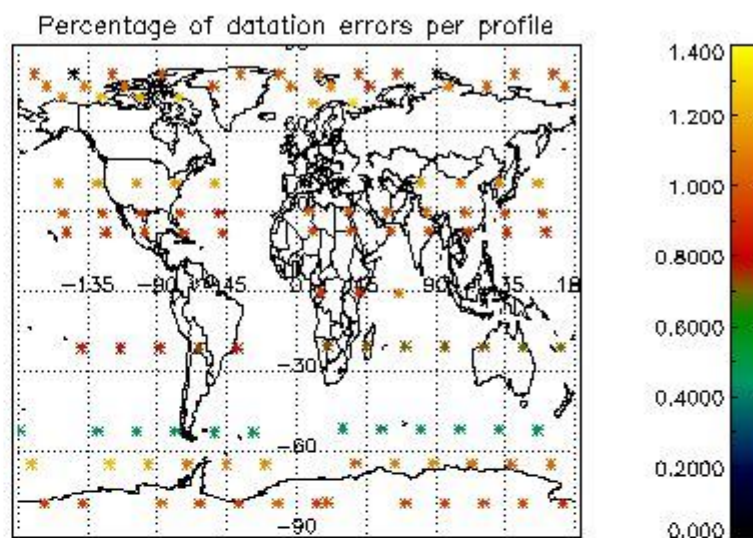
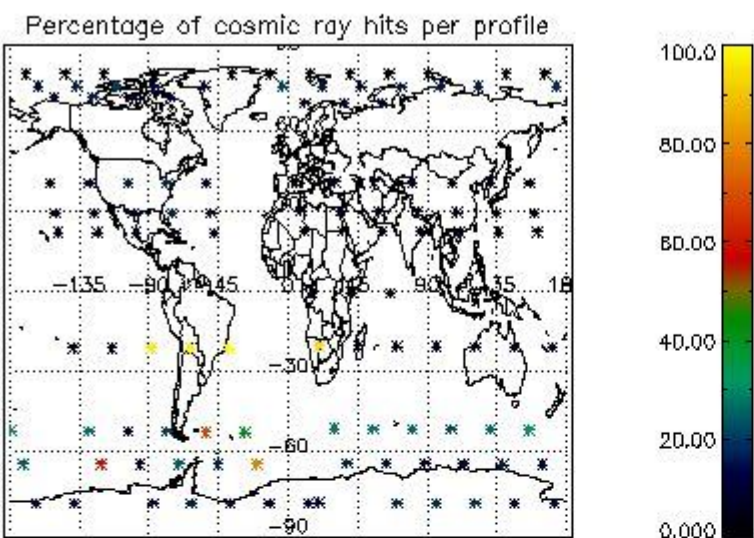


4.1.2 Plot level 1 quality information per product (time dependant): ENVI SAT DESCENDING passes

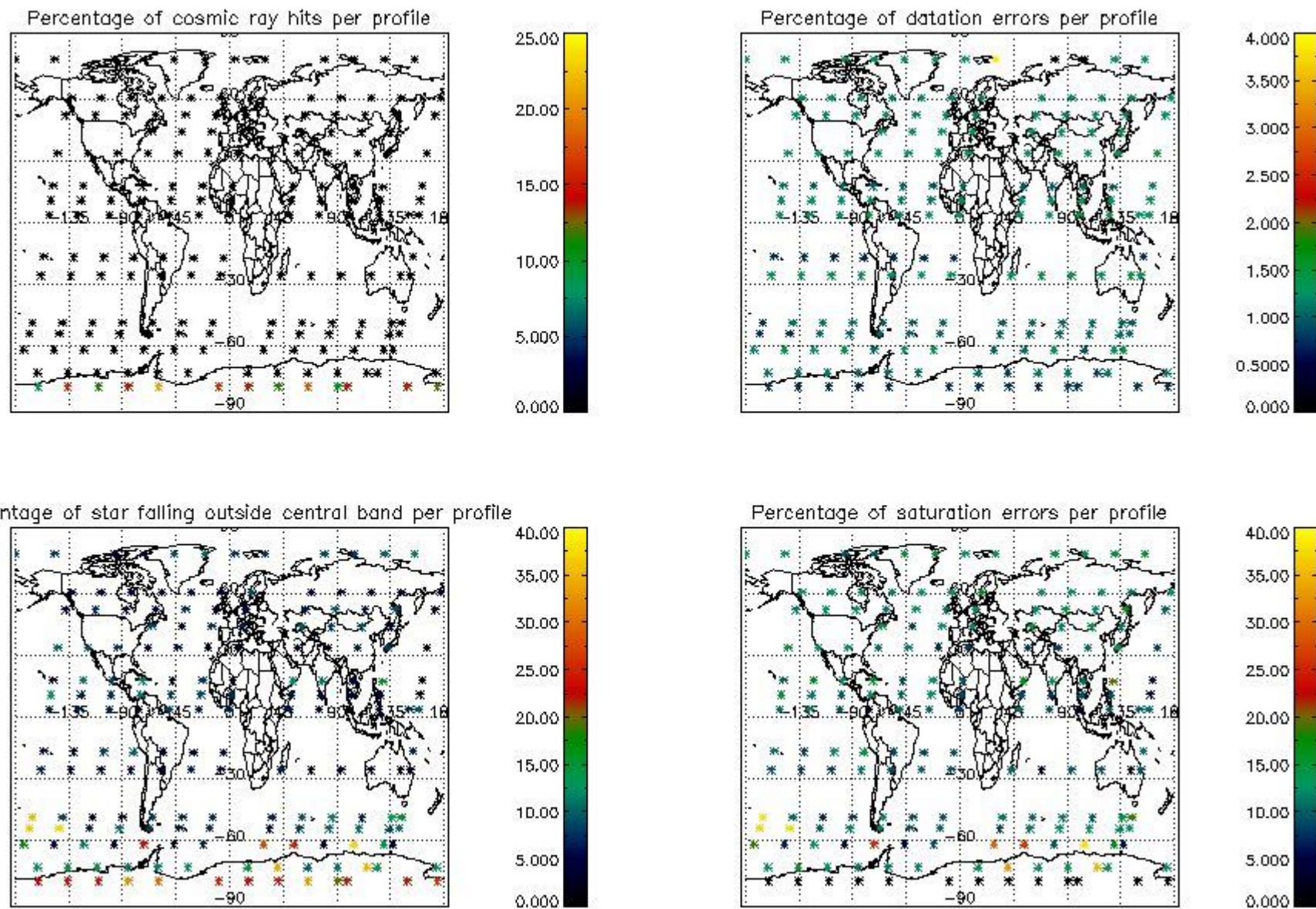


4.2 Plot quality information per product coming from level 1b processing (world map)

4.2.1 Plot level 1 quality information per product (world map): ENVISAT ASCENDING passes



4.2.2 Plot level 1 quality information per product (world map): ENVISAT DESCENDING passes



5. Trace gas profiles

5.1 Ozone statistics based on quality of products

The final quality of the products can be "measured" using the STD (Standard Deviation) attached to every point profile. This information is written to the parameter GOM_NL__2P/NL_LOCAL_SPECIES_DENSITY/o3_std of the level 2 products. The table below shows the statistics for given STD ranges.

The statistics are given with respect to the overall valid production:

- Products without fatal errors: GOM_NL__2P/MPH/PRODUCT_ERR=0
- Valid point profile: GOM_NL__2P/NL_LOCAL_SPECIES_DENSITY/pcd(0)=0

The 'Criteria' is applied to valid points of dark limb products:

- Products in dark limb illumination condition: GOM_NL__2P/NL_SUMMARY_QUALITY/obs_ill_cond=0
- Products without fatal errors: GOM_NL__2P/MPH/PRODUCT_ERR=0
- Valid point profile: GOM_NL__2P/NL_LOCAL_SPECIES_DENSITY/pcd(0)=0

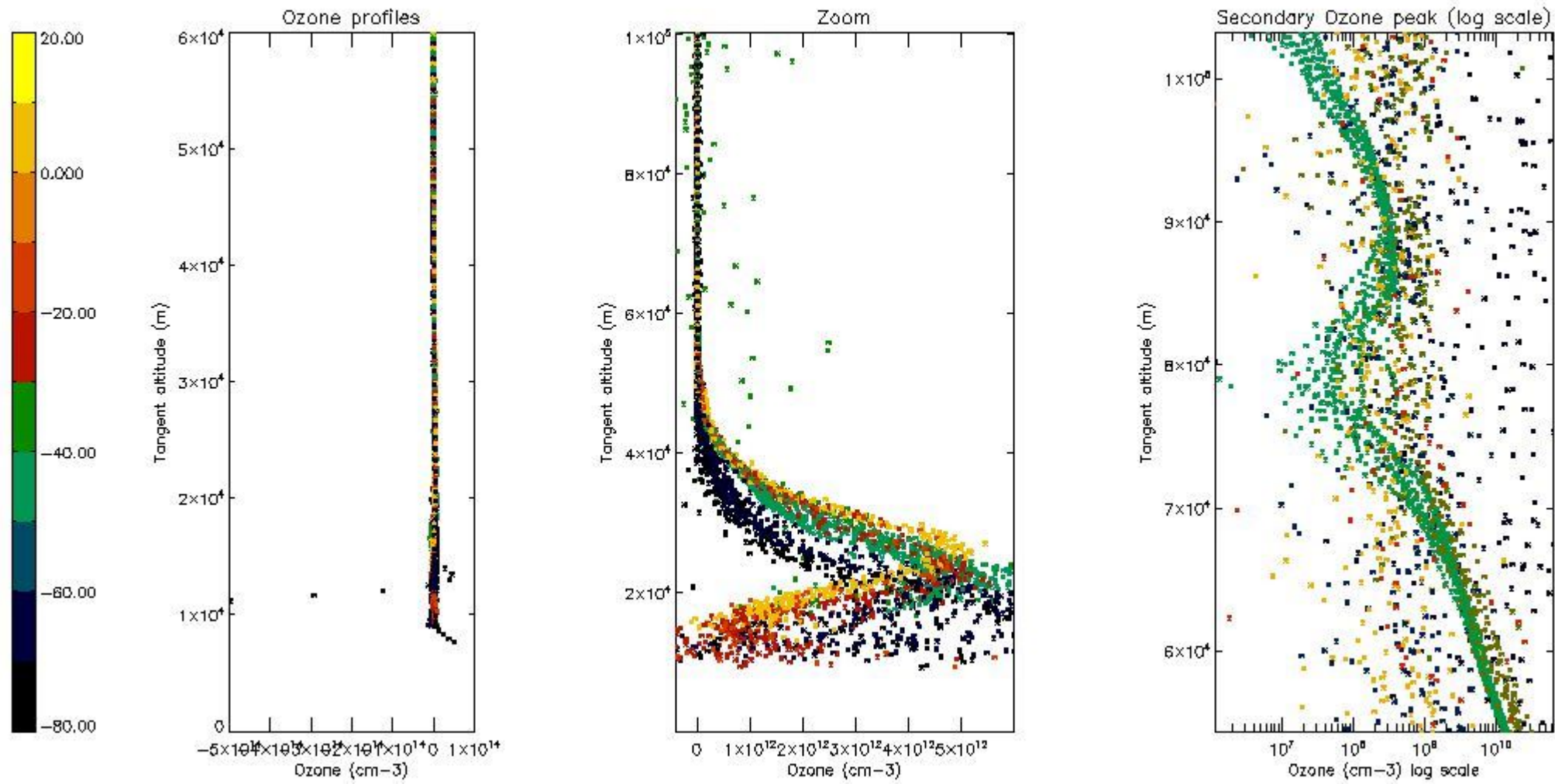
So, the table below shows the percentage of dark limb and valid observations for each criteria with respect to the overall valid daily observations.

Criteria	% of total production
All STD	29
STD < 20	12

STD < 10	9
STD < 5	6

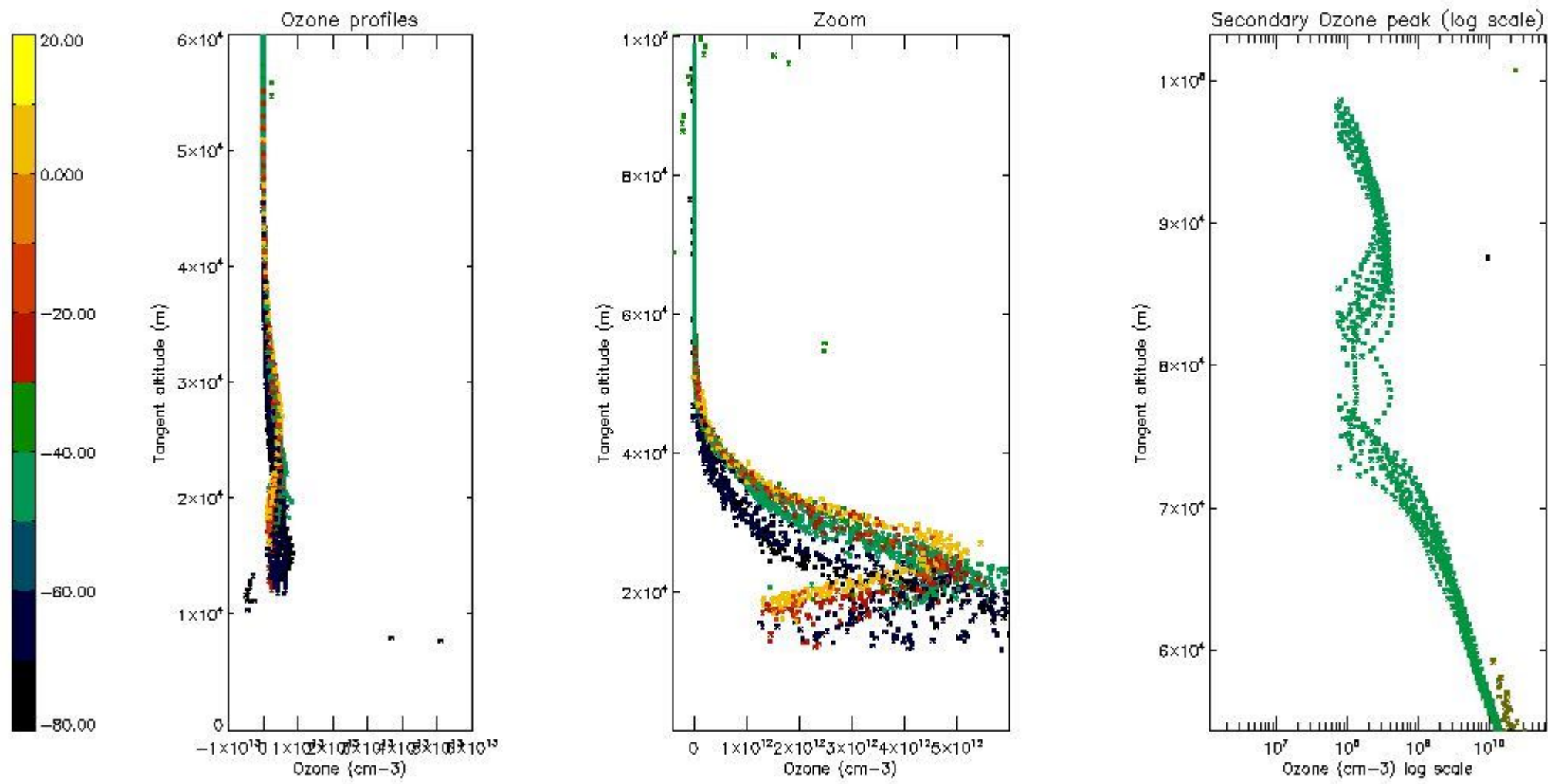
5.2 Plot ozone profiles for all STD (dark without errors)

The colorbar represents the latitude.



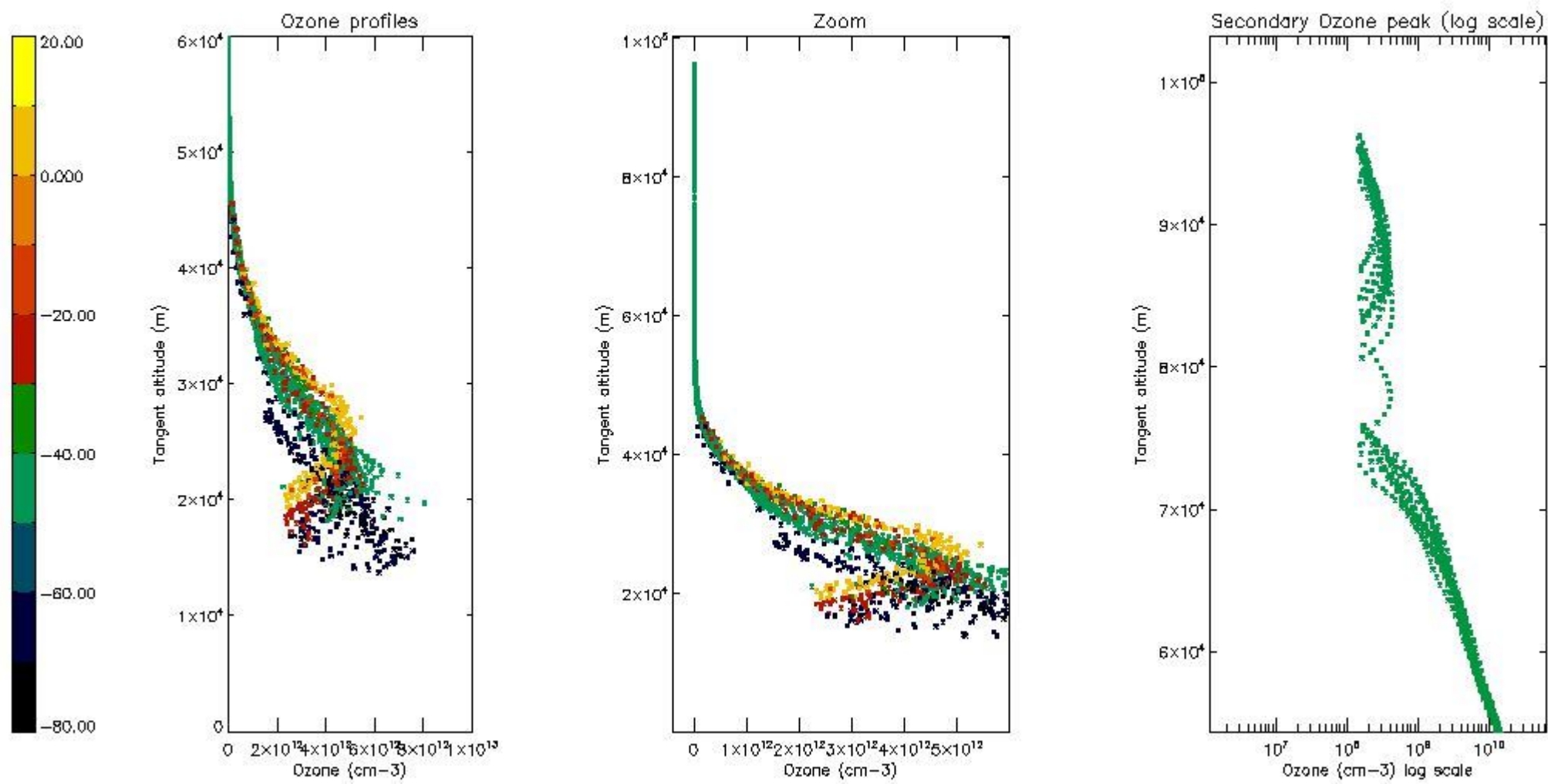
5.3 Plot ozone profiles where STD < 20% (dark without errors)

The colorbar represents the latitude.



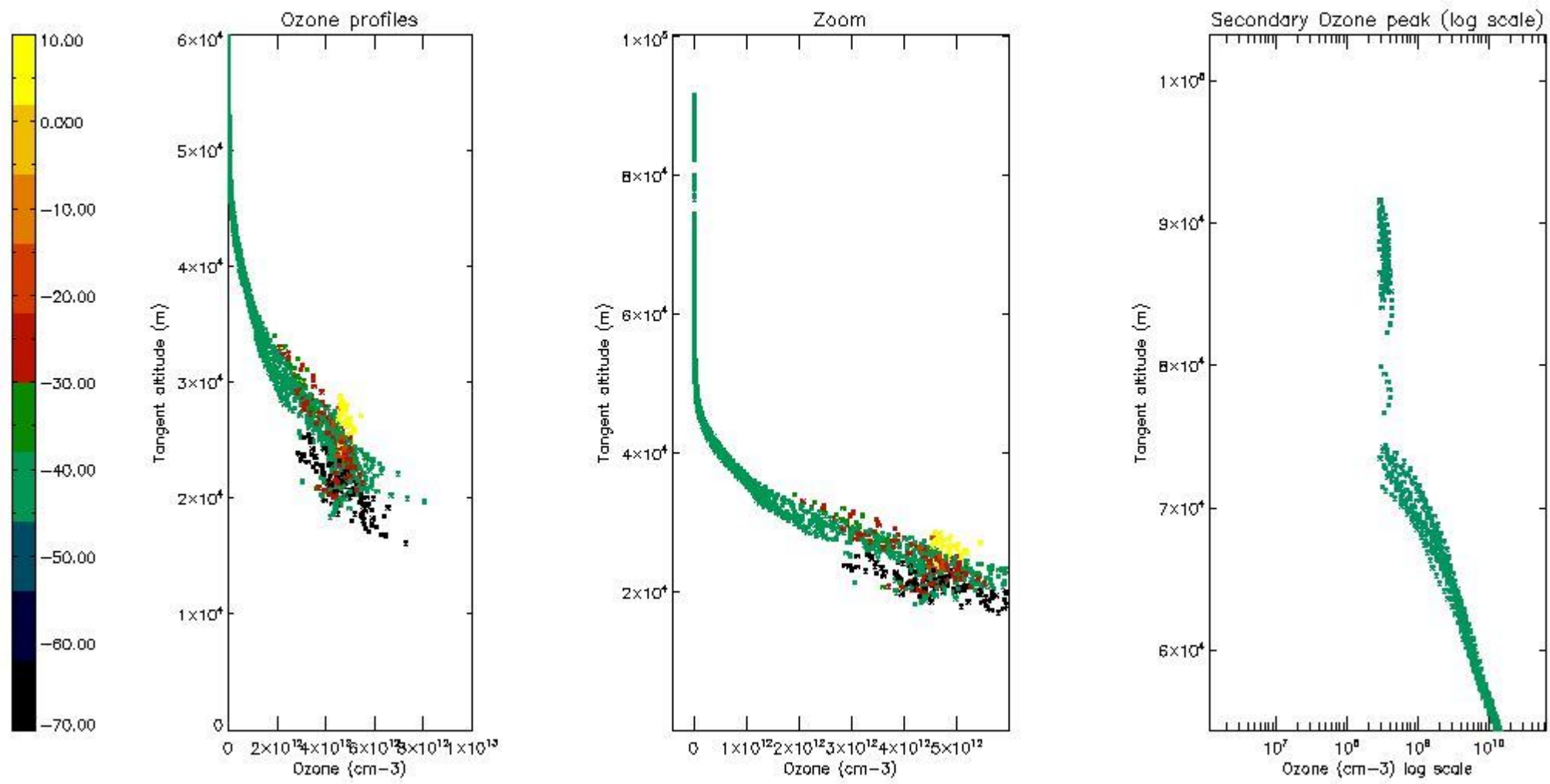
5.4 Plot ozone profiles where STD < 10% (dark without errors)

The colorbar represents the latitude.



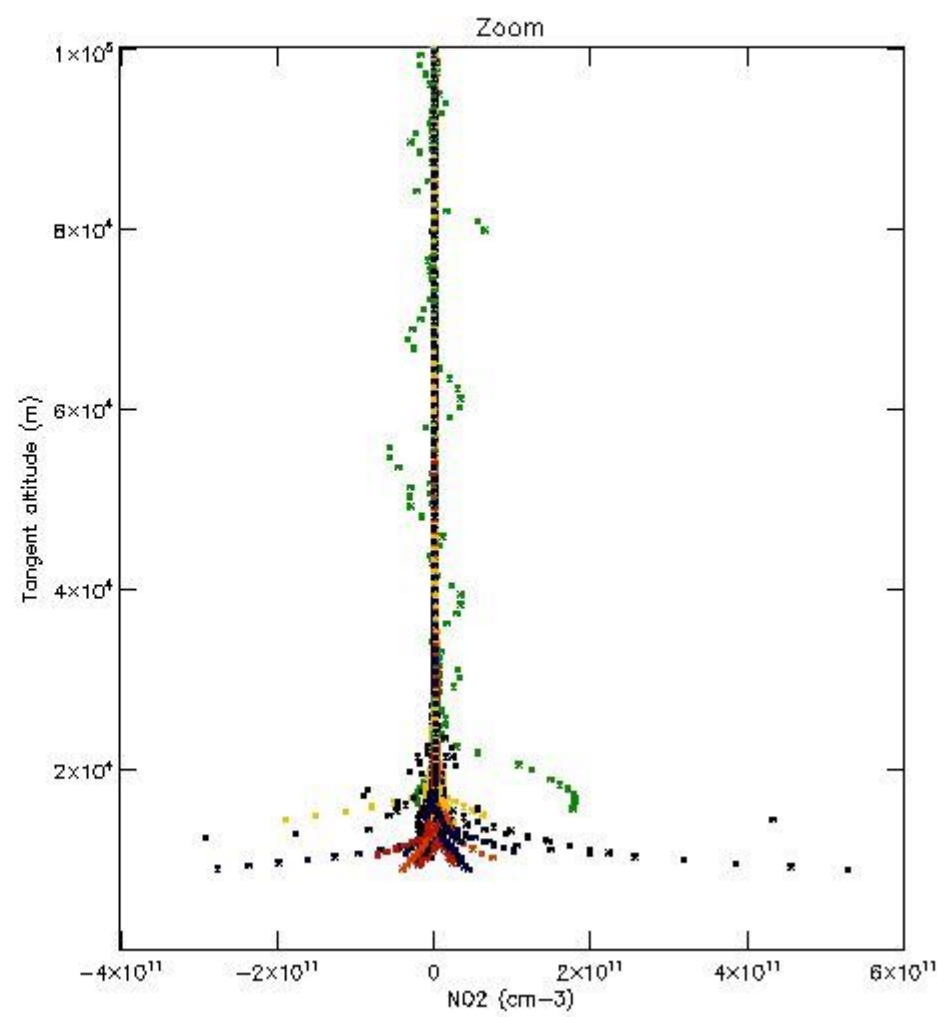
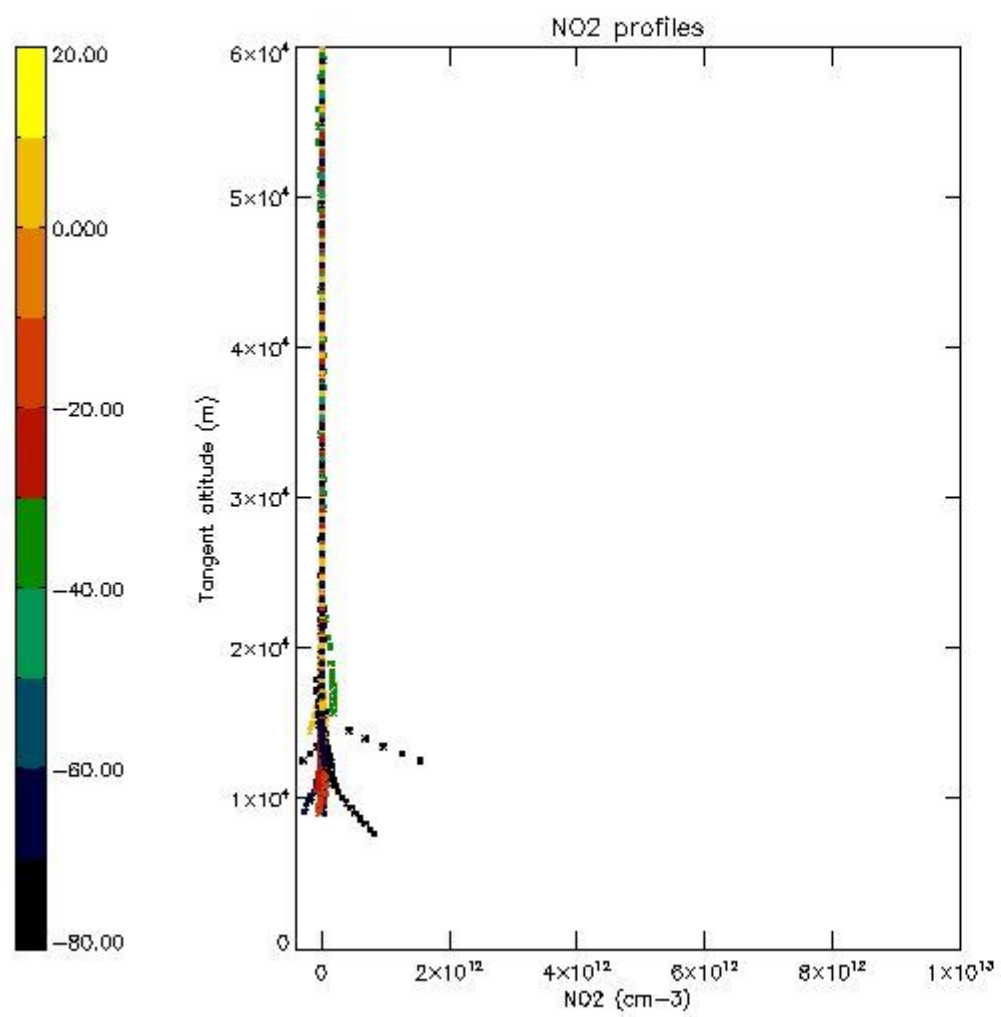
5.5 Plot ozone profiles where $STD < 5\%$ (dark without errors)

The colorbar represents the latitude.



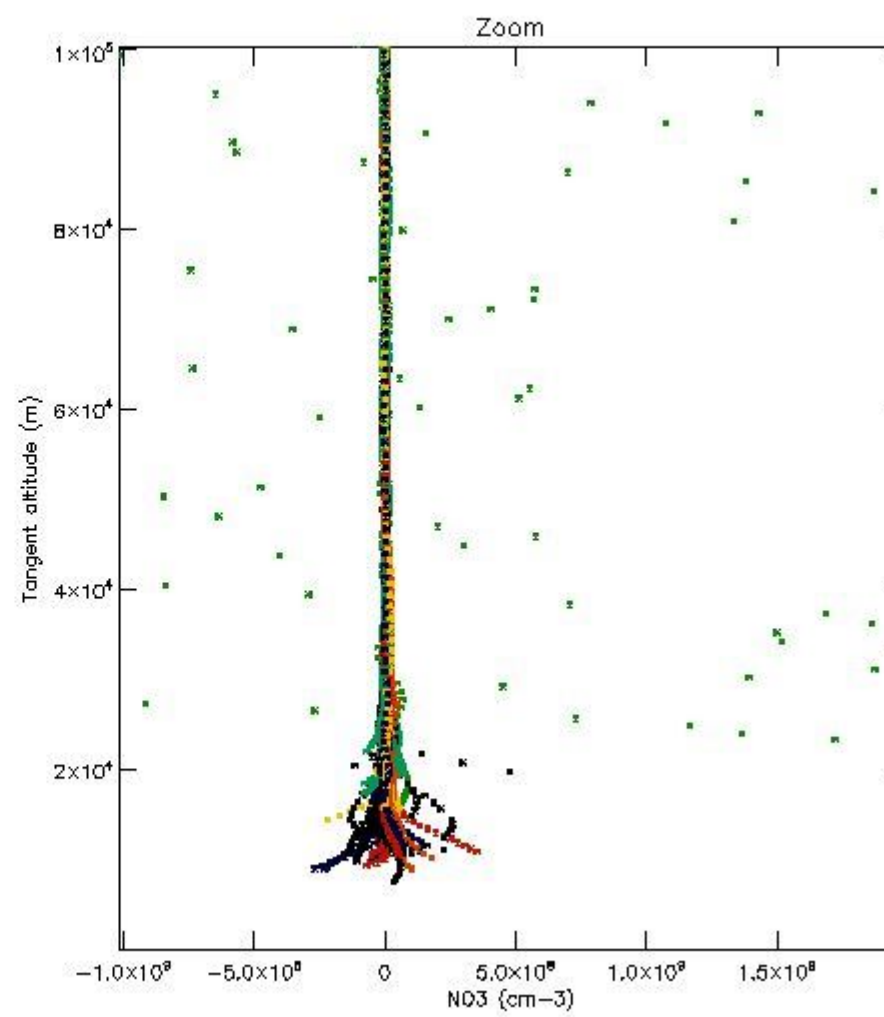
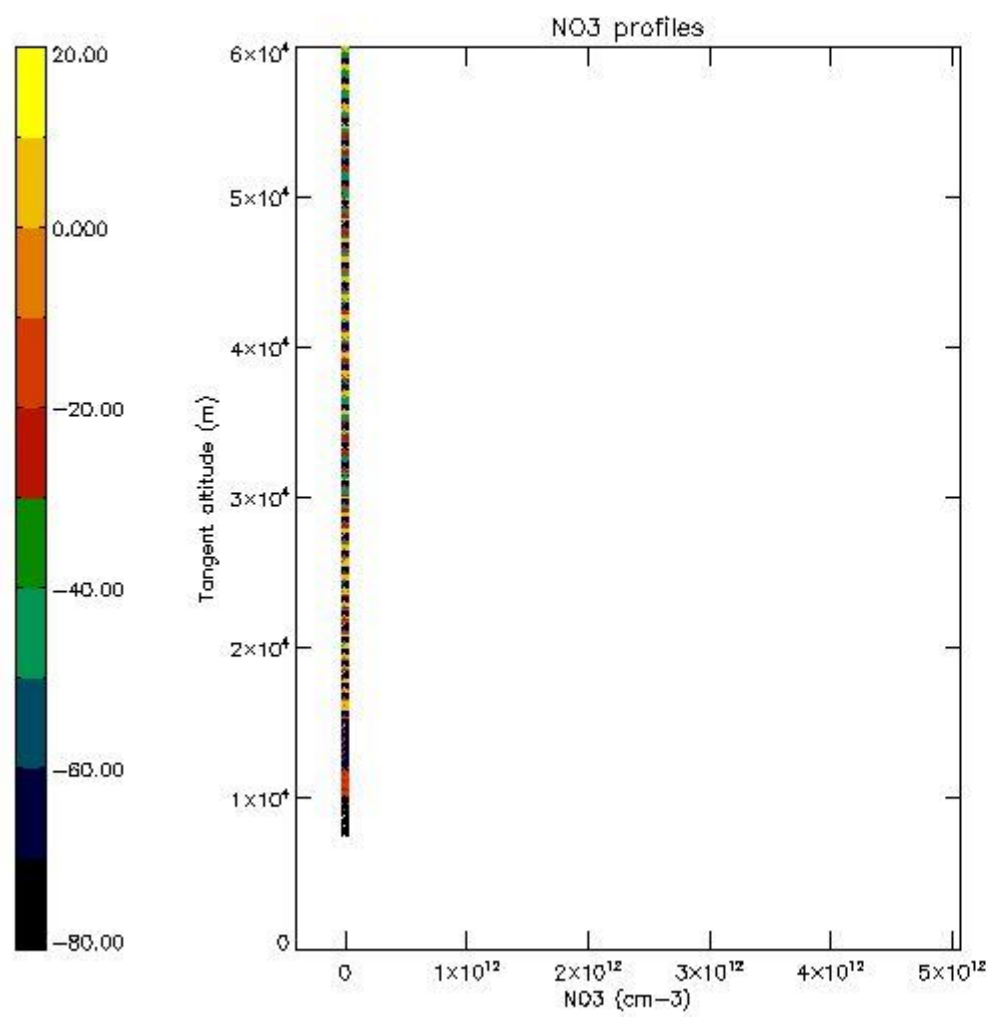
5.6 Plot NO₂ profiles for all STD (dark without errors)

The colorbar represents the latitude.



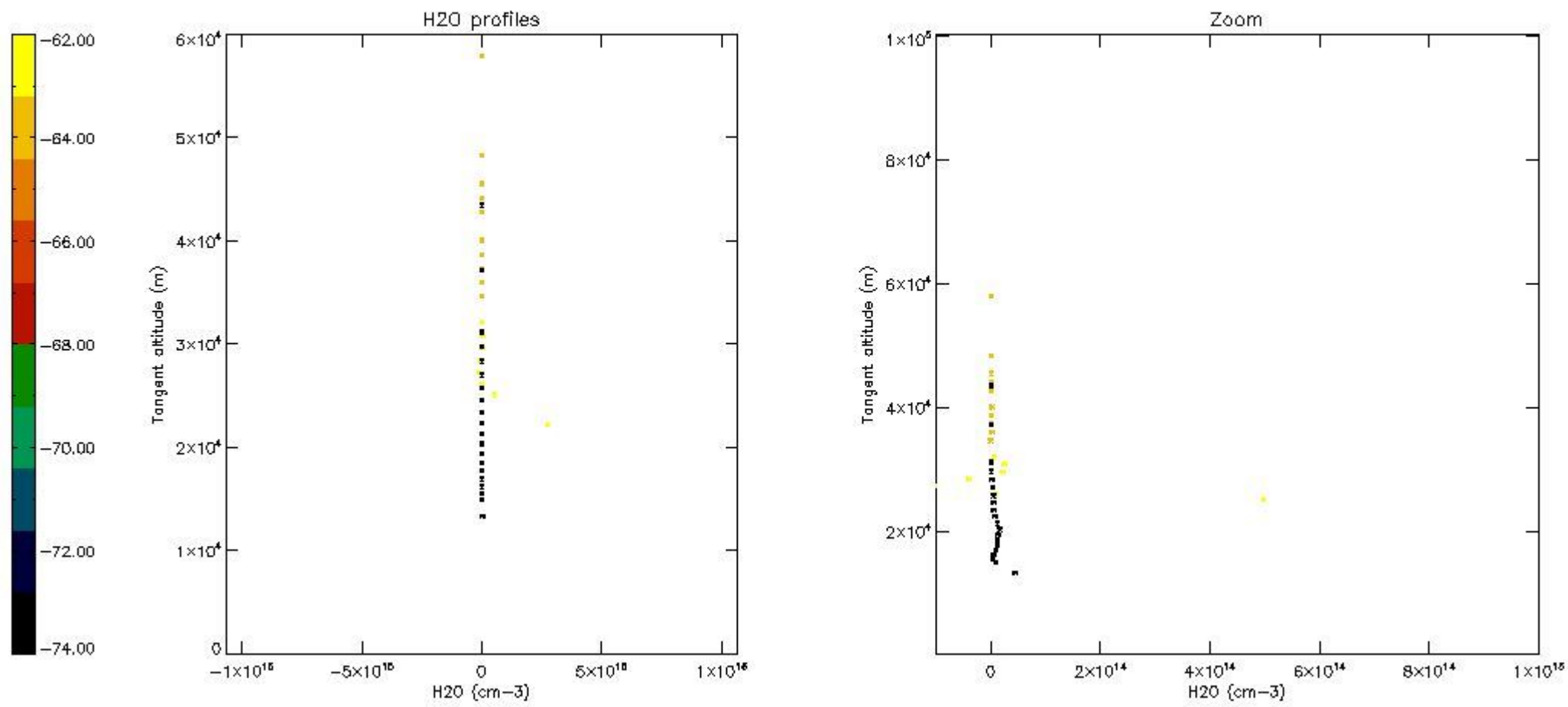
5.7 Plot NO3 profiles for all STD (dark without errors)

The colorbar represents the latitude.



5.8 Plot H₂O profiles for all STD (only for occultations of stars 1,2,3,4,13,14,16,26,63 dark without errors)

The colorbar represents the latitude.



6. Auxiliary Data Files used for the production reported in section 2

The number reported in the third column indicates since which file (see list in section 2) the corresponding auxiliary file has been used. The fourth column is the date of those product files.

Type	Auxiliary Filename	Used since product	Used since product date
INST_PHYS_CHARACTERISTICS	GOM_INS_AXNIEC20050627_150440_20020301_000000_20100101_000000	1	23-JUN-2003 00:00:40
LEVEL-2_PROC_CONFIG	GOM_PR2_AXVIEC20091111_152718_20020301_000000_20500101_000000	1	23-JUN-2003 00:00:40
CROSS_SECTIONS_FILE	GOM_CRS_AXVIEC20091111_154832_20020301_000000_20500101_000000	1	23-JUN-2003 00:00:40

GOMOS Level 2 Daily Report

SUMMARY

[1. General Info](#)

[2. Summary of processed GOM_NL_2P products](#)

[3. Level 2 Quality information per product](#)

[3.1 Plot of level 2 quality information per product \(time dependant\)](#)

[3.2 Plot of level 2 quality information per product \(world map\)](#)

[4. Level 1 Quality information per product \(stored on level 2 products\)](#)

[4.1 Plot of level 1 quality information per product \(time dependant\)](#)

[4.1.1 Plot of level 1 quality information per product \(time dependant\): ASCENDING](#)

[4.1.2 Plot of level 1 quality information per product \(time dependant\): DESCENDING](#)

[4.2 Plot of level 1 quality information per product \(world map\)](#)

[4.2.1 Plot of level 1 quality information per product \(world map\): ASCENDING](#)

[4.2.2 Plot of level 1 quality information per product \(world map\): DESCENDING](#)

[5. Ozone profiles based on quality statistics and other trace gas profiles](#)

[5.1 Ozone statistics based on quality of products](#)

[5.2 Plot ozone profiles for all STD \(dark without errors\)](#)

[5.3 Plot ozone profiles where STD < 20% \(dark without errors\)](#)

[5.4. Plot ozone profiles where STD < 10% \(dark without errors\)](#)

[5.5. Plot ozone profiles where STD < 5% \(dark without errors\)](#)

[5.6 Plot NO2 profiles for all STD \(dark without errors\)](#)

[5.7 Plot NO3 profiles for all STD \(dark without errors\)](#)

[5.8 Plot H2O profiles \(only for occultations of stars 1,2,3,4,13,14,16,26,63 dark without errors\) for all STD](#)

[6. Auxiliary Data Files used for the production reported in section 2](#)

This report presents the daily analysis on parameters extracted from GOMOS level 2 data (GOM_NL__2P). It is intended to monitor some important parameters that will impact the quality of these products. A list of level 2 products (and content) that have arrived during the reporting day to the PCF is also given.

Item	Value
Time of report generation	19APR2013 16:28:03
Data source version	GOMOS/6.01
Start time of products	23-06-2003 (23JUN2003 00:00:00)
Stop time of products	24-06-2003 (24JUN2003 00:00:00)
Store outputs in DB	Yes
Nb of level 2 prods	299
Nb of prods with errors	1

2. Summary of processed GOM_NL__2P products.

Nr	Filename	UTC Start time	Limb	Duration	Star Id	Star Name	Star Mag	Star Temp	Nb Meas	Orbit	Prod. error
1	GOM_NL__2PRFIN20030623_000040_000000372017_00288_06855_6531.N1	23-JUN-2003 00:00:40	Bright	37.000	119	14Eta Dra	2.7270	4700.0	74	6855	No
2	GOM_NL__2PRFIN20030623_000853_000000332017_00288_06855_6532.N1	23-JUN-2003 00:08:53	Bright	32.500	49	1Alp UMi	1.9900	6300.0	65	6855	No
3	GOM_NL__2PRFIN20030623_001529_000000492017_00288_06855_6533.N1	23-JUN-2003 00:15:29	Bright	48.500	74	11Bet Cas	2.2680	6600.0	97	6855	No
4	GOM_NL__2PRFIN20030623_001700_000000472017_00288_06855_6534.N1	23-JUN-2003 00:17:00	Bright	46.500	68	18Alp Cas	2.2250	4500.0	93	6855	No
5	GOM_NL__2PRFIN20030623_001912_000000402017_00288_06855_6535.N1	23-JUN-2003 00:19:12	Bright	39.500	160	23Gam Per	2.9300	4700.0	79	6855	No
6	GOM_NL__2PRFIN20030623_002238_000000602017_00288_06855_6536.N1	23-JUN-2003 00:22:38	Bright	60.000	73	57Gam1And	2.2600	13100.	120	6855	No
7	GOM_NL__2PRFIN20030623_002504_000000602017_00288_06855_6537.N1	23-JUN-2003 00:25:04	Twilight	59.500	53	43Bet And	2.0480	3300.0	119	6855	No
8	GOM_NL__2PRFIN20030623_002851_000000562017_00288_06855_6538.N1	23-JUN-2003 00:28:51	Dark	55.500	50	13Alp Ari	2.0070	4250.0	111	6855	No
9	GOM_NL__2PRFIN20030623_003340_000000442017_00288_06855_6539.N1	23-JUN-2003 00:33:40	Dark	44.000	94	92Alp Cet	2.5260	3100.0	88	6855	No
10	GOM_NL__2PRFIN20030623_003710_000001042017_00288_06855_6540.N1	23-JUN-2003 00:37:10	Dark	104.000	140	88Gam Peg	2.8340	26000.	208	6855	No
11	GOM_NL__2PRFIN20030623_004603_000000622017_00288_06855_6541.N1	23-JUN-2003 00:46:03	Dark	61.500	52	16Bet Cet	2.0370	4500.0	123	6855	No
12	GOM_NL__2PRFIN20030623_005810_000000562017_00289_06856_6522.N1	23-JUN-2003 00:58:10	Dark	55.500	63	Bet Gru	2.1500	2800.0	111	6856	No
13	GOM_NL__2PRFIN20030623_010013_000000622017_00289_06856_6523.N1	23-JUN-2003 01:00:13	Straylight	62.000	31	Alp Gru	1.7340	15200.	124	6856	No
14	GOM_NL__2PRFIN20030623_010324_000000432017_00289_06856_6524.N1	23-JUN-2003 01:03:24	Straylight	42.500	45	Alp Pav	1.9400	26000.	85	6856	No
15	GOM_NL__2PRFIN20030623_011246_000000402017_00289_06856_6525.N1	23-JUN-2003 01:12:46	Twilight	39.500	25	35Lam Sco	1.6200	28000.	79	6856	No
16	GOM_NL__2PRFIN20030623_011407_000000462017_00289_06856_6526.N1	23-JUN-2003 01:14:07	Twilight	46.000	116	19Del Sgr	2.7000	4100.0	92	6856	No
17	GOM_NL__2PRFIN20030623_011617_000000532017_00289_06856_6527.N1	23-JUN-2003 01:16:17	Bright	53.000	155	41Pi Sgr	2.9000	6600.0	106	6856	No
18	GOM_NL__2PRFIN20030623_011908_000000392017_00289_06856_6528.N1	23-JUN-2003 01:19:08	Bright	39.000	86	35Eta Oph	2.4300	10200.	78	6856	No
19	GOM_NL__2PRFIN20030623_012512_000000412017_00289_06856_6529.N1	23-JUN-2003 01:25:12	Bright	40.500	126	60Bet Oph	2.7700	4250.0	81	6856	No
20	GOM_NL__2PRFIN20030623_012737_000000432017_00289_06856_6530.N1	23-JUN-2003 01:27:37	Bright	42.500	59	55Alp Oph	2.0800	8900.0	85	6856	No
21	GOM_NL__2PRFIN20030623_012957_000000362017_00289_06856_6531.N1	23-JUN-2003 01:29:57	Bright	36.000	127	27Bet Her	2.7810	4700.0	72	6856	No
22	GOM_NL__2PRFIN20030623_013250_000000382017_00289_06856_6532.N1	23-JUN-2003 01:32:50	Bright	38.000	133	40Zet Her	2.8070	6000.0	76	6856	No
23	GOM_NL__2PRFIN20030623_013725_000000542017_00289_06856_6533.N1	23-JUN-2003 01:37:25	Bright	53.500	5	3Alp Lyr	0.033000	11000.	107	6856	No
24	GOM_NL__2PRFIN20030623_013918_000000392017_00289_06856_6534.N1	23-JUN-2003 01:39:18	Bright	38.500	130	23Bet Dra	2.7990	5800.0	77	6856	No
25	GOM_NL__2PRFIN20030623_014116_000000372017_00289_06856_6535.N1	23-JUN-2003 01:41:16	Bright	37.000	119	14Eta Dra	2.7270	4700.0	74	6856	No
26	GOM_NL__2PRFIN20030623_014929_000000372017_00289_06856_6536.N1	23-JUN-2003 01:49:29	Bright	36.500	49	1Alp UMi	1.9900	6300.0	73	6856	No
27	GOM_NL__2PRFIN20030623_015604_000000472017_00289_06856_6537.N1	23-JUN-2003 01:56:04	Bright	46.500	74	11Bet Cas	2.2680	6600.0	93	6856	No
28	GOM_NL__2PRFIN20030623_015736_000000482017_00289_06856_6538.N1	23-JUN-2003 01:57:36	Bright	47.500	68	18Alp Cas	2.2250	4500.0	95	6856	No
29	GOM_NL__2PRFIN20030623_015948_000000542017_00289_06856_6539.N1	23-JUN-2003 01:59:48	Bright	54.000	160	23Gam Per	2.9300	4700.0	108	6856	No
30	GOM_NL__2PRFIN20030623_020314_000000452017_00289_06856_6540.N1	23-JUN-2003 02:03:14	Bright	44.500	73	57Gam1And	2.2600	13100.	89	6856	No
31	GOM_NL__2PRFIN20030623_020539_000000732017_00289_06856_6541.N1	23-JUN-2003 02:05:39	Twilight	72.500	53	43Bet And	2.0480	3300.0	145	6856	No
32	GOM_NL__2PRFIN20030623_020927_000000492017_00289_06856_6542.N1	23-JUN-2003 02:09:27	Dark	48.500	50	13Alp Ari	2.0070	4250.0	97	6856	No
33	GOM_NL__2PRFIN20030623_021417_000000462017_00289_06856_6543.N1	23-JUN-2003 02:14:17	Dark	46.000	94	92Alp Cet	2.5260	3100.0	92	6856	No
34	GOM_NL__2PRFIN20030623_021748_000001052017_00289_06856_6544.N1	23-JUN-2003 02:17:48	Dark	105.000	140	88Gam Peg	2.8340	26000.	210	6856	No
35	GOM_NL__2PRFIN20030623_022640_000000682017_00289_06856_6545.N1	23-JUN-2003 02:26:40	Dark	68.000	52	16Bet Cet	2.0370	4500.0	136	6856	No
36	GOM_NL__2PRFIN20030623_023846_000000552017_00290_06857_6519.N1	23-JUN-2003 02:38:46	Dark	55.000	63	Bet Gru	2.1500	2800.0	110	6857	No
37	GOM_NL__2PRFIN20030623_024049_000000542017_00290_06857_6520.N1	23-JUN-2003 02:40:49	Straylight	54.000	31	Alp Gru	1.7340	15200.	108	6857	No
38	GOM_NL__2PRFIN20030623_024401_000000442017_00290_06857_6521.N1	23-JUN-2003 02:44:01	Straylight	43.500	45	Alp Pav	1.9400	26000.	87	6857	No
39	GOM_NL__2PRFIN20030623_025323_000000422017_00290_06857_6522.N1	23-JUN-2003 02:53:23	Twilight	42.000	25	35Lam Sco	1.6200	28000.	84	6857	No
40	GOM_NL__2PRFIN20030623_025443_000000492017_00290_06857_6523.N1	23-JUN-2003 02:54:43	Bright	48.500	116	19Del Sgr	2.7000	4100.0	97	6857	No
41	GOM_NL__2PRFIN20030623_025653_000000512017_00290_06857_6524.N1	23-JUN-2003 02:56:53	Bright	51.000	155	41Pi Sgr	2.9000	6600.0	102	6857	No
42	GOM_NL__2PRFIN20030623_025944_000000402017_00290_06857_6525.N1	23-JUN-2003 02:59:44	Bright	39.500	86	35Eta Oph	2.4300	10200.	79	6857	No

43	GOM_NL__2PRFIN20030623_030548_000000412017_00290_06857_6526.N1	23-JUN-2003 03:05:48	Bright	41.000	126	60Bet Oph	2.7700	4250.0	82	6857	No
44	GOM_NL__2PRFIN20030623_030813_000000412017_00290_06857_6527.N1	23-JUN-2003 03:08:13	Bright	41.000	59	55Alp Oph	2.0800	8900.0	82	6857	No
45	GOM_NL__2PRFIN20030623_031032_000000392017_00290_06857_6528.N1	23-JUN-2003 03:10:32	Bright	38.500	127	27Bet Her	2.7810	4700.0	77	6857	No
46	GOM_NL__2PRFIN20030623_031325_000000382017_00290_06857_6529.N1	23-JUN-2003 03:13:25	Bright	38.000	133	40Zet Her	2.8070	6000.0	76	6857	No
47	GOM_NL__2PRFIN20030623_031800_000000472017_00290_06857_6530.N1	23-JUN-2003 03:18:00	Bright	47.000	5	3Alp Lyr	0.033000	11000.	94	6857	No
48	GOM_NL__2PRFIN20030623_031954_000000392017_00290_06857_6531.N1	23-JUN-2003 03:19:54	Bright	38.500	130	23Bet Dra	2.7990	5800.0	77	6857	No
49	GOM_NL__2PRFIN20030623_032151_000000352017_00290_06857_6532.N1	23-JUN-2003 03:21:51	Bright	34.500	119	14Eta Dra	2.7270	4700.0	69	6857	No
50	GOM_NL__2PRFIN20030623_033005_000000372017_00290_06857_6533.N1	23-JUN-2003 03:30:05	Bright	36.500	49	1Alp UMi	1.9900	6300.0	73	6857	No
51	GOM_NL__2PRFIN20030623_033639_000000482017_00290_06857_6534.N1	23-JUN-2003 03:36:39	Bright	48.000	74	11Bet Cas	2.2680	6600.0	96	6857	No
52	GOM_NL__2PRFIN20030623_033811_000000492017_00290_06857_6535.N1	23-JUN-2003 03:38:11	Bright	48.500	68	18Alp Cas	2.2250	4500.0	97	6857	No
53	GOM_NL__2PRFIN20030623_034023_000000382017_00290_06857_6536.N1	23-JUN-2003 03:40:23	Bright	37.500	160	23Gam Per	2.9300	4700.0	75	6857	No
54	GOM_NL__2PRFIN20030623_034349_000000452017_00290_06857_6537.N1	23-JUN-2003 03:43:49	Bright	44.500	73	57Gam1And	2.2600	13100.	89	6857	No
55	GOM_NL__2PRFIN20030623_034615_000000662017_00290_06857_6538.N1	23-JUN-2003 03:46:15	Tw_i_and_stray	65.500	53	43Bet And	2.0480	3300.0	131	6857	No
56	GOM_NL__2PRFIN20030623_035003_000000542017_00290_06857_6539.N1	23-JUN-2003 03:50:03	Dark	53.500	50	13Alp Ari	2.0070	4250.0	107	6857	No
57	GOM_NL__2PRFIN20030623_035453_000000472017_00290_06857_6540.N1	23-JUN-2003 03:54:53	Dark	47.000	94	92Alp Cet	2.5260	3100.0	94	6857	No
58	GOM_NL__2PRFIN20030623_035826_000001062017_00290_06857_6541.N1	23-JUN-2003 03:58:26	Dark	106.00	140	88Gam Peg	2.8340	26000.	212	6857	No
59	GOM_NL__2PRFIN20030623_040717_000000602017_00290_06857_6542.N1	23-JUN-2003 04:07:17	Dark	59.500	52	16Bet Cet	2.0370	4500.0	119	6857	No
60	GOM_NL__2PRFIN20030623_041923_000000552017_00291_06858_6519.N1	23-JUN-2003 04:19:23	Dark	54.500	63	Bet Gru	2.1500	2800.0	109	6858	No
61	GOM_NL__2PRFIN20030623_042126_000000552017_00291_06858_6520.N1	23-JUN-2003 04:21:26	Straylight	55.000	31	Alp Gru	1.7340	15200.	110	6858	No
62	GOM_NL__2PRFIN20030623_042437_000000442017_00291_06858_6521.N1	23-JUN-2003 04:24:37	Straylight	44.000	45	Alp Pav	1.9400	26000.	88	6858	No
63	GOM_NL__2PRFIN20030623_043359_000000412017_00291_06858_6522.N1	23-JUN-2003 04:33:59	Tw_i_and_stray	40.500	25	35Lam Sco	1.6200	28000.	81	6858	No
64	GOM_NL__2PRFIN20030623_043519_000000472017_00291_06858_6523.N1	23-JUN-2003 04:35:19	Tw_i_and_stray	46.500	116	19Del Sgr	2.7000	4100.0	93	6858	No
65	GOM_NL__2PRFIN20030623_043729_000000522017_00291_06858_6524.N1	23-JUN-2003 04:37:29	Bright	52.000	155	41Pi Sgr	2.9000	6600.0	104	6858	No
66	GOM_NL__2PRFIN20030623_044020_000000402017_00291_06858_6525.N1	23-JUN-2003 04:40:20	Bright	39.500	86	35Eta Oph	2.4300	10200.	79	6858	No
67	GOM_NL__2PRFIN20030623_044624_000000412017_00291_06858_6526.N1	23-JUN-2003 04:46:24	Bright	41.000	126	60Bet Oph	2.7700	4250.0	82	6858	No
68	GOM_NL__2PRFIN20030623_044849_000000422017_00291_06858_6527.N1	23-JUN-2003 04:48:49	Bright	42.000	59	55Alp Oph	2.0800	8900.0	84	6858	No
69	GOM_NL__2PRFIN20030623_045108_000000382017_00291_06858_6528.N1	23-JUN-2003 04:51:08	Bright	38.000	127	27Bet Her	2.7810	4700.0	76	6858	No
70	GOM_NL__2PRFIN20030623_045401_000000372017_00291_06858_6529.N1	23-JUN-2003 04:54:01	Bright	36.500	133	40Zet Her	2.8070	6000.0	73	6858	No
71	GOM_NL__2PRFIN20030623_045835_000000512017_00291_06858_6530.N1	23-JUN-2003 04:58:35	Bright	50.500	5	3Alp Lyr	0.033000	11000.	101	6858	No
72	GOM_NL__2PRFIN20030623_050029_000000402017_00291_06858_6531.N1	23-JUN-2003 05:00:29	Bright	39.500	130	23Bet Dra	2.7990	5800.0	79	6858	No
73	GOM_NL__2PRFIN20030623_050227_000000382017_00291_06858_6532.N1	23-JUN-2003 05:02:27	Bright	37.500	119	14Eta Dra	2.7270	4700.0	75	6858	No
74	GOM_NL__2PRFIN20030623_051040_000000352017_00291_06858_6533.N1	23-JUN-2003 05:10:40	Bright	34.500	49	1Alp UMi	1.9900	6300.0	69	6858	No
75	GOM_NL__2PRFIN20030623_051714_000000492017_00291_06858_6534.N1	23-JUN-2003 05:17:14	Bright	48.500	74	11Bet Cas	2.2680	6600.0	97	6858	No
76	GOM_NL__2PRFIN20030623_051846_000000482017_00291_06858_6535.N1	23-JUN-2003 05:18:46	Bright	48.000	68	18Alp Cas	2.2250	4500.0	96	6858	No
77	GOM_NL__2PRFIN20030623_052059_000000462017_00291_06858_6536.N1	23-JUN-2003 05:20:59	Bright	46.000	160	23Gam Per	2.9300	4700.0	92	6858	No
78	GOM_NL__2PRFIN20030623_052425_000000602017_00291_06858_6537.N1	23-JUN-2003 05:24:25	Bright	60.000	73	57Gam1And	2.2600	13100.	120	6858	No
79	GOM_NL__2PRFIN20030623_052650_000000662017_00291_06858_6538.N1	23-JUN-2003 05:26:50	Tw_i_and_stray	66.000	53	43Bet And	2.0480	3300.0	132	6858	No
80	GOM_NL__2PRFIN20030623_053039_000000532017_00291_06858_6539.N1	23-JUN-2003 05:30:39	Dark	52.500	50	13Alp Ari	2.0070	4250.0	105	6858	No
81	GOM_NL__2PRFIN20030623_053528_000000432017_00291_06858_6540.N1	23-JUN-2003 05:35:28	Dark	42.500	94	92Alp Cet	2.5260	3100.0	85	6858	No
82	GOM_NL__2PRFIN20030623_053905_000001102017_00291_06858_6541.N1	23-JUN-2003 05:39:05	Dark	110.00	140	88Gam Peg	2.8340	26000.	220	6858	No
83	GOM_NL__2PRFIN20030623_054753_000000642017_00291_06858_6542.N1	23-JUN-2003 05:47:53	Dark	63.500	52	16Bet Cet	2.0370	4500.0	127	6858	No
84	GOM_NL__2PRFIN20030623_060000_000000572017_00292_06859_6521.N1	23-JUN-2003 06:00:00	Dark	56.500	63	Bet Gru	2.1500	2800.0	113	6859	No
85	GOM_NL__2PRFIN20030623_060202_000000532017_00292_06859_6522.N1	23-JUN-2003 06:02:02	Straylight	53.000	31	Alp Gru	1.7340	15200.	106	6859	No
86	GOM_NL__2PRFIN20030623_060514_000000442017_00292_06859_6523.N1	23-JUN-2003 06:05:14	Straylight	43.500	45	Alp Pav	1.9400	26000.	87	6859	No
87	GOM_NL__2PRFIN20030623_061435_000000452017_00292_06859_6524.N1	23-JUN-2003 06:14:35	Tw_i_and_stray	44.500	25	35Lam Sco	1.6200	28000.	89	6859	No
88	GOM_NL__2PRFIN20030623_061556_000000482017_00292_06859_6525.N1	23-JUN-2003 06:15:56	Bright	47.500	116	19Del Sgr	2.7000	4100.0	95	6859	No
89	GOM_NL__2PRFIN20030623_061805_000000532017_00292_06859_6526.N1	23-JUN-2003 06:18:05	Bright	52.500	155	41Pi Sgr	2.9000	6600.0	105	6859	No
90	GOM_NL__2PRFIN20030623_062056_000000382017_00292_06859_6527.N1	23-JUN-2003 06:20:56	Bright	38.000	86	35Eta Oph	2.4300	10200.	76	6859	No
91	GOM_NL__2PRFIN20030623_062700_000000412017_00292_06859_6528.N1	23-JUN-2003 06:27:00	Bright	41.000	126	60Bet Oph	2.7700	4250.0	82	6859	No
92	GOM_NL__2PRFIN20030623_062925_000000412017_00292_06859_6529.N1	23-JUN-2003 06:29:25	Bright	40.500	59	55Alp Oph	2.0800	8900.0	81	6859	No
93	GOM_NL__2PRFIN20030623_063144_000000392017_00292_06859_6530.N1	23-JUN-2003 06:31:44	Bright	39.000	127	27Bet Her	2.7810	4700.0	78	6859	No
94	GOM_NL__2PRFIN20030623_063437_000000382017_00292_06859_6531.N1	23-JUN-2003 06:34:37	Bright	37.500	133	40Zet Her	2.8070	6000.0	75	6859	No
95	GOM_NL__2PRFIN20030623_063910_000000522017_00292_06859_6532.N1	23-JUN-2003 06:39:10	Bright	52.000	5	3Alp Lyr	0.033000	11000.	104	6859	No
96	GOM_NL__2PRFIN20030623_064104_000000402017_00292_06859_6533.N1	23-JUN-2003 06:41:04	Bright	40.000	130	23Bet Dra	2.7990	5800.0	80	6859	No
97	GOM_NL__2PRFIN20030623_064303_000000382017_00292_06859_6534.N1	23-JUN-2003 06:43:03	Bright	38.000	119	14Eta Dra	2.7270	4700.0	76	6859	No
98	GOM_NL__2PRFIN20030623_065116_000000382017_00292_06859_6535.N1	23-JUN-2003 06:51:16	Bright	37.500	49	1Alp UMi	1.9900	6300.0	75	6859	No
99	GOM_NL__2PRFIN20030623_065749_000000502017_00292_06859_6536.N1	23-JUN-2003 06:57:49	Bright	49.500	74	11Bet Cas	2.2680	6600.0	99	6859	No
100	GOM_NL__2PRFIN20030623_065922_000000472017_00292_06859_6537.N1	23-JUN-2003 06:59:22	Bright	47.000	68	18Alp Cas	2.2250	4500.0	94	6859	No
101	GOM_NL__2PRFIN20030623_070135_000000492017_00292_06859_6538.N1	23-JUN-2003 07:01:35	Bright	49.000	160	23Gam Per	2.9300	4700.0	98	6859	No

102	GOM_NL__2PRFIN20030623_070501_000000472017_00292_06859_6539.N1	23-JUN-2003 07:05:01	Bright	47.000	73	57Gam1And	2.2600	13100.	94	6859	No
103	GOM_NL__2PRFIN20030623_070726_000000682017_00292_06859_6540.N1	23-JUN-2003 07:07:26	Tw_i_and_stray	68.000	53	43Bet And	2.0480	3300.0	136	6859	No
104	GOM_NL__2PRFIN20030623_071114_000000492017_00292_06859_6541.N1	23-JUN-2003 07:11:14	Dark	48.500	50	13Alp Ari	2.0070	4250.0	97	6859	No
105	GOM_NL__2PRFIN20030623_071604_000000402017_00292_06859_6542.N1	23-JUN-2003 07:16:04	Dark	40.000	94	92Alp Cet	2.5260	3100.0	80	6859	No
106	GOM_NL__2PRFIN20030623_071943_000001112017_00292_06859_6543.N1	23-JUN-2003 07:19:43	Dark	111.00	140	88Gam Peg	2.8340	26000.	222	6859	No
107	GOM_NL__2PRFIN20030623_072831_000000602017_00292_06859_6544.N1	23-JUN-2003 07:28:31	Dark	60.000	52	16Bet Cet	2.0370	4500.0	120	6859	No
108	GOM_NL__2PRFIN20030623_074038_000000562017_00293_06860_6230.N1	23-JUN-2003 07:40:38	Dark	55.500	63	Bet Gru	2.1500	2800.0	111	6860	No
109	GOM_NL__2PRFIN20030623_074240_000000512017_00293_06860_6231.N1	23-JUN-2003 07:42:40	Straylight	51.000	31	Alp Gru	1.7340	15200.	102	6860	No
110	GOM_NL__2PRFIN20030623_074550_000000452017_00293_06860_6232.N1	23-JUN-2003 07:45:50	Straylight	44.500	45	Alp Pav	1.9400	26000.	89	6860	No
111	GOM_NL__2PRFIN20030623_075632_000000492017_00293_06860_6233.N1	23-JUN-2003 07:56:32	Bright	49.000	116	19Del Sgr	2.7000	4100.0	98	6860	No
112	GOM_NL__2PRFIN20030623_075842_000000512017_00293_06860_6234.N1	23-JUN-2003 07:58:42	Bright	50.500	155	41Pi Sgr	2.9000	6600.0	101	6860	No
113	GOM_NL__2PRFIN20030623_080132_000000392017_00293_06860_6235.N1	23-JUN-2003 08:01:32	Bright	38.500	86	35Eta Oph	2.4300	10200.	77	6860	No
114	GOM_NL__2PRFIN20030623_094208_000000402017_00294_06861_5378.N1	23-JUN-2003 09:42:08	Dark	39.500	86	35Eta Oph	2.4300	10200.	79	6861	Yes
115	GOM_NL__2PRFIN20030623_094811_000000442017_00294_06861_5379.N1	23-JUN-2003 09:48:11	Bright	43.500	126	60Bet Oph	2.7700	4250.0	87	6861	No
116	GOM_NL__2PRFIN20030623_095036_000000412017_00294_06861_5380.N1	23-JUN-2003 09:50:36	Bright	41.000	59	55Alp Oph	2.0800	8900.0	82	6861	No
117	GOM_NL__2PRFIN20030623_095255_000000382017_00294_06861_5381.N1	23-JUN-2003 09:52:55	Bright	38.000	127	27Bet Her	2.7810	4700.0	76	6861	No
118	GOM_NL__2PRFIN20030623_095548_000000382017_00294_06861_5382.N1	23-JUN-2003 09:55:48	Bright	37.500	133	40Zet Her	2.8070	6000.0	75	6861	No
119	GOM_NL__2PRFIN20030623_100020_000000472017_00294_06861_5383.N1	23-JUN-2003 10:00:20	Bright	47.000	5	3Alp Lyr	0.033000	11000.	94	6861	No
120	GOM_NL__2PRFIN20030623_100215_000000412017_00294_06861_5384.N1	23-JUN-2003 10:02:15	Bright	40.500	130	23Bet Dra	2.7990	5800.0	81	6861	No
121	GOM_NL__2PRFIN20030623_100414_000000382017_00294_06861_5385.N1	23-JUN-2003 10:04:14	Bright	38.000	119	14Eta Dra	2.7270	4700.0	76	6861	No
122	GOM_NL__2PRFIN20030623_101004_000000702017_00294_06861_5386.N1	23-JUN-2003 10:10:04	Bright	69.500	19	50Alp Cyg	1.2460	10500.	139	6861	No
123	GOM_NL__2PRFIN20030623_101228_000000382017_00294_06861_5387.N1	23-JUN-2003 10:12:28	Bright	37.500	49	1Alp UMi	1.9900	6300.0	75	6861	No
124	GOM_NL__2PRFIN20030623_101900_000000492017_00294_06861_5388.N1	23-JUN-2003 10:19:00	Bright	48.500	74	11Bet Cas	2.2680	6600.0	97	6861	No
125	GOM_NL__2PRFIN20030623_102032_000000492017_00294_06861_5389.N1	23-JUN-2003 10:20:32	Bright	48.500	68	18Alp Cas	2.2250	4500.0	97	6861	No
126	GOM_NL__2PRFIN20030623_102246_000000382017_00294_06861_5390.N1	23-JUN-2003 10:22:46	Bright	38.000	160	23Gam Per	2.9300	4700.0	76	6861	No
127	GOM_NL__2PRFIN20030623_102612_000000472017_00294_06861_5391.N1	23-JUN-2003 10:26:12	Bright	47.000	73	57Gam1And	2.2600	13100.	94	6861	No
128	GOM_NL__2PRFIN20030623_102838_000000712017_00294_06861_5392.N1	23-JUN-2003 10:28:38	Tw_i_and_stray	71.000	53	43Bet And	2.0480	3300.0	142	6861	No
129	GOM_NL__2PRFIN20030623_103227_000000542017_00294_06861_5393.N1	23-JUN-2003 10:32:27	Dark	54.000	50	13Alp Ari	2.0070	4250.0	108	6861	No
130	GOM_NL__2PRFIN20030623_103716_000000412017_00294_06861_5394.N1	23-JUN-2003 10:37:16	Dark	40.500	94	92Alp Cet	2.5260	3100.0	81	6861	No
131	GOM_NL__2PRFIN20030623_104058_000001072017_00294_06861_5395.N1	23-JUN-2003 10:40:58	Dark	107.00	140	88Gam Peg	2.8340	26000.	214	6861	No
132	GOM_NL__2PRFIN20030623_104945_000000712017_00294_06861_5396.N1	23-JUN-2003 10:49:45	Dark	71.000	52	16Bet Cet	2.0370	4500.0	142	6861	No
133	GOM_NL__2PRFIN20030623_110150_000000562017_00295_06862_6546.N1	23-JUN-2003 11:01:50	Dark	56.000	63	Bet Gru	2.1500	2800.0	112	6862	No
134	GOM_NL__2PRFIN20030623_110353_000000522017_00295_06862_6547.N1	23-JUN-2003 11:03:53	Straylight	52.000	31	Alp Gru	1.7340	15200.	104	6862	No
135	GOM_NL__2PRFIN20030623_110703_000000442017_00295_06862_6548.N1	23-JUN-2003 11:07:03	Straylight	43.500	45	Alp Pav	1.9400	26000.	87	6862	No
136	GOM_NL__2PRFIN20030623_111743_000000492017_00295_06862_6549.N1	23-JUN-2003 11:17:43	Bright	49.000	116	19Del Sgr	2.7000	4100.0	98	6862	No
137	GOM_NL__2PRFIN20030623_111953_000000542017_00295_06862_6550.N1	23-JUN-2003 11:19:53	Bright	53.500	155	41Pi Sgr	2.9000	6600.0	107	6862	No
138	GOM_NL__2PRFIN20030623_112244_000000392017_00295_06862_6551.N1	23-JUN-2003 11:22:44	Bright	39.000	86	35Eta Oph	2.4300	10200.	78	6862	No
139	GOM_NL__2PRFIN20030623_112846_000000432017_00295_06862_6552.N1	23-JUN-2003 11:28:46	Bright	42.500	126	60Bet Oph	2.7700	4250.0	85	6862	No
140	GOM_NL__2PRFIN20030623_113112_000000402017_00295_06862_6553.N1	23-JUN-2003 11:31:12	Bright	40.000	59	55Alp Oph	2.0800	8900.0	80	6862	No
141	GOM_NL__2PRFIN20030623_113330_000000402017_00295_06862_6554.N1	23-JUN-2003 11:33:30	Bright	39.500	127	27Bet Her	2.7810	4700.0	79	6862	No
142	GOM_NL__2PRFIN20030623_113622_000000402017_00295_06862_6555.N1	23-JUN-2003 11:36:22	Bright	39.500	133	40Zet Her	2.8070	6000.0	79	6862	No
143	GOM_NL__2PRFIN20030623_114053_000000522017_00295_06862_6556.N1	23-JUN-2003 11:40:53	Bright	52.000	5	3Alp Lyr	0.033000	11000.	104	6862	No
144	GOM_NL__2PRFIN20030623_114248_000000452017_00295_06862_6557.N1	23-JUN-2003 11:42:48	Bright	44.500	130	23Bet Dra	2.7990	5800.0	89	6862	No
145	GOM_NL__2PRFIN20030623_114450_000000392017_00295_06862_6558.N1	23-JUN-2003 11:44:50	Bright	39.000	119	14Eta Dra	2.7270	4700.0	78	6862	No
146	GOM_NL__2PRFIN20030623_115040_000000682017_00295_06862_6559.N1	23-JUN-2003 11:50:40	Bright	68.000	19	50Alp Cyg	1.2460	10500.	136	6862	No
147	GOM_NL__2PRFIN20030623_115302_000000392017_00295_06862_6560.N1	23-JUN-2003 11:53:02	Bright	39.000	49	1Alp UMi	1.9900	6300.0	78	6862	No
148	GOM_NL__2PRFIN20030623_115934_000000512017_00295_06862_6561.N1	23-JUN-2003 11:59:34	Bright	50.500	74	11Bet Cas	2.2680	6600.0	101	6862	No
149	GOM_NL__2PRFIN20030623_120108_000000482017_00295_06862_6562.N1	23-JUN-2003 12:01:08	Bright	48.000	68	18Alp Cas	2.2250	4500.0	96	6862	No
150	GOM_NL__2PRFIN20030623_120320_000000392017_00295_06862_6563.N1	23-JUN-2003 12:03:20	Bright	39.000	160	23Gam Per	2.9300	4700.0	78	6862	No
151	GOM_NL__2PRFIN20030623_120646_000000492017_00295_06862_6564.N1	23-JUN-2003 12:06:46	Bright	48.500	73	57Gam1And	2.2600	13100.	97	6862	No
152	GOM_NL__2PRFIN20030623_120915_000000732017_00295_06862_6565.N1	23-JUN-2003 12:09:15	Tw_i_and_stray	73.000	53	43Bet And	2.0480	3300.0	146	6862	No
153	GOM_NL__2PRFIN20030623_121303_000000542017_00295_06862_6566.N1	23-JUN-2003 12:13:03	Dark	53.500	50	13Alp Ari	2.0070	4250.0	107	6862	No
154	GOM_NL__2PRFIN20030623_121750_000000482017_00295_06862_6567.N1	23-JUN-2003 12:17:50	Dark	48.000	94	92Alp Cet	2.5260	3100.0	96	6862	No
155	GOM_NL__2PRFIN20030623_122136_000001112017_00295_06862_6568.N1	23-JUN-2003 12:21:36	Dark	110.50	140	88Gam Peg	2.8340	26000.	221	6862	No
156	GOM_NL__2PRFIN20030623_123021_000000722017_00295_06862_6569.N1	23-JUN-2003 12:30:21	Dark	72.000	52	16Bet Cet	2.0370	4500.0	144	6862	No
157	GOM_NL__2PRFIN20030623_124225_000000572017_00296_06863_6547.N1	23-JUN-2003 12:42:25	Dark	57.000	63	Bet Gru	2.1500	2800.0	114	6863	No
158	GOM_NL__2PRFIN20030623_124428_000000532017_00296_06863_6548.N1	23-JUN-2003 12:44:28	Straylight	53.000	31	Alp Gru	1.7340	15200.	106	6863	No
159	GOM_NL__2PRFIN20030623_124739_000000462017_00296_06863_6549.N1	23-JUN-2003 12:47:39	Straylight	45.500	45	Alp Pav	1.9400	26000.	91	6863	No
160	GOM_NL__2PRFIN20030623_125819_000000462017_00296_06863_6550.N1	23-JUN-2003 12:58:19	Bright	45.500	116	19Del Sgr	2.7000	4100.0	91	6863	No

161	GOM_NL__2PRFIN20030623_130029_000000522017_00296_06863_6551.N1	23-JUN-2003 13:00:29	Bright	52.000	155	41Pi Sgr	2.9000	6600.0	104	6863	No
162	GOM_NL__2PRFIN20030623_130320_000000392017_00296_06863_6552.N1	23-JUN-2003 13:03:20	Bright	39.000	86	35Eta Oph	2.4300	10200.	78	6863	No
163	GOM_NL__2PRFIN20030623_130922_000000422017_00296_06863_6553.N1	23-JUN-2003 13:09:22	Bright	42.000	126	60Bet Oph	2.7700	4250.0	84	6863	No
164	GOM_NL__2PRFIN20030623_131146_000000432017_00296_06863_6554.N1	23-JUN-2003 13:11:46	Bright	43.000	59	55Alp Oph	2.0800	8900.0	86	6863	No
165	GOM_NL__2PRFIN20030623_131406_000000372017_00296_06863_6555.N1	23-JUN-2003 13:14:06	Bright	36.500	127	27Bet Her	2.7810	4700.0	73	6863	No
166	GOM_NL__2PRFIN20030623_131659_000000402017_00296_06863_6556.N1	23-JUN-2003 13:16:59	Bright	39.500	133	40Zet Her	2.8070	6000.0	79	6863	No
167	GOM_NL__2PRFIN20030623_132130_000000482017_00296_06863_6557.N1	23-JUN-2003 13:21:30	Bright	48.000	5	3Alp Lyr	0.033000	11000.	96	6863	No
168	GOM_NL__2PRFIN20030623_132324_000000442017_00296_06863_6558.N1	23-JUN-2003 13:23:24	Bright	44.000	130	23Bet Dra	2.7990	5800.0	88	6863	No
169	GOM_NL__2PRFIN20030623_132523_000000422017_00296_06863_6559.N1	23-JUN-2003 13:25:23	Bright	42.000	119	14Eta Dra	2.7270	4700.0	84	6863	No
170	GOM_NL__2PRFIN20030623_133114_000000682017_00296_06863_6560.N1	23-JUN-2003 13:31:14	Bright	67.500	19	50Alp Cyg	1.2460	10500.	135	6863	No
171	GOM_NL__2PRFIN20030623_133338_000000392017_00296_06863_6561.N1	23-JUN-2003 13:33:38	Bright	38.500	49	1Alp UMi	1.9900	6300.0	77	6863	No
172	GOM_NL__2PRFIN20030623_134012_000000492017_00296_06863_6562.N1	23-JUN-2003 13:40:12	Bright	49.000	74	11Bet Cas	2.2680	6600.0	98	6863	No
173	GOM_NL__2PRFIN20030623_134144_000000482017_00296_06863_6563.N1	23-JUN-2003 13:41:44	Bright	48.000	68	18Alp Cas	2.2250	4500.0	96	6863	No
174	GOM_NL__2PRFIN20030623_134358_000000472017_00296_06863_6564.N1	23-JUN-2003 13:43:58	Bright	47.000	160	23Gam Per	2.9300	4700.0	94	6863	No
175	GOM_NL__2PRFIN20030623_134723_000000472017_00296_06863_6565.N1	23-JUN-2003 13:47:23	Bright	47.000	73	57Gam1And	2.2600	13100.	94	6863	No
176	GOM_NL__2PRFIN20030623_134950_000000662017_00296_06863_6566.N1	23-JUN-2003 13:49:50	Tw_i_and_stray	65.500	53	43Bet And	2.0480	3300.0	131	6863	No
177	GOM_NL__2PRFIN20030623_135339_000000572017_00296_06863_6567.N1	23-JUN-2003 13:53:39	Dark	57.000	50	13Alp Ari	2.0070	4250.0	114	6863	No
178	GOM_NL__2PRFIN20030623_135826_000000502017_00296_06863_6568.N1	23-JUN-2003 13:58:26	Dark	49.500	94	92Alp Cet	2.5260	3100.0	99	6863	No
179	GOM_NL__2PRFIN20030623_140214_000001072017_00296_06863_6569.N1	23-JUN-2003 14:02:14	Dark	107.00	140	88Gam Peg	2.8340	26000.	214	6863	No
180	GOM_NL__2PRFIN20030623_141100_000000692017_00296_06863_6570.N1	23-JUN-2003 14:11:00	Dark	68.500	52	16Bet Cet	2.0370	4500.0	137	6863	No
181	GOM_NL__2PRFIN20030623_142304_000000552017_00297_06864_6549.N1	23-JUN-2003 14:23:04	Dark	54.500	63	Bet Gru	2.1500	2800.0	109	6864	No
182	GOM_NL__2PRFIN20030623_142506_000000512017_00297_06864_6550.N1	23-JUN-2003 14:25:06	Straylight	51.000	31	Alp Gru	1.7340	15200.	102	6864	No
183	GOM_NL__2PRFIN20030623_142813_000000462017_00297_06864_6551.N1	23-JUN-2003 14:28:13	Straylight	46.000	45	Alp Pav	1.9400	26000.	92	6864	No
184	GOM_NL__2PRFIN20030623_143853_000000522017_00297_06864_6552.N1	23-JUN-2003 14:38:53	Bright	51.500	116	19Del Sgr	2.7000	4100.0	103	6864	No
185	GOM_NL__2PRFIN20030623_144105_000000522017_00297_06864_6553.N1	23-JUN-2003 14:41:05	Bright	52.000	155	41Pi Sgr	2.9000	6600.0	104	6864	No
186	GOM_NL__2PRFIN20030623_144356_000000402017_00297_06864_6554.N1	23-JUN-2003 14:43:56	Bright	40.000	86	35Eta Oph	2.4300	10200.	80	6864	No
187	GOM_NL__2PRFIN20030623_144955_000000442017_00297_06864_6555.N1	23-JUN-2003 14:49:55	Bright	44.000	126	60Bet Oph	2.7700	4250.0	88	6864	No
188	GOM_NL__2PRFIN20030623_145222_000000412017_00297_06864_6556.N1	23-JUN-2003 14:52:22	Bright	41.000	59	55Alp Oph	2.0800	8900.0	82	6864	No
189	GOM_NL__2PRFIN20030623_145442_000000402017_00297_06864_6557.N1	23-JUN-2003 14:54:42	Bright	40.000	127	27Bet Her	2.7810	4700.0	80	6864	No
190	GOM_NL__2PRFIN20030623_145735_000000392017_00297_06864_6558.N1	23-JUN-2003 14:57:35	Bright	38.500	133	40Zet Her	2.8070	6000.0	77	6864	No
191	GOM_NL__2PRFIN20030623_150208_000000502017_00297_06864_6559.N1	23-JUN-2003 15:02:08	Bright	50.000	5	3Alp Lyr	0.033000	11000.	100	6864	No
192	GOM_NL__2PRFIN20030623_150404_000000412017_00297_06864_6560.N1	23-JUN-2003 15:04:04	Bright	40.500	130	23Bet Dra	2.7990	5800.0	81	6864	No
193	GOM_NL__2PRFIN20030623_150603_000000342017_00297_06864_6561.N1	23-JUN-2003 15:06:03	Bright	34.000	119	14Eta Dra	2.7270	4700.0	68	6864	No
194	GOM_NL__2PRFIN20030623_151148_000000722017_00297_06864_6562.N1	23-JUN-2003 15:11:48	Bright	72.000	19	50Alp Cyg	1.2460	10500.	144	6864	No
195	GOM_NL__2PRFIN20030623_151417_000000372017_00297_06864_6563.N1	23-JUN-2003 15:14:17	Bright	36.500	49	1Alp UMi	1.9900	6300.0	73	6864	No
196	GOM_NL__2PRFIN20030623_152049_000000462017_00297_06864_6564.N1	23-JUN-2003 15:20:49	Bright	45.500	74	11Bet Cas	2.2680	6600.0	91	6864	No
197	GOM_NL__2PRFIN20030623_152221_000000472017_00297_06864_6565.N1	23-JUN-2003 15:22:21	Bright	47.000	68	18Alp Cas	2.2250	4500.0	94	6864	No
198	GOM_NL__2PRFIN20030623_152436_000000352017_00297_06864_6566.N1	23-JUN-2003 15:24:36	Bright	35.000	160	23Gam Per	2.9300	4700.0	70	6864	No
199	GOM_NL__2PRFIN20030623_152802_000000462017_00297_06864_6567.N1	23-JUN-2003 15:28:02	Bright	45.500	73	57Gam1And	2.2600	13100.	91	6864	No
200	GOM_NL__2PRFIN20030623_153027_000000642017_00297_06864_6568.N1	23-JUN-2003 15:30:27	Tw_i_and_stray	64.000	53	43Bet And	2.0480	3300.0	128	6864	No
201	GOM_NL__2PRFIN20030623_153417_000000522017_00297_06864_6569.N1	23-JUN-2003 15:34:17	Dark	52.000	50	13Alp Ari	2.0070	4250.0	104	6864	No
202	GOM_NL__2PRFIN20030623_153907_000000472017_00297_06864_6570.N1	23-JUN-2003 15:39:07	Dark	47.000	94	92Alp Cet	2.5260	3100.0	94	6864	No
203	GOM_NL__2PRFIN20030623_154251_000001122017_00297_06864_6571.N1	23-JUN-2003 15:42:51	Dark	111.50	140	88Gam Peg	2.8340	26000.	223	6864	No
204	GOM_NL__2PRFIN20030623_155139_000000702017_00297_06864_6572.N1	23-JUN-2003 15:51:39	Dark	70.000	52	16Bet Cet	2.0370	4500.0	140	6864	No
205	GOM_NL__2PRFIN20030623_160343_000000532017_00298_06865_6231.N1	23-JUN-2003 16:03:43	Dark	52.500	63	Bet Gru	2.1500	2800.0	105	6865	No
206	GOM_NL__2PRFIN20030623_160545_000000492017_00298_06865_6232.N1	23-JUN-2003 16:05:45	Straylight	48.500	31	Alp Gru	1.7340	15200.	97	6865	No
207	GOM_NL__2PRFIN20030623_160854_000000422017_00298_06865_6233.N1	23-JUN-2003 16:08:54	Straylight	42.000	45	Alp Pav	1.9400	26000.	84	6865	No
208	GOM_NL__2PRFIN20030623_161732_000000402017_00298_06865_6234.N1	23-JUN-2003 16:17:32	Tw_i_and_stray	39.500	85	Kap Sco	2.4070	28000.	79	6865	No
209	GOM_NL__2PRFIN20030623_161933_000000572017_00298_06865_6235.N1	23-JUN-2003 16:19:33	Bright	57.000	116	19Del Sgr	2.7000	4100.0	114	6865	No
210	GOM_NL__2PRFIN20030623_162143_000000502017_00298_06865_6236.N1	23-JUN-2003 16:21:43	Bright	49.500	155	41Pi Sgr	2.9000	6600.0	99	6865	No
211	GOM_NL__2PRFIN20030623_162433_000000392017_00298_06865_6237.N1	23-JUN-2003 16:24:33	Bright	39.000	86	35Eta Oph	2.4300	10200.	78	6865	No
212	GOM_NL__2PRFIN20030623_163035_000000402017_00298_06865_6238.N1	23-JUN-2003 16:30:35	Bright	40.000	126	60Bet Oph	2.7700	4250.0	80	6865	No
213	GOM_NL__2PRFIN20030623_163300_000000402017_00298_06865_6239.N1	23-JUN-2003 16:33:00	Bright	40.000	59	55Alp Oph	2.0800	8900.0	80	6865	No
214	GOM_NL__2PRFIN20030623_163813_000000382017_00298_06865_6240.N1	23-JUN-2003 16:38:13	Bright	38.000	133	40Zet Her	2.8070	6000.0	76	6865	No
215	GOM_NL__2PRFIN20030623_164242_000000492017_00298_06865_6241.N1	23-JUN-2003 16:42:42	Bright	49.000	5	3Alp Lyr	0.033000	11000.	98	6865	No
216	GOM_NL__2PRFIN20030623_164439_000000402017_00298_06865_6242.N1	23-JUN-2003 16:44:39	Bright	40.000	130	23Bet Dra	2.7990	5800.0	80	6865	No
217	GOM_NL__2PRFIN20030623_164639_000000372017_00298_06865_6243.N1	23-JUN-2003 16:46:39	Bright	37.000	119	14Eta Dra	2.7270	4700.0	74	6865	No
218	GOM_NL__2PRFIN20030623_165222_000000722017_00298_06865_6244.N1	23-JUN-2003 16:52:22	Bright	72.000	19	50Alp Cyg	1.2460	10500.	144	6865	No
219	GOM_NL__2PRFIN20030623_165453_000000362017_00298_06865_6245.N1	23-JUN-2003 16:54:53	Bright	36.000	49	1Alp UMi	1.9900	6300.0	72	6865	No

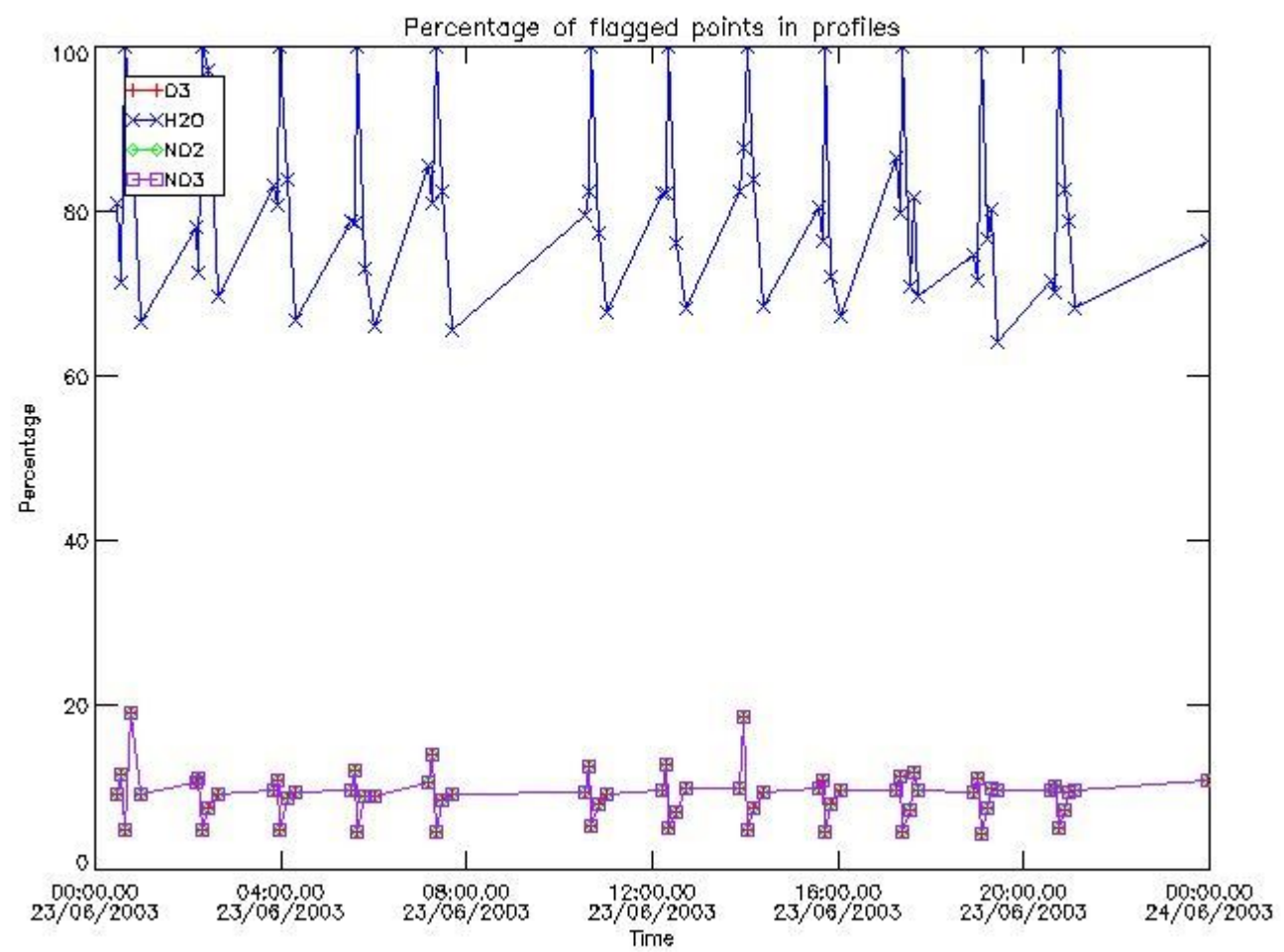
220	GOM_NL__2PRFIN20030623_170124_000000452017_00298_06865_6246.N1	23-JUN-2003 17:01:24	Bright	45.000	74	11Bet Cas	2.2680	6600.0	90	6865	No
221	GOM_NL__2PRFIN20030623_170257_000000462017_00298_06865_6247.N1	23-JUN-2003 17:02:57	Bright	46.000	68	18Alp Cas	2.2250	4500.0	92	6865	No
222	GOM_NL__2PRFIN20030623_170512_000000392017_00298_06865_6248.N1	23-JUN-2003 17:05:12	Bright	38.500	160	23Gam Per	2.9300	4700.0	77	6865	No
223	GOM_NL__2PRFIN20030623_170837_000000472017_00298_06865_6249.N1	23-JUN-2003 17:08:37	Bright	46.500	73	57Gam1And	2.2600	13100.	93	6865	No
224	GOM_NL__2PRFIN20030623_171103_000000642017_00298_06865_6250.N1	23-JUN-2003 17:11:03	Tw_i_and_stray	64.000	53	43Bet And	2.0480	3300.0	128	6865	No
225	GOM_NL__2PRFIN20030623_171453_000000532017_00298_06865_6251.N1	23-JUN-2003 17:14:53	Dark	52.500	50	13Alp Ari	2.0070	4250.0	105	6865	No
226	GOM_NL__2PRFIN20030623_171943_000000452017_00298_06865_6252.N1	23-JUN-2003 17:19:43	Dark	45.000	94	92Alp Cet	2.5260	3100.0	90	6865	No
227	GOM_NL__2PRFIN20030623_172329_000001142017_00298_06865_6253.N1	23-JUN-2003 17:23:29	Dark	113.50	140	88Gam Peg	2.8340	26000.	227	6865	No
228	GOM_NL__2PRFIN20030623_173216_000000712017_00298_06865_6254.N1	23-JUN-2003 17:32:16	Dark	71.000	52	16Bet Cet	2.0370	4500.0	142	6865	No
229	GOM_NL__2PRFIN20030623_173753_000000472017_00298_06865_6255.N1	23-JUN-2003 17:37:53	Dark	47.000	84	Alp Phe	2.3970	4500.0	94	6865	No
230	GOM_NL__2PRFIN20030623_174420_000000532017_00299_06866_6231.N1	23-JUN-2003 17:44:20	Dark	53.000	63	Bet Gru	2.1500	2800.0	106	6866	No
231	GOM_NL__2PRFIN20030623_174622_000000492017_00299_06866_6232.N1	23-JUN-2003 17:46:22	Straylight	49.000	31	Alp Gru	1.7340	15200.	98	6866	No
232	GOM_NL__2PRFIN20030623_174930_000000442017_00299_06866_6233.N1	23-JUN-2003 17:49:30	Straylight	43.500	45	Alp Pav	1.9400	26000.	87	6866	No
233	GOM_NL__2PRFIN20030623_175809_000000382017_00299_06866_6234.N1	23-JUN-2003 17:58:09	Tw_i_and_stray	38.000	85	Kap Sco	2.4070	28000.	76	6866	No
234	GOM_NL__2PRFIN20030623_180010_000000452017_00299_06866_6235.N1	23-JUN-2003 18:00:10	Bright	45.000	116	19Del Sgr	2.7000	4100.0	90	6866	No
235	GOM_NL__2PRFIN20030623_180220_000000502017_00299_06866_6236.N1	23-JUN-2003 18:02:20	Bright	50.000	155	41Pi Sgr	2.9000	6600.0	100	6866	No
236	GOM_NL__2PRFIN20030623_180509_000000372017_00299_06866_6237.N1	23-JUN-2003 18:05:09	Bright	36.500	86	35Eta Oph	2.4300	10200.	73	6866	No
237	GOM_NL__2PRFIN20030623_181111_000000402017_00299_06866_6238.N1	23-JUN-2003 18:11:11	Bright	40.000	126	60Bet Oph	2.7700	4250.0	80	6866	No
238	GOM_NL__2PRFIN20030623_181335_000000412017_00299_06866_6239.N1	23-JUN-2003 18:13:35	Bright	40.500	59	55Alp Oph	2.0800	8900.0	81	6866	No
239	GOM_NL__2PRFIN20030623_181849_000000382017_00299_06866_6240.N1	23-JUN-2003 18:18:49	Bright	38.000	133	40Zet Her	2.8070	6000.0	76	6866	No
240	GOM_NL__2PRFIN20030623_182318_000000512017_00299_06866_6241.N1	23-JUN-2003 18:23:18	Bright	50.500	5	3Alp Lyr	0.033000	11000.	101	6866	No
241	GOM_NL__2PRFIN20030623_182515_000000392017_00299_06866_6242.N1	23-JUN-2003 18:25:15	Bright	39.000	130	23Bet Dra	2.7990	5800.0	78	6866	No
242	GOM_NL__2PRFIN20030623_182715_000000382017_00299_06866_6243.N1	23-JUN-2003 18:27:15	Bright	37.500	119	14Eta Dra	2.7270	4700.0	75	6866	No
243	GOM_NL__2PRFIN20030623_183257_000000682017_00299_06866_6244.N1	23-JUN-2003 18:32:57	Bright	68.000	19	50Alp Cyg	1.2460	10500.	136	6866	No
244	GOM_NL__2PRFIN20030623_183529_000000362017_00299_06866_6245.N1	23-JUN-2003 18:35:29	Bright	36.000	49	1Alp UMi	1.9900	6300.0	72	6866	No
245	GOM_NL__2PRFIN20030623_184200_000000472017_00299_06866_6246.N1	23-JUN-2003 18:42:00	Bright	47.000	74	11Bet Cas	2.2680	6600.0	94	6866	No
246	GOM_NL__2PRFIN20030623_184332_000000662017_00299_06866_6247.N1	23-JUN-2003 18:43:32	Bright	66.000	68	18Alp Cas	2.2250	4500.0	132	6866	No
247	GOM_NL__2PRFIN20030623_184548_000000362017_00299_06866_6248.N1	23-JUN-2003 18:45:48	Bright	36.000	160	23Gam Per	2.9300	4700.0	72	6866	No
248	GOM_NL__2PRFIN20030623_184913_000000462017_00299_06866_6249.N1	23-JUN-2003 18:49:13	Bright	45.500	73	57Gam1And	2.2600	13100.	91	6866	No
249	GOM_NL__2PRFIN20030623_185139_000000662017_00299_06866_6250.N1	23-JUN-2003 18:51:39	Tw_i_and_stray	65.500	53	43Bet And	2.0480	3300.0	131	6866	No
250	GOM_NL__2PRFIN20030623_185530_000000542017_00299_06866_6251.N1	23-JUN-2003 18:55:30	Dark	54.000	50	13Alp Ari	2.0070	4250.0	108	6866	No
251	GOM_NL__2PRFIN20030623_190019_000000462017_00299_06866_6252.N1	23-JUN-2003 19:00:19	Dark	46.000	94	92Alp Cet	2.5260	3100.0	92	6866	No
252	GOM_NL__2PRFIN20030623_190405_000001212017_00299_06866_6253.N1	23-JUN-2003 19:04:05	Dark	120.50	140	88Gam Peg	2.8340	26000.	241	6866	No
253	GOM_NL__2PRFIN20030623_191254_000000692017_00299_06866_6254.N1	23-JUN-2003 19:12:54	Dark	69.000	52	16Bet Cet	2.0370	4500.0	138	6866	No
254	GOM_NL__2PRFIN20030623_191830_000000562017_00299_06866_6255.N1	23-JUN-2003 19:18:30	Dark	56.000	84	Alp Phe	2.3970	4500.0	112	6866	No
255	GOM_NL__2PRFIN20030623_192457_000000542017_00300_06867_6231.N1	23-JUN-2003 19:24:57	Dark	53.500	63	Bet Gru	2.1500	2800.0	107	6867	No
256	GOM_NL__2PRFIN20030623_192659_000000492017_00300_06867_6232.N1	23-JUN-2003 19:26:59	Straylight	49.000	31	Alp Gru	1.7340	15200.	98	6867	No
257	GOM_NL__2PRFIN20030623_193007_000000412017_00300_06867_6233.N1	23-JUN-2003 19:30:07	Straylight	40.500	45	Alp Pav	1.9400	26000.	81	6867	No
258	GOM_NL__2PRFIN20030623_193845_000000432017_00300_06867_6234.N1	23-JUN-2003 19:38:45	Tw_i_and_stray	42.500	85	Kap Sco	2.4070	28000.	85	6867	No
259	GOM_NL__2PRFIN20030623_194046_000000502017_00300_06867_6235.N1	23-JUN-2003 19:40:46	Bright	49.500	116	19Del Sgr	2.7000	4100.0	99	6867	No
260	GOM_NL__2PRFIN20030623_194256_000000502017_00300_06867_6236.N1	23-JUN-2003 19:42:56	Bright	49.500	155	41Pi Sgr	2.9000	6600.0	99	6867	No
261	GOM_NL__2PRFIN20030623_194546_000000372017_00300_06867_6237.N1	23-JUN-2003 19:45:46	Bright	36.500	86	35Eta Oph	2.4300	10200.	73	6867	No
262	GOM_NL__2PRFIN20030623_195147_000000402017_00300_06867_6238.N1	23-JUN-2003 19:51:47	Bright	40.000	126	60Bet Oph	2.7700	4250.0	80	6867	No
263	GOM_NL__2PRFIN20030623_195411_000000402017_00300_06867_6239.N1	23-JUN-2003 19:54:11	Bright	39.500	59	55Alp Oph	2.0800	8900.0	79	6867	No
264	GOM_NL__2PRFIN20030623_195925_000000392017_00300_06867_6240.N1	23-JUN-2003 19:59:25	Bright	39.000	133	40Zet Her	2.8070	6000.0	78	6867	No
265	GOM_NL__2PRFIN20030623_200353_000000462017_00300_06867_6241.N1	23-JUN-2003 20:03:53	Bright	45.500	5	3Alp Lyr	0.033000	11000.	91	6867	No
266	GOM_NL__2PRFIN20030623_200551_000000422017_00300_06867_6242.N1	23-JUN-2003 20:05:51	Bright	42.000	130	23Bet Dra	2.7990	5800.0	84	6867	No
267	GOM_NL__2PRFIN20030623_200751_000000372017_00300_06867_6243.N1	23-JUN-2003 20:07:51	Bright	37.000	119	14Eta Dra	2.7270	4700.0	74	6867	No
268	GOM_NL__2PRFIN20030623_201332_000000692017_00300_06867_6244.N1	23-JUN-2003 20:13:32	Bright	68.500	19	50Alp Cyg	1.2460	10500.	137	6867	No
269	GOM_NL__2PRFIN20030623_201605_000000372017_00300_06867_6245.N1	23-JUN-2003 20:16:05	Bright	36.500	49	1Alp UMi	1.9900	6300.0	73	6867	No
270	GOM_NL__2PRFIN20030623_202235_000000672017_00300_06867_6246.N1	23-JUN-2003 20:22:35	Bright	67.000	74	11Bet Cas	2.2680	6600.0	134	6867	No
271	GOM_NL__2PRFIN20030623_202408_000000662017_00300_06867_6247.N1	23-JUN-2003 20:24:08	Bright	66.000	68	18Alp Cas	2.2250	4500.0	132	6867	No
272	GOM_NL__2PRFIN20030623_202624_000000412017_00300_06867_6248.N1	23-JUN-2003 20:26:24	Bright	40.500	160	23Gam Per	2.9300	4700.0	81	6867	No
273	GOM_NL__2PRFIN20030623_202949_000000452017_00300_06867_6249.N1	23-JUN-2003 20:29:49	Bright	45.000	73	57Gam1And	2.2600	13100.	90	6867	No
274	GOM_NL__2PRFIN20030623_203215_000000632017_00300_06867_6250.N1	23-JUN-2003 20:32:15	Tw_i_and_stray	62.500	53	43Bet And	2.0480	3300.0	125	6867	No
275	GOM_NL__2PRFIN20030623_203606_000000532017_00300_06867_6251.N1	23-JUN-2003 20:36:06	Dark	53.000	50	13Alp Ari	2.0070	4250.0	106	6867	No
276	GOM_NL__2PRFIN20030623_204056_000000512017_00300_06867_6252.N1	23-JUN-2003 20:40:56	Dark	50.500	94	92Alp Cet	2.5260	3100.0	101	6867	No
277	GOM_NL__2PRFIN20030623_204445_000001142017_00300_06867_6253.N1	23-JUN-2003 20:44:45	Dark	113.50	140	88Gam Peg	2.8340	26000.	227	6867	No
278	GOM_NL__2PRFIN20030623_205331_000000702017_00300_06867_6254.N1	23-JUN-2003 20:53:31	Dark	69.500	52	16Bet Cet	2.0370	4500.0	139	6867	No

279	GOM_NL__2PRFIN20030623_205907_000000552017_00300_06867_6255.N1	23-JUN-2003 20:59:07	Dark	54.500	84	Alp Phe	2.3970	4500.0	109	6867	No
280	GOM_NL__2PRFIN20030623_210534_000000532017_00301_06868_6232.N1	23-JUN-2003 21:05:34	Dark	52.500	63	Bet Gru	2.1500	2800.0	105	6868	No
281	GOM_NL__2PRFIN20030623_210736_000000502017_00301_06868_6233.N1	23-JUN-2003 21:07:36	Straylight	50.000	31	Alp Gru	1.7340	15200.	100	6868	No
282	GOM_NL__2PRFIN20030623_211043_000000432017_00301_06868_6234.N1	23-JUN-2003 21:10:43	Straylight	42.500	45	Alp Pav	1.9400	26000.	85	6868	No
283	GOM_NL__2PRFIN20030623_230158_000000542017_00302_06869_5548.N1	23-JUN-2003 23:01:58	Bright	54.000	116	19Del Sgr	2.7000	4100.0	108	6869	No
284	GOM_NL__2PRFIN20030623_230408_000000512017_00302_06869_5549.N1	23-JUN-2003 23:04:08	Bright	50.500	155	41Pi Sgr	2.9000	6600.0	101	6869	No
285	GOM_NL__2PRFIN20030623_230658_000000382017_00302_06869_5550.N1	23-JUN-2003 23:06:58	Bright	38.000	86	35Eta Oph	2.4300	10200.	76	6869	No
286	GOM_NL__2PRFIN20030623_231259_000000402017_00302_06869_5551.N1	23-JUN-2003 23:12:59	Bright	40.000	126	60Bet Oph	2.7700	4250.0	80	6869	No
287	GOM_NL__2PRFIN20030623_231523_000000392017_00302_06869_5552.N1	23-JUN-2003 23:15:23	Bright	38.500	59	55Alp Oph	2.0800	8900.0	77	6869	No
288	GOM_NL__2PRFIN20030623_232037_000000352017_00302_06869_5553.N1	23-JUN-2003 23:20:37	Bright	35.000	133	40Zet Her	2.8070	6000.0	70	6869	No
289	GOM_NL__2PRFIN20030623_232504_000000442017_00302_06869_5554.N1	23-JUN-2003 23:25:04	Bright	43.500	5	3Alp Lyr	0.033000	11000.	87	6869	No
290	GOM_NL__2PRFIN20030623_232702_000000362017_00302_06869_5555.N1	23-JUN-2003 23:27:02	Bright	36.000	130	23Bet Dra	2.7990	5800.0	72	6869	No
291	GOM_NL__2PRFIN20030623_232903_000000372017_00302_06869_5556.N1	23-JUN-2003 23:29:03	Bright	37.000	119	14Eta Dra	2.7270	4700.0	74	6869	No
292	GOM_NL__2PRFIN20030623_233441_000000692017_00302_06869_5557.N1	23-JUN-2003 23:34:41	Bright	68.500	19	50Alp Cyg	1.2460	10500.	137	6869	No
293	GOM_NL__2PRFIN20030623_233716_000000362017_00302_06869_5558.N1	23-JUN-2003 23:37:16	Bright	36.000	49	1Alp UMi	1.9900	6300.0	72	6869	No
294	GOM_NL__2PRFIN20030623_234347_000000522017_00302_06869_5559.N1	23-JUN-2003 23:43:47	Bright	51.500	74	11Bet Cas	2.2680	6600.0	103	6869	No
295	GOM_NL__2PRFIN20030623_234519_000000482017_00302_06869_5560.N1	23-JUN-2003 23:45:19	Bright	48.000	68	18Alp Cas	2.2250	4500.0	96	6869	No
296	GOM_NL__2PRFIN20030623_234736_000000352017_00302_06869_5561.N1	23-JUN-2003 23:47:36	Bright	35.000	160	23Gam Per	2.9300	4700.0	70	6869	No
297	GOM_NL__2PRFIN20030623_235101_000000462017_00302_06869_5562.N1	23-JUN-2003 23:51:01	Bright	45.500	73	57Gam1And	2.2600	13100.	91	6869	No
298	GOM_NL__2PRFIN20030623_235327_000000632017_00302_06869_5563.N1	23-JUN-2003 23:53:27	Tw_i_and_stray	62.500	53	43Bet And	2.0480	3300.0	125	6869	No
299	GOM_NL__2PRFIN20030623_235718_000000522017_00302_06869_5564.N1	23-JUN-2003 23:57:18	Dark	51.500	50	13Alp Ari	2.0070	4250.0	103	6869	No

3. Quality information per product

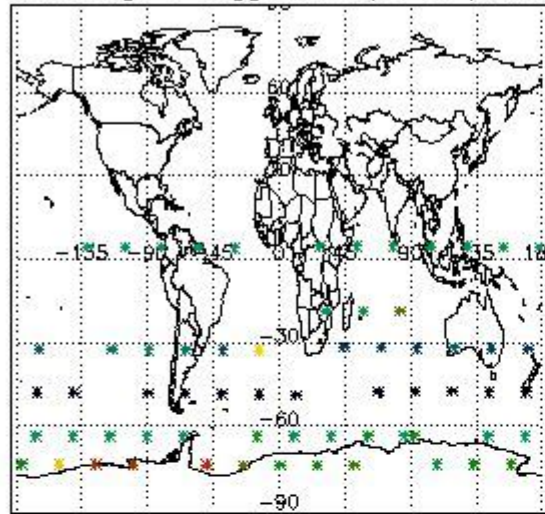
In this section it is plotted some information contained in the Quality Summary data set of the level 2 products. Only products in dark limb conditions and without errors (error flag in the MPH set to "0") are used.

3.1 Plot quality information per product (time dependant)

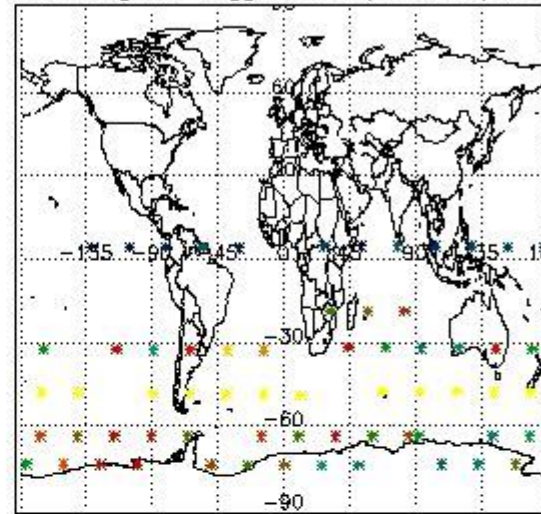


3.2 Plot quality information per product (world map)

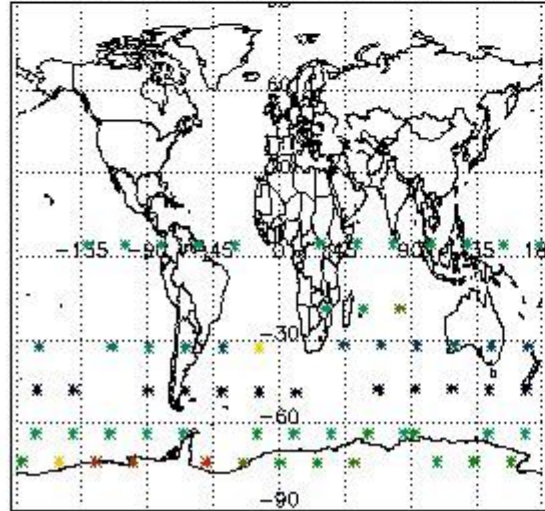
Percentage of flagged data per O3 profile



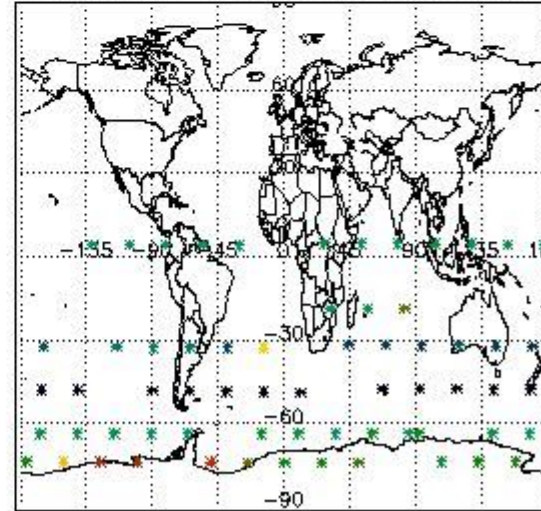
Percentage of flagged data per H2O profile



Percentage of flagged data per NO2 profile



Percentage of flagged data per NO3 profile

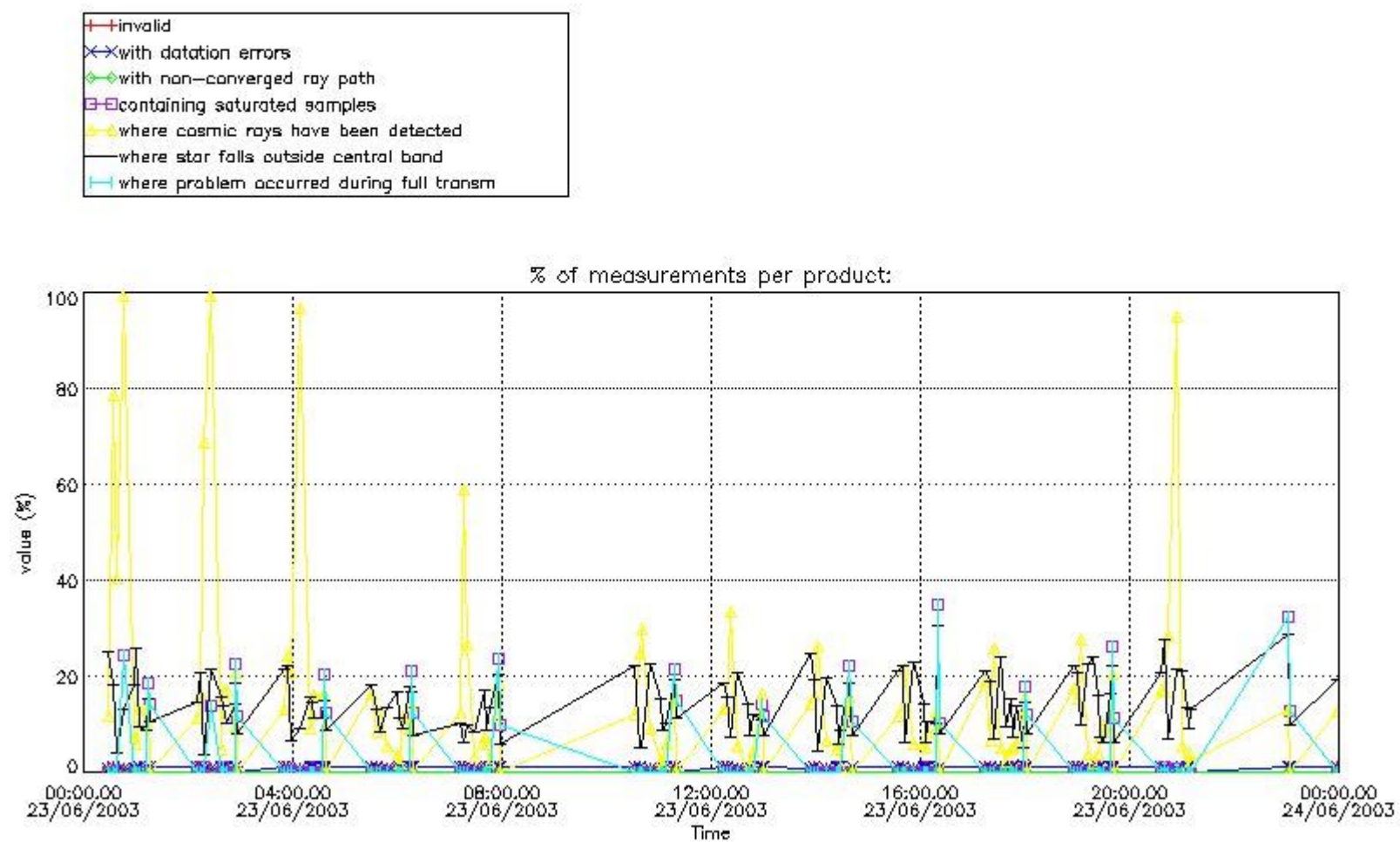


4. Level 1 quality information per product

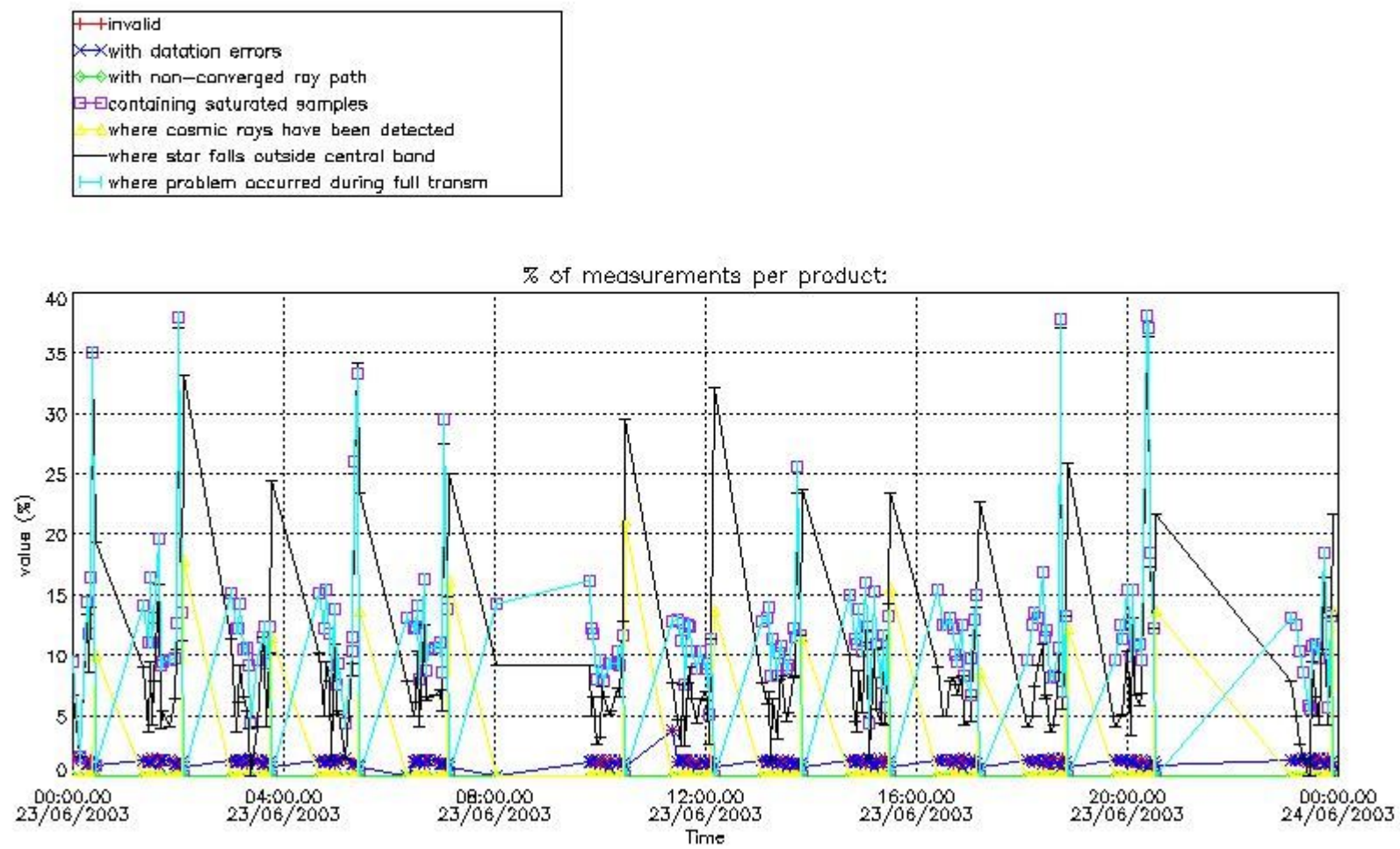
In this section it is plotted some information contained in the Quality Summary data set of the level 2 products that comes from the level 1b processing. Products without errors (error flag in the MPH set to "0") are used.

4.1 Plot quality information per product (time dependant) coming from level 1b processing

4.1.1 Plot level 1 quality information per product (time dependant): ENVISAT ASCENDING passes

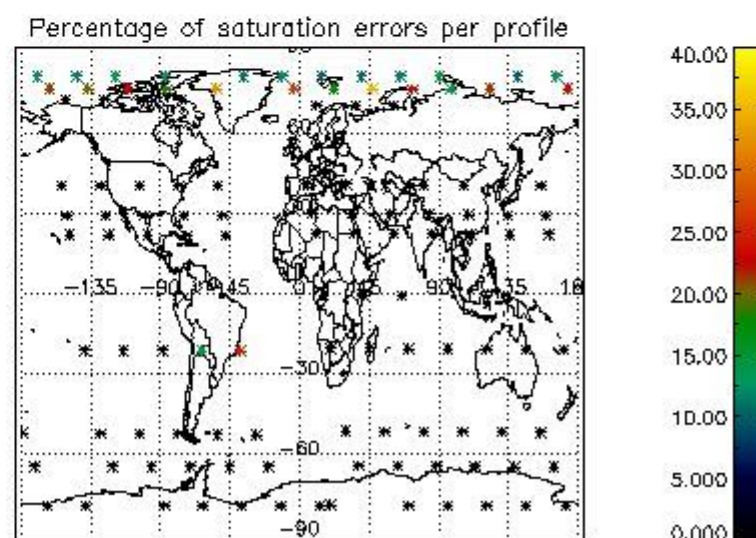
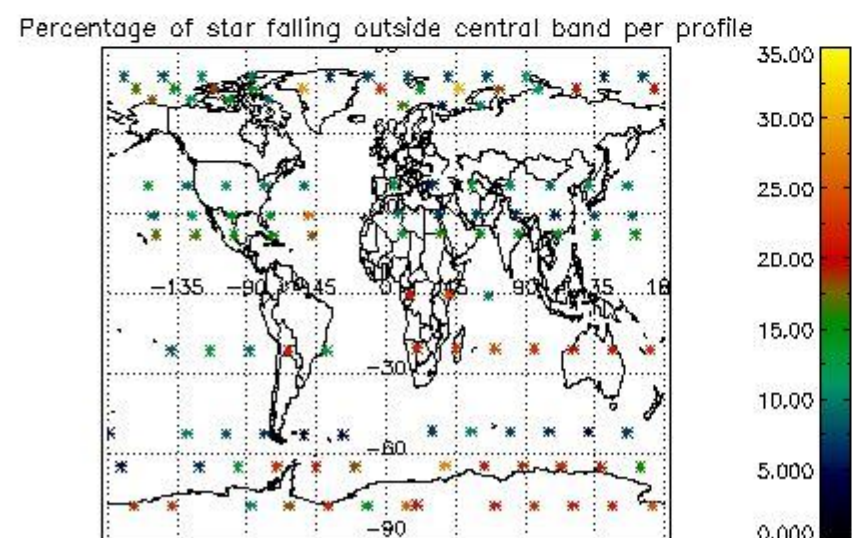
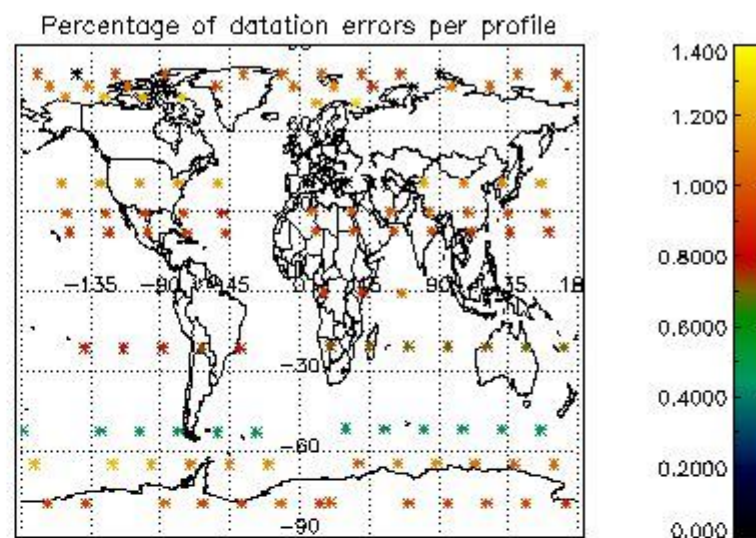
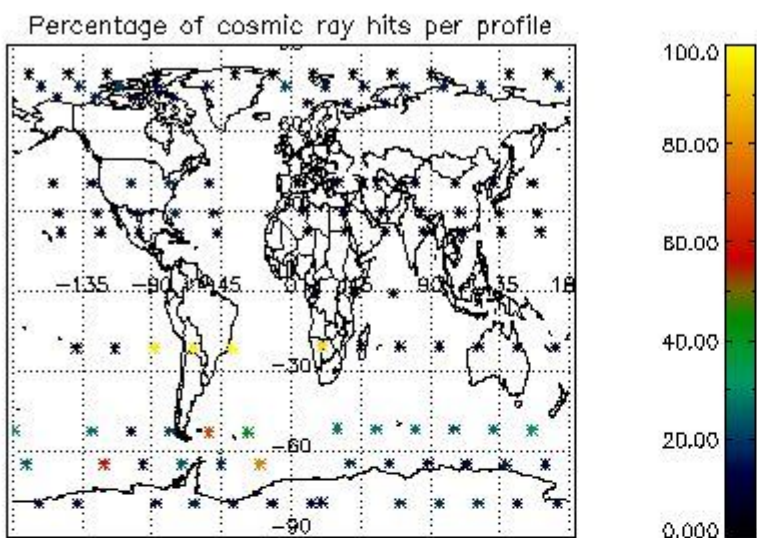


4.1.2 Plot level 1 quality information per product (time dependant): ENVISAT DESCENDING passes

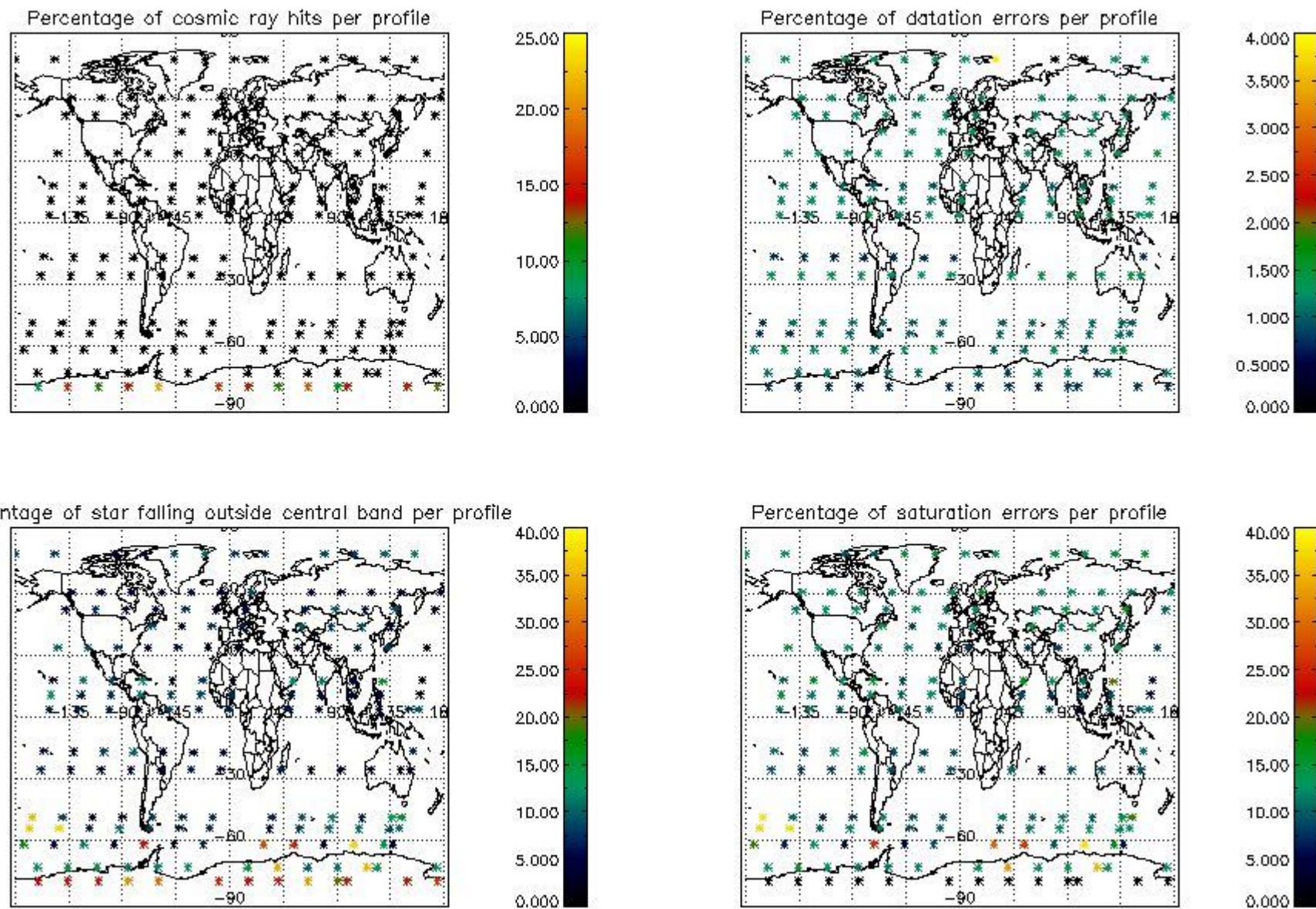


4.2 Plot quality information per product coming from level 1b processing (world map)

4.2.1 Plot level 1 quality information per product (world map): ENVISAT ASCENDING passes



4.2.2 Plot level 1 quality information per product (world map): ENVISAT DESCENDING passes



5. Trace gas profiles

5.1 Ozone statistics based on quality of products

The final quality of the products can be "measured" using the STD (Standard Deviation) attached to every point profile. This information is written to the parameter GOM_NL__2P/NL_LOCAL_SPECIES_DENSITY/o3_std of the level 2 products. The table below shows the statistics for given STD ranges.

The statistics are given with respect to the overall valid production:

- Products without fatal errors: GOM_NL__2P/MPH/PRODUCT_ERR=0
- Valid point profile: GOM_NL__2P/NL_LOCAL_SPECIES_DENSITY/pcd(0)=0

The 'Criteria' is applied to valid points of dark limb products:

- Products in dark limb illumination condition: GOM_NL__2P/NL_SUMMARY_QUALITY/obs_ill_cond=0
- Products without fatal errors: GOM_NL__2P/MPH/PRODUCT_ERR=0
- Valid point profile: GOM_NL__2P/NL_LOCAL_SPECIES_DENSITY/pcd(0)=0

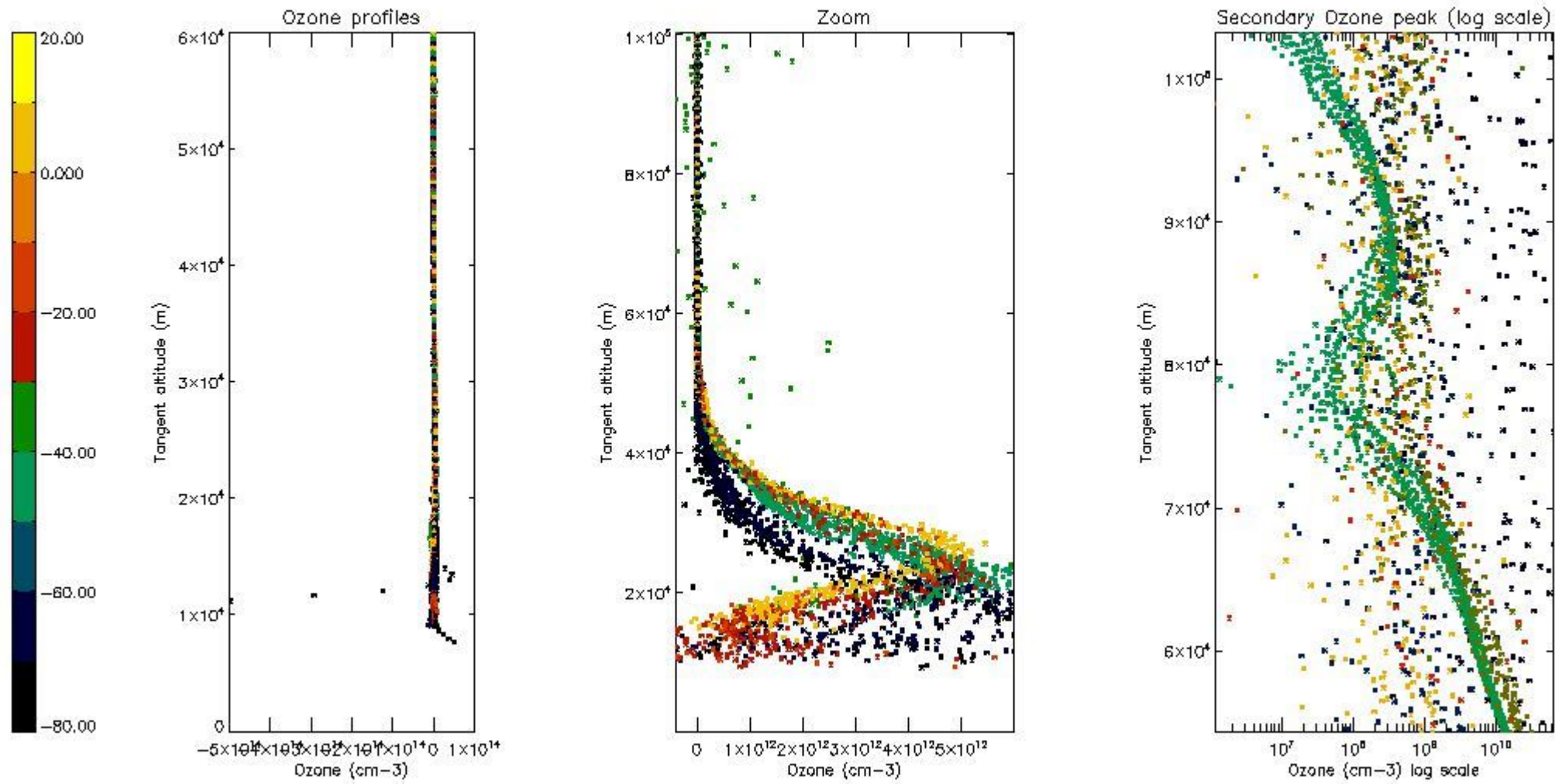
So, the table below shows the percentage of dark limb and valid observations for each criteria with respect to the overall valid daily observations.

Criteria	% of total production
All STD	29
STD < 20	12

STD < 10	9
STD < 5	6

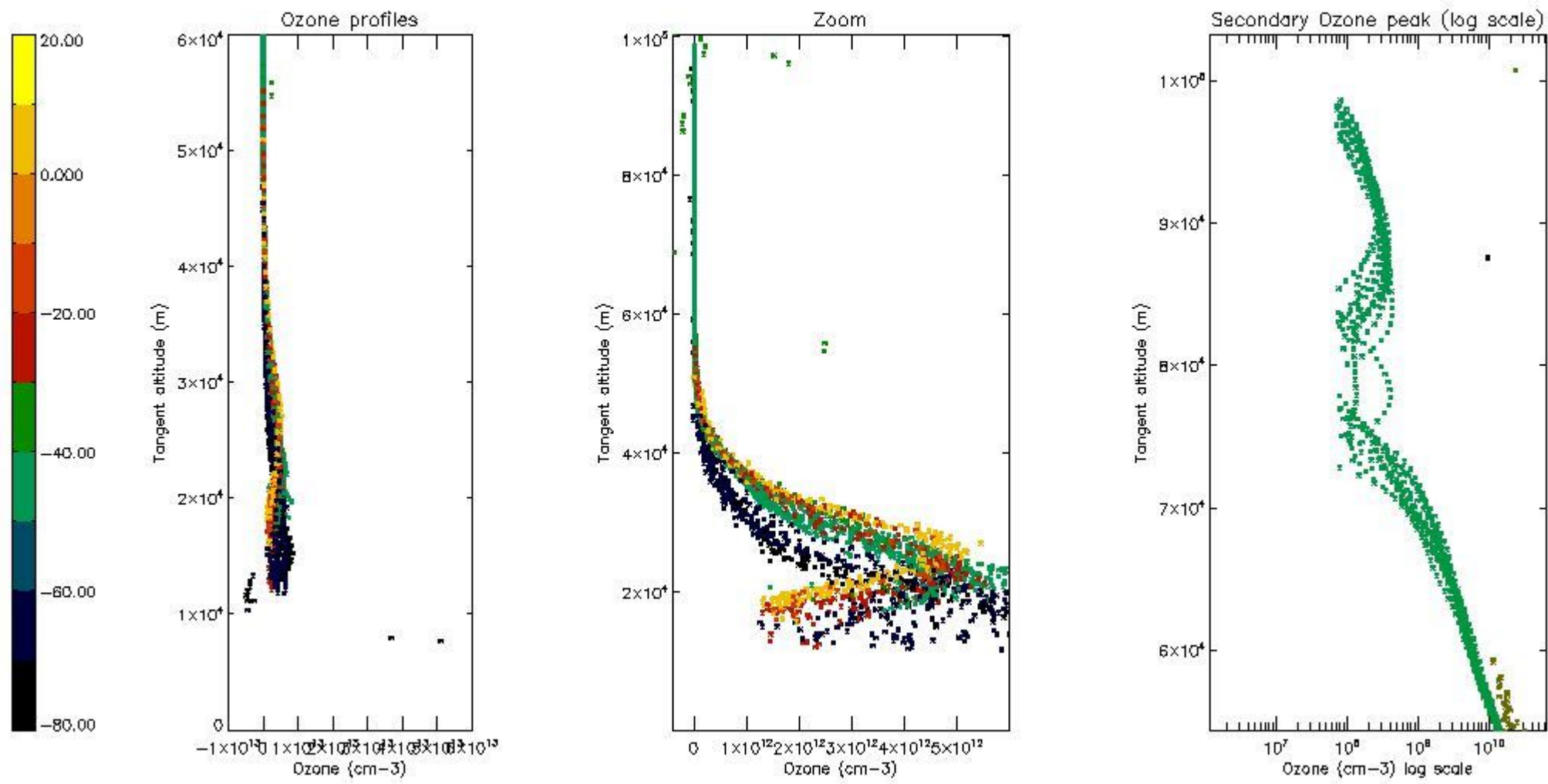
5.2 Plot ozone profiles for all STD (dark without errors)

The colorbar represents the latitude.



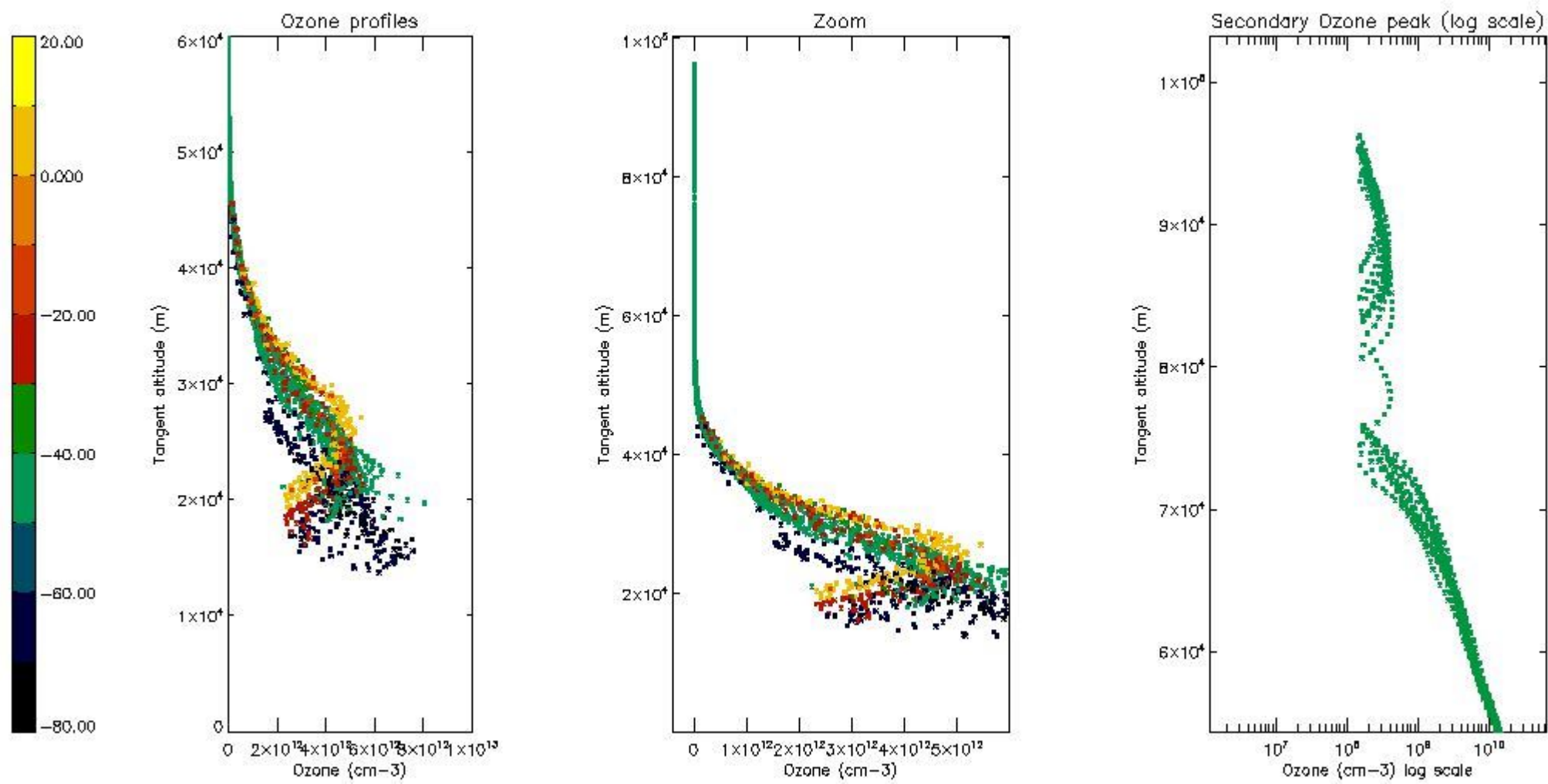
5.3 Plot ozone profiles where STD < 20% (dark without errors)

The colorbar represents the latitude.



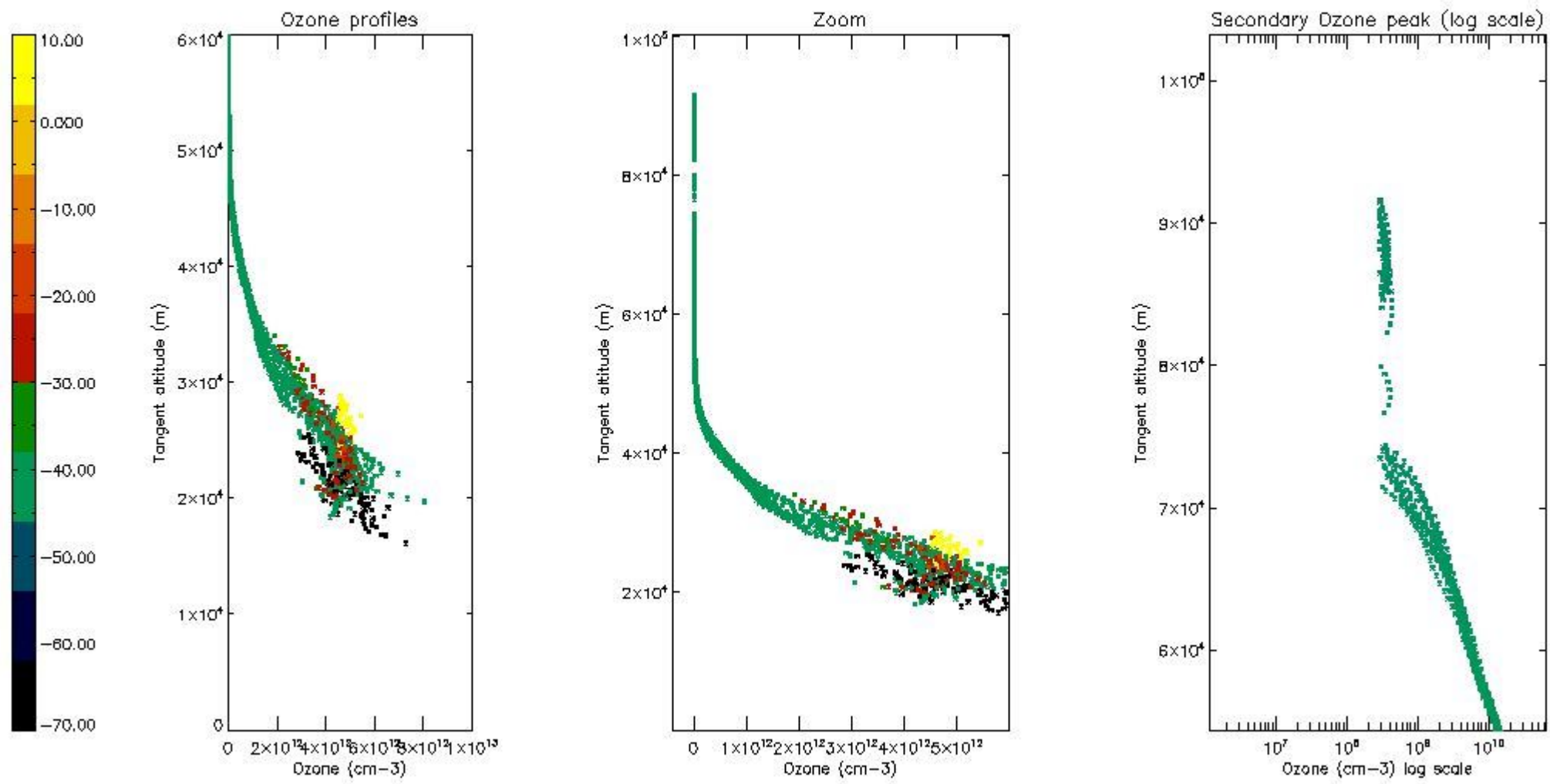
5.4 Plot ozone profiles where STD < 10% (dark without errors)

The colorbar represents the latitude.



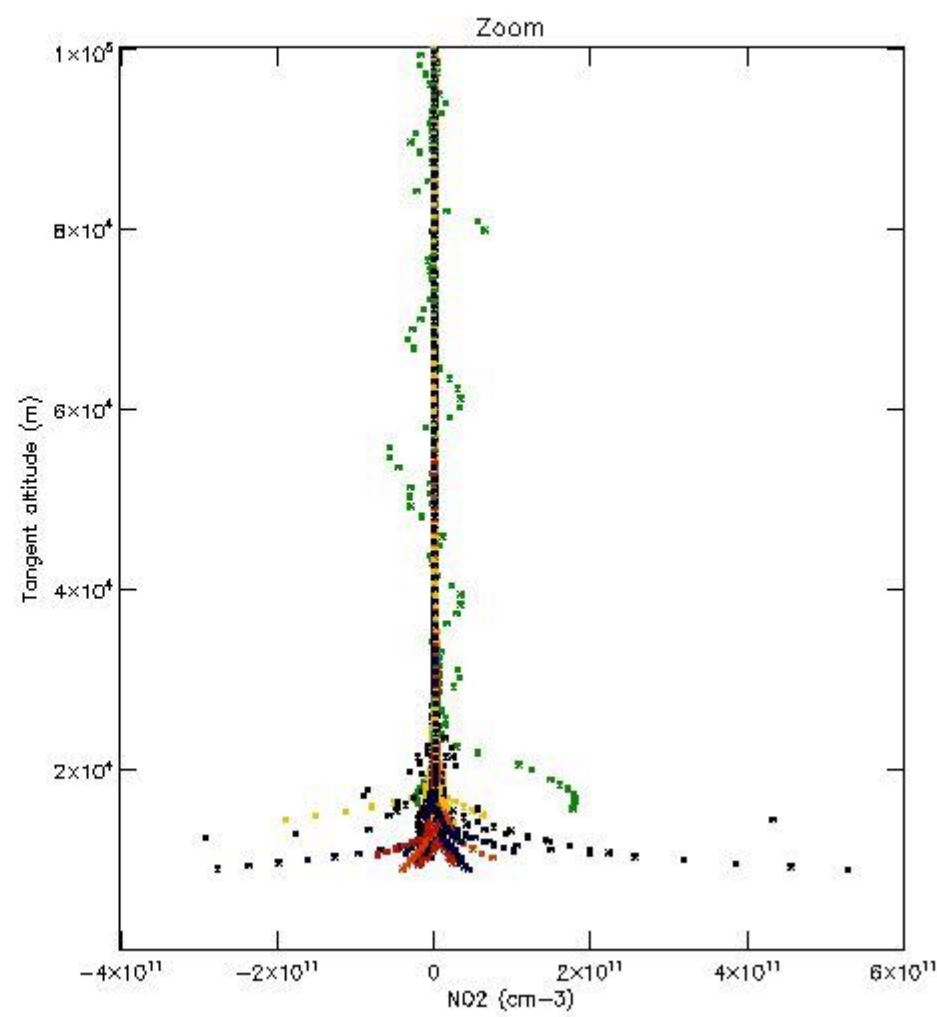
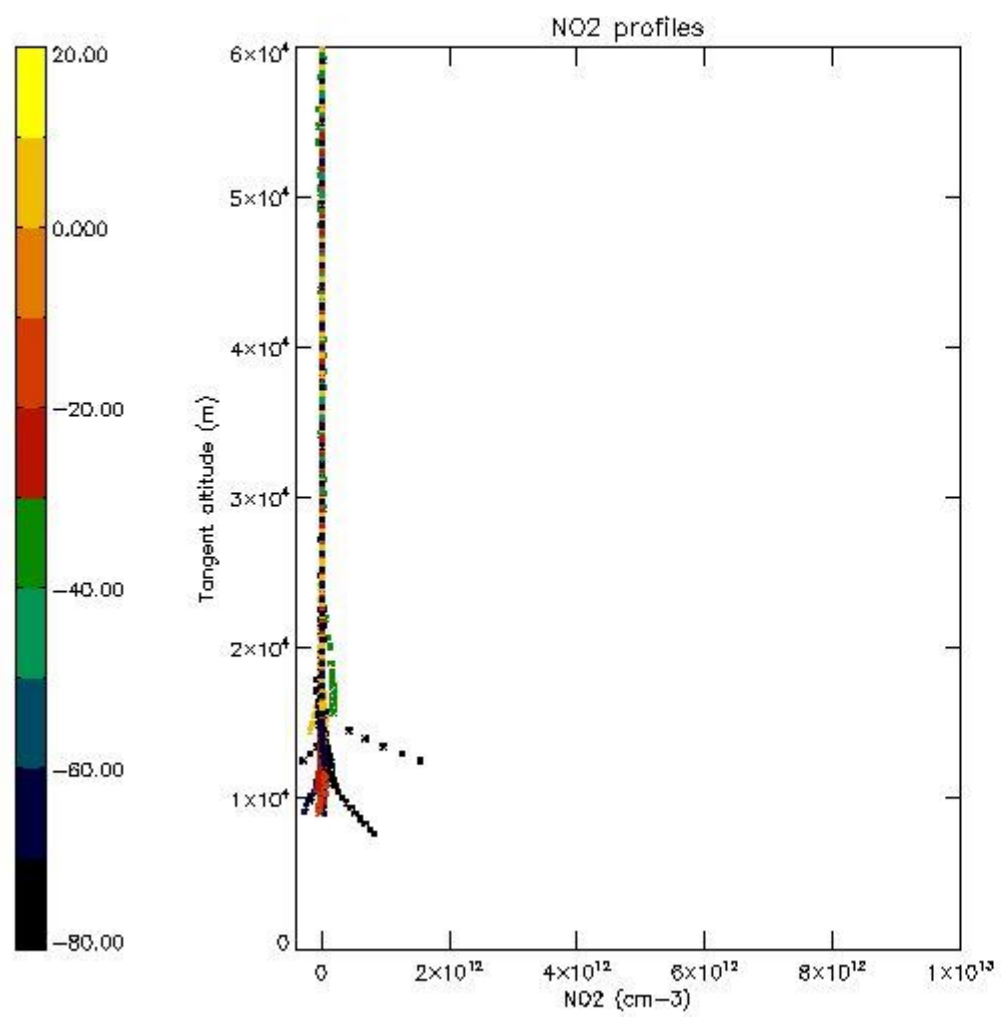
5.5 Plot ozone profiles where STD < 5% (dark without errors)

The colorbar represents the latitude.



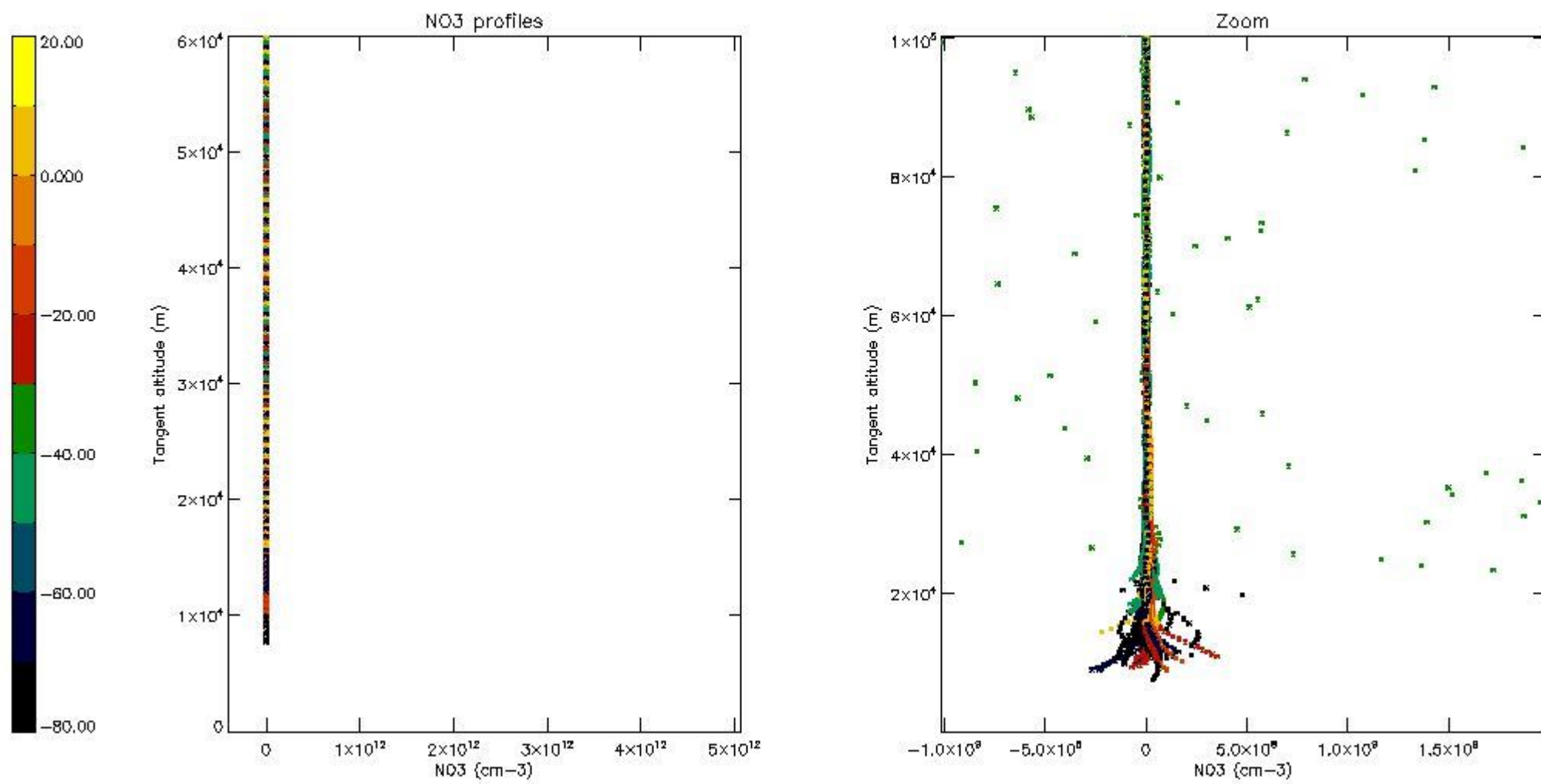
5.6 Plot NO₂ profiles for all STD (dark without errors)

The colorbar represents the latitude.



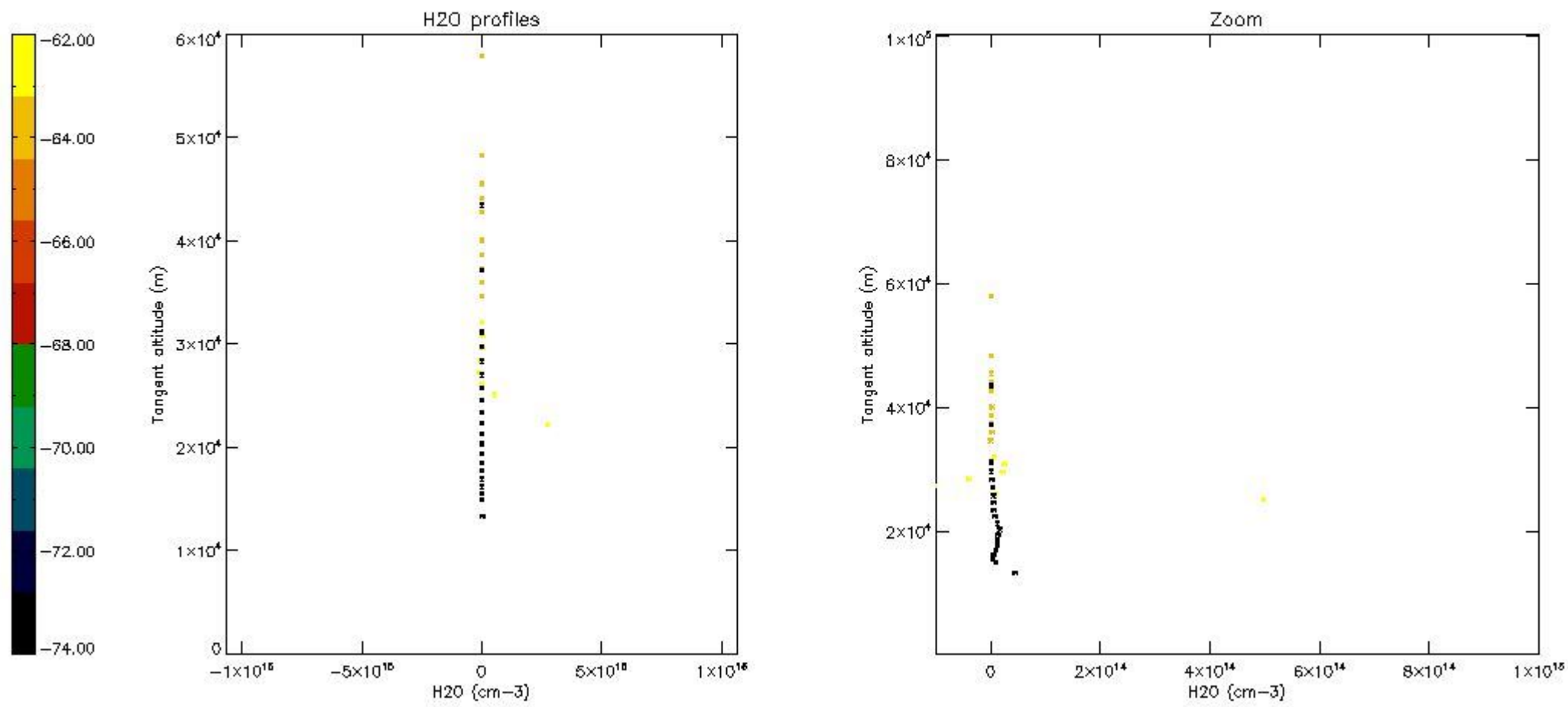
5.7 Plot NO3 profiles for all STD (dark without errors)

The colorbar represents the latitude.



5.8 Plot H₂O profiles for all STD (only for occultations of stars 1,2,3,4,13,14,16,26,63 dark without errors)

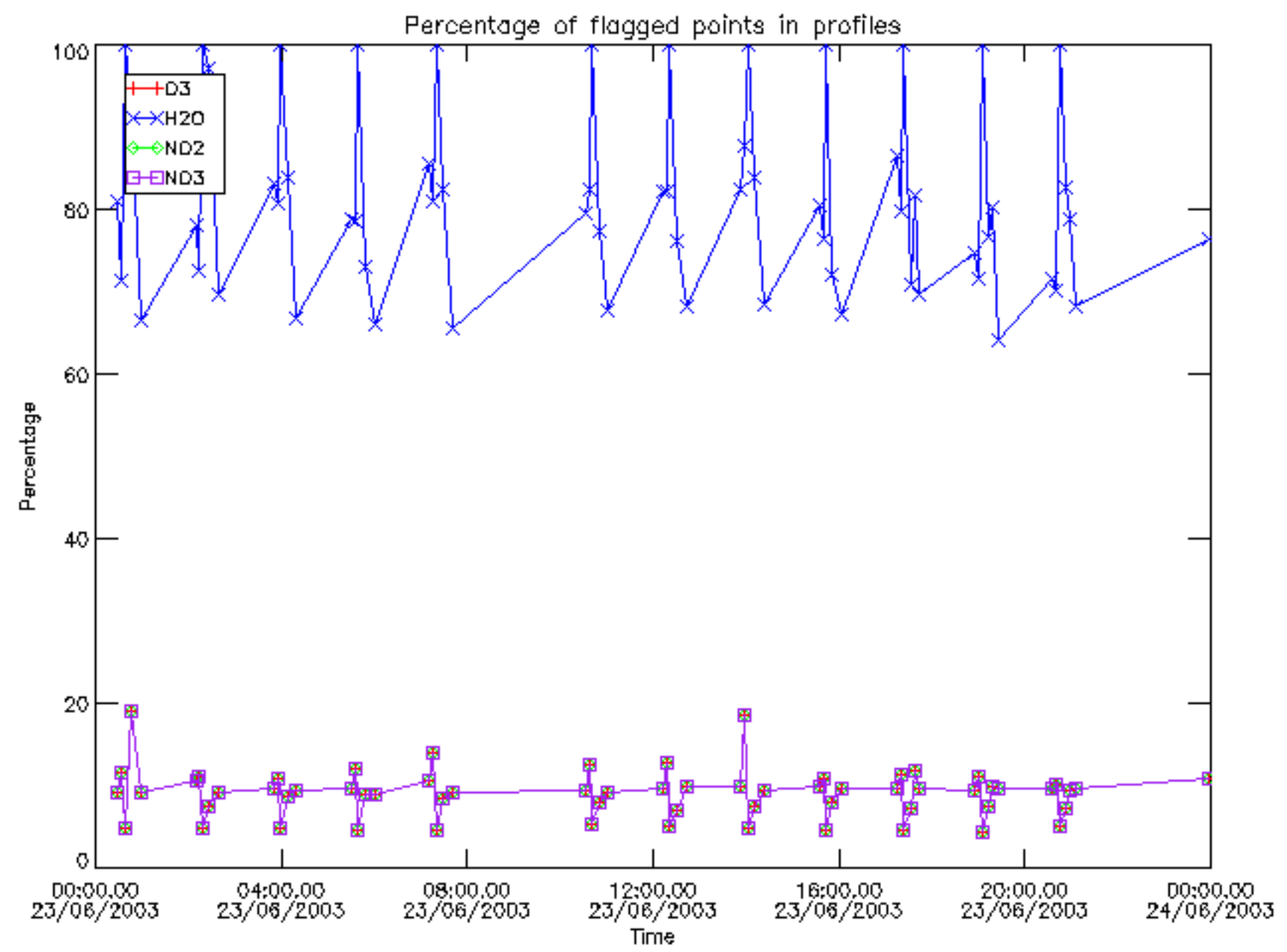
The colorbar represents the latitude.



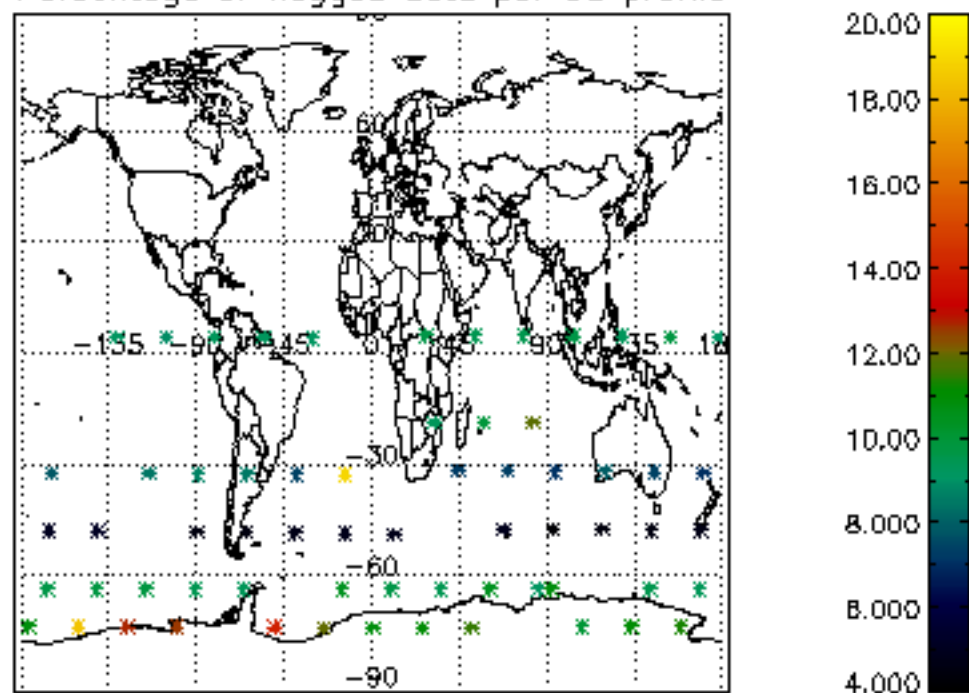
6. Auxiliary Data Files used for the production reported in section 2

The number reported in the third column indicates since which file (see list in section 2) the corresponding auxiliary file has been used. The fourth column is the date of those product files.

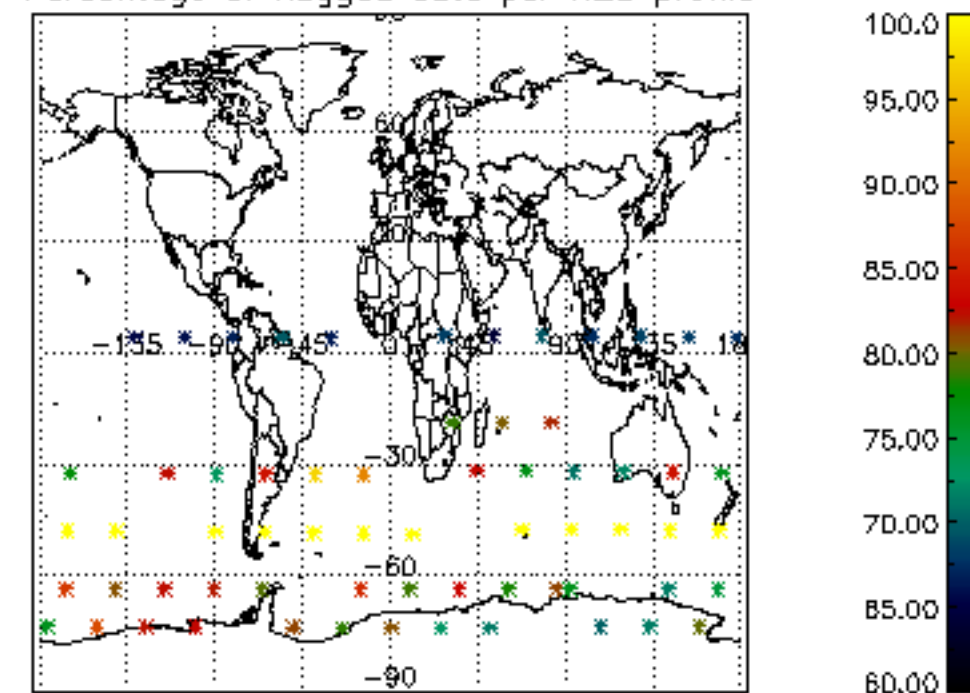
Type	Auxiliary Filename	Used since product	Used since product date
INST_PHYS_CHARACTERISTICS	GOM_INS_AXNIEC20050627_150440_20020301_000000_20100101_000000	1	23-JUN-2003 00:00:40
LEVEL-2_PROC_CONFIG	GOM_PR2_AXVIEC20091111_152718_20020301_000000_20500101_000000	1	23-JUN-2003 00:00:40
CROSS_SECTIONS_FILE	GOM_CRS_AXVIEC20091111_154832_20020301_000000_20500101_000000	1	23-JUN-2003 00:00:40



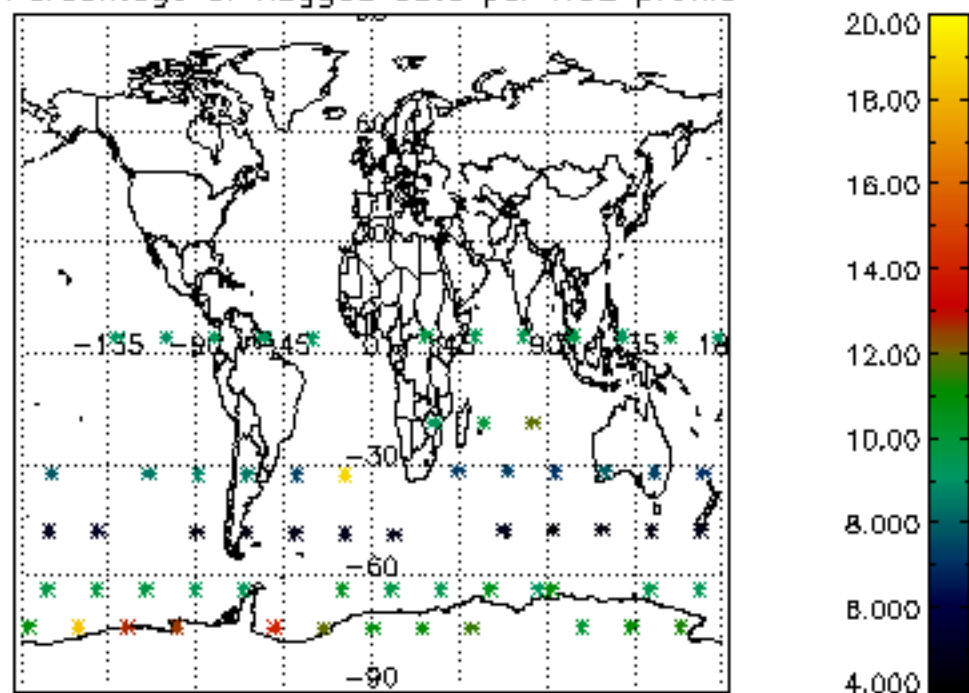
Percentage of flagged data per D3 profile



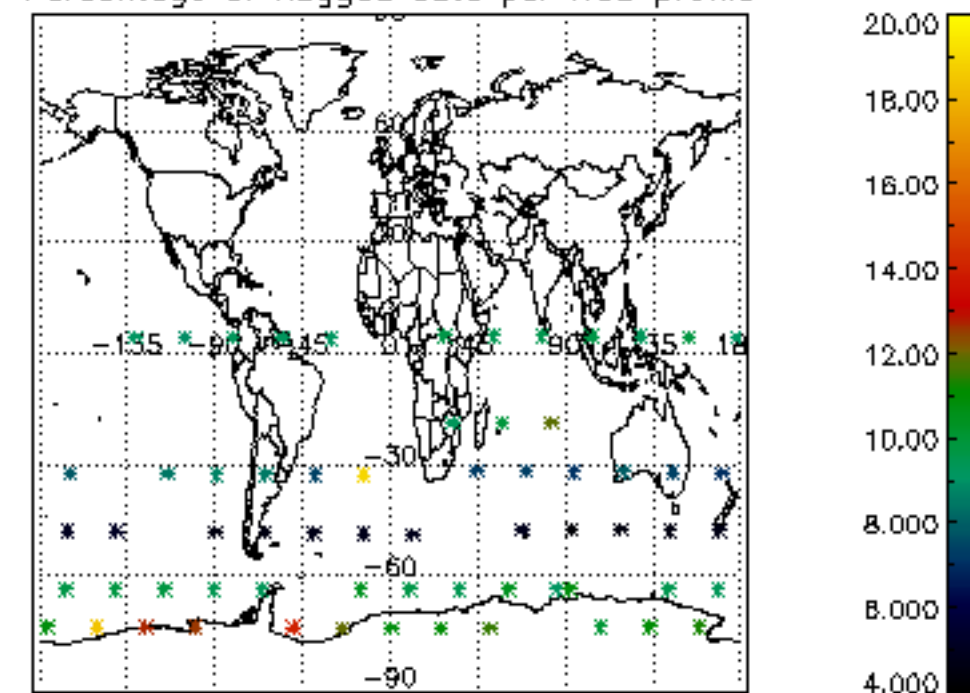
Percentage of flagged data per H2O profile

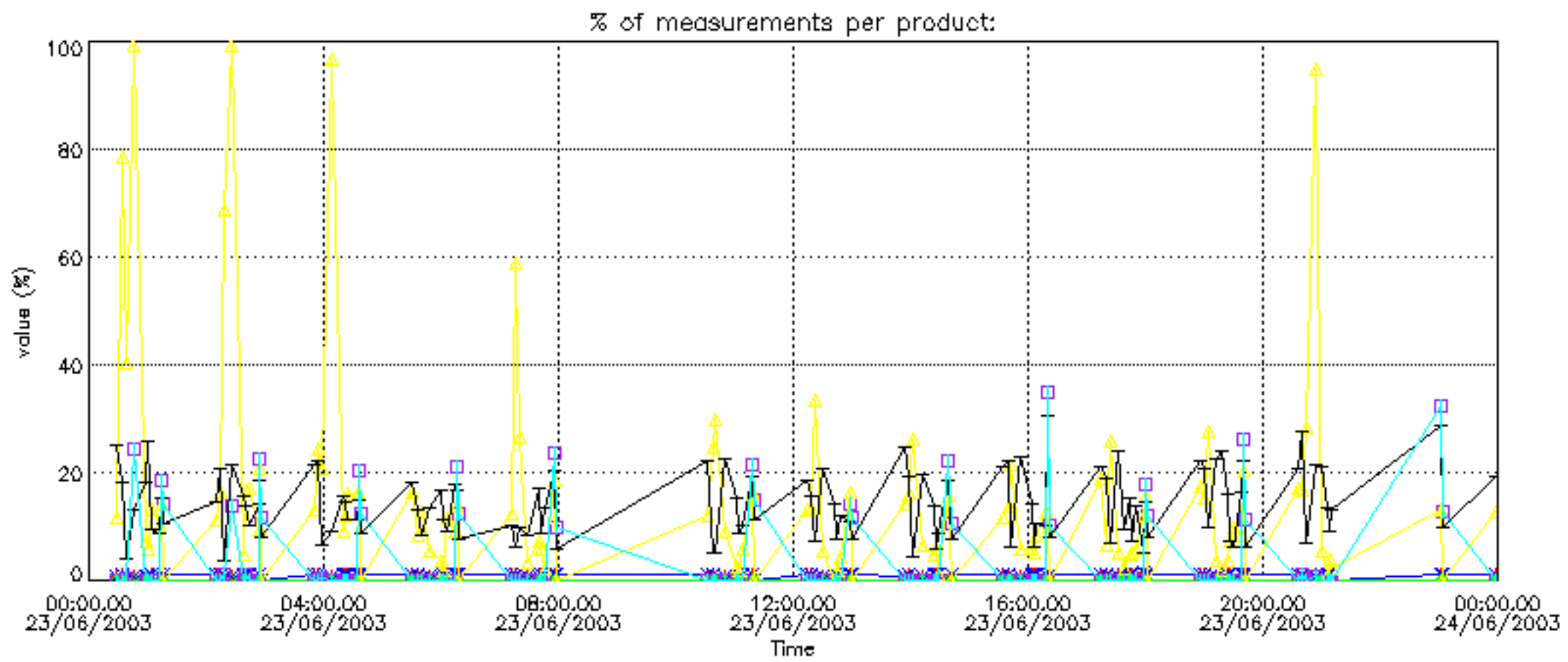
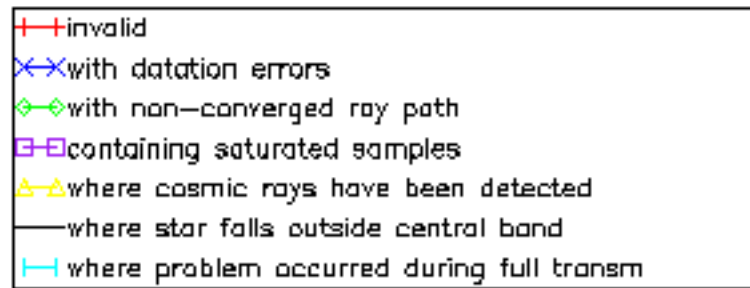


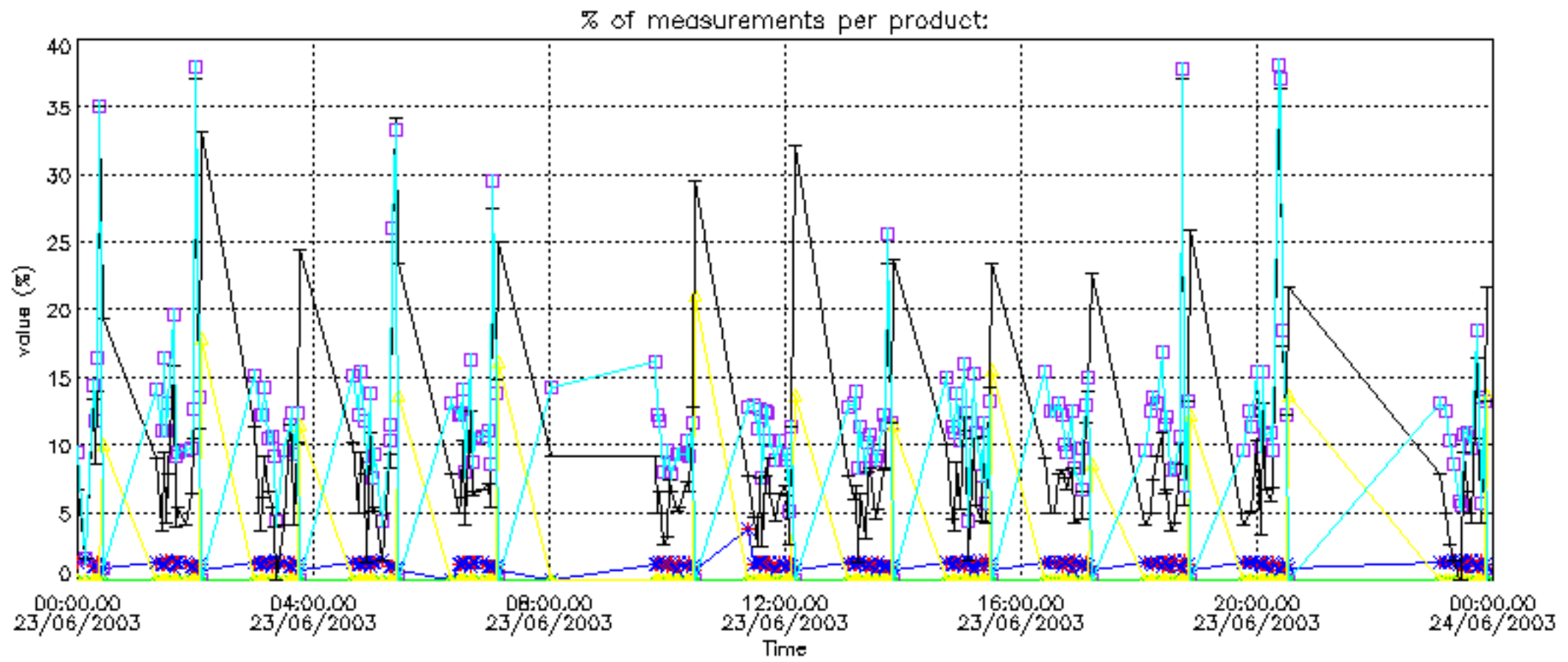
Percentage of flagged data per NO2 profile



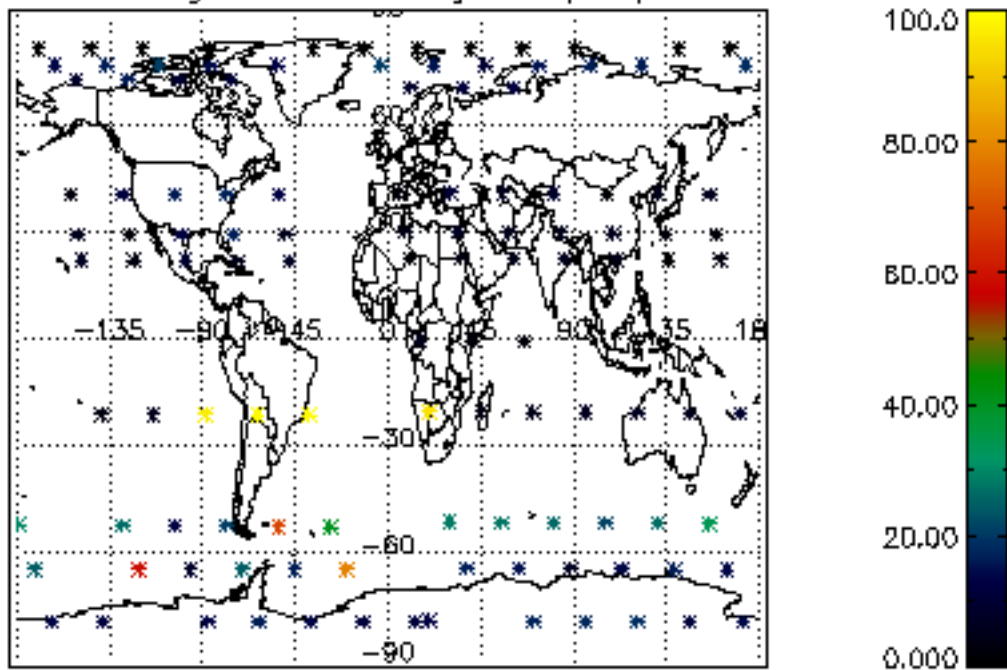
Percentage of flagged data per NO3 profile



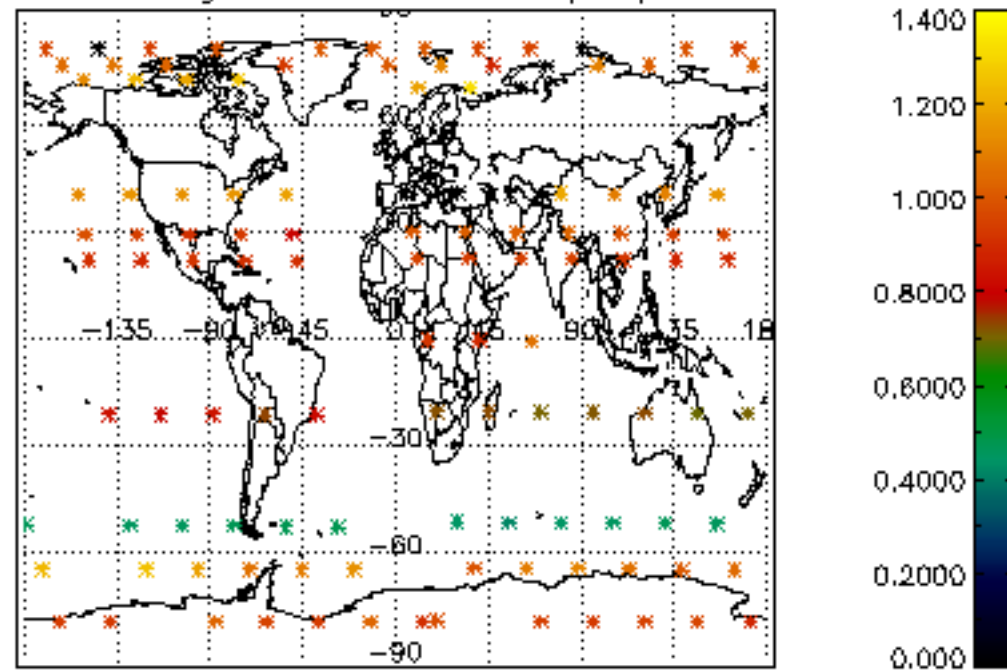




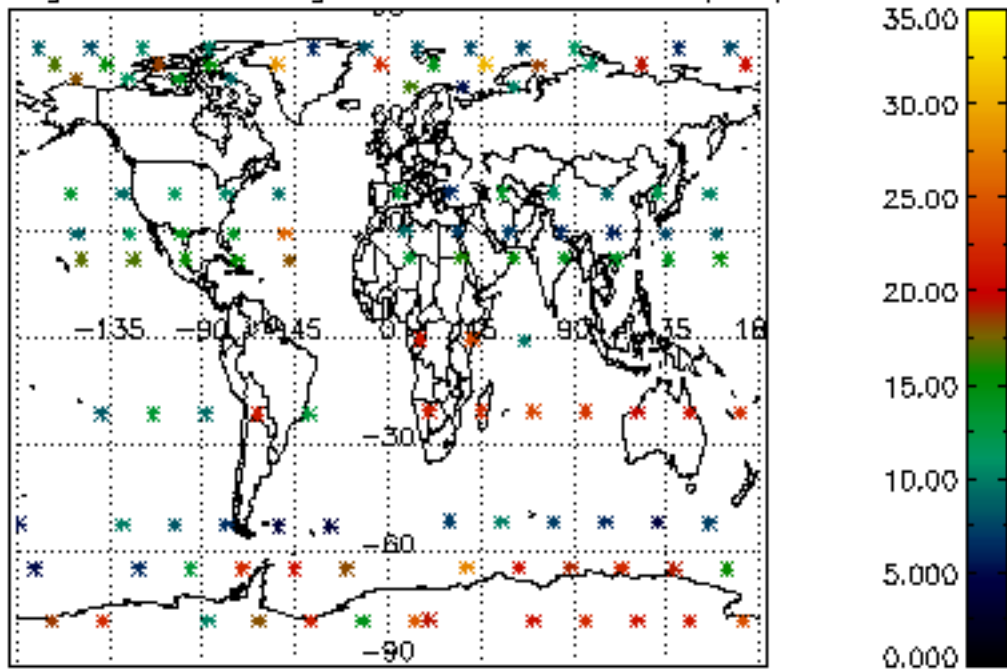
Percentage of cosmic ray hits per profile



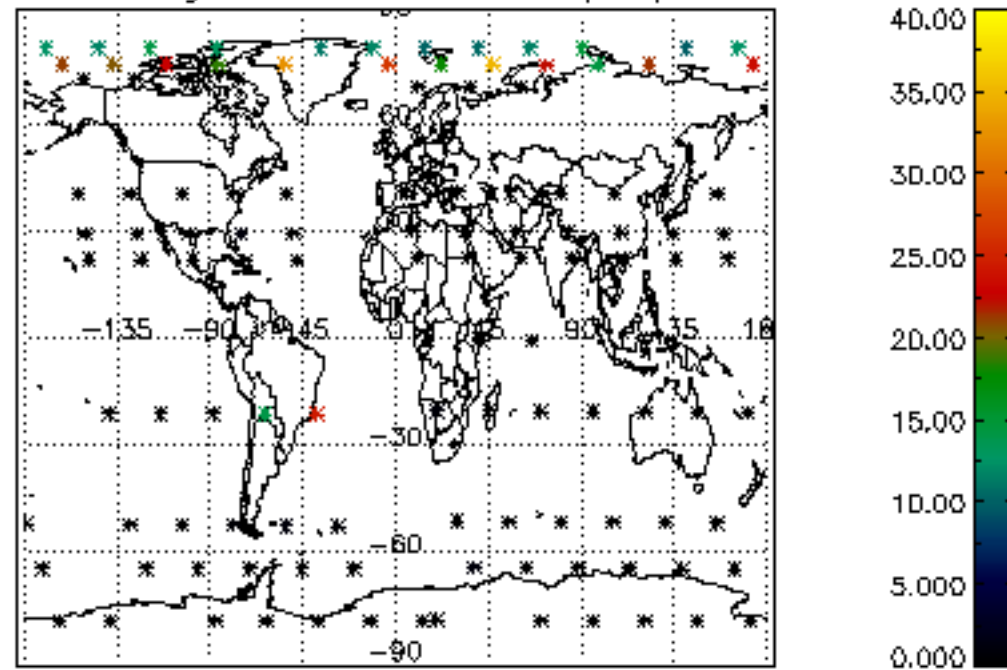
Percentage of datation errors per profile



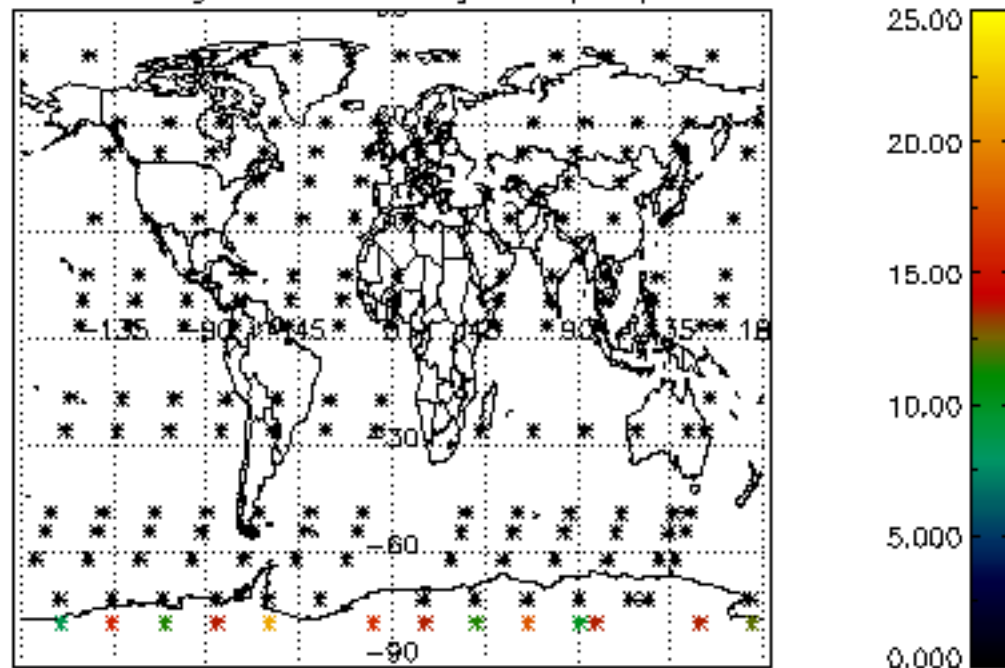
Percentage of star falling outside central band per profile



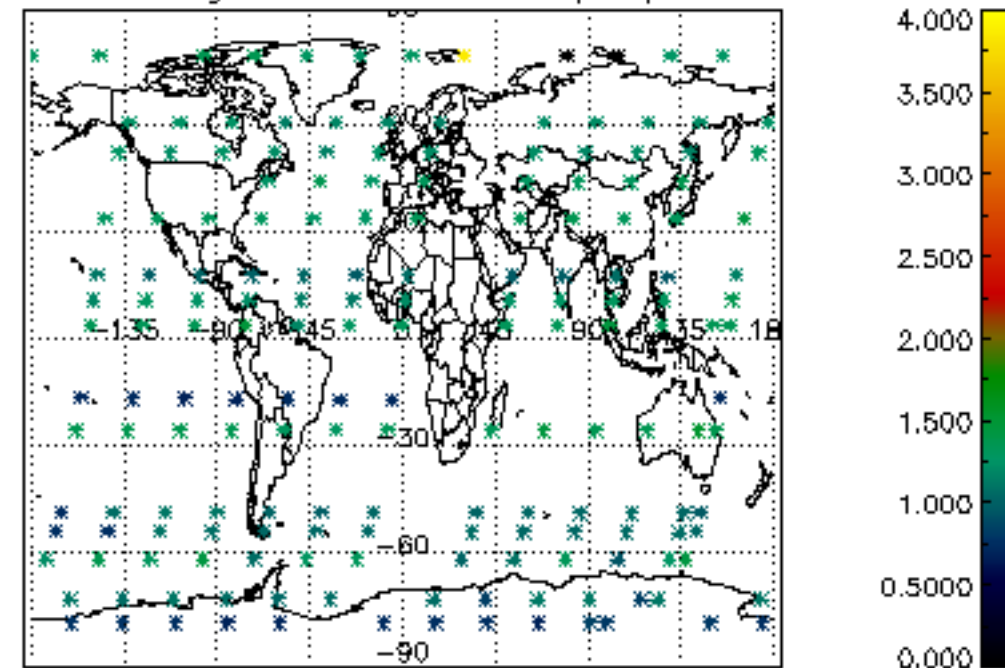
Percentage of saturation errors per profile



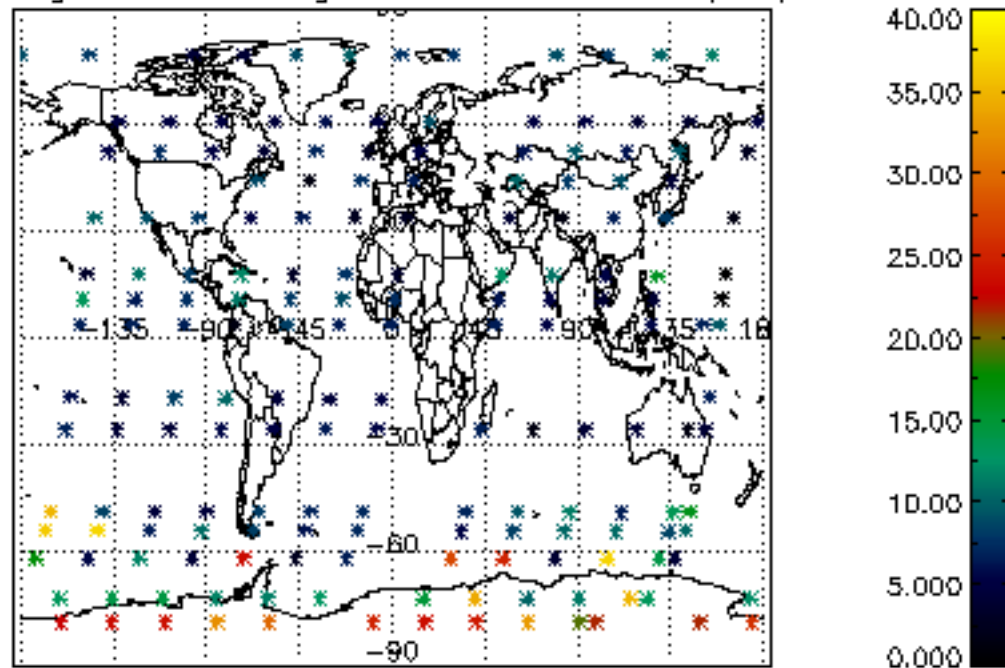
Percentage of cosmic ray hits per profile



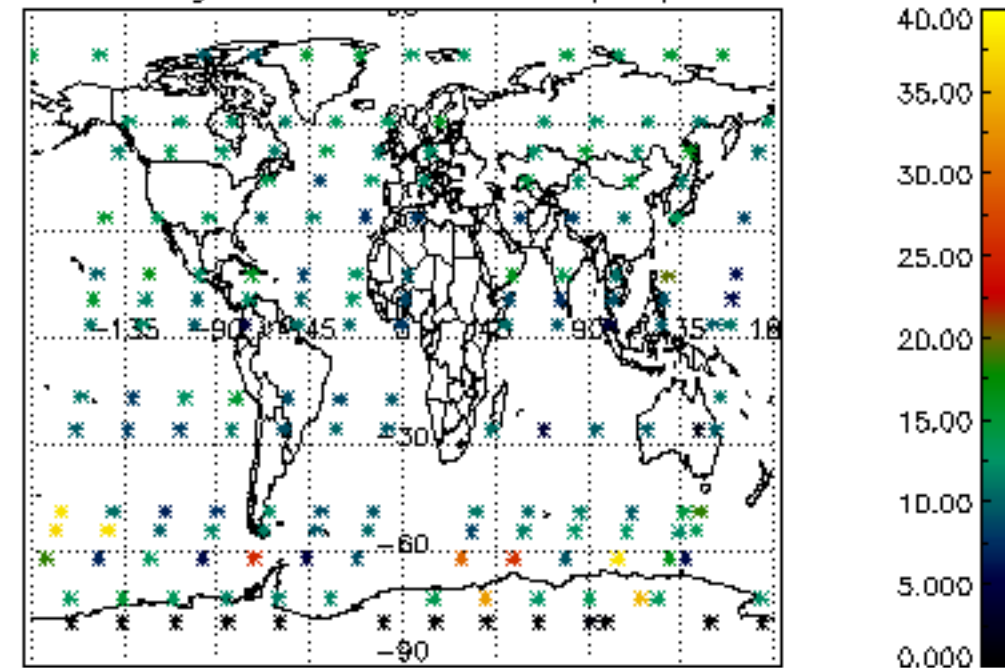
Percentage of datation errors per profile

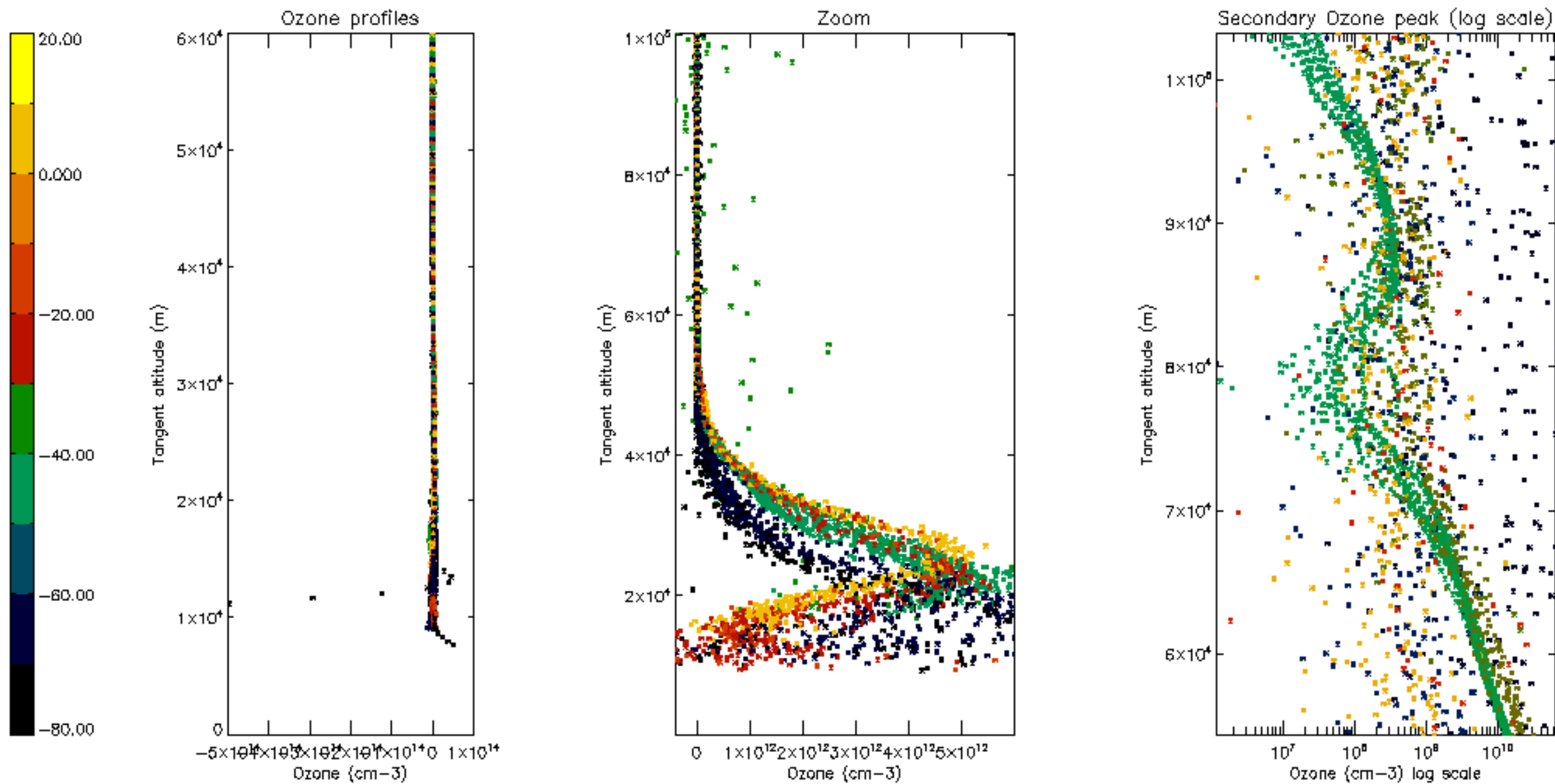


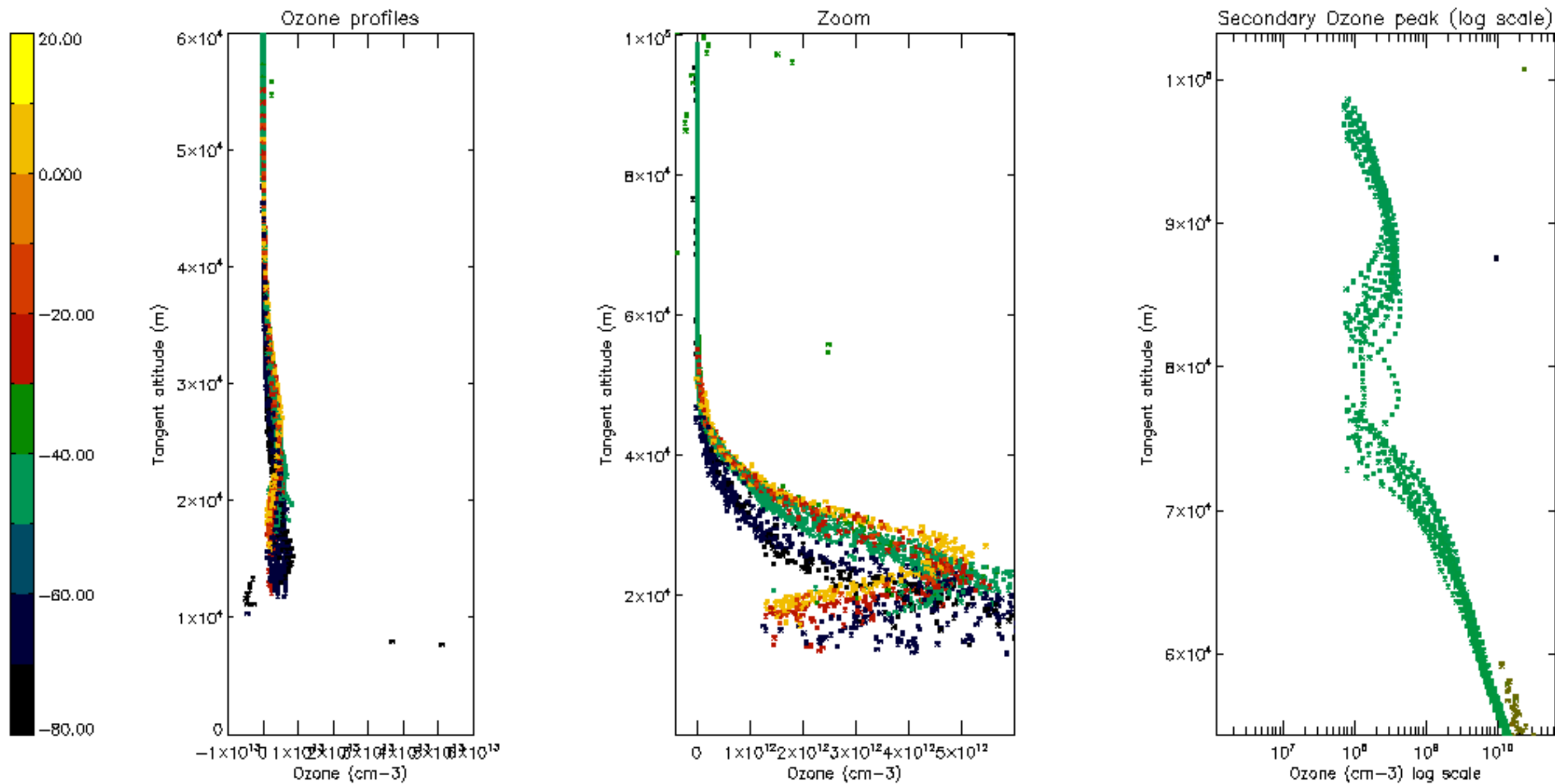
Percentage of star falling outside central band per profile

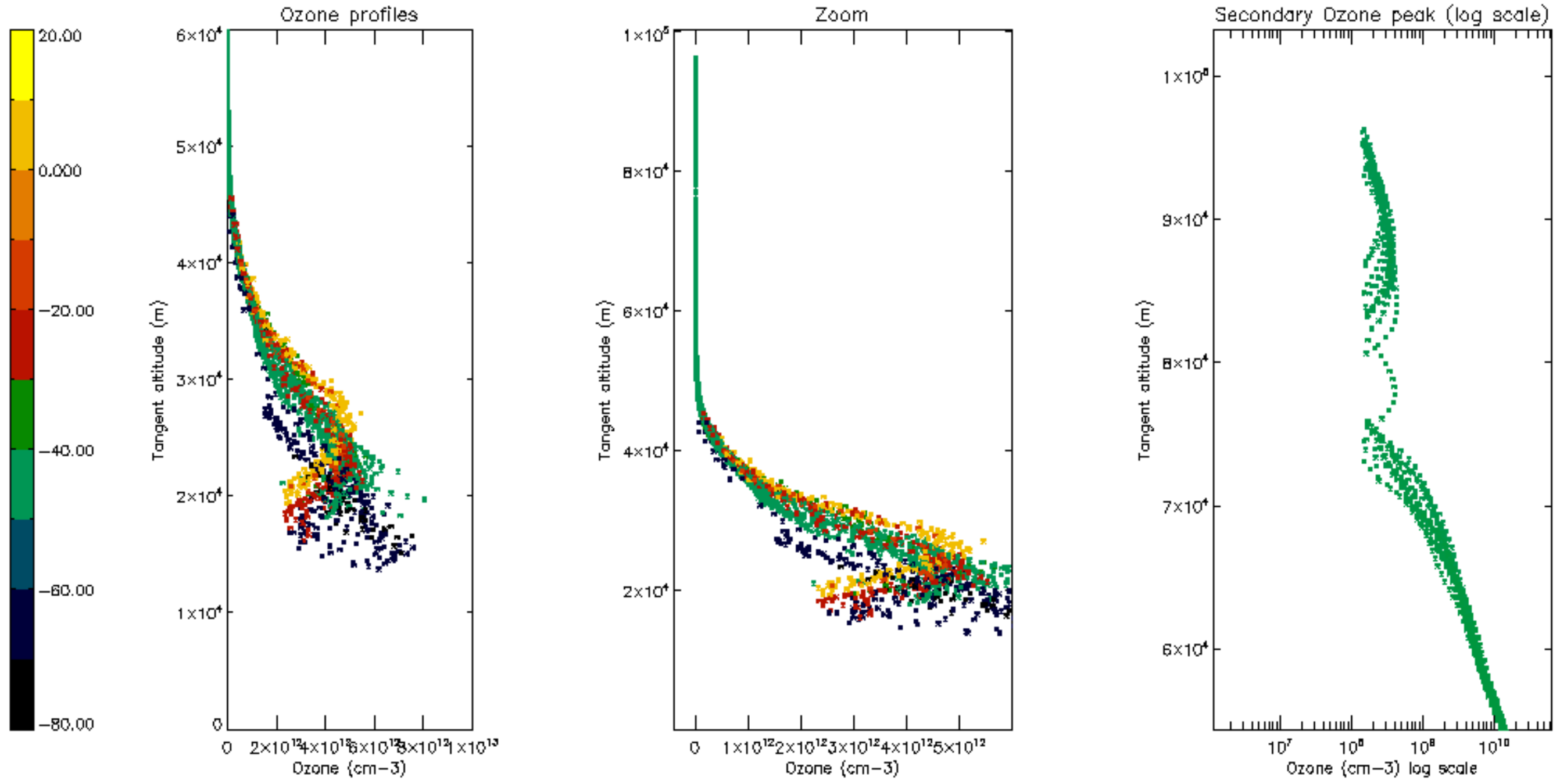


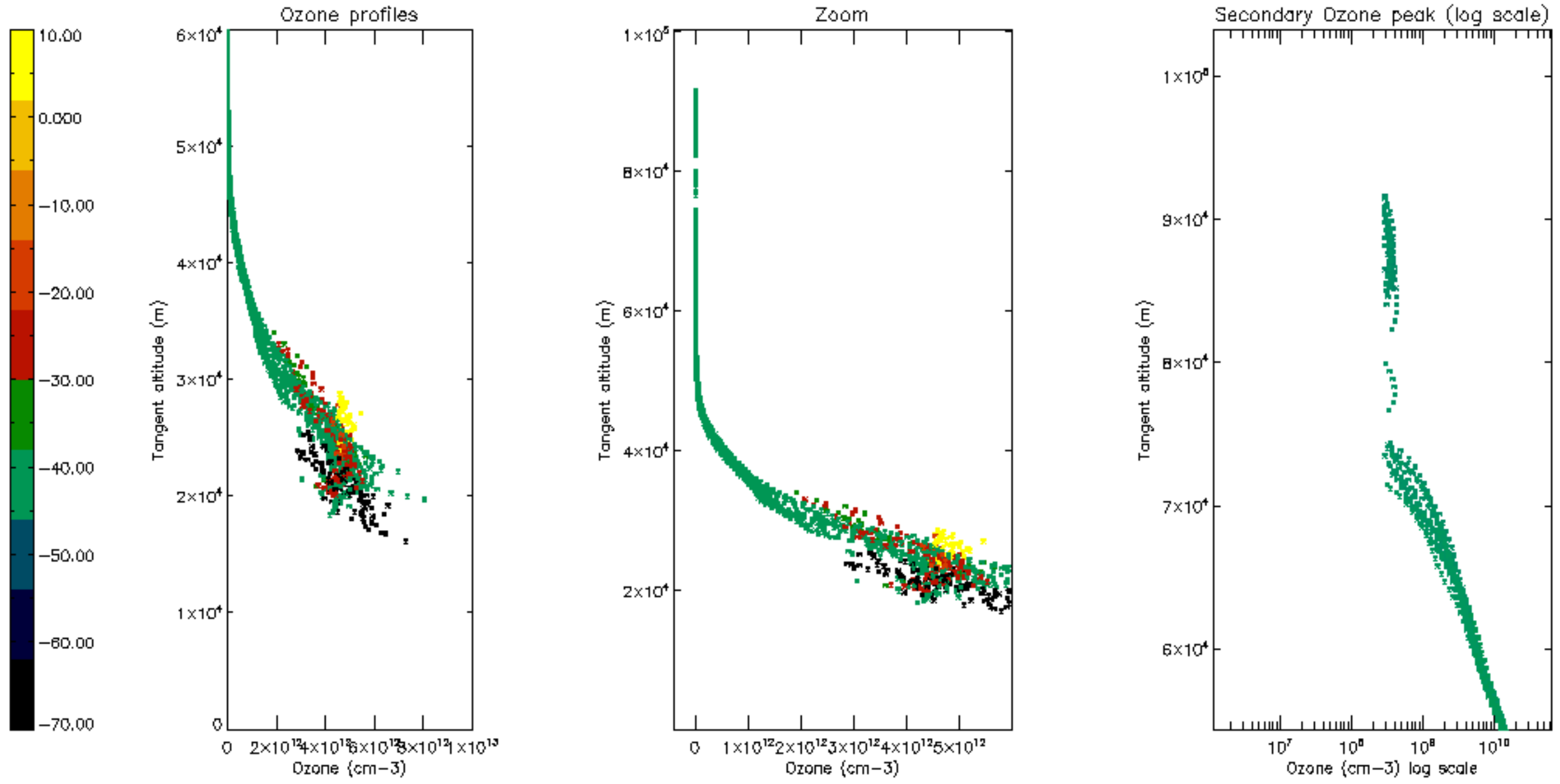
Percentage of saturation errors per profile

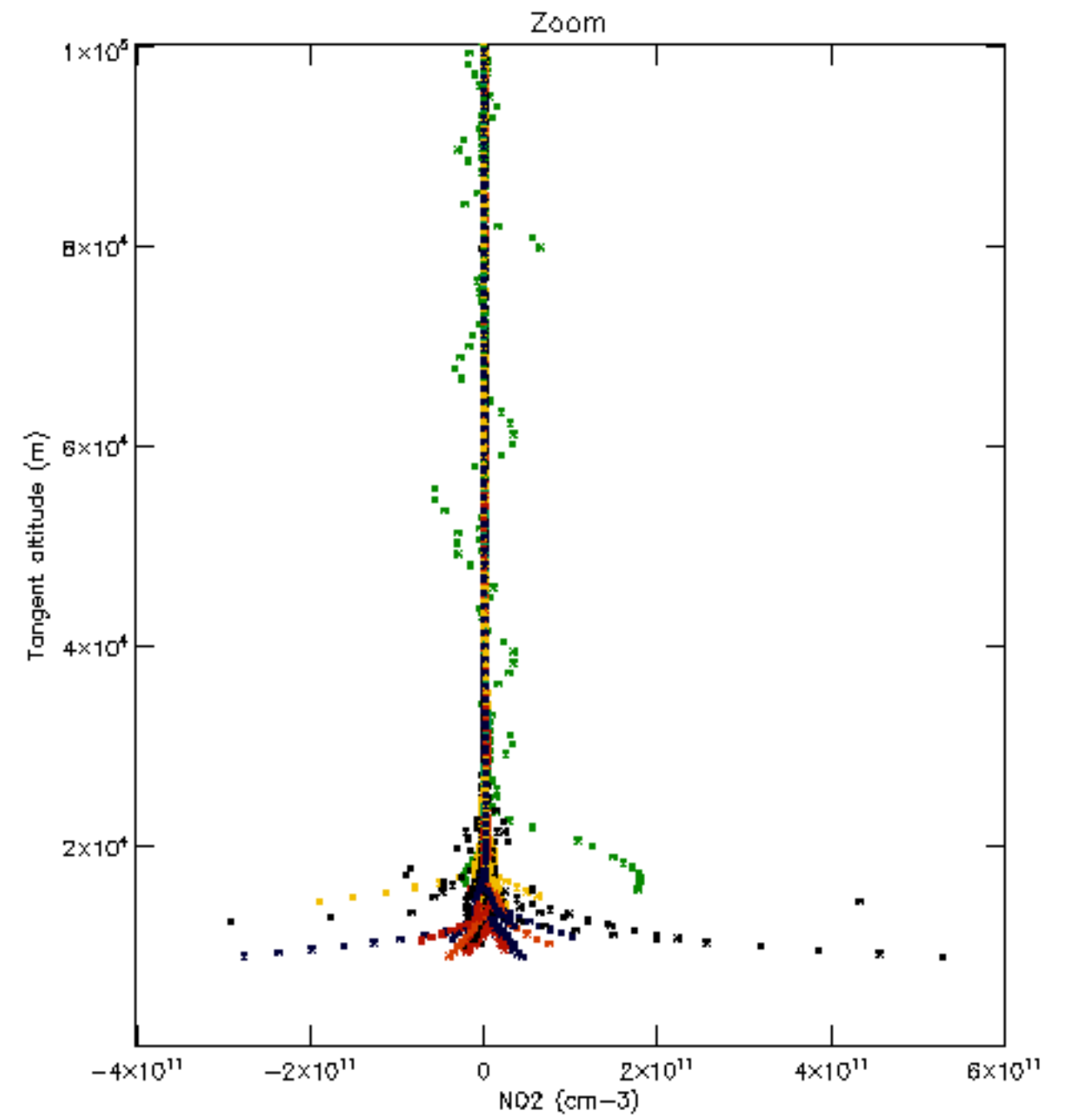
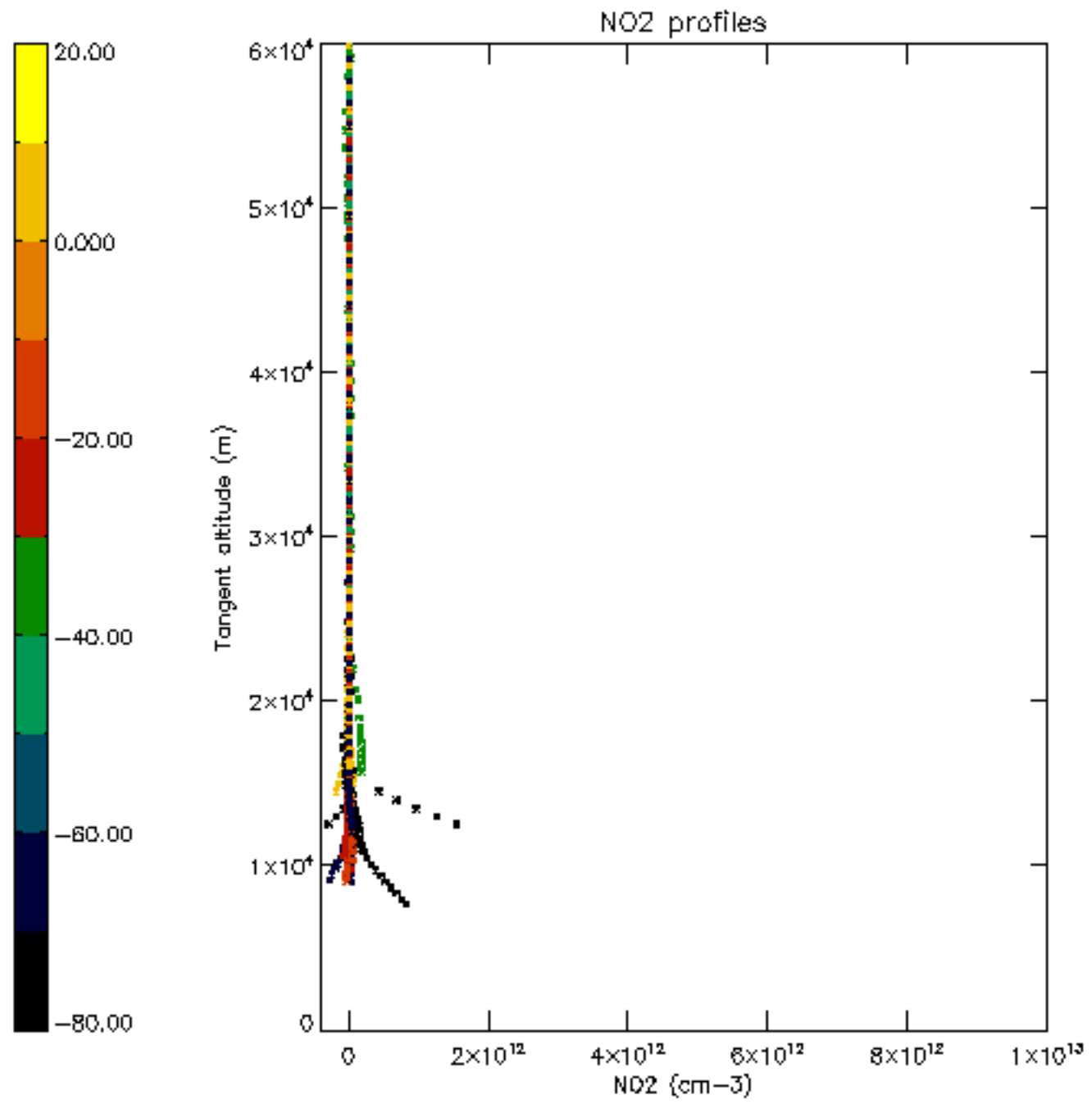


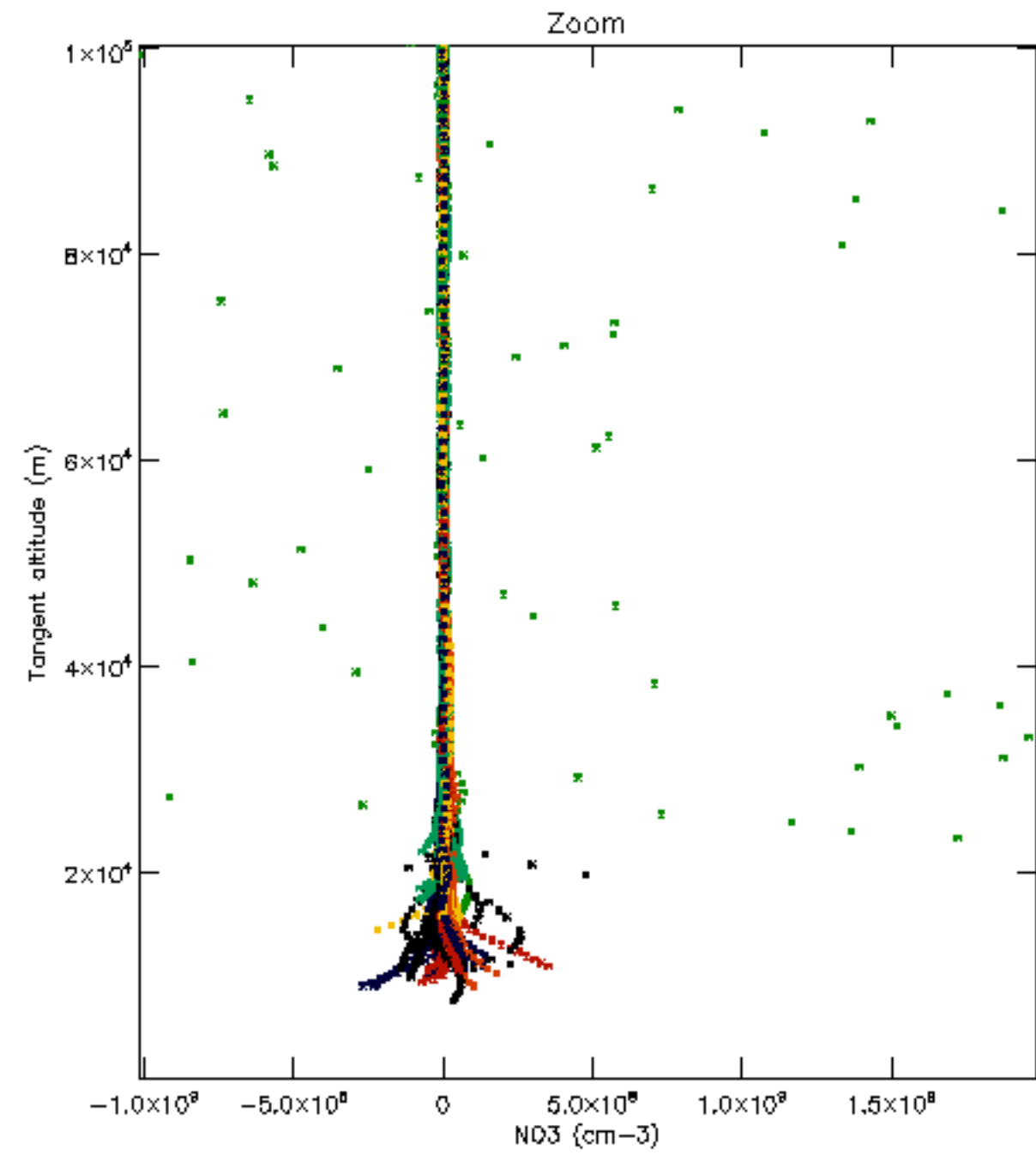
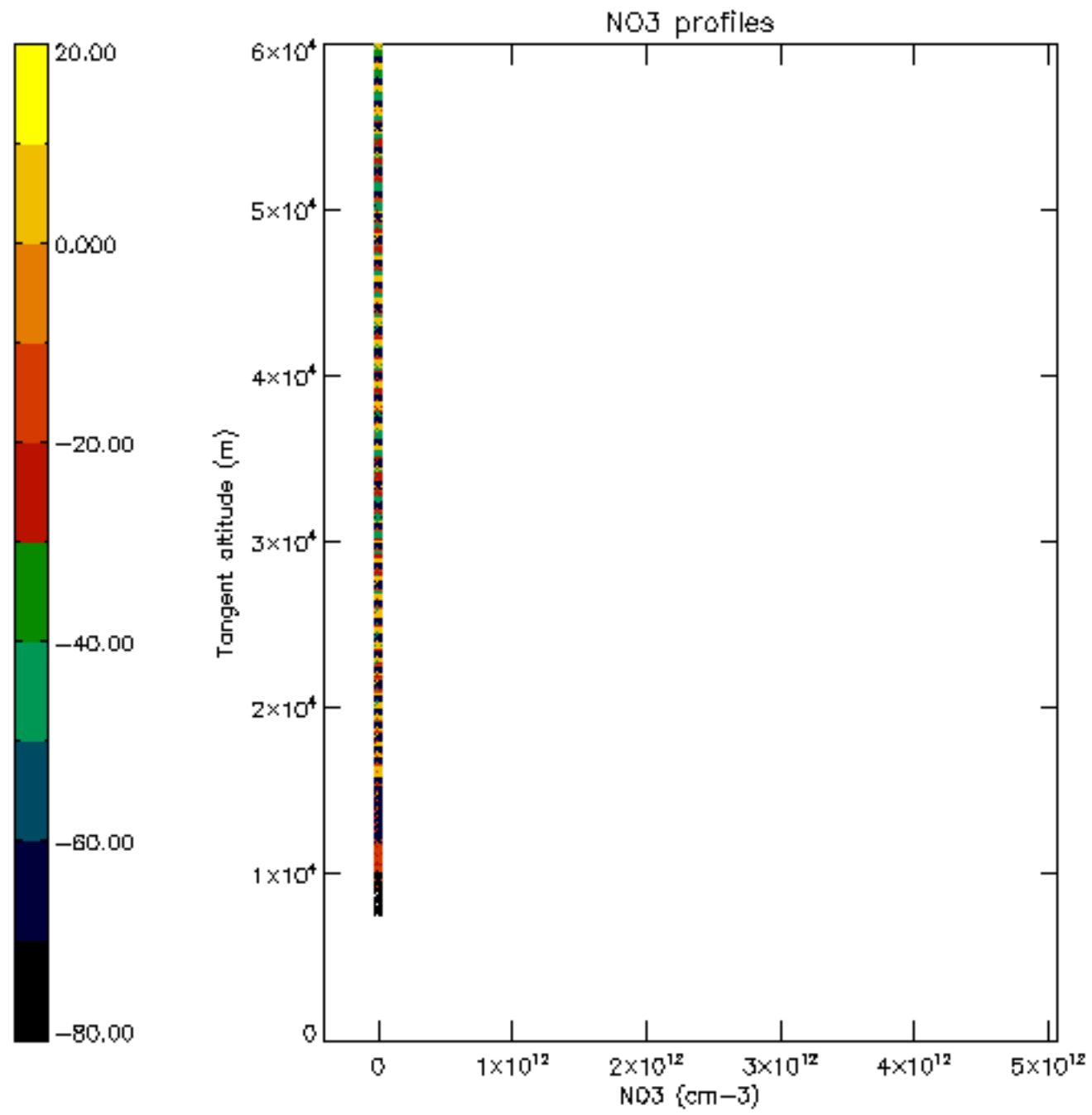


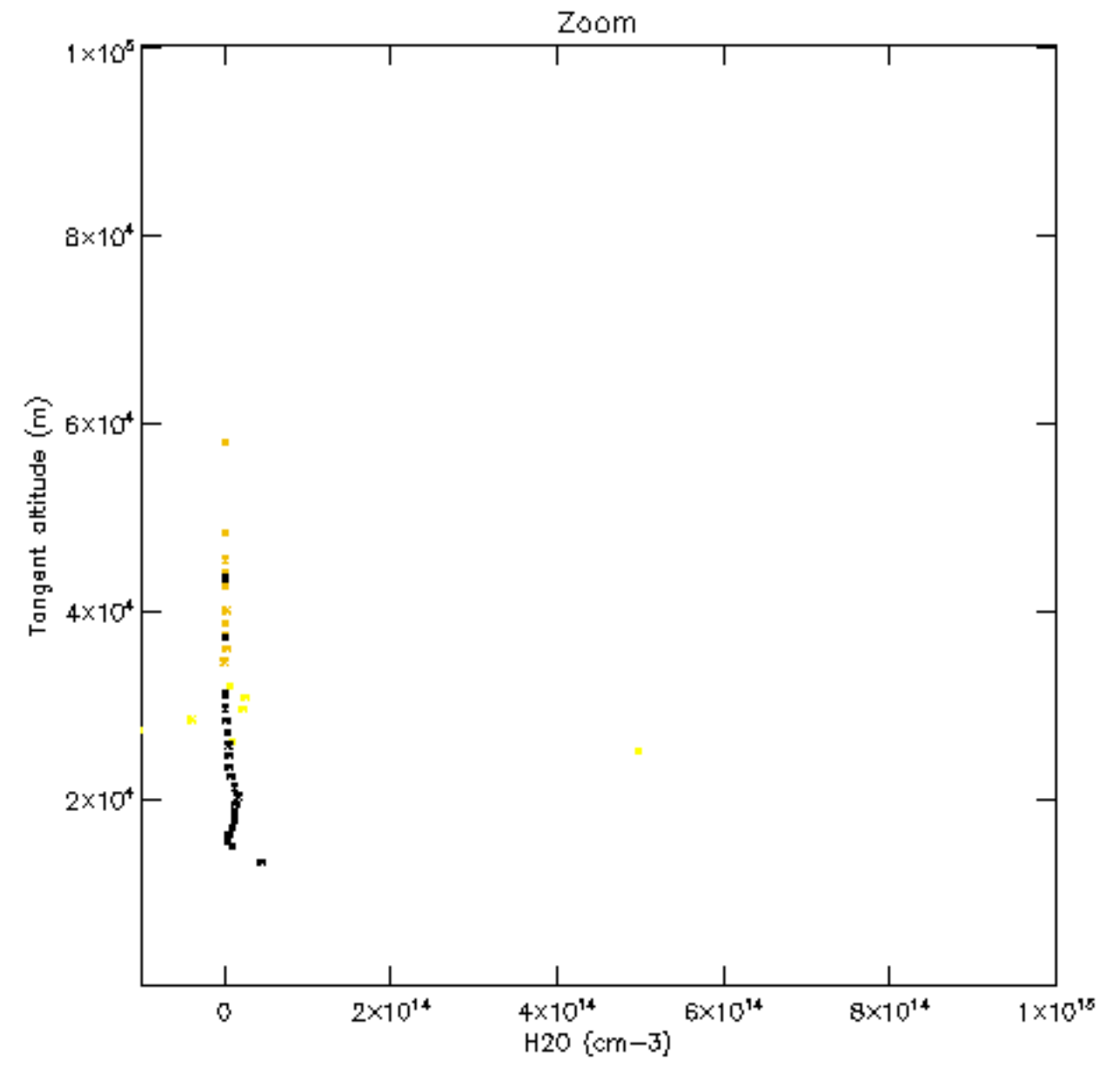
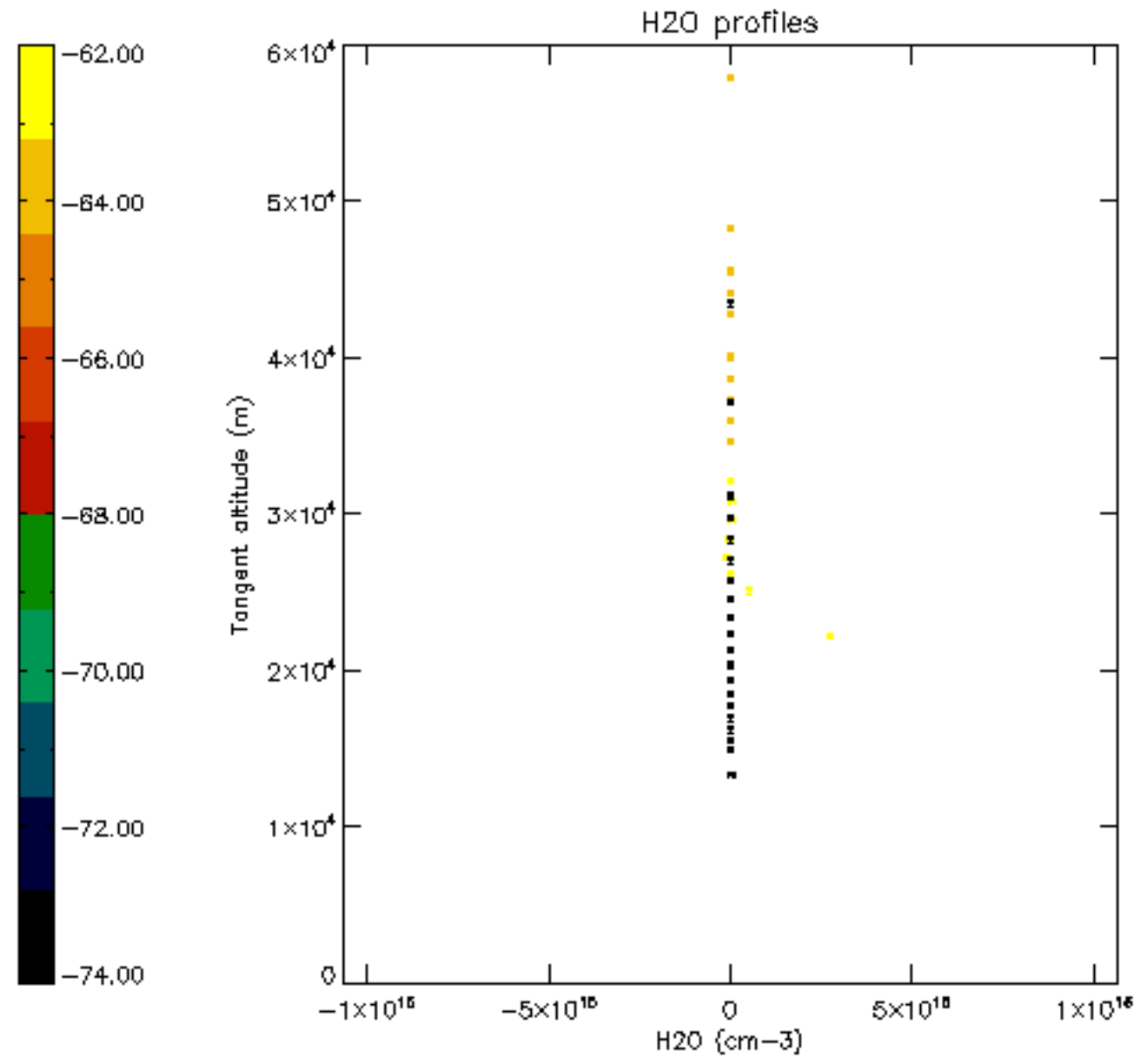


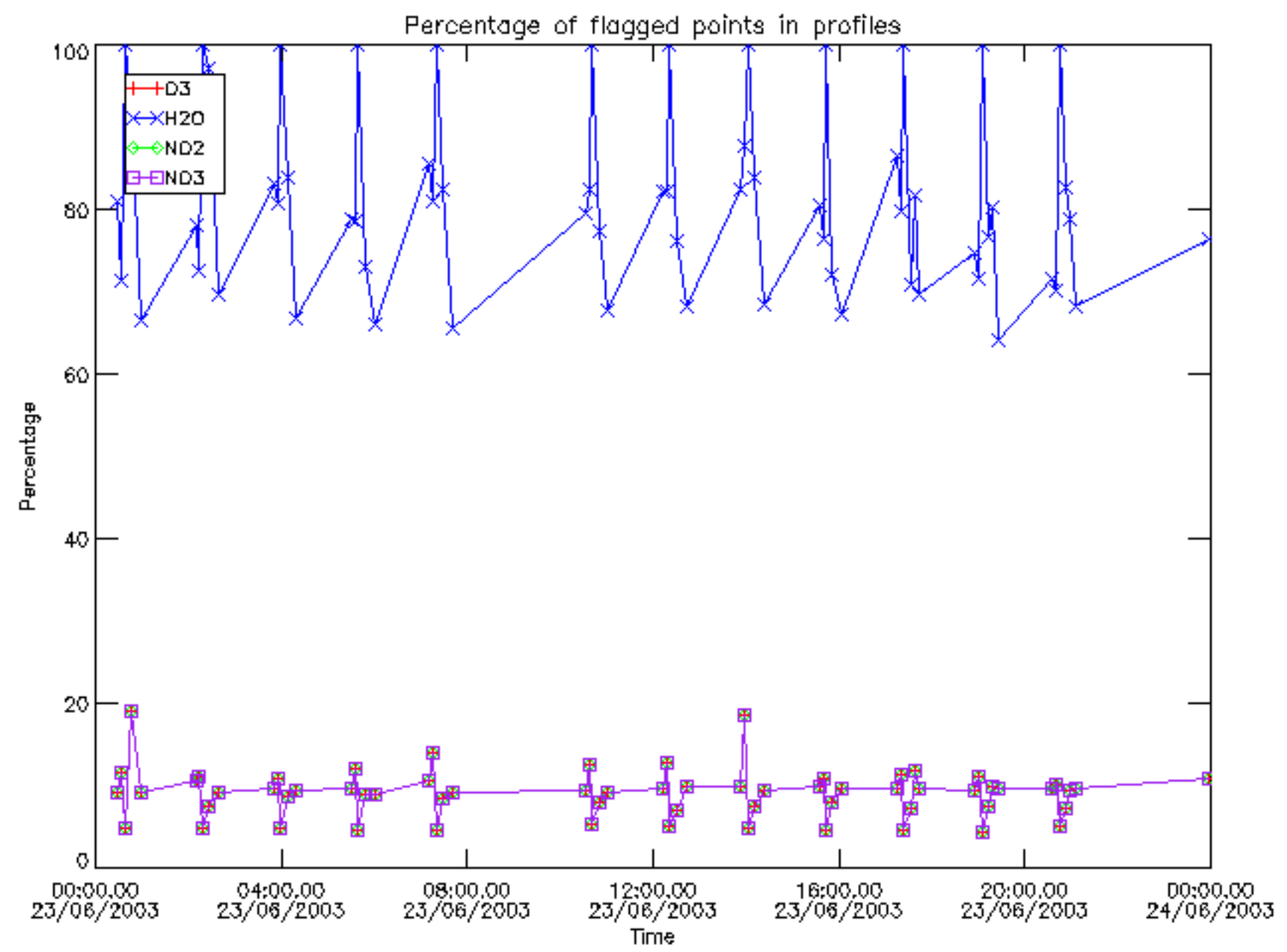




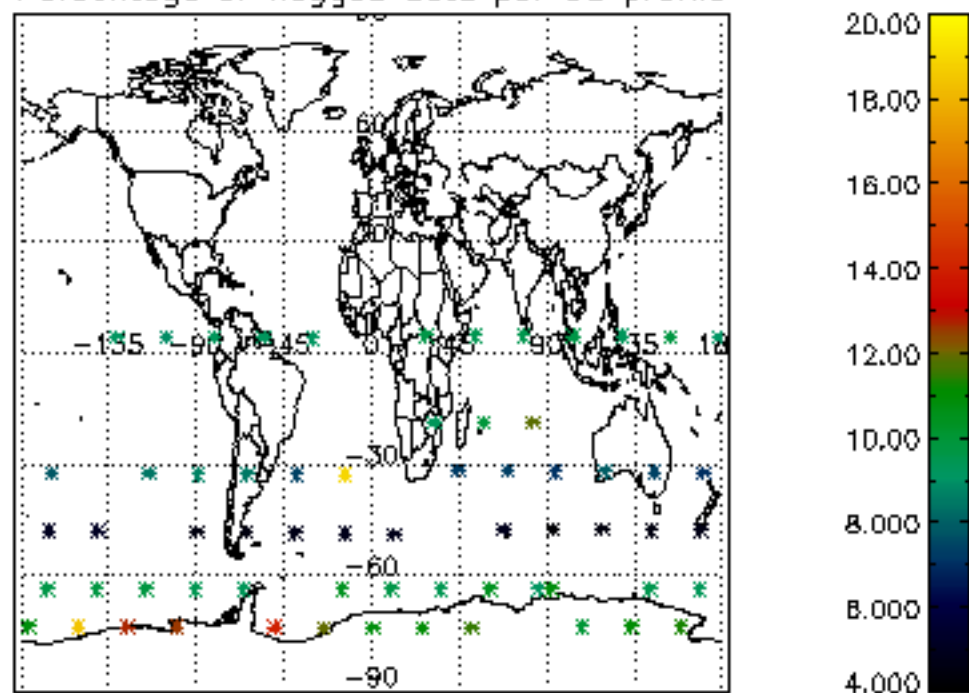




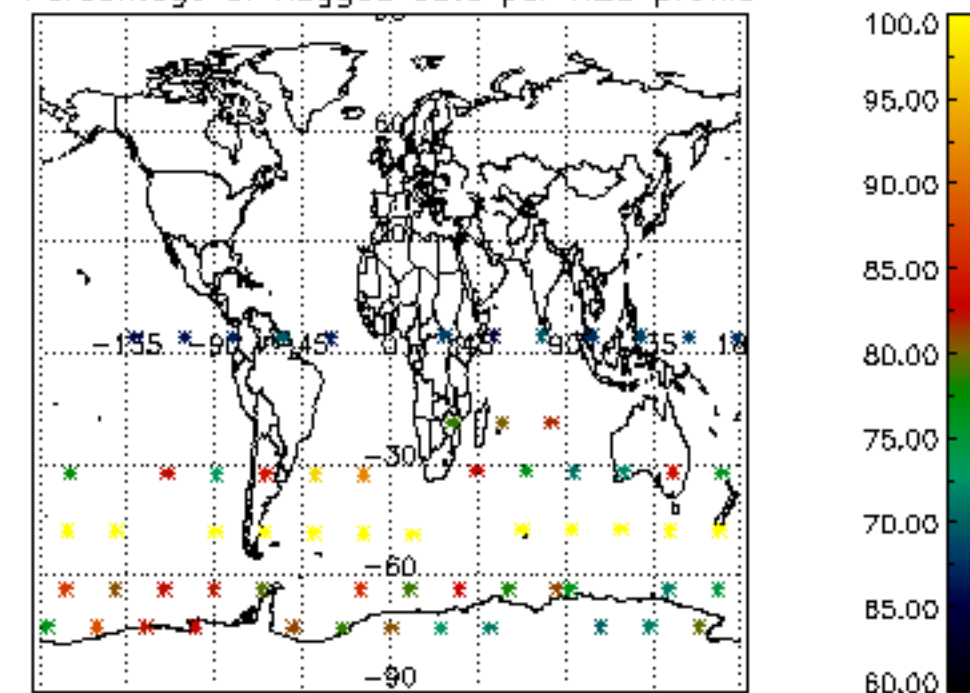




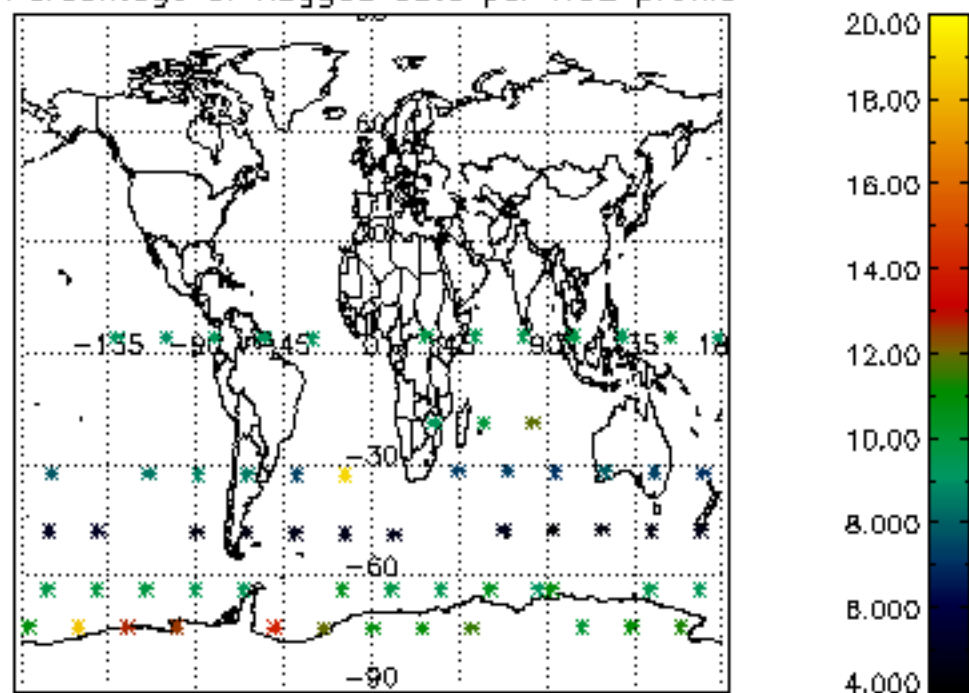
Percentage of flagged data per D3 profile



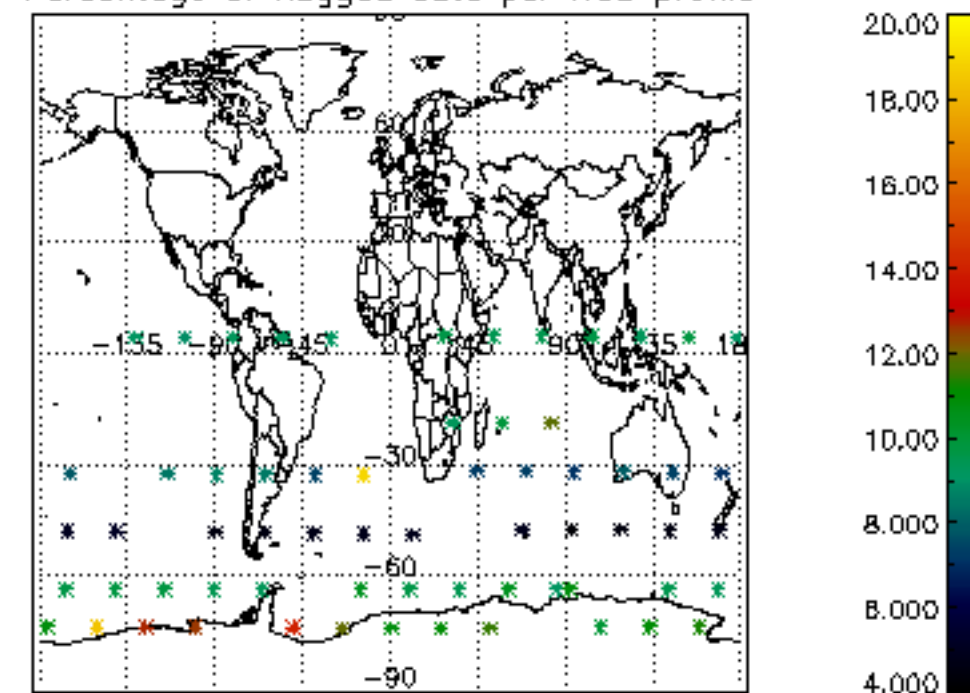
Percentage of flagged data per H2O profile

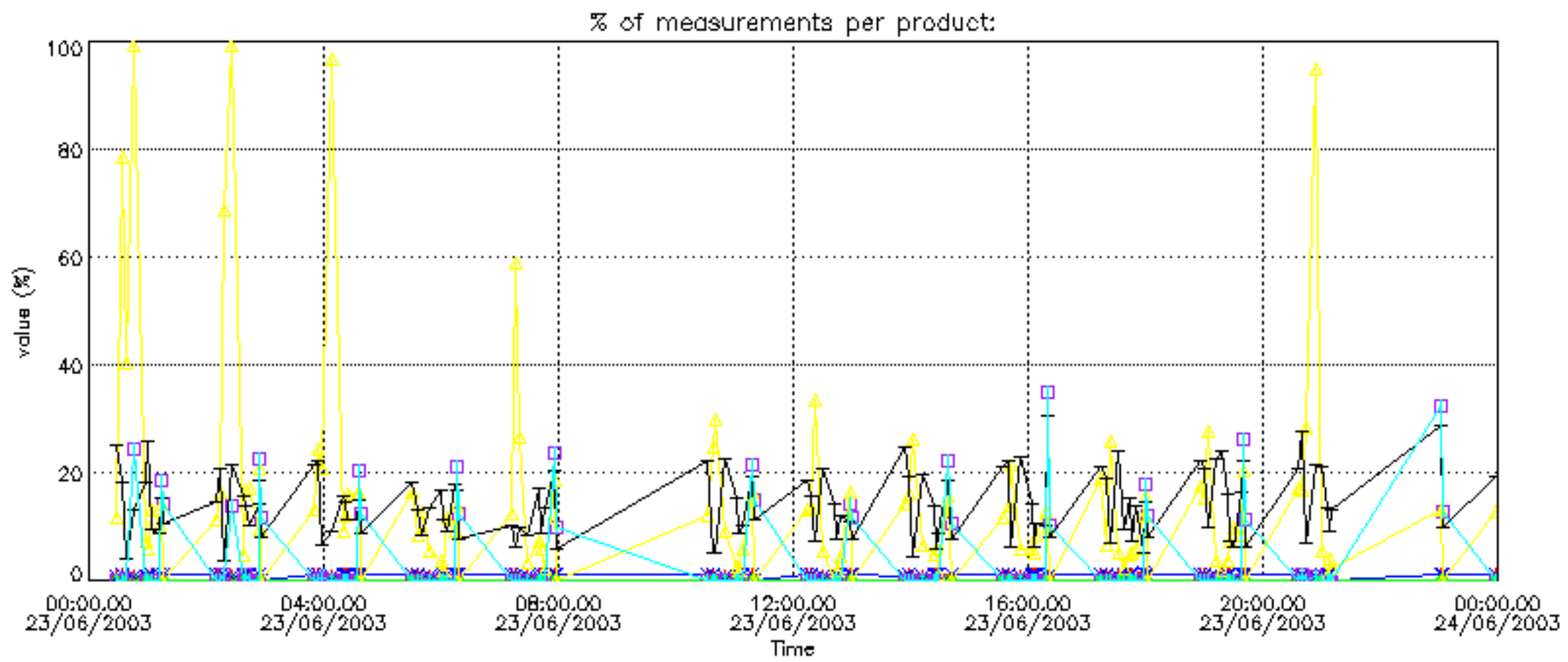
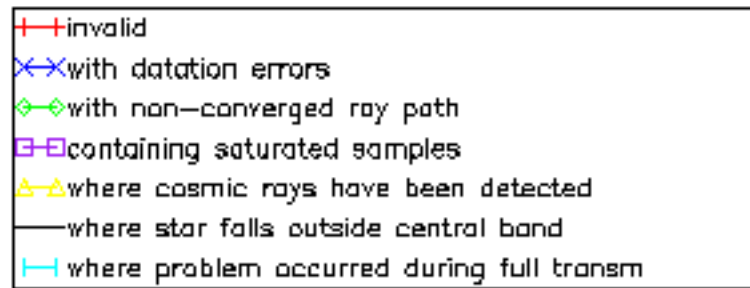


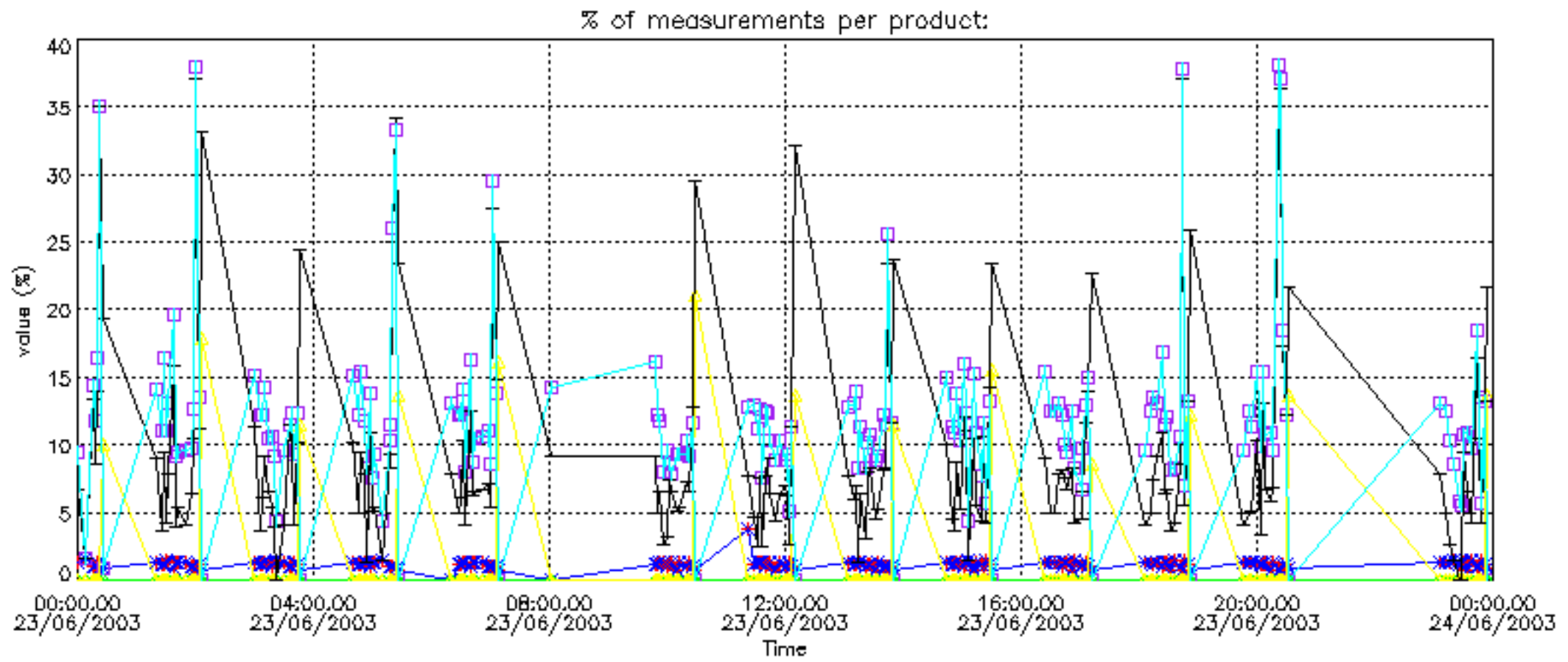
Percentage of flagged data per NO2 profile



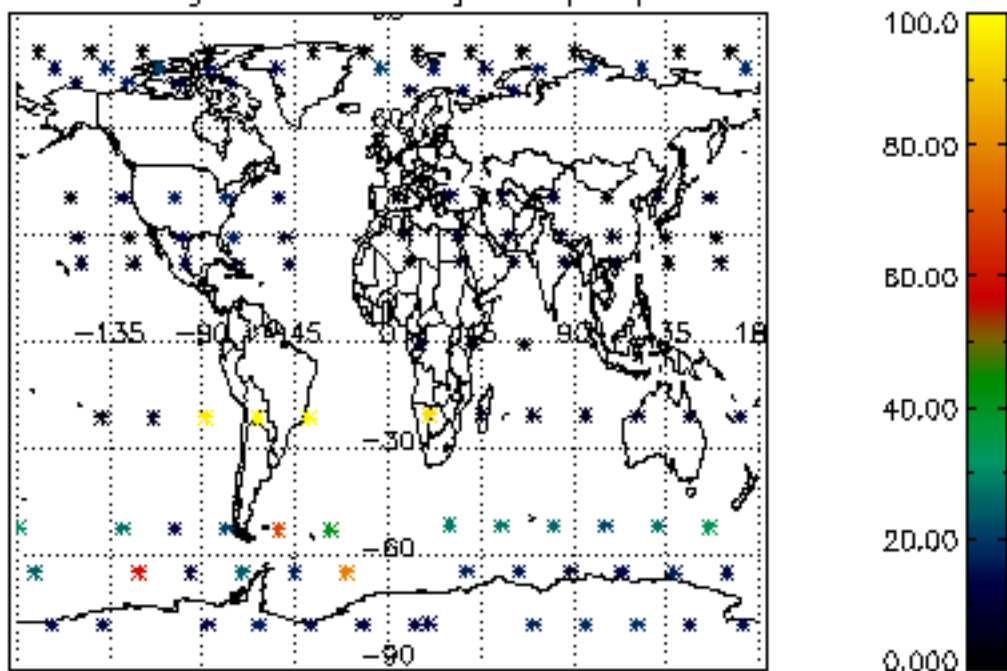
Percentage of flagged data per NO3 profile



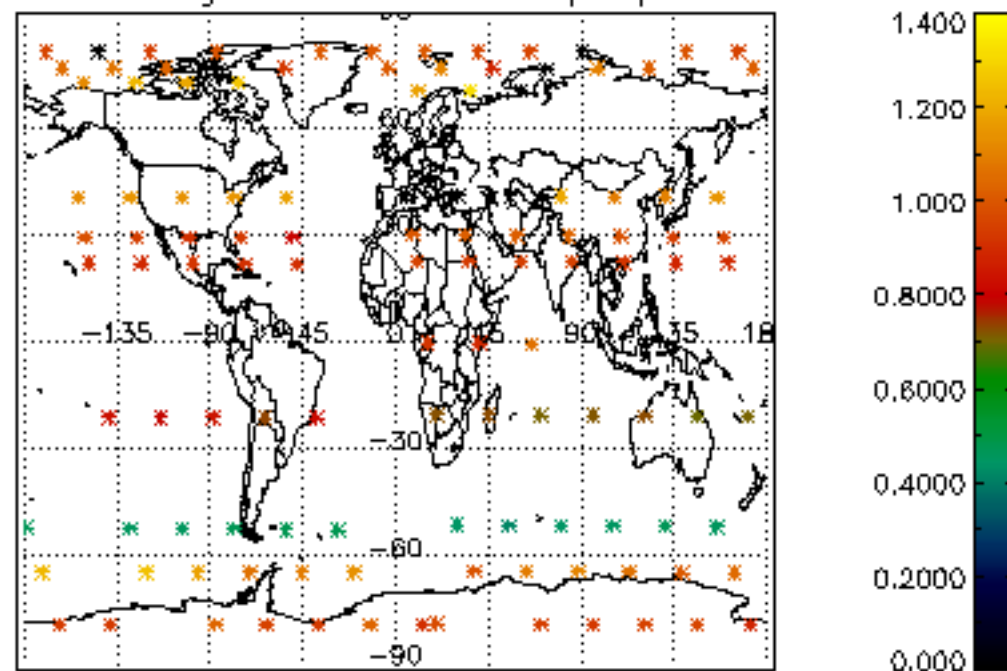




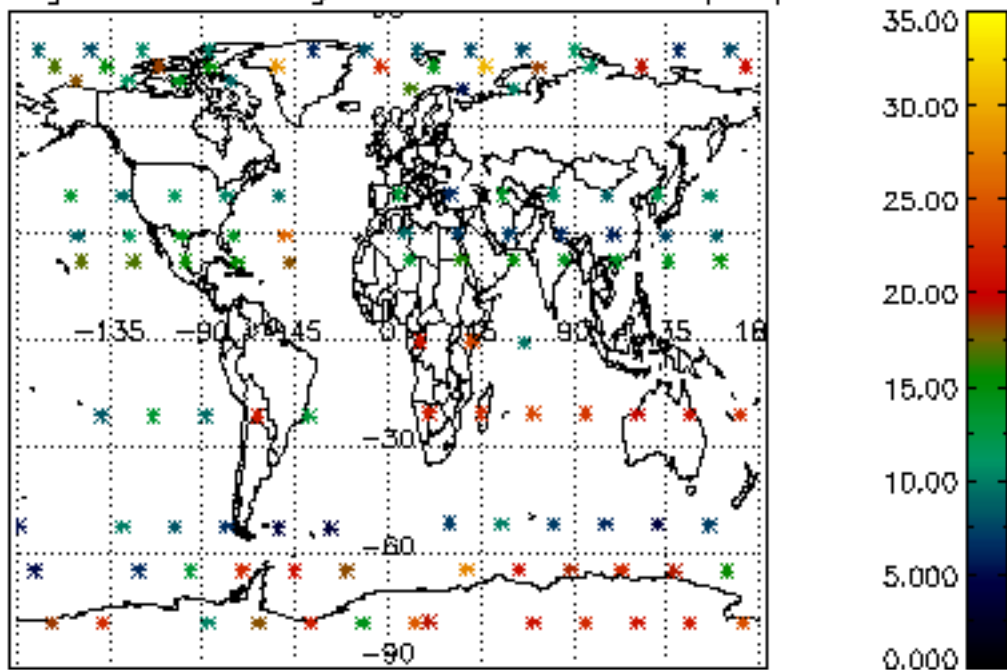
Percentage of cosmic ray hits per profile



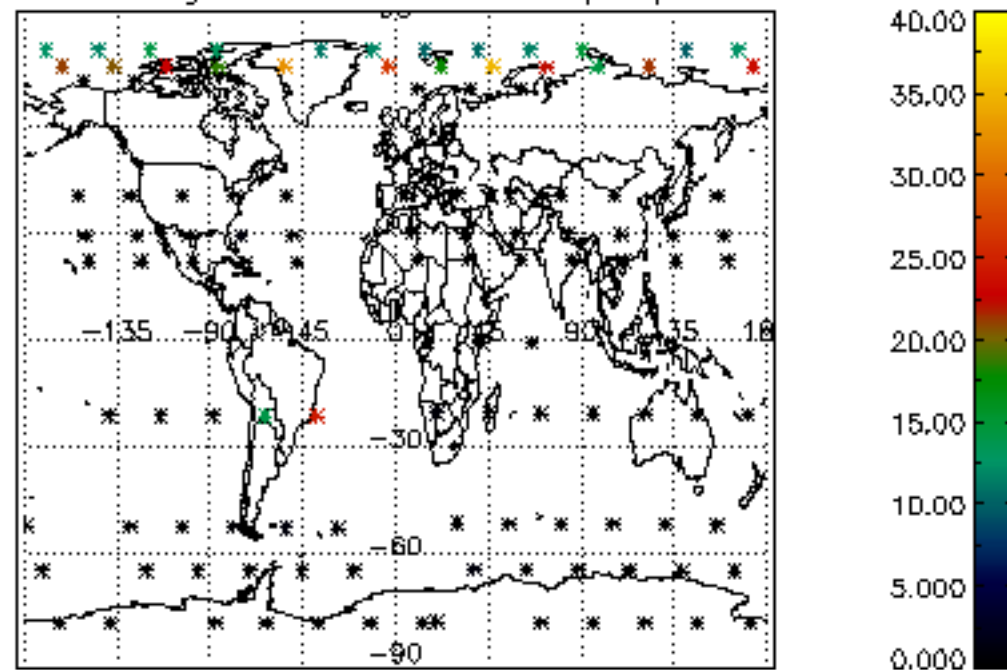
Percentage of datation errors per profile



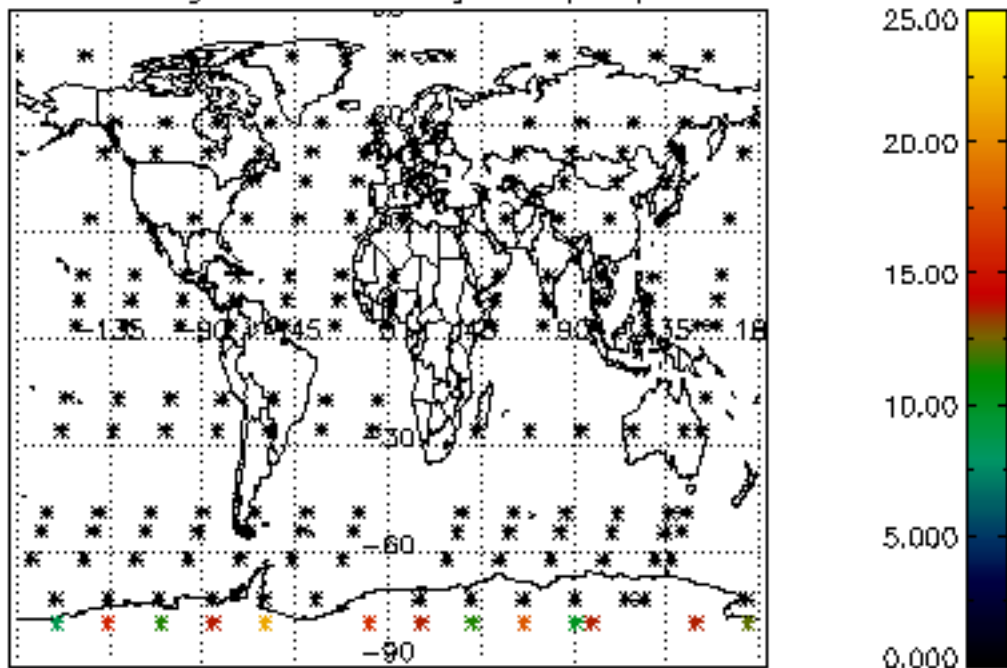
Percentage of star falling outside central band per profile



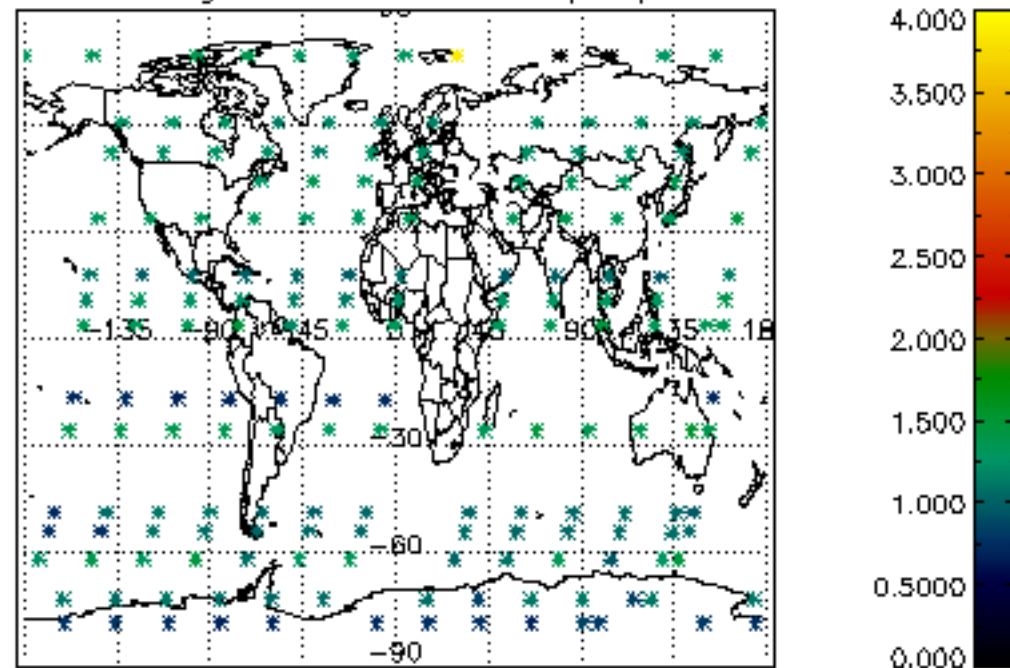
Percentage of saturation errors per profile



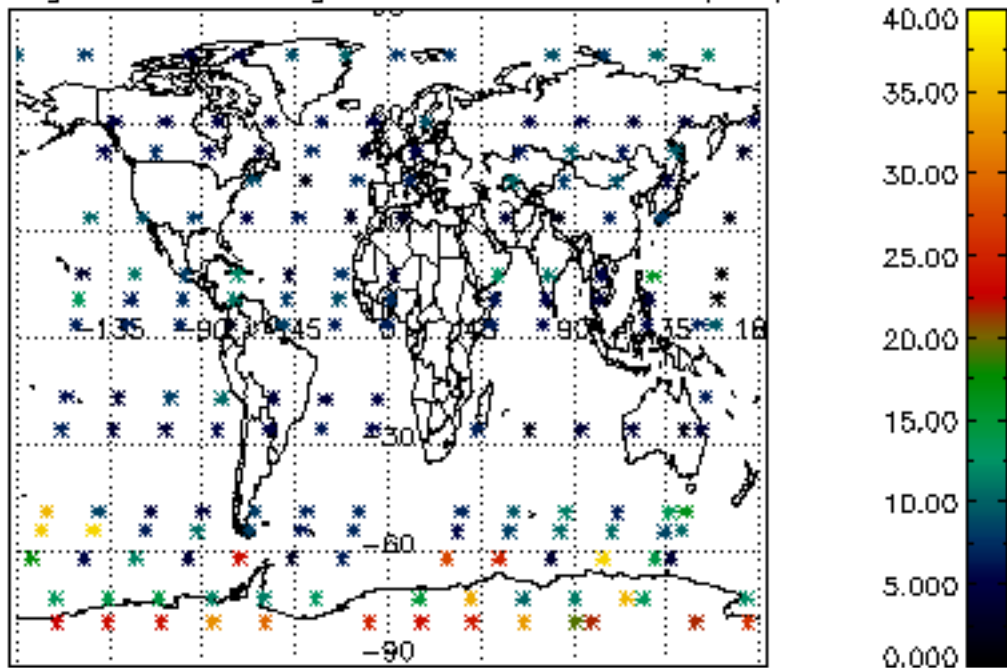
Percentage of cosmic ray hits per profile



Percentage of datation errors per profile



Percentage of star falling outside central band per profile



Percentage of saturation errors per profile

