

# GOMOS Level 2 Daily Report

## SUMMARY

### [1. General Info](#)

### [2. Summary of processed GOM\\_NL\\_2P products](#)

### [3. Level 2 Quality information per product](#)

#### [3.1 Plot of level 2 quality information per product \(time dependant\)](#)

#### [3.2 Plot of level 2 quality information per product \(world map\)](#)

### [4. Level 1 Quality information per product \(stored on level 2 products\)](#)

#### [4.1 Plot of level 1 quality information per product \(time dependant\)](#)

##### [4.1.1 Plot of level 1 quality information per product \(time dependant\): ASCENDING](#)

##### [4.1.2 Plot of level 1 quality information per product \(time dependant\): DESCENDING](#)

#### [4.2 Plot of level 1 quality information per product \(world map\)](#)

##### [4.2.1 Plot of level 1 quality information per product \(world map\): ASCENDING](#)

##### [4.2.2 Plot of level 1 quality information per product \(world map\): DESCENDING](#)

### [5. Ozone profiles based on quality statistics and other trace gas profiles](#)

#### [5.1 Ozone statistics based on quality of products](#)

#### [5.2 Plot ozone profiles for all STD \(dark without errors\)](#)

#### [5.3 Plot ozone profiles where STD < 20% \(dark without errors\)](#)

#### [5.4. Plot ozone profiles where STD < 10% \(dark without errors\)](#)

#### [5.5. Plot ozone profiles where STD < 5% \(dark without errors\)](#)

#### [5.6 Plot NO2 profiles for all STD \(dark without errors\)](#)

#### [5.7 Plot NO3 profiles for all STD \(dark without errors\)](#)

#### [5.8 Plot H2O profiles \(only for occultations of stars 1,2,3,4,13,14,16,26,63 dark without errors\) for all STD](#)

### [6. Auxiliary Data Files used for the production reported in section 2](#)

This report presents the daily analysis on parameters extracted from GOMOS level 2 data (GOM\_NL\_\_2P). It is intended to monitor some important parameters that will impact the quality of these products. A list of level 2 products (and content) that have arrived during the reporting day to the PCF is also given.

Item	Value
Time of report generation	19APR2013 16:13:08
Data source version	GOMOS/6.01
Start time of products	18-06-2003 (18JUN2003 00:00:00)
Stop time of products	19-06-2003 (19JUN2003 00:00:00)
Store outputs in DB	Yes
Nb of level 2 prods	328
Nb of prods with errors	0

## 2. Summary of processed GOM\_NL\_\_2P products.

Nr	Filename	UTC Start time	Limb	Duration	Star Id	Star Name	Star Mag	Star Temp	Nb Meas	Orbit	Prod. error
1	GOM_NL__2PRFIN20030618_000128_000000592017_00216_06783_6354.N1	18-JUN-2003 00:01:28	Dark	58.500	52	16Bet Cet	2.0370	4500.0	117	6783	No
2	GOM_NL__2PRFIN20030618_001247_000000802017_00217_06784_6332.N1	18-JUN-2003 00:12:47	Dark	79.500	18	24Alp PsA	1.1660	9700.0	159	6784	No
3	GOM_NL__2PRFIN20030618_001555_000000502017_00217_06784_6333.N1	18-JUN-2003 00:15:55	Straylight	49.500	31	Alp Gru	1.7340	15200.	99	6784	No
4	GOM_NL__2PRFIN20030618_001936_000000432017_00217_06784_6334.N1	18-JUN-2003 00:19:36	Straylight	42.500	45	Alp Pav	1.9400	26000.	85	6784	No
5	GOM_NL__2PRFIN20030618_002738_000000422017_00217_06784_6335.N1	18-JUN-2003 00:27:38	Twilight	41.500	40	The Sco	1.8590	7100.0	83	6784	No
6	GOM_NL__2PRFIN20030618_002920_000000452017_00217_06784_6336.N1	18-JUN-2003 00:29:20	Twilight	45.000	25	35Lam Sco	1.6200	28000.	90	6784	No
7	GOM_NL__2PRFIN20030618_003252_000000582017_00217_06784_6337.N1	18-JUN-2003 00:32:52	Bright	58.000	155	41Pi Sgr	2.9000	6600.0	116	6784	No
8	GOM_NL__2PRFIN20030618_003552_000000402017_00217_06784_6338.N1	18-JUN-2003 00:35:52	Bright	40.000	86	35Eta Oph	2.4300	10200.	80	6784	No
9	GOM_NL__2PRFIN20030618_003736_000000382017_00217_06784_6339.N1	18-JUN-2003 00:37:36	Bright	38.000	98	13Zet Oph	2.5710	30000.	76	6784	No
10	GOM_NL__2PRFIN20030618_004216_000000422017_00217_06784_6340.N1	18-JUN-2003 00:42:16	Bright	41.500	126	60Bet Oph	2.7700	4250.0	83	6784	No
11	GOM_NL__2PRFIN20030618_004446_000000442017_00217_06784_6341.N1	18-JUN-2003 00:44:46	Bright	43.500	59	55Alp Oph	2.0800	8900.0	87	6784	No
12	GOM_NL__2PRFIN20030618_004650_000000382017_00217_06784_6342.N1	18-JUN-2003 00:46:50	Bright	37.500	127	27Bet Her	2.7810	4700.0	75	6784	No
13	GOM_NL__2PRFIN20030618_004950_000000372017_00217_06784_6343.N1	18-JUN-2003 00:49:50	Bright	37.000	133	40Zet Her	2.8070	6000.0	74	6784	No
14	GOM_NL__2PRFIN20030618_005633_000000372017_00217_06784_6344.N1	18-JUN-2003 00:56:33	Bright	36.500	130	23Bet Dra	2.7990	5800.0	73	6784	No
15	GOM_NL__2PRFIN20030618_005813_000000382017_00217_06784_6345.N1	18-JUN-2003 00:58:13	Bright	37.500	119	14Eta Dra	2.7270	4700.0	75	6784	No
16	GOM_NL__2PRFIN20030618_010621_000000342017_00217_06784_6346.N1	18-JUN-2003 01:06:21	Bright	34.000	49	1Alp UMi	1.9900	6300.0	68	6784	No
17	GOM_NL__2PRFIN20030618_011324_000000462017_00217_06784_6347.N1	18-JUN-2003 01:13:24	Bright	45.500	74	11Bet Cas	2.2680	6600.0	91	6784	No
18	GOM_NL__2PRFIN20030618_011450_000000452017_00217_06784_6348.N1	18-JUN-2003 01:14:50	Bright	44.500	68	18Alp Cas	2.2250	4500.0	89	6784	No
19	GOM_NL__2PRFIN20030618_011638_000000362017_00217_06784_6349.N1	18-JUN-2003 01:16:38	Bright	35.500	160	23Gam Per	2.9300	4700.0	71	6784	No
20	GOM_NL__2PRFIN20030618_012005_000000422017_00217_06784_6350.N1	18-JUN-2003 01:20:05	Bright	41.500	73	57Gam1And	2.2600	13100.	83	6784	No
21	GOM_NL__2PRFIN20030618_012228_000000562017_00217_06784_6351.N1	18-JUN-2003 01:22:28	Twilight	55.500	53	43Bet And	2.0480	3300.0	111	6784	No
22	GOM_NL__2PRFIN20030618_012601_000000512017_00217_06784_6352.N1	18-JUN-2003 01:26:01	Twilight	51.000	50	13Alp Ari	2.0070	4250.0	102	6784	No
23	GOM_NL__2PRFIN20030618_013251_000000802017_00217_06784_6353.N1	18-JUN-2003 01:32:51	Dark	79.500	140	88Gam Peg	2.8340	26000.	159	6784	No
24	GOM_NL__2PRFIN20030618_014205_000000552017_00217_06784_6354.N1	18-JUN-2003 01:42:05	Dark	55.000	52	16Bet Cet	2.0370	4500.0	110	6784	No
25	GOM_NL__2PRFIN20030618_015325_000000732017_00218_06785_6332.N1	18-JUN-2003 01:53:25	Dark	73.000	18	24Alp PsA	1.1660	9700.0	146	6785	No
26	GOM_NL__2PRFIN20030618_015631_000000502017_00218_06785_6333.N1	18-JUN-2003 01:56:31	Straylight	49.500	31	Alp Gru	1.7340	15200.	99	6785	No
27	GOM_NL__2PRFIN20030618_020012_000000422017_00218_06785_6334.N1	18-JUN-2003 02:00:12	Straylight	41.500	45	Alp Pav	1.9400	26000.	83	6785	No
28	GOM_NL__2PRFIN20030618_020814_000000442017_00218_06785_6335.N1	18-JUN-2003 02:08:14	Twilight	43.500	40	The Sco	1.8590	7100.0	87	6785	No
29	GOM_NL__2PRFIN20030618_020956_000000442017_00218_06785_6336.N1	18-JUN-2003 02:09:56	Twilight	43.500	25	35Lam Sco	1.6200	28000.	87	6785	No
30	GOM_NL__2PRFIN20030618_021328_000000552017_00218_06785_6337.N1	18-JUN-2003 02:13:28	Bright	55.000	155	41Pi Sgr	2.9000	6600.0	110	6785	No
31	GOM_NL__2PRFIN20030618_021627_000000392017_00218_06785_6338.N1	18-JUN-2003 02:16:27	Bright	39.000	86	35Eta Oph	2.4300	10200.	78	6785	No
32	GOM_NL__2PRFIN20030618_021811_000000372017_00218_06785_6339.N1	18-JUN-2003 02:18:11	Bright	37.000	98	13Zet Oph	2.5710	30000.	74	6785	No
33	GOM_NL__2PRFIN20030618_022252_000000432017_00218_06785_6340.N1	18-JUN-2003 02:22:52	Bright	42.500	126	60Bet Oph	2.7700	4250.0	85	6785	No
34	GOM_NL__2PRFIN20030618_022521_000000432017_00218_06785_6341.N1	18-JUN-2003 02:25:21	Bright	42.500	59	55Alp Oph	2.0800	8900.0	85	6785	No
35	GOM_NL__2PRFIN20030618_022726_000000392017_00218_06785_6342.N1	18-JUN-2003 02:27:26	Bright	39.000	127	27Bet Her	2.7810	4700.0	78	6785	No
36	GOM_NL__2PRFIN20030618_023025_000000382017_00218_06785_6343.N1	18-JUN-2003 02:30:25	Bright	37.500	133	40Zet Her	2.8070	6000.0	75	6785	No
37	GOM_NL__2PRFIN20030618_023548_000000492017_00218_06785_6344.N1	18-JUN-2003 02:35:48	Bright	48.500	5	3Alp Lyr	0.033000	11000.	97	6785	No
38	GOM_NL__2PRFIN20030618_023735_000000412017_00218_06785_6345.N1	18-JUN-2003 02:37:35	Bright	40.500	69	33Gam Dra	2.2310	3800.0	81	6785	No
39	GOM_NL__2PRFIN20030618_024657_000000362017_00218_06785_6346.N1	18-JUN-2003 02:46:57	Bright	36.000	49	1Alp UMi	1.9900	6300.0	72	6785	No
40	GOM_NL__2PRFIN20030618_025400_000000572017_00218_06785_6347.N1	18-JUN-2003 02:54:00	Bright	57.000	74	11Bet Cas	2.2680	6600.0	114	6785	No
41	GOM_NL__2PRFIN20030618_025525_000000452017_00218_06785_6348.N1	18-JUN-2003 02:55:25	Bright	45.000	68	18Alp Cas	2.2250	4500.0	90	6785	No
42	GOM_NL__2PRFIN20030618_025715_000000532017_00218_06785_6349.N1	18-JUN-2003 02:57:15	Bright	53.000	160	23Gam Per	2.9300	4700.0	106	6785	No

43	GOM_NL__2PRFIN20030618_030041_000000432017_00218_06785_6350.N1	18-JUN-2003 03:00:41	Bright	42.500	73	57Gam1And	2.2600	13100.	85	6785	No
44	GOM_NL__2PRFIN20030618_030304_000000582017_00218_06785_6351.N1	18-JUN-2003 03:03:04	Twilight	57.500	53	43Bet And	2.0480	3300.0	115	6785	No
45	GOM_NL__2PRFIN20030618_030638_000000502017_00218_06785_6352.N1	18-JUN-2003 03:06:38	Twilight	49.500	50	13Alp Ari	2.0070	4250.0	99	6785	No
46	GOM_NL__2PRFIN20030618_031328_000000832017_00218_06785_6353.N1	18-JUN-2003 03:13:28	Dark	82.500	140	88Gam Peg	2.8340	26000.	165	6785	No
47	GOM_NL__2PRFIN20030618_032242_000000612017_00218_06785_6354.N1	18-JUN-2003 03:22:42	Dark	61.000	52	16Bet Cet	2.0370	4500.0	122	6785	No
48	GOM_NL__2PRFIN20030618_033403_000000742017_00219_06786_6334.N1	18-JUN-2003 03:34:03	Dark	74.000	18	24Alp PsA	1.1660	9700.0	148	6786	No
49	GOM_NL__2PRFIN20030618_033708_000000512017_00219_06786_6335.N1	18-JUN-2003 03:37:08	Straylight	50.500	31	Alp Gru	1.7340	15200.	101	6786	No
50	GOM_NL__2PRFIN20030618_034049_000000442017_00219_06786_6336.N1	18-JUN-2003 03:40:49	Straylight	43.500	45	Alp Pav	1.9400	26000.	87	6786	No
51	GOM_NL__2PRFIN20030618_034850_000000432017_00219_06786_6337.N1	18-JUN-2003 03:48:50	Twilight	43.000	40	The Sco	1.8590	7100.0	86	6786	No
52	GOM_NL__2PRFIN20030618_035032_000000432017_00219_06786_6338.N1	18-JUN-2003 03:50:32	Twilight	43.000	25	35Lam Sco	1.6200	28000.	86	6786	No
53	GOM_NL__2PRFIN20030618_035404_000000562017_00219_06786_6339.N1	18-JUN-2003 03:54:04	Bright	55.500	155	41Pi Sgr	2.9000	6600.0	111	6786	No
54	GOM_NL__2PRFIN20030618_035704_000000402017_00219_06786_6340.N1	18-JUN-2003 03:57:04	Bright	39.500	86	35Eta Oph	2.4300	10200.	79	6786	No
55	GOM_NL__2PRFIN20030618_035848_000000382017_00219_06786_6341.N1	18-JUN-2003 03:58:48	Bright	38.000	98	13Zet Oph	2.5710	30000.	76	6786	No
56	GOM_NL__2PRFIN20030618_040328_000000432017_00219_06786_6342.N1	18-JUN-2003 04:03:28	Bright	43.000	126	60Bet Oph	2.7700	4250.0	86	6786	No
57	GOM_NL__2PRFIN20030618_040557_000000422017_00219_06786_6343.N1	18-JUN-2003 04:05:57	Bright	41.500	59	55Alp Oph	2.0800	8900.0	83	6786	No
58	GOM_NL__2PRFIN20030618_040802_000000392017_00219_06786_6344.N1	18-JUN-2003 04:08:02	Bright	39.000	127	27Bet Her	2.7810	4700.0	78	6786	No
59	GOM_NL__2PRFIN20030618_041101_000000392017_00219_06786_6345.N1	18-JUN-2003 04:11:01	Bright	39.000	133	40Zet Her	2.8070	6000.0	78	6786	No
60	GOM_NL__2PRFIN20030618_041624_000000532017_00219_06786_6346.N1	18-JUN-2003 04:16:24	Bright	52.500	5	3Alp Lyr	0.033000	11000.	105	6786	No
61	GOM_NL__2PRFIN20030618_041811_000000422017_00219_06786_6347.N1	18-JUN-2003 04:18:11	Bright	41.500	69	33Gam Dra	2.2310	3800.0	83	6786	No
62	GOM_NL__2PRFIN20030618_042733_000000362017_00219_06786_6348.N1	18-JUN-2003 04:27:33	Bright	36.000	49	1Alp UMi	1.9900	6300.0	72	6786	No
63	GOM_NL__2PRFIN20030618_043436_000000452017_00219_06786_6349.N1	18-JUN-2003 04:34:36	Bright	44.500	74	11Bet Cas	2.2680	6600.0	89	6786	No
64	GOM_NL__2PRFIN20030618_043601_000000452017_00219_06786_6350.N1	18-JUN-2003 04:36:01	Bright	45.000	68	18Alp Cas	2.2250	4500.0	90	6786	No
65	GOM_NL__2PRFIN20030618_043750_000000402017_00219_06786_6351.N1	18-JUN-2003 04:37:50	Bright	39.500	160	23Gam Per	2.9300	4700.0	79	6786	No
66	GOM_NL__2PRFIN20030618_044117_000000432017_00219_06786_6352.N1	18-JUN-2003 04:41:17	Bright	42.500	73	57Gam1And	2.2600	13100.	85	6786	No
67	GOM_NL__2PRFIN20030618_044340_000000642017_00219_06786_6353.N1	18-JUN-2003 04:43:40	Twilight	64.000	53	43Bet And	2.0480	3300.0	128	6786	No
68	GOM_NL__2PRFIN20030618_044714_000000512017_00219_06786_6354.N1	18-JUN-2003 04:47:14	Twilight	50.500	50	13Alp Ari	2.0070	4250.0	101	6786	No
69	GOM_NL__2PRFIN20030618_045405_000000832017_00219_06786_6355.N1	18-JUN-2003 04:54:05	Dark	82.500	140	88Gam Peg	2.8340	26000.	165	6786	No
70	GOM_NL__2PRFIN20030618_050319_000000622017_00219_06786_6356.N1	18-JUN-2003 05:03:19	Dark	62.000	52	16Bet Cet	2.0370	4500.0	124	6786	No
71	GOM_NL__2PRFIN20030618_051440_000000762017_00220_06787_6332.N1	18-JUN-2003 05:14:40	Dark	76.000	18	24Alp PsA	1.1660	9700.0	152	6787	No
72	GOM_NL__2PRFIN20030618_051745_000000512017_00220_06787_6333.N1	18-JUN-2003 05:17:45	Straylight	50.500	31	Alp Gru	1.7340	15200.	101	6787	No
73	GOM_NL__2PRFIN20030618_052125_000000432017_00220_06787_6334.N1	18-JUN-2003 05:21:25	Straylight	43.000	45	Alp Pav	1.9400	26000.	86	6787	No
74	GOM_NL__2PRFIN20030618_052926_000000412017_00220_06787_6335.N1	18-JUN-2003 05:29:26	Twilight	40.500	40	The Sco	1.8590	7100.0	81	6787	No
75	GOM_NL__2PRFIN20030618_053109_000000442017_00220_06787_6336.N1	18-JUN-2003 05:31:09	Twilight	43.500	25	35Lam Sco	1.6200	28000.	87	6787	No
76	GOM_NL__2PRFIN20030618_053441_000000572017_00220_06787_6337.N1	18-JUN-2003 05:34:41	Bright	57.000	155	41Pi Sgr	2.9000	6600.0	114	6787	No
77	GOM_NL__2PRFIN20030618_053740_000000382017_00220_06787_6338.N1	18-JUN-2003 05:37:40	Bright	38.000	86	35Eta Oph	2.4300	10200.	76	6787	No
78	GOM_NL__2PRFIN20030618_053923_000000382017_00220_06787_6339.N1	18-JUN-2003 05:39:23	Bright	37.500	98	13Zet Oph	2.5710	30000.	75	6787	No
79	GOM_NL__2PRFIN20030618_054404_000000442017_00220_06787_6340.N1	18-JUN-2003 05:44:04	Bright	43.500	126	60Bet Oph	2.7700	4250.0	87	6787	No
80	GOM_NL__2PRFIN20030618_054633_000000442017_00220_06787_6341.N1	18-JUN-2003 05:46:33	Bright	43.500	59	55Alp Oph	2.0800	8900.0	87	6787	No
81	GOM_NL__2PRFIN20030618_054838_000000362017_00220_06787_6342.N1	18-JUN-2003 05:48:38	Bright	35.500	127	27Bet Her	2.7810	4700.0	71	6787	No
82	GOM_NL__2PRFIN20030618_055137_000000392017_00220_06787_6343.N1	18-JUN-2003 05:51:37	Bright	38.500	133	40Zet Her	2.8070	6000.0	77	6787	No
83	GOM_NL__2PRFIN20030618_055659_000000562017_00220_06787_6344.N1	18-JUN-2003 05:56:59	Bright	55.500	5	3Alp Lyr	0.033000	11000.	111	6787	No
84	GOM_NL__2PRFIN20030618_055846_000000432017_00220_06787_6345.N1	18-JUN-2003 05:58:46	Bright	43.000	69	33Gam Dra	2.2310	3800.0	86	6787	No
85	GOM_NL__2PRFIN20030618_060809_000000362017_00220_06787_6346.N1	18-JUN-2003 06:08:09	Bright	35.500	49	1Alp UMi	1.9900	6300.0	71	6787	No
86	GOM_NL__2PRFIN20030618_061511_000000462017_00220_06787_6347.N1	18-JUN-2003 06:15:11	Bright	46.000	74	11Bet Cas	2.2680	6600.0	92	6787	No
87	GOM_NL__2PRFIN20030618_061636_000000442017_00220_06787_6348.N1	18-JUN-2003 06:16:36	Bright	44.000	68	18Alp Cas	2.2250	4500.0	88	6787	No
88	GOM_NL__2PRFIN20030618_061826_000000532017_00220_06787_6349.N1	18-JUN-2003 06:18:26	Bright	53.000	160	23Gam Per	2.9300	4700.0	106	6787	No
89	GOM_NL__2PRFIN20030618_062153_000000432017_00220_06787_6350.N1	18-JUN-2003 06:21:53	Bright	42.500	73	57Gam1And	2.2600	13100.	85	6787	No
90	GOM_NL__2PRFIN20030618_062416_000000612017_00220_06787_6351.N1	18-JUN-2003 06:24:16	Twilight	61.000	53	43Bet And	2.0480	3300.0	122	6787	No
91	GOM_NL__2PRFIN20030618_062750_000000502017_00220_06787_6352.N1	18-JUN-2003 06:27:50	Twilight	49.500	50	13Alp Ari	2.0070	4250.0	99	6787	No
92	GOM_NL__2PRFIN20030618_063441_000000862017_00220_06787_6353.N1	18-JUN-2003 06:34:41	Dark	85.500	140	88Gam Peg	2.8340	26000.	171	6787	No
93	GOM_NL__2PRFIN20030618_064356_000000572017_00220_06787_6354.N1	18-JUN-2003 06:43:56	Dark	56.500	52	16Bet Cet	2.0370	4500.0	113	6787	No
94	GOM_NL__2PRFIN20030618_065518_000000702017_00221_06788_6158.N1	18-JUN-2003 06:55:18	Dark	69.500	18	24Alp PsA	1.1660	9700.0	139	6788	No
95	GOM_NL__2PRFIN20030618_065822_000000502017_00221_06788_6159.N1	18-JUN-2003 06:58:22	Straylight	49.500	31	Alp Gru	1.7340	15200.	99	6788	No
96	GOM_NL__2PRFIN20030618_070202_000000432017_00221_06788_6160.N1	18-JUN-2003 07:02:02	Straylight	42.500	45	Alp Pav	1.9400	26000.	85	6788	No
97	GOM_NL__2PRFIN20030618_071003_000000442017_00221_06788_6161.N1	18-JUN-2003 07:10:03	Twilight	43.500	40	The Sco	1.8590	7100.0	87	6788	No
98	GOM_NL__2PRFIN20030618_071145_000000432017_00221_06788_6162.N1	18-JUN-2003 07:11:45	Twilight	43.000	25	35Lam Sco	1.6200	28000.	86	6788	No
99	GOM_NL__2PRFIN20030618_071517_000000552017_00221_06788_6163.N1	18-JUN-2003 07:15:17	Bright	54.500	155	41Pi Sgr	2.9000	6600.0	109	6788	No
100	GOM_NL__2PRFIN20030618_071816_000000392017_00221_06788_6164.N1	18-JUN-2003 07:18:16	Bright	39.000	86	35Eta Oph	2.4300	10200.	78	6788	No
101	GOM_NL__2PRFIN20030618_072000_000000372017_00221_06788_6165.N1	18-JUN-2003 07:20:00	Bright	36.500	98	13Zet Oph	2.5710	30000.	73	6788	No

102	GOM_NL__2PRFIN20030618_072440_000000442017_00221_06788_6166.N1	18-JUN-2003 07:24:40	Bright	44.000	126	60Bet Oph	2.7700	4250.0	88	6788	No
103	GOM_NL__2PRFIN20030618_072709_000000442017_00221_06788_6167.N1	18-JUN-2003 07:27:09	Bright	43.500	59	55Alp Oph	2.0800	8900.0	87	6788	No
104	GOM_NL__2PRFIN20030618_072914_000000382017_00221_06788_6168.N1	18-JUN-2003 07:29:14	Bright	37.500	127	27Bet Her	2.7810	4700.0	75	6788	No
105	GOM_NL__2PRFIN20030618_073213_000000382017_00221_06788_6169.N1	18-JUN-2003 07:32:13	Bright	38.000	133	40Zet Her	2.8070	6000.0	76	6788	No
106	GOM_NL__2PRFIN20030618_073734_000000582017_00221_06788_6170.N1	18-JUN-2003 07:37:34	Bright	57.500	5	3Alp Lyr	0.033000	11000.	115	6788	No
107	GOM_NL__2PRFIN20030618_073922_000000432017_00221_06788_6171.N1	18-JUN-2003 07:39:22	Bright	42.500	69	33Gam Dra	2.2310	3800.0	85	6788	No
108	GOM_NL__2PRFIN20030618_074845_000000372017_00221_06788_6172.N1	18-JUN-2003 07:48:45	Bright	36.500	49	1Alp UMi	1.9900	6300.0	73	6788	No
109	GOM_NL__2PRFIN20030618_075546_000000472017_00221_06788_6173.N1	18-JUN-2003 07:55:46	Bright	46.500	74	11Bet Cas	2.2680	6600.0	93	6788	No
110	GOM_NL__2PRFIN20030618_075712_000000632017_00221_06788_6174.N1	18-JUN-2003 07:57:12	Bright	63.000	68	18Alp Cas	2.2250	4500.0	126	6788	No
111	GOM_NL__2PRFIN20030618_075902_000000352017_00221_06788_6175.N1	18-JUN-2003 07:59:02	Bright	34.500	160	23Gam Per	2.9300	4700.0	69	6788	No
112	GOM_NL__2PRFIN20030618_080229_000000432017_00221_06788_6176.N1	18-JUN-2003 08:02:29	Bright	42.500	73	57Gam1And	2.2600	13100.	85	6788	No
113	GOM_NL__2PRFIN20030618_080451_000000642017_00221_06788_6177.N1	18-JUN-2003 08:04:51	Twilight	64.000	53	43Bet And	2.0480	3300.0	128	6788	No
114	GOM_NL__2PRFIN20030618_080826_000000522017_00221_06788_6178.N1	18-JUN-2003 08:08:26	Twilight	51.500	50	13Alp Ari	2.0070	4250.0	103	6788	No
115	GOM_NL__2PRFIN20030618_081520_000000862017_00221_06788_6179.N1	18-JUN-2003 08:15:20	Dark	85.500	140	88Gam Peg	2.8340	26000.	171	6788	No
116	GOM_NL__2PRFIN20030618_082433_000000632017_00221_06788_6180.N1	18-JUN-2003 08:24:33	Dark	62.500	52	16Bet Cet	2.0370	4500.0	125	6788	No
117	GOM_NL__2PRFIN20030618_083555_000000732017_00222_06789_6320.N1	18-JUN-2003 08:35:55	Dark	72.500	18	24Alp PsA	1.1660	9700.0	145	6789	No
118	GOM_NL__2PRFIN20030618_083859_000000522017_00222_06789_6321.N1	18-JUN-2003 08:38:59	Straylight	51.500	31	Alp Gru	1.7340	15200.	103	6789	No
119	GOM_NL__2PRFIN20030618_084238_000000432017_00222_06789_6322.N1	18-JUN-2003 08:42:38	Straylight	43.000	45	Alp Pav	1.9400	26000.	86	6789	No
120	GOM_NL__2PRFIN20030618_085039_000000442017_00222_06789_6323.N1	18-JUN-2003 08:50:39	Twilight	44.000	40	The Sco	1.8590	7100.0	88	6789	No
121	GOM_NL__2PRFIN20030618_085221_000000432017_00222_06789_6324.N1	18-JUN-2003 08:52:21	Twilight	43.000	25	35Lam Sco	1.6200	28000.	86	6789	No
122	GOM_NL__2PRFIN20030618_085553_000000552017_00222_06789_6325.N1	18-JUN-2003 08:55:53	Bright	54.500	155	41Pi Sgr	2.9000	6600.0	109	6789	No
123	GOM_NL__2PRFIN20030618_085852_000000392017_00222_06789_6326.N1	18-JUN-2003 08:58:52	Bright	38.500	86	35Eta Oph	2.4300	10200.	77	6789	No
124	GOM_NL__2PRFIN20030618_090036_000000372017_00222_06789_6327.N1	18-JUN-2003 09:00:36	Bright	37.000	98	13Zet Oph	2.5710	30000.	74	6789	No
125	GOM_NL__2PRFIN20030618_090515_000000442017_00222_06789_6328.N1	18-JUN-2003 09:05:15	Bright	43.500	126	60Bet Oph	2.7700	4250.0	87	6789	No
126	GOM_NL__2PRFIN20030618_090744_000000432017_00222_06789_6329.N1	18-JUN-2003 09:07:44	Bright	42.500	59	55Alp Oph	2.0800	8900.0	85	6789	No
127	GOM_NL__2PRFIN20030618_090949_000000392017_00222_06789_6330.N1	18-JUN-2003 09:09:49	Bright	39.000	127	27Bet Her	2.7810	4700.0	78	6789	No
128	GOM_NL__2PRFIN20030618_091249_000000382017_00222_06789_6331.N1	18-JUN-2003 09:12:49	Bright	38.000	133	40Zet Her	2.8070	6000.0	76	6789	No
129	GOM_NL__2PRFIN20030618_091809_000000552017_00222_06789_6332.N1	18-JUN-2003 09:18:09	Bright	55.000	5	3Alp Lyr	0.033000	11000.	110	6789	No
130	GOM_NL__2PRFIN20030618_091957_000000432017_00222_06789_6333.N1	18-JUN-2003 09:19:57	Bright	43.000	69	33Gam Dra	2.2310	3800.0	86	6789	No
131	GOM_NL__2PRFIN20030618_092921_000000372017_00222_06789_6334.N1	18-JUN-2003 09:29:21	Bright	36.500	49	1Alp UMi	1.9900	6300.0	73	6789	No
132	GOM_NL__2PRFIN20030618_093622_000000522017_00222_06789_6335.N1	18-JUN-2003 09:36:22	Bright	52.000	74	11Bet Cas	2.2680	6600.0	104	6789	No
133	GOM_NL__2PRFIN20030618_093747_000000452017_00222_06789_6336.N1	18-JUN-2003 09:37:47	Bright	45.000	68	18Alp Cas	2.2250	4500.0	90	6789	No
134	GOM_NL__2PRFIN20030618_093938_000000402017_00222_06789_6337.N1	18-JUN-2003 09:39:38	Bright	40.000	160	23Gam Per	2.9300	4700.0	80	6789	No
135	GOM_NL__2PRFIN20030618_094304_000000442017_00222_06789_6338.N1	18-JUN-2003 09:43:04	Bright	43.500	73	57Gam1And	2.2600	13100.	87	6789	No
136	GOM_NL__2PRFIN20030618_094527_000000582017_00222_06789_6339.N1	18-JUN-2003 09:45:27	Twilight	57.500	53	43Bet And	2.0480	3300.0	115	6789	No
137	GOM_NL__2PRFIN20030618_094902_000000492017_00222_06789_6340.N1	18-JUN-2003 09:49:02	Twilight	49.000	50	13Alp Ari	2.0070	4250.0	98	6789	No
138	GOM_NL__2PRFIN20030618_095557_000000862017_00222_06789_6341.N1	18-JUN-2003 09:55:57	Dark	86.000	140	88Gam Peg	2.8340	26000.	172	6789	No
139	GOM_NL__2PRFIN20030618_100510_000000632017_00222_06789_6342.N1	18-JUN-2003 10:05:10	Dark	62.500	52	16Bet Cet	2.0370	4500.0	125	6789	No
140	GOM_NL__2PRFIN20030618_101634_000000752017_00223_06790_6322.N1	18-JUN-2003 10:16:34	Dark	74.500	18	24Alp PsA	1.1660	9700.0	149	6790	No
141	GOM_NL__2PRFIN20030618_101936_000000512017_00223_06790_6323.N1	18-JUN-2003 10:19:36	Straylight	50.500	31	Alp Gru	1.7340	15200.	101	6790	No
142	GOM_NL__2PRFIN20030618_102315_000000432017_00223_06790_6324.N1	18-JUN-2003 10:23:15	Straylight	42.500	45	Alp Pav	1.9400	26000.	85	6790	No
143	GOM_NL__2PRFIN20030618_103115_000000442017_00223_06790_6325.N1	18-JUN-2003 10:31:15	Twilight	44.000	40	The Sco	1.8590	7100.0	88	6790	No
144	GOM_NL__2PRFIN20030618_103257_000000462017_00223_06790_6326.N1	18-JUN-2003 10:32:57	Twilight	46.000	25	35Lam Sco	1.6200	28000.	92	6790	No
145	GOM_NL__2PRFIN20030618_103629_000000562017_00223_06790_6327.N1	18-JUN-2003 10:36:29	Bright	56.000	155	41Pi Sgr	2.9000	6600.0	112	6790	No
146	GOM_NL__2PRFIN20030618_103928_000000402017_00223_06790_6328.N1	18-JUN-2003 10:39:28	Bright	39.500	86	35Eta Oph	2.4300	10200.	79	6790	No
147	GOM_NL__2PRFIN20030618_104112_000000392017_00223_06790_6329.N1	18-JUN-2003 10:41:12	Bright	38.500	98	13Zet Oph	2.5710	30000.	77	6790	No
148	GOM_NL__2PRFIN20030618_104551_000000432017_00223_06790_6330.N1	18-JUN-2003 10:45:51	Bright	42.500	126	60Bet Oph	2.7700	4250.0	85	6790	No
149	GOM_NL__2PRFIN20030618_104820_000000422017_00223_06790_6331.N1	18-JUN-2003 10:48:20	Bright	41.500	59	55Alp Oph	2.0800	8900.0	83	6790	No
150	GOM_NL__2PRFIN20030618_105025_000000372017_00223_06790_6332.N1	18-JUN-2003 10:50:25	Bright	37.000	127	27Bet Her	2.7810	4700.0	74	6790	No
151	GOM_NL__2PRFIN20030618_105324_000000392017_00223_06790_6333.N1	18-JUN-2003 10:53:24	Bright	38.500	133	40Zet Her	2.8070	6000.0	77	6790	No
152	GOM_NL__2PRFIN20030618_105844_000000592017_00223_06790_6334.N1	18-JUN-2003 10:58:44	Bright	58.500	5	3Alp Lyr	0.033000	11000.	117	6790	No
153	GOM_NL__2PRFIN20030618_110033_000000452017_00223_06790_6335.N1	18-JUN-2003 11:00:33	Bright	45.000	69	33Gam Dra	2.2310	3800.0	90	6790	No
154	GOM_NL__2PRFIN20030618_110957_000000372017_00223_06790_6336.N1	18-JUN-2003 11:09:57	Bright	37.000	49	1Alp UMi	1.9900	6300.0	74	6790	No
155	GOM_NL__2PRFIN20030618_111657_000000652017_00223_06790_6337.N1	18-JUN-2003 11:16:57	Bright	65.000	74	11Bet Cas	2.2680	6600.0	130	6790	No
156	GOM_NL__2PRFIN20030618_111823_000000462017_00223_06790_6338.N1	18-JUN-2003 11:18:23	Bright	46.000	68	18Alp Cas	2.2250	4500.0	92	6790	No
157	GOM_NL__2PRFIN20030618_112014_000000432017_00223_06790_6339.N1	18-JUN-2003 11:20:14	Bright	43.000	160	23Gam Per	2.9300	4700.0	86	6790	No
158	GOM_NL__2PRFIN20030618_112341_000000432017_00223_06790_6340.N1	18-JUN-2003 11:23:41	Bright	43.000	73	57Gam1And	2.2600	13100.	86	6790	No
159	GOM_NL__2PRFIN20030618_112603_000000632017_00223_06790_6341.N1	18-JUN-2003 11:26:03	Twilight	63.000	53	43Bet And	2.0480	3300.0	126	6790	No
160	GOM_NL__2PRFIN20030618_112938_000000532017_00223_06790_6342.N1	18-JUN-2003 11:29:38	Twilight	52.500	50	13Alp Ari	2.0070	4250.0	105	6790	No



161	GOM_NL__2PRFIN20030618_113635_000000822017_00223_06790_6343.N1	18-JUN-2003 11:36:35	Dark	82.000	140	88Gam Peg	2.8340	26000.	164	6790	No
162	GOM_NL__2PRFIN20030618_114547_000000632017_00223_06790_6344.N1	18-JUN-2003 11:45:47	Dark	63.000	52	16Bet Cet	2.0370	4500.0	126	6790	No
163	GOM_NL__2PRFIN20030618_115710_000000732017_00224_06791_6324.N1	18-JUN-2003 11:57:10	Dark	72.500	18	24Alp PsA	1.1660	9700.0	145	6791	No
164	GOM_NL__2PRFIN20030618_120012_000000512017_00224_06791_6325.N1	18-JUN-2003 12:00:12	Straylight	51.000	31	Alp Gru	1.7340	15200.	102	6791	No
165	GOM_NL__2PRFIN20030618_120350_000000452017_00224_06791_6326.N1	18-JUN-2003 12:03:50	Straylight	45.000	45	Alp Pav	1.9400	26000.	90	6791	No
166	GOM_NL__2PRFIN20030618_121151_000000472017_00224_06791_6327.N1	18-JUN-2003 12:11:51	Twilight	46.500	40	The Sco	1.8590	7100.0	93	6791	No
167	GOM_NL__2PRFIN20030618_121333_000000452017_00224_06791_6328.N1	18-JUN-2003 12:13:33	Twilight	44.500	25	35Lam Sco	1.6200	28000.	89	6791	No
168	GOM_NL__2PRFIN20030618_121705_000000552017_00224_06791_6329.N1	18-JUN-2003 12:17:05	Bright	55.000	155	41Pi Sgr	2.9000	6600.0	110	6791	No
169	GOM_NL__2PRFIN20030618_122004_000000392017_00224_06791_6330.N1	18-JUN-2003 12:20:04	Bright	39.000	86	35Eta Oph	2.4300	10200.	78	6791	No
170	GOM_NL__2PRFIN20030618_122147_000000382017_00224_06791_6331.N1	18-JUN-2003 12:21:47	Bright	38.000	98	13Zet Oph	2.5710	30000.	76	6791	No
171	GOM_NL__2PRFIN20030618_122626_000000432017_00224_06791_6332.N1	18-JUN-2003 12:26:26	Bright	43.000	126	60Bet Oph	2.7700	4250.0	86	6791	No
172	GOM_NL__2PRFIN20030618_122855_000000442017_00224_06791_6333.N1	18-JUN-2003 12:28:55	Bright	43.500	59	55Alp Oph	2.0800	8900.0	87	6791	No
173	GOM_NL__2PRFIN20030618_123100_000000372017_00224_06791_6334.N1	18-JUN-2003 12:31:00	Bright	37.000	127	27Bet Her	2.7810	4700.0	74	6791	No
174	GOM_NL__2PRFIN20030618_123359_000000392017_00224_06791_6335.N1	18-JUN-2003 12:33:59	Bright	38.500	133	40Zet Her	2.8070	6000.0	77	6791	No
175	GOM_NL__2PRFIN20030618_123918_000000542017_00224_06791_6336.N1	18-JUN-2003 12:39:18	Bright	53.500	5	3Alp Lyr	0.033000	11000.	107	6791	No
176	GOM_NL__2PRFIN20030618_124108_000000412017_00224_06791_6337.N1	18-JUN-2003 12:41:08	Bright	40.500	69	33Gam Dra	2.2310	3800.0	81	6791	No
177	GOM_NL__2PRFIN20030618_125032_000000382017_00224_06791_6338.N1	18-JUN-2003 12:50:32	Bright	37.500	49	1Alp UMi	1.9900	6300.0	75	6791	No
178	GOM_NL__2PRFIN20030618_125732_000000472017_00224_06791_6339.N1	18-JUN-2003 12:57:32	Bright	46.500	74	11Bet Cas	2.2680	6600.0	93	6791	No
179	GOM_NL__2PRFIN20030618_125858_000000462017_00224_06791_6340.N1	18-JUN-2003 12:58:58	Bright	46.000	68	18Alp Cas	2.2250	4500.0	92	6791	No
180	GOM_NL__2PRFIN20030618_130049_000000382017_00224_06791_6341.N1	18-JUN-2003 13:00:49	Bright	37.500	160	23Gam Per	2.9300	4700.0	75	6791	No
181	GOM_NL__2PRFIN20030618_130415_000000442017_00224_06791_6342.N1	18-JUN-2003 13:04:15	Bright	44.000	73	57Gam1And	2.2600	13100.	88	6791	No
182	GOM_NL__2PRFIN20030618_130638_000000642017_00224_06791_6343.N1	18-JUN-2003 13:06:38	Twilight	64.000	53	43Bet And	2.0480	3300.0	128	6791	No
183	GOM_NL__2PRFIN20030618_131014_000000532017_00224_06791_6344.N1	18-JUN-2003 13:10:14	Twilight	53.000	50	13Alp Ari	2.0070	4250.0	106	6791	No
184	GOM_NL__2PRFIN20030618_131712_000000832017_00224_06791_6345.N1	18-JUN-2003 13:17:12	Dark	83.000	140	88Gam Peg	2.8340	26000.	166	6791	No
185	GOM_NL__2PRFIN20030618_132624_000000692017_00224_06791_6346.N1	18-JUN-2003 13:26:24	Dark	68.500	52	16Bet Cet	2.0370	4500.0	137	6791	No
186	GOM_NL__2PRFIN20030618_133748_000000722017_00225_06792_6346.N1	18-JUN-2003 13:37:48	Dark	72.000	18	24Alp PsA	1.1660	9700.0	144	6792	No
187	GOM_NL__2PRFIN20030618_134047_000000552017_00225_06792_6347.N1	18-JUN-2003 13:40:47	Straylight	54.500	31	Alp Gru	1.7340	15200.	109	6792	No
188	GOM_NL__2PRFIN20030618_134427_000000432017_00225_06792_6348.N1	18-JUN-2003 13:44:27	Straylight	43.000	45	Alp Pav	1.9400	26000.	86	6792	No
189	GOM_NL__2PRFIN20030618_135227_000000442017_00225_06792_6349.N1	18-JUN-2003 13:52:27	Twilight	44.000	40	The Sco	1.8590	7100.0	88	6792	No
190	GOM_NL__2PRFIN20030618_135408_000000462017_00225_06792_6350.N1	18-JUN-2003 13:54:08	Twilight	45.500	25	35Lam Sco	1.6200	28000.	91	6792	No
191	GOM_NL__2PRFIN20030618_135740_000000582017_00225_06792_6351.N1	18-JUN-2003 13:57:40	Bright	57.500	155	41Pi Sgr	2.9000	6600.0	115	6792	No
192	GOM_NL__2PRFIN20030618_140036_000000432017_00225_06792_6352.N1	18-JUN-2003 14:00:36	Bright	42.500	86	35Eta Oph	2.4300	10200.	85	6792	No
193	GOM_NL__2PRFIN20030618_140222_000000392017_00225_06792_6353.N1	18-JUN-2003 14:02:22	Bright	38.500	98	13Zet Oph	2.5710	30000.	77	6792	No
194	GOM_NL__2PRFIN20030618_140659_000000482017_00225_06792_6354.N1	18-JUN-2003 14:06:59	Bright	47.500	126	60Bet Oph	2.7700	4250.0	95	6792	No
195	GOM_NL__2PRFIN20030618_140930_000000442017_00225_06792_6355.N1	18-JUN-2003 14:09:30	Bright	44.000	59	55Alp Oph	2.0800	8900.0	88	6792	No
196	GOM_NL__2PRFIN20030618_141136_000000382017_00225_06792_6356.N1	18-JUN-2003 14:11:36	Bright	38.000	127	27Bet Her	2.7810	4700.0	76	6792	No
197	GOM_NL__2PRFIN20030618_141435_000000412017_00225_06792_6357.N1	18-JUN-2003 14:14:35	Bright	40.500	133	40Zet Her	2.8070	6000.0	81	6792	No
198	GOM_NL__2PRFIN20030618_141955_000000522017_00225_06792_6358.N1	18-JUN-2003 14:19:55	Bright	51.500	5	3Alp Lyr	0.033000	11000.	103	6792	No
199	GOM_NL__2PRFIN20030618_142144_000000432017_00225_06792_6359.N1	18-JUN-2003 14:21:44	Bright	43.000	69	33Gam Dra	2.2310	3800.0	86	6792	No
200	GOM_NL__2PRFIN20030618_143109_000000342017_00225_06792_6360.N1	18-JUN-2003 14:31:09	Bright	34.000	49	1Alp UMi	1.9900	6300.0	68	6792	No
201	GOM_NL__2PRFIN20030618_143809_000000462017_00225_06792_6361.N1	18-JUN-2003 14:38:09	Bright	45.500	74	11Bet Cas	2.2680	6600.0	91	6792	No
202	GOM_NL__2PRFIN20030618_143935_000000452017_00225_06792_6362.N1	18-JUN-2003 14:39:35	Bright	44.500	68	18Alp Cas	2.2250	4500.0	89	6792	No
203	GOM_NL__2PRFIN20030618_144126_000000352017_00225_06792_6363.N1	18-JUN-2003 14:41:26	Bright	34.500	160	23Gam Per	2.9300	4700.0	69	6792	No
204	GOM_NL__2PRFIN20030618_144453_000000422017_00225_06792_6364.N1	18-JUN-2003 14:44:53	Bright	42.000	73	57Gam1And	2.2600	13100.	84	6792	No
205	GOM_NL__2PRFIN20030618_144716_000000592017_00225_06792_6365.N1	18-JUN-2003 14:47:16	Twilight	59.000	53	43Bet And	2.0480	3300.0	118	6792	No
206	GOM_NL__2PRFIN20030618_145051_000000512017_00225_06792_6366.N1	18-JUN-2003 14:50:51	Twilight	50.500	50	13Alp Ari	2.0070	4250.0	101	6792	No
207	GOM_NL__2PRFIN20030618_145749_000000882017_00225_06792_6367.N1	18-JUN-2003 14:57:49	Dark	87.500	140	88Gam Peg	2.8340	26000.	175	6792	No
208	GOM_NL__2PRFIN20030618_150702_000000712017_00225_06792_6368.N1	18-JUN-2003 15:07:02	Dark	71.000	52	16Bet Cet	2.0370	4500.0	142	6792	No
209	GOM_NL__2PRFIN20030618_151827_000000702017_00226_06793_6347.N1	18-JUN-2003 15:18:27	Dark	70.000	18	24Alp PsA	1.1660	9700.0	140	6793	No
210	GOM_NL__2PRFIN20030618_152127_000000512017_00226_06793_6348.N1	18-JUN-2003 15:21:27	Straylight	50.500	31	Alp Gru	1.7340	15200.	101	6793	No
211	GOM_NL__2PRFIN20030618_152505_000000432017_00226_06793_6349.N1	18-JUN-2003 15:25:05	Straylight	43.000	45	Alp Pav	1.9400	26000.	86	6793	No
212	GOM_NL__2PRFIN20030618_153304_000000432017_00226_06793_6350.N1	18-JUN-2003 15:33:04	Twilight	42.500	40	The Sco	1.8590	7100.0	85	6793	No
213	GOM_NL__2PRFIN20030618_153446_000000432017_00226_06793_6351.N1	18-JUN-2003 15:34:46	Twilight	42.500	25	35Lam Sco	1.6200	28000.	85	6793	No
214	GOM_NL__2PRFIN20030618_153818_000000552017_00226_06793_6352.N1	18-JUN-2003 15:38:18	Bright	55.000	155	41Pi Sgr	2.9000	6600.0	110	6793	No
215	GOM_NL__2PRFIN20030618_154116_000000392017_00226_06793_6353.N1	18-JUN-2003 15:41:16	Bright	39.000	86	35Eta Oph	2.4300	10200.	78	6793	No
216	GOM_NL__2PRFIN20030618_154300_000000382017_00226_06793_6354.N1	18-JUN-2003 15:43:00	Bright	37.500	98	13Zet Oph	2.5710	30000.	75	6793	No
217	GOM_NL__2PRFIN20030618_154738_000000422017_00226_06793_6355.N1	18-JUN-2003 15:47:38	Bright	42.000	126	60Bet Oph	2.7700	4250.0	84	6793	No
218	GOM_NL__2PRFIN20030618_155007_000000422017_00226_06793_6356.N1	18-JUN-2003 15:50:07	Bright	41.500	59	55Alp Oph	2.0800	8900.0	83	6793	No
219	GOM_NL__2PRFIN20030618_155213_000000382017_00226_06793_6357.N1	18-JUN-2003 15:52:13	Bright	38.000	127	27Bet Her	2.7810	4700.0	76	6793	No

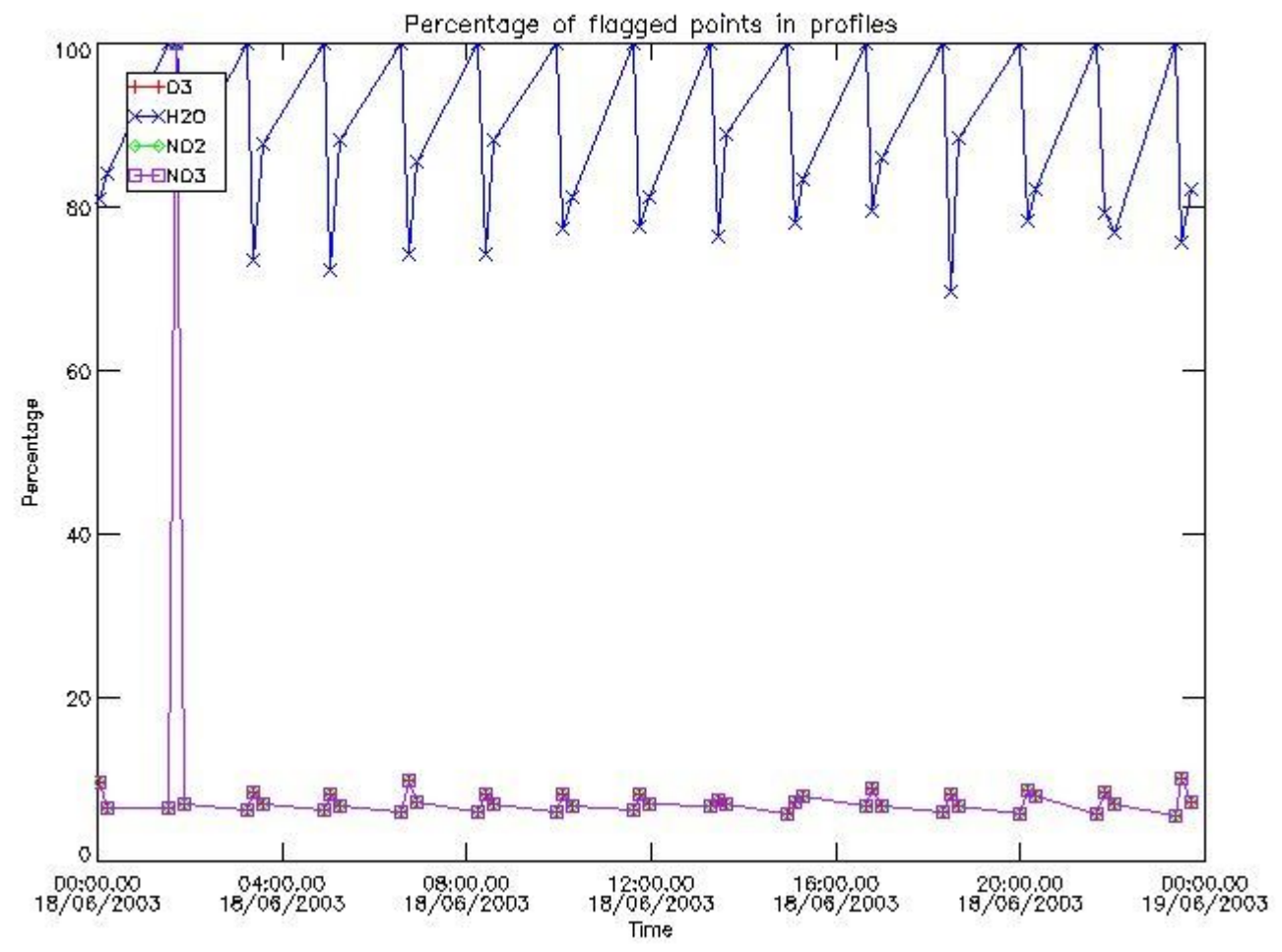
220	GOM_NL__2PRFIN20030618_155512_000000382017_00226_06793_6358.N1	18-JUN-2003 15:55:12	Bright	38.000	133	40Zet Her	2.8070	6000.0	76	6793	No
221	GOM_NL__2PRFIN20030618_160030_000000532017_00226_06793_6359.N1	18-JUN-2003 16:00:30	Bright	52.500	5	3Alp Lyr	0.033000	11000.	105	6793	No
222	GOM_NL__2PRFIN20030618_160219_000000442017_00226_06793_6360.N1	18-JUN-2003 16:02:19	Bright	44.000	69	33Gam Dra	2.2310	3800.0	88	6793	No
223	GOM_NL__2PRFIN20030618_161145_000000372017_00226_06793_6361.N1	18-JUN-2003 16:11:45	Bright	37.000	49	1Alp UMi	1.9900	6300.0	74	6793	No
224	GOM_NL__2PRFIN20030618_161845_000000452017_00226_06793_6362.N1	18-JUN-2003 16:18:45	Bright	45.000	74	11Bet Cas	2.2680	6600.0	90	6793	No
225	GOM_NL__2PRFIN20030618_162011_000000462017_00226_06793_6363.N1	18-JUN-2003 16:20:11	Bright	46.000	68	18Alp Cas	2.2250	4500.0	92	6793	No
226	GOM_NL__2PRFIN20030618_162202_000000382017_00226_06793_6364.N1	18-JUN-2003 16:22:02	Bright	38.000	160	23Gam Per	2.9300	4700.0	76	6793	No
227	GOM_NL__2PRFIN20030618_162529_000000442017_00226_06793_6365.N1	18-JUN-2003 16:25:29	Bright	44.000	73	57Gam1And	2.2600	13100.	88	6793	No
228	GOM_NL__2PRFIN20030618_162752_000000682017_00226_06793_6366.N1	18-JUN-2003 16:27:52	Twi_and_stray	68.000	53	43Bet And	2.0480	3300.0	136	6793	No
229	GOM_NL__2PRFIN20030618_163127_000000482017_00226_06793_6367.N1	18-JUN-2003 16:31:27	Twilight	47.500	50	13Alp Ari	2.0070	4250.0	95	6793	No
230	GOM_NL__2PRFIN20030618_163827_000000842017_00226_06793_6368.N1	18-JUN-2003 16:38:27	Dark	84.000	140	88Gam Peg	2.8340	26000.	168	6793	No
231	GOM_NL__2PRFIN20030618_164739_000000572017_00226_06793_6369.N1	18-JUN-2003 16:47:39	Dark	56.500	52	16Bet Cet	2.0370	4500.0	113	6793	No
232	GOM_NL__2PRFIN20030618_165905_000000762017_00227_06794_6348.N1	18-JUN-2003 16:59:05	Dark	75.500	18	24Alp PsA	1.1660	9700.0	151	6794	No
233	GOM_NL__2PRFIN20030618_170204_000000512017_00227_06794_6349.N1	18-JUN-2003 17:02:04	Straylight	50.500	31	Alp Gru	1.7340	15200.	101	6794	No
234	GOM_NL__2PRFIN20030618_170541_000000432017_00227_06794_6350.N1	18-JUN-2003 17:05:41	Straylight	43.000	45	Alp Pav	1.9400	26000.	86	6794	No
235	GOM_NL__2PRFIN20030618_171340_000000472017_00227_06794_6351.N1	18-JUN-2003 17:13:40	Twi_and_stray	46.500	40	The Sco	1.8590	7100.0	93	6794	No
236	GOM_NL__2PRFIN20030618_171523_000000442017_00227_06794_6352.N1	18-JUN-2003 17:15:23	Twi_and_stray	44.000	25	35Lam Sco	1.6200	28000.	88	6794	No
237	GOM_NL__2PRFIN20030618_171854_000000572017_00227_06794_6353.N1	18-JUN-2003 17:18:54	Bright	56.500	155	41Pi Sgr	2.9000	6600.0	113	6794	No
238	GOM_NL__2PRFIN20030618_172152_000000402017_00227_06794_6354.N1	18-JUN-2003 17:21:52	Bright	39.500	86	35Eta Oph	2.4300	10200.	79	6794	No
239	GOM_NL__2PRFIN20030618_172336_000000372017_00227_06794_6355.N1	18-JUN-2003 17:23:36	Bright	37.000	98	13Zet Oph	2.5710	30000.	74	6794	No
240	GOM_NL__2PRFIN20030618_172814_000000432017_00227_06794_6356.N1	18-JUN-2003 17:28:14	Bright	42.500	126	60Bet Oph	2.7700	4250.0	85	6794	No
241	GOM_NL__2PRFIN20030618_173043_000000422017_00227_06794_6357.N1	18-JUN-2003 17:30:43	Bright	42.000	59	55Alp Oph	2.0800	8900.0	84	6794	No
242	GOM_NL__2PRFIN20030618_173249_000000392017_00227_06794_6358.N1	18-JUN-2003 17:32:49	Bright	38.500	127	27Bet Her	2.7810	4700.0	77	6794	No
243	GOM_NL__2PRFIN20030618_173548_000000392017_00227_06794_6359.N1	18-JUN-2003 17:35:48	Bright	38.500	133	40Zet Her	2.8070	6000.0	77	6794	No
244	GOM_NL__2PRFIN20030618_174105_000000552017_00227_06794_6360.N1	18-JUN-2003 17:41:05	Bright	54.500	5	3Alp Lyr	0.033000	11000.	109	6794	No
245	GOM_NL__2PRFIN20030618_174255_000000452017_00227_06794_6361.N1	18-JUN-2003 17:42:55	Bright	45.000	69	33Gam Dra	2.2310	3800.0	90	6794	No
246	GOM_NL__2PRFIN20030618_175221_000000362017_00227_06794_6362.N1	18-JUN-2003 17:52:21	Bright	36.000	49	1Alp UMi	1.9900	6300.0	72	6794	No
247	GOM_NL__2PRFIN20030618_175920_000000462017_00227_06794_6363.N1	18-JUN-2003 17:59:20	Bright	45.500	74	11Bet Cas	2.2680	6600.0	91	6794	No
248	GOM_NL__2PRFIN20030618_180046_000000462017_00227_06794_6364.N1	18-JUN-2003 18:00:46	Bright	45.500	68	18Alp Cas	2.2250	4500.0	91	6794	No
249	GOM_NL__2PRFIN20030618_180238_000000372017_00227_06794_6365.N1	18-JUN-2003 18:02:38	Bright	37.000	160	23Gam Per	2.9300	4700.0	74	6794	No
250	GOM_NL__2PRFIN20030618_180605_000000442017_00227_06794_6366.N1	18-JUN-2003 18:06:05	Bright	43.500	73	57Gam1And	2.2600	13100.	87	6794	No
251	GOM_NL__2PRFIN20030618_180828_000000562017_00227_06794_6367.N1	18-JUN-2003 18:08:28	Twi_and_stray	56.000	53	43Bet And	2.0480	3300.0	112	6794	No
252	GOM_NL__2PRFIN20030618_181203_000000482017_00227_06794_6368.N1	18-JUN-2003 18:12:03	Twilight	48.000	50	13Alp Ari	2.0070	4250.0	96	6794	No
253	GOM_NL__2PRFIN20030618_181904_000000862017_00227_06794_6369.N1	18-JUN-2003 18:19:04	Dark	85.500	140	88Gam Peg	2.8340	26000.	171	6794	No
254	GOM_NL__2PRFIN20030618_182816_000000632017_00227_06794_6370.N1	18-JUN-2003 18:28:16	Dark	63.000	52	16Bet Cet	2.0370	4500.0	126	6794	No
255	GOM_NL__2PRFIN20030618_183942_000000752017_00228_06795_6349.N1	18-JUN-2003 18:39:42	Dark	74.500	18	24Alp PsA	1.1660	9700.0	149	6795	No
256	GOM_NL__2PRFIN20030618_184241_000000502017_00228_06795_6350.N1	18-JUN-2003 18:42:41	Straylight	49.500	31	Alp Gru	1.7340	15200.	99	6795	No
257	GOM_NL__2PRFIN20030618_184618_000000412017_00228_06795_6351.N1	18-JUN-2003 18:46:18	Straylight	41.000	45	Alp Pav	1.9400	26000.	82	6795	No
258	GOM_NL__2PRFIN20030618_185416_000000422017_00228_06795_6352.N1	18-JUN-2003 18:54:16	Twi_and_stray	41.500	40	The Sco	1.8590	7100.0	83	6795	No
259	GOM_NL__2PRFIN20030618_185559_000000462017_00228_06795_6353.N1	18-JUN-2003 18:55:59	Twi_and_stray	46.000	25	35Lam Sco	1.6200	28000.	92	6795	No
260	GOM_NL__2PRFIN20030618_185931_000000552017_00228_06795_6354.N1	18-JUN-2003 18:59:31	Bright	54.500	155	41Pi Sgr	2.9000	6600.0	109	6795	No
261	GOM_NL__2PRFIN20030618_190228_000000392017_00228_06795_6355.N1	18-JUN-2003 19:02:28	Bright	39.000	86	35Eta Oph	2.4300	10200.	78	6795	No
262	GOM_NL__2PRFIN20030618_190412_000000382017_00228_06795_6356.N1	18-JUN-2003 19:04:12	Bright	37.500	98	13Zet Oph	2.5710	30000.	75	6795	No
263	GOM_NL__2PRFIN20030618_190850_000000432017_00228_06795_6357.N1	18-JUN-2003 19:08:50	Bright	43.000	126	60Bet Oph	2.7700	4250.0	86	6795	No
264	GOM_NL__2PRFIN20030618_191118_000000432017_00228_06795_6358.N1	18-JUN-2003 19:11:18	Bright	43.000	59	55Alp Oph	2.0800	8900.0	86	6795	No
265	GOM_NL__2PRFIN20030618_191325_000000372017_00228_06795_6359.N1	18-JUN-2003 19:13:25	Bright	37.000	127	27Bet Her	2.7810	4700.0	74	6795	No
266	GOM_NL__2PRFIN20030618_191624_000000372017_00228_06795_6360.N1	18-JUN-2003 19:16:24	Bright	37.000	133	40Zet Her	2.8070	6000.0	74	6795	No
267	GOM_NL__2PRFIN20030618_192140_000000562017_00228_06795_6361.N1	18-JUN-2003 19:21:40	Bright	55.500	5	3Alp Lyr	0.033000	11000.	111	6795	No
268	GOM_NL__2PRFIN20030618_192330_000000432017_00228_06795_6362.N1	18-JUN-2003 19:23:30	Bright	43.000	69	33Gam Dra	2.2310	3800.0	86	6795	No
269	GOM_NL__2PRFIN20030618_193257_000000372017_00228_06795_6363.N1	18-JUN-2003 19:32:57	Bright	36.500	49	1Alp UMi	1.9900	6300.0	73	6795	No
270	GOM_NL__2PRFIN20030618_193507_000001612017_00228_06795_6364.N1	18-JUN-2003 19:35:07	Bright	160.50	92	53Eps Cyg	2.5000	4500.0	321	6795	No
271	GOM_NL__2PRFIN20030618_194019_000000412017_00228_06795_6365.N1	18-JUN-2003 19:40:19	Bright	41.000	76	27Gam Cas	2.3000	30000.	82	6795	No
272	GOM_NL__2PRFIN20030618_194314_000000522017_00228_06795_6366.N1	18-JUN-2003 19:43:14	Bright	52.000	160	23Gam Per	2.9300	4700.0	104	6795	No
273	GOM_NL__2PRFIN20030618_194641_000000432017_00228_06795_6367.N1	18-JUN-2003 19:46:41	Bright	43.000	73	57Gam1And	2.2600	13100.	86	6795	No
274	GOM_NL__2PRFIN20030618_194904_000000592017_00228_06795_6368.N1	18-JUN-2003 19:49:04	Twi_and_stray	58.500	53	43Bet And	2.0480	3300.0	117	6795	No
275	GOM_NL__2PRFIN20030618_195240_000000502017_00228_06795_6369.N1	18-JUN-2003 19:52:40	Twilight	50.000	50	13Alp Ari	2.0070	4250.0	100	6795	No
276	GOM_NL__2PRFIN20030618_195940_000000892017_00228_06795_6370.N1	18-JUN-2003 19:59:40	Dark	88.500	140	88Gam Peg	2.8340	26000.	177	6795	No
277	GOM_NL__2PRFIN20030618_200853_000000582017_00228_06795_6371.N1	18-JUN-2003 20:08:53	Dark	58.000	52	16Bet Cet	2.0370	4500.0	116	6795	No
278	GOM_NL__2PRFIN20030618_202020_000000712017_00229_06796_6350.N1	18-JUN-2003 20:20:20	Dark	71.000	18	24Alp PsA	1.1660	9700.0	142	6796	No

279	GOM_NL__2PRFIN20030618_202318_000000492017_00229_06796_6351.N1	18-JUN-2003 20:23:18	Straylight	49.000	31	Alp Gru	1.7340	15200.	98	6796	No
280	GOM_NL__2PRFIN20030618_202654_000000422017_00229_06796_6352.N1	18-JUN-2003 20:26:54	Straylight	41.500	45	Alp Pav	1.9400	26000.	83	6796	No
281	GOM_NL__2PRFIN20030618_203453_000000422017_00229_06796_6353.N1	18-JUN-2003 20:34:53	Twilight	42.000	40	The Sco	1.8590	7100.0	84	6796	No
282	GOM_NL__2PRFIN20030618_203635_000000422017_00229_06796_6354.N1	18-JUN-2003 20:36:35	Twilight	42.000	25	35Lam Sco	1.6200	28000.	84	6796	No
283	GOM_NL__2PRFIN20030618_204007_000000542017_00229_06796_6355.N1	18-JUN-2003 20:40:07	Bright	54.000	155	41Pi Sgr	2.9000	6600.0	108	6796	No
284	GOM_NL__2PRFIN20030618_204304_000000392017_00229_06796_6356.N1	18-JUN-2003 20:43:04	Bright	38.500	86	35Eta Oph	2.4300	10200.	77	6796	No
285	GOM_NL__2PRFIN20030618_204448_000000372017_00229_06796_6357.N1	18-JUN-2003 20:44:48	Bright	36.500	98	13Zet Oph	2.5710	30000.	73	6796	No
286	GOM_NL__2PRFIN20030618_204926_000000432017_00229_06796_6358.N1	18-JUN-2003 20:49:26	Bright	43.000	126	60Bet Oph	2.7700	4250.0	86	6796	No
287	GOM_NL__2PRFIN20030618_205154_000000452017_00229_06796_6359.N1	18-JUN-2003 20:51:54	Bright	44.500	59	55Alp Oph	2.0800	8900.0	89	6796	No
288	GOM_NL__2PRFIN20030618_205401_000000382017_00229_06796_6360.N1	18-JUN-2003 20:54:01	Bright	37.500	127	27Bet Her	2.7810	4700.0	75	6796	No
289	GOM_NL__2PRFIN20030618_205700_000000382017_00229_06796_6361.N1	18-JUN-2003 20:57:00	Bright	37.500	133	40Zet Her	2.8070	6000.0	75	6796	No
290	GOM_NL__2PRFIN20030618_210215_000000472017_00229_06796_6362.N1	18-JUN-2003 21:02:15	Bright	46.500	5	3Alp Lyr	0.033000	11000.	93	6796	No
291	GOM_NL__2PRFIN20030618_210406_000000462017_00229_06796_6363.N1	18-JUN-2003 21:04:06	Bright	46.000	69	33Gam Dra	2.2310	3800.0	92	6796	No
292	GOM_NL__2PRFIN20030618_211333_000000362017_00229_06796_6364.N1	18-JUN-2003 21:13:33	Bright	36.000	49	1Alp UMi	1.9900	6300.0	72	6796	No
293	GOM_NL__2PRFIN20030618_211539_000001662017_00229_06796_6365.N1	18-JUN-2003 21:15:39	Bright	165.50	92	53Eps Cyg	2.5000	4500.0	331	6796	No
294	GOM_NL__2PRFIN20030618_212055_000000502017_00229_06796_6366.N1	18-JUN-2003 21:20:55	Bright	49.500	76	27Gam Cas	2.3000	30000.	99	6796	No
295	GOM_NL__2PRFIN20030618_212350_000000532017_00229_06796_6367.N1	18-JUN-2003 21:23:50	Bright	53.000	160	23Gam Per	2.9300	4700.0	106	6796	No
296	GOM_NL__2PRFIN20030618_212717_000000442017_00229_06796_6368.N1	18-JUN-2003 21:27:17	Bright	44.000	73	57Gam1And	2.2600	13100.	88	6796	No
297	GOM_NL__2PRFIN20030618_212940_000000682017_00229_06796_6369.N1	18-JUN-2003 21:29:40	Twilight	68.000	53	43Bet And	2.0480	3300.0	136	6796	No
298	GOM_NL__2PRFIN20030618_213316_000000492017_00229_06796_6370.N1	18-JUN-2003 21:33:16	Twilight	48.500	50	13Alp Ari	2.0070	4250.0	97	6796	No
299	GOM_NL__2PRFIN20030618_214018_000000882017_00229_06796_6371.N1	18-JUN-2003 21:40:18	Dark	87.500	140	88Gam Peg	2.8340	26000.	175	6796	No
300	GOM_NL__2PRFIN20030618_214930_000000612017_00229_06796_6372.N1	18-JUN-2003 21:49:30	Dark	61.000	52	16Bet Cet	2.0370	4500.0	122	6796	No
301	GOM_NL__2PRFIN20030618_220058_000000722017_00230_06797_6610.N1	18-JUN-2003 22:00:58	Dark	72.000	18	24Alp PsA	1.1660	9700.0	144	6797	No
302	GOM_NL__2PRFIN20030618_220355_000000492017_00230_06797_6611.N1	18-JUN-2003 22:03:55	Straylight	49.000	31	Alp Gru	1.7340	15200.	98	6797	No
303	GOM_NL__2PRFIN20030618_220731_000000422017_00230_06797_6612.N1	18-JUN-2003 22:07:31	Straylight	42.000	45	Alp Pav	1.9400	26000.	84	6797	No
304	GOM_NL__2PRFIN20030618_221529_000000502017_00230_06797_6613.N1	18-JUN-2003 22:15:29	Twilight	49.500	40	The Sco	1.8590	7100.0	99	6797	No
305	GOM_NL__2PRFIN20030618_221711_000000432017_00230_06797_6614.N1	18-JUN-2003 22:17:11	Twilight	43.000	25	35Lam Sco	1.6200	28000.	86	6797	No
306	GOM_NL__2PRFIN20030618_222043_000000542017_00230_06797_6615.N1	18-JUN-2003 22:20:43	Bright	54.000	155	41Pi Sgr	2.9000	6600.0	108	6797	No
307	GOM_NL__2PRFIN20030618_222340_000000392017_00230_06797_6616.N1	18-JUN-2003 22:23:40	Bright	39.000	86	35Eta Oph	2.4300	10200.	78	6797	No
308	GOM_NL__2PRFIN20030618_222524_000000372017_00230_06797_6617.N1	18-JUN-2003 22:25:24	Bright	37.000	98	13Zet Oph	2.5710	30000.	74	6797	No
309	GOM_NL__2PRFIN20030618_223001_000000422017_00230_06797_6618.N1	18-JUN-2003 22:30:01	Bright	42.000	126	60Bet Oph	2.7700	4250.0	84	6797	No
310	GOM_NL__2PRFIN20030618_223230_000000432017_00230_06797_6619.N1	18-JUN-2003 22:32:30	Bright	42.500	59	55Alp Oph	2.0800	8900.0	85	6797	No
311	GOM_NL__2PRFIN20030618_223437_000000392017_00230_06797_6620.N1	18-JUN-2003 22:34:37	Bright	39.000	127	27Bet Her	2.7810	4700.0	78	6797	No
312	GOM_NL__2PRFIN20030618_223735_000000392017_00230_06797_6621.N1	18-JUN-2003 22:37:35	Bright	38.500	133	40Zet Her	2.8070	6000.0	77	6797	No
313	GOM_NL__2PRFIN20030618_224250_000000532017_00230_06797_6622.N1	18-JUN-2003 22:42:50	Bright	52.500	5	3Alp Lyr	0.033000	11000.	105	6797	No
314	GOM_NL__2PRFIN20030618_224441_000000442017_00230_06797_6623.N1	18-JUN-2003 22:44:41	Bright	43.500	69	33Gam Dra	2.2310	3800.0	87	6797	No
315	GOM_NL__2PRFIN20030618_225409_000000382017_00230_06797_6624.N1	18-JUN-2003 22:54:09	Bright	38.000	49	1Alp UMi	1.9900	6300.0	76	6797	No
316	GOM_NL__2PRFIN20030618_225612_000001612017_00230_06797_6625.N1	18-JUN-2003 22:56:12	Bright	160.50	92	53Eps Cyg	2.5000	4500.0	321	6797	No
317	GOM_NL__2PRFIN20030618_230131_000000442017_00230_06797_6626.N1	18-JUN-2003 23:01:31	Bright	43.500	76	27Gam Cas	2.3000	30000.	87	6797	No
318	GOM_NL__2PRFIN20030618_230426_000000532017_00230_06797_6627.N1	18-JUN-2003 23:04:26	Bright	53.000	160	23Gam Per	2.9300	4700.0	106	6797	No
319	GOM_NL__2PRFIN20030618_230753_000000412017_00230_06797_6628.N1	18-JUN-2003 23:07:53	Bright	41.000	73	57Gam1And	2.2600	13100.	82	6797	No
320	GOM_NL__2PRFIN20030618_231016_000000602017_00230_06797_6629.N1	18-JUN-2003 23:10:16	Twilight	60.000	53	43Bet And	2.0480	3300.0	120	6797	No
321	GOM_NL__2PRFIN20030618_231352_000000462017_00230_06797_6630.N1	18-JUN-2003 23:13:52	Twilight	46.000	50	13Alp Ari	2.0070	4250.0	92	6797	No
322	GOM_NL__2PRFIN20030618_232053_000000912017_00230_06797_6631.N1	18-JUN-2003 23:20:53	Dark	90.500	140	88Gam Peg	2.8340	26000.	181	6797	No
323	GOM_NL__2PRFIN20030618_233007_000000602017_00230_06797_6632.N1	18-JUN-2003 23:30:07	Dark	60.000	52	16Bet Cet	2.0370	4500.0	120	6797	No
324	GOM_NL__2PRFIN20030618_234135_000000712017_00231_06798_6347.N1	18-JUN-2003 23:41:35	Dark	71.000	18	24Alp PsA	1.1660	9700.0	142	6798	No
325	GOM_NL__2PRFIN20030618_234432_000000532017_00231_06798_6348.N1	18-JUN-2003 23:44:32	Straylight	52.500	31	Alp Gru	1.7340	15200.	105	6798	No
326	GOM_NL__2PRFIN20030618_234807_000000462017_00231_06798_6349.N1	18-JUN-2003 23:48:07	Straylight	45.500	45	Alp Pav	1.9400	26000.	91	6798	No
327	GOM_NL__2PRFIN20030618_235605_000000482017_00231_06798_6350.N1	18-JUN-2003 23:56:05	Twilight	48.000	40	The Sco	1.8590	7100.0	96	6798	No
328	GOM_NL__2PRFIN20030618_235747_000000412017_00231_06798_6351.N1	18-JUN-2003 23:57:47	Twilight	40.500	25	35Lam Sco	1.6200	28000.	81	6798	No

### 3. Quality information per product

In this section it is plotted some information contained in the Quality Summary data set of the level 2 products. Only products in dark limb conditions and without errors (error flag in the MPH set to "0") are used.

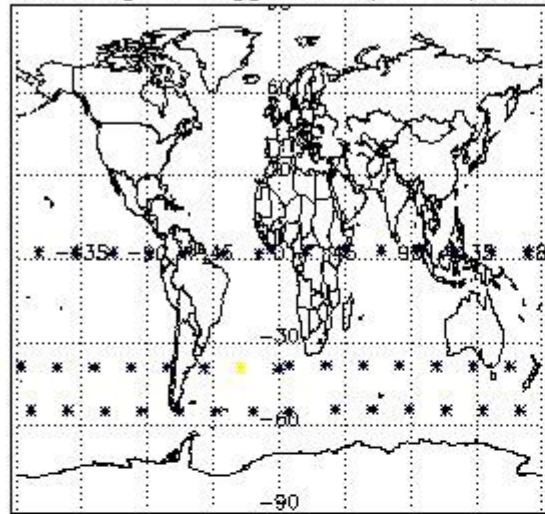
3.1 Plot quality information per product (time dependant)



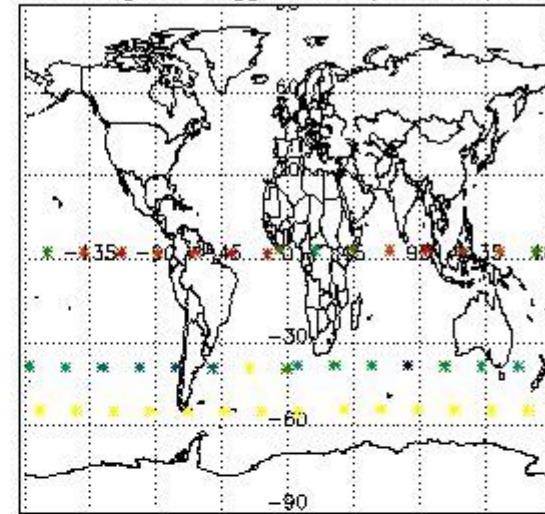
3.2 Plot quality information per product (world map)



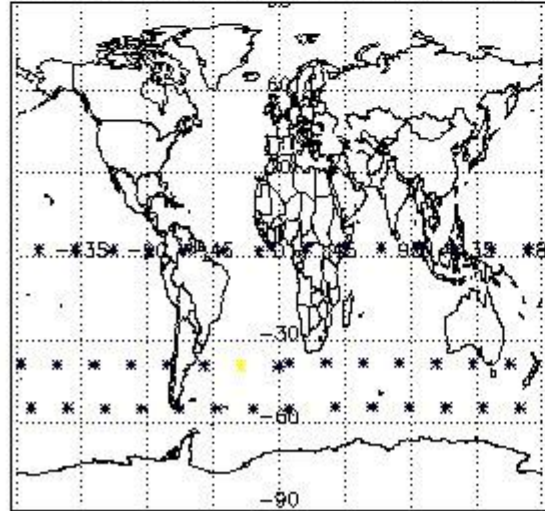
Percentage of flagged data per O3 profile



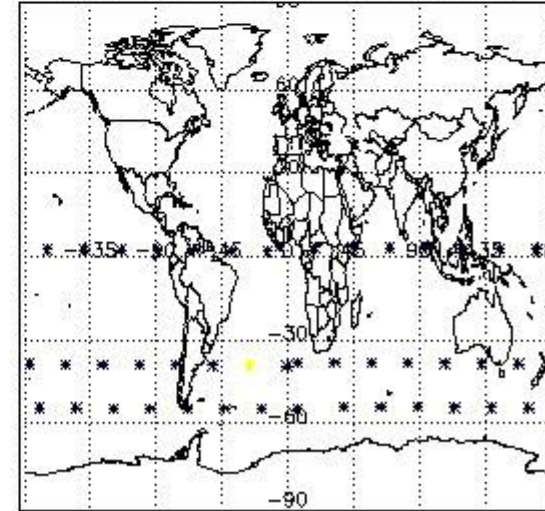
Percentage of flagged data per H2O profile



Percentage of flagged data per NO2 profile



Percentage of flagged data per NO3 profile

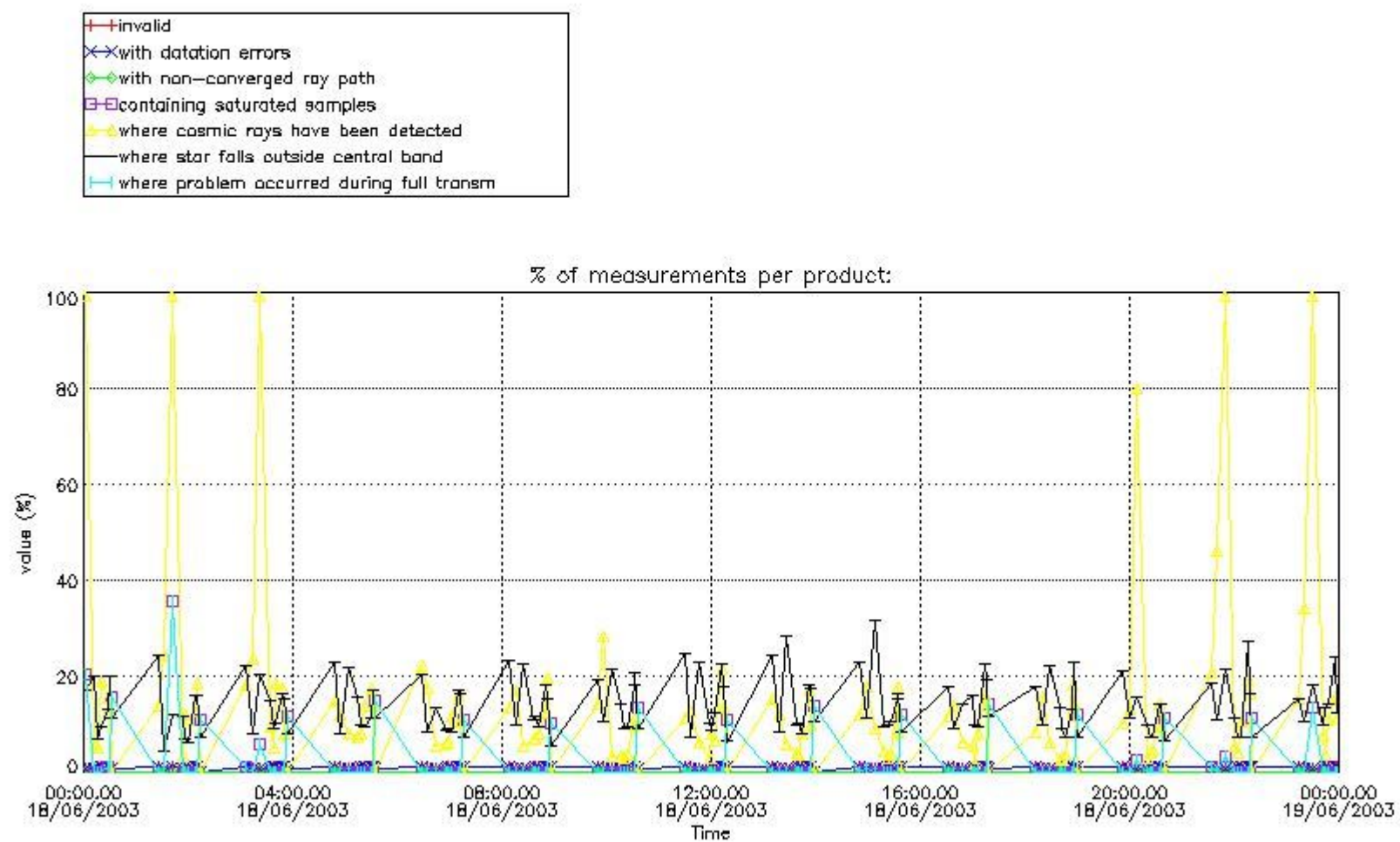


#### 4. Level 1 quality information per product

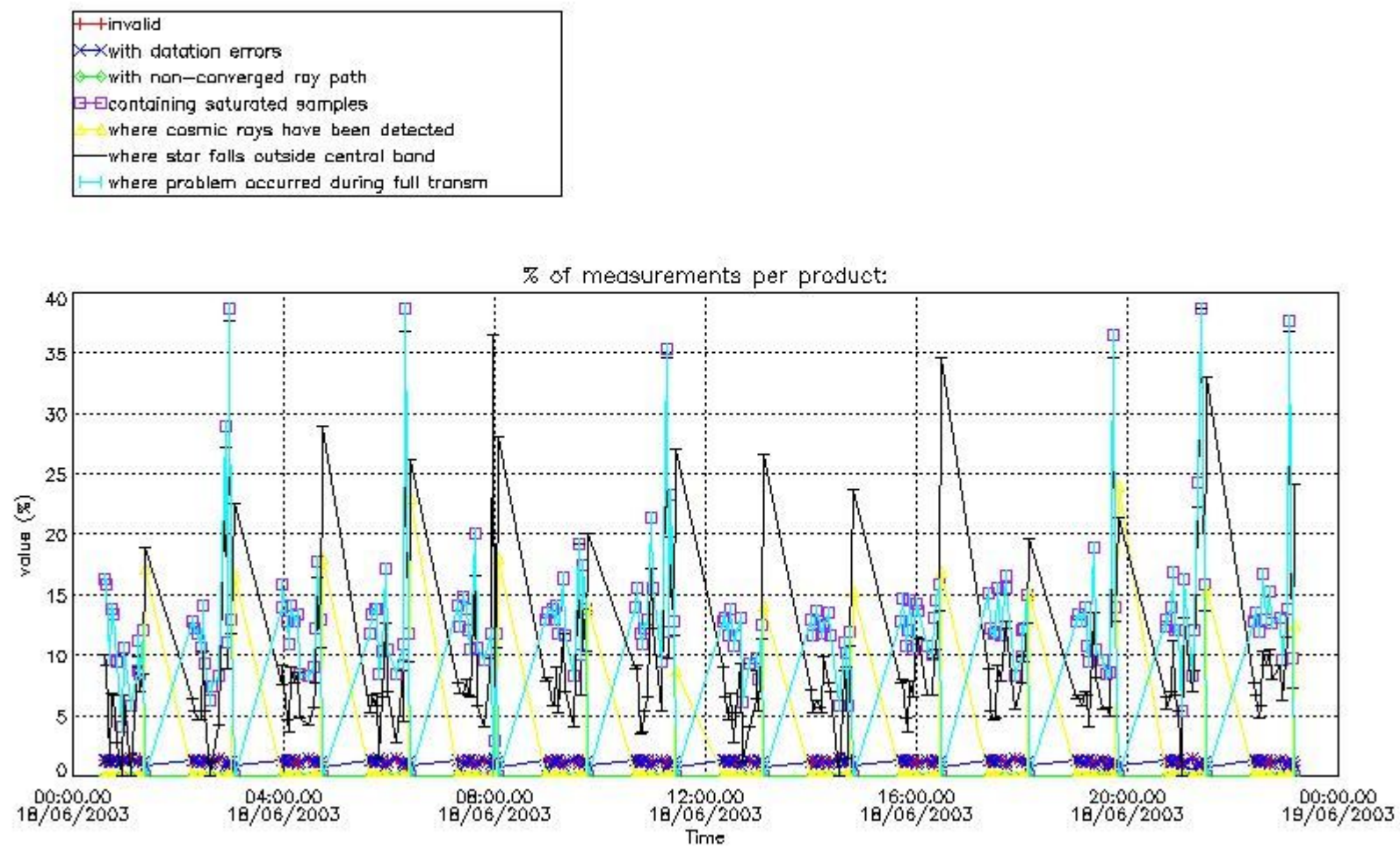
In this section it is plotted some information contained in the Quality Summary data set of the level 2 products that comes from the level 1b processing. Products without errors (error flag in the MPH set to "0") are used.

##### 4.1 Plot quality information per product (time dependant) coming from level 1b processing

###### 4.1.1 Plot level 1 quality information per product (time dependant): ENVISAT ASCENDING passes



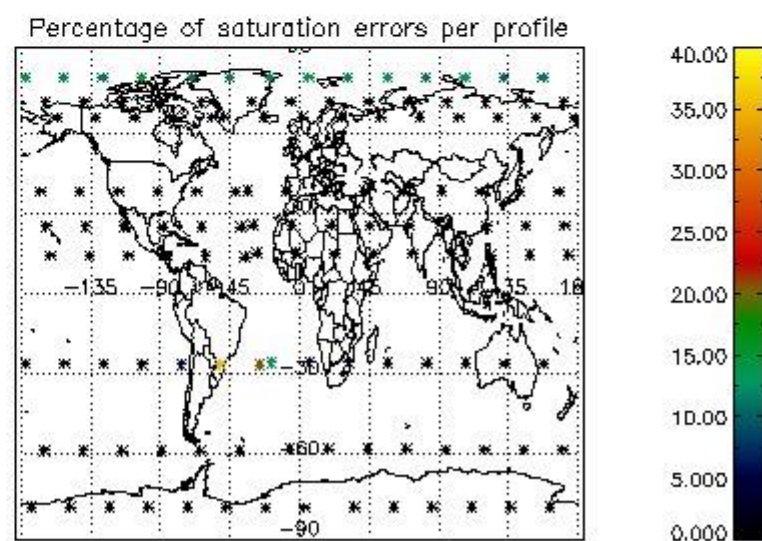
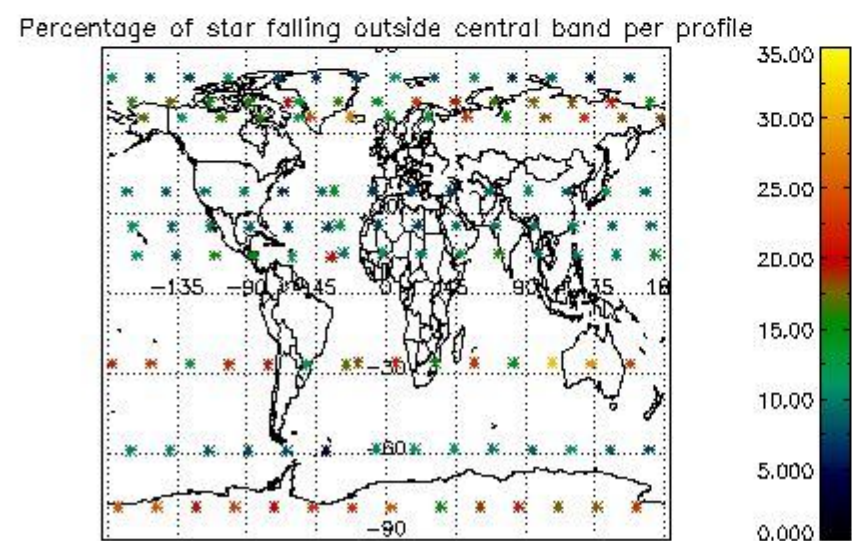
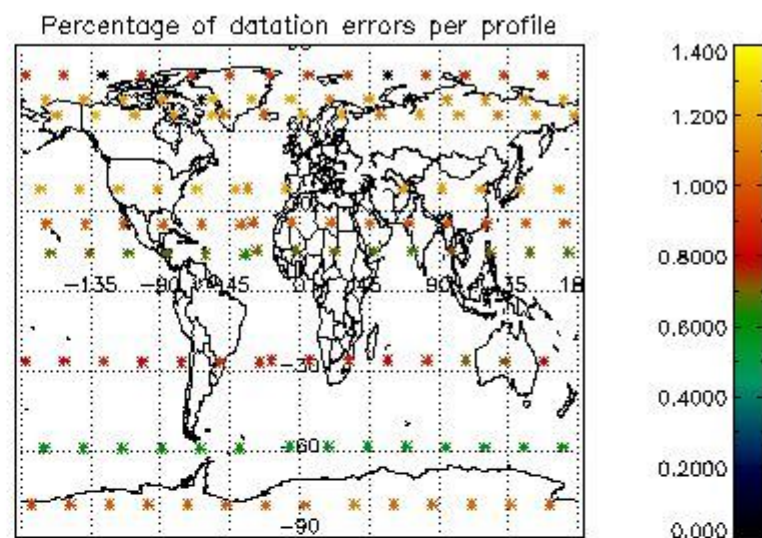
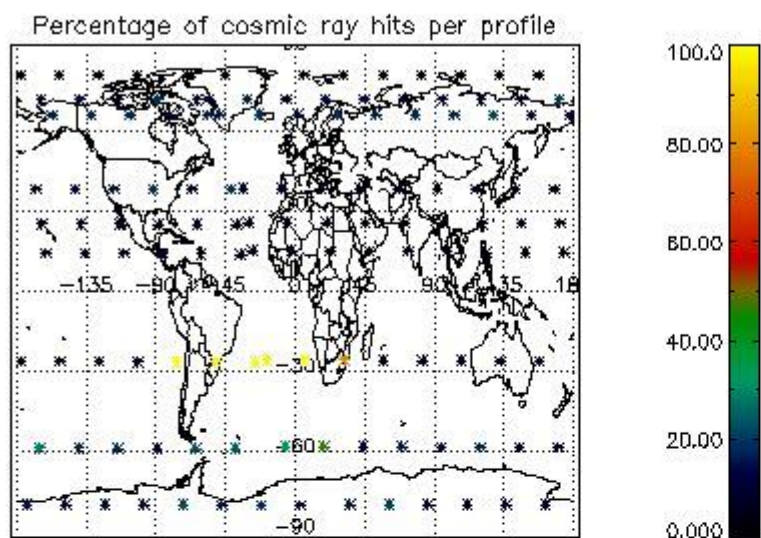
4.1.2 Plot level 1 quality information per product (time dependant): ENVI SAT DESCENDING passes



4.2 Plot quality information per product coming from level 1b processing (world map)

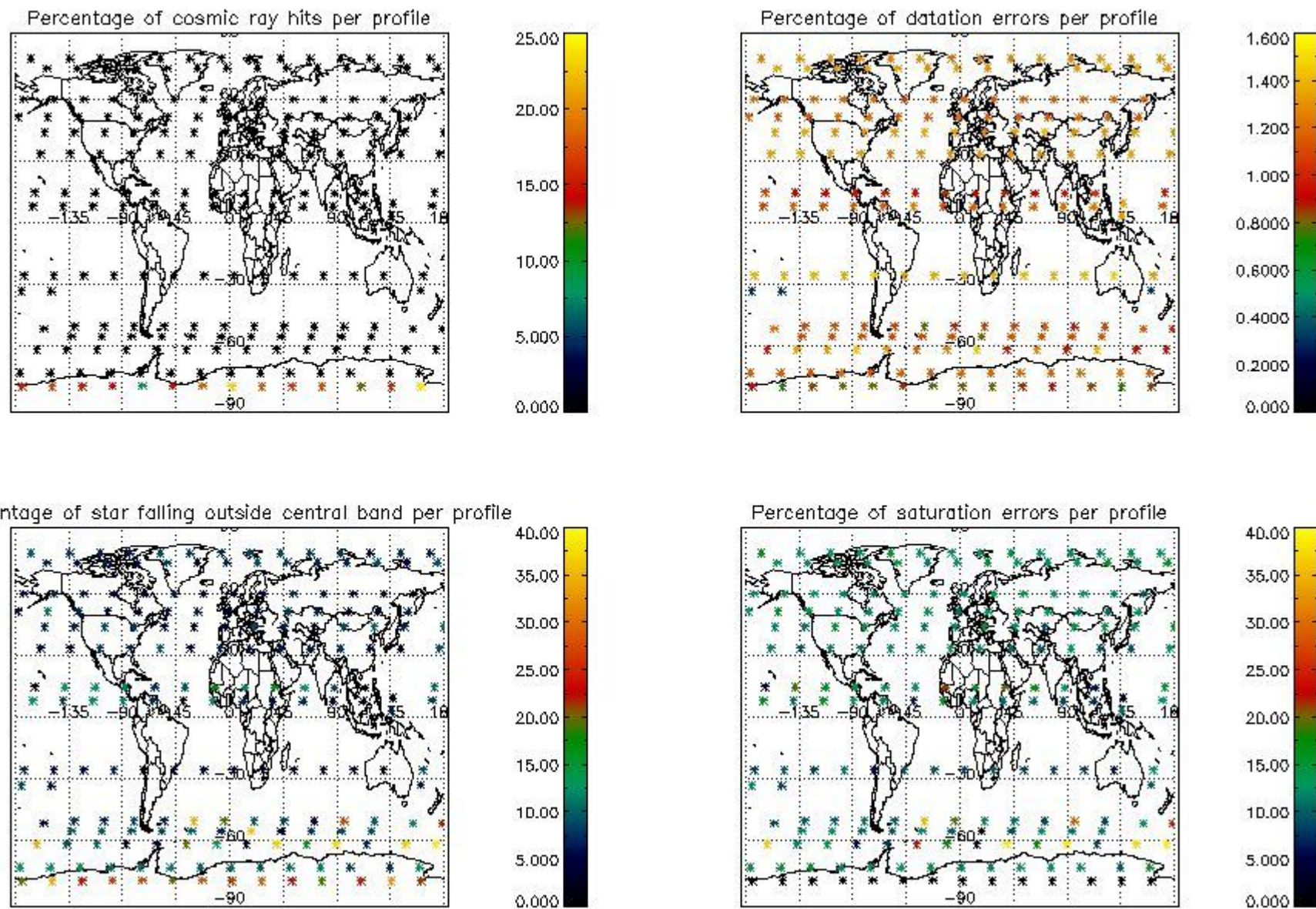
4.2.1 Plot level 1 quality information per product (world map): ENVISAT ASCENDING passes





4.2.2 Plot level 1 quality information per product (world map): ENVISAT DESCENDING passes





## 5. Trace gas profiles

### 5.1 Ozone statistics based on quality of products

The final quality of the products can be "measured" using the STD (Standard Deviation) attached to every point profile. This information is written to the parameter GOM\_NL\_\_2P/NL\_LOCAL\_SPECIES\_DENSITY/o3\_std of the level 2 products. The table below shows the statistics for given STD ranges.

The statistics are given with respect to the overall valid production:

- Products without fatal errors: GOM\_NL\_\_2P/MPH/PRODUCT\_ERR=0
- Valid point profile: GOM\_NL\_\_2P/NL\_LOCAL\_SPECIES\_DENSITY/pcd(0)=0

The 'Criteria' is applied to valid points of dark limb products:

- Products in dark limb illumination condition: GOM\_NL\_\_2P/NL\_SUMMARY\_QUALITY/obs\_ill\_cond=0
- Products without fatal errors: GOM\_NL\_\_2P/MPH/PRODUCT\_ERR=0
- Valid point profile: GOM\_NL\_\_2P/NL\_LOCAL\_SPECIES\_DENSITY/pcd(0)=0

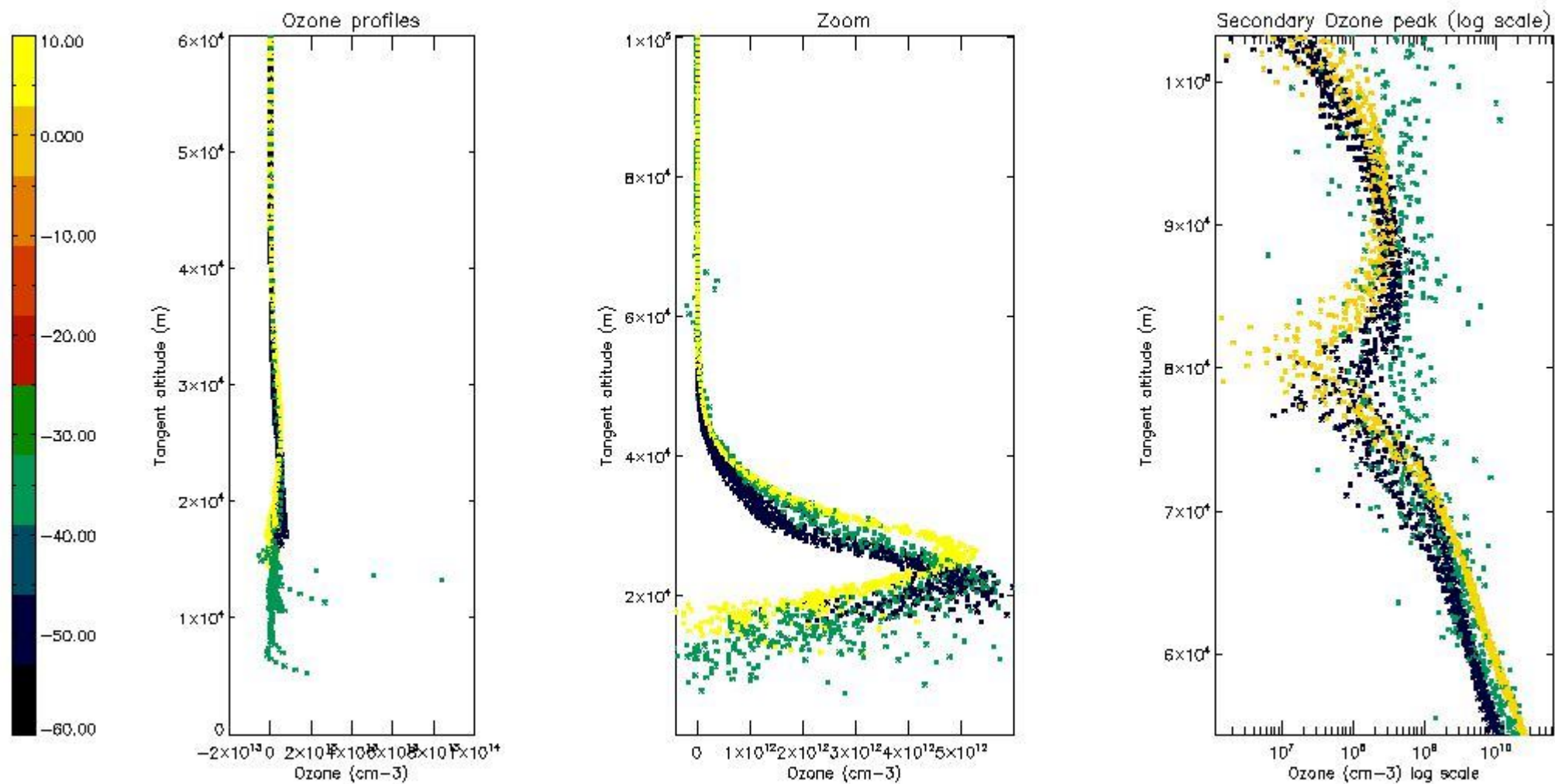
So, the table below shows the percentage of dark limb and valid observations for each criteria with respect to the overall valid daily observations.

Criteria	% of total production
All STD	21
STD < 20	12

STD < 10	11
STD < 5	8

5.2 Plot ozone profiles for all STD (dark without errors)

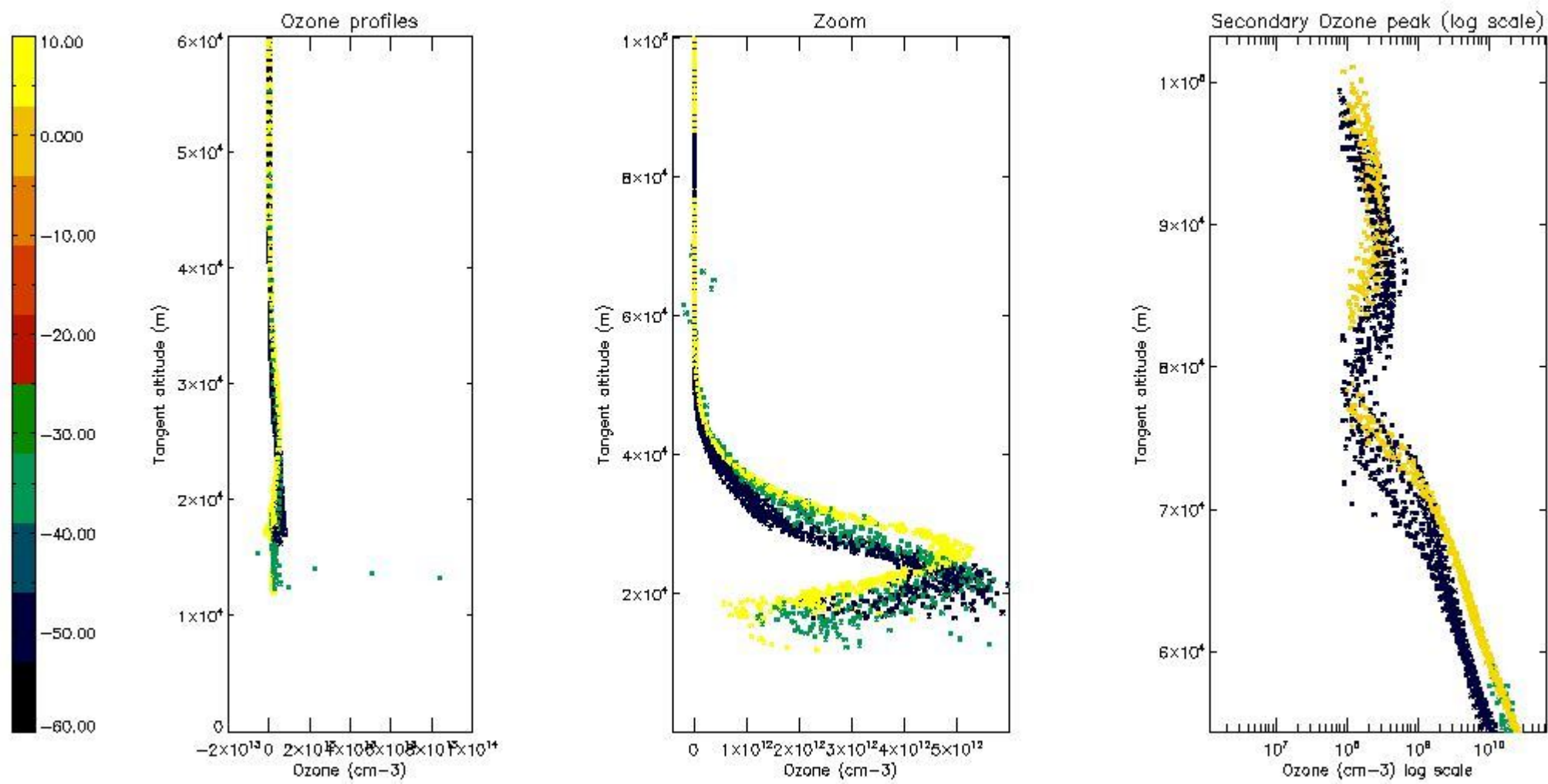
The colorbar represents the latitude.



5.3 Plot ozone profiles where STD < 20% (dark without errors)

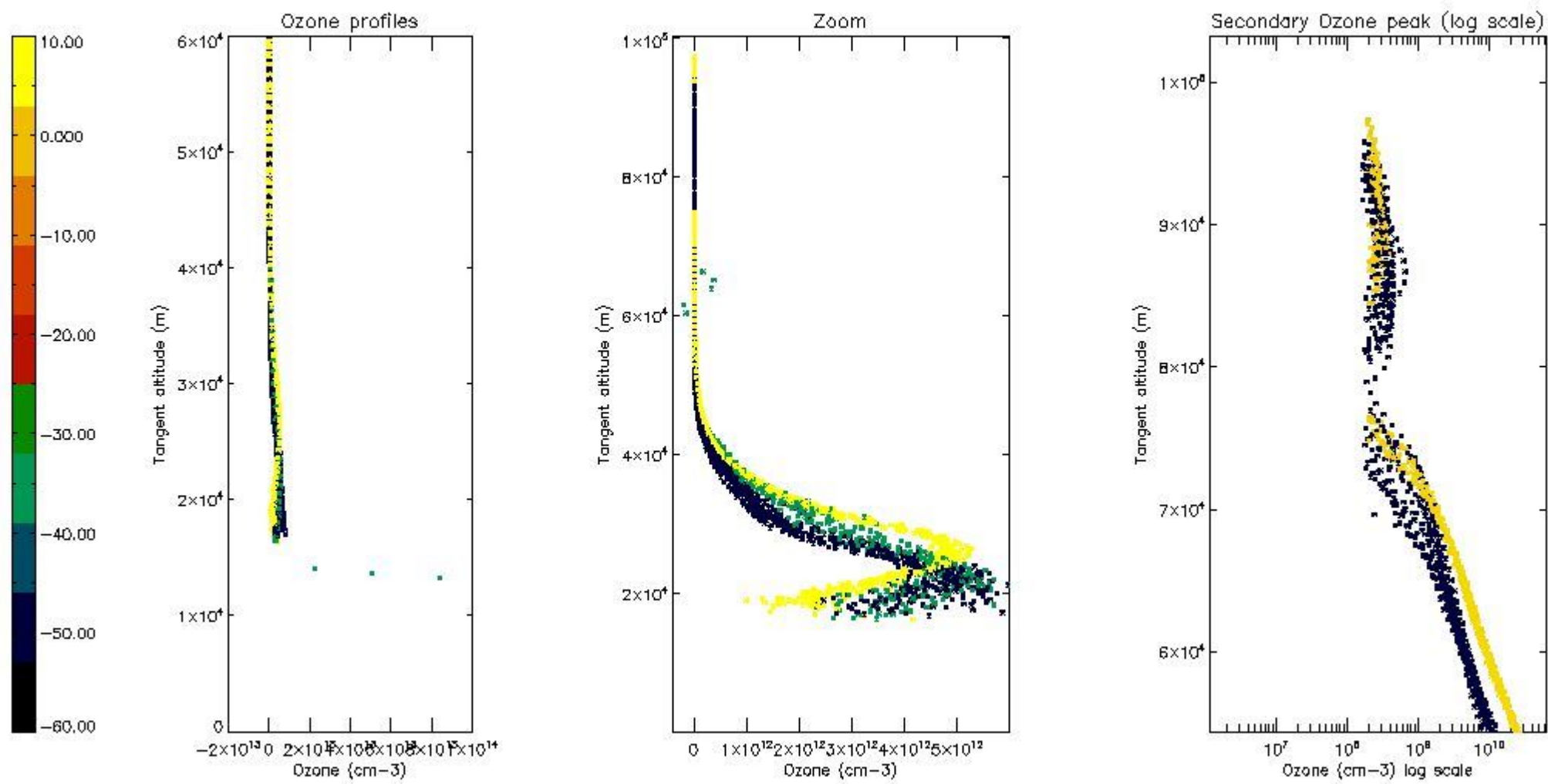
The colorbar represents the latitude.





*5.4 Plot ozone profiles where STD < 10% (dark without errors)*

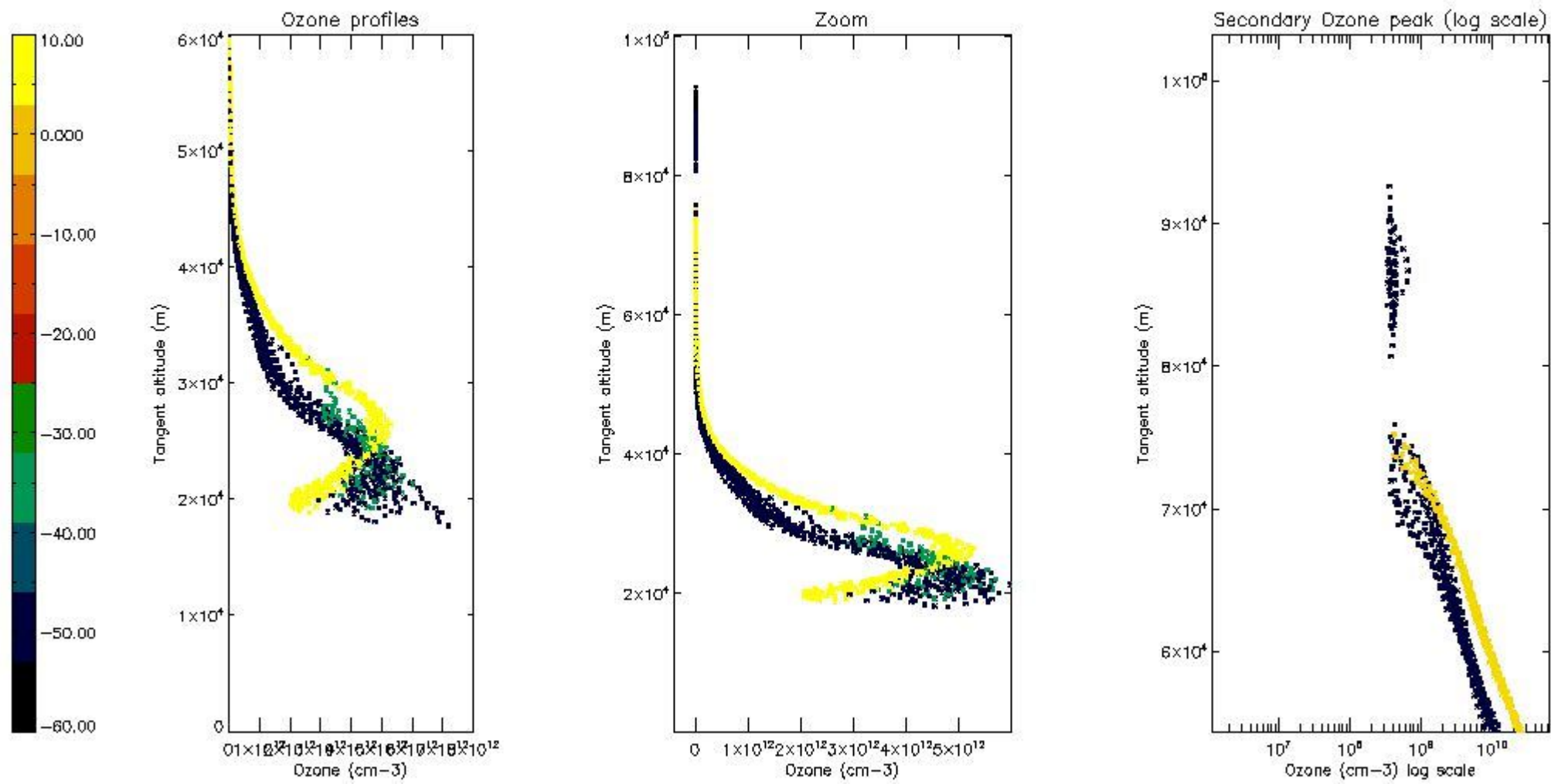
The colorbar represents the latitude.



*5.5 Plot ozone profiles where  $STD < 5\%$  (dark without errors)*

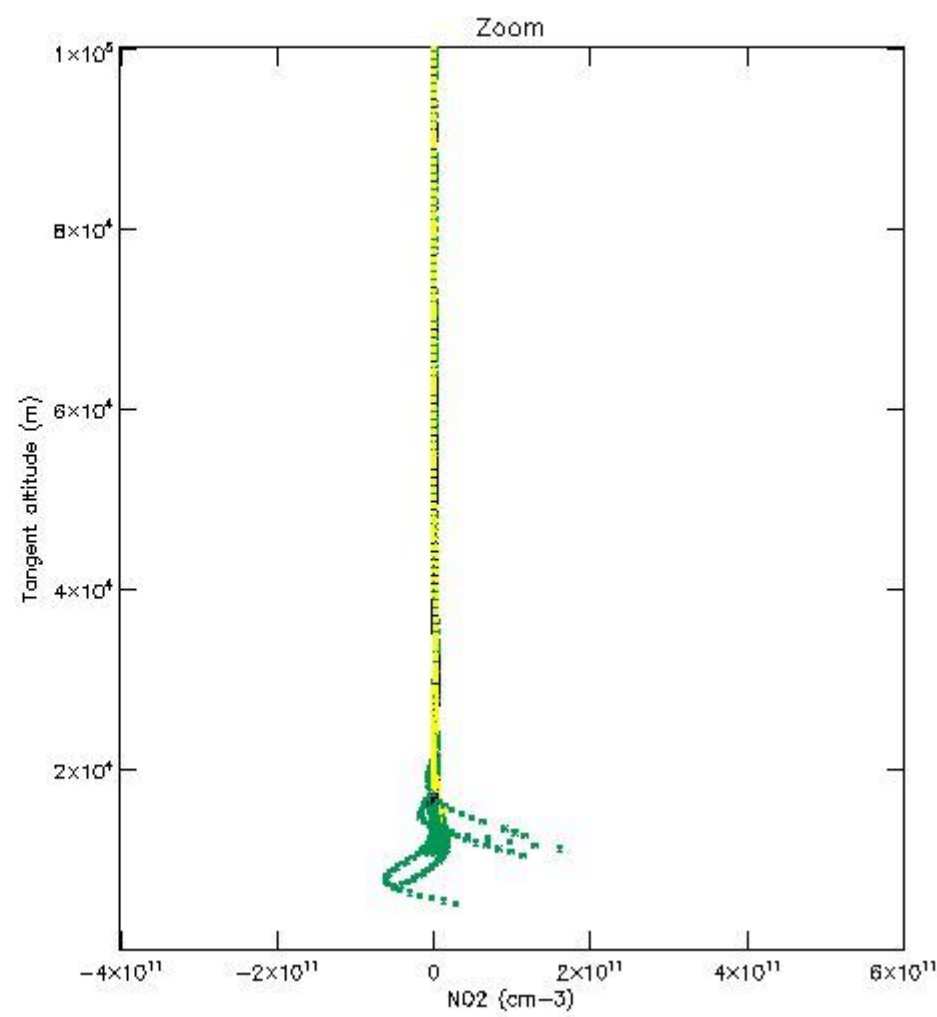
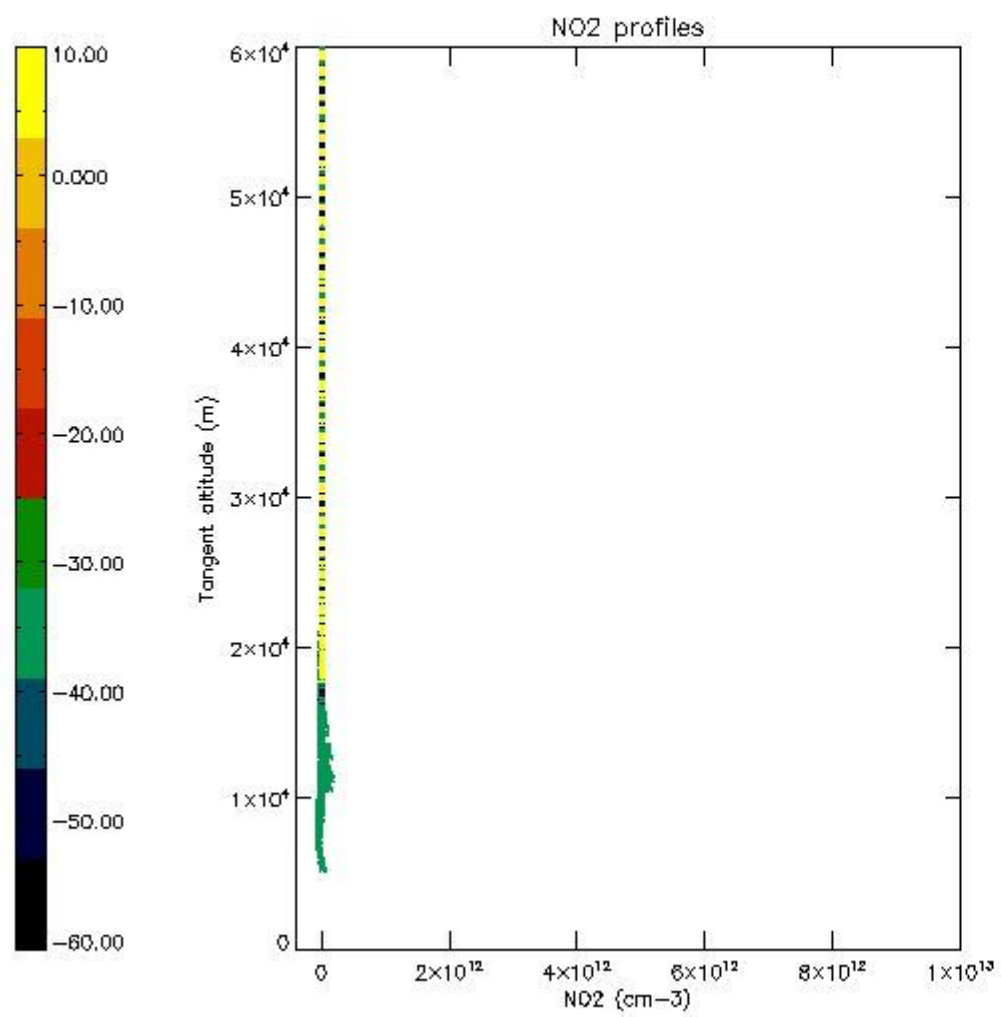
The colorbar represents the latitude.





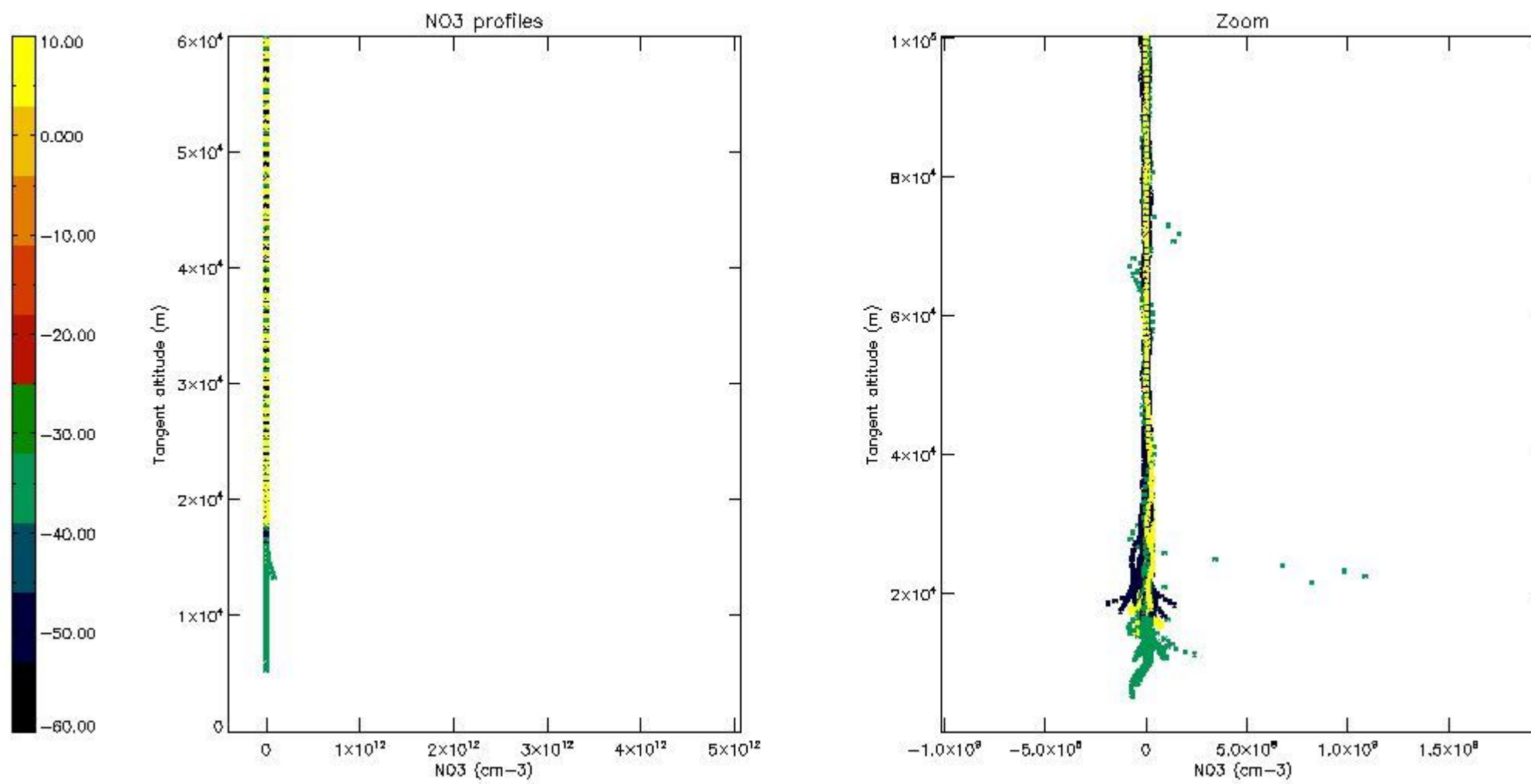
*5.6 Plot NO<sub>2</sub> profiles for all STD (dark without errors)*

The colorbar represents the latitude.



*5.7 Plot NO3 profiles for all STD (dark without errors)*

The colorbar represents the latitude.



## 6. Auxiliary Data Files used for the production reported in section 2

The number reported in the third column indicates since which file (see list in section 2) the corresponding auxiliary file has been used. The fourth column is the date of those product files.

Type	Auxiliary Filename	Used since product	Used since product date
INST_PHYS_CHARACTERISTICS	GOM_INS_AXNIEC20050627_150440_20020301_000000_20100101_000000	1	18-JUN-2003 00:01:28
LEVEL-2_PROC_CONFIG	GOM_PR2_AXVIEC20091111_152718_20020301_000000_20500101_000000	1	18-JUN-2003 00:01:28
CROSS_SECTIONS_FILE	GOM_CRS_AXVIEC20091111_154832_20020301_000000_20500101_000000	1	18-JUN-2003 00:01:28

# GOMOS Level 2 Daily Report

## SUMMARY

### [1. General Info](#)

### [2. Summary of processed GOM\\_NL\\_2P products](#)

### [3. Level 2 Quality information per product](#)

#### [3.1 Plot of level 2 quality information per product \(time dependant\)](#)

#### [3.2 Plot of level 2 quality information per product \(world map\)](#)

### [4. Level 1 Quality information per product \(stored on level 2 products\)](#)

#### [4.1 Plot of level 1 quality information per product \(time dependant\)](#)

##### [4.1.1 Plot of level 1 quality information per product \(time dependant\): ASCENDING](#)

##### [4.1.2 Plot of level 1 quality information per product \(time dependant\): DESCENDING](#)

#### [4.2 Plot of level 1 quality information per product \(world map\)](#)

##### [4.2.1 Plot of level 1 quality information per product \(world map\): ASCENDING](#)

##### [4.2.2 Plot of level 1 quality information per product \(world map\): DESCENDING](#)

### [5. Ozone profiles based on quality statistics and other trace gas profiles](#)

#### [5.1 Ozone statistics based on quality of products](#)

#### [5.2 Plot ozone profiles for all STD \(dark without errors\)](#)

#### [5.3 Plot ozone profiles where STD < 20% \(dark without errors\)](#)

#### [5.4. Plot ozone profiles where STD < 10% \(dark without errors\)](#)

#### [5.5. Plot ozone profiles where STD < 5% \(dark without errors\)](#)

#### [5.6 Plot NO2 profiles for all STD \(dark without errors\)](#)

#### [5.7 Plot NO3 profiles for all STD \(dark without errors\)](#)

#### [5.8 Plot H2O profiles \(only for occultations of stars 1,2,3,4,13,14,16,26,63 dark without errors\) for all STD](#)

### [6. Auxiliary Data Files used for the production reported in section 2](#)



This report presents the daily analysis on parameters extracted from GOMOS level 2 data (GOM\_NL\_\_2P). It is intended to monitor some important parameters that will impact the quality of these products. A list of level 2 products (and content) that have arrived during the reporting day to the PCF is also given.

Item	Value
Time of report generation	19APR2013 16:13:08
Data source version	GOMOS/6.01
Start time of products	18-06-2003 (18JUN2003 00:00:00)
Stop time of products	19-06-2003 (19JUN2003 00:00:00)
Store outputs in DB	Yes
Nb of level 2 prods	328
Nb of prods with errors	0

## 2. Summary of processed GOM\_NL\_\_2P products.

Nr	Filename	UTC Start time	Limb	Duration	Star Id	Star Name	Star Mag	Star Temp	Nb Meas	Orbit	Prod. error
1	GOM_NL__2PRFIN20030618_000128_000000592017_00216_06783_6354.N1	18-JUN-2003 00:01:28	Dark	58.500	52	16Bet Cet	2.0370	4500.0	117	6783	No
2	GOM_NL__2PRFIN20030618_001247_000000802017_00217_06784_6332.N1	18-JUN-2003 00:12:47	Dark	79.500	18	24Alp PsA	1.1660	9700.0	159	6784	No
3	GOM_NL__2PRFIN20030618_001555_000000502017_00217_06784_6333.N1	18-JUN-2003 00:15:55	Straylight	49.500	31	Alp Gru	1.7340	15200.	99	6784	No
4	GOM_NL__2PRFIN20030618_001936_000000432017_00217_06784_6334.N1	18-JUN-2003 00:19:36	Straylight	42.500	45	Alp Pav	1.9400	26000.	85	6784	No
5	GOM_NL__2PRFIN20030618_002738_000000422017_00217_06784_6335.N1	18-JUN-2003 00:27:38	Twilight	41.500	40	The Sco	1.8590	7100.0	83	6784	No
6	GOM_NL__2PRFIN20030618_002920_000000452017_00217_06784_6336.N1	18-JUN-2003 00:29:20	Twilight	45.000	25	35Lam Sco	1.6200	28000.	90	6784	No
7	GOM_NL__2PRFIN20030618_003252_000000582017_00217_06784_6337.N1	18-JUN-2003 00:32:52	Bright	58.000	155	41Pi Sgr	2.9000	6600.0	116	6784	No
8	GOM_NL__2PRFIN20030618_003552_000000402017_00217_06784_6338.N1	18-JUN-2003 00:35:52	Bright	40.000	86	35Eta Oph	2.4300	10200.	80	6784	No
9	GOM_NL__2PRFIN20030618_003736_000000382017_00217_06784_6339.N1	18-JUN-2003 00:37:36	Bright	38.000	98	13Zet Oph	2.5710	30000.	76	6784	No
10	GOM_NL__2PRFIN20030618_004216_000000422017_00217_06784_6340.N1	18-JUN-2003 00:42:16	Bright	41.500	126	60Bet Oph	2.7700	4250.0	83	6784	No
11	GOM_NL__2PRFIN20030618_004446_000000442017_00217_06784_6341.N1	18-JUN-2003 00:44:46	Bright	43.500	59	55Alp Oph	2.0800	8900.0	87	6784	No
12	GOM_NL__2PRFIN20030618_004650_000000382017_00217_06784_6342.N1	18-JUN-2003 00:46:50	Bright	37.500	127	27Bet Her	2.7810	4700.0	75	6784	No
13	GOM_NL__2PRFIN20030618_004950_000000372017_00217_06784_6343.N1	18-JUN-2003 00:49:50	Bright	37.000	133	40Zet Her	2.8070	6000.0	74	6784	No
14	GOM_NL__2PRFIN20030618_005633_000000372017_00217_06784_6344.N1	18-JUN-2003 00:56:33	Bright	36.500	130	23Bet Dra	2.7990	5800.0	73	6784	No
15	GOM_NL__2PRFIN20030618_005813_000000382017_00217_06784_6345.N1	18-JUN-2003 00:58:13	Bright	37.500	119	14Eta Dra	2.7270	4700.0	75	6784	No
16	GOM_NL__2PRFIN20030618_010621_000000342017_00217_06784_6346.N1	18-JUN-2003 01:06:21	Bright	34.000	49	1Alp UMi	1.9900	6300.0	68	6784	No
17	GOM_NL__2PRFIN20030618_011324_000000462017_00217_06784_6347.N1	18-JUN-2003 01:13:24	Bright	45.500	74	11Bet Cas	2.2680	6600.0	91	6784	No
18	GOM_NL__2PRFIN20030618_011450_000000452017_00217_06784_6348.N1	18-JUN-2003 01:14:50	Bright	44.500	68	18Alp Cas	2.2250	4500.0	89	6784	No
19	GOM_NL__2PRFIN20030618_011638_000000362017_00217_06784_6349.N1	18-JUN-2003 01:16:38	Bright	35.500	160	23Gam Per	2.9300	4700.0	71	6784	No
20	GOM_NL__2PRFIN20030618_012005_000000422017_00217_06784_6350.N1	18-JUN-2003 01:20:05	Bright	41.500	73	57Gam1And	2.2600	13100.	83	6784	No
21	GOM_NL__2PRFIN20030618_012228_000000562017_00217_06784_6351.N1	18-JUN-2003 01:22:28	Twilight	55.500	53	43Bet And	2.0480	3300.0	111	6784	No
22	GOM_NL__2PRFIN20030618_012601_000000512017_00217_06784_6352.N1	18-JUN-2003 01:26:01	Twilight	51.000	50	13Alp Ari	2.0070	4250.0	102	6784	No
23	GOM_NL__2PRFIN20030618_013251_000000802017_00217_06784_6353.N1	18-JUN-2003 01:32:51	Dark	79.500	140	88Gam Peg	2.8340	26000.	159	6784	No
24	GOM_NL__2PRFIN20030618_014205_000000552017_00217_06784_6354.N1	18-JUN-2003 01:42:05	Dark	55.000	52	16Bet Cet	2.0370	4500.0	110	6784	No
25	GOM_NL__2PRFIN20030618_015325_000000732017_00218_06785_6332.N1	18-JUN-2003 01:53:25	Dark	73.000	18	24Alp PsA	1.1660	9700.0	146	6785	No
26	GOM_NL__2PRFIN20030618_015631_000000502017_00218_06785_6333.N1	18-JUN-2003 01:56:31	Straylight	49.500	31	Alp Gru	1.7340	15200.	99	6785	No
27	GOM_NL__2PRFIN20030618_020012_000000422017_00218_06785_6334.N1	18-JUN-2003 02:00:12	Straylight	41.500	45	Alp Pav	1.9400	26000.	83	6785	No
28	GOM_NL__2PRFIN20030618_020814_000000442017_00218_06785_6335.N1	18-JUN-2003 02:08:14	Twilight	43.500	40	The Sco	1.8590	7100.0	87	6785	No
29	GOM_NL__2PRFIN20030618_020956_000000442017_00218_06785_6336.N1	18-JUN-2003 02:09:56	Twilight	43.500	25	35Lam Sco	1.6200	28000.	87	6785	No
30	GOM_NL__2PRFIN20030618_021328_000000552017_00218_06785_6337.N1	18-JUN-2003 02:13:28	Bright	55.000	155	41Pi Sgr	2.9000	6600.0	110	6785	No
31	GOM_NL__2PRFIN20030618_021627_000000392017_00218_06785_6338.N1	18-JUN-2003 02:16:27	Bright	39.000	86	35Eta Oph	2.4300	10200.	78	6785	No
32	GOM_NL__2PRFIN20030618_021811_000000372017_00218_06785_6339.N1	18-JUN-2003 02:18:11	Bright	37.000	98	13Zet Oph	2.5710	30000.	74	6785	No
33	GOM_NL__2PRFIN20030618_022252_000000432017_00218_06785_6340.N1	18-JUN-2003 02:22:52	Bright	42.500	126	60Bet Oph	2.7700	4250.0	85	6785	No
34	GOM_NL__2PRFIN20030618_022521_000000432017_00218_06785_6341.N1	18-JUN-2003 02:25:21	Bright	42.500	59	55Alp Oph	2.0800	8900.0	85	6785	No
35	GOM_NL__2PRFIN20030618_022726_000000392017_00218_06785_6342.N1	18-JUN-2003 02:27:26	Bright	39.000	127	27Bet Her	2.7810	4700.0	78	6785	No
36	GOM_NL__2PRFIN20030618_023025_000000382017_00218_06785_6343.N1	18-JUN-2003 02:30:25	Bright	37.500	133	40Zet Her	2.8070	6000.0	75	6785	No
37	GOM_NL__2PRFIN20030618_023548_000000492017_00218_06785_6344.N1	18-JUN-2003 02:35:48	Bright	48.500	5	3Alp Lyr	0.033000	11000.	97	6785	No
38	GOM_NL__2PRFIN20030618_023735_000000412017_00218_06785_6345.N1	18-JUN-2003 02:37:35	Bright	40.500	69	33Gam Dra	2.2310	3800.0	81	6785	No
39	GOM_NL__2PRFIN20030618_024657_000000362017_00218_06785_6346.N1	18-JUN-2003 02:46:57	Bright	36.000	49	1Alp UMi	1.9900	6300.0	72	6785	No
40	GOM_NL__2PRFIN20030618_025400_000000572017_00218_06785_6347.N1	18-JUN-2003 02:54:00	Bright	57.000	74	11Bet Cas	2.2680	6600.0	114	6785	No
41	GOM_NL__2PRFIN20030618_025525_000000452017_00218_06785_6348.N1	18-JUN-2003 02:55:25	Bright	45.000	68	18Alp Cas	2.2250	4500.0	90	6785	No
42	GOM_NL__2PRFIN20030618_025715_000000532017_00218_06785_6349.N1	18-JUN-2003 02:57:15	Bright	53.000	160	23Gam Per	2.9300	4700.0	106	6785	No

43	GOM_NL__2PRFIN20030618_030041_000000432017_00218_06785_6350.N1	18-JUN-2003 03:00:41	Bright	42.500	73	57Gam1And	2.2600	13100.	85	6785	No
44	GOM_NL__2PRFIN20030618_030304_000000582017_00218_06785_6351.N1	18-JUN-2003 03:03:04	Twilight	57.500	53	43Bet And	2.0480	3300.0	115	6785	No
45	GOM_NL__2PRFIN20030618_030638_000000502017_00218_06785_6352.N1	18-JUN-2003 03:06:38	Twilight	49.500	50	13Alp Ari	2.0070	4250.0	99	6785	No
46	GOM_NL__2PRFIN20030618_031328_000000832017_00218_06785_6353.N1	18-JUN-2003 03:13:28	Dark	82.500	140	88Gam Peg	2.8340	26000.	165	6785	No
47	GOM_NL__2PRFIN20030618_032242_000000612017_00218_06785_6354.N1	18-JUN-2003 03:22:42	Dark	61.000	52	16Bet Cet	2.0370	4500.0	122	6785	No
48	GOM_NL__2PRFIN20030618_033403_000000742017_00219_06786_6334.N1	18-JUN-2003 03:34:03	Dark	74.000	18	24Alp PsA	1.1660	9700.0	148	6786	No
49	GOM_NL__2PRFIN20030618_033708_000000512017_00219_06786_6335.N1	18-JUN-2003 03:37:08	Straylight	50.500	31	Alp Gru	1.7340	15200.	101	6786	No
50	GOM_NL__2PRFIN20030618_034049_000000442017_00219_06786_6336.N1	18-JUN-2003 03:40:49	Straylight	43.500	45	Alp Pav	1.9400	26000.	87	6786	No
51	GOM_NL__2PRFIN20030618_034850_000000432017_00219_06786_6337.N1	18-JUN-2003 03:48:50	Twilight	43.000	40	The Sco	1.8590	7100.0	86	6786	No
52	GOM_NL__2PRFIN20030618_035032_000000432017_00219_06786_6338.N1	18-JUN-2003 03:50:32	Twilight	43.000	25	35Lam Sco	1.6200	28000.	86	6786	No
53	GOM_NL__2PRFIN20030618_035404_000000562017_00219_06786_6339.N1	18-JUN-2003 03:54:04	Bright	55.500	155	41Pi Sgr	2.9000	6600.0	111	6786	No
54	GOM_NL__2PRFIN20030618_035704_000000402017_00219_06786_6340.N1	18-JUN-2003 03:57:04	Bright	39.500	86	35Eta Oph	2.4300	10200.	79	6786	No
55	GOM_NL__2PRFIN20030618_035848_000000382017_00219_06786_6341.N1	18-JUN-2003 03:58:48	Bright	38.000	98	13Zet Oph	2.5710	30000.	76	6786	No
56	GOM_NL__2PRFIN20030618_040328_000000432017_00219_06786_6342.N1	18-JUN-2003 04:03:28	Bright	43.000	126	60Bet Oph	2.7700	4250.0	86	6786	No
57	GOM_NL__2PRFIN20030618_040557_000000422017_00219_06786_6343.N1	18-JUN-2003 04:05:57	Bright	41.500	59	55Alp Oph	2.0800	8900.0	83	6786	No
58	GOM_NL__2PRFIN20030618_040802_000000392017_00219_06786_6344.N1	18-JUN-2003 04:08:02	Bright	39.000	127	27Bet Her	2.7810	4700.0	78	6786	No
59	GOM_NL__2PRFIN20030618_041101_000000392017_00219_06786_6345.N1	18-JUN-2003 04:11:01	Bright	39.000	133	40Zet Her	2.8070	6000.0	78	6786	No
60	GOM_NL__2PRFIN20030618_041624_000000532017_00219_06786_6346.N1	18-JUN-2003 04:16:24	Bright	52.500	5	3Alp Lyr	0.033000	11000.	105	6786	No
61	GOM_NL__2PRFIN20030618_041811_000000422017_00219_06786_6347.N1	18-JUN-2003 04:18:11	Bright	41.500	69	33Gam Dra	2.2310	3800.0	83	6786	No
62	GOM_NL__2PRFIN20030618_042733_000000362017_00219_06786_6348.N1	18-JUN-2003 04:27:33	Bright	36.000	49	1Alp UMi	1.9900	6300.0	72	6786	No
63	GOM_NL__2PRFIN20030618_043436_000000452017_00219_06786_6349.N1	18-JUN-2003 04:34:36	Bright	44.500	74	11Bet Cas	2.2680	6600.0	89	6786	No
64	GOM_NL__2PRFIN20030618_043601_000000452017_00219_06786_6350.N1	18-JUN-2003 04:36:01	Bright	45.000	68	18Alp Cas	2.2250	4500.0	90	6786	No
65	GOM_NL__2PRFIN20030618_043750_000000402017_00219_06786_6351.N1	18-JUN-2003 04:37:50	Bright	39.500	160	23Gam Per	2.9300	4700.0	79	6786	No
66	GOM_NL__2PRFIN20030618_044117_000000432017_00219_06786_6352.N1	18-JUN-2003 04:41:17	Bright	42.500	73	57Gam1And	2.2600	13100.	85	6786	No
67	GOM_NL__2PRFIN20030618_044340_000000642017_00219_06786_6353.N1	18-JUN-2003 04:43:40	Twilight	64.000	53	43Bet And	2.0480	3300.0	128	6786	No
68	GOM_NL__2PRFIN20030618_044714_000000512017_00219_06786_6354.N1	18-JUN-2003 04:47:14	Twilight	50.500	50	13Alp Ari	2.0070	4250.0	101	6786	No
69	GOM_NL__2PRFIN20030618_045405_000000832017_00219_06786_6355.N1	18-JUN-2003 04:54:05	Dark	82.500	140	88Gam Peg	2.8340	26000.	165	6786	No
70	GOM_NL__2PRFIN20030618_050319_000000622017_00219_06786_6356.N1	18-JUN-2003 05:03:19	Dark	62.000	52	16Bet Cet	2.0370	4500.0	124	6786	No
71	GOM_NL__2PRFIN20030618_051440_000000762017_00220_06787_6332.N1	18-JUN-2003 05:14:40	Dark	76.000	18	24Alp PsA	1.1660	9700.0	152	6787	No
72	GOM_NL__2PRFIN20030618_051745_000000512017_00220_06787_6333.N1	18-JUN-2003 05:17:45	Straylight	50.500	31	Alp Gru	1.7340	15200.	101	6787	No
73	GOM_NL__2PRFIN20030618_052125_000000432017_00220_06787_6334.N1	18-JUN-2003 05:21:25	Straylight	43.000	45	Alp Pav	1.9400	26000.	86	6787	No
74	GOM_NL__2PRFIN20030618_052926_000000412017_00220_06787_6335.N1	18-JUN-2003 05:29:26	Twilight	40.500	40	The Sco	1.8590	7100.0	81	6787	No
75	GOM_NL__2PRFIN20030618_053109_000000442017_00220_06787_6336.N1	18-JUN-2003 05:31:09	Twilight	43.500	25	35Lam Sco	1.6200	28000.	87	6787	No
76	GOM_NL__2PRFIN20030618_053441_000000572017_00220_06787_6337.N1	18-JUN-2003 05:34:41	Bright	57.000	155	41Pi Sgr	2.9000	6600.0	114	6787	No
77	GOM_NL__2PRFIN20030618_053740_000000382017_00220_06787_6338.N1	18-JUN-2003 05:37:40	Bright	38.000	86	35Eta Oph	2.4300	10200.	76	6787	No
78	GOM_NL__2PRFIN20030618_053923_000000382017_00220_06787_6339.N1	18-JUN-2003 05:39:23	Bright	37.500	98	13Zet Oph	2.5710	30000.	75	6787	No
79	GOM_NL__2PRFIN20030618_054404_000000442017_00220_06787_6340.N1	18-JUN-2003 05:44:04	Bright	43.500	126	60Bet Oph	2.7700	4250.0	87	6787	No
80	GOM_NL__2PRFIN20030618_054633_000000442017_00220_06787_6341.N1	18-JUN-2003 05:46:33	Bright	43.500	59	55Alp Oph	2.0800	8900.0	87	6787	No
81	GOM_NL__2PRFIN20030618_054838_000000362017_00220_06787_6342.N1	18-JUN-2003 05:48:38	Bright	35.500	127	27Bet Her	2.7810	4700.0	71	6787	No
82	GOM_NL__2PRFIN20030618_055137_000000392017_00220_06787_6343.N1	18-JUN-2003 05:51:37	Bright	38.500	133	40Zet Her	2.8070	6000.0	77	6787	No
83	GOM_NL__2PRFIN20030618_055659_000000562017_00220_06787_6344.N1	18-JUN-2003 05:56:59	Bright	55.500	5	3Alp Lyr	0.033000	11000.	111	6787	No
84	GOM_NL__2PRFIN20030618_055846_000000432017_00220_06787_6345.N1	18-JUN-2003 05:58:46	Bright	43.000	69	33Gam Dra	2.2310	3800.0	86	6787	No
85	GOM_NL__2PRFIN20030618_060809_000000362017_00220_06787_6346.N1	18-JUN-2003 06:08:09	Bright	35.500	49	1Alp UMi	1.9900	6300.0	71	6787	No
86	GOM_NL__2PRFIN20030618_061511_000000462017_00220_06787_6347.N1	18-JUN-2003 06:15:11	Bright	46.000	74	11Bet Cas	2.2680	6600.0	92	6787	No
87	GOM_NL__2PRFIN20030618_061636_000000442017_00220_06787_6348.N1	18-JUN-2003 06:16:36	Bright	44.000	68	18Alp Cas	2.2250	4500.0	88	6787	No
88	GOM_NL__2PRFIN20030618_061826_000000532017_00220_06787_6349.N1	18-JUN-2003 06:18:26	Bright	53.000	160	23Gam Per	2.9300	4700.0	106	6787	No
89	GOM_NL__2PRFIN20030618_062153_000000432017_00220_06787_6350.N1	18-JUN-2003 06:21:53	Bright	42.500	73	57Gam1And	2.2600	13100.	85	6787	No
90	GOM_NL__2PRFIN20030618_062416_000000612017_00220_06787_6351.N1	18-JUN-2003 06:24:16	Twilight	61.000	53	43Bet And	2.0480	3300.0	122	6787	No
91	GOM_NL__2PRFIN20030618_062750_000000502017_00220_06787_6352.N1	18-JUN-2003 06:27:50	Twilight	49.500	50	13Alp Ari	2.0070	4250.0	99	6787	No
92	GOM_NL__2PRFIN20030618_063441_000000862017_00220_06787_6353.N1	18-JUN-2003 06:34:41	Dark	85.500	140	88Gam Peg	2.8340	26000.	171	6787	No
93	GOM_NL__2PRFIN20030618_064356_000000572017_00220_06787_6354.N1	18-JUN-2003 06:43:56	Dark	56.500	52	16Bet Cet	2.0370	4500.0	113	6787	No
94	GOM_NL__2PRFIN20030618_065518_000000702017_00221_06788_6158.N1	18-JUN-2003 06:55:18	Dark	69.500	18	24Alp PsA	1.1660	9700.0	139	6788	No
95	GOM_NL__2PRFIN20030618_065822_000000502017_00221_06788_6159.N1	18-JUN-2003 06:58:22	Straylight	49.500	31	Alp Gru	1.7340	15200.	99	6788	No
96	GOM_NL__2PRFIN20030618_070202_000000432017_00221_06788_6160.N1	18-JUN-2003 07:02:02	Straylight	42.500	45	Alp Pav	1.9400	26000.	85	6788	No
97	GOM_NL__2PRFIN20030618_071003_000000442017_00221_06788_6161.N1	18-JUN-2003 07:10:03	Twilight	43.500	40	The Sco	1.8590	7100.0	87	6788	No
98	GOM_NL__2PRFIN20030618_071145_000000432017_00221_06788_6162.N1	18-JUN-2003 07:11:45	Twilight	43.000	25	35Lam Sco	1.6200	28000.	86	6788	No
99	GOM_NL__2PRFIN20030618_071517_000000552017_00221_06788_6163.N1	18-JUN-2003 07:15:17	Bright	54.500	155	41Pi Sgr	2.9000	6600.0	109	6788	No
100	GOM_NL__2PRFIN20030618_071816_000000392017_00221_06788_6164.N1	18-JUN-2003 07:18:16	Bright	39.000	86	35Eta Oph	2.4300	10200.	78	6788	No
101	GOM_NL__2PRFIN20030618_072000_000000372017_00221_06788_6165.N1	18-JUN-2003 07:20:00	Bright	36.500	98	13Zet Oph	2.5710	30000.	73	6788	No

102	GOM_NL__2PRFIN20030618_072440_000000442017_00221_06788_6166.N1	18-JUN-2003 07:24:40	Bright	44.000	126	60Bet Oph	2.7700	4250.0	88	6788	No
103	GOM_NL__2PRFIN20030618_072709_000000442017_00221_06788_6167.N1	18-JUN-2003 07:27:09	Bright	43.500	59	55Alp Oph	2.0800	8900.0	87	6788	No
104	GOM_NL__2PRFIN20030618_072914_000000382017_00221_06788_6168.N1	18-JUN-2003 07:29:14	Bright	37.500	127	27Bet Her	2.7810	4700.0	75	6788	No
105	GOM_NL__2PRFIN20030618_073213_000000382017_00221_06788_6169.N1	18-JUN-2003 07:32:13	Bright	38.000	133	40Zet Her	2.8070	6000.0	76	6788	No
106	GOM_NL__2PRFIN20030618_073734_000000582017_00221_06788_6170.N1	18-JUN-2003 07:37:34	Bright	57.500	5	3Alp Lyr	0.033000	11000.	115	6788	No
107	GOM_NL__2PRFIN20030618_073922_000000432017_00221_06788_6171.N1	18-JUN-2003 07:39:22	Bright	42.500	69	33Gam Dra	2.2310	3800.0	85	6788	No
108	GOM_NL__2PRFIN20030618_074845_000000372017_00221_06788_6172.N1	18-JUN-2003 07:48:45	Bright	36.500	49	1Alp UMi	1.9900	6300.0	73	6788	No
109	GOM_NL__2PRFIN20030618_075546_000000472017_00221_06788_6173.N1	18-JUN-2003 07:55:46	Bright	46.500	74	11Bet Cas	2.2680	6600.0	93	6788	No
110	GOM_NL__2PRFIN20030618_075712_000000632017_00221_06788_6174.N1	18-JUN-2003 07:57:12	Bright	63.000	68	18Alp Cas	2.2250	4500.0	126	6788	No
111	GOM_NL__2PRFIN20030618_075902_000000352017_00221_06788_6175.N1	18-JUN-2003 07:59:02	Bright	34.500	160	23Gam Per	2.9300	4700.0	69	6788	No
112	GOM_NL__2PRFIN20030618_080229_000000432017_00221_06788_6176.N1	18-JUN-2003 08:02:29	Bright	42.500	73	57Gam1And	2.2600	13100.	85	6788	No
113	GOM_NL__2PRFIN20030618_080451_000000642017_00221_06788_6177.N1	18-JUN-2003 08:04:51	Twilight	64.000	53	43Bet And	2.0480	3300.0	128	6788	No
114	GOM_NL__2PRFIN20030618_080826_000000522017_00221_06788_6178.N1	18-JUN-2003 08:08:26	Twilight	51.500	50	13Alp Ari	2.0070	4250.0	103	6788	No
115	GOM_NL__2PRFIN20030618_081520_000000862017_00221_06788_6179.N1	18-JUN-2003 08:15:20	Dark	85.500	140	88Gam Peg	2.8340	26000.	171	6788	No
116	GOM_NL__2PRFIN20030618_082433_000000632017_00221_06788_6180.N1	18-JUN-2003 08:24:33	Dark	62.500	52	16Bet Cet	2.0370	4500.0	125	6788	No
117	GOM_NL__2PRFIN20030618_083555_000000732017_00222_06789_6320.N1	18-JUN-2003 08:35:55	Dark	72.500	18	24Alp PsA	1.1660	9700.0	145	6789	No
118	GOM_NL__2PRFIN20030618_083859_000000522017_00222_06789_6321.N1	18-JUN-2003 08:38:59	Straylight	51.500	31	Alp Gru	1.7340	15200.	103	6789	No
119	GOM_NL__2PRFIN20030618_084238_000000432017_00222_06789_6322.N1	18-JUN-2003 08:42:38	Straylight	43.000	45	Alp Pav	1.9400	26000.	86	6789	No
120	GOM_NL__2PRFIN20030618_085039_000000442017_00222_06789_6323.N1	18-JUN-2003 08:50:39	Twilight	44.000	40	The Sco	1.8590	7100.0	88	6789	No
121	GOM_NL__2PRFIN20030618_085221_000000432017_00222_06789_6324.N1	18-JUN-2003 08:52:21	Twilight	43.000	25	35Lam Sco	1.6200	28000.	86	6789	No
122	GOM_NL__2PRFIN20030618_085553_000000552017_00222_06789_6325.N1	18-JUN-2003 08:55:53	Bright	54.500	155	41Pi Sgr	2.9000	6600.0	109	6789	No
123	GOM_NL__2PRFIN20030618_085852_000000392017_00222_06789_6326.N1	18-JUN-2003 08:58:52	Bright	38.500	86	35Eta Oph	2.4300	10200.	77	6789	No
124	GOM_NL__2PRFIN20030618_090036_000000372017_00222_06789_6327.N1	18-JUN-2003 09:00:36	Bright	37.000	98	13Zet Oph	2.5710	30000.	74	6789	No
125	GOM_NL__2PRFIN20030618_090515_000000442017_00222_06789_6328.N1	18-JUN-2003 09:05:15	Bright	43.500	126	60Bet Oph	2.7700	4250.0	87	6789	No
126	GOM_NL__2PRFIN20030618_090744_000000432017_00222_06789_6329.N1	18-JUN-2003 09:07:44	Bright	42.500	59	55Alp Oph	2.0800	8900.0	85	6789	No
127	GOM_NL__2PRFIN20030618_090949_000000392017_00222_06789_6330.N1	18-JUN-2003 09:09:49	Bright	39.000	127	27Bet Her	2.7810	4700.0	78	6789	No
128	GOM_NL__2PRFIN20030618_091249_000000382017_00222_06789_6331.N1	18-JUN-2003 09:12:49	Bright	38.000	133	40Zet Her	2.8070	6000.0	76	6789	No
129	GOM_NL__2PRFIN20030618_091809_000000552017_00222_06789_6332.N1	18-JUN-2003 09:18:09	Bright	55.000	5	3Alp Lyr	0.033000	11000.	110	6789	No
130	GOM_NL__2PRFIN20030618_091957_000000432017_00222_06789_6333.N1	18-JUN-2003 09:19:57	Bright	43.000	69	33Gam Dra	2.2310	3800.0	86	6789	No
131	GOM_NL__2PRFIN20030618_092921_000000372017_00222_06789_6334.N1	18-JUN-2003 09:29:21	Bright	36.500	49	1Alp UMi	1.9900	6300.0	73	6789	No
132	GOM_NL__2PRFIN20030618_093622_000000522017_00222_06789_6335.N1	18-JUN-2003 09:36:22	Bright	52.000	74	11Bet Cas	2.2680	6600.0	104	6789	No
133	GOM_NL__2PRFIN20030618_093747_000000452017_00222_06789_6336.N1	18-JUN-2003 09:37:47	Bright	45.000	68	18Alp Cas	2.2250	4500.0	90	6789	No
134	GOM_NL__2PRFIN20030618_093938_000000402017_00222_06789_6337.N1	18-JUN-2003 09:39:38	Bright	40.000	160	23Gam Per	2.9300	4700.0	80	6789	No
135	GOM_NL__2PRFIN20030618_094304_000000442017_00222_06789_6338.N1	18-JUN-2003 09:43:04	Bright	43.500	73	57Gam1And	2.2600	13100.	87	6789	No
136	GOM_NL__2PRFIN20030618_094527_000000582017_00222_06789_6339.N1	18-JUN-2003 09:45:27	Twilight	57.500	53	43Bet And	2.0480	3300.0	115	6789	No
137	GOM_NL__2PRFIN20030618_094902_000000492017_00222_06789_6340.N1	18-JUN-2003 09:49:02	Twilight	49.000	50	13Alp Ari	2.0070	4250.0	98	6789	No
138	GOM_NL__2PRFIN20030618_095557_000000862017_00222_06789_6341.N1	18-JUN-2003 09:55:57	Dark	86.000	140	88Gam Peg	2.8340	26000.	172	6789	No
139	GOM_NL__2PRFIN20030618_100510_000000632017_00222_06789_6342.N1	18-JUN-2003 10:05:10	Dark	62.500	52	16Bet Cet	2.0370	4500.0	125	6789	No
140	GOM_NL__2PRFIN20030618_101634_000000752017_00223_06790_6322.N1	18-JUN-2003 10:16:34	Dark	74.500	18	24Alp PsA	1.1660	9700.0	149	6790	No
141	GOM_NL__2PRFIN20030618_101936_000000512017_00223_06790_6323.N1	18-JUN-2003 10:19:36	Straylight	50.500	31	Alp Gru	1.7340	15200.	101	6790	No
142	GOM_NL__2PRFIN20030618_102315_000000432017_00223_06790_6324.N1	18-JUN-2003 10:23:15	Straylight	42.500	45	Alp Pav	1.9400	26000.	85	6790	No
143	GOM_NL__2PRFIN20030618_103115_000000442017_00223_06790_6325.N1	18-JUN-2003 10:31:15	Twilight	44.000	40	The Sco	1.8590	7100.0	88	6790	No
144	GOM_NL__2PRFIN20030618_103257_000000462017_00223_06790_6326.N1	18-JUN-2003 10:32:57	Twilight	46.000	25	35Lam Sco	1.6200	28000.	92	6790	No
145	GOM_NL__2PRFIN20030618_103629_000000562017_00223_06790_6327.N1	18-JUN-2003 10:36:29	Bright	56.000	155	41Pi Sgr	2.9000	6600.0	112	6790	No
146	GOM_NL__2PRFIN20030618_103928_000000402017_00223_06790_6328.N1	18-JUN-2003 10:39:28	Bright	39.500	86	35Eta Oph	2.4300	10200.	79	6790	No
147	GOM_NL__2PRFIN20030618_104112_000000392017_00223_06790_6329.N1	18-JUN-2003 10:41:12	Bright	38.500	98	13Zet Oph	2.5710	30000.	77	6790	No
148	GOM_NL__2PRFIN20030618_104551_000000432017_00223_06790_6330.N1	18-JUN-2003 10:45:51	Bright	42.500	126	60Bet Oph	2.7700	4250.0	85	6790	No
149	GOM_NL__2PRFIN20030618_104820_000000422017_00223_06790_6331.N1	18-JUN-2003 10:48:20	Bright	41.500	59	55Alp Oph	2.0800	8900.0	83	6790	No
150	GOM_NL__2PRFIN20030618_105025_000000372017_00223_06790_6332.N1	18-JUN-2003 10:50:25	Bright	37.000	127	27Bet Her	2.7810	4700.0	74	6790	No
151	GOM_NL__2PRFIN20030618_105324_000000392017_00223_06790_6333.N1	18-JUN-2003 10:53:24	Bright	38.500	133	40Zet Her	2.8070	6000.0	77	6790	No
152	GOM_NL__2PRFIN20030618_105844_000000592017_00223_06790_6334.N1	18-JUN-2003 10:58:44	Bright	58.500	5	3Alp Lyr	0.033000	11000.	117	6790	No
153	GOM_NL__2PRFIN20030618_110033_000000452017_00223_06790_6335.N1	18-JUN-2003 11:00:33	Bright	45.000	69	33Gam Dra	2.2310	3800.0	90	6790	No
154	GOM_NL__2PRFIN20030618_110957_000000372017_00223_06790_6336.N1	18-JUN-2003 11:09:57	Bright	37.000	49	1Alp UMi	1.9900	6300.0	74	6790	No
155	GOM_NL__2PRFIN20030618_111657_000000652017_00223_06790_6337.N1	18-JUN-2003 11:16:57	Bright	65.000	74	11Bet Cas	2.2680	6600.0	130	6790	No
156	GOM_NL__2PRFIN20030618_111823_000000462017_00223_06790_6338.N1	18-JUN-2003 11:18:23	Bright	46.000	68	18Alp Cas	2.2250	4500.0	92	6790	No
157	GOM_NL__2PRFIN20030618_112014_000000432017_00223_06790_6339.N1	18-JUN-2003 11:20:14	Bright	43.000	160	23Gam Per	2.9300	4700.0	86	6790	No
158	GOM_NL__2PRFIN20030618_112341_000000432017_00223_06790_6340.N1	18-JUN-2003 11:23:41	Bright	43.000	73	57Gam1And	2.2600	13100.	86	6790	No
159	GOM_NL__2PRFIN20030618_112603_000000632017_00223_06790_6341.N1	18-JUN-2003 11:26:03	Twilight	63.000	53	43Bet And	2.0480	3300.0	126	6790	No
160	GOM_NL__2PRFIN20030618_112938_000000532017_00223_06790_6342.N1	18-JUN-2003 11:29:38	Twilight	52.500	50	13Alp Ari	2.0070	4250.0	105	6790	No



161	GOM_NL__2PRFIN20030618_113635_000000822017_00223_06790_6343.N1	18-JUN-2003 11:36:35	Dark	82.000	140	88Gam Peg	2.8340	26000.	164	6790	No
162	GOM_NL__2PRFIN20030618_114547_000000632017_00223_06790_6344.N1	18-JUN-2003 11:45:47	Dark	63.000	52	16Bet Cet	2.0370	4500.0	126	6790	No
163	GOM_NL__2PRFIN20030618_115710_000000732017_00224_06791_6324.N1	18-JUN-2003 11:57:10	Dark	72.500	18	24Alp PsA	1.1660	9700.0	145	6791	No
164	GOM_NL__2PRFIN20030618_120012_000000512017_00224_06791_6325.N1	18-JUN-2003 12:00:12	Straylight	51.000	31	Alp Gru	1.7340	15200.	102	6791	No
165	GOM_NL__2PRFIN20030618_120350_000000452017_00224_06791_6326.N1	18-JUN-2003 12:03:50	Straylight	45.000	45	Alp Pav	1.9400	26000.	90	6791	No
166	GOM_NL__2PRFIN20030618_121151_000000472017_00224_06791_6327.N1	18-JUN-2003 12:11:51	Twilight	46.500	40	The Sco	1.8590	7100.0	93	6791	No
167	GOM_NL__2PRFIN20030618_121333_000000452017_00224_06791_6328.N1	18-JUN-2003 12:13:33	Twilight	44.500	25	35Lam Sco	1.6200	28000.	89	6791	No
168	GOM_NL__2PRFIN20030618_121705_000000552017_00224_06791_6329.N1	18-JUN-2003 12:17:05	Bright	55.000	155	41Pi Sgr	2.9000	6600.0	110	6791	No
169	GOM_NL__2PRFIN20030618_122004_000000392017_00224_06791_6330.N1	18-JUN-2003 12:20:04	Bright	39.000	86	35Eta Oph	2.4300	10200.	78	6791	No
170	GOM_NL__2PRFIN20030618_122147_000000382017_00224_06791_6331.N1	18-JUN-2003 12:21:47	Bright	38.000	98	13Zet Oph	2.5710	30000.	76	6791	No
171	GOM_NL__2PRFIN20030618_122626_000000432017_00224_06791_6332.N1	18-JUN-2003 12:26:26	Bright	43.000	126	60Bet Oph	2.7700	4250.0	86	6791	No
172	GOM_NL__2PRFIN20030618_122855_000000442017_00224_06791_6333.N1	18-JUN-2003 12:28:55	Bright	43.500	59	55Alp Oph	2.0800	8900.0	87	6791	No
173	GOM_NL__2PRFIN20030618_123100_000000372017_00224_06791_6334.N1	18-JUN-2003 12:31:00	Bright	37.000	127	27Bet Her	2.7810	4700.0	74	6791	No
174	GOM_NL__2PRFIN20030618_123359_000000392017_00224_06791_6335.N1	18-JUN-2003 12:33:59	Bright	38.500	133	40Zet Her	2.8070	6000.0	77	6791	No
175	GOM_NL__2PRFIN20030618_123918_000000542017_00224_06791_6336.N1	18-JUN-2003 12:39:18	Bright	53.500	5	3Alp Lyr	0.033000	11000.	107	6791	No
176	GOM_NL__2PRFIN20030618_124108_000000412017_00224_06791_6337.N1	18-JUN-2003 12:41:08	Bright	40.500	69	33Gam Dra	2.2310	3800.0	81	6791	No
177	GOM_NL__2PRFIN20030618_125032_000000382017_00224_06791_6338.N1	18-JUN-2003 12:50:32	Bright	37.500	49	1Alp UMi	1.9900	6300.0	75	6791	No
178	GOM_NL__2PRFIN20030618_125732_000000472017_00224_06791_6339.N1	18-JUN-2003 12:57:32	Bright	46.500	74	11Bet Cas	2.2680	6600.0	93	6791	No
179	GOM_NL__2PRFIN20030618_125858_000000462017_00224_06791_6340.N1	18-JUN-2003 12:58:58	Bright	46.000	68	18Alp Cas	2.2250	4500.0	92	6791	No
180	GOM_NL__2PRFIN20030618_130049_000000382017_00224_06791_6341.N1	18-JUN-2003 13:00:49	Bright	37.500	160	23Gam Per	2.9300	4700.0	75	6791	No
181	GOM_NL__2PRFIN20030618_130415_000000442017_00224_06791_6342.N1	18-JUN-2003 13:04:15	Bright	44.000	73	57Gam1And	2.2600	13100.	88	6791	No
182	GOM_NL__2PRFIN20030618_130638_000000642017_00224_06791_6343.N1	18-JUN-2003 13:06:38	Twilight	64.000	53	43Bet And	2.0480	3300.0	128	6791	No
183	GOM_NL__2PRFIN20030618_131014_000000532017_00224_06791_6344.N1	18-JUN-2003 13:10:14	Twilight	53.000	50	13Alp Ari	2.0070	4250.0	106	6791	No
184	GOM_NL__2PRFIN20030618_131712_000000832017_00224_06791_6345.N1	18-JUN-2003 13:17:12	Dark	83.000	140	88Gam Peg	2.8340	26000.	166	6791	No
185	GOM_NL__2PRFIN20030618_132624_000000692017_00224_06791_6346.N1	18-JUN-2003 13:26:24	Dark	68.500	52	16Bet Cet	2.0370	4500.0	137	6791	No
186	GOM_NL__2PRFIN20030618_133748_000000722017_00225_06792_6346.N1	18-JUN-2003 13:37:48	Dark	72.000	18	24Alp PsA	1.1660	9700.0	144	6792	No
187	GOM_NL__2PRFIN20030618_134047_000000552017_00225_06792_6347.N1	18-JUN-2003 13:40:47	Straylight	54.500	31	Alp Gru	1.7340	15200.	109	6792	No
188	GOM_NL__2PRFIN20030618_134427_000000432017_00225_06792_6348.N1	18-JUN-2003 13:44:27	Straylight	43.000	45	Alp Pav	1.9400	26000.	86	6792	No
189	GOM_NL__2PRFIN20030618_135227_000000442017_00225_06792_6349.N1	18-JUN-2003 13:52:27	Twilight	44.000	40	The Sco	1.8590	7100.0	88	6792	No
190	GOM_NL__2PRFIN20030618_135408_000000462017_00225_06792_6350.N1	18-JUN-2003 13:54:08	Twilight	45.500	25	35Lam Sco	1.6200	28000.	91	6792	No
191	GOM_NL__2PRFIN20030618_135740_000000582017_00225_06792_6351.N1	18-JUN-2003 13:57:40	Bright	57.500	155	41Pi Sgr	2.9000	6600.0	115	6792	No
192	GOM_NL__2PRFIN20030618_140036_000000432017_00225_06792_6352.N1	18-JUN-2003 14:00:36	Bright	42.500	86	35Eta Oph	2.4300	10200.	85	6792	No
193	GOM_NL__2PRFIN20030618_140222_000000392017_00225_06792_6353.N1	18-JUN-2003 14:02:22	Bright	38.500	98	13Zet Oph	2.5710	30000.	77	6792	No
194	GOM_NL__2PRFIN20030618_140659_000000482017_00225_06792_6354.N1	18-JUN-2003 14:06:59	Bright	47.500	126	60Bet Oph	2.7700	4250.0	95	6792	No
195	GOM_NL__2PRFIN20030618_140930_000000442017_00225_06792_6355.N1	18-JUN-2003 14:09:30	Bright	44.000	59	55Alp Oph	2.0800	8900.0	88	6792	No
196	GOM_NL__2PRFIN20030618_141136_000000382017_00225_06792_6356.N1	18-JUN-2003 14:11:36	Bright	38.000	127	27Bet Her	2.7810	4700.0	76	6792	No
197	GOM_NL__2PRFIN20030618_141435_000000412017_00225_06792_6357.N1	18-JUN-2003 14:14:35	Bright	40.500	133	40Zet Her	2.8070	6000.0	81	6792	No
198	GOM_NL__2PRFIN20030618_141955_000000522017_00225_06792_6358.N1	18-JUN-2003 14:19:55	Bright	51.500	5	3Alp Lyr	0.033000	11000.	103	6792	No
199	GOM_NL__2PRFIN20030618_142144_000000432017_00225_06792_6359.N1	18-JUN-2003 14:21:44	Bright	43.000	69	33Gam Dra	2.2310	3800.0	86	6792	No
200	GOM_NL__2PRFIN20030618_143109_000000342017_00225_06792_6360.N1	18-JUN-2003 14:31:09	Bright	34.000	49	1Alp UMi	1.9900	6300.0	68	6792	No
201	GOM_NL__2PRFIN20030618_143809_000000462017_00225_06792_6361.N1	18-JUN-2003 14:38:09	Bright	45.500	74	11Bet Cas	2.2680	6600.0	91	6792	No
202	GOM_NL__2PRFIN20030618_143935_000000452017_00225_06792_6362.N1	18-JUN-2003 14:39:35	Bright	44.500	68	18Alp Cas	2.2250	4500.0	89	6792	No
203	GOM_NL__2PRFIN20030618_144126_000000352017_00225_06792_6363.N1	18-JUN-2003 14:41:26	Bright	34.500	160	23Gam Per	2.9300	4700.0	69	6792	No
204	GOM_NL__2PRFIN20030618_144453_000000422017_00225_06792_6364.N1	18-JUN-2003 14:44:53	Bright	42.000	73	57Gam1And	2.2600	13100.	84	6792	No
205	GOM_NL__2PRFIN20030618_144716_000000592017_00225_06792_6365.N1	18-JUN-2003 14:47:16	Twilight	59.000	53	43Bet And	2.0480	3300.0	118	6792	No
206	GOM_NL__2PRFIN20030618_145051_000000512017_00225_06792_6366.N1	18-JUN-2003 14:50:51	Twilight	50.500	50	13Alp Ari	2.0070	4250.0	101	6792	No
207	GOM_NL__2PRFIN20030618_145749_000000882017_00225_06792_6367.N1	18-JUN-2003 14:57:49	Dark	87.500	140	88Gam Peg	2.8340	26000.	175	6792	No
208	GOM_NL__2PRFIN20030618_150702_000000712017_00225_06792_6368.N1	18-JUN-2003 15:07:02	Dark	71.000	52	16Bet Cet	2.0370	4500.0	142	6792	No
209	GOM_NL__2PRFIN20030618_151827_000000702017_00226_06793_6347.N1	18-JUN-2003 15:18:27	Dark	70.000	18	24Alp PsA	1.1660	9700.0	140	6793	No
210	GOM_NL__2PRFIN20030618_152127_000000512017_00226_06793_6348.N1	18-JUN-2003 15:21:27	Straylight	50.500	31	Alp Gru	1.7340	15200.	101	6793	No
211	GOM_NL__2PRFIN20030618_152505_000000432017_00226_06793_6349.N1	18-JUN-2003 15:25:05	Straylight	43.000	45	Alp Pav	1.9400	26000.	86	6793	No
212	GOM_NL__2PRFIN20030618_153304_000000432017_00226_06793_6350.N1	18-JUN-2003 15:33:04	Twilight	42.500	40	The Sco	1.8590	7100.0	85	6793	No
213	GOM_NL__2PRFIN20030618_153446_000000432017_00226_06793_6351.N1	18-JUN-2003 15:34:46	Twilight	42.500	25	35Lam Sco	1.6200	28000.	85	6793	No
214	GOM_NL__2PRFIN20030618_153818_000000552017_00226_06793_6352.N1	18-JUN-2003 15:38:18	Bright	55.000	155	41Pi Sgr	2.9000	6600.0	110	6793	No
215	GOM_NL__2PRFIN20030618_154116_000000392017_00226_06793_6353.N1	18-JUN-2003 15:41:16	Bright	39.000	86	35Eta Oph	2.4300	10200.	78	6793	No
216	GOM_NL__2PRFIN20030618_154300_000000382017_00226_06793_6354.N1	18-JUN-2003 15:43:00	Bright	37.500	98	13Zet Oph	2.5710	30000.	75	6793	No
217	GOM_NL__2PRFIN20030618_154738_000000422017_00226_06793_6355.N1	18-JUN-2003 15:47:38	Bright	42.000	126	60Bet Oph	2.7700	4250.0	84	6793	No
218	GOM_NL__2PRFIN20030618_155007_000000422017_00226_06793_6356.N1	18-JUN-2003 15:50:07	Bright	41.500	59	55Alp Oph	2.0800	8900.0	83	6793	No
219	GOM_NL__2PRFIN20030618_155213_000000382017_00226_06793_6357.N1	18-JUN-2003 15:52:13	Bright	38.000	127	27Bet Her	2.7810	4700.0	76	6793	No



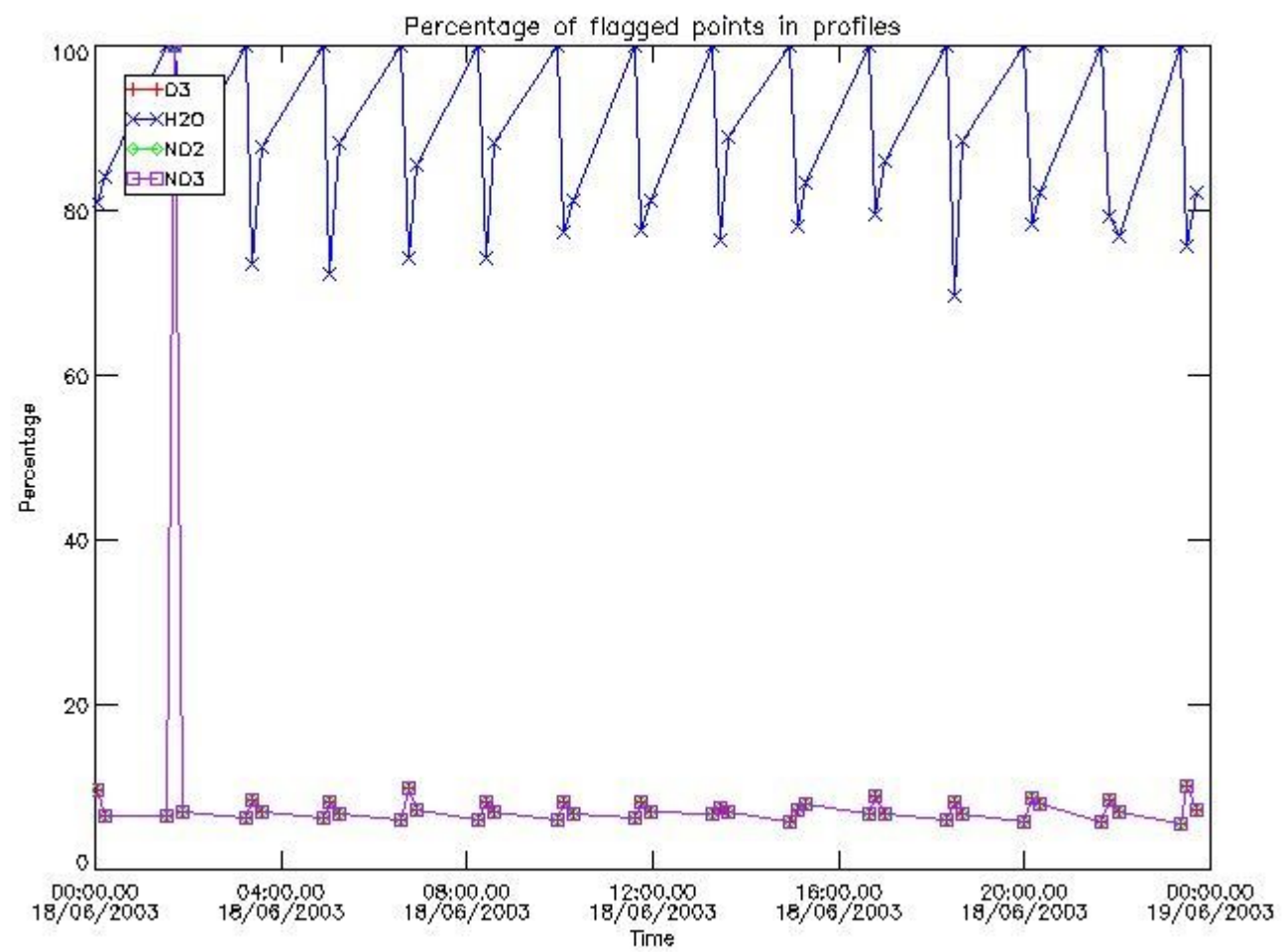
220	GOM_NL__2PRFIN20030618_155512_000000382017_00226_06793_6358.N1	18-JUN-2003 15:55:12	Bright	38.000	133	40Zet Her	2.8070	6000.0	76	6793	No
221	GOM_NL__2PRFIN20030618_160030_000000532017_00226_06793_6359.N1	18-JUN-2003 16:00:30	Bright	52.500	5	3Alp Lyr	0.033000	11000.	105	6793	No
222	GOM_NL__2PRFIN20030618_160219_000000442017_00226_06793_6360.N1	18-JUN-2003 16:02:19	Bright	44.000	69	33Gam Dra	2.2310	3800.0	88	6793	No
223	GOM_NL__2PRFIN20030618_161145_000000372017_00226_06793_6361.N1	18-JUN-2003 16:11:45	Bright	37.000	49	1Alp UMi	1.9900	6300.0	74	6793	No
224	GOM_NL__2PRFIN20030618_161845_000000452017_00226_06793_6362.N1	18-JUN-2003 16:18:45	Bright	45.000	74	11Bet Cas	2.2680	6600.0	90	6793	No
225	GOM_NL__2PRFIN20030618_162011_000000462017_00226_06793_6363.N1	18-JUN-2003 16:20:11	Bright	46.000	68	18Alp Cas	2.2250	4500.0	92	6793	No
226	GOM_NL__2PRFIN20030618_162202_000000382017_00226_06793_6364.N1	18-JUN-2003 16:22:02	Bright	38.000	160	23Gam Per	2.9300	4700.0	76	6793	No
227	GOM_NL__2PRFIN20030618_162529_000000442017_00226_06793_6365.N1	18-JUN-2003 16:25:29	Bright	44.000	73	57Gam1And	2.2600	13100.	88	6793	No
228	GOM_NL__2PRFIN20030618_162752_000000682017_00226_06793_6366.N1	18-JUN-2003 16:27:52	Twi_and_stray	68.000	53	43Bet And	2.0480	3300.0	136	6793	No
229	GOM_NL__2PRFIN20030618_163127_000000482017_00226_06793_6367.N1	18-JUN-2003 16:31:27	Twilight	47.500	50	13Alp Ari	2.0070	4250.0	95	6793	No
230	GOM_NL__2PRFIN20030618_163827_000000842017_00226_06793_6368.N1	18-JUN-2003 16:38:27	Dark	84.000	140	88Gam Peg	2.8340	26000.	168	6793	No
231	GOM_NL__2PRFIN20030618_164739_000000572017_00226_06793_6369.N1	18-JUN-2003 16:47:39	Dark	56.500	52	16Bet Cet	2.0370	4500.0	113	6793	No
232	GOM_NL__2PRFIN20030618_165905_000000762017_00227_06794_6348.N1	18-JUN-2003 16:59:05	Dark	75.500	18	24Alp PsA	1.1660	9700.0	151	6794	No
233	GOM_NL__2PRFIN20030618_170204_000000512017_00227_06794_6349.N1	18-JUN-2003 17:02:04	Straylight	50.500	31	Alp Gru	1.7340	15200.	101	6794	No
234	GOM_NL__2PRFIN20030618_170541_000000432017_00227_06794_6350.N1	18-JUN-2003 17:05:41	Straylight	43.000	45	Alp Pav	1.9400	26000.	86	6794	No
235	GOM_NL__2PRFIN20030618_171340_000000472017_00227_06794_6351.N1	18-JUN-2003 17:13:40	Twi_and_stray	46.500	40	The Sco	1.8590	7100.0	93	6794	No
236	GOM_NL__2PRFIN20030618_171523_000000442017_00227_06794_6352.N1	18-JUN-2003 17:15:23	Twi_and_stray	44.000	25	35Lam Sco	1.6200	28000.	88	6794	No
237	GOM_NL__2PRFIN20030618_171854_000000572017_00227_06794_6353.N1	18-JUN-2003 17:18:54	Bright	56.500	155	41Pi Sgr	2.9000	6600.0	113	6794	No
238	GOM_NL__2PRFIN20030618_172152_000000402017_00227_06794_6354.N1	18-JUN-2003 17:21:52	Bright	39.500	86	35Eta Oph	2.4300	10200.	79	6794	No
239	GOM_NL__2PRFIN20030618_172336_000000372017_00227_06794_6355.N1	18-JUN-2003 17:23:36	Bright	37.000	98	13Zet Oph	2.5710	30000.	74	6794	No
240	GOM_NL__2PRFIN20030618_172814_000000432017_00227_06794_6356.N1	18-JUN-2003 17:28:14	Bright	42.500	126	60Bet Oph	2.7700	4250.0	85	6794	No
241	GOM_NL__2PRFIN20030618_173043_000000422017_00227_06794_6357.N1	18-JUN-2003 17:30:43	Bright	42.000	59	55Alp Oph	2.0800	8900.0	84	6794	No
242	GOM_NL__2PRFIN20030618_173249_000000392017_00227_06794_6358.N1	18-JUN-2003 17:32:49	Bright	38.500	127	27Bet Her	2.7810	4700.0	77	6794	No
243	GOM_NL__2PRFIN20030618_173548_000000392017_00227_06794_6359.N1	18-JUN-2003 17:35:48	Bright	38.500	133	40Zet Her	2.8070	6000.0	77	6794	No
244	GOM_NL__2PRFIN20030618_174105_000000552017_00227_06794_6360.N1	18-JUN-2003 17:41:05	Bright	54.500	5	3Alp Lyr	0.033000	11000.	109	6794	No
245	GOM_NL__2PRFIN20030618_174255_000000452017_00227_06794_6361.N1	18-JUN-2003 17:42:55	Bright	45.000	69	33Gam Dra	2.2310	3800.0	90	6794	No
246	GOM_NL__2PRFIN20030618_175221_000000362017_00227_06794_6362.N1	18-JUN-2003 17:52:21	Bright	36.000	49	1Alp UMi	1.9900	6300.0	72	6794	No
247	GOM_NL__2PRFIN20030618_175920_000000462017_00227_06794_6363.N1	18-JUN-2003 17:59:20	Bright	45.500	74	11Bet Cas	2.2680	6600.0	91	6794	No
248	GOM_NL__2PRFIN20030618_180046_000000462017_00227_06794_6364.N1	18-JUN-2003 18:00:46	Bright	45.500	68	18Alp Cas	2.2250	4500.0	91	6794	No
249	GOM_NL__2PRFIN20030618_180238_000000372017_00227_06794_6365.N1	18-JUN-2003 18:02:38	Bright	37.000	160	23Gam Per	2.9300	4700.0	74	6794	No
250	GOM_NL__2PRFIN20030618_180605_000000442017_00227_06794_6366.N1	18-JUN-2003 18:06:05	Bright	43.500	73	57Gam1And	2.2600	13100.	87	6794	No
251	GOM_NL__2PRFIN20030618_180828_000000562017_00227_06794_6367.N1	18-JUN-2003 18:08:28	Twi_and_stray	56.000	53	43Bet And	2.0480	3300.0	112	6794	No
252	GOM_NL__2PRFIN20030618_181203_000000482017_00227_06794_6368.N1	18-JUN-2003 18:12:03	Twilight	48.000	50	13Alp Ari	2.0070	4250.0	96	6794	No
253	GOM_NL__2PRFIN20030618_181904_000000862017_00227_06794_6369.N1	18-JUN-2003 18:19:04	Dark	85.500	140	88Gam Peg	2.8340	26000.	171	6794	No
254	GOM_NL__2PRFIN20030618_182816_000000632017_00227_06794_6370.N1	18-JUN-2003 18:28:16	Dark	63.000	52	16Bet Cet	2.0370	4500.0	126	6794	No
255	GOM_NL__2PRFIN20030618_183942_000000752017_00228_06795_6349.N1	18-JUN-2003 18:39:42	Dark	74.500	18	24Alp PsA	1.1660	9700.0	149	6795	No
256	GOM_NL__2PRFIN20030618_184241_000000502017_00228_06795_6350.N1	18-JUN-2003 18:42:41	Straylight	49.500	31	Alp Gru	1.7340	15200.	99	6795	No
257	GOM_NL__2PRFIN20030618_184618_000000412017_00228_06795_6351.N1	18-JUN-2003 18:46:18	Straylight	41.000	45	Alp Pav	1.9400	26000.	82	6795	No
258	GOM_NL__2PRFIN20030618_185416_000000422017_00228_06795_6352.N1	18-JUN-2003 18:54:16	Twi_and_stray	41.500	40	The Sco	1.8590	7100.0	83	6795	No
259	GOM_NL__2PRFIN20030618_185559_000000462017_00228_06795_6353.N1	18-JUN-2003 18:55:59	Twi_and_stray	46.000	25	35Lam Sco	1.6200	28000.	92	6795	No
260	GOM_NL__2PRFIN20030618_185931_000000552017_00228_06795_6354.N1	18-JUN-2003 18:59:31	Bright	54.500	155	41Pi Sgr	2.9000	6600.0	109	6795	No
261	GOM_NL__2PRFIN20030618_190228_000000392017_00228_06795_6355.N1	18-JUN-2003 19:02:28	Bright	39.000	86	35Eta Oph	2.4300	10200.	78	6795	No
262	GOM_NL__2PRFIN20030618_190412_000000382017_00228_06795_6356.N1	18-JUN-2003 19:04:12	Bright	37.500	98	13Zet Oph	2.5710	30000.	75	6795	No
263	GOM_NL__2PRFIN20030618_190850_000000432017_00228_06795_6357.N1	18-JUN-2003 19:08:50	Bright	43.000	126	60Bet Oph	2.7700	4250.0	86	6795	No
264	GOM_NL__2PRFIN20030618_191118_000000432017_00228_06795_6358.N1	18-JUN-2003 19:11:18	Bright	43.000	59	55Alp Oph	2.0800	8900.0	86	6795	No
265	GOM_NL__2PRFIN20030618_191325_000000372017_00228_06795_6359.N1	18-JUN-2003 19:13:25	Bright	37.000	127	27Bet Her	2.7810	4700.0	74	6795	No
266	GOM_NL__2PRFIN20030618_191624_000000372017_00228_06795_6360.N1	18-JUN-2003 19:16:24	Bright	37.000	133	40Zet Her	2.8070	6000.0	74	6795	No
267	GOM_NL__2PRFIN20030618_192140_000000562017_00228_06795_6361.N1	18-JUN-2003 19:21:40	Bright	55.500	5	3Alp Lyr	0.033000	11000.	111	6795	No
268	GOM_NL__2PRFIN20030618_192330_000000432017_00228_06795_6362.N1	18-JUN-2003 19:23:30	Bright	43.000	69	33Gam Dra	2.2310	3800.0	86	6795	No
269	GOM_NL__2PRFIN20030618_193257_000000372017_00228_06795_6363.N1	18-JUN-2003 19:32:57	Bright	36.500	49	1Alp UMi	1.9900	6300.0	73	6795	No
270	GOM_NL__2PRFIN20030618_193507_000001612017_00228_06795_6364.N1	18-JUN-2003 19:35:07	Bright	160.50	92	53Eps Cyg	2.5000	4500.0	321	6795	No
271	GOM_NL__2PRFIN20030618_194019_000000412017_00228_06795_6365.N1	18-JUN-2003 19:40:19	Bright	41.000	76	27Gam Cas	2.3000	30000.	82	6795	No
272	GOM_NL__2PRFIN20030618_194314_000000522017_00228_06795_6366.N1	18-JUN-2003 19:43:14	Bright	52.000	160	23Gam Per	2.9300	4700.0	104	6795	No
273	GOM_NL__2PRFIN20030618_194641_000000432017_00228_06795_6367.N1	18-JUN-2003 19:46:41	Bright	43.000	73	57Gam1And	2.2600	13100.	86	6795	No
274	GOM_NL__2PRFIN20030618_194904_000000592017_00228_06795_6368.N1	18-JUN-2003 19:49:04	Twi_and_stray	58.500	53	43Bet And	2.0480	3300.0	117	6795	No
275	GOM_NL__2PRFIN20030618_195240_000000502017_00228_06795_6369.N1	18-JUN-2003 19:52:40	Twilight	50.000	50	13Alp Ari	2.0070	4250.0	100	6795	No
276	GOM_NL__2PRFIN20030618_195940_000000892017_00228_06795_6370.N1	18-JUN-2003 19:59:40	Dark	88.500	140	88Gam Peg	2.8340	26000.	177	6795	No
277	GOM_NL__2PRFIN20030618_200853_000000582017_00228_06795_6371.N1	18-JUN-2003 20:08:53	Dark	58.000	52	16Bet Cet	2.0370	4500.0	116	6795	No
278	GOM_NL__2PRFIN20030618_202020_000000712017_00229_06796_6350.N1	18-JUN-2003 20:20:20	Dark	71.000	18	24Alp PsA	1.1660	9700.0	142	6796	No

279	GOM_NL__2PRFIN20030618_202318_000000492017_00229_06796_6351.N1	18-JUN-2003 20:23:18	Straylight	49.000	31	Alp Gru	1.7340	15200.	98	6796	No
280	GOM_NL__2PRFIN20030618_202654_000000422017_00229_06796_6352.N1	18-JUN-2003 20:26:54	Straylight	41.500	45	Alp Pav	1.9400	26000.	83	6796	No
281	GOM_NL__2PRFIN20030618_203453_000000422017_00229_06796_6353.N1	18-JUN-2003 20:34:53	Twilight	42.000	40	The Sco	1.8590	7100.0	84	6796	No
282	GOM_NL__2PRFIN20030618_203635_000000422017_00229_06796_6354.N1	18-JUN-2003 20:36:35	Twilight	42.000	25	35Lam Sco	1.6200	28000.	84	6796	No
283	GOM_NL__2PRFIN20030618_204007_000000542017_00229_06796_6355.N1	18-JUN-2003 20:40:07	Bright	54.000	155	41Pi Sgr	2.9000	6600.0	108	6796	No
284	GOM_NL__2PRFIN20030618_204304_000000392017_00229_06796_6356.N1	18-JUN-2003 20:43:04	Bright	38.500	86	35Eta Oph	2.4300	10200.	77	6796	No
285	GOM_NL__2PRFIN20030618_204448_000000372017_00229_06796_6357.N1	18-JUN-2003 20:44:48	Bright	36.500	98	13Zet Oph	2.5710	30000.	73	6796	No
286	GOM_NL__2PRFIN20030618_204926_000000432017_00229_06796_6358.N1	18-JUN-2003 20:49:26	Bright	43.000	126	60Bet Oph	2.7700	4250.0	86	6796	No
287	GOM_NL__2PRFIN20030618_205154_000000452017_00229_06796_6359.N1	18-JUN-2003 20:51:54	Bright	44.500	59	55Alp Oph	2.0800	8900.0	89	6796	No
288	GOM_NL__2PRFIN20030618_205401_000000382017_00229_06796_6360.N1	18-JUN-2003 20:54:01	Bright	37.500	127	27Bet Her	2.7810	4700.0	75	6796	No
289	GOM_NL__2PRFIN20030618_205700_000000382017_00229_06796_6361.N1	18-JUN-2003 20:57:00	Bright	37.500	133	40Zet Her	2.8070	6000.0	75	6796	No
290	GOM_NL__2PRFIN20030618_210215_000000472017_00229_06796_6362.N1	18-JUN-2003 21:02:15	Bright	46.500	5	3Alp Lyr	0.033000	11000.	93	6796	No
291	GOM_NL__2PRFIN20030618_210406_000000462017_00229_06796_6363.N1	18-JUN-2003 21:04:06	Bright	46.000	69	33Gam Dra	2.2310	3800.0	92	6796	No
292	GOM_NL__2PRFIN20030618_211333_000000362017_00229_06796_6364.N1	18-JUN-2003 21:13:33	Bright	36.000	49	1Alp UMi	1.9900	6300.0	72	6796	No
293	GOM_NL__2PRFIN20030618_211539_000001662017_00229_06796_6365.N1	18-JUN-2003 21:15:39	Bright	165.50	92	53Eps Cyg	2.5000	4500.0	331	6796	No
294	GOM_NL__2PRFIN20030618_212055_000000502017_00229_06796_6366.N1	18-JUN-2003 21:20:55	Bright	49.500	76	27Gam Cas	2.3000	30000.	99	6796	No
295	GOM_NL__2PRFIN20030618_212350_000000532017_00229_06796_6367.N1	18-JUN-2003 21:23:50	Bright	53.000	160	23Gam Per	2.9300	4700.0	106	6796	No
296	GOM_NL__2PRFIN20030618_212717_000000442017_00229_06796_6368.N1	18-JUN-2003 21:27:17	Bright	44.000	73	57Gam1And	2.2600	13100.	88	6796	No
297	GOM_NL__2PRFIN20030618_212940_000000682017_00229_06796_6369.N1	18-JUN-2003 21:29:40	Twilight	68.000	53	43Bet And	2.0480	3300.0	136	6796	No
298	GOM_NL__2PRFIN20030618_213316_000000492017_00229_06796_6370.N1	18-JUN-2003 21:33:16	Twilight	48.500	50	13Alp Ari	2.0070	4250.0	97	6796	No
299	GOM_NL__2PRFIN20030618_214018_000000882017_00229_06796_6371.N1	18-JUN-2003 21:40:18	Dark	87.500	140	88Gam Peg	2.8340	26000.	175	6796	No
300	GOM_NL__2PRFIN20030618_214930_000000612017_00229_06796_6372.N1	18-JUN-2003 21:49:30	Dark	61.000	52	16Bet Cet	2.0370	4500.0	122	6796	No
301	GOM_NL__2PRFIN20030618_220058_000000722017_00230_06797_6610.N1	18-JUN-2003 22:00:58	Dark	72.000	18	24Alp PsA	1.1660	9700.0	144	6797	No
302	GOM_NL__2PRFIN20030618_220355_000000492017_00230_06797_6611.N1	18-JUN-2003 22:03:55	Straylight	49.000	31	Alp Gru	1.7340	15200.	98	6797	No
303	GOM_NL__2PRFIN20030618_220731_000000422017_00230_06797_6612.N1	18-JUN-2003 22:07:31	Straylight	42.000	45	Alp Pav	1.9400	26000.	84	6797	No
304	GOM_NL__2PRFIN20030618_221529_000000502017_00230_06797_6613.N1	18-JUN-2003 22:15:29	Twilight	49.500	40	The Sco	1.8590	7100.0	99	6797	No
305	GOM_NL__2PRFIN20030618_221711_000000432017_00230_06797_6614.N1	18-JUN-2003 22:17:11	Twilight	43.000	25	35Lam Sco	1.6200	28000.	86	6797	No
306	GOM_NL__2PRFIN20030618_222043_000000542017_00230_06797_6615.N1	18-JUN-2003 22:20:43	Bright	54.000	155	41Pi Sgr	2.9000	6600.0	108	6797	No
307	GOM_NL__2PRFIN20030618_222340_000000392017_00230_06797_6616.N1	18-JUN-2003 22:23:40	Bright	39.000	86	35Eta Oph	2.4300	10200.	78	6797	No
308	GOM_NL__2PRFIN20030618_222524_000000372017_00230_06797_6617.N1	18-JUN-2003 22:25:24	Bright	37.000	98	13Zet Oph	2.5710	30000.	74	6797	No
309	GOM_NL__2PRFIN20030618_223001_000000422017_00230_06797_6618.N1	18-JUN-2003 22:30:01	Bright	42.000	126	60Bet Oph	2.7700	4250.0	84	6797	No
310	GOM_NL__2PRFIN20030618_223230_000000432017_00230_06797_6619.N1	18-JUN-2003 22:32:30	Bright	42.500	59	55Alp Oph	2.0800	8900.0	85	6797	No
311	GOM_NL__2PRFIN20030618_223437_000000392017_00230_06797_6620.N1	18-JUN-2003 22:34:37	Bright	39.000	127	27Bet Her	2.7810	4700.0	78	6797	No
312	GOM_NL__2PRFIN20030618_223735_000000392017_00230_06797_6621.N1	18-JUN-2003 22:37:35	Bright	38.500	133	40Zet Her	2.8070	6000.0	77	6797	No
313	GOM_NL__2PRFIN20030618_224250_000000532017_00230_06797_6622.N1	18-JUN-2003 22:42:50	Bright	52.500	5	3Alp Lyr	0.033000	11000.	105	6797	No
314	GOM_NL__2PRFIN20030618_224441_000000442017_00230_06797_6623.N1	18-JUN-2003 22:44:41	Bright	43.500	69	33Gam Dra	2.2310	3800.0	87	6797	No
315	GOM_NL__2PRFIN20030618_225409_000000382017_00230_06797_6624.N1	18-JUN-2003 22:54:09	Bright	38.000	49	1Alp UMi	1.9900	6300.0	76	6797	No
316	GOM_NL__2PRFIN20030618_225612_000001612017_00230_06797_6625.N1	18-JUN-2003 22:56:12	Bright	160.50	92	53Eps Cyg	2.5000	4500.0	321	6797	No
317	GOM_NL__2PRFIN20030618_230131_000000442017_00230_06797_6626.N1	18-JUN-2003 23:01:31	Bright	43.500	76	27Gam Cas	2.3000	30000.	87	6797	No
318	GOM_NL__2PRFIN20030618_230426_000000532017_00230_06797_6627.N1	18-JUN-2003 23:04:26	Bright	53.000	160	23Gam Per	2.9300	4700.0	106	6797	No
319	GOM_NL__2PRFIN20030618_230753_000000412017_00230_06797_6628.N1	18-JUN-2003 23:07:53	Bright	41.000	73	57Gam1And	2.2600	13100.	82	6797	No
320	GOM_NL__2PRFIN20030618_231016_000000602017_00230_06797_6629.N1	18-JUN-2003 23:10:16	Twilight	60.000	53	43Bet And	2.0480	3300.0	120	6797	No
321	GOM_NL__2PRFIN20030618_231352_000000462017_00230_06797_6630.N1	18-JUN-2003 23:13:52	Twilight	46.000	50	13Alp Ari	2.0070	4250.0	92	6797	No
322	GOM_NL__2PRFIN20030618_232053_000000912017_00230_06797_6631.N1	18-JUN-2003 23:20:53	Dark	90.500	140	88Gam Peg	2.8340	26000.	181	6797	No
323	GOM_NL__2PRFIN20030618_233007_000000602017_00230_06797_6632.N1	18-JUN-2003 23:30:07	Dark	60.000	52	16Bet Cet	2.0370	4500.0	120	6797	No
324	GOM_NL__2PRFIN20030618_234135_000000712017_00231_06798_6347.N1	18-JUN-2003 23:41:35	Dark	71.000	18	24Alp PsA	1.1660	9700.0	142	6798	No
325	GOM_NL__2PRFIN20030618_234432_000000532017_00231_06798_6348.N1	18-JUN-2003 23:44:32	Straylight	52.500	31	Alp Gru	1.7340	15200.	105	6798	No
326	GOM_NL__2PRFIN20030618_234807_000000462017_00231_06798_6349.N1	18-JUN-2003 23:48:07	Straylight	45.500	45	Alp Pav	1.9400	26000.	91	6798	No
327	GOM_NL__2PRFIN20030618_235605_000000482017_00231_06798_6350.N1	18-JUN-2003 23:56:05	Twilight	48.000	40	The Sco	1.8590	7100.0	96	6798	No
328	GOM_NL__2PRFIN20030618_235747_000000412017_00231_06798_6351.N1	18-JUN-2003 23:57:47	Twilight	40.500	25	35Lam Sco	1.6200	28000.	81	6798	No

### 3. Quality information per product

In this section it is plotted some information contained in the Quality Summary data set of the level 2 products. Only products in dark limb conditions and without errors (error flag in the MPH set to "0") are used.

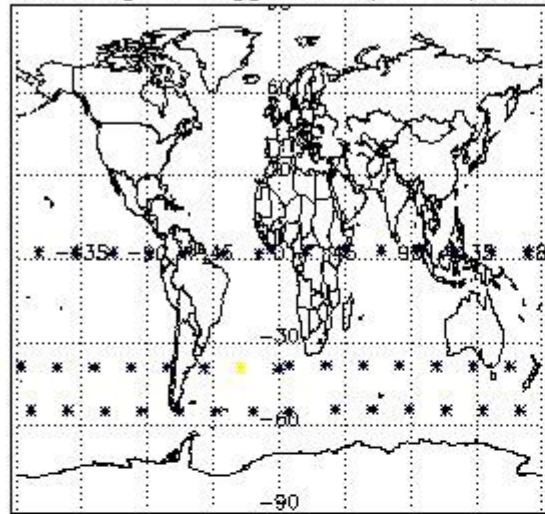
3.1 Plot quality information per product (time dependant)



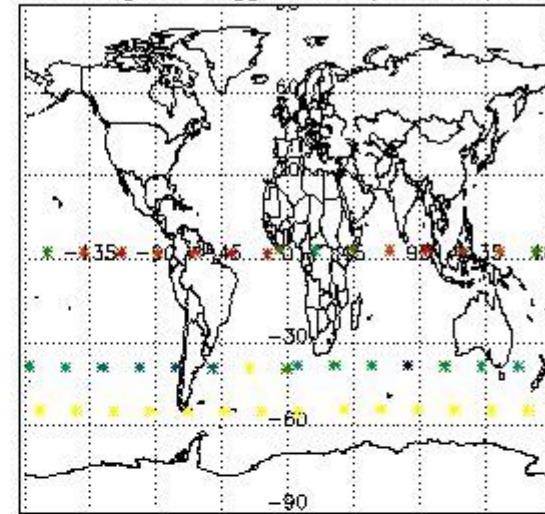
3.2 Plot quality information per product (world map)



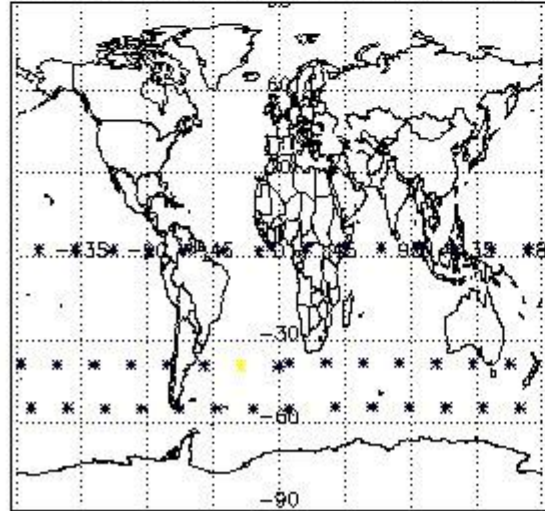
Percentage of flagged data per O3 profile



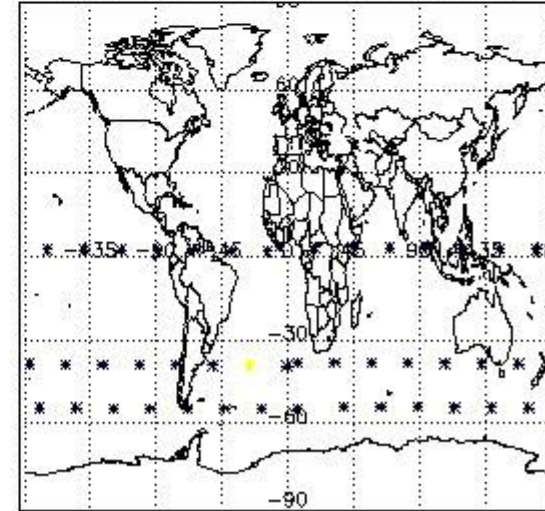
Percentage of flagged data per H2O profile



Percentage of flagged data per NO2 profile



Percentage of flagged data per NO3 profile



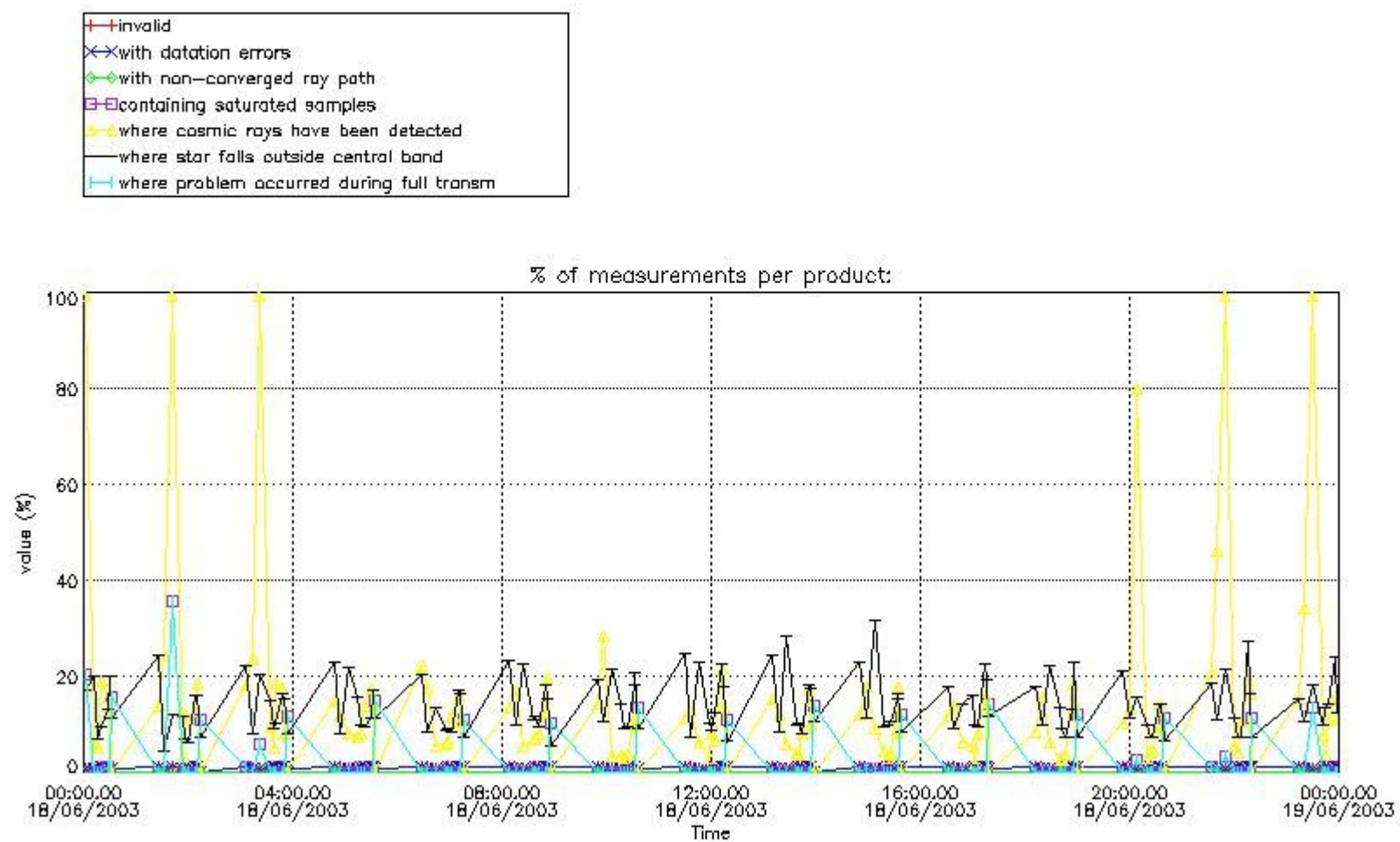
#### 4. Level 1 quality information per product

In this section it is plotted some information contained in the Quality Summary data set of the level 2 products that comes from the level 1b processing. Products without errors (error flag in the MPH set to "0") are used.

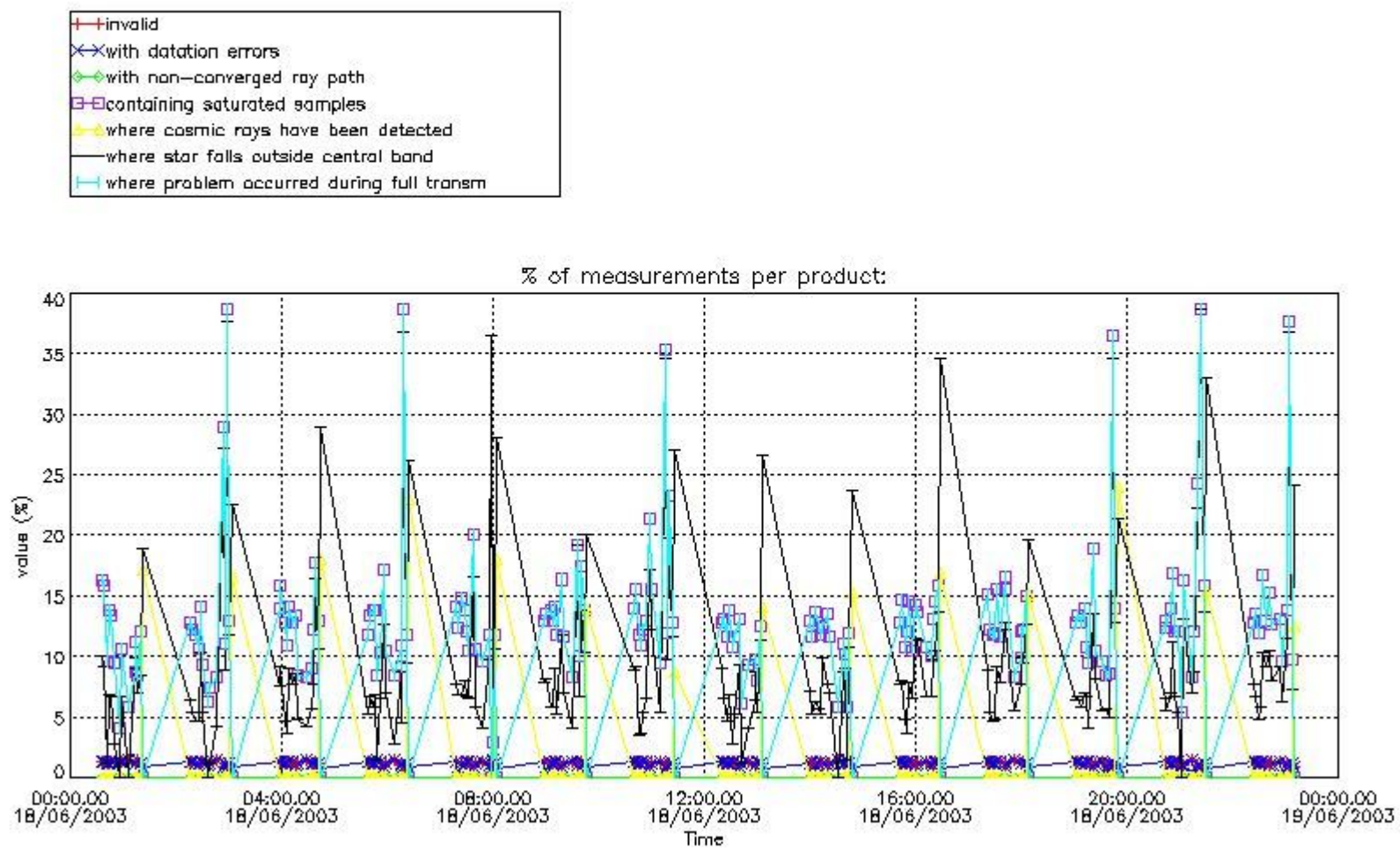
##### 4.1 Plot quality information per product (time dependant) coming from level 1b processing

###### 4.1.1 Plot level 1 quality information per product (time dependant): ENVISAT ASCENDING passes



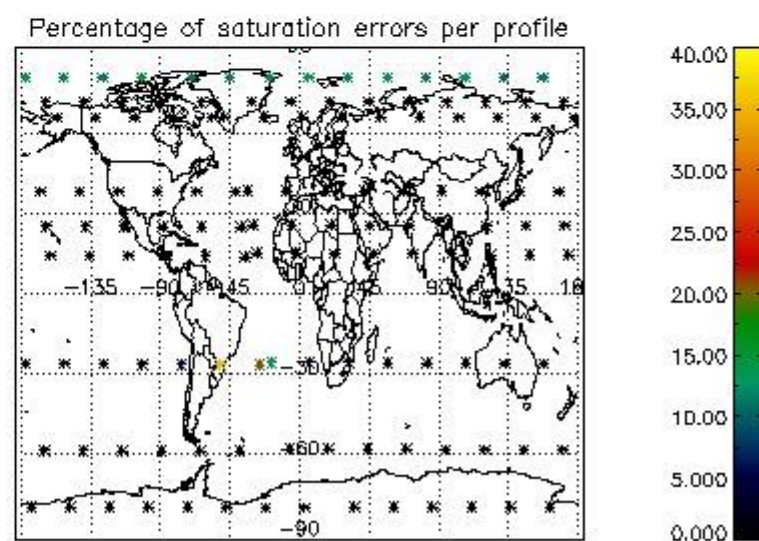
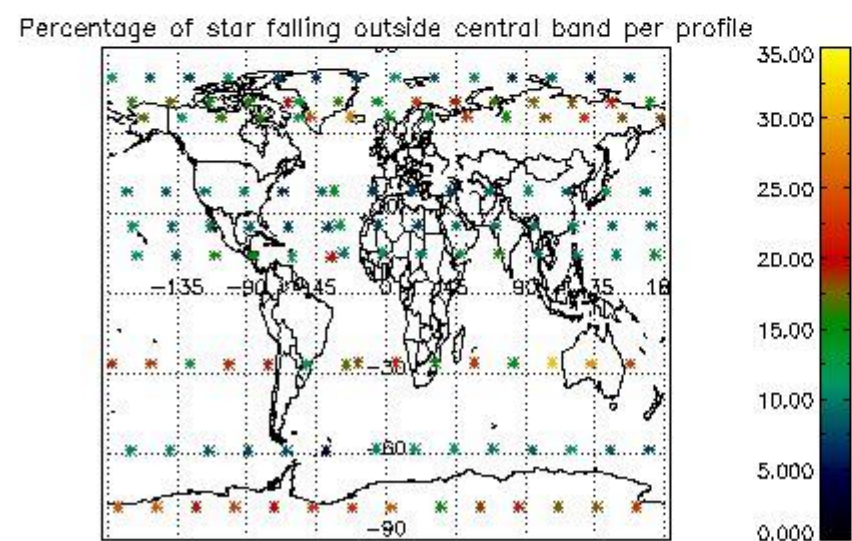
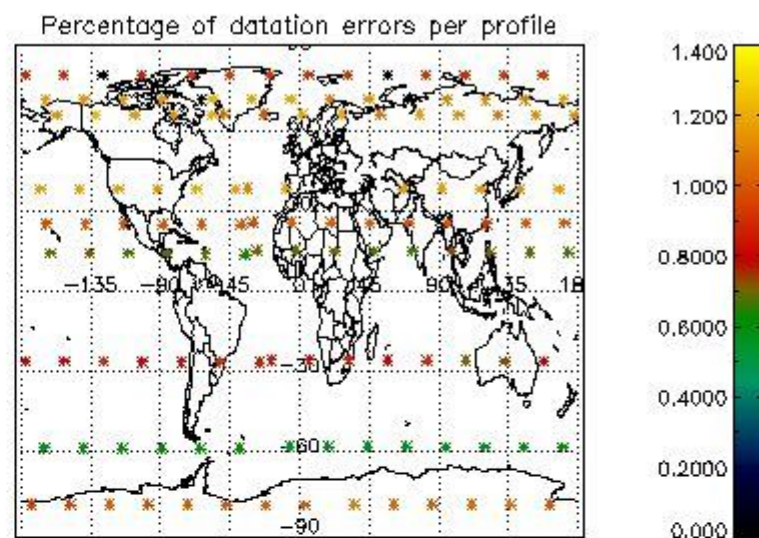
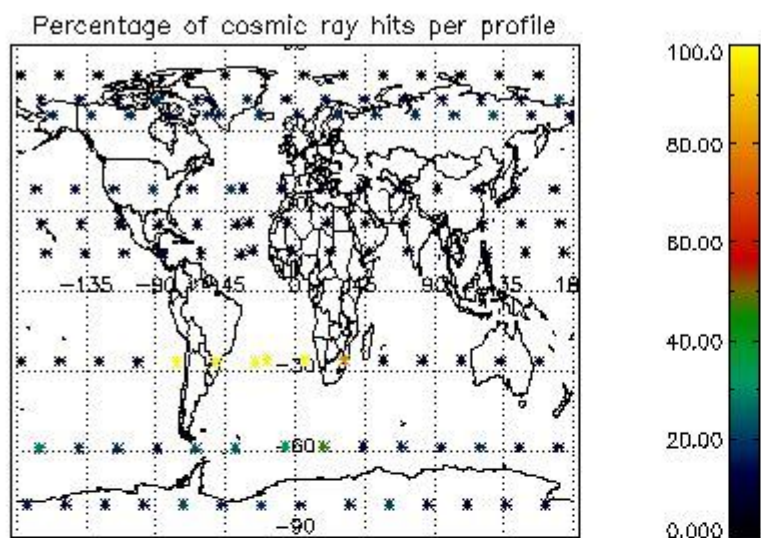


4.1.2 Plot level 1 quality information per product (time dependant): ENVISAT DESCENDING passes



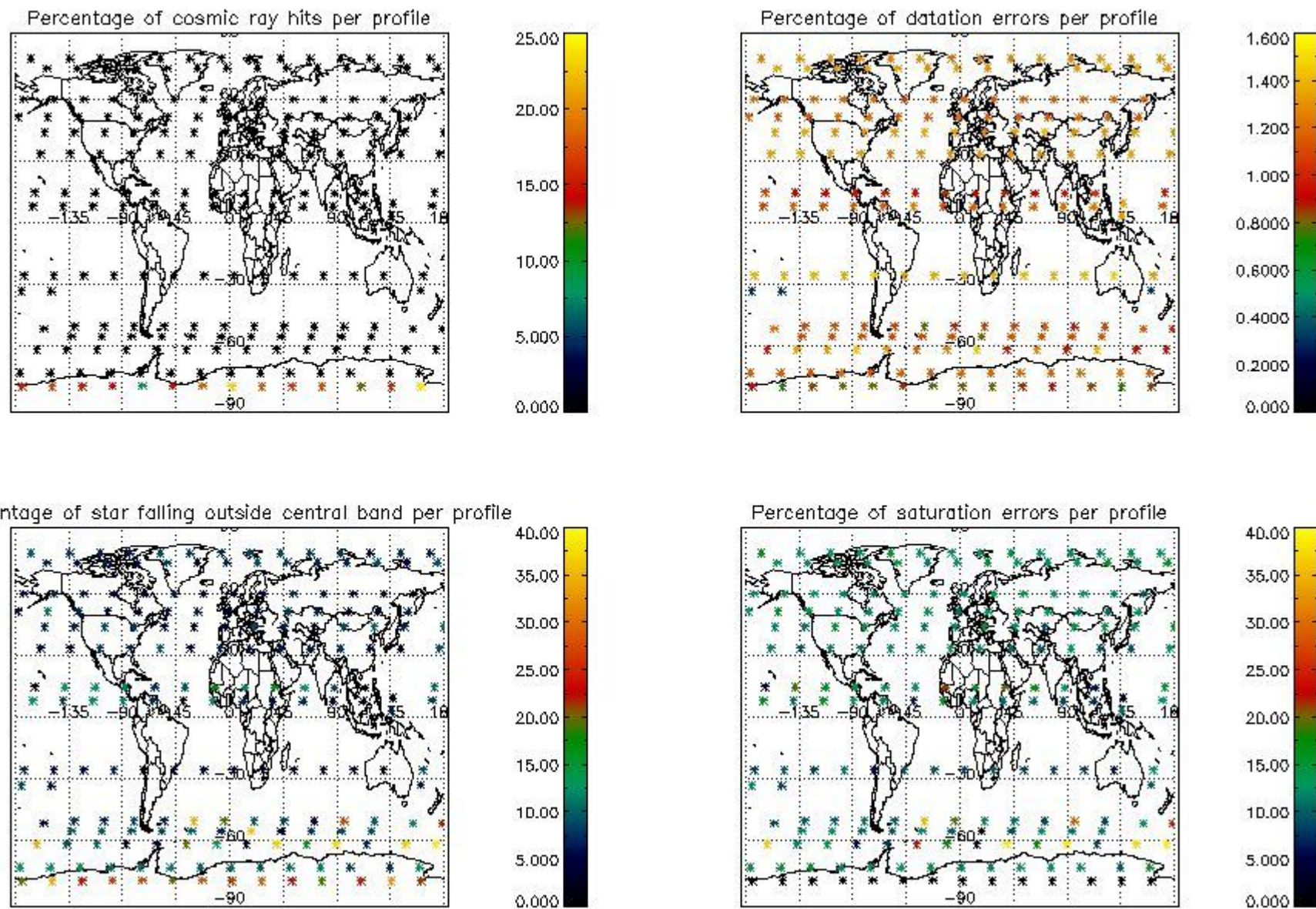
4.2 Plot quality information per product coming from level 1b processing (world map)

4.2.1 Plot level 1 quality information per product (world map): ENVISAT ASCENDING passes



4.2.2 Plot level 1 quality information per product (world map): ENVISAT DESCENDING passes





## 5. Trace gas profiles

### 5.1 Ozone statistics based on quality of products

The final quality of the products can be "measured" using the STD (Standard Deviation) attached to every point profile. This information is written to the parameter GOM\_NL\_\_2P/NL\_LOCAL\_SPECIES\_DENSITY/o3\_std of the level 2 products. The table below shows the statistics for given STD ranges.

The statistics are given with respect to the overall valid production:

- Products without fatal errors: GOM\_NL\_\_2P/MPH/PRODUCT\_ERR=0
- Valid point profile: GOM\_NL\_\_2P/NL\_LOCAL\_SPECIES\_DENSITY/pcd(0)=0

The 'Criteria' is applied to valid points of dark limb products:

- Products in dark limb illumination condition: GOM\_NL\_\_2P/NL\_SUMMARY\_QUALITY/obs\_ill\_cond=0
- Products without fatal errors: GOM\_NL\_\_2P/MPH/PRODUCT\_ERR=0
- Valid point profile: GOM\_NL\_\_2P/NL\_LOCAL\_SPECIES\_DENSITY/pcd(0)=0

So, the table below shows the percentage of dark limb and valid observations for each criteria with respect to the overall valid daily observations.

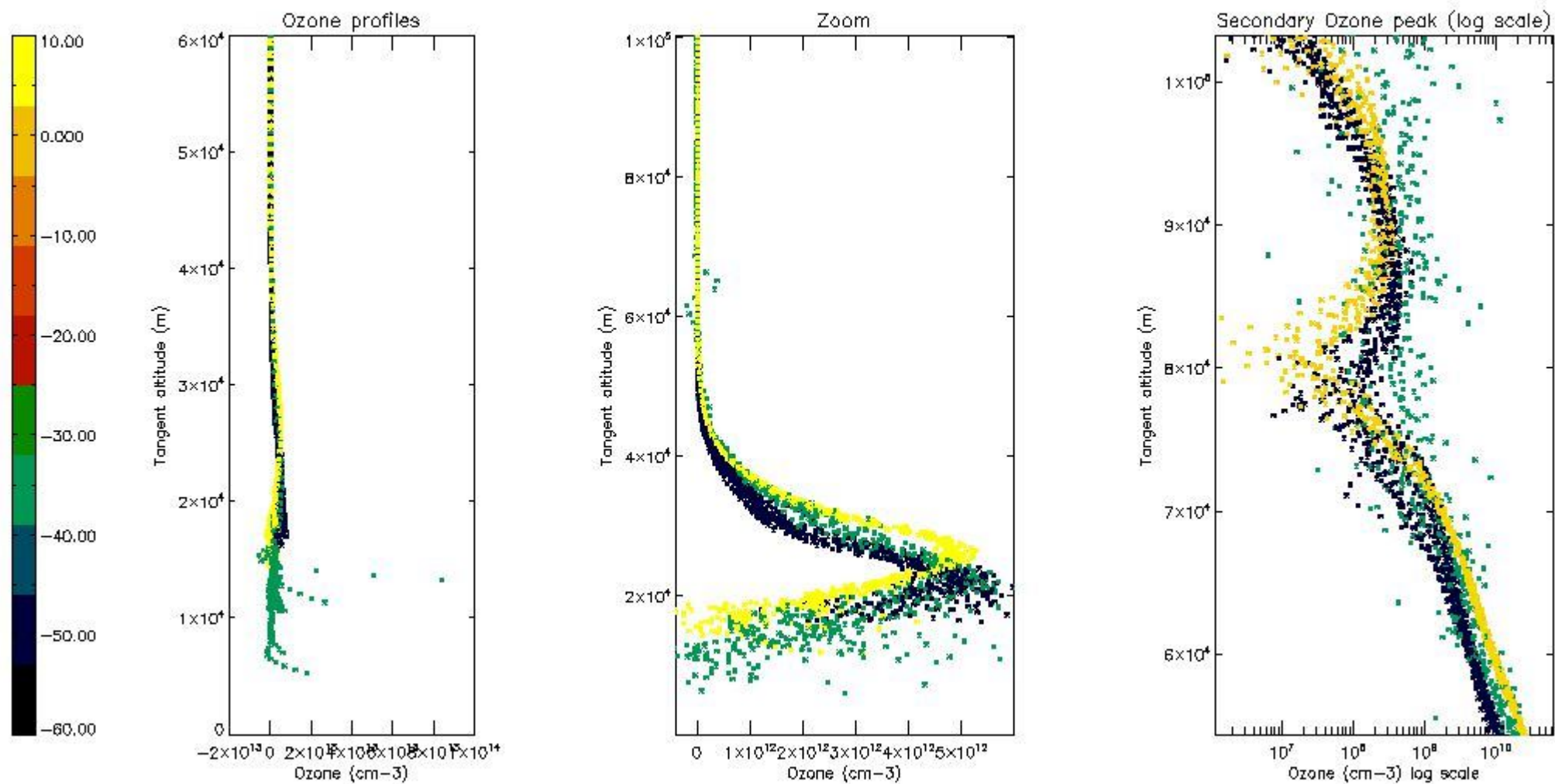
Criteria	% of total production
All STD	21
STD < 20	12



STD < 10	11
STD < 5	8

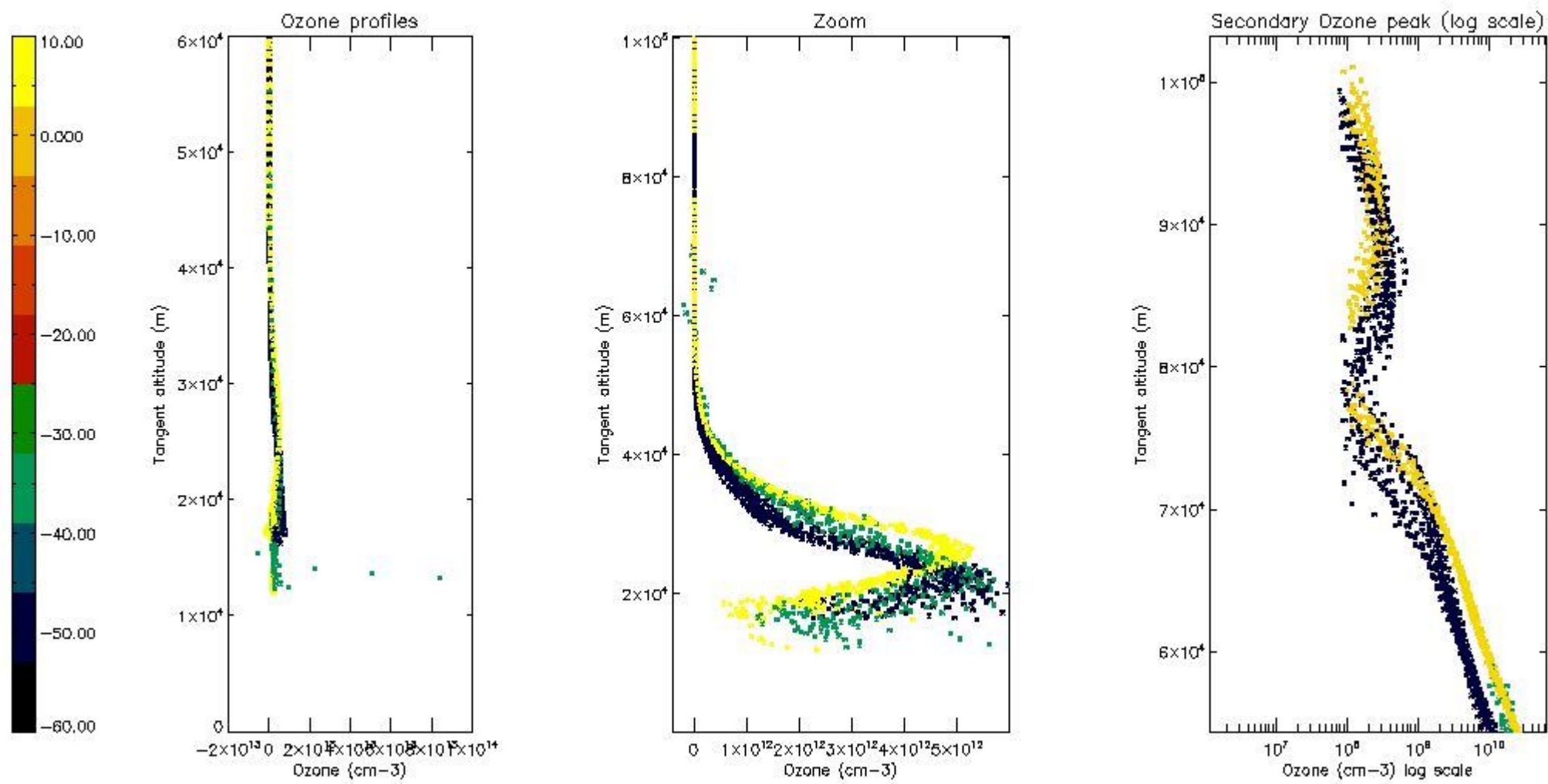
5.2 Plot ozone profiles for all STD (dark without errors)

The colorbar represents the latitude.



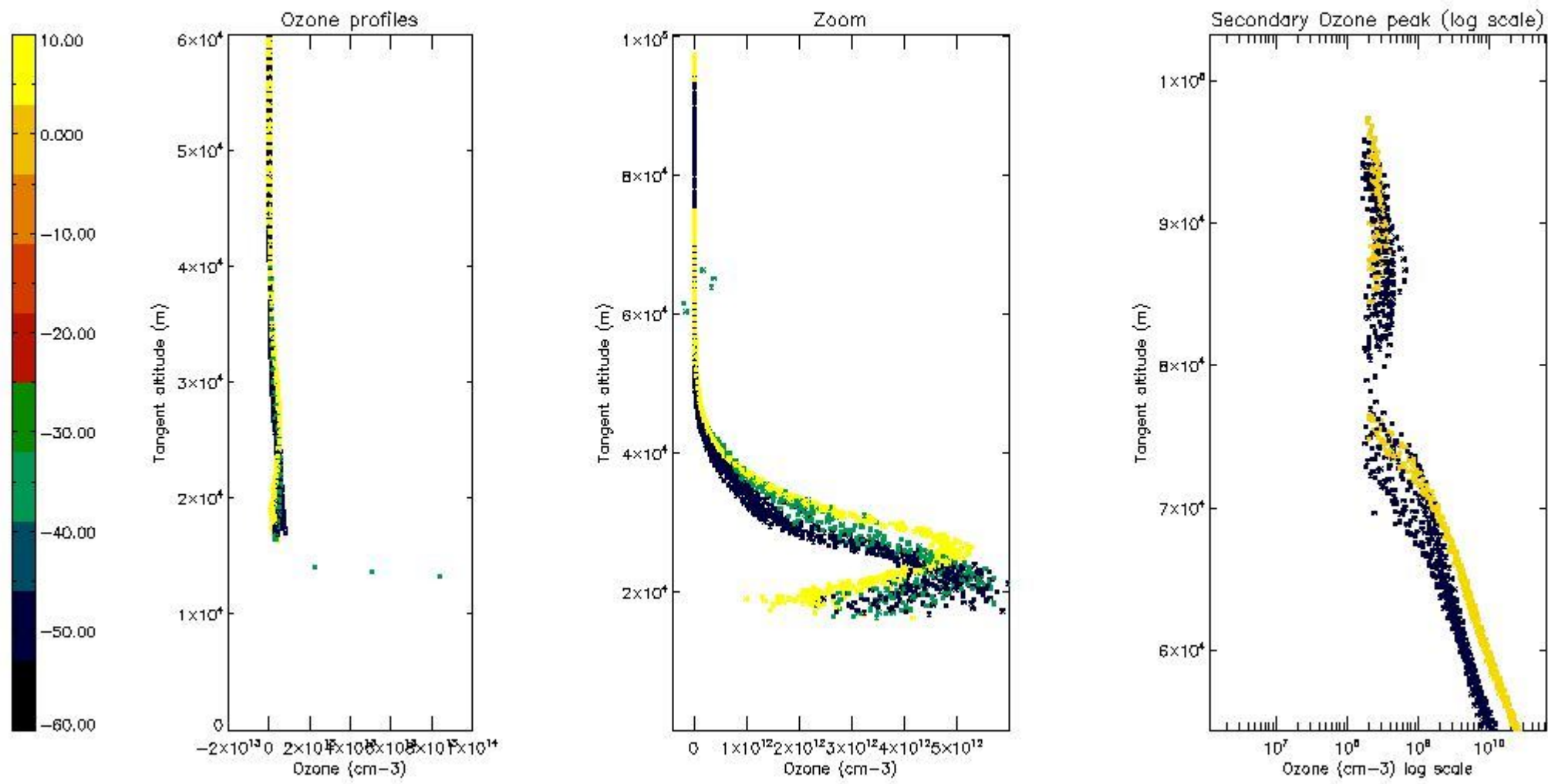
5.3 Plot ozone profiles where STD < 20% (dark without errors)

The colorbar represents the latitude.



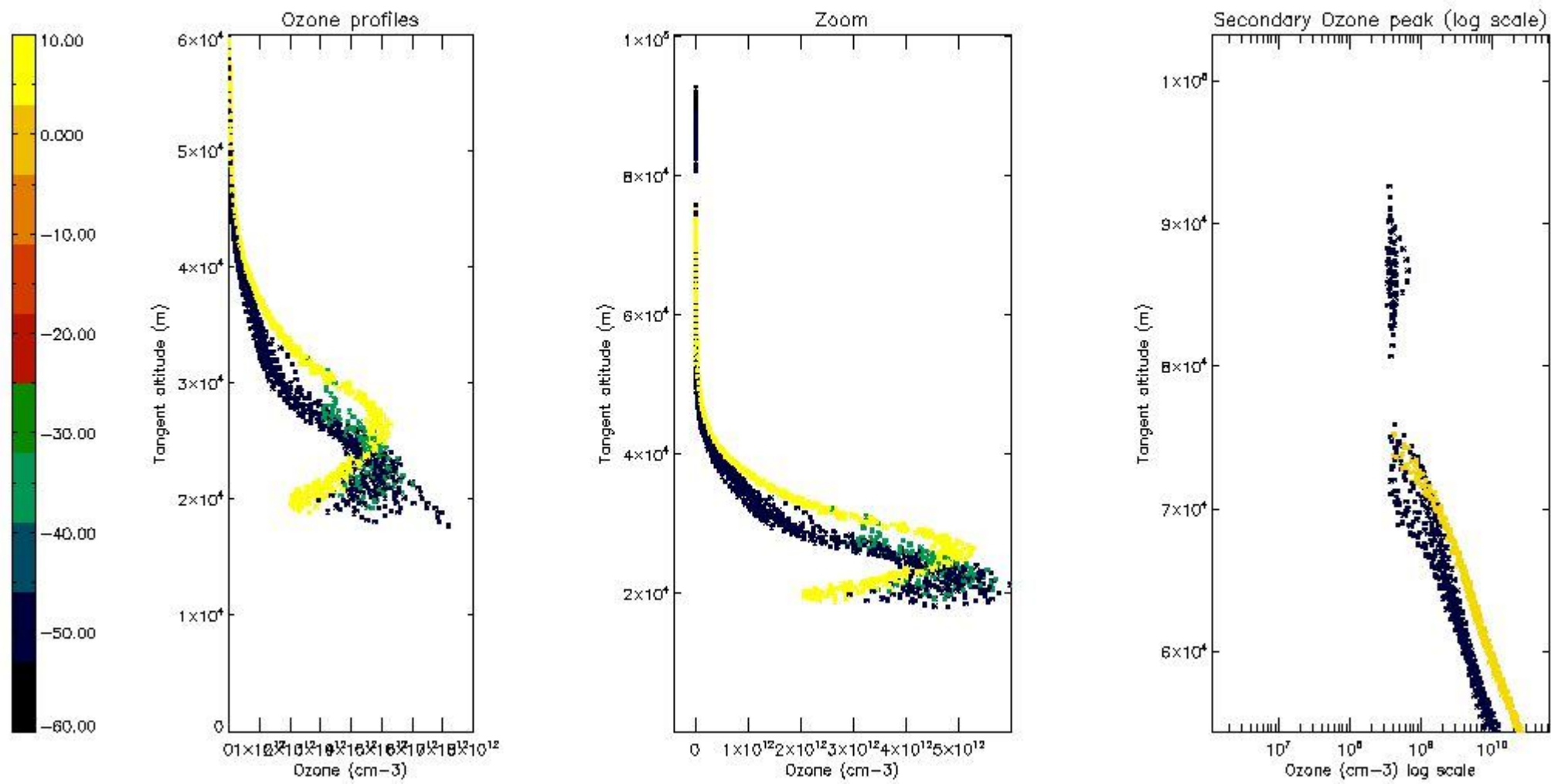
5.4 Plot ozone profiles where  $STD < 10\%$  (dark without errors)

The colorbar represents the latitude.



*5.5 Plot ozone profiles where  $STD < 5\%$  (dark without errors)*

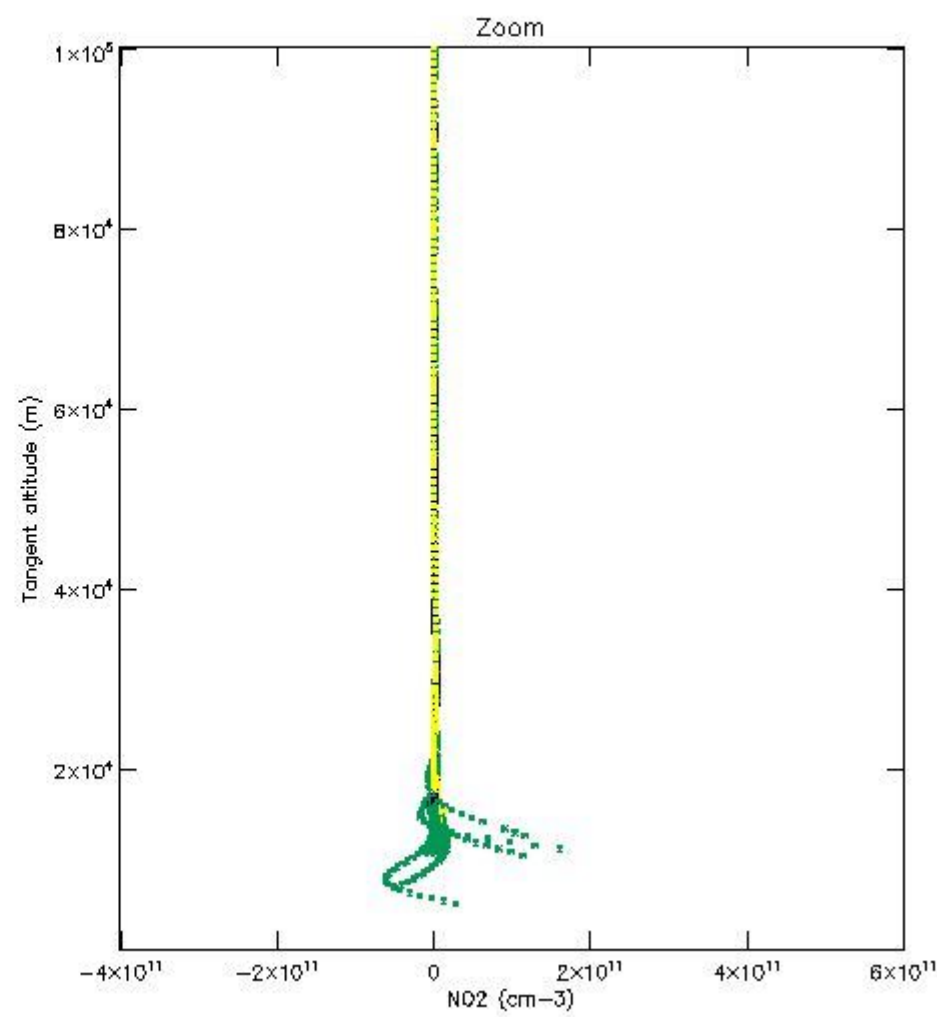
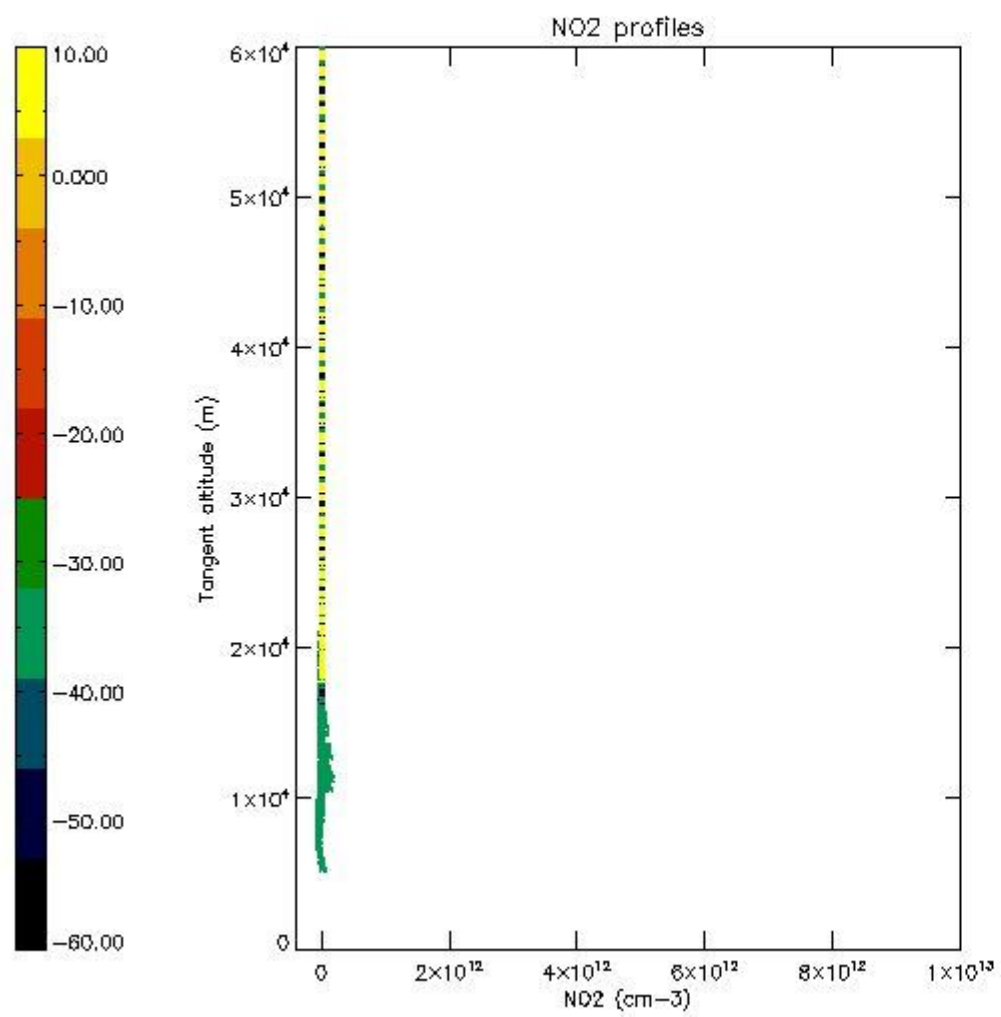
The colorbar represents the latitude.



*5.6 Plot NO<sub>2</sub> profiles for all STD (dark without errors)*

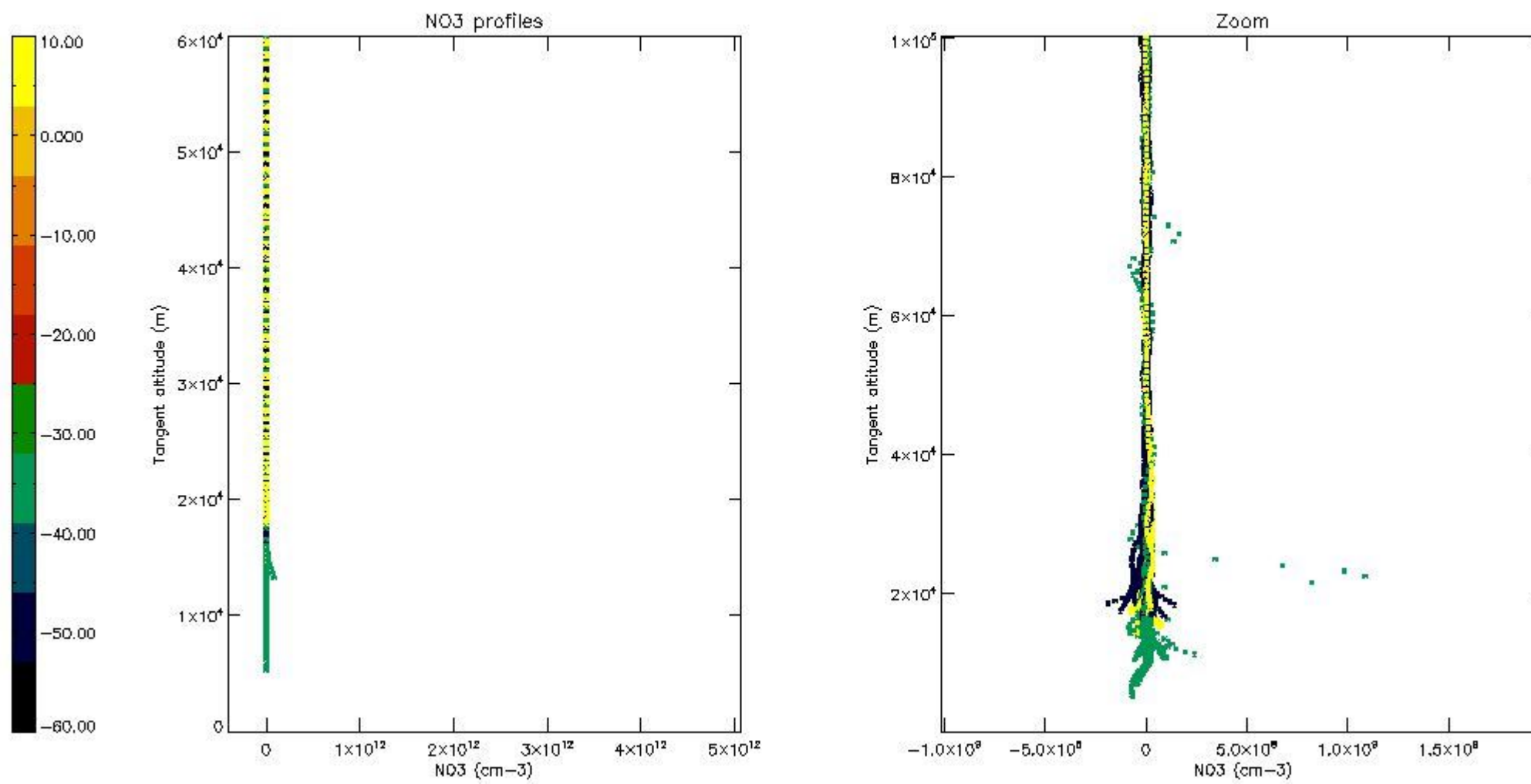
The colorbar represents the latitude.





*5.7 Plot NO3 profiles for all STD (dark without errors)*

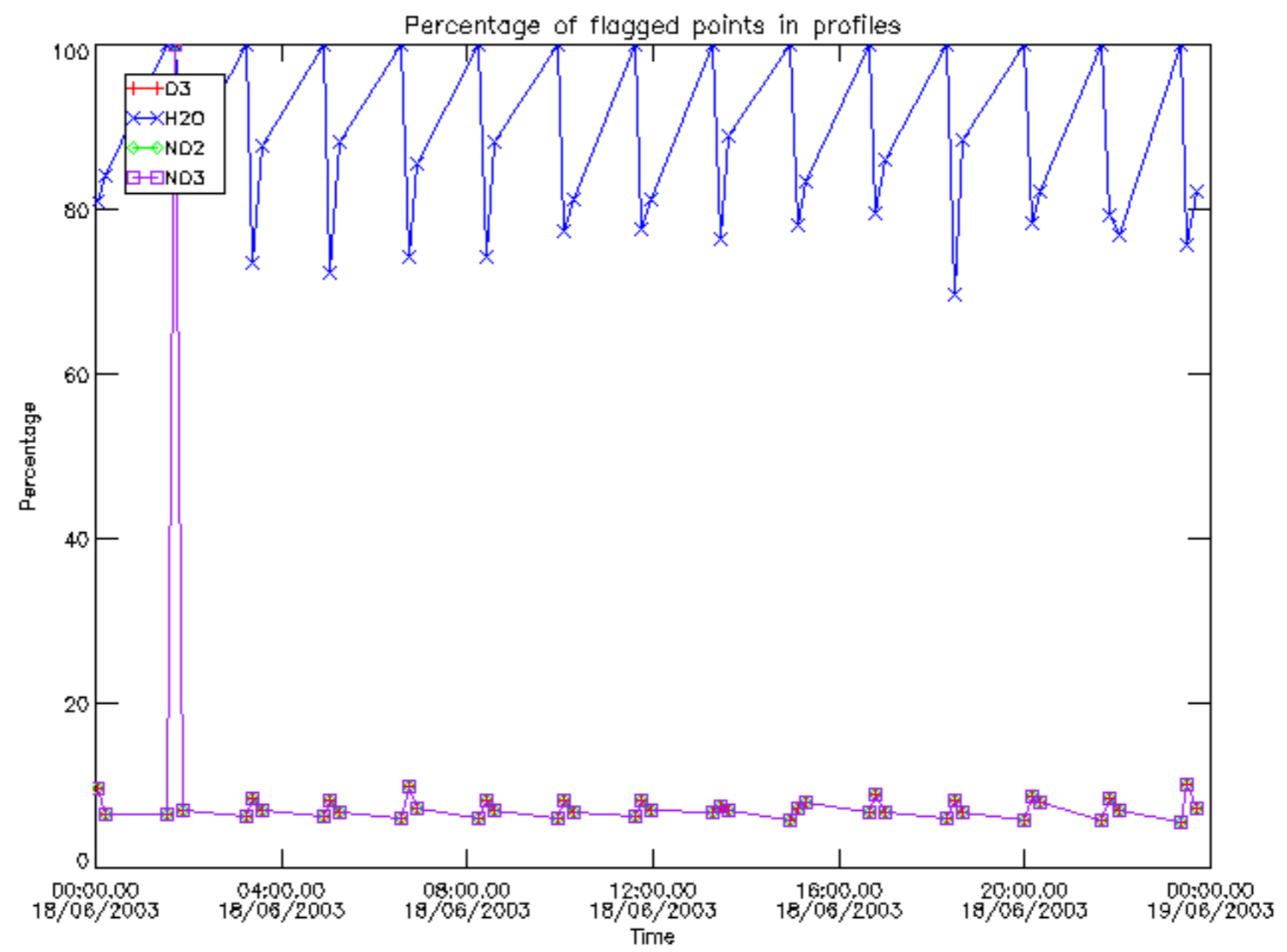
The colorbar represents the latitude.



## 6. Auxiliary Data Files used for the production reported in section 2

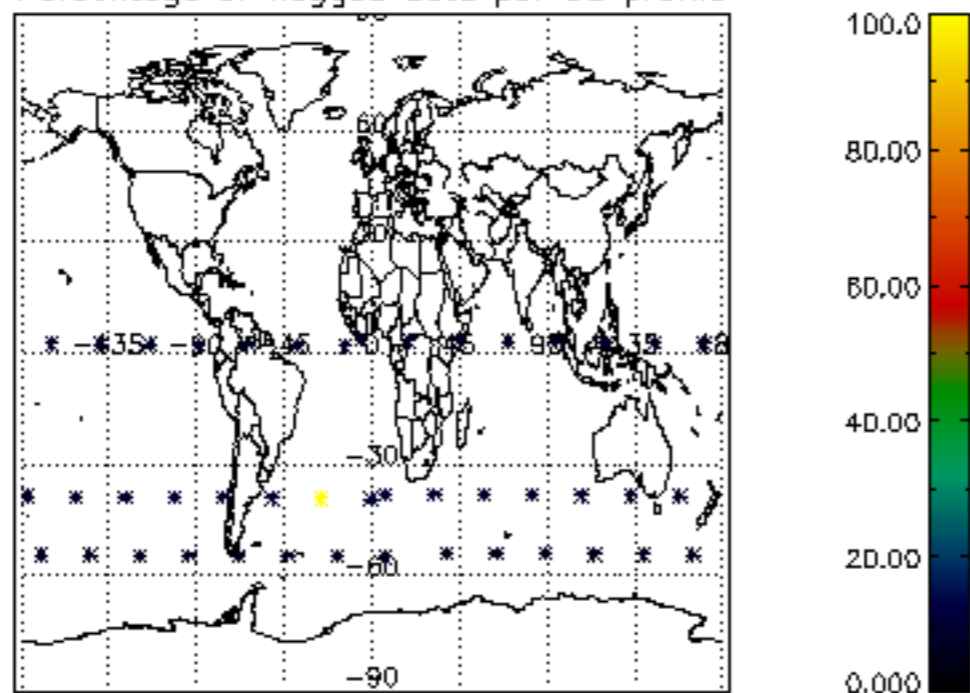
The number reported in the third column indicates since which file (see list in section 2) the corresponding auxiliary file has been used. The fourth column is the date of those product files.

Type	Auxiliary Filename	Used since product	Used since product date
INST_PHYS_CHARACTERISTICS	GOM_INS_AXNIEC20050627_150440_20020301_000000_20100101_000000	1	18-JUN-2003 00:01:28
LEVEL-2_PROC_CONFIG	GOM_PR2_AXVIEC20091111_152718_20020301_000000_20500101_000000	1	18-JUN-2003 00:01:28
CROSS_SECTIONS_FILE	GOM_CRS_AXVIEC20091111_154832_20020301_000000_20500101_000000	1	18-JUN-2003 00:01:28

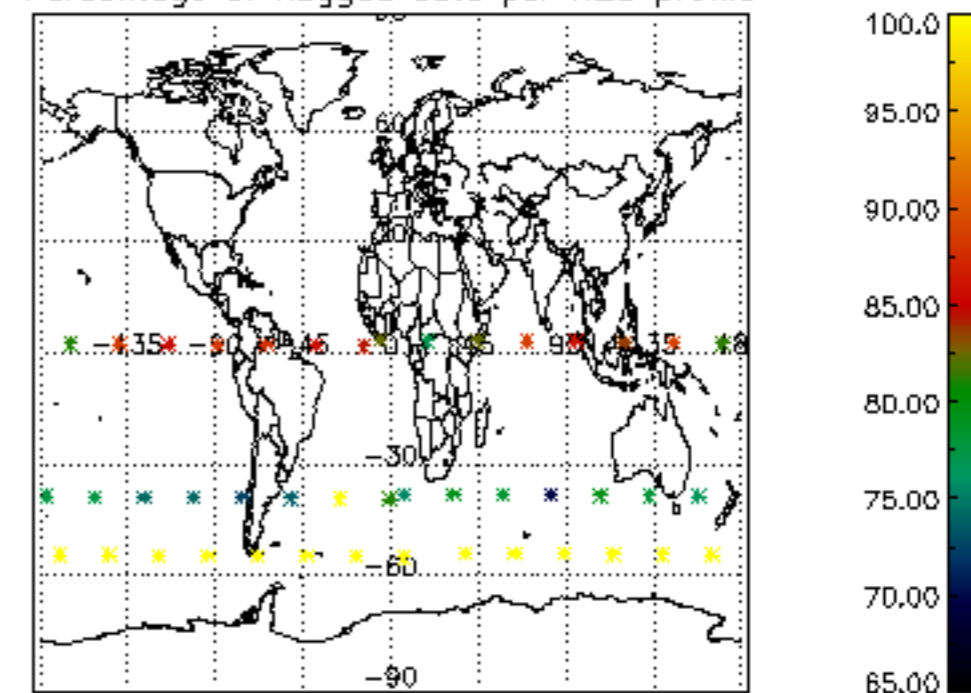




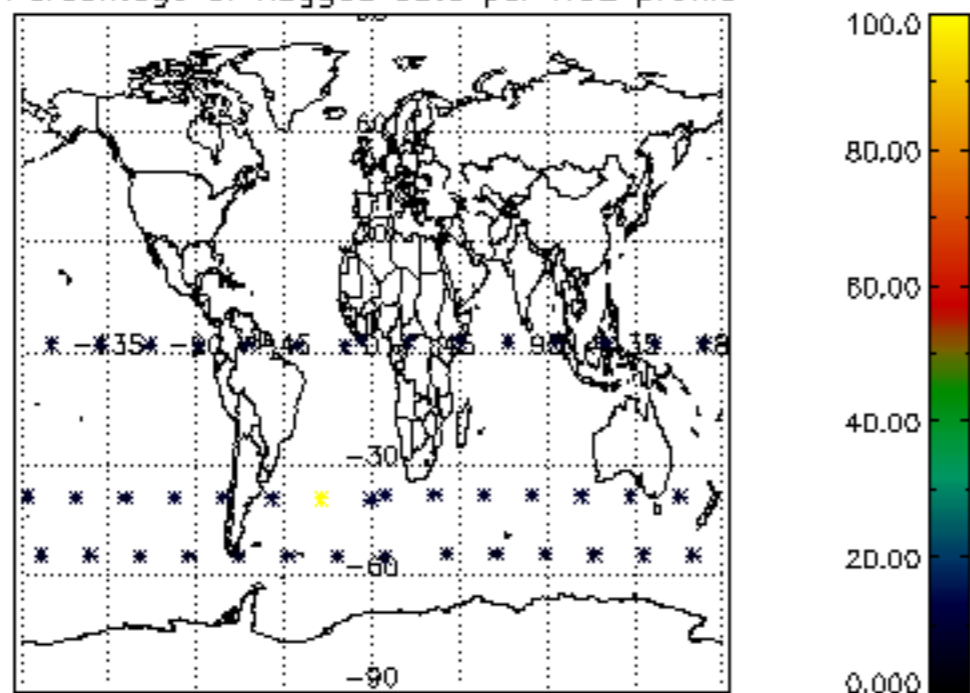
Percentage of flagged data per D3 profile



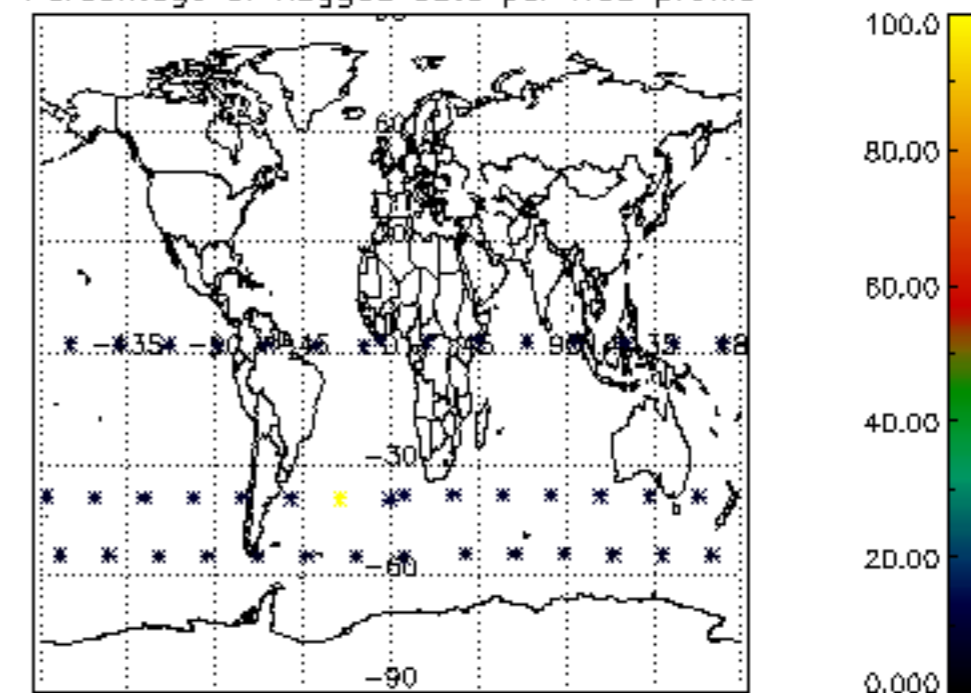
Percentage of flagged data per H2O profile

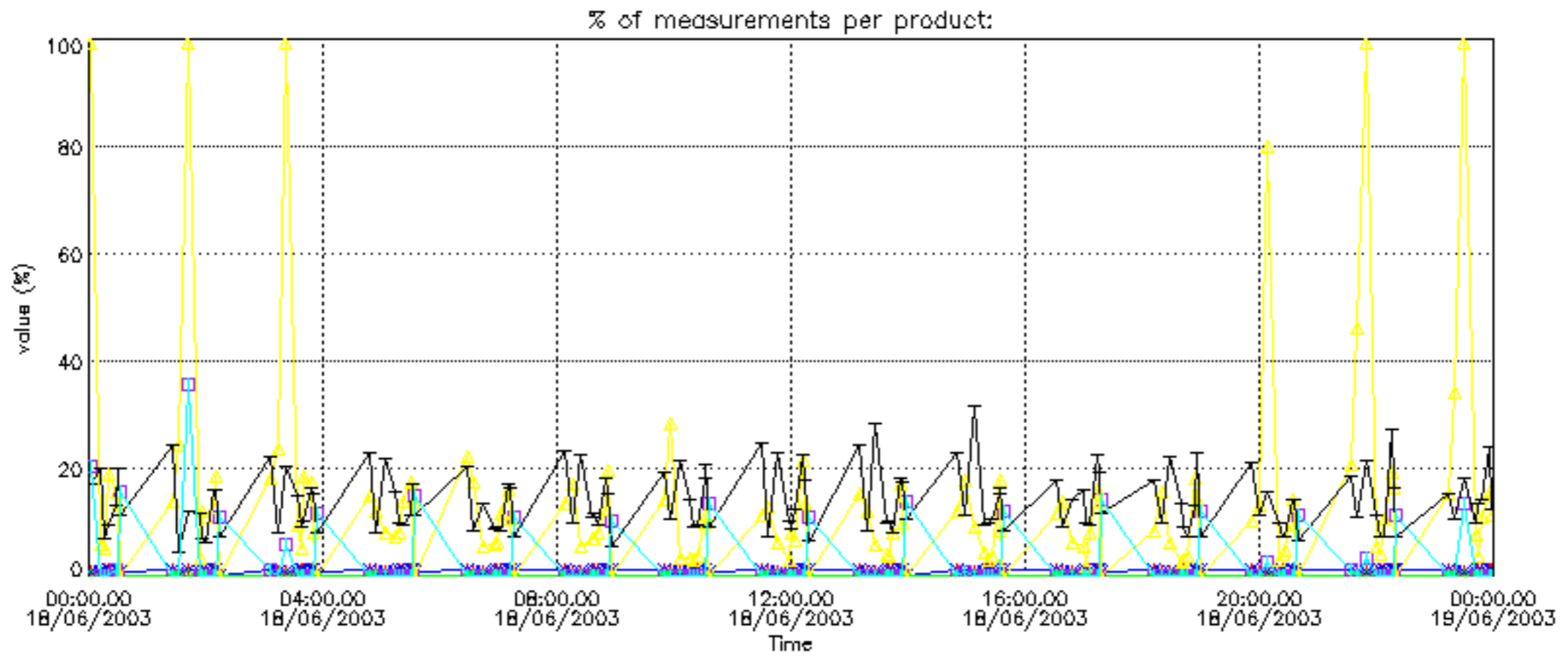


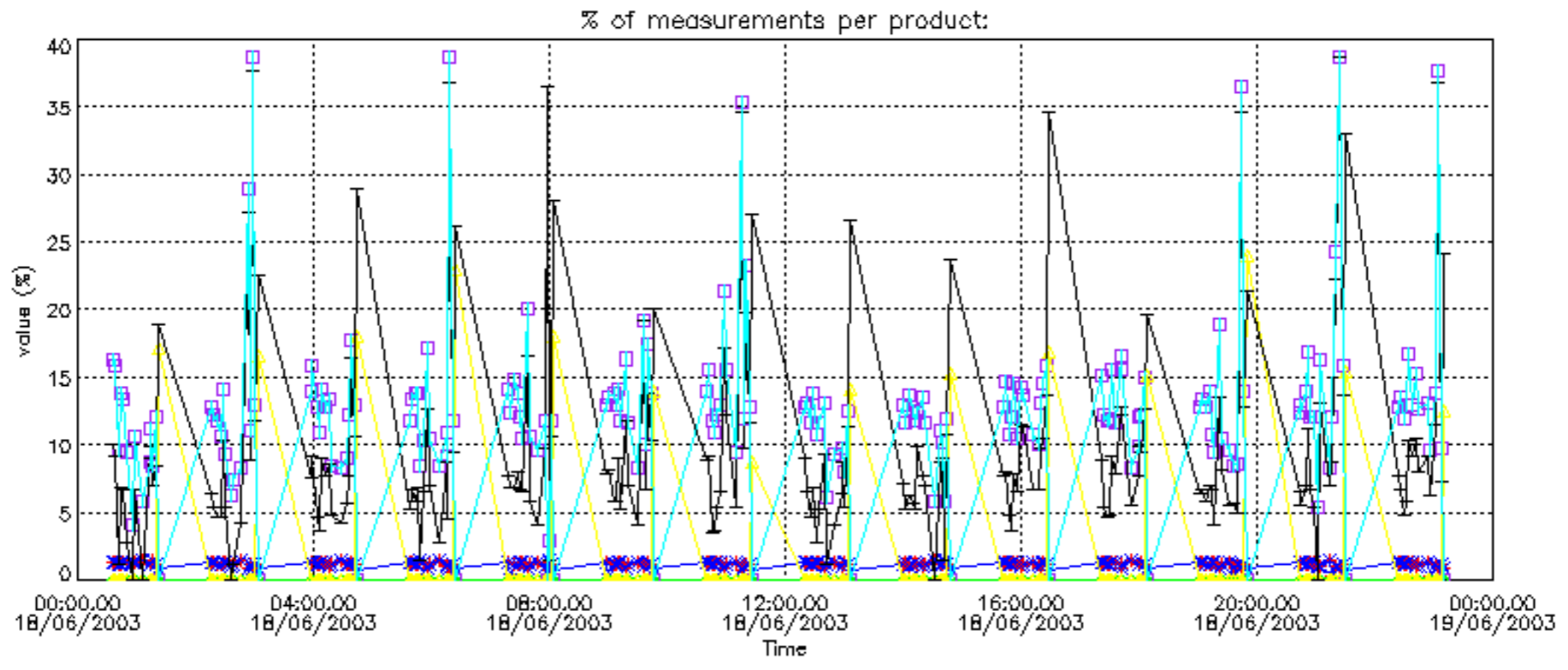
Percentage of flagged data per NO2 profile



Percentage of flagged data per NO3 profile

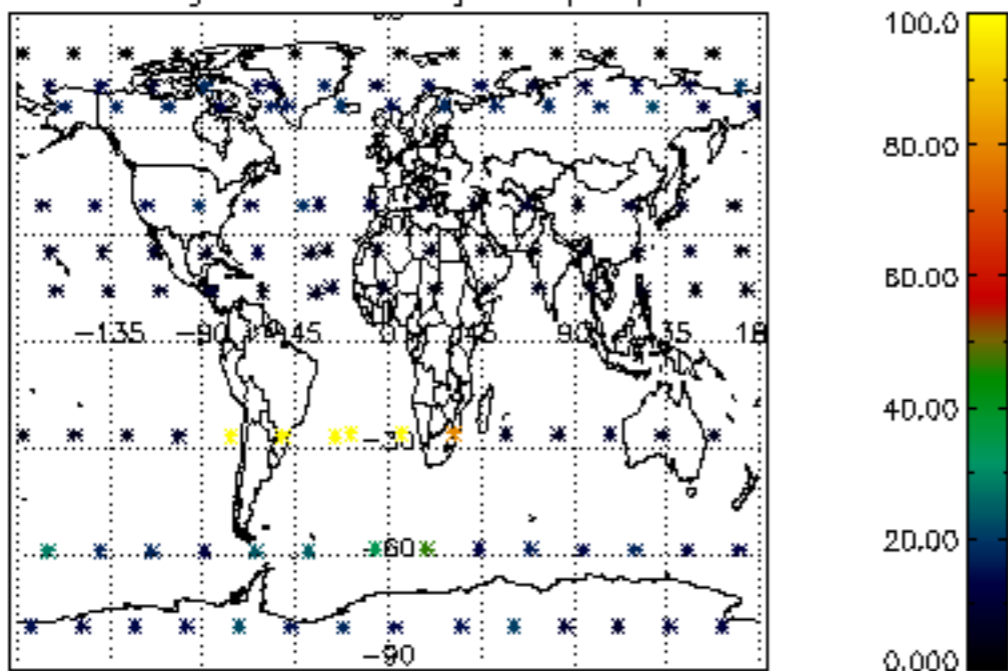




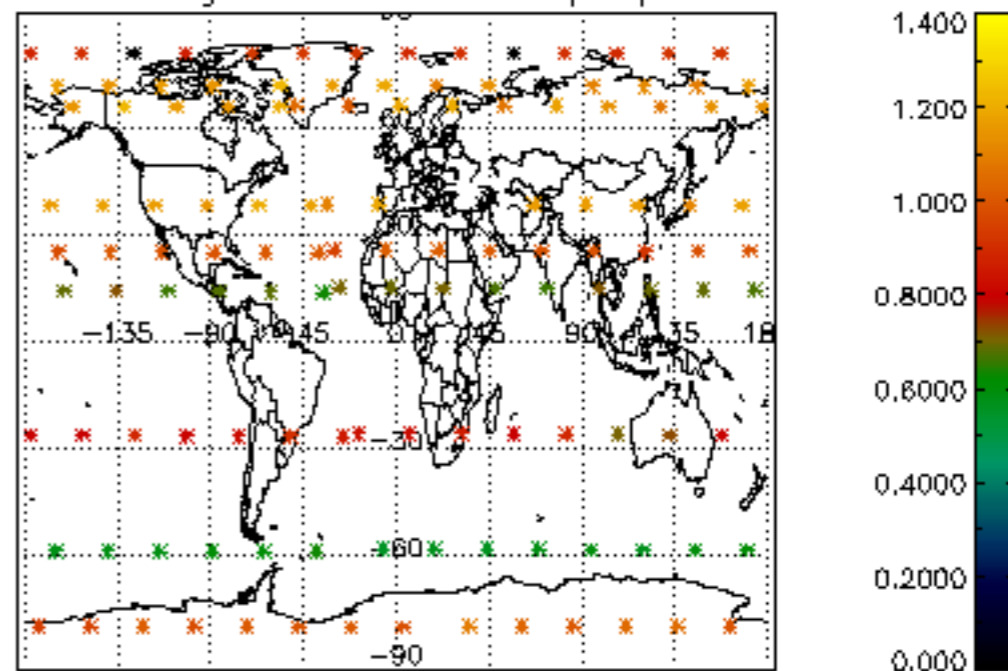




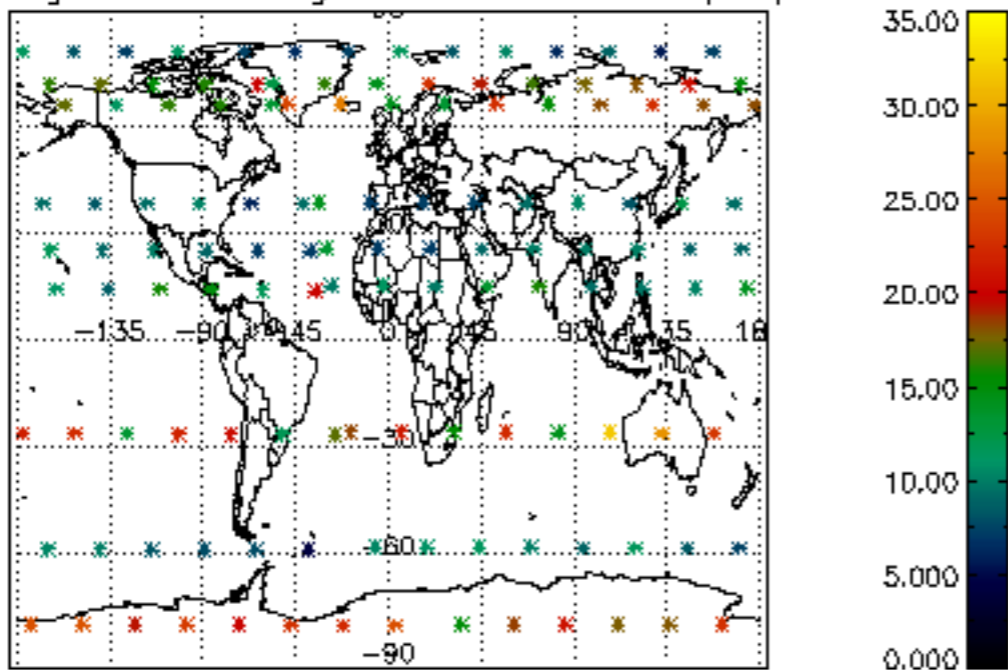
Percentage of cosmic ray hits per profile



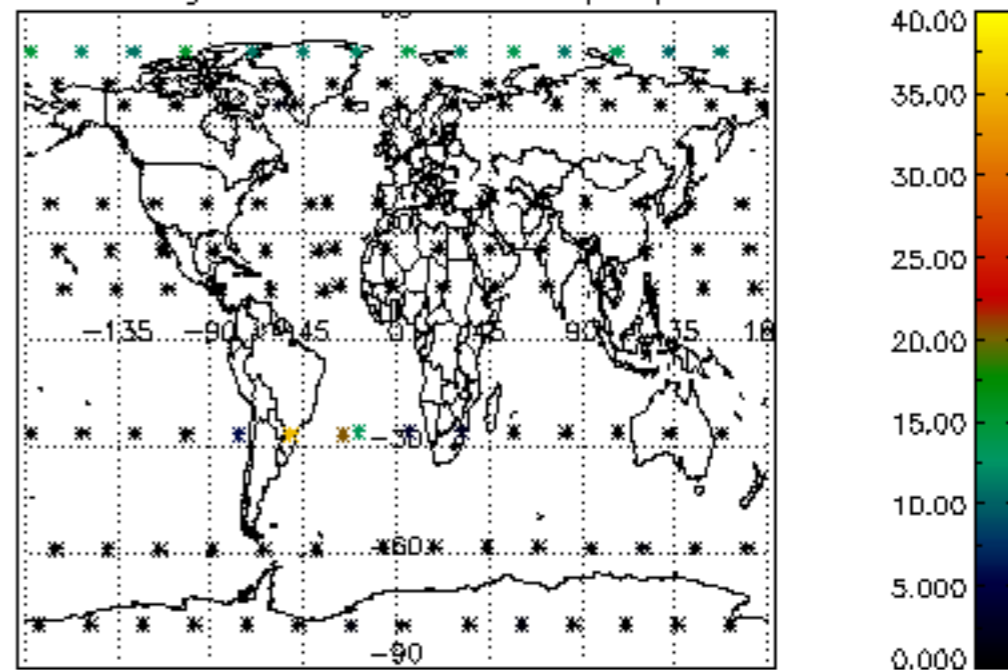
Percentage of datation errors per profile



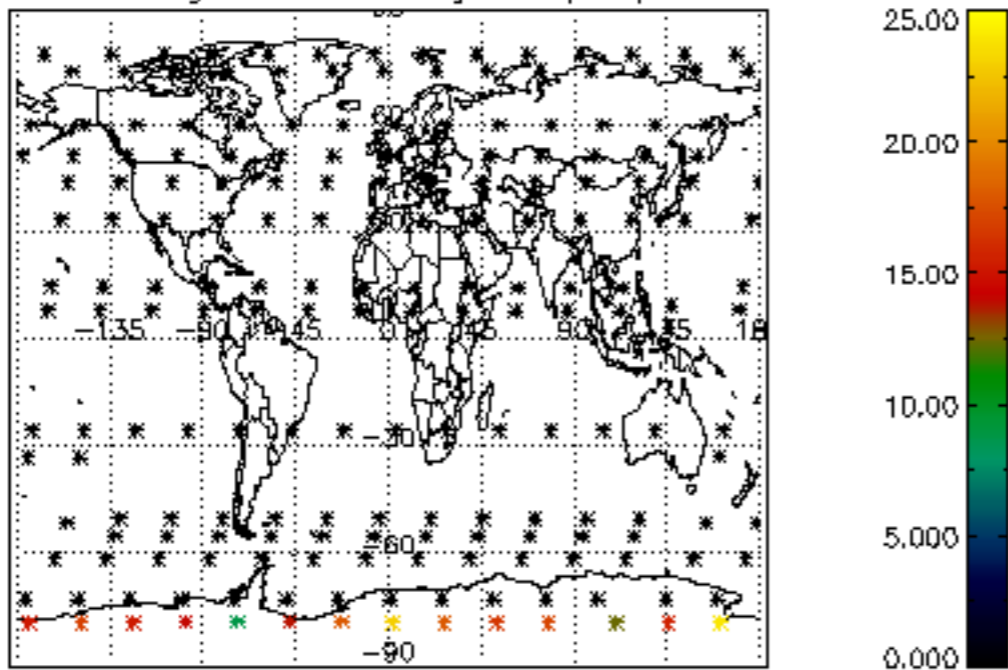
Percentage of star falling outside central band per profile



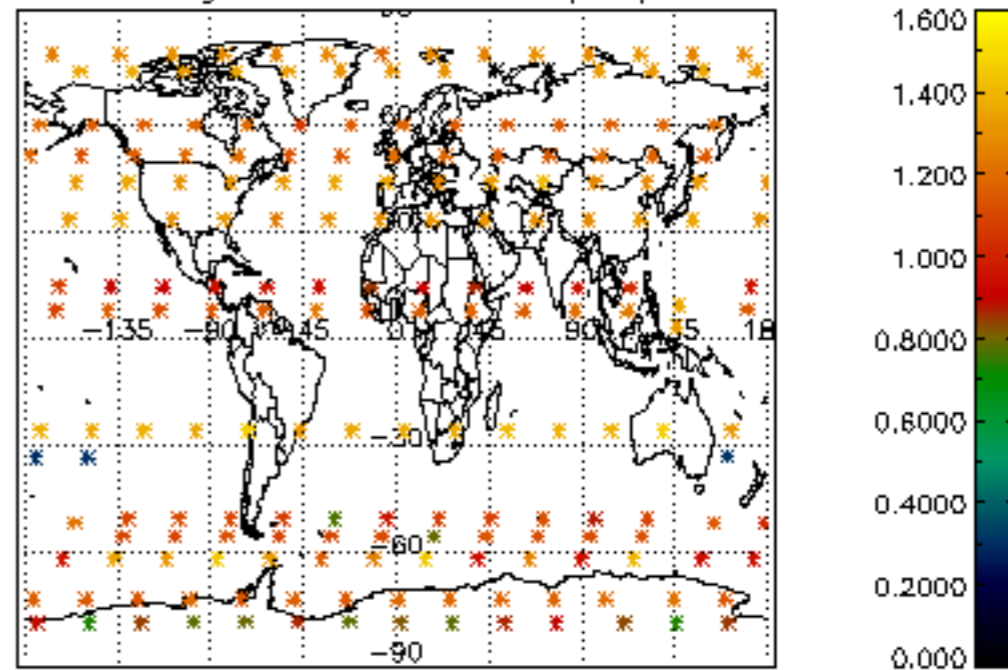
Percentage of saturation errors per profile



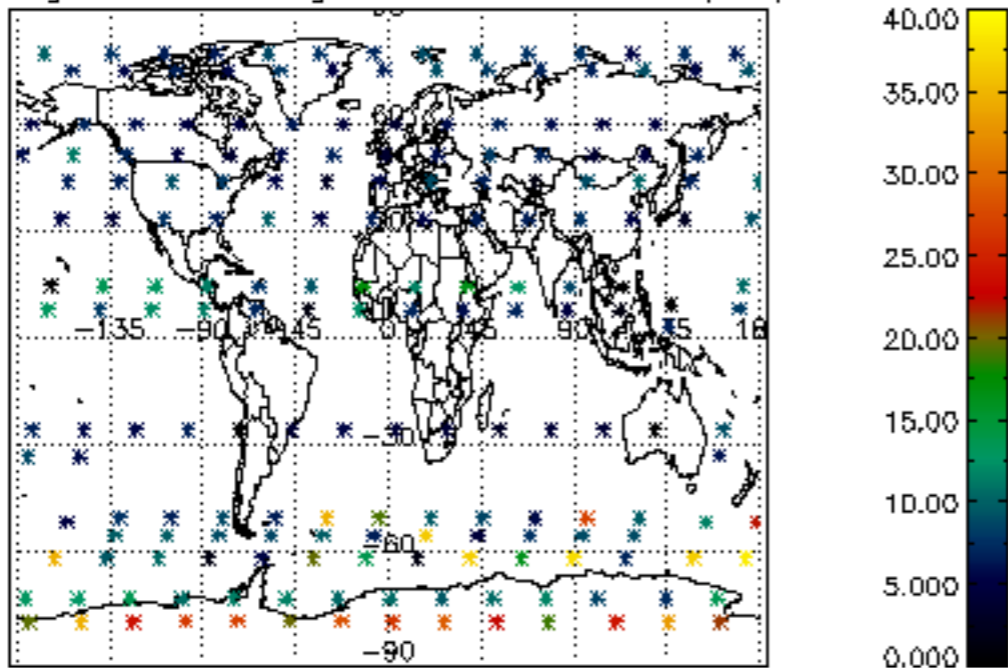
Percentage of cosmic ray hits per profile



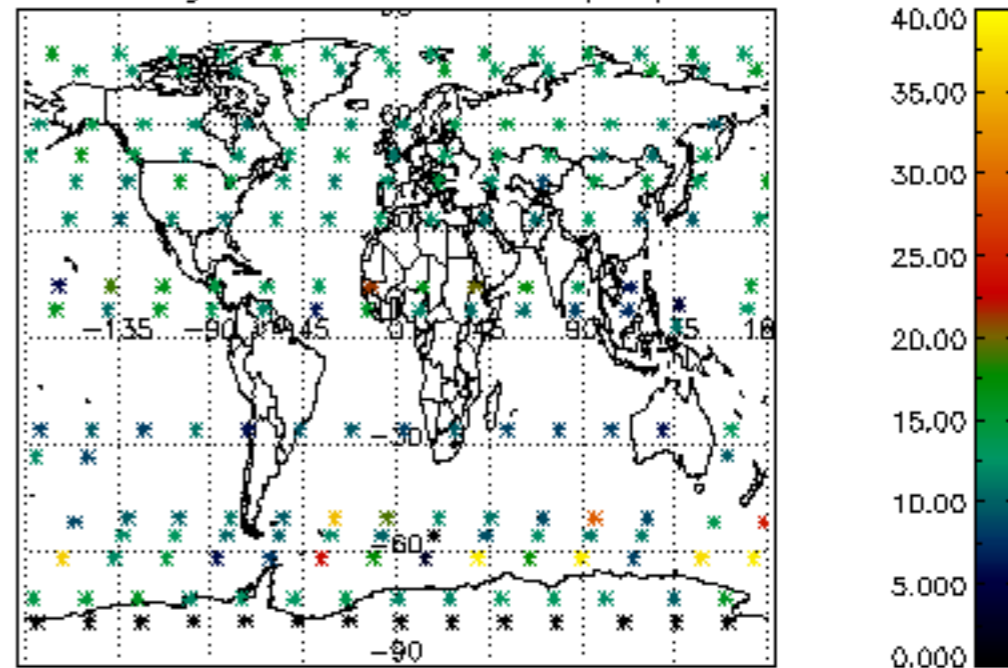
Percentage of datation errors per profile

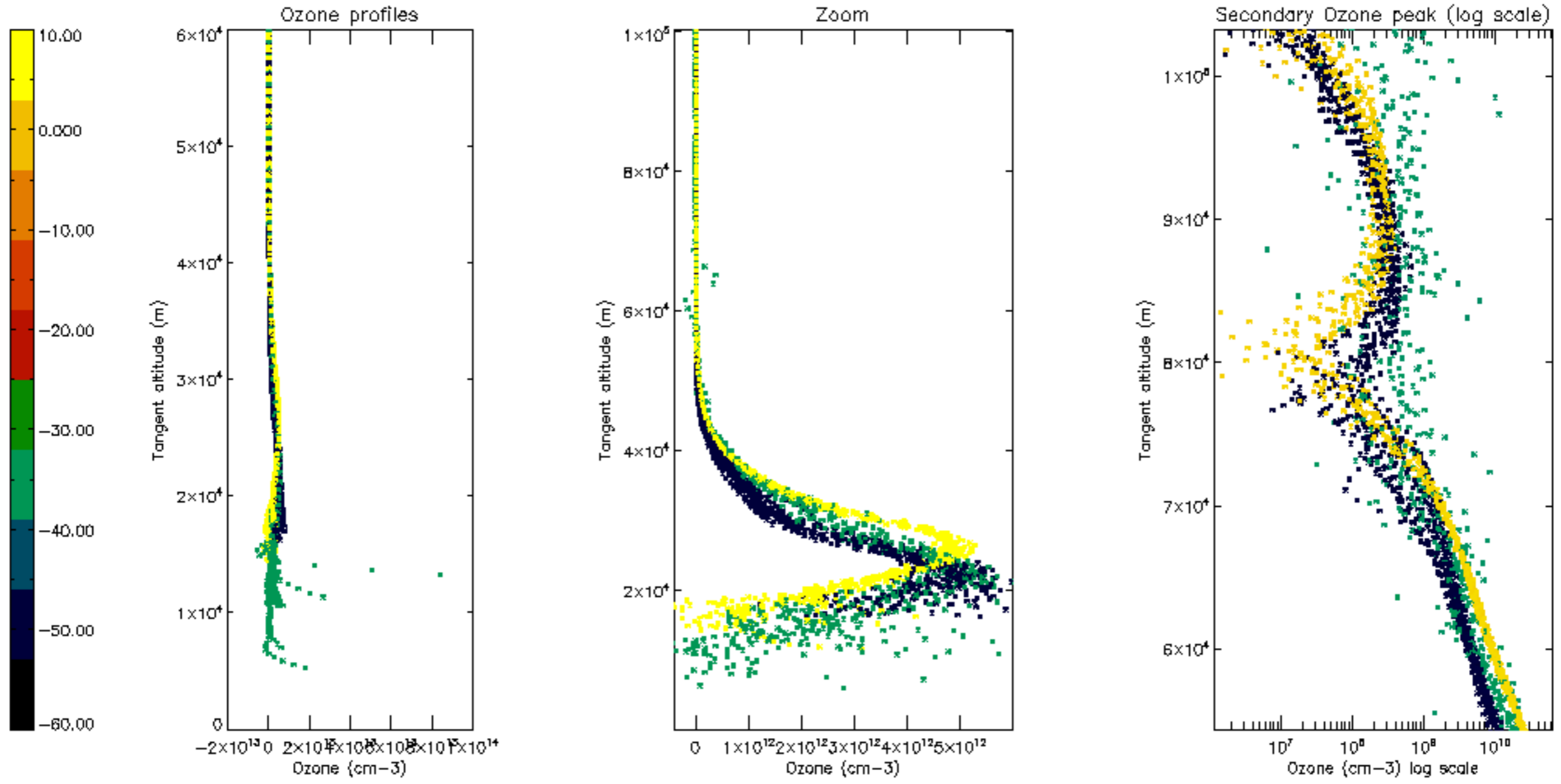


Percentage of star falling outside central band per profile

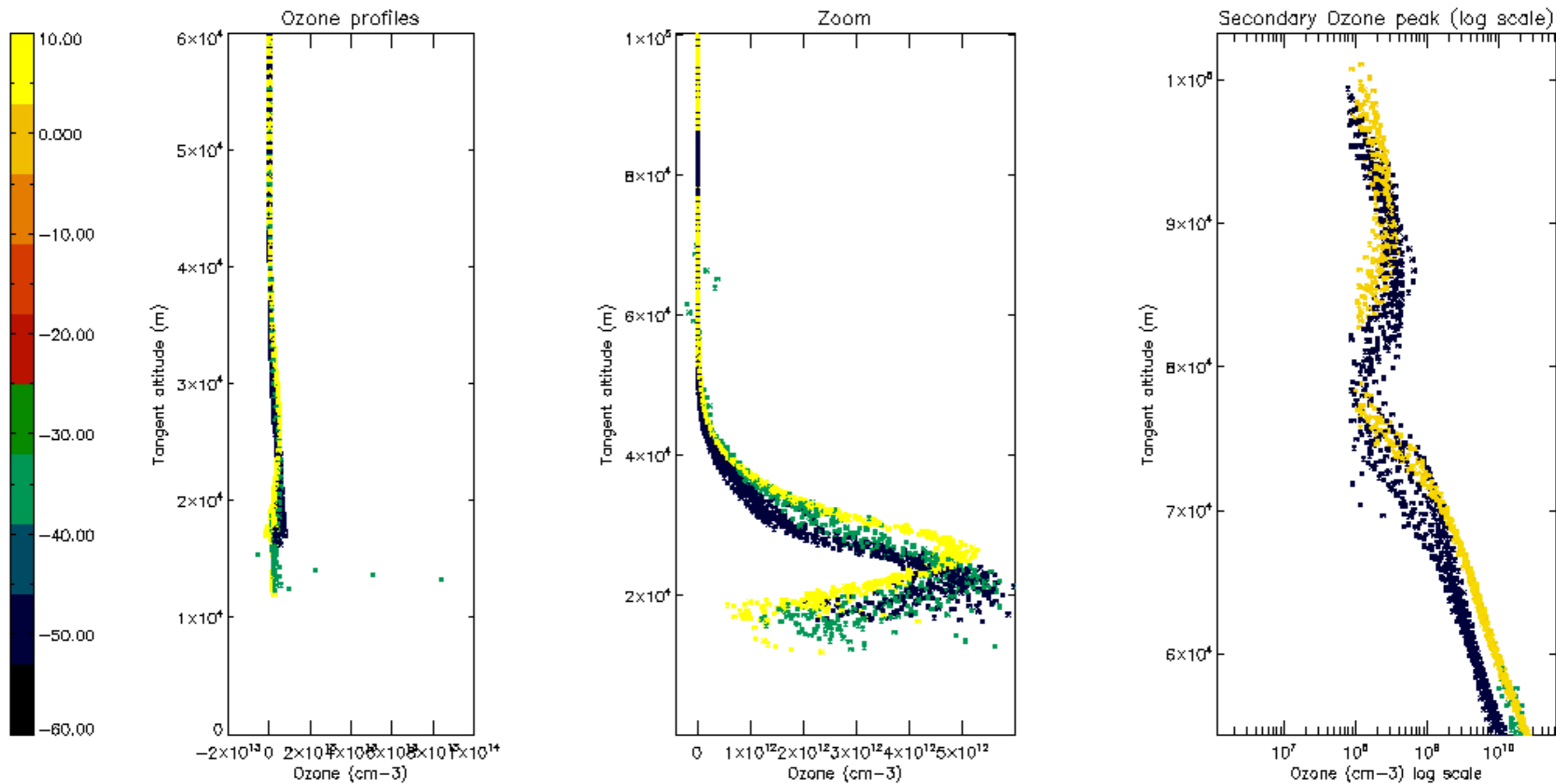


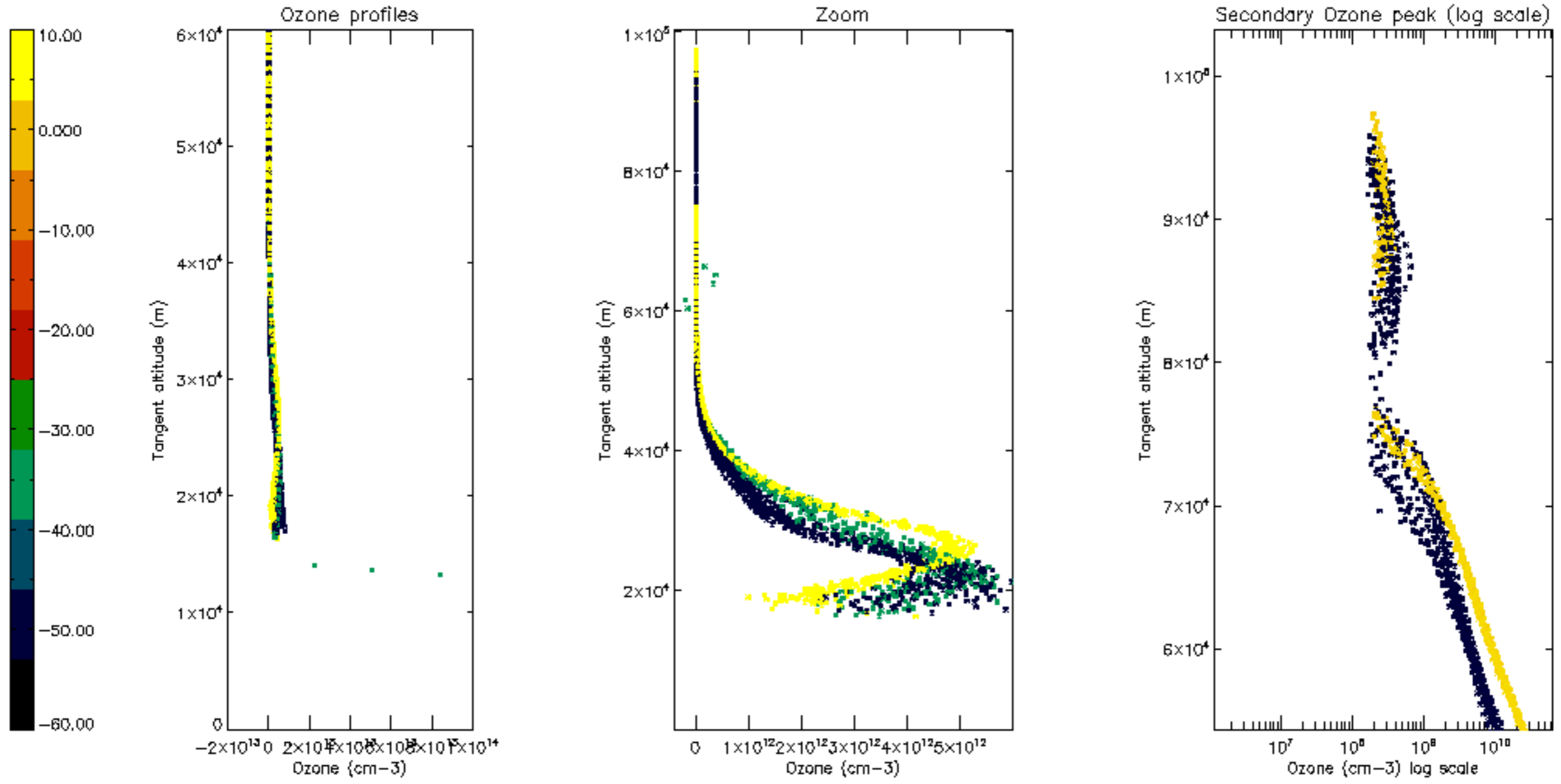
Percentage of saturation errors per profile

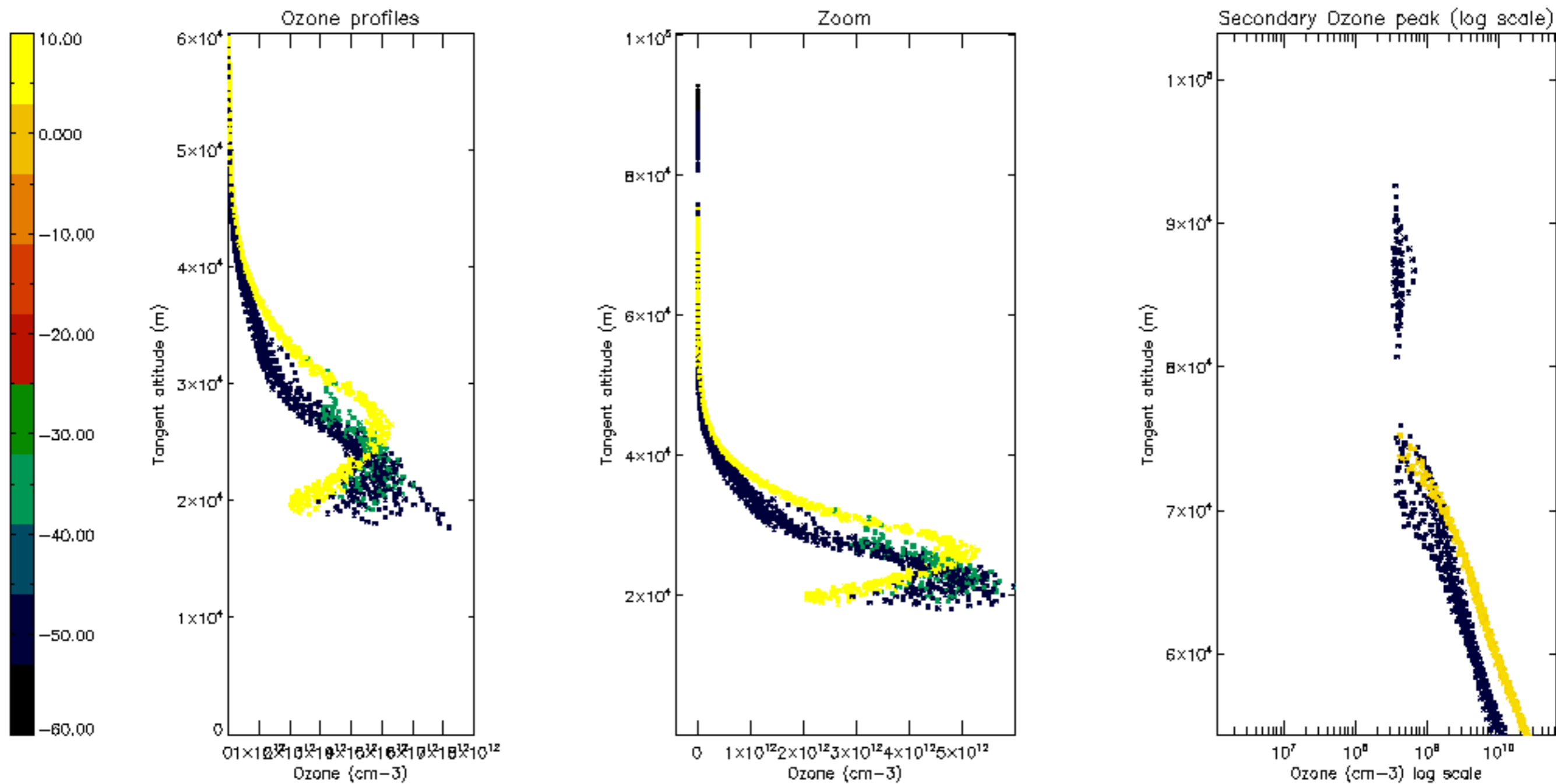




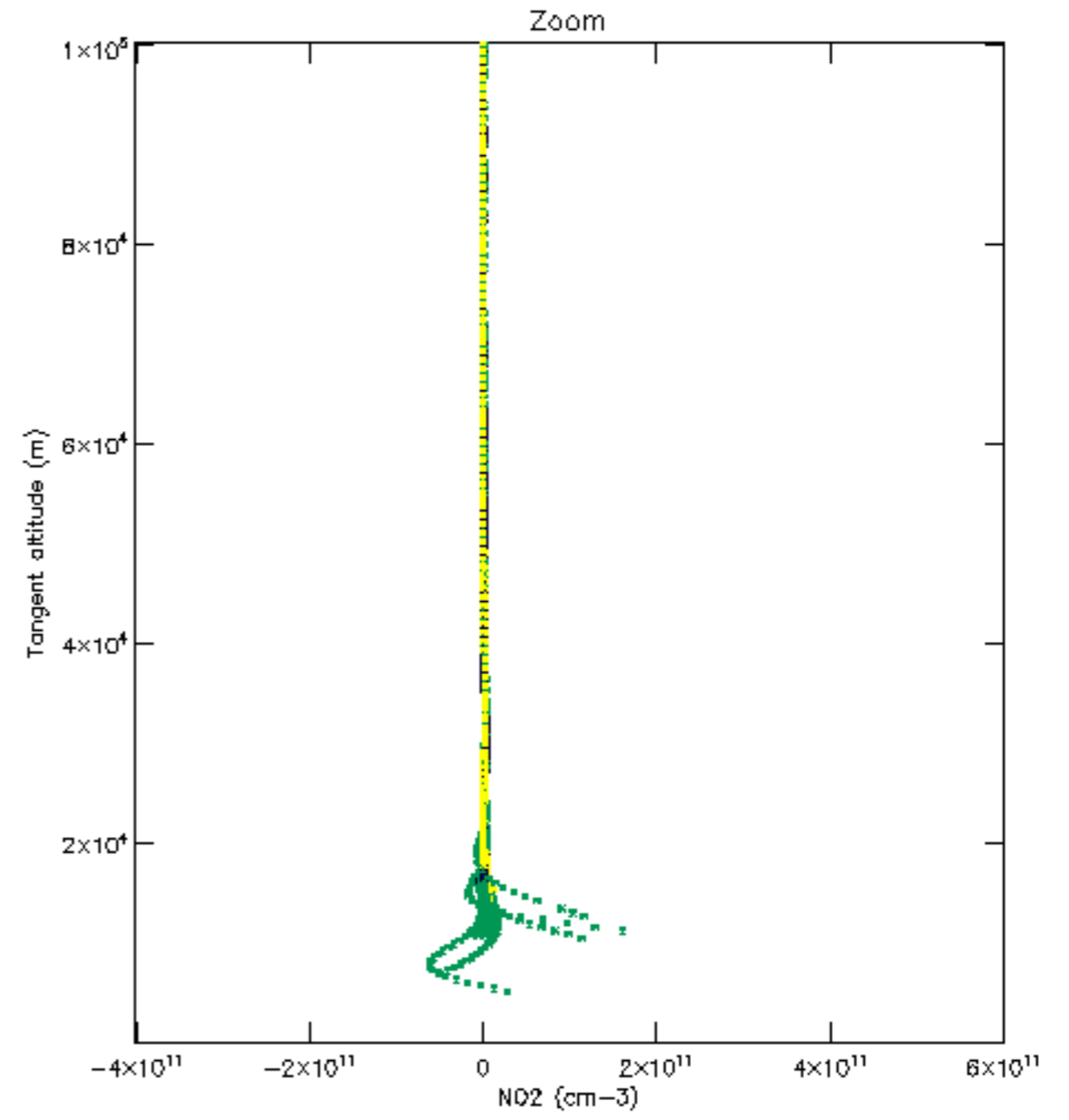
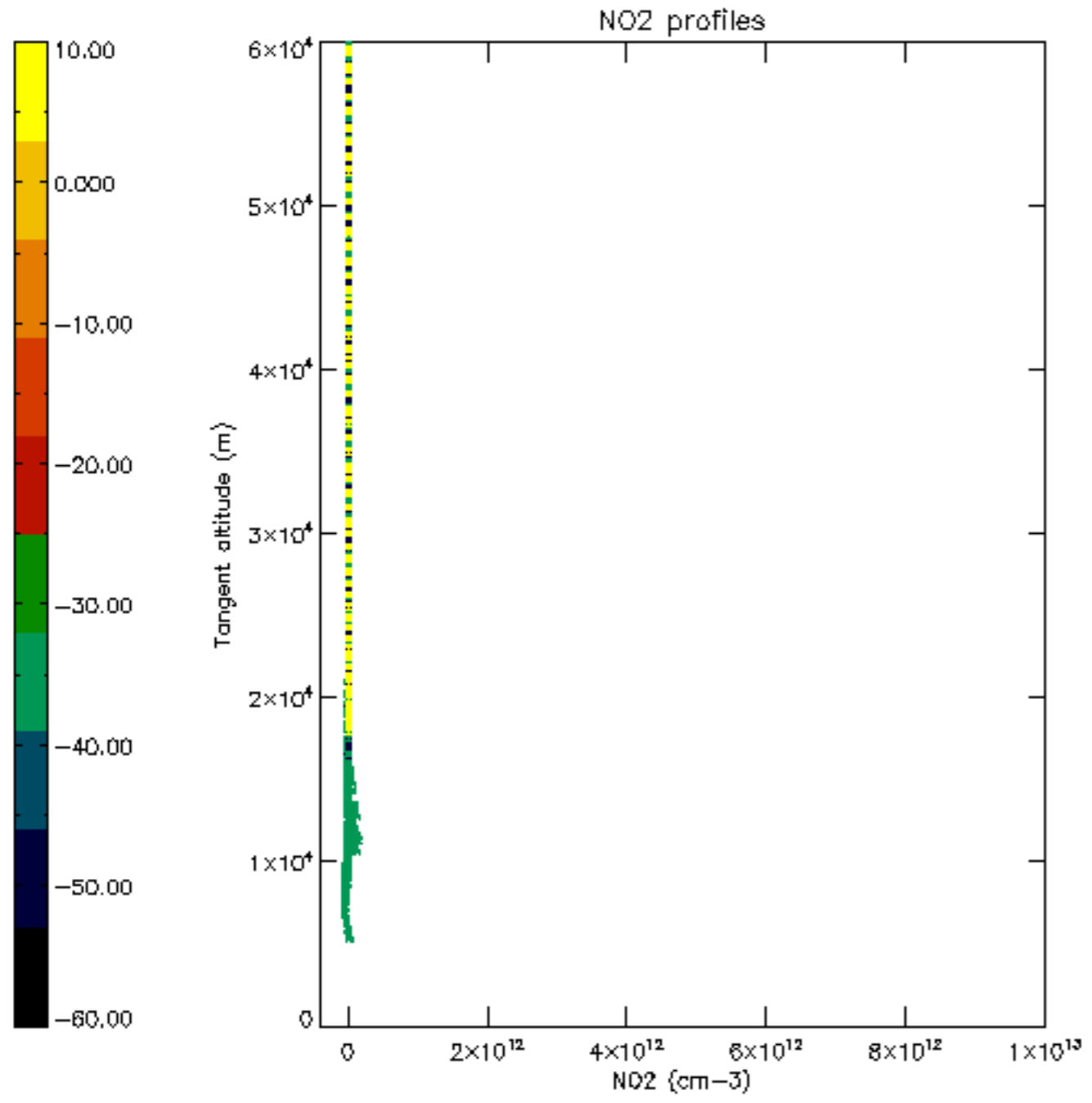


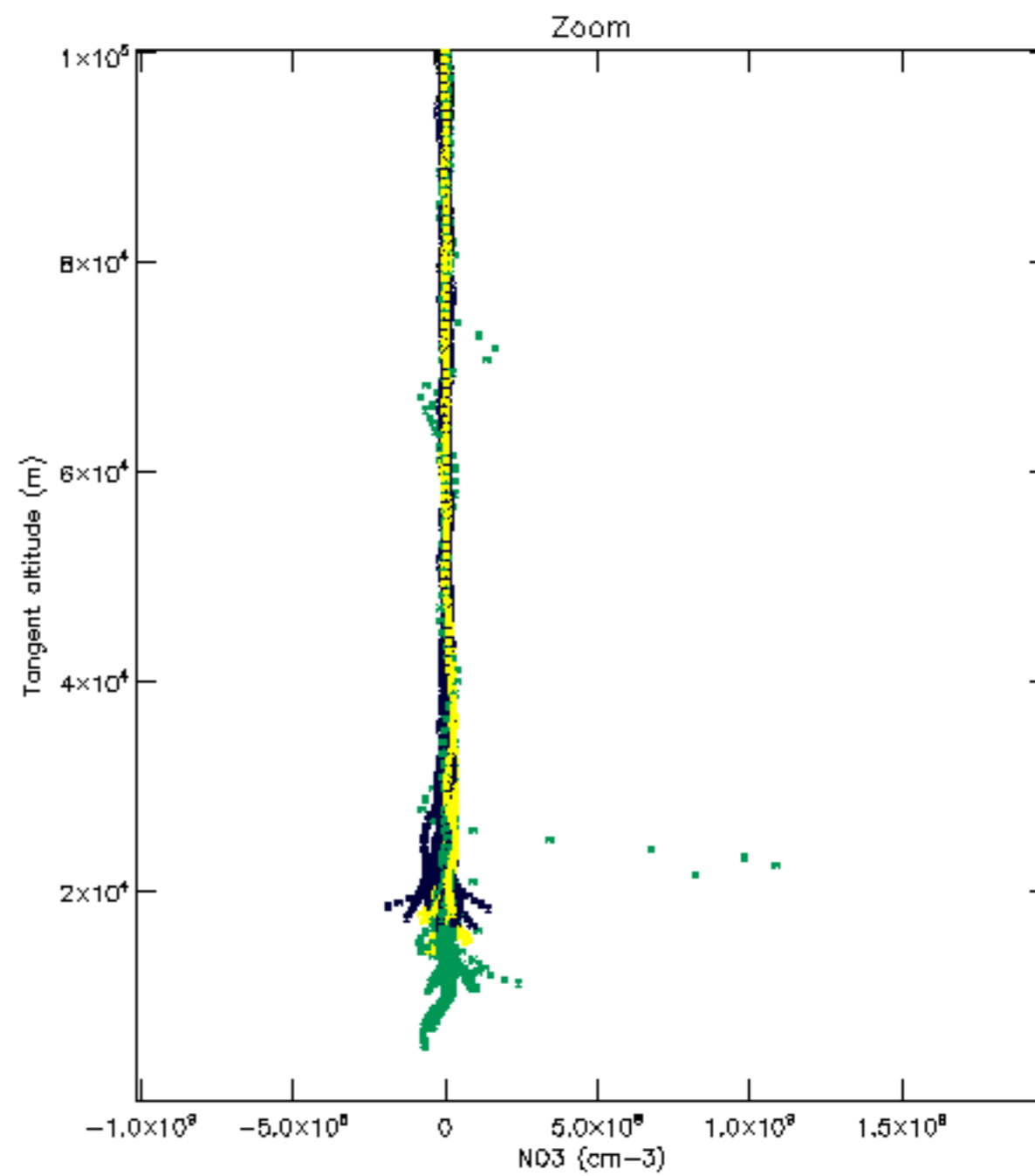
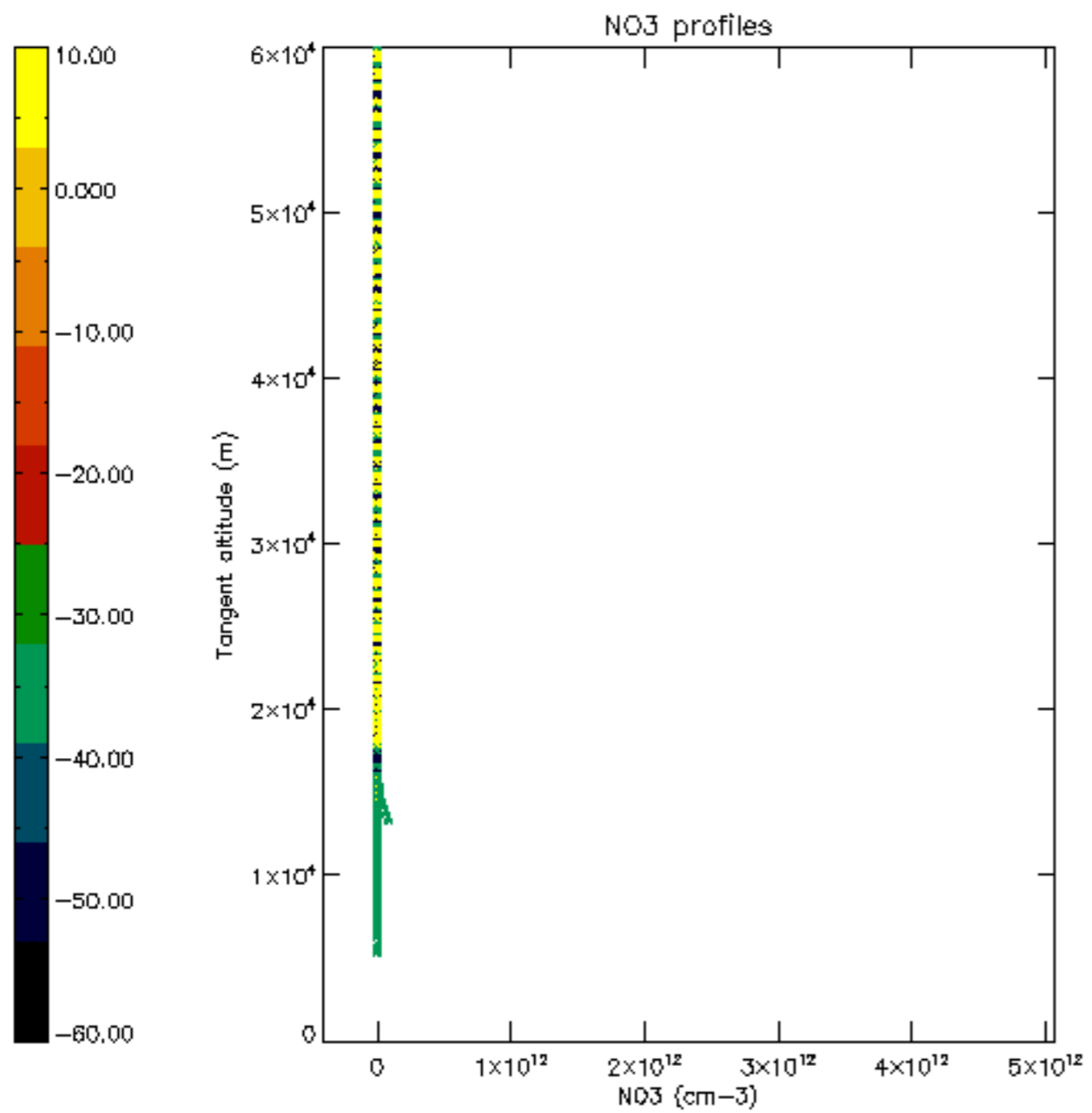


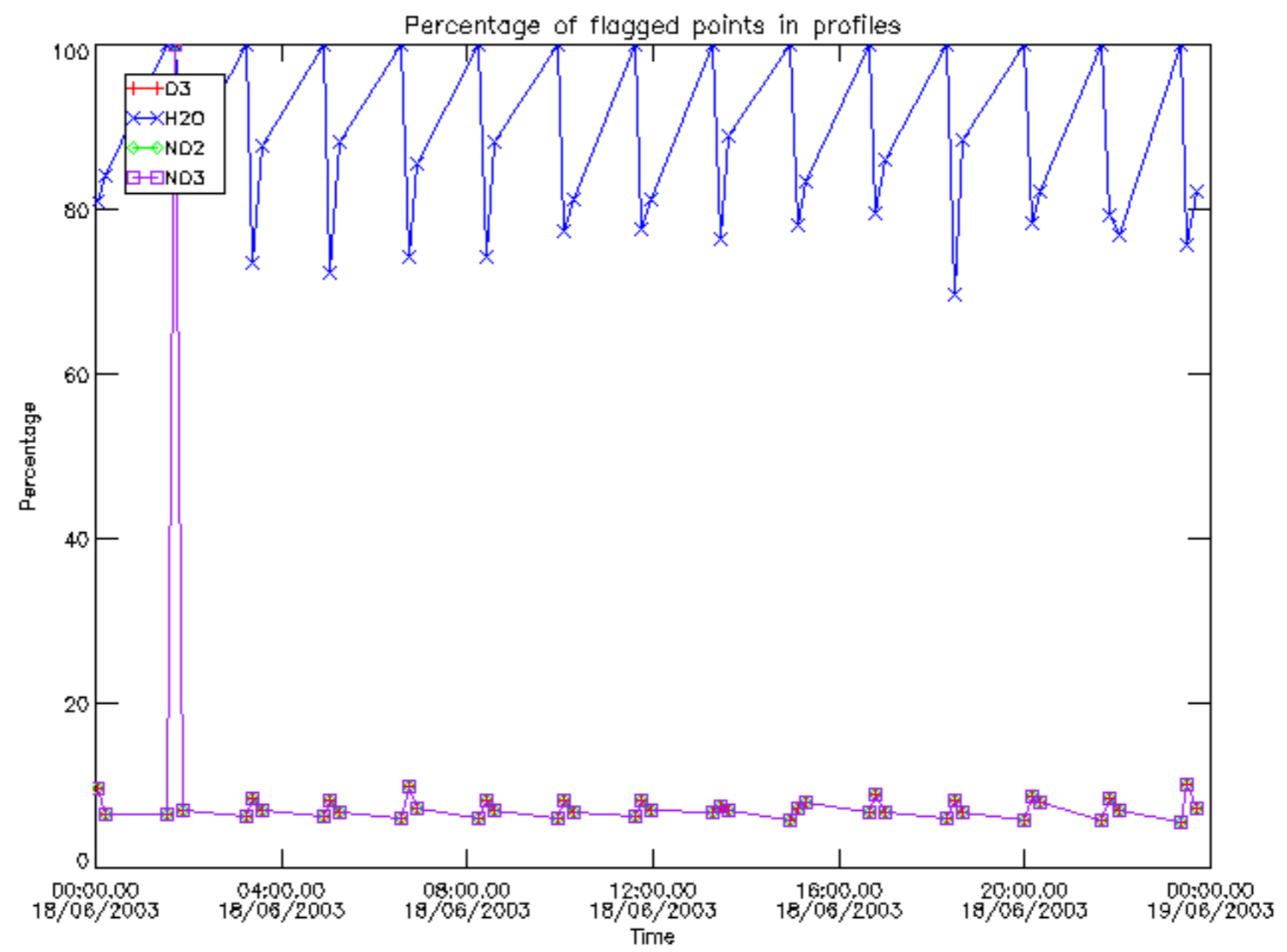




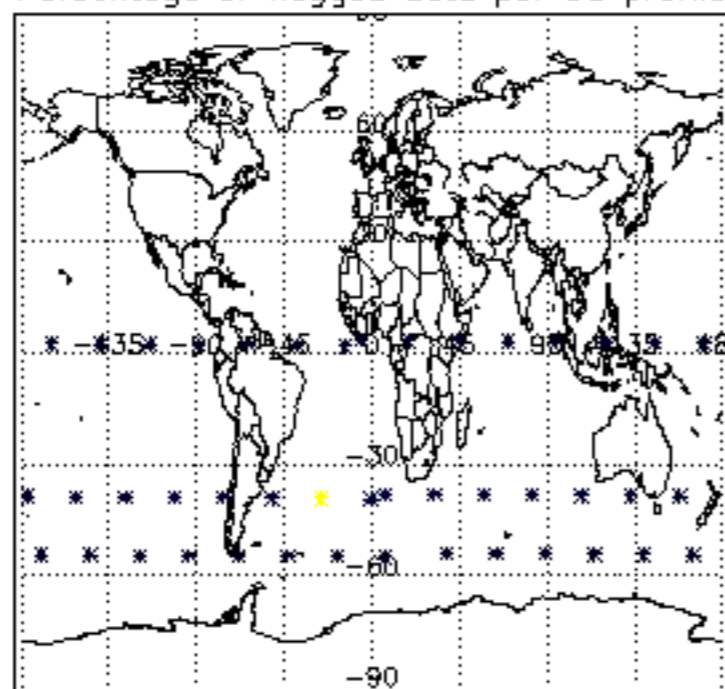




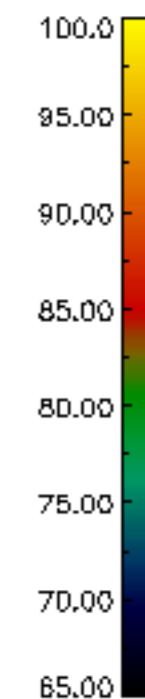
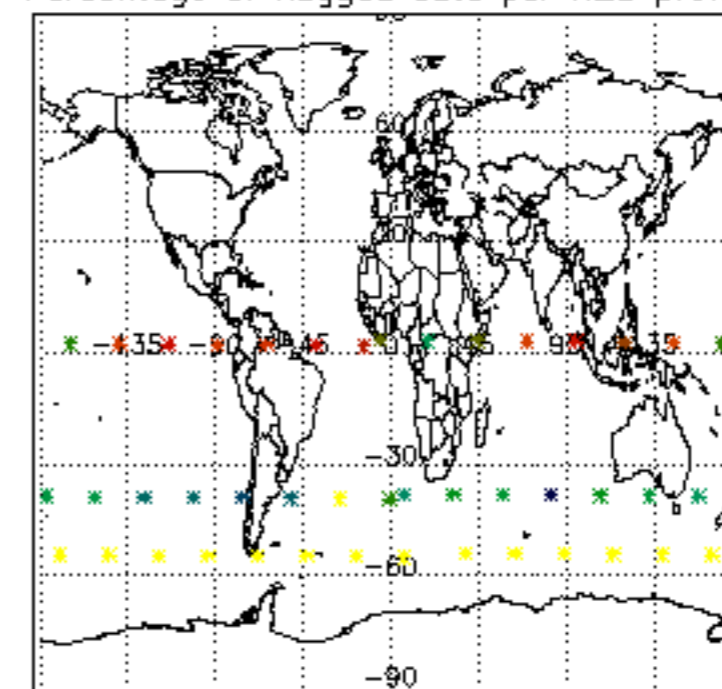




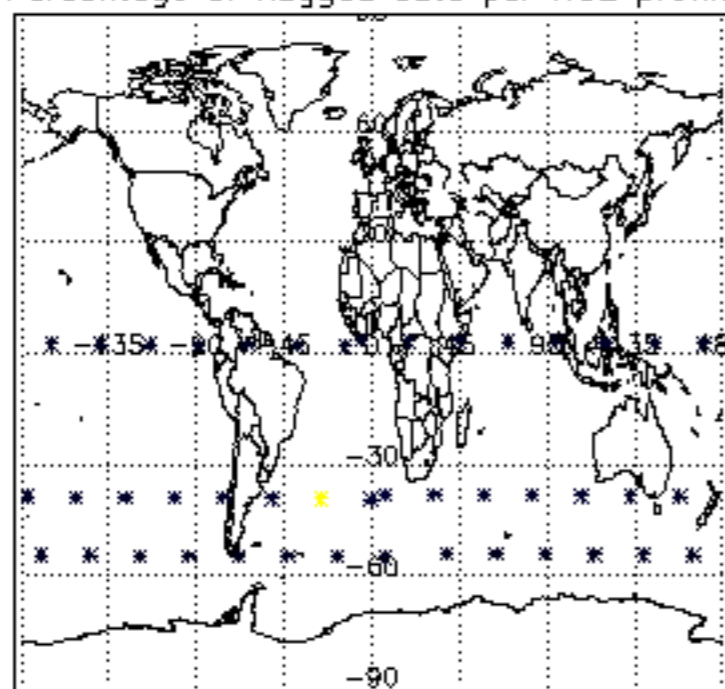
Percentage of flagged data per D3 profile



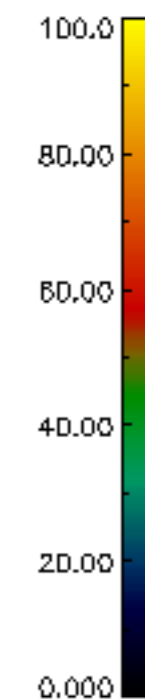
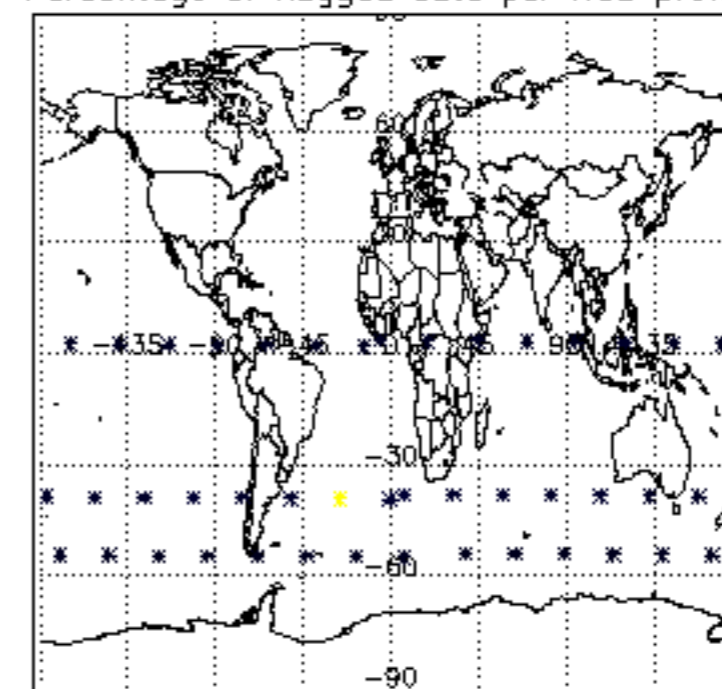
Percentage of flagged data per H2O profile



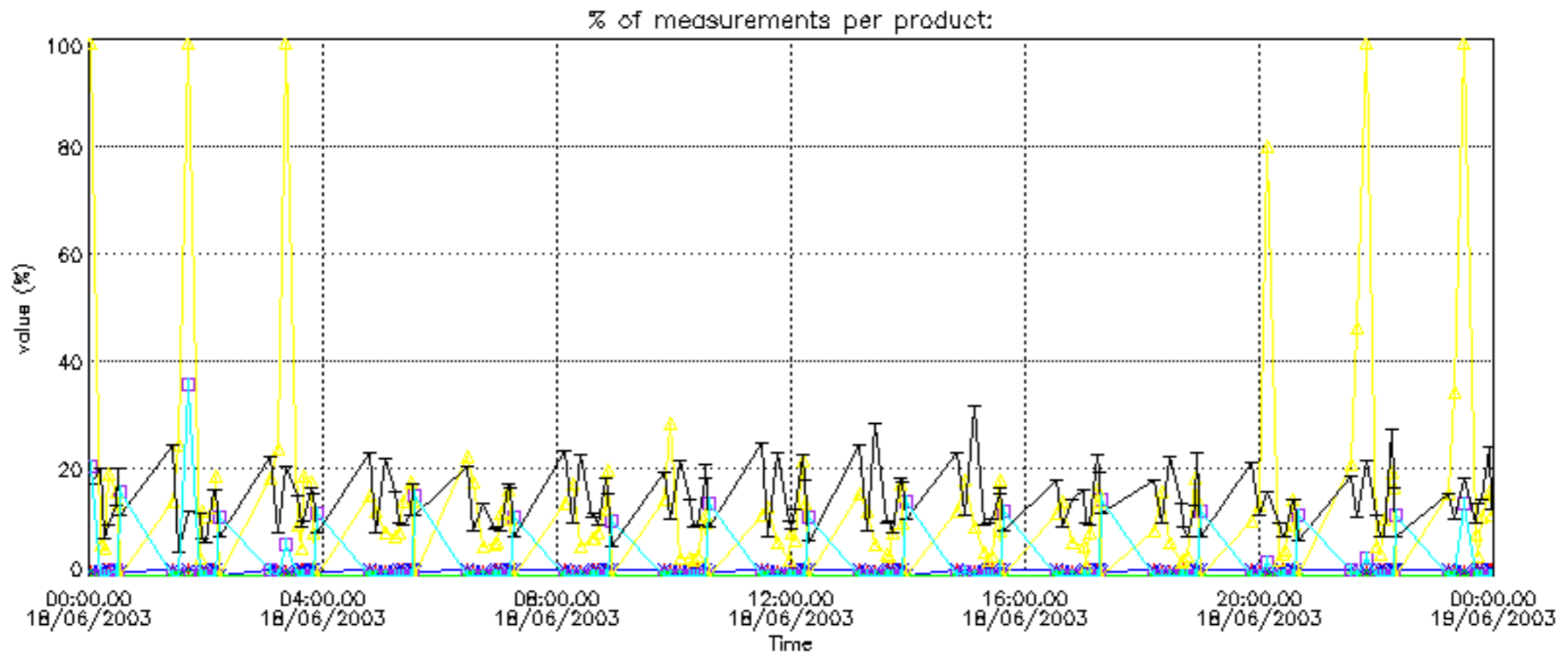
Percentage of flagged data per NO2 profile

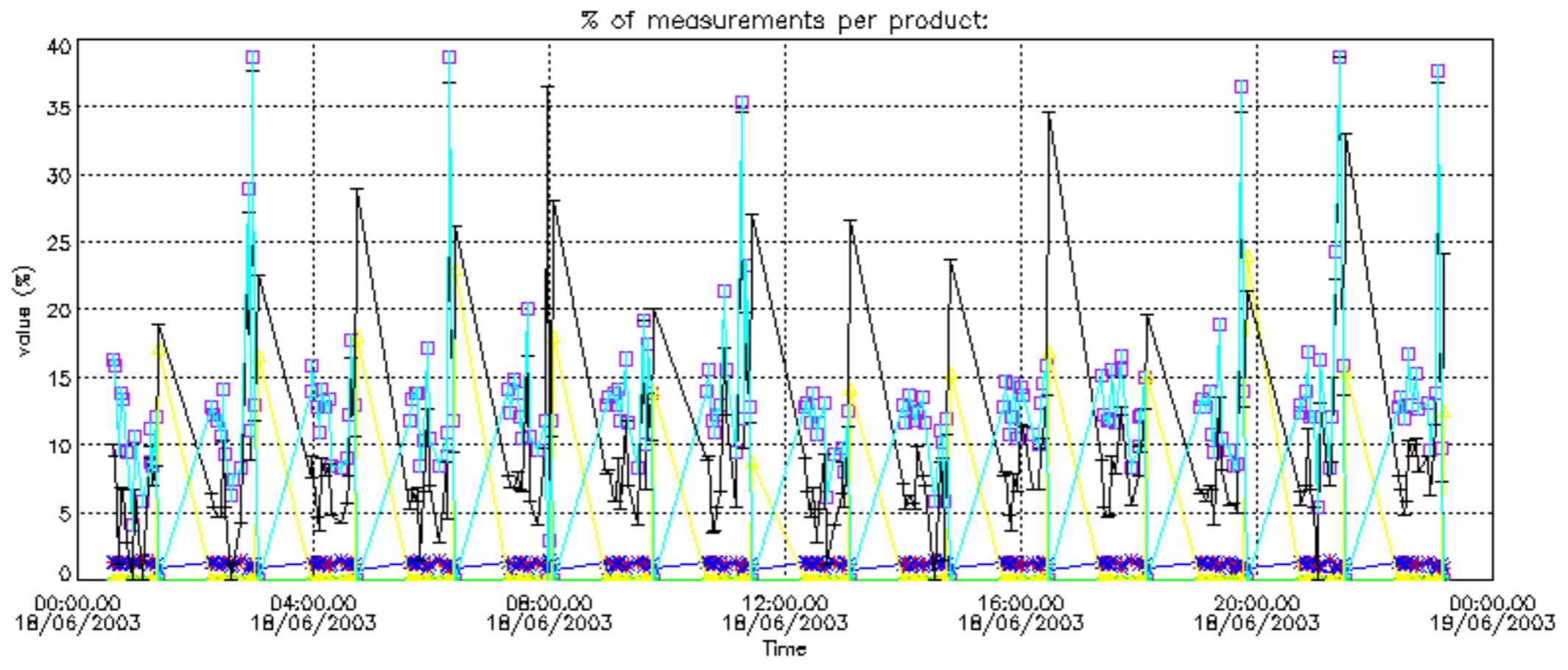


Percentage of flagged data per NO3 profile

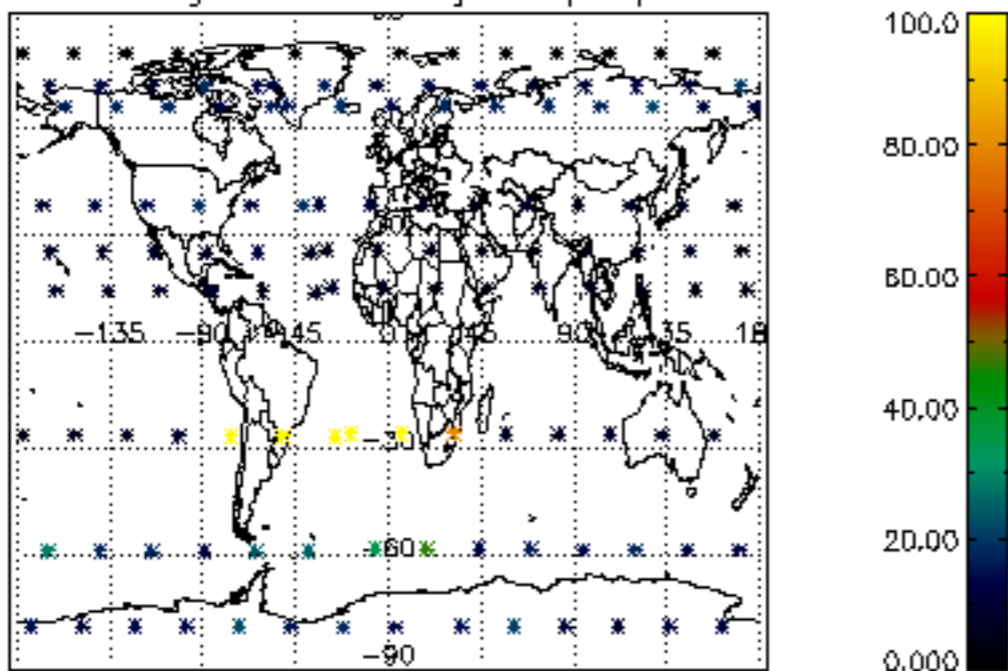




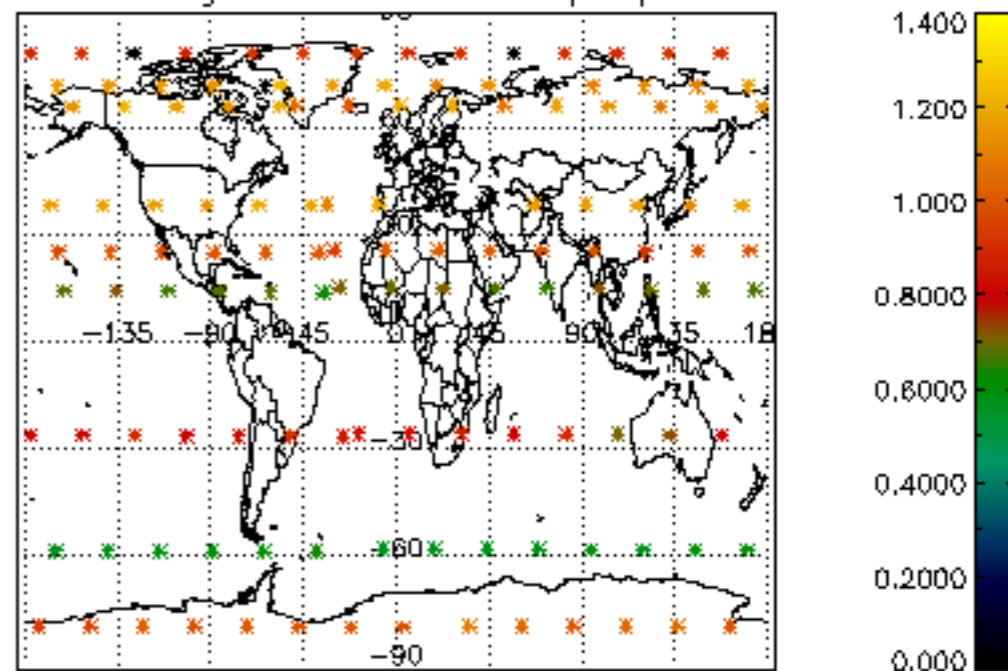




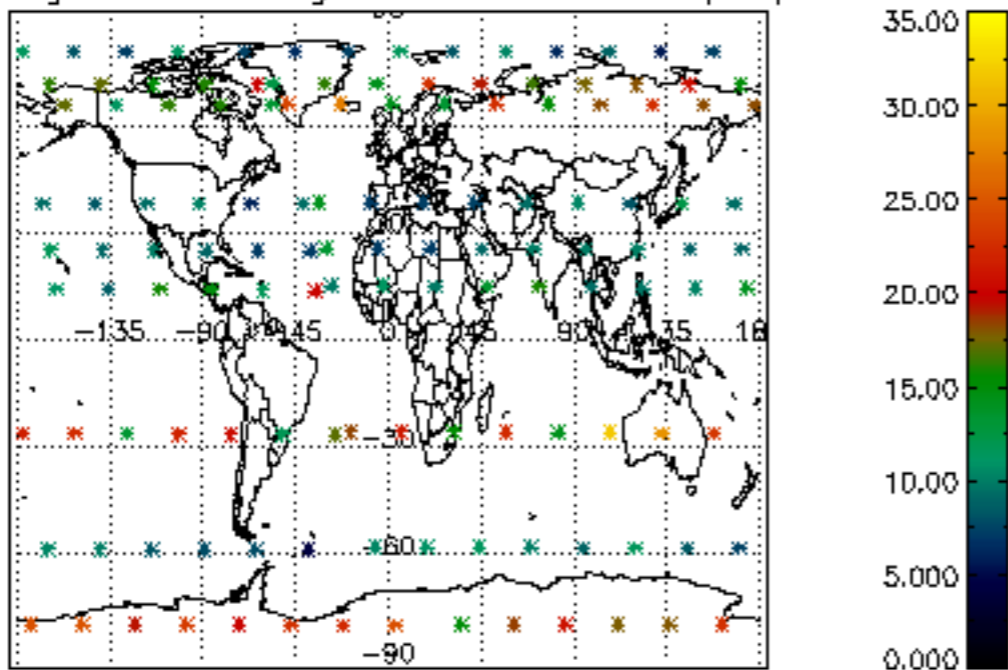
Percentage of cosmic ray hits per profile



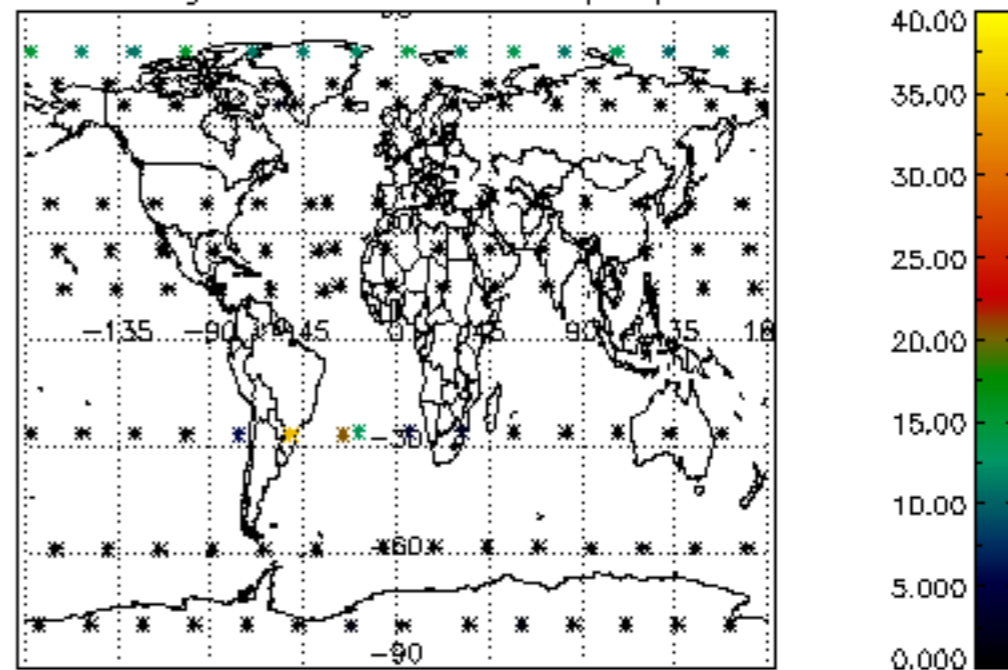
Percentage of datation errors per profile



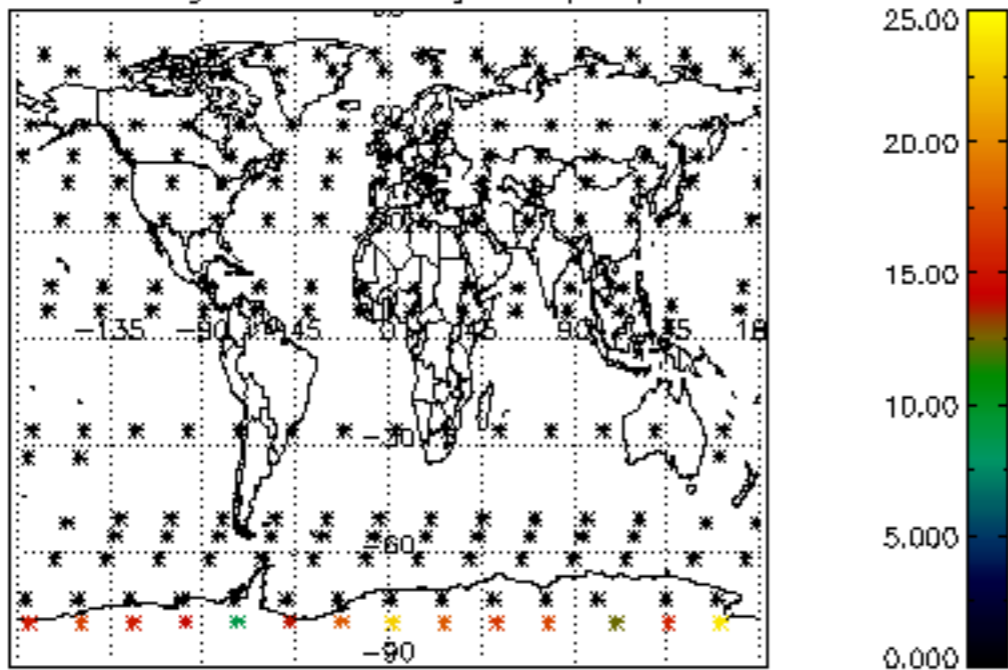
Percentage of star falling outside central band per profile



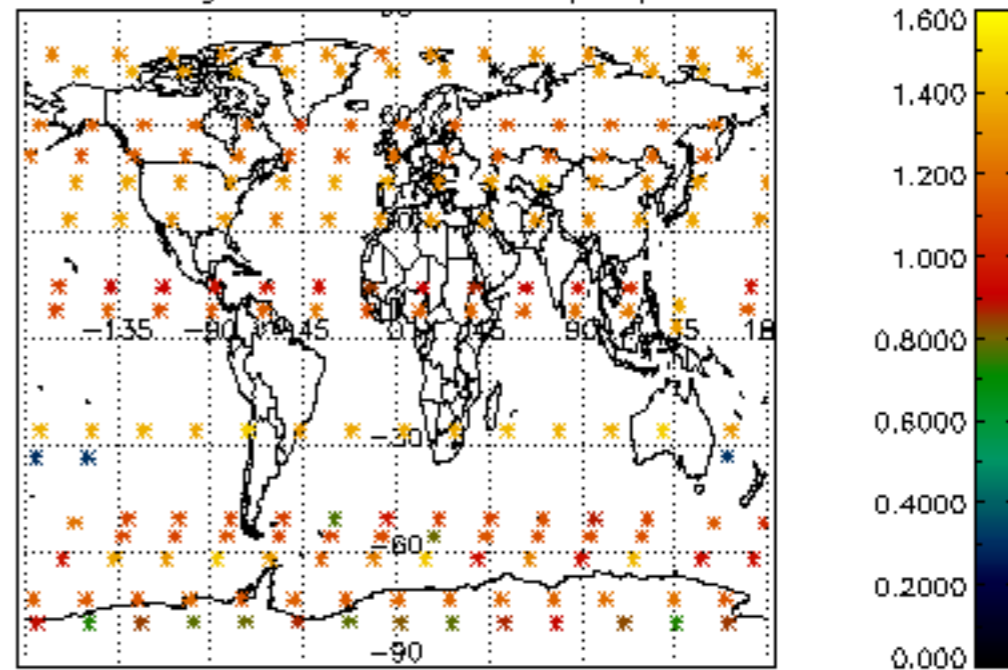
Percentage of saturation errors per profile



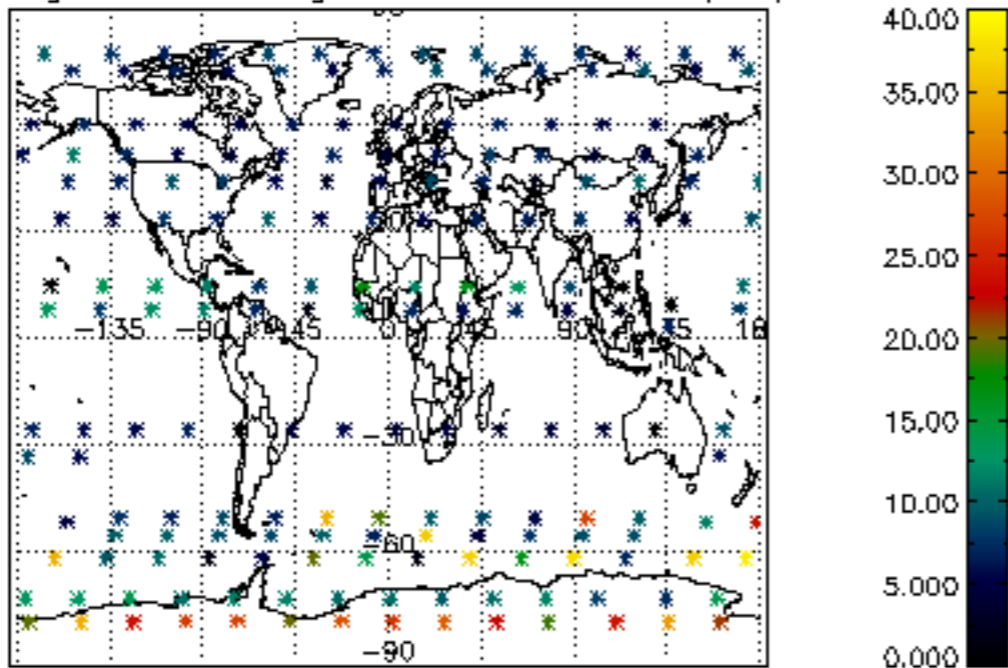
Percentage of cosmic ray hits per profile



Percentage of datation errors per profile



Percentage of star falling outside central band per profile



Percentage of saturation errors per profile

