

GOMOS Level 2 Daily Report

SUMMARY

[1. General Info](#)

[2. Summary of processed GOM_NL_2P products](#)

[3. Level 2 Quality information per product](#)

[3.1 Plot of level 2 quality information per product \(time dependant\)](#)

[3.2 Plot of level 2 quality information per product \(world map\)](#)

[4. Level 1 Quality information per product \(stored on level 2 products\)](#)

[4.1 Plot of level 1 quality information per product \(time dependant\)](#)

[4.1.1 Plot of level 1 quality information per product \(time dependant\): ASCENDING](#)

[4.1.2 Plot of level 1 quality information per product \(time dependant\): DESCENDING](#)

[4.2 Plot of level 1 quality information per product \(world map\)](#)

[4.2.1 Plot of level 1 quality information per product \(world map\): ASCENDING](#)

[4.2.2 Plot of level 1 quality information per product \(world map\): DESCENDING](#)

[5. Ozone profiles based on quality statistics and other trace gas profiles](#)

[5.1 Ozone statistics based on quality of products](#)

[5.2 Plot ozone profiles for all STD \(dark without errors\)](#)

[5.3 Plot ozone profiles where STD < 20% \(dark without errors\)](#)

[5.4. Plot ozone profiles where STD < 10% \(dark without errors\)](#)

[5.5. Plot ozone profiles where STD < 5% \(dark without errors\)](#)

[5.6 Plot NO2 profiles for all STD \(dark without errors\)](#)

[5.7 Plot NO3 profiles for all STD \(dark without errors\)](#)

[5.8 Plot H2O profiles \(only for occultations of stars 1,2,3,4,13,14,16,26,63 dark without errors\) for all STD](#)

[6. Auxiliary Data Files used for the production reported in section 2](#)

This report presents the daily analysis on parameters extracted from GOMOS level 2 data (GOM_NL__2P). It is intended to monitor some important parameters that will impact the quality of these products. A list of level 2 products (and content) that have arrived during the reporting day to the PCF is also given.

Item	Value
Time of report generation	19APR2013 15:47:28
Data source version	GOMOS/6.01
Start time of products	14-06-2003 (14JUN2003 00:00:00)
Stop time of products	15-06-2003 (15JUN2003 00:00:00)
Store outputs in DB	Yes
Nb of level 2 prods	378
Nb of prods with errors	4

2. Summary of processed GOM_NL__2P products.

Nr	Filename	UTC Start time	Limb	Duration	Star Id	Star Name	Star Mag	Star Temp	Nb Meas	Orbit	Prod. error
1	GOM_NL__2PRFIN20030614_000150_000000352017_00159_06726_6318.N1	14-JUN-2003 00:01:50	Bright	34.500	160	23Gam Per	2.9300	4700.0	69	6726	No
2	GOM_NL__2PRFIN20030614_000518_000000422017_00159_06726_6319.N1	14-JUN-2003 00:05:18	Bright	41.500	73	57Gam1And	2.2600	13100.	83	6726	No
3	GOM_NL__2PRFIN20030614_000739_000000542017_00159_06726_6320.N1	14-JUN-2003 00:07:39	Twilight	54.000	53	43Bet And	2.0480	3300.0	108	6726	No
4	GOM_NL__2PRFIN20030614_001103_000000482017_00159_06726_6321.N1	14-JUN-2003 00:11:03	Twilight	47.500	50	13Alp Ari	2.0070	4250.0	95	6726	No
5	GOM_NL__2PRFIN20030614_001333_000001782017_00159_06726_6322.N1	14-JUN-2003 00:13:33	Dark	177.50	93	53Bet Peg	2.5200	3100.0	355	6726	No
6	GOM_NL__2PRFIN20030614_003240_000000492017_00159_06726_6323.N1	14-JUN-2003 00:32:40	Dark	48.500	84	Alp Phe	2.3970	4500.0	97	6726	No
7	GOM_NL__2PRFIN20030614_003703_000000842017_00160_06727_6359.N1	14-JUN-2003 00:37:03	Dark	84.000	18	24Alp PsA	1.1660	9700.0	168	6727	No
8	GOM_NL__2PRFIN20030614_004049_000000492017_00160_06727_6360.N1	14-JUN-2003 00:40:49	Dark	48.500	31	Alp Gru	1.7340	15200.	97	6727	No
9	GOM_NL__2PRFIN20030614_004232_000000602017_00160_06727_6361.N1	14-JUN-2003 00:42:32	Straylight	60.000	172	Gam Gru	3.0030	13100.	120	6727	No
10	GOM_NL__2PRFIN20030614_004452_000000432017_00160_06727_6362.N1	14-JUN-2003 00:44:52	Straylight	42.500	45	Alp Pav	1.9400	26000.	85	6727	No
11	GOM_NL__2PRFIN20030614_005004_000000402017_00160_06727_6363.N1	14-JUN-2003 00:50:04	Straylight	40.000	141	Bet Ara	2.8400	4600.0	80	6727	No
12	GOM_NL__2PRFIN20030614_005126_000000402017_00160_06727_6364.N1	14-JUN-2003 00:51:26	Straylight	40.000	147	Alp Ara	2.8770	26000.	80	6727	No
13	GOM_NL__2PRFIN20030614_005411_000000432017_00160_06727_6365.N1	14-JUN-2003 00:54:11	Twilight	42.500	85	Kap Sco	2.4070	28000.	85	6727	No
14	GOM_NL__2PRFIN20030614_005636_000000612017_00160_06727_6366.N1	14-JUN-2003 00:56:36	Bright	60.500	57	34Sig Sgr	2.0660	26000.	121	6727	No
15	GOM_NL__2PRFIN20030614_005826_000000622017_00160_06727_6367.N1	14-JUN-2003 00:58:26	Bright	61.500	155	41Pi Sgr	2.9000	6600.0	123	6727	No
16	GOM_NL__2PRFIN20030614_010135_000000402017_00160_06727_6368.N1	14-JUN-2003 01:01:35	Bright	39.500	86	35Eta Oph	2.4300	10200.	79	6727	No
17	GOM_NL__2PRFIN20030614_010320_000000382017_00160_06727_6369.N1	14-JUN-2003 01:03:20	Bright	38.000	98	13Zet Oph	2.5710	30000.	76	6727	No
18	GOM_NL__2PRFIN20030614_010526_000000382017_00160_06727_6370.N1	14-JUN-2003 01:05:26	Bright	37.500	120	1Del Oph	2.7340	3200.0	75	6727	No
19	GOM_NL__2PRFIN20030614_010828_000000362017_00160_06727_6371.N1	14-JUN-2003 01:08:28	Bright	36.000	102	24Alp Ser	2.6000	4250.0	72	6727	No
20	GOM_NL__2PRFIN20030614_011054_000000482017_00160_06727_6372.N1	14-JUN-2003 01:10:54	Bright	48.000	59	55Alp Oph	2.0800	8900.0	96	6727	No
21	GOM_NL__2PRFIN20030614_011245_000000402017_00160_06727_6373.N1	14-JUN-2003 01:12:45	Bright	40.000	127	27Bet Her	2.7810	4700.0	80	6727	No
22	GOM_NL__2PRFIN20030614_011411_000000372017_00160_06727_6374.N1	14-JUN-2003 01:14:11	Bright	37.000	67	5Alp CrB	2.2210	11000.	74	6727	No
23	GOM_NL__2PRFIN20030614_011551_000000392017_00160_06727_6375.N1	14-JUN-2003 01:15:51	Bright	39.000	133	40Zet Her	2.8070	6000.0	78	6727	No
24	GOM_NL__2PRFIN20030614_012246_000000402017_00160_06727_6376.N1	14-JUN-2003 01:22:46	Bright	39.500	130	23Bet Dra	2.7990	5800.0	79	6727	No
25	GOM_NL__2PRFIN20030614_012411_000000382017_00160_06727_6377.N1	14-JUN-2003 01:24:11	Bright	38.000	119	14Eta Dra	2.7270	4700.0	76	6727	No
26	GOM_NL__2PRFIN20030614_012733_000000332017_00160_06727_6378.N1	14-JUN-2003 01:27:33	Bright	33.000	60	7Bet UMi	2.0810	3950.0	66	6727	No
27	GOM_NL__2PRFIN20030614_013212_000000352017_00160_06727_6379.N1	14-JUN-2003 01:32:12	Bright	35.000	49	1Alp UMi	1.9900	6300.0	70	6727	No
28	GOM_NL__2PRFIN20030614_013934_000000452017_00160_06727_6380.N1	14-JUN-2003 01:39:34	Bright	44.500	74	11Bet Cas	2.2680	6600.0	89	6727	No
29	GOM_NL__2PRFIN20030614_014226_000000332017_00160_06727_6381.N1	14-JUN-2003 01:42:26	Bright	33.000	160	23Gam Per	2.9300	4700.0	66	6727	No
30	GOM_NL__2PRFIN20030614_014554_000000412017_00160_06727_6382.N1	14-JUN-2003 01:45:54	Bright	41.000	73	57Gam1And	2.2600	13100.	82	6727	No
31	GOM_NL__2PRFIN20030614_014814_000000572017_00160_06727_6383.N1	14-JUN-2003 01:48:14	Twilight	56.500	53	43Bet And	2.0480	3300.0	113	6727	No
32	GOM_NL__2PRFIN20030614_015139_000000472017_00160_06727_6384.N1	14-JUN-2003 01:51:39	Twilight	47.000	50	13Alp Ari	2.0070	4250.0	94	6727	No
33	GOM_NL__2PRFIN20030614_015411_000002082017_00160_06727_6385.N1	14-JUN-2003 01:54:11	Dark	208.00	93	53Bet Peg	2.5200	3100.0	416	6727	No
34	GOM_NL__2PRFIN20030614_021317_000000442017_00160_06727_6386.N1	14-JUN-2003 02:13:17	Dark	44.000	84	Alp Phe	2.3970	4500.0	88	6727	No
35	GOM_NL__2PRFIN20030614_021740_000000682017_00161_06728_6297.N1	14-JUN-2003 02:17:40	Dark	67.500	18	24Alp PsA	1.1660	9700.0	135	6728	No
36	GOM_NL__2PRFIN20030614_022126_000000482017_00161_06728_6298.N1	14-JUN-2003 02:21:26	Dark	47.500	31	Alp Gru	1.7340	15200.	95	6728	No
37	GOM_NL__2PRFIN20030614_022309_000000622017_00161_06728_6299.N1	14-JUN-2003 02:23:09	Straylight	62.000	172	Gam Gru	3.0030	13100.	124	6728	No
38	GOM_NL__2PRFIN20030614_022528_000000442017_00161_06728_6300.N1	14-JUN-2003 02:25:28	Straylight	43.500	45	Alp Pav	1.9400	26000.	87	6728	No
39	GOM_NL__2PRFIN20030614_023041_000000432017_00161_06728_6301.N1	14-JUN-2003 02:30:41	Straylight	42.500	141	Bet Ara	2.8400	4600.0	85	6728	No
40	GOM_NL__2PRFIN20030614_023202_000000392017_00161_06728_6302.N1	14-JUN-2003 02:32:02	Straylight	38.500	147	Alp Ara	2.8770	26000.	77	6728	No
41	GOM_NL__2PRFIN20030614_023447_000000442017_00161_06728_6303.N1	14-JUN-2003 02:34:47	Twilight	43.500	85	Kap Sco	2.4070	28000.	87	6728	No
42	GOM_NL__2PRFIN20030614_023713_000000582017_00161_06728_6304.N1	14-JUN-2003 02:37:13	Bright	58.000	57	34Sig Sgr	2.0660	26000.	116	6728	No

43	GOM_NL__2PRFIN20030614_023902_000000592017_00161_06728_6305.N1	14-JUN-2003 02:39:02	Bright	59.000	155	41Pi Sgr	2.9000	6600.0	118	6728	No
44	GOM_NL__2PRFIN20030614_024211_000000412017_00161_06728_6306.N1	14-JUN-2003 02:42:11	Bright	41.000	86	35Eta Oph	2.4300	10200.	82	6728	No
45	GOM_NL__2PRFIN20030614_024356_000000392017_00161_06728_6307.N1	14-JUN-2003 02:43:56	Bright	38.500	98	13Zet Oph	2.5710	30000.	77	6728	No
46	GOM_NL__2PRFIN20030614_024602_000000382017_00161_06728_6308.N1	14-JUN-2003 02:46:02	Bright	37.500	120	1Del Oph	2.7340	3200.0	75	6728	No
47	GOM_NL__2PRFIN20030614_024903_000000372017_00161_06728_6309.N1	14-JUN-2003 02:49:03	Bright	36.500	102	24Alp Ser	2.6000	4250.0	73	6728	No
48	GOM_NL__2PRFIN20030614_025130_000000462017_00161_06728_6310.N1	14-JUN-2003 02:51:30	Bright	46.000	59	55Alp Oph	2.0800	8900.0	92	6728	No
49	GOM_NL__2PRFIN20030614_025321_000000412017_00161_06728_6311.N1	14-JUN-2003 02:53:21	Bright	40.500	127	27Bet Her	2.7810	4700.0	81	6728	No
50	GOM_NL__2PRFIN20030614_025447_000000362017_00161_06728_6312.N1	14-JUN-2003 02:54:47	Bright	35.500	67	5Alp CrB	2.2210	11000.	71	6728	No
51	GOM_NL__2PRFIN20030614_025626_000000402017_00161_06728_6313.N1	14-JUN-2003 02:56:26	Bright	40.000	133	40Zet Her	2.8070	6000.0	80	6728	No
52	GOM_NL__2PRFIN20030614_030321_000000392017_00161_06728_6314.N1	14-JUN-2003 03:03:21	Bright	39.000	130	23Bet Dra	2.7990	5800.0	78	6728	No
53	GOM_NL__2PRFIN20030614_030447_000000362017_00161_06728_6315.N1	14-JUN-2003 03:04:47	Bright	36.000	119	14Eta Dra	2.7270	4700.0	72	6728	No
54	GOM_NL__2PRFIN20030614_030809_000000382017_00161_06728_6316.N1	14-JUN-2003 03:08:09	Bright	38.000	60	7Bet UMi	2.0810	3950.0	76	6728	No
55	GOM_NL__2PRFIN20030614_031248_000000342017_00161_06728_6317.N1	14-JUN-2003 03:12:48	Bright	33.500	49	1Alp UMi	1.9900	6300.0	67	6728	No
56	GOM_NL__2PRFIN20030614_032010_000000452017_00161_06728_6318.N1	14-JUN-2003 03:20:10	Bright	44.500	74	11Bet Cas	2.2680	6600.0	89	6728	No
57	GOM_NL__2PRFIN20030614_032302_000000472017_00161_06728_6319.N1	14-JUN-2003 03:23:02	Bright	47.000	160	23Gam Per	2.9300	4700.0	94	6728	No
58	GOM_NL__2PRFIN20030614_032630_000000412017_00161_06728_6320.N1	14-JUN-2003 03:26:30	Bright	40.500	73	57Gam1And	2.2600	13100.	81	6728	No
59	GOM_NL__2PRFIN20030614_032851_000000572017_00161_06728_6321.N1	14-JUN-2003 03:28:51	Twilight	57.000	53	43Bet And	2.0480	3300.0	114	6728	No
60	GOM_NL__2PRFIN20030614_033216_000000472017_00161_06728_6322.N1	14-JUN-2003 03:32:16	Twilight	47.000	50	13Alp Ari	2.0070	4250.0	94	6728	No
61	GOM_NL__2PRFIN20030614_033447_000001682017_00161_06728_6323.N1	14-JUN-2003 03:34:47	Dark	168.00	93	53Bet Peg	2.5200	3100.0	336	6728	No
62	GOM_NL__2PRFIN20030614_035354_000000442017_00161_06728_6324.N1	14-JUN-2003 03:53:54	Dark	43.500	84	Alp Phe	2.3970	4500.0	87	6728	No
63	GOM_NL__2PRFIN20030614_035818_000000712017_00162_06729_6358.N1	14-JUN-2003 03:58:18	Dark	71.000	18	24Alp PsA	1.1660	9700.0	142	6729	No
64	GOM_NL__2PRFIN20030614_040203_000000512017_00162_06729_6359.N1	14-JUN-2003 04:02:03	Dark	51.000	31	Alp Gru	1.7340	15200.	102	6729	No
65	GOM_NL__2PRFIN20030614_040347_000000582017_00162_06729_6360.N1	14-JUN-2003 04:03:47	Straylight	58.000	172	Gam Gru	3.0030	13100.	116	6729	No
66	GOM_NL__2PRFIN20030614_040605_000000422017_00162_06729_6361.N1	14-JUN-2003 04:06:05	Straylight	42.000	45	Alp Pav	1.9400	26000.	84	6729	No
67	GOM_NL__2PRFIN20030614_041117_000000422017_00162_06729_6362.N1	14-JUN-2003 04:11:17	Straylight	41.500	141	Bet Ara	2.8400	4600.0	83	6729	No
68	GOM_NL__2PRFIN20030614_041239_000000392017_00162_06729_6363.N1	14-JUN-2003 04:12:39	Straylight	39.000	147	Alp Ara	2.8770	26000.	78	6729	No
69	GOM_NL__2PRFIN20030614_041524_000000402017_00162_06729_6364.N1	14-JUN-2003 04:15:24	Twilight	40.000	85	Kap Sco	2.4070	28000.	80	6729	No
70	GOM_NL__2PRFIN20030614_041749_000000572017_00162_06729_6365.N1	14-JUN-2003 04:17:49	Bright	57.000	57	34Sig Sgr	2.0660	26000.	114	6729	No
71	GOM_NL__2PRFIN20030614_041939_000000602017_00162_06729_6366.N1	14-JUN-2003 04:19:39	Bright	59.500	155	41Pi Sgr	2.9000	6600.0	119	6729	No
72	GOM_NL__2PRFIN20030614_042248_000000412017_00162_06729_6367.N1	14-JUN-2003 04:22:48	Bright	41.000	86	35Eta Oph	2.4300	10200.	82	6729	No
73	GOM_NL__2PRFIN20030614_042432_000000382017_00162_06729_6368.N1	14-JUN-2003 04:24:32	Bright	37.500	98	13Zet Oph	2.5710	30000.	75	6729	No
74	GOM_NL__2PRFIN20030614_042639_000000372017_00162_06729_6369.N1	14-JUN-2003 04:26:39	Bright	37.000	120	1Del Oph	2.7340	3200.0	74	6729	No
75	GOM_NL__2PRFIN20030614_042940_000000362017_00162_06729_6370.N1	14-JUN-2003 04:29:40	Bright	36.000	102	24Alp Ser	2.6000	4250.0	72	6729	No
76	GOM_NL__2PRFIN20030614_043205_000000472017_00162_06729_6371.N1	14-JUN-2003 04:32:05	Bright	46.500	59	55Alp Oph	2.0800	8900.0	93	6729	No
77	GOM_NL__2PRFIN20030614_043357_000000392017_00162_06729_6372.N1	14-JUN-2003 04:33:57	Bright	39.000	127	27Bet Her	2.7810	4700.0	78	6729	No
78	GOM_NL__2PRFIN20030614_043524_000000362017_00162_06729_6373.N1	14-JUN-2003 04:35:24	Bright	36.000	67	5Alp CrB	2.2210	11000.	72	6729	No
79	GOM_NL__2PRFIN20030614_043702_000000402017_00162_06729_6374.N1	14-JUN-2003 04:37:02	Bright	39.500	133	40Zet Her	2.8070	6000.0	79	6729	No
80	GOM_NL__2PRFIN20030614_044357_000000422017_00162_06729_6375.N1	14-JUN-2003 04:43:57	Bright	41.500	130	23Bet Dra	2.7990	5800.0	83	6729	No
81	GOM_NL__2PRFIN20030614_044523_000000392017_00162_06729_6376.N1	14-JUN-2003 04:45:23	Bright	38.500	119	14Eta Dra	2.7270	4700.0	77	6729	No
82	GOM_NL__2PRFIN20030614_044845_000000352017_00162_06729_6377.N1	14-JUN-2003 04:48:45	Bright	35.000	60	7Bet UMi	2.0810	3950.0	70	6729	No
83	GOM_NL__2PRFIN20030614_045324_000000362017_00162_06729_6378.N1	14-JUN-2003 04:53:24	Bright	35.500	49	1Alp UMi	1.9900	6300.0	71	6729	No
84	GOM_NL__2PRFIN20030614_050046_000000572017_00162_06729_6379.N1	14-JUN-2003 05:00:46	Bright	56.500	74	11Bet Cas	2.2680	6600.0	113	6729	No
85	GOM_NL__2PRFIN20030614_050338_000000502017_00162_06729_6380.N1	14-JUN-2003 05:03:38	Bright	49.500	160	23Gam Per	2.9300	4700.0	99	6729	No
86	GOM_NL__2PRFIN20030614_050706_000000412017_00162_06729_6381.N1	14-JUN-2003 05:07:06	Bright	41.000	73	57Gam1And	2.2600	13100.	82	6729	No
87	GOM_NL__2PRFIN20030614_050927_000000592017_00162_06729_6382.N1	14-JUN-2003 05:09:27	Twilight	58.500	53	43Bet And	2.0480	3300.0	117	6729	No
88	GOM_NL__2PRFIN20030614_051252_000000492017_00162_06729_6383.N1	14-JUN-2003 05:12:52	Twilight	49.000	50	13Alp Ari	2.0070	4250.0	98	6729	No
89	GOM_NL__2PRFIN20030614_051524_000001732017_00162_06729_6384.N1	14-JUN-2003 05:15:24	Dark	172.50	93	53Bet Peg	2.5200	3100.0	345	6729	No
90	GOM_NL__2PRFIN20030614_053430_000000482017_00162_06729_6385.N1	14-JUN-2003 05:34:30	Dark	47.500	84	Alp Phe	2.3970	4500.0	95	6729	No
91	GOM_NL__2PRFIN20030614_071933_000000642017_00164_06731_6012.N1	14-JUN-2003 07:19:33	Dark	64.000	18	24Alp PsA	1.1660	9700.0	128	6731	No
92	GOM_NL__2PRFIN20030614_072317_000000492017_00164_06731_6013.N1	14-JUN-2003 07:23:17	Dark	48.500	31	Alp Gru	1.7340	15200.	97	6731	No
93	GOM_NL__2PRFIN20030614_072501_000000592017_00164_06731_6014.N1	14-JUN-2003 07:25:01	Straylight	59.000	172	Gam Gru	3.0030	13100.	118	6731	No
94	GOM_NL__2PRFIN20030614_072718_000000432017_00164_06731_6015.N1	14-JUN-2003 07:27:18	Straylight	43.000	45	Alp Pav	1.9400	26000.	86	6731	No
95	GOM_NL__2PRFIN20030614_073230_000000412017_00164_06731_6016.N1	14-JUN-2003 07:32:30	Straylight	41.000	141	Bet Ara	2.8400	4600.0	82	6731	No
96	GOM_NL__2PRFIN20030614_073351_000000412017_00164_06731_6017.N1	14-JUN-2003 07:33:51	Straylight	40.500	147	Alp Ara	2.8770	26000.	81	6731	No
97	GOM_NL__2PRFIN20030614_073536_000000442017_00164_06731_6018.N1	14-JUN-2003 07:35:36	Twilight	43.500	40	The Sco	1.8590	7100.0	87	6731	No
98	GOM_NL__2PRFIN20030614_073719_000000442017_00164_06731_6019.N1	14-JUN-2003 07:37:19	Twilight	43.500	25	35Lam Sco	1.6200	28000.	87	6731	No
99	GOM_NL__2PRFIN20030614_073848_000000452017_00164_06731_6020.N1	14-JUN-2003 07:38:48	Twilight	44.500	75	26Eps Sco	2.2910	4250.0	89	6731	No
100	GOM_NL__2PRFIN20030614_074052_000000612017_00164_06731_6021.N1	14-JUN-2003 07:40:52	Bright	61.000	155	41Pi Sgr	2.9000	6600.0	122	6731	No
101	GOM_NL__2PRFIN20030614_074400_000000402017_00164_06731_6022.N1	14-JUN-2003 07:44:00	Bright	40.000	86	35Eta Oph	2.4300	10200.	80	6731	No

102	GOM_NL__2PRFIN20030614_074545_000000372017_00164_06731_6023.N1	14-JUN-2003 07:45:45	Bright	37.000	98	13Zet Oph	2.5710	30000.	74	6731	No
103	GOM_NL__2PRFIN20030614_074751_000000382017_00164_06731_6024.N1	14-JUN-2003 07:47:51	Bright	37.500	120	1Del Oph	2.7340	3200.0	75	6731	No
104	GOM_NL__2PRFIN20030614_075052_000000352017_00164_06731_6025.N1	14-JUN-2003 07:50:52	Bright	35.000	102	24Alp Ser	2.6000	4250.0	70	6731	No
105	GOM_NL__2PRFIN20030614_075317_000000452017_00164_06731_6026.N1	14-JUN-2003 07:53:17	Bright	45.000	59	55Alp Oph	2.0800	8900.0	90	6731	No
106	GOM_NL__2PRFIN20030614_075509_000000392017_00164_06731_6027.N1	14-JUN-2003 07:55:09	Bright	38.500	127	27Bet Her	2.7810	4700.0	77	6731	No
107	GOM_NL__2PRFIN20030614_075636_000000362017_00164_06731_6028.N1	14-JUN-2003 07:56:36	Bright	35.500	67	5Alp CrB	2.2210	11000.	71	6731	No
108	GOM_NL__2PRFIN20030614_075814_000000402017_00164_06731_6029.N1	14-JUN-2003 07:58:14	Bright	40.000	133	40Zet Her	2.8070	6000.0	80	6731	No
109	GOM_NL__2PRFIN20030614_080508_000000422017_00164_06731_6030.N1	14-JUN-2003 08:05:08	Bright	41.500	130	23Bet Dra	2.7990	5800.0	83	6731	No
110	GOM_NL__2PRFIN20030614_080635_000000382017_00164_06731_6031.N1	14-JUN-2003 08:06:35	Bright	37.500	119	14Eta Dra	2.7270	4700.0	75	6731	No
111	GOM_NL__2PRFIN20030614_080957_000000382017_00164_06731_6032.N1	14-JUN-2003 08:09:57	Bright	38.000	60	7Bet UMi	2.0810	3950.0	76	6731	No
112	GOM_NL__2PRFIN20030614_081436_000000372017_00164_06731_6033.N1	14-JUN-2003 08:14:36	Bright	37.000	49	1Alp UMi	1.9900	6300.0	74	6731	No
113	GOM_NL__2PRFIN20030614_082156_000000462017_00164_06731_6034.N1	14-JUN-2003 08:21:56	Bright	45.500	74	11Bet Cas	2.2680	6600.0	91	6731	No
114	GOM_NL__2PRFIN20030614_082450_000000522017_00164_06731_6035.N1	14-JUN-2003 08:24:50	Bright	52.000	160	23Gam Per	2.9300	4700.0	104	6731	No
115	GOM_NL__2PRFIN20030614_082818_000000412017_00164_06731_6036.N1	14-JUN-2003 08:28:18	Bright	40.500	73	57Gam1And	2.2600	13100.	81	6731	No
116	GOM_NL__2PRFIN20030614_083039_000000642017_00164_06731_6037.N1	14-JUN-2003 08:30:39	Twi_and_stray	64.000	53	43Bet And	2.0480	3300.0	128	6731	No
117	GOM_NL__2PRFIN20030614_083404_000000482017_00164_06731_6038.N1	14-JUN-2003 08:34:04	Twilight	48.000	50	13Alp Ari	2.0070	4250.0	96	6731	No
118	GOM_NL__2PRFIN20030614_083638_000001772017_00164_06731_6039.N1	14-JUN-2003 08:36:38	Dark	176.50	93	53Bet Peg	2.5200	3100.0	353	6731	No
119	GOM_NL__2PRFIN20030614_085544_000000512017_00164_06731_6040.N1	14-JUN-2003 08:55:44	Dark	51.000	84	Alp Phe	2.3970	4500.0	102	6731	No
120	GOM_NL__2PRFIN20030614_090011_000000642017_00165_06732_7318.N1	14-JUN-2003 09:00:11	Dark	64.000	18	24Alp PsA	1.1660	9700.0	128	6732	No
121	GOM_NL__2PRFIN20030614_090354_000000512017_00165_06732_7319.N1	14-JUN-2003 09:03:54	Dark	51.000	31	Alp Gru	1.7340	15200.	102	6732	No
122	GOM_NL__2PRFIN20030614_090539_000000592017_00165_06732_7320.N1	14-JUN-2003 09:05:39	Straylight	58.500	172	Gam Gru	3.0030	13100.	117	6732	No
123	GOM_NL__2PRFIN20030614_090755_000000432017_00165_06732_7321.N1	14-JUN-2003 09:07:55	Straylight	42.500	45	Alp Pav	1.9400	26000.	85	6732	No
124	GOM_NL__2PRFIN20030614_091306_000000452017_00165_06732_7322.N1	14-JUN-2003 09:13:06	Straylight	44.500	141	Bet Ara	2.8400	4600.0	89	6732	No
125	GOM_NL__2PRFIN20030614_091427_000000392017_00165_06732_7323.N1	14-JUN-2003 09:14:27	Straylight	38.500	147	Alp Ara	2.8770	26000.	77	6732	No
126	GOM_NL__2PRFIN20030614_091612_000000472017_00165_06732_7324.N1	14-JUN-2003 09:16:12	Twi_and_stray	46.500	40	The Sco	1.8590	7100.0	93	6732	No
127	GOM_NL__2PRFIN20030614_091756_000000452017_00165_06732_7325.N1	14-JUN-2003 09:17:56	Twi_and_stray	45.000	25	35Lam Sco	1.6200	28000.	90	6732	No
128	GOM_NL__2PRFIN20030614_091925_000000442017_00165_06732_7326.N1	14-JUN-2003 09:19:25	Twi_and_stray	43.500	75	26Eps Sco	2.2910	4250.0	87	6732	No
129	GOM_NL__2PRFIN20030614_092128_000000612017_00165_06732_7327.N1	14-JUN-2003 09:21:28	Bright	61.000	155	41Pi Sgr	2.9000	6600.0	122	6732	No
130	GOM_NL__2PRFIN20030614_092436_000000412017_00165_06732_7328.N1	14-JUN-2003 09:24:36	Bright	41.000	86	35Eta Oph	2.4300	10200.	82	6732	No
131	GOM_NL__2PRFIN20030614_092621_000000382017_00165_06732_7329.N1	14-JUN-2003 09:26:21	Bright	38.000	98	13Zet Oph	2.5710	30000.	76	6732	No
132	GOM_NL__2PRFIN20030614_092827_000000372017_00165_06732_7330.N1	14-JUN-2003 09:28:27	Bright	37.000	120	1Del Oph	2.7340	3200.0	74	6732	No
133	GOM_NL__2PRFIN20030614_093128_000000362017_00165_06732_7331.N1	14-JUN-2003 09:31:28	Bright	35.500	102	24Alp Ser	2.6000	4250.0	71	6732	No
134	GOM_NL__2PRFIN20030614_093352_000000452017_00165_06732_7332.N1	14-JUN-2003 09:33:52	Bright	45.000	59	55Alp Oph	2.0800	8900.0	90	6732	No
135	GOM_NL__2PRFIN20030614_093545_000000402017_00165_06732_7333.N1	14-JUN-2003 09:35:45	Bright	39.500	127	27Bet Her	2.7810	4700.0	79	6732	No
136	GOM_NL__2PRFIN20030614_093712_000000362017_00165_06732_7334.N1	14-JUN-2003 09:37:12	Bright	36.000	67	5Alp CrB	2.2210	11000.	72	6732	No
137	GOM_NL__2PRFIN20030614_093850_000000402017_00165_06732_7335.N1	14-JUN-2003 09:38:50	Bright	39.500	133	40Zet Her	2.8070	6000.0	79	6732	No
138	GOM_NL__2PRFIN20030614_094544_000000412017_00165_06732_7336.N1	14-JUN-2003 09:45:44	Bright	40.500	130	23Bet Dra	2.7990	5800.0	81	6732	No
139	GOM_NL__2PRFIN20030614_094710_000000372017_00165_06732_7337.N1	14-JUN-2003 09:47:10	Bright	37.000	119	14Eta Dra	2.7270	4700.0	74	6732	No
140	GOM_NL__2PRFIN20030614_095033_000000362017_00165_06732_7338.N1	14-JUN-2003 09:50:33	Bright	36.000	60	7Bet UMi	2.0810	3950.0	72	6732	No
141	GOM_NL__2PRFIN20030614_095512_000000372017_00165_06732_7339.N1	14-JUN-2003 09:55:12	Bright	36.500	49	1Alp UMi	1.9900	6300.0	73	6732	No
142	GOM_NL__2PRFIN20030614_100232_000000452017_00165_06732_7340.N1	14-JUN-2003 10:02:32	Bright	44.500	74	11Bet Cas	2.2680	6600.0	89	6732	No
143	GOM_NL__2PRFIN20030614_100526_000000342017_00165_06732_7341.N1	14-JUN-2003 10:05:26	Bright	34.000	160	23Gam Per	2.9300	4700.0	68	6732	No
144	GOM_NL__2PRFIN20030614_100854_000000422017_00165_06732_7342.N1	14-JUN-2003 10:08:54	Bright	41.500	73	57Gam1And	2.2600	13100.	83	6732	No
145	GOM_NL__2PRFIN20030614_101115_000000562017_00165_06732_7343.N1	14-JUN-2003 10:11:15	Twi_and_stray	55.500	53	43Bet And	2.0480	3300.0	111	6732	No
146	GOM_NL__2PRFIN20030614_101440_000000482017_00165_06732_7344.N1	14-JUN-2003 10:14:40	Twilight	47.500	50	13Alp Ari	2.0070	4250.0	95	6732	No
147	GOM_NL__2PRFIN20030614_101715_000001802017_00165_06732_7345.N1	14-JUN-2003 10:17:15	Dark	180.00	93	53Bet Peg	2.5200	3100.0	360	6732	No
148	GOM_NL__2PRFIN20030614_103620_000000542017_00165_06732_7346.N1	14-JUN-2003 10:36:20	Dark	53.500	84	Alp Phe	2.3970	4500.0	107	6732	No
149	GOM_NL__2PRFIN20030614_104048_000000722017_00166_06733_7318.N1	14-JUN-2003 10:40:48	Dark	71.500	18	24Alp PsA	1.1660	9700.0	143	6733	No
150	GOM_NL__2PRFIN20030614_104431_000000502017_00166_06733_7319.N1	14-JUN-2003 10:44:31	Dark	50.000	31	Alp Gru	1.7340	15200.	100	6733	No
151	GOM_NL__2PRFIN20030614_104616_000000602017_00166_06733_7320.N1	14-JUN-2003 10:46:16	Straylight	60.000	172	Gam Gru	3.0030	13100.	120	6733	No
152	GOM_NL__2PRFIN20030614_104831_000000452017_00166_06733_7321.N1	14-JUN-2003 10:48:31	Straylight	45.000	45	Alp Pav	1.9400	26000.	90	6733	No
153	GOM_NL__2PRFIN20030614_105342_000000432017_00166_06733_7322.N1	14-JUN-2003 10:53:42	Straylight	43.000	141	Bet Ara	2.8400	4600.0	86	6733	No
154	GOM_NL__2PRFIN20030614_105504_000000402017_00166_06733_7323.N1	14-JUN-2003 10:55:04	Straylight	40.000	147	Alp Ara	2.8770	26000.	80	6733	No
155	GOM_NL__2PRFIN20030614_105648_000000442017_00166_06733_7324.N1	14-JUN-2003 10:56:48	Twi_and_stray	44.000	40	The Sco	1.8590	7100.0	88	6733	No
156	GOM_NL__2PRFIN20030614_105832_000000432017_00166_06733_7325.N1	14-JUN-2003 10:58:32	Twi_and_stray	42.500	25	35Lam Sco	1.6200	28000.	85	6733	No
157	GOM_NL__2PRFIN20030614_110001_000000442017_00166_06733_7326.N1	14-JUN-2003 11:00:01	Twi_and_stray	44.000	75	26Eps Sco	2.2910	4250.0	88	6733	No
158	GOM_NL__2PRFIN20030614_110204_000000612017_00166_06733_7327.N1	14-JUN-2003 11:02:04	Bright	61.000	155	41Pi Sgr	2.9000	6600.0	122	6733	No
159	GOM_NL__2PRFIN20030614_110512_000000402017_00166_06733_7328.N1	14-JUN-2003 11:05:12	Bright	40.000	86	35Eta Oph	2.4300	10200.	80	6733	No
160	GOM_NL__2PRFIN20030614_110656_000000382017_00166_06733_7329.N1	14-JUN-2003 11:06:56	Bright	37.500	98	13Zet Oph	2.5710	30000.	75	6733	No

161	GOM_NL__2PRFIN20030614_110902_000000372017_00166_06733_7330.N1	14-JUN-2003 11:09:02	Bright	37.000	120	1Del Oph	2.7340	3200.0	74	6733	No
162	GOM_NL__2PRFIN20030614_111204_000000362017_00166_06733_7331.N1	14-JUN-2003 11:12:04	Bright	36.000	102	24Alp Ser	2.6000	4250.0	72	6733	No
163	GOM_NL__2PRFIN20030614_111428_000000442017_00166_06733_7332.N1	14-JUN-2003 11:14:28	Bright	44.000	59	55Alp Oph	2.0800	8900.0	88	6733	No
164	GOM_NL__2PRFIN20030614_111620_000000392017_00166_06733_7333.N1	14-JUN-2003 11:16:20	Bright	39.000	127	27Bet Her	2.7810	4700.0	78	6733	No
165	GOM_NL__2PRFIN20030614_111747_000000362017_00166_06733_7334.N1	14-JUN-2003 11:17:47	Bright	36.000	67	5Alp CrB	2.2210	11000.	72	6733	No
166	GOM_NL__2PRFIN20030614_111925_000000392017_00166_06733_7335.N1	14-JUN-2003 11:19:25	Bright	38.500	133	40Zet Her	2.8070	6000.0	77	6733	No
167	GOM_NL__2PRFIN20030614_112619_000000432017_00166_06733_7336.N1	14-JUN-2003 11:26:19	Bright	43.000	130	23Bet Dra	2.7990	5800.0	86	6733	No
168	GOM_NL__2PRFIN20030614_112746_000000372017_00166_06733_7337.N1	14-JUN-2003 11:27:46	Bright	37.000	119	14Eta Dra	2.7270	4700.0	74	6733	No
169	GOM_NL__2PRFIN20030614_113109_000000372017_00166_06733_7338.N1	14-JUN-2003 11:31:09	Bright	37.000	60	7Bet UMi	2.0810	3950.0	74	6733	No
170	GOM_NL__2PRFIN20030614_113548_000000362017_00166_06733_7339.N1	14-JUN-2003 11:35:48	Bright	36.000	49	1Alp UMi	1.9900	6300.0	72	6733	No
171	GOM_NL__2PRFIN20030614_114308_000000532017_00166_06733_7340.N1	14-JUN-2003 11:43:08	Bright	53.000	74	11Bet Cas	2.2680	6600.0	106	6733	No
172	GOM_NL__2PRFIN20030614_114602_000000412017_00166_06733_7341.N1	14-JUN-2003 11:46:02	Bright	41.000	160	23Gam Per	2.9300	4700.0	82	6733	No
173	GOM_NL__2PRFIN20030614_114930_000000422017_00166_06733_7342.N1	14-JUN-2003 11:49:30	Bright	42.000	73	57Gam1And	2.2600	13100.	84	6733	No
174	GOM_NL__2PRFIN20030614_115151_000000572017_00166_06733_7343.N1	14-JUN-2003 11:51:51	Twilight	57.000	53	43Bet And	2.0480	3300.0	114	6733	No
175	GOM_NL__2PRFIN20030614_115516_000000482017_00166_06733_7344.N1	14-JUN-2003 11:55:16	Twilight	48.000	50	13Alp Ari	2.0070	4250.0	96	6733	No
176	GOM_NL__2PRFIN20030614_115753_000001762017_00166_06733_7345.N1	14-JUN-2003 11:57:53	Dark	176.00	93	53Bet Peg	2.5200	3100.0	352	6733	No
177	GOM_NL__2PRFIN20030614_121657_000000462017_00166_06733_7346.N1	14-JUN-2003 12:16:57	Dark	45.500	84	Alp Phe	2.3970	4500.0	91	6733	No
178	GOM_NL__2PRFIN20030614_122126_000000702017_00167_06734_7318.N1	14-JUN-2003 12:21:26	Dark	69.500	18	24Alp PsA	1.1660	9700.0	139	6734	No
179	GOM_NL__2PRFIN20030614_122508_000000472017_00167_06734_7319.N1	14-JUN-2003 12:25:08	Dark	46.500	31	Alp Gru	1.7340	15200.	93	6734	No
180	GOM_NL__2PRFIN20030614_122653_000000602017_00167_06734_7320.N1	14-JUN-2003 12:26:53	Straylight	59.500	172	Gam Gru	3.0030	13100.	119	6734	No
181	GOM_NL__2PRFIN20030614_122907_000000432017_00167_06734_7321.N1	14-JUN-2003 12:29:07	Straylight	43.000	45	Alp Pav	1.9400	26000.	86	6734	No
182	GOM_NL__2PRFIN20030614_123418_000000402017_00167_06734_7322.N1	14-JUN-2003 12:34:18	Straylight	40.000	141	Bet Ara	2.8400	4600.0	80	6734	No
183	GOM_NL__2PRFIN20030614_123540_000000402017_00167_06734_7323.N1	14-JUN-2003 12:35:40	Straylight	39.500	147	Alp Ara	2.8770	26000.	79	6734	No
184	GOM_NL__2PRFIN20030614_123724_000000462017_00167_06734_7324.N1	14-JUN-2003 12:37:24	Twilight	45.500	40	The Sco	1.8590	7100.0	91	6734	No
185	GOM_NL__2PRFIN20030614_123908_000000452017_00167_06734_7325.N1	14-JUN-2003 12:39:08	Twilight	44.500	25	35Lam Sco	1.6200	28000.	89	6734	No
186	GOM_NL__2PRFIN20030614_124037_000000452017_00167_06734_7326.N1	14-JUN-2003 12:40:37	Twilight	44.500	75	26Eps Sco	2.2910	4250.0	89	6734	No
187	GOM_NL__2PRFIN20030614_124240_000000612017_00167_06734_7327.N1	14-JUN-2003 12:42:40	Bright	60.500	155	41Pi Sgr	2.9000	6600.0	121	6734	No
188	GOM_NL__2PRFIN20030614_124548_000000402017_00167_06734_7328.N1	14-JUN-2003 12:45:48	Bright	40.000	86	35Eta Oph	2.4300	10200.	80	6734	No
189	GOM_NL__2PRFIN20030614_124732_000000382017_00167_06734_7329.N1	14-JUN-2003 12:47:32	Bright	38.000	98	13Zet Oph	2.5710	30000.	76	6734	No
190	GOM_NL__2PRFIN20030614_124938_000000382017_00167_06734_7330.N1	14-JUN-2003 12:49:38	Bright	37.500	120	1Del Oph	2.7340	3200.0	75	6734	No
191	GOM_NL__2PRFIN20030614_125240_000000362017_00167_06734_7331.N1	14-JUN-2003 12:52:40	Bright	36.000	102	24Alp Ser	2.6000	4250.0	72	6734	No
192	GOM_NL__2PRFIN20030614_125503_000000472017_00167_06734_7332.N1	14-JUN-2003 12:55:03	Bright	47.000	59	55Alp Oph	2.0800	8900.0	94	6734	No
193	GOM_NL__2PRFIN20030614_125656_000000372017_00167_06734_7333.N1	14-JUN-2003 12:56:56	Bright	37.000	127	27Bet Her	2.7810	4700.0	74	6734	No
194	GOM_NL__2PRFIN20030614_125823_000000372017_00167_06734_7334.N1	14-JUN-2003 12:58:23	Bright	36.500	67	5Alp CrB	2.2210	11000.	73	6734	No
195	GOM_NL__2PRFIN20030614_130001_000000412017_00167_06734_7335.N1	14-JUN-2003 13:00:01	Bright	41.000	133	40Zet Her	2.8070	6000.0	82	6734	No
196	GOM_NL__2PRFIN20030614_130655_000000412017_00167_06734_7336.N1	14-JUN-2003 13:06:55	Bright	41.000	130	23Bet Dra	2.7990	5800.0	82	6734	No
197	GOM_NL__2PRFIN20030614_130822_000000382017_00167_06734_7337.N1	14-JUN-2003 13:08:22	Bright	38.000	119	14Eta Dra	2.7270	4700.0	76	6734	No
198	GOM_NL__2PRFIN20030614_131145_000000392017_00167_06734_7338.N1	14-JUN-2003 13:11:45	Bright	38.500	60	7Bet UMi	2.0810	3950.0	77	6734	No
199	GOM_NL__2PRFIN20030614_131624_000000352017_00167_06734_7339.N1	14-JUN-2003 13:16:24	Bright	35.000	49	1Alp UMi	1.9900	6300.0	70	6734	No
200	GOM_NL__2PRFIN20030614_132343_000000442017_00167_06734_7340.N1	14-JUN-2003 13:23:43	Bright	43.500	74	11Bet Cas	2.2680	6600.0	87	6734	No
201	GOM_NL__2PRFIN20030614_132638_000000342017_00167_06734_7341.N1	14-JUN-2003 13:26:38	Bright	34.000	160	23Gam Per	2.9300	4700.0	68	6734	No
202	GOM_NL__2PRFIN20030614_133006_000000422017_00167_06734_7342.N1	14-JUN-2003 13:30:06	Bright	41.500	73	57Gam1And	2.2600	13100.	83	6734	No
203	GOM_NL__2PRFIN20030614_133227_000000602017_00167_06734_7343.N1	14-JUN-2003 13:32:27	Twilight	60.000	53	43Bet And	2.0480	3300.0	120	6734	No
204	GOM_NL__2PRFIN20030614_133552_000000472017_00167_06734_7344.N1	14-JUN-2003 13:35:52	Twilight	46.500	50	13Alp Ari	2.0070	4250.0	93	6734	No
205	GOM_NL__2PRFIN20030614_133830_000001522017_00167_06734_7345.N1	14-JUN-2003 13:38:30	Dark	151.50	93	53Bet Peg	2.5200	3100.0	303	6734	No
206	GOM_NL__2PRFIN20030614_135733_000000452017_00167_06734_7346.N1	14-JUN-2003 13:57:33	Dark	45.000	84	Alp Phe	2.3970	4500.0	90	6734	No
207	GOM_NL__2PRFIN20030614_140203_000000732017_00168_06735_6172.N1	14-JUN-2003 14:02:03	Dark	73.000	18	24Alp PsA	1.1660	9700.0	146	6735	No
208	GOM_NL__2PRFIN20030614_140545_000000492017_00168_06735_6173.N1	14-JUN-2003 14:05:45	Dark	48.500	31	Alp Gru	1.7340	15200.	97	6735	No
209	GOM_NL__2PRFIN20030614_140730_000000612017_00168_06735_6174.N1	14-JUN-2003 14:07:30	Straylight	61.000	172	Gam Gru	3.0030	13100.	122	6735	No
210	GOM_NL__2PRFIN20030614_140944_000000442017_00168_06735_6175.N1	14-JUN-2003 14:09:44	Straylight	43.500	45	Alp Pav	1.9400	26000.	87	6735	No
211	GOM_NL__2PRFIN20030614_141454_000000432017_00168_06735_6176.N1	14-JUN-2003 14:14:54	Straylight	42.500	141	Bet Ara	2.8400	4600.0	85	6735	No
212	GOM_NL__2PRFIN20030614_141616_000000392017_00168_06735_6177.N1	14-JUN-2003 14:16:16	Straylight	38.500	147	Alp Ara	2.8770	26000.	77	6735	No
213	GOM_NL__2PRFIN20030614_141800_000000472017_00168_06735_6178.N1	14-JUN-2003 14:18:00	Twilight	46.500	40	The Sco	1.8590	7100.0	93	6735	No
214	GOM_NL__2PRFIN20030614_141943_000000462017_00168_06735_6179.N1	14-JUN-2003 14:19:43	Twilight	46.000	25	35Lam Sco	1.6200	28000.	92	6735	No
215	GOM_NL__2PRFIN20030614_142113_000000442017_00168_06735_6180.N1	14-JUN-2003 14:21:13	Twilight	43.500	75	26Eps Sco	2.2910	4250.0	87	6735	No
216	GOM_NL__2PRFIN20030614_142313_000000632017_00168_06735_6181.N1	14-JUN-2003 14:23:13	Bright	63.000	155	41Pi Sgr	2.9000	6600.0	126	6735	No
217	GOM_NL__2PRFIN20030614_142623_000000412017_00168_06735_6182.N1	14-JUN-2003 14:26:23	Bright	40.500	86	35Eta Oph	2.4300	10200.	81	6735	No
218	GOM_NL__2PRFIN20030614_142808_000000392017_00168_06735_6183.N1	14-JUN-2003 14:28:08	Bright	39.000	98	13Zet Oph	2.5710	30000.	78	6735	No
219	GOM_NL__2PRFIN20030614_143014_000000392017_00168_06735_6184.N1	14-JUN-2003 14:30:14	Bright	38.500	120	1Del Oph	2.7340	3200.0	77	6735	No

220	GOM_NL__2PRFIN20030614_143316_000000382017_00168_06735_6185.N1	14-JUN-2003 14:33:16	Bright	37.500	102	24Alp Ser	2.6000	4250.0	75	6735	No
221	GOM_NL__2PRFIN20030614_143538_000000462017_00168_06735_6186.N1	14-JUN-2003 14:35:38	Bright	45.500	59	55Alp Oph	2.0800	8900.0	91	6735	No
222	GOM_NL__2PRFIN20030614_143732_000000402017_00168_06735_6187.N1	14-JUN-2003 14:37:32	Bright	39.500	127	27Bet Her	2.7810	4700.0	79	6735	No
223	GOM_NL__2PRFIN20030614_143859_000000382017_00168_06735_6188.N1	14-JUN-2003 14:38:59	Bright	37.500	67	5Alp CrB	2.2210	11000.	75	6735	No
224	GOM_NL__2PRFIN20030614_144037_000000392017_00168_06735_6189.N1	14-JUN-2003 14:40:37	Bright	38.500	133	40Zet Her	2.8070	6000.0	77	6735	No
225	GOM_NL__2PRFIN20030614_144731_000000432017_00168_06735_6190.N1	14-JUN-2003 14:47:31	Bright	42.500	130	23Bet Dra	2.7990	5800.0	85	6735	No
226	GOM_NL__2PRFIN20030614_144858_000000362017_00168_06735_6191.N1	14-JUN-2003 14:48:58	Bright	35.500	119	14Eta Dra	2.7270	4700.0	71	6735	No
227	GOM_NL__2PRFIN20030614_145222_000000352017_00168_06735_6192.N1	14-JUN-2003 14:52:22	Bright	34.500	60	7Bet UMi	2.0810	3950.0	69	6735	No
228	GOM_NL__2PRFIN20030614_145700_000000342017_00168_06735_6193.N1	14-JUN-2003 14:57:00	Bright	34.000	49	1Alp UMi	1.9900	6300.0	68	6735	No
229	GOM_NL__2PRFIN20030614_150420_000000552017_00168_06735_6194.N1	14-JUN-2003 15:04:20	Bright	54.500	74	11Bet Cas	2.2680	6600.0	109	6735	No
230	GOM_NL__2PRFIN20030614_150714_000000362017_00168_06735_6195.N1	14-JUN-2003 15:07:14	Bright	35.500	160	23Gam Per	2.9300	4700.0	71	6735	No
231	GOM_NL__2PRFIN20030614_151043_000000402017_00168_06735_6196.N1	14-JUN-2003 15:10:43	Bright	40.000	73	57Gam1And	2.2600	13100.	80	6735	No
232	GOM_NL__2PRFIN20030614_151303_000000552017_00168_06735_6197.N1	14-JUN-2003 15:13:03	Twilight	55.000	53	43Bet And	2.0480	3300.0	110	6735	No
233	GOM_NL__2PRFIN20030614_151629_000000492017_00168_06735_6198.N1	14-JUN-2003 15:16:29	Twilight	48.500	50	13Alp Ari	2.0070	4250.0	97	6735	No
234	GOM_NL__2PRFIN20030614_151906_000001872017_00168_06735_6199.N1	14-JUN-2003 15:19:06	Dark	186.50	93	53Bet Peg	2.5200	3100.0	373	6735	No
235	GOM_NL__2PRFIN20030614_154242_000000652017_00169_06736_7318.N1	14-JUN-2003 15:42:42	Dark	65.000	18	24Alp PsA	1.1660	9700.0	130	6736	No
236	GOM_NL__2PRFIN20030614_154622_000000492017_00169_06736_7319.N1	14-JUN-2003 15:46:22	Dark	49.000	31	Alp Gru	1.7340	15200.	98	6736	No
237	GOM_NL__2PRFIN20030614_154808_000000622017_00169_06736_7320.N1	14-JUN-2003 15:48:08	Straylight	62.000	172	Gam Gru	3.0030	13100.	124	6736	No
238	GOM_NL__2PRFIN20030614_155021_000000432017_00169_06736_7321.N1	14-JUN-2003 15:50:21	Straylight	42.500	45	Alp Pav	1.9400	26000.	85	6736	No
239	GOM_NL__2PRFIN20030614_155531_000000462017_00169_06736_7322.N1	14-JUN-2003 15:55:31	Straylight	45.500	141	Bet Ara	2.8400	4600.0	91	6736	No
240	GOM_NL__2PRFIN20030614_155653_000000402017_00169_06736_7323.N1	14-JUN-2003 15:56:53	Straylight	39.500	147	Alp Ara	2.8770	26000.	79	6736	No
241	GOM_NL__2PRFIN20030614_155838_000000452017_00169_06736_7324.N1	14-JUN-2003 15:58:38	Twilight	45.000	40	The Sco	1.8590	7100.0	90	6736	No
242	GOM_NL__2PRFIN20030614_160021_000000422017_00169_06736_7325.N1	14-JUN-2003 16:00:21	Twilight	41.500	25	35Lam Sco	1.6200	28000.	83	6736	No
243	GOM_NL__2PRFIN20030614_160150_000000432017_00169_06736_7326.N1	14-JUN-2003 16:01:50	Twilight	43.000	75	26Eps Sco	2.2910	4250.0	86	6736	No
244	GOM_NL__2PRFIN20030614_160353_000000592017_00169_06736_7327.N1	14-JUN-2003 16:03:53	Bright	58.500	155	41Pi Sgr	2.9000	6600.0	117	6736	No
245	GOM_NL__2PRFIN20030614_160700_000000412017_00169_06736_7328.N1	14-JUN-2003 16:07:00	Bright	40.500	86	35Eta Oph	2.4300	10200.	81	6736	No
246	GOM_NL__2PRFIN20030614_160845_000000382017_00169_06736_7329.N1	14-JUN-2003 16:08:45	Bright	38.000	98	13Zet Oph	2.5710	30000.	76	6736	No
247	GOM_NL__2PRFIN20030614_161051_000000372017_00169_06736_7330.N1	14-JUN-2003 16:10:51	Bright	37.000	120	1Del Oph	2.7340	3200.0	74	6736	No
248	GOM_NL__2PRFIN20030614_161353_000000362017_00169_06736_7331.N1	14-JUN-2003 16:13:53	Bright	36.000	102	24Alp Ser	2.6000	4250.0	72	6736	No
249	GOM_NL__2PRFIN20030614_161615_000000452017_00169_06736_7332.N1	14-JUN-2003 16:16:15	Bright	44.500	59	55Alp Oph	2.0800	8900.0	89	6736	No
250	GOM_NL__2PRFIN20030614_161808_000000382017_00169_06736_7333.N1	14-JUN-2003 16:18:08	Bright	38.000	127	27Bet Her	2.7810	4700.0	76	6736	No
251	GOM_NL__2PRFIN20030614_161936_000000372017_00169_06736_7334.N1	14-JUN-2003 16:19:36	Bright	36.500	67	5Alp CrB	2.2210	11000.	73	6736	No
252	GOM_NL__2PRFIN20030614_162113_000000392017_00169_06736_7335.N1	14-JUN-2003 16:21:13	Bright	38.500	133	40Zet Her	2.8070	6000.0	77	6736	No
253	GOM_NL__2PRFIN20030614_162806_000000412017_00169_06736_7336.N1	14-JUN-2003 16:28:06	Bright	41.000	130	23Bet Dra	2.7990	5800.0	82	6736	No
254	GOM_NL__2PRFIN20030614_162934_000000382017_00169_06736_7337.N1	14-JUN-2003 16:29:34	Bright	38.000	119	14Eta Dra	2.7270	4700.0	76	6736	No
255	GOM_NL__2PRFIN20030614_163258_000000372017_00169_06736_7338.N1	14-JUN-2003 16:32:58	Bright	37.000	60	7Bet UMi	2.0810	3950.0	74	6736	No
256	GOM_NL__2PRFIN20030614_163736_000000362017_00169_06736_7339.N1	14-JUN-2003 16:37:36	Bright	36.000	49	1Alp UMi	1.9900	6300.0	72	6736	No
257	GOM_NL__2PRFIN20030614_164455_000000452017_00169_06736_7340.N1	14-JUN-2003 16:44:55	Bright	45.000	74	11Bet Cas	2.2680	6600.0	90	6736	No
258	GOM_NL__2PRFIN20030614_164750_000000352017_00169_06736_7341.N1	14-JUN-2003 16:47:50	Bright	34.500	160	23Gam Per	2.9300	4700.0	69	6736	No
259	GOM_NL__2PRFIN20030614_165119_000000422017_00169_06736_7342.N1	14-JUN-2003 16:51:19	Bright	41.500	73	57Gam1And	2.2600	13100.	83	6736	No
260	GOM_NL__2PRFIN20030614_165339_000000552017_00169_06736_7343.N1	14-JUN-2003 16:53:39	Twilight	54.500	53	43Bet And	2.0480	3300.0	109	6736	No
261	GOM_NL__2PRFIN20030614_165705_000000552017_00169_06736_7344.N1	14-JUN-2003 16:57:05	Twilight	55.000	50	13Alp Ari	2.0070	4250.0	110	6736	No
262	GOM_NL__2PRFIN20030614_165943_000001902017_00169_06736_7345.N1	14-JUN-2003 16:59:43	Dark	189.50	93	53Bet Peg	2.5200	3100.0	379	6736	No
263	GOM_NL__2PRFIN20030614_172021_000000062017_00169_06736_7346.N1	14-JUN-2003 17:20:21	Dark	6.0000	9	Alp Eri	0.45300	24000.	12	6736	Yes
264	GOM_NL__2PRFIN20030614_172319_000000702017_00170_06737_7318.N1	14-JUN-2003 17:23:19	Dark	69.500	18	24Alp PsA	1.1660	9700.0	139	6737	No
265	GOM_NL__2PRFIN20030614_172659_000000502017_00170_06737_7319.N1	14-JUN-2003 17:26:59	Dark	49.500	31	Alp Gru	1.7340	15200.	99	6737	No
266	GOM_NL__2PRFIN20030614_172845_000000602017_00170_06737_7320.N1	14-JUN-2003 17:28:45	Straylight	60.000	172	Gam Gru	3.0030	13100.	120	6737	No
267	GOM_NL__2PRFIN20030614_173058_000000432017_00170_06737_7321.N1	14-JUN-2003 17:30:58	Straylight	42.500	45	Alp Pav	1.9400	26000.	85	6737	No
268	GOM_NL__2PRFIN20030614_173607_000000392017_00170_06737_7322.N1	14-JUN-2003 17:36:07	Straylight	38.500	141	Bet Ara	2.8400	4600.0	77	6737	No
269	GOM_NL__2PRFIN20030614_173729_000000412017_00170_06737_7323.N1	14-JUN-2003 17:37:29	Straylight	41.000	147	Alp Ara	2.8770	26000.	82	6737	No
270	GOM_NL__2PRFIN20030614_173914_000000432017_00170_06737_7324.N1	14-JUN-2003 17:39:14	Twilight	43.000	40	The Sco	1.8590	7100.0	86	6737	No
271	GOM_NL__2PRFIN20030614_174057_000000442017_00170_06737_7325.N1	14-JUN-2003 17:40:57	Twilight	44.000	25	35Lam Sco	1.6200	28000.	88	6737	No
272	GOM_NL__2PRFIN20030614_174226_000000442017_00170_06737_7326.N1	14-JUN-2003 17:42:26	Twilight	43.500	75	26Eps Sco	2.2910	4250.0	87	6737	No
273	GOM_NL__2PRFIN20030614_174430_000000592017_00170_06737_7327.N1	14-JUN-2003 17:44:30	Bright	59.000	155	41Pi Sgr	2.9000	6600.0	118	6737	No
274	GOM_NL__2PRFIN20030614_174736_000000402017_00170_06737_7328.N1	14-JUN-2003 17:47:36	Bright	39.500	86	35Eta Oph	2.4300	10200.	79	6737	No
275	GOM_NL__2PRFIN20030614_174921_000000382017_00170_06737_7329.N1	14-JUN-2003 17:49:21	Bright	38.000	98	13Zet Oph	2.5710	30000.	76	6737	No
276	GOM_NL__2PRFIN20030614_175127_000000372017_00170_06737_7330.N1	14-JUN-2003 17:51:27	Bright	37.000	120	1Del Oph	2.7340	3200.0	74	6737	No
277	GOM_NL__2PRFIN20030614_175429_000000372017_00170_06737_7331.N1	14-JUN-2003 17:54:29	Bright	37.000	102	24Alp Ser	2.6000	4250.0	74	6737	No
278	GOM_NL__2PRFIN20030614_175651_000000462017_00170_06737_7332.N1	14-JUN-2003 17:56:51	Bright	45.500	59	55Alp Oph	2.0800	8900.0	91	6737	No

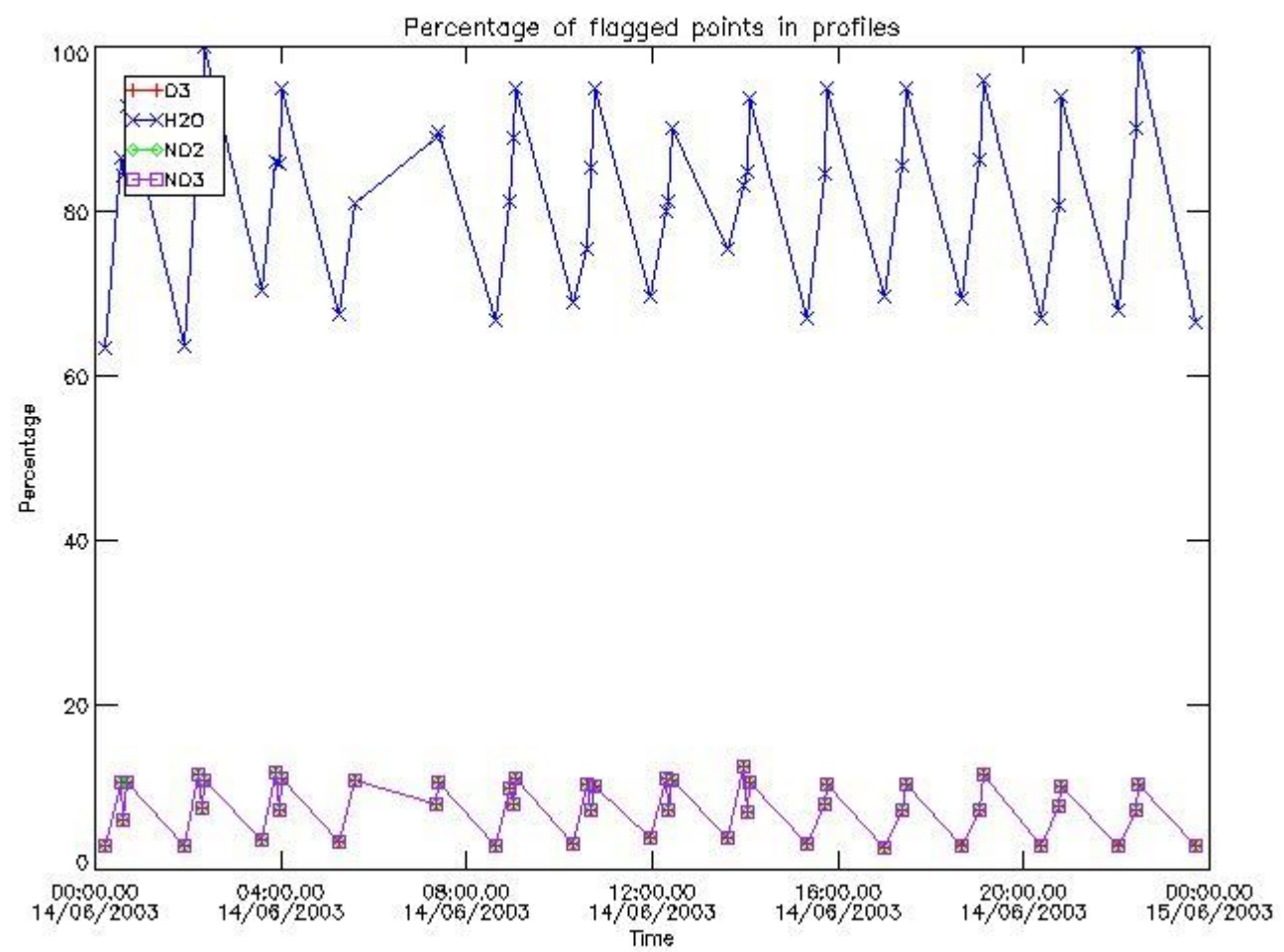
279	GOM_NL__2PRFIN20030614_175844_000000392017_00170_06737_7333.N1	14-JUN-2003 17:58:44	Bright	38.500	127	27Bet Her	2.7810	4700.0	77	6737	No
280	GOM_NL__2PRFIN20030614_180012_000000352017_00170_06737_7334.N1	14-JUN-2003 18:00:12	Bright	35.000	67	5Alp CrB	2.2210	11000.	70	6737	No
281	GOM_NL__2PRFIN20030614_180149_000000392017_00170_06737_7335.N1	14-JUN-2003 18:01:49	Bright	39.000	133	40Zet Her	2.8070	6000.0	78	6737	No
282	GOM_NL__2PRFIN20030614_180842_000000422017_00170_06737_7336.N1	14-JUN-2003 18:08:42	Bright	41.500	130	23Bet Dra	2.7990	5800.0	83	6737	No
283	GOM_NL__2PRFIN20030614_181010_000000372017_00170_06737_7337.N1	14-JUN-2003 18:10:10	Bright	37.000	119	14Eta Dra	2.7270	4700.0	74	6737	No
284	GOM_NL__2PRFIN20030614_181334_000000362017_00170_06737_7338.N1	14-JUN-2003 18:13:34	Bright	36.000	60	7Bet UMi	2.0810	3950.0	72	6737	No
285	GOM_NL__2PRFIN20030614_181812_000000372017_00170_06737_7339.N1	14-JUN-2003 18:18:12	Bright	37.000	49	1Alp UMi	1.9900	6300.0	74	6737	No
286	GOM_NL__2PRFIN20030614_182531_000000442017_00170_06737_7340.N1	14-JUN-2003 18:25:31	Bright	44.000	74	11Bet Cas	2.2680	6600.0	88	6737	No
287	GOM_NL__2PRFIN20030614_182826_000000352017_00170_06737_7341.N1	14-JUN-2003 18:28:26	Bright	34.500	160	23Gam Per	2.9300	4700.0	69	6737	No
288	GOM_NL__2PRFIN20030614_183155_000000412017_00170_06737_7342.N1	14-JUN-2003 18:31:55	Bright	40.500	73	57Gam1And	2.2600	13100.	81	6737	No
289	GOM_NL__2PRFIN20030614_183416_000000562017_00170_06737_7343.N1	14-JUN-2003 18:34:16	Twilight	56.000	53	43Bet And	2.0480	3300.0	112	6737	No
290	GOM_NL__2PRFIN20030614_183741_000000472017_00170_06737_7344.N1	14-JUN-2003 18:37:41	Twilight	46.500	50	13Alp Ari	2.0070	4250.0	93	6737	No
291	GOM_NL__2PRFIN20030614_184021_000001772017_00170_06737_7345.N1	14-JUN-2003 18:40:21	Dark	177.00	93	53Bet Peg	2.5200	3100.0	354	6737	No
292	GOM_NL__2PRFIN20030614_190047_000000062017_00170_06737_7346.N1	14-JUN-2003 19:00:47	Dark	6.0000	9	Alp Eri	0.45300	24000.	12	6737	Yes
293	GOM_NL__2PRFIN20030614_190357_000000702017_00171_06738_7318.N1	14-JUN-2003 19:03:57	Dark	69.500	18	24Alp PsA	1.1660	9700.0	139	6738	No
294	GOM_NL__2PRFIN20030614_190736_000000482017_00171_06738_7319.N1	14-JUN-2003 19:07:36	Dark	48.000	31	Alp Gru	1.7340	15200.	96	6738	No
295	GOM_NL__2PRFIN20030614_190923_000000592017_00171_06738_7320.N1	14-JUN-2003 19:09:23	Straylight	58.500	172	Gam Gru	3.0030	13100.	117	6738	No
296	GOM_NL__2PRFIN20030614_191134_000000442017_00171_06738_7321.N1	14-JUN-2003 19:11:34	Straylight	43.500	45	Alp Pav	1.9400	26000.	87	6738	No
297	GOM_NL__2PRFIN20030614_191644_000000392017_00171_06738_7322.N1	14-JUN-2003 19:16:44	Straylight	38.500	141	Bet Ara	2.8400	4600.0	77	6738	No
298	GOM_NL__2PRFIN20030614_191805_000000392017_00171_06738_7323.N1	14-JUN-2003 19:18:05	Straylight	39.000	147	Alp Ara	2.8770	26000.	78	6738	No
299	GOM_NL__2PRFIN20030614_191950_000000432017_00171_06738_7324.N1	14-JUN-2003 19:19:50	Twilight	43.000	40	The Sco	1.8590	7100.0	86	6738	No
300	GOM_NL__2PRFIN20030614_192133_000000442017_00171_06738_7325.N1	14-JUN-2003 19:21:33	Twilight	44.000	25	35Lam Sco	1.6200	28000.	88	6738	No
301	GOM_NL__2PRFIN20030614_192302_000000452017_00171_06738_7326.N1	14-JUN-2003 19:23:02	Twilight	45.000	75	26Eps Sco	2.2910	4250.0	90	6738	No
302	GOM_NL__2PRFIN20030614_192506_000000592017_00171_06738_7327.N1	14-JUN-2003 19:25:06	Bright	59.000	155	41Pi Sgr	2.9000	6600.0	118	6738	No
303	GOM_NL__2PRFIN20030614_192812_000000412017_00171_06738_7328.N1	14-JUN-2003 19:28:12	Bright	40.500	86	35Eta Oph	2.4300	10200.	81	6738	No
304	GOM_NL__2PRFIN20030614_192957_000000382017_00171_06738_7329.N1	14-JUN-2003 19:29:57	Bright	37.500	98	13Zet Oph	2.5710	30000.	75	6738	No
305	GOM_NL__2PRFIN20030614_193203_000000382017_00171_06738_7330.N1	14-JUN-2003 19:32:03	Bright	37.500	120	1Del Oph	2.7340	3200.0	75	6738	No
306	GOM_NL__2PRFIN20030614_193505_000000362017_00171_06738_7331.N1	14-JUN-2003 19:35:05	Bright	35.500	102	24Alp Ser	2.6000	4250.0	71	6738	No
307	GOM_NL__2PRFIN20030614_193726_000000472017_00171_06738_7332.N1	14-JUN-2003 19:37:26	Bright	46.500	59	55Alp Oph	2.0800	8900.0	93	6738	No
308	GOM_NL__2PRFIN20030614_193920_000000392017_00171_06738_7333.N1	14-JUN-2003 19:39:20	Bright	38.500	127	27Bet Her	2.7810	4700.0	77	6738	No
309	GOM_NL__2PRFIN20030614_194048_000000362017_00171_06738_7334.N1	14-JUN-2003 19:40:48	Bright	36.000	67	5Alp CrB	2.2210	11000.	72	6738	No
310	GOM_NL__2PRFIN20030614_194224_000000392017_00171_06738_7335.N1	14-JUN-2003 19:42:24	Bright	38.500	133	40Zet Her	2.8070	6000.0	77	6738	No
311	GOM_NL__2PRFIN20030614_194917_000000432017_00171_06738_7336.N1	14-JUN-2003 19:49:17	Bright	42.500	130	23Bet Dra	2.7990	5800.0	85	6738	No
312	GOM_NL__2PRFIN20030614_195046_000000392017_00171_06738_7337.N1	14-JUN-2003 19:50:46	Bright	39.000	119	14Eta Dra	2.7270	4700.0	78	6738	No
313	GOM_NL__2PRFIN20030614_195410_000000382017_00171_06738_7338.N1	14-JUN-2003 19:54:10	Bright	38.000	60	7Bet UMi	2.0810	3950.0	76	6738	No
314	GOM_NL__2PRFIN20030614_195848_000000372017_00171_06738_7339.N1	14-JUN-2003 19:58:48	Bright	36.500	49	1Alp UMi	1.9900	6300.0	73	6738	No
315	GOM_NL__2PRFIN20030614_200607_000000642017_00171_06738_7340.N1	14-JUN-2003 20:06:07	Bright	64.000	74	11Bet Cas	2.2680	6600.0	128	6738	No
316	GOM_NL__2PRFIN20030614_200902_000000522017_00171_06738_7341.N1	14-JUN-2003 20:09:02	Bright	52.000	160	23Gam Per	2.9300	4700.0	104	6738	No
317	GOM_NL__2PRFIN20030614_201231_000000402017_00171_06738_7342.N1	14-JUN-2003 20:12:31	Bright	40.000	73	57Gam1And	2.2600	13100.	80	6738	No
318	GOM_NL__2PRFIN20030614_201452_000000572017_00171_06738_7343.N1	14-JUN-2003 20:14:52	Twilight	57.000	53	43Bet And	2.0480	3300.0	114	6738	No
319	GOM_NL__2PRFIN20030614_201818_000000522017_00171_06738_7344.N1	14-JUN-2003 20:18:18	Twilight	51.500	50	13Alp Ari	2.0070	4250.0	103	6738	No
320	GOM_NL__2PRFIN20030614_202058_000001922017_00171_06738_7345.N1	14-JUN-2003 20:20:58	Dark	191.50	93	53Bet Peg	2.5200	3100.0	383	6738	No
321	GOM_NL__2PRFIN20030614_204114_000000062017_00171_06738_7346.N1	14-JUN-2003 20:41:14	Dark	6.0000	9	Alp Eri	0.45300	24000.	12	6738	Yes
322	GOM_NL__2PRFIN20030614_204434_000000662017_00172_06739_7318.N1	14-JUN-2003 20:44:34	Dark	65.500	18	24Alp PsA	1.1660	9700.0	131	6739	No
323	GOM_NL__2PRFIN20030614_204813_000000512017_00172_06739_7319.N1	14-JUN-2003 20:48:13	Dark	50.500	31	Alp Gru	1.7340	15200.	101	6739	No
324	GOM_NL__2PRFIN20030614_205000_000000592017_00172_06739_7320.N1	14-JUN-2003 20:50:00	Straylight	59.000	172	Gam Gru	3.0030	13100.	118	6739	No
325	GOM_NL__2PRFIN20030614_205211_000000422017_00172_06739_7321.N1	14-JUN-2003 20:52:11	Straylight	42.000	45	Alp Pav	1.9400	26000.	84	6739	No
326	GOM_NL__2PRFIN20030614_205720_000000402017_00172_06739_7322.N1	14-JUN-2003 20:57:20	Straylight	40.000	141	Bet Ara	2.8400	4600.0	80	6739	No
327	GOM_NL__2PRFIN20030614_205841_000000392017_00172_06739_7323.N1	14-JUN-2003 20:58:41	Straylight	39.000	147	Alp Ara	2.8770	26000.	78	6739	No
328	GOM_NL__2PRFIN20030614_210026_000000432017_00172_06739_7324.N1	14-JUN-2003 21:00:26	Twilight	42.500	40	The Sco	1.8590	7100.0	85	6739	No
329	GOM_NL__2PRFIN20030614_210209_000000422017_00172_06739_7325.N1	14-JUN-2003 21:02:09	Twilight	41.500	25	35Lam Sco	1.6200	28000.	83	6739	No
330	GOM_NL__2PRFIN20030614_210338_000000462017_00172_06739_7326.N1	14-JUN-2003 21:03:38	Twilight	45.500	75	26Eps Sco	2.2910	4250.0	91	6739	No
331	GOM_NL__2PRFIN20030614_210542_000000602017_00172_06739_7327.N1	14-JUN-2003 21:05:42	Bright	59.500	155	41Pi Sgr	2.9000	6600.0	119	6739	No
332	GOM_NL__2PRFIN20030614_210849_000000392017_00172_06739_7328.N1	14-JUN-2003 21:08:49	Bright	39.000	86	35Eta Oph	2.4300	10200.	78	6739	No
333	GOM_NL__2PRFIN20030614_211033_000000392017_00172_06739_7329.N1	14-JUN-2003 21:10:33	Bright	39.000	98	13Zet Oph	2.5710	30000.	78	6739	No
334	GOM_NL__2PRFIN20030614_211239_000000372017_00172_06739_7330.N1	14-JUN-2003 21:12:39	Bright	37.000	120	1Del Oph	2.7340	3200.0	74	6739	No
335	GOM_NL__2PRFIN20030614_211541_000000362017_00172_06739_7331.N1	14-JUN-2003 21:15:41	Bright	35.500	102	24Alp Ser	2.6000	4250.0	71	6739	No
336	GOM_NL__2PRFIN20030614_211802_000000442017_00172_06739_7332.N1	14-JUN-2003 21:18:02	Bright	43.500	59	55Alp Oph	2.0800	8900.0	87	6739	No
337	GOM_NL__2PRFIN20030614_211956_000000402017_00172_06739_7333.N1	14-JUN-2003 21:19:56	Bright	40.000	127	27Bet Her	2.7810	4700.0	80	6739	No

338	GOM_NL__2PRFIN20030614_212124_000000372017_00172_06739_7334.N1	14-JUN-2003 21:21:24	Bright	37.000	67	5Alp CrB	2.2210	11000.	74	6739	No
339	GOM_NL__2PRFIN20030614_212300_000000412017_00172_06739_7335.N1	14-JUN-2003 21:23:00	Bright	40.500	133	40Zet Her	2.8070	6000.0	81	6739	No
340	GOM_NL__2PRFIN20030614_212953_000000422017_00172_06739_7336.N1	14-JUN-2003 21:29:53	Bright	42.000	130	23Bet Dra	2.7990	5800.0	84	6739	No
341	GOM_NL__2PRFIN20030614_213121_000000392017_00172_06739_7337.N1	14-JUN-2003 21:31:21	Bright	38.500	119	14Eta Dra	2.7270	4700.0	77	6739	No
342	GOM_NL__2PRFIN20030614_213446_000000382017_00172_06739_7338.N1	14-JUN-2003 21:34:46	Bright	38.000	60	7Bet UMi	2.0810	3950.0	76	6739	No
343	GOM_NL__2PRFIN20030614_213924_000000362017_00172_06739_7339.N1	14-JUN-2003 21:39:24	Bright	36.000	49	1Alp UMi	1.9900	6300.0	72	6739	No
344	GOM_NL__2PRFIN20030614_214642_000000442017_00172_06739_7340.N1	14-JUN-2003 21:46:42	Bright	43.500	74	11Bet Cas	2.2680	6600.0	87	6739	No
345	GOM_NL__2PRFIN20030614_214938_000000522017_00172_06739_7341.N1	14-JUN-2003 21:49:38	Bright	52.000	160	23Gam Per	2.9300	4700.0	104	6739	No
346	GOM_NL__2PRFIN20030614_215307_000000422017_00172_06739_7342.N1	14-JUN-2003 21:53:07	Bright	42.000	73	57Gam1And	2.2600	13100.	84	6739	No
347	GOM_NL__2PRFIN20030614_215527_000000552017_00172_06739_7343.N1	14-JUN-2003 21:55:27	Twilight	54.500	53	43Bet And	2.0480	3300.0	109	6739	No
348	GOM_NL__2PRFIN20030614_215854_000000502017_00172_06739_7344.N1	14-JUN-2003 21:58:54	Twilight	50.000	50	13Alp Ari	2.0070	4250.0	100	6739	No
349	GOM_NL__2PRFIN20030614_220135_000001932017_00172_06739_7345.N1	14-JUN-2003 22:01:35	Dark	192.50	93	53Bet Peg	2.5200	3100.0	385	6739	No
350	GOM_NL__2PRFIN20030614_222142_00000062017_00172_06739_7346.N1	14-JUN-2003 22:21:42	Dark	6.0000	9	Alp Eri	0.45300	24000.	12	6739	Yes
351	GOM_NL__2PRFIN20030614_222512_000000722017_00173_06740_7318.N1	14-JUN-2003 22:25:12	Dark	71.500	18	24Alp PsA	1.1660	9700.0	143	6740	No
352	GOM_NL__2PRFIN20030614_222850_000000492017_00173_06740_7319.N1	14-JUN-2003 22:28:50	Dark	49.000	31	Alp Gru	1.7340	15200.	98	6740	No
353	GOM_NL__2PRFIN20030614_223037_000000582017_00173_06740_7320.N1	14-JUN-2003 22:30:37	Straylight	58.000	172	Gam Gru	3.0030	13100.	116	6740	No
354	GOM_NL__2PRFIN20030614_223247_000000422017_00173_06740_7321.N1	14-JUN-2003 22:32:47	Straylight	41.500	45	Alp Pav	1.9400	26000.	83	6740	No
355	GOM_NL__2PRFIN20030614_223756_000000392017_00173_06740_7322.N1	14-JUN-2003 22:37:56	Straylight	39.000	141	Bet Ara	2.8400	4600.0	78	6740	No
356	GOM_NL__2PRFIN20030614_223918_000000422017_00173_06740_7323.N1	14-JUN-2003 22:39:18	Straylight	41.500	147	Alp Ara	2.8770	26000.	83	6740	No
357	GOM_NL__2PRFIN20030614_224103_000000422017_00173_06740_7324.N1	14-JUN-2003 22:41:03	Twilight	42.000	40	The Sco	1.8590	7100.0	84	6740	No
358	GOM_NL__2PRFIN20030614_224245_000000432017_00173_06740_6321.N1	14-JUN-2003 22:42:45	Twilight	42.500	25	35Lam Sco	1.6200	28000.	85	6740	No
359	GOM_NL__2PRFIN20030614_224414_000000422017_00173_06740_6322.N1	14-JUN-2003 22:44:14	Twilight	42.000	75	26Eps Sco	2.2910	4250.0	84	6740	No
360	GOM_NL__2PRFIN20030614_224618_000000592017_00173_06740_6323.N1	14-JUN-2003 22:46:18	Bright	59.000	155	41Pi Sgr	2.9000	6600.0	118	6740	No
361	GOM_NL__2PRFIN20030614_224925_000000402017_00173_06740_6324.N1	14-JUN-2003 22:49:25	Bright	40.000	86	35Eta Oph	2.4300	10200.	80	6740	No
362	GOM_NL__2PRFIN20030614_225109_000000382017_00173_06740_6325.N1	14-JUN-2003 22:51:09	Bright	37.500	98	13Zet Oph	2.5710	30000.	75	6740	No
363	GOM_NL__2PRFIN20030614_225315_000000372017_00173_06740_6326.N1	14-JUN-2003 22:53:15	Bright	36.500	120	1Del Oph	2.7340	3200.0	73	6740	No
364	GOM_NL__2PRFIN20030614_225617_000000352017_00173_06740_6327.N1	14-JUN-2003 22:56:17	Bright	35.000	102	24Alp Ser	2.6000	4250.0	70	6740	No
365	GOM_NL__2PRFIN20030614_225837_000000442017_00173_06740_6328.N1	14-JUN-2003 22:58:37	Bright	44.000	59	55Alp Oph	2.0800	8900.0	88	6740	No
366	GOM_NL__2PRFIN20030614_230032_000000372017_00173_06740_6329.N1	14-JUN-2003 23:00:32	Bright	37.000	127	27Bet Her	2.7810	4700.0	74	6740	No
367	GOM_NL__2PRFIN20030614_230200_000000372017_00173_06740_6330.N1	14-JUN-2003 23:02:00	Bright	37.000	67	5Alp CrB	2.2210	11000.	74	6740	No
368	GOM_NL__2PRFIN20030614_230336_000000372017_00173_06740_6331.N1	14-JUN-2003 23:03:36	Bright	36.500	133	40Zet Her	2.8070	6000.0	73	6740	No
369	GOM_NL__2PRFIN20030614_231028_000000392017_00173_06740_6332.N1	14-JUN-2003 23:10:28	Bright	39.000	130	23Bet Dra	2.7990	5800.0	78	6740	No
370	GOM_NL__2PRFIN20030614_231157_000000392017_00173_06740_6333.N1	14-JUN-2003 23:11:57	Bright	38.500	119	14Eta Dra	2.7270	4700.0	77	6740	No
371	GOM_NL__2PRFIN20030614_231522_000000382017_00173_06740_6334.N1	14-JUN-2003 23:15:22	Bright	37.500	60	7Bet UMi	2.0810	3950.0	75	6740	No
372	GOM_NL__2PRFIN20030614_232000_000000332017_00173_06740_6335.N1	14-JUN-2003 23:20:00	Bright	33.000	49	1Alp UMi	1.9900	6300.0	66	6740	No
373	GOM_NL__2PRFIN20030614_232718_000000442017_00173_06740_6336.N1	14-JUN-2003 23:27:18	Bright	43.500	74	11Bet Cas	2.2680	6600.0	87	6740	No
374	GOM_NL__2PRFIN20030614_233014_000000352017_00173_06740_6337.N1	14-JUN-2003 23:30:14	Bright	34.500	160	23Gam Per	2.9300	4700.0	69	6740	No
375	GOM_NL__2PRFIN20030614_233342_000000392017_00173_06740_6338.N1	14-JUN-2003 23:33:42	Bright	38.500	73	57Gam1And	2.2600	13100.	77	6740	No
376	GOM_NL__2PRFIN20030614_233603_000000602017_00173_06740_6339.N1	14-JUN-2003 23:36:03	Twilight	60.000	53	43Bet And	2.0480	3300.0	120	6740	No
377	GOM_NL__2PRFIN20030614_233930_000000492017_00173_06740_6340.N1	14-JUN-2003 23:39:30	Twilight	48.500	50	13Alp Ari	2.0070	4250.0	97	6740	No
378	GOM_NL__2PRFIN20030614_234212_000001902017_00173_06740_6341.N1	14-JUN-2003 23:42:12	Dark	189.50	93	53Bet Peg	2.5200	3100.0	379	6740	No

3. Quality information per product

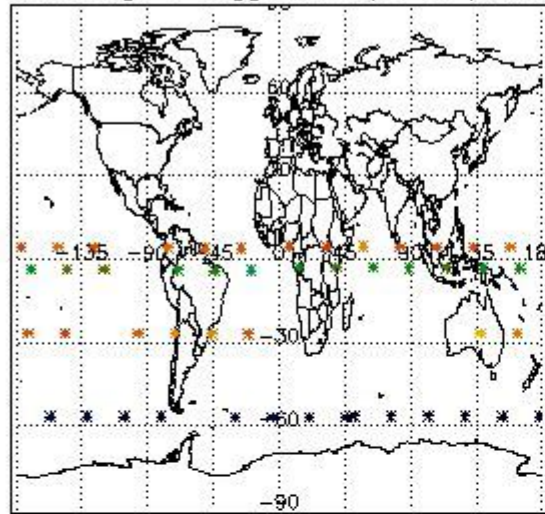
In this section it is plotted some information contained in the Quality Summary data set of the level 2 products. Only products in dark limb conditions and without errors (error flag in the MPH set to "0") are used.

3.1 Plot quality information per product (time dependant)


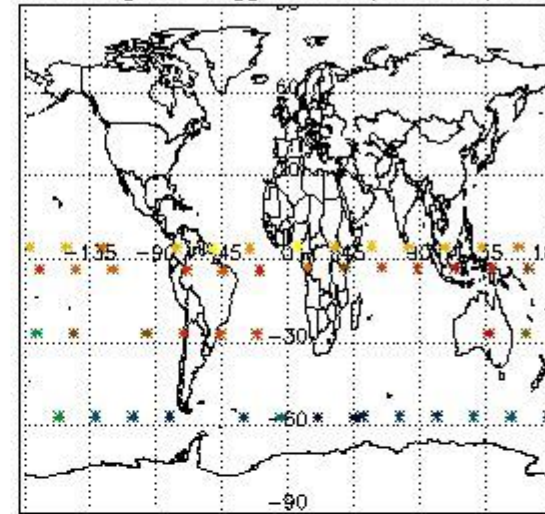


3.2 Plot quality information per product (world map)

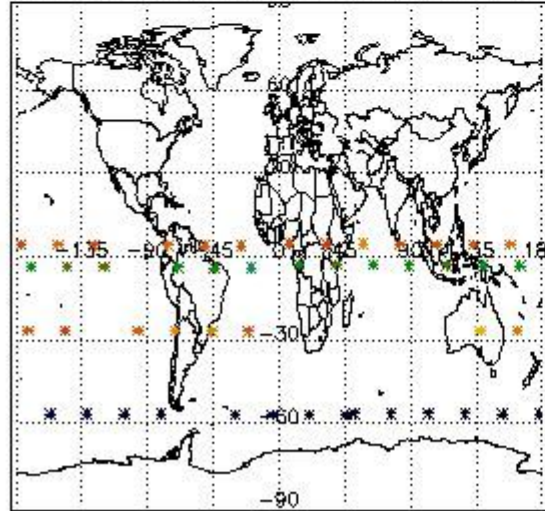
Percentage of flagged data per O3 profile




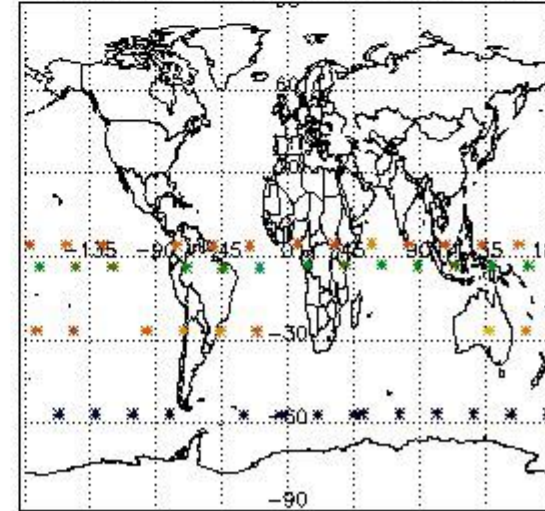
Percentage of flagged data per H2O profile



Percentage of flagged data per NO2 profile



Percentage of flagged data per NO3 profile

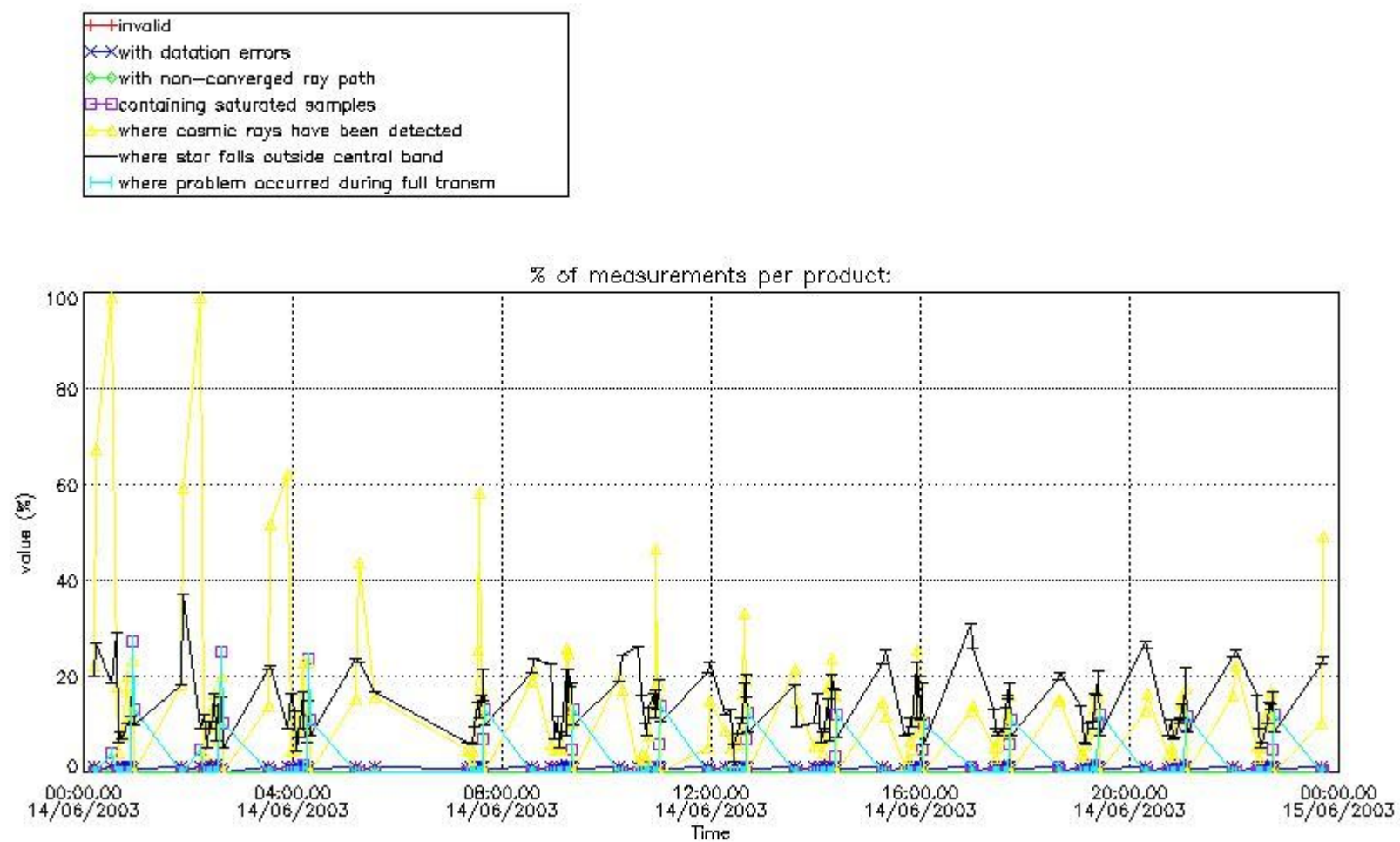


4. Level 1 quality information per product

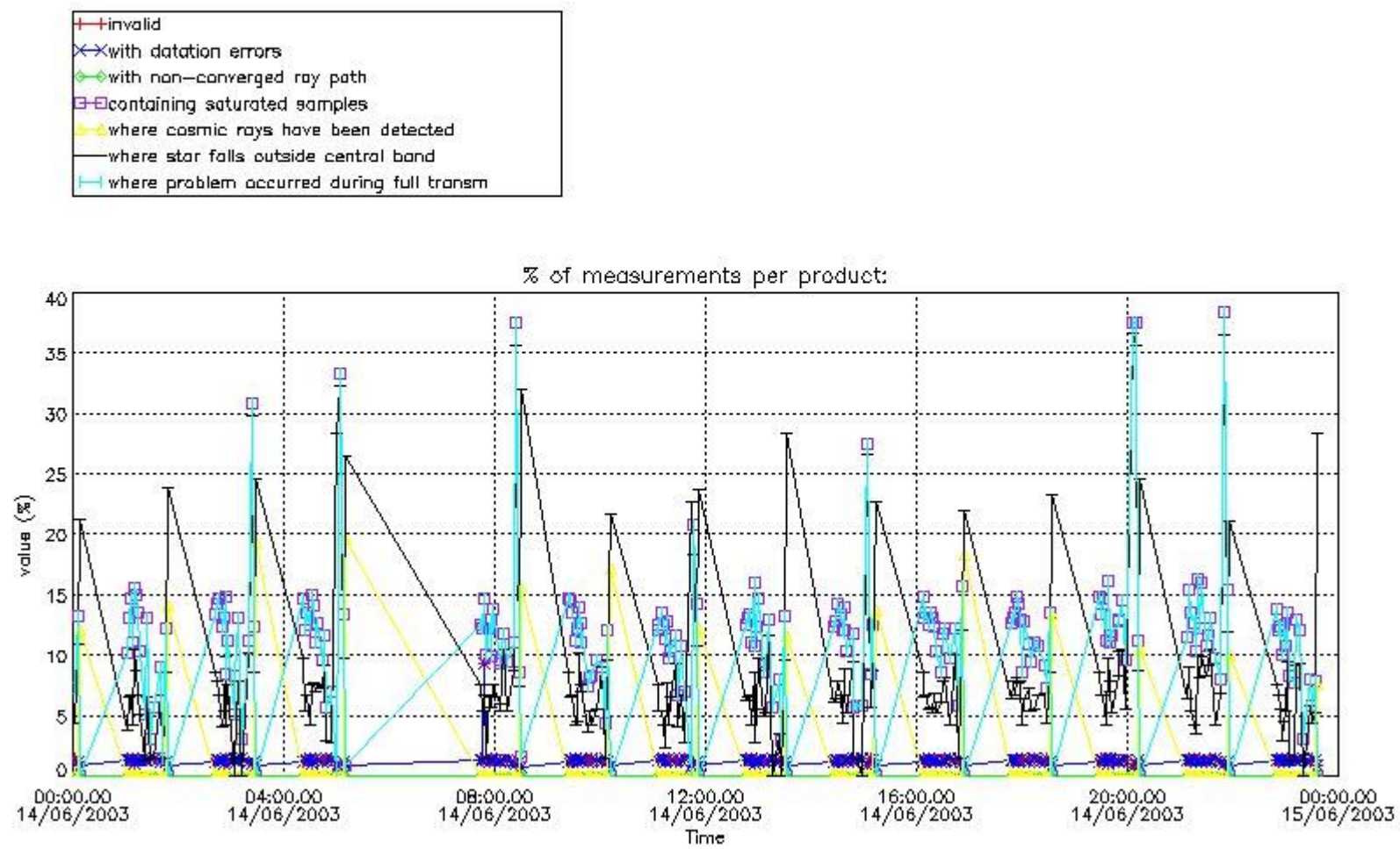
In this section it is plotted some information contained in the Quality Summary data set of the level 2 products that comes from the level 1b processing. Products without errors (error flag in the MPH set to "0") are used.

4.1 Plot quality information per product (time dependant) coming from level 1b processing

4.1.1 Plot level 1 quality information per product (time dependant): ENVISAT ASCENDING passes



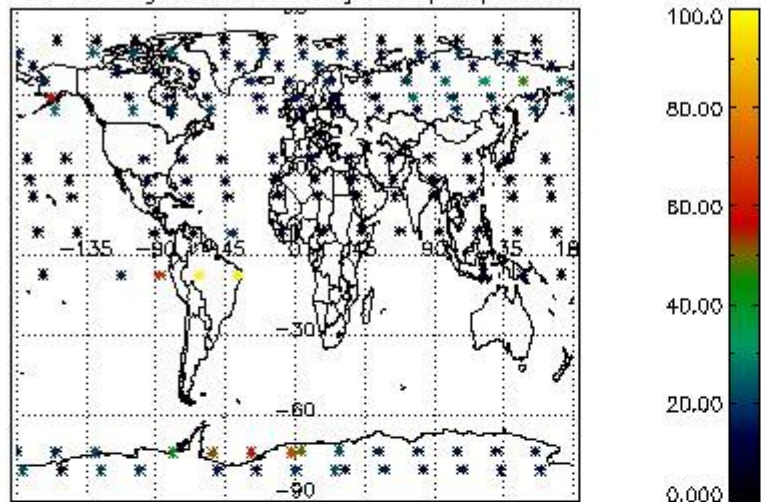
4.1.2 Plot level 1 quality information per product (time dependant): ENVISAT DESCENDING passes



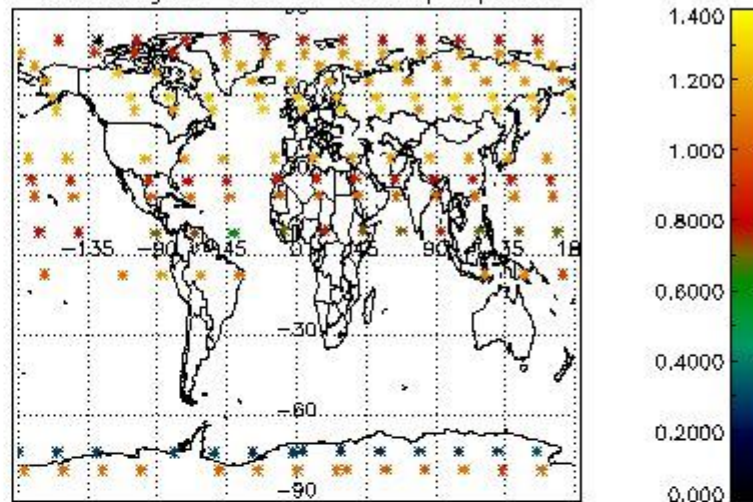
4.2 Plot quality information per product coming from level 1b processing (world map)

4.2.1 Plot level 1 quality information per product (world map): ENVISAT ASCENDING passes

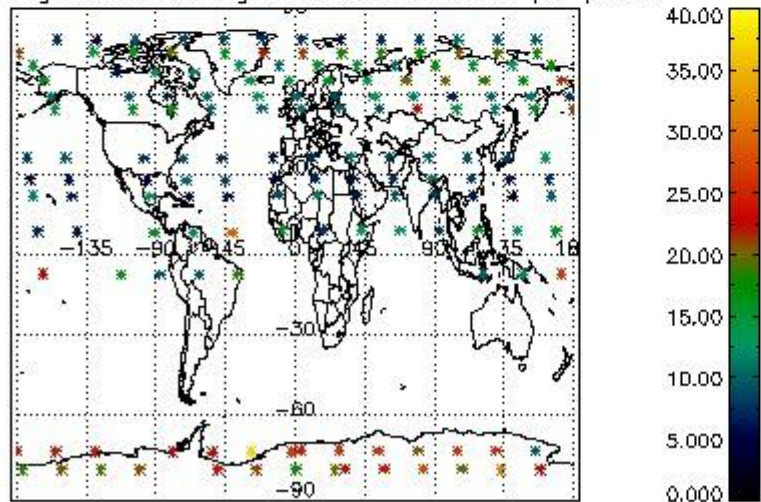
Percentage of cosmic ray hits per profile



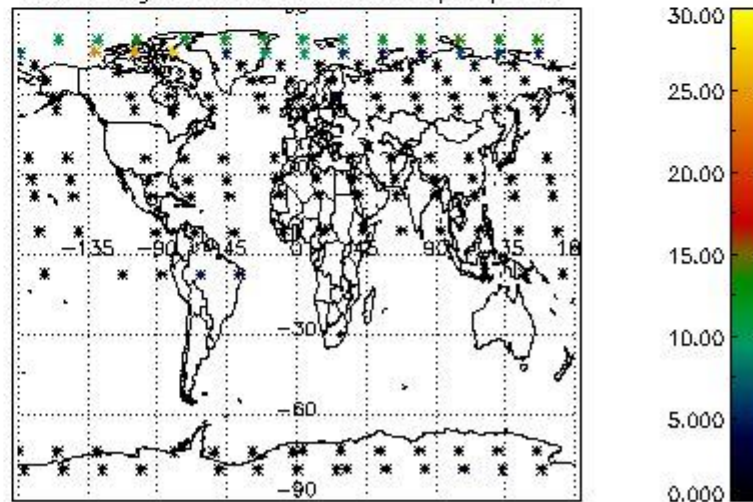
Percentage of datation errors per profile



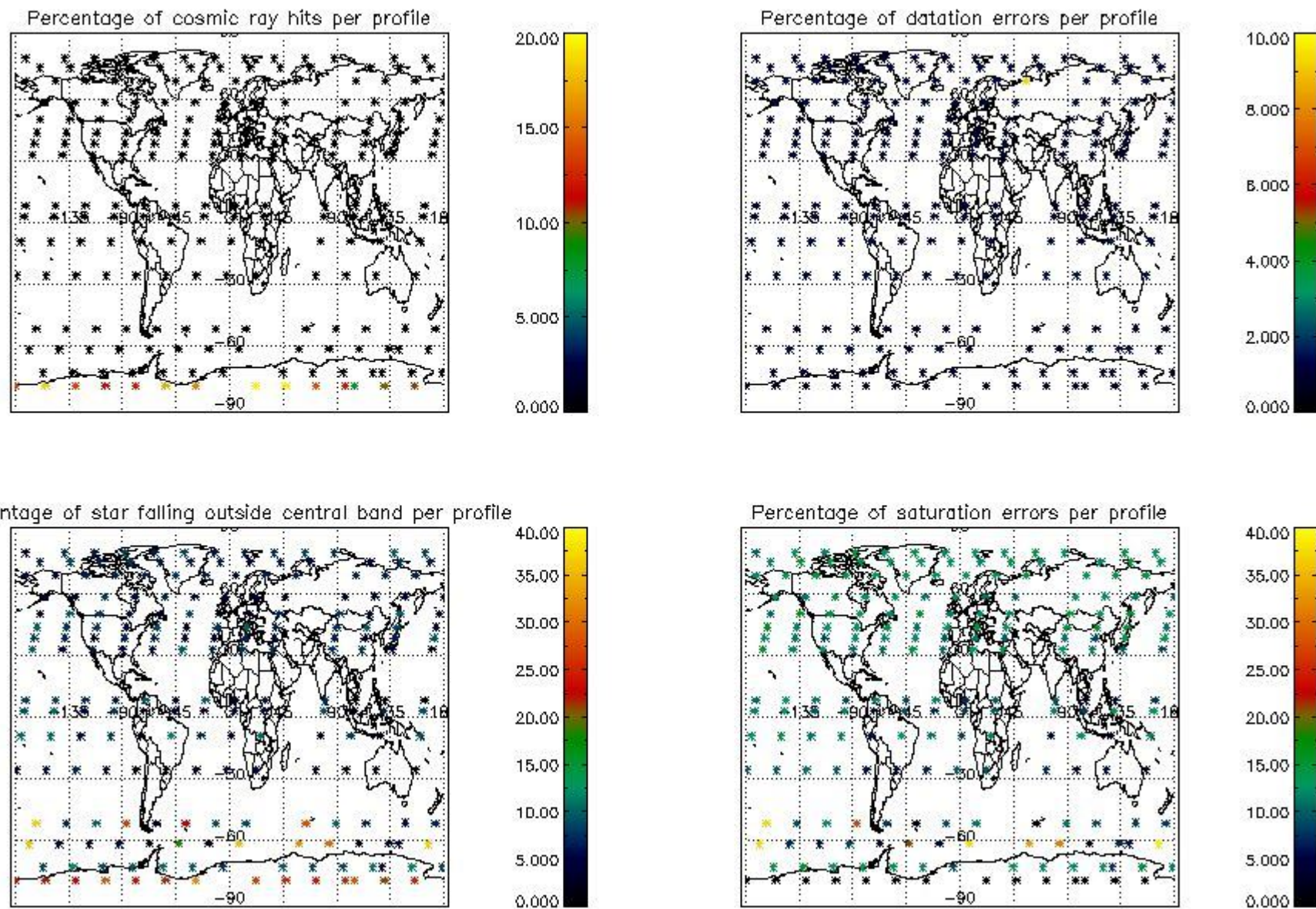
Percentage of star falling outside central band per profile



Percentage of saturation errors per profile



4.2.2 Plot level 1 quality information per product (world map): ENVISAT DESCENDING passes



5. Trace gas profiles

5.1 Ozone statistics based on quality of products

The final quality of the products can be "measured" using the STD (Standard Deviation) attached to every point profile. This information is written to the parameter GOM_NL__2P/NL_LOCAL_SPECIES_DENSITY/o3_std of the level 2 products. The table below shows the statistics for given STD ranges.

The statistics are given with respect to the overall valid production:

- Products without fatal errors: GOM_NL__2P/MPH/PRODUCT_ERR=0
- Valid point profile: GOM_NL__2P/NL_LOCAL_SPECIES_DENSITY/pcd(0)=0

The 'Criteria' is applied to valid points of dark limb products:

- Products in dark limb illumination condition: GOM_NL__2P/NL_SUMMARY_QUALITY/obs_ill_cond=0
- Products without fatal errors: GOM_NL__2P/MPH/PRODUCT_ERR=0
- Valid point profile: GOM_NL__2P/NL_LOCAL_SPECIES_DENSITY/pcd(0)=0

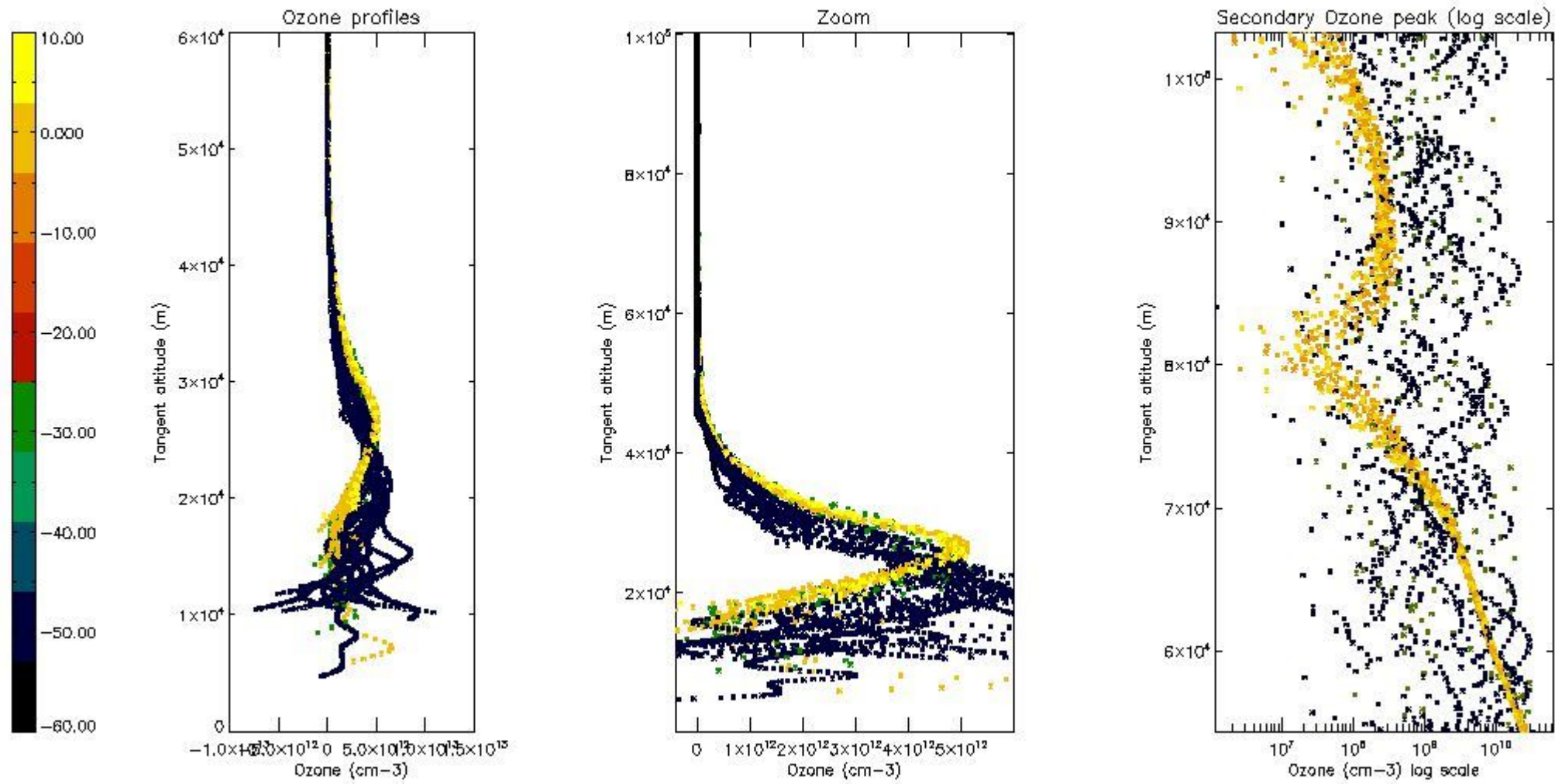
So, the table below shows the percentage of dark limb and valid observations for each criteria with respect to the overall valid daily observations.

Criteria	% of total production
All STD	26
STD < 20	12

STD < 10	10
STD < 5	7

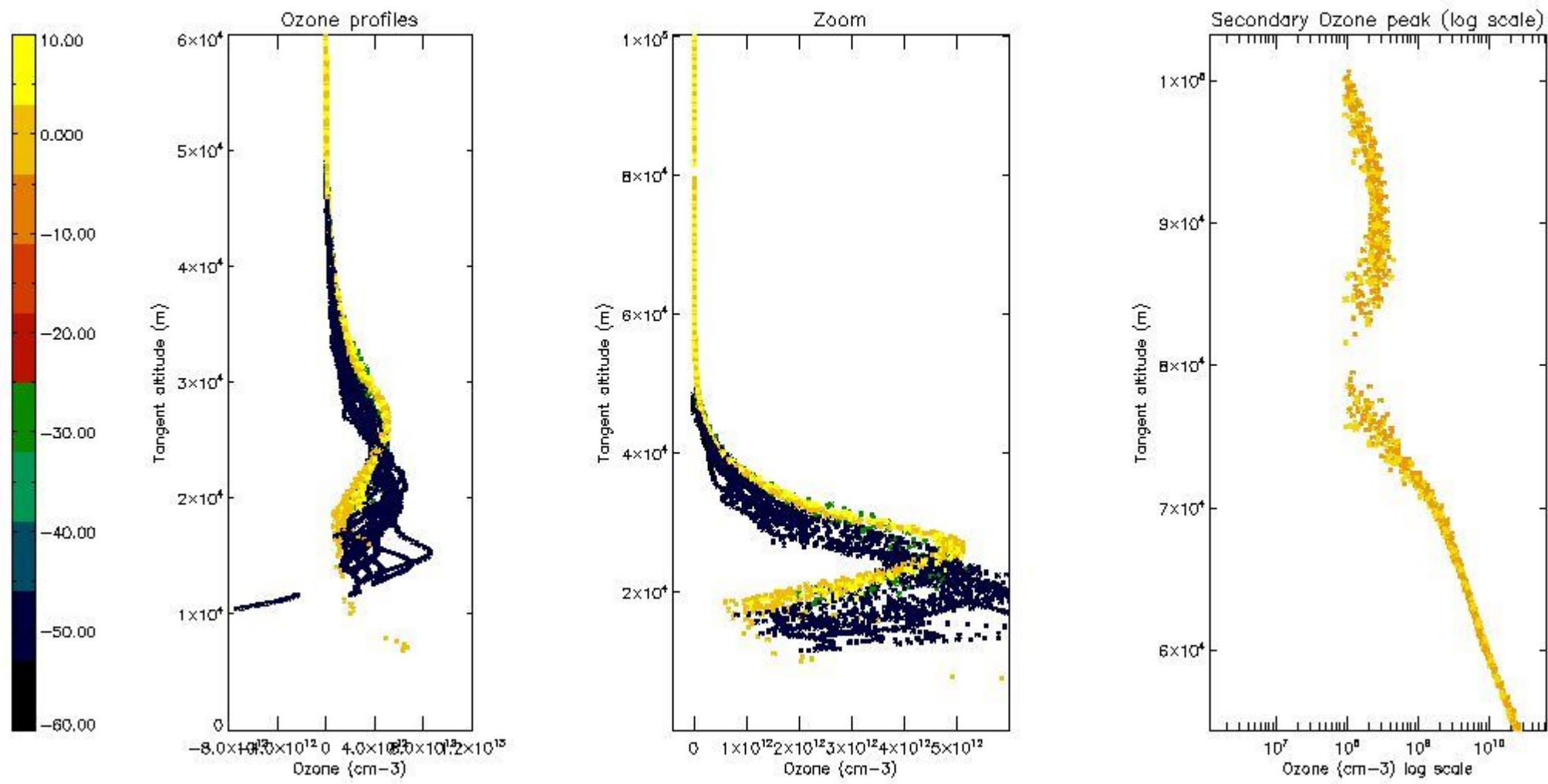
5.2 Plot ozone profiles for all STD (dark without errors)

The colorbar represents the latitude.



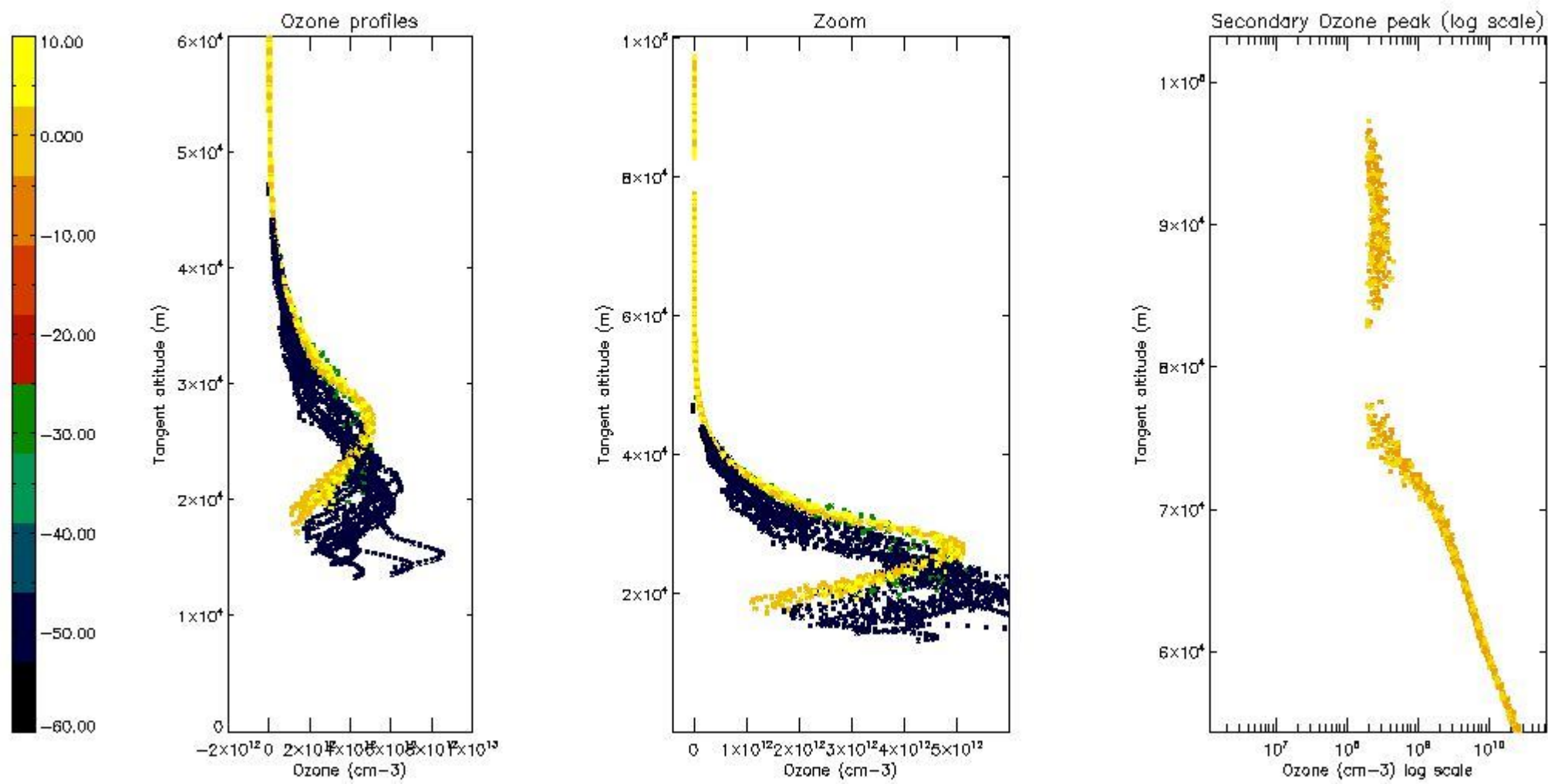
5.3 Plot ozone profiles where STD < 20% (dark without errors)

The colorbar represents the latitude.



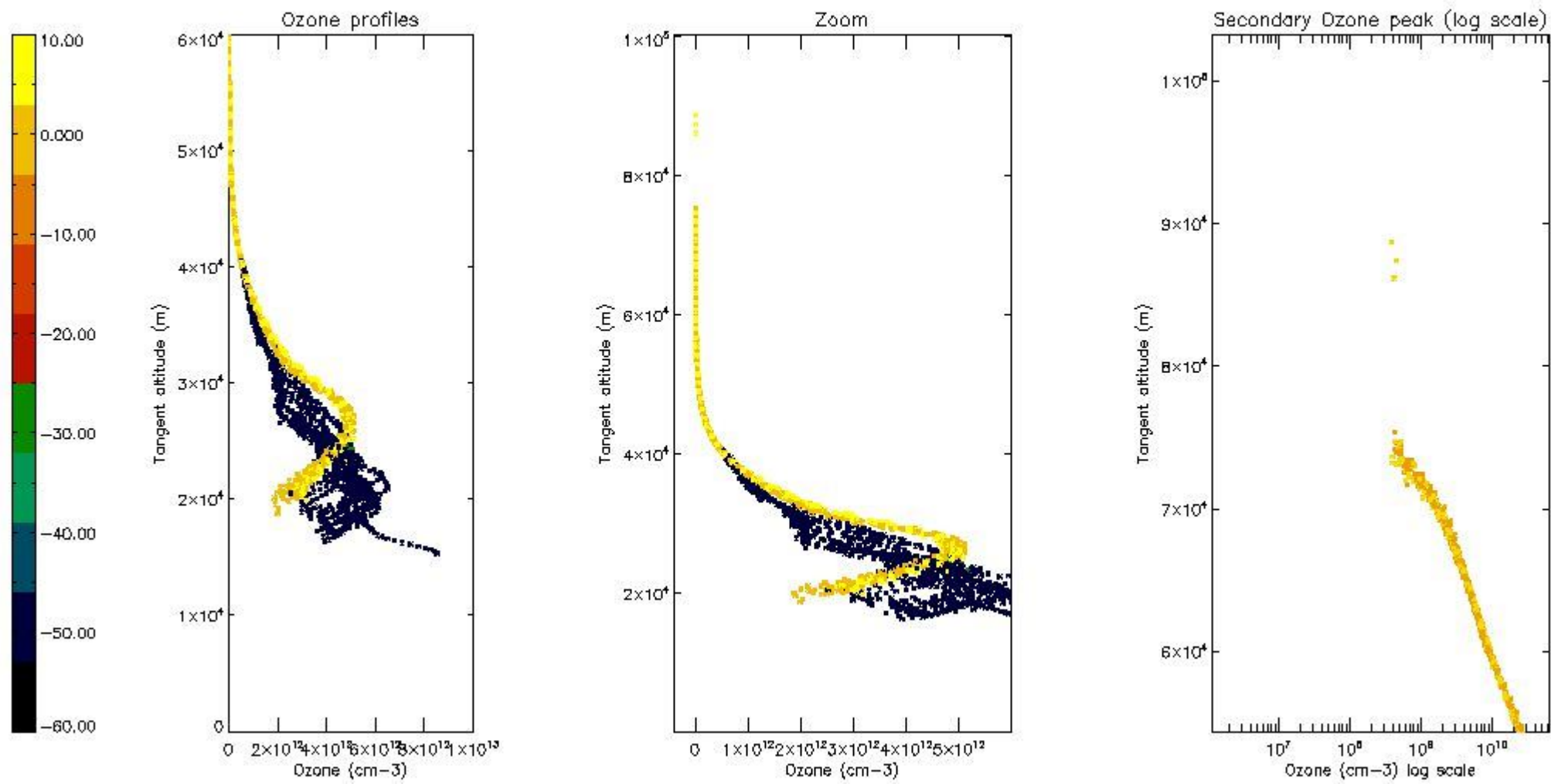
5.4 Plot ozone profiles where STD < 10% (dark without errors)

The colorbar represents the latitude.



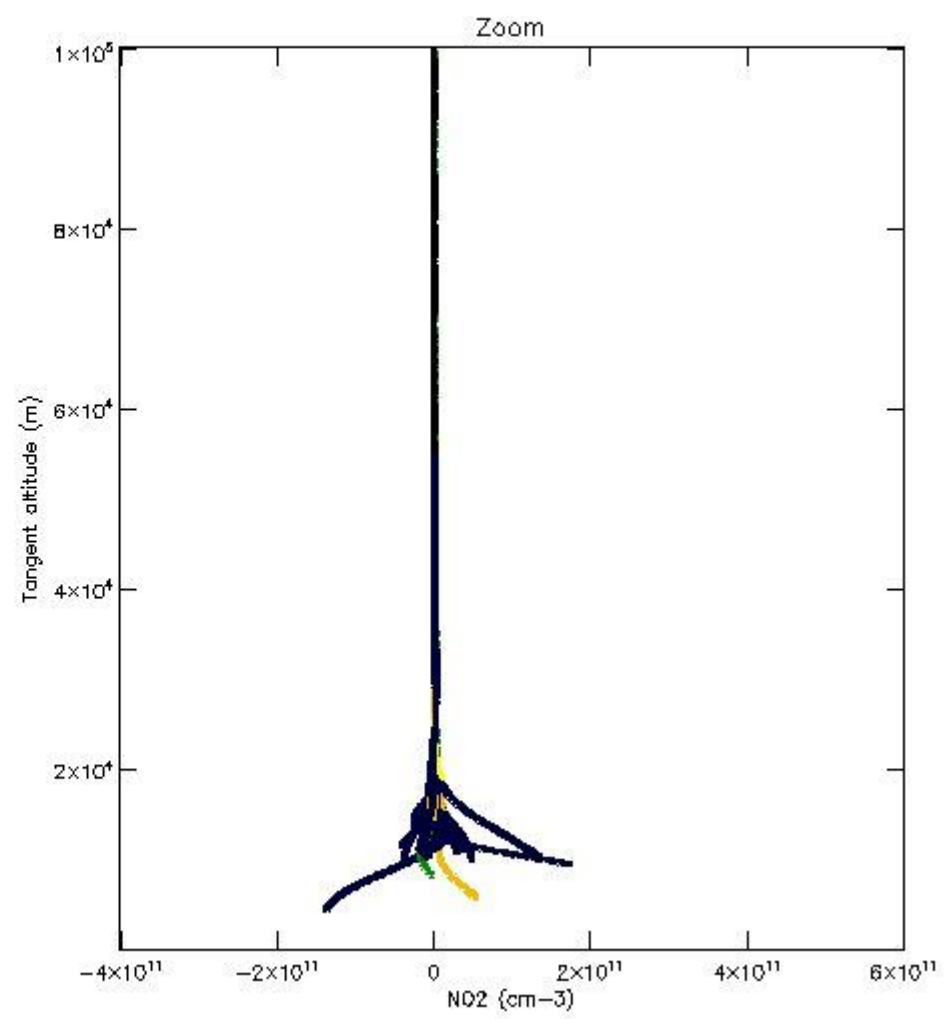
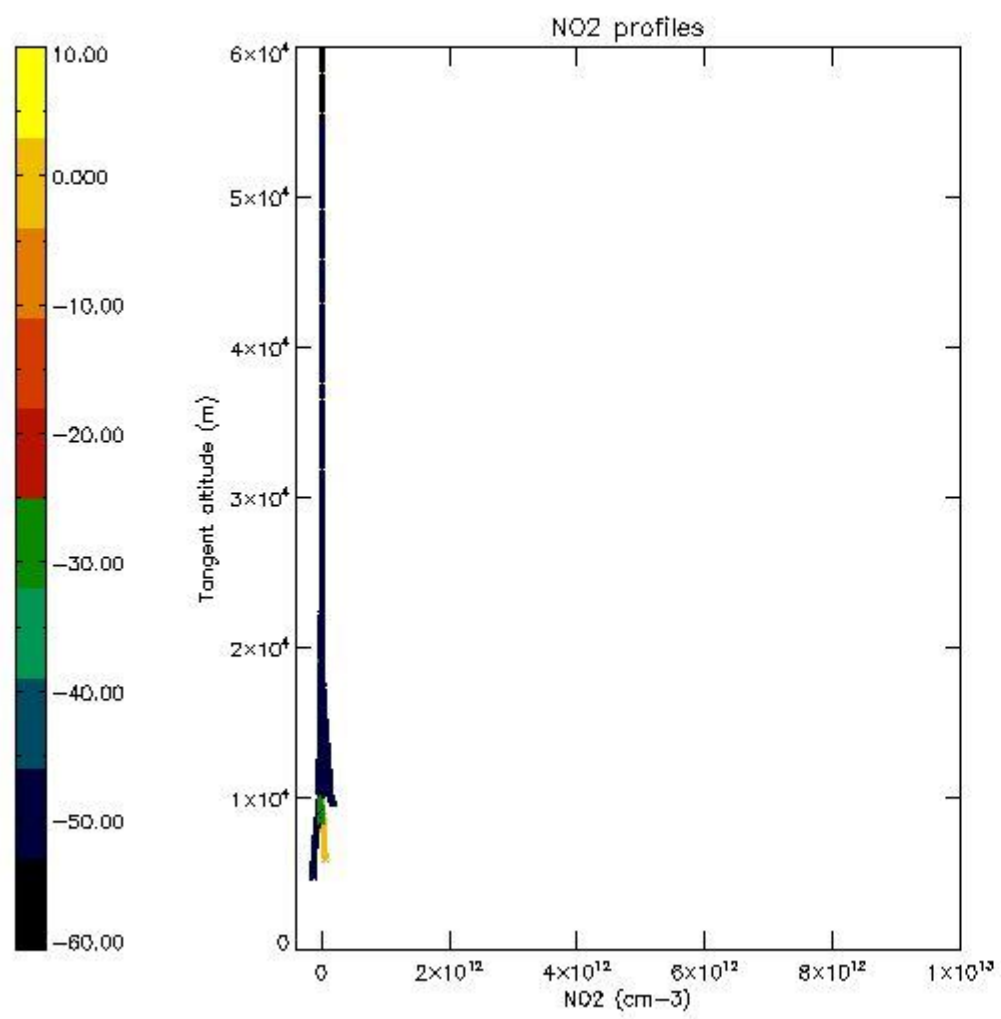
5.5 Plot ozone profiles where STD < 5% (dark without errors)

The colorbar represents the latitude.



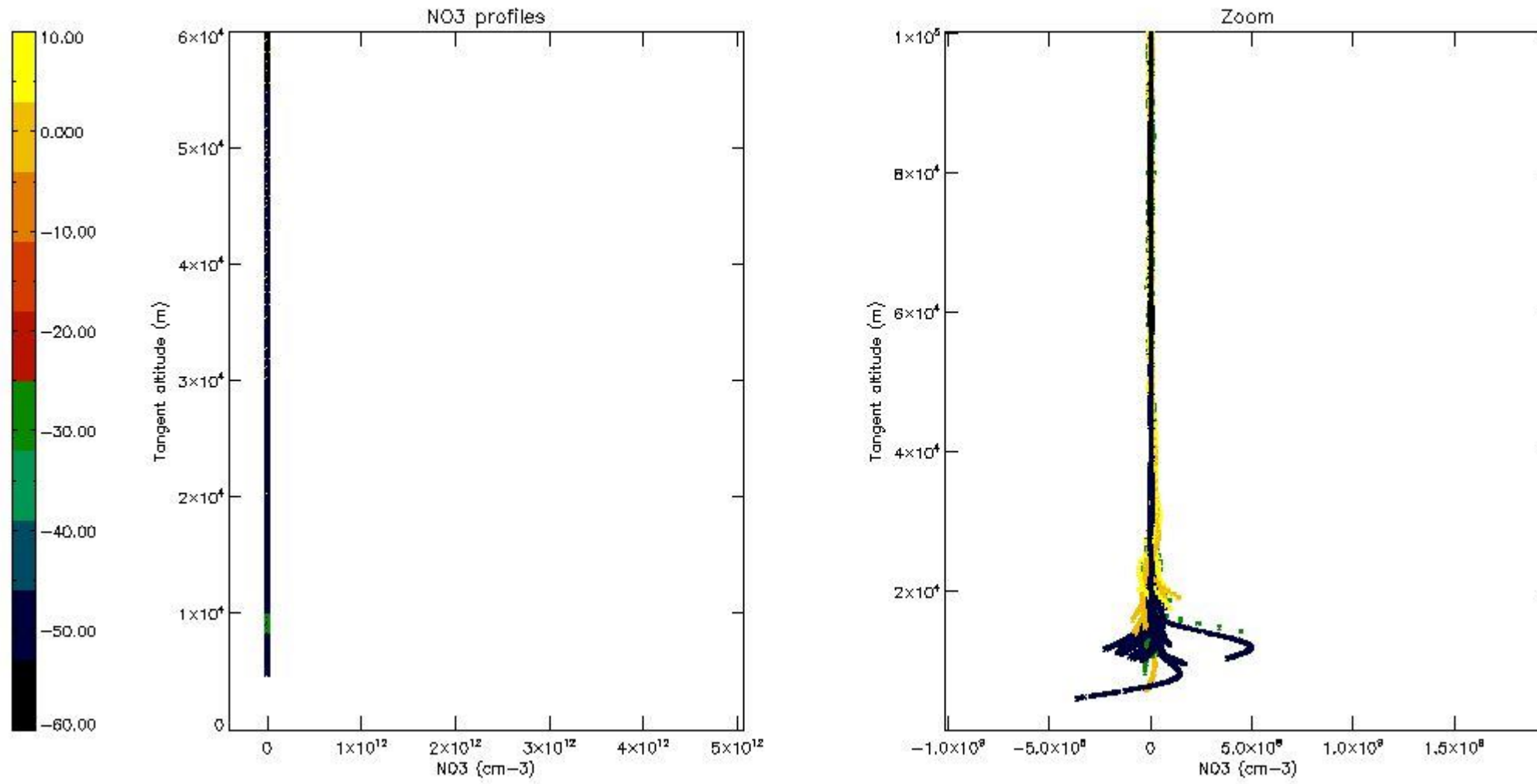
5.6 Plot NO₂ profiles for all STD (dark without errors)

The colorbar represents the latitude.



5.7 Plot NO3 profiles for all STD (dark without errors)

The colorbar represents the latitude.



6. Auxiliary Data Files used for the production reported in section 2

The number reported in the third column indicates since which file (see list in section 2) the corresponding auxiliary file has been used. The fourth column is the date of those product files.

Type	Auxiliary Filename	Used since product	Used since product date
INST_PHYS_CHARACTERISTICS	GOM_INS_AXNIEC20050627_150440_20020301_000000_20100101_000000	1	14-JUN-2003 00:01:50
LEVEL-2_PROC_CONFIG	GOM_PR2_AXVIEC20091111_152718_20020301_000000_20500101_000000	1	14-JUN-2003 00:01:50
CROSS_SECTIONS_FILE	GOM_CRS_AXVIEC20091111_154832_20020301_000000_20500101_000000	1	14-JUN-2003 00:01:50

GOMOS Level 2 Daily Report

SUMMARY

[1. General Info](#)

[2. Summary of processed GOM_NL_2P products](#)

[3. Level 2 Quality information per product](#)

[3.1 Plot of level 2 quality information per product \(time dependant\)](#)

[3.2 Plot of level 2 quality information per product \(world map\)](#)

[4. Level 1 Quality information per product \(stored on level 2 products\)](#)

[4.1 Plot of level 1 quality information per product \(time dependant\)](#)

[4.1.1 Plot of level 1 quality information per product \(time dependant\): ASCENDING](#)

[4.1.2 Plot of level 1 quality information per product \(time dependant\): DESCENDING](#)

[4.2 Plot of level 1 quality information per product \(world map\)](#)

[4.2.1 Plot of level 1 quality information per product \(world map\): ASCENDING](#)

[4.2.2 Plot of level 1 quality information per product \(world map\): DESCENDING](#)

[5. Ozone profiles based on quality statistics and other trace gas profiles](#)

[5.1 Ozone statistics based on quality of products](#)

[5.2 Plot ozone profiles for all STD \(dark without errors\)](#)

[5.3 Plot ozone profiles where STD < 20% \(dark without errors\)](#)

[5.4. Plot ozone profiles where STD < 10% \(dark without errors\)](#)

[5.5. Plot ozone profiles where STD < 5% \(dark without errors\)](#)

[5.6 Plot NO2 profiles for all STD \(dark without errors\)](#)

[5.7 Plot NO3 profiles for all STD \(dark without errors\)](#)

[5.8 Plot H2O profiles \(only for occultations of stars 1,2,3,4,13,14,16,26,63 dark without errors\) for all STD](#)

[6. Auxiliary Data Files used for the production reported in section 2](#)

This report presents the daily analysis on parameters extracted from GOMOS level 2 data (GOM_NL__2P). It is intended to monitor some important parameters that will impact the quality of these products. A list of level 2 products (and content) that have arrived during the reporting day to the PCF is also given.

Item	Value
Time of report generation	19APR2013 15:47:28
Data source version	GOMOS/6.01
Start time of products	14-06-2003 (14JUN2003 00:00:00)
Stop time of products	15-06-2003 (15JUN2003 00:00:00)
Store outputs in DB	Yes
Nb of level 2 prods	378
Nb of prods with errors	4

2. Summary of processed GOM_NL__2P products.

Nr	Filename	UTC Start time	Limb	Duration	Star Id	Star Name	Star Mag	Star Temp	Nb Meas	Orbit	Prod. error
1	GOM_NL__2PRFIN20030614_000150_000000352017_00159_06726_6318.N1	14-JUN-2003 00:01:50	Bright	34.500	160	23Gam Per	2.9300	4700.0	69	6726	No
2	GOM_NL__2PRFIN20030614_000518_000000422017_00159_06726_6319.N1	14-JUN-2003 00:05:18	Bright	41.500	73	57Gam1And	2.2600	13100.	83	6726	No
3	GOM_NL__2PRFIN20030614_000739_000000542017_00159_06726_6320.N1	14-JUN-2003 00:07:39	Twilight	54.000	53	43Bet And	2.0480	3300.0	108	6726	No
4	GOM_NL__2PRFIN20030614_001103_000000482017_00159_06726_6321.N1	14-JUN-2003 00:11:03	Twilight	47.500	50	13Alp Ari	2.0070	4250.0	95	6726	No
5	GOM_NL__2PRFIN20030614_001333_000001782017_00159_06726_6322.N1	14-JUN-2003 00:13:33	Dark	177.50	93	53Bet Peg	2.5200	3100.0	355	6726	No
6	GOM_NL__2PRFIN20030614_003240_000000492017_00159_06726_6323.N1	14-JUN-2003 00:32:40	Dark	48.500	84	Alp Phe	2.3970	4500.0	97	6726	No
7	GOM_NL__2PRFIN20030614_003703_000000842017_00160_06727_6359.N1	14-JUN-2003 00:37:03	Dark	84.000	18	24Alp PsA	1.1660	9700.0	168	6727	No
8	GOM_NL__2PRFIN20030614_004049_000000492017_00160_06727_6360.N1	14-JUN-2003 00:40:49	Dark	48.500	31	Alp Gru	1.7340	15200.	97	6727	No
9	GOM_NL__2PRFIN20030614_004232_000000602017_00160_06727_6361.N1	14-JUN-2003 00:42:32	Straylight	60.000	172	Gam Gru	3.0030	13100.	120	6727	No
10	GOM_NL__2PRFIN20030614_004452_000000432017_00160_06727_6362.N1	14-JUN-2003 00:44:52	Straylight	42.500	45	Alp Pav	1.9400	26000.	85	6727	No
11	GOM_NL__2PRFIN20030614_005004_000000402017_00160_06727_6363.N1	14-JUN-2003 00:50:04	Straylight	40.000	141	Bet Ara	2.8400	4600.0	80	6727	No
12	GOM_NL__2PRFIN20030614_005126_000000402017_00160_06727_6364.N1	14-JUN-2003 00:51:26	Straylight	40.000	147	Alp Ara	2.8770	26000.	80	6727	No
13	GOM_NL__2PRFIN20030614_005411_000000432017_00160_06727_6365.N1	14-JUN-2003 00:54:11	Twilight	42.500	85	Kap Sco	2.4070	28000.	85	6727	No
14	GOM_NL__2PRFIN20030614_005636_000000612017_00160_06727_6366.N1	14-JUN-2003 00:56:36	Bright	60.500	57	34Sig Sgr	2.0660	26000.	121	6727	No
15	GOM_NL__2PRFIN20030614_005826_000000622017_00160_06727_6367.N1	14-JUN-2003 00:58:26	Bright	61.500	155	41Pi Sgr	2.9000	6600.0	123	6727	No
16	GOM_NL__2PRFIN20030614_010135_000000402017_00160_06727_6368.N1	14-JUN-2003 01:01:35	Bright	39.500	86	35Eta Oph	2.4300	10200.	79	6727	No
17	GOM_NL__2PRFIN20030614_010320_000000382017_00160_06727_6369.N1	14-JUN-2003 01:03:20	Bright	38.000	98	13Zet Oph	2.5710	30000.	76	6727	No
18	GOM_NL__2PRFIN20030614_010526_000000382017_00160_06727_6370.N1	14-JUN-2003 01:05:26	Bright	37.500	120	1Del Oph	2.7340	3200.0	75	6727	No
19	GOM_NL__2PRFIN20030614_010828_000000362017_00160_06727_6371.N1	14-JUN-2003 01:08:28	Bright	36.000	102	24Alp Ser	2.6000	4250.0	72	6727	No
20	GOM_NL__2PRFIN20030614_011054_000000482017_00160_06727_6372.N1	14-JUN-2003 01:10:54	Bright	48.000	59	55Alp Oph	2.0800	8900.0	96	6727	No
21	GOM_NL__2PRFIN20030614_011245_000000402017_00160_06727_6373.N1	14-JUN-2003 01:12:45	Bright	40.000	127	27Bet Her	2.7810	4700.0	80	6727	No
22	GOM_NL__2PRFIN20030614_011411_000000372017_00160_06727_6374.N1	14-JUN-2003 01:14:11	Bright	37.000	67	5Alp CrB	2.2210	11000.	74	6727	No
23	GOM_NL__2PRFIN20030614_011551_000000392017_00160_06727_6375.N1	14-JUN-2003 01:15:51	Bright	39.000	133	40Zet Her	2.8070	6000.0	78	6727	No
24	GOM_NL__2PRFIN20030614_012246_000000402017_00160_06727_6376.N1	14-JUN-2003 01:22:46	Bright	39.500	130	23Bet Dra	2.7990	5800.0	79	6727	No
25	GOM_NL__2PRFIN20030614_012411_000000382017_00160_06727_6377.N1	14-JUN-2003 01:24:11	Bright	38.000	119	14Eta Dra	2.7270	4700.0	76	6727	No
26	GOM_NL__2PRFIN20030614_012733_000000332017_00160_06727_6378.N1	14-JUN-2003 01:27:33	Bright	33.000	60	7Bet UMi	2.0810	3950.0	66	6727	No
27	GOM_NL__2PRFIN20030614_013212_000000352017_00160_06727_6379.N1	14-JUN-2003 01:32:12	Bright	35.000	49	1Alp UMi	1.9900	6300.0	70	6727	No
28	GOM_NL__2PRFIN20030614_013934_000000452017_00160_06727_6380.N1	14-JUN-2003 01:39:34	Bright	44.500	74	11Bet Cas	2.2680	6600.0	89	6727	No
29	GOM_NL__2PRFIN20030614_014226_000000332017_00160_06727_6381.N1	14-JUN-2003 01:42:26	Bright	33.000	160	23Gam Per	2.9300	4700.0	66	6727	No
30	GOM_NL__2PRFIN20030614_014554_000000412017_00160_06727_6382.N1	14-JUN-2003 01:45:54	Bright	41.000	73	57Gam1And	2.2600	13100.	82	6727	No
31	GOM_NL__2PRFIN20030614_014814_000000572017_00160_06727_6383.N1	14-JUN-2003 01:48:14	Twilight	56.500	53	43Bet And	2.0480	3300.0	113	6727	No
32	GOM_NL__2PRFIN20030614_015139_000000472017_00160_06727_6384.N1	14-JUN-2003 01:51:39	Twilight	47.000	50	13Alp Ari	2.0070	4250.0	94	6727	No
33	GOM_NL__2PRFIN20030614_015411_000002082017_00160_06727_6385.N1	14-JUN-2003 01:54:11	Dark	208.00	93	53Bet Peg	2.5200	3100.0	416	6727	No
34	GOM_NL__2PRFIN20030614_021317_000000442017_00160_06727_6386.N1	14-JUN-2003 02:13:17	Dark	44.000	84	Alp Phe	2.3970	4500.0	88	6727	No
35	GOM_NL__2PRFIN20030614_021740_000000682017_00161_06728_6297.N1	14-JUN-2003 02:17:40	Dark	67.500	18	24Alp PsA	1.1660	9700.0	135	6728	No
36	GOM_NL__2PRFIN20030614_022126_000000482017_00161_06728_6298.N1	14-JUN-2003 02:21:26	Dark	47.500	31	Alp Gru	1.7340	15200.	95	6728	No
37	GOM_NL__2PRFIN20030614_022309_000000622017_00161_06728_6299.N1	14-JUN-2003 02:23:09	Straylight	62.000	172	Gam Gru	3.0030	13100.	124	6728	No
38	GOM_NL__2PRFIN20030614_022528_000000442017_00161_06728_6300.N1	14-JUN-2003 02:25:28	Straylight	43.500	45	Alp Pav	1.9400	26000.	87	6728	No
39	GOM_NL__2PRFIN20030614_023041_000000432017_00161_06728_6301.N1	14-JUN-2003 02:30:41	Straylight	42.500	141	Bet Ara	2.8400	4600.0	85	6728	No
40	GOM_NL__2PRFIN20030614_023202_000000392017_00161_06728_6302.N1	14-JUN-2003 02:32:02	Straylight	38.500	147	Alp Ara	2.8770	26000.	77	6728	No
41	GOM_NL__2PRFIN20030614_023447_000000442017_00161_06728_6303.N1	14-JUN-2003 02:34:47	Twilight	43.500	85	Kap Sco	2.4070	28000.	87	6728	No
42	GOM_NL__2PRFIN20030614_023713_000000582017_00161_06728_6304.N1	14-JUN-2003 02:37:13	Bright	58.000	57	34Sig Sgr	2.0660	26000.	116	6728	No

43	GOM_NL__2PRFIN20030614_023902_000000592017_00161_06728_6305.N1	14-JUN-2003 02:39:02	Bright	59.000	155	41Pi Sgr	2.9000	6600.0	118	6728	No
44	GOM_NL__2PRFIN20030614_024211_000000412017_00161_06728_6306.N1	14-JUN-2003 02:42:11	Bright	41.000	86	35Eta Oph	2.4300	10200.	82	6728	No
45	GOM_NL__2PRFIN20030614_024356_000000392017_00161_06728_6307.N1	14-JUN-2003 02:43:56	Bright	38.500	98	13Zet Oph	2.5710	30000.	77	6728	No
46	GOM_NL__2PRFIN20030614_024602_000000382017_00161_06728_6308.N1	14-JUN-2003 02:46:02	Bright	37.500	120	1Del Oph	2.7340	3200.0	75	6728	No
47	GOM_NL__2PRFIN20030614_024903_000000372017_00161_06728_6309.N1	14-JUN-2003 02:49:03	Bright	36.500	102	24Alp Ser	2.6000	4250.0	73	6728	No
48	GOM_NL__2PRFIN20030614_025130_000000462017_00161_06728_6310.N1	14-JUN-2003 02:51:30	Bright	46.000	59	55Alp Oph	2.0800	8900.0	92	6728	No
49	GOM_NL__2PRFIN20030614_025321_000000412017_00161_06728_6311.N1	14-JUN-2003 02:53:21	Bright	40.500	127	27Bet Her	2.7810	4700.0	81	6728	No
50	GOM_NL__2PRFIN20030614_025447_000000362017_00161_06728_6312.N1	14-JUN-2003 02:54:47	Bright	35.500	67	5Alp CrB	2.2210	11000.	71	6728	No
51	GOM_NL__2PRFIN20030614_025626_000000402017_00161_06728_6313.N1	14-JUN-2003 02:56:26	Bright	40.000	133	40Zet Her	2.8070	6000.0	80	6728	No
52	GOM_NL__2PRFIN20030614_030321_000000392017_00161_06728_6314.N1	14-JUN-2003 03:03:21	Bright	39.000	130	23Bet Dra	2.7990	5800.0	78	6728	No
53	GOM_NL__2PRFIN20030614_030447_000000362017_00161_06728_6315.N1	14-JUN-2003 03:04:47	Bright	36.000	119	14Eta Dra	2.7270	4700.0	72	6728	No
54	GOM_NL__2PRFIN20030614_030809_000000382017_00161_06728_6316.N1	14-JUN-2003 03:08:09	Bright	38.000	60	7Bet UMi	2.0810	3950.0	76	6728	No
55	GOM_NL__2PRFIN20030614_031248_000000342017_00161_06728_6317.N1	14-JUN-2003 03:12:48	Bright	33.500	49	1Alp UMi	1.9900	6300.0	67	6728	No
56	GOM_NL__2PRFIN20030614_032010_000000452017_00161_06728_6318.N1	14-JUN-2003 03:20:10	Bright	44.500	74	11Bet Cas	2.2680	6600.0	89	6728	No
57	GOM_NL__2PRFIN20030614_032302_000000472017_00161_06728_6319.N1	14-JUN-2003 03:23:02	Bright	47.000	160	23Gam Per	2.9300	4700.0	94	6728	No
58	GOM_NL__2PRFIN20030614_032630_000000412017_00161_06728_6320.N1	14-JUN-2003 03:26:30	Bright	40.500	73	57Gam1And	2.2600	13100.	81	6728	No
59	GOM_NL__2PRFIN20030614_032851_000000572017_00161_06728_6321.N1	14-JUN-2003 03:28:51	Twilight	57.000	53	43Bet And	2.0480	3300.0	114	6728	No
60	GOM_NL__2PRFIN20030614_033216_000000472017_00161_06728_6322.N1	14-JUN-2003 03:32:16	Twilight	47.000	50	13Alp Ari	2.0070	4250.0	94	6728	No
61	GOM_NL__2PRFIN20030614_033447_000001682017_00161_06728_6323.N1	14-JUN-2003 03:34:47	Dark	168.00	93	53Bet Peg	2.5200	3100.0	336	6728	No
62	GOM_NL__2PRFIN20030614_035354_000000442017_00161_06728_6324.N1	14-JUN-2003 03:53:54	Dark	43.500	84	Alp Phe	2.3970	4500.0	87	6728	No
63	GOM_NL__2PRFIN20030614_035818_000000712017_00162_06729_6358.N1	14-JUN-2003 03:58:18	Dark	71.000	18	24Alp PsA	1.1660	9700.0	142	6729	No
64	GOM_NL__2PRFIN20030614_040203_000000512017_00162_06729_6359.N1	14-JUN-2003 04:02:03	Dark	51.000	31	Alp Gru	1.7340	15200.	102	6729	No
65	GOM_NL__2PRFIN20030614_040347_000000582017_00162_06729_6360.N1	14-JUN-2003 04:03:47	Straylight	58.000	172	Gam Gru	3.0030	13100.	116	6729	No
66	GOM_NL__2PRFIN20030614_040605_000000422017_00162_06729_6361.N1	14-JUN-2003 04:06:05	Straylight	42.000	45	Alp Pav	1.9400	26000.	84	6729	No
67	GOM_NL__2PRFIN20030614_041117_000000422017_00162_06729_6362.N1	14-JUN-2003 04:11:17	Straylight	41.500	141	Bet Ara	2.8400	4600.0	83	6729	No
68	GOM_NL__2PRFIN20030614_041239_000000392017_00162_06729_6363.N1	14-JUN-2003 04:12:39	Straylight	39.000	147	Alp Ara	2.8770	26000.	78	6729	No
69	GOM_NL__2PRFIN20030614_041524_000000402017_00162_06729_6364.N1	14-JUN-2003 04:15:24	Twilight	40.000	85	Kap Sco	2.4070	28000.	80	6729	No
70	GOM_NL__2PRFIN20030614_041749_000000572017_00162_06729_6365.N1	14-JUN-2003 04:17:49	Bright	57.000	57	34Sig Sgr	2.0660	26000.	114	6729	No
71	GOM_NL__2PRFIN20030614_041939_000000602017_00162_06729_6366.N1	14-JUN-2003 04:19:39	Bright	59.500	155	41Pi Sgr	2.9000	6600.0	119	6729	No
72	GOM_NL__2PRFIN20030614_042248_000000412017_00162_06729_6367.N1	14-JUN-2003 04:22:48	Bright	41.000	86	35Eta Oph	2.4300	10200.	82	6729	No
73	GOM_NL__2PRFIN20030614_042432_000000382017_00162_06729_6368.N1	14-JUN-2003 04:24:32	Bright	37.500	98	13Zet Oph	2.5710	30000.	75	6729	No
74	GOM_NL__2PRFIN20030614_042639_000000372017_00162_06729_6369.N1	14-JUN-2003 04:26:39	Bright	37.000	120	1Del Oph	2.7340	3200.0	74	6729	No
75	GOM_NL__2PRFIN20030614_042940_000000362017_00162_06729_6370.N1	14-JUN-2003 04:29:40	Bright	36.000	102	24Alp Ser	2.6000	4250.0	72	6729	No
76	GOM_NL__2PRFIN20030614_043205_000000472017_00162_06729_6371.N1	14-JUN-2003 04:32:05	Bright	46.500	59	55Alp Oph	2.0800	8900.0	93	6729	No
77	GOM_NL__2PRFIN20030614_043357_000000392017_00162_06729_6372.N1	14-JUN-2003 04:33:57	Bright	39.000	127	27Bet Her	2.7810	4700.0	78	6729	No
78	GOM_NL__2PRFIN20030614_043524_000000362017_00162_06729_6373.N1	14-JUN-2003 04:35:24	Bright	36.000	67	5Alp CrB	2.2210	11000.	72	6729	No
79	GOM_NL__2PRFIN20030614_043702_000000402017_00162_06729_6374.N1	14-JUN-2003 04:37:02	Bright	39.500	133	40Zet Her	2.8070	6000.0	79	6729	No
80	GOM_NL__2PRFIN20030614_044357_000000422017_00162_06729_6375.N1	14-JUN-2003 04:43:57	Bright	41.500	130	23Bet Dra	2.7990	5800.0	83	6729	No
81	GOM_NL__2PRFIN20030614_044523_000000392017_00162_06729_6376.N1	14-JUN-2003 04:45:23	Bright	38.500	119	14Eta Dra	2.7270	4700.0	77	6729	No
82	GOM_NL__2PRFIN20030614_044845_000000352017_00162_06729_6377.N1	14-JUN-2003 04:48:45	Bright	35.000	60	7Bet UMi	2.0810	3950.0	70	6729	No
83	GOM_NL__2PRFIN20030614_045324_000000362017_00162_06729_6378.N1	14-JUN-2003 04:53:24	Bright	35.500	49	1Alp UMi	1.9900	6300.0	71	6729	No
84	GOM_NL__2PRFIN20030614_050046_000000572017_00162_06729_6379.N1	14-JUN-2003 05:00:46	Bright	56.500	74	11Bet Cas	2.2680	6600.0	113	6729	No
85	GOM_NL__2PRFIN20030614_050338_000000502017_00162_06729_6380.N1	14-JUN-2003 05:03:38	Bright	49.500	160	23Gam Per	2.9300	4700.0	99	6729	No
86	GOM_NL__2PRFIN20030614_050706_000000412017_00162_06729_6381.N1	14-JUN-2003 05:07:06	Bright	41.000	73	57Gam1And	2.2600	13100.	82	6729	No
87	GOM_NL__2PRFIN20030614_050927_000000592017_00162_06729_6382.N1	14-JUN-2003 05:09:27	Twilight	58.500	53	43Bet And	2.0480	3300.0	117	6729	No
88	GOM_NL__2PRFIN20030614_051252_000000492017_00162_06729_6383.N1	14-JUN-2003 05:12:52	Twilight	49.000	50	13Alp Ari	2.0070	4250.0	98	6729	No
89	GOM_NL__2PRFIN20030614_051524_000001732017_00162_06729_6384.N1	14-JUN-2003 05:15:24	Dark	172.50	93	53Bet Peg	2.5200	3100.0	345	6729	No
90	GOM_NL__2PRFIN20030614_053430_000000482017_00162_06729_6385.N1	14-JUN-2003 05:34:30	Dark	47.500	84	Alp Phe	2.3970	4500.0	95	6729	No
91	GOM_NL__2PRFIN20030614_071933_000000642017_00164_06731_6012.N1	14-JUN-2003 07:19:33	Dark	64.000	18	24Alp PsA	1.1660	9700.0	128	6731	No
92	GOM_NL__2PRFIN20030614_072317_000000492017_00164_06731_6013.N1	14-JUN-2003 07:23:17	Dark	48.500	31	Alp Gru	1.7340	15200.	97	6731	No
93	GOM_NL__2PRFIN20030614_072501_000000592017_00164_06731_6014.N1	14-JUN-2003 07:25:01	Straylight	59.000	172	Gam Gru	3.0030	13100.	118	6731	No
94	GOM_NL__2PRFIN20030614_072718_000000432017_00164_06731_6015.N1	14-JUN-2003 07:27:18	Straylight	43.000	45	Alp Pav	1.9400	26000.	86	6731	No
95	GOM_NL__2PRFIN20030614_073230_000000412017_00164_06731_6016.N1	14-JUN-2003 07:32:30	Straylight	41.000	141	Bet Ara	2.8400	4600.0	82	6731	No
96	GOM_NL__2PRFIN20030614_073351_000000412017_00164_06731_6017.N1	14-JUN-2003 07:33:51	Straylight	40.500	147	Alp Ara	2.8770	26000.	81	6731	No
97	GOM_NL__2PRFIN20030614_073536_000000442017_00164_06731_6018.N1	14-JUN-2003 07:35:36	Twilight	43.500	40	The Sco	1.8590	7100.0	87	6731	No
98	GOM_NL__2PRFIN20030614_073719_000000442017_00164_06731_6019.N1	14-JUN-2003 07:37:19	Twilight	43.500	25	35Lam Sco	1.6200	28000.	87	6731	No
99	GOM_NL__2PRFIN20030614_073848_000000452017_00164_06731_6020.N1	14-JUN-2003 07:38:48	Twilight	44.500	75	26Eps Sco	2.2910	4250.0	89	6731	No
100	GOM_NL__2PRFIN20030614_074052_000000612017_00164_06731_6021.N1	14-JUN-2003 07:40:52	Bright	61.000	155	41Pi Sgr	2.9000	6600.0	122	6731	No
101	GOM_NL__2PRFIN20030614_074400_000000402017_00164_06731_6022.N1	14-JUN-2003 07:44:00	Bright	40.000	86	35Eta Oph	2.4300	10200.	80	6731	No

102	GOM_NL__2PRFIN20030614_074545_000000372017_00164_06731_6023.N1	14-JUN-2003 07:45:45	Bright	37.000	98	13Zet Oph	2.5710	30000.	74	6731	No
103	GOM_NL__2PRFIN20030614_074751_000000382017_00164_06731_6024.N1	14-JUN-2003 07:47:51	Bright	37.500	120	1Del Oph	2.7340	3200.0	75	6731	No
104	GOM_NL__2PRFIN20030614_075052_000000352017_00164_06731_6025.N1	14-JUN-2003 07:50:52	Bright	35.000	102	24Alp Ser	2.6000	4250.0	70	6731	No
105	GOM_NL__2PRFIN20030614_075317_000000452017_00164_06731_6026.N1	14-JUN-2003 07:53:17	Bright	45.000	59	55Alp Oph	2.0800	8900.0	90	6731	No
106	GOM_NL__2PRFIN20030614_075509_000000392017_00164_06731_6027.N1	14-JUN-2003 07:55:09	Bright	38.500	127	27Bet Her	2.7810	4700.0	77	6731	No
107	GOM_NL__2PRFIN20030614_075636_000000362017_00164_06731_6028.N1	14-JUN-2003 07:56:36	Bright	35.500	67	5Alp CrB	2.2210	11000.	71	6731	No
108	GOM_NL__2PRFIN20030614_075814_000000402017_00164_06731_6029.N1	14-JUN-2003 07:58:14	Bright	40.000	133	40Zet Her	2.8070	6000.0	80	6731	No
109	GOM_NL__2PRFIN20030614_080508_000000422017_00164_06731_6030.N1	14-JUN-2003 08:05:08	Bright	41.500	130	23Bet Dra	2.7990	5800.0	83	6731	No
110	GOM_NL__2PRFIN20030614_080635_000000382017_00164_06731_6031.N1	14-JUN-2003 08:06:35	Bright	37.500	119	14Eta Dra	2.7270	4700.0	75	6731	No
111	GOM_NL__2PRFIN20030614_080957_000000382017_00164_06731_6032.N1	14-JUN-2003 08:09:57	Bright	38.000	60	7Bet UMi	2.0810	3950.0	76	6731	No
112	GOM_NL__2PRFIN20030614_081436_000000372017_00164_06731_6033.N1	14-JUN-2003 08:14:36	Bright	37.000	49	1Alp UMi	1.9900	6300.0	74	6731	No
113	GOM_NL__2PRFIN20030614_082156_000000462017_00164_06731_6034.N1	14-JUN-2003 08:21:56	Bright	45.500	74	11Bet Cas	2.2680	6600.0	91	6731	No
114	GOM_NL__2PRFIN20030614_082450_000000522017_00164_06731_6035.N1	14-JUN-2003 08:24:50	Bright	52.000	160	23Gam Per	2.9300	4700.0	104	6731	No
115	GOM_NL__2PRFIN20030614_082818_000000412017_00164_06731_6036.N1	14-JUN-2003 08:28:18	Bright	40.500	73	57Gam1And	2.2600	13100.	81	6731	No
116	GOM_NL__2PRFIN20030614_083039_000000642017_00164_06731_6037.N1	14-JUN-2003 08:30:39	Twilight	64.000	53	43Bet And	2.0480	3300.0	128	6731	No
117	GOM_NL__2PRFIN20030614_083404_000000482017_00164_06731_6038.N1	14-JUN-2003 08:34:04	Twilight	48.000	50	13Alp Ari	2.0070	4250.0	96	6731	No
118	GOM_NL__2PRFIN20030614_083638_000001772017_00164_06731_6039.N1	14-JUN-2003 08:36:38	Dark	176.50	93	53Bet Peg	2.5200	3100.0	353	6731	No
119	GOM_NL__2PRFIN20030614_085544_000000512017_00164_06731_6040.N1	14-JUN-2003 08:55:44	Dark	51.000	84	Alp Phe	2.3970	4500.0	102	6731	No
120	GOM_NL__2PRFIN20030614_090011_000000642017_00165_06732_7318.N1	14-JUN-2003 09:00:11	Dark	64.000	18	24Alp PsA	1.1660	9700.0	128	6732	No
121	GOM_NL__2PRFIN20030614_090354_000000512017_00165_06732_7319.N1	14-JUN-2003 09:03:54	Dark	51.000	31	Alp Gru	1.7340	15200.	102	6732	No
122	GOM_NL__2PRFIN20030614_090539_000000592017_00165_06732_7320.N1	14-JUN-2003 09:05:39	Straylight	58.500	172	Gam Gru	3.0030	13100.	117	6732	No
123	GOM_NL__2PRFIN20030614_090755_000000432017_00165_06732_7321.N1	14-JUN-2003 09:07:55	Straylight	42.500	45	Alp Pav	1.9400	26000.	85	6732	No
124	GOM_NL__2PRFIN20030614_091306_000000452017_00165_06732_7322.N1	14-JUN-2003 09:13:06	Straylight	44.500	141	Bet Ara	2.8400	4600.0	89	6732	No
125	GOM_NL__2PRFIN20030614_091427_000000392017_00165_06732_7323.N1	14-JUN-2003 09:14:27	Straylight	38.500	147	Alp Ara	2.8770	26000.	77	6732	No
126	GOM_NL__2PRFIN20030614_091612_000000472017_00165_06732_7324.N1	14-JUN-2003 09:16:12	Twilight	46.500	40	The Sco	1.8590	7100.0	93	6732	No
127	GOM_NL__2PRFIN20030614_091756_000000452017_00165_06732_7325.N1	14-JUN-2003 09:17:56	Twilight	45.000	25	35Lam Sco	1.6200	28000.	90	6732	No
128	GOM_NL__2PRFIN20030614_091925_000000442017_00165_06732_7326.N1	14-JUN-2003 09:19:25	Twilight	43.500	75	26Eps Sco	2.2910	4250.0	87	6732	No
129	GOM_NL__2PRFIN20030614_092128_000000612017_00165_06732_7327.N1	14-JUN-2003 09:21:28	Bright	61.000	155	41Pi Sgr	2.9000	6600.0	122	6732	No
130	GOM_NL__2PRFIN20030614_092436_000000412017_00165_06732_7328.N1	14-JUN-2003 09:24:36	Bright	41.000	86	35Eta Oph	2.4300	10200.	82	6732	No
131	GOM_NL__2PRFIN20030614_092621_000000382017_00165_06732_7329.N1	14-JUN-2003 09:26:21	Bright	38.000	98	13Zet Oph	2.5710	30000.	76	6732	No
132	GOM_NL__2PRFIN20030614_092827_000000372017_00165_06732_7330.N1	14-JUN-2003 09:28:27	Bright	37.000	120	1Del Oph	2.7340	3200.0	74	6732	No
133	GOM_NL__2PRFIN20030614_093128_000000362017_00165_06732_7331.N1	14-JUN-2003 09:31:28	Bright	35.500	102	24Alp Ser	2.6000	4250.0	71	6732	No
134	GOM_NL__2PRFIN20030614_093352_000000452017_00165_06732_7332.N1	14-JUN-2003 09:33:52	Bright	45.000	59	55Alp Oph	2.0800	8900.0	90	6732	No
135	GOM_NL__2PRFIN20030614_093545_000000402017_00165_06732_7333.N1	14-JUN-2003 09:35:45	Bright	39.500	127	27Bet Her	2.7810	4700.0	79	6732	No
136	GOM_NL__2PRFIN20030614_093712_000000362017_00165_06732_7334.N1	14-JUN-2003 09:37:12	Bright	36.000	67	5Alp CrB	2.2210	11000.	72	6732	No
137	GOM_NL__2PRFIN20030614_093850_000000402017_00165_06732_7335.N1	14-JUN-2003 09:38:50	Bright	39.500	133	40Zet Her	2.8070	6000.0	79	6732	No
138	GOM_NL__2PRFIN20030614_094544_000000412017_00165_06732_7336.N1	14-JUN-2003 09:45:44	Bright	40.500	130	23Bet Dra	2.7990	5800.0	81	6732	No
139	GOM_NL__2PRFIN20030614_094710_000000372017_00165_06732_7337.N1	14-JUN-2003 09:47:10	Bright	37.000	119	14Eta Dra	2.7270	4700.0	74	6732	No
140	GOM_NL__2PRFIN20030614_095033_000000362017_00165_06732_7338.N1	14-JUN-2003 09:50:33	Bright	36.000	60	7Bet UMi	2.0810	3950.0	72	6732	No
141	GOM_NL__2PRFIN20030614_095512_000000372017_00165_06732_7339.N1	14-JUN-2003 09:55:12	Bright	36.500	49	1Alp UMi	1.9900	6300.0	73	6732	No
142	GOM_NL__2PRFIN20030614_100232_000000452017_00165_06732_7340.N1	14-JUN-2003 10:02:32	Bright	44.500	74	11Bet Cas	2.2680	6600.0	89	6732	No
143	GOM_NL__2PRFIN20030614_100526_000000342017_00165_06732_7341.N1	14-JUN-2003 10:05:26	Bright	34.000	160	23Gam Per	2.9300	4700.0	68	6732	No
144	GOM_NL__2PRFIN20030614_100854_000000422017_00165_06732_7342.N1	14-JUN-2003 10:08:54	Bright	41.500	73	57Gam1And	2.2600	13100.	83	6732	No
145	GOM_NL__2PRFIN20030614_101115_000000562017_00165_06732_7343.N1	14-JUN-2003 10:11:15	Twilight	55.500	53	43Bet And	2.0480	3300.0	111	6732	No
146	GOM_NL__2PRFIN20030614_101440_000000482017_00165_06732_7344.N1	14-JUN-2003 10:14:40	Twilight	47.500	50	13Alp Ari	2.0070	4250.0	95	6732	No
147	GOM_NL__2PRFIN20030614_101715_000001802017_00165_06732_7345.N1	14-JUN-2003 10:17:15	Dark	180.00	93	53Bet Peg	2.5200	3100.0	360	6732	No
148	GOM_NL__2PRFIN20030614_103620_000000542017_00165_06732_7346.N1	14-JUN-2003 10:36:20	Dark	53.500	84	Alp Phe	2.3970	4500.0	107	6732	No
149	GOM_NL__2PRFIN20030614_104048_000000722017_00166_06733_7318.N1	14-JUN-2003 10:40:48	Dark	71.500	18	24Alp PsA	1.1660	9700.0	143	6733	No
150	GOM_NL__2PRFIN20030614_104431_000000502017_00166_06733_7319.N1	14-JUN-2003 10:44:31	Dark	50.000	31	Alp Gru	1.7340	15200.	100	6733	No
151	GOM_NL__2PRFIN20030614_104616_000000602017_00166_06733_7320.N1	14-JUN-2003 10:46:16	Straylight	60.000	172	Gam Gru	3.0030	13100.	120	6733	No
152	GOM_NL__2PRFIN20030614_104831_000000452017_00166_06733_7321.N1	14-JUN-2003 10:48:31	Straylight	45.000	45	Alp Pav	1.9400	26000.	90	6733	No
153	GOM_NL__2PRFIN20030614_105342_000000432017_00166_06733_7322.N1	14-JUN-2003 10:53:42	Straylight	43.000	141	Bet Ara	2.8400	4600.0	86	6733	No
154	GOM_NL__2PRFIN20030614_105504_000000402017_00166_06733_7323.N1	14-JUN-2003 10:55:04	Straylight	40.000	147	Alp Ara	2.8770	26000.	80	6733	No
155	GOM_NL__2PRFIN20030614_105648_000000442017_00166_06733_7324.N1	14-JUN-2003 10:56:48	Twilight	44.000	40	The Sco	1.8590	7100.0	88	6733	No
156	GOM_NL__2PRFIN20030614_105832_000000432017_00166_06733_7325.N1	14-JUN-2003 10:58:32	Twilight	42.500	25	35Lam Sco	1.6200	28000.	85	6733	No
157	GOM_NL__2PRFIN20030614_110001_000000442017_00166_06733_7326.N1	14-JUN-2003 11:00:01	Twilight	44.000	75	26Eps Sco	2.2910	4250.0	88	6733	No
158	GOM_NL__2PRFIN20030614_110204_000000612017_00166_06733_7327.N1	14-JUN-2003 11:02:04	Bright	61.000	155	41Pi Sgr	2.9000	6600.0	122	6733	No
159	GOM_NL__2PRFIN20030614_110512_000000402017_00166_06733_7328.N1	14-JUN-2003 11:05:12	Bright	40.000	86	35Eta Oph	2.4300	10200.	80	6733	No
160	GOM_NL__2PRFIN20030614_110656_000000382017_00166_06733_7329.N1	14-JUN-2003 11:06:56	Bright	37.500	98	13Zet Oph	2.5710	30000.	75	6733	No

161	GOM_NL__2PRFIN20030614_110902_000000372017_00166_06733_7330.N1	14-JUN-2003 11:09:02	Bright	37.000	120	1Del Oph	2.7340	3200.0	74	6733	No
162	GOM_NL__2PRFIN20030614_111204_000000362017_00166_06733_7331.N1	14-JUN-2003 11:12:04	Bright	36.000	102	24Alp Ser	2.6000	4250.0	72	6733	No
163	GOM_NL__2PRFIN20030614_111428_000000442017_00166_06733_7332.N1	14-JUN-2003 11:14:28	Bright	44.000	59	55Alp Oph	2.0800	8900.0	88	6733	No
164	GOM_NL__2PRFIN20030614_111620_000000392017_00166_06733_7333.N1	14-JUN-2003 11:16:20	Bright	39.000	127	27Bet Her	2.7810	4700.0	78	6733	No
165	GOM_NL__2PRFIN20030614_111747_000000362017_00166_06733_7334.N1	14-JUN-2003 11:17:47	Bright	36.000	67	5Alp CrB	2.2210	11000.	72	6733	No
166	GOM_NL__2PRFIN20030614_111925_000000392017_00166_06733_7335.N1	14-JUN-2003 11:19:25	Bright	38.500	133	40Zet Her	2.8070	6000.0	77	6733	No
167	GOM_NL__2PRFIN20030614_112619_000000432017_00166_06733_7336.N1	14-JUN-2003 11:26:19	Bright	43.000	130	23Bet Dra	2.7990	5800.0	86	6733	No
168	GOM_NL__2PRFIN20030614_112746_000000372017_00166_06733_7337.N1	14-JUN-2003 11:27:46	Bright	37.000	119	14Eta Dra	2.7270	4700.0	74	6733	No
169	GOM_NL__2PRFIN20030614_113109_000000372017_00166_06733_7338.N1	14-JUN-2003 11:31:09	Bright	37.000	60	7Bet UMi	2.0810	3950.0	74	6733	No
170	GOM_NL__2PRFIN20030614_113548_000000362017_00166_06733_7339.N1	14-JUN-2003 11:35:48	Bright	36.000	49	1Alp UMi	1.9900	6300.0	72	6733	No
171	GOM_NL__2PRFIN20030614_114308_000000532017_00166_06733_7340.N1	14-JUN-2003 11:43:08	Bright	53.000	74	11Bet Cas	2.2680	6600.0	106	6733	No
172	GOM_NL__2PRFIN20030614_114602_000000412017_00166_06733_7341.N1	14-JUN-2003 11:46:02	Bright	41.000	160	23Gam Per	2.9300	4700.0	82	6733	No
173	GOM_NL__2PRFIN20030614_114930_000000422017_00166_06733_7342.N1	14-JUN-2003 11:49:30	Bright	42.000	73	57Gam1And	2.2600	13100.	84	6733	No
174	GOM_NL__2PRFIN20030614_115151_000000572017_00166_06733_7343.N1	14-JUN-2003 11:51:51	Twilight	57.000	53	43Bet And	2.0480	3300.0	114	6733	No
175	GOM_NL__2PRFIN20030614_115516_000000482017_00166_06733_7344.N1	14-JUN-2003 11:55:16	Twilight	48.000	50	13Alp Ari	2.0070	4250.0	96	6733	No
176	GOM_NL__2PRFIN20030614_115753_000001762017_00166_06733_7345.N1	14-JUN-2003 11:57:53	Dark	176.00	93	53Bet Peg	2.5200	3100.0	352	6733	No
177	GOM_NL__2PRFIN20030614_121657_000000462017_00166_06733_7346.N1	14-JUN-2003 12:16:57	Dark	45.500	84	Alp Phe	2.3970	4500.0	91	6733	No
178	GOM_NL__2PRFIN20030614_122126_000000702017_00167_06734_7318.N1	14-JUN-2003 12:21:26	Dark	69.500	18	24Alp PsA	1.1660	9700.0	139	6734	No
179	GOM_NL__2PRFIN20030614_122508_000000472017_00167_06734_7319.N1	14-JUN-2003 12:25:08	Dark	46.500	31	Alp Gru	1.7340	15200.	93	6734	No
180	GOM_NL__2PRFIN20030614_122653_000000602017_00167_06734_7320.N1	14-JUN-2003 12:26:53	Straylight	59.500	172	Gam Gru	3.0030	13100.	119	6734	No
181	GOM_NL__2PRFIN20030614_122907_000000432017_00167_06734_7321.N1	14-JUN-2003 12:29:07	Straylight	43.000	45	Alp Pav	1.9400	26000.	86	6734	No
182	GOM_NL__2PRFIN20030614_123418_000000402017_00167_06734_7322.N1	14-JUN-2003 12:34:18	Straylight	40.000	141	Bet Ara	2.8400	4600.0	80	6734	No
183	GOM_NL__2PRFIN20030614_123540_000000402017_00167_06734_7323.N1	14-JUN-2003 12:35:40	Straylight	39.500	147	Alp Ara	2.8770	26000.	79	6734	No
184	GOM_NL__2PRFIN20030614_123724_000000462017_00167_06734_7324.N1	14-JUN-2003 12:37:24	Twilight	45.500	40	The Sco	1.8590	7100.0	91	6734	No
185	GOM_NL__2PRFIN20030614_123908_000000452017_00167_06734_7325.N1	14-JUN-2003 12:39:08	Twilight	44.500	25	35Lam Sco	1.6200	28000.	89	6734	No
186	GOM_NL__2PRFIN20030614_124037_000000452017_00167_06734_7326.N1	14-JUN-2003 12:40:37	Twilight	44.500	75	26Eps Sco	2.2910	4250.0	89	6734	No
187	GOM_NL__2PRFIN20030614_124240_000000612017_00167_06734_7327.N1	14-JUN-2003 12:42:40	Bright	60.500	155	41Pi Sgr	2.9000	6600.0	121	6734	No
188	GOM_NL__2PRFIN20030614_124548_000000402017_00167_06734_7328.N1	14-JUN-2003 12:45:48	Bright	40.000	86	35Eta Oph	2.4300	10200.	80	6734	No
189	GOM_NL__2PRFIN20030614_124732_000000382017_00167_06734_7329.N1	14-JUN-2003 12:47:32	Bright	38.000	98	13Zet Oph	2.5710	30000.	76	6734	No
190	GOM_NL__2PRFIN20030614_124938_000000382017_00167_06734_7330.N1	14-JUN-2003 12:49:38	Bright	37.500	120	1Del Oph	2.7340	3200.0	75	6734	No
191	GOM_NL__2PRFIN20030614_125240_000000362017_00167_06734_7331.N1	14-JUN-2003 12:52:40	Bright	36.000	102	24Alp Ser	2.6000	4250.0	72	6734	No
192	GOM_NL__2PRFIN20030614_125503_000000472017_00167_06734_7332.N1	14-JUN-2003 12:55:03	Bright	47.000	59	55Alp Oph	2.0800	8900.0	94	6734	No
193	GOM_NL__2PRFIN20030614_125656_000000372017_00167_06734_7333.N1	14-JUN-2003 12:56:56	Bright	37.000	127	27Bet Her	2.7810	4700.0	74	6734	No
194	GOM_NL__2PRFIN20030614_125823_000000372017_00167_06734_7334.N1	14-JUN-2003 12:58:23	Bright	36.500	67	5Alp CrB	2.2210	11000.	73	6734	No
195	GOM_NL__2PRFIN20030614_130001_000000412017_00167_06734_7335.N1	14-JUN-2003 13:00:01	Bright	41.000	133	40Zet Her	2.8070	6000.0	82	6734	No
196	GOM_NL__2PRFIN20030614_130655_000000412017_00167_06734_7336.N1	14-JUN-2003 13:06:55	Bright	41.000	130	23Bet Dra	2.7990	5800.0	82	6734	No
197	GOM_NL__2PRFIN20030614_130822_000000382017_00167_06734_7337.N1	14-JUN-2003 13:08:22	Bright	38.000	119	14Eta Dra	2.7270	4700.0	76	6734	No
198	GOM_NL__2PRFIN20030614_131145_000000392017_00167_06734_7338.N1	14-JUN-2003 13:11:45	Bright	38.500	60	7Bet UMi	2.0810	3950.0	77	6734	No
199	GOM_NL__2PRFIN20030614_131624_000000352017_00167_06734_7339.N1	14-JUN-2003 13:16:24	Bright	35.000	49	1Alp UMi	1.9900	6300.0	70	6734	No
200	GOM_NL__2PRFIN20030614_132343_000000442017_00167_06734_7340.N1	14-JUN-2003 13:23:43	Bright	43.500	74	11Bet Cas	2.2680	6600.0	87	6734	No
201	GOM_NL__2PRFIN20030614_132638_000000342017_00167_06734_7341.N1	14-JUN-2003 13:26:38	Bright	34.000	160	23Gam Per	2.9300	4700.0	68	6734	No
202	GOM_NL__2PRFIN20030614_133006_000000422017_00167_06734_7342.N1	14-JUN-2003 13:30:06	Bright	41.500	73	57Gam1And	2.2600	13100.	83	6734	No
203	GOM_NL__2PRFIN20030614_133227_000000602017_00167_06734_7343.N1	14-JUN-2003 13:32:27	Twilight	60.000	53	43Bet And	2.0480	3300.0	120	6734	No
204	GOM_NL__2PRFIN20030614_133552_000000472017_00167_06734_7344.N1	14-JUN-2003 13:35:52	Twilight	46.500	50	13Alp Ari	2.0070	4250.0	93	6734	No
205	GOM_NL__2PRFIN20030614_133830_000001522017_00167_06734_7345.N1	14-JUN-2003 13:38:30	Dark	151.50	93	53Bet Peg	2.5200	3100.0	303	6734	No
206	GOM_NL__2PRFIN20030614_135733_000000452017_00167_06734_7346.N1	14-JUN-2003 13:57:33	Dark	45.000	84	Alp Phe	2.3970	4500.0	90	6734	No
207	GOM_NL__2PRFIN20030614_140203_000000732017_00168_06735_6172.N1	14-JUN-2003 14:02:03	Dark	73.000	18	24Alp PsA	1.1660	9700.0	146	6735	No
208	GOM_NL__2PRFIN20030614_140545_000000492017_00168_06735_6173.N1	14-JUN-2003 14:05:45	Dark	48.500	31	Alp Gru	1.7340	15200.	97	6735	No
209	GOM_NL__2PRFIN20030614_140730_000000612017_00168_06735_6174.N1	14-JUN-2003 14:07:30	Straylight	61.000	172	Gam Gru	3.0030	13100.	122	6735	No
210	GOM_NL__2PRFIN20030614_140944_000000442017_00168_06735_6175.N1	14-JUN-2003 14:09:44	Straylight	43.500	45	Alp Pav	1.9400	26000.	87	6735	No
211	GOM_NL__2PRFIN20030614_141454_000000432017_00168_06735_6176.N1	14-JUN-2003 14:14:54	Straylight	42.500	141	Bet Ara	2.8400	4600.0	85	6735	No
212	GOM_NL__2PRFIN20030614_141616_000000392017_00168_06735_6177.N1	14-JUN-2003 14:16:16	Straylight	38.500	147	Alp Ara	2.8770	26000.	77	6735	No
213	GOM_NL__2PRFIN20030614_141800_000000472017_00168_06735_6178.N1	14-JUN-2003 14:18:00	Twilight	46.500	40	The Sco	1.8590	7100.0	93	6735	No
214	GOM_NL__2PRFIN20030614_141943_000000462017_00168_06735_6179.N1	14-JUN-2003 14:19:43	Twilight	46.000	25	35Lam Sco	1.6200	28000.	92	6735	No
215	GOM_NL__2PRFIN20030614_142113_000000442017_00168_06735_6180.N1	14-JUN-2003 14:21:13	Twilight	43.500	75	26Eps Sco	2.2910	4250.0	87	6735	No
216	GOM_NL__2PRFIN20030614_142313_000000632017_00168_06735_6181.N1	14-JUN-2003 14:23:13	Bright	63.000	155	41Pi Sgr	2.9000	6600.0	126	6735	No
217	GOM_NL__2PRFIN20030614_142623_000000412017_00168_06735_6182.N1	14-JUN-2003 14:26:23	Bright	40.500	86	35Eta Oph	2.4300	10200.	81	6735	No
218	GOM_NL__2PRFIN20030614_142808_000000392017_00168_06735_6183.N1	14-JUN-2003 14:28:08	Bright	39.000	98	13Zet Oph	2.5710	30000.	78	6735	No
219	GOM_NL__2PRFIN20030614_143014_000000392017_00168_06735_6184.N1	14-JUN-2003 14:30:14	Bright	38.500	120	1Del Oph	2.7340	3200.0	77	6735	No

220	GOM_NL__2PRFIN20030614_143316_000000382017_00168_06735_6185.N1	14-JUN-2003 14:33:16	Bright	37.500	102	24Alp Ser	2.6000	4250.0	75	6735	No
221	GOM_NL__2PRFIN20030614_143538_000000462017_00168_06735_6186.N1	14-JUN-2003 14:35:38	Bright	45.500	59	55Alp Oph	2.0800	8900.0	91	6735	No
222	GOM_NL__2PRFIN20030614_143732_000000402017_00168_06735_6187.N1	14-JUN-2003 14:37:32	Bright	39.500	127	27Bet Her	2.7810	4700.0	79	6735	No
223	GOM_NL__2PRFIN20030614_143859_000000382017_00168_06735_6188.N1	14-JUN-2003 14:38:59	Bright	37.500	67	5Alp CrB	2.2210	11000.	75	6735	No
224	GOM_NL__2PRFIN20030614_144037_000000392017_00168_06735_6189.N1	14-JUN-2003 14:40:37	Bright	38.500	133	40Zet Her	2.8070	6000.0	77	6735	No
225	GOM_NL__2PRFIN20030614_144731_000000432017_00168_06735_6190.N1	14-JUN-2003 14:47:31	Bright	42.500	130	23Bet Dra	2.7990	5800.0	85	6735	No
226	GOM_NL__2PRFIN20030614_144858_000000362017_00168_06735_6191.N1	14-JUN-2003 14:48:58	Bright	35.500	119	14Eta Dra	2.7270	4700.0	71	6735	No
227	GOM_NL__2PRFIN20030614_145222_000000352017_00168_06735_6192.N1	14-JUN-2003 14:52:22	Bright	34.500	60	7Bet UMi	2.0810	3950.0	69	6735	No
228	GOM_NL__2PRFIN20030614_145700_000000342017_00168_06735_6193.N1	14-JUN-2003 14:57:00	Bright	34.000	49	1Alp UMi	1.9900	6300.0	68	6735	No
229	GOM_NL__2PRFIN20030614_150420_000000552017_00168_06735_6194.N1	14-JUN-2003 15:04:20	Bright	54.500	74	11Bet Cas	2.2680	6600.0	109	6735	No
230	GOM_NL__2PRFIN20030614_150714_000000362017_00168_06735_6195.N1	14-JUN-2003 15:07:14	Bright	35.500	160	23Gam Per	2.9300	4700.0	71	6735	No
231	GOM_NL__2PRFIN20030614_151043_000000402017_00168_06735_6196.N1	14-JUN-2003 15:10:43	Bright	40.000	73	57Gam1And	2.2600	13100.	80	6735	No
232	GOM_NL__2PRFIN20030614_151303_000000552017_00168_06735_6197.N1	14-JUN-2003 15:13:03	Twilight	55.000	53	43Bet And	2.0480	3300.0	110	6735	No
233	GOM_NL__2PRFIN20030614_151629_000000492017_00168_06735_6198.N1	14-JUN-2003 15:16:29	Twilight	48.500	50	13Alp Ari	2.0070	4250.0	97	6735	No
234	GOM_NL__2PRFIN20030614_151906_000001872017_00168_06735_6199.N1	14-JUN-2003 15:19:06	Dark	186.50	93	53Bet Peg	2.5200	3100.0	373	6735	No
235	GOM_NL__2PRFIN20030614_154242_000000652017_00169_06736_7318.N1	14-JUN-2003 15:42:42	Dark	65.000	18	24Alp PsA	1.1660	9700.0	130	6736	No
236	GOM_NL__2PRFIN20030614_154622_000000492017_00169_06736_7319.N1	14-JUN-2003 15:46:22	Dark	49.000	31	Alp Gru	1.7340	15200.	98	6736	No
237	GOM_NL__2PRFIN20030614_154808_000000622017_00169_06736_7320.N1	14-JUN-2003 15:48:08	Straylight	62.000	172	Gam Gru	3.0030	13100.	124	6736	No
238	GOM_NL__2PRFIN20030614_155021_000000432017_00169_06736_7321.N1	14-JUN-2003 15:50:21	Straylight	42.500	45	Alp Pav	1.9400	26000.	85	6736	No
239	GOM_NL__2PRFIN20030614_155531_000000462017_00169_06736_7322.N1	14-JUN-2003 15:55:31	Straylight	45.500	141	Bet Ara	2.8400	4600.0	91	6736	No
240	GOM_NL__2PRFIN20030614_155653_000000402017_00169_06736_7323.N1	14-JUN-2003 15:56:53	Straylight	39.500	147	Alp Ara	2.8770	26000.	79	6736	No
241	GOM_NL__2PRFIN20030614_155838_000000452017_00169_06736_7324.N1	14-JUN-2003 15:58:38	Twilight	45.000	40	The Sco	1.8590	7100.0	90	6736	No
242	GOM_NL__2PRFIN20030614_160021_000000422017_00169_06736_7325.N1	14-JUN-2003 16:00:21	Twilight	41.500	25	35Lam Sco	1.6200	28000.	83	6736	No
243	GOM_NL__2PRFIN20030614_160150_000000432017_00169_06736_7326.N1	14-JUN-2003 16:01:50	Twilight	43.000	75	26Eps Sco	2.2910	4250.0	86	6736	No
244	GOM_NL__2PRFIN20030614_160353_000000592017_00169_06736_7327.N1	14-JUN-2003 16:03:53	Bright	58.500	155	41Pi Sgr	2.9000	6600.0	117	6736	No
245	GOM_NL__2PRFIN20030614_160700_000000412017_00169_06736_7328.N1	14-JUN-2003 16:07:00	Bright	40.500	86	35Eta Oph	2.4300	10200.	81	6736	No
246	GOM_NL__2PRFIN20030614_160845_000000382017_00169_06736_7329.N1	14-JUN-2003 16:08:45	Bright	38.000	98	13Zet Oph	2.5710	30000.	76	6736	No
247	GOM_NL__2PRFIN20030614_161051_000000372017_00169_06736_7330.N1	14-JUN-2003 16:10:51	Bright	37.000	120	1Del Oph	2.7340	3200.0	74	6736	No
248	GOM_NL__2PRFIN20030614_161353_000000362017_00169_06736_7331.N1	14-JUN-2003 16:13:53	Bright	36.000	102	24Alp Ser	2.6000	4250.0	72	6736	No
249	GOM_NL__2PRFIN20030614_161615_000000452017_00169_06736_7332.N1	14-JUN-2003 16:16:15	Bright	44.500	59	55Alp Oph	2.0800	8900.0	89	6736	No
250	GOM_NL__2PRFIN20030614_161808_000000382017_00169_06736_7333.N1	14-JUN-2003 16:18:08	Bright	38.000	127	27Bet Her	2.7810	4700.0	76	6736	No
251	GOM_NL__2PRFIN20030614_161936_000000372017_00169_06736_7334.N1	14-JUN-2003 16:19:36	Bright	36.500	67	5Alp CrB	2.2210	11000.	73	6736	No
252	GOM_NL__2PRFIN20030614_162113_000000392017_00169_06736_7335.N1	14-JUN-2003 16:21:13	Bright	38.500	133	40Zet Her	2.8070	6000.0	77	6736	No
253	GOM_NL__2PRFIN20030614_162806_000000412017_00169_06736_7336.N1	14-JUN-2003 16:28:06	Bright	41.000	130	23Bet Dra	2.7990	5800.0	82	6736	No
254	GOM_NL__2PRFIN20030614_162934_000000382017_00169_06736_7337.N1	14-JUN-2003 16:29:34	Bright	38.000	119	14Eta Dra	2.7270	4700.0	76	6736	No
255	GOM_NL__2PRFIN20030614_163258_000000372017_00169_06736_7338.N1	14-JUN-2003 16:32:58	Bright	37.000	60	7Bet UMi	2.0810	3950.0	74	6736	No
256	GOM_NL__2PRFIN20030614_163736_000000362017_00169_06736_7339.N1	14-JUN-2003 16:37:36	Bright	36.000	49	1Alp UMi	1.9900	6300.0	72	6736	No
257	GOM_NL__2PRFIN20030614_164455_000000452017_00169_06736_7340.N1	14-JUN-2003 16:44:55	Bright	45.000	74	11Bet Cas	2.2680	6600.0	90	6736	No
258	GOM_NL__2PRFIN20030614_164750_000000352017_00169_06736_7341.N1	14-JUN-2003 16:47:50	Bright	34.500	160	23Gam Per	2.9300	4700.0	69	6736	No
259	GOM_NL__2PRFIN20030614_165119_000000422017_00169_06736_7342.N1	14-JUN-2003 16:51:19	Bright	41.500	73	57Gam1And	2.2600	13100.	83	6736	No
260	GOM_NL__2PRFIN20030614_165339_000000552017_00169_06736_7343.N1	14-JUN-2003 16:53:39	Twilight	54.500	53	43Bet And	2.0480	3300.0	109	6736	No
261	GOM_NL__2PRFIN20030614_165705_000000552017_00169_06736_7344.N1	14-JUN-2003 16:57:05	Twilight	55.000	50	13Alp Ari	2.0070	4250.0	110	6736	No
262	GOM_NL__2PRFIN20030614_165943_000001902017_00169_06736_7345.N1	14-JUN-2003 16:59:43	Dark	189.50	93	53Bet Peg	2.5200	3100.0	379	6736	No
263	GOM_NL__2PRFIN20030614_172021_000000062017_00169_06736_7346.N1	14-JUN-2003 17:20:21	Dark	6.0000	9	Alp Eri	0.45300	24000.	12	6736	Yes
264	GOM_NL__2PRFIN20030614_172319_000000702017_00170_06737_7318.N1	14-JUN-2003 17:23:19	Dark	69.500	18	24Alp PsA	1.1660	9700.0	139	6737	No
265	GOM_NL__2PRFIN20030614_172659_000000502017_00170_06737_7319.N1	14-JUN-2003 17:26:59	Dark	49.500	31	Alp Gru	1.7340	15200.	99	6737	No
266	GOM_NL__2PRFIN20030614_172845_000000602017_00170_06737_7320.N1	14-JUN-2003 17:28:45	Straylight	60.000	172	Gam Gru	3.0030	13100.	120	6737	No
267	GOM_NL__2PRFIN20030614_173058_000000432017_00170_06737_7321.N1	14-JUN-2003 17:30:58	Straylight	42.500	45	Alp Pav	1.9400	26000.	85	6737	No
268	GOM_NL__2PRFIN20030614_173607_000000392017_00170_06737_7322.N1	14-JUN-2003 17:36:07	Straylight	38.500	141	Bet Ara	2.8400	4600.0	77	6737	No
269	GOM_NL__2PRFIN20030614_173729_000000412017_00170_06737_7323.N1	14-JUN-2003 17:37:29	Straylight	41.000	147	Alp Ara	2.8770	26000.	82	6737	No
270	GOM_NL__2PRFIN20030614_173914_000000432017_00170_06737_7324.N1	14-JUN-2003 17:39:14	Twilight	43.000	40	The Sco	1.8590	7100.0	86	6737	No
271	GOM_NL__2PRFIN20030614_174057_000000442017_00170_06737_7325.N1	14-JUN-2003 17:40:57	Twilight	44.000	25	35Lam Sco	1.6200	28000.	88	6737	No
272	GOM_NL__2PRFIN20030614_174226_000000442017_00170_06737_7326.N1	14-JUN-2003 17:42:26	Twilight	43.500	75	26Eps Sco	2.2910	4250.0	87	6737	No
273	GOM_NL__2PRFIN20030614_174430_000000592017_00170_06737_7327.N1	14-JUN-2003 17:44:30	Bright	59.000	155	41Pi Sgr	2.9000	6600.0	118	6737	No
274	GOM_NL__2PRFIN20030614_174736_000000402017_00170_06737_7328.N1	14-JUN-2003 17:47:36	Bright	39.500	86	35Eta Oph	2.4300	10200.	79	6737	No
275	GOM_NL__2PRFIN20030614_174921_000000382017_00170_06737_7329.N1	14-JUN-2003 17:49:21	Bright	38.000	98	13Zet Oph	2.5710	30000.	76	6737	No
276	GOM_NL__2PRFIN20030614_175127_000000372017_00170_06737_7330.N1	14-JUN-2003 17:51:27	Bright	37.000	120	1Del Oph	2.7340	3200.0	74	6737	No
277	GOM_NL__2PRFIN20030614_175429_000000372017_00170_06737_7331.N1	14-JUN-2003 17:54:29	Bright	37.000	102	24Alp Ser	2.6000	4250.0	74	6737	No
278	GOM_NL__2PRFIN20030614_175651_000000462017_00170_06737_7332.N1	14-JUN-2003 17:56:51	Bright	45.500	59	55Alp Oph	2.0800	8900.0	91	6737	No

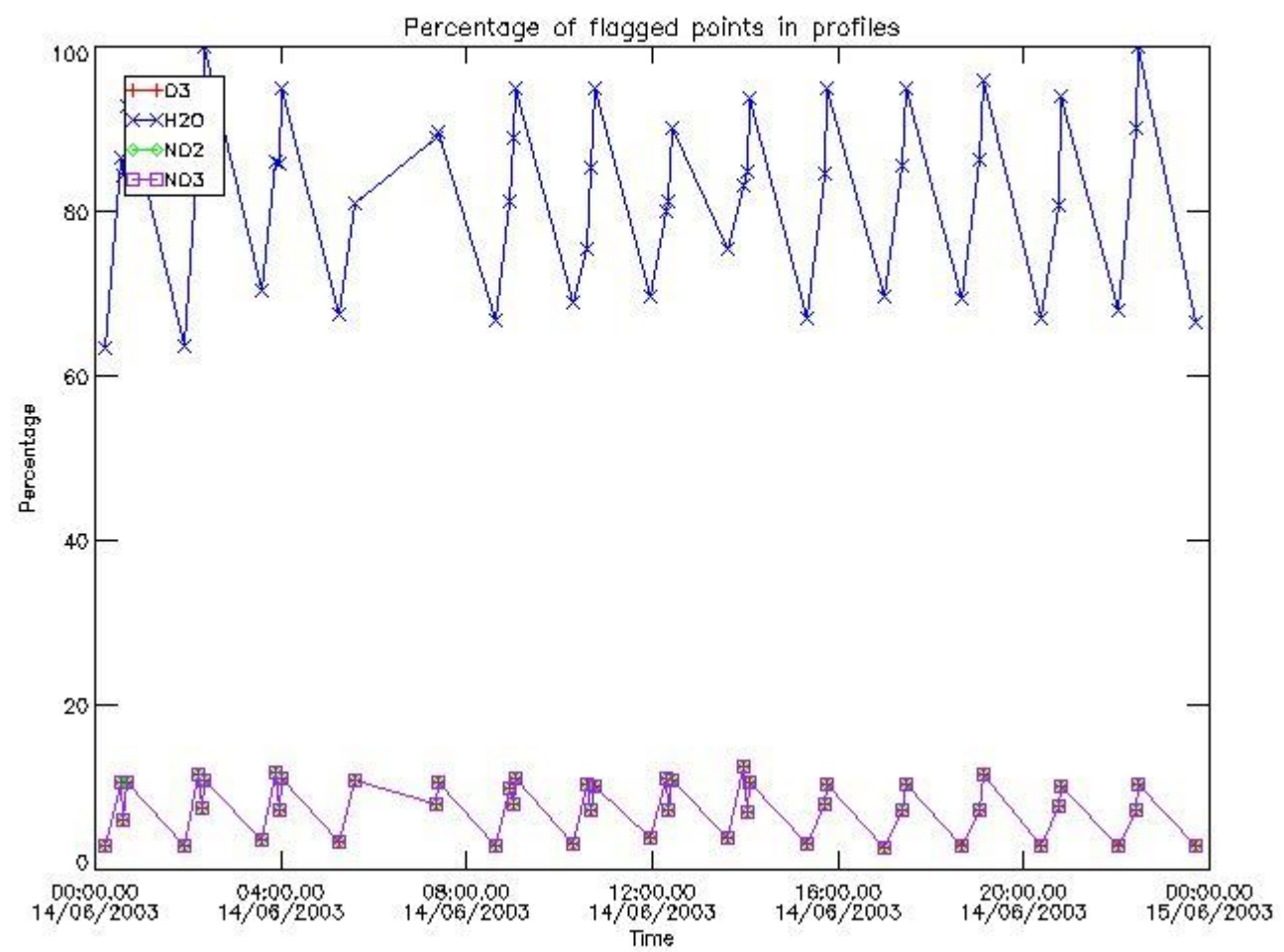
279	GOM_NL__2PRFIN20030614_175844_000000392017_00170_06737_7333.N1	14-JUN-2003 17:58:44	Bright	38.500	127	27Bet Her	2.7810	4700.0	77	6737	No
280	GOM_NL__2PRFIN20030614_180012_000000352017_00170_06737_7334.N1	14-JUN-2003 18:00:12	Bright	35.000	67	5Alp CrB	2.2210	11000.	70	6737	No
281	GOM_NL__2PRFIN20030614_180149_000000392017_00170_06737_7335.N1	14-JUN-2003 18:01:49	Bright	39.000	133	40Zet Her	2.8070	6000.0	78	6737	No
282	GOM_NL__2PRFIN20030614_180842_000000422017_00170_06737_7336.N1	14-JUN-2003 18:08:42	Bright	41.500	130	23Bet Dra	2.7990	5800.0	83	6737	No
283	GOM_NL__2PRFIN20030614_181010_000000372017_00170_06737_7337.N1	14-JUN-2003 18:10:10	Bright	37.000	119	14Eta Dra	2.7270	4700.0	74	6737	No
284	GOM_NL__2PRFIN20030614_181334_000000362017_00170_06737_7338.N1	14-JUN-2003 18:13:34	Bright	36.000	60	7Bet UMi	2.0810	3950.0	72	6737	No
285	GOM_NL__2PRFIN20030614_181812_000000372017_00170_06737_7339.N1	14-JUN-2003 18:18:12	Bright	37.000	49	1Alp UMi	1.9900	6300.0	74	6737	No
286	GOM_NL__2PRFIN20030614_182531_000000442017_00170_06737_7340.N1	14-JUN-2003 18:25:31	Bright	44.000	74	11Bet Cas	2.2680	6600.0	88	6737	No
287	GOM_NL__2PRFIN20030614_182826_000000352017_00170_06737_7341.N1	14-JUN-2003 18:28:26	Bright	34.500	160	23Gam Per	2.9300	4700.0	69	6737	No
288	GOM_NL__2PRFIN20030614_183155_000000412017_00170_06737_7342.N1	14-JUN-2003 18:31:55	Bright	40.500	73	57Gam1And	2.2600	13100.	81	6737	No
289	GOM_NL__2PRFIN20030614_183416_000000562017_00170_06737_7343.N1	14-JUN-2003 18:34:16	Twilight	56.000	53	43Bet And	2.0480	3300.0	112	6737	No
290	GOM_NL__2PRFIN20030614_183741_000000472017_00170_06737_7344.N1	14-JUN-2003 18:37:41	Twilight	46.500	50	13Alp Ari	2.0070	4250.0	93	6737	No
291	GOM_NL__2PRFIN20030614_184021_000001772017_00170_06737_7345.N1	14-JUN-2003 18:40:21	Dark	177.00	93	53Bet Peg	2.5200	3100.0	354	6737	No
292	GOM_NL__2PRFIN20030614_190047_000000062017_00170_06737_7346.N1	14-JUN-2003 19:00:47	Dark	6.0000	9	Alp Eri	0.45300	24000.	12	6737	Yes
293	GOM_NL__2PRFIN20030614_190357_000000702017_00171_06738_7318.N1	14-JUN-2003 19:03:57	Dark	69.500	18	24Alp PsA	1.1660	9700.0	139	6738	No
294	GOM_NL__2PRFIN20030614_190736_000000482017_00171_06738_7319.N1	14-JUN-2003 19:07:36	Dark	48.000	31	Alp Gru	1.7340	15200.	96	6738	No
295	GOM_NL__2PRFIN20030614_190923_000000592017_00171_06738_7320.N1	14-JUN-2003 19:09:23	Straylight	58.500	172	Gam Gru	3.0030	13100.	117	6738	No
296	GOM_NL__2PRFIN20030614_191134_000000442017_00171_06738_7321.N1	14-JUN-2003 19:11:34	Straylight	43.500	45	Alp Pav	1.9400	26000.	87	6738	No
297	GOM_NL__2PRFIN20030614_191644_000000392017_00171_06738_7322.N1	14-JUN-2003 19:16:44	Straylight	38.500	141	Bet Ara	2.8400	4600.0	77	6738	No
298	GOM_NL__2PRFIN20030614_191805_000000392017_00171_06738_7323.N1	14-JUN-2003 19:18:05	Straylight	39.000	147	Alp Ara	2.8770	26000.	78	6738	No
299	GOM_NL__2PRFIN20030614_191950_000000432017_00171_06738_7324.N1	14-JUN-2003 19:19:50	Twilight	43.000	40	The Sco	1.8590	7100.0	86	6738	No
300	GOM_NL__2PRFIN20030614_192133_000000442017_00171_06738_7325.N1	14-JUN-2003 19:21:33	Twilight	44.000	25	35Lam Sco	1.6200	28000.	88	6738	No
301	GOM_NL__2PRFIN20030614_192302_000000452017_00171_06738_7326.N1	14-JUN-2003 19:23:02	Twilight	45.000	75	26Eps Sco	2.2910	4250.0	90	6738	No
302	GOM_NL__2PRFIN20030614_192506_000000592017_00171_06738_7327.N1	14-JUN-2003 19:25:06	Bright	59.000	155	41Pi Sgr	2.9000	6600.0	118	6738	No
303	GOM_NL__2PRFIN20030614_192812_000000412017_00171_06738_7328.N1	14-JUN-2003 19:28:12	Bright	40.500	86	35Eta Oph	2.4300	10200.	81	6738	No
304	GOM_NL__2PRFIN20030614_192957_000000382017_00171_06738_7329.N1	14-JUN-2003 19:29:57	Bright	37.500	98	13Zet Oph	2.5710	30000.	75	6738	No
305	GOM_NL__2PRFIN20030614_193203_000000382017_00171_06738_7330.N1	14-JUN-2003 19:32:03	Bright	37.500	120	1Del Oph	2.7340	3200.0	75	6738	No
306	GOM_NL__2PRFIN20030614_193505_000000362017_00171_06738_7331.N1	14-JUN-2003 19:35:05	Bright	35.500	102	24Alp Ser	2.6000	4250.0	71	6738	No
307	GOM_NL__2PRFIN20030614_193726_000000472017_00171_06738_7332.N1	14-JUN-2003 19:37:26	Bright	46.500	59	55Alp Oph	2.0800	8900.0	93	6738	No
308	GOM_NL__2PRFIN20030614_193920_000000392017_00171_06738_7333.N1	14-JUN-2003 19:39:20	Bright	38.500	127	27Bet Her	2.7810	4700.0	77	6738	No
309	GOM_NL__2PRFIN20030614_194048_000000362017_00171_06738_7334.N1	14-JUN-2003 19:40:48	Bright	36.000	67	5Alp CrB	2.2210	11000.	72	6738	No
310	GOM_NL__2PRFIN20030614_194224_000000392017_00171_06738_7335.N1	14-JUN-2003 19:42:24	Bright	38.500	133	40Zet Her	2.8070	6000.0	77	6738	No
311	GOM_NL__2PRFIN20030614_194917_000000432017_00171_06738_7336.N1	14-JUN-2003 19:49:17	Bright	42.500	130	23Bet Dra	2.7990	5800.0	85	6738	No
312	GOM_NL__2PRFIN20030614_195046_000000392017_00171_06738_7337.N1	14-JUN-2003 19:50:46	Bright	39.000	119	14Eta Dra	2.7270	4700.0	78	6738	No
313	GOM_NL__2PRFIN20030614_195410_000000382017_00171_06738_7338.N1	14-JUN-2003 19:54:10	Bright	38.000	60	7Bet UMi	2.0810	3950.0	76	6738	No
314	GOM_NL__2PRFIN20030614_195848_000000372017_00171_06738_7339.N1	14-JUN-2003 19:58:48	Bright	36.500	49	1Alp UMi	1.9900	6300.0	73	6738	No
315	GOM_NL__2PRFIN20030614_200607_000000642017_00171_06738_7340.N1	14-JUN-2003 20:06:07	Bright	64.000	74	11Bet Cas	2.2680	6600.0	128	6738	No
316	GOM_NL__2PRFIN20030614_200902_000000522017_00171_06738_7341.N1	14-JUN-2003 20:09:02	Bright	52.000	160	23Gam Per	2.9300	4700.0	104	6738	No
317	GOM_NL__2PRFIN20030614_201231_000000402017_00171_06738_7342.N1	14-JUN-2003 20:12:31	Bright	40.000	73	57Gam1And	2.2600	13100.	80	6738	No
318	GOM_NL__2PRFIN20030614_201452_000000572017_00171_06738_7343.N1	14-JUN-2003 20:14:52	Twilight	57.000	53	43Bet And	2.0480	3300.0	114	6738	No
319	GOM_NL__2PRFIN20030614_201818_000000522017_00171_06738_7344.N1	14-JUN-2003 20:18:18	Twilight	51.500	50	13Alp Ari	2.0070	4250.0	103	6738	No
320	GOM_NL__2PRFIN20030614_202058_000001922017_00171_06738_7345.N1	14-JUN-2003 20:20:58	Dark	191.50	93	53Bet Peg	2.5200	3100.0	383	6738	No
321	GOM_NL__2PRFIN20030614_204114_000000062017_00171_06738_7346.N1	14-JUN-2003 20:41:14	Dark	6.0000	9	Alp Eri	0.45300	24000.	12	6738	Yes
322	GOM_NL__2PRFIN20030614_204434_000000662017_00172_06739_7318.N1	14-JUN-2003 20:44:34	Dark	65.500	18	24Alp PsA	1.1660	9700.0	131	6739	No
323	GOM_NL__2PRFIN20030614_204813_000000512017_00172_06739_7319.N1	14-JUN-2003 20:48:13	Dark	50.500	31	Alp Gru	1.7340	15200.	101	6739	No
324	GOM_NL__2PRFIN20030614_205000_000000592017_00172_06739_7320.N1	14-JUN-2003 20:50:00	Straylight	59.000	172	Gam Gru	3.0030	13100.	118	6739	No
325	GOM_NL__2PRFIN20030614_205211_000000422017_00172_06739_7321.N1	14-JUN-2003 20:52:11	Straylight	42.000	45	Alp Pav	1.9400	26000.	84	6739	No
326	GOM_NL__2PRFIN20030614_205720_000000402017_00172_06739_7322.N1	14-JUN-2003 20:57:20	Straylight	40.000	141	Bet Ara	2.8400	4600.0	80	6739	No
327	GOM_NL__2PRFIN20030614_205841_000000392017_00172_06739_7323.N1	14-JUN-2003 20:58:41	Straylight	39.000	147	Alp Ara	2.8770	26000.	78	6739	No
328	GOM_NL__2PRFIN20030614_210026_000000432017_00172_06739_7324.N1	14-JUN-2003 21:00:26	Twilight	42.500	40	The Sco	1.8590	7100.0	85	6739	No
329	GOM_NL__2PRFIN20030614_210209_000000422017_00172_06739_7325.N1	14-JUN-2003 21:02:09	Twilight	41.500	25	35Lam Sco	1.6200	28000.	83	6739	No
330	GOM_NL__2PRFIN20030614_210338_000000462017_00172_06739_7326.N1	14-JUN-2003 21:03:38	Twilight	45.500	75	26Eps Sco	2.2910	4250.0	91	6739	No
331	GOM_NL__2PRFIN20030614_210542_000000602017_00172_06739_7327.N1	14-JUN-2003 21:05:42	Bright	59.500	155	41Pi Sgr	2.9000	6600.0	119	6739	No
332	GOM_NL__2PRFIN20030614_210849_000000392017_00172_06739_7328.N1	14-JUN-2003 21:08:49	Bright	39.000	86	35Eta Oph	2.4300	10200.	78	6739	No
333	GOM_NL__2PRFIN20030614_211033_000000392017_00172_06739_7329.N1	14-JUN-2003 21:10:33	Bright	39.000	98	13Zet Oph	2.5710	30000.	78	6739	No
334	GOM_NL__2PRFIN20030614_211239_000000372017_00172_06739_7330.N1	14-JUN-2003 21:12:39	Bright	37.000	120	1Del Oph	2.7340	3200.0	74	6739	No
335	GOM_NL__2PRFIN20030614_211541_000000362017_00172_06739_7331.N1	14-JUN-2003 21:15:41	Bright	35.500	102	24Alp Ser	2.6000	4250.0	71	6739	No
336	GOM_NL__2PRFIN20030614_211802_000000442017_00172_06739_7332.N1	14-JUN-2003 21:18:02	Bright	43.500	59	55Alp Oph	2.0800	8900.0	87	6739	No
337	GOM_NL__2PRFIN20030614_211956_000000402017_00172_06739_7333.N1	14-JUN-2003 21:19:56	Bright	40.000	127	27Bet Her	2.7810	4700.0	80	6739	No

338	GOM_NL__2PRFIN20030614_212124_000000372017_00172_06739_7334.N1	14-JUN-2003 21:21:24	Bright	37.000	67	5Alp CrB	2.2210	11000.	74	6739	No
339	GOM_NL__2PRFIN20030614_212300_000000412017_00172_06739_7335.N1	14-JUN-2003 21:23:00	Bright	40.500	133	40Zet Her	2.8070	6000.0	81	6739	No
340	GOM_NL__2PRFIN20030614_212953_000000422017_00172_06739_7336.N1	14-JUN-2003 21:29:53	Bright	42.000	130	23Bet Dra	2.7990	5800.0	84	6739	No
341	GOM_NL__2PRFIN20030614_213121_000000392017_00172_06739_7337.N1	14-JUN-2003 21:31:21	Bright	38.500	119	14Eta Dra	2.7270	4700.0	77	6739	No
342	GOM_NL__2PRFIN20030614_213446_000000382017_00172_06739_7338.N1	14-JUN-2003 21:34:46	Bright	38.000	60	7Bet UMi	2.0810	3950.0	76	6739	No
343	GOM_NL__2PRFIN20030614_213924_000000362017_00172_06739_7339.N1	14-JUN-2003 21:39:24	Bright	36.000	49	1Alp UMi	1.9900	6300.0	72	6739	No
344	GOM_NL__2PRFIN20030614_214642_000000442017_00172_06739_7340.N1	14-JUN-2003 21:46:42	Bright	43.500	74	11Bet Cas	2.2680	6600.0	87	6739	No
345	GOM_NL__2PRFIN20030614_214938_000000522017_00172_06739_7341.N1	14-JUN-2003 21:49:38	Bright	52.000	160	23Gam Per	2.9300	4700.0	104	6739	No
346	GOM_NL__2PRFIN20030614_215307_000000422017_00172_06739_7342.N1	14-JUN-2003 21:53:07	Bright	42.000	73	57Gam1And	2.2600	13100.	84	6739	No
347	GOM_NL__2PRFIN20030614_215527_000000552017_00172_06739_7343.N1	14-JUN-2003 21:55:27	Twilight	54.500	53	43Bet And	2.0480	3300.0	109	6739	No
348	GOM_NL__2PRFIN20030614_215854_000000502017_00172_06739_7344.N1	14-JUN-2003 21:58:54	Twilight	50.000	50	13Alp Ari	2.0070	4250.0	100	6739	No
349	GOM_NL__2PRFIN20030614_220135_000001932017_00172_06739_7345.N1	14-JUN-2003 22:01:35	Dark	192.50	93	53Bet Peg	2.5200	3100.0	385	6739	No
350	GOM_NL__2PRFIN20030614_222142_00000062017_00172_06739_7346.N1	14-JUN-2003 22:21:42	Dark	6.0000	9	Alp Eri	0.45300	24000.	12	6739	Yes
351	GOM_NL__2PRFIN20030614_222512_000000722017_00173_06740_7318.N1	14-JUN-2003 22:25:12	Dark	71.500	18	24Alp PsA	1.1660	9700.0	143	6740	No
352	GOM_NL__2PRFIN20030614_222850_000000492017_00173_06740_7319.N1	14-JUN-2003 22:28:50	Dark	49.000	31	Alp Gru	1.7340	15200.	98	6740	No
353	GOM_NL__2PRFIN20030614_223037_000000582017_00173_06740_7320.N1	14-JUN-2003 22:30:37	Straylight	58.000	172	Gam Gru	3.0030	13100.	116	6740	No
354	GOM_NL__2PRFIN20030614_223247_000000422017_00173_06740_7321.N1	14-JUN-2003 22:32:47	Straylight	41.500	45	Alp Pav	1.9400	26000.	83	6740	No
355	GOM_NL__2PRFIN20030614_223756_000000392017_00173_06740_7322.N1	14-JUN-2003 22:37:56	Straylight	39.000	141	Bet Ara	2.8400	4600.0	78	6740	No
356	GOM_NL__2PRFIN20030614_223918_000000422017_00173_06740_7323.N1	14-JUN-2003 22:39:18	Straylight	41.500	147	Alp Ara	2.8770	26000.	83	6740	No
357	GOM_NL__2PRFIN20030614_224103_000000422017_00173_06740_7324.N1	14-JUN-2003 22:41:03	Twilight	42.000	40	The Sco	1.8590	7100.0	84	6740	No
358	GOM_NL__2PRFIN20030614_224245_000000432017_00173_06740_6321.N1	14-JUN-2003 22:42:45	Twilight	42.500	25	35Lam Sco	1.6200	28000.	85	6740	No
359	GOM_NL__2PRFIN20030614_224414_000000422017_00173_06740_6322.N1	14-JUN-2003 22:44:14	Twilight	42.000	75	26Eps Sco	2.2910	4250.0	84	6740	No
360	GOM_NL__2PRFIN20030614_224618_000000592017_00173_06740_6323.N1	14-JUN-2003 22:46:18	Bright	59.000	155	41Pi Sgr	2.9000	6600.0	118	6740	No
361	GOM_NL__2PRFIN20030614_224925_000000402017_00173_06740_6324.N1	14-JUN-2003 22:49:25	Bright	40.000	86	35Eta Oph	2.4300	10200.	80	6740	No
362	GOM_NL__2PRFIN20030614_225109_000000382017_00173_06740_6325.N1	14-JUN-2003 22:51:09	Bright	37.500	98	13Zet Oph	2.5710	30000.	75	6740	No
363	GOM_NL__2PRFIN20030614_225315_000000372017_00173_06740_6326.N1	14-JUN-2003 22:53:15	Bright	36.500	120	1Del Oph	2.7340	3200.0	73	6740	No
364	GOM_NL__2PRFIN20030614_225617_000000352017_00173_06740_6327.N1	14-JUN-2003 22:56:17	Bright	35.000	102	24Alp Ser	2.6000	4250.0	70	6740	No
365	GOM_NL__2PRFIN20030614_225837_000000442017_00173_06740_6328.N1	14-JUN-2003 22:58:37	Bright	44.000	59	55Alp Oph	2.0800	8900.0	88	6740	No
366	GOM_NL__2PRFIN20030614_230032_000000372017_00173_06740_6329.N1	14-JUN-2003 23:00:32	Bright	37.000	127	27Bet Her	2.7810	4700.0	74	6740	No
367	GOM_NL__2PRFIN20030614_230200_000000372017_00173_06740_6330.N1	14-JUN-2003 23:02:00	Bright	37.000	67	5Alp CrB	2.2210	11000.	74	6740	No
368	GOM_NL__2PRFIN20030614_230336_000000372017_00173_06740_6331.N1	14-JUN-2003 23:03:36	Bright	36.500	133	40Zet Her	2.8070	6000.0	73	6740	No
369	GOM_NL__2PRFIN20030614_231028_000000392017_00173_06740_6332.N1	14-JUN-2003 23:10:28	Bright	39.000	130	23Bet Dra	2.7990	5800.0	78	6740	No
370	GOM_NL__2PRFIN20030614_231157_000000392017_00173_06740_6333.N1	14-JUN-2003 23:11:57	Bright	38.500	119	14Eta Dra	2.7270	4700.0	77	6740	No
371	GOM_NL__2PRFIN20030614_231522_000000382017_00173_06740_6334.N1	14-JUN-2003 23:15:22	Bright	37.500	60	7Bet UMi	2.0810	3950.0	75	6740	No
372	GOM_NL__2PRFIN20030614_232000_000000332017_00173_06740_6335.N1	14-JUN-2003 23:20:00	Bright	33.000	49	1Alp UMi	1.9900	6300.0	66	6740	No
373	GOM_NL__2PRFIN20030614_232718_000000442017_00173_06740_6336.N1	14-JUN-2003 23:27:18	Bright	43.500	74	11Bet Cas	2.2680	6600.0	87	6740	No
374	GOM_NL__2PRFIN20030614_233014_000000352017_00173_06740_6337.N1	14-JUN-2003 23:30:14	Bright	34.500	160	23Gam Per	2.9300	4700.0	69	6740	No
375	GOM_NL__2PRFIN20030614_233342_000000392017_00173_06740_6338.N1	14-JUN-2003 23:33:42	Bright	38.500	73	57Gam1And	2.2600	13100.	77	6740	No
376	GOM_NL__2PRFIN20030614_233603_000000602017_00173_06740_6339.N1	14-JUN-2003 23:36:03	Twilight	60.000	53	43Bet And	2.0480	3300.0	120	6740	No
377	GOM_NL__2PRFIN20030614_233930_000000492017_00173_06740_6340.N1	14-JUN-2003 23:39:30	Twilight	48.500	50	13Alp Ari	2.0070	4250.0	97	6740	No
378	GOM_NL__2PRFIN20030614_234212_000001902017_00173_06740_6341.N1	14-JUN-2003 23:42:12	Dark	189.50	93	53Bet Peg	2.5200	3100.0	379	6740	No

3. Quality information per product

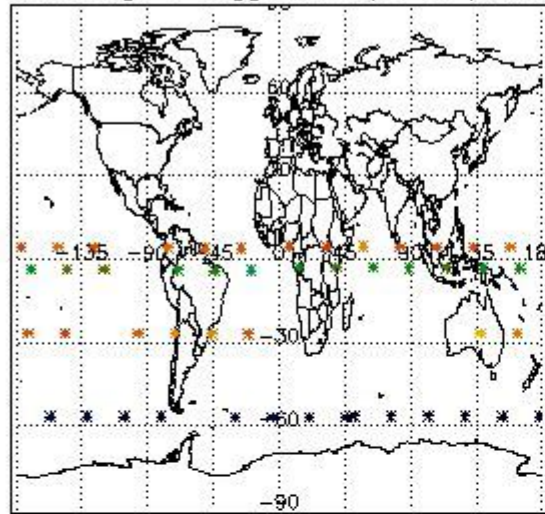
In this section it is plotted some information contained in the Quality Summary data set of the level 2 products. Only products in dark limb conditions and without errors (error flag in the MPH set to "0") are used.

3.1 Plot quality information per product (time dependant)


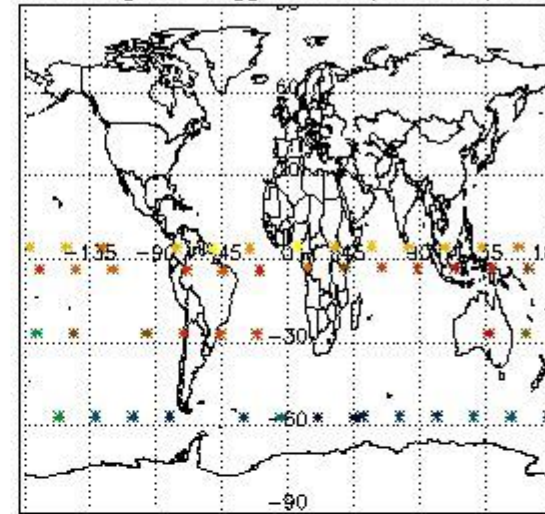


3.2 Plot quality information per product (world map)

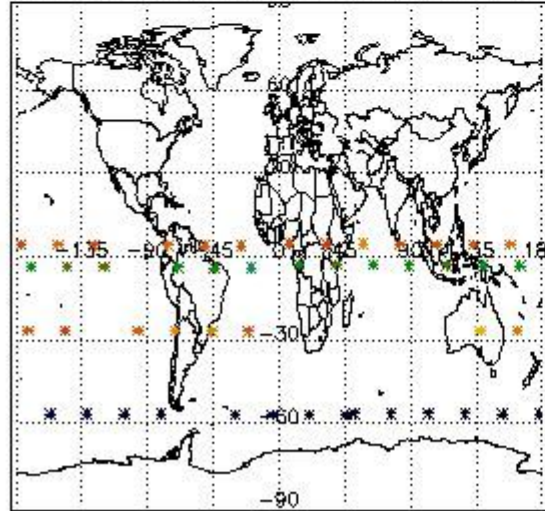
Percentage of flagged data per O3 profile




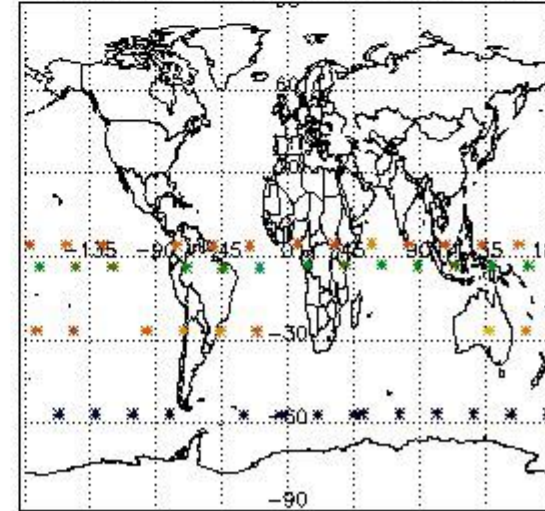
Percentage of flagged data per H2O profile



Percentage of flagged data per NO2 profile



Percentage of flagged data per NO3 profile

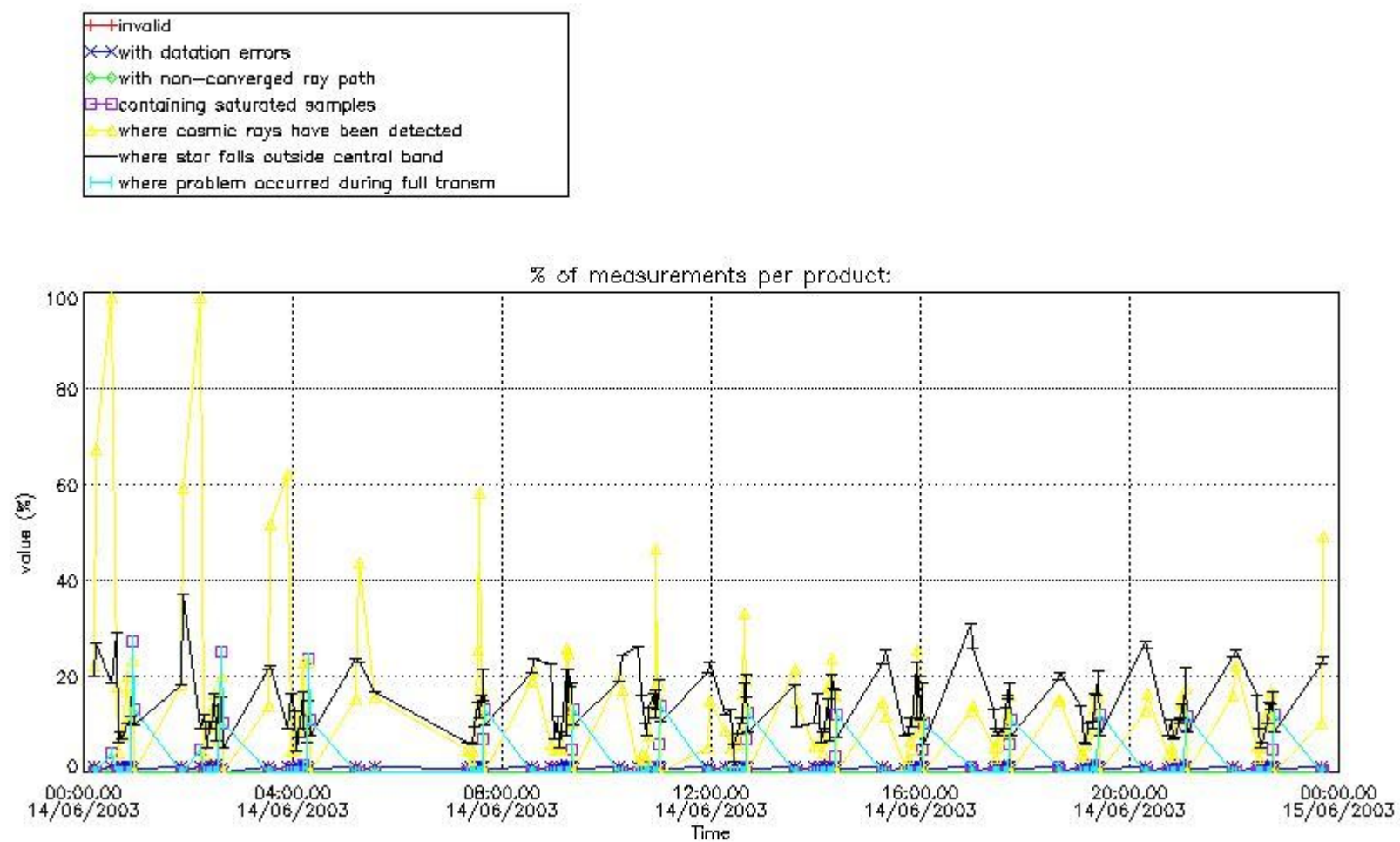


4. Level 1 quality information per product

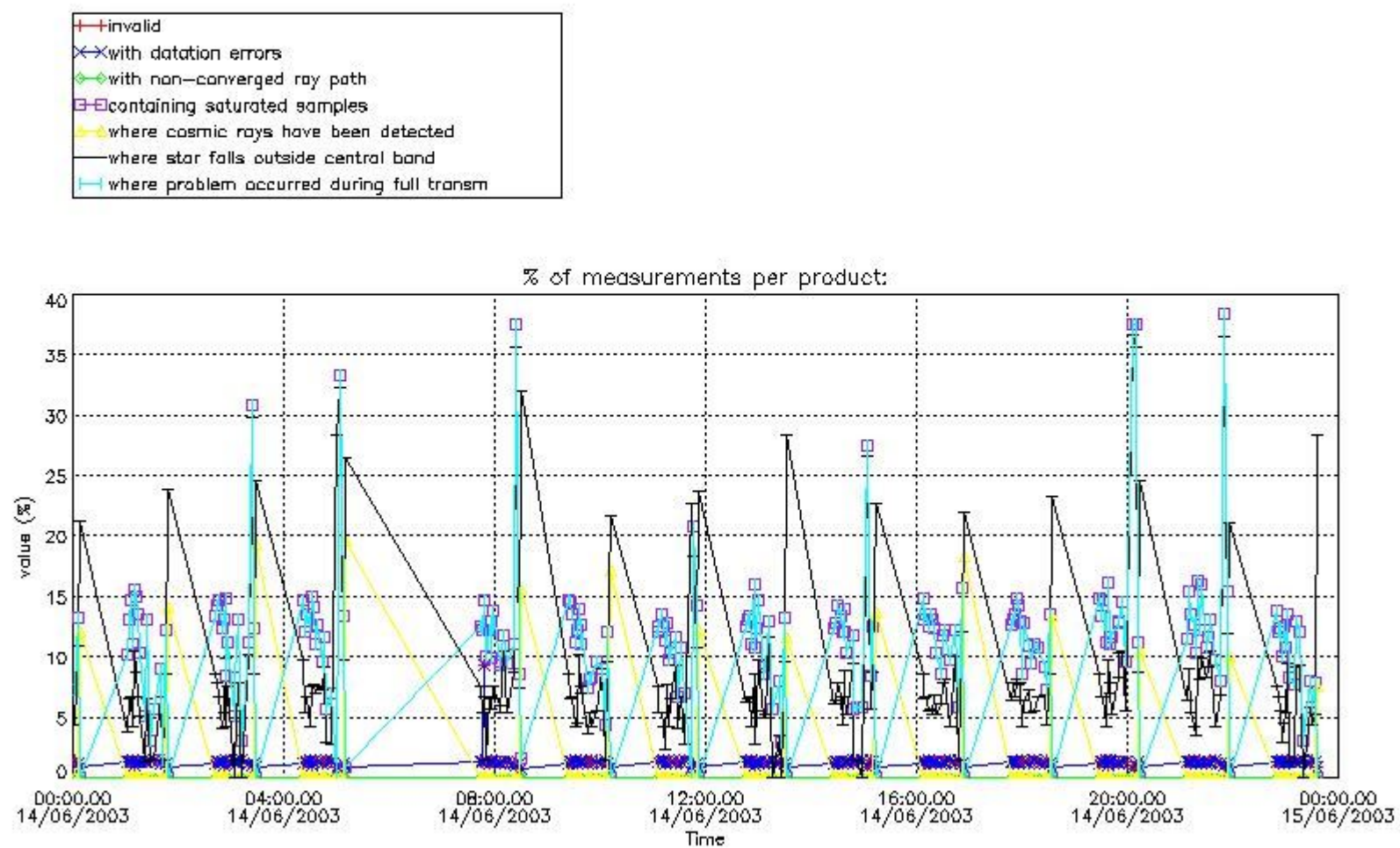
In this section it is plotted some information contained in the Quality Summary data set of the level 2 products that comes from the level 1b processing. Products without errors (error flag in the MPH set to "0") are used.

4.1 Plot quality information per product (time dependant) coming from level 1b processing

4.1.1 Plot level 1 quality information per product (time dependant): ENVISAT ASCENDING passes



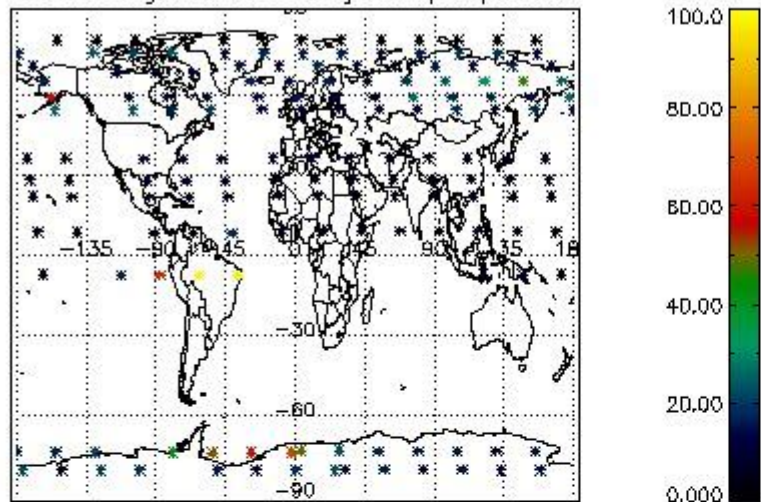
4.1.2 Plot level 1 quality information per product (time dependant): ENVI SAT DESCENDING passes



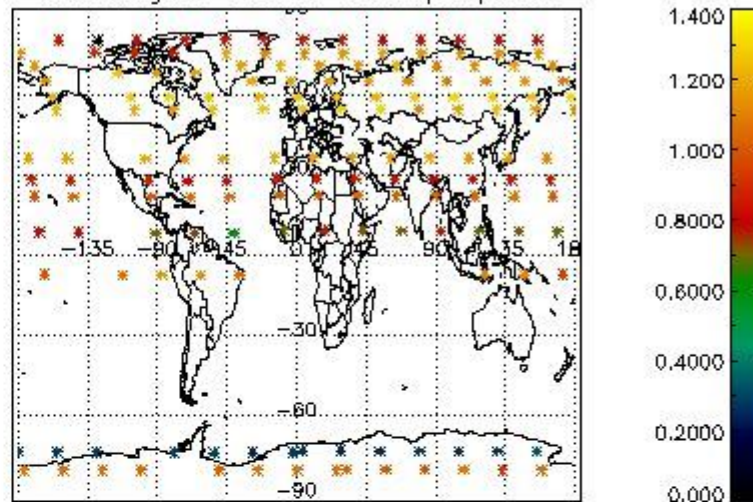
4.2 Plot quality information per product coming from level 1b processing (world map)

4.2.1 Plot level 1 quality information per product (world map): ENVISAT ASCENDING passes

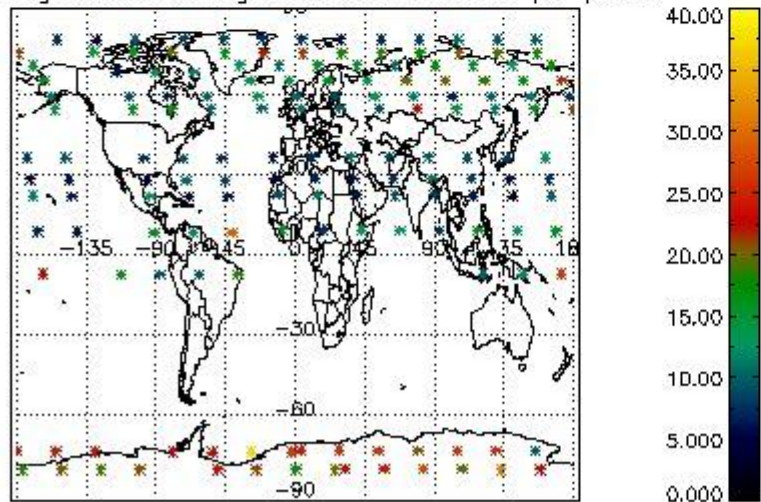
Percentage of cosmic ray hits per profile



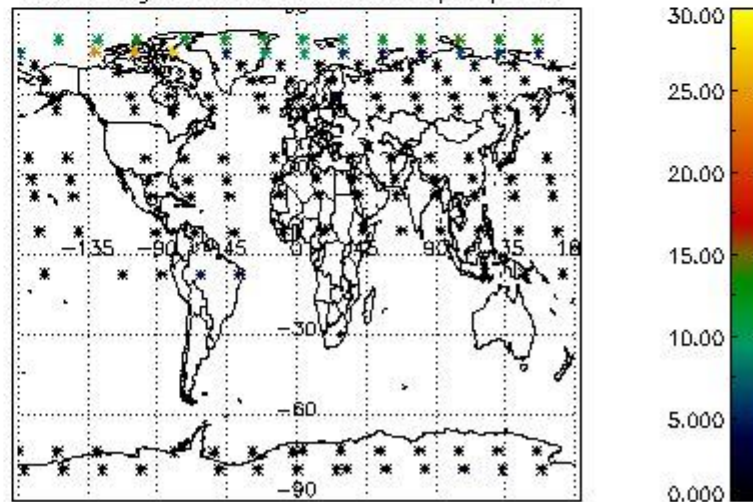
Percentage of datation errors per profile



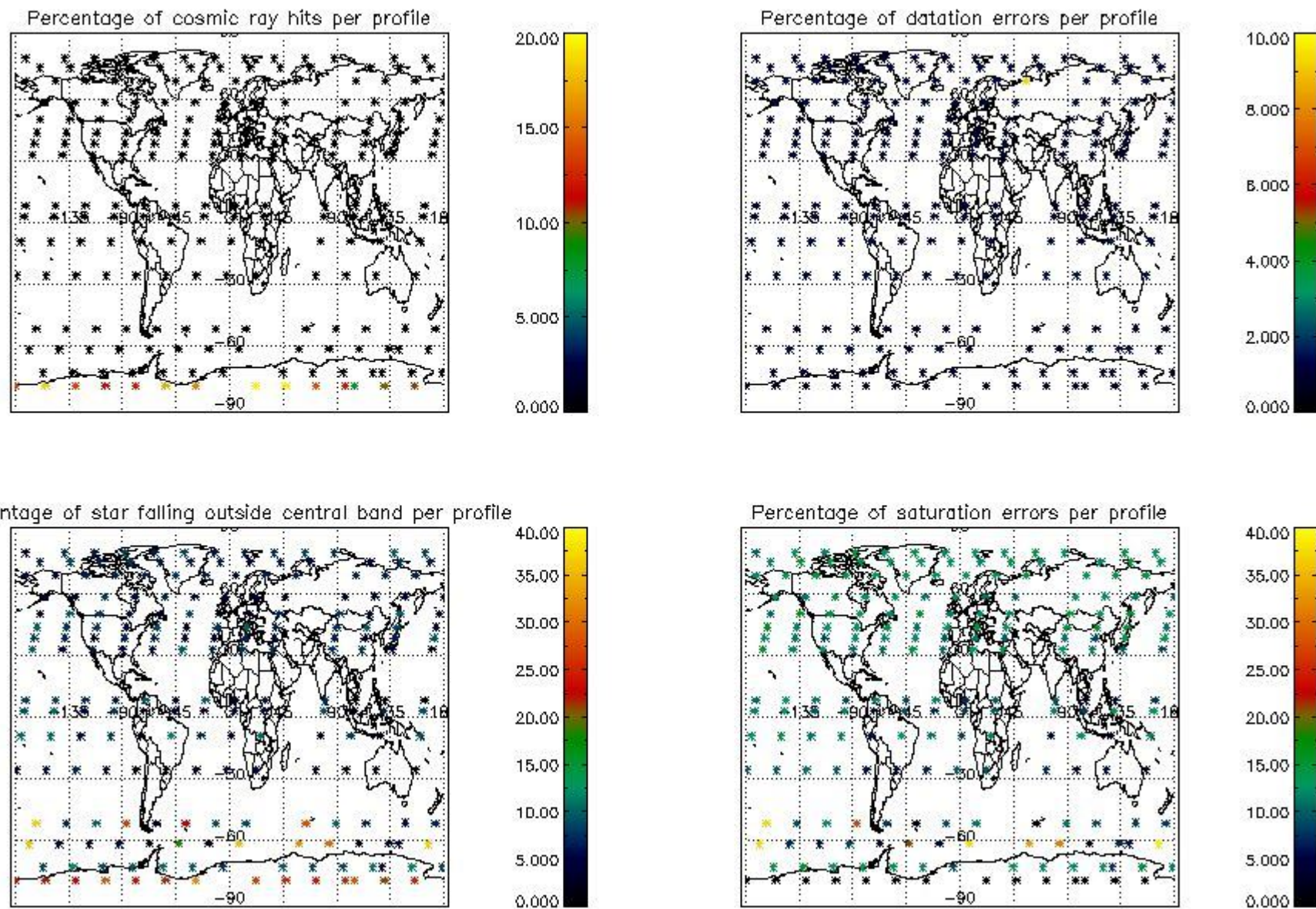
Percentage of star falling outside central band per profile



Percentage of saturation errors per profile



4.2.2 Plot level 1 quality information per product (world map): ENVISAT DESCENDING passes



5. Trace gas profiles

5.1 Ozone statistics based on quality of products

The final quality of the products can be "measured" using the STD (Standard Deviation) attached to every point profile. This information is written to the parameter GOM_NL__2P/NL_LOCAL_SPECIES_DENSITY/o3_std of the level 2 products. The table below shows the statistics for given STD ranges.

The statistics are given with respect to the overall valid production:

- Products without fatal errors: GOM_NL__2P/MPH/PRODUCT_ERR=0
- Valid point profile: GOM_NL__2P/NL_LOCAL_SPECIES_DENSITY/pcd(0)=0

The 'Criteria' is applied to valid points of dark limb products:

- Products in dark limb illumination condition: GOM_NL__2P/NL_SUMMARY_QUALITY/obs_ill_cond=0
- Products without fatal errors: GOM_NL__2P/MPH/PRODUCT_ERR=0
- Valid point profile: GOM_NL__2P/NL_LOCAL_SPECIES_DENSITY/pcd(0)=0

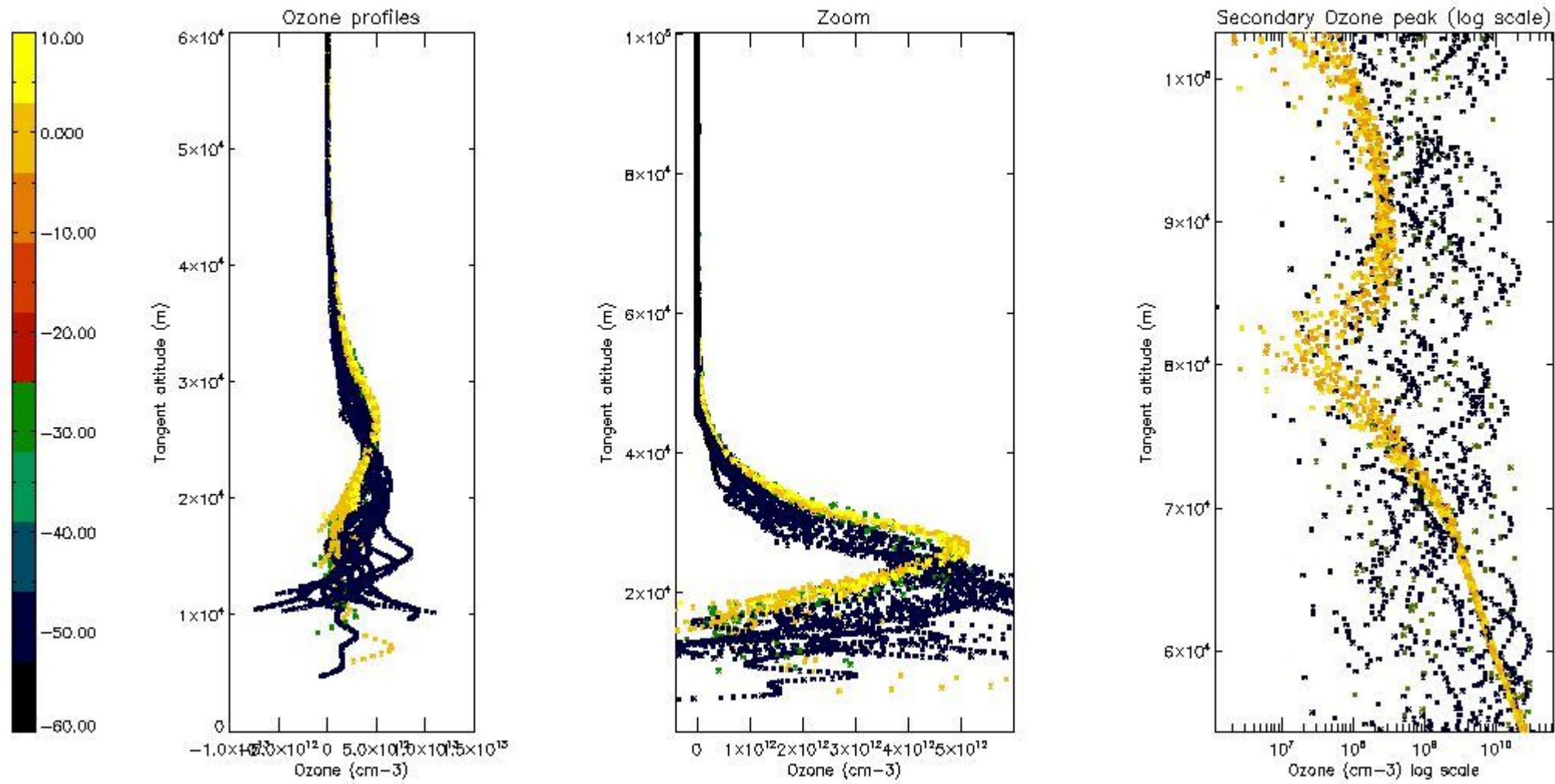
So, the table below shows the percentage of dark limb and valid observations for each criteria with respect to the overall valid daily observations.

Criteria	% of total production
All STD	26
STD < 20	12

STD < 10	10
STD < 5	7

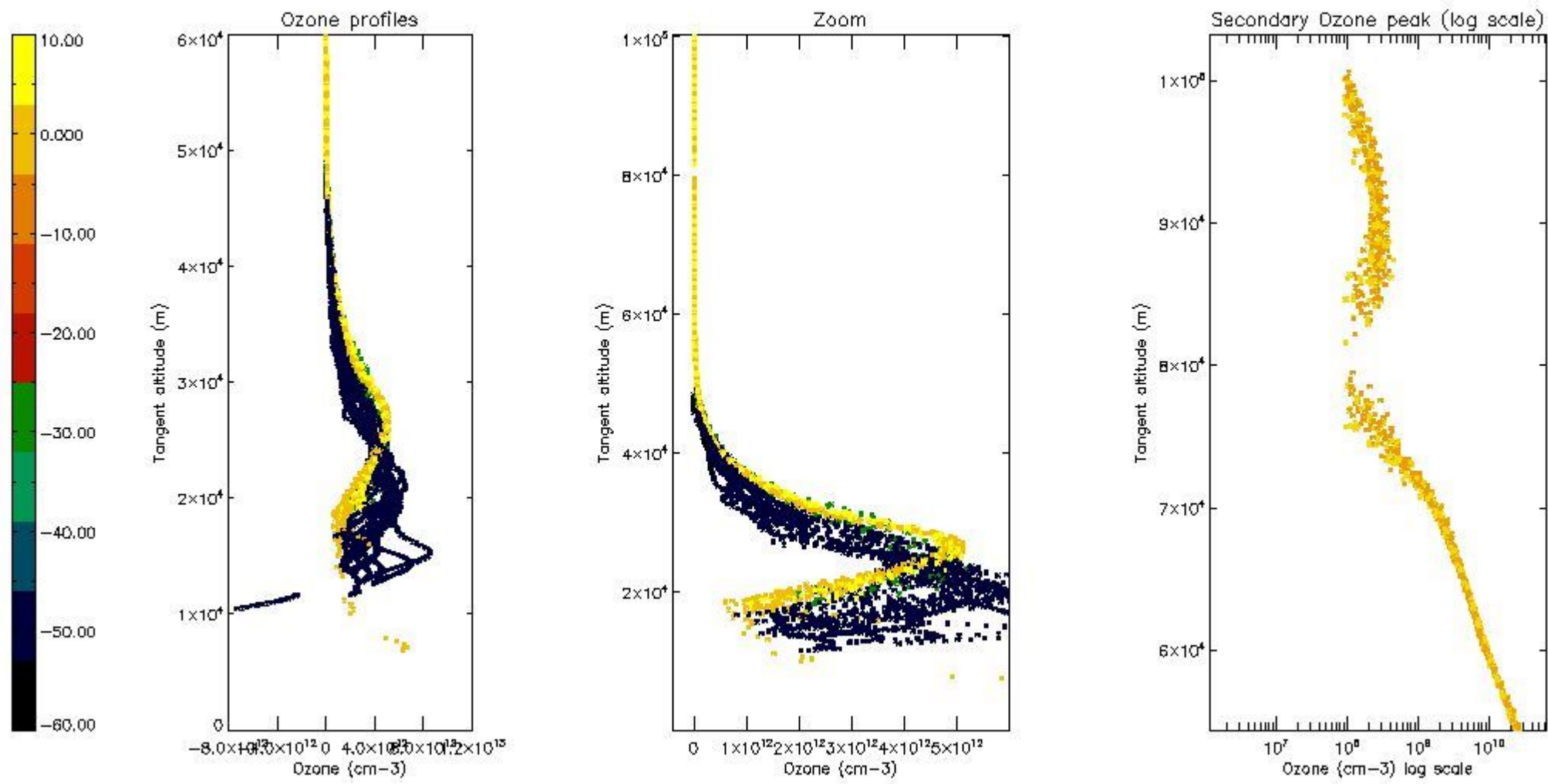
5.2 Plot ozone profiles for all STD (dark without errors)

The colorbar represents the latitude.



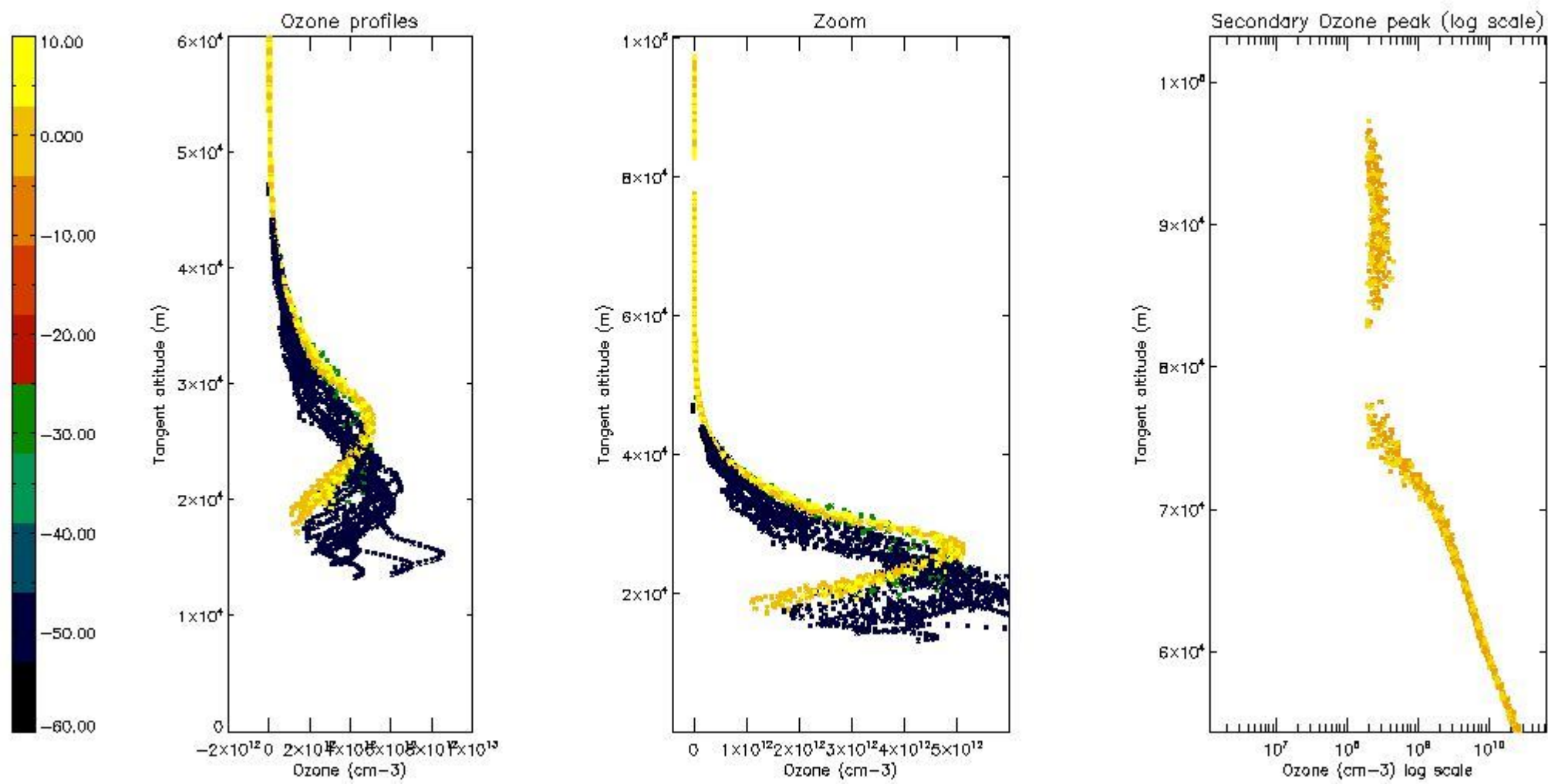
5.3 Plot ozone profiles where STD < 20% (dark without errors)

The colorbar represents the latitude.



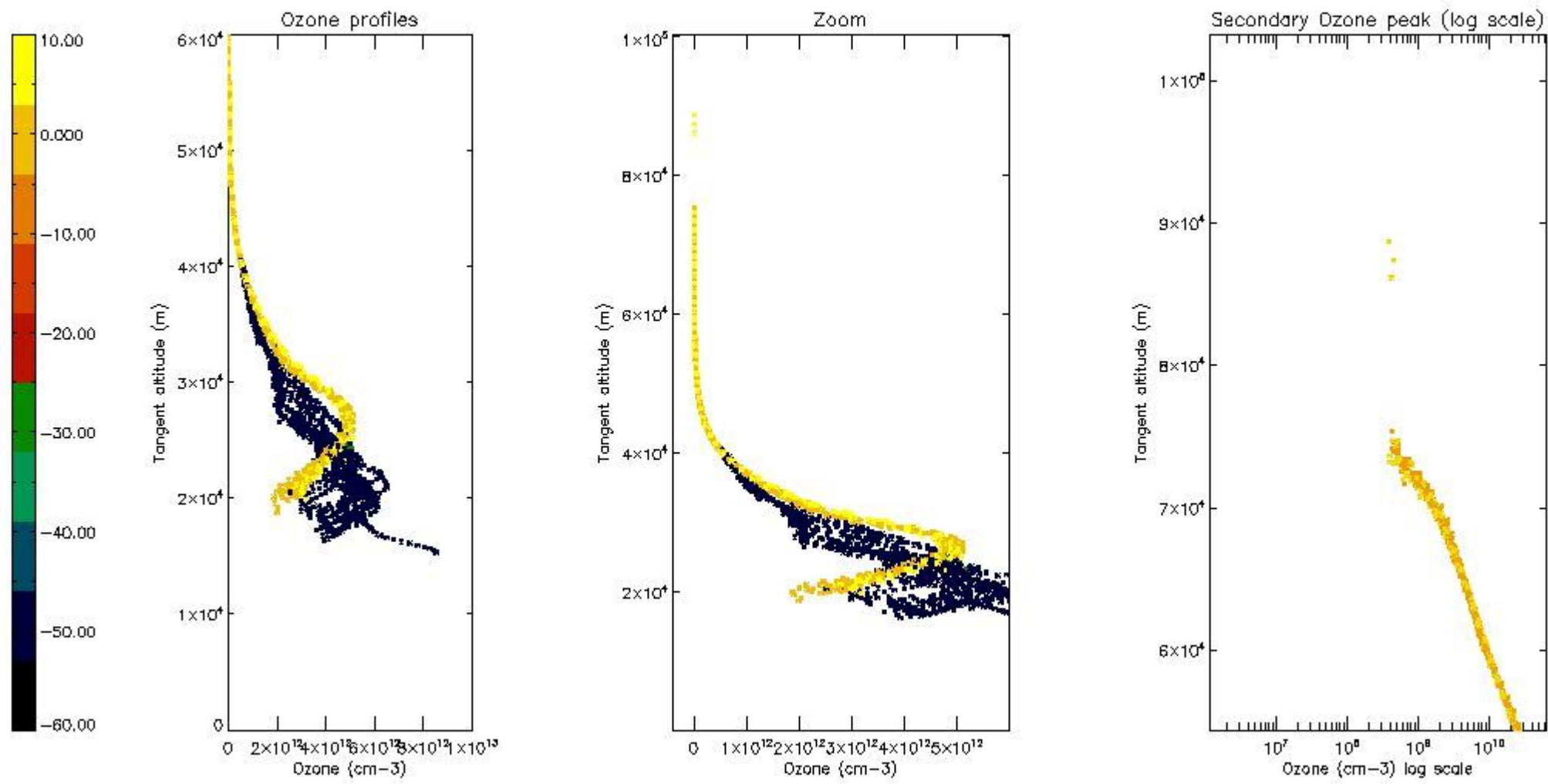
5.4 Plot ozone profiles where STD < 10% (dark without errors)

The colorbar represents the latitude.



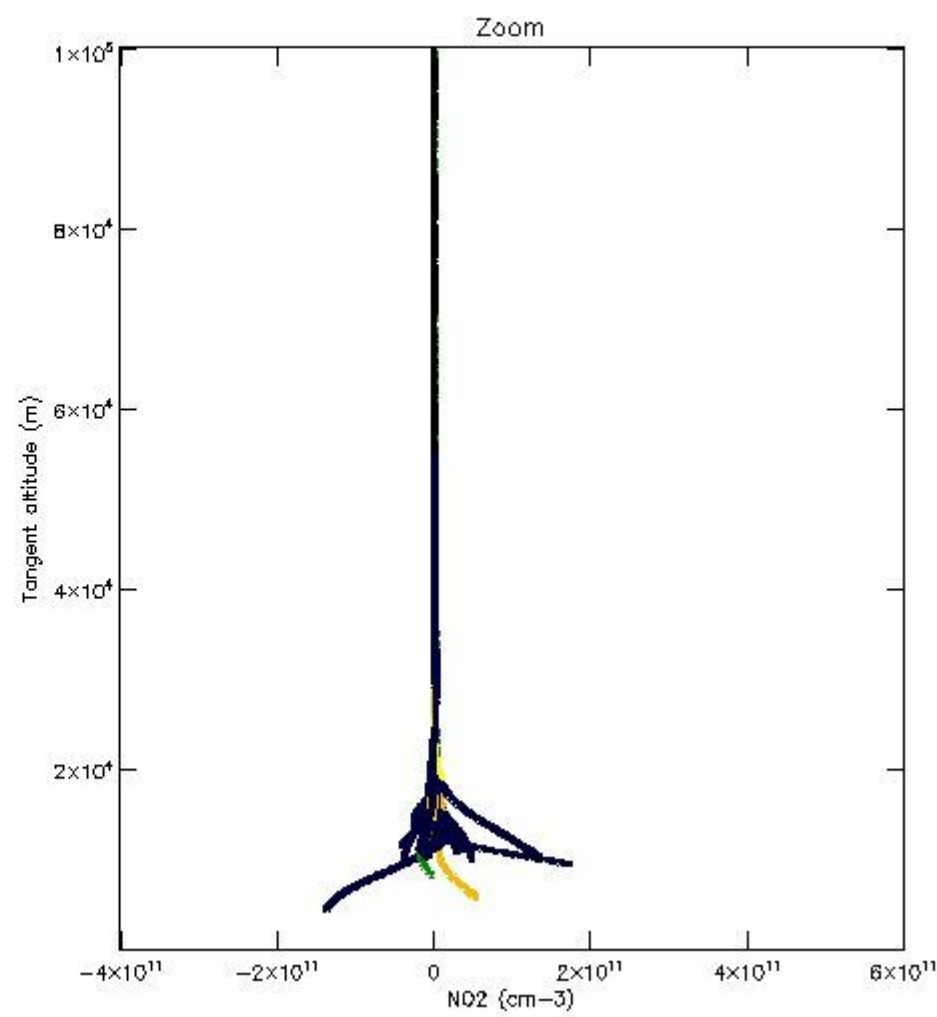
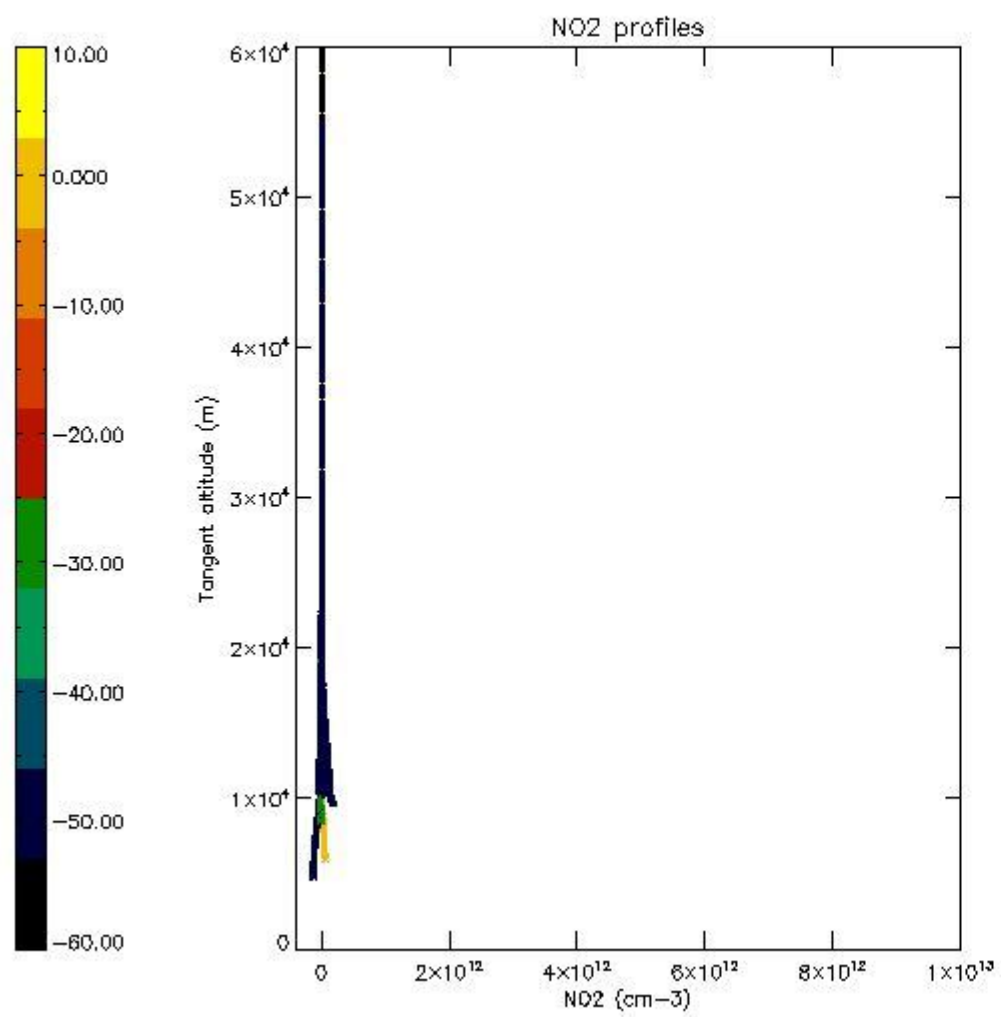
5.5 Plot ozone profiles where STD < 5% (dark without errors)

The colorbar represents the latitude.



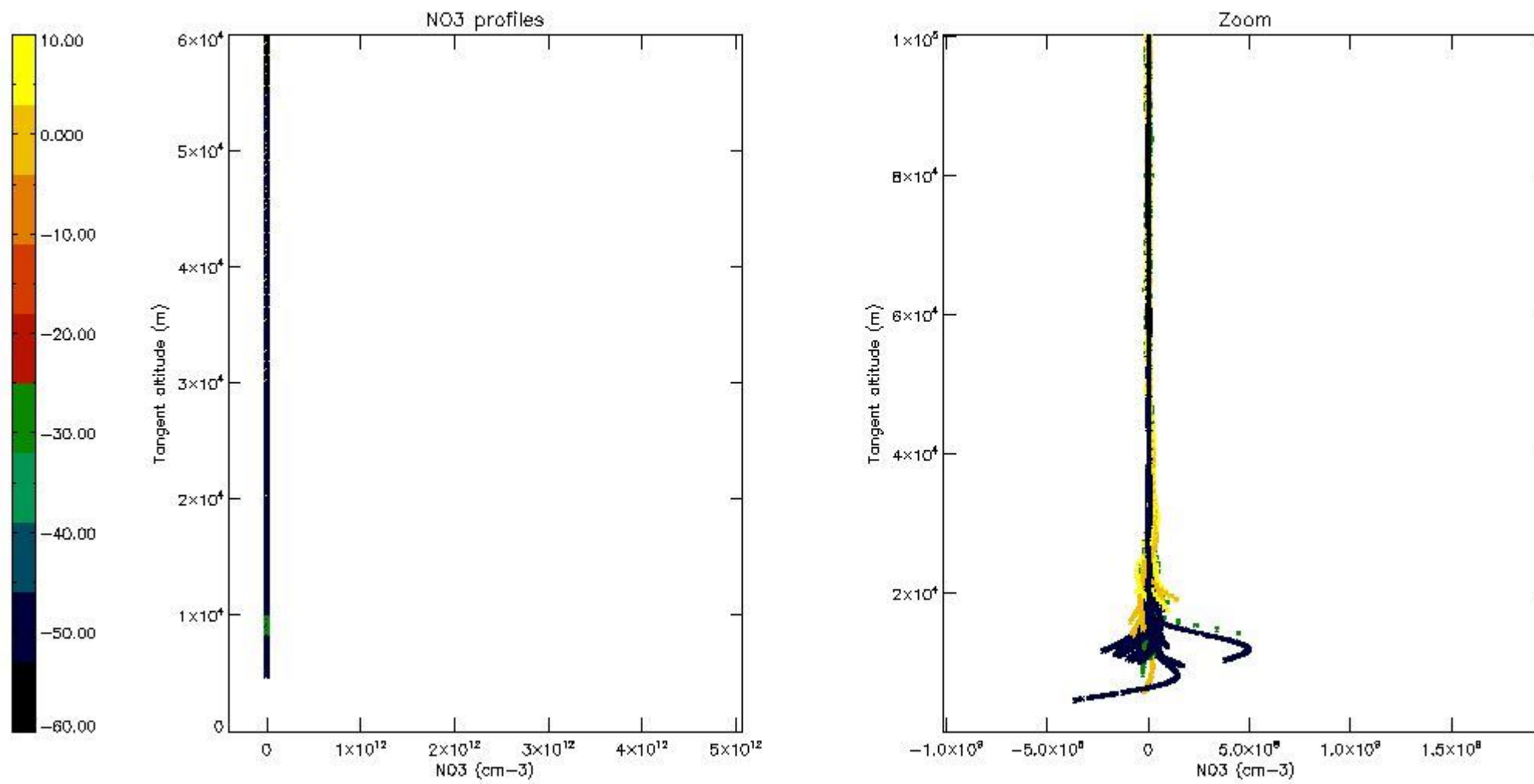
5.6 Plot NO₂ profiles for all STD (dark without errors)

The colorbar represents the latitude.



5.7 Plot NO3 profiles for all STD (dark without errors)

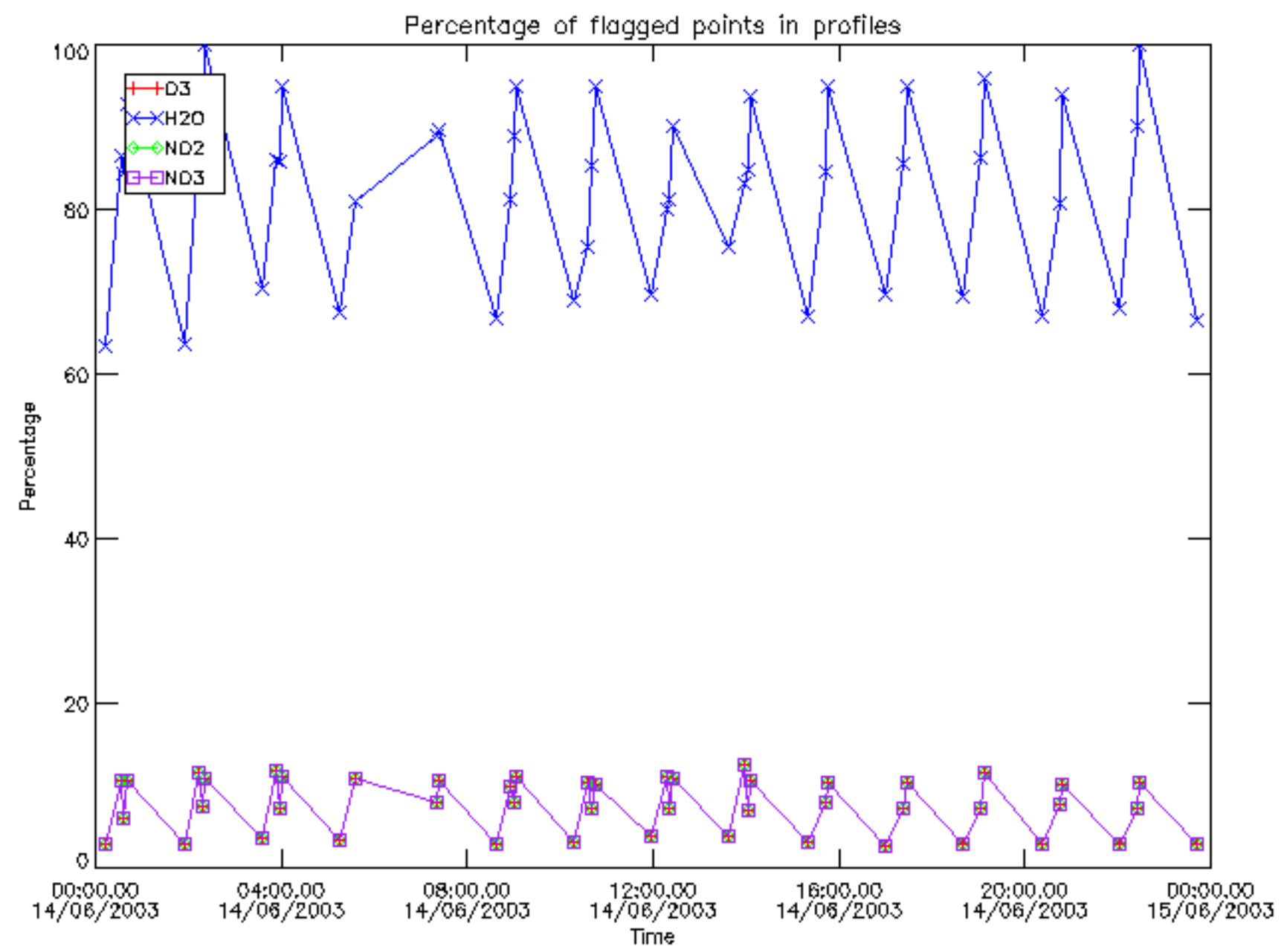
The colorbar represents the latitude.



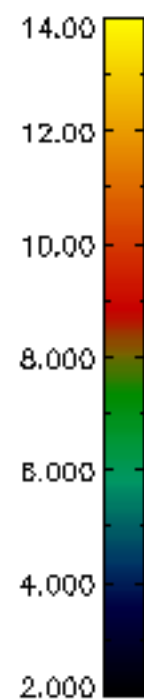
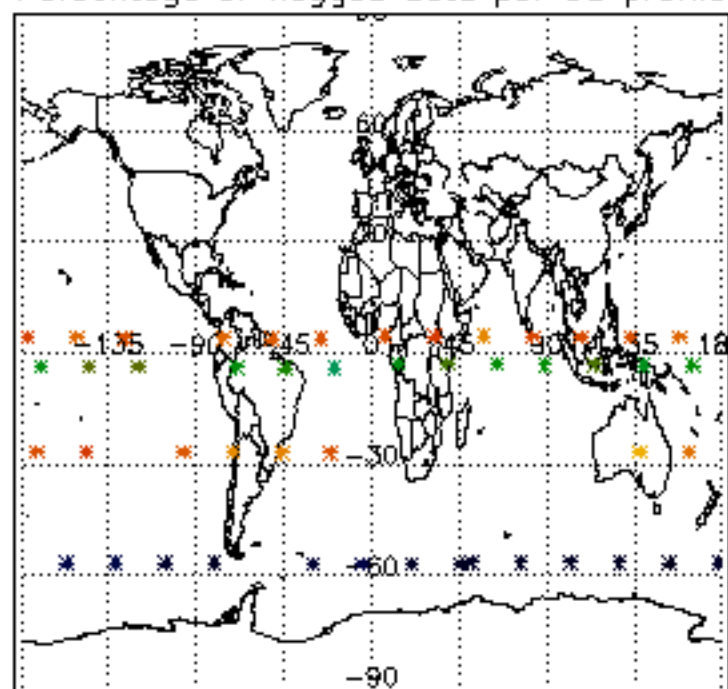
6. Auxiliary Data Files used for the production reported in section 2

The number reported in the third column indicates since which file (see list in section 2) the corresponding auxiliary file has been used. The fourth column is the date of those product files.

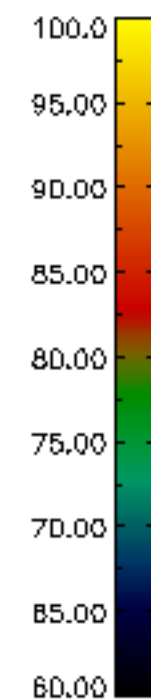
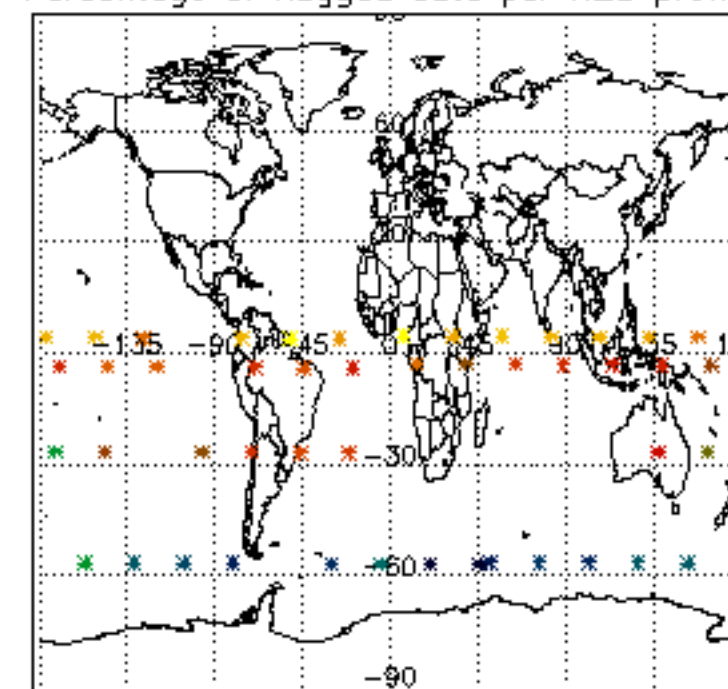
Type	Auxiliary Filename	Used since product	Used since product date
INST_PHYS_CHARACTERISTICS	GOM_INS_AXNIEC20050627_150440_20020301_000000_20100101_000000	1	14-JUN-2003 00:01:50
LEVEL-2_PROC_CONFIG	GOM_PR2_AXVIEC20091111_152718_20020301_000000_20500101_000000	1	14-JUN-2003 00:01:50
CROSS_SECTIONS_FILE	GOM_CR2_AXVIEC20091111_154832_20020301_000000_20500101_000000	1	14-JUN-2003 00:01:50



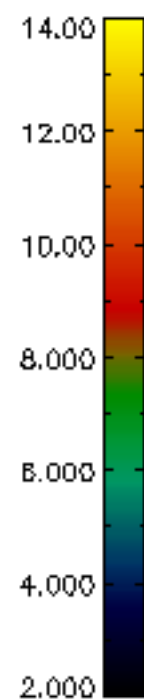
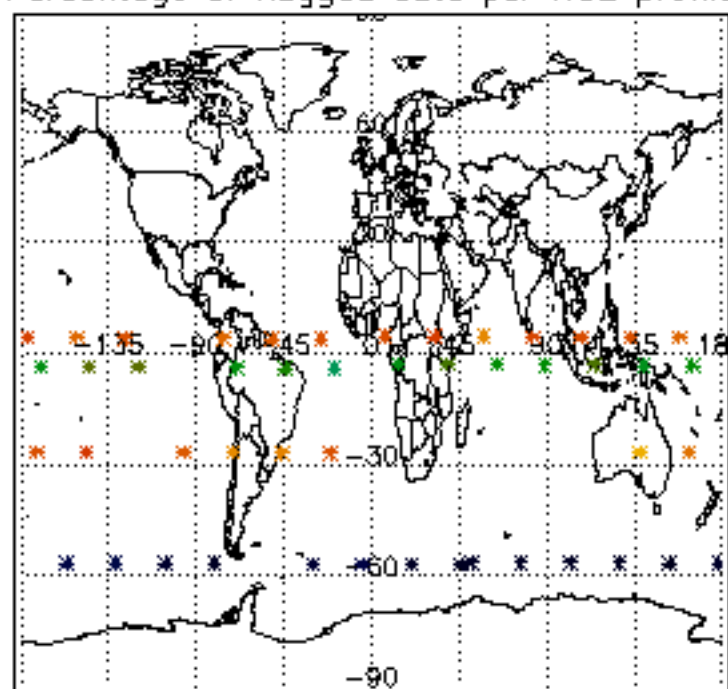
Percentage of flagged data per D3 profile



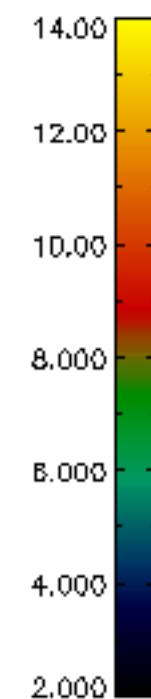
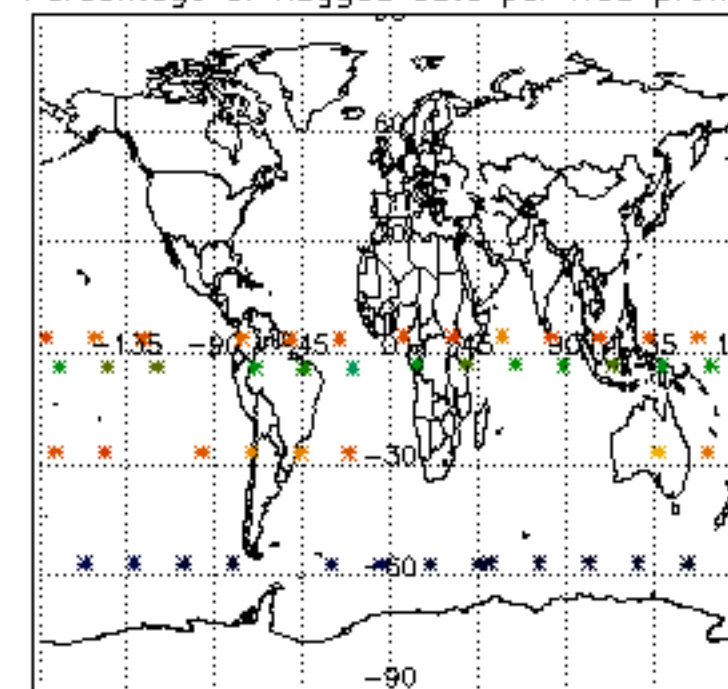
Percentage of flagged data per H2O profile

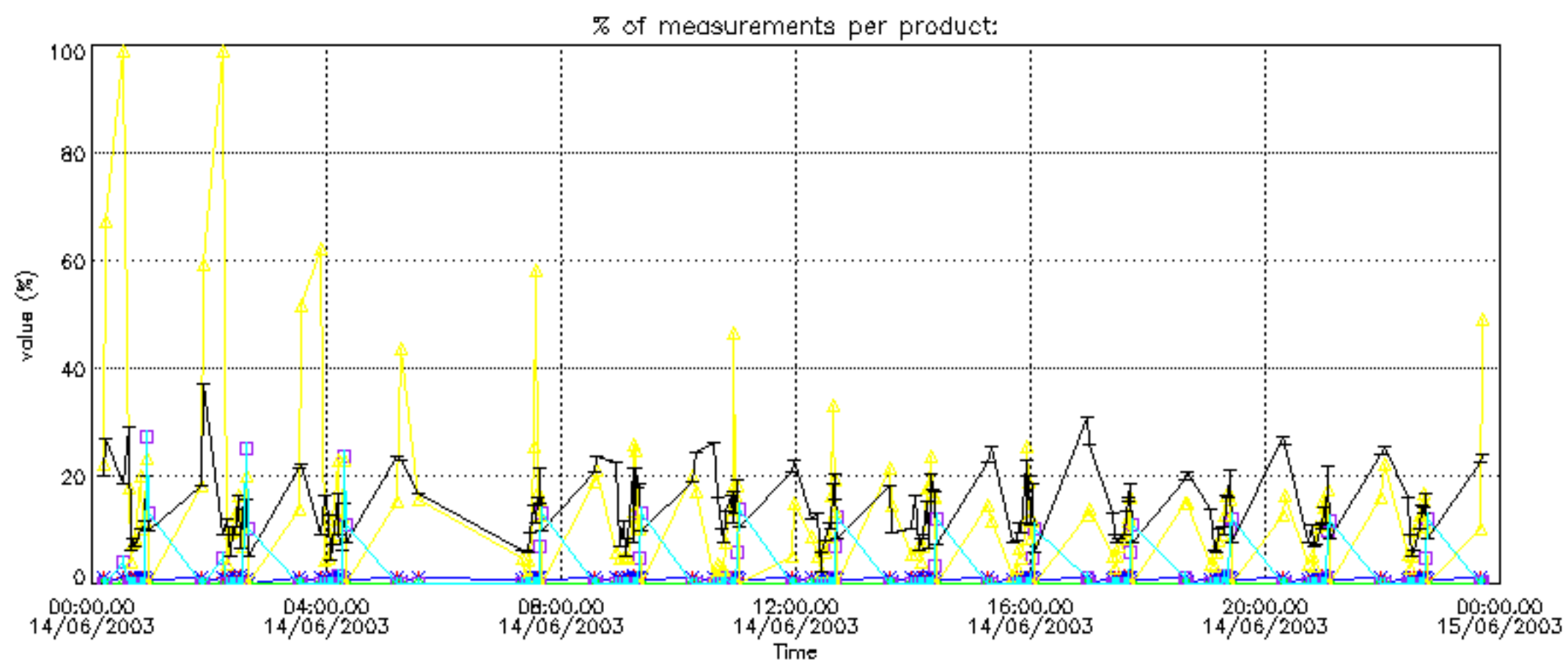
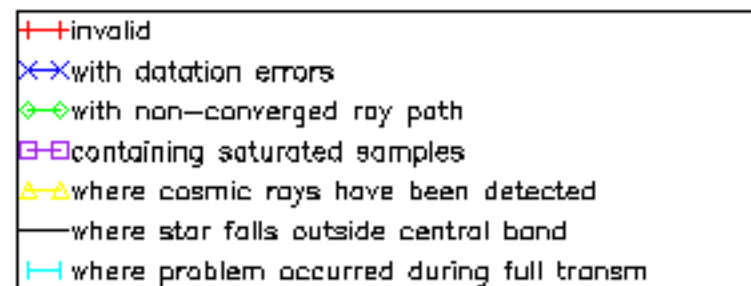


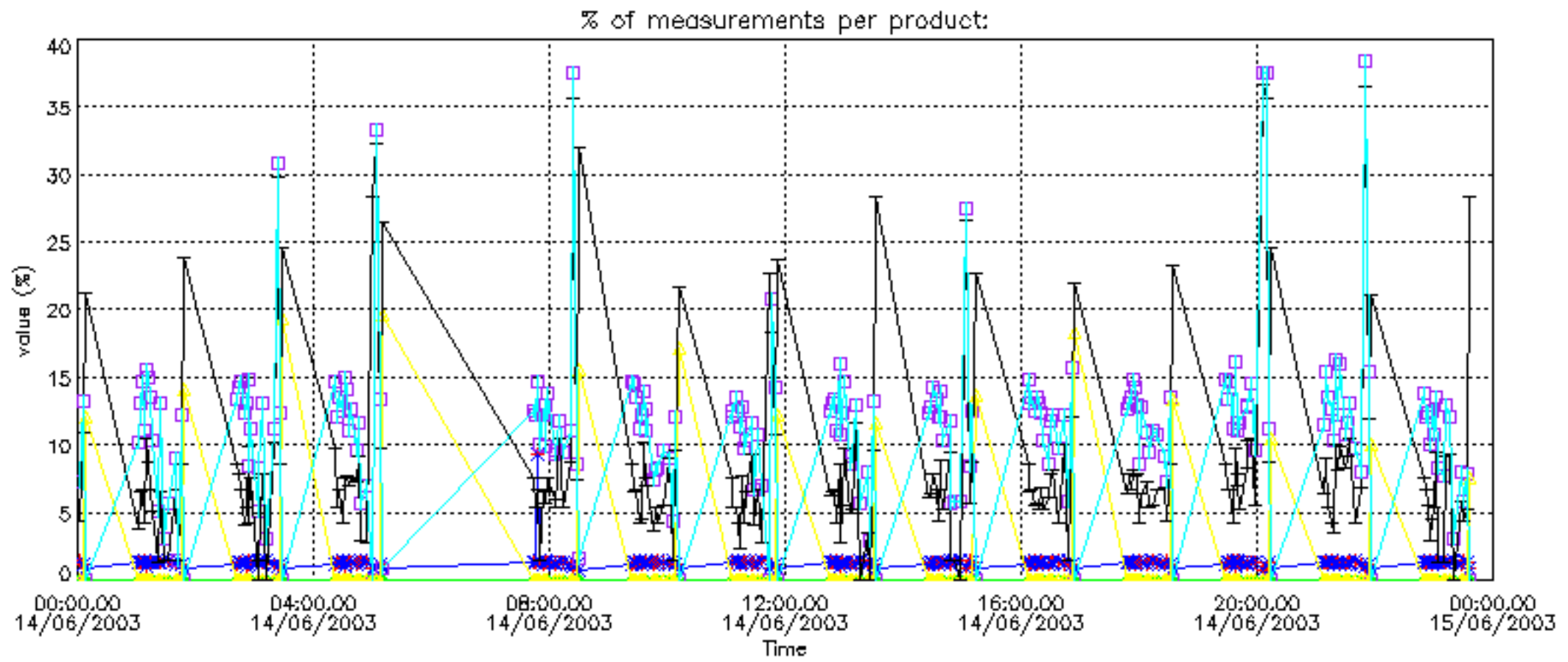
Percentage of flagged data per NO2 profile



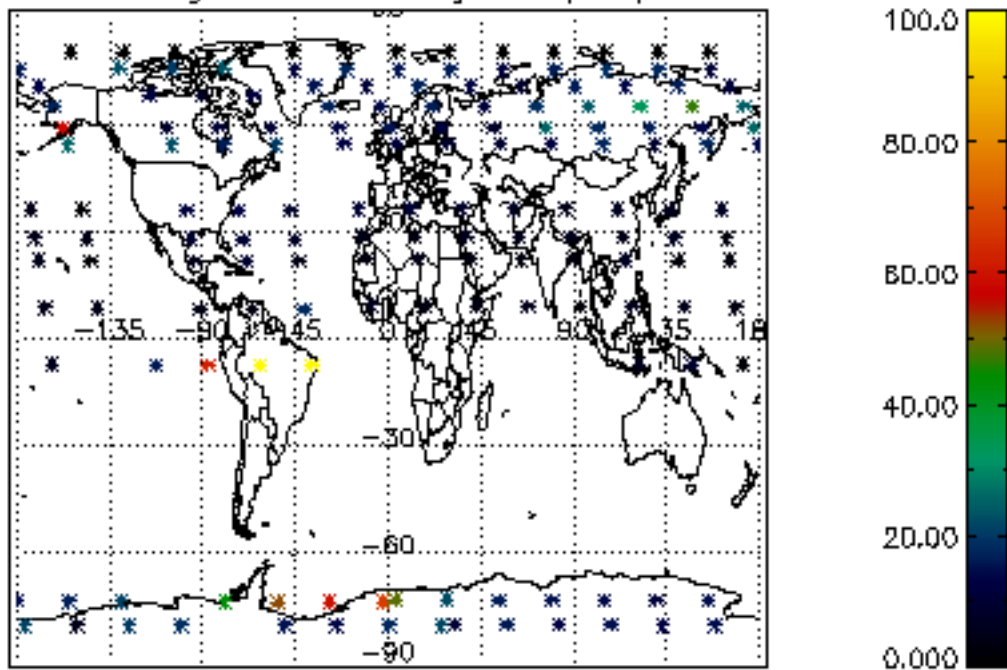
Percentage of flagged data per NO3 profile



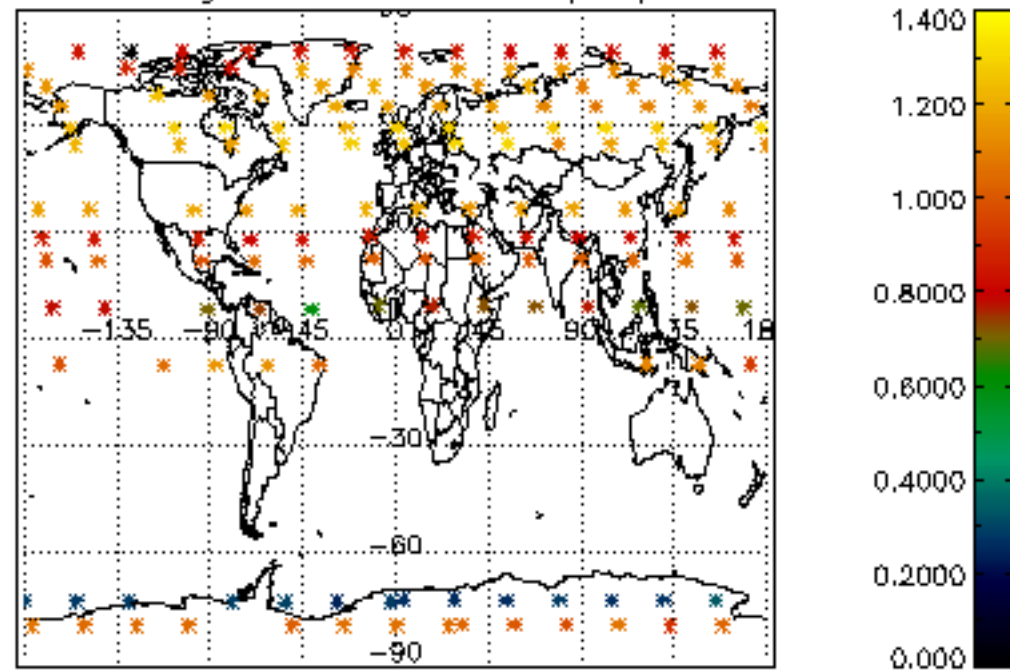




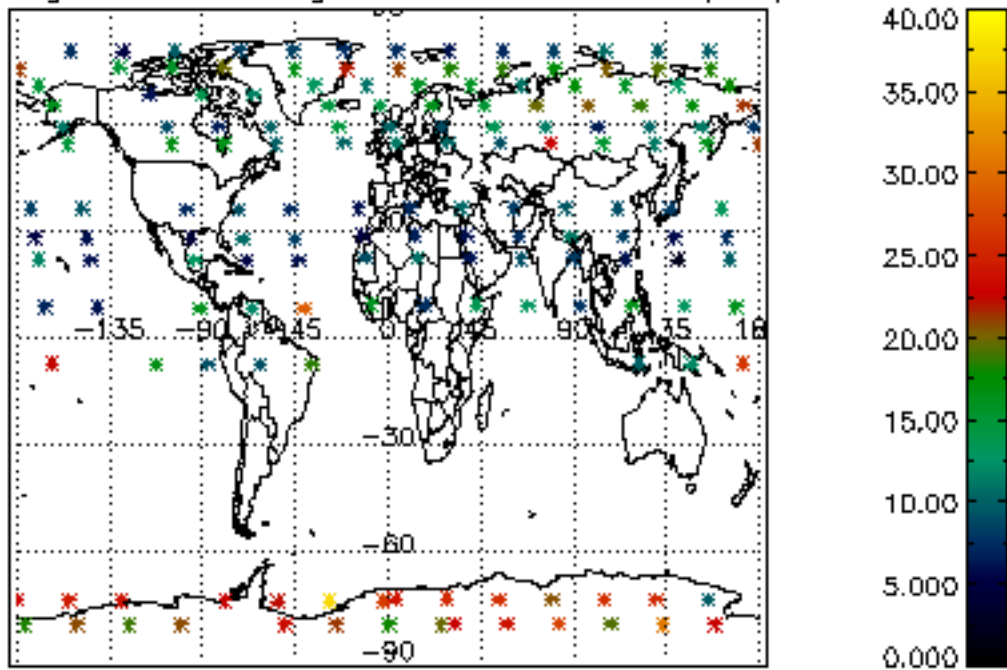
Percentage of cosmic ray hits per profile



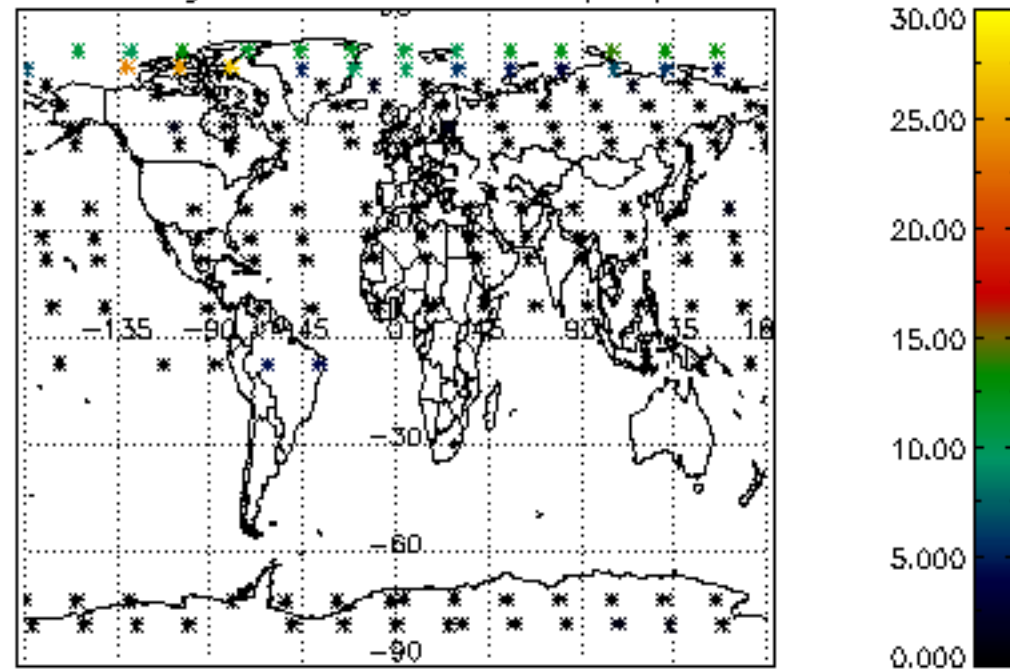
Percentage of datation errors per profile



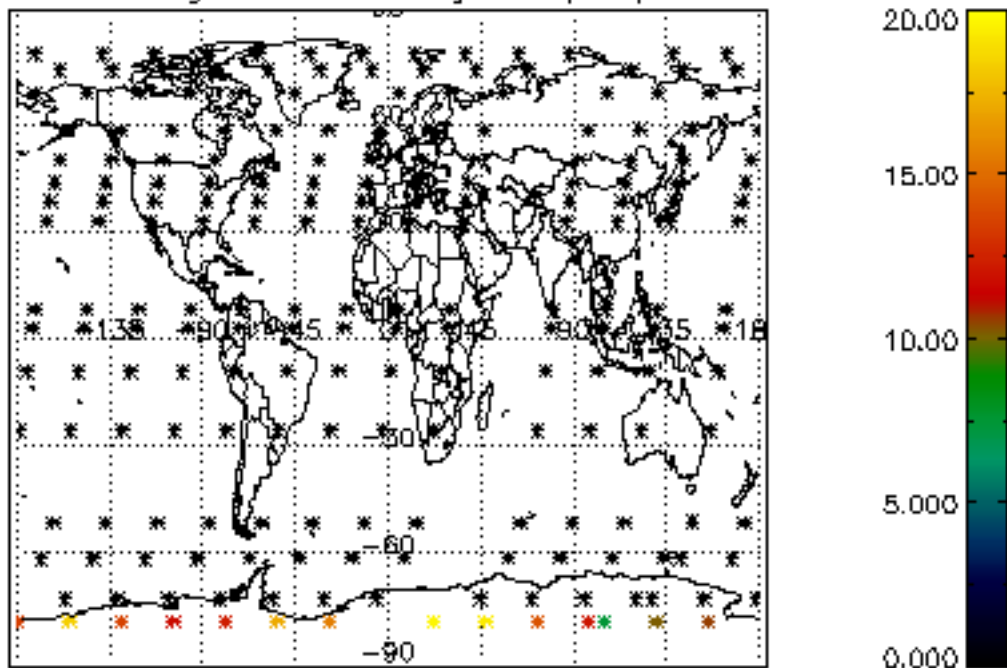
Percentage of star falling outside central band per profile



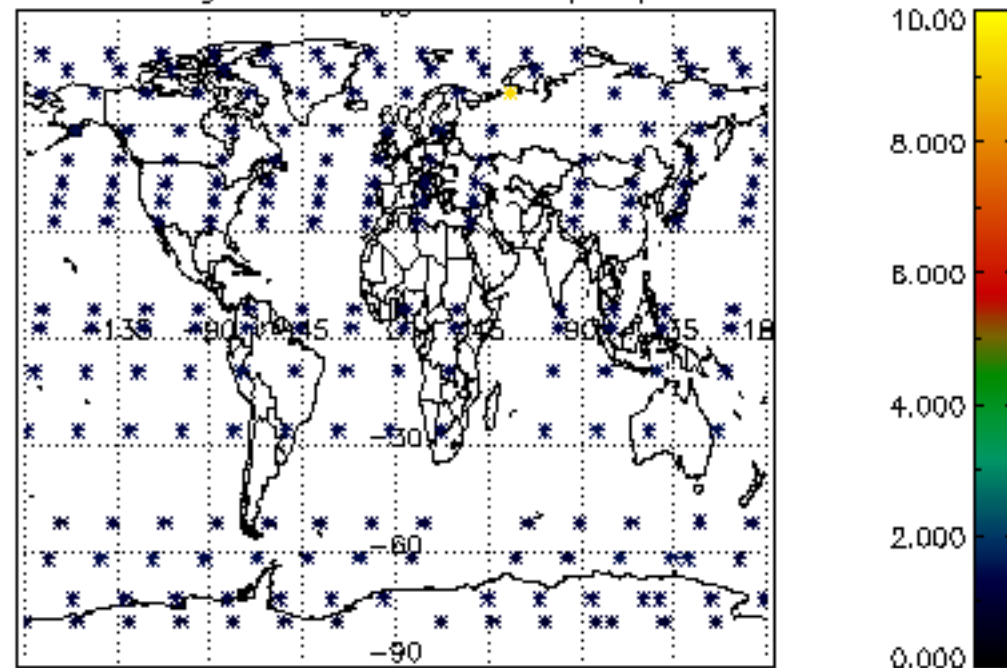
Percentage of saturation errors per profile



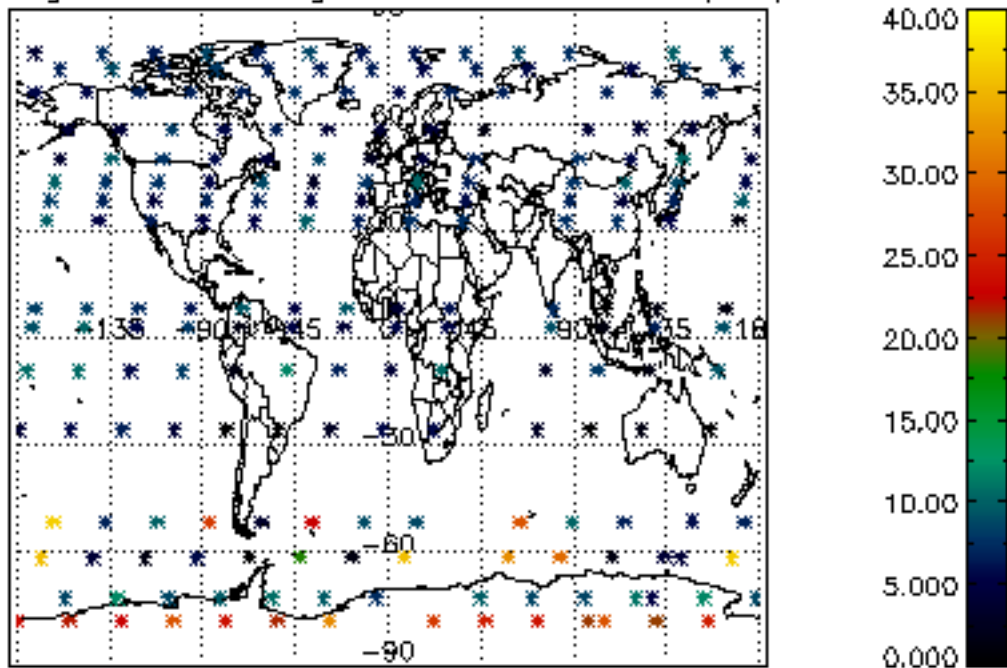
Percentage of cosmic ray hits per profile



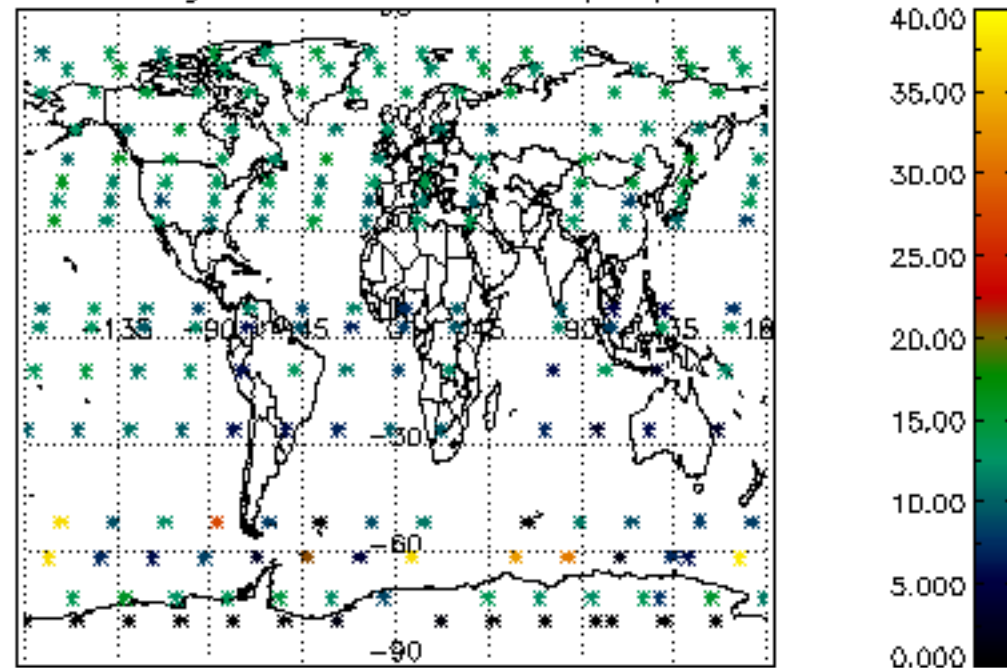
Percentage of datation errors per profile

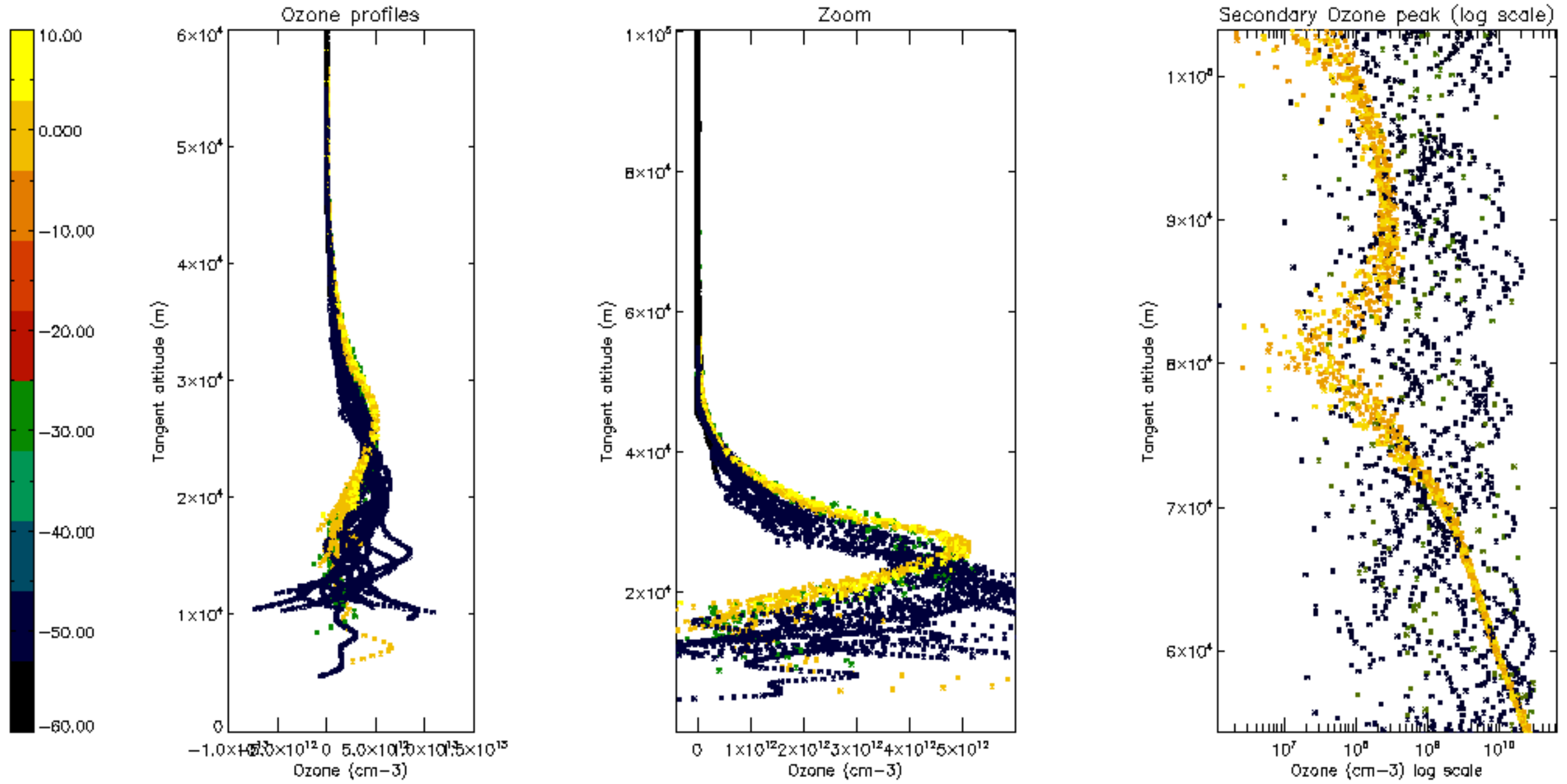


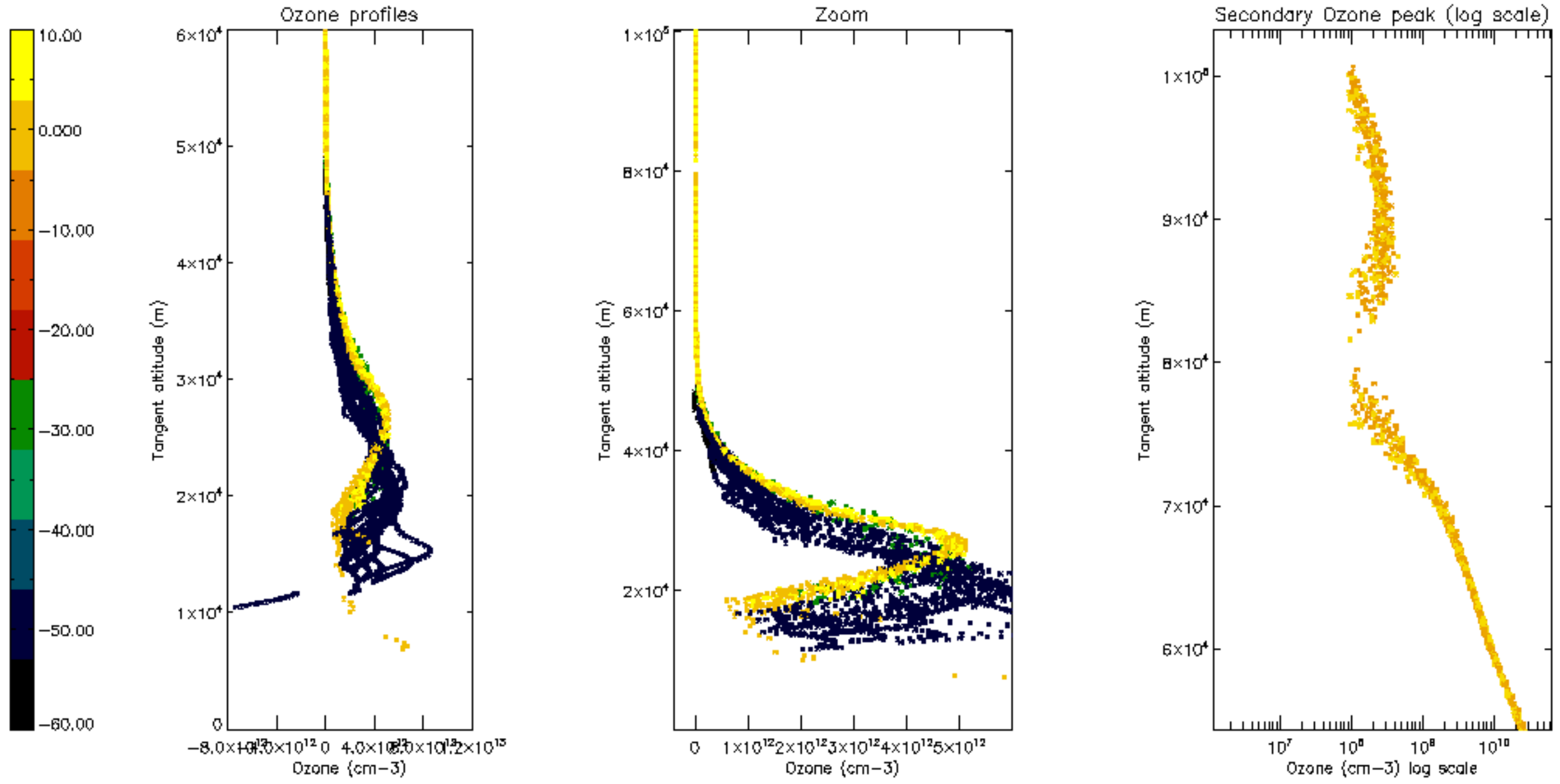
Percentage of star falling outside central band per profile

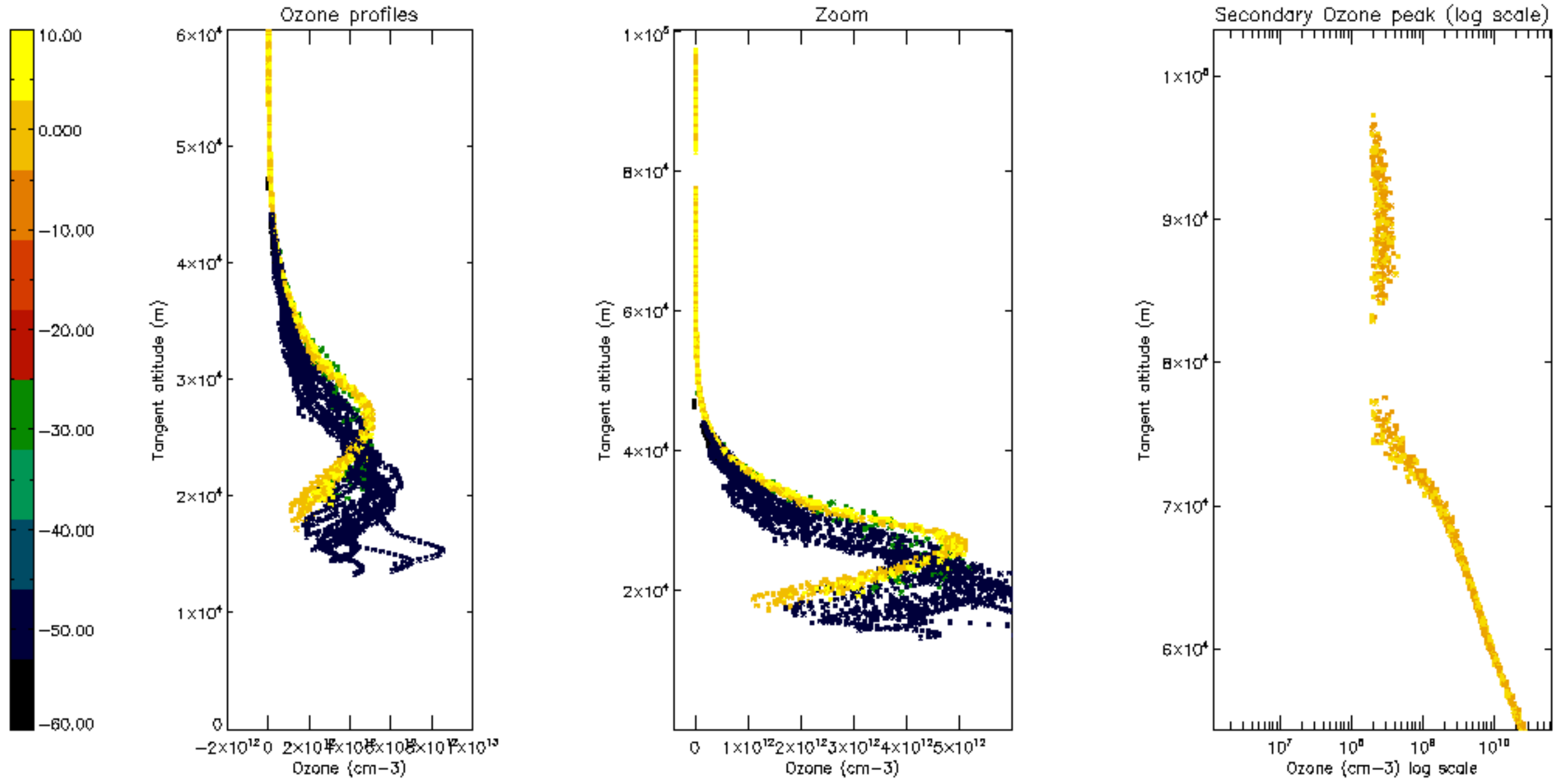


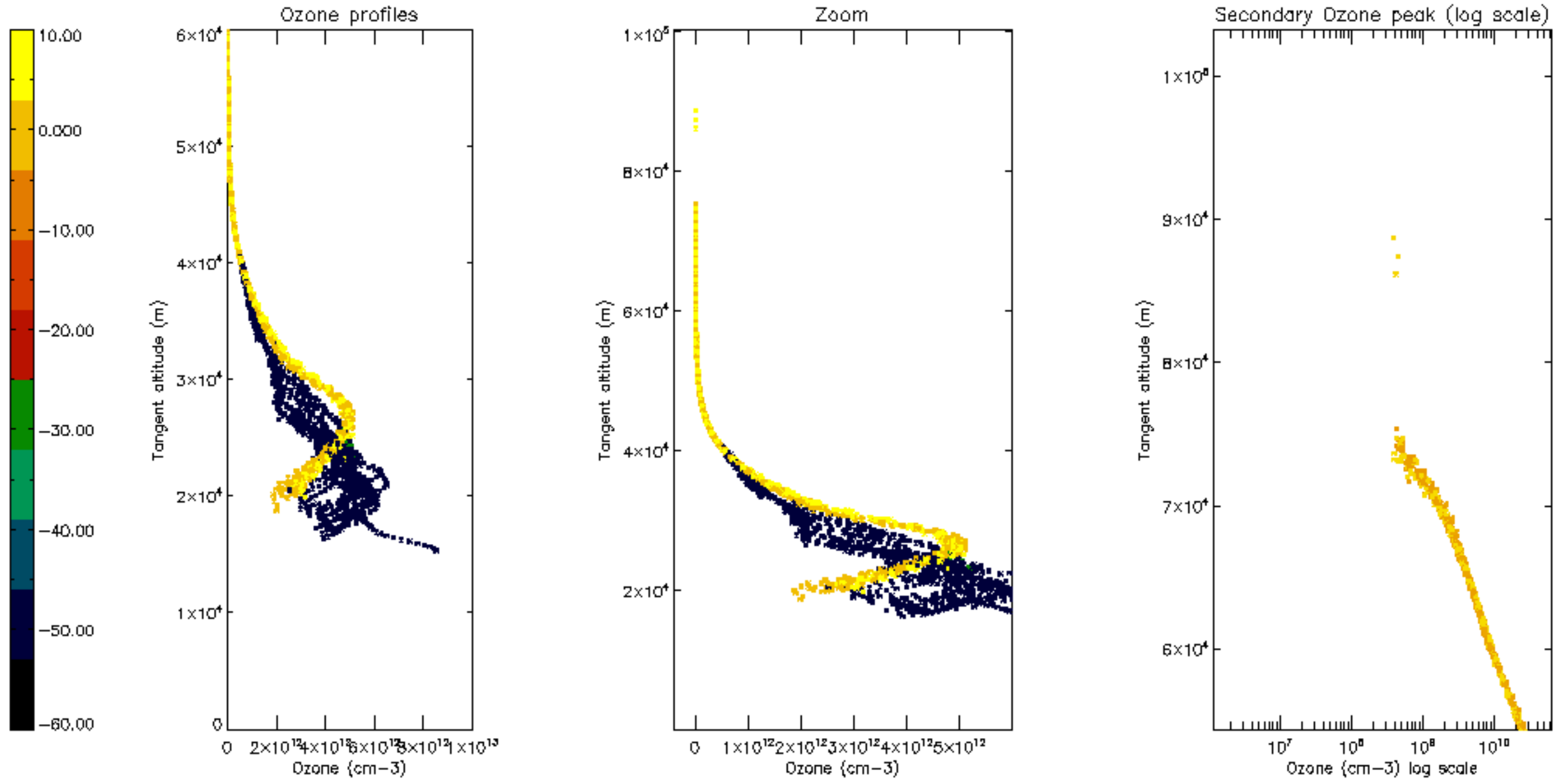
Percentage of saturation errors per profile

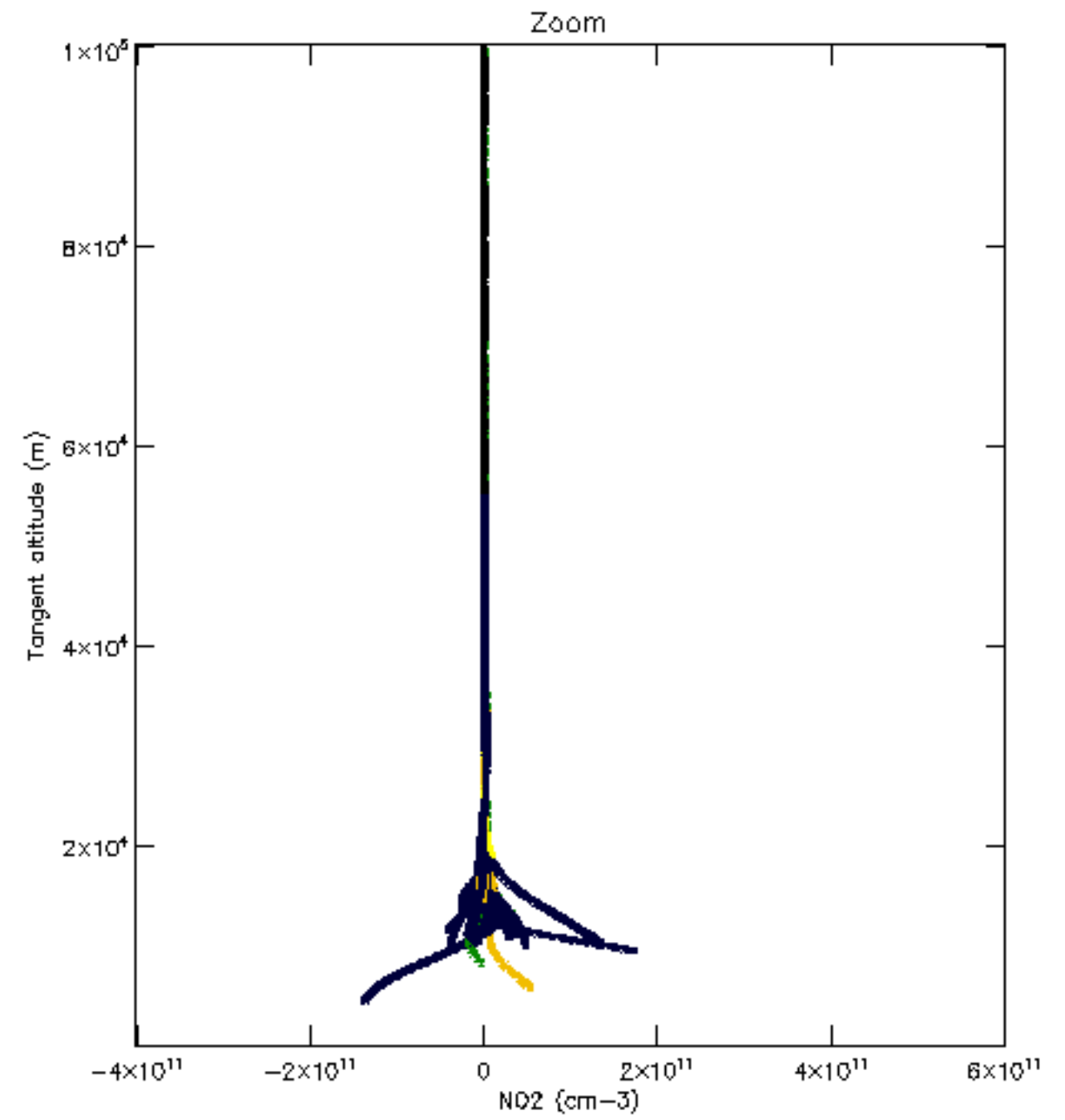
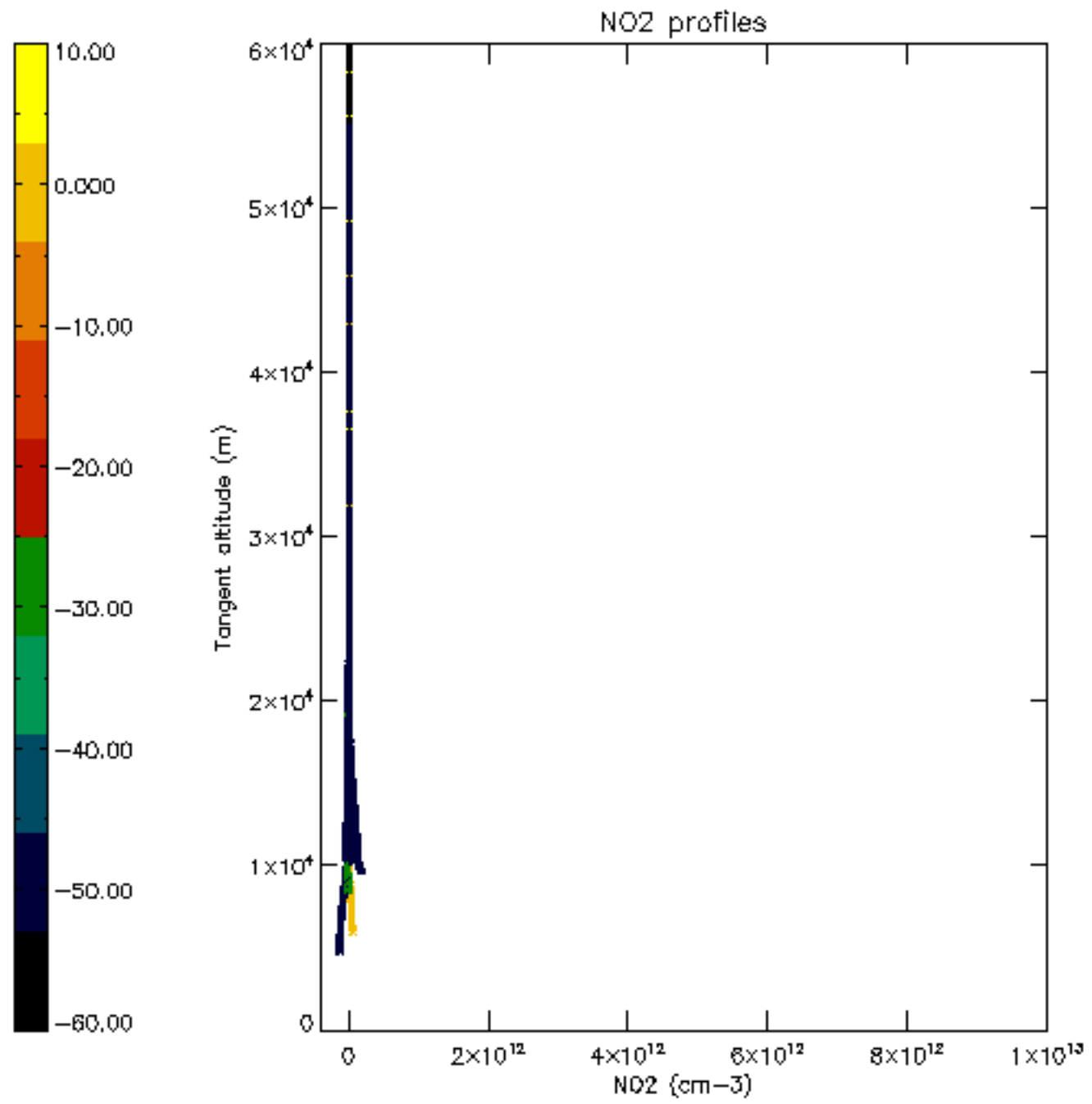


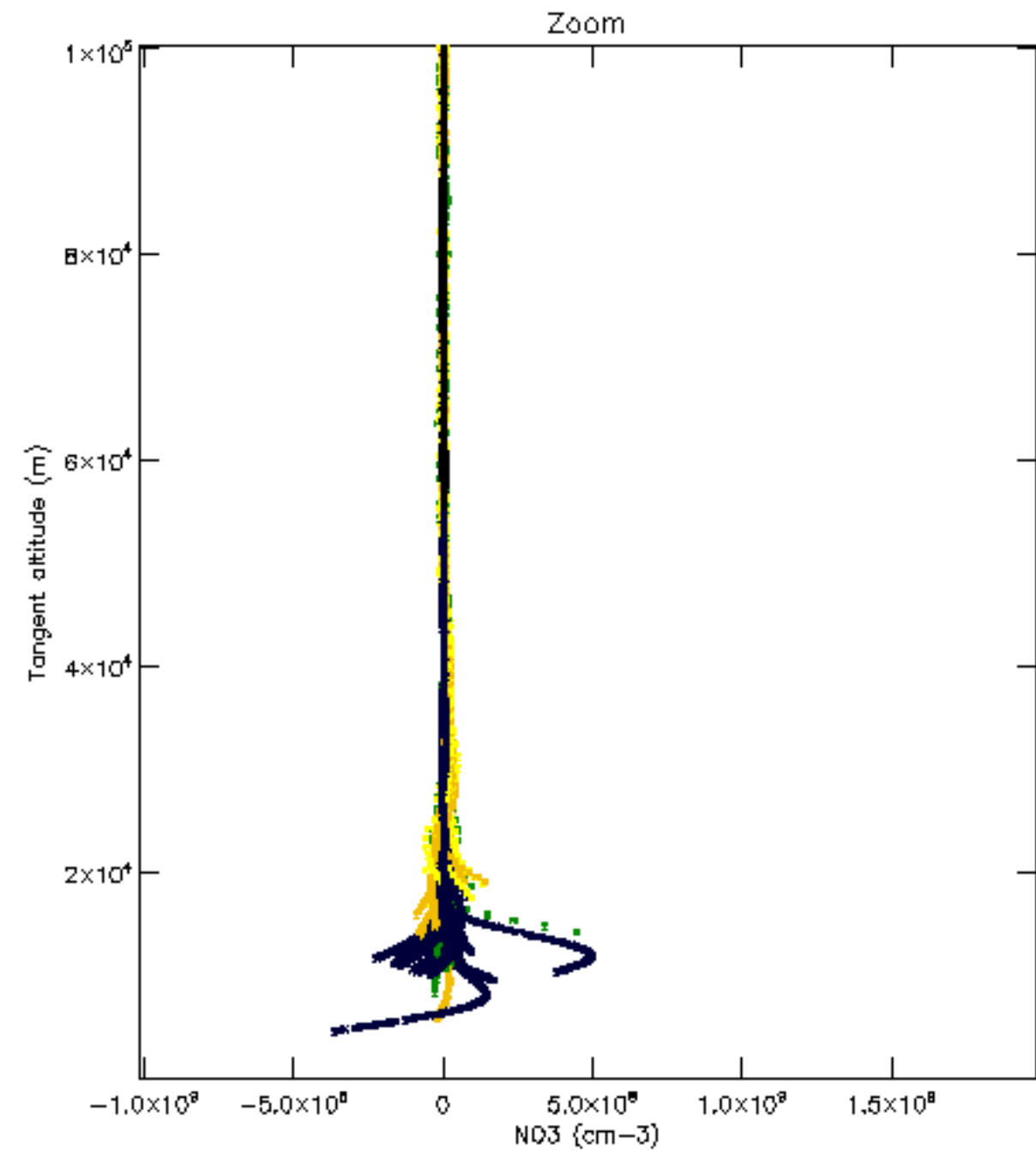
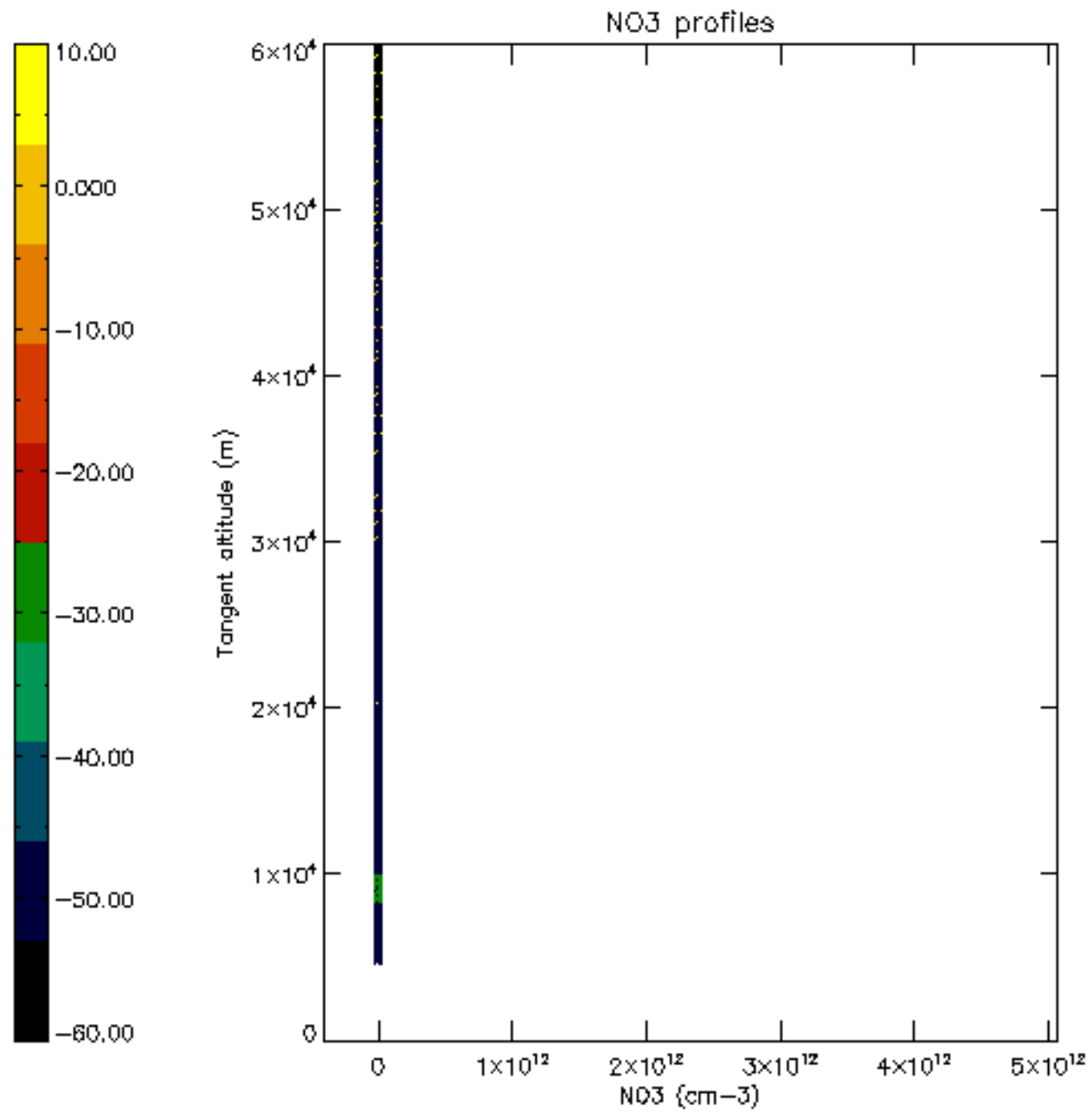


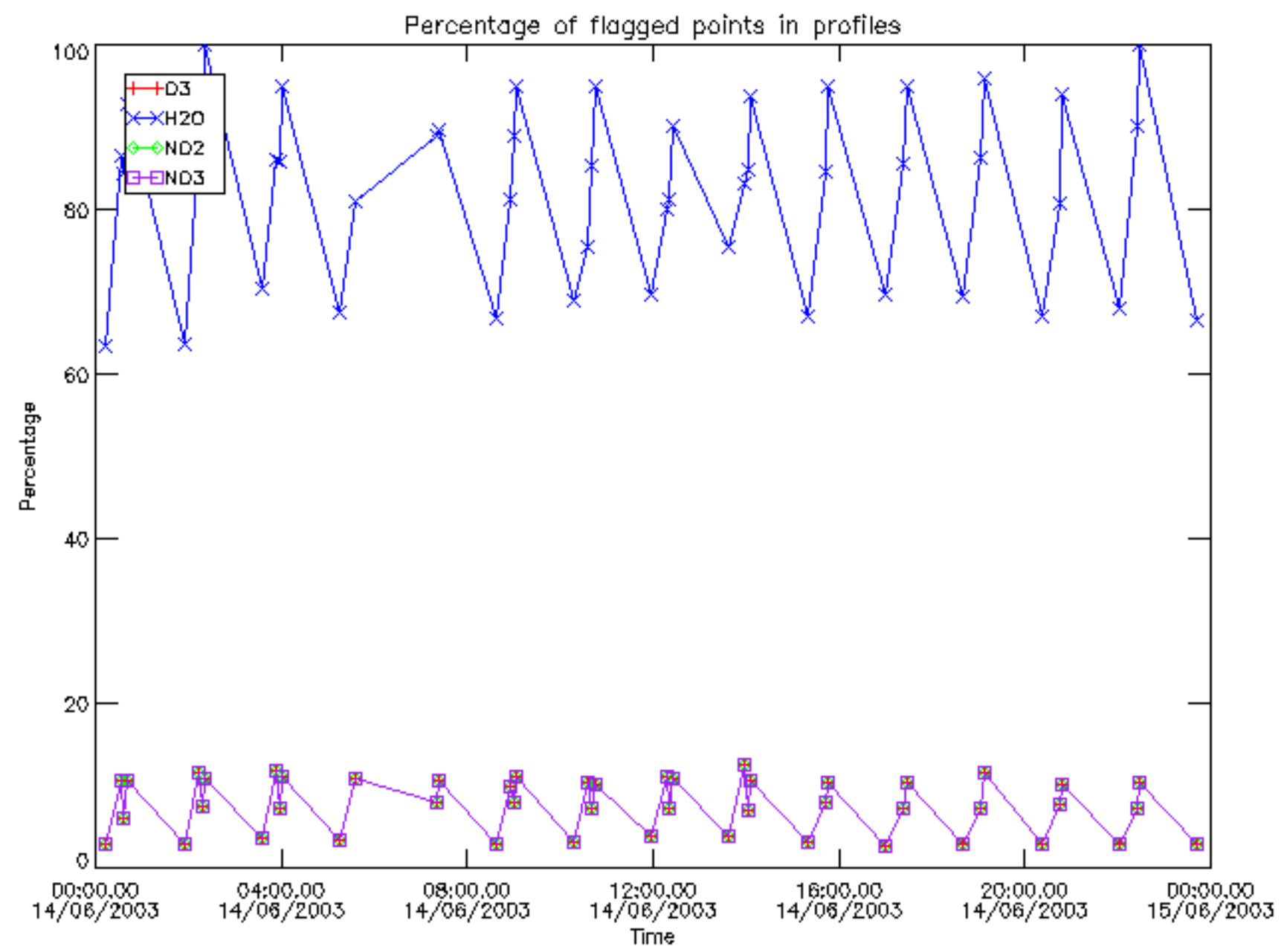




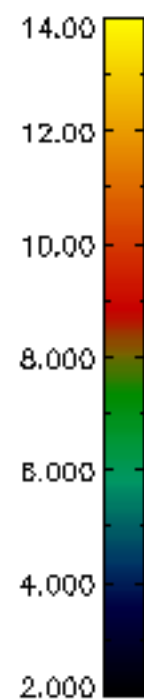
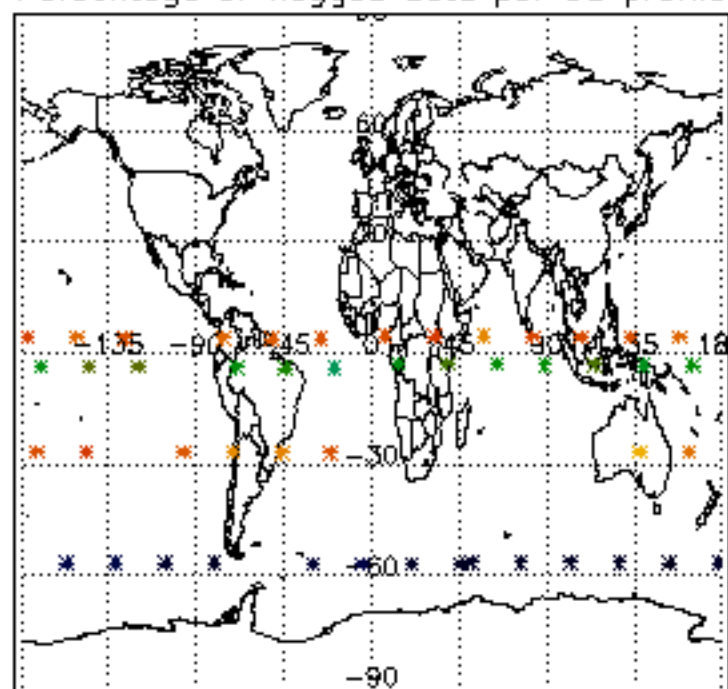




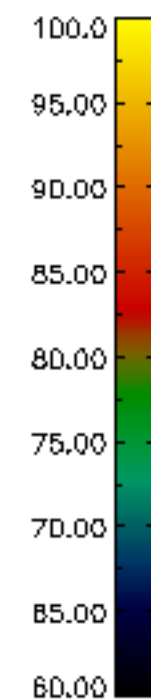
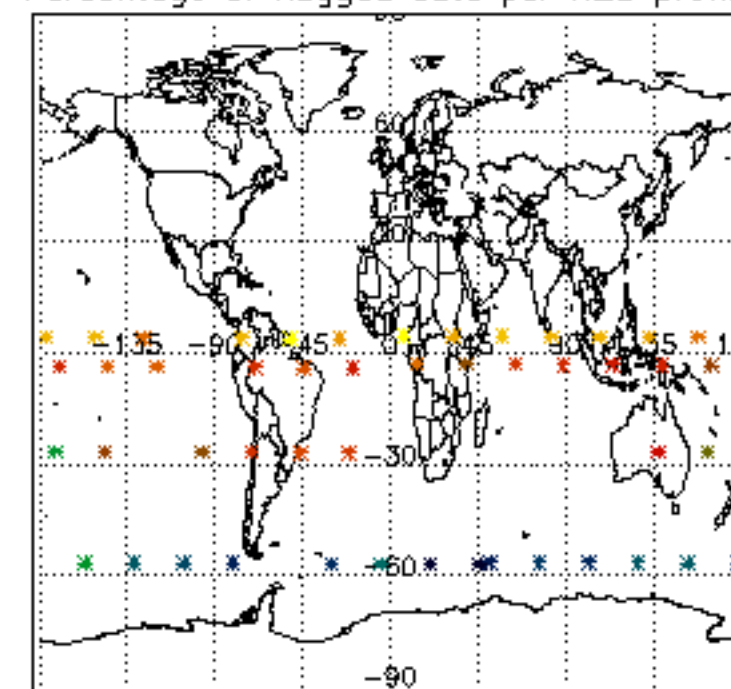




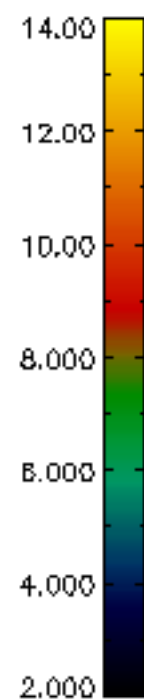
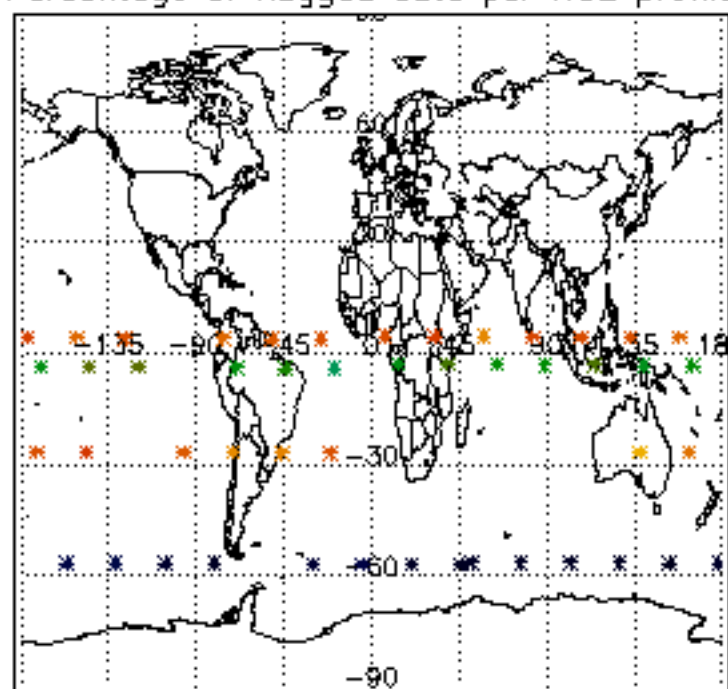
Percentage of flagged data per D3 profile



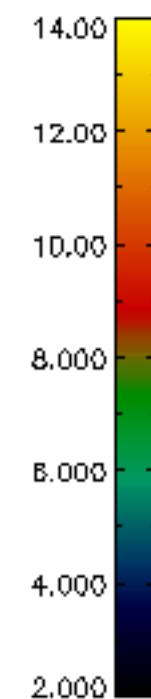
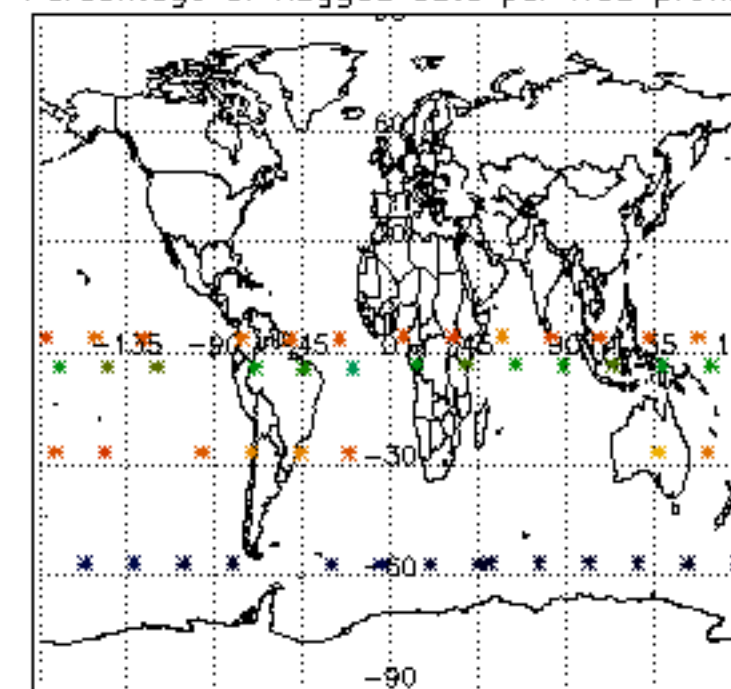
Percentage of flagged data per H2O profile

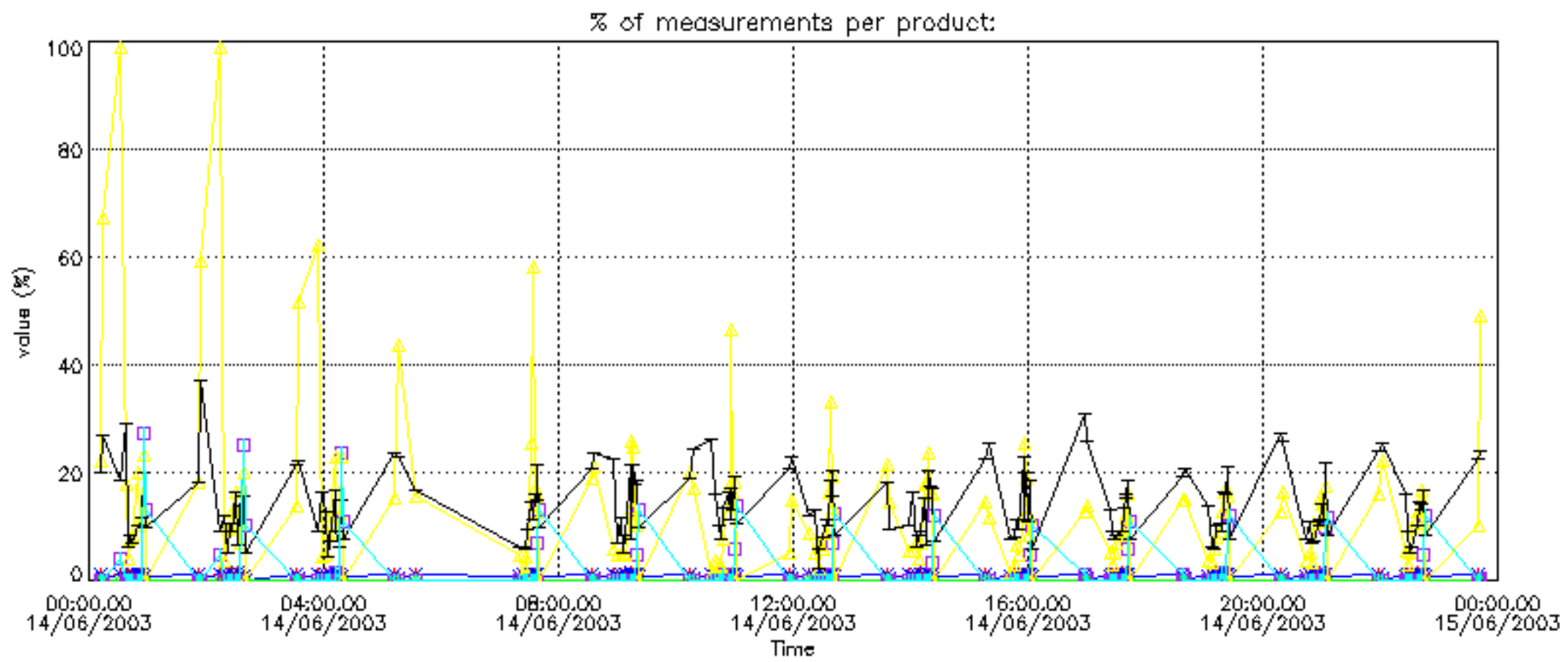


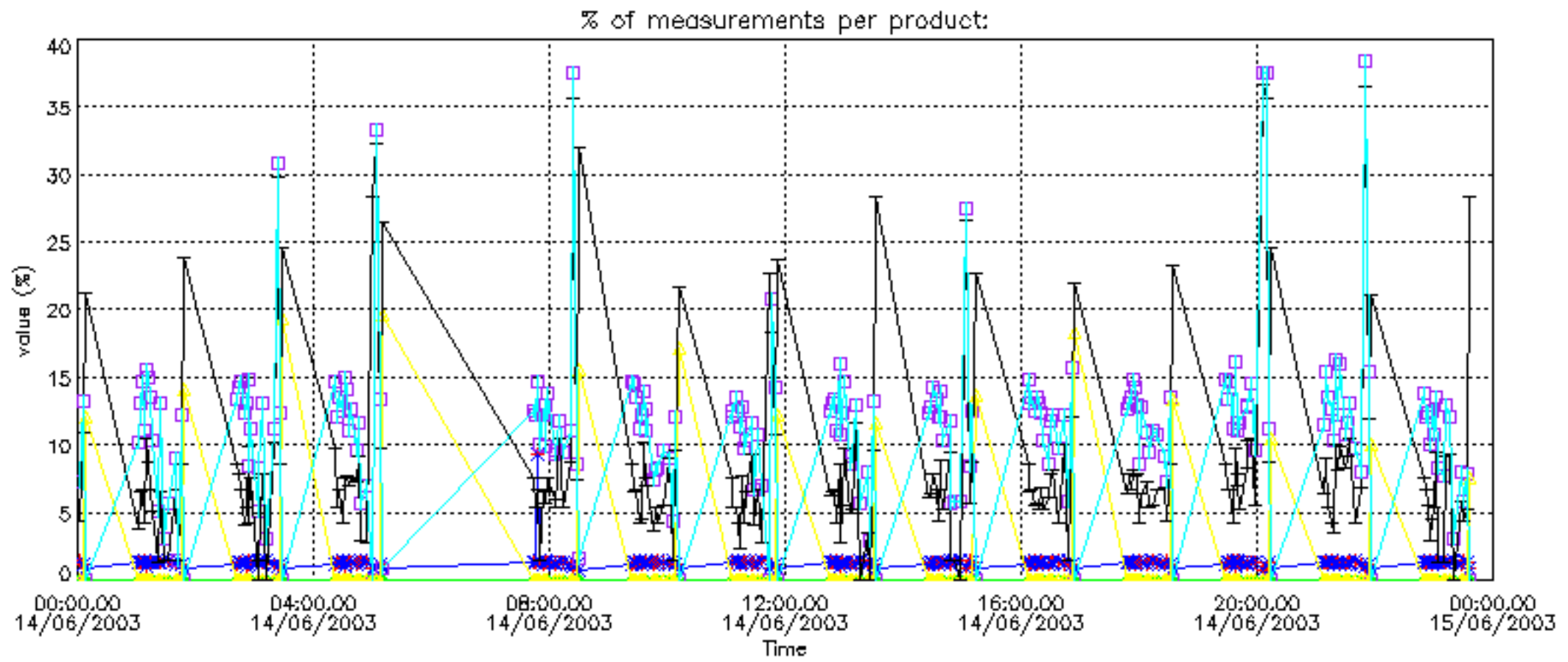
Percentage of flagged data per NO2 profile



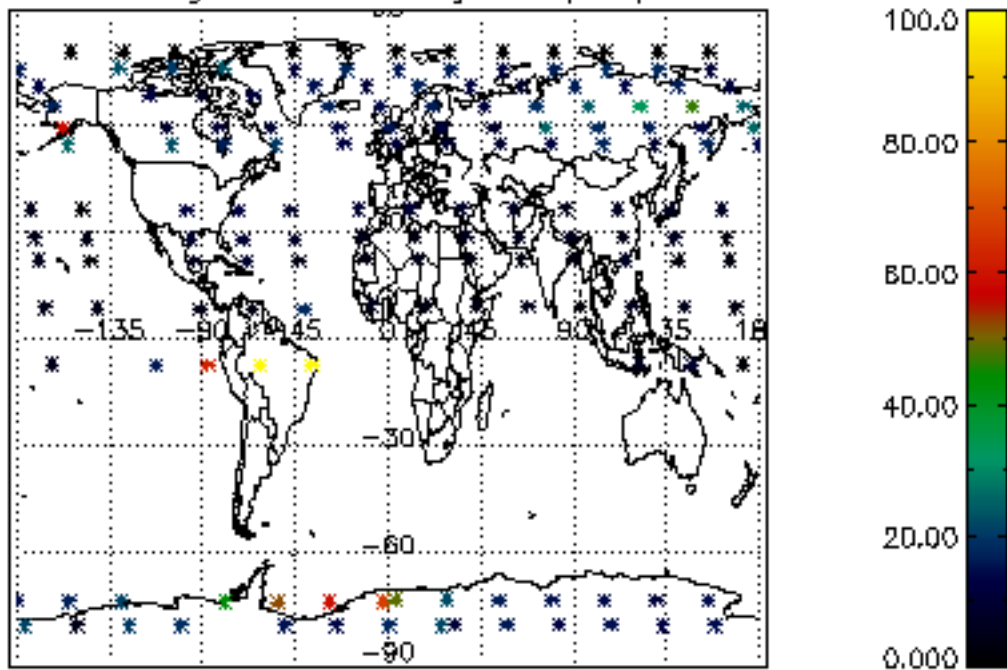
Percentage of flagged data per NO3 profile



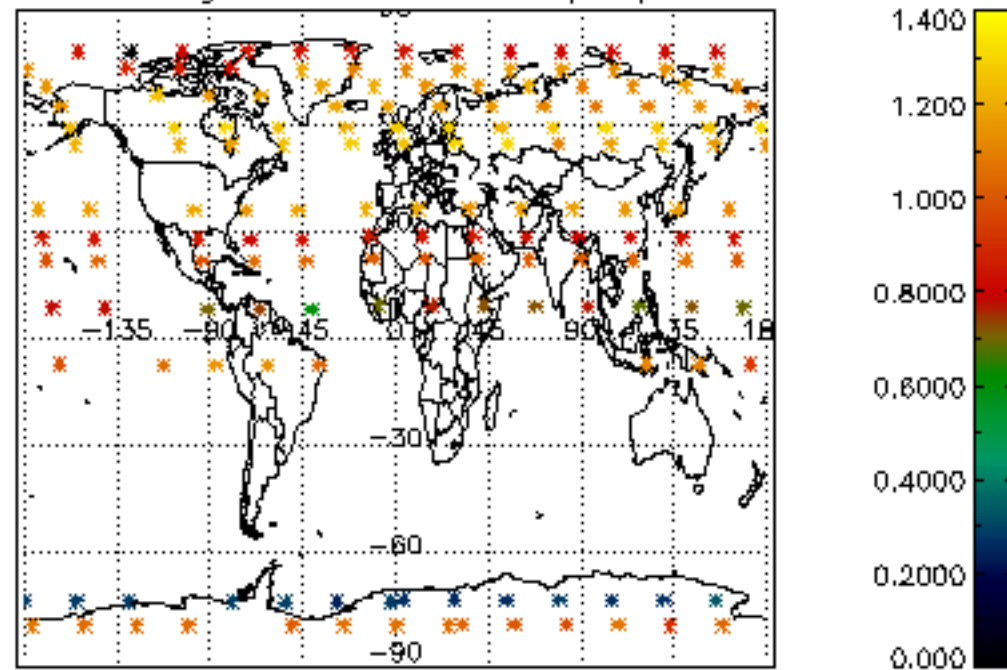




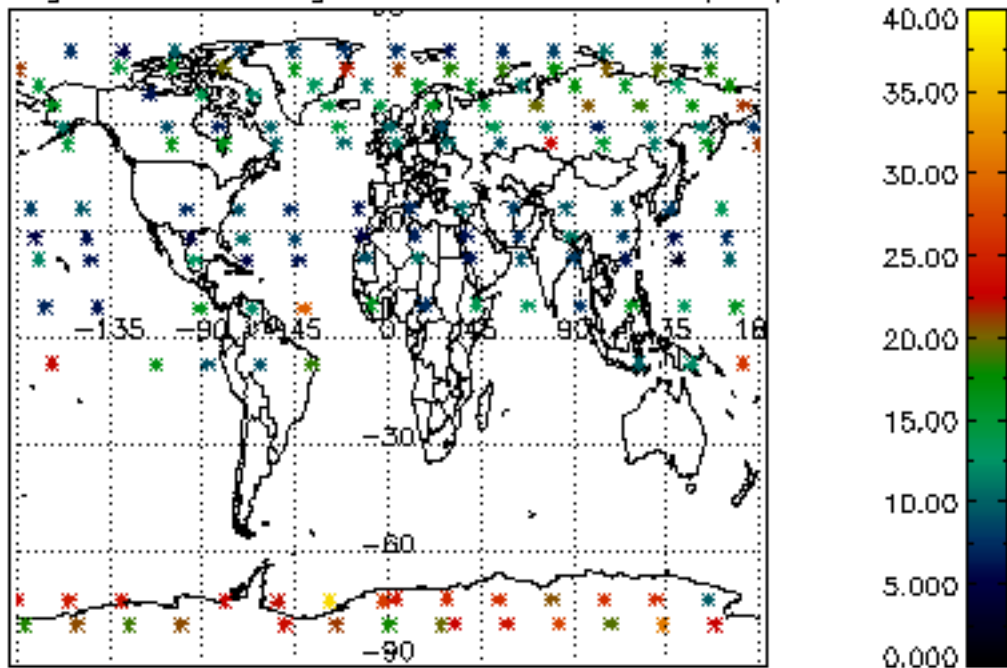
Percentage of cosmic ray hits per profile



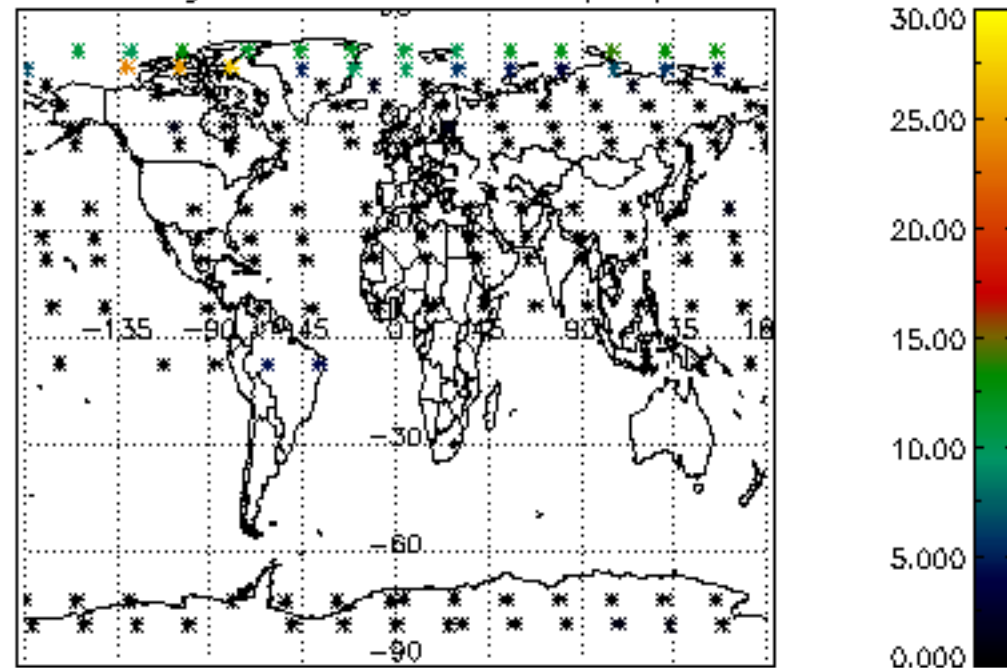
Percentage of datation errors per profile



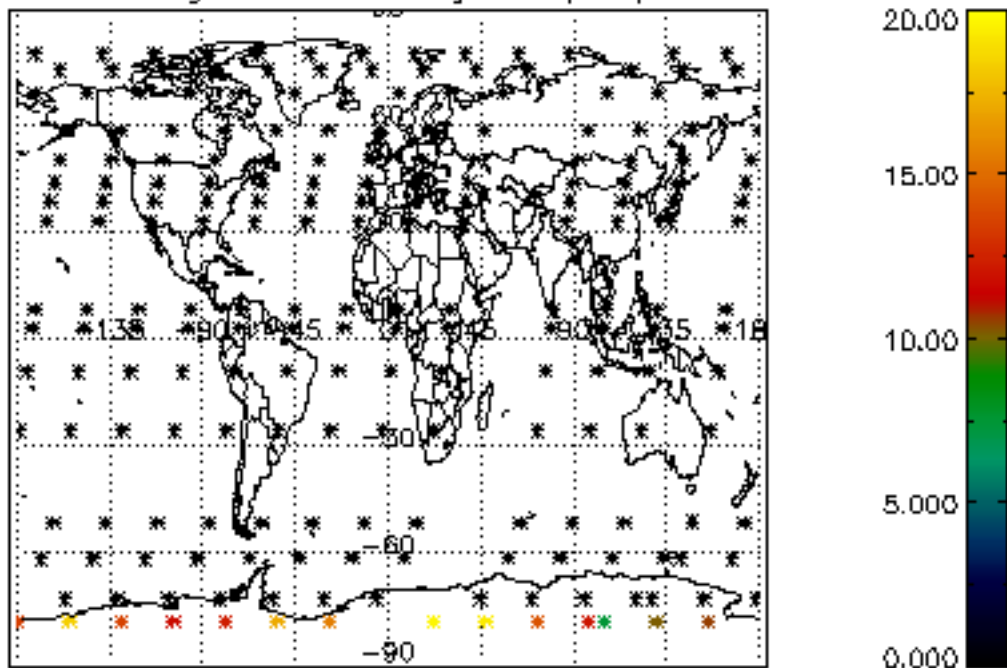
Percentage of star falling outside central band per profile



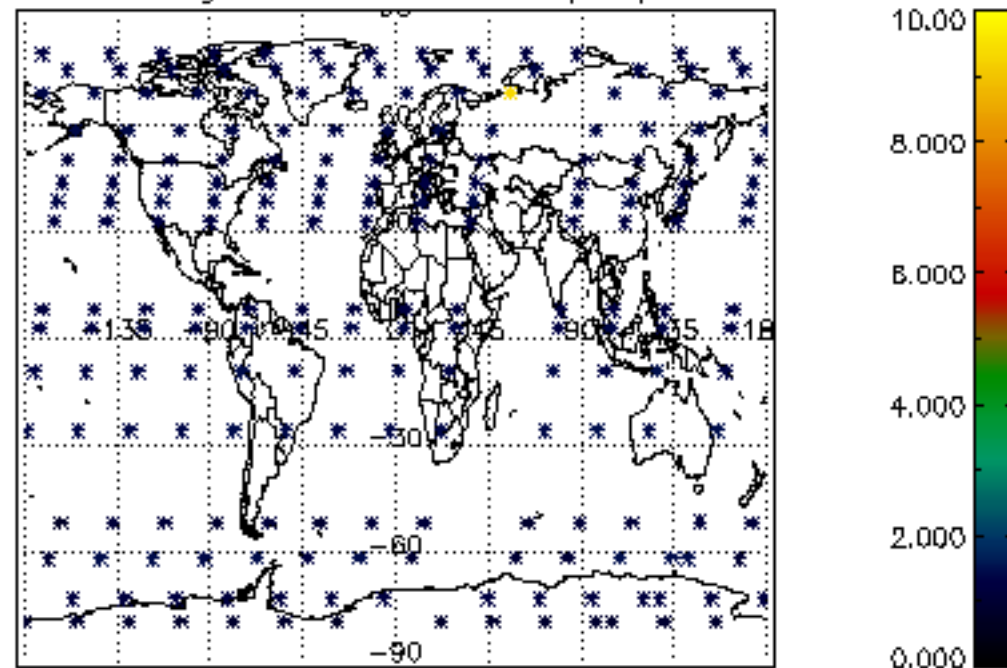
Percentage of saturation errors per profile



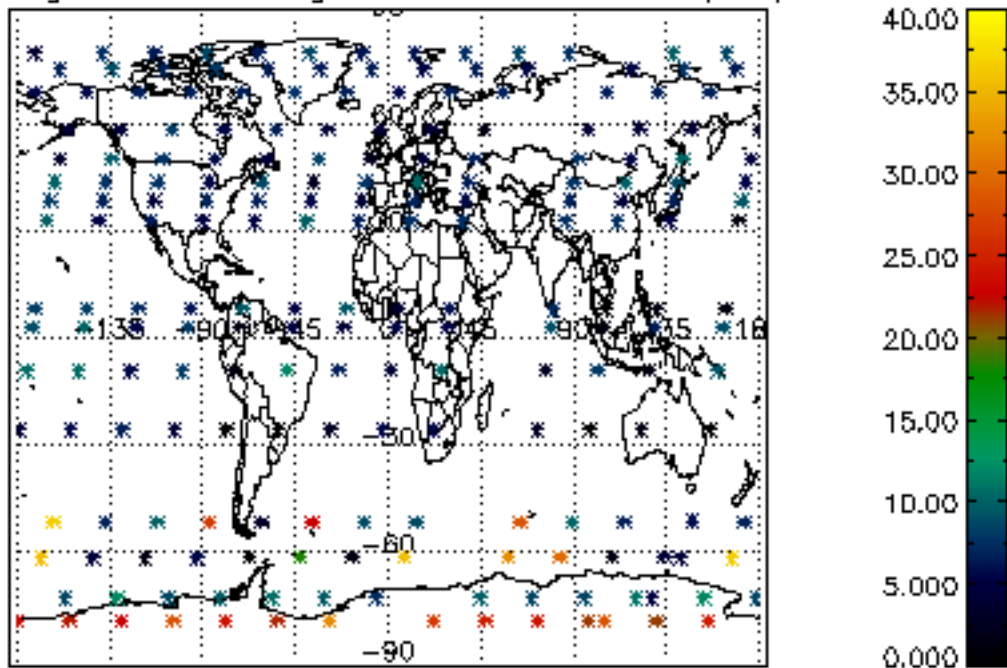
Percentage of cosmic ray hits per profile



Percentage of datation errors per profile



Percentage of star falling outside central band per profile



Percentage of saturation errors per profile

