

# GOMOS Level 2 Daily Report

## SUMMARY

### [1. General Info](#)

### [2. Summary of processed GOM\\_NL\\_2P products](#)

### [3. Level 2 Quality information per product](#)

#### [3.1 Plot of level 2 quality information per product \(time dependant\)](#)

#### [3.2 Plot of level 2 quality information per product \(world map\)](#)

### [4. Level 1 Quality information per product \(stored on level 2 products\)](#)

#### [4.1 Plot of level 1 quality information per product \(time dependant\)](#)

##### [4.1.1 Plot of level 1 quality information per product \(time dependant\): ASCENDING](#)

##### [4.1.2 Plot of level 1 quality information per product \(time dependant\): DESCENDING](#)

#### [4.2 Plot of level 1 quality information per product \(world map\)](#)

##### [4.2.1 Plot of level 1 quality information per product \(world map\): ASCENDING](#)

##### [4.2.2 Plot of level 1 quality information per product \(world map\): DESCENDING](#)

### [5. Ozone profiles based on quality statistics and other trace gas profiles](#)

#### [5.1 Ozone statistics based on quality of products](#)

#### [5.2 Plot ozone profiles for all STD \(dark without errors\)](#)

#### [5.3 Plot ozone profiles where STD < 20% \(dark without errors\)](#)

#### [5.4. Plot ozone profiles where STD < 10% \(dark without errors\)](#)

#### [5.5. Plot ozone profiles where STD < 5% \(dark without errors\)](#)

#### [5.6 Plot NO2 profiles for all STD \(dark without errors\)](#)

#### [5.7 Plot NO3 profiles for all STD \(dark without errors\)](#)

#### [5.8 Plot H2O profiles \(only for occultations of stars 1,2,3,4,13,14,16,26,63 dark without errors\) for all STD](#)

### [6. Auxiliary Data Files used for the production reported in section 2](#)

This report presents the daily analysis on parameters extracted from GOMOS level 2 data (GOM\_NL\_\_2P). It is intended to monitor some important parameters that will impact the quality of these products. A list of level 2 products (and content) that have arrived during the reporting day to the PCF is also given.

Item	Value
Time of report generation	19APR2013 14:42:12
Data source version	GOMOS/6.01
Start time of products	04-06-2003 (04JUN2003 00:00:00)
Stop time of products	05-06-2003 (05JUN2003 00:00:00)
Store outputs in DB	Yes
Nb of level 2 prods	366
Nb of prods with errors	0

## 2. Summary of processed GOM\_NL\_\_2P products.

Nr	Filename	UTC Start time	Limb	Duration	Star Id	Star Name	Star Mag	Star Temp	Nb Meas	Orbit	Prod. error
1	GOM_NL__2PRFIN20030604_000115_000000382017_00016_06583_7095.N1	04-JUN-2003 00:01:15	Bright	37.500	60	7Bet UMi	2.0810	3950.0	75	6583	No
2	GOM_NL__2PRFIN20030604_000556_000000372017_00016_06583_7096.N1	04-JUN-2003 00:05:56	Bright	36.500	49	1Alp UMi	1.9900	6300.0	73	6583	No
3	GOM_NL__2PRFIN20030604_000836_000000482017_00016_06583_7097.N1	04-JUN-2003 00:08:36	Bright	47.500	89	5Alp Cep	2.4510	8000.0	95	6583	No
4	GOM_NL__2PRFIN20030604_001036_000000842017_00016_06583_7098.N1	04-JUN-2003 00:10:36	Bright	84.000	19	50Alp Cyg	1.2460	10500.	168	6583	No
5	GOM_NL__2PRFIN20030604_001355_000000402017_00016_06583_7099.N1	04-JUN-2003 00:13:55	Bright	39.500	76	27Gam Cas	2.3000	30000.	79	6583	No
6	GOM_NL__2PRFIN20030604_002433_000000542017_00016_06583_7100.N1	04-JUN-2003 00:24:33	Twi_and_stray	54.000	58	21Alp And	2.0730	11000.	108	6583	No
7	GOM_NL__2PRFIN20030604_002612_000001042017_00016_06583_7101.N1	04-JUN-2003 00:26:12	Dark	103.50	93	53Bet Peg	2.5200	3100.0	207	6583	No
8	GOM_NL__2PRFIN20030604_002941_000000572017_00016_06583_7102.N1	04-JUN-2003 00:29:41	Dark	57.000	140	88Gam Peg	2.8340	26000.	114	6583	No
9	GOM_NL__2PRFIN20030604_003332_000001012017_00016_06583_7103.N1	04-JUN-2003 00:33:32	Dark	101.00	90	54Alp Peg	2.4870	11000.	202	6583	No
10	GOM_NL__2PRFIN20030604_003845_000000492017_00016_06583_7104.N1	04-JUN-2003 00:38:45	Dark	49.000	52	16Bet Cet	2.0370	4500.0	98	6583	No
11	GOM_NL__2PRFIN20030604_004750_000000692017_00016_06583_7105.N1	04-JUN-2003 00:47:50	Dark	68.500	18	24Alp PsA	1.1660	9700.0	137	6583	No
12	GOM_NL__2PRFIN20030604_005054_000000622017_00017_06584_7078.N1	04-JUN-2003 00:50:54	Dark	62.000	63	Bet Gru	2.1500	2800.0	124	6584	No
13	GOM_NL__2PRFIN20030604_005250_000000492017_00017_06584_7079.N1	04-JUN-2003 00:52:50	Dark	49.000	31	Alp Gru	1.7340	15200.	98	6584	No
14	GOM_NL__2PRFIN20030604_005738_000000442017_00017_06584_7080.N1	04-JUN-2003 00:57:38	Straylight	43.500	45	Alp Pav	1.9400	26000.	87	6584	No
15	GOM_NL__2PRFIN20030604_010338_000000442017_00017_06584_7081.N1	04-JUN-2003 01:03:38	Straylight	44.000	141	Bet Ara	2.8400	4600.0	88	6584	No
16	GOM_NL__2PRFIN20030604_010455_000000412017_00017_06584_7082.N1	04-JUN-2003 01:04:55	Straylight	41.000	147	Alp Ara	2.8770	26000.	82	6584	No
17	GOM_NL__2PRFIN20030604_010637_000000472017_00017_06584_7083.N1	04-JUN-2003 01:06:37	Straylight	46.500	40	The Sco	1.8590	7100.0	93	6584	No
18	GOM_NL__2PRFIN20030604_010824_000000502017_00017_06584_7084.N1	04-JUN-2003 01:08:24	Twi_and_stray	49.500	25	35Lam Sco	1.6200	28000.	99	6584	No
19	GOM_NL__2PRFIN20030604_011007_000000472017_00017_06584_7085.N1	04-JUN-2003 01:10:07	Twi_and_stray	46.500	75	26Eps Sco	2.2910	4250.0	93	6584	No
20	GOM_NL__2PRFIN20030604_011206_000000412017_00017_06584_7086.N1	04-JUN-2003 01:12:06	Bright	41.000	136	23Tau Sco	2.8220	30000.	82	6584	No
21	GOM_NL__2PRFIN20030604_011409_000000402017_00017_06584_7087.N1	04-JUN-2003 01:14:09	Bright	40.000	80	7Del Sco	2.3160	30000.	80	6584	No
22	GOM_NL__2PRFIN20030604_011539_000000462017_00017_06584_7088.N1	04-JUN-2003 01:15:39	Bright	45.500	86	35Eta Oph	2.4300	10200.	91	6584	No
23	GOM_NL__2PRFIN20030604_011729_000000422017_00017_06584_7089.N1	04-JUN-2003 01:17:29	Bright	41.500	98	13Zet Oph	2.5710	30000.	83	6584	No
24	GOM_NL__2PRFIN20030604_011939_000000412017_00017_06584_7090.N1	04-JUN-2003 01:19:39	Bright	40.500	120	1Del Oph	2.7340	3200.0	81	6584	No
25	GOM_NL__2PRFIN20030604_012239_000000372017_00017_06584_7091.N1	04-JUN-2003 01:22:39	Bright	37.000	102	24Alp Ser	2.6000	4250.0	74	6584	No
26	GOM_NL__2PRFIN20030604_012735_000000422017_00017_06584_7092.N1	04-JUN-2003 01:27:35	Bright	41.500	127	27Bet Her	2.7810	4700.0	83	6584	No
27	GOM_NL__2PRFIN20030604_013056_000000432017_00017_06584_7093.N1	04-JUN-2003 01:30:56	Bright	42.500	133	40Zet Her	2.8070	6000.0	85	6584	No
28	GOM_NL__2PRFIN20030604_013900_000000392017_00017_06584_7094.N1	04-JUN-2003 01:39:00	Bright	38.500	119	14Eta Dra	2.7270	4700.0	77	6584	No
29	GOM_NL__2PRFIN20030604_014150_000000382017_00017_06584_7095.N1	04-JUN-2003 01:41:50	Bright	38.000	60	7Bet UMi	2.0810	3950.0	76	6584	No
30	GOM_NL__2PRFIN20030604_014632_000000352017_00017_06584_7096.N1	04-JUN-2003 01:46:32	Bright	35.000	49	1Alp UMi	1.9900	6300.0	70	6584	No
31	GOM_NL__2PRFIN20030604_014912_000000472017_00017_06584_7097.N1	04-JUN-2003 01:49:12	Bright	47.000	89	5Alp Cep	2.4510	8000.0	94	6584	No
32	GOM_NL__2PRFIN20030604_015110_000000842017_00017_06584_7098.N1	04-JUN-2003 01:51:10	Bright	83.500	19	50Alp Cyg	1.2460	10500.	167	6584	No
33	GOM_NL__2PRFIN20030604_015431_000000392017_00017_06584_7099.N1	04-JUN-2003 01:54:31	Bright	38.500	76	27Gam Cas	2.3000	30000.	77	6584	No
34	GOM_NL__2PRFIN20030604_020509_000000562017_00017_06584_7100.N1	04-JUN-2003 02:05:09	Twi_and_stray	55.500	58	21Alp And	2.0730	11000.	111	6584	No
35	GOM_NL__2PRFIN20030604_020648_000001102017_00017_06584_7101.N1	04-JUN-2003 02:06:48	Dark	110.00	93	53Bet Peg	2.5200	3100.0	220	6584	No
36	GOM_NL__2PRFIN20030604_021018_000000562017_00017_06584_7102.N1	04-JUN-2003 02:10:18	Dark	55.500	140	88Gam Peg	2.8340	26000.	111	6584	No
37	GOM_NL__2PRFIN20030604_021409_000000942017_00017_06584_7103.N1	04-JUN-2003 02:14:09	Dark	94.000	90	54Alp Peg	2.4870	11000.	188	6584	No
38	GOM_NL__2PRFIN20030604_021921_000000512017_00017_06584_7104.N1	04-JUN-2003 02:19:21	Dark	50.500	52	16Bet Cet	2.0370	4500.0	101	6584	No
39	GOM_NL__2PRFIN20030604_022600_000000472017_00017_06584_7105.N1	04-JUN-2003 02:26:00	Dark	46.500	84	Alp Phe	2.3970	4500.0	93	6584	No
40	GOM_NL__2PRFIN20030604_022828_000000562017_00017_06584_7106.N1	04-JUN-2003 02:28:28	Dark	56.000	18	24Alp PsA	1.1660	9700.0	112	6584	No
41	GOM_NL__2PRFIN20030604_023131_000000552017_00018_06585_7078.N1	04-JUN-2003 02:31:31	Dark	54.500	63	Bet Gru	2.1500	2800.0	109	6585	No
42	GOM_NL__2PRFIN20030604_023326_000000502017_00018_06585_7079.N1	04-JUN-2003 02:33:26	Dark	50.000	31	Alp Gru	1.7340	15200.	100	6585	No

43	GOM_NL__2PRFIN20030604_023815_000000442017_00018_06585_7080.N1	04-JUN-2003 02:38:15	Straylight	44.000	45	Alp Pav	1.9400	26000.	88	6585	No
44	GOM_NL__2PRFIN20030604_024415_000000432017_00018_06585_7081.N1	04-JUN-2003 02:44:15	Straylight	42.500	141	Bet Ara	2.8400	4600.0	85	6585	No
45	GOM_NL__2PRFIN20030604_024532_000000412017_00018_06585_7082.N1	04-JUN-2003 02:45:32	Straylight	40.500	147	Alp Ara	2.8770	26000.	81	6585	No
46	GOM_NL__2PRFIN20030604_024714_000000462017_00018_06585_7083.N1	04-JUN-2003 02:47:14	Straylight	46.000	40	The Sco	1.8590	7100.0	92	6585	No
47	GOM_NL__2PRFIN20030604_024900_000000502017_00018_06585_7084.N1	04-JUN-2003 02:49:00	Tw_i_and_stray	49.500	25	35Lam Sco	1.6200	28000.	99	6585	No
48	GOM_NL__2PRFIN20030604_025042_000000472017_00018_06585_7085.N1	04-JUN-2003 02:50:42	Tw_i_and_stray	47.000	75	26Eps Sco	2.2910	4250.0	94	6585	No
49	GOM_NL__2PRFIN20030604_025243_000000502017_00018_06585_7086.N1	04-JUN-2003 02:52:43	Bright	50.000	136	23Tau Sco	2.8220	30000.	100	6585	No
50	GOM_NL__2PRFIN20030604_025445_000000392017_00018_06585_7087.N1	04-JUN-2003 02:54:45	Bright	39.000	80	7Del Sco	2.3160	30000.	78	6585	No
51	GOM_NL__2PRFIN20030604_025615_000000452017_00018_06585_7088.N1	04-JUN-2003 02:56:15	Bright	44.500	86	35Eta Oph	2.4300	10200.	89	6585	No
52	GOM_NL__2PRFIN20030604_025805_000000412017_00018_06585_7089.N1	04-JUN-2003 02:58:05	Bright	41.000	98	13Zet Oph	2.5710	30000.	82	6585	No
53	GOM_NL__2PRFIN20030604_030015_000000402017_00018_06585_7090.N1	04-JUN-2003 03:00:15	Bright	40.000	120	1Del Oph	2.7340	3200.0	80	6585	No
54	GOM_NL__2PRFIN20030604_030315_000000372017_00018_06585_7091.N1	04-JUN-2003 03:03:15	Bright	37.000	102	24Alp Ser	2.6000	4250.0	74	6585	No
55	GOM_NL__2PRFIN20030604_030810_000000432017_00018_06585_7092.N1	04-JUN-2003 03:08:10	Bright	42.500	127	27Bet Her	2.7810	4700.0	85	6585	No
56	GOM_NL__2PRFIN20030604_031132_000000432017_00018_06585_7093.N1	04-JUN-2003 03:11:32	Bright	43.000	133	40Zet Her	2.8070	6000.0	86	6585	No
57	GOM_NL__2PRFIN20030604_031854_000000452017_00018_06585_7094.N1	04-JUN-2003 03:18:54	Bright	44.500	130	23Bet Dra	2.7990	5800.0	89	6585	No
58	GOM_NL__2PRFIN20030604_032226_000000332017_00018_06585_7095.N1	04-JUN-2003 03:22:26	Bright	33.000	60	7Bet UMi	2.0810	3950.0	66	6585	No
59	GOM_NL__2PRFIN20030604_032708_000000372017_00018_06585_7096.N1	04-JUN-2003 03:27:08	Bright	36.500	49	1Alp UMi	1.9900	6300.0	73	6585	No
60	GOM_NL__2PRFIN20030604_032947_000000492017_00018_06585_7097.N1	04-JUN-2003 03:29:47	Bright	48.500	89	5Alp Cep	2.4510	8000.0	97	6585	No
61	GOM_NL__2PRFIN20030604_033145_000000802017_00018_06585_7098.N1	04-JUN-2003 03:31:45	Bright	79.500	19	50Alp Cyg	1.2460	10500.	159	6585	No
62	GOM_NL__2PRFIN20030604_033506_000000402017_00018_06585_7099.N1	04-JUN-2003 03:35:06	Bright	39.500	76	27Gam Cas	2.3000	30000.	79	6585	No
63	GOM_NL__2PRFIN20030604_034211_000001642017_00018_06585_7100.N1	04-JUN-2003 03:42:11	Straylight	164.00	92	53Eps Cyg	2.5000	4500.0	328	6585	No
64	GOM_NL__2PRFIN20030604_034545_000000592017_00018_06585_7101.N1	04-JUN-2003 03:45:45	Tw_i_and_stray	59.000	58	21Alp And	2.0730	11000.	118	6585	No
65	GOM_NL__2PRFIN20030604_034725_000000902017_00018_06585_7102.N1	04-JUN-2003 03:47:25	Dark	90.000	93	53Bet Peg	2.5200	3100.0	180	6585	No
66	GOM_NL__2PRFIN20030604_035054_000000542017_00018_06585_7103.N1	04-JUN-2003 03:50:54	Dark	53.500	140	88Gam Peg	2.8340	26000.	107	6585	No
67	GOM_NL__2PRFIN20030604_035446_000001042017_00018_06585_7104.N1	04-JUN-2003 03:54:46	Dark	103.50	90	54Alp Peg	2.4870	11000.	207	6585	No
68	GOM_NL__2PRFIN20030604_035958_000000522017_00018_06585_7105.N1	04-JUN-2003 03:59:58	Dark	51.500	52	16Bet Cet	2.0370	4500.0	103	6585	No
69	GOM_NL__2PRFIN20030604_040637_000000452017_00018_06585_7106.N1	04-JUN-2003 04:06:37	Dark	44.500	84	Alp Phe	2.3970	4500.0	89	6585	No
70	GOM_NL__2PRFIN20030604_040905_000000612017_00018_06585_7107.N1	04-JUN-2003 04:09:05	Dark	60.500	18	24Alp PsA	1.1660	9700.0	121	6585	No
71	GOM_NL__2PRFIN20030604_073321_000000632017_00021_06588_7080.N1	04-JUN-2003 07:33:21	Dark	63.000	63	Bet Gru	2.1500	2800.0	126	6588	No
72	GOM_NL__2PRFIN20030604_073516_000000482017_00021_06588_7081.N1	04-JUN-2003 07:35:16	Dark	48.000	31	Alp Gru	1.7340	15200.	96	6588	No
73	GOM_NL__2PRFIN20030604_074004_000000442017_00021_06588_7082.N1	04-JUN-2003 07:40:04	Straylight	44.000	45	Alp Pav	1.9400	26000.	88	6588	No
74	GOM_NL__2PRFIN20030604_074603_000000422017_00021_06588_7083.N1	04-JUN-2003 07:46:03	Straylight	41.500	141	Bet Ara	2.8400	4600.0	83	6588	No
75	GOM_NL__2PRFIN20030604_074720_000000402017_00021_06588_7084.N1	04-JUN-2003 07:47:20	Straylight	40.000	147	Alp Ara	2.8770	26000.	80	6588	No
76	GOM_NL__2PRFIN20030604_074902_000000452017_00021_06588_7085.N1	04-JUN-2003 07:49:02	Straylight	44.500	40	The Sco	1.8590	7100.0	89	6588	No
77	GOM_NL__2PRFIN20030604_075049_000000482017_00021_06588_7086.N1	04-JUN-2003 07:50:49	Tw_i_and_stray	47.500	25	35Lam Sco	1.6200	28000.	95	6588	No
78	GOM_NL__2PRFIN20030604_075231_000000482017_00021_06588_7087.N1	04-JUN-2003 07:52:31	Tw_i_and_stray	47.500	75	26Eps Sco	2.2910	4250.0	95	6588	No
79	GOM_NL__2PRFIN20030604_075431_000000482017_00021_06588_7088.N1	04-JUN-2003 07:54:31	Bright	47.500	136	23Tau Sco	2.8220	30000.	95	6588	No
80	GOM_NL__2PRFIN20030604_075633_000000392017_00021_06588_7089.N1	04-JUN-2003 07:56:33	Bright	39.000	80	7Del Sco	2.3160	30000.	78	6588	No
81	GOM_NL__2PRFIN20030604_075803_000000452017_00021_06588_7090.N1	04-JUN-2003 07:58:03	Bright	45.000	86	35Eta Oph	2.4300	10200.	90	6588	No
82	GOM_NL__2PRFIN20030604_075953_000000422017_00021_06588_7091.N1	04-JUN-2003 07:59:53	Bright	41.500	98	13Zet Oph	2.5710	30000.	83	6588	No
83	GOM_NL__2PRFIN20030604_080202_000000412017_00021_06588_7092.N1	04-JUN-2003 08:02:02	Bright	40.500	120	1Del Oph	2.7340	3200.0	81	6588	No
84	GOM_NL__2PRFIN20030604_080503_000000382017_00021_06588_7093.N1	04-JUN-2003 08:05:03	Bright	37.500	102	24Alp Ser	2.6000	4250.0	75	6588	No
85	GOM_NL__2PRFIN20030604_080957_000000432017_00021_06588_7094.N1	04-JUN-2003 08:09:57	Bright	42.500	127	27Bet Her	2.7810	4700.0	85	6588	No
86	GOM_NL__2PRFIN20030604_081318_000000432017_00021_06588_7095.N1	04-JUN-2003 08:13:18	Bright	43.000	133	40Zet Her	2.8070	6000.0	86	6588	No
87	GOM_NL__2PRFIN20030604_082040_000000452017_00021_06588_7096.N1	04-JUN-2003 08:20:40	Bright	45.000	130	23Bet Dra	2.7990	5800.0	90	6588	No
88	GOM_NL__2PRFIN20030604_082414_000000362017_00021_06588_7097.N1	04-JUN-2003 08:24:14	Bright	36.000	60	7Bet UMi	2.0810	3950.0	72	6588	No
89	GOM_NL__2PRFIN20030604_082855_000000352017_00021_06588_7098.N1	04-JUN-2003 08:28:55	Bright	34.500	49	1Alp UMi	1.9900	6300.0	69	6588	No
90	GOM_NL__2PRFIN20030604_083132_000000472017_00021_06588_7099.N1	04-JUN-2003 08:31:32	Bright	46.500	89	5Alp Cep	2.4510	8000.0	93	6588	No
91	GOM_NL__2PRFIN20030604_083329_000000842017_00021_06588_7100.N1	04-JUN-2003 08:33:29	Bright	83.500	19	50Alp Cyg	1.2460	10500.	167	6588	No
92	GOM_NL__2PRFIN20030604_083653_000000412017_00021_06588_7101.N1	04-JUN-2003 08:36:53	Bright	40.500	76	27Gam Cas	2.3000	30000.	81	6588	No
93	GOM_NL__2PRFIN20030604_084351_000001642017_00021_06588_7102.N1	04-JUN-2003 08:43:51	Straylight	164.00	92	53Eps Cyg	2.5000	4500.0	328	6588	No
94	GOM_NL__2PRFIN20030604_084733_000000592017_00021_06588_7103.N1	04-JUN-2003 08:47:33	Tw_i_and_stray	59.000	58	21Alp And	2.0730	11000.	118	6588	No
95	GOM_NL__2PRFIN20030604_084914_000001062017_00021_06588_7104.N1	04-JUN-2003 08:49:14	Dark	105.50	93	53Bet Peg	2.5200	3100.0	211	6588	No
96	GOM_NL__2PRFIN20030604_085242_000000582017_00021_06588_7105.N1	04-JUN-2003 08:52:42	Dark	57.500	140	88Gam Peg	2.8340	26000.	115	6588	No
97	GOM_NL__2PRFIN20030604_085639_000001052017_00021_06588_7106.N1	04-JUN-2003 08:56:39	Dark	105.00	90	54Alp Peg	2.4870	11000.	210	6588	No
98	GOM_NL__2PRFIN20030604_090147_000000542017_00021_06588_7107.N1	04-JUN-2003 09:01:47	Dark	54.000	52	16Bet Cet	2.0370	4500.0	108	6588	No
99	GOM_NL__2PRFIN20030604_090826_000000472017_00021_06588_7108.N1	04-JUN-2003 09:08:26	Dark	46.500	84	Alp Phe	2.3970	4500.0	93	6588	No
100	GOM_NL__2PRFIN20030604_091056_000000622017_00021_06588_7109.N1	04-JUN-2003 09:10:56	Dark	62.000	18	24Alp PsA	1.1660	9700.0	124	6588	No
101	GOM_NL__2PRFIN20030604_091358_000000592017_00022_06589_7080.N1	04-JUN-2003 09:13:58	Dark	59.000	63	Bet Gru	2.1500	2800.0	118	6589	No

102	GOM_NL__2PRFIN20030604_091553_000000492017_00022_06589_7081.N1	04-JUN-2003 09:15:53	Dark	48.500	31	Alp Gru	1.7340	15200.	97	6589	No
103	GOM_NL__2PRFIN20030604_092040_000000462017_00022_06589_7082.N1	04-JUN-2003 09:20:40	Straylight	45.500	45	Alp Pav	1.9400	26000.	91	6589	No
104	GOM_NL__2PRFIN20030604_092639_000000492017_00022_06589_7083.N1	04-JUN-2003 09:26:39	Straylight	48.500	141	Bet Ara	2.8400	4600.0	97	6589	No
105	GOM_NL__2PRFIN20030604_092756_000000402017_00022_06589_7084.N1	04-JUN-2003 09:27:56	Straylight	40.000	147	Alp Ara	2.8770	26000.	80	6589	No
106	GOM_NL__2PRFIN20030604_092938_000000442017_00022_06589_7085.N1	04-JUN-2003 09:29:38	Straylight	44.000	40	The Sco	1.8590	7100.0	88	6589	No
107	GOM_NL__2PRFIN20030604_093125_000000472017_00022_06589_7086.N1	04-JUN-2003 09:31:25	Twi_and_stray	47.000	25	35Lam Sco	1.6200	28000.	94	6589	No
108	GOM_NL__2PRFIN20030604_093307_000000472017_00022_06589_7087.N1	04-JUN-2003 09:33:07	Twi_and_stray	46.500	75	26Eps Sco	2.2910	4250.0	93	6589	No
109	GOM_NL__2PRFIN20030604_093507_000000442017_00022_06589_7088.N1	04-JUN-2003 09:35:07	Bright	44.000	136	23Tau Sco	2.8220	30000.	88	6589	No
110	GOM_NL__2PRFIN20030604_093709_000000402017_00022_06589_7089.N1	04-JUN-2003 09:37:09	Bright	40.000	80	7Del Sco	2.3160	30000.	80	6589	No
111	GOM_NL__2PRFIN20030604_093839_000000452017_00022_06589_7090.N1	04-JUN-2003 09:38:39	Bright	45.000	86	35Eta Oph	2.4300	10200.	90	6589	No
112	GOM_NL__2PRFIN20030604_094028_000000422017_00022_06589_7091.N1	04-JUN-2003 09:40:28	Bright	42.000	98	13Zet Oph	2.5710	30000.	84	6589	No
113	GOM_NL__2PRFIN20030604_094238_000000412017_00022_06589_7092.N1	04-JUN-2003 09:42:38	Bright	41.000	120	1Del Oph	2.7340	3200.0	82	6589	No
114	GOM_NL__2PRFIN20030604_094538_000000382017_00022_06589_7093.N1	04-JUN-2003 09:45:38	Bright	37.500	102	24Alp Ser	2.6000	4250.0	75	6589	No
115	GOM_NL__2PRFIN20030604_095032_000000422017_00022_06589_7094.N1	04-JUN-2003 09:50:32	Bright	41.500	127	27Bet Her	2.7810	4700.0	83	6589	No
116	GOM_NL__2PRFIN20030604_095353_000000452017_00022_06589_7095.N1	04-JUN-2003 09:53:53	Bright	44.500	133	40Zet Her	2.8070	6000.0	89	6589	No
117	GOM_NL__2PRFIN20030604_100115_000000462017_00022_06589_7096.N1	04-JUN-2003 10:01:15	Bright	45.500	130	23Bet Dra	2.7990	5800.0	91	6589	No
118	GOM_NL__2PRFIN20030604_100449_000000382017_00022_06589_7097.N1	04-JUN-2003 10:04:49	Bright	37.500	60	7Bet UMi	2.0810	3950.0	75	6589	No
119	GOM_NL__2PRFIN20030604_100930_000000382017_00022_06589_7098.N1	04-JUN-2003 10:09:30	Bright	38.000	49	1Alp UMi	1.9900	6300.0	76	6589	No
120	GOM_NL__2PRFIN20030604_101206_000000502017_00022_06589_7099.N1	04-JUN-2003 10:12:06	Bright	50.000	89	5Alp Cep	2.4510	8000.0	100	6589	No
121	GOM_NL__2PRFIN20030604_101404_000000852017_00022_06589_7100.N1	04-JUN-2003 10:14:04	Bright	85.000	19	50Alp Cyg	1.2460	10500.	170	6589	No
122	GOM_NL__2PRFIN20030604_101729_000000392017_00022_06589_7101.N1	04-JUN-2003 10:17:29	Bright	38.500	76	27Gam Cas	2.3000	30000.	77	6589	No
123	GOM_NL__2PRFIN20030604_102424_000001642017_00022_06589_7102.N1	04-JUN-2003 10:24:24	Straylight	164.00	92	53Eps Cyg	2.5000	4500.0	328	6589	No
124	GOM_NL__2PRFIN20030604_102809_000000582017_00022_06589_7103.N1	04-JUN-2003 10:28:09	Twi_and_stray	57.500	58	21Alp And	2.0730	11000.	115	6589	No
125	GOM_NL__2PRFIN20030604_102951_000000922017_00022_06589_7104.N1	04-JUN-2003 10:29:51	Dark	91.500	93	53Bet Peg	2.5200	3100.0	183	6589	No
126	GOM_NL__2PRFIN20030604_103319_000000552017_00022_06589_7105.N1	04-JUN-2003 10:33:19	Dark	55.000	140	88Gam Peg	2.8340	26000.	110	6589	No
127	GOM_NL__2PRFIN20030604_103717_000001022017_00022_06589_7106.N1	04-JUN-2003 10:37:17	Dark	102.00	90	54Alp Peg	2.4870	11000.	204	6589	No
128	GOM_NL__2PRFIN20030604_104222_000000512017_00022_06589_7107.N1	04-JUN-2003 10:42:22	Dark	51.000	52	16Bet Cet	2.0370	4500.0	102	6589	No
129	GOM_NL__2PRFIN20030604_104902_000000462017_00022_06589_7108.N1	04-JUN-2003 10:49:02	Dark	45.500	84	Alp Phe	2.3970	4500.0	91	6589	No
130	GOM_NL__2PRFIN20030604_105132_000000702017_00022_06589_7109.N1	04-JUN-2003 10:51:32	Dark	70.000	18	24Alp PsA	1.1660	9700.0	140	6589	No
131	GOM_NL__2PRFIN20030604_105434_000000492017_00023_06590_7080.N1	04-JUN-2003 10:54:34	Dark	48.500	63	Bet Gru	2.1500	2800.0	97	6590	No
132	GOM_NL__2PRFIN20030604_105630_000000562017_00023_06590_7081.N1	04-JUN-2003 10:56:30	Dark	56.000	31	Alp Gru	1.7340	15200.	112	6590	No
133	GOM_NL__2PRFIN20030604_110117_000000452017_00023_06590_7082.N1	04-JUN-2003 11:01:17	Straylight	44.500	45	Alp Pav	1.9400	26000.	89	6590	No
134	GOM_NL__2PRFIN20030604_110715_000000472017_00023_06590_7083.N1	04-JUN-2003 11:07:15	Straylight	46.500	141	Bet Ara	2.8400	4600.0	93	6590	No
135	GOM_NL__2PRFIN20030604_110832_000000422017_00023_06590_7084.N1	04-JUN-2003 11:08:32	Straylight	41.500	147	Alp Ara	2.8770	26000.	83	6590	No
136	GOM_NL__2PRFIN20030604_111015_000000442017_00023_06590_7085.N1	04-JUN-2003 11:10:15	Straylight	43.500	40	The Sco	1.8590	7100.0	87	6590	No
137	GOM_NL__2PRFIN20030604_111201_000000482017_00023_06590_7086.N1	04-JUN-2003 11:12:01	Twi_and_stray	47.500	25	35Lam Sco	1.6200	28000.	95	6590	No
138	GOM_NL__2PRFIN20030604_111342_000000512017_00023_06590_7087.N1	04-JUN-2003 11:13:42	Twi_and_stray	50.500	75	26Eps Sco	2.2910	4250.0	101	6590	No
139	GOM_NL__2PRFIN20030604_111542_000000442017_00023_06590_7088.N1	04-JUN-2003 11:15:42	Bright	44.000	136	23Tau Sco	2.8220	30000.	88	6590	No
140	GOM_NL__2PRFIN20030604_111745_000000412017_00023_06590_7089.N1	04-JUN-2003 11:17:45	Bright	40.500	80	7Del Sco	2.3160	30000.	81	6590	No
141	GOM_NL__2PRFIN20030604_111915_000000452017_00023_06590_7090.N1	04-JUN-2003 11:19:15	Bright	44.500	86	35Eta Oph	2.4300	10200.	89	6590	No
142	GOM_NL__2PRFIN20030604_112104_000000422017_00023_06590_7091.N1	04-JUN-2003 11:21:04	Bright	42.000	98	13Zet Oph	2.5710	30000.	84	6590	No
143	GOM_NL__2PRFIN20030604_112314_000000412017_00023_06590_7092.N1	04-JUN-2003 11:23:14	Bright	41.000	120	1Del Oph	2.7340	3200.0	82	6590	No
144	GOM_NL__2PRFIN20030604_112614_000000382017_00023_06590_7093.N1	04-JUN-2003 11:26:14	Bright	38.000	102	24Alp Ser	2.6000	4250.0	76	6590	No
145	GOM_NL__2PRFIN20030604_113107_000000422017_00023_06590_7094.N1	04-JUN-2003 11:31:07	Bright	42.000	127	27Bet Her	2.7810	4700.0	84	6590	No
146	GOM_NL__2PRFIN20030604_113428_000000442017_00023_06590_7095.N1	04-JUN-2003 11:34:28	Bright	44.000	133	40Zet Her	2.8070	6000.0	88	6590	No
147	GOM_NL__2PRFIN20030604_114150_000000462017_00023_06590_7096.N1	04-JUN-2003 11:41:50	Bright	45.500	130	23Bet Dra	2.7990	5800.0	91	6590	No
148	GOM_NL__2PRFIN20030604_114524_000000392017_00023_06590_7097.N1	04-JUN-2003 11:45:24	Bright	39.000	60	7Bet UMi	2.0810	3950.0	78	6590	No
149	GOM_NL__2PRFIN20030604_115006_000000382017_00023_06590_7098.N1	04-JUN-2003 11:50:06	Bright	37.500	49	1Alp UMi	1.9900	6300.0	75	6590	No
150	GOM_NL__2PRFIN20030604_115242_000000512017_00023_06590_7099.N1	04-JUN-2003 11:52:42	Bright	50.500	89	5Alp Cep	2.4510	8000.0	101	6590	No
151	GOM_NL__2PRFIN20030604_115438_000000852017_00023_06590_7100.N1	04-JUN-2003 11:54:38	Bright	84.500	19	50Alp Cyg	1.2460	10500.	169	6590	No
152	GOM_NL__2PRFIN20030604_115804_000000532017_00023_06590_7101.N1	04-JUN-2003 11:58:04	Bright	53.000	76	27Gam Cas	2.3000	30000.	106	6590	No
153	GOM_NL__2PRFIN20030604_120457_000001652017_00023_06590_7102.N1	04-JUN-2003 12:04:57	Straylight	165.00	92	53Eps Cyg	2.5000	4500.0	330	6590	No
154	GOM_NL__2PRFIN20030604_120845_000000592017_00023_06590_7103.N1	04-JUN-2003 12:08:45	Twi_and_stray	59.000	58	21Alp And	2.0730	11000.	118	6590	No
155	GOM_NL__2PRFIN20030604_121028_000000952017_00023_06590_7104.N1	04-JUN-2003 12:10:28	Dark	95.000	93	53Bet Peg	2.5200	3100.0	190	6590	No
156	GOM_NL__2PRFIN20030604_121356_000000592017_00023_06590_7105.N1	04-JUN-2003 12:13:56	Dark	59.000	140	88Gam Peg	2.8340	26000.	118	6590	No
157	GOM_NL__2PRFIN20030604_121755_000001042017_00023_06590_7106.N1	04-JUN-2003 12:17:55	Dark	104.00	90	54Alp Peg	2.4870	11000.	208	6590	No
158	GOM_NL__2PRFIN20030604_122300_000000542017_00023_06590_7107.N1	04-JUN-2003 12:23:00	Dark	54.000	52	16Bet Cet	2.0370	4500.0	108	6590	No
159	GOM_NL__2PRFIN20030604_122939_000000412017_00023_06590_7108.N1	04-JUN-2003 12:29:39	Dark	41.000	84	Alp Phe	2.3970	4500.0	82	6590	No
160	GOM_NL__2PRFIN20030604_123210_000000612017_00023_06590_7109.N1	04-JUN-2003 12:32:10	Dark	60.500	18	24Alp PsA	1.1660	9700.0	121	6590	No

161	GOM_NL__2PRFIN20030604_123511_000000502017_00024_06591_7100.N1	04-JUN-2003 12:35:11	Dark	49.500	63	Bet Gru	2.1500	2800.0	99	6591	No
162	GOM_NL__2PRFIN20030604_123706_000000492017_00024_06591_7101.N1	04-JUN-2003 12:37:06	Dark	48.500	31	Alp Gru	1.7340	15200.	97	6591	No
163	GOM_NL__2PRFIN20030604_124153_000000442017_00024_06591_7102.N1	04-JUN-2003 12:41:53	Straylight	44.000	45	Alp Pav	1.9400	26000.	88	6591	No
164	GOM_NL__2PRFIN20030604_124751_000000452017_00024_06591_7103.N1	04-JUN-2003 12:47:51	Straylight	45.000	141	Bet Ara	2.8400	4600.0	90	6591	No
165	GOM_NL__2PRFIN20030604_124908_000000412017_00024_06591_7104.N1	04-JUN-2003 12:49:08	Straylight	40.500	147	Alp Ara	2.8770	26000.	81	6591	No
166	GOM_NL__2PRFIN20030604_125050_000000502017_00024_06591_7105.N1	04-JUN-2003 12:50:50	Straylight	50.000	40	The Sco	1.8590	7100.0	100	6591	No
167	GOM_NL__2PRFIN20030604_125236_000000512017_00024_06591_7106.N1	04-JUN-2003 12:52:36	Tw_i_and_stray	50.500	25	35Lam Sco	1.6200	28000.	101	6591	No
168	GOM_NL__2PRFIN20030604_125418_000000482017_00024_06591_7107.N1	04-JUN-2003 12:54:18	Tw_i_and_stray	48.000	75	26Eps Sco	2.2910	4250.0	96	6591	No
169	GOM_NL__2PRFIN20030604_125616_000000452017_00024_06591_7108.N1	04-JUN-2003 12:56:16	Bright	44.500	136	23Tau Sco	2.8220	30000.	89	6591	No
170	GOM_NL__2PRFIN20030604_125821_000000392017_00024_06591_7109.N1	04-JUN-2003 12:58:21	Bright	39.000	80	7Del Sco	2.3160	30000.	78	6591	No
171	GOM_NL__2PRFIN20030604_125950_000000462017_00024_06591_7110.N1	04-JUN-2003 12:59:50	Bright	45.500	86	35Eta Oph	2.4300	10200.	91	6591	No
172	GOM_NL__2PRFIN20030604_130139_000000432017_00024_06591_7111.N1	04-JUN-2003 13:01:39	Bright	43.000	98	13Zet Oph	2.5710	30000.	86	6591	No
173	GOM_NL__2PRFIN20030604_130347_000000442017_00024_06591_7112.N1	04-JUN-2003 13:03:47	Bright	44.000	120	1Del Oph	2.7340	3200.0	88	6591	No
174	GOM_NL__2PRFIN20030604_130650_000000382017_00024_06591_7113.N1	04-JUN-2003 13:06:50	Bright	38.000	102	24Alp Ser	2.6000	4250.0	76	6591	No
175	GOM_NL__2PRFIN20030604_131140_000000472017_00024_06591_7114.N1	04-JUN-2003 13:11:40	Bright	47.000	127	27Bet Her	2.7810	4700.0	94	6591	No
176	GOM_NL__2PRFIN20030604_131503_000000442017_00024_06591_7115.N1	04-JUN-2003 13:15:03	Bright	44.000	133	40Zet Her	2.8070	6000.0	88	6591	No
177	GOM_NL__2PRFIN20030604_132224_000000462017_00024_06591_7116.N1	04-JUN-2003 13:22:24	Bright	46.000	130	23Bet Dra	2.7990	5800.0	92	6591	No
178	GOM_NL__2PRFIN20030604_132600_000000412017_00024_06591_7117.N1	04-JUN-2003 13:26:00	Bright	40.500	60	7Bet UMi	2.0810	3950.0	81	6591	No
179	GOM_NL__2PRFIN20030604_133040_000000382017_00024_06591_7118.N1	04-JUN-2003 13:30:40	Bright	37.500	49	1Alp UMi	1.9900	6300.0	75	6591	No
180	GOM_NL__2PRFIN20030604_133318_000000482017_00024_06591_7119.N1	04-JUN-2003 13:33:18	Bright	48.000	89	5Alp Cep	2.4510	8000.0	96	6591	No
181	GOM_NL__2PRFIN20030604_133513_000000842017_00024_06591_7120.N1	04-JUN-2003 13:35:13	Bright	83.500	19	50Alp Cyg	1.2460	10500.	167	6591	No
182	GOM_NL__2PRFIN20030604_133839_000000402017_00024_06591_7121.N1	04-JUN-2003 13:38:39	Bright	39.500	76	27Gam Cas	2.3000	30000.	79	6591	No
183	GOM_NL__2PRFIN20030604_134530_000001652017_00024_06591_7122.N1	04-JUN-2003 13:45:30	Straylight	165.00	92	53Eps Cyg	2.5000	4500.0	330	6591	No
184	GOM_NL__2PRFIN20030604_134921_000000582017_00024_06591_7123.N1	04-JUN-2003 13:49:21	Tw_i_and_stray	57.500	58	21Alp And	2.0730	11000.	115	6591	No
185	GOM_NL__2PRFIN20030604_135104_000001062017_00024_06591_7124.N1	04-JUN-2003 13:51:04	Dark	106.00	93	53Bet Peg	2.5200	3100.0	212	6591	No
186	GOM_NL__2PRFIN20030604_135430_000000612017_00024_06591_7125.N1	04-JUN-2003 13:54:30	Dark	60.500	140	88Gam Peg	2.8340	26000.	121	6591	No
187	GOM_NL__2PRFIN20030604_135833_000001052017_00024_06591_7126.N1	04-JUN-2003 13:58:33	Dark	105.00	90	54Alp Peg	2.4870	11000.	210	6591	No
188	GOM_NL__2PRFIN20030604_140335_000000512017_00024_06591_7127.N1	04-JUN-2003 14:03:35	Dark	51.000	52	16Bet Cet	2.0370	4500.0	102	6591	No
189	GOM_NL__2PRFIN20030604_141015_000000492017_00024_06591_7128.N1	04-JUN-2003 14:10:15	Dark	49.000	84	Alp Phe	2.3970	4500.0	98	6591	No
190	GOM_NL__2PRFIN20030604_141247_000000682017_00024_06591_7129.N1	04-JUN-2003 14:12:47	Dark	68.000	18	24Alp PsA	1.1660	9700.0	136	6591	No
191	GOM_NL__2PRFIN20030604_141547_000000612017_00025_06592_7100.N1	04-JUN-2003 14:15:47	Dark	61.000	63	Bet Gru	2.1500	2800.0	122	6592	No
192	GOM_NL__2PRFIN20030604_141742_000000502017_00025_06592_7101.N1	04-JUN-2003 14:17:42	Dark	49.500	31	Alp Gru	1.7340	15200.	99	6592	No
193	GOM_NL__2PRFIN20030604_142230_000000452017_00025_06592_7102.N1	04-JUN-2003 14:22:30	Straylight	44.500	45	Alp Pav	1.9400	26000.	89	6592	No
194	GOM_NL__2PRFIN20030604_142828_000000452017_00025_06592_7103.N1	04-JUN-2003 14:28:28	Straylight	45.000	141	Bet Ara	2.8400	4600.0	90	6592	No
195	GOM_NL__2PRFIN20030604_142945_000000432017_00025_06592_7104.N1	04-JUN-2003 14:29:45	Straylight	43.000	147	Alp Ara	2.8770	26000.	86	6592	No
196	GOM_NL__2PRFIN20030604_143127_000000452017_00025_06592_7105.N1	04-JUN-2003 14:31:27	Straylight	45.000	40	The Sco	1.8590	7100.0	90	6592	No
197	GOM_NL__2PRFIN20030604_143311_000000522017_00025_06592_7106.N1	04-JUN-2003 14:33:11	Tw_i_and_stray	52.000	25	35Lam Sco	1.6200	28000.	104	6592	No
198	GOM_NL__2PRFIN20030604_143455_000000482017_00025_06592_7107.N1	04-JUN-2003 14:34:55	Tw_i_and_stray	48.000	75	26Eps Sco	2.2910	4250.0	96	6592	No
199	GOM_NL__2PRFIN20030604_143654_000000422017_00025_06592_7108.N1	04-JUN-2003 14:36:54	Bright	42.000	136	23Tau Sco	2.8220	30000.	84	6592	No
200	GOM_NL__2PRFIN20030604_143857_000000412017_00025_06592_7109.N1	04-JUN-2003 14:38:57	Bright	41.000	80	7Del Sco	2.3160	30000.	82	6592	No
201	GOM_NL__2PRFIN20030604_144026_000000452017_00025_06592_7110.N1	04-JUN-2003 14:40:26	Bright	45.000	86	35Eta Oph	2.4300	10200.	90	6592	No
202	GOM_NL__2PRFIN20030604_144216_000000422017_00025_06592_7111.N1	04-JUN-2003 14:42:16	Bright	42.000	98	13Zet Oph	2.5710	30000.	84	6592	No
203	GOM_NL__2PRFIN20030604_144425_000000422017_00025_06592_7112.N1	04-JUN-2003 14:44:25	Bright	41.500	120	1Del Oph	2.7340	3200.0	83	6592	No
204	GOM_NL__2PRFIN20030604_144726_000000382017_00025_06592_7113.N1	04-JUN-2003 14:47:26	Bright	37.500	102	24Alp Ser	2.6000	4250.0	75	6592	No
205	GOM_NL__2PRFIN20030604_145218_000000432017_00025_06592_7114.N1	04-JUN-2003 14:52:18	Bright	42.500	127	27Bet Her	2.7810	4700.0	85	6592	No
206	GOM_NL__2PRFIN20030604_145540_000000432017_00025_06592_7115.N1	04-JUN-2003 14:55:40	Bright	43.000	133	40Zet Her	2.8070	6000.0	86	6592	No
207	GOM_NL__2PRFIN20030604_150302_000000442017_00025_06592_7116.N1	04-JUN-2003 15:03:02	Bright	44.000	130	23Bet Dra	2.7990	5800.0	88	6592	No
208	GOM_NL__2PRFIN20030604_150638_000000372017_00025_06592_7117.N1	04-JUN-2003 15:06:38	Bright	37.000	60	7Bet UMi	2.0810	3950.0	74	6592	No
209	GOM_NL__2PRFIN20030604_151120_000000352017_00025_06592_7118.N1	04-JUN-2003 15:11:20	Bright	35.000	49	1Alp UMi	1.9900	6300.0	70	6592	No
210	GOM_NL__2PRFIN20030604_151354_000000482017_00025_06592_7119.N1	04-JUN-2003 15:13:54	Bright	47.500	89	5Alp Cep	2.4510	8000.0	95	6592	No
211	GOM_NL__2PRFIN20030604_151546_000000862017_00025_06592_7120.N1	04-JUN-2003 15:15:46	Bright	85.500	19	50Alp Cyg	1.2460	10500.	171	6592	No
212	GOM_NL__2PRFIN20030604_151917_000000382017_00025_06592_7121.N1	04-JUN-2003 15:19:17	Bright	38.000	76	27Gam Cas	2.3000	30000.	76	6592	No
213	GOM_NL__2PRFIN20030604_152603_000001652017_00025_06592_7122.N1	04-JUN-2003 15:26:03	Straylight	165.00	92	53Eps Cyg	2.5000	4500.0	330	6592	No
214	GOM_NL__2PRFIN20030604_152958_000000572017_00025_06592_7123.N1	04-JUN-2003 15:29:58	Tw_i_and_stray	56.500	58	21Alp And	2.0730	11000.	113	6592	No
215	GOM_NL__2PRFIN20030604_153140_000000992017_00025_06592_7124.N1	04-JUN-2003 15:31:40	Dark	99.000	93	53Bet Peg	2.5200	3100.0	198	6592	No
216	GOM_NL__2PRFIN20030604_153510_000000572017_00025_06592_7125.N1	04-JUN-2003 15:35:10	Dark	57.000	140	88Gam Peg	2.8340	26000.	114	6592	No
217	GOM_NL__2PRFIN20030604_153908_000001072017_00025_06592_7126.N1	04-JUN-2003 15:39:08	Dark	107.00	90	54Alp Peg	2.4870	11000.	214	6592	No
218	GOM_NL__2PRFIN20030604_154414_000000512017_00025_06592_7127.N1	04-JUN-2003 15:44:14	Dark	51.000	52	16Bet Cet	2.0370	4500.0	102	6592	No
219	GOM_NL__2PRFIN20030604_155053_000000462017_00025_06592_7128.N1	04-JUN-2003 15:50:53	Dark	46.000	84	Alp Phe	2.3970	4500.0	92	6592	No

220	GOM_NL__2PRFIN20030604_155326_000000692017_00025_06592_7129.N1	04-JUN-2003 15:53:26	Dark	68.500	18	24Alp PsA	1.1660	9700.0	137	6592	No
221	GOM_NL__2PRFIN20030604_155626_000000602017_00026_06593_7100.N1	04-JUN-2003 15:56:26	Dark	60.000	63	Bet Gru	2.1500	2800.0	120	6593	No
222	GOM_NL__2PRFIN20030604_155822_000000472017_00026_06593_7101.N1	04-JUN-2003 15:58:22	Dark	46.500	31	Alp Gru	1.7340	15200.	93	6593	No
223	GOM_NL__2PRFIN20030604_160308_000000452017_00026_06593_7102.N1	04-JUN-2003 16:03:08	Straylight	45.000	45	Alp Pav	1.9400	26000.	90	6593	No
224	GOM_NL__2PRFIN20030604_160905_000000442017_00026_06593_7103.N1	04-JUN-2003 16:09:05	Straylight	43.500	141	Bet Ara	2.8400	4600.0	87	6593	No
225	GOM_NL__2PRFIN20030604_161022_000000402017_00026_06593_7104.N1	04-JUN-2003 16:10:22	Straylight	39.500	147	Alp Ara	2.8770	26000.	79	6593	No
226	GOM_NL__2PRFIN20030604_161204_000000452017_00026_06593_7105.N1	04-JUN-2003 16:12:04	Straylight	44.500	40	The Sco	1.8590	7100.0	89	6593	No
227	GOM_NL__2PRFIN20030604_161351_000000472017_00026_06593_7106.N1	04-JUN-2003 16:13:51	Tw_i_and_stray	47.000	25	35Lam Sco	1.6200	28000.	94	6593	No
228	GOM_NL__2PRFIN20030604_161532_000000452017_00026_06593_7107.N1	04-JUN-2003 16:15:32	Tw_i_and_stray	45.000	75	26Eps Sco	2.2910	4250.0	90	6593	No
229	GOM_NL__2PRFIN20030604_161732_000000442017_00026_06593_7108.N1	04-JUN-2003 16:17:32	Bright	43.500	136	23Tau Sco	2.8220	30000.	87	6593	No
230	GOM_NL__2PRFIN20030604_161934_000000402017_00026_06593_7109.N1	04-JUN-2003 16:19:34	Bright	40.000	80	7Del Sco	2.3160	30000.	80	6593	No
231	GOM_NL__2PRFIN20030604_162104_000000452017_00026_06593_7110.N1	04-JUN-2003 16:21:04	Bright	44.500	86	35Eta Oph	2.4300	10200.	89	6593	No
232	GOM_NL__2PRFIN20030604_162253_000000422017_00026_06593_7111.N1	04-JUN-2003 16:22:53	Bright	42.000	98	13Zet Oph	2.5710	30000.	84	6593	No
233	GOM_NL__2PRFIN20030604_162503_000000402017_00026_06593_7112.N1	04-JUN-2003 16:25:03	Bright	40.000	120	1Del Oph	2.7340	3200.0	80	6593	No
234	GOM_NL__2PRFIN20030604_162803_000000372017_00026_06593_7113.N1	04-JUN-2003 16:28:03	Bright	36.500	102	24Alp Ser	2.6000	4250.0	73	6593	No
235	GOM_NL__2PRFIN20030604_163256_000000402017_00026_06593_7114.N1	04-JUN-2003 16:32:56	Bright	40.000	127	27Bet Her	2.7810	4700.0	80	6593	No
236	GOM_NL__2PRFIN20030604_163616_000000612017_00026_06593_7115.N1	04-JUN-2003 16:36:16	Bright	61.000	133	40Zet Her	2.8070	6000.0	122	6593	No
237	GOM_NL__2PRFIN20030604_164337_000000442017_00026_06593_7116.N1	04-JUN-2003 16:43:37	Bright	43.500	130	23Bet Dra	2.7990	5800.0	87	6593	No
238	GOM_NL__2PRFIN20030604_164714_000000382017_00026_06593_7117.N1	04-JUN-2003 16:47:14	Bright	38.000	60	7Bet UMi	2.0810	3950.0	76	6593	No
239	GOM_NL__2PRFIN20030604_165155_000000372017_00026_06593_7118.N1	04-JUN-2003 16:51:55	Bright	36.500	49	1Alp UMi	1.9900	6300.0	73	6593	No
240	GOM_NL__2PRFIN20030604_165430_000000482017_00026_06593_7119.N1	04-JUN-2003 16:54:30	Bright	48.000	89	5Alp Cep	2.4510	8000.0	96	6593	No
241	GOM_NL__2PRFIN20030604_165619_000000872017_00026_06593_7120.N1	04-JUN-2003 16:56:19	Bright	86.500	19	50Alp Cyg	1.2460	10500.	173	6593	No
242	GOM_NL__2PRFIN20030604_165953_000000382017_00026_06593_7121.N1	04-JUN-2003 16:59:53	Bright	38.000	76	27Gam Cas	2.3000	30000.	76	6593	No
243	GOM_NL__2PRFIN20030604_170636_000001652017_00026_06593_7122.N1	04-JUN-2003 17:06:36	Straylight	165.00	92	53Eps Cyg	2.5000	4500.0	330	6593	No
244	GOM_NL__2PRFIN20030604_171034_000000592017_00026_06593_7123.N1	04-JUN-2003 17:10:34	Tw_i_and_stray	58.500	58	21Alp And	2.0730	11000.	117	6593	No
245	GOM_NL__2PRFIN20030604_171214_000001132017_00026_06593_7124.N1	04-JUN-2003 17:12:14	Dark	113.00	93	53Bet Peg	2.5200	3100.0	226	6593	No
246	GOM_NL__2PRFIN20030604_171546_000000562017_00026_06593_7125.N1	04-JUN-2003 17:15:46	Dark	56.000	140	88Gam Peg	2.8340	26000.	112	6593	No
247	GOM_NL__2PRFIN20030604_171945_000001082017_00026_06593_7126.N1	04-JUN-2003 17:19:45	Dark	108.00	90	54Alp Peg	2.4870	11000.	216	6593	No
248	GOM_NL__2PRFIN20030604_172451_000000492017_00026_06593_7127.N1	04-JUN-2003 17:24:51	Dark	48.500	52	16Bet Cet	2.0370	4500.0	97	6593	No
249	GOM_NL__2PRFIN20030604_173129_000000462017_00026_06593_7128.N1	04-JUN-2003 17:31:29	Dark	45.500	84	Alp Phe	2.3970	4500.0	91	6593	No
250	GOM_NL__2PRFIN20030604_173403_000000662017_00026_06593_7129.N1	04-JUN-2003 17:34:03	Dark	66.000	18	24Alp PsA	1.1660	9700.0	132	6593	No
251	GOM_NL__2PRFIN20030604_173703_000000502017_00027_06594_7100.N1	04-JUN-2003 17:37:03	Dark	49.500	63	Bet Gru	2.1500	2800.0	99	6594	No
252	GOM_NL__2PRFIN20030604_173858_000000512017_00027_06594_7101.N1	04-JUN-2003 17:38:58	Dark	51.000	31	Alp Gru	1.7340	15200.	102	6594	No
253	GOM_NL__2PRFIN20030604_174345_000000442017_00027_06594_7102.N1	04-JUN-2003 17:43:45	Straylight	43.500	45	Alp Pav	1.9400	26000.	87	6594	No
254	GOM_NL__2PRFIN20030604_174942_000000402017_00027_06594_7103.N1	04-JUN-2003 17:49:42	Straylight	39.500	141	Bet Ara	2.8400	4600.0	79	6594	No
255	GOM_NL__2PRFIN20030604_175058_000000402017_00027_06594_7104.N1	04-JUN-2003 17:50:58	Straylight	40.000	147	Alp Ara	2.8770	26000.	80	6594	No
256	GOM_NL__2PRFIN20030604_175241_000000482017_00027_06594_7105.N1	04-JUN-2003 17:52:41	Straylight	47.500	40	The Sco	1.8590	7100.0	95	6594	No
257	GOM_NL__2PRFIN20030604_175428_000000482017_00027_06594_7106.N1	04-JUN-2003 17:54:28	Tw_i_and_stray	47.500	25	35Lam Sco	1.6200	28000.	95	6594	No
258	GOM_NL__2PRFIN20030604_175609_000000462017_00027_06594_7107.N1	04-JUN-2003 17:56:09	Tw_i_and_stray	45.500	75	26Eps Sco	2.2910	4250.0	91	6594	No
259	GOM_NL__2PRFIN20030604_175808_000000472017_00027_06594_7108.N1	04-JUN-2003 17:58:08	Bright	46.500	136	23Tau Sco	2.8220	30000.	93	6594	No
260	GOM_NL__2PRFIN20030604_180010_000000402017_00027_06594_7109.N1	04-JUN-2003 18:00:10	Bright	40.000	80	7Del Sco	2.3160	30000.	80	6594	No
261	GOM_NL__2PRFIN20030604_180140_000000452017_00027_06594_7110.N1	04-JUN-2003 18:01:40	Bright	44.500	86	35Eta Oph	2.4300	10200.	89	6594	No
262	GOM_NL__2PRFIN20030604_180329_000000422017_00027_06594_7111.N1	04-JUN-2003 18:03:29	Bright	41.500	98	13Zet Oph	2.5710	30000.	83	6594	No
263	GOM_NL__2PRFIN20030604_180538_000000412017_00027_06594_7112.N1	04-JUN-2003 18:05:38	Bright	40.500	120	1Del Oph	2.7340	3200.0	81	6594	No
264	GOM_NL__2PRFIN20030604_180839_000000372017_00027_06594_7113.N1	04-JUN-2003 18:08:39	Bright	37.000	102	24Alp Ser	2.6000	4250.0	74	6594	No
265	GOM_NL__2PRFIN20030604_181331_000000432017_00027_06594_7114.N1	04-JUN-2003 18:13:31	Bright	42.500	127	27Bet Her	2.7810	4700.0	85	6594	No
266	GOM_NL__2PRFIN20030604_181651_000000422017_00027_06594_7115.N1	04-JUN-2003 18:16:51	Bright	42.000	133	40Zet Her	2.8070	6000.0	84	6594	No
267	GOM_NL__2PRFIN20030604_182412_000000452017_00027_06594_7116.N1	04-JUN-2003 18:24:12	Bright	44.500	130	23Bet Dra	2.7990	5800.0	89	6594	No
268	GOM_NL__2PRFIN20030604_182750_000000372017_00027_06594_7117.N1	04-JUN-2003 18:27:50	Bright	37.000	60	7Bet UMi	2.0810	3950.0	74	6594	No
269	GOM_NL__2PRFIN20030604_183231_000000382017_00027_06594_7118.N1	04-JUN-2003 18:32:31	Bright	37.500	49	1Alp UMi	1.9900	6300.0	75	6594	No
270	GOM_NL__2PRFIN20030604_183505_000000482017_00027_06594_7119.N1	04-JUN-2003 18:35:05	Bright	48.000	89	5Alp Cep	2.4510	8000.0	96	6594	No
271	GOM_NL__2PRFIN20030604_183655_000000852017_00027_06594_7120.N1	04-JUN-2003 18:36:55	Bright	85.000	19	50Alp Cyg	1.2460	10500.	170	6594	No
272	GOM_NL__2PRFIN20030604_184029_000000372017_00027_06594_7121.N1	04-JUN-2003 18:40:29	Bright	37.000	76	27Gam Cas	2.3000	30000.	74	6594	No
273	GOM_NL__2PRFIN20030604_184709_000001652017_00027_06594_7122.N1	04-JUN-2003 18:47:09	Straylight	165.00	92	53Eps Cyg	2.5000	4500.0	330	6594	No
274	GOM_NL__2PRFIN20030604_185110_000000572017_00027_06594_7123.N1	04-JUN-2003 18:51:10	Tw_i_and_stray	56.500	58	21Alp And	2.0730	11000.	113	6594	No
275	GOM_NL__2PRFIN20030604_185251_000000972017_00027_06594_7124.N1	04-JUN-2003 18:52:51	Dark	97.000	93	53Bet Peg	2.5200	3100.0	194	6594	No
276	GOM_NL__2PRFIN20030604_185623_000000562017_00027_06594_7125.N1	04-JUN-2003 18:56:23	Dark	55.500	140	88Gam Peg	2.8340	26000.	111	6594	No
277	GOM_NL__2PRFIN20030604_190023_000001112017_00027_06594_7126.N1	04-JUN-2003 19:00:23	Dark	110.50	90	54Alp Peg	2.4870	11000.	221	6594	No
278	GOM_NL__2PRFIN20030604_190528_000000492017_00027_06594_7127.N1	04-JUN-2003 19:05:28	Dark	49.000	52	16Bet Cet	2.0370	4500.0	98	6594	No

279	GOM_NL__2PRFIN20030604_191206_000000452017_00027_06594_7128.N1	04-JUN-2003 19:12:06	Dark	45.000	84	Alp Phe	2.3970	4500.0	90	6594	No
280	GOM_NL__2PRFIN20030604_191440_000000692017_00027_06594_7129.N1	04-JUN-2003 19:14:40	Dark	68.500	18	24Alp PsA	1.1660	9700.0	137	6594	No
281	GOM_NL__2PRFIN20030604_191739_000000572017_00028_06595_7100.N1	04-JUN-2003 19:17:39	Dark	56.500	63	Bet Gru	2.1500	2800.0	113	6595	No
282	GOM_NL__2PRFIN20030604_191935_000000462017_00028_06595_7101.N1	04-JUN-2003 19:19:35	Dark	46.000	31	Alp Gru	1.7340	15200.	92	6595	No
283	GOM_NL__2PRFIN20030604_192421_000000432017_00028_06595_7102.N1	04-JUN-2003 19:24:21	Straylight	43.000	45	Alp Pav	1.9400	26000.	86	6595	No
284	GOM_NL__2PRFIN20030604_193018_000000412017_00028_06595_7103.N1	04-JUN-2003 19:30:18	Straylight	41.000	141	Bet Ara	2.8400	4600.0	82	6595	No
285	GOM_NL__2PRFIN20030604_193135_000000402017_00028_06595_7104.N1	04-JUN-2003 19:31:35	Straylight	39.500	147	Alp Ara	2.8770	26000.	79	6595	No
286	GOM_NL__2PRFIN20030604_193317_000000462017_00028_06595_7105.N1	04-JUN-2003 19:33:17	Straylight	45.500	40	The Sco	1.8590	7100.0	91	6595	No
287	GOM_NL__2PRFIN20030604_193504_000000502017_00028_06595_7106.N1	04-JUN-2003 19:35:04	Twi_and_stray	50.000	25	35Lam Sco	1.6200	28000.	100	6595	No
288	GOM_NL__2PRFIN20030604_193645_000000472017_00028_06595_7107.N1	04-JUN-2003 19:36:45	Twi_and_stray	46.500	75	26Eps Sco	2.2910	4250.0	93	6595	No
289	GOM_NL__2PRFIN20030604_193845_000000402017_00028_06595_7108.N1	04-JUN-2003 19:38:45	Bright	39.500	136	23Tau Sco	2.8220	30000.	79	6595	No
290	GOM_NL__2PRFIN20030604_194047_000000392017_00028_06595_7109.N1	04-JUN-2003 19:40:47	Bright	38.500	80	7Del Sco	2.3160	30000.	77	6595	No
291	GOM_NL__2PRFIN20030604_194216_000000442017_00028_06595_7110.N1	04-JUN-2003 19:42:16	Bright	44.000	86	35Eta Oph	2.4300	10200.	88	6595	No
292	GOM_NL__2PRFIN20030604_194405_000000412017_00028_06595_7111.N1	04-JUN-2003 19:44:05	Bright	40.500	98	13Zet Oph	2.5710	30000.	81	6595	No
293	GOM_NL__2PRFIN20030604_194615_000000402017_00028_06595_7112.N1	04-JUN-2003 19:46:15	Bright	39.500	120	1Del Oph	2.7340	3200.0	79	6595	No
294	GOM_NL__2PRFIN20030604_194915_000000372017_00028_06595_7113.N1	04-JUN-2003 19:49:15	Bright	36.500	102	24Alp Ser	2.6000	4250.0	73	6595	No
295	GOM_NL__2PRFIN20030604_195407_000000432017_00028_06595_7114.N1	04-JUN-2003 19:54:07	Bright	42.500	127	27Bet Her	2.7810	4700.0	85	6595	No
296	GOM_NL__2PRFIN20030604_195727_000000422017_00028_06595_7115.N1	04-JUN-2003 19:57:27	Bright	42.000	133	40Zet Her	2.8070	6000.0	84	6595	No
297	GOM_NL__2PRFIN20030604_200448_000000442017_00028_06595_7116.N1	04-JUN-2003 20:04:48	Bright	44.000	130	23Bet Dra	2.7990	5800.0	88	6595	No
298	GOM_NL__2PRFIN20030604_200826_000000392017_00028_06595_7117.N1	04-JUN-2003 20:08:26	Bright	38.500	60	7Bet UMi	2.0810	3950.0	77	6595	No
299	GOM_NL__2PRFIN20030604_201307_000000372017_00028_06595_7118.N1	04-JUN-2003 20:13:07	Bright	37.000	49	1Alp UMi	1.9900	6300.0	74	6595	No
300	GOM_NL__2PRFIN20030604_201540_000000472017_00028_06595_7119.N1	04-JUN-2003 20:15:40	Bright	46.500	89	5Alp Cep	2.4510	8000.0	93	6595	No
301	GOM_NL__2PRFIN20030604_201730_000000862017_00028_06595_7120.N1	04-JUN-2003 20:17:30	Bright	86.000	19	50Alp Cyg	1.2460	10500.	172	6595	No
302	GOM_NL__2PRFIN20030604_202105_000000382017_00028_06595_7121.N1	04-JUN-2003 20:21:05	Bright	38.000	76	27Gam Cas	2.3000	30000.	76	6595	No
303	GOM_NL__2PRFIN20030604_202742_000001662017_00028_06595_7122.N1	04-JUN-2003 20:27:42	Straylight	166.00	92	53Eps Cyg	2.5000	4500.0	332	6595	No
304	GOM_NL__2PRFIN20030604_203147_000000562017_00028_06595_7123.N1	04-JUN-2003 20:31:47	Twi_and_stray	56.000	58	21Alp And	2.0730	11000.	112	6595	No
305	GOM_NL__2PRFIN20030604_203327_000001152017_00028_06595_7124.N1	04-JUN-2003 20:33:27	Dark	115.00	93	53Bet Peg	2.5200	3100.0	230	6595	No
306	GOM_NL__2PRFIN20030604_203700_000000572017_00028_06595_7125.N1	04-JUN-2003 20:37:00	Dark	56.500	140	88Gam Peg	2.8340	26000.	113	6595	No
307	GOM_NL__2PRFIN20030604_204102_000001082017_00028_06595_7126.N1	04-JUN-2003 20:41:02	Dark	107.50	90	54Alp Peg	2.4870	11000.	215	6595	No
308	GOM_NL__2PRFIN20030604_204604_000000522017_00028_06595_7127.N1	04-JUN-2003 20:46:04	Dark	52.000	52	16Bet Cet	2.0370	4500.0	104	6595	No
309	GOM_NL__2PRFIN20030604_205243_000000482017_00028_06595_7128.N1	04-JUN-2003 20:52:43	Dark	47.500	84	Alp Phe	2.3970	4500.0	95	6595	No
310	GOM_NL__2PRFIN20030604_205518_000000592017_00028_06595_7129.N1	04-JUN-2003 20:55:18	Dark	58.500	18	24Alp PsA	1.1660	9700.0	117	6595	No
311	GOM_NL__2PRFIN20030604_205816_000000582017_00029_06596_7100.N1	04-JUN-2003 20:58:16	Dark	57.500	63	Bet Gru	2.1500	2800.0	115	6596	No
312	GOM_NL__2PRFIN20030604_210012_000000492017_00029_06596_7101.N1	04-JUN-2003 21:00:12	Dark	49.000	31	Alp Gru	1.7340	15200.	98	6596	No
313	GOM_NL__2PRFIN20030604_210458_000000442017_00029_06596_7102.N1	04-JUN-2003 21:04:58	Straylight	43.500	45	Alp Pav	1.9400	26000.	87	6596	No
314	GOM_NL__2PRFIN20030604_211054_000000432017_00029_06596_7103.N1	04-JUN-2003 21:10:54	Straylight	43.000	141	Bet Ara	2.8400	4600.0	86	6596	No
315	GOM_NL__2PRFIN20030604_211211_000000402017_00029_06596_7104.N1	04-JUN-2003 21:12:11	Straylight	39.500	147	Alp Ara	2.8770	26000.	79	6596	No
316	GOM_NL__2PRFIN20030604_211354_000000452017_00029_06596_7105.N1	04-JUN-2003 21:13:54	Straylight	45.000	40	The Sco	1.8590	7100.0	90	6596	No
317	GOM_NL__2PRFIN20030604_211540_000000482017_00029_06596_7106.N1	04-JUN-2003 21:15:40	Twi_and_stray	47.500	25	35Lam Sco	1.6200	28000.	95	6596	No
318	GOM_NL__2PRFIN20030604_211721_000000452017_00029_06596_7107.N1	04-JUN-2003 21:17:21	Twi_and_stray	44.500	75	26Eps Sco	2.2910	4250.0	89	6596	No
319	GOM_NL__2PRFIN20030604_211921_000000422017_00029_06596_7108.N1	04-JUN-2003 21:19:21	Bright	42.000	136	23Tau Sco	2.8220	30000.	84	6596	No
320	GOM_NL__2PRFIN20030604_212123_000000392017_00029_06596_7109.N1	04-JUN-2003 21:21:23	Bright	38.500	80	7Del Sco	2.3160	30000.	77	6596	No
321	GOM_NL__2PRFIN20030604_212252_000000442017_00029_06596_7110.N1	04-JUN-2003 21:22:52	Bright	43.500	86	35Eta Oph	2.4300	10200.	87	6596	No
322	GOM_NL__2PRFIN20030604_212441_000000392017_00029_06596_7111.N1	04-JUN-2003 21:24:41	Bright	39.000	98	13Zet Oph	2.5710	30000.	78	6596	No
323	GOM_NL__2PRFIN20030604_212650_000000402017_00029_06596_7112.N1	04-JUN-2003 21:26:50	Bright	40.000	120	1Del Oph	2.7340	3200.0	80	6596	No
324	GOM_NL__2PRFIN20030604_212951_000000372017_00029_06596_7113.N1	04-JUN-2003 21:29:51	Bright	36.500	102	24Alp Ser	2.6000	4250.0	73	6596	No
325	GOM_NL__2PRFIN20030604_213443_000000412017_00029_06596_7114.N1	04-JUN-2003 21:34:43	Bright	41.000	127	27Bet Her	2.7810	4700.0	82	6596	No
326	GOM_NL__2PRFIN20030604_213803_000000422017_00029_06596_7115.N1	04-JUN-2003 21:38:03	Bright	42.000	133	40Zet Her	2.8070	6000.0	84	6596	No
327	GOM_NL__2PRFIN20030604_214523_000000442017_00029_06596_7116.N1	04-JUN-2003 21:45:23	Bright	44.000	130	23Bet Dra	2.7990	5800.0	88	6596	No
328	GOM_NL__2PRFIN20030604_214902_000000372017_00029_06596_7117.N1	04-JUN-2003 21:49:02	Bright	37.000	60	7Bet UMi	2.0810	3950.0	74	6596	No
329	GOM_NL__2PRFIN20030604_215343_000000362017_00029_06596_7118.N1	04-JUN-2003 21:53:43	Bright	35.500	49	1Alp UMi	1.9900	6300.0	71	6596	No
330	GOM_NL__2PRFIN20030604_215615_000000472017_00029_06596_7119.N1	04-JUN-2003 21:56:15	Bright	47.000	89	5Alp Cep	2.4510	8000.0	94	6596	No
331	GOM_NL__2PRFIN20030604_215804_000000852017_00029_06596_7120.N1	04-JUN-2003 21:58:04	Bright	85.000	19	50Alp Cyg	1.2460	10500.	170	6596	No
332	GOM_NL__2PRFIN20030604_220141_000000462017_00029_06596_7121.N1	04-JUN-2003 22:01:41	Bright	46.000	76	27Gam Cas	2.3000	30000.	92	6596	No
333	GOM_NL__2PRFIN20030604_220815_000001662017_00029_06596_7122.N1	04-JUN-2003 22:08:15	Straylight	166.00	92	53Eps Cyg	2.5000	4500.0	332	6596	No
334	GOM_NL__2PRFIN20030604_221223_000000572017_00029_06596_7123.N1	04-JUN-2003 22:12:23	Twi_and_stray	57.000	58	21Alp And	2.0730	11000.	114	6596	No
335	GOM_NL__2PRFIN20030604_221405_000000962017_00029_06596_7124.N1	04-JUN-2003 22:14:05	Dark	95.500	93	53Bet Peg	2.5200	3100.0	191	6596	No
336	GOM_NL__2PRFIN20030604_221736_000000572017_00029_06596_7125.N1	04-JUN-2003 22:17:36	Dark	57.000	140	88Gam Peg	2.8340	26000.	114	6596	No
337	GOM_NL__2PRFIN20030604_222141_000001072017_00029_06596_7126.N1	04-JUN-2003 22:21:41	Dark	106.50	90	54Alp Peg	2.4870	11000.	213	6596	No

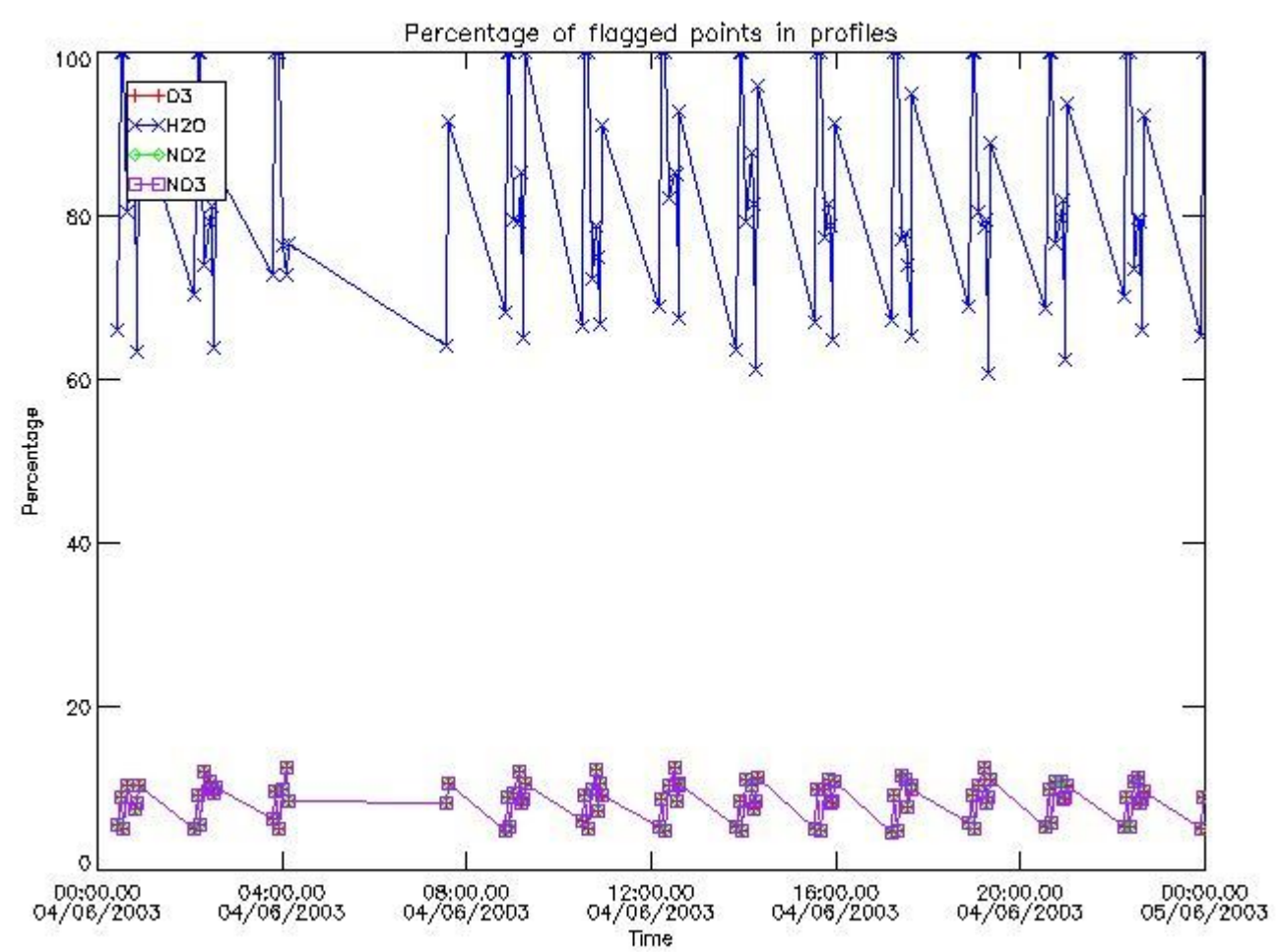
338	GOM_NL__2PRFIN20030604_222641_000000482017_00029_06596_7127.N1	04-JUN-2003 22:26:41	Dark	47.500	52	16Bet Cet	2.0370	4500.0	95	6596	No
339	GOM_NL__2PRFIN20030604_223319_000000452017_00029_06596_7128.N1	04-JUN-2003 22:33:19	Dark	45.000	84	Alp Phe	2.3970	4500.0	90	6596	No
340	GOM_NL__2PRFIN20030604_223555_000000682017_00029_06596_7129.N1	04-JUN-2003 22:35:55	Dark	68.000	18	24Alp PsA	1.1660	9700.0	136	6596	No
341	GOM_NL__2PRFIN20030604_223853_000000582017_00030_06597_7216.N1	04-JUN-2003 22:38:53	Dark	58.000	63	Bet Gru	2.1500	2800.0	116	6597	No
342	GOM_NL__2PRFIN20030604_224049_000000532017_00030_06597_7217.N1	04-JUN-2003 22:40:49	Dark	53.000	31	Alp Gru	1.7340	15200.	106	6597	No
343	GOM_NL__2PRFIN20030604_224534_000000452017_00030_06597_7218.N1	04-JUN-2003 22:45:34	Straylight	44.500	45	Alp Pav	1.9400	26000.	89	6597	No
344	GOM_NL__2PRFIN20030604_225130_000000492017_00030_06597_7219.N1	04-JUN-2003 22:51:30	Straylight	49.000	141	Bet Ara	2.8400	4600.0	98	6597	No
345	GOM_NL__2PRFIN20030604_225248_000000402017_00030_06597_7220.N1	04-JUN-2003 22:52:48	Straylight	39.500	147	Alp Ara	2.8770	26000.	79	6597	No
346	GOM_NL__2PRFIN20030604_225430_000000472017_00030_06597_7221.N1	04-JUN-2003 22:54:30	Straylight	47.000	40	The Sco	1.8590	7100.0	94	6597	No
347	GOM_NL__2PRFIN20030604_225617_000000452017_00030_06597_7222.N1	04-JUN-2003 22:56:17	Tw_i_and_stray	44.500	25	35Lam Sco	1.6200	28000.	89	6597	No
348	GOM_NL__2PRFIN20030604_225757_000000472017_00030_06597_7223.N1	04-JUN-2003 22:57:57	Tw_i_and_stray	46.500	75	26Eps Sco	2.2910	4250.0	93	6597	No
349	GOM_NL__2PRFIN20030604_225957_000000492017_00030_06597_7224.N1	04-JUN-2003 22:59:57	Bright	48.500	136	23Tau Sco	2.8220	30000.	97	6597	No
350	GOM_NL__2PRFIN20030604_230159_000000402017_00030_06597_7225.N1	04-JUN-2003 23:01:59	Bright	39.500	80	7Del Sco	2.3160	30000.	79	6597	No
351	GOM_NL__2PRFIN20030604_230328_000000452017_00030_06597_7226.N1	04-JUN-2003 23:03:28	Bright	45.000	86	35Eta Oph	2.4300	10200.	90	6597	No
352	GOM_NL__2PRFIN20030604_230517_000000402017_00030_06597_7227.N1	04-JUN-2003 23:05:17	Bright	40.000	98	13Zet Oph	2.5710	30000.	80	6597	No
353	GOM_NL__2PRFIN20030604_230726_000000402017_00030_06597_7228.N1	04-JUN-2003 23:07:26	Bright	40.000	120	1Del Oph	2.7340	3200.0	80	6597	No
354	GOM_NL__2PRFIN20030604_231027_000000372017_00030_06597_7229.N1	04-JUN-2003 23:10:27	Bright	36.500	102	24Alp Ser	2.6000	4250.0	73	6597	No
355	GOM_NL__2PRFIN20030604_231518_000000432017_00030_06597_7230.N1	04-JUN-2003 23:15:18	Bright	42.500	127	27Bet Her	2.7810	4700.0	85	6597	No
356	GOM_NL__2PRFIN20030604_231838_000000422017_00030_06597_7231.N1	04-JUN-2003 23:18:38	Bright	42.000	133	40Zet Her	2.8070	6000.0	84	6597	No
357	GOM_NL__2PRFIN20030604_232558_000000462017_00030_06597_7232.N1	04-JUN-2003 23:25:58	Bright	45.500	130	23Bet Dra	2.7990	5800.0	91	6597	No
358	GOM_NL__2PRFIN20030604_232938_000000372017_00030_06597_7233.N1	04-JUN-2003 23:29:38	Bright	36.500	60	7Bet UMi	2.0810	3950.0	73	6597	No
359	GOM_NL__2PRFIN20030604_233419_000000332017_00030_06597_7234.N1	04-JUN-2003 23:34:19	Bright	32.500	49	1Alp UMi	1.9900	6300.0	65	6597	No
360	GOM_NL__2PRFIN20030604_233651_000000472017_00030_06597_7235.N1	04-JUN-2003 23:36:51	Bright	46.500	89	5Alp Cep	2.4510	8000.0	93	6597	No
361	GOM_NL__2PRFIN20030604_233839_000000852017_00030_06597_7236.N1	04-JUN-2003 23:38:39	Bright	84.500	19	50Alp Cyg	1.2460	10500.	169	6597	No
362	GOM_NL__2PRFIN20030604_234216_000000382017_00030_06597_7237.N1	04-JUN-2003 23:42:16	Bright	38.000	76	27Gam Cas	2.3000	30000.	76	6597	No
363	GOM_NL__2PRFIN20030604_234848_000001662017_00030_06597_7238.N1	04-JUN-2003 23:48:48	Straylight	166.00	92	53Eps Cyg	2.5000	4500.0	332	6597	No
364	GOM_NL__2PRFIN20030604_235259_000000582017_00030_06597_7239.N1	04-JUN-2003 23:52:59	Tw_i_and_stray	57.500	58	21Alp And	2.0730	11000.	115	6597	No
365	GOM_NL__2PRFIN20030604_235442_000001032017_00030_06597_7240.N1	04-JUN-2003 23:54:42	Dark	102.50	93	53Bet Peg	2.5200	3100.0	205	6597	No
366	GOM_NL__2PRFIN20030604_235812_000000582017_00030_06597_7241.N1	04-JUN-2003 23:58:12	Dark	57.500	140	88Gam Peg	2.8340	26000.	115	6597	No

### 3. Quality information per product

In this section it is plotted some information contained in the Quality Summary data set of the level 2 products. Only products in dark limb conditions and without errors (error flag in the MPH set to "0") are used.

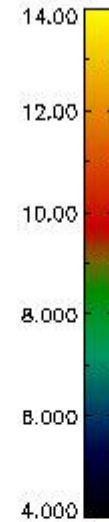
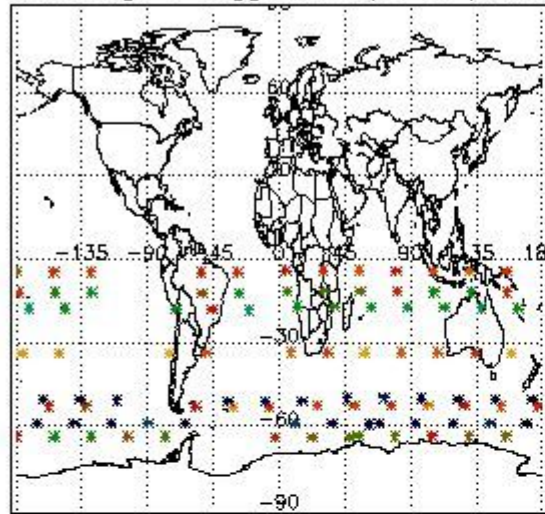
#### 3.1 Plot quality information per product (time dependant)




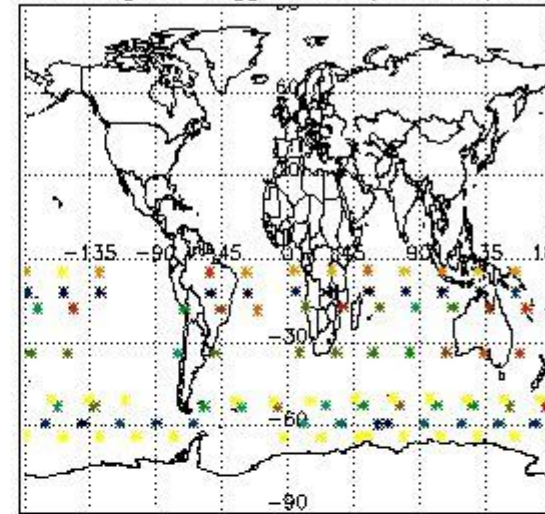


3.2 Plot quality information per product (world map)


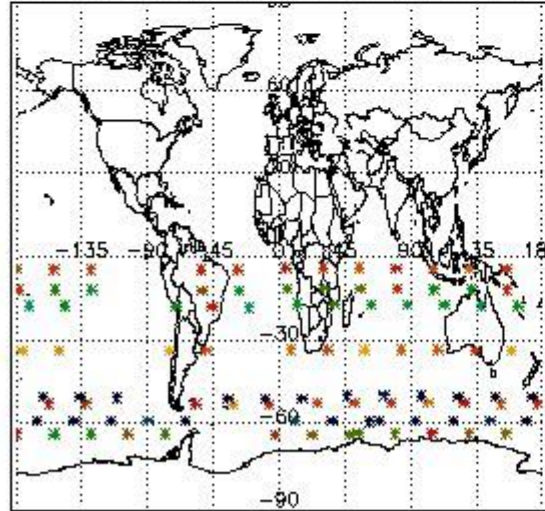
Percentage of flagged data per O3 profile



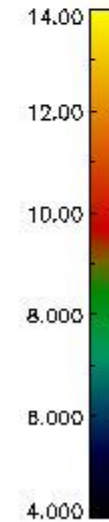
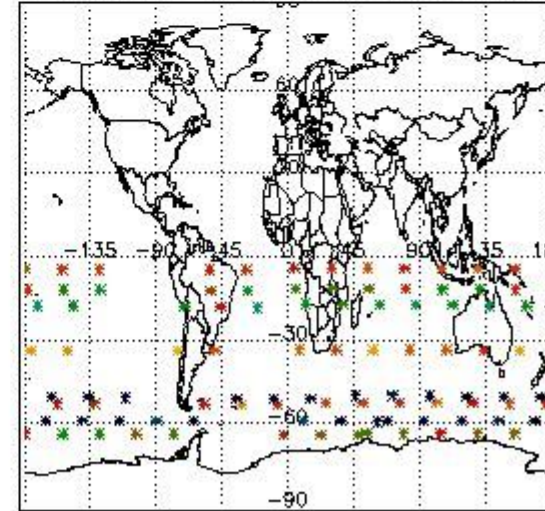
Percentage of flagged data per H2O profile



Percentage of flagged data per NO2 profile



Percentage of flagged data per NO3 profile

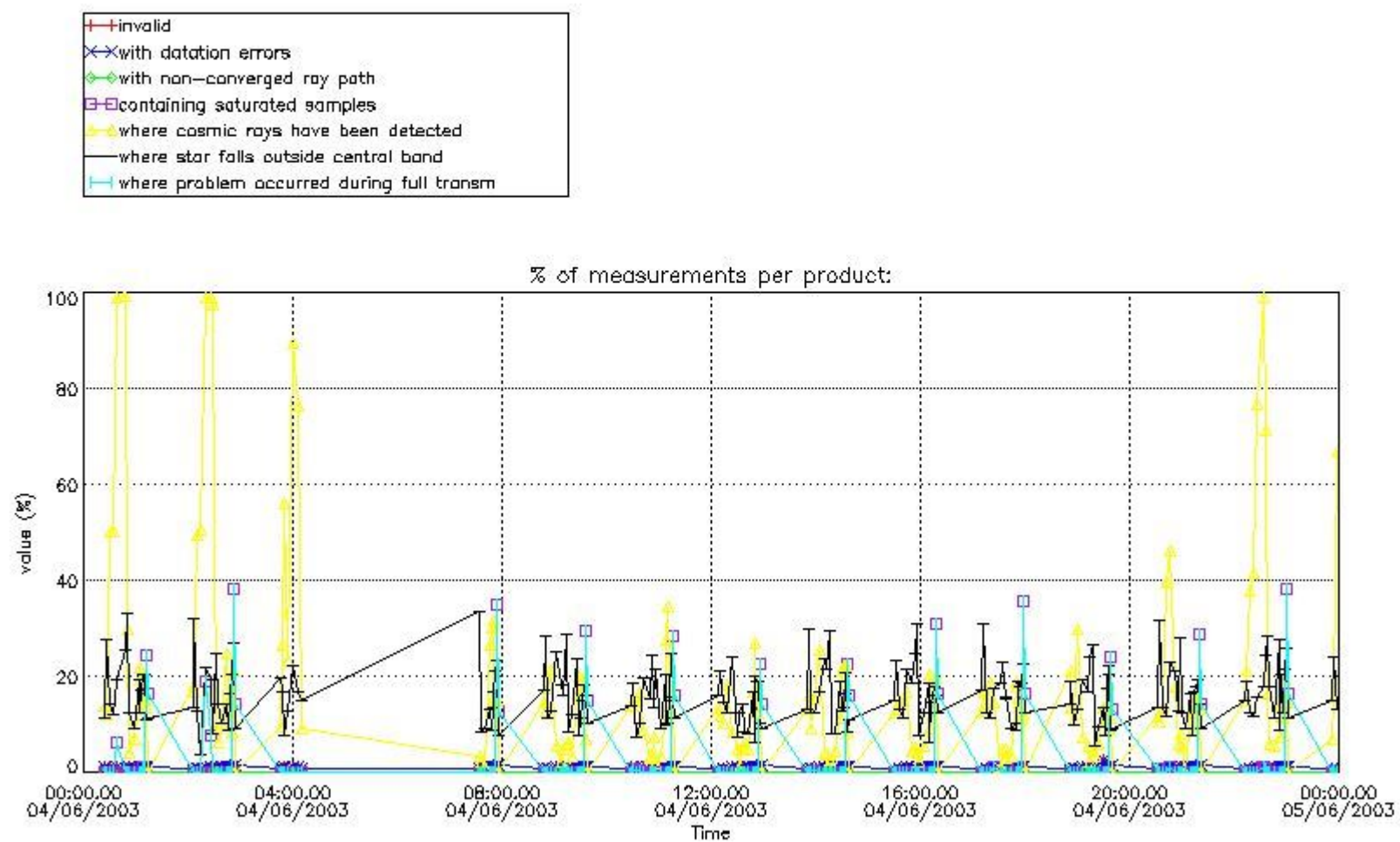


#### 4. Level 1 quality information per product

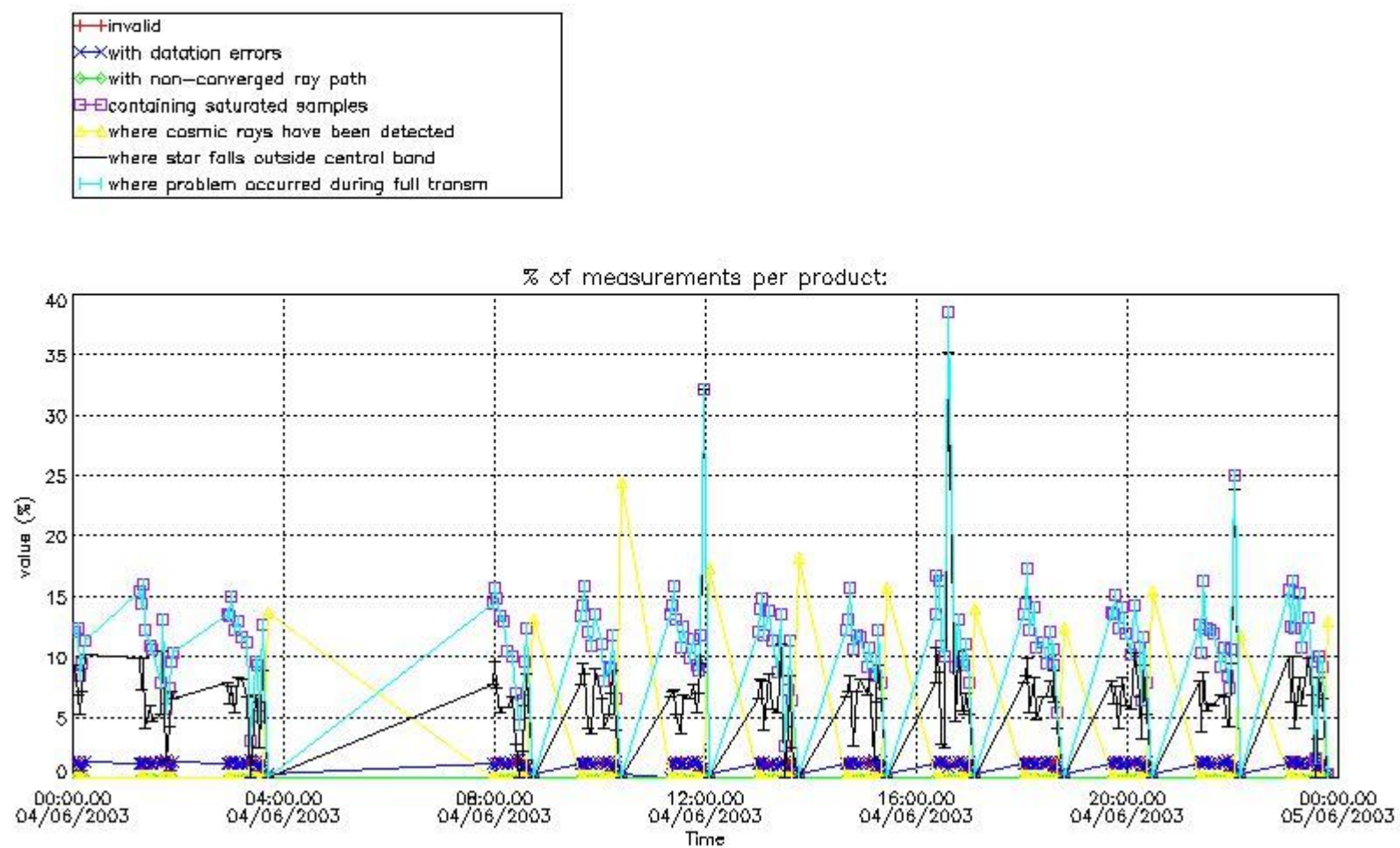
In this section it is plotted some information contained in the Quality Summary data set of the level 2 products that comes from the level 1b processing. Products without errors (error flag in the MPH set to "0") are used.

##### 4.1 Plot quality information per product (time dependant) coming from level 1b processing

###### 4.1.1 Plot level 1 quality information per product (time dependant): ENVISAT ASCENDING passes

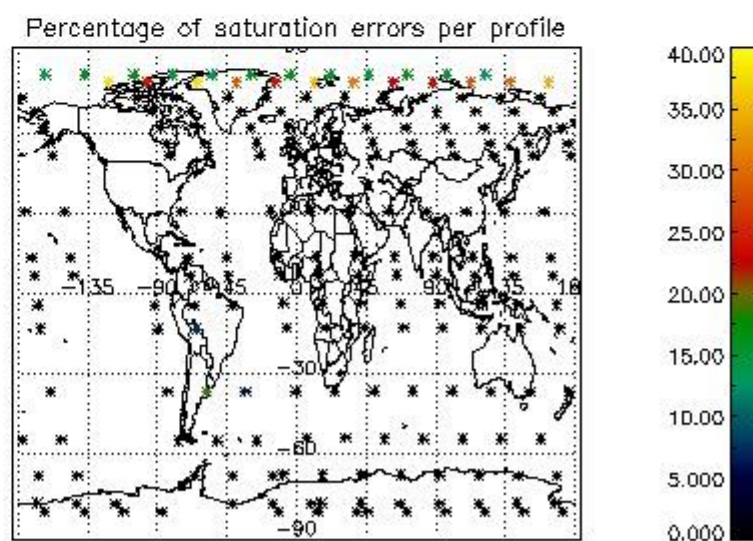
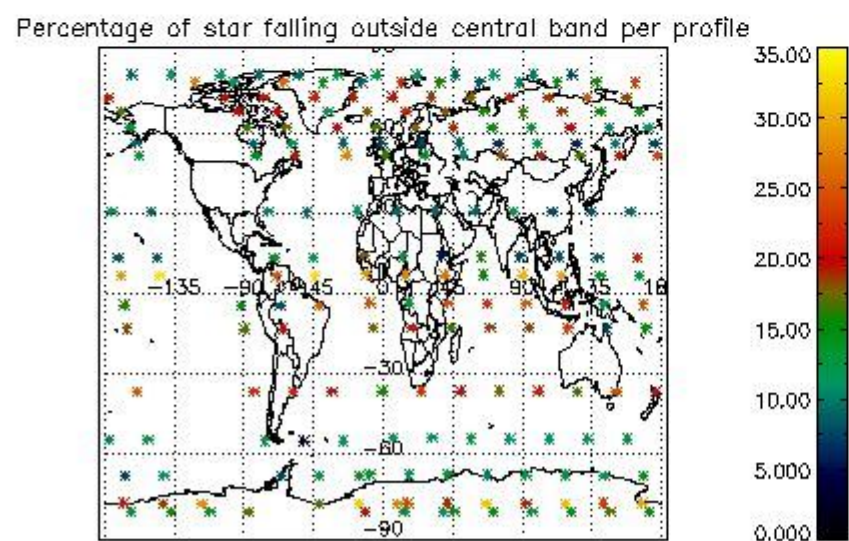
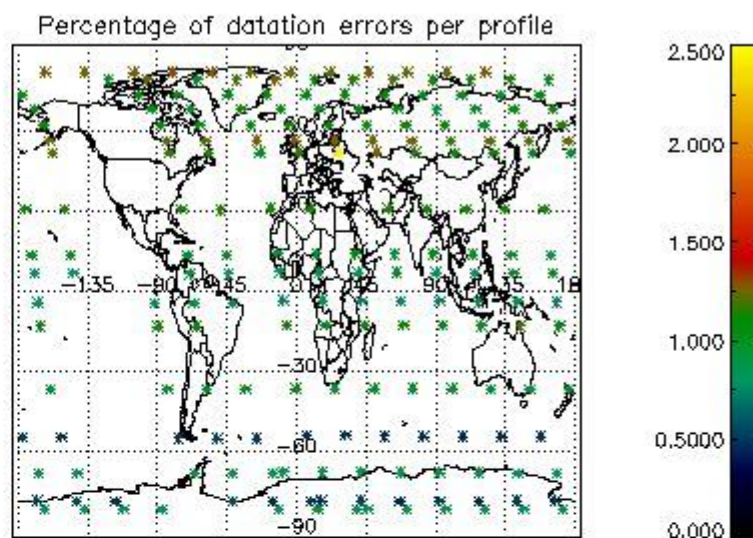
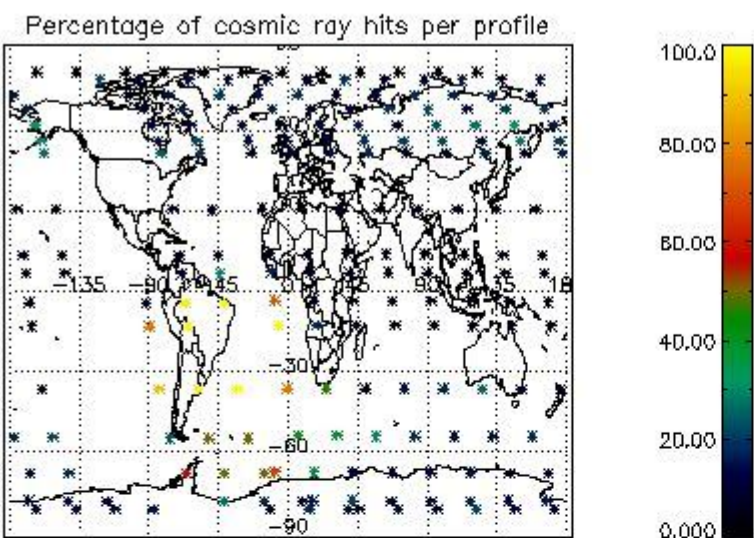


4.1.2 Plot level 1 quality information per product (time dependant): ENVI SAT DESCENDING passes

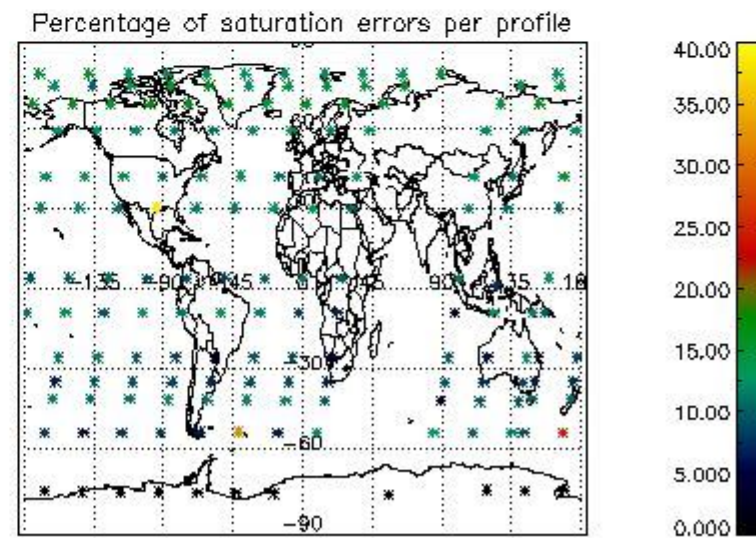
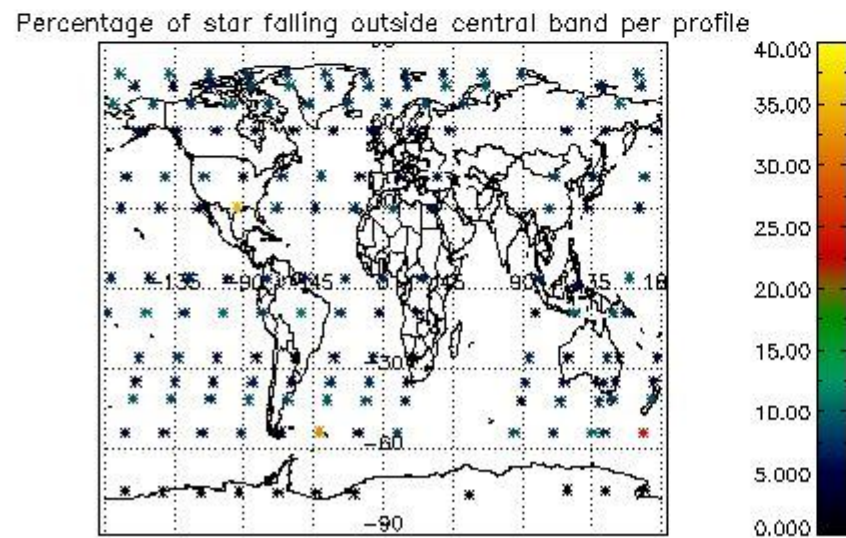
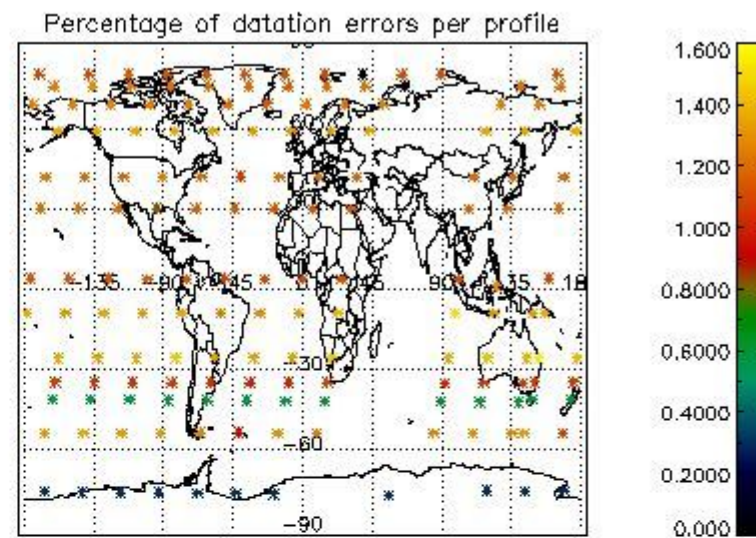
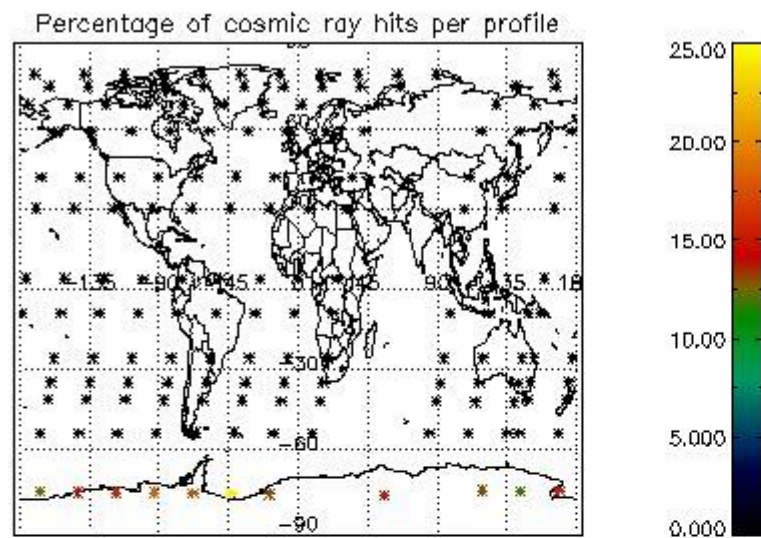


4.2 Plot quality information per product coming from level 1b processing (world map)

4.2.1 Plot level 1 quality information per product (world map): ENVISAT ASCENDING passes



4.2.2 Plot level 1 quality information per product (world map): ENVISAT DESCENDING passes



## 5. Trace gas profiles

### 5.1 Ozone statistics based on quality of products

The final quality of the products can be "measured" using the STD (Standard Deviation) attached to every point profile. This information is written to the parameter GOM\_NL\_\_2P/NL\_LOCAL\_SPECIES\_DENSITY/o3\_std of the level 2 products. The table below shows the statistics for given STD ranges.

The statistics are given with respect to the overall valid production:

- Products without fatal errors: GOM\_NL\_\_2P/MPH/PRODUCT\_ERR=0
- Valid point profile: GOM\_NL\_\_2P/NL\_LOCAL\_SPECIES\_DENSITY/pcd(0)=0

The 'Criteria' is applied to valid points of dark limb products:

- Products in dark limb illumination condition: GOM\_NL\_\_2P/NL\_SUMMARY\_QUALITY/obs\_ill\_cond=0
- Products without fatal errors: GOM\_NL\_\_2P/MPH/PRODUCT\_ERR=0
- Valid point profile: GOM\_NL\_\_2P/NL\_LOCAL\_SPECIES\_DENSITY/pcd(0)=0

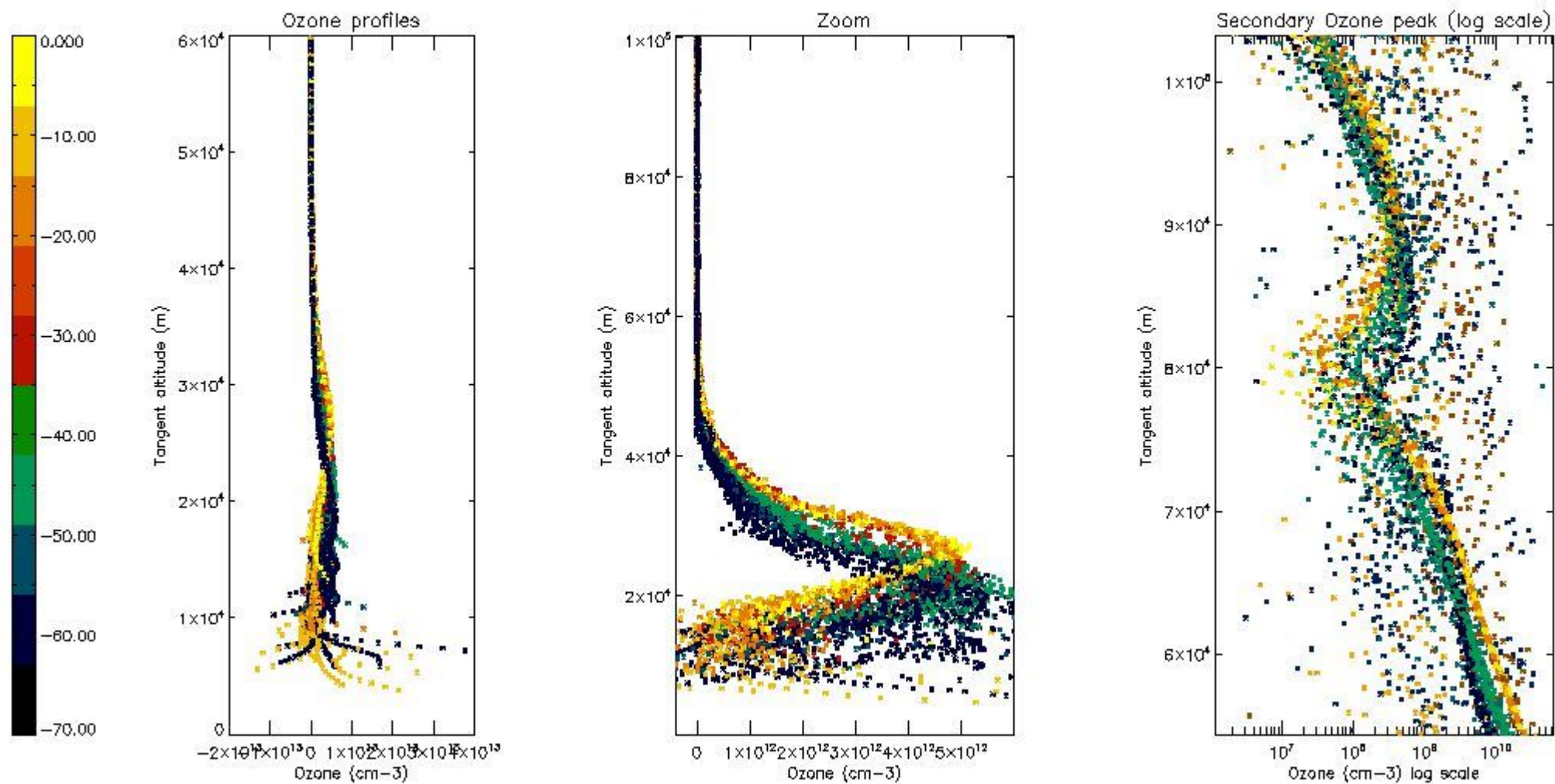
So, the table below shows the percentage of dark limb and valid observations for each criteria with respect to the overall valid daily observations.

Criteria	% of total production
All STD	34
STD < 20	17

STD < 10	14
STD < 5	10

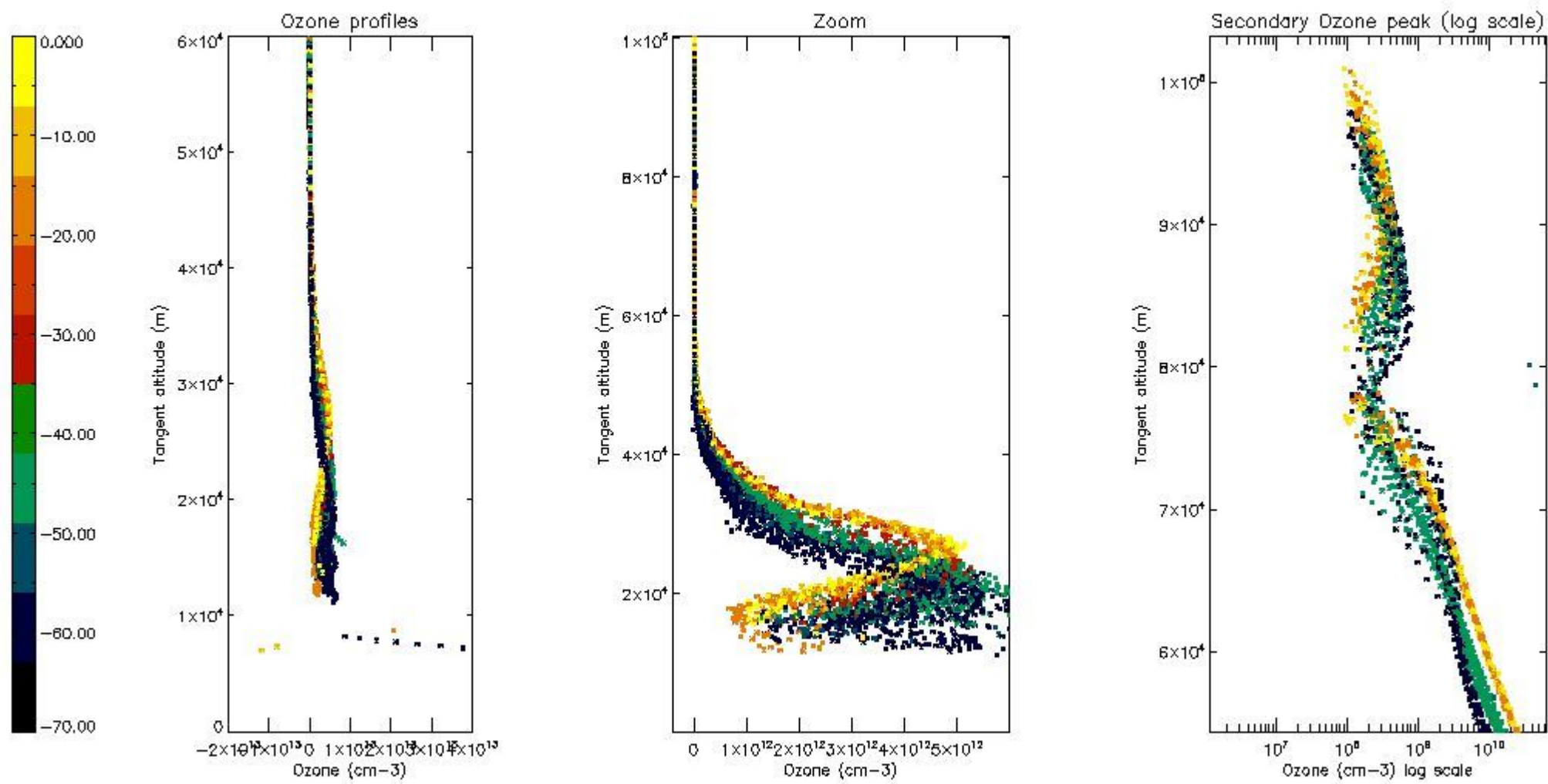
5.2 Plot ozone profiles for all STD (dark without errors)

The colorbar represents the latitude.



5.3 Plot ozone profiles where STD < 20% (dark without errors)

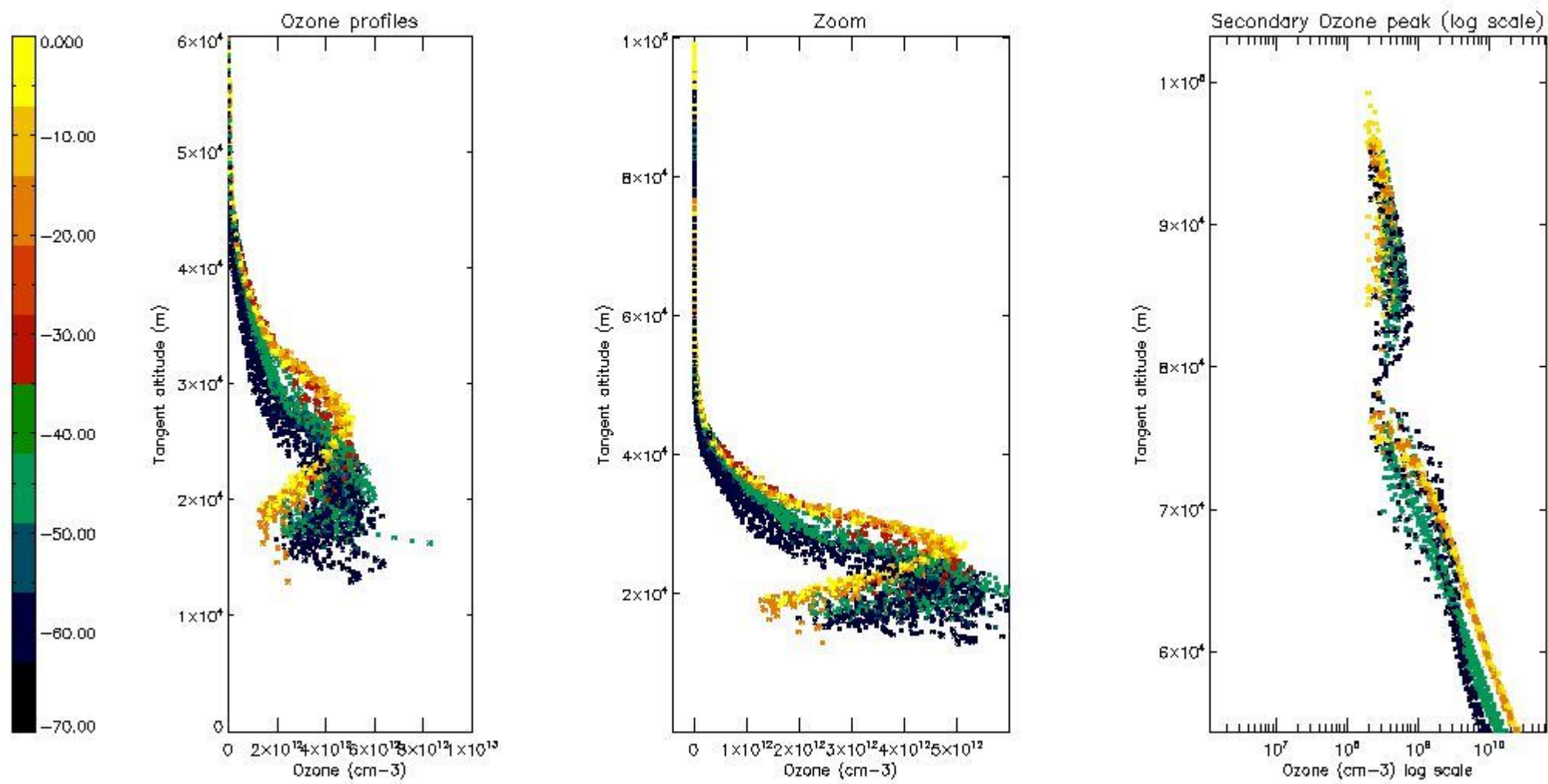
The colorbar represents the latitude.



5.4 Plot ozone profiles where  $STD < 10\%$  (dark without errors)

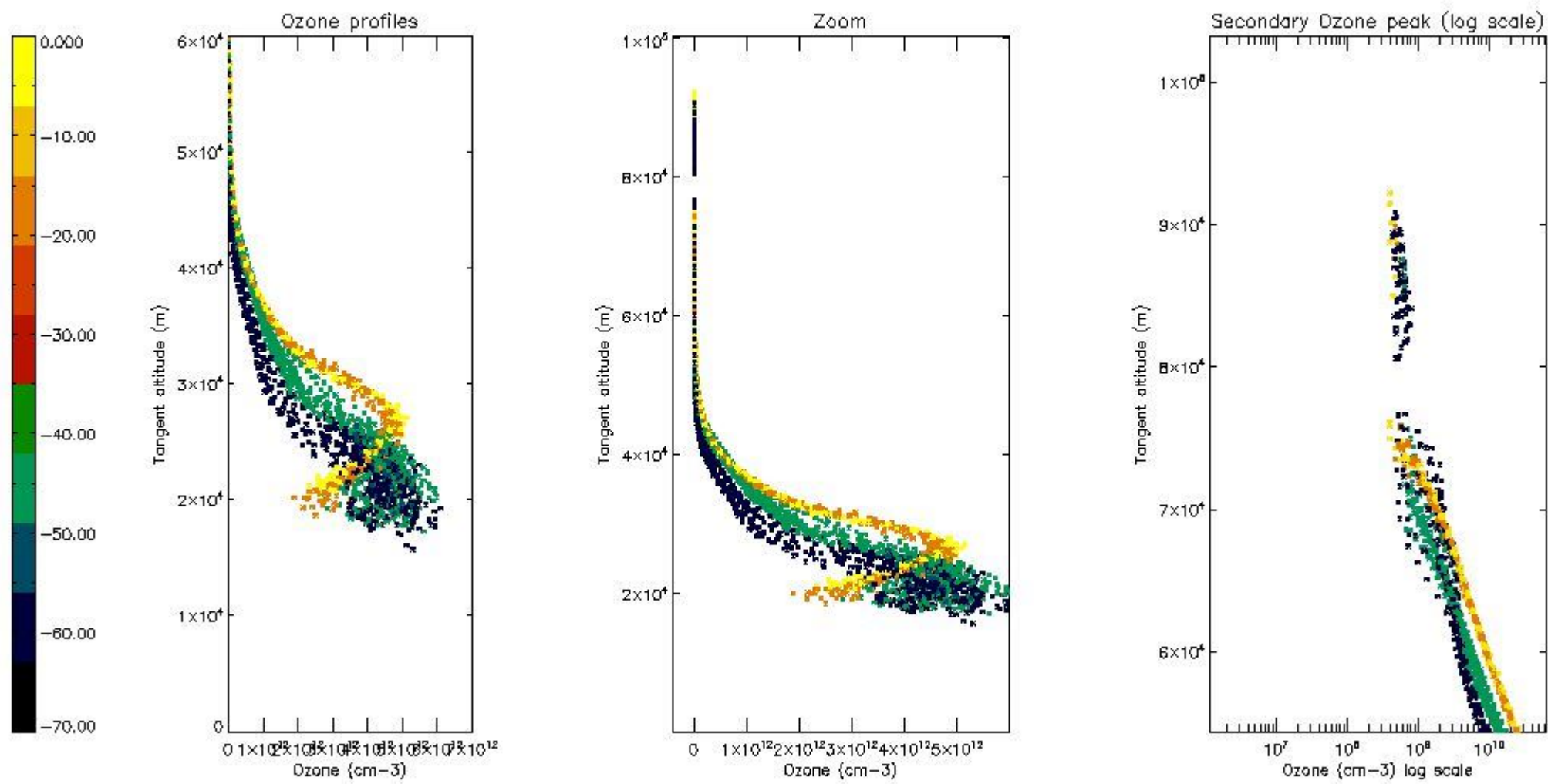
The colorbar represents the latitude.





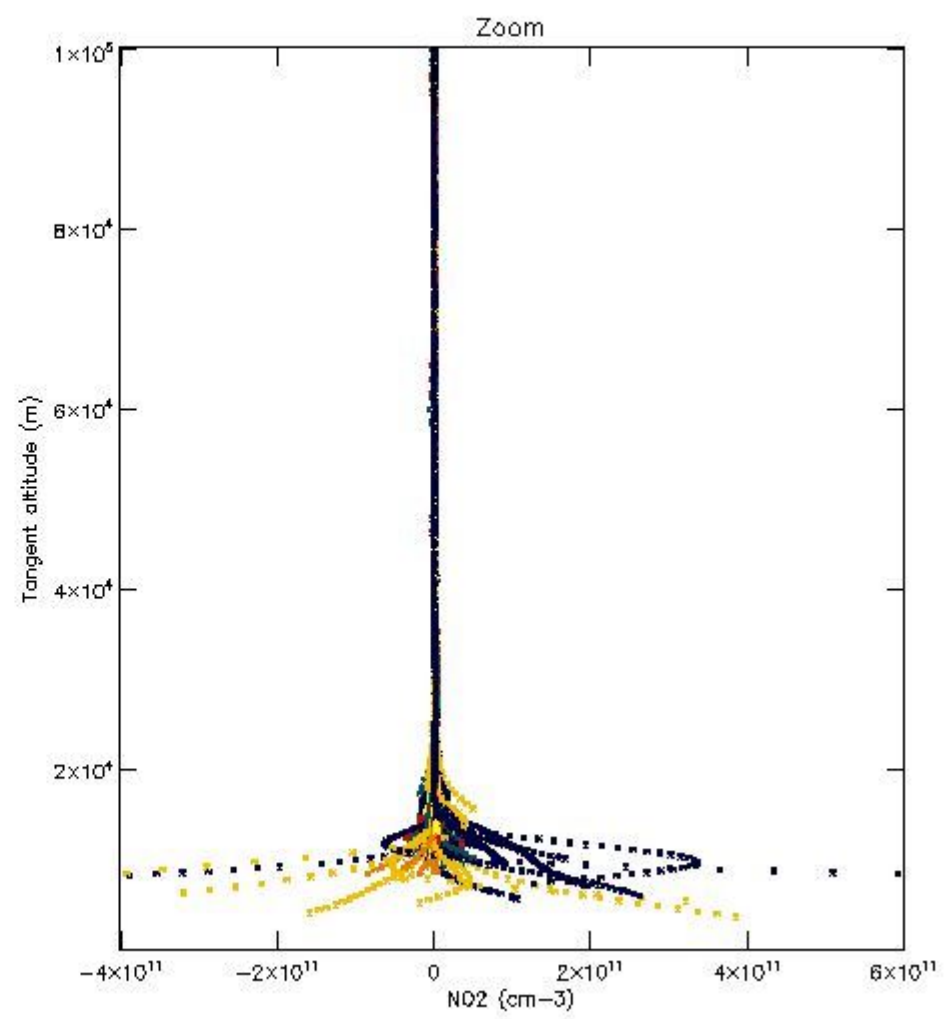
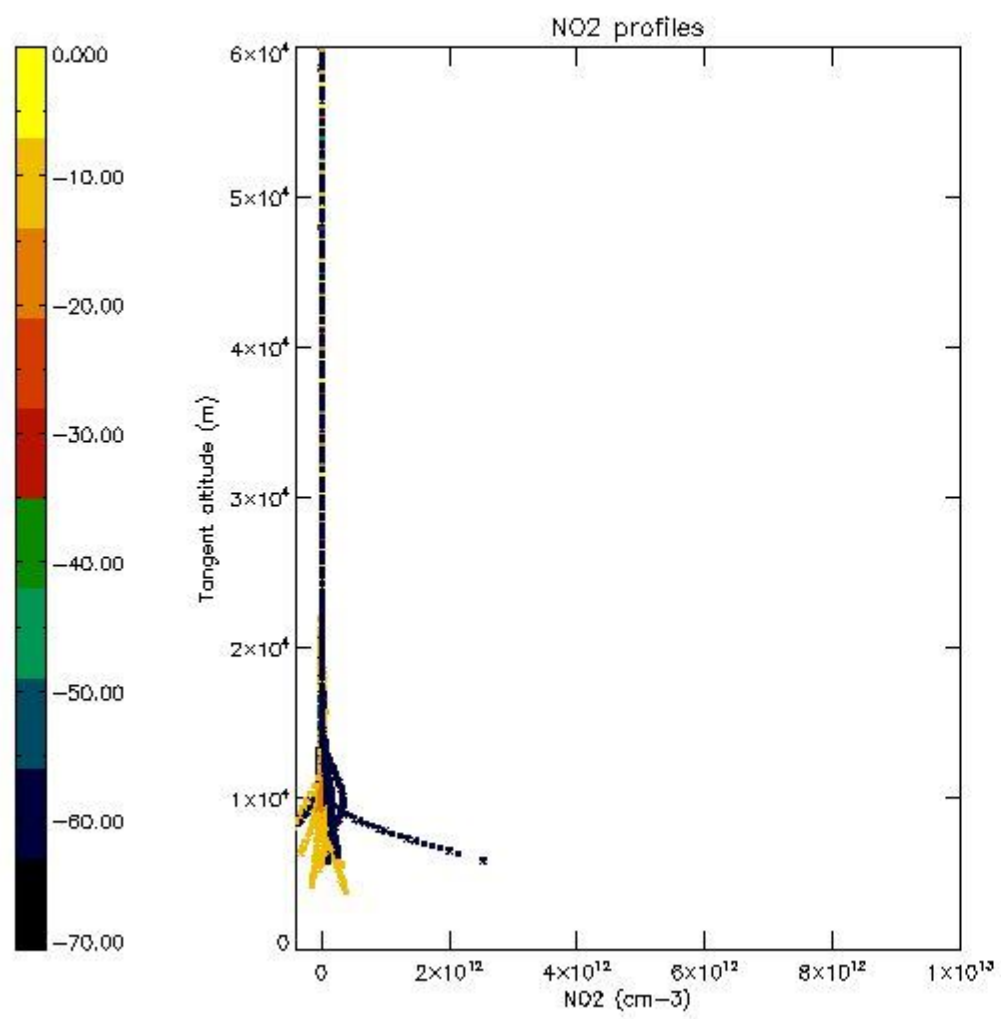
*5.5 Plot ozone profiles where STD < 5% (dark without errors)*

The colorbar represents the latitude.



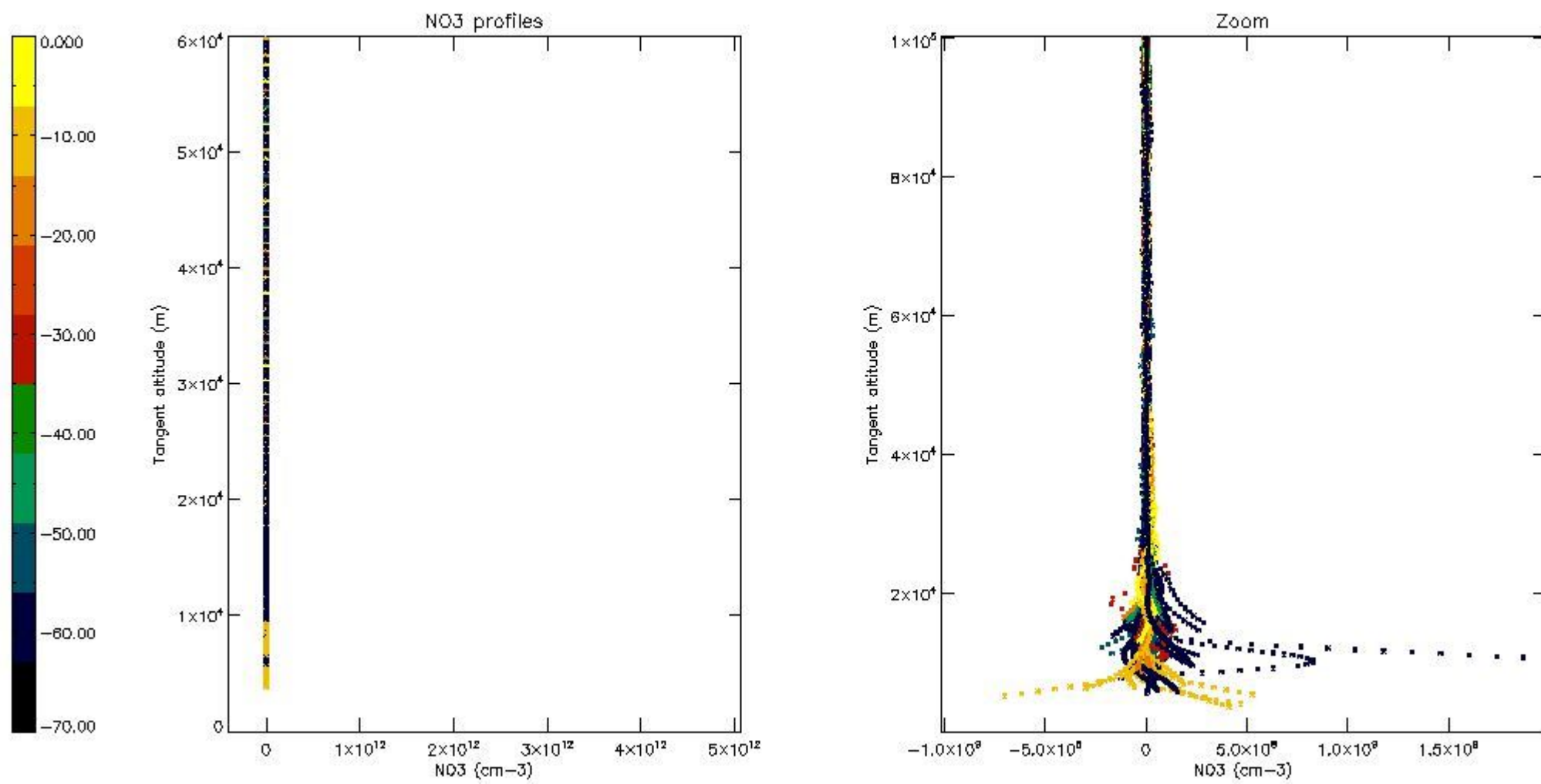
*5.6 Plot NO<sub>2</sub> profiles for all STD (dark without errors)*

The colorbar represents the latitude.



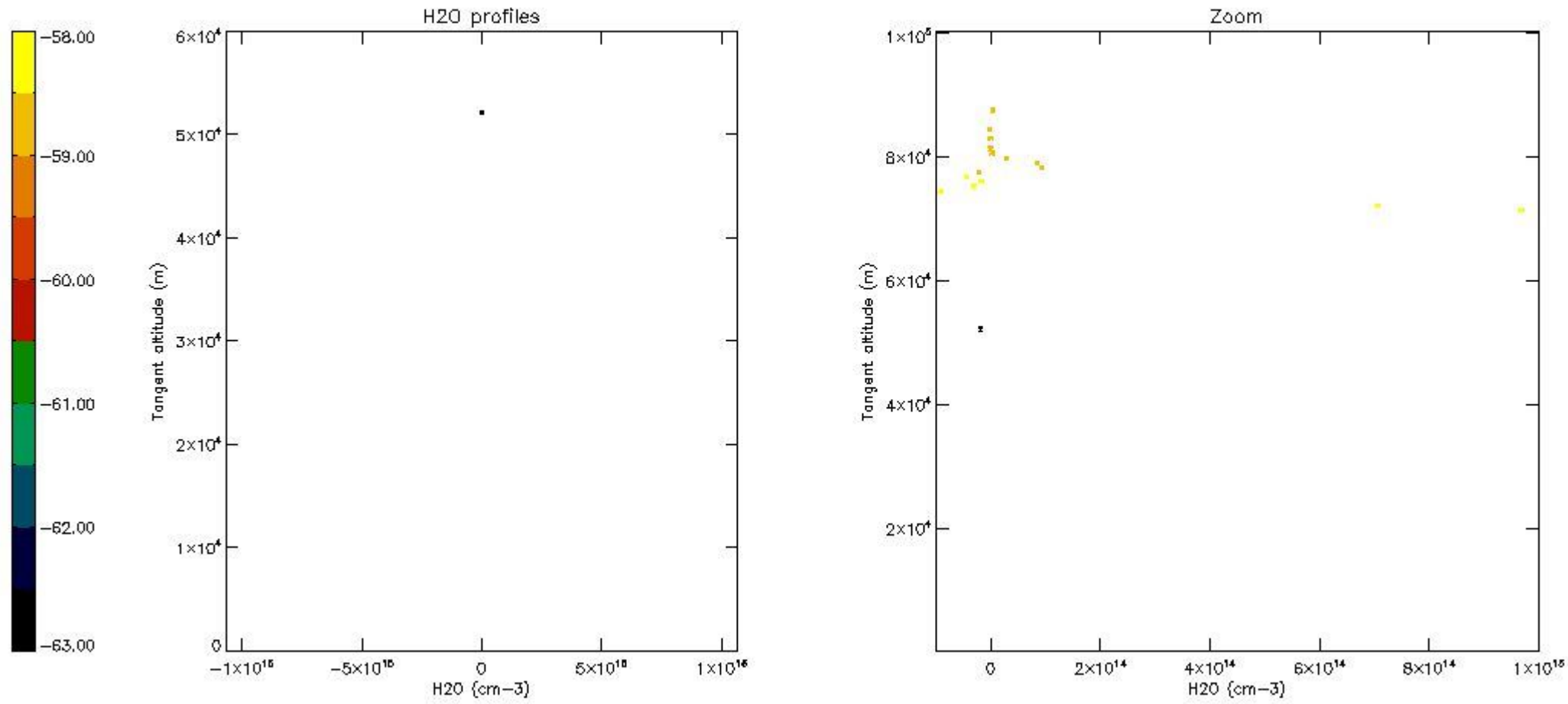
*5.7 Plot NO3 profiles for all STD (dark without errors)*

The colorbar represents the latitude.



5.8 Plot H2O profiles for all STD (only for occultations of stars 1,2,3,4,13,14,16,26,63 dark without errors)

The colorbar represents the latitude.



## 6. Auxiliary Data Files used for the production reported in section 2

The number reported in the third column indicates since which file (see list in section 2) the corresponding auxiliary file has been used. The fourth column is the date of those product files.

Type	Auxiliary Filename	Used since product	Used since product date
INST_PHYS_CHARACTERISTICS	GOM_INS_AXNIEC20050627_150440_20020301_000000_20100101_000000	1	04-JUN-2003 00:01:15
LEVEL-2_PROC_CONFIG	GOM_PR2_AXVIEC20091111_152718_20020301_000000_20500101_000000	1	04-JUN-2003 00:01:15
CROSS_SECTIONS_FILE	GOM_CRS_AXVIEC20091111_154832_20020301_000000_20500101_000000	1	04-JUN-2003 00:01:15

# GOMOS Level 2 Daily Report

## SUMMARY

### [1. General Info](#)

### [2. Summary of processed GOM\\_NL\\_2P products](#)

### [3. Level 2 Quality information per product](#)

#### [3.1 Plot of level 2 quality information per product \(time dependant\)](#)

#### [3.2 Plot of level 2 quality information per product \(world map\)](#)

### [4. Level 1 Quality information per product \(stored on level 2 products\)](#)

#### [4.1 Plot of level 1 quality information per product \(time dependant\)](#)

##### [4.1.1 Plot of level 1 quality information per product \(time dependant\): ASCENDING](#)

##### [4.1.2 Plot of level 1 quality information per product \(time dependant\): DESCENDING](#)

#### [4.2 Plot of level 1 quality information per product \(world map\)](#)

##### [4.2.1 Plot of level 1 quality information per product \(world map\): ASCENDING](#)

##### [4.2.2 Plot of level 1 quality information per product \(world map\): DESCENDING](#)

### [5. Ozone profiles based on quality statistics and other trace gas profiles](#)

#### [5.1 Ozone statistics based on quality of products](#)

#### [5.2 Plot ozone profiles for all STD \(dark without errors\)](#)

#### [5.3 Plot ozone profiles where STD < 20% \(dark without errors\)](#)

#### [5.4. Plot ozone profiles where STD < 10% \(dark without errors\)](#)

#### [5.5. Plot ozone profiles where STD < 5% \(dark without errors\)](#)

#### [5.6 Plot NO2 profiles for all STD \(dark without errors\)](#)

#### [5.7 Plot NO3 profiles for all STD \(dark without errors\)](#)

#### [5.8 Plot H2O profiles \(only for occultations of stars 1,2,3,4,13,14,16,26,63 dark without errors\) for all STD](#)

### [6. Auxiliary Data Files used for the production reported in section 2](#)













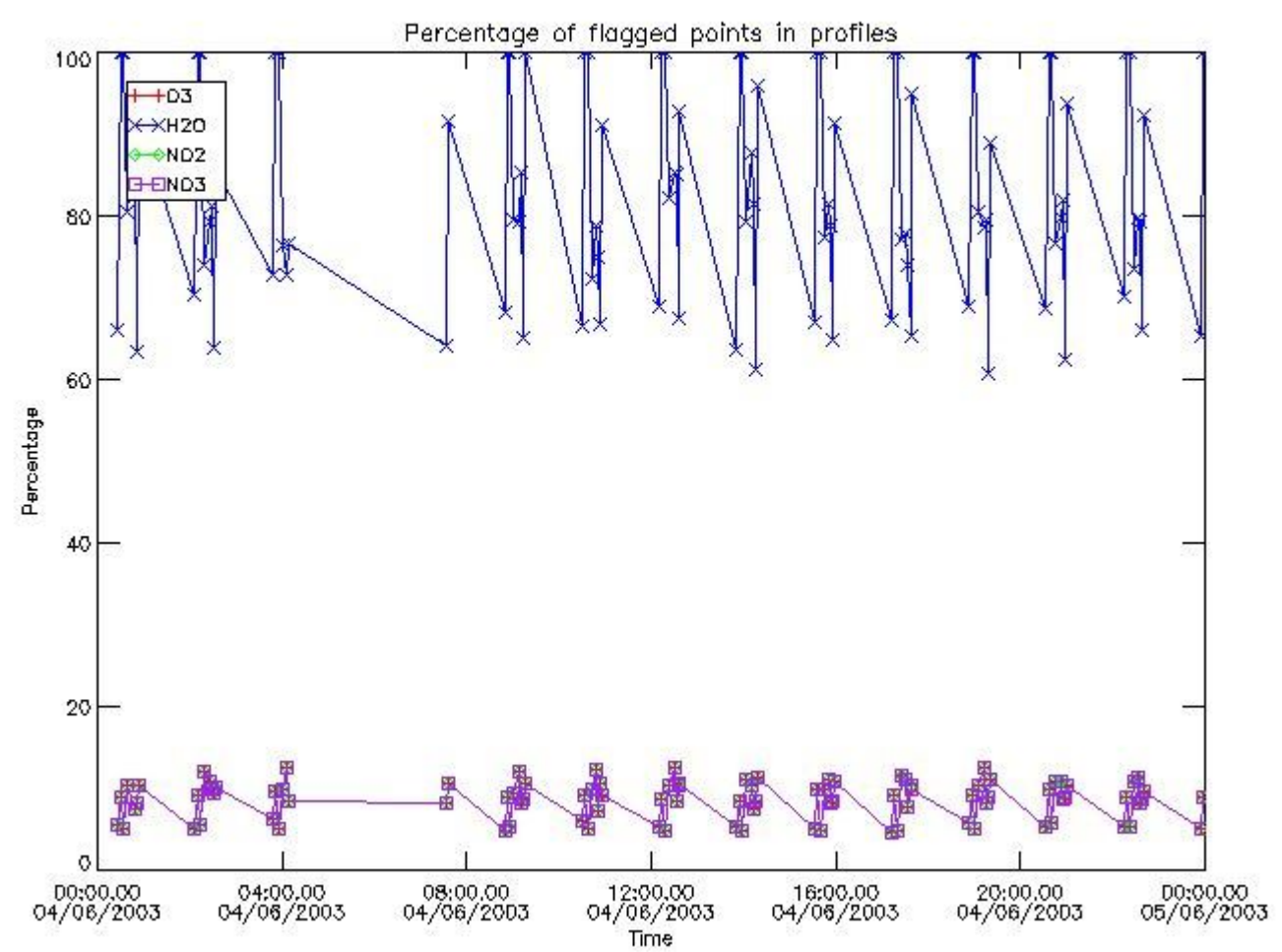


338	GOM_NL__2PRFIN20030604_222641_000000482017_00029_06596_7127.N1	04-JUN-2003 22:26:41	Dark	47.500	52	16Bet Cet	2.0370	4500.0	95	6596	No
339	GOM_NL__2PRFIN20030604_223319_000000452017_00029_06596_7128.N1	04-JUN-2003 22:33:19	Dark	45.000	84	Alp Phe	2.3970	4500.0	90	6596	No
340	GOM_NL__2PRFIN20030604_223555_000000682017_00029_06596_7129.N1	04-JUN-2003 22:35:55	Dark	68.000	18	24Alp PsA	1.1660	9700.0	136	6596	No
341	GOM_NL__2PRFIN20030604_223853_000000582017_00030_06597_7216.N1	04-JUN-2003 22:38:53	Dark	58.000	63	Bet Gru	2.1500	2800.0	116	6597	No
342	GOM_NL__2PRFIN20030604_224049_000000532017_00030_06597_7217.N1	04-JUN-2003 22:40:49	Dark	53.000	31	Alp Gru	1.7340	15200.	106	6597	No
343	GOM_NL__2PRFIN20030604_224534_000000452017_00030_06597_7218.N1	04-JUN-2003 22:45:34	Straylight	44.500	45	Alp Pav	1.9400	26000.	89	6597	No
344	GOM_NL__2PRFIN20030604_225130_000000492017_00030_06597_7219.N1	04-JUN-2003 22:51:30	Straylight	49.000	141	Bet Ara	2.8400	4600.0	98	6597	No
345	GOM_NL__2PRFIN20030604_225248_000000402017_00030_06597_7220.N1	04-JUN-2003 22:52:48	Straylight	39.500	147	Alp Ara	2.8770	26000.	79	6597	No
346	GOM_NL__2PRFIN20030604_225430_000000472017_00030_06597_7221.N1	04-JUN-2003 22:54:30	Straylight	47.000	40	The Sco	1.8590	7100.0	94	6597	No
347	GOM_NL__2PRFIN20030604_225617_000000452017_00030_06597_7222.N1	04-JUN-2003 22:56:17	Twilight_and_stray	44.500	25	35Lam Sco	1.6200	28000.	89	6597	No
348	GOM_NL__2PRFIN20030604_225757_000000472017_00030_06597_7223.N1	04-JUN-2003 22:57:57	Twilight_and_stray	46.500	75	26Eps Sco	2.2910	4250.0	93	6597	No
349	GOM_NL__2PRFIN20030604_225957_000000492017_00030_06597_7224.N1	04-JUN-2003 22:59:57	Bright	48.500	136	23Tau Sco	2.8220	30000.	97	6597	No
350	GOM_NL__2PRFIN20030604_230159_000000402017_00030_06597_7225.N1	04-JUN-2003 23:01:59	Bright	39.500	80	7Del Sco	2.3160	30000.	79	6597	No
351	GOM_NL__2PRFIN20030604_230328_000000452017_00030_06597_7226.N1	04-JUN-2003 23:03:28	Bright	45.000	86	35Eta Oph	2.4300	10200.	90	6597	No
352	GOM_NL__2PRFIN20030604_230517_000000402017_00030_06597_7227.N1	04-JUN-2003 23:05:17	Bright	40.000	98	13Zet Oph	2.5710	30000.	80	6597	No
353	GOM_NL__2PRFIN20030604_230726_000000402017_00030_06597_7228.N1	04-JUN-2003 23:07:26	Bright	40.000	120	1Del Oph	2.7340	3200.0	80	6597	No
354	GOM_NL__2PRFIN20030604_231027_000000372017_00030_06597_7229.N1	04-JUN-2003 23:10:27	Bright	36.500	102	24Alp Ser	2.6000	4250.0	73	6597	No
355	GOM_NL__2PRFIN20030604_231518_000000432017_00030_06597_7230.N1	04-JUN-2003 23:15:18	Bright	42.500	127	27Bet Her	2.7810	4700.0	85	6597	No
356	GOM_NL__2PRFIN20030604_231838_000000422017_00030_06597_7231.N1	04-JUN-2003 23:18:38	Bright	42.000	133	40Zet Her	2.8070	6000.0	84	6597	No
357	GOM_NL__2PRFIN20030604_232558_000000462017_00030_06597_7232.N1	04-JUN-2003 23:25:58	Bright	45.500	130	23Bet Dra	2.7990	5800.0	91	6597	No
358	GOM_NL__2PRFIN20030604_232938_000000372017_00030_06597_7233.N1	04-JUN-2003 23:29:38	Bright	36.500	60	7Bet UMi	2.0810	3950.0	73	6597	No
359	GOM_NL__2PRFIN20030604_233419_000000332017_00030_06597_7234.N1	04-JUN-2003 23:34:19	Bright	32.500	49	1Alp UMi	1.9900	6300.0	65	6597	No
360	GOM_NL__2PRFIN20030604_233651_000000472017_00030_06597_7235.N1	04-JUN-2003 23:36:51	Bright	46.500	89	5Alp Cep	2.4510	8000.0	93	6597	No
361	GOM_NL__2PRFIN20030604_233839_000000852017_00030_06597_7236.N1	04-JUN-2003 23:38:39	Bright	84.500	19	50Alp Cyg	1.2460	10500.	169	6597	No
362	GOM_NL__2PRFIN20030604_234216_000000382017_00030_06597_7237.N1	04-JUN-2003 23:42:16	Bright	38.000	76	27Gam Cas	2.3000	30000.	76	6597	No
363	GOM_NL__2PRFIN20030604_234848_000001662017_00030_06597_7238.N1	04-JUN-2003 23:48:48	Straylight	166.00	92	53Eps Cyg	2.5000	4500.0	332	6597	No
364	GOM_NL__2PRFIN20030604_235259_000000582017_00030_06597_7239.N1	04-JUN-2003 23:52:59	Twilight_and_stray	57.500	58	21Alp And	2.0730	11000.	115	6597	No
365	GOM_NL__2PRFIN20030604_235442_000001032017_00030_06597_7240.N1	04-JUN-2003 23:54:42	Dark	102.50	93	53Bet Peg	2.5200	3100.0	205	6597	No
366	GOM_NL__2PRFIN20030604_235812_000000582017_00030_06597_7241.N1	04-JUN-2003 23:58:12	Dark	57.500	140	88Gam Peg	2.8340	26000.	115	6597	No

### 3. Quality information per product

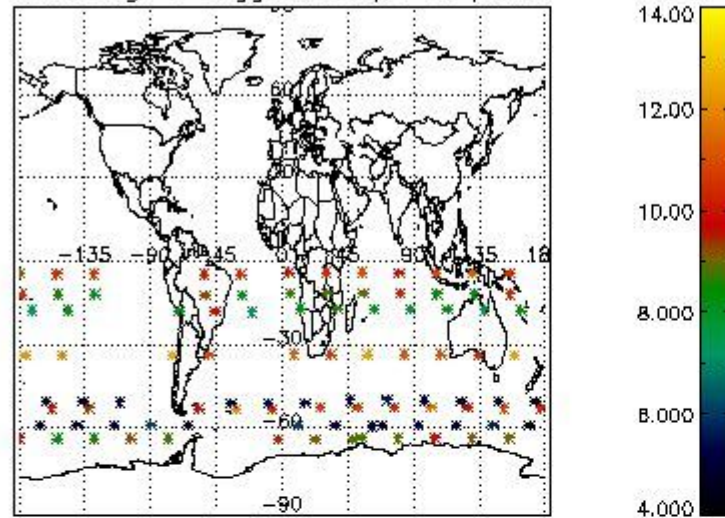
In this section it is plotted some information contained in the Quality Summary data set of the level 2 products. Only products in dark limb conditions and without errors (error flag in the MPH set to "0") are used.

#### 3.1 Plot quality information per product (time dependant)

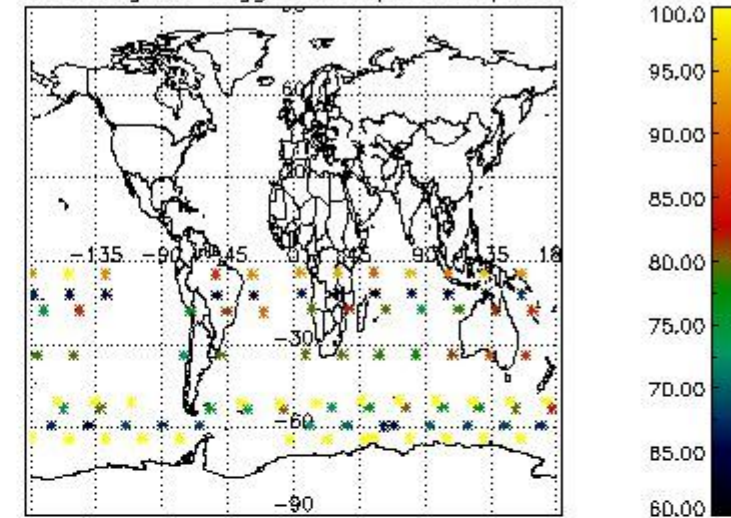


3.2 Plot quality information per product (world map)

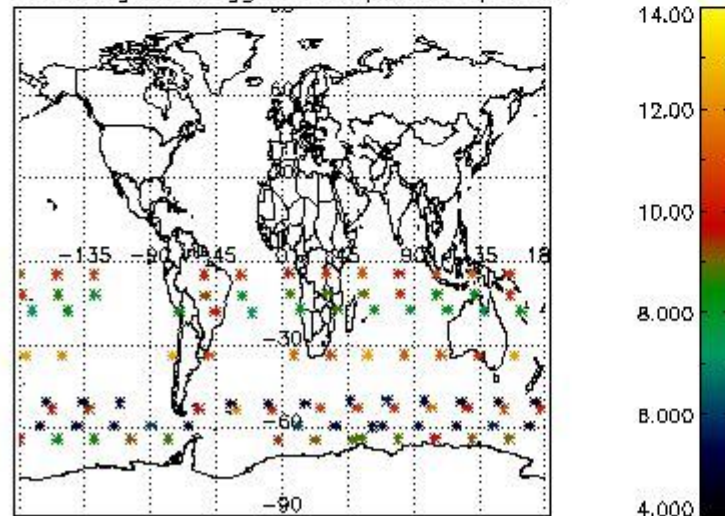
Percentage of flagged data per O3 profile



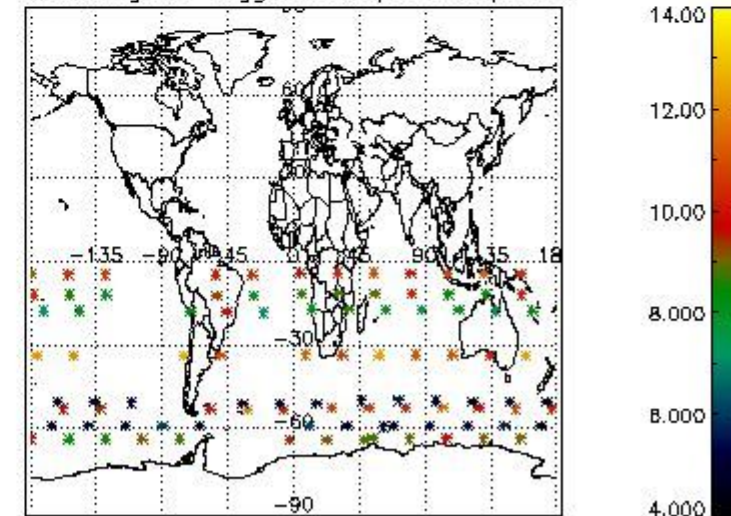
Percentage of flagged data per H2O profile



Percentage of flagged data per NO2 profile



Percentage of flagged data per NO3 profile

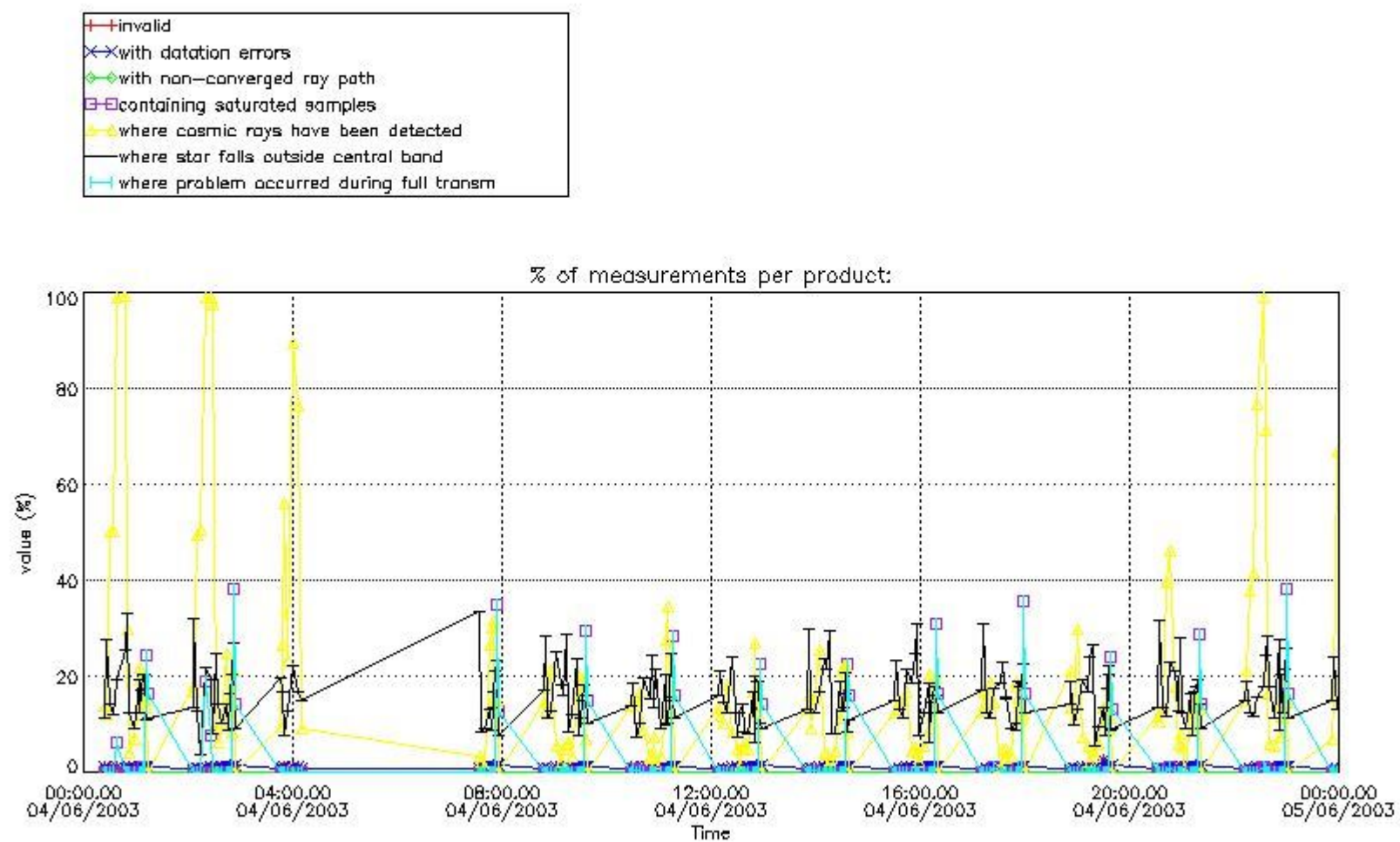


#### 4. Level 1 quality information per product

In this section it is plotted some information contained in the Quality Summary data set of the level 2 products that comes from the level 1b processing. Products without errors (error flag in the MPH set to "0") are used.

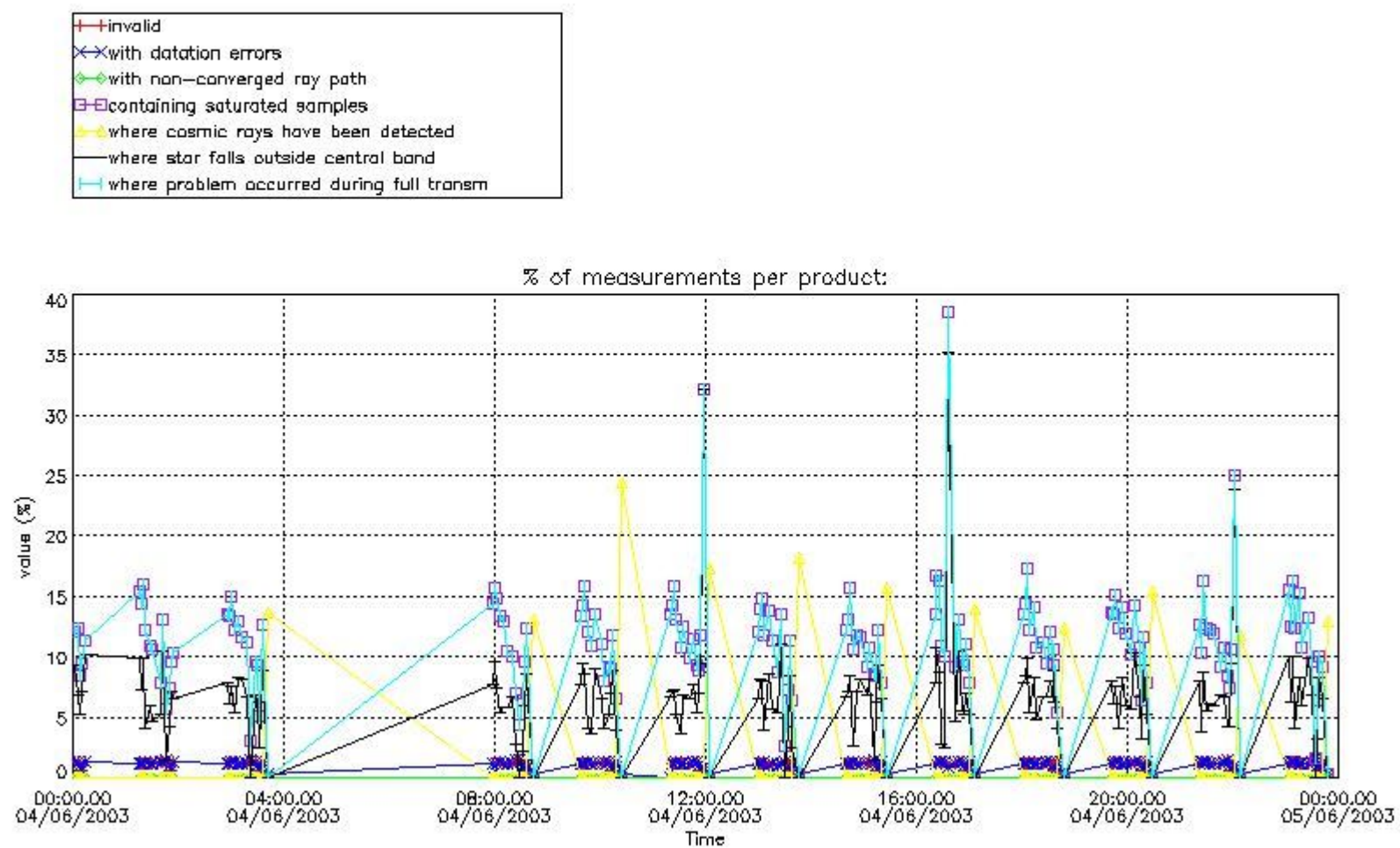
##### 4.1 Plot quality information per product (time dependant) coming from level 1b processing

###### 4.1.1 Plot level 1 quality information per product (time dependant): ENVISAT ASCENDING passes



4.1.2 Plot level 1 quality information per product (time dependant): ENVI SAT DESCENDING passes

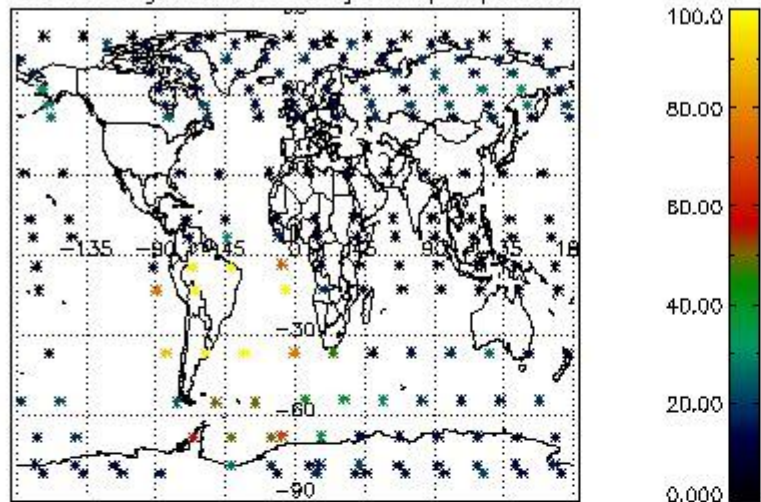




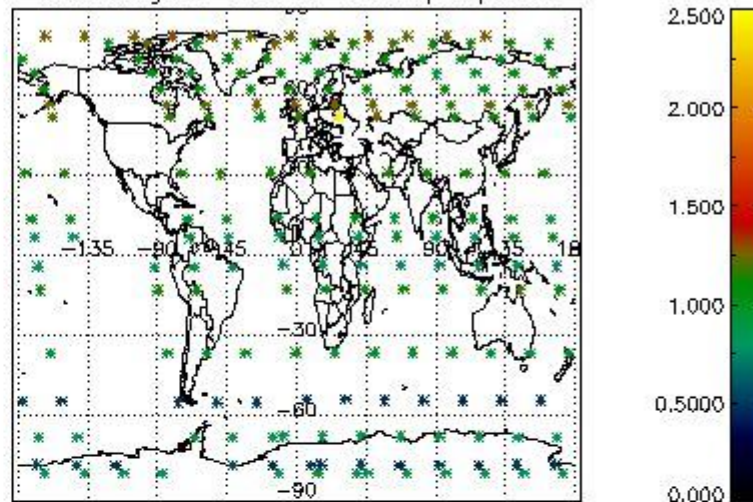
4.2 Plot quality information per product coming from level 1b processing (world map)

4.2.1 Plot level 1 quality information per product (world map): ENVISAT ASCENDING passes

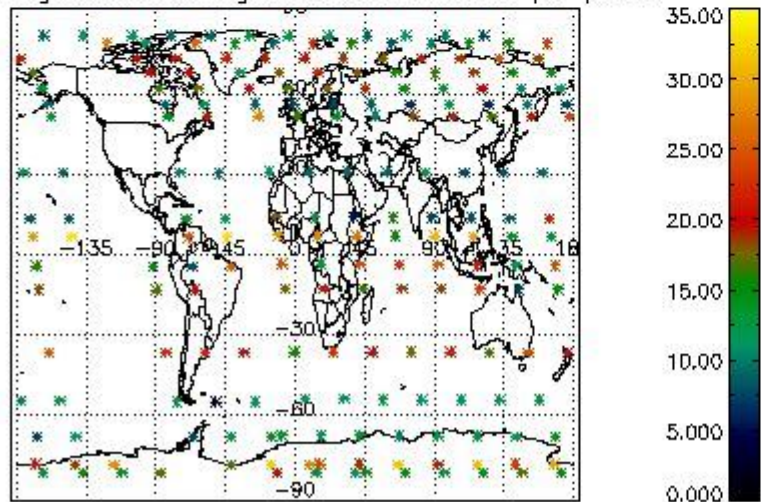
Percentage of cosmic ray hits per profile



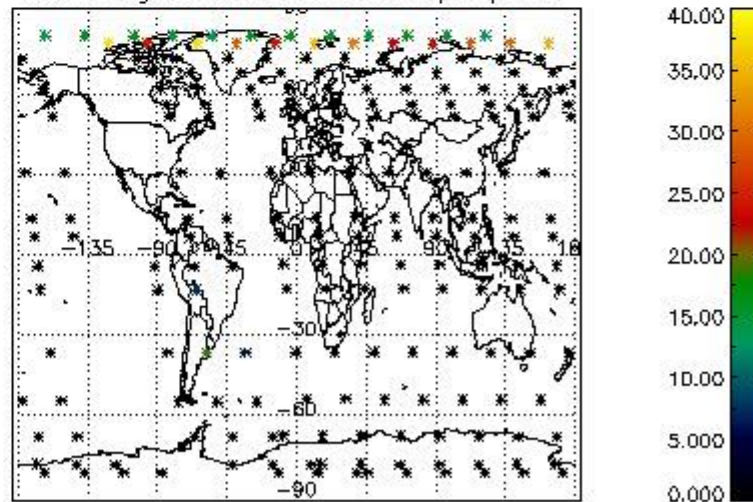
Percentage of datation errors per profile



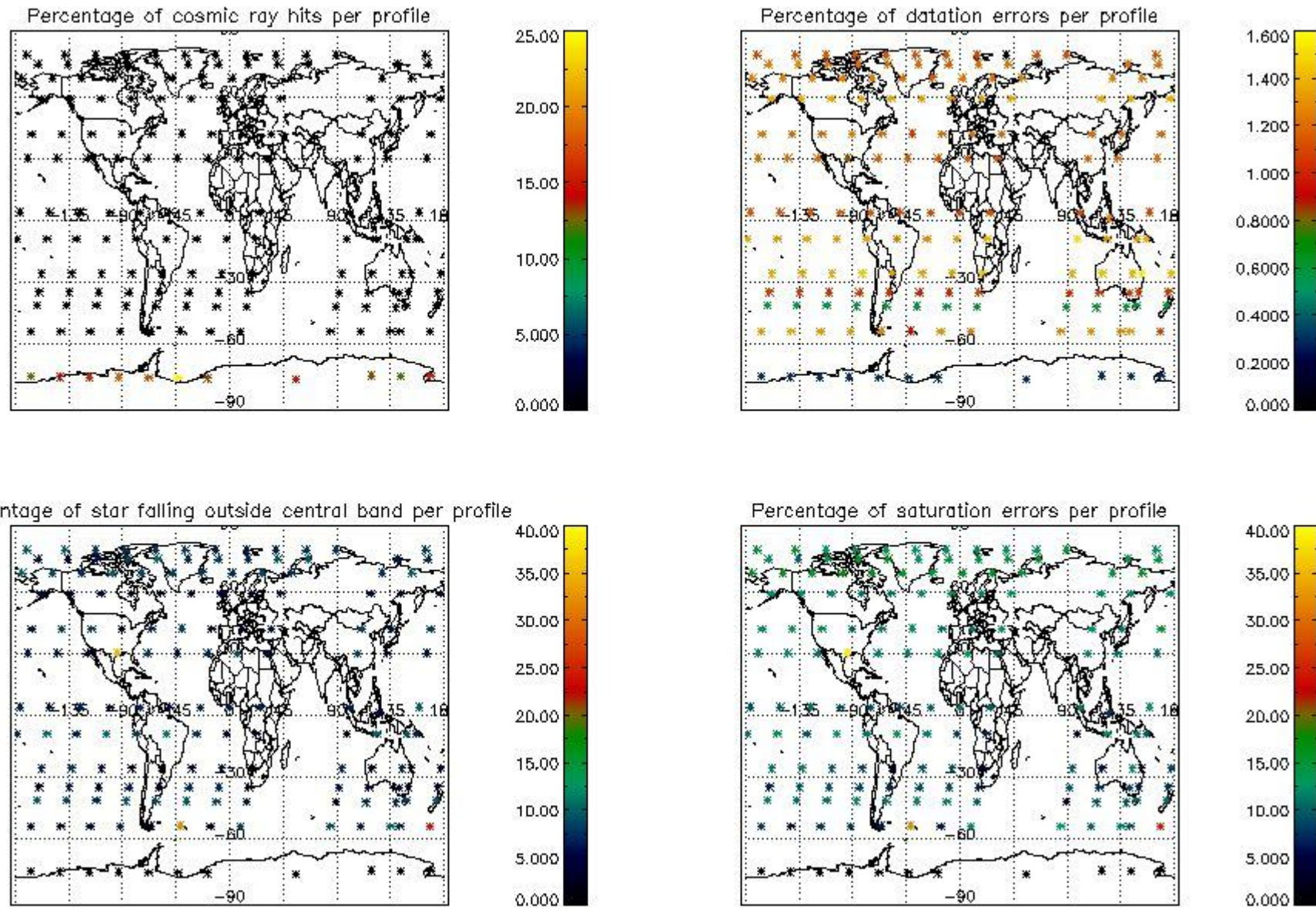
Percentage of star falling outside central band per profile



Percentage of saturation errors per profile



4.2.2 Plot level 1 quality information per product (world map): ENVISAT DESCENDING passes



## 5. Trace gas profiles

### 5.1 Ozone statistics based on quality of products

The final quality of the products can be "measured" using the STD (Standard Deviation) attached to every point profile. This information is written to the parameter GOM\_NL\_\_2P/NL\_LOCAL\_SPECIES\_DENSITY/o3\_std of the level 2 products. The table below shows the statistics for given STD ranges.

The statistics are given with respect to the overall valid production:

- Products without fatal errors: GOM\_NL\_\_2P/MPH/PRODUCT\_ERR=0
- Valid point profile: GOM\_NL\_\_2P/NL\_LOCAL\_SPECIES\_DENSITY/pcd(0)=0

The 'Criteria' is applied to valid points of dark limb products:

- Products in dark limb illumination condition: GOM\_NL\_\_2P/NL\_SUMMARY\_QUALITY/obs\_ill\_cond=0
- Products without fatal errors: GOM\_NL\_\_2P/MPH/PRODUCT\_ERR=0
- Valid point profile: GOM\_NL\_\_2P/NL\_LOCAL\_SPECIES\_DENSITY/pcd(0)=0

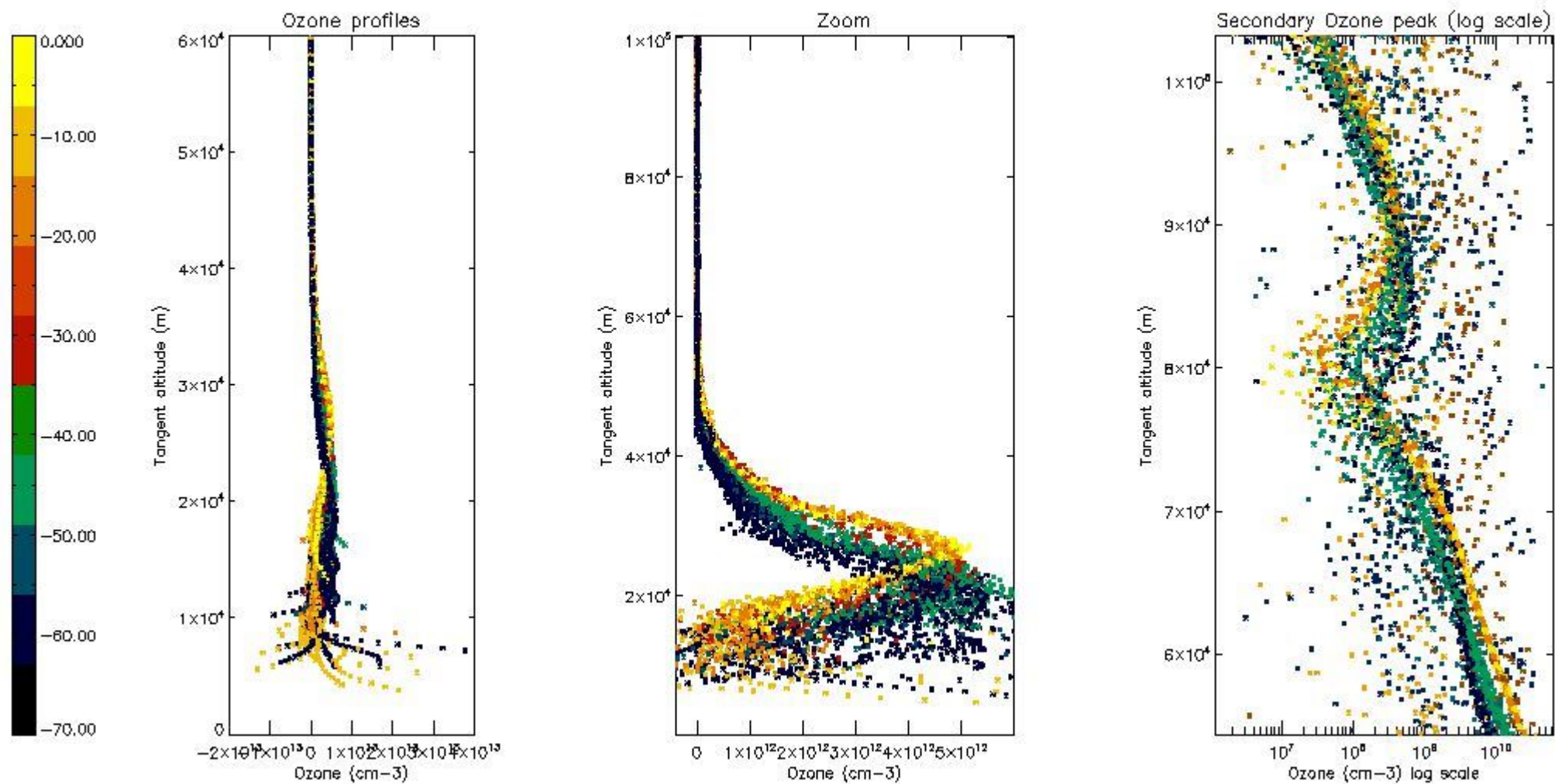
So, the table below shows the percentage of dark limb and valid observations for each criteria with respect to the overall valid daily observations.

Criteria	% of total production
All STD	34
STD < 20	17

STD < 10	14
STD < 5	10

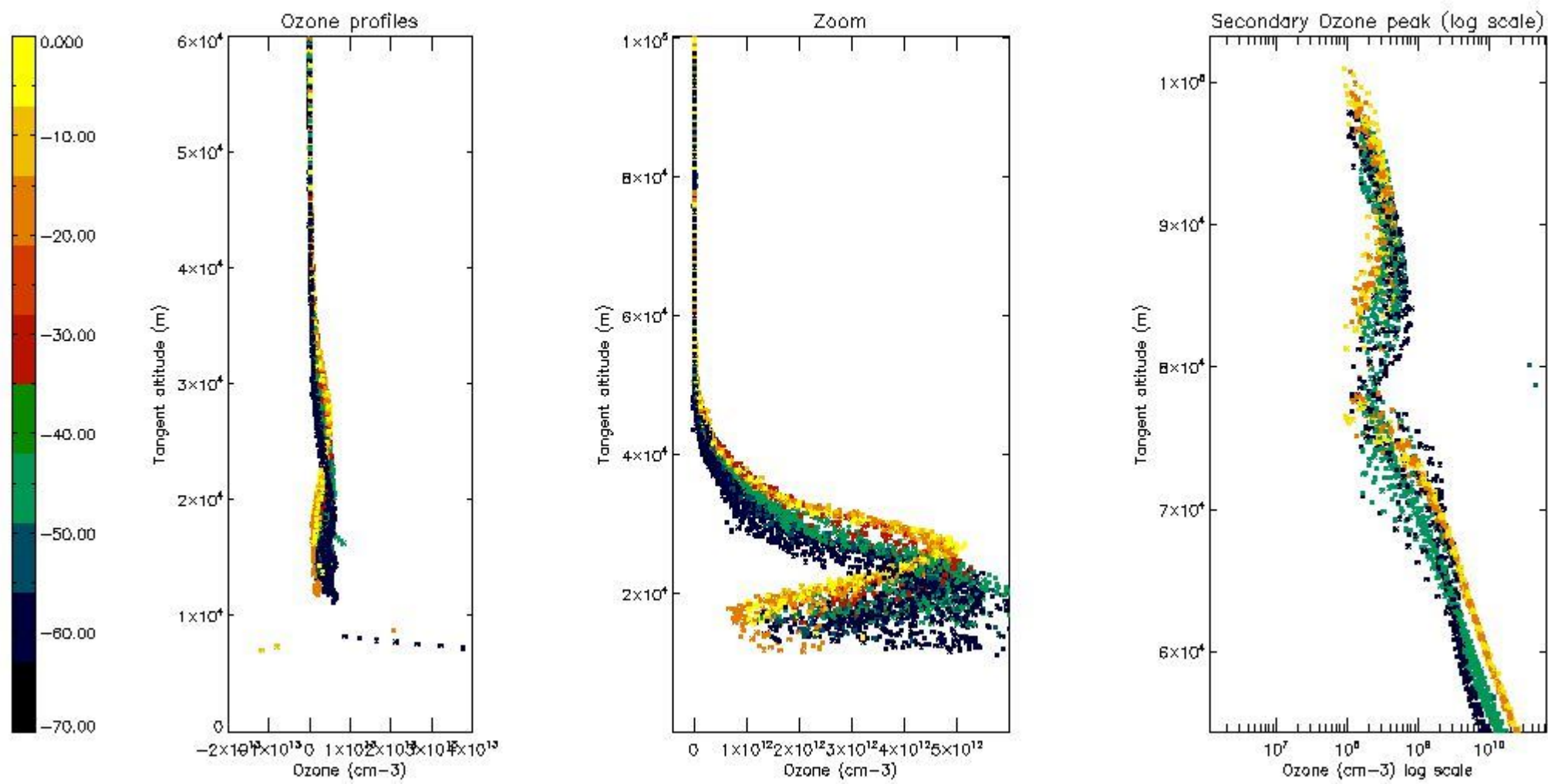
5.2 Plot ozone profiles for all STD (dark without errors)

The colorbar represents the latitude.



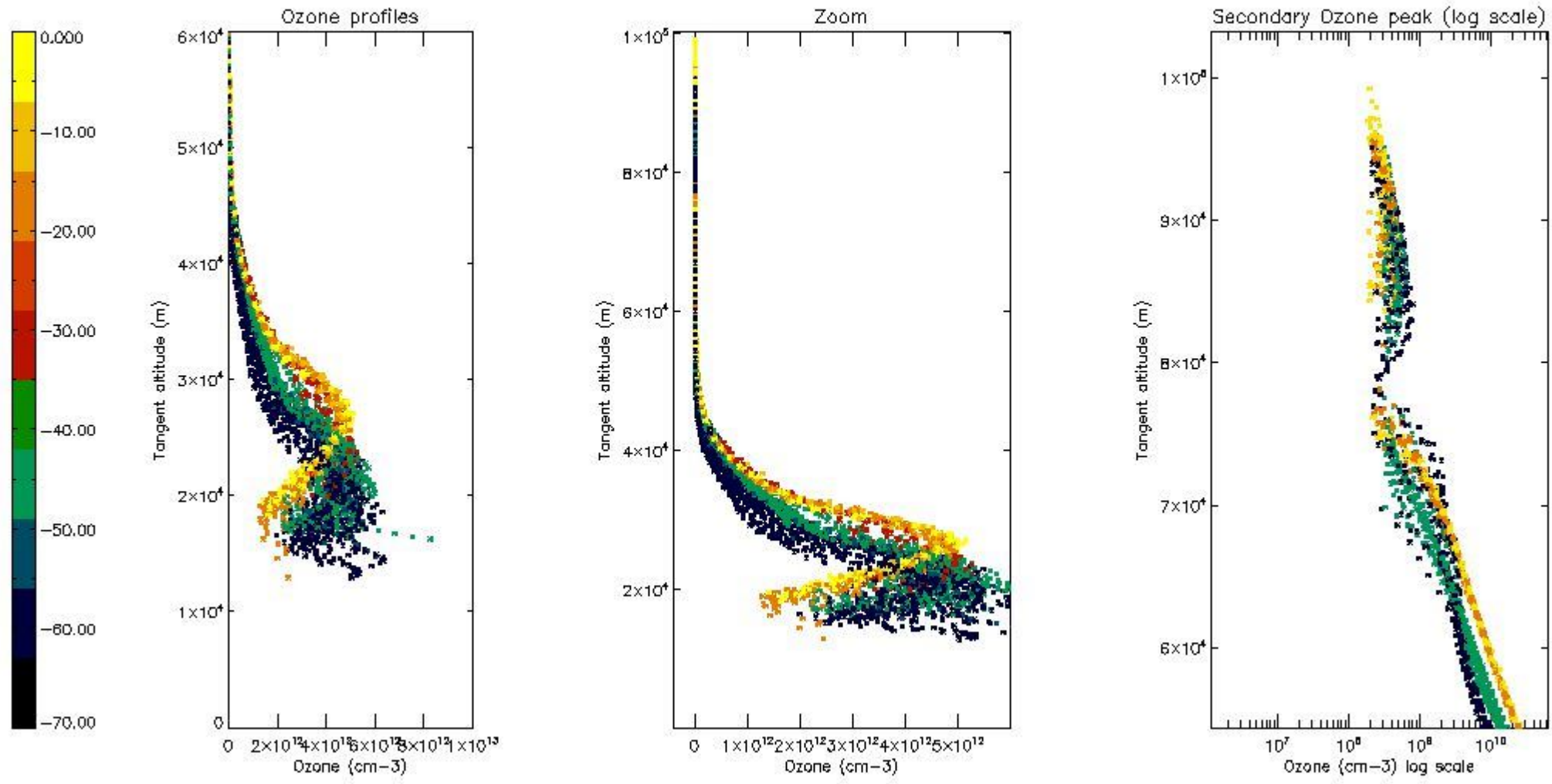
5.3 Plot ozone profiles where STD < 20% (dark without errors)

The colorbar represents the latitude.



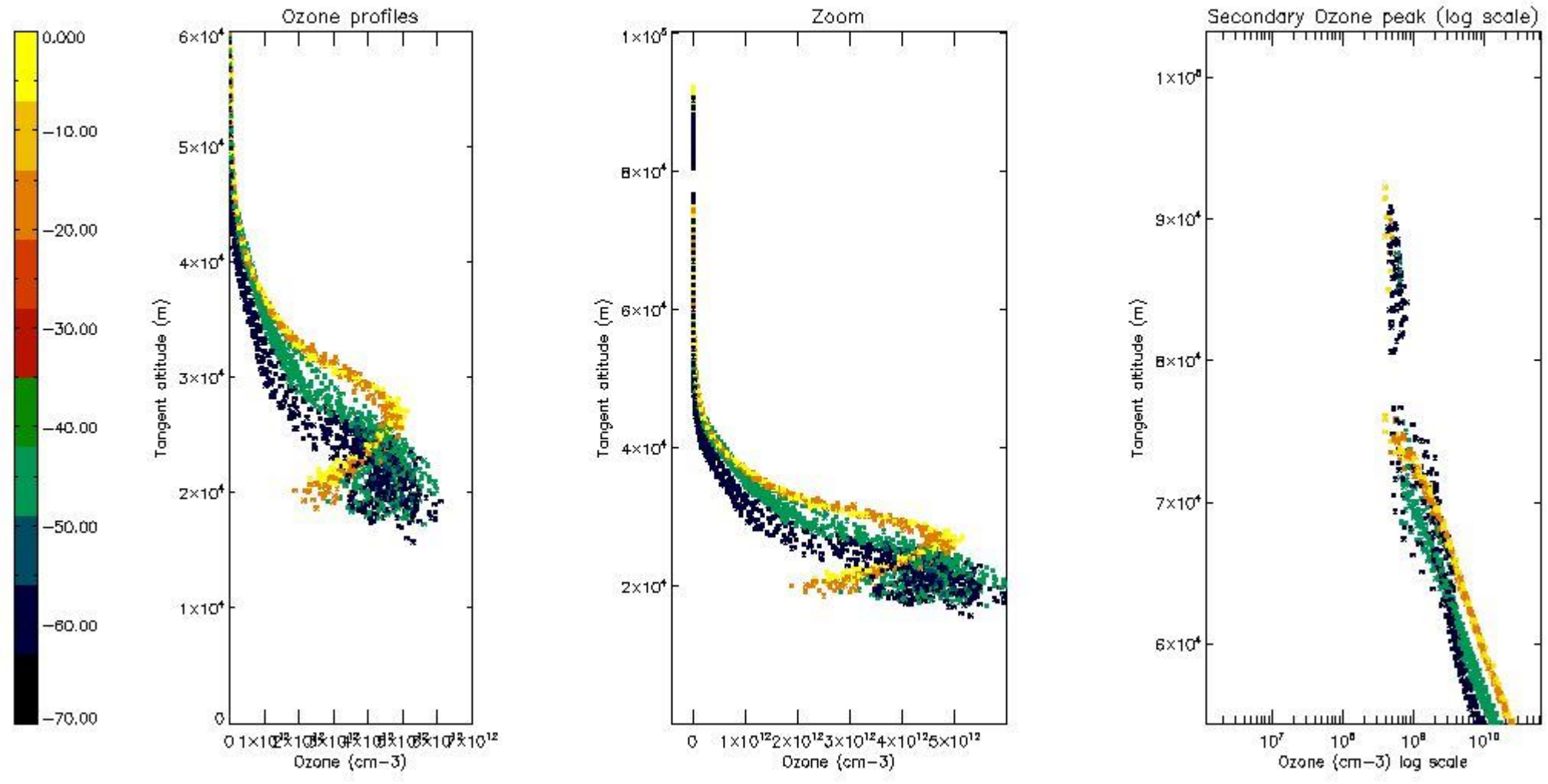
5.4 Plot ozone profiles where  $STD < 10\%$  (dark without errors)

The colorbar represents the latitude.



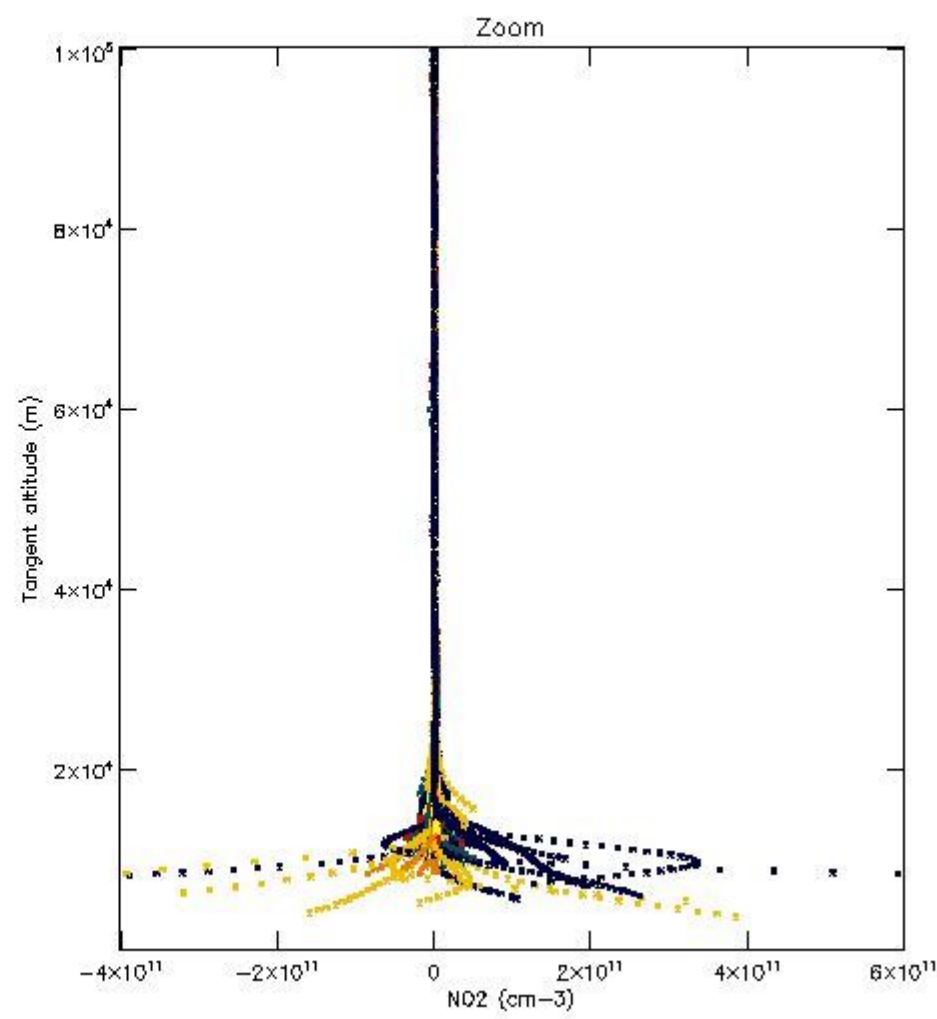
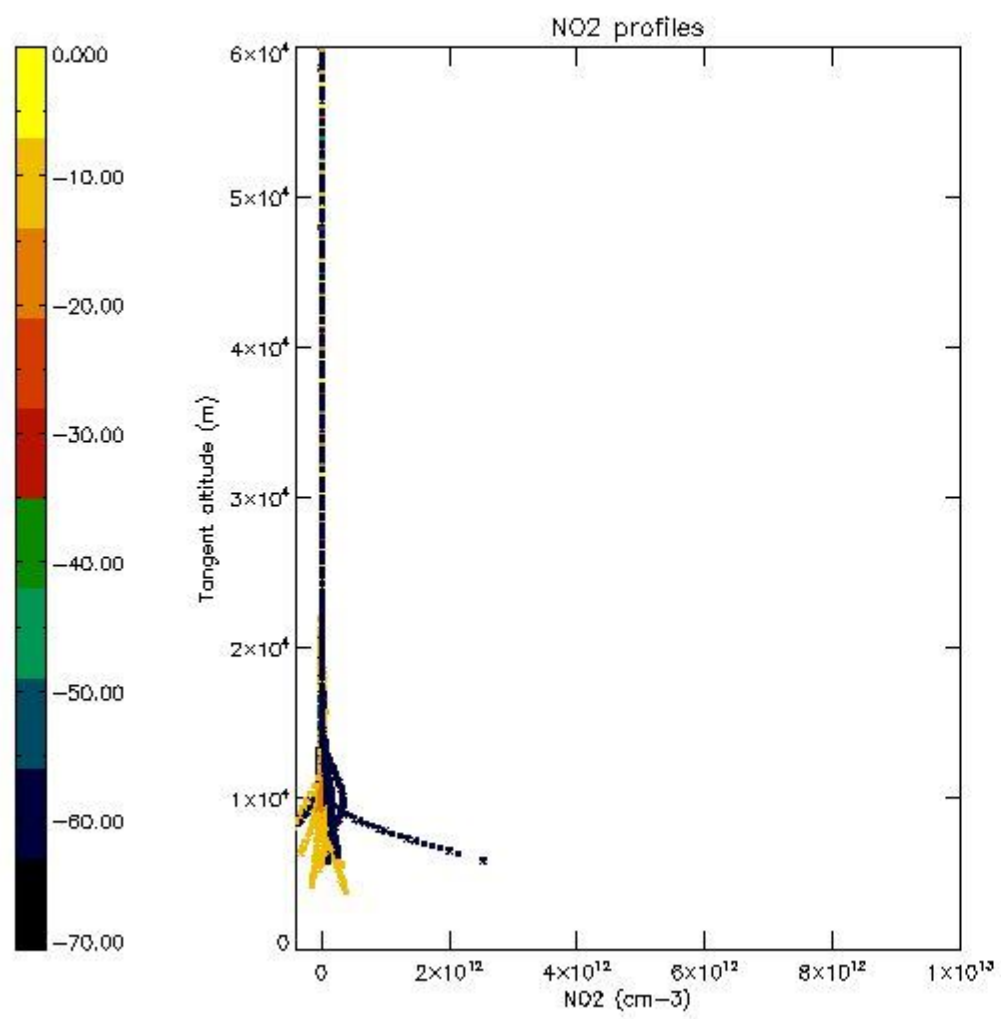
*5.5 Plot ozone profiles where STD < 5% (dark without errors)*

The colorbar represents the latitude.



*5.6 Plot NO2 profiles for all STD (dark without errors)*

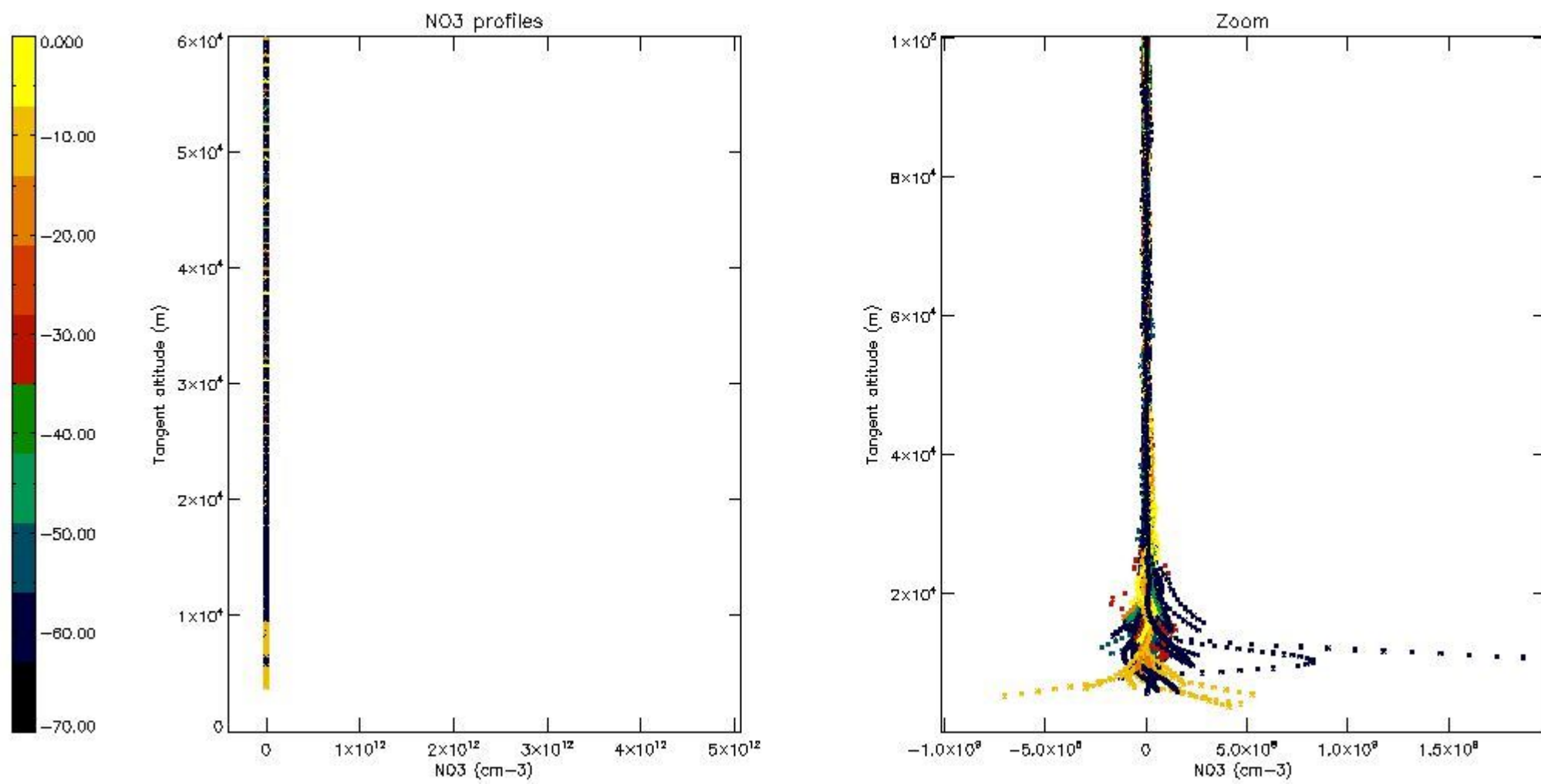
The colorbar represents the latitude.



*5.7 Plot NO3 profiles for all STD (dark without errors)*

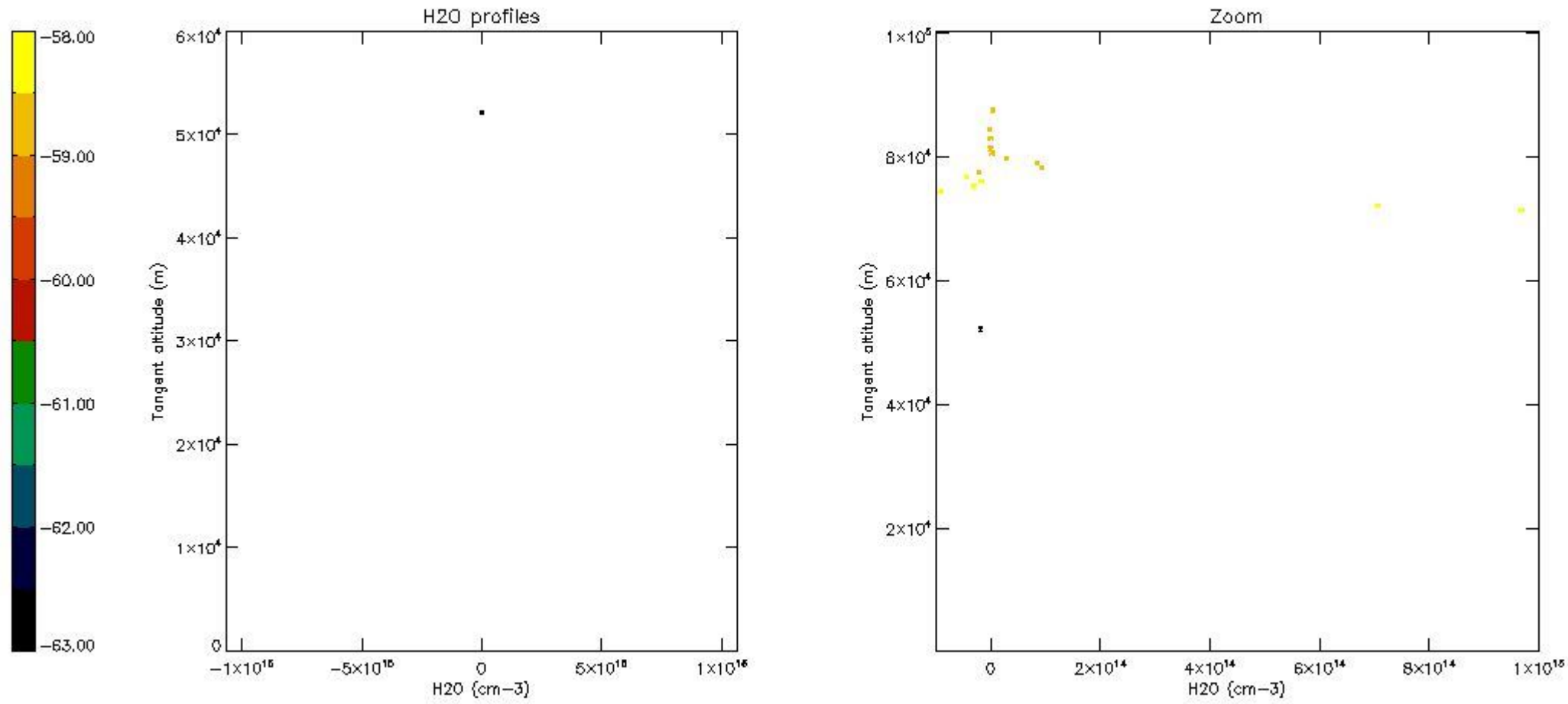
The colorbar represents the latitude.





5.8 Plot H2O profiles for all STD (only for occultations of stars 1,2,3,4,13,14,16,26,63 dark without errors)

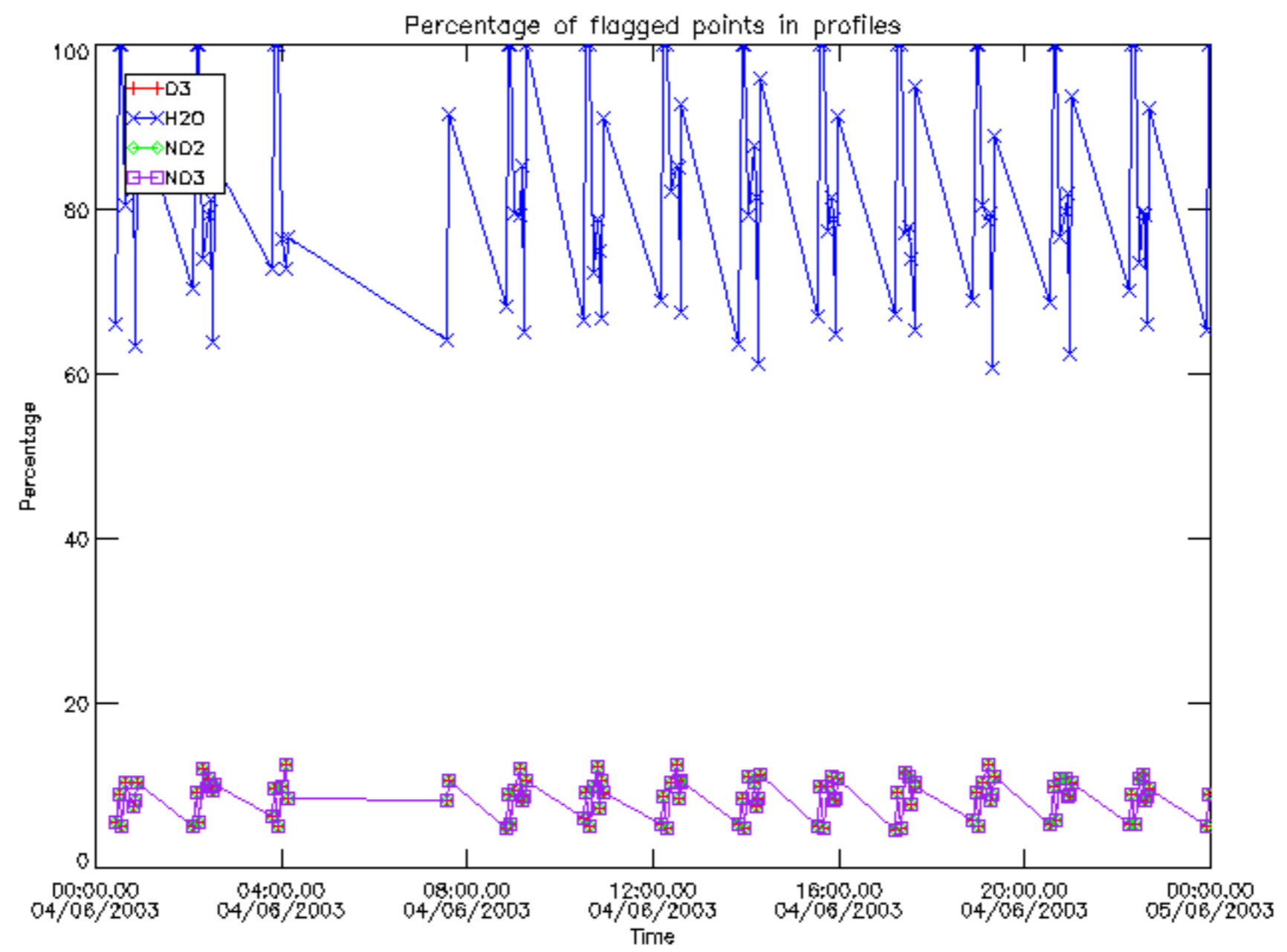
The colorbar represents the latitude.



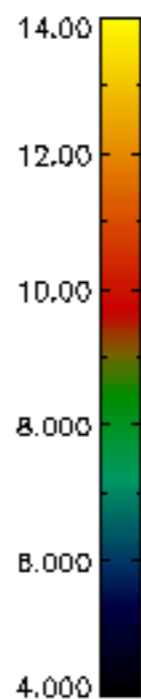
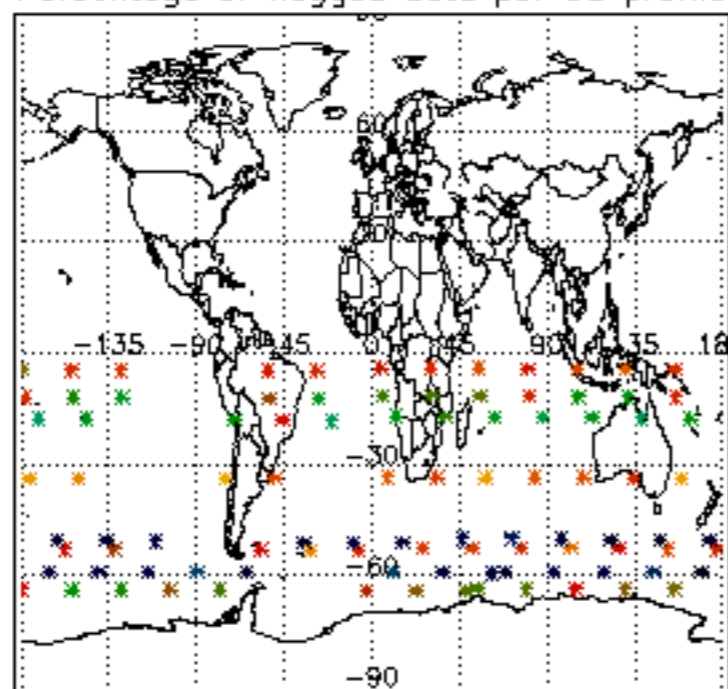
## 6. Auxiliary Data Files used for the production reported in section 2

The number reported in the third column indicates since which file (see list in section 2) the corresponding auxiliary file has been used. The fourth column is the date of those product files.

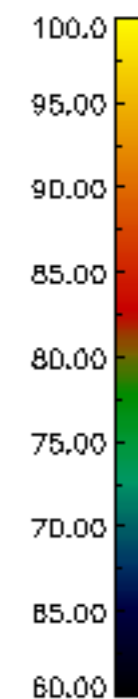
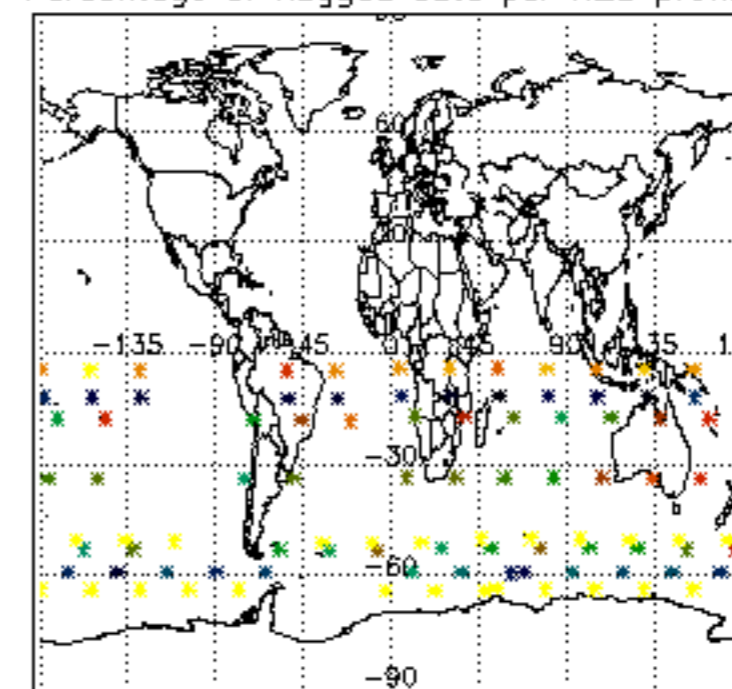
Type	Auxiliary Filename	Used since product	Used since product date
INST_PHYS_CHARACTERISTICS	GOM_INS_AXNIEC20050627_150440_20020301_000000_20100101_000000	1	04-JUN-2003 00:01:15
LEVEL-2_PROC_CONFIG	GOM_PR2_AXVIEC20091111_152718_20020301_000000_20500101_000000	1	04-JUN-2003 00:01:15
CROSS_SECTIONS_FILE	GOM_CRS_AXVIEC20091111_154832_20020301_000000_20500101_000000	1	04-JUN-2003 00:01:15



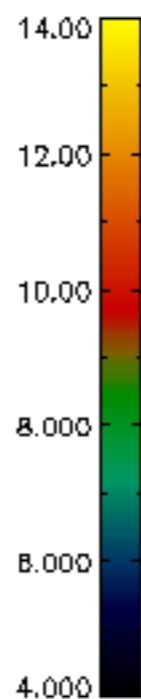
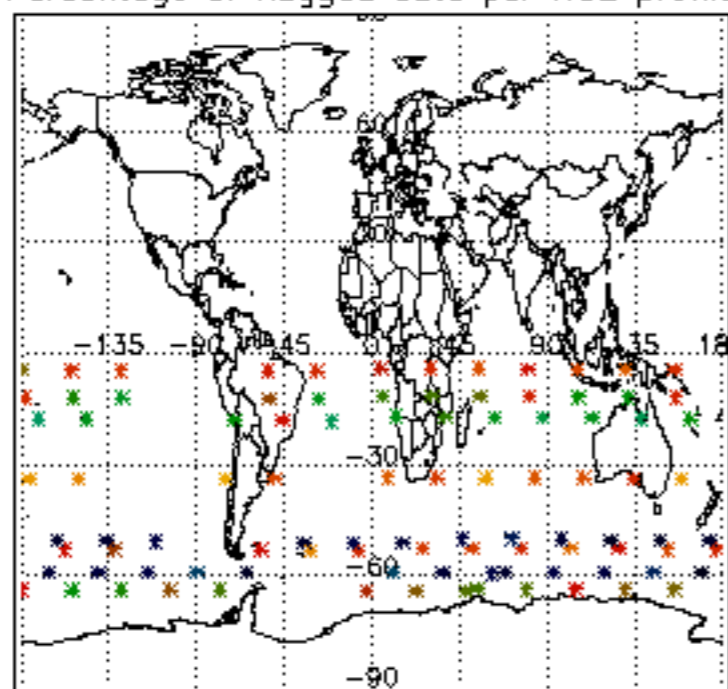
Percentage of flagged data per D3 profile



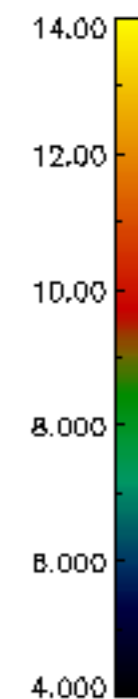
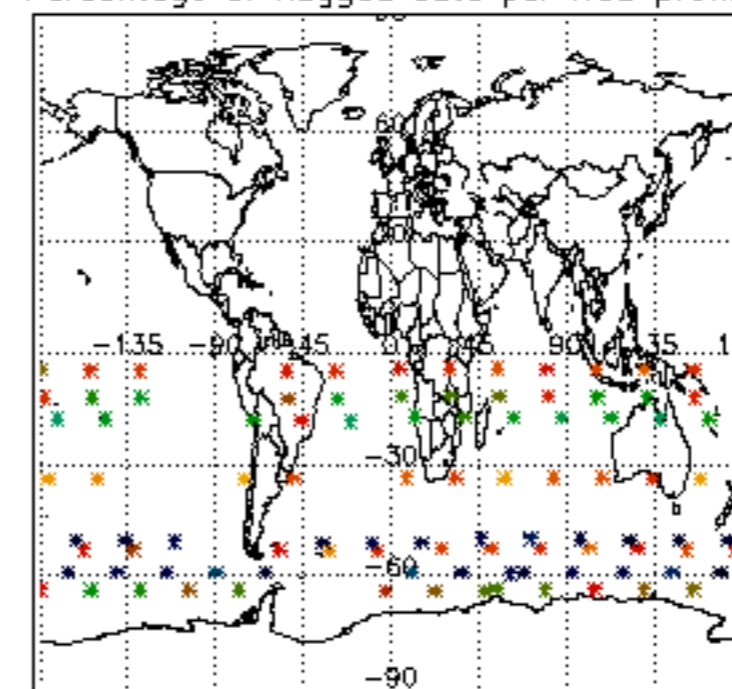
Percentage of flagged data per H2O profile

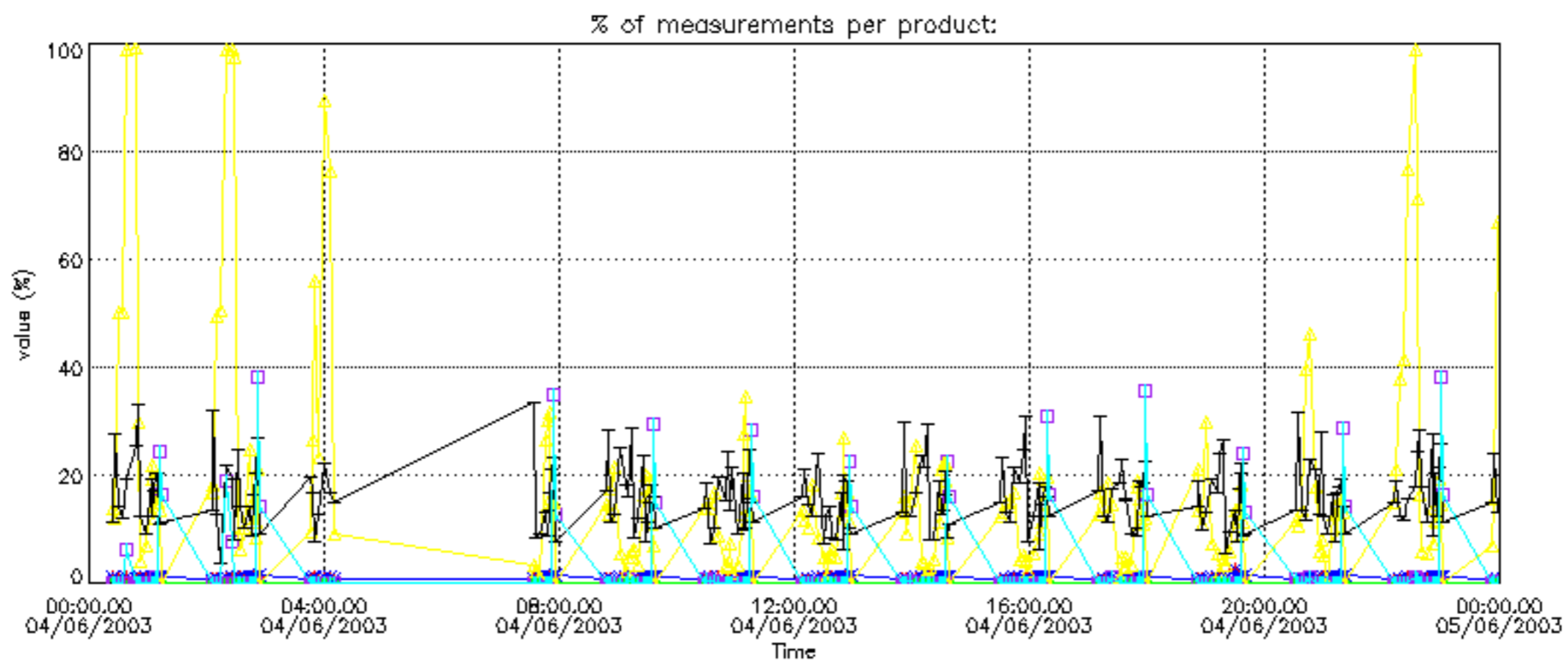
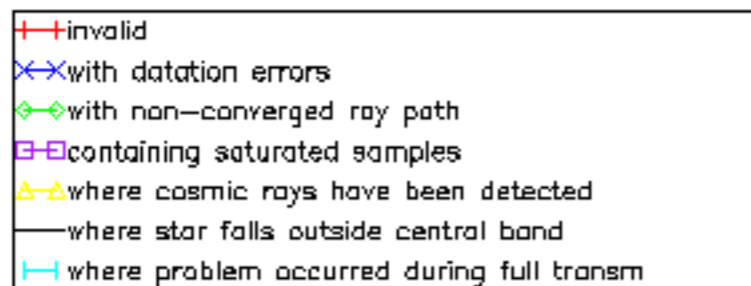


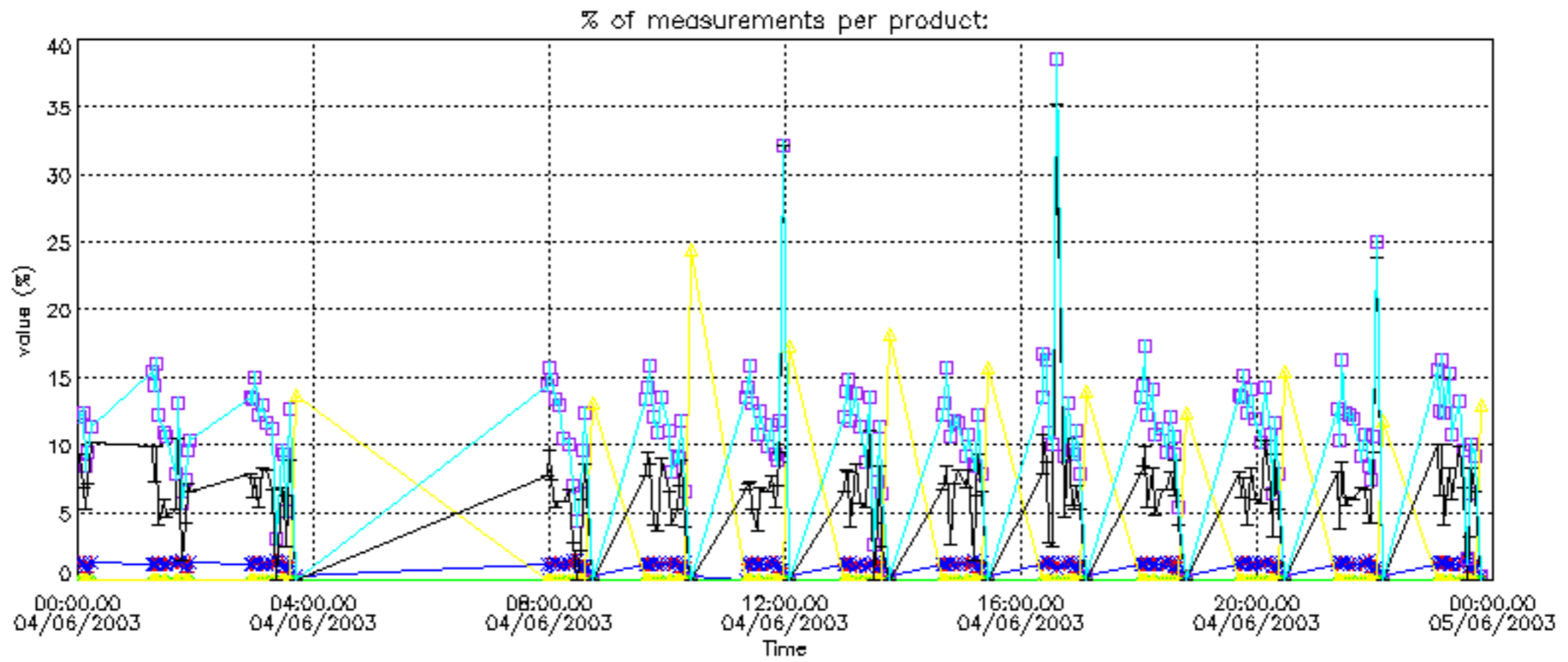
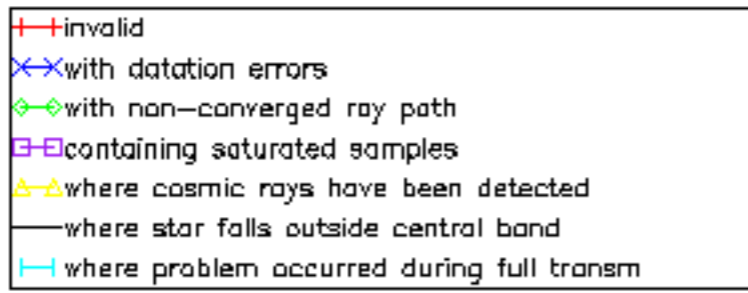
Percentage of flagged data per NO2 profile



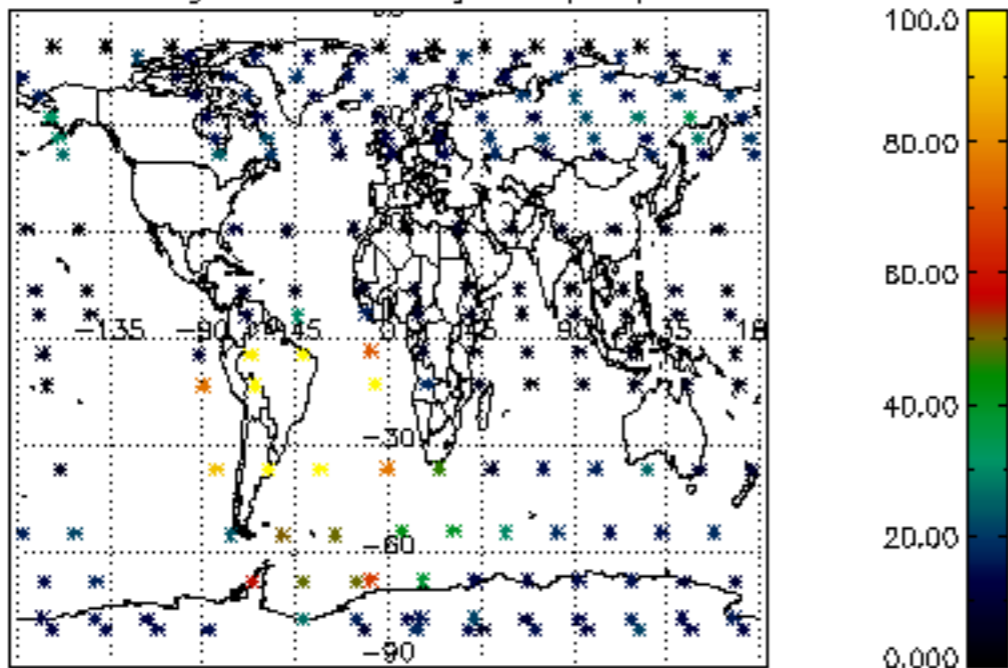
Percentage of flagged data per NO3 profile



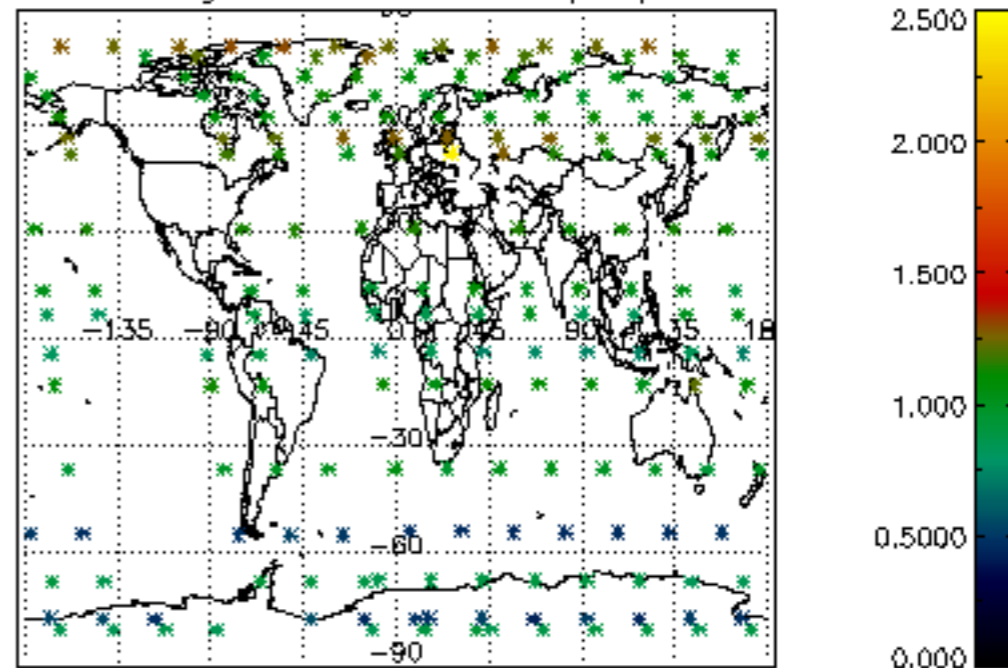




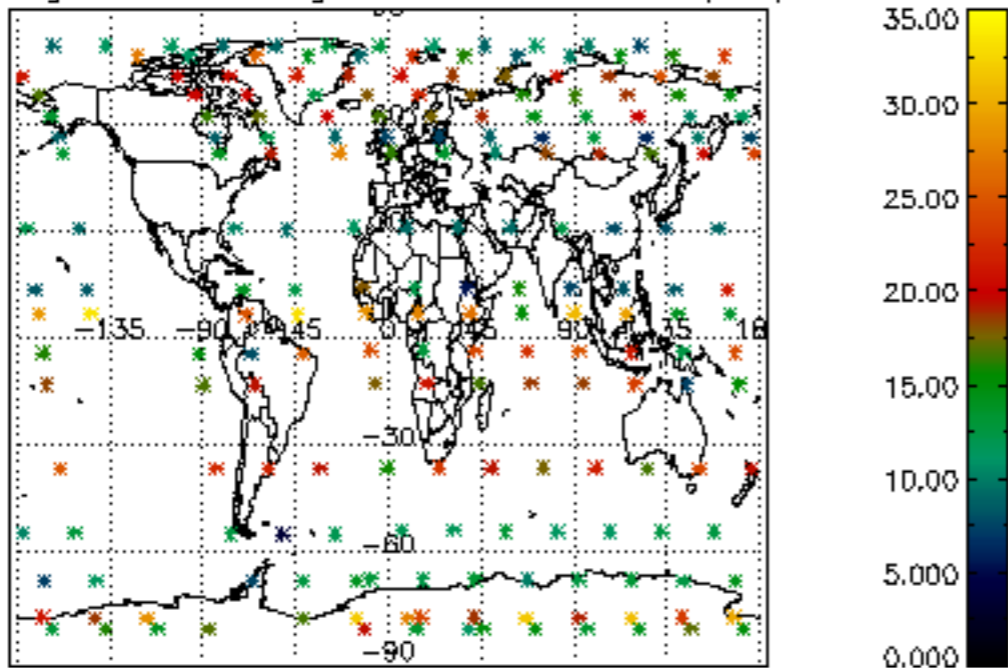
Percentage of cosmic ray hits per profile



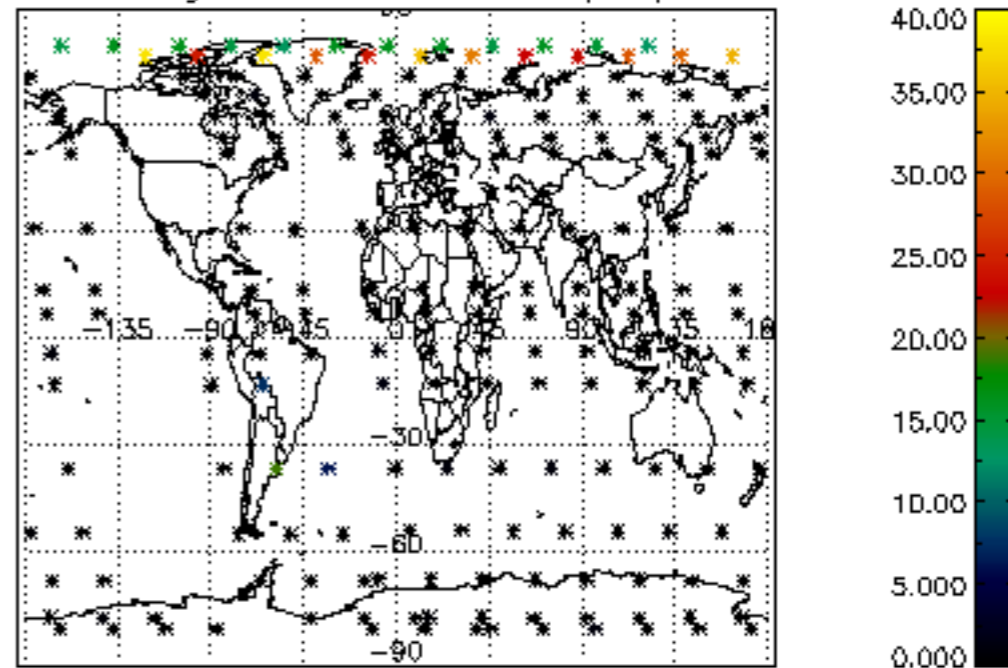
Percentage of datation errors per profile



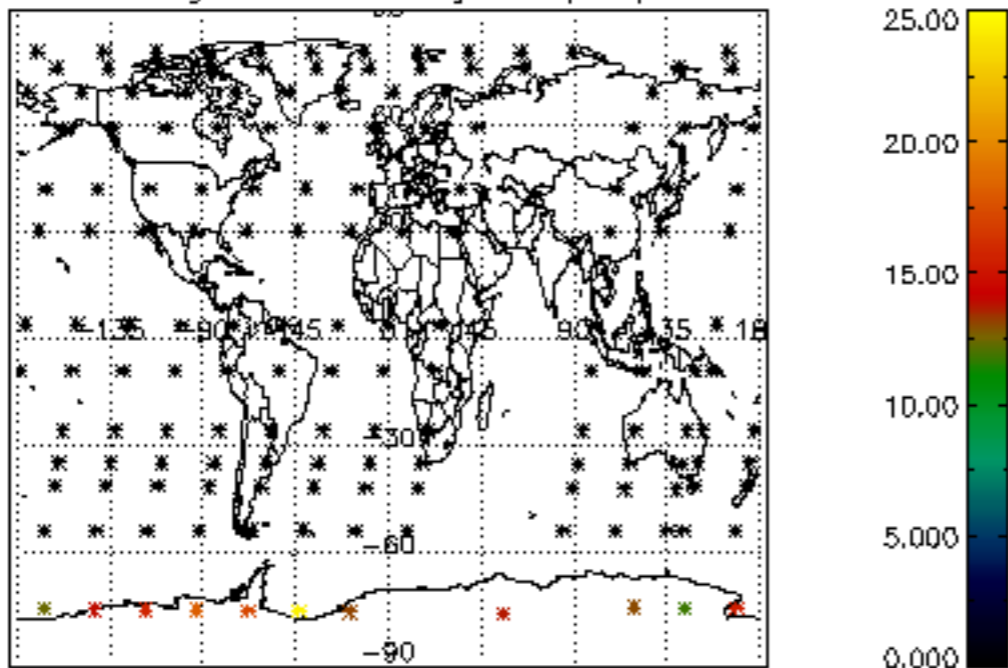
Percentage of star falling outside central band per profile



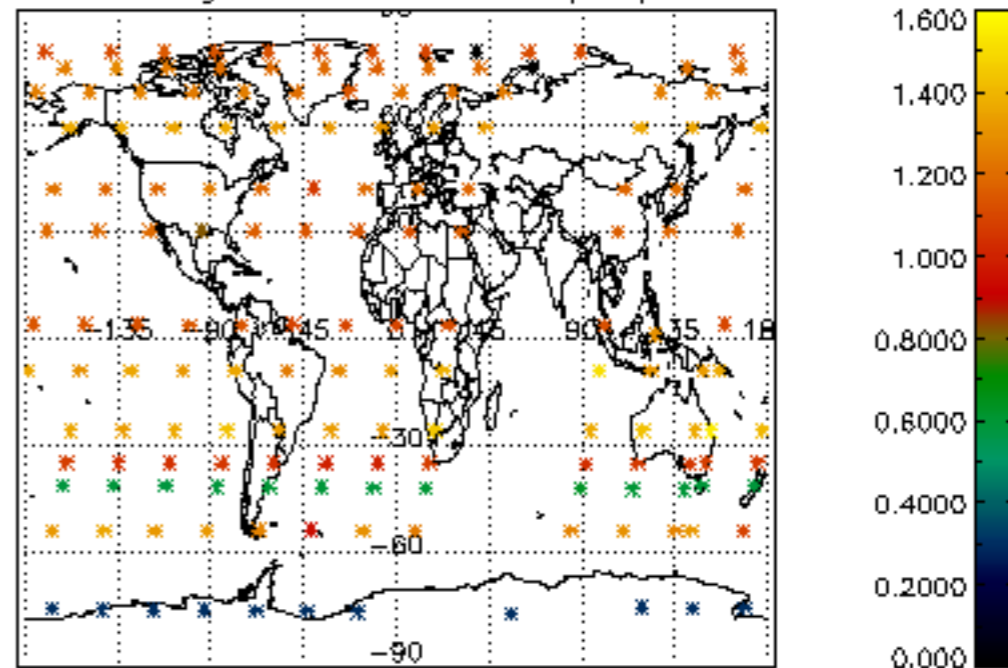
Percentage of saturation errors per profile



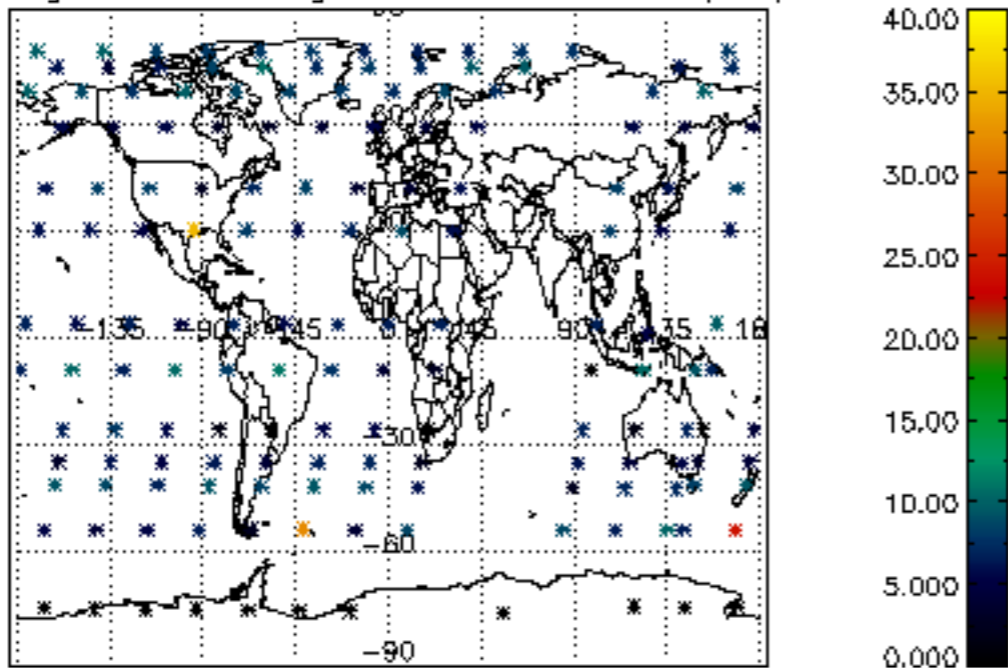
Percentage of cosmic ray hits per profile



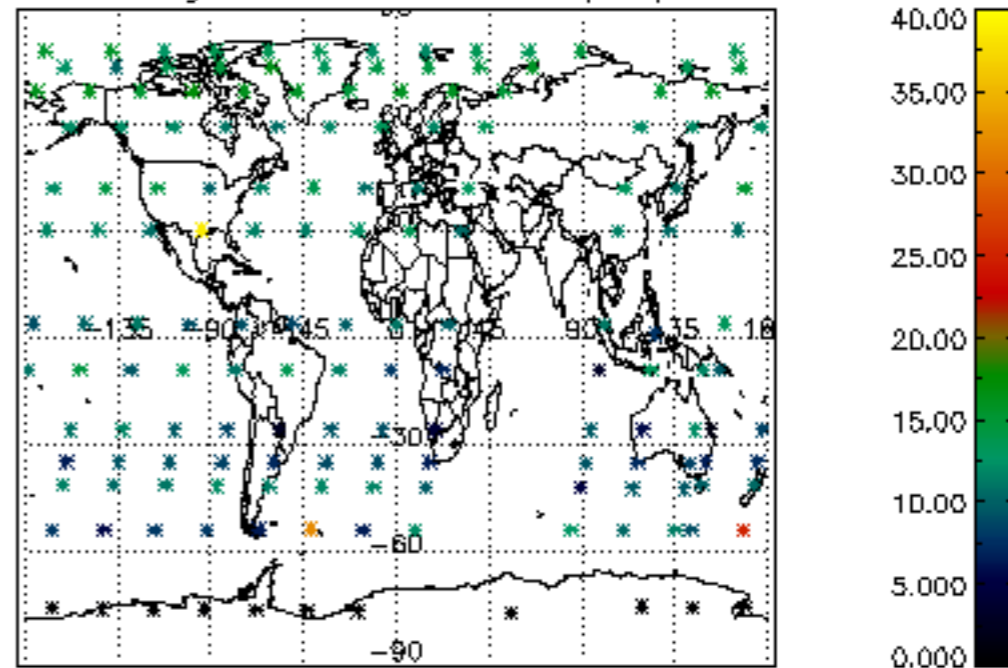
Percentage of datation errors per profile



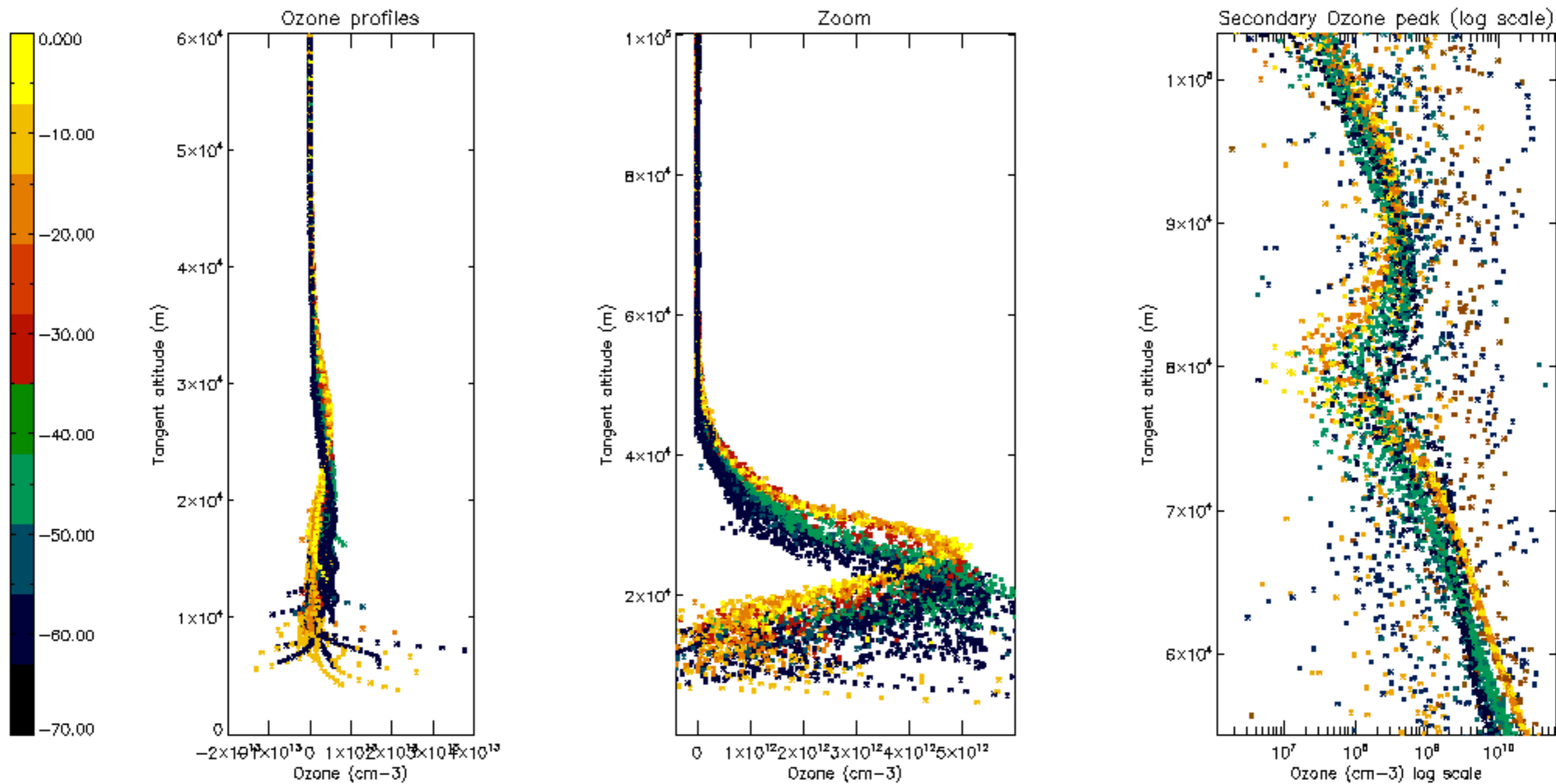
Percentage of star falling outside central band per profile

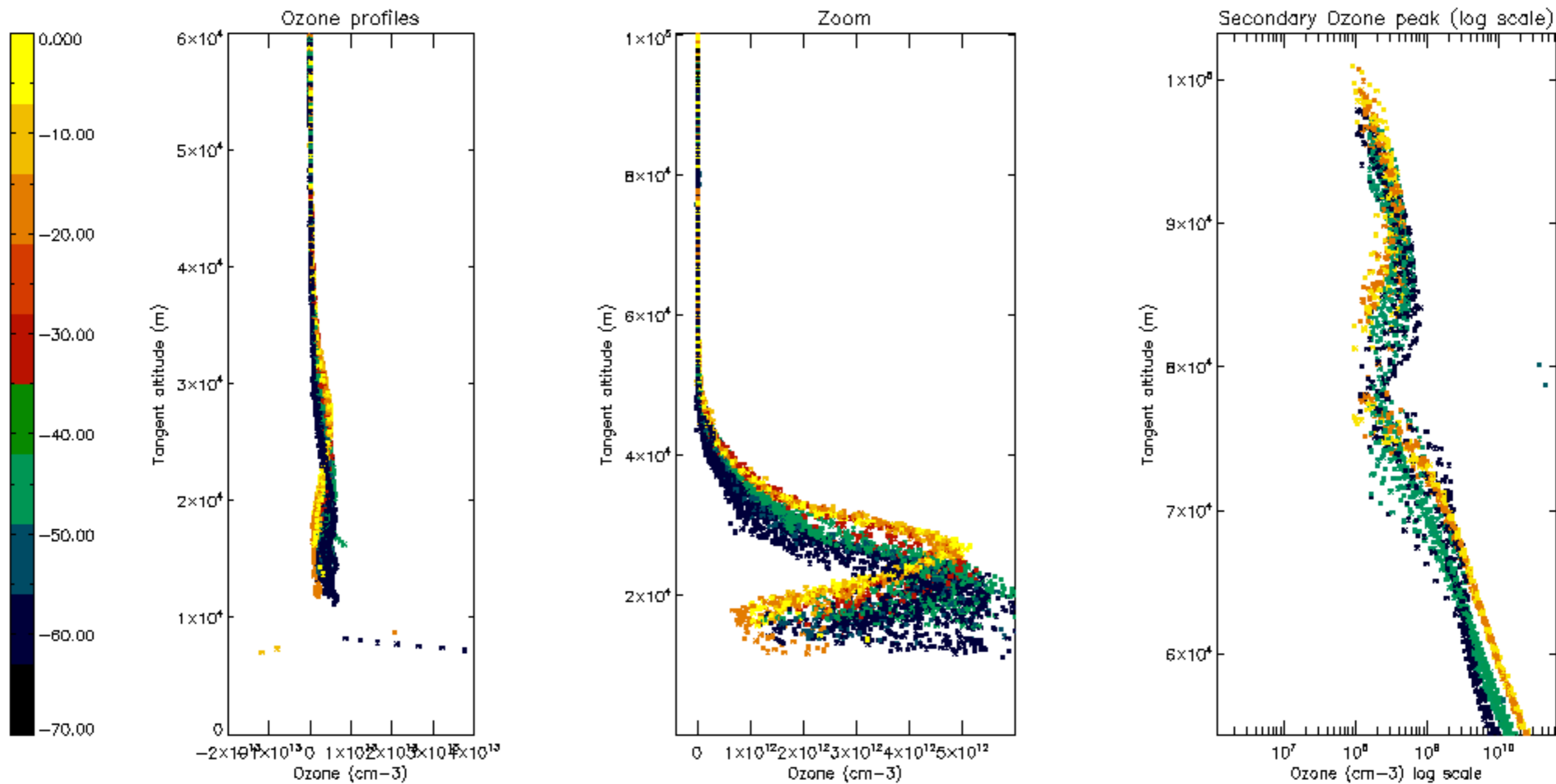


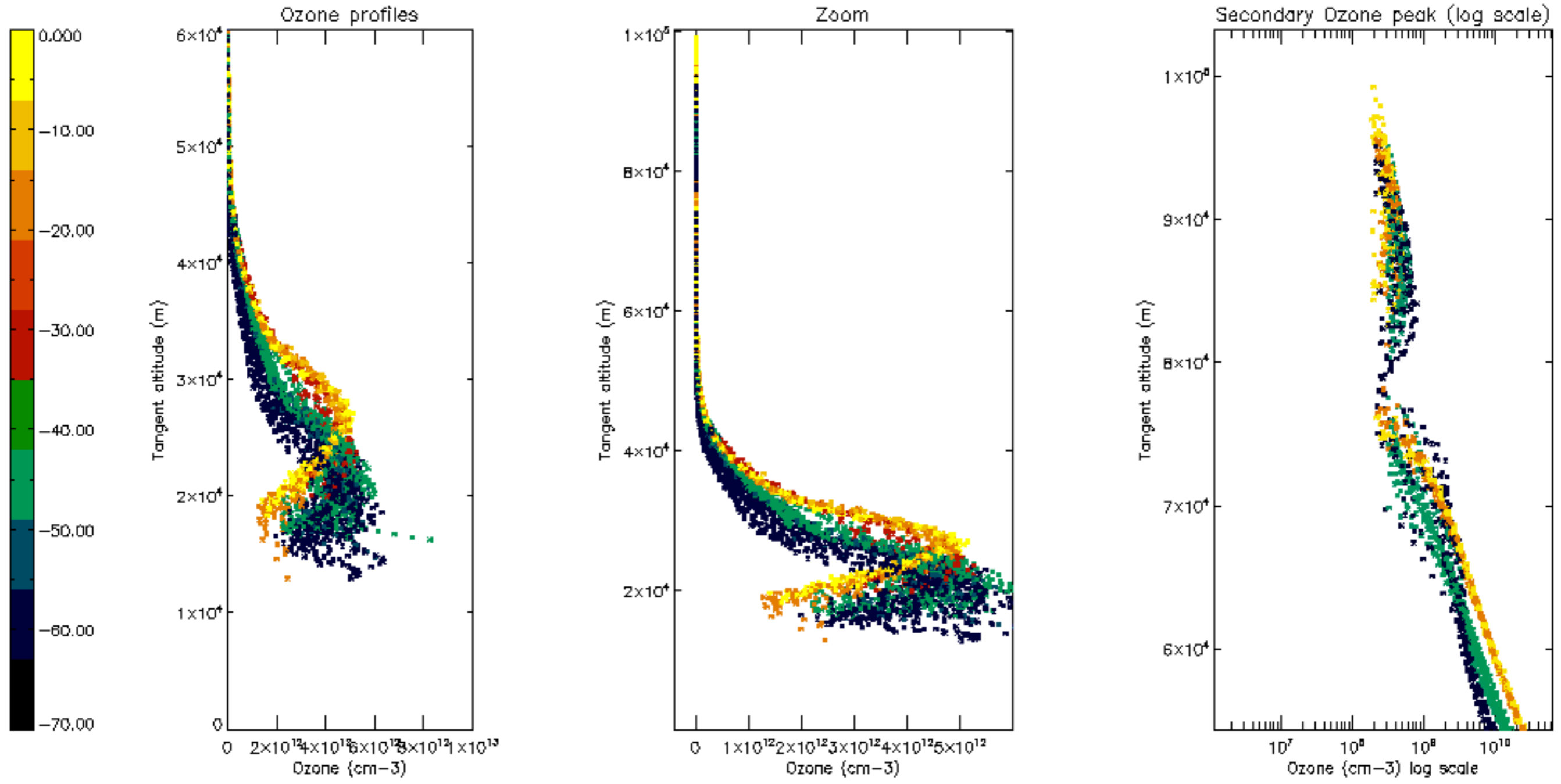
Percentage of saturation errors per profile

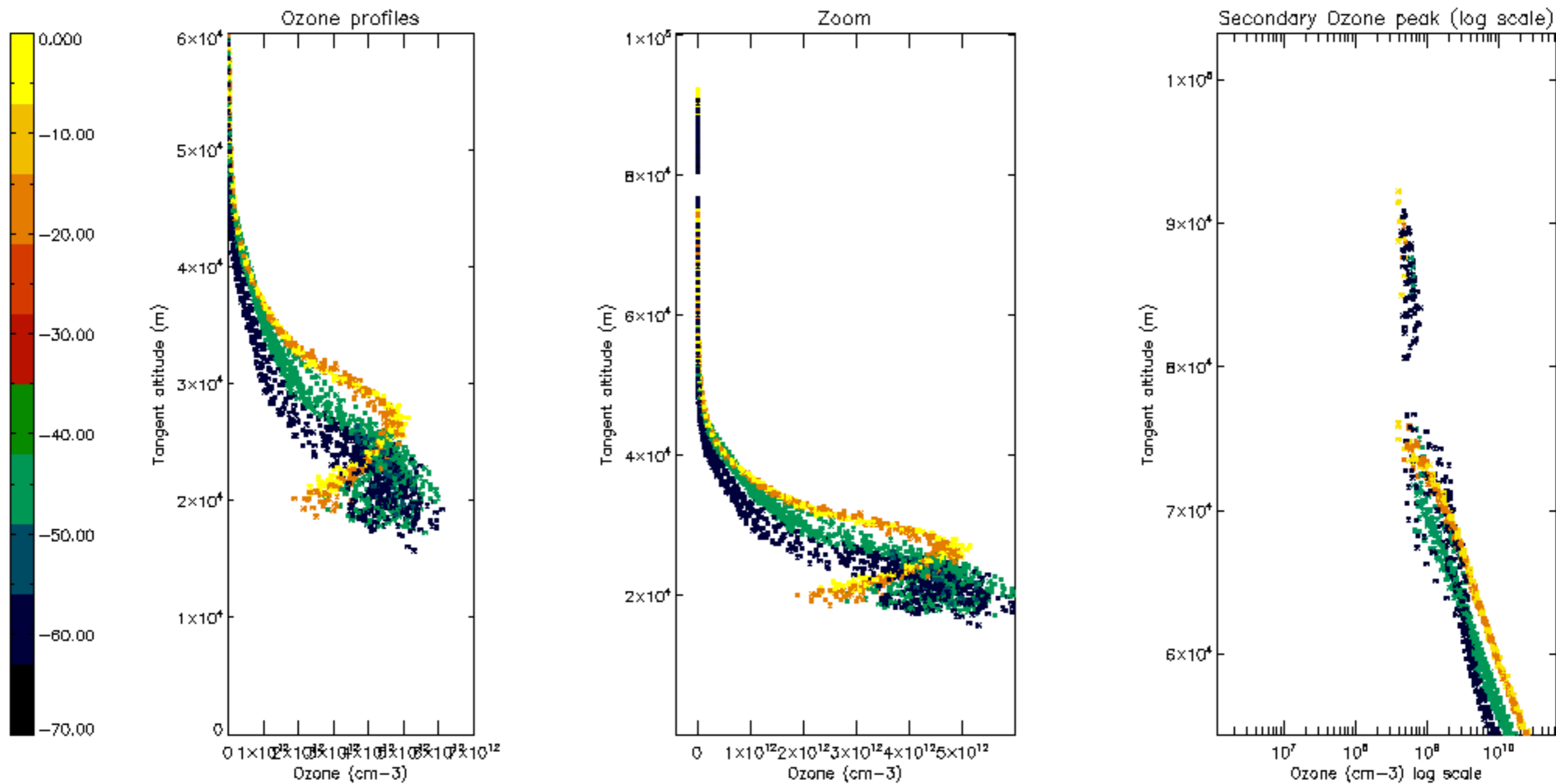


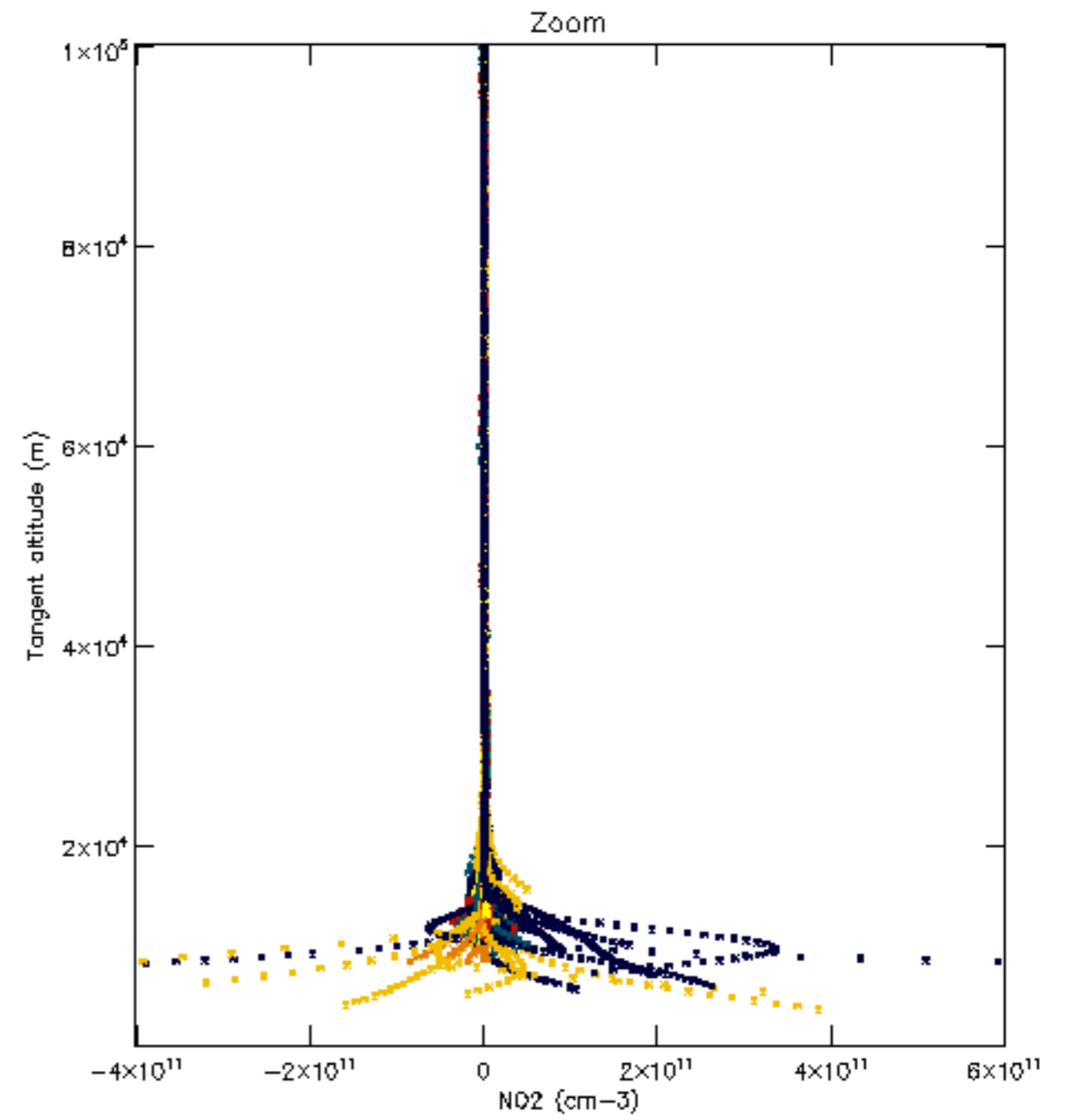
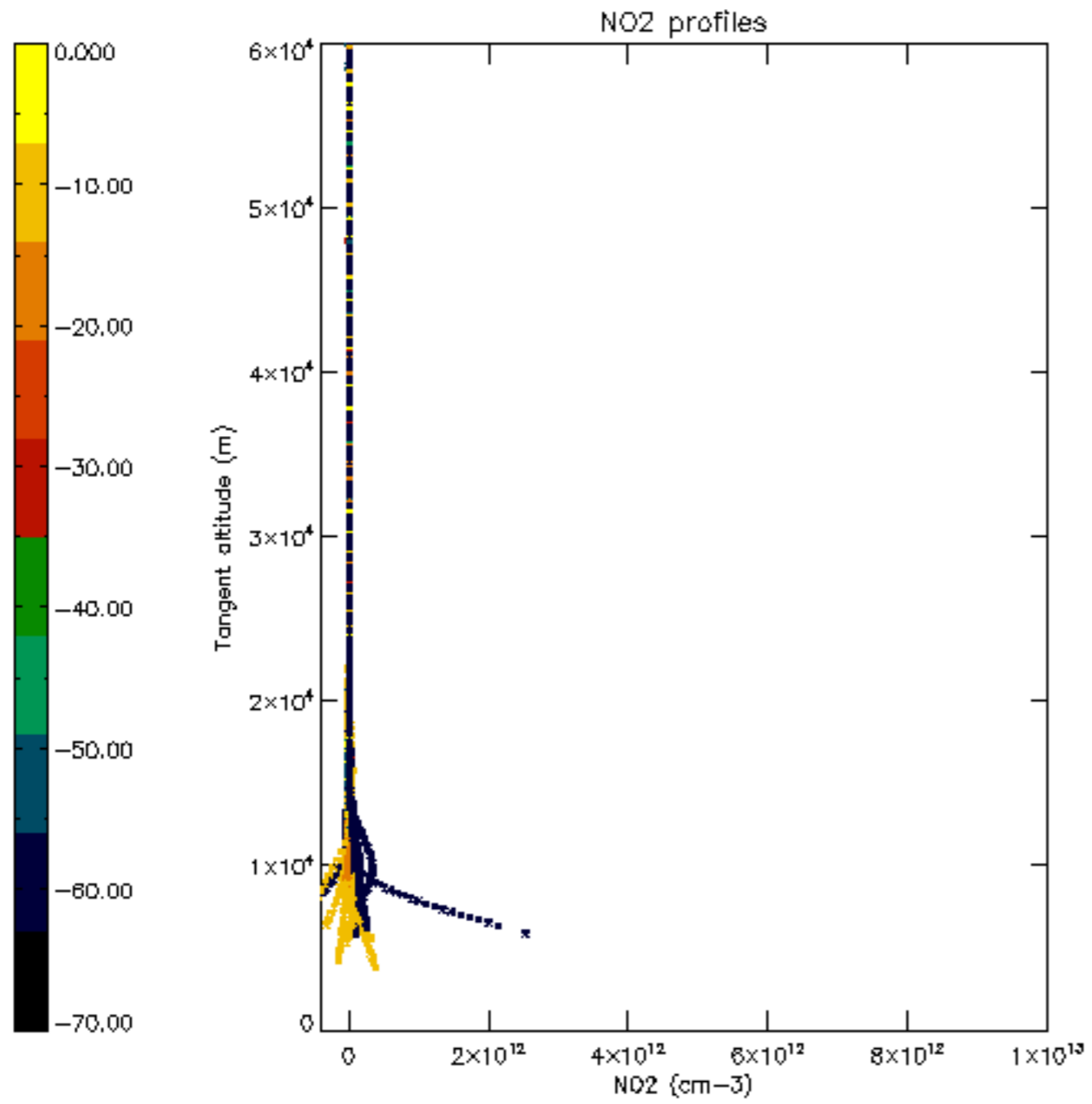


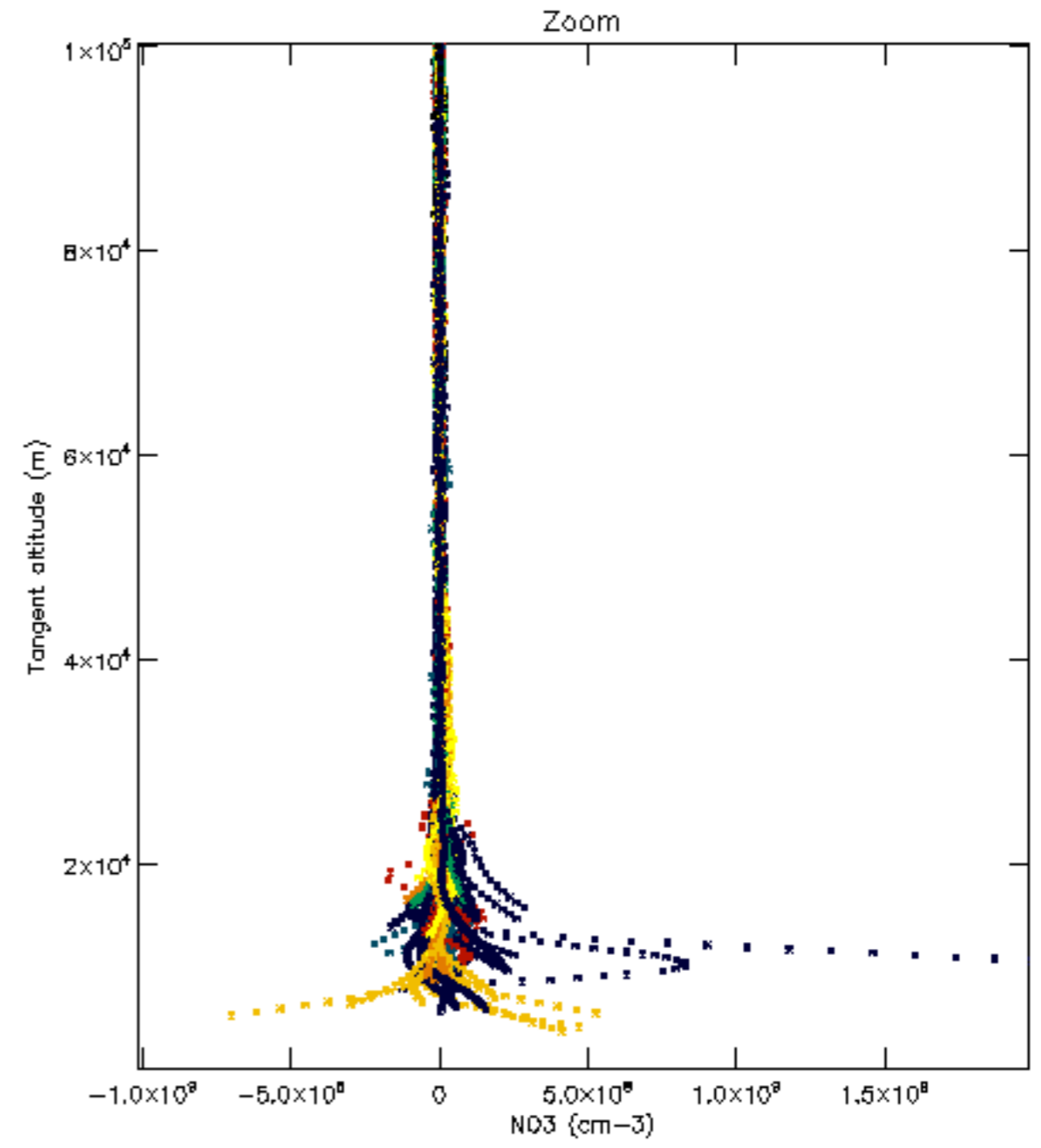
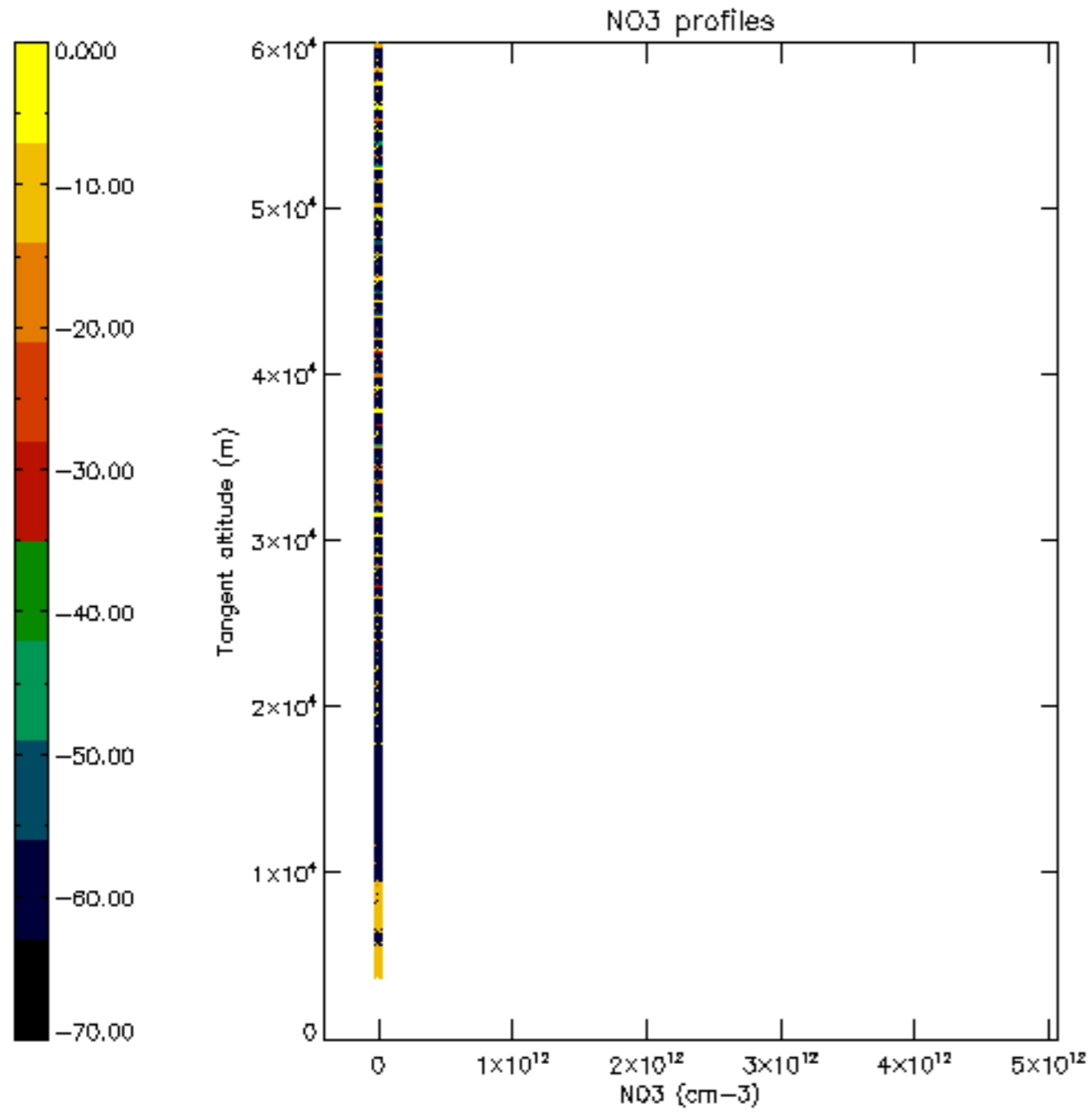


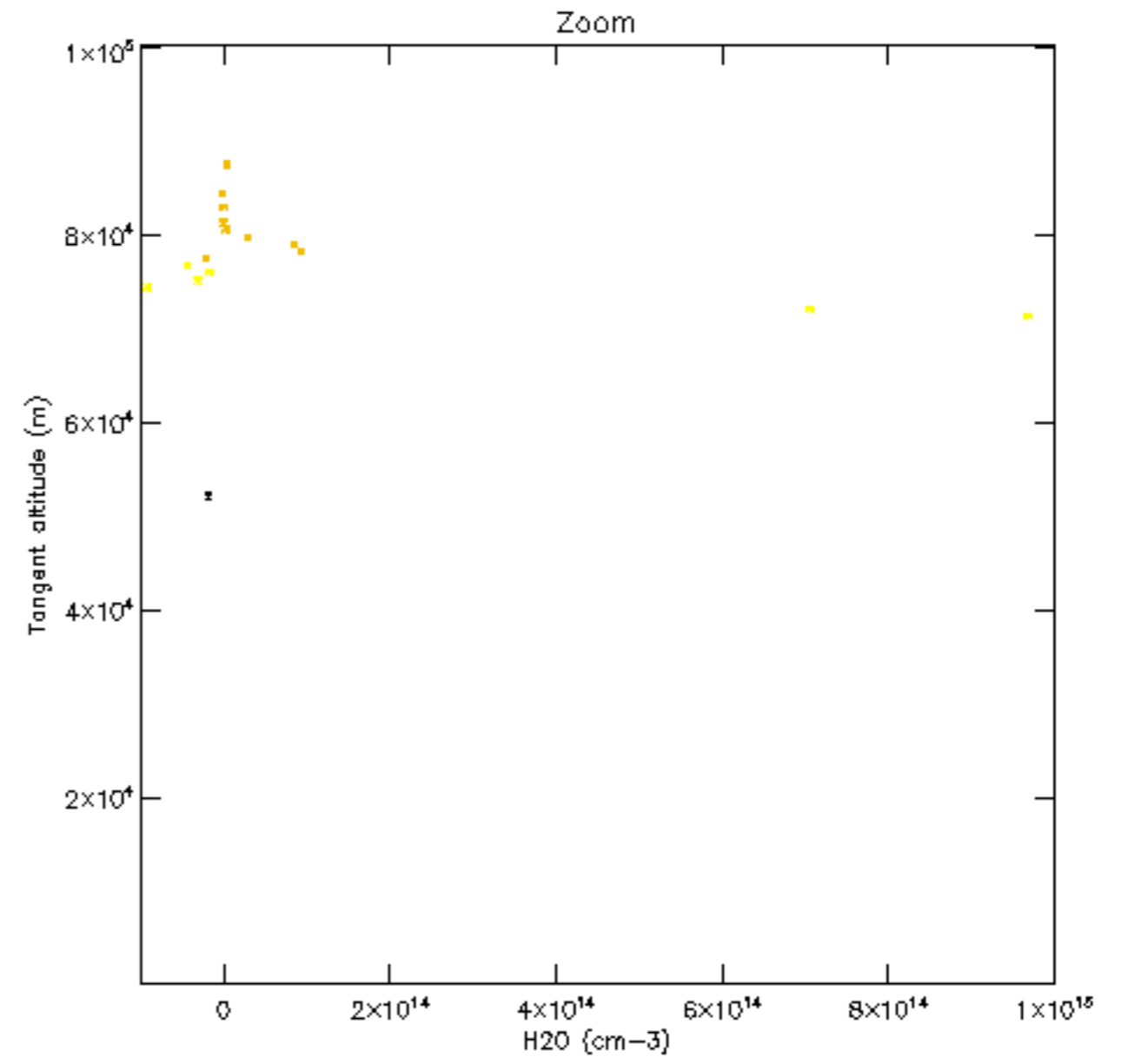
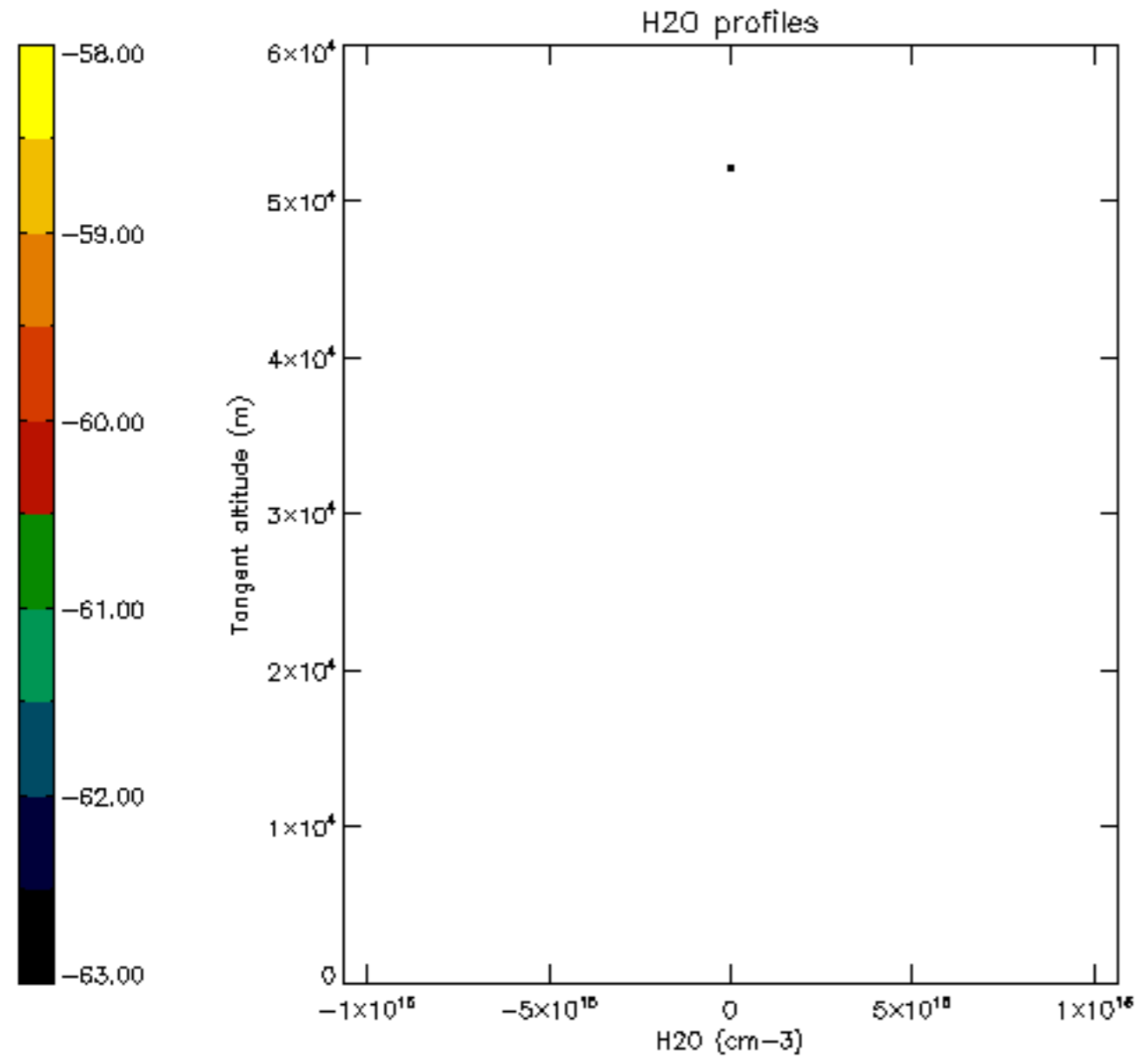


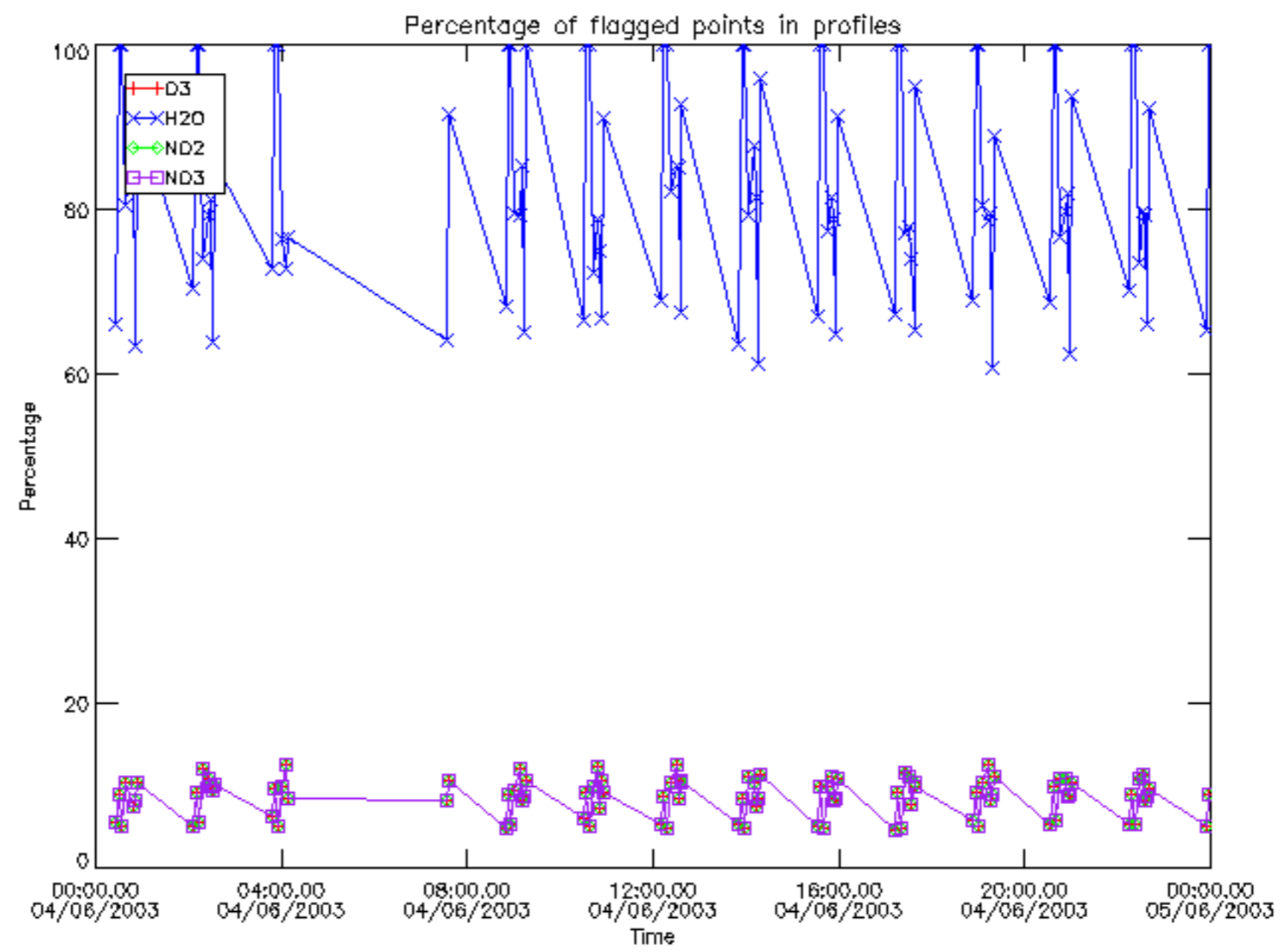






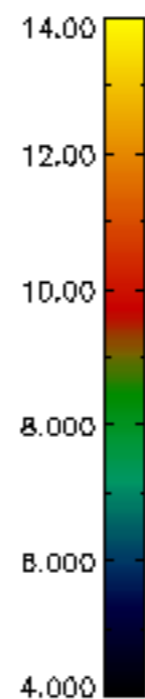
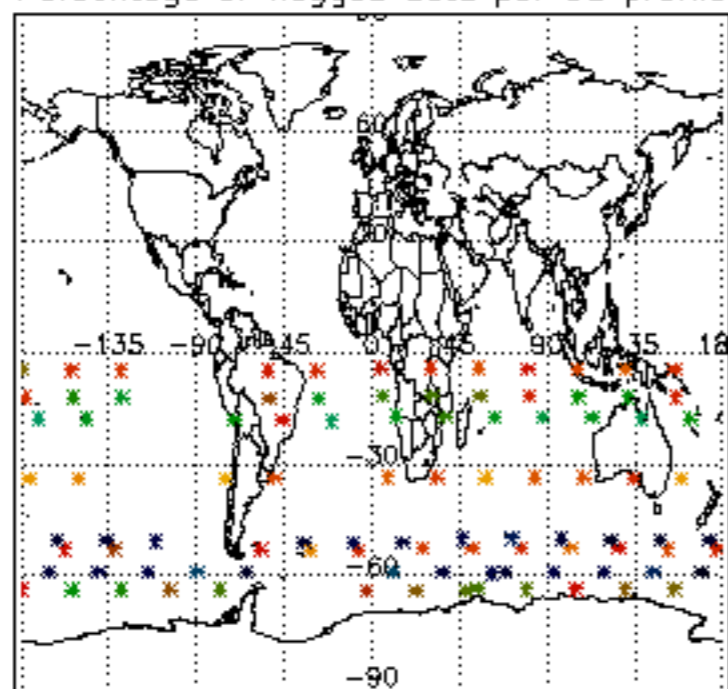




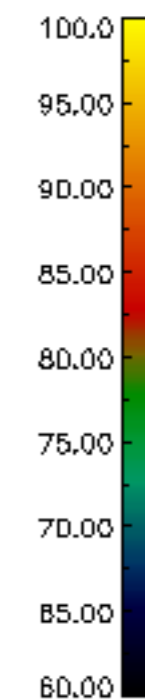
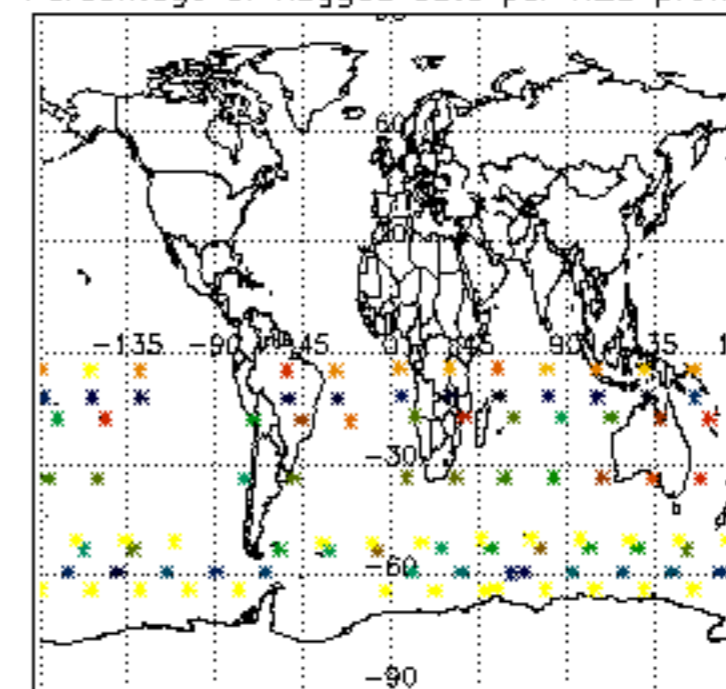




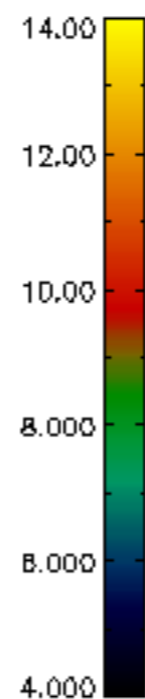
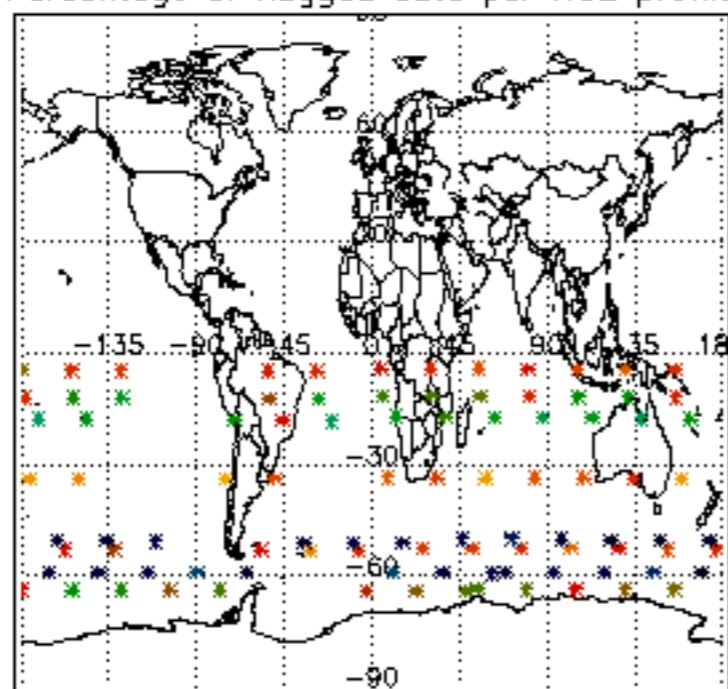
Percentage of flagged data per D3 profile



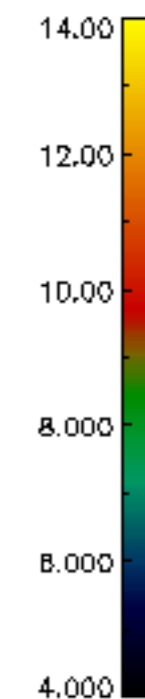
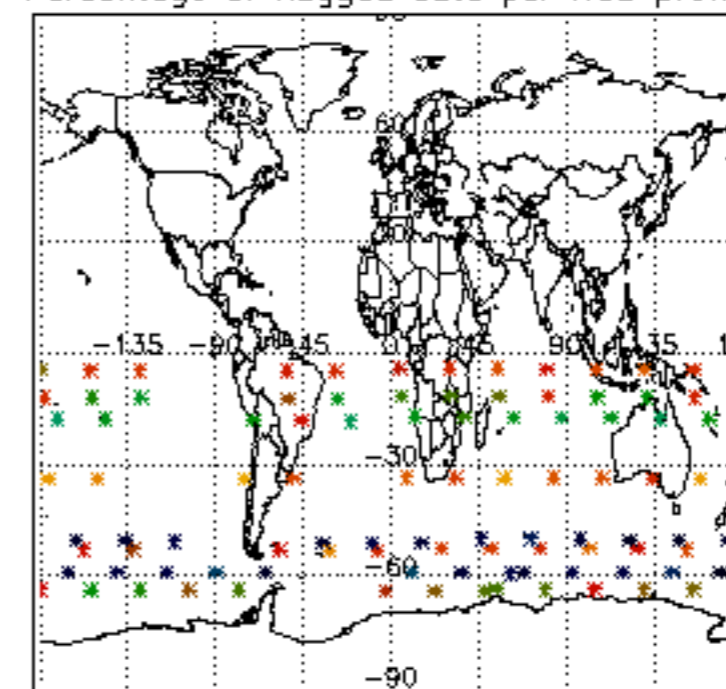
Percentage of flagged data per H2O profile

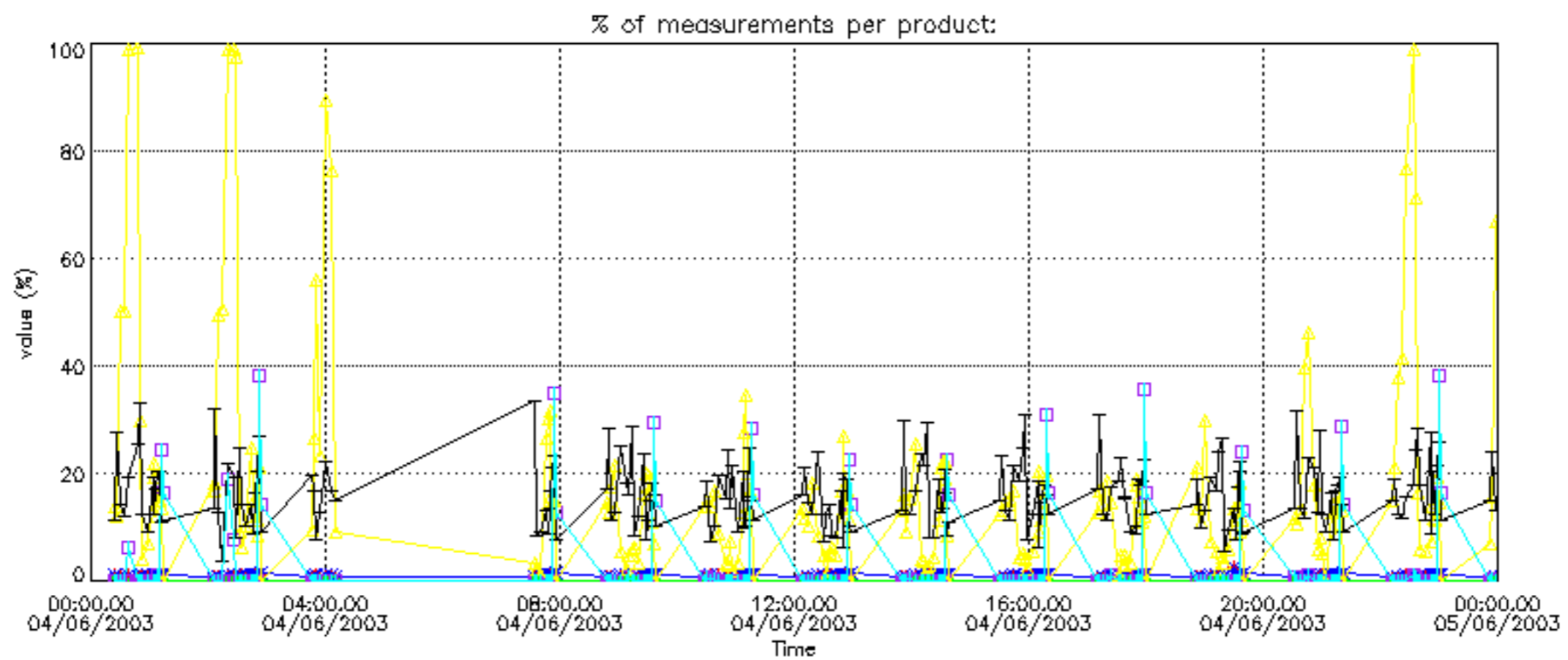
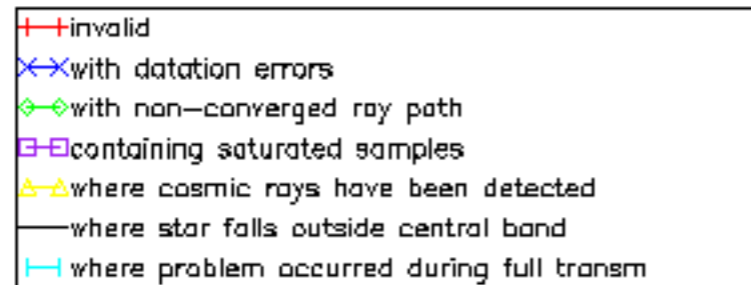


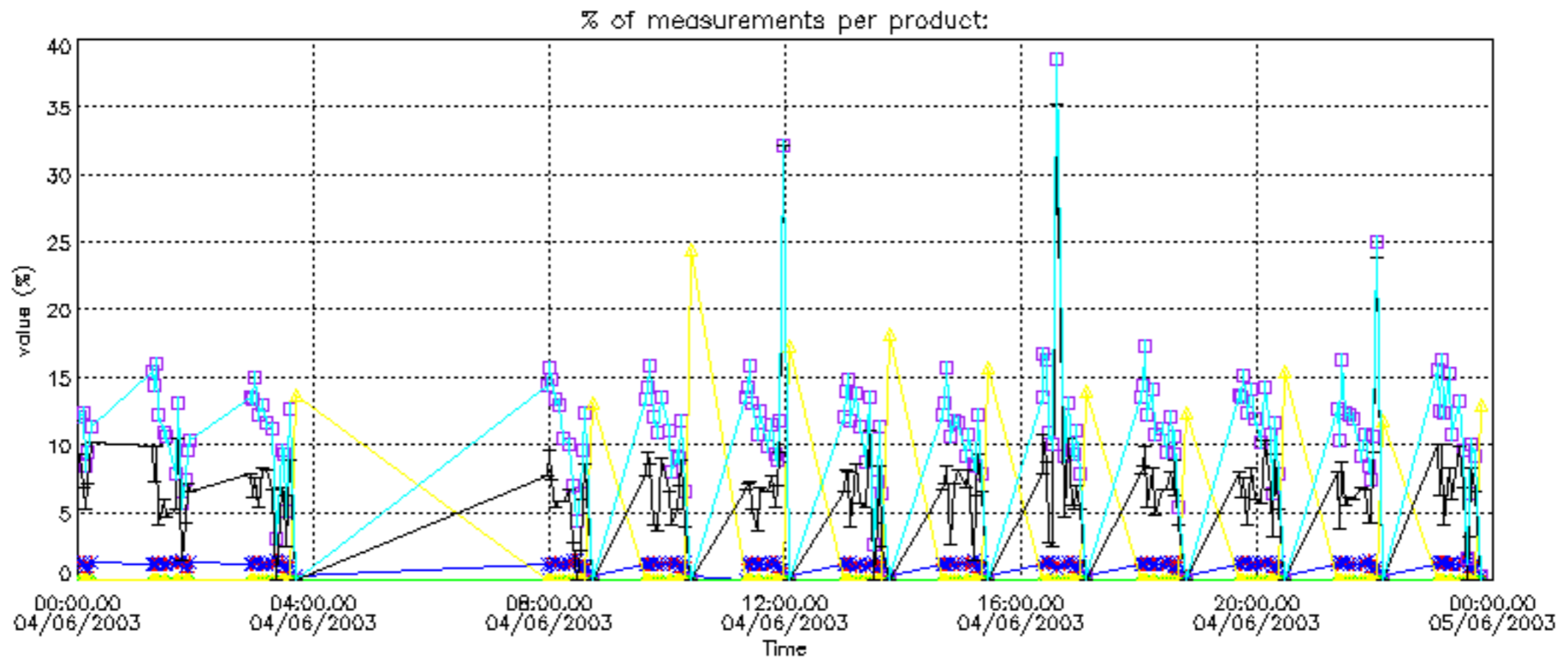
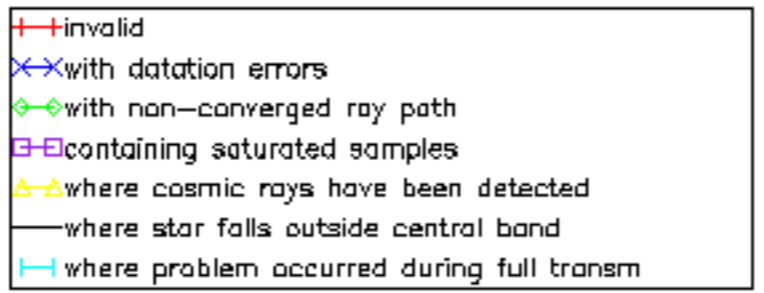
Percentage of flagged data per NO2 profile



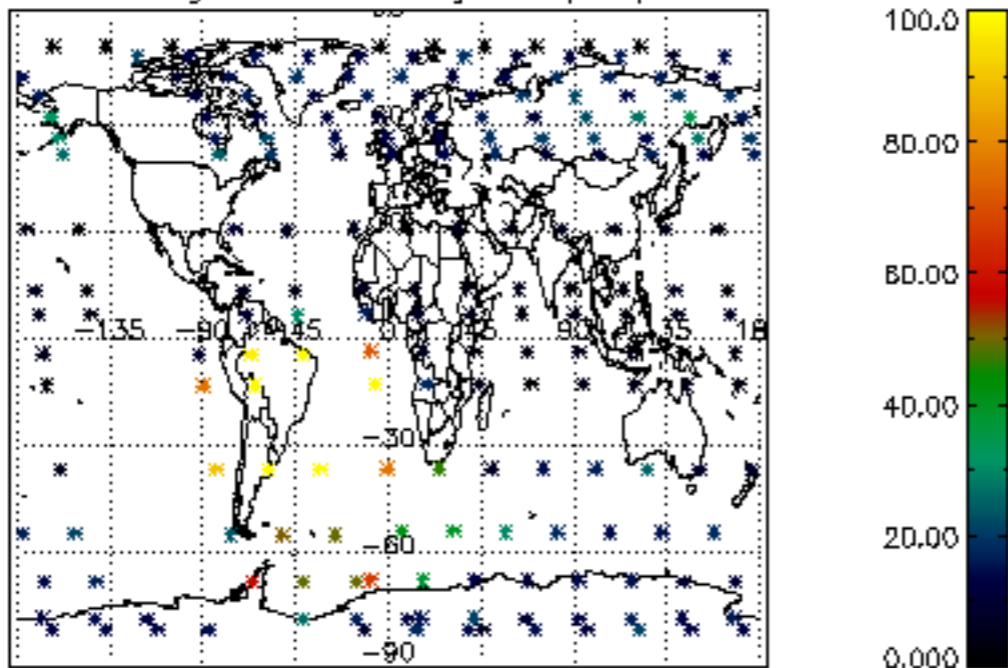
Percentage of flagged data per NO3 profile



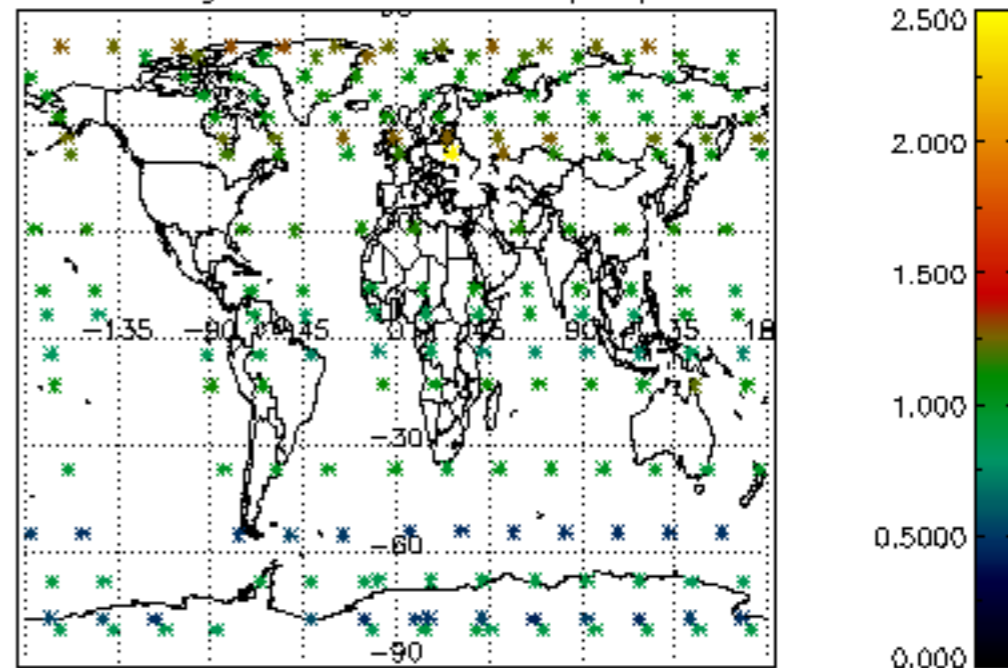




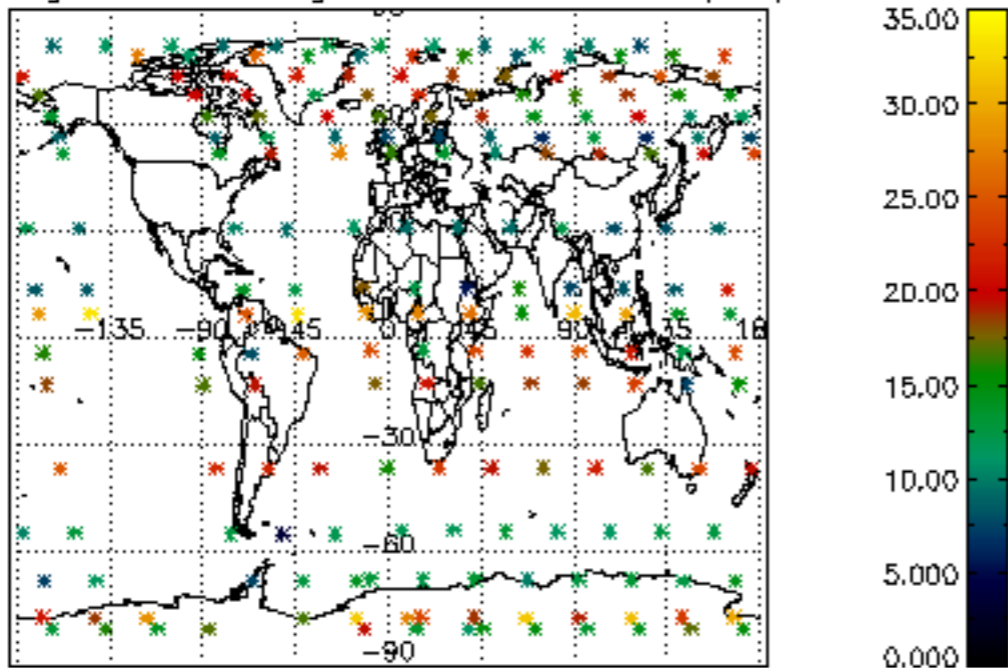
Percentage of cosmic ray hits per profile



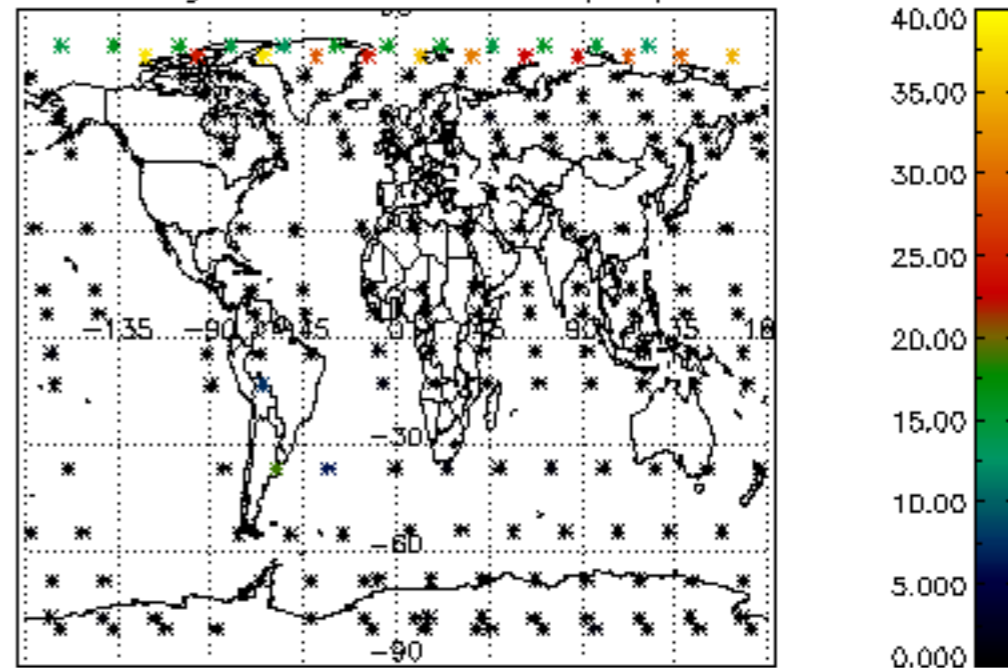
Percentage of datation errors per profile



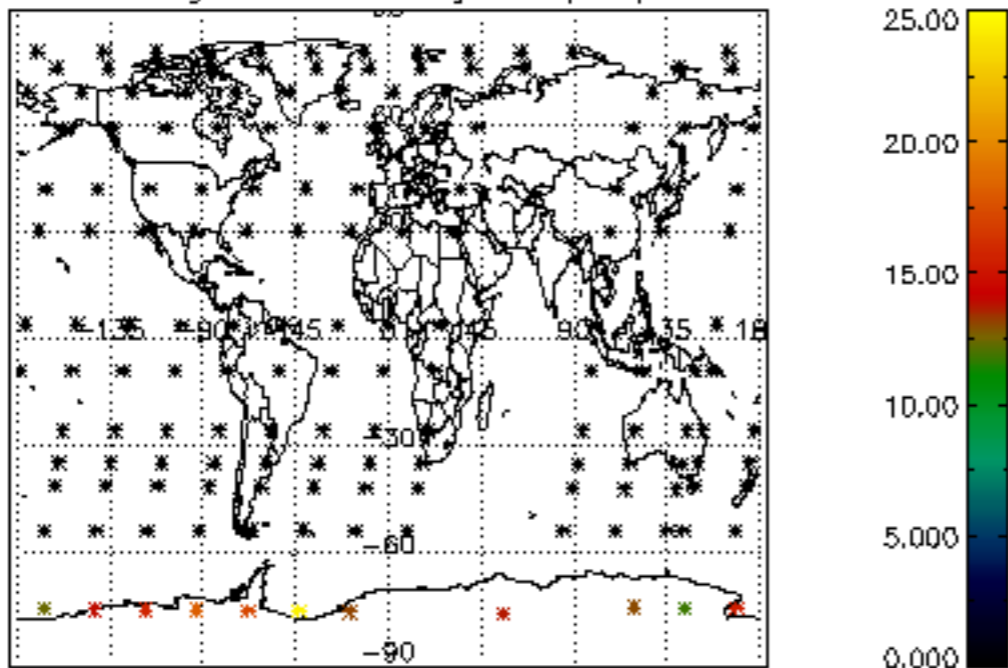
Percentage of star falling outside central band per profile



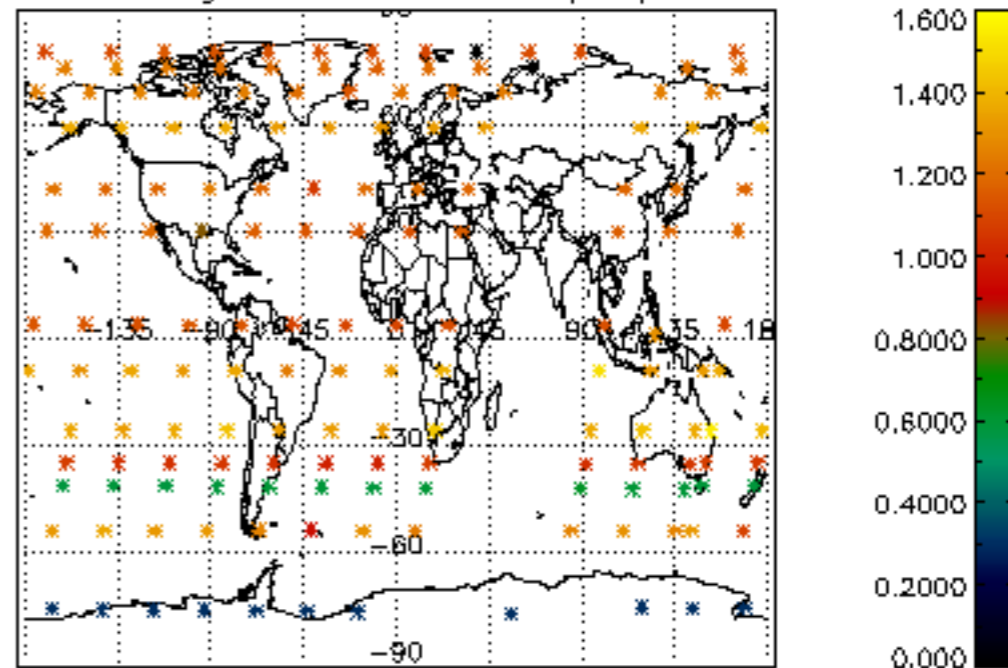
Percentage of saturation errors per profile



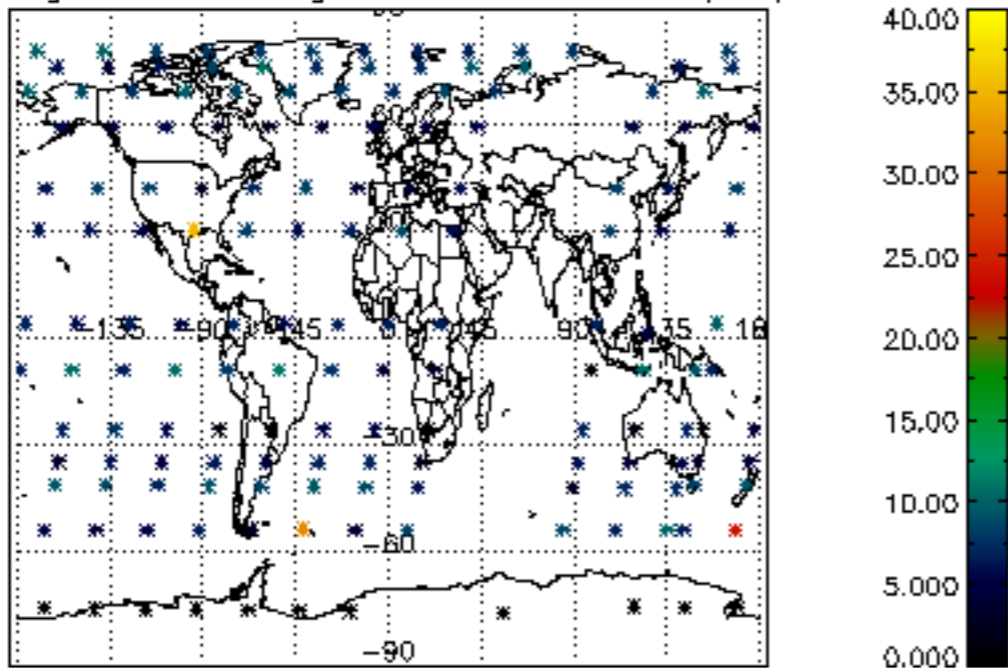
Percentage of cosmic ray hits per profile



Percentage of datation errors per profile



Percentage of star falling outside central band per profile



Percentage of saturation errors per profile

