

# GOMOS Level 2 Daily Report

## SUMMARY

### [1. General Info](#)

### [2. Summary of processed GOM\\_NL\\_2P products](#)

### [3. Level 2 Quality information per product](#)

#### [3.1 Plot of level 2 quality information per product \(time dependant\)](#)

#### [3.2 Plot of level 2 quality information per product \(world map\)](#)

### [4. Level 1 Quality information per product \(stored on level 2 products\)](#)

#### [4.1 Plot of level 1 quality information per product \(time dependant\)](#)

##### [4.1.1 Plot of level 1 quality information per product \(time dependant\): ASCENDING](#)

##### [4.1.2 Plot of level 1 quality information per product \(time dependant\): DESCENDING](#)

#### [4.2 Plot of level 1 quality information per product \(world map\)](#)

##### [4.2.1 Plot of level 1 quality information per product \(world map\): ASCENDING](#)

##### [4.2.2 Plot of level 1 quality information per product \(world map\): DESCENDING](#)

### [5. Ozone profiles based on quality statistics and other trace gas profiles](#)

#### [5.1 Ozone statistics based on quality of products](#)

#### [5.2 Plot ozone profiles for all STD \(dark without errors\)](#)

#### [5.3 Plot ozone profiles where STD < 20% \(dark without errors\)](#)

#### [5.4. Plot ozone profiles where STD < 10% \(dark without errors\)](#)

#### [5.5. Plot ozone profiles where STD < 5% \(dark without errors\)](#)

#### [5.6 Plot NO2 profiles for all STD \(dark without errors\)](#)

#### [5.7 Plot NO3 profiles for all STD \(dark without errors\)](#)

#### [5.8 Plot H2O profiles \(only for occultations of stars 1,2,3,4,13,14,16,26,63 dark without errors\) for all STD](#)

### [6. Auxiliary Data Files used for the production reported in section 2](#)

This report presents the daily analysis on parameters extracted from GOMOS level 2 data (GOM\_NL\_\_2P). It is intended to monitor some important parameters that will impact the quality of these products. A list of level 2 products (and content) that have arrived during the reporting day to the PCF is also given.

Item	Value
Time of report generation	19APR2013 14:30:17
Data source version	GOMOS/6.01
Start time of products	01-06-2003 (01JUN2003 00:00:00)
Stop time of products	02-06-2003 (02JUN2003 00:00:00)
Store outputs in DB	Yes
Nb of level 2 prods	395
Nb of prods with errors	9

## 2. Summary of processed GOM\_NL\_\_2P products.

Nr	Filename	UTC Start time	Limb	Duration	Star Id	Star Name	Star Mag	Star Temp	Nb Meas	Orbit	Prod. error
1	GOM_NL__2PRFIN20030601_000011_000000362016_00474_06540_7221.N1	01-JUN-2003 00:00:11	Bright	36.000	49	1Alp UMi	1.9900	6300.0	72	6540	No
2	GOM_NL__2PRFIN20030601_000317_000000472016_00474_06540_7222.N1	01-JUN-2003 00:03:17	Bright	46.500	89	5Alp Cep	2.4510	8000.0	93	6540	No
3	GOM_NL__2PRFIN20030601_000815_000000472016_00474_06540_7223.N1	01-JUN-2003 00:08:15	Bright	47.000	76	27Gam Cas	2.3000	30000.	94	6540	No
4	GOM_NL__2PRFIN20030601_001558_000000472016_00474_06540_7224.N1	01-JUN-2003 00:15:58	Bright	46.500	53	43Bet And	2.0480	3300.0	93	6540	No
5	GOM_NL__2PRFIN20030601_001839_000000572016_00474_06540_7225.N1	01-JUN-2003 00:18:39	Twilight	57.000	58	21Alp And	2.0730	11000.	114	6540	No
6	GOM_NL__2PRFIN20030601_002334_000000532016_00474_06540_7226.N1	01-JUN-2003 00:23:34	Dark	53.000	140	88Gam Peg	2.8340	26000.	106	6540	No
7	GOM_NL__2PRFIN20030601_002646_000000902016_00474_06540_7227.N1	01-JUN-2003 00:26:46	Dark	89.500	90	54Alp Peg	2.4870	11000.	179	6540	No
8	GOM_NL__2PRFIN20030601_003233_000000502016_00474_06540_7228.N1	01-JUN-2003 00:32:33	Dark	50.000	52	16Bet Cet	2.0370	4500.0	100	6540	No
9	GOM_NL__2PRFIN20030601_003915_000000452016_00474_06540_7229.N1	01-JUN-2003 00:39:15	Dark	44.500	84	Alp Phe	2.3970	4500.0	89	6540	No
10	GOM_NL__2PRFIN20030601_004111_000000692016_00474_06540_7230.N1	01-JUN-2003 00:41:11	Dark	69.000	18	24Alp PsA	1.1660	9700.0	138	6540	No
11	GOM_NL__2PRFIN20030601_004432_000000622016_00475_06541_7126.N1	01-JUN-2003 00:44:32	Dark	62.000	63	Bet Gru	2.1500	2800.0	124	6541	No
12	GOM_NL__2PRFIN20030601_004624_000000482016_00475_06541_7127.N1	01-JUN-2003 00:46:24	Dark	48.000	31	Alp Gru	1.7340	15200.	96	6541	No
13	GOM_NL__2PRFIN20030601_004949_000001802016_00475_06541_7128.N1	01-JUN-2003 00:49:49	Dark	179.50	1014	Mars	0.0000	0.0000	359	6541	Yes
14	GOM_NL__2PRFIN20030601_005738_000000432016_00475_06541_7129.N1	01-JUN-2003 00:57:38	Straylight	43.000	141	Bet Ara	2.8400	4600.0	86	6541	No
15	GOM_NL__2PRFIN20030601_005852_000000422016_00475_06541_7130.N1	01-JUN-2003 00:58:52	Straylight	41.500	147	Alp Ara	2.8770	26000.	83	6541	No
16	GOM_NL__2PRFIN20030601_010034_000000462016_00475_06541_7131.N1	01-JUN-2003 01:00:34	Straylight	46.000	40	The Sco	1.8590	7100.0	92	6541	No
17	GOM_NL__2PRFIN20030601_010221_000000492016_00475_06541_7132.N1	01-JUN-2003 01:02:21	Twilight	48.500	25	35Lam Sco	1.6200	28000.	97	6541	No
18	GOM_NL__2PRFIN20030601_010409_000000472016_00475_06541_7133.N1	01-JUN-2003 01:04:09	Twilight	47.000	75	26Eps Sco	2.2910	4250.0	94	6541	No
19	GOM_NL__2PRFIN20030601_010611_000000442016_00475_06541_7134.N1	01-JUN-2003 01:06:11	Bright	44.000	136	23Tau Sco	2.8220	30000.	88	6541	No
20	GOM_NL__2PRFIN20030601_010817_000000412016_00475_06541_7135.N1	01-JUN-2003 01:08:17	Bright	40.500	80	7Del Sco	2.3160	30000.	81	6541	No
21	GOM_NL__2PRFIN20030601_010950_000000482016_00475_06541_7136.N1	01-JUN-2003 01:09:50	Bright	47.500	86	35Eta Oph	2.4300	10200.	95	6541	No
22	GOM_NL__2PRFIN20030601_011142_000000422016_00475_06541_7137.N1	01-JUN-2003 01:11:42	Bright	42.000	98	13Zet Oph	2.5710	30000.	84	6541	No
23	GOM_NL__2PRFIN20030601_011354_000000422016_00475_06541_7138.N1	01-JUN-2003 01:13:54	Bright	41.500	120	1Del Oph	2.7340	3200.0	83	6541	No
24	GOM_NL__2PRFIN20030601_011655_000000392016_00475_06541_7139.N1	01-JUN-2003 01:16:55	Bright	38.500	102	24Alp Ser	2.6000	4250.0	77	6541	No
25	GOM_NL__2PRFIN20030601_012251_000000392016_00475_06541_7140.N1	01-JUN-2003 01:22:51	Bright	38.500	83		2.3780	11000.	77	6541	No
26	GOM_NL__2PRFIN20030601_012603_000000362016_00475_06541_7141.N1	01-JUN-2003 01:26:03	Bright	36.000	180	27Gam Boo	3.0400	8000.0	72	6541	No
27	GOM_NL__2PRFIN20030601_013327_000000402016_00475_06541_7142.N1	01-JUN-2003 01:33:27	Bright	39.500	119	14Eta Dra	2.7270	4700.0	79	6541	No
28	GOM_NL__2PRFIN20030601_013606_000000382016_00475_06541_7143.N1	01-JUN-2003 01:36:06	Bright	37.500	60	7Bet UMi	2.0810	3950.0	75	6541	No
29	GOM_NL__2PRFIN20030601_014047_000000362016_00475_06541_7144.N1	01-JUN-2003 01:40:47	Bright	36.000	49	1Alp UMi	1.9900	6300.0	72	6541	No
30	GOM_NL__2PRFIN20030601_014352_000000482016_00475_06541_7145.N1	01-JUN-2003 01:43:52	Bright	48.000	89	5Alp Cep	2.4510	8000.0	96	6541	No
31	GOM_NL__2PRFIN20030601_014850_000000462016_00475_06541_7146.N1	01-JUN-2003 01:48:50	Bright	46.000	76	27Gam Cas	2.3000	30000.	92	6541	No
32	GOM_NL__2PRFIN20030601_015634_000000462016_00475_06541_7147.N1	01-JUN-2003 01:56:34	Bright	45.500	53	43Bet And	2.0480	3300.0	91	6541	No
33	GOM_NL__2PRFIN20030601_015915_000000562016_00475_06541_7148.N1	01-JUN-2003 01:59:15	Twilight	55.500	58	21Alp And	2.0730	11000.	111	6541	No
34	GOM_NL__2PRFIN20030601_020410_000000542016_00475_06541_7149.N1	01-JUN-2003 02:04:10	Dark	53.500	140	88Gam Peg	2.8340	26000.	107	6541	No
35	GOM_NL__2PRFIN20030601_020721_000000862016_00475_06541_7150.N1	01-JUN-2003 02:07:21	Dark	86.000	90	54Alp Peg	2.4870	11000.	172	6541	No
36	GOM_NL__2PRFIN20030601_021309_000000492016_00475_06541_7151.N1	01-JUN-2003 02:13:09	Dark	48.500	52	16Bet Cet	2.0370	4500.0	97	6541	No
37	GOM_NL__2PRFIN20030601_021951_000000482016_00475_06541_7152.N1	01-JUN-2003 02:19:51	Dark	48.000	84	Alp Phe	2.3970	4500.0	96	6541	No
38	GOM_NL__2PRFIN20030601_022147_000000612016_00475_06541_7153.N1	01-JUN-2003 02:21:47	Dark	60.500	18	24Alp PsA	1.1660	9700.0	121	6541	No
39	GOM_NL__2PRFIN20030601_022508_000000542016_00476_06542_7087.N1	01-JUN-2003 02:25:08	Dark	53.500	63	Bet Gru	2.1500	2800.0	107	6542	No
40	GOM_NL__2PRFIN20030601_022700_000000462016_00476_06542_7088.N1	01-JUN-2003 02:27:00	Dark	46.000	31	Alp Gru	1.7340	15200.	92	6542	No
41	GOM_NL__2PRFIN20030601_023026_000002022016_00476_06542_7089.N1	01-JUN-2003 02:30:26	Dark	202.00	1014	Mars	0.0000	0.0000	404	6542	Yes
42	GOM_NL__2PRFIN20030601_023813_000000432016_00476_06542_7090.N1	01-JUN-2003 02:38:13	Straylight	43.000	141	Bet Ara	2.8400	4600.0	86	6542	No

43	GOM_NL__2PRFIN20030601_023928_000000432016_00476_06542_7091.N1	01-JUN-2003 02:39:28	Straylight	42.500	147	Alp Ara	2.8770	26000.	85	6542	No
44	GOM_NL__2PRFIN20030601_024109_000000462016_00476_06542_7092.N1	01-JUN-2003 02:41:09	Straylight	46.000	40	The Sco	1.8590	7100.0	92	6542	No
45	GOM_NL__2PRFIN20030601_024257_000000512016_00476_06542_7093.N1	01-JUN-2003 02:42:57	Tw_i_and_stray	50.500	25	35Lam Sco	1.6200	28000.	101	6542	No
46	GOM_NL__2PRFIN20030601_024445_000000492016_00476_06542_7094.N1	01-JUN-2003 02:44:45	Tw_i_and_stray	49.000	75	26Eps Sco	2.2910	4250.0	98	6542	No
47	GOM_NL__2PRFIN20030601_024647_000000422016_00476_06542_7095.N1	01-JUN-2003 02:46:47	Bright	42.000	136	23Tau Sco	2.8220	30000.	84	6542	No
48	GOM_NL__2PRFIN20030601_024852_000000412016_00476_06542_7096.N1	01-JUN-2003 02:48:52	Bright	40.500	80	7Del Sco	2.3160	30000.	81	6542	No
49	GOM_NL__2PRFIN20030601_025026_000000462016_00476_06542_7097.N1	01-JUN-2003 02:50:26	Bright	46.000	86	35Eta Oph	2.4300	10200.	92	6542	No
50	GOM_NL__2PRFIN20030601_025218_000000432016_00476_06542_7098.N1	01-JUN-2003 02:52:18	Bright	42.500	98	13Zet Oph	2.5710	30000.	85	6542	No
51	GOM_NL__2PRFIN20030601_025430_000000422016_00476_06542_7099.N1	01-JUN-2003 02:54:30	Bright	42.000	120	1Del Oph	2.7340	3200.0	84	6542	No
52	GOM_NL__2PRFIN20030601_025731_000000392016_00476_06542_7100.N1	01-JUN-2003 02:57:31	Bright	38.500	102	24Alp Ser	2.6000	4250.0	77	6542	No
53	GOM_NL__2PRFIN20030601_030327_000000382016_00476_06542_7101.N1	01-JUN-2003 03:03:27	Bright	37.500	83		2.3780	11000.	75	6542	No
54	GOM_NL__2PRFIN20030601_030638_000000362016_00476_06542_7102.N1	01-JUN-2003 03:06:38	Bright	35.500	180	27Gam Boo	3.0400	8000.0	71	6542	No
55	GOM_NL__2PRFIN20030601_031402_000000402016_00476_06542_7103.N1	01-JUN-2003 03:14:02	Bright	39.500	119	14Eta Dra	2.7270	4700.0	79	6542	No
56	GOM_NL__2PRFIN20030601_031642_000000352016_00476_06542_7104.N1	01-JUN-2003 03:16:42	Bright	35.000	60	7Bet UMi	2.0810	3950.0	70	6542	No
57	GOM_NL__2PRFIN20030601_032123_000000352016_00476_06542_7105.N1	01-JUN-2003 03:21:23	Bright	34.500	49	1Alp UMi	1.9900	6300.0	69	6542	No
58	GOM_NL__2PRFIN20030601_032428_000000482016_00476_06542_7106.N1	01-JUN-2003 03:24:28	Bright	48.000	89	5Alp Cep	2.4510	8000.0	96	6542	No
59	GOM_NL__2PRFIN20030601_032926_000000382016_00476_06542_7107.N1	01-JUN-2003 03:29:26	Bright	38.000	76	27Gam Cas	2.3000	30000.	76	6542	No
60	GOM_NL__2PRFIN20030601_033710_000000462016_00476_06542_7108.N1	01-JUN-2003 03:37:10	Bright	46.000	53	43Bet And	2.0480	3300.0	92	6542	No
61	GOM_NL__2PRFIN20030601_033951_000000552016_00476_06542_7109.N1	01-JUN-2003 03:39:51	Tw_i_and_stray	54.500	58	21Alp And	2.0730	11000.	109	6542	No
62	GOM_NL__2PRFIN20030601_034446_000000552016_00476_06542_7110.N1	01-JUN-2003 03:44:46	Dark	54.500	140	88Gam Peg	2.8340	26000.	109	6542	No
63	GOM_NL__2PRFIN20030601_034758_000000902016_00476_06542_7111.N1	01-JUN-2003 03:47:58	Dark	89.500	90	54Alp Peg	2.4870	11000.	179	6542	No
64	GOM_NL__2PRFIN20030601_035346_000000462016_00476_06542_7112.N1	01-JUN-2003 03:53:46	Dark	45.500	52	16Bet Cet	2.0370	4500.0	91	6542	No
65	GOM_NL__2PRFIN20030601_040028_000000452016_00476_06542_7113.N1	01-JUN-2003 04:00:28	Dark	44.500	84	Alp Phe	2.3970	4500.0	89	6542	No
66	GOM_NL__2PRFIN20030601_040224_000000702016_00476_06542_7114.N1	01-JUN-2003 04:02:24	Dark	69.500	18	24Alp PsA	1.1660	9700.0	139	6542	No
67	GOM_NL__2PRFIN20030601_040546_000000582016_00477_06543_7088.N1	01-JUN-2003 04:05:46	Dark	58.000	63	Bet Gru	2.1500	2800.0	116	6543	No
68	GOM_NL__2PRFIN20030601_040738_000000492016_00477_06543_7089.N1	01-JUN-2003 04:07:38	Dark	48.500	31	Alp Gru	1.7340	15200.	97	6543	No
69	GOM_NL__2PRFIN20030601_041104_000001892016_00477_06543_7090.N1	01-JUN-2003 04:11:04	Dark	189.00	1014	Mars	0.0000	0.0000	378	6543	Yes
70	GOM_NL__2PRFIN20030601_041850_000000452016_00477_06543_7091.N1	01-JUN-2003 04:18:50	Straylight	44.500	141	Bet Ara	2.8400	4600.0	89	6543	No
71	GOM_NL__2PRFIN20030601_042005_000000402016_00477_06543_7092.N1	01-JUN-2003 04:20:05	Straylight	39.500	147	Alp Ara	2.8770	26000.	79	6543	No
72	GOM_NL__2PRFIN20030601_042146_000000482016_00477_06543_7093.N1	01-JUN-2003 04:21:46	Straylight	47.500	40	The Sco	1.8590	7100.0	95	6543	No
73	GOM_NL__2PRFIN20030601_042334_000000502016_00477_06543_7094.N1	01-JUN-2003 04:23:34	Tw_i_and_stray	50.000	25	35Lam Sco	1.6200	28000.	100	6543	No
74	GOM_NL__2PRFIN20030601_042522_000000432016_00477_06543_7095.N1	01-JUN-2003 04:25:22	Tw_i_and_stray	42.500	75	26Eps Sco	2.2910	4250.0	85	6543	No
75	GOM_NL__2PRFIN20030601_042724_000000422016_00477_06543_7096.N1	01-JUN-2003 04:27:24	Bright	42.000	136	23Tau Sco	2.8220	30000.	84	6543	No
76	GOM_NL__2PRFIN20030601_042929_000000412016_00477_06543_7097.N1	01-JUN-2003 04:29:29	Bright	41.000	80	7Del Sco	2.3160	30000.	82	6543	No
77	GOM_NL__2PRFIN20030601_043102_000000462016_00477_06543_7098.N1	01-JUN-2003 04:31:02	Bright	46.000	86	35Eta Oph	2.4300	10200.	92	6543	No
78	GOM_NL__2PRFIN20030601_043254_000000432016_00477_06543_7099.N1	01-JUN-2003 04:32:54	Bright	42.500	98	13Zet Oph	2.5710	30000.	85	6543	No
79	GOM_NL__2PRFIN20030601_043506_000000422016_00477_06543_7100.N1	01-JUN-2003 04:35:06	Bright	41.500	120	1Del Oph	2.7340	3200.0	83	6543	No
80	GOM_NL__2PRFIN20030601_043807_000000382016_00477_06543_7101.N1	01-JUN-2003 04:38:07	Bright	37.500	102	24Alp Ser	2.6000	4250.0	75	6543	No
81	GOM_NL__2PRFIN20030601_044403_000000372016_00477_06543_7102.N1	01-JUN-2003 04:44:03	Bright	37.000	83		2.3780	11000.	74	6543	No
82	GOM_NL__2PRFIN20030601_044715_000000372016_00477_06543_7103.N1	01-JUN-2003 04:47:15	Bright	36.500	180	27Gam Boo	3.0400	8000.0	73	6543	No
83	GOM_NL__2PRFIN20030601_045438_000000402016_00477_06543_7104.N1	01-JUN-2003 04:54:38	Bright	39.500	119	14Eta Dra	2.7270	4700.0	79	6543	No
84	GOM_NL__2PRFIN20030601_045718_000000392016_00477_06543_7105.N1	01-JUN-2003 04:57:18	Bright	39.000	60	7Bet UMi	2.0810	3950.0	78	6543	No
85	GOM_NL__2PRFIN20030601_050159_000000342016_00477_06543_7106.N1	01-JUN-2003 05:01:59	Bright	34.000	49	1Alp UMi	1.9900	6300.0	68	6543	No
86	GOM_NL__2PRFIN20030601_050503_000000482016_00477_06543_7107.N1	01-JUN-2003 05:05:03	Bright	48.000	89	5Alp Cep	2.4510	8000.0	96	6543	No
87	GOM_NL__2PRFIN20030601_051002_000000382016_00477_06543_7108.N1	01-JUN-2003 05:10:02	Bright	37.500	76	27Gam Cas	2.3000	30000.	75	6543	No
88	GOM_NL__2PRFIN20030601_051746_000000482016_00477_06543_7109.N1	01-JUN-2003 05:17:46	Bright	48.000	53	43Bet And	2.0480	3300.0	96	6543	No
89	GOM_NL__2PRFIN20030601_052028_000000522016_00477_06543_7110.N1	01-JUN-2003 05:20:28	Tw_i_and_stray	52.000	58	21Alp And	2.0730	11000.	104	6543	No
90	GOM_NL__2PRFIN20030601_052523_000000542016_00477_06543_7111.N1	01-JUN-2003 05:25:23	Dark	53.500	140	88Gam Peg	2.8340	26000.	107	6543	No
91	GOM_NL__2PRFIN20030601_052837_000000852016_00477_06543_7112.N1	01-JUN-2003 05:28:37	Dark	85.000	90	54Alp Peg	2.4870	11000.	170	6543	No
92	GOM_NL__2PRFIN20030601_053422_000000502016_00477_06543_7113.N1	01-JUN-2003 05:34:22	Dark	49.500	52	16Bet Cet	2.0370	4500.0	99	6543	No
93	GOM_NL__2PRFIN20030601_054104_000000452016_00477_06543_7114.N1	01-JUN-2003 05:41:04	Dark	44.500	84	Alp Phe	2.3970	4500.0	89	6543	No
94	GOM_NL__2PRFIN20030601_054302_000000712016_00477_06543_7115.N1	01-JUN-2003 05:43:02	Dark	70.500	18	24Alp PsA	1.1660	9700.0	141	6543	No
95	GOM_NL__2PRFIN20030601_054623_000000622016_00478_06544_7089.N1	01-JUN-2003 05:46:23	Dark	62.000	63	Bet Gru	2.1500	2800.0	124	6544	No
96	GOM_NL__2PRFIN20030601_054815_000000472016_00478_06544_7090.N1	01-JUN-2003 05:48:15	Dark	47.000	31	Alp Gru	1.7340	15200.	94	6544	No
97	GOM_NL__2PRFIN20030601_055142_000001542016_00478_06544_7091.N1	01-JUN-2003 05:51:42	Dark	153.50	1014	Mars	0.0000	0.0000	307	6544	Yes
98	GOM_NL__2PRFIN20030601_055927_000000492016_00478_06544_7092.N1	01-JUN-2003 05:59:27	Straylight	48.500	141	Bet Ara	2.8400	4600.0	97	6544	No
99	GOM_NL__2PRFIN20030601_060042_000000432016_00478_06544_7093.N1	01-JUN-2003 06:00:42	Straylight	43.000	147	Alp Ara	2.8770	26000.	86	6544	No
100	GOM_NL__2PRFIN20030601_060223_000000472016_00478_06544_7094.N1	01-JUN-2003 06:02:23	Straylight	47.000	40	The Sco	1.8590	7100.0	94	6544	No
101	GOM_NL__2PRFIN20030601_060411_000000482016_00478_06544_7095.N1	01-JUN-2003 06:04:11	Tw_i_and_stray	47.500	25	35Lam Sco	1.6200	28000.	95	6544	No

102	GOM_NL__2PRFIN20030601_060558_000000472016_00478_06544_7096.N1	01-JUN-2003 06:05:58	Tw_i_and_stray	47.000	75	26Eps Sco	2.2910	4250.0	94	6544	No
103	GOM_NL__2PRFIN20030601_060800_000000412016_00478_06544_7097.N1	01-JUN-2003 06:08:00	Bright	41.000	136	23Tau Sco	2.8220	30000.	82	6544	No
104	GOM_NL__2PRFIN20030601_061005_000000382016_00478_06544_7098.N1	01-JUN-2003 06:10:05	Bright	38.000	80	7Del Sco	2.3160	30000.	76	6544	No
105	GOM_NL__2PRFIN20030601_061139_000000452016_00478_06544_7099.N1	01-JUN-2003 06:11:39	Bright	45.000	86	35Eta Oph	2.4300	10200.	90	6544	No
106	GOM_NL__2PRFIN20030601_061330_000000422016_00478_06544_7100.N1	01-JUN-2003 06:13:30	Bright	42.000	98	13Zet Oph	2.5710	30000.	84	6544	No
107	GOM_NL__2PRFIN20030601_061542_000000422016_00478_06544_7101.N1	01-JUN-2003 06:15:42	Bright	41.500	120	1Del Oph	2.7340	3200.0	83	6544	No
108	GOM_NL__2PRFIN20030601_061843_000000382016_00478_06544_7102.N1	01-JUN-2003 06:18:43	Bright	37.500	102	24Alp Ser	2.6000	4250.0	75	6544	No
109	GOM_NL__2PRFIN20030601_062439_000000362016_00478_06544_7103.N1	01-JUN-2003 06:24:39	Bright	36.000	83		2.3780	11000.	72	6544	No
110	GOM_NL__2PRFIN20030601_062751_000000372016_00478_06544_7104.N1	01-JUN-2003 06:27:51	Bright	36.500	180	27Gam Boo	3.0400	8000.0	73	6544	No
111	GOM_NL__2PRFIN20030601_063514_000000392016_00478_06544_7105.N1	01-JUN-2003 06:35:14	Bright	39.000	119	14Eta Dra	2.7270	4700.0	78	6544	No
112	GOM_NL__2PRFIN20030601_063754_000000382016_00478_06544_7106.N1	01-JUN-2003 06:37:54	Bright	38.000	60	7Bet UMi	2.0810	3950.0	76	6544	No
113	GOM_NL__2PRFIN20030601_064235_000000342016_00478_06544_7107.N1	01-JUN-2003 06:42:35	Bright	34.000	49	1Alp UMi	1.9900	6300.0	68	6544	No
114	GOM_NL__2PRFIN20030601_064538_000000492016_00478_06544_7108.N1	01-JUN-2003 06:45:38	Bright	49.000	89	5Alp Cep	2.4510	8000.0	98	6544	No
115	GOM_NL__2PRFIN20030601_065038_000000382016_00478_06544_7109.N1	01-JUN-2003 06:50:38	Bright	38.000	76	27Gam Cas	2.3000	30000.	76	6544	No
116	GOM_NL__2PRFIN20030601_065822_000000452016_00478_06544_7110.N1	01-JUN-2003 06:58:22	Bright	45.000	53	43Bet And	2.0480	3300.0	90	6544	No
117	GOM_NL__2PRFIN20030601_070103_000000572016_00478_06544_7111.N1	01-JUN-2003 07:01:03	Tw_i_and_stray	57.000	58	21Alp And	2.0730	11000.	114	6544	No
118	GOM_NL__2PRFIN20030601_070559_000000552016_00478_06544_7112.N1	01-JUN-2003 07:05:59	Dark	54.500	140	88Gam Peg	2.8340	26000.	109	6544	No
119	GOM_NL__2PRFIN20030601_070914_000000922016_00478_06544_7113.N1	01-JUN-2003 07:09:14	Dark	91.500	90	54Alp Peg	2.4870	11000.	183	6544	No
120	GOM_NL__2PRFIN20030601_071459_000000512016_00478_06544_7114.N1	01-JUN-2003 07:14:59	Dark	50.500	52	16Bet Cet	2.0370	4500.0	101	6544	No
121	GOM_NL__2PRFIN20030601_072141_000000442016_00478_06544_7115.N1	01-JUN-2003 07:21:41	Dark	43.500	84	Alp Phe	2.3970	4500.0	87	6544	No
122	GOM_NL__2PRFIN20030601_072339_000000642016_00478_06544_7116.N1	01-JUN-2003 07:23:39	Dark	63.500	18	24Alp PsA	1.1660	9700.0	127	6544	No
123	GOM_NL__2PRFIN20030601_072659_000000622016_00479_06545_7130.N1	01-JUN-2003 07:26:59	Dark	62.000	63	Bet Gru	2.1500	2800.0	124	6545	No
124	GOM_NL__2PRFIN20030601_072852_000000472016_00479_06545_7131.N1	01-JUN-2003 07:28:52	Dark	46.500	31	Alp Gru	1.7340	15200.	93	6545	No
125	GOM_NL__2PRFIN20030601_073219_000001972016_00479_06545_7132.N1	01-JUN-2003 07:32:19	Dark	196.50	1014	Mars	0.0000	0.0000	393	6545	Yes
126	GOM_NL__2PRFIN20030601_074003_000000492016_00479_06545_7133.N1	01-JUN-2003 07:40:03	Straylight	49.000	141	Bet Ara	2.8400	4600.0	98	6545	No
127	GOM_NL__2PRFIN20030601_074118_000000422016_00479_06545_7134.N1	01-JUN-2003 07:41:18	Straylight	42.000	147	Alp Ara	2.8770	26000.	84	6545	No
128	GOM_NL__2PRFIN20030601_074259_000000432016_00479_06545_7135.N1	01-JUN-2003 07:42:59	Straylight	42.500	40	The Sco	1.8590	7100.0	85	6545	No
129	GOM_NL__2PRFIN20030601_074447_000000492016_00479_06545_7136.N1	01-JUN-2003 07:44:47	Tw_i_and_stray	49.000	25	35Lam Sco	1.6200	28000.	98	6545	No
130	GOM_NL__2PRFIN20030601_074634_000000492016_00479_06545_7137.N1	01-JUN-2003 07:46:34	Tw_i_and_stray	48.500	75	26Eps Sco	2.2910	4250.0	97	6545	No
131	GOM_NL__2PRFIN20030601_074836_000000412016_00479_06545_7138.N1	01-JUN-2003 07:48:36	Bright	41.000	136	23Tau Sco	2.8220	30000.	82	6545	No
132	GOM_NL__2PRFIN20030601_075042_000000392016_00479_06545_7139.N1	01-JUN-2003 07:50:42	Bright	39.000	80	7Del Sco	2.3160	30000.	78	6545	No
133	GOM_NL__2PRFIN20030601_075215_000000452016_00479_06545_7140.N1	01-JUN-2003 07:52:15	Bright	45.000	86	35Eta Oph	2.4300	10200.	90	6545	No
134	GOM_NL__2PRFIN20030601_075406_000000432016_00479_06545_7141.N1	01-JUN-2003 07:54:06	Bright	42.500	98	13Zet Oph	2.5710	30000.	85	6545	No
135	GOM_NL__2PRFIN20030601_075618_000000412016_00479_06545_7142.N1	01-JUN-2003 07:56:18	Bright	40.500	120	1Del Oph	2.7340	3200.0	81	6545	No
136	GOM_NL__2PRFIN20030601_075919_000000372016_00479_06545_7143.N1	01-JUN-2003 07:59:19	Bright	37.000	102	24Alp Ser	2.6000	4250.0	74	6545	No
137	GOM_NL__2PRFIN20030601_080516_000000362016_00479_06545_7144.N1	01-JUN-2003 08:05:16	Bright	36.000	83		2.3780	11000.	72	6545	No
138	GOM_NL__2PRFIN20030601_080827_000000372016_00479_06545_7145.N1	01-JUN-2003 08:08:27	Bright	36.500	180	27Gam Boo	3.0400	8000.0	73	6545	No
139	GOM_NL__2PRFIN20030601_081549_000000392016_00479_06545_7146.N1	01-JUN-2003 08:15:49	Bright	39.000	119	14Eta Dra	2.7270	4700.0	78	6545	No
140	GOM_NL__2PRFIN20030601_081830_000000352016_00479_06545_7147.N1	01-JUN-2003 08:18:30	Bright	35.000	60	7Bet UMi	2.0810	3950.0	70	6545	No
141	GOM_NL__2PRFIN20030601_082311_000000352016_00479_06545_7148.N1	01-JUN-2003 08:23:11	Bright	34.500	49	1Alp UMi	1.9900	6300.0	69	6545	No
142	GOM_NL__2PRFIN20030601_082614_000000482016_00479_06545_7149.N1	01-JUN-2003 08:26:14	Bright	47.500	89	5Alp Cep	2.4510	8000.0	95	6545	No
143	GOM_NL__2PRFIN20030601_083932_000001862016_00479_06545_7150.N1	01-JUN-2003 08:39:32	Straylight	186.00	92	53Eps Cyg	2.5000	4500.0	372	6545	No
144	GOM_NL__2PRFIN20030601_084308_000000992016_00479_06545_7151.N1	01-JUN-2003 08:43:08	Dark	98.500	93	53Bet Peg	2.5200	3100.0	197	6545	No
145	GOM_NL__2PRFIN20030601_084636_000000542016_00479_06545_7152.N1	01-JUN-2003 08:46:36	Dark	54.000	140	88Gam Peg	2.8340	26000.	108	6545	No
146	GOM_NL__2PRFIN20030601_084950_000000902016_00479_06545_7153.N1	01-JUN-2003 08:49:50	Dark	89.500	90	54Alp Peg	2.4870	11000.	179	6545	No
147	GOM_NL__2PRFIN20030601_085535_000000512016_00479_06545_7154.N1	01-JUN-2003 08:55:35	Dark	51.000	52	16Bet Cet	2.0370	4500.0	102	6545	No
148	GOM_NL__2PRFIN20030601_090217_000000442016_00479_06545_7155.N1	01-JUN-2003 09:02:17	Dark	43.500	84	Alp Phe	2.3970	4500.0	87	6545	No
149	GOM_NL__2PRFIN20030601_090416_000000642016_00479_06545_7156.N1	01-JUN-2003 09:04:16	Dark	64.000	18	24Alp PsA	1.1660	9700.0	128	6545	No
150	GOM_NL__2PRFIN20030601_090736_000000482016_00480_06546_7110.N1	01-JUN-2003 09:07:36	Dark	48.000	63	Bet Gru	2.1500	2800.0	96	6546	No
151	GOM_NL__2PRFIN20030601_090929_000000472016_00480_06546_7111.N1	01-JUN-2003 09:09:29	Dark	46.500	31	Alp Gru	1.7340	15200.	93	6546	No
152	GOM_NL__2PRFIN20030601_091257_000001702016_00480_06546_7112.N1	01-JUN-2003 09:12:57	Dark	170.00	1014	Mars	0.0000	0.0000	340	6546	Yes
153	GOM_NL__2PRFIN20030601_092039_000000412016_00480_06546_7113.N1	01-JUN-2003 09:20:39	Straylight	40.500	141	Bet Ara	2.8400	4600.0	81	6546	No
154	GOM_NL__2PRFIN20030601_092155_000000402016_00480_06546_7114.N1	01-JUN-2003 09:21:55	Straylight	39.500	147	Alp Ara	2.8770	26000.	79	6546	No
155	GOM_NL__2PRFIN20030601_092336_000000482016_00480_06546_7115.N1	01-JUN-2003 09:23:36	Straylight	47.500	40	The Sco	1.8590	7100.0	95	6546	No
156	GOM_NL__2PRFIN20030601_092524_000000482016_00480_06546_7116.N1	01-JUN-2003 09:25:24	Tw_i_and_stray	47.500	25	35Lam Sco	1.6200	28000.	95	6546	No
157	GOM_NL__2PRFIN20030601_092710_000000472016_00480_06546_7117.N1	01-JUN-2003 09:27:10	Tw_i_and_stray	47.000	75	26Eps Sco	2.2910	4250.0	94	6546	No
158	GOM_NL__2PRFIN20030601_092913_000000412016_00480_06546_7118.N1	01-JUN-2003 09:29:13	Bright	41.000	136	23Tau Sco	2.8220	30000.	82	6546	No
159	GOM_NL__2PRFIN20030601_093118_000000402016_00480_06546_7119.N1	01-JUN-2003 09:31:18	Bright	40.000	80	7Del Sco	2.3160	30000.	80	6546	No
160	GOM_NL__2PRFIN20030601_093251_000000462016_00480_06546_7120.N1	01-JUN-2003 09:32:51	Bright	46.000	86	35Eta Oph	2.4300	10200.	92	6546	No

161	GOM_NL__2PRFIN20030601_093442_000000432016_00480_06546_7121.N1	01-JUN-2003 09:34:42	Bright	43.000	98	13Zet Oph	2.5710	30000.	86	6546	No
162	GOM_NL__2PRFIN20030601_093654_000000412016_00480_06546_7122.N1	01-JUN-2003 09:36:54	Bright	41.000	120	1Del Oph	2.7340	3200.0	82	6546	No
163	GOM_NL__2PRFIN20030601_093955_000000382016_00480_06546_7123.N1	01-JUN-2003 09:39:55	Bright	37.500	102	24Alp Ser	2.6000	4250.0	75	6546	No
164	GOM_NL__2PRFIN20030601_094552_000000372016_00480_06546_7124.N1	01-JUN-2003 09:45:52	Bright	37.000	83		2.3780	11000.	74	6546	No
165	GOM_NL__2PRFIN20030601_094903_000000352016_00480_06546_7125.N1	01-JUN-2003 09:49:03	Bright	34.500	180	27Gam Boo	3.0400	8000.0	69	6546	No
166	GOM_NL__2PRFIN20030601_095625_000000392016_00480_06546_7126.N1	01-JUN-2003 09:56:25	Bright	38.500	119	14Eta Dra	2.7270	4700.0	77	6546	No
167	GOM_NL__2PRFIN20030601_095906_000000372016_00480_06546_7127.N1	01-JUN-2003 09:59:06	Bright	36.500	60	7Bet UMi	2.0810	3950.0	73	6546	No
168	GOM_NL__2PRFIN20030601_100347_000000352016_00480_06546_7128.N1	01-JUN-2003 10:03:47	Bright	34.500	49	1Alp UMi	1.9900	6300.0	69	6546	No
169	GOM_NL__2PRFIN20030601_100649_000000492016_00480_06546_7129.N1	01-JUN-2003 10:06:49	Bright	48.500	89	5Alp Cep	2.4510	8000.0	97	6546	No
170	GOM_NL__2PRFIN20030601_102006_000001862016_00480_06546_7130.N1	01-JUN-2003 10:20:06	Straylight	186.00	92	53Eps Cyg	2.5000	4500.0	372	6546	No
171	GOM_NL__2PRFIN20030601_102346_000001012016_00480_06546_7131.N1	01-JUN-2003 10:23:46	Dark	101.00	93	53Bet Peg	2.5200	3100.0	202	6546	No
172	GOM_NL__2PRFIN20030601_102712_000000532016_00480_06546_7132.N1	01-JUN-2003 10:27:12	Dark	52.500	140	88Gam Peg	2.8340	26000.	105	6546	No
173	GOM_NL__2PRFIN20030601_103029_000000882016_00480_06546_7133.N1	01-JUN-2003 10:30:29	Dark	88.000	90	54Alp Peg	2.4870	11000.	176	6546	No
174	GOM_NL__2PRFIN20030601_103612_000000482016_00480_06546_7134.N1	01-JUN-2003 10:36:12	Dark	47.500	52	16Bet Cet	2.0370	4500.0	95	6546	No
175	GOM_NL__2PRFIN20030601_104254_000000442016_00480_06546_7135.N1	01-JUN-2003 10:42:54	Dark	43.500	84	Alp Phe	2.3970	4500.0	87	6546	No
176	GOM_NL__2PRFIN20030601_104453_000000612016_00480_06546_7136.N1	01-JUN-2003 10:44:53	Dark	60.500	18	24Alp PsA	1.1660	9700.0	121	6546	No
177	GOM_NL__2PRFIN20030601_104813_000000482016_00481_06547_7111.N1	01-JUN-2003 10:48:13	Dark	48.000	63	Bet Gru	2.1500	2800.0	96	6547	No
178	GOM_NL__2PRFIN20030601_105005_000000472016_00481_06547_7112.N1	01-JUN-2003 10:50:05	Dark	46.500	31	Alp Gru	1.7340	15200.	93	6547	No
179	GOM_NL__2PRFIN20030601_105335_000001632016_00481_06547_7113.N1	01-JUN-2003 10:53:35	Dark	163.00	1014	Mars	0.0000	0.0000	326	6547	Yes
180	GOM_NL__2PRFIN20030601_110116_000000422016_00481_06547_7114.N1	01-JUN-2003 11:01:16	Straylight	42.000	141	Bet Ara	2.8400	4600.0	84	6547	No
181	GOM_NL__2PRFIN20030601_110231_000000412016_00481_06547_7115.N1	01-JUN-2003 11:02:31	Straylight	40.500	147	Alp Ara	2.8770	26000.	81	6547	No
182	GOM_NL__2PRFIN20030601_110412_000000432016_00481_06547_7116.N1	01-JUN-2003 11:04:12	Straylight	43.000	40	The Sco	1.8590	7100.0	86	6547	No
183	GOM_NL__2PRFIN20030601_110600_000000472016_00481_06547_7117.N1	01-JUN-2003 11:06:00	Tw_i_and_stray	46.500	25	35Lam Sco	1.6200	28000.	93	6547	No
184	GOM_NL__2PRFIN20030601_110746_000000472016_00481_06547_7118.N1	01-JUN-2003 11:07:46	Tw_i_and_stray	47.000	75	26Eps Sco	2.2910	4250.0	94	6547	No
185	GOM_NL__2PRFIN20030601_110949_000000422016_00481_06547_7119.N1	01-JUN-2003 11:09:49	Bright	41.500	136	23Tau Sco	2.8220	30000.	83	6547	No
186	GOM_NL__2PRFIN20030601_111154_000000392016_00481_06547_7120.N1	01-JUN-2003 11:11:54	Bright	38.500	80	7Del Sco	2.3160	30000.	77	6547	No
187	GOM_NL__2PRFIN20030601_111326_000000472016_00481_06547_7121.N1	01-JUN-2003 11:13:26	Bright	46.500	86	35Eta Oph	2.4300	10200.	93	6547	No
188	GOM_NL__2PRFIN20030601_111518_000000422016_00481_06547_7122.N1	01-JUN-2003 11:15:18	Bright	42.000	98	13Zet Oph	2.5710	30000.	84	6547	No
189	GOM_NL__2PRFIN20030601_111730_000000412016_00481_06547_7123.N1	01-JUN-2003 11:17:30	Bright	41.000	120	1Del Oph	2.7340	3200.0	82	6547	No
190	GOM_NL__2PRFIN20030601_112030_000000382016_00481_06547_7124.N1	01-JUN-2003 11:20:30	Bright	38.000	102	24Alp Ser	2.6000	4250.0	76	6547	No
191	GOM_NL__2PRFIN20030601_112627_000000382016_00481_06547_7125.N1	01-JUN-2003 11:26:27	Bright	38.000	83		2.3780	11000.	76	6547	No
192	GOM_NL__2PRFIN20030601_112939_000000372016_00481_06547_7126.N1	01-JUN-2003 11:29:39	Bright	36.500	180	27Gam Boo	3.0400	8000.0	73	6547	No
193	GOM_NL__2PRFIN20030601_113700_000000402016_00481_06547_7127.N1	01-JUN-2003 11:37:00	Bright	39.500	119	14Eta Dra	2.7270	4700.0	79	6547	No
194	GOM_NL__2PRFIN20030601_113942_000000392016_00481_06547_7128.N1	01-JUN-2003 11:39:42	Bright	38.500	60	7Bet UMi	2.0810	3950.0	77	6547	No
195	GOM_NL__2PRFIN20030601_114423_000000372016_00481_06547_7129.N1	01-JUN-2003 11:44:23	Bright	36.500	49	1Alp UMi	1.9900	6300.0	73	6547	No
196	GOM_NL__2PRFIN20030601_114725_000000482016_00481_06547_7130.N1	01-JUN-2003 11:47:25	Bright	48.000	89	5Alp Cep	2.4510	8000.0	96	6547	No
197	GOM_NL__2PRFIN20030601_120040_000001862016_00481_06547_7131.N1	01-JUN-2003 12:00:40	Straylight	186.00	92	53Eps Cyg	2.5000	4500.0	372	6547	No
198	GOM_NL__2PRFIN20030601_120423_000000872016_00481_06547_7132.N1	01-JUN-2003 12:04:23	Dark	87.000	93	53Bet Peg	2.5200	3100.0	174	6547	No
199	GOM_NL__2PRFIN20030601_120748_000000532016_00481_06547_7133.N1	01-JUN-2003 12:07:48	Dark	52.500	140	88Gam Peg	2.8340	26000.	105	6547	No
200	GOM_NL__2PRFIN20030601_121106_000000882016_00481_06547_7134.N1	01-JUN-2003 12:11:06	Dark	88.000	90	54Alp Peg	2.4870	11000.	176	6547	No
201	GOM_NL__2PRFIN20030601_121648_000000492016_00481_06547_7135.N1	01-JUN-2003 12:16:48	Dark	48.500	52	16Bet Cet	2.0370	4500.0	97	6547	No
202	GOM_NL__2PRFIN20030601_122330_000000442016_00481_06547_7136.N1	01-JUN-2003 12:23:30	Dark	44.000	84	Alp Phe	2.3970	4500.0	88	6547	No
203	GOM_NL__2PRFIN20030601_122530_000000622016_00481_06547_7137.N1	01-JUN-2003 12:25:30	Dark	61.500	18	24Alp PsA	1.1660	9700.0	123	6547	No
204	GOM_NL__2PRFIN20030601_122850_000000482016_00482_06548_7112.N1	01-JUN-2003 12:28:50	Dark	47.500	63	Bet Gru	2.1500	2800.0	95	6548	No
205	GOM_NL__2PRFIN20030601_123042_000000532016_00482_06548_7113.N1	01-JUN-2003 12:30:42	Dark	52.500	31	Alp Gru	1.7340	15200.	105	6548	No
206	GOM_NL__2PRFIN20030601_123412_000001592016_00482_06548_7114.N1	01-JUN-2003 12:34:12	Dark	159.00	1014	Mars	0.0000	0.0000	318	6548	Yes
207	GOM_NL__2PRFIN20030601_124152_000000462016_00482_06548_7115.N1	01-JUN-2003 12:41:52	Straylight	45.500	141	Bet Ara	2.8400	4600.0	91	6548	No
208	GOM_NL__2PRFIN20030601_124307_000000422016_00482_06548_7116.N1	01-JUN-2003 12:43:07	Straylight	42.000	147	Alp Ara	2.8770	26000.	84	6548	No
209	GOM_NL__2PRFIN20030601_124448_000000472016_00482_06548_7117.N1	01-JUN-2003 12:44:48	Straylight	47.000	40	The Sco	1.8590	7100.0	94	6548	No
210	GOM_NL__2PRFIN20030601_124636_000000512016_00482_06548_7118.N1	01-JUN-2003 12:46:36	Tw_i_and_stray	51.000	25	35Lam Sco	1.6200	28000.	102	6548	No
211	GOM_NL__2PRFIN20030601_124823_000000492016_00482_06548_7119.N1	01-JUN-2003 12:48:23	Tw_i_and_stray	48.500	75	26Eps Sco	2.2910	4250.0	97	6548	No
212	GOM_NL__2PRFIN20030601_125025_000000412016_00482_06548_7120.N1	01-JUN-2003 12:50:25	Bright	40.500	136	23Tau Sco	2.8220	30000.	81	6548	No
213	GOM_NL__2PRFIN20030601_125229_000000402016_00482_06548_7121.N1	01-JUN-2003 12:52:29	Bright	40.000	80	7Del Sco	2.3160	30000.	80	6548	No
214	GOM_NL__2PRFIN20030601_125402_000000472016_00482_06548_7122.N1	01-JUN-2003 12:54:02	Bright	47.000	86	35Eta Oph	2.4300	10200.	94	6548	No
215	GOM_NL__2PRFIN20030601_125554_000000442016_00482_06548_7123.N1	01-JUN-2003 12:55:54	Bright	43.500	98	13Zet Oph	2.5710	30000.	87	6548	No
216	GOM_NL__2PRFIN20030601_125806_000000412016_00482_06548_7124.N1	01-JUN-2003 12:58:06	Bright	40.500	120	1Del Oph	2.7340	3200.0	81	6548	No
217	GOM_NL__2PRFIN20030601_130106_000000382016_00482_06548_7125.N1	01-JUN-2003 13:01:06	Bright	38.000	102	24Alp Ser	2.6000	4250.0	76	6548	No
218	GOM_NL__2PRFIN20030601_130703_000000392016_00482_06548_7126.N1	01-JUN-2003 13:07:03	Bright	38.500	83		2.3780	11000.	77	6548	No
219	GOM_NL__2PRFIN20030601_131015_000000352016_00482_06548_7127.N1	01-JUN-2003 13:10:15	Bright	35.000	180	27Gam Boo	3.0400	8000.0	70	6548	No

220	GOM_NL__2PRFIN20030601_131736_000000392016_00482_06548_7128.N1	01-JUN-2003 13:17:36	Bright	39.000	119	14Eta Dra	2.7270	4700.0	78	6548	No
221	GOM_NL__2PRFIN20030601_132017_000000392016_00482_06548_7129.N1	01-JUN-2003 13:20:17	Bright	38.500	60	7Bet UMi	2.0810	3950.0	77	6548	No
222	GOM_NL__2PRFIN20030601_132458_000000352016_00482_06548_7130.N1	01-JUN-2003 13:24:58	Bright	34.500	49	1Alp UMi	1.9900	6300.0	69	6548	No
223	GOM_NL__2PRFIN20030601_132800_000000482016_00482_06548_7131.N1	01-JUN-2003 13:28:00	Bright	47.500	89	5Alp Cep	2.4510	8000.0	95	6548	No
224	GOM_NL__2PRFIN20030601_134115_000001862016_00482_06548_7132.N1	01-JUN-2003 13:41:15	Straylight	186.00	92	53Eps Cyg	2.5000	4500.0	372	6548	No
225	GOM_NL__2PRFIN20030601_134500_000000812016_00482_06548_7133.N1	01-JUN-2003 13:45:00	Dark	80.500	93	53Bet Peg	2.5200	3100.0	161	6548	No
226	GOM_NL__2PRFIN20030601_134825_000000542016_00482_06548_7134.N1	01-JUN-2003 13:48:25	Dark	54.000	140	88Gam Peg	2.8340	26000.	108	6548	No
227	GOM_NL__2PRFIN20030601_135143_000000932016_00482_06548_7135.N1	01-JUN-2003 13:51:43	Dark	93.000	90	54Alp Peg	2.4870	11000.	186	6548	No
228	GOM_NL__2PRFIN20030601_135725_000000502016_00482_06548_7136.N1	01-JUN-2003 13:57:25	Dark	49.500	52	16Bet Cet	2.0370	4500.0	99	6548	No
229	GOM_NL__2PRFIN20030601_140406_000000482016_00482_06548_7137.N1	01-JUN-2003 14:04:06	Dark	48.000	84	Alp Phe	2.3970	4500.0	96	6548	No
230	GOM_NL__2PRFIN20030601_140607_000000662016_00482_06548_7138.N1	01-JUN-2003 14:06:07	Dark	65.500	18	24Alp PsA	1.1660	9700.0	131	6548	No
231	GOM_NL__2PRFIN20030601_140926_000000612016_00483_06549_7113.N1	01-JUN-2003 14:09:26	Dark	60.500	63	Bet Gru	2.1500	2800.0	121	6549	No
232	GOM_NL__2PRFIN20030601_141119_000000472016_00483_06549_7114.N1	01-JUN-2003 14:11:19	Dark	47.000	31	Alp Gru	1.7340	15200.	94	6549	No
233	GOM_NL__2PRFIN20030601_141450_000001952016_00483_06549_7115.N1	01-JUN-2003 14:14:50	Dark	194.50	1014	Mars	0.0000	0.0000	389	6549	Yes
234	GOM_NL__2PRFIN20030601_142228_000000402016_00483_06549_7116.N1	01-JUN-2003 14:22:28	Straylight	40.000	141	Bet Ara	2.8400	4600.0	80	6549	No
235	GOM_NL__2PRFIN20030601_142343_000000402016_00483_06549_7117.N1	01-JUN-2003 14:23:43	Straylight	40.000	147	Alp Ara	2.8770	26000.	80	6549	No
236	GOM_NL__2PRFIN20030601_142524_000000472016_00483_06549_7118.N1	01-JUN-2003 14:25:24	Straylight	47.000	40	The Sco	1.8590	7100.0	94	6549	No
237	GOM_NL__2PRFIN20030601_142712_000000502016_00483_06549_7119.N1	01-JUN-2003 14:27:12	Tw_i_and_stray	49.500	25	35Lam Sco	1.6200	28000.	99	6549	No
238	GOM_NL__2PRFIN20030601_142859_000000472016_00483_06549_7120.N1	01-JUN-2003 14:28:59	Tw_i_and_stray	46.500	75	26Eps Sco	2.2910	4250.0	93	6549	No
239	GOM_NL__2PRFIN20030601_143101_000000412016_00483_06549_7121.N1	01-JUN-2003 14:31:01	Bright	40.500	136	23Tau Sco	2.8220	30000.	81	6549	No
240	GOM_NL__2PRFIN20030601_143305_000000402016_00483_06549_7122.N1	01-JUN-2003 14:33:05	Bright	40.000	80	7Del Sco	2.3160	30000.	80	6549	No
241	GOM_NL__2PRFIN20030601_143438_000000472016_00483_06549_7123.N1	01-JUN-2003 14:34:38	Bright	46.500	86	35Eta Oph	2.4300	10200.	93	6549	No
242	GOM_NL__2PRFIN20030601_143630_000000432016_00483_06549_7124.N1	01-JUN-2003 14:36:30	Bright	43.000	98	13Zet Oph	2.5710	30000.	86	6549	No
243	GOM_NL__2PRFIN20030601_143841_000000412016_00483_06549_7125.N1	01-JUN-2003 14:38:41	Bright	40.500	120	1Del Oph	2.7340	3200.0	81	6549	No
244	GOM_NL__2PRFIN20030601_144142_000000382016_00483_06549_7126.N1	01-JUN-2003 14:41:42	Bright	38.000	102	24Alp Ser	2.6000	4250.0	76	6549	No
245	GOM_NL__2PRFIN20030601_144739_000000362016_00483_06549_7127.N1	01-JUN-2003 14:47:39	Bright	36.000	83		2.3780	11000.	72	6549	No
246	GOM_NL__2PRFIN20030601_145052_000000352016_00483_06549_7128.N1	01-JUN-2003 14:50:52	Bright	34.500	180	27Gam Boo	3.0400	8000.0	69	6549	No
247	GOM_NL__2PRFIN20030601_145812_000000402016_00483_06549_7129.N1	01-JUN-2003 14:58:12	Bright	39.500	119	14Eta Dra	2.7270	4700.0	79	6549	No
248	GOM_NL__2PRFIN20030601_150054_000000442016_00483_06549_7130.N1	01-JUN-2003 15:00:54	Bright	43.500	60	7Bet UMi	2.0810	3950.0	87	6549	No
249	GOM_NL__2PRFIN20030601_150535_000000352016_00483_06549_7131.N1	01-JUN-2003 15:05:35	Bright	34.500	49	1Alp UMi	1.9900	6300.0	69	6549	No
250	GOM_NL__2PRFIN20030601_150836_000000472016_00483_06549_7132.N1	01-JUN-2003 15:08:36	Bright	46.500	89	5Alp Cep	2.4510	8000.0	93	6549	No
251	GOM_NL__2PRFIN20030601_152150_000001862016_00483_06549_7133.N1	01-JUN-2003 15:21:50	Straylight	186.00	92	53Eps Cyg	2.5000	4500.0	372	6549	No
252	GOM_NL__2PRFIN20030601_152537_000000922016_00483_06549_7134.N1	01-JUN-2003 15:25:37	Dark	92.000	93	53Bet Peg	2.5200	3100.0	184	6549	No
253	GOM_NL__2PRFIN20030601_152902_000000542016_00483_06549_7135.N1	01-JUN-2003 15:29:02	Dark	53.500	140	88Gam Peg	2.8340	26000.	107	6549	No
254	GOM_NL__2PRFIN20030601_153222_000000892016_00483_06549_7136.N1	01-JUN-2003 15:32:22	Dark	88.500	90	54Alp Peg	2.4870	11000.	177	6549	No
255	GOM_NL__2PRFIN20030601_153802_000000472016_00483_06549_7137.N1	01-JUN-2003 15:38:02	Dark	47.000	52	16Bet Cet	2.0370	4500.0	94	6549	No
256	GOM_NL__2PRFIN20030601_154444_000000522016_00483_06549_7138.N1	01-JUN-2003 15:44:44	Dark	51.500	84	Alp Phe	2.3970	4500.0	103	6549	No
257	GOM_NL__2PRFIN20030601_154645_000000542016_00483_06549_7139.N1	01-JUN-2003 15:46:45	Dark	53.500	18	24Alp PsA	1.1660	9700.0	107	6549	No
258	GOM_NL__2PRFIN20030601_155004_000000622016_00484_06550_7114.N1	01-JUN-2003 15:50:04	Dark	61.500	63	Bet Gru	2.1500	2800.0	123	6550	No
259	GOM_NL__2PRFIN20030601_155156_000000482016_00484_06550_7115.N1	01-JUN-2003 15:51:56	Dark	47.500	31	Alp Gru	1.7340	15200.	95	6550	No
260	GOM_NL__2PRFIN20030601_155654_000000432016_00484_06550_7116.N1	01-JUN-2003 15:56:54	Straylight	43.000	45	Alp Pav	1.9400	26000.	86	6550	No
261	GOM_NL__2PRFIN20030601_160305_000000392016_00484_06550_7117.N1	01-JUN-2003 16:03:05	Straylight	38.500	141	Bet Ara	2.8400	4600.0	77	6550	No
262	GOM_NL__2PRFIN20030601_160420_000000392016_00484_06550_7118.N1	01-JUN-2003 16:04:20	Straylight	39.000	147	Alp Ara	2.8770	26000.	78	6550	No
263	GOM_NL__2PRFIN20030601_160601_000000462016_00484_06550_7119.N1	01-JUN-2003 16:06:01	Straylight	45.500	40	The Sco	1.8590	7100.0	91	6550	No
264	GOM_NL__2PRFIN20030601_160749_000000442016_00484_06550_7120.N1	01-JUN-2003 16:07:49	Tw_i_and_stray	44.000	25	35Lam Sco	1.6200	28000.	88	6550	No
265	GOM_NL__2PRFIN20030601_160935_000000512016_00484_06550_7121.N1	01-JUN-2003 16:09:35	Tw_i_and_stray	50.500	75	26Eps Sco	2.2910	4250.0	101	6550	No
266	GOM_NL__2PRFIN20030601_161137_000000422016_00484_06550_7122.N1	01-JUN-2003 16:11:37	Bright	41.500	136	23Tau Sco	2.8220	30000.	83	6550	No
267	GOM_NL__2PRFIN20030601_161342_000000412016_00484_06550_7123.N1	01-JUN-2003 16:13:42	Bright	41.000	80	7Del Sco	2.3160	30000.	82	6550	No
268	GOM_NL__2PRFIN20030601_161515_000000462016_00484_06550_7124.N1	01-JUN-2003 16:15:15	Bright	45.500	86	35Eta Oph	2.4300	10200.	91	6550	No
269	GOM_NL__2PRFIN20030601_161706_000000432016_00484_06550_7125.N1	01-JUN-2003 16:17:06	Bright	42.500	98	13Zet Oph	2.5710	30000.	85	6550	No
270	GOM_NL__2PRFIN20030601_161918_000000412016_00484_06550_7126.N1	01-JUN-2003 16:19:18	Bright	40.500	120	1Del Oph	2.7340	3200.0	81	6550	No
271	GOM_NL__2PRFIN20030601_162218_000000382016_00484_06550_7127.N1	01-JUN-2003 16:22:18	Bright	37.500	102	24Alp Ser	2.6000	4250.0	75	6550	No
272	GOM_NL__2PRFIN20030601_162816_000000372016_00484_06550_7128.N1	01-JUN-2003 16:28:16	Bright	36.500	83		2.3780	11000.	73	6550	No
273	GOM_NL__2PRFIN20030601_163127_000000362016_00484_06550_7129.N1	01-JUN-2003 16:31:27	Bright	36.000	180	27Gam Boo	3.0400	8000.0	72	6550	No
274	GOM_NL__2PRFIN20030601_163848_000000402016_00484_06550_7130.N1	01-JUN-2003 16:38:48	Bright	39.500	119	14Eta Dra	2.7270	4700.0	79	6550	No
275	GOM_NL__2PRFIN20030601_164130_000000332016_00484_06550_7131.N1	01-JUN-2003 16:41:30	Bright	33.000	60	7Bet UMi	2.0810	3950.0	66	6550	No
276	GOM_NL__2PRFIN20030601_164611_000000362016_00484_06550_7132.N1	01-JUN-2003 16:46:11	Bright	35.500	49	1Alp UMi	1.9900	6300.0	71	6550	No
277	GOM_NL__2PRFIN20030601_164911_000000472016_00484_06550_7133.N1	01-JUN-2003 16:49:11	Bright	46.500	89	5Alp Cep	2.4510	8000.0	93	6550	No
278	GOM_NL__2PRFIN20030601_165137_000000852016_00484_06550_7134.N1	01-JUN-2003 16:51:37	Bright	85.000	19	50Alp Cyg	1.2460	10500.	170	6550	No

279	GOM_NL__2PRFIN20030601_165417_000000402016_00484_06550_7135.N1	01-JUN-2003 16:54:17	Bright	39.500	74	11Bet Cas	2.2680	6600.0	79	6550	No
280	GOM_NL__2PRFIN20030601_170225_000001812016_00484_06550_7136.N1	01-JUN-2003 17:02:25	Straylight	181.00	92	53Eps Cyg	2.5000	4500.0	362	6550	No
281	GOM_NL__2PRFIN20030601_170613_000000892016_00484_06550_7137.N1	01-JUN-2003 17:06:13	Dark	88.500	93	53Bet Peg	2.5200	3100.0	177	6550	No
282	GOM_NL__2PRFIN20030601_170938_000000542016_00484_06550_7138.N1	01-JUN-2003 17:09:38	Dark	54.000	140	88Gam Peg	2.8340	26000.	108	6550	No
283	GOM_NL__2PRFIN20030601_171259_000000892016_00484_06550_7139.N1	01-JUN-2003 17:12:59	Dark	89.000	90	54Alp Peg	2.4870	11000.	178	6550	No
284	GOM_NL__2PRFIN20030601_171838_000000492016_00484_06550_7140.N1	01-JUN-2003 17:18:38	Dark	49.000	52	16Bet Cet	2.0370	4500.0	98	6550	No
285	GOM_NL__2PRFIN20030601_172520_000000462016_00484_06550_7141.N1	01-JUN-2003 17:25:20	Dark	45.500	84	Alp Phe	2.3970	4500.0	91	6550	No
286	GOM_NL__2PRFIN20030601_173040_000000552016_00485_06551_7115.N1	01-JUN-2003 17:30:40	Dark	55.000	63	Bet Gru	2.1500	2800.0	110	6551	No
287	GOM_NL__2PRFIN20030601_173233_000000482016_00485_06551_7116.N1	01-JUN-2003 17:32:33	Dark	47.500	31	Alp Gru	1.7340	15200.	95	6551	No
288	GOM_NL__2PRFIN20030601_173731_000000422016_00485_06551_7117.N1	01-JUN-2003 17:37:31	Straylight	42.000	45	Alp Pav	1.9400	26000.	84	6551	No
289	GOM_NL__2PRFIN20030601_174341_000000422016_00485_06551_7118.N1	01-JUN-2003 17:43:41	Straylight	42.000	141	Bet Ara	2.8400	4600.0	84	6551	No
290	GOM_NL__2PRFIN20030601_174457_000000402016_00485_06551_7119.N1	01-JUN-2003 17:44:57	Straylight	40.000	147	Alp Ara	2.8770	26000.	80	6551	No
291	GOM_NL__2PRFIN20030601_174638_000000452016_00485_06551_7120.N1	01-JUN-2003 17:46:38	Straylight	44.500	40	The Sco	1.8590	7100.0	89	6551	No
292	GOM_NL__2PRFIN20030601_174826_000000462016_00485_06551_7121.N1	01-JUN-2003 17:48:26	Twi_and_stray	45.500	25	35Lam Sco	1.6200	28000.	91	6551	No
293	GOM_NL__2PRFIN20030601_175012_000000482016_00485_06551_7122.N1	01-JUN-2003 17:50:12	Twi_and_stray	47.500	75	26Eps Sco	2.2910	4250.0	95	6551	No
294	GOM_NL__2PRFIN20030601_175213_000000412016_00485_06551_7123.N1	01-JUN-2003 17:52:13	Bright	40.500	136	23Tau Sco	2.8220	30000.	81	6551	No
295	GOM_NL__2PRFIN20030601_175418_000000402016_00485_06551_7124.N1	01-JUN-2003 17:54:18	Bright	40.000	80	7Del Sco	2.3160	30000.	80	6551	No
296	GOM_NL__2PRFIN20030601_175551_000000472016_00485_06551_7125.N1	01-JUN-2003 17:55:51	Bright	46.500	86	35Eta Oph	2.4300	10200.	93	6551	No
297	GOM_NL__2PRFIN20030601_175742_000000422016_00485_06551_7126.N1	01-JUN-2003 17:57:42	Bright	42.000	98	13Zet Oph	2.5710	30000.	84	6551	No
298	GOM_NL__2PRFIN20030601_175954_000000412016_00485_06551_7127.N1	01-JUN-2003 17:59:54	Bright	40.500	120	1Del Oph	2.7340	3200.0	81	6551	No
299	GOM_NL__2PRFIN20030601_180254_000000382016_00485_06551_7128.N1	01-JUN-2003 18:02:54	Bright	37.500	102	24Alp Ser	2.6000	4250.0	75	6551	No
300	GOM_NL__2PRFIN20030601_180852_000000362016_00485_06551_7129.N1	01-JUN-2003 18:08:52	Bright	35.500	83		2.3780	11000.	71	6551	No
301	GOM_NL__2PRFIN20030601_181203_000000362016_00485_06551_7130.N1	01-JUN-2003 18:12:03	Bright	35.500	180	27Gam Boo	3.0400	8000.0	71	6551	No
302	GOM_NL__2PRFIN20030601_181924_000000392016_00485_06551_7131.N1	01-JUN-2003 18:19:24	Bright	39.000	119	14Eta Dra	2.7270	4700.0	78	6551	No
303	GOM_NL__2PRFIN20030601_182206_000000392016_00485_06551_7132.N1	01-JUN-2003 18:22:06	Bright	38.500	60	7Bet UMi	2.0810	3950.0	77	6551	No
304	GOM_NL__2PRFIN20030601_182647_000000362016_00485_06551_7133.N1	01-JUN-2003 18:26:47	Bright	36.000	49	1Alp UMi	1.9900	6300.0	72	6551	No
305	GOM_NL__2PRFIN20030601_182946_000000552016_00485_06551_7134.N1	01-JUN-2003 18:29:46	Bright	54.500	89	5Alp Cep	2.4510	8000.0	109	6551	No
306	GOM_NL__2PRFIN20030601_183212_000000812016_00485_06551_7135.N1	01-JUN-2003 18:32:12	Bright	80.500	19	50Alp Cyg	1.2460	10500.	161	6551	No
307	GOM_NL__2PRFIN20030601_183453_000000422016_00485_06551_7136.N1	01-JUN-2003 18:34:53	Bright	41.500	74	11Bet Cas	2.2680	6600.0	83	6551	No
308	GOM_NL__2PRFIN20030601_184259_000001812016_00485_06551_7137.N1	01-JUN-2003 18:42:59	Straylight	181.00	92	53Eps Cyg	2.5000	4500.0	362	6551	No
309	GOM_NL__2PRFIN20030601_184649_000000922016_00485_06551_7138.N1	01-JUN-2003 18:46:49	Dark	91.500	93	53Bet Peg	2.5200	3100.0	183	6551	No
310	GOM_NL__2PRFIN20030601_185015_000000532016_00485_06551_7139.N1	01-JUN-2003 18:50:15	Dark	53.000	140	88Gam Peg	2.8340	26000.	106	6551	No
311	GOM_NL__2PRFIN20030601_185336_000000902016_00485_06551_7140.N1	01-JUN-2003 18:53:36	Dark	89.500	90	54Alp Peg	2.4870	11000.	179	6551	No
312	GOM_NL__2PRFIN20030601_185915_000000482016_00485_06551_7141.N1	01-JUN-2003 18:59:15	Dark	48.000	52	16Bet Cet	2.0370	4500.0	96	6551	No
313	GOM_NL__2PRFIN20030601_190557_000000482016_00485_06551_7142.N1	01-JUN-2003 19:05:57	Dark	48.000	84	Alp Phe	2.3970	4500.0	96	6551	No
314	GOM_NL__2PRFIN20030601_191117_000000602016_00486_06552_7116.N1	01-JUN-2003 19:11:17	Dark	60.000	63	Bet Gru	2.1500	2800.0	120	6552	No
315	GOM_NL__2PRFIN20030601_191310_000000462016_00486_06552_7117.N1	01-JUN-2003 19:13:10	Dark	46.000	31	Alp Gru	1.7340	15200.	92	6552	No
316	GOM_NL__2PRFIN20030601_191807_000000412016_00486_06552_7118.N1	01-JUN-2003 19:18:07	Straylight	40.500	45	Alp Pav	1.9400	26000.	81	6552	No
317	GOM_NL__2PRFIN20030601_192418_000000402016_00486_06552_7119.N1	01-JUN-2003 19:24:18	Straylight	39.500	141	Bet Ara	2.8400	4600.0	79	6552	No
318	GOM_NL__2PRFIN20030601_192533_000000422016_00486_06552_7120.N1	01-JUN-2003 19:25:33	Straylight	42.000	147	Alp Ara	2.8770	26000.	84	6552	No
319	GOM_NL__2PRFIN20030601_192714_000000482016_00486_06552_7121.N1	01-JUN-2003 19:27:14	Straylight	47.500	40	The Sco	1.8590	7100.0	95	6552	No
320	GOM_NL__2PRFIN20030601_192902_000000492016_00486_06552_7122.N1	01-JUN-2003 19:29:02	Twi_and_stray	48.500	25	35Lam Sco	1.6200	28000.	97	6552	No
321	GOM_NL__2PRFIN20030601_193048_000000462016_00486_06552_7123.N1	01-JUN-2003 19:30:48	Twi_and_stray	46.000	75	26Eps Sco	2.2910	4250.0	92	6552	No
322	GOM_NL__2PRFIN20030601_193250_000000422016_00486_06552_7124.N1	01-JUN-2003 19:32:50	Bright	41.500	136	23Tau Sco	2.8220	30000.	83	6552	No
323	GOM_NL__2PRFIN20030601_193455_000000402016_00486_06552_7125.N1	01-JUN-2003 19:34:55	Bright	39.500	80	7Del Sco	2.3160	30000.	79	6552	No
324	GOM_NL__2PRFIN20030601_193627_000000462016_00486_06552_7126.N1	01-JUN-2003 19:36:27	Bright	45.500	86	35Eta Oph	2.4300	10200.	91	6552	No
325	GOM_NL__2PRFIN20030601_193818_000000422016_00486_06552_7127.N1	01-JUN-2003 19:38:18	Bright	41.500	98	13Zet Oph	2.5710	30000.	83	6552	No
326	GOM_NL__2PRFIN20030601_194030_000000412016_00486_06552_7128.N1	01-JUN-2003 19:40:30	Bright	41.000	120	1Del Oph	2.7340	3200.0	82	6552	No
327	GOM_NL__2PRFIN20030601_194330_000000382016_00486_06552_7129.N1	01-JUN-2003 19:43:30	Bright	37.500	102	24Alp Ser	2.6000	4250.0	75	6552	No
328	GOM_NL__2PRFIN20030601_194928_000000372016_00486_06552_7130.N1	01-JUN-2003 19:49:28	Bright	37.000	83		2.3780	11000.	74	6552	No
329	GOM_NL__2PRFIN20030601_195240_000000362016_00486_06552_7131.N1	01-JUN-2003 19:52:40	Bright	36.000	180	27Gam Boo	3.0400	8000.0	72	6552	No
330	GOM_NL__2PRFIN20030601_195959_000000402016_00486_06552_7132.N1	01-JUN-2003 19:59:59	Bright	39.500	119	14Eta Dra	2.7270	4700.0	79	6552	No
331	GOM_NL__2PRFIN20030601_200242_000000352016_00486_06552_7133.N1	01-JUN-2003 20:02:42	Bright	35.000	60	7Bet UMi	2.0810	3950.0	70	6552	No
332	GOM_NL__2PRFIN20030601_200723_000000352016_00486_06552_7134.N1	01-JUN-2003 20:07:23	Bright	35.000	49	1Alp UMi	1.9900	6300.0	70	6552	No
333	GOM_NL__2PRFIN20030601_201021_000000482016_00486_06552_7135.N1	01-JUN-2003 20:10:21	Bright	47.500	89	5Alp Cep	2.4510	8000.0	95	6552	No
334	GOM_NL__2PRFIN20030601_201246_000000802016_00486_06552_7136.N1	01-JUN-2003 20:12:46	Bright	80.000	19	50Alp Cyg	1.2460	10500.	160	6552	No
335	GOM_NL__2PRFIN20030601_201529_000000402016_00486_06552_7137.N1	01-JUN-2003 20:15:29	Bright	40.000	74	11Bet Cas	2.2680	6600.0	80	6552	No
336	GOM_NL__2PRFIN20030601_202333_000001812016_00486_06552_7138.N1	01-JUN-2003 20:23:33	Straylight	181.00	92	53Eps Cyg	2.5000	4500.0	362	6552	No
337	GOM_NL__2PRFIN20030601_202726_000000872016_00486_06552_7139.N1	01-JUN-2003 20:27:26	Dark	87.000	93	53Bet Peg	2.5200	3100.0	174	6552	No

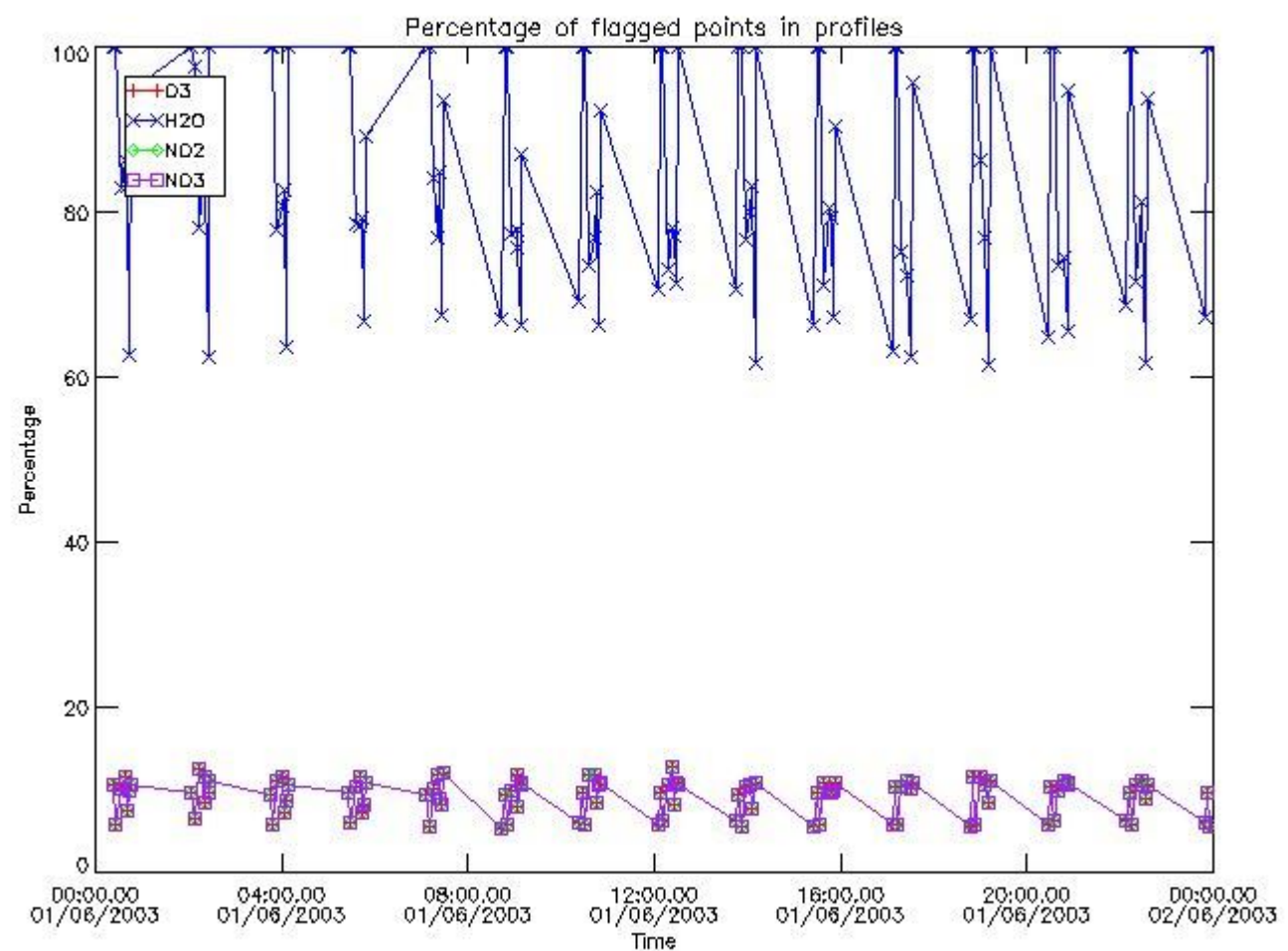
338	GOM_NL__2PRFIN20030601_203051_000000542016_00486_06552_7140.N1	01-JUN-2003 20:30:51	Dark	54.000	140	88Gam Peg	2.8340	26000.	108	6552	No
339	GOM_NL__2PRFIN20030601_203413_000000882016_00486_06552_7141.N1	01-JUN-2003 20:34:13	Dark	88.000	90	54Alp Peg	2.4870	11000.	176	6552	No
340	GOM_NL__2PRFIN20030601_203952_000000522016_00486_06552_7142.N1	01-JUN-2003 20:39:52	Dark	51.500	52	16Bet Cet	2.0370	4500.0	103	6552	No
341	GOM_NL__2PRFIN20030601_204633_000000462016_00486_06552_7143.N1	01-JUN-2003 20:46:33	Dark	45.500	84	Alp Phe	2.3970	4500.0	91	6552	No
342	GOM_NL__2PRFIN20030601_205154_000000492016_00487_06553_7117.N1	01-JUN-2003 20:51:54	Dark	48.500	63	Bet Gru	2.1500	2800.0	97	6553	No
343	GOM_NL__2PRFIN20030601_205347_000000482016_00487_06553_7118.N1	01-JUN-2003 20:53:47	Dark	47.500	31	Alp Gru	1.7340	15200.	95	6553	No
344	GOM_NL__2PRFIN20030601_205844_000000432016_00487_06553_7119.N1	01-JUN-2003 20:58:44	Straylight	43.000	45	Alp Pav	1.9400	26000.	86	6553	No
345	GOM_NL__2PRFIN20030601_210454_000000392016_00487_06553_7120.N1	01-JUN-2003 21:04:54	Straylight	39.000	141	Bet Ara	2.8400	4600.0	78	6553	No
346	GOM_NL__2PRFIN20030601_210609_000000392016_00487_06553_7121.N1	01-JUN-2003 21:06:09	Straylight	38.500	147	Alp Ara	2.8770	26000.	77	6553	No
347	GOM_NL__2PRFIN20030601_210751_000000472016_00487_06553_7122.N1	01-JUN-2003 21:07:51	Straylight	47.000	40	The Sco	1.8590	7100.0	94	6553	No
348	GOM_NL__2PRFIN20030601_210938_000000482016_00487_06553_7123.N1	01-JUN-2003 21:09:38	Tw_i_and_stray	47.500	25	35Lam Sco	1.6200	28000.	95	6553	No
349	GOM_NL__2PRFIN20030601_211124_000000422016_00487_06553_7124.N1	01-JUN-2003 21:11:24	Tw_i_and_stray	41.500	75	26Eps Sco	2.2910	4250.0	83	6553	No
350	GOM_NL__2PRFIN20030601_211326_000000412016_00487_06553_7125.N1	01-JUN-2003 21:13:26	Bright	41.000	136	23Tau Sco	2.8220	30000.	82	6553	No
351	GOM_NL__2PRFIN20030601_211531_000000392016_00487_06553_7126.N1	01-JUN-2003 21:15:31	Bright	39.000	80	7Del Sco	2.3160	30000.	78	6553	No
352	GOM_NL__2PRFIN20030601_211703_000000462016_00487_06553_7127.N1	01-JUN-2003 21:17:03	Bright	45.500	86	35Eta Oph	2.4300	10200.	91	6553	No
353	GOM_NL__2PRFIN20030601_211854_000000412016_00487_06553_7128.N1	01-JUN-2003 21:18:54	Bright	40.500	98	13Zet Oph	2.5710	30000.	81	6553	No
354	GOM_NL__2PRFIN20030601_212106_000000412016_00487_06553_7129.N1	01-JUN-2003 21:21:06	Bright	40.500	120	1Del Oph	2.7340	3200.0	81	6553	No
355	GOM_NL__2PRFIN20030601_212406_000000372016_00487_06553_7130.N1	01-JUN-2003 21:24:06	Bright	37.000	102	24Alp Ser	2.6000	4250.0	74	6553	No
356	GOM_NL__2PRFIN20030601_213004_000000382016_00487_06553_7131.N1	01-JUN-2003 21:30:04	Bright	38.000	83		2.3780	11000.	76	6553	No
357	GOM_NL__2PRFIN20030601_213316_000000352016_00487_06553_7132.N1	01-JUN-2003 21:33:16	Bright	34.500	180	27Gam Boo	3.0400	8000.0	69	6553	No
358	GOM_NL__2PRFIN20030601_214035_000000402016_00487_06553_7133.N1	01-JUN-2003 21:40:35	Bright	39.500	119	14Eta Dra	2.7270	4700.0	79	6553	No
359	GOM_NL__2PRFIN20030601_214318_000000342016_00487_06553_7134.N1	01-JUN-2003 21:43:18	Bright	34.000	60	7Bet UMi	2.0810	3950.0	68	6553	No
360	GOM_NL__2PRFIN20030601_214759_000000362016_00487_06553_7135.N1	01-JUN-2003 21:47:59	Bright	35.500	49	1Alp UMi	1.9900	6300.0	71	6553	No
361	GOM_NL__2PRFIN20030601_215057_000000442016_00487_06553_7136.N1	01-JUN-2003 21:50:57	Bright	44.000	89	5Alp Cep	2.4510	8000.0	88	6553	No
362	GOM_NL__2PRFIN20030601_215321_000000832016_00487_06553_7137.N1	01-JUN-2003 21:53:21	Bright	83.000	19	50Alp Cyg	1.2460	10500.	166	6553	No
363	GOM_NL__2PRFIN20030601_215604_000000422016_00487_06553_7138.N1	01-JUN-2003 21:56:04	Bright	42.000	74	11Bet Cas	2.2680	6600.0	84	6553	No
364	GOM_NL__2PRFIN20030601_220408_000001812016_00487_06553_7139.N1	01-JUN-2003 22:04:08	Straylight	181.00	92	53Eps Cyg	2.5000	4500.0	362	6553	No
365	GOM_NL__2PRFIN20030601_220802_000000882016_00487_06553_7140.N1	01-JUN-2003 22:08:02	Dark	88.000	93	53Bet Peg	2.5200	3100.0	176	6553	No
366	GOM_NL__2PRFIN20030601_221128_000000542016_00487_06553_7141.N1	01-JUN-2003 22:11:28	Dark	53.500	140	88Gam Peg	2.8340	26000.	107	6553	No
367	GOM_NL__2PRFIN20030601_221450_000000902016_00487_06553_7142.N1	01-JUN-2003 22:14:50	Dark	90.000	90	54Alp Peg	2.4870	11000.	180	6553	No
368	GOM_NL__2PRFIN20030601_222028_000000482016_00487_06553_7143.N1	01-JUN-2003 22:20:28	Dark	48.000	52	16Bet Cet	2.0370	4500.0	96	6553	No
369	GOM_NL__2PRFIN20030601_222709_000000462016_00487_06553_7144.N1	01-JUN-2003 22:27:09	Dark	45.500	84	Alp Phe	2.3970	4500.0	91	6553	No
370	GOM_NL__2PRFIN20030601_223231_000000572016_00488_06554_7118.N1	01-JUN-2003 22:32:31	Dark	56.500	63	Bet Gru	2.1500	2800.0	113	6554	No
371	GOM_NL__2PRFIN20030601_223424_000000482016_00488_06554_7119.N1	01-JUN-2003 22:34:24	Dark	48.000	31	Alp Gru	1.7340	15200.	96	6554	No
372	GOM_NL__2PRFIN20030601_223921_000000432016_00488_06554_7120.N1	01-JUN-2003 22:39:21	Straylight	43.000	45	Alp Pav	1.9400	26000.	86	6554	No
373	GOM_NL__2PRFIN20030601_224530_000000442016_00488_06554_7121.N1	01-JUN-2003 22:45:30	Straylight	43.500	141	Bet Ara	2.8400	4600.0	87	6554	No
374	GOM_NL__2PRFIN20030601_224646_000000422016_00488_06554_7122.N1	01-JUN-2003 22:46:46	Straylight	41.500	147	Alp Ara	2.8770	26000.	83	6554	No
375	GOM_NL__2PRFIN20030601_224827_000000472016_00488_06554_7123.N1	01-JUN-2003 22:48:27	Straylight	46.500	40	The Sco	1.8590	7100.0	93	6554	No
376	GOM_NL__2PRFIN20030601_225015_000000482016_00488_06554_7124.N1	01-JUN-2003 22:50:15	Tw_i_and_stray	47.500	25	35Lam Sco	1.6200	28000.	95	6554	No
377	GOM_NL__2PRFIN20030601_225200_000000482016_00488_06554_7125.N1	01-JUN-2003 22:52:00	Tw_i_and_stray	47.500	75	26Eps Sco	2.2910	4250.0	95	6554	No
378	GOM_NL__2PRFIN20030601_225402_000000452016_00488_06554_7126.N1	01-JUN-2003 22:54:02	Bright	44.500	136	23Tau Sco	2.8220	30000.	89	6554	No
379	GOM_NL__2PRFIN20030601_225607_000000402016_00488_06554_7127.N1	01-JUN-2003 22:56:07	Bright	40.000	80	7Del Sco	2.3160	30000.	80	6554	No
380	GOM_NL__2PRFIN20030601_225739_000000462016_00488_06554_7128.N1	01-JUN-2003 22:57:39	Bright	46.000	86	35Eta Oph	2.4300	10200.	92	6554	No
381	GOM_NL__2PRFIN20030601_225930_000000422016_00488_06554_7129.N1	01-JUN-2003 22:59:30	Bright	41.500	98	13Zet Oph	2.5710	30000.	83	6554	No
382	GOM_NL__2PRFIN20030601_230141_000000412016_00488_06554_7130.N1	01-JUN-2003 23:01:41	Bright	40.500	120	1Del Oph	2.7340	3200.0	81	6554	No
383	GOM_NL__2PRFIN20030601_230442_000000382016_00488_06554_7131.N1	01-JUN-2003 23:04:42	Bright	37.500	102	24Alp Ser	2.6000	4250.0	75	6554	No
384	GOM_NL__2PRFIN20030601_231040_000000352016_00488_06554_7132.N1	01-JUN-2003 23:10:40	Bright	35.000	83		2.3780	11000.	70	6554	No
385	GOM_NL__2PRFIN20030601_231352_000000342016_00488_06554_7133.N1	01-JUN-2003 23:13:52	Bright	33.500	180	27Gam Boo	3.0400	8000.0	67	6554	No
386	GOM_NL__2PRFIN20030601_232110_000000402016_00488_06554_7134.N1	01-JUN-2003 23:21:10	Bright	40.000	119	14Eta Dra	2.7270	4700.0	80	6554	No
387	GOM_NL__2PRFIN20030601_232353_000000382016_00488_06554_7135.N1	01-JUN-2003 23:23:53	Bright	37.500	60	7Bet UMi	2.0810	3950.0	75	6554	No
388	GOM_NL__2PRFIN20030601_232835_000000362016_00488_06554_7136.N1	01-JUN-2003 23:28:35	Bright	35.500	49	1Alp UMi	1.9900	6300.0	71	6554	No
389	GOM_NL__2PRFIN20030601_233132_000000482016_00488_06554_7137.N1	01-JUN-2003 23:31:32	Bright	48.000	89	5Alp Cep	2.4510	8000.0	96	6554	No
390	GOM_NL__2PRFIN20030601_233355_000000852016_00488_06554_7138.N1	01-JUN-2003 23:33:55	Bright	84.500	19	50Alp Cyg	1.2460	10500.	169	6554	No
391	GOM_NL__2PRFIN20030601_233640_000000422016_00488_06554_7139.N1	01-JUN-2003 23:36:40	Bright	42.000	74	11Bet Cas	2.2680	6600.0	84	6554	No
392	GOM_NL__2PRFIN20030601_234442_000001812016_00488_06554_7140.N1	01-JUN-2003 23:44:42	Straylight	181.00	92	53Eps Cyg	2.5000	4500.0	362	6554	No
393	GOM_NL__2PRFIN20030601_234838_000000862016_00488_06554_7141.N1	01-JUN-2003 23:48:38	Dark	86.000	93	53Bet Peg	2.5200	3100.0	172	6554	No
394	GOM_NL__2PRFIN20030601_235204_000000532016_00488_06554_7142.N1	01-JUN-2003 23:52:04	Dark	52.500	140	88Gam Peg	2.8340	26000.	105	6554	No
395	GOM_NL__2PRFIN20030601_235528_000000922016_00488_06554_7143.N1	01-JUN-2003 23:55:28	Dark	92.000	90	54Alp Peg	2.4870	11000.	184	6554	No



### 3. Quality information per product

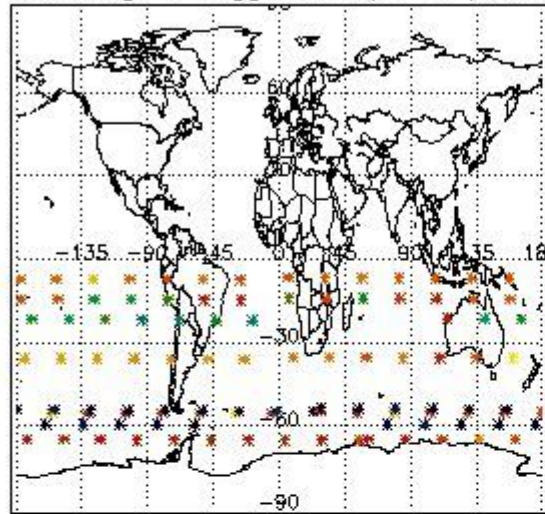
In this section it is plotted some information contained in the Quality Summary data set of the level 2 products. Only products in dark limb conditions and without errors (error flag in the MPH set to "0") are used.

#### 3.1 Plot quality information per product (time dependant)

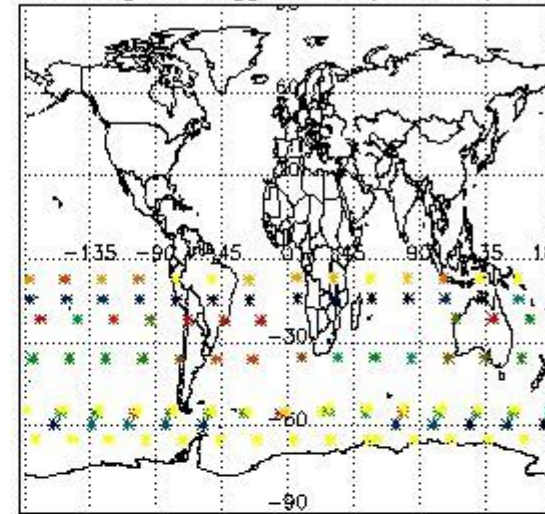


#### 3.2 Plot quality information per product (world map)

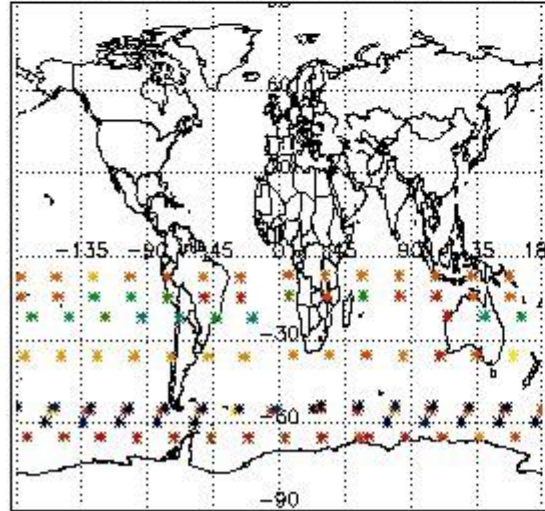
Percentage of flagged data per O3 profile



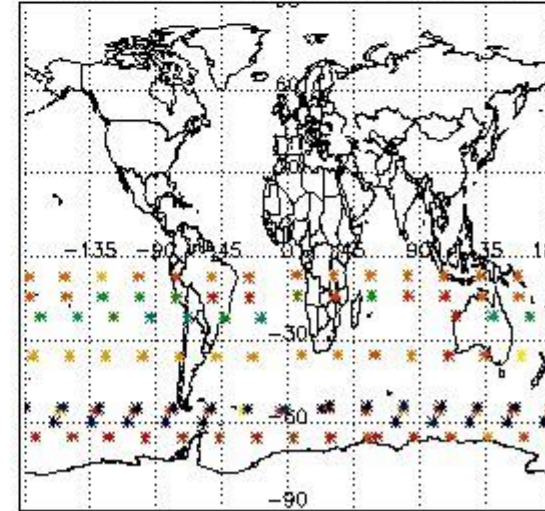
Percentage of flagged data per H2O profile



Percentage of flagged data per NO2 profile



Percentage of flagged data per NO3 profile

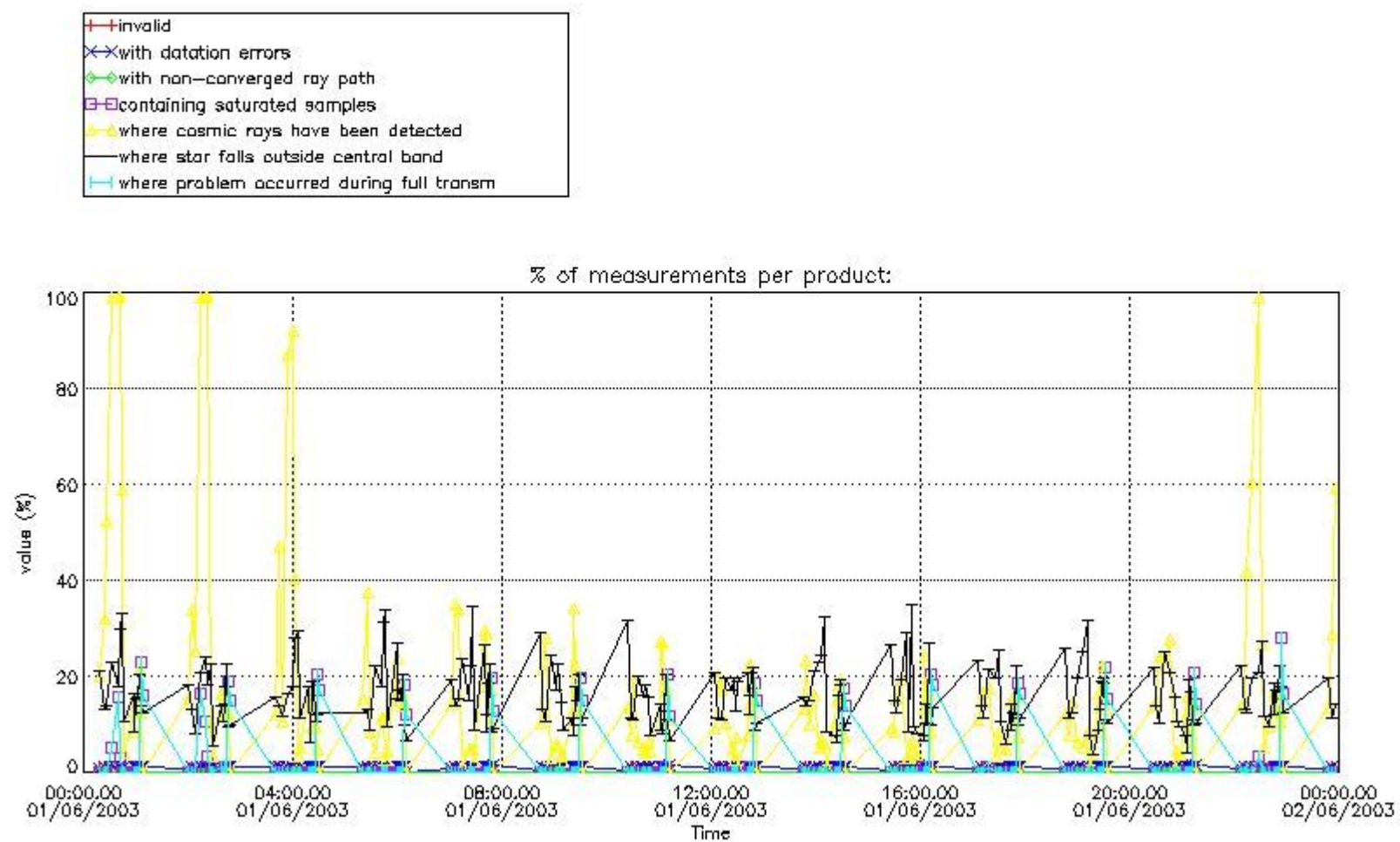


#### 4. Level 1 quality information per product

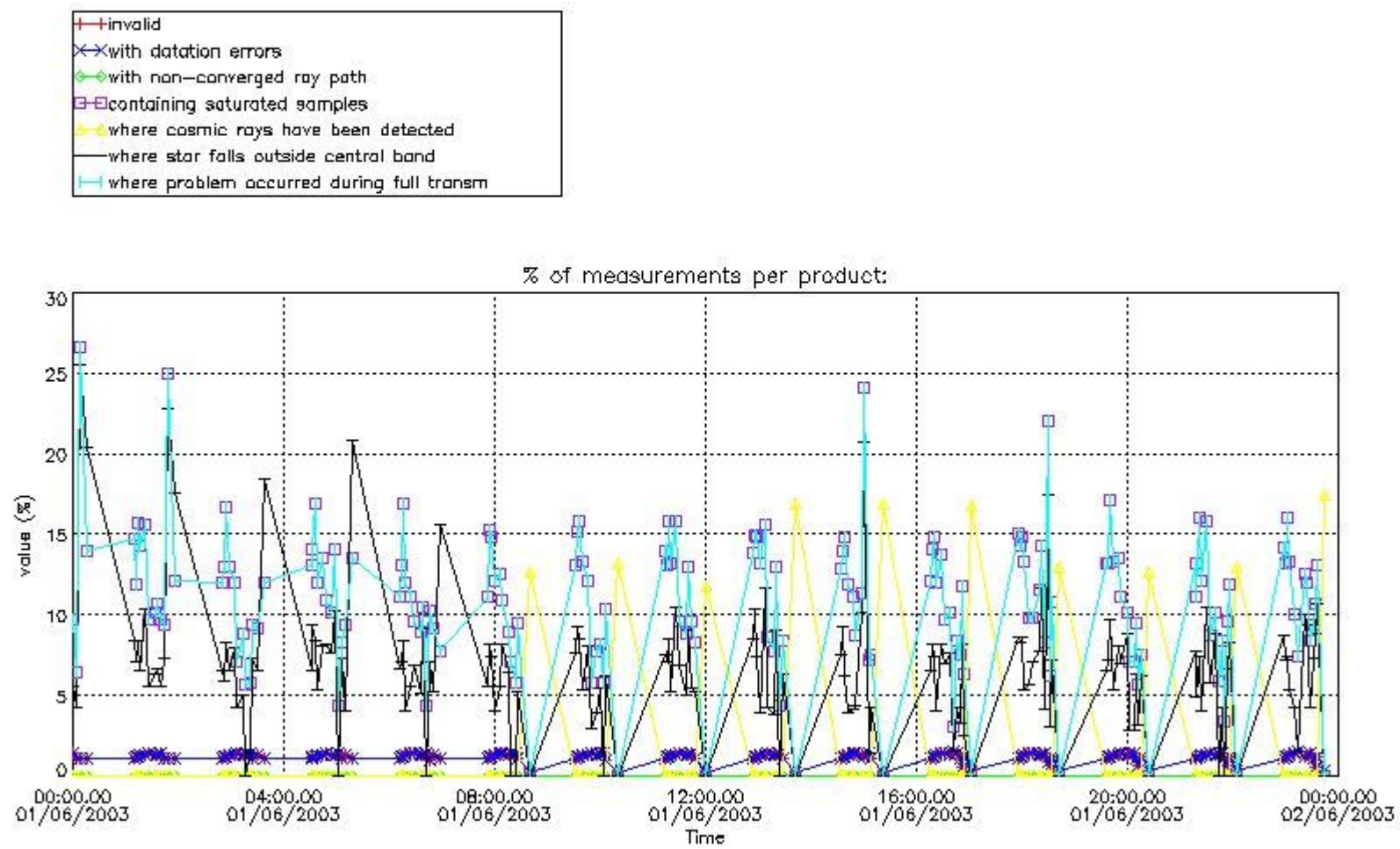
In this section it is plotted some information contained in the Quality Summary data set of the level 2 products that comes from the level 1b processing. Products without errors (error flag in the MPH set to "0") are used.

##### 4.1 Plot quality information per product (time dependant) coming from level 1b processing

###### 4.1.1 Plot level 1 quality information per product (time dependant): ENVISAT ASCENDING passes

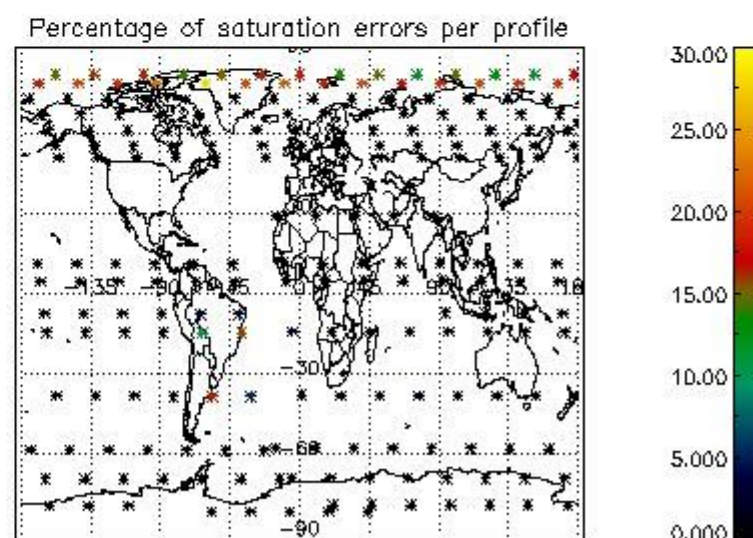
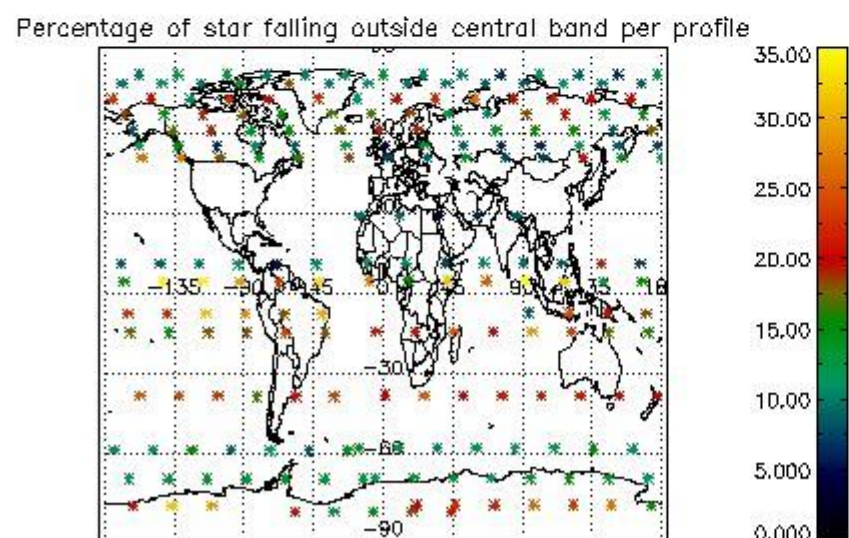
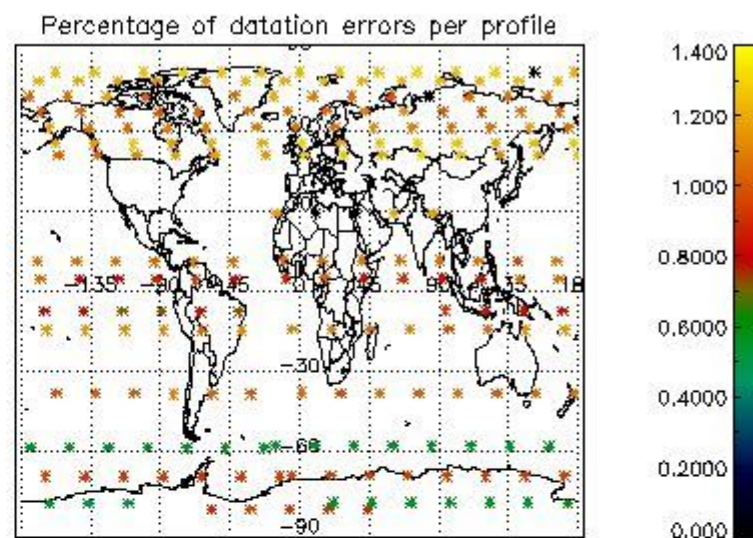
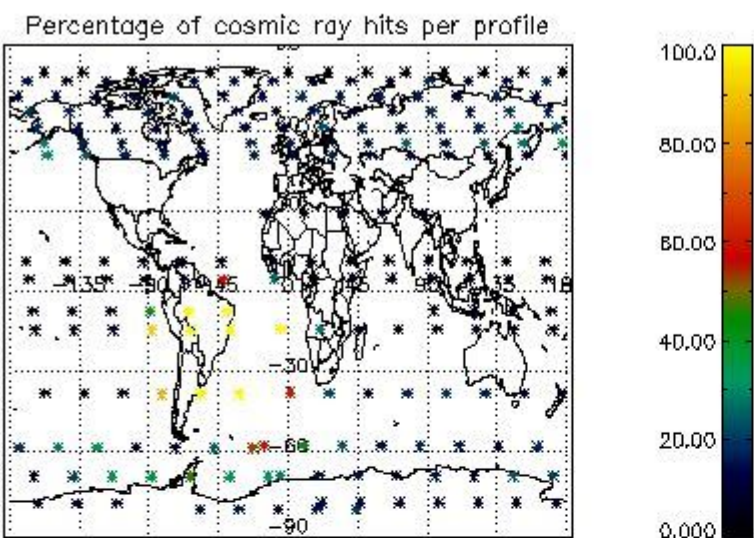


4.1.2 Plot level 1 quality information per product (time dependant): ENVISAT DESCENDING passes

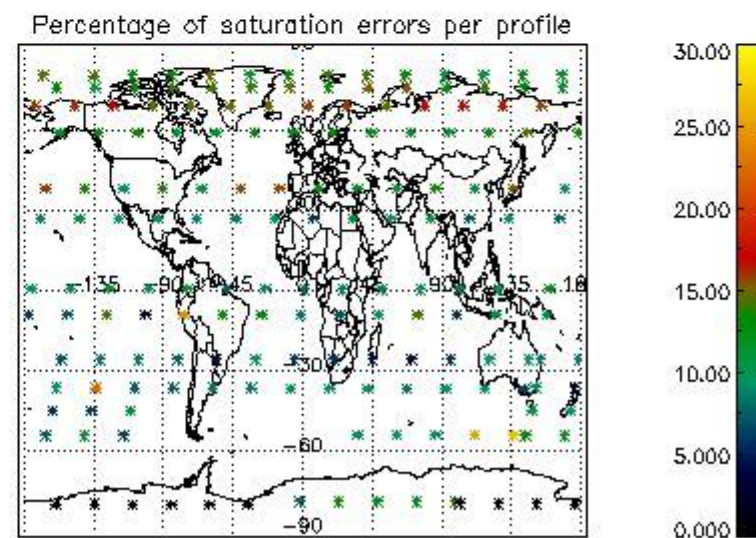
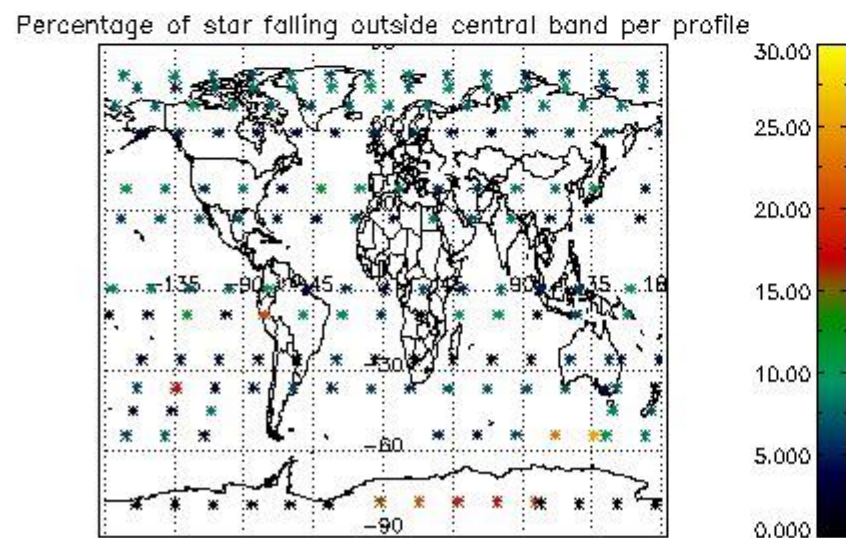
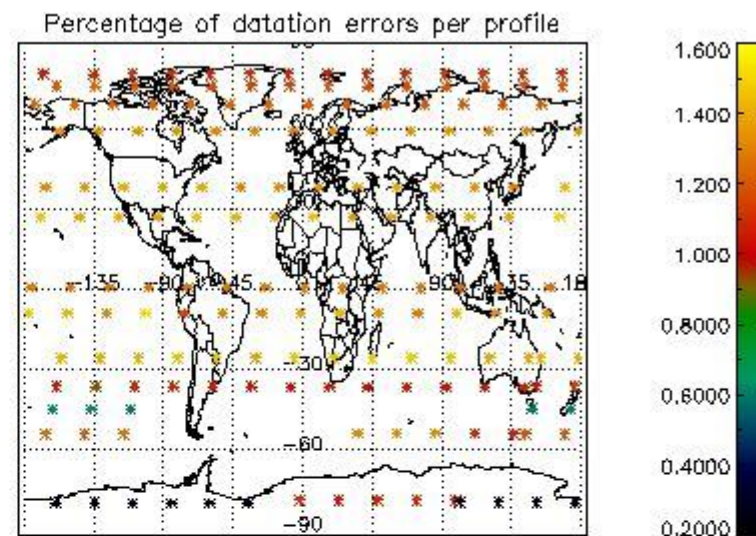
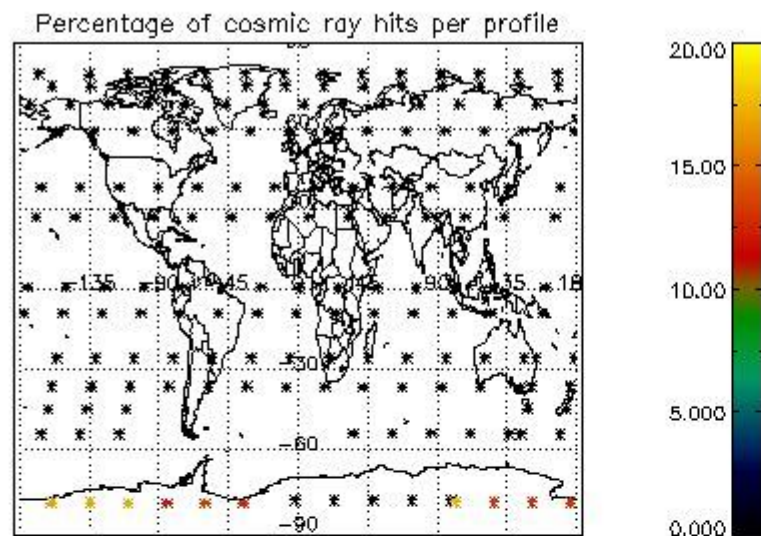


4.2 Plot quality information per product coming from level 1b processing (world map)

4.2.1 Plot level 1 quality information per product (world map): ENVISAT ASCENDING passes



4.2.2 Plot level 1 quality information per product (world map): ENVISAT DESCENDING passes



## 5. Trace gas profiles

### 5.1 Ozone statistics based on quality of products

The final quality of the products can be "measured" using the STD (Standard Deviation) attached to every point profile. This information is written to the parameter GOM\_NL\_\_2P/NL\_LOCAL\_SPECIES\_DENSITY/o3\_std of the level 2 products. The table below shows the statistics for given STD ranges.

The statistics are given with respect to the overall valid production:

- Products without fatal errors: GOM\_NL\_\_2P/MPH/PRODUCT\_ERR=0
- Valid point profile: GOM\_NL\_\_2P/NL\_LOCAL\_SPECIES\_DENSITY/pcd(0)=0

The 'Criteria' is applied to valid points of dark limb products:

- Products in dark limb illumination condition: GOM\_NL\_\_2P/NL\_SUMMARY\_QUALITY/obs\_ill\_cond=0
- Products without fatal errors: GOM\_NL\_\_2P/MPH/PRODUCT\_ERR=0
- Valid point profile: GOM\_NL\_\_2P/NL\_LOCAL\_SPECIES\_DENSITY/pcd(0)=0

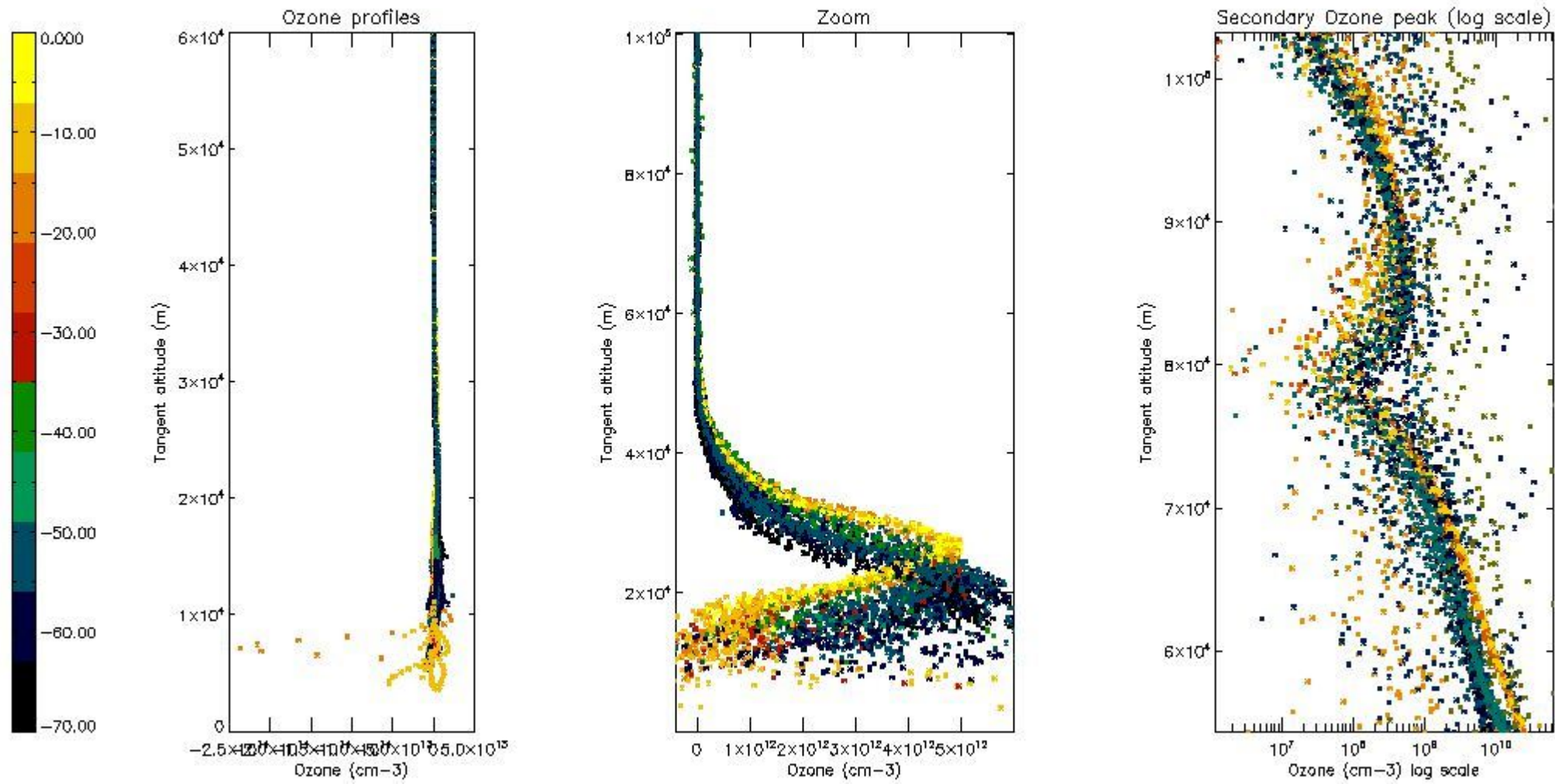
So, the table below shows the percentage of dark limb and valid observations for each criteria with respect to the overall valid daily observations.

Criteria	% of total production
All STD	34
STD < 20	17

STD < 10	14
STD < 5	10

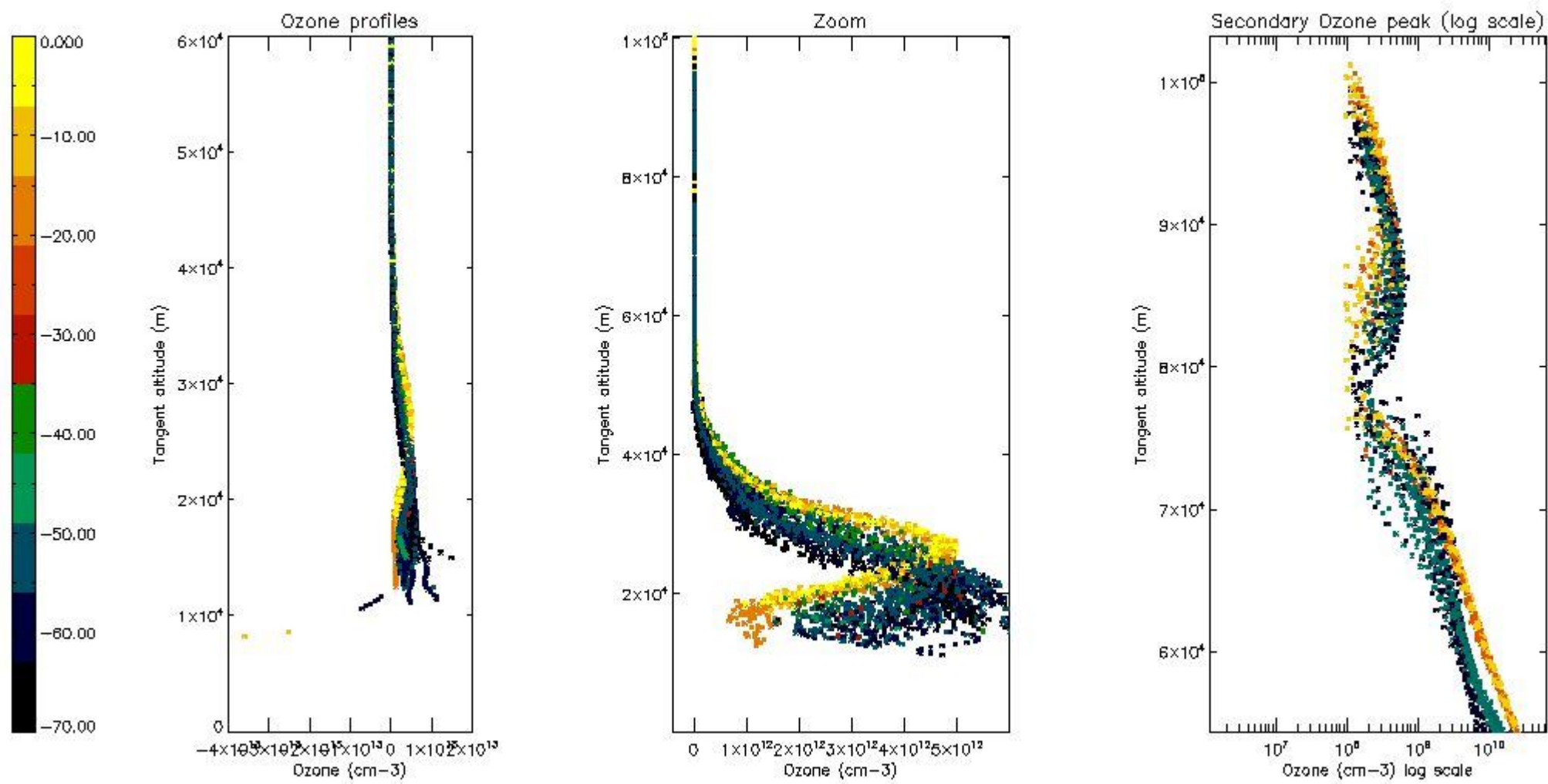
5.2 Plot ozone profiles for all STD (dark without errors)

The colorbar represents the latitude.



5.3 Plot ozone profiles where STD < 20% (dark without errors)

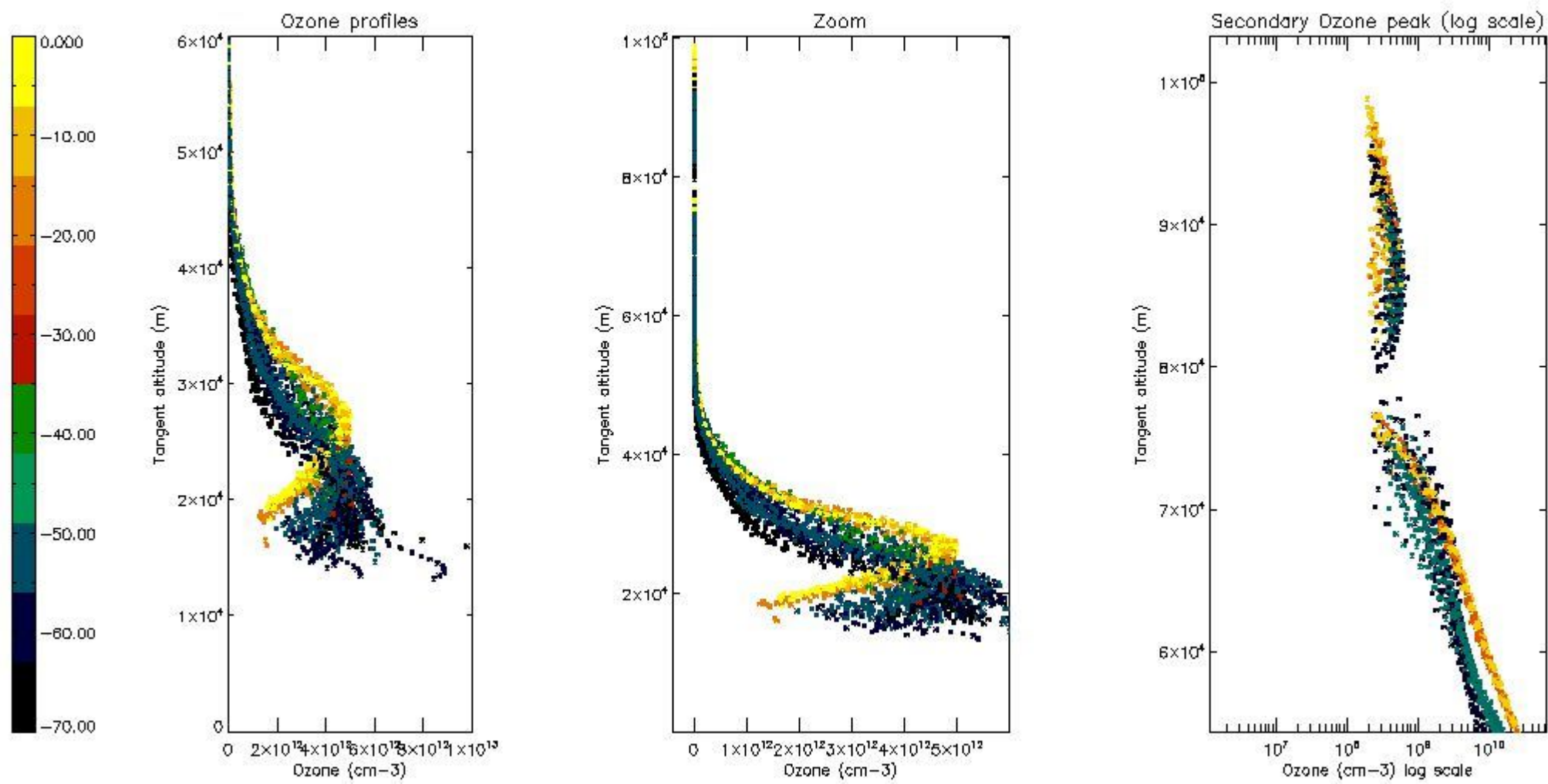
The colorbar represents the latitude.



*5.4 Plot ozone profiles where STD < 10% (dark without errors)*

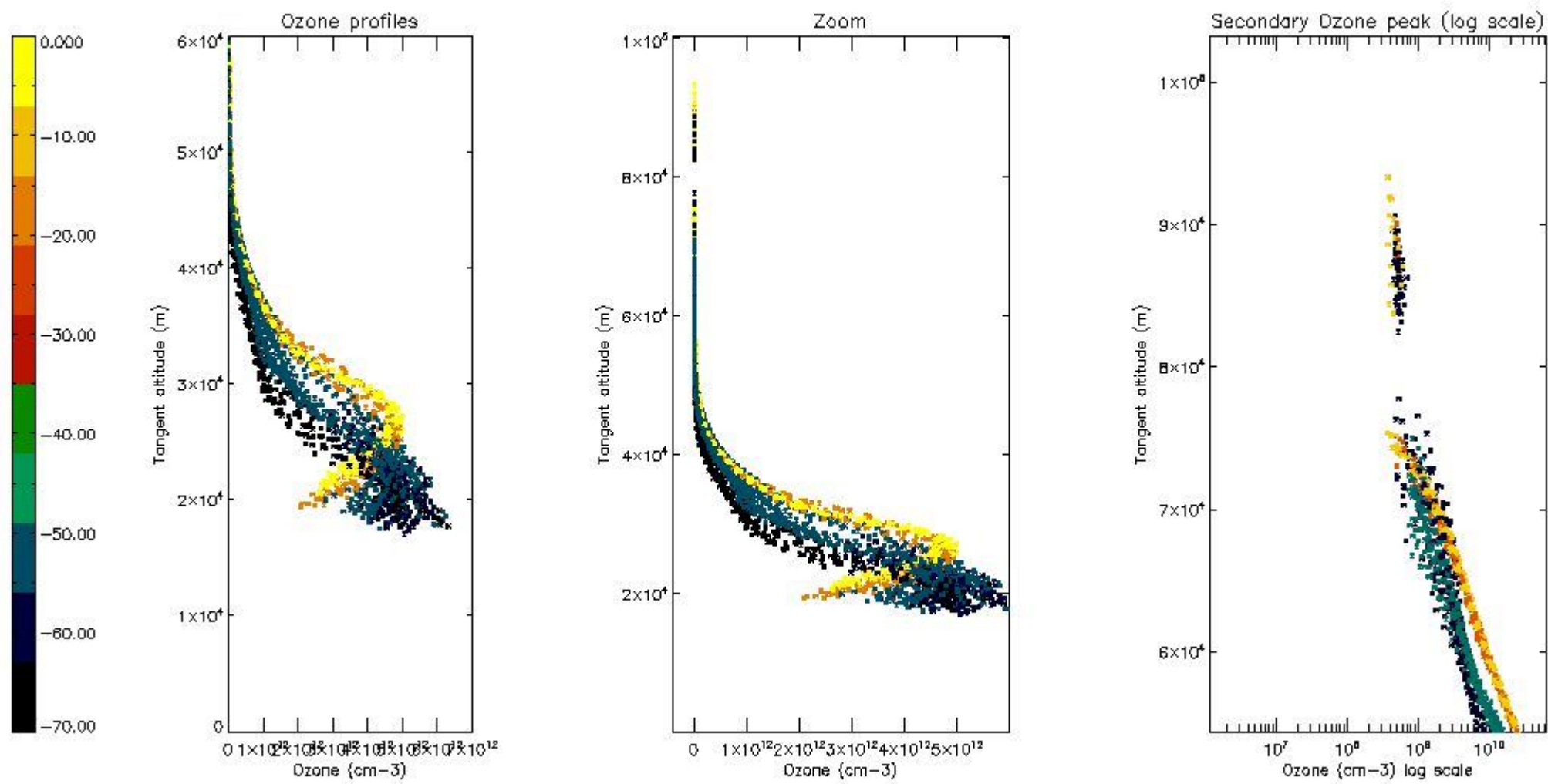
The colorbar represents the latitude.





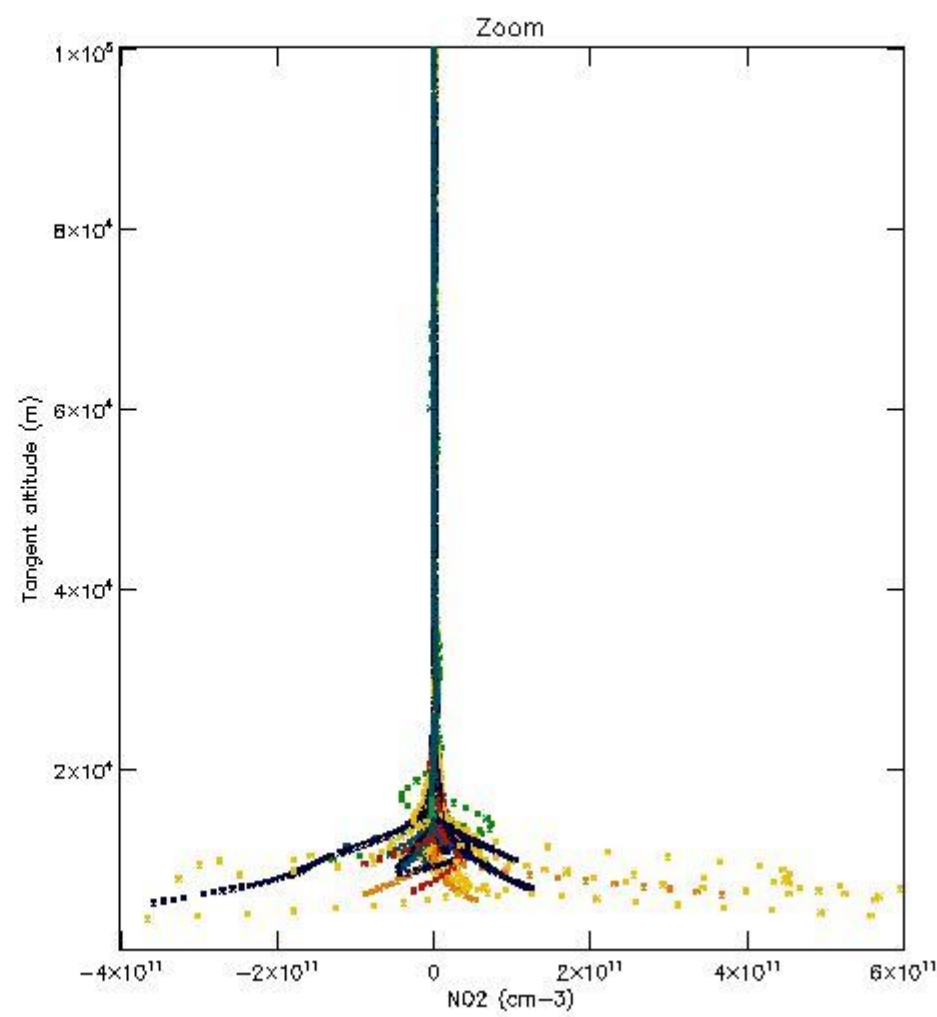
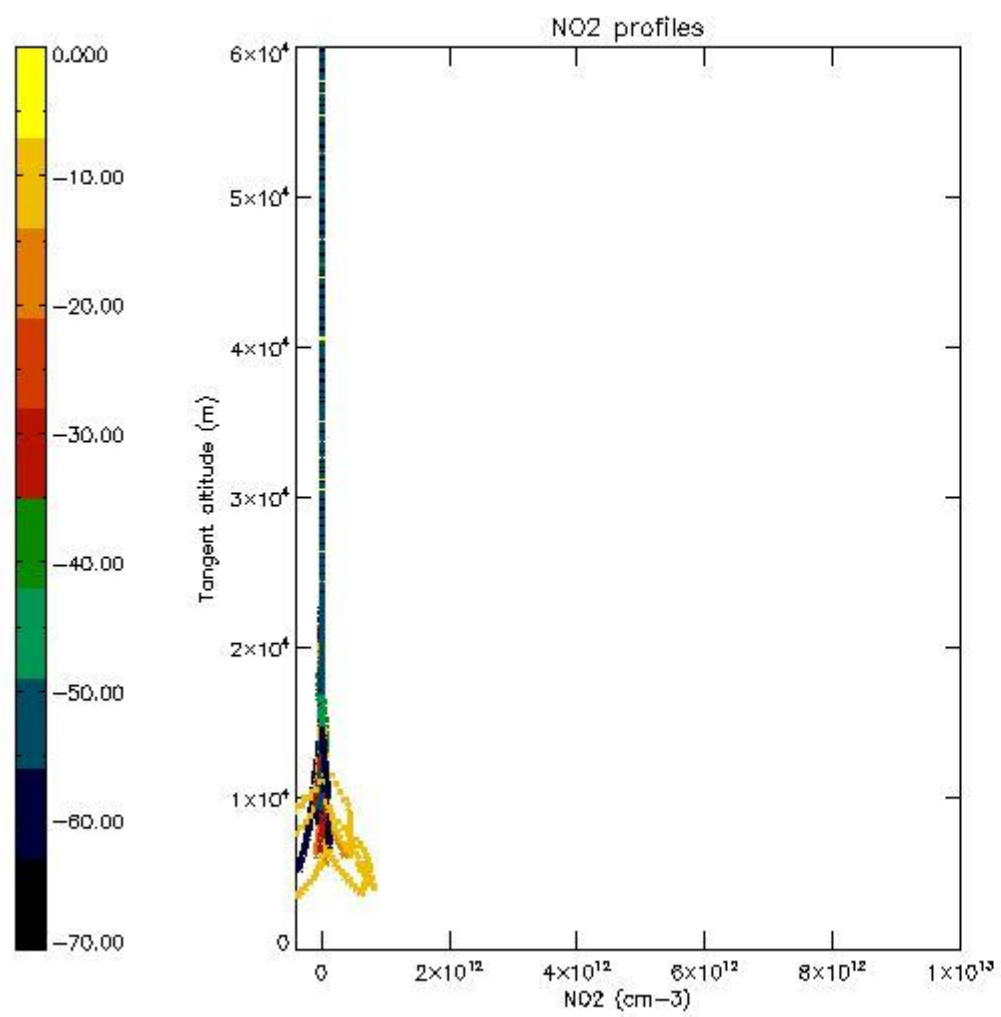
*5.5 Plot ozone profiles where STD < 5% (dark without errors)*

The colorbar represents the latitude.



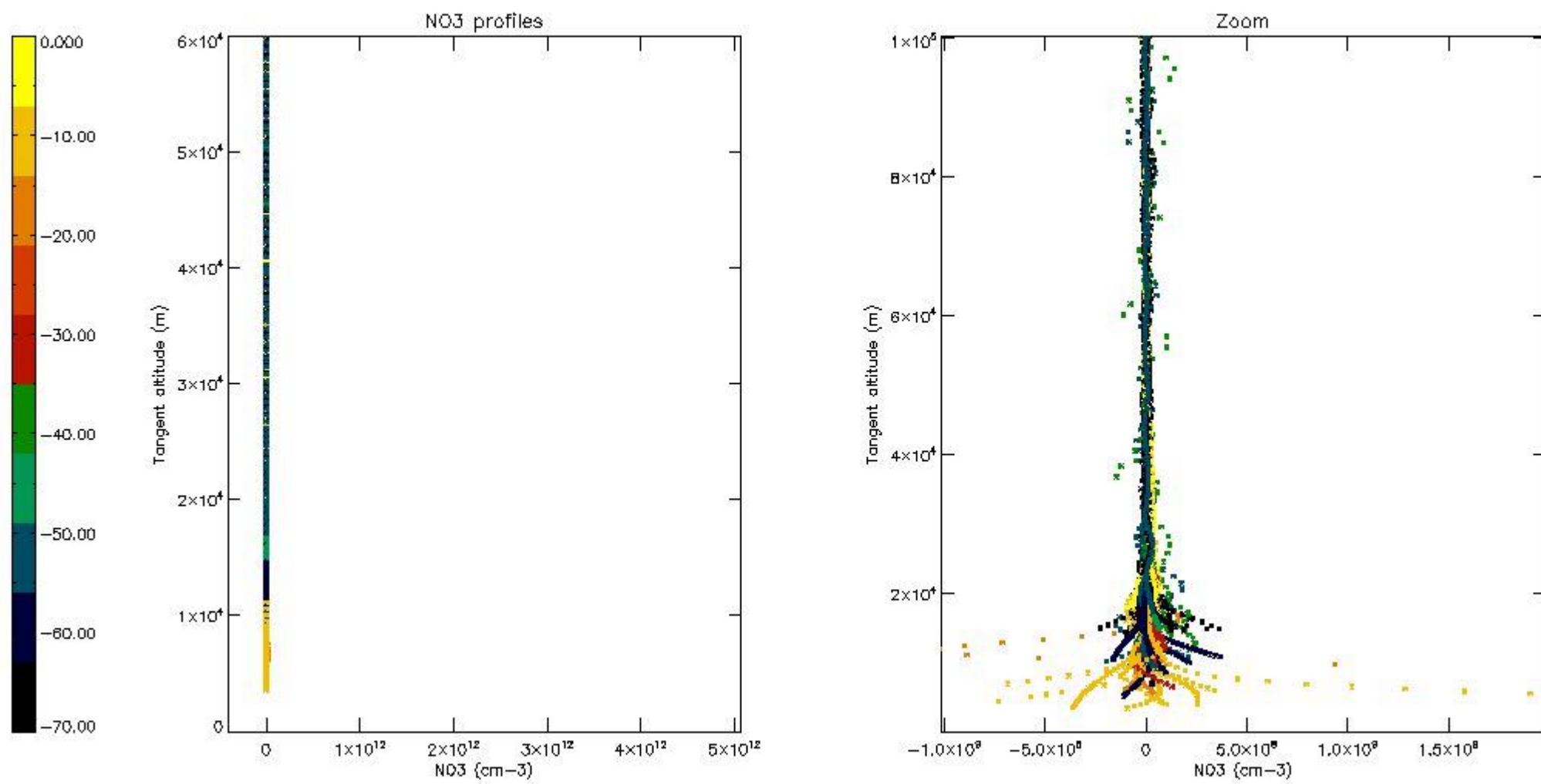
5.6 Plot NO<sub>2</sub> profiles for all STD (dark without errors)

The colorbar represents the latitude.



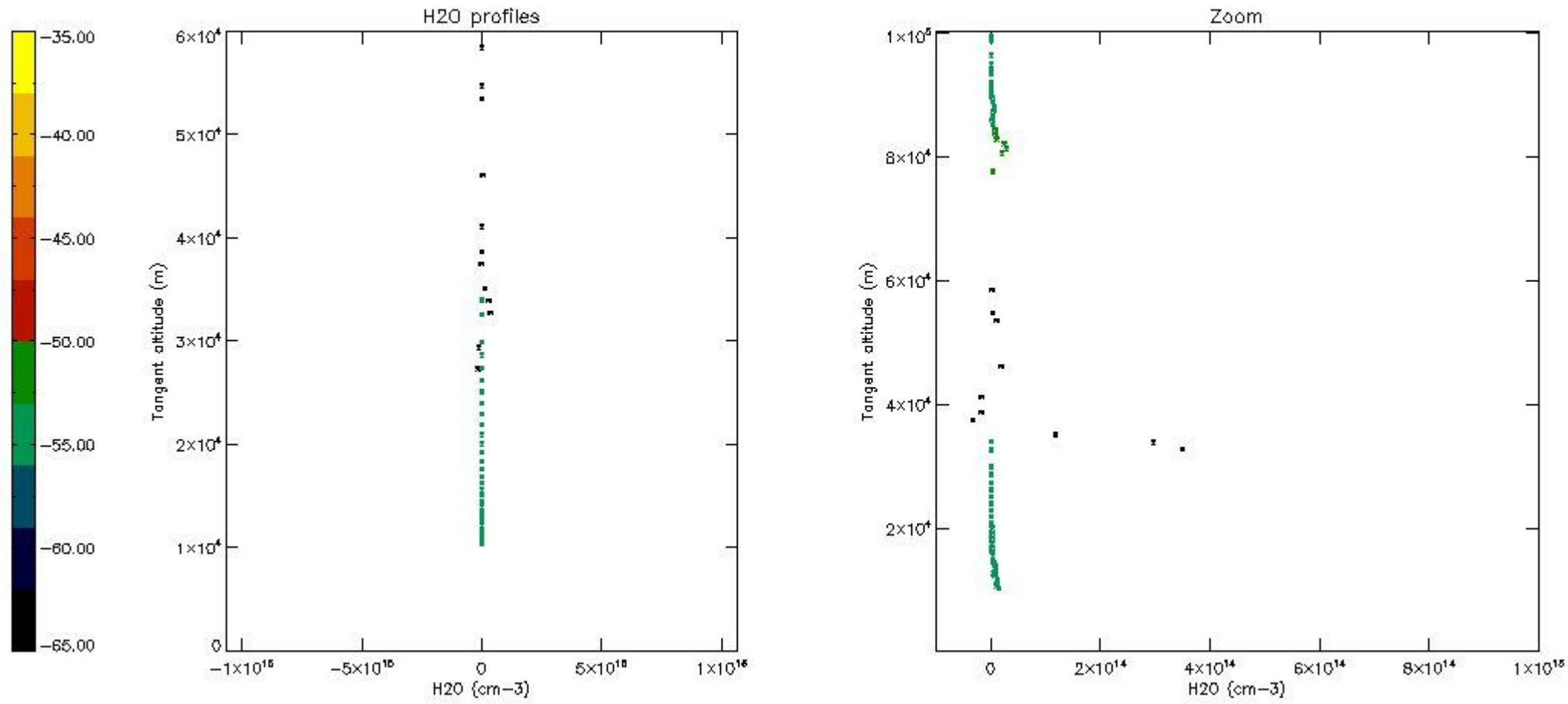
*5.7 Plot NO3 profiles for all STD (dark without errors)*

The colorbar represents the latitude.



5.8 Plot H<sub>2</sub>O profiles for all STD (only for occultations of stars 1,2,3,4,13,14,16,26,63 dark without errors)

The colorbar represents the latitude.



## 6. Auxiliary Data Files used for the production reported in section 2

The number reported in the third column indicates since which file (see list in section 2) the corresponding auxiliary file has been used. The fourth column is the date of those product files.

Type	Auxiliary Filename	Used since product	Used since product date
INST_PHYS_CHARACTERISTICS	GOM_INS_AXNIEC20050627_150440_20020301_000000_20100101_000000	1	01-JUN-2003 00:00:11
LEVEL-2_PROC_CONFIG	GOM_PR2_AXVIEC20091111_152718_20020301_000000_20500101_000000	1	01-JUN-2003 00:00:11
CROSS_SECTIONS_FILE	GOM_CRS_AXVIEC20091111_154832_20020301_000000_20500101_000000	1	01-JUN-2003 00:00:11

# GOMOS Level 2 Daily Report

## SUMMARY

### [1. General Info](#)

### [2. Summary of processed GOM\\_NL\\_2P products](#)

### [3. Level 2 Quality information per product](#)

#### [3.1 Plot of level 2 quality information per product \(time dependant\)](#)

#### [3.2 Plot of level 2 quality information per product \(world map\)](#)

### [4. Level 1 Quality information per product \(stored on level 2 products\)](#)

#### [4.1 Plot of level 1 quality information per product \(time dependant\)](#)

##### [4.1.1 Plot of level 1 quality information per product \(time dependant\): ASCENDING](#)

##### [4.1.2 Plot of level 1 quality information per product \(time dependant\): DESCENDING](#)

#### [4.2 Plot of level 1 quality information per product \(world map\)](#)

##### [4.2.1 Plot of level 1 quality information per product \(world map\): ASCENDING](#)

##### [4.2.2 Plot of level 1 quality information per product \(world map\): DESCENDING](#)

### [5. Ozone profiles based on quality statistics and other trace gas profiles](#)

#### [5.1 Ozone statistics based on quality of products](#)

#### [5.2 Plot ozone profiles for all STD \(dark without errors\)](#)

#### [5.3 Plot ozone profiles where STD < 20% \(dark without errors\)](#)

#### [5.4. Plot ozone profiles where STD < 10% \(dark without errors\)](#)

#### [5.5. Plot ozone profiles where STD < 5% \(dark without errors\)](#)

#### [5.6 Plot NO2 profiles for all STD \(dark without errors\)](#)

#### [5.7 Plot NO3 profiles for all STD \(dark without errors\)](#)

#### [5.8 Plot H2O profiles \(only for occultations of stars 1,2,3,4,13,14,16,26,63 dark without errors\) for all STD](#)

### [6. Auxiliary Data Files used for the production reported in section 2](#)

This report presents the daily analysis on parameters extracted from GOMOS level 2 data (GOM\_NL\_\_2P). It is intended to monitor some important parameters that will impact the quality of these products. A list of level 2 products (and content) that have arrived during the reporting day to the PCF is also given.

Item	Value
Time of report generation	19APR2013 14:30:17
Data source version	GOMOS/6.01
Start time of products	01-06-2003 (01JUN2003 00:00:00)
Stop time of products	02-06-2003 (02JUN2003 00:00:00)
Store outputs in DB	Yes
Nb of level 2 prods	395
Nb of prods with errors	9

## 2. Summary of processed GOM\_NL\_\_2P products.

Nr	Filename	UTC Start time	Limb	Duration	Star Id	Star Name	Star Mag	Star Temp	Nb Meas	Orbit	Prod. error
1	GOM_NL__2PRFIN20030601_000011_000000362016_00474_06540_7221.N1	01-JUN-2003 00:00:11	Bright	36.000	49	1Alp UMi	1.9900	6300.0	72	6540	No
2	GOM_NL__2PRFIN20030601_000317_000000472016_00474_06540_7222.N1	01-JUN-2003 00:03:17	Bright	46.500	89	5Alp Cep	2.4510	8000.0	93	6540	No
3	GOM_NL__2PRFIN20030601_000815_000000472016_00474_06540_7223.N1	01-JUN-2003 00:08:15	Bright	47.000	76	27Gam Cas	2.3000	30000.	94	6540	No
4	GOM_NL__2PRFIN20030601_001558_000000472016_00474_06540_7224.N1	01-JUN-2003 00:15:58	Bright	46.500	53	43Bet And	2.0480	3300.0	93	6540	No
5	GOM_NL__2PRFIN20030601_001839_000000572016_00474_06540_7225.N1	01-JUN-2003 00:18:39	Twilight	57.000	58	21Alp And	2.0730	11000.	114	6540	No
6	GOM_NL__2PRFIN20030601_002334_000000532016_00474_06540_7226.N1	01-JUN-2003 00:23:34	Dark	53.000	140	88Gam Peg	2.8340	26000.	106	6540	No
7	GOM_NL__2PRFIN20030601_002646_000000902016_00474_06540_7227.N1	01-JUN-2003 00:26:46	Dark	89.500	90	54Alp Peg	2.4870	11000.	179	6540	No
8	GOM_NL__2PRFIN20030601_003233_000000502016_00474_06540_7228.N1	01-JUN-2003 00:32:33	Dark	50.000	52	16Bet Cet	2.0370	4500.0	100	6540	No
9	GOM_NL__2PRFIN20030601_003915_000000452016_00474_06540_7229.N1	01-JUN-2003 00:39:15	Dark	44.500	84	Alp Phe	2.3970	4500.0	89	6540	No
10	GOM_NL__2PRFIN20030601_004111_000000692016_00474_06540_7230.N1	01-JUN-2003 00:41:11	Dark	69.000	18	24Alp PsA	1.1660	9700.0	138	6540	No
11	GOM_NL__2PRFIN20030601_004432_000000622016_00475_06541_7126.N1	01-JUN-2003 00:44:32	Dark	62.000	63	Bet Gru	2.1500	2800.0	124	6541	No
12	GOM_NL__2PRFIN20030601_004624_000000482016_00475_06541_7127.N1	01-JUN-2003 00:46:24	Dark	48.000	31	Alp Gru	1.7340	15200.	96	6541	No
13	GOM_NL__2PRFIN20030601_004949_000001802016_00475_06541_7128.N1	01-JUN-2003 00:49:49	Dark	179.50	1014	Mars	0.0000	0.0000	359	6541	Yes
14	GOM_NL__2PRFIN20030601_005738_000000432016_00475_06541_7129.N1	01-JUN-2003 00:57:38	Straylight	43.000	141	Bet Ara	2.8400	4600.0	86	6541	No
15	GOM_NL__2PRFIN20030601_005852_000000422016_00475_06541_7130.N1	01-JUN-2003 00:58:52	Straylight	41.500	147	Alp Ara	2.8770	26000.	83	6541	No
16	GOM_NL__2PRFIN20030601_010034_000000462016_00475_06541_7131.N1	01-JUN-2003 01:00:34	Straylight	46.000	40	The Sco	1.8590	7100.0	92	6541	No
17	GOM_NL__2PRFIN20030601_010221_000000492016_00475_06541_7132.N1	01-JUN-2003 01:02:21	Twilight	48.500	25	35Lam Sco	1.6200	28000.	97	6541	No
18	GOM_NL__2PRFIN20030601_010409_000000472016_00475_06541_7133.N1	01-JUN-2003 01:04:09	Twilight	47.000	75	26Eps Sco	2.2910	4250.0	94	6541	No
19	GOM_NL__2PRFIN20030601_010611_000000442016_00475_06541_7134.N1	01-JUN-2003 01:06:11	Bright	44.000	136	23Tau Sco	2.8220	30000.	88	6541	No
20	GOM_NL__2PRFIN20030601_010817_000000412016_00475_06541_7135.N1	01-JUN-2003 01:08:17	Bright	40.500	80	7Del Sco	2.3160	30000.	81	6541	No
21	GOM_NL__2PRFIN20030601_010950_000000482016_00475_06541_7136.N1	01-JUN-2003 01:09:50	Bright	47.500	86	35Eta Oph	2.4300	10200.	95	6541	No
22	GOM_NL__2PRFIN20030601_011142_000000422016_00475_06541_7137.N1	01-JUN-2003 01:11:42	Bright	42.000	98	13Zet Oph	2.5710	30000.	84	6541	No
23	GOM_NL__2PRFIN20030601_011354_000000422016_00475_06541_7138.N1	01-JUN-2003 01:13:54	Bright	41.500	120	1Del Oph	2.7340	3200.0	83	6541	No
24	GOM_NL__2PRFIN20030601_011655_000000392016_00475_06541_7139.N1	01-JUN-2003 01:16:55	Bright	38.500	102	24Alp Ser	2.6000	4250.0	77	6541	No
25	GOM_NL__2PRFIN20030601_012251_000000392016_00475_06541_7140.N1	01-JUN-2003 01:22:51	Bright	38.500	83		2.3780	11000.	77	6541	No
26	GOM_NL__2PRFIN20030601_012603_000000362016_00475_06541_7141.N1	01-JUN-2003 01:26:03	Bright	36.000	180	27Gam Boo	3.0400	8000.0	72	6541	No
27	GOM_NL__2PRFIN20030601_013327_000000402016_00475_06541_7142.N1	01-JUN-2003 01:33:27	Bright	39.500	119	14Eta Dra	2.7270	4700.0	79	6541	No
28	GOM_NL__2PRFIN20030601_013606_000000382016_00475_06541_7143.N1	01-JUN-2003 01:36:06	Bright	37.500	60	7Bet UMi	2.0810	3950.0	75	6541	No
29	GOM_NL__2PRFIN20030601_014047_000000362016_00475_06541_7144.N1	01-JUN-2003 01:40:47	Bright	36.000	49	1Alp UMi	1.9900	6300.0	72	6541	No
30	GOM_NL__2PRFIN20030601_014352_000000482016_00475_06541_7145.N1	01-JUN-2003 01:43:52	Bright	48.000	89	5Alp Cep	2.4510	8000.0	96	6541	No
31	GOM_NL__2PRFIN20030601_014850_000000462016_00475_06541_7146.N1	01-JUN-2003 01:48:50	Bright	46.000	76	27Gam Cas	2.3000	30000.	92	6541	No
32	GOM_NL__2PRFIN20030601_015634_000000462016_00475_06541_7147.N1	01-JUN-2003 01:56:34	Bright	45.500	53	43Bet And	2.0480	3300.0	91	6541	No
33	GOM_NL__2PRFIN20030601_015915_000000562016_00475_06541_7148.N1	01-JUN-2003 01:59:15	Twilight	55.500	58	21Alp And	2.0730	11000.	111	6541	No
34	GOM_NL__2PRFIN20030601_020410_000000542016_00475_06541_7149.N1	01-JUN-2003 02:04:10	Dark	53.500	140	88Gam Peg	2.8340	26000.	107	6541	No
35	GOM_NL__2PRFIN20030601_020721_000000862016_00475_06541_7150.N1	01-JUN-2003 02:07:21	Dark	86.000	90	54Alp Peg	2.4870	11000.	172	6541	No
36	GOM_NL__2PRFIN20030601_021309_000000492016_00475_06541_7151.N1	01-JUN-2003 02:13:09	Dark	48.500	52	16Bet Cet	2.0370	4500.0	97	6541	No
37	GOM_NL__2PRFIN20030601_021951_000000482016_00475_06541_7152.N1	01-JUN-2003 02:19:51	Dark	48.000	84	Alp Phe	2.3970	4500.0	96	6541	No
38	GOM_NL__2PRFIN20030601_022147_000000612016_00475_06541_7153.N1	01-JUN-2003 02:21:47	Dark	60.500	18	24Alp PsA	1.1660	9700.0	121	6541	No
39	GOM_NL__2PRFIN20030601_022508_000000542016_00476_06542_7087.N1	01-JUN-2003 02:25:08	Dark	53.500	63	Bet Gru	2.1500	2800.0	107	6542	No
40	GOM_NL__2PRFIN20030601_022700_000000462016_00476_06542_7088.N1	01-JUN-2003 02:27:00	Dark	46.000	31	Alp Gru	1.7340	15200.	92	6542	No
41	GOM_NL__2PRFIN20030601_023026_000002022016_00476_06542_7089.N1	01-JUN-2003 02:30:26	Dark	202.00	1014	Mars	0.0000	0.0000	404	6542	Yes
42	GOM_NL__2PRFIN20030601_023813_000000432016_00476_06542_7090.N1	01-JUN-2003 02:38:13	Straylight	43.000	141	Bet Ara	2.8400	4600.0	86	6542	No

43	GOM_NL__2PRFIN20030601_023928_000000432016_00476_06542_7091.N1	01-JUN-2003 02:39:28	Straylight	42.500	147	Alp Ara	2.8770	26000.	85	6542	No
44	GOM_NL__2PRFIN20030601_024109_000000462016_00476_06542_7092.N1	01-JUN-2003 02:41:09	Straylight	46.000	40	The Sco	1.8590	7100.0	92	6542	No
45	GOM_NL__2PRFIN20030601_024257_000000512016_00476_06542_7093.N1	01-JUN-2003 02:42:57	Twi_and_stray	50.500	25	35Lam Sco	1.6200	28000.	101	6542	No
46	GOM_NL__2PRFIN20030601_024445_000000492016_00476_06542_7094.N1	01-JUN-2003 02:44:45	Twi_and_stray	49.000	75	26Eps Sco	2.2910	4250.0	98	6542	No
47	GOM_NL__2PRFIN20030601_024647_000000422016_00476_06542_7095.N1	01-JUN-2003 02:46:47	Bright	42.000	136	23Tau Sco	2.8220	30000.	84	6542	No
48	GOM_NL__2PRFIN20030601_024852_000000412016_00476_06542_7096.N1	01-JUN-2003 02:48:52	Bright	40.500	80	7Del Sco	2.3160	30000.	81	6542	No
49	GOM_NL__2PRFIN20030601_025026_000000462016_00476_06542_7097.N1	01-JUN-2003 02:50:26	Bright	46.000	86	35Eta Oph	2.4300	10200.	92	6542	No
50	GOM_NL__2PRFIN20030601_025218_000000432016_00476_06542_7098.N1	01-JUN-2003 02:52:18	Bright	42.500	98	13Zet Oph	2.5710	30000.	85	6542	No
51	GOM_NL__2PRFIN20030601_025430_000000422016_00476_06542_7099.N1	01-JUN-2003 02:54:30	Bright	42.000	120	1Del Oph	2.7340	3200.0	84	6542	No
52	GOM_NL__2PRFIN20030601_025731_000000392016_00476_06542_7100.N1	01-JUN-2003 02:57:31	Bright	38.500	102	24Alp Ser	2.6000	4250.0	77	6542	No
53	GOM_NL__2PRFIN20030601_030327_000000382016_00476_06542_7101.N1	01-JUN-2003 03:03:27	Bright	37.500	83		2.3780	11000.	75	6542	No
54	GOM_NL__2PRFIN20030601_030638_000000362016_00476_06542_7102.N1	01-JUN-2003 03:06:38	Bright	35.500	180	27Gam Boo	3.0400	8000.0	71	6542	No
55	GOM_NL__2PRFIN20030601_031402_000000402016_00476_06542_7103.N1	01-JUN-2003 03:14:02	Bright	39.500	119	14Eta Dra	2.7270	4700.0	79	6542	No
56	GOM_NL__2PRFIN20030601_031642_000000352016_00476_06542_7104.N1	01-JUN-2003 03:16:42	Bright	35.000	60	7Bet UMi	2.0810	3950.0	70	6542	No
57	GOM_NL__2PRFIN20030601_032123_000000352016_00476_06542_7105.N1	01-JUN-2003 03:21:23	Bright	34.500	49	1Alp UMi	1.9900	6300.0	69	6542	No
58	GOM_NL__2PRFIN20030601_032428_000000482016_00476_06542_7106.N1	01-JUN-2003 03:24:28	Bright	48.000	89	5Alp Cep	2.4510	8000.0	96	6542	No
59	GOM_NL__2PRFIN20030601_032926_000000382016_00476_06542_7107.N1	01-JUN-2003 03:29:26	Bright	38.000	76	27Gam Cas	2.3000	30000.	76	6542	No
60	GOM_NL__2PRFIN20030601_033710_000000462016_00476_06542_7108.N1	01-JUN-2003 03:37:10	Bright	46.000	53	43Bet And	2.0480	3300.0	92	6542	No
61	GOM_NL__2PRFIN20030601_033951_000000552016_00476_06542_7109.N1	01-JUN-2003 03:39:51	Twi_and_stray	54.500	58	21Alp And	2.0730	11000.	109	6542	No
62	GOM_NL__2PRFIN20030601_034446_000000552016_00476_06542_7110.N1	01-JUN-2003 03:44:46	Dark	54.500	140	88Gam Peg	2.8340	26000.	109	6542	No
63	GOM_NL__2PRFIN20030601_034758_000000902016_00476_06542_7111.N1	01-JUN-2003 03:47:58	Dark	89.500	90	54Alp Peg	2.4870	11000.	179	6542	No
64	GOM_NL__2PRFIN20030601_035346_000000462016_00476_06542_7112.N1	01-JUN-2003 03:53:46	Dark	45.500	52	16Bet Cet	2.0370	4500.0	91	6542	No
65	GOM_NL__2PRFIN20030601_040028_000000452016_00476_06542_7113.N1	01-JUN-2003 04:00:28	Dark	44.500	84	Alp Phe	2.3970	4500.0	89	6542	No
66	GOM_NL__2PRFIN20030601_040224_000000702016_00476_06542_7114.N1	01-JUN-2003 04:02:24	Dark	69.500	18	24Alp PsA	1.1660	9700.0	139	6542	No
67	GOM_NL__2PRFIN20030601_040546_000000582016_00477_06543_7088.N1	01-JUN-2003 04:05:46	Dark	58.000	63	Bet Gru	2.1500	2800.0	116	6543	No
68	GOM_NL__2PRFIN20030601_040738_000000492016_00477_06543_7089.N1	01-JUN-2003 04:07:38	Dark	48.500	31	Alp Gru	1.7340	15200.	97	6543	No
69	GOM_NL__2PRFIN20030601_041104_000001892016_00477_06543_7090.N1	01-JUN-2003 04:11:04	Dark	189.00	1014	Mars	0.0000	0.0000	378	6543	Yes
70	GOM_NL__2PRFIN20030601_041850_000000452016_00477_06543_7091.N1	01-JUN-2003 04:18:50	Straylight	44.500	141	Bet Ara	2.8400	4600.0	89	6543	No
71	GOM_NL__2PRFIN20030601_042005_000000402016_00477_06543_7092.N1	01-JUN-2003 04:20:05	Straylight	39.500	147	Alp Ara	2.8770	26000.	79	6543	No
72	GOM_NL__2PRFIN20030601_042146_000000482016_00477_06543_7093.N1	01-JUN-2003 04:21:46	Straylight	47.500	40	The Sco	1.8590	7100.0	95	6543	No
73	GOM_NL__2PRFIN20030601_042334_000000502016_00477_06543_7094.N1	01-JUN-2003 04:23:34	Twi_and_stray	50.000	25	35Lam Sco	1.6200	28000.	100	6543	No
74	GOM_NL__2PRFIN20030601_042522_000000432016_00477_06543_7095.N1	01-JUN-2003 04:25:22	Twi_and_stray	42.500	75	26Eps Sco	2.2910	4250.0	85	6543	No
75	GOM_NL__2PRFIN20030601_042724_000000422016_00477_06543_7096.N1	01-JUN-2003 04:27:24	Bright	42.000	136	23Tau Sco	2.8220	30000.	84	6543	No
76	GOM_NL__2PRFIN20030601_042929_000000412016_00477_06543_7097.N1	01-JUN-2003 04:29:29	Bright	41.000	80	7Del Sco	2.3160	30000.	82	6543	No
77	GOM_NL__2PRFIN20030601_043102_000000462016_00477_06543_7098.N1	01-JUN-2003 04:31:02	Bright	46.000	86	35Eta Oph	2.4300	10200.	92	6543	No
78	GOM_NL__2PRFIN20030601_043254_000000432016_00477_06543_7099.N1	01-JUN-2003 04:32:54	Bright	42.500	98	13Zet Oph	2.5710	30000.	85	6543	No
79	GOM_NL__2PRFIN20030601_043506_000000422016_00477_06543_7100.N1	01-JUN-2003 04:35:06	Bright	41.500	120	1Del Oph	2.7340	3200.0	83	6543	No
80	GOM_NL__2PRFIN20030601_043807_000000382016_00477_06543_7101.N1	01-JUN-2003 04:38:07	Bright	37.500	102	24Alp Ser	2.6000	4250.0	75	6543	No
81	GOM_NL__2PRFIN20030601_044403_000000372016_00477_06543_7102.N1	01-JUN-2003 04:44:03	Bright	37.000	83		2.3780	11000.	74	6543	No
82	GOM_NL__2PRFIN20030601_044715_000000372016_00477_06543_7103.N1	01-JUN-2003 04:47:15	Bright	36.500	180	27Gam Boo	3.0400	8000.0	73	6543	No
83	GOM_NL__2PRFIN20030601_045438_000000402016_00477_06543_7104.N1	01-JUN-2003 04:54:38	Bright	39.500	119	14Eta Dra	2.7270	4700.0	79	6543	No
84	GOM_NL__2PRFIN20030601_045718_000000392016_00477_06543_7105.N1	01-JUN-2003 04:57:18	Bright	39.000	60	7Bet UMi	2.0810	3950.0	78	6543	No
85	GOM_NL__2PRFIN20030601_050159_000000342016_00477_06543_7106.N1	01-JUN-2003 05:01:59	Bright	34.000	49	1Alp UMi	1.9900	6300.0	68	6543	No
86	GOM_NL__2PRFIN20030601_050503_000000482016_00477_06543_7107.N1	01-JUN-2003 05:05:03	Bright	48.000	89	5Alp Cep	2.4510	8000.0	96	6543	No
87	GOM_NL__2PRFIN20030601_051002_000000382016_00477_06543_7108.N1	01-JUN-2003 05:10:02	Bright	37.500	76	27Gam Cas	2.3000	30000.	75	6543	No
88	GOM_NL__2PRFIN20030601_051746_000000482016_00477_06543_7109.N1	01-JUN-2003 05:17:46	Bright	48.000	53	43Bet And	2.0480	3300.0	96	6543	No
89	GOM_NL__2PRFIN20030601_052028_000000522016_00477_06543_7110.N1	01-JUN-2003 05:20:28	Twi_and_stray	52.000	58	21Alp And	2.0730	11000.	104	6543	No
90	GOM_NL__2PRFIN20030601_052523_000000542016_00477_06543_7111.N1	01-JUN-2003 05:25:23	Dark	53.500	140	88Gam Peg	2.8340	26000.	107	6543	No
91	GOM_NL__2PRFIN20030601_052837_000000852016_00477_06543_7112.N1	01-JUN-2003 05:28:37	Dark	85.000	90	54Alp Peg	2.4870	11000.	170	6543	No
92	GOM_NL__2PRFIN20030601_053422_000000502016_00477_06543_7113.N1	01-JUN-2003 05:34:22	Dark	49.500	52	16Bet Cet	2.0370	4500.0	99	6543	No
93	GOM_NL__2PRFIN20030601_054104_000000452016_00477_06543_7114.N1	01-JUN-2003 05:41:04	Dark	44.500	84	Alp Phe	2.3970	4500.0	89	6543	No
94	GOM_NL__2PRFIN20030601_054302_000000712016_00477_06543_7115.N1	01-JUN-2003 05:43:02	Dark	70.500	18	24Alp PsA	1.1660	9700.0	141	6543	No
95	GOM_NL__2PRFIN20030601_054623_000000622016_00478_06544_7089.N1	01-JUN-2003 05:46:23	Dark	62.000	63	Bet Gru	2.1500	2800.0	124	6544	No
96	GOM_NL__2PRFIN20030601_054815_000000472016_00478_06544_7090.N1	01-JUN-2003 05:48:15	Dark	47.000	31	Alp Gru	1.7340	15200.	94	6544	No
97	GOM_NL__2PRFIN20030601_055142_000001542016_00478_06544_7091.N1	01-JUN-2003 05:51:42	Dark	153.50	1014	Mars	0.0000	0.0000	307	6544	Yes
98	GOM_NL__2PRFIN20030601_055927_000000492016_00478_06544_7092.N1	01-JUN-2003 05:59:27	Straylight	48.500	141	Bet Ara	2.8400	4600.0	97	6544	No
99	GOM_NL__2PRFIN20030601_060042_000000432016_00478_06544_7093.N1	01-JUN-2003 06:00:42	Straylight	43.000	147	Alp Ara	2.8770	26000.	86	6544	No
100	GOM_NL__2PRFIN20030601_060223_000000472016_00478_06544_7094.N1	01-JUN-2003 06:02:23	Straylight	47.000	40	The Sco	1.8590	7100.0	94	6544	No
101	GOM_NL__2PRFIN20030601_060411_000000482016_00478_06544_7095.N1	01-JUN-2003 06:04:11	Twi_and_stray	47.500	25	35Lam Sco	1.6200	28000.	95	6544	No



102	GOM_NL__2PRFIN20030601_060558_000000472016_00478_06544_7096.N1	01-JUN-2003 06:05:58	Twl_and_stray	47.000	75	26Eps Sco	2.2910	4250.0	94	6544	No
103	GOM_NL__2PRFIN20030601_060800_000000412016_00478_06544_7097.N1	01-JUN-2003 06:08:00	Bright	41.000	136	23Tau Sco	2.8220	30000.	82	6544	No
104	GOM_NL__2PRFIN20030601_061005_000000382016_00478_06544_7098.N1	01-JUN-2003 06:10:05	Bright	38.000	80	7Del Sco	2.3160	30000.	76	6544	No
105	GOM_NL__2PRFIN20030601_061139_000000452016_00478_06544_7099.N1	01-JUN-2003 06:11:39	Bright	45.000	86	35Eta Oph	2.4300	10200.	90	6544	No
106	GOM_NL__2PRFIN20030601_061330_000000422016_00478_06544_7100.N1	01-JUN-2003 06:13:30	Bright	42.000	98	13Zet Oph	2.5710	30000.	84	6544	No
107	GOM_NL__2PRFIN20030601_061542_000000422016_00478_06544_7101.N1	01-JUN-2003 06:15:42	Bright	41.500	120	1Del Oph	2.7340	3200.0	83	6544	No
108	GOM_NL__2PRFIN20030601_061843_000000382016_00478_06544_7102.N1	01-JUN-2003 06:18:43	Bright	37.500	102	24Alp Ser	2.6000	4250.0	75	6544	No
109	GOM_NL__2PRFIN20030601_062439_000000362016_00478_06544_7103.N1	01-JUN-2003 06:24:39	Bright	36.000	83		2.3780	11000.	72	6544	No
110	GOM_NL__2PRFIN20030601_062751_000000372016_00478_06544_7104.N1	01-JUN-2003 06:27:51	Bright	36.500	180	27Gam Boo	3.0400	8000.0	73	6544	No
111	GOM_NL__2PRFIN20030601_063514_000000392016_00478_06544_7105.N1	01-JUN-2003 06:35:14	Bright	39.000	119	14Eta Dra	2.7270	4700.0	78	6544	No
112	GOM_NL__2PRFIN20030601_063754_000000382016_00478_06544_7106.N1	01-JUN-2003 06:37:54	Bright	38.000	60	7Bet UMi	2.0810	3950.0	76	6544	No
113	GOM_NL__2PRFIN20030601_064235_000000342016_00478_06544_7107.N1	01-JUN-2003 06:42:35	Bright	34.000	49	1Alp UMi	1.9900	6300.0	68	6544	No
114	GOM_NL__2PRFIN20030601_064538_000000492016_00478_06544_7108.N1	01-JUN-2003 06:45:38	Bright	49.000	89	5Alp Cep	2.4510	8000.0	98	6544	No
115	GOM_NL__2PRFIN20030601_065038_000000382016_00478_06544_7109.N1	01-JUN-2003 06:50:38	Bright	38.000	76	27Gam Cas	2.3000	30000.	76	6544	No
116	GOM_NL__2PRFIN20030601_065822_000000452016_00478_06544_7110.N1	01-JUN-2003 06:58:22	Bright	45.000	53	43Bet And	2.0480	3300.0	90	6544	No
117	GOM_NL__2PRFIN20030601_070103_000000572016_00478_06544_7111.N1	01-JUN-2003 07:01:03	Twl_and_stray	57.000	58	21Alp And	2.0730	11000.	114	6544	No
118	GOM_NL__2PRFIN20030601_070559_000000552016_00478_06544_7112.N1	01-JUN-2003 07:05:59	Dark	54.500	140	88Gam Peg	2.8340	26000.	109	6544	No
119	GOM_NL__2PRFIN20030601_070914_000000922016_00478_06544_7113.N1	01-JUN-2003 07:09:14	Dark	91.500	90	54Alp Peg	2.4870	11000.	183	6544	No
120	GOM_NL__2PRFIN20030601_071459_000000512016_00478_06544_7114.N1	01-JUN-2003 07:14:59	Dark	50.500	52	16Bet Cet	2.0370	4500.0	101	6544	No
121	GOM_NL__2PRFIN20030601_072141_000000442016_00478_06544_7115.N1	01-JUN-2003 07:21:41	Dark	43.500	84	Alp Phe	2.3970	4500.0	87	6544	No
122	GOM_NL__2PRFIN20030601_072339_000000642016_00478_06544_7116.N1	01-JUN-2003 07:23:39	Dark	63.500	18	24Alp PsA	1.1660	9700.0	127	6544	No
123	GOM_NL__2PRFIN20030601_072659_000000622016_00479_06545_7130.N1	01-JUN-2003 07:26:59	Dark	62.000	63	Bet Gru	2.1500	2800.0	124	6545	No
124	GOM_NL__2PRFIN20030601_072852_000000472016_00479_06545_7131.N1	01-JUN-2003 07:28:52	Dark	46.500	31	Alp Gru	1.7340	15200.	93	6545	No
125	GOM_NL__2PRFIN20030601_073219_000001972016_00479_06545_7132.N1	01-JUN-2003 07:32:19	Dark	196.50	1014	Mars	0.0000	0.0000	393	6545	Yes
126	GOM_NL__2PRFIN20030601_074003_000000492016_00479_06545_7133.N1	01-JUN-2003 07:40:03	Straylight	49.000	141	Bet Ara	2.8400	4600.0	98	6545	No
127	GOM_NL__2PRFIN20030601_074118_000000422016_00479_06545_7134.N1	01-JUN-2003 07:41:18	Straylight	42.000	147	Alp Ara	2.8770	26000.	84	6545	No
128	GOM_NL__2PRFIN20030601_074259_000000432016_00479_06545_7135.N1	01-JUN-2003 07:42:59	Straylight	42.500	40	The Sco	1.8590	7100.0	85	6545	No
129	GOM_NL__2PRFIN20030601_074447_000000492016_00479_06545_7136.N1	01-JUN-2003 07:44:47	Twl_and_stray	49.000	25	35Lam Sco	1.6200	28000.	98	6545	No
130	GOM_NL__2PRFIN20030601_074634_000000492016_00479_06545_7137.N1	01-JUN-2003 07:46:34	Twl_and_stray	48.500	75	26Eps Sco	2.2910	4250.0	97	6545	No
131	GOM_NL__2PRFIN20030601_074836_000000412016_00479_06545_7138.N1	01-JUN-2003 07:48:36	Bright	41.000	136	23Tau Sco	2.8220	30000.	82	6545	No
132	GOM_NL__2PRFIN20030601_075042_000000392016_00479_06545_7139.N1	01-JUN-2003 07:50:42	Bright	39.000	80	7Del Sco	2.3160	30000.	78	6545	No
133	GOM_NL__2PRFIN20030601_075215_000000452016_00479_06545_7140.N1	01-JUN-2003 07:52:15	Bright	45.000	86	35Eta Oph	2.4300	10200.	90	6545	No
134	GOM_NL__2PRFIN20030601_075406_000000432016_00479_06545_7141.N1	01-JUN-2003 07:54:06	Bright	42.500	98	13Zet Oph	2.5710	30000.	85	6545	No
135	GOM_NL__2PRFIN20030601_075618_000000412016_00479_06545_7142.N1	01-JUN-2003 07:56:18	Bright	40.500	120	1Del Oph	2.7340	3200.0	81	6545	No
136	GOM_NL__2PRFIN20030601_075919_000000372016_00479_06545_7143.N1	01-JUN-2003 07:59:19	Bright	37.000	102	24Alp Ser	2.6000	4250.0	74	6545	No
137	GOM_NL__2PRFIN20030601_080516_000000362016_00479_06545_7144.N1	01-JUN-2003 08:05:16	Bright	36.000	83		2.3780	11000.	72	6545	No
138	GOM_NL__2PRFIN20030601_080827_000000372016_00479_06545_7145.N1	01-JUN-2003 08:08:27	Bright	36.500	180	27Gam Boo	3.0400	8000.0	73	6545	No
139	GOM_NL__2PRFIN20030601_081549_000000392016_00479_06545_7146.N1	01-JUN-2003 08:15:49	Bright	39.000	119	14Eta Dra	2.7270	4700.0	78	6545	No
140	GOM_NL__2PRFIN20030601_081830_000000352016_00479_06545_7147.N1	01-JUN-2003 08:18:30	Bright	35.000	60	7Bet UMi	2.0810	3950.0	70	6545	No
141	GOM_NL__2PRFIN20030601_082311_000000352016_00479_06545_7148.N1	01-JUN-2003 08:23:11	Bright	34.500	49	1Alp UMi	1.9900	6300.0	69	6545	No
142	GOM_NL__2PRFIN20030601_082614_000000482016_00479_06545_7149.N1	01-JUN-2003 08:26:14	Bright	47.500	89	5Alp Cep	2.4510	8000.0	95	6545	No
143	GOM_NL__2PRFIN20030601_083932_000001862016_00479_06545_7150.N1	01-JUN-2003 08:39:32	Straylight	186.00	92	53Eps Cyg	2.5000	4500.0	372	6545	No
144	GOM_NL__2PRFIN20030601_084308_000000992016_00479_06545_7151.N1	01-JUN-2003 08:43:08	Dark	98.500	93	53Bet Peg	2.5200	3100.0	197	6545	No
145	GOM_NL__2PRFIN20030601_084636_000000542016_00479_06545_7152.N1	01-JUN-2003 08:46:36	Dark	54.000	140	88Gam Peg	2.8340	26000.	108	6545	No
146	GOM_NL__2PRFIN20030601_084950_000000902016_00479_06545_7153.N1	01-JUN-2003 08:49:50	Dark	89.500	90	54Alp Peg	2.4870	11000.	179	6545	No
147	GOM_NL__2PRFIN20030601_085535_000000512016_00479_06545_7154.N1	01-JUN-2003 08:55:35	Dark	51.000	52	16Bet Cet	2.0370	4500.0	102	6545	No
148	GOM_NL__2PRFIN20030601_090217_000000442016_00479_06545_7155.N1	01-JUN-2003 09:02:17	Dark	43.500	84	Alp Phe	2.3970	4500.0	87	6545	No
149	GOM_NL__2PRFIN20030601_090416_000000642016_00479_06545_7156.N1	01-JUN-2003 09:04:16	Dark	64.000	18	24Alp PsA	1.1660	9700.0	128	6545	No
150	GOM_NL__2PRFIN20030601_090736_000000482016_00480_06546_7110.N1	01-JUN-2003 09:07:36	Dark	48.000	63	Bet Gru	2.1500	2800.0	96	6546	No
151	GOM_NL__2PRFIN20030601_090929_000000472016_00480_06546_7111.N1	01-JUN-2003 09:09:29	Dark	46.500	31	Alp Gru	1.7340	15200.	93	6546	No
152	GOM_NL__2PRFIN20030601_091257_000001702016_00480_06546_7112.N1	01-JUN-2003 09:12:57	Dark	170.00	1014	Mars	0.0000	0.0000	340	6546	Yes
153	GOM_NL__2PRFIN20030601_092039_000000412016_00480_06546_7113.N1	01-JUN-2003 09:20:39	Straylight	40.500	141	Bet Ara	2.8400	4600.0	81	6546	No
154	GOM_NL__2PRFIN20030601_092155_000000402016_00480_06546_7114.N1	01-JUN-2003 09:21:55	Straylight	39.500	147	Alp Ara	2.8770	26000.	79	6546	No
155	GOM_NL__2PRFIN20030601_092336_000000482016_00480_06546_7115.N1	01-JUN-2003 09:23:36	Straylight	47.500	40	The Sco	1.8590	7100.0	95	6546	No
156	GOM_NL__2PRFIN20030601_092524_000000482016_00480_06546_7116.N1	01-JUN-2003 09:25:24	Twl_and_stray	47.500	25	35Lam Sco	1.6200	28000.	95	6546	No
157	GOM_NL__2PRFIN20030601_092710_000000472016_00480_06546_7117.N1	01-JUN-2003 09:27:10	Twl_and_stray	47.000	75	26Eps Sco	2.2910	4250.0	94	6546	No
158	GOM_NL__2PRFIN20030601_092913_000000412016_00480_06546_7118.N1	01-JUN-2003 09:29:13	Bright	41.000	136	23Tau Sco	2.8220	30000.	82	6546	No
159	GOM_NL__2PRFIN20030601_093118_000000402016_00480_06546_7119.N1	01-JUN-2003 09:31:18	Bright	40.000	80	7Del Sco	2.3160	30000.	80	6546	No
160	GOM_NL__2PRFIN20030601_093251_000000462016_00480_06546_7120.N1	01-JUN-2003 09:32:51	Bright	46.000	86	35Eta Oph	2.4300	10200.	92	6546	No

161	GOM_NL__2PRFIN20030601_093442_000000432016_00480_06546_7121.N1	01-JUN-2003 09:34:42	Bright	43.000	98	13Zet Oph	2.5710	30000.	86	6546	No
162	GOM_NL__2PRFIN20030601_093654_000000412016_00480_06546_7122.N1	01-JUN-2003 09:36:54	Bright	41.000	120	1Del Oph	2.7340	3200.0	82	6546	No
163	GOM_NL__2PRFIN20030601_093955_000000382016_00480_06546_7123.N1	01-JUN-2003 09:39:55	Bright	37.500	102	24Alp Ser	2.6000	4250.0	75	6546	No
164	GOM_NL__2PRFIN20030601_094552_000000372016_00480_06546_7124.N1	01-JUN-2003 09:45:52	Bright	37.000	83		2.3780	11000.	74	6546	No
165	GOM_NL__2PRFIN20030601_094903_000000352016_00480_06546_7125.N1	01-JUN-2003 09:49:03	Bright	34.500	180	27Gam Boo	3.0400	8000.0	69	6546	No
166	GOM_NL__2PRFIN20030601_095625_000000392016_00480_06546_7126.N1	01-JUN-2003 09:56:25	Bright	38.500	119	14Eta Dra	2.7270	4700.0	77	6546	No
167	GOM_NL__2PRFIN20030601_095906_000000372016_00480_06546_7127.N1	01-JUN-2003 09:59:06	Bright	36.500	60	7Bet UMi	2.0810	3950.0	73	6546	No
168	GOM_NL__2PRFIN20030601_100347_000000352016_00480_06546_7128.N1	01-JUN-2003 10:03:47	Bright	34.500	49	1Alp UMi	1.9900	6300.0	69	6546	No
169	GOM_NL__2PRFIN20030601_100649_000000492016_00480_06546_7129.N1	01-JUN-2003 10:06:49	Bright	48.500	89	5Alp Cep	2.4510	8000.0	97	6546	No
170	GOM_NL__2PRFIN20030601_102006_000001862016_00480_06546_7130.N1	01-JUN-2003 10:20:06	Straylight	186.00	92	53Eps Cyg	2.5000	4500.0	372	6546	No
171	GOM_NL__2PRFIN20030601_102346_000001012016_00480_06546_7131.N1	01-JUN-2003 10:23:46	Dark	101.00	93	53Bet Peg	2.5200	3100.0	202	6546	No
172	GOM_NL__2PRFIN20030601_102712_000000532016_00480_06546_7132.N1	01-JUN-2003 10:27:12	Dark	52.500	140	88Gam Peg	2.8340	26000.	105	6546	No
173	GOM_NL__2PRFIN20030601_103029_000000882016_00480_06546_7133.N1	01-JUN-2003 10:30:29	Dark	88.000	90	54Alp Peg	2.4870	11000.	176	6546	No
174	GOM_NL__2PRFIN20030601_103612_000000482016_00480_06546_7134.N1	01-JUN-2003 10:36:12	Dark	47.500	52	16Bet Cet	2.0370	4500.0	95	6546	No
175	GOM_NL__2PRFIN20030601_104254_000000442016_00480_06546_7135.N1	01-JUN-2003 10:42:54	Dark	43.500	84	Alp Phe	2.3970	4500.0	87	6546	No
176	GOM_NL__2PRFIN20030601_104453_000000612016_00480_06546_7136.N1	01-JUN-2003 10:44:53	Dark	60.500	18	24Alp PsA	1.1660	9700.0	121	6546	No
177	GOM_NL__2PRFIN20030601_104813_000000482016_00481_06547_7111.N1	01-JUN-2003 10:48:13	Dark	48.000	63	Bet Gru	2.1500	2800.0	96	6547	No
178	GOM_NL__2PRFIN20030601_105005_000000472016_00481_06547_7112.N1	01-JUN-2003 10:50:05	Dark	46.500	31	Alp Gru	1.7340	15200.	93	6547	No
179	GOM_NL__2PRFIN20030601_105335_000001632016_00481_06547_7113.N1	01-JUN-2003 10:53:35	Dark	163.00	1014	Mars	0.0000	0.0000	326	6547	Yes
180	GOM_NL__2PRFIN20030601_110116_000000422016_00481_06547_7114.N1	01-JUN-2003 11:01:16	Straylight	42.000	141	Bet Ara	2.8400	4600.0	84	6547	No
181	GOM_NL__2PRFIN20030601_110231_000000412016_00481_06547_7115.N1	01-JUN-2003 11:02:31	Straylight	40.500	147	Alp Ara	2.8770	26000.	81	6547	No
182	GOM_NL__2PRFIN20030601_110412_000000432016_00481_06547_7116.N1	01-JUN-2003 11:04:12	Straylight	43.000	40	The Sco	1.8590	7100.0	86	6547	No
183	GOM_NL__2PRFIN20030601_110600_000000472016_00481_06547_7117.N1	01-JUN-2003 11:06:00	Tw_i_and_stray	46.500	25	35Lam Sco	1.6200	28000.	93	6547	No
184	GOM_NL__2PRFIN20030601_110746_000000472016_00481_06547_7118.N1	01-JUN-2003 11:07:46	Tw_i_and_stray	47.000	75	26Eps Sco	2.2910	4250.0	94	6547	No
185	GOM_NL__2PRFIN20030601_110949_000000422016_00481_06547_7119.N1	01-JUN-2003 11:09:49	Bright	41.500	136	23Tau Sco	2.8220	30000.	83	6547	No
186	GOM_NL__2PRFIN20030601_111154_000000392016_00481_06547_7120.N1	01-JUN-2003 11:11:54	Bright	38.500	80	7Del Sco	2.3160	30000.	77	6547	No
187	GOM_NL__2PRFIN20030601_111326_000000472016_00481_06547_7121.N1	01-JUN-2003 11:13:26	Bright	46.500	86	35Eta Oph	2.4300	10200.	93	6547	No
188	GOM_NL__2PRFIN20030601_111518_000000422016_00481_06547_7122.N1	01-JUN-2003 11:15:18	Bright	42.000	98	13Zet Oph	2.5710	30000.	84	6547	No
189	GOM_NL__2PRFIN20030601_111730_000000412016_00481_06547_7123.N1	01-JUN-2003 11:17:30	Bright	41.000	120	1Del Oph	2.7340	3200.0	82	6547	No
190	GOM_NL__2PRFIN20030601_112030_000000382016_00481_06547_7124.N1	01-JUN-2003 11:20:30	Bright	38.000	102	24Alp Ser	2.6000	4250.0	76	6547	No
191	GOM_NL__2PRFIN20030601_112627_000000382016_00481_06547_7125.N1	01-JUN-2003 11:26:27	Bright	38.000	83		2.3780	11000.	76	6547	No
192	GOM_NL__2PRFIN20030601_112939_000000372016_00481_06547_7126.N1	01-JUN-2003 11:29:39	Bright	36.500	180	27Gam Boo	3.0400	8000.0	73	6547	No
193	GOM_NL__2PRFIN20030601_113700_000000402016_00481_06547_7127.N1	01-JUN-2003 11:37:00	Bright	39.500	119	14Eta Dra	2.7270	4700.0	79	6547	No
194	GOM_NL__2PRFIN20030601_113942_000000392016_00481_06547_7128.N1	01-JUN-2003 11:39:42	Bright	38.500	60	7Bet UMi	2.0810	3950.0	77	6547	No
195	GOM_NL__2PRFIN20030601_114423_000000372016_00481_06547_7129.N1	01-JUN-2003 11:44:23	Bright	36.500	49	1Alp UMi	1.9900	6300.0	73	6547	No
196	GOM_NL__2PRFIN20030601_114725_000000482016_00481_06547_7130.N1	01-JUN-2003 11:47:25	Bright	48.000	89	5Alp Cep	2.4510	8000.0	96	6547	No
197	GOM_NL__2PRFIN20030601_120040_000001862016_00481_06547_7131.N1	01-JUN-2003 12:00:40	Straylight	186.00	92	53Eps Cyg	2.5000	4500.0	372	6547	No
198	GOM_NL__2PRFIN20030601_120423_000000872016_00481_06547_7132.N1	01-JUN-2003 12:04:23	Dark	87.000	93	53Bet Peg	2.5200	3100.0	174	6547	No
199	GOM_NL__2PRFIN20030601_120748_000000532016_00481_06547_7133.N1	01-JUN-2003 12:07:48	Dark	52.500	140	88Gam Peg	2.8340	26000.	105	6547	No
200	GOM_NL__2PRFIN20030601_121106_000000882016_00481_06547_7134.N1	01-JUN-2003 12:11:06	Dark	88.000	90	54Alp Peg	2.4870	11000.	176	6547	No
201	GOM_NL__2PRFIN20030601_121648_000000492016_00481_06547_7135.N1	01-JUN-2003 12:16:48	Dark	48.500	52	16Bet Cet	2.0370	4500.0	97	6547	No
202	GOM_NL__2PRFIN20030601_122330_000000442016_00481_06547_7136.N1	01-JUN-2003 12:23:30	Dark	44.000	84	Alp Phe	2.3970	4500.0	88	6547	No
203	GOM_NL__2PRFIN20030601_122530_000000622016_00481_06547_7137.N1	01-JUN-2003 12:25:30	Dark	61.500	18	24Alp PsA	1.1660	9700.0	123	6547	No
204	GOM_NL__2PRFIN20030601_122850_000000482016_00482_06548_7112.N1	01-JUN-2003 12:28:50	Dark	47.500	63	Bet Gru	2.1500	2800.0	95	6548	No
205	GOM_NL__2PRFIN20030601_123042_000000532016_00482_06548_7113.N1	01-JUN-2003 12:30:42	Dark	52.500	31	Alp Gru	1.7340	15200.	105	6548	No
206	GOM_NL__2PRFIN20030601_123412_000001592016_00482_06548_7114.N1	01-JUN-2003 12:34:12	Dark	159.00	1014	Mars	0.0000	0.0000	318	6548	Yes
207	GOM_NL__2PRFIN20030601_124152_000000462016_00482_06548_7115.N1	01-JUN-2003 12:41:52	Straylight	45.500	141	Bet Ara	2.8400	4600.0	91	6548	No
208	GOM_NL__2PRFIN20030601_124307_000000422016_00482_06548_7116.N1	01-JUN-2003 12:43:07	Straylight	42.000	147	Alp Ara	2.8770	26000.	84	6548	No
209	GOM_NL__2PRFIN20030601_124448_000000472016_00482_06548_7117.N1	01-JUN-2003 12:44:48	Straylight	47.000	40	The Sco	1.8590	7100.0	94	6548	No
210	GOM_NL__2PRFIN20030601_124636_000000512016_00482_06548_7118.N1	01-JUN-2003 12:46:36	Tw_i_and_stray	51.000	25	35Lam Sco	1.6200	28000.	102	6548	No
211	GOM_NL__2PRFIN20030601_124823_000000492016_00482_06548_7119.N1	01-JUN-2003 12:48:23	Tw_i_and_stray	48.500	75	26Eps Sco	2.2910	4250.0	97	6548	No
212	GOM_NL__2PRFIN20030601_125025_000000412016_00482_06548_7120.N1	01-JUN-2003 12:50:25	Bright	40.500	136	23Tau Sco	2.8220	30000.	81	6548	No
213	GOM_NL__2PRFIN20030601_125229_000000402016_00482_06548_7121.N1	01-JUN-2003 12:52:29	Bright	40.000	80	7Del Sco	2.3160	30000.	80	6548	No
214	GOM_NL__2PRFIN20030601_125402_000000472016_00482_06548_7122.N1	01-JUN-2003 12:54:02	Bright	47.000	86	35Eta Oph	2.4300	10200.	94	6548	No
215	GOM_NL__2PRFIN20030601_125554_000000442016_00482_06548_7123.N1	01-JUN-2003 12:55:54	Bright	43.500	98	13Zet Oph	2.5710	30000.	87	6548	No
216	GOM_NL__2PRFIN20030601_125806_000000412016_00482_06548_7124.N1	01-JUN-2003 12:58:06	Bright	40.500	120	1Del Oph	2.7340	3200.0	81	6548	No
217	GOM_NL__2PRFIN20030601_130106_000000382016_00482_06548_7125.N1	01-JUN-2003 13:01:06	Bright	38.000	102	24Alp Ser	2.6000	4250.0	76	6548	No
218	GOM_NL__2PRFIN20030601_130703_000000392016_00482_06548_7126.N1	01-JUN-2003 13:07:03	Bright	38.500	83		2.3780	11000.	77	6548	No
219	GOM_NL__2PRFIN20030601_131015_000000352016_00482_06548_7127.N1	01-JUN-2003 13:10:15	Bright	35.000	180	27Gam Boo	3.0400	8000.0	70	6548	No

220	GOM_NL__2PRFIN20030601_131736_000000392016_00482_06548_7128.N1	01-JUN-2003 13:17:36	Bright	39.000	119	14Eta Dra	2.7270	4700.0	78	6548	No
221	GOM_NL__2PRFIN20030601_132017_000000392016_00482_06548_7129.N1	01-JUN-2003 13:20:17	Bright	38.500	60	7Bet UMi	2.0810	3950.0	77	6548	No
222	GOM_NL__2PRFIN20030601_132458_000000352016_00482_06548_7130.N1	01-JUN-2003 13:24:58	Bright	34.500	49	1Alp UMi	1.9900	6300.0	69	6548	No
223	GOM_NL__2PRFIN20030601_132800_000000482016_00482_06548_7131.N1	01-JUN-2003 13:28:00	Bright	47.500	89	5Alp Cep	2.4510	8000.0	95	6548	No
224	GOM_NL__2PRFIN20030601_134115_000001862016_00482_06548_7132.N1	01-JUN-2003 13:41:15	Straylight	186.00	92	53Eps Cyg	2.5000	4500.0	372	6548	No
225	GOM_NL__2PRFIN20030601_134500_000000812016_00482_06548_7133.N1	01-JUN-2003 13:45:00	Dark	80.500	93	53Bet Peg	2.5200	3100.0	161	6548	No
226	GOM_NL__2PRFIN20030601_134825_000000542016_00482_06548_7134.N1	01-JUN-2003 13:48:25	Dark	54.000	140	88Gam Peg	2.8340	26000.	108	6548	No
227	GOM_NL__2PRFIN20030601_135143_000000932016_00482_06548_7135.N1	01-JUN-2003 13:51:43	Dark	93.000	90	54Alp Peg	2.4870	11000.	186	6548	No
228	GOM_NL__2PRFIN20030601_135725_000000502016_00482_06548_7136.N1	01-JUN-2003 13:57:25	Dark	49.500	52	16Bet Cet	2.0370	4500.0	99	6548	No
229	GOM_NL__2PRFIN20030601_140406_000000482016_00482_06548_7137.N1	01-JUN-2003 14:04:06	Dark	48.000	84	Alp Phe	2.3970	4500.0	96	6548	No
230	GOM_NL__2PRFIN20030601_140607_000000662016_00482_06548_7138.N1	01-JUN-2003 14:06:07	Dark	65.500	18	24Alp PsA	1.1660	9700.0	131	6548	No
231	GOM_NL__2PRFIN20030601_140926_000000612016_00483_06549_7113.N1	01-JUN-2003 14:09:26	Dark	60.500	63	Bet Gru	2.1500	2800.0	121	6549	No
232	GOM_NL__2PRFIN20030601_141119_000000472016_00483_06549_7114.N1	01-JUN-2003 14:11:19	Dark	47.000	31	Alp Gru	1.7340	15200.	94	6549	No
233	GOM_NL__2PRFIN20030601_141450_000001952016_00483_06549_7115.N1	01-JUN-2003 14:14:50	Dark	194.50	1014	Mars	0.0000	0.0000	389	6549	Yes
234	GOM_NL__2PRFIN20030601_142228_000000402016_00483_06549_7116.N1	01-JUN-2003 14:22:28	Straylight	40.000	141	Bet Ara	2.8400	4600.0	80	6549	No
235	GOM_NL__2PRFIN20030601_142343_000000402016_00483_06549_7117.N1	01-JUN-2003 14:23:43	Straylight	40.000	147	Alp Ara	2.8770	26000.	80	6549	No
236	GOM_NL__2PRFIN20030601_142524_000000472016_00483_06549_7118.N1	01-JUN-2003 14:25:24	Straylight	47.000	40	The Sco	1.8590	7100.0	94	6549	No
237	GOM_NL__2PRFIN20030601_142712_000000502016_00483_06549_7119.N1	01-JUN-2003 14:27:12	Tw_i_and_stray	49.500	25	35Lam Sco	1.6200	28000.	99	6549	No
238	GOM_NL__2PRFIN20030601_142859_000000472016_00483_06549_7120.N1	01-JUN-2003 14:28:59	Tw_i_and_stray	46.500	75	26Eps Sco	2.2910	4250.0	93	6549	No
239	GOM_NL__2PRFIN20030601_143101_000000412016_00483_06549_7121.N1	01-JUN-2003 14:31:01	Bright	40.500	136	23Tau Sco	2.8220	30000.	81	6549	No
240	GOM_NL__2PRFIN20030601_143305_000000402016_00483_06549_7122.N1	01-JUN-2003 14:33:05	Bright	40.000	80	7Del Sco	2.3160	30000.	80	6549	No
241	GOM_NL__2PRFIN20030601_143438_000000472016_00483_06549_7123.N1	01-JUN-2003 14:34:38	Bright	46.500	86	35Eta Oph	2.4300	10200.	93	6549	No
242	GOM_NL__2PRFIN20030601_143630_000000432016_00483_06549_7124.N1	01-JUN-2003 14:36:30	Bright	43.000	98	13Zet Oph	2.5710	30000.	86	6549	No
243	GOM_NL__2PRFIN20030601_143841_000000412016_00483_06549_7125.N1	01-JUN-2003 14:38:41	Bright	40.500	120	1Del Oph	2.7340	3200.0	81	6549	No
244	GOM_NL__2PRFIN20030601_144142_000000382016_00483_06549_7126.N1	01-JUN-2003 14:41:42	Bright	38.000	102	24Alp Ser	2.6000	4250.0	76	6549	No
245	GOM_NL__2PRFIN20030601_144739_000000362016_00483_06549_7127.N1	01-JUN-2003 14:47:39	Bright	36.000	83		2.3780	11000.	72	6549	No
246	GOM_NL__2PRFIN20030601_145052_000000352016_00483_06549_7128.N1	01-JUN-2003 14:50:52	Bright	34.500	180	27Gam Boo	3.0400	8000.0	69	6549	No
247	GOM_NL__2PRFIN20030601_145812_000000402016_00483_06549_7129.N1	01-JUN-2003 14:58:12	Bright	39.500	119	14Eta Dra	2.7270	4700.0	79	6549	No
248	GOM_NL__2PRFIN20030601_150054_000000442016_00483_06549_7130.N1	01-JUN-2003 15:00:54	Bright	43.500	60	7Bet UMi	2.0810	3950.0	87	6549	No
249	GOM_NL__2PRFIN20030601_150535_000000352016_00483_06549_7131.N1	01-JUN-2003 15:05:35	Bright	34.500	49	1Alp UMi	1.9900	6300.0	69	6549	No
250	GOM_NL__2PRFIN20030601_150836_000000472016_00483_06549_7132.N1	01-JUN-2003 15:08:36	Bright	46.500	89	5Alp Cep	2.4510	8000.0	93	6549	No
251	GOM_NL__2PRFIN20030601_152150_000001862016_00483_06549_7133.N1	01-JUN-2003 15:21:50	Straylight	186.00	92	53Eps Cyg	2.5000	4500.0	372	6549	No
252	GOM_NL__2PRFIN20030601_152537_000000922016_00483_06549_7134.N1	01-JUN-2003 15:25:37	Dark	92.000	93	53Bet Peg	2.5200	3100.0	184	6549	No
253	GOM_NL__2PRFIN20030601_152902_000000542016_00483_06549_7135.N1	01-JUN-2003 15:29:02	Dark	53.500	140	88Gam Peg	2.8340	26000.	107	6549	No
254	GOM_NL__2PRFIN20030601_153222_000000892016_00483_06549_7136.N1	01-JUN-2003 15:32:22	Dark	88.500	90	54Alp Peg	2.4870	11000.	177	6549	No
255	GOM_NL__2PRFIN20030601_153802_000000472016_00483_06549_7137.N1	01-JUN-2003 15:38:02	Dark	47.000	52	16Bet Cet	2.0370	4500.0	94	6549	No
256	GOM_NL__2PRFIN20030601_154444_000000522016_00483_06549_7138.N1	01-JUN-2003 15:44:44	Dark	51.500	84	Alp Phe	2.3970	4500.0	103	6549	No
257	GOM_NL__2PRFIN20030601_154645_000000542016_00483_06549_7139.N1	01-JUN-2003 15:46:45	Dark	53.500	18	24Alp PsA	1.1660	9700.0	107	6549	No
258	GOM_NL__2PRFIN20030601_155004_000000622016_00484_06550_7114.N1	01-JUN-2003 15:50:04	Dark	61.500	63	Bet Gru	2.1500	2800.0	123	6550	No
259	GOM_NL__2PRFIN20030601_155156_000000482016_00484_06550_7115.N1	01-JUN-2003 15:51:56	Dark	47.500	31	Alp Gru	1.7340	15200.	95	6550	No
260	GOM_NL__2PRFIN20030601_155654_000000432016_00484_06550_7116.N1	01-JUN-2003 15:56:54	Straylight	43.000	45	Alp Pav	1.9400	26000.	86	6550	No
261	GOM_NL__2PRFIN20030601_160305_000000392016_00484_06550_7117.N1	01-JUN-2003 16:03:05	Straylight	38.500	141	Bet Ara	2.8400	4600.0	77	6550	No
262	GOM_NL__2PRFIN20030601_160420_000000392016_00484_06550_7118.N1	01-JUN-2003 16:04:20	Straylight	39.000	147	Alp Ara	2.8770	26000.	78	6550	No
263	GOM_NL__2PRFIN20030601_160601_000000462016_00484_06550_7119.N1	01-JUN-2003 16:06:01	Straylight	45.500	40	The Sco	1.8590	7100.0	91	6550	No
264	GOM_NL__2PRFIN20030601_160749_000000442016_00484_06550_7120.N1	01-JUN-2003 16:07:49	Tw_i_and_stray	44.000	25	35Lam Sco	1.6200	28000.	88	6550	No
265	GOM_NL__2PRFIN20030601_160935_000000512016_00484_06550_7121.N1	01-JUN-2003 16:09:35	Tw_i_and_stray	50.500	75	26Eps Sco	2.2910	4250.0	101	6550	No
266	GOM_NL__2PRFIN20030601_161137_000000422016_00484_06550_7122.N1	01-JUN-2003 16:11:37	Bright	41.500	136	23Tau Sco	2.8220	30000.	83	6550	No
267	GOM_NL__2PRFIN20030601_161342_000000412016_00484_06550_7123.N1	01-JUN-2003 16:13:42	Bright	41.000	80	7Del Sco	2.3160	30000.	82	6550	No
268	GOM_NL__2PRFIN20030601_161515_000000462016_00484_06550_7124.N1	01-JUN-2003 16:15:15	Bright	45.500	86	35Eta Oph	2.4300	10200.	91	6550	No
269	GOM_NL__2PRFIN20030601_161706_000000432016_00484_06550_7125.N1	01-JUN-2003 16:17:06	Bright	42.500	98	13Zet Oph	2.5710	30000.	85	6550	No
270	GOM_NL__2PRFIN20030601_161918_000000412016_00484_06550_7126.N1	01-JUN-2003 16:19:18	Bright	40.500	120	1Del Oph	2.7340	3200.0	81	6550	No
271	GOM_NL__2PRFIN20030601_162218_000000382016_00484_06550_7127.N1	01-JUN-2003 16:22:18	Bright	37.500	102	24Alp Ser	2.6000	4250.0	75	6550	No
272	GOM_NL__2PRFIN20030601_162816_000000372016_00484_06550_7128.N1	01-JUN-2003 16:28:16	Bright	36.500	83		2.3780	11000.	73	6550	No
273	GOM_NL__2PRFIN20030601_163127_000000362016_00484_06550_7129.N1	01-JUN-2003 16:31:27	Bright	36.000	180	27Gam Boo	3.0400	8000.0	72	6550	No
274	GOM_NL__2PRFIN20030601_163848_000000402016_00484_06550_7130.N1	01-JUN-2003 16:38:48	Bright	39.500	119	14Eta Dra	2.7270	4700.0	79	6550	No
275	GOM_NL__2PRFIN20030601_164130_000000332016_00484_06550_7131.N1	01-JUN-2003 16:41:30	Bright	33.000	60	7Bet UMi	2.0810	3950.0	66	6550	No
276	GOM_NL__2PRFIN20030601_164611_000000362016_00484_06550_7132.N1	01-JUN-2003 16:46:11	Bright	35.500	49	1Alp UMi	1.9900	6300.0	71	6550	No
277	GOM_NL__2PRFIN20030601_164911_000000472016_00484_06550_7133.N1	01-JUN-2003 16:49:11	Bright	46.500	89	5Alp Cep	2.4510	8000.0	93	6550	No
278	GOM_NL__2PRFIN20030601_165137_000000852016_00484_06550_7134.N1	01-JUN-2003 16:51:37	Bright	85.000	19	50Alp Cyg	1.2460	10500.	170	6550	No

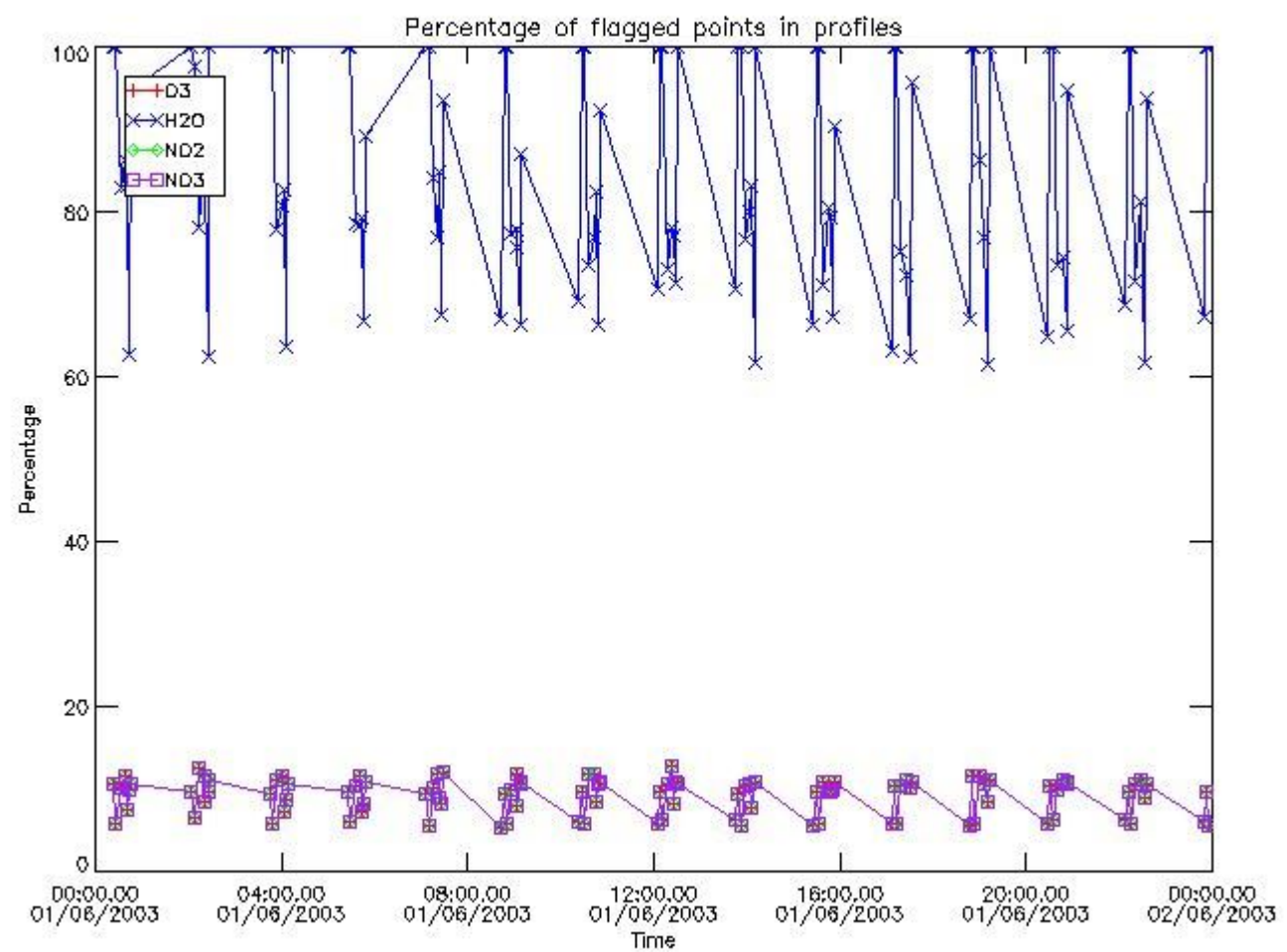
279	GOM_NL__2PRFIN20030601_165417_000000402016_00484_06550_7135.N1	01-JUN-2003 16:54:17	Bright	39.500	74	11Bet Cas	2.2680	6600.0	79	6550	No
280	GOM_NL__2PRFIN20030601_170225_000001812016_00484_06550_7136.N1	01-JUN-2003 17:02:25	Straylight	181.00	92	53Eps Cyg	2.5000	4500.0	362	6550	No
281	GOM_NL__2PRFIN20030601_170613_000000892016_00484_06550_7137.N1	01-JUN-2003 17:06:13	Dark	88.500	93	53Bet Peg	2.5200	3100.0	177	6550	No
282	GOM_NL__2PRFIN20030601_170938_000000542016_00484_06550_7138.N1	01-JUN-2003 17:09:38	Dark	54.000	140	88Gam Peg	2.8340	26000.	108	6550	No
283	GOM_NL__2PRFIN20030601_171259_000000892016_00484_06550_7139.N1	01-JUN-2003 17:12:59	Dark	89.000	90	54Alp Peg	2.4870	11000.	178	6550	No
284	GOM_NL__2PRFIN20030601_171838_000000492016_00484_06550_7140.N1	01-JUN-2003 17:18:38	Dark	49.000	52	16Bet Cet	2.0370	4500.0	98	6550	No
285	GOM_NL__2PRFIN20030601_172520_000000462016_00484_06550_7141.N1	01-JUN-2003 17:25:20	Dark	45.500	84	Alp Phe	2.3970	4500.0	91	6550	No
286	GOM_NL__2PRFIN20030601_173040_000000552016_00485_06551_7115.N1	01-JUN-2003 17:30:40	Dark	55.000	63	Bet Gru	2.1500	2800.0	110	6551	No
287	GOM_NL__2PRFIN20030601_173233_000000482016_00485_06551_7116.N1	01-JUN-2003 17:32:33	Dark	47.500	31	Alp Gru	1.7340	15200.	95	6551	No
288	GOM_NL__2PRFIN20030601_173731_000000422016_00485_06551_7117.N1	01-JUN-2003 17:37:31	Straylight	42.000	45	Alp Pav	1.9400	26000.	84	6551	No
289	GOM_NL__2PRFIN20030601_174341_000000422016_00485_06551_7118.N1	01-JUN-2003 17:43:41	Straylight	42.000	141	Bet Ara	2.8400	4600.0	84	6551	No
290	GOM_NL__2PRFIN20030601_174457_000000402016_00485_06551_7119.N1	01-JUN-2003 17:44:57	Straylight	40.000	147	Alp Ara	2.8770	26000.	80	6551	No
291	GOM_NL__2PRFIN20030601_174638_000000452016_00485_06551_7120.N1	01-JUN-2003 17:46:38	Straylight	44.500	40	The Sco	1.8590	7100.0	89	6551	No
292	GOM_NL__2PRFIN20030601_174826_000000462016_00485_06551_7121.N1	01-JUN-2003 17:48:26	Tw_i_and_stray	45.500	25	35Lam Sco	1.6200	28000.	91	6551	No
293	GOM_NL__2PRFIN20030601_175012_000000482016_00485_06551_7122.N1	01-JUN-2003 17:50:12	Tw_i_and_stray	47.500	75	26Eps Sco	2.2910	4250.0	95	6551	No
294	GOM_NL__2PRFIN20030601_175213_000000412016_00485_06551_7123.N1	01-JUN-2003 17:52:13	Bright	40.500	136	23Tau Sco	2.8220	30000.	81	6551	No
295	GOM_NL__2PRFIN20030601_175418_000000402016_00485_06551_7124.N1	01-JUN-2003 17:54:18	Bright	40.000	80	7Del Sco	2.3160	30000.	80	6551	No
296	GOM_NL__2PRFIN20030601_175551_000000472016_00485_06551_7125.N1	01-JUN-2003 17:55:51	Bright	46.500	86	35Eta Oph	2.4300	10200.	93	6551	No
297	GOM_NL__2PRFIN20030601_175742_000000422016_00485_06551_7126.N1	01-JUN-2003 17:57:42	Bright	42.000	98	13Zet Oph	2.5710	30000.	84	6551	No
298	GOM_NL__2PRFIN20030601_175954_000000412016_00485_06551_7127.N1	01-JUN-2003 17:59:54	Bright	40.500	120	1Del Oph	2.7340	3200.0	81	6551	No
299	GOM_NL__2PRFIN20030601_180254_000000382016_00485_06551_7128.N1	01-JUN-2003 18:02:54	Bright	37.500	102	24Alp Ser	2.6000	4250.0	75	6551	No
300	GOM_NL__2PRFIN20030601_180852_000000362016_00485_06551_7129.N1	01-JUN-2003 18:08:52	Bright	35.500	83		2.3780	11000.	71	6551	No
301	GOM_NL__2PRFIN20030601_181203_000000362016_00485_06551_7130.N1	01-JUN-2003 18:12:03	Bright	35.500	180	27Gam Boo	3.0400	8000.0	71	6551	No
302	GOM_NL__2PRFIN20030601_181924_000000392016_00485_06551_7131.N1	01-JUN-2003 18:19:24	Bright	39.000	119	14Eta Dra	2.7270	4700.0	78	6551	No
303	GOM_NL__2PRFIN20030601_182206_000000392016_00485_06551_7132.N1	01-JUN-2003 18:22:06	Bright	38.500	60	7Bet UMi	2.0810	3950.0	77	6551	No
304	GOM_NL__2PRFIN20030601_182647_000000362016_00485_06551_7133.N1	01-JUN-2003 18:26:47	Bright	36.000	49	1Alp UMi	1.9900	6300.0	72	6551	No
305	GOM_NL__2PRFIN20030601_182946_000000552016_00485_06551_7134.N1	01-JUN-2003 18:29:46	Bright	54.500	89	5Alp Cep	2.4510	8000.0	109	6551	No
306	GOM_NL__2PRFIN20030601_183212_000000812016_00485_06551_7135.N1	01-JUN-2003 18:32:12	Bright	80.500	19	50Alp Cyg	1.2460	10500.	161	6551	No
307	GOM_NL__2PRFIN20030601_183453_000000422016_00485_06551_7136.N1	01-JUN-2003 18:34:53	Bright	41.500	74	11Bet Cas	2.2680	6600.0	83	6551	No
308	GOM_NL__2PRFIN20030601_184259_000001812016_00485_06551_7137.N1	01-JUN-2003 18:42:59	Straylight	181.00	92	53Eps Cyg	2.5000	4500.0	362	6551	No
309	GOM_NL__2PRFIN20030601_184649_000000922016_00485_06551_7138.N1	01-JUN-2003 18:46:49	Dark	91.500	93	53Bet Peg	2.5200	3100.0	183	6551	No
310	GOM_NL__2PRFIN20030601_185015_000000532016_00485_06551_7139.N1	01-JUN-2003 18:50:15	Dark	53.000	140	88Gam Peg	2.8340	26000.	106	6551	No
311	GOM_NL__2PRFIN20030601_185336_000000902016_00485_06551_7140.N1	01-JUN-2003 18:53:36	Dark	89.500	90	54Alp Peg	2.4870	11000.	179	6551	No
312	GOM_NL__2PRFIN20030601_185915_000000482016_00485_06551_7141.N1	01-JUN-2003 18:59:15	Dark	48.000	52	16Bet Cet	2.0370	4500.0	96	6551	No
313	GOM_NL__2PRFIN20030601_190557_000000482016_00485_06551_7142.N1	01-JUN-2003 19:05:57	Dark	48.000	84	Alp Phe	2.3970	4500.0	96	6551	No
314	GOM_NL__2PRFIN20030601_191117_000000602016_00486_06552_7116.N1	01-JUN-2003 19:11:17	Dark	60.000	63	Bet Gru	2.1500	2800.0	120	6552	No
315	GOM_NL__2PRFIN20030601_191310_000000462016_00486_06552_7117.N1	01-JUN-2003 19:13:10	Dark	46.000	31	Alp Gru	1.7340	15200.	92	6552	No
316	GOM_NL__2PRFIN20030601_191807_000000412016_00486_06552_7118.N1	01-JUN-2003 19:18:07	Straylight	40.500	45	Alp Pav	1.9400	26000.	81	6552	No
317	GOM_NL__2PRFIN20030601_192418_000000402016_00486_06552_7119.N1	01-JUN-2003 19:24:18	Straylight	39.500	141	Bet Ara	2.8400	4600.0	79	6552	No
318	GOM_NL__2PRFIN20030601_192533_000000422016_00486_06552_7120.N1	01-JUN-2003 19:25:33	Straylight	42.000	147	Alp Ara	2.8770	26000.	84	6552	No
319	GOM_NL__2PRFIN20030601_192714_000000482016_00486_06552_7121.N1	01-JUN-2003 19:27:14	Straylight	47.500	40	The Sco	1.8590	7100.0	95	6552	No
320	GOM_NL__2PRFIN20030601_192902_000000492016_00486_06552_7122.N1	01-JUN-2003 19:29:02	Tw_i_and_stray	48.500	25	35Lam Sco	1.6200	28000.	97	6552	No
321	GOM_NL__2PRFIN20030601_193048_000000462016_00486_06552_7123.N1	01-JUN-2003 19:30:48	Tw_i_and_stray	46.000	75	26Eps Sco	2.2910	4250.0	92	6552	No
322	GOM_NL__2PRFIN20030601_193250_000000422016_00486_06552_7124.N1	01-JUN-2003 19:32:50	Bright	41.500	136	23Tau Sco	2.8220	30000.	83	6552	No
323	GOM_NL__2PRFIN20030601_193455_000000402016_00486_06552_7125.N1	01-JUN-2003 19:34:55	Bright	39.500	80	7Del Sco	2.3160	30000.	79	6552	No
324	GOM_NL__2PRFIN20030601_193627_000000462016_00486_06552_7126.N1	01-JUN-2003 19:36:27	Bright	45.500	86	35Eta Oph	2.4300	10200.	91	6552	No
325	GOM_NL__2PRFIN20030601_193818_000000422016_00486_06552_7127.N1	01-JUN-2003 19:38:18	Bright	41.500	98	13Zet Oph	2.5710	30000.	83	6552	No
326	GOM_NL__2PRFIN20030601_194030_000000412016_00486_06552_7128.N1	01-JUN-2003 19:40:30	Bright	41.000	120	1Del Oph	2.7340	3200.0	82	6552	No
327	GOM_NL__2PRFIN20030601_194330_000000382016_00486_06552_7129.N1	01-JUN-2003 19:43:30	Bright	37.500	102	24Alp Ser	2.6000	4250.0	75	6552	No
328	GOM_NL__2PRFIN20030601_194928_000000372016_00486_06552_7130.N1	01-JUN-2003 19:49:28	Bright	37.000	83		2.3780	11000.	74	6552	No
329	GOM_NL__2PRFIN20030601_195240_000000362016_00486_06552_7131.N1	01-JUN-2003 19:52:40	Bright	36.000	180	27Gam Boo	3.0400	8000.0	72	6552	No
330	GOM_NL__2PRFIN20030601_195959_000000402016_00486_06552_7132.N1	01-JUN-2003 19:59:59	Bright	39.500	119	14Eta Dra	2.7270	4700.0	79	6552	No
331	GOM_NL__2PRFIN20030601_200242_000000352016_00486_06552_7133.N1	01-JUN-2003 20:02:42	Bright	35.000	60	7Bet UMi	2.0810	3950.0	70	6552	No
332	GOM_NL__2PRFIN20030601_200723_000000352016_00486_06552_7134.N1	01-JUN-2003 20:07:23	Bright	35.000	49	1Alp UMi	1.9900	6300.0	70	6552	No
333	GOM_NL__2PRFIN20030601_201021_000000482016_00486_06552_7135.N1	01-JUN-2003 20:10:21	Bright	47.500	89	5Alp Cep	2.4510	8000.0	95	6552	No
334	GOM_NL__2PRFIN20030601_201246_000000802016_00486_06552_7136.N1	01-JUN-2003 20:12:46	Bright	80.000	19	50Alp Cyg	1.2460	10500.	160	6552	No
335	GOM_NL__2PRFIN20030601_201529_000000402016_00486_06552_7137.N1	01-JUN-2003 20:15:29	Bright	40.000	74	11Bet Cas	2.2680	6600.0	80	6552	No
336	GOM_NL__2PRFIN20030601_202333_000001812016_00486_06552_7138.N1	01-JUN-2003 20:23:33	Straylight	181.00	92	53Eps Cyg	2.5000	4500.0	362	6552	No
337	GOM_NL__2PRFIN20030601_202726_000000872016_00486_06552_7139.N1	01-JUN-2003 20:27:26	Dark	87.000	93	53Bet Peg	2.5200	3100.0	174	6552	No

338	GOM_NL__2PRFIN20030601_203051_000000542016_00486_06552_7140.N1	01-JUN-2003 20:30:51	Dark	54.000	140	88Gam Peg	2.8340	26000.	108	6552	No
339	GOM_NL__2PRFIN20030601_203413_000000882016_00486_06552_7141.N1	01-JUN-2003 20:34:13	Dark	88.000	90	54Alp Peg	2.4870	11000.	176	6552	No
340	GOM_NL__2PRFIN20030601_203952_000000522016_00486_06552_7142.N1	01-JUN-2003 20:39:52	Dark	51.500	52	16Bet Cet	2.0370	4500.0	103	6552	No
341	GOM_NL__2PRFIN20030601_204633_000000462016_00486_06552_7143.N1	01-JUN-2003 20:46:33	Dark	45.500	84	Alp Phe	2.3970	4500.0	91	6552	No
342	GOM_NL__2PRFIN20030601_205154_000000492016_00487_06553_7117.N1	01-JUN-2003 20:51:54	Dark	48.500	63	Bet Gru	2.1500	2800.0	97	6553	No
343	GOM_NL__2PRFIN20030601_205347_000000482016_00487_06553_7118.N1	01-JUN-2003 20:53:47	Dark	47.500	31	Alp Gru	1.7340	15200.	95	6553	No
344	GOM_NL__2PRFIN20030601_205844_000000432016_00487_06553_7119.N1	01-JUN-2003 20:58:44	Straylight	43.000	45	Alp Pav	1.9400	26000.	86	6553	No
345	GOM_NL__2PRFIN20030601_210454_000000392016_00487_06553_7120.N1	01-JUN-2003 21:04:54	Straylight	39.000	141	Bet Ara	2.8400	4600.0	78	6553	No
346	GOM_NL__2PRFIN20030601_210609_000000392016_00487_06553_7121.N1	01-JUN-2003 21:06:09	Straylight	38.500	147	Alp Ara	2.8770	26000.	77	6553	No
347	GOM_NL__2PRFIN20030601_210751_000000472016_00487_06553_7122.N1	01-JUN-2003 21:07:51	Straylight	47.000	40	The Sco	1.8590	7100.0	94	6553	No
348	GOM_NL__2PRFIN20030601_210938_000000482016_00487_06553_7123.N1	01-JUN-2003 21:09:38	Twi_and_stray	47.500	25	35Lam Sco	1.6200	28000.	95	6553	No
349	GOM_NL__2PRFIN20030601_211124_000000422016_00487_06553_7124.N1	01-JUN-2003 21:11:24	Twi_and_stray	41.500	75	26Eps Sco	2.2910	4250.0	83	6553	No
350	GOM_NL__2PRFIN20030601_211326_000000412016_00487_06553_7125.N1	01-JUN-2003 21:13:26	Bright	41.000	136	23Tau Sco	2.8220	30000.	82	6553	No
351	GOM_NL__2PRFIN20030601_211531_000000392016_00487_06553_7126.N1	01-JUN-2003 21:15:31	Bright	39.000	80	7Del Sco	2.3160	30000.	78	6553	No
352	GOM_NL__2PRFIN20030601_211703_000000462016_00487_06553_7127.N1	01-JUN-2003 21:17:03	Bright	45.500	86	35Eta Oph	2.4300	10200.	91	6553	No
353	GOM_NL__2PRFIN20030601_211854_000000412016_00487_06553_7128.N1	01-JUN-2003 21:18:54	Bright	40.500	98	13Zet Oph	2.5710	30000.	81	6553	No
354	GOM_NL__2PRFIN20030601_212106_000000412016_00487_06553_7129.N1	01-JUN-2003 21:21:06	Bright	40.500	120	1Del Oph	2.7340	3200.0	81	6553	No
355	GOM_NL__2PRFIN20030601_212406_000000372016_00487_06553_7130.N1	01-JUN-2003 21:24:06	Bright	37.000	102	24Alp Ser	2.6000	4250.0	74	6553	No
356	GOM_NL__2PRFIN20030601_213004_000000382016_00487_06553_7131.N1	01-JUN-2003 21:30:04	Bright	38.000	83		2.3780	11000.	76	6553	No
357	GOM_NL__2PRFIN20030601_213316_000000352016_00487_06553_7132.N1	01-JUN-2003 21:33:16	Bright	34.500	180	27Gam Boo	3.0400	8000.0	69	6553	No
358	GOM_NL__2PRFIN20030601_214035_000000402016_00487_06553_7133.N1	01-JUN-2003 21:40:35	Bright	39.500	119	14Eta Dra	2.7270	4700.0	79	6553	No
359	GOM_NL__2PRFIN20030601_214318_000000342016_00487_06553_7134.N1	01-JUN-2003 21:43:18	Bright	34.000	60	7Bet UMi	2.0810	3950.0	68	6553	No
360	GOM_NL__2PRFIN20030601_214759_000000362016_00487_06553_7135.N1	01-JUN-2003 21:47:59	Bright	35.500	49	1Alp UMi	1.9900	6300.0	71	6553	No
361	GOM_NL__2PRFIN20030601_215057_000000442016_00487_06553_7136.N1	01-JUN-2003 21:50:57	Bright	44.000	89	5Alp Cep	2.4510	8000.0	88	6553	No
362	GOM_NL__2PRFIN20030601_215321_000000832016_00487_06553_7137.N1	01-JUN-2003 21:53:21	Bright	83.000	19	50Alp Cyg	1.2460	10500.	166	6553	No
363	GOM_NL__2PRFIN20030601_215604_000000422016_00487_06553_7138.N1	01-JUN-2003 21:56:04	Bright	42.000	74	11Bet Cas	2.2680	6600.0	84	6553	No
364	GOM_NL__2PRFIN20030601_220408_000001812016_00487_06553_7139.N1	01-JUN-2003 22:04:08	Straylight	181.00	92	53Eps Cyg	2.5000	4500.0	362	6553	No
365	GOM_NL__2PRFIN20030601_220802_000000882016_00487_06553_7140.N1	01-JUN-2003 22:08:02	Dark	88.000	93	53Bet Peg	2.5200	3100.0	176	6553	No
366	GOM_NL__2PRFIN20030601_221128_000000542016_00487_06553_7141.N1	01-JUN-2003 22:11:28	Dark	53.500	140	88Gam Peg	2.8340	26000.	107	6553	No
367	GOM_NL__2PRFIN20030601_221450_000000902016_00487_06553_7142.N1	01-JUN-2003 22:14:50	Dark	90.000	90	54Alp Peg	2.4870	11000.	180	6553	No
368	GOM_NL__2PRFIN20030601_222028_000000482016_00487_06553_7143.N1	01-JUN-2003 22:20:28	Dark	48.000	52	16Bet Cet	2.0370	4500.0	96	6553	No
369	GOM_NL__2PRFIN20030601_222709_000000462016_00487_06553_7144.N1	01-JUN-2003 22:27:09	Dark	45.500	84	Alp Phe	2.3970	4500.0	91	6553	No
370	GOM_NL__2PRFIN20030601_223231_000000572016_00488_06554_7118.N1	01-JUN-2003 22:32:31	Dark	56.500	63	Bet Gru	2.1500	2800.0	113	6554	No
371	GOM_NL__2PRFIN20030601_223424_000000482016_00488_06554_7119.N1	01-JUN-2003 22:34:24	Dark	48.000	31	Alp Gru	1.7340	15200.	96	6554	No
372	GOM_NL__2PRFIN20030601_223921_000000432016_00488_06554_7120.N1	01-JUN-2003 22:39:21	Straylight	43.000	45	Alp Pav	1.9400	26000.	86	6554	No
373	GOM_NL__2PRFIN20030601_224530_000000442016_00488_06554_7121.N1	01-JUN-2003 22:45:30	Straylight	43.500	141	Bet Ara	2.8400	4600.0	87	6554	No
374	GOM_NL__2PRFIN20030601_224646_000000422016_00488_06554_7122.N1	01-JUN-2003 22:46:46	Straylight	41.500	147	Alp Ara	2.8770	26000.	83	6554	No
375	GOM_NL__2PRFIN20030601_224827_000000472016_00488_06554_7123.N1	01-JUN-2003 22:48:27	Straylight	46.500	40	The Sco	1.8590	7100.0	93	6554	No
376	GOM_NL__2PRFIN20030601_225015_000000482016_00488_06554_7124.N1	01-JUN-2003 22:50:15	Twi_and_stray	47.500	25	35Lam Sco	1.6200	28000.	95	6554	No
377	GOM_NL__2PRFIN20030601_225200_000000482016_00488_06554_7125.N1	01-JUN-2003 22:52:00	Twi_and_stray	47.500	75	26Eps Sco	2.2910	4250.0	95	6554	No
378	GOM_NL__2PRFIN20030601_225402_000000452016_00488_06554_7126.N1	01-JUN-2003 22:54:02	Bright	44.500	136	23Tau Sco	2.8220	30000.	89	6554	No
379	GOM_NL__2PRFIN20030601_225607_000000402016_00488_06554_7127.N1	01-JUN-2003 22:56:07	Bright	40.000	80	7Del Sco	2.3160	30000.	80	6554	No
380	GOM_NL__2PRFIN20030601_225739_000000462016_00488_06554_7128.N1	01-JUN-2003 22:57:39	Bright	46.000	86	35Eta Oph	2.4300	10200.	92	6554	No
381	GOM_NL__2PRFIN20030601_225930_000000422016_00488_06554_7129.N1	01-JUN-2003 22:59:30	Bright	41.500	98	13Zet Oph	2.5710	30000.	83	6554	No
382	GOM_NL__2PRFIN20030601_230141_000000412016_00488_06554_7130.N1	01-JUN-2003 23:01:41	Bright	40.500	120	1Del Oph	2.7340	3200.0	81	6554	No
383	GOM_NL__2PRFIN20030601_230442_000000382016_00488_06554_7131.N1	01-JUN-2003 23:04:42	Bright	37.500	102	24Alp Ser	2.6000	4250.0	75	6554	No
384	GOM_NL__2PRFIN20030601_231040_000000352016_00488_06554_7132.N1	01-JUN-2003 23:10:40	Bright	35.000	83		2.3780	11000.	70	6554	No
385	GOM_NL__2PRFIN20030601_231352_000000342016_00488_06554_7133.N1	01-JUN-2003 23:13:52	Bright	33.500	180	27Gam Boo	3.0400	8000.0	67	6554	No
386	GOM_NL__2PRFIN20030601_232110_000000402016_00488_06554_7134.N1	01-JUN-2003 23:21:10	Bright	40.000	119	14Eta Dra	2.7270	4700.0	80	6554	No
387	GOM_NL__2PRFIN20030601_232353_000000382016_00488_06554_7135.N1	01-JUN-2003 23:23:53	Bright	37.500	60	7Bet UMi	2.0810	3950.0	75	6554	No
388	GOM_NL__2PRFIN20030601_232835_000000362016_00488_06554_7136.N1	01-JUN-2003 23:28:35	Bright	35.500	49	1Alp UMi	1.9900	6300.0	71	6554	No
389	GOM_NL__2PRFIN20030601_233132_000000482016_00488_06554_7137.N1	01-JUN-2003 23:31:32	Bright	48.000	89	5Alp Cep	2.4510	8000.0	96	6554	No
390	GOM_NL__2PRFIN20030601_233355_000000852016_00488_06554_7138.N1	01-JUN-2003 23:33:55	Bright	84.500	19	50Alp Cyg	1.2460	10500.	169	6554	No
391	GOM_NL__2PRFIN20030601_233640_000000422016_00488_06554_7139.N1	01-JUN-2003 23:36:40	Bright	42.000	74	11Bet Cas	2.2680	6600.0	84	6554	No
392	GOM_NL__2PRFIN20030601_234442_000001812016_00488_06554_7140.N1	01-JUN-2003 23:44:42	Straylight	181.00	92	53Eps Cyg	2.5000	4500.0	362	6554	No
393	GOM_NL__2PRFIN20030601_234838_000000862016_00488_06554_7141.N1	01-JUN-2003 23:48:38	Dark	86.000	93	53Bet Peg	2.5200	3100.0	172	6554	No
394	GOM_NL__2PRFIN20030601_235204_000000532016_00488_06554_7142.N1	01-JUN-2003 23:52:04	Dark	52.500	140	88Gam Peg	2.8340	26000.	105	6554	No
395	GOM_NL__2PRFIN20030601_235528_000000922016_00488_06554_7143.N1	01-JUN-2003 23:55:28	Dark	92.000	90	54Alp Peg	2.4870	11000.	184	6554	No

### 3. Quality information per product

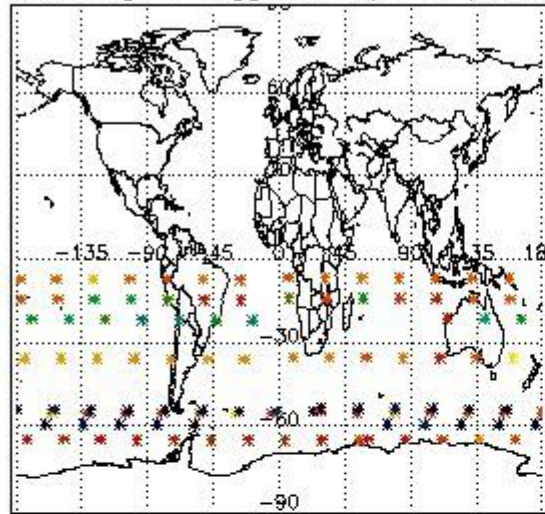
In this section it is plotted some information contained in the Quality Summary data set of the level 2 products. Only products in dark limb conditions and without errors (error flag in the MPH set to "0") are used.

#### 3.1 Plot quality information per product (time dependant)

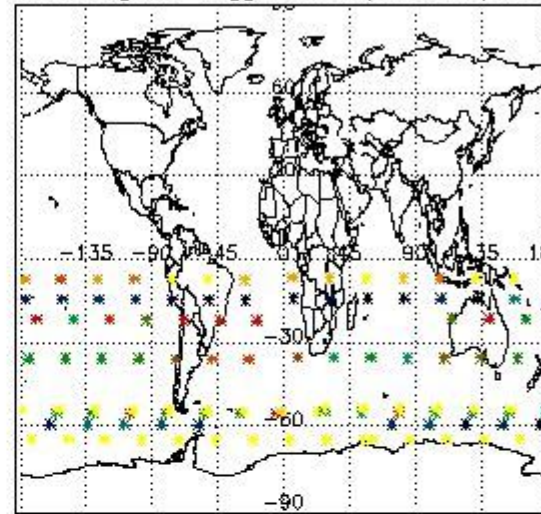


#### 3.2 Plot quality information per product (world map)

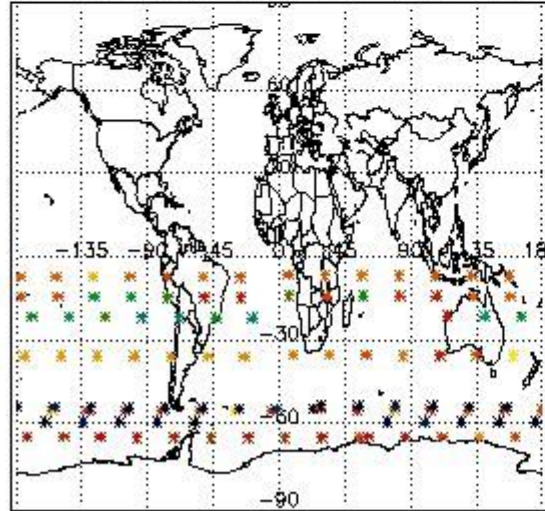
Percentage of flagged data per O3 profile



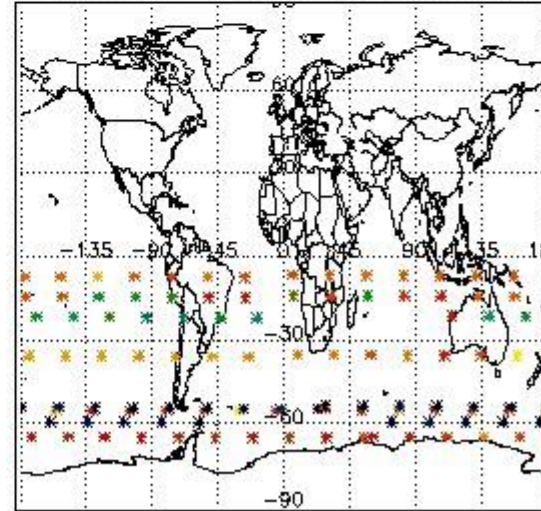
Percentage of flagged data per H2O profile



Percentage of flagged data per NO2 profile



Percentage of flagged data per NO3 profile

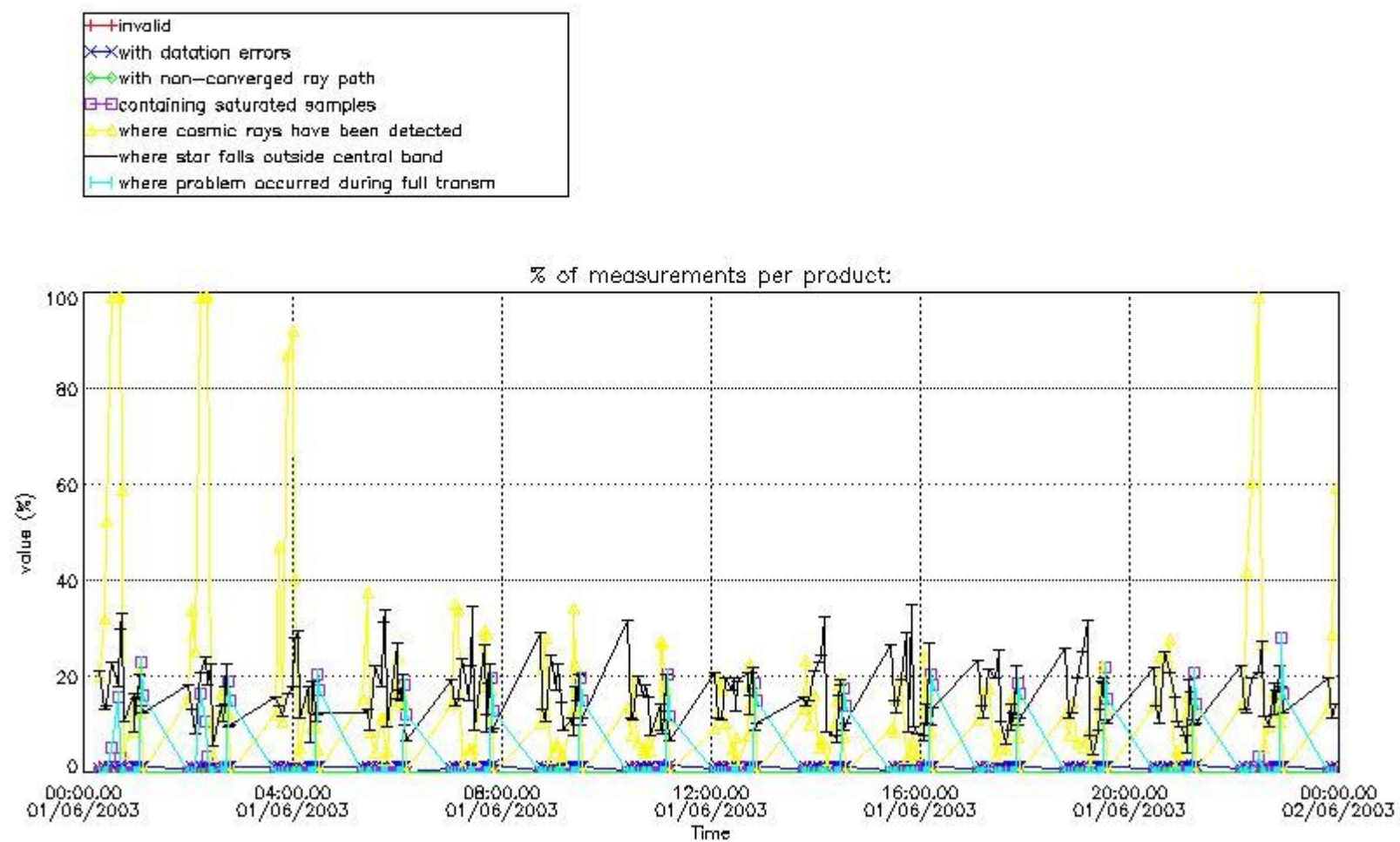


#### 4. Level 1 quality information per product

In this section it is plotted some information contained in the Quality Summary data set of the level 2 products that comes from the level 1b processing. Products without errors (error flag in the MPH set to "0") are used.

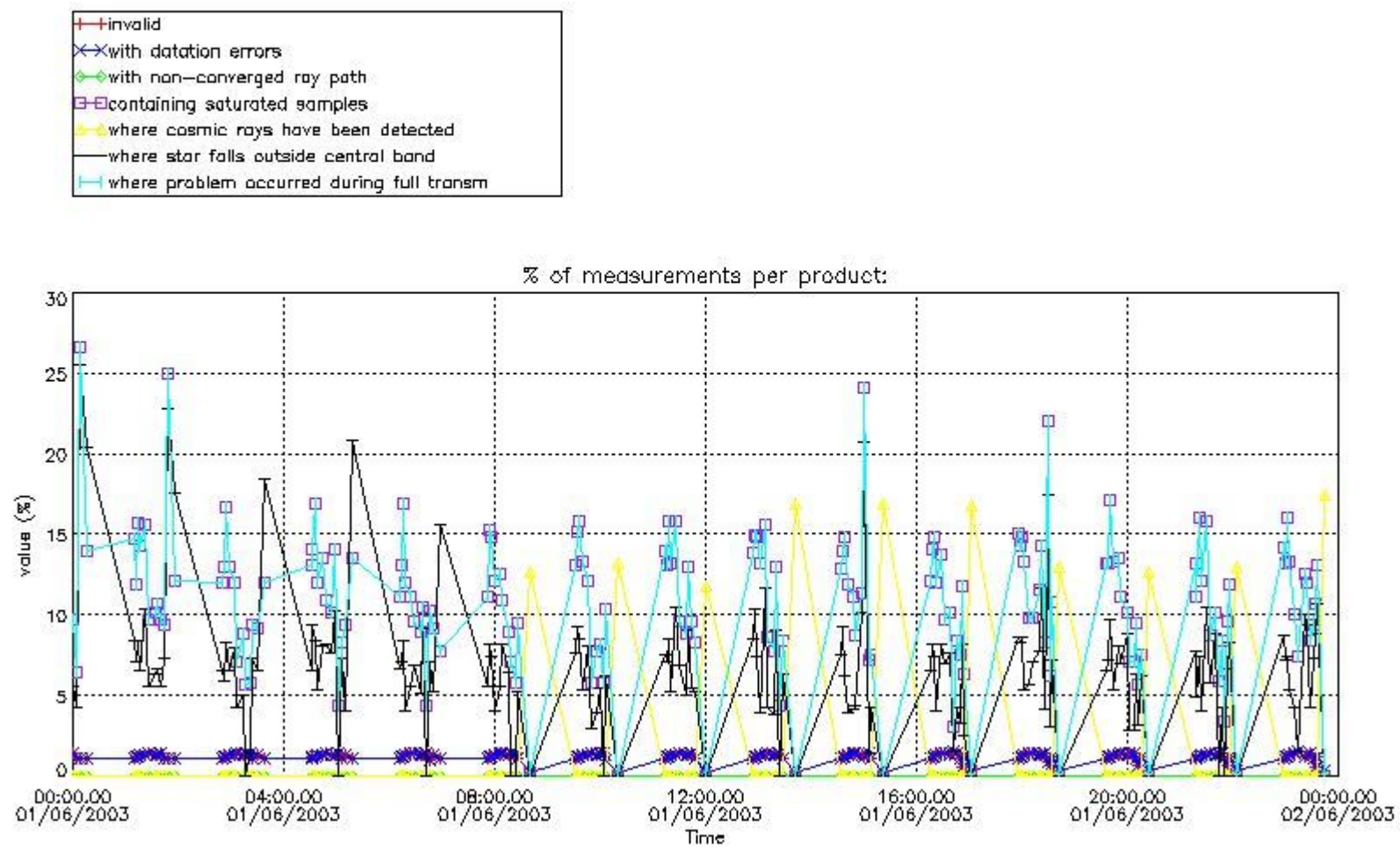
##### 4.1 Plot quality information per product (time dependant) coming from level 1b processing

###### 4.1.1 Plot level 1 quality information per product (time dependant): ENVISAT ASCENDING passes



4.1.2 Plot level 1 quality information per product (time dependant): ENVISAT DESCENDING passes

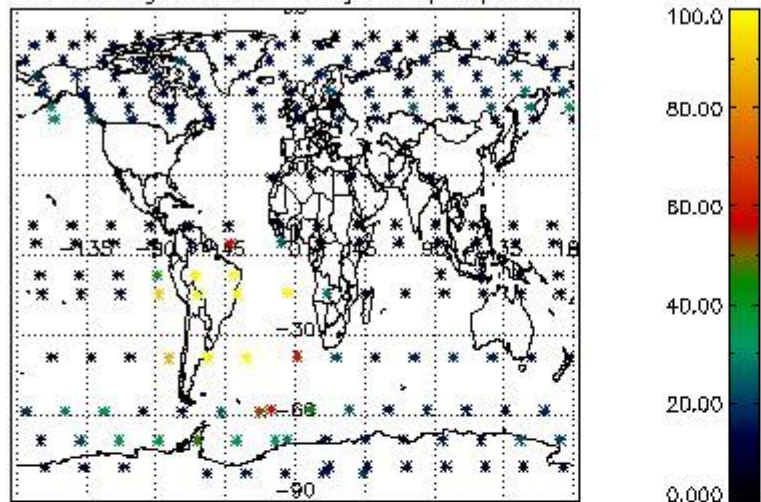




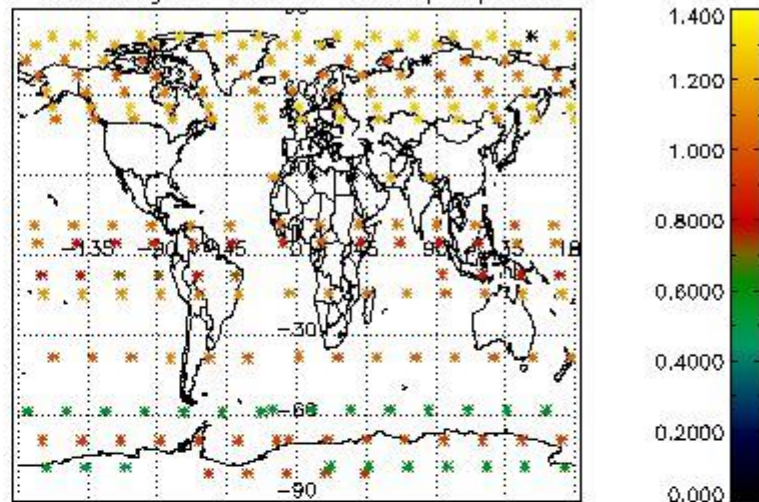
*4.2 Plot quality information per product coming from level 1b processing (world map)*

*4.2.1 Plot level 1 quality information per product (world map): ENVISAT ASCENDING passes*

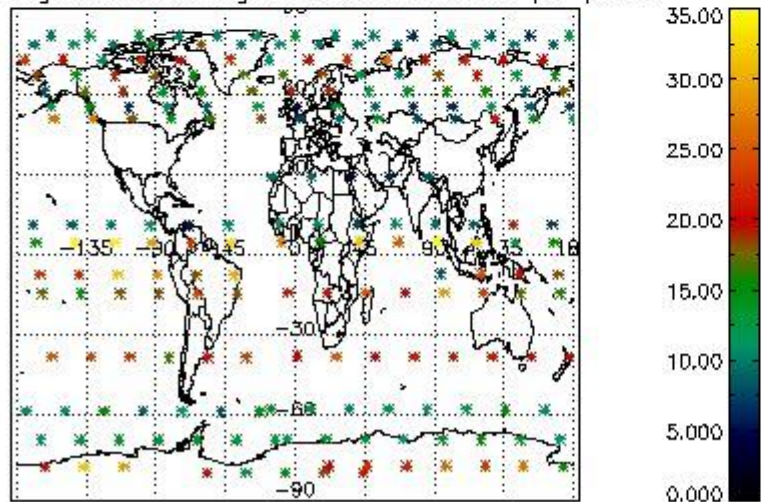
Percentage of cosmic ray hits per profile



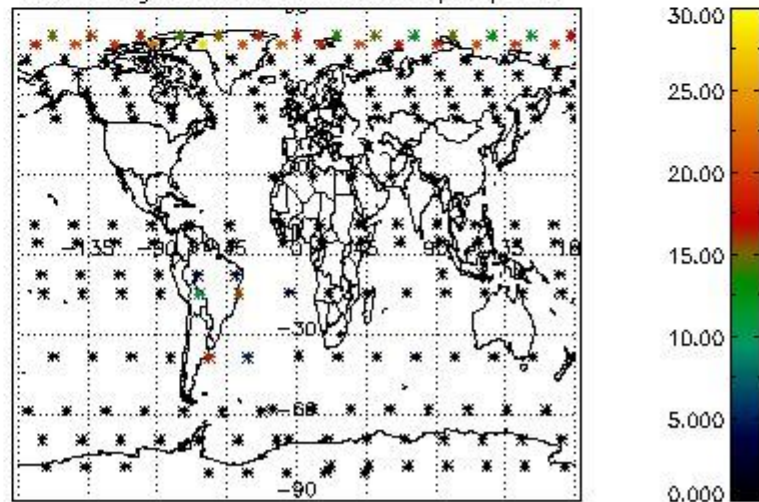
Percentage of datation errors per profile



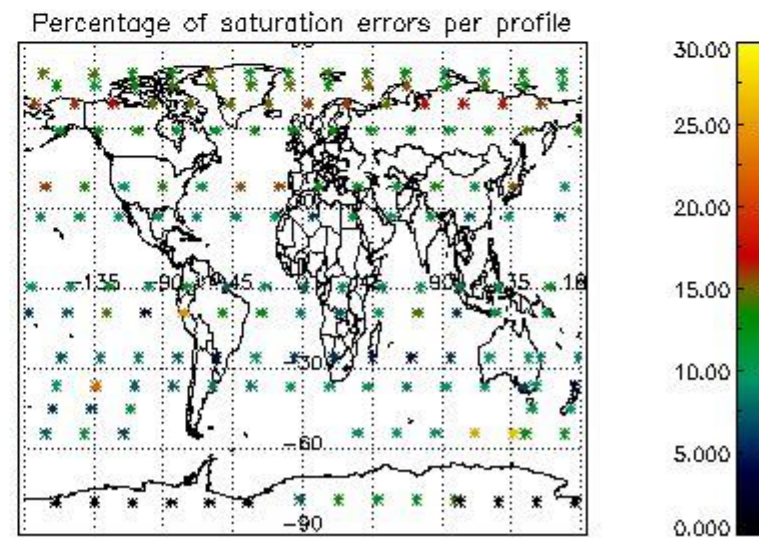
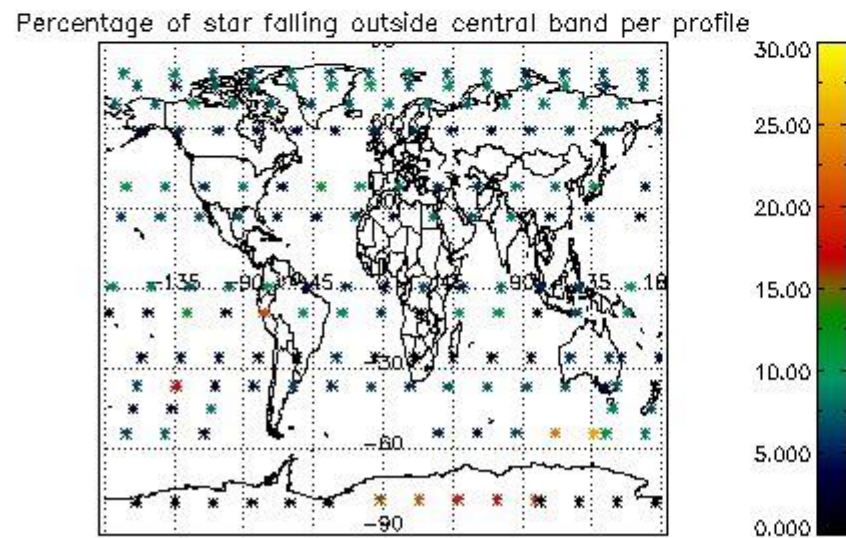
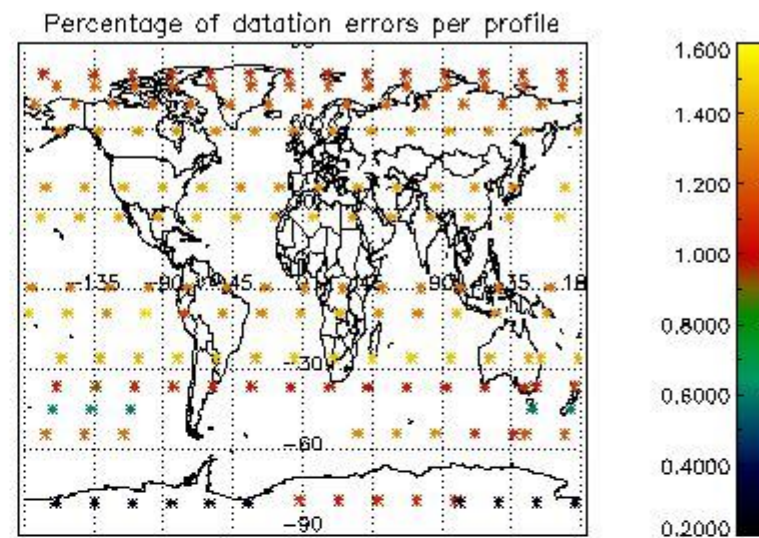
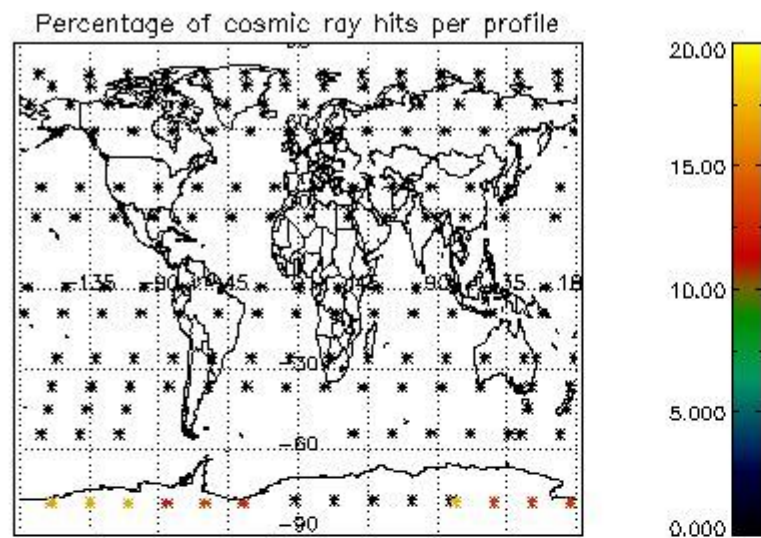
Percentage of star falling outside central band per profile



Percentage of saturation errors per profile



4.2.2 Plot level 1 quality information per product (world map): ENVISAT DESCENDING passes



## 5. Trace gas profiles

### 5.1 Ozone statistics based on quality of products

The final quality of the products can be "measured" using the STD (Standard Deviation) attached to every point profile. This information is written to the parameter GOM\_NL\_\_2P/NL\_LOCAL\_SPECIES\_DENSITY/o3\_std of the level 2 products. The table below shows the statistics for given STD ranges.

The statistics are given with respect to the overall valid production:

- Products without fatal errors: GOM\_NL\_\_2P/MPH/PRODUCT\_ERR=0
- Valid point profile: GOM\_NL\_\_2P/NL\_LOCAL\_SPECIES\_DENSITY/pcd(0)=0

The 'Criteria' is applied to valid points of dark limb products:

- Products in dark limb illumination condition: GOM\_NL\_\_2P/NL\_SUMMARY\_QUALITY/obs\_ill\_cond=0
- Products without fatal errors: GOM\_NL\_\_2P/MPH/PRODUCT\_ERR=0
- Valid point profile: GOM\_NL\_\_2P/NL\_LOCAL\_SPECIES\_DENSITY/pcd(0)=0

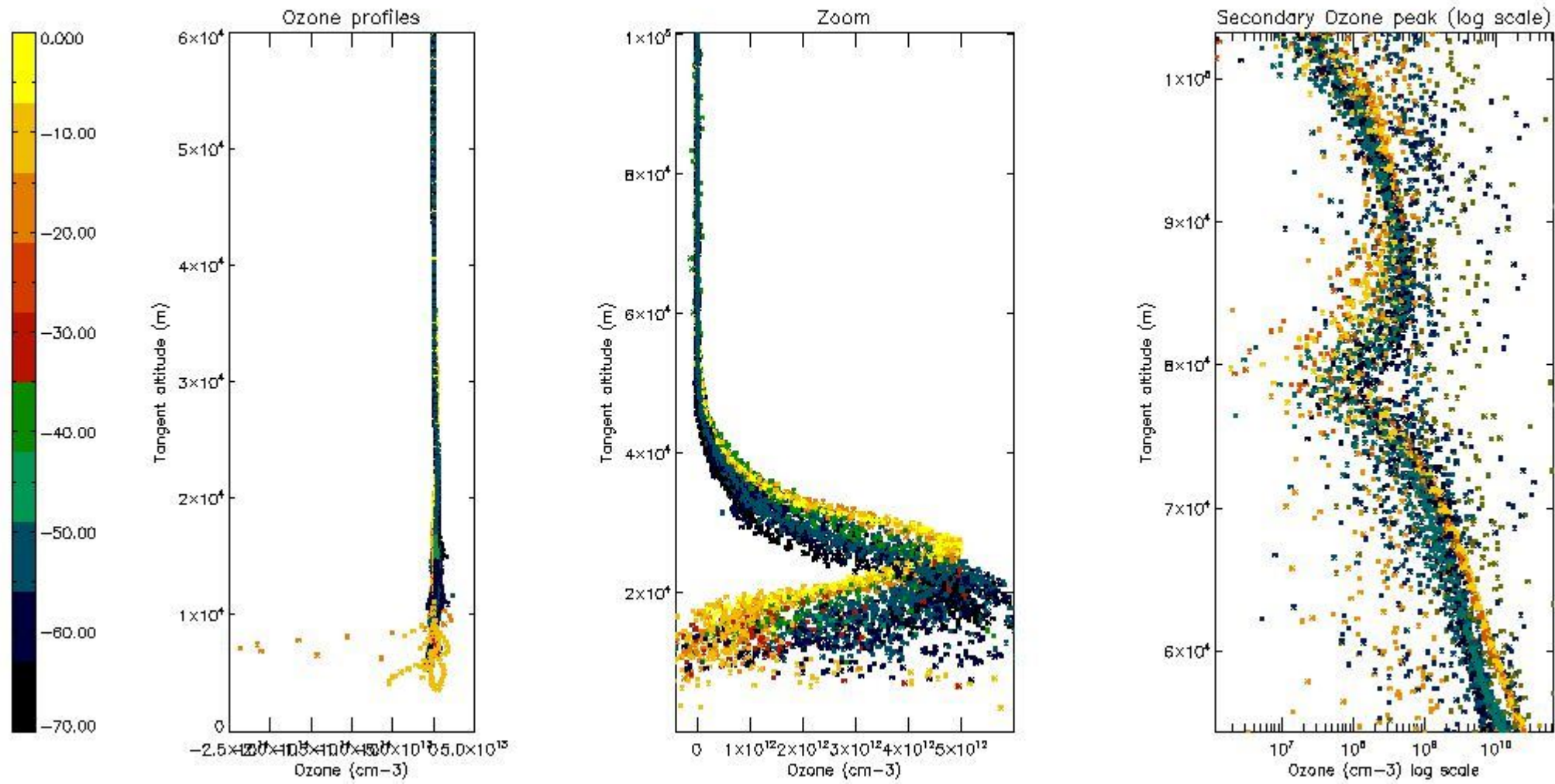
So, the table below shows the percentage of dark limb and valid observations for each criteria with respect to the overall valid daily observations.

Criteria	% of total production
All STD	34
STD < 20	17

STD < 10	14
STD < 5	10

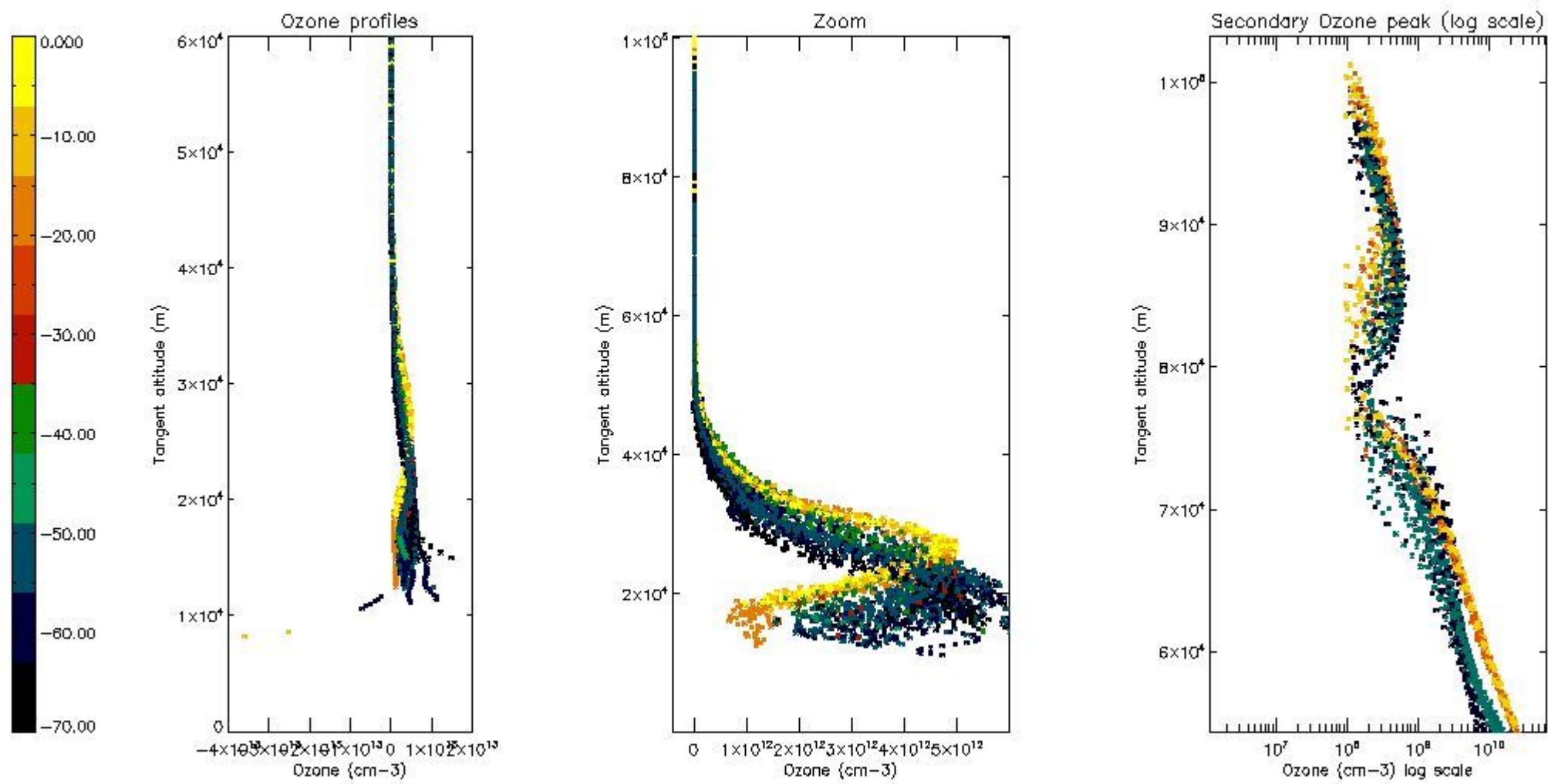
5.2 Plot ozone profiles for all STD (dark without errors)

The colorbar represents the latitude.



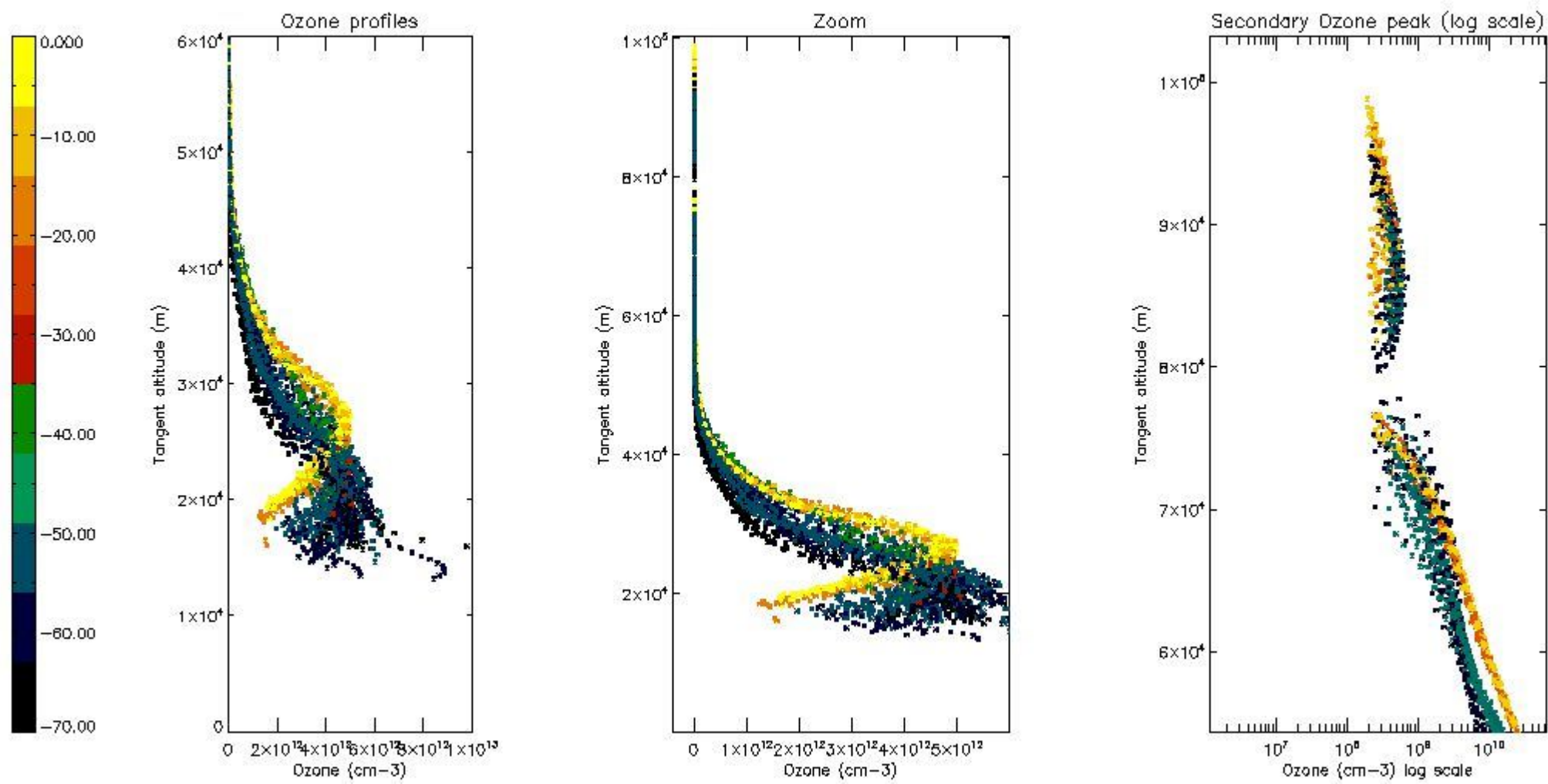
5.3 Plot ozone profiles where STD < 20% (dark without errors)

The colorbar represents the latitude.



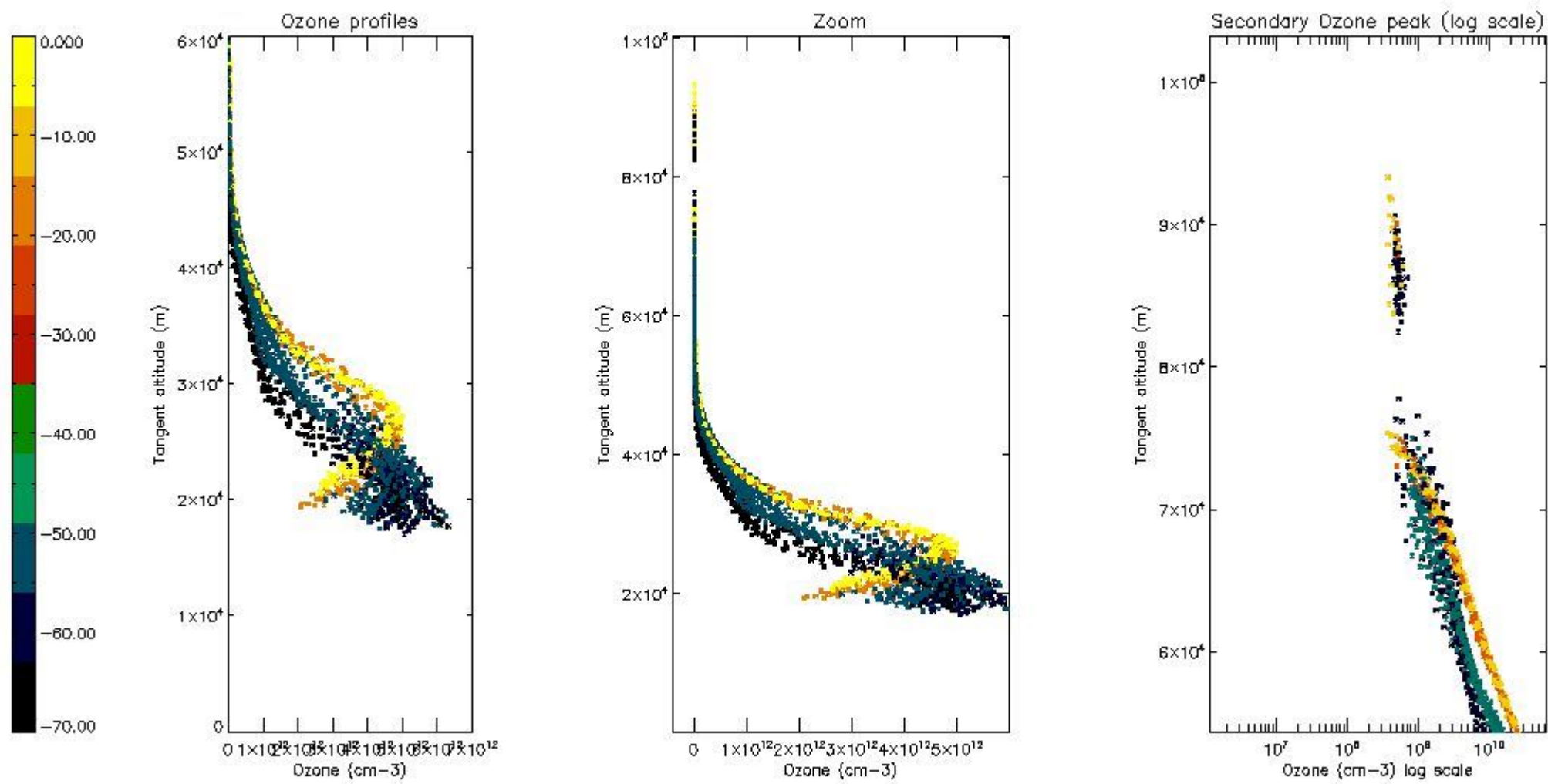
*5.4 Plot ozone profiles where STD < 10% (dark without errors)*

The colorbar represents the latitude.



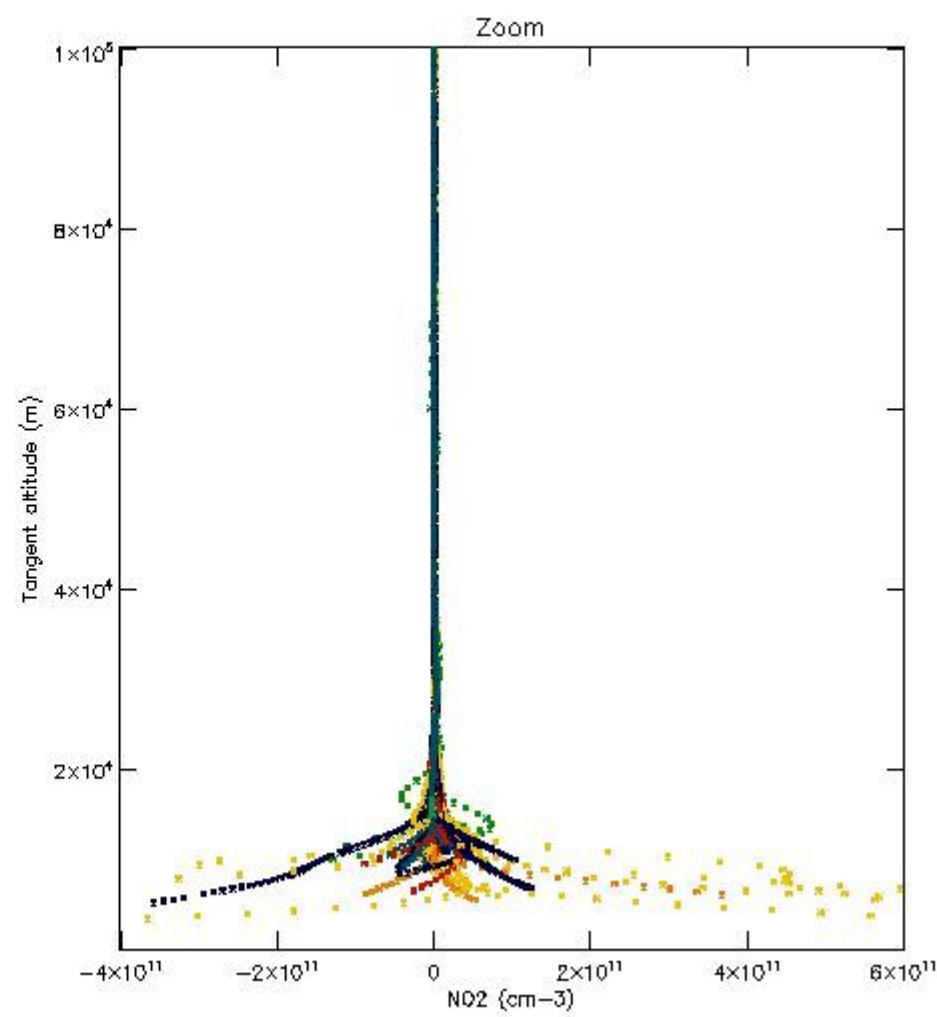
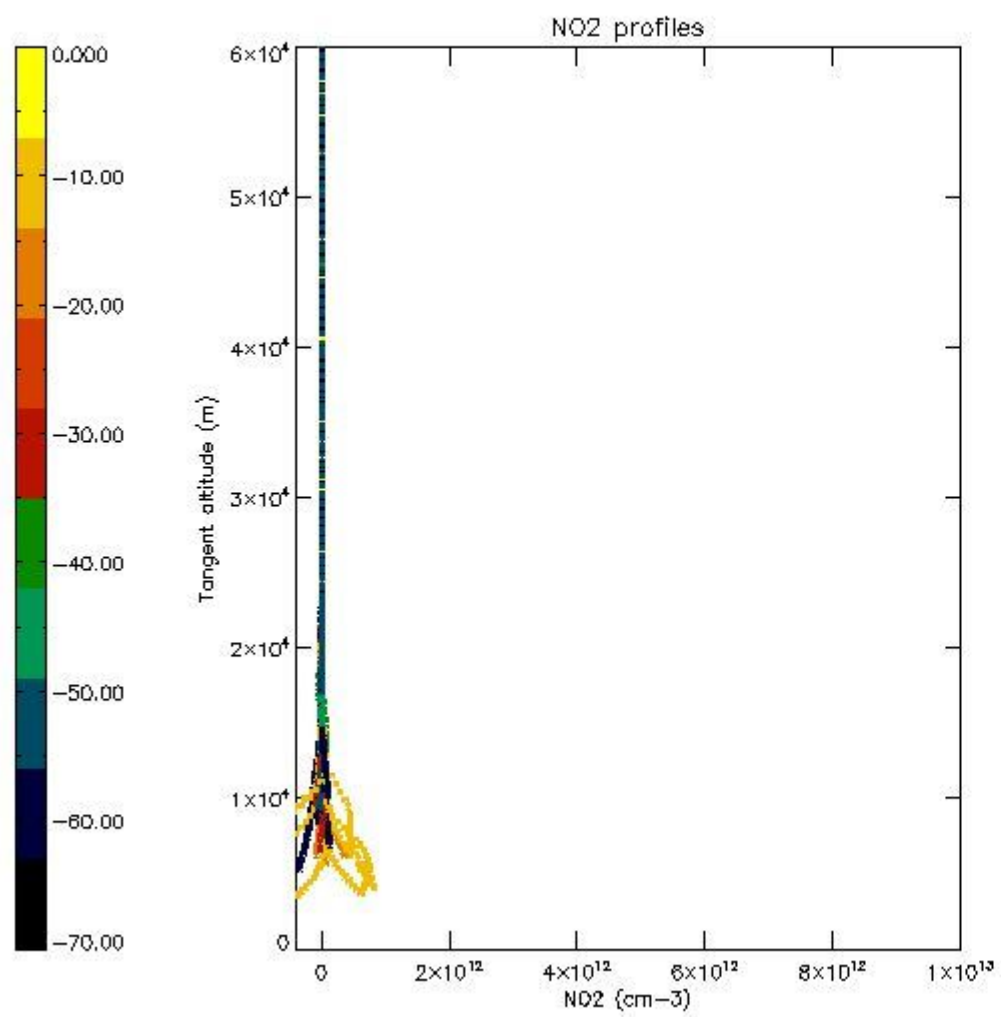
*5.5 Plot ozone profiles where STD < 5% (dark without errors)*

The colorbar represents the latitude.



*5.6 Plot NO<sub>2</sub> profiles for all STD (dark without errors)*

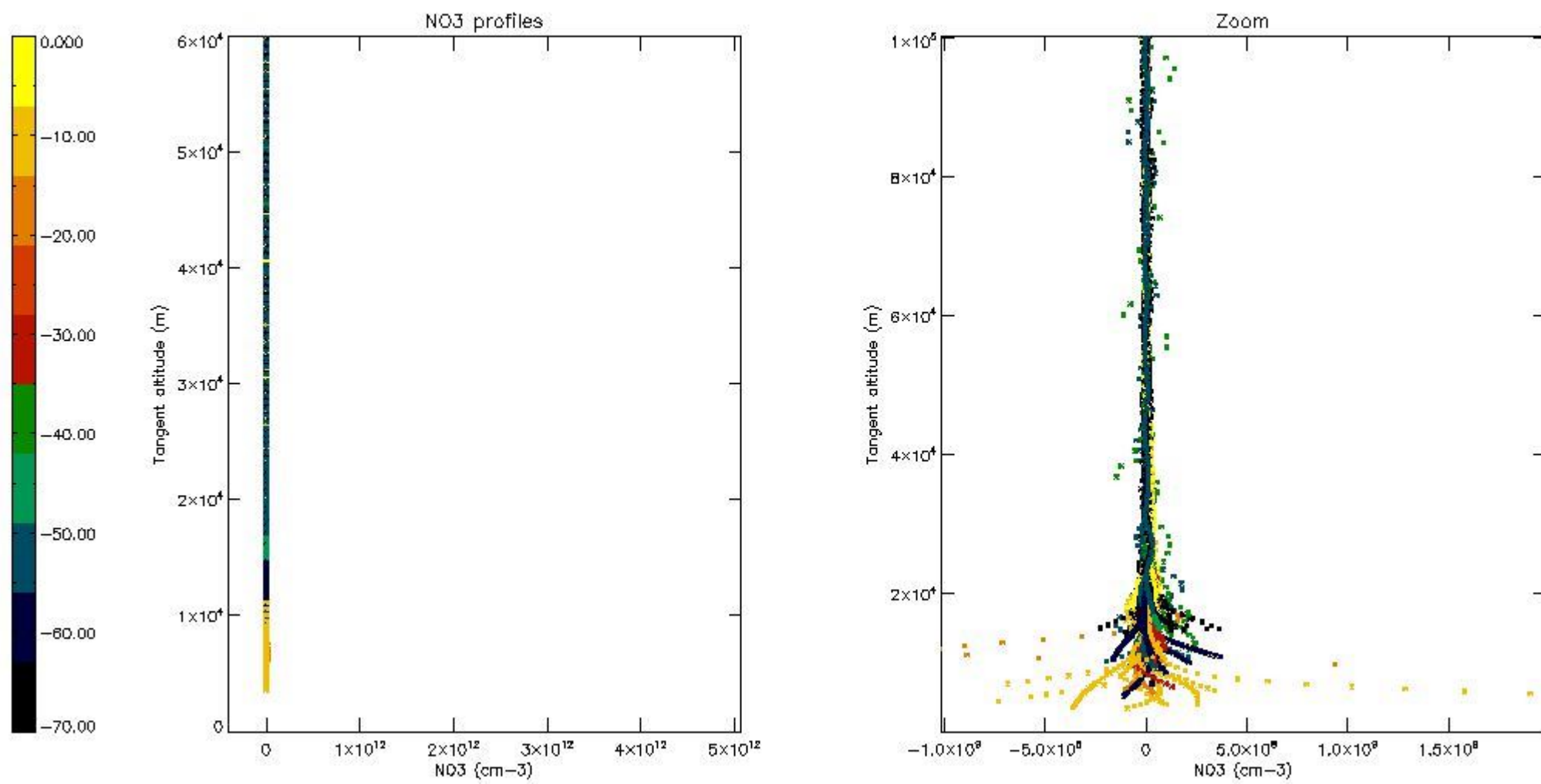
The colorbar represents the latitude.



*5.7 Plot NO3 profiles for all STD (dark without errors)*

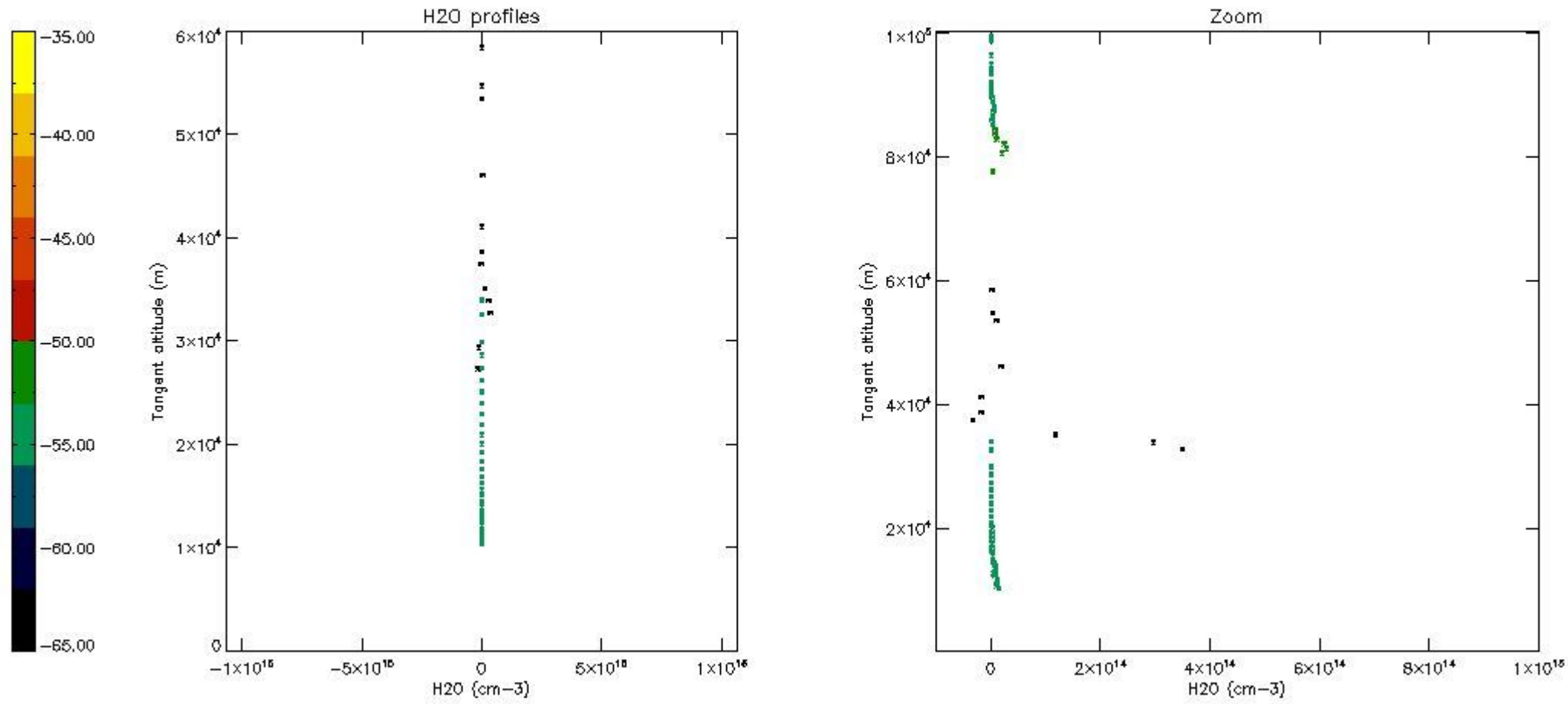
The colorbar represents the latitude.





5.8 Plot H2O profiles for all STD (only for occultations of stars 1,2,3,4,13,14,16,26,63 dark without errors)

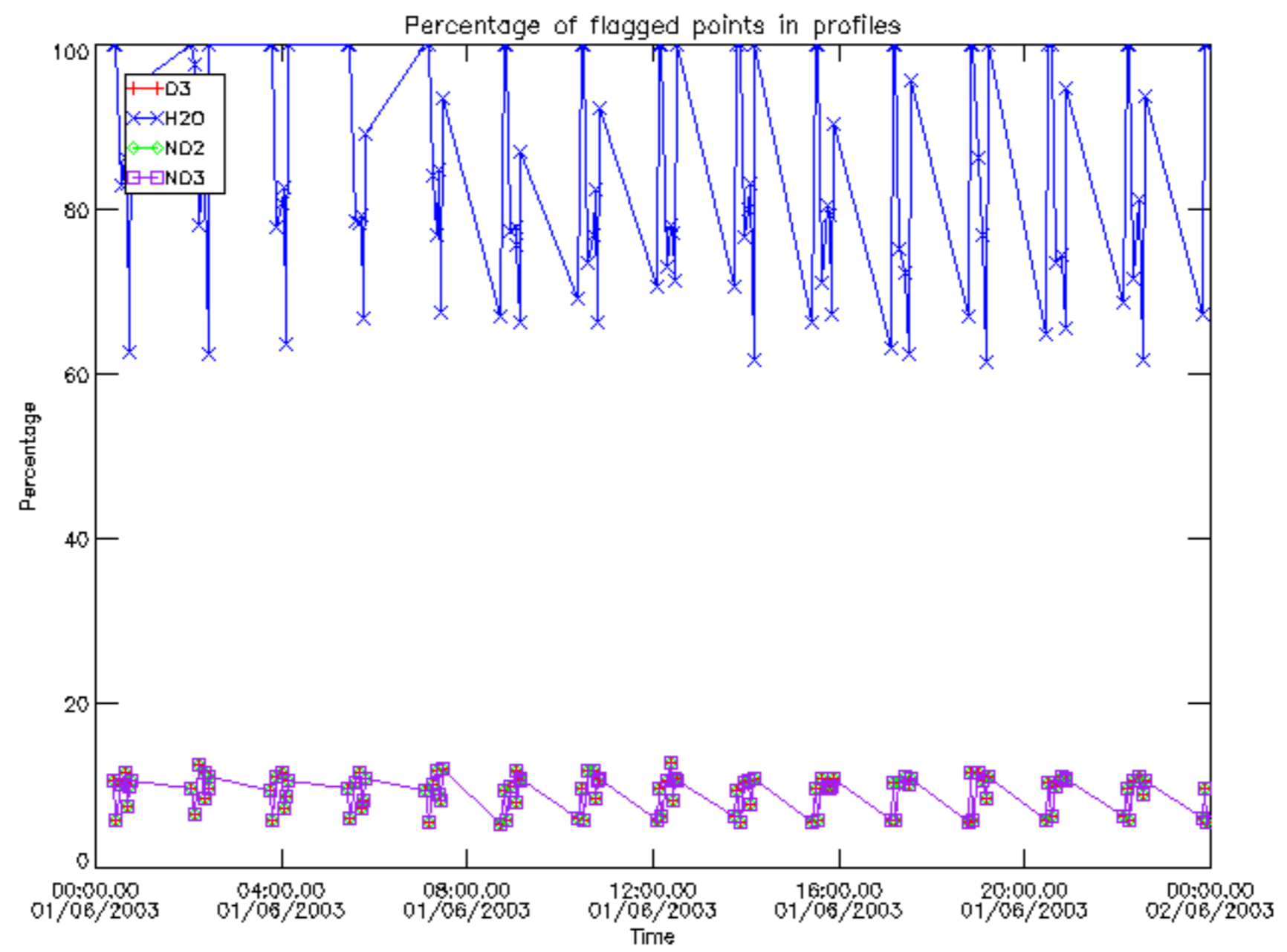
The colorbar represents the latitude.



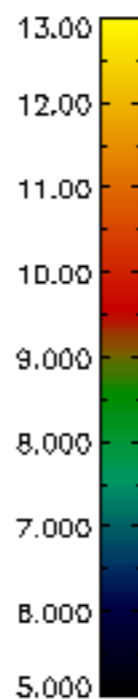
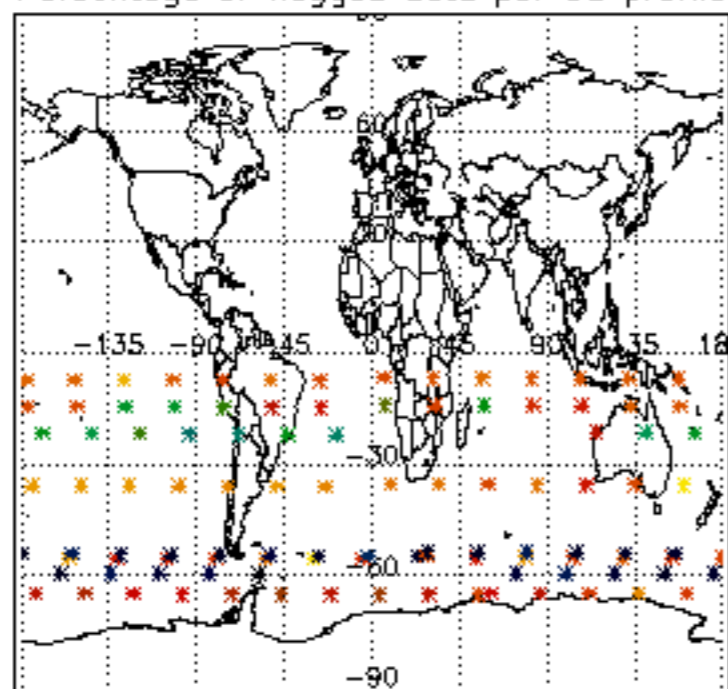
## 6. Auxiliary Data Files used for the production reported in section 2

The number reported in the third column indicates since which file (see list in section 2) the corresponding auxiliary file has been used. The fourth column is the date of those product files.

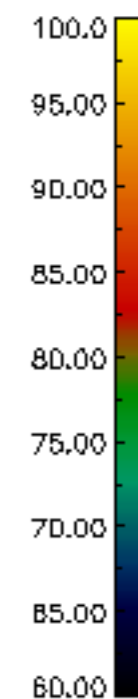
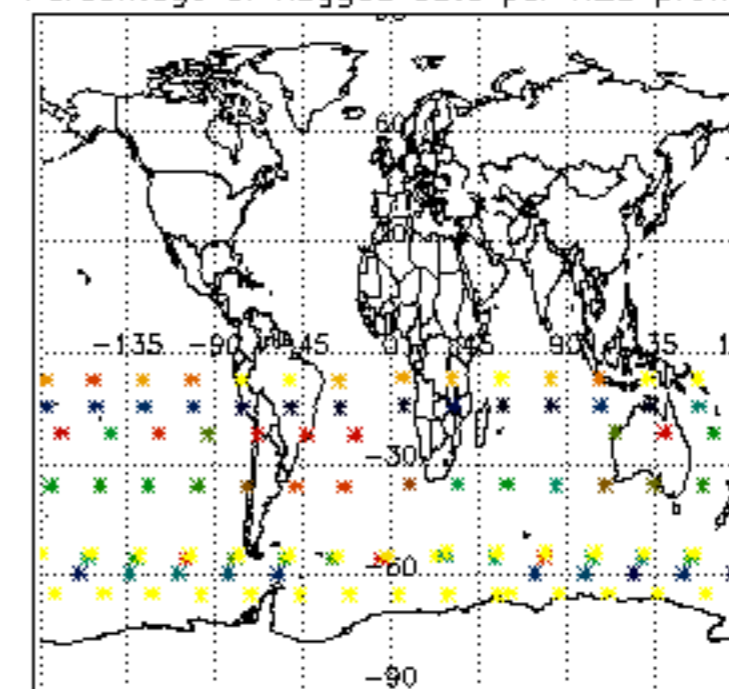
Type	Auxiliary Filename	Used since product	Used since product date
INST_PHYS_CHARACTERISTICS	GOM_INS_AXNIEC20050627_150440_20020301_000000_20100101_000000	1	01-JUN-2003 00:00:11
LEVEL-2_PROC_CONFIG	GOM_PR2_AXVIEC20091111_152718_20020301_000000_20500101_000000	1	01-JUN-2003 00:00:11
CROSS_SECTIONS_FILE	GOM_CRS_AXVIEC20091111_154832_20020301_000000_20500101_000000	1	01-JUN-2003 00:00:11



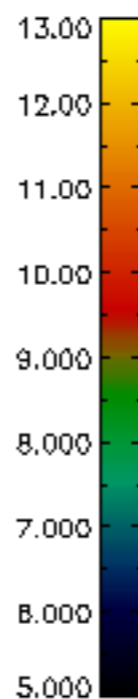
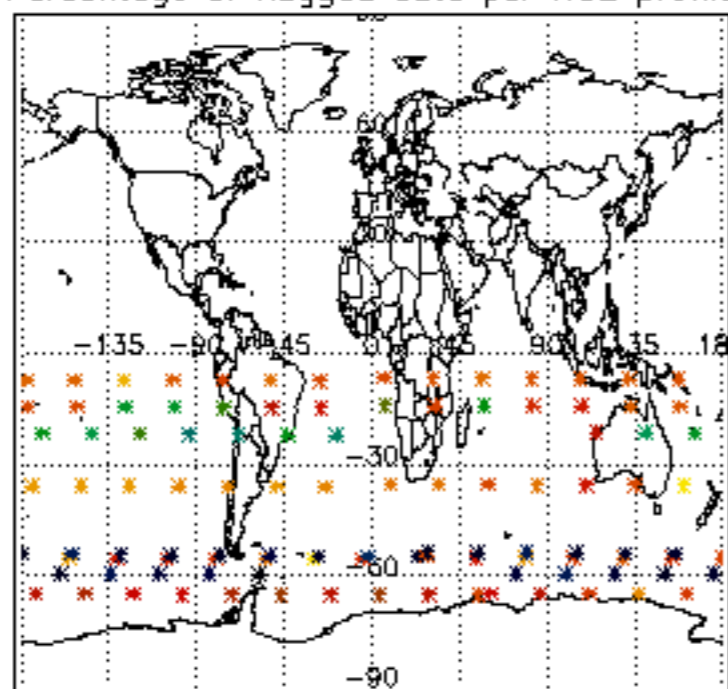
Percentage of flagged data per D3 profile



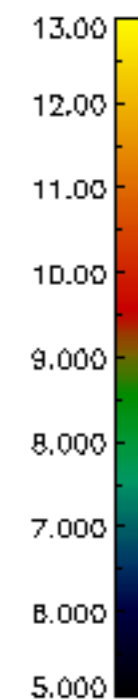
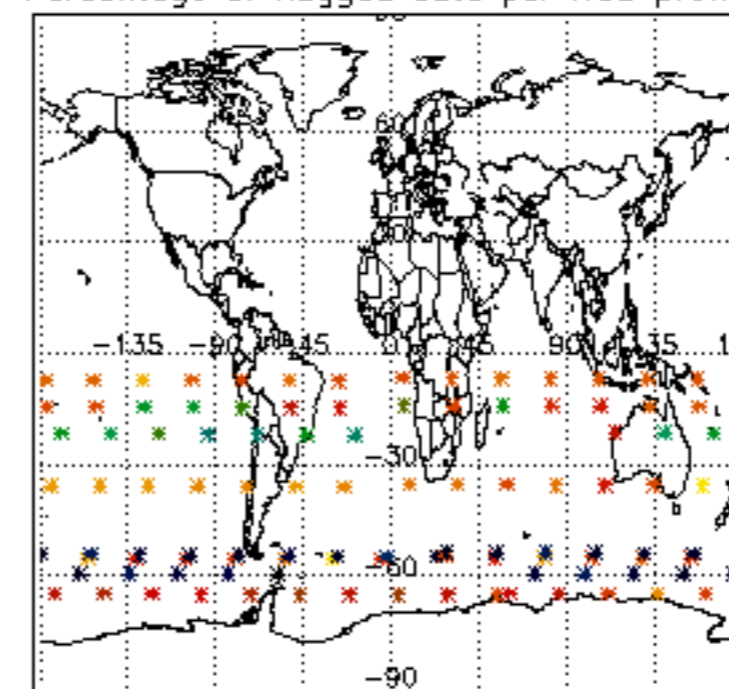
Percentage of flagged data per H2O profile

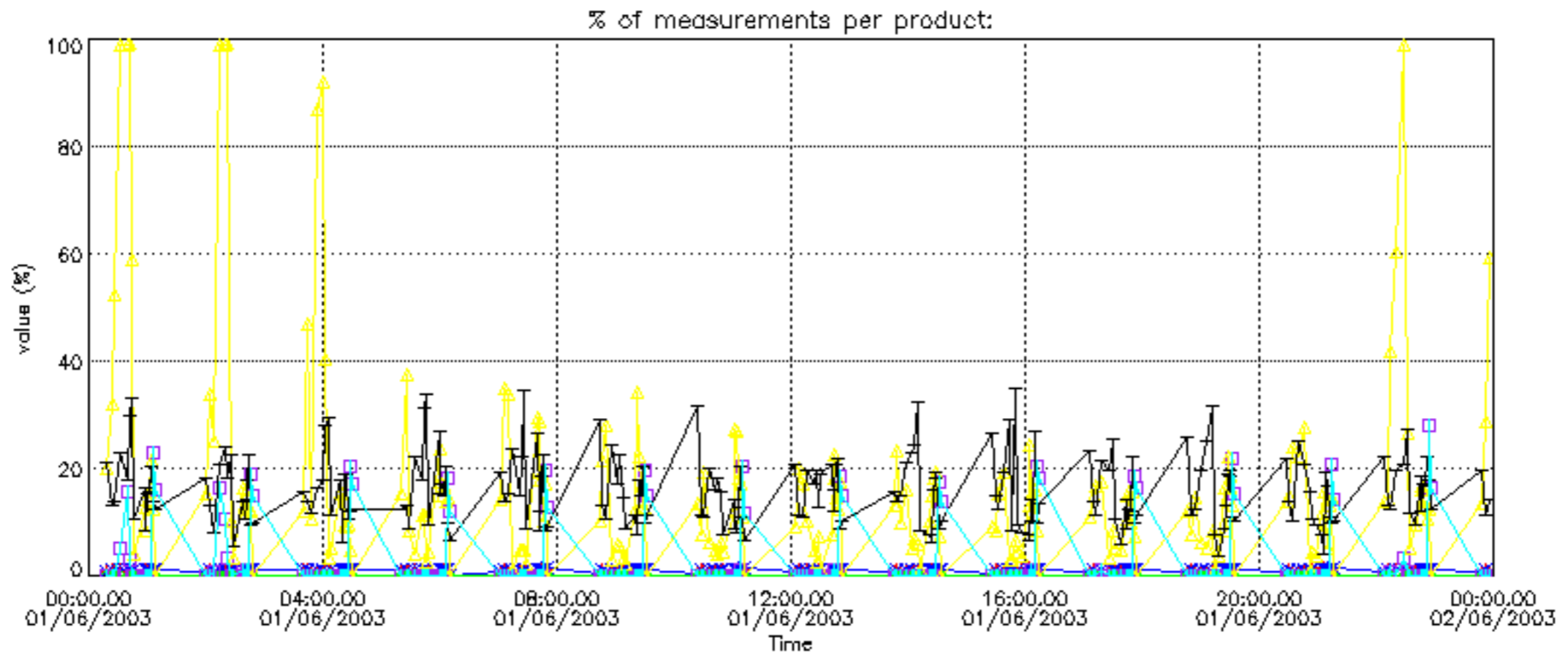


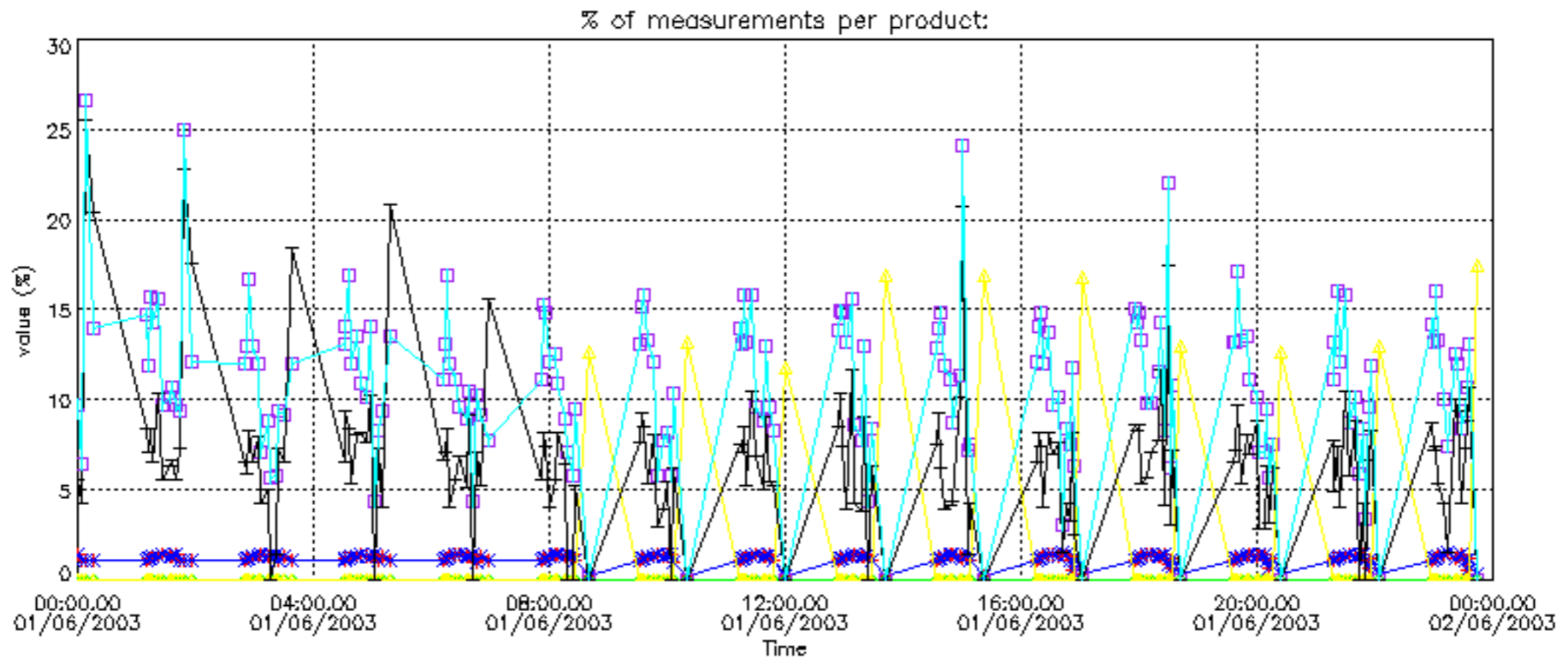
Percentage of flagged data per NO2 profile



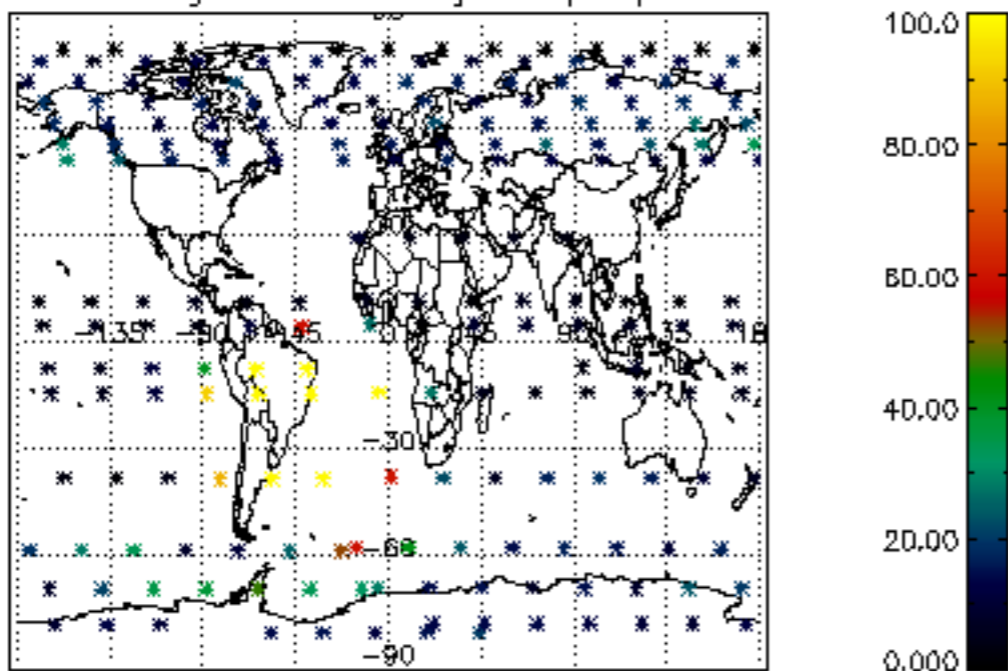
Percentage of flagged data per NO3 profile



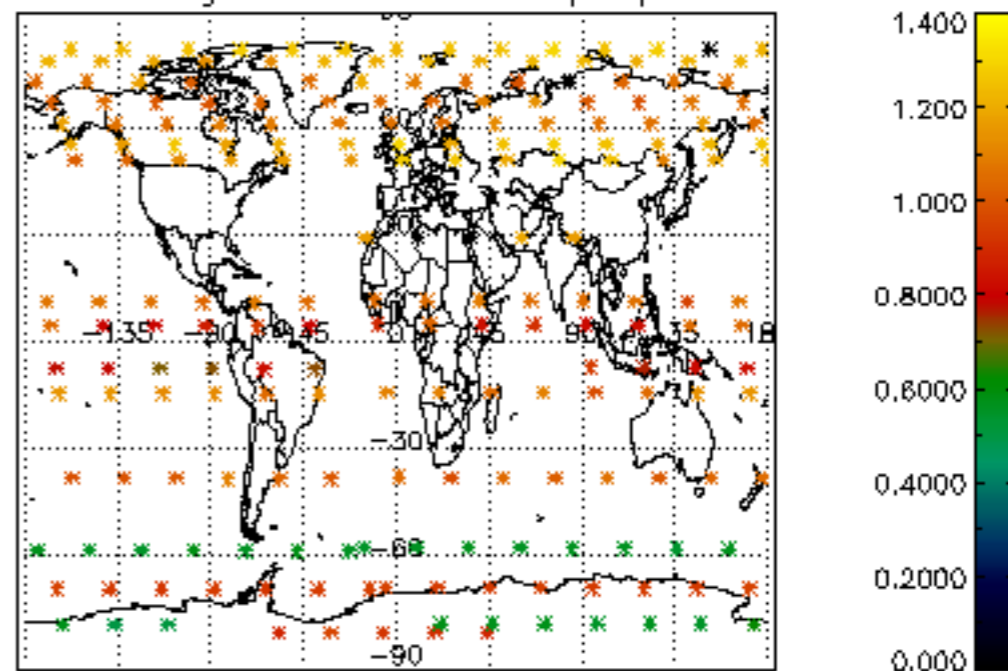




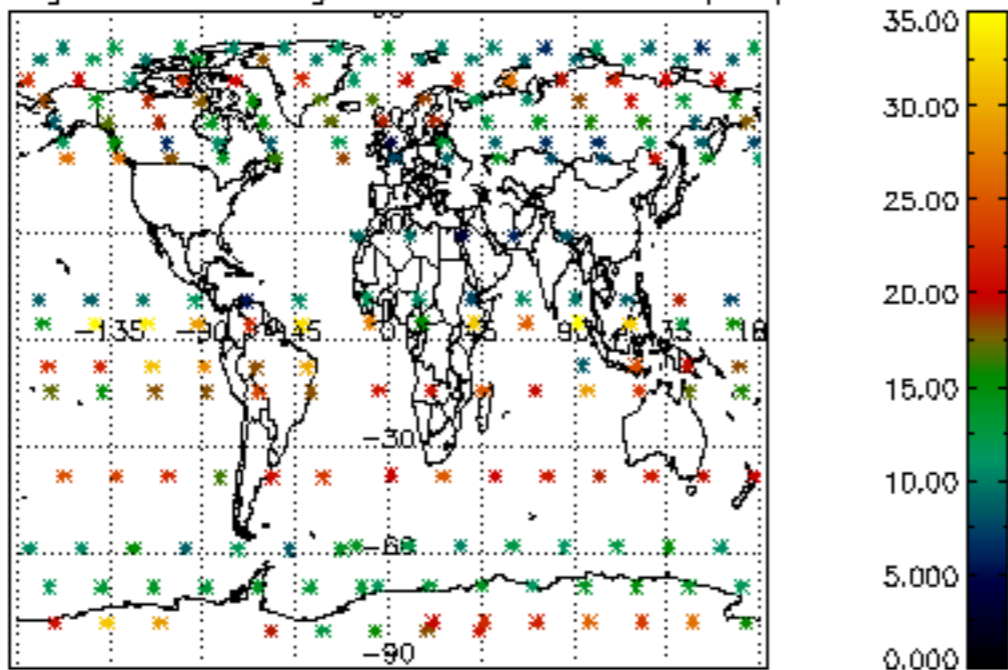
Percentage of cosmic ray hits per profile



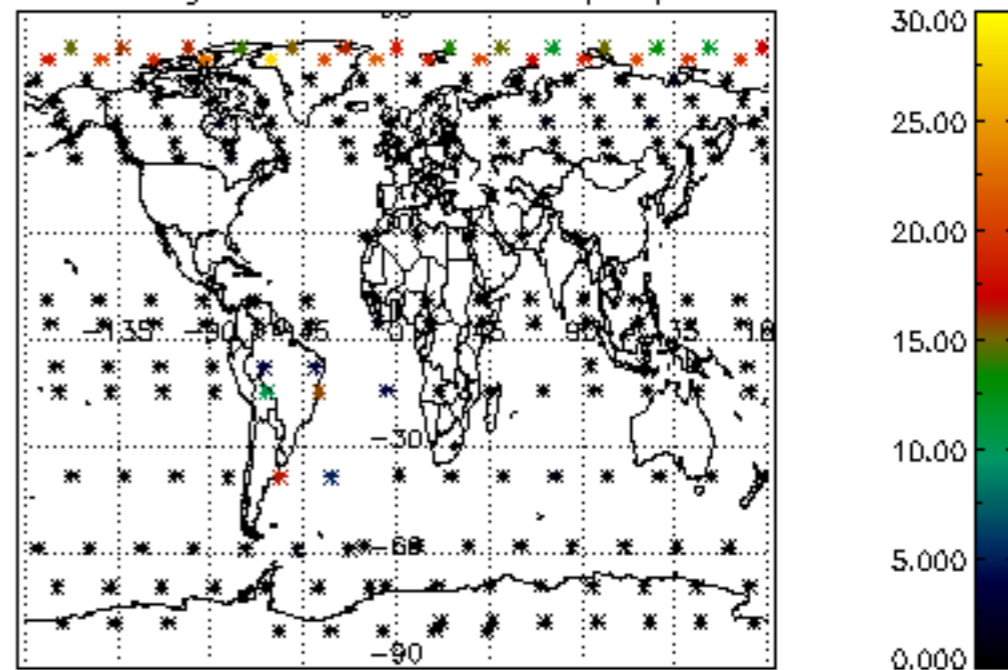
Percentage of datation errors per profile



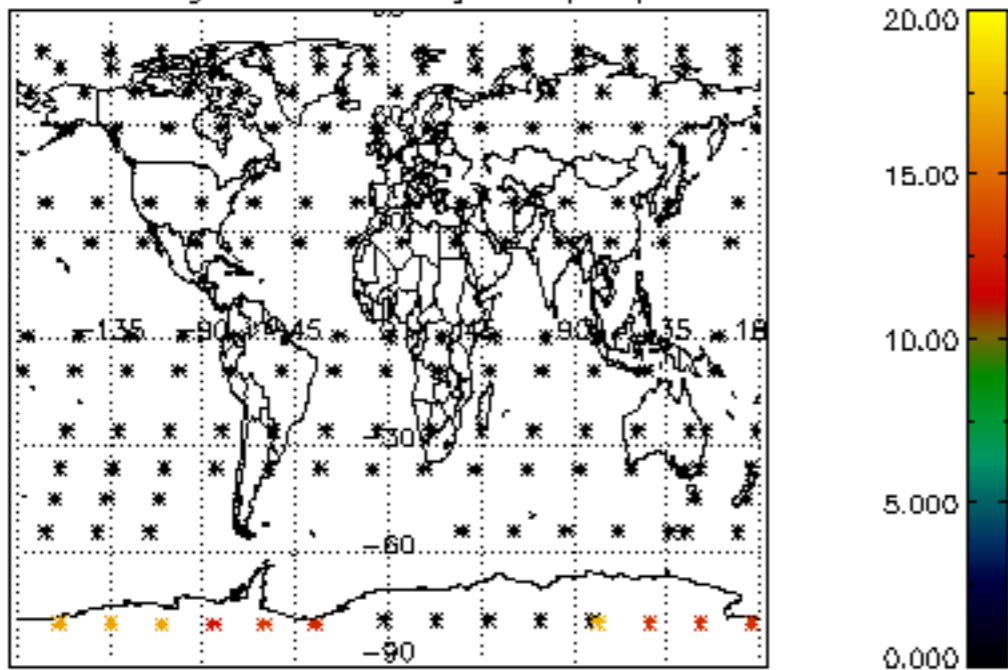
Percentage of star falling outside central band per profile



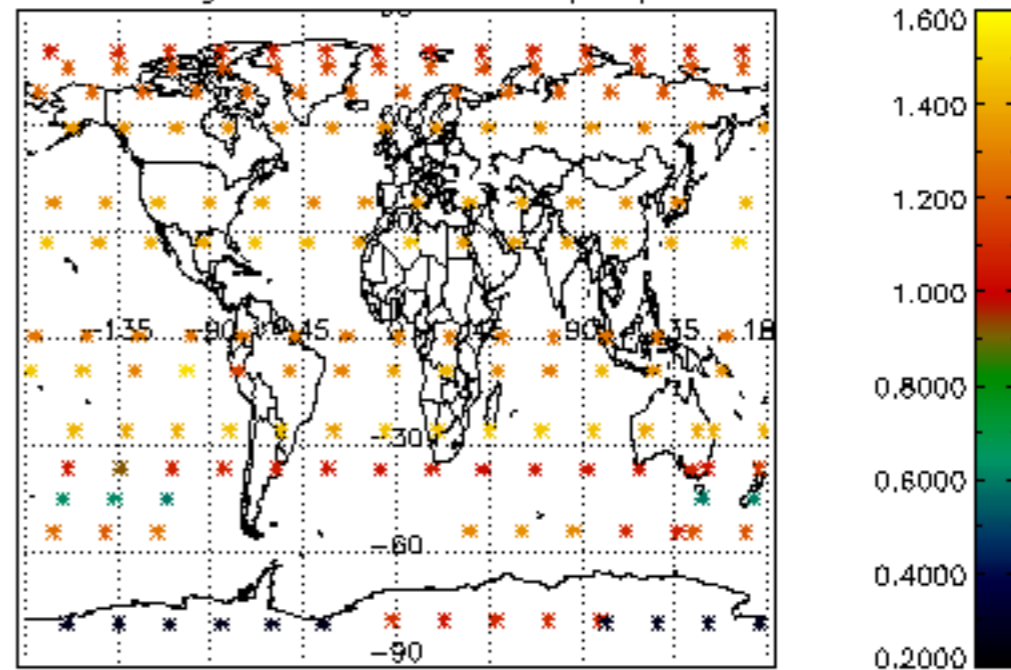
Percentage of saturation errors per profile



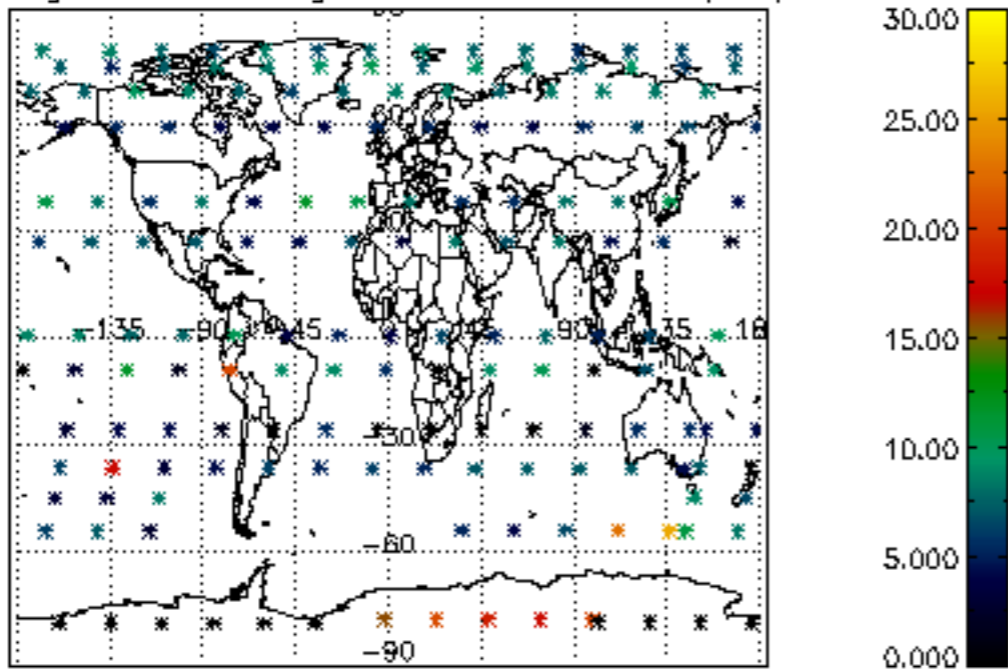
Percentage of cosmic ray hits per profile



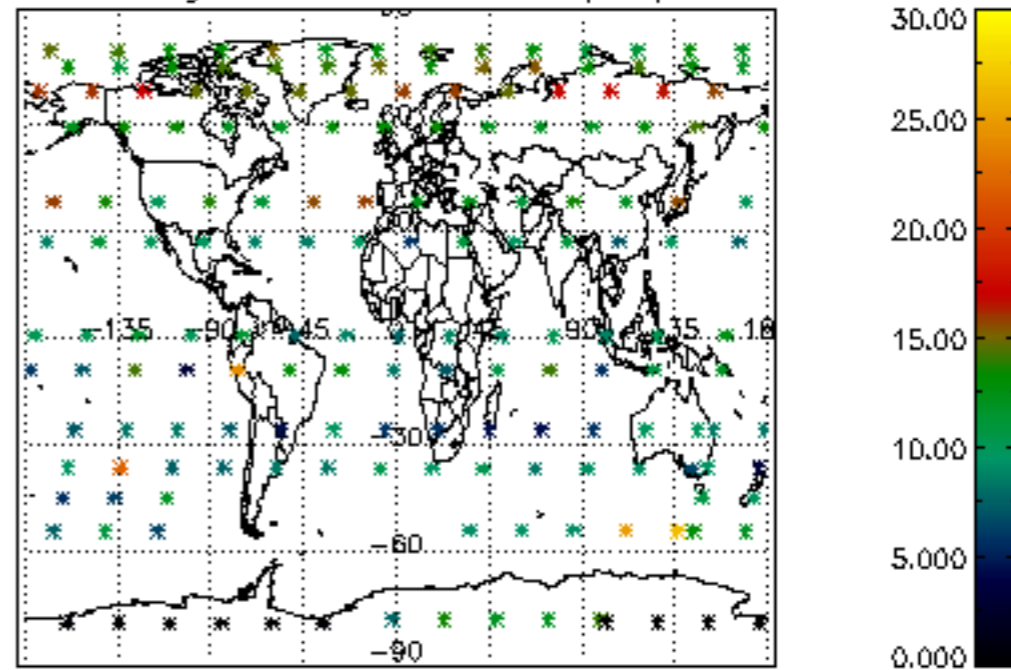
Percentage of datation errors per profile



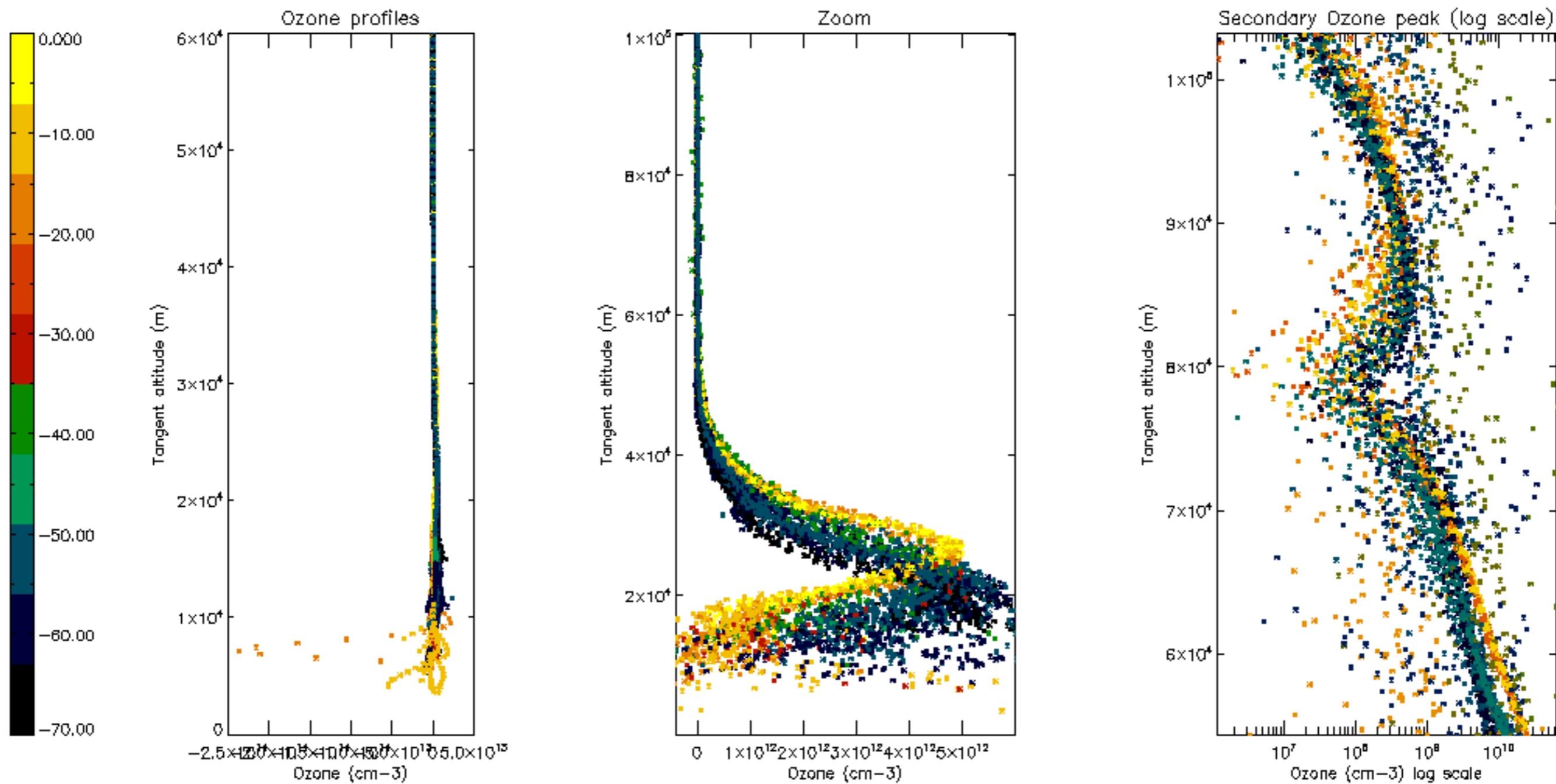
Percentage of star falling outside central band per profile

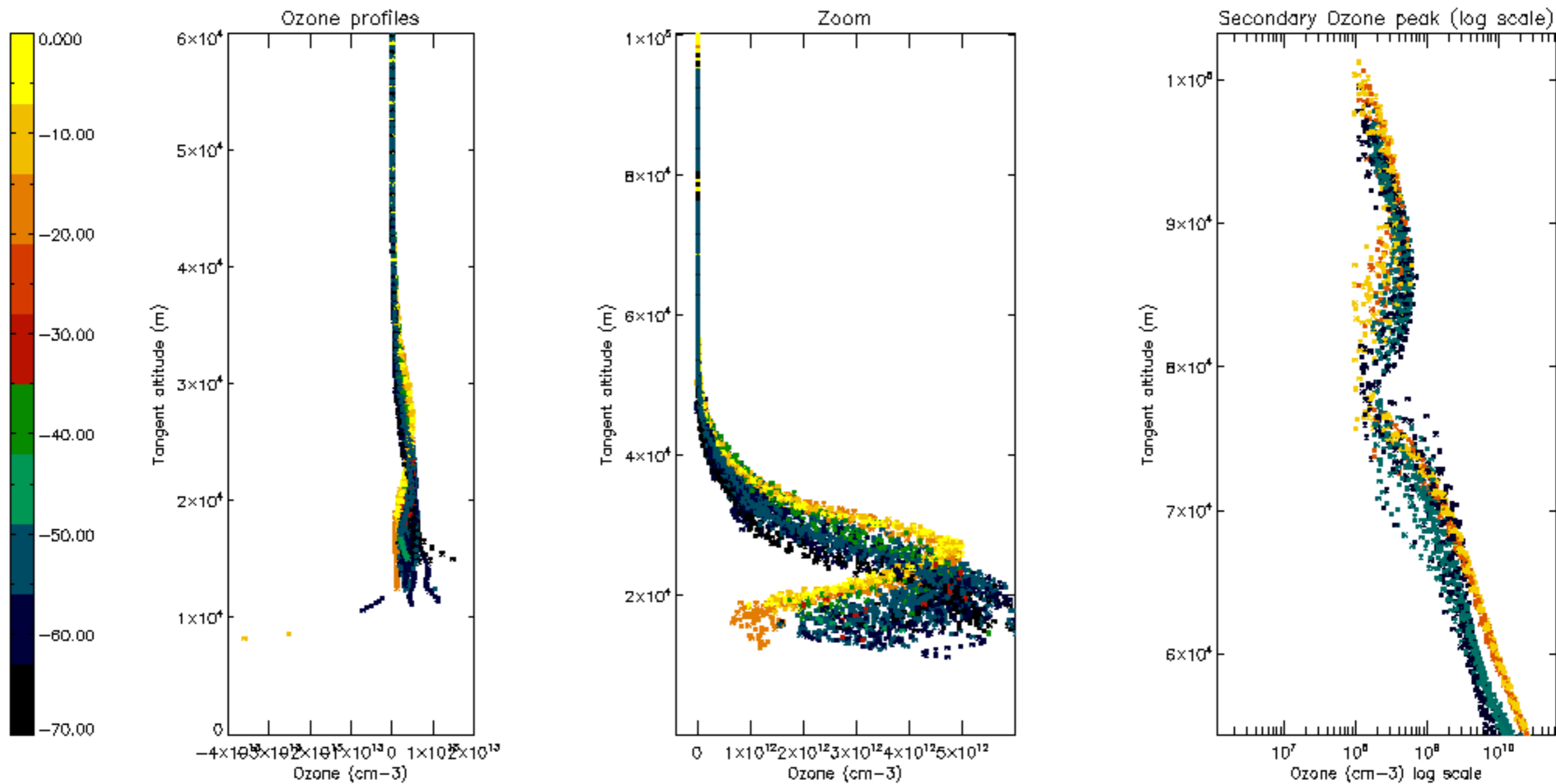


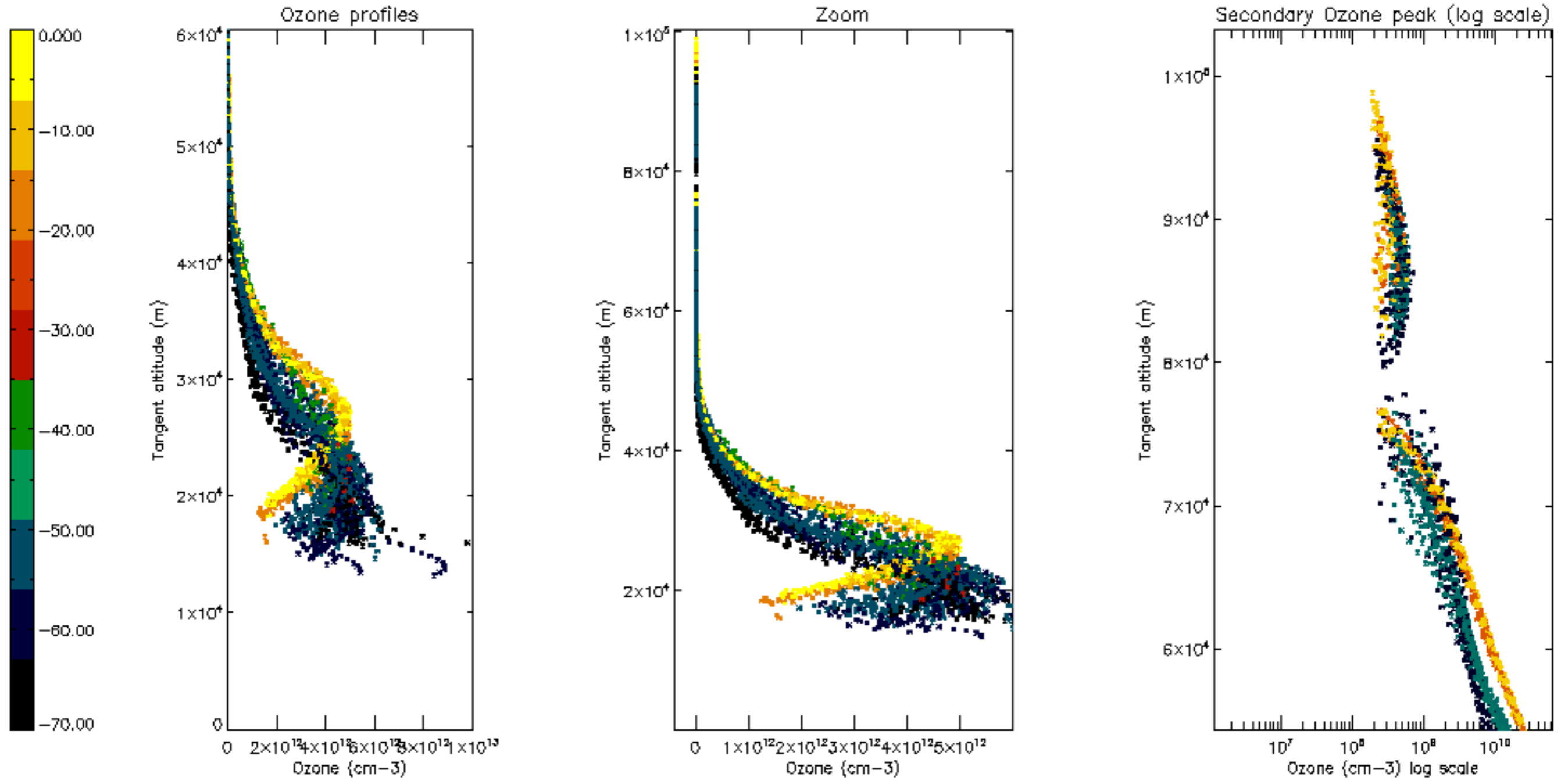
Percentage of saturation errors per profile

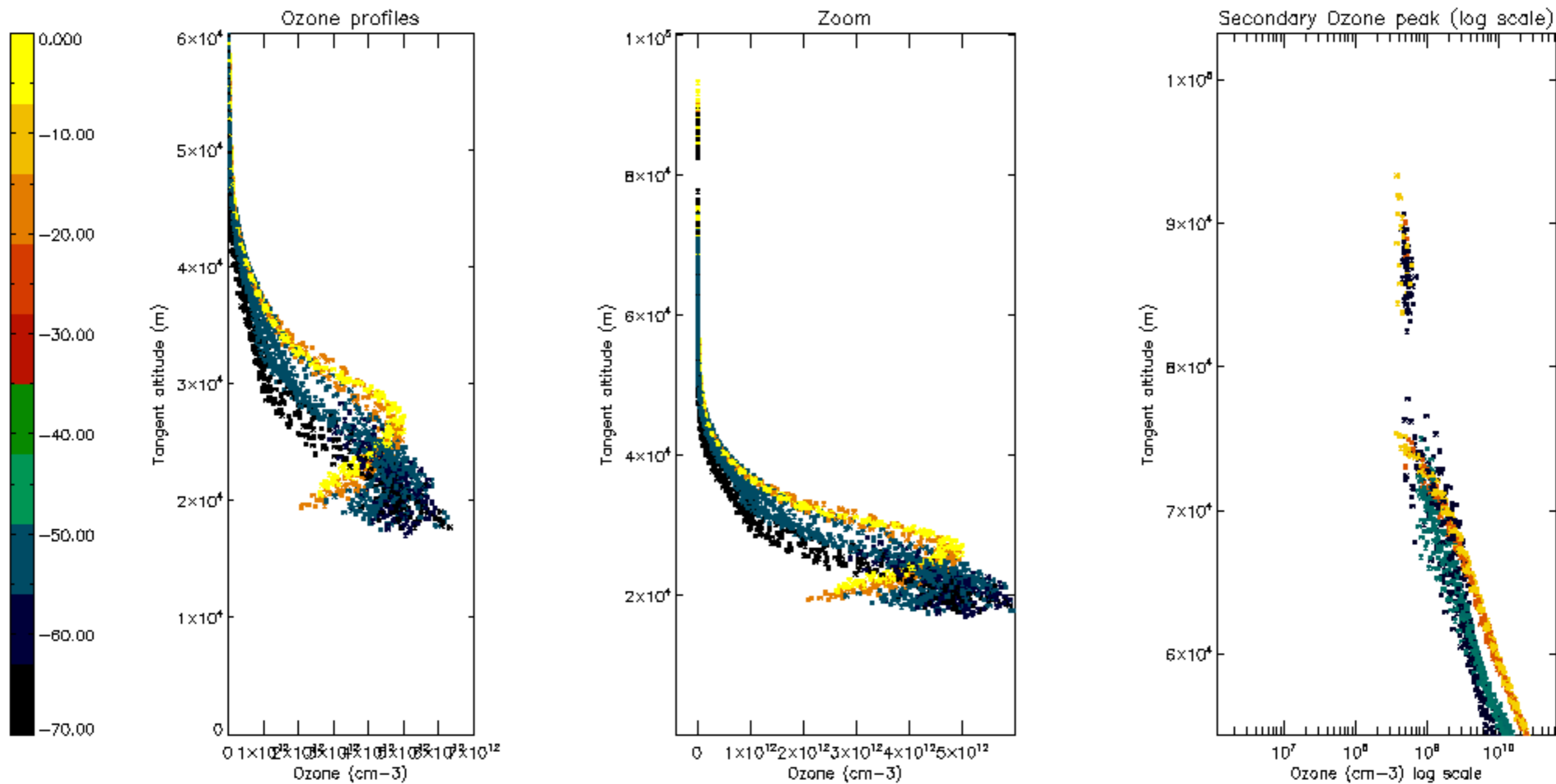


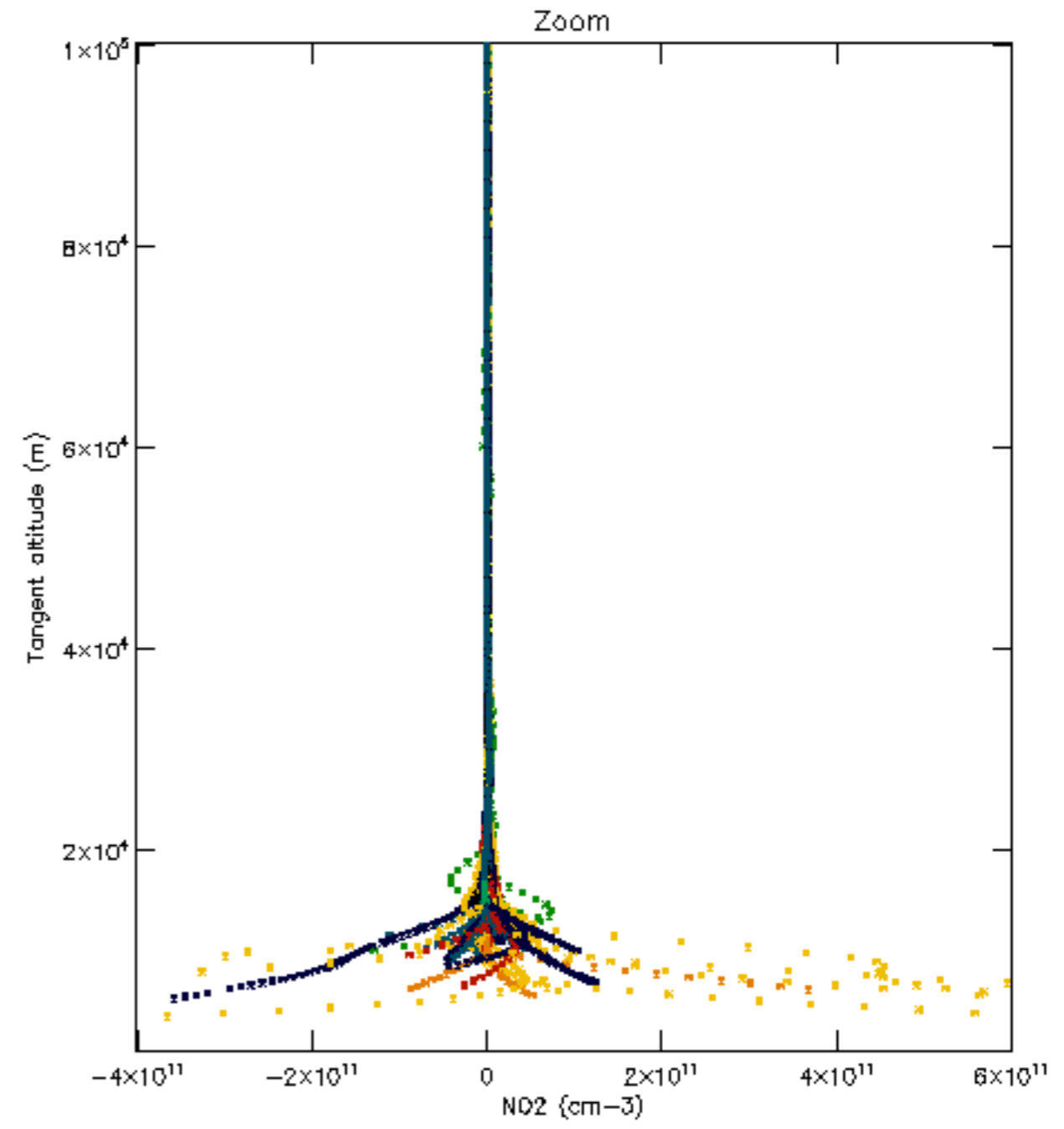
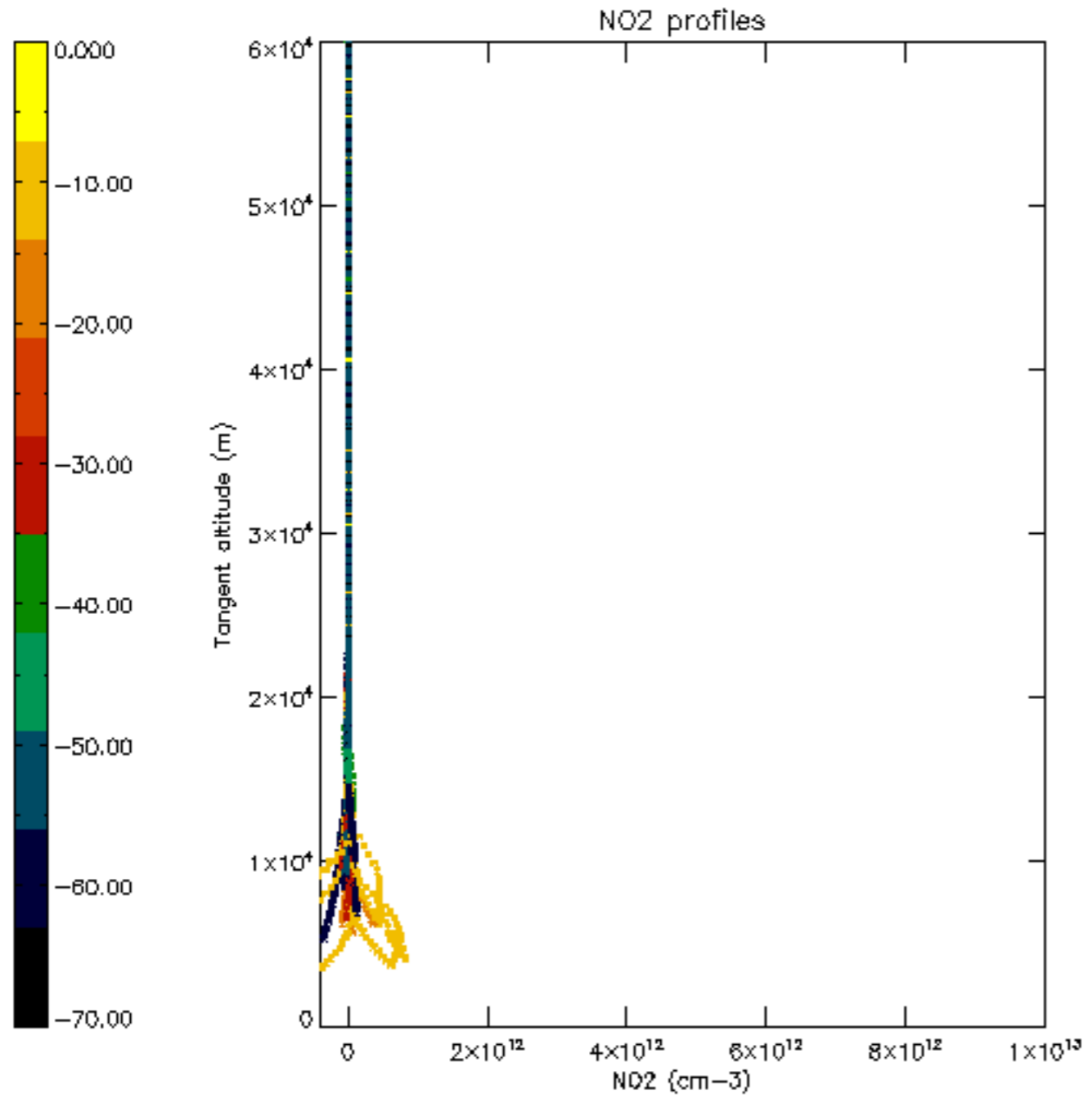


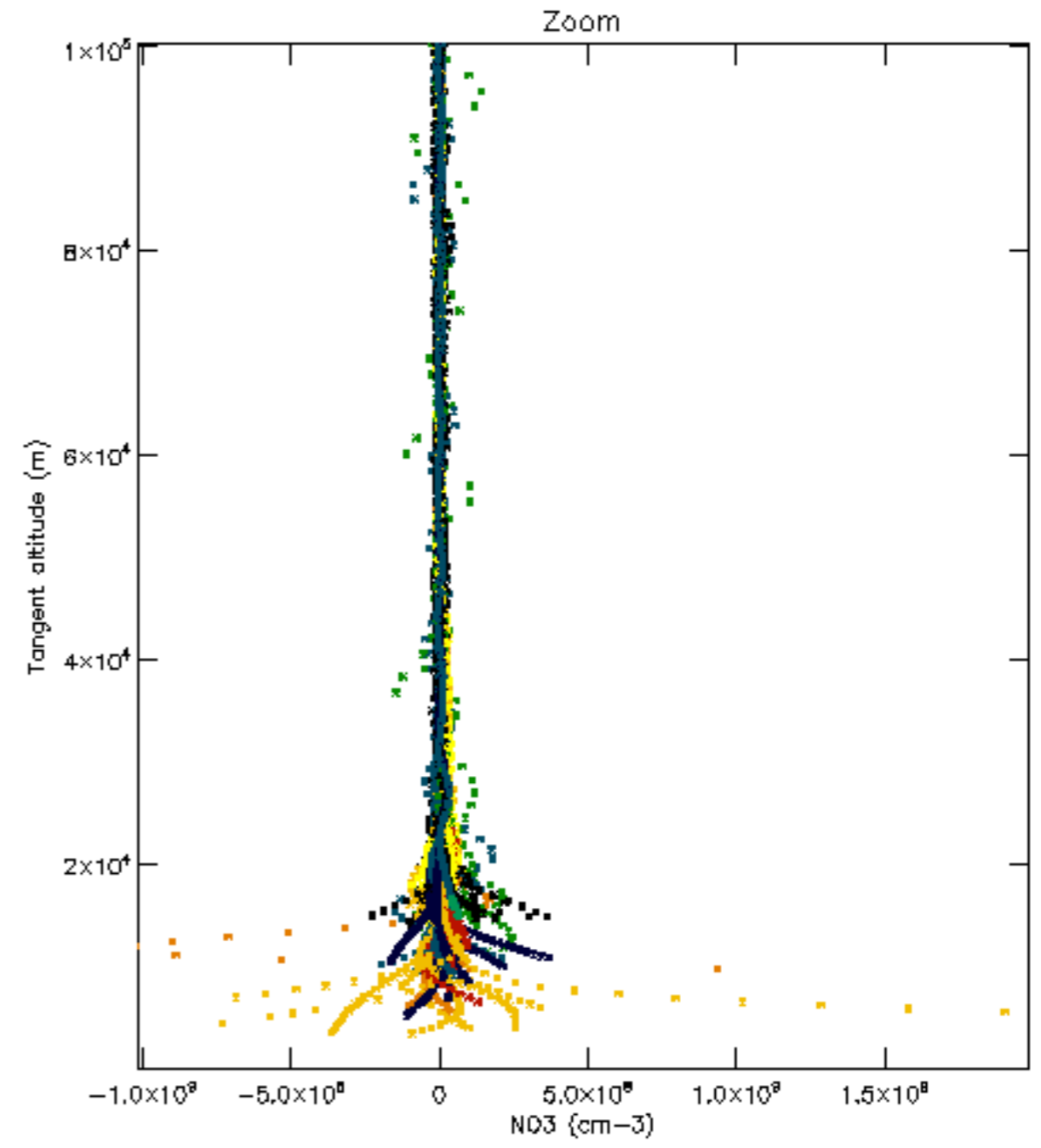
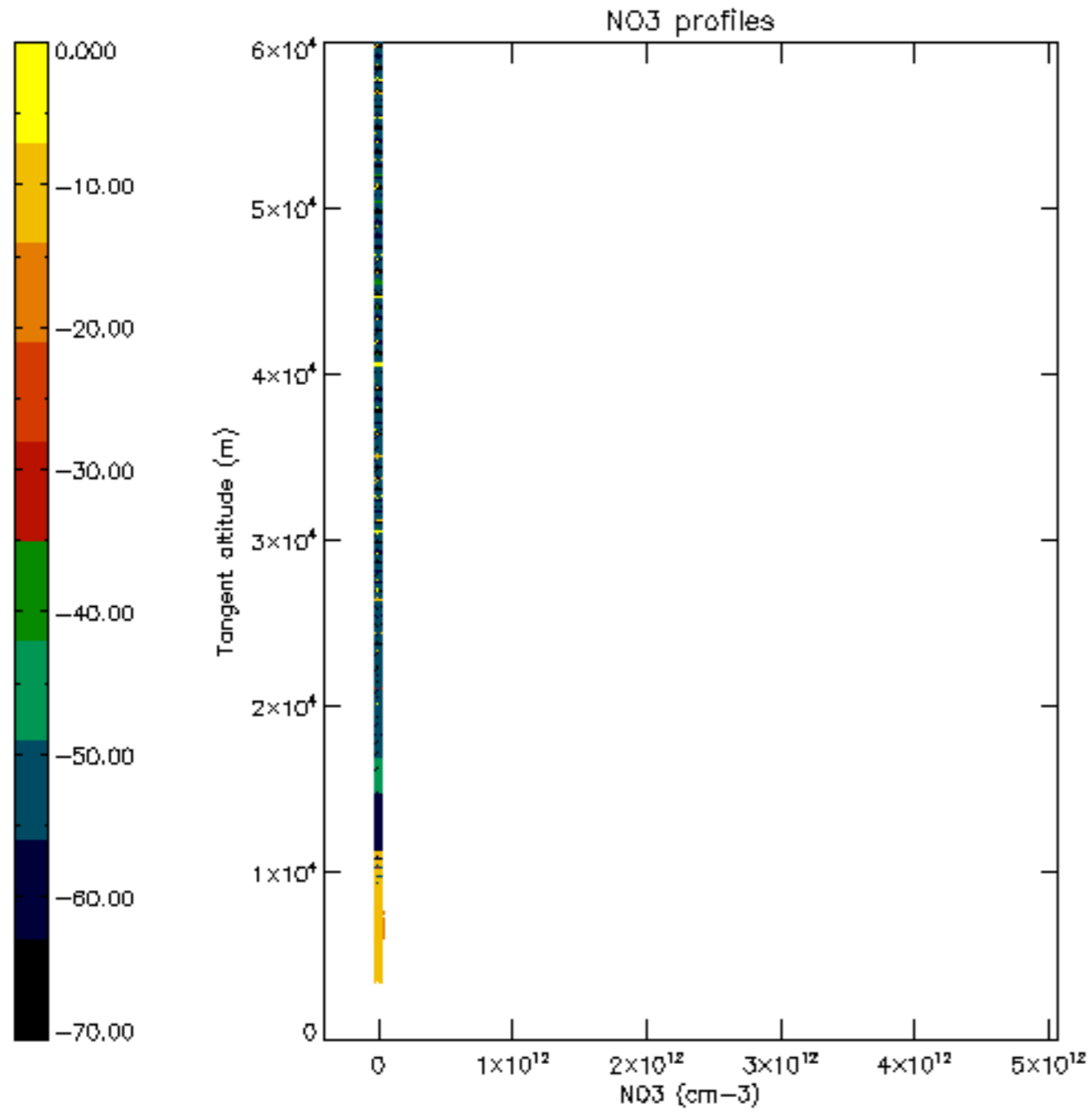


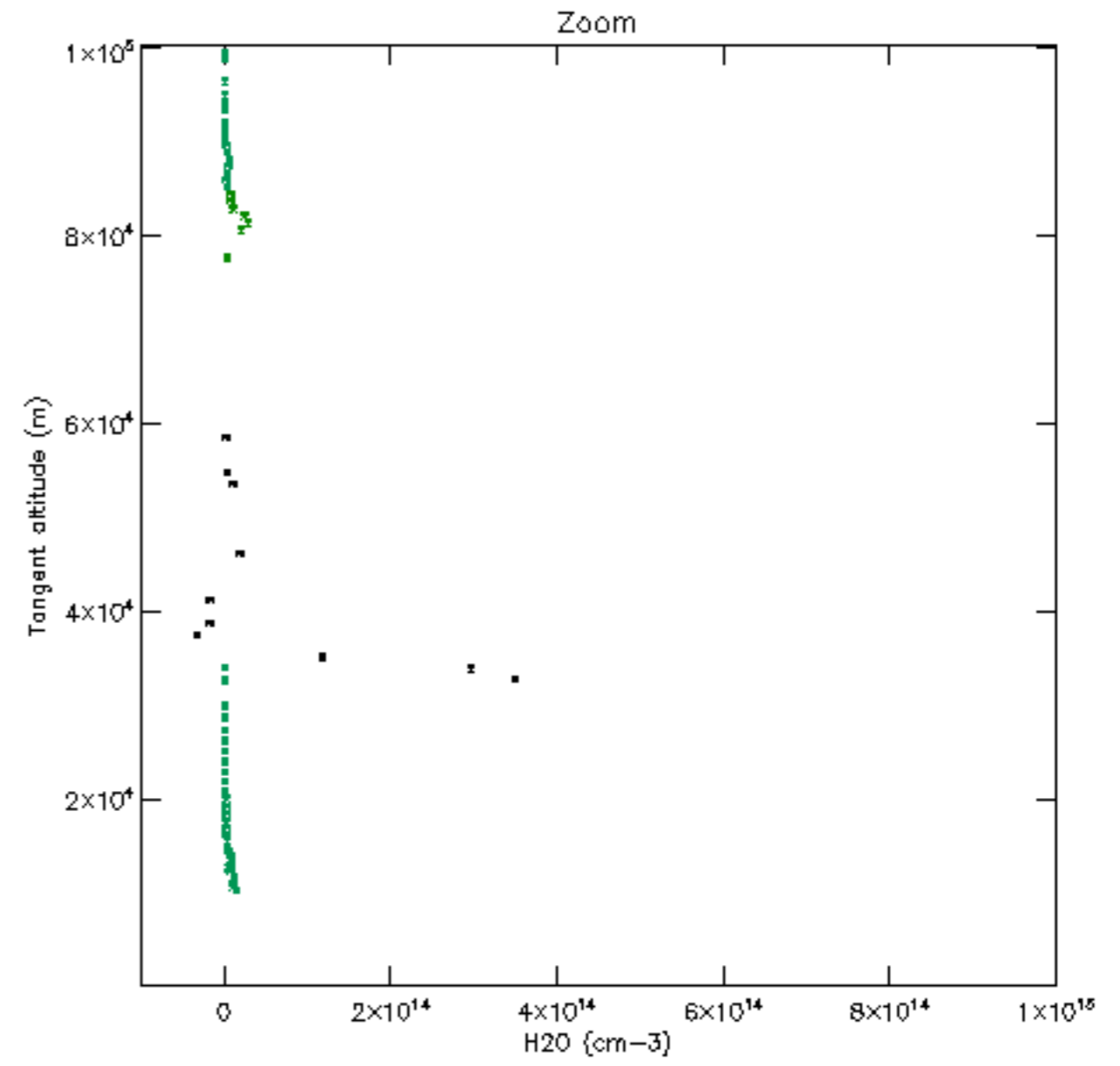
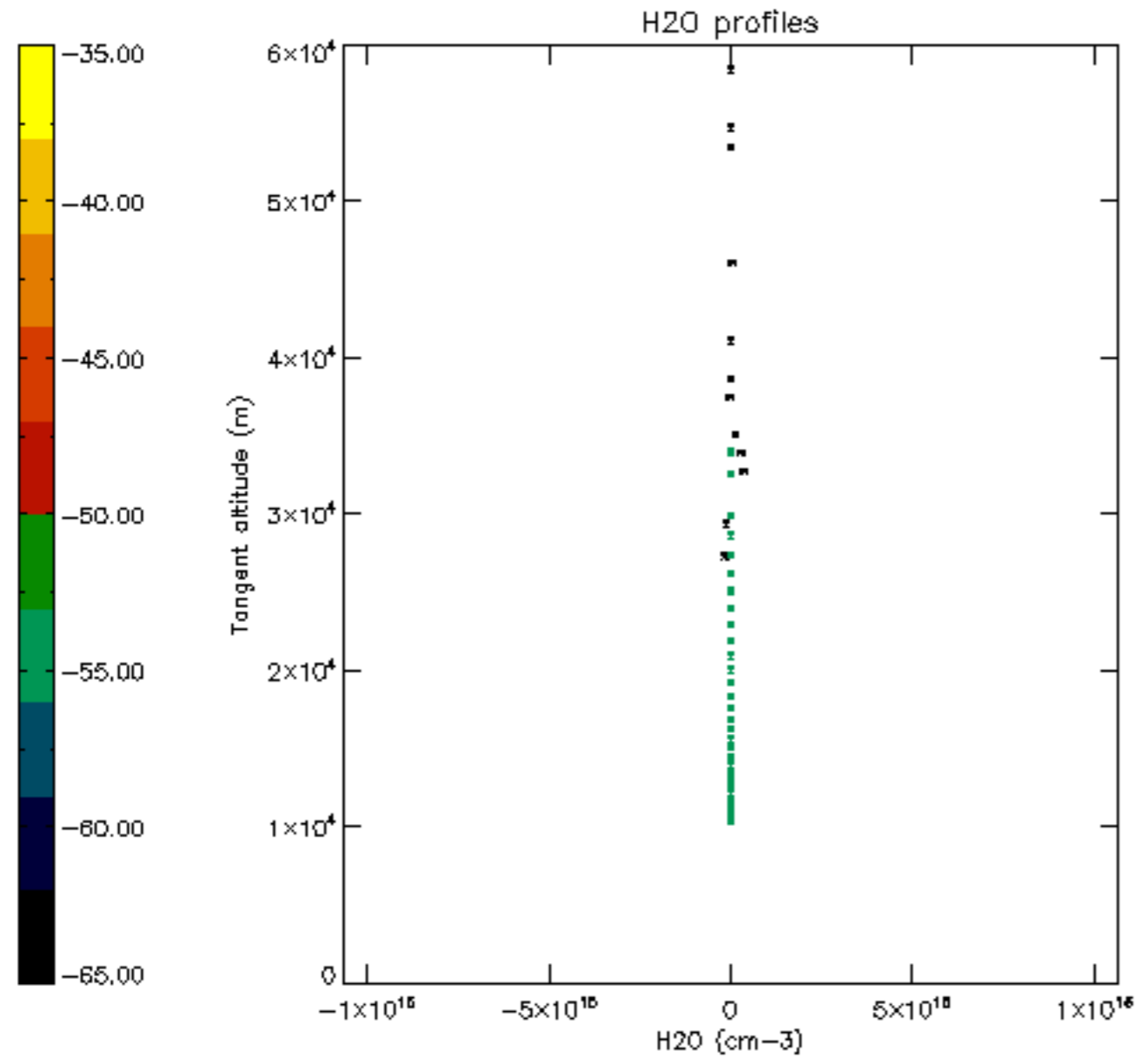


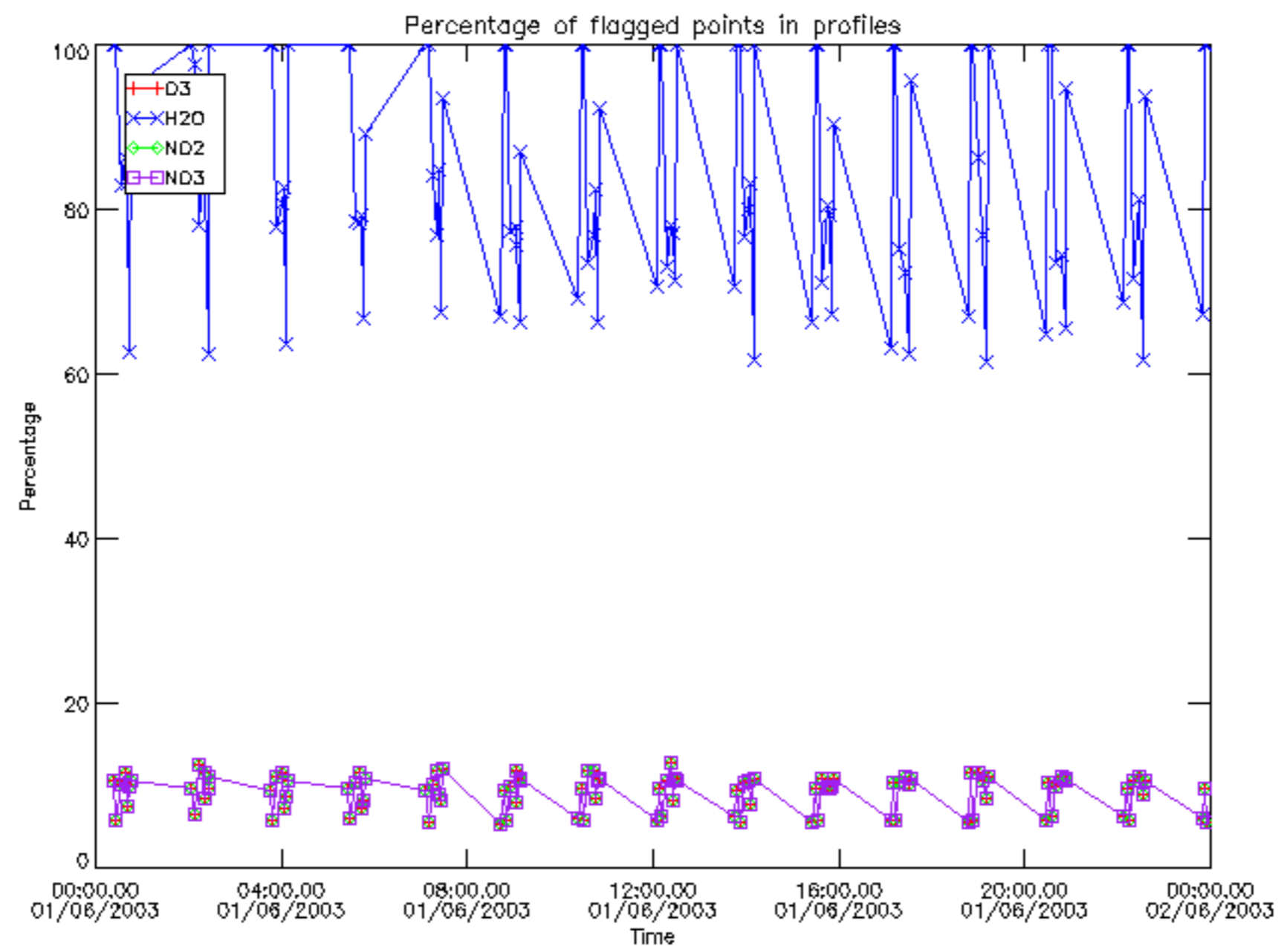






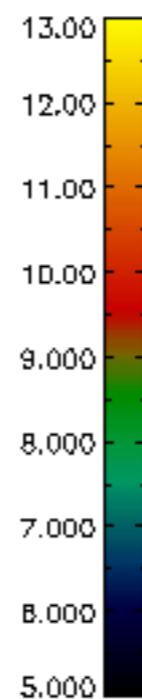
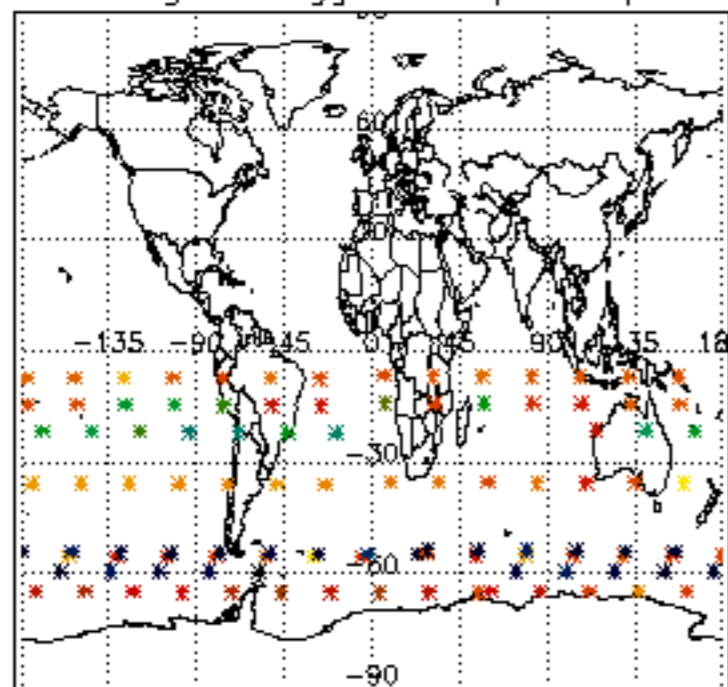




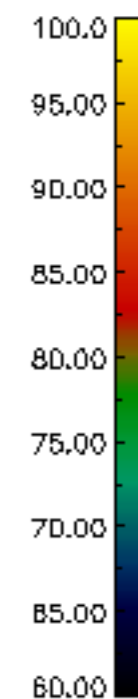
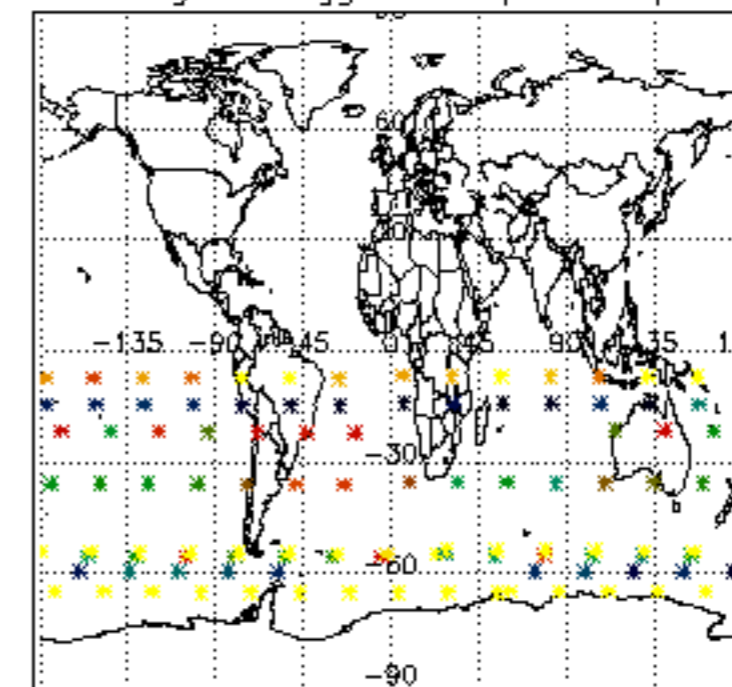




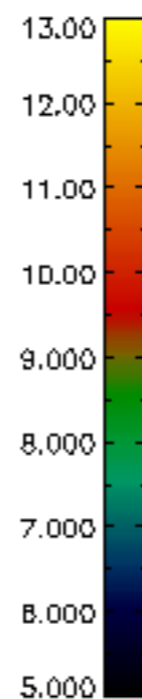
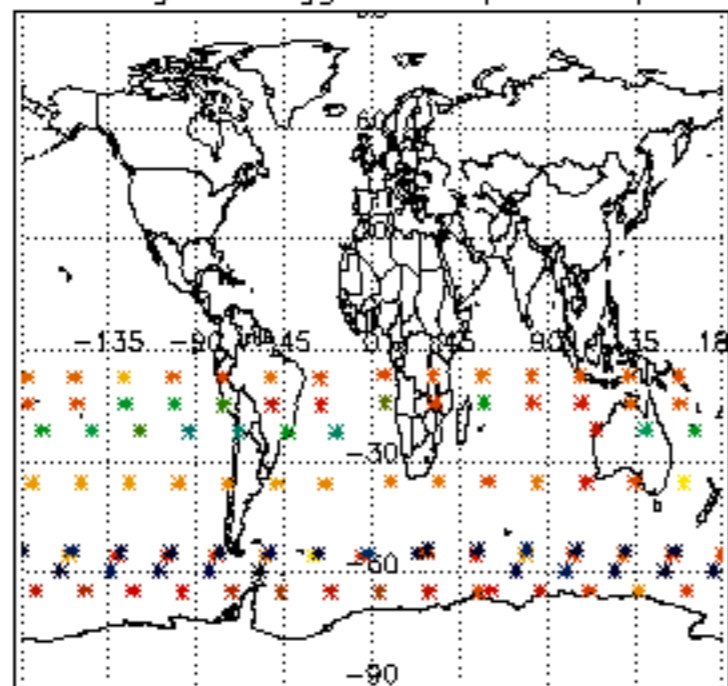
Percentage of flagged data per D3 profile



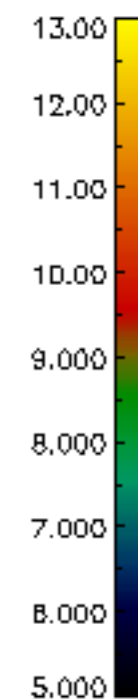
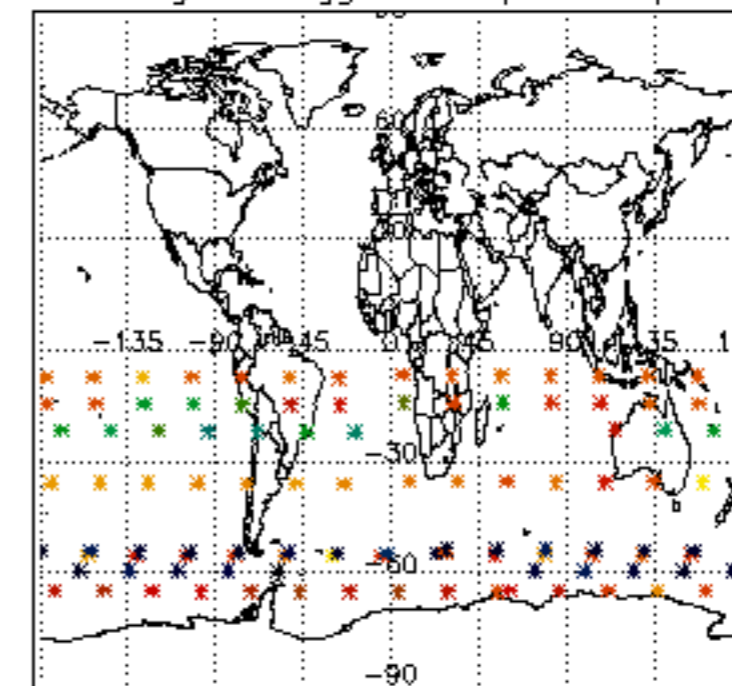
Percentage of flagged data per H2O profile

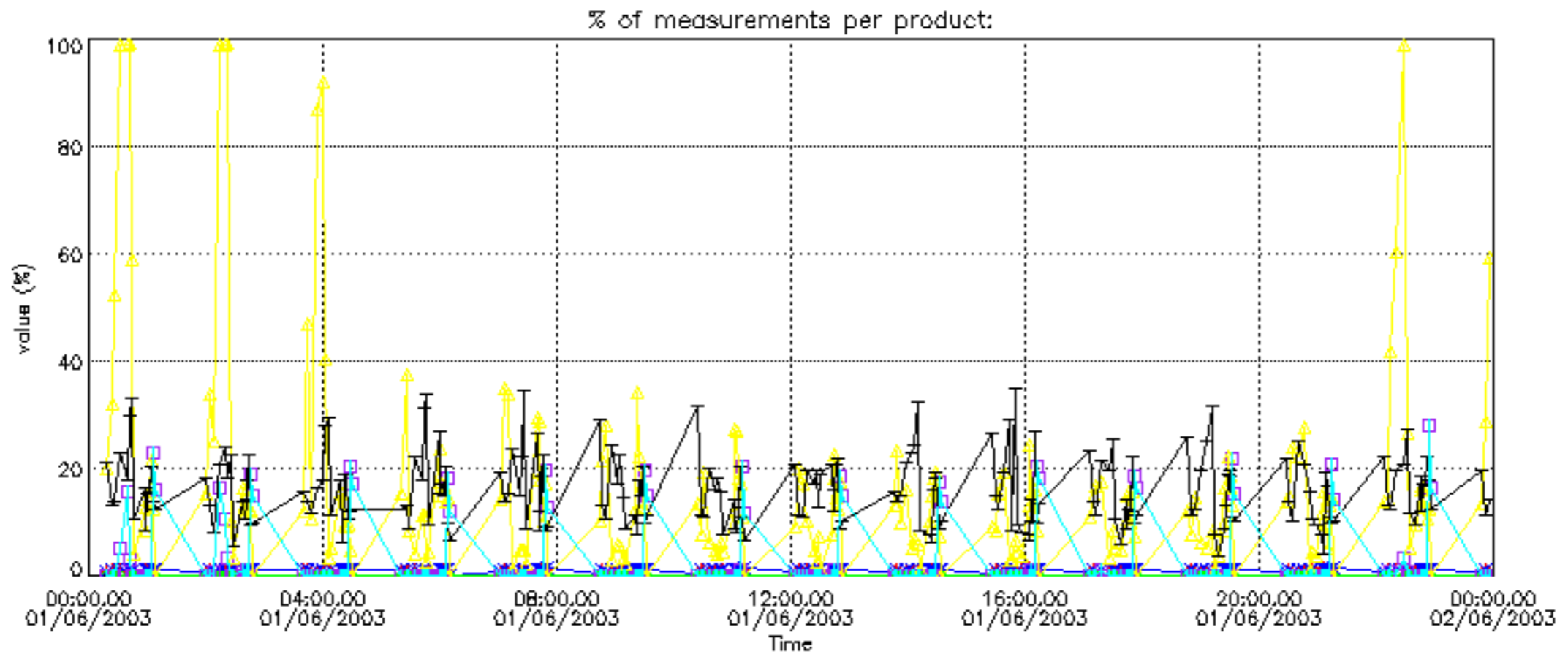


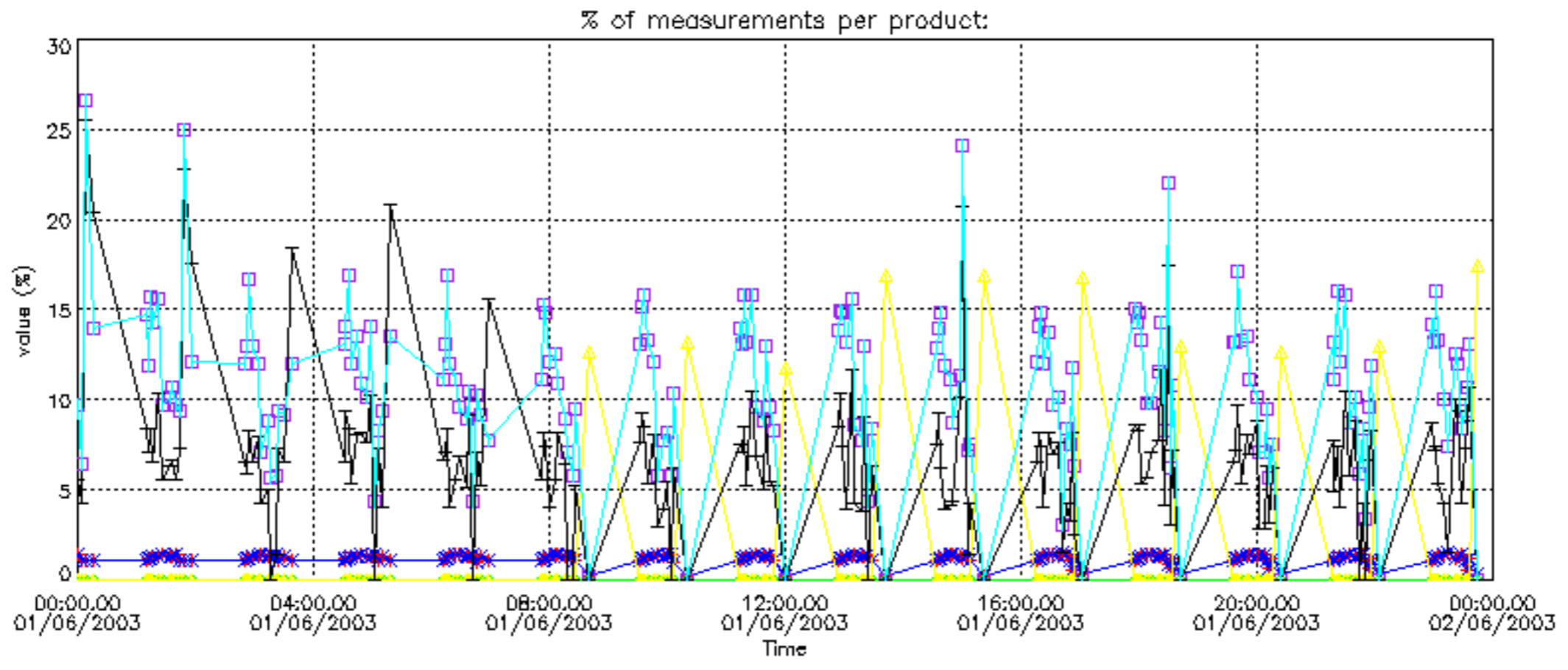
Percentage of flagged data per NO2 profile



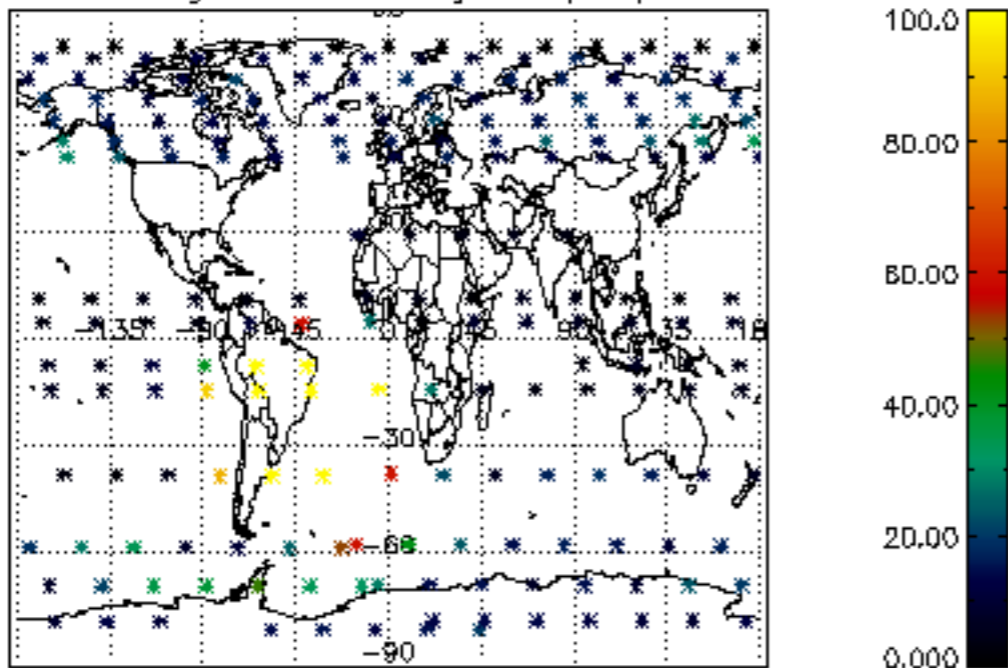
Percentage of flagged data per NO3 profile



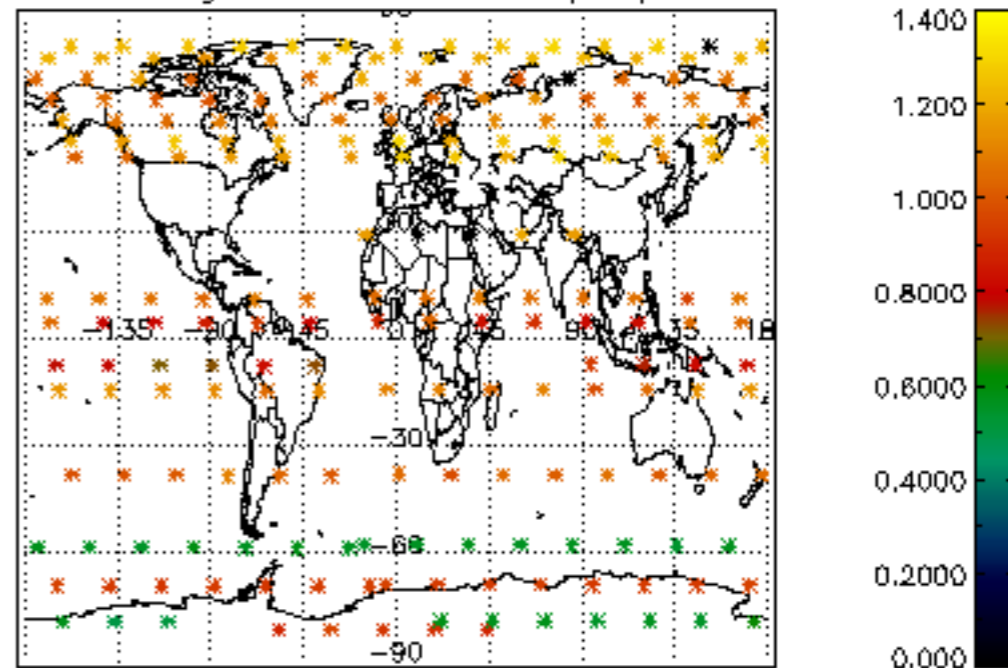




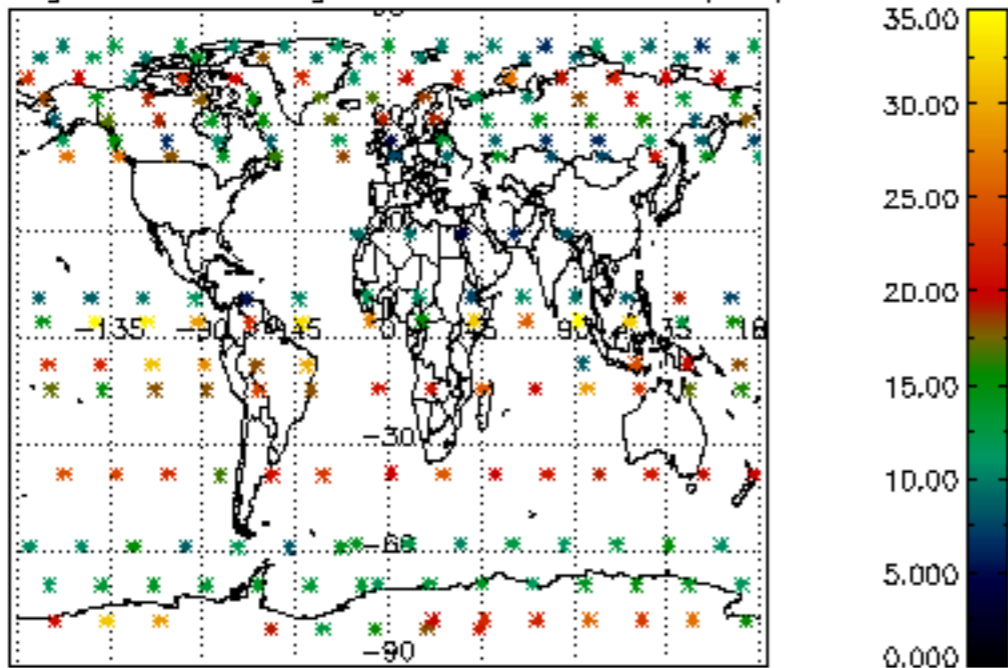
Percentage of cosmic ray hits per profile



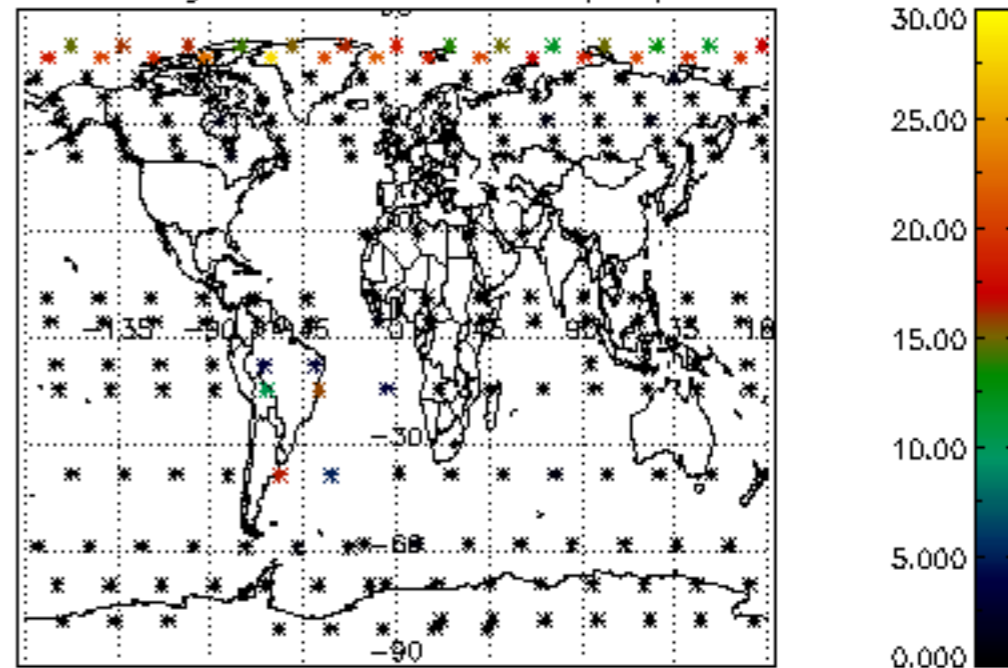
Percentage of datation errors per profile



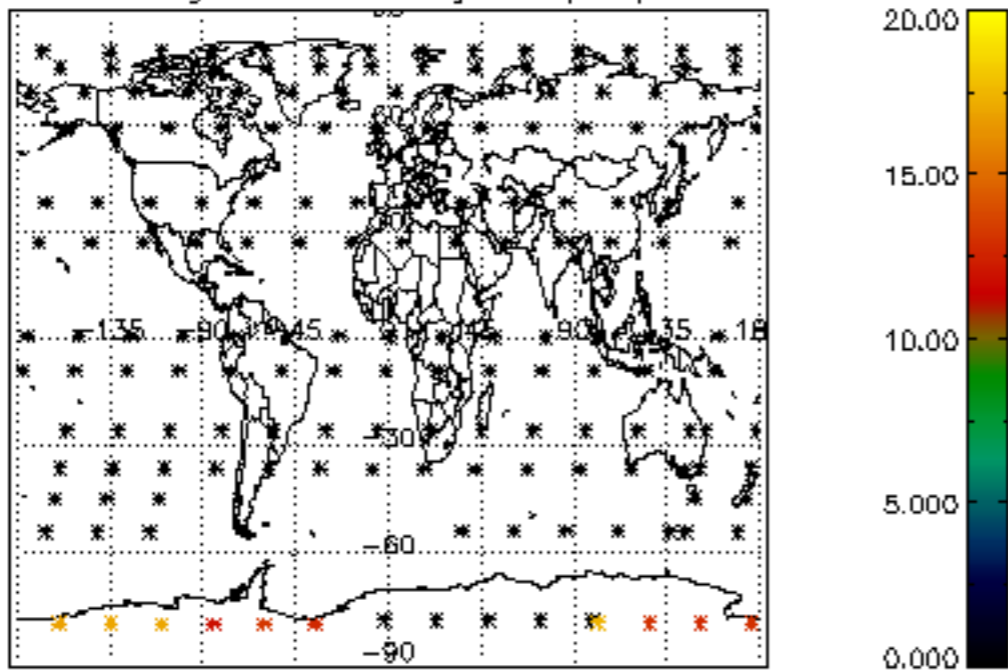
Percentage of star falling outside central band per profile



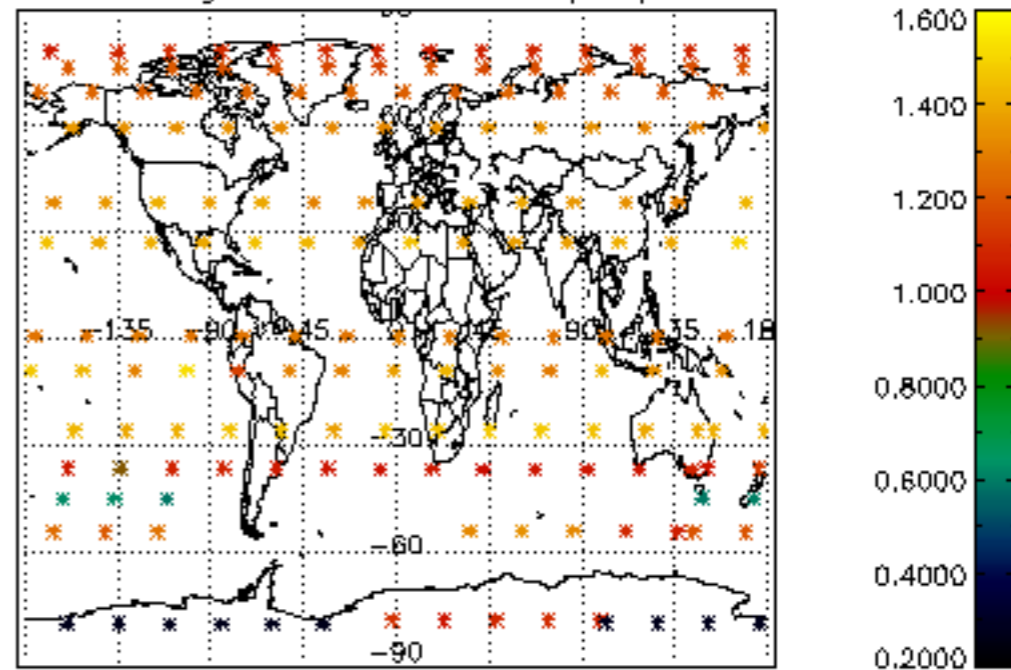
Percentage of saturation errors per profile



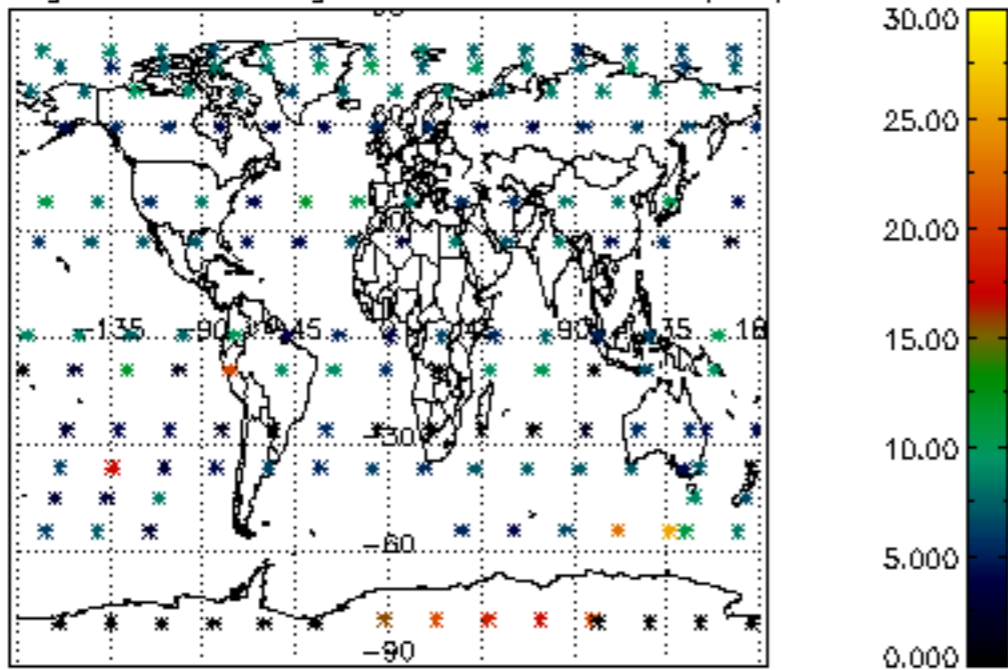
Percentage of cosmic ray hits per profile



Percentage of datation errors per profile



Percentage of star falling outside central band per profile



Percentage of saturation errors per profile

