

GOMOS Level 2 Daily Report

SUMMARY

[1. General Info](#)

[2. Summary of processed GOM_NL_2P products](#)

[3. Level 2 Quality information per product](#)

[3.1 Plot of level 2 quality information per product \(time dependant\)](#)

[3.2 Plot of level 2 quality information per product \(world map\)](#)

[4. Level 1 Quality information per product \(stored on level 2 products\)](#)

[4.1 Plot of level 1 quality information per product \(time dependant\)](#)

[4.1.1 Plot of level 1 quality information per product \(time dependant\): ASCENDING](#)

[4.1.2 Plot of level 1 quality information per product \(time dependant\): DESCENDING](#)

[4.2 Plot of level 1 quality information per product \(world map\)](#)

[4.2.1 Plot of level 1 quality information per product \(world map\): ASCENDING](#)

[4.2.2 Plot of level 1 quality information per product \(world map\): DESCENDING](#)

[5. Ozone profiles based on quality statistics and other trace gas profiles](#)

[5.1 Ozone statistics based on quality of products](#)

[5.2 Plot ozone profiles for all STD \(dark without errors\)](#)

[5.3 Plot ozone profiles where STD < 20% \(dark without errors\)](#)

[5.4. Plot ozone profiles where STD < 10% \(dark without errors\)](#)

[5.5. Plot ozone profiles where STD < 5% \(dark without errors\)](#)

[5.6 Plot NO2 profiles for all STD \(dark without errors\)](#)

[5.7 Plot NO3 profiles for all STD \(dark without errors\)](#)

[5.8 Plot H2O profiles \(only for occultations of stars 1,2,3,4,13,14,16,26,63 dark without errors\) for all STD](#)

[6. Auxiliary Data Files used for the production reported in section 2](#)

This report presents the daily analysis on parameters extracted from GOMOS level 2 data (GOM_NL__2P). It is intended to monitor some important parameters that will impact the quality of these products. A list of level 2 products (and content) that have arrived during the reporting day to the PCF is also given.

Item	Value
Time of report generation	19APR2013 14:05:51
Data source version	GOMOS/6.01
Start time of products	28-04-2003 (28APR2003 00:00:00)
Stop time of products	29-04-2003 (29APR2003 00:00:00)
Store outputs in DB	Yes
Nb of level 2 prods	297
Nb of prods with errors	0

2. Summary of processed GOM_NL__2P products.

Nr	Filename	UTC Start time	Limb	Duration	Star Id	Star Name	Star Mag	Star Temp	Nb Meas	Orbit	Prod. error
1	GOM_NL__2PRFIN20030428_000017_000000612015_00488_06053_6491.N1	28-APR-2003 00:00:17	Dark	60.500	154	22Bet Aqr	2.8990	5700.0	121	6053	No
2	GOM_NL__2PRFIN20030428_000312_000000442015_00488_06053_6492.N1	28-APR-2003 00:03:12	Dark	44.000	18	24Alp PsA	1.1660	9700.0	88	6053	No
3	GOM_NL__2PRFIN20030428_000854_000000412015_00488_06053_6493.N1	28-APR-2003 00:08:54	Dark	41.000	31	Alp Gru	1.7340	15200.	82	6053	No
4	GOM_NL__2PRFIN20030428_001141_000000382015_00488_06053_6494.N1	28-APR-2003 00:11:41	Dark	37.500	148	Alp Tuc	2.8780	4100.0	75	6053	No
5	GOM_NL__2PRFIN20030428_001418_000000402015_00489_06054_6465.N1	28-APR-2003 00:14:18	Dark	40.000	45	Alp Pav	1.9400	26000.	80	6054	No
6	GOM_NL__2PRFIN20030428_002054_000000892015_00489_06054_6466.N1	28-APR-2003 00:20:54	Straylight	88.500	57	34Sig Sgr	2.0660	26000.	177	6054	No
7	GOM_NL__2PRFIN20030428_002407_000000572015_00489_06054_6467.N1	28-APR-2003 00:24:07	Straylight	57.000	85	Kap Sco	2.4070	28000.	114	6054	No
8	GOM_NL__2PRFIN20030428_002608_000000422015_00489_06054_6468.N1	28-APR-2003 00:26:08	Straylight	42.000	10	Bet Cen	0.61000	28000.	84	6054	No
9	GOM_NL__2PRFIN20030428_002830_000000652015_00489_06054_6469.N1	28-APR-2003 00:28:30	Straylight	65.000	75	26Eps Sco	2.2910	4250.0	130	6054	No
10	GOM_NL__2PRFIN20030428_003023_000000432015_00489_06054_6470.N1	28-APR-2003 00:30:23	Straylight	42.500	81	Eta Cen	2.3560	28000.	85	6054	No
11	GOM_NL__2PRFIN20030428_003231_000000452015_00489_06054_6471.N1	28-APR-2003 00:32:31	Straylight	45.000	54	5The Cen	2.0550	4500.0	90	6054	No
12	GOM_NL__2PRFIN20030428_003452_000000672015_00489_06054_6472.N1	28-APR-2003 00:34:52	Twilight	67.000	80	7Del Sco	2.3160	30000.	134	6054	No
13	GOM_NL__2PRFIN20030428_003652_000000412015_00489_06054_6473.N1	28-APR-2003 00:36:52	Bright	40.500	169	46Gam Hya	2.9910	4700.0	81	6054	No
14	GOM_NL__2PRFIN20030428_004039_000000502015_00489_06054_6474.N1	28-APR-2003 00:40:39	Bright	50.000	104	27Bet Lib	2.6140	13100.	100	6054	No
15	GOM_NL__2PRFIN20030428_004317_000000372015_00489_06054_6475.N1	28-APR-2003 00:43:17	Bright	36.500	121	29Gam Vir	2.7400	7200.0	73	6054	No
16	GOM_NL__2PRFIN20030428_004641_000000372015_00489_06054_6476.N1	28-APR-2003 00:46:41	Bright	36.500	138	47Eps Vir	2.8280	4700.0	73	6054	No
17	GOM_NL__2PRFIN20030428_004911_000000392015_00489_06054_6477.N1	28-APR-2003 00:49:11	Bright	39.000	111	8Eta Boo	2.6800	6000.0	78	6054	No
18	GOM_NL__2PRFIN20030428_005429_000000372015_00489_06054_6478.N1	28-APR-2003 00:54:29	Bright	36.500	152	12Alp2CVn	2.8900	11000.	73	6054	No
19	GOM_NL__2PRFIN20030428_005608_000000422015_00489_06054_6479.N1	28-APR-2003 00:56:08	Bright	41.500	180	27Gam Boo	3.0400	8000.0	83	6054	No
20	GOM_NL__2PRFIN20030428_005811_000000392015_00489_06054_6480.N1	28-APR-2003 00:58:11	Bright	38.500	39	85Eta UMa	1.8540	24000.	77	6054	No
21	GOM_NL__2PRFIN20030428_010133_000000382015_00489_06054_6481.N1	28-APR-2003 01:01:33	Bright	38.000	36	50Alp UMa	1.8000	6300.0	76	6054	No
22	GOM_NL__2PRFIN20030428_010537_000000382015_00489_06054_6482.N1	28-APR-2003 01:05:37	Bright	38.000	60	7Bet UMi	2.0810	3950.0	76	6054	No
23	GOM_NL__2PRFIN20030428_010912_000000362015_00489_06054_6483.N1	28-APR-2003 01:09:12	Bright	36.000	49	1Alp UMi	1.9900	6300.0	72	6054	No
24	GOM_NL__2PRFIN20030428_011055_000000642015_00489_06054_6484.N1	28-APR-2003 01:10:55	Bright	64.000	69	33Gam Dra	2.2310	3800.0	128	6054	No
25	GOM_NL__2PRFIN20030428_011550_000000422015_00489_06054_6485.N1	28-APR-2003 01:15:50	Bright	42.000	89	5Alp Cep	2.4510	8000.0	84	6054	No
26	GOM_NL__2PRFIN20030428_011923_000001662015_00489_06054_6486.N1	28-APR-2003 01:19:23	Bright	166.00	5	3Alp Lyr	0.033000	11000.	332	6054	No
27	GOM_NL__2PRFIN20030428_012616_000000802015_00489_06054_6487.N1	28-APR-2003 01:26:16	Twilight	79.500	92	53Eps Cyg	2.5000	4500.0	159	6054	No
28	GOM_NL__2PRFIN20030428_013107_000000442015_00489_06054_6488.N1	28-APR-2003 01:31:07	Twilight	44.000	90	54Alp Peg	2.4870	11000.	88	6054	No
29	GOM_NL__2PRFIN20030428_013503_000000642015_00489_06054_6489.N1	28-APR-2003 01:35:03	Dark	63.500	61	8Eps Peg	2.1000	3900.0	127	6054	No
30	GOM_NL__2PRFIN20030428_013730_000000512015_00489_06054_6490.N1	28-APR-2003 01:37:30	Dark	50.500	162	34Alp Aqr	2.9440	5350.0	101	6054	No
31	GOM_NL__2PRFIN20030428_014054_000000612015_00489_06054_6491.N1	28-APR-2003 01:40:54	Dark	61.000	154	22Bet Aqr	2.8990	5700.0	122	6054	No
32	GOM_NL__2PRFIN20030428_014348_000000462015_00489_06054_6492.N1	28-APR-2003 01:43:48	Dark	45.500	18	24Alp PsA	1.1660	9700.0	91	6054	No
33	GOM_NL__2PRFIN20030428_014930_000000402015_00489_06054_6493.N1	28-APR-2003 01:49:30	Dark	40.000	31	Alp Gru	1.7340	15200.	80	6054	No
34	GOM_NL__2PRFIN20030428_015217_000000432015_00489_06054_6494.N1	28-APR-2003 01:52:17	Dark	43.000	148	Alp Tuc	2.8780	4100.0	86	6054	No
35	GOM_NL__2PRFIN20030428_015454_000000422015_00490_06055_6465.N1	28-APR-2003 01:54:54	Dark	41.500	45	Alp Pav	1.9400	26000.	83	6055	No
36	GOM_NL__2PRFIN20030428_015956_000000752015_00490_06055_6466.N1	28-APR-2003 01:59:56	Dark	74.500	103	38Zet Sgr	2.6000	9700.0	149	6055	No
37	GOM_NL__2PRFIN20030428_020229_000000442015_00490_06055_6467.N1	28-APR-2003 02:02:29	Straylight	44.000	141	Bet Ara	2.8400	4600.0	88	6055	No
38	GOM_NL__2PRFIN20030428_020407_000000562015_00490_06055_6468.N1	28-APR-2003 02:04:07	Straylight	55.500	40	The Sco	1.8590	7100.0	111	6055	No
39	GOM_NL__2PRFIN20030428_020548_000000632015_00490_06055_6469.N1	28-APR-2003 02:05:48	Straylight	62.500	25	35Lam Sco	1.6200	28000.	125	6055	No
40	GOM_NL__2PRFIN20030428_020852_000000382015_00490_06055_6470.N1	28-APR-2003 02:08:52	Straylight	37.500	77	Eps Cen	2.3030	28000.	75	6055	No
41	GOM_NL__2PRFIN20030428_021059_000000412015_00490_06055_6471.N1	28-APR-2003 02:10:59	Straylight	41.000	81	Eta Cen	2.3560	28000.	82	6055	No
42	GOM_NL__2PRFIN20030428_021303_000000862015_00490_06055_6472.N1	28-APR-2003 02:13:03	Twilight	86.000	16	21Alp Sco	1.0200	3000.0	172	6055	No

43	GOM_NL__2PRFIN20030428_021528_000000672015_00490_06055_6473.N1	28-APR-2003 02:15:28	Twilight	67.000	80	7Del Sco	2.3160	30000.	134	6055	No
44	GOM_NL__2PRFIN20030428_021728_000000412015_00490_06055_6474.N1	28-APR-2003 02:17:28	Bright	40.500	169	46Gam Hya	2.9910	4700.0	81	6055	No
45	GOM_NL__2PRFIN20030428_022115_000000532015_00490_06055_6475.N1	28-APR-2003 02:21:15	Bright	53.000	104	27Bet Lib	2.6140	13100.	106	6055	No
46	GOM_NL__2PRFIN20030428_022353_000000362015_00490_06055_6476.N1	28-APR-2003 02:23:53	Bright	36.000	121	29Gam Vir	2.7400	7200.0	72	6055	No
47	GOM_NL__2PRFIN20030428_022717_000000372015_00490_06055_6477.N1	28-APR-2003 02:27:17	Bright	36.500	138	47Eps Vir	2.8280	4700.0	73	6055	No
48	GOM_NL__2PRFIN20030428_022946_000000412015_00490_06055_6478.N1	28-APR-2003 02:29:46	Bright	40.500	111	8Eta Boo	2.6800	6000.0	81	6055	No
49	GOM_NL__2PRFIN20030428_023505_000000372015_00490_06055_6479.N1	28-APR-2003 02:35:05	Bright	36.500	152	12Alp2CVn	2.8900	11000.	73	6055	No
50	GOM_NL__2PRFIN20030428_023643_000000432015_00490_06055_6480.N1	28-APR-2003 02:36:43	Bright	42.500	180	27Gam Boo	3.0400	8000.0	85	6055	No
51	GOM_NL__2PRFIN20030428_023846_000000372015_00490_06055_6481.N1	28-APR-2003 02:38:46	Bright	37.000	39	85Eta UMa	1.8540	24000.	74	6055	No
52	GOM_NL__2PRFIN20030428_024005_000000352015_00490_06055_6482.N1	28-APR-2003 02:40:05	Bright	35.000	32	77Eps UMa	1.7630	11000.	70	6055	No
53	GOM_NL__2PRFIN20030428_024209_000000362015_00490_06055_6483.N1	28-APR-2003 02:42:09	Bright	36.000	36	50Alp UMa	1.8000	6300.0	72	6055	No
54	GOM_NL__2PRFIN20030428_024613_000000392015_00490_06055_6484.N1	28-APR-2003 02:46:13	Bright	39.000	60	7Bet UMi	2.0810	3950.0	78	6055	No
55	GOM_NL__2PRFIN20030428_024948_000000342015_00490_06055_6485.N1	28-APR-2003 02:49:48	Bright	33.500	49	1Alp UMi	1.9900	6300.0	67	6055	No
56	GOM_NL__2PRFIN20030428_025129_000000642015_00490_06055_6486.N1	28-APR-2003 02:51:29	Bright	63.500	69	33Gam Dra	2.2310	3800.0	127	6055	No
57	GOM_NL__2PRFIN20030428_025626_000000412015_00490_06055_6487.N1	28-APR-2003 02:56:26	Bright	41.000	89	5Alp Cep	2.4510	8000.0	82	6055	No
58	GOM_NL__2PRFIN20030428_025956_000001672015_00490_06055_6488.N1	28-APR-2003 02:59:56	Bright	166.50	5	3Alp Lyr	0.033000	11000.	333	6055	No
59	GOM_NL__2PRFIN20030428_030653_000000762015_00490_06055_6489.N1	28-APR-2003 03:06:53	Twilight	75.500	92	53Eps Cyg	2.5000	4500.0	151	6055	No
60	GOM_NL__2PRFIN20030428_031144_000000432015_00490_06055_6490.N1	28-APR-2003 03:11:44	Twilight	43.000	90	54Alp Peg	2.4870	11000.	86	6055	No
61	GOM_NL__2PRFIN20030428_031540_000000632015_00490_06055_6491.N1	28-APR-2003 03:15:40	Dark	62.500	61	8Eps Peg	2.1000	3900.0	125	6055	No
62	GOM_NL__2PRFIN20030428_031807_000000512015_00490_06055_6492.N1	28-APR-2003 03:18:07	Dark	50.500	162	34Alp Aqr	2.9440	5350.0	101	6055	No
63	GOM_NL__2PRFIN20030428_032131_000000562015_00490_06055_6493.N1	28-APR-2003 03:21:31	Dark	56.000	154	22Bet Aqr	2.8990	5700.0	112	6055	No
64	GOM_NL__2PRFIN20030428_032424_000000482015_00490_06055_6494.N1	28-APR-2003 03:24:24	Dark	47.500	18	24Alp PsA	1.1660	9700.0	95	6055	No
65	GOM_NL__2PRFIN20030428_033007_000000392015_00490_06055_6495.N1	28-APR-2003 03:30:07	Dark	39.000	31	Alp Gru	1.7340	15200.	78	6055	No
66	GOM_NL__2PRFIN20030428_033253_000000402015_00490_06055_6496.N1	28-APR-2003 03:32:53	Dark	40.000	148	Alp Tuc	2.8780	4100.0	80	6055	No
67	GOM_NL__2PRFIN20030428_033531_000000422015_00491_06056_6465.N1	28-APR-2003 03:35:31	Dark	42.000	45	Alp Pav	1.9400	26000.	84	6056	No
68	GOM_NL__2PRFIN20030428_034033_000000762015_00491_06056_6466.N1	28-APR-2003 03:40:33	Dark	75.500	103	38Zet Sgr	2.6000	9700.0	151	6056	No
69	GOM_NL__2PRFIN20030428_034306_000000422015_00491_06056_6467.N1	28-APR-2003 03:43:06	Straylight	42.000	141	Bet Ara	2.8400	4600.0	84	6056	No
70	GOM_NL__2PRFIN20030428_034444_000000572015_00491_06056_6468.N1	28-APR-2003 03:44:44	Straylight	57.000	40	The Sco	1.8590	7100.0	114	6056	No
71	GOM_NL__2PRFIN20030428_034625_000000642015_00491_06056_6469.N1	28-APR-2003 03:46:25	Straylight	64.000	25	35Lam Sco	1.6200	28000.	128	6056	No
72	GOM_NL__2PRFIN20030428_034928_000000382015_00491_06056_6470.N1	28-APR-2003 03:49:28	Straylight	38.000	77	Eps Cen	2.3030	28000.	76	6056	No
73	GOM_NL__2PRFIN20030428_035135_000000422015_00491_06056_6471.N1	28-APR-2003 03:51:35	Straylight	42.000	81	Eta Cen	2.3560	28000.	84	6056	No
74	GOM_NL__2PRFIN20030428_035339_000000752015_00491_06056_6472.N1	28-APR-2003 03:53:39	Twilight	75.000	16	21Alp Sco	1.0200	3000.0	150	6056	No
75	GOM_NL__2PRFIN20030428_035604_000000652015_00491_06056_6473.N1	28-APR-2003 03:56:04	Twilight	65.000	80	7Del Sco	2.3160	30000.	130	6056	No
76	GOM_NL__2PRFIN20030428_035804_000000502015_00491_06056_6474.N1	28-APR-2003 03:58:04	Bright	50.000	169	46Gam Hya	2.9910	4700.0	100	6056	No
77	GOM_NL__2PRFIN20030428_040151_000000512015_00491_06056_6475.N1	28-APR-2003 04:01:51	Bright	50.500	104	27Bet Lib	2.6140	13100.	101	6056	No
78	GOM_NL__2PRFIN20030428_040429_000000362015_00491_06056_6476.N1	28-APR-2003 04:04:29	Bright	36.000	121	29Gam Vir	2.7400	7200.0	72	6056	No
79	GOM_NL__2PRFIN20030428_040753_000000362015_00491_06056_6477.N1	28-APR-2003 04:07:53	Bright	36.000	138	47Eps Vir	2.8280	4700.0	72	6056	No
80	GOM_NL__2PRFIN20030428_041022_000000392015_00491_06056_6478.N1	28-APR-2003 04:10:22	Bright	39.000	111	8Eta Boo	2.6800	6000.0	78	6056	No
81	GOM_NL__2PRFIN20030428_041541_000000362015_00491_06056_6479.N1	28-APR-2003 04:15:41	Bright	35.500	152	12Alp2CVn	2.8900	11000.	71	6056	No
82	GOM_NL__2PRFIN20030428_041719_000000442015_00491_06056_6480.N1	28-APR-2003 04:17:19	Bright	44.000	180	27Gam Boo	3.0400	8000.0	88	6056	No
83	GOM_NL__2PRFIN20030428_041922_000000512015_00491_06056_6481.N1	28-APR-2003 04:19:22	Bright	50.500	39	85Eta UMa	1.8540	24000.	101	6056	No
84	GOM_NL__2PRFIN20030428_042041_000000362015_00491_06056_6482.N1	28-APR-2003 04:20:41	Bright	36.000	32	77Eps UMa	1.7630	11000.	72	6056	No
85	GOM_NL__2PRFIN20030428_042245_000000372015_00491_06056_6483.N1	28-APR-2003 04:22:45	Bright	37.000	36	50Alp UMa	1.8000	6300.0	74	6056	No
86	GOM_NL__2PRFIN20030428_042649_000000362015_00491_06056_6484.N1	28-APR-2003 04:26:49	Bright	35.500	60	7Bet UMi	2.0810	3950.0	71	6056	No
87	GOM_NL__2PRFIN20030428_043024_000000342015_00491_06056_6485.N1	28-APR-2003 04:30:24	Bright	33.500	49	1Alp UMi	1.9900	6300.0	67	6056	No
88	GOM_NL__2PRFIN20030428_043204_000000652015_00491_06056_6486.N1	28-APR-2003 04:32:04	Bright	64.500	69	33Gam Dra	2.2310	3800.0	129	6056	No
89	GOM_NL__2PRFIN20030428_043701_000000422015_00491_06056_6487.N1	28-APR-2003 04:37:01	Bright	42.000	89	5Alp Cep	2.4510	8000.0	84	6056	No
90	GOM_NL__2PRFIN20030428_044032_000001552015_00491_06056_6488.N1	28-APR-2003 04:40:32	Bright	154.50	5	3Alp Lyr	0.033000	11000.	309	6056	No
91	GOM_NL__2PRFIN20030428_044728_000000772015_00491_06056_6489.N1	28-APR-2003 04:47:28	Twilight	76.500	92	53Eps Cyg	2.5000	4500.0	153	6056	No
92	GOM_NL__2PRFIN20030428_045220_000000422015_00491_06056_6490.N1	28-APR-2003 04:52:20	Twilight	42.000	90	54Alp Peg	2.4870	11000.	84	6056	No
93	GOM_NL__2PRFIN20030428_045616_000000662015_00491_06056_6491.N1	28-APR-2003 04:56:16	Dark	66.000	61	8Eps Peg	2.1000	3900.0	132	6056	No
94	GOM_NL__2PRFIN20030428_045843_000000512015_00491_06056_6492.N1	28-APR-2003 04:58:43	Dark	51.000	162	34Alp Aqr	2.9440	5350.0	102	6056	No
95	GOM_NL__2PRFIN20030428_050208_000000582015_00491_06056_6493.N1	28-APR-2003 05:02:08	Dark	58.000	154	22Bet Aqr	2.8990	5700.0	116	6056	No
96	GOM_NL__2PRFIN20030428_050501_000000432015_00491_06056_6494.N1	28-APR-2003 05:05:01	Dark	42.500	18	24Alp PsA	1.1660	9700.0	85	6056	No
97	GOM_NL__2PRFIN20030428_050904_000000422015_00491_06056_6495.N1	28-APR-2003 05:09:04	Dark	41.500	172	Gam Gru	3.0030	13100.	83	6056	No
98	GOM_NL__2PRFIN20030428_051043_000000462015_00491_06056_6496.N1	28-APR-2003 05:10:43	Dark	45.500	31	Alp Gru	1.7340	15200.	91	6056	No
99	GOM_NL__2PRFIN20030428_051329_000000422015_00491_06056_6497.N1	28-APR-2003 05:13:29	Dark	42.000	148	Alp Tuc	2.8780	4100.0	84	6056	No
100	GOM_NL__2PRFIN20030428_051607_000000432015_00492_06057_6485.N1	28-APR-2003 05:16:07	Dark	42.500	45	Alp Pav	1.9400	26000.	85	6057	No
101	GOM_NL__2PRFIN20030428_052111_000000742015_00492_06057_6486.N1	28-APR-2003 05:21:11	Dark	73.500	103	38Zet Sgr	2.6000	9700.0	147	6057	No

102	GOM_NL__2PRFIN20030428_052342_000000452015_00492_06057_6487.N1	28-APR-2003 05:23:42	Straylight	45.000	141	Bet Ara	2.8400	4600.0	90	6057	No
103	GOM_NL__2PRFIN20030428_052521_000000582015_00492_06057_6488.N1	28-APR-2003 05:25:21	Straylight	58.000	40	The Sco	1.8590	7100.0	116	6057	No
104	GOM_NL__2PRFIN20030428_052702_000000642015_00492_06057_6489.N1	28-APR-2003 05:27:02	Straylight	63.500	25	35Lam Sco	1.6200	28000.	127	6057	No
105	GOM_NL__2PRFIN20030428_053005_000000382015_00492_06057_6490.N1	28-APR-2003 05:30:05	Straylight	37.500	77	Eps Cen	2.3030	28000.	75	6057	No
106	GOM_NL__2PRFIN20030428_053211_000000412015_00492_06057_6491.N1	28-APR-2003 05:32:11	Straylight	41.000	81	Eta Cen	2.3560	28000.	82	6057	No
107	GOM_NL__2PRFIN20030428_053416_000000832015_00492_06057_6492.N1	28-APR-2003 05:34:16	Twi_and_stray	82.500	16	21Alp Sco	1.0200	3000.0	165	6057	No
108	GOM_NL__2PRFIN20030428_053641_000000702015_00492_06057_6493.N1	28-APR-2003 05:36:41	Twi_and_stray	69.500	80	7Del Sco	2.3160	30000.	139	6057	No
109	GOM_NL__2PRFIN20030428_053840_000000452015_00492_06057_6494.N1	28-APR-2003 05:38:40	Bright	44.500	169	46Gam Hya	2.9910	4700.0	89	6057	No
110	GOM_NL__2PRFIN20030428_054227_000000522015_00492_06057_6495.N1	28-APR-2003 05:42:27	Bright	52.000	104	27Bet Lib	2.6140	13100.	104	6057	No
111	GOM_NL__2PRFIN20030428_054505_000000362015_00492_06057_6496.N1	28-APR-2003 05:45:05	Bright	36.000	121	29Gam Vir	2.7400	7200.0	72	6057	No
112	GOM_NL__2PRFIN20030428_054829_000000372015_00492_06057_6497.N1	28-APR-2003 05:48:29	Bright	36.500	138	47Eps Vir	2.8280	4700.0	73	6057	No
113	GOM_NL__2PRFIN20030428_055058_000000402015_00492_06057_6498.N1	28-APR-2003 05:50:58	Bright	40.000	111	8Eta Boo	2.6800	6000.0	80	6057	No
114	GOM_NL__2PRFIN20030428_055617_000000362015_00492_06057_6499.N1	28-APR-2003 05:56:17	Bright	36.000	152	12Alp2CVn	2.8900	11000.	72	6057	No
115	GOM_NL__2PRFIN20030428_055754_000000422015_00492_06057_6500.N1	28-APR-2003 05:57:54	Bright	42.000	180	27Gam Boo	3.0400	8000.0	84	6057	No
116	GOM_NL__2PRFIN20030428_055958_000000402015_00492_06057_6501.N1	28-APR-2003 05:59:58	Bright	39.500	39	85Eta UMa	1.8540	24000.	79	6057	No
117	GOM_NL__2PRFIN20030428_060116_000000382015_00492_06057_6502.N1	28-APR-2003 06:01:16	Bright	37.500	32	77Eps UMa	1.7630	11000.	75	6057	No
118	GOM_NL__2PRFIN20030428_060321_000000362015_00492_06057_6503.N1	28-APR-2003 06:03:21	Bright	36.000	36	50Alp UMa	1.8000	6300.0	72	6057	No
119	GOM_NL__2PRFIN20030428_060724_000000402015_00492_06057_6504.N1	28-APR-2003 06:07:24	Bright	39.500	60	7Bet UMi	2.0810	3950.0	79	6057	No
120	GOM_NL__2PRFIN20030428_061100_000000372015_00492_06057_6505.N1	28-APR-2003 06:11:00	Bright	36.500	49	1Alp UMi	1.9900	6300.0	73	6057	No
121	GOM_NL__2PRFIN20030428_061239_000000642015_00492_06057_6506.N1	28-APR-2003 06:12:39	Bright	63.500	69	33Gam Dra	2.2310	3800.0	127	6057	No
122	GOM_NL__2PRFIN20030428_061737_000000422015_00492_06057_6507.N1	28-APR-2003 06:17:37	Bright	41.500	89	5Alp Cep	2.4510	8000.0	83	6057	No
123	GOM_NL__2PRFIN20030428_062106_000001632015_00492_06057_6508.N1	28-APR-2003 06:21:06	Bright	163.00	5	3Alp Lyr	0.033000	11000.	326	6057	No
124	GOM_NL__2PRFIN20030428_062805_000000742015_00492_06057_6509.N1	28-APR-2003 06:28:05	Twi_and_stray	74.000	92	53Eps Cyg	2.5000	4500.0	148	6057	No
125	GOM_NL__2PRFIN20030428_063256_000000432015_00492_06057_6510.N1	28-APR-2003 06:32:56	Twilight	42.500	90	54Alp Peg	2.4870	11000.	85	6057	No
126	GOM_NL__2PRFIN20030428_063653_000000642015_00492_06057_6511.N1	28-APR-2003 06:36:53	Dark	64.000	61	8Eps Peg	2.1000	3900.0	128	6057	No
127	GOM_NL__2PRFIN20030428_063920_000000552015_00492_06057_6512.N1	28-APR-2003 06:39:20	Dark	54.500	162	34Alp Aqr	2.9440	5350.0	109	6057	No
128	GOM_NL__2PRFIN20030428_064245_000000592015_00492_06057_6513.N1	28-APR-2003 06:42:45	Dark	59.000	154	22Bet Aqr	2.8990	5700.0	118	6057	No
129	GOM_NL__2PRFIN20030428_064537_000000402015_00492_06057_6514.N1	28-APR-2003 06:45:37	Dark	40.000	18	24Alp PsA	1.1660	9700.0	80	6057	No
130	GOM_NL__2PRFIN20030428_064941_000000422015_00492_06057_6515.N1	28-APR-2003 06:49:41	Dark	42.000	172	Gam Gru	3.0030	13100.	84	6057	No
131	GOM_NL__2PRFIN20030428_065120_000000402015_00492_06057_6516.N1	28-APR-2003 06:51:20	Dark	40.000	31	Alp Gru	1.7340	15200.	80	6057	No
132	GOM_NL__2PRFIN20030428_065405_000000482015_00493_06058_6517.N1	28-APR-2003 06:54:05	Dark	47.500	148	Alp Tuc	2.8780	4100.0	95	6058	No
133	GOM_NL__2PRFIN20030428_065644_000000412015_00493_06058_6485.N1	28-APR-2003 06:56:44	Dark	41.000	45	Alp Pav	1.9400	26000.	82	6058	No
134	GOM_NL__2PRFIN20030428_070149_000000742015_00493_06058_6486.N1	28-APR-2003 07:01:49	Dark	73.500	103	38Zet Sgr	2.6000	9700.0	147	6058	No
135	GOM_NL__2PRFIN20030428_070419_000000462015_00493_06058_6487.N1	28-APR-2003 07:04:19	Straylight	46.000	141	Bet Ara	2.8400	4600.0	92	6058	No
136	GOM_NL__2PRFIN20030428_070558_000000602015_00493_06058_6488.N1	28-APR-2003 07:05:58	Straylight	60.000	40	The Sco	1.8590	7100.0	120	6058	No
137	GOM_NL__2PRFIN20030428_070739_000000642015_00493_06058_6489.N1	28-APR-2003 07:07:39	Straylight	64.000	25	35Lam Sco	1.6200	28000.	128	6058	No
138	GOM_NL__2PRFIN20030428_071041_000000422015_00493_06058_6490.N1	28-APR-2003 07:10:41	Straylight	41.500	77	Eps Cen	2.3030	28000.	83	6058	No
139	GOM_NL__2PRFIN20030428_071247_000000432015_00493_06058_6491.N1	28-APR-2003 07:12:47	Straylight	43.000	81	Eta Cen	2.3560	28000.	86	6058	No
140	GOM_NL__2PRFIN20030428_071452_000000822015_00493_06058_6492.N1	28-APR-2003 07:14:52	Twi_and_stray	82.000	16	21Alp Sco	1.0200	3000.0	164	6058	No
141	GOM_NL__2PRFIN20030428_071717_000000662015_00493_06058_6493.N1	28-APR-2003 07:17:17	Twi_and_stray	66.000	80	7Del Sco	2.3160	30000.	132	6058	No
142	GOM_NL__2PRFIN20030428_071916_000000422015_00493_06058_6494.N1	28-APR-2003 07:19:16	Bright	42.000	169	46Gam Hya	2.9910	4700.0	84	6058	No
143	GOM_NL__2PRFIN20030428_072303_000000522015_00493_06058_6495.N1	28-APR-2003 07:23:03	Bright	52.000	104	27Bet Lib	2.6140	13100.	104	6058	No
144	GOM_NL__2PRFIN20030428_072541_000000372015_00493_06058_6496.N1	28-APR-2003 07:25:41	Bright	36.500	121	29Gam Vir	2.7400	7200.0	73	6058	No
145	GOM_NL__2PRFIN20030428_072905_000000372015_00493_06058_6497.N1	28-APR-2003 07:29:05	Bright	37.000	138	47Eps Vir	2.8280	4700.0	74	6058	No
146	GOM_NL__2PRFIN20030428_073134_000000412015_00493_06058_6498.N1	28-APR-2003 07:31:34	Bright	40.500	111	8Eta Boo	2.6800	6000.0	81	6058	No
147	GOM_NL__2PRFIN20030428_073652_000000352015_00493_06058_6499.N1	28-APR-2003 07:36:52	Bright	35.000	152	12Alp2CVn	2.8900	11000.	70	6058	No
148	GOM_NL__2PRFIN20030428_073830_000000442015_00493_06058_6500.N1	28-APR-2003 07:38:30	Bright	43.500	180	27Gam Boo	3.0400	8000.0	87	6058	No
149	GOM_NL__2PRFIN20030428_074033_000000392015_00493_06058_6501.N1	28-APR-2003 07:40:33	Bright	38.500	39	85Eta UMa	1.8540	24000.	77	6058	No
150	GOM_NL__2PRFIN20030428_074152_000000382015_00493_06058_6502.N1	28-APR-2003 07:41:52	Bright	37.500	32	77Eps UMa	1.7630	11000.	75	6058	No
151	GOM_NL__2PRFIN20030428_074358_000000372015_00493_06058_6503.N1	28-APR-2003 07:43:58	Bright	36.500	36	50Alp UMa	1.8000	6300.0	73	6058	No
152	GOM_NL__2PRFIN20030428_074800_000000382015_00493_06058_6504.N1	28-APR-2003 07:48:00	Bright	37.500	60	7Bet UMi	2.0810	3950.0	75	6058	No
153	GOM_NL__2PRFIN20030428_075136_000000342015_00493_06058_6505.N1	28-APR-2003 07:51:36	Bright	33.500	49	1Alp UMi	1.9900	6300.0	67	6058	No
154	GOM_NL__2PRFIN20030428_075313_000000642015_00493_06058_6506.N1	28-APR-2003 07:53:13	Bright	64.000	69	33Gam Dra	2.2310	3800.0	128	6058	No
155	GOM_NL__2PRFIN20030428_075812_000000432015_00493_06058_6507.N1	28-APR-2003 07:58:12	Bright	42.500	89	5Alp Cep	2.4510	8000.0	85	6058	No
156	GOM_NL__2PRFIN20030428_080141_000001562015_00493_06058_6508.N1	28-APR-2003 08:01:41	Bright	155.50	5	3Alp Lyr	0.033000	11000.	311	6058	No
157	GOM_NL__2PRFIN20030428_080840_000000812015_00493_06058_6509.N1	28-APR-2003 08:08:40	Twi_and_stray	80.500	92	53Eps Cyg	2.5000	4500.0	161	6058	No
158	GOM_NL__2PRFIN20030428_081332_000000452015_00493_06058_6510.N1	28-APR-2003 08:13:32	Twilight	44.500	90	54Alp Peg	2.4870	11000.	89	6058	No
159	GOM_NL__2PRFIN20030428_081729_000000582015_00493_06058_6511.N1	28-APR-2003 08:17:29	Dark	58.000	61	8Eps Peg	2.1000	3900.0	116	6058	No
160	GOM_NL__2PRFIN20030428_081956_000000502015_00493_06058_6512.N1	28-APR-2003 08:19:56	Dark	49.500	162	34Alp Aqr	2.9440	5350.0	99	6058	No

161	GOM_NL__2PRFIN20030428_082322_000000602015_00493_06058_6513.N1	28-APR-2003 08:23:22	Dark	60.000	154	22Bet Aqr	2.8990	5700.0	120	6058	No
162	GOM_NL__2PRFIN20030428_082613_000000452015_00493_06058_6514.N1	28-APR-2003 08:26:13	Dark	44.500	18	24Alp PsA	1.1660	9700.0	89	6058	No
163	GOM_NL__2PRFIN20030428_083017_000000422015_00493_06058_6515.N1	28-APR-2003 08:30:17	Dark	42.000	172	Gam Gru	3.0030	13100.	84	6058	No
164	GOM_NL__2PRFIN20030428_083156_000000412015_00493_06058_6516.N1	28-APR-2003 08:31:56	Dark	41.000	31	Alp Gru	1.7340	15200.	82	6058	No
165	GOM_NL__2PRFIN20030428_083442_000000392015_00494_06059_6517.N1	28-APR-2003 08:34:42	Dark	38.500	148	Alp Tuc	2.8780	4100.0	77	6059	No
166	GOM_NL__2PRFIN20030428_083720_000000432015_00494_06059_6485.N1	28-APR-2003 08:37:20	Dark	42.500	45	Alp Pav	1.9400	26000.	85	6059	No
167	GOM_NL__2PRFIN20030428_084226_000000742015_00494_06059_6486.N1	28-APR-2003 08:42:26	Dark	74.000	103	38Zet Sgr	2.6000	9700.0	148	6059	No
168	GOM_NL__2PRFIN20030428_084455_000000442015_00494_06059_6487.N1	28-APR-2003 08:44:55	Straylight	43.500	141	Bet Ara	2.8400	4600.0	87	6059	No
169	GOM_NL__2PRFIN20030428_084635_000000562015_00494_06059_6488.N1	28-APR-2003 08:46:35	Straylight	55.500	40	The Sco	1.8590	7100.0	111	6059	No
170	GOM_NL__2PRFIN20030428_084816_000000602015_00494_06059_6489.N1	28-APR-2003 08:48:16	Straylight	59.500	25	35Lam Sco	1.6200	28000.	119	6059	No
171	GOM_NL__2PRFIN20030428_085117_000000382015_00494_06059_6490.N1	28-APR-2003 08:51:17	Straylight	38.000	77	Eps Cen	2.3030	28000.	76	6059	No
172	GOM_NL__2PRFIN20030428_085324_000000432015_00494_06059_6491.N1	28-APR-2003 08:53:24	Straylight	43.000	81	Eta Cen	2.3560	28000.	86	6059	No
173	GOM_NL__2PRFIN20030428_085529_000000862015_00494_06059_6492.N1	28-APR-2003 08:55:29	Tw_i_and_stray	85.500	16	21Alp Sco	1.0200	3000.0	171	6059	No
174	GOM_NL__2PRFIN20030428_085753_000000642015_00494_06059_6493.N1	28-APR-2003 08:57:53	Tw_i_and_stray	64.000	80	7Del Sco	2.3160	30000.	128	6059	No
175	GOM_NL__2PRFIN20030428_085953_000000392015_00494_06059_6494.N1	28-APR-2003 08:59:53	Bright	38.500	169	46Gam Hya	2.9910	4700.0	77	6059	No
176	GOM_NL__2PRFIN20030428_090339_000000522015_00494_06059_6495.N1	28-APR-2003 09:03:39	Bright	52.000	104	27Bet Lib	2.6140	13100.	104	6059	No
177	GOM_NL__2PRFIN20030428_090617_000000372015_00494_06059_6496.N1	28-APR-2003 09:06:17	Bright	37.000	121	29Gam Vir	2.7400	7200.0	74	6059	No
178	GOM_NL__2PRFIN20030428_090941_000000372015_00494_06059_6497.N1	28-APR-2003 09:09:41	Bright	36.500	138	47Eps Vir	2.8280	4700.0	73	6059	No
179	GOM_NL__2PRFIN20030428_091209_000000412015_00494_06059_6498.N1	28-APR-2003 09:12:09	Bright	41.000	111	8Eta Boo	2.6800	6000.0	82	6059	No
180	GOM_NL__2PRFIN20030428_091728_000000372015_00494_06059_6499.N1	28-APR-2003 09:17:28	Bright	36.500	152	12Alp2CVn	2.8900	11000.	73	6059	No
181	GOM_NL__2PRFIN20030428_091905_000000432015_00494_06059_6500.N1	28-APR-2003 09:19:05	Bright	42.500	180	27Gam Boo	3.0400	8000.0	85	6059	No
182	GOM_NL__2PRFIN20030428_092109_000000382015_00494_06059_6501.N1	28-APR-2003 09:21:09	Bright	38.000	39	85Eta UMa	1.8540	24000.	76	6059	No
183	GOM_NL__2PRFIN20030428_092228_000000372015_00494_06059_6502.N1	28-APR-2003 09:22:28	Bright	36.500	32	77Eps UMa	1.7630	11000.	73	6059	No
184	GOM_NL__2PRFIN20030428_092434_000000372015_00494_06059_6503.N1	28-APR-2003 09:24:34	Bright	36.500	36	50Alp UMa	1.8000	6300.0	73	6059	No
185	GOM_NL__2PRFIN20030428_092835_000000402015_00494_06059_6504.N1	28-APR-2003 09:28:35	Bright	40.000	60	7Bet UMi	2.0810	3950.0	80	6059	No
186	GOM_NL__2PRFIN20030428_093212_000000362015_00494_06059_6505.N1	28-APR-2003 09:32:12	Bright	36.000	49	1Alp UMi	1.9900	6300.0	72	6059	No
187	GOM_NL__2PRFIN20030428_093348_000000682015_00494_06059_6506.N1	28-APR-2003 09:33:48	Bright	68.000	69	33Gam Dra	2.2310	3800.0	136	6059	No
188	GOM_NL__2PRFIN20030428_093848_000000432015_00494_06059_6507.N1	28-APR-2003 09:38:48	Bright	43.000	89	5Alp Cep	2.4510	8000.0	86	6059	No
189	GOM_NL__2PRFIN20030428_094215_000001542015_00494_06059_6508.N1	28-APR-2003 09:42:15	Bright	153.50	5	3Alp Lyr	0.033000	11000.	307	6059	No
190	GOM_NL__2PRFIN20030428_094916_000000842015_00494_06059_6509.N1	28-APR-2003 09:49:16	Tw_i_and_stray	83.500	92	53Eps Cyg	2.5000	4500.0	167	6059	No
191	GOM_NL__2PRFIN20030428_095408_000000442015_00494_06059_6510.N1	28-APR-2003 09:54:08	Twilight	43.500	90	54Alp Peg	2.4870	11000.	87	6059	No
192	GOM_NL__2PRFIN20030428_095806_000000612015_00494_06059_6511.N1	28-APR-2003 09:58:06	Dark	61.000	61	8Eps Peg	2.1000	3900.0	122	6059	No
193	GOM_NL__2PRFIN20030428_100033_000000522015_00494_06059_6512.N1	28-APR-2003 10:00:33	Dark	52.000	162	34Alp Aqr	2.9440	5350.0	104	6059	No
194	GOM_NL__2PRFIN20030428_100359_000000582015_00494_06059_6513.N1	28-APR-2003 10:03:59	Dark	58.000	154	22Bet Aqr	2.8990	5700.0	116	6059	No
195	GOM_NL__2PRFIN20030428_100649_000000432015_00494_06059_6514.N1	28-APR-2003 10:06:49	Dark	43.000	18	24Alp PsA	1.1660	9700.0	86	6059	No
196	GOM_NL__2PRFIN20030428_101054_000000412015_00494_06059_6515.N1	28-APR-2003 10:10:54	Dark	41.000	172	Gam Gru	3.0030	13100.	82	6059	No
197	GOM_NL__2PRFIN20030428_101232_000000432015_00494_06059_6516.N1	28-APR-2003 10:12:32	Dark	43.000	31	Alp Gru	1.7340	15200.	86	6059	No
198	GOM_NL__2PRFIN20030428_101518_000000382015_00495_06060_6517.N1	28-APR-2003 10:15:18	Dark	38.000	148	Alp Tuc	2.8780	4100.0	76	6060	No
199	GOM_NL__2PRFIN20030428_101757_000000412015_00495_06060_6486.N1	28-APR-2003 10:17:57	Dark	41.000	45	Alp Pav	1.9400	26000.	82	6060	No
200	GOM_NL__2PRFIN20030428_102442_000000922015_00495_06060_6487.N1	28-APR-2003 10:24:42	Straylight	91.500	57	34Sig Sgr	2.0660	26000.	183	6060	No
201	GOM_NL__2PRFIN20030428_102904_000000532015_00495_06060_6488.N1	28-APR-2003 10:29:04	Straylight	53.000	4	Alp1Cen	-0.010000	5800.0	106	6060	No
202	GOM_NL__2PRFIN20030428_103227_000000402015_00495_06060_6489.N1	28-APR-2003 10:32:27	Straylight	40.000	78	Alp Lup	2.3040	28000.	80	6060	No
203	GOM_NL__2PRFIN20030428_103400_000000402015_00495_06060_6490.N1	28-APR-2003 10:34:00	Straylight	40.000	81	Eta Cen	2.3560	28000.	80	6060	No
204	GOM_NL__2PRFIN20030428_103605_000000842015_00495_06060_6491.N1	28-APR-2003 10:36:05	Tw_i_and_stray	84.000	16	21Alp Sco	1.0200	3000.0	168	6060	No
205	GOM_NL__2PRFIN20030428_103829_000000592015_00495_06060_6492.N1	28-APR-2003 10:38:29	Tw_i_and_stray	58.500	80	7Del Sco	2.3160	30000.	117	6060	No
206	GOM_NL__2PRFIN20030428_104028_000000212015_00495_06060_6493.N1	28-APR-2003 10:40:28	Tw_i_and_stray	20.500	169	46Gam Hya	2.9910	4700.0	41	6060	No
207	GOM_NL__2PRFIN20030428_184100_000000412015_00500_06065_5945.N1	28-APR-2003 18:41:00	Dark	41.000	45	Alp Pav	1.9400	26000.	82	6065	No
208	GOM_NL__2PRFIN20030428_184746_000000412015_00500_06065_5946.N1	28-APR-2003 18:47:46	Straylight	40.500	43	Alp TrA	1.9100	4250.0	81	6065	No
209	GOM_NL__2PRFIN20030428_185205_000000422015_00500_06065_5947.N1	28-APR-2003 18:52:05	Straylight	42.000	4	Alp1Cen	-0.010000	5800.0	84	6065	No
210	GOM_NL__2PRFIN20030428_185515_000000612015_00500_06065_5948.N1	28-APR-2003 18:55:15	Straylight	61.000	75	26Eps Sco	2.2910	4250.0	122	6065	No
211	GOM_NL__2PRFIN20030428_185908_000000842015_00500_06065_5949.N1	28-APR-2003 18:59:08	Tw_i_and_stray	83.500	16	21Alp Sco	1.0200	3000.0	167	6065	No
212	GOM_NL__2PRFIN20030428_190131_000000672015_00500_06065_5950.N1	28-APR-2003 19:01:31	Tw_i_and_stray	67.000	80	7Del Sco	2.3160	30000.	134	6065	No
213	GOM_NL__2PRFIN20030428_190329_000000472015_00500_06065_5951.N1	28-APR-2003 19:03:29	Bright	47.000	169	46Gam Hya	2.9910	4700.0	94	6065	No
214	GOM_NL__2PRFIN20030428_190714_000000522015_00500_06065_5952.N1	28-APR-2003 19:07:14	Bright	52.000	104	27Bet Lib	2.6140	13100.	104	6065	No
215	GOM_NL__2PRFIN20030428_190954_000000362015_00500_06065_5953.N1	28-APR-2003 19:09:54	Bright	36.000	121	29Gam Vir	2.7400	7200.0	72	6065	No
216	GOM_NL__2PRFIN20030428_191317_000000362015_00500_06065_5954.N1	28-APR-2003 19:13:17	Bright	36.000	138	47Eps Vir	2.8280	4700.0	72	6065	No
217	GOM_NL__2PRFIN20030428_191544_000000412015_00500_06065_5955.N1	28-APR-2003 19:15:44	Bright	40.500	111	8Eta Boo	2.6800	6000.0	81	6065	No
218	GOM_NL__2PRFIN20030428_192104_000000372015_00500_06065_5956.N1	28-APR-2003 19:21:04	Bright	37.000	152	12Alp2CVn	2.8900	11000.	74	6065	No
219	GOM_NL__2PRFIN20030428_192237_000000432015_00500_06065_5957.N1	28-APR-2003 19:22:37	Bright	42.500	180	27Gam Boo	3.0400	8000.0	85	6065	No

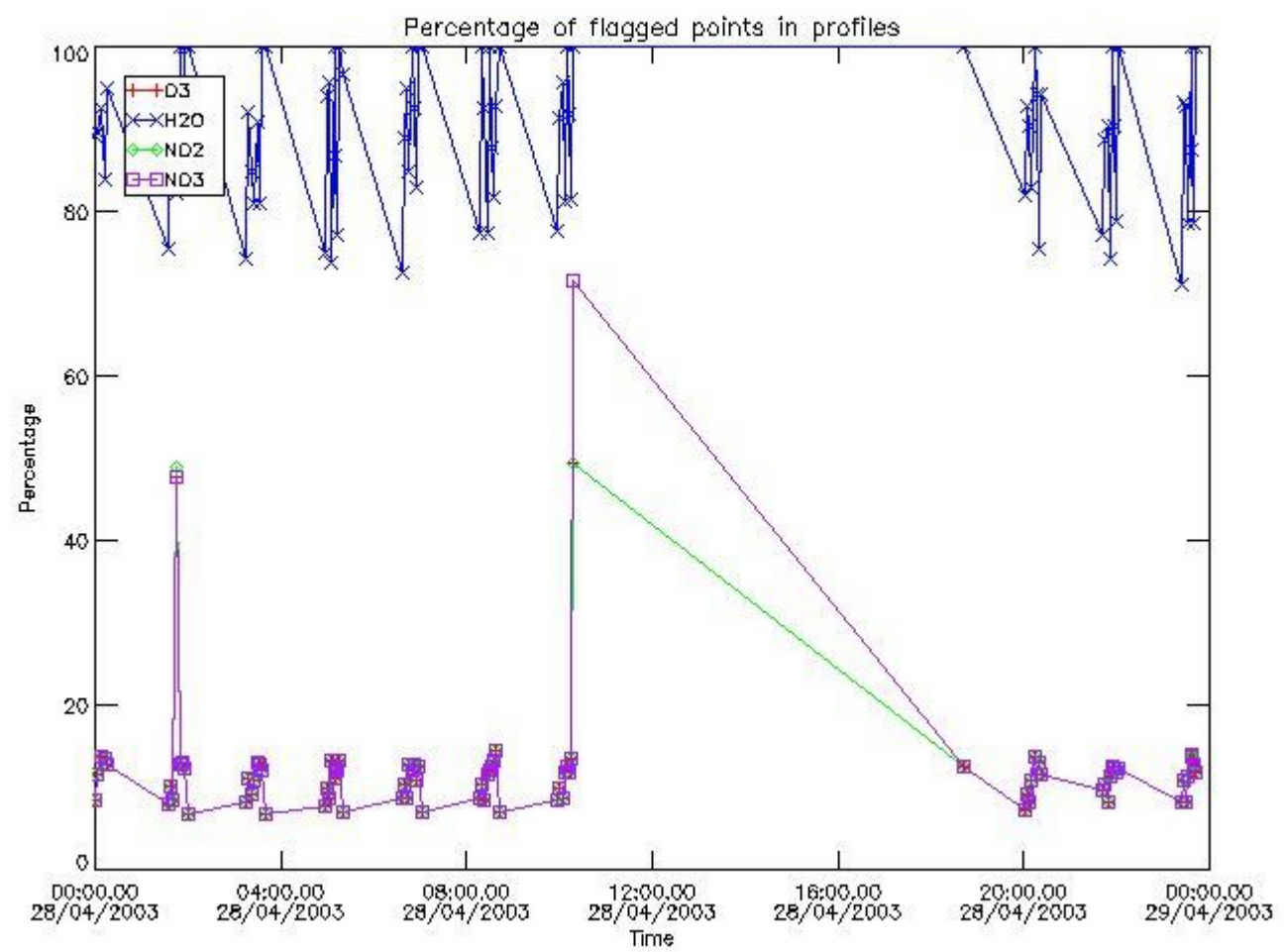
220	GOM_NL__2PRFIN20030428_192443_000000402015_00500_06065_5958.N1	28-APR-2003 19:24:43	Bright	40.000	39	85Eta UMa	1.8540	24000.	80	6065	No
221	GOM_NL__2PRFIN20030428_192603_000000382015_00500_06065_5959.N1	28-APR-2003 19:26:03	Bright	38.000	32	77Eps UMa	1.7630	11000.	76	6065	No
222	GOM_NL__2PRFIN20030428_192810_000000372015_00500_06065_5960.N1	28-APR-2003 19:28:10	Bright	37.000	36	50Alp UMa	1.8000	6300.0	74	6065	No
223	GOM_NL__2PRFIN20030428_193210_000000392015_00500_06065_5961.N1	28-APR-2003 19:32:10	Bright	38.500	60	7Bet UMi	2.0810	3950.0	77	6065	No
224	GOM_NL__2PRFIN20030428_193547_000000362015_00500_06065_5962.N1	28-APR-2003 19:35:47	Bright	36.000	49	1Alp UMi	1.9900	6300.0	72	6065	No
225	GOM_NL__2PRFIN20030428_194222_000000422015_00500_06065_5963.N1	28-APR-2003 19:42:22	Bright	42.000	89	5Alp Cep	2.4510	8000.0	84	6065	No
226	GOM_NL__2PRFIN20030428_194541_000001502015_00500_06065_5964.N1	28-APR-2003 19:45:41	Bright	150.00	5	3Alp Lyr	0.033000	11000.	300	6065	No
227	GOM_NL__2PRFIN20030428_195252_000000762015_00500_06065_5965.N1	28-APR-2003 19:52:52	Twilight	75.500	92	53Eps Cyg	2.5000	4500.0	151	6065	No
228	GOM_NL__2PRFIN20030428_195746_000000462015_00500_06065_5966.N1	28-APR-2003 19:57:46	Twilight	46.000	90	54Alp Peg	2.4870	11000.	92	6065	No
229	GOM_NL__2PRFIN20030428_200146_000000702015_00500_06065_5967.N1	28-APR-2003 20:01:46	Dark	69.500	61	8Eps Peg	2.1000	3900.0	139	6065	No
230	GOM_NL__2PRFIN20030428_200413_000000552015_00500_06065_5968.N1	28-APR-2003 20:04:13	Dark	55.000	162	34Alp Aqr	2.9440	5350.0	110	6065	No
231	GOM_NL__2PRFIN20030428_200741_000000632015_00500_06065_5969.N1	28-APR-2003 20:07:41	Dark	62.500	154	22Bet Aqr	2.8990	5700.0	125	6065	No
232	GOM_NL__2PRFIN20030428_201028_000000482015_00500_06065_5970.N1	28-APR-2003 20:10:28	Dark	47.500	18	24Alp PsA	1.1660	9700.0	95	6065	No
233	GOM_NL__2PRFIN20030428_201434_000000412015_00500_06065_5971.N1	28-APR-2003 20:14:34	Dark	41.000	172	Gam Gru	3.0030	13100.	82	6065	No
234	GOM_NL__2PRFIN20030428_201611_000000452015_00500_06065_5972.N1	28-APR-2003 20:16:11	Dark	44.500	31	Alp Gru	1.7340	15200.	89	6065	No
235	GOM_NL__2PRFIN20030428_201856_000000392015_00501_06066_5973.N1	28-APR-2003 20:18:56	Dark	39.000	148	Alp Tuc	2.8780	4100.0	78	6066	No
236	GOM_NL__2PRFIN20030428_202136_000000442015_00501_06066_6491.N1	28-APR-2003 20:21:36	Dark	44.000	45	Alp Pav	1.9400	26000.	88	6066	No
237	GOM_NL__2PRFIN20030428_202823_000000402015_00501_06066_6492.N1	28-APR-2003 20:28:23	Straylight	40.000	43	Alp TrA	1.9100	4250.0	80	6066	No
238	GOM_NL__2PRFIN20030428_203241_000000532015_00501_06066_6493.N1	28-APR-2003 20:32:41	Straylight	53.000	4	Alp1Cen	-0.010000	5800.0	106	6066	No
239	GOM_NL__2PRFIN20030428_203551_000000622015_00501_06066_6494.N1	28-APR-2003 20:35:51	Straylight	61.500	75	26Eps Sco	2.2910	4250.0	123	6066	No
240	GOM_NL__2PRFIN20030428_203944_000000842015_00501_06066_6495.N1	28-APR-2003 20:39:44	Twilight	84.000	16	21Alp Sco	1.0200	3000.0	168	6066	No
241	GOM_NL__2PRFIN20030428_204207_000000642015_00501_06066_6496.N1	28-APR-2003 20:42:07	Twilight	64.000	80	7Del Sco	2.3160	30000.	128	6066	No
242	GOM_NL__2PRFIN20030428_204405_000000412015_00501_06066_6497.N1	28-APR-2003 20:44:05	Bright	40.500	169	46Gam Hya	2.9910	4700.0	81	6066	No
243	GOM_NL__2PRFIN20030428_204749_000000512015_00501_06066_6498.N1	28-APR-2003 20:47:49	Bright	51.000	104	27Bet Lib	2.6140	13100.	102	6066	No
244	GOM_NL__2PRFIN20030428_205030_000000372015_00501_06066_6499.N1	28-APR-2003 20:50:30	Bright	36.500	121	29Gam Vir	2.7400	7200.0	73	6066	No
245	GOM_NL__2PRFIN20030428_205353_000000362015_00501_06066_6500.N1	28-APR-2003 20:53:53	Bright	35.500	138	47Eps Vir	2.8280	4700.0	71	6066	No
246	GOM_NL__2PRFIN20030428_205619_000000402015_00501_06066_6501.N1	28-APR-2003 20:56:19	Bright	39.500	111	8Eta Boo	2.6800	6000.0	79	6066	No
247	GOM_NL__2PRFIN20030428_210140_000000352015_00501_06066_6502.N1	28-APR-2003 21:01:40	Bright	35.000	152	12Alp2CVn	2.8900	11000.	70	6066	No
248	GOM_NL__2PRFIN20030428_210313_000000482015_00501_06066_6503.N1	28-APR-2003 21:03:13	Bright	48.000	180	27Gam Boo	3.0400	8000.0	96	6066	No
249	GOM_NL__2PRFIN20030428_210518_000000392015_00501_06066_6504.N1	28-APR-2003 21:05:18	Bright	39.000	39	85Eta UMa	1.8540	24000.	78	6066	No
250	GOM_NL__2PRFIN20030428_210639_000000372015_00501_06066_6505.N1	28-APR-2003 21:06:39	Bright	37.000	32	77Eps UMa	1.7630	11000.	74	6066	No
251	GOM_NL__2PRFIN20030428_210846_000000392015_00501_06066_6506.N1	28-APR-2003 21:08:46	Bright	38.500	36	50Alp UMa	1.8000	6300.0	77	6066	No
252	GOM_NL__2PRFIN20030428_211246_000000392015_00501_06066_6507.N1	28-APR-2003 21:12:46	Bright	38.500	60	7Bet UMi	2.0810	3950.0	77	6066	No
253	GOM_NL__2PRFIN20030428_211623_000000372015_00501_06066_6508.N1	28-APR-2003 21:16:23	Bright	36.500	49	1Alp UMi	1.9900	6300.0	73	6066	No
254	GOM_NL__2PRFIN20030428_212258_000000422015_00501_06066_6509.N1	28-APR-2003 21:22:58	Bright	42.000	89	5Alp Cep	2.4510	8000.0	84	6066	No
255	GOM_NL__2PRFIN20030428_212615_000001582015_00501_06066_6510.N1	28-APR-2003 21:26:15	Bright	158.00	5	3Alp Lyr	0.033000	11000.	316	6066	No
256	GOM_NL__2PRFIN20030428_213328_000000792015_00501_06066_6511.N1	28-APR-2003 21:33:28	Twilight	78.500	92	53Eps Cyg	2.5000	4500.0	157	6066	No
257	GOM_NL__2PRFIN20030428_213822_000000452015_00501_06066_6512.N1	28-APR-2003 21:38:22	Twilight	45.000	90	54Alp Peg	2.4870	11000.	90	6066	No
258	GOM_NL__2PRFIN20030428_214223_000000642015_00501_06066_6513.N1	28-APR-2003 21:42:23	Dark	63.500	61	8Eps Peg	2.1000	3900.0	127	6066	No
259	GOM_NL__2PRFIN20030428_214450_000000542015_00501_06066_6514.N1	28-APR-2003 21:44:50	Dark	53.500	162	34Alp Aqr	2.9440	5350.0	107	6066	No
260	GOM_NL__2PRFIN20030428_214818_000000632015_00501_06066_6515.N1	28-APR-2003 21:48:18	Dark	63.000	154	22Bet Aqr	2.8990	5700.0	126	6066	No
261	GOM_NL__2PRFIN20030428_215104_000000452015_00501_06066_6516.N1	28-APR-2003 21:51:04	Dark	45.000	18	24Alp PsA	1.1660	9700.0	90	6066	No
262	GOM_NL__2PRFIN20030428_215510_000000412015_00501_06066_6517.N1	28-APR-2003 21:55:10	Dark	41.000	172	Gam Gru	3.0030	13100.	82	6066	No
263	GOM_NL__2PRFIN20030428_215648_000000422015_00501_06066_6518.N1	28-APR-2003 21:56:48	Dark	41.500	31	Alp Gru	1.7340	15200.	83	6066	No
264	GOM_NL__2PRFIN20030428_215932_000000432015_00001_06067_6519.N1	28-APR-2003 21:59:32	Dark	43.000	148	Alp Tuc	2.8780	4100.0	86	6067	No
265	GOM_NL__2PRFIN20030428_220213_000000422016_00001_06067_6597.N1	28-APR-2003 22:02:13	Dark	41.500	45	Alp Pav	1.9400	26000.	83	6067	No
266	GOM_NL__2PRFIN20030428_220859_000000412016_00001_06067_6598.N1	28-APR-2003 22:08:59	Straylight	40.500	43	Alp TrA	1.9100	4250.0	81	6067	No
267	GOM_NL__2PRFIN20030428_221317_000000512016_00001_06067_6599.N1	28-APR-2003 22:13:17	Straylight	50.500	4	Alp1Cen	-0.010000	5800.0	101	6067	No
268	GOM_NL__2PRFIN20030428_221628_000000632016_00001_06067_6600.N1	28-APR-2003 22:16:28	Straylight	63.000	75	26Eps Sco	2.2910	4250.0	126	6067	No
269	GOM_NL__2PRFIN20030428_222021_000000852016_00001_06067_6601.N1	28-APR-2003 22:20:21	Twilight	85.000	16	21Alp Sco	1.0200	3000.0	170	6067	No
270	GOM_NL__2PRFIN20030428_222243_000000652016_00001_06067_6602.N1	28-APR-2003 22:22:43	Twilight	64.500	80	7Del Sco	2.3160	30000.	129	6067	No
271	GOM_NL__2PRFIN20030428_222441_000000422016_00001_06067_6603.N1	28-APR-2003 22:24:41	Bright	41.500	169	46Gam Hya	2.9910	4700.0	83	6067	No
272	GOM_NL__2PRFIN20030428_222825_000000512016_00001_06067_6604.N1	28-APR-2003 22:28:25	Bright	51.000	104	27Bet Lib	2.6140	13100.	102	6067	No
273	GOM_NL__2PRFIN20030428_223106_000000362016_00001_06067_6605.N1	28-APR-2003 22:31:06	Bright	35.500	121	29Gam Vir	2.7400	7200.0	71	6067	No
274	GOM_NL__2PRFIN20030428_223429_000000362016_00001_06067_6606.N1	28-APR-2003 22:34:29	Bright	36.000	138	47Eps Vir	2.8280	4700.0	72	6067	No
275	GOM_NL__2PRFIN20030428_223655_000000402016_00001_06067_6607.N1	28-APR-2003 22:36:55	Bright	39.500	111	8Eta Boo	2.6800	6000.0	79	6067	No
276	GOM_NL__2PRFIN20030428_224215_000000362016_00001_06067_6608.N1	28-APR-2003 22:42:15	Bright	35.500	152	12Alp2CVn	2.8900	11000.	71	6067	No
277	GOM_NL__2PRFIN20030428_224348_000000432016_00001_06067_6609.N1	28-APR-2003 22:43:48	Bright	42.500	180	27Gam Boo	3.0400	8000.0	85	6067	No
278	GOM_NL__2PRFIN20030428_224554_000000392016_00001_06067_6610.N1	28-APR-2003 22:45:54	Bright	39.000	39	85Eta UMa	1.8540	24000.	78	6067	No

279	GOM_NL__2PRFIN20030428_224715_000000372016_00001_06067_6611.N1	28-APR-2003 22:47:15	Bright	36.500	32	77Eps UMa	1.7630	11000.	73	6067	No
280	GOM_NL__2PRFIN20030428_224923_000000382016_00001_06067_6612.N1	28-APR-2003 22:49:23	Bright	37.500	36	50Alp UMa	1.8000	6300.0	75	6067	No
281	GOM_NL__2PRFIN20030428_225321_000000372016_00001_06067_6613.N1	28-APR-2003 22:53:21	Bright	37.000	60	7Bet UMi	2.0810	3950.0	74	6067	No
282	GOM_NL__2PRFIN20030428_225659_000000372016_00001_06067_6614.N1	28-APR-2003 22:56:59	Bright	36.500	49	1Alp UMi	1.9900	6300.0	73	6067	No
283	GOM_NL__2PRFIN20030428_230333_000000442016_00001_06067_6615.N1	28-APR-2003 23:03:33	Bright	43.500	89	5Alp Cep	2.4510	8000.0	87	6067	No
284	GOM_NL__2PRFIN20030428_230650_000001602016_00001_06067_6616.N1	28-APR-2003 23:06:50	Bright	160.00	5	3Alp Lyr	0.033000	11000.	320	6067	No
285	GOM_NL__2PRFIN20030428_231404_000000792016_00001_06067_6617.N1	28-APR-2003 23:14:04	Twilight	78.500	92	53Eps Cyg	2.5000	4500.0	157	6067	No
286	GOM_NL__2PRFIN20030428_231858_000000452016_00001_06067_6618.N1	28-APR-2003 23:18:58	Twilight	45.000	90	54Alp Peg	2.4870	11000.	90	6067	No
287	GOM_NL__2PRFIN20030428_232259_000000632016_00001_06067_6619.N1	28-APR-2003 23:22:59	Dark	62.500	61	8Eps Peg	2.1000	3900.0	125	6067	No
288	GOM_NL__2PRFIN20030428_232526_000000522016_00001_06067_6620.N1	28-APR-2003 23:25:26	Dark	52.000	162	34Alp Aqr	2.9440	5350.0	104	6067	No
289	GOM_NL__2PRFIN20030428_232855_000000622016_00001_06067_6621.N1	28-APR-2003 23:28:55	Dark	62.000	154	22Bet Aqr	2.8990	5700.0	124	6067	No
290	GOM_NL__2PRFIN20030428_233141_000000452016_00001_06067_6622.N1	28-APR-2003 23:31:41	Dark	45.000	18	24Alp PsA	1.1660	9700.0	90	6067	No
291	GOM_NL__2PRFIN20030428_233547_000000412016_00001_06067_6623.N1	28-APR-2003 23:35:47	Dark	41.000	172	Gam Gru	3.0030	13100.	82	6067	No
292	GOM_NL__2PRFIN20030428_233724_000000442016_00001_06067_6624.N1	28-APR-2003 23:37:24	Dark	44.000	31	Alp Gru	1.7340	15200.	88	6067	No
293	GOM_NL__2PRFIN20030428_234008_000000402016_00002_06068_6625.N1	28-APR-2003 23:40:08	Dark	40.000	148	Alp Tuc	2.8780	4100.0	80	6068	No
294	GOM_NL__2PRFIN20030428_234249_000000432016_00002_06068_6492.N1	28-APR-2003 23:42:49	Dark	43.000	45	Alp Pav	1.9400	26000.	86	6068	No
295	GOM_NL__2PRFIN20030428_234935_000000432016_00002_06068_6493.N1	28-APR-2003 23:49:35	Straylight	42.500	43	Alp TrA	1.9100	4250.0	85	6068	No
296	GOM_NL__2PRFIN20030428_235353_000000532016_00002_06068_6494.N1	28-APR-2003 23:53:53	Straylight	53.000	4	Alp1Cen	-0.010000	5800.0	106	6068	No
297	GOM_NL__2PRFIN20030428_235704_000000732016_00002_06068_6495.N1	28-APR-2003 23:57:04	Straylight	72.500	75	26Eps Sco	2.2910	4250.0	145	6068	No

3. Quality information per product


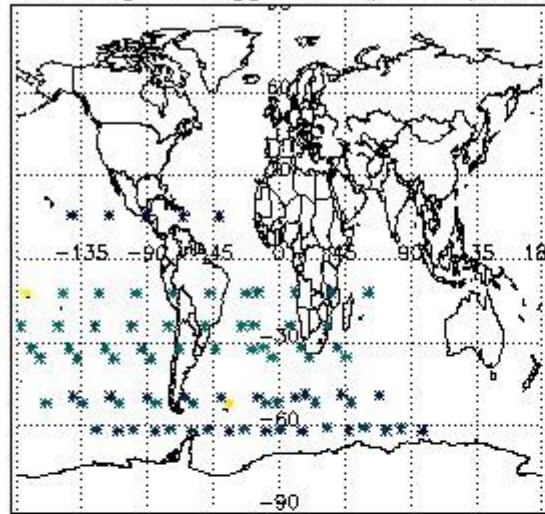
In this section it is plotted some information contained in the Quality Summary data set of the level 2 products. Only products in dark limb conditions and without errors (error flag in the MPH set to "0") are used.

3.1 Plot quality information per product (time dependant)

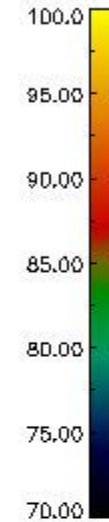
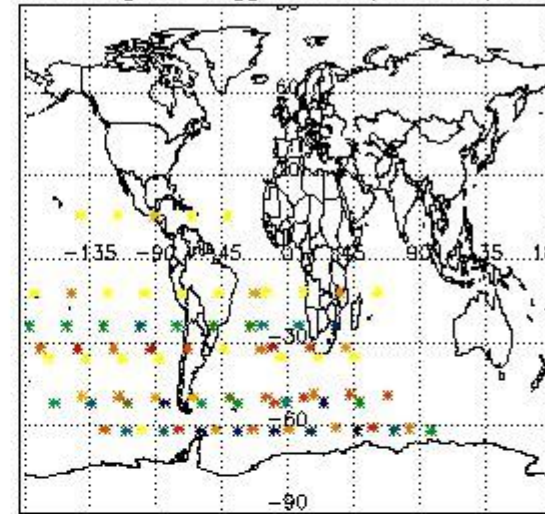


3.2 Plot quality information per product (world map)


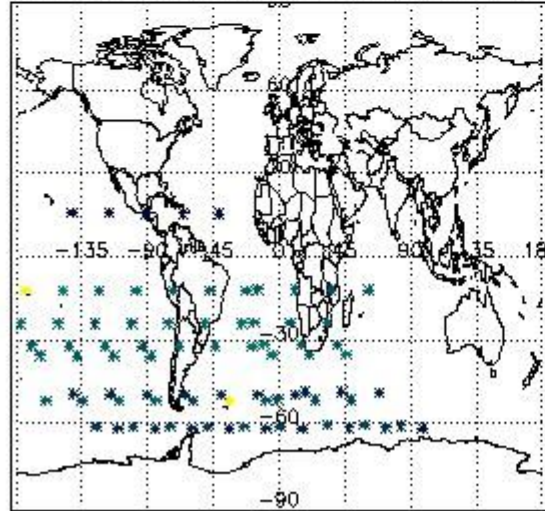
Percentage of flagged data per O3 profile



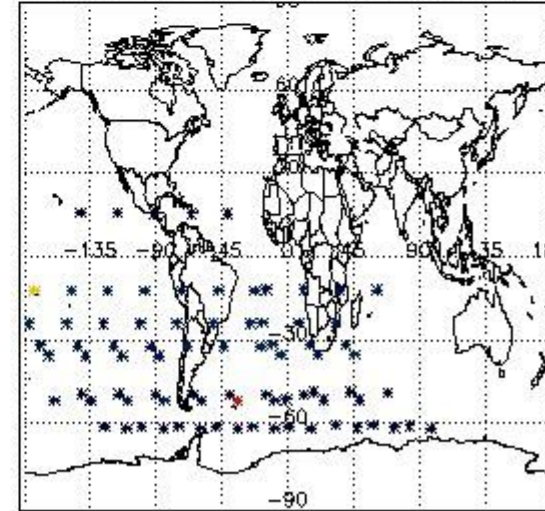
Percentage of flagged data per H2O profile



Percentage of flagged data per NO2 profile



Percentage of flagged data per NO3 profile

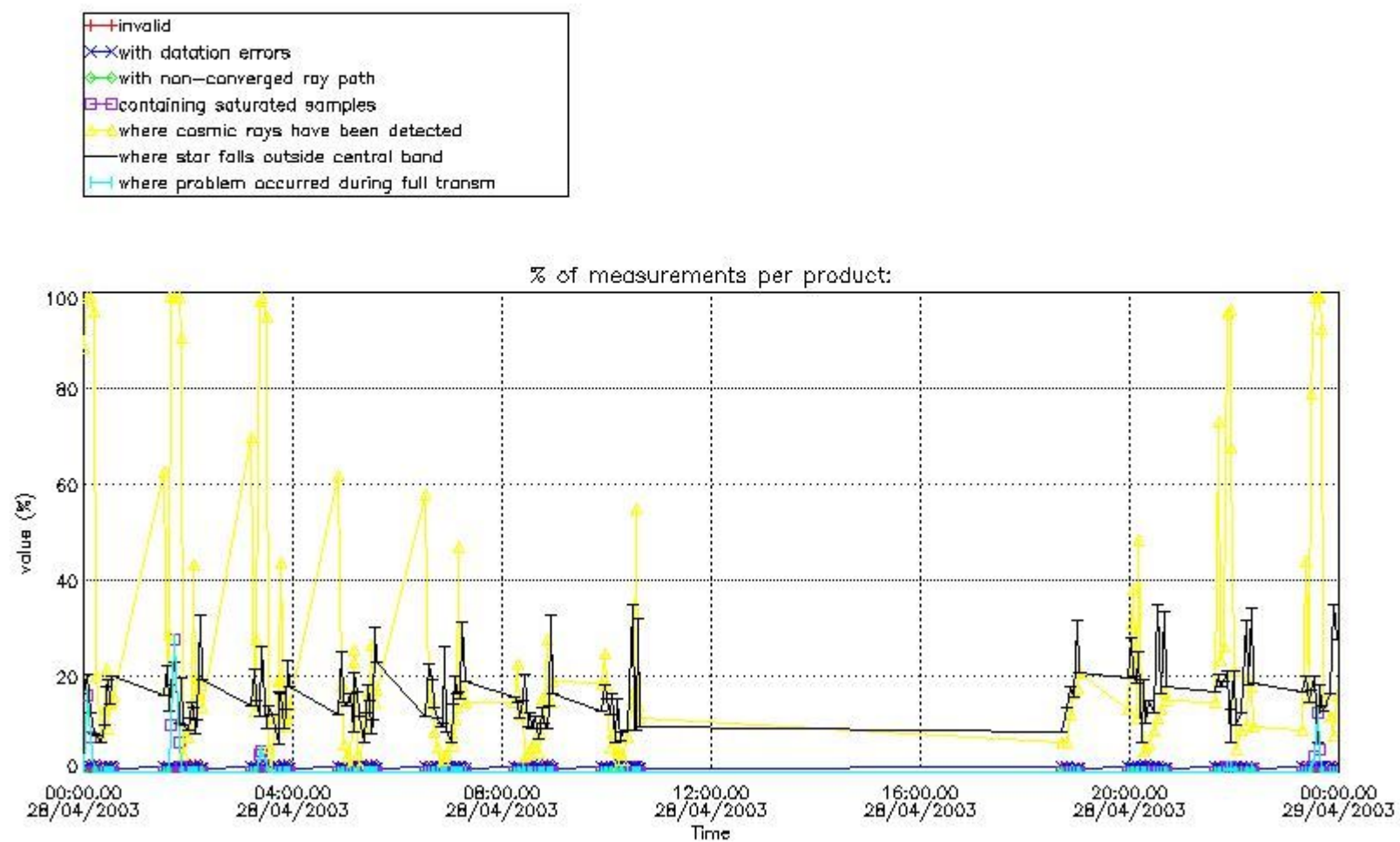


4. Level 1 quality information per product

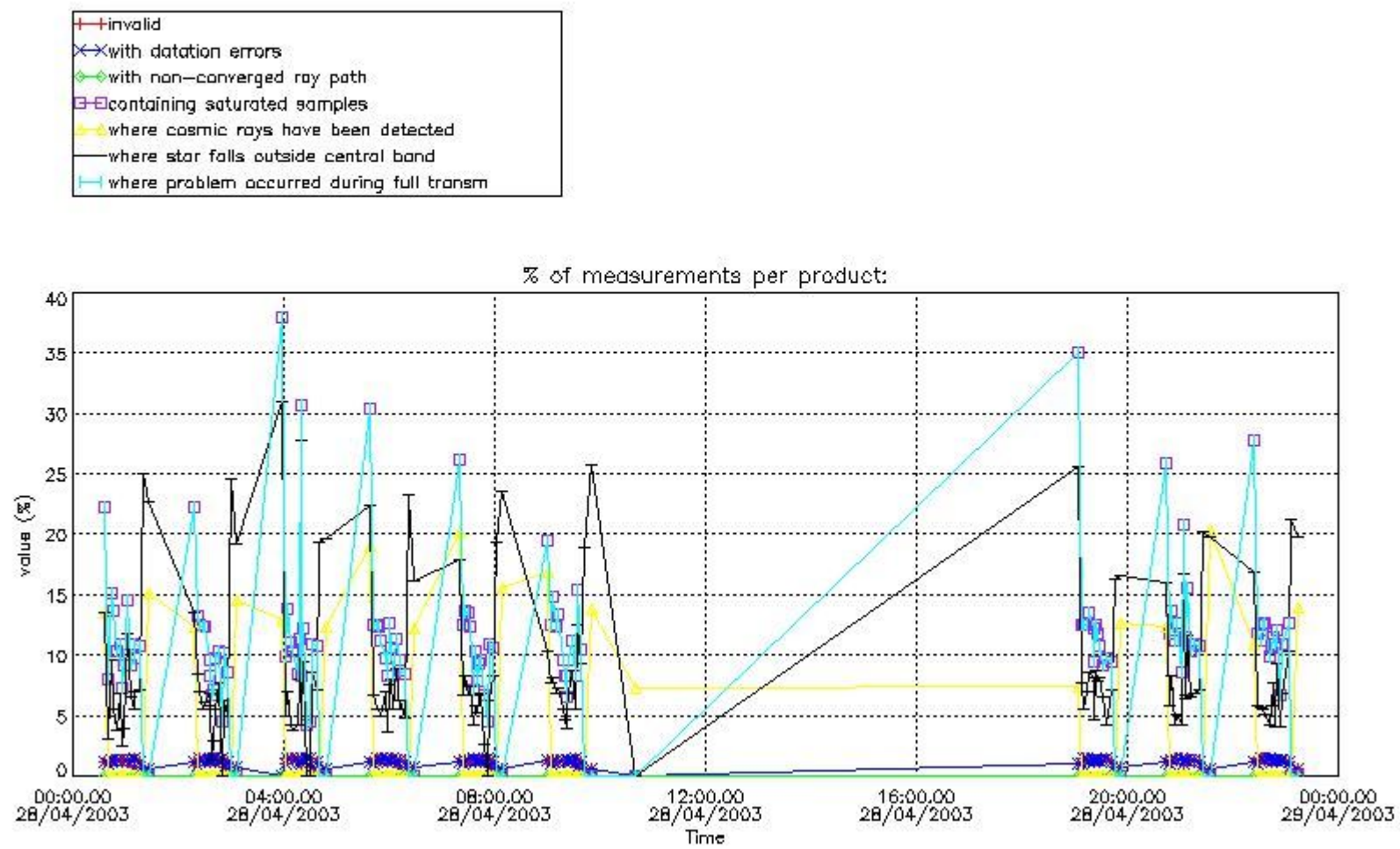
In this section it is plotted some information contained in the Quality Summary data set of the level 2 products that comes from the level 1b processing. Products without errors (error flag in the MPH set to "0") are used.

4.1 Plot quality information per product (time dependant) coming from level 1b processing

4.1.1 Plot level 1 quality information per product (time dependant): ENVISAT ASCENDING passes



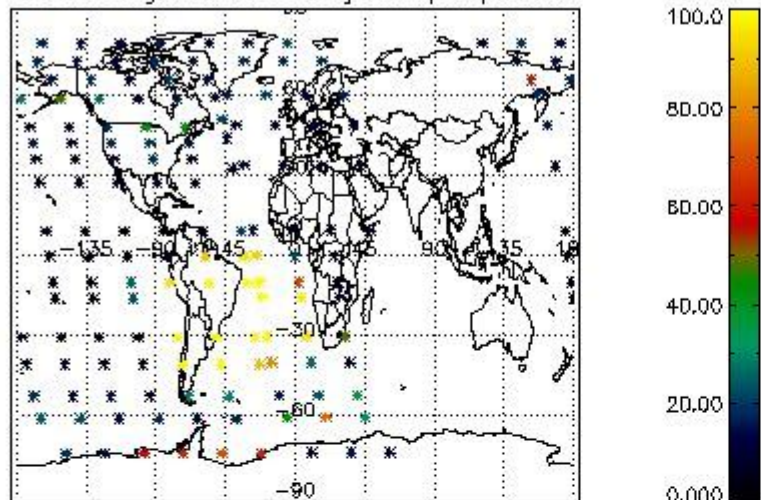
4.1.2 Plot level 1 quality information per product (time dependant): ENVI SAT DESCENDING passes



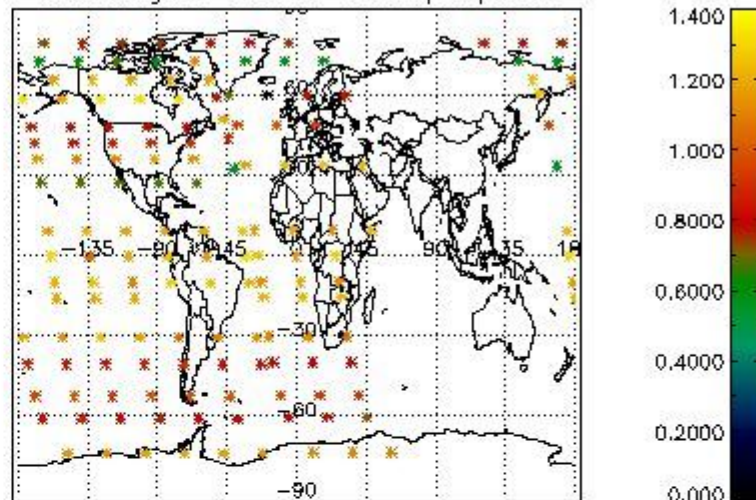
4.2 Plot quality information per product coming from level 1b processing (world map)

4.2.1 Plot level 1 quality information per product (world map): ENVISAT ASCENDING passes

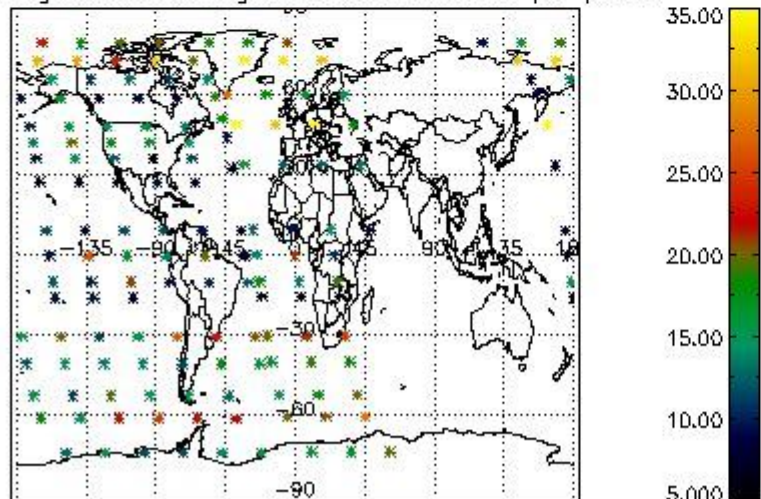
Percentage of cosmic ray hits per profile



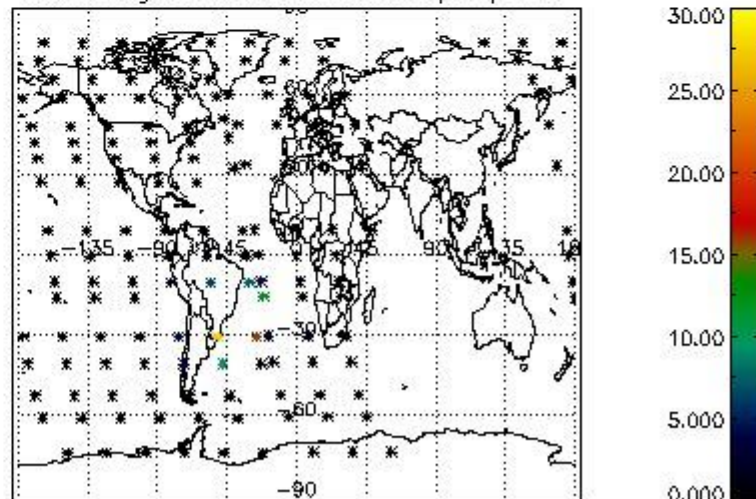
Percentage of datation errors per profile



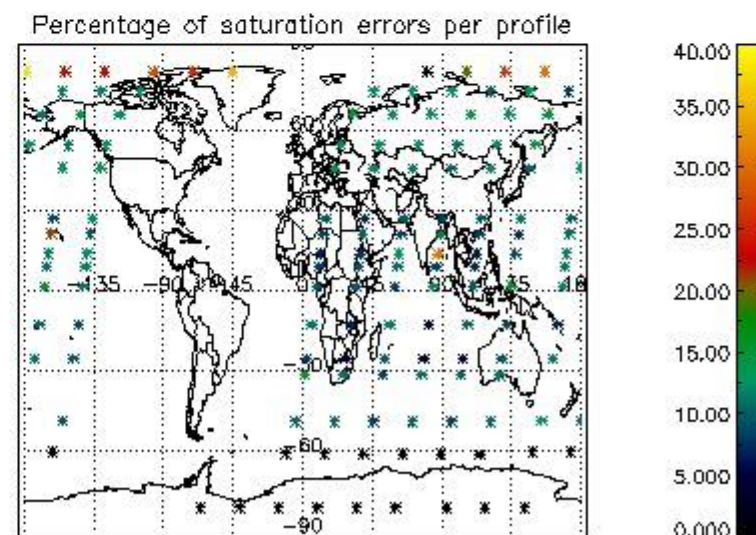
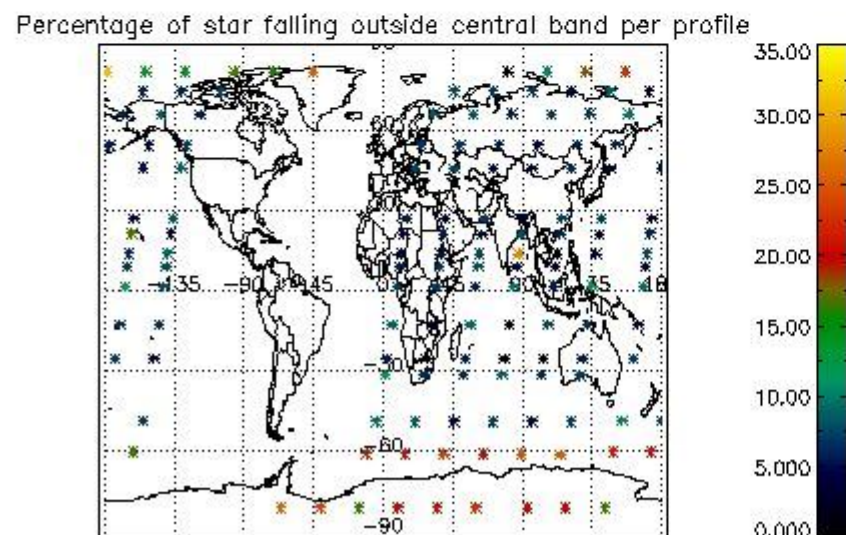
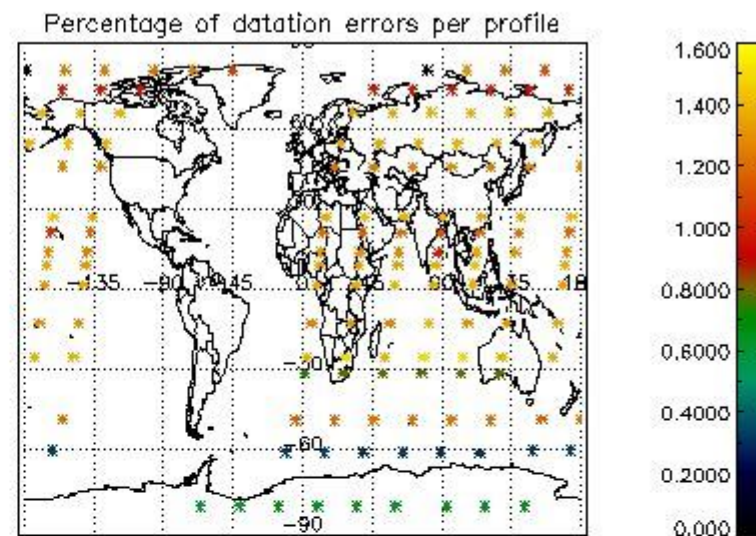
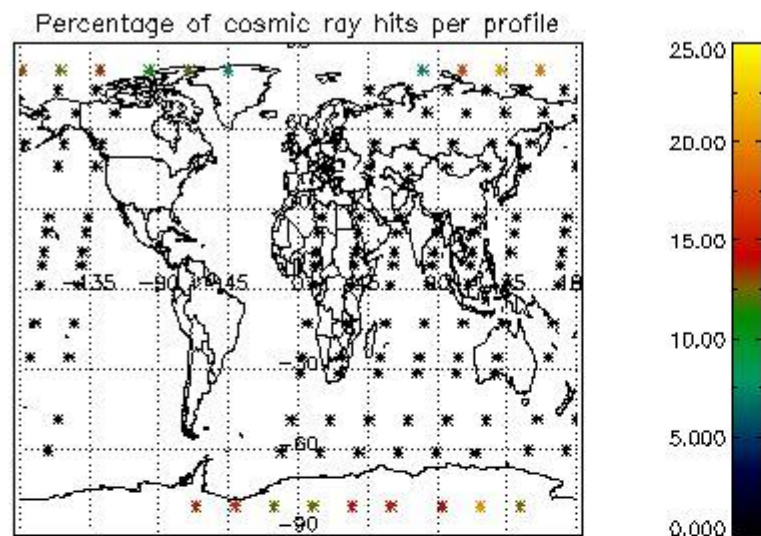
Percentage of star falling outside central band per profile



Percentage of saturation errors per profile



4.2.2 Plot level 1 quality information per product (world map): ENVISAT DESCENDING passes



5. Trace gas profiles

5.1 Ozone statistics based on quality of products

The final quality of the products can be "measured" using the STD (Standard Deviation) attached to every point profile. This information is written to the parameter GOM_NL__2P/NL_LOCAL_SPECIES_DENSITY/o3_std of the level 2 products. The table below shows the statistics for given STD ranges.

The statistics are given with respect to the overall valid production:

- Products without fatal errors: GOM_NL__2P/MPH/PRODUCT_ERR=0
- Valid point profile: GOM_NL__2P/NL_LOCAL_SPECIES_DENSITY/pcd(0)=0

The 'Criteria' is applied to valid points of dark limb products:

- Products in dark limb illumination condition: GOM_NL__2P/NL_SUMMARY_QUALITY/obs_ill_cond=0
- Products without fatal errors: GOM_NL__2P/MPH/PRODUCT_ERR=0
- Valid point profile: GOM_NL__2P/NL_LOCAL_SPECIES_DENSITY/pcd(0)=0

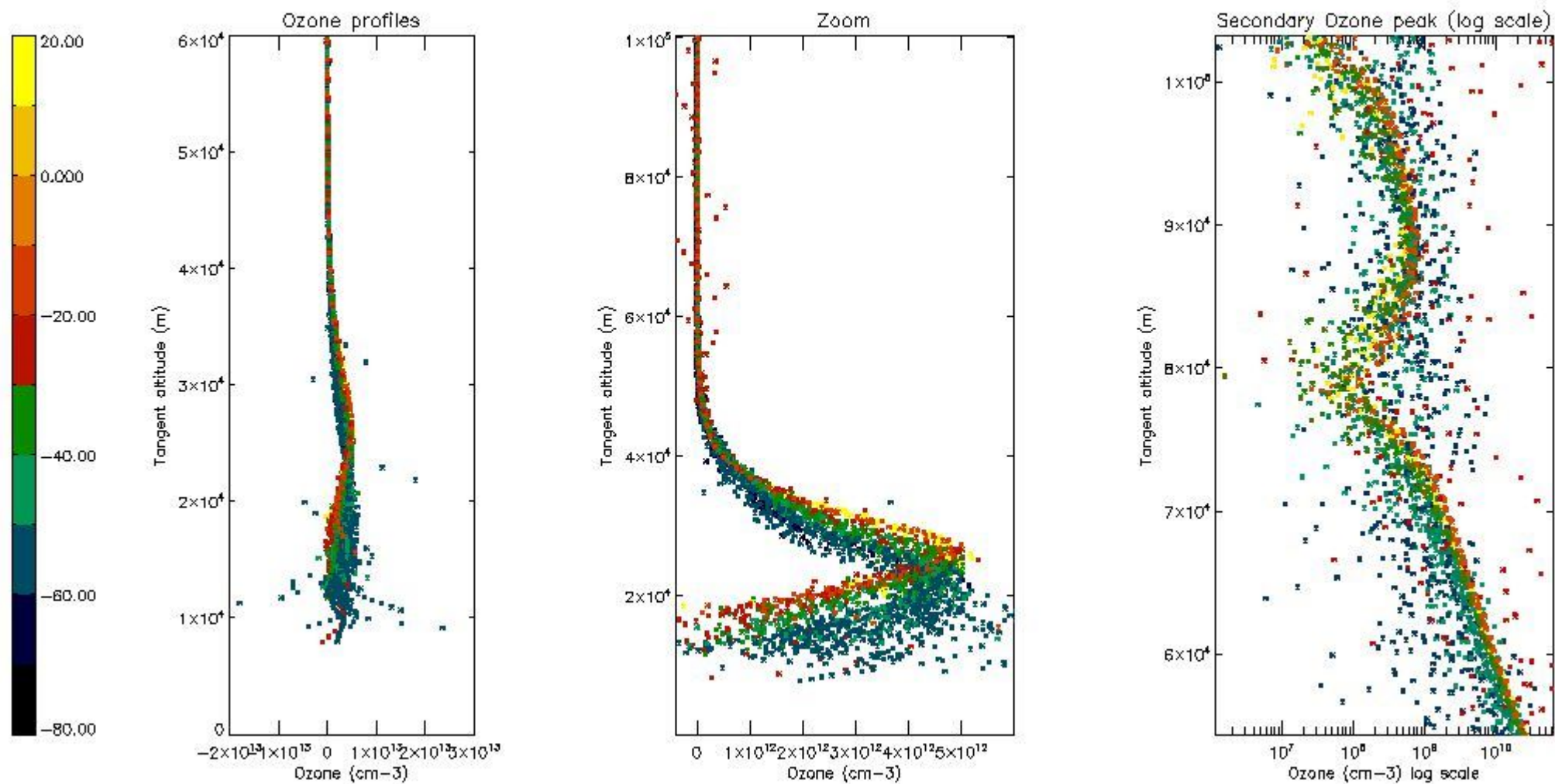
So, the table below shows the percentage of dark limb and valid observations for each criteria with respect to the overall valid daily observations.

Criteria	% of total production
All STD	26
STD < 20	14

STD < 10	11
STD < 5	7

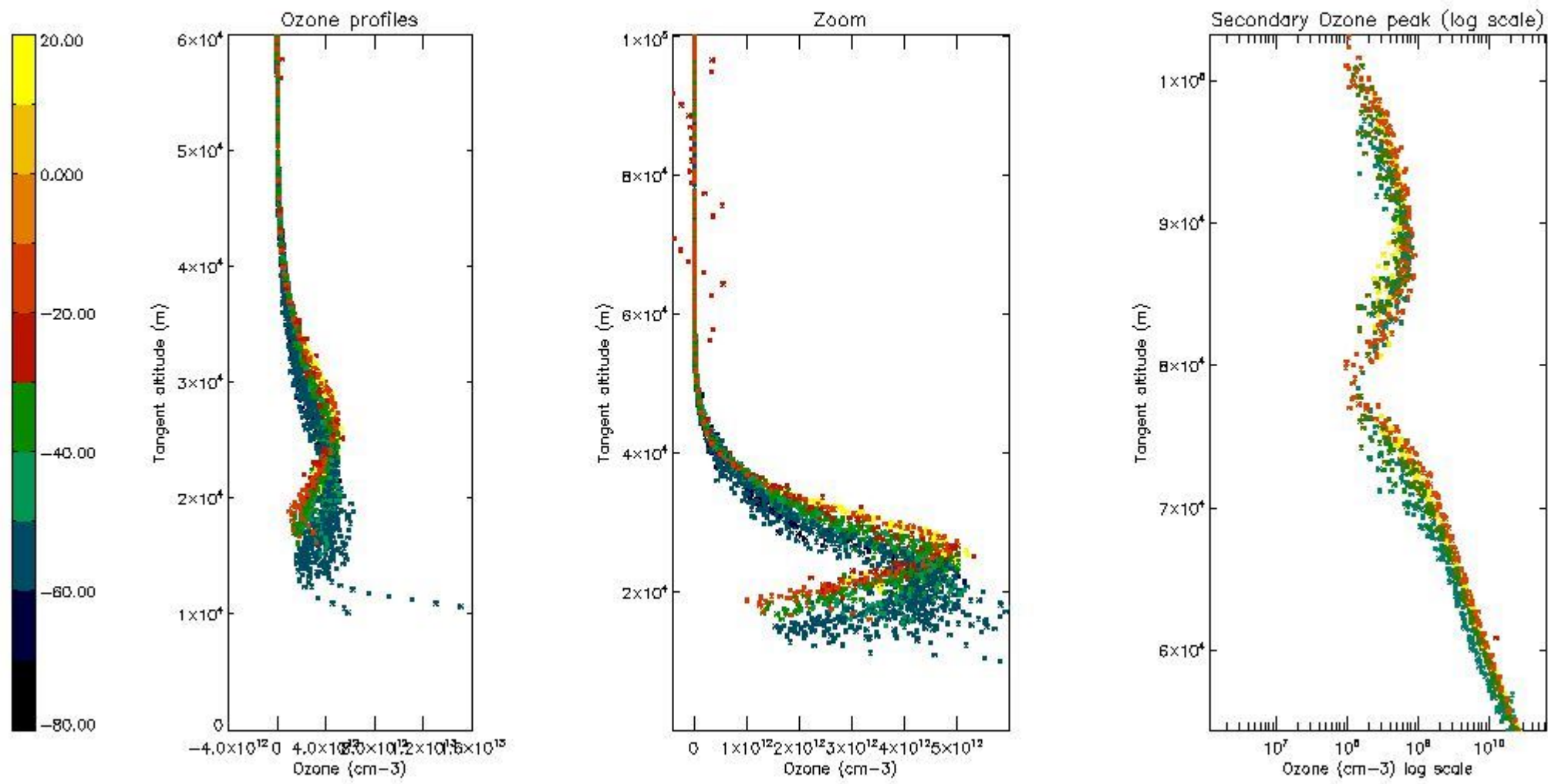
5.2 Plot ozone profiles for all STD (dark without errors)

The colorbar represents the latitude.



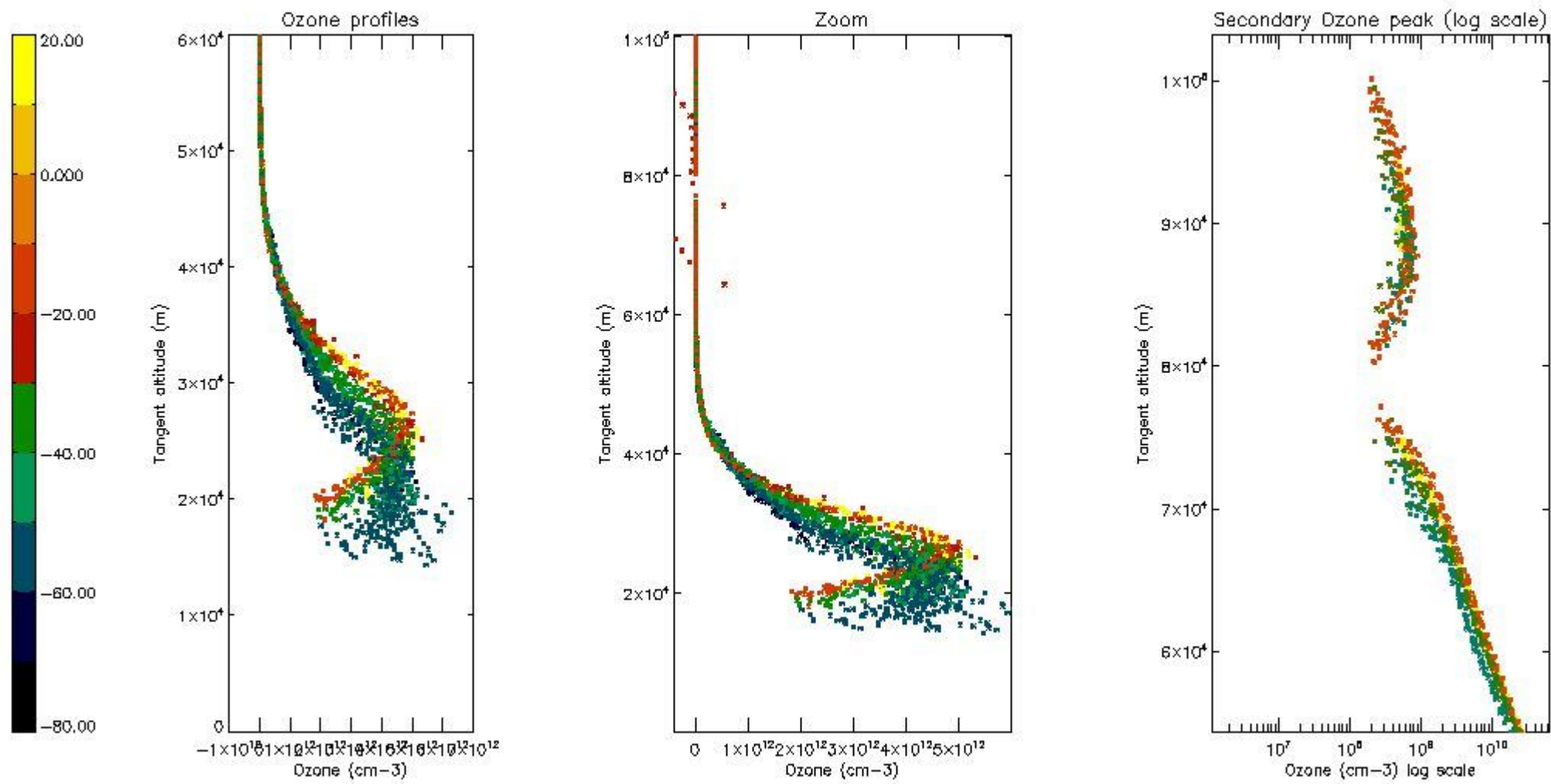
5.3 Plot ozone profiles where STD < 20% (dark without errors)

The colorbar represents the latitude.



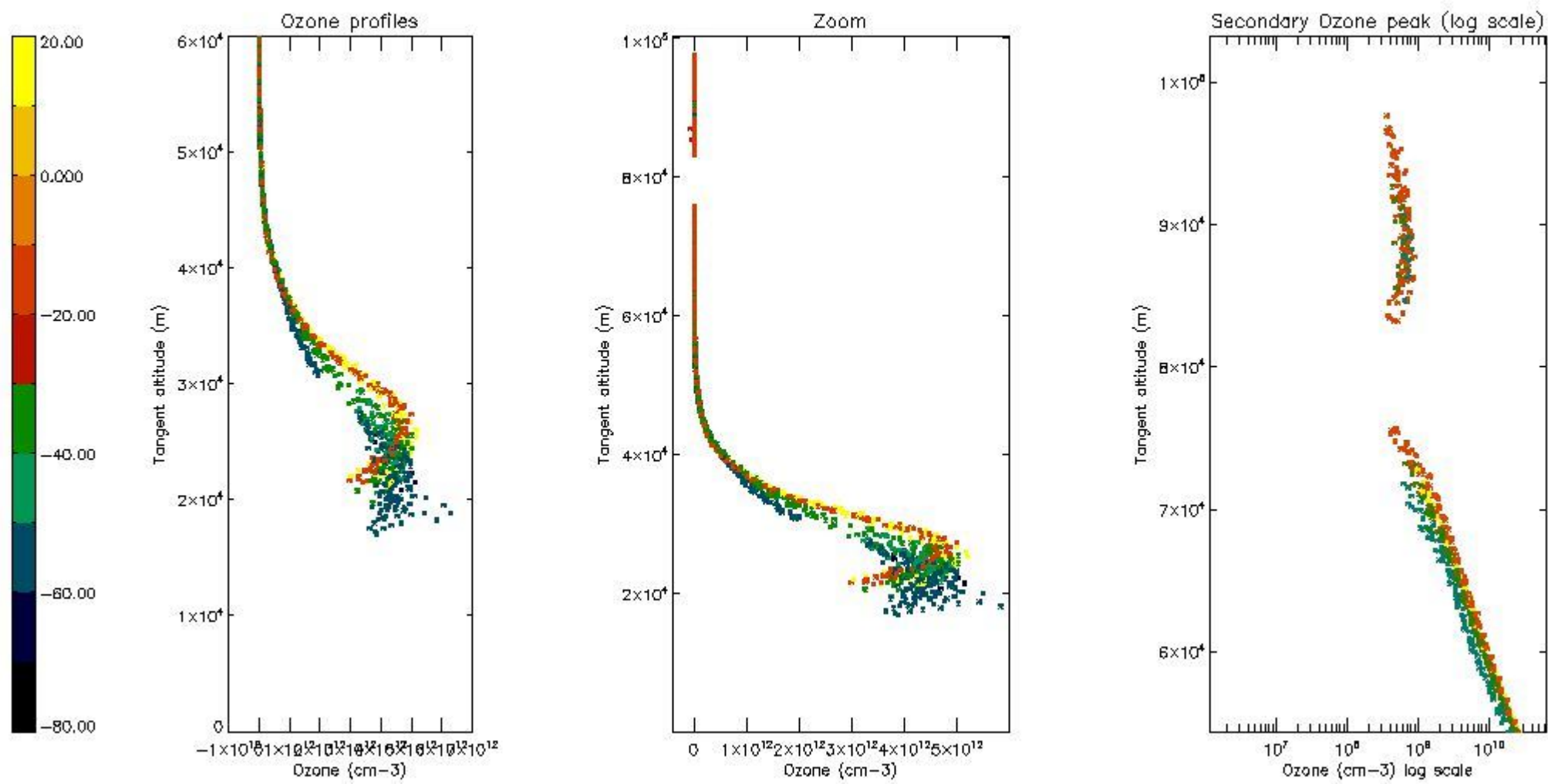
5.4 Plot ozone profiles where STD < 10% (dark without errors)

The colorbar represents the latitude.



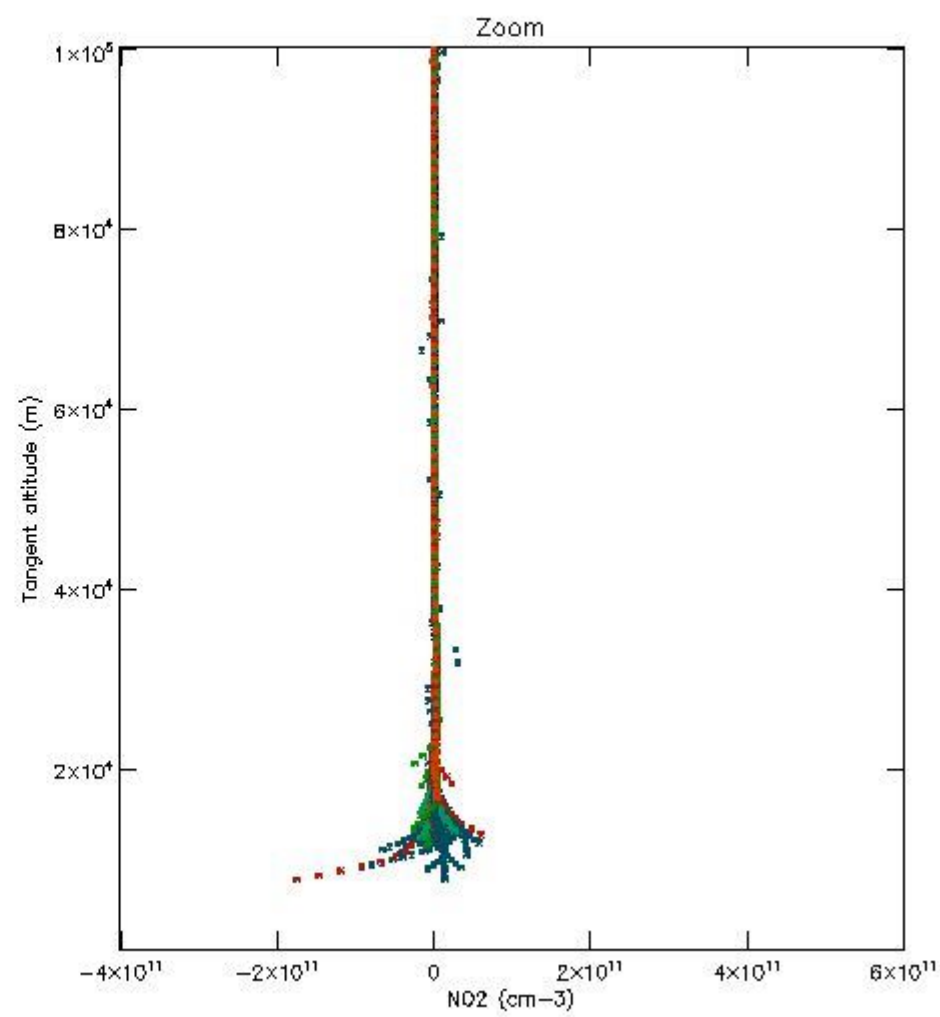
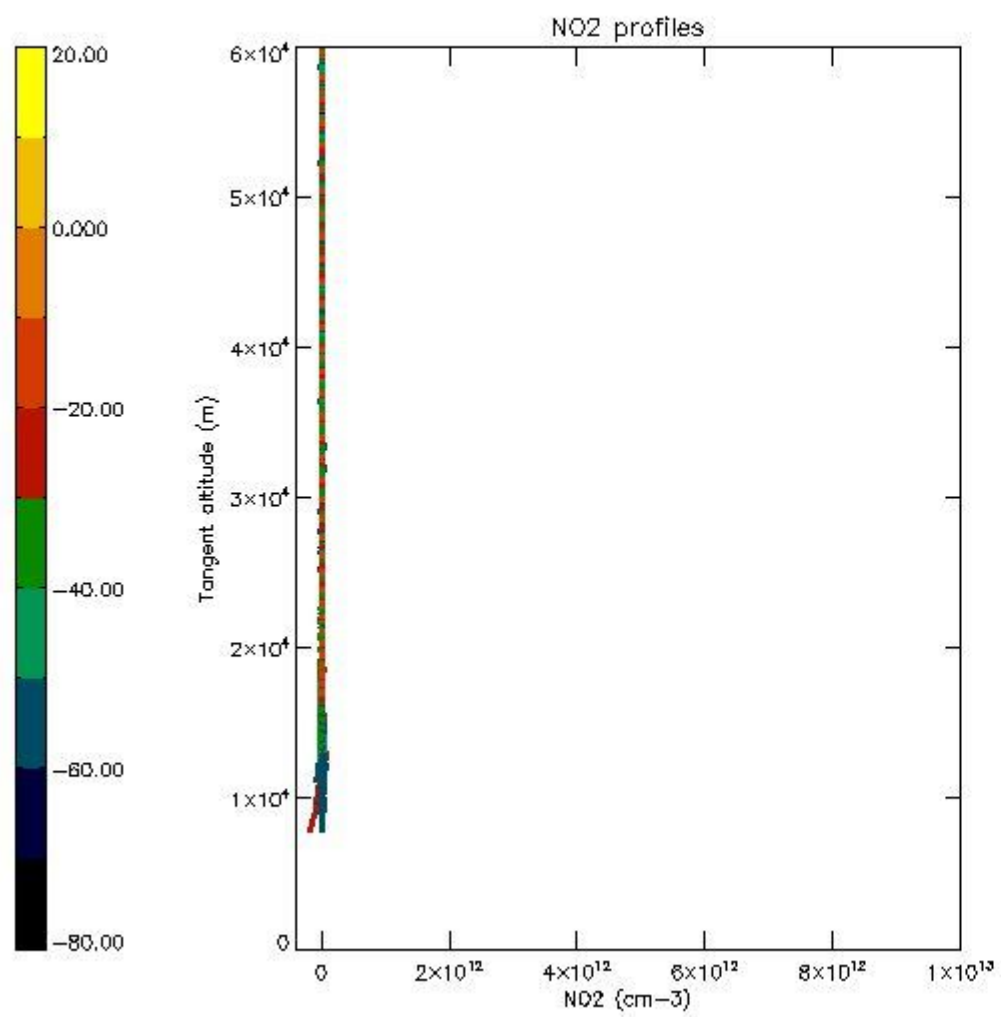
5.5 Plot ozone profiles where STD < 5% (dark without errors)

The colorbar represents the latitude.



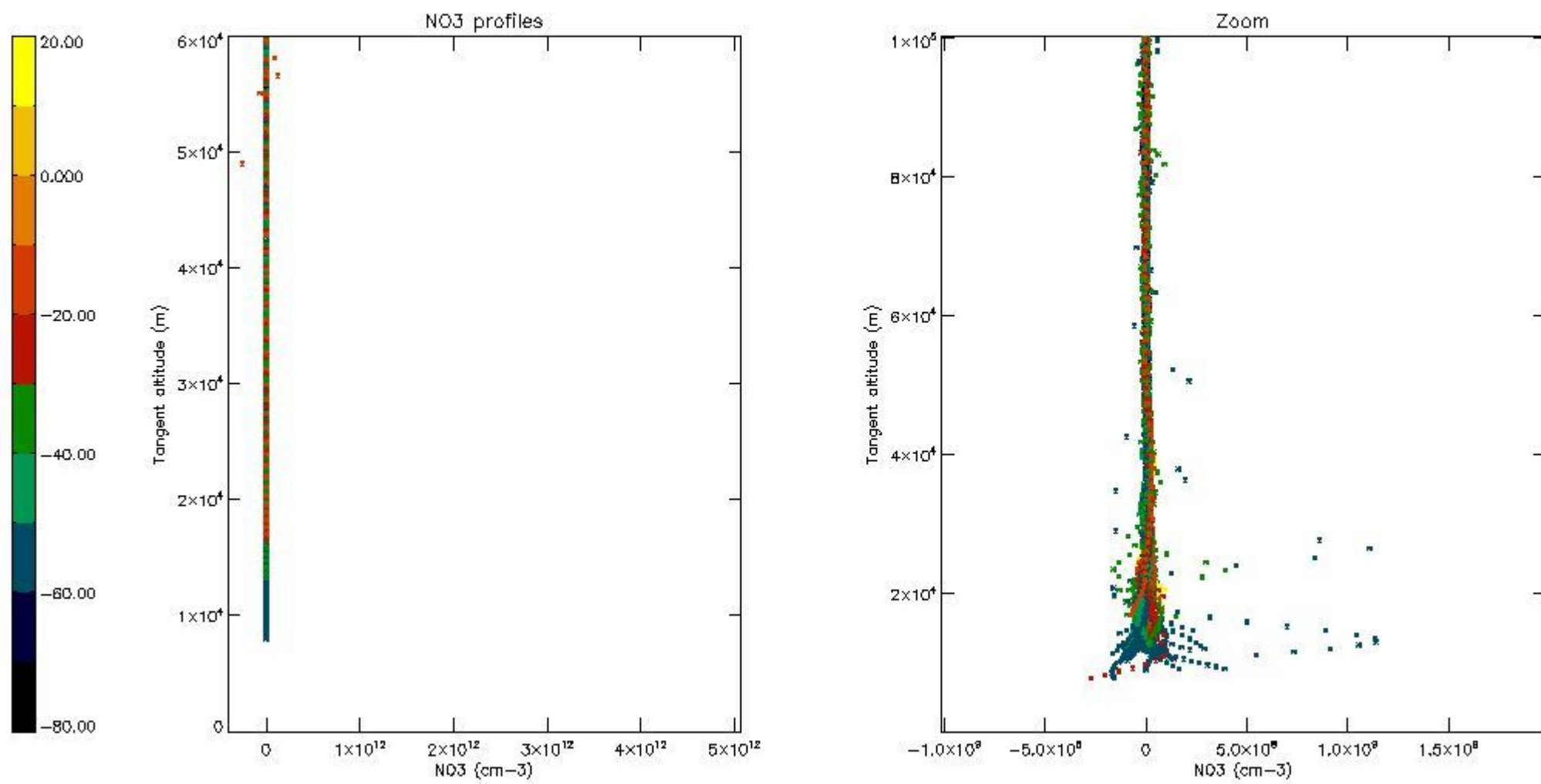
5.6 Plot NO₂ profiles for all STD (dark without errors)

The colorbar represents the latitude.



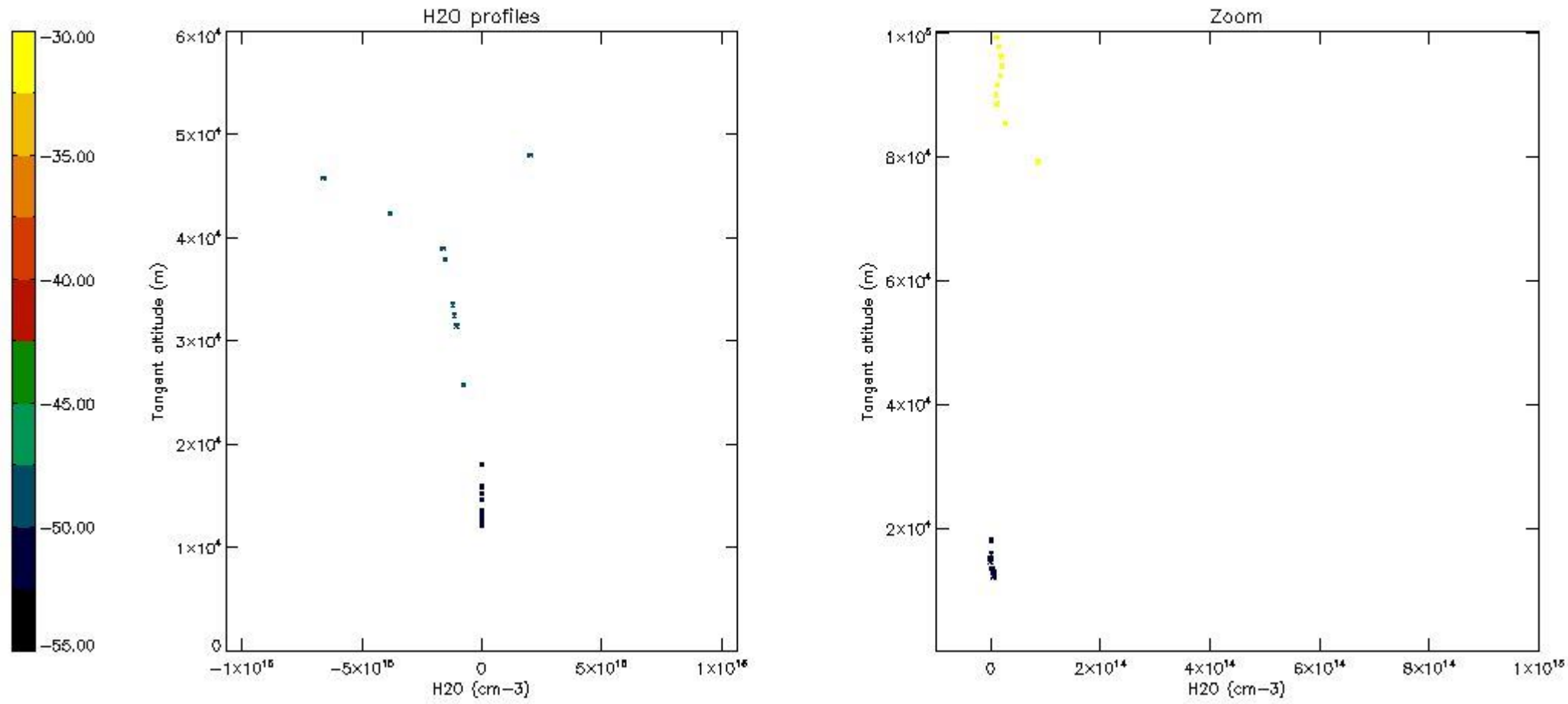
5.7 Plot NO3 profiles for all STD (dark without errors)

The colorbar represents the latitude.



5.8 Plot H2O profiles for all STD (only for occultations of stars 1,2,3,4,13,14,16,26,63 dark without errors)

The colorbar represents the latitude.



6. Auxiliary Data Files used for the production reported in section 2

The number reported in the third column indicates since which file (see list in section 2) the corresponding auxiliary file has been used. The fourth column is the date of those product files.

Type	Auxiliary Filename	Used since product	Used since product date
INST_PHYS_CHARACTERISTICS	GOM_INS_AXNIEC20050627_150440_20020301_000000_20100101_000000	1	28-APR-2003 00:00:17
LEVEL-2_PROC_CONFIG	GOM_PR2_AXVIEC20091111_152718_20020301_000000_20500101_000000	1	28-APR-2003 00:00:17
CROSS_SECTIONS_FILE	GOM_CRS_AXVIEC20091111_154832_20020301_000000_20500101_000000	1	28-APR-2003 00:00:17

GOMOS Level 2 Daily Report

SUMMARY

[1. General Info](#)

[2. Summary of processed GOM_NL_2P products](#)

[3. Level 2 Quality information per product](#)

[3.1 Plot of level 2 quality information per product \(time dependant\)](#)

[3.2 Plot of level 2 quality information per product \(world map\)](#)

[4. Level 1 Quality information per product \(stored on level 2 products\)](#)

[4.1 Plot of level 1 quality information per product \(time dependant\)](#)

[4.1.1 Plot of level 1 quality information per product \(time dependant\): ASCENDING](#)

[4.1.2 Plot of level 1 quality information per product \(time dependant\): DESCENDING](#)

[4.2 Plot of level 1 quality information per product \(world map\)](#)

[4.2.1 Plot of level 1 quality information per product \(world map\): ASCENDING](#)

[4.2.2 Plot of level 1 quality information per product \(world map\): DESCENDING](#)

[5. Ozone profiles based on quality statistics and other trace gas profiles](#)

[5.1 Ozone statistics based on quality of products](#)

[5.2 Plot ozone profiles for all STD \(dark without errors\)](#)

[5.3 Plot ozone profiles where STD < 20% \(dark without errors\)](#)

[5.4. Plot ozone profiles where STD < 10% \(dark without errors\)](#)

[5.5. Plot ozone profiles where STD < 5% \(dark without errors\)](#)

[5.6 Plot NO2 profiles for all STD \(dark without errors\)](#)

[5.7 Plot NO3 profiles for all STD \(dark without errors\)](#)

[5.8 Plot H2O profiles \(only for occultations of stars 1,2,3,4,13,14,16,26,63 dark without errors\) for all STD](#)

[6. Auxiliary Data Files used for the production reported in section 2](#)

This report presents the daily analysis on parameters extracted from GOMOS level 2 data (GOM_NL__2P). It is intended to monitor some important parameters that will impact the quality of these products. A list of level 2 products (and content) that have arrived during the reporting day to the PCF is also given.

Item	Value
Time of report generation	19APR2013 14:05:51
Data source version	GOMOS/6.01
Start time of products	28-04-2003 (28APR2003 00:00:00)
Stop time of products	29-04-2003 (29APR2003 00:00:00)
Store outputs in DB	Yes
Nb of level 2 prods	297
Nb of prods with errors	0

2. Summary of processed GOM_NL__2P products.

Nr	Filename	UTC Start time	Limb	Duration	Star Id	Star Name	Star Mag	Star Temp	Nb Meas	Orbit	Prod. error
1	GOM_NL__2PRFIN20030428_000017_000000612015_00488_06053_6491.N1	28-APR-2003 00:00:17	Dark	60.500	154	22Bet Aqr	2.8990	5700.0	121	6053	No
2	GOM_NL__2PRFIN20030428_000312_000000442015_00488_06053_6492.N1	28-APR-2003 00:03:12	Dark	44.000	18	24Alp PsA	1.1660	9700.0	88	6053	No
3	GOM_NL__2PRFIN20030428_000854_000000412015_00488_06053_6493.N1	28-APR-2003 00:08:54	Dark	41.000	31	Alp Gru	1.7340	15200.	82	6053	No
4	GOM_NL__2PRFIN20030428_001141_000000382015_00488_06053_6494.N1	28-APR-2003 00:11:41	Dark	37.500	148	Alp Tuc	2.8780	4100.0	75	6053	No
5	GOM_NL__2PRFIN20030428_001418_000000402015_00489_06054_6465.N1	28-APR-2003 00:14:18	Dark	40.000	45	Alp Pav	1.9400	26000.	80	6054	No
6	GOM_NL__2PRFIN20030428_002054_000000892015_00489_06054_6466.N1	28-APR-2003 00:20:54	Straylight	88.500	57	34Sig Sgr	2.0660	26000.	177	6054	No
7	GOM_NL__2PRFIN20030428_002407_000000572015_00489_06054_6467.N1	28-APR-2003 00:24:07	Straylight	57.000	85	Kap Sco	2.4070	28000.	114	6054	No
8	GOM_NL__2PRFIN20030428_002608_000000422015_00489_06054_6468.N1	28-APR-2003 00:26:08	Straylight	42.000	10	Bet Cen	0.61000	28000.	84	6054	No
9	GOM_NL__2PRFIN20030428_002830_000000652015_00489_06054_6469.N1	28-APR-2003 00:28:30	Straylight	65.000	75	26Eps Sco	2.2910	4250.0	130	6054	No
10	GOM_NL__2PRFIN20030428_003023_000000432015_00489_06054_6470.N1	28-APR-2003 00:30:23	Straylight	42.500	81	Eta Cen	2.3560	28000.	85	6054	No
11	GOM_NL__2PRFIN20030428_003231_000000452015_00489_06054_6471.N1	28-APR-2003 00:32:31	Straylight	45.000	54	5The Cen	2.0550	4500.0	90	6054	No
12	GOM_NL__2PRFIN20030428_003452_000000672015_00489_06054_6472.N1	28-APR-2003 00:34:52	Twilight	67.000	80	7Del Sco	2.3160	30000.	134	6054	No
13	GOM_NL__2PRFIN20030428_003652_000000412015_00489_06054_6473.N1	28-APR-2003 00:36:52	Bright	40.500	169	46Gam Hya	2.9910	4700.0	81	6054	No
14	GOM_NL__2PRFIN20030428_004039_000000502015_00489_06054_6474.N1	28-APR-2003 00:40:39	Bright	50.000	104	27Bet Lib	2.6140	13100.	100	6054	No
15	GOM_NL__2PRFIN20030428_004317_000000372015_00489_06054_6475.N1	28-APR-2003 00:43:17	Bright	36.500	121	29Gam Vir	2.7400	7200.0	73	6054	No
16	GOM_NL__2PRFIN20030428_004641_000000372015_00489_06054_6476.N1	28-APR-2003 00:46:41	Bright	36.500	138	47Eps Vir	2.8280	4700.0	73	6054	No
17	GOM_NL__2PRFIN20030428_004911_000000392015_00489_06054_6477.N1	28-APR-2003 00:49:11	Bright	39.000	111	8Eta Boo	2.6800	6000.0	78	6054	No
18	GOM_NL__2PRFIN20030428_005429_000000372015_00489_06054_6478.N1	28-APR-2003 00:54:29	Bright	36.500	152	12Alp2CVn	2.8900	11000.	73	6054	No
19	GOM_NL__2PRFIN20030428_005608_000000422015_00489_06054_6479.N1	28-APR-2003 00:56:08	Bright	41.500	180	27Gam Boo	3.0400	8000.0	83	6054	No
20	GOM_NL__2PRFIN20030428_005811_000000392015_00489_06054_6480.N1	28-APR-2003 00:58:11	Bright	38.500	39	85Eta UMa	1.8540	24000.	77	6054	No
21	GOM_NL__2PRFIN20030428_010133_000000382015_00489_06054_6481.N1	28-APR-2003 01:01:33	Bright	38.000	36	50Alp UMa	1.8000	6300.0	76	6054	No
22	GOM_NL__2PRFIN20030428_010537_000000382015_00489_06054_6482.N1	28-APR-2003 01:05:37	Bright	38.000	60	7Bet UMi	2.0810	3950.0	76	6054	No
23	GOM_NL__2PRFIN20030428_010912_000000362015_00489_06054_6483.N1	28-APR-2003 01:09:12	Bright	36.000	49	1Alp UMi	1.9900	6300.0	72	6054	No
24	GOM_NL__2PRFIN20030428_011055_000000642015_00489_06054_6484.N1	28-APR-2003 01:10:55	Bright	64.000	69	33Gam Dra	2.2310	3800.0	128	6054	No
25	GOM_NL__2PRFIN20030428_011550_000000422015_00489_06054_6485.N1	28-APR-2003 01:15:50	Bright	42.000	89	5Alp Cep	2.4510	8000.0	84	6054	No
26	GOM_NL__2PRFIN20030428_011923_000001662015_00489_06054_6486.N1	28-APR-2003 01:19:23	Bright	166.00	5	3Alp Lyr	0.033000	11000.	332	6054	No
27	GOM_NL__2PRFIN20030428_012616_000000802015_00489_06054_6487.N1	28-APR-2003 01:26:16	Twilight	79.500	92	53Eps Cyg	2.5000	4500.0	159	6054	No
28	GOM_NL__2PRFIN20030428_013107_000000442015_00489_06054_6488.N1	28-APR-2003 01:31:07	Twilight	44.000	90	54Alp Peg	2.4870	11000.	88	6054	No
29	GOM_NL__2PRFIN20030428_013503_000000642015_00489_06054_6489.N1	28-APR-2003 01:35:03	Dark	63.500	61	8Eps Peg	2.1000	3900.0	127	6054	No
30	GOM_NL__2PRFIN20030428_013730_000000512015_00489_06054_6490.N1	28-APR-2003 01:37:30	Dark	50.500	162	34Alp Aqr	2.9440	5350.0	101	6054	No
31	GOM_NL__2PRFIN20030428_014054_000000612015_00489_06054_6491.N1	28-APR-2003 01:40:54	Dark	61.000	154	22Bet Aqr	2.8990	5700.0	122	6054	No
32	GOM_NL__2PRFIN20030428_014348_000000462015_00489_06054_6492.N1	28-APR-2003 01:43:48	Dark	45.500	18	24Alp PsA	1.1660	9700.0	91	6054	No
33	GOM_NL__2PRFIN20030428_014930_000000402015_00489_06054_6493.N1	28-APR-2003 01:49:30	Dark	40.000	31	Alp Gru	1.7340	15200.	80	6054	No
34	GOM_NL__2PRFIN20030428_015217_000000432015_00489_06054_6494.N1	28-APR-2003 01:52:17	Dark	43.000	148	Alp Tuc	2.8780	4100.0	86	6054	No
35	GOM_NL__2PRFIN20030428_015454_000000422015_00490_06055_6465.N1	28-APR-2003 01:54:54	Dark	41.500	45	Alp Pav	1.9400	26000.	83	6055	No
36	GOM_NL__2PRFIN20030428_015956_000000752015_00490_06055_6466.N1	28-APR-2003 01:59:56	Dark	74.500	103	38Zet Sgr	2.6000	9700.0	149	6055	No
37	GOM_NL__2PRFIN20030428_020229_000000442015_00490_06055_6467.N1	28-APR-2003 02:02:29	Straylight	44.000	141	Bet Ara	2.8400	4600.0	88	6055	No
38	GOM_NL__2PRFIN20030428_020407_000000562015_00490_06055_6468.N1	28-APR-2003 02:04:07	Straylight	55.500	40	The Sco	1.8590	7100.0	111	6055	No
39	GOM_NL__2PRFIN20030428_020548_000000632015_00490_06055_6469.N1	28-APR-2003 02:05:48	Straylight	62.500	25	35Lam Sco	1.6200	28000.	125	6055	No
40	GOM_NL__2PRFIN20030428_020852_000000382015_00490_06055_6470.N1	28-APR-2003 02:08:52	Straylight	37.500	77	Eps Cen	2.3030	28000.	75	6055	No
41	GOM_NL__2PRFIN20030428_021059_000000412015_00490_06055_6471.N1	28-APR-2003 02:10:59	Straylight	41.000	81	Eta Cen	2.3560	28000.	82	6055	No
42	GOM_NL__2PRFIN20030428_021303_000000862015_00490_06055_6472.N1	28-APR-2003 02:13:03	Twilight	86.000	16	21Alp Sco	1.0200	3000.0	172	6055	No

43	GOM_NL__2PRFIN20030428_021528_000000672015_00490_06055_6473.N1	28-APR-2003 02:15:28	Twilight	67.000	80	7Del Sco	2.3160	30000.	134	6055	No
44	GOM_NL__2PRFIN20030428_021728_000000412015_00490_06055_6474.N1	28-APR-2003 02:17:28	Bright	40.500	169	46Gam Hya	2.9910	4700.0	81	6055	No
45	GOM_NL__2PRFIN20030428_022115_000000532015_00490_06055_6475.N1	28-APR-2003 02:21:15	Bright	53.000	104	27Bet Lib	2.6140	13100.	106	6055	No
46	GOM_NL__2PRFIN20030428_022353_000000362015_00490_06055_6476.N1	28-APR-2003 02:23:53	Bright	36.000	121	29Gam Vir	2.7400	7200.0	72	6055	No
47	GOM_NL__2PRFIN20030428_022717_000000372015_00490_06055_6477.N1	28-APR-2003 02:27:17	Bright	36.500	138	47Eps Vir	2.8280	4700.0	73	6055	No
48	GOM_NL__2PRFIN20030428_022946_000000412015_00490_06055_6478.N1	28-APR-2003 02:29:46	Bright	40.500	111	8Eta Boo	2.6800	6000.0	81	6055	No
49	GOM_NL__2PRFIN20030428_023505_000000372015_00490_06055_6479.N1	28-APR-2003 02:35:05	Bright	36.500	152	12Alp2CVn	2.8900	11000.	73	6055	No
50	GOM_NL__2PRFIN20030428_023643_000000432015_00490_06055_6480.N1	28-APR-2003 02:36:43	Bright	42.500	180	27Gam Boo	3.0400	8000.0	85	6055	No
51	GOM_NL__2PRFIN20030428_023846_000000372015_00490_06055_6481.N1	28-APR-2003 02:38:46	Bright	37.000	39	85Eta UMa	1.8540	24000.	74	6055	No
52	GOM_NL__2PRFIN20030428_024005_000000352015_00490_06055_6482.N1	28-APR-2003 02:40:05	Bright	35.000	32	77Eps UMa	1.7630	11000.	70	6055	No
53	GOM_NL__2PRFIN20030428_024209_000000362015_00490_06055_6483.N1	28-APR-2003 02:42:09	Bright	36.000	36	50Alp UMa	1.8000	6300.0	72	6055	No
54	GOM_NL__2PRFIN20030428_024613_000000392015_00490_06055_6484.N1	28-APR-2003 02:46:13	Bright	39.000	60	7Bet UMi	2.0810	3950.0	78	6055	No
55	GOM_NL__2PRFIN20030428_024948_000000342015_00490_06055_6485.N1	28-APR-2003 02:49:48	Bright	33.500	49	1Alp UMi	1.9900	6300.0	67	6055	No
56	GOM_NL__2PRFIN20030428_025129_000000642015_00490_06055_6486.N1	28-APR-2003 02:51:29	Bright	63.500	69	33Gam Dra	2.2310	3800.0	127	6055	No
57	GOM_NL__2PRFIN20030428_025626_000000412015_00490_06055_6487.N1	28-APR-2003 02:56:26	Bright	41.000	89	5Alp Cep	2.4510	8000.0	82	6055	No
58	GOM_NL__2PRFIN20030428_025956_000001672015_00490_06055_6488.N1	28-APR-2003 02:59:56	Bright	166.50	5	3Alp Lyr	0.033000	11000.	333	6055	No
59	GOM_NL__2PRFIN20030428_030653_000000762015_00490_06055_6489.N1	28-APR-2003 03:06:53	Twilight	75.500	92	53Eps Cyg	2.5000	4500.0	151	6055	No
60	GOM_NL__2PRFIN20030428_031144_000000432015_00490_06055_6490.N1	28-APR-2003 03:11:44	Twilight	43.000	90	54Alp Peg	2.4870	11000.	86	6055	No
61	GOM_NL__2PRFIN20030428_031540_000000632015_00490_06055_6491.N1	28-APR-2003 03:15:40	Dark	62.500	61	8Eps Peg	2.1000	3900.0	125	6055	No
62	GOM_NL__2PRFIN20030428_031807_000000512015_00490_06055_6492.N1	28-APR-2003 03:18:07	Dark	50.500	162	34Alp Aqr	2.9440	5350.0	101	6055	No
63	GOM_NL__2PRFIN20030428_032131_000000562015_00490_06055_6493.N1	28-APR-2003 03:21:31	Dark	56.000	154	22Bet Aqr	2.8990	5700.0	112	6055	No
64	GOM_NL__2PRFIN20030428_032424_000000482015_00490_06055_6494.N1	28-APR-2003 03:24:24	Dark	47.500	18	24Alp PsA	1.1660	9700.0	95	6055	No
65	GOM_NL__2PRFIN20030428_033007_000000392015_00490_06055_6495.N1	28-APR-2003 03:30:07	Dark	39.000	31	Alp Gru	1.7340	15200.	78	6055	No
66	GOM_NL__2PRFIN20030428_033253_000000402015_00490_06055_6496.N1	28-APR-2003 03:32:53	Dark	40.000	148	Alp Tuc	2.8780	4100.0	80	6055	No
67	GOM_NL__2PRFIN20030428_033531_000000422015_00491_06056_6465.N1	28-APR-2003 03:35:31	Dark	42.000	45	Alp Pav	1.9400	26000.	84	6056	No
68	GOM_NL__2PRFIN20030428_034033_000000762015_00491_06056_6466.N1	28-APR-2003 03:40:33	Dark	75.500	103	38Zet Sgr	2.6000	9700.0	151	6056	No
69	GOM_NL__2PRFIN20030428_034306_000000422015_00491_06056_6467.N1	28-APR-2003 03:43:06	Straylight	42.000	141	Bet Ara	2.8400	4600.0	84	6056	No
70	GOM_NL__2PRFIN20030428_034444_000000572015_00491_06056_6468.N1	28-APR-2003 03:44:44	Straylight	57.000	40	The Sco	1.8590	7100.0	114	6056	No
71	GOM_NL__2PRFIN20030428_034625_000000642015_00491_06056_6469.N1	28-APR-2003 03:46:25	Straylight	64.000	25	35Lam Sco	1.6200	28000.	128	6056	No
72	GOM_NL__2PRFIN20030428_034928_000000382015_00491_06056_6470.N1	28-APR-2003 03:49:28	Straylight	38.000	77	Eps Cen	2.3030	28000.	76	6056	No
73	GOM_NL__2PRFIN20030428_035135_000000422015_00491_06056_6471.N1	28-APR-2003 03:51:35	Straylight	42.000	81	Eta Cen	2.3560	28000.	84	6056	No
74	GOM_NL__2PRFIN20030428_035339_000000752015_00491_06056_6472.N1	28-APR-2003 03:53:39	Twilight	75.000	16	21Alp Sco	1.0200	3000.0	150	6056	No
75	GOM_NL__2PRFIN20030428_035604_000000652015_00491_06056_6473.N1	28-APR-2003 03:56:04	Twilight	65.000	80	7Del Sco	2.3160	30000.	130	6056	No
76	GOM_NL__2PRFIN20030428_035804_000000502015_00491_06056_6474.N1	28-APR-2003 03:58:04	Bright	50.000	169	46Gam Hya	2.9910	4700.0	100	6056	No
77	GOM_NL__2PRFIN20030428_040151_000000512015_00491_06056_6475.N1	28-APR-2003 04:01:51	Bright	50.500	104	27Bet Lib	2.6140	13100.	101	6056	No
78	GOM_NL__2PRFIN20030428_040429_000000362015_00491_06056_6476.N1	28-APR-2003 04:04:29	Bright	36.000	121	29Gam Vir	2.7400	7200.0	72	6056	No
79	GOM_NL__2PRFIN20030428_040753_000000362015_00491_06056_6477.N1	28-APR-2003 04:07:53	Bright	36.000	138	47Eps Vir	2.8280	4700.0	72	6056	No
80	GOM_NL__2PRFIN20030428_041022_000000392015_00491_06056_6478.N1	28-APR-2003 04:10:22	Bright	39.000	111	8Eta Boo	2.6800	6000.0	78	6056	No
81	GOM_NL__2PRFIN20030428_041541_000000362015_00491_06056_6479.N1	28-APR-2003 04:15:41	Bright	35.500	152	12Alp2CVn	2.8900	11000.	71	6056	No
82	GOM_NL__2PRFIN20030428_041719_000000442015_00491_06056_6480.N1	28-APR-2003 04:17:19	Bright	44.000	180	27Gam Boo	3.0400	8000.0	88	6056	No
83	GOM_NL__2PRFIN20030428_041922_000000512015_00491_06056_6481.N1	28-APR-2003 04:19:22	Bright	50.500	39	85Eta UMa	1.8540	24000.	101	6056	No
84	GOM_NL__2PRFIN20030428_042041_000000362015_00491_06056_6482.N1	28-APR-2003 04:20:41	Bright	36.000	32	77Eps UMa	1.7630	11000.	72	6056	No
85	GOM_NL__2PRFIN20030428_042245_000000372015_00491_06056_6483.N1	28-APR-2003 04:22:45	Bright	37.000	36	50Alp UMa	1.8000	6300.0	74	6056	No
86	GOM_NL__2PRFIN20030428_042649_000000362015_00491_06056_6484.N1	28-APR-2003 04:26:49	Bright	35.500	60	7Bet UMi	2.0810	3950.0	71	6056	No
87	GOM_NL__2PRFIN20030428_043024_000000342015_00491_06056_6485.N1	28-APR-2003 04:30:24	Bright	33.500	49	1Alp UMi	1.9900	6300.0	67	6056	No
88	GOM_NL__2PRFIN20030428_043204_000000652015_00491_06056_6486.N1	28-APR-2003 04:32:04	Bright	64.500	69	33Gam Dra	2.2310	3800.0	129	6056	No
89	GOM_NL__2PRFIN20030428_043701_000000422015_00491_06056_6487.N1	28-APR-2003 04:37:01	Bright	42.000	89	5Alp Cep	2.4510	8000.0	84	6056	No
90	GOM_NL__2PRFIN20030428_044032_000001552015_00491_06056_6488.N1	28-APR-2003 04:40:32	Bright	154.50	5	3Alp Lyr	0.033000	11000.	309	6056	No
91	GOM_NL__2PRFIN20030428_044728_000000772015_00491_06056_6489.N1	28-APR-2003 04:47:28	Twilight	76.500	92	53Eps Cyg	2.5000	4500.0	153	6056	No
92	GOM_NL__2PRFIN20030428_045220_000000422015_00491_06056_6490.N1	28-APR-2003 04:52:20	Twilight	42.000	90	54Alp Peg	2.4870	11000.	84	6056	No
93	GOM_NL__2PRFIN20030428_045616_000000662015_00491_06056_6491.N1	28-APR-2003 04:56:16	Dark	66.000	61	8Eps Peg	2.1000	3900.0	132	6056	No
94	GOM_NL__2PRFIN20030428_045843_000000512015_00491_06056_6492.N1	28-APR-2003 04:58:43	Dark	51.000	162	34Alp Aqr	2.9440	5350.0	102	6056	No
95	GOM_NL__2PRFIN20030428_050208_000000582015_00491_06056_6493.N1	28-APR-2003 05:02:08	Dark	58.000	154	22Bet Aqr	2.8990	5700.0	116	6056	No
96	GOM_NL__2PRFIN20030428_050501_000000432015_00491_06056_6494.N1	28-APR-2003 05:05:01	Dark	42.500	18	24Alp PsA	1.1660	9700.0	85	6056	No
97	GOM_NL__2PRFIN20030428_050904_000000422015_00491_06056_6495.N1	28-APR-2003 05:09:04	Dark	41.500	172	Gam Gru	3.0030	13100.	83	6056	No
98	GOM_NL__2PRFIN20030428_051043_000000462015_00491_06056_6496.N1	28-APR-2003 05:10:43	Dark	45.500	31	Alp Gru	1.7340	15200.	91	6056	No
99	GOM_NL__2PRFIN20030428_051329_000000422015_00491_06056_6497.N1	28-APR-2003 05:13:29	Dark	42.000	148	Alp Tuc	2.8780	4100.0	84	6056	No
100	GOM_NL__2PRFIN20030428_051607_000000432015_00492_06057_6485.N1	28-APR-2003 05:16:07	Dark	42.500	45	Alp Pav	1.9400	26000.	85	6057	No
101	GOM_NL__2PRFIN20030428_052111_000000742015_00492_06057_6486.N1	28-APR-2003 05:21:11	Dark	73.500	103	38Zet Sgr	2.6000	9700.0	147	6057	No

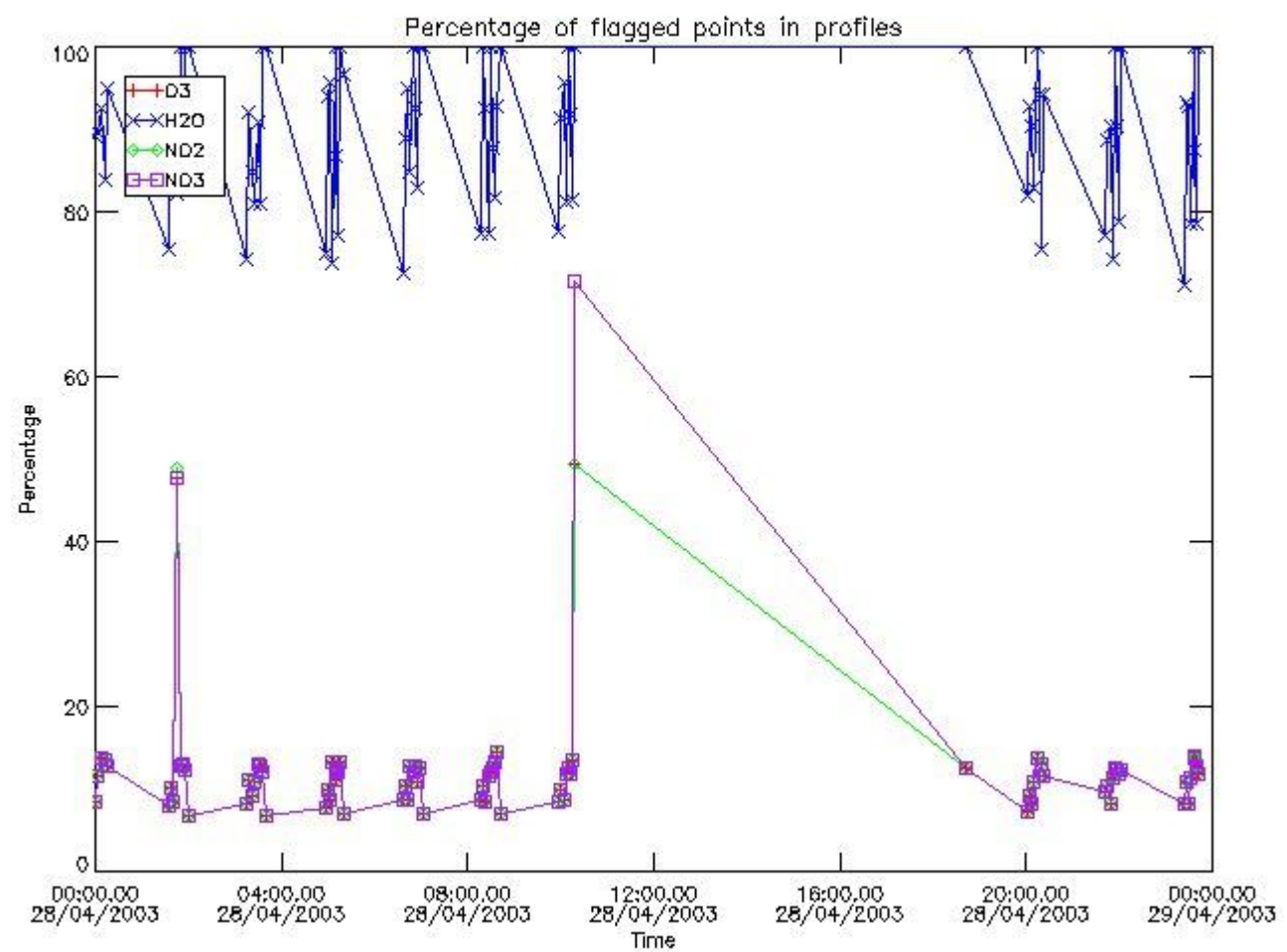
102	GOM_NL__2PRFIN20030428_052342_000000452015_00492_06057_6487.N1	28-APR-2003 05:23:42	Straylight	45.000	141	Bet Ara	2.8400	4600.0	90	6057	No
103	GOM_NL__2PRFIN20030428_052521_000000582015_00492_06057_6488.N1	28-APR-2003 05:25:21	Straylight	58.000	40	The Sco	1.8590	7100.0	116	6057	No
104	GOM_NL__2PRFIN20030428_052702_000000642015_00492_06057_6489.N1	28-APR-2003 05:27:02	Straylight	63.500	25	35Lam Sco	1.6200	28000.	127	6057	No
105	GOM_NL__2PRFIN20030428_053005_000000382015_00492_06057_6490.N1	28-APR-2003 05:30:05	Straylight	37.500	77	Eps Cen	2.3030	28000.	75	6057	No
106	GOM_NL__2PRFIN20030428_053211_000000412015_00492_06057_6491.N1	28-APR-2003 05:32:11	Straylight	41.000	81	Eta Cen	2.3560	28000.	82	6057	No
107	GOM_NL__2PRFIN20030428_053416_000000832015_00492_06057_6492.N1	28-APR-2003 05:34:16	Twi_and_stray	82.500	16	21Alp Sco	1.0200	3000.0	165	6057	No
108	GOM_NL__2PRFIN20030428_053641_000000702015_00492_06057_6493.N1	28-APR-2003 05:36:41	Twi_and_stray	69.500	80	7Del Sco	2.3160	30000.	139	6057	No
109	GOM_NL__2PRFIN20030428_053840_000000452015_00492_06057_6494.N1	28-APR-2003 05:38:40	Bright	44.500	169	46Gam Hya	2.9910	4700.0	89	6057	No
110	GOM_NL__2PRFIN20030428_054227_000000522015_00492_06057_6495.N1	28-APR-2003 05:42:27	Bright	52.000	104	27Bet Lib	2.6140	13100.	104	6057	No
111	GOM_NL__2PRFIN20030428_054505_000000362015_00492_06057_6496.N1	28-APR-2003 05:45:05	Bright	36.000	121	29Gam Vir	2.7400	7200.0	72	6057	No
112	GOM_NL__2PRFIN20030428_054829_000000372015_00492_06057_6497.N1	28-APR-2003 05:48:29	Bright	36.500	138	47Eps Vir	2.8280	4700.0	73	6057	No
113	GOM_NL__2PRFIN20030428_055058_000000402015_00492_06057_6498.N1	28-APR-2003 05:50:58	Bright	40.000	111	8Eta Boo	2.6800	6000.0	80	6057	No
114	GOM_NL__2PRFIN20030428_055617_000000362015_00492_06057_6499.N1	28-APR-2003 05:56:17	Bright	36.000	152	12Alp2CVn	2.8900	11000.	72	6057	No
115	GOM_NL__2PRFIN20030428_055754_000000422015_00492_06057_6500.N1	28-APR-2003 05:57:54	Bright	42.000	180	27Gam Boo	3.0400	8000.0	84	6057	No
116	GOM_NL__2PRFIN20030428_055958_000000402015_00492_06057_6501.N1	28-APR-2003 05:59:58	Bright	39.500	39	85Eta UMa	1.8540	24000.	79	6057	No
117	GOM_NL__2PRFIN20030428_060116_000000382015_00492_06057_6502.N1	28-APR-2003 06:01:16	Bright	37.500	32	77Eps UMa	1.7630	11000.	75	6057	No
118	GOM_NL__2PRFIN20030428_060321_000000362015_00492_06057_6503.N1	28-APR-2003 06:03:21	Bright	36.000	36	50Alp UMa	1.8000	6300.0	72	6057	No
119	GOM_NL__2PRFIN20030428_060724_000000402015_00492_06057_6504.N1	28-APR-2003 06:07:24	Bright	39.500	60	7Bet UMi	2.0810	3950.0	79	6057	No
120	GOM_NL__2PRFIN20030428_061100_000000372015_00492_06057_6505.N1	28-APR-2003 06:11:00	Bright	36.500	49	1Alp UMi	1.9900	6300.0	73	6057	No
121	GOM_NL__2PRFIN20030428_061239_000000642015_00492_06057_6506.N1	28-APR-2003 06:12:39	Bright	63.500	69	33Gam Dra	2.2310	3800.0	127	6057	No
122	GOM_NL__2PRFIN20030428_061737_000000422015_00492_06057_6507.N1	28-APR-2003 06:17:37	Bright	41.500	89	5Alp Cep	2.4510	8000.0	83	6057	No
123	GOM_NL__2PRFIN20030428_062106_000001632015_00492_06057_6508.N1	28-APR-2003 06:21:06	Bright	163.00	5	3Alp Lyr	0.033000	11000.	326	6057	No
124	GOM_NL__2PRFIN20030428_062805_000000742015_00492_06057_6509.N1	28-APR-2003 06:28:05	Twi_and_stray	74.000	92	53Eps Cyg	2.5000	4500.0	148	6057	No
125	GOM_NL__2PRFIN20030428_063256_000000432015_00492_06057_6510.N1	28-APR-2003 06:32:56	Twilight	42.500	90	54Alp Peg	2.4870	11000.	85	6057	No
126	GOM_NL__2PRFIN20030428_063653_000000642015_00492_06057_6511.N1	28-APR-2003 06:36:53	Dark	64.000	61	8Eps Peg	2.1000	3900.0	128	6057	No
127	GOM_NL__2PRFIN20030428_063920_000000552015_00492_06057_6512.N1	28-APR-2003 06:39:20	Dark	54.500	162	34Alp Aqr	2.9440	5350.0	109	6057	No
128	GOM_NL__2PRFIN20030428_064245_000000592015_00492_06057_6513.N1	28-APR-2003 06:42:45	Dark	59.000	154	22Bet Aqr	2.8990	5700.0	118	6057	No
129	GOM_NL__2PRFIN20030428_064537_000000402015_00492_06057_6514.N1	28-APR-2003 06:45:37	Dark	40.000	18	24Alp PsA	1.1660	9700.0	80	6057	No
130	GOM_NL__2PRFIN20030428_064941_000000422015_00492_06057_6515.N1	28-APR-2003 06:49:41	Dark	42.000	172	Gam Gru	3.0030	13100.	84	6057	No
131	GOM_NL__2PRFIN20030428_065120_000000402015_00492_06057_6516.N1	28-APR-2003 06:51:20	Dark	40.000	31	Alp Gru	1.7340	15200.	80	6057	No
132	GOM_NL__2PRFIN20030428_065405_000000482015_00493_06058_6517.N1	28-APR-2003 06:54:05	Dark	47.500	148	Alp Tuc	2.8780	4100.0	95	6058	No
133	GOM_NL__2PRFIN20030428_065644_000000412015_00493_06058_6485.N1	28-APR-2003 06:56:44	Dark	41.000	45	Alp Pav	1.9400	26000.	82	6058	No
134	GOM_NL__2PRFIN20030428_070149_000000742015_00493_06058_6486.N1	28-APR-2003 07:01:49	Dark	73.500	103	38Zet Sgr	2.6000	9700.0	147	6058	No
135	GOM_NL__2PRFIN20030428_070419_000000462015_00493_06058_6487.N1	28-APR-2003 07:04:19	Straylight	46.000	141	Bet Ara	2.8400	4600.0	92	6058	No
136	GOM_NL__2PRFIN20030428_070558_000000602015_00493_06058_6488.N1	28-APR-2003 07:05:58	Straylight	60.000	40	The Sco	1.8590	7100.0	120	6058	No
137	GOM_NL__2PRFIN20030428_070739_000000642015_00493_06058_6489.N1	28-APR-2003 07:07:39	Straylight	64.000	25	35Lam Sco	1.6200	28000.	128	6058	No
138	GOM_NL__2PRFIN20030428_071041_000000422015_00493_06058_6490.N1	28-APR-2003 07:10:41	Straylight	41.500	77	Eps Cen	2.3030	28000.	83	6058	No
139	GOM_NL__2PRFIN20030428_071247_000000432015_00493_06058_6491.N1	28-APR-2003 07:12:47	Straylight	43.000	81	Eta Cen	2.3560	28000.	86	6058	No
140	GOM_NL__2PRFIN20030428_071452_000000822015_00493_06058_6492.N1	28-APR-2003 07:14:52	Twi_and_stray	82.000	16	21Alp Sco	1.0200	3000.0	164	6058	No
141	GOM_NL__2PRFIN20030428_071717_000000662015_00493_06058_6493.N1	28-APR-2003 07:17:17	Twi_and_stray	66.000	80	7Del Sco	2.3160	30000.	132	6058	No
142	GOM_NL__2PRFIN20030428_071916_000000422015_00493_06058_6494.N1	28-APR-2003 07:19:16	Bright	42.000	169	46Gam Hya	2.9910	4700.0	84	6058	No
143	GOM_NL__2PRFIN20030428_072303_000000522015_00493_06058_6495.N1	28-APR-2003 07:23:03	Bright	52.000	104	27Bet Lib	2.6140	13100.	104	6058	No
144	GOM_NL__2PRFIN20030428_072541_000000372015_00493_06058_6496.N1	28-APR-2003 07:25:41	Bright	36.500	121	29Gam Vir	2.7400	7200.0	73	6058	No
145	GOM_NL__2PRFIN20030428_072905_000000372015_00493_06058_6497.N1	28-APR-2003 07:29:05	Bright	37.000	138	47Eps Vir	2.8280	4700.0	74	6058	No
146	GOM_NL__2PRFIN20030428_073134_000000412015_00493_06058_6498.N1	28-APR-2003 07:31:34	Bright	40.500	111	8Eta Boo	2.6800	6000.0	81	6058	No
147	GOM_NL__2PRFIN20030428_073652_000000352015_00493_06058_6499.N1	28-APR-2003 07:36:52	Bright	35.000	152	12Alp2CVn	2.8900	11000.	70	6058	No
148	GOM_NL__2PRFIN20030428_073830_000000442015_00493_06058_6500.N1	28-APR-2003 07:38:30	Bright	43.500	180	27Gam Boo	3.0400	8000.0	87	6058	No
149	GOM_NL__2PRFIN20030428_074033_000000392015_00493_06058_6501.N1	28-APR-2003 07:40:33	Bright	38.500	39	85Eta UMa	1.8540	24000.	77	6058	No
150	GOM_NL__2PRFIN20030428_074152_000000382015_00493_06058_6502.N1	28-APR-2003 07:41:52	Bright	37.500	32	77Eps UMa	1.7630	11000.	75	6058	No
151	GOM_NL__2PRFIN20030428_074358_000000372015_00493_06058_6503.N1	28-APR-2003 07:43:58	Bright	36.500	36	50Alp UMa	1.8000	6300.0	73	6058	No
152	GOM_NL__2PRFIN20030428_074800_000000382015_00493_06058_6504.N1	28-APR-2003 07:48:00	Bright	37.500	60	7Bet UMi	2.0810	3950.0	75	6058	No
153	GOM_NL__2PRFIN20030428_075136_000000342015_00493_06058_6505.N1	28-APR-2003 07:51:36	Bright	33.500	49	1Alp UMi	1.9900	6300.0	67	6058	No
154	GOM_NL__2PRFIN20030428_075313_000000642015_00493_06058_6506.N1	28-APR-2003 07:53:13	Bright	64.000	69	33Gam Dra	2.2310	3800.0	128	6058	No
155	GOM_NL__2PRFIN20030428_075812_000000432015_00493_06058_6507.N1	28-APR-2003 07:58:12	Bright	42.500	89	5Alp Cep	2.4510	8000.0	85	6058	No
156	GOM_NL__2PRFIN20030428_080141_000001562015_00493_06058_6508.N1	28-APR-2003 08:01:41	Bright	155.50	5	3Alp Lyr	0.033000	11000.	311	6058	No
157	GOM_NL__2PRFIN20030428_080840_000000812015_00493_06058_6509.N1	28-APR-2003 08:08:40	Twi_and_stray	80.500	92	53Eps Cyg	2.5000	4500.0	161	6058	No
158	GOM_NL__2PRFIN20030428_081332_000000452015_00493_06058_6510.N1	28-APR-2003 08:13:32	Twilight	44.500	90	54Alp Peg	2.4870	11000.	89	6058	No
159	GOM_NL__2PRFIN20030428_081729_000000582015_00493_06058_6511.N1	28-APR-2003 08:17:29	Dark	58.000	61	8Eps Peg	2.1000	3900.0	116	6058	No
160	GOM_NL__2PRFIN20030428_081956_000000502015_00493_06058_6512.N1	28-APR-2003 08:19:56	Dark	49.500	162	34Alp Aqr	2.9440	5350.0	99	6058	No

279	GOM_NL__2PRFIN20030428_224715_000000372016_00001_06067_6611.N1	28-APR-2003 22:47:15	Bright	36.500	32	77Eps UMa	1.7630	11000.	73	6067	No
280	GOM_NL__2PRFIN20030428_224923_000000382016_00001_06067_6612.N1	28-APR-2003 22:49:23	Bright	37.500	36	50Alp UMa	1.8000	6300.0	75	6067	No
281	GOM_NL__2PRFIN20030428_225321_000000372016_00001_06067_6613.N1	28-APR-2003 22:53:21	Bright	37.000	60	7Bet UMi	2.0810	3950.0	74	6067	No
282	GOM_NL__2PRFIN20030428_225659_000000372016_00001_06067_6614.N1	28-APR-2003 22:56:59	Bright	36.500	49	1Alp UMi	1.9900	6300.0	73	6067	No
283	GOM_NL__2PRFIN20030428_230333_000000442016_00001_06067_6615.N1	28-APR-2003 23:03:33	Bright	43.500	89	5Alp Cep	2.4510	8000.0	87	6067	No
284	GOM_NL__2PRFIN20030428_230650_000001602016_00001_06067_6616.N1	28-APR-2003 23:06:50	Bright	160.00	5	3Alp Lyr	0.033000	11000.	320	6067	No
285	GOM_NL__2PRFIN20030428_231404_000000792016_00001_06067_6617.N1	28-APR-2003 23:14:04	Twilight	78.500	92	53Eps Cyg	2.5000	4500.0	157	6067	No
286	GOM_NL__2PRFIN20030428_231858_000000452016_00001_06067_6618.N1	28-APR-2003 23:18:58	Twilight	45.000	90	54Alp Peg	2.4870	11000.	90	6067	No
287	GOM_NL__2PRFIN20030428_232259_000000632016_00001_06067_6619.N1	28-APR-2003 23:22:59	Dark	62.500	61	8Eps Peg	2.1000	3900.0	125	6067	No
288	GOM_NL__2PRFIN20030428_232526_000000522016_00001_06067_6620.N1	28-APR-2003 23:25:26	Dark	52.000	162	34Alp Aqr	2.9440	5350.0	104	6067	No
289	GOM_NL__2PRFIN20030428_232855_000000622016_00001_06067_6621.N1	28-APR-2003 23:28:55	Dark	62.000	154	22Bet Aqr	2.8990	5700.0	124	6067	No
290	GOM_NL__2PRFIN20030428_233141_000000452016_00001_06067_6622.N1	28-APR-2003 23:31:41	Dark	45.000	18	24Alp PsA	1.1660	9700.0	90	6067	No
291	GOM_NL__2PRFIN20030428_233547_000000412016_00001_06067_6623.N1	28-APR-2003 23:35:47	Dark	41.000	172	Gam Gru	3.0030	13100.	82	6067	No
292	GOM_NL__2PRFIN20030428_233724_000000442016_00001_06067_6624.N1	28-APR-2003 23:37:24	Dark	44.000	31	Alp Gru	1.7340	15200.	88	6067	No
293	GOM_NL__2PRFIN20030428_234008_000000402016_00002_06068_6625.N1	28-APR-2003 23:40:08	Dark	40.000	148	Alp Tuc	2.8780	4100.0	80	6068	No
294	GOM_NL__2PRFIN20030428_234249_000000432016_00002_06068_6492.N1	28-APR-2003 23:42:49	Dark	43.000	45	Alp Pav	1.9400	26000.	86	6068	No
295	GOM_NL__2PRFIN20030428_234935_000000432016_00002_06068_6493.N1	28-APR-2003 23:49:35	Straylight	42.500	43	Alp TrA	1.9100	4250.0	85	6068	No
296	GOM_NL__2PRFIN20030428_235353_000000532016_00002_06068_6494.N1	28-APR-2003 23:53:53	Straylight	53.000	4	Alp1Cen	-0.010000	5800.0	106	6068	No
297	GOM_NL__2PRFIN20030428_235704_000000732016_00002_06068_6495.N1	28-APR-2003 23:57:04	Straylight	72.500	75	26Eps Sco	2.2910	4250.0	145	6068	No

3. Quality information per product


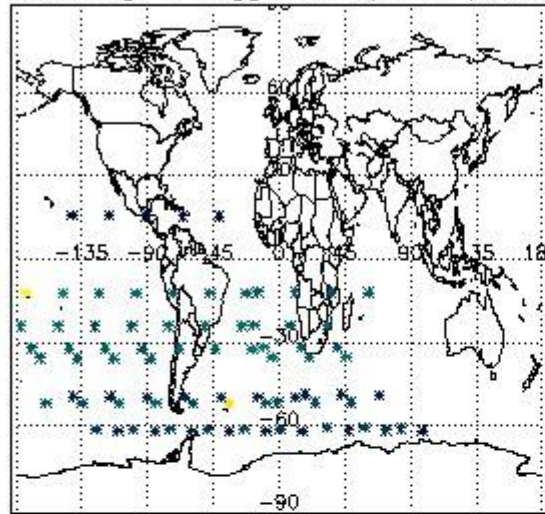
In this section it is plotted some information contained in the Quality Summary data set of the level 2 products. Only products in dark limb conditions and without errors (error flag in the MPH set to "0") are used.

3.1 Plot quality information per product (time dependant)

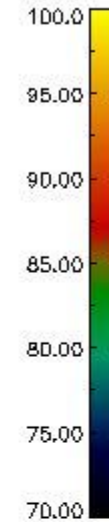
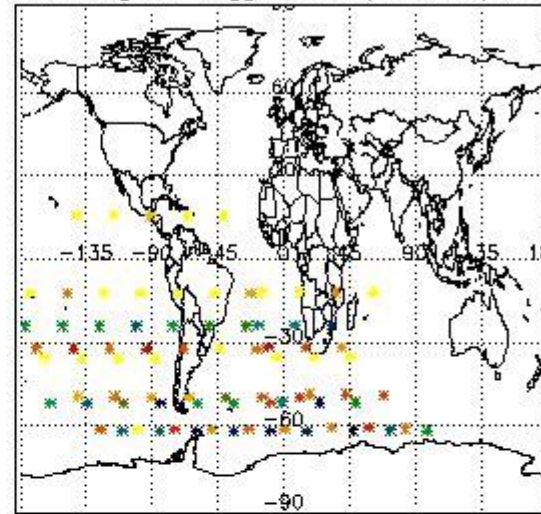


3.2 Plot quality information per product (world map)


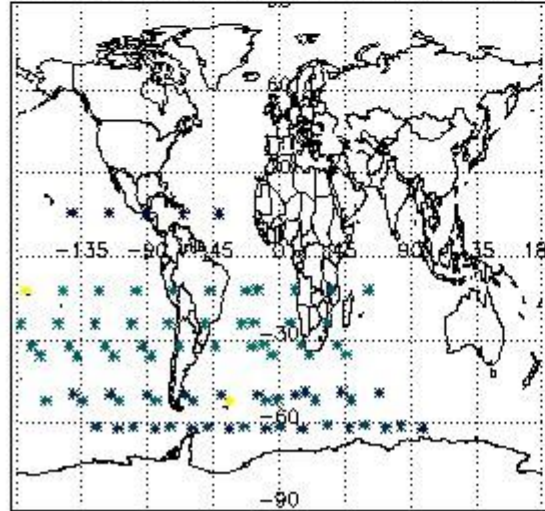
Percentage of flagged data per O3 profile



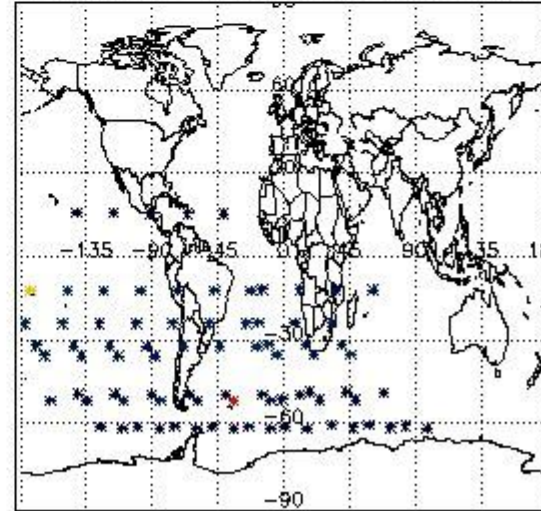
Percentage of flagged data per H2O profile



Percentage of flagged data per NO2 profile



Percentage of flagged data per NO3 profile

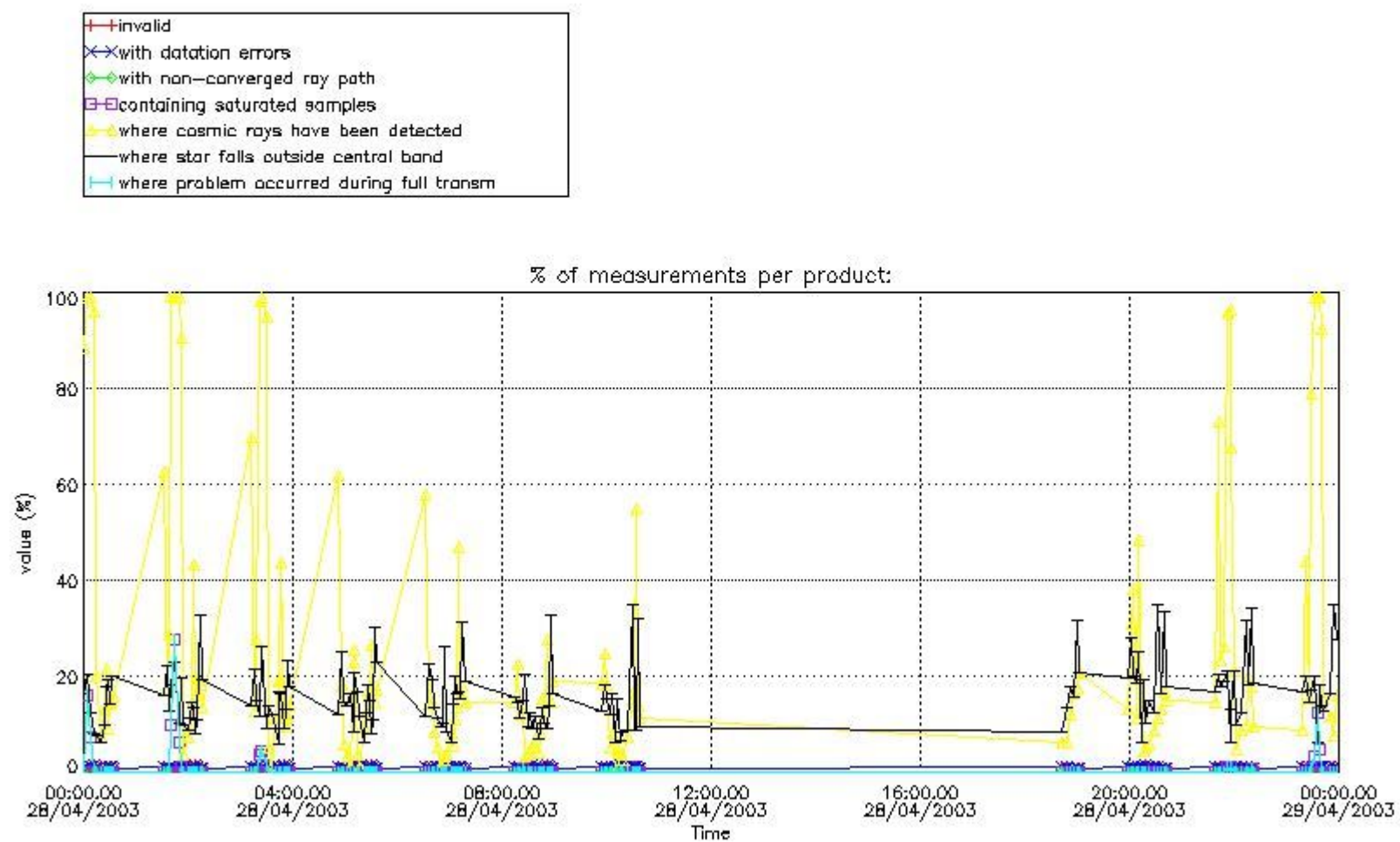


4. Level 1 quality information per product

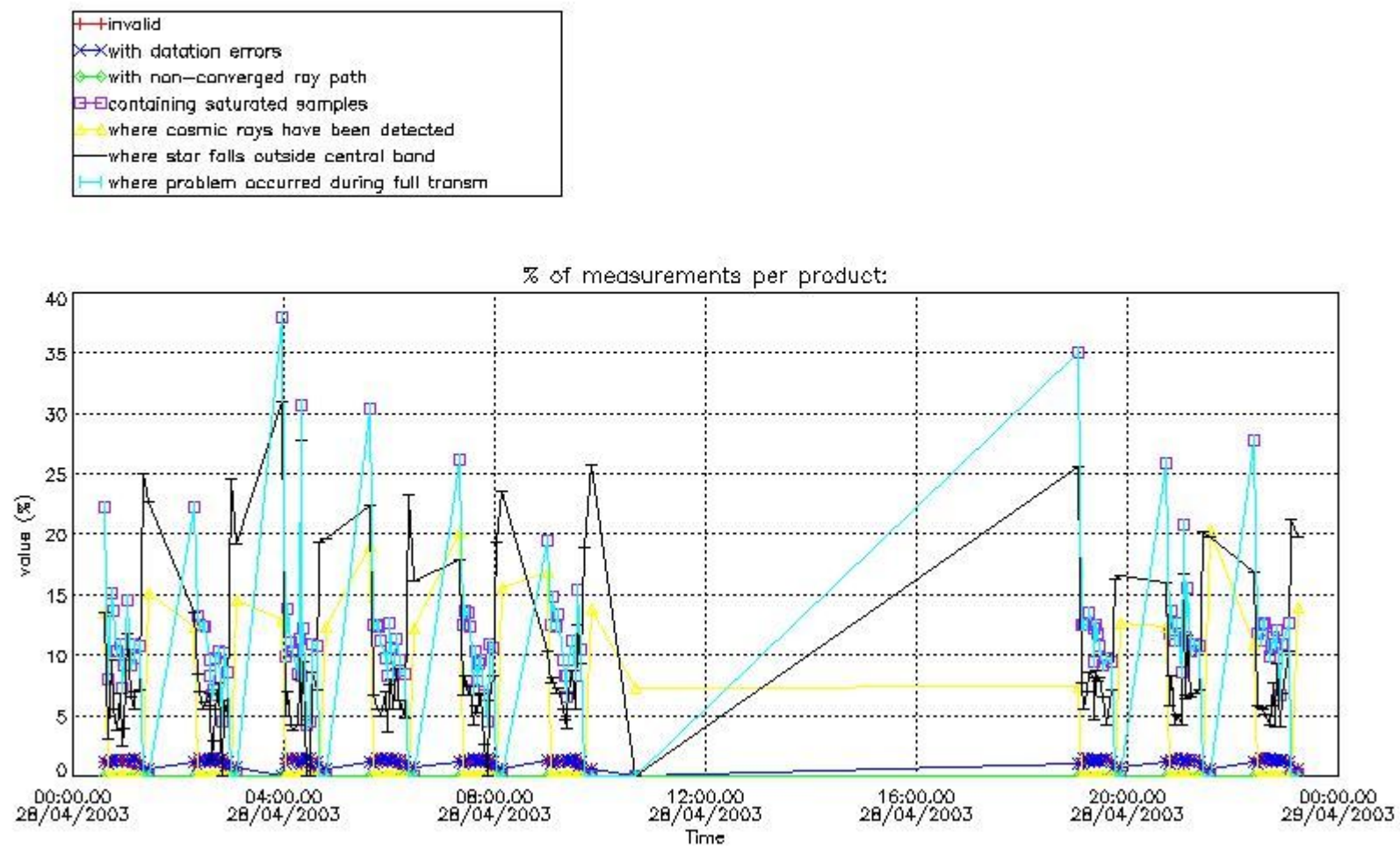
In this section it is plotted some information contained in the Quality Summary data set of the level 2 products that comes from the level 1b processing. Products without errors (error flag in the MPH set to "0") are used.

4.1 Plot quality information per product (time dependant) coming from level 1b processing

4.1.1 Plot level 1 quality information per product (time dependant): ENVISAT ASCENDING passes



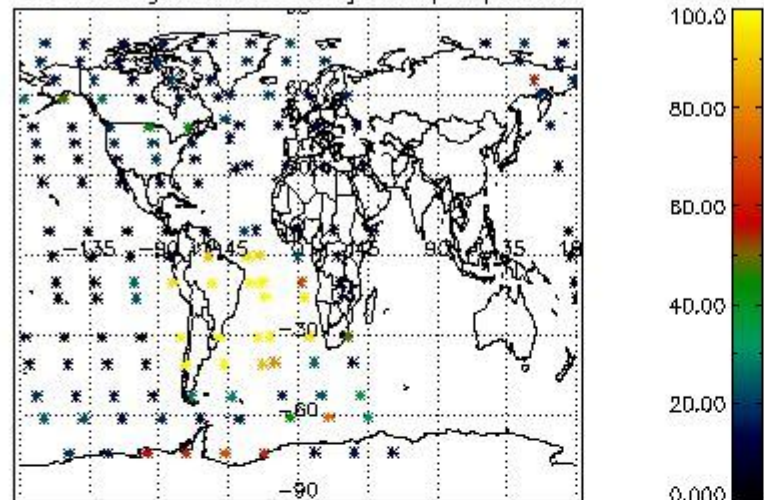
4.1.2 Plot level 1 quality information per product (time dependant): ENVI SAT DESCENDING passes



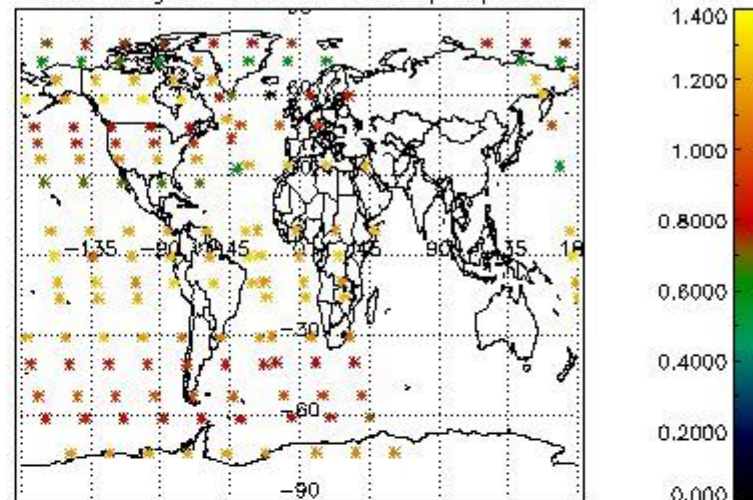
4.2 Plot quality information per product coming from level 1b processing (world map)

4.2.1 Plot level 1 quality information per product (world map): ENVISAT ASCENDING passes

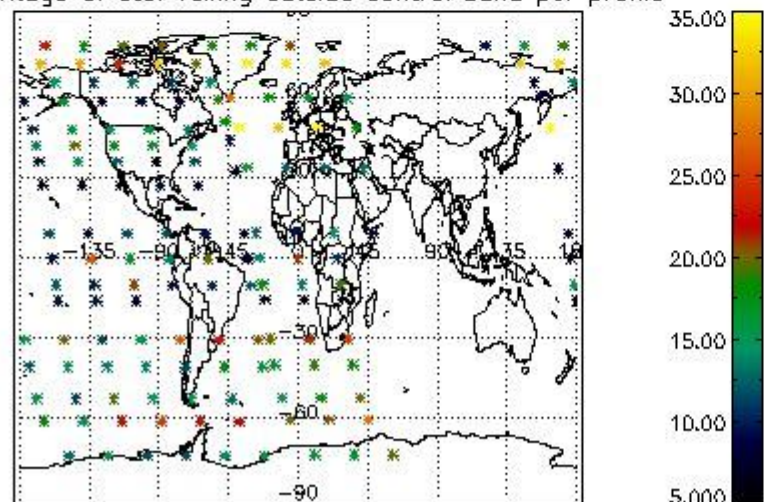
Percentage of cosmic ray hits per profile



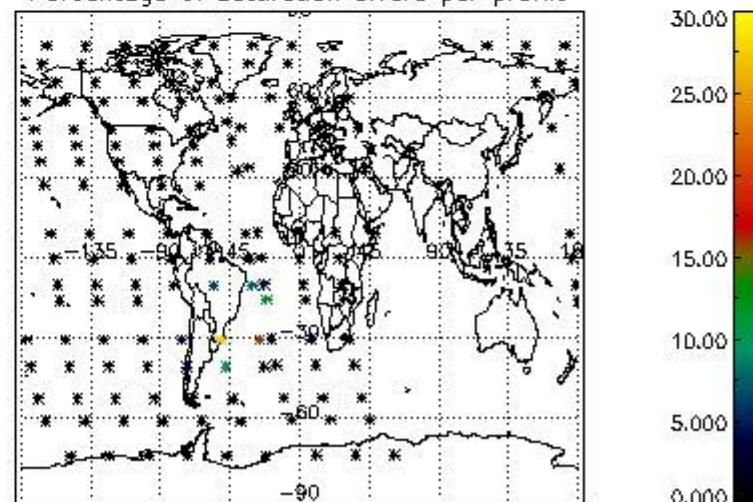
Percentage of datation errors per profile



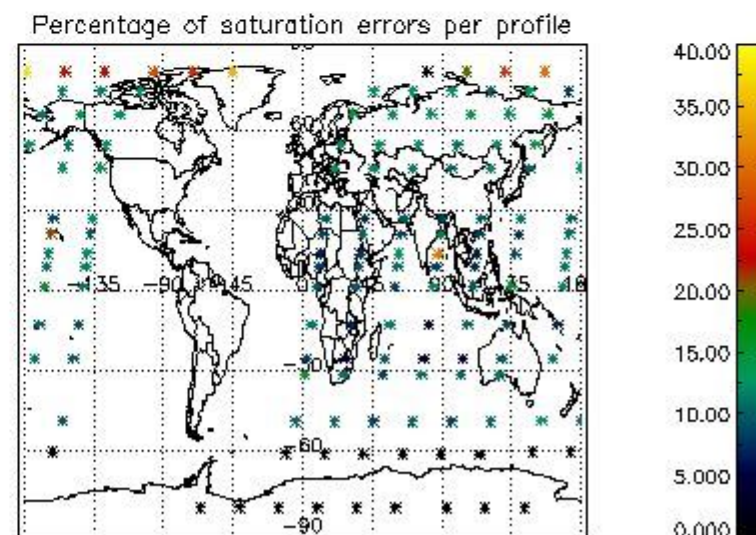
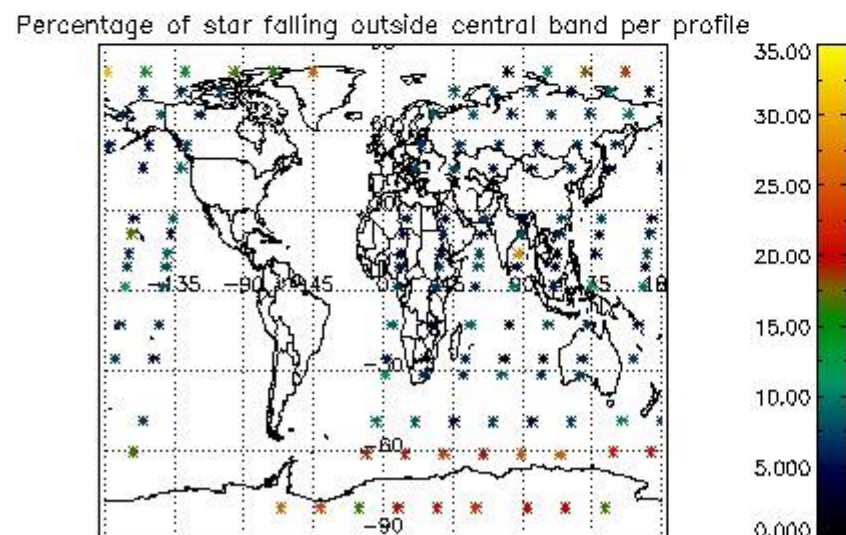
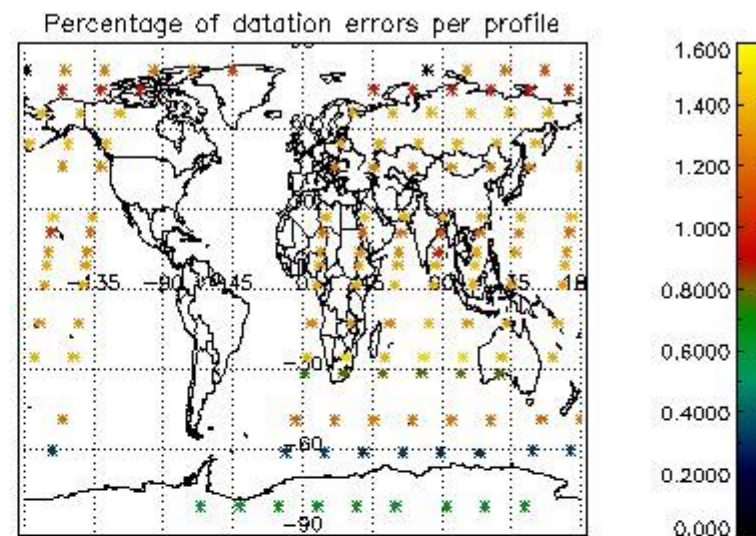
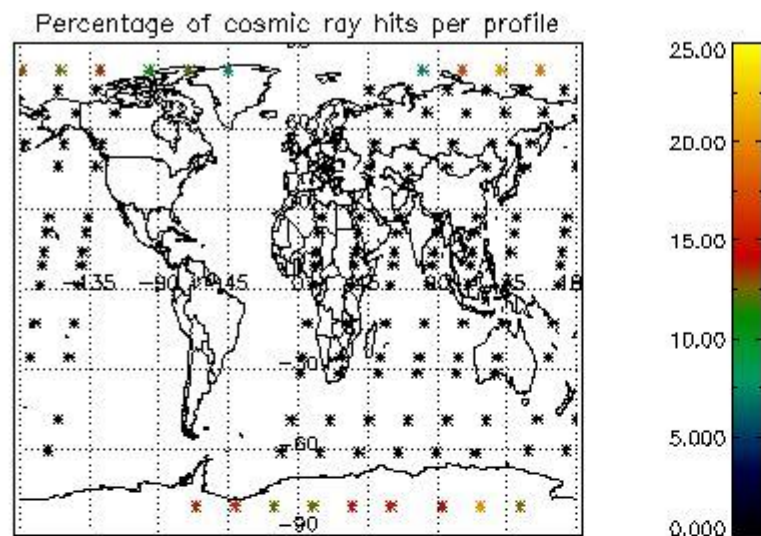
Percentage of star falling outside central band per profile



Percentage of saturation errors per profile



4.2.2 Plot level 1 quality information per product (world map): ENVISAT DESCENDING passes



5. Trace gas profiles

5.1 Ozone statistics based on quality of products

The final quality of the products can be "measured" using the STD (Standard Deviation) attached to every point profile. This information is written to the parameter GOM_NL__2P/NL_LOCAL_SPECIES_DENSITY/o3_std of the level 2 products. The table below shows the statistics for given STD ranges.

The statistics are given with respect to the overall valid production:

- Products without fatal errors: GOM_NL__2P/MPH/PRODUCT_ERR=0
- Valid point profile: GOM_NL__2P/NL_LOCAL_SPECIES_DENSITY/pcd(0)=0

The 'Criteria' is applied to valid points of dark limb products:

- Products in dark limb illumination condition: GOM_NL__2P/NL_SUMMARY_QUALITY/obs_ill_cond=0
- Products without fatal errors: GOM_NL__2P/MPH/PRODUCT_ERR=0
- Valid point profile: GOM_NL__2P/NL_LOCAL_SPECIES_DENSITY/pcd(0)=0

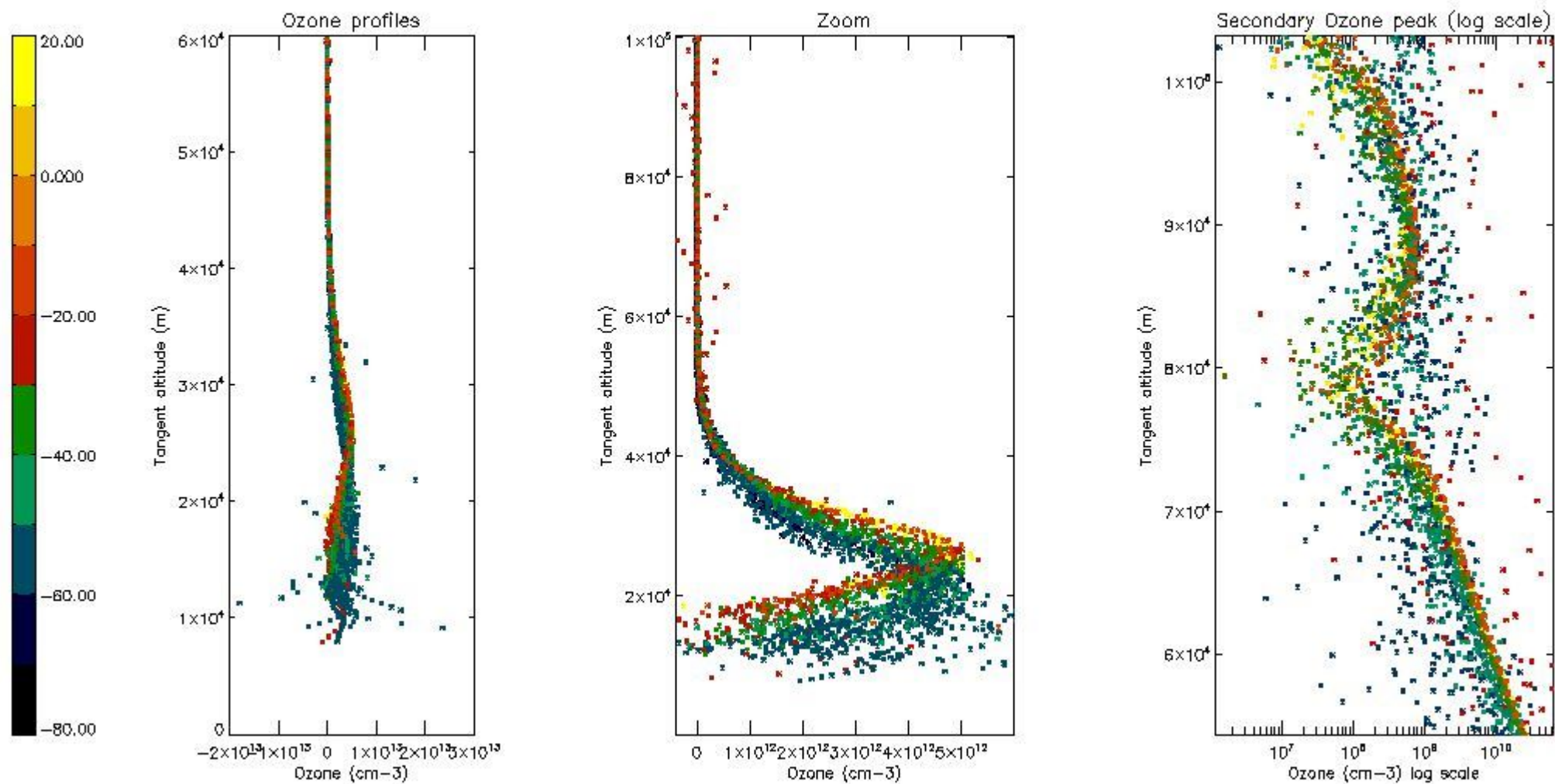
So, the table below shows the percentage of dark limb and valid observations for each criteria with respect to the overall valid daily observations.

Criteria	% of total production
All STD	26
STD < 20	14

STD < 10	11
STD < 5	7

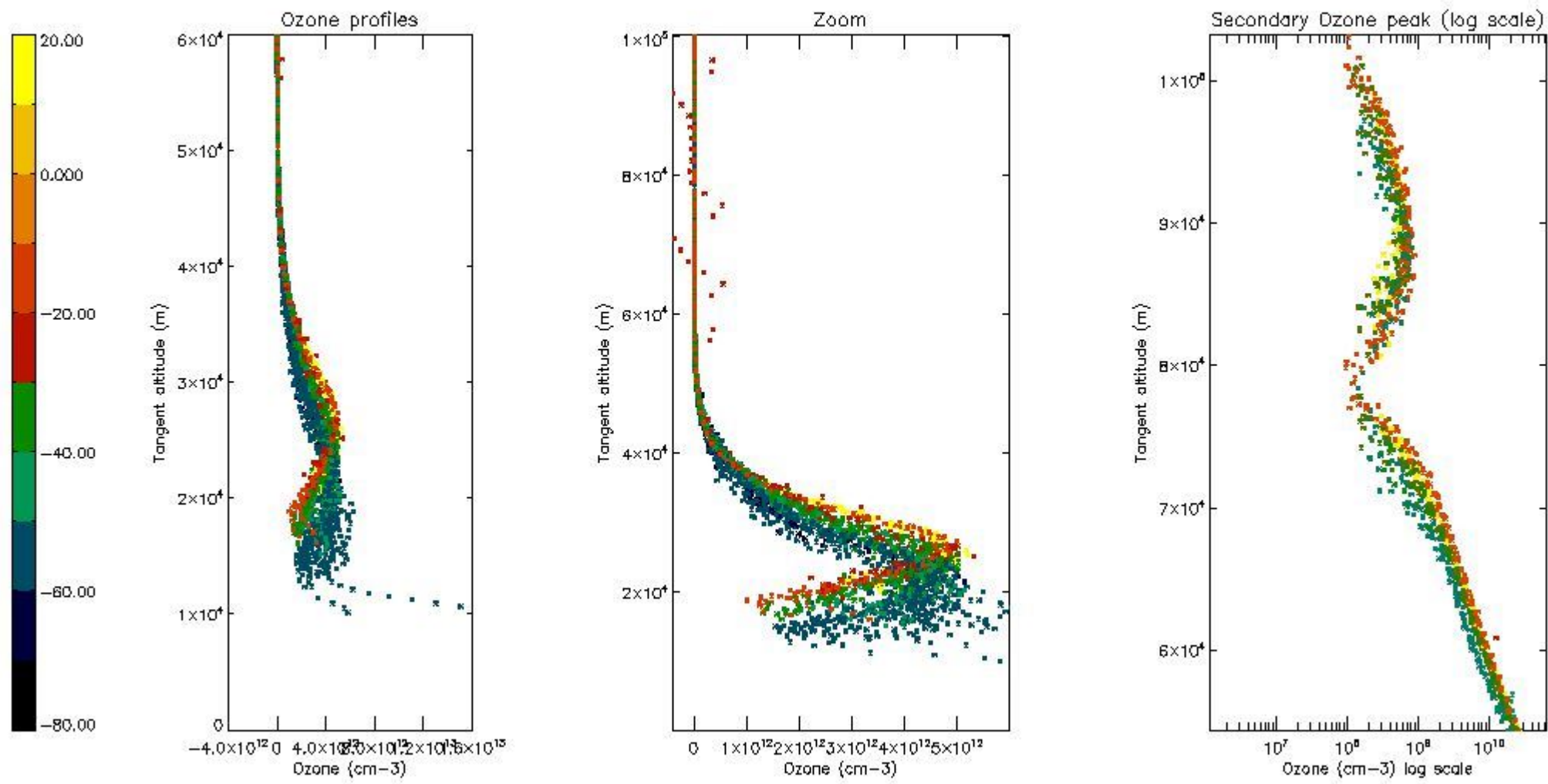
5.2 Plot ozone profiles for all STD (dark without errors)

The colorbar represents the latitude.



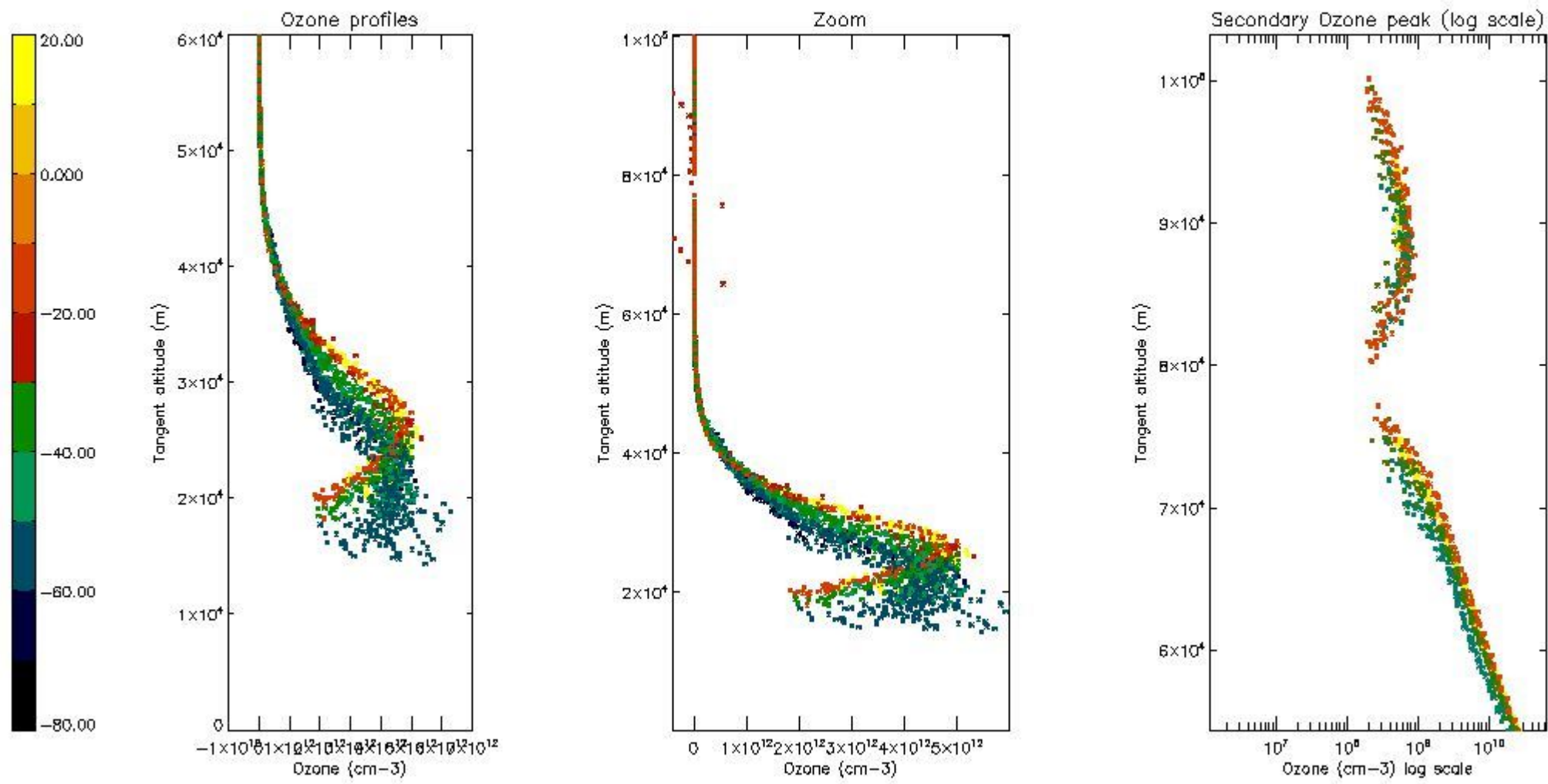
5.3 Plot ozone profiles where STD < 20% (dark without errors)

The colorbar represents the latitude.



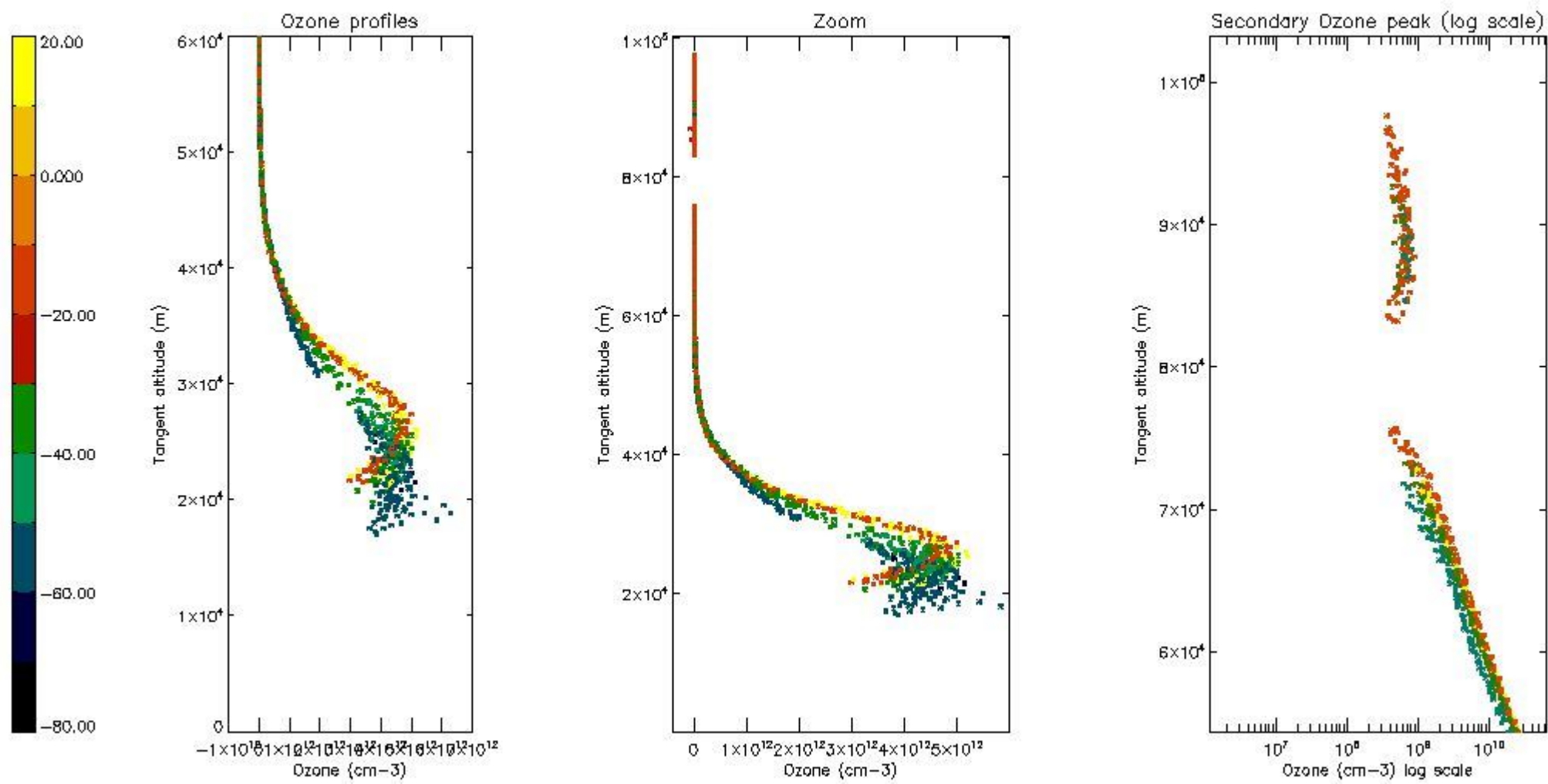
5.4 Plot ozone profiles where STD < 10% (dark without errors)

The colorbar represents the latitude.



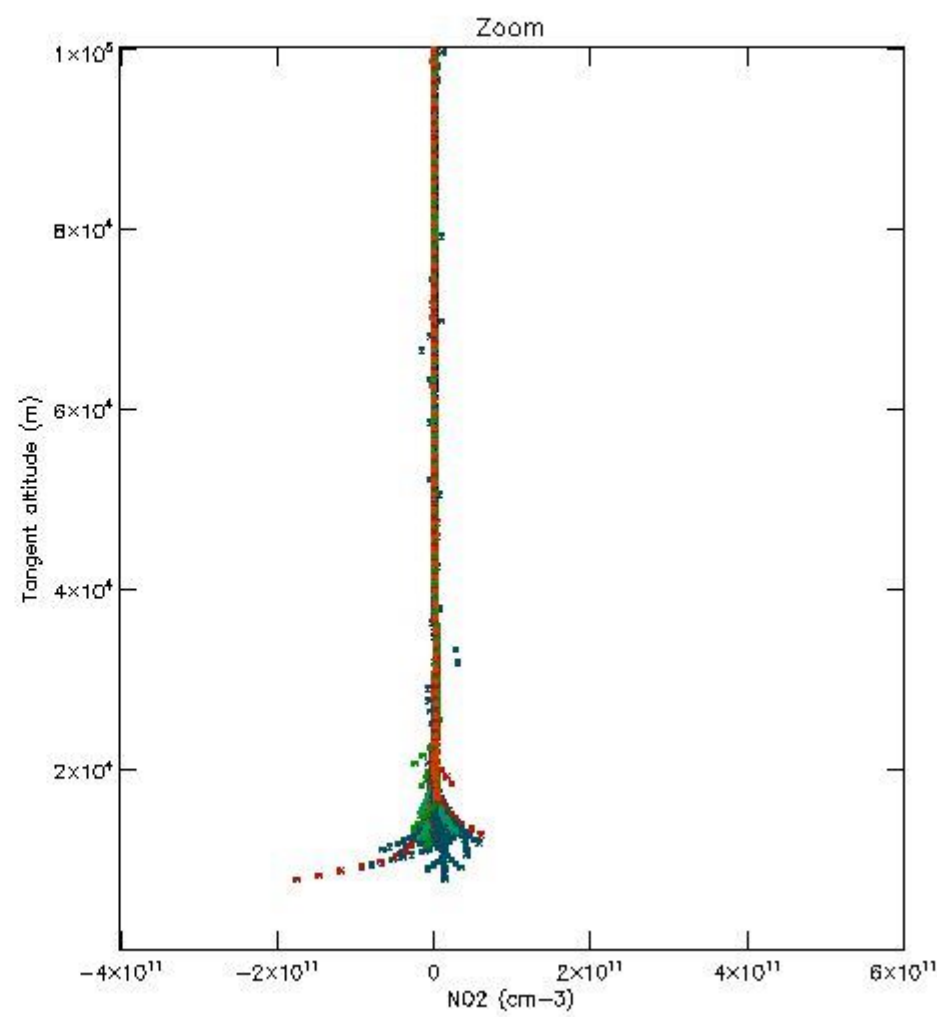
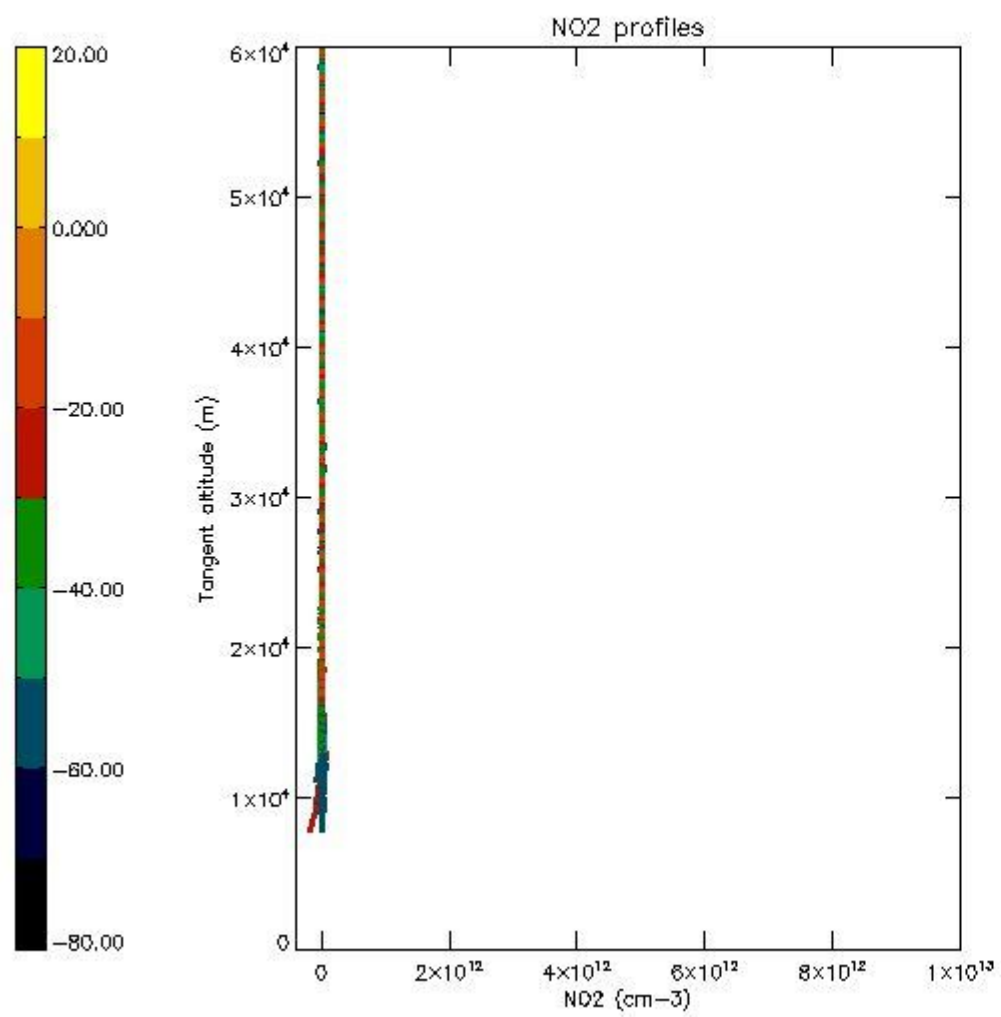
5.5 Plot ozone profiles where STD < 5% (dark without errors)

The colorbar represents the latitude.



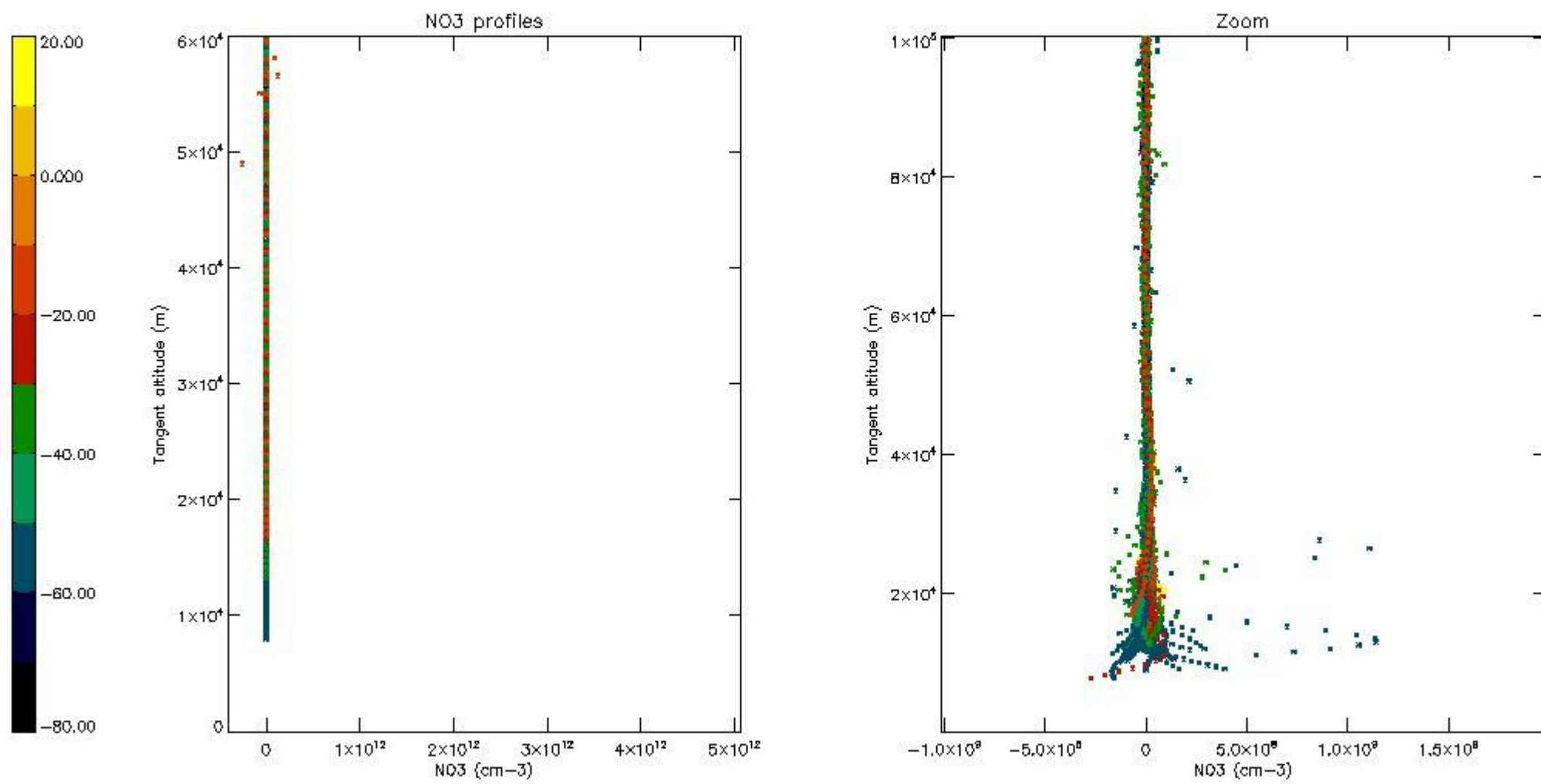
5.6 Plot NO₂ profiles for all STD (dark without errors)

The colorbar represents the latitude.



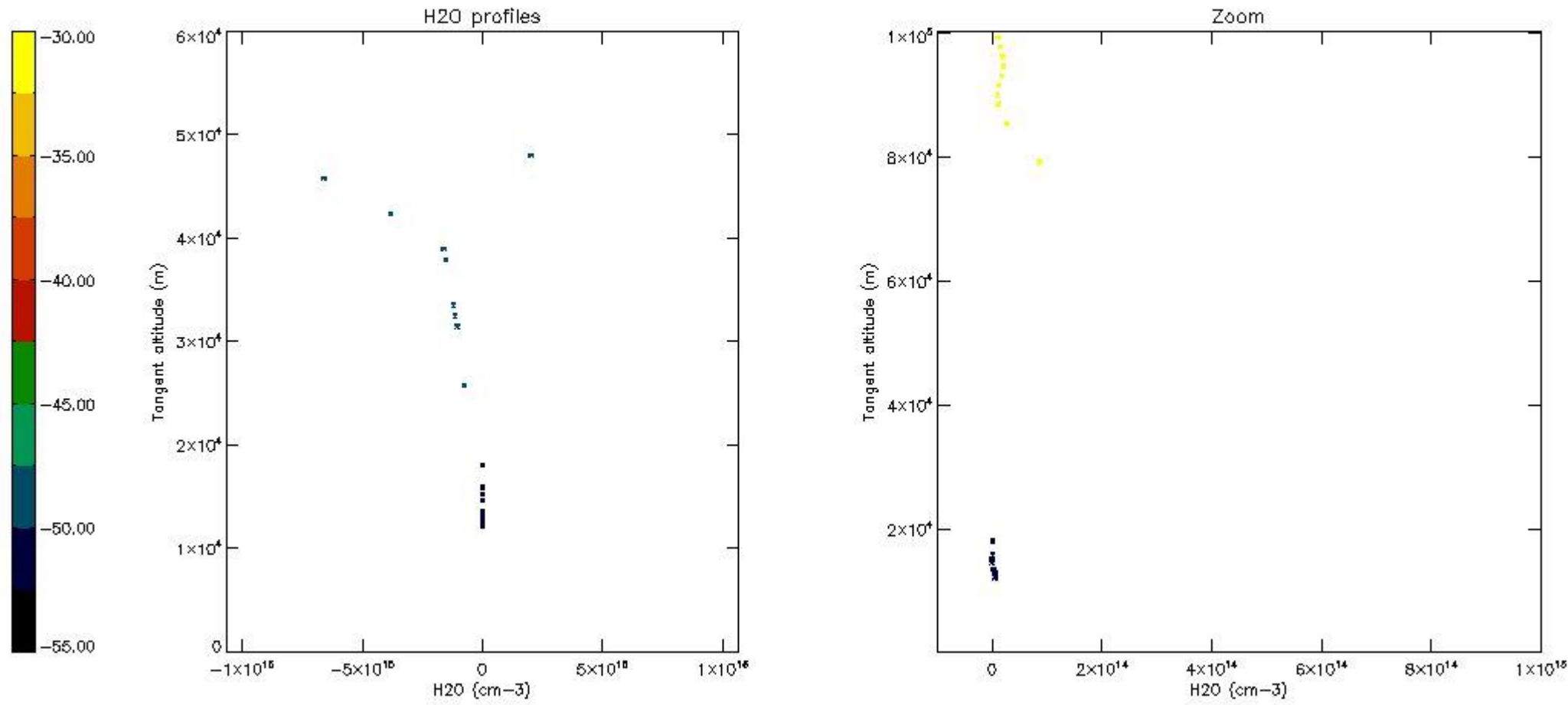
5.7 Plot NO3 profiles for all STD (dark without errors)

The colorbar represents the latitude.



5.8 Plot H2O profiles for all STD (only for occultations of stars 1,2,3,4,13,14,16,26,63 dark without errors)

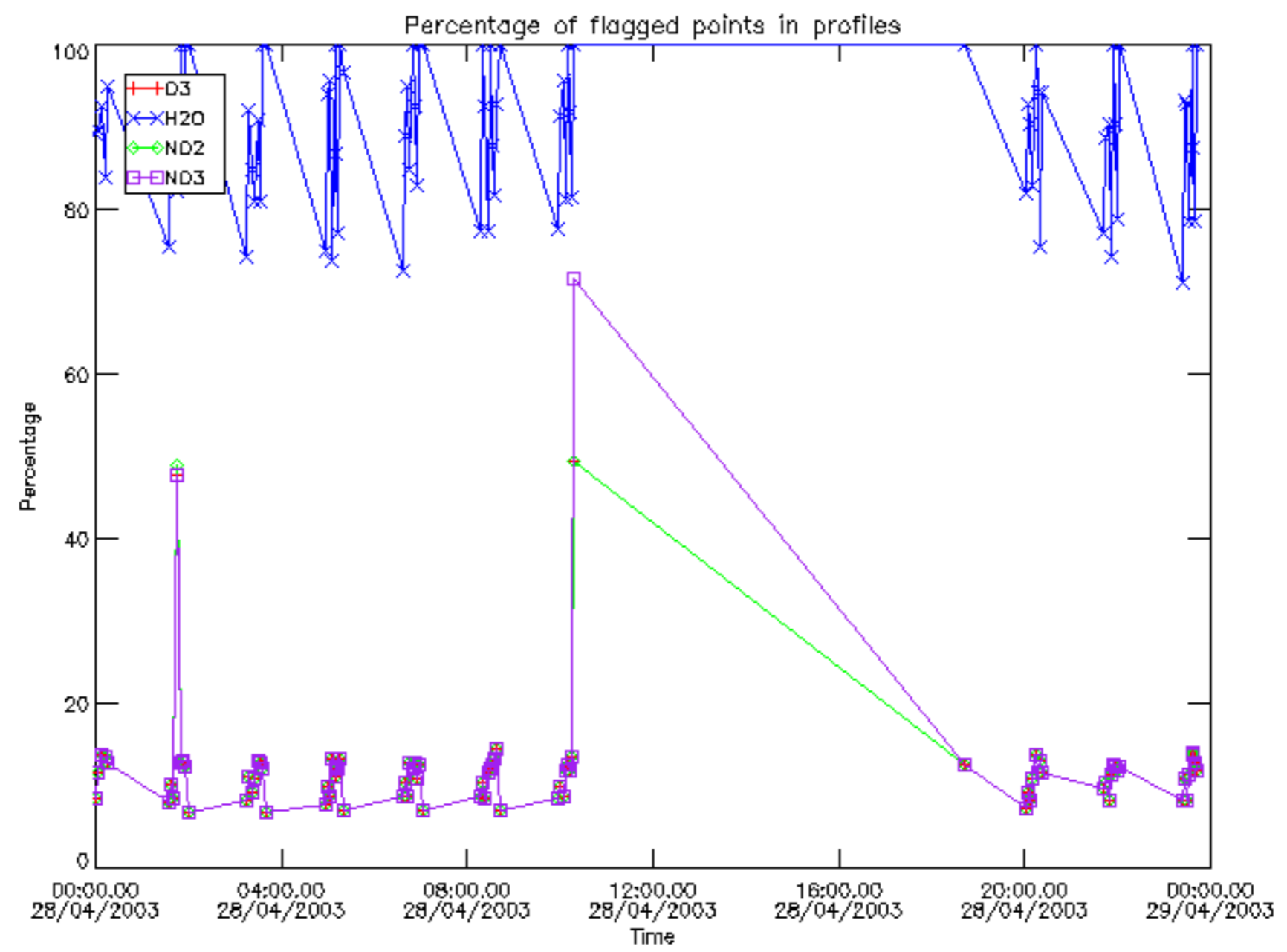
The colorbar represents the latitude.



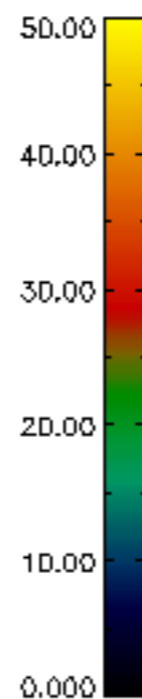
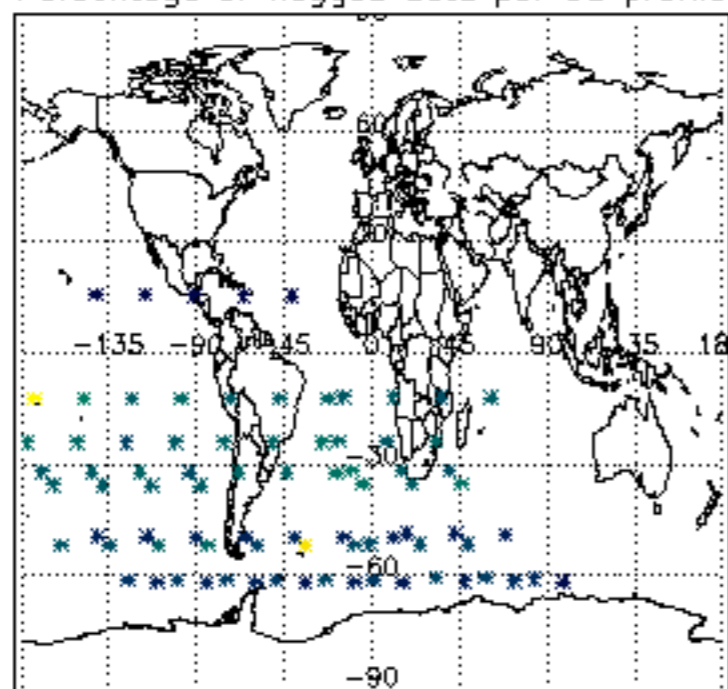
6. Auxiliary Data Files used for the production reported in section 2

The number reported in the third column indicates since which file (see list in section 2) the corresponding auxiliary file has been used. The fourth column is the date of those product files.

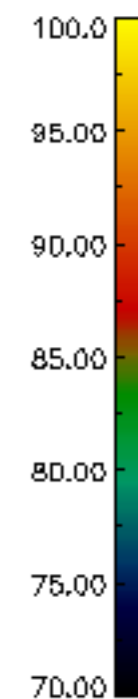
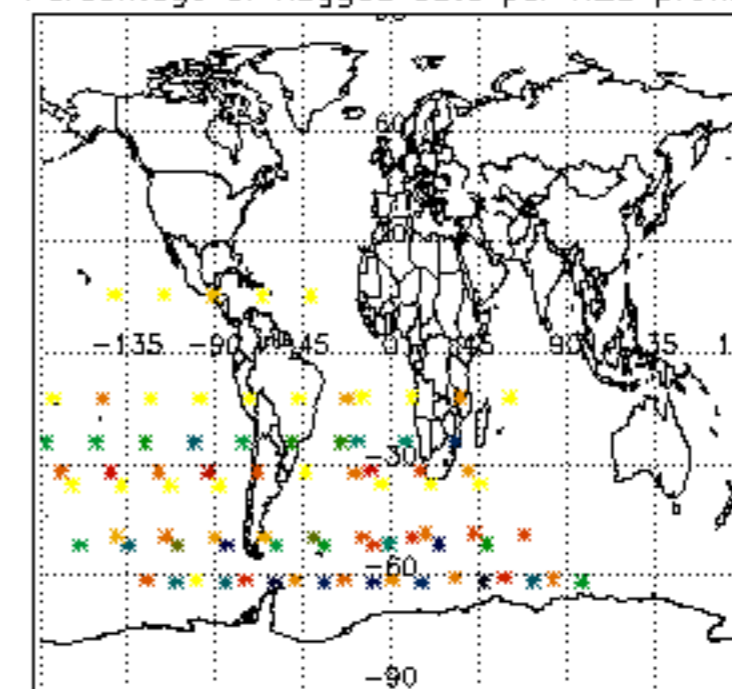
Type	Auxiliary Filename	Used since product	Used since product date
INST_PHYS_CHARACTERISTICS	GOM_INS_AXNIEC20050627_150440_20020301_000000_20100101_000000	1	28-APR-2003 00:00:17
LEVEL-2_PROC_CONFIG	GOM_PR2_AXVIEC20091111_152718_20020301_000000_20500101_000000	1	28-APR-2003 00:00:17
CROSS_SECTIONS_FILE	GOM_CRS_AXVIEC20091111_154832_20020301_000000_20500101_000000	1	28-APR-2003 00:00:17



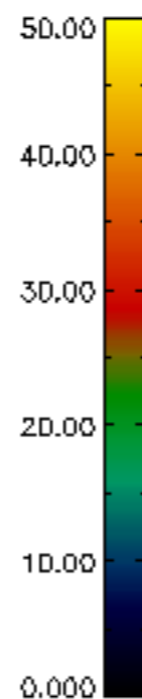
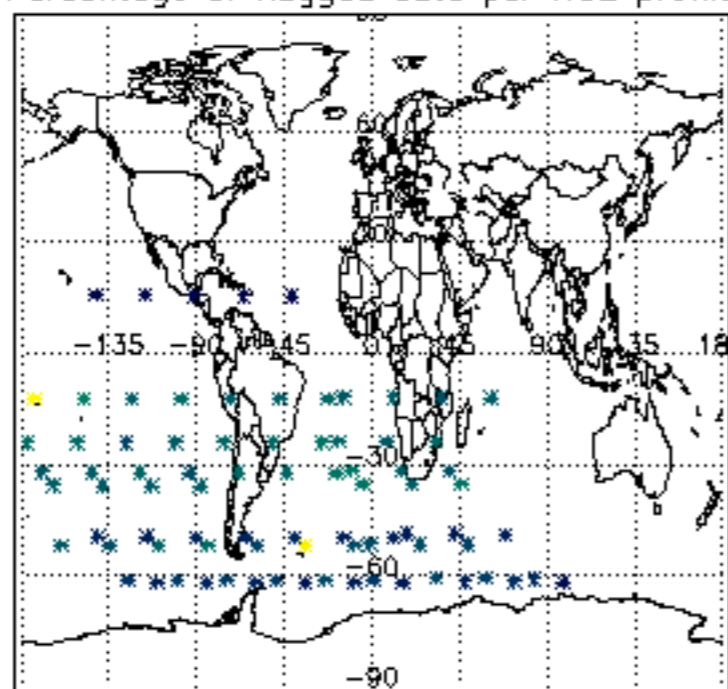
Percentage of flagged data per D3 profile



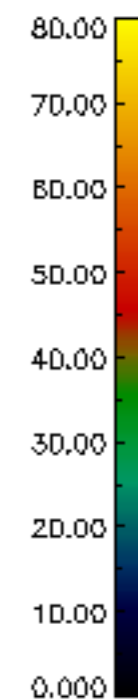
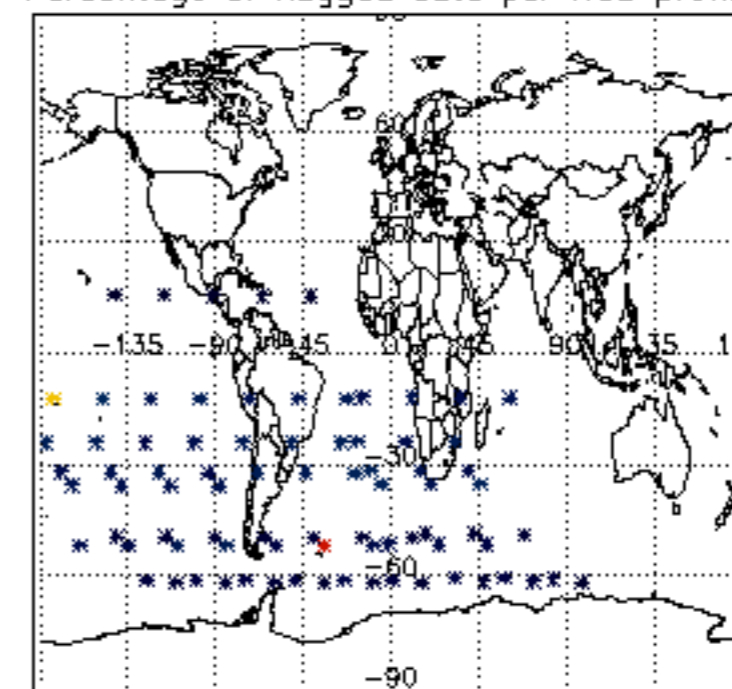
Percentage of flagged data per H2O profile

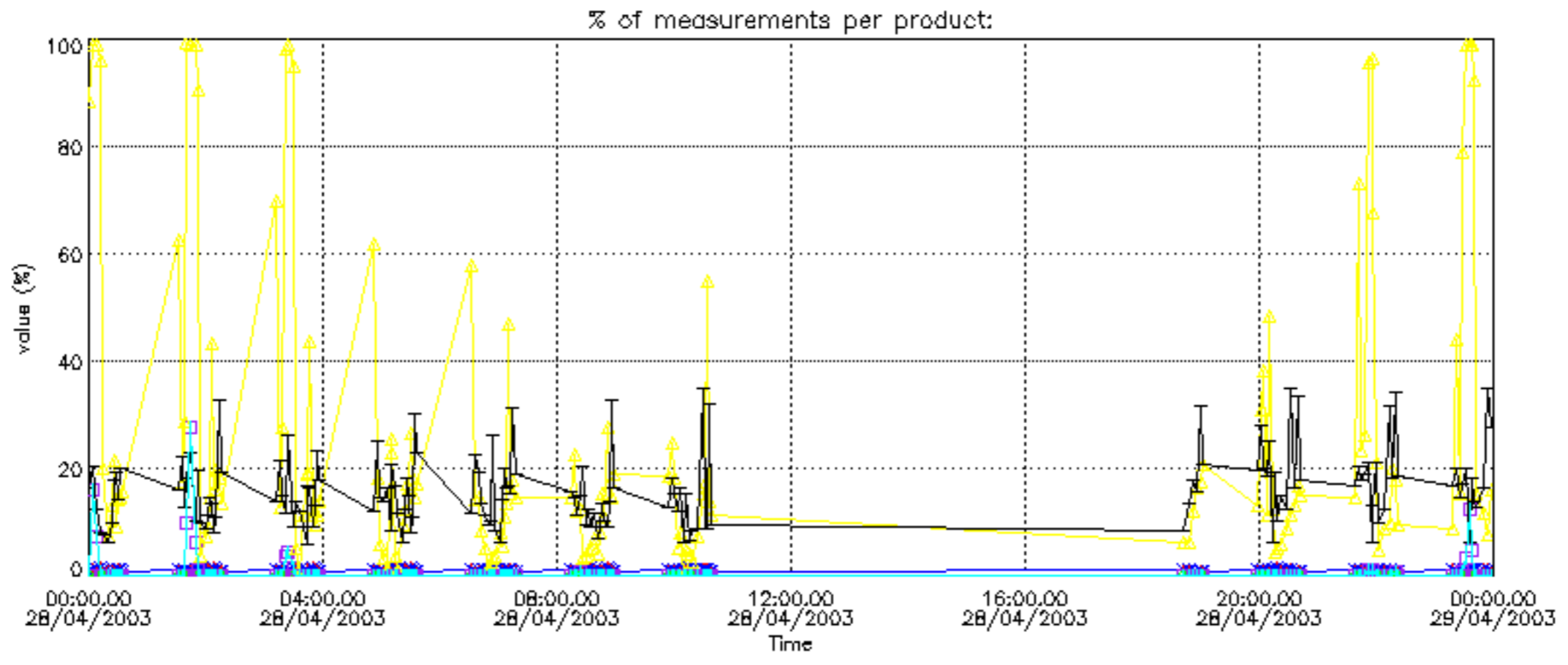


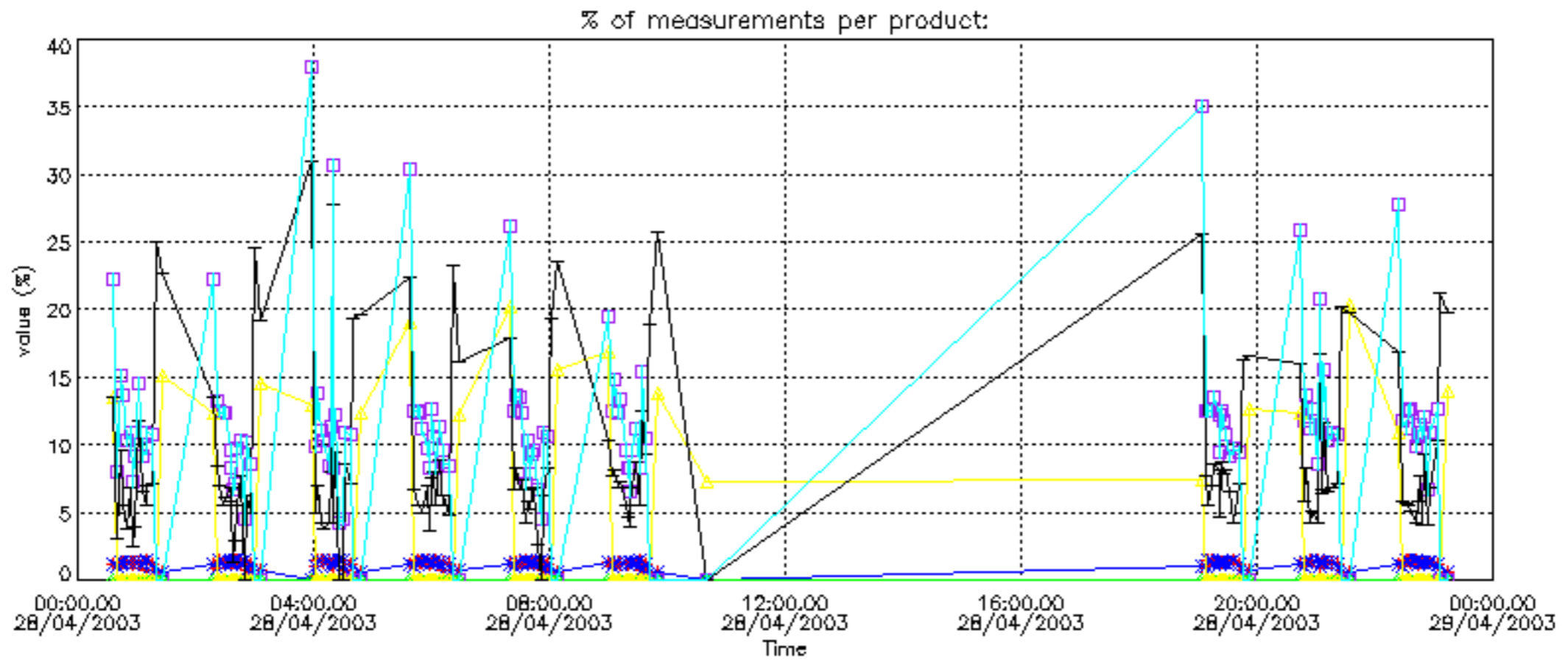
Percentage of flagged data per NO2 profile



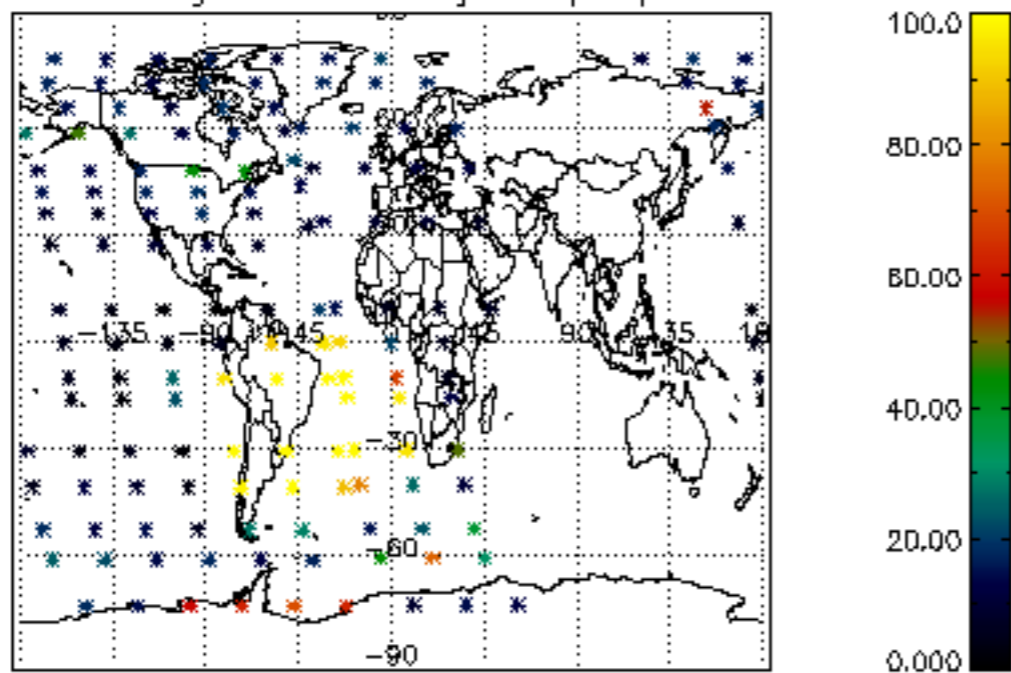
Percentage of flagged data per NO3 profile



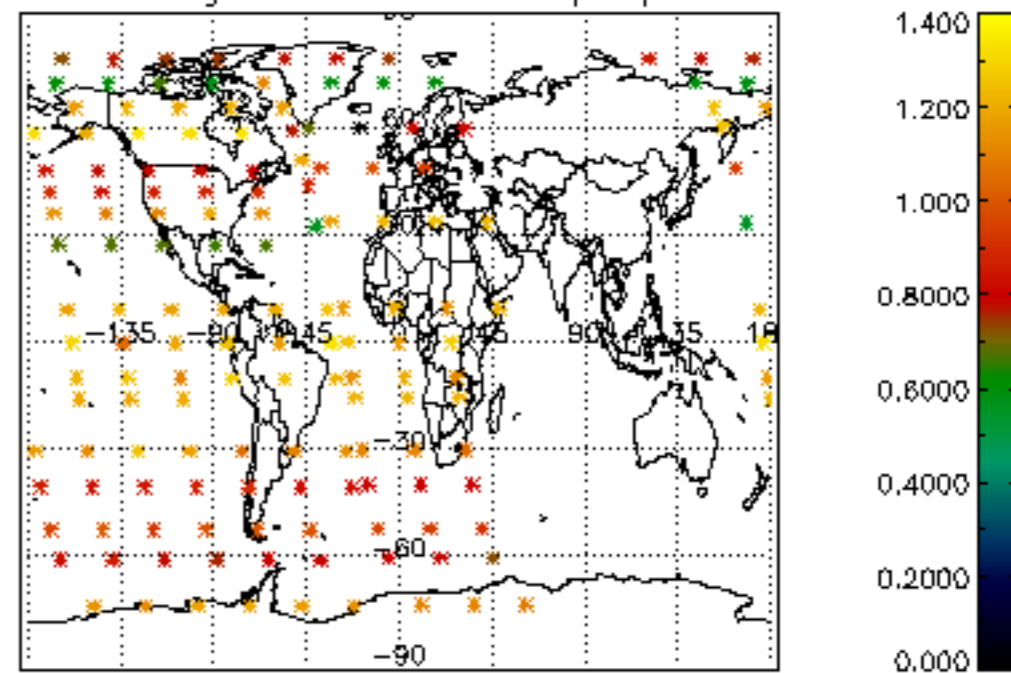




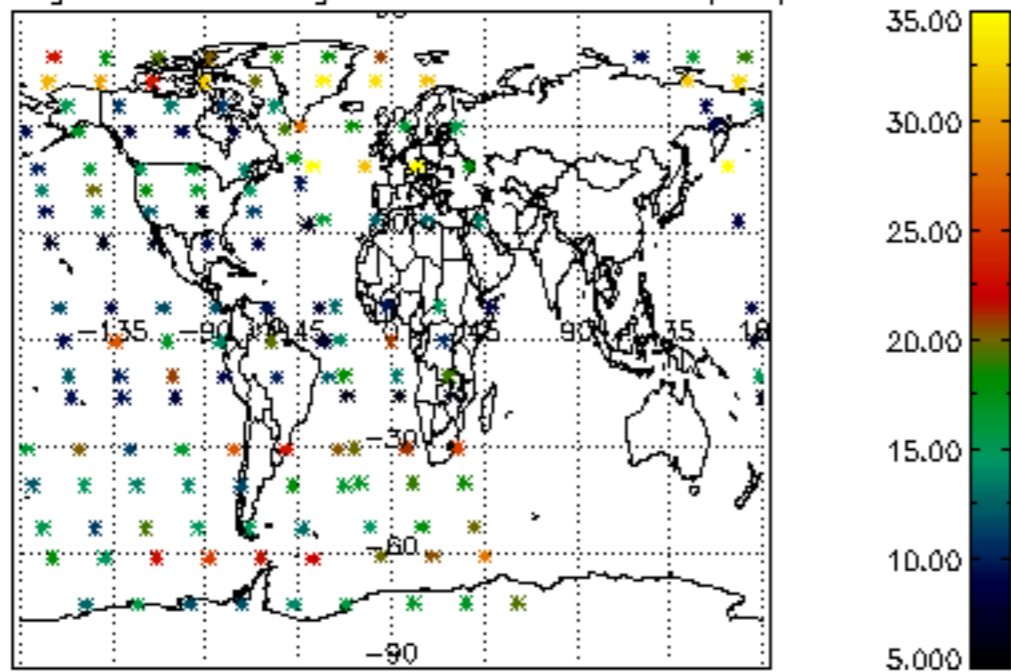
Percentage of cosmic ray hits per profile



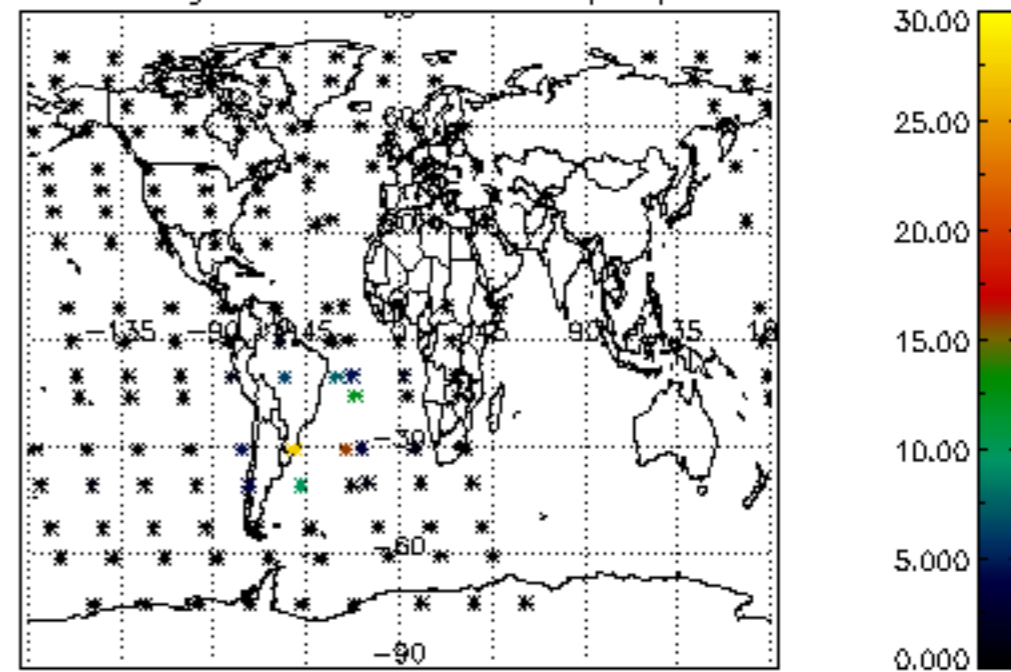
Percentage of datation errors per profile



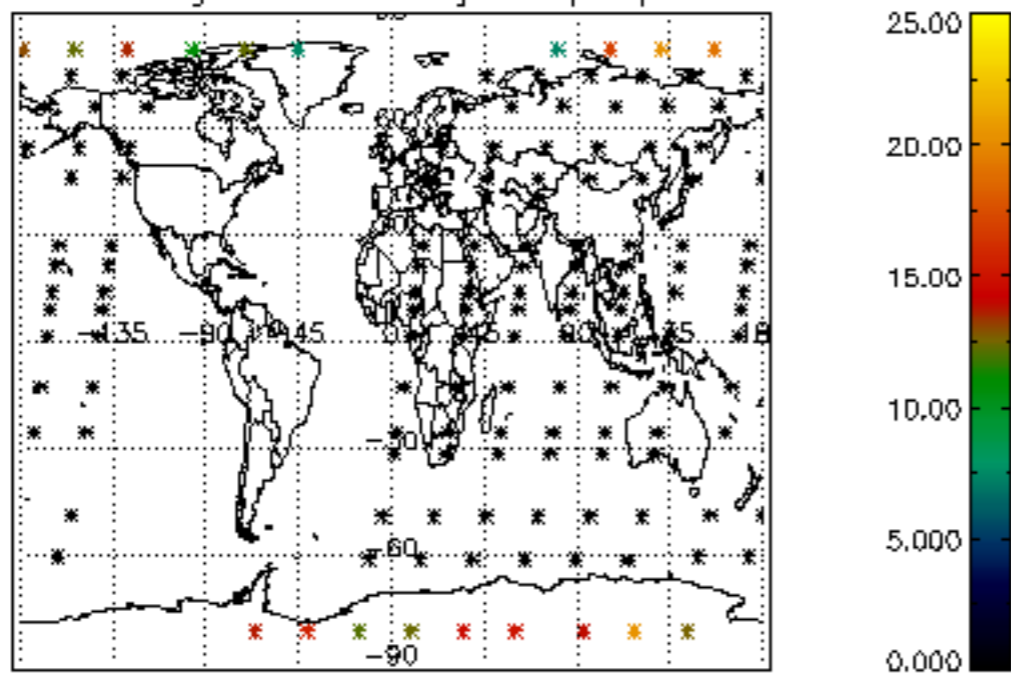
Percentage of star falling outside central band per profile



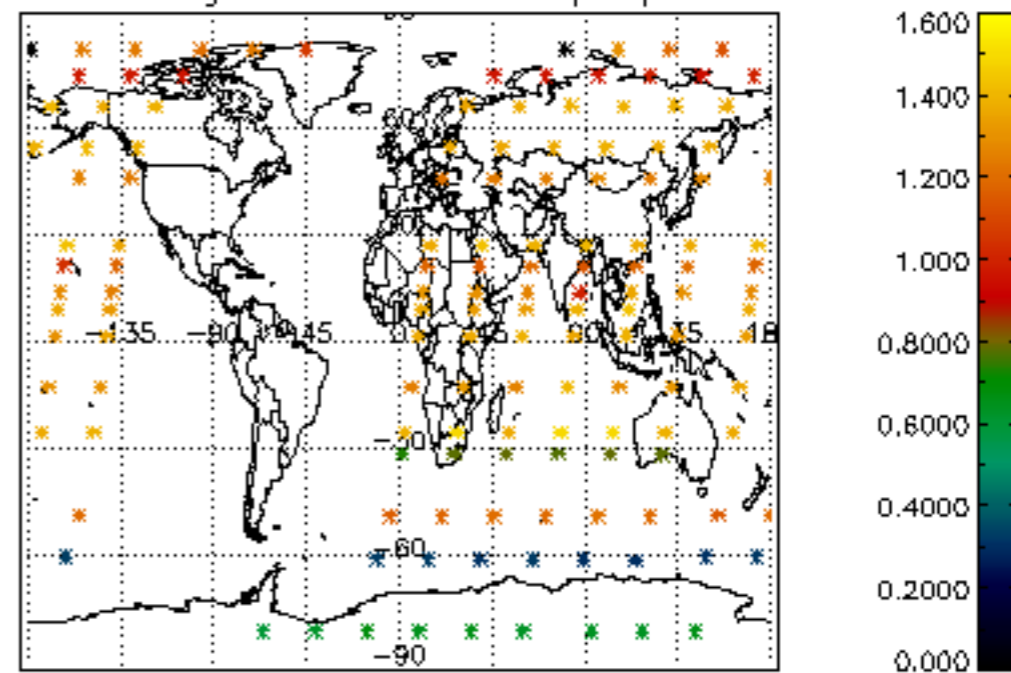
Percentage of saturation errors per profile



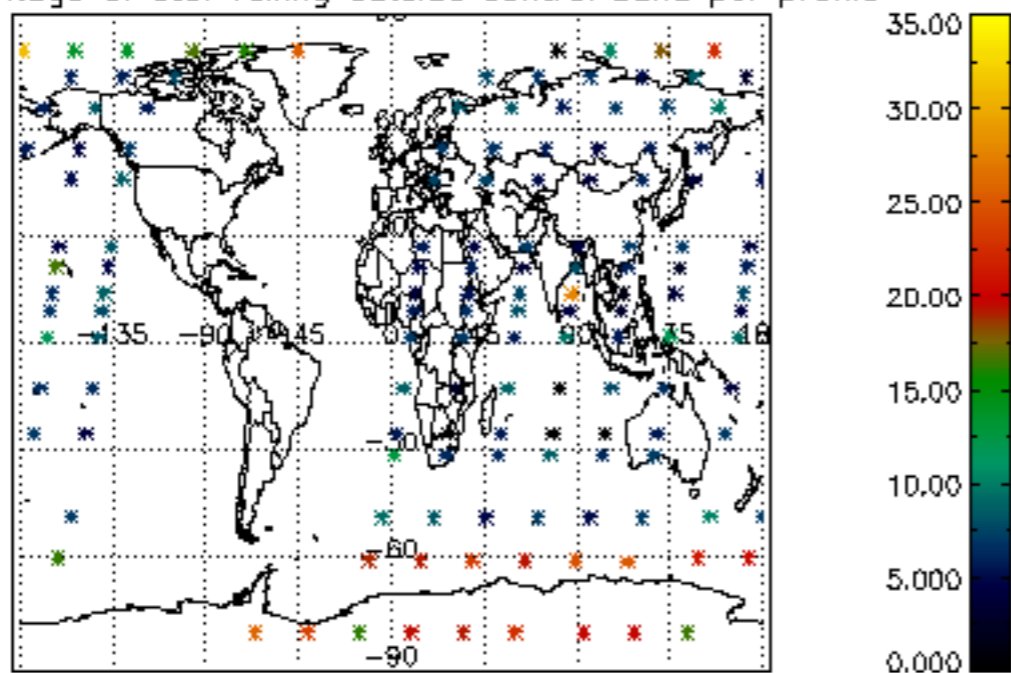
Percentage of cosmic ray hits per profile



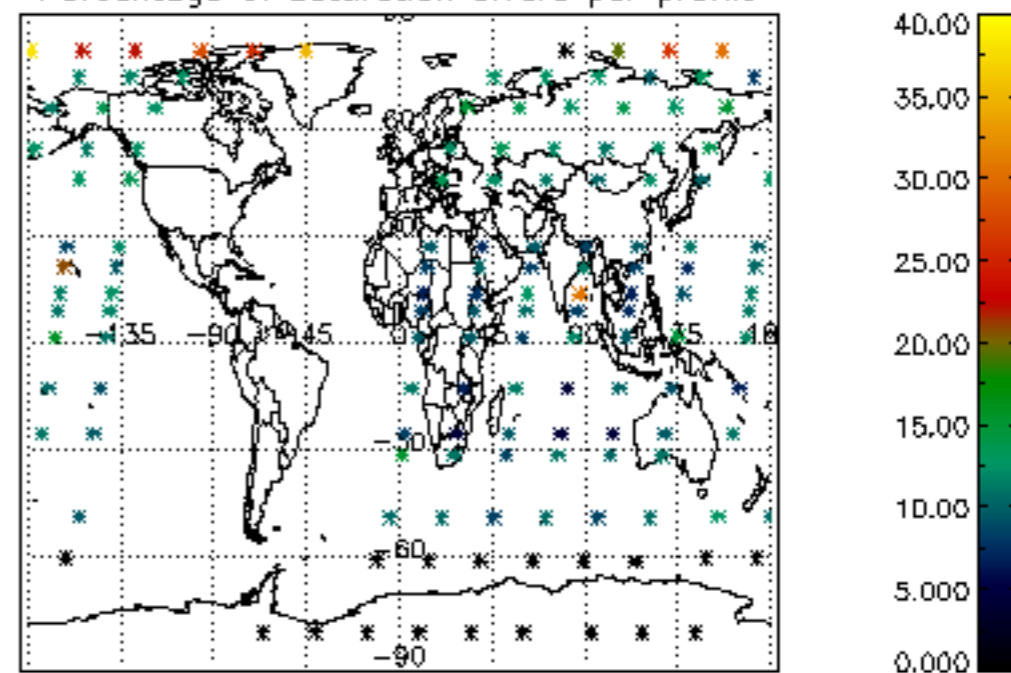
Percentage of datation errors per profile

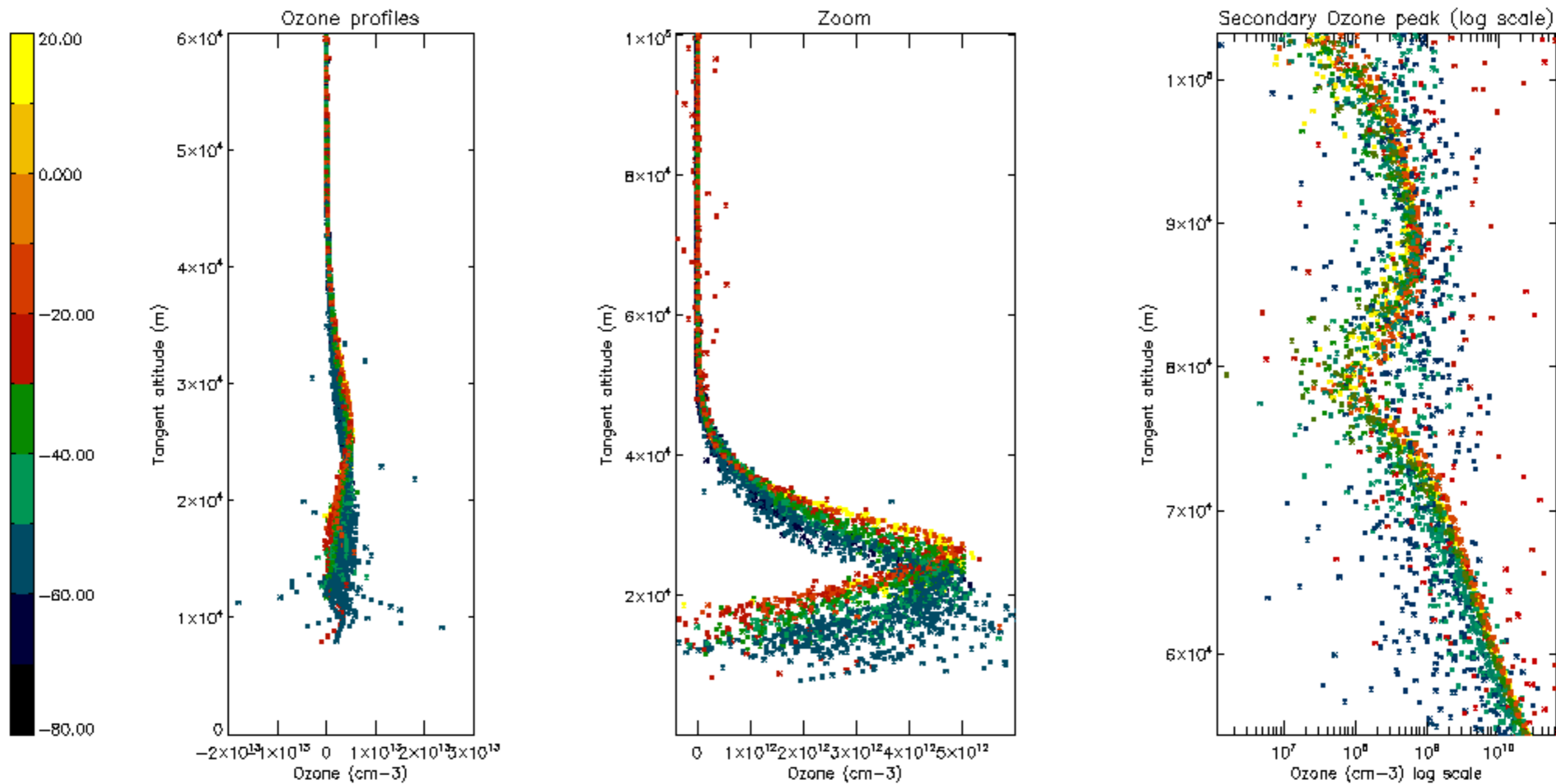


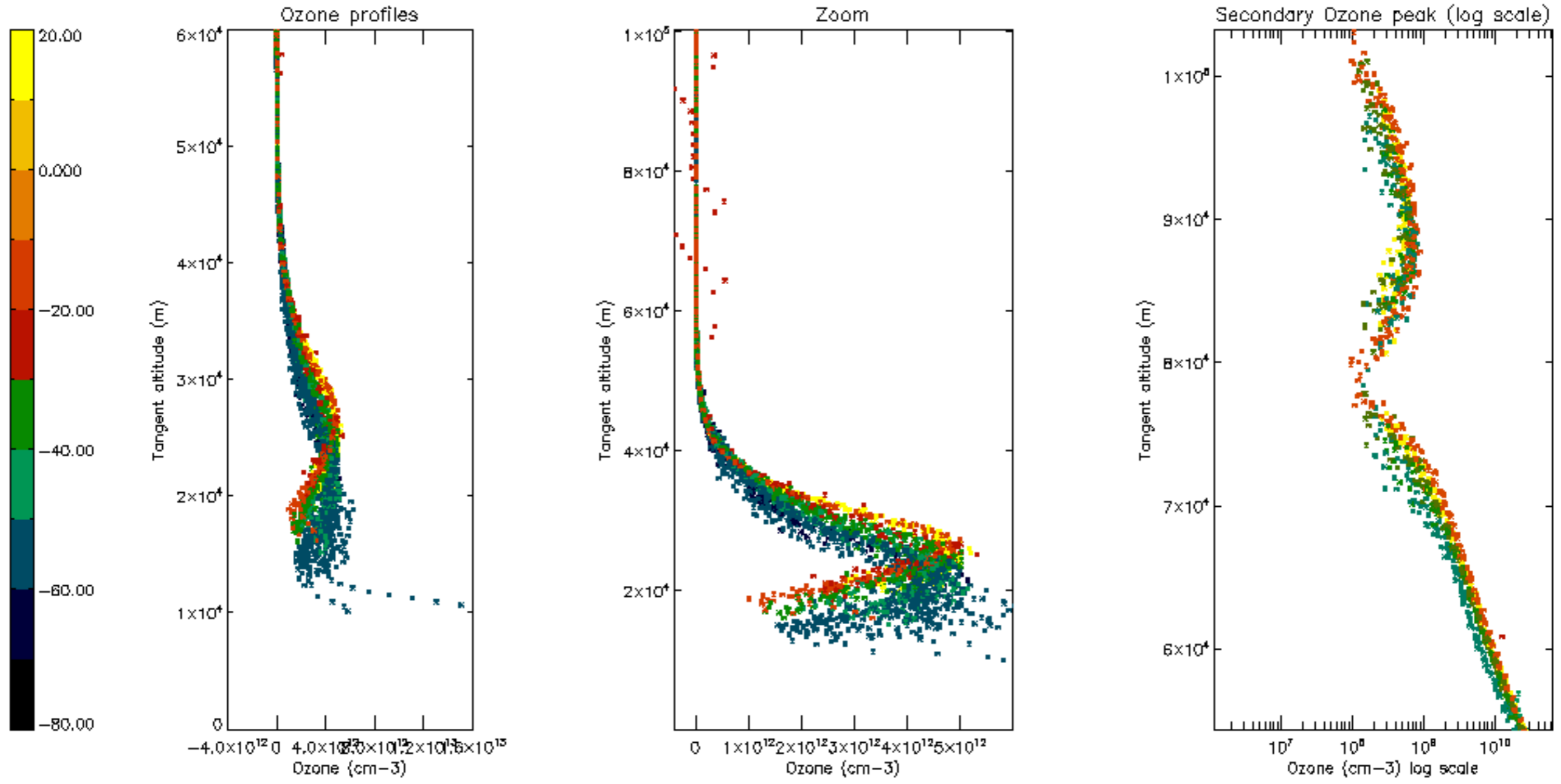
Percentage of star falling outside central band per profile

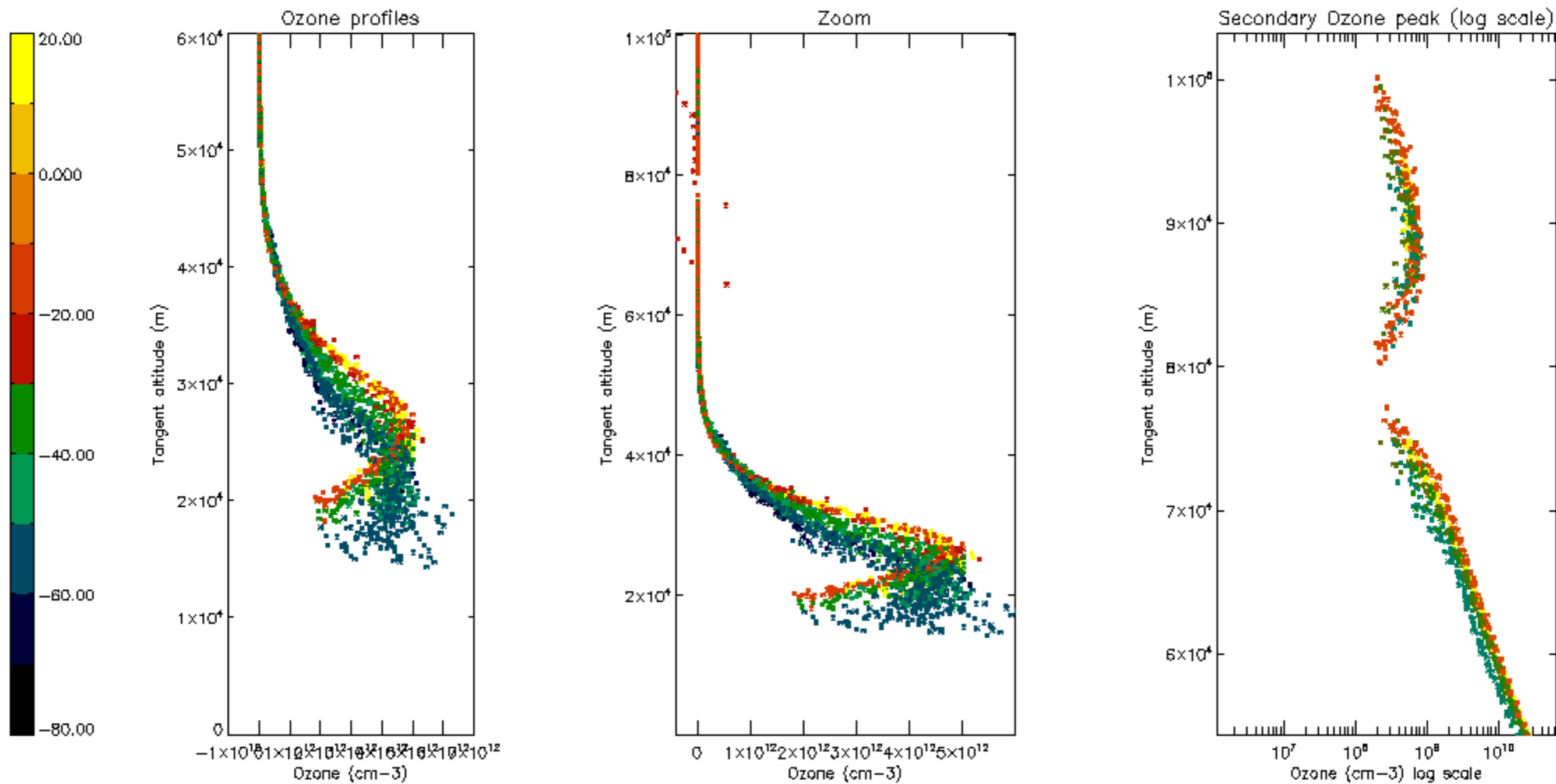


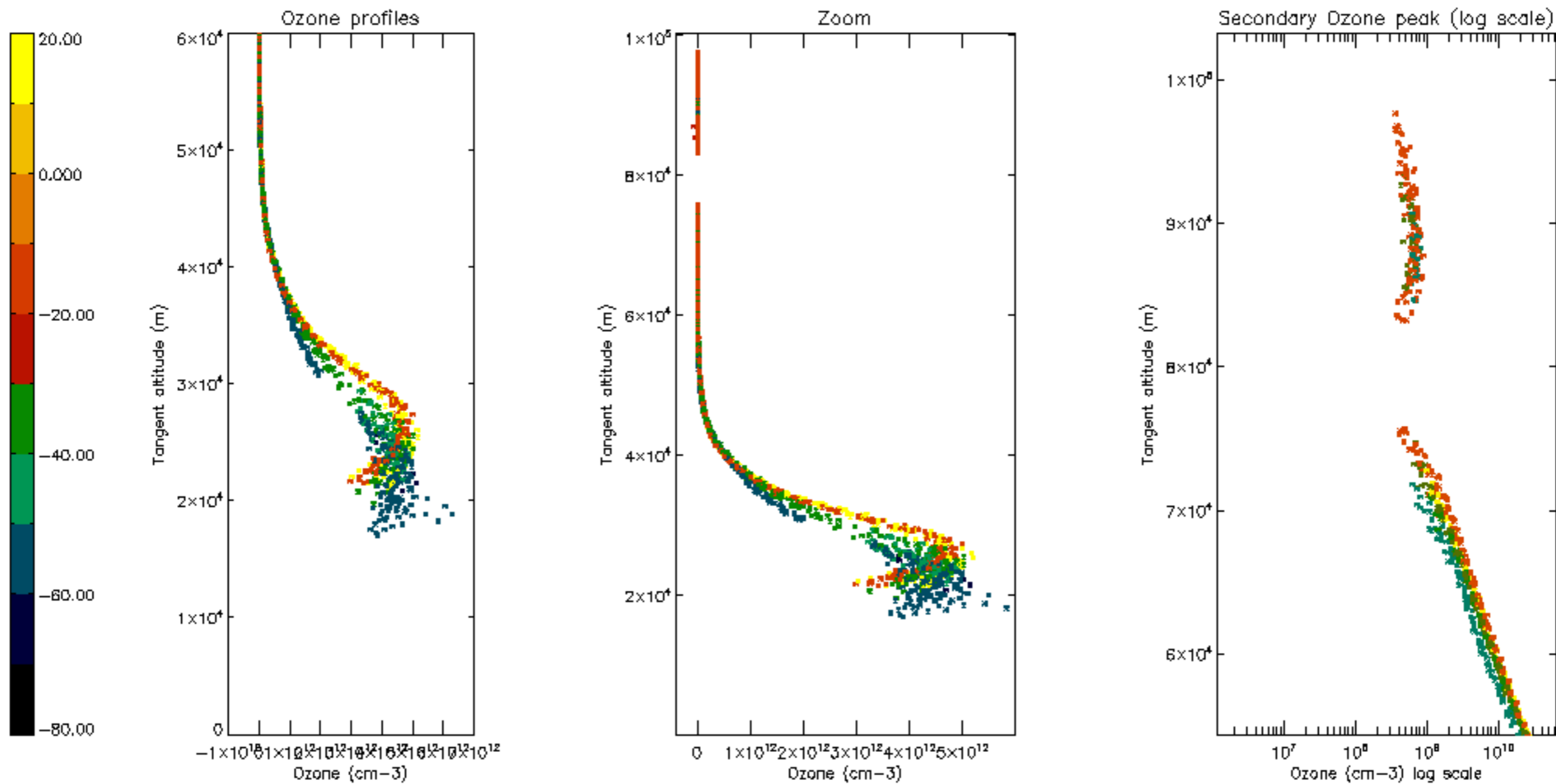
Percentage of saturation errors per profile

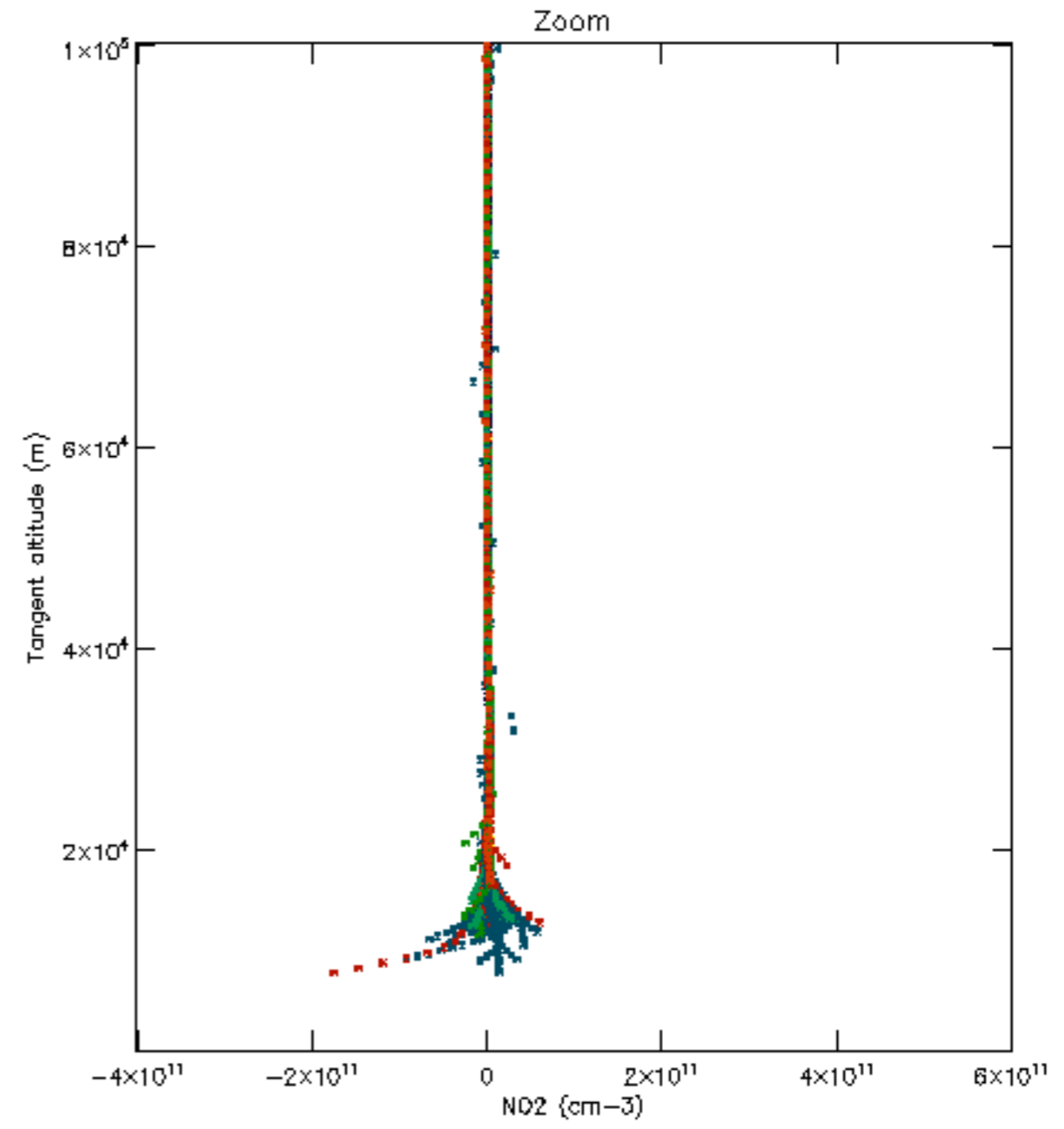
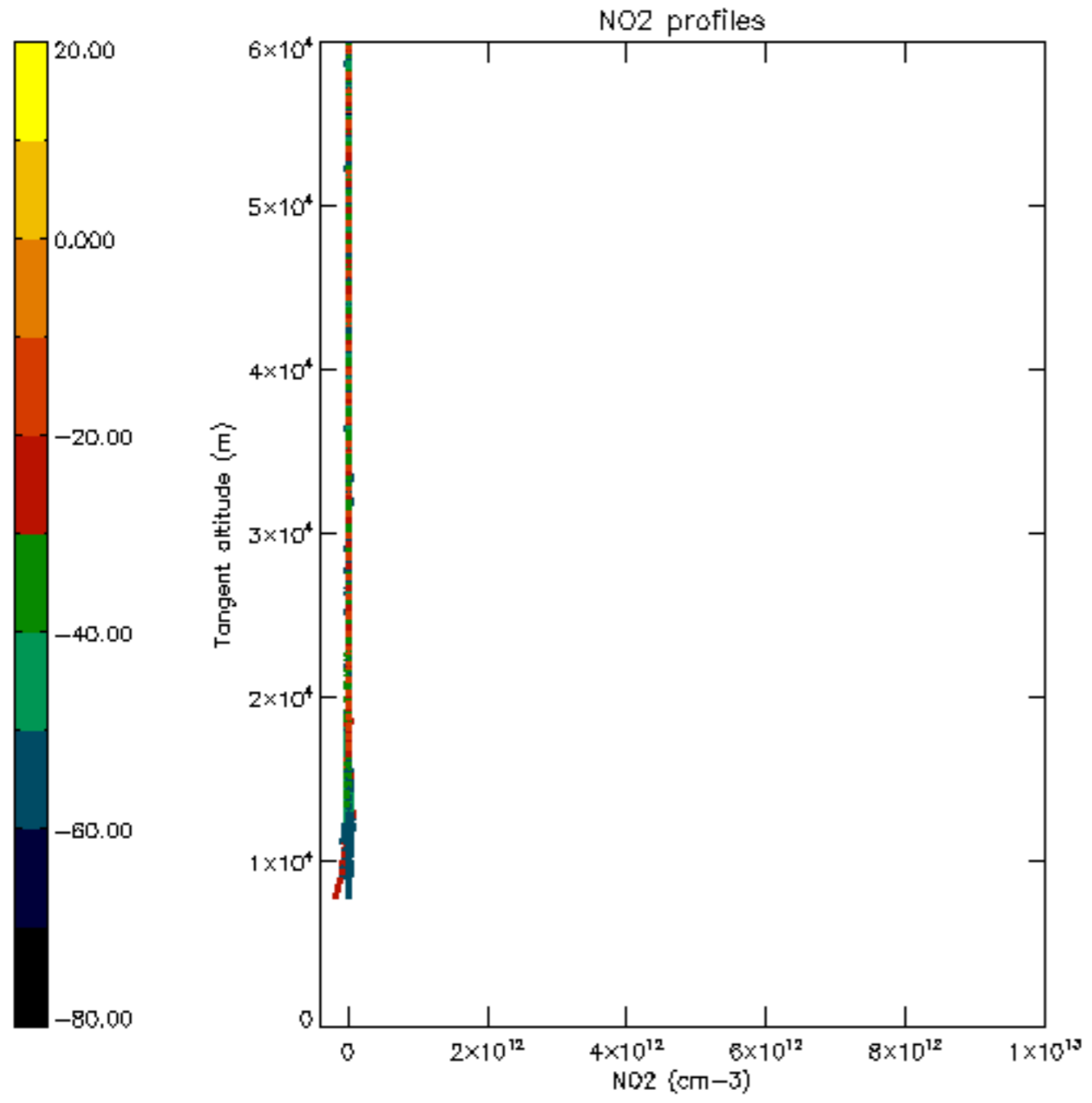


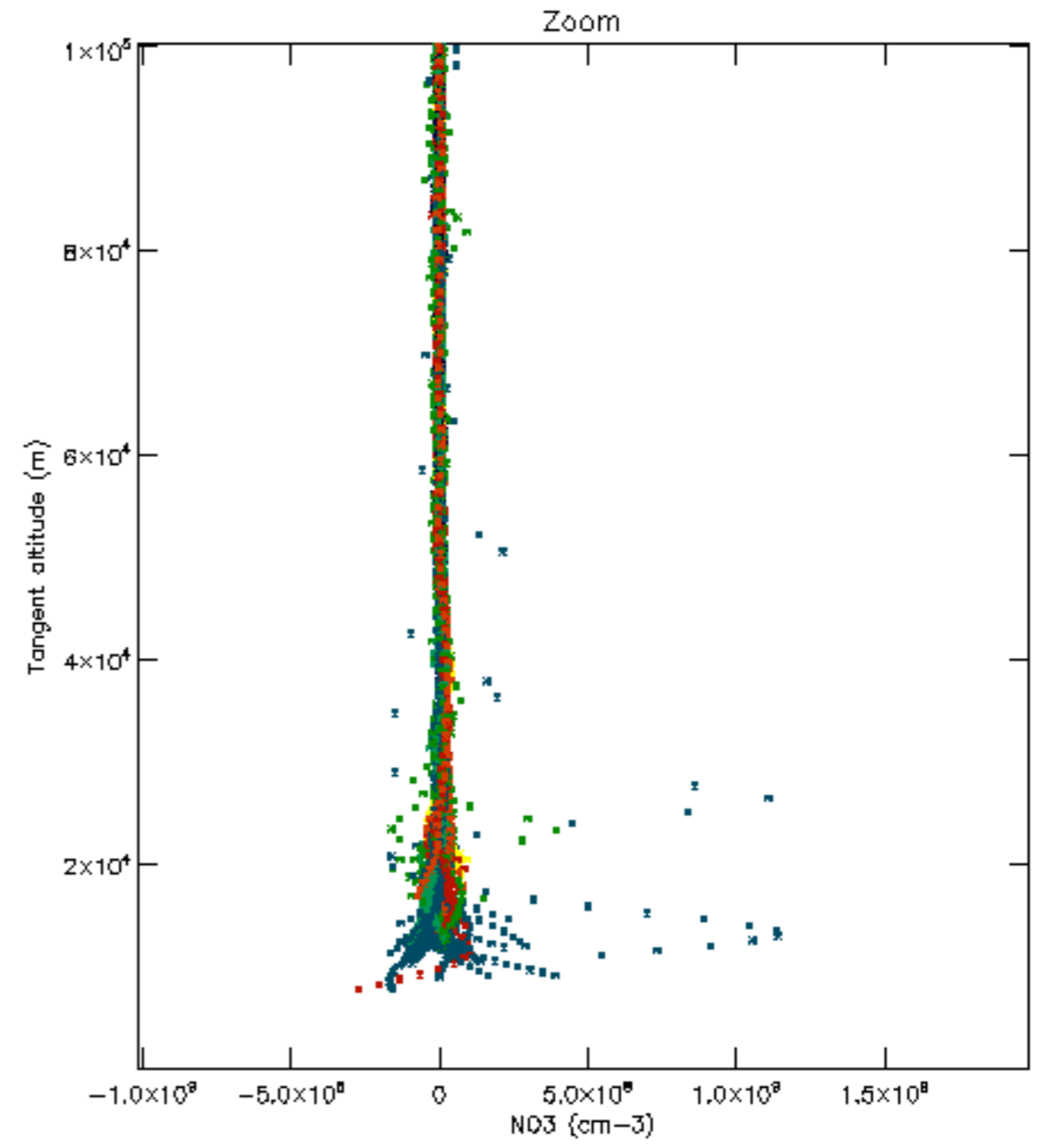
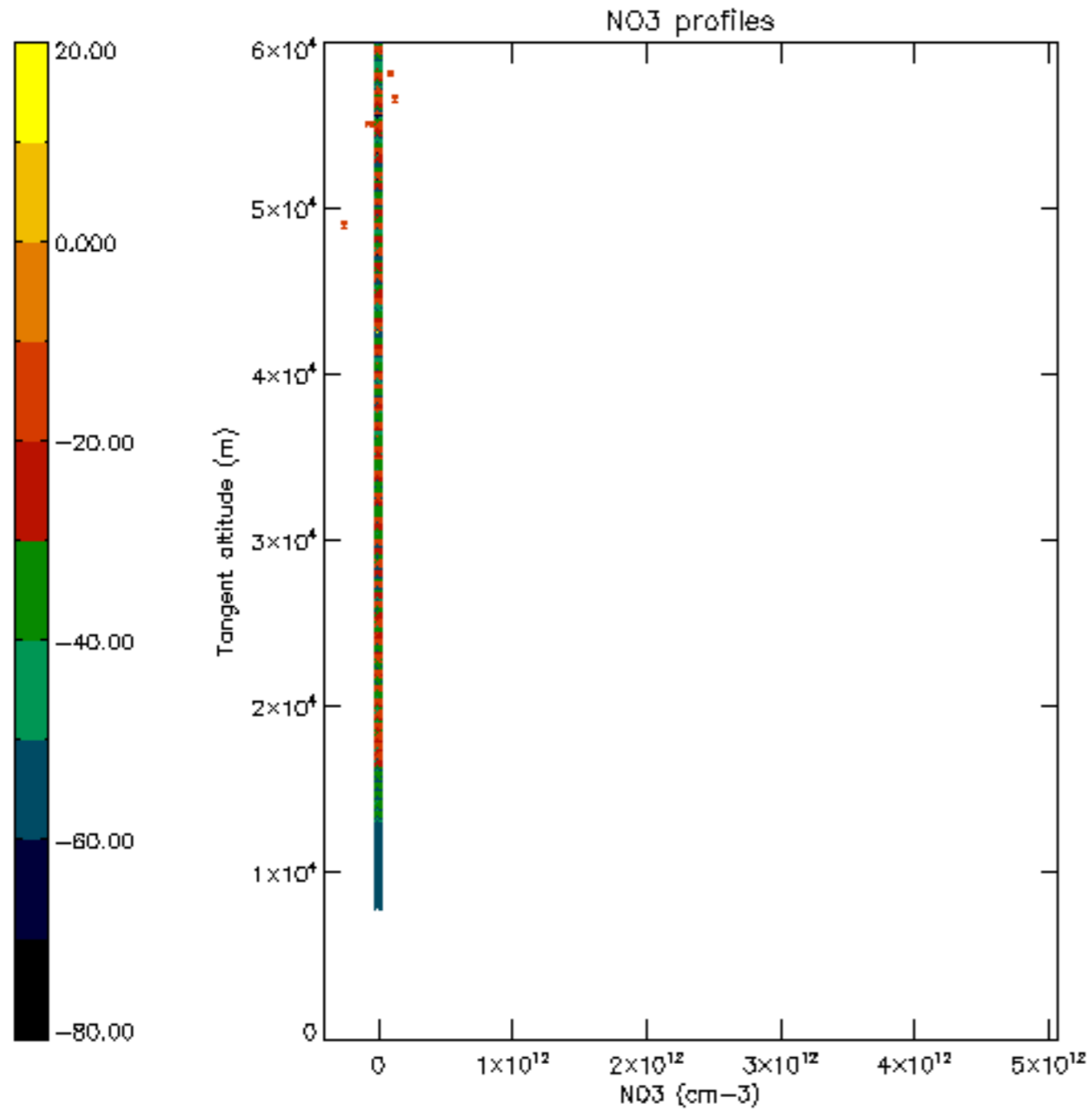


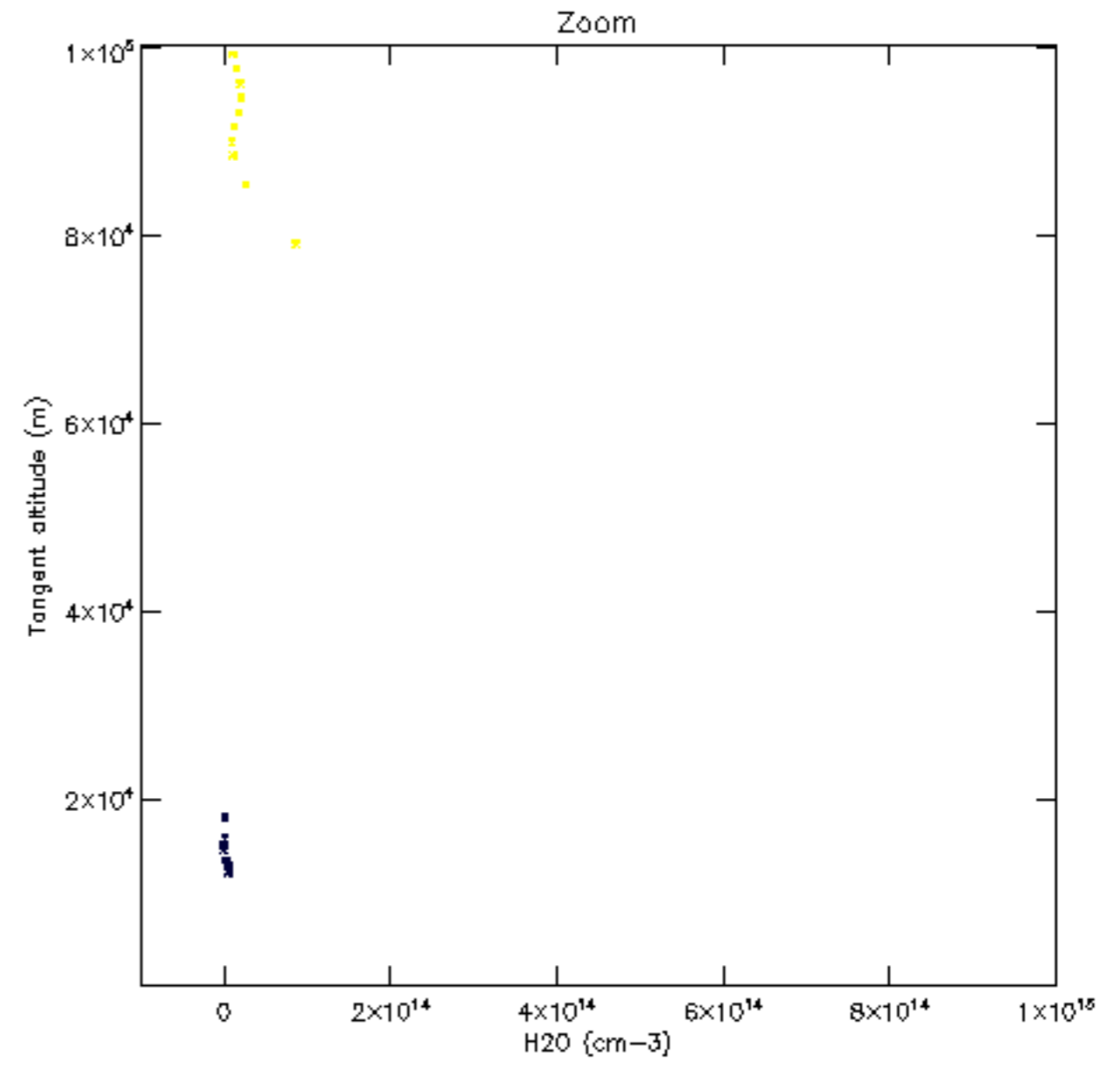
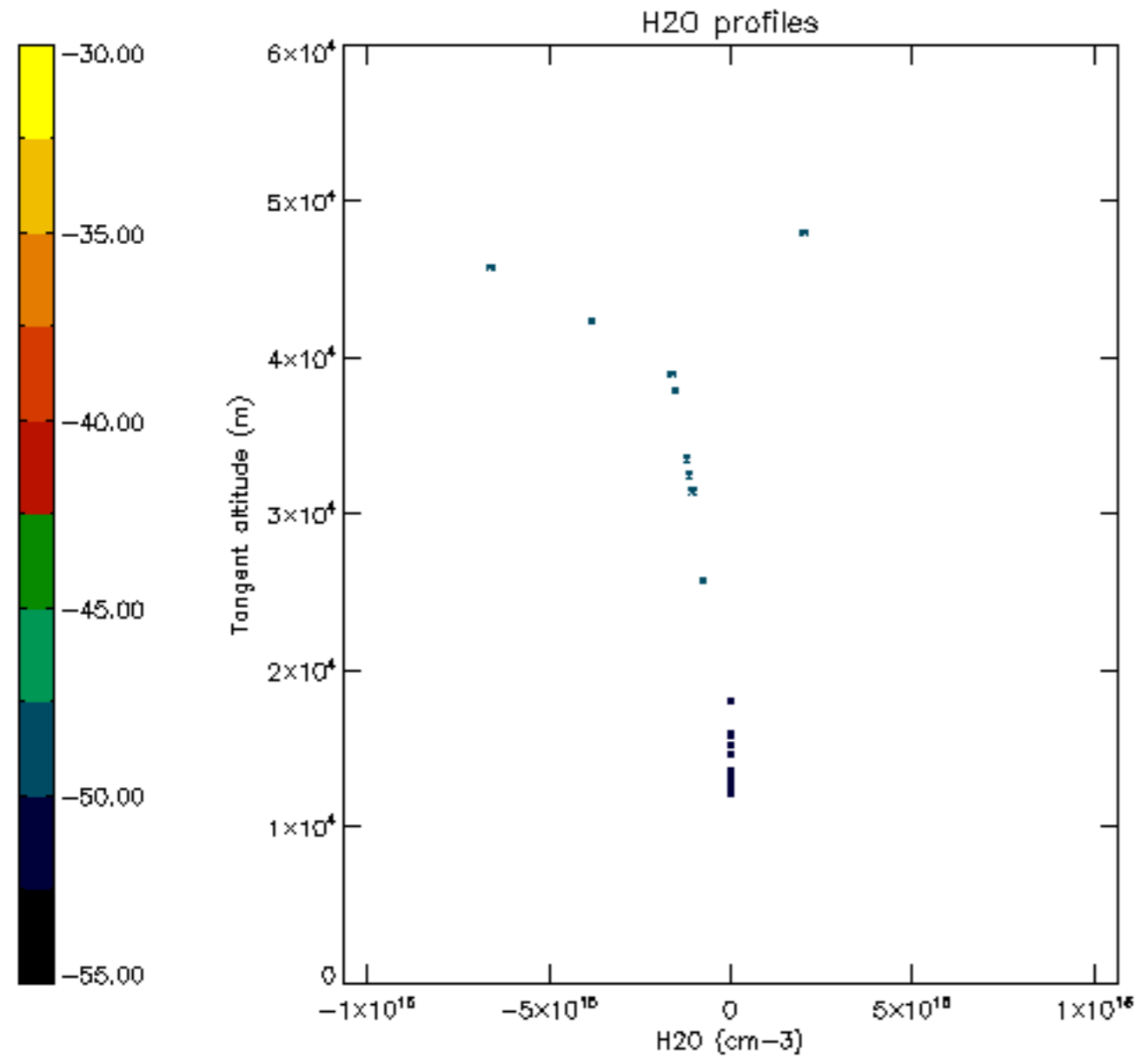


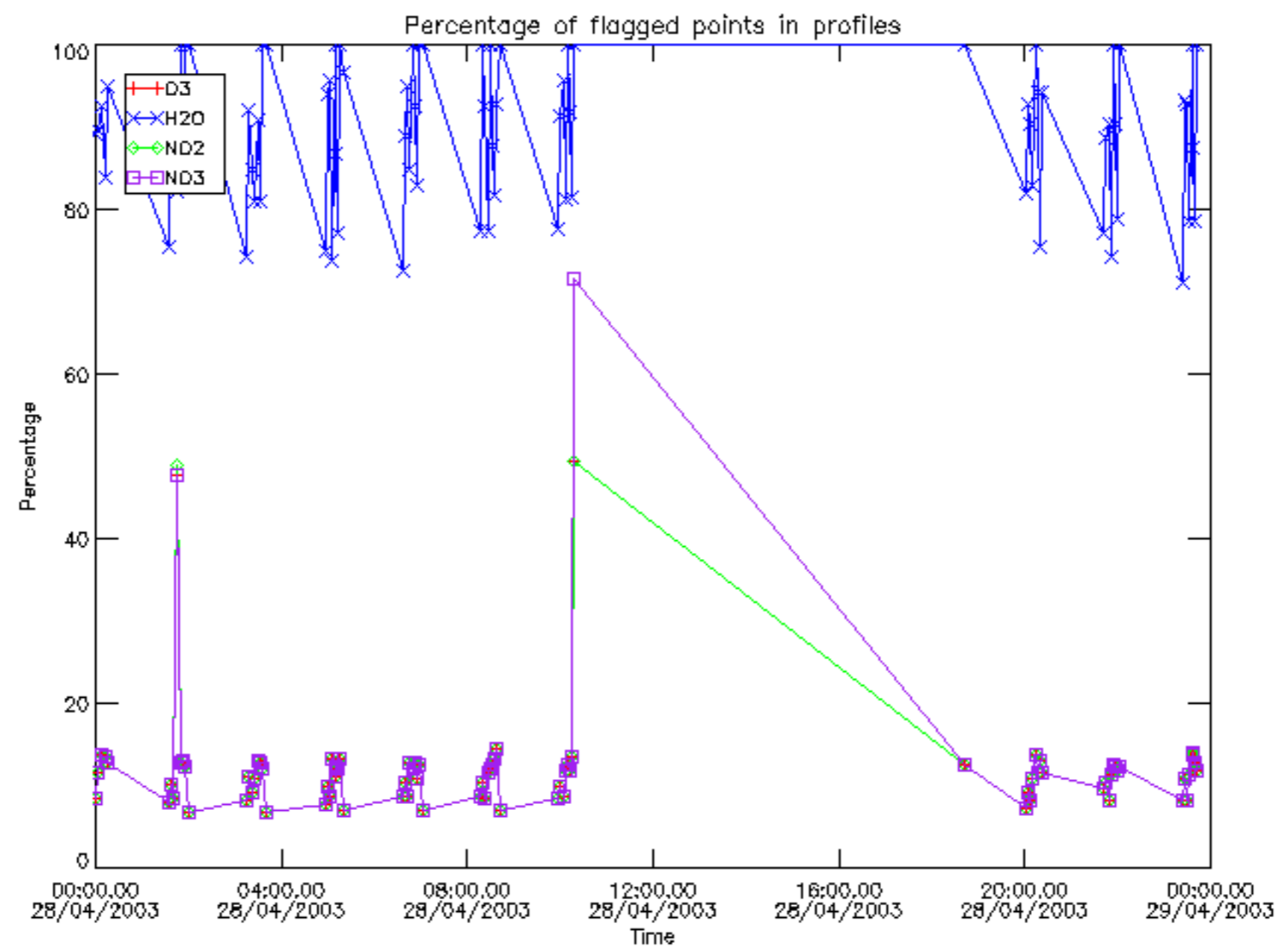




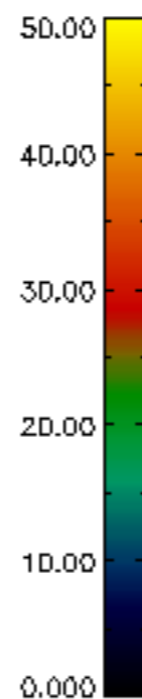
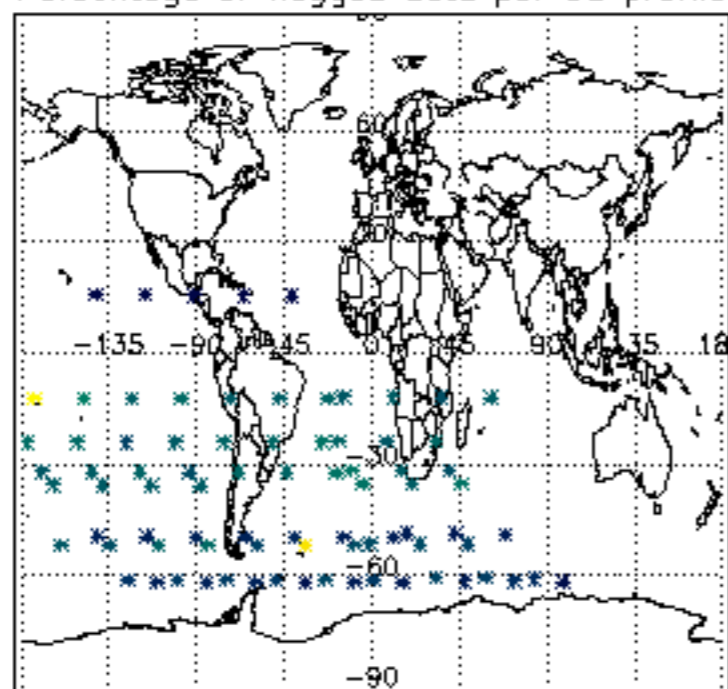




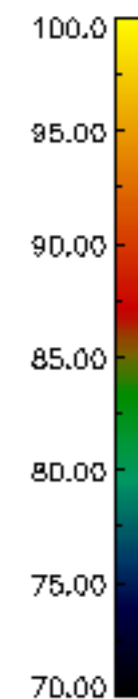
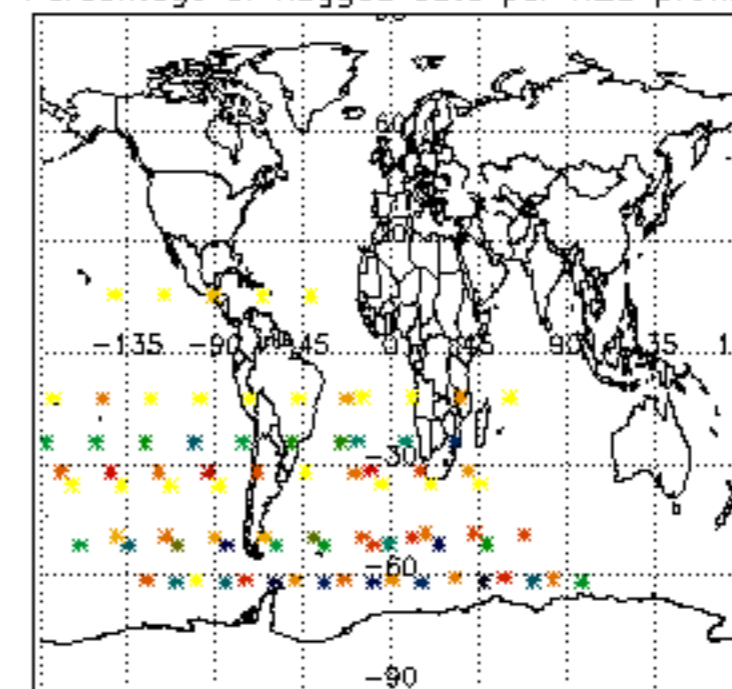




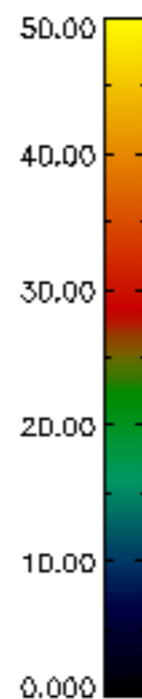
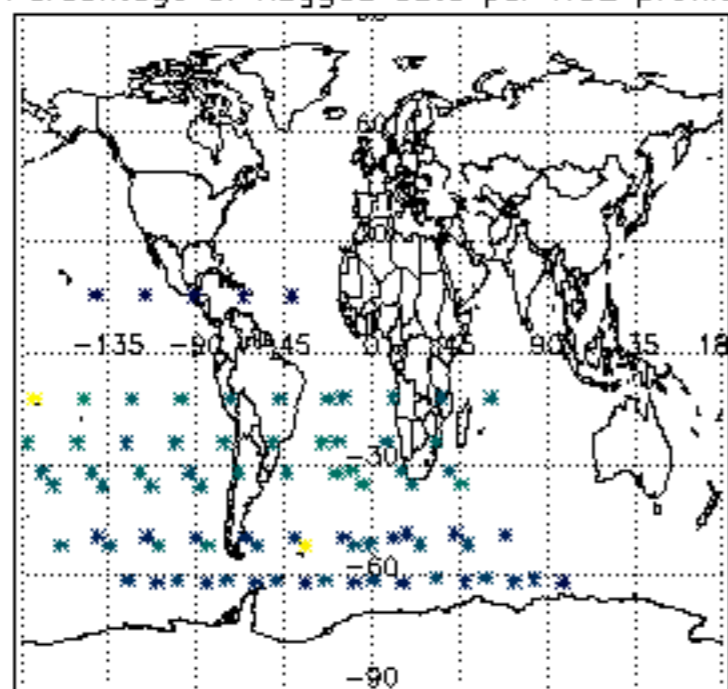
Percentage of flagged data per D3 profile



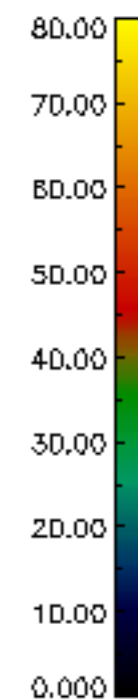
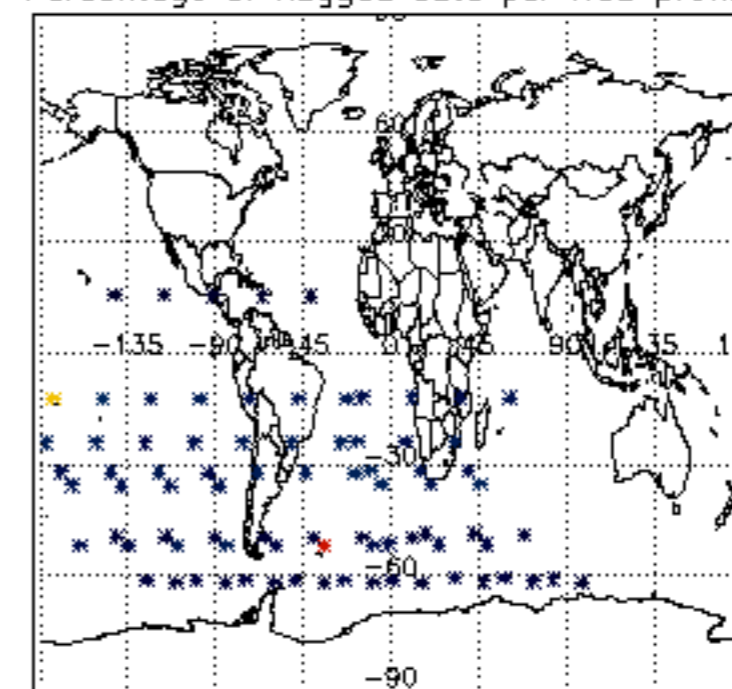
Percentage of flagged data per H2O profile

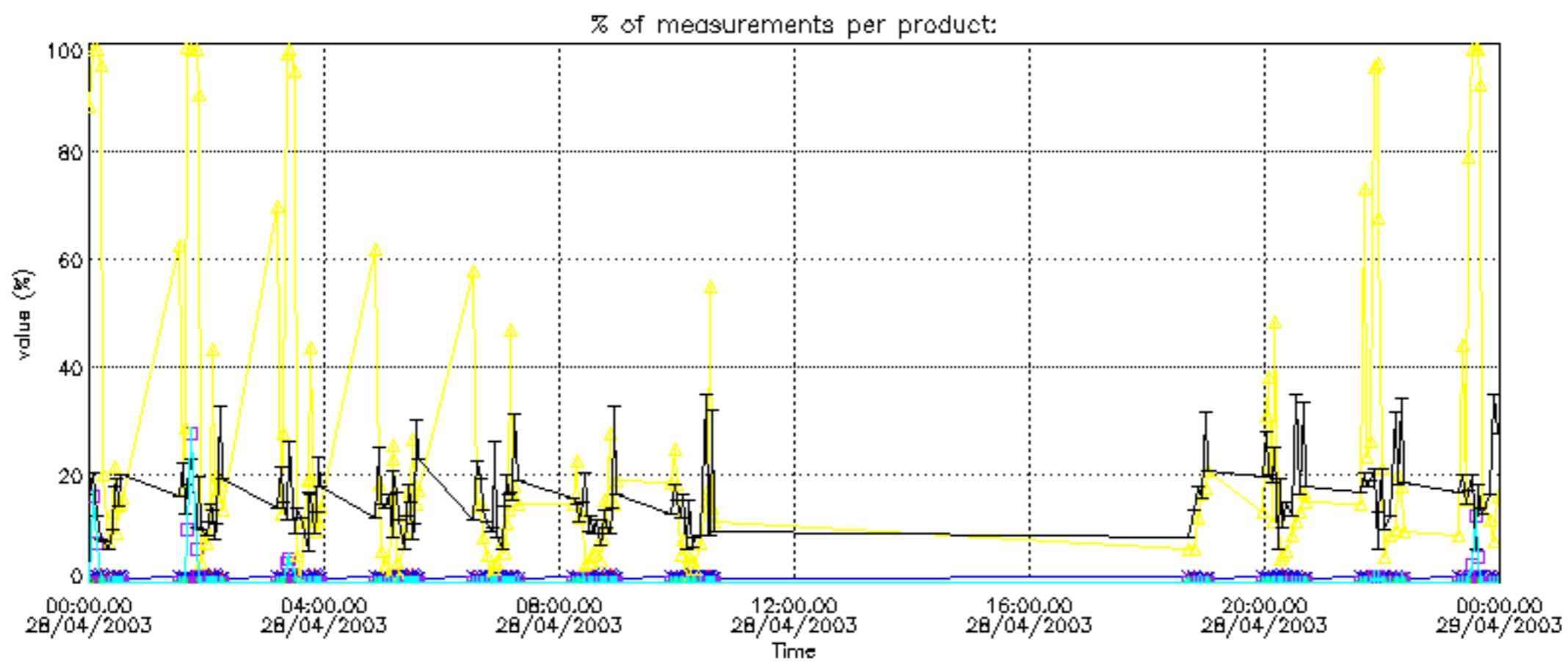


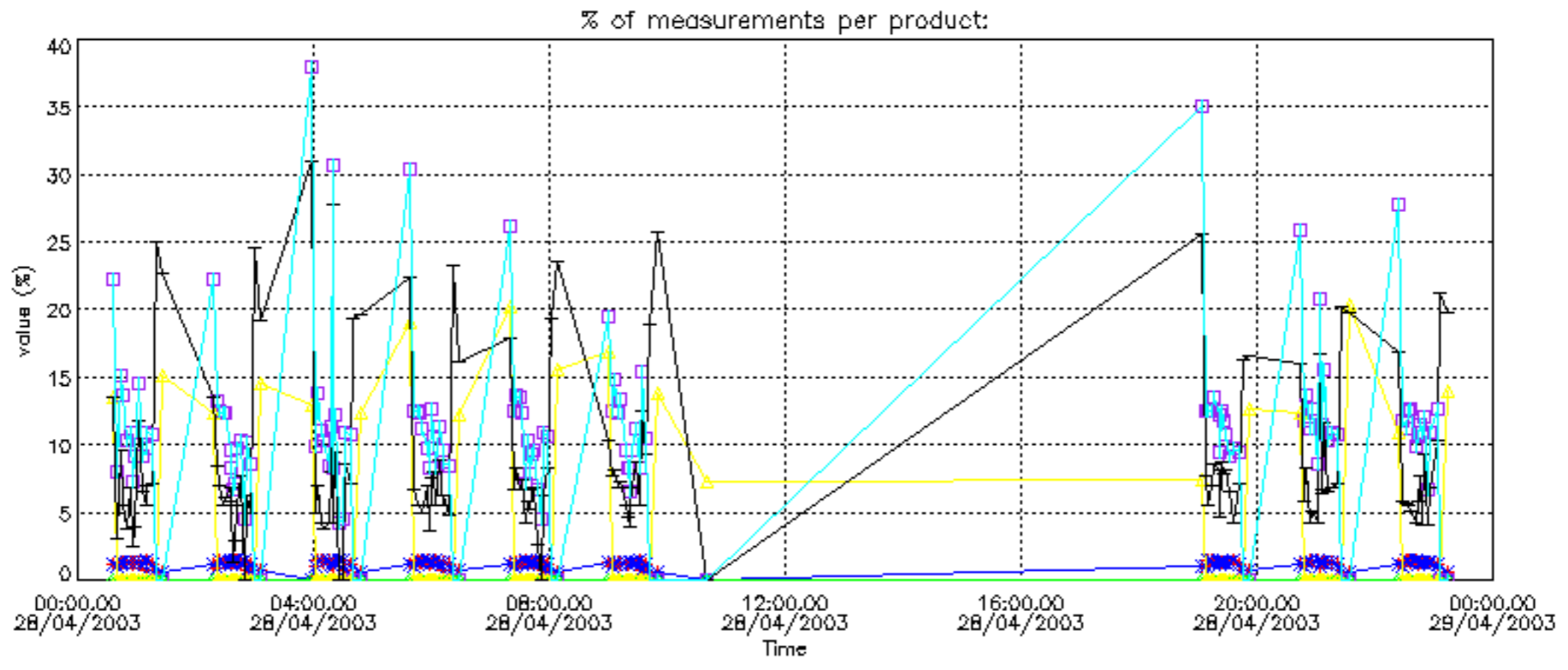
Percentage of flagged data per NO2 profile



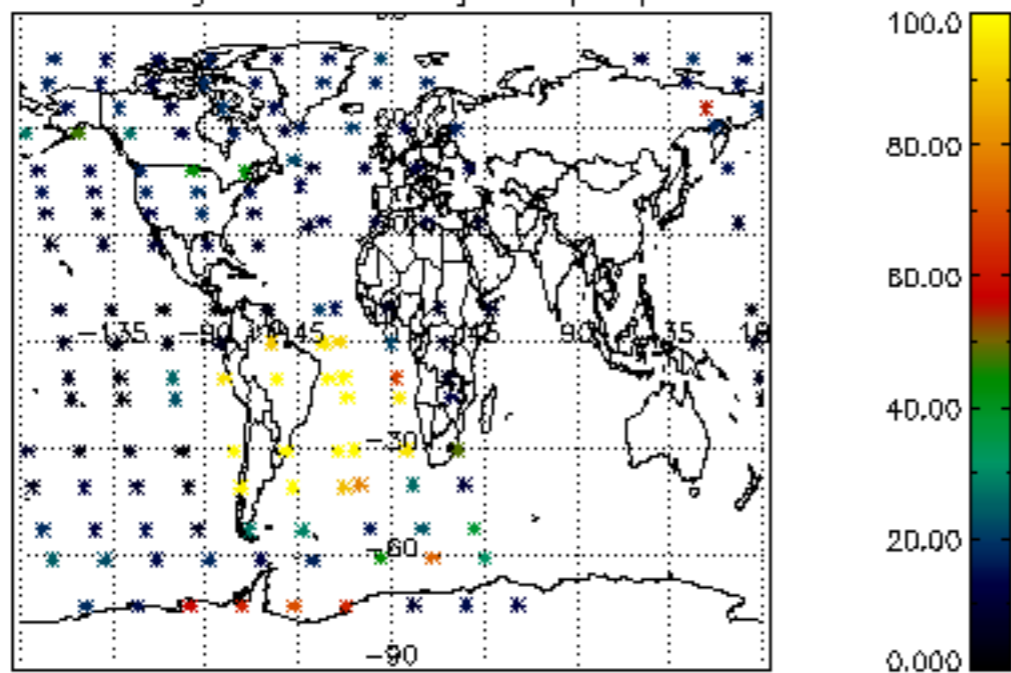
Percentage of flagged data per NO3 profile



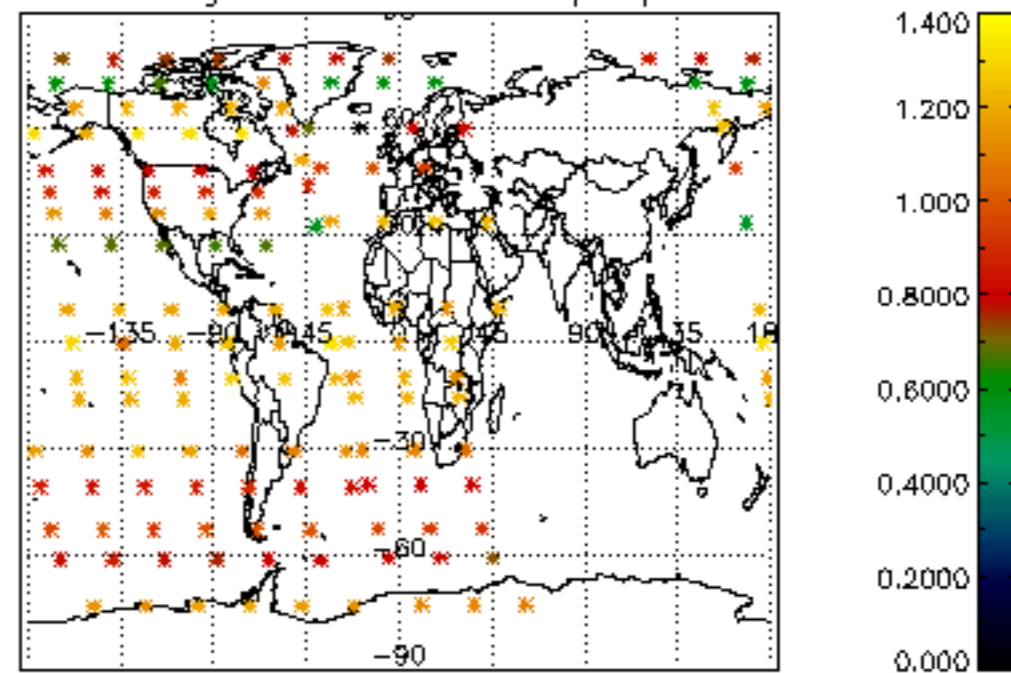




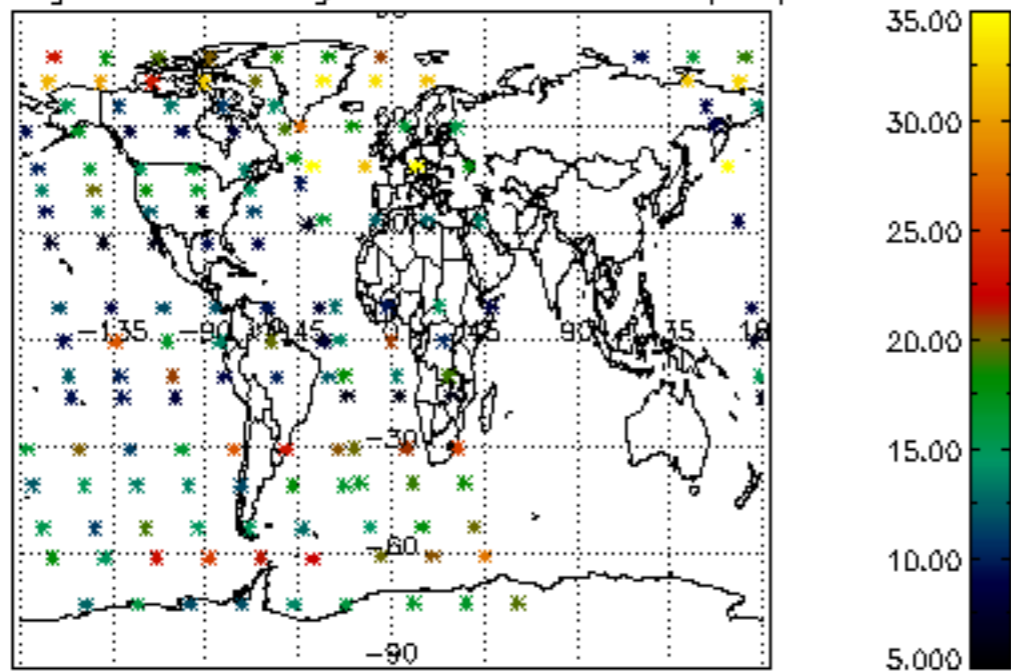
Percentage of cosmic ray hits per profile



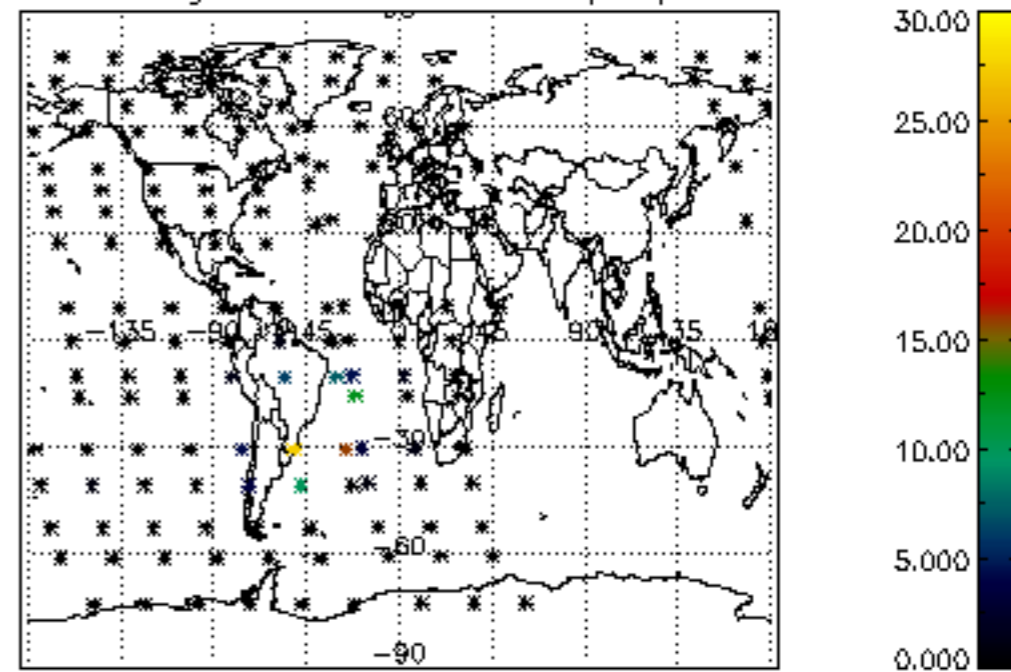
Percentage of datation errors per profile



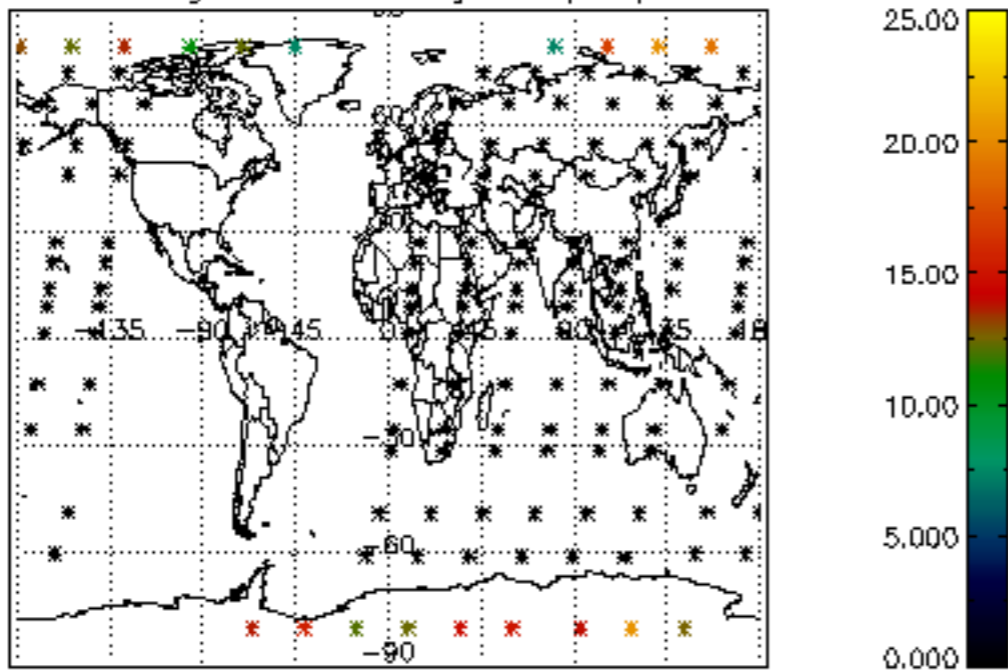
Percentage of star falling outside central band per profile



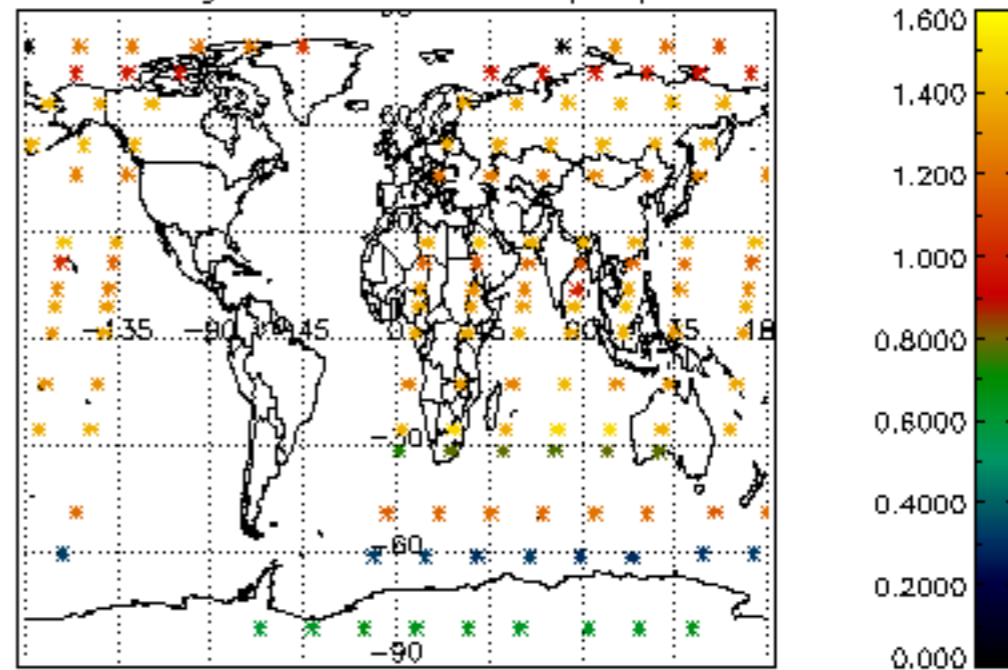
Percentage of saturation errors per profile



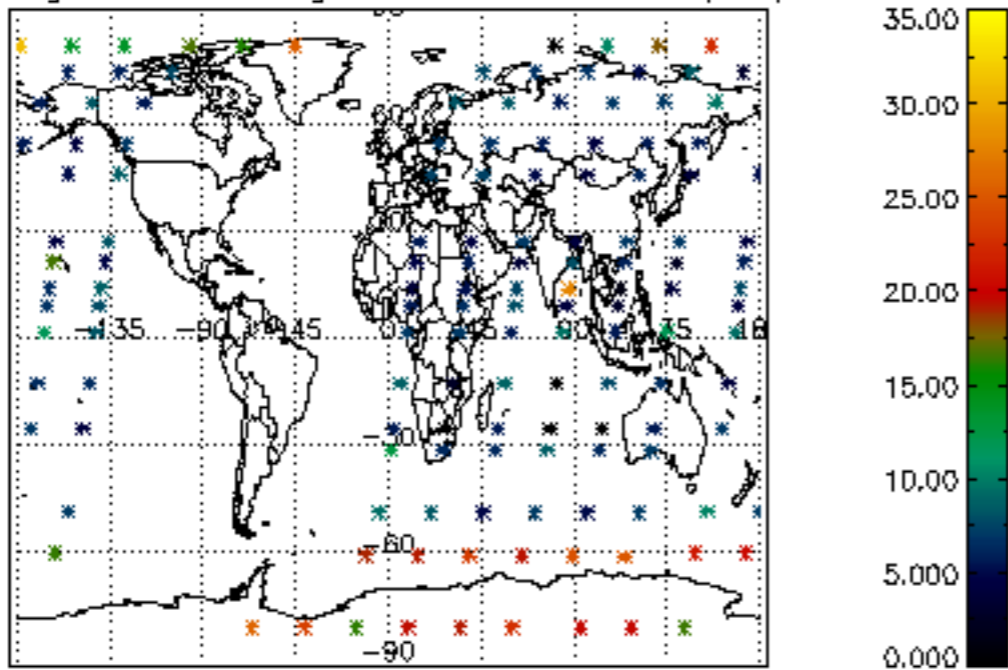
Percentage of cosmic ray hits per profile



Percentage of datation errors per profile



Percentage of star falling outside central band per profile



Percentage of saturation errors per profile

