

GOMOS Level 2 Daily Report

SUMMARY

[1. General Info](#)

[2. Summary of processed GOM_NL_2P products](#)

[3. Level 2 Quality information per product](#)

[3.1 Plot of level 2 quality information per product \(time dependant\)](#)

[3.2 Plot of level 2 quality information per product \(world map\)](#)

[4. Level 1 Quality information per product \(stored on level 2 products\)](#)

[4.1 Plot of level 1 quality information per product \(time dependant\)](#)

[4.1.1 Plot of level 1 quality information per product \(time dependant\): ASCENDING](#)

[4.1.2 Plot of level 1 quality information per product \(time dependant\): DESCENDING](#)

[4.2 Plot of level 1 quality information per product \(world map\)](#)

[4.2.1 Plot of level 1 quality information per product \(world map\): ASCENDING](#)

[4.2.2 Plot of level 1 quality information per product \(world map\): DESCENDING](#)

[5. Ozone profiles based on quality statistics and other trace gas profiles](#)

[5.1 Ozone statistics based on quality of products](#)

[5.2 Plot ozone profiles for all STD \(dark without errors\)](#)

[5.3 Plot ozone profiles where STD < 20% \(dark without errors\)](#)

[5.4. Plot ozone profiles where STD < 10% \(dark without errors\)](#)

[5.5. Plot ozone profiles where STD < 5% \(dark without errors\)](#)

[5.6 Plot NO2 profiles for all STD \(dark without errors\)](#)

[5.7 Plot NO3 profiles for all STD \(dark without errors\)](#)

[5.8 Plot H2O profiles \(only for occultations of stars 1,2,3,4,13,14,16,26,63 dark without errors\) for all STD](#)

[6. Auxiliary Data Files used for the production reported in section 2](#)

This report presents the daily analysis on parameters extracted from GOMOS level 2 data (GOM_NL__2P). It is intended to monitor some important parameters that will impact the quality of these products. A list of level 2 products (and content) that have arrived during the reporting day to the PCF is also given.

Item	Value
Time of report generation	19APR2013 14:02:27
Data source version	GOMOS/6.01
Start time of products	27-04-2003 (27APR2003 00:00:00)
Stop time of products	28-04-2003 (28APR2003 00:00:00)
Store outputs in DB	Yes
Nb of level 2 prods	425
Nb of prods with errors	0

2. Summary of processed GOM_NL__2P products.

Nr	Filename	UTC Start time	Limb	Duration	Star Id	Star Name	Star Mag	Star Temp	Nb Meas	Orbit	Prod. error
1	GOM_NL__2PRFIN20030427_000013_000000362015_00474_06039_6462.N1	27-APR-2003 00:00:13	Bright	35.500	49	1Alp UMi	1.9900	6300.0	71	6039	No
2	GOM_NL__2PRFIN20030427_000213_000000632015_00474_06039_6463.N1	27-APR-2003 00:02:13	Bright	62.500	69	33Gam Dra	2.2310	3800.0	125	6039	No
3	GOM_NL__2PRFIN20030427_000655_000000412015_00474_06039_6464.N1	27-APR-2003 00:06:55	Bright	40.500	89	5Alp Cep	2.4510	8000.0	81	6039	No
4	GOM_NL__2PRFIN20030427_000850_000000442015_00474_06039_6465.N1	27-APR-2003 00:08:50	Bright	43.500	74	11Bet Cas	2.2680	6600.0	87	6039	No
5	GOM_NL__2PRFIN20030427_001046_000001522015_00474_06039_6466.N1	27-APR-2003 00:10:46	Bright	152.00	5	3Alp Lyr	0.033000	11000.	304	6039	No
6	GOM_NL__2PRFIN20030427_001717_000000742015_00474_06039_6467.N1	27-APR-2003 00:17:17	Twilight	73.500	92	53Eps Cyg	2.5000	4500.0	147	6039	No
7	GOM_NL__2PRFIN20030427_002204_000000432015_00474_06039_6468.N1	27-APR-2003 00:22:04	Twilight	43.000	90	54Alp Peg	2.4870	11000.	86	6039	No
8	GOM_NL__2PRFIN20030427_002554_000000612015_00474_06039_6469.N1	27-APR-2003 00:25:54	Dark	61.000	61	8Eps Peg	2.1000	3900.0	122	6039	No
9	GOM_NL__2PRFIN20030427_002821_000000512015_00474_06039_6470.N1	27-APR-2003 00:28:21	Dark	51.000	162	34Alp Aqr	2.9440	5350.0	102	6039	No
10	GOM_NL__2PRFIN20030427_003140_000000562015_00474_06039_6471.N1	27-APR-2003 00:31:40	Dark	56.000	154	22Bet Aqr	2.8990	5700.0	112	6039	No
11	GOM_NL__2PRFIN20030427_003443_000000442015_00474_06039_6472.N1	27-APR-2003 00:34:43	Dark	44.000	18	24Alp PsA	1.1660	9700.0	88	6039	No
12	GOM_NL__2PRFIN20030427_004313_000000482015_00474_06039_6473.N1	27-APR-2003 00:43:13	Dark	48.000	148	Alp Tuc	2.8780	4100.0	96	6039	No
13	GOM_NL__2PRFIN20030427_004546_000000432015_00475_06040_6443.N1	27-APR-2003 00:45:46	Dark	43.000	45	Alp Pav	1.9400	26000.	86	6040	No
14	GOM_NL__2PRFIN20030427_005030_000000722015_00475_06040_6444.N1	27-APR-2003 00:50:30	Dark	71.500	103	38Zet Sgr	2.6000	9700.0	143	6040	No
15	GOM_NL__2PRFIN20030427_005321_000000442015_00475_06040_6445.N1	27-APR-2003 00:53:21	Straylight	44.000	141	Bet Ara	2.8400	4600.0	88	6040	No
16	GOM_NL__2PRFIN20030427_005454_000000522015_00475_06040_6446.N1	27-APR-2003 00:54:54	Straylight	51.500	40	The Sco	1.8590	7100.0	103	6040	No
17	GOM_NL__2PRFIN20030427_005700_000000512015_00475_06040_6447.N1	27-APR-2003 00:57:00	Straylight	51.000	4	Alp1Cen	-0.010000	5800.0	102	6040	No
18	GOM_NL__2PRFIN20030427_010021_000000442015_00475_06040_6448.N1	27-APR-2003 01:00:21	Straylight	43.500	78	Alp Lup	2.3040	28000.	87	6040	No
19	GOM_NL__2PRFIN20030427_010155_000000432015_00475_06040_6449.N1	27-APR-2003 01:01:55	Straylight	42.500	81	Eta Cen	2.3560	28000.	85	6040	No
20	GOM_NL__2PRFIN20030427_010355_000000792015_00475_06040_6450.N1	27-APR-2003 01:03:55	Twilight	79.000	16	21Alp Sco	1.0200	3000.0	158	6040	No
21	GOM_NL__2PRFIN20030427_010624_000000702015_00475_06040_6451.N1	27-APR-2003 01:06:24	Twilight	70.000	80	7Del Sco	2.3160	30000.	140	6040	No
22	GOM_NL__2PRFIN20030427_010827_000000422015_00475_06040_6452.N1	27-APR-2003 01:08:27	Bright	41.500	169	46Gam Hya	2.9910	4700.0	83	6040	No
23	GOM_NL__2PRFIN20030427_011218_000000542015_00475_06040_6453.N1	27-APR-2003 01:12:18	Bright	53.500	104	27Bet Lib	2.6140	13100.	107	6040	No
24	GOM_NL__2PRFIN20030427_011453_000000372015_00475_06040_6454.N1	27-APR-2003 01:14:53	Bright	36.500	121	29Gam Vir	2.7400	7200.0	73	6040	No
25	GOM_NL__2PRFIN20030427_011818_000000372015_00475_06040_6455.N1	27-APR-2003 01:18:18	Bright	36.500	138	47Eps Vir	2.8280	4700.0	73	6040	No
26	GOM_NL__2PRFIN20030427_012051_000000422015_00475_06040_6456.N1	27-APR-2003 01:20:51	Bright	42.000	111	8Eta Boo	2.6800	6000.0	84	6040	No
27	GOM_NL__2PRFIN20030427_012607_000000362015_00475_06040_6457.N1	27-APR-2003 01:26:07	Bright	36.000	152	12Alp2CVn	2.8900	11000.	72	6040	No
28	GOM_NL__2PRFIN20030427_012753_000000432015_00475_06040_6458.N1	27-APR-2003 01:27:53	Bright	43.000	180	27Gam Boo	3.0400	8000.0	86	6040	No
29	GOM_NL__2PRFIN20030427_012952_000000492015_00475_06040_6459.N1	27-APR-2003 01:29:52	Bright	49.000	39	85Eta UMa	1.8540	24000.	98	6040	No
30	GOM_NL__2PRFIN20030427_013307_000000372015_00475_06040_6460.N1	27-APR-2003 01:33:07	Bright	37.000	36	50Alp UMa	1.8000	6300.0	74	6040	No
31	GOM_NL__2PRFIN20030427_013718_000000362015_00475_06040_6461.N1	27-APR-2003 01:37:18	Bright	36.000	60	7Bet UMi	2.0810	3950.0	72	6040	No
32	GOM_NL__2PRFIN20030427_014049_000000362015_00475_06040_6462.N1	27-APR-2003 01:40:49	Bright	35.500	49	1Alp UMi	1.9900	6300.0	71	6040	No
33	GOM_NL__2PRFIN20030427_014248_000000672015_00475_06040_6463.N1	27-APR-2003 01:42:48	Bright	67.000	69	33Gam Dra	2.2310	3800.0	134	6040	No
34	GOM_NL__2PRFIN20030427_014731_000000392015_00475_06040_6464.N1	27-APR-2003 01:47:31	Bright	39.000	89	5Alp Cep	2.4510	8000.0	78	6040	No
35	GOM_NL__2PRFIN20030427_014926_000000362015_00475_06040_6465.N1	27-APR-2003 01:49:26	Bright	36.000	74	11Bet Cas	2.2680	6600.0	72	6040	No
36	GOM_NL__2PRFIN20030427_015120_000001562015_00475_06040_6466.N1	27-APR-2003 01:51:20	Bright	156.00	5	3Alp Lyr	0.033000	11000.	312	6040	No
37	GOM_NL__2PRFIN20030427_015753_000000752015_00475_06040_6467.N1	27-APR-2003 01:57:53	Twilight	75.000	92	53Eps Cyg	2.5000	4500.0	150	6040	No
38	GOM_NL__2PRFIN20030427_020241_000000442015_00475_06040_6468.N1	27-APR-2003 02:02:41	Twilight	44.000	90	54Alp Peg	2.4870	11000.	88	6040	No
39	GOM_NL__2PRFIN20030427_020630_000000632015_00475_06040_6469.N1	27-APR-2003 02:06:30	Dark	62.500	61	8Eps Peg	2.1000	3900.0	125	6040	No
40	GOM_NL__2PRFIN20030427_020858_000000522015_00475_06040_6470.N1	27-APR-2003 02:08:58	Dark	52.000	162	34Alp Aqr	2.9440	5350.0	104	6040	No
41	GOM_NL__2PRFIN20030427_021217_000000612015_00475_06040_6471.N1	27-APR-2003 02:12:17	Dark	60.500	154	22Bet Aqr	2.8990	5700.0	121	6040	No
42	GOM_NL__2PRFIN20030427_021519_000000422015_00475_06040_6472.N1	27-APR-2003 02:15:19	Dark	42.000	18	24Alp PsA	1.1660	9700.0	84	6040	No

43	GOM_NL__2PRFIN20030427_021919_000000402015_00475_06040_6473.N1	27-APR-2003 02:19:19	Dark	39.500	172	Gam Gru	3.0030	13100.	79	6040	No
44	GOM_NL__2PRFIN20030427_022100_000000402015_00475_06040_6474.N1	27-APR-2003 02:21:00	Dark	40.000	31	Alp Gru	1.7340	15200.	80	6040	No
45	GOM_NL__2PRFIN20030427_022349_000000412015_00475_06040_6475.N1	27-APR-2003 02:23:49	Dark	41.000	148	Alp Tuc	2.8780	4100.0	82	6040	No
46	GOM_NL__2PRFIN20030427_022622_000000412015_00476_06041_6443.N1	27-APR-2003 02:26:22	Dark	40.500	45	Alp Pav	1.9400	26000.	81	6041	No
47	GOM_NL__2PRFIN20030427_023107_000000732015_00476_06041_6444.N1	27-APR-2003 02:31:07	Dark	73.000	103	38Zet Sgr	2.6000	9700.0	146	6041	No
48	GOM_NL__2PRFIN20030427_023357_000000482015_00476_06041_6445.N1	27-APR-2003 02:33:57	Straylight	47.500	141	Bet Ara	2.8400	4600.0	95	6041	No
49	GOM_NL__2PRFIN20030427_023531_000000652015_00476_06041_6446.N1	27-APR-2003 02:35:31	Straylight	64.500	40	The Sco	1.8590	7100.0	129	6041	No
50	GOM_NL__2PRFIN20030427_023736_000000432015_00476_06041_6447.N1	27-APR-2003 02:37:36	Straylight	43.000	4	Alp1Cen	-0.010000	5800.0	86	6041	No
51	GOM_NL__2PRFIN20030427_024058_000000412015_00476_06041_6448.N1	27-APR-2003 02:40:58	Straylight	41.000	78	Alp Lup	2.3040	28000.	82	6041	No
52	GOM_NL__2PRFIN20030427_024231_000000422015_00476_06041_6449.N1	27-APR-2003 02:42:31	Straylight	41.500	81	Eta Cen	2.3560	28000.	83	6041	No
53	GOM_NL__2PRFIN20030427_024432_000000802015_00476_06041_6450.N1	27-APR-2003 02:44:32	Tw_i_and_stray	79.500	16	21Alp Sco	1.0200	3000.0	159	6041	No
54	GOM_NL__2PRFIN20030427_024700_000000702015_00476_06041_6451.N1	27-APR-2003 02:47:00	Tw_i_and_stray	69.500	80	7Del Sco	2.3160	30000.	139	6041	No
55	GOM_NL__2PRFIN20030427_024903_000000402015_00476_06041_6452.N1	27-APR-2003 02:49:03	Bright	39.500	169	46Gam Hya	2.9910	4700.0	79	6041	No
56	GOM_NL__2PRFIN20030427_025254_000000542015_00476_06041_6453.N1	27-APR-2003 02:52:54	Bright	54.000	104	27Bet Lib	2.6140	13100.	108	6041	No
57	GOM_NL__2PRFIN20030427_025528_000000372015_00476_06041_6454.N1	27-APR-2003 02:55:28	Bright	37.000	121	29Gam Vir	2.7400	7200.0	74	6041	No
58	GOM_NL__2PRFIN20030427_025854_000000372015_00476_06041_6455.N1	27-APR-2003 02:58:54	Bright	36.500	138	47Eps Vir	2.8280	4700.0	73	6041	No
59	GOM_NL__2PRFIN20030427_030127_000000422015_00476_06041_6456.N1	27-APR-2003 03:01:27	Bright	41.500	111	8Eta Boo	2.6800	6000.0	83	6041	No
60	GOM_NL__2PRFIN20030427_030643_000000362015_00476_06041_6457.N1	27-APR-2003 03:06:43	Bright	36.000	152	12Alp2CVn	2.8900	11000.	72	6041	No
61	GOM_NL__2PRFIN20030427_030828_000000442015_00476_06041_6458.N1	27-APR-2003 03:08:28	Bright	43.500	180	27Gam Boo	3.0400	8000.0	87	6041	No
62	GOM_NL__2PRFIN20030427_031027_000000392015_00476_06041_6459.N1	27-APR-2003 03:10:27	Bright	39.000	39	85Eta UMa	1.8540	24000.	78	6041	No
63	GOM_NL__2PRFIN20030427_031343_000000342015_00476_06041_6460.N1	27-APR-2003 03:13:43	Bright	34.000	36	50Alp UMa	1.8000	6300.0	68	6041	No
64	GOM_NL__2PRFIN20030427_031753_000000402015_00476_06041_6461.N1	27-APR-2003 03:17:53	Bright	39.500	60	7Bet UMi	2.0810	3950.0	79	6041	No
65	GOM_NL__2PRFIN20030427_032125_000000352015_00476_06041_6462.N1	27-APR-2003 03:21:25	Bright	35.000	49	1Alp UMi	1.9900	6300.0	70	6041	No
66	GOM_NL__2PRFIN20030427_032323_000000632015_00476_06041_6463.N1	27-APR-2003 03:23:23	Bright	63.000	69	33Gam Dra	2.2310	3800.0	126	6041	No
67	GOM_NL__2PRFIN20030427_032806_000000422015_00476_06041_6464.N1	27-APR-2003 03:28:06	Bright	41.500	89	5Alp Cep	2.4510	8000.0	83	6041	No
68	GOM_NL__2PRFIN20030427_033002_000000362015_00476_06041_6465.N1	27-APR-2003 03:30:02	Bright	36.000	74	11Bet Cas	2.2680	6600.0	72	6041	No
69	GOM_NL__2PRFIN20030427_033153_000001572015_00476_06041_6466.N1	27-APR-2003 03:31:53	Bright	157.00	5	3Alp Lyr	0.033000	11000.	314	6041	No
70	GOM_NL__2PRFIN20030427_033829_000000742015_00476_06041_6467.N1	27-APR-2003 03:38:29	Tw_i_and_stray	74.000	92	53Eps Cyg	2.5000	4500.0	148	6041	No
71	GOM_NL__2PRFIN20030427_034317_000000442015_00476_06041_6468.N1	27-APR-2003 03:43:17	Tw_i_and_stray	43.500	90	54Alp Peg	2.4870	11000.	87	6041	No
72	GOM_NL__2PRFIN20030427_034707_000000562015_00476_06041_6469.N1	27-APR-2003 03:47:07	Dark	56.000	61	8Eps Peg	2.1000	3900.0	112	6041	No
73	GOM_NL__2PRFIN20030427_034934_000000542015_00476_06041_6470.N1	27-APR-2003 03:49:34	Dark	53.500	162	34Alp Aqr	2.9440	5350.0	107	6041	No
74	GOM_NL__2PRFIN20030427_035254_000000552015_00476_06041_6471.N1	27-APR-2003 03:52:54	Dark	55.000	154	22Bet Aqr	2.8990	5700.0	110	6041	No
75	GOM_NL__2PRFIN20030427_035556_000000432015_00476_06041_6472.N1	27-APR-2003 03:55:56	Dark	43.000	18	24Alp PsA	1.1660	9700.0	86	6041	No
76	GOM_NL__2PRFIN20030427_035956_000000402015_00476_06041_6473.N1	27-APR-2003 03:59:56	Dark	39.500	172	Gam Gru	3.0030	13100.	79	6041	No
77	GOM_NL__2PRFIN20030427_040137_000000422015_00476_06041_6474.N1	27-APR-2003 04:01:37	Dark	42.000	31	Alp Gru	1.7340	15200.	84	6041	No
78	GOM_NL__2PRFIN20030427_040426_000000392015_00476_06041_6475.N1	27-APR-2003 04:04:26	Dark	38.500	148	Alp Tuc	2.8780	4100.0	77	6041	No
79	GOM_NL__2PRFIN20030427_040659_000000422015_00477_06042_6443.N1	27-APR-2003 04:06:59	Dark	41.500	45	Alp Pav	1.9400	26000.	83	6042	No
80	GOM_NL__2PRFIN20030427_041146_000000732015_00477_06042_6444.N1	27-APR-2003 04:11:46	Dark	72.500	103	38Zet Sgr	2.6000	9700.0	145	6042	No
81	GOM_NL__2PRFIN20030427_041434_000000482015_00477_06042_6445.N1	27-APR-2003 04:14:34	Straylight	47.500	141	Bet Ara	2.8400	4600.0	95	6042	No
82	GOM_NL__2PRFIN20030427_041608_000000592015_00477_06042_6446.N1	27-APR-2003 04:16:08	Straylight	58.500	40	The Sco	1.8590	7100.0	117	6042	No
83	GOM_NL__2PRFIN20030427_041812_000000462015_00477_06042_6447.N1	27-APR-2003 04:18:12	Straylight	45.500	4	Alp1Cen	-0.010000	5800.0	91	6042	No
84	GOM_NL__2PRFIN20030427_042134_000000402015_00477_06042_6448.N1	27-APR-2003 04:21:34	Straylight	40.000	78	Alp Lup	2.3040	28000.	80	6042	No
85	GOM_NL__2PRFIN20030427_042307_000000432015_00477_06042_6449.N1	27-APR-2003 04:23:07	Straylight	43.000	81	Eta Cen	2.3560	28000.	86	6042	No
86	GOM_NL__2PRFIN20030427_042508_000000812015_00477_06042_6450.N1	27-APR-2003 04:25:08	Tw_i_and_stray	80.500	16	21Alp Sco	1.0200	3000.0	161	6042	No
87	GOM_NL__2PRFIN20030427_042737_000000682015_00477_06042_6451.N1	27-APR-2003 04:27:37	Tw_i_and_stray	68.000	80	7Del Sco	2.3160	30000.	136	6042	No
88	GOM_NL__2PRFIN20030427_042939_000000412015_00477_06042_6452.N1	27-APR-2003 04:29:39	Bright	40.500	169	46Gam Hya	2.9910	4700.0	81	6042	No
89	GOM_NL__2PRFIN20030427_043330_000000542015_00477_06042_6453.N1	27-APR-2003 04:33:30	Bright	54.000	104	27Bet Lib	2.6140	13100.	108	6042	No
90	GOM_NL__2PRFIN20030427_043605_000000372015_00477_06042_6454.N1	27-APR-2003 04:36:05	Bright	37.000	121	29Gam Vir	2.7400	7200.0	74	6042	No
91	GOM_NL__2PRFIN20030427_043930_000000372015_00477_06042_6455.N1	27-APR-2003 04:39:30	Bright	36.500	138	47Eps Vir	2.8280	4700.0	73	6042	No
92	GOM_NL__2PRFIN20030427_044203_000000402015_00477_06042_6456.N1	27-APR-2003 04:42:03	Bright	39.500	111	8Eta Boo	2.6800	6000.0	79	6042	No
93	GOM_NL__2PRFIN20030427_044719_000000362015_00477_06042_6457.N1	27-APR-2003 04:47:19	Bright	36.000	152	12Alp2CVn	2.8900	11000.	72	6042	No
94	GOM_NL__2PRFIN20030427_044904_000000442015_00477_06042_6458.N1	27-APR-2003 04:49:04	Bright	44.000	180	27Gam Boo	3.0400	8000.0	88	6042	No
95	GOM_NL__2PRFIN20030427_045103_000000402015_00477_06042_6459.N1	27-APR-2003 04:51:03	Bright	39.500	39	85Eta UMa	1.8540	24000.	79	6042	No
96	GOM_NL__2PRFIN20030427_045420_000000352015_00477_06042_6460.N1	27-APR-2003 04:54:20	Bright	35.000	36	50Alp UMa	1.8000	6300.0	70	6042	No
97	GOM_NL__2PRFIN20030427_045829_000000392015_00477_06042_6461.N1	27-APR-2003 04:58:29	Bright	39.000	60	7Bet UMi	2.0810	3950.0	78	6042	No
98	GOM_NL__2PRFIN20030427_050201_000000362015_00477_06042_6462.N1	27-APR-2003 05:02:01	Bright	35.500	49	1Alp UMi	1.9900	6300.0	71	6042	No
99	GOM_NL__2PRFIN20030427_050357_000000662015_00477_06042_6463.N1	27-APR-2003 05:03:57	Bright	65.500	69	33Gam Dra	2.2310	3800.0	131	6042	No
100	GOM_NL__2PRFIN20030427_050842_000000412015_00477_06042_6464.N1	27-APR-2003 05:08:42	Bright	41.000	89	5Alp Cep	2.4510	8000.0	82	6042	No
101	GOM_NL__2PRFIN20030427_051037_000000342015_00477_06042_6465.N1	27-APR-2003 05:10:37	Bright	34.000	74	11Bet Cas	2.2680	6600.0	68	6042	No

102	GOM_NL__2PRFIN20030427_051229_000001592015_00477_06042_6466.N1	27-APR-2003 05:12:29	Bright	159.00	5	3Alp Lyr	0.033000	11000.	318	6042	No
103	GOM_NL__2PRFIN20030427_051905_000000712015_00477_06042_6467.N1	27-APR-2003 05:19:05	Tw_i_and_stray	70.500	92	53Eps Cyg	2.5000	4500.0	141	6042	No
104	GOM_NL__2PRFIN20030427_052353_000000442015_00477_06042_6468.N1	27-APR-2003 05:23:53	Tw_i_and_stray	43.500	90	54Alp Peg	2.4870	11000.	87	6042	No
105	GOM_NL__2PRFIN20030427_052744_000000642015_00477_06042_6469.N1	27-APR-2003 05:27:44	Dark	64.000	61	8Eps Peg	2.1000	3900.0	128	6042	No
106	GOM_NL__2PRFIN20030427_053011_000000562015_00477_06042_6470.N1	27-APR-2003 05:30:11	Dark	55.500	162	34Alp Aqr	2.9440	5350.0	111	6042	No
107	GOM_NL__2PRFIN20030427_053331_000000552015_00477_06042_6471.N1	27-APR-2003 05:33:31	Dark	55.000	154	22Bet Aqr	2.8990	5700.0	110	6042	No
108	GOM_NL__2PRFIN20030427_053632_000000512015_00477_06042_6472.N1	27-APR-2003 05:36:32	Dark	51.000	18	24Alp PsA	1.1660	9700.0	102	6042	No
109	GOM_NL__2PRFIN20030427_054032_000000432015_00477_06042_6473.N1	27-APR-2003 05:40:32	Dark	43.000	172	Gam Gru	3.0030	13100.	86	6042	No
110	GOM_NL__2PRFIN20030427_054214_000000432015_00477_06042_6474.N1	27-APR-2003 05:42:14	Dark	42.500	31	Alp Gru	1.7340	15200.	85	6042	No
111	GOM_NL__2PRFIN20030427_054502_000000432015_00477_06042_6475.N1	27-APR-2003 05:45:02	Dark	42.500	148	Alp Tuc	2.8780	4100.0	85	6042	No
112	GOM_NL__2PRFIN20030427_054736_000000412015_00478_06043_6443.N1	27-APR-2003 05:47:36	Dark	41.000	45	Alp Pav	1.9400	26000.	82	6043	No
113	GOM_NL__2PRFIN20030427_055223_000000772015_00478_06043_6444.N1	27-APR-2003 05:52:23	Dark	77.000	103	38Zet Sgr	2.6000	9700.0	154	6043	No
114	GOM_NL__2PRFIN20030427_055510_000000452015_00478_06043_6445.N1	27-APR-2003 05:55:10	Straylight	45.000	141	Bet Ara	2.8400	4600.0	90	6043	No
115	GOM_NL__2PRFIN20030427_055645_000000542015_00478_06043_6446.N1	27-APR-2003 05:56:45	Straylight	54.000	40	The Sco	1.8590	7100.0	108	6043	No
116	GOM_NL__2PRFIN20030427_055848_000000432015_00478_06043_6447.N1	27-APR-2003 05:58:48	Straylight	42.500	4	Alp1Cen	-0.010000	5800.0	85	6043	No
117	GOM_NL__2PRFIN20030427_060210_000000412015_00478_06043_6448.N1	27-APR-2003 06:02:10	Straylight	40.500	78	Alp Lup	2.3040	28000.	81	6043	No
118	GOM_NL__2PRFIN20030427_060344_000000422015_00478_06043_6449.N1	27-APR-2003 06:03:44	Straylight	41.500	81	Eta Cen	2.3560	28000.	83	6043	No
119	GOM_NL__2PRFIN20030427_060545_000000752015_00478_06043_6450.N1	27-APR-2003 06:05:45	Tw_i_and_stray	75.000	16	21Alp Sco	1.0200	3000.0	150	6043	No
120	GOM_NL__2PRFIN20030427_060813_000000652015_00478_06043_6451.N1	27-APR-2003 06:08:13	Tw_i_and_stray	65.000	80	7Del Sco	2.3160	30000.	130	6043	No
121	GOM_NL__2PRFIN20030427_061015_000000402015_00478_06043_6452.N1	27-APR-2003 06:10:15	Bright	40.000	169	46Gam Hya	2.9910	4700.0	80	6043	No
122	GOM_NL__2PRFIN20030427_061406_000000532015_00478_06043_6453.N1	27-APR-2003 06:14:06	Bright	53.000	104	27Bet Lib	2.6140	13100.	106	6043	No
123	GOM_NL__2PRFIN20030427_061641_000000372015_00478_06043_6454.N1	27-APR-2003 06:16:41	Bright	36.500	121	29Gam Vir	2.7400	7200.0	73	6043	No
124	GOM_NL__2PRFIN20030427_062006_000000362015_00478_06043_6455.N1	27-APR-2003 06:20:06	Bright	36.000	138	47Eps Vir	2.8280	4700.0	72	6043	No
125	GOM_NL__2PRFIN20030427_062239_000000412015_00478_06043_6456.N1	27-APR-2003 06:22:39	Bright	41.000	111	8Eta Boo	2.6800	6000.0	82	6043	No
126	GOM_NL__2PRFIN20030427_062755_000000362015_00478_06043_6457.N1	27-APR-2003 06:27:55	Bright	35.500	152	12Alp2CVn	2.8900	11000.	71	6043	No
127	GOM_NL__2PRFIN20030427_062939_000000432015_00478_06043_6458.N1	27-APR-2003 06:29:39	Bright	43.000	180	27Gam Boo	3.0400	8000.0	86	6043	No
128	GOM_NL__2PRFIN20030427_063139_000000372015_00478_06043_6459.N1	27-APR-2003 06:31:39	Bright	37.000	39	85Eta UMa	1.8540	24000.	74	6043	No
129	GOM_NL__2PRFIN20030427_063456_000000372015_00478_06043_6460.N1	27-APR-2003 06:34:56	Bright	37.000	36	50Alp UMa	1.8000	6300.0	74	6043	No
130	GOM_NL__2PRFIN20030427_063905_000000392015_00478_06043_6461.N1	27-APR-2003 06:39:05	Bright	38.500	60	7Bet UMi	2.0810	3950.0	77	6043	No
131	GOM_NL__2PRFIN20030427_064237_000000362015_00478_06043_6462.N1	27-APR-2003 06:42:37	Bright	35.500	49	1Alp UMi	1.9900	6300.0	71	6043	No
132	GOM_NL__2PRFIN20030427_064432_000000642015_00478_06043_6463.N1	27-APR-2003 06:44:32	Bright	63.500	69	33Gam Dra	2.2310	3800.0	127	6043	No
133	GOM_NL__2PRFIN20030427_064918_000000422015_00478_06043_6464.N1	27-APR-2003 06:49:18	Bright	42.000	89	5Alp Cep	2.4510	8000.0	84	6043	No
134	GOM_NL__2PRFIN20030427_065113_000000372015_00478_06043_6465.N1	27-APR-2003 06:51:13	Bright	36.500	74	11Bet Cas	2.2680	6600.0	73	6043	No
135	GOM_NL__2PRFIN20030427_065303_000001542015_00478_06043_6466.N1	27-APR-2003 06:53:03	Bright	154.00	5	3Alp Lyr	0.033000	11000.	308	6043	No
136	GOM_NL__2PRFIN20030427_065941_000000732015_00478_06043_6467.N1	27-APR-2003 06:59:41	Tw_i_and_stray	73.000	92	53Eps Cyg	2.5000	4500.0	146	6043	No
137	GOM_NL__2PRFIN20030427_070429_000000452015_00478_06043_6468.N1	27-APR-2003 07:04:29	Tw_i_and_stray	44.500	90	54Alp Peg	2.4870	11000.	89	6043	No
138	GOM_NL__2PRFIN20030427_070820_000000652015_00478_06043_6469.N1	27-APR-2003 07:08:20	Dark	64.500	61	8Eps Peg	2.1000	3900.0	129	6043	No
139	GOM_NL__2PRFIN20030427_071047_000000532015_00478_06043_6470.N1	27-APR-2003 07:10:47	Dark	52.500	162	34Alp Aqr	2.9440	5350.0	105	6043	No
140	GOM_NL__2PRFIN20030427_071408_000000552015_00478_06043_6471.N1	27-APR-2003 07:14:08	Dark	55.000	154	22Bet Aqr	2.8990	5700.0	110	6043	No
141	GOM_NL__2PRFIN20030427_071708_000000442015_00478_06043_6472.N1	27-APR-2003 07:17:08	Dark	44.000	18	24Alp PsA	1.1660	9700.0	88	6043	No
142	GOM_NL__2PRFIN20030427_072109_000000432015_00478_06043_6473.N1	27-APR-2003 07:21:09	Dark	42.500	172	Gam Gru	3.0030	13100.	85	6043	No
143	GOM_NL__2PRFIN20030427_072250_000000412015_00478_06043_6474.N1	27-APR-2003 07:22:50	Dark	41.000	31	Alp Gru	1.7340	15200.	82	6043	No
144	GOM_NL__2PRFIN20030427_072538_000000392015_00478_06043_6475.N1	27-APR-2003 07:25:38	Dark	39.000	148	Alp Tuc	2.8780	4100.0	78	6043	No
145	GOM_NL__2PRFIN20030427_072812_000000422015_00479_06044_6443.N1	27-APR-2003 07:28:12	Dark	41.500	45	Alp Pav	1.9400	26000.	83	6044	No
146	GOM_NL__2PRFIN20030427_073301_000000722015_00479_06044_6444.N1	27-APR-2003 07:33:01	Dark	72.000	103	38Zet Sgr	2.6000	9700.0	144	6044	No
147	GOM_NL__2PRFIN20030427_073547_000000452015_00479_06044_6445.N1	27-APR-2003 07:35:47	Straylight	44.500	141	Bet Ara	2.8400	4600.0	89	6044	No
148	GOM_NL__2PRFIN20030427_073722_000000612015_00479_06044_6446.N1	27-APR-2003 07:37:22	Straylight	61.000	40	The Sco	1.8590	7100.0	122	6044	No
149	GOM_NL__2PRFIN20030427_073925_000000532015_00479_06044_6447.N1	27-APR-2003 07:39:25	Straylight	52.500	4	Alp1Cen	-0.010000	5800.0	105	6044	No
150	GOM_NL__2PRFIN20030427_074247_000000422015_00479_06044_6448.N1	27-APR-2003 07:42:47	Straylight	41.500	78	Alp Lup	2.3040	28000.	83	6044	No
151	GOM_NL__2PRFIN20030427_074420_000000422015_00479_06044_6449.N1	27-APR-2003 07:44:20	Straylight	41.500	81	Eta Cen	2.3560	28000.	83	6044	No
152	GOM_NL__2PRFIN20030427_074621_000000772015_00479_06044_6450.N1	27-APR-2003 07:46:21	Tw_i_and_stray	77.000	16	21Alp Sco	1.0200	3000.0	154	6044	No
153	GOM_NL__2PRFIN20030427_074850_000000652015_00479_06044_6451.N1	27-APR-2003 07:48:50	Tw_i_and_stray	65.000	80	7Del Sco	2.3160	30000.	130	6044	No
154	GOM_NL__2PRFIN20030427_075051_000000392015_00479_06044_6452.N1	27-APR-2003 07:50:51	Bright	39.000	169	46Gam Hya	2.9910	4700.0	78	6044	No
155	GOM_NL__2PRFIN20030427_075442_000000532015_00479_06044_6453.N1	27-APR-2003 07:54:42	Bright	52.500	104	27Bet Lib	2.6140	13100.	105	6044	No
156	GOM_NL__2PRFIN20030427_075717_000000072015_00479_06044_6454.N1	27-APR-2003 07:57:17	Straylight	6.5000	121	29Gam Vir	2.7400	7200.0	13	6044	No
157	GOM_NL__2PRFIN20030427_093753_000000372015_00480_06045_5925.N1	27-APR-2003 09:37:53	Bright	37.000	121	29Gam Vir	2.7400	7200.0	74	6045	No
158	GOM_NL__2PRFIN20030427_094118_000000372015_00480_06045_5926.N1	27-APR-2003 09:41:18	Bright	37.000	138	47Eps Vir	2.8280	4700.0	74	6045	No
159	GOM_NL__2PRFIN20030427_094350_000000412015_00480_06045_5927.N1	27-APR-2003 09:43:50	Bright	41.000	111	8Eta Boo	2.6800	6000.0	82	6045	No
160	GOM_NL__2PRFIN20030427_094907_000000362015_00480_06045_5928.N1	27-APR-2003 09:49:07	Bright	36.000	152	12Alp2CVn	2.8900	11000.	72	6045	No

161	GOM_NL__2PRFIN20030427_095050_000000432015_00480_06045_5929.N1	27-APR-2003 09:50:50	Bright	43.000	180	27Gam Boo	3.0400	8000.0	86	6045	No
162	GOM_NL__2PRFIN20030427_095250_000000392015_00480_06045_5930.N1	27-APR-2003 09:52:50	Bright	39.000	39	85Eta UMa	1.8540	24000.	78	6045	No
163	GOM_NL__2PRFIN20030427_095608_000000382015_00480_06045_5931.N1	27-APR-2003 09:56:08	Bright	38.000	36	50Alp UMa	1.8000	6300.0	76	6045	No
164	GOM_NL__2PRFIN20030427_100016_000000402015_00480_06045_5932.N1	27-APR-2003 10:00:16	Bright	39.500	60	7Bet UMi	2.0810	3950.0	79	6045	No
165	GOM_NL__2PRFIN20030427_100349_000000362015_00480_06045_5933.N1	27-APR-2003 10:03:49	Bright	36.000	49	1Alp UMi	1.9900	6300.0	72	6045	No
166	GOM_NL__2PRFIN20030427_100541_000000642015_00480_06045_5934.N1	27-APR-2003 10:05:41	Bright	63.500	69	33Gam Dra	2.2310	3800.0	127	6045	No
167	GOM_NL__2PRFIN20030427_101029_000000422015_00480_06045_5935.N1	27-APR-2003 10:10:29	Bright	41.500	89	5Alp Cep	2.4510	8000.0	83	6045	No
168	GOM_NL__2PRFIN20030427_101225_000000342015_00480_06045_5936.N1	27-APR-2003 10:12:25	Bright	33.500	74	11Bet Cas	2.2680	6600.0	67	6045	No
169	GOM_NL__2PRFIN20030427_101413_000001472015_00480_06045_5937.N1	27-APR-2003 10:14:13	Bright	146.50	5	3Alp Lyr	0.033000	11000.	293	6045	No
170	GOM_NL__2PRFIN20030427_102051_000000772015_00480_06045_5938.N1	27-APR-2003 10:20:51	Twi_and_stray	76.500	92	53Eps Cyg	2.5000	4500.0	153	6045	No
171	GOM_NL__2PRFIN20030427_102542_000000432015_00480_06045_5939.N1	27-APR-2003 10:25:42	Twi_and_stray	43.000	90	54Alp Peg	2.4870	11000.	86	6045	No
172	GOM_NL__2PRFIN20030427_102933_000000612015_00480_06045_5940.N1	27-APR-2003 10:29:33	Dark	60.500	61	8Eps Peg	2.1000	3900.0	121	6045	No
173	GOM_NL__2PRFIN20030427_103201_000000512015_00480_06045_5941.N1	27-APR-2003 10:32:01	Dark	51.000	162	34Alp Aqr	2.9440	5350.0	102	6045	No
174	GOM_NL__2PRFIN20030427_103522_000000592015_00480_06045_5942.N1	27-APR-2003 10:35:22	Dark	58.500	154	22Bet Aqr	2.8990	5700.0	117	6045	No
175	GOM_NL__2PRFIN20030427_103821_000000452015_00480_06045_5943.N1	27-APR-2003 10:38:21	Dark	44.500	18	24Alp PsA	1.1660	9700.0	89	6045	No
176	GOM_NL__2PRFIN20030427_104222_000000432015_00480_06045_5944.N1	27-APR-2003 10:42:22	Dark	42.500	172	Gam Gru	3.0030	13100.	85	6045	No
177	GOM_NL__2PRFIN20030427_104403_000000442015_00480_06045_5945.N1	27-APR-2003 10:44:03	Dark	43.500	31	Alp Gru	1.7340	15200.	87	6045	No
178	GOM_NL__2PRFIN20030427_104651_000000432015_00480_06045_5946.N1	27-APR-2003 10:46:51	Dark	43.000	148	Alp Tuc	2.8780	4100.0	86	6045	No
179	GOM_NL__2PRFIN20030427_104925_000000412015_00481_06046_6444.N1	27-APR-2003 10:49:25	Dark	40.500	45	Alp Pav	1.9400	26000.	81	6046	No
180	GOM_NL__2PRFIN20030427_105416_000000742015_00481_06046_6445.N1	27-APR-2003 10:54:16	Dark	73.500	103	38Zet Sgr	2.6000	9700.0	147	6046	No
181	GOM_NL__2PRFIN20030427_105710_000000712015_00481_06046_6446.N1	27-APR-2003 10:57:10	Straylight	70.500	38	20Eps Sgr	1.8360	11000.	141	6046	No
182	GOM_NL__2PRFIN20030427_105911_000000572015_00481_06046_6447.N1	27-APR-2003 10:59:11	Straylight	57.000	85	Kap Sco	2.4070	28000.	114	6046	No
183	GOM_NL__2PRFIN20030427_110118_000000392015_00481_06046_6448.N1	27-APR-2003 11:01:18	Straylight	38.500	10	Bet Cen	0.61000	28000.	77	6046	No
184	GOM_NL__2PRFIN20030427_110337_000000622015_00481_06046_6449.N1	27-APR-2003 11:03:37	Straylight	61.500	75	26Eps Sco	2.2910	4250.0	123	6046	No
185	GOM_NL__2PRFIN20030427_110532_000000442015_00481_06046_6450.N1	27-APR-2003 11:05:32	Straylight	43.500	81	Eta Cen	2.3560	28000.	87	6046	No
186	GOM_NL__2PRFIN20030427_110734_000000842015_00481_06046_6451.N1	27-APR-2003 11:07:34	Twi_and_stray	83.500	16	21Alp Sco	1.0200	3000.0	167	6046	No
187	GOM_NL__2PRFIN20030427_111002_000000652015_00481_06046_6452.N1	27-APR-2003 11:10:02	Twi_and_stray	64.500	80	7Del Sco	2.3160	30000.	129	6046	No
188	GOM_NL__2PRFIN20030427_111203_000000382015_00481_06046_6453.N1	27-APR-2003 11:12:03	Bright	37.500	169	46Gam Hya	2.9910	4700.0	75	6046	No
189	GOM_NL__2PRFIN20030427_111829_000000352015_00481_06046_6454.N1	27-APR-2003 11:18:29	Bright	35.000	121	29Gam Vir	2.7400	7200.0	70	6046	No
190	GOM_NL__2PRFIN20030427_112154_000000372015_00481_06046_6455.N1	27-APR-2003 11:21:54	Bright	36.500	138	47Eps Vir	2.8280	4700.0	73	6046	No
191	GOM_NL__2PRFIN20030427_112425_000000412015_00481_06046_6456.N1	27-APR-2003 11:24:25	Bright	40.500	111	8Eta Boo	2.6800	6000.0	81	6046	No
192	GOM_NL__2PRFIN20030427_112942_000000362015_00481_06046_6457.N1	27-APR-2003 11:29:42	Bright	36.000	152	12Alp2CVn	2.8900	11000.	72	6046	No
193	GOM_NL__2PRFIN20030427_113125_000000442015_00481_06046_6458.N1	27-APR-2003 11:31:25	Bright	43.500	180	27Gam Boo	3.0400	8000.0	87	6046	No
194	GOM_NL__2PRFIN20030427_113326_000000392015_00481_06046_6459.N1	27-APR-2003 11:33:26	Bright	38.500	39	85Eta UMa	1.8540	24000.	77	6046	No
195	GOM_NL__2PRFIN20030427_113644_000000392015_00481_06046_6460.N1	27-APR-2003 11:36:44	Bright	38.500	36	50Alp UMa	1.8000	6300.0	77	6046	No
196	GOM_NL__2PRFIN20030427_114051_000000392015_00481_06046_6461.N1	27-APR-2003 11:40:51	Bright	38.500	60	7Bet UMi	2.0810	3950.0	77	6046	No
197	GOM_NL__2PRFIN20030427_114425_000000342015_00481_06046_6462.N1	27-APR-2003 11:44:25	Bright	34.000	49	1Alp UMi	1.9900	6300.0	68	6046	No
198	GOM_NL__2PRFIN20030427_114616_000000652015_00481_06046_6463.N1	27-APR-2003 11:46:16	Bright	65.000	69	33Gam Dra	2.2310	3800.0	130	6046	No
199	GOM_NL__2PRFIN20030427_115104_000000422015_00481_06046_6464.N1	27-APR-2003 11:51:04	Bright	42.000	89	5Alp Cep	2.4510	8000.0	84	6046	No
200	GOM_NL__2PRFIN20030427_115301_000000352015_00481_06046_6465.N1	27-APR-2003 11:53:01	Bright	34.500	74	11Bet Cas	2.2680	6600.0	69	6046	No
201	GOM_NL__2PRFIN20030427_115448_000001552015_00481_06046_6466.N1	27-APR-2003 11:54:48	Bright	155.00	5	3Alp Lyr	0.033000	11000.	310	6046	No
202	GOM_NL__2PRFIN20030427_120125_000000782015_00481_06046_6467.N1	27-APR-2003 12:01:25	Twi_and_stray	77.500	92	53Eps Cyg	2.5000	4500.0	155	6046	No
203	GOM_NL__2PRFIN20030427_120618_000000442015_00481_06046_6468.N1	27-APR-2003 12:06:18	Twi_and_stray	43.500	90	54Alp Peg	2.4870	11000.	87	6046	No
204	GOM_NL__2PRFIN20030427_121010_000000582015_00481_06046_6469.N1	27-APR-2003 12:10:10	Dark	58.000	61	8Eps Peg	2.1000	3900.0	116	6046	No
205	GOM_NL__2PRFIN20030427_121237_000000512015_00481_06046_6470.N1	27-APR-2003 12:12:37	Dark	51.000	162	34Alp Aqr	2.9440	5350.0	102	6046	No
206	GOM_NL__2PRFIN20030427_121558_000000592015_00481_06046_6471.N1	27-APR-2003 12:15:58	Dark	58.500	154	22Bet Aqr	2.8990	5700.0	117	6046	No
207	GOM_NL__2PRFIN20030427_121857_000000422015_00481_06046_6472.N1	27-APR-2003 12:18:57	Dark	41.500	18	24Alp PsA	1.1660	9700.0	83	6046	No
208	GOM_NL__2PRFIN20030427_122258_000000432015_00481_06046_6473.N1	27-APR-2003 12:22:58	Dark	43.000	172	Gam Gru	3.0030	13100.	86	6046	No
209	GOM_NL__2PRFIN20030427_122439_000000392015_00481_06046_6474.N1	27-APR-2003 12:24:39	Dark	39.000	31	Alp Gru	1.7340	15200.	78	6046	No
210	GOM_NL__2PRFIN20030427_122727_000000462015_00481_06046_6475.N1	27-APR-2003 12:27:27	Dark	45.500	148	Alp Tuc	2.8780	4100.0	91	6046	No
211	GOM_NL__2PRFIN20030427_123002_000000412015_00482_06047_6464.N1	27-APR-2003 12:30:02	Dark	41.000	45	Alp Pav	1.9400	26000.	82	6047	No
212	GOM_NL__2PRFIN20030427_123454_000000752015_00482_06047_6465.N1	27-APR-2003 12:34:54	Dark	75.000	103	38Zet Sgr	2.6000	9700.0	150	6047	No
213	GOM_NL__2PRFIN20030427_123747_000000692015_00482_06047_6466.N1	27-APR-2003 12:37:47	Straylight	68.500	38	20Eps Sgr	1.8360	11000.	137	6047	No
214	GOM_NL__2PRFIN20030427_123947_000000582015_00482_06047_6467.N1	27-APR-2003 12:39:47	Straylight	57.500	85	Kap Sco	2.4070	28000.	115	6047	No
215	GOM_NL__2PRFIN20030427_124154_000000462015_00482_06047_6468.N1	27-APR-2003 12:41:54	Straylight	46.000	10	Bet Cen	0.61000	28000.	92	6047	No
216	GOM_NL__2PRFIN20030427_124413_000000742015_00482_06047_6469.N1	27-APR-2003 12:44:13	Straylight	73.500	75	26Eps Sco	2.2910	4250.0	147	6047	No
217	GOM_NL__2PRFIN20030427_124608_000000452015_00482_06047_6470.N1	27-APR-2003 12:46:08	Straylight	44.500	81	Eta Cen	2.3560	28000.	89	6047	No
218	GOM_NL__2PRFIN20030427_124810_000000782015_00482_06047_6471.N1	27-APR-2003 12:48:10	Twi_and_stray	78.000	16	21Alp Sco	1.0200	3000.0	156	6047	No
219	GOM_NL__2PRFIN20030427_125038_000000662015_00482_06047_6472.N1	27-APR-2003 12:50:38	Twi_and_stray	66.000	80	7Del Sco	2.3160	30000.	132	6047	No

220	GOM_NL__2PRFIN20030427_125239_000000402015_00482_06047_6473.N1	27-APR-2003 12:52:39	Bright	39.500	169	46Gam Hya	2.9910	4700.0	79	6047	No
221	GOM_NL__2PRFIN20030427_125904_000000372015_00482_06047_6474.N1	27-APR-2003 12:59:04	Bright	36.500	121	29Gam Vir	2.7400	7200.0	73	6047	No
222	GOM_NL__2PRFIN20030427_130229_000000372015_00482_06047_6475.N1	27-APR-2003 13:02:29	Bright	36.500	138	47Eps Vir	2.8280	4700.0	73	6047	No
223	GOM_NL__2PRFIN20030427_130501_000000412015_00482_06047_6476.N1	27-APR-2003 13:05:01	Bright	40.500	111	8Eta Boo	2.6800	6000.0	81	6047	No
224	GOM_NL__2PRFIN20030427_131017_000000372015_00482_06047_6477.N1	27-APR-2003 13:10:17	Bright	37.000	152	12Alp2CVn	2.8900	11000.	74	6047	No
225	GOM_NL__2PRFIN20030427_131200_000000422015_00482_06047_6478.N1	27-APR-2003 13:12:00	Bright	42.000	180	27Gam Boo	3.0400	8000.0	84	6047	No
226	GOM_NL__2PRFIN20030427_131401_000000392015_00482_06047_6479.N1	27-APR-2003 13:14:01	Bright	38.500	39	85Eta UMa	1.8540	24000.	77	6047	No
227	GOM_NL__2PRFIN20030427_131720_000000382015_00482_06047_6480.N1	27-APR-2003 13:17:20	Bright	38.000	36	50Alp UMa	1.8000	6300.0	76	6047	No
228	GOM_NL__2PRFIN20030427_132127_000000412015_00482_06047_6481.N1	27-APR-2003 13:21:27	Bright	40.500	60	7Bet UMi	2.0810	3950.0	81	6047	No
229	GOM_NL__2PRFIN20030427_132500_000000362015_00482_06047_6482.N1	27-APR-2003 13:25:00	Bright	35.500	49	1Alp UMi	1.9900	6300.0	71	6047	No
230	GOM_NL__2PRFIN20030427_132650_000000682015_00482_06047_6483.N1	27-APR-2003 13:26:50	Bright	67.500	69	33Gam Dra	2.2310	3800.0	135	6047	No
231	GOM_NL__2PRFIN20030427_133140_000000432015_00482_06047_6484.N1	27-APR-2003 13:31:40	Bright	42.500	89	5Alp Cep	2.4510	8000.0	85	6047	No
232	GOM_NL__2PRFIN20030427_133337_000000342015_00482_06047_6485.N1	27-APR-2003 13:33:37	Bright	34.000	74	11Bet Cas	2.2680	6600.0	68	6047	No
233	GOM_NL__2PRFIN20030427_133523_000001702015_00482_06047_6486.N1	27-APR-2003 13:35:23	Bright	170.00	5	3Alp Lyr	0.033000	11000.	340	6047	No
234	GOM_NL__2PRFIN20030427_134203_000000782015_00482_06047_6487.N1	27-APR-2003 13:42:03	Twilight	78.000	92	53Eps Cyg	2.5000	4500.0	156	6047	No
235	GOM_NL__2PRFIN20030427_134653_000000432015_00482_06047_6488.N1	27-APR-2003 13:46:53	Twilight	43.000	90	54Alp Peg	2.4870	11000.	86	6047	No
236	GOM_NL__2PRFIN20030427_135046_000000642015_00482_06047_6489.N1	27-APR-2003 13:50:46	Dark	63.500	61	8Eps Peg	2.1000	3900.0	127	6047	No
237	GOM_NL__2PRFIN20030427_135313_000000522015_00482_06047_6490.N1	27-APR-2003 13:53:13	Dark	52.000	162	34Alp Aqr	2.9440	5350.0	104	6047	No
238	GOM_NL__2PRFIN20030427_135635_000000572015_00482_06047_6491.N1	27-APR-2003 13:56:35	Dark	57.000	154	22Bet Aqr	2.8990	5700.0	114	6047	No
239	GOM_NL__2PRFIN20030427_135933_000000442015_00482_06047_6492.N1	27-APR-2003 13:59:33	Dark	43.500	18	24Alp PsA	1.1660	9700.0	87	6047	No
240	GOM_NL__2PRFIN20030427_140334_000000442015_00482_06047_6493.N1	27-APR-2003 14:03:34	Dark	44.000	172	Gam Gru	3.0030	13100.	88	6047	No
241	GOM_NL__2PRFIN20030427_140515_000000402015_00482_06047_6494.N1	27-APR-2003 14:05:15	Dark	40.000	31	Alp Gru	1.7340	15200.	80	6047	No
242	GOM_NL__2PRFIN20030427_140803_000000452015_00482_06047_6495.N1	27-APR-2003 14:08:03	Dark	45.000	148	Alp Tuc	2.8780	4100.0	90	6047	No
243	GOM_NL__2PRFIN20030427_141038_000000422015_00483_06048_6464.N1	27-APR-2003 14:10:38	Dark	42.000	45	Alp Pav	1.9400	26000.	84	6048	No
244	GOM_NL__2PRFIN20030427_141531_000000712015_00483_06048_6465.N1	27-APR-2003 14:15:31	Dark	71.000	103	38Zet Sgr	2.6000	9700.0	142	6048	No
245	GOM_NL__2PRFIN20030427_141823_000000712015_00483_06048_6466.N1	27-APR-2003 14:18:23	Straylight	71.000	38	20Eps Sgr	1.8360	11000.	142	6048	No
246	GOM_NL__2PRFIN20030427_142024_000000572015_00483_06048_6467.N1	27-APR-2003 14:20:24	Straylight	56.500	85	Kap Sco	2.4070	28000.	113	6048	No
247	GOM_NL__2PRFIN20030427_142230_000000432015_00483_06048_6468.N1	27-APR-2003 14:22:30	Straylight	43.000	10	Bet Cen	0.61000	28000.	86	6048	No
248	GOM_NL__2PRFIN20030427_142449_000000662015_00483_06048_6469.N1	27-APR-2003 14:24:49	Straylight	65.500	75	26Eps Sco	2.2910	4250.0	131	6048	No
249	GOM_NL__2PRFIN20030427_142644_000000432015_00483_06048_6470.N1	27-APR-2003 14:26:44	Straylight	42.500	81	Eta Cen	2.3560	28000.	85	6048	No
250	GOM_NL__2PRFIN20030427_142846_000000812015_00483_06048_6471.N1	27-APR-2003 14:28:46	Twilight	81.000	16	21Alp Sco	1.0200	3000.0	162	6048	No
251	GOM_NL__2PRFIN20030427_143114_000000672015_00483_06048_6472.N1	27-APR-2003 14:31:14	Twilight	66.500	80	7Del Sco	2.3160	30000.	133	6048	No
252	GOM_NL__2PRFIN20030427_143315_000000442015_00483_06048_6473.N1	27-APR-2003 14:33:15	Bright	43.500	169	46Gam Hya	2.9910	4700.0	87	6048	No
253	GOM_NL__2PRFIN20030427_143940_000000372015_00483_06048_6474.N1	27-APR-2003 14:39:40	Bright	37.000	121	29Gam Vir	2.7400	7200.0	74	6048	No
254	GOM_NL__2PRFIN20030427_144305_000000372015_00483_06048_6475.N1	27-APR-2003 14:43:05	Bright	36.500	138	47Eps Vir	2.8280	4700.0	73	6048	No
255	GOM_NL__2PRFIN20030427_144536_000000412015_00483_06048_6476.N1	27-APR-2003 14:45:36	Bright	40.500	111	8Eta Boo	2.6800	6000.0	81	6048	No
256	GOM_NL__2PRFIN20030427_145054_000000352015_00483_06048_6477.N1	27-APR-2003 14:50:54	Bright	35.000	152	12Alp2CVn	2.8900	11000.	70	6048	No
257	GOM_NL__2PRFIN20030427_145236_000000442015_00483_06048_6478.N1	27-APR-2003 14:52:36	Bright	43.500	180	27Gam Boo	3.0400	8000.0	87	6048	No
258	GOM_NL__2PRFIN20030427_145437_000000402015_00483_06048_6479.N1	27-APR-2003 14:54:37	Bright	39.500	39	85Eta UMa	1.8540	24000.	79	6048	No
259	GOM_NL__2PRFIN20030427_145756_000000332015_00483_06048_6480.N1	27-APR-2003 14:57:56	Bright	33.000	36	50Alp UMa	1.8000	6300.0	66	6048	No
260	GOM_NL__2PRFIN20030427_150203_000000392015_00483_06048_6481.N1	27-APR-2003 15:02:03	Bright	38.500	60	7Bet UMi	2.0810	3950.0	77	6048	No
261	GOM_NL__2PRFIN20030427_150537_000000372015_00483_06048_6482.N1	27-APR-2003 15:05:37	Bright	36.500	49	1Alp UMi	1.9900	6300.0	73	6048	No
262	GOM_NL__2PRFIN20030427_150726_000000622015_00483_06048_6483.N1	27-APR-2003 15:07:26	Bright	62.000	69	33Gam Dra	2.2310	3800.0	124	6048	No
263	GOM_NL__2PRFIN20030427_151216_000000412015_00483_06048_6484.N1	27-APR-2003 15:12:16	Bright	41.000	89	5Alp Cep	2.4510	8000.0	82	6048	No
264	GOM_NL__2PRFIN20030427_151413_000000342015_00483_06048_6485.N1	27-APR-2003 15:14:13	Bright	34.000	74	11Bet Cas	2.2680	6600.0	68	6048	No
265	GOM_NL__2PRFIN20030427_151556_000001562015_00483_06048_6486.N1	27-APR-2003 15:15:56	Bright	156.00	5	3Alp Lyr	0.033000	11000.	312	6048	No
266	GOM_NL__2PRFIN20030427_152240_000000752015_00483_06048_6487.N1	27-APR-2003 15:22:40	Twilight	74.500	92	53Eps Cyg	2.5000	4500.0	149	6048	No
267	GOM_NL__2PRFIN20030427_152730_000000442015_00483_06048_6488.N1	27-APR-2003 15:27:30	Twilight	44.000	90	54Alp Peg	2.4870	11000.	88	6048	No
268	GOM_NL__2PRFIN20030427_153123_000000602015_00483_06048_6489.N1	27-APR-2003 15:31:23	Dark	59.500	61	8Eps Peg	2.1000	3900.0	119	6048	No
269	GOM_NL__2PRFIN20030427_153351_000000512015_00483_06048_6490.N1	27-APR-2003 15:33:51	Dark	51.000	162	34Alp Aqr	2.9440	5350.0	102	6048	No
270	GOM_NL__2PRFIN20030427_153713_000000552015_00483_06048_6491.N1	27-APR-2003 15:37:13	Dark	54.500	154	22Bet Aqr	2.8990	5700.0	109	6048	No
271	GOM_NL__2PRFIN20030427_154010_000000452015_00483_06048_6492.N1	27-APR-2003 15:40:10	Dark	45.000	18	24Alp PsA	1.1660	9700.0	90	6048	No
272	GOM_NL__2PRFIN20030427_154412_000000402015_00483_06048_6493.N1	27-APR-2003 15:44:12	Dark	39.500	172	Gam Gru	3.0030	13100.	79	6048	No
273	GOM_NL__2PRFIN20030427_154552_000000452015_00483_06048_6494.N1	27-APR-2003 15:45:52	Dark	45.000	31	Alp Gru	1.7340	15200.	90	6048	No
274	GOM_NL__2PRFIN20030427_154839_000000452015_00483_06048_6495.N1	27-APR-2003 15:48:39	Dark	44.500	148	Alp Tuc	2.8780	4100.0	89	6048	No
275	GOM_NL__2PRFIN20030427_155115_000000402015_00484_06049_6464.N1	27-APR-2003 15:51:15	Dark	40.000	45	Alp Pav	1.9400	26000.	80	6049	No
276	GOM_NL__2PRFIN20030427_155610_000000722015_00484_06049_6465.N1	27-APR-2003 15:56:10	Dark	72.000	103	38Zet Sgr	2.6000	9700.0	144	6049	No
277	GOM_NL__2PRFIN20030427_155902_000000782015_00484_06049_6466.N1	27-APR-2003 15:59:02	Straylight	78.000	38	20Eps Sgr	1.8360	11000.	156	6049	No
278	GOM_NL__2PRFIN20030427_160102_000000562015_00484_06049_6467.N1	27-APR-2003 16:01:02	Straylight	55.500	85	Kap Sco	2.4070	28000.	111	6049	No

279	GOM_NL__2PRFIN20030427_160307_000000422015_00484_06049_6468.N1	27-APR-2003 16:03:07	Straylight	41.500	10	Bet Cen	0.61000	28000.	83	6049	No
280	GOM_NL__2PRFIN20030427_160527_000000662015_00484_06049_6469.N1	27-APR-2003 16:05:27	Straylight	65.500	75	26Eps Sco	2.2910	4250.0	131	6049	No
281	GOM_NL__2PRFIN20030427_160721_000000432015_00484_06049_6470.N1	27-APR-2003 16:07:21	Straylight	42.500	81	Eta Cen	2.3560	28000.	85	6049	No
282	GOM_NL__2PRFIN20030427_160924_000000852015_00484_06049_6471.N1	27-APR-2003 16:09:24	Tw_i_and_stray	84.500	16	21Alp Sco	1.0200	3000.0	169	6049	No
283	GOM_NL__2PRFIN20030427_161151_000000702015_00484_06049_6472.N1	27-APR-2003 16:11:51	Tw_i_and_stray	70.000	80	7Del Sco	2.3160	30000.	140	6049	No
284	GOM_NL__2PRFIN20030427_161352_000000422015_00484_06049_6473.N1	27-APR-2003 16:13:52	Bright	41.500	169	46Gam Hya	2.9910	4700.0	83	6049	No
285	GOM_NL__2PRFIN20030427_162017_000000372015_00484_06049_6474.N1	27-APR-2003 16:20:17	Bright	36.500	121	29Gam Vir	2.7400	7200.0	73	6049	No
286	GOM_NL__2PRFIN20030427_162342_000000372015_00484_06049_6475.N1	27-APR-2003 16:23:42	Bright	36.500	138	47Eps Vir	2.8280	4700.0	73	6049	No
287	GOM_NL__2PRFIN20030427_162613_000000402015_00484_06049_6476.N1	27-APR-2003 16:26:13	Bright	39.500	111	8Eta Boo	2.6800	6000.0	79	6049	No
288	GOM_NL__2PRFIN20030427_163130_000000362015_00484_06049_6477.N1	27-APR-2003 16:31:30	Bright	35.500	152	12Alp2CVn	2.8900	11000.	71	6049	No
289	GOM_NL__2PRFIN20030427_163311_000000432015_00484_06049_6478.N1	27-APR-2003 16:33:11	Bright	43.000	180	27Gam Boo	3.0400	8000.0	86	6049	No
290	GOM_NL__2PRFIN20030427_163513_000000392015_00484_06049_6479.N1	27-APR-2003 16:35:13	Bright	38.500	39	85Eta UMa	1.8540	24000.	77	6049	No
291	GOM_NL__2PRFIN20030427_163833_000000382015_00484_06049_6480.N1	27-APR-2003 16:38:33	Bright	38.000	36	50Alp UMa	1.8000	6300.0	76	6049	No
292	GOM_NL__2PRFIN20030427_164239_000000352015_00484_06049_6481.N1	27-APR-2003 16:42:39	Bright	35.000	60	7Bet UMi	2.0810	3950.0	70	6049	No
293	GOM_NL__2PRFIN20030427_164613_000000352015_00484_06049_6482.N1	27-APR-2003 16:46:13	Bright	35.000	49	1Alp UMi	1.9900	6300.0	70	6049	No
294	GOM_NL__2PRFIN20030427_164801_000000642015_00484_06049_6483.N1	27-APR-2003 16:48:01	Bright	63.500	69	33Gam Dra	2.2310	3800.0	127	6049	No
295	GOM_NL__2PRFIN20030427_165252_000000432015_00484_06049_6484.N1	27-APR-2003 16:52:52	Bright	42.500	89	5Alp Cep	2.4510	8000.0	85	6049	No
296	GOM_NL__2PRFIN20030427_165449_000000342015_00484_06049_6485.N1	27-APR-2003 16:54:49	Bright	34.000	74	11Bet Cas	2.2680	6600.0	68	6049	No
297	GOM_NL__2PRFIN20030427_165631_000001692015_00484_06049_6486.N1	27-APR-2003 16:56:31	Bright	169.00	5	3Alp Lyr	0.033000	11000.	338	6049	No
298	GOM_NL__2PRFIN20030427_170316_000000752015_00484_06049_6487.N1	27-APR-2003 17:03:16	Tw_i_and_stray	75.000	92	53Eps Cyg	2.5000	4500.0	150	6049	No
299	GOM_NL__2PRFIN20030427_170806_000000442015_00484_06049_6488.N1	27-APR-2003 17:08:06	Twilight	43.500	90	54Alp Peg	2.4870	11000.	87	6049	No
300	GOM_NL__2PRFIN20030427_171200_000000662015_00484_06049_6489.N1	27-APR-2003 17:12:00	Dark	66.000	61	8Eps Peg	2.1000	3900.0	132	6049	No
301	GOM_NL__2PRFIN20030427_171427_000000542015_00484_06049_6490.N1	27-APR-2003 17:14:27	Dark	54.000	162	34Alp Aqr	2.9440	5350.0	108	6049	No
302	GOM_NL__2PRFIN20030427_171750_000000602015_00484_06049_6491.N1	27-APR-2003 17:17:50	Dark	60.000	154	22Bet Aqr	2.8990	5700.0	120	6049	No
303	GOM_NL__2PRFIN20030427_172046_000000432015_00484_06049_6492.N1	27-APR-2003 17:20:46	Dark	43.000	18	24Alp PsA	1.1660	9700.0	86	6049	No
304	GOM_NL__2PRFIN20030427_172448_000000402015_00484_06049_6493.N1	27-APR-2003 17:24:48	Dark	40.000	172	Gam Gru	3.0030	13100.	80	6049	No
305	GOM_NL__2PRFIN20030427_172628_000000432015_00484_06049_6494.N1	27-APR-2003 17:26:28	Dark	43.000	31	Alp Gru	1.7340	15200.	86	6049	No
306	GOM_NL__2PRFIN20030427_172916_000000382015_00484_06049_6495.N1	27-APR-2003 17:29:16	Dark	37.500	148	Alp Tuc	2.8780	4100.0	75	6049	No
307	GOM_NL__2PRFIN20030427_173152_000000422015_00485_06050_6464.N1	27-APR-2003 17:31:52	Dark	41.500	45	Alp Pav	1.9400	26000.	83	6050	No
308	GOM_NL__2PRFIN20030427_173823_000000882015_00485_06050_6465.N1	27-APR-2003 17:38:23	Straylight	87.500	57	34Sig Sgr	2.0660	26000.	175	6050	No
309	GOM_NL__2PRFIN20030427_174139_000000582015_00485_06050_6466.N1	27-APR-2003 17:41:39	Straylight	57.500	85	Kap Sco	2.4070	28000.	115	6050	No
310	GOM_NL__2PRFIN20030427_174343_000000512015_00485_06050_6467.N1	27-APR-2003 17:43:43	Straylight	50.500	10	Bet Cen	0.61000	28000.	101	6050	No
311	GOM_NL__2PRFIN20030427_174604_000000642015_00485_06050_6468.N1	27-APR-2003 17:46:04	Straylight	64.000	75	26Eps Sco	2.2910	4250.0	128	6050	No
312	GOM_NL__2PRFIN20030427_174758_000000412015_00485_06050_6469.N1	27-APR-2003 17:47:58	Straylight	40.500	81	Eta Cen	2.3560	28000.	81	6050	No
313	GOM_NL__2PRFIN20030427_175006_000000432015_00485_06050_6470.N1	27-APR-2003 17:50:06	Straylight	43.000	54	5The Cen	2.0550	4500.0	86	6050	No
314	GOM_NL__2PRFIN20030427_175227_000000672015_00485_06050_6471.N1	27-APR-2003 17:52:27	Tw_i_and_stray	67.000	80	7Del Sco	2.3160	30000.	134	6050	No
315	GOM_NL__2PRFIN20030427_175428_000000532015_00485_06050_6472.N1	27-APR-2003 17:54:28	Bright	53.000	169	46Gam Hya	2.9910	4700.0	106	6050	No
316	GOM_NL__2PRFIN20030427_175816_000000512015_00485_06050_6473.N1	27-APR-2003 17:58:16	Bright	50.500	104	27Bet Lib	2.6140	13100.	101	6050	No
317	GOM_NL__2PRFIN20030427_180053_000000372015_00485_06050_6474.N1	27-APR-2003 18:00:53	Bright	37.000	121	29Gam Vir	2.7400	7200.0	74	6050	No
318	GOM_NL__2PRFIN20030427_180418_000000362015_00485_06050_6475.N1	27-APR-2003 18:04:18	Bright	36.000	138	47Eps Vir	2.8280	4700.0	72	6050	No
319	GOM_NL__2PRFIN20030427_180648_000000412015_00485_06050_6476.N1	27-APR-2003 18:06:48	Bright	40.500	111	8Eta Boo	2.6800	6000.0	81	6050	No
320	GOM_NL__2PRFIN20030427_181206_000000362015_00485_06050_6477.N1	27-APR-2003 18:12:06	Bright	35.500	152	12Alp2CVn	2.8900	11000.	71	6050	No
321	GOM_NL__2PRFIN20030427_181347_000000442015_00485_06050_6478.N1	27-APR-2003 18:13:47	Bright	44.000	180	27Gam Boo	3.0400	8000.0	88	6050	No
322	GOM_NL__2PRFIN20030427_181548_000000412015_00485_06050_6479.N1	27-APR-2003 18:15:48	Bright	41.000	39	85Eta UMa	1.8540	24000.	82	6050	No
323	GOM_NL__2PRFIN20030427_181909_000000352015_00485_06050_6480.N1	27-APR-2003 18:19:09	Bright	34.500	36	50Alp UMa	1.8000	6300.0	69	6050	No
324	GOM_NL__2PRFIN20030427_182314_000000392015_00485_06050_6481.N1	27-APR-2003 18:23:14	Bright	38.500	60	7Bet UMi	2.0810	3950.0	77	6050	No
325	GOM_NL__2PRFIN20030427_182648_000000392015_00485_06050_6482.N1	27-APR-2003 18:26:48	Bright	38.500	49	1Alp UMi	1.9900	6300.0	77	6050	No
326	GOM_NL__2PRFIN20030427_182835_000000662015_00485_06050_6483.N1	27-APR-2003 18:28:35	Bright	65.500	69	33Gam Dra	2.2310	3800.0	131	6050	No
327	GOM_NL__2PRFIN20030427_183327_000000392015_00485_06050_6484.N1	27-APR-2003 18:33:27	Bright	38.500	89	5Alp Cep	2.4510	8000.0	77	6050	No
328	GOM_NL__2PRFIN20030427_183705_000001502015_00485_06050_6485.N1	27-APR-2003 18:37:05	Bright	150.00	5	3Alp Lyr	0.033000	11000.	300	6050	No
329	GOM_NL__2PRFIN20030427_184352_000000742015_00485_06050_6486.N1	27-APR-2003 18:43:52	Tw_i_and_stray	74.000	92	53Eps Cyg	2.5000	4500.0	148	6050	No
330	GOM_NL__2PRFIN20030427_184843_000000432015_00485_06050_6487.N1	27-APR-2003 18:48:43	Twilight	42.500	90	54Alp Peg	2.4870	11000.	85	6050	No
331	GOM_NL__2PRFIN20030427_185236_000000652015_00485_06050_6488.N1	27-APR-2003 18:52:36	Dark	64.500	61	8Eps Peg	2.1000	3900.0	129	6050	No
332	GOM_NL__2PRFIN20030427_185504_000000542015_00485_06050_6489.N1	27-APR-2003 18:55:04	Dark	53.500	162	34Alp Aqr	2.9440	5350.0	107	6050	No
333	GOM_NL__2PRFIN20030427_185826_000000572015_00485_06050_6490.N1	27-APR-2003 18:58:26	Dark	57.000	154	22Bet Aqr	2.8990	5700.0	114	6050	No
334	GOM_NL__2PRFIN20030427_190123_000000462015_00485_06050_6491.N1	27-APR-2003 19:01:23	Dark	46.000	18	24Alp PsA	1.1660	9700.0	92	6050	No
335	GOM_NL__2PRFIN20030427_190525_000000412015_00485_06050_6492.N1	27-APR-2003 19:05:25	Dark	41.000	172	Gam Gru	3.0030	13100.	82	6050	No
336	GOM_NL__2PRFIN20030427_190705_000000462015_00485_06050_6493.N1	27-APR-2003 19:07:05	Dark	45.500	31	Alp Gru	1.7340	15200.	91	6050	No
337	GOM_NL__2PRFIN20030427_190952_000000452015_00485_06050_6494.N1	27-APR-2003 19:09:52	Dark	44.500	148	Alp Tuc	2.8780	4100.0	89	6050	No

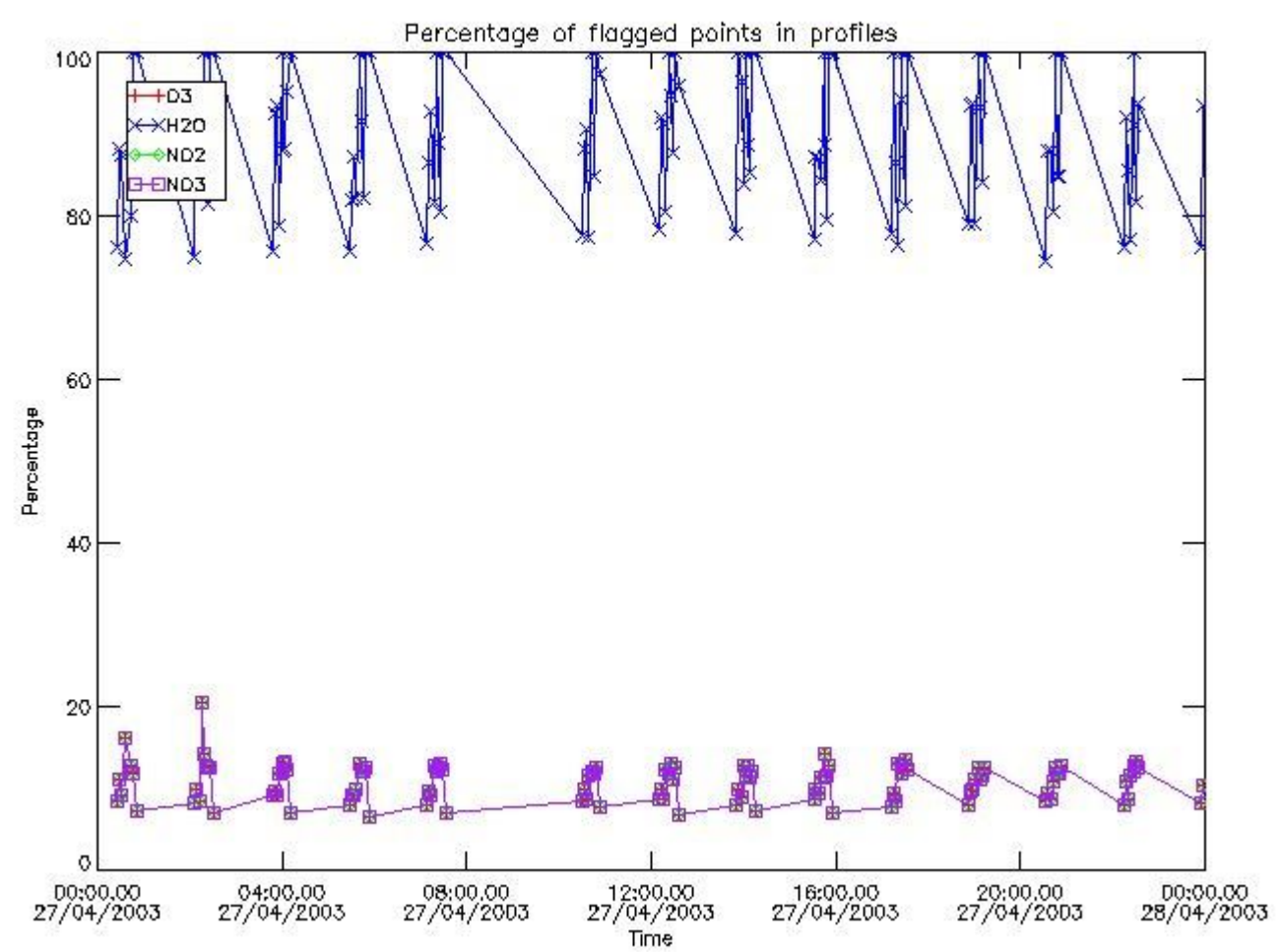
338	GOM_NL__2PRFIN20030427_191228_000000412015_00486_06051_6464.N1	27-APR-2003 19:12:28	Dark	40.500	45	Alp Pav	1.9400	26000.	81	6051	No
339	GOM_NL__2PRFIN20030427_191901_000000822015_00486_06051_6465.N1	27-APR-2003 19:19:01	Straylight	81.500	57	34Sig Sgr	2.0660	26000.	163	6051	No
340	GOM_NL__2PRFIN20030427_192216_000000552015_00486_06051_6466.N1	27-APR-2003 19:22:16	Straylight	54.500	85	Kap Sco	2.4070	28000.	109	6051	No
341	GOM_NL__2PRFIN20030427_192419_000000392015_00486_06051_6467.N1	27-APR-2003 19:24:19	Straylight	38.500	10	Bet Cen	0.61000	28000.	77	6051	No
342	GOM_NL__2PRFIN20030427_192641_000000652015_00486_06051_6468.N1	27-APR-2003 19:26:41	Straylight	64.500	75	26Eps Sco	2.2910	4250.0	129	6051	No
343	GOM_NL__2PRFIN20030427_192834_000000422015_00486_06051_6469.N1	27-APR-2003 19:28:34	Straylight	42.000	81	Eta Cen	2.3560	28000.	84	6051	No
344	GOM_NL__2PRFIN20030427_193043_000000452015_00486_06051_6470.N1	27-APR-2003 19:30:43	Straylight	45.000	54	5The Cen	2.0550	4500.0	90	6051	No
345	GOM_NL__2PRFIN20030427_193304_000000612015_00486_06051_6471.N1	27-APR-2003 19:33:04	Twl_and_stray	61.000	80	7Del Sco	2.3160	30000.	122	6051	No
346	GOM_NL__2PRFIN20030427_193504_000000392015_00486_06051_6472.N1	27-APR-2003 19:35:04	Bright	39.000	169	46Gam Hya	2.9910	4700.0	78	6051	No
347	GOM_NL__2PRFIN20030427_193852_000000522015_00486_06051_6473.N1	27-APR-2003 19:38:52	Bright	52.000	104	27Bet Lib	2.6140	13100.	104	6051	No
348	GOM_NL__2PRFIN20030427_194129_000000362015_00486_06051_6474.N1	27-APR-2003 19:41:29	Bright	36.000	121	29Gam Vir	2.7400	7200.0	72	6051	No
349	GOM_NL__2PRFIN20030427_194454_000000362015_00486_06051_6475.N1	27-APR-2003 19:44:54	Bright	36.000	138	47Eps Vir	2.8280	4700.0	72	6051	No
350	GOM_NL__2PRFIN20030427_194724_000000402015_00486_06051_6476.N1	27-APR-2003 19:47:24	Bright	40.000	111	8Eta Boo	2.6800	6000.0	80	6051	No
351	GOM_NL__2PRFIN20030427_195242_000000362015_00486_06051_6477.N1	27-APR-2003 19:52:42	Bright	36.000	152	12Alp2CVn	2.8900	11000.	72	6051	No
352	GOM_NL__2PRFIN20030427_195422_000000412015_00486_06051_6478.N1	27-APR-2003 19:54:22	Bright	41.000	180	27Gam Boo	3.0400	8000.0	82	6051	No
353	GOM_NL__2PRFIN20030427_195624_000000402015_00486_06051_6479.N1	27-APR-2003 19:56:24	Bright	40.000	39	85Eta UMa	1.8540	24000.	80	6051	No
354	GOM_NL__2PRFIN20030427_195945_000000382015_00486_06051_6480.N1	27-APR-2003 19:59:45	Bright	38.000	36	50Alp UMa	1.8000	6300.0	76	6051	No
355	GOM_NL__2PRFIN20030427_200350_000000392015_00486_06051_6481.N1	27-APR-2003 20:03:50	Bright	38.500	60	7Bet UMi	2.0810	3950.0	77	6051	No
356	GOM_NL__2PRFIN20030427_200725_000000362015_00486_06051_6482.N1	27-APR-2003 20:07:25	Bright	36.000	49	1Alp UMi	1.9900	6300.0	72	6051	No
357	GOM_NL__2PRFIN20030427_200910_000000612015_00486_06051_6483.N1	27-APR-2003 20:09:10	Bright	61.000	69	33Gam Dra	2.2310	3800.0	122	6051	No
358	GOM_NL__2PRFIN20030427_201403_000000402015_00486_06051_6484.N1	27-APR-2003 20:14:03	Bright	39.500	89	5Alp Cep	2.4510	8000.0	79	6051	No
359	GOM_NL__2PRFIN20030427_201739_000001652015_00486_06051_6485.N1	27-APR-2003 20:17:39	Bright	164.50	5	3Alp Lyr	0.033000	11000.	329	6051	No
360	GOM_NL__2PRFIN20030427_202429_000000762015_00486_06051_6486.N1	27-APR-2003 20:24:29	Twl_and_stray	76.000	92	53Eps Cyg	2.5000	4500.0	152	6051	No
361	GOM_NL__2PRFIN20030427_202919_000000442015_00486_06051_6487.N1	27-APR-2003 20:29:19	Twilight	43.500	90	54Alp Peg	2.4870	11000.	87	6051	No
362	GOM_NL__2PRFIN20030427_203313_000000612015_00486_06051_6488.N1	27-APR-2003 20:33:13	Dark	61.000	61	8Eps Peg	2.1000	3900.0	122	6051	No
363	GOM_NL__2PRFIN20030427_203540_000000542015_00486_06051_6489.N1	27-APR-2003 20:35:40	Dark	54.000	162	34Alp Aqr	2.9440	5350.0	108	6051	No
364	GOM_NL__2PRFIN20030427_203904_000000592015_00486_06051_6490.N1	27-APR-2003 20:39:04	Dark	59.000	154	22Bet Aqr	2.8990	5700.0	118	6051	No
365	GOM_NL__2PRFIN20030427_204159_000000472015_00486_06051_6491.N1	27-APR-2003 20:41:59	Dark	46.500	18	24Alp PsA	1.1660	9700.0	93	6051	No
366	GOM_NL__2PRFIN20030427_204601_000000412015_00486_06051_6492.N1	27-APR-2003 20:46:01	Dark	40.500	172	Gam Gru	3.0030	13100.	81	6051	No
367	GOM_NL__2PRFIN20030427_204741_000000432015_00486_06051_6493.N1	27-APR-2003 20:47:41	Dark	43.000	31	Alp Gru	1.7340	15200.	86	6051	No
368	GOM_NL__2PRFIN20030427_205028_000000442015_00486_06051_6494.N1	27-APR-2003 20:50:28	Dark	43.500	148	Alp Tuc	2.8780	4100.0	87	6051	No
369	GOM_NL__2PRFIN20030427_205305_000000402015_00487_06052_6465.N1	27-APR-2003 20:53:05	Dark	40.000	45	Alp Pav	1.9400	26000.	80	6052	No
370	GOM_NL__2PRFIN20030427_205939_000000922015_00487_06052_6466.N1	27-APR-2003 20:59:39	Straylight	91.500	57	34Sig Sgr	2.0660	26000.	183	6052	No
371	GOM_NL__2PRFIN20030427_210253_000000592015_00487_06052_6467.N1	27-APR-2003 21:02:53	Straylight	59.000	85	Kap Sco	2.4070	28000.	118	6052	No
372	GOM_NL__2PRFIN20030427_210455_000000472015_00487_06052_6468.N1	27-APR-2003 21:04:55	Straylight	46.500	10	Bet Cen	0.61000	28000.	93	6052	No
373	GOM_NL__2PRFIN20030427_210717_000000642015_00487_06052_6469.N1	27-APR-2003 21:07:17	Straylight	64.000	75	26Eps Sco	2.2910	4250.0	128	6052	No
374	GOM_NL__2PRFIN20030427_210910_000000392015_00487_06052_6470.N1	27-APR-2003 21:09:10	Straylight	39.000	81	Eta Cen	2.3560	28000.	78	6052	No
375	GOM_NL__2PRFIN20030427_211119_000000432015_00487_06052_6471.N1	27-APR-2003 21:11:19	Straylight	42.500	54	5The Cen	2.0550	4500.0	85	6052	No
376	GOM_NL__2PRFIN20030427_211340_000000702015_00487_06052_6472.N1	27-APR-2003 21:13:40	Twl_and_stray	69.500	80	7Del Sco	2.3160	30000.	139	6052	No
377	GOM_NL__2PRFIN20030427_211540_000000412015_00487_06052_6473.N1	27-APR-2003 21:15:40	Bright	41.000	169	46Gam Hya	2.9910	4700.0	82	6052	No
378	GOM_NL__2PRFIN20030427_211928_000000532015_00487_06052_6474.N1	27-APR-2003 21:19:28	Bright	53.000	104	27Bet Lib	2.6140	13100.	106	6052	No
379	GOM_NL__2PRFIN20030427_212205_000000372015_00487_06052_6475.N1	27-APR-2003 21:22:05	Bright	37.000	121	29Gam Vir	2.7400	7200.0	74	6052	No
380	GOM_NL__2PRFIN20030427_212529_000000362015_00487_06052_6476.N1	27-APR-2003 21:25:29	Bright	36.000	138	47Eps Vir	2.8280	4700.0	72	6052	No
381	GOM_NL__2PRFIN20030427_212800_000000402015_00487_06052_6477.N1	27-APR-2003 21:28:00	Bright	39.500	111	8Eta Boo	2.6800	6000.0	79	6052	No
382	GOM_NL__2PRFIN20030427_213318_000000362015_00487_06052_6478.N1	27-APR-2003 21:33:18	Bright	35.500	152	12Alp2CVn	2.8900	11000.	71	6052	No
383	GOM_NL__2PRFIN20030427_213458_000000412015_00487_06052_6479.N1	27-APR-2003 21:34:58	Bright	41.000	180	27Gam Boo	3.0400	8000.0	82	6052	No
384	GOM_NL__2PRFIN20030427_213700_000000442015_00487_06052_6480.N1	27-APR-2003 21:37:00	Bright	44.000	39	85Eta UMa	1.8540	24000.	88	6052	No
385	GOM_NL__2PRFIN20030427_214021_000000392015_00487_06052_6481.N1	27-APR-2003 21:40:21	Bright	39.000	36	50Alp UMa	1.8000	6300.0	78	6052	No
386	GOM_NL__2PRFIN20030427_214426_000000382015_00487_06052_6482.N1	27-APR-2003 21:44:26	Bright	38.000	60	7Bet UMi	2.0810	3950.0	76	6052	No
387	GOM_NL__2PRFIN20030427_214800_000000372015_00487_06052_6483.N1	27-APR-2003 21:48:00	Bright	36.500	49	1Alp UMi	1.9900	6300.0	73	6052	No
388	GOM_NL__2PRFIN20030427_214945_000000642015_00487_06052_6484.N1	27-APR-2003 21:49:45	Bright	63.500	69	33Gam Dra	2.2310	3800.0	127	6052	No
389	GOM_NL__2PRFIN20030427_215439_000000422015_00487_06052_6485.N1	27-APR-2003 21:54:39	Bright	41.500	89	5Alp Cep	2.4510	8000.0	83	6052	No
390	GOM_NL__2PRFIN20030427_215814_000001562015_00487_06052_6486.N1	27-APR-2003 21:58:14	Bright	156.00	5	3Alp Lyr	0.033000	11000.	312	6052	No
391	GOM_NL__2PRFIN20030427_220505_000000752015_00487_06052_6487.N1	27-APR-2003 22:05:05	Twl_and_stray	75.000	92	53Eps Cyg	2.5000	4500.0	150	6052	No
392	GOM_NL__2PRFIN20030427_220955_000000432015_00487_06052_6488.N1	27-APR-2003 22:09:55	Twilight	42.500	90	54Alp Peg	2.4870	11000.	85	6052	No
393	GOM_NL__2PRFIN20030427_221350_000000642015_00487_06052_6489.N1	27-APR-2003 22:13:50	Dark	63.500	61	8Eps Peg	2.1000	3900.0	127	6052	No
394	GOM_NL__2PRFIN20030427_221617_000000522015_00487_06052_6490.N1	27-APR-2003 22:16:17	Dark	51.500	162	34Alp Aqr	2.9440	5350.0	103	6052	No
395	GOM_NL__2PRFIN20030427_221940_000000592015_00487_06052_6491.N1	27-APR-2003 22:19:40	Dark	59.000	154	22Bet Aqr	2.8990	5700.0	118	6052	No
396	GOM_NL__2PRFIN20030427_222235_000000442015_00487_06052_6492.N1	27-APR-2003 22:22:35	Dark	44.000	18	24Alp PsA	1.1660	9700.0	88	6052	No

397	GOM_NL__2PRFIN20030427_222638_000000422015_00487_06052_6493.N1	27-APR-2003 22:26:38	Dark	42.000	172	Gam Gru	3.0030	13100.	84	6052	No
398	GOM_NL__2PRFIN20030427_222818_000000402015_00487_06052_6494.N1	27-APR-2003 22:28:18	Dark	40.000	31	Alp Gru	1.7340	15200.	80	6052	No
399	GOM_NL__2PRFIN20030427_223105_000000392015_00487_06052_6495.N1	27-APR-2003 22:31:05	Dark	38.500	148	Alp Tuc	2.8780	4100.0	77	6052	No
400	GOM_NL__2PRFIN20030427_223341_000000412015_00488_06053_6465.N1	27-APR-2003 22:33:41	Dark	41.000	45	Alp Pav	1.9400	26000.	82	6053	No
401	GOM_NL__2PRFIN20030427_224017_000000872015_00488_06053_6466.N1	27-APR-2003 22:40:17	Straylight	87.000	57	34Sig Sgr	2.0660	26000.	174	6053	No
402	GOM_NL__2PRFIN20030427_224330_000000562015_00488_06053_6467.N1	27-APR-2003 22:43:30	Straylight	56.000	85	Kap Sco	2.4070	28000.	112	6053	No
403	GOM_NL__2PRFIN20030427_224532_000000462015_00488_06053_6468.N1	27-APR-2003 22:45:32	Straylight	46.000	10	Bet Cen	0.61000	28000.	92	6053	No
404	GOM_NL__2PRFIN20030427_224754_000000622015_00488_06053_6469.N1	27-APR-2003 22:47:54	Straylight	62.000	75	26Eps Sco	2.2910	4250.0	124	6053	No
405	GOM_NL__2PRFIN20030427_224946_000000402015_00488_06053_6470.N1	27-APR-2003 22:49:46	Straylight	40.000	81	Eta Cen	2.3560	28000.	80	6053	No
406	GOM_NL__2PRFIN20030427_225155_000000452015_00488_06053_6471.N1	27-APR-2003 22:51:55	Straylight	45.000	54	5The Cen	2.0550	4500.0	90	6053	No
407	GOM_NL__2PRFIN20030427_225416_000000672015_00488_06053_6472.N1	27-APR-2003 22:54:16	Twilight	67.000	80	7Del Sco	2.3160	30000.	134	6053	No
408	GOM_NL__2PRFIN20030427_225616_000000402015_00488_06053_6473.N1	27-APR-2003 22:56:16	Bright	39.500	169	46Gam Hya	2.9910	4700.0	79	6053	No
409	GOM_NL__2PRFIN20030427_230004_000000522015_00488_06053_6474.N1	27-APR-2003 23:00:04	Bright	51.500	104	27Bet Lib	2.6140	13100.	103	6053	No
410	GOM_NL__2PRFIN20030427_230241_000000372015_00488_06053_6475.N1	27-APR-2003 23:02:41	Bright	36.500	121	29Gam Vir	2.7400	7200.0	73	6053	No
411	GOM_NL__2PRFIN20030427_230605_000000362015_00488_06053_6476.N1	27-APR-2003 23:06:05	Bright	36.000	138	47Eps Vir	2.8280	4700.0	72	6053	No
412	GOM_NL__2PRFIN20030427_230835_000000402015_00488_06053_6477.N1	27-APR-2003 23:08:35	Bright	40.000	111	8Eta Boo	2.6800	6000.0	80	6053	No
413	GOM_NL__2PRFIN20030427_231353_000000362015_00488_06053_6478.N1	27-APR-2003 23:13:53	Bright	36.000	152	12Alp2CVn	2.8900	11000.	72	6053	No
414	GOM_NL__2PRFIN20030427_231533_000000432015_00488_06053_6479.N1	27-APR-2003 23:15:33	Bright	42.500	180	27Gam Boo	3.0400	8000.0	85	6053	No
415	GOM_NL__2PRFIN20030427_231735_000000392015_00488_06053_6480.N1	27-APR-2003 23:17:35	Bright	39.000	39	85Eta UMa	1.8540	24000.	78	6053	No
416	GOM_NL__2PRFIN20030427_232057_000000382015_00488_06053_6481.N1	27-APR-2003 23:20:57	Bright	38.000	36	50Alp UMa	1.8000	6300.0	76	6053	No
417	GOM_NL__2PRFIN20030427_232502_000000392015_00488_06053_6482.N1	27-APR-2003 23:25:02	Bright	38.500	60	7Bet UMi	2.0810	3950.0	77	6053	No
418	GOM_NL__2PRFIN20030427_232836_000000362015_00488_06053_6483.N1	27-APR-2003 23:28:36	Bright	36.000	49	1Alp UMi	1.9900	6300.0	72	6053	No
419	GOM_NL__2PRFIN20030427_233020_000000632015_00488_06053_6484.N1	27-APR-2003 23:30:20	Bright	63.000	69	33Gam Dra	2.2310	3800.0	126	6053	No
420	GOM_NL__2PRFIN20030427_233514_000000422015_00488_06053_6485.N1	27-APR-2003 23:35:14	Bright	41.500	89	5Alp Cep	2.4510	8000.0	83	6053	No
421	GOM_NL__2PRFIN20030427_233848_000001592015_00488_06053_6486.N1	27-APR-2003 23:38:48	Bright	159.00	5	3Alp Lyr	0.033000	11000.	318	6053	No
422	GOM_NL__2PRFIN20030427_234540_000000702015_00488_06053_6487.N1	27-APR-2003 23:45:40	Twilight	70.000	92	53Eps Cyg	2.5000	4500.0	140	6053	No
423	GOM_NL__2PRFIN20030427_235031_000000442015_00488_06053_6488.N1	27-APR-2003 23:50:31	Twilight	43.500	90	54Alp Peg	2.4870	11000.	87	6053	No
424	GOM_NL__2PRFIN20030427_235426_000000622015_00488_06053_6489.N1	27-APR-2003 23:54:26	Dark	61.500	61	8Eps Peg	2.1000	3900.0	123	6053	No
425	GOM_NL__2PRFIN20030427_235654_000000542015_00488_06053_6490.N1	27-APR-2003 23:56:54	Dark	54.000	162	34Alp Aqr	2.9440	5350.0	108	6053	No

3. Quality information per product

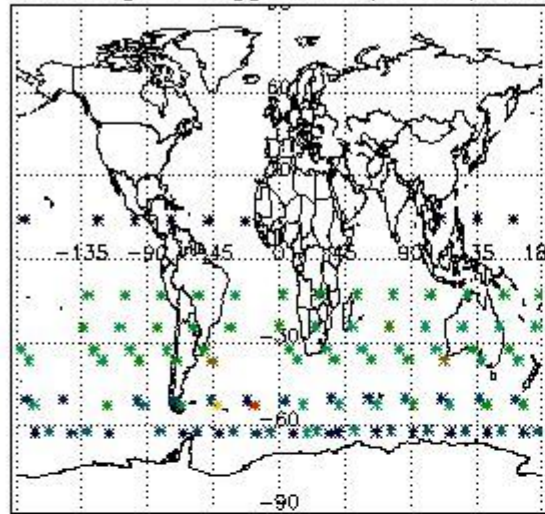
In this section it is plotted some information contained in the Quality Summary data set of the level 2 products. Only products in dark limb conditions and without errors (error flag in the MPH set to "0") are used.

3.1 Plot quality information per product (time dependant)

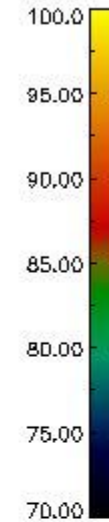
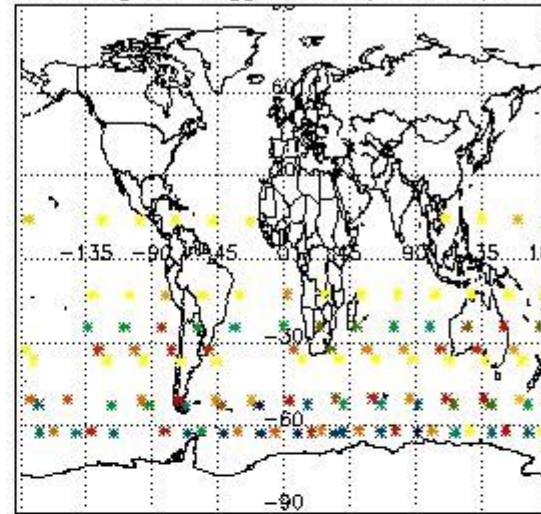


3.2 Plot quality information per product (world map)

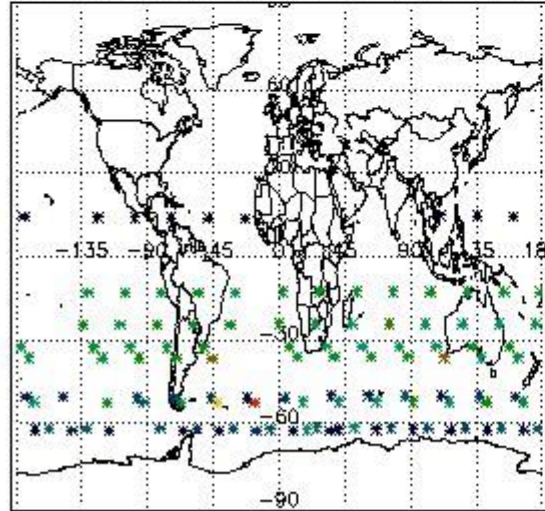
Percentage of flagged data per O3 profile



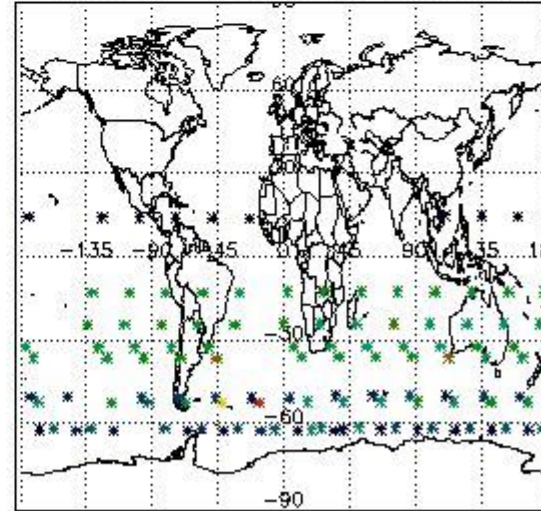
Percentage of flagged data per H2O profile



Percentage of flagged data per NO2 profile



Percentage of flagged data per NO3 profile

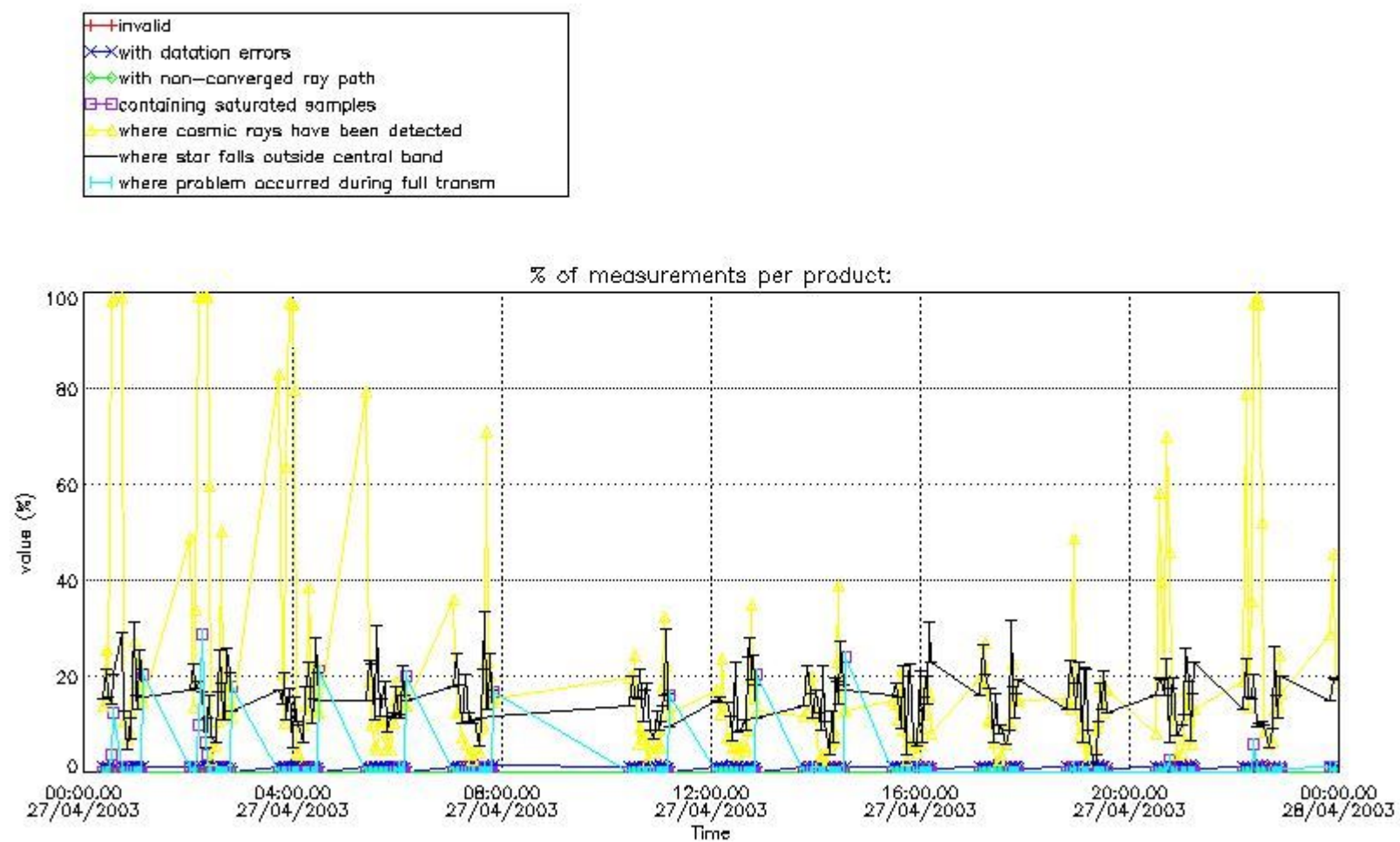


4. Level 1 quality information per product

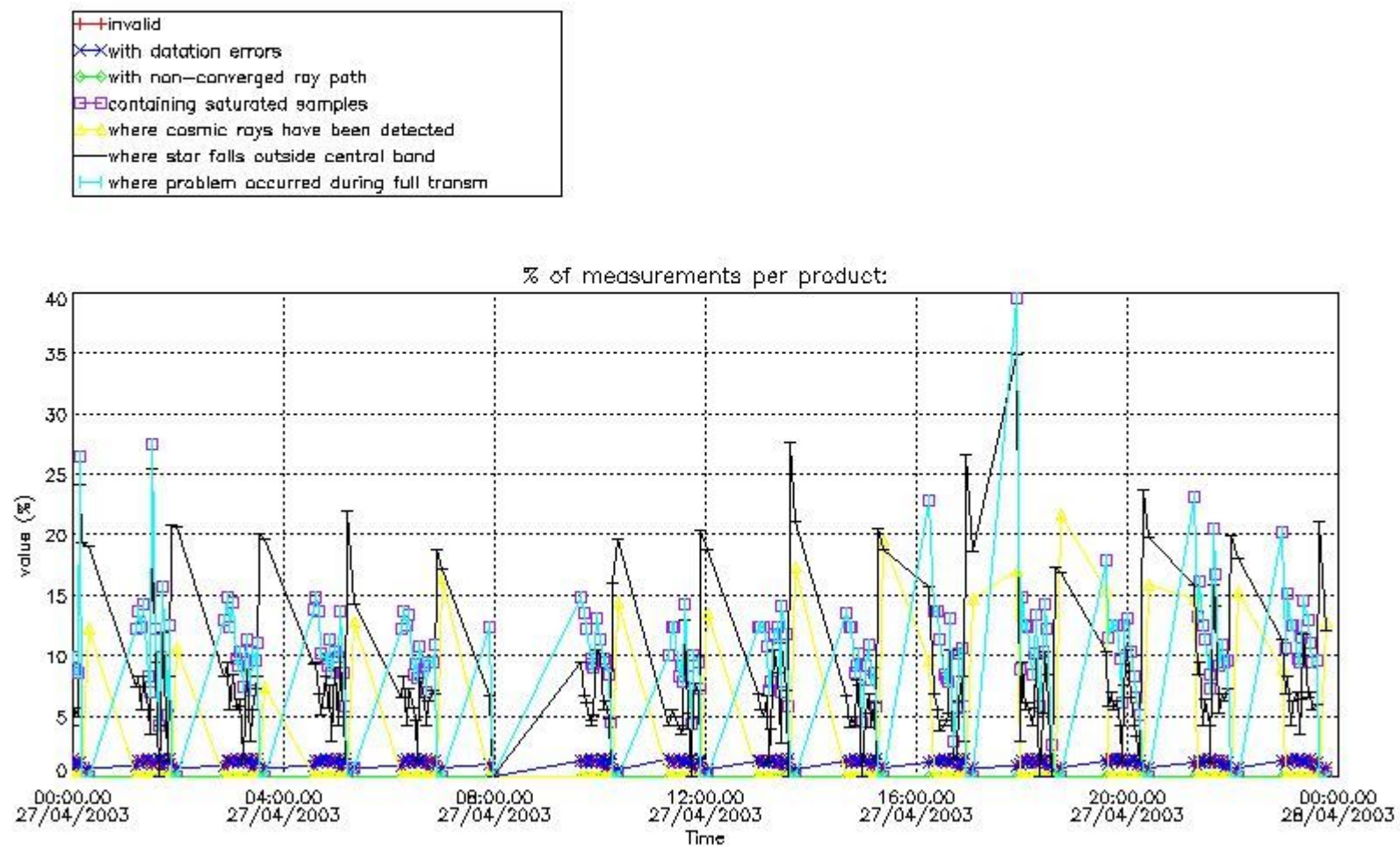
In this section it is plotted some information contained in the Quality Summary data set of the level 2 products that comes from the level 1b processing. Products without errors (error flag in the MPH set to "0") are used.

4.1 Plot quality information per product (time dependant) coming from level 1b processing

4.1.1 Plot level 1 quality information per product (time dependant): ENVISAT ASCENDING passes



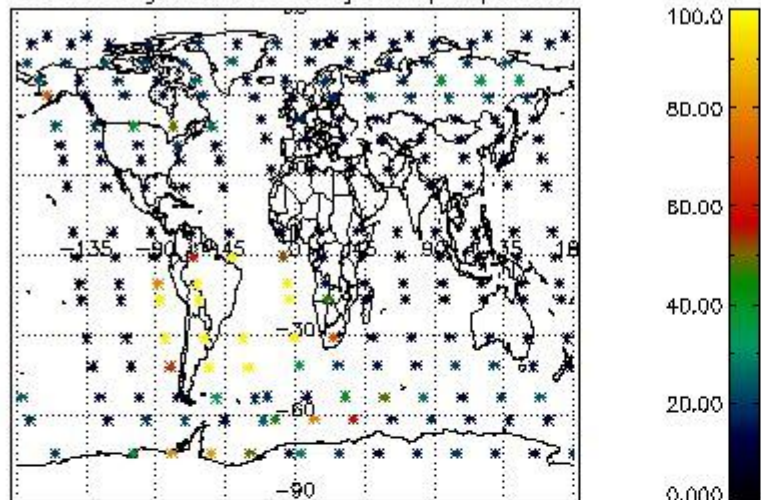
4.1.2 Plot level 1 quality information per product (time dependant): ENVI SAT DESCENDING passes



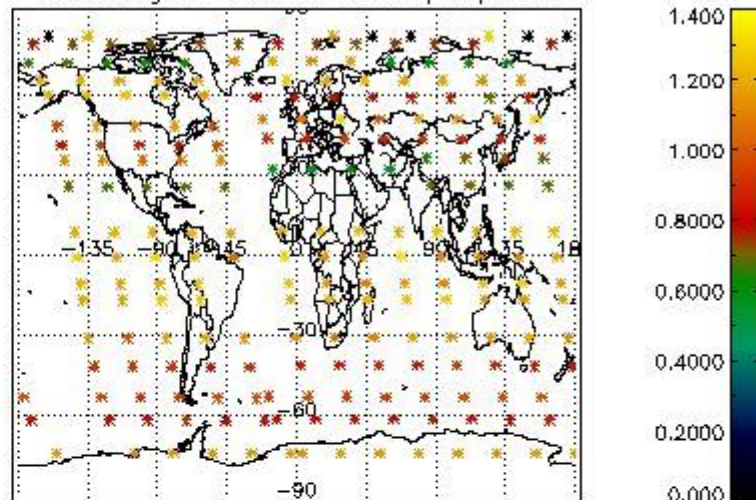
4.2 Plot quality information per product coming from level 1b processing (world map)

4.2.1 Plot level 1 quality information per product (world map): ENVISAT ASCENDING passes

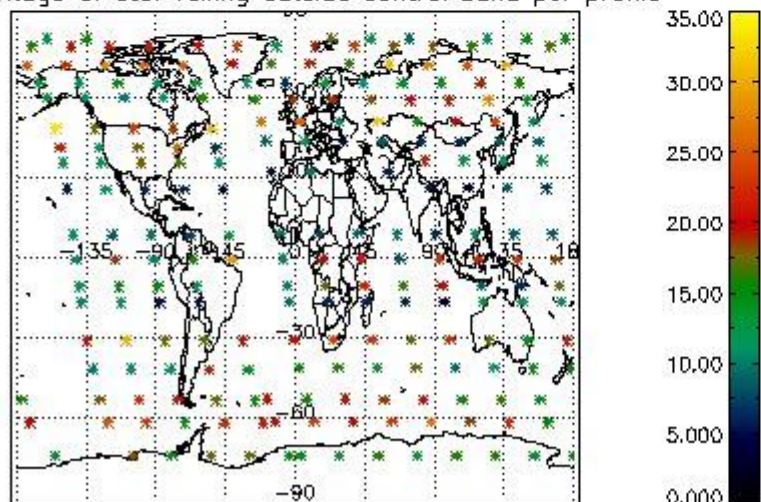
Percentage of cosmic ray hits per profile



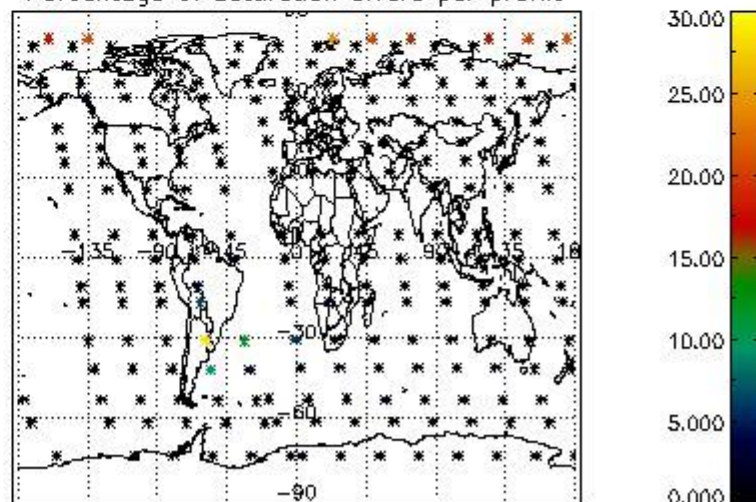
Percentage of datation errors per profile



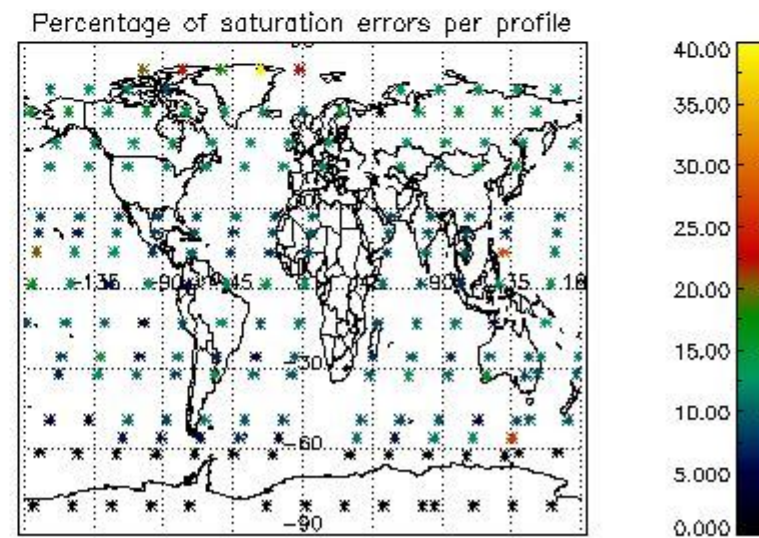
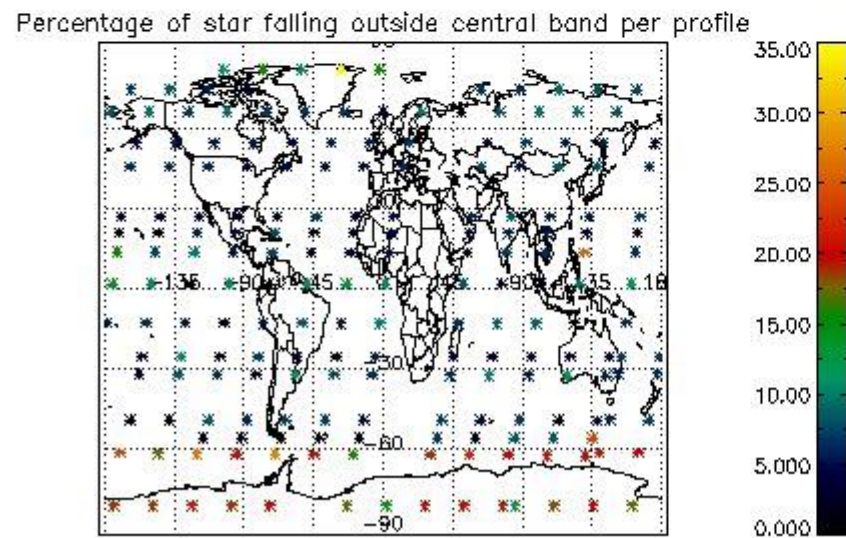
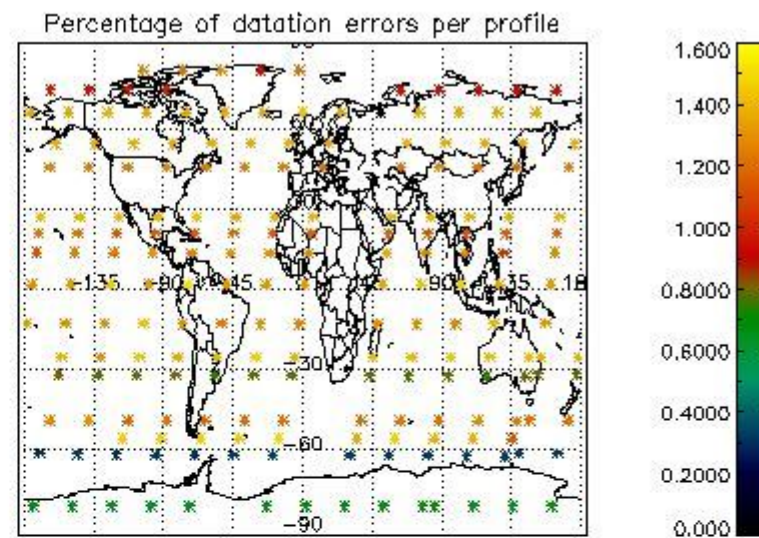
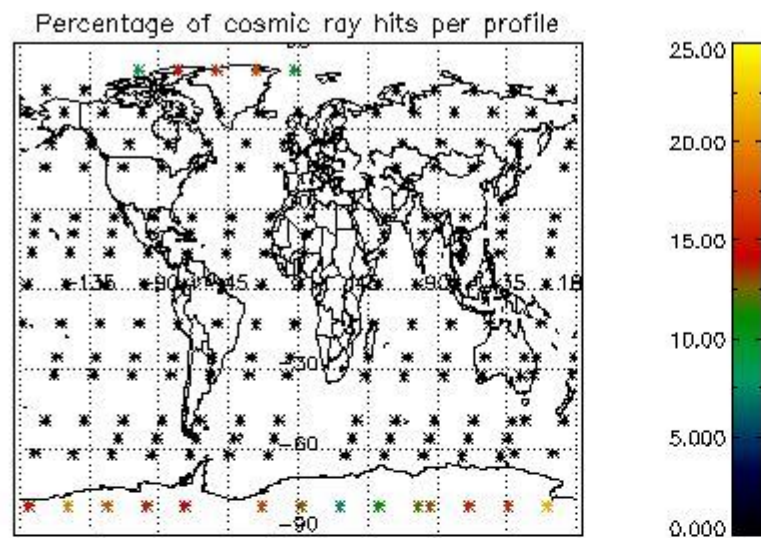
Percentage of star falling outside central band per profile



Percentage of saturation errors per profile



4.2.2 Plot level 1 quality information per product (world map): ENVISAT DESCENDING passes



5. Trace gas profiles

5.1 Ozone statistics based on quality of products

The final quality of the products can be "measured" using the STD (Standard Deviation) attached to every point profile. This information is written to the parameter GOM_NL__2P/NL_LOCAL_SPECIES_DENSITY/o3_std of the level 2 products. The table below shows the statistics for given STD ranges.

The statistics are given with respect to the overall valid production:

- Products without fatal errors: GOM_NL__2P/MPH/PRODUCT_ERR=0
- Valid point profile: GOM_NL__2P/NL_LOCAL_SPECIES_DENSITY/pcd(0)=0

The 'Criteria' is applied to valid points of dark limb products:

- Products in dark limb illumination condition: GOM_NL__2P/NL_SUMMARY_QUALITY/obs_ill_cond=0
- Products without fatal errors: GOM_NL__2P/MPH/PRODUCT_ERR=0
- Valid point profile: GOM_NL__2P/NL_LOCAL_SPECIES_DENSITY/pcd(0)=0

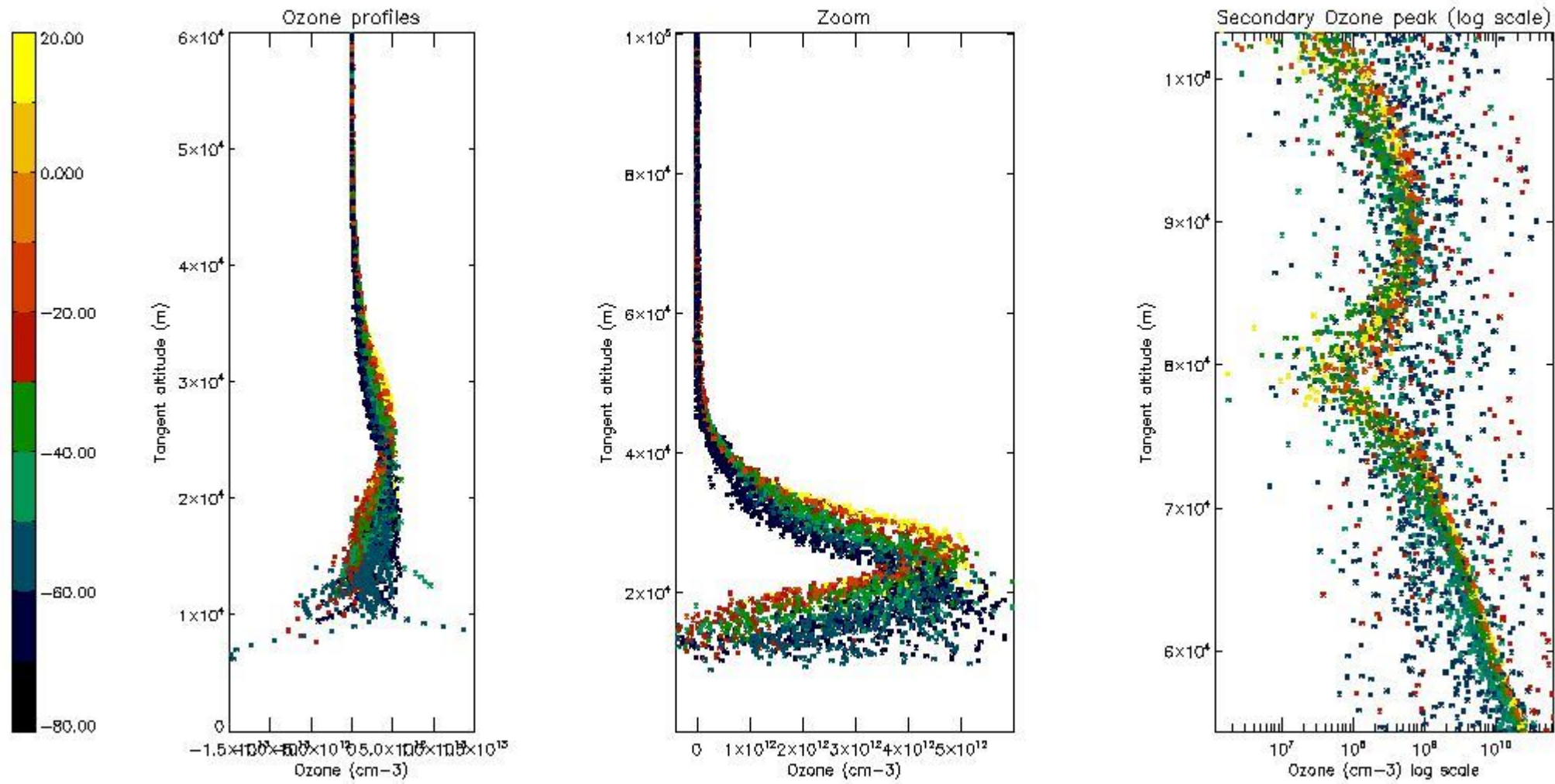
So, the table below shows the percentage of dark limb and valid observations for each criteria with respect to the overall valid daily observations.

Criteria	% of total production
All STD	26
STD < 20	13

STD < 10	10
STD < 5	7

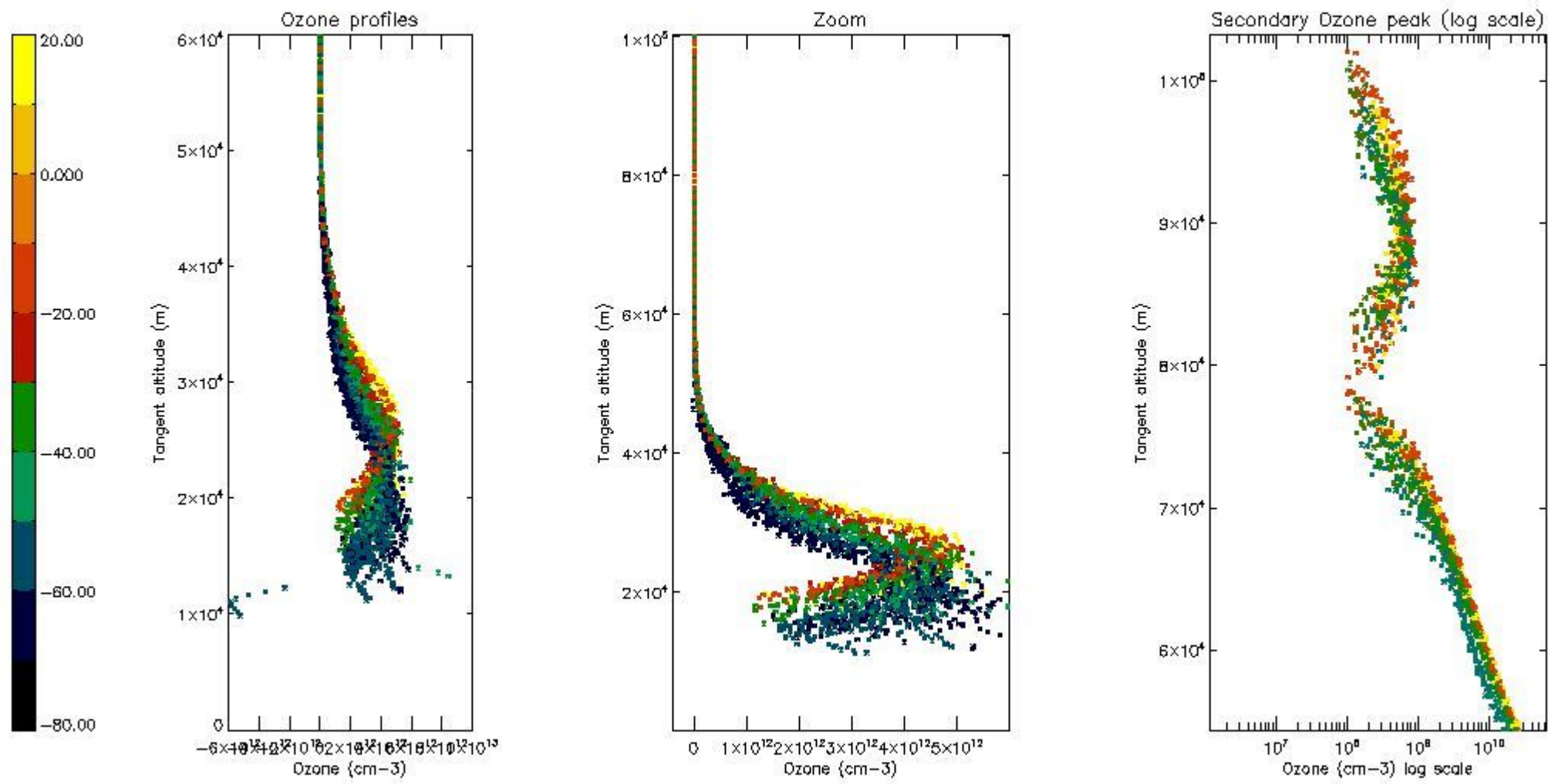
5.2 Plot ozone profiles for all STD (dark without errors)

The colorbar represents the latitude.



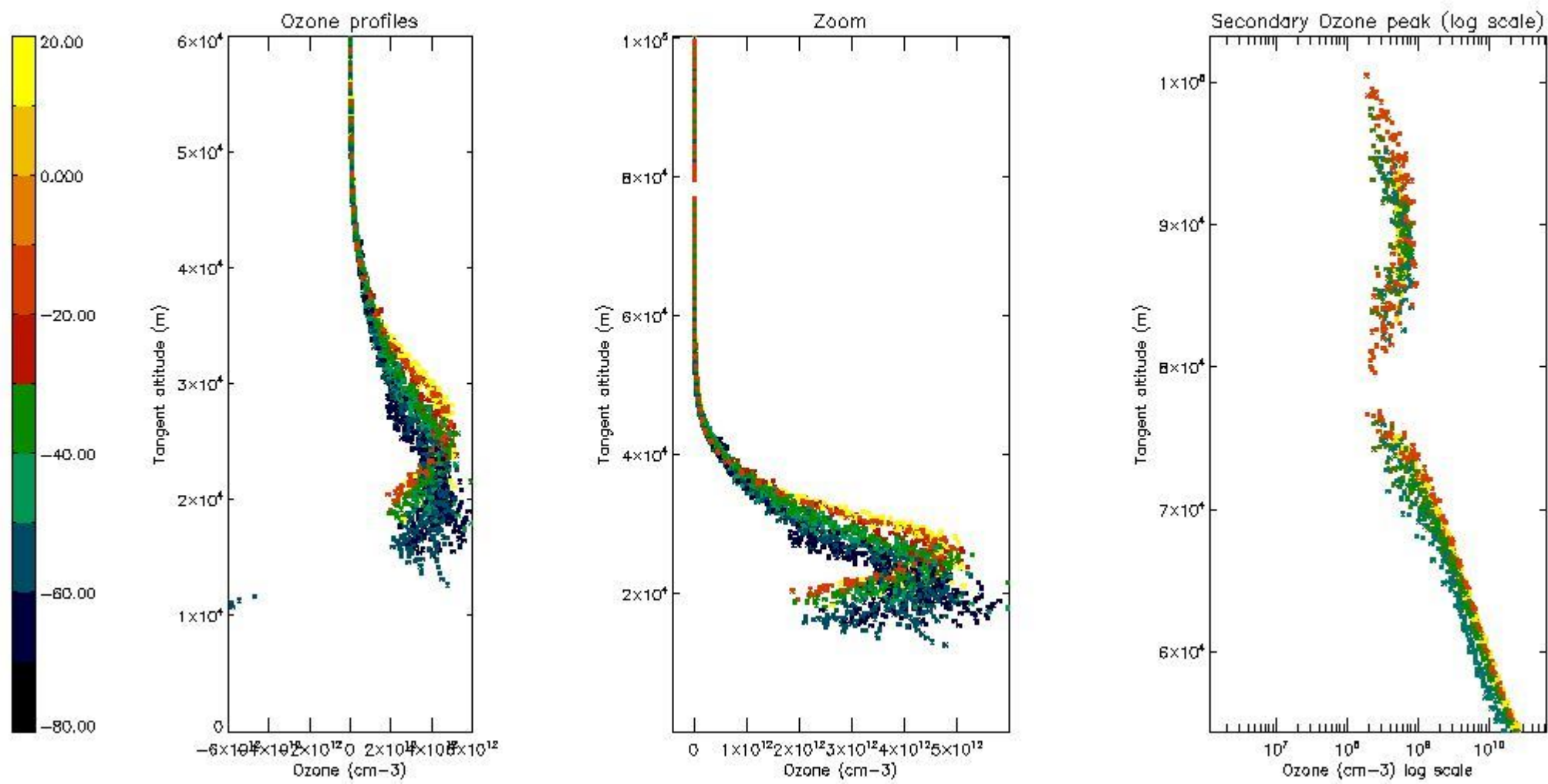
5.3 Plot ozone profiles where STD < 20% (dark without errors)

The colorbar represents the latitude.



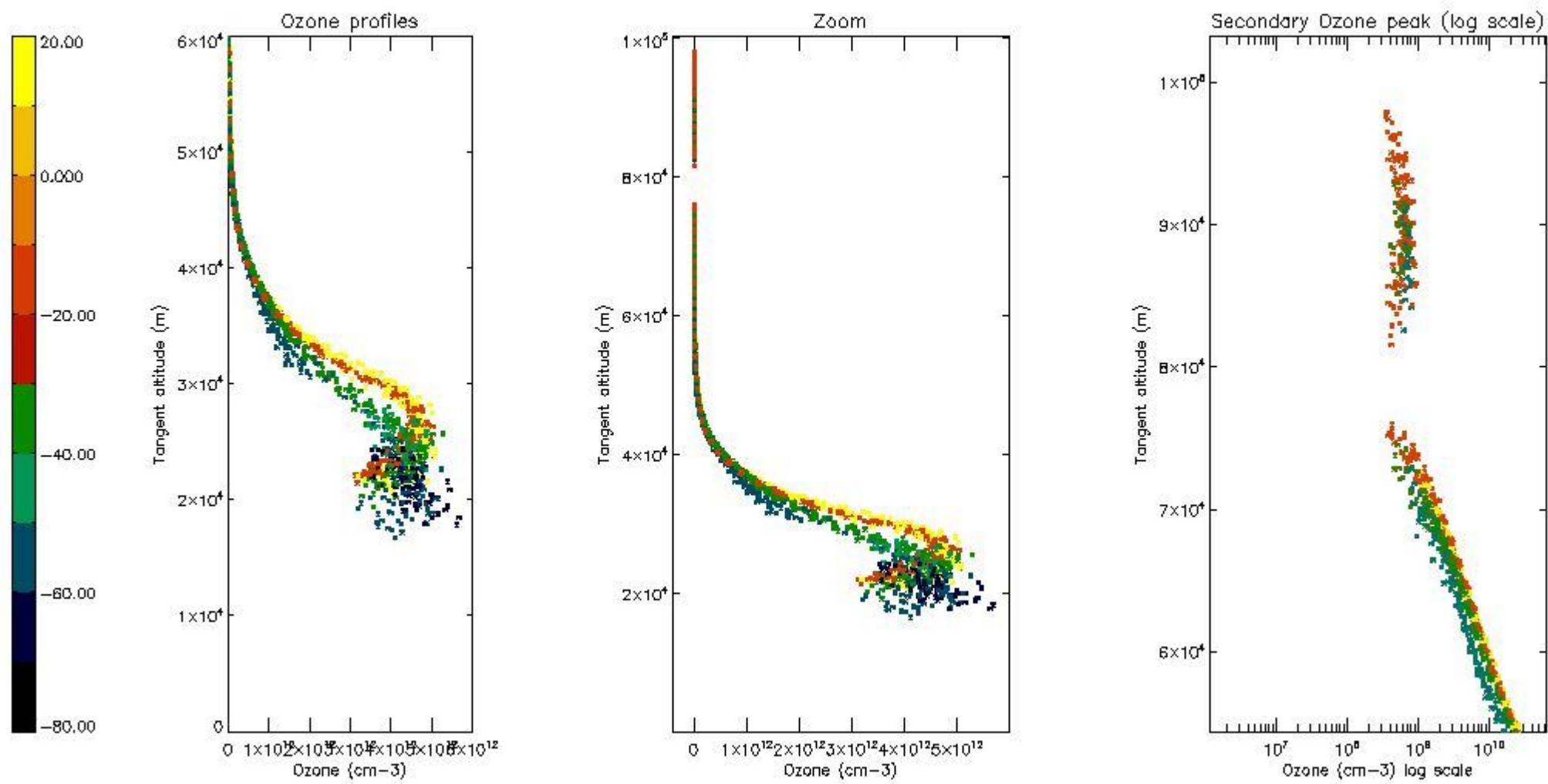
5.4 Plot ozone profiles where STD < 10% (dark without errors)

The colorbar represents the latitude.



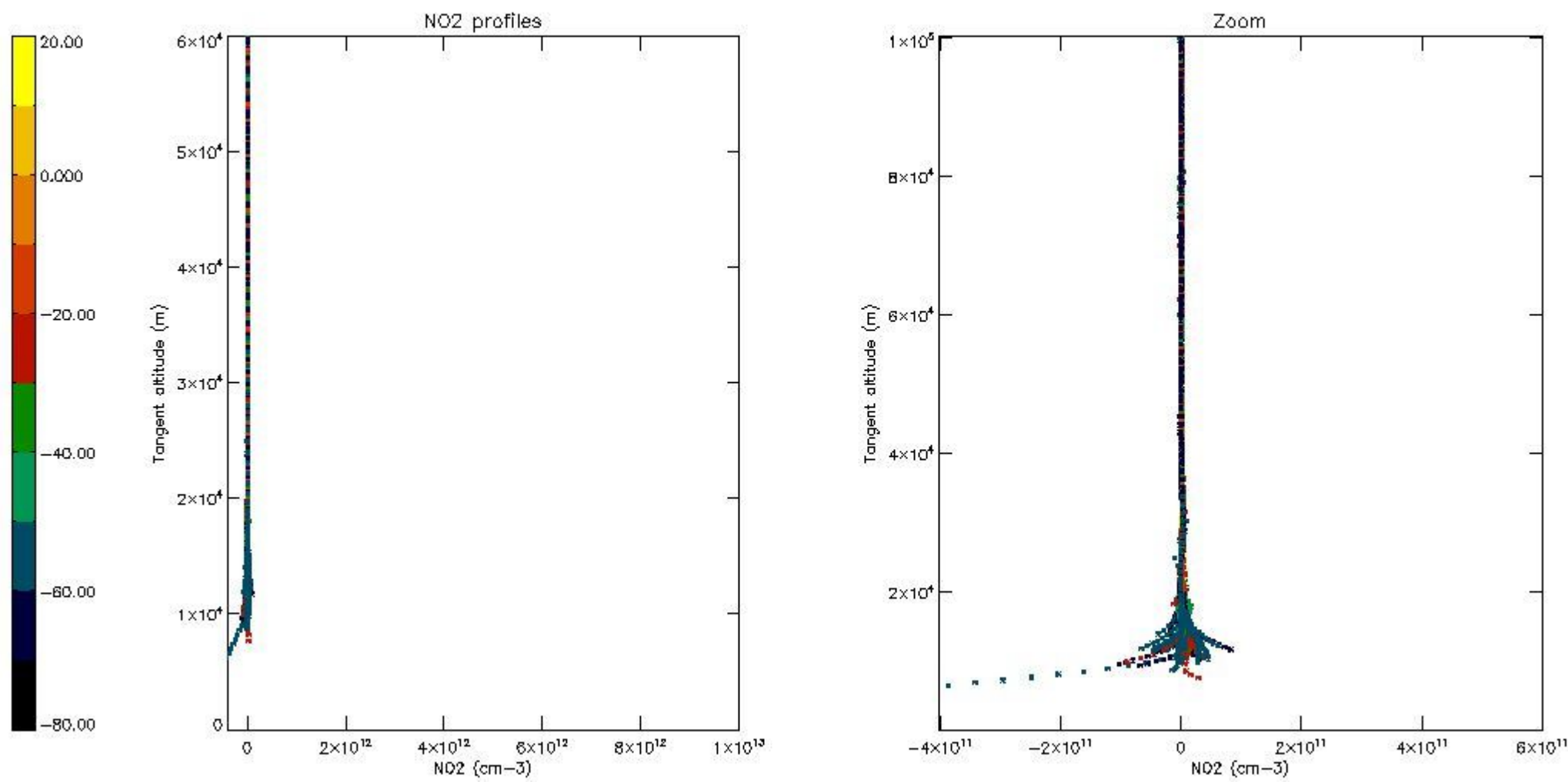
5.5 Plot ozone profiles where STD < 5% (dark without errors)

The colorbar represents the latitude.



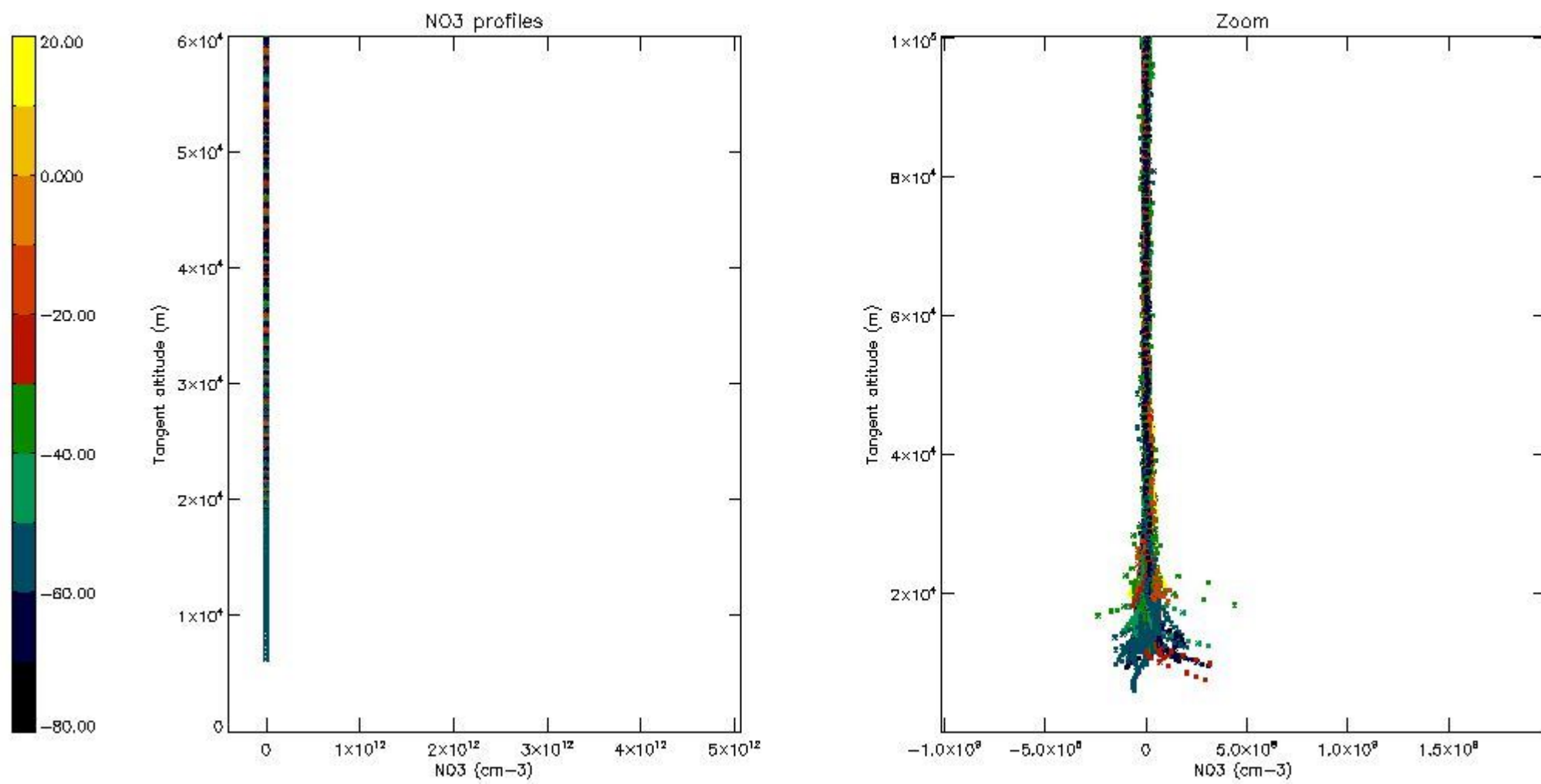
5.6 Plot NO₂ profiles for all STD (dark without errors)

The colorbar represents the latitude.



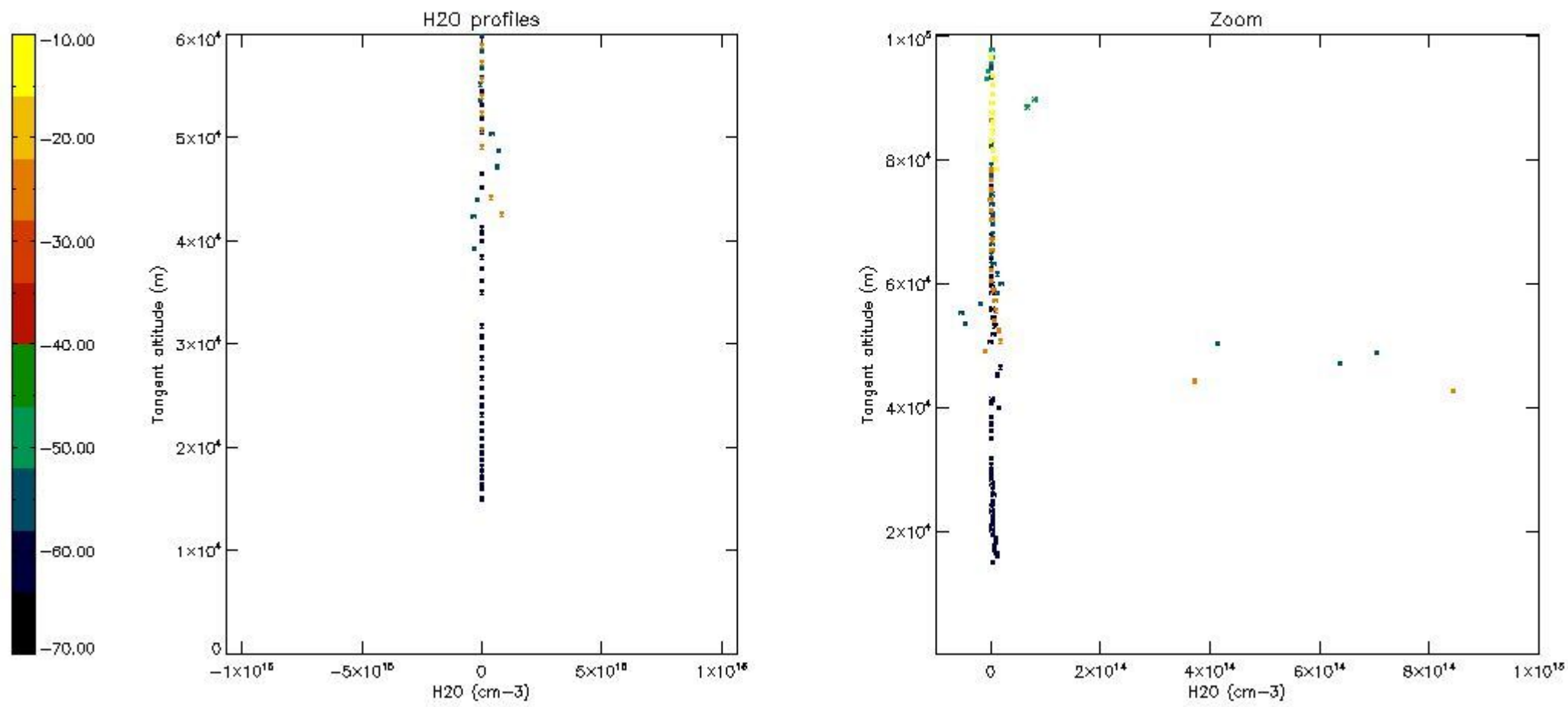
5.7 Plot NO3 profiles for all STD (dark without errors)

The colorbar represents the latitude.



5.8 Plot H₂O profiles for all STD (only for occultations of stars 1,2,3,4,13,14,16,26,63 dark without errors)

The colorbar represents the latitude.



6. Auxiliary Data Files used for the production reported in section 2

The number reported in the third column indicates since which file (see list in section 2) the corresponding auxiliary file has been used. The fourth column is the date of those product files.

Type	Auxiliary Filename	Used since product	Used since product date
INST_PHYS_CHARACTERISTICS	GOM_INS_AXNIEC20050627_150440_20020301_000000_20100101_000000	1	27-APR-2003 00:00:13
LEVEL-2_PROC_CONFIG	GOM_PR2_AXVIEC20091111_152718_20020301_000000_20500101_000000	1	27-APR-2003 00:00:13
CROSS_SECTIONS_FILE	GOM_CRS_AXVIEC20091111_154832_20020301_000000_20500101_000000	1	27-APR-2003 00:00:13

GOMOS Level 2 Daily Report

SUMMARY

[1. General Info](#)

[2. Summary of processed GOM_NL_2P products](#)

[3. Level 2 Quality information per product](#)

[3.1 Plot of level 2 quality information per product \(time dependant\)](#)

[3.2 Plot of level 2 quality information per product \(world map\)](#)

[4. Level 1 Quality information per product \(stored on level 2 products\)](#)

[4.1 Plot of level 1 quality information per product \(time dependant\)](#)

[4.1.1 Plot of level 1 quality information per product \(time dependant\): ASCENDING](#)

[4.1.2 Plot of level 1 quality information per product \(time dependant\): DESCENDING](#)

[4.2 Plot of level 1 quality information per product \(world map\)](#)

[4.2.1 Plot of level 1 quality information per product \(world map\): ASCENDING](#)

[4.2.2 Plot of level 1 quality information per product \(world map\): DESCENDING](#)

[5. Ozone profiles based on quality statistics and other trace gas profiles](#)

[5.1 Ozone statistics based on quality of products](#)

[5.2 Plot ozone profiles for all STD \(dark without errors\)](#)

[5.3 Plot ozone profiles where STD < 20% \(dark without errors\)](#)

[5.4. Plot ozone profiles where STD < 10% \(dark without errors\)](#)

[5.5. Plot ozone profiles where STD < 5% \(dark without errors\)](#)

[5.6 Plot NO2 profiles for all STD \(dark without errors\)](#)

[5.7 Plot NO3 profiles for all STD \(dark without errors\)](#)

[5.8 Plot H2O profiles \(only for occultations of stars 1,2,3,4,13,14,16,26,63 dark without errors\) for all STD](#)

[6. Auxiliary Data Files used for the production reported in section 2](#)

This report presents the daily analysis on parameters extracted from GOMOS level 2 data (GOM_NL__2P). It is intended to monitor some important parameters that will impact the quality of these products. A list of level 2 products (and content) that have arrived during the reporting day to the PCF is also given.

Item	Value
Time of report generation	19APR2013 14:02:27
Data source version	GOMOS/6.01
Start time of products	27-04-2003 (27APR2003 00:00:00)
Stop time of products	28-04-2003 (28APR2003 00:00:00)
Store outputs in DB	Yes
Nb of level 2 prods	425
Nb of prods with errors	0

2. Summary of processed GOM_NL__2P products.

Nr	Filename	UTC Start time	Limb	Duration	Star Id	Star Name	Star Mag	Star Temp	Nb Meas	Orbit	Prod. error
1	GOM_NL__2PRFIN20030427_000013_000000362015_00474_06039_6462.N1	27-APR-2003 00:00:13	Bright	35.500	49	1Alp UMi	1.9900	6300.0	71	6039	No
2	GOM_NL__2PRFIN20030427_000213_000000632015_00474_06039_6463.N1	27-APR-2003 00:02:13	Bright	62.500	69	33Gam Dra	2.2310	3800.0	125	6039	No
3	GOM_NL__2PRFIN20030427_000655_000000412015_00474_06039_6464.N1	27-APR-2003 00:06:55	Bright	40.500	89	5Alp Cep	2.4510	8000.0	81	6039	No
4	GOM_NL__2PRFIN20030427_000850_000000442015_00474_06039_6465.N1	27-APR-2003 00:08:50	Bright	43.500	74	11Bet Cas	2.2680	6600.0	87	6039	No
5	GOM_NL__2PRFIN20030427_001046_000001522015_00474_06039_6466.N1	27-APR-2003 00:10:46	Bright	152.00	5	3Alp Lyr	0.033000	11000.	304	6039	No
6	GOM_NL__2PRFIN20030427_001717_000000742015_00474_06039_6467.N1	27-APR-2003 00:17:17	Twilight	73.500	92	53Eps Cyg	2.5000	4500.0	147	6039	No
7	GOM_NL__2PRFIN20030427_002204_000000432015_00474_06039_6468.N1	27-APR-2003 00:22:04	Twilight	43.000	90	54Alp Peg	2.4870	11000.	86	6039	No
8	GOM_NL__2PRFIN20030427_002554_000000612015_00474_06039_6469.N1	27-APR-2003 00:25:54	Dark	61.000	61	8Eps Peg	2.1000	3900.0	122	6039	No
9	GOM_NL__2PRFIN20030427_002821_000000512015_00474_06039_6470.N1	27-APR-2003 00:28:21	Dark	51.000	162	34Alp Aqr	2.9440	5350.0	102	6039	No
10	GOM_NL__2PRFIN20030427_003140_000000562015_00474_06039_6471.N1	27-APR-2003 00:31:40	Dark	56.000	154	22Bet Aqr	2.8990	5700.0	112	6039	No
11	GOM_NL__2PRFIN20030427_003443_000000442015_00474_06039_6472.N1	27-APR-2003 00:34:43	Dark	44.000	18	24Alp PsA	1.1660	9700.0	88	6039	No
12	GOM_NL__2PRFIN20030427_004313_000000482015_00474_06039_6473.N1	27-APR-2003 00:43:13	Dark	48.000	148	Alp Tuc	2.8780	4100.0	96	6039	No
13	GOM_NL__2PRFIN20030427_004546_000000432015_00475_06040_6443.N1	27-APR-2003 00:45:46	Dark	43.000	45	Alp Pav	1.9400	26000.	86	6040	No
14	GOM_NL__2PRFIN20030427_005030_000000722015_00475_06040_6444.N1	27-APR-2003 00:50:30	Dark	71.500	103	38Zet Sgr	2.6000	9700.0	143	6040	No
15	GOM_NL__2PRFIN20030427_005321_000000442015_00475_06040_6445.N1	27-APR-2003 00:53:21	Straylight	44.000	141	Bet Ara	2.8400	4600.0	88	6040	No
16	GOM_NL__2PRFIN20030427_005454_000000522015_00475_06040_6446.N1	27-APR-2003 00:54:54	Straylight	51.500	40	The Sco	1.8590	7100.0	103	6040	No
17	GOM_NL__2PRFIN20030427_005700_000000512015_00475_06040_6447.N1	27-APR-2003 00:57:00	Straylight	51.000	4	Alp1Cen	-0.010000	5800.0	102	6040	No
18	GOM_NL__2PRFIN20030427_010021_000000442015_00475_06040_6448.N1	27-APR-2003 01:00:21	Straylight	43.500	78	Alp Lup	2.3040	28000.	87	6040	No
19	GOM_NL__2PRFIN20030427_010155_000000432015_00475_06040_6449.N1	27-APR-2003 01:01:55	Straylight	42.500	81	Eta Cen	2.3560	28000.	85	6040	No
20	GOM_NL__2PRFIN20030427_010355_000000792015_00475_06040_6450.N1	27-APR-2003 01:03:55	Twilight	79.000	16	21Alp Sco	1.0200	3000.0	158	6040	No
21	GOM_NL__2PRFIN20030427_010624_000000702015_00475_06040_6451.N1	27-APR-2003 01:06:24	Twilight	70.000	80	7Del Sco	2.3160	30000.	140	6040	No
22	GOM_NL__2PRFIN20030427_010827_000000422015_00475_06040_6452.N1	27-APR-2003 01:08:27	Bright	41.500	169	46Gam Hya	2.9910	4700.0	83	6040	No
23	GOM_NL__2PRFIN20030427_011218_000000542015_00475_06040_6453.N1	27-APR-2003 01:12:18	Bright	53.500	104	27Bet Lib	2.6140	13100.	107	6040	No
24	GOM_NL__2PRFIN20030427_011453_000000372015_00475_06040_6454.N1	27-APR-2003 01:14:53	Bright	36.500	121	29Gam Vir	2.7400	7200.0	73	6040	No
25	GOM_NL__2PRFIN20030427_011818_000000372015_00475_06040_6455.N1	27-APR-2003 01:18:18	Bright	36.500	138	47Eps Vir	2.8280	4700.0	73	6040	No
26	GOM_NL__2PRFIN20030427_012051_000000422015_00475_06040_6456.N1	27-APR-2003 01:20:51	Bright	42.000	111	8Eta Boo	2.6800	6000.0	84	6040	No
27	GOM_NL__2PRFIN20030427_012607_000000362015_00475_06040_6457.N1	27-APR-2003 01:26:07	Bright	36.000	152	12Alp2CVn	2.8900	11000.	72	6040	No
28	GOM_NL__2PRFIN20030427_012753_000000432015_00475_06040_6458.N1	27-APR-2003 01:27:53	Bright	43.000	180	27Gam Boo	3.0400	8000.0	86	6040	No
29	GOM_NL__2PRFIN20030427_012952_000000492015_00475_06040_6459.N1	27-APR-2003 01:29:52	Bright	49.000	39	85Eta UMa	1.8540	24000.	98	6040	No
30	GOM_NL__2PRFIN20030427_013307_000000372015_00475_06040_6460.N1	27-APR-2003 01:33:07	Bright	37.000	36	50Alp UMa	1.8000	6300.0	74	6040	No
31	GOM_NL__2PRFIN20030427_013718_000000362015_00475_06040_6461.N1	27-APR-2003 01:37:18	Bright	36.000	60	7Bet UMi	2.0810	3950.0	72	6040	No
32	GOM_NL__2PRFIN20030427_014049_000000362015_00475_06040_6462.N1	27-APR-2003 01:40:49	Bright	35.500	49	1Alp UMi	1.9900	6300.0	71	6040	No
33	GOM_NL__2PRFIN20030427_014248_000000672015_00475_06040_6463.N1	27-APR-2003 01:42:48	Bright	67.000	69	33Gam Dra	2.2310	3800.0	134	6040	No
34	GOM_NL__2PRFIN20030427_014731_000000392015_00475_06040_6464.N1	27-APR-2003 01:47:31	Bright	39.000	89	5Alp Cep	2.4510	8000.0	78	6040	No
35	GOM_NL__2PRFIN20030427_014926_000000362015_00475_06040_6465.N1	27-APR-2003 01:49:26	Bright	36.000	74	11Bet Cas	2.2680	6600.0	72	6040	No
36	GOM_NL__2PRFIN20030427_015120_000001562015_00475_06040_6466.N1	27-APR-2003 01:51:20	Bright	156.00	5	3Alp Lyr	0.033000	11000.	312	6040	No
37	GOM_NL__2PRFIN20030427_015753_000000752015_00475_06040_6467.N1	27-APR-2003 01:57:53	Twilight	75.000	92	53Eps Cyg	2.5000	4500.0	150	6040	No
38	GOM_NL__2PRFIN20030427_020241_000000442015_00475_06040_6468.N1	27-APR-2003 02:02:41	Twilight	44.000	90	54Alp Peg	2.4870	11000.	88	6040	No
39	GOM_NL__2PRFIN20030427_020630_000000632015_00475_06040_6469.N1	27-APR-2003 02:06:30	Dark	62.500	61	8Eps Peg	2.1000	3900.0	125	6040	No
40	GOM_NL__2PRFIN20030427_020858_000000522015_00475_06040_6470.N1	27-APR-2003 02:08:58	Dark	52.000	162	34Alp Aqr	2.9440	5350.0	104	6040	No
41	GOM_NL__2PRFIN20030427_021217_000000612015_00475_06040_6471.N1	27-APR-2003 02:12:17	Dark	60.500	154	22Bet Aqr	2.8990	5700.0	121	6040	No
42	GOM_NL__2PRFIN20030427_021519_000000422015_00475_06040_6472.N1	27-APR-2003 02:15:19	Dark	42.000	18	24Alp PsA	1.1660	9700.0	84	6040	No

43	GOM_NL__2PRFIN20030427_021919_000000402015_00475_06040_6473.N1	27-APR-2003 02:19:19	Dark	39.500	172	Gam Gru	3.0030	13100.	79	6040	No
44	GOM_NL__2PRFIN20030427_022100_000000402015_00475_06040_6474.N1	27-APR-2003 02:21:00	Dark	40.000	31	Alp Gru	1.7340	15200.	80	6040	No
45	GOM_NL__2PRFIN20030427_022349_000000412015_00475_06040_6475.N1	27-APR-2003 02:23:49	Dark	41.000	148	Alp Tuc	2.8780	4100.0	82	6040	No
46	GOM_NL__2PRFIN20030427_022622_000000412015_00476_06041_6443.N1	27-APR-2003 02:26:22	Dark	40.500	45	Alp Pav	1.9400	26000.	81	6041	No
47	GOM_NL__2PRFIN20030427_023107_000000732015_00476_06041_6444.N1	27-APR-2003 02:31:07	Dark	73.000	103	38Zet Sgr	2.6000	9700.0	146	6041	No
48	GOM_NL__2PRFIN20030427_023357_000000482015_00476_06041_6445.N1	27-APR-2003 02:33:57	Straylight	47.500	141	Bet Ara	2.8400	4600.0	95	6041	No
49	GOM_NL__2PRFIN20030427_023531_000000652015_00476_06041_6446.N1	27-APR-2003 02:35:31	Straylight	64.500	40	The Sco	1.8590	7100.0	129	6041	No
50	GOM_NL__2PRFIN20030427_023736_000000432015_00476_06041_6447.N1	27-APR-2003 02:37:36	Straylight	43.000	4	Alp1Cen	-0.010000	5800.0	86	6041	No
51	GOM_NL__2PRFIN20030427_024058_000000412015_00476_06041_6448.N1	27-APR-2003 02:40:58	Straylight	41.000	78	Alp Lup	2.3040	28000.	82	6041	No
52	GOM_NL__2PRFIN20030427_024231_000000422015_00476_06041_6449.N1	27-APR-2003 02:42:31	Straylight	41.500	81	Eta Cen	2.3560	28000.	83	6041	No
53	GOM_NL__2PRFIN20030427_024432_000000802015_00476_06041_6450.N1	27-APR-2003 02:44:32	Tw_i_and_stray	79.500	16	21Alp Sco	1.0200	3000.0	159	6041	No
54	GOM_NL__2PRFIN20030427_024700_000000702015_00476_06041_6451.N1	27-APR-2003 02:47:00	Tw_i_and_stray	69.500	80	7Del Sco	2.3160	30000.	139	6041	No
55	GOM_NL__2PRFIN20030427_024903_000000402015_00476_06041_6452.N1	27-APR-2003 02:49:03	Bright	39.500	169	46Gam Hya	2.9910	4700.0	79	6041	No
56	GOM_NL__2PRFIN20030427_025254_000000542015_00476_06041_6453.N1	27-APR-2003 02:52:54	Bright	54.000	104	27Bet Lib	2.6140	13100.	108	6041	No
57	GOM_NL__2PRFIN20030427_025528_000000372015_00476_06041_6454.N1	27-APR-2003 02:55:28	Bright	37.000	121	29Gam Vir	2.7400	7200.0	74	6041	No
58	GOM_NL__2PRFIN20030427_025854_000000372015_00476_06041_6455.N1	27-APR-2003 02:58:54	Bright	36.500	138	47Eps Vir	2.8280	4700.0	73	6041	No
59	GOM_NL__2PRFIN20030427_030127_000000422015_00476_06041_6456.N1	27-APR-2003 03:01:27	Bright	41.500	111	8Eta Boo	2.6800	6000.0	83	6041	No
60	GOM_NL__2PRFIN20030427_030643_000000362015_00476_06041_6457.N1	27-APR-2003 03:06:43	Bright	36.000	152	12Alp2CVn	2.8900	11000.	72	6041	No
61	GOM_NL__2PRFIN20030427_030828_000000442015_00476_06041_6458.N1	27-APR-2003 03:08:28	Bright	43.500	180	27Gam Boo	3.0400	8000.0	87	6041	No
62	GOM_NL__2PRFIN20030427_031027_000000392015_00476_06041_6459.N1	27-APR-2003 03:10:27	Bright	39.000	39	85Eta UMa	1.8540	24000.	78	6041	No
63	GOM_NL__2PRFIN20030427_031343_000000342015_00476_06041_6460.N1	27-APR-2003 03:13:43	Bright	34.000	36	50Alp UMa	1.8000	6300.0	68	6041	No
64	GOM_NL__2PRFIN20030427_031753_000000402015_00476_06041_6461.N1	27-APR-2003 03:17:53	Bright	39.500	60	7Bet UMi	2.0810	3950.0	79	6041	No
65	GOM_NL__2PRFIN20030427_032125_000000352015_00476_06041_6462.N1	27-APR-2003 03:21:25	Bright	35.000	49	1Alp UMi	1.9900	6300.0	70	6041	No
66	GOM_NL__2PRFIN20030427_032323_000000632015_00476_06041_6463.N1	27-APR-2003 03:23:23	Bright	63.000	69	33Gam Dra	2.2310	3800.0	126	6041	No
67	GOM_NL__2PRFIN20030427_032806_000000422015_00476_06041_6464.N1	27-APR-2003 03:28:06	Bright	41.500	89	5Alp Cep	2.4510	8000.0	83	6041	No
68	GOM_NL__2PRFIN20030427_033002_000000362015_00476_06041_6465.N1	27-APR-2003 03:30:02	Bright	36.000	74	11Bet Cas	2.2680	6600.0	72	6041	No
69	GOM_NL__2PRFIN20030427_033153_000001572015_00476_06041_6466.N1	27-APR-2003 03:31:53	Bright	157.00	5	3Alp Lyr	0.033000	11000.	314	6041	No
70	GOM_NL__2PRFIN20030427_033829_000000742015_00476_06041_6467.N1	27-APR-2003 03:38:29	Tw_i_and_stray	74.000	92	53Eps Cyg	2.5000	4500.0	148	6041	No
71	GOM_NL__2PRFIN20030427_034317_000000442015_00476_06041_6468.N1	27-APR-2003 03:43:17	Tw_i_and_stray	43.500	90	54Alp Peg	2.4870	11000.	87	6041	No
72	GOM_NL__2PRFIN20030427_034707_000000562015_00476_06041_6469.N1	27-APR-2003 03:47:07	Dark	56.000	61	8Eps Peg	2.1000	3900.0	112	6041	No
73	GOM_NL__2PRFIN20030427_034934_000000542015_00476_06041_6470.N1	27-APR-2003 03:49:34	Dark	53.500	162	34Alp Aqr	2.9440	5350.0	107	6041	No
74	GOM_NL__2PRFIN20030427_035254_000000552015_00476_06041_6471.N1	27-APR-2003 03:52:54	Dark	55.000	154	22Bet Aqr	2.8990	5700.0	110	6041	No
75	GOM_NL__2PRFIN20030427_035556_000000432015_00476_06041_6472.N1	27-APR-2003 03:55:56	Dark	43.000	18	24Alp PsA	1.1660	9700.0	86	6041	No
76	GOM_NL__2PRFIN20030427_035956_000000402015_00476_06041_6473.N1	27-APR-2003 03:59:56	Dark	39.500	172	Gam Gru	3.0030	13100.	79	6041	No
77	GOM_NL__2PRFIN20030427_040137_000000422015_00476_06041_6474.N1	27-APR-2003 04:01:37	Dark	42.000	31	Alp Gru	1.7340	15200.	84	6041	No
78	GOM_NL__2PRFIN20030427_040426_000000392015_00476_06041_6475.N1	27-APR-2003 04:04:26	Dark	38.500	148	Alp Tuc	2.8780	4100.0	77	6041	No
79	GOM_NL__2PRFIN20030427_040659_000000422015_00477_06042_6443.N1	27-APR-2003 04:06:59	Dark	41.500	45	Alp Pav	1.9400	26000.	83	6042	No
80	GOM_NL__2PRFIN20030427_041146_000000732015_00477_06042_6444.N1	27-APR-2003 04:11:46	Dark	72.500	103	38Zet Sgr	2.6000	9700.0	145	6042	No
81	GOM_NL__2PRFIN20030427_041434_000000482015_00477_06042_6445.N1	27-APR-2003 04:14:34	Straylight	47.500	141	Bet Ara	2.8400	4600.0	95	6042	No
82	GOM_NL__2PRFIN20030427_041608_000000592015_00477_06042_6446.N1	27-APR-2003 04:16:08	Straylight	58.500	40	The Sco	1.8590	7100.0	117	6042	No
83	GOM_NL__2PRFIN20030427_041812_000000462015_00477_06042_6447.N1	27-APR-2003 04:18:12	Straylight	45.500	4	Alp1Cen	-0.010000	5800.0	91	6042	No
84	GOM_NL__2PRFIN20030427_042134_000000402015_00477_06042_6448.N1	27-APR-2003 04:21:34	Straylight	40.000	78	Alp Lup	2.3040	28000.	80	6042	No
85	GOM_NL__2PRFIN20030427_042307_000000432015_00477_06042_6449.N1	27-APR-2003 04:23:07	Straylight	43.000	81	Eta Cen	2.3560	28000.	86	6042	No
86	GOM_NL__2PRFIN20030427_042508_000000812015_00477_06042_6450.N1	27-APR-2003 04:25:08	Tw_i_and_stray	80.500	16	21Alp Sco	1.0200	3000.0	161	6042	No
87	GOM_NL__2PRFIN20030427_042737_000000682015_00477_06042_6451.N1	27-APR-2003 04:27:37	Tw_i_and_stray	68.000	80	7Del Sco	2.3160	30000.	136	6042	No
88	GOM_NL__2PRFIN20030427_042939_000000412015_00477_06042_6452.N1	27-APR-2003 04:29:39	Bright	40.500	169	46Gam Hya	2.9910	4700.0	81	6042	No
89	GOM_NL__2PRFIN20030427_043330_000000542015_00477_06042_6453.N1	27-APR-2003 04:33:30	Bright	54.000	104	27Bet Lib	2.6140	13100.	108	6042	No
90	GOM_NL__2PRFIN20030427_043605_000000372015_00477_06042_6454.N1	27-APR-2003 04:36:05	Bright	37.000	121	29Gam Vir	2.7400	7200.0	74	6042	No
91	GOM_NL__2PRFIN20030427_043930_000000372015_00477_06042_6455.N1	27-APR-2003 04:39:30	Bright	36.500	138	47Eps Vir	2.8280	4700.0	73	6042	No
92	GOM_NL__2PRFIN20030427_044203_000000402015_00477_06042_6456.N1	27-APR-2003 04:42:03	Bright	39.500	111	8Eta Boo	2.6800	6000.0	79	6042	No
93	GOM_NL__2PRFIN20030427_044719_000000362015_00477_06042_6457.N1	27-APR-2003 04:47:19	Bright	36.000	152	12Alp2CVn	2.8900	11000.	72	6042	No
94	GOM_NL__2PRFIN20030427_044904_000000442015_00477_06042_6458.N1	27-APR-2003 04:49:04	Bright	44.000	180	27Gam Boo	3.0400	8000.0	88	6042	No
95	GOM_NL__2PRFIN20030427_045103_000000402015_00477_06042_6459.N1	27-APR-2003 04:51:03	Bright	39.500	39	85Eta UMa	1.8540	24000.	79	6042	No
96	GOM_NL__2PRFIN20030427_045420_000000352015_00477_06042_6460.N1	27-APR-2003 04:54:20	Bright	35.000	36	50Alp UMa	1.8000	6300.0	70	6042	No
97	GOM_NL__2PRFIN20030427_045829_000000392015_00477_06042_6461.N1	27-APR-2003 04:58:29	Bright	39.000	60	7Bet UMi	2.0810	3950.0	78	6042	No
98	GOM_NL__2PRFIN20030427_050201_000000362015_00477_06042_6462.N1	27-APR-2003 05:02:01	Bright	35.500	49	1Alp UMi	1.9900	6300.0	71	6042	No
99	GOM_NL__2PRFIN20030427_050357_000000662015_00477_06042_6463.N1	27-APR-2003 05:03:57	Bright	65.500	69	33Gam Dra	2.2310	3800.0	131	6042	No
100	GOM_NL__2PRFIN20030427_050842_000000412015_00477_06042_6464.N1	27-APR-2003 05:08:42	Bright	41.000	89	5Alp Cep	2.4510	8000.0	82	6042	No
101	GOM_NL__2PRFIN20030427_051037_000000342015_00477_06042_6465.N1	27-APR-2003 05:10:37	Bright	34.000	74	11Bet Cas	2.2680	6600.0	68	6042	No

102	GOM_NL__2PRFIN20030427_051229_000001592015_00477_06042_6466.N1	27-APR-2003 05:12:29	Bright	159.00	5	3Alp Lyr	0.033000	11000.	318	6042	No
103	GOM_NL__2PRFIN20030427_051905_000000712015_00477_06042_6467.N1	27-APR-2003 05:19:05	Tw_i_and_stray	70.500	92	53Eps Cyg	2.5000	4500.0	141	6042	No
104	GOM_NL__2PRFIN20030427_052353_000000442015_00477_06042_6468.N1	27-APR-2003 05:23:53	Tw_i_and_stray	43.500	90	54Alp Peg	2.4870	11000.	87	6042	No
105	GOM_NL__2PRFIN20030427_052744_000000642015_00477_06042_6469.N1	27-APR-2003 05:27:44	Dark	64.000	61	8Eps Peg	2.1000	3900.0	128	6042	No
106	GOM_NL__2PRFIN20030427_053011_000000562015_00477_06042_6470.N1	27-APR-2003 05:30:11	Dark	55.500	162	34Alp Aqr	2.9440	5350.0	111	6042	No
107	GOM_NL__2PRFIN20030427_053331_000000552015_00477_06042_6471.N1	27-APR-2003 05:33:31	Dark	55.000	154	22Bet Aqr	2.8990	5700.0	110	6042	No
108	GOM_NL__2PRFIN20030427_053632_000000512015_00477_06042_6472.N1	27-APR-2003 05:36:32	Dark	51.000	18	24Alp PsA	1.1660	9700.0	102	6042	No
109	GOM_NL__2PRFIN20030427_054032_000000432015_00477_06042_6473.N1	27-APR-2003 05:40:32	Dark	43.000	172	Gam Gru	3.0030	13100.	86	6042	No
110	GOM_NL__2PRFIN20030427_054214_000000432015_00477_06042_6474.N1	27-APR-2003 05:42:14	Dark	42.500	31	Alp Gru	1.7340	15200.	85	6042	No
111	GOM_NL__2PRFIN20030427_054502_000000432015_00477_06042_6475.N1	27-APR-2003 05:45:02	Dark	42.500	148	Alp Tuc	2.8780	4100.0	85	6042	No
112	GOM_NL__2PRFIN20030427_054736_000000412015_00478_06043_6443.N1	27-APR-2003 05:47:36	Dark	41.000	45	Alp Pav	1.9400	26000.	82	6043	No
113	GOM_NL__2PRFIN20030427_055223_000000772015_00478_06043_6444.N1	27-APR-2003 05:52:23	Dark	77.000	103	38Zet Sgr	2.6000	9700.0	154	6043	No
114	GOM_NL__2PRFIN20030427_055510_000000452015_00478_06043_6445.N1	27-APR-2003 05:55:10	Straylight	45.000	141	Bet Ara	2.8400	4600.0	90	6043	No
115	GOM_NL__2PRFIN20030427_055645_000000542015_00478_06043_6446.N1	27-APR-2003 05:56:45	Straylight	54.000	40	The Sco	1.8590	7100.0	108	6043	No
116	GOM_NL__2PRFIN20030427_055848_000000432015_00478_06043_6447.N1	27-APR-2003 05:58:48	Straylight	42.500	4	Alp1Cen	-0.010000	5800.0	85	6043	No
117	GOM_NL__2PRFIN20030427_060210_000000412015_00478_06043_6448.N1	27-APR-2003 06:02:10	Straylight	40.500	78	Alp Lup	2.3040	28000.	81	6043	No
118	GOM_NL__2PRFIN20030427_060344_000000422015_00478_06043_6449.N1	27-APR-2003 06:03:44	Straylight	41.500	81	Eta Cen	2.3560	28000.	83	6043	No
119	GOM_NL__2PRFIN20030427_060545_000000752015_00478_06043_6450.N1	27-APR-2003 06:05:45	Tw_i_and_stray	75.000	16	21Alp Sco	1.0200	3000.0	150	6043	No
120	GOM_NL__2PRFIN20030427_060813_000000652015_00478_06043_6451.N1	27-APR-2003 06:08:13	Tw_i_and_stray	65.000	80	7Del Sco	2.3160	30000.	130	6043	No
121	GOM_NL__2PRFIN20030427_061015_000000402015_00478_06043_6452.N1	27-APR-2003 06:10:15	Bright	40.000	169	46Gam Hya	2.9910	4700.0	80	6043	No
122	GOM_NL__2PRFIN20030427_061406_000000532015_00478_06043_6453.N1	27-APR-2003 06:14:06	Bright	53.000	104	27Bet Lib	2.6140	13100.	106	6043	No
123	GOM_NL__2PRFIN20030427_061641_000000372015_00478_06043_6454.N1	27-APR-2003 06:16:41	Bright	36.500	121	29Gam Vir	2.7400	7200.0	73	6043	No
124	GOM_NL__2PRFIN20030427_062006_000000362015_00478_06043_6455.N1	27-APR-2003 06:20:06	Bright	36.000	138	47Eps Vir	2.8280	4700.0	72	6043	No
125	GOM_NL__2PRFIN20030427_062239_000000412015_00478_06043_6456.N1	27-APR-2003 06:22:39	Bright	41.000	111	8Eta Boo	2.6800	6000.0	82	6043	No
126	GOM_NL__2PRFIN20030427_062755_000000362015_00478_06043_6457.N1	27-APR-2003 06:27:55	Bright	35.500	152	12Alp2CVn	2.8900	11000.	71	6043	No
127	GOM_NL__2PRFIN20030427_062939_000000432015_00478_06043_6458.N1	27-APR-2003 06:29:39	Bright	43.000	180	27Gam Boo	3.0400	8000.0	86	6043	No
128	GOM_NL__2PRFIN20030427_063139_000000372015_00478_06043_6459.N1	27-APR-2003 06:31:39	Bright	37.000	39	85Eta UMa	1.8540	24000.	74	6043	No
129	GOM_NL__2PRFIN20030427_063456_000000372015_00478_06043_6460.N1	27-APR-2003 06:34:56	Bright	37.000	36	50Alp UMa	1.8000	6300.0	74	6043	No
130	GOM_NL__2PRFIN20030427_063905_000000392015_00478_06043_6461.N1	27-APR-2003 06:39:05	Bright	38.500	60	7Bet UMi	2.0810	3950.0	77	6043	No
131	GOM_NL__2PRFIN20030427_064237_000000362015_00478_06043_6462.N1	27-APR-2003 06:42:37	Bright	35.500	49	1Alp UMi	1.9900	6300.0	71	6043	No
132	GOM_NL__2PRFIN20030427_064432_000000642015_00478_06043_6463.N1	27-APR-2003 06:44:32	Bright	63.500	69	33Gam Dra	2.2310	3800.0	127	6043	No
133	GOM_NL__2PRFIN20030427_064918_000000422015_00478_06043_6464.N1	27-APR-2003 06:49:18	Bright	42.000	89	5Alp Cep	2.4510	8000.0	84	6043	No
134	GOM_NL__2PRFIN20030427_065113_000000372015_00478_06043_6465.N1	27-APR-2003 06:51:13	Bright	36.500	74	11Bet Cas	2.2680	6600.0	73	6043	No
135	GOM_NL__2PRFIN20030427_065303_000001542015_00478_06043_6466.N1	27-APR-2003 06:53:03	Bright	154.00	5	3Alp Lyr	0.033000	11000.	308	6043	No
136	GOM_NL__2PRFIN20030427_065941_000000732015_00478_06043_6467.N1	27-APR-2003 06:59:41	Tw_i_and_stray	73.000	92	53Eps Cyg	2.5000	4500.0	146	6043	No
137	GOM_NL__2PRFIN20030427_070429_000000452015_00478_06043_6468.N1	27-APR-2003 07:04:29	Tw_i_and_stray	44.500	90	54Alp Peg	2.4870	11000.	89	6043	No
138	GOM_NL__2PRFIN20030427_070820_000000652015_00478_06043_6469.N1	27-APR-2003 07:08:20	Dark	64.500	61	8Eps Peg	2.1000	3900.0	129	6043	No
139	GOM_NL__2PRFIN20030427_071047_000000532015_00478_06043_6470.N1	27-APR-2003 07:10:47	Dark	52.500	162	34Alp Aqr	2.9440	5350.0	105	6043	No
140	GOM_NL__2PRFIN20030427_071408_000000552015_00478_06043_6471.N1	27-APR-2003 07:14:08	Dark	55.000	154	22Bet Aqr	2.8990	5700.0	110	6043	No
141	GOM_NL__2PRFIN20030427_071708_000000442015_00478_06043_6472.N1	27-APR-2003 07:17:08	Dark	44.000	18	24Alp PsA	1.1660	9700.0	88	6043	No
142	GOM_NL__2PRFIN20030427_072109_000000432015_00478_06043_6473.N1	27-APR-2003 07:21:09	Dark	42.500	172	Gam Gru	3.0030	13100.	85	6043	No
143	GOM_NL__2PRFIN20030427_072250_000000412015_00478_06043_6474.N1	27-APR-2003 07:22:50	Dark	41.000	31	Alp Gru	1.7340	15200.	82	6043	No
144	GOM_NL__2PRFIN20030427_072538_000000392015_00478_06043_6475.N1	27-APR-2003 07:25:38	Dark	39.000	148	Alp Tuc	2.8780	4100.0	78	6043	No
145	GOM_NL__2PRFIN20030427_072812_000000422015_00479_06044_6443.N1	27-APR-2003 07:28:12	Dark	41.500	45	Alp Pav	1.9400	26000.	83	6044	No
146	GOM_NL__2PRFIN20030427_073301_000000722015_00479_06044_6444.N1	27-APR-2003 07:33:01	Dark	72.000	103	38Zet Sgr	2.6000	9700.0	144	6044	No
147	GOM_NL__2PRFIN20030427_073547_000000452015_00479_06044_6445.N1	27-APR-2003 07:35:47	Straylight	44.500	141	Bet Ara	2.8400	4600.0	89	6044	No
148	GOM_NL__2PRFIN20030427_073722_000000612015_00479_06044_6446.N1	27-APR-2003 07:37:22	Straylight	61.000	40	The Sco	1.8590	7100.0	122	6044	No
149	GOM_NL__2PRFIN20030427_073925_000000532015_00479_06044_6447.N1	27-APR-2003 07:39:25	Straylight	52.500	4	Alp1Cen	-0.010000	5800.0	105	6044	No
150	GOM_NL__2PRFIN20030427_074247_000000422015_00479_06044_6448.N1	27-APR-2003 07:42:47	Straylight	41.500	78	Alp Lup	2.3040	28000.	83	6044	No
151	GOM_NL__2PRFIN20030427_074420_000000422015_00479_06044_6449.N1	27-APR-2003 07:44:20	Straylight	41.500	81	Eta Cen	2.3560	28000.	83	6044	No
152	GOM_NL__2PRFIN20030427_074621_000000772015_00479_06044_6450.N1	27-APR-2003 07:46:21	Tw_i_and_stray	77.000	16	21Alp Sco	1.0200	3000.0	154	6044	No
153	GOM_NL__2PRFIN20030427_074850_000000652015_00479_06044_6451.N1	27-APR-2003 07:48:50	Tw_i_and_stray	65.000	80	7Del Sco	2.3160	30000.	130	6044	No
154	GOM_NL__2PRFIN20030427_075051_000000392015_00479_06044_6452.N1	27-APR-2003 07:50:51	Bright	39.000	169	46Gam Hya	2.9910	4700.0	78	6044	No
155	GOM_NL__2PRFIN20030427_075442_000000532015_00479_06044_6453.N1	27-APR-2003 07:54:42	Bright	52.500	104	27Bet Lib	2.6140	13100.	105	6044	No
156	GOM_NL__2PRFIN20030427_075717_000000072015_00479_06044_6454.N1	27-APR-2003 07:57:17	Straylight	6.5000	121	29Gam Vir	2.7400	7200.0	13	6044	No
157	GOM_NL__2PRFIN20030427_093753_000000372015_00480_06045_5925.N1	27-APR-2003 09:37:53	Bright	37.000	121	29Gam Vir	2.7400	7200.0	74	6045	No
158	GOM_NL__2PRFIN20030427_094118_000000372015_00480_06045_5926.N1	27-APR-2003 09:41:18	Bright	37.000	138	47Eps Vir	2.8280	4700.0	74	6045	No
159	GOM_NL__2PRFIN20030427_094350_000000412015_00480_06045_5927.N1	27-APR-2003 09:43:50	Bright	41.000	111	8Eta Boo	2.6800	6000.0	82	6045	No
160	GOM_NL__2PRFIN20030427_094907_000000362015_00480_06045_5928.N1	27-APR-2003 09:49:07	Bright	36.000	152	12Alp2CVn	2.8900	11000.	72	6045	No

161	GOM_NL__2PRFIN20030427_095050_000000432015_00480_06045_5929.N1	27-APR-2003 09:50:50	Bright	43.000	180	27Gam Boo	3.0400	8000.0	86	6045	No
162	GOM_NL__2PRFIN20030427_095250_000000392015_00480_06045_5930.N1	27-APR-2003 09:52:50	Bright	39.000	39	85Eta UMa	1.8540	24000.	78	6045	No
163	GOM_NL__2PRFIN20030427_095608_000000382015_00480_06045_5931.N1	27-APR-2003 09:56:08	Bright	38.000	36	50Alp UMa	1.8000	6300.0	76	6045	No
164	GOM_NL__2PRFIN20030427_100016_000000402015_00480_06045_5932.N1	27-APR-2003 10:00:16	Bright	39.500	60	7Bet UMi	2.0810	3950.0	79	6045	No
165	GOM_NL__2PRFIN20030427_100349_000000362015_00480_06045_5933.N1	27-APR-2003 10:03:49	Bright	36.000	49	1Alp UMi	1.9900	6300.0	72	6045	No
166	GOM_NL__2PRFIN20030427_100541_000000642015_00480_06045_5934.N1	27-APR-2003 10:05:41	Bright	63.500	69	33Gam Dra	2.2310	3800.0	127	6045	No
167	GOM_NL__2PRFIN20030427_101029_000000422015_00480_06045_5935.N1	27-APR-2003 10:10:29	Bright	41.500	89	5Alp Cep	2.4510	8000.0	83	6045	No
168	GOM_NL__2PRFIN20030427_101225_000000342015_00480_06045_5936.N1	27-APR-2003 10:12:25	Bright	33.500	74	11Bet Cas	2.2680	6600.0	67	6045	No
169	GOM_NL__2PRFIN20030427_101413_000001472015_00480_06045_5937.N1	27-APR-2003 10:14:13	Bright	146.50	5	3Alp Lyr	0.033000	11000.	293	6045	No
170	GOM_NL__2PRFIN20030427_102051_000000772015_00480_06045_5938.N1	27-APR-2003 10:20:51	Twi_and_stray	76.500	92	53Eps Cyg	2.5000	4500.0	153	6045	No
171	GOM_NL__2PRFIN20030427_102542_000000432015_00480_06045_5939.N1	27-APR-2003 10:25:42	Twi_and_stray	43.000	90	54Alp Peg	2.4870	11000.	86	6045	No
172	GOM_NL__2PRFIN20030427_102933_000000612015_00480_06045_5940.N1	27-APR-2003 10:29:33	Dark	60.500	61	8Eps Peg	2.1000	3900.0	121	6045	No
173	GOM_NL__2PRFIN20030427_103201_000000512015_00480_06045_5941.N1	27-APR-2003 10:32:01	Dark	51.000	162	34Alp Aqr	2.9440	5350.0	102	6045	No
174	GOM_NL__2PRFIN20030427_103522_000000592015_00480_06045_5942.N1	27-APR-2003 10:35:22	Dark	58.500	154	22Bet Aqr	2.8990	5700.0	117	6045	No
175	GOM_NL__2PRFIN20030427_103821_000000452015_00480_06045_5943.N1	27-APR-2003 10:38:21	Dark	44.500	18	24Alp PsA	1.1660	9700.0	89	6045	No
176	GOM_NL__2PRFIN20030427_104222_000000432015_00480_06045_5944.N1	27-APR-2003 10:42:22	Dark	42.500	172	Gam Gru	3.0030	13100.	85	6045	No
177	GOM_NL__2PRFIN20030427_104403_000000442015_00480_06045_5945.N1	27-APR-2003 10:44:03	Dark	43.500	31	Alp Gru	1.7340	15200.	87	6045	No
178	GOM_NL__2PRFIN20030427_104651_000000432015_00480_06045_5946.N1	27-APR-2003 10:46:51	Dark	43.000	148	Alp Tuc	2.8780	4100.0	86	6045	No
179	GOM_NL__2PRFIN20030427_104925_000000412015_00481_06046_6444.N1	27-APR-2003 10:49:25	Dark	40.500	45	Alp Pav	1.9400	26000.	81	6046	No
180	GOM_NL__2PRFIN20030427_105416_000000742015_00481_06046_6445.N1	27-APR-2003 10:54:16	Dark	73.500	103	38Zet Sgr	2.6000	9700.0	147	6046	No
181	GOM_NL__2PRFIN20030427_105710_000000712015_00481_06046_6446.N1	27-APR-2003 10:57:10	Straylight	70.500	38	20Eps Sgr	1.8360	11000.	141	6046	No
182	GOM_NL__2PRFIN20030427_105911_000000572015_00481_06046_6447.N1	27-APR-2003 10:59:11	Straylight	57.000	85	Kap Sco	2.4070	28000.	114	6046	No
183	GOM_NL__2PRFIN20030427_110118_000000392015_00481_06046_6448.N1	27-APR-2003 11:01:18	Straylight	38.500	10	Bet Cen	0.61000	28000.	77	6046	No
184	GOM_NL__2PRFIN20030427_110337_000000622015_00481_06046_6449.N1	27-APR-2003 11:03:37	Straylight	61.500	75	26Eps Sco	2.2910	4250.0	123	6046	No
185	GOM_NL__2PRFIN20030427_110532_000000442015_00481_06046_6450.N1	27-APR-2003 11:05:32	Straylight	43.500	81	Eta Cen	2.3560	28000.	87	6046	No
186	GOM_NL__2PRFIN20030427_110734_000000842015_00481_06046_6451.N1	27-APR-2003 11:07:34	Twi_and_stray	83.500	16	21Alp Sco	1.0200	3000.0	167	6046	No
187	GOM_NL__2PRFIN20030427_111002_000000652015_00481_06046_6452.N1	27-APR-2003 11:10:02	Twi_and_stray	64.500	80	7Del Sco	2.3160	30000.	129	6046	No
188	GOM_NL__2PRFIN20030427_111203_000000382015_00481_06046_6453.N1	27-APR-2003 11:12:03	Bright	37.500	169	46Gam Hya	2.9910	4700.0	75	6046	No
189	GOM_NL__2PRFIN20030427_111829_000000352015_00481_06046_6454.N1	27-APR-2003 11:18:29	Bright	35.000	121	29Gam Vir	2.7400	7200.0	70	6046	No
190	GOM_NL__2PRFIN20030427_112154_000000372015_00481_06046_6455.N1	27-APR-2003 11:21:54	Bright	36.500	138	47Eps Vir	2.8280	4700.0	73	6046	No
191	GOM_NL__2PRFIN20030427_112425_000000412015_00481_06046_6456.N1	27-APR-2003 11:24:25	Bright	40.500	111	8Eta Boo	2.6800	6000.0	81	6046	No
192	GOM_NL__2PRFIN20030427_112942_000000362015_00481_06046_6457.N1	27-APR-2003 11:29:42	Bright	36.000	152	12Alp2CVn	2.8900	11000.	72	6046	No
193	GOM_NL__2PRFIN20030427_113125_000000442015_00481_06046_6458.N1	27-APR-2003 11:31:25	Bright	43.500	180	27Gam Boo	3.0400	8000.0	87	6046	No
194	GOM_NL__2PRFIN20030427_113326_000000392015_00481_06046_6459.N1	27-APR-2003 11:33:26	Bright	38.500	39	85Eta UMa	1.8540	24000.	77	6046	No
195	GOM_NL__2PRFIN20030427_113644_000000392015_00481_06046_6460.N1	27-APR-2003 11:36:44	Bright	38.500	36	50Alp UMa	1.8000	6300.0	77	6046	No
196	GOM_NL__2PRFIN20030427_114051_000000392015_00481_06046_6461.N1	27-APR-2003 11:40:51	Bright	38.500	60	7Bet UMi	2.0810	3950.0	77	6046	No
197	GOM_NL__2PRFIN20030427_114425_000000342015_00481_06046_6462.N1	27-APR-2003 11:44:25	Bright	34.000	49	1Alp UMi	1.9900	6300.0	68	6046	No
198	GOM_NL__2PRFIN20030427_114616_000000652015_00481_06046_6463.N1	27-APR-2003 11:46:16	Bright	65.000	69	33Gam Dra	2.2310	3800.0	130	6046	No
199	GOM_NL__2PRFIN20030427_115104_000000422015_00481_06046_6464.N1	27-APR-2003 11:51:04	Bright	42.000	89	5Alp Cep	2.4510	8000.0	84	6046	No
200	GOM_NL__2PRFIN20030427_115301_000000352015_00481_06046_6465.N1	27-APR-2003 11:53:01	Bright	34.500	74	11Bet Cas	2.2680	6600.0	69	6046	No
201	GOM_NL__2PRFIN20030427_115448_000001552015_00481_06046_6466.N1	27-APR-2003 11:54:48	Bright	155.00	5	3Alp Lyr	0.033000	11000.	310	6046	No
202	GOM_NL__2PRFIN20030427_120125_000000782015_00481_06046_6467.N1	27-APR-2003 12:01:25	Twi_and_stray	77.500	92	53Eps Cyg	2.5000	4500.0	155	6046	No
203	GOM_NL__2PRFIN20030427_120618_000000442015_00481_06046_6468.N1	27-APR-2003 12:06:18	Twi_and_stray	43.500	90	54Alp Peg	2.4870	11000.	87	6046	No
204	GOM_NL__2PRFIN20030427_121010_000000582015_00481_06046_6469.N1	27-APR-2003 12:10:10	Dark	58.000	61	8Eps Peg	2.1000	3900.0	116	6046	No
205	GOM_NL__2PRFIN20030427_121237_000000512015_00481_06046_6470.N1	27-APR-2003 12:12:37	Dark	51.000	162	34Alp Aqr	2.9440	5350.0	102	6046	No
206	GOM_NL__2PRFIN20030427_121558_000000592015_00481_06046_6471.N1	27-APR-2003 12:15:58	Dark	58.500	154	22Bet Aqr	2.8990	5700.0	117	6046	No
207	GOM_NL__2PRFIN20030427_121857_000000422015_00481_06046_6472.N1	27-APR-2003 12:18:57	Dark	41.500	18	24Alp PsA	1.1660	9700.0	83	6046	No
208	GOM_NL__2PRFIN20030427_122258_000000432015_00481_06046_6473.N1	27-APR-2003 12:22:58	Dark	43.000	172	Gam Gru	3.0030	13100.	86	6046	No
209	GOM_NL__2PRFIN20030427_122439_000000392015_00481_06046_6474.N1	27-APR-2003 12:24:39	Dark	39.000	31	Alp Gru	1.7340	15200.	78	6046	No
210	GOM_NL__2PRFIN20030427_122727_000000462015_00481_06046_6475.N1	27-APR-2003 12:27:27	Dark	45.500	148	Alp Tuc	2.8780	4100.0	91	6046	No
211	GOM_NL__2PRFIN20030427_123002_000000412015_00482_06047_6464.N1	27-APR-2003 12:30:02	Dark	41.000	45	Alp Pav	1.9400	26000.	82	6047	No
212	GOM_NL__2PRFIN20030427_123454_000000752015_00482_06047_6465.N1	27-APR-2003 12:34:54	Dark	75.000	103	38Zet Sgr	2.6000	9700.0	150	6047	No
213	GOM_NL__2PRFIN20030427_123747_000000692015_00482_06047_6466.N1	27-APR-2003 12:37:47	Straylight	68.500	38	20Eps Sgr	1.8360	11000.	137	6047	No
214	GOM_NL__2PRFIN20030427_123947_000000582015_00482_06047_6467.N1	27-APR-2003 12:39:47	Straylight	57.500	85	Kap Sco	2.4070	28000.	115	6047	No
215	GOM_NL__2PRFIN20030427_124154_000000462015_00482_06047_6468.N1	27-APR-2003 12:41:54	Straylight	46.000	10	Bet Cen	0.61000	28000.	92	6047	No
216	GOM_NL__2PRFIN20030427_124413_000000742015_00482_06047_6469.N1	27-APR-2003 12:44:13	Straylight	73.500	75	26Eps Sco	2.2910	4250.0	147	6047	No
217	GOM_NL__2PRFIN20030427_124608_000000452015_00482_06047_6470.N1	27-APR-2003 12:46:08	Straylight	44.500	81	Eta Cen	2.3560	28000.	89	6047	No
218	GOM_NL__2PRFIN20030427_124810_000000782015_00482_06047_6471.N1	27-APR-2003 12:48:10	Twi_and_stray	78.000	16	21Alp Sco	1.0200	3000.0	156	6047	No
219	GOM_NL__2PRFIN20030427_125038_000000662015_00482_06047_6472.N1	27-APR-2003 12:50:38	Twi_and_stray	66.000	80	7Del Sco	2.3160	30000.	132	6047	No

220	GOM_NL__2PRFIN20030427_125239_000000402015_00482_06047_6473.N1	27-APR-2003 12:52:39	Bright	39.500	169	46Gam Hya	2.9910	4700.0	79	6047	No
221	GOM_NL__2PRFIN20030427_125904_000000372015_00482_06047_6474.N1	27-APR-2003 12:59:04	Bright	36.500	121	29Gam Vir	2.7400	7200.0	73	6047	No
222	GOM_NL__2PRFIN20030427_130229_000000372015_00482_06047_6475.N1	27-APR-2003 13:02:29	Bright	36.500	138	47Eps Vir	2.8280	4700.0	73	6047	No
223	GOM_NL__2PRFIN20030427_130501_000000412015_00482_06047_6476.N1	27-APR-2003 13:05:01	Bright	40.500	111	8Eta Boo	2.6800	6000.0	81	6047	No
224	GOM_NL__2PRFIN20030427_131017_000000372015_00482_06047_6477.N1	27-APR-2003 13:10:17	Bright	37.000	152	12Alp2CVn	2.8900	11000.	74	6047	No
225	GOM_NL__2PRFIN20030427_131200_000000422015_00482_06047_6478.N1	27-APR-2003 13:12:00	Bright	42.000	180	27Gam Boo	3.0400	8000.0	84	6047	No
226	GOM_NL__2PRFIN20030427_131401_000000392015_00482_06047_6479.N1	27-APR-2003 13:14:01	Bright	38.500	39	85Eta UMa	1.8540	24000.	77	6047	No
227	GOM_NL__2PRFIN20030427_131720_000000382015_00482_06047_6480.N1	27-APR-2003 13:17:20	Bright	38.000	36	50Alp UMa	1.8000	6300.0	76	6047	No
228	GOM_NL__2PRFIN20030427_132127_000000412015_00482_06047_6481.N1	27-APR-2003 13:21:27	Bright	40.500	60	7Bet UMi	2.0810	3950.0	81	6047	No
229	GOM_NL__2PRFIN20030427_132500_000000362015_00482_06047_6482.N1	27-APR-2003 13:25:00	Bright	35.500	49	1Alp UMi	1.9900	6300.0	71	6047	No
230	GOM_NL__2PRFIN20030427_132650_000000682015_00482_06047_6483.N1	27-APR-2003 13:26:50	Bright	67.500	69	33Gam Dra	2.2310	3800.0	135	6047	No
231	GOM_NL__2PRFIN20030427_133140_000000432015_00482_06047_6484.N1	27-APR-2003 13:31:40	Bright	42.500	89	5Alp Cep	2.4510	8000.0	85	6047	No
232	GOM_NL__2PRFIN20030427_133337_000000342015_00482_06047_6485.N1	27-APR-2003 13:33:37	Bright	34.000	74	11Bet Cas	2.2680	6600.0	68	6047	No
233	GOM_NL__2PRFIN20030427_133523_000001702015_00482_06047_6486.N1	27-APR-2003 13:35:23	Bright	170.00	5	3Alp Lyr	0.033000	11000.	340	6047	No
234	GOM_NL__2PRFIN20030427_134203_000000782015_00482_06047_6487.N1	27-APR-2003 13:42:03	Twilight	78.000	92	53Eps Cyg	2.5000	4500.0	156	6047	No
235	GOM_NL__2PRFIN20030427_134653_000000432015_00482_06047_6488.N1	27-APR-2003 13:46:53	Twilight	43.000	90	54Alp Peg	2.4870	11000.	86	6047	No
236	GOM_NL__2PRFIN20030427_135046_000000642015_00482_06047_6489.N1	27-APR-2003 13:50:46	Dark	63.500	61	8Eps Peg	2.1000	3900.0	127	6047	No
237	GOM_NL__2PRFIN20030427_135313_000000522015_00482_06047_6490.N1	27-APR-2003 13:53:13	Dark	52.000	162	34Alp Aqr	2.9440	5350.0	104	6047	No
238	GOM_NL__2PRFIN20030427_135635_000000572015_00482_06047_6491.N1	27-APR-2003 13:56:35	Dark	57.000	154	22Bet Aqr	2.8990	5700.0	114	6047	No
239	GOM_NL__2PRFIN20030427_135933_000000442015_00482_06047_6492.N1	27-APR-2003 13:59:33	Dark	43.500	18	24Alp PsA	1.1660	9700.0	87	6047	No
240	GOM_NL__2PRFIN20030427_140334_000000442015_00482_06047_6493.N1	27-APR-2003 14:03:34	Dark	44.000	172	Gam Gru	3.0030	13100.	88	6047	No
241	GOM_NL__2PRFIN20030427_140515_000000402015_00482_06047_6494.N1	27-APR-2003 14:05:15	Dark	40.000	31	Alp Gru	1.7340	15200.	80	6047	No
242	GOM_NL__2PRFIN20030427_140803_000000452015_00482_06047_6495.N1	27-APR-2003 14:08:03	Dark	45.000	148	Alp Tuc	2.8780	4100.0	90	6047	No
243	GOM_NL__2PRFIN20030427_141038_000000422015_00483_06048_6464.N1	27-APR-2003 14:10:38	Dark	42.000	45	Alp Pav	1.9400	26000.	84	6048	No
244	GOM_NL__2PRFIN20030427_141531_000000712015_00483_06048_6465.N1	27-APR-2003 14:15:31	Dark	71.000	103	38Zet Sgr	2.6000	9700.0	142	6048	No
245	GOM_NL__2PRFIN20030427_141823_000000712015_00483_06048_6466.N1	27-APR-2003 14:18:23	Straylight	71.000	38	20Eps Sgr	1.8360	11000.	142	6048	No
246	GOM_NL__2PRFIN20030427_142024_000000572015_00483_06048_6467.N1	27-APR-2003 14:20:24	Straylight	56.500	85	Kap Sco	2.4070	28000.	113	6048	No
247	GOM_NL__2PRFIN20030427_142230_000000432015_00483_06048_6468.N1	27-APR-2003 14:22:30	Straylight	43.000	10	Bet Cen	0.61000	28000.	86	6048	No
248	GOM_NL__2PRFIN20030427_142449_000000662015_00483_06048_6469.N1	27-APR-2003 14:24:49	Straylight	65.500	75	26Eps Sco	2.2910	4250.0	131	6048	No
249	GOM_NL__2PRFIN20030427_142644_000000432015_00483_06048_6470.N1	27-APR-2003 14:26:44	Straylight	42.500	81	Eta Cen	2.3560	28000.	85	6048	No
250	GOM_NL__2PRFIN20030427_142846_000000812015_00483_06048_6471.N1	27-APR-2003 14:28:46	Twilight	81.000	16	21Alp Sco	1.0200	3000.0	162	6048	No
251	GOM_NL__2PRFIN20030427_143114_000000672015_00483_06048_6472.N1	27-APR-2003 14:31:14	Twilight	66.500	80	7Del Sco	2.3160	30000.	133	6048	No
252	GOM_NL__2PRFIN20030427_143315_000000442015_00483_06048_6473.N1	27-APR-2003 14:33:15	Bright	43.500	169	46Gam Hya	2.9910	4700.0	87	6048	No
253	GOM_NL__2PRFIN20030427_143940_000000372015_00483_06048_6474.N1	27-APR-2003 14:39:40	Bright	37.000	121	29Gam Vir	2.7400	7200.0	74	6048	No
254	GOM_NL__2PRFIN20030427_144305_000000372015_00483_06048_6475.N1	27-APR-2003 14:43:05	Bright	36.500	138	47Eps Vir	2.8280	4700.0	73	6048	No
255	GOM_NL__2PRFIN20030427_144536_000000412015_00483_06048_6476.N1	27-APR-2003 14:45:36	Bright	40.500	111	8Eta Boo	2.6800	6000.0	81	6048	No
256	GOM_NL__2PRFIN20030427_145054_000000352015_00483_06048_6477.N1	27-APR-2003 14:50:54	Bright	35.000	152	12Alp2CVn	2.8900	11000.	70	6048	No
257	GOM_NL__2PRFIN20030427_145236_000000442015_00483_06048_6478.N1	27-APR-2003 14:52:36	Bright	43.500	180	27Gam Boo	3.0400	8000.0	87	6048	No
258	GOM_NL__2PRFIN20030427_145437_000000402015_00483_06048_6479.N1	27-APR-2003 14:54:37	Bright	39.500	39	85Eta UMa	1.8540	24000.	79	6048	No
259	GOM_NL__2PRFIN20030427_145756_000000332015_00483_06048_6480.N1	27-APR-2003 14:57:56	Bright	33.000	36	50Alp UMa	1.8000	6300.0	66	6048	No
260	GOM_NL__2PRFIN20030427_150203_000000392015_00483_06048_6481.N1	27-APR-2003 15:02:03	Bright	38.500	60	7Bet UMi	2.0810	3950.0	77	6048	No
261	GOM_NL__2PRFIN20030427_150537_000000372015_00483_06048_6482.N1	27-APR-2003 15:05:37	Bright	36.500	49	1Alp UMi	1.9900	6300.0	73	6048	No
262	GOM_NL__2PRFIN20030427_150726_000000622015_00483_06048_6483.N1	27-APR-2003 15:07:26	Bright	62.000	69	33Gam Dra	2.2310	3800.0	124	6048	No
263	GOM_NL__2PRFIN20030427_151216_000000412015_00483_06048_6484.N1	27-APR-2003 15:12:16	Bright	41.000	89	5Alp Cep	2.4510	8000.0	82	6048	No
264	GOM_NL__2PRFIN20030427_151413_000000342015_00483_06048_6485.N1	27-APR-2003 15:14:13	Bright	34.000	74	11Bet Cas	2.2680	6600.0	68	6048	No
265	GOM_NL__2PRFIN20030427_151556_000001562015_00483_06048_6486.N1	27-APR-2003 15:15:56	Bright	156.00	5	3Alp Lyr	0.033000	11000.	312	6048	No
266	GOM_NL__2PRFIN20030427_152240_000000752015_00483_06048_6487.N1	27-APR-2003 15:22:40	Twilight	74.500	92	53Eps Cyg	2.5000	4500.0	149	6048	No
267	GOM_NL__2PRFIN20030427_152730_000000442015_00483_06048_6488.N1	27-APR-2003 15:27:30	Twilight	44.000	90	54Alp Peg	2.4870	11000.	88	6048	No
268	GOM_NL__2PRFIN20030427_153123_000000602015_00483_06048_6489.N1	27-APR-2003 15:31:23	Dark	59.500	61	8Eps Peg	2.1000	3900.0	119	6048	No
269	GOM_NL__2PRFIN20030427_153351_000000512015_00483_06048_6490.N1	27-APR-2003 15:33:51	Dark	51.000	162	34Alp Aqr	2.9440	5350.0	102	6048	No
270	GOM_NL__2PRFIN20030427_153713_000000552015_00483_06048_6491.N1	27-APR-2003 15:37:13	Dark	54.500	154	22Bet Aqr	2.8990	5700.0	109	6048	No
271	GOM_NL__2PRFIN20030427_154010_000000452015_00483_06048_6492.N1	27-APR-2003 15:40:10	Dark	45.000	18	24Alp PsA	1.1660	9700.0	90	6048	No
272	GOM_NL__2PRFIN20030427_154412_000000402015_00483_06048_6493.N1	27-APR-2003 15:44:12	Dark	39.500	172	Gam Gru	3.0030	13100.	79	6048	No
273	GOM_NL__2PRFIN20030427_154552_000000452015_00483_06048_6494.N1	27-APR-2003 15:45:52	Dark	45.000	31	Alp Gru	1.7340	15200.	90	6048	No
274	GOM_NL__2PRFIN20030427_154839_000000452015_00483_06048_6495.N1	27-APR-2003 15:48:39	Dark	44.500	148	Alp Tuc	2.8780	4100.0	89	6048	No
275	GOM_NL__2PRFIN20030427_155115_000000402015_00484_06049_6464.N1	27-APR-2003 15:51:15	Dark	40.000	45	Alp Pav	1.9400	26000.	80	6049	No
276	GOM_NL__2PRFIN20030427_155610_000000722015_00484_06049_6465.N1	27-APR-2003 15:56:10	Dark	72.000	103	38Zet Sgr	2.6000	9700.0	144	6049	No
277	GOM_NL__2PRFIN20030427_155902_000000782015_00484_06049_6466.N1	27-APR-2003 15:59:02	Straylight	78.000	38	20Eps Sgr	1.8360	11000.	156	6049	No
278	GOM_NL__2PRFIN20030427_160102_000000562015_00484_06049_6467.N1	27-APR-2003 16:01:02	Straylight	55.500	85	Kap Sco	2.4070	28000.	111	6049	No

279	GOM_NL__2PRFIN20030427_160307_000000422015_00484_06049_6468.N1	27-APR-2003 16:03:07	Straylight	41.500	10	Bet Cen	0.61000	28000.	83	6049	No
280	GOM_NL__2PRFIN20030427_160527_000000662015_00484_06049_6469.N1	27-APR-2003 16:05:27	Straylight	65.500	75	26Eps Sco	2.2910	4250.0	131	6049	No
281	GOM_NL__2PRFIN20030427_160721_000000432015_00484_06049_6470.N1	27-APR-2003 16:07:21	Straylight	42.500	81	Eta Cen	2.3560	28000.	85	6049	No
282	GOM_NL__2PRFIN20030427_160924_000000852015_00484_06049_6471.N1	27-APR-2003 16:09:24	Tw_i_and_stray	84.500	16	21Alp Sco	1.0200	3000.0	169	6049	No
283	GOM_NL__2PRFIN20030427_161151_000000702015_00484_06049_6472.N1	27-APR-2003 16:11:51	Tw_i_and_stray	70.000	80	7Del Sco	2.3160	30000.	140	6049	No
284	GOM_NL__2PRFIN20030427_161352_000000422015_00484_06049_6473.N1	27-APR-2003 16:13:52	Bright	41.500	169	46Gam Hya	2.9910	4700.0	83	6049	No
285	GOM_NL__2PRFIN20030427_162017_000000372015_00484_06049_6474.N1	27-APR-2003 16:20:17	Bright	36.500	121	29Gam Vir	2.7400	7200.0	73	6049	No
286	GOM_NL__2PRFIN20030427_162342_000000372015_00484_06049_6475.N1	27-APR-2003 16:23:42	Bright	36.500	138	47Eps Vir	2.8280	4700.0	73	6049	No
287	GOM_NL__2PRFIN20030427_162613_000000402015_00484_06049_6476.N1	27-APR-2003 16:26:13	Bright	39.500	111	8Eta Boo	2.6800	6000.0	79	6049	No
288	GOM_NL__2PRFIN20030427_163130_000000362015_00484_06049_6477.N1	27-APR-2003 16:31:30	Bright	35.500	152	12Alp2CVn	2.8900	11000.	71	6049	No
289	GOM_NL__2PRFIN20030427_163311_000000432015_00484_06049_6478.N1	27-APR-2003 16:33:11	Bright	43.000	180	27Gam Boo	3.0400	8000.0	86	6049	No
290	GOM_NL__2PRFIN20030427_163513_000000392015_00484_06049_6479.N1	27-APR-2003 16:35:13	Bright	38.500	39	85Eta UMa	1.8540	24000.	77	6049	No
291	GOM_NL__2PRFIN20030427_163833_000000382015_00484_06049_6480.N1	27-APR-2003 16:38:33	Bright	38.000	36	50Alp UMa	1.8000	6300.0	76	6049	No
292	GOM_NL__2PRFIN20030427_164239_000000352015_00484_06049_6481.N1	27-APR-2003 16:42:39	Bright	35.000	60	7Bet UMi	2.0810	3950.0	70	6049	No
293	GOM_NL__2PRFIN20030427_164613_000000352015_00484_06049_6482.N1	27-APR-2003 16:46:13	Bright	35.000	49	1Alp UMi	1.9900	6300.0	70	6049	No
294	GOM_NL__2PRFIN20030427_164801_000000642015_00484_06049_6483.N1	27-APR-2003 16:48:01	Bright	63.500	69	33Gam Dra	2.2310	3800.0	127	6049	No
295	GOM_NL__2PRFIN20030427_165252_000000432015_00484_06049_6484.N1	27-APR-2003 16:52:52	Bright	42.500	89	5Alp Cep	2.4510	8000.0	85	6049	No
296	GOM_NL__2PRFIN20030427_165449_000000342015_00484_06049_6485.N1	27-APR-2003 16:54:49	Bright	34.000	74	11Bet Cas	2.2680	6600.0	68	6049	No
297	GOM_NL__2PRFIN20030427_165631_000001692015_00484_06049_6486.N1	27-APR-2003 16:56:31	Bright	169.00	5	3Alp Lyr	0.033000	11000.	338	6049	No
298	GOM_NL__2PRFIN20030427_170316_000000752015_00484_06049_6487.N1	27-APR-2003 17:03:16	Tw_i_and_stray	75.000	92	53Eps Cyg	2.5000	4500.0	150	6049	No
299	GOM_NL__2PRFIN20030427_170806_000000442015_00484_06049_6488.N1	27-APR-2003 17:08:06	Twilight	43.500	90	54Alp Peg	2.4870	11000.	87	6049	No
300	GOM_NL__2PRFIN20030427_171200_000000662015_00484_06049_6489.N1	27-APR-2003 17:12:00	Dark	66.000	61	8Eps Peg	2.1000	3900.0	132	6049	No
301	GOM_NL__2PRFIN20030427_171427_000000542015_00484_06049_6490.N1	27-APR-2003 17:14:27	Dark	54.000	162	34Alp Aqr	2.9440	5350.0	108	6049	No
302	GOM_NL__2PRFIN20030427_171750_000000602015_00484_06049_6491.N1	27-APR-2003 17:17:50	Dark	60.000	154	22Bet Aqr	2.8990	5700.0	120	6049	No
303	GOM_NL__2PRFIN20030427_172046_000000432015_00484_06049_6492.N1	27-APR-2003 17:20:46	Dark	43.000	18	24Alp PsA	1.1660	9700.0	86	6049	No
304	GOM_NL__2PRFIN20030427_172448_000000402015_00484_06049_6493.N1	27-APR-2003 17:24:48	Dark	40.000	172	Gam Gru	3.0030	13100.	80	6049	No
305	GOM_NL__2PRFIN20030427_172628_000000432015_00484_06049_6494.N1	27-APR-2003 17:26:28	Dark	43.000	31	Alp Gru	1.7340	15200.	86	6049	No
306	GOM_NL__2PRFIN20030427_172916_000000382015_00484_06049_6495.N1	27-APR-2003 17:29:16	Dark	37.500	148	Alp Tuc	2.8780	4100.0	75	6049	No
307	GOM_NL__2PRFIN20030427_173152_000000422015_00485_06050_6464.N1	27-APR-2003 17:31:52	Dark	41.500	45	Alp Pav	1.9400	26000.	83	6050	No
308	GOM_NL__2PRFIN20030427_173823_000000882015_00485_06050_6465.N1	27-APR-2003 17:38:23	Straylight	87.500	57	34Sig Sgr	2.0660	26000.	175	6050	No
309	GOM_NL__2PRFIN20030427_174139_000000582015_00485_06050_6466.N1	27-APR-2003 17:41:39	Straylight	57.500	85	Kap Sco	2.4070	28000.	115	6050	No
310	GOM_NL__2PRFIN20030427_174343_000000512015_00485_06050_6467.N1	27-APR-2003 17:43:43	Straylight	50.500	10	Bet Cen	0.61000	28000.	101	6050	No
311	GOM_NL__2PRFIN20030427_174604_000000642015_00485_06050_6468.N1	27-APR-2003 17:46:04	Straylight	64.000	75	26Eps Sco	2.2910	4250.0	128	6050	No
312	GOM_NL__2PRFIN20030427_174758_000000412015_00485_06050_6469.N1	27-APR-2003 17:47:58	Straylight	40.500	81	Eta Cen	2.3560	28000.	81	6050	No
313	GOM_NL__2PRFIN20030427_175006_000000432015_00485_06050_6470.N1	27-APR-2003 17:50:06	Straylight	43.000	54	5The Cen	2.0550	4500.0	86	6050	No
314	GOM_NL__2PRFIN20030427_175227_000000672015_00485_06050_6471.N1	27-APR-2003 17:52:27	Tw_i_and_stray	67.000	80	7Del Sco	2.3160	30000.	134	6050	No
315	GOM_NL__2PRFIN20030427_175428_000000532015_00485_06050_6472.N1	27-APR-2003 17:54:28	Bright	53.000	169	46Gam Hya	2.9910	4700.0	106	6050	No
316	GOM_NL__2PRFIN20030427_175816_000000512015_00485_06050_6473.N1	27-APR-2003 17:58:16	Bright	50.500	104	27Bet Lib	2.6140	13100.	101	6050	No
317	GOM_NL__2PRFIN20030427_180053_000000372015_00485_06050_6474.N1	27-APR-2003 18:00:53	Bright	37.000	121	29Gam Vir	2.7400	7200.0	74	6050	No
318	GOM_NL__2PRFIN20030427_180418_000000362015_00485_06050_6475.N1	27-APR-2003 18:04:18	Bright	36.000	138	47Eps Vir	2.8280	4700.0	72	6050	No
319	GOM_NL__2PRFIN20030427_180648_000000412015_00485_06050_6476.N1	27-APR-2003 18:06:48	Bright	40.500	111	8Eta Boo	2.6800	6000.0	81	6050	No
320	GOM_NL__2PRFIN20030427_181206_000000362015_00485_06050_6477.N1	27-APR-2003 18:12:06	Bright	35.500	152	12Alp2CVn	2.8900	11000.	71	6050	No
321	GOM_NL__2PRFIN20030427_181347_000000442015_00485_06050_6478.N1	27-APR-2003 18:13:47	Bright	44.000	180	27Gam Boo	3.0400	8000.0	88	6050	No
322	GOM_NL__2PRFIN20030427_181548_000000412015_00485_06050_6479.N1	27-APR-2003 18:15:48	Bright	41.000	39	85Eta UMa	1.8540	24000.	82	6050	No
323	GOM_NL__2PRFIN20030427_181909_000000352015_00485_06050_6480.N1	27-APR-2003 18:19:09	Bright	34.500	36	50Alp UMa	1.8000	6300.0	69	6050	No
324	GOM_NL__2PRFIN20030427_182314_000000392015_00485_06050_6481.N1	27-APR-2003 18:23:14	Bright	38.500	60	7Bet UMi	2.0810	3950.0	77	6050	No
325	GOM_NL__2PRFIN20030427_182648_000000392015_00485_06050_6482.N1	27-APR-2003 18:26:48	Bright	38.500	49	1Alp UMi	1.9900	6300.0	77	6050	No
326	GOM_NL__2PRFIN20030427_182835_000000662015_00485_06050_6483.N1	27-APR-2003 18:28:35	Bright	65.500	69	33Gam Dra	2.2310	3800.0	131	6050	No
327	GOM_NL__2PRFIN20030427_183327_000000392015_00485_06050_6484.N1	27-APR-2003 18:33:27	Bright	38.500	89	5Alp Cep	2.4510	8000.0	77	6050	No
328	GOM_NL__2PRFIN20030427_183705_000001502015_00485_06050_6485.N1	27-APR-2003 18:37:05	Bright	150.00	5	3Alp Lyr	0.033000	11000.	300	6050	No
329	GOM_NL__2PRFIN20030427_184352_000000742015_00485_06050_6486.N1	27-APR-2003 18:43:52	Tw_i_and_stray	74.000	92	53Eps Cyg	2.5000	4500.0	148	6050	No
330	GOM_NL__2PRFIN20030427_184843_000000432015_00485_06050_6487.N1	27-APR-2003 18:48:43	Twilight	42.500	90	54Alp Peg	2.4870	11000.	85	6050	No
331	GOM_NL__2PRFIN20030427_185236_000000652015_00485_06050_6488.N1	27-APR-2003 18:52:36	Dark	64.500	61	8Eps Peg	2.1000	3900.0	129	6050	No
332	GOM_NL__2PRFIN20030427_185504_000000542015_00485_06050_6489.N1	27-APR-2003 18:55:04	Dark	53.500	162	34Alp Aqr	2.9440	5350.0	107	6050	No
333	GOM_NL__2PRFIN20030427_185826_000000572015_00485_06050_6490.N1	27-APR-2003 18:58:26	Dark	57.000	154	22Bet Aqr	2.8990	5700.0	114	6050	No
334	GOM_NL__2PRFIN20030427_190123_000000462015_00485_06050_6491.N1	27-APR-2003 19:01:23	Dark	46.000	18	24Alp PsA	1.1660	9700.0	92	6050	No
335	GOM_NL__2PRFIN20030427_190525_000000412015_00485_06050_6492.N1	27-APR-2003 19:05:25	Dark	41.000	172	Gam Gru	3.0030	13100.	82	6050	No
336	GOM_NL__2PRFIN20030427_190705_000000462015_00485_06050_6493.N1	27-APR-2003 19:07:05	Dark	45.500	31	Alp Gru	1.7340	15200.	91	6050	No
337	GOM_NL__2PRFIN20030427_190952_000000452015_00485_06050_6494.N1	27-APR-2003 19:09:52	Dark	44.500	148	Alp Tuc	2.8780	4100.0	89	6050	No

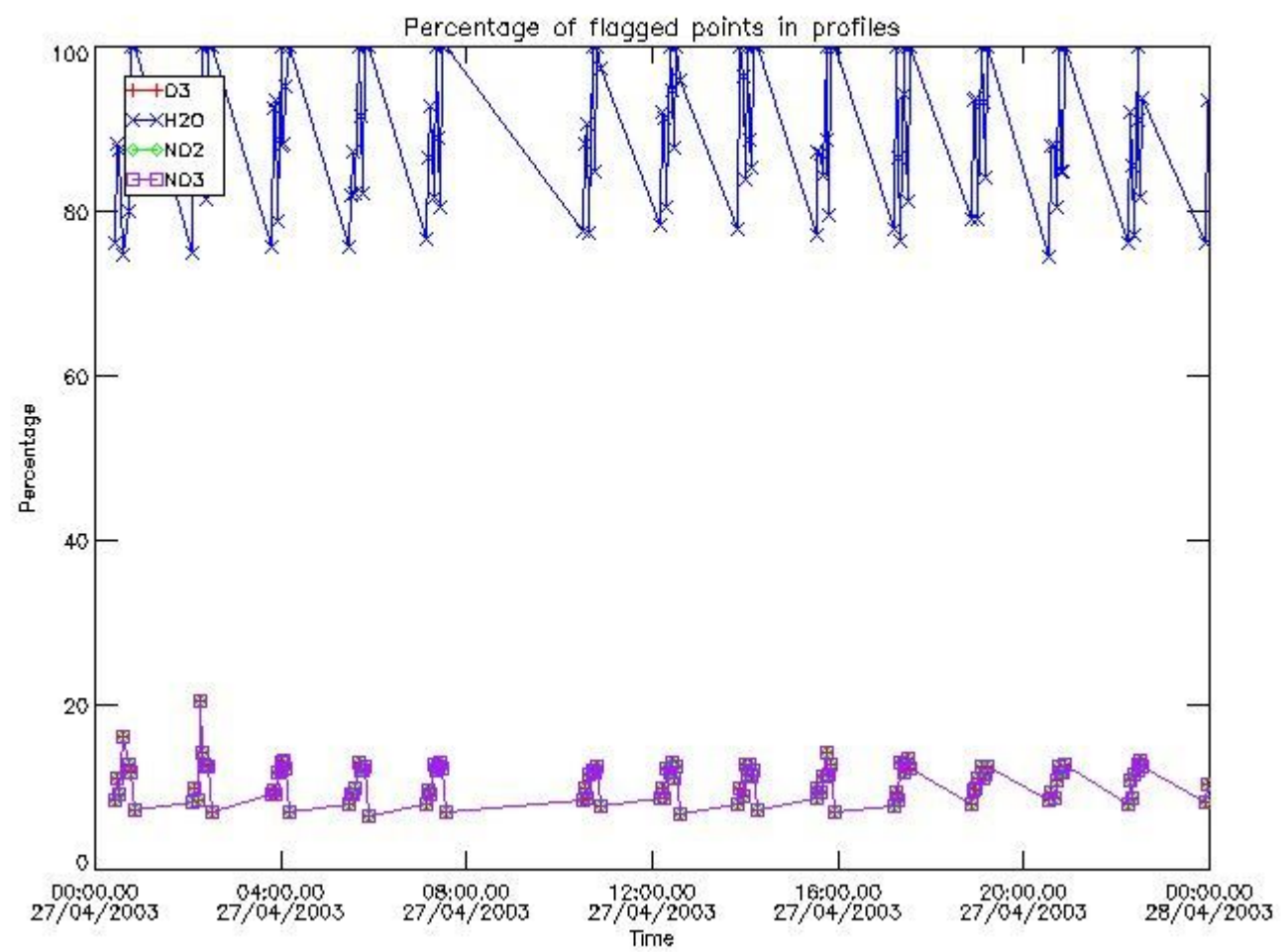
338	GOM_NL__2PRFIN20030427_191228_000000412015_00486_06051_6464.N1	27-APR-2003 19:12:28	Dark	40.500	45	Alp Pav	1.9400	26000.	81	6051	No
339	GOM_NL__2PRFIN20030427_191901_000000822015_00486_06051_6465.N1	27-APR-2003 19:19:01	Straylight	81.500	57	34Sig Sgr	2.0660	26000.	163	6051	No
340	GOM_NL__2PRFIN20030427_192216_000000552015_00486_06051_6466.N1	27-APR-2003 19:22:16	Straylight	54.500	85	Kap Sco	2.4070	28000.	109	6051	No
341	GOM_NL__2PRFIN20030427_192419_000000392015_00486_06051_6467.N1	27-APR-2003 19:24:19	Straylight	38.500	10	Bet Cen	0.61000	28000.	77	6051	No
342	GOM_NL__2PRFIN20030427_192641_000000652015_00486_06051_6468.N1	27-APR-2003 19:26:41	Straylight	64.500	75	26Eps Sco	2.2910	4250.0	129	6051	No
343	GOM_NL__2PRFIN20030427_192834_000000422015_00486_06051_6469.N1	27-APR-2003 19:28:34	Straylight	42.000	81	Eta Cen	2.3560	28000.	84	6051	No
344	GOM_NL__2PRFIN20030427_193043_000000452015_00486_06051_6470.N1	27-APR-2003 19:30:43	Straylight	45.000	54	5The Cen	2.0550	4500.0	90	6051	No
345	GOM_NL__2PRFIN20030427_193304_000000612015_00486_06051_6471.N1	27-APR-2003 19:33:04	Twl_and_stray	61.000	80	7Del Sco	2.3160	30000.	122	6051	No
346	GOM_NL__2PRFIN20030427_193504_000000392015_00486_06051_6472.N1	27-APR-2003 19:35:04	Bright	39.000	169	46Gam Hya	2.9910	4700.0	78	6051	No
347	GOM_NL__2PRFIN20030427_193852_000000522015_00486_06051_6473.N1	27-APR-2003 19:38:52	Bright	52.000	104	27Bet Lib	2.6140	13100.	104	6051	No
348	GOM_NL__2PRFIN20030427_194129_000000362015_00486_06051_6474.N1	27-APR-2003 19:41:29	Bright	36.000	121	29Gam Vir	2.7400	7200.0	72	6051	No
349	GOM_NL__2PRFIN20030427_194454_000000362015_00486_06051_6475.N1	27-APR-2003 19:44:54	Bright	36.000	138	47Eps Vir	2.8280	4700.0	72	6051	No
350	GOM_NL__2PRFIN20030427_194724_000000402015_00486_06051_6476.N1	27-APR-2003 19:47:24	Bright	40.000	111	8Eta Boo	2.6800	6000.0	80	6051	No
351	GOM_NL__2PRFIN20030427_195242_000000362015_00486_06051_6477.N1	27-APR-2003 19:52:42	Bright	36.000	152	12Alp2CVn	2.8900	11000.	72	6051	No
352	GOM_NL__2PRFIN20030427_195422_000000412015_00486_06051_6478.N1	27-APR-2003 19:54:22	Bright	41.000	180	27Gam Boo	3.0400	8000.0	82	6051	No
353	GOM_NL__2PRFIN20030427_195624_000000402015_00486_06051_6479.N1	27-APR-2003 19:56:24	Bright	40.000	39	85Eta UMa	1.8540	24000.	80	6051	No
354	GOM_NL__2PRFIN20030427_195945_000000382015_00486_06051_6480.N1	27-APR-2003 19:59:45	Bright	38.000	36	50Alp UMa	1.8000	6300.0	76	6051	No
355	GOM_NL__2PRFIN20030427_200350_000000392015_00486_06051_6481.N1	27-APR-2003 20:03:50	Bright	38.500	60	7Bet UMi	2.0810	3950.0	77	6051	No
356	GOM_NL__2PRFIN20030427_200725_000000362015_00486_06051_6482.N1	27-APR-2003 20:07:25	Bright	36.000	49	1Alp UMi	1.9900	6300.0	72	6051	No
357	GOM_NL__2PRFIN20030427_200910_000000612015_00486_06051_6483.N1	27-APR-2003 20:09:10	Bright	61.000	69	33Gam Dra	2.2310	3800.0	122	6051	No
358	GOM_NL__2PRFIN20030427_201403_000000402015_00486_06051_6484.N1	27-APR-2003 20:14:03	Bright	39.500	89	5Alp Cep	2.4510	8000.0	79	6051	No
359	GOM_NL__2PRFIN20030427_201739_000001652015_00486_06051_6485.N1	27-APR-2003 20:17:39	Bright	164.50	5	3Alp Lyr	0.033000	11000.	329	6051	No
360	GOM_NL__2PRFIN20030427_202429_000000762015_00486_06051_6486.N1	27-APR-2003 20:24:29	Twl_and_stray	76.000	92	53Eps Cyg	2.5000	4500.0	152	6051	No
361	GOM_NL__2PRFIN20030427_202919_000000442015_00486_06051_6487.N1	27-APR-2003 20:29:19	Twilight	43.500	90	54Alp Peg	2.4870	11000.	87	6051	No
362	GOM_NL__2PRFIN20030427_203313_000000612015_00486_06051_6488.N1	27-APR-2003 20:33:13	Dark	61.000	61	8Eps Peg	2.1000	3900.0	122	6051	No
363	GOM_NL__2PRFIN20030427_203540_000000542015_00486_06051_6489.N1	27-APR-2003 20:35:40	Dark	54.000	162	34Alp Aqr	2.9440	5350.0	108	6051	No
364	GOM_NL__2PRFIN20030427_203904_000000592015_00486_06051_6490.N1	27-APR-2003 20:39:04	Dark	59.000	154	22Bet Aqr	2.8990	5700.0	118	6051	No
365	GOM_NL__2PRFIN20030427_204159_000000472015_00486_06051_6491.N1	27-APR-2003 20:41:59	Dark	46.500	18	24Alp PsA	1.1660	9700.0	93	6051	No
366	GOM_NL__2PRFIN20030427_204601_000000412015_00486_06051_6492.N1	27-APR-2003 20:46:01	Dark	40.500	172	Gam Gru	3.0030	13100.	81	6051	No
367	GOM_NL__2PRFIN20030427_204741_000000432015_00486_06051_6493.N1	27-APR-2003 20:47:41	Dark	43.000	31	Alp Gru	1.7340	15200.	86	6051	No
368	GOM_NL__2PRFIN20030427_205028_000000442015_00486_06051_6494.N1	27-APR-2003 20:50:28	Dark	43.500	148	Alp Tuc	2.8780	4100.0	87	6051	No
369	GOM_NL__2PRFIN20030427_205305_000000402015_00487_06052_6465.N1	27-APR-2003 20:53:05	Dark	40.000	45	Alp Pav	1.9400	26000.	80	6052	No
370	GOM_NL__2PRFIN20030427_205939_000000922015_00487_06052_6466.N1	27-APR-2003 20:59:39	Straylight	91.500	57	34Sig Sgr	2.0660	26000.	183	6052	No
371	GOM_NL__2PRFIN20030427_210253_000000592015_00487_06052_6467.N1	27-APR-2003 21:02:53	Straylight	59.000	85	Kap Sco	2.4070	28000.	118	6052	No
372	GOM_NL__2PRFIN20030427_210455_000000472015_00487_06052_6468.N1	27-APR-2003 21:04:55	Straylight	46.500	10	Bet Cen	0.61000	28000.	93	6052	No
373	GOM_NL__2PRFIN20030427_210717_000000642015_00487_06052_6469.N1	27-APR-2003 21:07:17	Straylight	64.000	75	26Eps Sco	2.2910	4250.0	128	6052	No
374	GOM_NL__2PRFIN20030427_210910_000000392015_00487_06052_6470.N1	27-APR-2003 21:09:10	Straylight	39.000	81	Eta Cen	2.3560	28000.	78	6052	No
375	GOM_NL__2PRFIN20030427_211119_000000432015_00487_06052_6471.N1	27-APR-2003 21:11:19	Straylight	42.500	54	5The Cen	2.0550	4500.0	85	6052	No
376	GOM_NL__2PRFIN20030427_211340_000000702015_00487_06052_6472.N1	27-APR-2003 21:13:40	Twl_and_stray	69.500	80	7Del Sco	2.3160	30000.	139	6052	No
377	GOM_NL__2PRFIN20030427_211540_000000412015_00487_06052_6473.N1	27-APR-2003 21:15:40	Bright	41.000	169	46Gam Hya	2.9910	4700.0	82	6052	No
378	GOM_NL__2PRFIN20030427_211928_000000532015_00487_06052_6474.N1	27-APR-2003 21:19:28	Bright	53.000	104	27Bet Lib	2.6140	13100.	106	6052	No
379	GOM_NL__2PRFIN20030427_212205_000000372015_00487_06052_6475.N1	27-APR-2003 21:22:05	Bright	37.000	121	29Gam Vir	2.7400	7200.0	74	6052	No
380	GOM_NL__2PRFIN20030427_212529_000000362015_00487_06052_6476.N1	27-APR-2003 21:25:29	Bright	36.000	138	47Eps Vir	2.8280	4700.0	72	6052	No
381	GOM_NL__2PRFIN20030427_212800_000000402015_00487_06052_6477.N1	27-APR-2003 21:28:00	Bright	39.500	111	8Eta Boo	2.6800	6000.0	79	6052	No
382	GOM_NL__2PRFIN20030427_213318_000000362015_00487_06052_6478.N1	27-APR-2003 21:33:18	Bright	35.500	152	12Alp2CVn	2.8900	11000.	71	6052	No
383	GOM_NL__2PRFIN20030427_213458_000000412015_00487_06052_6479.N1	27-APR-2003 21:34:58	Bright	41.000	180	27Gam Boo	3.0400	8000.0	82	6052	No
384	GOM_NL__2PRFIN20030427_213700_000000442015_00487_06052_6480.N1	27-APR-2003 21:37:00	Bright	44.000	39	85Eta UMa	1.8540	24000.	88	6052	No
385	GOM_NL__2PRFIN20030427_214021_000000392015_00487_06052_6481.N1	27-APR-2003 21:40:21	Bright	39.000	36	50Alp UMa	1.8000	6300.0	78	6052	No
386	GOM_NL__2PRFIN20030427_214426_000000382015_00487_06052_6482.N1	27-APR-2003 21:44:26	Bright	38.000	60	7Bet UMi	2.0810	3950.0	76	6052	No
387	GOM_NL__2PRFIN20030427_214800_000000372015_00487_06052_6483.N1	27-APR-2003 21:48:00	Bright	36.500	49	1Alp UMi	1.9900	6300.0	73	6052	No
388	GOM_NL__2PRFIN20030427_214945_000000642015_00487_06052_6484.N1	27-APR-2003 21:49:45	Bright	63.500	69	33Gam Dra	2.2310	3800.0	127	6052	No
389	GOM_NL__2PRFIN20030427_215439_000000422015_00487_06052_6485.N1	27-APR-2003 21:54:39	Bright	41.500	89	5Alp Cep	2.4510	8000.0	83	6052	No
390	GOM_NL__2PRFIN20030427_215814_000001562015_00487_06052_6486.N1	27-APR-2003 21:58:14	Bright	156.00	5	3Alp Lyr	0.033000	11000.	312	6052	No
391	GOM_NL__2PRFIN20030427_220505_000000752015_00487_06052_6487.N1	27-APR-2003 22:05:05	Twl_and_stray	75.000	92	53Eps Cyg	2.5000	4500.0	150	6052	No
392	GOM_NL__2PRFIN20030427_220955_000000432015_00487_06052_6488.N1	27-APR-2003 22:09:55	Twilight	42.500	90	54Alp Peg	2.4870	11000.	85	6052	No
393	GOM_NL__2PRFIN20030427_221350_000000642015_00487_06052_6489.N1	27-APR-2003 22:13:50	Dark	63.500	61	8Eps Peg	2.1000	3900.0	127	6052	No
394	GOM_NL__2PRFIN20030427_221617_000000522015_00487_06052_6490.N1	27-APR-2003 22:16:17	Dark	51.500	162	34Alp Aqr	2.9440	5350.0	103	6052	No
395	GOM_NL__2PRFIN20030427_221940_000000592015_00487_06052_6491.N1	27-APR-2003 22:19:40	Dark	59.000	154	22Bet Aqr	2.8990	5700.0	118	6052	No
396	GOM_NL__2PRFIN20030427_222235_000000442015_00487_06052_6492.N1	27-APR-2003 22:22:35	Dark	44.000	18	24Alp PsA	1.1660	9700.0	88	6052	No

397	GOM_NL__2PRFIN20030427_222638_000000422015_00487_06052_6493.N1	27-APR-2003 22:26:38	Dark	42.000	172	Gam Gru	3.0030	13100.	84	6052	No
398	GOM_NL__2PRFIN20030427_222818_000000402015_00487_06052_6494.N1	27-APR-2003 22:28:18	Dark	40.000	31	Alp Gru	1.7340	15200.	80	6052	No
399	GOM_NL__2PRFIN20030427_223105_000000392015_00487_06052_6495.N1	27-APR-2003 22:31:05	Dark	38.500	148	Alp Tuc	2.8780	4100.0	77	6052	No
400	GOM_NL__2PRFIN20030427_223341_000000412015_00488_06053_6465.N1	27-APR-2003 22:33:41	Dark	41.000	45	Alp Pav	1.9400	26000.	82	6053	No
401	GOM_NL__2PRFIN20030427_224017_000000872015_00488_06053_6466.N1	27-APR-2003 22:40:17	Straylight	87.000	57	34Sig Sgr	2.0660	26000.	174	6053	No
402	GOM_NL__2PRFIN20030427_224330_000000562015_00488_06053_6467.N1	27-APR-2003 22:43:30	Straylight	56.000	85	Kap Sco	2.4070	28000.	112	6053	No
403	GOM_NL__2PRFIN20030427_224532_000000462015_00488_06053_6468.N1	27-APR-2003 22:45:32	Straylight	46.000	10	Bet Cen	0.61000	28000.	92	6053	No
404	GOM_NL__2PRFIN20030427_224754_000000622015_00488_06053_6469.N1	27-APR-2003 22:47:54	Straylight	62.000	75	26Eps Sco	2.2910	4250.0	124	6053	No
405	GOM_NL__2PRFIN20030427_224946_000000402015_00488_06053_6470.N1	27-APR-2003 22:49:46	Straylight	40.000	81	Eta Cen	2.3560	28000.	80	6053	No
406	GOM_NL__2PRFIN20030427_225155_000000452015_00488_06053_6471.N1	27-APR-2003 22:51:55	Straylight	45.000	54	5The Cen	2.0550	4500.0	90	6053	No
407	GOM_NL__2PRFIN20030427_225416_000000672015_00488_06053_6472.N1	27-APR-2003 22:54:16	Twilight	67.000	80	7Del Sco	2.3160	30000.	134	6053	No
408	GOM_NL__2PRFIN20030427_225616_000000402015_00488_06053_6473.N1	27-APR-2003 22:56:16	Bright	39.500	169	46Gam Hya	2.9910	4700.0	79	6053	No
409	GOM_NL__2PRFIN20030427_230004_000000522015_00488_06053_6474.N1	27-APR-2003 23:00:04	Bright	51.500	104	27Bet Lib	2.6140	13100.	103	6053	No
410	GOM_NL__2PRFIN20030427_230241_000000372015_00488_06053_6475.N1	27-APR-2003 23:02:41	Bright	36.500	121	29Gam Vir	2.7400	7200.0	73	6053	No
411	GOM_NL__2PRFIN20030427_230605_000000362015_00488_06053_6476.N1	27-APR-2003 23:06:05	Bright	36.000	138	47Eps Vir	2.8280	4700.0	72	6053	No
412	GOM_NL__2PRFIN20030427_230835_000000402015_00488_06053_6477.N1	27-APR-2003 23:08:35	Bright	40.000	111	8Eta Boo	2.6800	6000.0	80	6053	No
413	GOM_NL__2PRFIN20030427_231353_000000362015_00488_06053_6478.N1	27-APR-2003 23:13:53	Bright	36.000	152	12Alp2CVn	2.8900	11000.	72	6053	No
414	GOM_NL__2PRFIN20030427_231533_000000432015_00488_06053_6479.N1	27-APR-2003 23:15:33	Bright	42.500	180	27Gam Boo	3.0400	8000.0	85	6053	No
415	GOM_NL__2PRFIN20030427_231735_000000392015_00488_06053_6480.N1	27-APR-2003 23:17:35	Bright	39.000	39	85Eta UMa	1.8540	24000.	78	6053	No
416	GOM_NL__2PRFIN20030427_232057_000000382015_00488_06053_6481.N1	27-APR-2003 23:20:57	Bright	38.000	36	50Alp UMa	1.8000	6300.0	76	6053	No
417	GOM_NL__2PRFIN20030427_232502_000000392015_00488_06053_6482.N1	27-APR-2003 23:25:02	Bright	38.500	60	7Bet UMi	2.0810	3950.0	77	6053	No
418	GOM_NL__2PRFIN20030427_232836_000000362015_00488_06053_6483.N1	27-APR-2003 23:28:36	Bright	36.000	49	1Alp UMi	1.9900	6300.0	72	6053	No
419	GOM_NL__2PRFIN20030427_233020_000000632015_00488_06053_6484.N1	27-APR-2003 23:30:20	Bright	63.000	69	33Gam Dra	2.2310	3800.0	126	6053	No
420	GOM_NL__2PRFIN20030427_233514_000000422015_00488_06053_6485.N1	27-APR-2003 23:35:14	Bright	41.500	89	5Alp Cep	2.4510	8000.0	83	6053	No
421	GOM_NL__2PRFIN20030427_233848_000001592015_00488_06053_6486.N1	27-APR-2003 23:38:48	Bright	159.00	5	3Alp Lyr	0.033000	11000.	318	6053	No
422	GOM_NL__2PRFIN20030427_234540_000000702015_00488_06053_6487.N1	27-APR-2003 23:45:40	Twilight	70.000	92	53Eps Cyg	2.5000	4500.0	140	6053	No
423	GOM_NL__2PRFIN20030427_235031_000000442015_00488_06053_6488.N1	27-APR-2003 23:50:31	Twilight	43.500	90	54Alp Peg	2.4870	11000.	87	6053	No
424	GOM_NL__2PRFIN20030427_235426_000000622015_00488_06053_6489.N1	27-APR-2003 23:54:26	Dark	61.500	61	8Eps Peg	2.1000	3900.0	123	6053	No
425	GOM_NL__2PRFIN20030427_235654_000000542015_00488_06053_6490.N1	27-APR-2003 23:56:54	Dark	54.000	162	34Alp Aqr	2.9440	5350.0	108	6053	No

3. Quality information per product

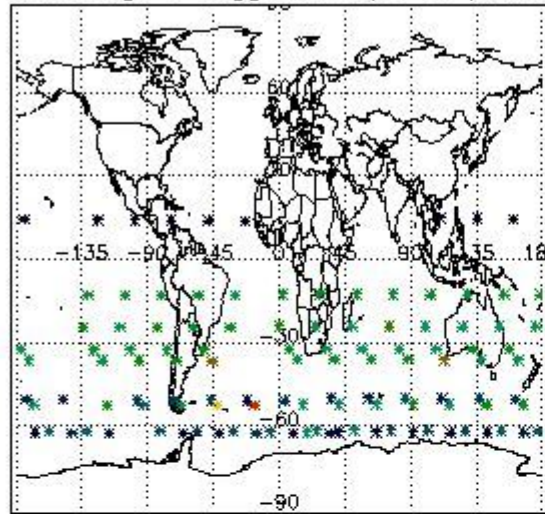
In this section it is plotted some information contained in the Quality Summary data set of the level 2 products. Only products in dark limb conditions and without errors (error flag in the MPH set to "0") are used.

3.1 Plot quality information per product (time dependant)

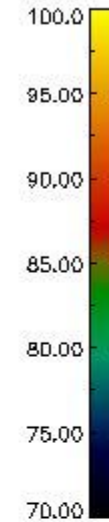
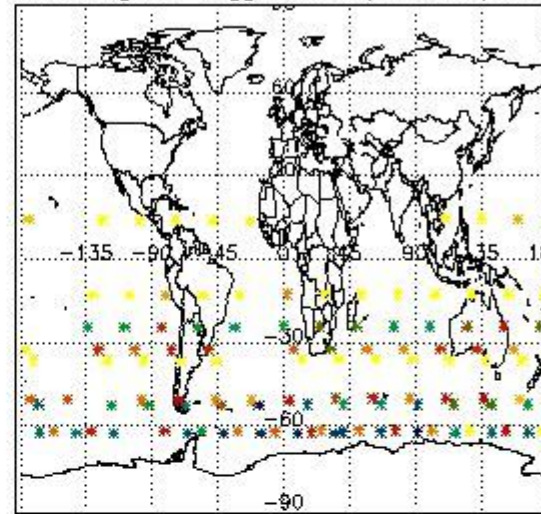


3.2 Plot quality information per product (world map)


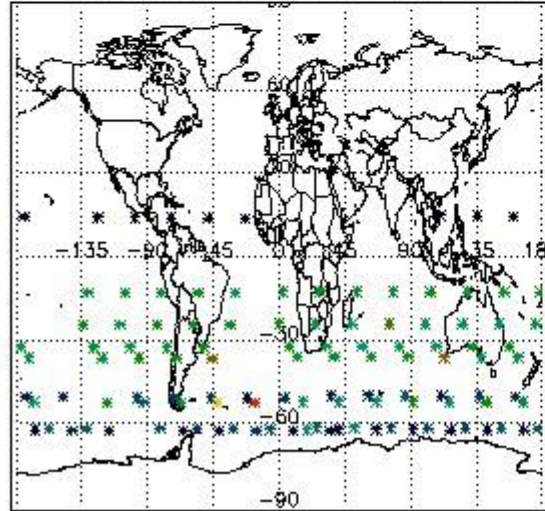
Percentage of flagged data per O3 profile



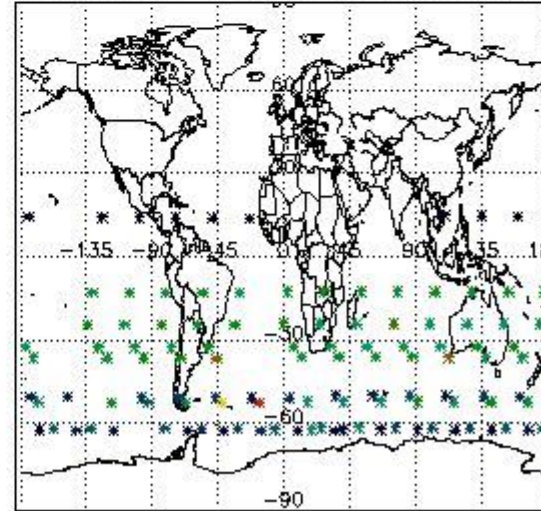
Percentage of flagged data per H2O profile



Percentage of flagged data per NO2 profile



Percentage of flagged data per NO3 profile

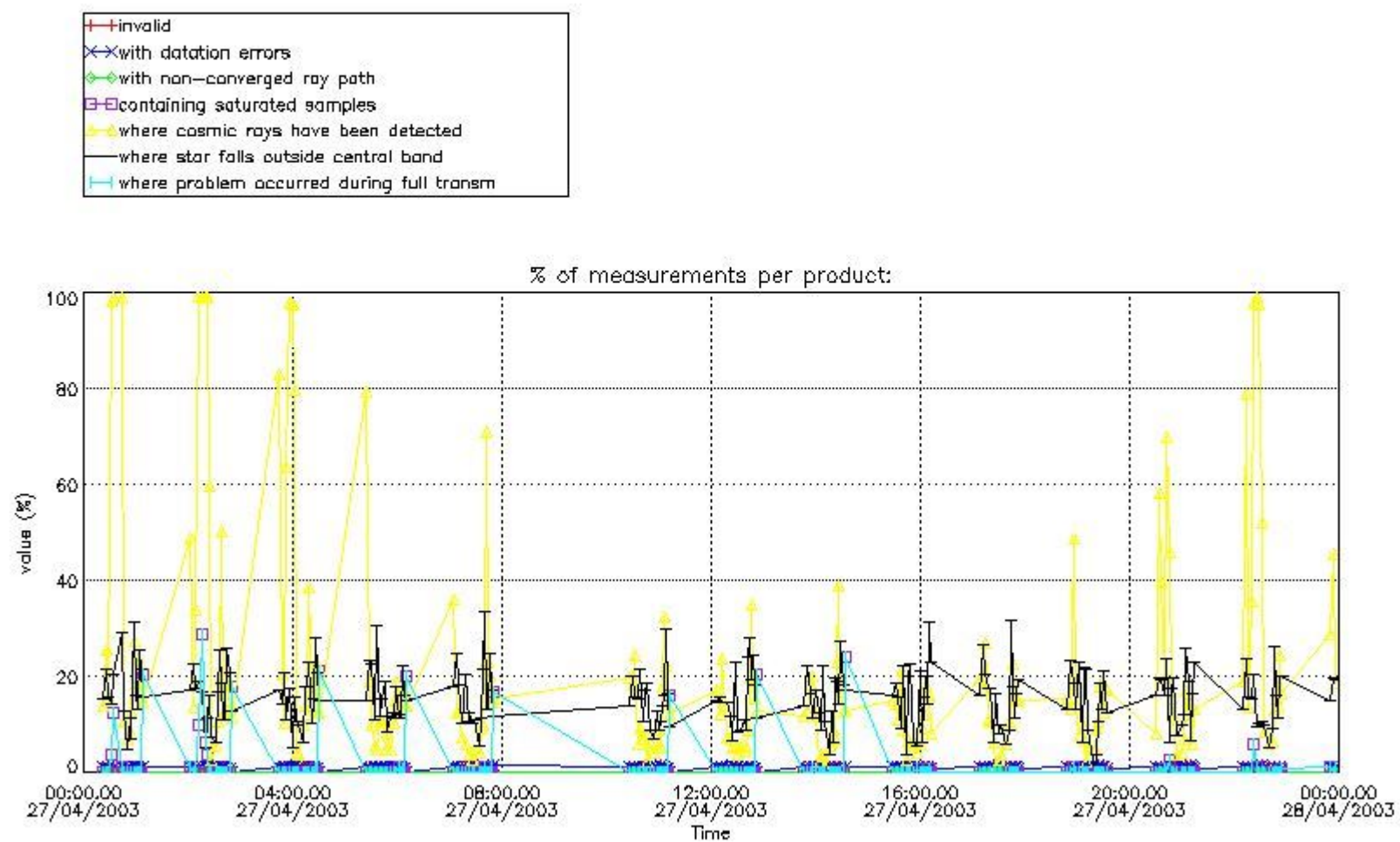


4. Level 1 quality information per product

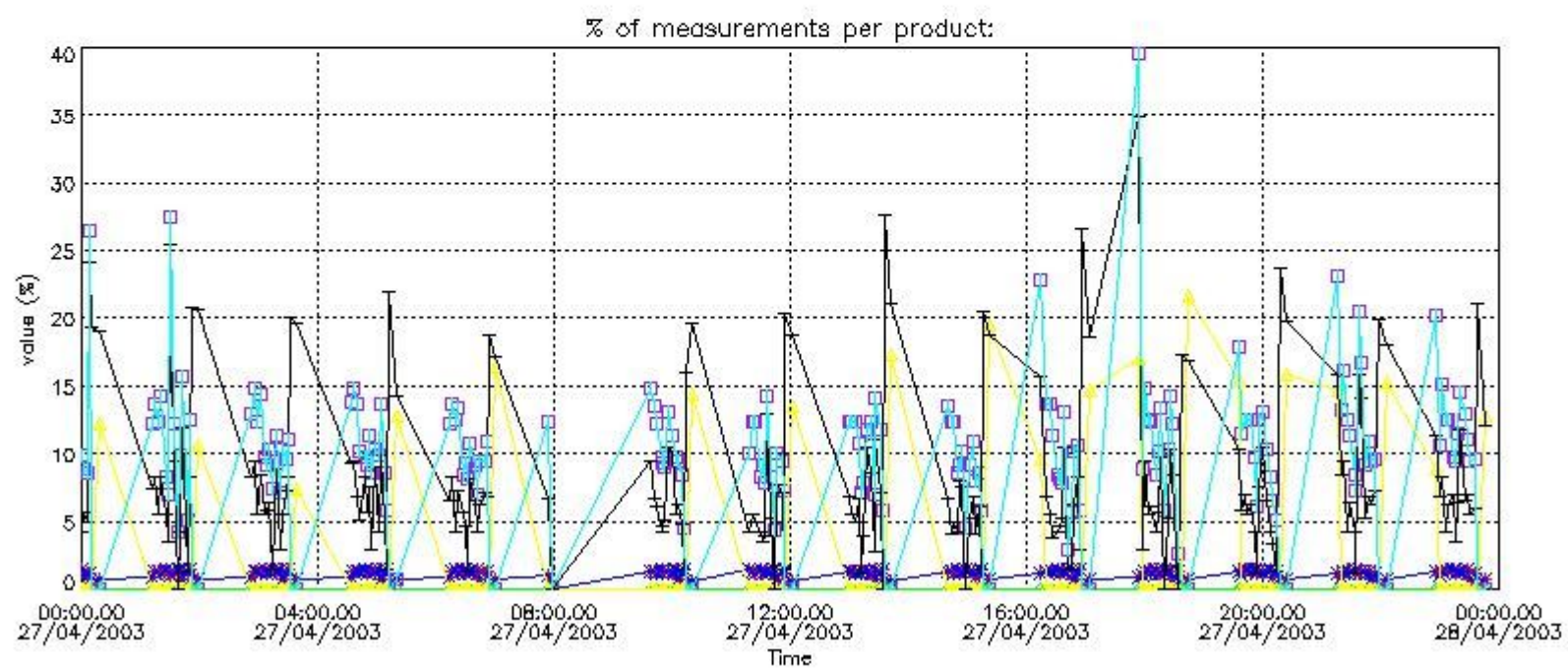
In this section it is plotted some information contained in the Quality Summary data set of the level 2 products that comes from the level 1b processing. Products without errors (error flag in the MPH set to "0") are used.

4.1 Plot quality information per product (time dependant) coming from level 1b processing

4.1.1 Plot level 1 quality information per product (time dependant): ENVISAT ASCENDING passes

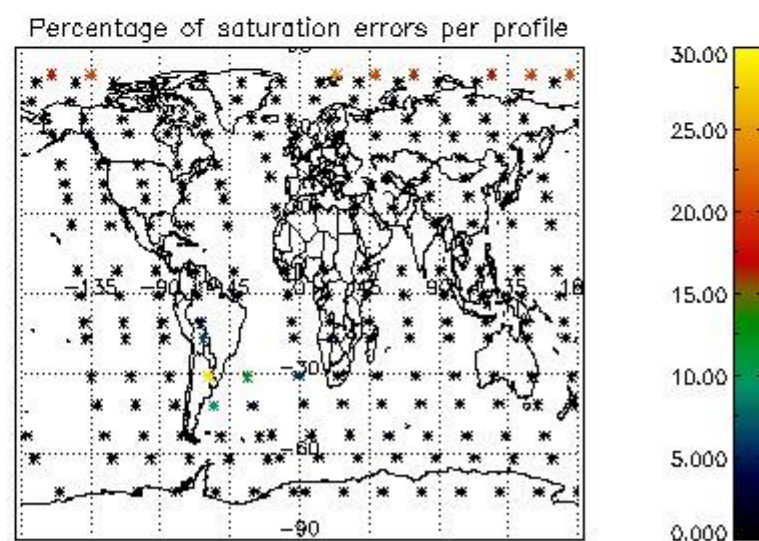
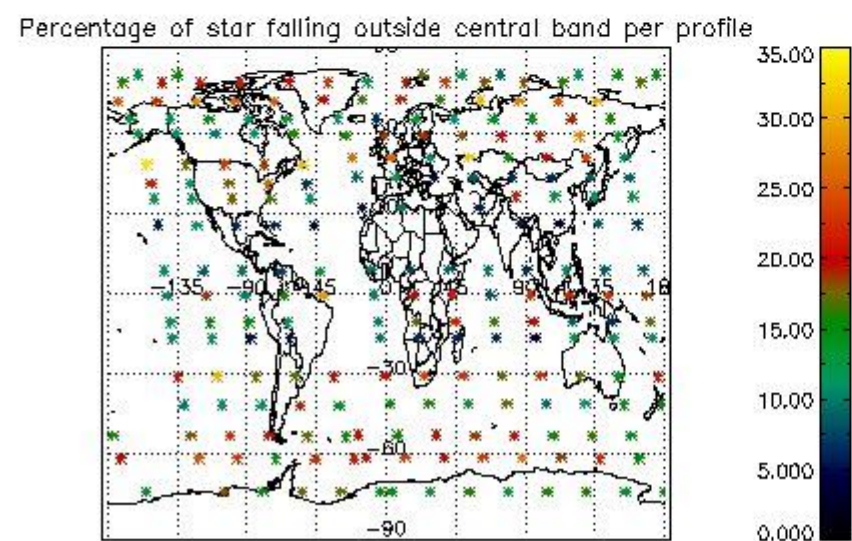
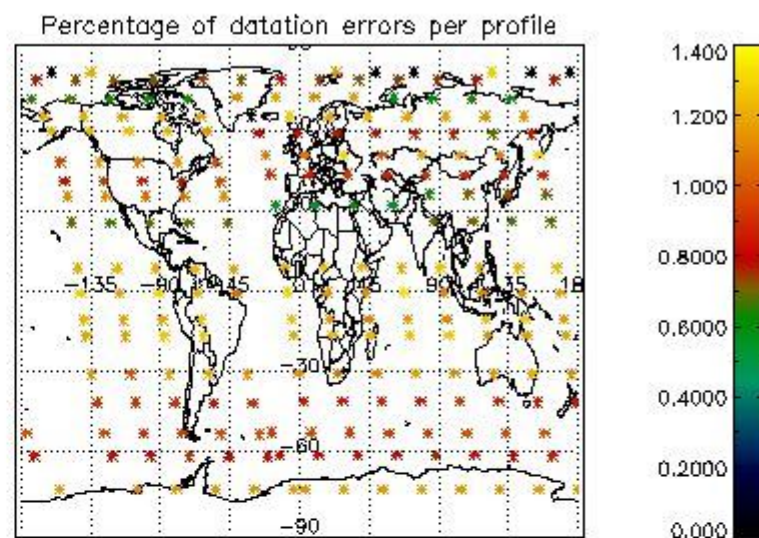
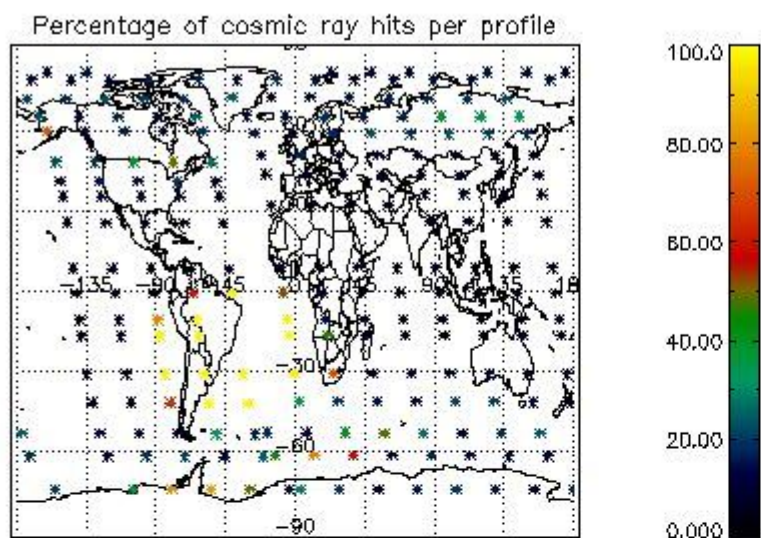


4.1.2 Plot level 1 quality information per product (time dependant): ENVI SAT DESCENDING passes

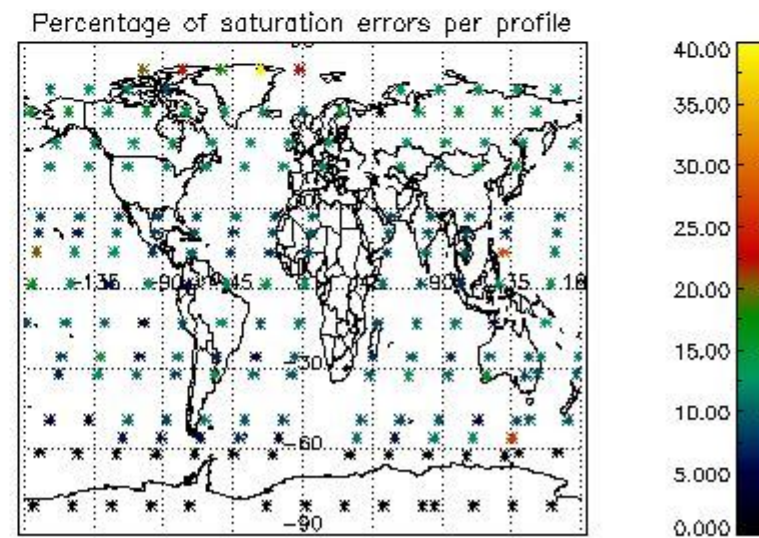
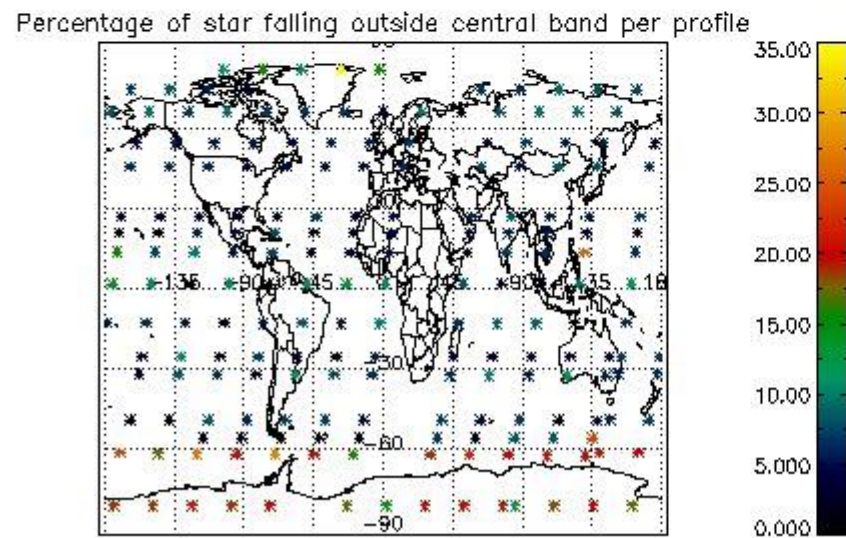
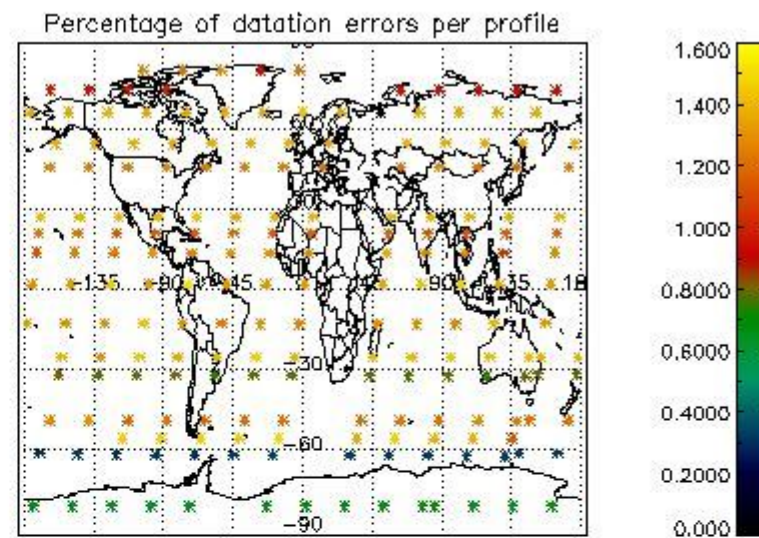
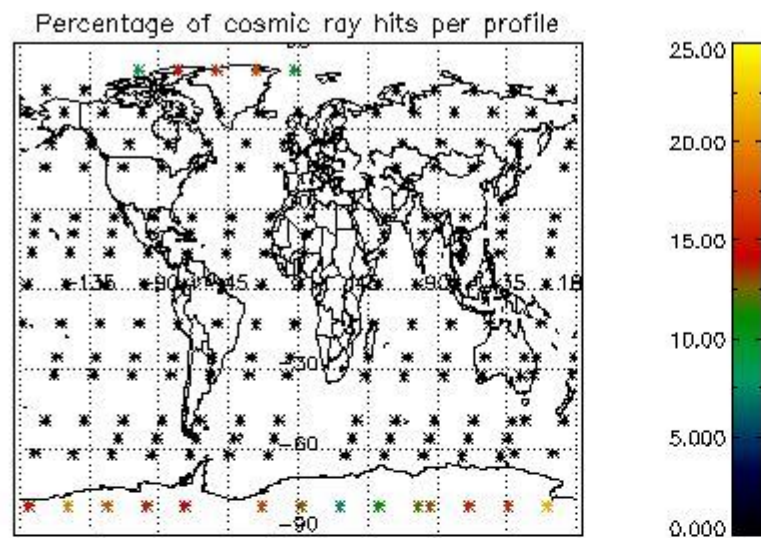


4.2 Plot quality information per product coming from level 1b processing (world map)

4.2.1 Plot level 1 quality information per product (world map): ENVISAT ASCENDING passes



4.2.2 Plot level 1 quality information per product (world map): ENVISAT DESCENDING passes



5. Trace gas profiles

5.1 Ozone statistics based on quality of products

The final quality of the products can be "measured" using the STD (Standard Deviation) attached to every point profile. This information is written to the parameter GOM_NL__2P/NL_LOCAL_SPECIES_DENSITY/o3_std of the level 2 products. The table below shows the statistics for given STD ranges.

The statistics are given with respect to the overall valid production:

- Products without fatal errors: GOM_NL__2P/MPH/PRODUCT_ERR=0
- Valid point profile: GOM_NL__2P/NL_LOCAL_SPECIES_DENSITY/pcd(0)=0

The 'Criteria' is applied to valid points of dark limb products:

- Products in dark limb illumination condition: GOM_NL__2P/NL_SUMMARY_QUALITY/obs_ill_cond=0
- Products without fatal errors: GOM_NL__2P/MPH/PRODUCT_ERR=0
- Valid point profile: GOM_NL__2P/NL_LOCAL_SPECIES_DENSITY/pcd(0)=0

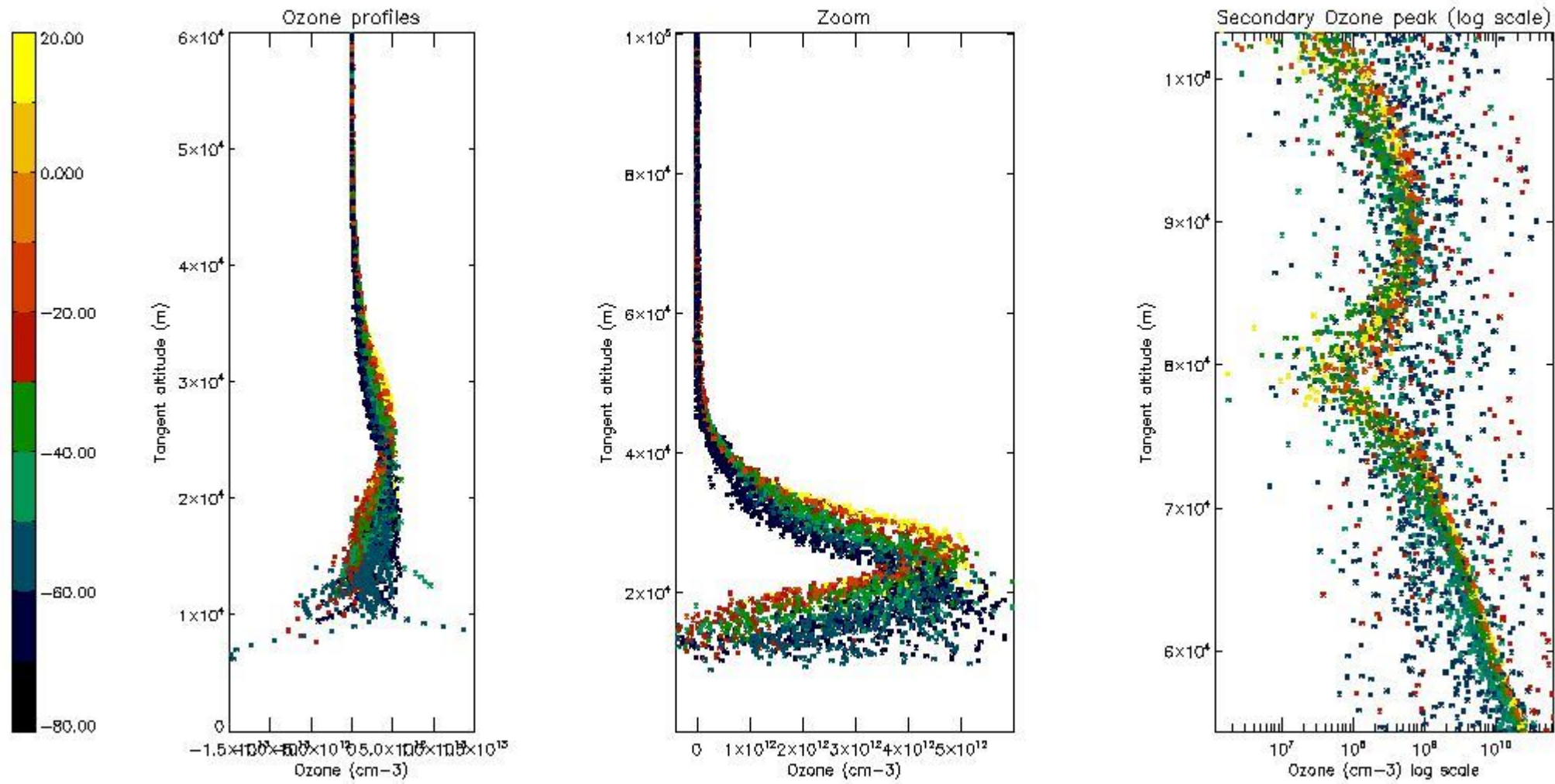
So, the table below shows the percentage of dark limb and valid observations for each criteria with respect to the overall valid daily observations.

Criteria	% of total production
All STD	26
STD < 20	13

STD < 10	10
STD < 5	7

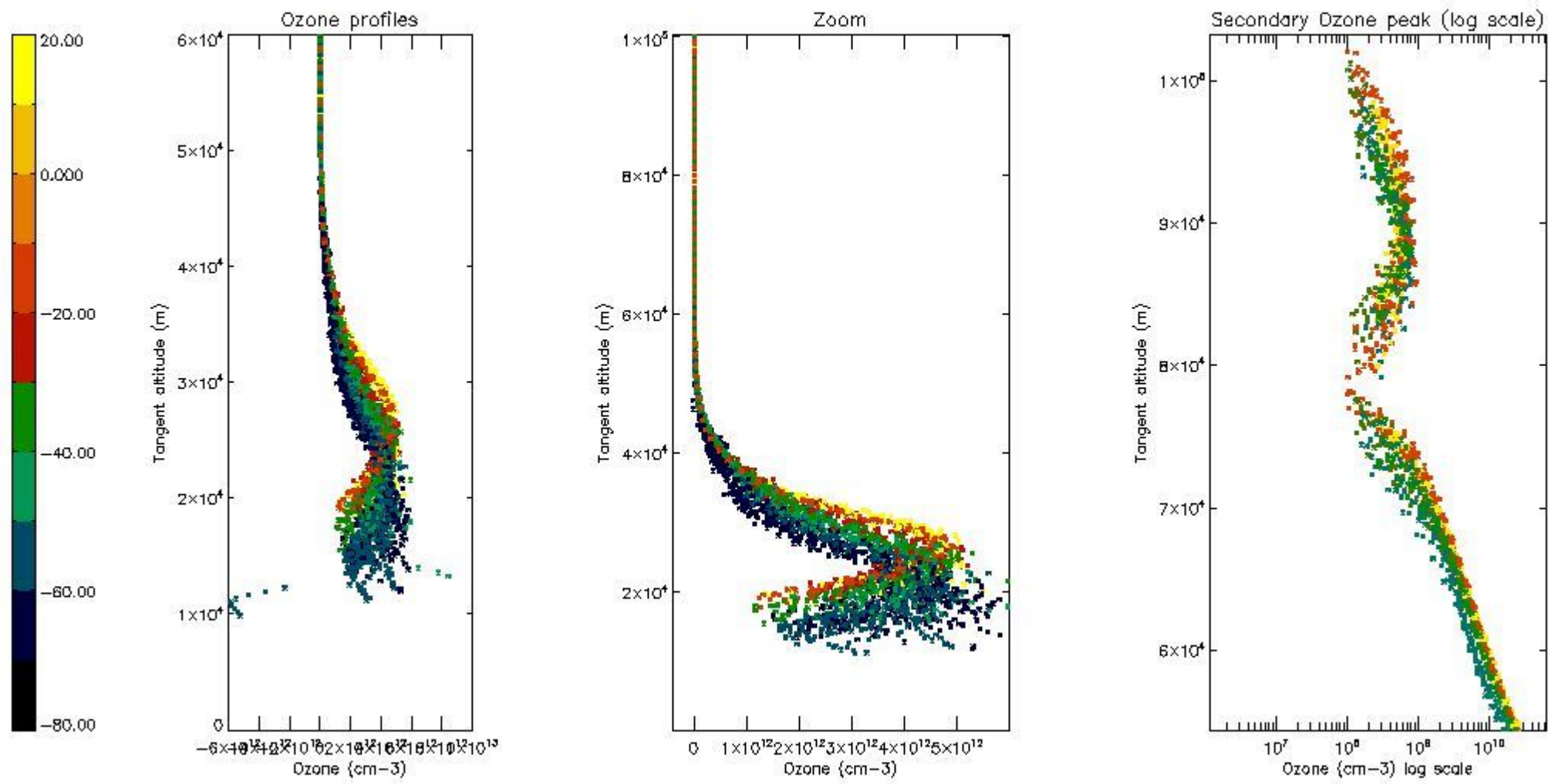
5.2 Plot ozone profiles for all STD (dark without errors)

The colorbar represents the latitude.



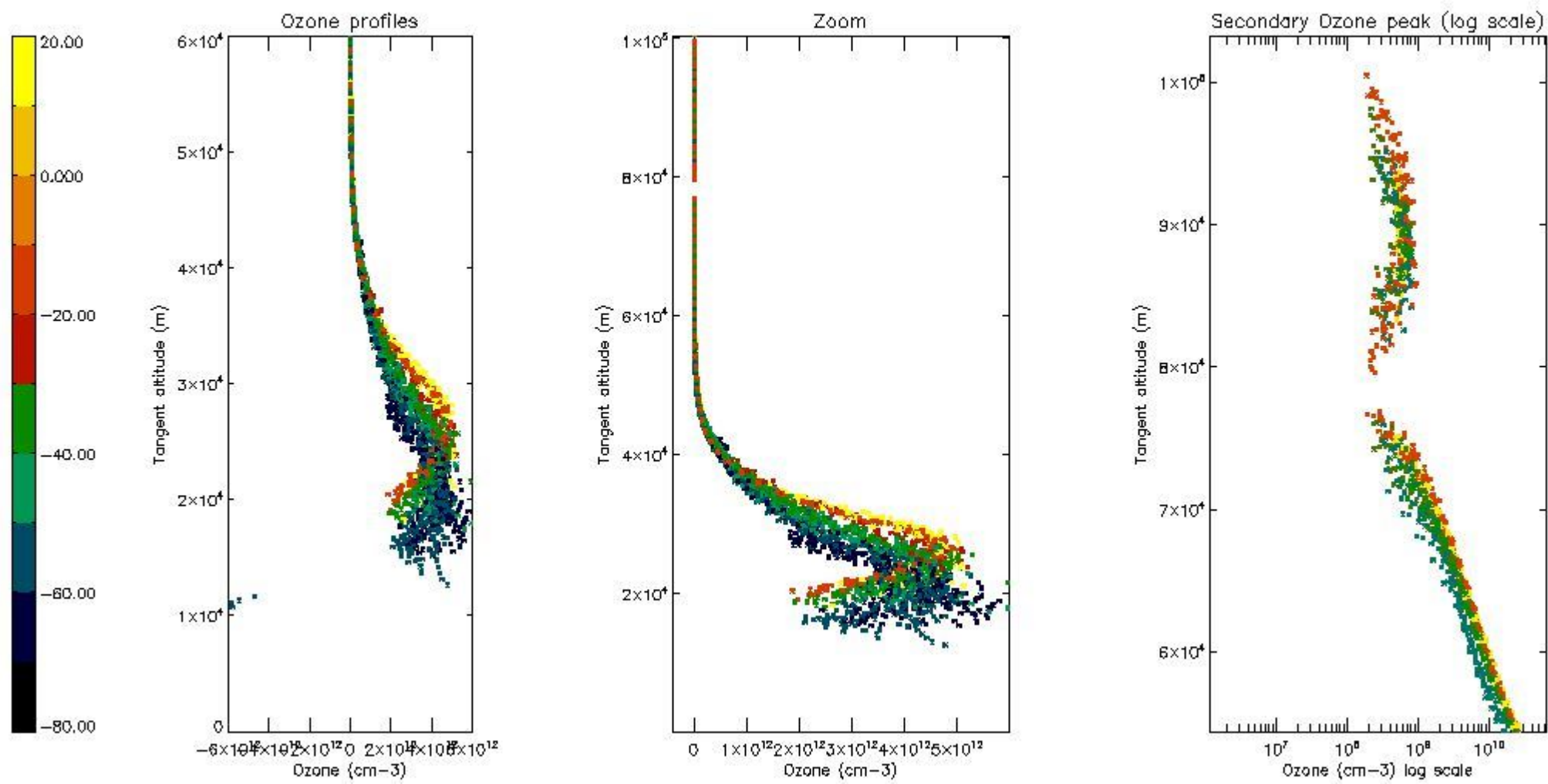
5.3 Plot ozone profiles where STD < 20% (dark without errors)

The colorbar represents the latitude.



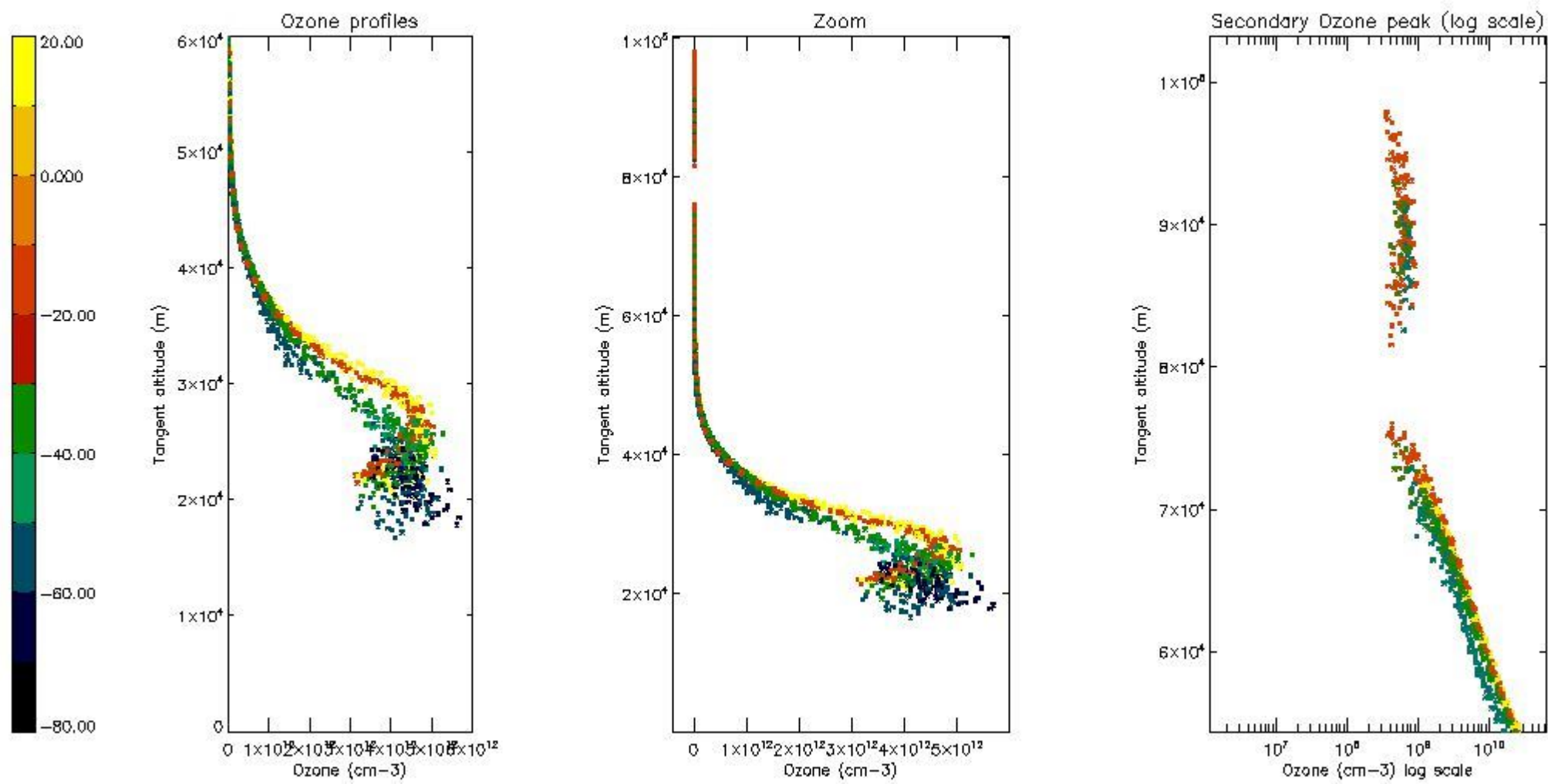
5.4 Plot ozone profiles where STD < 10% (dark without errors)

The colorbar represents the latitude.



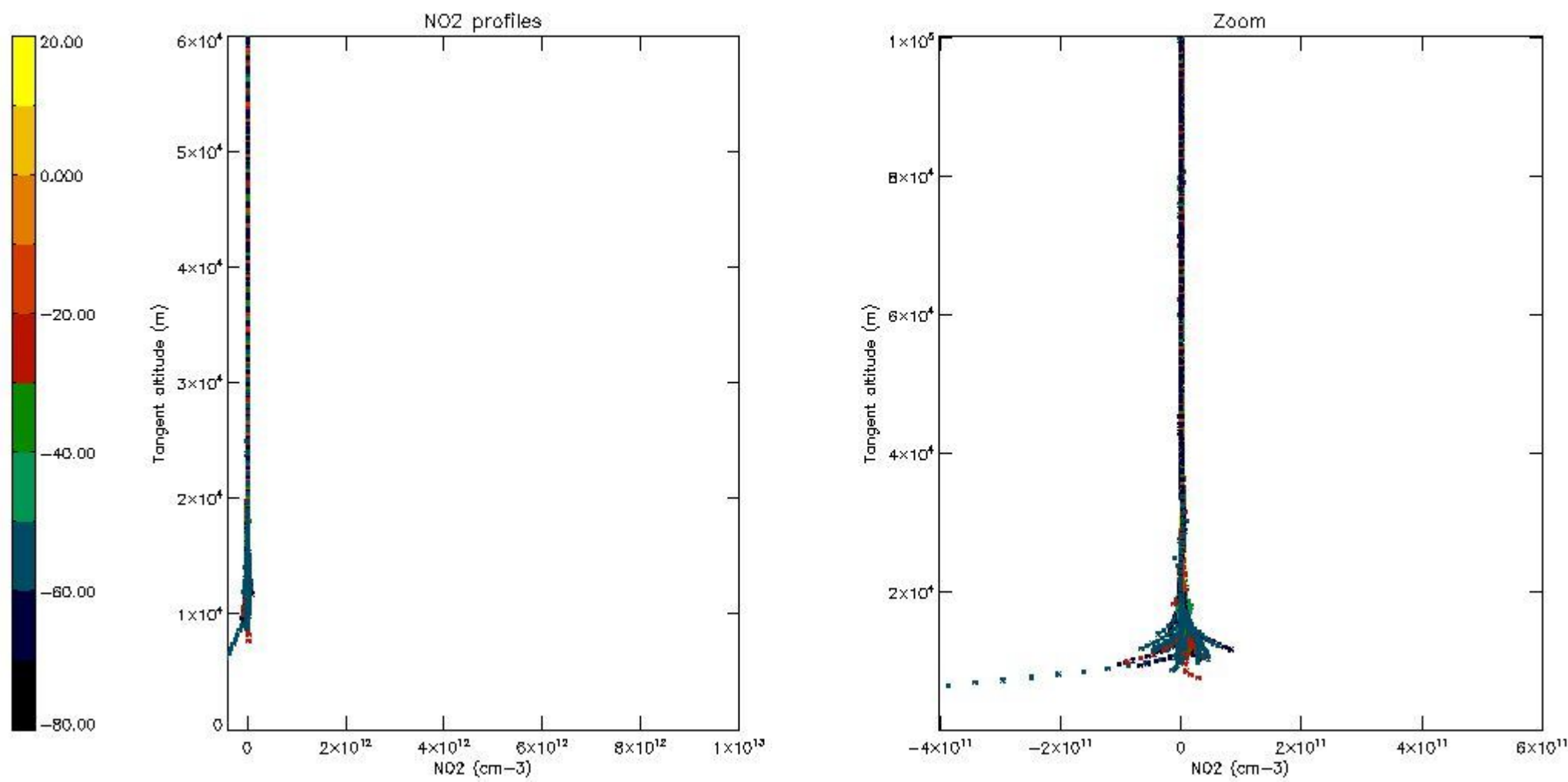
5.5 Plot ozone profiles where STD < 5% (dark without errors)

The colorbar represents the latitude.



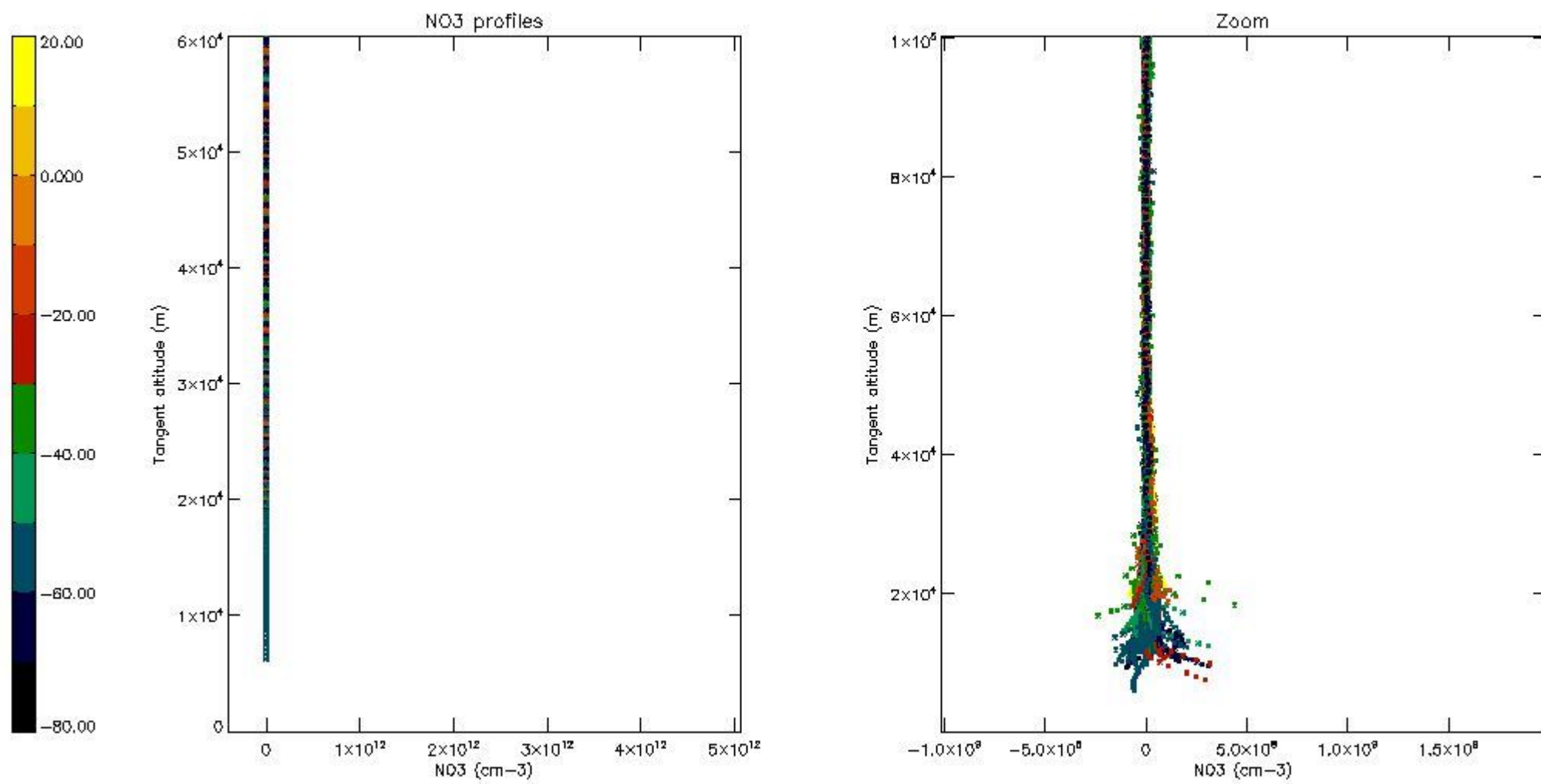
5.6 Plot NO₂ profiles for all STD (dark without errors)

The colorbar represents the latitude.



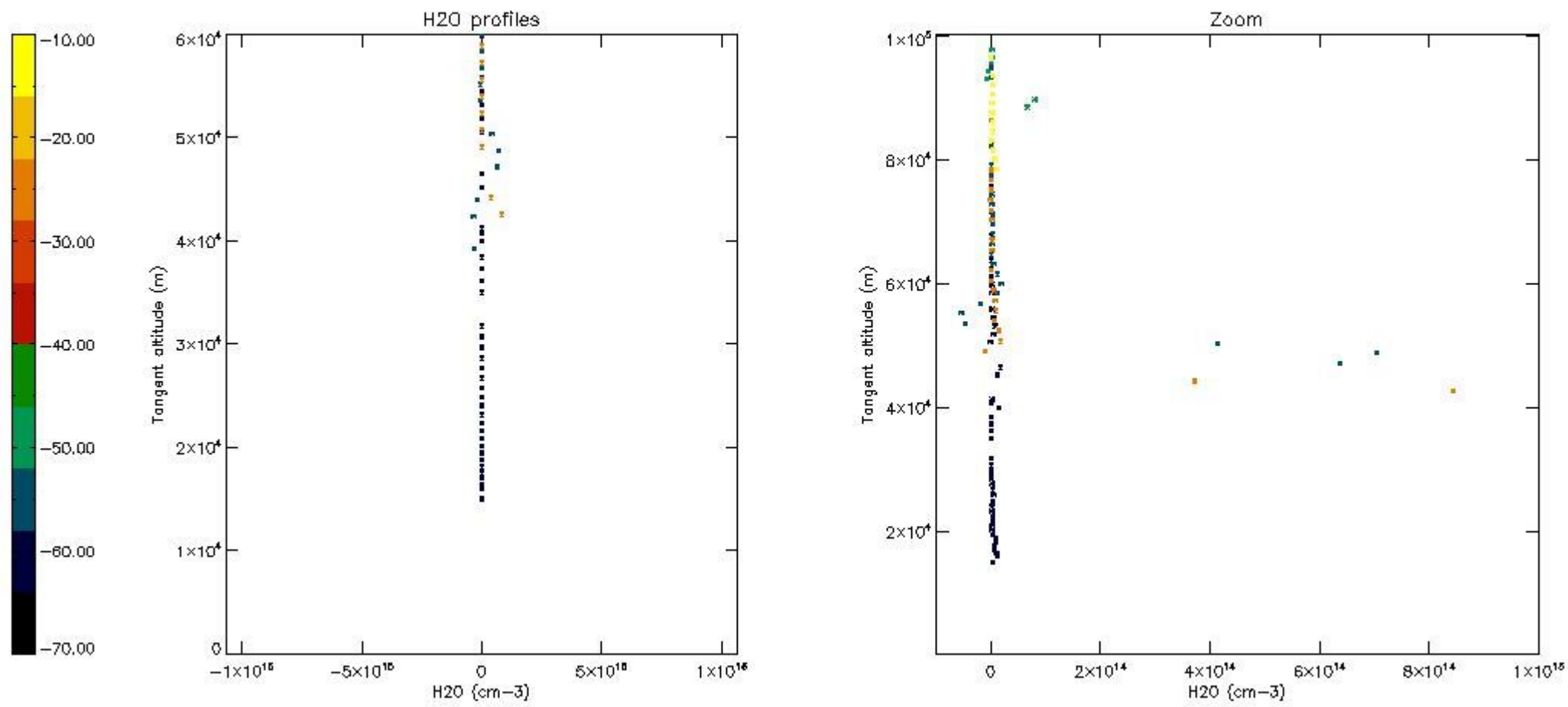
5.7 Plot NO3 profiles for all STD (dark without errors)

The colorbar represents the latitude.



5.8 Plot H₂O profiles for all STD (only for occultations of stars 1,2,3,4,13,14,16,26,63 dark without errors)

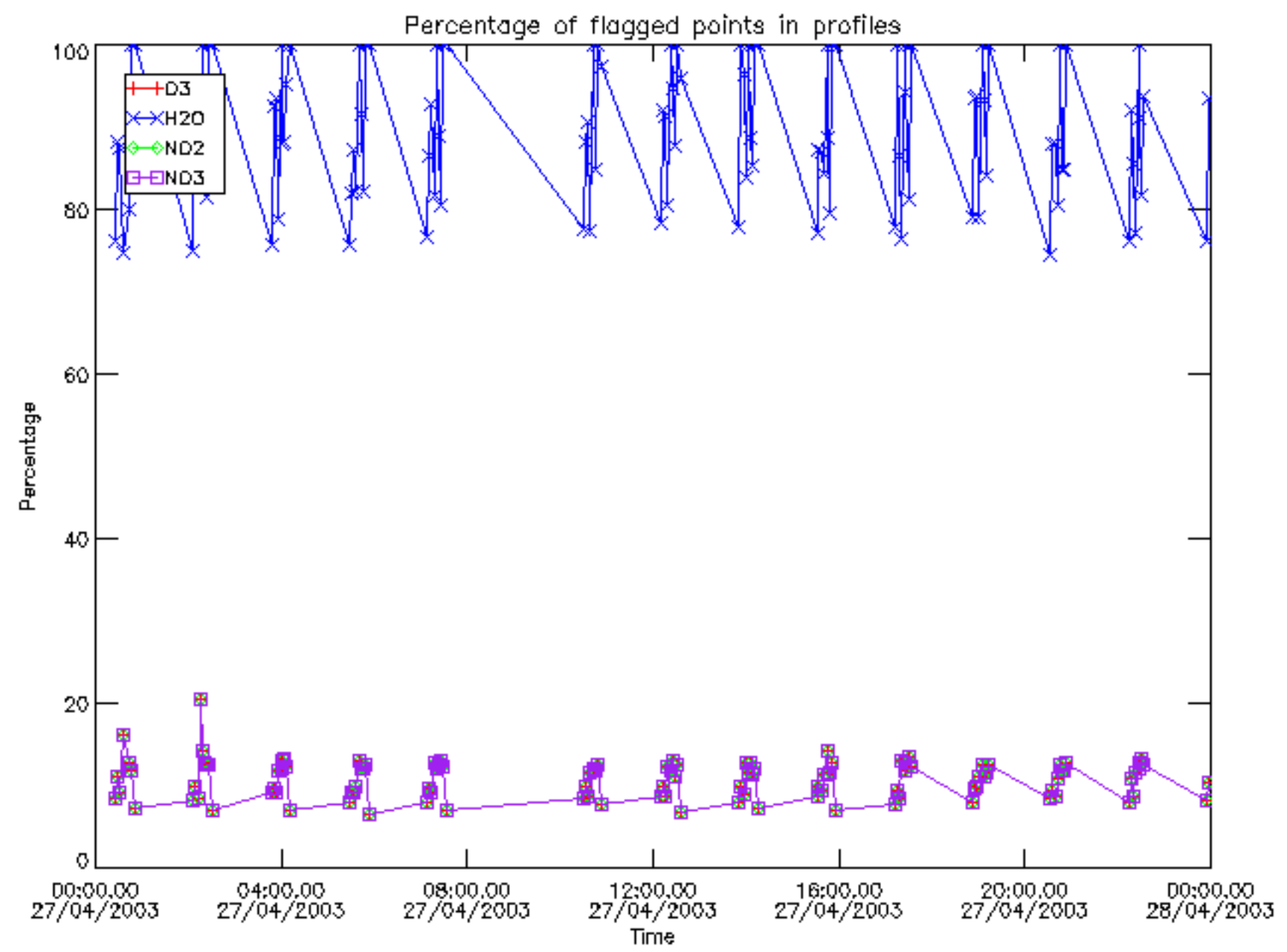
The colorbar represents the latitude.



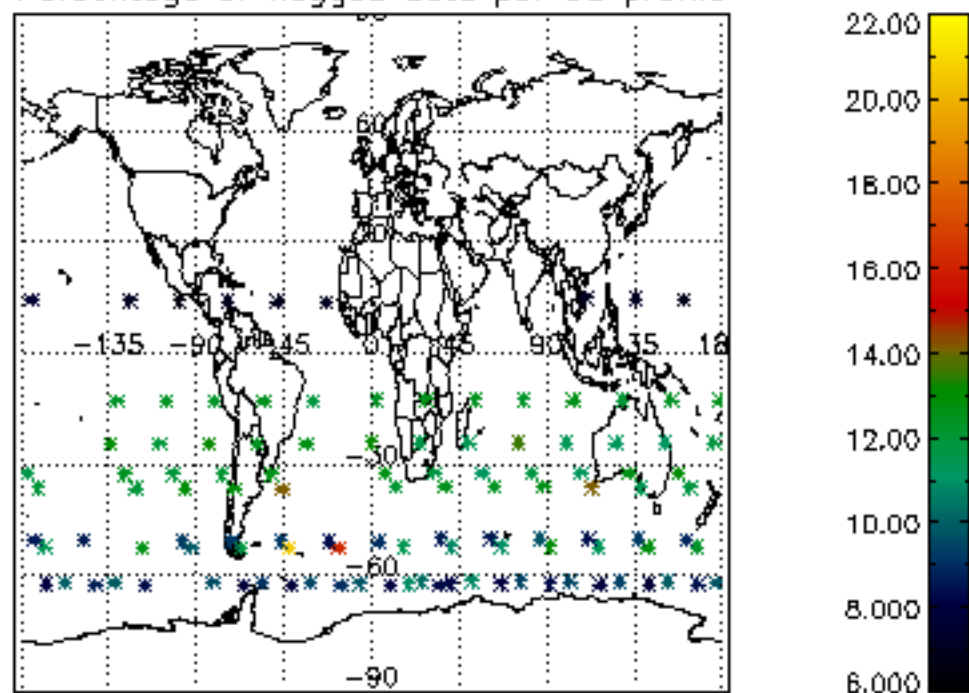
6. Auxiliary Data Files used for the production reported in section 2

The number reported in the third column indicates since which file (see list in section 2) the corresponding auxiliary file has been used. The fourth column is the date of those product files.

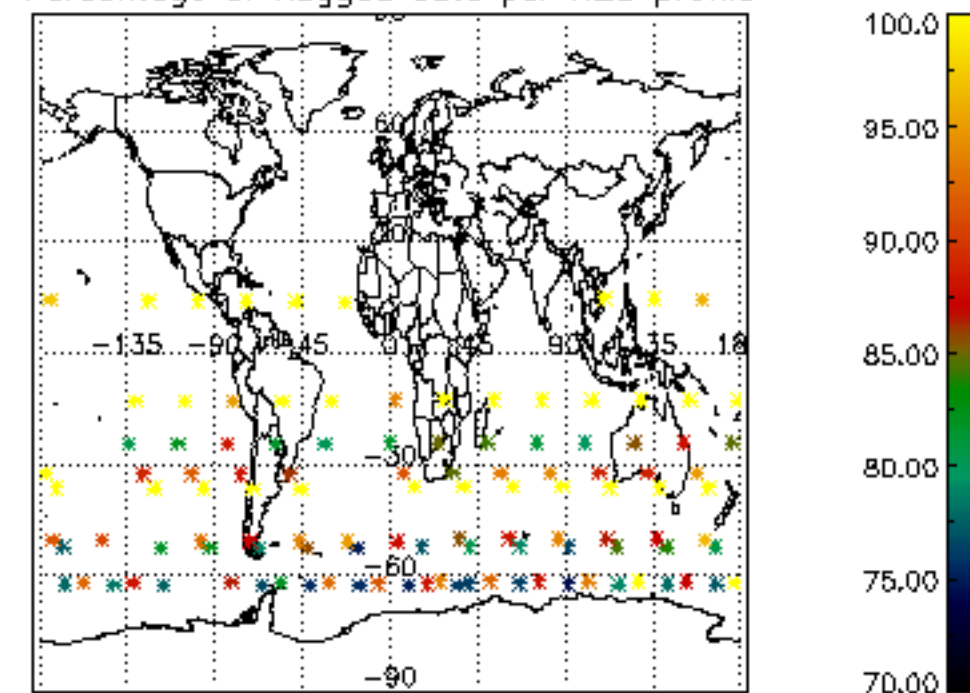
Type	Auxiliary Filename	Used since product	Used since product date
INST_PHYS_CHARACTERISTICS	GOM_INS_AXNIEC20050627_150440_20020301_000000_20100101_000000	1	27-APR-2003 00:00:13
LEVEL-2_PROC_CONFIG	GOM_PR2_AXVIEC20091111_152718_20020301_000000_20500101_000000	1	27-APR-2003 00:00:13
CROSS_SECTIONS_FILE	GOM_CRS_AXVIEC20091111_154832_20020301_000000_20500101_000000	1	27-APR-2003 00:00:13



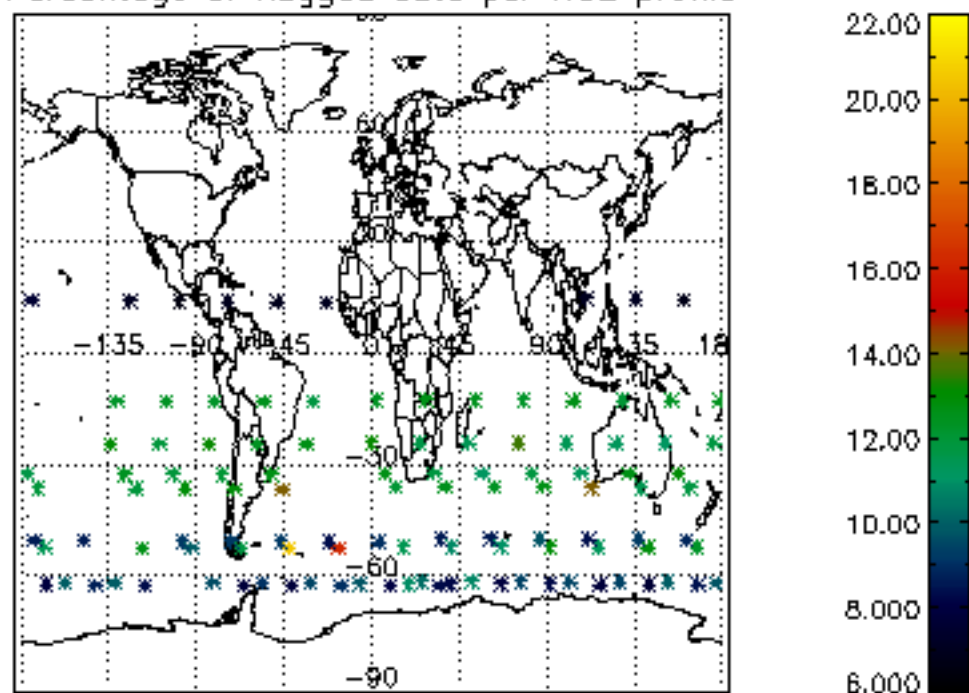
Percentage of flagged data per D3 profile



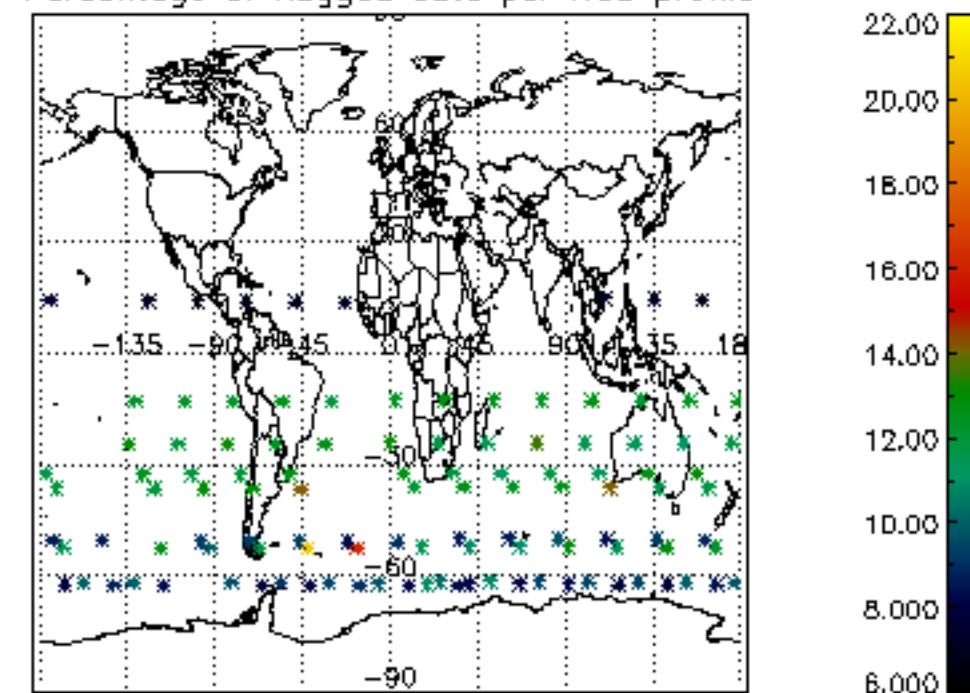
Percentage of flagged data per H2O profile

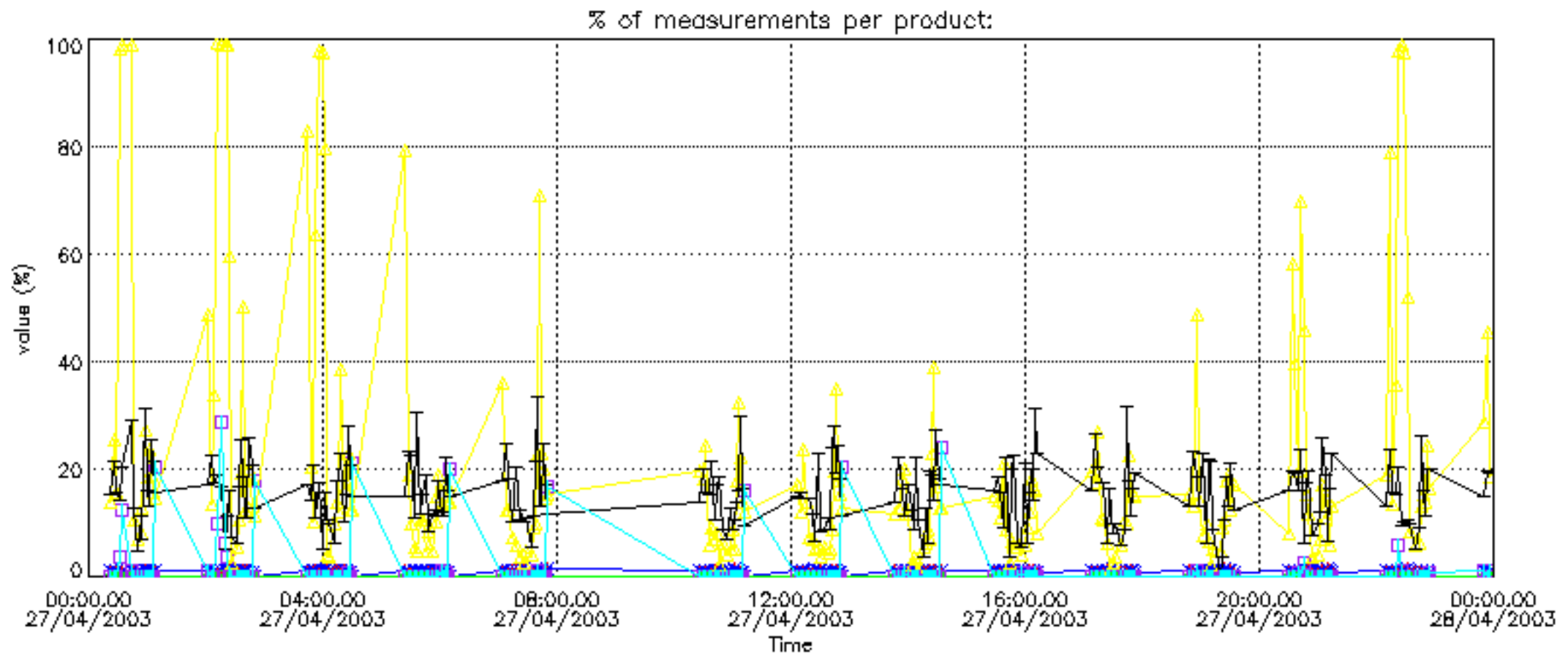


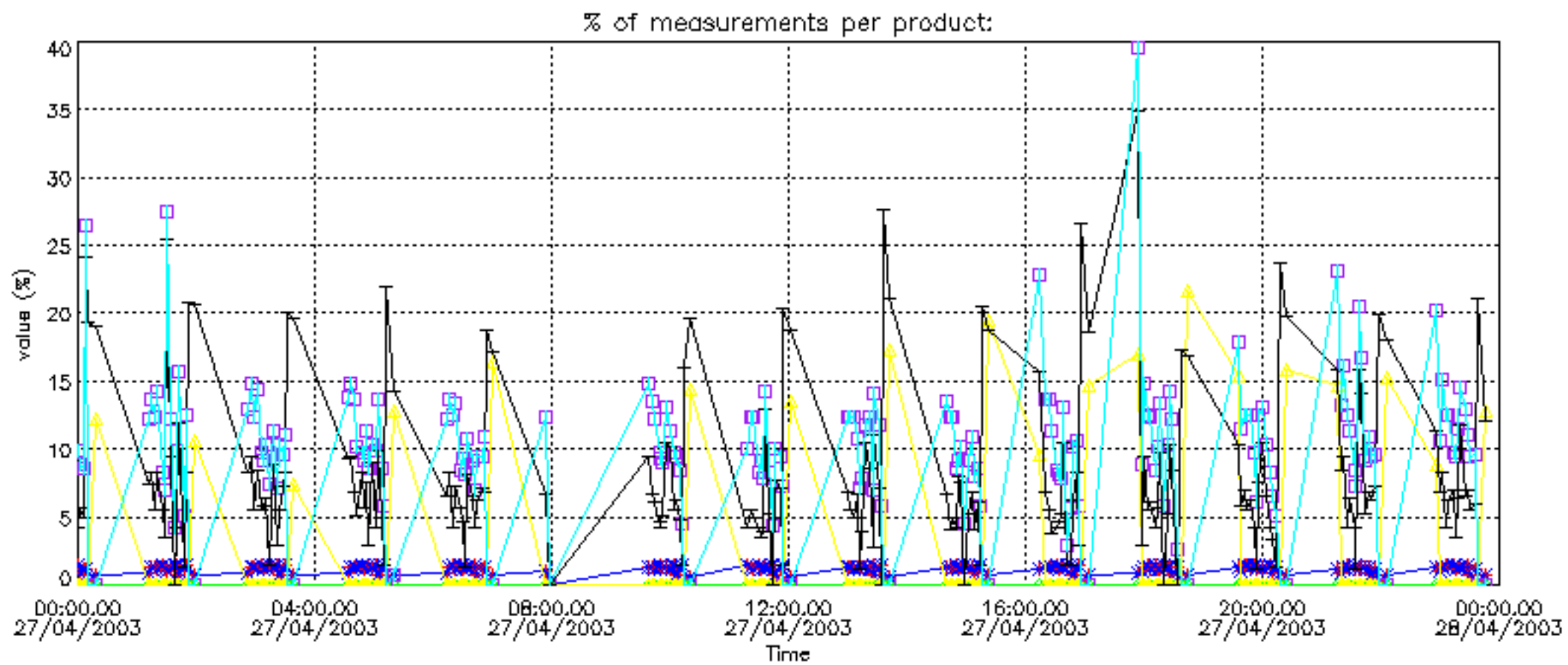
Percentage of flagged data per NO2 profile



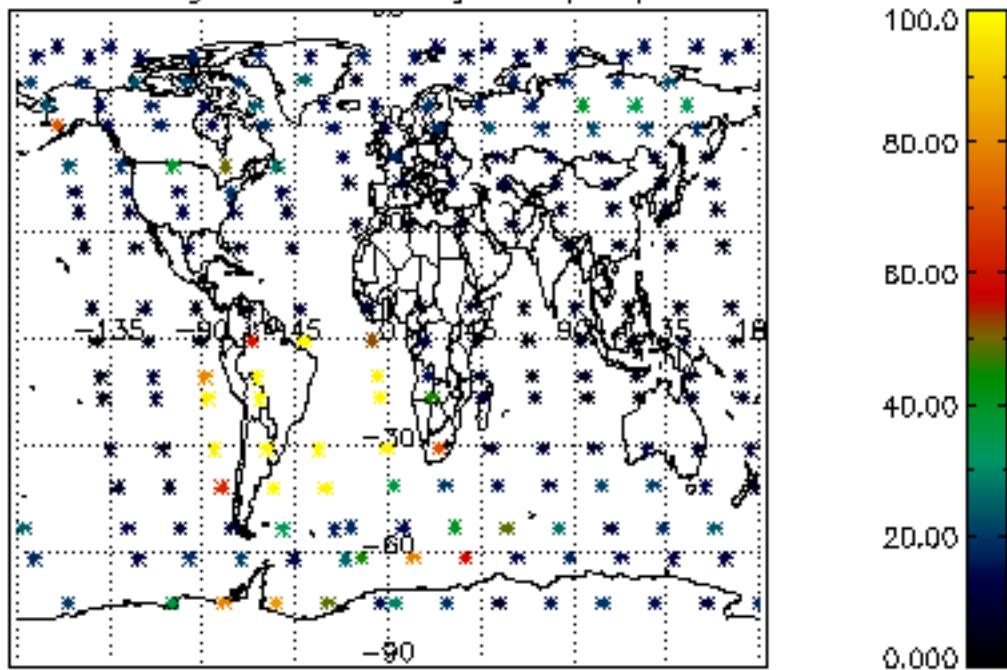
Percentage of flagged data per NO3 profile



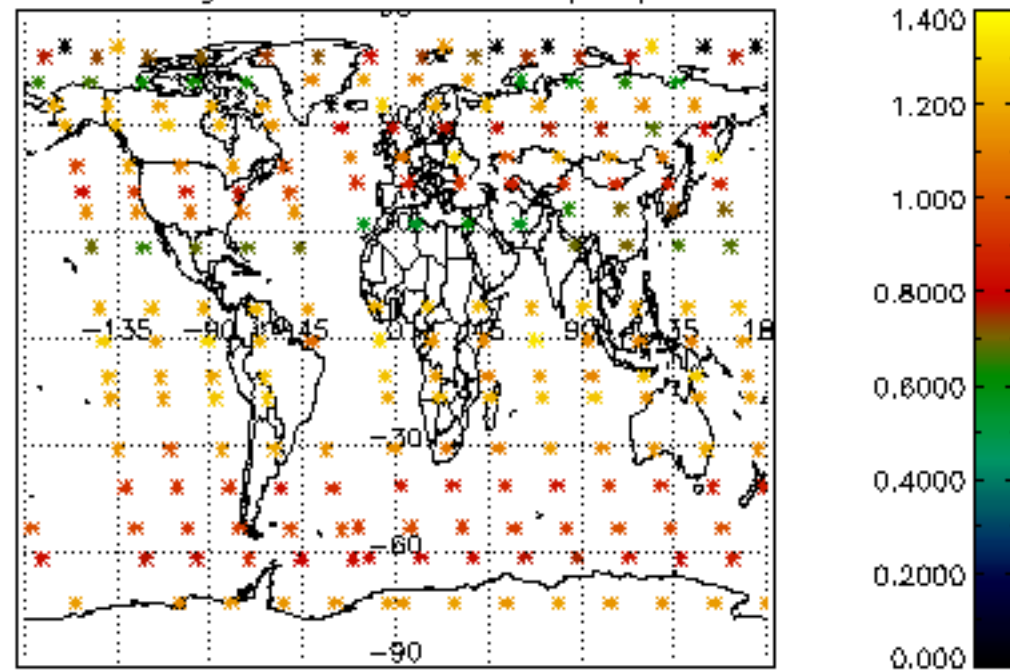




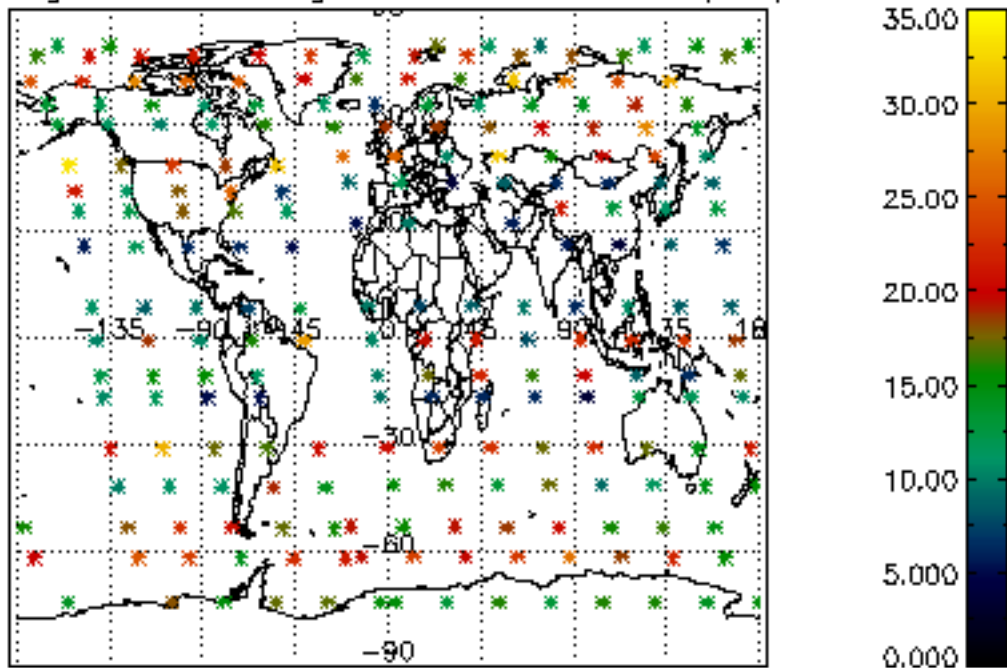
Percentage of cosmic ray hits per profile



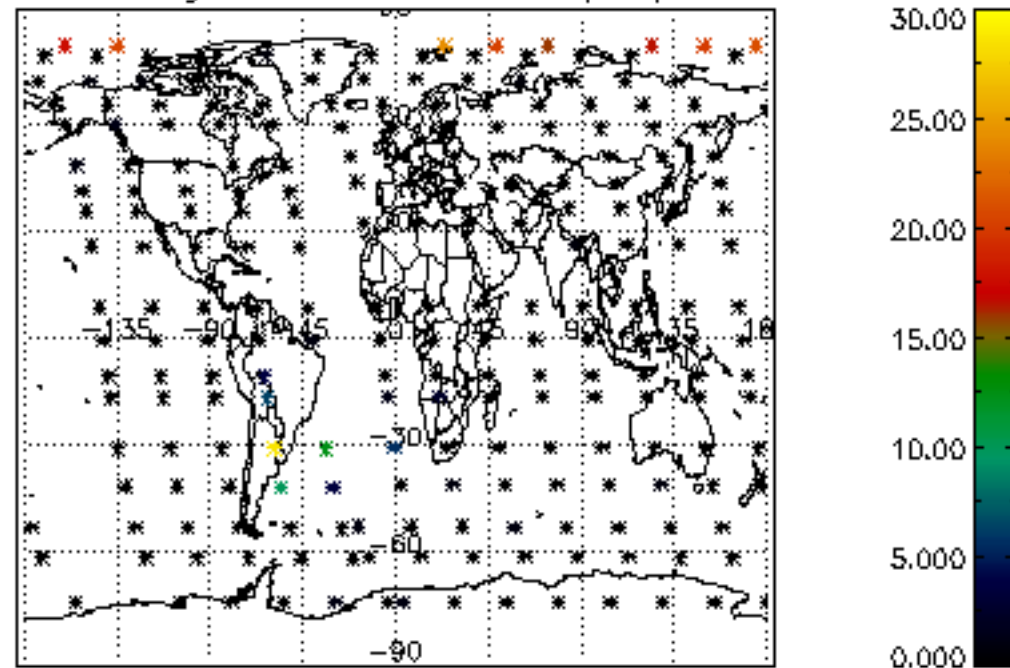
Percentage of datation errors per profile



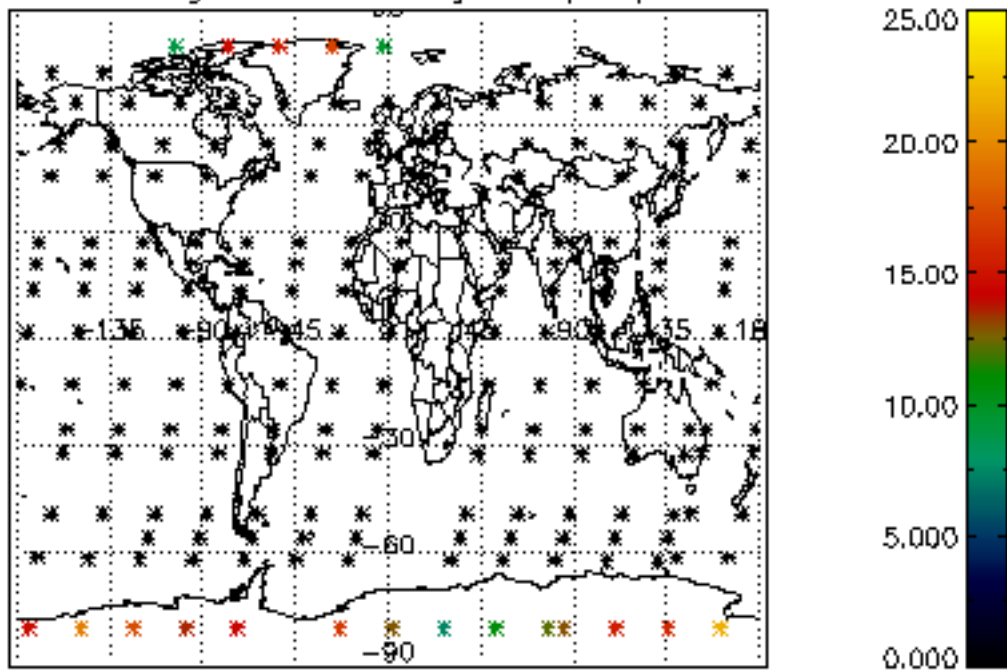
Percentage of star falling outside central band per profile



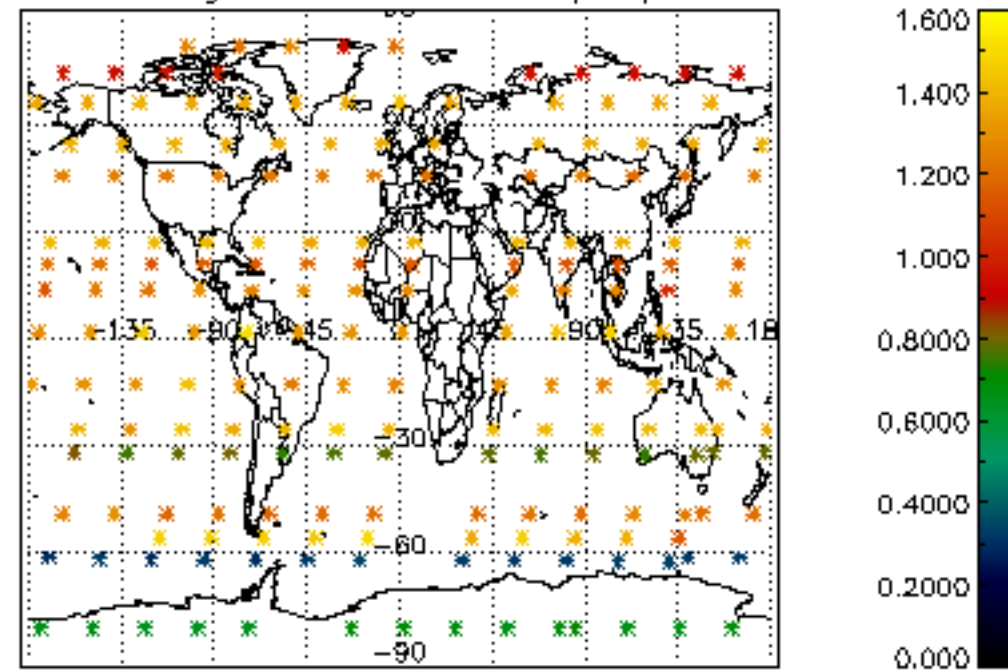
Percentage of saturation errors per profile



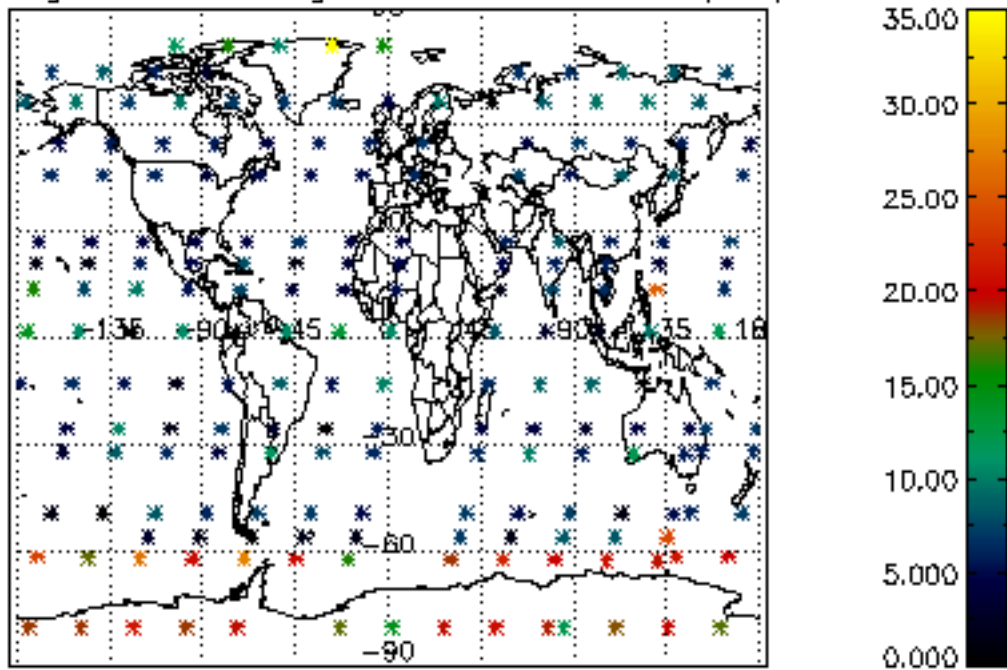
Percentage of cosmic ray hits per profile



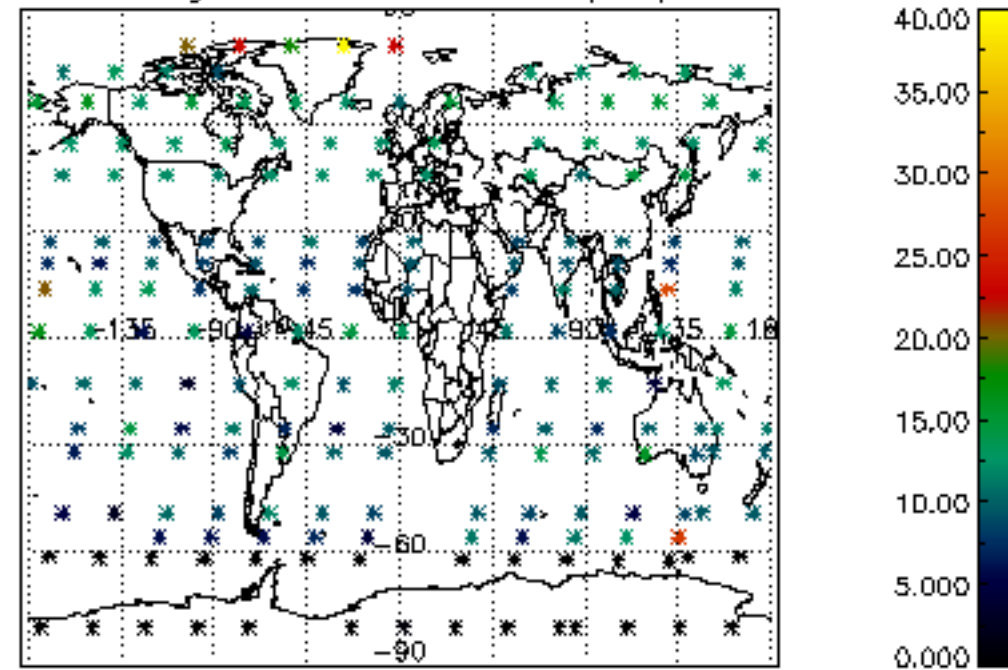
Percentage of datation errors per profile

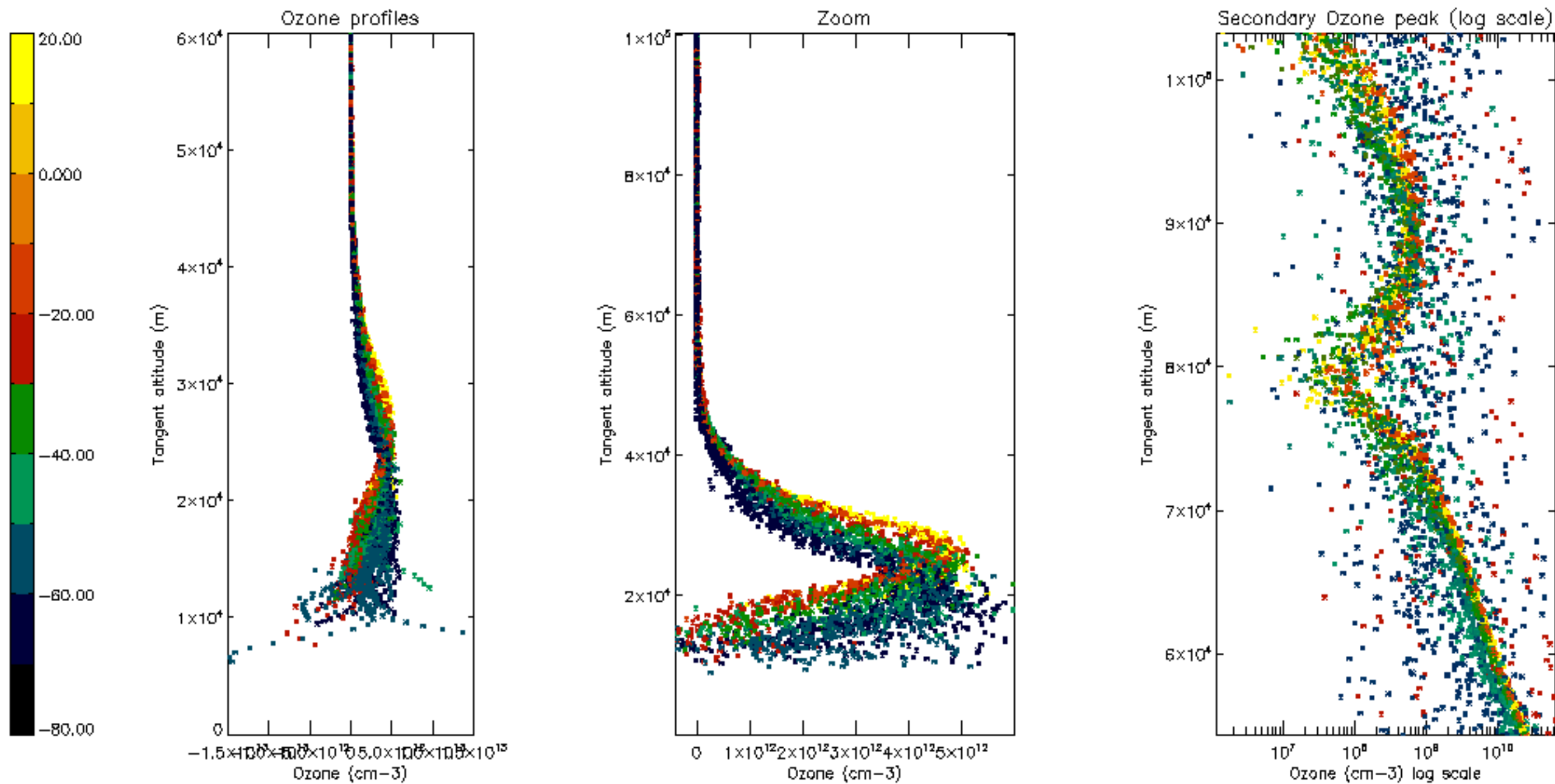


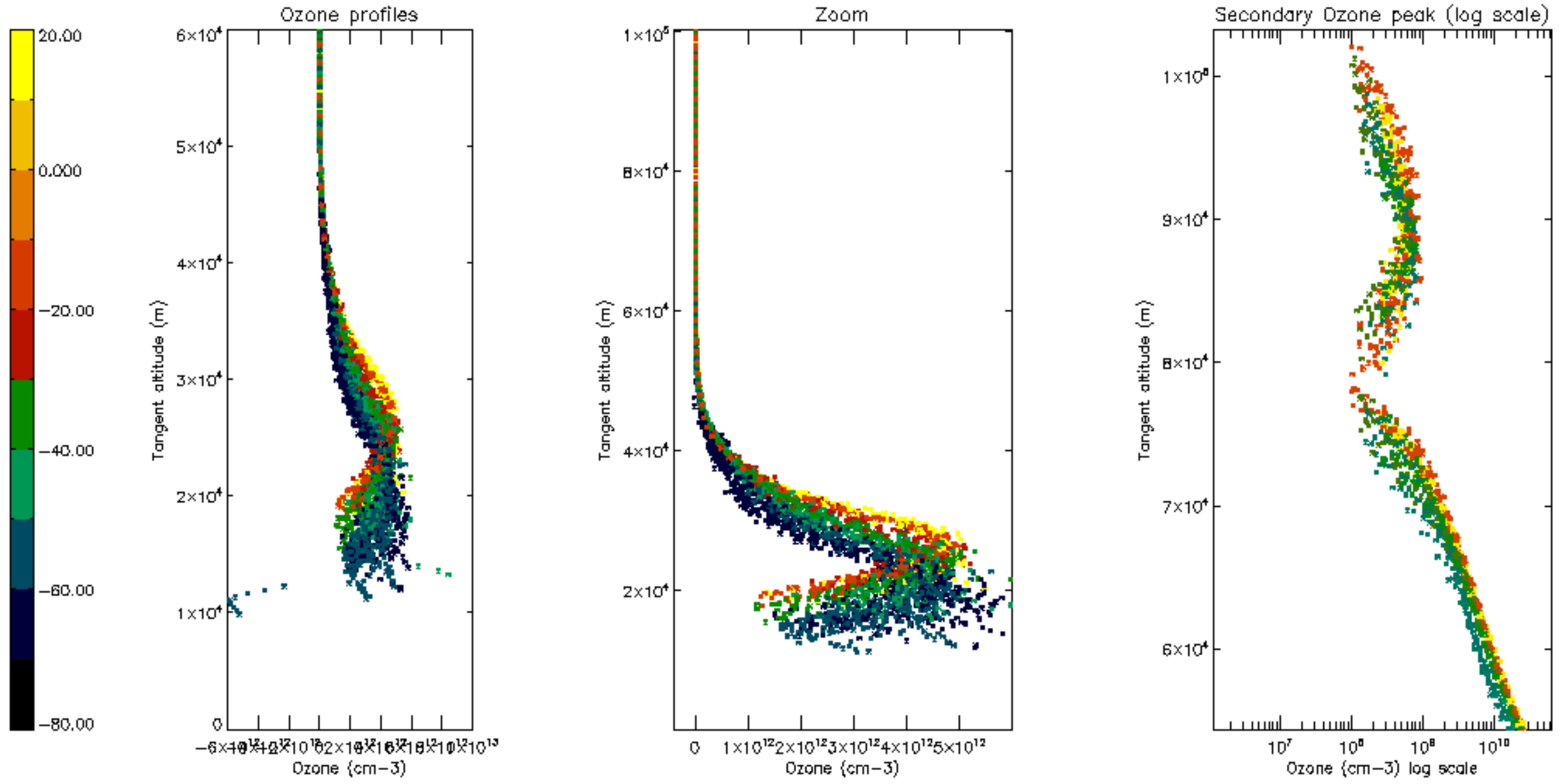
Percentage of star falling outside central band per profile

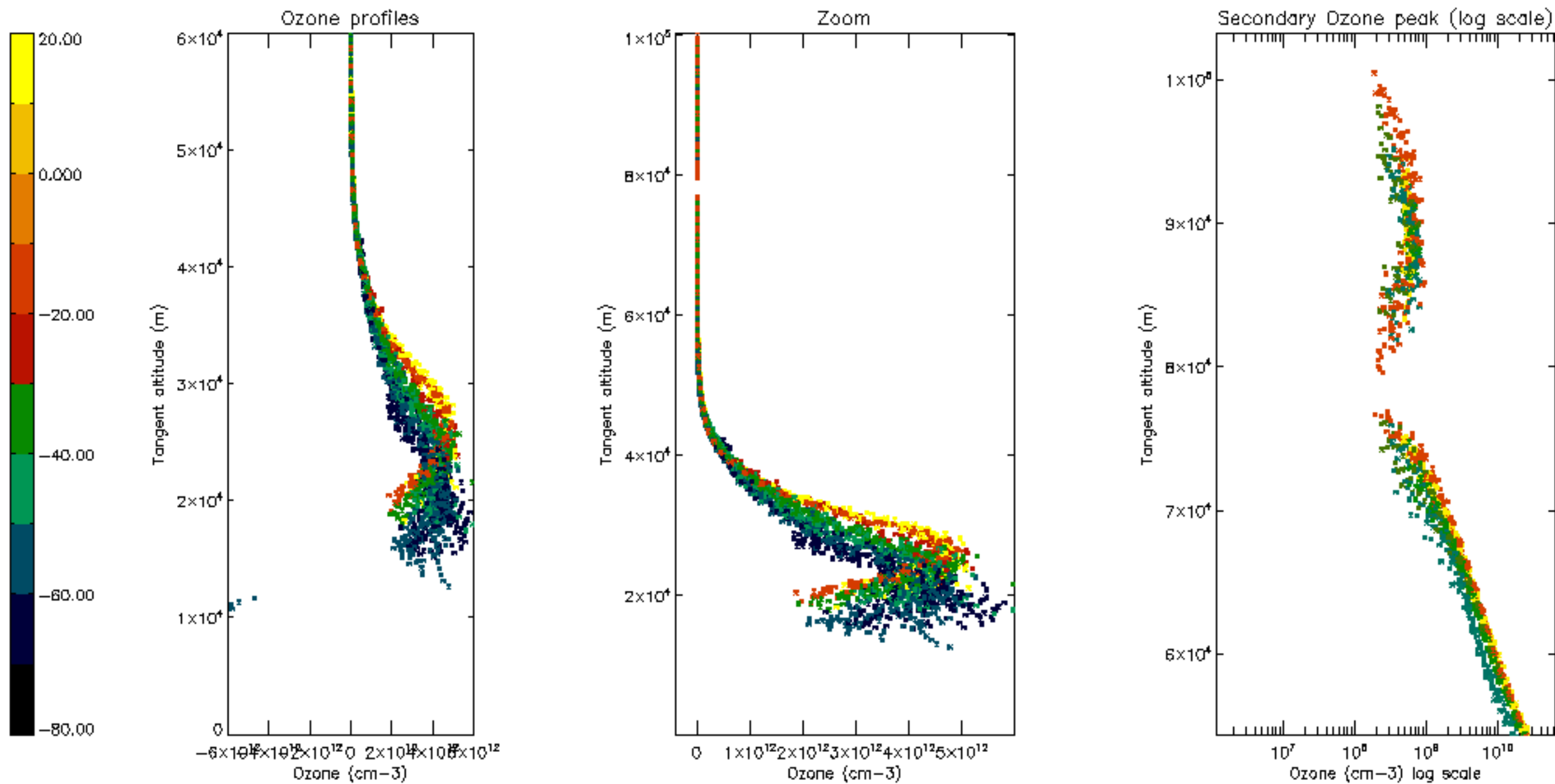


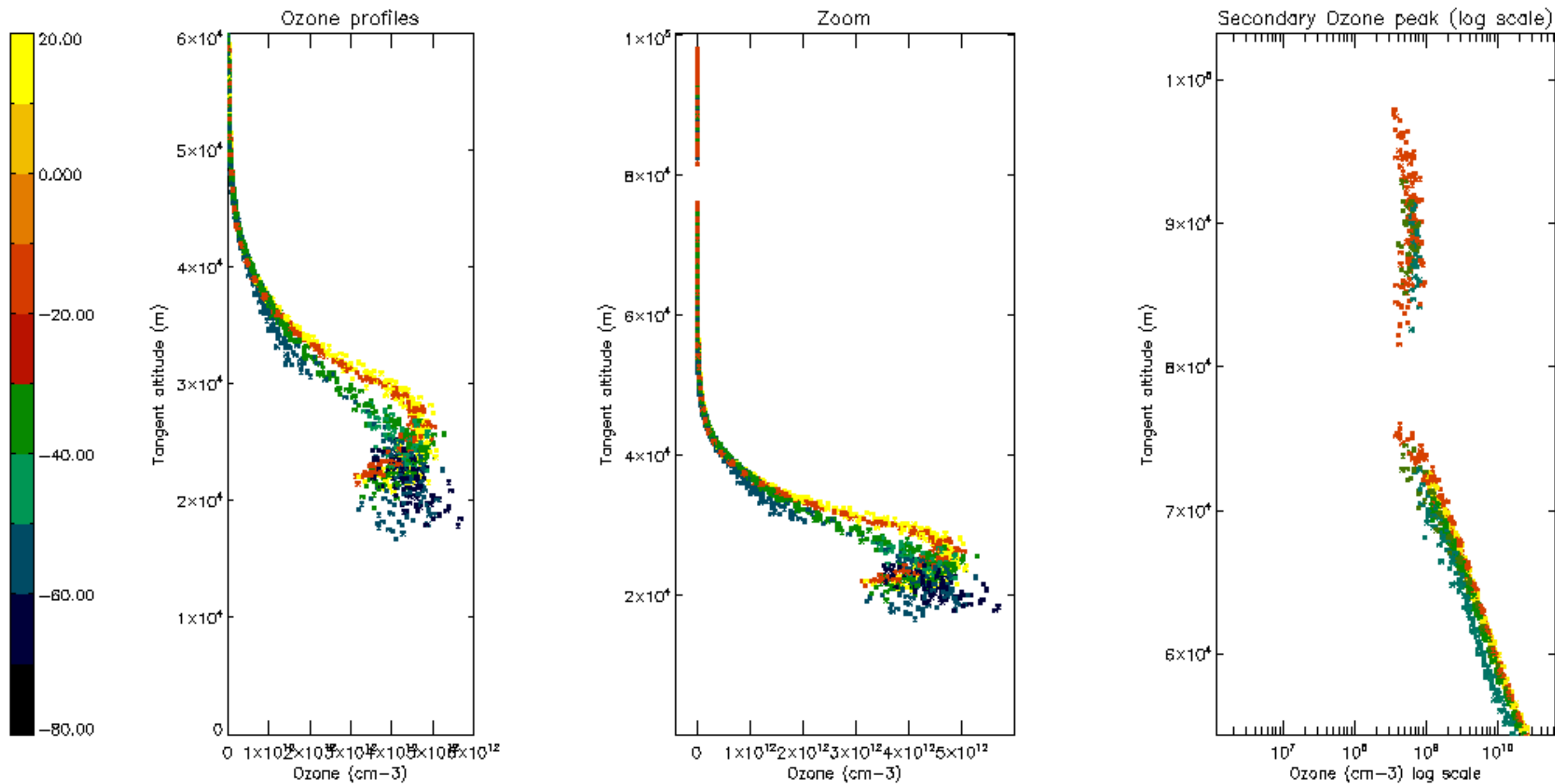
Percentage of saturation errors per profile

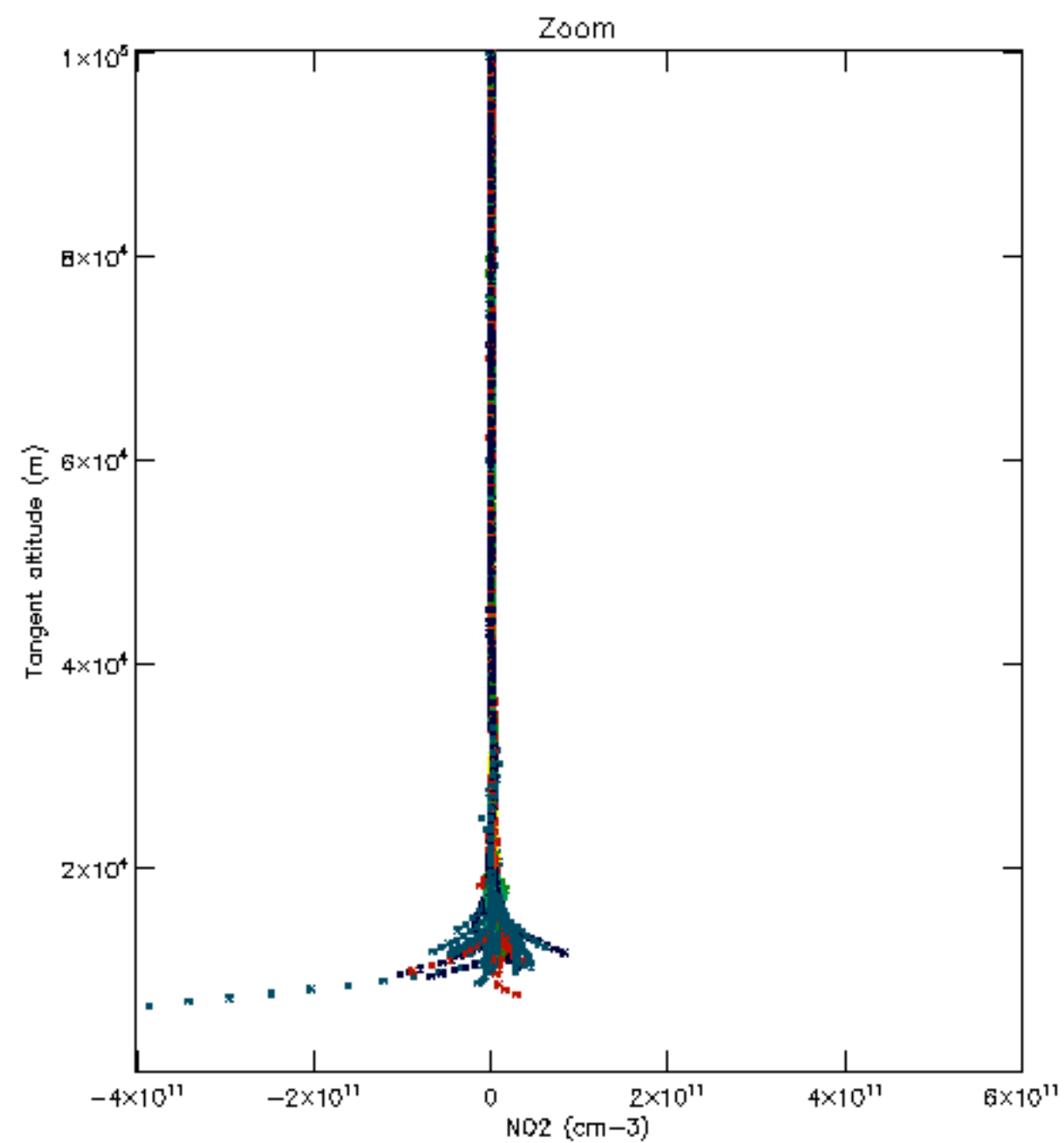
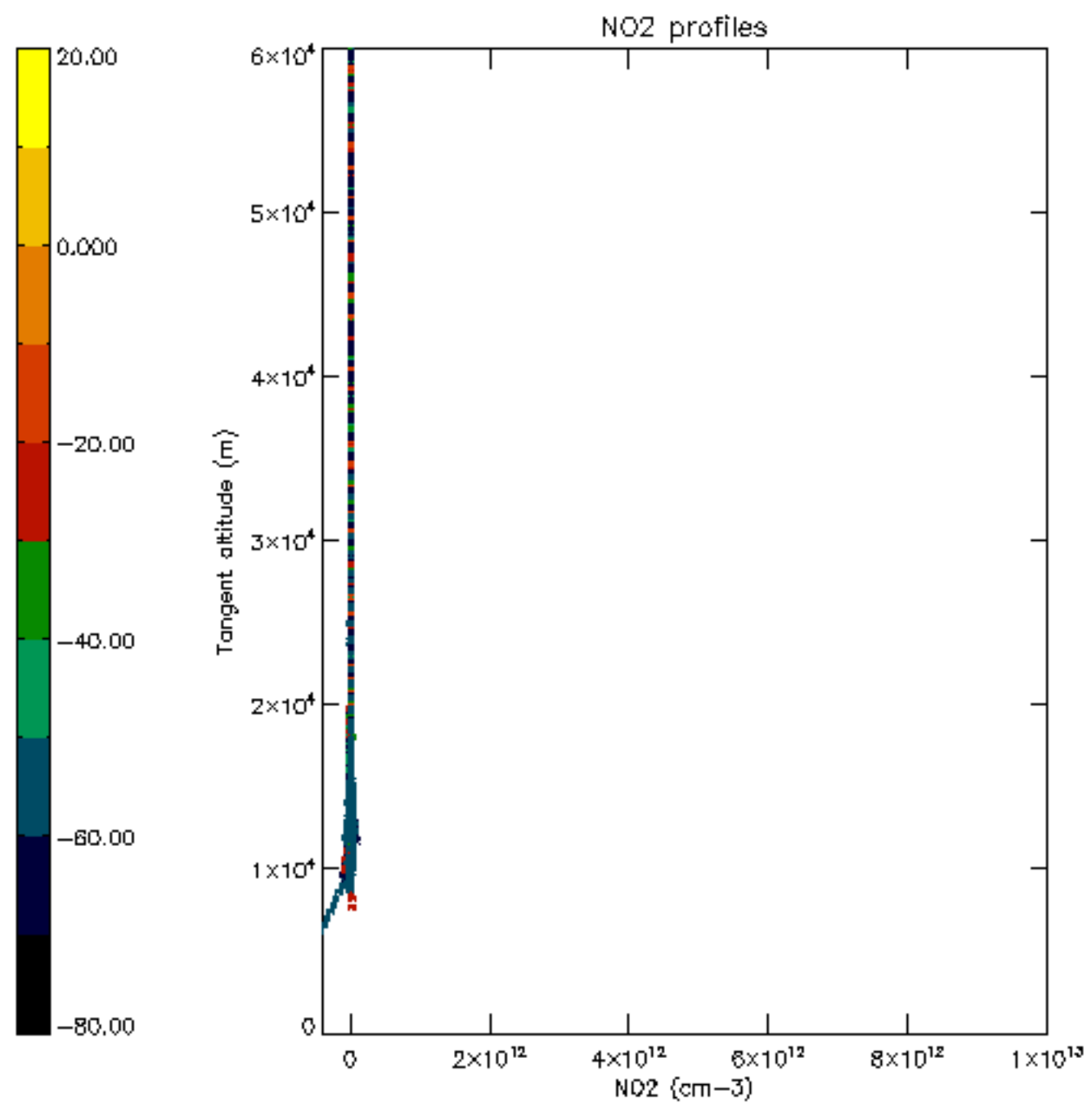


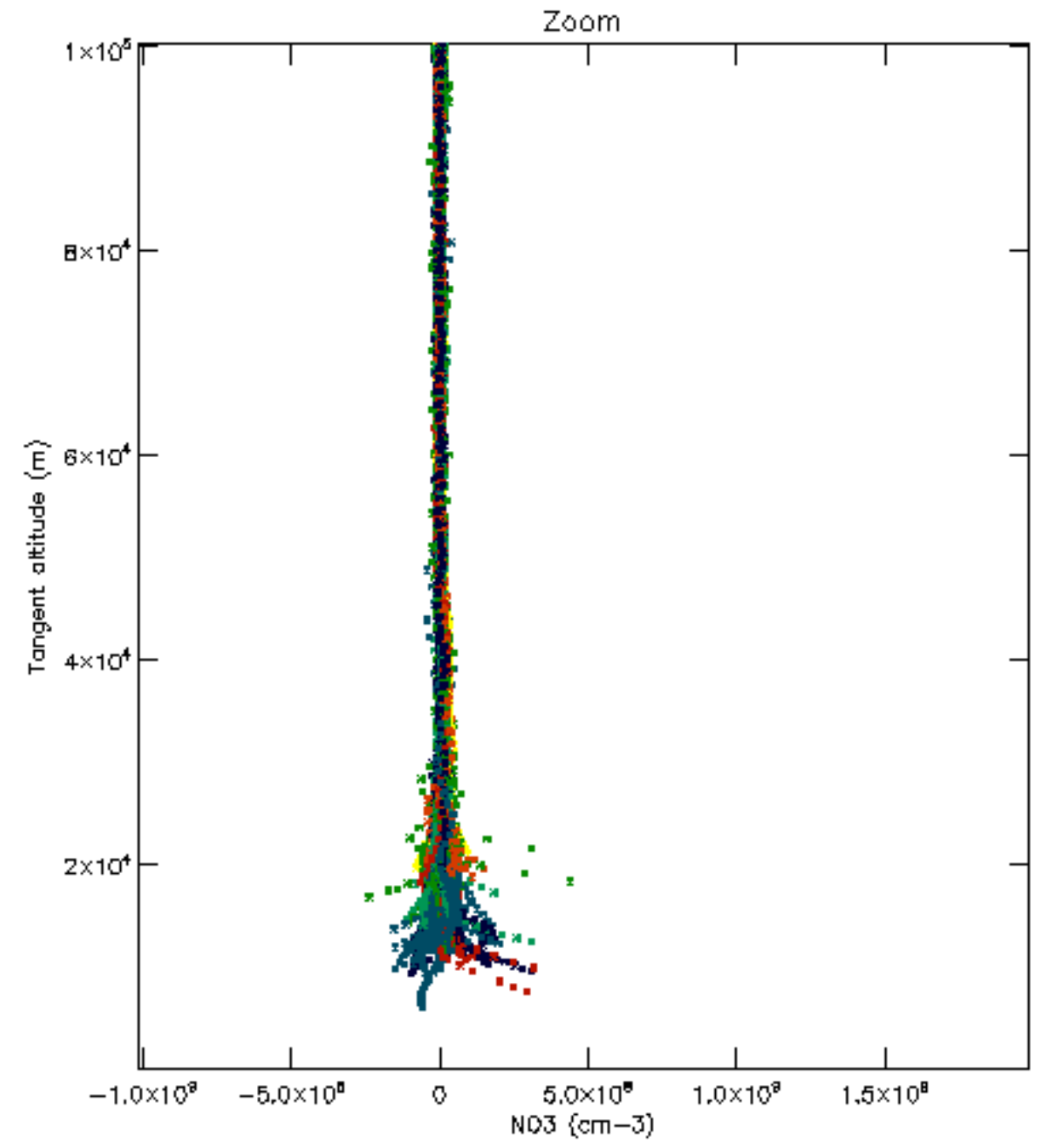
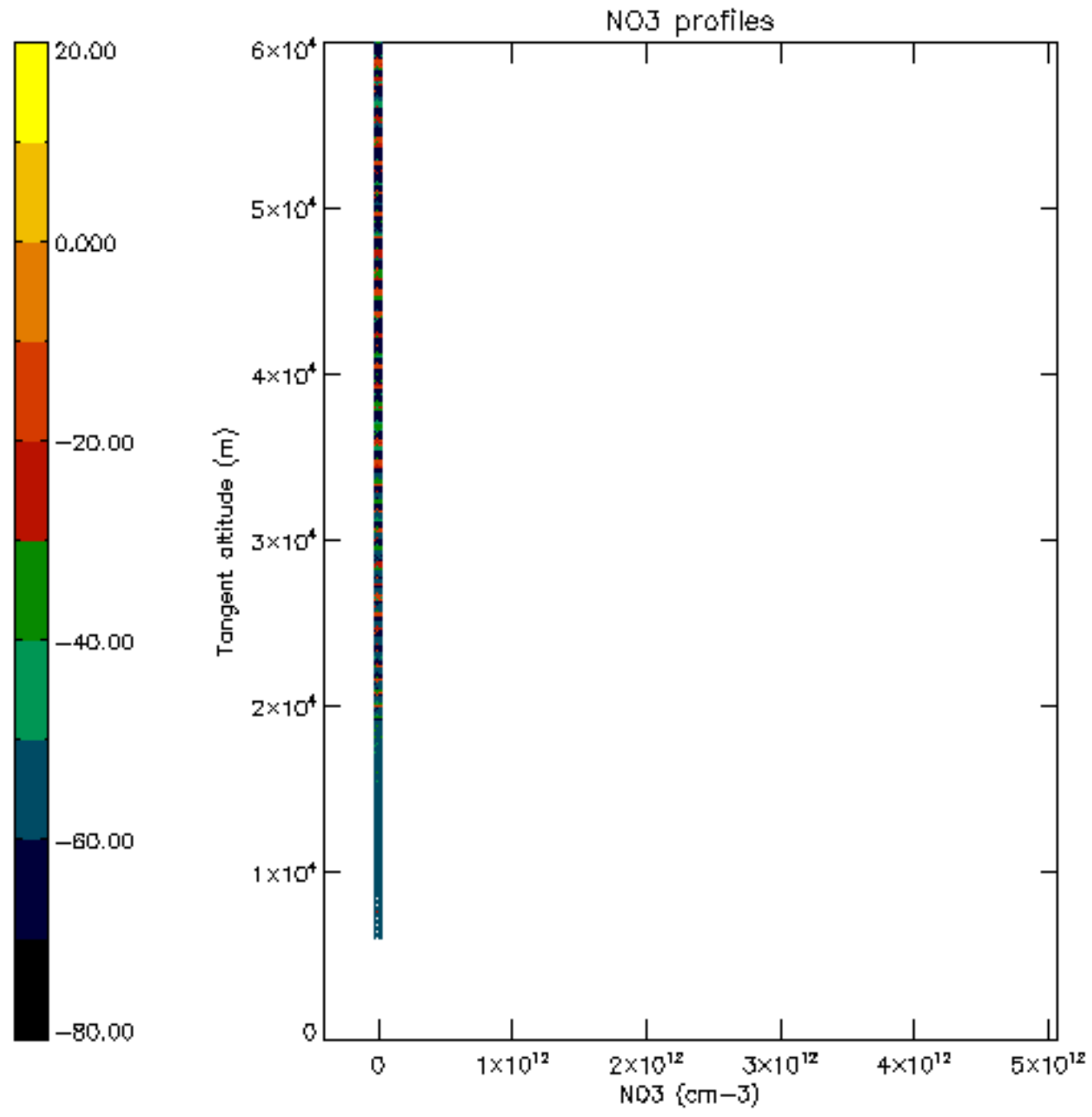


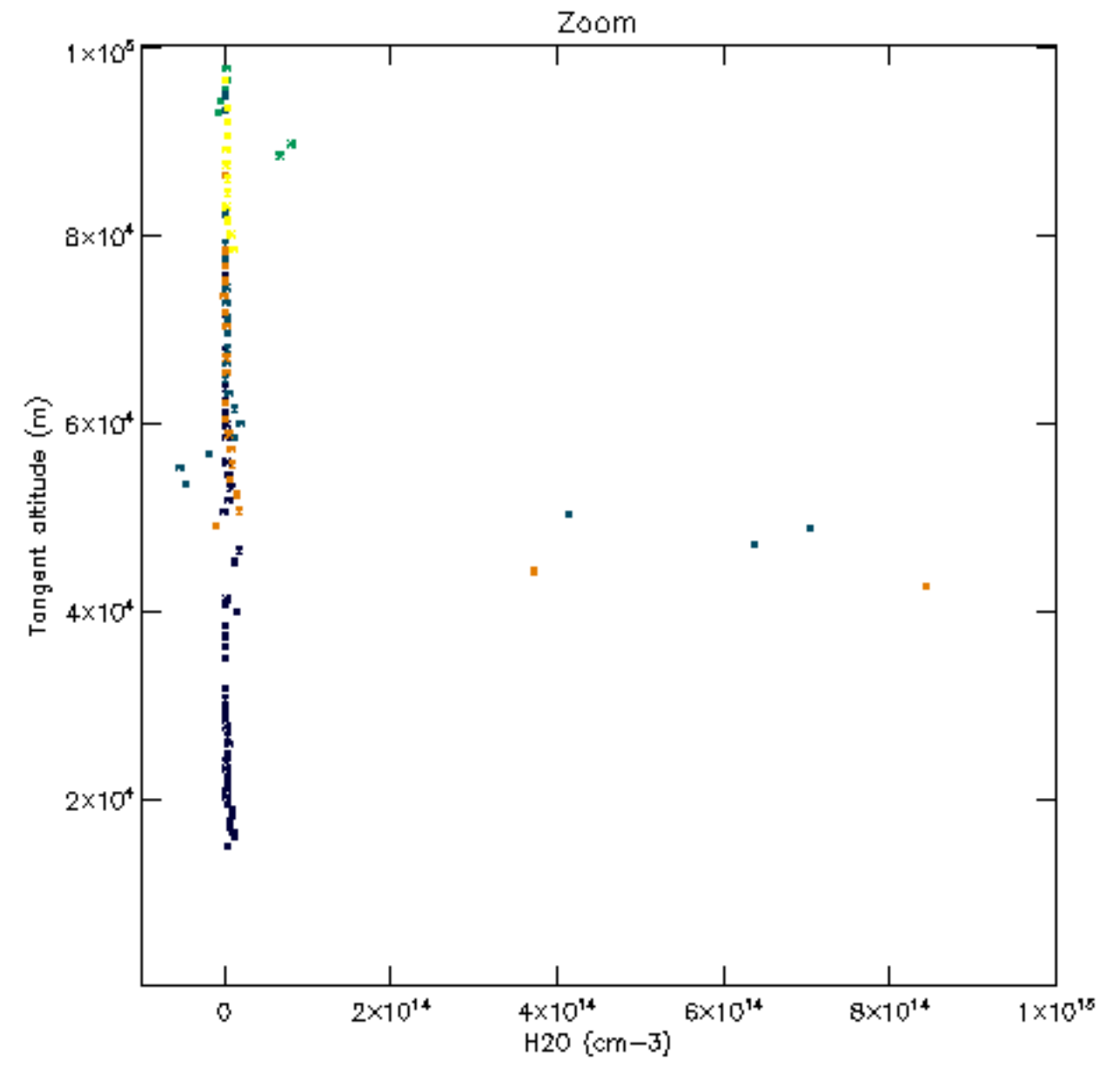
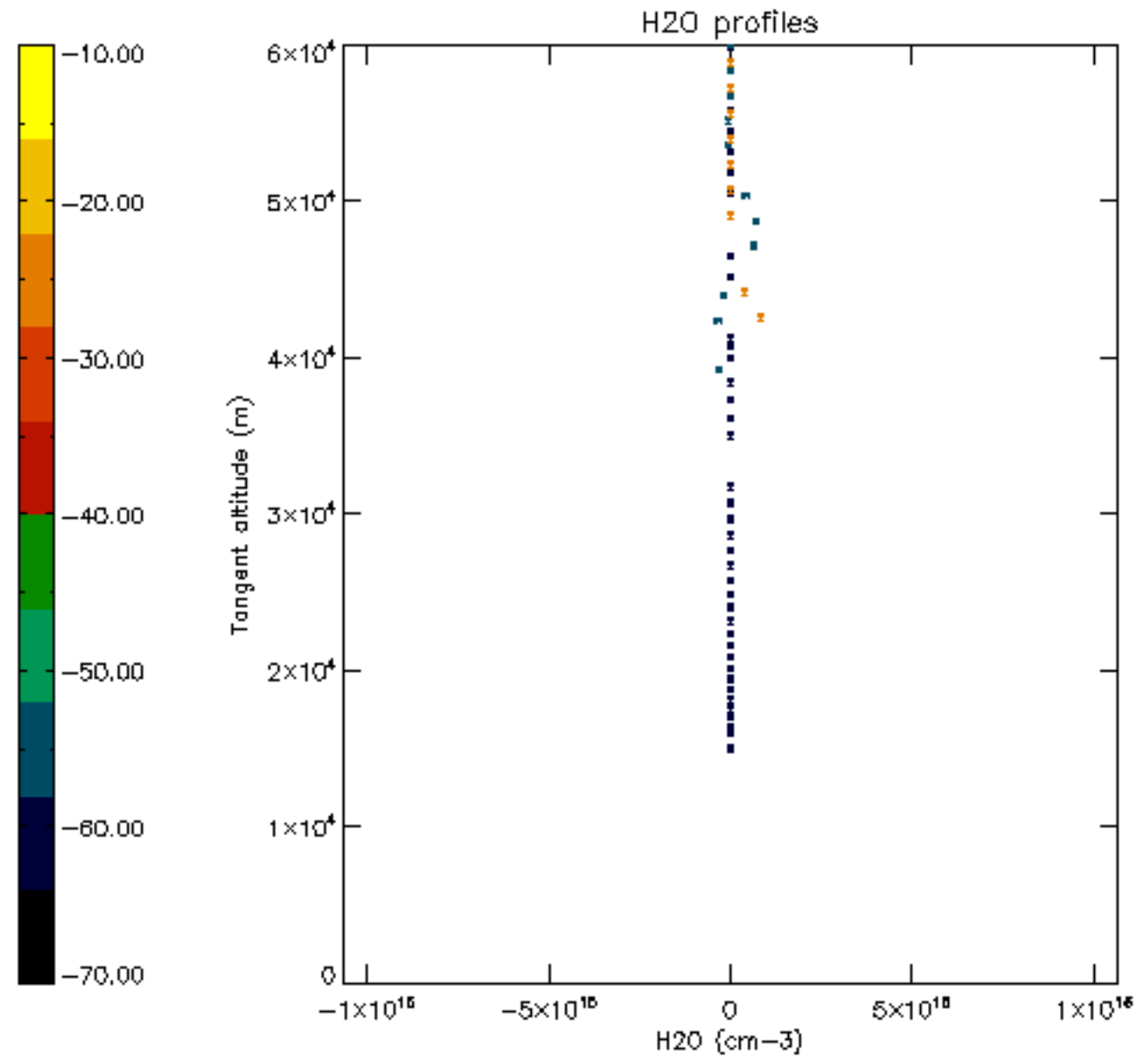


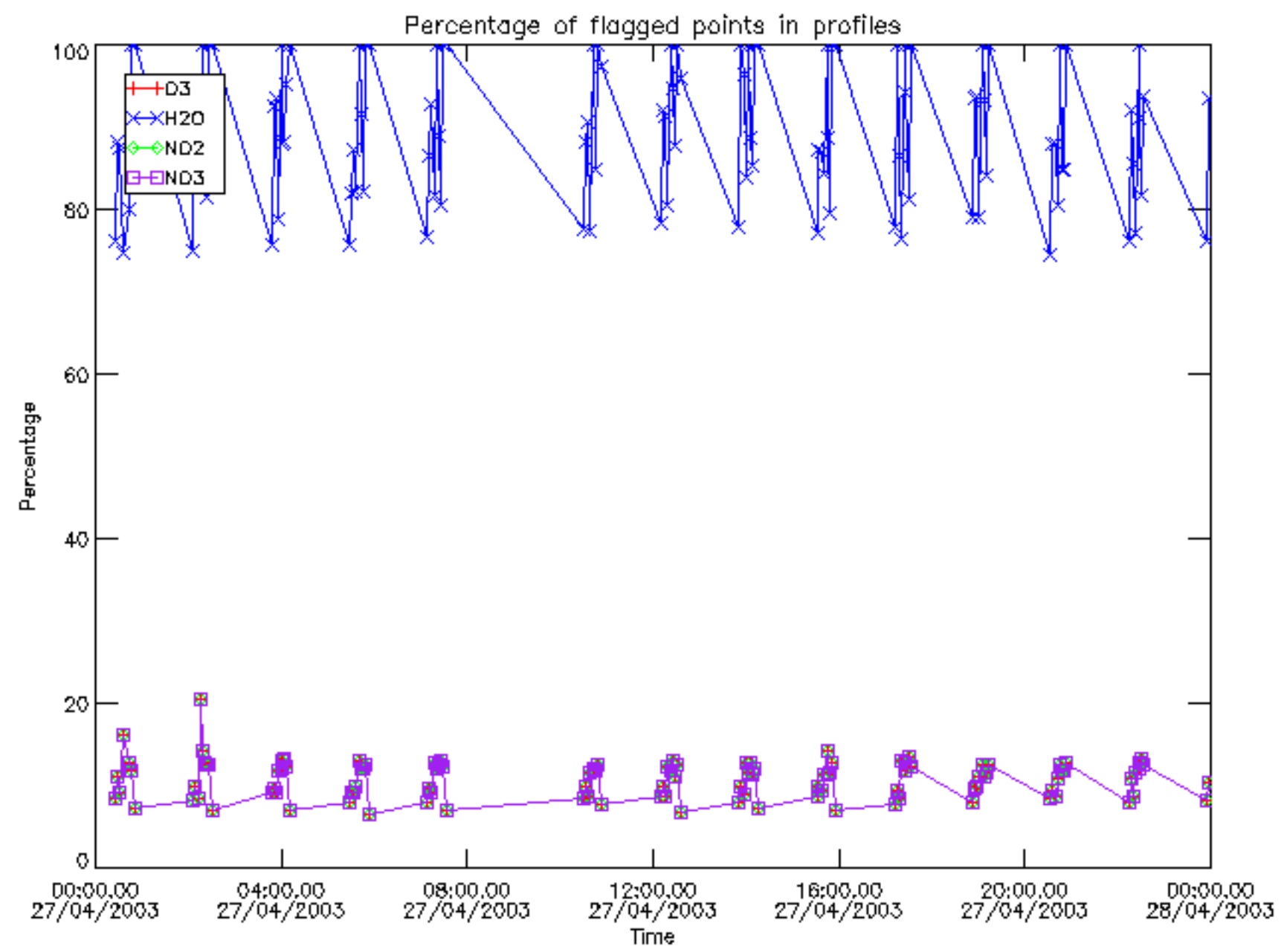




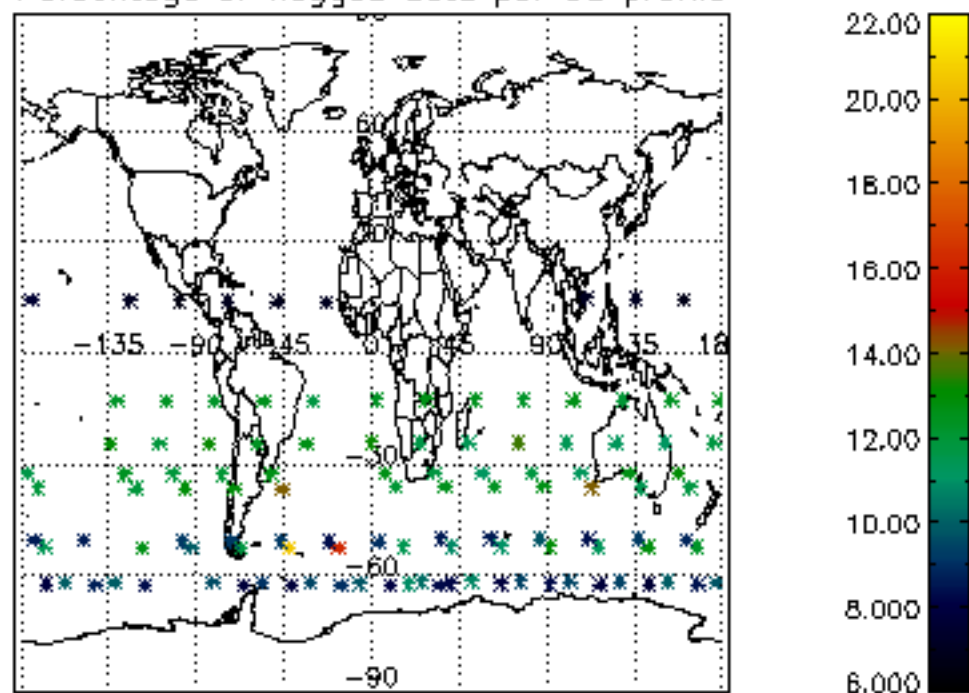




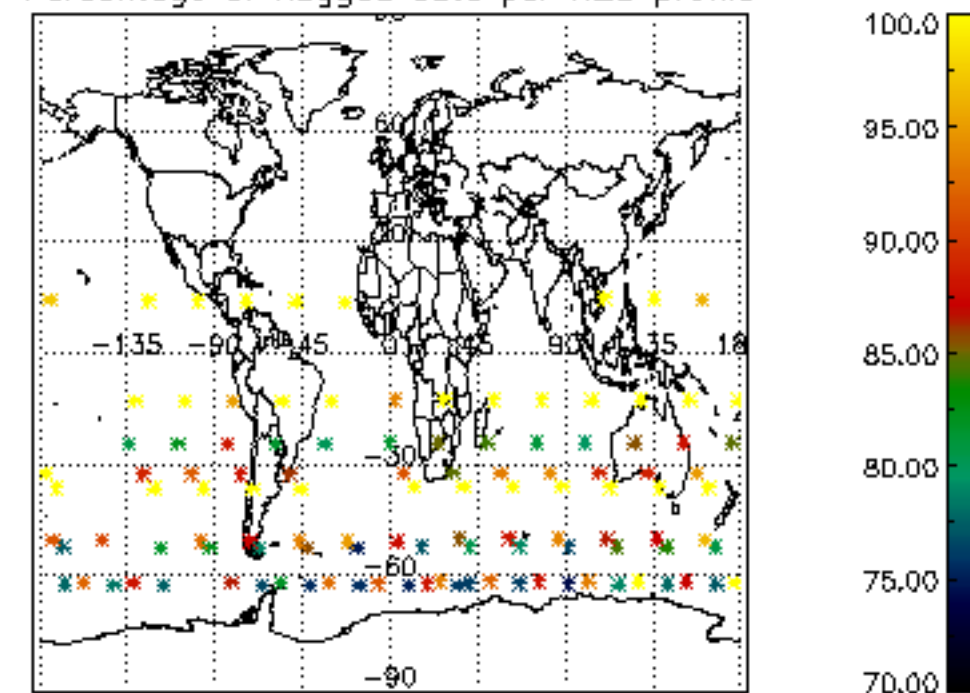




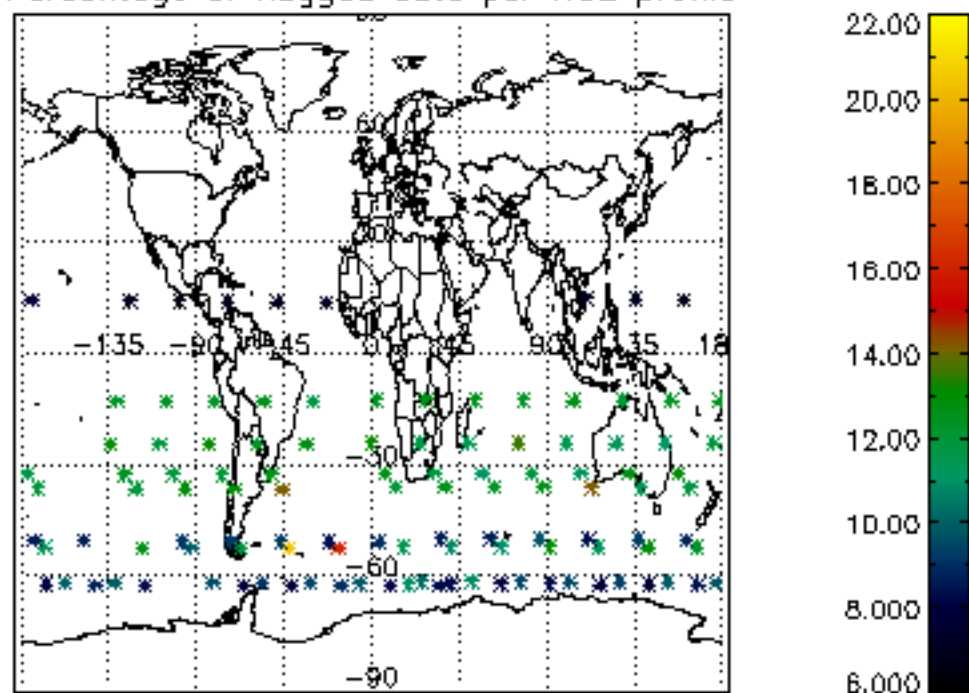
Percentage of flagged data per D3 profile



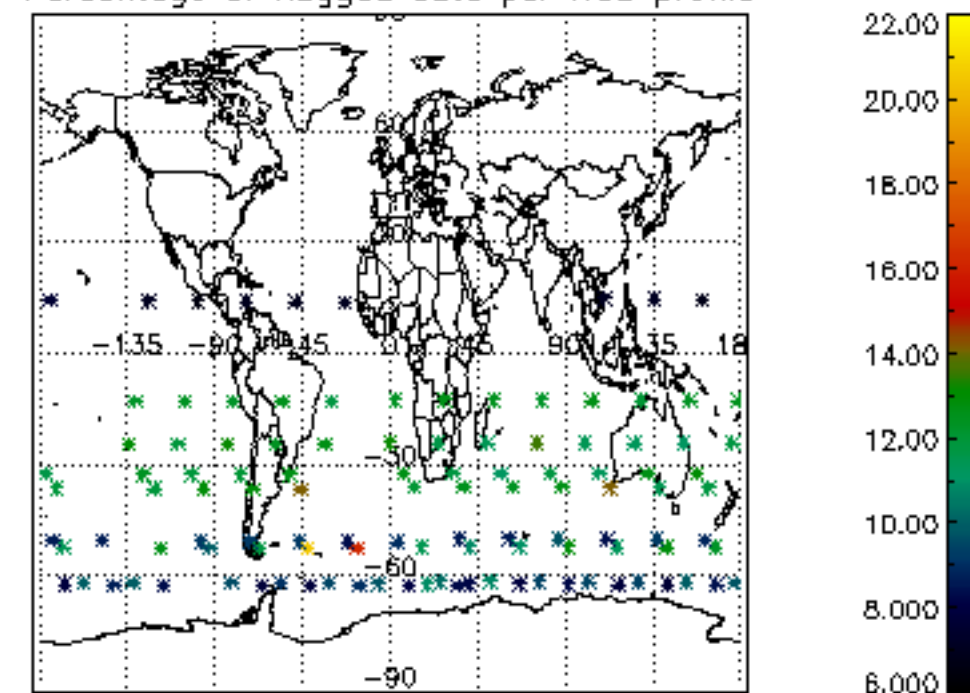
Percentage of flagged data per H2O profile

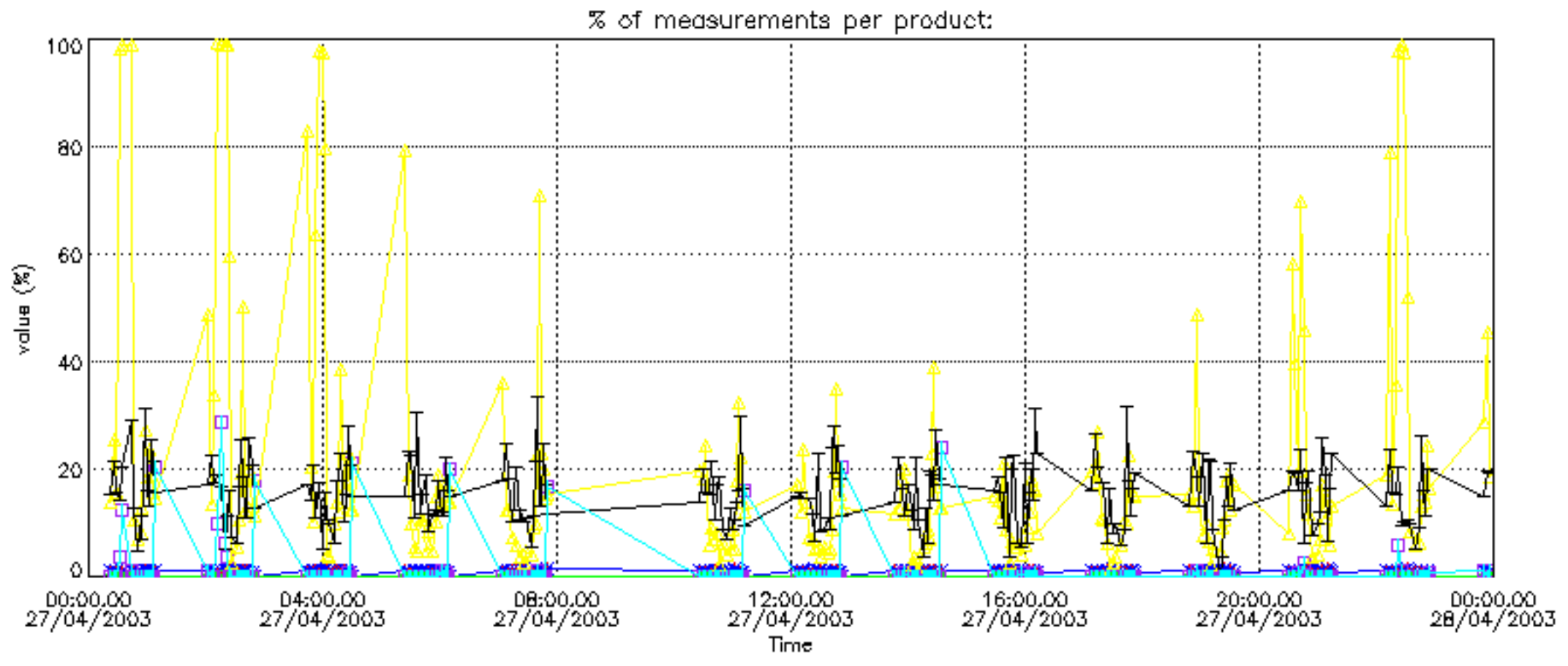


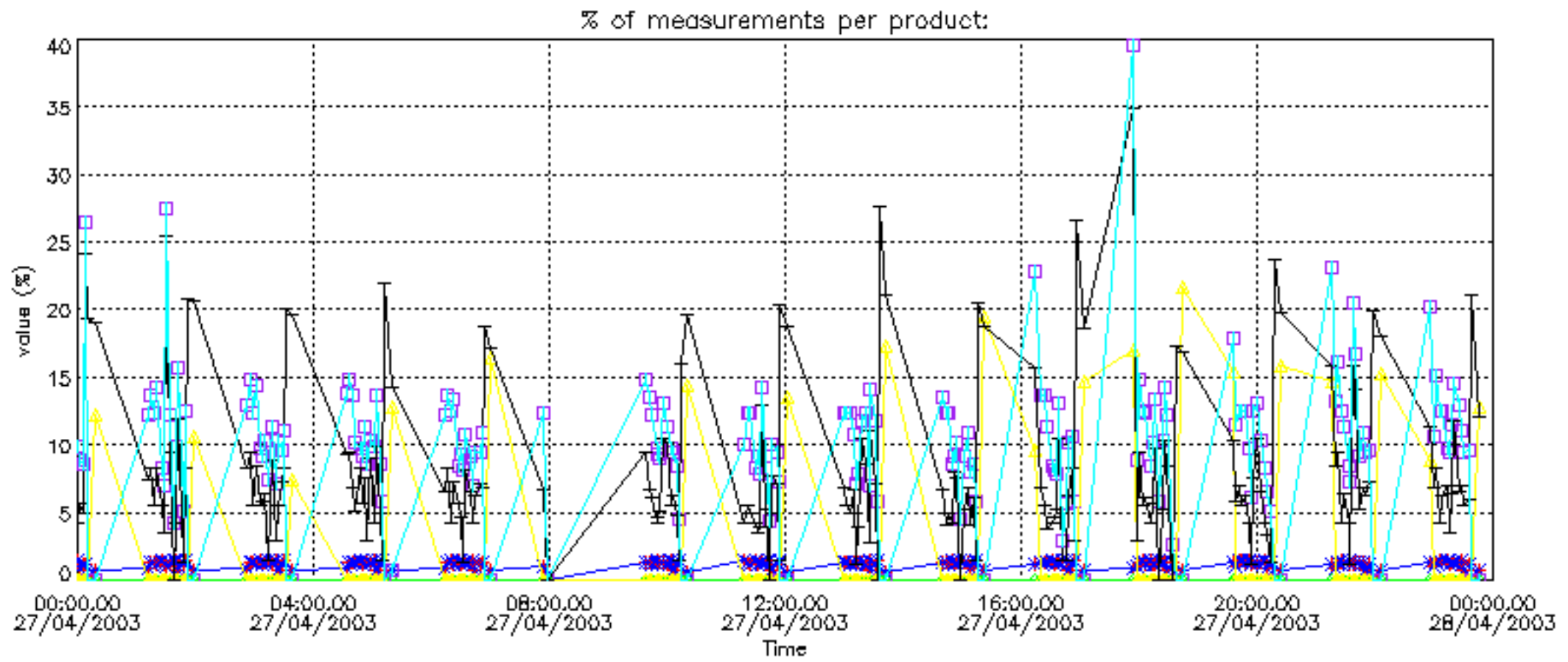
Percentage of flagged data per NO2 profile



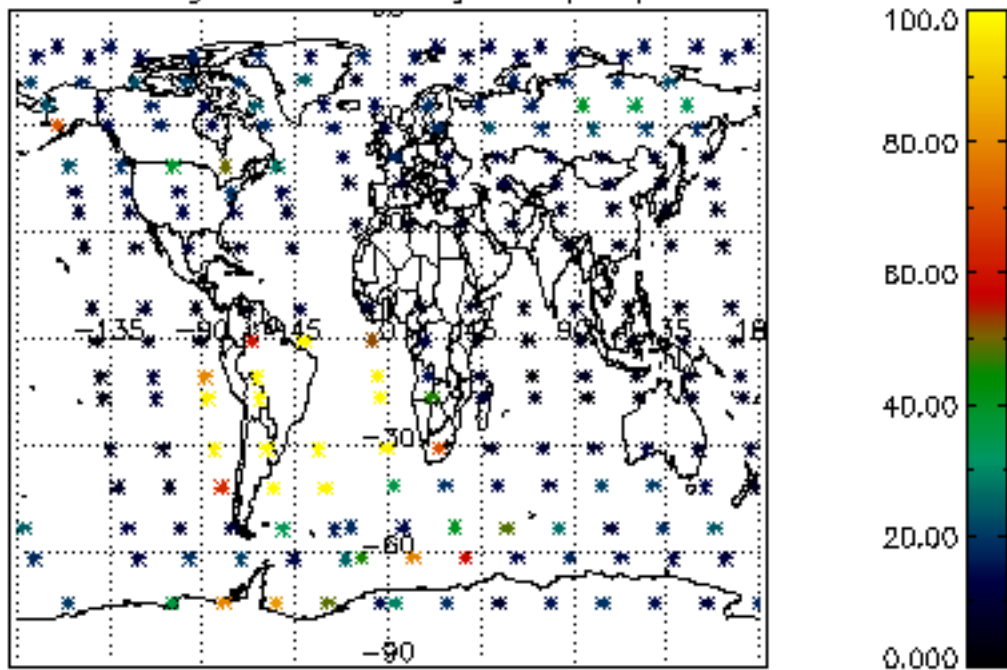
Percentage of flagged data per NO3 profile



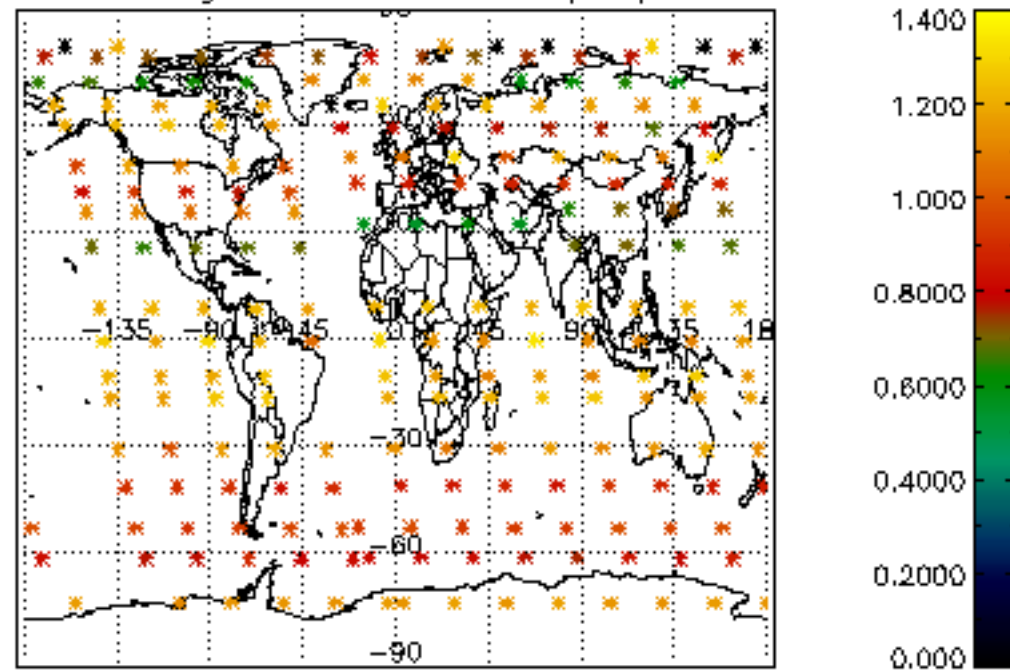




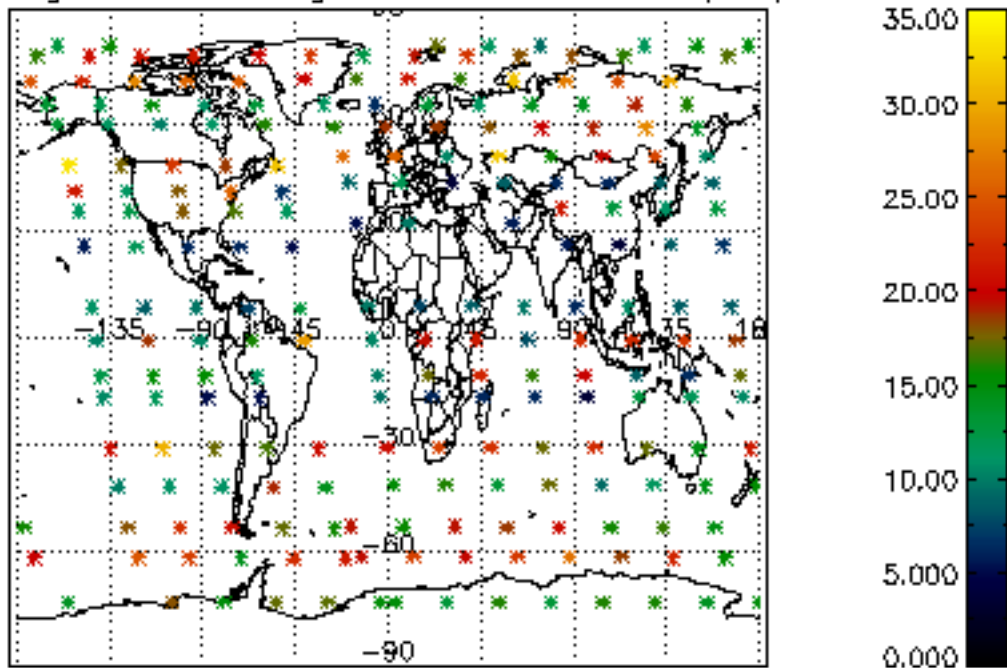
Percentage of cosmic ray hits per profile



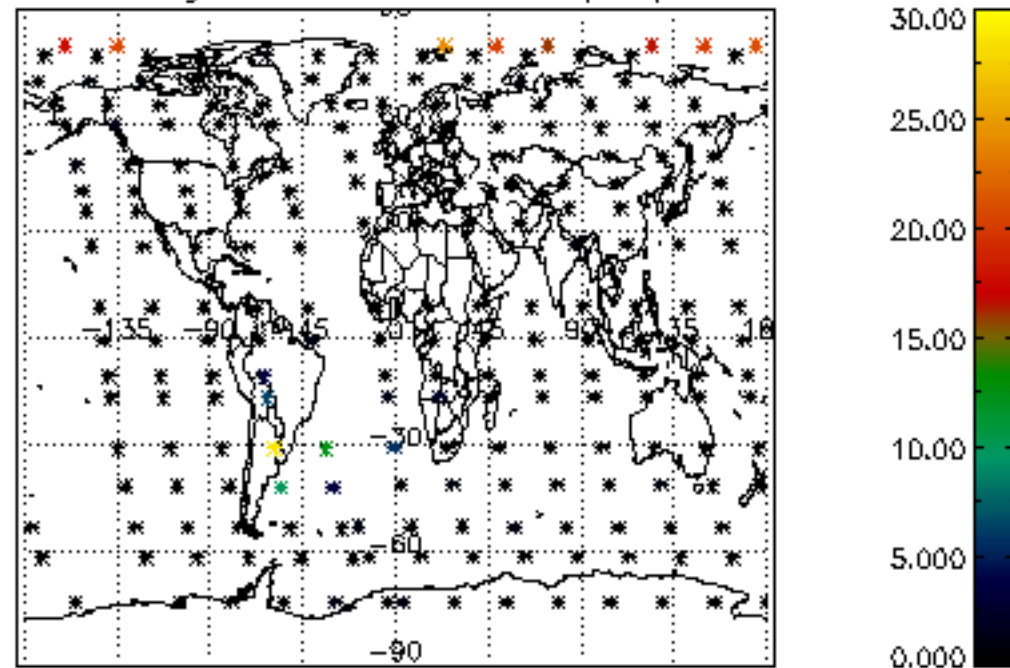
Percentage of datation errors per profile



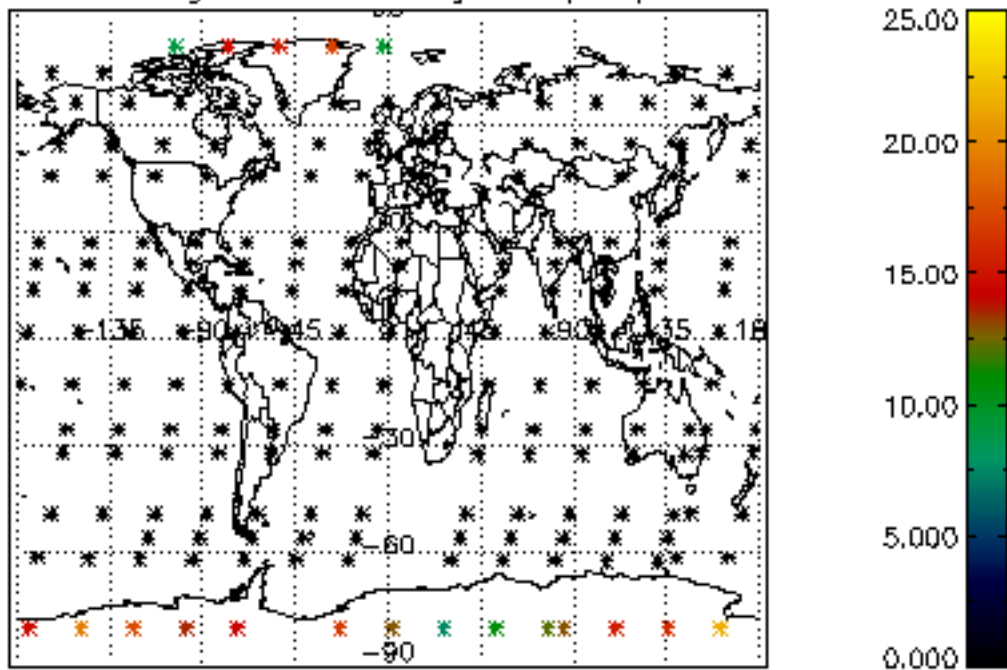
Percentage of star falling outside central band per profile



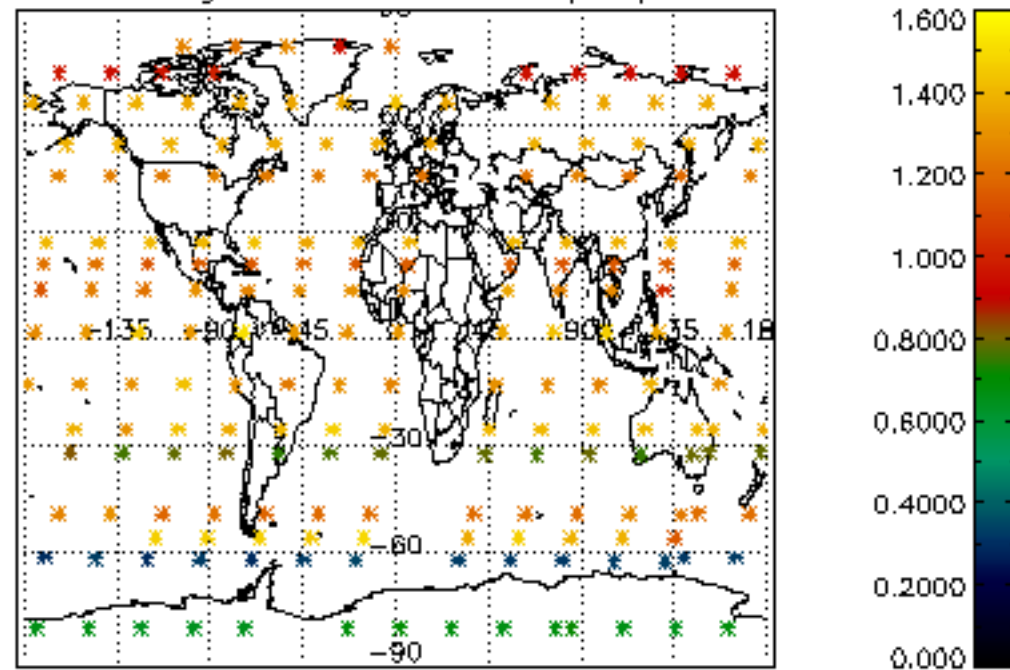
Percentage of saturation errors per profile



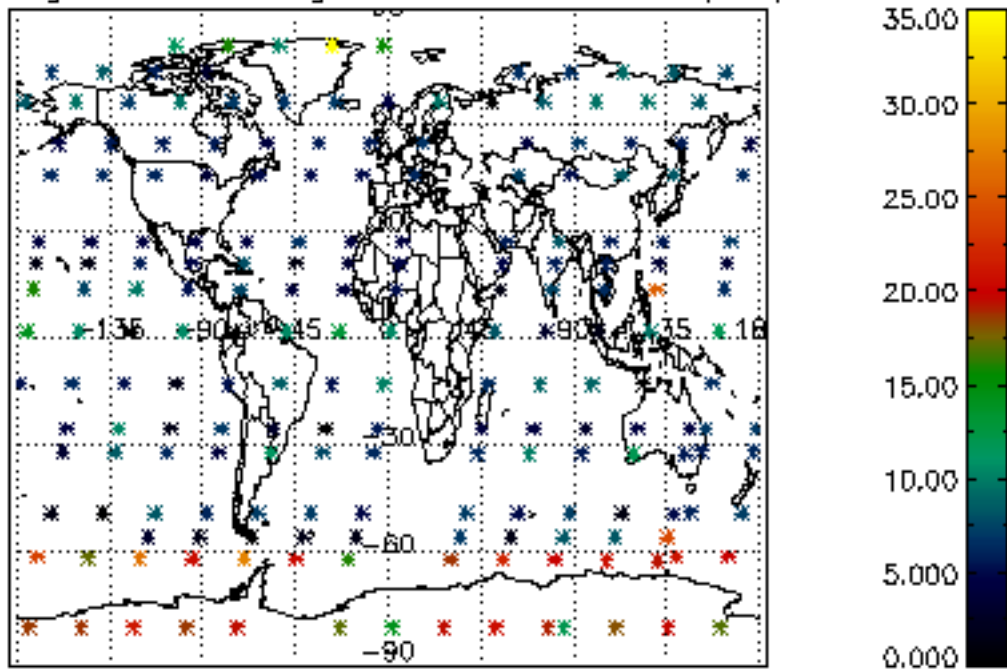
Percentage of cosmic ray hits per profile



Percentage of datation errors per profile



Percentage of star falling outside central band per profile



Percentage of saturation errors per profile

