

# GOMOS Level 2 Daily Report

## SUMMARY

### [1. General Info](#)

### [2. Summary of processed GOM\\_NL\\_2P products](#)

### [3. Level 2 Quality information per product](#)

#### [3.1 Plot of level 2 quality information per product \(time dependant\)](#)

#### [3.2 Plot of level 2 quality information per product \(world map\)](#)

### [4. Level 1 Quality information per product \(stored on level 2 products\)](#)

#### [4.1 Plot of level 1 quality information per product \(time dependant\)](#)

##### [4.1.1 Plot of level 1 quality information per product \(time dependant\): ASCENDING](#)

##### [4.1.2 Plot of level 1 quality information per product \(time dependant\): DESCENDING](#)

#### [4.2 Plot of level 1 quality information per product \(world map\)](#)

##### [4.2.1 Plot of level 1 quality information per product \(world map\): ASCENDING](#)

##### [4.2.2 Plot of level 1 quality information per product \(world map\): DESCENDING](#)

### [5. Ozone profiles based on quality statistics and other trace gas profiles](#)

#### [5.1 Ozone statistics based on quality of products](#)

#### [5.2 Plot ozone profiles for all STD \(dark without errors\)](#)

#### [5.3 Plot ozone profiles where STD < 20% \(dark without errors\)](#)

#### [5.4. Plot ozone profiles where STD < 10% \(dark without errors\)](#)

#### [5.5. Plot ozone profiles where STD < 5% \(dark without errors\)](#)

#### [5.6 Plot NO2 profiles for all STD \(dark without errors\)](#)

#### [5.7 Plot NO3 profiles for all STD \(dark without errors\)](#)

#### [5.8 Plot H2O profiles \(only for occultations of stars 1,2,3,4,13,14,16,26,63 dark without errors\) for all STD](#)

### [6. Auxiliary Data Files used for the production reported in section 2](#)

This report presents the daily analysis on parameters extracted from GOMOS level 2 data (GOM\_NL\_\_2P). It is intended to monitor some important parameters that will impact the quality of these products. A list of level 2 products (and content) that have arrived during the reporting day to the PCF is also given.

Item	Value
Time of report generation	19APR2013 13:57:44
Data source version	GOMOS/6.01
Start time of products	26-04-2003 (26APR2003 00:00:00)
Stop time of products	27-04-2003 (27APR2003 00:00:00)
Store outputs in DB	Yes
Nb of level 2 prods	382
Nb of prods with errors	0

## 2. Summary of processed GOM\_NL\_\_2P products.

Nr	Filename	UTC Start time	Limb	Duration	Star Id	Star Name	Star Mag	Star Temp	Nb Meas	Orbit	Prod. error
1	GOM_NL__2PRFIN20030426_000147_000000362015_00460_06025_6409.N1	26-APR-2003 00:01:47	Bright	36.000	163	7Del Crv	2.9450	11000.	72	6025	No
2	GOM_NL__2PRFIN20030426_000321_000000552015_00460_06025_6410.N1	26-APR-2003 00:03:21	Bright	55.000	104	27Bet Lib	2.6140	13100.	110	6025	No
3	GOM_NL__2PRFIN20030426_000552_000000362015_00460_06025_6411.N1	26-APR-2003 00:05:52	Bright	36.000	121	29Gam Vir	2.7400	7200.0	72	6025	No
4	GOM_NL__2PRFIN20030426_000919_000000372015_00460_06025_6412.N1	26-APR-2003 00:09:19	Bright	36.500	138	47Eps Vir	2.8280	4700.0	73	6025	No
5	GOM_NL__2PRFIN20030426_001157_000000422015_00460_06025_6413.N1	26-APR-2003 00:11:57	Bright	41.500	111	8Eta Boo	2.6800	6000.0	83	6025	No
6	GOM_NL__2PRFIN20030426_001710_000000372015_00460_06025_6414.N1	26-APR-2003 00:17:10	Bright	36.500	152	12Alp2CVn	2.8900	11000.	73	6025	No
7	GOM_NL__2PRFIN20030426_001903_000000432015_00460_06025_6415.N1	26-APR-2003 00:19:03	Bright	43.000	180	27Gam Boo	3.0400	8000.0	86	6025	No
8	GOM_NL__2PRFIN20030426_002058_000000382015_00460_06025_6416.N1	26-APR-2003 00:20:58	Bright	37.500	39	85Eta UMa	1.8540	24000.	75	6025	No
9	GOM_NL__2PRFIN20030426_002243_000000382015_00460_06025_6417.N1	26-APR-2003 00:22:43	Bright	37.500	82	48Bet UMa	2.3650	10600.	75	6025	No
10	GOM_NL__2PRFIN20030426_002406_000000372015_00460_06025_6418.N1	26-APR-2003 00:24:06	Bright	37.000	36	50Alp UMa	1.8000	6300.0	74	6025	No
11	GOM_NL__2PRFIN20030426_002822_000000402015_00460_06025_6419.N1	26-APR-2003 00:28:22	Bright	39.500	60	7Bet UMi	2.0810	3950.0	79	6025	No
12	GOM_NL__2PRFIN20030426_003150_000000322015_00460_06025_6420.N1	26-APR-2003 00:31:50	Bright	32.000	49	1Alp UMi	1.9900	6300.0	64	6025	No
13	GOM_NL__2PRFIN20030426_003406_000000652015_00460_06025_6421.N1	26-APR-2003 00:34:06	Bright	64.500	69	33Gam Dra	2.2310	3800.0	129	6025	No
14	GOM_NL__2PRFIN20030426_003836_000000402015_00460_06025_6422.N1	26-APR-2003 00:38:36	Bright	39.500	89	5Alp Cep	2.4510	8000.0	79	6025	No
15	GOM_NL__2PRFIN20030426_004026_000000352015_00460_06025_6423.N1	26-APR-2003 00:40:26	Bright	35.000	74	11Bet Cas	2.2680	6600.0	70	6025	No
16	GOM_NL__2PRFIN20030426_004240_000001622015_00460_06025_6424.N1	26-APR-2003 00:42:40	Bright	162.00	5	3Alp Lyr	0.033000	11000.	324	6025	No
17	GOM_NL__2PRFIN20030426_004853_000000722015_00460_06025_6425.N1	26-APR-2003 00:48:53	Twilight	72.000	92	53Eps Cyg	2.5000	4500.0	144	6025	No
18	GOM_NL__2PRFIN20030426_005338_000000452015_00460_06025_6426.N1	26-APR-2003 00:53:38	Twilight	44.500	90	54Alp Peg	2.4870	11000.	89	6025	No
19	GOM_NL__2PRFIN20030426_005722_000000592015_00460_06025_6427.N1	26-APR-2003 00:57:22	Dark	59.000	61	8Eps Peg	2.1000	3900.0	118	6025	No
20	GOM_NL__2PRFIN20030426_005949_000000502015_00460_06025_6428.N1	26-APR-2003 00:59:49	Dark	50.000	162	34Alp Aqr	2.9440	5350.0	100	6025	No
21	GOM_NL__2PRFIN20030426_010304_000000572015_00460_06025_6429.N1	26-APR-2003 01:03:04	Dark	56.500	154	22Bet Aqr	2.8990	5700.0	113	6025	No
22	GOM_NL__2PRFIN20030426_010614_000000452015_00460_06025_6430.N1	26-APR-2003 01:06:14	Dark	44.500	18	24Alp PsA	1.1660	9700.0	89	6025	No
23	GOM_NL__2PRFIN20030426_011010_000000422015_00460_06025_6431.N1	26-APR-2003 01:10:10	Dark	41.500	172	Gam Gru	3.0030	13100.	83	6025	No
24	GOM_NL__2PRFIN20030426_011155_000000402015_00460_06025_6432.N1	26-APR-2003 01:11:55	Dark	40.000	31	Alp Gru	1.7340	15200.	80	6025	No
25	GOM_NL__2PRFIN20030426_011446_000000392015_00460_06025_6433.N1	26-APR-2003 01:14:46	Dark	38.500	148	Alp Tuc	2.8780	4100.0	77	6025	No
26	GOM_NL__2PRFIN20030426_011714_000000432015_00461_06026_6420.N1	26-APR-2003 01:17:14	Dark	43.000	45	Alp Pav	1.9400	26000.	86	6026	No
27	GOM_NL__2PRFIN20030426_012411_000000492015_00461_06026_6421.N1	26-APR-2003 01:24:11	Dark	49.000	43	Alp TrA	1.9100	4250.0	98	6026	No
28	GOM_NL__2PRFIN20030426_012618_000000602015_00461_06026_6422.N1	26-APR-2003 01:26:18	Straylight	59.500	40	The Sco	1.8590	7100.0	119	6026	No
29	GOM_NL__2PRFIN20030426_012832_000000442015_00461_06026_6423.N1	26-APR-2003 01:28:32	Straylight	43.500	4	Alp1Cen	-0.010000	5800.0	87	6026	No
30	GOM_NL__2PRFIN20030426_013122_000000652015_00461_06026_6424.N1	26-APR-2003 01:31:22	Straylight	64.500	75	26Eps Sco	2.2910	4250.0	129	6026	No
31	GOM_NL__2PRFIN20030426_013327_000000422015_00461_06026_6425.N1	26-APR-2003 01:33:27	Straylight	41.500	81	Eta Cen	2.3560	28000.	83	6026	No
32	GOM_NL__2PRFIN20030426_013523_000000762015_00461_06026_6426.N1	26-APR-2003 01:35:23	Twilight	76.000	16	21Alp Sco	1.0200	3000.0	152	6026	No
33	GOM_NL__2PRFIN20030426_013756_000000682015_00461_06026_6427.N1	26-APR-2003 01:37:56	Twilight	68.000	80	7Del Sco	2.3160	30000.	136	6026	No
34	GOM_NL__2PRFIN20030426_014001_000000422015_00461_06026_6428.N1	26-APR-2003 01:40:01	Twilight	42.000	169	46Gam Hya	2.9910	4700.0	84	6026	No
35	GOM_NL__2PRFIN20030426_014222_000000372015_00461_06026_6429.N1	26-APR-2003 01:42:22	Bright	36.500	163	7Del Crv	2.9450	11000.	73	6026	No
36	GOM_NL__2PRFIN20030426_014357_000000552015_00461_06026_6430.N1	26-APR-2003 01:43:57	Bright	55.000	104	27Bet Lib	2.6140	13100.	110	6026	No
37	GOM_NL__2PRFIN20030426_014628_000000372015_00461_06026_6431.N1	26-APR-2003 01:46:28	Bright	37.000	121	29Gam Vir	2.7400	7200.0	74	6026	No
38	GOM_NL__2PRFIN20030426_014955_000000372015_00461_06026_6432.N1	26-APR-2003 01:49:55	Bright	37.000	138	47Eps Vir	2.8280	4700.0	74	6026	No
39	GOM_NL__2PRFIN20030426_015232_000000422015_00461_06026_6433.N1	26-APR-2003 01:52:32	Bright	41.500	111	8Eta Boo	2.6800	6000.0	83	6026	No
40	GOM_NL__2PRFIN20030426_015746_000000372015_00461_06026_6434.N1	26-APR-2003 01:57:46	Bright	36.500	152	12Alp2CVn	2.8900	11000.	73	6026	No
41	GOM_NL__2PRFIN20030426_015938_000000442015_00461_06026_6435.N1	26-APR-2003 01:59:38	Bright	43.500	180	27Gam Boo	3.0400	8000.0	87	6026	No
42	GOM_NL__2PRFIN20030426_020133_000000392015_00461_06026_6436.N1	26-APR-2003 02:01:33	Bright	39.000	39	85Eta UMa	1.8540	24000.	78	6026	No

43	GOM_NL__2PRFIN20030426_020319_000000362015_00461_06026_6437.N1	26-APR-2003 02:03:19	Bright	36.000	82	48Bet UMa	2.3650	10600.	72	6026	No
44	GOM_NL__2PRFIN20030426_020442_000000372015_00461_06026_6438.N1	26-APR-2003 02:04:42	Bright	37.000	36	50Alp UMa	1.8000	6300.0	74	6026	No
45	GOM_NL__2PRFIN20030426_020858_000000382015_00461_06026_6439.N1	26-APR-2003 02:08:58	Bright	38.000	60	7Bet UMi	2.0810	3950.0	76	6026	No
46	GOM_NL__2PRFIN20030426_021226_000000332015_00461_06026_6440.N1	26-APR-2003 02:12:26	Bright	33.000	49	1Alp UMi	1.9900	6300.0	66	6026	No
47	GOM_NL__2PRFIN20030426_021441_000000632015_00461_06026_6441.N1	26-APR-2003 02:14:41	Bright	62.500	69	33Gam Dra	2.2310	3800.0	125	6026	No
48	GOM_NL__2PRFIN20030426_021912_000000412015_00461_06026_6442.N1	26-APR-2003 02:19:12	Bright	40.500	89	5Alp Cep	2.4510	8000.0	81	6026	No
49	GOM_NL__2PRFIN20030426_022101_000000472015_00461_06026_6443.N1	26-APR-2003 02:21:01	Bright	47.000	74	11Bet Cas	2.2680	6600.0	94	6026	No
50	GOM_NL__2PRFIN20030426_022314_000001502015_00461_06026_6444.N1	26-APR-2003 02:23:14	Bright	150.00	5	3Alp Lyr	0.033000	11000.	300	6026	No
51	GOM_NL__2PRFIN20030426_022928_000000752015_00461_06026_6445.N1	26-APR-2003 02:29:28	Twi_and_stray	75.000	92	53Eps Cyg	2.5000	4500.0	150	6026	No
52	GOM_NL__2PRFIN20030426_023414_000000452015_00461_06026_6446.N1	26-APR-2003 02:34:14	Twi_and_stray	44.500	90	54Alp Peg	2.4870	11000.	89	6026	No
53	GOM_NL__2PRFIN20030426_023758_000000602015_00461_06026_6447.N1	26-APR-2003 02:37:58	Dark	60.000	61	8Eps Peg	2.1000	3900.0	120	6026	No
54	GOM_NL__2PRFIN20030426_024026_000000512015_00461_06026_6448.N1	26-APR-2003 02:40:26	Dark	51.000	162	34Alp Aqr	2.9440	5350.0	102	6026	No
55	GOM_NL__2PRFIN20030426_024340_000000562015_00461_06026_6449.N1	26-APR-2003 02:43:40	Dark	56.000	154	22Bet Aqr	2.8990	5700.0	112	6026	No
56	GOM_NL__2PRFIN20030426_024651_000000442015_00461_06026_6450.N1	26-APR-2003 02:46:51	Dark	44.000	18	24Alp PsA	1.1660	9700.0	88	6026	No
57	GOM_NL__2PRFIN20030426_025231_000000392015_00461_06026_6451.N1	26-APR-2003 02:52:31	Dark	39.000	31	Alp Gru	1.7340	15200.	78	6026	No
58	GOM_NL__2PRFIN20030426_025522_000000412015_00461_06026_6452.N1	26-APR-2003 02:55:22	Dark	40.500	148	Alp Tuc	2.8780	4100.0	81	6026	No
59	GOM_NL__2PRFIN20030426_025751_000000422015_00462_06027_6420.N1	26-APR-2003 02:57:51	Dark	42.000	45	Alp Pav	1.9400	26000.	84	6027	No
60	GOM_NL__2PRFIN20030426_030447_000000432015_00462_06027_6421.N1	26-APR-2003 03:04:47	Dark	43.000	43	Alp TrA	1.9100	4250.0	86	6027	No
61	GOM_NL__2PRFIN20030426_030655_000000552015_00462_06027_6422.N1	26-APR-2003 03:06:55	Straylight	55.000	40	The Sco	1.8590	7100.0	110	6027	No
62	GOM_NL__2PRFIN20030426_030909_000000472015_00462_06027_6423.N1	26-APR-2003 03:09:09	Straylight	47.000	4	Alp1Cen	-0.010000	5800.0	94	6027	No
63	GOM_NL__2PRFIN20030426_031158_000000692015_00462_06027_6424.N1	26-APR-2003 03:11:58	Straylight	69.000	75	26Eps Sco	2.2910	4250.0	138	6027	No
64	GOM_NL__2PRFIN20030426_031403_000000422015_00462_06027_6425.N1	26-APR-2003 03:14:03	Straylight	41.500	81	Eta Cen	2.3560	28000.	83	6027	No
65	GOM_NL__2PRFIN20030426_031600_000000772015_00462_06027_6426.N1	26-APR-2003 03:16:00	Twi_and_stray	77.000	16	21Alp Sco	1.0200	3000.0	154	6027	No
66	GOM_NL__2PRFIN20030426_031832_000000682015_00462_06027_6427.N1	26-APR-2003 03:18:32	Twi_and_stray	67.500	80	7Del Sco	2.3160	30000.	135	6027	No
67	GOM_NL__2PRFIN20030426_032038_000000412015_00462_06027_6428.N1	26-APR-2003 03:20:38	Twi_and_stray	40.500	169	46Gam Hya	2.9910	4700.0	81	6027	No
68	GOM_NL__2PRFIN20030426_032259_000000362015_00462_06027_6429.N1	26-APR-2003 03:22:59	Bright	36.000	163	7Del Crv	2.9450	11000.	72	6027	No
69	GOM_NL__2PRFIN20030426_032432_000000552015_00462_06027_6430.N1	26-APR-2003 03:24:32	Bright	55.000	104	27Bet Lib	2.6140	13100.	110	6027	No
70	GOM_NL__2PRFIN20030426_032704_000000372015_00462_06027_6431.N1	26-APR-2003 03:27:04	Bright	37.000	121	29Gam Vir	2.7400	7200.0	74	6027	No
71	GOM_NL__2PRFIN20030426_033031_000000362015_00462_06027_6432.N1	26-APR-2003 03:30:31	Bright	36.000	138	47Eps Vir	2.8280	4700.0	72	6027	No
72	GOM_NL__2PRFIN20030426_033308_000000422015_00462_06027_6433.N1	26-APR-2003 03:33:08	Bright	42.000	111	8Eta Boo	2.6800	6000.0	84	6027	No
73	GOM_NL__2PRFIN20030426_033821_000000372015_00462_06027_6434.N1	26-APR-2003 03:38:21	Bright	36.500	152	12Alp2CVn	2.8900	11000.	73	6027	No
74	GOM_NL__2PRFIN20030426_034013_000000432015_00462_06027_6435.N1	26-APR-2003 03:40:13	Bright	43.000	180	27Gam Boo	3.0400	8000.0	86	6027	No
75	GOM_NL__2PRFIN20030426_034209_000000392015_00462_06027_6436.N1	26-APR-2003 03:42:09	Bright	38.500	39	85Eta UMa	1.8540	24000.	77	6027	No
76	GOM_NL__2PRFIN20030426_034355_000000362015_00462_06027_6437.N1	26-APR-2003 03:43:55	Bright	35.500	82	48Bet UMa	2.3650	10600.	71	6027	No
77	GOM_NL__2PRFIN20030426_034518_000000352015_00462_06027_6438.N1	26-APR-2003 03:45:18	Bright	34.500	36	50Alp UMa	1.8000	6300.0	69	6027	No
78	GOM_NL__2PRFIN20030426_034934_000000382015_00462_06027_6439.N1	26-APR-2003 03:49:34	Bright	38.000	60	7Bet UMi	2.0810	3950.0	76	6027	No
79	GOM_NL__2PRFIN20030426_035302_000000352015_00462_06027_6440.N1	26-APR-2003 03:53:02	Bright	34.500	49	1Alp UMi	1.9900	6300.0	69	6027	No
80	GOM_NL__2PRFIN20030426_035515_000000652015_00462_06027_6441.N1	26-APR-2003 03:55:15	Bright	64.500	69	33Gam Dra	2.2310	3800.0	129	6027	No
81	GOM_NL__2PRFIN20030426_035947_000000412015_00462_06027_6442.N1	26-APR-2003 03:59:47	Bright	41.000	89	5Alp Cep	2.4510	8000.0	82	6027	No
82	GOM_NL__2PRFIN20030426_040137_000000342015_00462_06027_6443.N1	26-APR-2003 04:01:37	Bright	34.000	74	11Bet Cas	2.2680	6600.0	68	6027	No
83	GOM_NL__2PRFIN20030426_040351_000001492015_00462_06027_6444.N1	26-APR-2003 04:03:51	Bright	149.00	5	3Alp Lyr	0.033000	11000.	298	6027	No
84	GOM_NL__2PRFIN20030426_041004_000000722015_00462_06027_6445.N1	26-APR-2003 04:10:04	Twi_and_stray	71.500	92	53Eps Cyg	2.5000	4500.0	143	6027	No
85	GOM_NL__2PRFIN20030426_041450_000000452015_00462_06027_6446.N1	26-APR-2003 04:14:50	Twi_and_stray	45.000	90	54Alp Peg	2.4870	11000.	90	6027	No
86	GOM_NL__2PRFIN20030426_041835_000000632015_00462_06027_6447.N1	26-APR-2003 04:18:35	Dark	63.000	61	8Eps Peg	2.1000	3900.0	126	6027	No
87	GOM_NL__2PRFIN20030426_042102_000000492015_00462_06027_6448.N1	26-APR-2003 04:21:02	Dark	49.000	162	34Alp Aqr	2.9440	5350.0	98	6027	No
88	GOM_NL__2PRFIN20030426_042417_000000562015_00462_06027_6449.N1	26-APR-2003 04:24:17	Dark	56.000	154	22Bet Aqr	2.8990	5700.0	112	6027	No
89	GOM_NL__2PRFIN20030426_042727_000000432015_00462_06027_6450.N1	26-APR-2003 04:27:27	Dark	43.000	18	24Alp PsA	1.1660	9700.0	86	6027	No
90	GOM_NL__2PRFIN20030426_043123_000000422015_00462_06027_6451.N1	26-APR-2003 04:31:23	Dark	41.500	172	Gam Gru	3.0030	13100.	83	6027	No
91	GOM_NL__2PRFIN20030426_043307_000000442015_00462_06027_6452.N1	26-APR-2003 04:33:07	Dark	44.000	31	Alp Gru	1.7340	15200.	88	6027	No
92	GOM_NL__2PRFIN20030426_043558_000000452015_00462_06027_6453.N1	26-APR-2003 04:35:58	Dark	45.000	148	Alp Tuc	2.8780	4100.0	90	6027	No
93	GOM_NL__2PRFIN20030426_043828_000000422015_00463_06028_6425.N1	26-APR-2003 04:38:28	Dark	41.500	45	Alp Pav	1.9400	26000.	83	6028	No
94	GOM_NL__2PRFIN20030426_044523_000000422015_00463_06028_6426.N1	26-APR-2003 04:45:23	Dark	42.000	43	Alp TrA	1.9100	4250.0	84	6028	No
95	GOM_NL__2PRFIN20030426_044732_000000612015_00463_06028_6427.N1	26-APR-2003 04:47:32	Straylight	61.000	40	The Sco	1.8590	7100.0	122	6028	No
96	GOM_NL__2PRFIN20030426_044945_000000432015_00463_06028_6428.N1	26-APR-2003 04:49:45	Straylight	42.500	4	Alp1Cen	-0.010000	5800.0	85	6028	No
97	GOM_NL__2PRFIN20030426_045235_000000662015_00463_06028_6429.N1	26-APR-2003 04:52:35	Straylight	66.000	75	26Eps Sco	2.2910	4250.0	132	6028	No
98	GOM_NL__2PRFIN20030426_045439_000000422015_00463_06028_6430.N1	26-APR-2003 04:54:39	Straylight	41.500	81	Eta Cen	2.3560	28000.	83	6028	No
99	GOM_NL__2PRFIN20030426_045637_000000782015_00463_06028_6431.N1	26-APR-2003 04:56:37	Twi_and_stray	78.000	16	21Alp Sco	1.0200	3000.0	156	6028	No
100	GOM_NL__2PRFIN20030426_045909_000000692015_00463_06028_6432.N1	26-APR-2003 04:59:09	Twi_and_stray	68.500	80	7Del Sco	2.3160	30000.	137	6028	No
101	GOM_NL__2PRFIN20030426_050114_000000412015_00463_06028_6433.N1	26-APR-2003 05:01:14	Twi_and_stray	41.000	169	46Gam Hya	2.9910	4700.0	82	6028	No

102	GOM_NL__2PRFIN20030426_050335_000000362015_00463_06028_6434.N1	26-APR-2003 05:03:35	Bright	36.000	163	7Del Crv	2.9450	11000.	72	6028	No
103	GOM_NL__2PRFIN20030426_050508_000000542015_00463_06028_6435.N1	26-APR-2003 05:05:08	Bright	53.500	104	27Bet Lib	2.6140	13100.	107	6028	No
104	GOM_NL__2PRFIN20030426_050740_000000372015_00463_06028_6436.N1	26-APR-2003 05:07:40	Bright	36.500	121	29Gam Vir	2.7400	7200.0	73	6028	No
105	GOM_NL__2PRFIN20030426_051107_000000372015_00463_06028_6437.N1	26-APR-2003 05:11:07	Bright	37.000	138	47Eps Vir	2.8280	4700.0	74	6028	No
106	GOM_NL__2PRFIN20030426_051343_000000412015_00463_06028_6438.N1	26-APR-2003 05:13:43	Bright	41.000	111	8Eta Boo	2.6800	6000.0	82	6028	No
107	GOM_NL__2PRFIN20030426_051857_000000362015_00463_06028_6439.N1	26-APR-2003 05:18:57	Bright	35.500	152	12Alp2CVn	2.8900	11000.	71	6028	No
108	GOM_NL__2PRFIN20030426_052049_000000442015_00463_06028_6440.N1	26-APR-2003 05:20:49	Bright	43.500	180	27Gam Boo	3.0400	8000.0	87	6028	No
109	GOM_NL__2PRFIN20030426_052245_000000402015_00463_06028_6441.N1	26-APR-2003 05:22:45	Bright	39.500	39	85Eta UMa	1.8540	24000.	79	6028	No
110	GOM_NL__2PRFIN20030426_052431_000000362015_00463_06028_6442.N1	26-APR-2003 05:24:31	Bright	36.000	82	48Bet UMa	2.3650	10600.	72	6028	No
111	GOM_NL__2PRFIN20030426_052554_000000382015_00463_06028_6443.N1	26-APR-2003 05:25:54	Bright	37.500	36	50Alp UMa	1.8000	6300.0	75	6028	No
112	GOM_NL__2PRFIN20030426_053009_000000392015_00463_06028_6444.N1	26-APR-2003 05:30:09	Bright	39.000	60	7Bet UMi	2.0810	3950.0	78	6028	No
113	GOM_NL__2PRFIN20030426_053338_000000342015_00463_06028_6445.N1	26-APR-2003 05:33:38	Bright	33.500	49	1Alp UMi	1.9900	6300.0	67	6028	No
114	GOM_NL__2PRFIN20030426_053550_000000662015_00463_06028_6446.N1	26-APR-2003 05:35:50	Bright	65.500	69	33Gam Dra	2.2310	3800.0	131	6028	No
115	GOM_NL__2PRFIN20030426_054023_000000422015_00463_06028_6447.N1	26-APR-2003 05:40:23	Bright	41.500	89	5Alp Cep	2.4510	8000.0	83	6028	No
116	GOM_NL__2PRFIN20030426_054213_000000372015_00463_06028_6448.N1	26-APR-2003 05:42:13	Bright	37.000	74	11Bet Cas	2.2680	6600.0	74	6028	No
117	GOM_NL__2PRFIN20030426_054426_000001572015_00463_06028_6449.N1	26-APR-2003 05:44:26	Bright	157.00	5	3Alp Lyr	0.033000	11000.	314	6028	No
118	GOM_NL__2PRFIN20030426_055040_000000712015_00463_06028_6450.N1	26-APR-2003 05:50:40	Twi_and_stray	71.000	92	53Eps Cyg	2.5000	4500.0	142	6028	No
119	GOM_NL__2PRFIN20030426_055526_000000432015_00463_06028_6451.N1	26-APR-2003 05:55:26	Twi_and_stray	43.000	90	54Alp Peg	2.4870	11000.	86	6028	No
120	GOM_NL__2PRFIN20030426_055911_000000642015_00463_06028_6452.N1	26-APR-2003 05:59:11	Dark	64.000	61	8Eps Peg	2.1000	3900.0	128	6028	No
121	GOM_NL__2PRFIN20030426_060139_000000512015_00463_06028_6453.N1	26-APR-2003 06:01:39	Dark	50.500	162	34Alp Aqr	2.9440	5350.0	101	6028	No
122	GOM_NL__2PRFIN20030426_060454_000000562015_00463_06028_6454.N1	26-APR-2003 06:04:54	Dark	56.000	154	22Bet Aqr	2.8990	5700.0	112	6028	No
123	GOM_NL__2PRFIN20030426_060803_000000442015_00463_06028_6455.N1	26-APR-2003 06:08:03	Dark	44.000	18	24Alp PsA	1.1660	9700.0	88	6028	No
124	GOM_NL__2PRFIN20030426_061200_000000432015_00463_06028_6456.N1	26-APR-2003 06:12:00	Dark	43.000	172	Gam Gru	3.0030	13100.	86	6028	No
125	GOM_NL__2PRFIN20030426_061343_000000422015_00463_06028_6457.N1	26-APR-2003 06:13:43	Dark	42.000	31	Alp Gru	1.7340	15200.	84	6028	No
126	GOM_NL__2PRFIN20030426_061634_000000392015_00463_06028_6458.N1	26-APR-2003 06:16:34	Dark	38.500	148	Alp Tuc	2.8780	4100.0	77	6028	No
127	GOM_NL__2PRFIN20030426_061904_000000412015_00464_06029_6425.N1	26-APR-2003 06:19:04	Dark	41.000	45	Alp Pav	1.9400	26000.	82	6029	No
128	GOM_NL__2PRFIN20030426_062600_000000392015_00464_06029_6426.N1	26-APR-2003 06:26:00	Dark	39.000	43	Alp TrA	1.9100	4250.0	78	6029	No
129	GOM_NL__2PRFIN20030426_062809_000000562015_00464_06029_6427.N1	26-APR-2003 06:28:09	Straylight	55.500	40	The Sco	1.8590	7100.0	111	6029	No
130	GOM_NL__2PRFIN20030426_063021_000000442015_00464_06029_6428.N1	26-APR-2003 06:30:21	Straylight	43.500	4	Alp1Cen	-0.010000	5800.0	87	6029	No
131	GOM_NL__2PRFIN20030426_063312_000000622015_00464_06029_6429.N1	26-APR-2003 06:33:12	Straylight	61.500	75	26Eps Sco	2.2910	4250.0	123	6029	No
132	GOM_NL__2PRFIN20030426_063516_000000432015_00464_06029_6430.N1	26-APR-2003 06:35:16	Straylight	43.000	81	Eta Cen	2.3560	28000.	86	6029	No
133	GOM_NL__2PRFIN20030426_063713_000000812015_00464_06029_6431.N1	26-APR-2003 06:37:13	Twi_and_stray	81.000	16	21Alp Sco	1.0200	3000.0	162	6029	No
134	GOM_NL__2PRFIN20030426_063945_000000692015_00464_06029_6432.N1	26-APR-2003 06:39:45	Twi_and_stray	69.000	80	7Del Sco	2.3160	30000.	138	6029	No
135	GOM_NL__2PRFIN20030426_064150_000000412015_00464_06029_6433.N1	26-APR-2003 06:41:50	Twi_and_stray	41.000	169	46Gam Hya	2.9910	4700.0	82	6029	No
136	GOM_NL__2PRFIN20030426_064411_000000362015_00464_06029_6434.N1	26-APR-2003 06:44:11	Bright	36.000	163	7Del Crv	2.9450	11000.	72	6029	No
137	GOM_NL__2PRFIN20030426_064544_000000542015_00464_06029_6435.N1	26-APR-2003 06:45:44	Bright	54.000	104	27Bet Lib	2.6140	13100.	108	6029	No
138	GOM_NL__2PRFIN20030426_064816_000000372015_00464_06029_6436.N1	26-APR-2003 06:48:16	Bright	37.000	121	29Gam Vir	2.7400	7200.0	74	6029	No
139	GOM_NL__2PRFIN20030426_065143_000000372015_00464_06029_6437.N1	26-APR-2003 06:51:43	Bright	37.000	138	47Eps Vir	2.8280	4700.0	74	6029	No
140	GOM_NL__2PRFIN20030426_065419_000000422015_00464_06029_6438.N1	26-APR-2003 06:54:19	Bright	42.000	111	8Eta Boo	2.6800	6000.0	84	6029	No
141	GOM_NL__2PRFIN20030426_065933_000000372015_00464_06029_6439.N1	26-APR-2003 06:59:33	Bright	36.500	152	12Alp2CVn	2.8900	11000.	73	6029	No
142	GOM_NL__2PRFIN20030426_070124_000000452015_00464_06029_6440.N1	26-APR-2003 07:01:24	Bright	44.500	180	27Gam Boo	3.0400	8000.0	89	6029	No
143	GOM_NL__2PRFIN20030426_070320_000000402015_00464_06029_6441.N1	26-APR-2003 07:03:20	Bright	39.500	39	85Eta UMa	1.8540	24000.	79	6029	No
144	GOM_NL__2PRFIN20030426_070507_000000362015_00464_06029_6442.N1	26-APR-2003 07:05:07	Bright	35.500	82	48Bet UMa	2.3650	10600.	71	6029	No
145	GOM_NL__2PRFIN20030426_070630_000000372015_00464_06029_6443.N1	26-APR-2003 07:06:30	Bright	36.500	36	50Alp UMa	1.8000	6300.0	73	6029	No
146	GOM_NL__2PRFIN20030426_071045_000000402015_00464_06029_6444.N1	26-APR-2003 07:10:45	Bright	40.000	60	7Bet UMi	2.0810	3950.0	80	6029	No
147	GOM_NL__2PRFIN20030426_071414_000000372015_00464_06029_6445.N1	26-APR-2003 07:14:14	Bright	36.500	49	1Alp UMi	1.9900	6300.0	73	6029	No
148	GOM_NL__2PRFIN20030426_071624_000000662015_00464_06029_6446.N1	26-APR-2003 07:16:24	Bright	65.500	69	33Gam Dra	2.2310	3800.0	131	6029	No
149	GOM_NL__2PRFIN20030426_072058_000000422015_00464_06029_6447.N1	26-APR-2003 07:20:58	Bright	41.500	89	5Alp Cep	2.4510	8000.0	83	6029	No
150	GOM_NL__2PRFIN20030426_072249_000000372015_00464_06029_6448.N1	26-APR-2003 07:22:49	Bright	37.000	74	11Bet Cas	2.2680	6600.0	74	6029	No
151	GOM_NL__2PRFIN20030426_072501_000001552015_00464_06029_6449.N1	26-APR-2003 07:25:01	Bright	154.50	5	3Alp Lyr	0.033000	11000.	309	6029	No
152	GOM_NL__2PRFIN20030426_073116_000000702015_00464_06029_6450.N1	26-APR-2003 07:31:16	Twi_and_stray	70.000	92	53Eps Cyg	2.5000	4500.0	140	6029	No
153	GOM_NL__2PRFIN20030426_073602_000000442015_00464_06029_6451.N1	26-APR-2003 07:36:02	Twi_and_stray	43.500	90	54Alp Peg	2.4870	11000.	87	6029	No
154	GOM_NL__2PRFIN20030426_073948_000000612015_00464_06029_6452.N1	26-APR-2003 07:39:48	Dark	60.500	61	8Eps Peg	2.1000	3900.0	121	6029	No
155	GOM_NL__2PRFIN20030426_074215_000000472015_00464_06029_6453.N1	26-APR-2003 07:42:15	Dark	47.000	162	34Alp Aqr	2.9440	5350.0	94	6029	No
156	GOM_NL__2PRFIN20030426_074530_000000582015_00464_06029_6454.N1	26-APR-2003 07:45:30	Dark	58.000	154	22Bet Aqr	2.8990	5700.0	116	6029	No
157	GOM_NL__2PRFIN20030426_074839_000000522015_00464_06029_6455.N1	26-APR-2003 07:48:39	Dark	51.500	18	24Alp PsA	1.1660	9700.0	103	6029	No
158	GOM_NL__2PRFIN20030426_075236_000000412015_00464_06029_6456.N1	26-APR-2003 07:52:36	Dark	41.000	172	Gam Gru	3.0030	13100.	82	6029	No
159	GOM_NL__2PRFIN20030426_075419_000000412015_00464_06029_6457.N1	26-APR-2003 07:54:19	Dark	41.000	31	Alp Gru	1.7340	15200.	82	6029	No
160	GOM_NL__2PRFIN20030426_075711_000000402015_00464_06029_6458.N1	26-APR-2003 07:57:11	Dark	39.500	148	Alp Tuc	2.8780	4100.0	79	6029	No

161	GOM_NL__2PRFIN20030426_130130_000000422015_00468_06033_6420.N1	26-APR-2003 13:01:30	Dark	41.500	45	Alp Pav	1.9400	26000.	83	6033	No
162	GOM_NL__2PRFIN20030426_130605_000000742015_00468_06033_6421.N1	26-APR-2003 13:06:05	Dark	73.500	103	38Zet Sgr	2.6000	9700.0	147	6033	No
163	GOM_NL__2PRFIN20030426_130904_000000502015_00468_06033_6422.N1	26-APR-2003 13:09:04	Straylight	49.500	141	Bet Ara	2.8400	4600.0	99	6033	No
164	GOM_NL__2PRFIN20030426_131036_000000632015_00468_06033_6423.N1	26-APR-2003 13:10:36	Straylight	62.500	40	The Sco	1.8590	7100.0	125	6033	No
165	GOM_NL__2PRFIN20030426_131245_000000522015_00468_06033_6424.N1	26-APR-2003 13:12:45	Straylight	51.500	4	Alp1Cen	-0.010000	5800.0	103	6033	No
166	GOM_NL__2PRFIN20030426_131538_000000692015_00468_06033_6425.N1	26-APR-2003 13:15:38	Straylight	69.000	75	26Eps Sco	2.2910	4250.0	138	6033	No
167	GOM_NL__2PRFIN20030426_131740_000000452015_00468_06033_6426.N1	26-APR-2003 13:17:40	Straylight	44.500	81	Eta Cen	2.3560	28000.	89	6033	No
168	GOM_NL__2PRFIN20030426_131939_000000782015_00468_06033_6427.N1	26-APR-2003 13:19:39	Tw_i_and_stray	78.000	16	21Alp Sco	1.0200	3000.0	156	6033	No
169	GOM_NL__2PRFIN20030426_132209_000000662015_00468_06033_6428.N1	26-APR-2003 13:22:09	Tw_i_and_stray	66.000	80	7Del Sco	2.3160	30000.	132	6033	No
170	GOM_NL__2PRFIN20030426_132414_000000422015_00468_06033_6429.N1	26-APR-2003 13:24:14	Bright	42.000	169	46Gam Hya	2.9910	4700.0	84	6033	No
171	GOM_NL__2PRFIN20030426_133040_000000372015_00468_06033_6430.N1	26-APR-2003 13:30:40	Bright	36.500	121	29Gam Vir	2.7400	7200.0	73	6033	No
172	GOM_NL__2PRFIN20030426_133406_000000372015_00468_06033_6431.N1	26-APR-2003 13:34:06	Bright	37.000	138	47Eps Vir	2.8280	4700.0	74	6033	No
173	GOM_NL__2PRFIN20030426_133641_000000412015_00468_06033_6432.N1	26-APR-2003 13:36:41	Bright	41.000	111	8Eta Boo	2.6800	6000.0	82	6033	No
174	GOM_NL__2PRFIN20030426_134156_000000382015_00468_06033_6433.N1	26-APR-2003 13:41:56	Bright	38.000	152	12Alp2CVn	2.8900	11000.	76	6033	No
175	GOM_NL__2PRFIN20030426_134345_000000422015_00468_06033_6434.N1	26-APR-2003 13:43:45	Bright	42.000	180	27Gam Boo	3.0400	8000.0	84	6033	No
176	GOM_NL__2PRFIN20030426_134542_000000412015_00468_06033_6435.N1	26-APR-2003 13:45:42	Bright	40.500	39	85Eta UMa	1.8540	24000.	81	6033	No
177	GOM_NL__2PRFIN20030426_134731_000000382015_00468_06033_6436.N1	26-APR-2003 13:47:31	Bright	37.500	82	48Bet UMa	2.3650	10600.	75	6033	No
178	GOM_NL__2PRFIN20030426_134854_000000382015_00468_06033_6437.N1	26-APR-2003 13:48:54	Bright	38.000	36	50Alp UMa	1.8000	6300.0	76	6033	No
179	GOM_NL__2PRFIN20030426_135307_000000402015_00468_06033_6438.N1	26-APR-2003 13:53:07	Bright	40.000	60	7Bet UMi	2.0810	3950.0	80	6033	No
180	GOM_NL__2PRFIN20030426_135637_000000352015_00468_06033_6439.N1	26-APR-2003 13:56:37	Bright	34.500	49	1Alp UMi	1.9900	6300.0	69	6033	No
181	GOM_NL__2PRFIN20030426_135843_000000672015_00468_06033_6440.N1	26-APR-2003 13:58:43	Bright	67.000	69	33Gam Dra	2.2310	3800.0	134	6033	No
182	GOM_NL__2PRFIN20030426_140320_000000442015_00468_06033_6441.N1	26-APR-2003 14:03:20	Bright	43.500	89	5Alp Cep	2.4510	8000.0	87	6033	No
183	GOM_NL__2PRFIN20030426_140513_000000392015_00468_06033_6442.N1	26-APR-2003 14:05:13	Bright	38.500	74	11Bet Cas	2.2680	6600.0	77	6033	No
184	GOM_NL__2PRFIN20030426_140719_000001502015_00468_06033_6443.N1	26-APR-2003 14:07:19	Bright	149.50	5	3Alp Lyr	0.033000	11000.	299	6033	No
185	GOM_NL__2PRFIN20030426_141339_000000762015_00468_06033_6444.N1	26-APR-2003 14:13:39	Tw_i_and_stray	75.500	92	53Eps Cyg	2.5000	4500.0	151	6033	No
186	GOM_NL__2PRFIN20030426_141826_000000442015_00468_06033_6445.N1	26-APR-2003 14:18:26	Tw_i_and_stray	44.000	90	54Alp Peg	2.4870	11000.	88	6033	No
187	GOM_NL__2PRFIN20030426_142213_000000632015_00468_06033_6446.N1	26-APR-2003 14:22:13	Dark	62.500	61	8Eps Peg	2.1000	3900.0	125	6033	No
188	GOM_NL__2PRFIN20030426_142441_000000522015_00468_06033_6447.N1	26-APR-2003 14:24:41	Dark	51.500	162	34Alp Aqr	2.9440	5350.0	103	6033	No
189	GOM_NL__2PRFIN20030426_142758_000000542015_00468_06033_6448.N1	26-APR-2003 14:27:58	Dark	54.000	154	22Bet Aqr	2.8990	5700.0	108	6033	No
190	GOM_NL__2PRFIN20030426_143104_000000452015_00468_06033_6449.N1	26-APR-2003 14:31:04	Dark	44.500	18	24Alp PsA	1.1660	9700.0	89	6033	No
191	GOM_NL__2PRFIN20030426_143502_000000422015_00468_06033_6450.N1	26-APR-2003 14:35:02	Dark	41.500	172	Gam Gru	3.0030	13100.	83	6033	No
192	GOM_NL__2PRFIN20030426_143645_000000432015_00468_06033_6451.N1	26-APR-2003 14:36:45	Dark	42.500	31	Alp Gru	1.7340	15200.	85	6033	No
193	GOM_NL__2PRFIN20030426_143935_000000422015_00468_06033_6452.N1	26-APR-2003 14:39:35	Dark	42.000	148	Alp Tuc	2.8780	4100.0	84	6033	No
194	GOM_NL__2PRFIN20030426_144206_000000422015_00469_06034_6420.N1	26-APR-2003 14:42:06	Dark	42.000	45	Alp Pav	1.9400	26000.	84	6034	No
195	GOM_NL__2PRFIN20030426_144643_000000732015_00469_06034_6421.N1	26-APR-2003 14:46:43	Dark	73.000	103	38Zet Sgr	2.6000	9700.0	146	6034	No
196	GOM_NL__2PRFIN20030426_144940_000000552015_00469_06034_6422.N1	26-APR-2003 14:49:40	Straylight	54.500	141	Bet Ara	2.8400	4600.0	109	6034	No
197	GOM_NL__2PRFIN20030426_145112_000000622015_00469_06034_6423.N1	26-APR-2003 14:51:12	Straylight	62.000	40	The Sco	1.8590	7100.0	124	6034	No
198	GOM_NL__2PRFIN20030426_145321_000000442015_00469_06034_6424.N1	26-APR-2003 14:53:21	Straylight	44.000	4	Alp1Cen	-0.010000	5800.0	88	6034	No
199	GOM_NL__2PRFIN20030426_145615_000000692015_00469_06034_6425.N1	26-APR-2003 14:56:15	Straylight	68.500	75	26Eps Sco	2.2910	4250.0	137	6034	No
200	GOM_NL__2PRFIN20030426_145816_000000432015_00469_06034_6426.N1	26-APR-2003 14:58:16	Straylight	43.000	81	Eta Cen	2.3560	28000.	86	6034	No
201	GOM_NL__2PRFIN20030426_150015_000000882015_00469_06034_6427.N1	26-APR-2003 15:00:15	Tw_i_and_stray	88.000	16	21Alp Sco	1.0200	3000.0	176	6034	No
202	GOM_NL__2PRFIN20030426_150243_000000722015_00469_06034_6428.N1	26-APR-2003 15:02:43	Tw_i_and_stray	72.000	80	7Del Sco	2.3160	30000.	144	6034	No
203	GOM_NL__2PRFIN20030426_150449_000000432015_00469_06034_6429.N1	26-APR-2003 15:04:49	Bright	43.000	169	46Gam Hya	2.9910	4700.0	86	6034	No
204	GOM_NL__2PRFIN20030426_151115_000000382015_00469_06034_6430.N1	26-APR-2003 15:11:15	Bright	37.500	121	29Gam Vir	2.7400	7200.0	75	6034	No
205	GOM_NL__2PRFIN20030426_151442_000000382015_00469_06034_6431.N1	26-APR-2003 15:14:42	Bright	37.500	138	47Eps Vir	2.8280	4700.0	75	6034	No
206	GOM_NL__2PRFIN20030426_151716_000000422015_00469_06034_6432.N1	26-APR-2003 15:17:16	Bright	41.500	111	8Eta Boo	2.6800	6000.0	83	6034	No
207	GOM_NL__2PRFIN20030426_152233_000000362015_00469_06034_6433.N1	26-APR-2003 15:22:33	Bright	36.000	152	12Alp2CVn	2.8900	11000.	72	6034	No
208	GOM_NL__2PRFIN20030426_152421_000000442015_00469_06034_6434.N1	26-APR-2003 15:24:21	Bright	43.500	180	27Gam Boo	3.0400	8000.0	87	6034	No
209	GOM_NL__2PRFIN20030426_152618_000000402015_00469_06034_6435.N1	26-APR-2003 15:26:18	Bright	39.500	39	85Eta UMa	1.8540	24000.	79	6034	No
210	GOM_NL__2PRFIN20030426_152809_000000342015_00469_06034_6436.N1	26-APR-2003 15:28:09	Bright	33.500	82	48Bet UMa	2.3650	10600.	67	6034	No
211	GOM_NL__2PRFIN20030426_152931_000000332015_00469_06034_6437.N1	26-APR-2003 15:29:31	Bright	33.000	36	50Alp UMa	1.8000	6300.0	66	6034	No
212	GOM_NL__2PRFIN20030426_153344_000000382015_00469_06034_6438.N1	26-APR-2003 15:33:44	Bright	38.000	60	7Bet UMi	2.0810	3950.0	76	6034	No
213	GOM_NL__2PRFIN20030426_153714_000000352015_00469_06034_6439.N1	26-APR-2003 15:37:14	Bright	35.000	49	1Alp UMi	1.9900	6300.0	70	6034	No
214	GOM_NL__2PRFIN20030426_153919_000000652015_00469_06034_6440.N1	26-APR-2003 15:39:19	Bright	64.500	69	33Gam Dra	2.2310	3800.0	129	6034	No
215	GOM_NL__2PRFIN20030426_154357_000000422015_00469_06034_6441.N1	26-APR-2003 15:43:57	Bright	41.500	89	5Alp Cep	2.4510	8000.0	83	6034	No
216	GOM_NL__2PRFIN20030426_154550_000000362015_00469_06034_6442.N1	26-APR-2003 15:45:50	Bright	35.500	74	11Bet Cas	2.2680	6600.0	71	6034	No
217	GOM_NL__2PRFIN20030426_154751_000001552015_00469_06034_6443.N1	26-APR-2003 15:47:51	Bright	154.50	5	3Alp Lyr	0.033000	11000.	309	6034	No
218	GOM_NL__2PRFIN20030426_155417_000000742015_00469_06034_6444.N1	26-APR-2003 15:54:17	Tw_i_and_stray	73.500	92	53Eps Cyg	2.5000	4500.0	147	6034	No
219	GOM_NL__2PRFIN20030426_155903_000000442015_00469_06034_6445.N1	26-APR-2003 15:59:03	Tw_i_and_stray	43.500	90	54Alp Peg	2.4870	11000.	87	6034	No

220	GOM_NL__2PRFIN20030426_160251_000000592015_00469_06034_6446.N1	26-APR-2003 16:02:51	Dark	58.500	61	8Eps Peg	2.1000	3900.0	117	6034	No
221	GOM_NL__2PRFIN20030426_160518_000000502015_00469_06034_6447.N1	26-APR-2003 16:05:18	Dark	49.500	162	34Alp Aqr	2.9440	5350.0	99	6034	No
222	GOM_NL__2PRFIN20030426_160836_000000562015_00469_06034_6448.N1	26-APR-2003 16:08:36	Dark	55.500	154	22Bet Aqr	2.8990	5700.0	111	6034	No
223	GOM_NL__2PRFIN20030426_161141_000000442015_00469_06034_6449.N1	26-APR-2003 16:11:41	Dark	44.000	18	24Alp PsA	1.1660	9700.0	88	6034	No
224	GOM_NL__2PRFIN20030426_161540_000000412015_00469_06034_6450.N1	26-APR-2003 16:15:40	Dark	41.000	172	Gam Gru	3.0030	13100.	82	6034	No
225	GOM_NL__2PRFIN20030426_161722_000000412015_00469_06034_6451.N1	26-APR-2003 16:17:22	Dark	41.000	31	Alp Gru	1.7340	15200.	82	6034	No
226	GOM_NL__2PRFIN20030426_162012_000000422015_00469_06034_6452.N1	26-APR-2003 16:20:12	Dark	41.500	148	Alp Tuc	2.8780	4100.0	83	6034	No
227	GOM_NL__2PRFIN20030426_162243_000000412015_00470_06035_6420.N1	26-APR-2003 16:22:43	Dark	41.000	45	Alp Pav	1.9400	26000.	82	6035	No
228	GOM_NL__2PRFIN20030426_162722_000000752015_00470_06035_6421.N1	26-APR-2003 16:27:22	Dark	74.500	103	38Zet Sgr	2.6000	9700.0	149	6035	No
229	GOM_NL__2PRFIN20030426_163018_000000422015_00470_06035_6422.N1	26-APR-2003 16:30:18	Straylight	42.000	141	Bet Ara	2.8400	4600.0	84	6035	No
230	GOM_NL__2PRFIN20030426_163150_000000592015_00470_06035_6423.N1	26-APR-2003 16:31:50	Straylight	59.000	40	The Sco	1.8590	7100.0	118	6035	No
231	GOM_NL__2PRFIN20030426_163359_000000492015_00470_06035_6424.N1	26-APR-2003 16:33:59	Straylight	49.000	4	Alp1Cen	-0.010000	5800.0	98	6035	No
232	GOM_NL__2PRFIN20030426_163653_000000662015_00470_06035_6425.N1	26-APR-2003 16:36:53	Straylight	65.500	75	26Eps Sco	2.2910	4250.0	131	6035	No
233	GOM_NL__2PRFIN20030426_163853_000000432015_00470_06035_6426.N1	26-APR-2003 16:38:53	Straylight	42.500	81	Eta Cen	2.3560	28000.	85	6035	No
234	GOM_NL__2PRFIN20030426_164053_000000882015_00470_06035_6427.N1	26-APR-2003 16:40:53	Tw_i_and_stray	88.000	16	21Alp Sco	1.0200	3000.0	176	6035	No
235	GOM_NL__2PRFIN20030426_164323_000000662015_00470_06035_6428.N1	26-APR-2003 16:43:23	Tw_i_and_stray	65.500	80	7Del Sco	2.3160	30000.	131	6035	No
236	GOM_NL__2PRFIN20030426_164526_000000422015_00470_06035_6429.N1	26-APR-2003 16:45:26	Bright	42.000	169	46Gam Hya	2.9910	4700.0	84	6035	No
237	GOM_NL__2PRFIN20030426_164919_000000542015_00470_06035_6430.N1	26-APR-2003 16:49:19	Bright	53.500	104	27Bet Lib	2.6140	13100.	107	6035	No
238	GOM_NL__2PRFIN20030426_165153_000000372015_00470_06035_6431.N1	26-APR-2003 16:51:53	Bright	36.500	121	29Gam Vir	2.7400	7200.0	73	6035	No
239	GOM_NL__2PRFIN20030426_165518_000000372015_00470_06035_6432.N1	26-APR-2003 16:55:18	Bright	37.000	138	47Eps Vir	2.8280	4700.0	74	6035	No
240	GOM_NL__2PRFIN20030426_165753_000000402015_00470_06035_6433.N1	26-APR-2003 16:57:53	Bright	40.000	111	8Eta Boo	2.6800	6000.0	80	6035	No
241	GOM_NL__2PRFIN20030426_170308_000000362015_00470_06035_6434.N1	26-APR-2003 17:03:08	Bright	35.500	152	12Alp2CVn	2.8900	11000.	71	6035	No
242	GOM_NL__2PRFIN20030426_170456_000000442015_00470_06035_6435.N1	26-APR-2003 17:04:56	Bright	43.500	180	27Gam Boo	3.0400	8000.0	87	6035	No
243	GOM_NL__2PRFIN20030426_170654_000000402015_00470_06035_6436.N1	26-APR-2003 17:06:54	Bright	40.000	39	85Eta UMa	1.8540	24000.	80	6035	No
244	GOM_NL__2PRFIN20030426_170845_000000372015_00470_06035_6437.N1	26-APR-2003 17:08:45	Bright	36.500	82	48Bet UMa	2.3650	10600.	73	6035	No
245	GOM_NL__2PRFIN20030426_171007_000000352015_00470_06035_6438.N1	26-APR-2003 17:10:07	Bright	35.000	36	50Alp UMa	1.8000	6300.0	70	6035	No
246	GOM_NL__2PRFIN20030426_171419_000000352015_00470_06035_6439.N1	26-APR-2003 17:14:19	Bright	35.000	60	7Bet UMi	2.0810	3950.0	70	6035	No
247	GOM_NL__2PRFIN20030426_171750_000000372015_00470_06035_6440.N1	26-APR-2003 17:17:50	Bright	36.500	49	1Alp UMi	1.9900	6300.0	73	6035	No
248	GOM_NL__2PRFIN20030426_171953_000000642015_00470_06035_6441.N1	26-APR-2003 17:19:53	Bright	63.500	69	33Gam Dra	2.2310	3800.0	127	6035	No
249	GOM_NL__2PRFIN20030426_172432_000000432015_00470_06035_6442.N1	26-APR-2003 17:24:32	Bright	42.500	89	5Alp Cep	2.4510	8000.0	85	6035	No
250	GOM_NL__2PRFIN20030426_172625_000000342015_00470_06035_6443.N1	26-APR-2003 17:26:25	Bright	34.000	74	11Bet Cas	2.2680	6600.0	68	6035	No
251	GOM_NL__2PRFIN20030426_172828_000001622015_00470_06035_6444.N1	26-APR-2003 17:28:28	Bright	162.00	5	3Alp Lyr	0.033000	11000.	324	6035	No
252	GOM_NL__2PRFIN20030426_173452_000000722015_00470_06035_6445.N1	26-APR-2003 17:34:52	Tw_i_and_stray	71.500	92	53Eps Cyg	2.5000	4500.0	143	6035	No
253	GOM_NL__2PRFIN20030426_173939_000000442015_00470_06035_6446.N1	26-APR-2003 17:39:39	Tw_i_and_stray	43.500	90	54Alp Peg	2.4870	11000.	87	6035	No
254	GOM_NL__2PRFIN20030426_174327_000000612015_00470_06035_6447.N1	26-APR-2003 17:43:27	Dark	60.500	61	8Eps Peg	2.1000	3900.0	121	6035	No
255	GOM_NL__2PRFIN20030426_174555_000000532015_00470_06035_6448.N1	26-APR-2003 17:45:55	Dark	53.000	162	34Alp Aqr	2.9440	5350.0	106	6035	No
256	GOM_NL__2PRFIN20030426_174913_000000602015_00470_06035_6449.N1	26-APR-2003 17:49:13	Dark	59.500	154	22Bet Aqr	2.8990	5700.0	119	6035	No
257	GOM_NL__2PRFIN20030426_175217_000000422015_00470_06035_6450.N1	26-APR-2003 17:52:17	Dark	42.000	18	24Alp PsA	1.1660	9700.0	84	6035	No
258	GOM_NL__2PRFIN20030426_175616_000000402015_00470_06035_6451.N1	26-APR-2003 17:56:16	Dark	40.000	172	Gam Gru	3.0030	13100.	80	6035	No
259	GOM_NL__2PRFIN20030426_175759_000000412015_00470_06035_6452.N1	26-APR-2003 17:57:59	Dark	40.500	31	Alp Gru	1.7340	15200.	81	6035	No
260	GOM_NL__2PRFIN20030426_180048_000000422015_00470_06035_6453.N1	26-APR-2003 18:00:48	Dark	41.500	148	Alp Tuc	2.8780	4100.0	83	6035	No
261	GOM_NL__2PRFIN20030426_180320_000000412015_00471_06036_6440.N1	26-APR-2003 18:03:20	Dark	40.500	45	Alp Pav	1.9400	26000.	81	6036	No
262	GOM_NL__2PRFIN20030426_180759_000000742015_00471_06036_6441.N1	26-APR-2003 18:07:59	Dark	74.000	103	38Zet Sgr	2.6000	9700.0	148	6036	No
263	GOM_NL__2PRFIN20030426_181055_000000442015_00471_06036_6442.N1	26-APR-2003 18:10:55	Straylight	43.500	141	Bet Ara	2.8400	4600.0	87	6036	No
264	GOM_NL__2PRFIN20030426_181227_000000612015_00471_06036_6443.N1	26-APR-2003 18:12:27	Straylight	61.000	40	The Sco	1.8590	7100.0	122	6036	No
265	GOM_NL__2PRFIN20030426_181435_000000432015_00471_06036_6444.N1	26-APR-2003 18:14:35	Straylight	42.500	4	Alp1Cen	-0.010000	5800.0	85	6036	No
266	GOM_NL__2PRFIN20030426_181730_000000652015_00471_06036_6445.N1	26-APR-2003 18:17:30	Straylight	65.000	75	26Eps Sco	2.2910	4250.0	130	6036	No
267	GOM_NL__2PRFIN20030426_181930_000000422015_00471_06036_6446.N1	26-APR-2003 18:19:30	Straylight	42.000	81	Eta Cen	2.3560	28000.	84	6036	No
268	GOM_NL__2PRFIN20030426_182129_000000822015_00471_06036_6447.N1	26-APR-2003 18:21:29	Tw_i_and_stray	81.500	16	21Alp Sco	1.0200	3000.0	163	6036	No
269	GOM_NL__2PRFIN20030426_182359_000000672015_00471_06036_6448.N1	26-APR-2003 18:23:59	Tw_i_and_stray	67.000	80	7Del Sco	2.3160	30000.	134	6036	No
270	GOM_NL__2PRFIN20030426_182603_000000432015_00471_06036_6449.N1	26-APR-2003 18:26:03	Bright	42.500	169	46Gam Hya	2.9910	4700.0	85	6036	No
271	GOM_NL__2PRFIN20030426_182955_000000532015_00471_06036_6450.N1	26-APR-2003 18:29:55	Bright	53.000	104	27Bet Lib	2.6140	13100.	106	6036	No
272	GOM_NL__2PRFIN20030426_183229_000000372015_00471_06036_6451.N1	26-APR-2003 18:32:29	Bright	36.500	121	29Gam Vir	2.7400	7200.0	73	6036	No
273	GOM_NL__2PRFIN20030426_183554_000000372015_00471_06036_6452.N1	26-APR-2003 18:35:54	Bright	36.500	138	47Eps Vir	2.8280	4700.0	73	6036	No
274	GOM_NL__2PRFIN20030426_183829_000000412015_00471_06036_6453.N1	26-APR-2003 18:38:29	Bright	41.000	111	8Eta Boo	2.6800	6000.0	82	6036	No
275	GOM_NL__2PRFIN20030426_184344_000000372015_00471_06036_6454.N1	26-APR-2003 18:43:44	Bright	36.500	152	12Alp2CVn	2.8900	11000.	73	6036	No
276	GOM_NL__2PRFIN20030426_184532_000000442015_00471_06036_6455.N1	26-APR-2003 18:45:32	Bright	44.000	180	27Gam Boo	3.0400	8000.0	88	6036	No
277	GOM_NL__2PRFIN20030426_184730_000000402015_00471_06036_6456.N1	26-APR-2003 18:47:30	Bright	40.000	39	85Eta UMa	1.8540	24000.	80	6036	No
278	GOM_NL__2PRFIN20030426_184921_000000372015_00471_06036_6457.N1	26-APR-2003 18:49:21	Bright	36.500	82	48Bet UMa	2.3650	10600.	73	6036	No

279	GOM_NL__2PRFIN20030426_185043_000000362015_00471_06036_6458.N1	26-APR-2003 18:50:43	Bright	35.500	36	50Alp UMa	1.8000	6300.0	71	6036	No
280	GOM_NL__2PRFIN20030426_185455_000000392015_00471_06036_6459.N1	26-APR-2003 18:54:55	Bright	38.500	60	7Bet UMi	2.0810	3950.0	77	6036	No
281	GOM_NL__2PRFIN20030426_185826_000000372015_00471_06036_6460.N1	26-APR-2003 18:58:26	Bright	36.500	49	1Alp UMi	1.9900	6300.0	73	6036	No
282	GOM_NL__2PRFIN20030426_190028_000000602015_00471_06036_6461.N1	26-APR-2003 19:00:28	Bright	60.000	69	33Gam Dra	2.2310	3800.0	120	6036	No
283	GOM_NL__2PRFIN20030426_190508_000000402015_00471_06036_6462.N1	26-APR-2003 19:05:08	Bright	39.500	89	5Alp Cep	2.4510	8000.0	79	6036	No
284	GOM_NL__2PRFIN20030426_190702_000000332015_00471_06036_6463.N1	26-APR-2003 19:07:02	Bright	33.000	74	11Bet Cas	2.2680	6600.0	66	6036	No
285	GOM_NL__2PRFIN20030426_190902_000001512015_00471_06036_6464.N1	26-APR-2003 19:09:02	Bright	150.50	5	3Alp Lyr	0.033000	11000.	301	6036	No
286	GOM_NL__2PRFIN20030426_191529_000000712015_00471_06036_6465.N1	26-APR-2003 19:15:29	Twi_and_stray	71.000	92	53Eps Cyg	2.5000	4500.0	142	6036	No
287	GOM_NL__2PRFIN20030426_192016_000000432015_00471_06036_6466.N1	26-APR-2003 19:20:16	Twi_and_stray	43.000	90	54Alp Peg	2.4870	11000.	86	6036	No
288	GOM_NL__2PRFIN20030426_192404_000000622015_00471_06036_6467.N1	26-APR-2003 19:24:04	Dark	62.000	61	8Eps Peg	2.1000	3900.0	124	6036	No
289	GOM_NL__2PRFIN20030426_192632_000000522015_00471_06036_6468.N1	26-APR-2003 19:26:32	Dark	51.500	162	34Alp Aqr	2.9440	5350.0	103	6036	No
290	GOM_NL__2PRFIN20030426_192950_000000592015_00471_06036_6469.N1	26-APR-2003 19:29:50	Dark	59.000	154	22Bet Aqr	2.8990	5700.0	118	6036	No
291	GOM_NL__2PRFIN20030426_193254_000000482015_00471_06036_6470.N1	26-APR-2003 19:32:54	Dark	47.500	18	24Alp PsA	1.1660	9700.0	95	6036	No
292	GOM_NL__2PRFIN20030426_193653_000000412015_00471_06036_6471.N1	26-APR-2003 19:36:53	Dark	40.500	172	Gam Gru	3.0030	13100.	81	6036	No
293	GOM_NL__2PRFIN20030426_193835_000000412015_00471_06036_6472.N1	26-APR-2003 19:38:35	Dark	40.500	31	Alp Gru	1.7340	15200.	81	6036	No
294	GOM_NL__2PRFIN20030426_194125_000000492015_00471_06036_6473.N1	26-APR-2003 19:41:25	Dark	48.500	148	Alp Tuc	2.8780	4100.0	97	6036	No
295	GOM_NL__2PRFIN20030426_194357_000000422015_00472_06037_6440.N1	26-APR-2003 19:43:57	Dark	42.000	45	Alp Pav	1.9400	26000.	84	6037	No
296	GOM_NL__2PRFIN20030426_194837_000000712015_00472_06037_6441.N1	26-APR-2003 19:48:37	Dark	70.500	103	38Zet Sgr	2.6000	9700.0	141	6037	No
297	GOM_NL__2PRFIN20030426_195131_000000422015_00472_06037_6442.N1	26-APR-2003 19:51:31	Straylight	42.000	141	Bet Ara	2.8400	4600.0	84	6037	No
298	GOM_NL__2PRFIN20030426_195304_000000542015_00472_06037_6443.N1	26-APR-2003 19:53:04	Straylight	53.500	40	The Sco	1.8590	7100.0	107	6037	No
299	GOM_NL__2PRFIN20030426_195511_000000482015_00472_06037_6444.N1	26-APR-2003 19:55:11	Straylight	48.000	4	Alp1Cen	-0.010000	5800.0	96	6037	No
300	GOM_NL__2PRFIN20030426_195806_000000662015_00472_06037_6445.N1	26-APR-2003 19:58:06	Straylight	66.000	75	26Eps Sco	2.2910	4250.0	132	6037	No
301	GOM_NL__2PRFIN20030426_200006_000000422015_00472_06037_6446.N1	26-APR-2003 20:00:06	Straylight	41.500	81	Eta Cen	2.3560	28000.	83	6037	No
302	GOM_NL__2PRFIN20030426_200206_000000782015_00472_06037_6447.N1	26-APR-2003 20:02:06	Twi_and_stray	77.500	16	21Alp Sco	1.0200	3000.0	155	6037	No
303	GOM_NL__2PRFIN20030426_200436_000000692015_00472_06037_6448.N1	26-APR-2003 20:04:36	Twi_and_stray	68.500	80	7Del Sco	2.3160	30000.	137	6037	No
304	GOM_NL__2PRFIN20030426_200639_000000432015_00472_06037_6449.N1	26-APR-2003 20:06:39	Bright	42.500	169	46Gam Hya	2.9910	4700.0	85	6037	No
305	GOM_NL__2PRFIN20030426_201031_000000532015_00472_06037_6450.N1	26-APR-2003 20:10:31	Bright	53.000	104	27Bet Lib	2.6140	13100.	106	6037	No
306	GOM_NL__2PRFIN20030426_201305_000000382015_00472_06037_6451.N1	26-APR-2003 20:13:05	Bright	37.500	121	29Gam Vir	2.7400	7200.0	75	6037	No
307	GOM_NL__2PRFIN20030426_201630_000000362015_00472_06037_6452.N1	26-APR-2003 20:16:30	Bright	36.000	138	47Eps Vir	2.8280	4700.0	72	6037	No
308	GOM_NL__2PRFIN20030426_201905_000000402015_00472_06037_6453.N1	26-APR-2003 20:19:05	Bright	40.000	111	8Eta Boo	2.6800	6000.0	80	6037	No
309	GOM_NL__2PRFIN20030426_202420_000000372015_00472_06037_6454.N1	26-APR-2003 20:24:20	Bright	36.500	152	12Alp2CVn	2.8900	11000.	73	6037	No
310	GOM_NL__2PRFIN20030426_202607_000000422015_00472_06037_6455.N1	26-APR-2003 20:26:07	Bright	41.500	180	27Gam Boo	3.0400	8000.0	83	6037	No
311	GOM_NL__2PRFIN20030426_202805_000000392015_00472_06037_6456.N1	26-APR-2003 20:28:05	Bright	39.000	39	85Eta UMa	1.8540	24000.	78	6037	No
312	GOM_NL__2PRFIN20030426_202957_000000382015_00472_06037_6457.N1	26-APR-2003 20:29:57	Bright	37.500	82	48Bet UMa	2.3650	10600.	75	6037	No
313	GOM_NL__2PRFIN20030426_203119_000000392015_00472_06037_6458.N1	26-APR-2003 20:31:19	Bright	39.000	36	50Alp UMa	1.8000	6300.0	78	6037	No
314	GOM_NL__2PRFIN20030426_203531_000000382015_00472_06037_6459.N1	26-APR-2003 20:35:31	Bright	37.500	60	7Bet UMi	2.0810	3950.0	75	6037	No
315	GOM_NL__2PRFIN20030426_203902_000000362015_00472_06037_6460.N1	26-APR-2003 20:39:02	Bright	36.000	49	1Alp UMi	1.9900	6300.0	72	6037	No
316	GOM_NL__2PRFIN20030426_204104_000000662015_00472_06037_6461.N1	26-APR-2003 20:41:04	Bright	66.000	69	33Gam Dra	2.2310	3800.0	132	6037	No
317	GOM_NL__2PRFIN20030426_204544_000000412015_00472_06037_6462.N1	26-APR-2003 20:45:44	Bright	41.000	89	5Alp Cep	2.4510	8000.0	82	6037	No
318	GOM_NL__2PRFIN20030426_204738_000000362015_00472_06037_6463.N1	26-APR-2003 20:47:38	Bright	36.000	74	11Bet Cas	2.2680	6600.0	72	6037	No
319	GOM_NL__2PRFIN20030426_204937_000001462015_00472_06037_6464.N1	26-APR-2003 20:49:37	Bright	146.00	5	3Alp Lyr	0.033000	11000.	292	6037	No
320	GOM_NL__2PRFIN20030426_205605_000000772015_00472_06037_6465.N1	26-APR-2003 20:56:05	Twi_and_stray	76.500	92	53Eps Cyg	2.5000	4500.0	153	6037	No
321	GOM_NL__2PRFIN20030426_210052_000000422015_00472_06037_6466.N1	26-APR-2003 21:00:52	Twi_and_stray	42.000	90	54Alp Peg	2.4870	11000.	84	6037	No
322	GOM_NL__2PRFIN20030426_210441_000000612015_00472_06037_6467.N1	26-APR-2003 21:04:41	Dark	60.500	61	8Eps Peg	2.1000	3900.0	121	6037	No
323	GOM_NL__2PRFIN20030426_210708_000000532015_00472_06037_6468.N1	26-APR-2003 21:07:08	Dark	53.000	162	34Alp Aqr	2.9440	5350.0	106	6037	No
324	GOM_NL__2PRFIN20030426_211027_000000612015_00472_06037_6469.N1	26-APR-2003 21:10:27	Dark	60.500	154	22Bet Aqr	2.8990	5700.0	121	6037	No
325	GOM_NL__2PRFIN20030426_211330_000000452015_00472_06037_6470.N1	26-APR-2003 21:13:30	Dark	44.500	18	24Alp PsA	1.1660	9700.0	89	6037	No
326	GOM_NL__2PRFIN20030426_211729_000000402015_00472_06037_6471.N1	26-APR-2003 21:17:29	Dark	40.000	172	Gam Gru	3.0030	13100.	80	6037	No
327	GOM_NL__2PRFIN20030426_211911_000000452015_00472_06037_6472.N1	26-APR-2003 21:19:11	Dark	45.000	31	Alp Gru	1.7340	15200.	90	6037	No
328	GOM_NL__2PRFIN20030426_212201_000000472015_00472_06037_6473.N1	26-APR-2003 21:22:01	Dark	47.000	148	Alp Tuc	2.8780	4100.0	94	6037	No
329	GOM_NL__2PRFIN20030426_212433_000000402015_00473_06038_6441.N1	26-APR-2003 21:24:33	Dark	40.000	45	Alp Pav	1.9400	26000.	80	6038	No
330	GOM_NL__2PRFIN20030426_212915_000000702015_00473_06038_6442.N1	26-APR-2003 21:29:15	Dark	70.000	103	38Zet Sgr	2.6000	9700.0	140	6038	No
331	GOM_NL__2PRFIN20030426_213208_000000422015_00473_06038_6443.N1	26-APR-2003 21:32:08	Straylight	42.000	141	Bet Ara	2.8400	4600.0	84	6038	No
332	GOM_NL__2PRFIN20030426_213341_000000582015_00473_06038_6444.N1	26-APR-2003 21:33:41	Straylight	57.500	40	The Sco	1.8590	7100.0	115	6038	No
333	GOM_NL__2PRFIN20030426_213547_000000442015_00473_06038_6445.N1	26-APR-2003 21:35:47	Straylight	44.000	4	Alp1Cen	-0.010000	5800.0	88	6038	No
334	GOM_NL__2PRFIN20030426_213843_000000602015_00473_06038_6446.N1	26-APR-2003 21:38:43	Straylight	59.500	75	26Eps Sco	2.2910	4250.0	119	6038	No
335	GOM_NL__2PRFIN20030426_214042_000000402015_00473_06038_6447.N1	26-APR-2003 21:40:42	Straylight	39.500	81	Eta Cen	2.3560	28000.	79	6038	No
336	GOM_NL__2PRFIN20030426_214243_000000882015_00473_06038_6448.N1	26-APR-2003 21:42:43	Twi_and_stray	88.000	16	21Alp Sco	1.0200	3000.0	176	6038	No
337	GOM_NL__2PRFIN20030426_214512_000000702015_00473_06038_6449.N1	26-APR-2003 21:45:12	Twi_and_stray	69.500	80	7Del Sco	2.3160	30000.	139	6038	No

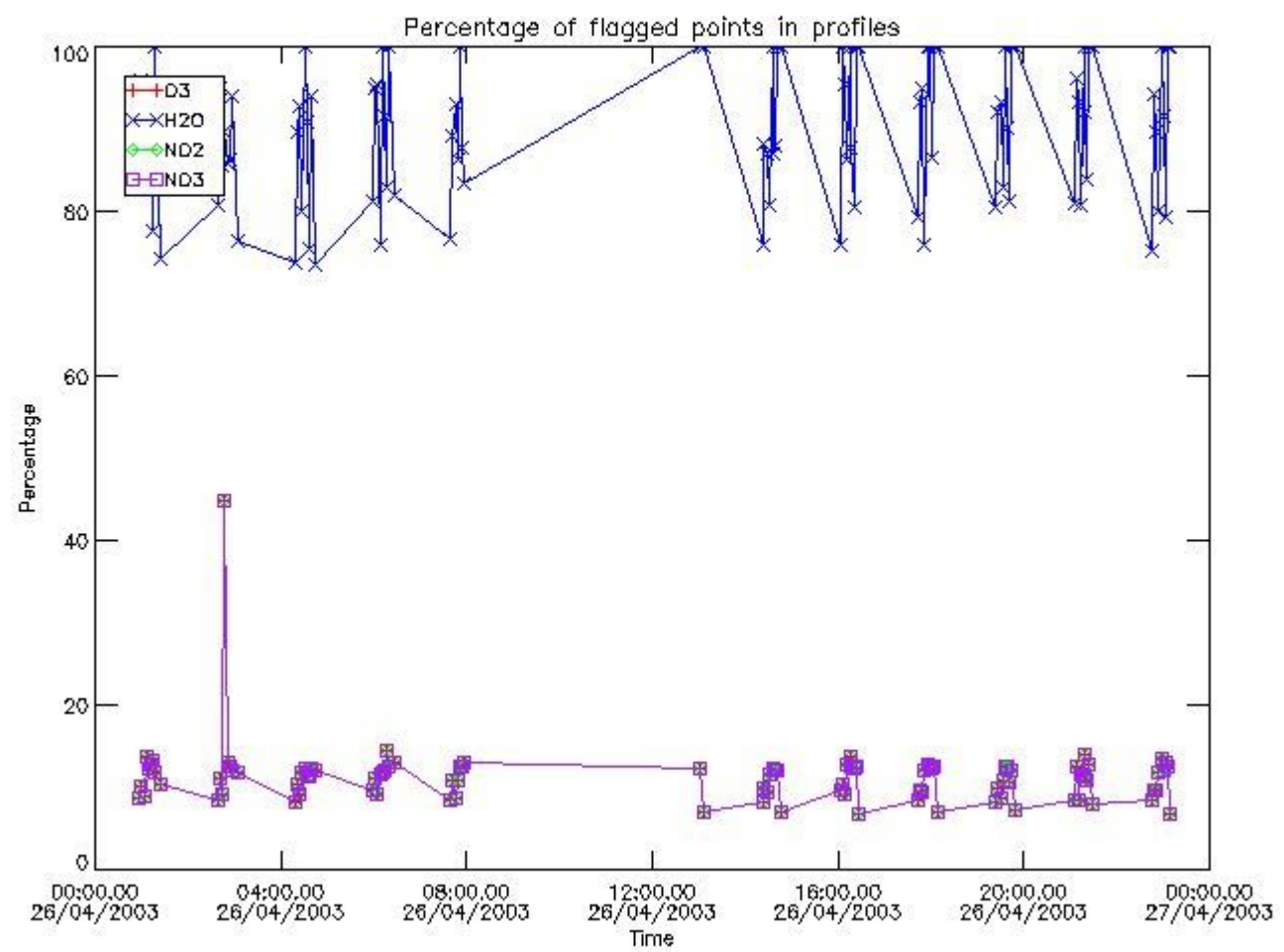
338	GOM_NL__2PRFIN20030426_214715_000000422015_00473_06038_6450.N1	26-APR-2003 21:47:15	Bright	42.000	169	46Gam Hya	2.9910	4700.0	84	6038	No
339	GOM_NL__2PRFIN20030426_215107_000000532015_00473_06038_6451.N1	26-APR-2003 21:51:07	Bright	53.000	104	27Bet Lib	2.6140	13100.	106	6038	No
340	GOM_NL__2PRFIN20030426_215341_000000362015_00473_06038_6452.N1	26-APR-2003 21:53:41	Bright	36.000	121	29Gam Vir	2.7400	7200.0	72	6038	No
341	GOM_NL__2PRFIN20030426_215706_000000372015_00473_06038_6453.N1	26-APR-2003 21:57:06	Bright	36.500	138	47Eps Vir	2.8280	4700.0	73	6038	No
342	GOM_NL__2PRFIN20030426_215940_000000402015_00473_06038_6454.N1	26-APR-2003 21:59:40	Bright	40.000	111	8Eta Boo	2.6800	6000.0	80	6038	No
343	GOM_NL__2PRFIN20030426_220456_000000372015_00473_06038_6455.N1	26-APR-2003 22:04:56	Bright	36.500	152	12Alp2CVn	2.8900	11000.	73	6038	No
344	GOM_NL__2PRFIN20030426_220643_000000422015_00473_06038_6456.N1	26-APR-2003 22:06:43	Bright	41.500	180	27Gam Boo	3.0400	8000.0	83	6038	No
345	GOM_NL__2PRFIN20030426_220841_000000402015_00473_06038_6457.N1	26-APR-2003 22:08:41	Bright	40.000	39	85Eta UMa	1.8540	24000.	80	6038	No
346	GOM_NL__2PRFIN20030426_221033_000000352015_00473_06038_6458.N1	26-APR-2003 22:10:33	Bright	34.500	82	48Bet UMa	2.3650	10600.	69	6038	No
347	GOM_NL__2PRFIN20030426_221155_000000362015_00473_06038_6459.N1	26-APR-2003 22:11:55	Bright	36.000	36	50Alp UMa	1.8000	6300.0	72	6038	No
348	GOM_NL__2PRFIN20030426_221606_000000382015_00473_06038_6460.N1	26-APR-2003 22:16:06	Bright	38.000	60	7Bet UMi	2.0810	3950.0	76	6038	No
349	GOM_NL__2PRFIN20030426_221938_000000362015_00473_06038_6461.N1	26-APR-2003 22:19:38	Bright	35.500	49	1Alp UMi	1.9900	6300.0	71	6038	No
350	GOM_NL__2PRFIN20030426_222138_000000632015_00473_06038_6462.N1	26-APR-2003 22:21:38	Bright	63.000	69	33Gam Dra	2.2310	3800.0	126	6038	No
351	GOM_NL__2PRFIN20030426_222620_000000402015_00473_06038_6463.N1	26-APR-2003 22:26:20	Bright	39.500	89	5Alp Cep	2.4510	8000.0	79	6038	No
352	GOM_NL__2PRFIN20030426_222814_000000332015_00473_06038_6464.N1	26-APR-2003 22:28:14	Bright	33.000	74	11Bet Cas	2.2680	6600.0	66	6038	No
353	GOM_NL__2PRFIN20030426_223011_000001562015_00473_06038_6465.N1	26-APR-2003 22:30:11	Bright	156.00	5	3Alp Lyr	0.033000	11000.	312	6038	No
354	GOM_NL__2PRFIN20030426_223641_000000732015_00473_06038_6466.N1	26-APR-2003 22:36:41	Twi_and_stray	73.000	92	53Eps Cyg	2.5000	4500.0	146	6038	No
355	GOM_NL__2PRFIN20030426_224128_000000442015_00473_06038_6467.N1	26-APR-2003 22:41:28	Twi_and_stray	43.500	90	54Alp Peg	2.4870	11000.	87	6038	No
356	GOM_NL__2PRFIN20030426_224517_000000612015_00473_06038_6468.N1	26-APR-2003 22:45:17	Dark	61.000	61	8Eps Peg	2.1000	3900.0	122	6038	No
357	GOM_NL__2PRFIN20030426_224745_000000532015_00473_06038_6469.N1	26-APR-2003 22:47:45	Dark	52.500	162	34Alp Aqr	2.9440	5350.0	105	6038	No
358	GOM_NL__2PRFIN20030426_225103_000000582015_00473_06038_6470.N1	26-APR-2003 22:51:03	Dark	58.000	154	22Bet Aqr	2.8990	5700.0	116	6038	No
359	GOM_NL__2PRFIN20030426_225407_000000432015_00473_06038_6471.N1	26-APR-2003 22:54:07	Dark	43.000	18	24Alp PsA	1.1660	9700.0	86	6038	No
360	GOM_NL__2PRFIN20030426_225806_000000422015_00473_06038_6472.N1	26-APR-2003 22:58:06	Dark	41.500	172	Gam Gru	3.0030	13100.	83	6038	No
361	GOM_NL__2PRFIN20030426_225948_000000432015_00473_06038_6473.N1	26-APR-2003 22:59:48	Dark	42.500	31	Alp Gru	1.7340	15200.	85	6038	No
362	GOM_NL__2PRFIN20030426_230237_000000392015_00473_06038_6474.N1	26-APR-2003 23:02:37	Dark	39.000	148	Alp Tuc	2.8780	4100.0	78	6038	No
363	GOM_NL__2PRFIN20030426_230510_000000412015_00474_06039_6442.N1	26-APR-2003 23:05:10	Dark	40.500	45	Alp Pav	1.9400	26000.	81	6039	No
364	GOM_NL__2PRFIN20030426_230952_000000752015_00474_06039_6443.N1	26-APR-2003 23:09:52	Dark	74.500	103	38Zet Sgr	2.6000	9700.0	149	6039	No
365	GOM_NL__2PRFIN20030426_231244_000000442015_00474_06039_6444.N1	26-APR-2003 23:12:44	Straylight	43.500	141	Bet Ara	2.8400	4600.0	87	6039	No
366	GOM_NL__2PRFIN20030426_231418_000000622015_00474_06039_6445.N1	26-APR-2003 23:14:18	Straylight	62.000	40	The Sco	1.8590	7100.0	124	6039	No
367	GOM_NL__2PRFIN20030426_231624_000000532015_00474_06039_6446.N1	26-APR-2003 23:16:24	Straylight	53.000	4	Alp1Cen	-0.010000	5800.0	106	6039	No
368	GOM_NL__2PRFIN20030426_231920_000000592015_00474_06039_6447.N1	26-APR-2003 23:19:20	Straylight	59.000	75	26Eps Sco	2.2910	4250.0	118	6039	No
369	GOM_NL__2PRFIN20030426_232119_000000422015_00474_06039_6448.N1	26-APR-2003 23:21:19	Straylight	41.500	81	Eta Cen	2.3560	28000.	83	6039	No
370	GOM_NL__2PRFIN20030426_232319_000000772015_00474_06039_6449.N1	26-APR-2003 23:23:19	Twi_and_stray	77.000	16	21Alp Sco	1.0200	3000.0	154	6039	No
371	GOM_NL__2PRFIN20030426_232548_000000672015_00474_06039_6450.N1	26-APR-2003 23:25:48	Twi_and_stray	66.500	80	7Del Sco	2.3160	30000.	133	6039	No
372	GOM_NL__2PRFIN20030426_232751_000000432015_00474_06039_6451.N1	26-APR-2003 23:27:51	Bright	43.000	169	46Gam Hya	2.9910	4700.0	86	6039	No
373	GOM_NL__2PRFIN20030426_233142_000000532015_00474_06039_6452.N1	26-APR-2003 23:31:42	Bright	53.000	104	27Bet Lib	2.6140	13100.	106	6039	No
374	GOM_NL__2PRFIN20030426_233417_000000362015_00474_06039_6453.N1	26-APR-2003 23:34:17	Bright	36.000	121	29Gam Vir	2.7400	7200.0	72	6039	No
375	GOM_NL__2PRFIN20030426_233742_000000372015_00474_06039_6454.N1	26-APR-2003 23:37:42	Bright	36.500	138	47Eps Vir	2.8280	4700.0	73	6039	No
376	GOM_NL__2PRFIN20030426_234016_000000402015_00474_06039_6455.N1	26-APR-2003 23:40:16	Bright	40.000	111	8Eta Boo	2.6800	6000.0	80	6039	No
377	GOM_NL__2PRFIN20030426_234532_000000362015_00474_06039_6456.N1	26-APR-2003 23:45:32	Bright	36.000	152	12Alp2CVn	2.8900	11000.	72	6039	No
378	GOM_NL__2PRFIN20030426_234718_000000432015_00474_06039_6457.N1	26-APR-2003 23:47:18	Bright	42.500	180	27Gam Boo	3.0400	8000.0	85	6039	No
379	GOM_NL__2PRFIN20030426_234916_000000382015_00474_06039_6458.N1	26-APR-2003 23:49:16	Bright	37.500	39	85Eta UMa	1.8540	24000.	75	6039	No
380	GOM_NL__2PRFIN20030426_235109_000000362015_00474_06039_6459.N1	26-APR-2003 23:51:09	Bright	35.500	82	48Bet UMa	2.3650	10600.	71	6039	No
381	GOM_NL__2PRFIN20030426_235231_000000372015_00474_06039_6460.N1	26-APR-2003 23:52:31	Bright	36.500	36	50Alp UMa	1.8000	6300.0	73	6039	No
382	GOM_NL__2PRFIN20030426_235642_000000362015_00474_06039_6461.N1	26-APR-2003 23:56:42	Bright	36.000	60	7Bet UMi	2.0810	3950.0	72	6039	No

### 3. Quality information per product

In this section it is plotted some information contained in the Quality Summary data set of the level 2 products. Only products in dark limb conditions and without errors (error flag in the MPH set to "0") are used.

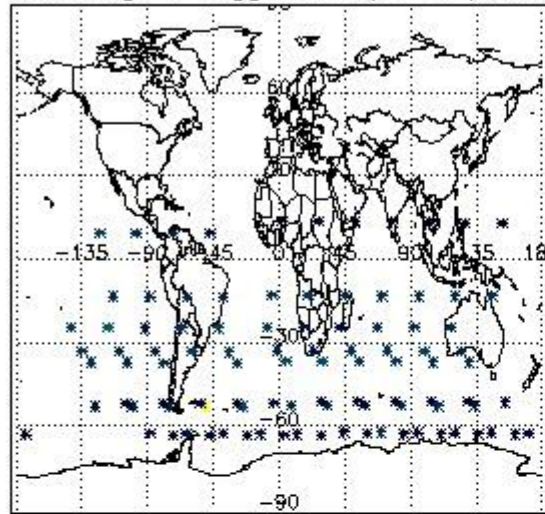
#### 3.1 Plot quality information per product (time dependant)



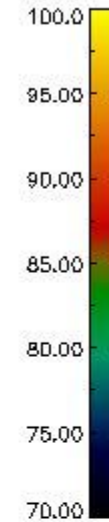
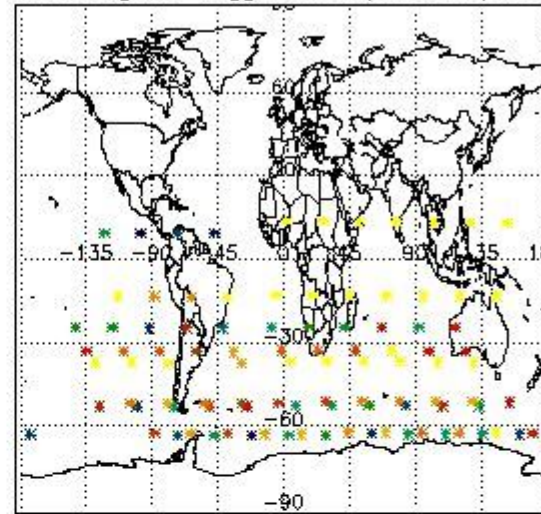


*3.2 Plot quality information per product (world map)*

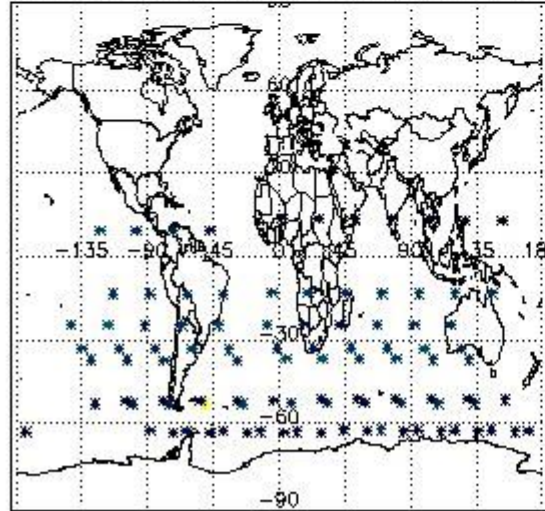
Percentage of flagged data per O3 profile



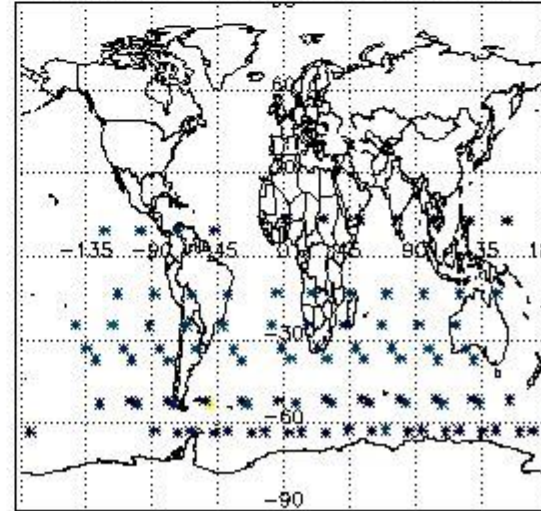
Percentage of flagged data per H2O profile



Percentage of flagged data per NO2 profile



Percentage of flagged data per NO3 profile

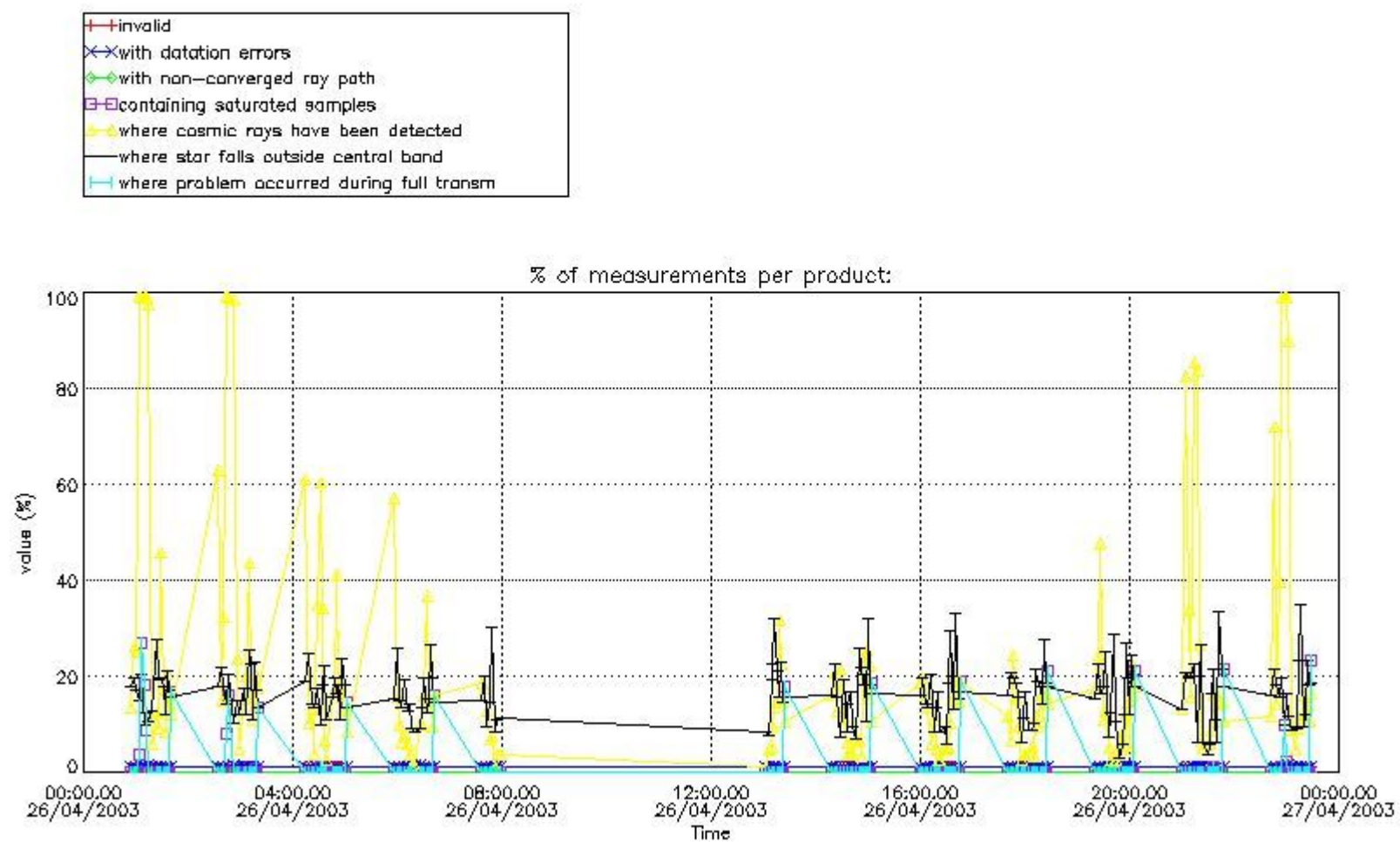


#### 4. Level 1 quality information per product

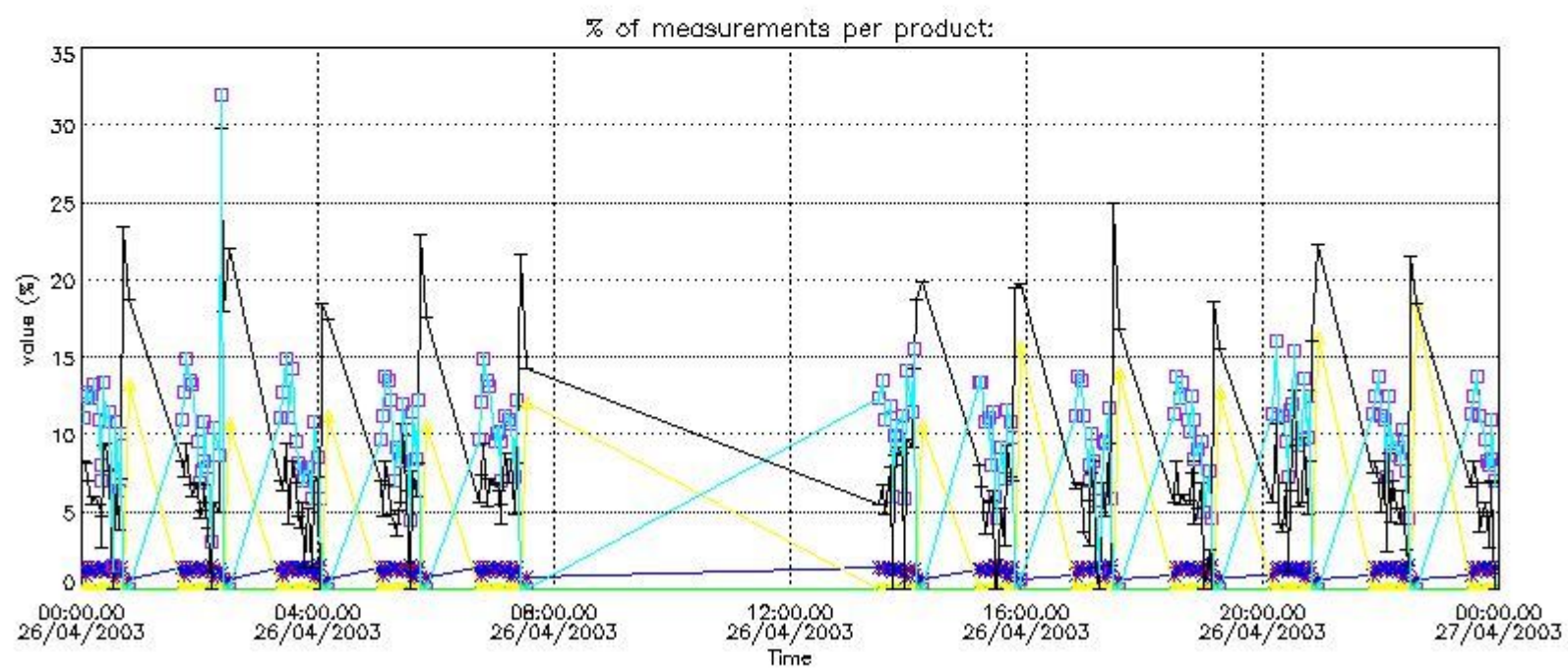
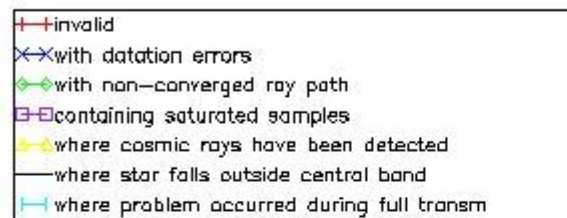
In this section it is plotted some information contained in the Quality Summary data set of the level 2 products that comes from the level 1b processing. Products without errors (error flag in the MPH set to "0") are used.

##### 4.1 Plot quality information per product (time dependant) coming from level 1b processing

###### 4.1.1 Plot level 1 quality information per product (time dependant): ENVISAT ASCENDING passes



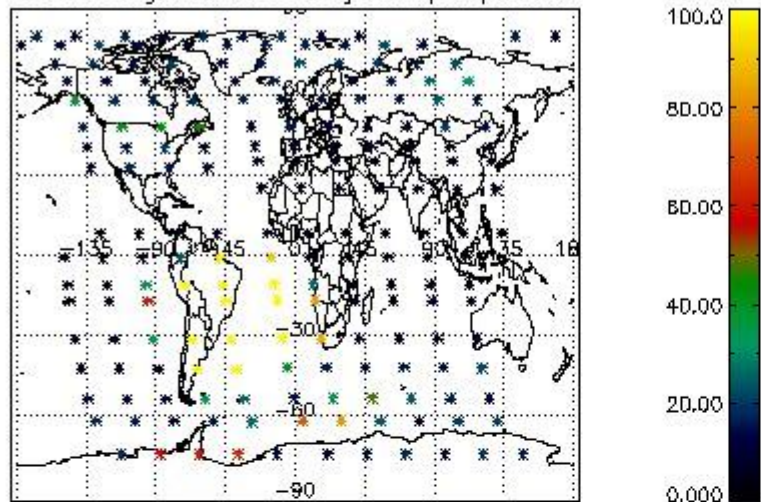
4.1.2 Plot level 1 quality information per product (time dependant): ENVI SAT DESCENDING passes



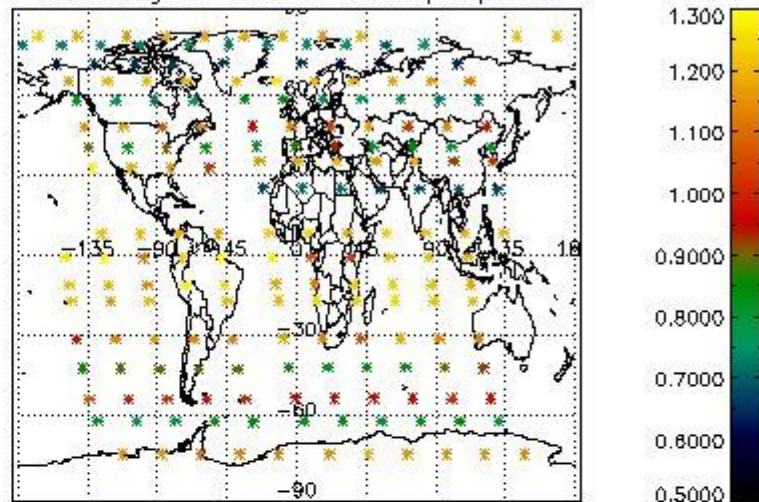
#### 4.2 Plot quality information per product coming from level 1b processing (world map)

##### 4.2.1 Plot level 1 quality information per product (world map): ENVISAT ASCENDING passes

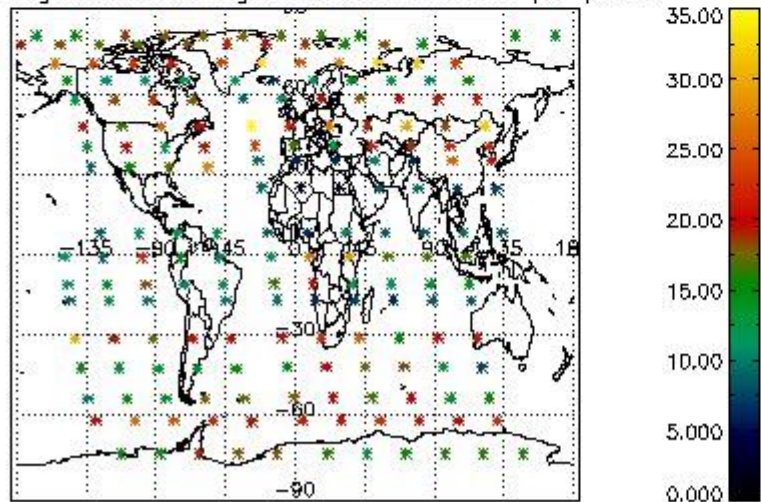
Percentage of cosmic ray hits per profile



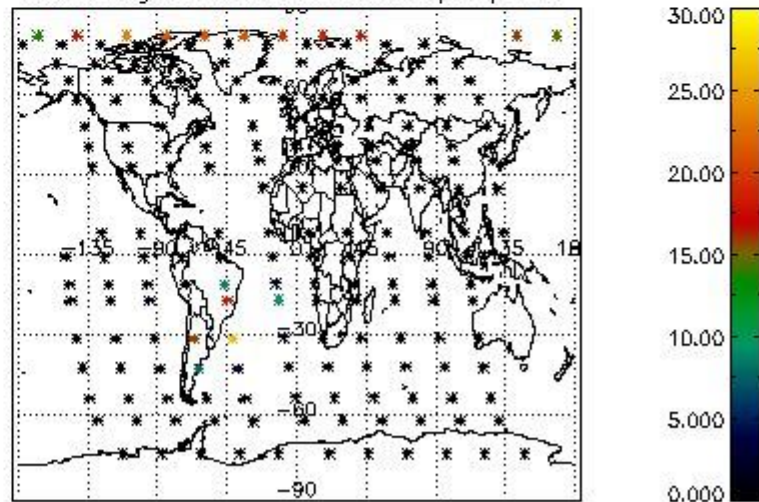
Percentage of datation errors per profile



Percentage of star falling outside central band per profile

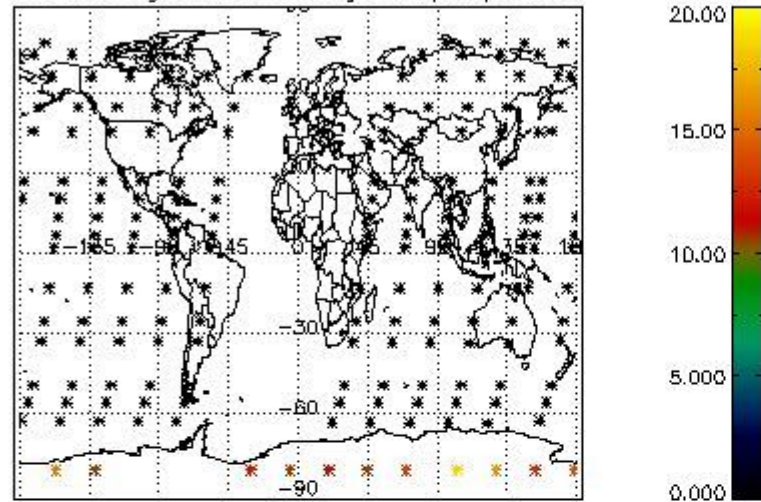


Percentage of saturation errors per profile

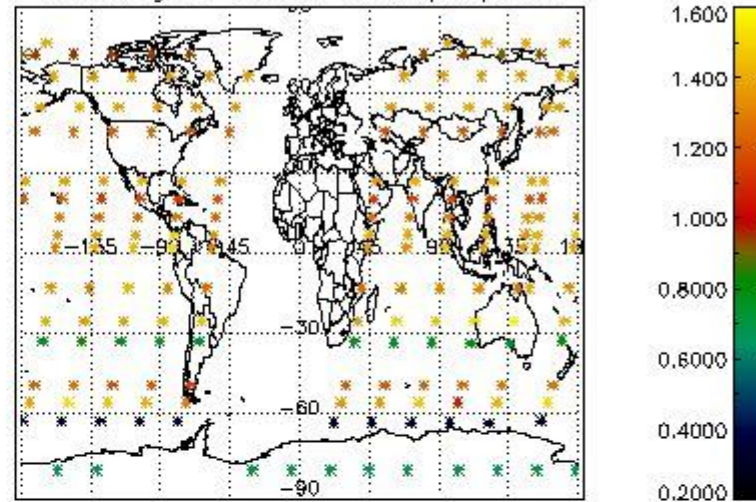


4.2.2 Plot level 1 quality information per product (world map): ENVISAT DESCENDING passes

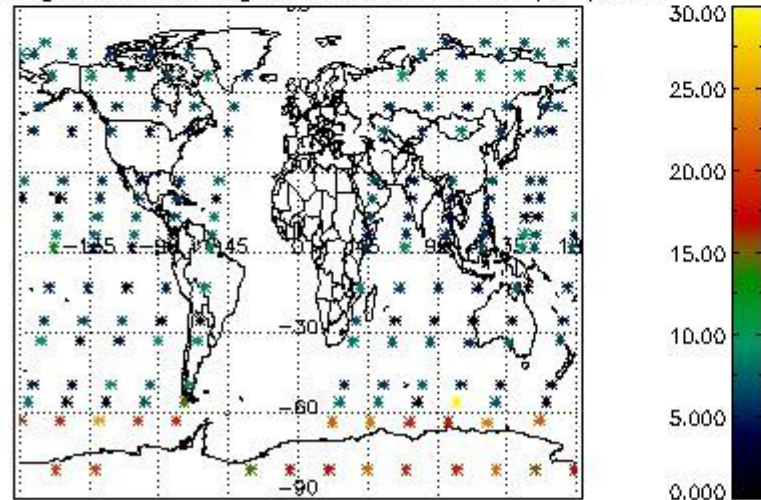
Percentage of cosmic ray hits per profile



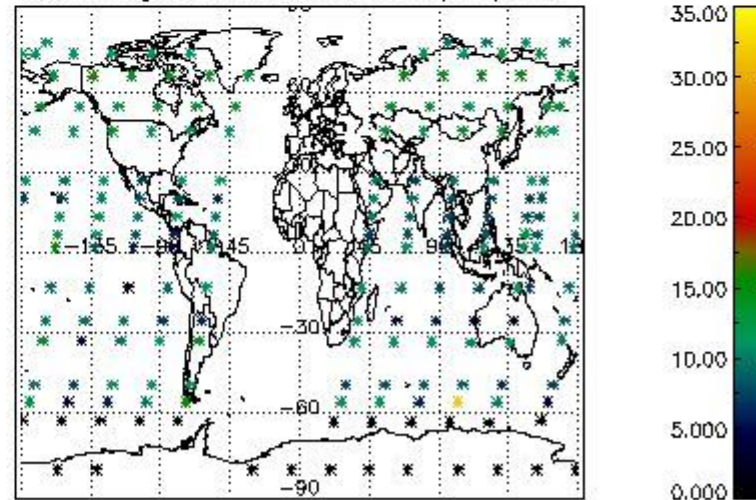
Percentage of datation errors per profile



Percentage of star falling outside central band per profile



Percentage of saturation errors per profile



## 5. Trace gas profiles

### 5.1 Ozone statistics based on quality of products

The final quality of the products can be "measured" using the STD (Standard Deviation) attached to every point profile. This information is written to the parameter GOM\_NL\_\_2P/NL\_LOCAL\_SPECIES\_DENSITY/o3\_std of the level 2 products. The table below shows the statistics for given STD ranges.

The statistics are given with respect to the overall valid production:

- Products without fatal errors: GOM\_NL\_\_2P/MPH/PRODUCT\_ERR=0
- Valid point profile: GOM\_NL\_\_2P/NL\_LOCAL\_SPECIES\_DENSITY/pcd(0)=0

The 'Criteria' is applied to valid points of dark limb products:

- Products in dark limb illumination condition: GOM\_NL\_\_2P/NL\_SUMMARY\_QUALITY/obs\_ill\_cond=0
- Products without fatal errors: GOM\_NL\_\_2P/MPH/PRODUCT\_ERR=0
- Valid point profile: GOM\_NL\_\_2P/NL\_LOCAL\_SPECIES\_DENSITY/pcd(0)=0

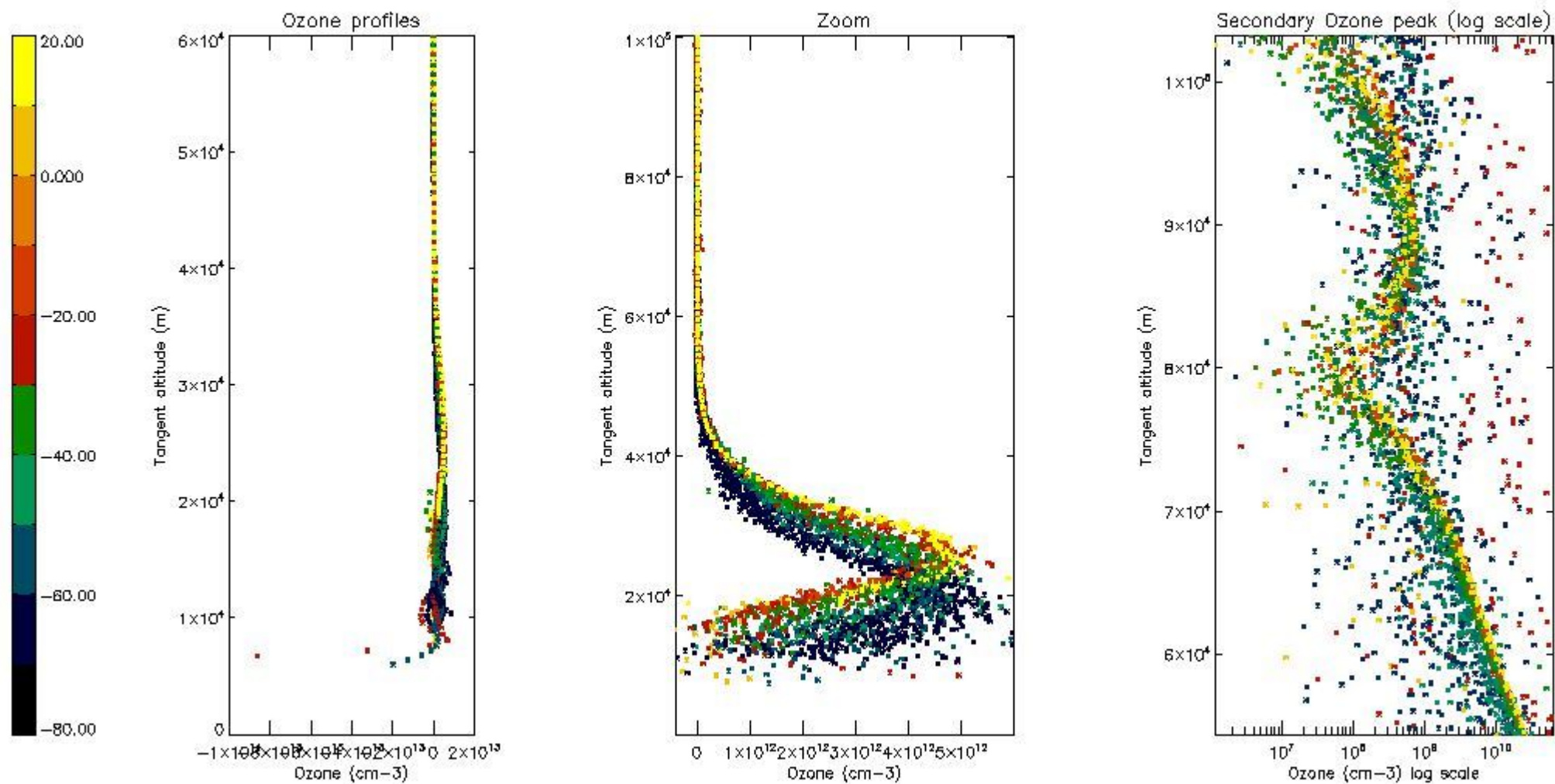
So, the table below shows the percentage of dark limb and valid observations for each criteria with respect to the overall valid daily observations.

Criteria	% of total production
All STD	25
STD < 20	13

STD < 10	10
STD < 5	6

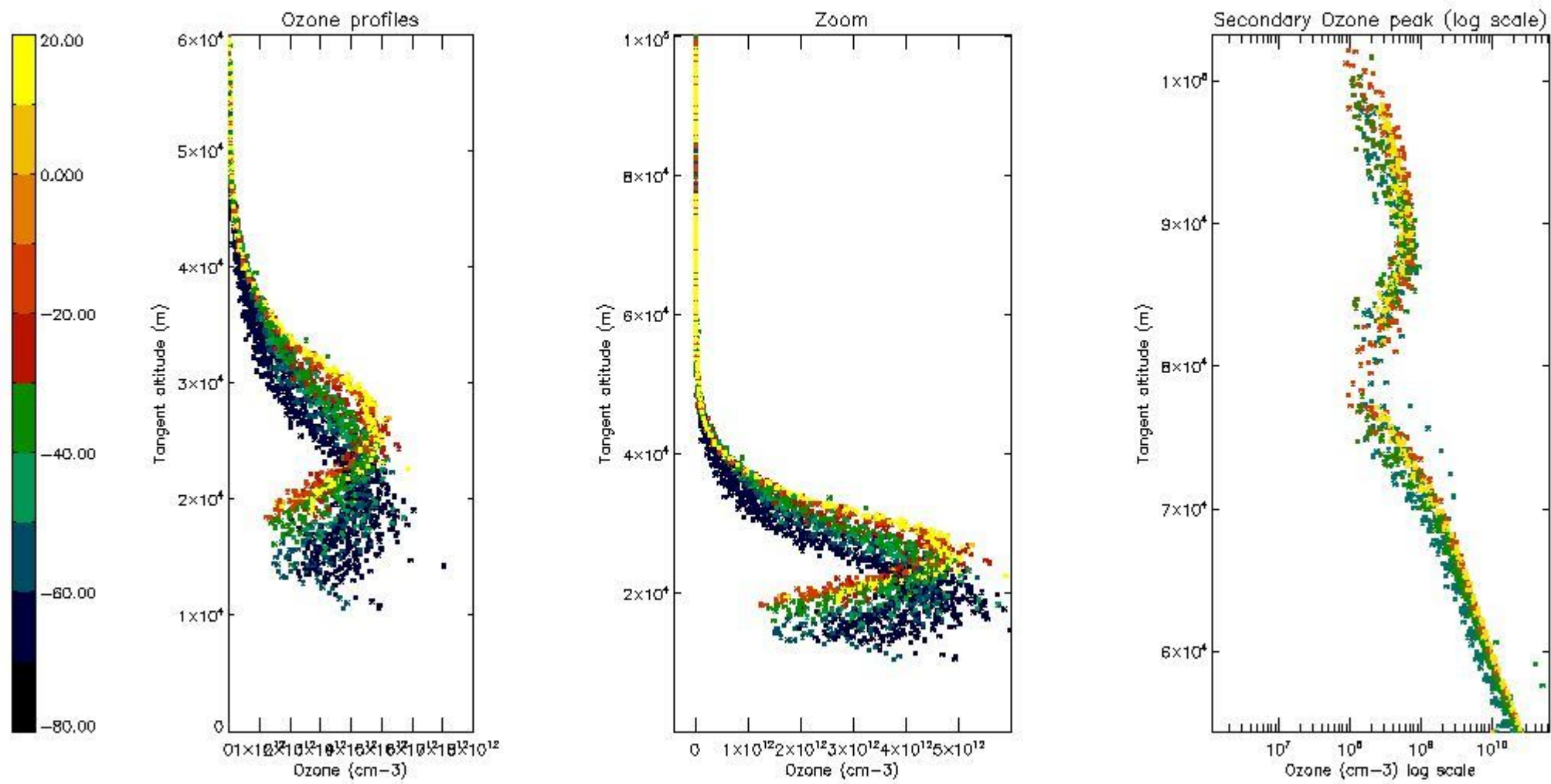
5.2 Plot ozone profiles for all STD (dark without errors)

The colorbar represents the latitude.



5.3 Plot ozone profiles where STD < 20% (dark without errors)

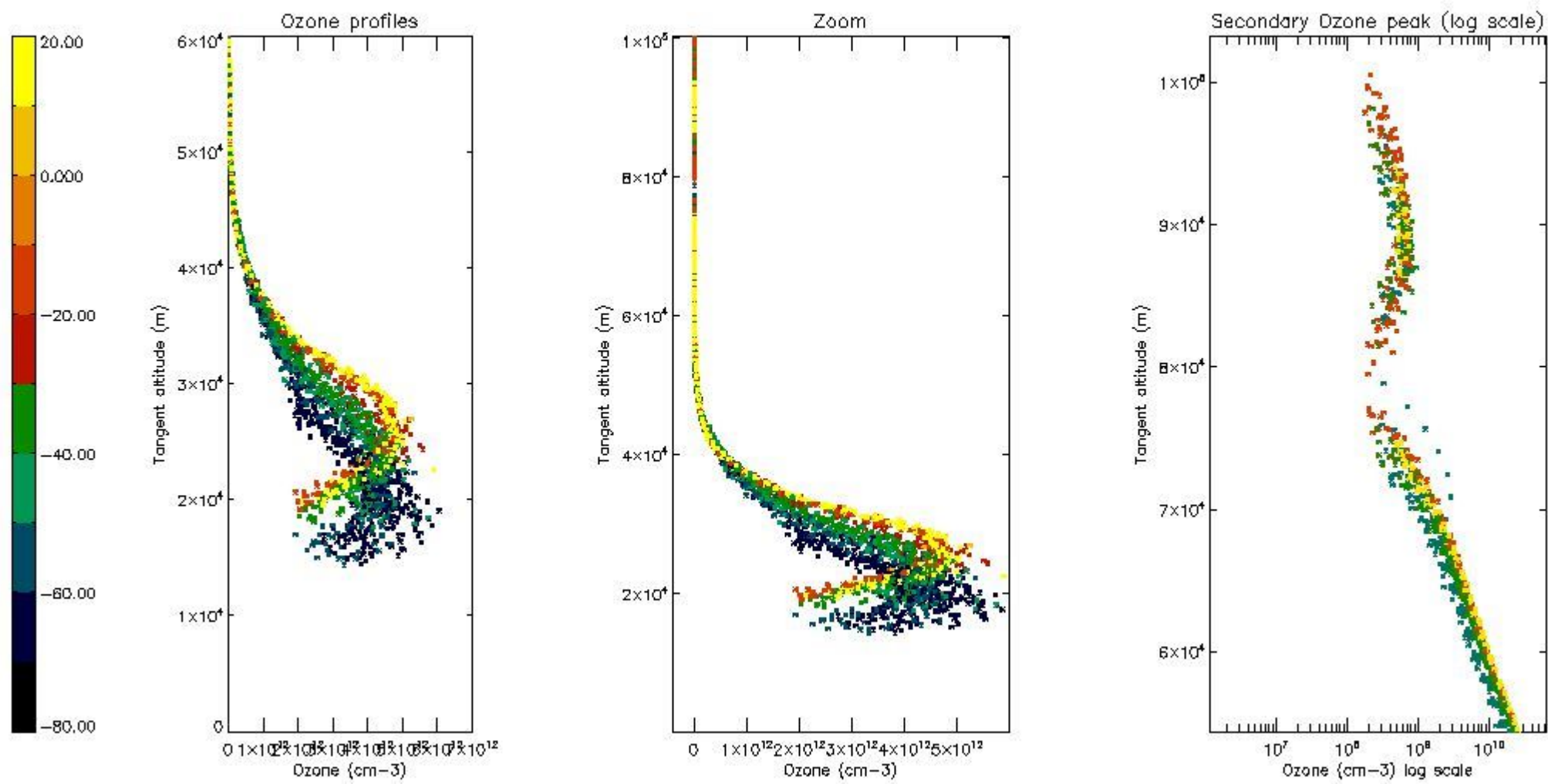
The colorbar represents the latitude.



*5.4 Plot ozone profiles where STD < 10% (dark without errors)*

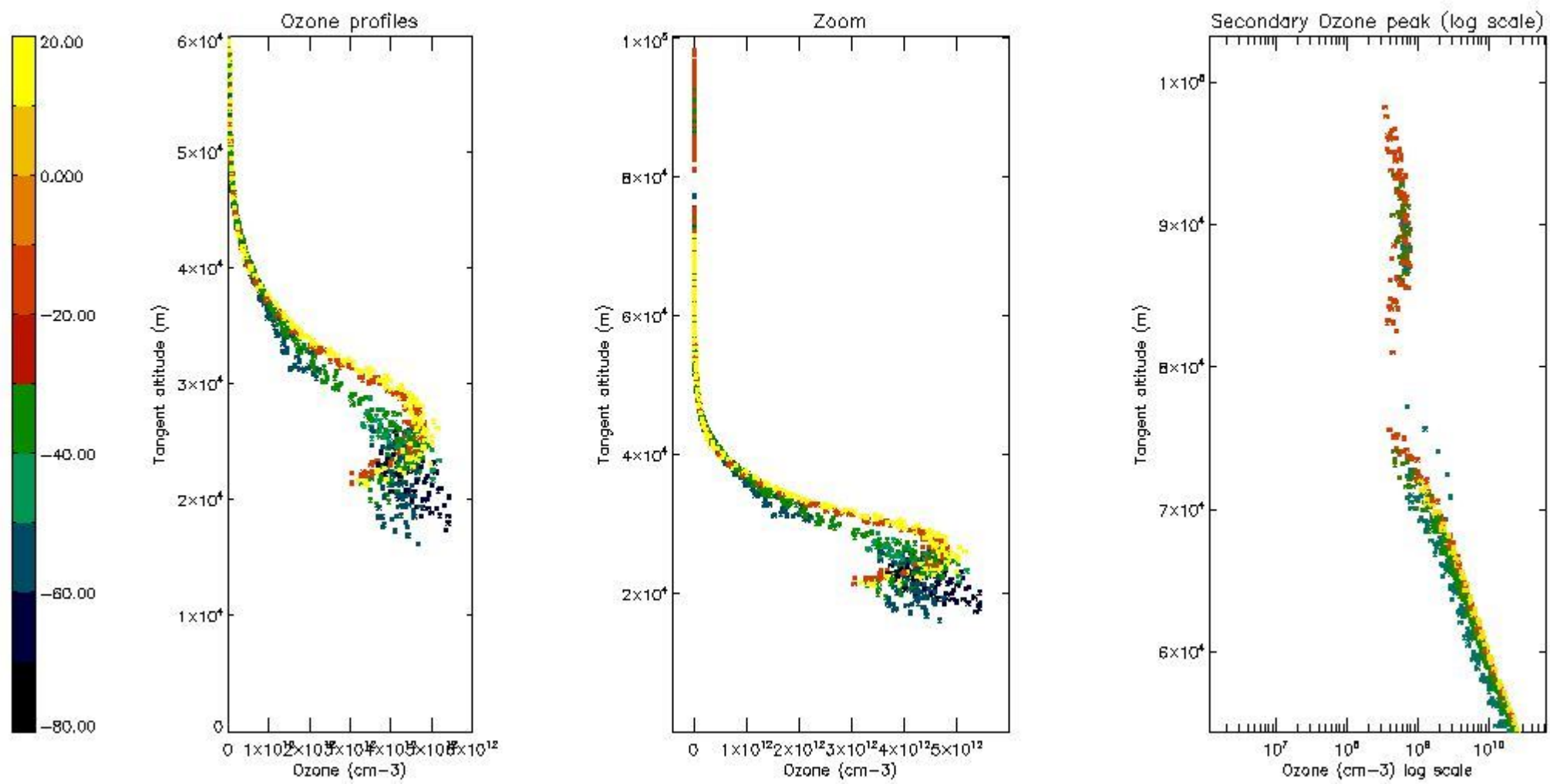
The colorbar represents the latitude.





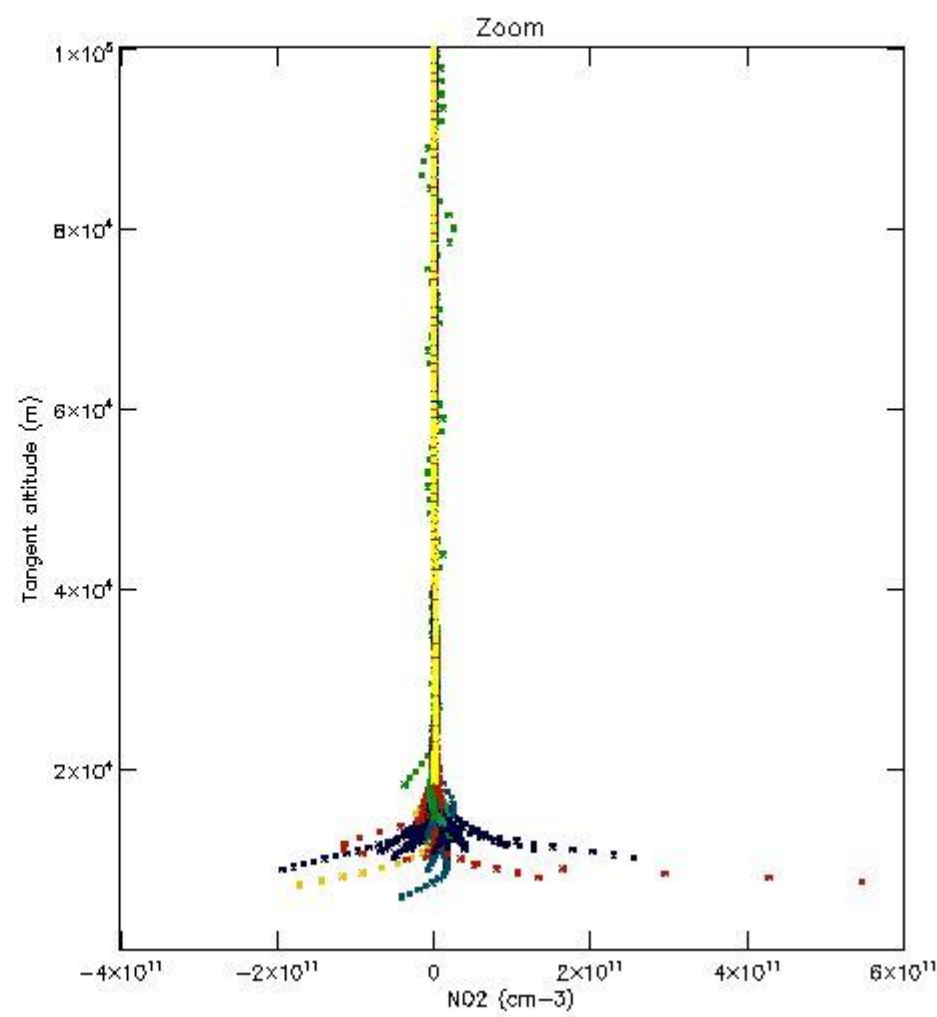
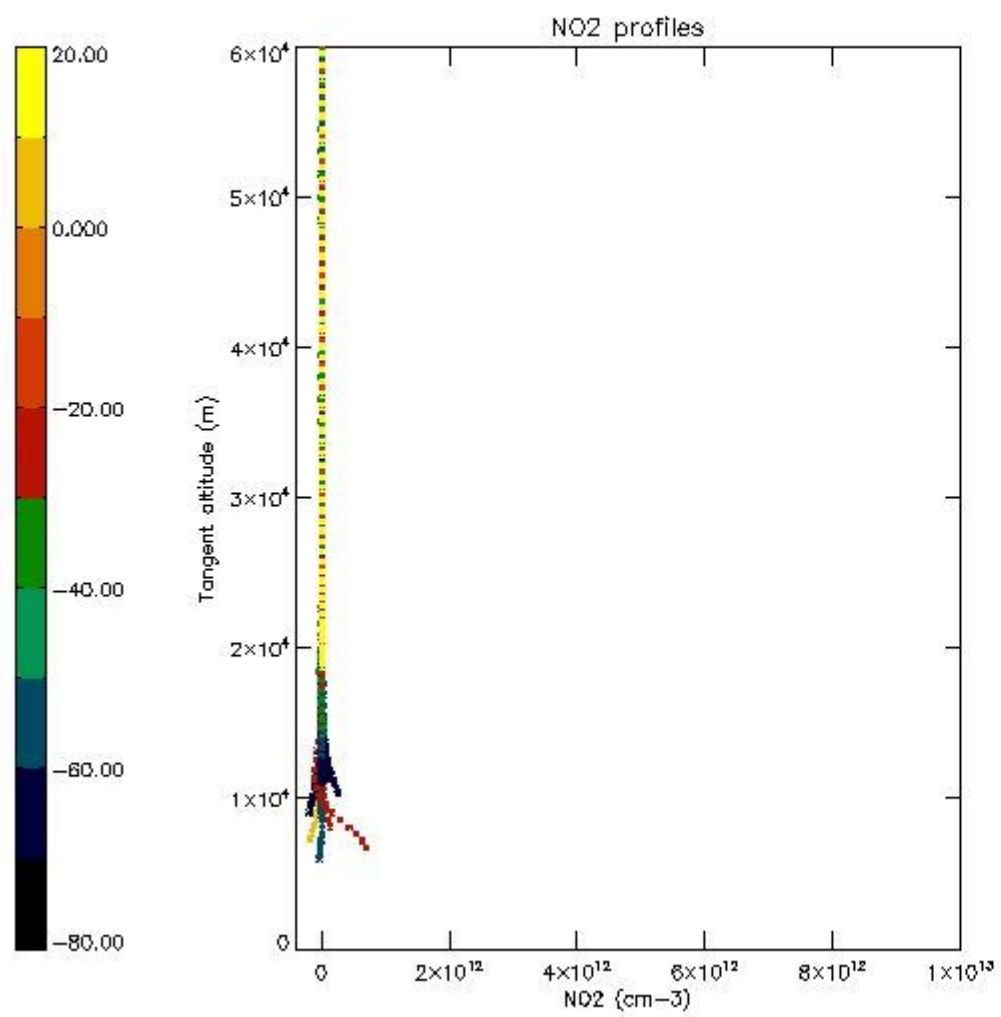
*5.5 Plot ozone profiles where STD < 5% (dark without errors)*

The colorbar represents the latitude.



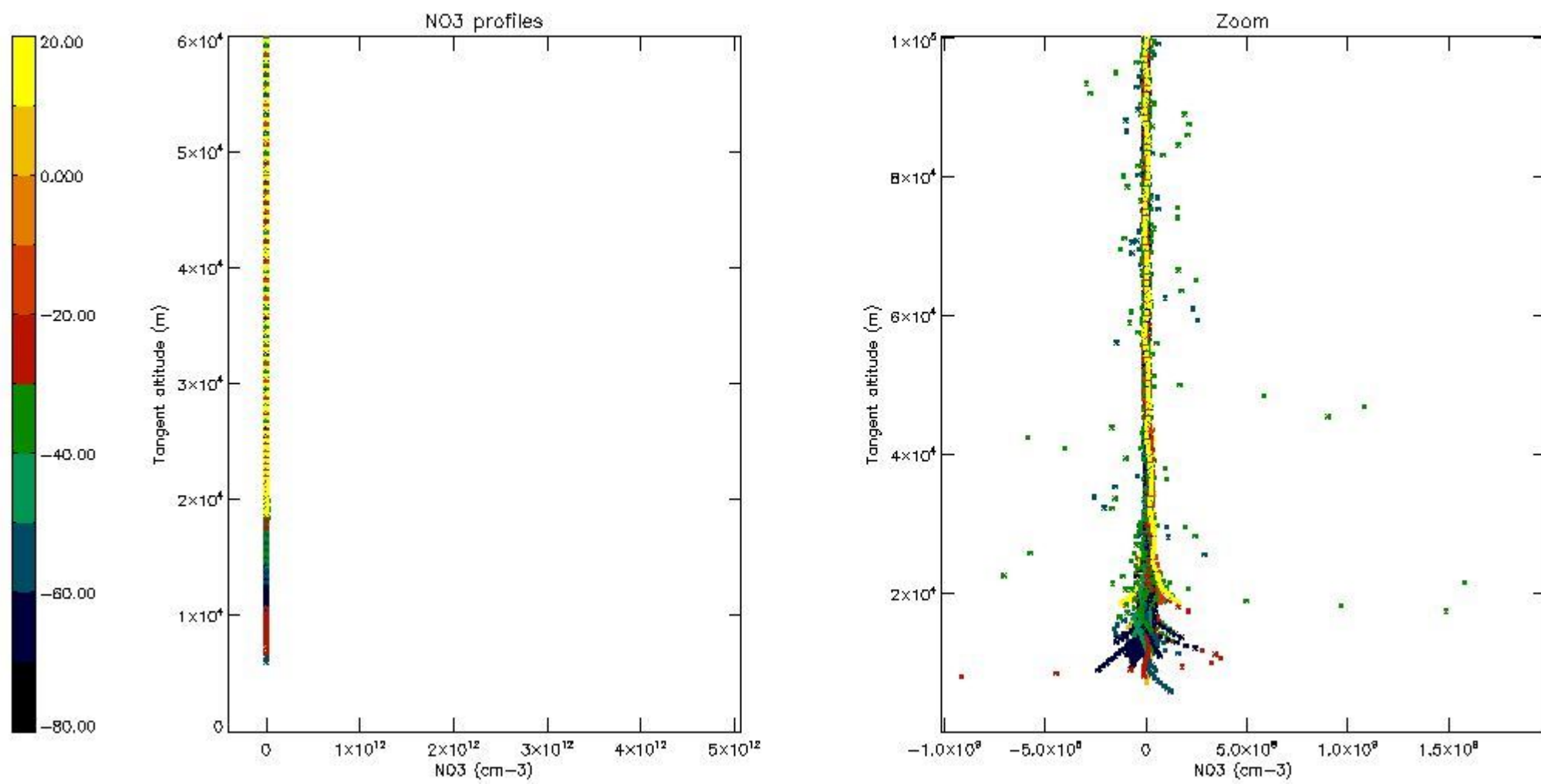
*5.6 Plot NO<sub>2</sub> profiles for all STD (dark without errors)*

The colorbar represents the latitude.



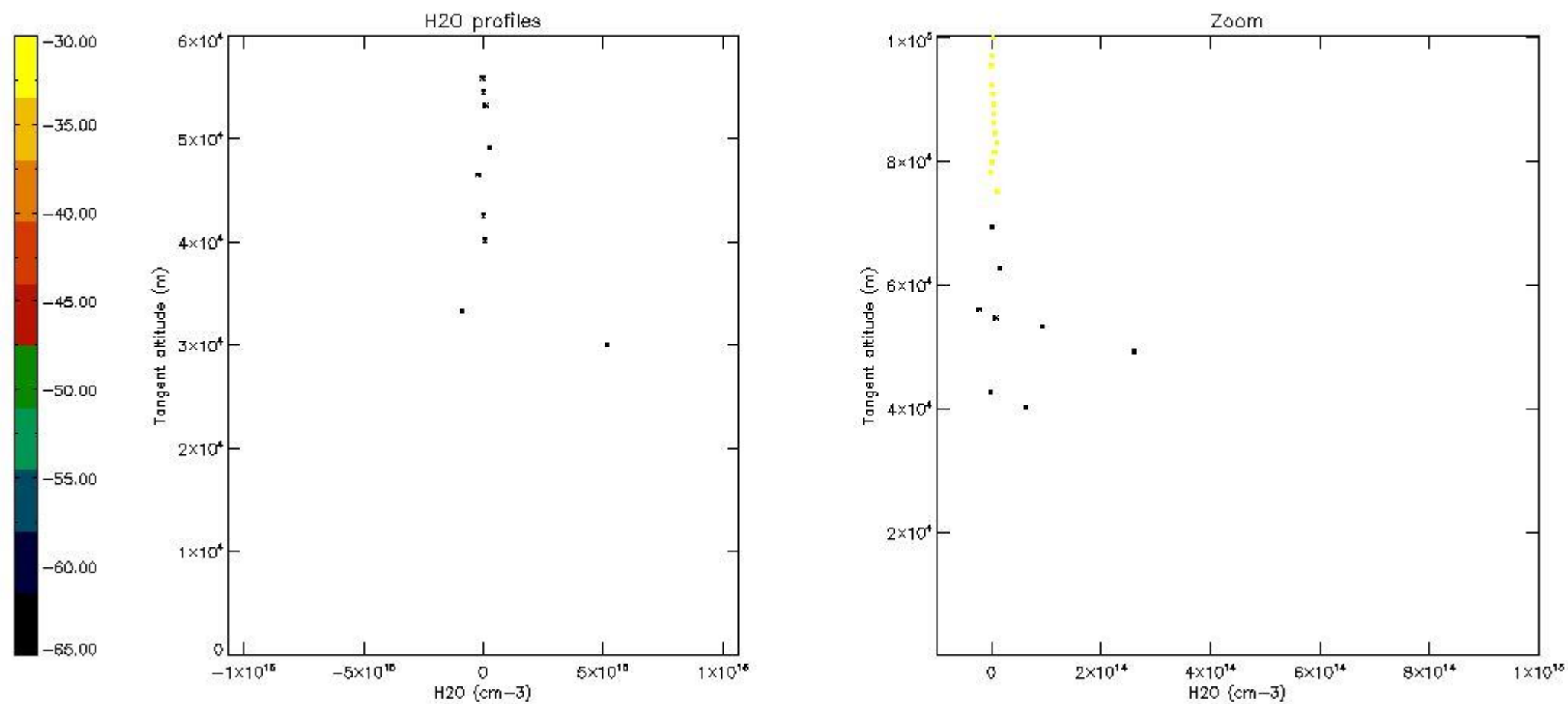
*5.7 Plot NO3 profiles for all STD (dark without errors)*

The colorbar represents the latitude.



5.8 Plot H2O profiles for all STD (only for occultations of stars 1,2,3,4,13,14,16,26,63 dark without errors)

The colorbar represents the latitude.



## 6. Auxiliary Data Files used for the production reported in section 2

The number reported in the third column indicates since which file (see list in section 2) the corresponding auxiliary file has been used. The fourth column is the date of those product files.

Type	Auxiliary Filename	Used since product	Used since product date
INST_PHYS_CHARACTERISTICS	GOM_INS_AXNIEC20050627_150440_20020301_000000_20100101_000000	1	26-APR-2003 00:01:47
LEVEL-2_PROC_CONFIG	GOM_PR2_AXVIEC20091111_152718_20020301_000000_20500101_000000	1	26-APR-2003 00:01:47
CROSS_SECTIONS_FILE	GOM_CRS_AXVIEC20091111_154832_20020301_000000_20500101_000000	1	26-APR-2003 00:01:47

# GOMOS Level 2 Daily Report

## SUMMARY

### [1. General Info](#)

### [2. Summary of processed GOM\\_NL\\_2P products](#)

### [3. Level 2 Quality information per product](#)

#### [3.1 Plot of level 2 quality information per product \(time dependant\)](#)

#### [3.2 Plot of level 2 quality information per product \(world map\)](#)

### [4. Level 1 Quality information per product \(stored on level 2 products\)](#)

#### [4.1 Plot of level 1 quality information per product \(time dependant\)](#)

##### [4.1.1 Plot of level 1 quality information per product \(time dependant\): ASCENDING](#)

##### [4.1.2 Plot of level 1 quality information per product \(time dependant\): DESCENDING](#)

#### [4.2 Plot of level 1 quality information per product \(world map\)](#)

##### [4.2.1 Plot of level 1 quality information per product \(world map\): ASCENDING](#)

##### [4.2.2 Plot of level 1 quality information per product \(world map\): DESCENDING](#)

### [5. Ozone profiles based on quality statistics and other trace gas profiles](#)

#### [5.1 Ozone statistics based on quality of products](#)

#### [5.2 Plot ozone profiles for all STD \(dark without errors\)](#)

#### [5.3 Plot ozone profiles where STD < 20% \(dark without errors\)](#)

#### [5.4. Plot ozone profiles where STD < 10% \(dark without errors\)](#)

#### [5.5. Plot ozone profiles where STD < 5% \(dark without errors\)](#)

#### [5.6 Plot NO2 profiles for all STD \(dark without errors\)](#)

#### [5.7 Plot NO3 profiles for all STD \(dark without errors\)](#)

#### [5.8 Plot H2O profiles \(only for occultations of stars 1,2,3,4,13,14,16,26,63 dark without errors\) for all STD](#)

### [6. Auxiliary Data Files used for the production reported in section 2](#)

This report presents the daily analysis on parameters extracted from GOMOS level 2 data (GOM\_NL\_\_2P). It is intended to monitor some important parameters that will impact the quality of these products. A list of level 2 products (and content) that have arrived during the reporting day to the PCF is also given.

Item	Value
Time of report generation	19APR2013 13:57:44
Data source version	GOMOS/6.01
Start time of products	26-04-2003 (26APR2003 00:00:00)
Stop time of products	27-04-2003 (27APR2003 00:00:00)
Store outputs in DB	Yes
Nb of level 2 prods	382
Nb of prods with errors	0

## 2. Summary of processed GOM\_NL\_\_2P products.

Nr	Filename	UTC Start time	Limb	Duration	Star Id	Star Name	Star Mag	Star Temp	Nb Meas	Orbit	Prod. error
1	GOM_NL__2PRFIN20030426_000147_000000362015_00460_06025_6409.N1	26-APR-2003 00:01:47	Bright	36.000	163	7Del Crv	2.9450	11000.	72	6025	No
2	GOM_NL__2PRFIN20030426_000321_000000552015_00460_06025_6410.N1	26-APR-2003 00:03:21	Bright	55.000	104	27Bet Lib	2.6140	13100.	110	6025	No
3	GOM_NL__2PRFIN20030426_000552_000000362015_00460_06025_6411.N1	26-APR-2003 00:05:52	Bright	36.000	121	29Gam Vir	2.7400	7200.0	72	6025	No
4	GOM_NL__2PRFIN20030426_000919_000000372015_00460_06025_6412.N1	26-APR-2003 00:09:19	Bright	36.500	138	47Eps Vir	2.8280	4700.0	73	6025	No
5	GOM_NL__2PRFIN20030426_001157_000000422015_00460_06025_6413.N1	26-APR-2003 00:11:57	Bright	41.500	111	8Eta Boo	2.6800	6000.0	83	6025	No
6	GOM_NL__2PRFIN20030426_001710_000000372015_00460_06025_6414.N1	26-APR-2003 00:17:10	Bright	36.500	152	12Alp2CVn	2.8900	11000.	73	6025	No
7	GOM_NL__2PRFIN20030426_001903_000000432015_00460_06025_6415.N1	26-APR-2003 00:19:03	Bright	43.000	180	27Gam Boo	3.0400	8000.0	86	6025	No
8	GOM_NL__2PRFIN20030426_002058_000000382015_00460_06025_6416.N1	26-APR-2003 00:20:58	Bright	37.500	39	85Eta UMa	1.8540	24000.	75	6025	No
9	GOM_NL__2PRFIN20030426_002243_000000382015_00460_06025_6417.N1	26-APR-2003 00:22:43	Bright	37.500	82	48Bet UMa	2.3650	10600.	75	6025	No
10	GOM_NL__2PRFIN20030426_002406_000000372015_00460_06025_6418.N1	26-APR-2003 00:24:06	Bright	37.000	36	50Alp UMa	1.8000	6300.0	74	6025	No
11	GOM_NL__2PRFIN20030426_002822_000000402015_00460_06025_6419.N1	26-APR-2003 00:28:22	Bright	39.500	60	7Bet UMi	2.0810	3950.0	79	6025	No
12	GOM_NL__2PRFIN20030426_003150_000000322015_00460_06025_6420.N1	26-APR-2003 00:31:50	Bright	32.000	49	1Alp UMi	1.9900	6300.0	64	6025	No
13	GOM_NL__2PRFIN20030426_003406_000000652015_00460_06025_6421.N1	26-APR-2003 00:34:06	Bright	64.500	69	33Gam Dra	2.2310	3800.0	129	6025	No
14	GOM_NL__2PRFIN20030426_003836_000000402015_00460_06025_6422.N1	26-APR-2003 00:38:36	Bright	39.500	89	5Alp Cep	2.4510	8000.0	79	6025	No
15	GOM_NL__2PRFIN20030426_004026_000000352015_00460_06025_6423.N1	26-APR-2003 00:40:26	Bright	35.000	74	11Bet Cas	2.2680	6600.0	70	6025	No
16	GOM_NL__2PRFIN20030426_004240_000001622015_00460_06025_6424.N1	26-APR-2003 00:42:40	Bright	162.00	5	3Alp Lyr	0.033000	11000.	324	6025	No
17	GOM_NL__2PRFIN20030426_004853_000000722015_00460_06025_6425.N1	26-APR-2003 00:48:53	Twilight	72.000	92	53Eps Cyg	2.5000	4500.0	144	6025	No
18	GOM_NL__2PRFIN20030426_005338_000000452015_00460_06025_6426.N1	26-APR-2003 00:53:38	Twilight	44.500	90	54Alp Peg	2.4870	11000.	89	6025	No
19	GOM_NL__2PRFIN20030426_005722_000000592015_00460_06025_6427.N1	26-APR-2003 00:57:22	Dark	59.000	61	8Eps Peg	2.1000	3900.0	118	6025	No
20	GOM_NL__2PRFIN20030426_005949_000000502015_00460_06025_6428.N1	26-APR-2003 00:59:49	Dark	50.000	162	34Alp Aqr	2.9440	5350.0	100	6025	No
21	GOM_NL__2PRFIN20030426_010304_000000572015_00460_06025_6429.N1	26-APR-2003 01:03:04	Dark	56.500	154	22Bet Aqr	2.8990	5700.0	113	6025	No
22	GOM_NL__2PRFIN20030426_010614_000000452015_00460_06025_6430.N1	26-APR-2003 01:06:14	Dark	44.500	18	24Alp PsA	1.1660	9700.0	89	6025	No
23	GOM_NL__2PRFIN20030426_011010_000000422015_00460_06025_6431.N1	26-APR-2003 01:10:10	Dark	41.500	172	Gam Gru	3.0030	13100.	83	6025	No
24	GOM_NL__2PRFIN20030426_011155_000000402015_00460_06025_6432.N1	26-APR-2003 01:11:55	Dark	40.000	31	Alp Gru	1.7340	15200.	80	6025	No
25	GOM_NL__2PRFIN20030426_011446_000000392015_00460_06025_6433.N1	26-APR-2003 01:14:46	Dark	38.500	148	Alp Tuc	2.8780	4100.0	77	6025	No
26	GOM_NL__2PRFIN20030426_011714_000000432015_00461_06026_6420.N1	26-APR-2003 01:17:14	Dark	43.000	45	Alp Pav	1.9400	26000.	86	6026	No
27	GOM_NL__2PRFIN20030426_012411_000000492015_00461_06026_6421.N1	26-APR-2003 01:24:11	Dark	49.000	43	Alp TrA	1.9100	4250.0	98	6026	No
28	GOM_NL__2PRFIN20030426_012618_000000602015_00461_06026_6422.N1	26-APR-2003 01:26:18	Straylight	59.500	40	The Sco	1.8590	7100.0	119	6026	No
29	GOM_NL__2PRFIN20030426_012832_000000442015_00461_06026_6423.N1	26-APR-2003 01:28:32	Straylight	43.500	4	Alp1Cen	-0.010000	5800.0	87	6026	No
30	GOM_NL__2PRFIN20030426_013122_000000652015_00461_06026_6424.N1	26-APR-2003 01:31:22	Straylight	64.500	75	26Eps Sco	2.2910	4250.0	129	6026	No
31	GOM_NL__2PRFIN20030426_013327_000000422015_00461_06026_6425.N1	26-APR-2003 01:33:27	Straylight	41.500	81	Eta Cen	2.3560	28000.	83	6026	No
32	GOM_NL__2PRFIN20030426_013523_000000762015_00461_06026_6426.N1	26-APR-2003 01:35:23	Twilight	76.000	16	21Alp Sco	1.0200	3000.0	152	6026	No
33	GOM_NL__2PRFIN20030426_013756_000000682015_00461_06026_6427.N1	26-APR-2003 01:37:56	Twilight	68.000	80	7Del Sco	2.3160	30000.	136	6026	No
34	GOM_NL__2PRFIN20030426_014001_000000422015_00461_06026_6428.N1	26-APR-2003 01:40:01	Twilight	42.000	169	46Gam Hya	2.9910	4700.0	84	6026	No
35	GOM_NL__2PRFIN20030426_014222_000000372015_00461_06026_6429.N1	26-APR-2003 01:42:22	Bright	36.500	163	7Del Crv	2.9450	11000.	73	6026	No
36	GOM_NL__2PRFIN20030426_014357_000000552015_00461_06026_6430.N1	26-APR-2003 01:43:57	Bright	55.000	104	27Bet Lib	2.6140	13100.	110	6026	No
37	GOM_NL__2PRFIN20030426_014628_000000372015_00461_06026_6431.N1	26-APR-2003 01:46:28	Bright	37.000	121	29Gam Vir	2.7400	7200.0	74	6026	No
38	GOM_NL__2PRFIN20030426_014955_000000372015_00461_06026_6432.N1	26-APR-2003 01:49:55	Bright	37.000	138	47Eps Vir	2.8280	4700.0	74	6026	No
39	GOM_NL__2PRFIN20030426_015232_000000422015_00461_06026_6433.N1	26-APR-2003 01:52:32	Bright	41.500	111	8Eta Boo	2.6800	6000.0	83	6026	No
40	GOM_NL__2PRFIN20030426_015746_000000372015_00461_06026_6434.N1	26-APR-2003 01:57:46	Bright	36.500	152	12Alp2CVn	2.8900	11000.	73	6026	No
41	GOM_NL__2PRFIN20030426_015938_000000442015_00461_06026_6435.N1	26-APR-2003 01:59:38	Bright	43.500	180	27Gam Boo	3.0400	8000.0	87	6026	No
42	GOM_NL__2PRFIN20030426_020133_000000392015_00461_06026_6436.N1	26-APR-2003 02:01:33	Bright	39.000	39	85Eta UMa	1.8540	24000.	78	6026	No

43	GOM_NL__2PRFIN20030426_020319_000000362015_00461_06026_6437.N1	26-APR-2003 02:03:19	Bright	36.000	82	48Bet UMa	2.3650	10600.	72	6026	No
44	GOM_NL__2PRFIN20030426_020442_000000372015_00461_06026_6438.N1	26-APR-2003 02:04:42	Bright	37.000	36	50Alp UMa	1.8000	6300.0	74	6026	No
45	GOM_NL__2PRFIN20030426_020858_000000382015_00461_06026_6439.N1	26-APR-2003 02:08:58	Bright	38.000	60	7Bet UMi	2.0810	3950.0	76	6026	No
46	GOM_NL__2PRFIN20030426_021226_000000332015_00461_06026_6440.N1	26-APR-2003 02:12:26	Bright	33.000	49	1Alp UMi	1.9900	6300.0	66	6026	No
47	GOM_NL__2PRFIN20030426_021441_000000632015_00461_06026_6441.N1	26-APR-2003 02:14:41	Bright	62.500	69	33Gam Dra	2.2310	3800.0	125	6026	No
48	GOM_NL__2PRFIN20030426_021912_000000412015_00461_06026_6442.N1	26-APR-2003 02:19:12	Bright	40.500	89	5Alp Cep	2.4510	8000.0	81	6026	No
49	GOM_NL__2PRFIN20030426_022101_000000472015_00461_06026_6443.N1	26-APR-2003 02:21:01	Bright	47.000	74	11Bet Cas	2.2680	6600.0	94	6026	No
50	GOM_NL__2PRFIN20030426_022314_000001502015_00461_06026_6444.N1	26-APR-2003 02:23:14	Bright	150.00	5	3Alp Lyr	0.033000	11000.	300	6026	No
51	GOM_NL__2PRFIN20030426_022928_000000752015_00461_06026_6445.N1	26-APR-2003 02:29:28	Twi_and_stray	75.000	92	53Eps Cyg	2.5000	4500.0	150	6026	No
52	GOM_NL__2PRFIN20030426_023414_000000452015_00461_06026_6446.N1	26-APR-2003 02:34:14	Twi_and_stray	44.500	90	54Alp Peg	2.4870	11000.	89	6026	No
53	GOM_NL__2PRFIN20030426_023758_000000602015_00461_06026_6447.N1	26-APR-2003 02:37:58	Dark	60.000	61	8Eps Peg	2.1000	3900.0	120	6026	No
54	GOM_NL__2PRFIN20030426_024026_000000512015_00461_06026_6448.N1	26-APR-2003 02:40:26	Dark	51.000	162	34Alp Aqr	2.9440	5350.0	102	6026	No
55	GOM_NL__2PRFIN20030426_024340_000000562015_00461_06026_6449.N1	26-APR-2003 02:43:40	Dark	56.000	154	22Bet Aqr	2.8990	5700.0	112	6026	No
56	GOM_NL__2PRFIN20030426_024651_000000442015_00461_06026_6450.N1	26-APR-2003 02:46:51	Dark	44.000	18	24Alp PsA	1.1660	9700.0	88	6026	No
57	GOM_NL__2PRFIN20030426_025231_000000392015_00461_06026_6451.N1	26-APR-2003 02:52:31	Dark	39.000	31	Alp Gru	1.7340	15200.	78	6026	No
58	GOM_NL__2PRFIN20030426_025522_000000412015_00461_06026_6452.N1	26-APR-2003 02:55:22	Dark	40.500	148	Alp Tuc	2.8780	4100.0	81	6026	No
59	GOM_NL__2PRFIN20030426_025751_000000422015_00462_06027_6420.N1	26-APR-2003 02:57:51	Dark	42.000	45	Alp Pav	1.9400	26000.	84	6027	No
60	GOM_NL__2PRFIN20030426_030447_000000432015_00462_06027_6421.N1	26-APR-2003 03:04:47	Dark	43.000	43	Alp TrA	1.9100	4250.0	86	6027	No
61	GOM_NL__2PRFIN20030426_030655_000000552015_00462_06027_6422.N1	26-APR-2003 03:06:55	Straylight	55.000	40	The Sco	1.8590	7100.0	110	6027	No
62	GOM_NL__2PRFIN20030426_030909_000000472015_00462_06027_6423.N1	26-APR-2003 03:09:09	Straylight	47.000	4	Alp1Cen	-0.010000	5800.0	94	6027	No
63	GOM_NL__2PRFIN20030426_031158_000000692015_00462_06027_6424.N1	26-APR-2003 03:11:58	Straylight	69.000	75	26Eps Sco	2.2910	4250.0	138	6027	No
64	GOM_NL__2PRFIN20030426_031403_000000422015_00462_06027_6425.N1	26-APR-2003 03:14:03	Straylight	41.500	81	Eta Cen	2.3560	28000.	83	6027	No
65	GOM_NL__2PRFIN20030426_031600_000000772015_00462_06027_6426.N1	26-APR-2003 03:16:00	Twi_and_stray	77.000	16	21Alp Sco	1.0200	3000.0	154	6027	No
66	GOM_NL__2PRFIN20030426_031832_000000682015_00462_06027_6427.N1	26-APR-2003 03:18:32	Twi_and_stray	67.500	80	7Del Sco	2.3160	30000.	135	6027	No
67	GOM_NL__2PRFIN20030426_032038_000000412015_00462_06027_6428.N1	26-APR-2003 03:20:38	Twi_and_stray	40.500	169	46Gam Hya	2.9910	4700.0	81	6027	No
68	GOM_NL__2PRFIN20030426_032259_000000362015_00462_06027_6429.N1	26-APR-2003 03:22:59	Bright	36.000	163	7Del Crv	2.9450	11000.	72	6027	No
69	GOM_NL__2PRFIN20030426_032432_000000552015_00462_06027_6430.N1	26-APR-2003 03:24:32	Bright	55.000	104	27Bet Lib	2.6140	13100.	110	6027	No
70	GOM_NL__2PRFIN20030426_032704_000000372015_00462_06027_6431.N1	26-APR-2003 03:27:04	Bright	37.000	121	29Gam Vir	2.7400	7200.0	74	6027	No
71	GOM_NL__2PRFIN20030426_033031_000000362015_00462_06027_6432.N1	26-APR-2003 03:30:31	Bright	36.000	138	47Eps Vir	2.8280	4700.0	72	6027	No
72	GOM_NL__2PRFIN20030426_033308_000000422015_00462_06027_6433.N1	26-APR-2003 03:33:08	Bright	42.000	111	8Eta Boo	2.6800	6000.0	84	6027	No
73	GOM_NL__2PRFIN20030426_033821_000000372015_00462_06027_6434.N1	26-APR-2003 03:38:21	Bright	36.500	152	12Alp2CVn	2.8900	11000.	73	6027	No
74	GOM_NL__2PRFIN20030426_034013_000000432015_00462_06027_6435.N1	26-APR-2003 03:40:13	Bright	43.000	180	27Gam Boo	3.0400	8000.0	86	6027	No
75	GOM_NL__2PRFIN20030426_034209_000000392015_00462_06027_6436.N1	26-APR-2003 03:42:09	Bright	38.500	39	85Eta UMa	1.8540	24000.	77	6027	No
76	GOM_NL__2PRFIN20030426_034355_000000362015_00462_06027_6437.N1	26-APR-2003 03:43:55	Bright	35.500	82	48Bet UMa	2.3650	10600.	71	6027	No
77	GOM_NL__2PRFIN20030426_034518_000000352015_00462_06027_6438.N1	26-APR-2003 03:45:18	Bright	34.500	36	50Alp UMa	1.8000	6300.0	69	6027	No
78	GOM_NL__2PRFIN20030426_034934_000000382015_00462_06027_6439.N1	26-APR-2003 03:49:34	Bright	38.000	60	7Bet UMi	2.0810	3950.0	76	6027	No
79	GOM_NL__2PRFIN20030426_035302_000000352015_00462_06027_6440.N1	26-APR-2003 03:53:02	Bright	34.500	49	1Alp UMi	1.9900	6300.0	69	6027	No
80	GOM_NL__2PRFIN20030426_035515_000000652015_00462_06027_6441.N1	26-APR-2003 03:55:15	Bright	64.500	69	33Gam Dra	2.2310	3800.0	129	6027	No
81	GOM_NL__2PRFIN20030426_035947_000000412015_00462_06027_6442.N1	26-APR-2003 03:59:47	Bright	41.000	89	5Alp Cep	2.4510	8000.0	82	6027	No
82	GOM_NL__2PRFIN20030426_040137_000000342015_00462_06027_6443.N1	26-APR-2003 04:01:37	Bright	34.000	74	11Bet Cas	2.2680	6600.0	68	6027	No
83	GOM_NL__2PRFIN20030426_040351_000001492015_00462_06027_6444.N1	26-APR-2003 04:03:51	Bright	149.00	5	3Alp Lyr	0.033000	11000.	298	6027	No
84	GOM_NL__2PRFIN20030426_041004_000000722015_00462_06027_6445.N1	26-APR-2003 04:10:04	Twi_and_stray	71.500	92	53Eps Cyg	2.5000	4500.0	143	6027	No
85	GOM_NL__2PRFIN20030426_041450_000000452015_00462_06027_6446.N1	26-APR-2003 04:14:50	Twi_and_stray	45.000	90	54Alp Peg	2.4870	11000.	90	6027	No
86	GOM_NL__2PRFIN20030426_041835_000000632015_00462_06027_6447.N1	26-APR-2003 04:18:35	Dark	63.000	61	8Eps Peg	2.1000	3900.0	126	6027	No
87	GOM_NL__2PRFIN20030426_042102_000000492015_00462_06027_6448.N1	26-APR-2003 04:21:02	Dark	49.000	162	34Alp Aqr	2.9440	5350.0	98	6027	No
88	GOM_NL__2PRFIN20030426_042417_000000562015_00462_06027_6449.N1	26-APR-2003 04:24:17	Dark	56.000	154	22Bet Aqr	2.8990	5700.0	112	6027	No
89	GOM_NL__2PRFIN20030426_042727_000000432015_00462_06027_6450.N1	26-APR-2003 04:27:27	Dark	43.000	18	24Alp PsA	1.1660	9700.0	86	6027	No
90	GOM_NL__2PRFIN20030426_043123_000000422015_00462_06027_6451.N1	26-APR-2003 04:31:23	Dark	41.500	172	Gam Gru	3.0030	13100.	83	6027	No
91	GOM_NL__2PRFIN20030426_043307_000000442015_00462_06027_6452.N1	26-APR-2003 04:33:07	Dark	44.000	31	Alp Gru	1.7340	15200.	88	6027	No
92	GOM_NL__2PRFIN20030426_043558_000000452015_00462_06027_6453.N1	26-APR-2003 04:35:58	Dark	45.000	148	Alp Tuc	2.8780	4100.0	90	6027	No
93	GOM_NL__2PRFIN20030426_043828_000000422015_00463_06028_6425.N1	26-APR-2003 04:38:28	Dark	41.500	45	Alp Pav	1.9400	26000.	83	6028	No
94	GOM_NL__2PRFIN20030426_044523_000000422015_00463_06028_6426.N1	26-APR-2003 04:45:23	Dark	42.000	43	Alp TrA	1.9100	4250.0	84	6028	No
95	GOM_NL__2PRFIN20030426_044732_000000612015_00463_06028_6427.N1	26-APR-2003 04:47:32	Straylight	61.000	40	The Sco	1.8590	7100.0	122	6028	No
96	GOM_NL__2PRFIN20030426_044945_000000432015_00463_06028_6428.N1	26-APR-2003 04:49:45	Straylight	42.500	4	Alp1Cen	-0.010000	5800.0	85	6028	No
97	GOM_NL__2PRFIN20030426_045235_000000662015_00463_06028_6429.N1	26-APR-2003 04:52:35	Straylight	66.000	75	26Eps Sco	2.2910	4250.0	132	6028	No
98	GOM_NL__2PRFIN20030426_045439_000000422015_00463_06028_6430.N1	26-APR-2003 04:54:39	Straylight	41.500	81	Eta Cen	2.3560	28000.	83	6028	No
99	GOM_NL__2PRFIN20030426_045637_000000782015_00463_06028_6431.N1	26-APR-2003 04:56:37	Twi_and_stray	78.000	16	21Alp Sco	1.0200	3000.0	156	6028	No
100	GOM_NL__2PRFIN20030426_045909_000000692015_00463_06028_6432.N1	26-APR-2003 04:59:09	Twi_and_stray	68.500	80	7Del Sco	2.3160	30000.	137	6028	No
101	GOM_NL__2PRFIN20030426_050114_000000412015_00463_06028_6433.N1	26-APR-2003 05:01:14	Twi_and_stray	41.000	169	46Gam Hya	2.9910	4700.0	82	6028	No



102	GOM_NL__2PRFIN20030426_050335_000000362015_00463_06028_6434.N1	26-APR-2003 05:03:35	Bright	36.000	163	7Del Crv	2.9450	11000.	72	6028	No
103	GOM_NL__2PRFIN20030426_050508_000000542015_00463_06028_6435.N1	26-APR-2003 05:05:08	Bright	53.500	104	27Bet Lib	2.6140	13100.	107	6028	No
104	GOM_NL__2PRFIN20030426_050740_000000372015_00463_06028_6436.N1	26-APR-2003 05:07:40	Bright	36.500	121	29Gam Vir	2.7400	7200.0	73	6028	No
105	GOM_NL__2PRFIN20030426_051107_000000372015_00463_06028_6437.N1	26-APR-2003 05:11:07	Bright	37.000	138	47Eps Vir	2.8280	4700.0	74	6028	No
106	GOM_NL__2PRFIN20030426_051343_000000412015_00463_06028_6438.N1	26-APR-2003 05:13:43	Bright	41.000	111	8Eta Boo	2.6800	6000.0	82	6028	No
107	GOM_NL__2PRFIN20030426_051857_000000362015_00463_06028_6439.N1	26-APR-2003 05:18:57	Bright	35.500	152	12Alp2CVn	2.8900	11000.	71	6028	No
108	GOM_NL__2PRFIN20030426_052049_000000442015_00463_06028_6440.N1	26-APR-2003 05:20:49	Bright	43.500	180	27Gam Boo	3.0400	8000.0	87	6028	No
109	GOM_NL__2PRFIN20030426_052245_000000402015_00463_06028_6441.N1	26-APR-2003 05:22:45	Bright	39.500	39	85Eta UMa	1.8540	24000.	79	6028	No
110	GOM_NL__2PRFIN20030426_052431_000000362015_00463_06028_6442.N1	26-APR-2003 05:24:31	Bright	36.000	82	48Bet UMa	2.3650	10600.	72	6028	No
111	GOM_NL__2PRFIN20030426_052554_000000382015_00463_06028_6443.N1	26-APR-2003 05:25:54	Bright	37.500	36	50Alp UMa	1.8000	6300.0	75	6028	No
112	GOM_NL__2PRFIN20030426_053009_000000392015_00463_06028_6444.N1	26-APR-2003 05:30:09	Bright	39.000	60	7Bet UMi	2.0810	3950.0	78	6028	No
113	GOM_NL__2PRFIN20030426_053338_000000342015_00463_06028_6445.N1	26-APR-2003 05:33:38	Bright	33.500	49	1Alp UMi	1.9900	6300.0	67	6028	No
114	GOM_NL__2PRFIN20030426_053550_000000662015_00463_06028_6446.N1	26-APR-2003 05:35:50	Bright	65.500	69	33Gam Dra	2.2310	3800.0	131	6028	No
115	GOM_NL__2PRFIN20030426_054023_000000422015_00463_06028_6447.N1	26-APR-2003 05:40:23	Bright	41.500	89	5Alp Cep	2.4510	8000.0	83	6028	No
116	GOM_NL__2PRFIN20030426_054213_000000372015_00463_06028_6448.N1	26-APR-2003 05:42:13	Bright	37.000	74	11Bet Cas	2.2680	6600.0	74	6028	No
117	GOM_NL__2PRFIN20030426_054426_000001572015_00463_06028_6449.N1	26-APR-2003 05:44:26	Bright	157.00	5	3Alp Lyr	0.033000	11000.	314	6028	No
118	GOM_NL__2PRFIN20030426_055040_000000712015_00463_06028_6450.N1	26-APR-2003 05:50:40	Twi_and_stray	71.000	92	53Eps Cyg	2.5000	4500.0	142	6028	No
119	GOM_NL__2PRFIN20030426_055526_000000432015_00463_06028_6451.N1	26-APR-2003 05:55:26	Twi_and_stray	43.000	90	54Alp Peg	2.4870	11000.	86	6028	No
120	GOM_NL__2PRFIN20030426_055911_000000642015_00463_06028_6452.N1	26-APR-2003 05:59:11	Dark	64.000	61	8Eps Peg	2.1000	3900.0	128	6028	No
121	GOM_NL__2PRFIN20030426_060139_000000512015_00463_06028_6453.N1	26-APR-2003 06:01:39	Dark	50.500	162	34Alp Aqr	2.9440	5350.0	101	6028	No
122	GOM_NL__2PRFIN20030426_060454_000000562015_00463_06028_6454.N1	26-APR-2003 06:04:54	Dark	56.000	154	22Bet Aqr	2.8990	5700.0	112	6028	No
123	GOM_NL__2PRFIN20030426_060803_000000442015_00463_06028_6455.N1	26-APR-2003 06:08:03	Dark	44.000	18	24Alp PsA	1.1660	9700.0	88	6028	No
124	GOM_NL__2PRFIN20030426_061200_000000432015_00463_06028_6456.N1	26-APR-2003 06:12:00	Dark	43.000	172	Gam Gru	3.0030	13100.	86	6028	No
125	GOM_NL__2PRFIN20030426_061343_000000422015_00463_06028_6457.N1	26-APR-2003 06:13:43	Dark	42.000	31	Alp Gru	1.7340	15200.	84	6028	No
126	GOM_NL__2PRFIN20030426_061634_000000392015_00463_06028_6458.N1	26-APR-2003 06:16:34	Dark	38.500	148	Alp Tuc	2.8780	4100.0	77	6028	No
127	GOM_NL__2PRFIN20030426_061904_000000412015_00464_06029_6425.N1	26-APR-2003 06:19:04	Dark	41.000	45	Alp Pav	1.9400	26000.	82	6029	No
128	GOM_NL__2PRFIN20030426_062600_000000392015_00464_06029_6426.N1	26-APR-2003 06:26:00	Dark	39.000	43	Alp TrA	1.9100	4250.0	78	6029	No
129	GOM_NL__2PRFIN20030426_062809_000000562015_00464_06029_6427.N1	26-APR-2003 06:28:09	Straylight	55.500	40	The Sco	1.8590	7100.0	111	6029	No
130	GOM_NL__2PRFIN20030426_063021_000000442015_00464_06029_6428.N1	26-APR-2003 06:30:21	Straylight	43.500	4	Alp1Cen	-0.010000	5800.0	87	6029	No
131	GOM_NL__2PRFIN20030426_063312_000000622015_00464_06029_6429.N1	26-APR-2003 06:33:12	Straylight	61.500	75	26Eps Sco	2.2910	4250.0	123	6029	No
132	GOM_NL__2PRFIN20030426_063516_000000432015_00464_06029_6430.N1	26-APR-2003 06:35:16	Straylight	43.000	81	Eta Cen	2.3560	28000.	86	6029	No
133	GOM_NL__2PRFIN20030426_063713_000000812015_00464_06029_6431.N1	26-APR-2003 06:37:13	Twi_and_stray	81.000	16	21Alp Sco	1.0200	3000.0	162	6029	No
134	GOM_NL__2PRFIN20030426_063945_000000692015_00464_06029_6432.N1	26-APR-2003 06:39:45	Twi_and_stray	69.000	80	7Del Sco	2.3160	30000.	138	6029	No
135	GOM_NL__2PRFIN20030426_064150_000000412015_00464_06029_6433.N1	26-APR-2003 06:41:50	Twi_and_stray	41.000	169	46Gam Hya	2.9910	4700.0	82	6029	No
136	GOM_NL__2PRFIN20030426_064411_000000362015_00464_06029_6434.N1	26-APR-2003 06:44:11	Bright	36.000	163	7Del Crv	2.9450	11000.	72	6029	No
137	GOM_NL__2PRFIN20030426_064544_000000542015_00464_06029_6435.N1	26-APR-2003 06:45:44	Bright	54.000	104	27Bet Lib	2.6140	13100.	108	6029	No
138	GOM_NL__2PRFIN20030426_064816_000000372015_00464_06029_6436.N1	26-APR-2003 06:48:16	Bright	37.000	121	29Gam Vir	2.7400	7200.0	74	6029	No
139	GOM_NL__2PRFIN20030426_065143_000000372015_00464_06029_6437.N1	26-APR-2003 06:51:43	Bright	37.000	138	47Eps Vir	2.8280	4700.0	74	6029	No
140	GOM_NL__2PRFIN20030426_065419_000000422015_00464_06029_6438.N1	26-APR-2003 06:54:19	Bright	42.000	111	8Eta Boo	2.6800	6000.0	84	6029	No
141	GOM_NL__2PRFIN20030426_065933_000000372015_00464_06029_6439.N1	26-APR-2003 06:59:33	Bright	36.500	152	12Alp2CVn	2.8900	11000.	73	6029	No
142	GOM_NL__2PRFIN20030426_070124_000000452015_00464_06029_6440.N1	26-APR-2003 07:01:24	Bright	44.500	180	27Gam Boo	3.0400	8000.0	89	6029	No
143	GOM_NL__2PRFIN20030426_070320_000000402015_00464_06029_6441.N1	26-APR-2003 07:03:20	Bright	39.500	39	85Eta UMa	1.8540	24000.	79	6029	No
144	GOM_NL__2PRFIN20030426_070507_000000362015_00464_06029_6442.N1	26-APR-2003 07:05:07	Bright	35.500	82	48Bet UMa	2.3650	10600.	71	6029	No
145	GOM_NL__2PRFIN20030426_070630_000000372015_00464_06029_6443.N1	26-APR-2003 07:06:30	Bright	36.500	36	50Alp UMa	1.8000	6300.0	73	6029	No
146	GOM_NL__2PRFIN20030426_071045_000000402015_00464_06029_6444.N1	26-APR-2003 07:10:45	Bright	40.000	60	7Bet UMi	2.0810	3950.0	80	6029	No
147	GOM_NL__2PRFIN20030426_071414_000000372015_00464_06029_6445.N1	26-APR-2003 07:14:14	Bright	36.500	49	1Alp UMi	1.9900	6300.0	73	6029	No
148	GOM_NL__2PRFIN20030426_071624_000000662015_00464_06029_6446.N1	26-APR-2003 07:16:24	Bright	65.500	69	33Gam Dra	2.2310	3800.0	131	6029	No
149	GOM_NL__2PRFIN20030426_072058_000000422015_00464_06029_6447.N1	26-APR-2003 07:20:58	Bright	41.500	89	5Alp Cep	2.4510	8000.0	83	6029	No
150	GOM_NL__2PRFIN20030426_072249_000000372015_00464_06029_6448.N1	26-APR-2003 07:22:49	Bright	37.000	74	11Bet Cas	2.2680	6600.0	74	6029	No
151	GOM_NL__2PRFIN20030426_072501_000001552015_00464_06029_6449.N1	26-APR-2003 07:25:01	Bright	154.50	5	3Alp Lyr	0.033000	11000.	309	6029	No
152	GOM_NL__2PRFIN20030426_073116_000000702015_00464_06029_6450.N1	26-APR-2003 07:31:16	Twi_and_stray	70.000	92	53Eps Cyg	2.5000	4500.0	140	6029	No
153	GOM_NL__2PRFIN20030426_073602_000000442015_00464_06029_6451.N1	26-APR-2003 07:36:02	Twi_and_stray	43.500	90	54Alp Peg	2.4870	11000.	87	6029	No
154	GOM_NL__2PRFIN20030426_073948_000000612015_00464_06029_6452.N1	26-APR-2003 07:39:48	Dark	60.500	61	8Eps Peg	2.1000	3900.0	121	6029	No
155	GOM_NL__2PRFIN20030426_074215_000000472015_00464_06029_6453.N1	26-APR-2003 07:42:15	Dark	47.000	162	34Alp Aqr	2.9440	5350.0	94	6029	No
156	GOM_NL__2PRFIN20030426_074530_000000582015_00464_06029_6454.N1	26-APR-2003 07:45:30	Dark	58.000	154	22Bet Aqr	2.8990	5700.0	116	6029	No
157	GOM_NL__2PRFIN20030426_074839_000000522015_00464_06029_6455.N1	26-APR-2003 07:48:39	Dark	51.500	18	24Alp PsA	1.1660	9700.0	103	6029	No
158	GOM_NL__2PRFIN20030426_075236_000000412015_00464_06029_6456.N1	26-APR-2003 07:52:36	Dark	41.000	172	Gam Gru	3.0030	13100.	82	6029	No
159	GOM_NL__2PRFIN20030426_075419_000000412015_00464_06029_6457.N1	26-APR-2003 07:54:19	Dark	41.000	31	Alp Gru	1.7340	15200.	82	6029	No
160	GOM_NL__2PRFIN20030426_075711_000000402015_00464_06029_6458.N1	26-APR-2003 07:57:11	Dark	39.500	148	Alp Tuc	2.8780	4100.0	79	6029	No

161	GOM_NL__2PRFIN20030426_130130_000000422015_00468_06033_6420.N1	26-APR-2003 13:01:30	Dark	41.500	45	Alp Pav	1.9400	26000.	83	6033	No
162	GOM_NL__2PRFIN20030426_130605_000000742015_00468_06033_6421.N1	26-APR-2003 13:06:05	Dark	73.500	103	38Zet Sgr	2.6000	9700.0	147	6033	No
163	GOM_NL__2PRFIN20030426_130904_000000502015_00468_06033_6422.N1	26-APR-2003 13:09:04	Straylight	49.500	141	Bet Ara	2.8400	4600.0	99	6033	No
164	GOM_NL__2PRFIN20030426_131036_000000632015_00468_06033_6423.N1	26-APR-2003 13:10:36	Straylight	62.500	40	The Sco	1.8590	7100.0	125	6033	No
165	GOM_NL__2PRFIN20030426_131245_000000522015_00468_06033_6424.N1	26-APR-2003 13:12:45	Straylight	51.500	4	Alp1Cen	-0.010000	5800.0	103	6033	No
166	GOM_NL__2PRFIN20030426_131538_000000692015_00468_06033_6425.N1	26-APR-2003 13:15:38	Straylight	69.000	75	26Eps Sco	2.2910	4250.0	138	6033	No
167	GOM_NL__2PRFIN20030426_131740_000000452015_00468_06033_6426.N1	26-APR-2003 13:17:40	Straylight	44.500	81	Eta Cen	2.3560	28000.	89	6033	No
168	GOM_NL__2PRFIN20030426_131939_000000782015_00468_06033_6427.N1	26-APR-2003 13:19:39	Tw_i_and_stray	78.000	16	21Alp Sco	1.0200	3000.0	156	6033	No
169	GOM_NL__2PRFIN20030426_132209_000000662015_00468_06033_6428.N1	26-APR-2003 13:22:09	Tw_i_and_stray	66.000	80	7Del Sco	2.3160	30000.	132	6033	No
170	GOM_NL__2PRFIN20030426_132414_000000422015_00468_06033_6429.N1	26-APR-2003 13:24:14	Bright	42.000	169	46Gam Hya	2.9910	4700.0	84	6033	No
171	GOM_NL__2PRFIN20030426_133040_000000372015_00468_06033_6430.N1	26-APR-2003 13:30:40	Bright	36.500	121	29Gam Vir	2.7400	7200.0	73	6033	No
172	GOM_NL__2PRFIN20030426_133406_000000372015_00468_06033_6431.N1	26-APR-2003 13:34:06	Bright	37.000	138	47Eps Vir	2.8280	4700.0	74	6033	No
173	GOM_NL__2PRFIN20030426_133641_000000412015_00468_06033_6432.N1	26-APR-2003 13:36:41	Bright	41.000	111	8Eta Boo	2.6800	6000.0	82	6033	No
174	GOM_NL__2PRFIN20030426_134156_000000382015_00468_06033_6433.N1	26-APR-2003 13:41:56	Bright	38.000	152	12Alp2CVn	2.8900	11000.	76	6033	No
175	GOM_NL__2PRFIN20030426_134345_000000422015_00468_06033_6434.N1	26-APR-2003 13:43:45	Bright	42.000	180	27Gam Boo	3.0400	8000.0	84	6033	No
176	GOM_NL__2PRFIN20030426_134542_000000412015_00468_06033_6435.N1	26-APR-2003 13:45:42	Bright	40.500	39	85Eta UMa	1.8540	24000.	81	6033	No
177	GOM_NL__2PRFIN20030426_134731_000000382015_00468_06033_6436.N1	26-APR-2003 13:47:31	Bright	37.500	82	48Bet UMa	2.3650	10600.	75	6033	No
178	GOM_NL__2PRFIN20030426_134854_000000382015_00468_06033_6437.N1	26-APR-2003 13:48:54	Bright	38.000	36	50Alp UMa	1.8000	6300.0	76	6033	No
179	GOM_NL__2PRFIN20030426_135307_000000402015_00468_06033_6438.N1	26-APR-2003 13:53:07	Bright	40.000	60	7Bet UMi	2.0810	3950.0	80	6033	No
180	GOM_NL__2PRFIN20030426_135637_000000352015_00468_06033_6439.N1	26-APR-2003 13:56:37	Bright	34.500	49	1Alp UMi	1.9900	6300.0	69	6033	No
181	GOM_NL__2PRFIN20030426_135843_000000672015_00468_06033_6440.N1	26-APR-2003 13:58:43	Bright	67.000	69	33Gam Dra	2.2310	3800.0	134	6033	No
182	GOM_NL__2PRFIN20030426_140320_000000442015_00468_06033_6441.N1	26-APR-2003 14:03:20	Bright	43.500	89	5Alp Cep	2.4510	8000.0	87	6033	No
183	GOM_NL__2PRFIN20030426_140513_000000392015_00468_06033_6442.N1	26-APR-2003 14:05:13	Bright	38.500	74	11Bet Cas	2.2680	6600.0	77	6033	No
184	GOM_NL__2PRFIN20030426_140719_000001502015_00468_06033_6443.N1	26-APR-2003 14:07:19	Bright	149.50	5	3Alp Lyr	0.033000	11000.	299	6033	No
185	GOM_NL__2PRFIN20030426_141339_000000762015_00468_06033_6444.N1	26-APR-2003 14:13:39	Tw_i_and_stray	75.500	92	53Eps Cyg	2.5000	4500.0	151	6033	No
186	GOM_NL__2PRFIN20030426_141826_000000442015_00468_06033_6445.N1	26-APR-2003 14:18:26	Tw_i_and_stray	44.000	90	54Alp Peg	2.4870	11000.	88	6033	No
187	GOM_NL__2PRFIN20030426_142213_000000632015_00468_06033_6446.N1	26-APR-2003 14:22:13	Dark	62.500	61	8Eps Peg	2.1000	3900.0	125	6033	No
188	GOM_NL__2PRFIN20030426_142441_000000522015_00468_06033_6447.N1	26-APR-2003 14:24:41	Dark	51.500	162	34Alp Aqr	2.9440	5350.0	103	6033	No
189	GOM_NL__2PRFIN20030426_142758_000000542015_00468_06033_6448.N1	26-APR-2003 14:27:58	Dark	54.000	154	22Bet Aqr	2.8990	5700.0	108	6033	No
190	GOM_NL__2PRFIN20030426_143104_000000452015_00468_06033_6449.N1	26-APR-2003 14:31:04	Dark	44.500	18	24Alp PsA	1.1660	9700.0	89	6033	No
191	GOM_NL__2PRFIN20030426_143502_000000422015_00468_06033_6450.N1	26-APR-2003 14:35:02	Dark	41.500	172	Gam Gru	3.0030	13100.	83	6033	No
192	GOM_NL__2PRFIN20030426_143645_000000432015_00468_06033_6451.N1	26-APR-2003 14:36:45	Dark	42.500	31	Alp Gru	1.7340	15200.	85	6033	No
193	GOM_NL__2PRFIN20030426_143935_000000422015_00468_06033_6452.N1	26-APR-2003 14:39:35	Dark	42.000	148	Alp Tuc	2.8780	4100.0	84	6033	No
194	GOM_NL__2PRFIN20030426_144206_000000422015_00469_06034_6420.N1	26-APR-2003 14:42:06	Dark	42.000	45	Alp Pav	1.9400	26000.	84	6034	No
195	GOM_NL__2PRFIN20030426_144643_000000732015_00469_06034_6421.N1	26-APR-2003 14:46:43	Dark	73.000	103	38Zet Sgr	2.6000	9700.0	146	6034	No
196	GOM_NL__2PRFIN20030426_144940_000000552015_00469_06034_6422.N1	26-APR-2003 14:49:40	Straylight	54.500	141	Bet Ara	2.8400	4600.0	109	6034	No
197	GOM_NL__2PRFIN20030426_145112_000000622015_00469_06034_6423.N1	26-APR-2003 14:51:12	Straylight	62.000	40	The Sco	1.8590	7100.0	124	6034	No
198	GOM_NL__2PRFIN20030426_145321_000000442015_00469_06034_6424.N1	26-APR-2003 14:53:21	Straylight	44.000	4	Alp1Cen	-0.010000	5800.0	88	6034	No
199	GOM_NL__2PRFIN20030426_145615_000000692015_00469_06034_6425.N1	26-APR-2003 14:56:15	Straylight	68.500	75	26Eps Sco	2.2910	4250.0	137	6034	No
200	GOM_NL__2PRFIN20030426_145816_000000432015_00469_06034_6426.N1	26-APR-2003 14:58:16	Straylight	43.000	81	Eta Cen	2.3560	28000.	86	6034	No
201	GOM_NL__2PRFIN20030426_150015_000000882015_00469_06034_6427.N1	26-APR-2003 15:00:15	Tw_i_and_stray	88.000	16	21Alp Sco	1.0200	3000.0	176	6034	No
202	GOM_NL__2PRFIN20030426_150243_000000722015_00469_06034_6428.N1	26-APR-2003 15:02:43	Tw_i_and_stray	72.000	80	7Del Sco	2.3160	30000.	144	6034	No
203	GOM_NL__2PRFIN20030426_150449_000000432015_00469_06034_6429.N1	26-APR-2003 15:04:49	Bright	43.000	169	46Gam Hya	2.9910	4700.0	86	6034	No
204	GOM_NL__2PRFIN20030426_151115_000000382015_00469_06034_6430.N1	26-APR-2003 15:11:15	Bright	37.500	121	29Gam Vir	2.7400	7200.0	75	6034	No
205	GOM_NL__2PRFIN20030426_151442_000000382015_00469_06034_6431.N1	26-APR-2003 15:14:42	Bright	37.500	138	47Eps Vir	2.8280	4700.0	75	6034	No
206	GOM_NL__2PRFIN20030426_151716_000000422015_00469_06034_6432.N1	26-APR-2003 15:17:16	Bright	41.500	111	8Eta Boo	2.6800	6000.0	83	6034	No
207	GOM_NL__2PRFIN20030426_152233_000000362015_00469_06034_6433.N1	26-APR-2003 15:22:33	Bright	36.000	152	12Alp2CVn	2.8900	11000.	72	6034	No
208	GOM_NL__2PRFIN20030426_152421_000000442015_00469_06034_6434.N1	26-APR-2003 15:24:21	Bright	43.500	180	27Gam Boo	3.0400	8000.0	87	6034	No
209	GOM_NL__2PRFIN20030426_152618_000000402015_00469_06034_6435.N1	26-APR-2003 15:26:18	Bright	39.500	39	85Eta UMa	1.8540	24000.	79	6034	No
210	GOM_NL__2PRFIN20030426_152809_000000342015_00469_06034_6436.N1	26-APR-2003 15:28:09	Bright	33.500	82	48Bet UMa	2.3650	10600.	67	6034	No
211	GOM_NL__2PRFIN20030426_152931_000000332015_00469_06034_6437.N1	26-APR-2003 15:29:31	Bright	33.000	36	50Alp UMa	1.8000	6300.0	66	6034	No
212	GOM_NL__2PRFIN20030426_153344_000000382015_00469_06034_6438.N1	26-APR-2003 15:33:44	Bright	38.000	60	7Bet UMi	2.0810	3950.0	76	6034	No
213	GOM_NL__2PRFIN20030426_153714_000000352015_00469_06034_6439.N1	26-APR-2003 15:37:14	Bright	35.000	49	1Alp UMi	1.9900	6300.0	70	6034	No
214	GOM_NL__2PRFIN20030426_153919_000000652015_00469_06034_6440.N1	26-APR-2003 15:39:19	Bright	64.500	69	33Gam Dra	2.2310	3800.0	129	6034	No
215	GOM_NL__2PRFIN20030426_154357_000000422015_00469_06034_6441.N1	26-APR-2003 15:43:57	Bright	41.500	89	5Alp Cep	2.4510	8000.0	83	6034	No
216	GOM_NL__2PRFIN20030426_154550_000000362015_00469_06034_6442.N1	26-APR-2003 15:45:50	Bright	35.500	74	11Bet Cas	2.2680	6600.0	71	6034	No
217	GOM_NL__2PRFIN20030426_154751_000001552015_00469_06034_6443.N1	26-APR-2003 15:47:51	Bright	154.50	5	3Alp Lyr	0.033000	11000.	309	6034	No
218	GOM_NL__2PRFIN20030426_155417_000000742015_00469_06034_6444.N1	26-APR-2003 15:54:17	Tw_i_and_stray	73.500	92	53Eps Cyg	2.5000	4500.0	147	6034	No
219	GOM_NL__2PRFIN20030426_155903_000000442015_00469_06034_6445.N1	26-APR-2003 15:59:03	Tw_i_and_stray	43.500	90	54Alp Peg	2.4870	11000.	87	6034	No

220	GOM_NL__2PRFIN20030426_160251_000000592015_00469_06034_6446.N1	26-APR-2003 16:02:51	Dark	58.500	61	8Eps Peg	2.1000	3900.0	117	6034	No
221	GOM_NL__2PRFIN20030426_160518_000000502015_00469_06034_6447.N1	26-APR-2003 16:05:18	Dark	49.500	162	34Alp Aqr	2.9440	5350.0	99	6034	No
222	GOM_NL__2PRFIN20030426_160836_000000562015_00469_06034_6448.N1	26-APR-2003 16:08:36	Dark	55.500	154	22Bet Aqr	2.8990	5700.0	111	6034	No
223	GOM_NL__2PRFIN20030426_161141_000000442015_00469_06034_6449.N1	26-APR-2003 16:11:41	Dark	44.000	18	24Alp PsA	1.1660	9700.0	88	6034	No
224	GOM_NL__2PRFIN20030426_161540_000000412015_00469_06034_6450.N1	26-APR-2003 16:15:40	Dark	41.000	172	Gam Gru	3.0030	13100.	82	6034	No
225	GOM_NL__2PRFIN20030426_161722_000000412015_00469_06034_6451.N1	26-APR-2003 16:17:22	Dark	41.000	31	Alp Gru	1.7340	15200.	82	6034	No
226	GOM_NL__2PRFIN20030426_162012_000000422015_00469_06034_6452.N1	26-APR-2003 16:20:12	Dark	41.500	148	Alp Tuc	2.8780	4100.0	83	6034	No
227	GOM_NL__2PRFIN20030426_162243_000000412015_00470_06035_6420.N1	26-APR-2003 16:22:43	Dark	41.000	45	Alp Pav	1.9400	26000.	82	6035	No
228	GOM_NL__2PRFIN20030426_162722_000000752015_00470_06035_6421.N1	26-APR-2003 16:27:22	Dark	74.500	103	38Zet Sgr	2.6000	9700.0	149	6035	No
229	GOM_NL__2PRFIN20030426_163018_000000422015_00470_06035_6422.N1	26-APR-2003 16:30:18	Straylight	42.000	141	Bet Ara	2.8400	4600.0	84	6035	No
230	GOM_NL__2PRFIN20030426_163150_000000592015_00470_06035_6423.N1	26-APR-2003 16:31:50	Straylight	59.000	40	The Sco	1.8590	7100.0	118	6035	No
231	GOM_NL__2PRFIN20030426_163359_000000492015_00470_06035_6424.N1	26-APR-2003 16:33:59	Straylight	49.000	4	Alp1Cen	-0.010000	5800.0	98	6035	No
232	GOM_NL__2PRFIN20030426_163653_000000662015_00470_06035_6425.N1	26-APR-2003 16:36:53	Straylight	65.500	75	26Eps Sco	2.2910	4250.0	131	6035	No
233	GOM_NL__2PRFIN20030426_163853_000000432015_00470_06035_6426.N1	26-APR-2003 16:38:53	Straylight	42.500	81	Eta Cen	2.3560	28000.	85	6035	No
234	GOM_NL__2PRFIN20030426_164053_000000882015_00470_06035_6427.N1	26-APR-2003 16:40:53	Twi_and_stray	88.000	16	21Alp Sco	1.0200	3000.0	176	6035	No
235	GOM_NL__2PRFIN20030426_164323_000000662015_00470_06035_6428.N1	26-APR-2003 16:43:23	Twi_and_stray	65.500	80	7Del Sco	2.3160	30000.	131	6035	No
236	GOM_NL__2PRFIN20030426_164526_000000422015_00470_06035_6429.N1	26-APR-2003 16:45:26	Bright	42.000	169	46Gam Hya	2.9910	4700.0	84	6035	No
237	GOM_NL__2PRFIN20030426_164919_000000542015_00470_06035_6430.N1	26-APR-2003 16:49:19	Bright	53.500	104	27Bet Lib	2.6140	13100.	107	6035	No
238	GOM_NL__2PRFIN20030426_165153_000000372015_00470_06035_6431.N1	26-APR-2003 16:51:53	Bright	36.500	121	29Gam Vir	2.7400	7200.0	73	6035	No
239	GOM_NL__2PRFIN20030426_165518_000000372015_00470_06035_6432.N1	26-APR-2003 16:55:18	Bright	37.000	138	47Eps Vir	2.8280	4700.0	74	6035	No
240	GOM_NL__2PRFIN20030426_165753_000000402015_00470_06035_6433.N1	26-APR-2003 16:57:53	Bright	40.000	111	8Eta Boo	2.6800	6000.0	80	6035	No
241	GOM_NL__2PRFIN20030426_170308_000000362015_00470_06035_6434.N1	26-APR-2003 17:03:08	Bright	35.500	152	12Alp2CVn	2.8900	11000.	71	6035	No
242	GOM_NL__2PRFIN20030426_170456_000000442015_00470_06035_6435.N1	26-APR-2003 17:04:56	Bright	43.500	180	27Gam Boo	3.0400	8000.0	87	6035	No
243	GOM_NL__2PRFIN20030426_170654_000000402015_00470_06035_6436.N1	26-APR-2003 17:06:54	Bright	40.000	39	85Eta UMa	1.8540	24000.	80	6035	No
244	GOM_NL__2PRFIN20030426_170845_000000372015_00470_06035_6437.N1	26-APR-2003 17:08:45	Bright	36.500	82	48Bet UMa	2.3650	10600.	73	6035	No
245	GOM_NL__2PRFIN20030426_171007_000000352015_00470_06035_6438.N1	26-APR-2003 17:10:07	Bright	35.000	36	50Alp UMa	1.8000	6300.0	70	6035	No
246	GOM_NL__2PRFIN20030426_171419_000000352015_00470_06035_6439.N1	26-APR-2003 17:14:19	Bright	35.000	60	7Bet UMi	2.0810	3950.0	70	6035	No
247	GOM_NL__2PRFIN20030426_171750_000000372015_00470_06035_6440.N1	26-APR-2003 17:17:50	Bright	36.500	49	1Alp UMi	1.9900	6300.0	73	6035	No
248	GOM_NL__2PRFIN20030426_171953_000000642015_00470_06035_6441.N1	26-APR-2003 17:19:53	Bright	63.500	69	33Gam Dra	2.2310	3800.0	127	6035	No
249	GOM_NL__2PRFIN20030426_172432_000000432015_00470_06035_6442.N1	26-APR-2003 17:24:32	Bright	42.500	89	5Alp Cep	2.4510	8000.0	85	6035	No
250	GOM_NL__2PRFIN20030426_172625_000000342015_00470_06035_6443.N1	26-APR-2003 17:26:25	Bright	34.000	74	11Bet Cas	2.2680	6600.0	68	6035	No
251	GOM_NL__2PRFIN20030426_172828_000001622015_00470_06035_6444.N1	26-APR-2003 17:28:28	Bright	162.00	5	3Alp Lyr	0.033000	11000.	324	6035	No
252	GOM_NL__2PRFIN20030426_173452_000000722015_00470_06035_6445.N1	26-APR-2003 17:34:52	Twi_and_stray	71.500	92	53Eps Cyg	2.5000	4500.0	143	6035	No
253	GOM_NL__2PRFIN20030426_173939_000000442015_00470_06035_6446.N1	26-APR-2003 17:39:39	Twi_and_stray	43.500	90	54Alp Peg	2.4870	11000.	87	6035	No
254	GOM_NL__2PRFIN20030426_174327_000000612015_00470_06035_6447.N1	26-APR-2003 17:43:27	Dark	60.500	61	8Eps Peg	2.1000	3900.0	121	6035	No
255	GOM_NL__2PRFIN20030426_174555_000000532015_00470_06035_6448.N1	26-APR-2003 17:45:55	Dark	53.000	162	34Alp Aqr	2.9440	5350.0	106	6035	No
256	GOM_NL__2PRFIN20030426_174913_000000602015_00470_06035_6449.N1	26-APR-2003 17:49:13	Dark	59.500	154	22Bet Aqr	2.8990	5700.0	119	6035	No
257	GOM_NL__2PRFIN20030426_175217_000000422015_00470_06035_6450.N1	26-APR-2003 17:52:17	Dark	42.000	18	24Alp PsA	1.1660	9700.0	84	6035	No
258	GOM_NL__2PRFIN20030426_175616_000000402015_00470_06035_6451.N1	26-APR-2003 17:56:16	Dark	40.000	172	Gam Gru	3.0030	13100.	80	6035	No
259	GOM_NL__2PRFIN20030426_175759_000000412015_00470_06035_6452.N1	26-APR-2003 17:57:59	Dark	40.500	31	Alp Gru	1.7340	15200.	81	6035	No
260	GOM_NL__2PRFIN20030426_180048_000000422015_00470_06035_6453.N1	26-APR-2003 18:00:48	Dark	41.500	148	Alp Tuc	2.8780	4100.0	83	6035	No
261	GOM_NL__2PRFIN20030426_180320_000000412015_00471_06036_6440.N1	26-APR-2003 18:03:20	Dark	40.500	45	Alp Pav	1.9400	26000.	81	6036	No
262	GOM_NL__2PRFIN20030426_180759_000000742015_00471_06036_6441.N1	26-APR-2003 18:07:59	Dark	74.000	103	38Zet Sgr	2.6000	9700.0	148	6036	No
263	GOM_NL__2PRFIN20030426_181055_000000442015_00471_06036_6442.N1	26-APR-2003 18:10:55	Straylight	43.500	141	Bet Ara	2.8400	4600.0	87	6036	No
264	GOM_NL__2PRFIN20030426_181227_000000612015_00471_06036_6443.N1	26-APR-2003 18:12:27	Straylight	61.000	40	The Sco	1.8590	7100.0	122	6036	No
265	GOM_NL__2PRFIN20030426_181435_000000432015_00471_06036_6444.N1	26-APR-2003 18:14:35	Straylight	42.500	4	Alp1Cen	-0.010000	5800.0	85	6036	No
266	GOM_NL__2PRFIN20030426_181730_000000652015_00471_06036_6445.N1	26-APR-2003 18:17:30	Straylight	65.000	75	26Eps Sco	2.2910	4250.0	130	6036	No
267	GOM_NL__2PRFIN20030426_181930_000000422015_00471_06036_6446.N1	26-APR-2003 18:19:30	Straylight	42.000	81	Eta Cen	2.3560	28000.	84	6036	No
268	GOM_NL__2PRFIN20030426_182129_000000822015_00471_06036_6447.N1	26-APR-2003 18:21:29	Twi_and_stray	81.500	16	21Alp Sco	1.0200	3000.0	163	6036	No
269	GOM_NL__2PRFIN20030426_182359_000000672015_00471_06036_6448.N1	26-APR-2003 18:23:59	Twi_and_stray	67.000	80	7Del Sco	2.3160	30000.	134	6036	No
270	GOM_NL__2PRFIN20030426_182603_000000432015_00471_06036_6449.N1	26-APR-2003 18:26:03	Bright	42.500	169	46Gam Hya	2.9910	4700.0	85	6036	No
271	GOM_NL__2PRFIN20030426_182955_000000532015_00471_06036_6450.N1	26-APR-2003 18:29:55	Bright	53.000	104	27Bet Lib	2.6140	13100.	106	6036	No
272	GOM_NL__2PRFIN20030426_183229_000000372015_00471_06036_6451.N1	26-APR-2003 18:32:29	Bright	36.500	121	29Gam Vir	2.7400	7200.0	73	6036	No
273	GOM_NL__2PRFIN20030426_183554_000000372015_00471_06036_6452.N1	26-APR-2003 18:35:54	Bright	36.500	138	47Eps Vir	2.8280	4700.0	73	6036	No
274	GOM_NL__2PRFIN20030426_183829_000000412015_00471_06036_6453.N1	26-APR-2003 18:38:29	Bright	41.000	111	8Eta Boo	2.6800	6000.0	82	6036	No
275	GOM_NL__2PRFIN20030426_184344_000000372015_00471_06036_6454.N1	26-APR-2003 18:43:44	Bright	36.500	152	12Alp2CVn	2.8900	11000.	73	6036	No
276	GOM_NL__2PRFIN20030426_184532_000000442015_00471_06036_6455.N1	26-APR-2003 18:45:32	Bright	44.000	180	27Gam Boo	3.0400	8000.0	88	6036	No
277	GOM_NL__2PRFIN20030426_184730_000000402015_00471_06036_6456.N1	26-APR-2003 18:47:30	Bright	40.000	39	85Eta UMa	1.8540	24000.	80	6036	No
278	GOM_NL__2PRFIN20030426_184921_000000372015_00471_06036_6457.N1	26-APR-2003 18:49:21	Bright	36.500	82	48Bet UMa	2.3650	10600.	73	6036	No

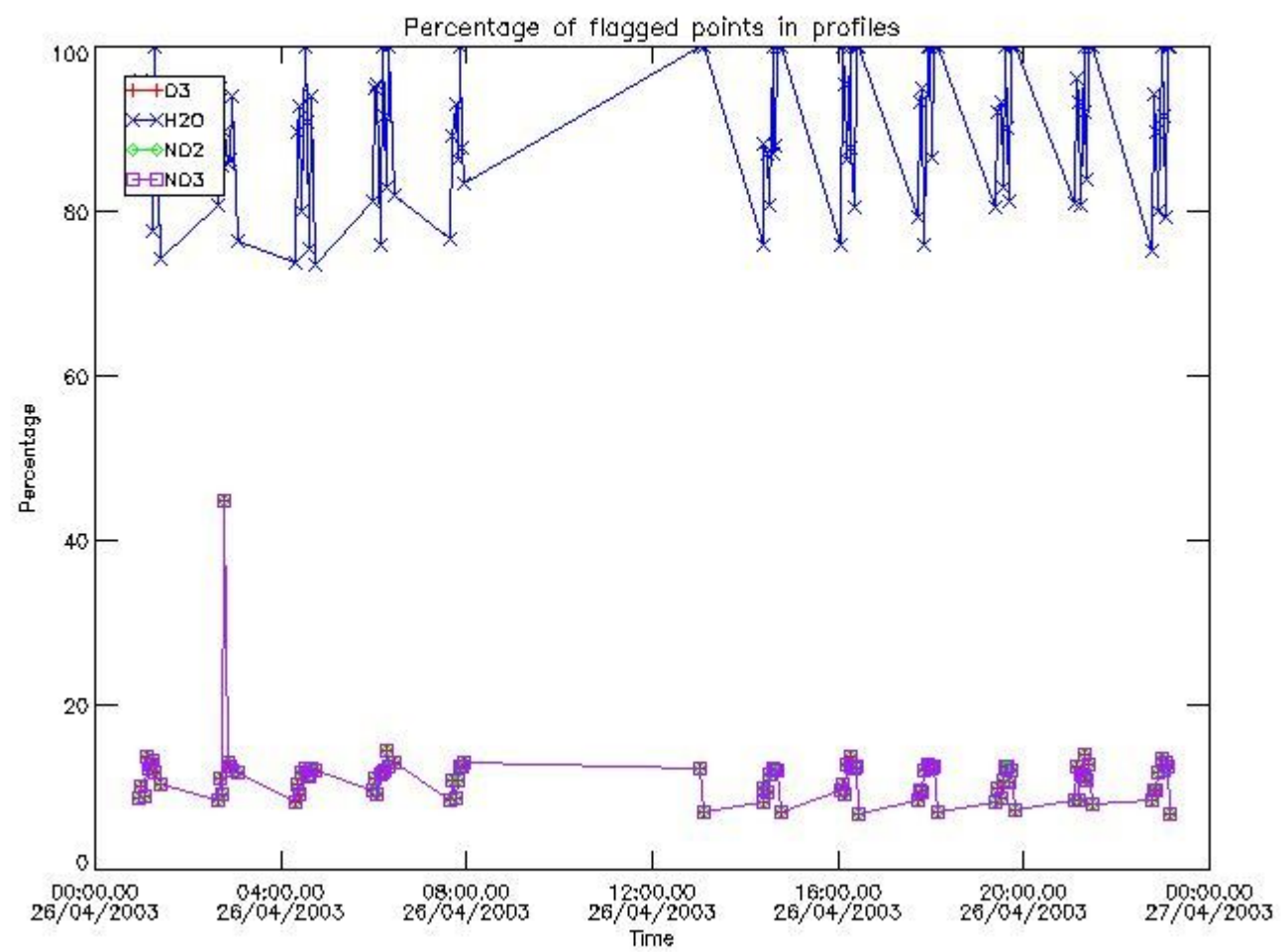
279	GOM_NL__2PRFIN20030426_185043_000000362015_00471_06036_6458.N1	26-APR-2003 18:50:43	Bright	35.500	36	50Alp UMa	1.8000	6300.0	71	6036	No
280	GOM_NL__2PRFIN20030426_185455_000000392015_00471_06036_6459.N1	26-APR-2003 18:54:55	Bright	38.500	60	7Bet UMi	2.0810	3950.0	77	6036	No
281	GOM_NL__2PRFIN20030426_185826_000000372015_00471_06036_6460.N1	26-APR-2003 18:58:26	Bright	36.500	49	1Alp UMi	1.9900	6300.0	73	6036	No
282	GOM_NL__2PRFIN20030426_190028_000000602015_00471_06036_6461.N1	26-APR-2003 19:00:28	Bright	60.000	69	33Gam Dra	2.2310	3800.0	120	6036	No
283	GOM_NL__2PRFIN20030426_190508_000000402015_00471_06036_6462.N1	26-APR-2003 19:05:08	Bright	39.500	89	5Alp Cep	2.4510	8000.0	79	6036	No
284	GOM_NL__2PRFIN20030426_190702_000000332015_00471_06036_6463.N1	26-APR-2003 19:07:02	Bright	33.000	74	11Bet Cas	2.2680	6600.0	66	6036	No
285	GOM_NL__2PRFIN20030426_190902_000001512015_00471_06036_6464.N1	26-APR-2003 19:09:02	Bright	150.50	5	3Alp Lyr	0.033000	11000.	301	6036	No
286	GOM_NL__2PRFIN20030426_191529_000000712015_00471_06036_6465.N1	26-APR-2003 19:15:29	Twi_and_stray	71.000	92	53Eps Cyg	2.5000	4500.0	142	6036	No
287	GOM_NL__2PRFIN20030426_192016_000000432015_00471_06036_6466.N1	26-APR-2003 19:20:16	Twi_and_stray	43.000	90	54Alp Peg	2.4870	11000.	86	6036	No
288	GOM_NL__2PRFIN20030426_192404_000000622015_00471_06036_6467.N1	26-APR-2003 19:24:04	Dark	62.000	61	8Eps Peg	2.1000	3900.0	124	6036	No
289	GOM_NL__2PRFIN20030426_192632_000000522015_00471_06036_6468.N1	26-APR-2003 19:26:32	Dark	51.500	162	34Alp Aqr	2.9440	5350.0	103	6036	No
290	GOM_NL__2PRFIN20030426_192950_000000592015_00471_06036_6469.N1	26-APR-2003 19:29:50	Dark	59.000	154	22Bet Aqr	2.8990	5700.0	118	6036	No
291	GOM_NL__2PRFIN20030426_193254_000000482015_00471_06036_6470.N1	26-APR-2003 19:32:54	Dark	47.500	18	24Alp PsA	1.1660	9700.0	95	6036	No
292	GOM_NL__2PRFIN20030426_193653_000000412015_00471_06036_6471.N1	26-APR-2003 19:36:53	Dark	40.500	172	Gam Gru	3.0030	13100.	81	6036	No
293	GOM_NL__2PRFIN20030426_193835_000000412015_00471_06036_6472.N1	26-APR-2003 19:38:35	Dark	40.500	31	Alp Gru	1.7340	15200.	81	6036	No
294	GOM_NL__2PRFIN20030426_194125_000000492015_00471_06036_6473.N1	26-APR-2003 19:41:25	Dark	48.500	148	Alp Tuc	2.8780	4100.0	97	6036	No
295	GOM_NL__2PRFIN20030426_194357_000000422015_00472_06037_6440.N1	26-APR-2003 19:43:57	Dark	42.000	45	Alp Pav	1.9400	26000.	84	6037	No
296	GOM_NL__2PRFIN20030426_194837_000000712015_00472_06037_6441.N1	26-APR-2003 19:48:37	Dark	70.500	103	38Zet Sgr	2.6000	9700.0	141	6037	No
297	GOM_NL__2PRFIN20030426_195131_000000422015_00472_06037_6442.N1	26-APR-2003 19:51:31	Straylight	42.000	141	Bet Ara	2.8400	4600.0	84	6037	No
298	GOM_NL__2PRFIN20030426_195304_000000542015_00472_06037_6443.N1	26-APR-2003 19:53:04	Straylight	53.500	40	The Sco	1.8590	7100.0	107	6037	No
299	GOM_NL__2PRFIN20030426_195511_000000482015_00472_06037_6444.N1	26-APR-2003 19:55:11	Straylight	48.000	4	Alp1Cen	-0.010000	5800.0	96	6037	No
300	GOM_NL__2PRFIN20030426_195806_000000662015_00472_06037_6445.N1	26-APR-2003 19:58:06	Straylight	66.000	75	26Eps Sco	2.2910	4250.0	132	6037	No
301	GOM_NL__2PRFIN20030426_200006_000000422015_00472_06037_6446.N1	26-APR-2003 20:00:06	Straylight	41.500	81	Eta Cen	2.3560	28000.	83	6037	No
302	GOM_NL__2PRFIN20030426_200206_000000782015_00472_06037_6447.N1	26-APR-2003 20:02:06	Twi_and_stray	77.500	16	21Alp Sco	1.0200	3000.0	155	6037	No
303	GOM_NL__2PRFIN20030426_200436_000000692015_00472_06037_6448.N1	26-APR-2003 20:04:36	Twi_and_stray	68.500	80	7Del Sco	2.3160	30000.	137	6037	No
304	GOM_NL__2PRFIN20030426_200639_000000432015_00472_06037_6449.N1	26-APR-2003 20:06:39	Bright	42.500	169	46Gam Hya	2.9910	4700.0	85	6037	No
305	GOM_NL__2PRFIN20030426_201031_000000532015_00472_06037_6450.N1	26-APR-2003 20:10:31	Bright	53.000	104	27Bet Lib	2.6140	13100.	106	6037	No
306	GOM_NL__2PRFIN20030426_201305_000000382015_00472_06037_6451.N1	26-APR-2003 20:13:05	Bright	37.500	121	29Gam Vir	2.7400	7200.0	75	6037	No
307	GOM_NL__2PRFIN20030426_201630_000000362015_00472_06037_6452.N1	26-APR-2003 20:16:30	Bright	36.000	138	47Eps Vir	2.8280	4700.0	72	6037	No
308	GOM_NL__2PRFIN20030426_201905_000000402015_00472_06037_6453.N1	26-APR-2003 20:19:05	Bright	40.000	111	8Eta Boo	2.6800	6000.0	80	6037	No
309	GOM_NL__2PRFIN20030426_202420_000000372015_00472_06037_6454.N1	26-APR-2003 20:24:20	Bright	36.500	152	12Alp2CVn	2.8900	11000.	73	6037	No
310	GOM_NL__2PRFIN20030426_202607_000000422015_00472_06037_6455.N1	26-APR-2003 20:26:07	Bright	41.500	180	27Gam Boo	3.0400	8000.0	83	6037	No
311	GOM_NL__2PRFIN20030426_202805_000000392015_00472_06037_6456.N1	26-APR-2003 20:28:05	Bright	39.000	39	85Eta UMa	1.8540	24000.	78	6037	No
312	GOM_NL__2PRFIN20030426_202957_000000382015_00472_06037_6457.N1	26-APR-2003 20:29:57	Bright	37.500	82	48Bet UMa	2.3650	10600.	75	6037	No
313	GOM_NL__2PRFIN20030426_203119_000000392015_00472_06037_6458.N1	26-APR-2003 20:31:19	Bright	39.000	36	50Alp UMa	1.8000	6300.0	78	6037	No
314	GOM_NL__2PRFIN20030426_203531_000000382015_00472_06037_6459.N1	26-APR-2003 20:35:31	Bright	37.500	60	7Bet UMi	2.0810	3950.0	75	6037	No
315	GOM_NL__2PRFIN20030426_203902_000000362015_00472_06037_6460.N1	26-APR-2003 20:39:02	Bright	36.000	49	1Alp UMi	1.9900	6300.0	72	6037	No
316	GOM_NL__2PRFIN20030426_204104_000000662015_00472_06037_6461.N1	26-APR-2003 20:41:04	Bright	66.000	69	33Gam Dra	2.2310	3800.0	132	6037	No
317	GOM_NL__2PRFIN20030426_204544_000000412015_00472_06037_6462.N1	26-APR-2003 20:45:44	Bright	41.000	89	5Alp Cep	2.4510	8000.0	82	6037	No
318	GOM_NL__2PRFIN20030426_204738_000000362015_00472_06037_6463.N1	26-APR-2003 20:47:38	Bright	36.000	74	11Bet Cas	2.2680	6600.0	72	6037	No
319	GOM_NL__2PRFIN20030426_204937_000001462015_00472_06037_6464.N1	26-APR-2003 20:49:37	Bright	146.00	5	3Alp Lyr	0.033000	11000.	292	6037	No
320	GOM_NL__2PRFIN20030426_205605_000000772015_00472_06037_6465.N1	26-APR-2003 20:56:05	Twi_and_stray	76.500	92	53Eps Cyg	2.5000	4500.0	153	6037	No
321	GOM_NL__2PRFIN20030426_210052_000000422015_00472_06037_6466.N1	26-APR-2003 21:00:52	Twi_and_stray	42.000	90	54Alp Peg	2.4870	11000.	84	6037	No
322	GOM_NL__2PRFIN20030426_210441_000000612015_00472_06037_6467.N1	26-APR-2003 21:04:41	Dark	60.500	61	8Eps Peg	2.1000	3900.0	121	6037	No
323	GOM_NL__2PRFIN20030426_210708_000000532015_00472_06037_6468.N1	26-APR-2003 21:07:08	Dark	53.000	162	34Alp Aqr	2.9440	5350.0	106	6037	No
324	GOM_NL__2PRFIN20030426_211027_000000612015_00472_06037_6469.N1	26-APR-2003 21:10:27	Dark	60.500	154	22Bet Aqr	2.8990	5700.0	121	6037	No
325	GOM_NL__2PRFIN20030426_211330_000000452015_00472_06037_6470.N1	26-APR-2003 21:13:30	Dark	44.500	18	24Alp PsA	1.1660	9700.0	89	6037	No
326	GOM_NL__2PRFIN20030426_211729_000000402015_00472_06037_6471.N1	26-APR-2003 21:17:29	Dark	40.000	172	Gam Gru	3.0030	13100.	80	6037	No
327	GOM_NL__2PRFIN20030426_211911_000000452015_00472_06037_6472.N1	26-APR-2003 21:19:11	Dark	45.000	31	Alp Gru	1.7340	15200.	90	6037	No
328	GOM_NL__2PRFIN20030426_212201_000000472015_00472_06037_6473.N1	26-APR-2003 21:22:01	Dark	47.000	148	Alp Tuc	2.8780	4100.0	94	6037	No
329	GOM_NL__2PRFIN20030426_212433_000000402015_00473_06038_6441.N1	26-APR-2003 21:24:33	Dark	40.000	45	Alp Pav	1.9400	26000.	80	6038	No
330	GOM_NL__2PRFIN20030426_212915_000000702015_00473_06038_6442.N1	26-APR-2003 21:29:15	Dark	70.000	103	38Zet Sgr	2.6000	9700.0	140	6038	No
331	GOM_NL__2PRFIN20030426_213208_000000422015_00473_06038_6443.N1	26-APR-2003 21:32:08	Straylight	42.000	141	Bet Ara	2.8400	4600.0	84	6038	No
332	GOM_NL__2PRFIN20030426_213341_000000582015_00473_06038_6444.N1	26-APR-2003 21:33:41	Straylight	57.500	40	The Sco	1.8590	7100.0	115	6038	No
333	GOM_NL__2PRFIN20030426_213547_000000442015_00473_06038_6445.N1	26-APR-2003 21:35:47	Straylight	44.000	4	Alp1Cen	-0.010000	5800.0	88	6038	No
334	GOM_NL__2PRFIN20030426_213843_000000602015_00473_06038_6446.N1	26-APR-2003 21:38:43	Straylight	59.500	75	26Eps Sco	2.2910	4250.0	119	6038	No
335	GOM_NL__2PRFIN20030426_214042_000000402015_00473_06038_6447.N1	26-APR-2003 21:40:42	Straylight	39.500	81	Eta Cen	2.3560	28000.	79	6038	No
336	GOM_NL__2PRFIN20030426_214243_000000882015_00473_06038_6448.N1	26-APR-2003 21:42:43	Twi_and_stray	88.000	16	21Alp Sco	1.0200	3000.0	176	6038	No
337	GOM_NL__2PRFIN20030426_214512_000000702015_00473_06038_6449.N1	26-APR-2003 21:45:12	Twi_and_stray	69.500	80	7Del Sco	2.3160	30000.	139	6038	No

338	GOM_NL__2PRFIN20030426_214715_000000422015_00473_06038_6450.N1	26-APR-2003 21:47:15	Bright	42.000	169	46Gam Hya	2.9910	4700.0	84	6038	No
339	GOM_NL__2PRFIN20030426_215107_000000532015_00473_06038_6451.N1	26-APR-2003 21:51:07	Bright	53.000	104	27Bet Lib	2.6140	13100.	106	6038	No
340	GOM_NL__2PRFIN20030426_215341_000000362015_00473_06038_6452.N1	26-APR-2003 21:53:41	Bright	36.000	121	29Gam Vir	2.7400	7200.0	72	6038	No
341	GOM_NL__2PRFIN20030426_215706_000000372015_00473_06038_6453.N1	26-APR-2003 21:57:06	Bright	36.500	138	47Eps Vir	2.8280	4700.0	73	6038	No
342	GOM_NL__2PRFIN20030426_215940_000000402015_00473_06038_6454.N1	26-APR-2003 21:59:40	Bright	40.000	111	8Eta Boo	2.6800	6000.0	80	6038	No
343	GOM_NL__2PRFIN20030426_220456_000000372015_00473_06038_6455.N1	26-APR-2003 22:04:56	Bright	36.500	152	12Alp2CVn	2.8900	11000.	73	6038	No
344	GOM_NL__2PRFIN20030426_220643_000000422015_00473_06038_6456.N1	26-APR-2003 22:06:43	Bright	41.500	180	27Gam Boo	3.0400	8000.0	83	6038	No
345	GOM_NL__2PRFIN20030426_220841_000000402015_00473_06038_6457.N1	26-APR-2003 22:08:41	Bright	40.000	39	85Eta UMa	1.8540	24000.	80	6038	No
346	GOM_NL__2PRFIN20030426_221033_000000352015_00473_06038_6458.N1	26-APR-2003 22:10:33	Bright	34.500	82	48Bet UMa	2.3650	10600.	69	6038	No
347	GOM_NL__2PRFIN20030426_221155_000000362015_00473_06038_6459.N1	26-APR-2003 22:11:55	Bright	36.000	36	50Alp UMa	1.8000	6300.0	72	6038	No
348	GOM_NL__2PRFIN20030426_221606_000000382015_00473_06038_6460.N1	26-APR-2003 22:16:06	Bright	38.000	60	7Bet UMi	2.0810	3950.0	76	6038	No
349	GOM_NL__2PRFIN20030426_221938_000000362015_00473_06038_6461.N1	26-APR-2003 22:19:38	Bright	35.500	49	1Alp UMi	1.9900	6300.0	71	6038	No
350	GOM_NL__2PRFIN20030426_222138_000000632015_00473_06038_6462.N1	26-APR-2003 22:21:38	Bright	63.000	69	33Gam Dra	2.2310	3800.0	126	6038	No
351	GOM_NL__2PRFIN20030426_222620_000000402015_00473_06038_6463.N1	26-APR-2003 22:26:20	Bright	39.500	89	5Alp Cep	2.4510	8000.0	79	6038	No
352	GOM_NL__2PRFIN20030426_222814_000000332015_00473_06038_6464.N1	26-APR-2003 22:28:14	Bright	33.000	74	11Bet Cas	2.2680	6600.0	66	6038	No
353	GOM_NL__2PRFIN20030426_223011_000001562015_00473_06038_6465.N1	26-APR-2003 22:30:11	Bright	156.00	5	3Alp Lyr	0.033000	11000.	312	6038	No
354	GOM_NL__2PRFIN20030426_223641_000000732015_00473_06038_6466.N1	26-APR-2003 22:36:41	Twilight	73.000	92	53Eps Cyg	2.5000	4500.0	146	6038	No
355	GOM_NL__2PRFIN20030426_224128_000000442015_00473_06038_6467.N1	26-APR-2003 22:41:28	Twilight	43.500	90	54Alp Peg	2.4870	11000.	87	6038	No
356	GOM_NL__2PRFIN20030426_224517_000000612015_00473_06038_6468.N1	26-APR-2003 22:45:17	Dark	61.000	61	8Eps Peg	2.1000	3900.0	122	6038	No
357	GOM_NL__2PRFIN20030426_224745_000000532015_00473_06038_6469.N1	26-APR-2003 22:47:45	Dark	52.500	162	34Alp Aqr	2.9440	5350.0	105	6038	No
358	GOM_NL__2PRFIN20030426_225103_000000582015_00473_06038_6470.N1	26-APR-2003 22:51:03	Dark	58.000	154	22Bet Aqr	2.8990	5700.0	116	6038	No
359	GOM_NL__2PRFIN20030426_225407_000000432015_00473_06038_6471.N1	26-APR-2003 22:54:07	Dark	43.000	18	24Alp PsA	1.1660	9700.0	86	6038	No
360	GOM_NL__2PRFIN20030426_225806_000000422015_00473_06038_6472.N1	26-APR-2003 22:58:06	Dark	41.500	172	Gam Gru	3.0030	13100.	83	6038	No
361	GOM_NL__2PRFIN20030426_225948_000000432015_00473_06038_6473.N1	26-APR-2003 22:59:48	Dark	42.500	31	Alp Gru	1.7340	15200.	85	6038	No
362	GOM_NL__2PRFIN20030426_230237_000000392015_00473_06038_6474.N1	26-APR-2003 23:02:37	Dark	39.000	148	Alp Tuc	2.8780	4100.0	78	6038	No
363	GOM_NL__2PRFIN20030426_230510_000000412015_00474_06039_6442.N1	26-APR-2003 23:05:10	Dark	40.500	45	Alp Pav	1.9400	26000.	81	6039	No
364	GOM_NL__2PRFIN20030426_230952_000000752015_00474_06039_6443.N1	26-APR-2003 23:09:52	Dark	74.500	103	38Zet Sgr	2.6000	9700.0	149	6039	No
365	GOM_NL__2PRFIN20030426_231244_000000442015_00474_06039_6444.N1	26-APR-2003 23:12:44	Straylight	43.500	141	Bet Ara	2.8400	4600.0	87	6039	No
366	GOM_NL__2PRFIN20030426_231418_000000622015_00474_06039_6445.N1	26-APR-2003 23:14:18	Straylight	62.000	40	The Sco	1.8590	7100.0	124	6039	No
367	GOM_NL__2PRFIN20030426_231624_000000532015_00474_06039_6446.N1	26-APR-2003 23:16:24	Straylight	53.000	4	Alp1Cen	-0.010000	5800.0	106	6039	No
368	GOM_NL__2PRFIN20030426_231920_000000592015_00474_06039_6447.N1	26-APR-2003 23:19:20	Straylight	59.000	75	26Eps Sco	2.2910	4250.0	118	6039	No
369	GOM_NL__2PRFIN20030426_232119_000000422015_00474_06039_6448.N1	26-APR-2003 23:21:19	Straylight	41.500	81	Eta Cen	2.3560	28000.	83	6039	No
370	GOM_NL__2PRFIN20030426_232319_000000772015_00474_06039_6449.N1	26-APR-2003 23:23:19	Twilight	77.000	16	21Alp Sco	1.0200	3000.0	154	6039	No
371	GOM_NL__2PRFIN20030426_232548_000000672015_00474_06039_6450.N1	26-APR-2003 23:25:48	Twilight	66.500	80	7Del Sco	2.3160	30000.	133	6039	No
372	GOM_NL__2PRFIN20030426_232751_000000432015_00474_06039_6451.N1	26-APR-2003 23:27:51	Bright	43.000	169	46Gam Hya	2.9910	4700.0	86	6039	No
373	GOM_NL__2PRFIN20030426_233142_000000532015_00474_06039_6452.N1	26-APR-2003 23:31:42	Bright	53.000	104	27Bet Lib	2.6140	13100.	106	6039	No
374	GOM_NL__2PRFIN20030426_233417_000000362015_00474_06039_6453.N1	26-APR-2003 23:34:17	Bright	36.000	121	29Gam Vir	2.7400	7200.0	72	6039	No
375	GOM_NL__2PRFIN20030426_233742_000000372015_00474_06039_6454.N1	26-APR-2003 23:37:42	Bright	36.500	138	47Eps Vir	2.8280	4700.0	73	6039	No
376	GOM_NL__2PRFIN20030426_234016_000000402015_00474_06039_6455.N1	26-APR-2003 23:40:16	Bright	40.000	111	8Eta Boo	2.6800	6000.0	80	6039	No
377	GOM_NL__2PRFIN20030426_234532_000000362015_00474_06039_6456.N1	26-APR-2003 23:45:32	Bright	36.000	152	12Alp2CVn	2.8900	11000.	72	6039	No
378	GOM_NL__2PRFIN20030426_234718_000000432015_00474_06039_6457.N1	26-APR-2003 23:47:18	Bright	42.500	180	27Gam Boo	3.0400	8000.0	85	6039	No
379	GOM_NL__2PRFIN20030426_234916_000000382015_00474_06039_6458.N1	26-APR-2003 23:49:16	Bright	37.500	39	85Eta UMa	1.8540	24000.	75	6039	No
380	GOM_NL__2PRFIN20030426_235109_000000362015_00474_06039_6459.N1	26-APR-2003 23:51:09	Bright	35.500	82	48Bet UMa	2.3650	10600.	71	6039	No
381	GOM_NL__2PRFIN20030426_235231_000000372015_00474_06039_6460.N1	26-APR-2003 23:52:31	Bright	36.500	36	50Alp UMa	1.8000	6300.0	73	6039	No
382	GOM_NL__2PRFIN20030426_235642_000000362015_00474_06039_6461.N1	26-APR-2003 23:56:42	Bright	36.000	60	7Bet UMi	2.0810	3950.0	72	6039	No

### 3. Quality information per product

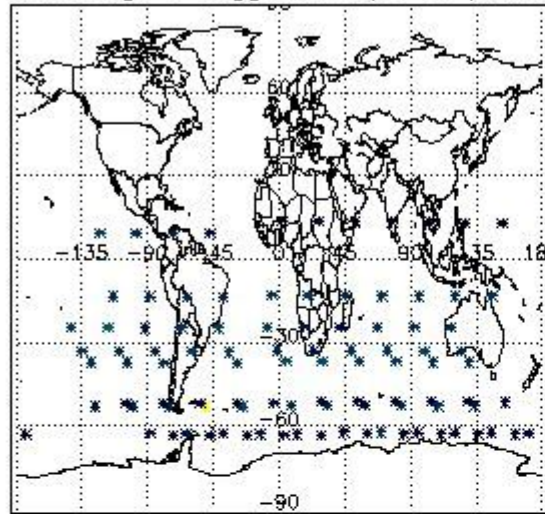
In this section it is plotted some information contained in the Quality Summary data set of the level 2 products. Only products in dark limb conditions and without errors (error flag in the MPH set to "0") are used.

#### 3.1 Plot quality information per product (time dependant)

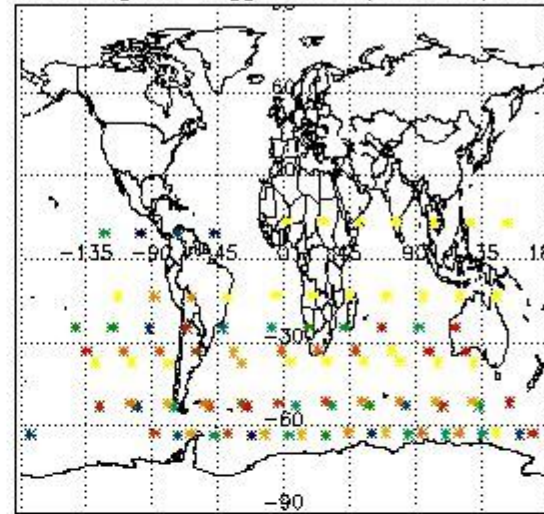


3.2 Plot quality information per product (world map)

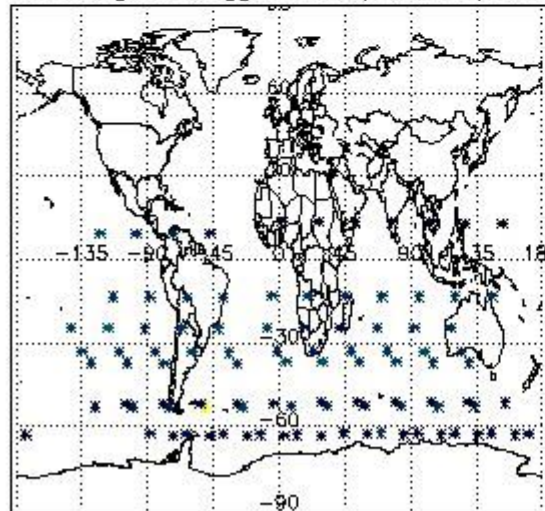
Percentage of flagged data per O3 profile



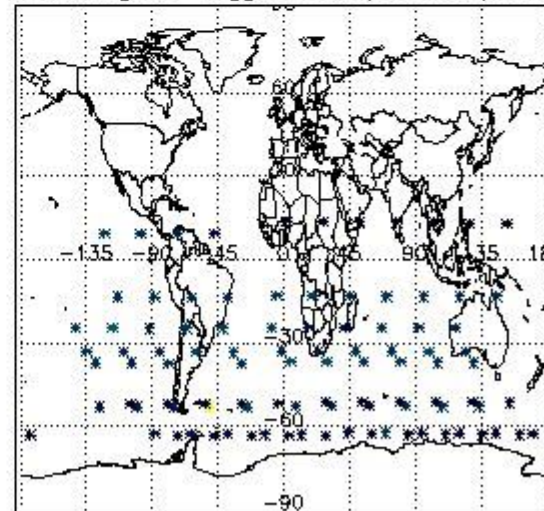
Percentage of flagged data per H2O profile



Percentage of flagged data per NO2 profile



Percentage of flagged data per NO3 profile

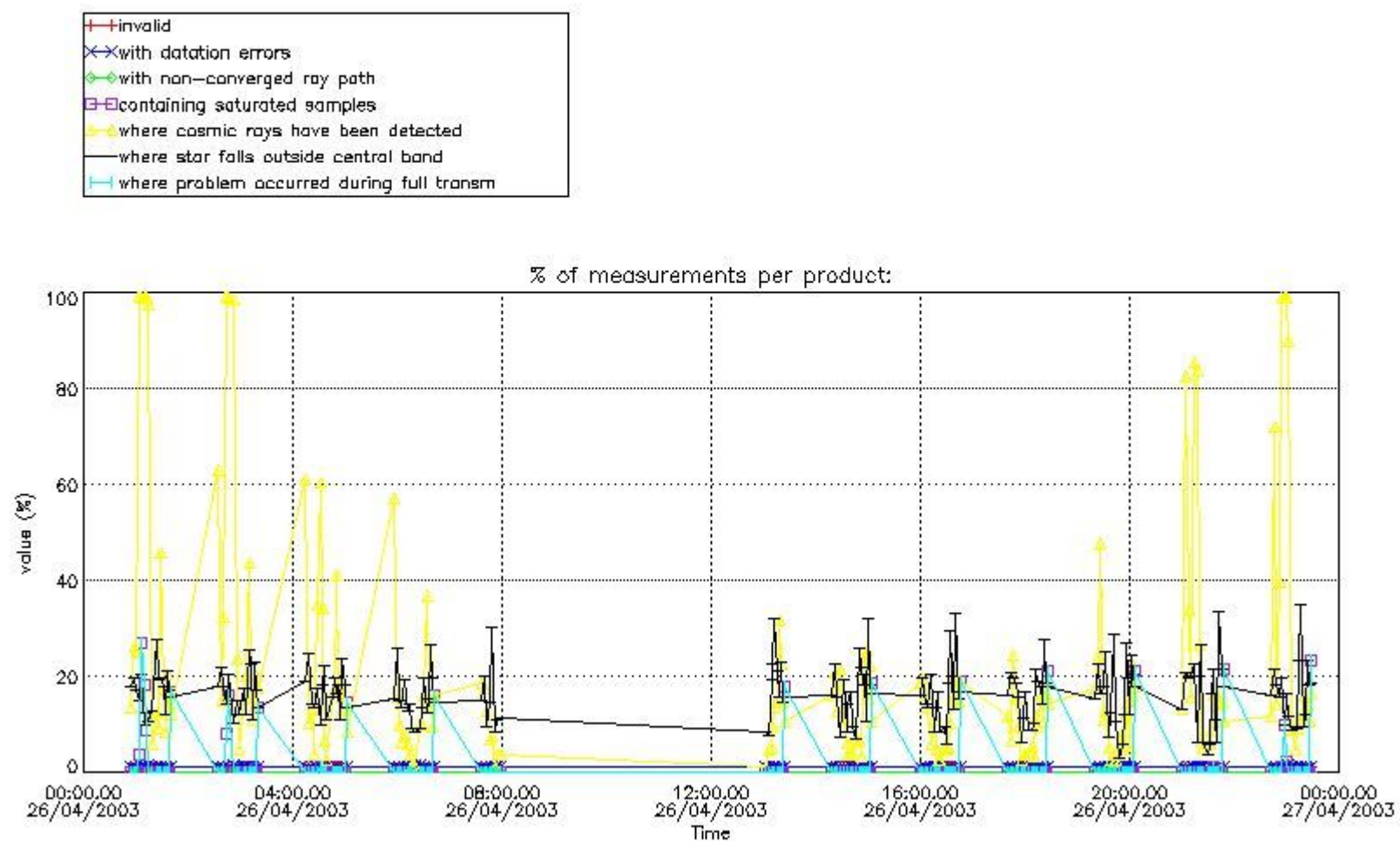


#### 4. Level 1 quality information per product

In this section it is plotted some information contained in the Quality Summary data set of the level 2 products that comes from the level 1b processing. Products without errors (error flag in the MPH set to "0") are used.

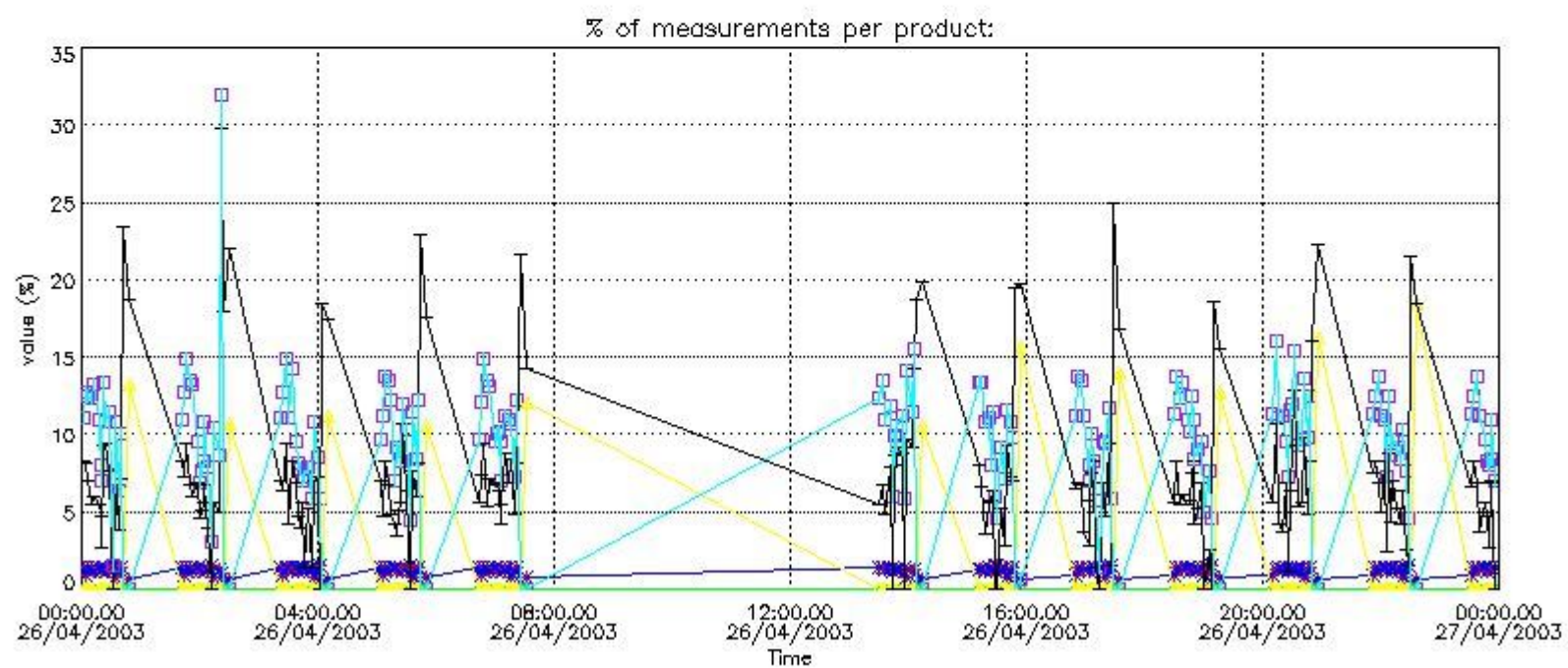
##### 4.1 Plot quality information per product (time dependant) coming from level 1b processing

###### 4.1.1 Plot level 1 quality information per product (time dependant): ENVISAT ASCENDING passes



4.1.2 Plot level 1 quality information per product (time dependant): ENVI SAT DESCENDING passes

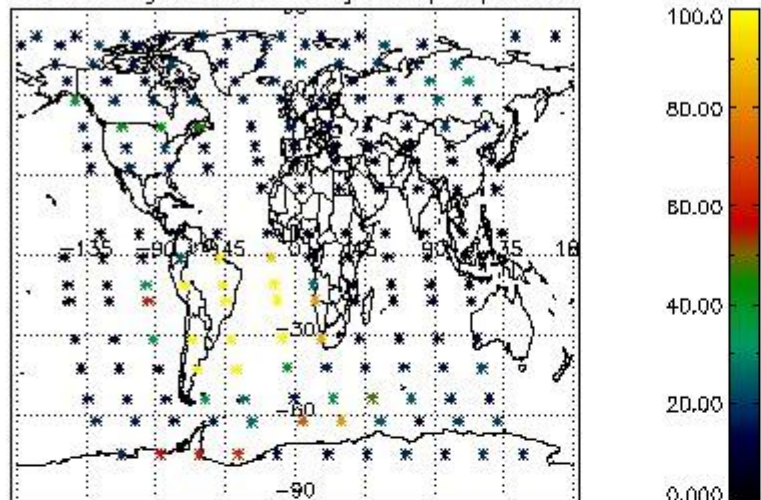




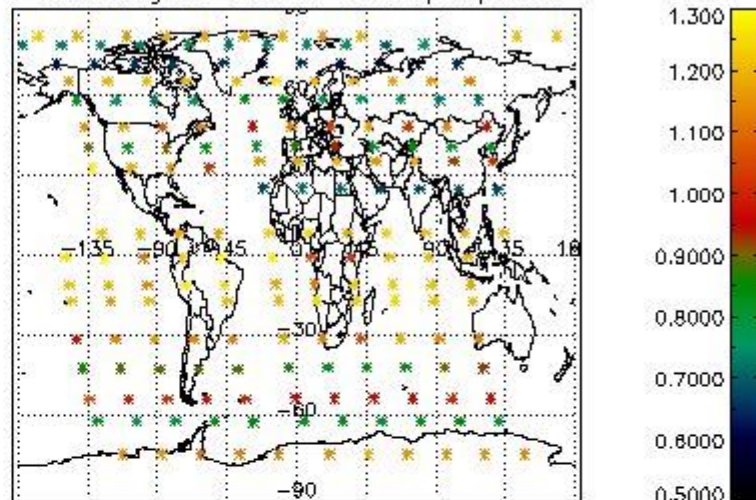
#### 4.2 Plot quality information per product coming from level 1b processing (world map)

##### 4.2.1 Plot level 1 quality information per product (world map): ENVISAT ASCENDING passes

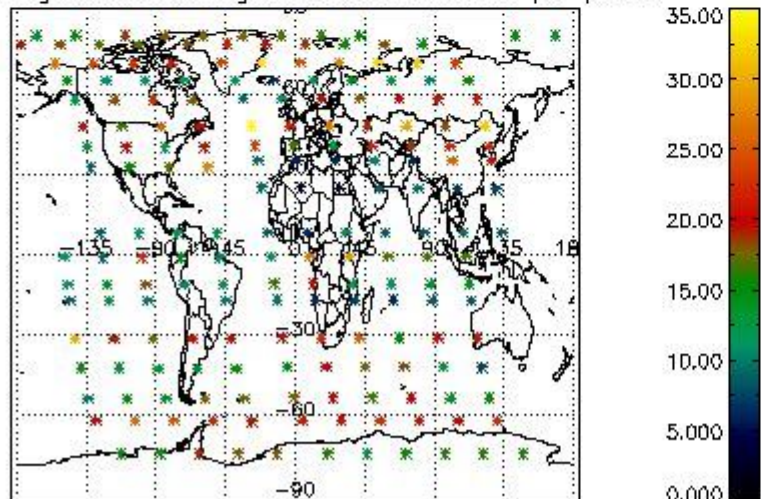
Percentage of cosmic ray hits per profile



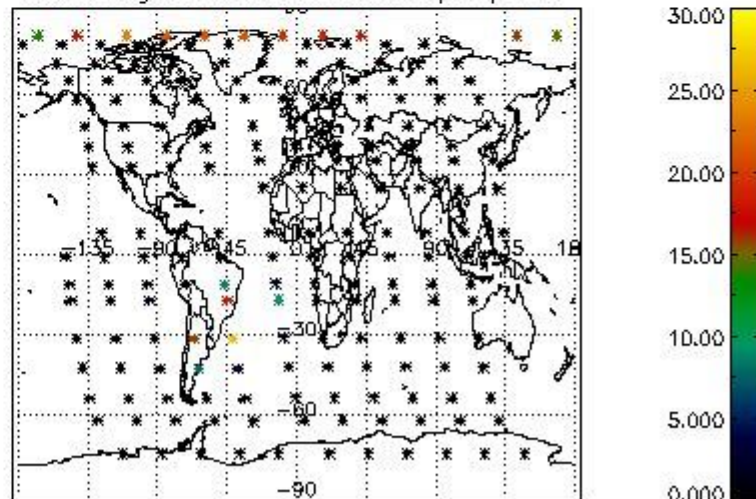
Percentage of datation errors per profile



Percentage of star falling outside central band per profile

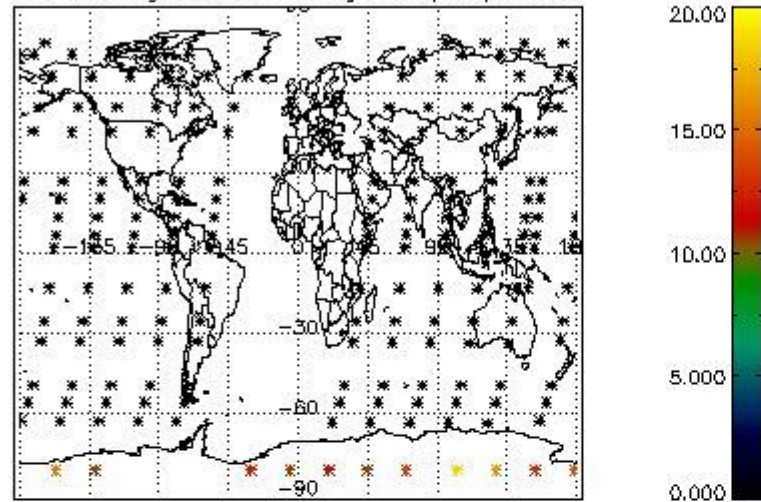


Percentage of saturation errors per profile

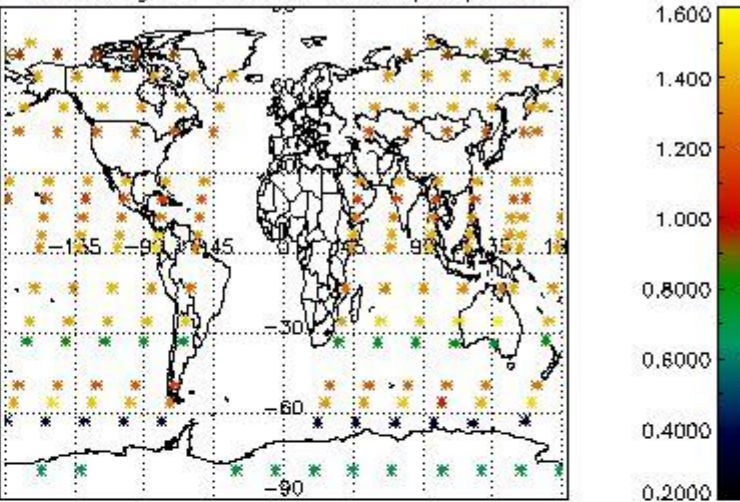


4.2.2 Plot level 1 quality information per product (world map): ENVISAT DESCENDING passes

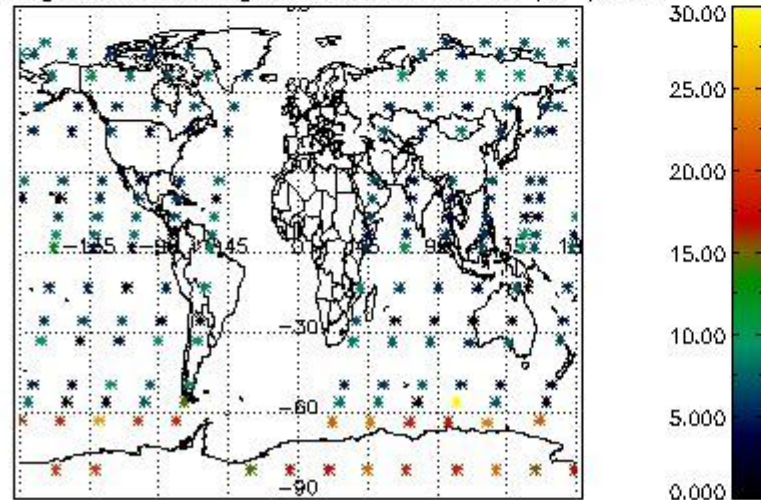
Percentage of cosmic ray hits per profile



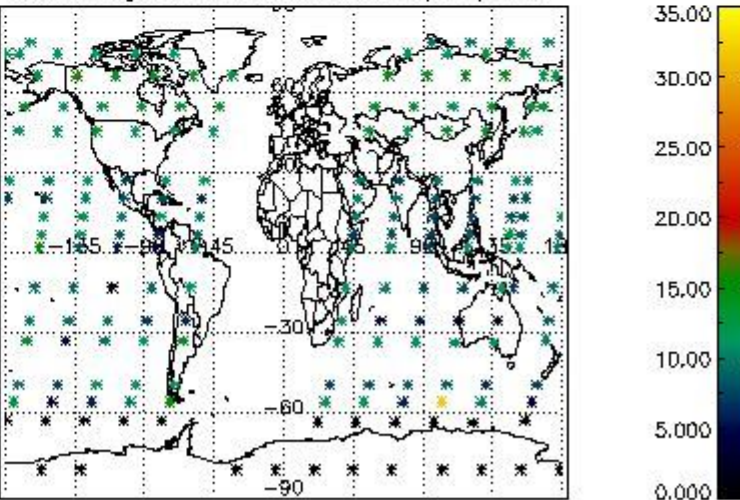
Percentage of datation errors per profile



Percentage of star falling outside central band per profile



Percentage of saturation errors per profile



## 5. Trace gas profiles

### 5.1 Ozone statistics based on quality of products

The final quality of the products can be "measured" using the STD (Standard Deviation) attached to every point profile. This information is written to the parameter GOM\_NL\_\_2P/NL\_LOCAL\_SPECIES\_DENSITY/o3\_std of the level 2 products. The table below shows the statistics for given STD ranges.

The statistics are given with respect to the overall valid production:

- Products without fatal errors: GOM\_NL\_\_2P/MPH/PRODUCT\_ERR=0
- Valid point profile: GOM\_NL\_\_2P/NL\_LOCAL\_SPECIES\_DENSITY/pcd(0)=0

The 'Criteria' is applied to valid points of dark limb products:

- Products in dark limb illumination condition: GOM\_NL\_\_2P/NL\_SUMMARY\_QUALITY/obs\_ill\_cond=0
- Products without fatal errors: GOM\_NL\_\_2P/MPH/PRODUCT\_ERR=0
- Valid point profile: GOM\_NL\_\_2P/NL\_LOCAL\_SPECIES\_DENSITY/pcd(0)=0

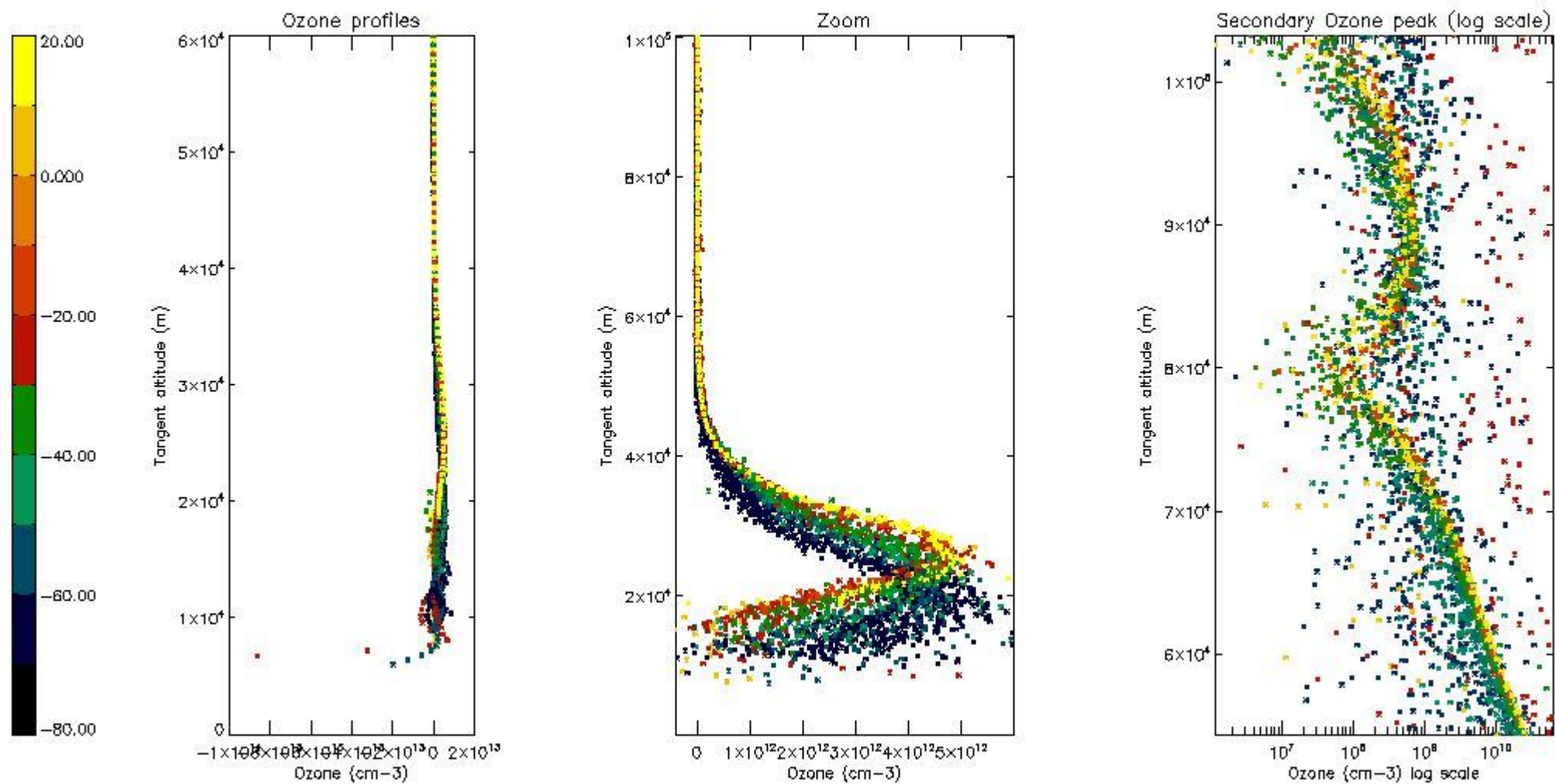
So, the table below shows the percentage of dark limb and valid observations for each criteria with respect to the overall valid daily observations.

Criteria	% of total production
All STD	25
STD < 20	13

STD < 10	10
STD < 5	6

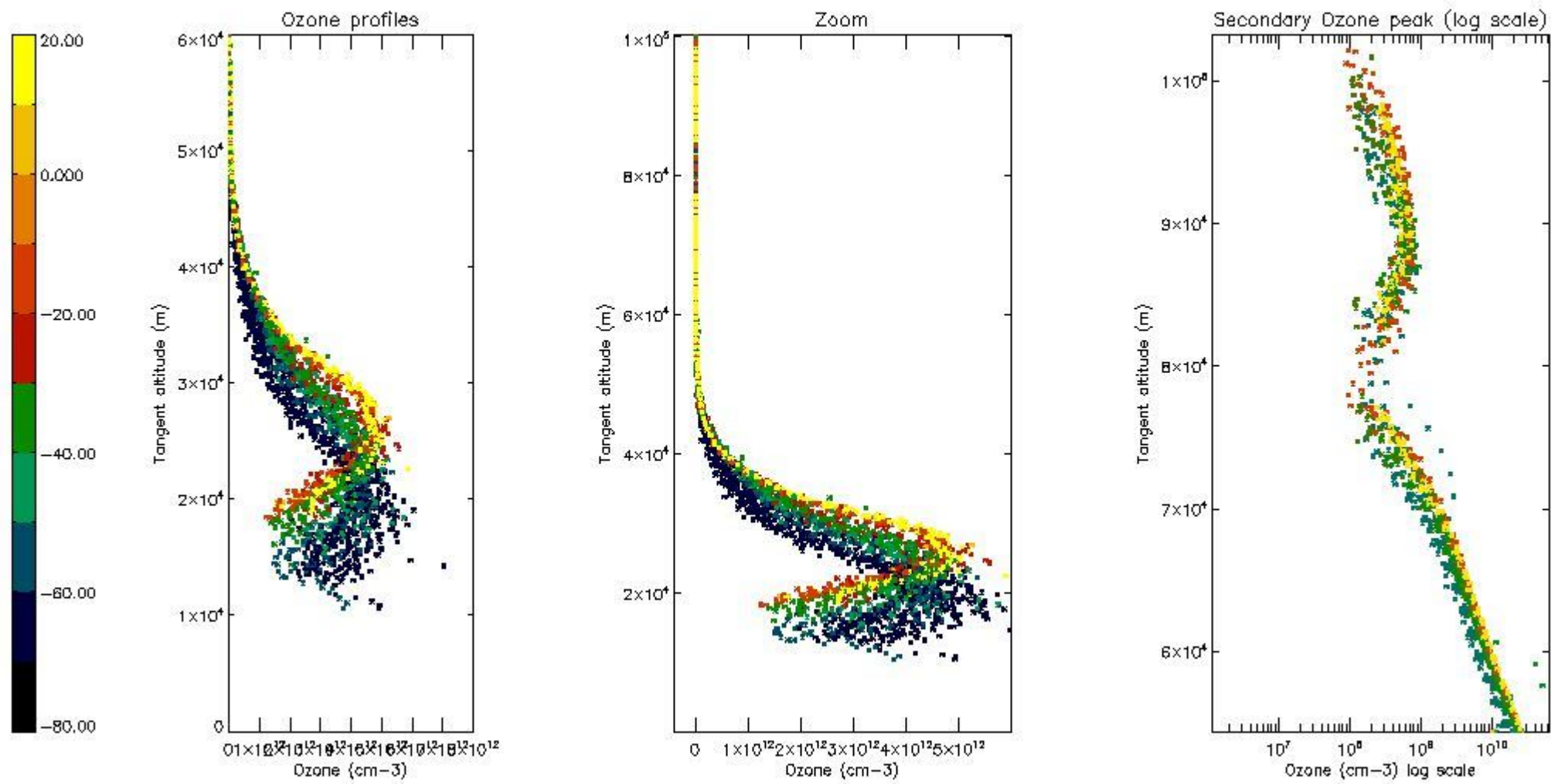
5.2 Plot ozone profiles for all STD (dark without errors)

The colorbar represents the latitude.



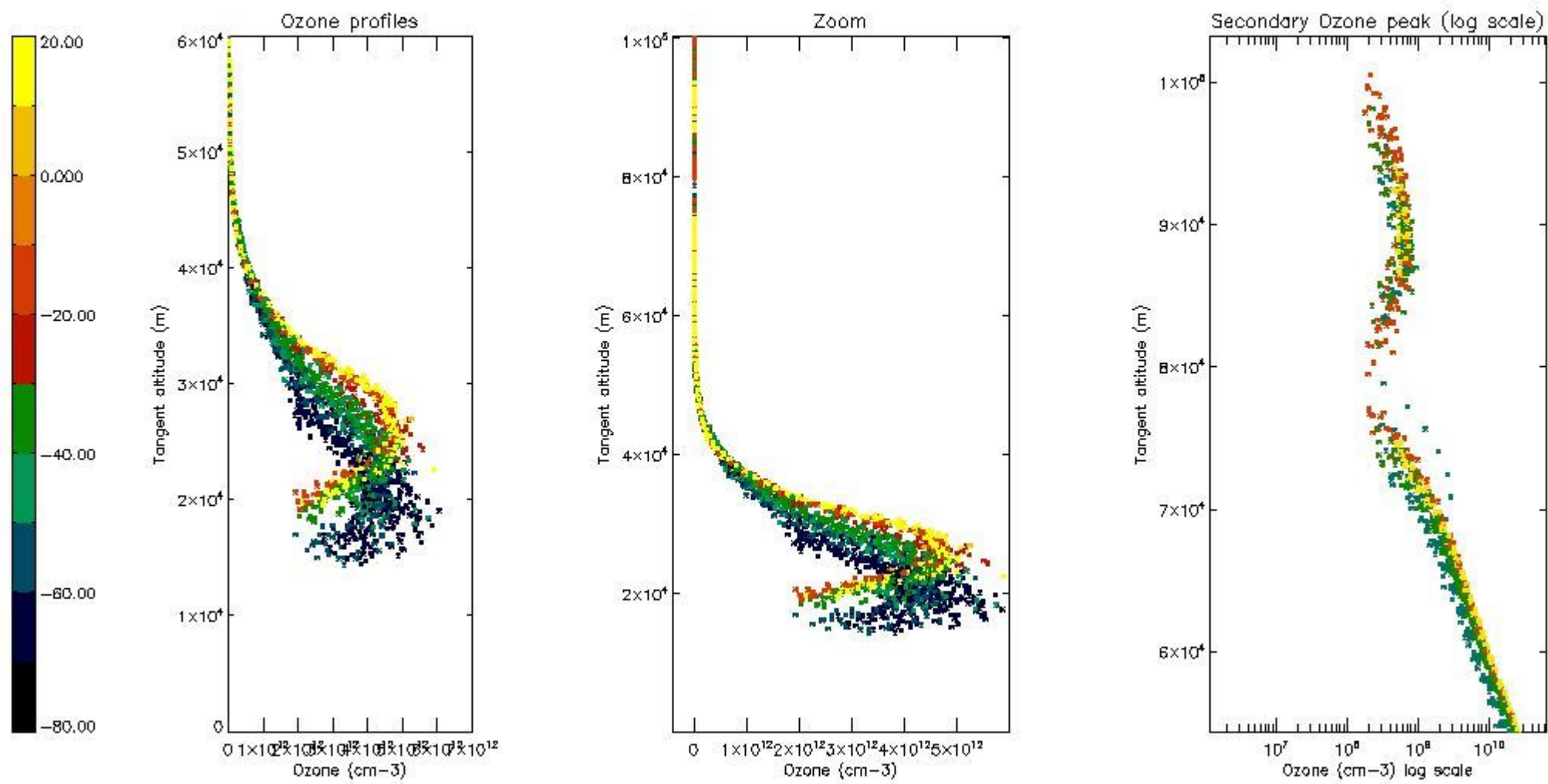
5.3 Plot ozone profiles where STD < 20% (dark without errors)

The colorbar represents the latitude.



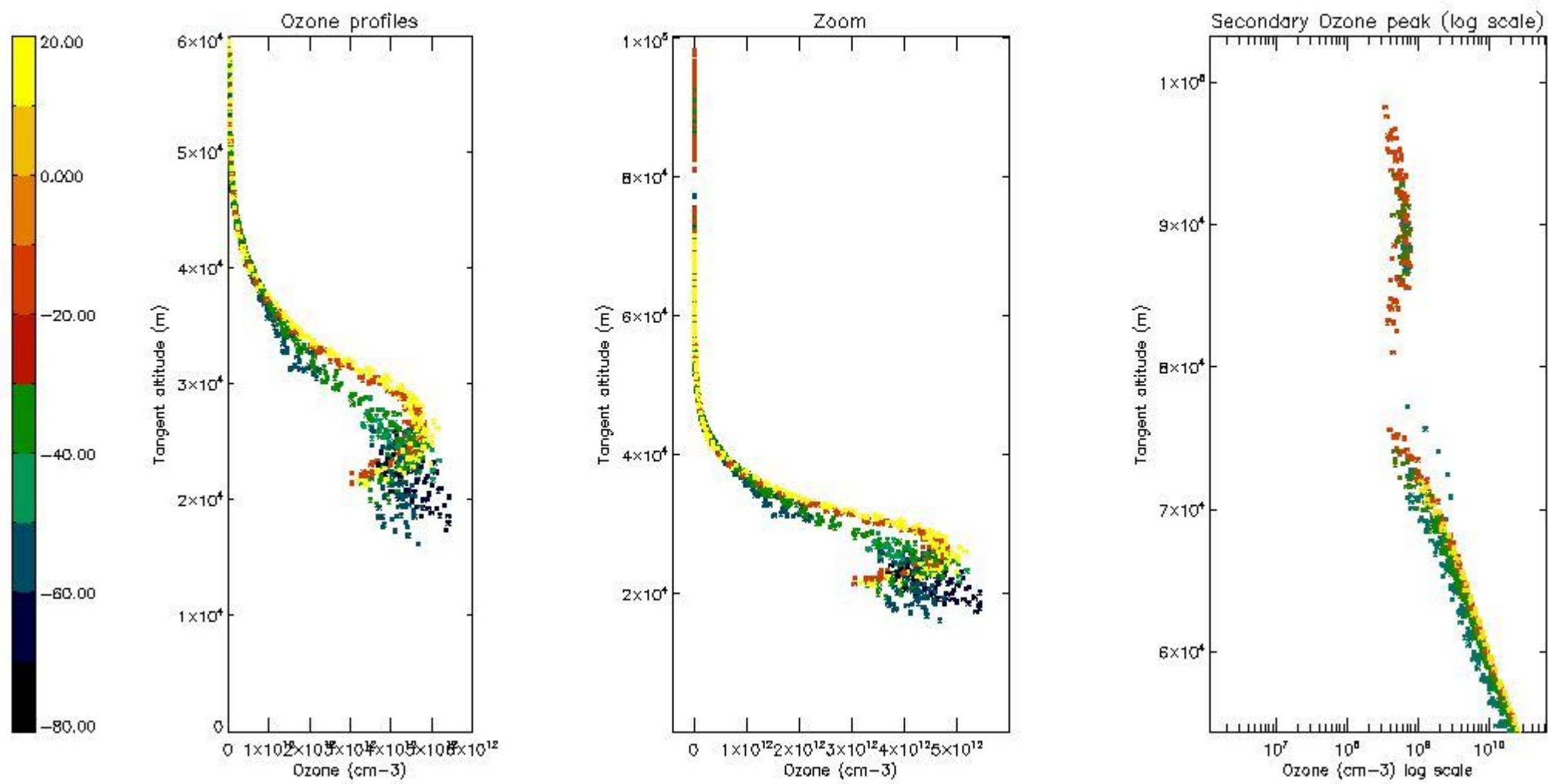
*5.4 Plot ozone profiles where STD < 10% (dark without errors)*

The colorbar represents the latitude.



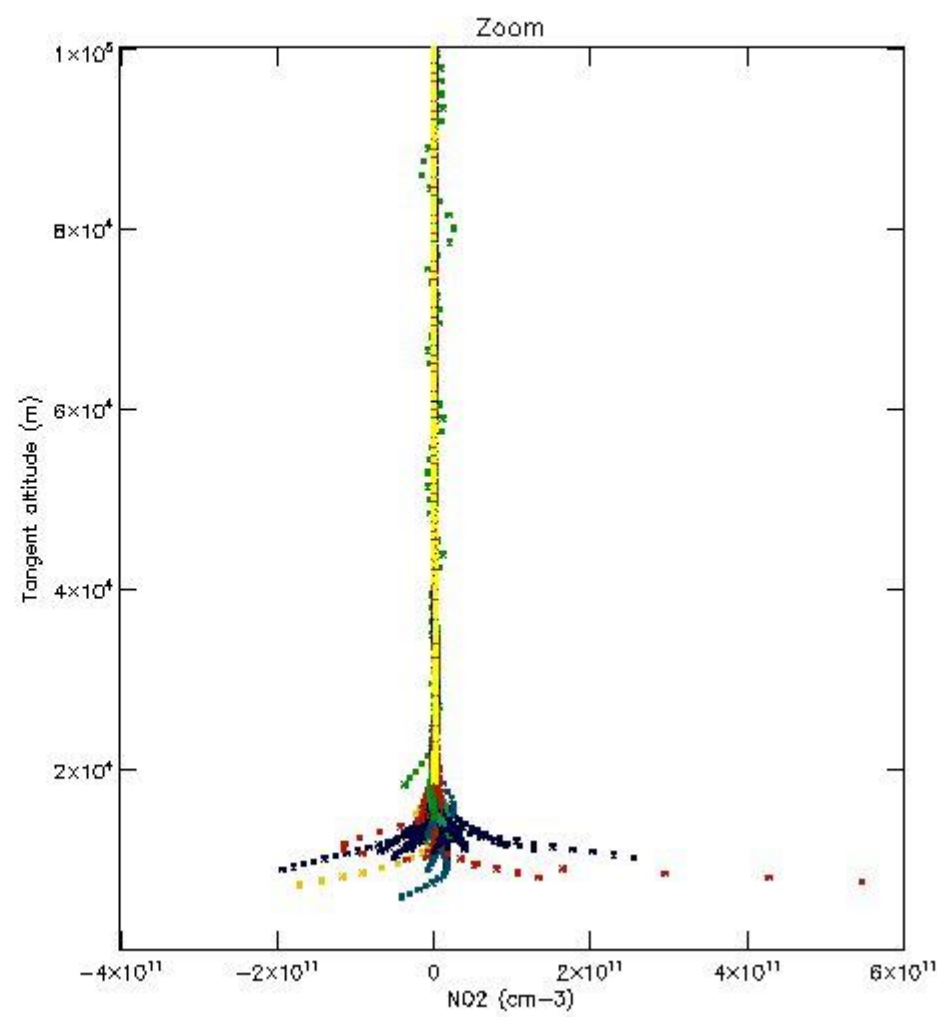
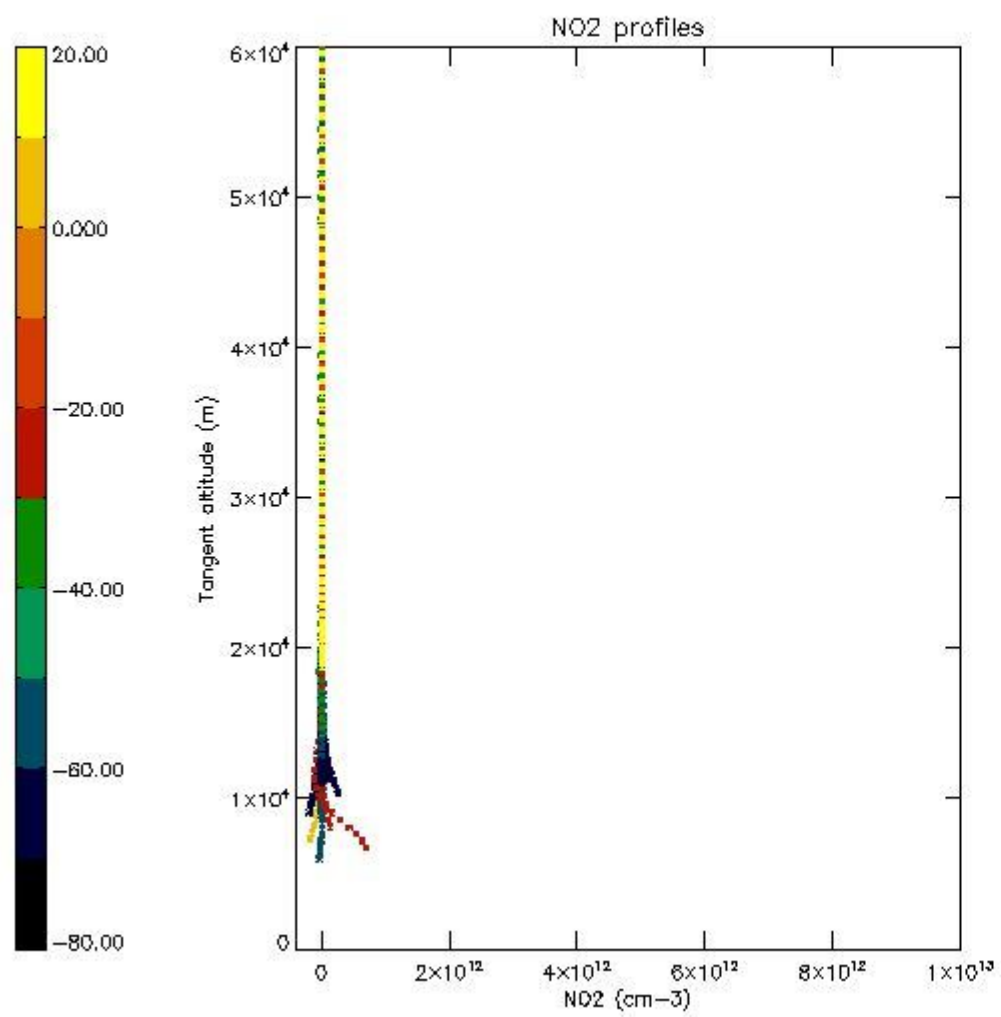
*5.5 Plot ozone profiles where STD < 5% (dark without errors)*

The colorbar represents the latitude.



*5.6 Plot NO<sub>2</sub> profiles for all STD (dark without errors)*

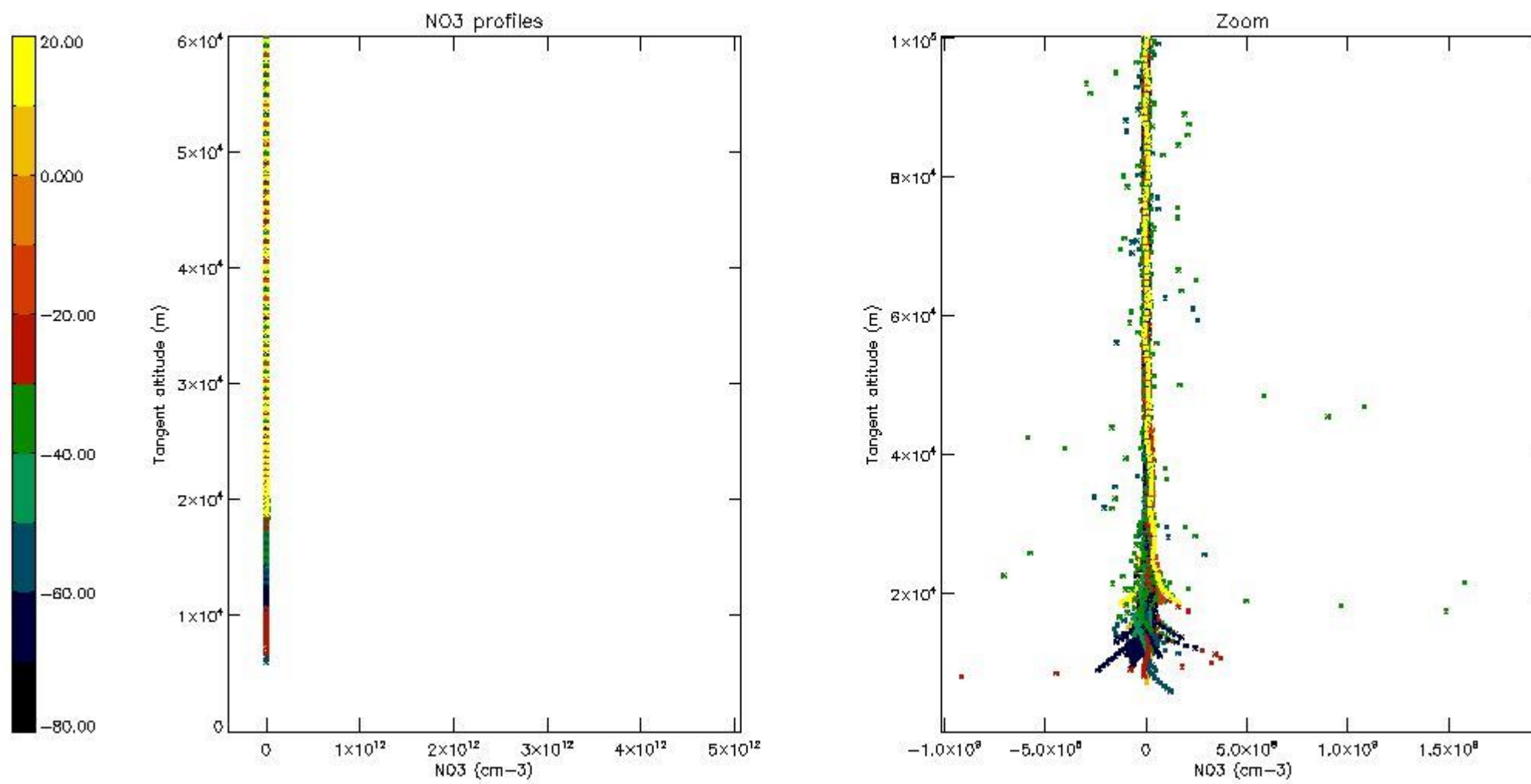
The colorbar represents the latitude.



*5.7 Plot NO3 profiles for all STD (dark without errors)*

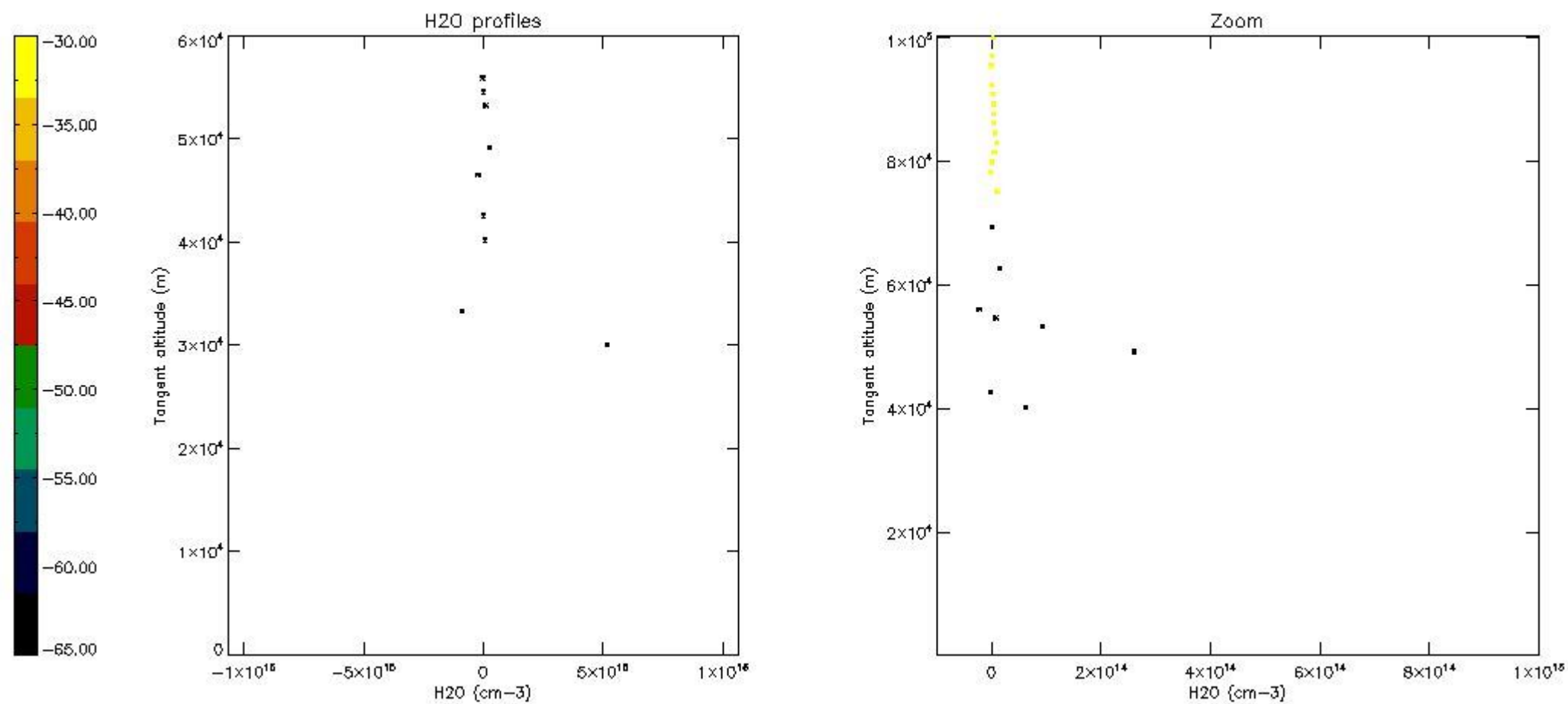
The colorbar represents the latitude.





5.8 Plot H<sub>2</sub>O profiles for all STD (only for occultations of stars 1,2,3,4,13,14,16,26,63 dark without errors)

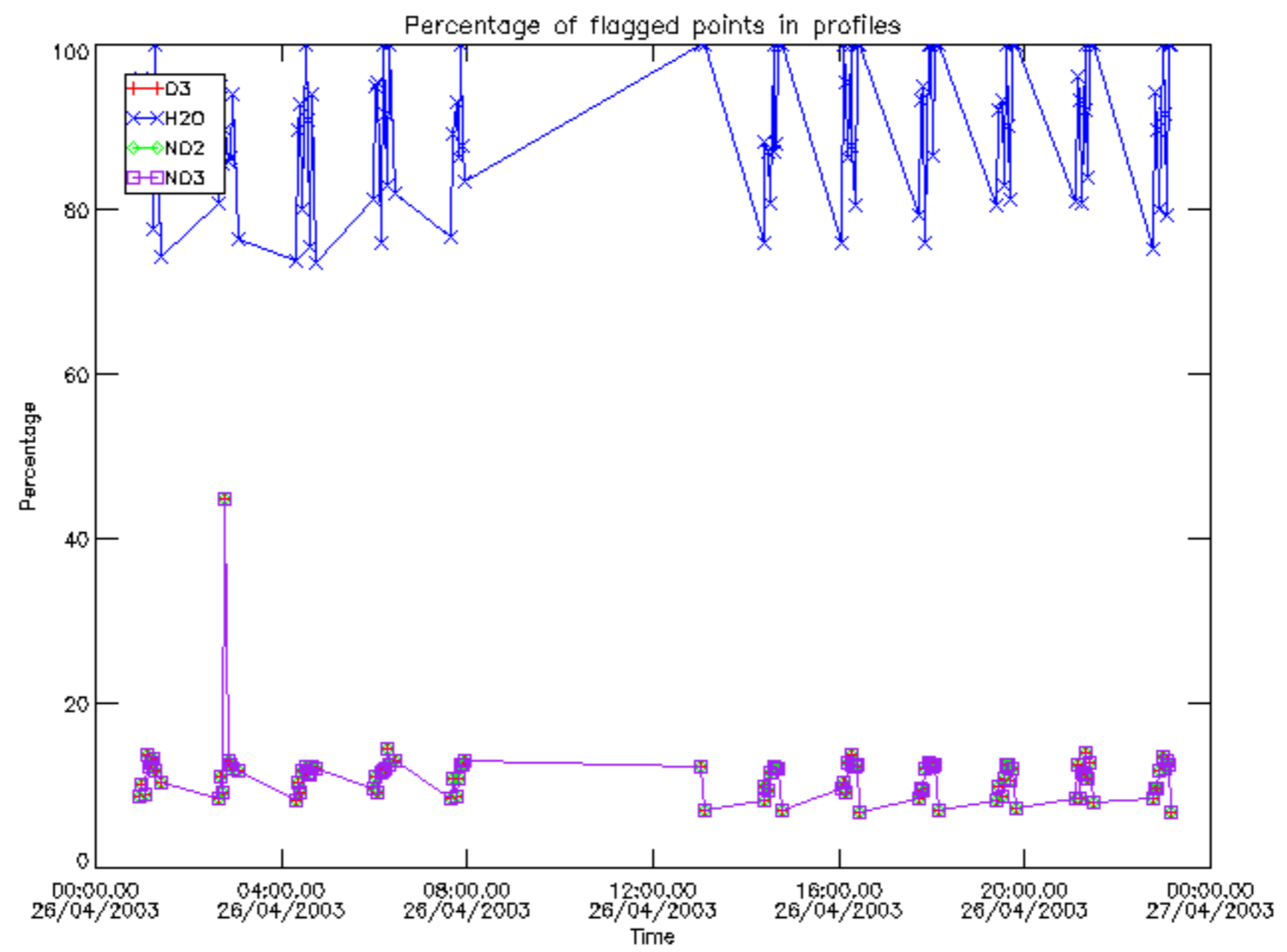
The colorbar represents the latitude.



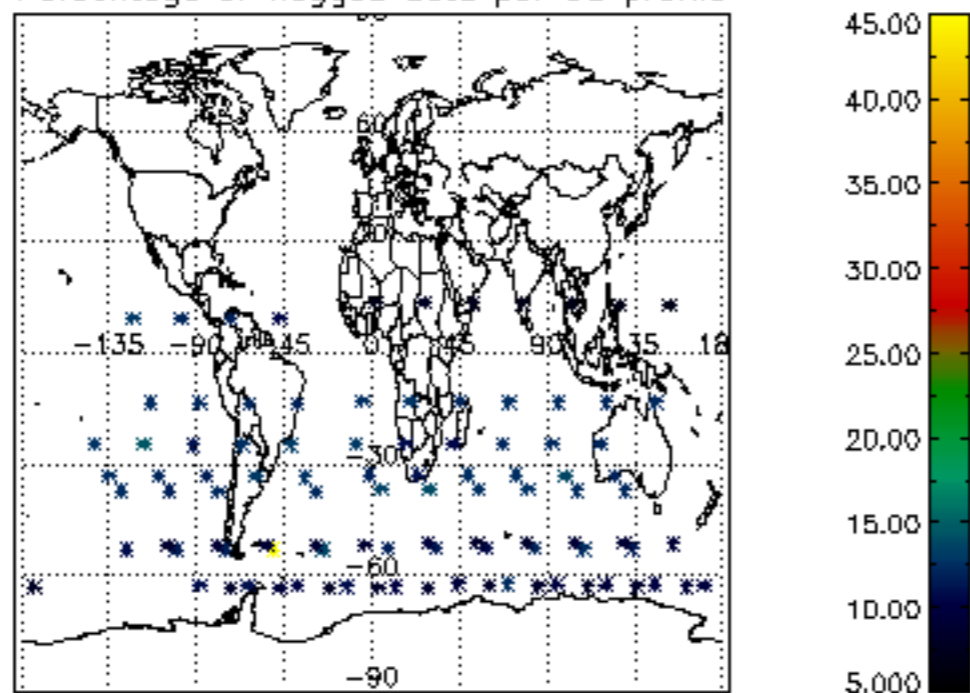
## 6. Auxiliary Data Files used for the production reported in section 2

The number reported in the third column indicates since which file (see list in section 2) the corresponding auxiliary file has been used. The fourth column is the date of those product files.

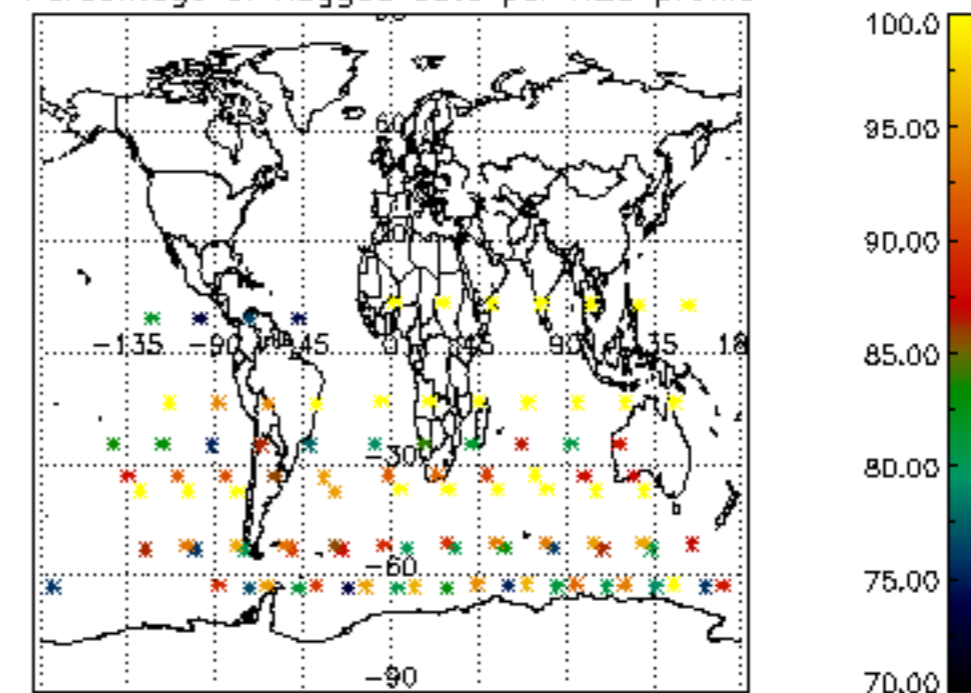
Type	Auxiliary Filename	Used since product	Used since product date
INST_PHYS_CHARACTERISTICS	GOM_INS_AXNIEC20050627_150440_20020301_000000_20100101_000000	1	26-APR-2003 00:01:47
LEVEL-2_PROC_CONFIG	GOM_PR2_AXVIEC20091111_152718_20020301_000000_20500101_000000	1	26-APR-2003 00:01:47
CROSS_SECTIONS_FILE	GOM_CRS_AXVIEC20091111_154832_20020301_000000_20500101_000000	1	26-APR-2003 00:01:47



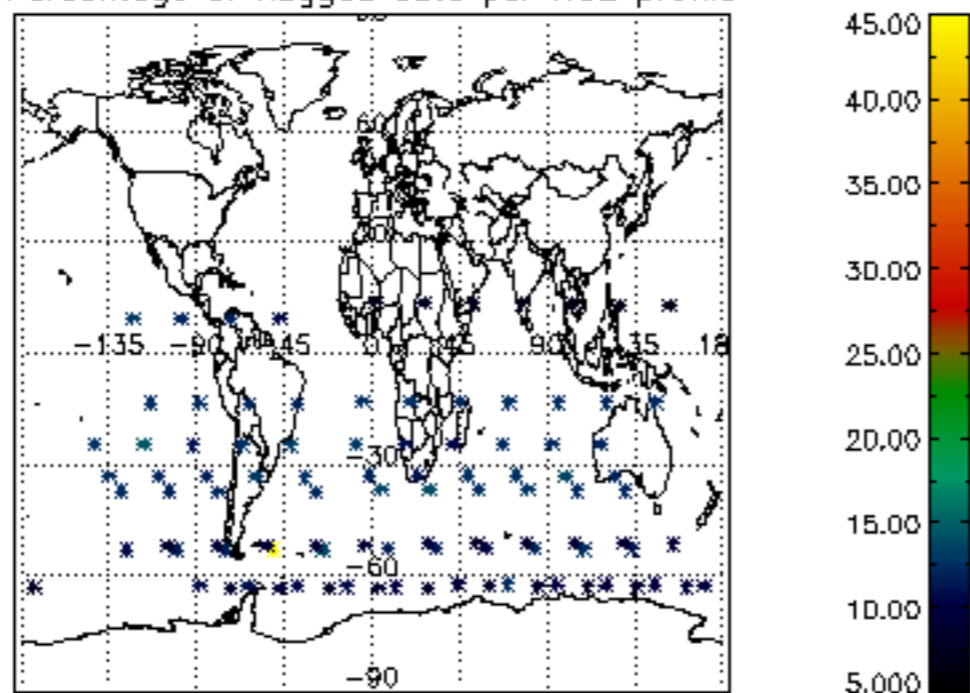
Percentage of flagged data per D3 profile



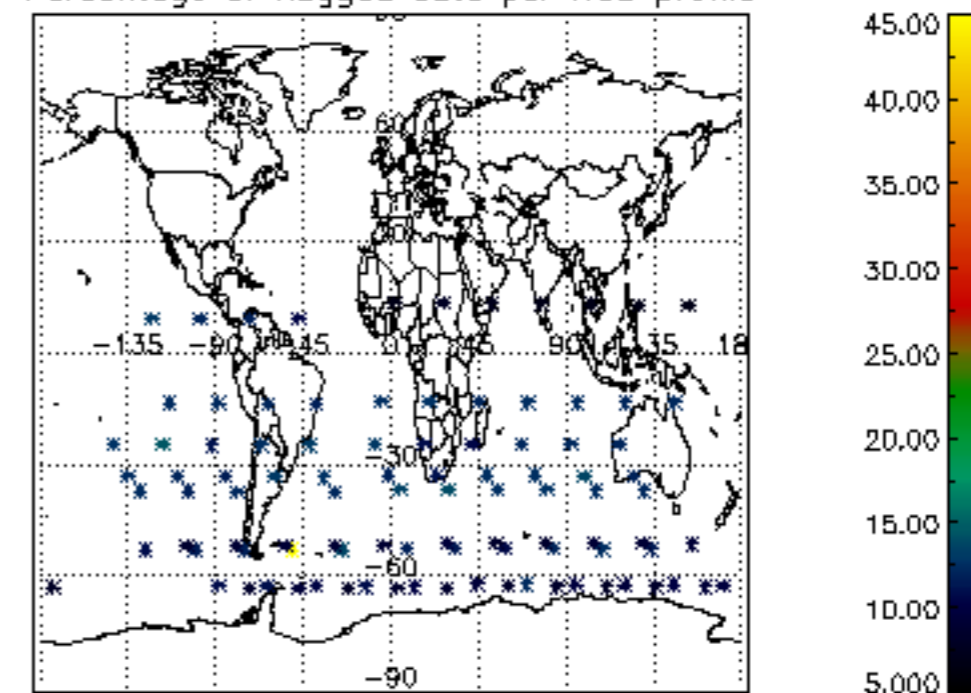
Percentage of flagged data per H2O profile

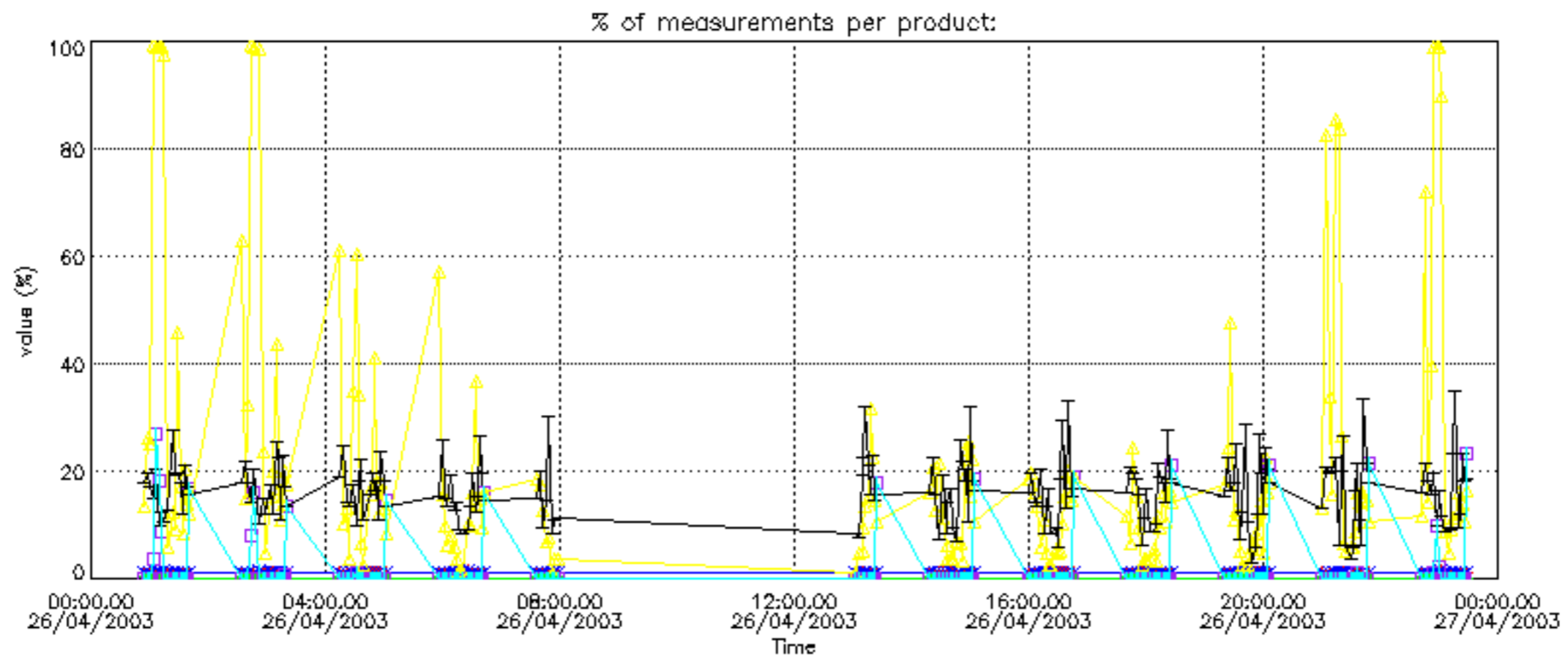
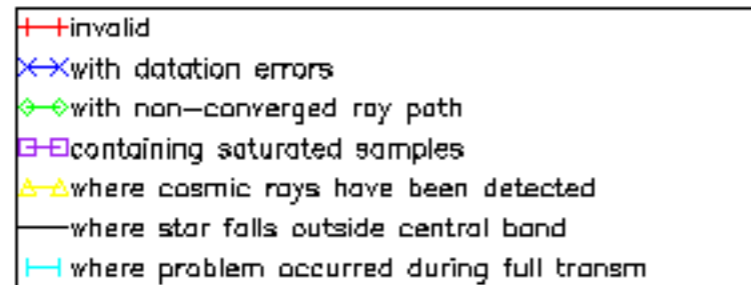


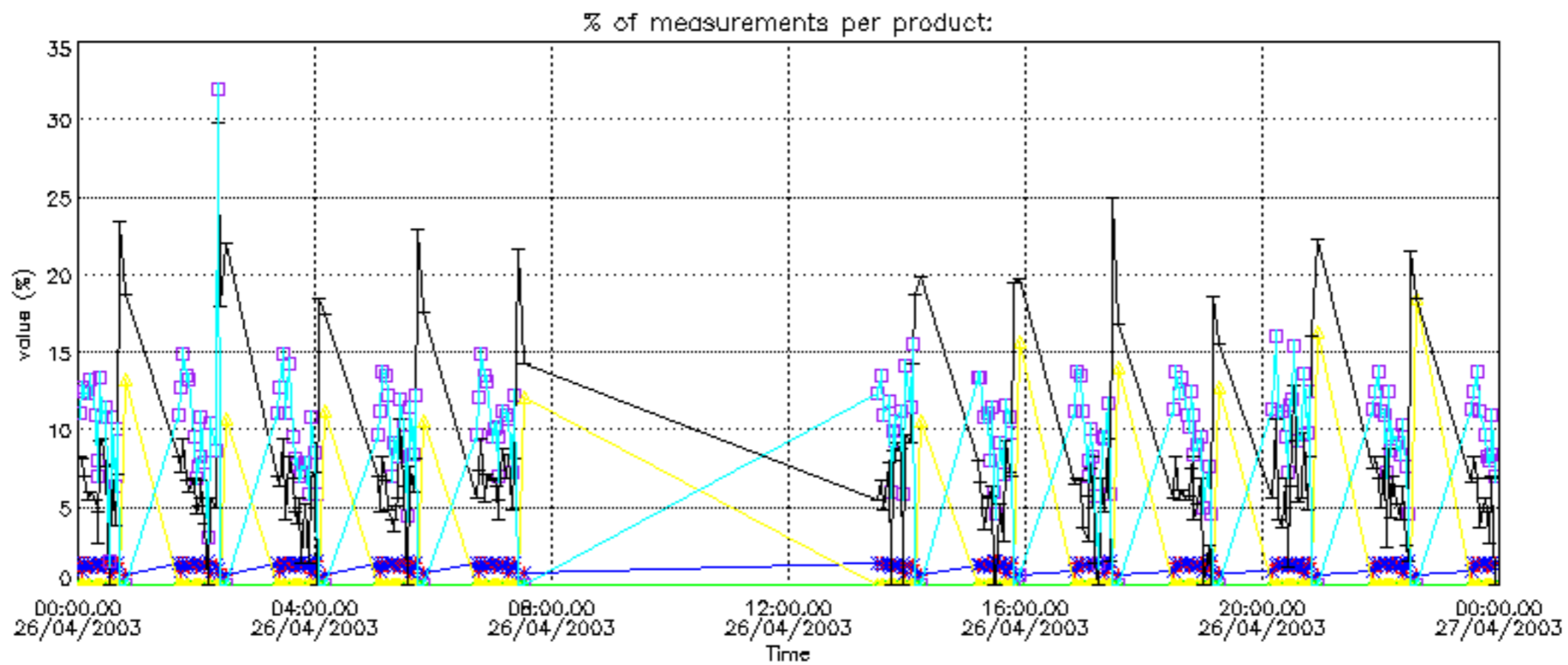
Percentage of flagged data per NO2 profile



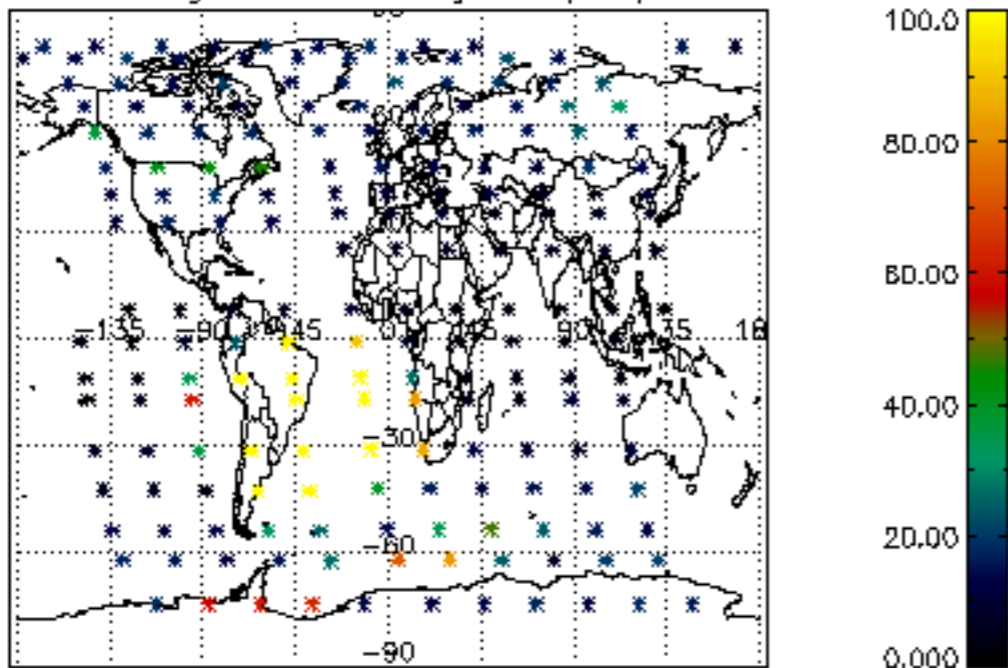
Percentage of flagged data per NO3 profile



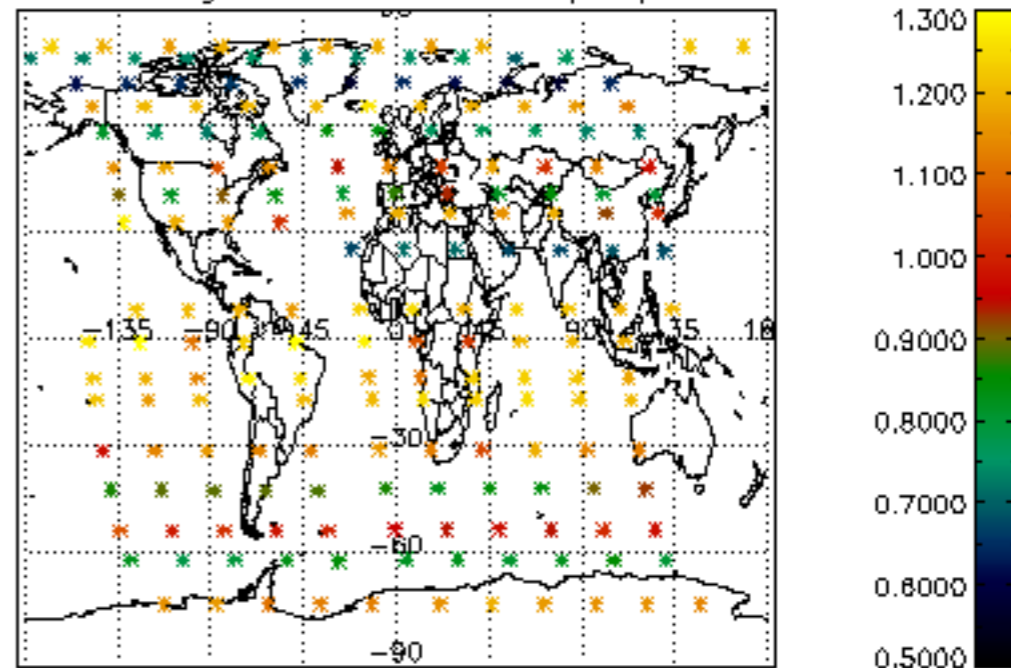




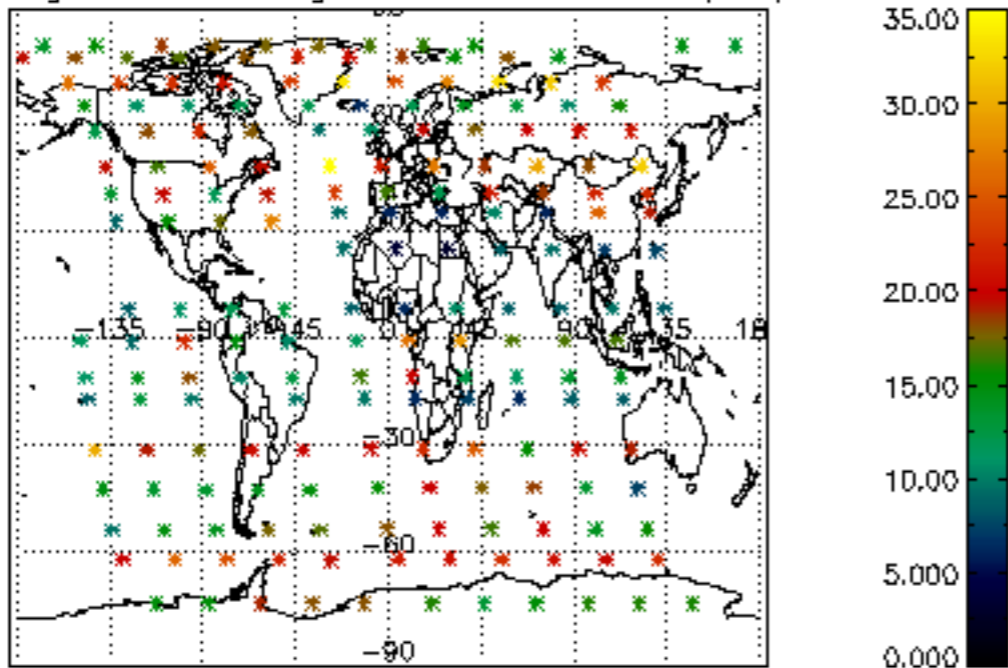
Percentage of cosmic ray hits per profile



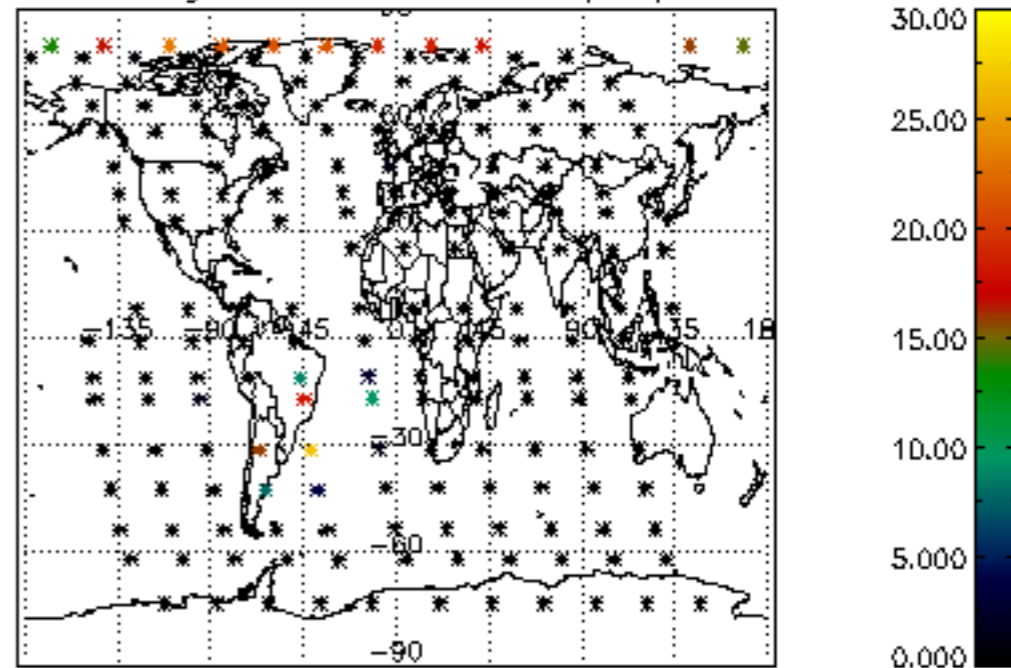
Percentage of datation errors per profile



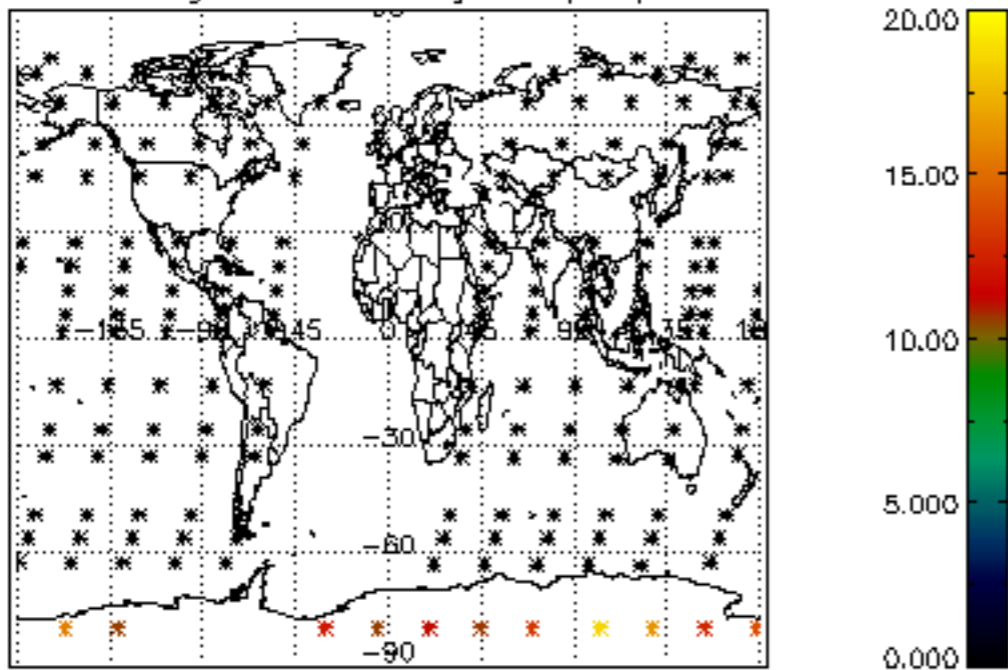
Percentage of star falling outside central band per profile



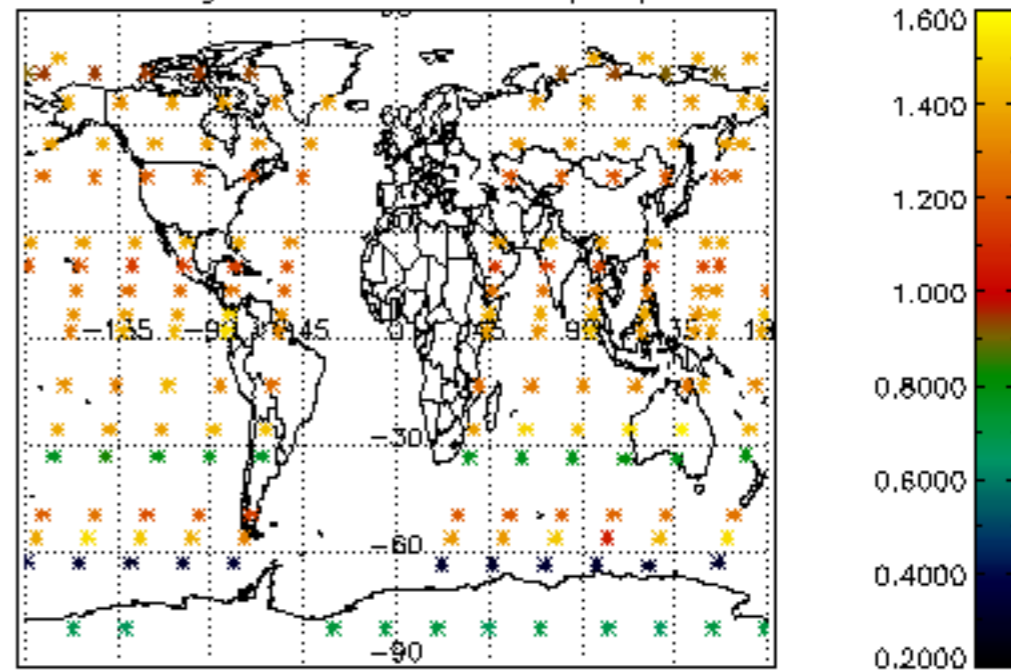
Percentage of saturation errors per profile



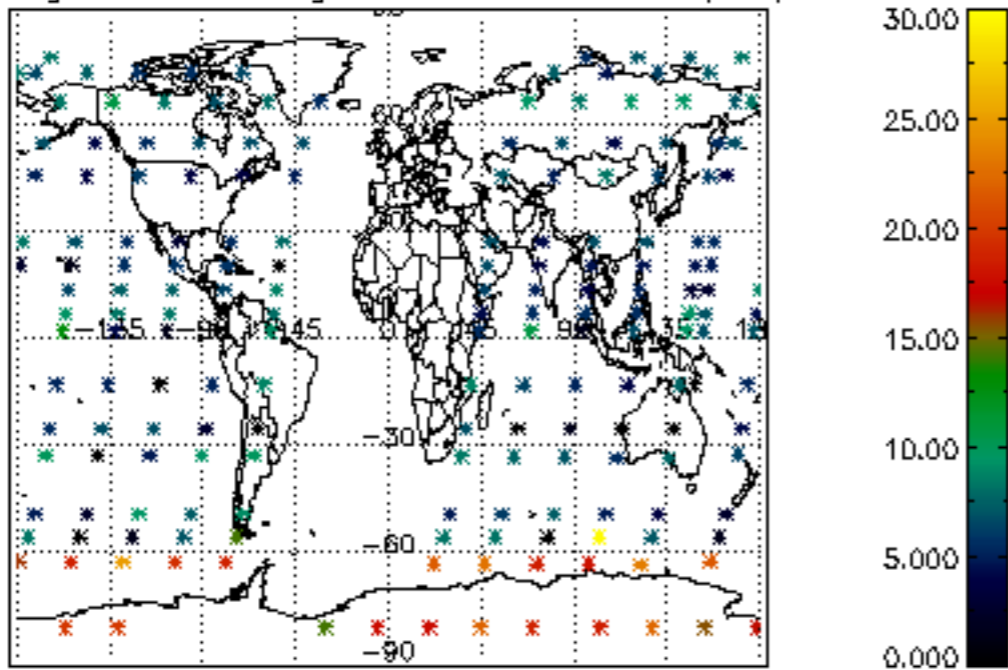
Percentage of cosmic ray hits per profile



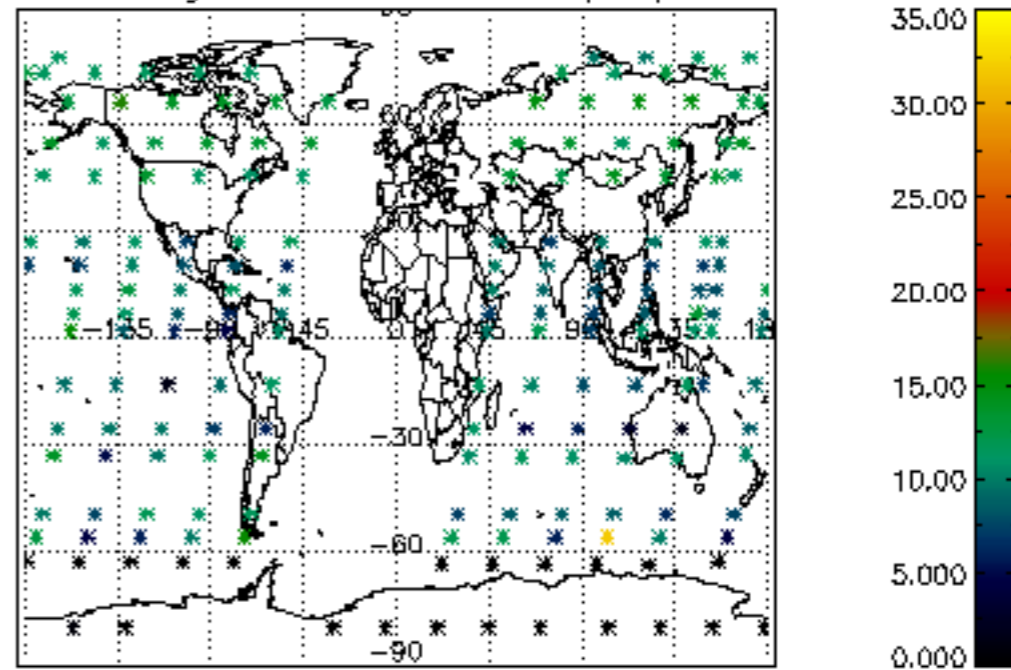
Percentage of datation errors per profile



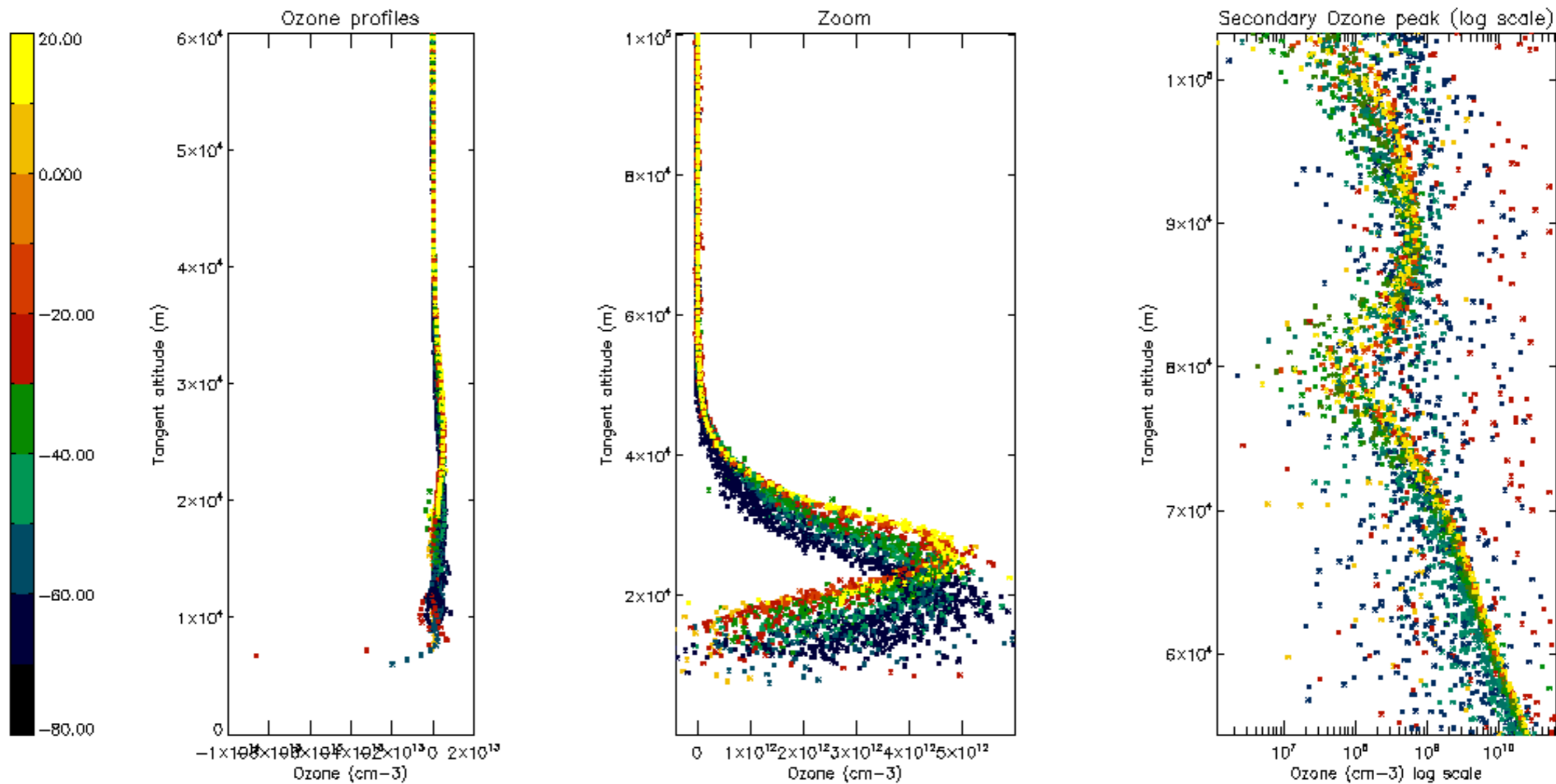
Percentage of star falling outside central band per profile

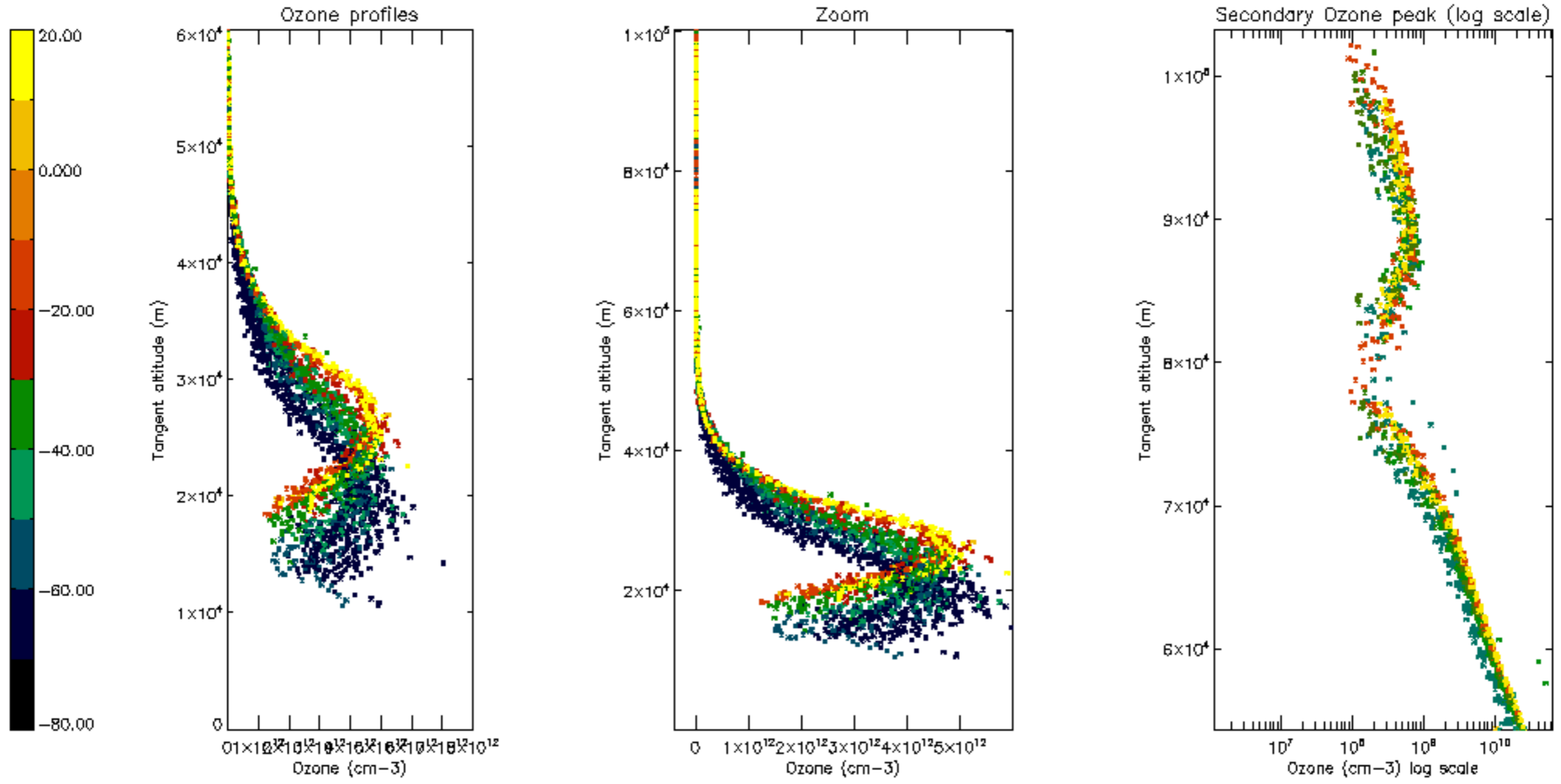


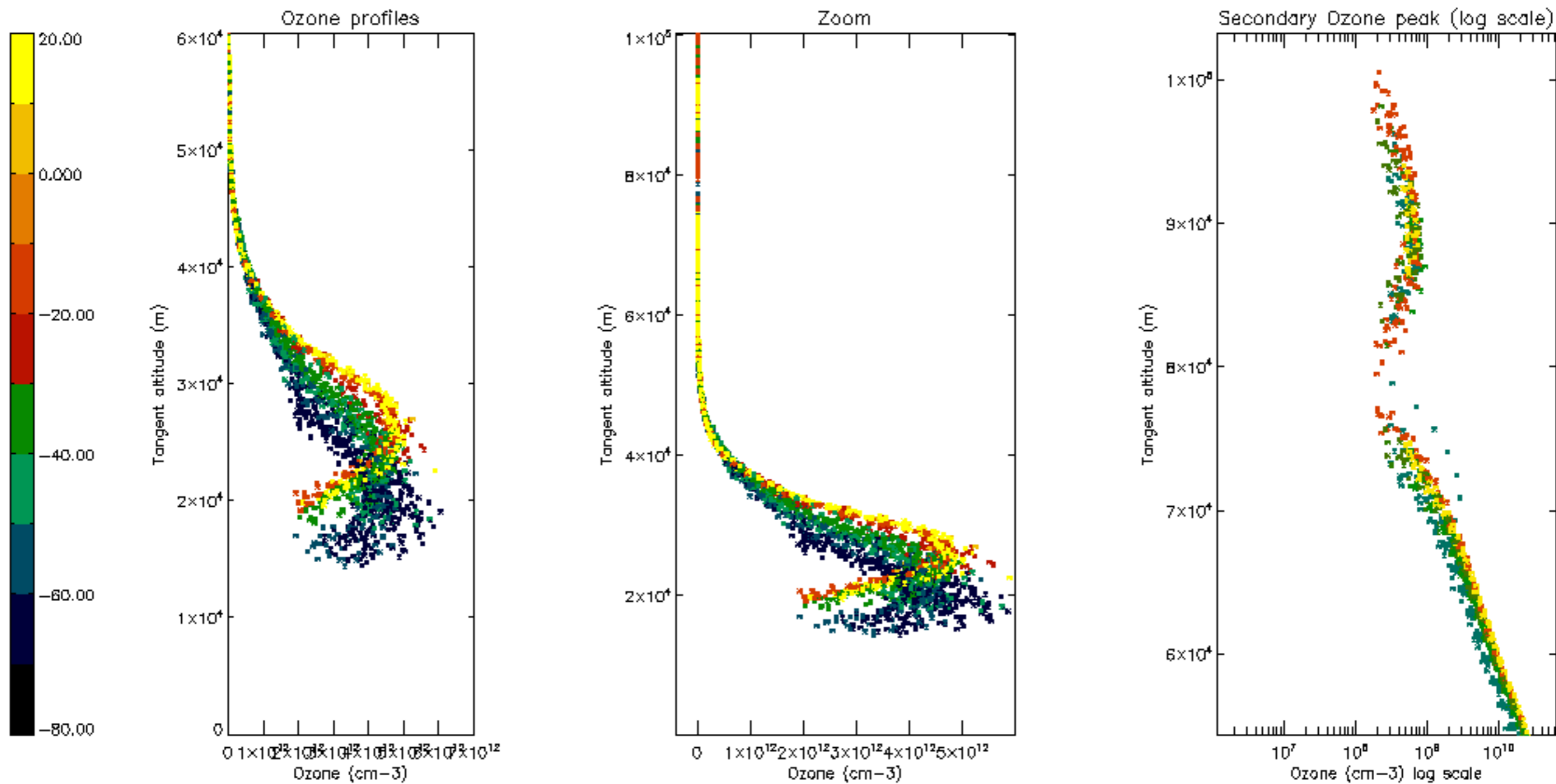
Percentage of saturation errors per profile

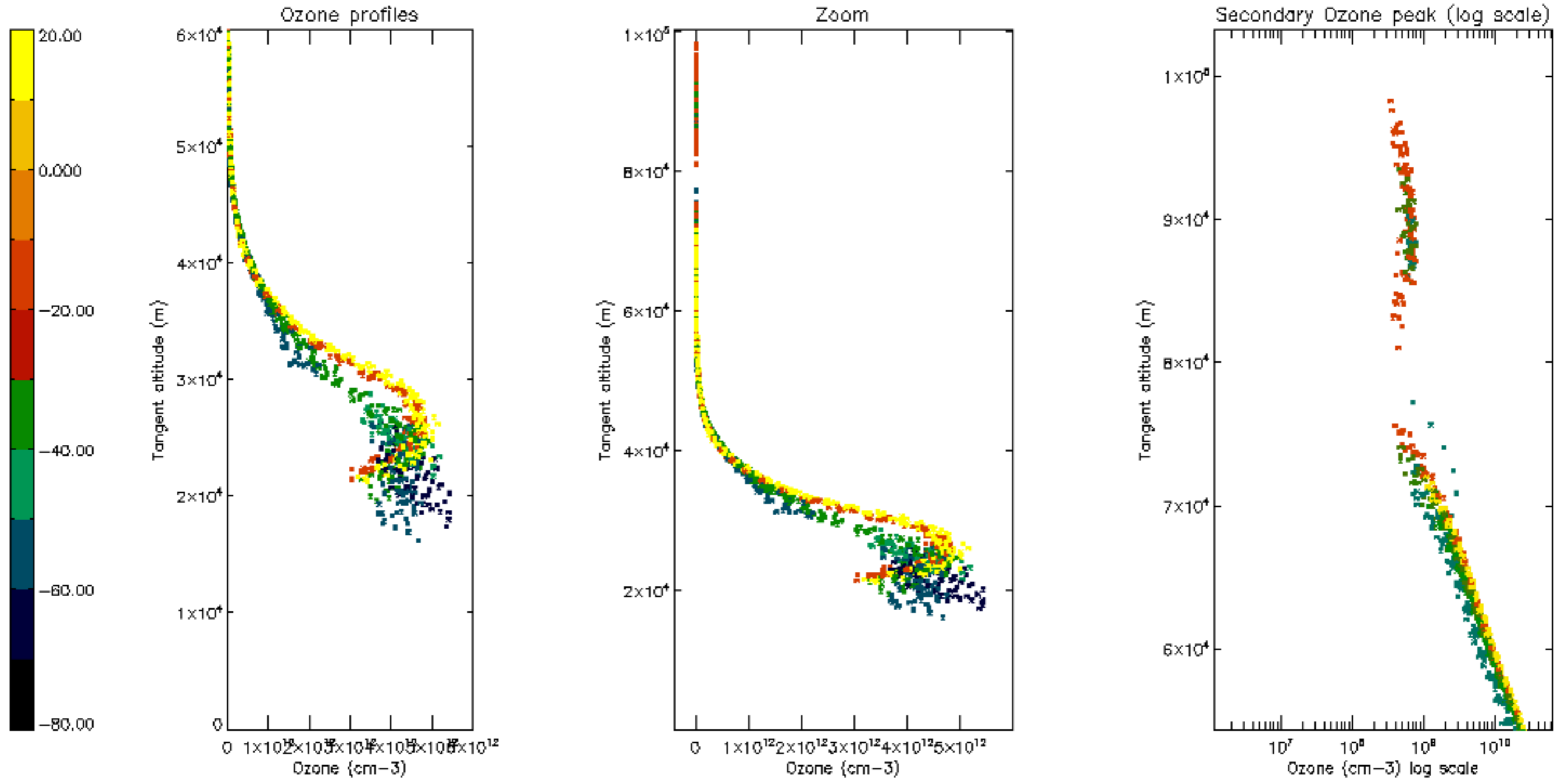


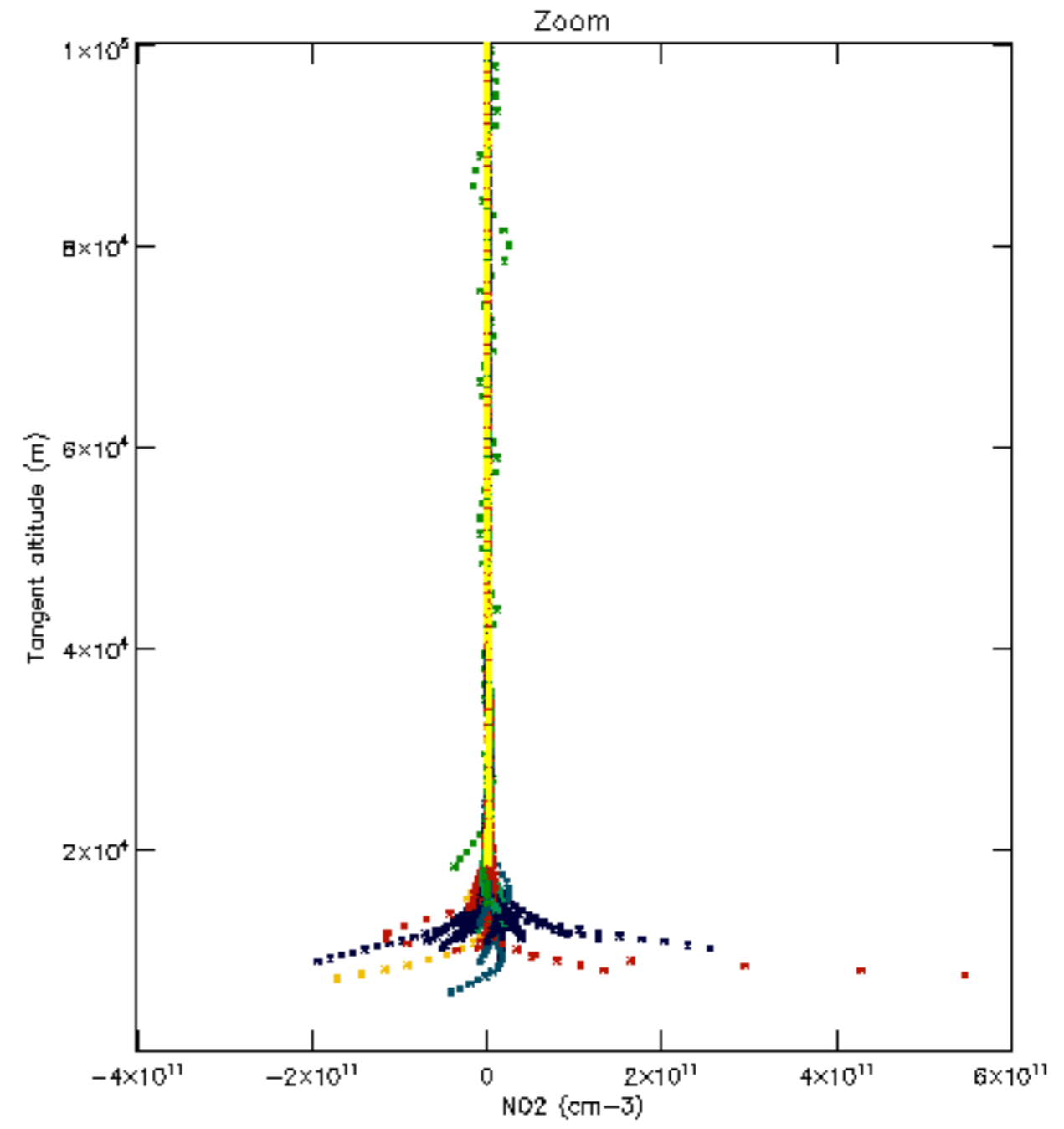
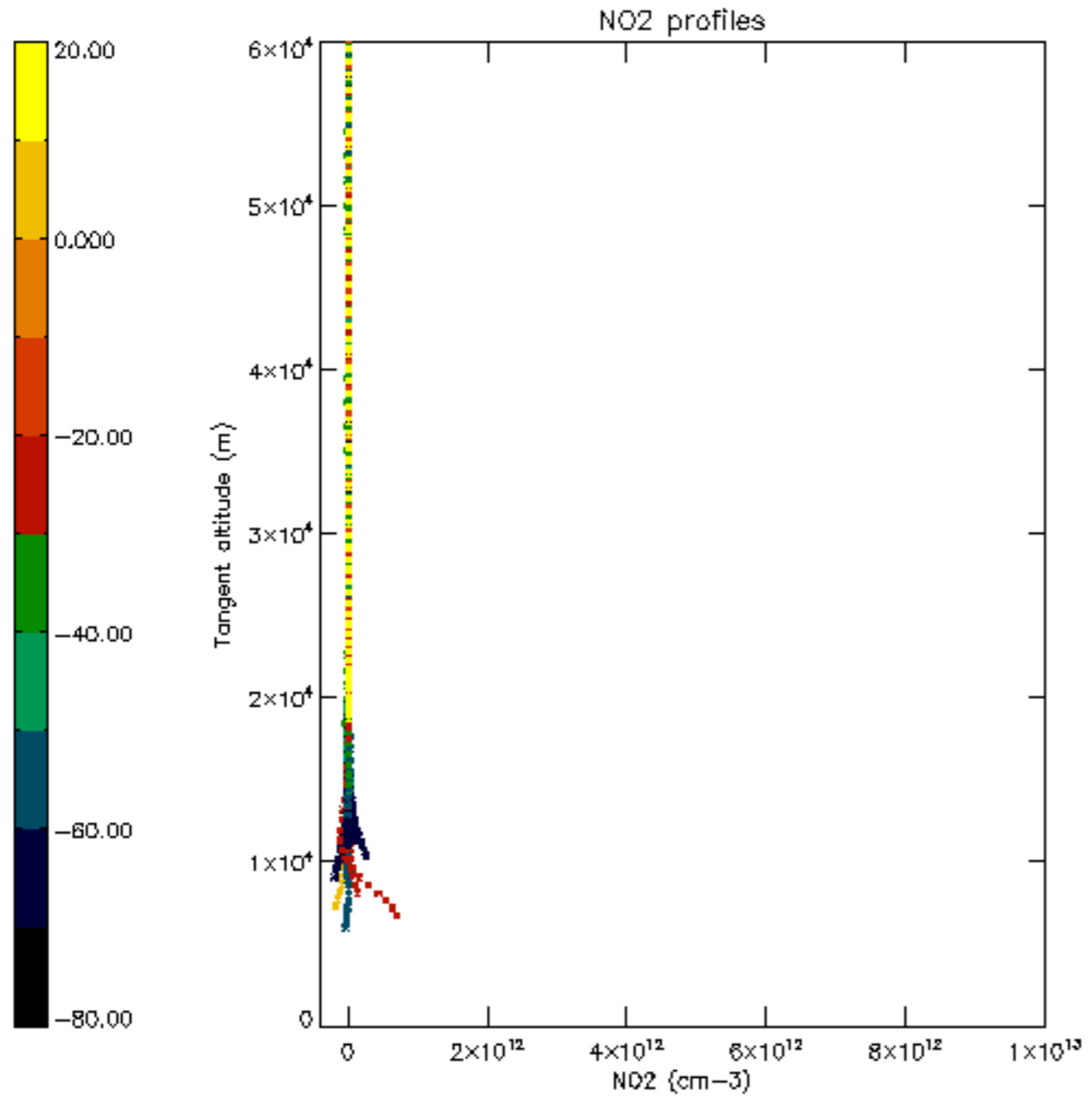


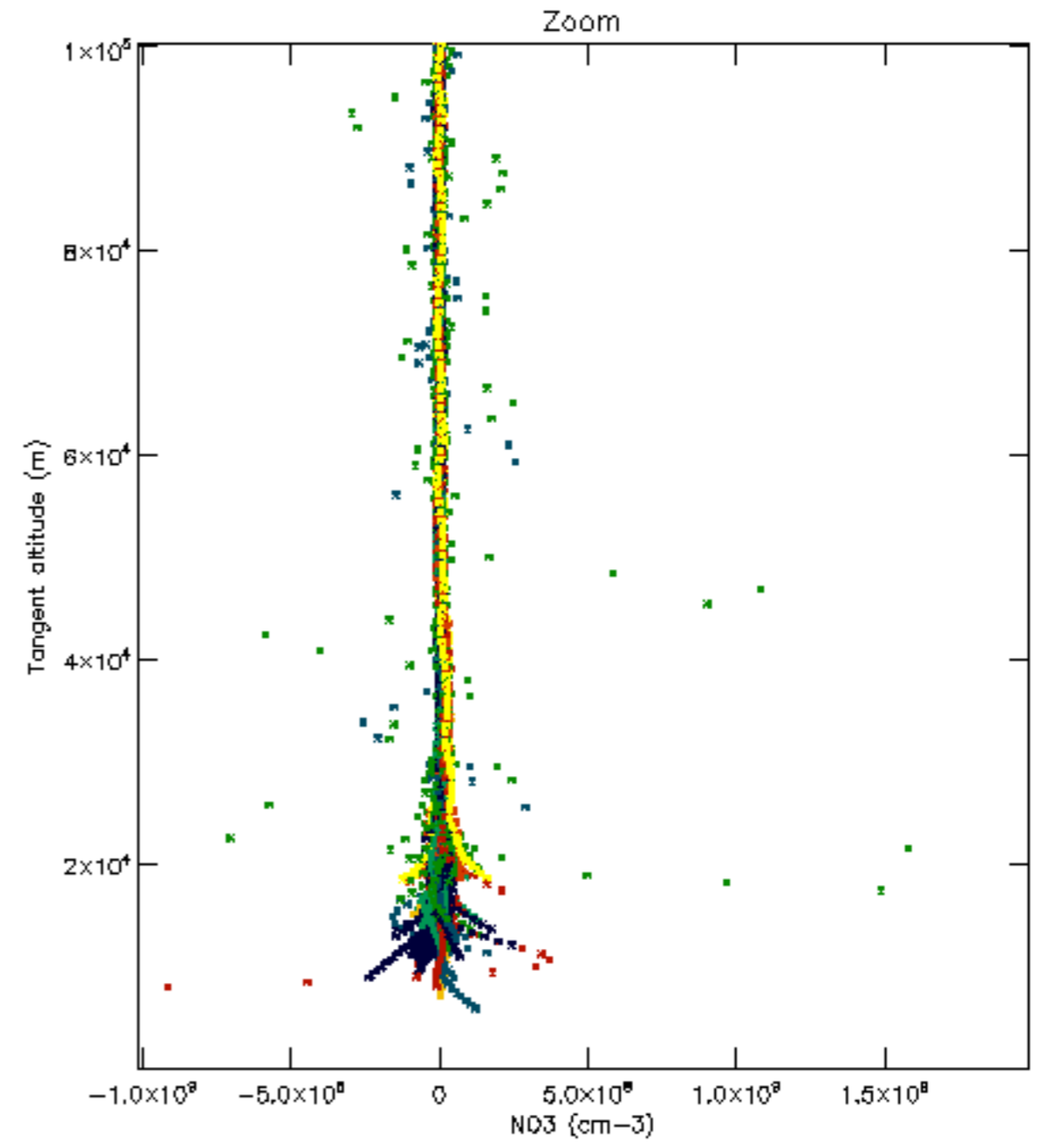
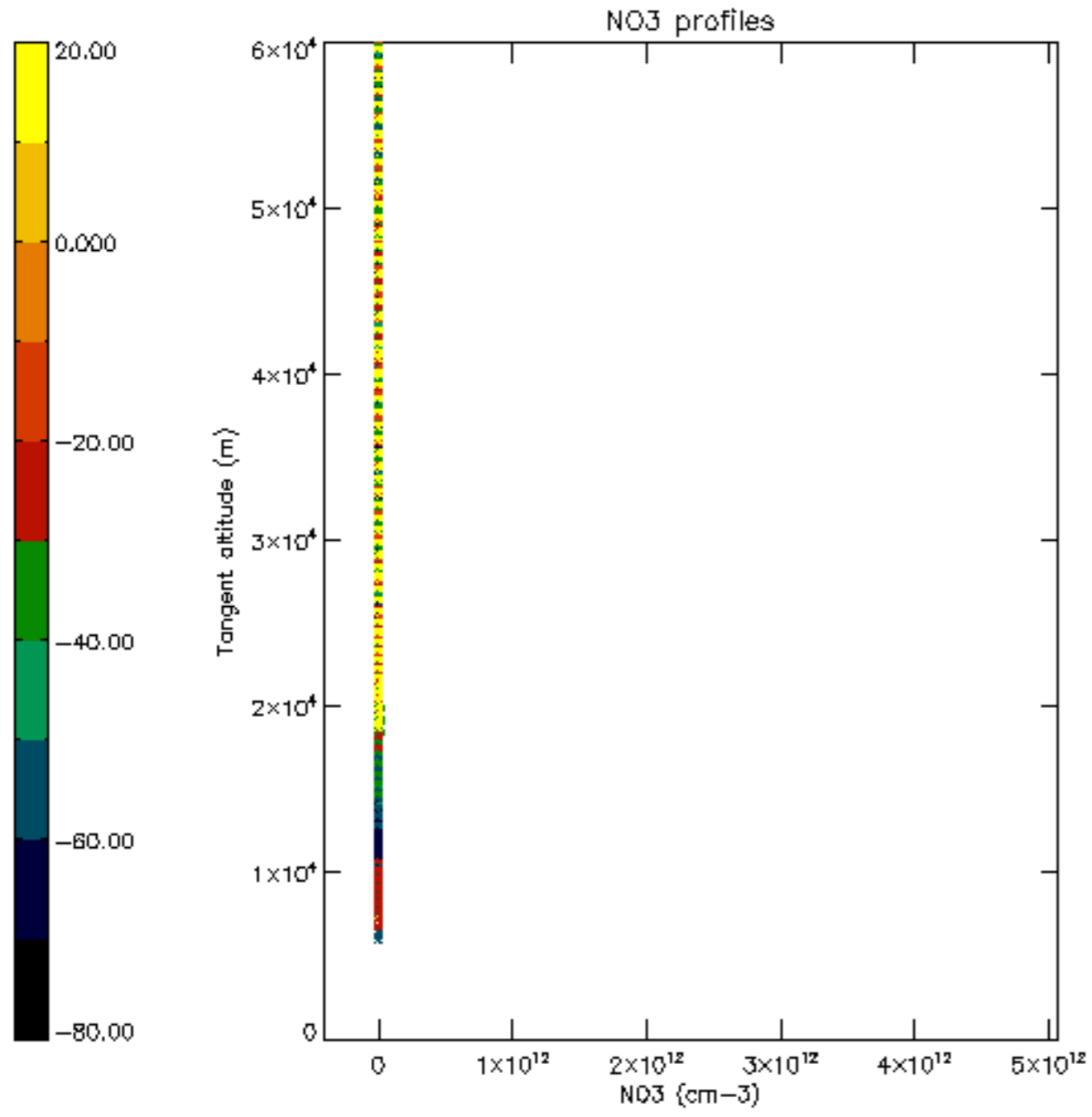


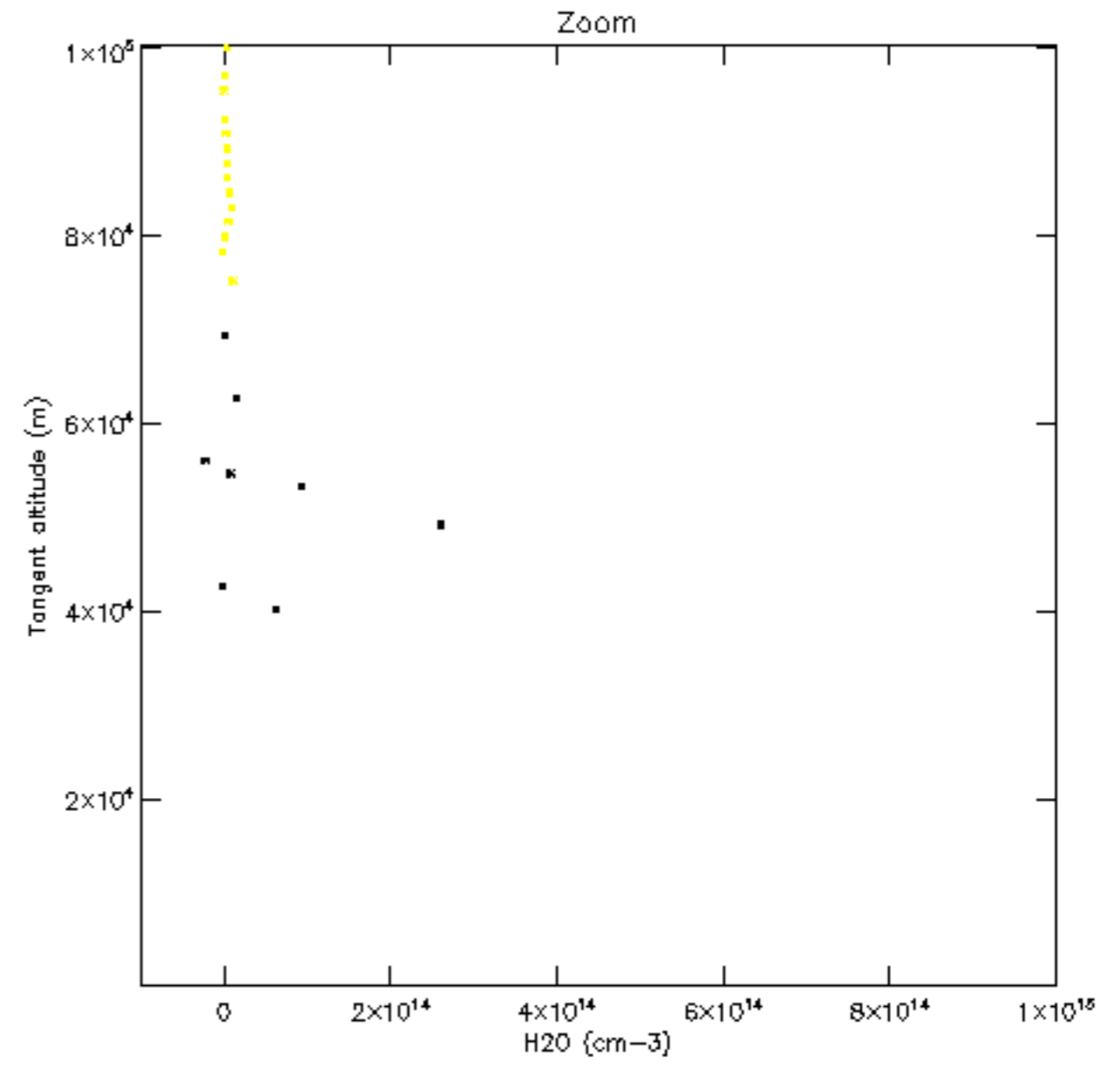
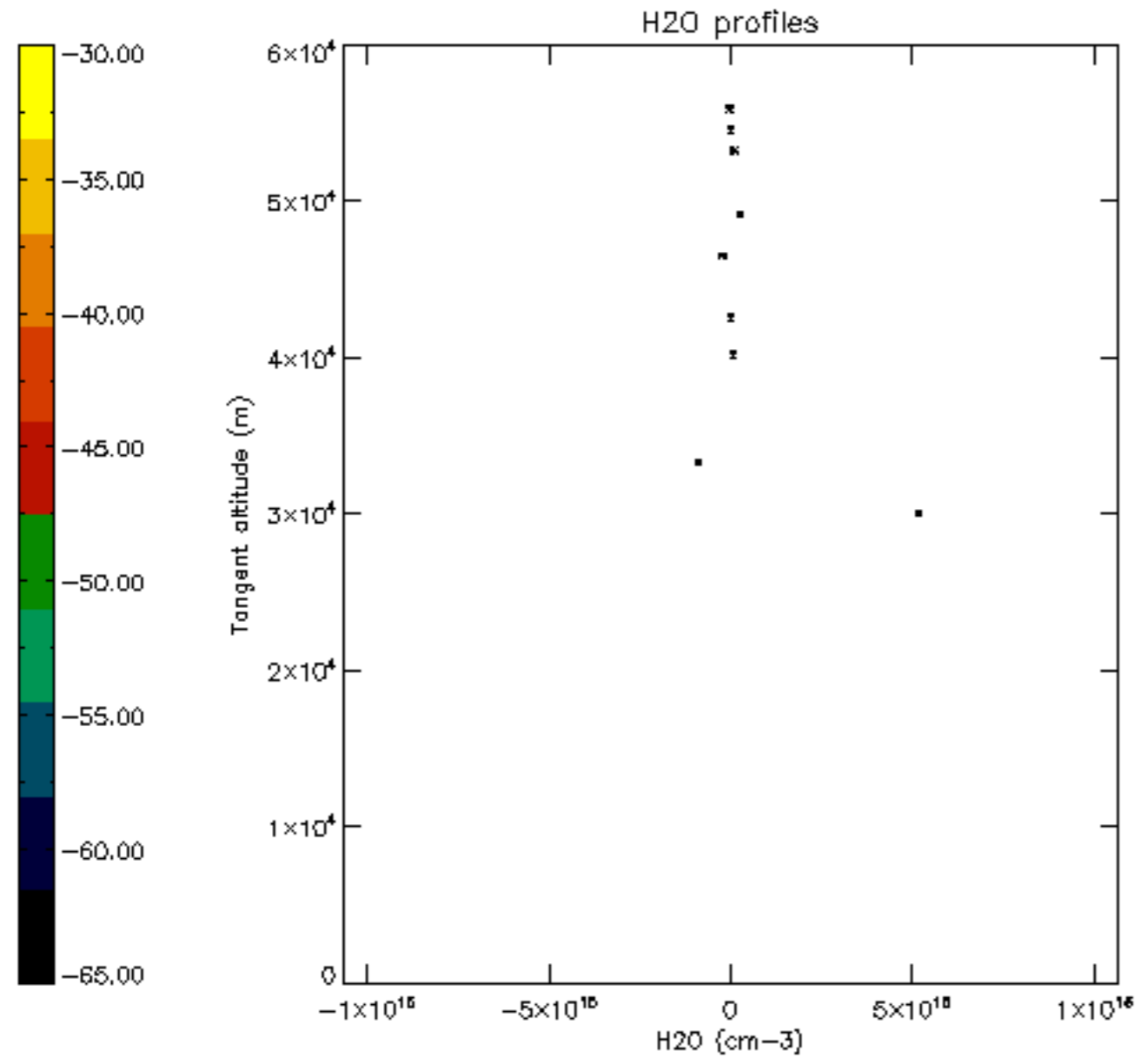


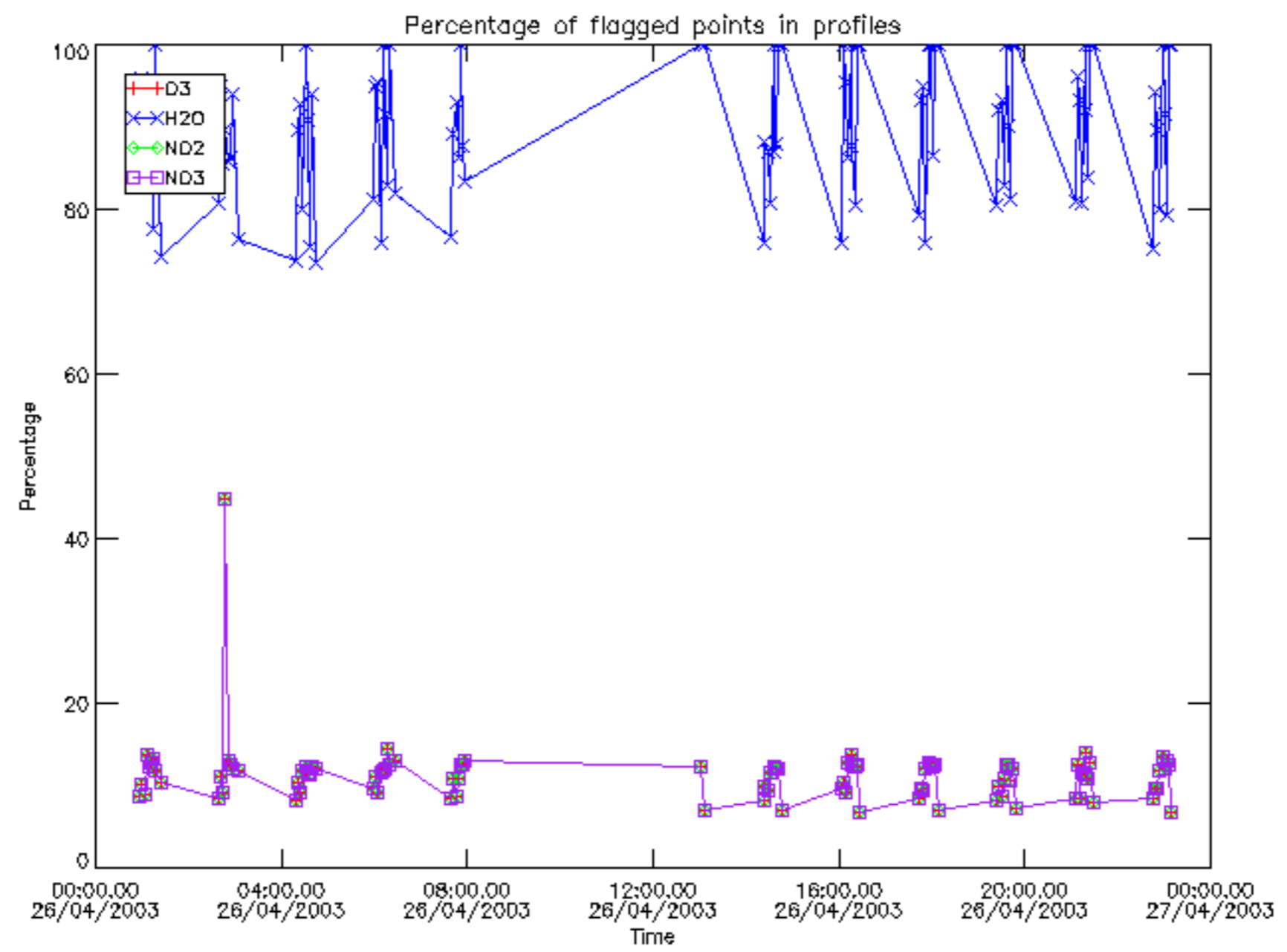






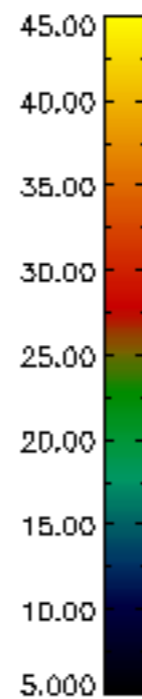
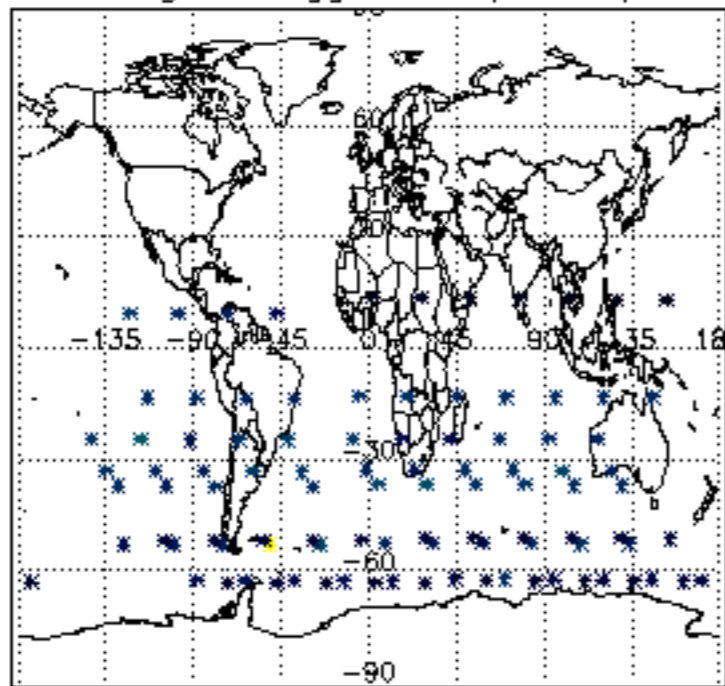




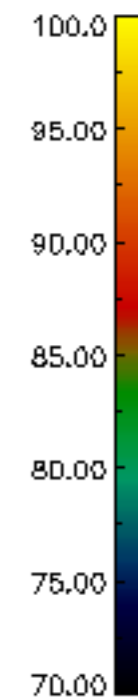
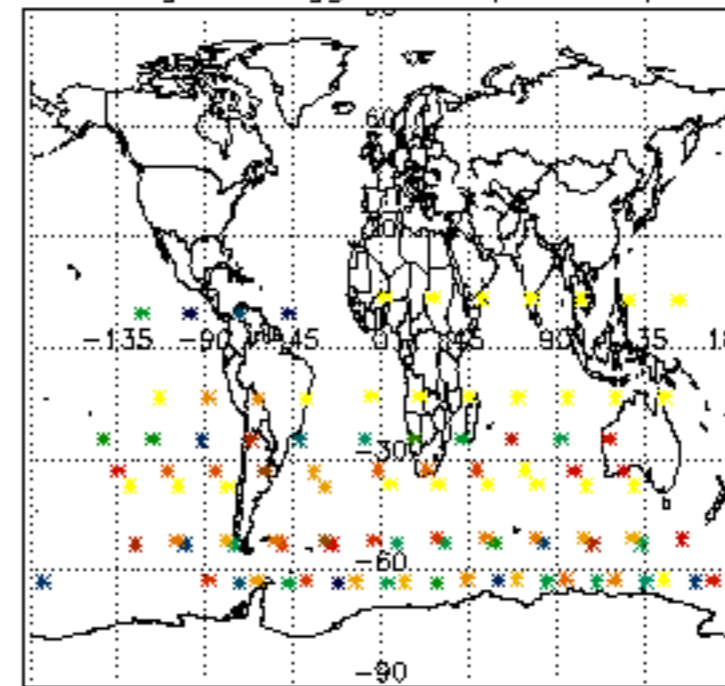




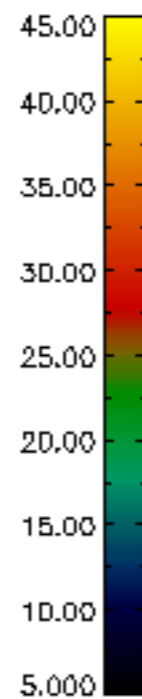
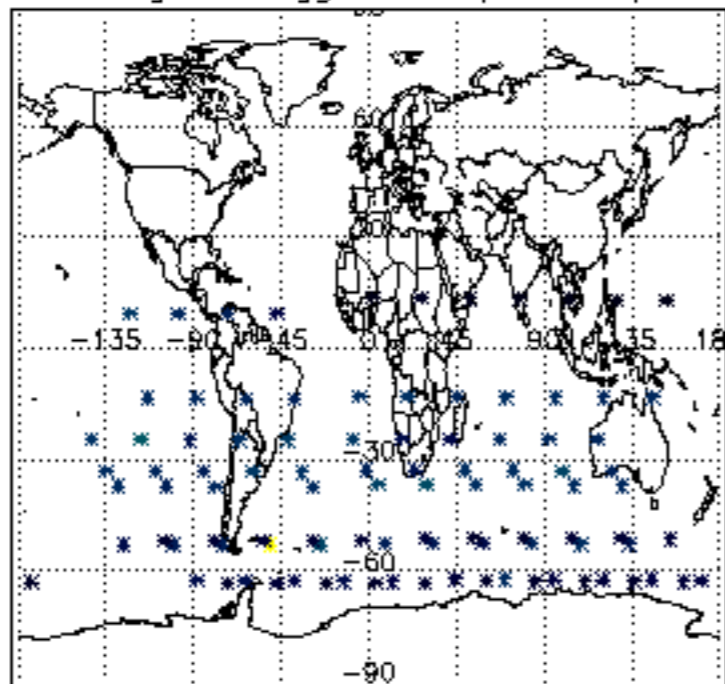
Percentage of flagged data per D3 profile



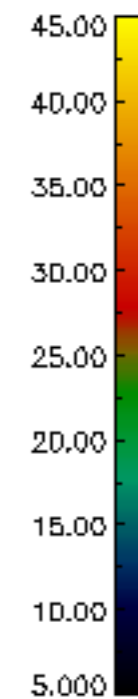
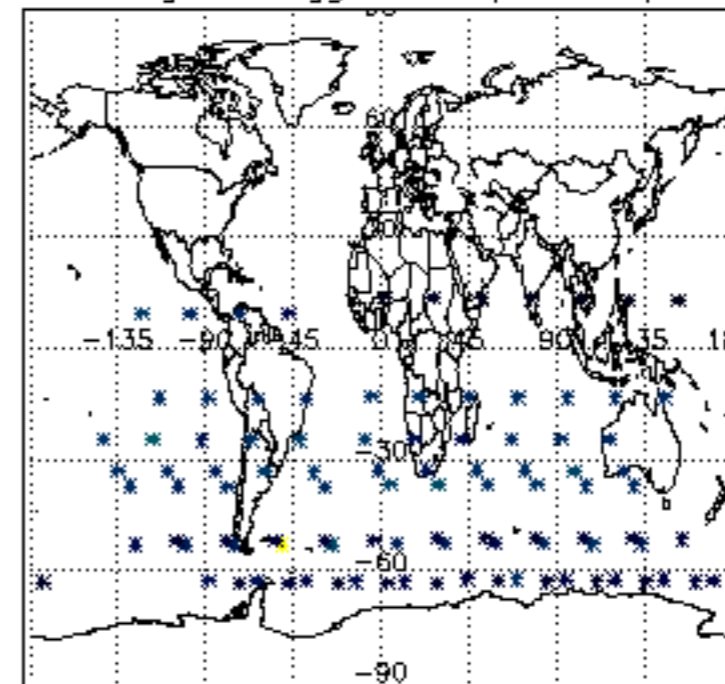
Percentage of flagged data per H2O profile

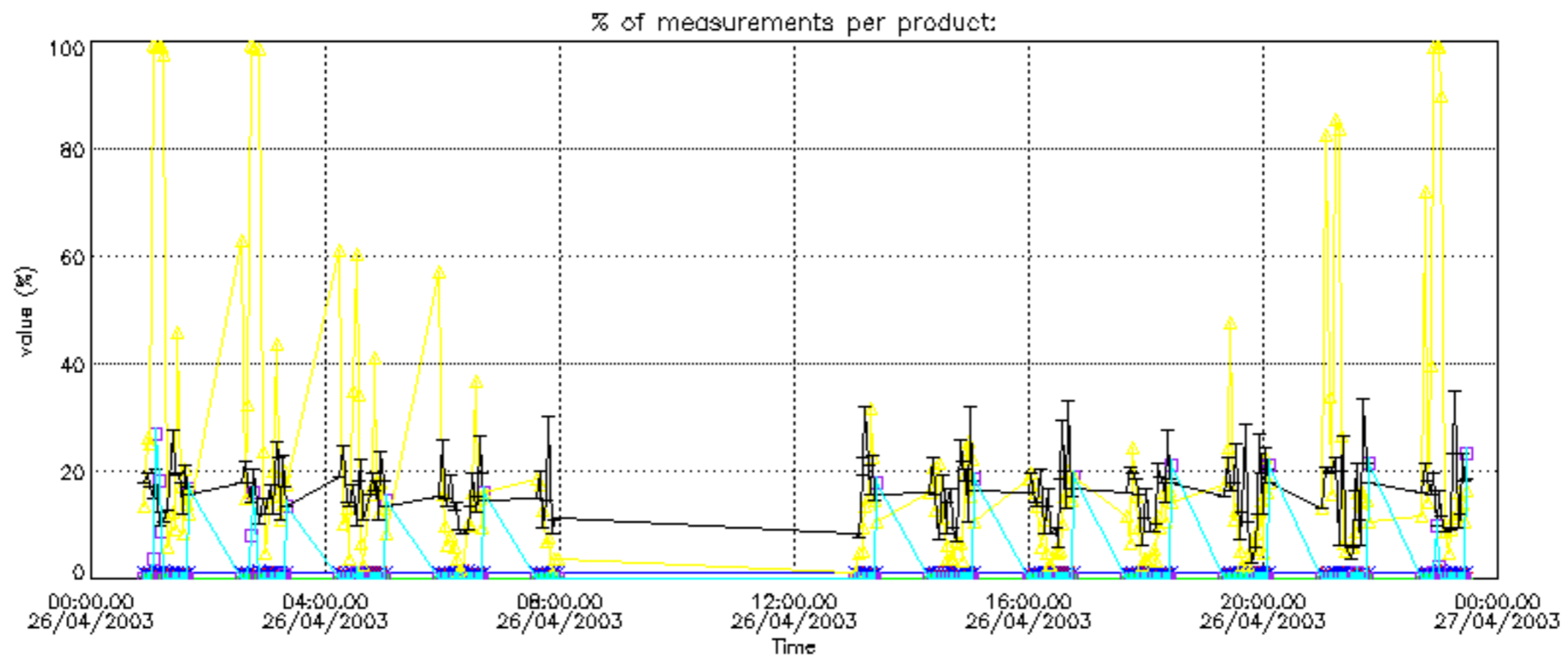
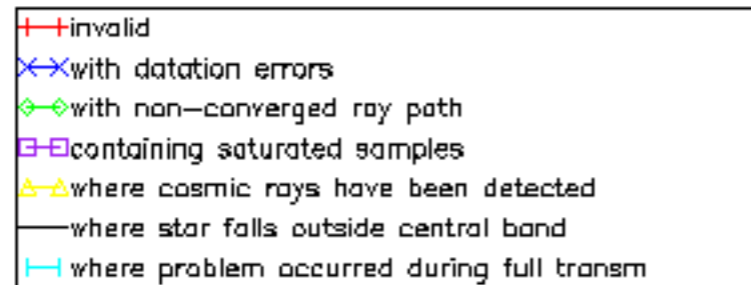


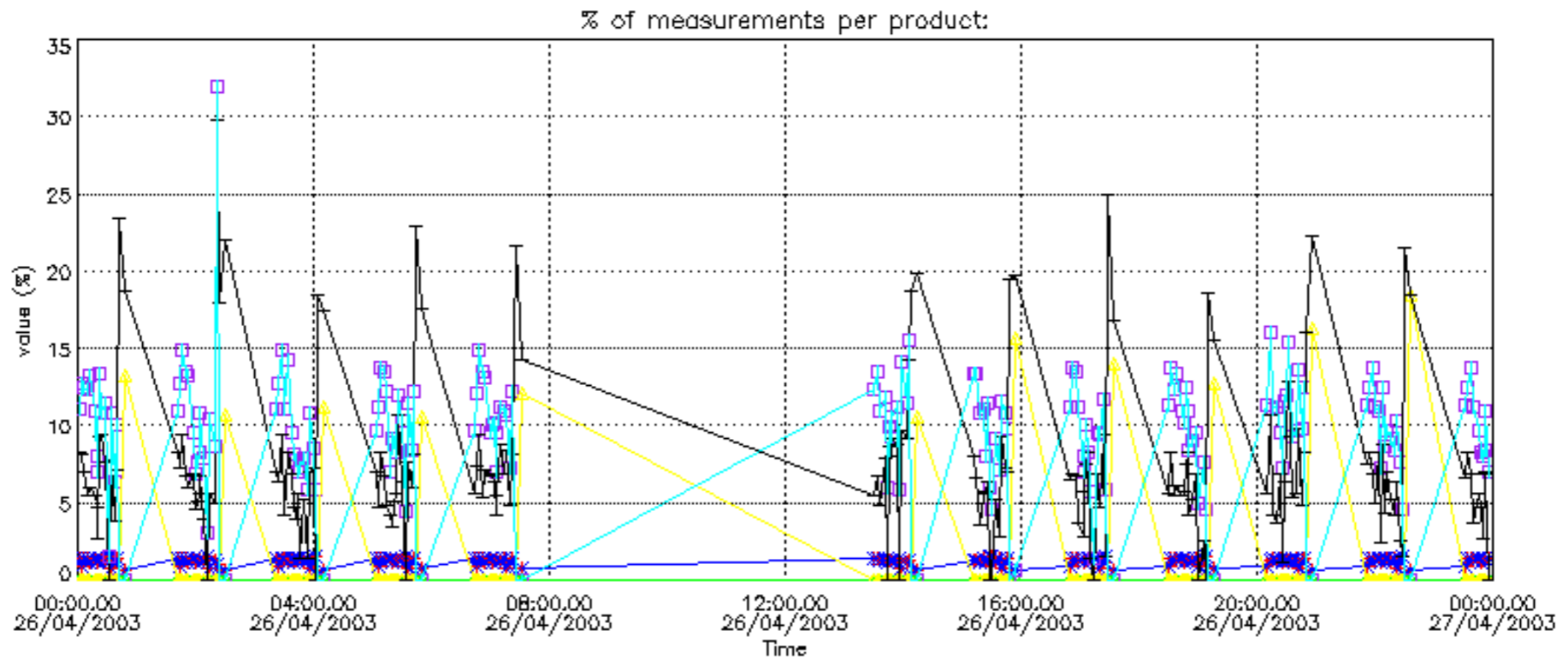
Percentage of flagged data per NO2 profile



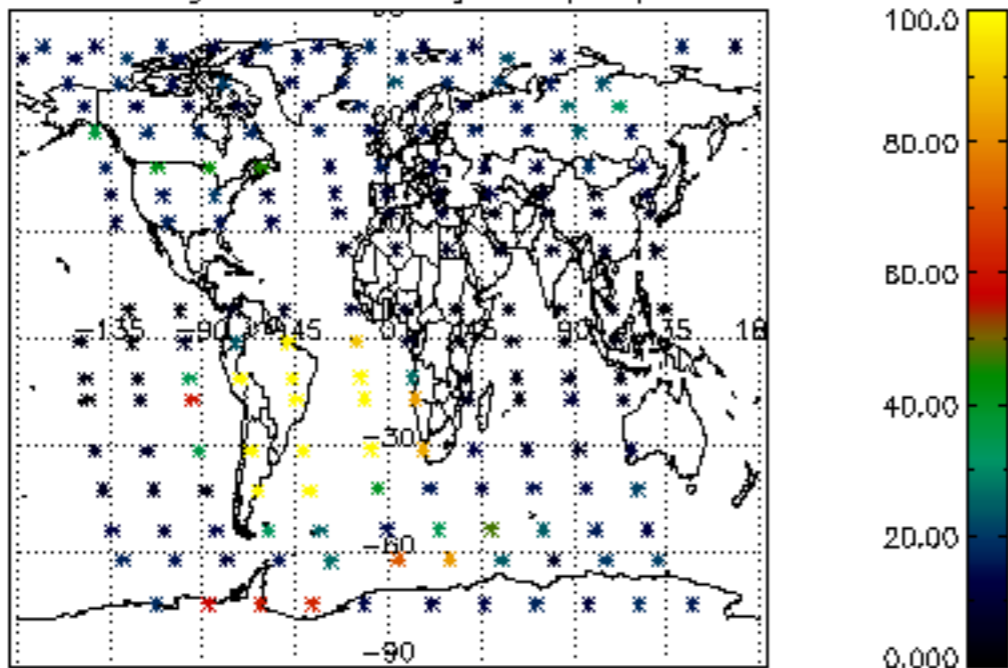
Percentage of flagged data per NO3 profile



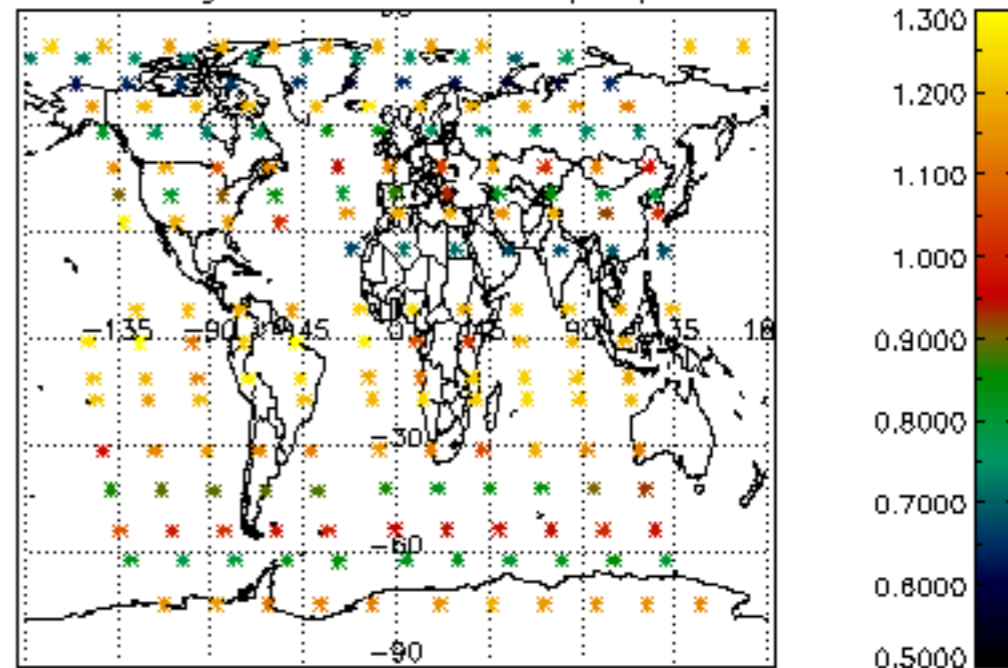




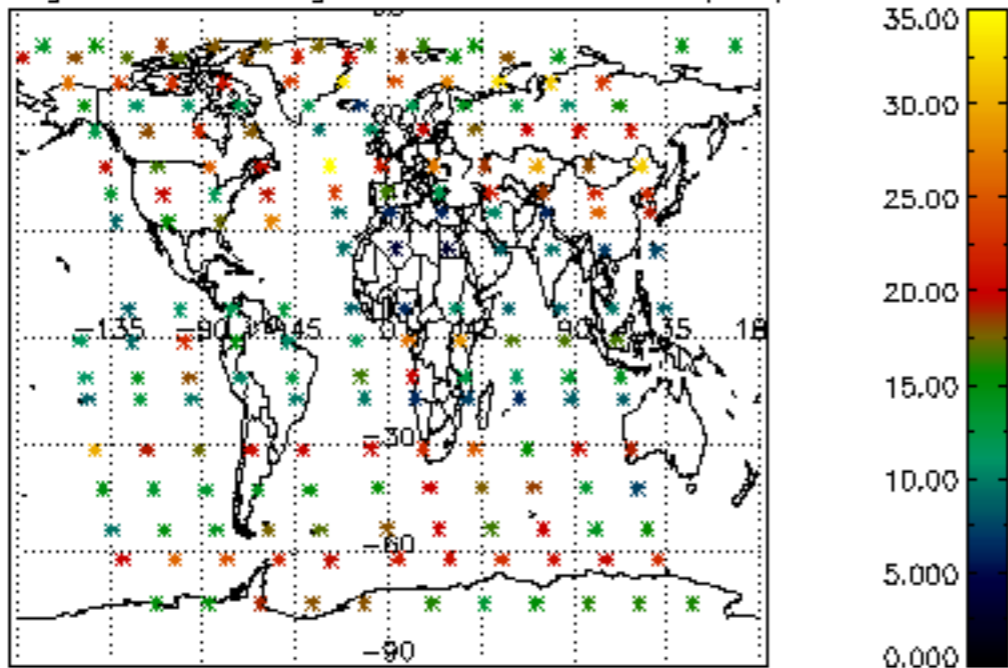
Percentage of cosmic ray hits per profile



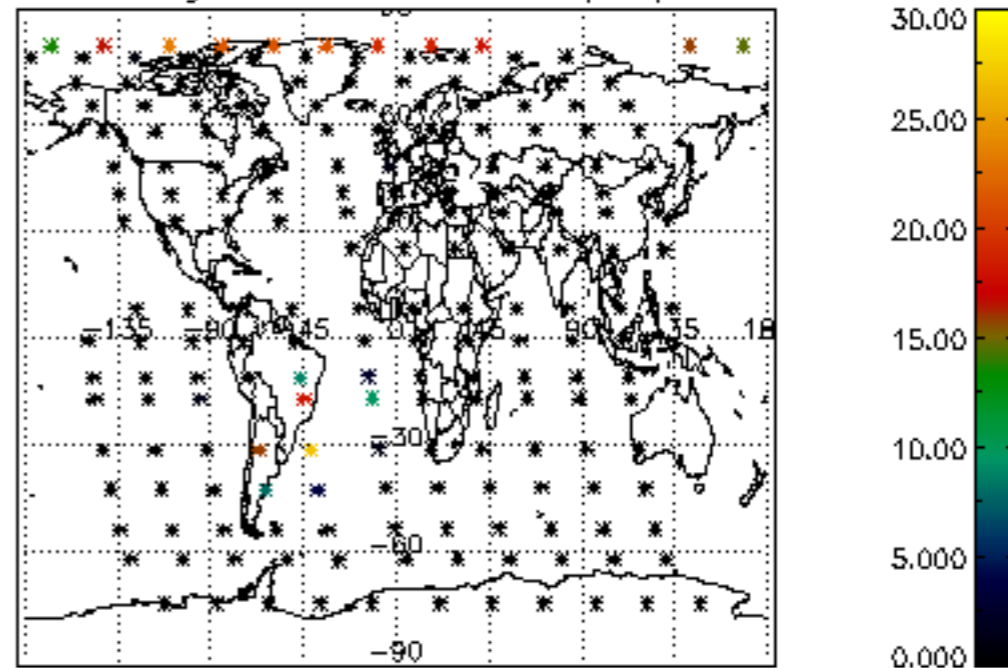
Percentage of datation errors per profile



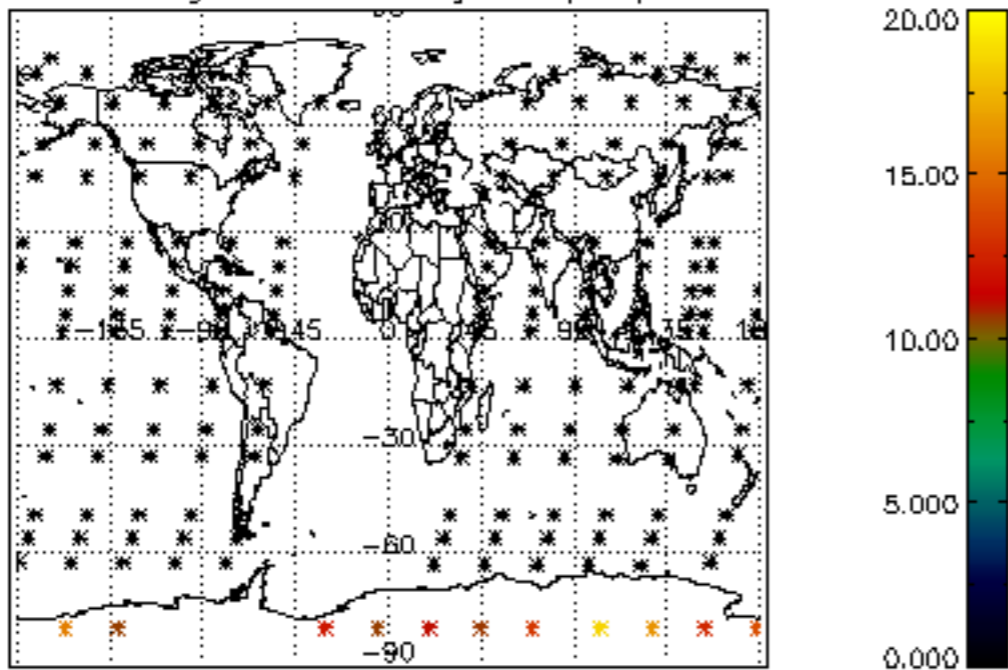
Percentage of star falling outside central band per profile



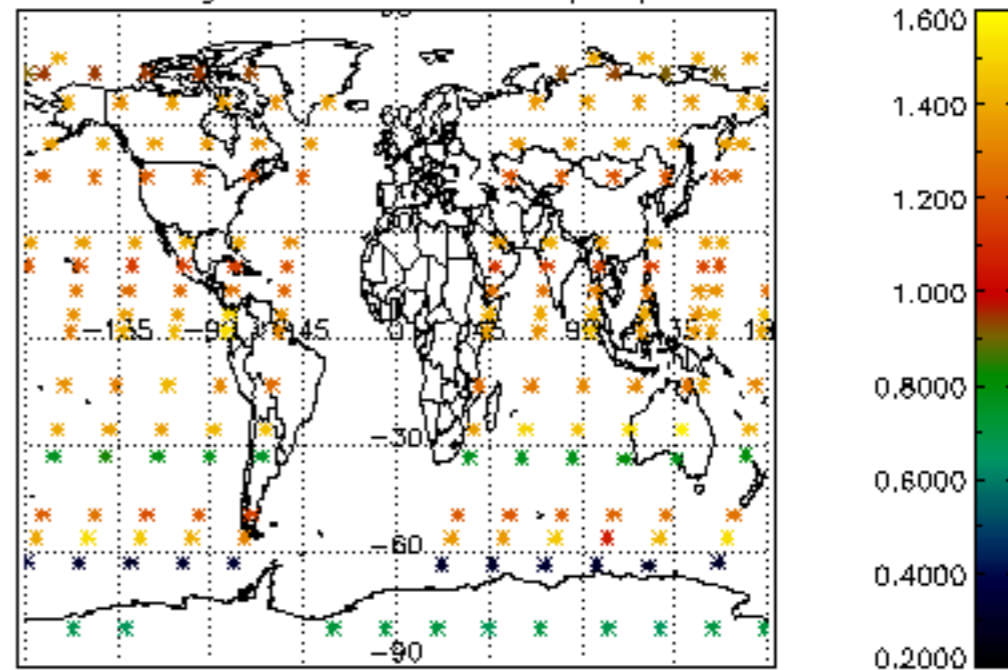
Percentage of saturation errors per profile



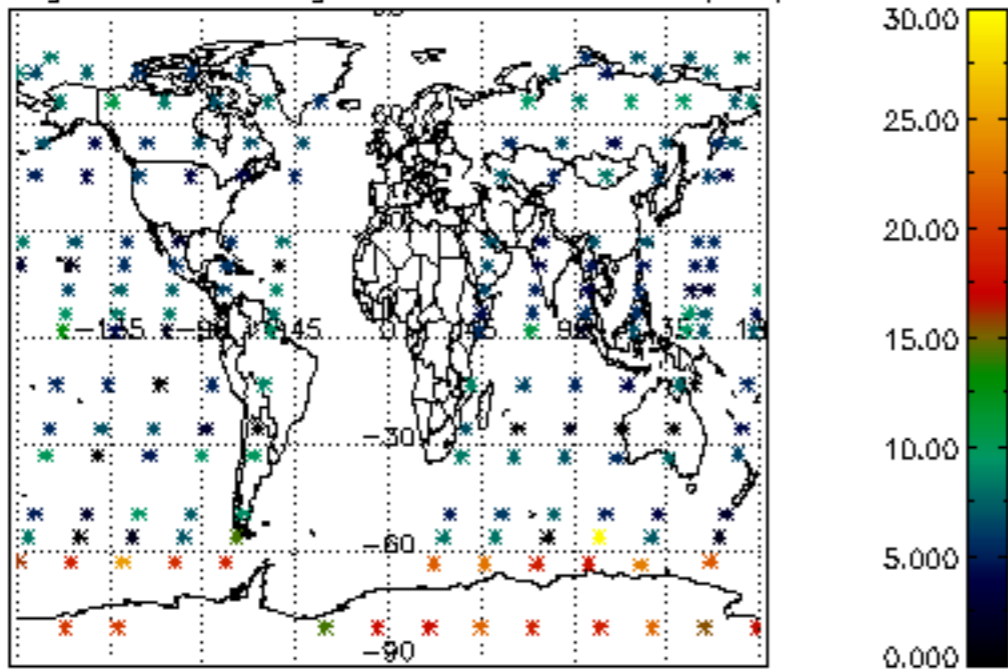
Percentage of cosmic ray hits per profile



Percentage of datation errors per profile



Percentage of star falling outside central band per profile



Percentage of saturation errors per profile

