

GOMOS Level 2 Daily Report

SUMMARY

[1. General Info](#)

[2. Summary of processed GOM_NL_2P products](#)

[3. Level 2 Quality information per product](#)

[3.1 Plot of level 2 quality information per product \(time dependant\)](#)

[3.2 Plot of level 2 quality information per product \(world map\)](#)

[4. Level 1 Quality information per product \(stored on level 2 products\)](#)

[4.1 Plot of level 1 quality information per product \(time dependant\)](#)

[4.1.1 Plot of level 1 quality information per product \(time dependant\): ASCENDING](#)

[4.1.2 Plot of level 1 quality information per product \(time dependant\): DESCENDING](#)

[4.2 Plot of level 1 quality information per product \(world map\)](#)

[4.2.1 Plot of level 1 quality information per product \(world map\): ASCENDING](#)

[4.2.2 Plot of level 1 quality information per product \(world map\): DESCENDING](#)

[5. Ozone profiles based on quality statistics and other trace gas profiles](#)

[5.1 Ozone statistics based on quality of products](#)

[5.2 Plot ozone profiles for all STD \(dark without errors\)](#)

[5.3 Plot ozone profiles where STD < 20% \(dark without errors\)](#)

[5.4. Plot ozone profiles where STD < 10% \(dark without errors\)](#)

[5.5. Plot ozone profiles where STD < 5% \(dark without errors\)](#)

[5.6 Plot NO2 profiles for all STD \(dark without errors\)](#)

[5.7 Plot NO3 profiles for all STD \(dark without errors\)](#)

[5.8 Plot H2O profiles \(only for occultations of stars 1,2,3,4,13,14,16,26,63 dark without errors\) for all STD](#)

[6. Auxiliary Data Files used for the production reported in section 2](#)

This report presents the daily analysis on parameters extracted from GOMOS level 2 data (GOM_NL__2P).
 It is intended to monitor some important parameters that will impact the quality of these products.
 A list of level 2 products (and content) that have arrived during the reporting day to the PCF is also given.

Item	Value
Time of report generation	19APR2013 13:53:47
Data source version	GOMOS/6.01
Start time of products	25-04-2003 (25APR2003 00:00:00)
Stop time of products	26-04-2003 (26APR2003 00:00:00)
Store outputs in DB	Yes
Nb of level 2 prods	501
Nb of prods with errors	0

2. Summary of processed GOM_NL__2P products.

Nr	Filename	UTC Start time	Limb	Duration	Star Id	Star Name	Star Mag	Star Temp	Nb Meas	Orbit	Prod. error
1	GOM_NL__2PRFIN20030425_000102_000000422015_00445_06010_6216.N1	25-APR-2003 00:01:02	Dark	41.500	172	Gam Gru	3.0030	13100.	83	6010	No
2	GOM_NL__2PRFIN20030425_000249_000000422015_00445_06010_6217.N1	25-APR-2003 00:02:49	Dark	41.500	31	Alp Gru	1.7340	15200.	83	6010	No
3	GOM_NL__2PRFIN20030425_000543_000000462015_00445_06010_6218.N1	25-APR-2003 00:05:43	Dark	46.000	148	Alp Tuc	2.8780	4100.0	92	6010	No
4	GOM_NL__2PRFIN20030425_000807_000000422015_00446_06011_6580.N1	25-APR-2003 00:08:07	Dark	42.000	45	Alp Pav	1.9400	26000.	84	6011	No
5	GOM_NL__2PRFIN20030425_001216_000000722015_00446_06011_6581.N1	25-APR-2003 00:12:16	Dark	72.000	103	38Zet Sgr	2.6000	9700.0	144	6011	No
6	GOM_NL__2PRFIN20030425_001506_000000422015_00446_06011_6582.N1	25-APR-2003 00:15:06	Dark	41.500	43	Alp TrA	1.9100	4250.0	83	6011	No
7	GOM_NL__2PRFIN20030425_001705_000000592015_00446_06011_6583.N1	25-APR-2003 00:17:05	Straylight	59.000	40	The Sco	1.8590	7100.0	118	6011	No
8	GOM_NL__2PRFIN20030425_001929_000000462015_00446_06011_6584.N1	25-APR-2003 00:19:29	Straylight	45.500	4	Alp1Cen	-0.010000	5800.0	91	6011	No
9	GOM_NL__2PRFIN20030425_002210_000000632015_00446_06011_6585.N1	25-APR-2003 00:22:10	Straylight	62.500	75	26Eps Sco	2.2910	4250.0	125	6011	No
10	GOM_NL__2PRFIN20030425_002423_000000452015_00446_06011_6586.N1	25-APR-2003 00:24:23	Straylight	45.000	81	Eta Cen	2.3560	28000.	90	6011	No
11	GOM_NL__2PRFIN20030425_002615_000000822015_00446_06011_6587.N1	25-APR-2003 00:26:15	Twi_and_stray	81.500	16	21Alp Sco	1.0200	3000.0	163	6011	No
12	GOM_NL__2PRFIN20030425_002852_000000712015_00446_06011_6588.N1	25-APR-2003 00:28:52	Twi_and_stray	71.000	80	7Del Sco	2.3160	30000.	142	6011	No
13	GOM_NL__2PRFIN20030425_003100_000000422015_00446_06011_6589.N1	25-APR-2003 00:31:00	Twi_and_stray	41.500	169	46Gam Hya	2.9910	4700.0	83	6011	No
14	GOM_NL__2PRFIN20030425_003224_000000482015_00446_06011_6590.N1	25-APR-2003 00:32:24	Bright	48.000	122	9Alp2Lib	2.7470	9700.0	96	6011	No
15	GOM_NL__2PRFIN20030425_003500_000000572015_00446_06011_6591.N1	25-APR-2003 00:35:00	Bright	56.500	104	27Bet Lib	2.6140	13100.	113	6011	No
16	GOM_NL__2PRFIN20030425_003728_000000372015_00446_06011_6592.N1	25-APR-2003 00:37:28	Bright	36.500	121	29Gam Vir	2.7400	7200.0	73	6011	No
17	GOM_NL__2PRFIN20030425_004056_000000372015_00446_06011_6593.N1	25-APR-2003 00:40:56	Bright	37.000	138	47Eps Vir	2.8280	4700.0	74	6011	No
18	GOM_NL__2PRFIN20030425_004337_000000422015_00446_06011_6594.N1	25-APR-2003 00:43:37	Bright	41.500	111	8Eta Boo	2.6800	6000.0	83	6011	No
19	GOM_NL__2PRFIN20030425_004848_000000372015_00446_06011_6595.N1	25-APR-2003 00:48:48	Bright	36.500	152	12Alp2CVn	2.8900	11000.	73	6011	No
20	GOM_NL__2PRFIN20030425_005049_000000432015_00446_06011_6596.N1	25-APR-2003 00:50:49	Bright	43.000	180	27Gam Boo	3.0400	8000.0	86	6011	No
21	GOM_NL__2PRFIN20030425_005240_000000372015_00446_06011_6597.N1	25-APR-2003 00:52:40	Bright	36.500	39	85Eta UMa	1.8540	24000.	73	6011	No
22	GOM_NL__2PRFIN20030425_005417_000000362015_00446_06011_6598.N1	25-APR-2003 00:54:17	Bright	36.000	82	48Bet UMa	2.3650	10600.	72	6011	No
23	GOM_NL__2PRFIN20030425_005540_000000392015_00446_06011_6599.N1	25-APR-2003 00:55:40	Bright	38.500	36	50Alp UMa	1.8000	6300.0	77	6011	No
24	GOM_NL__2PRFIN20030425_010003_000000402015_00446_06011_6600.N1	25-APR-2003 01:00:03	Bright	39.500	60	7Bet UMi	2.0810	3950.0	79	6011	No
25	GOM_NL__2PRFIN20030425_010327_000000362015_00446_06011_6601.N1	25-APR-2003 01:03:27	Bright	36.000	49	1Alp UMi	1.9900	6300.0	72	6011	No
26	GOM_NL__2PRFIN20030425_010559_000000652015_00446_06011_6602.N1	25-APR-2003 01:05:59	Bright	64.500	69	33Gam Dra	2.2310	3800.0	129	6011	No
27	GOM_NL__2PRFIN20030425_011016_000000402015_00446_06011_6603.N1	25-APR-2003 01:10:16	Bright	39.500	89	5Alp Cep	2.4510	8000.0	79	6011	No
28	GOM_NL__2PRFIN20030425_011201_000000342015_00446_06011_6604.N1	25-APR-2003 01:12:01	Bright	33.500	74	11Bet Cas	2.2680	6600.0	67	6011	No
29	GOM_NL__2PRFIN20030425_011437_000001512015_00446_06011_6605.N1	25-APR-2003 01:14:37	Bright	151.00	5	3Alp Lyr	0.033000	11000.	302	6011	No
30	GOM_NL__2PRFIN20030425_012028_000000702015_00446_06011_6606.N1	25-APR-2003 01:20:28	Twi_and_stray	69.500	92	53Eps Cyg	2.5000	4500.0	139	6011	No
31	GOM_NL__2PRFIN20030425_012511_000000442015_00446_06011_6607.N1	25-APR-2003 01:25:11	Twi_and_stray	44.000	90	54Alp Peg	2.4870	11000.	88	6011	No
32	GOM_NL__2PRFIN20030425_012850_000000592015_00446_06011_6608.N1	25-APR-2003 01:28:50	Dark	59.000	61	8Eps Peg	2.1000	3900.0	118	6011	No
33	GOM_NL__2PRFIN20030425_013117_000000512015_00446_06011_6609.N1	25-APR-2003 01:31:17	Dark	50.500	162	34Alp Aqr	2.9440	5350.0	101	6011	No
34	GOM_NL__2PRFIN20030425_013746_000000452015_00446_06011_6610.N1	25-APR-2003 01:37:46	Dark	44.500	18	24Alp PsA	1.1660	9700.0	89	6011	No
35	GOM_NL__2PRFIN20030425_014138_000000422015_00446_06011_6611.N1	25-APR-2003 01:41:38	Dark	42.000	172	Gam Gru	3.0030	13100.	84	6011	No
36	GOM_NL__2PRFIN20030425_014325_000000392015_00446_06011_6612.N1	25-APR-2003 01:43:25	Dark	38.500	31	Alp Gru	1.7340	15200.	77	6011	No
37	GOM_NL__2PRFIN20030425_014619_000000412015_00446_06011_6613.N1	25-APR-2003 01:46:19	Dark	40.500	148	Alp Tuc	2.8780	4100.0	81	6011	No
38	GOM_NL__2PRFIN20030425_014843_000000412015_00447_06012_6587.N1	25-APR-2003 01:48:43	Dark	41.000	45	Alp Pav	1.9400	26000.	82	6012	No
39	GOM_NL__2PRFIN20030425_015253_000000712015_00447_06012_6588.N1	25-APR-2003 01:52:53	Dark	71.000	103	38Zet Sgr	2.6000	9700.0	142	6012	No
40	GOM_NL__2PRFIN20030425_015542_000000462015_00447_06012_6589.N1	25-APR-2003 01:55:42	Dark	45.500	43	Alp TrA	1.9100	4250.0	91	6012	No
41	GOM_NL__2PRFIN20030425_015741_000000572015_00447_06012_6590.N1	25-APR-2003 01:57:41	Straylight	57.000	40	The Sco	1.8590	7100.0	114	6012	No
42	GOM_NL__2PRFIN20030425_020005_000000512015_00447_06012_6591.N1	25-APR-2003 02:00:05	Straylight	50.500	4	Alp1Cen	-0.010000	5800.0	101	6012	No

43	GOM_NL__2PRFIN20030425_020247_000000672015_00447_06012_6592.N1	25-APR-2003 02:02:47	Straylight	66.500	75	26Eps Sco	2.2910	4250.0	133	6012	No
44	GOM_NL__2PRFIN20030425_020459_000000422015_00447_06012_6593.N1	25-APR-2003 02:04:59	Straylight	42.000	81	Eta Cen	2.3560	28000.	84	6012	No
45	GOM_NL__2PRFIN20030425_020651_000000912015_00447_06012_6594.N1	25-APR-2003 02:06:51	Twi_and_stray	91.000	16	21Alp Sco	1.0200	3000.0	182	6012	No
46	GOM_NL__2PRFIN20030425_020927_000000712015_00447_06012_6595.N1	25-APR-2003 02:09:27	Twi_and_stray	70.500	80	7Del Sco	2.3160	30000.	141	6012	No
47	GOM_NL__2PRFIN20030425_021136_000000432015_00447_06012_6596.N1	25-APR-2003 02:11:36	Twi_and_stray	42.500	169	46Gam Hya	2.9910	4700.0	85	6012	No
48	GOM_NL__2PRFIN20030425_021259_000000492015_00447_06012_6597.N1	25-APR-2003 02:12:59	Bright	49.000	122	9Alp2Lib	2.7470	9700.0	98	6012	No
49	GOM_NL__2PRFIN20030425_021535_000000562015_00447_06012_6598.N1	25-APR-2003 02:15:35	Bright	56.000	104	27Bet Lib	2.6140	13100.	112	6012	No
50	GOM_NL__2PRFIN20030425_021803_000000362015_00447_06012_6599.N1	25-APR-2003 02:18:03	Bright	36.000	121	29Gam Vir	2.7400	7200.0	72	6012	No
51	GOM_NL__2PRFIN20030425_022132_000000372015_00447_06012_6600.N1	25-APR-2003 02:21:32	Bright	37.000	138	47Eps Vir	2.8280	4700.0	74	6012	No
52	GOM_NL__2PRFIN20030425_022413_000000432015_00447_06012_6601.N1	25-APR-2003 02:24:13	Bright	42.500	111	8Eta Boo	2.6800	6000.0	85	6012	No
53	GOM_NL__2PRFIN20030425_022924_000000372015_00447_06012_6602.N1	25-APR-2003 02:29:24	Bright	37.000	152	12Alp2CVn	2.8900	11000.	74	6012	No
54	GOM_NL__2PRFIN20030425_023123_000000442015_00447_06012_6603.N1	25-APR-2003 02:31:23	Bright	43.500	180	27Gam Boo	3.0400	8000.0	87	6012	No
55	GOM_NL__2PRFIN20030425_023315_000000402015_00447_06012_6604.N1	25-APR-2003 02:33:15	Bright	39.500	39	85Eta UMa	1.8540	24000.	79	6012	No
56	GOM_NL__2PRFIN20030425_023453_000000362015_00447_06012_6605.N1	25-APR-2003 02:34:53	Bright	36.000	82	48Bet UMa	2.3650	10600.	72	6012	No
57	GOM_NL__2PRFIN20030425_023616_000000372015_00447_06012_6606.N1	25-APR-2003 02:36:16	Bright	37.000	36	50Alp UMa	1.8000	6300.0	74	6012	No
58	GOM_NL__2PRFIN20030425_024038_000000402015_00447_06012_6607.N1	25-APR-2003 02:40:38	Bright	40.000	60	7Bet UMi	2.0810	3950.0	80	6012	No
59	GOM_NL__2PRFIN20030425_024403_000000322015_00447_06012_6608.N1	25-APR-2003 02:44:03	Bright	32.000	49	1Alp UMi	1.9900	6300.0	64	6012	No
60	GOM_NL__2PRFIN20030425_024633_000000642015_00447_06012_6609.N1	25-APR-2003 02:46:33	Bright	64.000	69	33Gam Dra	2.2310	3800.0	128	6012	No
61	GOM_NL__2PRFIN20030425_025052_000000412015_00447_06012_6610.N1	25-APR-2003 02:50:52	Bright	40.500	89	5Alp Cep	2.4510	8000.0	81	6012	No
62	GOM_NL__2PRFIN20030425_025238_000000362015_00447_06012_6611.N1	25-APR-2003 02:52:38	Bright	36.000	74	11Bet Cas	2.2680	6600.0	72	6012	No
63	GOM_NL__2PRFIN20030425_025511_000001462015_00447_06012_6612.N1	25-APR-2003 02:55:11	Bright	145.50	5	3Alp Lyr	0.033000	11000.	291	6012	No
64	GOM_NL__2PRFIN20030425_030104_000000702015_00447_06012_6613.N1	25-APR-2003 03:01:04	Twi_and_stray	70.000	92	53Eps Cyg	2.5000	4500.0	140	6012	No
65	GOM_NL__2PRFIN20030425_030547_000000432015_00447_06012_6614.N1	25-APR-2003 03:05:47	Twi_and_stray	43.000	90	54Alp Peg	2.4870	11000.	86	6012	No
66	GOM_NL__2PRFIN20030425_030926_000000602015_00447_06012_6615.N1	25-APR-2003 03:09:26	Dark	59.500	61	8Eps Peg	2.1000	3900.0	119	6012	No
67	GOM_NL__2PRFIN20030425_031154_000000492015_00447_06012_6616.N1	25-APR-2003 03:11:54	Dark	49.000	162	34Alp Aqr	2.9440	5350.0	98	6012	No
68	GOM_NL__2PRFIN20030425_031504_000000552015_00447_06012_6617.N1	25-APR-2003 03:15:04	Dark	54.500	154	22Bet Aqr	2.8990	5700.0	109	6012	No
69	GOM_NL__2PRFIN20030425_031822_000000412015_00447_06012_6618.N1	25-APR-2003 03:18:22	Dark	41.000	18	24Alp PsA	1.1660	9700.0	82	6012	No
70	GOM_NL__2PRFIN20030425_032215_000000412015_00447_06012_6619.N1	25-APR-2003 03:22:15	Dark	40.500	172	Gam Gru	3.0030	13100.	81	6012	No
71	GOM_NL__2PRFIN20030425_032401_000000412015_00447_06012_6620.N1	25-APR-2003 03:24:01	Dark	40.500	31	Alp Gru	1.7340	15200.	81	6012	No
72	GOM_NL__2PRFIN20030425_032655_000000482015_00447_06012_6621.N1	25-APR-2003 03:26:55	Dark	47.500	148	Alp Tuc	2.8780	4100.0	95	6012	No
73	GOM_NL__2PRFIN20030425_032920_000000402015_00448_06013_6379.N1	25-APR-2003 03:29:20	Dark	39.500	45	Alp Pav	1.9400	26000.	79	6013	No
74	GOM_NL__2PRFIN20030425_033331_000000722015_00448_06013_6380.N1	25-APR-2003 03:33:31	Dark	71.500	103	38Zet Sgr	2.6000	9700.0	143	6013	No
75	GOM_NL__2PRFIN20030425_033619_000000402015_00448_06013_6381.N1	25-APR-2003 03:36:19	Dark	39.500	43	Alp TrA	1.9100	4250.0	79	6013	No
76	GOM_NL__2PRFIN20030425_033818_000000612015_00448_06013_6382.N1	25-APR-2003 03:38:18	Straylight	60.500	40	The Sco	1.8590	7100.0	121	6013	No
77	GOM_NL__2PRFIN20030425_034041_000000432015_00448_06013_6383.N1	25-APR-2003 03:40:41	Straylight	43.000	4	Alp1Cen	-0.010000	5800.0	86	6013	No
78	GOM_NL__2PRFIN20030425_034324_000000652015_00448_06013_6384.N1	25-APR-2003 03:43:24	Straylight	64.500	75	26Eps Sco	2.2910	4250.0	129	6013	No
79	GOM_NL__2PRFIN20030425_034536_000000452015_00448_06013_6385.N1	25-APR-2003 03:45:36	Straylight	44.500	81	Eta Cen	2.3560	28000.	89	6013	No
80	GOM_NL__2PRFIN20030425_034728_000000782015_00448_06013_6386.N1	25-APR-2003 03:47:28	Twi_and_stray	77.500	16	21Alp Sco	1.0200	3000.0	155	6013	No
81	GOM_NL__2PRFIN20030425_035004_000000712015_00448_06013_6387.N1	25-APR-2003 03:50:04	Twi_and_stray	70.500	80	7Del Sco	2.3160	30000.	141	6013	No
82	GOM_NL__2PRFIN20030425_035212_000000422015_00448_06013_6388.N1	25-APR-2003 03:52:12	Twi_and_stray	42.000	169	46Gam Hya	2.9910	4700.0	84	6013	No
83	GOM_NL__2PRFIN20030425_035336_000000482015_00448_06013_6389.N1	25-APR-2003 03:53:36	Bright	48.000	122	9Alp2Lib	2.7470	9700.0	96	6013	No
84	GOM_NL__2PRFIN20030425_035611_000000562015_00448_06013_6390.N1	25-APR-2003 03:56:11	Bright	56.000	104	27Bet Lib	2.6140	13100.	112	6013	No
85	GOM_NL__2PRFIN20030425_035840_000000372015_00448_06013_6391.N1	25-APR-2003 03:58:40	Bright	37.000	121	29Gam Vir	2.7400	7200.0	74	6013	No
86	GOM_NL__2PRFIN20030425_040208_000000372015_00448_06013_6392.N1	25-APR-2003 04:02:08	Bright	36.500	138	47Eps Vir	2.8280	4700.0	73	6013	No
87	GOM_NL__2PRFIN20030425_040449_000000412015_00448_06013_6393.N1	25-APR-2003 04:04:49	Bright	41.000	111	8Eta Boo	2.6800	6000.0	82	6013	No
88	GOM_NL__2PRFIN20030425_041000_000000362015_00448_06013_6394.N1	25-APR-2003 04:10:00	Bright	36.000	152	12Alp2CVn	2.8900	11000.	72	6013	No
89	GOM_NL__2PRFIN20030425_041159_000000442015_00448_06013_6395.N1	25-APR-2003 04:11:59	Bright	43.500	180	27Gam Boo	3.0400	8000.0	87	6013	No
90	GOM_NL__2PRFIN20030425_041351_000000402015_00448_06013_6396.N1	25-APR-2003 04:13:51	Bright	40.000	39	85Eta UMa	1.8540	24000.	80	6013	No
91	GOM_NL__2PRFIN20030425_041529_000000362015_00448_06013_6397.N1	25-APR-2003 04:15:29	Bright	35.500	82	48Bet UMa	2.3650	10600.	71	6013	No
92	GOM_NL__2PRFIN20030425_041652_000000342015_00448_06013_6398.N1	25-APR-2003 04:16:52	Bright	33.500	36	50Alp UMa	1.8000	6300.0	67	6013	No
93	GOM_NL__2PRFIN20030425_042114_000000402015_00448_06013_6399.N1	25-APR-2003 04:21:14	Bright	39.500	60	7Bet UMi	2.0810	3950.0	79	6013	No
94	GOM_NL__2PRFIN20030425_042439_000000322015_00448_06013_6400.N1	25-APR-2003 04:24:39	Bright	32.000	49	1Alp UMi	1.9900	6300.0	64	6013	No
95	GOM_NL__2PRFIN20030425_042708_000000632015_00448_06013_6401.N1	25-APR-2003 04:27:08	Bright	63.000	69	33Gam Dra	2.2310	3800.0	126	6013	No
96	GOM_NL__2PRFIN20030425_043127_000000422015_00448_06013_6402.N1	25-APR-2003 04:31:27	Bright	41.500	89	5Alp Cep	2.4510	8000.0	83	6013	No
97	GOM_NL__2PRFIN20030425_043313_000000342015_00448_06013_6403.N1	25-APR-2003 04:33:13	Bright	34.000	74	11Bet Cas	2.2680	6600.0	68	6013	No
98	GOM_NL__2PRFIN20030425_043546_000001442015_00448_06013_6404.N1	25-APR-2003 04:35:46	Bright	144.00	5	3Alp Lyr	0.033000	11000.	288	6013	No
99	GOM_NL__2PRFIN20030425_044141_000000712015_00448_06013_6405.N1	25-APR-2003 04:41:41	Twi_and_stray	70.500	92	53Eps Cyg	2.5000	4500.0	141	6013	No
100	GOM_NL__2PRFIN20030425_044623_000000442015_00448_06013_6406.N1	25-APR-2003 04:46:23	Twi_and_stray	43.500	90	54Alp Peg	2.4870	11000.	87	6013	No
101	GOM_NL__2PRFIN20030425_045003_000000552015_00448_06013_6407.N1	25-APR-2003 04:50:03	Dark	55.000	61	8Eps Peg	2.1000	3900.0	110	6013	No

102	GOM_NL__2PRFIN20030425_045230_000000502015_00448_06013_6408.N1	25-APR-2003 04:52:30	Dark	50.000	162	34Alp Aqr	2.9440	5350.0	100	6013	No
103	GOM_NL__2PRFIN20030425_045541_000000532015_00448_06013_6409.N1	25-APR-2003 04:55:41	Dark	53.000	154	22Bet Aqr	2.8990	5700.0	106	6013	No
104	GOM_NL__2PRFIN20030425_045858_000000492015_00448_06013_6410.N1	25-APR-2003 04:58:58	Dark	49.000	18	24Alp PsA	1.1660	9700.0	98	6013	No
105	GOM_NL__2PRFIN20030425_050252_000000442015_00448_06013_6411.N1	25-APR-2003 05:02:52	Dark	44.000	172	Gam Gru	3.0030	13100.	88	6013	No
106	GOM_NL__2PRFIN20030425_050438_000000442015_00448_06013_6412.N1	25-APR-2003 05:04:38	Dark	43.500	31	Alp Gru	1.7340	15200.	87	6013	No
107	GOM_NL__2PRFIN20030425_050731_000000452015_00448_06013_6413.N1	25-APR-2003 05:07:31	Dark	44.500	148	Alp Tuc	2.8780	4100.0	89	6013	No
108	GOM_NL__2PRFIN20030425_050956_000000402015_00449_06014_6379.N1	25-APR-2003 05:09:56	Dark	40.000	45	Alp Pav	1.9400	26000.	80	6014	No
109	GOM_NL__2PRFIN20030425_051409_000000712015_00449_06014_6380.N1	25-APR-2003 05:14:09	Dark	71.000	103	38Zet Sgr	2.6000	9700.0	142	6014	No
110	GOM_NL__2PRFIN20030425_051655_000000392015_00449_06014_6381.N1	25-APR-2003 05:16:55	Dark	39.000	43	Alp TrA	1.9100	4250.0	78	6014	No
111	GOM_NL__2PRFIN20030425_051855_000000582015_00449_06014_6382.N1	25-APR-2003 05:18:55	Straylight	57.500	40	The Sco	1.8590	7100.0	115	6014	No
112	GOM_NL__2PRFIN20030425_052118_000000502015_00449_06014_6383.N1	25-APR-2003 05:21:18	Straylight	50.000	4	Alp1Cen	-0.010000	5800.0	100	6014	No
113	GOM_NL__2PRFIN20030425_052401_000000672015_00449_06014_6384.N1	25-APR-2003 05:24:01	Straylight	67.000	75	26Eps Sco	2.2910	4250.0	134	6014	No
114	GOM_NL__2PRFIN20030425_052612_000000402015_00449_06014_6385.N1	25-APR-2003 05:26:12	Straylight	39.500	81	Eta Cen	2.3560	28000.	79	6014	No
115	GOM_NL__2PRFIN20030425_052805_000000862015_00449_06014_6386.N1	25-APR-2003 05:28:05	Tw_i_and_stray	85.500	16	21Alp Sco	1.0200	3000.0	171	6014	No
116	GOM_NL__2PRFIN20030425_053041_000000702015_00449_06014_6387.N1	25-APR-2003 05:30:41	Tw_i_and_stray	70.000	80	7Del Sco	2.3160	30000.	140	6014	No
117	GOM_NL__2PRFIN20030425_053248_000000422015_00449_06014_6388.N1	25-APR-2003 05:32:48	Tw_i_and_stray	42.000	169	46Gam Hya	2.9910	4700.0	84	6014	No
118	GOM_NL__2PRFIN20030425_053412_000000482015_00449_06014_6389.N1	25-APR-2003 05:34:12	Bright	48.000	122	9Alp2Lib	2.7470	9700.0	96	6014	No
119	GOM_NL__2PRFIN20030425_053647_000000562015_00449_06014_6390.N1	25-APR-2003 05:36:47	Bright	55.500	104	27Bet Lib	2.6140	13100.	111	6014	No
120	GOM_NL__2PRFIN20030425_053916_000000372015_00449_06014_6391.N1	25-APR-2003 05:39:16	Bright	37.000	121	29Gam Vir	2.7400	7200.0	74	6014	No
121	GOM_NL__2PRFIN20030425_054244_000000372015_00449_06014_6392.N1	25-APR-2003 05:42:44	Bright	37.000	138	47Eps Vir	2.8280	4700.0	74	6014	No
122	GOM_NL__2PRFIN20030425_054524_000000432015_00449_06014_6393.N1	25-APR-2003 05:45:24	Bright	43.000	111	8Eta Boo	2.6800	6000.0	86	6014	No
123	GOM_NL__2PRFIN20030425_055036_000000362015_00449_06014_6394.N1	25-APR-2003 05:50:36	Bright	35.500	152	12Alp2CVn	2.8900	11000.	71	6014	No
124	GOM_NL__2PRFIN20030425_055234_000000442015_00449_06014_6395.N1	25-APR-2003 05:52:34	Bright	43.500	180	27Gam Boo	3.0400	8000.0	87	6014	No
125	GOM_NL__2PRFIN20030425_055426_000000402015_00449_06014_6396.N1	25-APR-2003 05:54:26	Bright	40.000	39	85Eta UMa	1.8540	24000.	80	6014	No
126	GOM_NL__2PRFIN20030425_055605_000000372015_00449_06014_6397.N1	25-APR-2003 05:56:05	Bright	37.000	82	48Bet UMa	2.3650	10600.	74	6014	No
127	GOM_NL__2PRFIN20030425_055728_000000382015_00449_06014_6398.N1	25-APR-2003 05:57:28	Bright	38.000	36	50Alp UMa	1.8000	6300.0	76	6014	No
128	GOM_NL__2PRFIN20030425_060150_000000392015_00449_06014_6399.N1	25-APR-2003 06:01:50	Bright	39.000	60	7Bet UMi	2.0810	3950.0	78	6014	No
129	GOM_NL__2PRFIN20030425_060515_000000352015_00449_06014_6400.N1	25-APR-2003 06:05:15	Bright	35.000	49	1Alp UMi	1.9900	6300.0	70	6014	No
130	GOM_NL__2PRFIN20030425_060743_000000642015_00449_06014_6401.N1	25-APR-2003 06:07:43	Bright	63.500	69	33Gam Dra	2.2310	3800.0	127	6014	No
131	GOM_NL__2PRFIN20030425_061203_000000422015_00449_06014_6402.N1	25-APR-2003 06:12:03	Bright	41.500	89	5Alp Cep	2.4510	8000.0	83	6014	No
132	GOM_NL__2PRFIN20030425_061349_000000372015_00449_06014_6403.N1	25-APR-2003 06:13:49	Bright	36.500	74	11Bet Cas	2.2680	6600.0	73	6014	No
133	GOM_NL__2PRFIN20030425_061622_000001512015_00449_06014_6404.N1	25-APR-2003 06:16:22	Bright	151.00	5	3Alp Lyr	0.033000	11000.	302	6014	No
134	GOM_NL__2PRFIN20030425_062217_000000692015_00449_06014_6405.N1	25-APR-2003 06:22:17	Tw_i_and_stray	68.500	92	53Eps Cyg	2.5000	4500.0	137	6014	No
135	GOM_NL__2PRFIN20030425_062659_000000422015_00449_06014_6406.N1	25-APR-2003 06:26:59	Tw_i_and_stray	41.500	90	54Alp Peg	2.4870	11000.	83	6014	No
136	GOM_NL__2PRFIN20030425_063039_000000612015_00449_06014_6407.N1	25-APR-2003 06:30:39	Dark	60.500	61	8Eps Peg	2.1000	3900.0	121	6014	No
137	GOM_NL__2PRFIN20030425_063307_000000502015_00449_06014_6408.N1	25-APR-2003 06:33:07	Dark	49.500	162	34Alp Aqr	2.9440	5350.0	99	6014	No
138	GOM_NL__2PRFIN20030425_063618_000000592015_00449_06014_6409.N1	25-APR-2003 06:36:18	Dark	58.500	154	22Bet Aqr	2.8990	5700.0	117	6014	No
139	GOM_NL__2PRFIN20030425_063935_000000482015_00449_06014_6410.N1	25-APR-2003 06:39:35	Dark	47.500	18	24Alp PsA	1.1660	9700.0	95	6014	No
140	GOM_NL__2PRFIN20030425_064328_000000402015_00449_06014_6411.N1	25-APR-2003 06:43:28	Dark	40.000	172	Gam Gru	3.0030	13100.	80	6014	No
141	GOM_NL__2PRFIN20030425_064514_000000402015_00449_06014_6412.N1	25-APR-2003 06:45:14	Dark	39.500	31	Alp Gru	1.7340	15200.	79	6014	No
142	GOM_NL__2PRFIN20030425_064807_000000382015_00449_06014_6413.N1	25-APR-2003 06:48:07	Dark	38.000	148	Alp Tuc	2.8780	4100.0	76	6014	No
143	GOM_NL__2PRFIN20030425_065033_000000412015_00450_06015_6379.N1	25-APR-2003 06:50:33	Dark	41.000	45	Alp Pav	1.9400	26000.	82	6015	No
144	GOM_NL__2PRFIN20030425_065447_000000722015_00450_06015_6380.N1	25-APR-2003 06:54:47	Dark	71.500	103	38Zet Sgr	2.6000	9700.0	143	6015	No
145	GOM_NL__2PRFIN20030425_065732_000000402015_00450_06015_6381.N1	25-APR-2003 06:57:32	Dark	40.000	43	Alp TrA	1.9100	4250.0	80	6015	No
146	GOM_NL__2PRFIN20030425_065932_000000612015_00450_06015_6382.N1	25-APR-2003 06:59:32	Straylight	60.500	40	The Sco	1.8590	7100.0	121	6015	No
147	GOM_NL__2PRFIN20030425_070108_000000652015_00450_06015_6383.N1	25-APR-2003 07:01:08	Straylight	64.500	25	35Lam Sco	1.6200	28000.	129	6015	No
148	GOM_NL__2PRFIN20030425_070437_000000662015_00450_06015_6384.N1	25-APR-2003 07:04:37	Straylight	65.500	75	26Eps Sco	2.2910	4250.0	131	6015	No
149	GOM_NL__2PRFIN20030425_070648_000000432015_00450_06015_6385.N1	25-APR-2003 07:06:48	Straylight	42.500	81	Eta Cen	2.3560	28000.	85	6015	No
150	GOM_NL__2PRFIN20030425_070842_000000852015_00450_06015_6386.N1	25-APR-2003 07:08:42	Tw_i_and_stray	85.000	16	21Alp Sco	1.0200	3000.0	170	6015	No
151	GOM_NL__2PRFIN20030425_071117_000000692015_00450_06015_6387.N1	25-APR-2003 07:11:17	Tw_i_and_stray	69.000	80	7Del Sco	2.3160	30000.	138	6015	No
152	GOM_NL__2PRFIN20030425_071324_000000392015_00450_06015_6388.N1	25-APR-2003 07:13:24	Tw_i_and_stray	39.000	169	46Gam Hya	2.9910	4700.0	78	6015	No
153	GOM_NL__2PRFIN20030425_071448_000000482015_00450_06015_6389.N1	25-APR-2003 07:14:48	Bright	48.000	122	9Alp2Lib	2.7470	9700.0	96	6015	No
154	GOM_NL__2PRFIN20030425_071723_000000562015_00450_06015_6390.N1	25-APR-2003 07:17:23	Bright	55.500	104	27Bet Lib	2.6140	13100.	111	6015	No
155	GOM_NL__2PRFIN20030425_071952_000000372015_00450_06015_6391.N1	25-APR-2003 07:19:52	Bright	37.000	121	29Gam Vir	2.7400	7200.0	74	6015	No
156	GOM_NL__2PRFIN20030425_072320_000000382015_00450_06015_6392.N1	25-APR-2003 07:23:20	Bright	38.000	138	47Eps Vir	2.8280	4700.0	76	6015	No
157	GOM_NL__2PRFIN20030425_072600_000000422015_00450_06015_6393.N1	25-APR-2003 07:26:00	Bright	42.000	111	8Eta Boo	2.6800	6000.0	84	6015	No
158	GOM_NL__2PRFIN20030425_073112_000000372015_00450_06015_6394.N1	25-APR-2003 07:31:12	Bright	36.500	152	12Alp2CVn	2.8900	11000.	73	6015	No
159	GOM_NL__2PRFIN20030425_073310_000000442015_00450_06015_6395.N1	25-APR-2003 07:33:10	Bright	44.000	180	27Gam Boo	3.0400	8000.0	88	6015	No
160	GOM_NL__2PRFIN20030425_073502_000000412015_00450_06015_6396.N1	25-APR-2003 07:35:02	Bright	40.500	39	85Eta UMa	1.8540	24000.	81	6015	No

161	GOM_NL__2PRFIN20030425_073641_000000352015_00450_06015_6397.N1	25-APR-2003 07:36:41	Bright	35.000	82	48Bet UMa	2.3650	10600.	70	6015	No
162	GOM_NL__2PRFIN20030425_073804_000000372015_00450_06015_6398.N1	25-APR-2003 07:38:04	Bright	37.000	36	50Alp UMa	1.8000	6300.0	74	6015	No
163	GOM_NL__2PRFIN20030425_074225_000000392015_00450_06015_6399.N1	25-APR-2003 07:42:25	Bright	39.000	60	7Bet UMi	2.0810	3950.0	78	6015	No
164	GOM_NL__2PRFIN20030425_074551_000000362015_00450_06015_6400.N1	25-APR-2003 07:45:51	Bright	36.000	49	1Alp UMi	1.9900	6300.0	72	6015	No
165	GOM_NL__2PRFIN20030425_074817_000000662015_00450_06015_6401.N1	25-APR-2003 07:48:17	Bright	66.000	69	33Gam Dra	2.2310	3800.0	132	6015	No
166	GOM_NL__2PRFIN20030425_075239_000000422015_00450_06015_6402.N1	25-APR-2003 07:52:39	Bright	41.500	89	5Alp Cep	2.4510	8000.0	83	6015	No
167	GOM_NL__2PRFIN20030425_075425_000000372015_00450_06015_6403.N1	25-APR-2003 07:54:25	Bright	37.000	74	11Bet Cas	2.2680	6600.0	74	6015	No
168	GOM_NL__2PRFIN20030425_075656_000001402015_00450_06015_6404.N1	25-APR-2003 07:56:56	Bright	139.50	5	3Alp Lyr	0.033000	11000.	279	6015	No
169	GOM_NL__2PRFIN20030425_080251_000000722015_00450_06015_6405.N1	25-APR-2003 08:02:51	Twi_and_stray	72.000	92	53Eps Cyg	2.5000	4500.0	144	6015	No
170	GOM_NL__2PRFIN20030425_080735_000000442015_00450_06015_6406.N1	25-APR-2003 08:07:35	Twi_and_stray	44.000	90	54Alp Peg	2.4870	11000.	88	6015	No
171	GOM_NL__2PRFIN20030425_081116_000000622015_00450_06015_6407.N1	25-APR-2003 08:11:16	Dark	61.500	61	8Eps Peg	2.1000	3900.0	123	6015	No
172	GOM_NL__2PRFIN20030425_081344_000000492015_00450_06015_6408.N1	25-APR-2003 08:13:44	Dark	48.500	162	34Alp Aqr	2.9440	5350.0	97	6015	No
173	GOM_NL__2PRFIN20030425_081655_000000552015_00450_06015_6409.N1	25-APR-2003 08:16:55	Dark	55.000	154	22Bet Aqr	2.8990	5700.0	110	6015	No
174	GOM_NL__2PRFIN20030425_082011_000000442015_00450_06015_6410.N1	25-APR-2003 08:20:11	Dark	43.500	18	24Alp PsA	1.1660	9700.0	87	6015	No
175	GOM_NL__2PRFIN20030425_082405_000000422015_00450_06015_6411.N1	25-APR-2003 08:24:05	Dark	42.000	172	Gam Gru	3.0030	13100.	84	6015	No
176	GOM_NL__2PRFIN20030425_082550_000000432015_00450_06015_6412.N1	25-APR-2003 08:25:50	Dark	43.000	31	Alp Gru	1.7340	15200.	86	6015	No
177	GOM_NL__2PRFIN20030425_082843_000000402015_00450_06015_6413.N1	25-APR-2003 08:28:43	Dark	39.500	148	Alp Tuc	2.8780	4100.0	79	6015	No
178	GOM_NL__2PRFIN20030425_083109_000000412015_00451_06016_6399.N1	25-APR-2003 08:31:09	Dark	41.000	45	Alp Pav	1.9400	26000.	82	6016	No
179	GOM_NL__2PRFIN20030425_083525_000000732015_00451_06016_6400.N1	25-APR-2003 08:35:25	Dark	72.500	103	38Zet Sgr	2.6000	9700.0	145	6016	No
180	GOM_NL__2PRFIN20030425_083808_000000412015_00451_06016_6401.N1	25-APR-2003 08:38:08	Dark	40.500	43	Alp TrA	1.9100	4250.0	81	6016	No
181	GOM_NL__2PRFIN20030425_084009_000000662015_00451_06016_6402.N1	25-APR-2003 08:40:09	Straylight	66.000	40	The Sco	1.8590	7100.0	132	6016	No
182	GOM_NL__2PRFIN20030425_084145_000000622015_00451_06016_6403.N1	25-APR-2003 08:41:45	Straylight	61.500	25	35Lam Sco	1.6200	28000.	123	6016	No
183	GOM_NL__2PRFIN20030425_084514_000000652015_00451_06016_6404.N1	25-APR-2003 08:45:14	Straylight	64.500	75	26Eps Sco	2.2910	4250.0	129	6016	No
184	GOM_NL__2PRFIN20030425_084724_000000422015_00451_06016_6405.N1	25-APR-2003 08:47:24	Straylight	41.500	81	Eta Cen	2.3560	28000.	83	6016	No
185	GOM_NL__2PRFIN20030425_084918_000000802015_00451_06016_6406.N1	25-APR-2003 08:49:18	Twi_and_stray	79.500	16	21Alp Sco	1.0200	3000.0	159	6016	No
186	GOM_NL__2PRFIN20030425_085153_000000682015_00451_06016_6407.N1	25-APR-2003 08:51:53	Twi_and_stray	67.500	80	7Del Sco	2.3160	30000.	135	6016	No
187	GOM_NL__2PRFIN20030425_085401_000000402015_00451_06016_6408.N1	25-APR-2003 08:54:01	Twi_and_stray	39.500	169	46Gam Hya	2.9910	4700.0	79	6016	No
188	GOM_NL__2PRFIN20030425_085524_000000492015_00451_06016_6409.N1	25-APR-2003 08:55:24	Bright	48.500	122	9Alp2Lib	2.7470	9700.0	97	6016	No
189	GOM_NL__2PRFIN20030425_085759_000000572015_00451_06016_6410.N1	25-APR-2003 08:57:59	Bright	56.500	104	27Bet Lib	2.6140	13100.	113	6016	No
190	GOM_NL__2PRFIN20030425_090028_000000372015_00451_06016_6411.N1	25-APR-2003 09:00:28	Bright	36.500	121	29Gam Vir	2.7400	7200.0	73	6016	No
191	GOM_NL__2PRFIN20030425_090356_000000382015_00451_06016_6412.N1	25-APR-2003 09:03:56	Bright	38.000	138	47Eps Vir	2.8280	4700.0	76	6016	No
192	GOM_NL__2PRFIN20030425_090636_000000432015_00451_06016_6413.N1	25-APR-2003 09:06:36	Bright	42.500	111	8Eta Boo	2.6800	6000.0	85	6016	No
193	GOM_NL__2PRFIN20030425_091147_000000372015_00451_06016_6414.N1	25-APR-2003 09:11:47	Bright	36.500	152	12Alp2CVn	2.8900	11000.	73	6016	No
194	GOM_NL__2PRFIN20030425_091345_000000452015_00451_06016_6415.N1	25-APR-2003 09:13:45	Bright	44.500	180	27Gam Boo	3.0400	8000.0	89	6016	No
195	GOM_NL__2PRFIN20030425_091537_000000412015_00451_06016_6416.N1	25-APR-2003 09:15:37	Bright	40.500	39	85Eta UMa	1.8540	24000.	81	6016	No
196	GOM_NL__2PRFIN20030425_091718_000000372015_00451_06016_6417.N1	25-APR-2003 09:17:18	Bright	36.500	82	48Bet UMa	2.3650	10600.	73	6016	No
197	GOM_NL__2PRFIN20030425_091840_000000382015_00451_06016_6418.N1	25-APR-2003 09:18:40	Bright	38.000	36	50Alp UMa	1.8000	6300.0	76	6016	No
198	GOM_NL__2PRFIN20030425_092301_000000382015_00451_06016_6419.N1	25-APR-2003 09:23:01	Bright	37.500	60	7Bet UMi	2.0810	3950.0	75	6016	No
199	GOM_NL__2PRFIN20030425_092627_000000362015_00451_06016_6420.N1	25-APR-2003 09:26:27	Bright	36.000	49	1Alp UMi	1.9900	6300.0	72	6016	No
200	GOM_NL__2PRFIN20030425_092852_000000672015_00451_06016_6421.N1	25-APR-2003 09:28:52	Bright	67.000	69	33Gam Dra	2.2310	3800.0	134	6016	No
201	GOM_NL__2PRFIN20030425_093315_000000402015_00451_06016_6422.N1	25-APR-2003 09:33:15	Bright	39.500	89	5Alp Cep	2.4510	8000.0	79	6016	No
202	GOM_NL__2PRFIN20030425_093501_000000362015_00451_06016_6423.N1	25-APR-2003 09:35:01	Bright	35.500	74	11Bet Cas	2.2680	6600.0	71	6016	No
203	GOM_NL__2PRFIN20030425_093731_000001492015_00451_06016_6424.N1	25-APR-2003 09:37:31	Bright	148.50	5	3Alp Lyr	0.033000	11000.	297	6016	No
204	GOM_NL__2PRFIN20030425_094328_000000712015_00451_06016_6425.N1	25-APR-2003 09:43:28	Twi_and_stray	71.000	92	53Eps Cyg	2.5000	4500.0	142	6016	No
205	GOM_NL__2PRFIN20030425_094811_000000452015_00451_06016_6426.N1	25-APR-2003 09:48:11	Twi_and_stray	44.500	90	54Alp Peg	2.4870	11000.	89	6016	No
206	GOM_NL__2PRFIN20030425_095152_000000572015_00451_06016_6427.N1	25-APR-2003 09:51:52	Dark	57.000	61	8Eps Peg	2.1000	3900.0	114	6016	No
207	GOM_NL__2PRFIN20030425_095420_000000492015_00451_06016_6428.N1	25-APR-2003 09:54:20	Dark	48.500	162	34Alp Aqr	2.9440	5350.0	97	6016	No
208	GOM_NL__2PRFIN20030425_095731_000000532015_00451_06016_6429.N1	25-APR-2003 09:57:31	Dark	53.000	154	22Bet Aqr	2.8990	5700.0	106	6016	No
209	GOM_NL__2PRFIN20030425_100047_000000452015_00451_06016_6430.N1	25-APR-2003 10:00:47	Dark	45.000	18	24Alp PsA	1.1660	9700.0	90	6016	No
210	GOM_NL__2PRFIN20030425_100441_000000412015_00451_06016_6431.N1	25-APR-2003 10:04:41	Dark	41.000	172	Gam Gru	3.0030	13100.	82	6016	No
211	GOM_NL__2PRFIN20030425_100627_000000412015_00451_06016_6432.N1	25-APR-2003 10:06:27	Dark	40.500	31	Alp Gru	1.7340	15200.	81	6016	No
212	GOM_NL__2PRFIN20030425_100920_000000392015_00451_06016_6433.N1	25-APR-2003 10:09:20	Dark	39.000	148	Alp Tuc	2.8780	4100.0	78	6016	No
213	GOM_NL__2PRFIN20030425_101146_000000432015_00452_06017_6399.N1	25-APR-2003 10:11:46	Dark	42.500	45	Alp Pav	1.9400	26000.	85	6017	No
214	GOM_NL__2PRFIN20030425_101603_000000732015_00452_06017_6400.N1	25-APR-2003 10:16:03	Dark	73.000	103	38Zet Sgr	2.6000	9700.0	146	6017	No
215	GOM_NL__2PRFIN20030425_101844_000000432015_00452_06017_6401.N1	25-APR-2003 10:18:44	Dark	42.500	43	Alp TrA	1.9100	4250.0	85	6017	No
216	GOM_NL__2PRFIN20030425_102046_000000612015_00452_06017_6402.N1	25-APR-2003 10:20:46	Straylight	60.500	40	The Sco	1.8590	7100.0	121	6017	No
217	GOM_NL__2PRFIN20030425_102222_000000632015_00452_06017_6403.N1	25-APR-2003 10:22:22	Straylight	63.000	25	35Lam Sco	1.6200	28000.	126	6017	No
218	GOM_NL__2PRFIN20030425_102551_000000642015_00452_06017_6404.N1	25-APR-2003 10:25:51	Straylight	64.000	75	26Eps Sco	2.2910	4250.0	128	6017	No
219	GOM_NL__2PRFIN20030425_102801_000000432015_00452_06017_6405.N1	25-APR-2003 10:28:01	Straylight	43.000	81	Eta Cen	2.3560	28000.	86	6017	No

220	GOM_NL__2PRFIN20030425_102955_000000822015_00452_06017_6406.N1	25-APR-2003 10:29:55	Tw_i_and_stray	81.500	16	21Alp Sco	1.0200	3000.0	163	6017	No
221	GOM_NL__2PRFIN20030425_103230_000000682015_00452_06017_6407.N1	25-APR-2003 10:32:30	Tw_i_and_stray	67.500	80	7Del Sco	2.3160	30000.	135	6017	No
222	GOM_NL__2PRFIN20030425_103437_000000442015_00452_06017_6408.N1	25-APR-2003 10:34:37	Tw_i_and_stray	44.000	169	46Gam Hya	2.9910	4700.0	88	6017	No
223	GOM_NL__2PRFIN20030425_103600_000000492015_00452_06017_6409.N1	25-APR-2003 10:36:00	Bright	48.500	122	9Alp2Lib	2.7470	9700.0	97	6017	No
224	GOM_NL__2PRFIN20030425_103834_000000562015_00452_06017_6410.N1	25-APR-2003 10:38:34	Bright	55.500	104	27Bet Lib	2.6140	13100.	111	6017	No
225	GOM_NL__2PRFIN20030425_104104_000000372015_00452_06017_6411.N1	25-APR-2003 10:41:04	Bright	37.000	121	29Gam Vir	2.7400	7200.0	74	6017	No
226	GOM_NL__2PRFIN20030425_104431_000000382015_00452_06017_6412.N1	25-APR-2003 10:44:31	Bright	38.000	138	47Eps Vir	2.8280	4700.0	76	6017	No
227	GOM_NL__2PRFIN20030425_104711_000000422015_00452_06017_6413.N1	25-APR-2003 10:47:11	Bright	41.500	111	8Eta Boo	2.6800	6000.0	83	6017	No
228	GOM_NL__2PRFIN20030425_105223_000000372015_00452_06017_6414.N1	25-APR-2003 10:52:23	Bright	37.000	152	12Alp2CVn	2.8900	11000.	74	6017	No
229	GOM_NL__2PRFIN20030425_105420_000000452015_00452_06017_6415.N1	25-APR-2003 10:54:20	Bright	44.500	180	27Gam Boo	3.0400	8000.0	89	6017	No
230	GOM_NL__2PRFIN20030425_105613_000000392015_00452_06017_6416.N1	25-APR-2003 10:56:13	Bright	39.000	39	85Eta UMa	1.8540	24000.	78	6017	No
231	GOM_NL__2PRFIN20030425_105754_000000362015_00452_06017_6417.N1	25-APR-2003 10:57:54	Bright	35.500	82	48Bet UMa	2.3650	10600.	71	6017	No
232	GOM_NL__2PRFIN20030425_105917_000000362015_00452_06017_6418.N1	25-APR-2003 10:59:17	Bright	35.500	36	50Alp UMa	1.8000	6300.0	71	6017	No
233	GOM_NL__2PRFIN20030425_110337_000000392015_00452_06017_6419.N1	25-APR-2003 11:03:37	Bright	39.000	60	7Bet UMi	2.0810	3950.0	78	6017	No
234	GOM_NL__2PRFIN20030425_110703_000000362015_00452_06017_6420.N1	25-APR-2003 11:07:03	Bright	36.000	49	1Alp UMi	1.9900	6300.0	72	6017	No
235	GOM_NL__2PRFIN20030425_110927_000000662015_00452_06017_6421.N1	25-APR-2003 11:09:27	Bright	66.000	69	33Gam Dra	2.2310	3800.0	132	6017	No
236	GOM_NL__2PRFIN20030425_111350_000000422015_00452_06017_6422.N1	25-APR-2003 11:13:50	Bright	41.500	89	5Alp Cep	2.4510	8000.0	83	6017	No
237	GOM_NL__2PRFIN20030425_111537_000000352015_00452_06017_6423.N1	25-APR-2003 11:15:37	Bright	34.500	74	11Bet Cas	2.2680	6600.0	69	6017	No
238	GOM_NL__2PRFIN20030425_111806_000001512015_00452_06017_6424.N1	25-APR-2003 11:18:06	Bright	150.50	5	3Alp Lyr	0.033000	11000.	301	6017	No
239	GOM_NL__2PRFIN20030425_112404_000000662015_00452_06017_6425.N1	25-APR-2003 11:24:04	Tw_i_and_stray	66.000	92	53Eps Cyg	2.5000	4500.0	132	6017	No
240	GOM_NL__2PRFIN20030425_112848_000000422015_00452_06017_6426.N1	25-APR-2003 11:28:48	Tw_i_and_stray	42.000	90	54Alp Peg	2.4870	11000.	84	6017	No
241	GOM_NL__2PRFIN20030425_113229_000000582015_00452_06017_6427.N1	25-APR-2003 11:32:29	Dark	58.000	61	8Eps Peg	2.1000	3900.0	116	6017	No
242	GOM_NL__2PRFIN20030425_113456_000000522015_00452_06017_6428.N1	25-APR-2003 11:34:56	Dark	52.000	162	34Alp Aqr	2.9440	5350.0	104	6017	No
243	GOM_NL__2PRFIN20030425_113808_000000562015_00452_06017_6429.N1	25-APR-2003 11:38:08	Dark	55.500	154	22Bet Aqr	2.8990	5700.0	111	6017	No
244	GOM_NL__2PRFIN20030425_114123_000000432015_00452_06017_6430.N1	25-APR-2003 11:41:23	Dark	42.500	18	24Alp PsA	1.1660	9700.0	85	6017	No
245	GOM_NL__2PRFIN20030425_114517_000000412015_00452_06017_6431.N1	25-APR-2003 11:45:17	Dark	41.000	172	Gam Gru	3.0030	13100.	82	6017	No
246	GOM_NL__2PRFIN20030425_114703_000000422015_00452_06017_6432.N1	25-APR-2003 11:47:03	Dark	42.000	31	Alp Gru	1.7340	15200.	84	6017	No
247	GOM_NL__2PRFIN20030425_114956_000000392015_00452_06017_6433.N1	25-APR-2003 11:49:56	Dark	38.500	148	Alp Tuc	2.8780	4100.0	77	6017	No
248	GOM_NL__2PRFIN20030425_115222_000000402015_00453_06018_6399.N1	25-APR-2003 11:52:22	Dark	40.000	45	Alp Pav	1.9400	26000.	80	6018	No
249	GOM_NL__2PRFIN20030425_115640_000000722015_00453_06018_6400.N1	25-APR-2003 11:56:40	Dark	72.000	103	38Zet Sgr	2.6000	9700.0	144	6018	No
250	GOM_NL__2PRFIN20030425_115920_000000402015_00453_06018_6401.N1	25-APR-2003 11:59:20	Dark	40.000	43	Alp TrA	1.9100	4250.0	80	6018	No
251	GOM_NL__2PRFIN20030425_120123_000000632015_00453_06018_6402.N1	25-APR-2003 12:01:23	Straylight	62.500	40	The Sco	1.8590	7100.0	125	6018	No
252	GOM_NL__2PRFIN20030425_120259_000000612015_00453_06018_6403.N1	25-APR-2003 12:02:59	Straylight	61.000	25	35Lam Sco	1.6200	28000.	122	6018	No
253	GOM_NL__2PRFIN20030425_120627_000000702015_00453_06018_6404.N1	25-APR-2003 12:06:27	Straylight	69.500	75	26Eps Sco	2.2910	4250.0	139	6018	No
254	GOM_NL__2PRFIN20030425_120837_000000402015_00453_06018_6405.N1	25-APR-2003 12:08:37	Straylight	40.000	81	Eta Cen	2.3560	28000.	80	6018	No
255	GOM_NL__2PRFIN20030425_121031_000000902015_00453_06018_6406.N1	25-APR-2003 12:10:31	Tw_i_and_stray	89.500	16	21Alp Sco	1.0200	3000.0	179	6018	No
256	GOM_NL__2PRFIN20030425_121306_000000712015_00453_06018_6407.N1	25-APR-2003 12:13:06	Tw_i_and_stray	70.500	80	7Del Sco	2.3160	30000.	141	6018	No
257	GOM_NL__2PRFIN20030425_121513_000000402015_00453_06018_6408.N1	25-APR-2003 12:15:13	Tw_i_and_stray	39.500	169	46Gam Hya	2.9910	4700.0	79	6018	No
258	GOM_NL__2PRFIN20030425_121636_000000472015_00453_06018_6409.N1	25-APR-2003 12:16:36	Bright	47.000	122	9Alp2Lib	2.7470	9700.0	94	6018	No
259	GOM_NL__2PRFIN20030425_121910_000000552015_00453_06018_6410.N1	25-APR-2003 12:19:10	Bright	54.500	104	27Bet Lib	2.6140	13100.	109	6018	No
260	GOM_NL__2PRFIN20030425_122139_000000362015_00453_06018_6411.N1	25-APR-2003 12:21:39	Bright	35.500	121	29Gam Vir	2.7400	7200.0	71	6018	No
261	GOM_NL__2PRFIN20030425_122507_000000372015_00453_06018_6412.N1	25-APR-2003 12:25:07	Bright	37.000	138	47Eps Vir	2.8280	4700.0	74	6018	No
262	GOM_NL__2PRFIN20030425_122747_000000412015_00453_06018_6413.N1	25-APR-2003 12:27:47	Bright	40.500	111	8Eta Boo	2.6800	6000.0	81	6018	No
263	GOM_NL__2PRFIN20030425_123259_000000362015_00453_06018_6414.N1	25-APR-2003 12:32:59	Bright	36.000	152	12Alp2CVn	2.8900	11000.	72	6018	No
264	GOM_NL__2PRFIN20030425_123455_000000452015_00453_06018_6415.N1	25-APR-2003 12:34:55	Bright	45.000	180	27Gam Boo	3.0400	8000.0	90	6018	No
265	GOM_NL__2PRFIN20030425_123648_000000402015_00453_06018_6416.N1	25-APR-2003 12:36:48	Bright	40.000	39	85Eta UMa	1.8540	24000.	80	6018	No
266	GOM_NL__2PRFIN20030425_123830_000000372015_00453_06018_6417.N1	25-APR-2003 12:38:30	Bright	37.000	82	48Bet UMa	2.3650	10600.	74	6018	No
267	GOM_NL__2PRFIN20030425_123952_000000362015_00453_06018_6418.N1	25-APR-2003 12:39:52	Bright	35.500	36	50Alp UMa	1.8000	6300.0	71	6018	No
268	GOM_NL__2PRFIN20030425_124412_000000392015_00453_06018_6419.N1	25-APR-2003 12:44:12	Bright	39.000	60	7Bet UMi	2.0810	3950.0	78	6018	No
269	GOM_NL__2PRFIN20030425_124738_000000372015_00453_06018_6420.N1	25-APR-2003 12:47:38	Bright	36.500	49	1Alp UMi	1.9900	6300.0	73	6018	No
270	GOM_NL__2PRFIN20030425_125002_000000642015_00453_06018_6421.N1	25-APR-2003 12:50:02	Bright	64.000	69	33Gam Dra	2.2310	3800.0	128	6018	No
271	GOM_NL__2PRFIN20030425_125425_000000432015_00453_06018_6422.N1	25-APR-2003 12:54:25	Bright	42.500	89	5Alp Cep	2.4510	8000.0	85	6018	No
272	GOM_NL__2PRFIN20030425_125613_000000342015_00453_06018_6423.N1	25-APR-2003 12:56:13	Bright	33.500	74	11Bet Cas	2.2680	6600.0	67	6018	No
273	GOM_NL__2PRFIN20030425_125841_000001512015_00453_06018_6424.N1	25-APR-2003 12:58:41	Bright	150.50	5	3Alp Lyr	0.033000	11000.	301	6018	No
274	GOM_NL__2PRFIN20030425_130440_000000702015_00453_06018_6425.N1	25-APR-2003 13:04:40	Tw_i_and_stray	69.500	92	53Eps Cyg	2.5000	4500.0	139	6018	No
275	GOM_NL__2PRFIN20030425_130924_000000432015_00453_06018_6426.N1	25-APR-2003 13:09:24	Tw_i_and_stray	43.000	90	54Alp Peg	2.4870	11000.	86	6018	No
276	GOM_NL__2PRFIN20030425_131305_000000622015_00453_06018_6427.N1	25-APR-2003 13:13:05	Dark	61.500	61	8Eps Peg	2.1000	3900.0	123	6018	No
277	GOM_NL__2PRFIN20030425_131533_000000502015_00453_06018_6428.N1	25-APR-2003 13:15:33	Dark	49.500	162	34Alp Aqr	2.9440	5350.0	99	6018	No
278	GOM_NL__2PRFIN20030425_131845_000000592015_00453_06018_6429.N1	25-APR-2003 13:18:45	Dark	58.500	154	22Bet Aqr	2.8990	5700.0	117	6018	No

279	GOM_NL__2PRFIN20030425_132159_000000422015_00453_06018_6430.N1	25-APR-2003 13:21:59	Dark	42.000	18	24Alp PsA	1.1660	9700.0	84	6018	No
280	GOM_NL__2PRFIN20030425_132554_000000432015_00453_06018_6431.N1	25-APR-2003 13:25:54	Dark	43.000	172	Gam Gru	3.0030	13100.	86	6018	No
281	GOM_NL__2PRFIN20030425_132739_000000442015_00453_06018_6432.N1	25-APR-2003 13:27:39	Dark	43.500	31	Alp Gru	1.7340	15200.	87	6018	No
282	GOM_NL__2PRFIN20030425_133032_000000412015_00453_06018_6433.N1	25-APR-2003 13:30:32	Dark	40.500	148	Alp Tuc	2.8780	4100.0	81	6018	No
283	GOM_NL__2PRFIN20030425_133259_000000422015_00454_06019_6399.N1	25-APR-2003 13:32:59	Dark	41.500	45	Alp Pav	1.9400	26000.	83	6019	No
284	GOM_NL__2PRFIN20030425_133718_000000702015_00454_06019_6400.N1	25-APR-2003 13:37:18	Dark	70.000	103	38Zet Sgr	2.6000	9700.0	140	6019	No
285	GOM_NL__2PRFIN20030425_133956_000000462015_00454_06019_6401.N1	25-APR-2003 13:39:56	Dark	45.500	43	Alp TrA	1.9100	4250.0	91	6019	No
286	GOM_NL__2PRFIN20030425_134200_000000642015_00454_06019_6402.N1	25-APR-2003 13:42:00	Straylight	63.500	40	The Sco	1.8590	7100.0	127	6019	No
287	GOM_NL__2PRFIN20030425_134336_000000602015_00454_06019_6403.N1	25-APR-2003 13:43:36	Straylight	60.000	25	35Lam Sco	1.6200	28000.	120	6019	No
288	GOM_NL__2PRFIN20030425_134704_000000672015_00454_06019_6404.N1	25-APR-2003 13:47:04	Straylight	66.500	75	26Eps Sco	2.2910	4250.0	133	6019	No
289	GOM_NL__2PRFIN20030425_134913_000000452015_00454_06019_6405.N1	25-APR-2003 13:49:13	Straylight	44.500	81	Eta Cen	2.3560	28000.	89	6019	No
290	GOM_NL__2PRFIN20030425_135108_000000822015_00454_06019_6406.N1	25-APR-2003 13:51:08	Tw_i_and_stray	82.000	16	21Alp Sco	1.0200	3000.0	164	6019	No
291	GOM_NL__2PRFIN20030425_135342_000000692015_00454_06019_6407.N1	25-APR-2003 13:53:42	Tw_i_and_stray	69.000	80	7Del Sco	2.3160	30000.	138	6019	No
292	GOM_NL__2PRFIN20030425_135549_000000442015_00454_06019_6408.N1	25-APR-2003 13:55:49	Tw_i_and_stray	43.500	169	46Gam Hya	2.9910	4700.0	87	6019	No
293	GOM_NL__2PRFIN20030425_135712_000000482015_00454_06019_6409.N1	25-APR-2003 13:57:12	Bright	48.000	122	9Alp2Lib	2.7470	9700.0	96	6019	No
294	GOM_NL__2PRFIN20030425_135946_000000552015_00454_06019_6410.N1	25-APR-2003 13:59:46	Bright	54.500	104	27Bet Lib	2.6140	13100.	109	6019	No
295	GOM_NL__2PRFIN20030425_140215_000000382015_00454_06019_6411.N1	25-APR-2003 14:02:15	Bright	37.500	121	29Gam Vir	2.7400	7200.0	75	6019	No
296	GOM_NL__2PRFIN20030425_140543_000000382015_00454_06019_6412.N1	25-APR-2003 14:05:43	Bright	37.500	138	47Eps Vir	2.8280	4700.0	75	6019	No
297	GOM_NL__2PRFIN20030425_140822_000000412015_00454_06019_6413.N1	25-APR-2003 14:08:22	Bright	41.000	111	8Eta Boo	2.6800	6000.0	82	6019	No
298	GOM_NL__2PRFIN20030425_141335_000000362015_00454_06019_6414.N1	25-APR-2003 14:13:35	Bright	35.500	152	12Alp2CVn	2.8900	11000.	71	6019	No
299	GOM_NL__2PRFIN20030425_141531_000000442015_00454_06019_6415.N1	25-APR-2003 14:15:31	Bright	43.500	180	27Gam Boo	3.0400	8000.0	87	6019	No
300	GOM_NL__2PRFIN20030425_141724_000000402015_00454_06019_6416.N1	25-APR-2003 14:17:24	Bright	40.000	39	85Eta UMa	1.8540	24000.	80	6019	No
301	GOM_NL__2PRFIN20030425_141906_000000372015_00454_06019_6417.N1	25-APR-2003 14:19:06	Bright	36.500	82	48Bet UMa	2.3650	10600.	73	6019	No
302	GOM_NL__2PRFIN20030425_142029_000000372015_00454_06019_6418.N1	25-APR-2003 14:20:29	Bright	37.000	36	50Alp UMa	1.8000	6300.0	74	6019	No
303	GOM_NL__2PRFIN20030425_142449_000000362015_00454_06019_6419.N1	25-APR-2003 14:24:49	Bright	35.500	60	7Bet UMi	2.0810	3950.0	71	6019	No
304	GOM_NL__2PRFIN20030425_142815_000000352015_00454_06019_6420.N1	25-APR-2003 14:28:15	Bright	35.000	49	1Alp UMi	1.9900	6300.0	70	6019	No
305	GOM_NL__2PRFIN20030425_143038_000000632015_00454_06019_6421.N1	25-APR-2003 14:30:38	Bright	63.000	69	33Gam Dra	2.2310	3800.0	126	6019	No
306	GOM_NL__2PRFIN20030425_143502_000000412015_00454_06019_6422.N1	25-APR-2003 14:35:02	Bright	40.500	89	5Alp Cep	2.4510	8000.0	81	6019	No
307	GOM_NL__2PRFIN20030425_143650_000000362015_00454_06019_6423.N1	25-APR-2003 14:36:50	Bright	35.500	74	11Bet Cas	2.2680	6600.0	71	6019	No
308	GOM_NL__2PRFIN20030425_143912_000001552015_00454_06019_6424.N1	25-APR-2003 14:39:12	Bright	155.00	5	3Alp Lyr	0.033000	11000.	310	6019	No
309	GOM_NL__2PRFIN20030425_144517_000000692015_00454_06019_6425.N1	25-APR-2003 14:45:17	Tw_i_and_stray	69.000	92	53Eps Cyg	2.5000	4500.0	138	6019	No
310	GOM_NL__2PRFIN20030425_145001_000000422015_00454_06019_6426.N1	25-APR-2003 14:50:01	Tw_i_and_stray	42.000	90	54Alp Peg	2.4870	11000.	84	6019	No
311	GOM_NL__2PRFIN20030425_145342_000000602015_00454_06019_6427.N1	25-APR-2003 14:53:42	Dark	60.000	61	8Eps Peg	2.1000	3900.0	120	6019	No
312	GOM_NL__2PRFIN20030425_145610_000000502015_00454_06019_6428.N1	25-APR-2003 14:56:10	Dark	49.500	162	34Alp Aqr	2.9440	5350.0	99	6019	No
313	GOM_NL__2PRFIN20030425_145923_000000532015_00454_06019_6429.N1	25-APR-2003 14:59:23	Dark	52.500	154	22Bet Aqr	2.8990	5700.0	105	6019	No
314	GOM_NL__2PRFIN20030425_150237_000000432015_00454_06019_6430.N1	25-APR-2003 15:02:37	Dark	43.000	18	24Alp PsA	1.1660	9700.0	86	6019	No
315	GOM_NL__2PRFIN20030425_150631_000000412015_00454_06019_6431.N1	25-APR-2003 15:06:31	Dark	41.000	172	Gam Gru	3.0030	13100.	82	6019	No
316	GOM_NL__2PRFIN20030425_150816_000000372015_00454_06019_6432.N1	25-APR-2003 15:08:16	Dark	37.000	31	Alp Gru	1.7340	15200.	74	6019	No
317	GOM_NL__2PRFIN20030425_151109_000000412015_00454_06019_6433.N1	25-APR-2003 15:11:09	Dark	41.000	148	Alp Tuc	2.8780	4100.0	82	6019	No
318	GOM_NL__2PRFIN20030425_151336_000000412015_00455_06020_6399.N1	25-APR-2003 15:13:36	Dark	40.500	45	Alp Pav	1.9400	26000.	81	6020	No
319	GOM_NL__2PRFIN20030425_151756_000000712015_00455_06020_6400.N1	25-APR-2003 15:17:56	Dark	71.000	103	38Zet Sgr	2.6000	9700.0	142	6020	No
320	GOM_NL__2PRFIN20030425_152033_000000382015_00455_06020_6401.N1	25-APR-2003 15:20:33	Dark	38.000	43	Alp TrA	1.9100	4250.0	76	6020	No
321	GOM_NL__2PRFIN20030425_152237_000000642015_00455_06020_6402.N1	25-APR-2003 15:22:37	Straylight	63.500	40	The Sco	1.8590	7100.0	127	6020	No
322	GOM_NL__2PRFIN20030425_152455_000000502015_00455_06020_6403.N1	25-APR-2003 15:24:55	Straylight	49.500	4	Alp1Cen	-0.010000	5800.0	99	6020	No
323	GOM_NL__2PRFIN20030425_152742_000000652015_00455_06020_6404.N1	25-APR-2003 15:27:42	Straylight	64.500	75	26Eps Sco	2.2910	4250.0	129	6020	No
324	GOM_NL__2PRFIN20030425_152950_000000452015_00455_06020_6405.N1	25-APR-2003 15:29:50	Straylight	44.500	81	Eta Cen	2.3560	28000.	89	6020	No
325	GOM_NL__2PRFIN20030425_153145_000000882015_00455_06020_6406.N1	25-APR-2003 15:31:45	Tw_i_and_stray	88.000	16	21Alp Sco	1.0200	3000.0	176	6020	No
326	GOM_NL__2PRFIN20030425_153419_000000652015_00455_06020_6407.N1	25-APR-2003 15:34:19	Tw_i_and_stray	64.500	80	7Del Sco	2.3160	30000.	129	6020	No
327	GOM_NL__2PRFIN20030425_153625_000000442015_00455_06020_6408.N1	25-APR-2003 15:36:25	Tw_i_and_stray	43.500	169	46Gam Hya	2.9910	4700.0	87	6020	No
328	GOM_NL__2PRFIN20030425_153748_000000472015_00455_06020_6409.N1	25-APR-2003 15:37:48	Bright	47.000	122	9Alp2Lib	2.7470	9700.0	94	6020	No
329	GOM_NL__2PRFIN20030425_154022_000000552015_00455_06020_6410.N1	25-APR-2003 15:40:22	Bright	55.000	104	27Bet Lib	2.6140	13100.	110	6020	No
330	GOM_NL__2PRFIN20030425_154252_000000352015_00455_06020_6411.N1	25-APR-2003 15:42:52	Bright	35.000	121	29Gam Vir	2.7400	7200.0	70	6020	No
331	GOM_NL__2PRFIN20030425_154620_000000372015_00455_06020_6412.N1	25-APR-2003 15:46:20	Bright	37.000	138	47Eps Vir	2.8280	4700.0	74	6020	No
332	GOM_NL__2PRFIN20030425_154859_000000402015_00455_06020_6413.N1	25-APR-2003 15:48:59	Bright	39.500	111	8Eta Boo	2.6800	6000.0	79	6020	No
333	GOM_NL__2PRFIN20030425_155411_000000362015_00455_06020_6414.N1	25-APR-2003 15:54:11	Bright	35.500	152	12Alp2CVn	2.8900	11000.	71	6020	No
334	GOM_NL__2PRFIN20030425_155607_000000442015_00455_06020_6415.N1	25-APR-2003 15:56:07	Bright	44.000	180	27Gam Boo	3.0400	8000.0	88	6020	No
335	GOM_NL__2PRFIN20030425_155800_000000402015_00455_06020_6416.N1	25-APR-2003 15:58:00	Bright	40.000	39	85Eta UMa	1.8540	24000.	80	6020	No
336	GOM_NL__2PRFIN20030425_155942_000000332015_00455_06020_6417.N1	25-APR-2003 15:59:42	Bright	33.000	82	48Bet UMa	2.3650	10600.	66	6020	No
337	GOM_NL__2PRFIN20030425_160105_000000382015_00455_06020_6418.N1	25-APR-2003 16:01:05	Bright	37.500	36	50Alp UMa	1.8000	6300.0	75	6020	No

338	GOM_NL__2PRFIN20030425_160524_000000382015_00455_06020_6419.N1	25-APR-2003 16:05:24	Bright	38.000	60	7Bet UMi	2.0810	3950.0	76	6020	No
339	GOM_NL__2PRFIN20030425_160851_000000372015_00455_06020_6420.N1	25-APR-2003 16:08:51	Bright	36.500	49	1Alp UMi	1.9900	6300.0	73	6020	No
340	GOM_NL__2PRFIN20030425_161112_000000662015_00455_06020_6421.N1	25-APR-2003 16:11:12	Bright	66.000	69	33Gam Dra	2.2310	3800.0	132	6020	No
341	GOM_NL__2PRFIN20030425_161537_000000412015_00455_06020_6422.N1	25-APR-2003 16:15:37	Bright	40.500	89	5Alp Cep	2.4510	8000.0	81	6020	No
342	GOM_NL__2PRFIN20030425_161726_000000362015_00455_06020_6423.N1	25-APR-2003 16:17:26	Bright	35.500	74	11Bet Cas	2.2680	6600.0	71	6020	No
343	GOM_NL__2PRFIN20030425_161949_000001532015_00455_06020_6424.N1	25-APR-2003 16:19:49	Bright	152.50	5	3Alp Lyr	0.033000	11000.	305	6020	No
344	GOM_NL__2PRFIN20030425_162553_000000682015_00455_06020_6425.N1	25-APR-2003 16:25:53	Twi_and_stray	68.000	92	53Eps Cyg	2.5000	4500.0	136	6020	No
345	GOM_NL__2PRFIN20030425_163037_000000422015_00455_06020_6426.N1	25-APR-2003 16:30:37	Twi_and_stray	42.000	90	54Alp Peg	2.4870	11000.	84	6020	No
346	GOM_NL__2PRFIN20030425_163419_000000622015_00455_06020_6427.N1	25-APR-2003 16:34:19	Dark	62.000	61	8Eps Peg	2.1000	3900.0	124	6020	No
347	GOM_NL__2PRFIN20030425_163647_000000502015_00455_06020_6428.N1	25-APR-2003 16:36:47	Dark	50.000	162	34Alp Aqr	2.9440	5350.0	100	6020	No
348	GOM_NL__2PRFIN20030425_163959_000000532015_00455_06020_6429.N1	25-APR-2003 16:39:59	Dark	52.500	154	22Bet Aqr	2.8990	5700.0	105	6020	No
349	GOM_NL__2PRFIN20030425_164313_000000452015_00455_06020_6430.N1	25-APR-2003 16:43:13	Dark	44.500	18	24Alp PsA	1.1660	9700.0	89	6020	No
350	GOM_NL__2PRFIN20030425_164708_000000422015_00455_06020_6431.N1	25-APR-2003 16:47:08	Dark	41.500	172	Gam Gru	3.0030	13100.	83	6020	No
351	GOM_NL__2PRFIN20030425_164853_000000422015_00455_06020_6432.N1	25-APR-2003 16:48:53	Dark	42.000	31	Alp Gru	1.7340	15200.	84	6020	No
352	GOM_NL__2PRFIN20030425_165145_000000392015_00455_06020_6433.N1	25-APR-2003 16:51:45	Dark	39.000	148	Alp Tuc	2.8780	4100.0	78	6020	No
353	GOM_NL__2PRFIN20030425_165412_000000422015_00456_06021_6400.N1	25-APR-2003 16:54:12	Dark	42.000	45	Alp Pav	1.9400	26000.	84	6021	No
354	GOM_NL__2PRFIN20030425_165834_000000712015_00456_06021_6401.N1	25-APR-2003 16:58:34	Dark	70.500	103	38Zet Sgr	2.6000	9700.0	141	6021	No
355	GOM_NL__2PRFIN20030425_170110_000000392015_00456_06021_6402.N1	25-APR-2003 17:01:10	Dark	38.500	43	Alp TrA	1.9100	4250.0	77	6021	No
356	GOM_NL__2PRFIN20030425_170314_000000572015_00456_06021_6403.N1	25-APR-2003 17:03:14	Straylight	57.000	40	The Sco	1.8590	7100.0	114	6021	No
357	GOM_NL__2PRFIN20030425_170532_000000512015_00456_06021_6404.N1	25-APR-2003 17:05:32	Straylight	51.000	4	Alp1Cen	-0.010000	5800.0	102	6021	No
358	GOM_NL__2PRFIN20030425_170818_000000672015_00456_06021_6405.N1	25-APR-2003 17:08:18	Straylight	66.500	75	26Eps Sco	2.2910	4250.0	133	6021	No
359	GOM_NL__2PRFIN20030425_171026_000000402015_00456_06021_6406.N1	25-APR-2003 17:10:26	Straylight	40.000	81	Eta Cen	2.3560	28000.	80	6021	No
360	GOM_NL__2PRFIN20030425_171221_000000872015_00456_06021_6407.N1	25-APR-2003 17:12:21	Twi_and_stray	87.000	16	21Alp Sco	1.0200	3000.0	174	6021	No
361	GOM_NL__2PRFIN20030425_171455_000000692015_00456_06021_6408.N1	25-APR-2003 17:14:55	Twi_and_stray	68.500	80	7Del Sco	2.3160	30000.	137	6021	No
362	GOM_NL__2PRFIN20030425_171701_000000412015_00456_06021_6409.N1	25-APR-2003 17:17:01	Twi_and_stray	41.000	169	46Gam Hya	2.9910	4700.0	82	6021	No
363	GOM_NL__2PRFIN20030425_171824_000000482015_00456_06021_6410.N1	25-APR-2003 17:18:24	Bright	47.500	122	9Alp2Lib	2.7470	9700.0	95	6021	No
364	GOM_NL__2PRFIN20030425_172058_000000552015_00456_06021_6411.N1	25-APR-2003 17:20:58	Bright	55.000	104	27Bet Lib	2.6140	13100.	110	6021	No
365	GOM_NL__2PRFIN20030425_172328_000000372015_00456_06021_6412.N1	25-APR-2003 17:23:28	Bright	36.500	121	29Gam Vir	2.7400	7200.0	73	6021	No
366	GOM_NL__2PRFIN20030425_172656_000000372015_00456_06021_6413.N1	25-APR-2003 17:26:56	Bright	37.000	138	47Eps Vir	2.8280	4700.0	74	6021	No
367	GOM_NL__2PRFIN20030425_172934_000000432015_00456_06021_6414.N1	25-APR-2003 17:29:34	Bright	42.500	111	8Eta Boo	2.6800	6000.0	85	6021	No
368	GOM_NL__2PRFIN20030425_173447_000000352015_00456_06021_6415.N1	25-APR-2003 17:34:47	Bright	35.000	152	12Alp2CVn	2.8900	11000.	70	6021	No
369	GOM_NL__2PRFIN20030425_173642_000000452015_00456_06021_6416.N1	25-APR-2003 17:36:42	Bright	45.000	180	27Gam Boo	3.0400	8000.0	90	6021	No
370	GOM_NL__2PRFIN20030425_173835_000000392015_00456_06021_6417.N1	25-APR-2003 17:38:35	Bright	39.000	39	85Eta UMa	1.8540	24000.	78	6021	No
371	GOM_NL__2PRFIN20030425_174019_000000372015_00456_06021_6418.N1	25-APR-2003 17:40:19	Bright	36.500	82	48Bet UMa	2.3650	10600.	73	6021	No
372	GOM_NL__2PRFIN20030425_174141_000000392015_00456_06021_6419.N1	25-APR-2003 17:41:41	Bright	39.000	36	50Alp UMa	1.8000	6300.0	78	6021	No
373	GOM_NL__2PRFIN20030425_174600_000000392015_00456_06021_6420.N1	25-APR-2003 17:46:00	Bright	39.000	60	7Bet UMi	2.0810	3950.0	78	6021	No
374	GOM_NL__2PRFIN20030425_174927_000000362015_00456_06021_6421.N1	25-APR-2003 17:49:27	Bright	35.500	49	1Alp UMi	1.9900	6300.0	71	6021	No
375	GOM_NL__2PRFIN20030425_175147_000000642015_00456_06021_6422.N1	25-APR-2003 17:51:47	Bright	64.000	69	33Gam Dra	2.2310	3800.0	128	6021	No
376	GOM_NL__2PRFIN20030425_175613_000000412015_00456_06021_6423.N1	25-APR-2003 17:56:13	Bright	40.500	89	5Alp Cep	2.4510	8000.0	81	6021	No
377	GOM_NL__2PRFIN20030425_175802_000000332015_00456_06021_6424.N1	25-APR-2003 17:58:02	Bright	33.000	74	11Bet Cas	2.2680	6600.0	66	6021	No
378	GOM_NL__2PRFIN20030425_180022_000001582015_00456_06021_6425.N1	25-APR-2003 18:00:22	Bright	157.50	5	3Alp Lyr	0.033000	11000.	315	6021	No
379	GOM_NL__2PRFIN20030425_180629_000000682015_00456_06021_6426.N1	25-APR-2003 18:06:29	Twi_and_stray	67.500	92	53Eps Cyg	2.5000	4500.0	135	6021	No
380	GOM_NL__2PRFIN20030425_181113_000000432015_00456_06021_6427.N1	25-APR-2003 18:11:13	Twi_and_stray	42.500	90	54Alp Peg	2.4870	11000.	85	6021	No
381	GOM_NL__2PRFIN20030425_181456_000000582015_00456_06021_6428.N1	25-APR-2003 18:14:56	Dark	57.500	61	8Eps Peg	2.1000	3900.0	115	6021	No
382	GOM_NL__2PRFIN20030425_181723_000000522015_00456_06021_6429.N1	25-APR-2003 18:17:23	Dark	51.500	162	34Alp Aqr	2.9440	5350.0	103	6021	No
383	GOM_NL__2PRFIN20030425_182036_000000582015_00456_06021_6430.N1	25-APR-2003 18:20:36	Dark	58.000	154	22Bet Aqr	2.8990	5700.0	116	6021	No
384	GOM_NL__2PRFIN20030425_182349_000000442015_00456_06021_6431.N1	25-APR-2003 18:23:49	Dark	43.500	18	24Alp PsA	1.1660	9700.0	87	6021	No
385	GOM_NL__2PRFIN20030425_182744_000000422015_00456_06021_6432.N1	25-APR-2003 18:27:44	Dark	41.500	172	Gam Gru	3.0030	13100.	83	6021	No
386	GOM_NL__2PRFIN20030425_182929_000000412015_00456_06021_6433.N1	25-APR-2003 18:29:29	Dark	40.500	31	Alp Gru	1.7340	15200.	81	6021	No
387	GOM_NL__2PRFIN20030425_183222_000000392015_00456_06021_6434.N1	25-APR-2003 18:32:22	Dark	38.500	148	Alp Tuc	2.8780	4100.0	77	6021	No
388	GOM_NL__2PRFIN20030425_183449_000000402015_00457_06022_6400.N1	25-APR-2003 18:34:49	Dark	39.500	45	Alp Pav	1.9400	26000.	79	6022	No
389	GOM_NL__2PRFIN20030425_183912_000000742015_00457_06022_6401.N1	25-APR-2003 18:39:12	Dark	73.500	103	38Zet Sgr	2.6000	9700.0	147	6022	No
390	GOM_NL__2PRFIN20030425_184146_000000432015_00457_06022_6402.N1	25-APR-2003 18:41:46	Dark	43.000	43	Alp TrA	1.9100	4250.0	86	6022	No
391	GOM_NL__2PRFIN20030425_184351_000000642015_00457_06022_6403.N1	25-APR-2003 18:43:51	Straylight	64.000	40	The Sco	1.8590	7100.0	128	6022	No
392	GOM_NL__2PRFIN20030425_184608_000000532015_00457_06022_6404.N1	25-APR-2003 18:46:08	Straylight	53.000	4	Alp1Cen	-0.010000	5800.0	106	6022	No
393	GOM_NL__2PRFIN20030425_184855_000000632015_00457_06022_6405.N1	25-APR-2003 18:48:55	Straylight	62.500	75	26Eps Sco	2.2910	4250.0	125	6022	No
394	GOM_NL__2PRFIN20030425_185102_000000432015_00457_06022_6406.N1	25-APR-2003 18:51:02	Straylight	43.000	81	Eta Cen	2.3560	28000.	86	6022	No
395	GOM_NL__2PRFIN20030425_185258_000000842015_00457_06022_6407.N1	25-APR-2003 18:52:58	Twi_and_stray	84.000	16	21Alp Sco	1.0200	3000.0	168	6022	No
396	GOM_NL__2PRFIN20030425_185531_000000712015_00457_06022_6408.N1	25-APR-2003 18:55:31	Twi_and_stray	71.000	80	7Del Sco	2.3160	30000.	142	6022	No

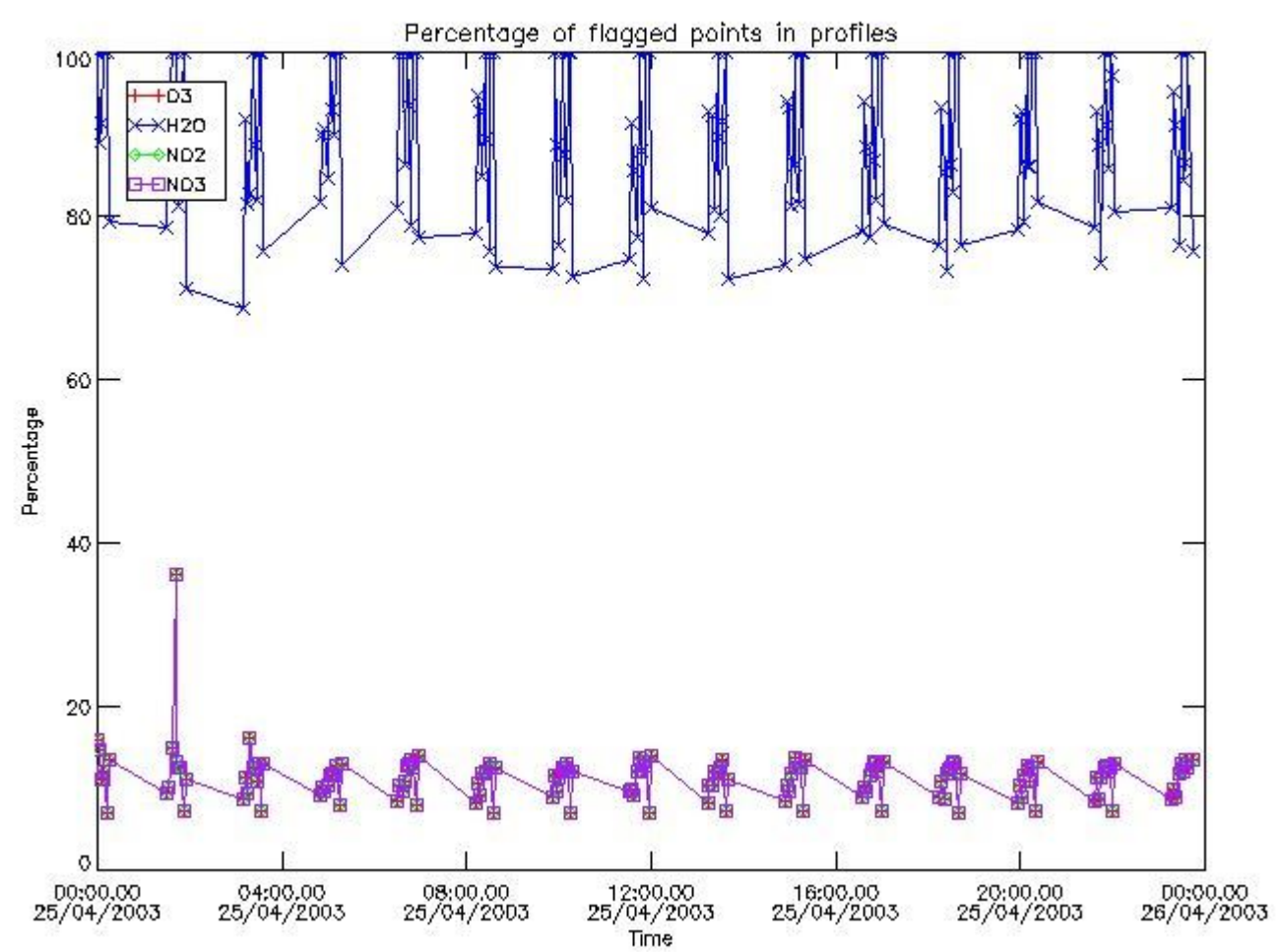
397	GOM_NL__2PRFIN20030425_185737_000000422015_00457_06022_6409.N1	25-APR-2003 18:57:37	Twilight	41.500	169	46Gam Hya	2.9910	4700.0	83	6022	No
398	GOM_NL__2PRFIN20030425_185900_000000492015_00457_06022_6410.N1	25-APR-2003 18:59:00	Bright	48.500	122	9Alp2Lib	2.7470	9700.0	97	6022	No
399	GOM_NL__2PRFIN20030425_190134_000000542015_00457_06022_6411.N1	25-APR-2003 19:01:34	Bright	54.000	104	27Bet Lib	2.6140	13100.	108	6022	No
400	GOM_NL__2PRFIN20030425_190404_000000372015_00457_06022_6412.N1	25-APR-2003 19:04:04	Bright	37.000	121	29Gam Vir	2.7400	7200.0	74	6022	No
401	GOM_NL__2PRFIN20030425_190732_000000372015_00457_06022_6413.N1	25-APR-2003 19:07:32	Bright	36.500	138	47Eps Vir	2.8280	4700.0	73	6022	No
402	GOM_NL__2PRFIN20030425_191010_000000432015_00457_06022_6414.N1	25-APR-2003 19:10:10	Bright	43.000	111	8Eta Boo	2.6800	6000.0	86	6022	No
403	GOM_NL__2PRFIN20030425_191523_000000362015_00457_06022_6415.N1	25-APR-2003 19:15:23	Bright	35.500	152	12Alp2CVn	2.8900	11000.	71	6022	No
404	GOM_NL__2PRFIN20030425_191717_000000442015_00457_06022_6416.N1	25-APR-2003 19:17:17	Bright	44.000	180	27Gam Boo	3.0400	8000.0	88	6022	No
405	GOM_NL__2PRFIN20030425_191911_000000392015_00457_06022_6417.N1	25-APR-2003 19:19:11	Bright	39.000	39	85Eta UMa	1.8540	24000.	78	6022	No
406	GOM_NL__2PRFIN20030425_192055_000000372015_00457_06022_6418.N1	25-APR-2003 19:20:55	Bright	36.500	82	48Bet UMa	2.3650	10600.	73	6022	No
407	GOM_NL__2PRFIN20030425_192218_000000382015_00457_06022_6419.N1	25-APR-2003 19:22:18	Bright	38.000	36	50Alp UMa	1.8000	6300.0	76	6022	No
408	GOM_NL__2PRFIN20030425_192636_000000402015_00457_06022_6420.N1	25-APR-2003 19:26:36	Bright	39.500	60	7Bet UMi	2.0810	3950.0	79	6022	No
409	GOM_NL__2PRFIN20030425_193003_000000352015_00457_06022_6421.N1	25-APR-2003 19:30:03	Bright	34.500	49	1Alp UMi	1.9900	6300.0	69	6022	No
410	GOM_NL__2PRFIN20030425_193222_000000632015_00457_06022_6422.N1	25-APR-2003 19:32:22	Bright	62.500	69	33Gam Dra	2.2310	3800.0	125	6022	No
411	GOM_NL__2PRFIN20030425_193649_000000402015_00457_06022_6423.N1	25-APR-2003 19:36:49	Bright	40.000	89	5Alp Cep	2.4510	8000.0	80	6022	No
412	GOM_NL__2PRFIN20030425_193838_000000342015_00457_06022_6424.N1	25-APR-2003 19:38:38	Bright	33.500	74	11Bet Cas	2.2680	6600.0	67	6022	No
413	GOM_NL__2PRFIN20030425_194058_000001492015_00457_06022_6425.N1	25-APR-2003 19:40:58	Bright	148.50	5	3Alp Lyr	0.033000	11000.	297	6022	No
414	GOM_NL__2PRFIN20030425_194705_000000672015_00457_06022_6426.N1	25-APR-2003 19:47:05	Twilight	66.500	92	53Eps Cyg	2.5000	4500.0	133	6022	No
415	GOM_NL__2PRFIN20030425_195149_000000452015_00457_06022_6427.N1	25-APR-2003 19:51:49	Twilight	45.000	90	54Alp Peg	2.4870	11000.	90	6022	No
416	GOM_NL__2PRFIN20030425_195532_000000632015_00457_06022_6428.N1	25-APR-2003 19:55:32	Dark	63.000	61	8Eps Peg	2.1000	3900.0	126	6022	No
417	GOM_NL__2PRFIN20030425_195800_000000492015_00457_06022_6429.N1	25-APR-2003 19:58:00	Dark	49.000	162	34Alp Aqr	2.9440	5350.0	98	6022	No
418	GOM_NL__2PRFIN20030425_200113_000000572015_00457_06022_6430.N1	25-APR-2003 20:01:13	Dark	56.500	154	22Bet Aqr	2.8990	5700.0	113	6022	No
419	GOM_NL__2PRFIN20030425_200425_000000442015_00457_06022_6431.N1	25-APR-2003 20:04:25	Dark	44.000	18	24Alp PsA	1.1660	9700.0	88	6022	No
420	GOM_NL__2PRFIN20030425_200821_000000422015_00457_06022_6432.N1	25-APR-2003 20:08:21	Dark	41.500	172	Gam Gru	3.0030	13100.	83	6022	No
421	GOM_NL__2PRFIN20030425_201006_000000402015_00457_06022_6433.N1	25-APR-2003 20:10:06	Dark	40.000	31	Alp Gru	1.7340	15200.	80	6022	No
422	GOM_NL__2PRFIN20030425_201258_000000472015_00457_06022_6434.N1	25-APR-2003 20:12:58	Dark	47.000	148	Alp Tuc	2.8780	4100.0	94	6022	No
423	GOM_NL__2PRFIN20030425_201525_000000412015_00458_06023_6400.N1	25-APR-2003 20:15:25	Dark	40.500	45	Alp Pav	1.9400	26000.	81	6023	No
424	GOM_NL__2PRFIN20030425_201949_000000702015_00458_06023_6401.N1	25-APR-2003 20:19:49	Dark	70.000	103	38Zet Sgr	2.6000	9700.0	140	6023	No
425	GOM_NL__2PRFIN20030425_202222_000000392015_00458_06023_6402.N1	25-APR-2003 20:22:22	Dark	38.500	43	Alp TrA	1.9100	4250.0	77	6023	No
426	GOM_NL__2PRFIN20030425_202428_000000522015_00458_06023_6403.N1	25-APR-2003 20:24:28	Straylight	51.500	40	The Sco	1.8590	7100.0	103	6023	No
427	GOM_NL__2PRFIN20030425_202644_000000532015_00458_06023_6404.N1	25-APR-2003 20:26:44	Straylight	52.500	4	Alp1Cen	-0.010000	5800.0	105	6023	No
428	GOM_NL__2PRFIN20030425_202932_000000642015_00458_06023_6405.N1	25-APR-2003 20:29:32	Straylight	63.500	75	26Eps Sco	2.2910	4250.0	127	6023	No
429	GOM_NL__2PRFIN20030425_203139_000000432015_00458_06023_6406.N1	25-APR-2003 20:31:39	Straylight	42.500	81	Eta Cen	2.3560	28000.	85	6023	No
430	GOM_NL__2PRFIN20030425_203335_000000872015_00458_06023_6407.N1	25-APR-2003 20:33:35	Twilight	87.000	16	21Alp Sco	1.0200	3000.0	174	6023	No
431	GOM_NL__2PRFIN20030425_203608_000000692015_00458_06023_6408.N1	25-APR-2003 20:36:08	Twilight	68.500	80	7Del Sco	2.3160	30000.	137	6023	No
432	GOM_NL__2PRFIN20030425_203813_000000402015_00458_06023_6409.N1	25-APR-2003 20:38:13	Twilight	39.500	169	46Gam Hya	2.9910	4700.0	79	6023	No
433	GOM_NL__2PRFIN20030425_203937_000000482015_00458_06023_6410.N1	25-APR-2003 20:39:37	Bright	47.500	122	9Alp2Lib	2.7470	9700.0	95	6023	No
434	GOM_NL__2PRFIN20030425_204210_000000542015_00458_06023_6411.N1	25-APR-2003 20:42:10	Bright	54.000	104	27Bet Lib	2.6140	13100.	108	6023	No
435	GOM_NL__2PRFIN20030425_204440_000000382015_00458_06023_6412.N1	25-APR-2003 20:44:40	Bright	37.500	121	29Gam Vir	2.7400	7200.0	75	6023	No
436	GOM_NL__2PRFIN20030425_204807_000000372015_00458_06023_6413.N1	25-APR-2003 20:48:07	Bright	36.500	138	47Eps Vir	2.8280	4700.0	73	6023	No
437	GOM_NL__2PRFIN20030425_205046_000000412015_00458_06023_6414.N1	25-APR-2003 20:50:46	Bright	40.500	111	8Eta Boo	2.6800	6000.0	81	6023	No
438	GOM_NL__2PRFIN20030425_205558_000000362015_00458_06023_6415.N1	25-APR-2003 20:55:58	Bright	36.000	152	12Alp2CVn	2.8900	11000.	72	6023	No
439	GOM_NL__2PRFIN20030425_205752_000000422015_00458_06023_6416.N1	25-APR-2003 20:57:52	Bright	42.000	180	27Gam Boo	3.0400	8000.0	84	6023	No
440	GOM_NL__2PRFIN20030425_205947_000000382015_00458_06023_6417.N1	25-APR-2003 20:59:47	Bright	37.500	39	85Eta UMa	1.8540	24000.	75	6023	No
441	GOM_NL__2PRFIN20030425_210131_000000362015_00458_06023_6418.N1	25-APR-2003 21:01:31	Bright	36.000	82	48Bet UMa	2.3650	10600.	72	6023	No
442	GOM_NL__2PRFIN20030425_210254_000000402015_00458_06023_6419.N1	25-APR-2003 21:02:54	Bright	39.500	36	50Alp UMa	1.8000	6300.0	79	6023	No
443	GOM_NL__2PRFIN20030425_210711_000000372015_00458_06023_6420.N1	25-APR-2003 21:07:11	Bright	36.500	60	7Bet UMi	2.0810	3950.0	73	6023	No
444	GOM_NL__2PRFIN20030425_211039_000000362015_00458_06023_6421.N1	25-APR-2003 21:10:39	Bright	36.000	49	1Alp UMi	1.9900	6300.0	72	6023	No
445	GOM_NL__2PRFIN20030425_211256_000000672015_00458_06023_6422.N1	25-APR-2003 21:12:56	Bright	66.500	69	33Gam Dra	2.2310	3800.0	133	6023	No
446	GOM_NL__2PRFIN20030425_211725_000000422015_00458_06023_6423.N1	25-APR-2003 21:17:25	Bright	41.500	89	5Alp Cep	2.4510	8000.0	83	6023	No
447	GOM_NL__2PRFIN20030425_211914_000000332015_00458_06023_6424.N1	25-APR-2003 21:19:14	Bright	33.000	74	11Bet Cas	2.2680	6600.0	66	6023	No
448	GOM_NL__2PRFIN20030425_212132_000001512015_00458_06023_6425.N1	25-APR-2003 21:21:32	Bright	150.50	5	3Alp Lyr	0.033000	11000.	301	6023	No
449	GOM_NL__2PRFIN20030425_212741_000000742015_00458_06023_6426.N1	25-APR-2003 21:27:41	Twilight	73.500	92	53Eps Cyg	2.5000	4500.0	147	6023	No
450	GOM_NL__2PRFIN20030425_213225_000000422015_00458_06023_6427.N1	25-APR-2003 21:32:25	Twilight	41.500	90	54Alp Peg	2.4870	11000.	83	6023	No
451	GOM_NL__2PRFIN20030425_213609_000000612015_00458_06023_6428.N1	25-APR-2003 21:36:09	Dark	61.000	61	8Eps Peg	2.1000	3900.0	122	6023	No
452	GOM_NL__2PRFIN20030425_213836_000000502015_00458_06023_6429.N1	25-APR-2003 21:38:36	Dark	49.500	162	34Alp Aqr	2.9440	5350.0	99	6023	No
453	GOM_NL__2PRFIN20030425_214150_000000582015_00458_06023_6430.N1	25-APR-2003 21:41:50	Dark	58.000	154	22Bet Aqr	2.8990	5700.0	116	6023	No
454	GOM_NL__2PRFIN20030425_214502_000000452015_00458_06023_6431.N1	25-APR-2003 21:45:02	Dark	45.000	18	24Alp PsA	1.1660	9700.0	90	6023	No
455	GOM_NL__2PRFIN20030425_214858_000000412015_00458_06023_6432.N1	25-APR-2003 21:48:58	Dark	41.000	172	Gam Gru	3.0030	13100.	82	6023	No

456	GOM_NL__2PRFIN20030425_215042_000000402015_00458_06023_6433.N1	25-APR-2003 21:50:42	Dark	40.000	31	Alp Gru	1.7340	15200.	80	6023	No
457	GOM_NL__2PRFIN20030425_215334_000000432015_00458_06023_6434.N1	25-APR-2003 21:53:34	Dark	42.500	148	Alp Tuc	2.8780	4100.0	85	6023	No
458	GOM_NL__2PRFIN20030425_215602_000000412015_00459_06024_6400.N1	25-APR-2003 21:56:02	Dark	40.500	45	Alp Pav	1.9400	26000.	81	6024	No
459	GOM_NL__2PRFIN20030425_220027_000000702015_00459_06024_6401.N1	25-APR-2003 22:00:27	Dark	70.000	103	38Zet Sgr	2.6000	9700.0	140	6024	No
460	GOM_NL__2PRFIN20030425_220258_000000392015_00459_06024_6402.N1	25-APR-2003 22:02:58	Dark	39.000	43	Alp TrA	1.9100	4250.0	78	6024	No
461	GOM_NL__2PRFIN20030425_220505_000000562015_00459_06024_6403.N1	25-APR-2003 22:05:05	Straylight	56.000	40	The Sco	1.8590	7100.0	112	6024	No
462	GOM_NL__2PRFIN20030425_220720_000000452015_00459_06024_6404.N1	25-APR-2003 22:07:20	Straylight	44.500	4	Alp1Cen	-0.010000	5800.0	89	6024	No
463	GOM_NL__2PRFIN20030425_221009_000000702015_00459_06024_6405.N1	25-APR-2003 22:10:09	Straylight	70.000	75	26Eps Sco	2.2910	4250.0	140	6024	No
464	GOM_NL__2PRFIN20030425_221215_000000412015_00459_06024_6406.N1	25-APR-2003 22:12:15	Straylight	41.000	81	Eta Cen	2.3560	28000.	82	6024	No
465	GOM_NL__2PRFIN20030425_221411_000000812015_00459_06024_6407.N1	25-APR-2003 22:14:11	Tw_i_and_stray	81.000	16	21Alp Sco	1.0200	3000.0	162	6024	No
466	GOM_NL__2PRFIN20030425_221644_000000682015_00459_06024_6408.N1	25-APR-2003 22:16:44	Tw_i_and_stray	68.000	80	7Del Sco	2.3160	30000.	136	6024	No
467	GOM_NL__2PRFIN20030425_221849_000000412015_00459_06024_6409.N1	25-APR-2003 22:18:49	Tw_i_and_stray	41.000	169	46Gam Hya	2.9910	4700.0	82	6024	No
468	GOM_NL__2PRFIN20030425_222012_000000492015_00459_06024_6410.N1	25-APR-2003 22:20:12	Bright	48.500	122	9Alp2Lib	2.7470	9700.0	97	6024	No
469	GOM_NL__2PRFIN20030425_222245_000000552015_00459_06024_6411.N1	25-APR-2003 22:22:45	Bright	55.000	104	27Bet Lib	2.6140	13100.	110	6024	No
470	GOM_NL__2PRFIN20030425_222516_000000372015_00459_06024_6412.N1	25-APR-2003 22:25:16	Bright	37.000	121	29Gam Vir	2.7400	7200.0	74	6024	No
471	GOM_NL__2PRFIN20030425_222843_000000372015_00459_06024_6413.N1	25-APR-2003 22:28:43	Bright	36.500	138	47Eps Vir	2.8280	4700.0	73	6024	No
472	GOM_NL__2PRFIN20030425_223121_000000412015_00459_06024_6414.N1	25-APR-2003 22:31:21	Bright	41.000	111	8Eta Boo	2.6800	6000.0	82	6024	No
473	GOM_NL__2PRFIN20030425_223634_000000362015_00459_06024_6415.N1	25-APR-2003 22:36:34	Bright	35.500	152	12Alp2CVn	2.8900	11000.	71	6024	No
474	GOM_NL__2PRFIN20030425_223828_000000422015_00459_06024_6416.N1	25-APR-2003 22:38:28	Bright	41.500	180	27Gam Boo	3.0400	8000.0	83	6024	No
475	GOM_NL__2PRFIN20030425_224022_000000382015_00459_06024_6417.N1	25-APR-2003 22:40:22	Bright	37.500	39	85Eta UMa	1.8540	24000.	75	6024	No
476	GOM_NL__2PRFIN20030425_224207_000000372015_00459_06024_6418.N1	25-APR-2003 22:42:07	Bright	36.500	82	48Bet UMa	2.3650	10600.	73	6024	No
477	GOM_NL__2PRFIN20030425_224330_000000392015_00459_06024_6419.N1	25-APR-2003 22:43:30	Bright	38.500	36	50Alp UMa	1.8000	6300.0	77	6024	No
478	GOM_NL__2PRFIN20030425_224747_000000362015_00459_06024_6420.N1	25-APR-2003 22:47:47	Bright	36.000	60	7Bet UMi	2.0810	3950.0	72	6024	No
479	GOM_NL__2PRFIN20030425_225114_000000332015_00459_06024_6421.N1	25-APR-2003 22:51:14	Bright	32.500	49	1Alp UMi	1.9900	6300.0	65	6024	No
480	GOM_NL__2PRFIN20030425_225331_000000652015_00459_06024_6422.N1	25-APR-2003 22:53:31	Bright	64.500	69	33Gam Dra	2.2310	3800.0	129	6024	No
481	GOM_NL__2PRFIN20030425_225800_000000402015_00459_06024_6423.N1	25-APR-2003 22:58:00	Bright	39.500	89	5Alp Cep	2.4510	8000.0	79	6024	No
482	GOM_NL__2PRFIN20030425_225950_000000352015_00459_06024_6424.N1	25-APR-2003 22:59:50	Bright	34.500	74	11Bet Cas	2.2680	6600.0	69	6024	No
483	GOM_NL__2PRFIN20030425_230205_000001612015_00459_06024_6425.N1	25-APR-2003 23:02:05	Bright	161.00	5	3Alp Lyr	0.033000	11000.	322	6024	No
484	GOM_NL__2PRFIN20030425_230817_000000732015_00459_06024_6426.N1	25-APR-2003 23:08:17	Tw_i_and_stray	73.000	92	53Eps Cyg	2.5000	4500.0	146	6024	No
485	GOM_NL__2PRFIN20030425_231302_000000452015_00459_06024_6427.N1	25-APR-2003 23:13:02	Tw_i_and_stray	44.500	90	54Alp Peg	2.4870	11000.	89	6024	No
486	GOM_NL__2PRFIN20030425_231645_000000582015_00459_06024_6428.N1	25-APR-2003 23:16:45	Dark	58.000	61	8Eps Peg	2.1000	3900.0	116	6024	No
487	GOM_NL__2PRFIN20030425_231913_000000522015_00459_06024_6429.N1	25-APR-2003 23:19:13	Dark	52.000	162	34Alp Aqr	2.9440	5350.0	104	6024	No
488	GOM_NL__2PRFIN20030425_232227_000000572015_00459_06024_6430.N1	25-APR-2003 23:22:27	Dark	57.000	154	22Bet Aqr	2.8990	5700.0	114	6024	No
489	GOM_NL__2PRFIN20030425_232538_000000432015_00459_06024_6431.N1	25-APR-2003 23:25:38	Dark	43.000	18	24Alp PsA	1.1660	9700.0	86	6024	No
490	GOM_NL__2PRFIN20030425_232934_000000402015_00459_06024_6432.N1	25-APR-2003 23:29:34	Dark	39.500	172	Gam Gru	3.0030	13100.	79	6024	No
491	GOM_NL__2PRFIN20030425_233118_000000422015_00459_06024_6433.N1	25-APR-2003 23:31:18	Dark	42.000	31	Alp Gru	1.7340	15200.	84	6024	No
492	GOM_NL__2PRFIN20030425_233410_000000382015_00459_06024_6434.N1	25-APR-2003 23:34:10	Dark	37.500	148	Alp Tuc	2.8780	4100.0	75	6024	No
493	GOM_NL__2PRFIN20030425_233638_000000412015_00460_06025_6400.N1	25-APR-2003 23:36:38	Dark	41.000	45	Alp Pav	1.9400	26000.	82	6025	No
494	GOM_NL__2PRFIN20030425_234335_000000382015_00460_06025_6401.N1	25-APR-2003 23:43:35	Dark	37.500	43	Alp TrA	1.9100	4250.0	75	6025	No
495	GOM_NL__2PRFIN20030425_234541_000000582015_00460_06025_6402.N1	25-APR-2003 23:45:41	Straylight	57.500	40	The Sco	1.8590	7100.0	115	6025	No
496	GOM_NL__2PRFIN20030425_234756_000000522015_00460_06025_6403.N1	25-APR-2003 23:47:56	Straylight	52.000	4	Alp1Cen	-0.010000	5800.0	104	6025	No
497	GOM_NL__2PRFIN20030425_235045_000000652015_00460_06025_6404.N1	25-APR-2003 23:50:45	Straylight	65.000	75	26Eps Sco	2.2910	4250.0	130	6025	No
498	GOM_NL__2PRFIN20030425_235251_000000432015_00460_06025_6405.N1	25-APR-2003 23:52:51	Straylight	42.500	81	Eta Cen	2.3560	28000.	85	6025	No
499	GOM_NL__2PRFIN20030425_235447_000000782015_00460_06025_6406.N1	25-APR-2003 23:54:47	Tw_i_and_stray	78.000	16	21Alp Sco	1.0200	3000.0	156	6025	No
500	GOM_NL__2PRFIN20030425_235720_000000692015_00460_06025_6407.N1	25-APR-2003 23:57:20	Tw_i_and_stray	69.000	80	7Del Sco	2.3160	30000.	138	6025	No
501	GOM_NL__2PRFIN20030425_235925_000000412015_00460_06025_6408.N1	25-APR-2003 23:59:25	Tw_i_and_stray	41.000	169	46Gam Hya	2.9910	4700.0	82	6025	No

3. Quality information per product

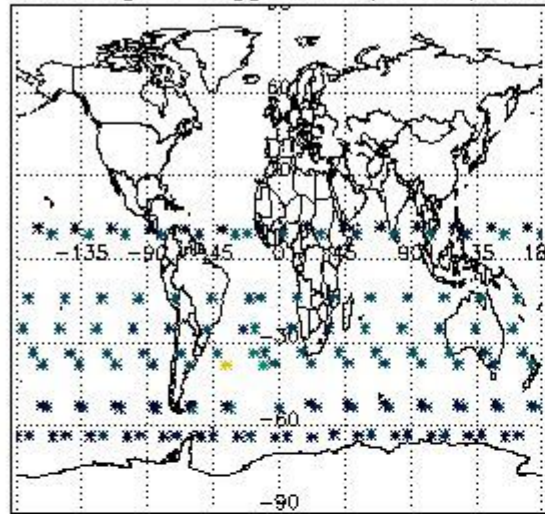
In this section it is plotted some information contained in the Quality Summary data set of the level 2 products. Only products in dark limb conditions and without errors (error flag in the MPH set to "0") are used.

3.1 Plot quality information per product (time dependant)

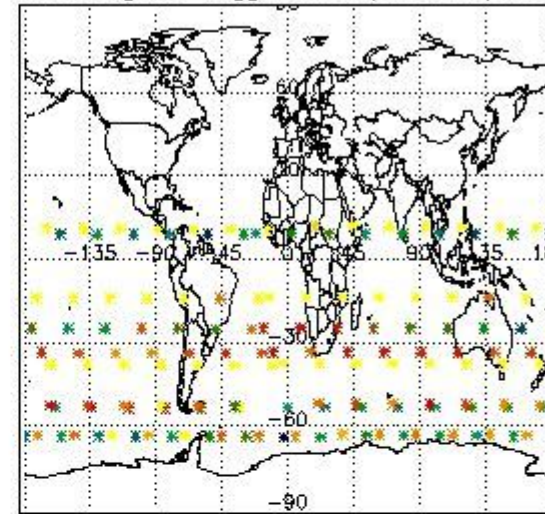


3.2 Plot quality information per product (world map)

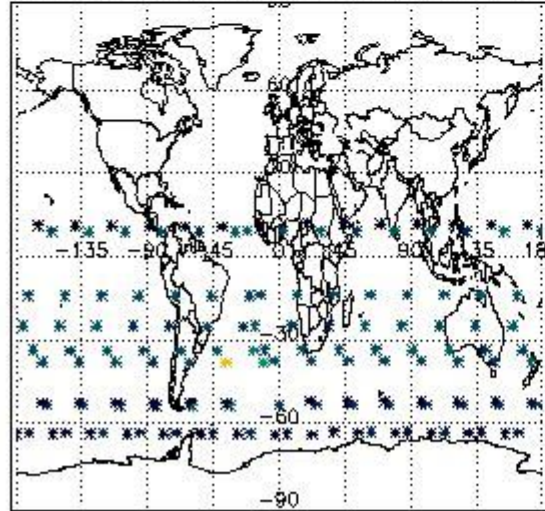
Percentage of flagged data per O3 profile



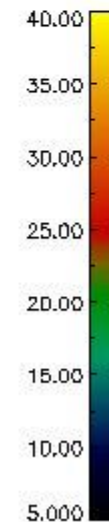
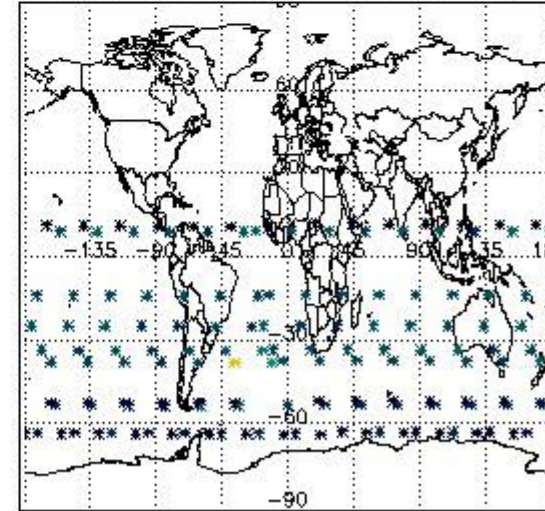
Percentage of flagged data per H2O profile



Percentage of flagged data per NO2 profile



Percentage of flagged data per NO3 profile

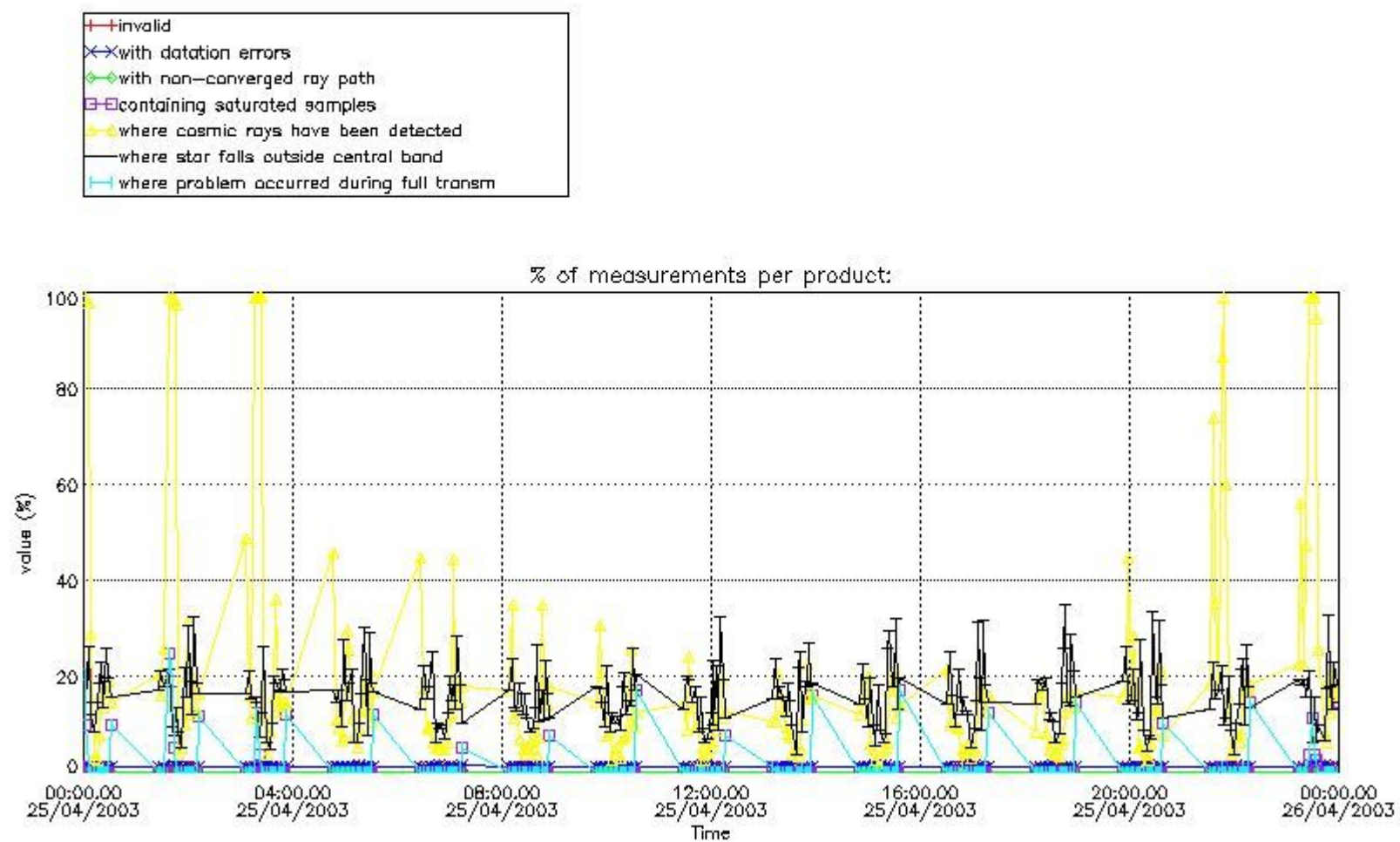


4. Level 1 quality information per product

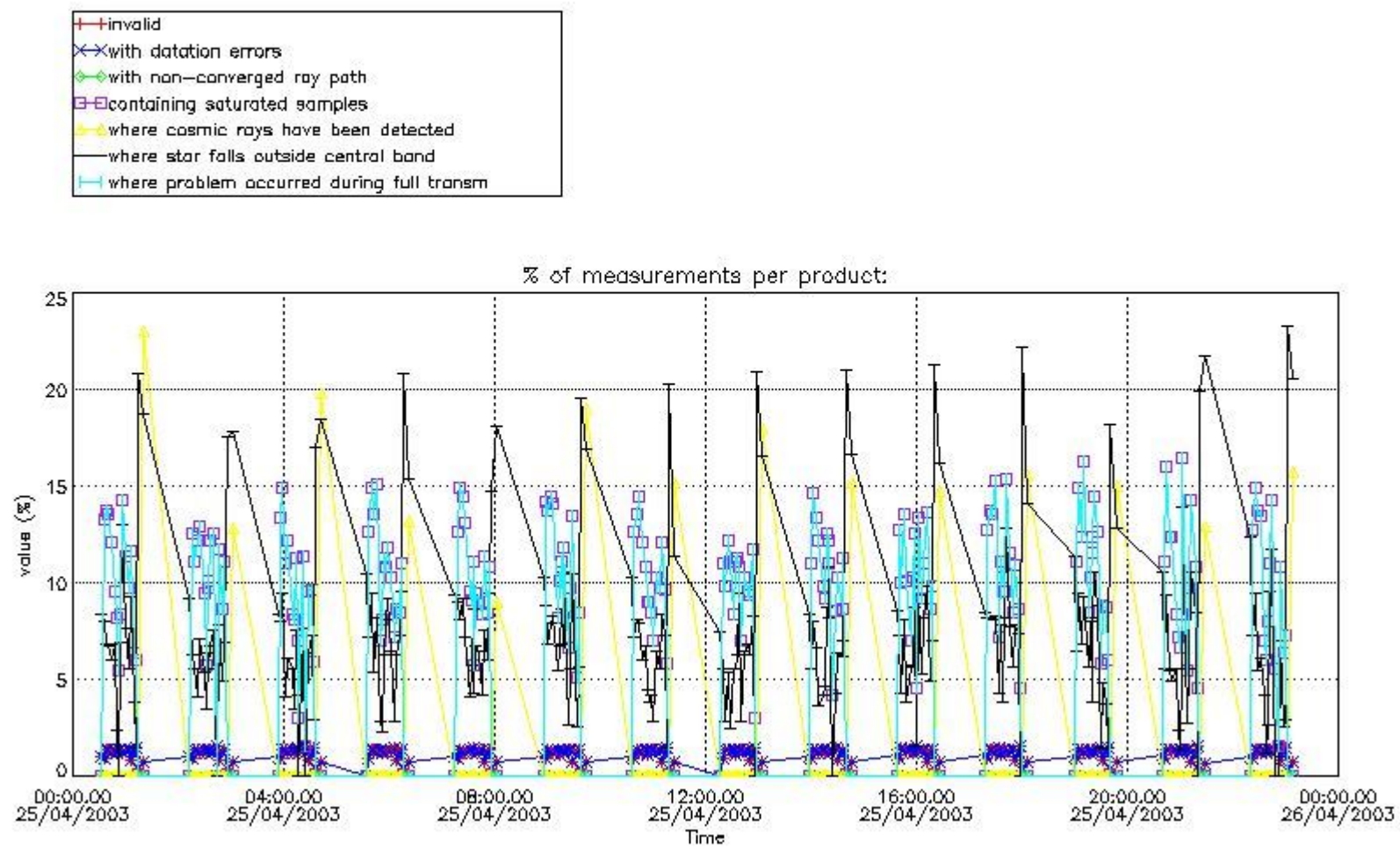
In this section it is plotted some information contained in the Quality Summary data set of the level 2 products that comes from the level 1b processing. Products without errors (error flag in the MPH set to "0") are used.

4.1 Plot quality information per product (time dependant) coming from level 1b processing

4.1.1 Plot level 1 quality information per product (time dependant): ENVISAT ASCENDING passes



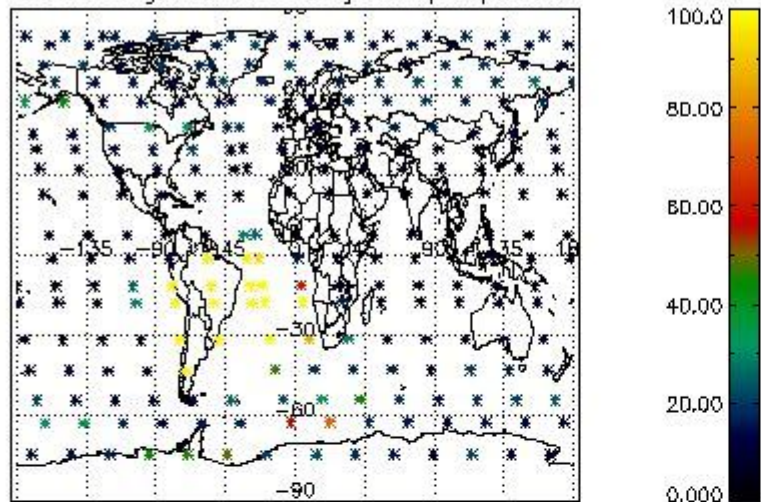
4.1.2 Plot level 1 quality information per product (time dependant): ENVI SAT DESCENDING passes



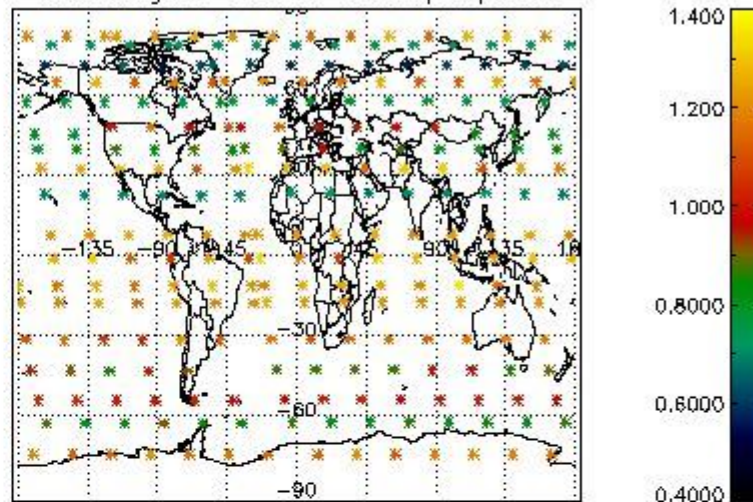
4.2 Plot quality information per product coming from level 1b processing (world map)

4.2.1 Plot level 1 quality information per product (world map): ENVISAT ASCENDING passes

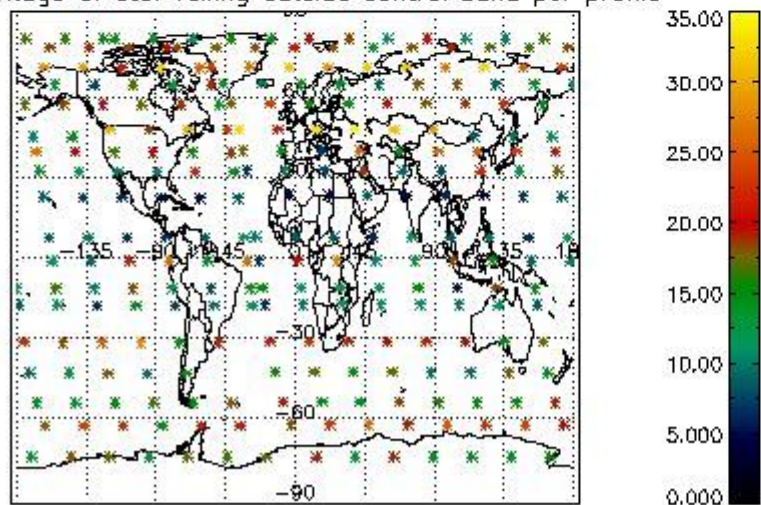
Percentage of cosmic ray hits per profile



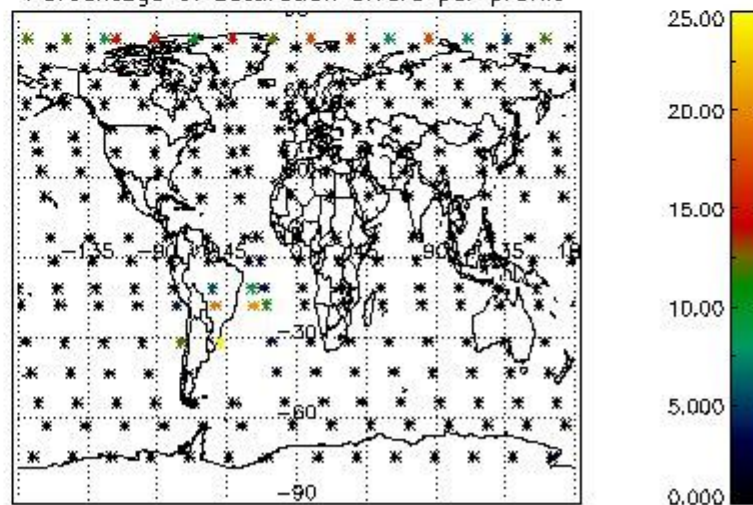
Percentage of datation errors per profile



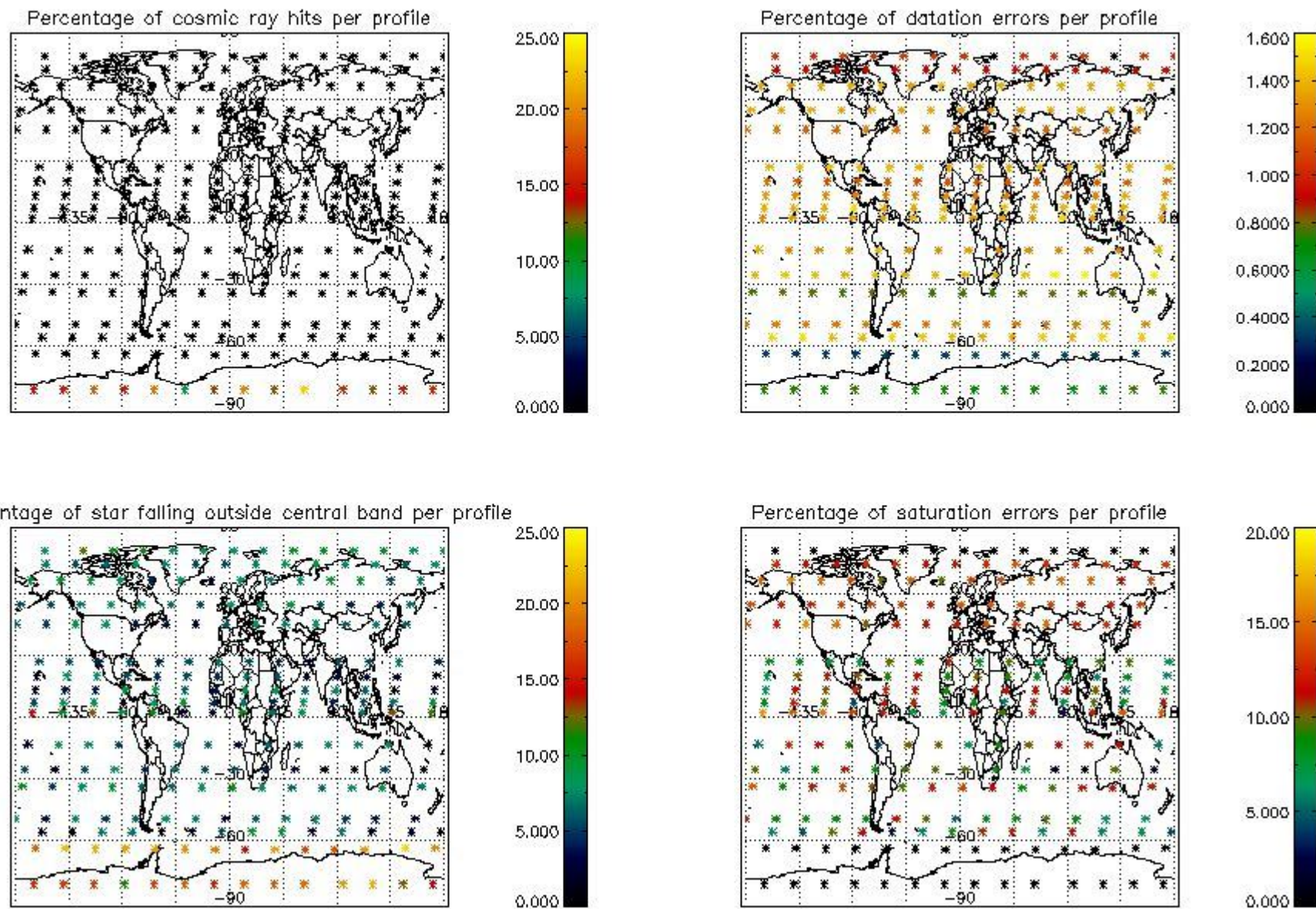
Percentage of star falling outside central band per profile



Percentage of saturation errors per profile



4.2.2 Plot level 1 quality information per product (world map): ENVISAT DESCENDING passes



5. Trace gas profiles

5.1 Ozone statistics based on quality of products

The final quality of the products can be "measured" using the STD (Standard Deviation) attached to every point profile. This information is written to the parameter GOM_NL__2P/NL_LOCAL_SPECIES_DENSITY/o3_std of the level 2 products. The table below shows the statistics for given STD ranges.

The statistics are given with respect to the overall valid production:

- Products without fatal errors: GOM_NL__2P/MPH/PRODUCT_ERR=0
- Valid point profile: GOM_NL__2P/NL_LOCAL_SPECIES_DENSITY/pcd(0)=0

The 'Criteria' is applied to valid points of dark limb products:

- Products in dark limb illumination condition: GOM_NL__2P/NL_SUMMARY_QUALITY/obs_ill_cond=0
- Products without fatal errors: GOM_NL__2P/MPH/PRODUCT_ERR=0
- Valid point profile: GOM_NL__2P/NL_LOCAL_SPECIES_DENSITY/pcd(0)=0

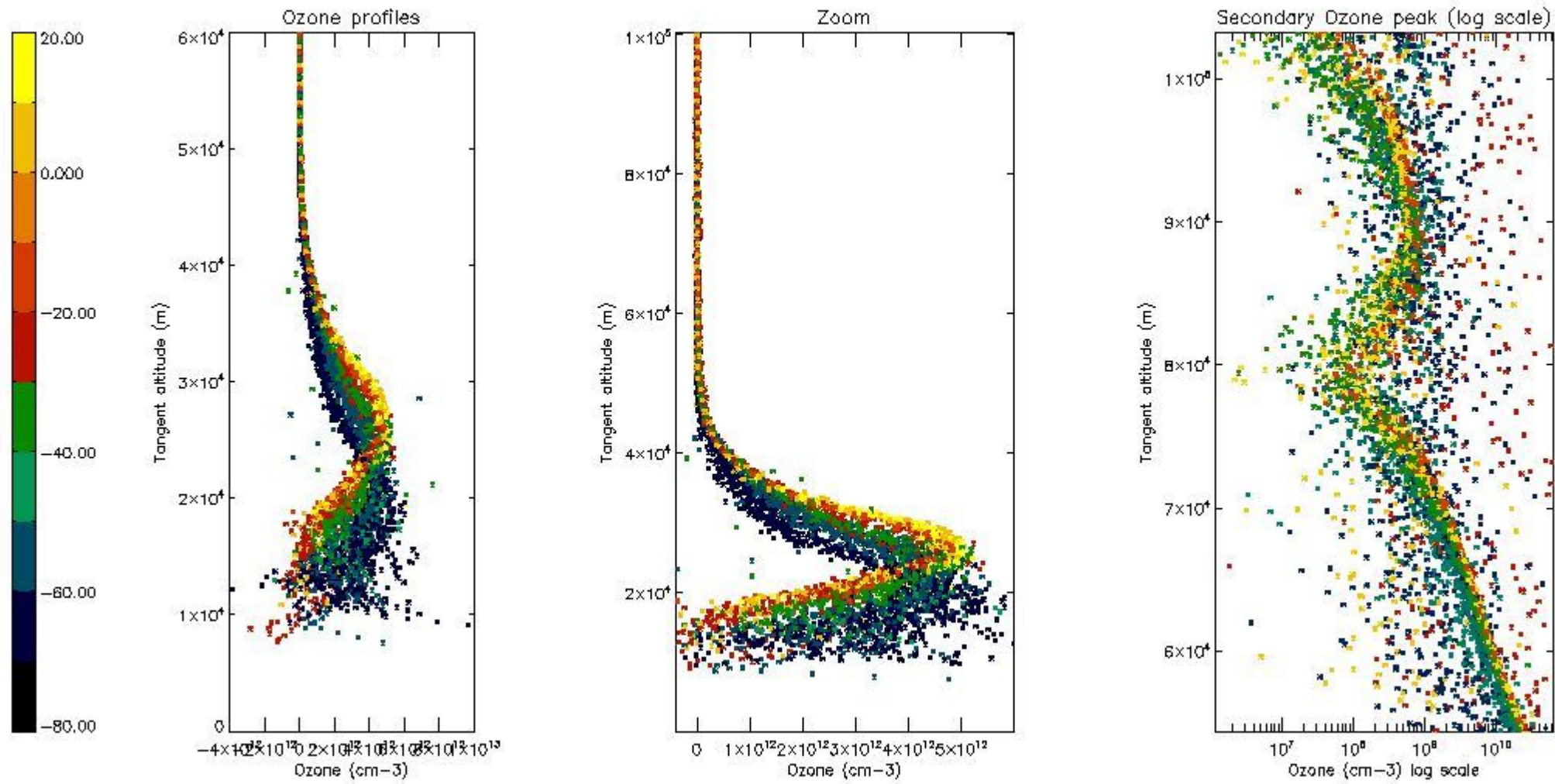
So, the table below shows the percentage of dark limb and valid observations for each criteria with respect to the overall valid daily observations.

Criteria	% of total production
All STD	27
STD < 20	14

STD < 10	11
STD < 5	7

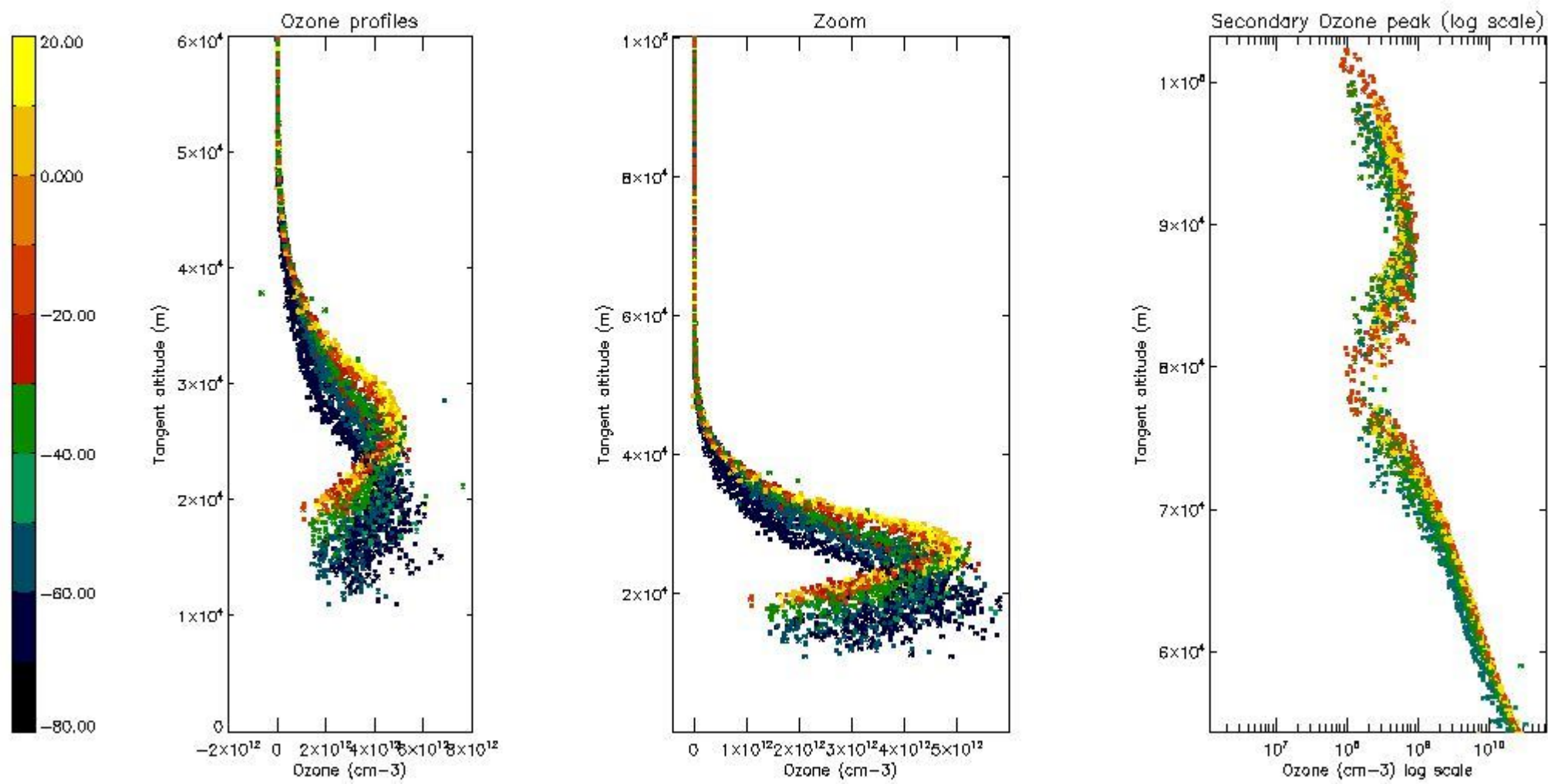
5.2 Plot ozone profiles for all STD (dark without errors)

The colorbar represents the latitude.



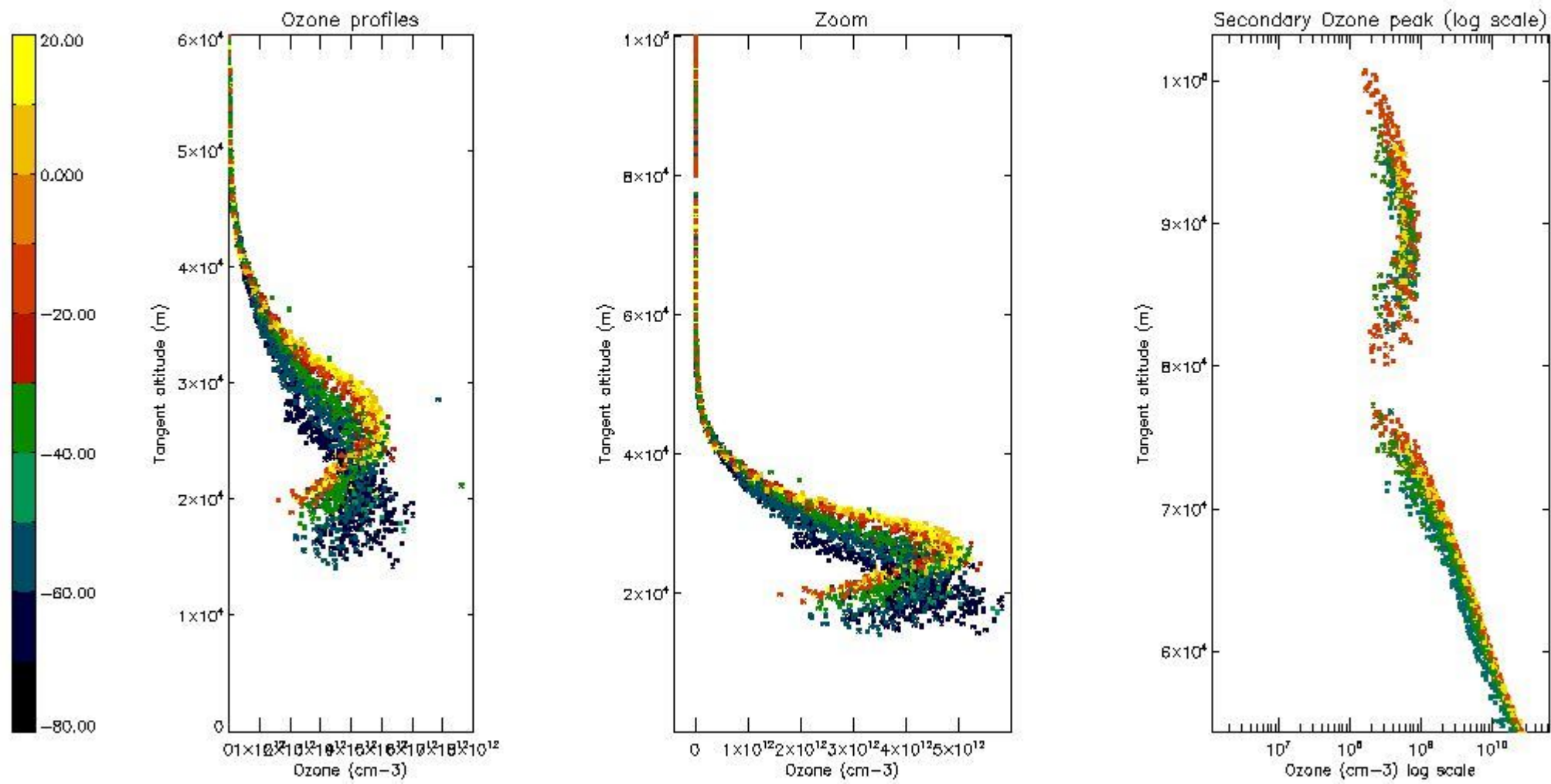
5.3 Plot ozone profiles where STD < 20% (dark without errors)

The colorbar represents the latitude.



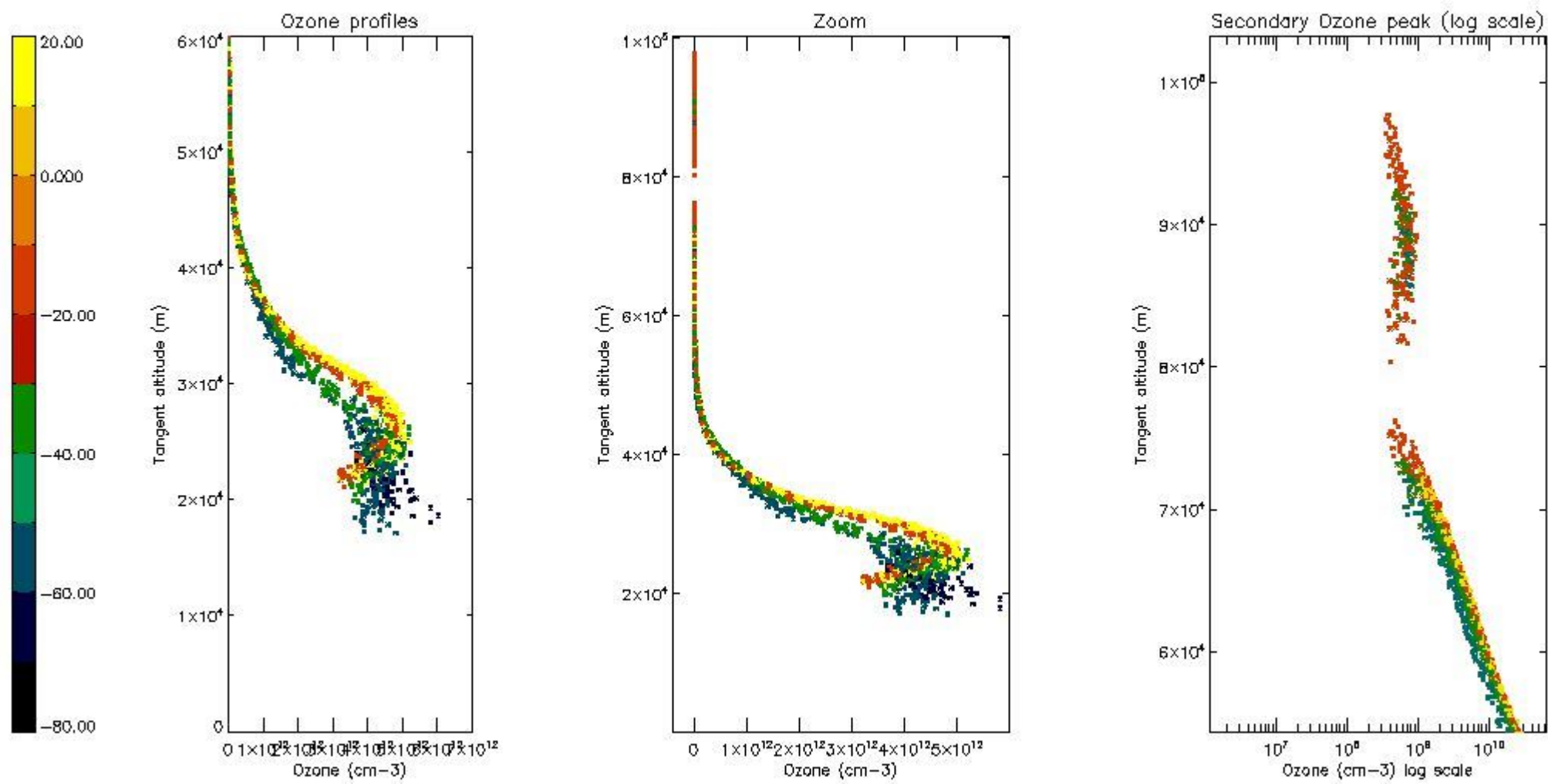
5.4 Plot ozone profiles where STD < 10% (dark without errors)

The colorbar represents the latitude.



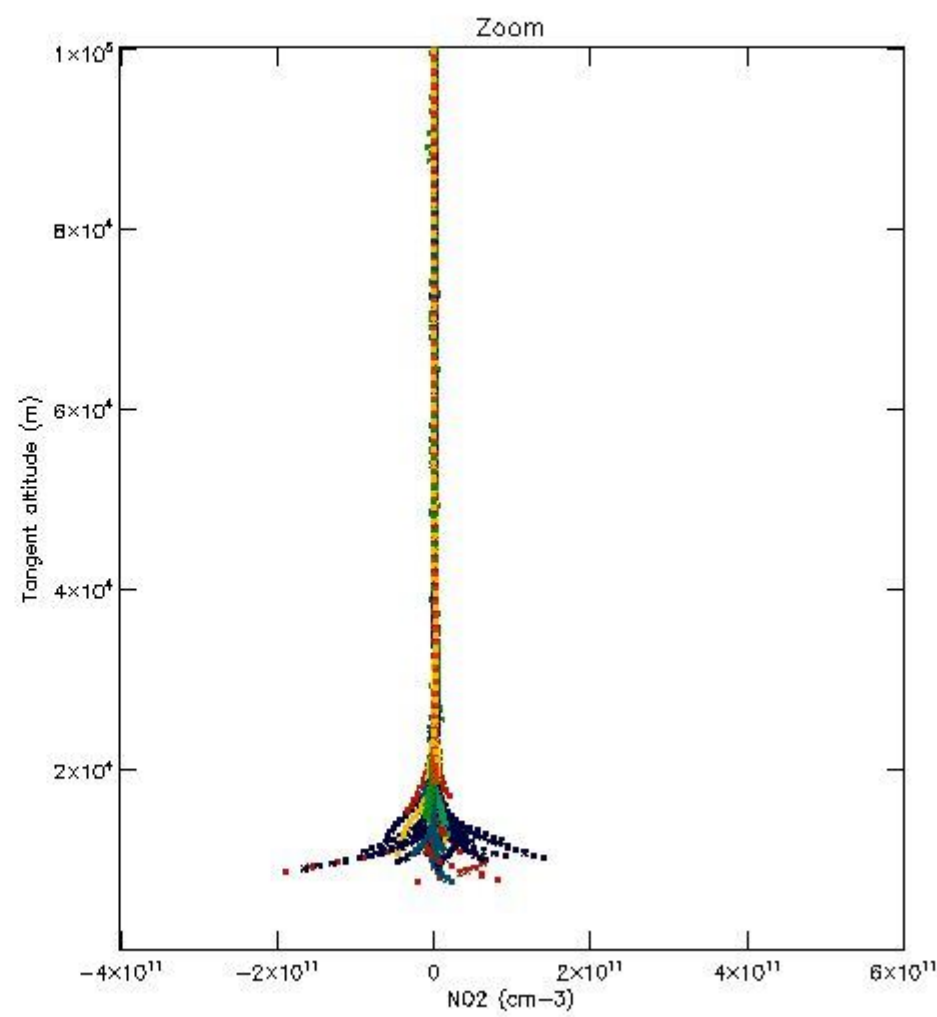
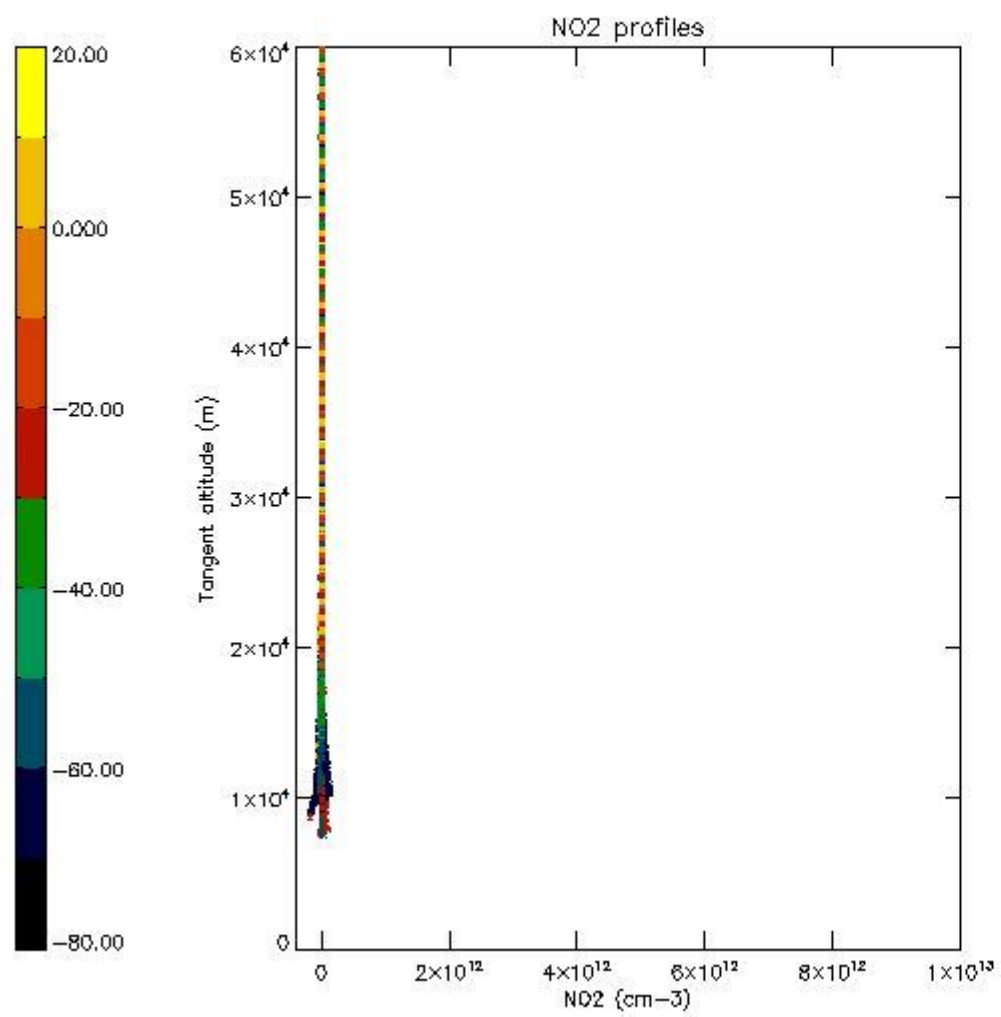
5.5 Plot ozone profiles where STD < 5% (dark without errors)

The colorbar represents the latitude.



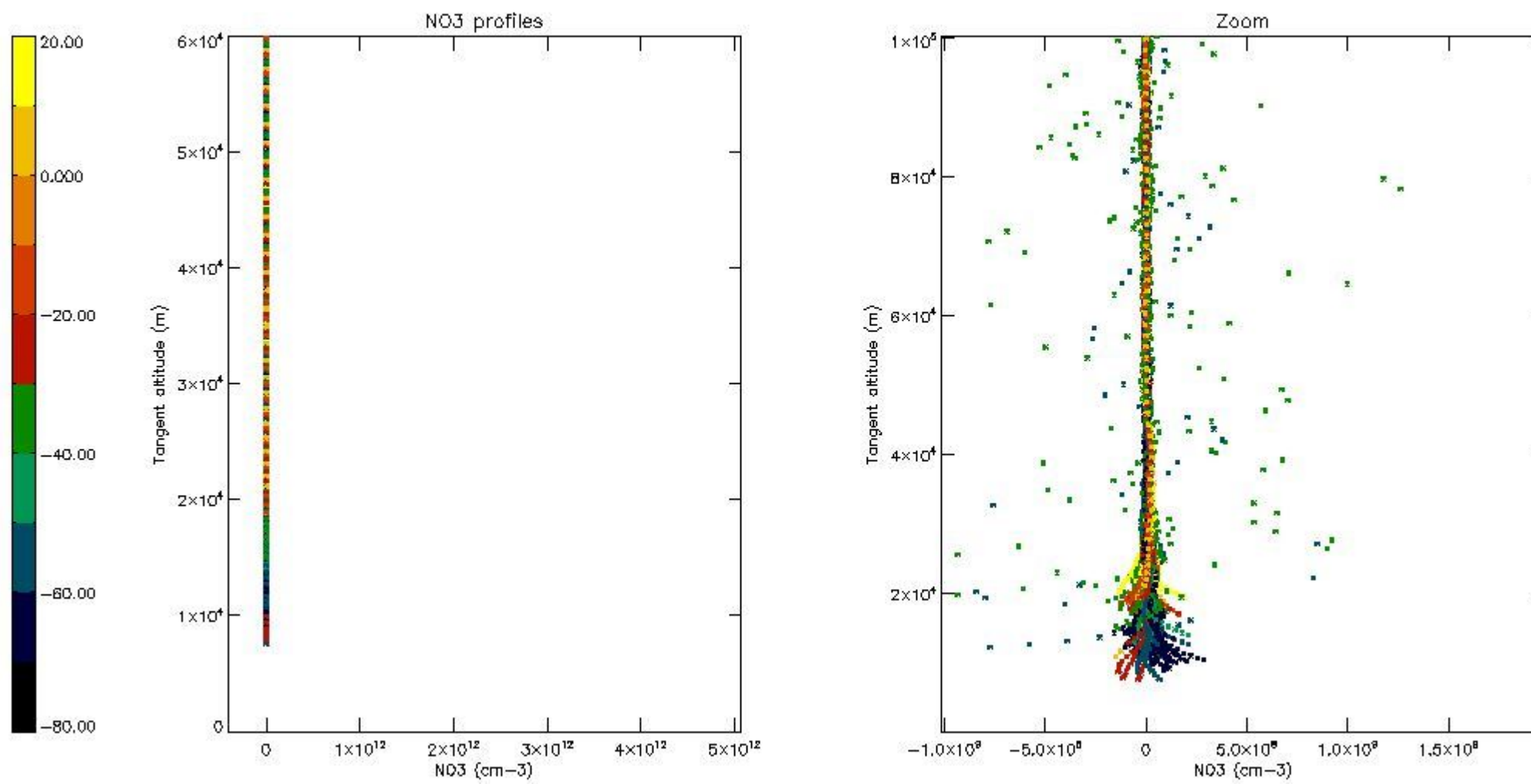
5.6 Plot NO₂ profiles for all STD (dark without errors)

The colorbar represents the latitude.



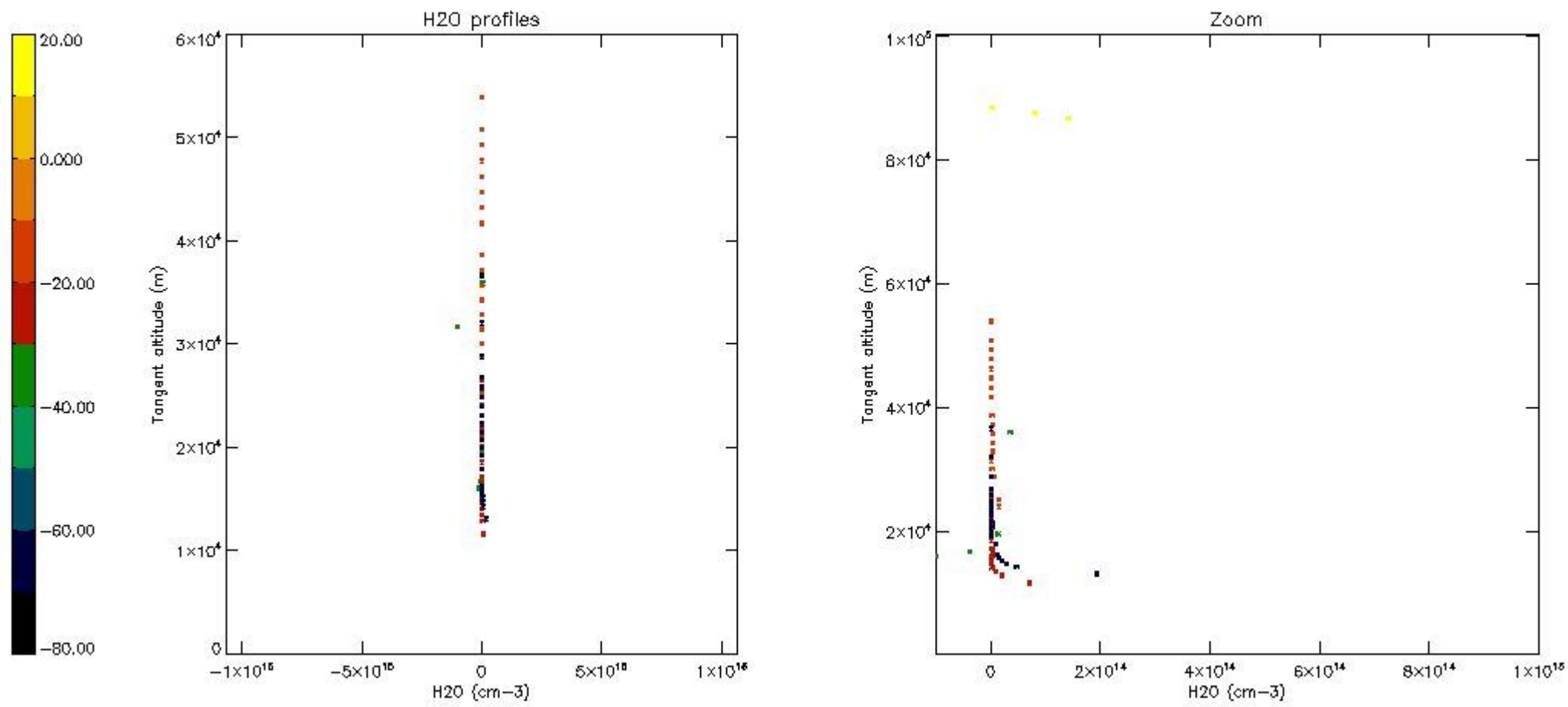
5.7 Plot NO3 profiles for all STD (dark without errors)

The colorbar represents the latitude.



5.8 Plot H2O profiles for all STD (only for occultations of stars 1,2,3,4,13,14,16,26,63 dark without errors)

The colorbar represents the latitude.



6. Auxiliary Data Files used for the production reported in section 2

The number reported in the third column indicates since which file (see list in section 2) the corresponding auxiliary file has been used. The fourth column is the date of those product files.

Type	Auxiliary Filename	Used since product	Used since product date
INST_PHYS_CHARACTERISTICS	GOM_INS_AXNIEC20050627_150440_20020301_000000_20100101_000000	1	25-APR-2003 00:01:02
LEVEL-2_PROC_CONFIG	GOM_PR2_AXVIEC20091111_152718_20020301_000000_20500101_000000	1	25-APR-2003 00:01:02
CROSS_SECTIONS_FILE	GOM_CRS_AXVIEC20091111_154832_20020301_000000_20500101_000000	1	25-APR-2003 00:01:02

GOMOS Level 2 Daily Report

SUMMARY

[1. General Info](#)

[2. Summary of processed GOM_NL_2P products](#)

[3. Level 2 Quality information per product](#)

[3.1 Plot of level 2 quality information per product \(time dependant\)](#)

[3.2 Plot of level 2 quality information per product \(world map\)](#)

[4. Level 1 Quality information per product \(stored on level 2 products\)](#)

[4.1 Plot of level 1 quality information per product \(time dependant\)](#)

[4.1.1 Plot of level 1 quality information per product \(time dependant\): ASCENDING](#)

[4.1.2 Plot of level 1 quality information per product \(time dependant\): DESCENDING](#)

[4.2 Plot of level 1 quality information per product \(world map\)](#)

[4.2.1 Plot of level 1 quality information per product \(world map\): ASCENDING](#)

[4.2.2 Plot of level 1 quality information per product \(world map\): DESCENDING](#)

[5. Ozone profiles based on quality statistics and other trace gas profiles](#)

[5.1 Ozone statistics based on quality of products](#)

[5.2 Plot ozone profiles for all STD \(dark without errors\)](#)

[5.3 Plot ozone profiles where STD < 20% \(dark without errors\)](#)

[5.4. Plot ozone profiles where STD < 10% \(dark without errors\)](#)

[5.5. Plot ozone profiles where STD < 5% \(dark without errors\)](#)

[5.6 Plot NO2 profiles for all STD \(dark without errors\)](#)

[5.7 Plot NO3 profiles for all STD \(dark without errors\)](#)

[5.8 Plot H2O profiles \(only for occultations of stars 1,2,3,4,13,14,16,26,63 dark without errors\) for all STD](#)

[6. Auxiliary Data Files used for the production reported in section 2](#)

This report presents the daily analysis on parameters extracted from GOMOS level 2 data (GOM_NL__2P).
 It is intended to monitor some important parameters that will impact the quality of these products.
 A list of level 2 products (and content) that have arrived during the reporting day to the PCF is also given.

Item	Value
Time of report generation	19APR2013 13:53:47
Data source version	GOMOS/6.01
Start time of products	25-04-2003 (25APR2003 00:00:00)
Stop time of products	26-04-2003 (26APR2003 00:00:00)
Store outputs in DB	Yes
Nb of level 2 prods	501
Nb of prods with errors	0

2. Summary of processed GOM_NL__2P products.

Nr	Filename	UTC Start time	Limb	Duration	Star Id	Star Name	Star Mag	Star Temp	Nb Meas	Orbit	Prod. error
1	GOM_NL__2PRFIN20030425_000102_000000422015_00445_06010_6216.N1	25-APR-2003 00:01:02	Dark	41.500	172	Gam Gru	3.0030	13100.	83	6010	No
2	GOM_NL__2PRFIN20030425_000249_000000422015_00445_06010_6217.N1	25-APR-2003 00:02:49	Dark	41.500	31	Alp Gru	1.7340	15200.	83	6010	No
3	GOM_NL__2PRFIN20030425_000543_000000462015_00445_06010_6218.N1	25-APR-2003 00:05:43	Dark	46.000	148	Alp Tuc	2.8780	4100.0	92	6010	No
4	GOM_NL__2PRFIN20030425_000807_000000422015_00446_06011_6580.N1	25-APR-2003 00:08:07	Dark	42.000	45	Alp Pav	1.9400	26000.	84	6011	No
5	GOM_NL__2PRFIN20030425_001216_000000722015_00446_06011_6581.N1	25-APR-2003 00:12:16	Dark	72.000	103	38Zet Sgr	2.6000	9700.0	144	6011	No
6	GOM_NL__2PRFIN20030425_001506_000000422015_00446_06011_6582.N1	25-APR-2003 00:15:06	Dark	41.500	43	Alp TrA	1.9100	4250.0	83	6011	No
7	GOM_NL__2PRFIN20030425_001705_000000592015_00446_06011_6583.N1	25-APR-2003 00:17:05	Straylight	59.000	40	The Sco	1.8590	7100.0	118	6011	No
8	GOM_NL__2PRFIN20030425_001929_000000462015_00446_06011_6584.N1	25-APR-2003 00:19:29	Straylight	45.500	4	Alp1Cen	-0.010000	5800.0	91	6011	No
9	GOM_NL__2PRFIN20030425_002210_000000632015_00446_06011_6585.N1	25-APR-2003 00:22:10	Straylight	62.500	75	26Eps Sco	2.2910	4250.0	125	6011	No
10	GOM_NL__2PRFIN20030425_002423_000000452015_00446_06011_6586.N1	25-APR-2003 00:24:23	Straylight	45.000	81	Eta Cen	2.3560	28000.	90	6011	No
11	GOM_NL__2PRFIN20030425_002615_000000822015_00446_06011_6587.N1	25-APR-2003 00:26:15	Twilight_stray	81.500	16	21Alp Sco	1.0200	3000.0	163	6011	No
12	GOM_NL__2PRFIN20030425_002852_000000712015_00446_06011_6588.N1	25-APR-2003 00:28:52	Twilight_stray	71.000	80	7Del Sco	2.3160	30000.	142	6011	No
13	GOM_NL__2PRFIN20030425_003100_000000422015_00446_06011_6589.N1	25-APR-2003 00:31:00	Twilight_stray	41.500	169	46Gam Hya	2.9910	4700.0	83	6011	No
14	GOM_NL__2PRFIN20030425_003224_000000482015_00446_06011_6590.N1	25-APR-2003 00:32:24	Bright	48.000	122	9Alp2Lib	2.7470	9700.0	96	6011	No
15	GOM_NL__2PRFIN20030425_003500_000000572015_00446_06011_6591.N1	25-APR-2003 00:35:00	Bright	56.500	104	27Bet Lib	2.6140	13100.	113	6011	No
16	GOM_NL__2PRFIN20030425_003728_000000372015_00446_06011_6592.N1	25-APR-2003 00:37:28	Bright	36.500	121	29Gam Vir	2.7400	7200.0	73	6011	No
17	GOM_NL__2PRFIN20030425_004056_000000372015_00446_06011_6593.N1	25-APR-2003 00:40:56	Bright	37.000	138	47Eps Vir	2.8280	4700.0	74	6011	No
18	GOM_NL__2PRFIN20030425_004337_000000422015_00446_06011_6594.N1	25-APR-2003 00:43:37	Bright	41.500	111	8Eta Boo	2.6800	6000.0	83	6011	No
19	GOM_NL__2PRFIN20030425_004848_000000372015_00446_06011_6595.N1	25-APR-2003 00:48:48	Bright	36.500	152	12Alp2CVn	2.8900	11000.	73	6011	No
20	GOM_NL__2PRFIN20030425_005049_000000432015_00446_06011_6596.N1	25-APR-2003 00:50:49	Bright	43.000	180	27Gam Boo	3.0400	8000.0	86	6011	No
21	GOM_NL__2PRFIN20030425_005240_000000372015_00446_06011_6597.N1	25-APR-2003 00:52:40	Bright	36.500	39	85Eta UMa	1.8540	24000.	73	6011	No
22	GOM_NL__2PRFIN20030425_005417_000000362015_00446_06011_6598.N1	25-APR-2003 00:54:17	Bright	36.000	82	48Bet UMa	2.3650	10600.	72	6011	No
23	GOM_NL__2PRFIN20030425_005540_000000392015_00446_06011_6599.N1	25-APR-2003 00:55:40	Bright	38.500	36	50Alp UMa	1.8000	6300.0	77	6011	No
24	GOM_NL__2PRFIN20030425_010003_000000402015_00446_06011_6600.N1	25-APR-2003 01:00:03	Bright	39.500	60	7Bet UMi	2.0810	3950.0	79	6011	No
25	GOM_NL__2PRFIN20030425_010327_000000362015_00446_06011_6601.N1	25-APR-2003 01:03:27	Bright	36.000	49	1Alp UMi	1.9900	6300.0	72	6011	No
26	GOM_NL__2PRFIN20030425_010559_000000652015_00446_06011_6602.N1	25-APR-2003 01:05:59	Bright	64.500	69	33Gam Dra	2.2310	3800.0	129	6011	No
27	GOM_NL__2PRFIN20030425_011016_000000402015_00446_06011_6603.N1	25-APR-2003 01:10:16	Bright	39.500	89	5Alp Cep	2.4510	8000.0	79	6011	No
28	GOM_NL__2PRFIN20030425_011201_000000342015_00446_06011_6604.N1	25-APR-2003 01:12:01	Bright	33.500	74	11Bet Cas	2.2680	6600.0	67	6011	No
29	GOM_NL__2PRFIN20030425_011437_0000001512015_00446_06011_6605.N1	25-APR-2003 01:14:37	Bright	151.00	5	3Alp Lyr	0.033000	11000.	302	6011	No
30	GOM_NL__2PRFIN20030425_012028_000000702015_00446_06011_6606.N1	25-APR-2003 01:20:28	Twilight_stray	69.500	92	53Eps Cyg	2.5000	4500.0	139	6011	No
31	GOM_NL__2PRFIN20030425_012511_000000442015_00446_06011_6607.N1	25-APR-2003 01:25:11	Twilight_stray	44.000	90	54Alp Peg	2.4870	11000.	88	6011	No
32	GOM_NL__2PRFIN20030425_012850_000000592015_00446_06011_6608.N1	25-APR-2003 01:28:50	Dark	59.000	61	8Eps Peg	2.1000	3900.0	118	6011	No
33	GOM_NL__2PRFIN20030425_013117_000000512015_00446_06011_6609.N1	25-APR-2003 01:31:17	Dark	50.500	162	34Alp Aqr	2.9440	5350.0	101	6011	No
34	GOM_NL__2PRFIN20030425_013746_000000452015_00446_06011_6610.N1	25-APR-2003 01:37:46	Dark	44.500	18	24Alp PsA	1.1660	9700.0	89	6011	No
35	GOM_NL__2PRFIN20030425_014138_000000422015_00446_06011_6611.N1	25-APR-2003 01:41:38	Dark	42.000	172	Gam Gru	3.0030	13100.	84	6011	No
36	GOM_NL__2PRFIN20030425_014325_000000392015_00446_06011_6612.N1	25-APR-2003 01:43:25	Dark	38.500	31	Alp Gru	1.7340	15200.	77	6011	No
37	GOM_NL__2PRFIN20030425_014619_000000412015_00446_06011_6613.N1	25-APR-2003 01:46:19	Dark	40.500	148	Alp Tuc	2.8780	4100.0	81	6011	No
38	GOM_NL__2PRFIN20030425_014843_000000412015_00447_06012_6587.N1	25-APR-2003 01:48:43	Dark	41.000	45	Alp Pav	1.9400	26000.	82	6012	No
39	GOM_NL__2PRFIN20030425_015253_000000712015_00447_06012_6588.N1	25-APR-2003 01:52:53	Dark	71.000	103	38Zet Sgr	2.6000	9700.0	142	6012	No
40	GOM_NL__2PRFIN20030425_015542_000000462015_00447_06012_6589.N1	25-APR-2003 01:55:42	Dark	45.500	43	Alp TrA	1.9100	4250.0	91	6012	No
41	GOM_NL__2PRFIN20030425_015741_000000572015_00447_06012_6590.N1	25-APR-2003 01:57:41	Straylight	57.000	40	The Sco	1.8590	7100.0	114	6012	No
42	GOM_NL__2PRFIN20030425_020005_000000512015_00447_06012_6591.N1	25-APR-2003 02:00:05	Straylight	50.500	4	Alp1Cen	-0.010000	5800.0	101	6012	No

43	GOM_NL__2PRFIN20030425_020247_000000672015_00447_06012_6592.N1	25-APR-2003 02:02:47	Straylight	66.500	75	26Eps Sco	2.2910	4250.0	133	6012	No
44	GOM_NL__2PRFIN20030425_020459_000000422015_00447_06012_6593.N1	25-APR-2003 02:04:59	Straylight	42.000	81	Eta Cen	2.3560	28000.	84	6012	No
45	GOM_NL__2PRFIN20030425_020651_000000912015_00447_06012_6594.N1	25-APR-2003 02:06:51	Twi_and_stray	91.000	16	21Alp Sco	1.0200	3000.0	182	6012	No
46	GOM_NL__2PRFIN20030425_020927_000000712015_00447_06012_6595.N1	25-APR-2003 02:09:27	Twi_and_stray	70.500	80	7Del Sco	2.3160	30000.	141	6012	No
47	GOM_NL__2PRFIN20030425_021136_000000432015_00447_06012_6596.N1	25-APR-2003 02:11:36	Twi_and_stray	42.500	169	46Gam Hya	2.9910	4700.0	85	6012	No
48	GOM_NL__2PRFIN20030425_021259_000000492015_00447_06012_6597.N1	25-APR-2003 02:12:59	Bright	49.000	122	9Alp2Lib	2.7470	9700.0	98	6012	No
49	GOM_NL__2PRFIN20030425_021535_000000562015_00447_06012_6598.N1	25-APR-2003 02:15:35	Bright	56.000	104	27Bet Lib	2.6140	13100.	112	6012	No
50	GOM_NL__2PRFIN20030425_021803_000000362015_00447_06012_6599.N1	25-APR-2003 02:18:03	Bright	36.000	121	29Gam Vir	2.7400	7200.0	72	6012	No
51	GOM_NL__2PRFIN20030425_022132_000000372015_00447_06012_6600.N1	25-APR-2003 02:21:32	Bright	37.000	138	47Eps Vir	2.8280	4700.0	74	6012	No
52	GOM_NL__2PRFIN20030425_022413_000000432015_00447_06012_6601.N1	25-APR-2003 02:24:13	Bright	42.500	111	8Eta Boo	2.6800	6000.0	85	6012	No
53	GOM_NL__2PRFIN20030425_022924_000000372015_00447_06012_6602.N1	25-APR-2003 02:29:24	Bright	37.000	152	12Alp2CVn	2.8900	11000.	74	6012	No
54	GOM_NL__2PRFIN20030425_023123_000000442015_00447_06012_6603.N1	25-APR-2003 02:31:23	Bright	43.500	180	27Gam Boo	3.0400	8000.0	87	6012	No
55	GOM_NL__2PRFIN20030425_023315_000000402015_00447_06012_6604.N1	25-APR-2003 02:33:15	Bright	39.500	39	85Eta UMa	1.8540	24000.	79	6012	No
56	GOM_NL__2PRFIN20030425_023453_000000362015_00447_06012_6605.N1	25-APR-2003 02:34:53	Bright	36.000	82	48Bet UMa	2.3650	10600.	72	6012	No
57	GOM_NL__2PRFIN20030425_023616_000000372015_00447_06012_6606.N1	25-APR-2003 02:36:16	Bright	37.000	36	50Alp UMa	1.8000	6300.0	74	6012	No
58	GOM_NL__2PRFIN20030425_024038_000000402015_00447_06012_6607.N1	25-APR-2003 02:40:38	Bright	40.000	60	7Bet UMi	2.0810	3950.0	80	6012	No
59	GOM_NL__2PRFIN20030425_024403_000000322015_00447_06012_6608.N1	25-APR-2003 02:44:03	Bright	32.000	49	1Alp UMi	1.9900	6300.0	64	6012	No
60	GOM_NL__2PRFIN20030425_024633_000000642015_00447_06012_6609.N1	25-APR-2003 02:46:33	Bright	64.000	69	33Gam Dra	2.2310	3800.0	128	6012	No
61	GOM_NL__2PRFIN20030425_025052_000000412015_00447_06012_6610.N1	25-APR-2003 02:50:52	Bright	40.500	89	5Alp Cep	2.4510	8000.0	81	6012	No
62	GOM_NL__2PRFIN20030425_025238_000000362015_00447_06012_6611.N1	25-APR-2003 02:52:38	Bright	36.000	74	11Bet Cas	2.2680	6600.0	72	6012	No
63	GOM_NL__2PRFIN20030425_025511_000001462015_00447_06012_6612.N1	25-APR-2003 02:55:11	Bright	145.50	5	3Alp Lyr	0.033000	11000.	291	6012	No
64	GOM_NL__2PRFIN20030425_030104_000000702015_00447_06012_6613.N1	25-APR-2003 03:01:04	Twi_and_stray	70.000	92	53Eps Cyg	2.5000	4500.0	140	6012	No
65	GOM_NL__2PRFIN20030425_030547_000000432015_00447_06012_6614.N1	25-APR-2003 03:05:47	Twi_and_stray	43.000	90	54Alp Peg	2.4870	11000.	86	6012	No
66	GOM_NL__2PRFIN20030425_030926_000000602015_00447_06012_6615.N1	25-APR-2003 03:09:26	Dark	59.500	61	8Eps Peg	2.1000	3900.0	119	6012	No
67	GOM_NL__2PRFIN20030425_031154_000000492015_00447_06012_6616.N1	25-APR-2003 03:11:54	Dark	49.000	162	34Alp Aqr	2.9440	5350.0	98	6012	No
68	GOM_NL__2PRFIN20030425_031504_000000552015_00447_06012_6617.N1	25-APR-2003 03:15:04	Dark	54.500	154	22Bet Aqr	2.8990	5700.0	109	6012	No
69	GOM_NL__2PRFIN20030425_031822_000000412015_00447_06012_6618.N1	25-APR-2003 03:18:22	Dark	41.000	18	24Alp PsA	1.1660	9700.0	82	6012	No
70	GOM_NL__2PRFIN20030425_032215_000000412015_00447_06012_6619.N1	25-APR-2003 03:22:15	Dark	40.500	172	Gam Gru	3.0030	13100.	81	6012	No
71	GOM_NL__2PRFIN20030425_032401_000000412015_00447_06012_6620.N1	25-APR-2003 03:24:01	Dark	40.500	31	Alp Gru	1.7340	15200.	81	6012	No
72	GOM_NL__2PRFIN20030425_032655_000000482015_00447_06012_6621.N1	25-APR-2003 03:26:55	Dark	47.500	148	Alp Tuc	2.8780	4100.0	95	6012	No
73	GOM_NL__2PRFIN20030425_032920_000000402015_00448_06013_6379.N1	25-APR-2003 03:29:20	Dark	39.500	45	Alp Pav	1.9400	26000.	79	6013	No
74	GOM_NL__2PRFIN20030425_033331_000000722015_00448_06013_6380.N1	25-APR-2003 03:33:31	Dark	71.500	103	38Zet Sgr	2.6000	9700.0	143	6013	No
75	GOM_NL__2PRFIN20030425_033619_000000402015_00448_06013_6381.N1	25-APR-2003 03:36:19	Dark	39.500	43	Alp TrA	1.9100	4250.0	79	6013	No
76	GOM_NL__2PRFIN20030425_033818_000000612015_00448_06013_6382.N1	25-APR-2003 03:38:18	Straylight	60.500	40	The Sco	1.8590	7100.0	121	6013	No
77	GOM_NL__2PRFIN20030425_034041_000000432015_00448_06013_6383.N1	25-APR-2003 03:40:41	Straylight	43.000	4	Alp1Cen	-0.010000	5800.0	86	6013	No
78	GOM_NL__2PRFIN20030425_034324_000000652015_00448_06013_6384.N1	25-APR-2003 03:43:24	Straylight	64.500	75	26Eps Sco	2.2910	4250.0	129	6013	No
79	GOM_NL__2PRFIN20030425_034536_000000452015_00448_06013_6385.N1	25-APR-2003 03:45:36	Straylight	44.500	81	Eta Cen	2.3560	28000.	89	6013	No
80	GOM_NL__2PRFIN20030425_034728_000000782015_00448_06013_6386.N1	25-APR-2003 03:47:28	Twi_and_stray	77.500	16	21Alp Sco	1.0200	3000.0	155	6013	No
81	GOM_NL__2PRFIN20030425_035004_000000712015_00448_06013_6387.N1	25-APR-2003 03:50:04	Twi_and_stray	70.500	80	7Del Sco	2.3160	30000.	141	6013	No
82	GOM_NL__2PRFIN20030425_035212_000000422015_00448_06013_6388.N1	25-APR-2003 03:52:12	Twi_and_stray	42.000	169	46Gam Hya	2.9910	4700.0	84	6013	No
83	GOM_NL__2PRFIN20030425_035336_000000482015_00448_06013_6389.N1	25-APR-2003 03:53:36	Bright	48.000	122	9Alp2Lib	2.7470	9700.0	96	6013	No
84	GOM_NL__2PRFIN20030425_035611_000000562015_00448_06013_6390.N1	25-APR-2003 03:56:11	Bright	56.000	104	27Bet Lib	2.6140	13100.	112	6013	No
85	GOM_NL__2PRFIN20030425_035840_000000372015_00448_06013_6391.N1	25-APR-2003 03:58:40	Bright	37.000	121	29Gam Vir	2.7400	7200.0	74	6013	No
86	GOM_NL__2PRFIN20030425_040208_000000372015_00448_06013_6392.N1	25-APR-2003 04:02:08	Bright	36.500	138	47Eps Vir	2.8280	4700.0	73	6013	No
87	GOM_NL__2PRFIN20030425_040449_000000412015_00448_06013_6393.N1	25-APR-2003 04:04:49	Bright	41.000	111	8Eta Boo	2.6800	6000.0	82	6013	No
88	GOM_NL__2PRFIN20030425_041000_000000362015_00448_06013_6394.N1	25-APR-2003 04:10:00	Bright	36.000	152	12Alp2CVn	2.8900	11000.	72	6013	No
89	GOM_NL__2PRFIN20030425_041159_000000442015_00448_06013_6395.N1	25-APR-2003 04:11:59	Bright	43.500	180	27Gam Boo	3.0400	8000.0	87	6013	No
90	GOM_NL__2PRFIN20030425_041351_000000402015_00448_06013_6396.N1	25-APR-2003 04:13:51	Bright	40.000	39	85Eta UMa	1.8540	24000.	80	6013	No
91	GOM_NL__2PRFIN20030425_041529_000000362015_00448_06013_6397.N1	25-APR-2003 04:15:29	Bright	35.500	82	48Bet UMa	2.3650	10600.	71	6013	No
92	GOM_NL__2PRFIN20030425_041652_000000342015_00448_06013_6398.N1	25-APR-2003 04:16:52	Bright	33.500	36	50Alp UMa	1.8000	6300.0	67	6013	No
93	GOM_NL__2PRFIN20030425_042114_000000402015_00448_06013_6399.N1	25-APR-2003 04:21:14	Bright	39.500	60	7Bet UMi	2.0810	3950.0	79	6013	No
94	GOM_NL__2PRFIN20030425_042439_000000322015_00448_06013_6400.N1	25-APR-2003 04:24:39	Bright	32.000	49	1Alp UMi	1.9900	6300.0	64	6013	No
95	GOM_NL__2PRFIN20030425_042708_000000632015_00448_06013_6401.N1	25-APR-2003 04:27:08	Bright	63.000	69	33Gam Dra	2.2310	3800.0	126	6013	No
96	GOM_NL__2PRFIN20030425_043127_000000422015_00448_06013_6402.N1	25-APR-2003 04:31:27	Bright	41.500	89	5Alp Cep	2.4510	8000.0	83	6013	No
97	GOM_NL__2PRFIN20030425_043313_000000342015_00448_06013_6403.N1	25-APR-2003 04:33:13	Bright	34.000	74	11Bet Cas	2.2680	6600.0	68	6013	No
98	GOM_NL__2PRFIN20030425_043546_000001442015_00448_06013_6404.N1	25-APR-2003 04:35:46	Bright	144.00	5	3Alp Lyr	0.033000	11000.	288	6013	No
99	GOM_NL__2PRFIN20030425_044141_000000712015_00448_06013_6405.N1	25-APR-2003 04:41:41	Twi_and_stray	70.500	92	53Eps Cyg	2.5000	4500.0	141	6013	No
100	GOM_NL__2PRFIN20030425_044623_000000442015_00448_06013_6406.N1	25-APR-2003 04:46:23	Twi_and_stray	43.500	90	54Alp Peg	2.4870	11000.	87	6013	No
101	GOM_NL__2PRFIN20030425_045003_000000552015_00448_06013_6407.N1	25-APR-2003 04:50:03	Dark	55.000	61	8Eps Peg	2.1000	3900.0	110	6013	No

102	GOM_NL__2PRFIN20030425_045230_000000502015_00448_06013_6408.N1	25-APR-2003 04:52:30	Dark	50.000	162	34Alp Aqr	2.9440	5350.0	100	6013	No
103	GOM_NL__2PRFIN20030425_045541_000000532015_00448_06013_6409.N1	25-APR-2003 04:55:41	Dark	53.000	154	22Bet Aqr	2.8990	5700.0	106	6013	No
104	GOM_NL__2PRFIN20030425_045858_000000492015_00448_06013_6410.N1	25-APR-2003 04:58:58	Dark	49.000	18	24Alp PsA	1.1660	9700.0	98	6013	No
105	GOM_NL__2PRFIN20030425_050252_000000442015_00448_06013_6411.N1	25-APR-2003 05:02:52	Dark	44.000	172	Gam Gru	3.0030	13100.	88	6013	No
106	GOM_NL__2PRFIN20030425_050438_000000442015_00448_06013_6412.N1	25-APR-2003 05:04:38	Dark	43.500	31	Alp Gru	1.7340	15200.	87	6013	No
107	GOM_NL__2PRFIN20030425_050731_000000452015_00448_06013_6413.N1	25-APR-2003 05:07:31	Dark	44.500	148	Alp Tuc	2.8780	4100.0	89	6013	No
108	GOM_NL__2PRFIN20030425_050956_000000402015_00449_06014_6379.N1	25-APR-2003 05:09:56	Dark	40.000	45	Alp Pav	1.9400	26000.	80	6014	No
109	GOM_NL__2PRFIN20030425_051409_000000712015_00449_06014_6380.N1	25-APR-2003 05:14:09	Dark	71.000	103	38Zet Sgr	2.6000	9700.0	142	6014	No
110	GOM_NL__2PRFIN20030425_051655_000000392015_00449_06014_6381.N1	25-APR-2003 05:16:55	Dark	39.000	43	Alp TrA	1.9100	4250.0	78	6014	No
111	GOM_NL__2PRFIN20030425_051855_000000582015_00449_06014_6382.N1	25-APR-2003 05:18:55	Straylight	57.500	40	The Sco	1.8590	7100.0	115	6014	No
112	GOM_NL__2PRFIN20030425_052118_000000502015_00449_06014_6383.N1	25-APR-2003 05:21:18	Straylight	50.000	4	Alp1Cen	-0.010000	5800.0	100	6014	No
113	GOM_NL__2PRFIN20030425_052401_000000672015_00449_06014_6384.N1	25-APR-2003 05:24:01	Straylight	67.000	75	26Eps Sco	2.2910	4250.0	134	6014	No
114	GOM_NL__2PRFIN20030425_052612_000000402015_00449_06014_6385.N1	25-APR-2003 05:26:12	Straylight	39.500	81	Eta Cen	2.3560	28000.	79	6014	No
115	GOM_NL__2PRFIN20030425_052805_000000862015_00449_06014_6386.N1	25-APR-2003 05:28:05	Tw_i_and_stray	85.500	16	21Alp Sco	1.0200	3000.0	171	6014	No
116	GOM_NL__2PRFIN20030425_053041_000000702015_00449_06014_6387.N1	25-APR-2003 05:30:41	Tw_i_and_stray	70.000	80	7Del Sco	2.3160	30000.	140	6014	No
117	GOM_NL__2PRFIN20030425_053248_000000422015_00449_06014_6388.N1	25-APR-2003 05:32:48	Tw_i_and_stray	42.000	169	46Gam Hya	2.9910	4700.0	84	6014	No
118	GOM_NL__2PRFIN20030425_053412_000000482015_00449_06014_6389.N1	25-APR-2003 05:34:12	Bright	48.000	122	9Alp2Lib	2.7470	9700.0	96	6014	No
119	GOM_NL__2PRFIN20030425_053647_000000562015_00449_06014_6390.N1	25-APR-2003 05:36:47	Bright	55.500	104	27Bet Lib	2.6140	13100.	111	6014	No
120	GOM_NL__2PRFIN20030425_053916_000000372015_00449_06014_6391.N1	25-APR-2003 05:39:16	Bright	37.000	121	29Gam Vir	2.7400	7200.0	74	6014	No
121	GOM_NL__2PRFIN20030425_054244_000000372015_00449_06014_6392.N1	25-APR-2003 05:42:44	Bright	37.000	138	47Eps Vir	2.8280	4700.0	74	6014	No
122	GOM_NL__2PRFIN20030425_054524_000000432015_00449_06014_6393.N1	25-APR-2003 05:45:24	Bright	43.000	111	8Eta Boo	2.6800	6000.0	86	6014	No
123	GOM_NL__2PRFIN20030425_055036_000000362015_00449_06014_6394.N1	25-APR-2003 05:50:36	Bright	35.500	152	12Alp2CVn	2.8900	11000.	71	6014	No
124	GOM_NL__2PRFIN20030425_055234_000000442015_00449_06014_6395.N1	25-APR-2003 05:52:34	Bright	43.500	180	27Gam Boo	3.0400	8000.0	87	6014	No
125	GOM_NL__2PRFIN20030425_055426_000000402015_00449_06014_6396.N1	25-APR-2003 05:54:26	Bright	40.000	39	85Eta UMa	1.8540	24000.	80	6014	No
126	GOM_NL__2PRFIN20030425_055605_000000372015_00449_06014_6397.N1	25-APR-2003 05:56:05	Bright	37.000	82	48Bet UMa	2.3650	10600.	74	6014	No
127	GOM_NL__2PRFIN20030425_055728_000000382015_00449_06014_6398.N1	25-APR-2003 05:57:28	Bright	38.000	36	50Alp UMa	1.8000	6300.0	76	6014	No
128	GOM_NL__2PRFIN20030425_060150_000000392015_00449_06014_6399.N1	25-APR-2003 06:01:50	Bright	39.000	60	7Bet UMi	2.0810	3950.0	78	6014	No
129	GOM_NL__2PRFIN20030425_060515_000000352015_00449_06014_6400.N1	25-APR-2003 06:05:15	Bright	35.000	49	1Alp UMi	1.9900	6300.0	70	6014	No
130	GOM_NL__2PRFIN20030425_060743_000000642015_00449_06014_6401.N1	25-APR-2003 06:07:43	Bright	63.500	69	33Gam Dra	2.2310	3800.0	127	6014	No
131	GOM_NL__2PRFIN20030425_061203_000000422015_00449_06014_6402.N1	25-APR-2003 06:12:03	Bright	41.500	89	5Alp Cep	2.4510	8000.0	83	6014	No
132	GOM_NL__2PRFIN20030425_061349_000000372015_00449_06014_6403.N1	25-APR-2003 06:13:49	Bright	36.500	74	11Bet Cas	2.2680	6600.0	73	6014	No
133	GOM_NL__2PRFIN20030425_061622_000001512015_00449_06014_6404.N1	25-APR-2003 06:16:22	Bright	151.00	5	3Alp Lyr	0.033000	11000.	302	6014	No
134	GOM_NL__2PRFIN20030425_062217_000000692015_00449_06014_6405.N1	25-APR-2003 06:22:17	Tw_i_and_stray	68.500	92	53Eps Cyg	2.5000	4500.0	137	6014	No
135	GOM_NL__2PRFIN20030425_062659_000000422015_00449_06014_6406.N1	25-APR-2003 06:26:59	Tw_i_and_stray	41.500	90	54Alp Peg	2.4870	11000.	83	6014	No
136	GOM_NL__2PRFIN20030425_063039_000000612015_00449_06014_6407.N1	25-APR-2003 06:30:39	Dark	60.500	61	8Eps Peg	2.1000	3900.0	121	6014	No
137	GOM_NL__2PRFIN20030425_063307_000000502015_00449_06014_6408.N1	25-APR-2003 06:33:07	Dark	49.500	162	34Alp Aqr	2.9440	5350.0	99	6014	No
138	GOM_NL__2PRFIN20030425_063618_000000592015_00449_06014_6409.N1	25-APR-2003 06:36:18	Dark	58.500	154	22Bet Aqr	2.8990	5700.0	117	6014	No
139	GOM_NL__2PRFIN20030425_063935_000000482015_00449_06014_6410.N1	25-APR-2003 06:39:35	Dark	47.500	18	24Alp PsA	1.1660	9700.0	95	6014	No
140	GOM_NL__2PRFIN20030425_064328_000000402015_00449_06014_6411.N1	25-APR-2003 06:43:28	Dark	40.000	172	Gam Gru	3.0030	13100.	80	6014	No
141	GOM_NL__2PRFIN20030425_064514_000000402015_00449_06014_6412.N1	25-APR-2003 06:45:14	Dark	39.500	31	Alp Gru	1.7340	15200.	79	6014	No
142	GOM_NL__2PRFIN20030425_064807_000000382015_00449_06014_6413.N1	25-APR-2003 06:48:07	Dark	38.000	148	Alp Tuc	2.8780	4100.0	76	6014	No
143	GOM_NL__2PRFIN20030425_065033_000000412015_00450_06015_6379.N1	25-APR-2003 06:50:33	Dark	41.000	45	Alp Pav	1.9400	26000.	82	6015	No
144	GOM_NL__2PRFIN20030425_065447_000000722015_00450_06015_6380.N1	25-APR-2003 06:54:47	Dark	71.500	103	38Zet Sgr	2.6000	9700.0	143	6015	No
145	GOM_NL__2PRFIN20030425_065732_000000402015_00450_06015_6381.N1	25-APR-2003 06:57:32	Dark	40.000	43	Alp TrA	1.9100	4250.0	80	6015	No
146	GOM_NL__2PRFIN20030425_065932_000000612015_00450_06015_6382.N1	25-APR-2003 06:59:32	Straylight	60.500	40	The Sco	1.8590	7100.0	121	6015	No
147	GOM_NL__2PRFIN20030425_070108_000000652015_00450_06015_6383.N1	25-APR-2003 07:01:08	Straylight	64.500	25	35Lam Sco	1.6200	28000.	129	6015	No
148	GOM_NL__2PRFIN20030425_070437_000000662015_00450_06015_6384.N1	25-APR-2003 07:04:37	Straylight	65.500	75	26Eps Sco	2.2910	4250.0	131	6015	No
149	GOM_NL__2PRFIN20030425_070648_000000432015_00450_06015_6385.N1	25-APR-2003 07:06:48	Straylight	42.500	81	Eta Cen	2.3560	28000.	85	6015	No
150	GOM_NL__2PRFIN20030425_070842_000000852015_00450_06015_6386.N1	25-APR-2003 07:08:42	Tw_i_and_stray	85.000	16	21Alp Sco	1.0200	3000.0	170	6015	No
151	GOM_NL__2PRFIN20030425_071117_000000692015_00450_06015_6387.N1	25-APR-2003 07:11:17	Tw_i_and_stray	69.000	80	7Del Sco	2.3160	30000.	138	6015	No
152	GOM_NL__2PRFIN20030425_071324_000000392015_00450_06015_6388.N1	25-APR-2003 07:13:24	Tw_i_and_stray	39.000	169	46Gam Hya	2.9910	4700.0	78	6015	No
153	GOM_NL__2PRFIN20030425_071448_000000482015_00450_06015_6389.N1	25-APR-2003 07:14:48	Bright	48.000	122	9Alp2Lib	2.7470	9700.0	96	6015	No
154	GOM_NL__2PRFIN20030425_071723_000000562015_00450_06015_6390.N1	25-APR-2003 07:17:23	Bright	55.500	104	27Bet Lib	2.6140	13100.	111	6015	No
155	GOM_NL__2PRFIN20030425_071952_000000372015_00450_06015_6391.N1	25-APR-2003 07:19:52	Bright	37.000	121	29Gam Vir	2.7400	7200.0	74	6015	No
156	GOM_NL__2PRFIN20030425_072320_000000382015_00450_06015_6392.N1	25-APR-2003 07:23:20	Bright	38.000	138	47Eps Vir	2.8280	4700.0	76	6015	No
157	GOM_NL__2PRFIN20030425_072600_000000422015_00450_06015_6393.N1	25-APR-2003 07:26:00	Bright	42.000	111	8Eta Boo	2.6800	6000.0	84	6015	No
158	GOM_NL__2PRFIN20030425_073112_000000372015_00450_06015_6394.N1	25-APR-2003 07:31:12	Bright	36.500	152	12Alp2CVn	2.8900	11000.	73	6015	No
159	GOM_NL__2PRFIN20030425_073310_000000442015_00450_06015_6395.N1	25-APR-2003 07:33:10	Bright	44.000	180	27Gam Boo	3.0400	8000.0	88	6015	No
160	GOM_NL__2PRFIN20030425_073502_000000412015_00450_06015_6396.N1	25-APR-2003 07:35:02	Bright	40.500	39	85Eta UMa	1.8540	24000.	81	6015	No

161	GOM_NL__2PRFIN20030425_073641_000000352015_00450_06015_6397.N1	25-APR-2003 07:36:41	Bright	35.000	82	48Bet UMa	2.3650	10600.	70	6015	No
162	GOM_NL__2PRFIN20030425_073804_000000372015_00450_06015_6398.N1	25-APR-2003 07:38:04	Bright	37.000	36	50Alp UMa	1.8000	6300.0	74	6015	No
163	GOM_NL__2PRFIN20030425_074225_000000392015_00450_06015_6399.N1	25-APR-2003 07:42:25	Bright	39.000	60	7Bet UMi	2.0810	3950.0	78	6015	No
164	GOM_NL__2PRFIN20030425_074551_000000362015_00450_06015_6400.N1	25-APR-2003 07:45:51	Bright	36.000	49	1Alp UMi	1.9900	6300.0	72	6015	No
165	GOM_NL__2PRFIN20030425_074817_000000662015_00450_06015_6401.N1	25-APR-2003 07:48:17	Bright	66.000	69	33Gam Dra	2.2310	3800.0	132	6015	No
166	GOM_NL__2PRFIN20030425_075239_000000422015_00450_06015_6402.N1	25-APR-2003 07:52:39	Bright	41.500	89	5Alp Cep	2.4510	8000.0	83	6015	No
167	GOM_NL__2PRFIN20030425_075425_000000372015_00450_06015_6403.N1	25-APR-2003 07:54:25	Bright	37.000	74	11Bet Cas	2.2680	6600.0	74	6015	No
168	GOM_NL__2PRFIN20030425_075656_000001402015_00450_06015_6404.N1	25-APR-2003 07:56:56	Bright	139.50	5	3Alp Lyr	0.033000	11000.	279	6015	No
169	GOM_NL__2PRFIN20030425_080251_000000722015_00450_06015_6405.N1	25-APR-2003 08:02:51	Twi_and_stray	72.000	92	53Eps Cyg	2.5000	4500.0	144	6015	No
170	GOM_NL__2PRFIN20030425_080735_000000442015_00450_06015_6406.N1	25-APR-2003 08:07:35	Twi_and_stray	44.000	90	54Alp Peg	2.4870	11000.	88	6015	No
171	GOM_NL__2PRFIN20030425_081116_000000622015_00450_06015_6407.N1	25-APR-2003 08:11:16	Dark	61.500	61	8Eps Peg	2.1000	3900.0	123	6015	No
172	GOM_NL__2PRFIN20030425_081344_000000492015_00450_06015_6408.N1	25-APR-2003 08:13:44	Dark	48.500	162	34Alp Aqr	2.9440	5350.0	97	6015	No
173	GOM_NL__2PRFIN20030425_081655_000000552015_00450_06015_6409.N1	25-APR-2003 08:16:55	Dark	55.000	154	22Bet Aqr	2.8990	5700.0	110	6015	No
174	GOM_NL__2PRFIN20030425_082011_000000442015_00450_06015_6410.N1	25-APR-2003 08:20:11	Dark	43.500	18	24Alp PsA	1.1660	9700.0	87	6015	No
175	GOM_NL__2PRFIN20030425_082405_000000422015_00450_06015_6411.N1	25-APR-2003 08:24:05	Dark	42.000	172	Gam Gru	3.0030	13100.	84	6015	No
176	GOM_NL__2PRFIN20030425_082550_000000432015_00450_06015_6412.N1	25-APR-2003 08:25:50	Dark	43.000	31	Alp Gru	1.7340	15200.	86	6015	No
177	GOM_NL__2PRFIN20030425_082843_000000402015_00450_06015_6413.N1	25-APR-2003 08:28:43	Dark	39.500	148	Alp Tuc	2.8780	4100.0	79	6015	No
178	GOM_NL__2PRFIN20030425_083109_000000412015_00451_06016_6399.N1	25-APR-2003 08:31:09	Dark	41.000	45	Alp Pav	1.9400	26000.	82	6016	No
179	GOM_NL__2PRFIN20030425_083525_000000732015_00451_06016_6400.N1	25-APR-2003 08:35:25	Dark	72.500	103	38Zet Sgr	2.6000	9700.0	145	6016	No
180	GOM_NL__2PRFIN20030425_083808_000000412015_00451_06016_6401.N1	25-APR-2003 08:38:08	Dark	40.500	43	Alp TrA	1.9100	4250.0	81	6016	No
181	GOM_NL__2PRFIN20030425_084009_000000662015_00451_06016_6402.N1	25-APR-2003 08:40:09	Straylight	66.000	40	The Sco	1.8590	7100.0	132	6016	No
182	GOM_NL__2PRFIN20030425_084145_000000622015_00451_06016_6403.N1	25-APR-2003 08:41:45	Straylight	61.500	25	35Lam Sco	1.6200	28000.	123	6016	No
183	GOM_NL__2PRFIN20030425_084514_000000652015_00451_06016_6404.N1	25-APR-2003 08:45:14	Straylight	64.500	75	26Eps Sco	2.2910	4250.0	129	6016	No
184	GOM_NL__2PRFIN20030425_084724_000000422015_00451_06016_6405.N1	25-APR-2003 08:47:24	Straylight	41.500	81	Eta Cen	2.3560	28000.	83	6016	No
185	GOM_NL__2PRFIN20030425_084918_000000802015_00451_06016_6406.N1	25-APR-2003 08:49:18	Twi_and_stray	79.500	16	21Alp Sco	1.0200	3000.0	159	6016	No
186	GOM_NL__2PRFIN20030425_085153_000000682015_00451_06016_6407.N1	25-APR-2003 08:51:53	Twi_and_stray	67.500	80	7Del Sco	2.3160	30000.	135	6016	No
187	GOM_NL__2PRFIN20030425_085401_000000402015_00451_06016_6408.N1	25-APR-2003 08:54:01	Twi_and_stray	39.500	169	46Gam Hya	2.9910	4700.0	79	6016	No
188	GOM_NL__2PRFIN20030425_085524_000000492015_00451_06016_6409.N1	25-APR-2003 08:55:24	Bright	48.500	122	9Alp2Lib	2.7470	9700.0	97	6016	No
189	GOM_NL__2PRFIN20030425_085759_000000572015_00451_06016_6410.N1	25-APR-2003 08:57:59	Bright	56.500	104	27Bet Lib	2.6140	13100.	113	6016	No
190	GOM_NL__2PRFIN20030425_090028_000000372015_00451_06016_6411.N1	25-APR-2003 09:00:28	Bright	36.500	121	29Gam Vir	2.7400	7200.0	73	6016	No
191	GOM_NL__2PRFIN20030425_090356_000000382015_00451_06016_6412.N1	25-APR-2003 09:03:56	Bright	38.000	138	47Eps Vir	2.8280	4700.0	76	6016	No
192	GOM_NL__2PRFIN20030425_090636_000000432015_00451_06016_6413.N1	25-APR-2003 09:06:36	Bright	42.500	111	8Eta Boo	2.6800	6000.0	85	6016	No
193	GOM_NL__2PRFIN20030425_091147_000000372015_00451_06016_6414.N1	25-APR-2003 09:11:47	Bright	36.500	152	12Alp2CVn	2.8900	11000.	73	6016	No
194	GOM_NL__2PRFIN20030425_091345_000000452015_00451_06016_6415.N1	25-APR-2003 09:13:45	Bright	44.500	180	27Gam Boo	3.0400	8000.0	89	6016	No
195	GOM_NL__2PRFIN20030425_091537_000000412015_00451_06016_6416.N1	25-APR-2003 09:15:37	Bright	40.500	39	85Eta UMa	1.8540	24000.	81	6016	No
196	GOM_NL__2PRFIN20030425_091718_000000372015_00451_06016_6417.N1	25-APR-2003 09:17:18	Bright	36.500	82	48Bet UMa	2.3650	10600.	73	6016	No
197	GOM_NL__2PRFIN20030425_091840_000000382015_00451_06016_6418.N1	25-APR-2003 09:18:40	Bright	38.000	36	50Alp UMa	1.8000	6300.0	76	6016	No
198	GOM_NL__2PRFIN20030425_092301_000000382015_00451_06016_6419.N1	25-APR-2003 09:23:01	Bright	37.500	60	7Bet UMi	2.0810	3950.0	75	6016	No
199	GOM_NL__2PRFIN20030425_092627_000000362015_00451_06016_6420.N1	25-APR-2003 09:26:27	Bright	36.000	49	1Alp UMi	1.9900	6300.0	72	6016	No
200	GOM_NL__2PRFIN20030425_092852_000000672015_00451_06016_6421.N1	25-APR-2003 09:28:52	Bright	67.000	69	33Gam Dra	2.2310	3800.0	134	6016	No
201	GOM_NL__2PRFIN20030425_093315_000000402015_00451_06016_6422.N1	25-APR-2003 09:33:15	Bright	39.500	89	5Alp Cep	2.4510	8000.0	79	6016	No
202	GOM_NL__2PRFIN20030425_093501_000000362015_00451_06016_6423.N1	25-APR-2003 09:35:01	Bright	35.500	74	11Bet Cas	2.2680	6600.0	71	6016	No
203	GOM_NL__2PRFIN20030425_093731_000001492015_00451_06016_6424.N1	25-APR-2003 09:37:31	Bright	148.50	5	3Alp Lyr	0.033000	11000.	297	6016	No
204	GOM_NL__2PRFIN20030425_094328_000000712015_00451_06016_6425.N1	25-APR-2003 09:43:28	Twi_and_stray	71.000	92	53Eps Cyg	2.5000	4500.0	142	6016	No
205	GOM_NL__2PRFIN20030425_094811_000000452015_00451_06016_6426.N1	25-APR-2003 09:48:11	Twi_and_stray	44.500	90	54Alp Peg	2.4870	11000.	89	6016	No
206	GOM_NL__2PRFIN20030425_095152_000000572015_00451_06016_6427.N1	25-APR-2003 09:51:52	Dark	57.000	61	8Eps Peg	2.1000	3900.0	114	6016	No
207	GOM_NL__2PRFIN20030425_095420_000000492015_00451_06016_6428.N1	25-APR-2003 09:54:20	Dark	48.500	162	34Alp Aqr	2.9440	5350.0	97	6016	No
208	GOM_NL__2PRFIN20030425_095731_000000532015_00451_06016_6429.N1	25-APR-2003 09:57:31	Dark	53.000	154	22Bet Aqr	2.8990	5700.0	106	6016	No
209	GOM_NL__2PRFIN20030425_100047_000000452015_00451_06016_6430.N1	25-APR-2003 10:00:47	Dark	45.000	18	24Alp PsA	1.1660	9700.0	90	6016	No
210	GOM_NL__2PRFIN20030425_100441_000000412015_00451_06016_6431.N1	25-APR-2003 10:04:41	Dark	41.000	172	Gam Gru	3.0030	13100.	82	6016	No
211	GOM_NL__2PRFIN20030425_100627_000000412015_00451_06016_6432.N1	25-APR-2003 10:06:27	Dark	40.500	31	Alp Gru	1.7340	15200.	81	6016	No
212	GOM_NL__2PRFIN20030425_100920_000000392015_00451_06016_6433.N1	25-APR-2003 10:09:20	Dark	39.000	148	Alp Tuc	2.8780	4100.0	78	6016	No
213	GOM_NL__2PRFIN20030425_101146_000000432015_00452_06017_6399.N1	25-APR-2003 10:11:46	Dark	42.500	45	Alp Pav	1.9400	26000.	85	6017	No
214	GOM_NL__2PRFIN20030425_101603_000000732015_00452_06017_6400.N1	25-APR-2003 10:16:03	Dark	73.000	103	38Zet Sgr	2.6000	9700.0	146	6017	No
215	GOM_NL__2PRFIN20030425_101844_000000432015_00452_06017_6401.N1	25-APR-2003 10:18:44	Dark	42.500	43	Alp TrA	1.9100	4250.0	85	6017	No
216	GOM_NL__2PRFIN20030425_102046_000000612015_00452_06017_6402.N1	25-APR-2003 10:20:46	Straylight	60.500	40	The Sco	1.8590	7100.0	121	6017	No
217	GOM_NL__2PRFIN20030425_102222_000000632015_00452_06017_6403.N1	25-APR-2003 10:22:22	Straylight	63.000	25	35Lam Sco	1.6200	28000.	126	6017	No
218	GOM_NL__2PRFIN20030425_102551_000000642015_00452_06017_6404.N1	25-APR-2003 10:25:51	Straylight	64.000	75	26Eps Sco	2.2910	4250.0	128	6017	No
219	GOM_NL__2PRFIN20030425_102801_000000432015_00452_06017_6405.N1	25-APR-2003 10:28:01	Straylight	43.000	81	Eta Cen	2.3560	28000.	86	6017	No

220	GOM_NL__2PRFIN20030425_102955_000000822015_00452_06017_6406.N1	25-APR-2003 10:29:55	Twilight	81.500	16	21Alp Sco	1.0200	3000.0	163	6017	No
221	GOM_NL__2PRFIN20030425_103230_000000682015_00452_06017_6407.N1	25-APR-2003 10:32:30	Twilight	67.500	80	7Del Sco	2.3160	30000.	135	6017	No
222	GOM_NL__2PRFIN20030425_103437_000000442015_00452_06017_6408.N1	25-APR-2003 10:34:37	Twilight	44.000	169	46Gam Hya	2.9910	4700.0	88	6017	No
223	GOM_NL__2PRFIN20030425_103600_000000492015_00452_06017_6409.N1	25-APR-2003 10:36:00	Bright	48.500	122	9Alp2Lib	2.7470	9700.0	97	6017	No
224	GOM_NL__2PRFIN20030425_103834_000000562015_00452_06017_6410.N1	25-APR-2003 10:38:34	Bright	55.500	104	27Bet Lib	2.6140	13100.	111	6017	No
225	GOM_NL__2PRFIN20030425_104104_000000372015_00452_06017_6411.N1	25-APR-2003 10:41:04	Bright	37.000	121	29Gam Vir	2.7400	7200.0	74	6017	No
226	GOM_NL__2PRFIN20030425_104431_000000382015_00452_06017_6412.N1	25-APR-2003 10:44:31	Bright	38.000	138	47Eps Vir	2.8280	4700.0	76	6017	No
227	GOM_NL__2PRFIN20030425_104711_000000422015_00452_06017_6413.N1	25-APR-2003 10:47:11	Bright	41.500	111	8Eta Boo	2.6800	6000.0	83	6017	No
228	GOM_NL__2PRFIN20030425_105223_000000372015_00452_06017_6414.N1	25-APR-2003 10:52:23	Bright	37.000	152	12Alp2CVn	2.8900	11000.	74	6017	No
229	GOM_NL__2PRFIN20030425_105420_000000452015_00452_06017_6415.N1	25-APR-2003 10:54:20	Bright	44.500	180	27Gam Boo	3.0400	8000.0	89	6017	No
230	GOM_NL__2PRFIN20030425_105613_000000392015_00452_06017_6416.N1	25-APR-2003 10:56:13	Bright	39.000	39	85Eta UMa	1.8540	24000.	78	6017	No
231	GOM_NL__2PRFIN20030425_105754_000000362015_00452_06017_6417.N1	25-APR-2003 10:57:54	Bright	35.500	82	48Bet UMa	2.3650	10600.	71	6017	No
232	GOM_NL__2PRFIN20030425_105917_000000362015_00452_06017_6418.N1	25-APR-2003 10:59:17	Bright	35.500	36	50Alp UMa	1.8000	6300.0	71	6017	No
233	GOM_NL__2PRFIN20030425_110337_000000392015_00452_06017_6419.N1	25-APR-2003 11:03:37	Bright	39.000	60	7Bet UMi	2.0810	3950.0	78	6017	No
234	GOM_NL__2PRFIN20030425_110703_000000362015_00452_06017_6420.N1	25-APR-2003 11:07:03	Bright	36.000	49	1Alp UMi	1.9900	6300.0	72	6017	No
235	GOM_NL__2PRFIN20030425_110927_000000662015_00452_06017_6421.N1	25-APR-2003 11:09:27	Bright	66.000	69	33Gam Dra	2.2310	3800.0	132	6017	No
236	GOM_NL__2PRFIN20030425_111350_000000422015_00452_06017_6422.N1	25-APR-2003 11:13:50	Bright	41.500	89	5Alp Cep	2.4510	8000.0	83	6017	No
237	GOM_NL__2PRFIN20030425_111537_000000352015_00452_06017_6423.N1	25-APR-2003 11:15:37	Bright	34.500	74	11Bet Cas	2.2680	6600.0	69	6017	No
238	GOM_NL__2PRFIN20030425_111806_000001512015_00452_06017_6424.N1	25-APR-2003 11:18:06	Bright	150.50	5	3Alp Lyr	0.033000	11000.	301	6017	No
239	GOM_NL__2PRFIN20030425_112404_000000662015_00452_06017_6425.N1	25-APR-2003 11:24:04	Twilight	66.000	92	53Eps Cyg	2.5000	4500.0	132	6017	No
240	GOM_NL__2PRFIN20030425_112848_000000422015_00452_06017_6426.N1	25-APR-2003 11:28:48	Twilight	42.000	90	54Alp Peg	2.4870	11000.	84	6017	No
241	GOM_NL__2PRFIN20030425_113229_000000582015_00452_06017_6427.N1	25-APR-2003 11:32:29	Dark	58.000	61	8Eps Peg	2.1000	3900.0	116	6017	No
242	GOM_NL__2PRFIN20030425_113456_000000522015_00452_06017_6428.N1	25-APR-2003 11:34:56	Dark	52.000	162	34Alp Aqr	2.9440	5350.0	104	6017	No
243	GOM_NL__2PRFIN20030425_113808_000000562015_00452_06017_6429.N1	25-APR-2003 11:38:08	Dark	55.500	154	22Bet Aqr	2.8990	5700.0	111	6017	No
244	GOM_NL__2PRFIN20030425_114123_000000432015_00452_06017_6430.N1	25-APR-2003 11:41:23	Dark	42.500	18	24Alp PsA	1.1660	9700.0	85	6017	No
245	GOM_NL__2PRFIN20030425_114517_000000412015_00452_06017_6431.N1	25-APR-2003 11:45:17	Dark	41.000	172	Gam Gru	3.0030	13100.	82	6017	No
246	GOM_NL__2PRFIN20030425_114703_000000422015_00452_06017_6432.N1	25-APR-2003 11:47:03	Dark	42.000	31	Alp Gru	1.7340	15200.	84	6017	No
247	GOM_NL__2PRFIN20030425_114956_000000392015_00452_06017_6433.N1	25-APR-2003 11:49:56	Dark	38.500	148	Alp Tuc	2.8780	4100.0	77	6017	No
248	GOM_NL__2PRFIN20030425_115222_000000402015_00453_06018_6399.N1	25-APR-2003 11:52:22	Dark	40.000	45	Alp Pav	1.9400	26000.	80	6018	No
249	GOM_NL__2PRFIN20030425_115640_000000722015_00453_06018_6400.N1	25-APR-2003 11:56:40	Dark	72.000	103	38Zet Sgr	2.6000	9700.0	144	6018	No
250	GOM_NL__2PRFIN20030425_115920_000000402015_00453_06018_6401.N1	25-APR-2003 11:59:20	Dark	40.000	43	Alp TrA	1.9100	4250.0	80	6018	No
251	GOM_NL__2PRFIN20030425_120123_000000632015_00453_06018_6402.N1	25-APR-2003 12:01:23	Straylight	62.500	40	The Sco	1.8590	7100.0	125	6018	No
252	GOM_NL__2PRFIN20030425_120259_000000612015_00453_06018_6403.N1	25-APR-2003 12:02:59	Straylight	61.000	25	35Lam Sco	1.6200	28000.	122	6018	No
253	GOM_NL__2PRFIN20030425_120627_000000702015_00453_06018_6404.N1	25-APR-2003 12:06:27	Straylight	69.500	75	26Eps Sco	2.2910	4250.0	139	6018	No
254	GOM_NL__2PRFIN20030425_120837_000000402015_00453_06018_6405.N1	25-APR-2003 12:08:37	Straylight	40.000	81	Eta Cen	2.3560	28000.	80	6018	No
255	GOM_NL__2PRFIN20030425_121031_000000902015_00453_06018_6406.N1	25-APR-2003 12:10:31	Twilight	89.500	16	21Alp Sco	1.0200	3000.0	179	6018	No
256	GOM_NL__2PRFIN20030425_121306_000000712015_00453_06018_6407.N1	25-APR-2003 12:13:06	Twilight	70.500	80	7Del Sco	2.3160	30000.	141	6018	No
257	GOM_NL__2PRFIN20030425_121513_000000402015_00453_06018_6408.N1	25-APR-2003 12:15:13	Twilight	39.500	169	46Gam Hya	2.9910	4700.0	79	6018	No
258	GOM_NL__2PRFIN20030425_121636_000000472015_00453_06018_6409.N1	25-APR-2003 12:16:36	Bright	47.000	122	9Alp2Lib	2.7470	9700.0	94	6018	No
259	GOM_NL__2PRFIN20030425_121910_000000552015_00453_06018_6410.N1	25-APR-2003 12:19:10	Bright	54.500	104	27Bet Lib	2.6140	13100.	109	6018	No
260	GOM_NL__2PRFIN20030425_122139_000000362015_00453_06018_6411.N1	25-APR-2003 12:21:39	Bright	35.500	121	29Gam Vir	2.7400	7200.0	71	6018	No
261	GOM_NL__2PRFIN20030425_122507_000000372015_00453_06018_6412.N1	25-APR-2003 12:25:07	Bright	37.000	138	47Eps Vir	2.8280	4700.0	74	6018	No
262	GOM_NL__2PRFIN20030425_122747_000000412015_00453_06018_6413.N1	25-APR-2003 12:27:47	Bright	40.500	111	8Eta Boo	2.6800	6000.0	81	6018	No
263	GOM_NL__2PRFIN20030425_123259_000000362015_00453_06018_6414.N1	25-APR-2003 12:32:59	Bright	36.000	152	12Alp2CVn	2.8900	11000.	72	6018	No
264	GOM_NL__2PRFIN20030425_123455_000000452015_00453_06018_6415.N1	25-APR-2003 12:34:55	Bright	45.000	180	27Gam Boo	3.0400	8000.0	90	6018	No
265	GOM_NL__2PRFIN20030425_123648_000000402015_00453_06018_6416.N1	25-APR-2003 12:36:48	Bright	40.000	39	85Eta UMa	1.8540	24000.	80	6018	No
266	GOM_NL__2PRFIN20030425_123830_000000372015_00453_06018_6417.N1	25-APR-2003 12:38:30	Bright	37.000	82	48Bet UMa	2.3650	10600.	74	6018	No
267	GOM_NL__2PRFIN20030425_123952_000000362015_00453_06018_6418.N1	25-APR-2003 12:39:52	Bright	35.500	36	50Alp UMa	1.8000	6300.0	71	6018	No
268	GOM_NL__2PRFIN20030425_124412_000000392015_00453_06018_6419.N1	25-APR-2003 12:44:12	Bright	39.000	60	7Bet UMi	2.0810	3950.0	78	6018	No
269	GOM_NL__2PRFIN20030425_124738_000000372015_00453_06018_6420.N1	25-APR-2003 12:47:38	Bright	36.500	49	1Alp UMi	1.9900	6300.0	73	6018	No
270	GOM_NL__2PRFIN20030425_125002_000000642015_00453_06018_6421.N1	25-APR-2003 12:50:02	Bright	64.000	69	33Gam Dra	2.2310	3800.0	128	6018	No
271	GOM_NL__2PRFIN20030425_125425_000000432015_00453_06018_6422.N1	25-APR-2003 12:54:25	Bright	42.500	89	5Alp Cep	2.4510	8000.0	85	6018	No
272	GOM_NL__2PRFIN20030425_125613_000000342015_00453_06018_6423.N1	25-APR-2003 12:56:13	Bright	33.500	74	11Bet Cas	2.2680	6600.0	67	6018	No
273	GOM_NL__2PRFIN20030425_125841_000001512015_00453_06018_6424.N1	25-APR-2003 12:58:41	Bright	150.50	5	3Alp Lyr	0.033000	11000.	301	6018	No
274	GOM_NL__2PRFIN20030425_130440_000000702015_00453_06018_6425.N1	25-APR-2003 13:04:40	Twilight	69.500	92	53Eps Cyg	2.5000	4500.0	139	6018	No
275	GOM_NL__2PRFIN20030425_130924_000000432015_00453_06018_6426.N1	25-APR-2003 13:09:24	Twilight	43.000	90	54Alp Peg	2.4870	11000.	86	6018	No
276	GOM_NL__2PRFIN20030425_131305_000000622015_00453_06018_6427.N1	25-APR-2003 13:13:05	Dark	61.500	61	8Eps Peg	2.1000	3900.0	123	6018	No
277	GOM_NL__2PRFIN20030425_131533_000000502015_00453_06018_6428.N1	25-APR-2003 13:15:33	Dark	49.500	162	34Alp Aqr	2.9440	5350.0	99	6018	No
278	GOM_NL__2PRFIN20030425_131845_000000592015_00453_06018_6429.N1	25-APR-2003 13:18:45	Dark	58.500	154	22Bet Aqr	2.8990	5700.0	117	6018	No

279	GOM_NL__2PRFIN20030425_132159_000000422015_00453_06018_6430.N1	25-APR-2003 13:21:59	Dark	42.000	18	24Alp PsA	1.1660	9700.0	84	6018	No
280	GOM_NL__2PRFIN20030425_132554_000000432015_00453_06018_6431.N1	25-APR-2003 13:25:54	Dark	43.000	172	Gam Gru	3.0030	13100.	86	6018	No
281	GOM_NL__2PRFIN20030425_132739_000000442015_00453_06018_6432.N1	25-APR-2003 13:27:39	Dark	43.500	31	Alp Gru	1.7340	15200.	87	6018	No
282	GOM_NL__2PRFIN20030425_133032_000000412015_00453_06018_6433.N1	25-APR-2003 13:30:32	Dark	40.500	148	Alp Tuc	2.8780	4100.0	81	6018	No
283	GOM_NL__2PRFIN20030425_133259_000000422015_00454_06019_6399.N1	25-APR-2003 13:32:59	Dark	41.500	45	Alp Pav	1.9400	26000.	83	6019	No
284	GOM_NL__2PRFIN20030425_133718_000000702015_00454_06019_6400.N1	25-APR-2003 13:37:18	Dark	70.000	103	38Zet Sgr	2.6000	9700.0	140	6019	No
285	GOM_NL__2PRFIN20030425_133956_000000462015_00454_06019_6401.N1	25-APR-2003 13:39:56	Dark	45.500	43	Alp TrA	1.9100	4250.0	91	6019	No
286	GOM_NL__2PRFIN20030425_134200_000000642015_00454_06019_6402.N1	25-APR-2003 13:42:00	Straylight	63.500	40	The Sco	1.8590	7100.0	127	6019	No
287	GOM_NL__2PRFIN20030425_134336_000000602015_00454_06019_6403.N1	25-APR-2003 13:43:36	Straylight	60.000	25	35Lam Sco	1.6200	28000.	120	6019	No
288	GOM_NL__2PRFIN20030425_134704_000000672015_00454_06019_6404.N1	25-APR-2003 13:47:04	Straylight	66.500	75	26Eps Sco	2.2910	4250.0	133	6019	No
289	GOM_NL__2PRFIN20030425_134913_000000452015_00454_06019_6405.N1	25-APR-2003 13:49:13	Straylight	44.500	81	Eta Cen	2.3560	28000.	89	6019	No
290	GOM_NL__2PRFIN20030425_135108_000000822015_00454_06019_6406.N1	25-APR-2003 13:51:08	Tw_i_and_stray	82.000	16	21Alp Sco	1.0200	3000.0	164	6019	No
291	GOM_NL__2PRFIN20030425_135342_000000692015_00454_06019_6407.N1	25-APR-2003 13:53:42	Tw_i_and_stray	69.000	80	7Del Sco	2.3160	30000.	138	6019	No
292	GOM_NL__2PRFIN20030425_135549_000000442015_00454_06019_6408.N1	25-APR-2003 13:55:49	Tw_i_and_stray	43.500	169	46Gam Hya	2.9910	4700.0	87	6019	No
293	GOM_NL__2PRFIN20030425_135712_000000482015_00454_06019_6409.N1	25-APR-2003 13:57:12	Bright	48.000	122	9Alp2Lib	2.7470	9700.0	96	6019	No
294	GOM_NL__2PRFIN20030425_135946_000000552015_00454_06019_6410.N1	25-APR-2003 13:59:46	Bright	54.500	104	27Bet Lib	2.6140	13100.	109	6019	No
295	GOM_NL__2PRFIN20030425_140215_000000382015_00454_06019_6411.N1	25-APR-2003 14:02:15	Bright	37.500	121	29Gam Vir	2.7400	7200.0	75	6019	No
296	GOM_NL__2PRFIN20030425_140543_000000382015_00454_06019_6412.N1	25-APR-2003 14:05:43	Bright	37.500	138	47Eps Vir	2.8280	4700.0	75	6019	No
297	GOM_NL__2PRFIN20030425_140822_000000412015_00454_06019_6413.N1	25-APR-2003 14:08:22	Bright	41.000	111	8Eta Boo	2.6800	6000.0	82	6019	No
298	GOM_NL__2PRFIN20030425_141335_000000362015_00454_06019_6414.N1	25-APR-2003 14:13:35	Bright	35.500	152	12Alp2CVn	2.8900	11000.	71	6019	No
299	GOM_NL__2PRFIN20030425_141531_000000442015_00454_06019_6415.N1	25-APR-2003 14:15:31	Bright	43.500	180	27Gam Boo	3.0400	8000.0	87	6019	No
300	GOM_NL__2PRFIN20030425_141724_000000402015_00454_06019_6416.N1	25-APR-2003 14:17:24	Bright	40.000	39	85Eta UMa	1.8540	24000.	80	6019	No
301	GOM_NL__2PRFIN20030425_141906_000000372015_00454_06019_6417.N1	25-APR-2003 14:19:06	Bright	36.500	82	48Bet UMa	2.3650	10600.	73	6019	No
302	GOM_NL__2PRFIN20030425_142029_000000372015_00454_06019_6418.N1	25-APR-2003 14:20:29	Bright	37.000	36	50Alp UMa	1.8000	6300.0	74	6019	No
303	GOM_NL__2PRFIN20030425_142449_000000362015_00454_06019_6419.N1	25-APR-2003 14:24:49	Bright	35.500	60	7Bet UMi	2.0810	3950.0	71	6019	No
304	GOM_NL__2PRFIN20030425_142815_000000352015_00454_06019_6420.N1	25-APR-2003 14:28:15	Bright	35.000	49	1Alp UMi	1.9900	6300.0	70	6019	No
305	GOM_NL__2PRFIN20030425_143038_000000632015_00454_06019_6421.N1	25-APR-2003 14:30:38	Bright	63.000	69	33Gam Dra	2.2310	3800.0	126	6019	No
306	GOM_NL__2PRFIN20030425_143502_000000412015_00454_06019_6422.N1	25-APR-2003 14:35:02	Bright	40.500	89	5Alp Cep	2.4510	8000.0	81	6019	No
307	GOM_NL__2PRFIN20030425_143650_000000362015_00454_06019_6423.N1	25-APR-2003 14:36:50	Bright	35.500	74	11Bet Cas	2.2680	6600.0	71	6019	No
308	GOM_NL__2PRFIN20030425_143912_000001552015_00454_06019_6424.N1	25-APR-2003 14:39:12	Bright	155.00	5	3Alp Lyr	0.033000	11000.	310	6019	No
309	GOM_NL__2PRFIN20030425_144517_000000692015_00454_06019_6425.N1	25-APR-2003 14:45:17	Tw_i_and_stray	69.000	92	53Eps Cyg	2.5000	4500.0	138	6019	No
310	GOM_NL__2PRFIN20030425_145001_000000422015_00454_06019_6426.N1	25-APR-2003 14:50:01	Tw_i_and_stray	42.000	90	54Alp Peg	2.4870	11000.	84	6019	No
311	GOM_NL__2PRFIN20030425_145342_000000602015_00454_06019_6427.N1	25-APR-2003 14:53:42	Dark	60.000	61	8Eps Peg	2.1000	3900.0	120	6019	No
312	GOM_NL__2PRFIN20030425_145610_000000502015_00454_06019_6428.N1	25-APR-2003 14:56:10	Dark	49.500	162	34Alp Aqr	2.9440	5350.0	99	6019	No
313	GOM_NL__2PRFIN20030425_145923_000000532015_00454_06019_6429.N1	25-APR-2003 14:59:23	Dark	52.500	154	22Bet Aqr	2.8990	5700.0	105	6019	No
314	GOM_NL__2PRFIN20030425_150237_000000432015_00454_06019_6430.N1	25-APR-2003 15:02:37	Dark	43.000	18	24Alp PsA	1.1660	9700.0	86	6019	No
315	GOM_NL__2PRFIN20030425_150631_000000412015_00454_06019_6431.N1	25-APR-2003 15:06:31	Dark	41.000	172	Gam Gru	3.0030	13100.	82	6019	No
316	GOM_NL__2PRFIN20030425_150816_000000372015_00454_06019_6432.N1	25-APR-2003 15:08:16	Dark	37.000	31	Alp Gru	1.7340	15200.	74	6019	No
317	GOM_NL__2PRFIN20030425_151109_000000412015_00454_06019_6433.N1	25-APR-2003 15:11:09	Dark	41.000	148	Alp Tuc	2.8780	4100.0	82	6019	No
318	GOM_NL__2PRFIN20030425_151336_000000412015_00455_06020_6399.N1	25-APR-2003 15:13:36	Dark	40.500	45	Alp Pav	1.9400	26000.	81	6020	No
319	GOM_NL__2PRFIN20030425_151756_000000712015_00455_06020_6400.N1	25-APR-2003 15:17:56	Dark	71.000	103	38Zet Sgr	2.6000	9700.0	142	6020	No
320	GOM_NL__2PRFIN20030425_152033_000000382015_00455_06020_6401.N1	25-APR-2003 15:20:33	Dark	38.000	43	Alp TrA	1.9100	4250.0	76	6020	No
321	GOM_NL__2PRFIN20030425_152237_000000642015_00455_06020_6402.N1	25-APR-2003 15:22:37	Straylight	63.500	40	The Sco	1.8590	7100.0	127	6020	No
322	GOM_NL__2PRFIN20030425_152455_000000502015_00455_06020_6403.N1	25-APR-2003 15:24:55	Straylight	49.500	4	Alp1Cen	-0.010000	5800.0	99	6020	No
323	GOM_NL__2PRFIN20030425_152742_000000652015_00455_06020_6404.N1	25-APR-2003 15:27:42	Straylight	64.500	75	26Eps Sco	2.2910	4250.0	129	6020	No
324	GOM_NL__2PRFIN20030425_152950_000000452015_00455_06020_6405.N1	25-APR-2003 15:29:50	Straylight	44.500	81	Eta Cen	2.3560	28000.	89	6020	No
325	GOM_NL__2PRFIN20030425_153145_000000882015_00455_06020_6406.N1	25-APR-2003 15:31:45	Tw_i_and_stray	88.000	16	21Alp Sco	1.0200	3000.0	176	6020	No
326	GOM_NL__2PRFIN20030425_153419_000000652015_00455_06020_6407.N1	25-APR-2003 15:34:19	Tw_i_and_stray	64.500	80	7Del Sco	2.3160	30000.	129	6020	No
327	GOM_NL__2PRFIN20030425_153625_000000442015_00455_06020_6408.N1	25-APR-2003 15:36:25	Tw_i_and_stray	43.500	169	46Gam Hya	2.9910	4700.0	87	6020	No
328	GOM_NL__2PRFIN20030425_153748_000000472015_00455_06020_6409.N1	25-APR-2003 15:37:48	Bright	47.000	122	9Alp2Lib	2.7470	9700.0	94	6020	No
329	GOM_NL__2PRFIN20030425_154022_000000552015_00455_06020_6410.N1	25-APR-2003 15:40:22	Bright	55.000	104	27Bet Lib	2.6140	13100.	110	6020	No
330	GOM_NL__2PRFIN20030425_154252_000000352015_00455_06020_6411.N1	25-APR-2003 15:42:52	Bright	35.000	121	29Gam Vir	2.7400	7200.0	70	6020	No
331	GOM_NL__2PRFIN20030425_154620_000000372015_00455_06020_6412.N1	25-APR-2003 15:46:20	Bright	37.000	138	47Eps Vir	2.8280	4700.0	74	6020	No
332	GOM_NL__2PRFIN20030425_154859_000000402015_00455_06020_6413.N1	25-APR-2003 15:48:59	Bright	39.500	111	8Eta Boo	2.6800	6000.0	79	6020	No
333	GOM_NL__2PRFIN20030425_155411_000000362015_00455_06020_6414.N1	25-APR-2003 15:54:11	Bright	35.500	152	12Alp2CVn	2.8900	11000.	71	6020	No
334	GOM_NL__2PRFIN20030425_155607_000000442015_00455_06020_6415.N1	25-APR-2003 15:56:07	Bright	44.000	180	27Gam Boo	3.0400	8000.0	88	6020	No
335	GOM_NL__2PRFIN20030425_155800_000000402015_00455_06020_6416.N1	25-APR-2003 15:58:00	Bright	40.000	39	85Eta UMa	1.8540	24000.	80	6020	No
336	GOM_NL__2PRFIN20030425_155942_000000332015_00455_06020_6417.N1	25-APR-2003 15:59:42	Bright	33.000	82	48Bet UMa	2.3650	10600.	66	6020	No
337	GOM_NL__2PRFIN20030425_160105_000000382015_00455_06020_6418.N1	25-APR-2003 16:01:05	Bright	37.500	36	50Alp UMa	1.8000	6300.0	75	6020	No

338	GOM_NL__2PRFIN20030425_160524_000000382015_00455_06020_6419.N1	25-APR-2003 16:05:24	Bright	38.000	60	7Bet UMi	2.0810	3950.0	76	6020	No
339	GOM_NL__2PRFIN20030425_160851_000000372015_00455_06020_6420.N1	25-APR-2003 16:08:51	Bright	36.500	49	1Alp UMi	1.9900	6300.0	73	6020	No
340	GOM_NL__2PRFIN20030425_161112_000000662015_00455_06020_6421.N1	25-APR-2003 16:11:12	Bright	66.000	69	33Gam Dra	2.2310	3800.0	132	6020	No
341	GOM_NL__2PRFIN20030425_161537_000000412015_00455_06020_6422.N1	25-APR-2003 16:15:37	Bright	40.500	89	5Alp Cep	2.4510	8000.0	81	6020	No
342	GOM_NL__2PRFIN20030425_161726_000000362015_00455_06020_6423.N1	25-APR-2003 16:17:26	Bright	35.500	74	11Bet Cas	2.2680	6600.0	71	6020	No
343	GOM_NL__2PRFIN20030425_161949_000001532015_00455_06020_6424.N1	25-APR-2003 16:19:49	Bright	152.50	5	3Alp Lyr	0.033000	11000.	305	6020	No
344	GOM_NL__2PRFIN20030425_162553_000000682015_00455_06020_6425.N1	25-APR-2003 16:25:53	Twi_and_stray	68.000	92	53Eps Cyg	2.5000	4500.0	136	6020	No
345	GOM_NL__2PRFIN20030425_163037_000000422015_00455_06020_6426.N1	25-APR-2003 16:30:37	Twi_and_stray	42.000	90	54Alp Peg	2.4870	11000.	84	6020	No
346	GOM_NL__2PRFIN20030425_163419_000000622015_00455_06020_6427.N1	25-APR-2003 16:34:19	Dark	62.000	61	8Eps Peg	2.1000	3900.0	124	6020	No
347	GOM_NL__2PRFIN20030425_163647_000000502015_00455_06020_6428.N1	25-APR-2003 16:36:47	Dark	50.000	162	34Alp Aqr	2.9440	5350.0	100	6020	No
348	GOM_NL__2PRFIN20030425_163959_000000532015_00455_06020_6429.N1	25-APR-2003 16:39:59	Dark	52.500	154	22Bet Aqr	2.8990	5700.0	105	6020	No
349	GOM_NL__2PRFIN20030425_164313_000000452015_00455_06020_6430.N1	25-APR-2003 16:43:13	Dark	44.500	18	24Alp PsA	1.1660	9700.0	89	6020	No
350	GOM_NL__2PRFIN20030425_164708_000000422015_00455_06020_6431.N1	25-APR-2003 16:47:08	Dark	41.500	172	Gam Gru	3.0030	13100.	83	6020	No
351	GOM_NL__2PRFIN20030425_164853_000000422015_00455_06020_6432.N1	25-APR-2003 16:48:53	Dark	42.000	31	Alp Gru	1.7340	15200.	84	6020	No
352	GOM_NL__2PRFIN20030425_165145_000000392015_00455_06020_6433.N1	25-APR-2003 16:51:45	Dark	39.000	148	Alp Tuc	2.8780	4100.0	78	6020	No
353	GOM_NL__2PRFIN20030425_165412_000000422015_00456_06021_6400.N1	25-APR-2003 16:54:12	Dark	42.000	45	Alp Pav	1.9400	26000.	84	6021	No
354	GOM_NL__2PRFIN20030425_165834_000000712015_00456_06021_6401.N1	25-APR-2003 16:58:34	Dark	70.500	103	38Zet Sgr	2.6000	9700.0	141	6021	No
355	GOM_NL__2PRFIN20030425_170110_000000392015_00456_06021_6402.N1	25-APR-2003 17:01:10	Dark	38.500	43	Alp TrA	1.9100	4250.0	77	6021	No
356	GOM_NL__2PRFIN20030425_170314_000000572015_00456_06021_6403.N1	25-APR-2003 17:03:14	Straylight	57.000	40	The Sco	1.8590	7100.0	114	6021	No
357	GOM_NL__2PRFIN20030425_170532_000000512015_00456_06021_6404.N1	25-APR-2003 17:05:32	Straylight	51.000	4	Alp1Cen	-0.010000	5800.0	102	6021	No
358	GOM_NL__2PRFIN20030425_170818_000000672015_00456_06021_6405.N1	25-APR-2003 17:08:18	Straylight	66.500	75	26Eps Sco	2.2910	4250.0	133	6021	No
359	GOM_NL__2PRFIN20030425_171026_000000402015_00456_06021_6406.N1	25-APR-2003 17:10:26	Straylight	40.000	81	Eta Cen	2.3560	28000.	80	6021	No
360	GOM_NL__2PRFIN20030425_171221_000000872015_00456_06021_6407.N1	25-APR-2003 17:12:21	Twi_and_stray	87.000	16	21Alp Sco	1.0200	3000.0	174	6021	No
361	GOM_NL__2PRFIN20030425_171455_000000692015_00456_06021_6408.N1	25-APR-2003 17:14:55	Twi_and_stray	68.500	80	7Del Sco	2.3160	30000.	137	6021	No
362	GOM_NL__2PRFIN20030425_171701_000000412015_00456_06021_6409.N1	25-APR-2003 17:17:01	Twi_and_stray	41.000	169	46Gam Hya	2.9910	4700.0	82	6021	No
363	GOM_NL__2PRFIN20030425_171824_000000482015_00456_06021_6410.N1	25-APR-2003 17:18:24	Bright	47.500	122	9Alp2Lib	2.7470	9700.0	95	6021	No
364	GOM_NL__2PRFIN20030425_172058_000000552015_00456_06021_6411.N1	25-APR-2003 17:20:58	Bright	55.000	104	27Bet Lib	2.6140	13100.	110	6021	No
365	GOM_NL__2PRFIN20030425_172328_000000372015_00456_06021_6412.N1	25-APR-2003 17:23:28	Bright	36.500	121	29Gam Vir	2.7400	7200.0	73	6021	No
366	GOM_NL__2PRFIN20030425_172656_000000372015_00456_06021_6413.N1	25-APR-2003 17:26:56	Bright	37.000	138	47Eps Vir	2.8280	4700.0	74	6021	No
367	GOM_NL__2PRFIN20030425_172934_000000432015_00456_06021_6414.N1	25-APR-2003 17:29:34	Bright	42.500	111	8Eta Boo	2.6800	6000.0	85	6021	No
368	GOM_NL__2PRFIN20030425_173447_000000352015_00456_06021_6415.N1	25-APR-2003 17:34:47	Bright	35.000	152	12Alp2CVn	2.8900	11000.	70	6021	No
369	GOM_NL__2PRFIN20030425_173642_000000452015_00456_06021_6416.N1	25-APR-2003 17:36:42	Bright	45.000	180	27Gam Boo	3.0400	8000.0	90	6021	No
370	GOM_NL__2PRFIN20030425_173835_000000392015_00456_06021_6417.N1	25-APR-2003 17:38:35	Bright	39.000	39	85Eta UMa	1.8540	24000.	78	6021	No
371	GOM_NL__2PRFIN20030425_174019_000000372015_00456_06021_6418.N1	25-APR-2003 17:40:19	Bright	36.500	82	48Bet UMa	2.3650	10600.	73	6021	No
372	GOM_NL__2PRFIN20030425_174141_000000392015_00456_06021_6419.N1	25-APR-2003 17:41:41	Bright	39.000	36	50Alp UMa	1.8000	6300.0	78	6021	No
373	GOM_NL__2PRFIN20030425_174600_000000392015_00456_06021_6420.N1	25-APR-2003 17:46:00	Bright	39.000	60	7Bet UMi	2.0810	3950.0	78	6021	No
374	GOM_NL__2PRFIN20030425_174927_000000362015_00456_06021_6421.N1	25-APR-2003 17:49:27	Bright	35.500	49	1Alp UMi	1.9900	6300.0	71	6021	No
375	GOM_NL__2PRFIN20030425_175147_000000642015_00456_06021_6422.N1	25-APR-2003 17:51:47	Bright	64.000	69	33Gam Dra	2.2310	3800.0	128	6021	No
376	GOM_NL__2PRFIN20030425_175613_000000412015_00456_06021_6423.N1	25-APR-2003 17:56:13	Bright	40.500	89	5Alp Cep	2.4510	8000.0	81	6021	No
377	GOM_NL__2PRFIN20030425_175802_000000332015_00456_06021_6424.N1	25-APR-2003 17:58:02	Bright	33.000	74	11Bet Cas	2.2680	6600.0	66	6021	No
378	GOM_NL__2PRFIN20030425_180022_000001582015_00456_06021_6425.N1	25-APR-2003 18:00:22	Bright	157.50	5	3Alp Lyr	0.033000	11000.	315	6021	No
379	GOM_NL__2PRFIN20030425_180629_000000682015_00456_06021_6426.N1	25-APR-2003 18:06:29	Twi_and_stray	67.500	92	53Eps Cyg	2.5000	4500.0	135	6021	No
380	GOM_NL__2PRFIN20030425_181113_000000432015_00456_06021_6427.N1	25-APR-2003 18:11:13	Twi_and_stray	42.500	90	54Alp Peg	2.4870	11000.	85	6021	No
381	GOM_NL__2PRFIN20030425_181456_000000582015_00456_06021_6428.N1	25-APR-2003 18:14:56	Dark	57.500	61	8Eps Peg	2.1000	3900.0	115	6021	No
382	GOM_NL__2PRFIN20030425_181723_000000522015_00456_06021_6429.N1	25-APR-2003 18:17:23	Dark	51.500	162	34Alp Aqr	2.9440	5350.0	103	6021	No
383	GOM_NL__2PRFIN20030425_182036_000000582015_00456_06021_6430.N1	25-APR-2003 18:20:36	Dark	58.000	154	22Bet Aqr	2.8990	5700.0	116	6021	No
384	GOM_NL__2PRFIN20030425_182349_000000442015_00456_06021_6431.N1	25-APR-2003 18:23:49	Dark	43.500	18	24Alp PsA	1.1660	9700.0	87	6021	No
385	GOM_NL__2PRFIN20030425_182744_000000422015_00456_06021_6432.N1	25-APR-2003 18:27:44	Dark	41.500	172	Gam Gru	3.0030	13100.	83	6021	No
386	GOM_NL__2PRFIN20030425_182929_000000412015_00456_06021_6433.N1	25-APR-2003 18:29:29	Dark	40.500	31	Alp Gru	1.7340	15200.	81	6021	No
387	GOM_NL__2PRFIN20030425_183222_000000392015_00456_06021_6434.N1	25-APR-2003 18:32:22	Dark	38.500	148	Alp Tuc	2.8780	4100.0	77	6021	No
388	GOM_NL__2PRFIN20030425_183449_000000402015_00457_06022_6400.N1	25-APR-2003 18:34:49	Dark	39.500	45	Alp Pav	1.9400	26000.	79	6022	No
389	GOM_NL__2PRFIN20030425_183912_000000742015_00457_06022_6401.N1	25-APR-2003 18:39:12	Dark	73.500	103	38Zet Sgr	2.6000	9700.0	147	6022	No
390	GOM_NL__2PRFIN20030425_184146_000000432015_00457_06022_6402.N1	25-APR-2003 18:41:46	Dark	43.000	43	Alp TrA	1.9100	4250.0	86	6022	No
391	GOM_NL__2PRFIN20030425_184351_000000642015_00457_06022_6403.N1	25-APR-2003 18:43:51	Straylight	64.000	40	The Sco	1.8590	7100.0	128	6022	No
392	GOM_NL__2PRFIN20030425_184608_000000532015_00457_06022_6404.N1	25-APR-2003 18:46:08	Straylight	53.000	4	Alp1Cen	-0.010000	5800.0	106	6022	No
393	GOM_NL__2PRFIN20030425_184855_000000632015_00457_06022_6405.N1	25-APR-2003 18:48:55	Straylight	62.500	75	26Eps Sco	2.2910	4250.0	125	6022	No
394	GOM_NL__2PRFIN20030425_185102_000000432015_00457_06022_6406.N1	25-APR-2003 18:51:02	Straylight	43.000	81	Eta Cen	2.3560	28000.	86	6022	No
395	GOM_NL__2PRFIN20030425_185258_000000842015_00457_06022_6407.N1	25-APR-2003 18:52:58	Twi_and_stray	84.000	16	21Alp Sco	1.0200	3000.0	168	6022	No
396	GOM_NL__2PRFIN20030425_185531_000000712015_00457_06022_6408.N1	25-APR-2003 18:55:31	Twi_and_stray	71.000	80	7Del Sco	2.3160	30000.	142	6022	No

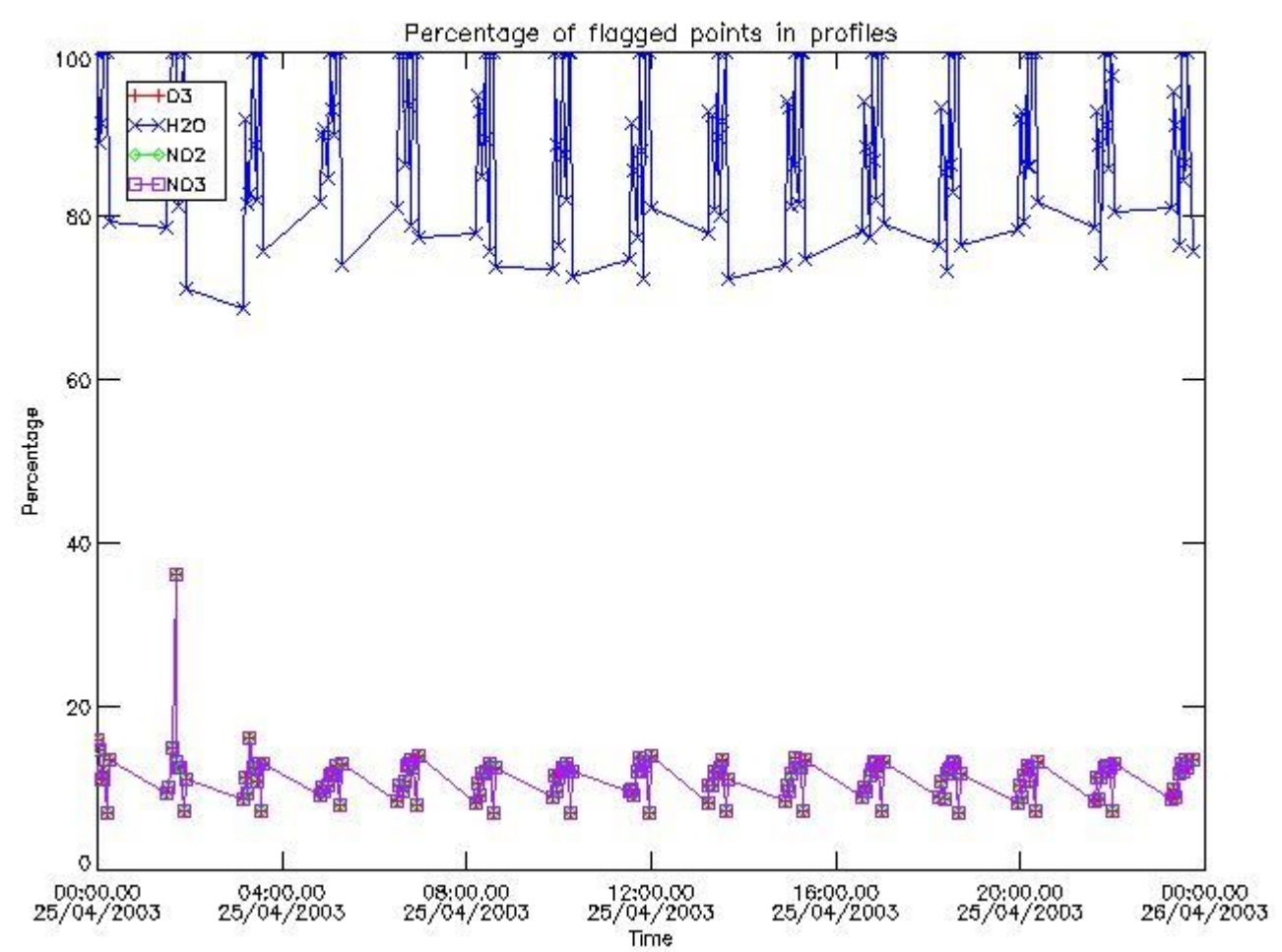
397	GOM_NL__2PRFIN20030425_185737_000000422015_00457_06022_6409.N1	25-APR-2003 18:57:37	Twilight	41.500	169	46Gam Hya	2.9910	4700.0	83	6022	No
398	GOM_NL__2PRFIN20030425_185900_000000492015_00457_06022_6410.N1	25-APR-2003 18:59:00	Bright	48.500	122	9Alp2Lib	2.7470	9700.0	97	6022	No
399	GOM_NL__2PRFIN20030425_190134_000000542015_00457_06022_6411.N1	25-APR-2003 19:01:34	Bright	54.000	104	27Bet Lib	2.6140	13100.	108	6022	No
400	GOM_NL__2PRFIN20030425_190404_000000372015_00457_06022_6412.N1	25-APR-2003 19:04:04	Bright	37.000	121	29Gam Vir	2.7400	7200.0	74	6022	No
401	GOM_NL__2PRFIN20030425_190732_000000372015_00457_06022_6413.N1	25-APR-2003 19:07:32	Bright	36.500	138	47Eps Vir	2.8280	4700.0	73	6022	No
402	GOM_NL__2PRFIN20030425_191010_000000432015_00457_06022_6414.N1	25-APR-2003 19:10:10	Bright	43.000	111	8Eta Boo	2.6800	6000.0	86	6022	No
403	GOM_NL__2PRFIN20030425_191523_000000362015_00457_06022_6415.N1	25-APR-2003 19:15:23	Bright	35.500	152	12Alp2CVn	2.8900	11000.	71	6022	No
404	GOM_NL__2PRFIN20030425_191717_000000442015_00457_06022_6416.N1	25-APR-2003 19:17:17	Bright	44.000	180	27Gam Boo	3.0400	8000.0	88	6022	No
405	GOM_NL__2PRFIN20030425_191911_000000392015_00457_06022_6417.N1	25-APR-2003 19:19:11	Bright	39.000	39	85Eta UMa	1.8540	24000.	78	6022	No
406	GOM_NL__2PRFIN20030425_192055_000000372015_00457_06022_6418.N1	25-APR-2003 19:20:55	Bright	36.500	82	48Bet UMa	2.3650	10600.	73	6022	No
407	GOM_NL__2PRFIN20030425_192218_000000382015_00457_06022_6419.N1	25-APR-2003 19:22:18	Bright	38.000	36	50Alp UMa	1.8000	6300.0	76	6022	No
408	GOM_NL__2PRFIN20030425_192636_000000402015_00457_06022_6420.N1	25-APR-2003 19:26:36	Bright	39.500	60	7Bet UMi	2.0810	3950.0	79	6022	No
409	GOM_NL__2PRFIN20030425_193003_000000352015_00457_06022_6421.N1	25-APR-2003 19:30:03	Bright	34.500	49	1Alp UMi	1.9900	6300.0	69	6022	No
410	GOM_NL__2PRFIN20030425_193222_000000632015_00457_06022_6422.N1	25-APR-2003 19:32:22	Bright	62.500	69	33Gam Dra	2.2310	3800.0	125	6022	No
411	GOM_NL__2PRFIN20030425_193649_000000402015_00457_06022_6423.N1	25-APR-2003 19:36:49	Bright	40.000	89	5Alp Cep	2.4510	8000.0	80	6022	No
412	GOM_NL__2PRFIN20030425_193838_000000342015_00457_06022_6424.N1	25-APR-2003 19:38:38	Bright	33.500	74	11Bet Cas	2.2680	6600.0	67	6022	No
413	GOM_NL__2PRFIN20030425_194058_000001492015_00457_06022_6425.N1	25-APR-2003 19:40:58	Bright	148.50	5	3Alp Lyr	0.033000	11000.	297	6022	No
414	GOM_NL__2PRFIN20030425_194705_000000672015_00457_06022_6426.N1	25-APR-2003 19:47:05	Twilight	66.500	92	53Eps Cyg	2.5000	4500.0	133	6022	No
415	GOM_NL__2PRFIN20030425_195149_000000452015_00457_06022_6427.N1	25-APR-2003 19:51:49	Twilight	45.000	90	54Alp Peg	2.4870	11000.	90	6022	No
416	GOM_NL__2PRFIN20030425_195532_000000632015_00457_06022_6428.N1	25-APR-2003 19:55:32	Dark	63.000	61	8Eps Peg	2.1000	3900.0	126	6022	No
417	GOM_NL__2PRFIN20030425_195800_000000492015_00457_06022_6429.N1	25-APR-2003 19:58:00	Dark	49.000	162	34Alp Aqr	2.9440	5350.0	98	6022	No
418	GOM_NL__2PRFIN20030425_200113_000000572015_00457_06022_6430.N1	25-APR-2003 20:01:13	Dark	56.500	154	22Bet Aqr	2.8990	5700.0	113	6022	No
419	GOM_NL__2PRFIN20030425_200425_000000442015_00457_06022_6431.N1	25-APR-2003 20:04:25	Dark	44.000	18	24Alp PsA	1.1660	9700.0	88	6022	No
420	GOM_NL__2PRFIN20030425_200821_000000422015_00457_06022_6432.N1	25-APR-2003 20:08:21	Dark	41.500	172	Gam Gru	3.0030	13100.	83	6022	No
421	GOM_NL__2PRFIN20030425_201006_000000402015_00457_06022_6433.N1	25-APR-2003 20:10:06	Dark	40.000	31	Alp Gru	1.7340	15200.	80	6022	No
422	GOM_NL__2PRFIN20030425_201258_000000472015_00457_06022_6434.N1	25-APR-2003 20:12:58	Dark	47.000	148	Alp Tuc	2.8780	4100.0	94	6022	No
423	GOM_NL__2PRFIN20030425_201525_000000412015_00458_06023_6400.N1	25-APR-2003 20:15:25	Dark	40.500	45	Alp Pav	1.9400	26000.	81	6023	No
424	GOM_NL__2PRFIN20030425_201949_000000702015_00458_06023_6401.N1	25-APR-2003 20:19:49	Dark	70.000	103	38Zet Sgr	2.6000	9700.0	140	6023	No
425	GOM_NL__2PRFIN20030425_202222_000000392015_00458_06023_6402.N1	25-APR-2003 20:22:22	Dark	38.500	43	Alp TrA	1.9100	4250.0	77	6023	No
426	GOM_NL__2PRFIN20030425_202428_000000522015_00458_06023_6403.N1	25-APR-2003 20:24:28	Straylight	51.500	40	The Sco	1.8590	7100.0	103	6023	No
427	GOM_NL__2PRFIN20030425_202644_000000532015_00458_06023_6404.N1	25-APR-2003 20:26:44	Straylight	52.500	4	Alp1Cen	-0.010000	5800.0	105	6023	No
428	GOM_NL__2PRFIN20030425_202932_000000642015_00458_06023_6405.N1	25-APR-2003 20:29:32	Straylight	63.500	75	26Eps Sco	2.2910	4250.0	127	6023	No
429	GOM_NL__2PRFIN20030425_203139_000000432015_00458_06023_6406.N1	25-APR-2003 20:31:39	Straylight	42.500	81	Eta Cen	2.3560	28000.	85	6023	No
430	GOM_NL__2PRFIN20030425_203335_000000872015_00458_06023_6407.N1	25-APR-2003 20:33:35	Twilight	87.000	16	21Alp Sco	1.0200	3000.0	174	6023	No
431	GOM_NL__2PRFIN20030425_203608_000000692015_00458_06023_6408.N1	25-APR-2003 20:36:08	Twilight	68.500	80	7Del Sco	2.3160	30000.	137	6023	No
432	GOM_NL__2PRFIN20030425_203813_000000402015_00458_06023_6409.N1	25-APR-2003 20:38:13	Twilight	39.500	169	46Gam Hya	2.9910	4700.0	79	6023	No
433	GOM_NL__2PRFIN20030425_203937_000000482015_00458_06023_6410.N1	25-APR-2003 20:39:37	Bright	47.500	122	9Alp2Lib	2.7470	9700.0	95	6023	No
434	GOM_NL__2PRFIN20030425_204210_000000542015_00458_06023_6411.N1	25-APR-2003 20:42:10	Bright	54.000	104	27Bet Lib	2.6140	13100.	108	6023	No
435	GOM_NL__2PRFIN20030425_204440_000000382015_00458_06023_6412.N1	25-APR-2003 20:44:40	Bright	37.500	121	29Gam Vir	2.7400	7200.0	75	6023	No
436	GOM_NL__2PRFIN20030425_204807_000000372015_00458_06023_6413.N1	25-APR-2003 20:48:07	Bright	36.500	138	47Eps Vir	2.8280	4700.0	73	6023	No
437	GOM_NL__2PRFIN20030425_205046_000000412015_00458_06023_6414.N1	25-APR-2003 20:50:46	Bright	40.500	111	8Eta Boo	2.6800	6000.0	81	6023	No
438	GOM_NL__2PRFIN20030425_205558_000000362015_00458_06023_6415.N1	25-APR-2003 20:55:58	Bright	36.000	152	12Alp2CVn	2.8900	11000.	72	6023	No
439	GOM_NL__2PRFIN20030425_205752_000000422015_00458_06023_6416.N1	25-APR-2003 20:57:52	Bright	42.000	180	27Gam Boo	3.0400	8000.0	84	6023	No
440	GOM_NL__2PRFIN20030425_205947_000000382015_00458_06023_6417.N1	25-APR-2003 20:59:47	Bright	37.500	39	85Eta UMa	1.8540	24000.	75	6023	No
441	GOM_NL__2PRFIN20030425_210131_000000362015_00458_06023_6418.N1	25-APR-2003 21:01:31	Bright	36.000	82	48Bet UMa	2.3650	10600.	72	6023	No
442	GOM_NL__2PRFIN20030425_210254_000000402015_00458_06023_6419.N1	25-APR-2003 21:02:54	Bright	39.500	36	50Alp UMa	1.8000	6300.0	79	6023	No
443	GOM_NL__2PRFIN20030425_210711_000000372015_00458_06023_6420.N1	25-APR-2003 21:07:11	Bright	36.500	60	7Bet UMi	2.0810	3950.0	73	6023	No
444	GOM_NL__2PRFIN20030425_211039_000000362015_00458_06023_6421.N1	25-APR-2003 21:10:39	Bright	36.000	49	1Alp UMi	1.9900	6300.0	72	6023	No
445	GOM_NL__2PRFIN20030425_211256_000000672015_00458_06023_6422.N1	25-APR-2003 21:12:56	Bright	66.500	69	33Gam Dra	2.2310	3800.0	133	6023	No
446	GOM_NL__2PRFIN20030425_211725_000000422015_00458_06023_6423.N1	25-APR-2003 21:17:25	Bright	41.500	89	5Alp Cep	2.4510	8000.0	83	6023	No
447	GOM_NL__2PRFIN20030425_211914_000000332015_00458_06023_6424.N1	25-APR-2003 21:19:14	Bright	33.000	74	11Bet Cas	2.2680	6600.0	66	6023	No
448	GOM_NL__2PRFIN20030425_212132_000001512015_00458_06023_6425.N1	25-APR-2003 21:21:32	Bright	150.50	5	3Alp Lyr	0.033000	11000.	301	6023	No
449	GOM_NL__2PRFIN20030425_212741_000000742015_00458_06023_6426.N1	25-APR-2003 21:27:41	Twilight	73.500	92	53Eps Cyg	2.5000	4500.0	147	6023	No
450	GOM_NL__2PRFIN20030425_213225_000000422015_00458_06023_6427.N1	25-APR-2003 21:32:25	Twilight	41.500	90	54Alp Peg	2.4870	11000.	83	6023	No
451	GOM_NL__2PRFIN20030425_213609_000000612015_00458_06023_6428.N1	25-APR-2003 21:36:09	Dark	61.000	61	8Eps Peg	2.1000	3900.0	122	6023	No
452	GOM_NL__2PRFIN20030425_213836_000000502015_00458_06023_6429.N1	25-APR-2003 21:38:36	Dark	49.500	162	34Alp Aqr	2.9440	5350.0	99	6023	No
453	GOM_NL__2PRFIN20030425_214150_000000582015_00458_06023_6430.N1	25-APR-2003 21:41:50	Dark	58.000	154	22Bet Aqr	2.8990	5700.0	116	6023	No
454	GOM_NL__2PRFIN20030425_214502_000000452015_00458_06023_6431.N1	25-APR-2003 21:45:02	Dark	45.000	18	24Alp PsA	1.1660	9700.0	90	6023	No
455	GOM_NL__2PRFIN20030425_214858_000000412015_00458_06023_6432.N1	25-APR-2003 21:48:58	Dark	41.000	172	Gam Gru	3.0030	13100.	82	6023	No

456	GOM_NL__2PRFIN20030425_215042_000000402015_00458_06023_6433.N1	25-APR-2003 21:50:42	Dark	40.000	31	Alp Gru	1.7340	15200.	80	6023	No
457	GOM_NL__2PRFIN20030425_215334_000000432015_00458_06023_6434.N1	25-APR-2003 21:53:34	Dark	42.500	148	Alp Tuc	2.8780	4100.0	85	6023	No
458	GOM_NL__2PRFIN20030425_215602_000000412015_00459_06024_6400.N1	25-APR-2003 21:56:02	Dark	40.500	45	Alp Pav	1.9400	26000.	81	6024	No
459	GOM_NL__2PRFIN20030425_220027_000000702015_00459_06024_6401.N1	25-APR-2003 22:00:27	Dark	70.000	103	38Zet Sgr	2.6000	9700.0	140	6024	No
460	GOM_NL__2PRFIN20030425_220258_000000392015_00459_06024_6402.N1	25-APR-2003 22:02:58	Dark	39.000	43	Alp TrA	1.9100	4250.0	78	6024	No
461	GOM_NL__2PRFIN20030425_220505_000000562015_00459_06024_6403.N1	25-APR-2003 22:05:05	Straylight	56.000	40	The Sco	1.8590	7100.0	112	6024	No
462	GOM_NL__2PRFIN20030425_220720_000000452015_00459_06024_6404.N1	25-APR-2003 22:07:20	Straylight	44.500	4	Alp1Cen	-0.010000	5800.0	89	6024	No
463	GOM_NL__2PRFIN20030425_221009_000000702015_00459_06024_6405.N1	25-APR-2003 22:10:09	Straylight	70.000	75	26Eps Sco	2.2910	4250.0	140	6024	No
464	GOM_NL__2PRFIN20030425_221215_000000412015_00459_06024_6406.N1	25-APR-2003 22:12:15	Straylight	41.000	81	Eta Cen	2.3560	28000.	82	6024	No
465	GOM_NL__2PRFIN20030425_221411_000000812015_00459_06024_6407.N1	25-APR-2003 22:14:11	Tw_i_and_stray	81.000	16	21Alp Sco	1.0200	3000.0	162	6024	No
466	GOM_NL__2PRFIN20030425_221644_000000682015_00459_06024_6408.N1	25-APR-2003 22:16:44	Tw_i_and_stray	68.000	80	7Del Sco	2.3160	30000.	136	6024	No
467	GOM_NL__2PRFIN20030425_221849_000000412015_00459_06024_6409.N1	25-APR-2003 22:18:49	Tw_i_and_stray	41.000	169	46Gam Hya	2.9910	4700.0	82	6024	No
468	GOM_NL__2PRFIN20030425_222012_000000492015_00459_06024_6410.N1	25-APR-2003 22:20:12	Bright	48.500	122	9Alp2Lib	2.7470	9700.0	97	6024	No
469	GOM_NL__2PRFIN20030425_222245_000000552015_00459_06024_6411.N1	25-APR-2003 22:22:45	Bright	55.000	104	27Bet Lib	2.6140	13100.	110	6024	No
470	GOM_NL__2PRFIN20030425_222516_000000372015_00459_06024_6412.N1	25-APR-2003 22:25:16	Bright	37.000	121	29Gam Vir	2.7400	7200.0	74	6024	No
471	GOM_NL__2PRFIN20030425_222843_000000372015_00459_06024_6413.N1	25-APR-2003 22:28:43	Bright	36.500	138	47Eps Vir	2.8280	4700.0	73	6024	No
472	GOM_NL__2PRFIN20030425_223121_000000412015_00459_06024_6414.N1	25-APR-2003 22:31:21	Bright	41.000	111	8Eta Boo	2.6800	6000.0	82	6024	No
473	GOM_NL__2PRFIN20030425_223634_000000362015_00459_06024_6415.N1	25-APR-2003 22:36:34	Bright	35.500	152	12Alp2CVn	2.8900	11000.	71	6024	No
474	GOM_NL__2PRFIN20030425_223828_000000422015_00459_06024_6416.N1	25-APR-2003 22:38:28	Bright	41.500	180	27Gam Boo	3.0400	8000.0	83	6024	No
475	GOM_NL__2PRFIN20030425_224022_000000382015_00459_06024_6417.N1	25-APR-2003 22:40:22	Bright	37.500	39	85Eta UMa	1.8540	24000.	75	6024	No
476	GOM_NL__2PRFIN20030425_224207_000000372015_00459_06024_6418.N1	25-APR-2003 22:42:07	Bright	36.500	82	48Bet UMa	2.3650	10600.	73	6024	No
477	GOM_NL__2PRFIN20030425_224330_000000392015_00459_06024_6419.N1	25-APR-2003 22:43:30	Bright	38.500	36	50Alp UMa	1.8000	6300.0	77	6024	No
478	GOM_NL__2PRFIN20030425_224747_000000362015_00459_06024_6420.N1	25-APR-2003 22:47:47	Bright	36.000	60	7Bet UMi	2.0810	3950.0	72	6024	No
479	GOM_NL__2PRFIN20030425_225114_000000332015_00459_06024_6421.N1	25-APR-2003 22:51:14	Bright	32.500	49	1Alp UMi	1.9900	6300.0	65	6024	No
480	GOM_NL__2PRFIN20030425_225331_000000652015_00459_06024_6422.N1	25-APR-2003 22:53:31	Bright	64.500	69	33Gam Dra	2.2310	3800.0	129	6024	No
481	GOM_NL__2PRFIN20030425_225800_000000402015_00459_06024_6423.N1	25-APR-2003 22:58:00	Bright	39.500	89	5Alp Cep	2.4510	8000.0	79	6024	No
482	GOM_NL__2PRFIN20030425_225950_000000352015_00459_06024_6424.N1	25-APR-2003 22:59:50	Bright	34.500	74	11Bet Cas	2.2680	6600.0	69	6024	No
483	GOM_NL__2PRFIN20030425_230205_000001612015_00459_06024_6425.N1	25-APR-2003 23:02:05	Bright	161.00	5	3Alp Lyr	0.033000	11000.	322	6024	No
484	GOM_NL__2PRFIN20030425_230817_000000732015_00459_06024_6426.N1	25-APR-2003 23:08:17	Tw_i_and_stray	73.000	92	53Eps Cyg	2.5000	4500.0	146	6024	No
485	GOM_NL__2PRFIN20030425_231302_000000452015_00459_06024_6427.N1	25-APR-2003 23:13:02	Tw_i_and_stray	44.500	90	54Alp Peg	2.4870	11000.	89	6024	No
486	GOM_NL__2PRFIN20030425_231645_000000582015_00459_06024_6428.N1	25-APR-2003 23:16:45	Dark	58.000	61	8Eps Peg	2.1000	3900.0	116	6024	No
487	GOM_NL__2PRFIN20030425_231913_000000522015_00459_06024_6429.N1	25-APR-2003 23:19:13	Dark	52.000	162	34Alp Aqr	2.9440	5350.0	104	6024	No
488	GOM_NL__2PRFIN20030425_232227_000000572015_00459_06024_6430.N1	25-APR-2003 23:22:27	Dark	57.000	154	22Bet Aqr	2.8990	5700.0	114	6024	No
489	GOM_NL__2PRFIN20030425_232538_000000432015_00459_06024_6431.N1	25-APR-2003 23:25:38	Dark	43.000	18	24Alp PsA	1.1660	9700.0	86	6024	No
490	GOM_NL__2PRFIN20030425_232934_000000402015_00459_06024_6432.N1	25-APR-2003 23:29:34	Dark	39.500	172	Gam Gru	3.0030	13100.	79	6024	No
491	GOM_NL__2PRFIN20030425_233118_000000422015_00459_06024_6433.N1	25-APR-2003 23:31:18	Dark	42.000	31	Alp Gru	1.7340	15200.	84	6024	No
492	GOM_NL__2PRFIN20030425_233410_000000382015_00459_06024_6434.N1	25-APR-2003 23:34:10	Dark	37.500	148	Alp Tuc	2.8780	4100.0	75	6024	No
493	GOM_NL__2PRFIN20030425_233638_000000412015_00460_06025_6400.N1	25-APR-2003 23:36:38	Dark	41.000	45	Alp Pav	1.9400	26000.	82	6025	No
494	GOM_NL__2PRFIN20030425_234335_000000382015_00460_06025_6401.N1	25-APR-2003 23:43:35	Dark	37.500	43	Alp TrA	1.9100	4250.0	75	6025	No
495	GOM_NL__2PRFIN20030425_234541_000000582015_00460_06025_6402.N1	25-APR-2003 23:45:41	Straylight	57.500	40	The Sco	1.8590	7100.0	115	6025	No
496	GOM_NL__2PRFIN20030425_234756_000000522015_00460_06025_6403.N1	25-APR-2003 23:47:56	Straylight	52.000	4	Alp1Cen	-0.010000	5800.0	104	6025	No
497	GOM_NL__2PRFIN20030425_235045_000000652015_00460_06025_6404.N1	25-APR-2003 23:50:45	Straylight	65.000	75	26Eps Sco	2.2910	4250.0	130	6025	No
498	GOM_NL__2PRFIN20030425_235251_000000432015_00460_06025_6405.N1	25-APR-2003 23:52:51	Straylight	42.500	81	Eta Cen	2.3560	28000.	85	6025	No
499	GOM_NL__2PRFIN20030425_235447_000000782015_00460_06025_6406.N1	25-APR-2003 23:54:47	Tw_i_and_stray	78.000	16	21Alp Sco	1.0200	3000.0	156	6025	No
500	GOM_NL__2PRFIN20030425_235720_000000692015_00460_06025_6407.N1	25-APR-2003 23:57:20	Tw_i_and_stray	69.000	80	7Del Sco	2.3160	30000.	138	6025	No
501	GOM_NL__2PRFIN20030425_235925_000000412015_00460_06025_6408.N1	25-APR-2003 23:59:25	Tw_i_and_stray	41.000	169	46Gam Hya	2.9910	4700.0	82	6025	No

3. Quality information per product

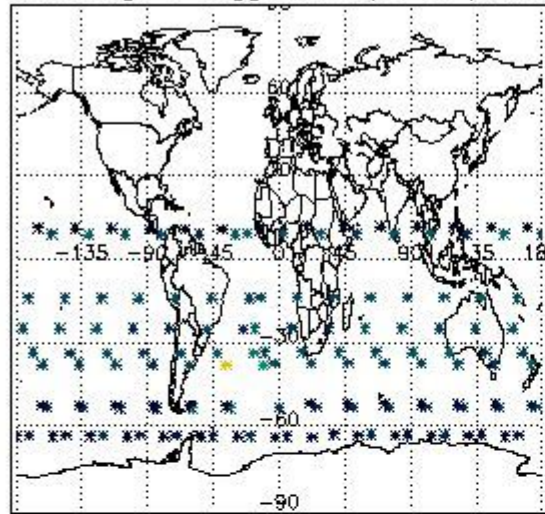
In this section it is plotted some information contained in the Quality Summary data set of the level 2 products. Only products in dark limb conditions and without errors (error flag in the MPH set to "0") are used.

3.1 Plot quality information per product (time dependant)

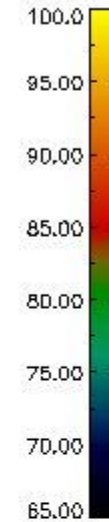
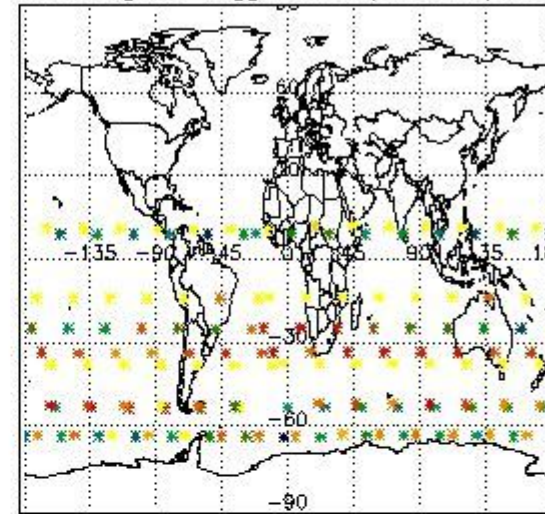


3.2 Plot quality information per product (world map)

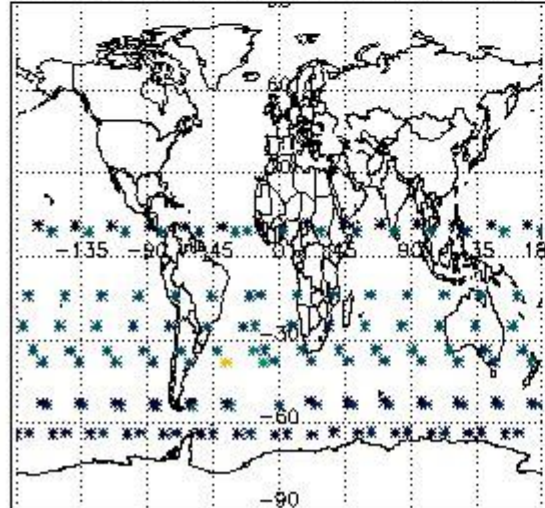
Percentage of flagged data per O3 profile



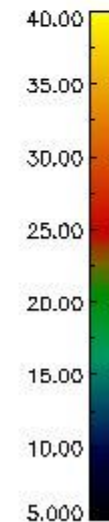
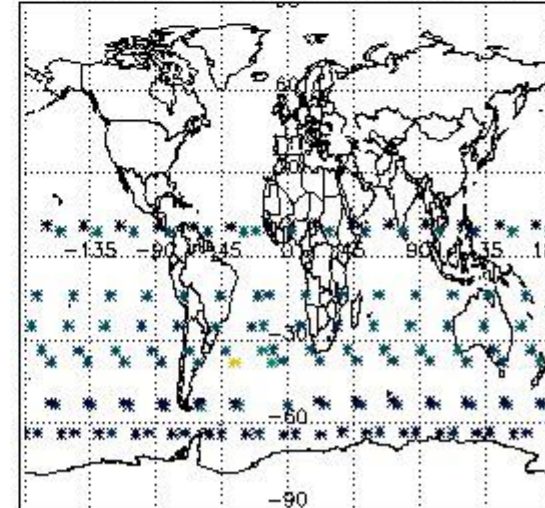
Percentage of flagged data per H2O profile



Percentage of flagged data per NO2 profile



Percentage of flagged data per NO3 profile

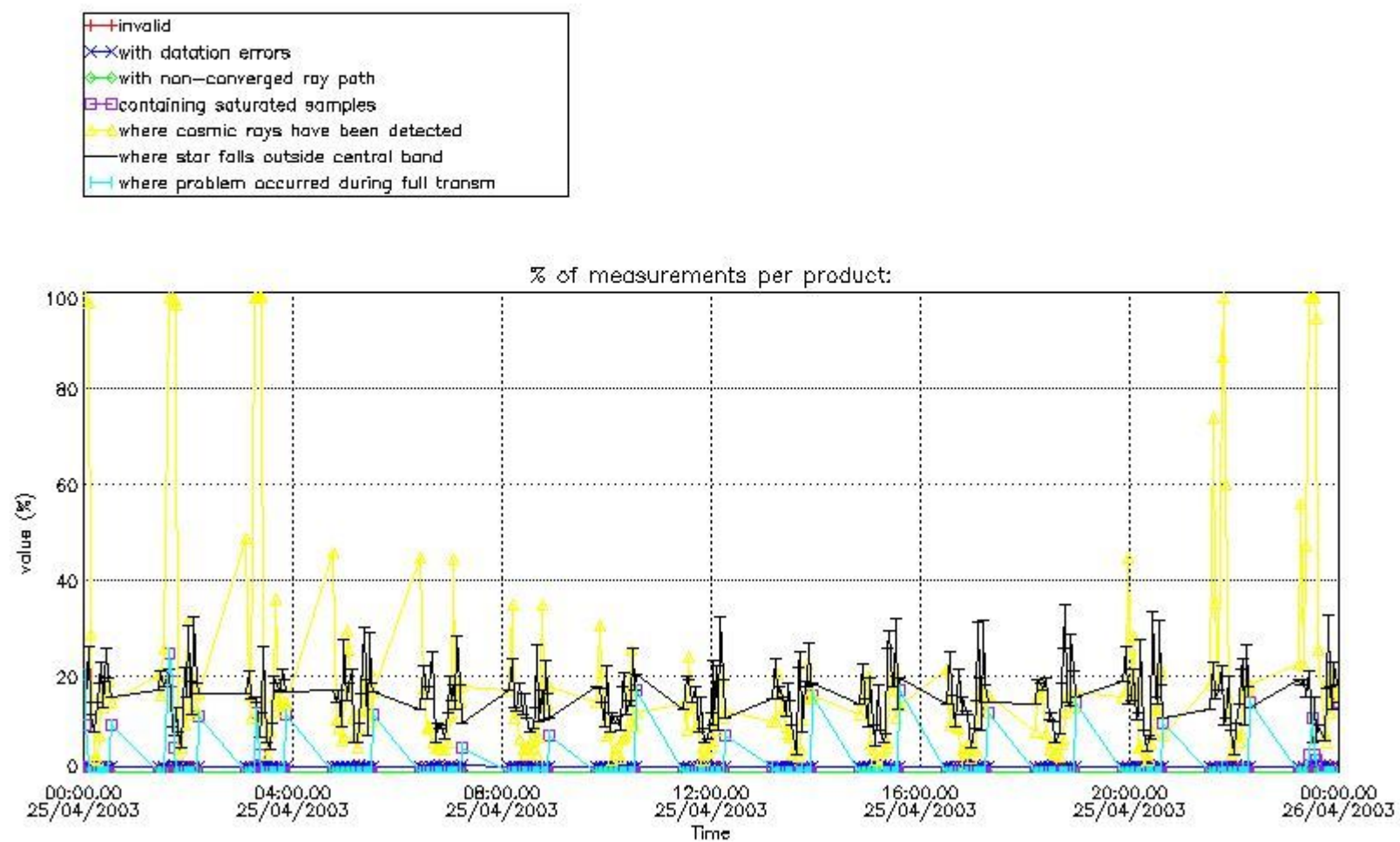


4. Level 1 quality information per product

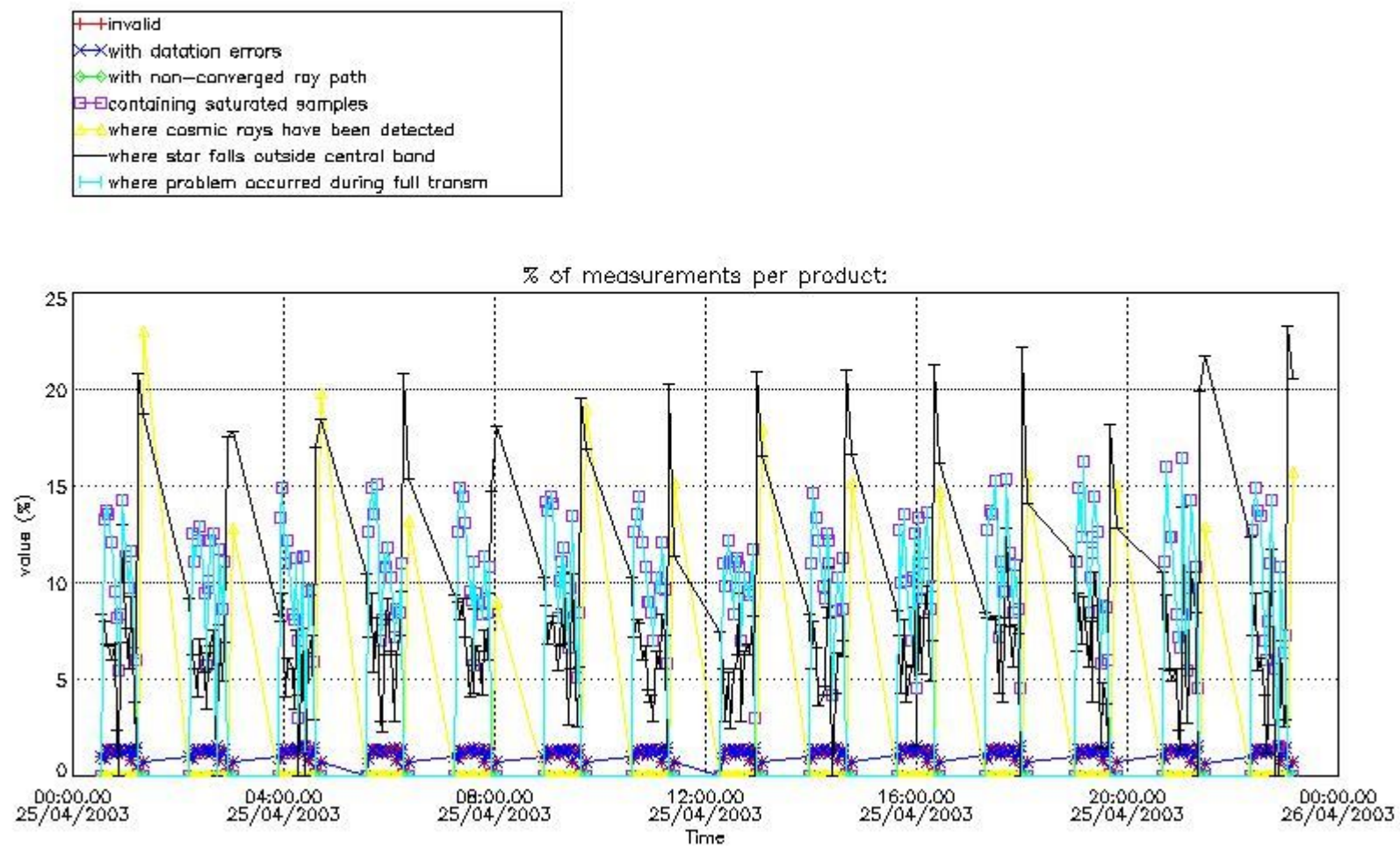
In this section it is plotted some information contained in the Quality Summary data set of the level 2 products that comes from the level 1b processing. Products without errors (error flag in the MPH set to "0") are used.

4.1 Plot quality information per product (time dependant) coming from level 1b processing

4.1.1 Plot level 1 quality information per product (time dependant): ENVISAT ASCENDING passes

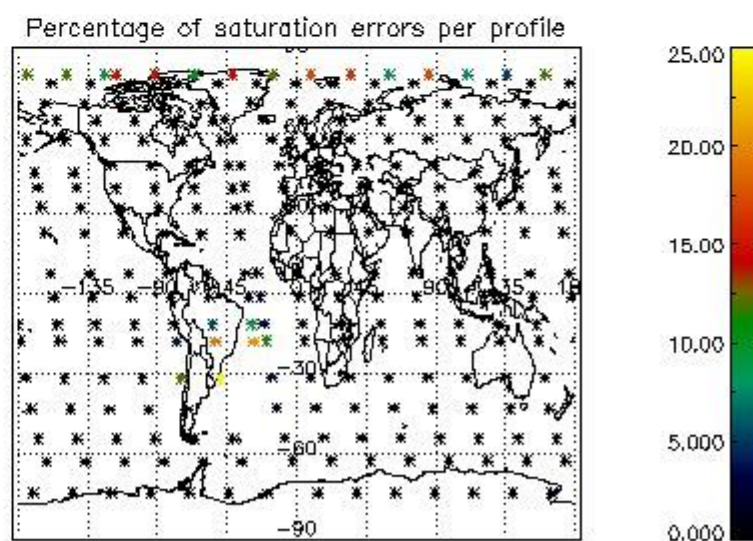
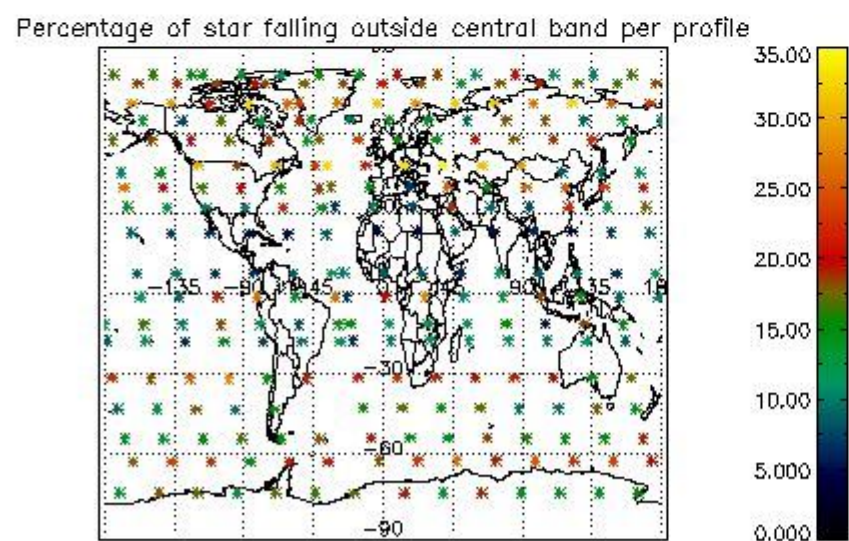
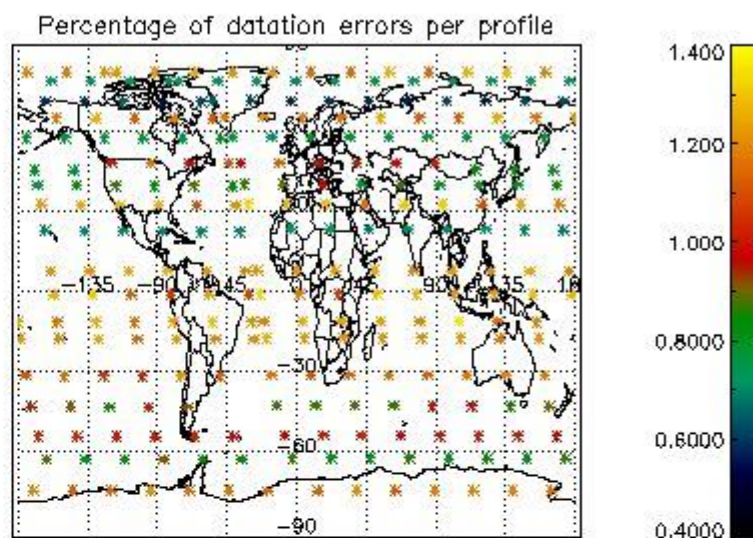
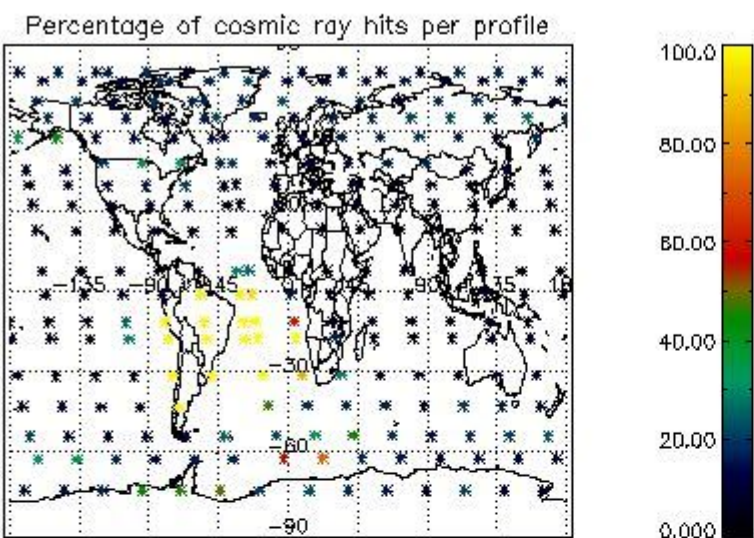


4.1.2 Plot level 1 quality information per product (time dependant): ENVI SAT DESCENDING passes

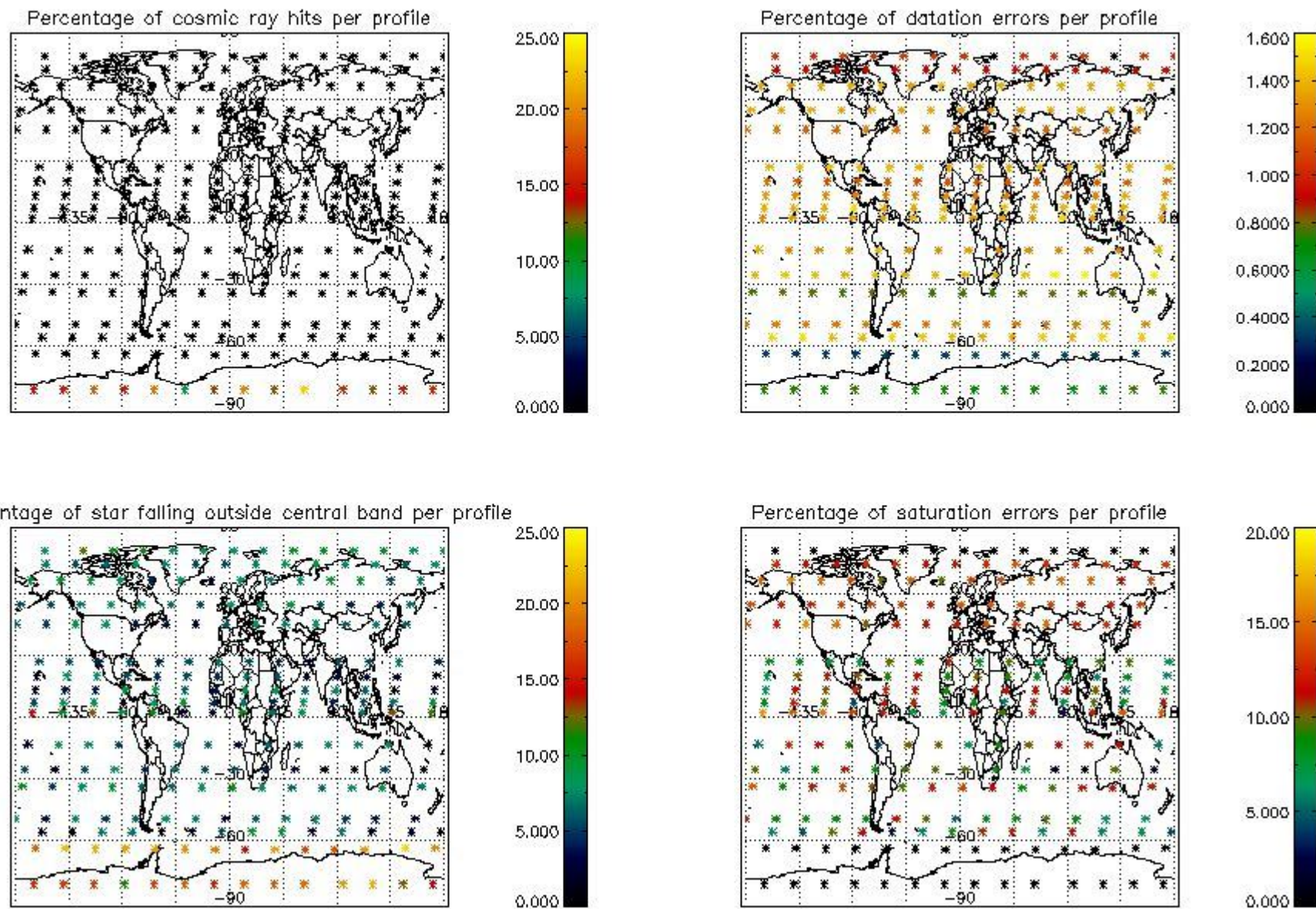


4.2 Plot quality information per product coming from level 1b processing (world map)

4.2.1 Plot level 1 quality information per product (world map): ENVISAT ASCENDING passes



4.2.2 Plot level 1 quality information per product (world map): ENVISAT DESCENDING passes



5. Trace gas profiles

5.1 Ozone statistics based on quality of products

The final quality of the products can be "measured" using the STD (Standard Deviation) attached to every point profile. This information is written to the parameter GOM_NL__2P/NL_LOCAL_SPECIES_DENSITY/o3_std of the level 2 products. The table below shows the statistics for given STD ranges.

The statistics are given with respect to the overall valid production:

- Products without fatal errors: GOM_NL__2P/MPH/PRODUCT_ERR=0
- Valid point profile: GOM_NL__2P/NL_LOCAL_SPECIES_DENSITY/pcd(0)=0

The 'Criteria' is applied to valid points of dark limb products:

- Products in dark limb illumination condition: GOM_NL__2P/NL_SUMMARY_QUALITY/obs_ill_cond=0
- Products without fatal errors: GOM_NL__2P/MPH/PRODUCT_ERR=0
- Valid point profile: GOM_NL__2P/NL_LOCAL_SPECIES_DENSITY/pcd(0)=0

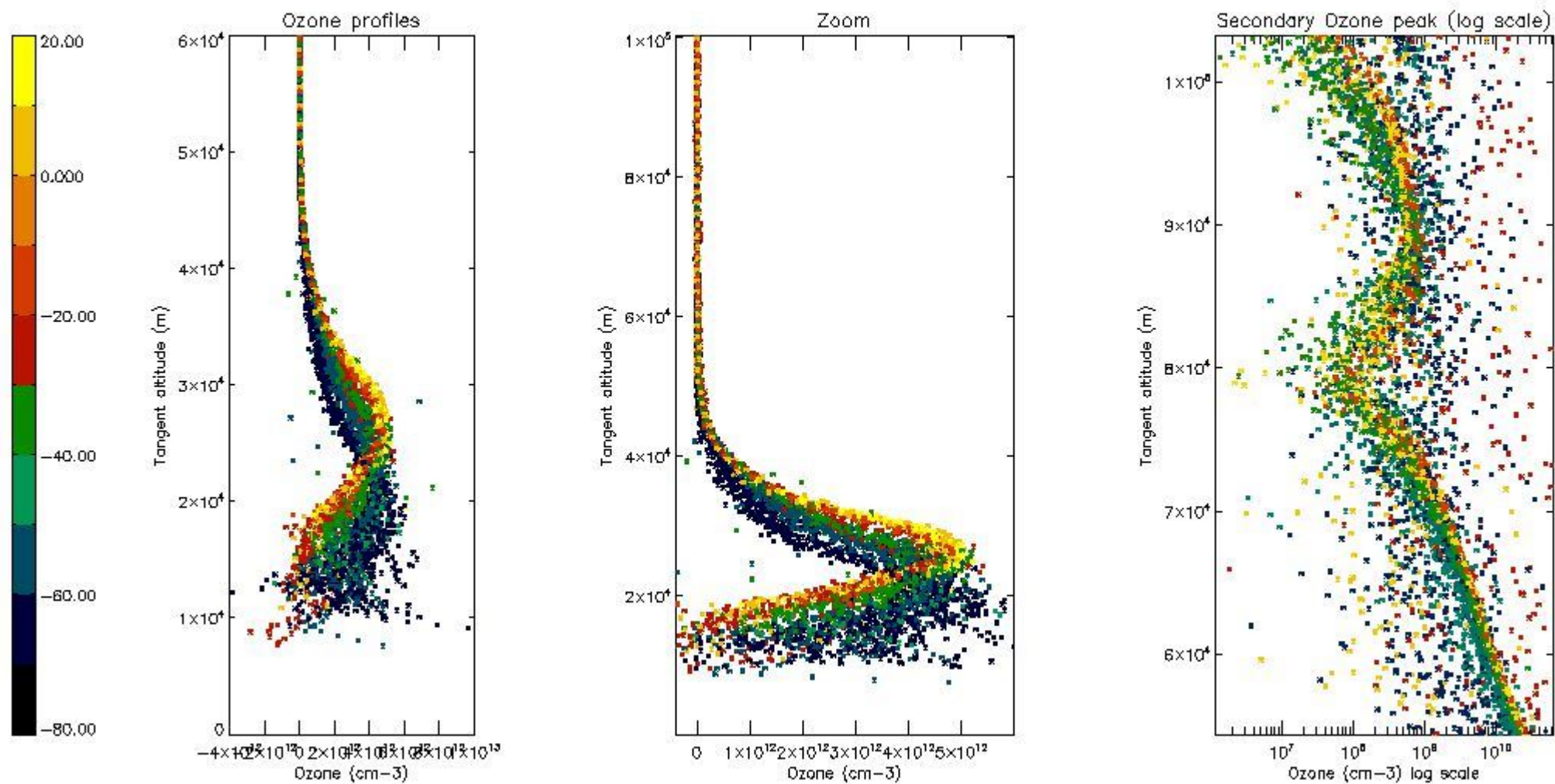
So, the table below shows the percentage of dark limb and valid observations for each criteria with respect to the overall valid daily observations.

Criteria	% of total production
All STD	27
STD < 20	14

STD < 10	11
STD < 5	7

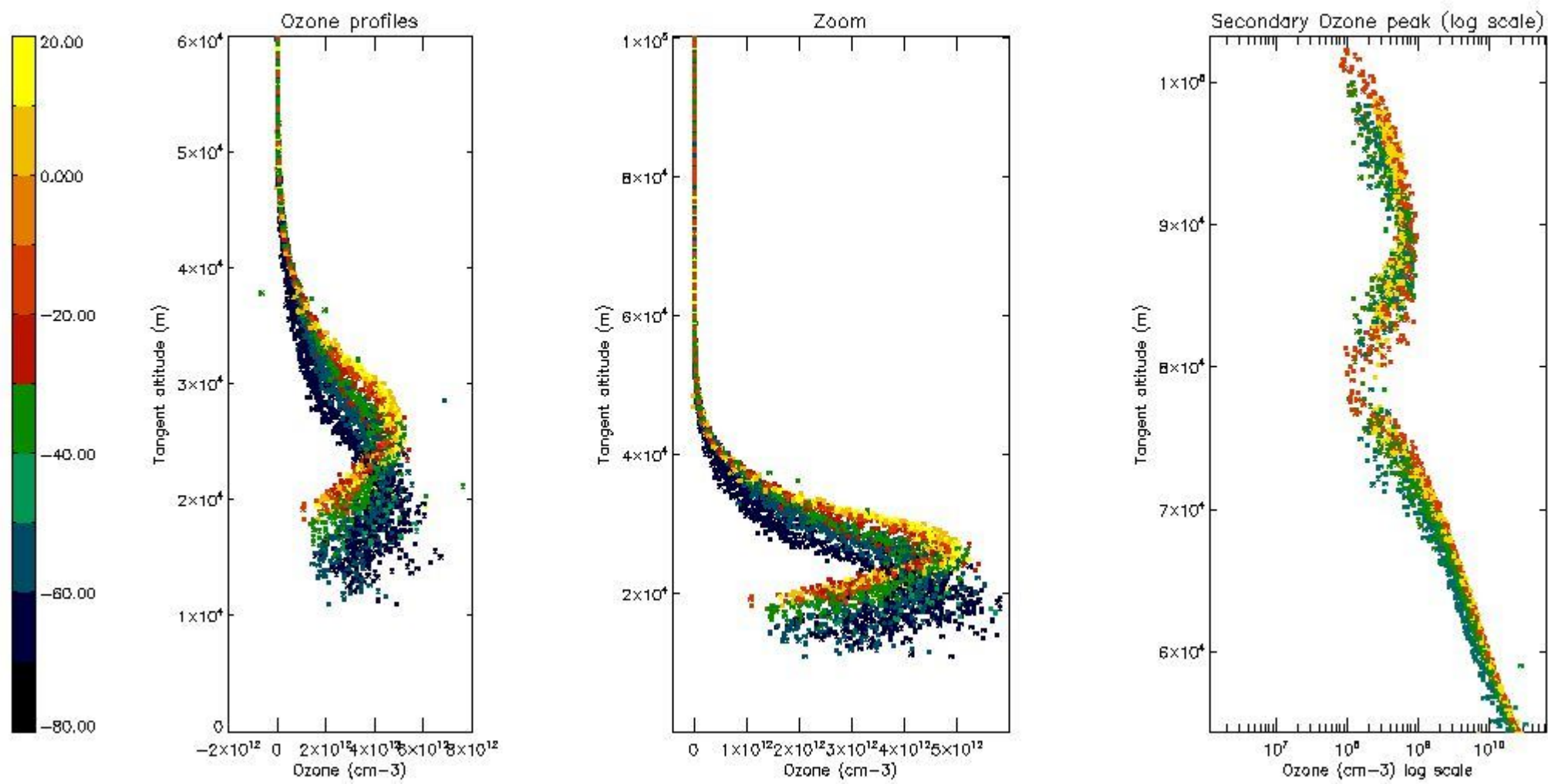
5.2 Plot ozone profiles for all STD (dark without errors)

The colorbar represents the latitude.



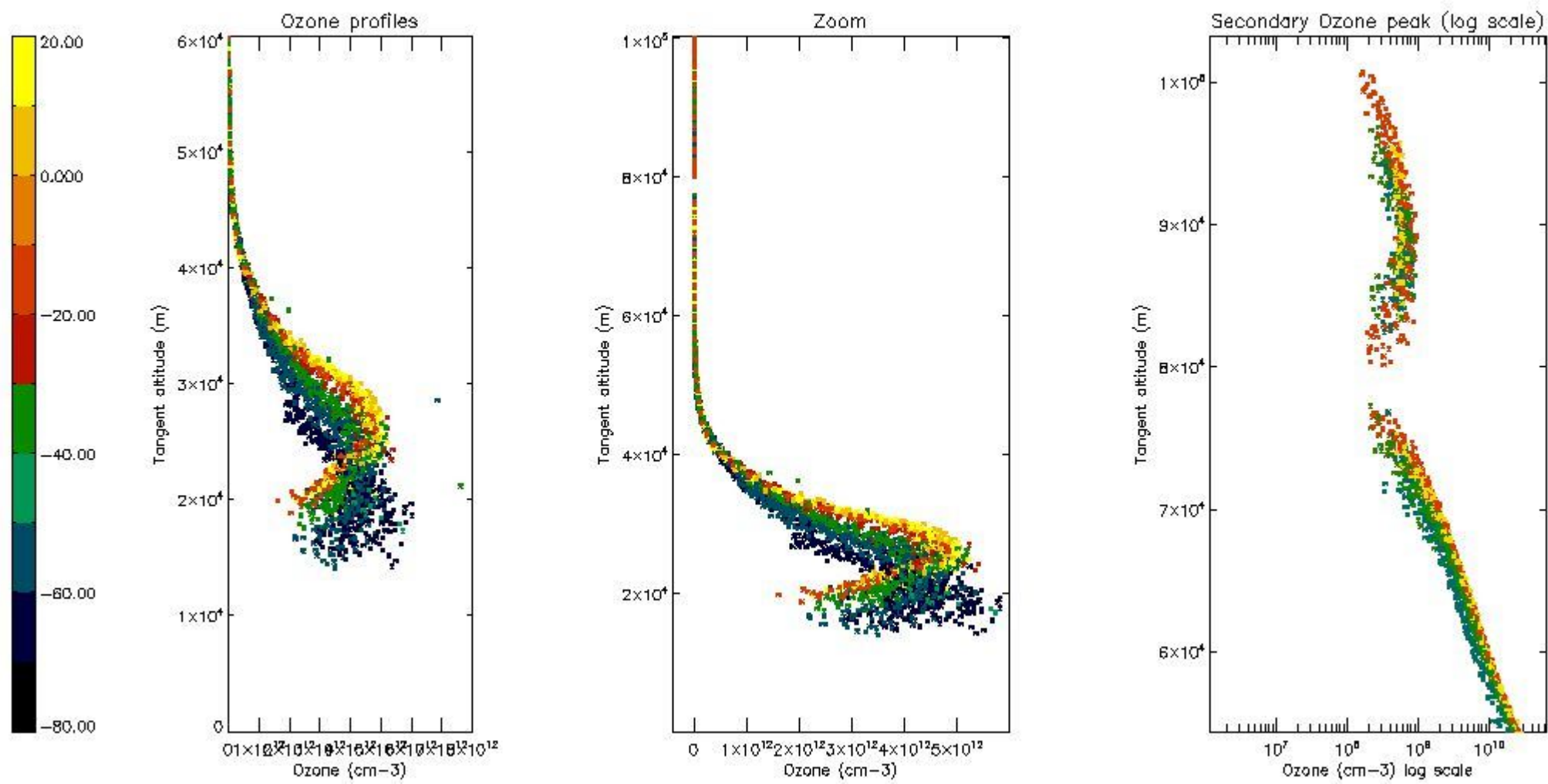
5.3 Plot ozone profiles where STD < 20% (dark without errors)

The colorbar represents the latitude.



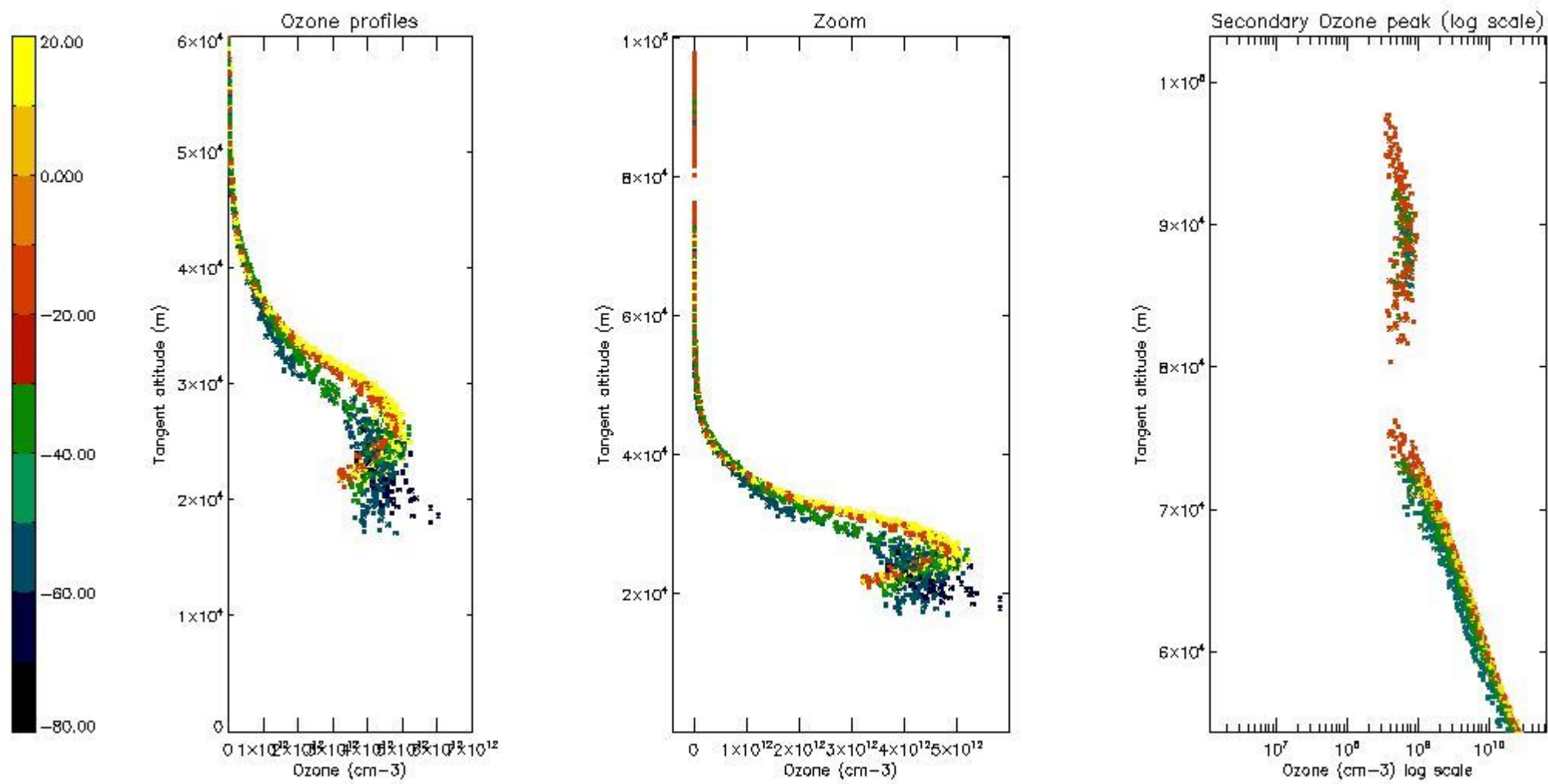
5.4 Plot ozone profiles where STD < 10% (dark without errors)

The colorbar represents the latitude.



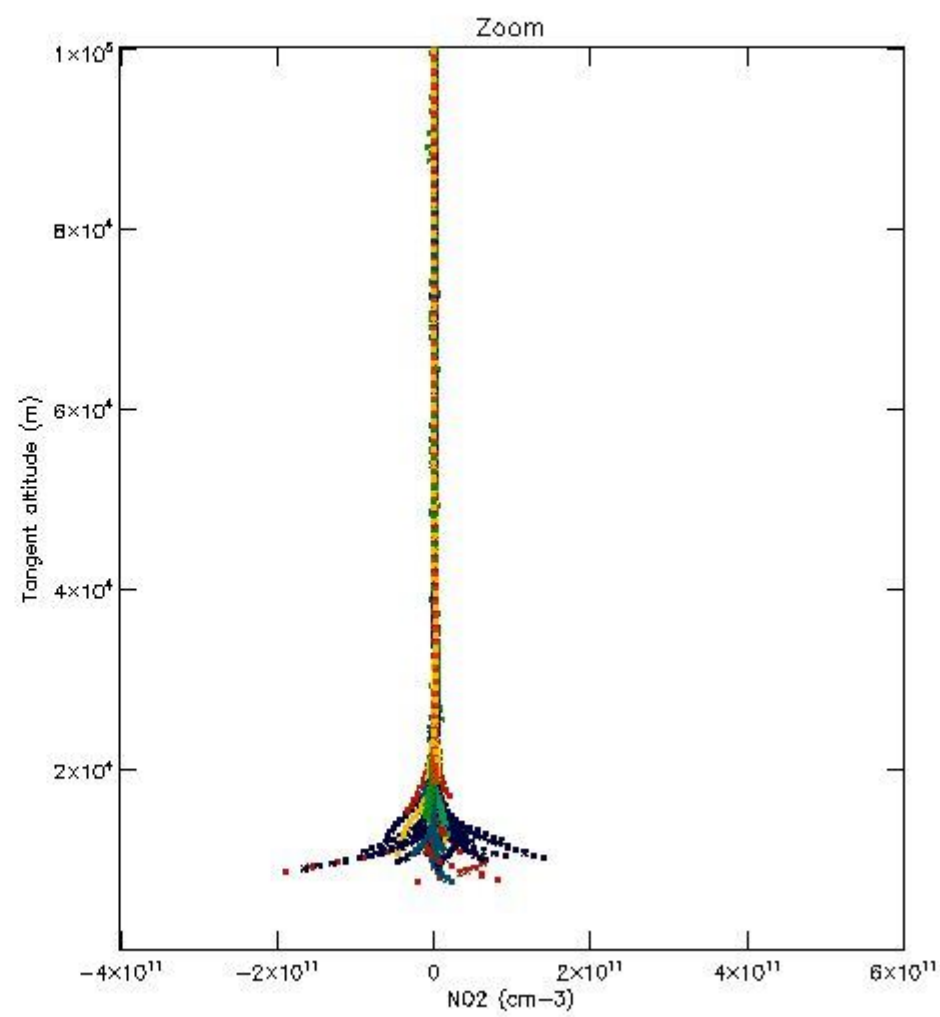
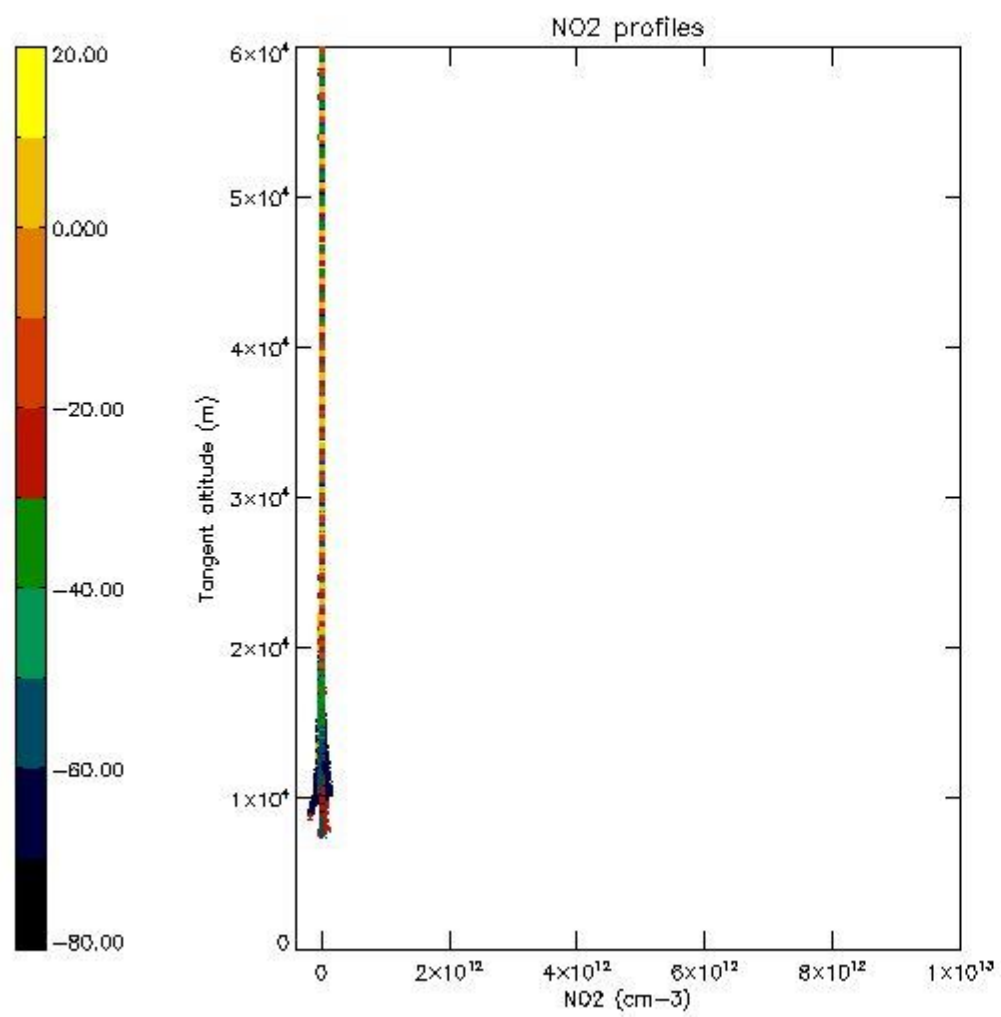
5.5 Plot ozone profiles where STD < 5% (dark without errors)

The colorbar represents the latitude.



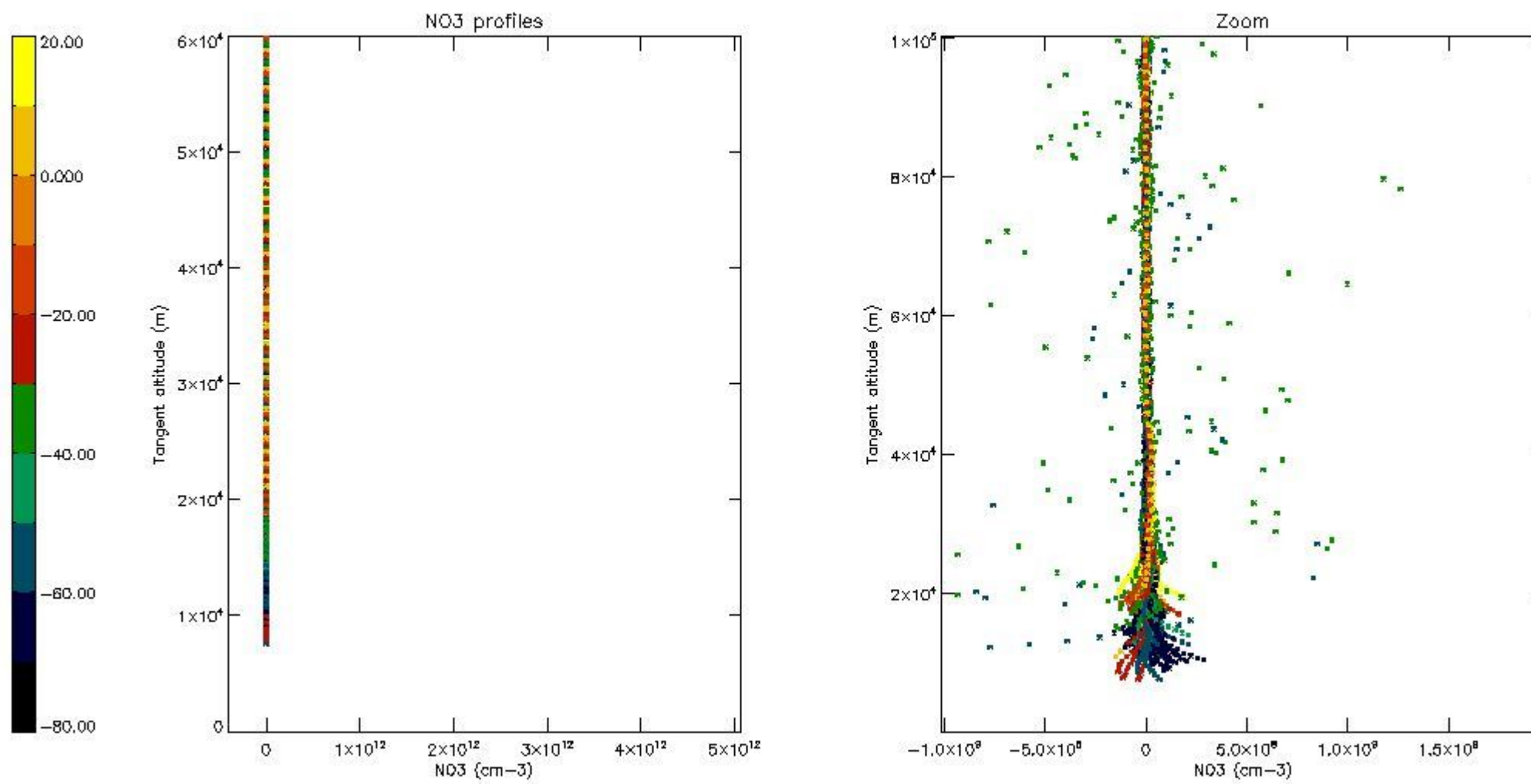
5.6 Plot NO₂ profiles for all STD (dark without errors)

The colorbar represents the latitude.



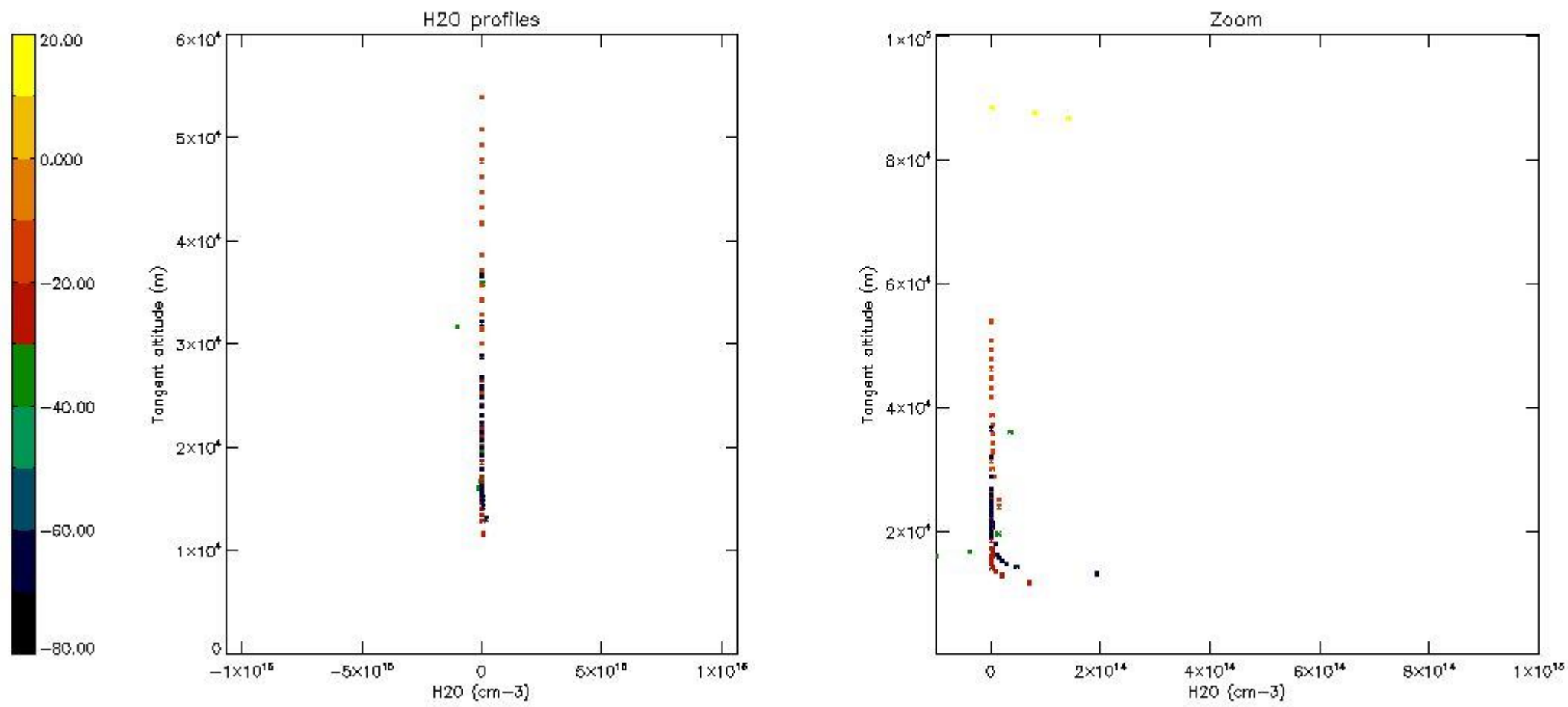
5.7 Plot NO3 profiles for all STD (dark without errors)

The colorbar represents the latitude.



5.8 Plot H₂O profiles for all STD (only for occultations of stars 1,2,3,4,13,14,16,26,63 dark without errors)

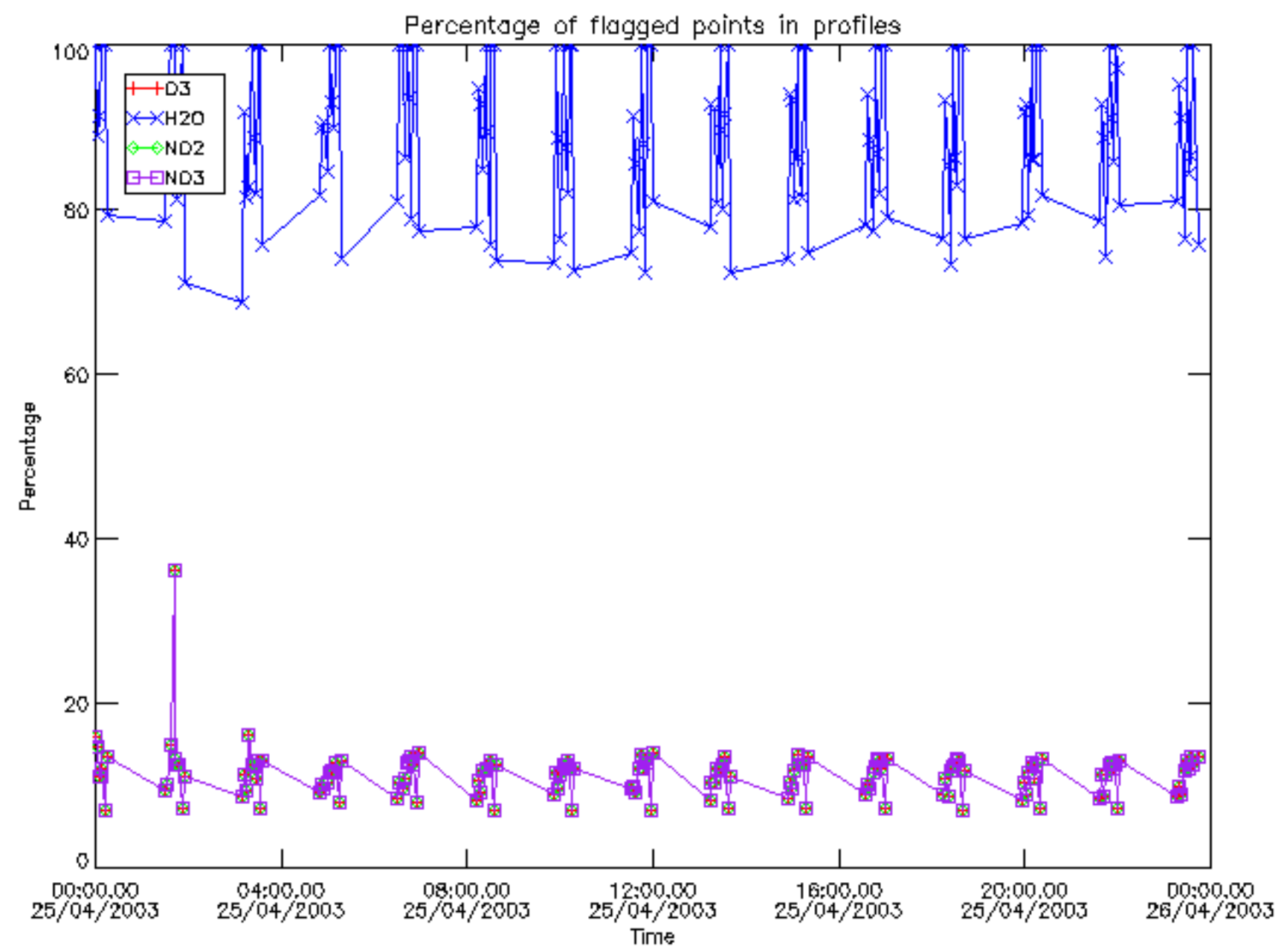
The colorbar represents the latitude.



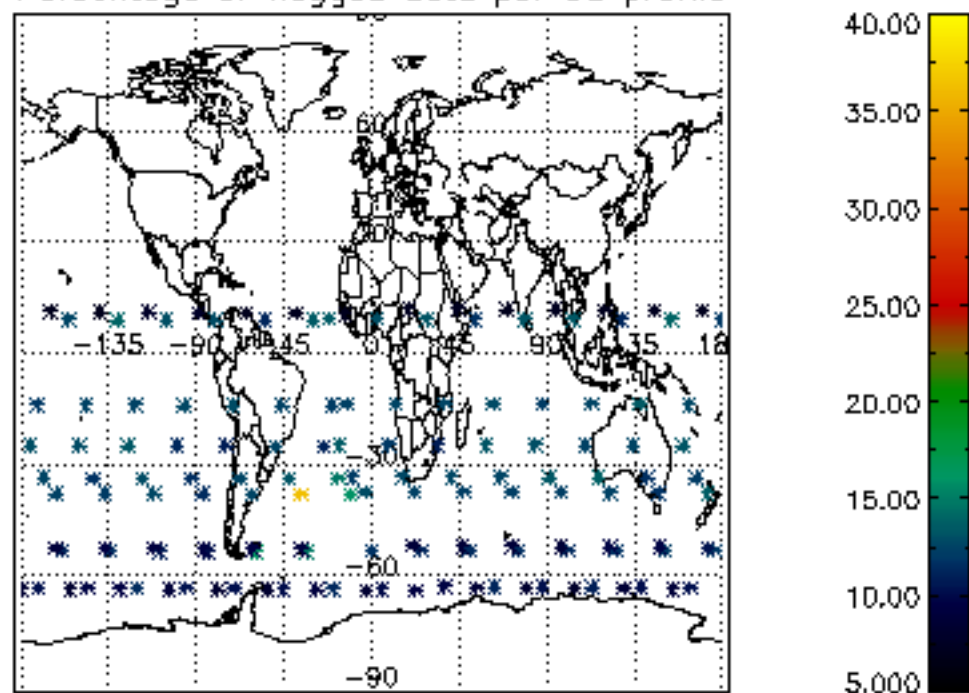
6. Auxiliary Data Files used for the production reported in section 2

The number reported in the third column indicates since which file (see list in section 2) the corresponding auxiliary file has been used. The fourth column is the date of those product files.

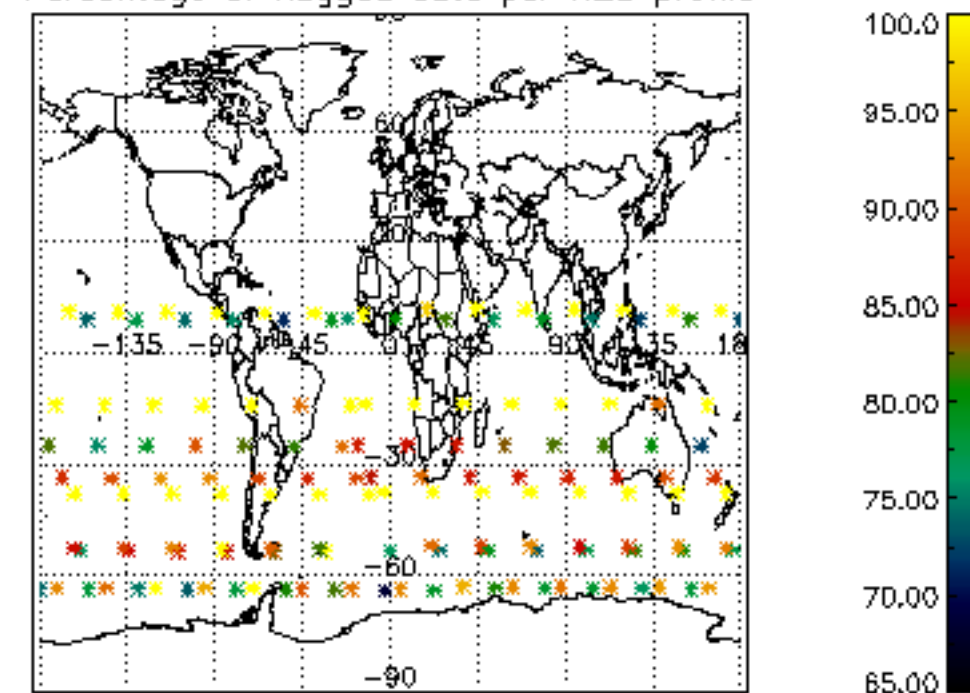
Type	Auxiliary Filename	Used since product	Used since product date
INST_PHYS_CHARACTERISTICS	GOM_INS_AXNIEC20050627_150440_20020301_000000_20100101_000000	1	25-APR-2003 00:01:02
LEVEL-2_PROC_CONFIG	GOM_PR2_AXVIEC20091111_152718_20020301_000000_20500101_000000	1	25-APR-2003 00:01:02
CROSS_SECTIONS_FILE	GOM_CRS_AXVIEC20091111_154832_20020301_000000_20500101_000000	1	25-APR-2003 00:01:02



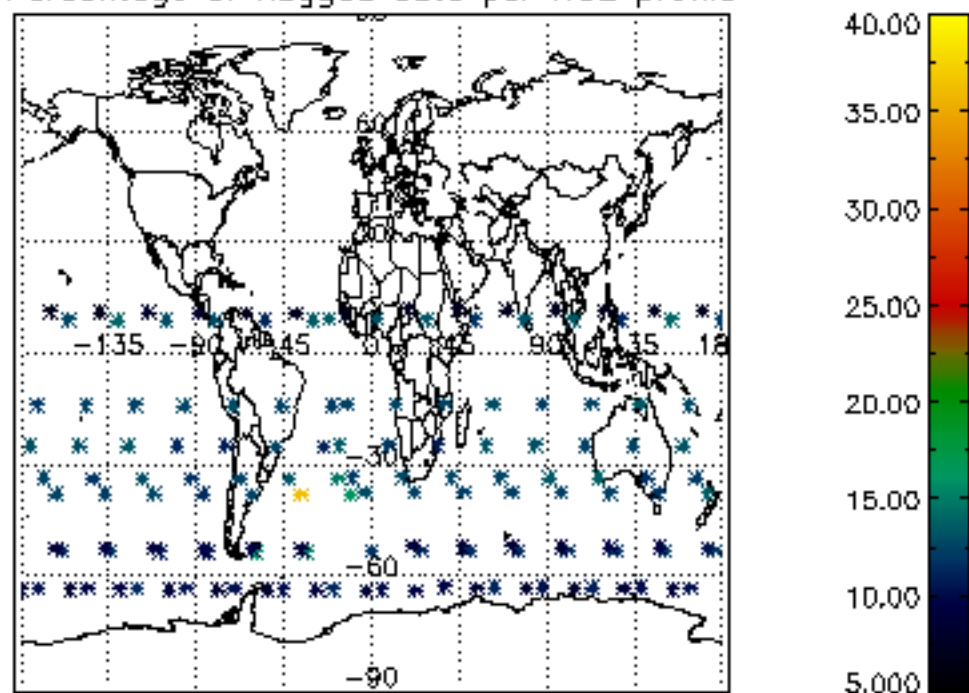
Percentage of flagged data per D3 profile



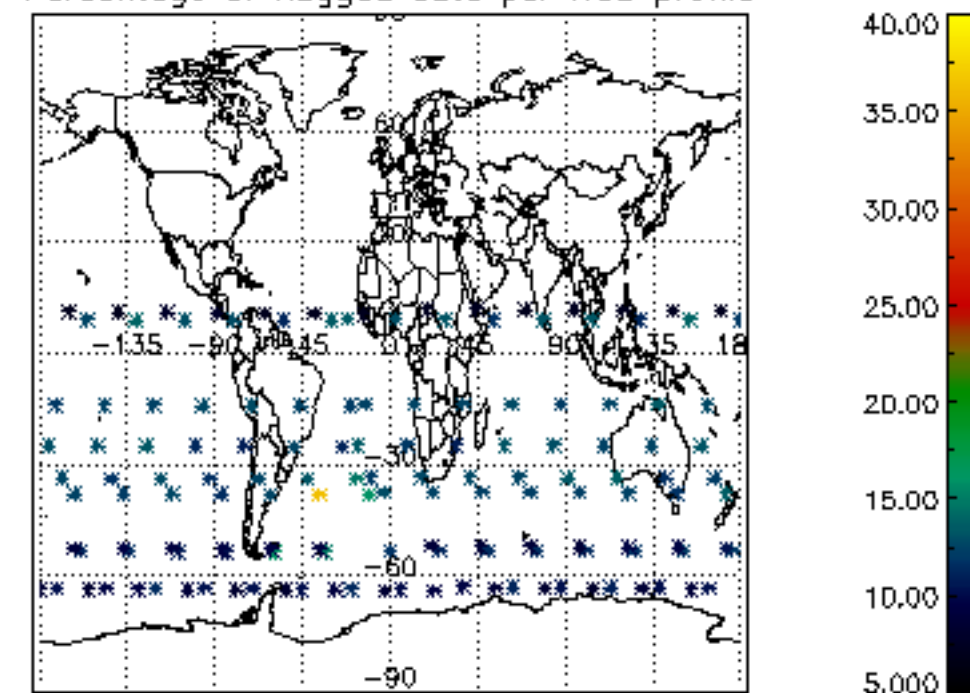
Percentage of flagged data per H2O profile

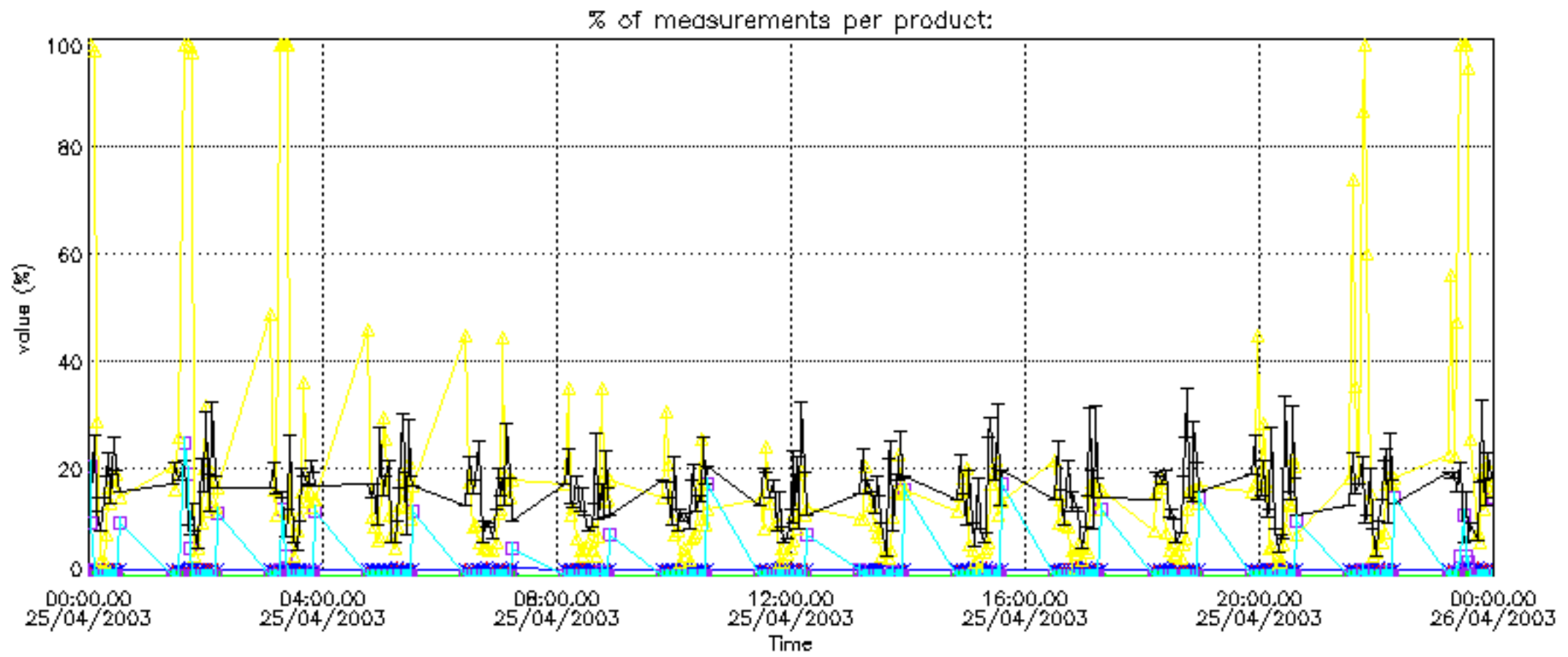


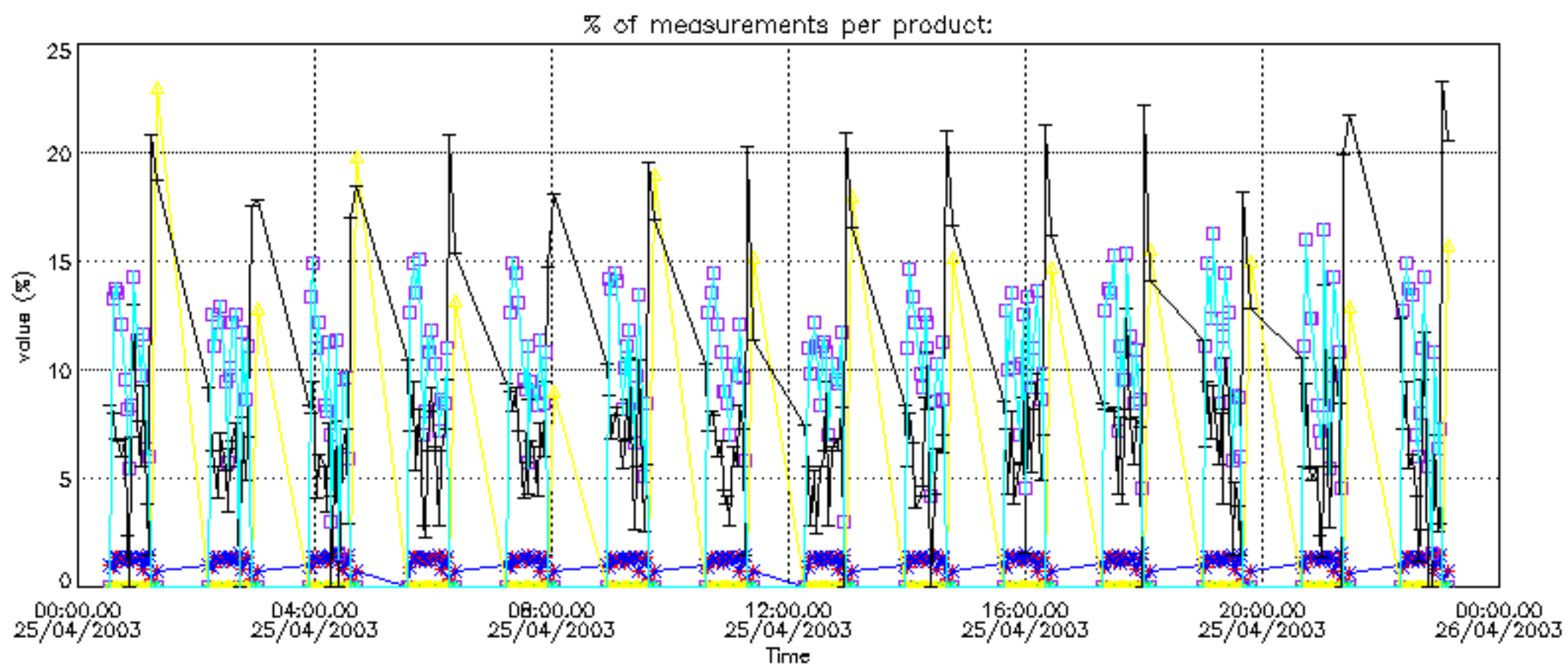
Percentage of flagged data per NO2 profile



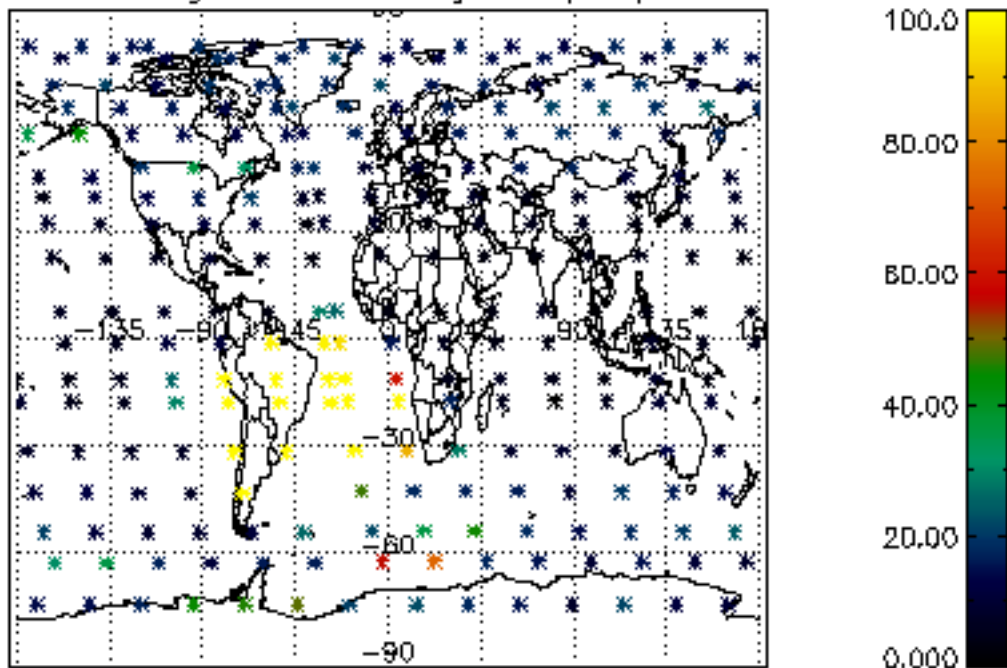
Percentage of flagged data per NO3 profile



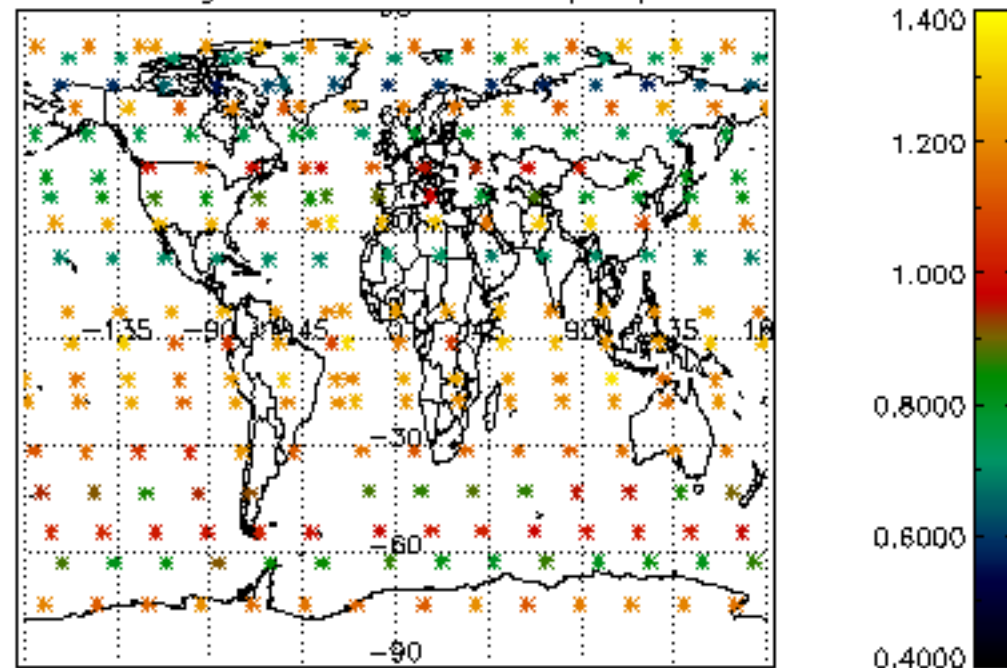




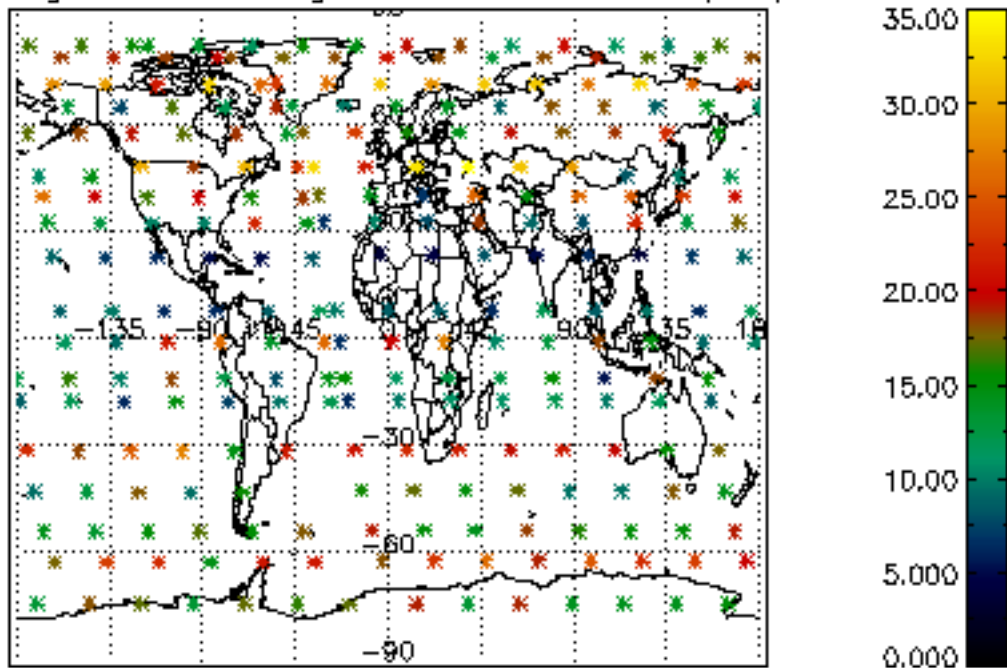
Percentage of cosmic ray hits per profile



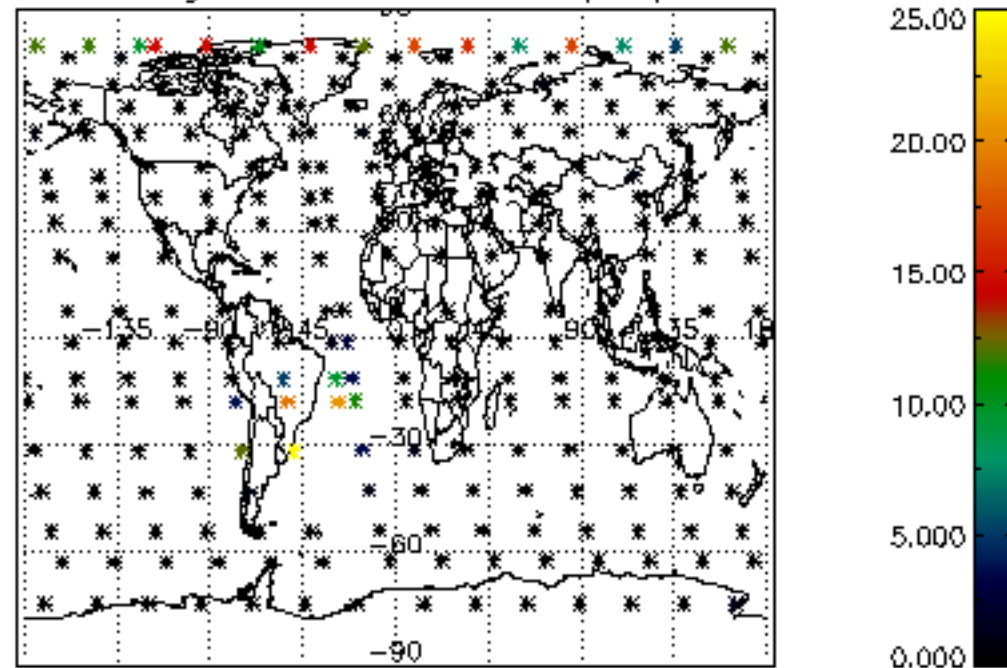
Percentage of datation errors per profile



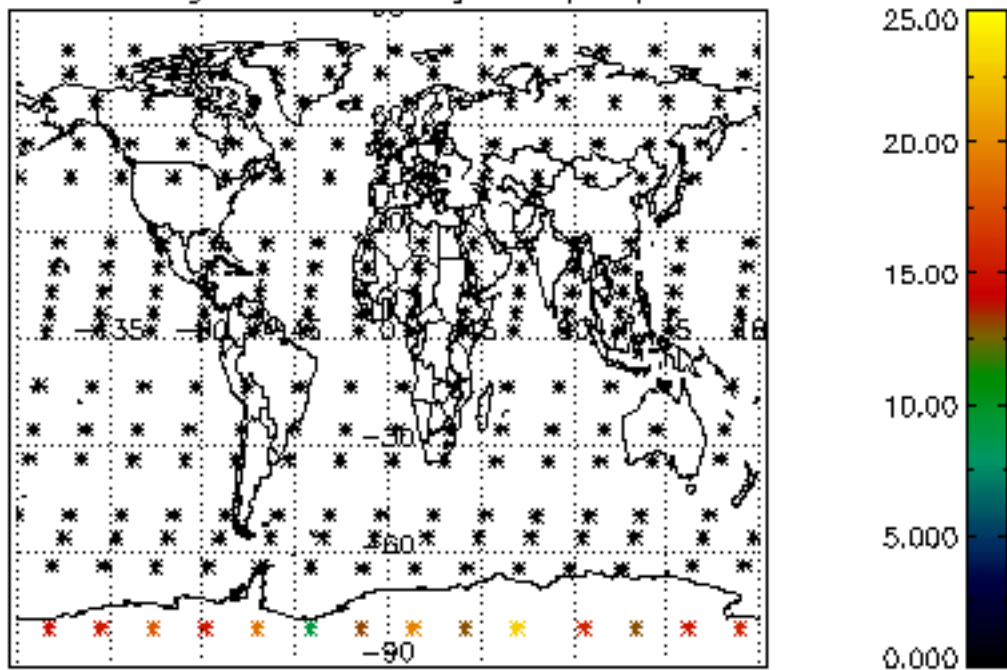
Percentage of star falling outside central band per profile



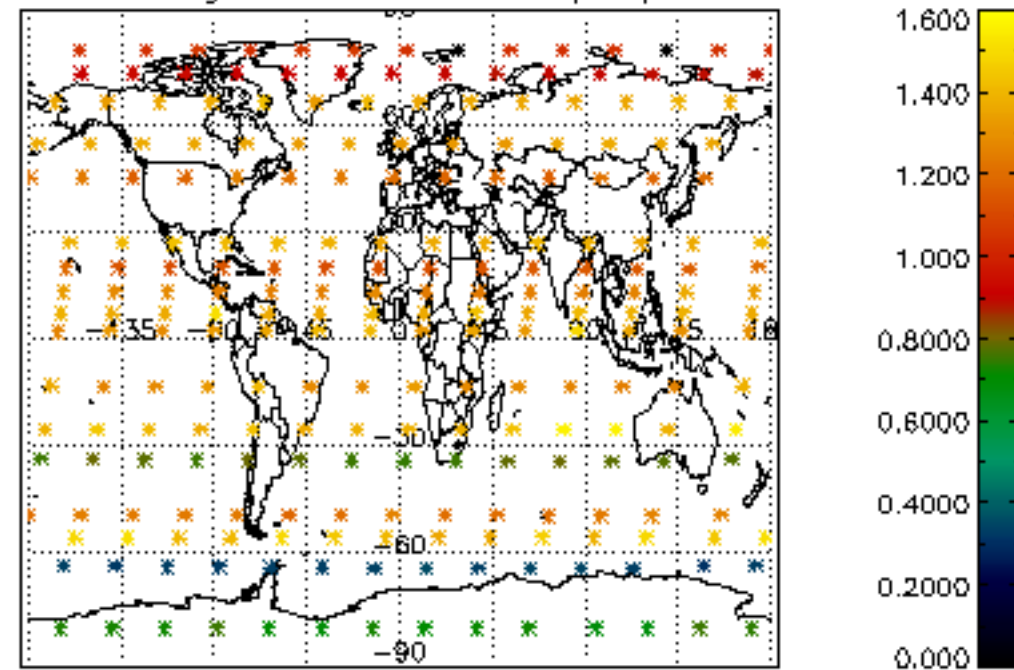
Percentage of saturation errors per profile



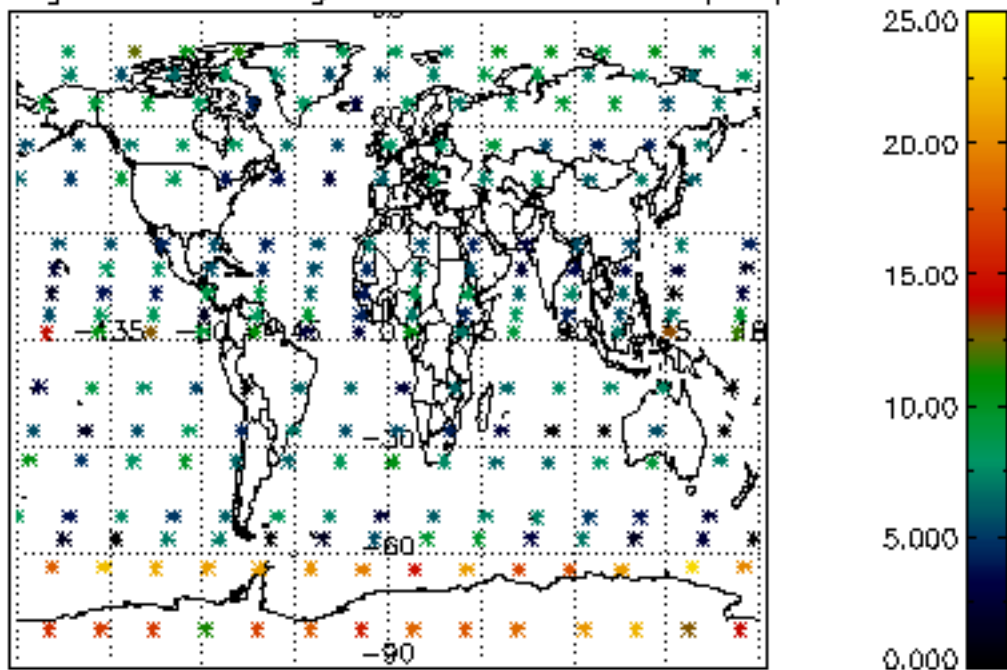
Percentage of cosmic ray hits per profile



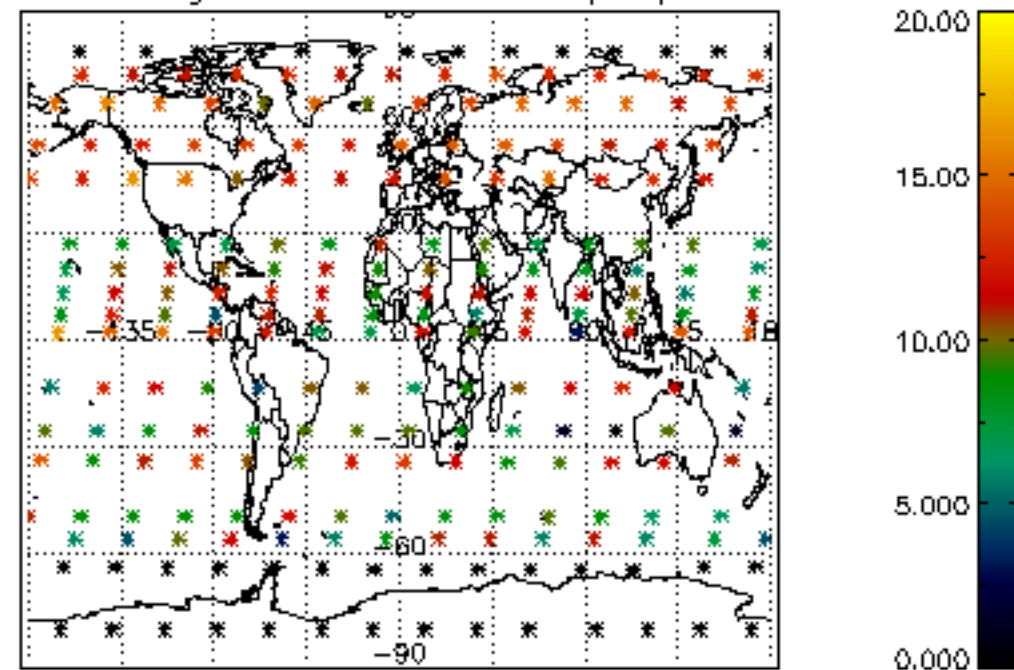
Percentage of datation errors per profile

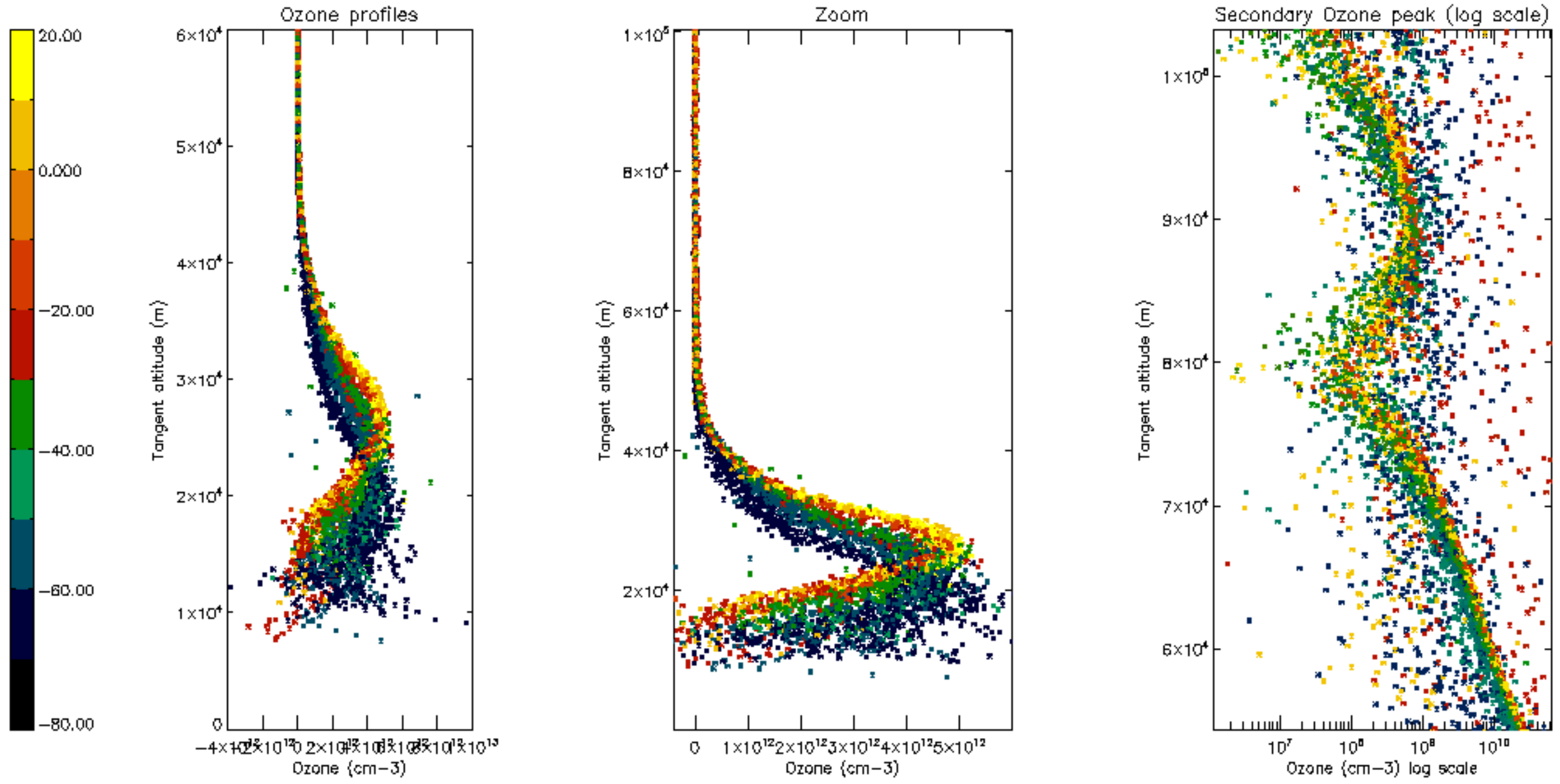


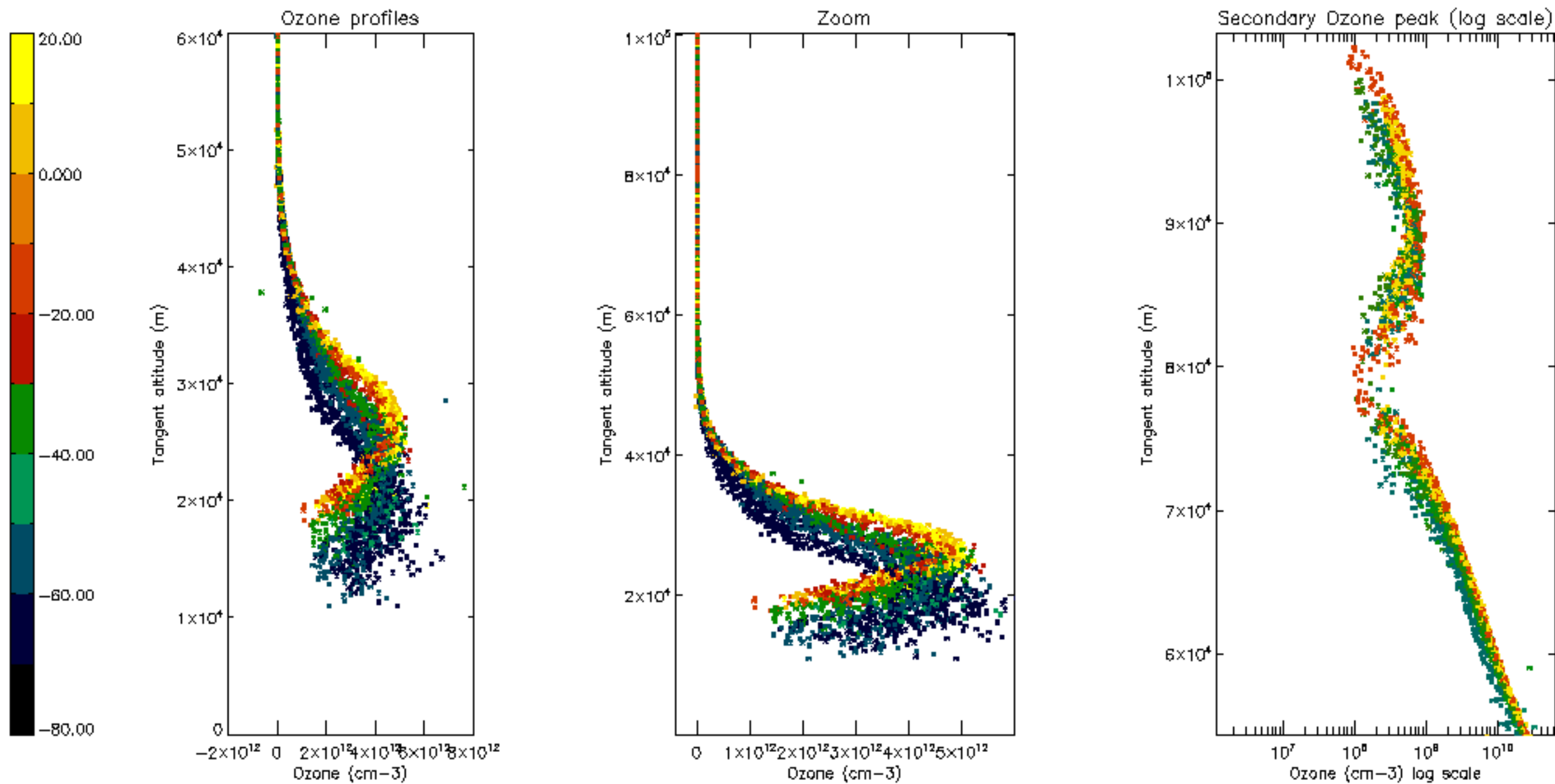
Percentage of star falling outside central band per profile

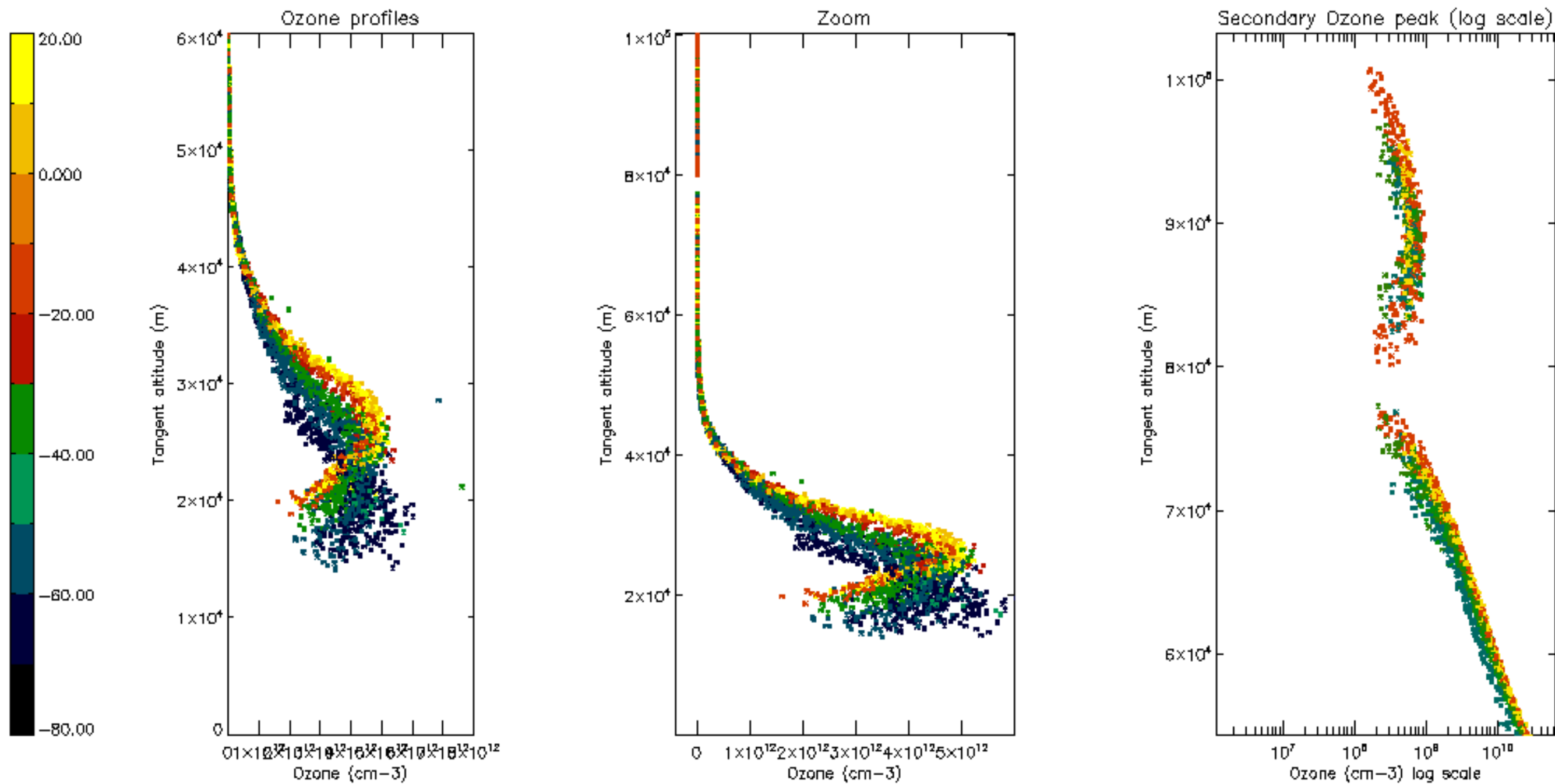


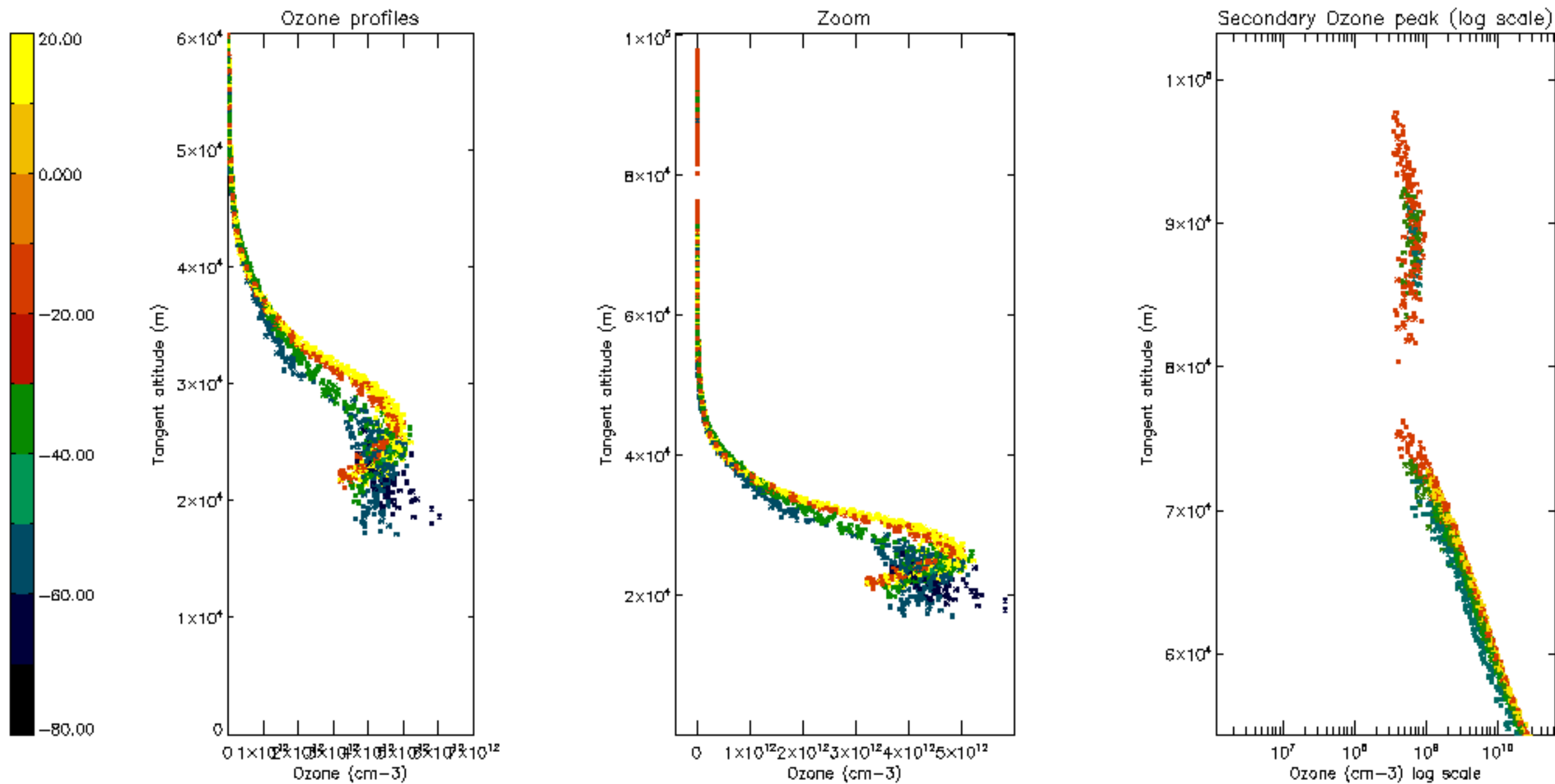
Percentage of saturation errors per profile

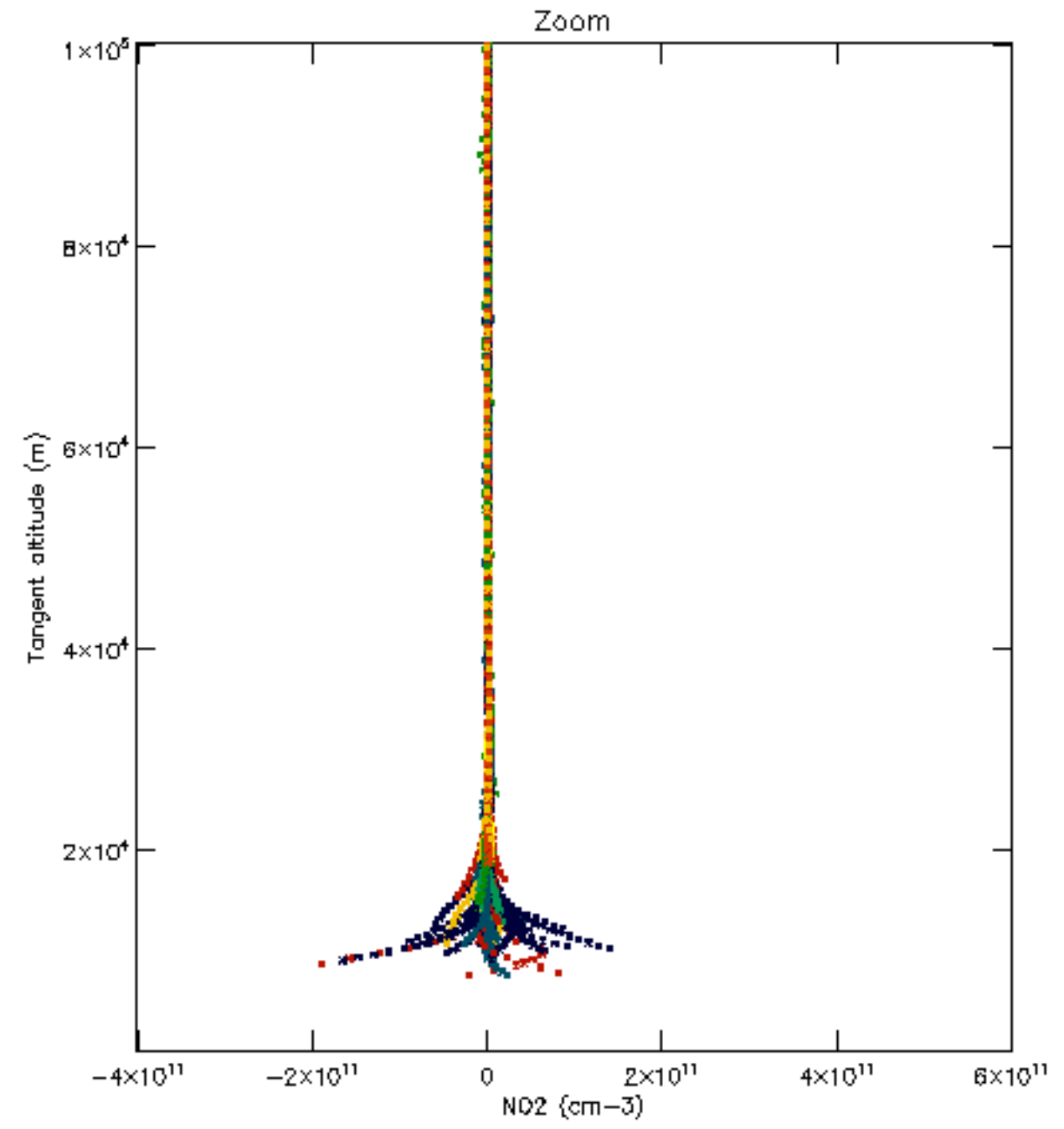
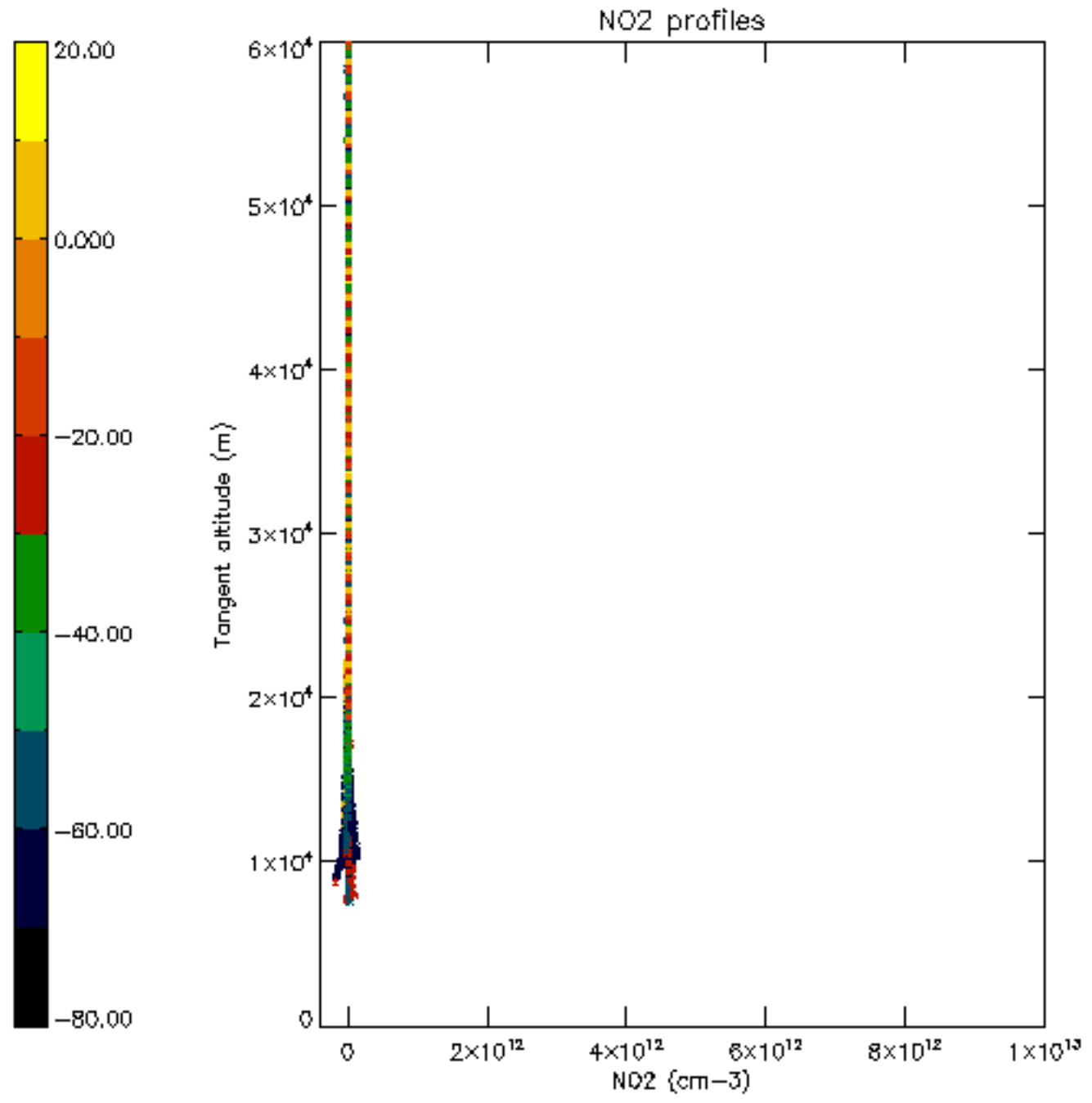


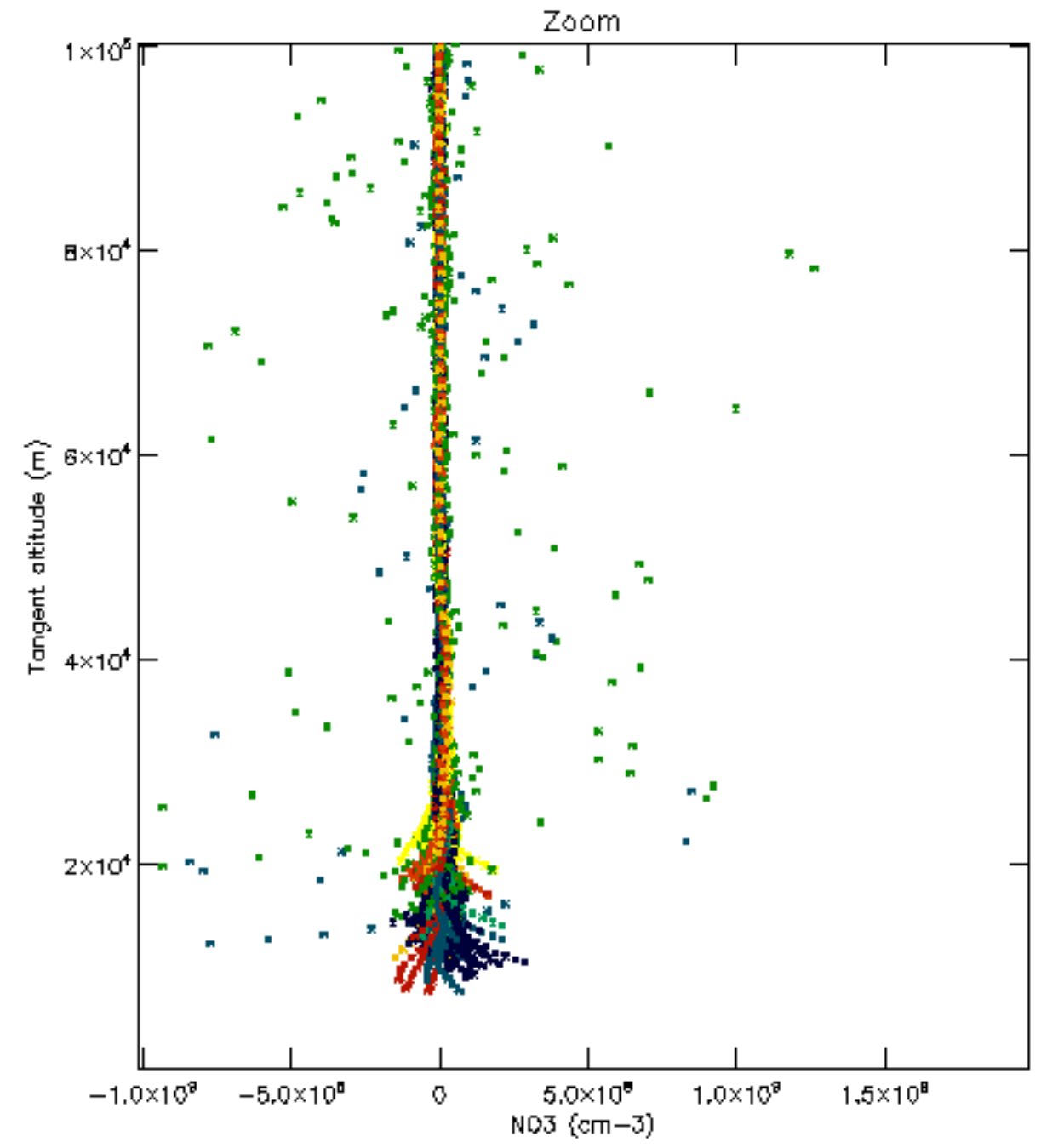
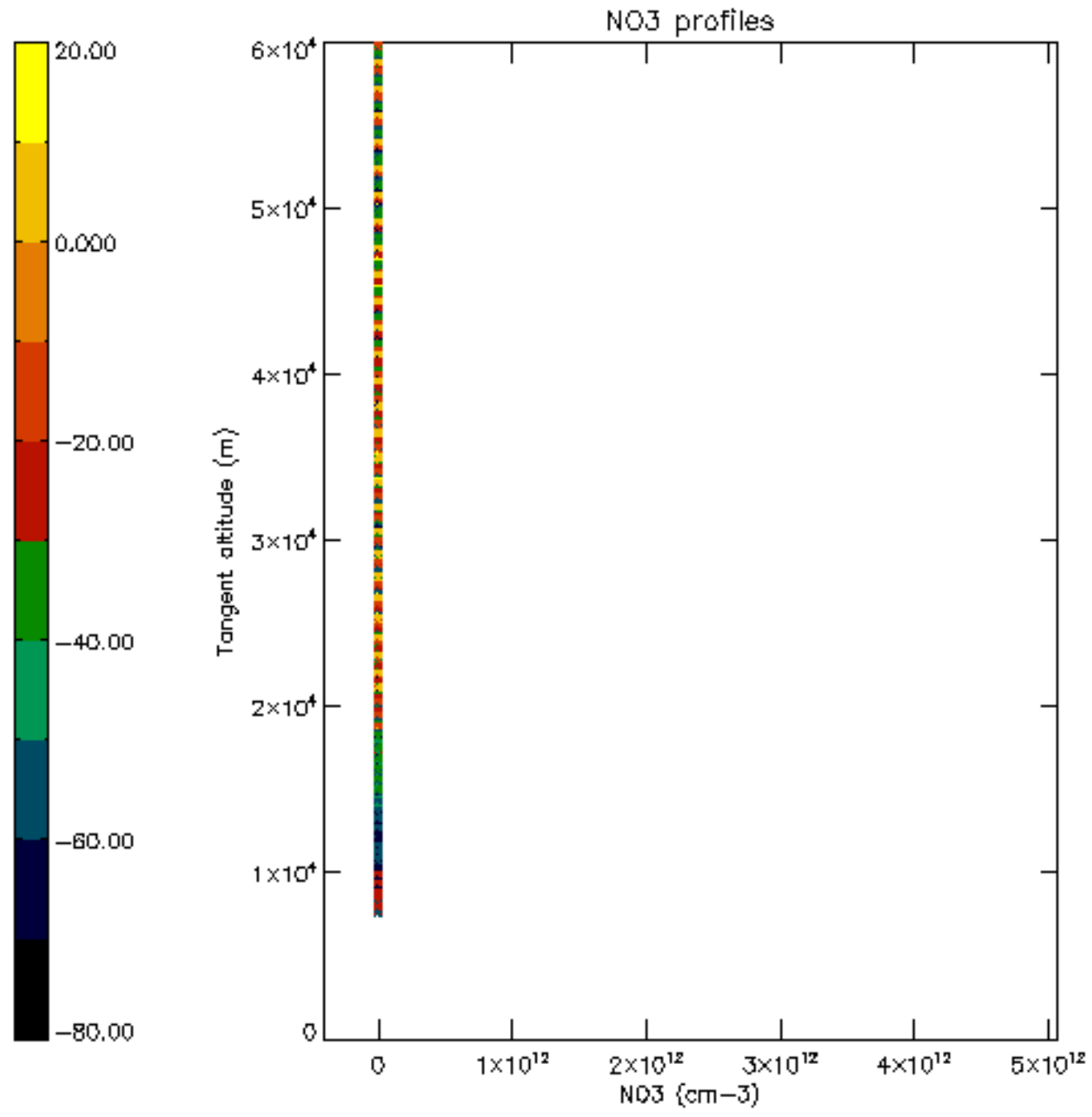


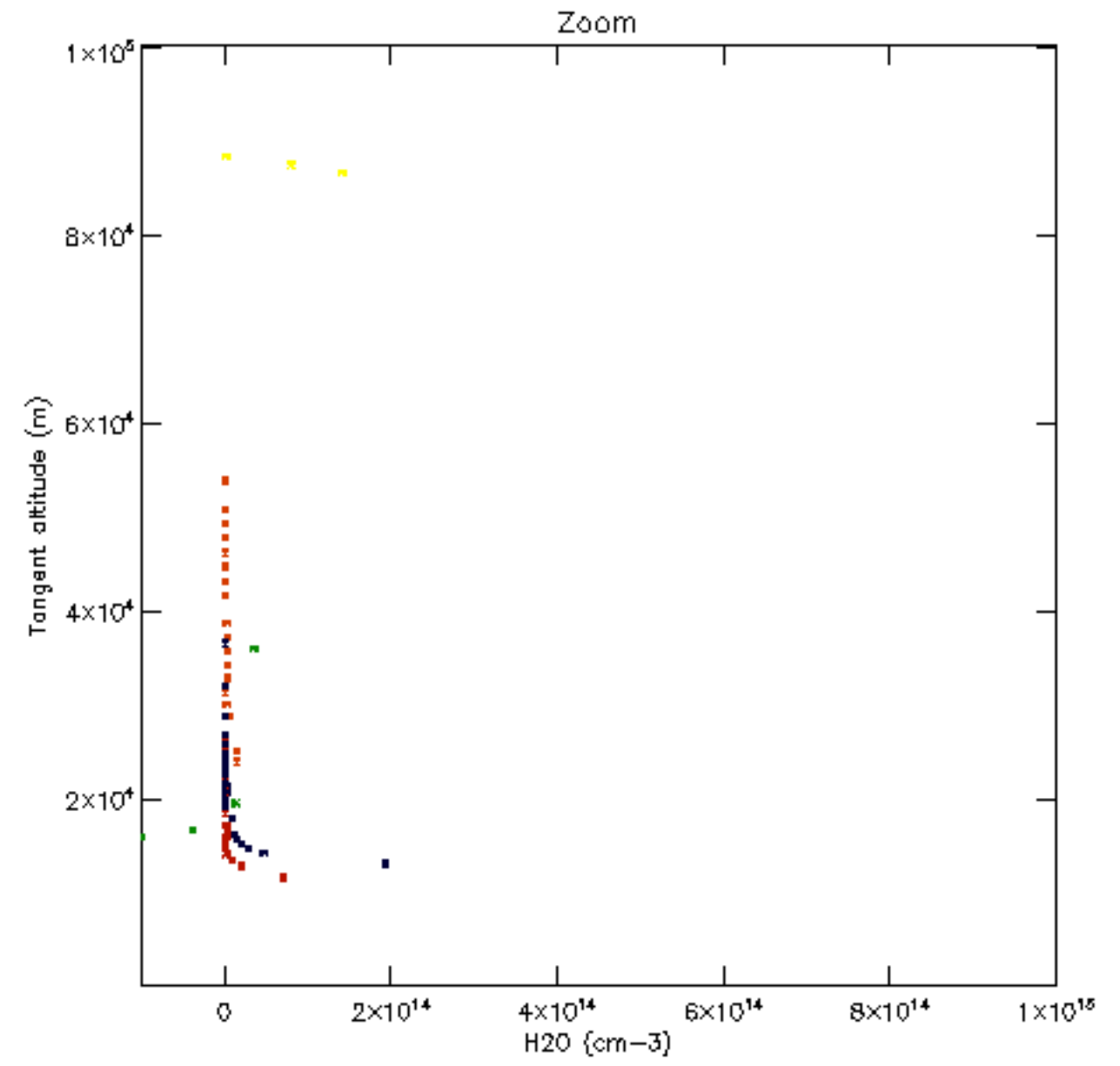
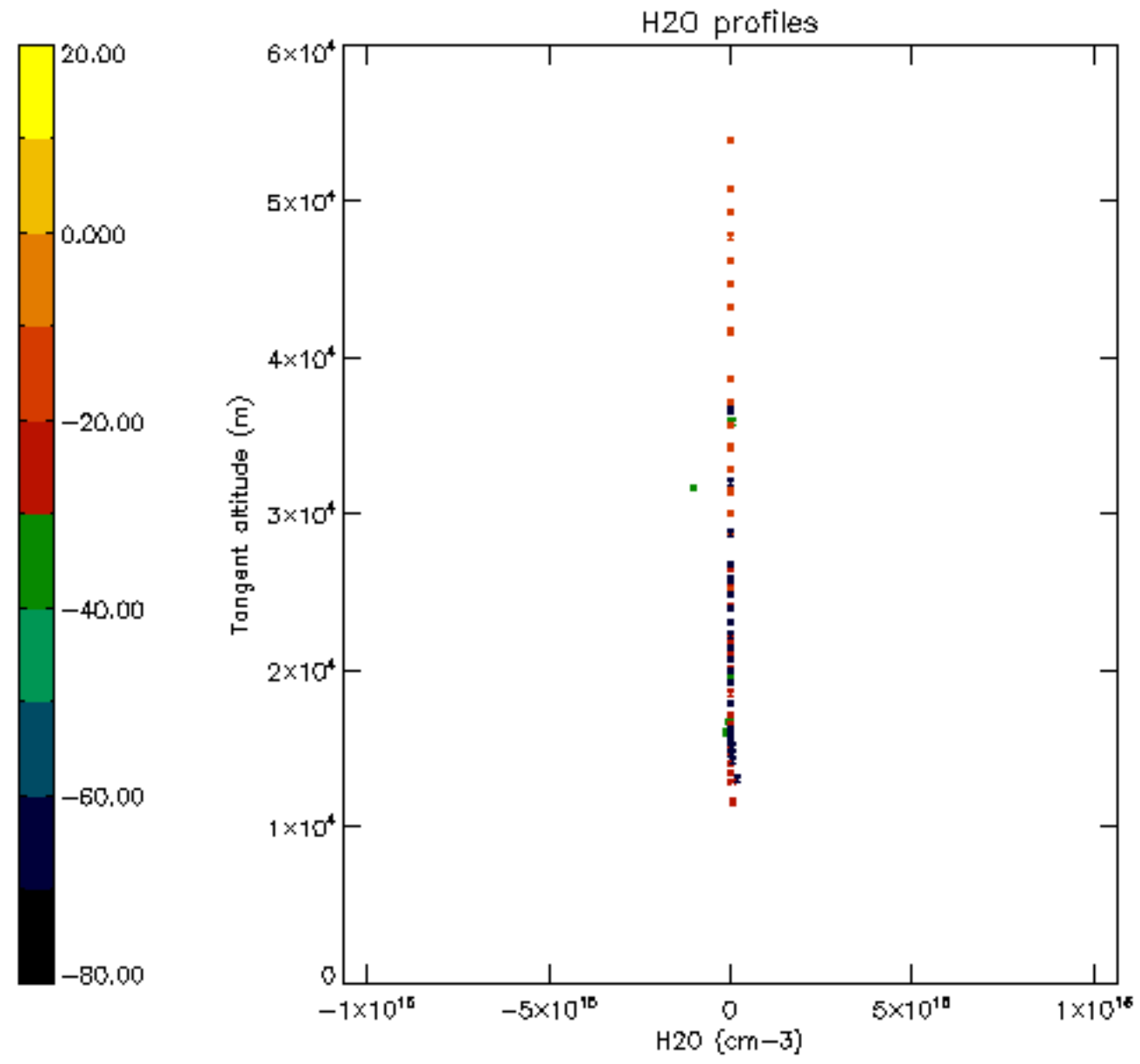


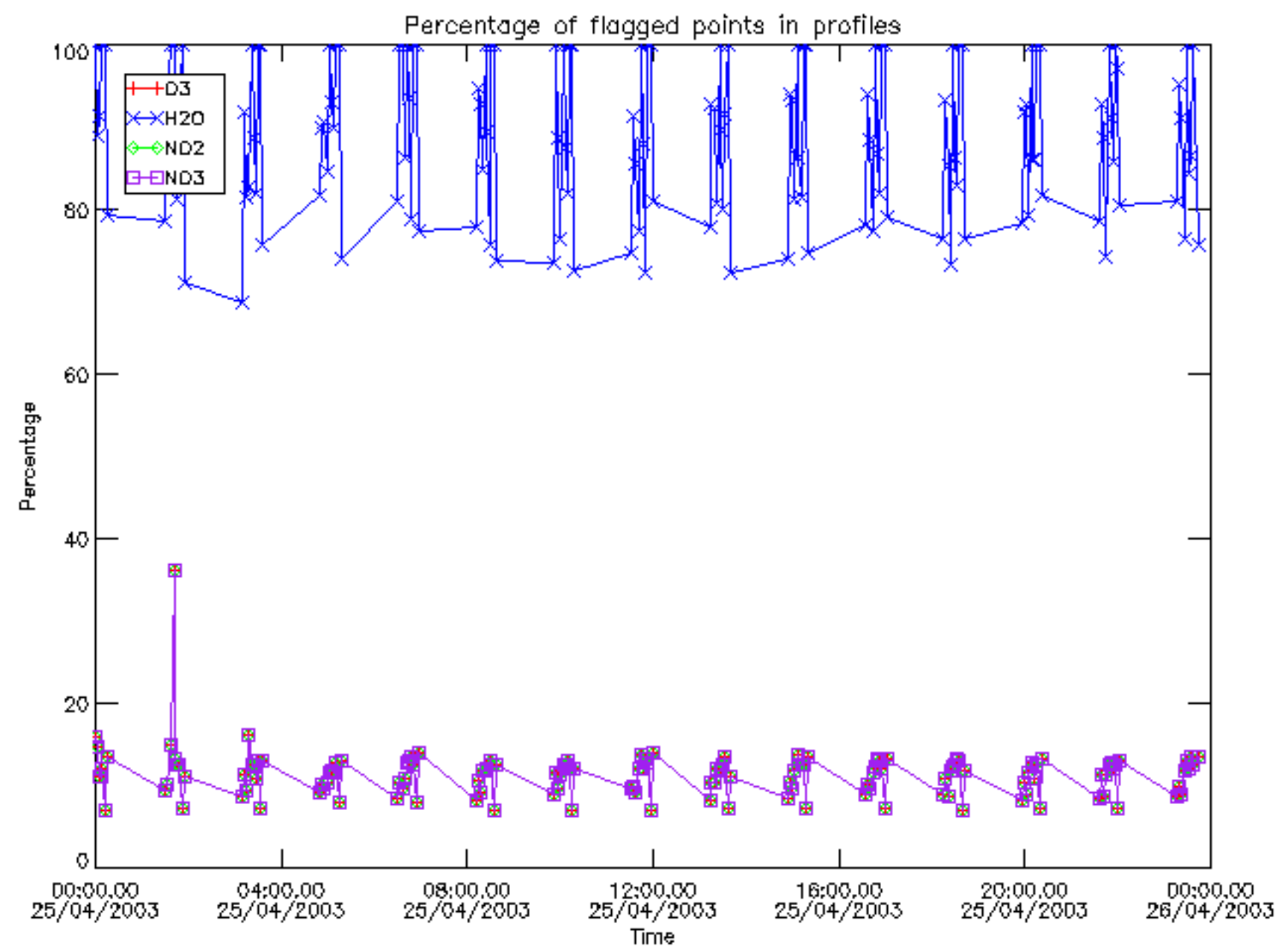




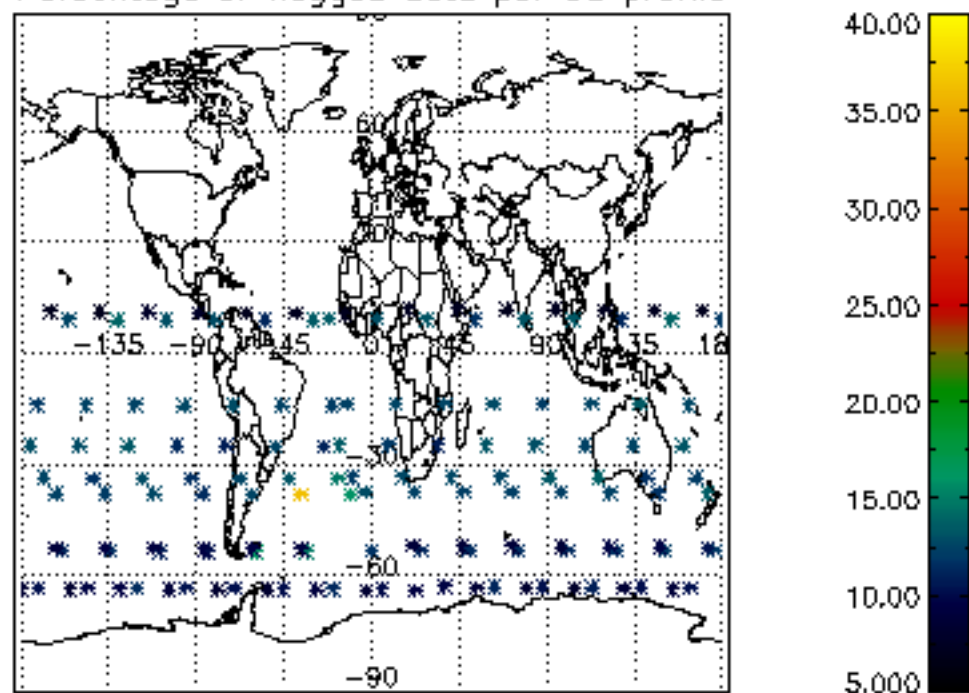




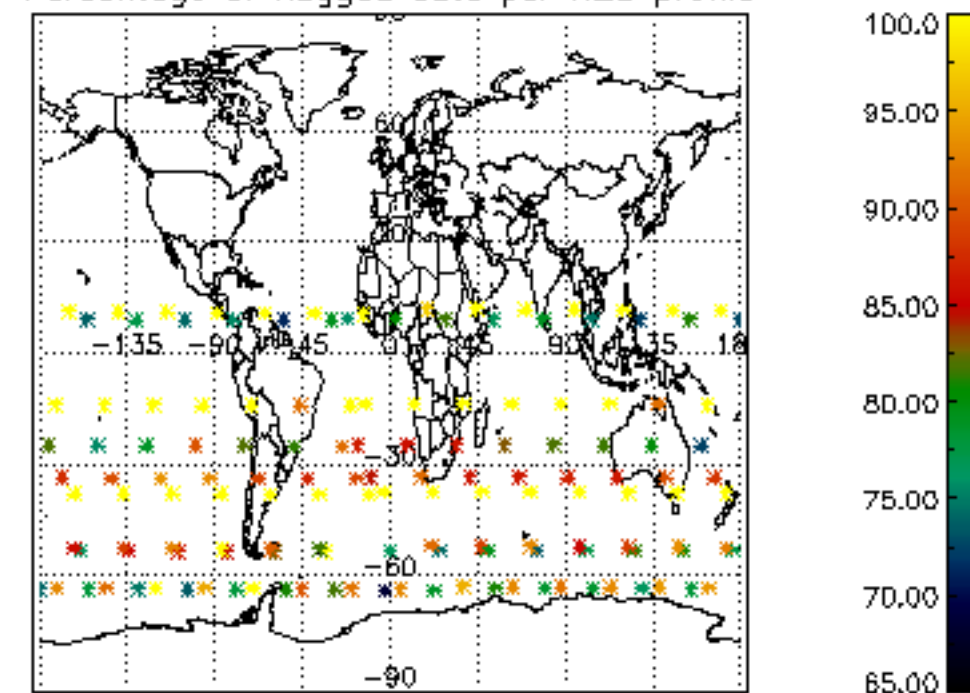




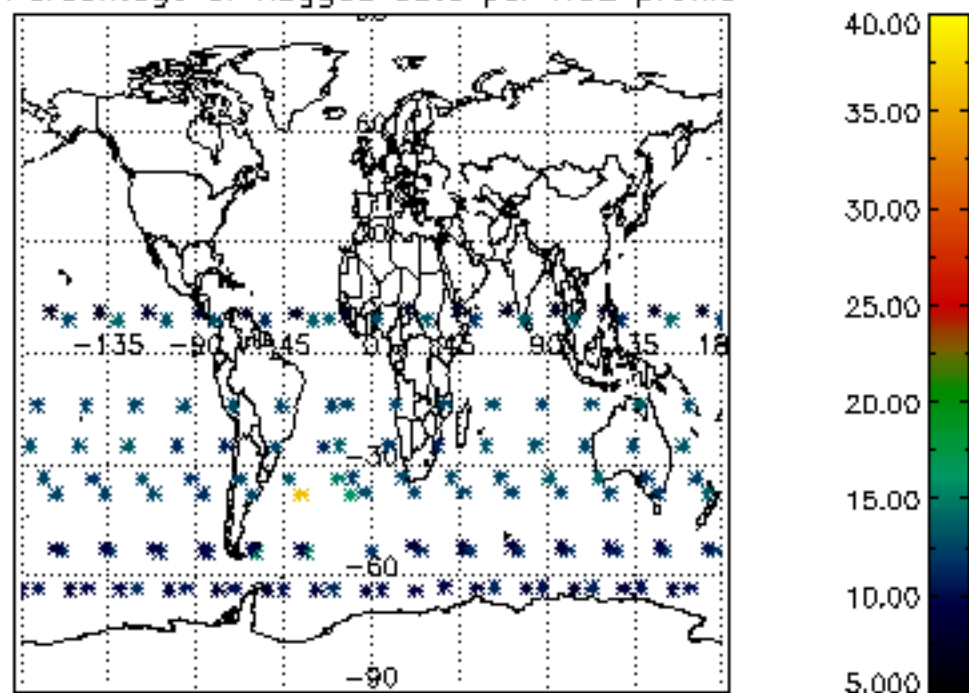
Percentage of flagged data per D3 profile



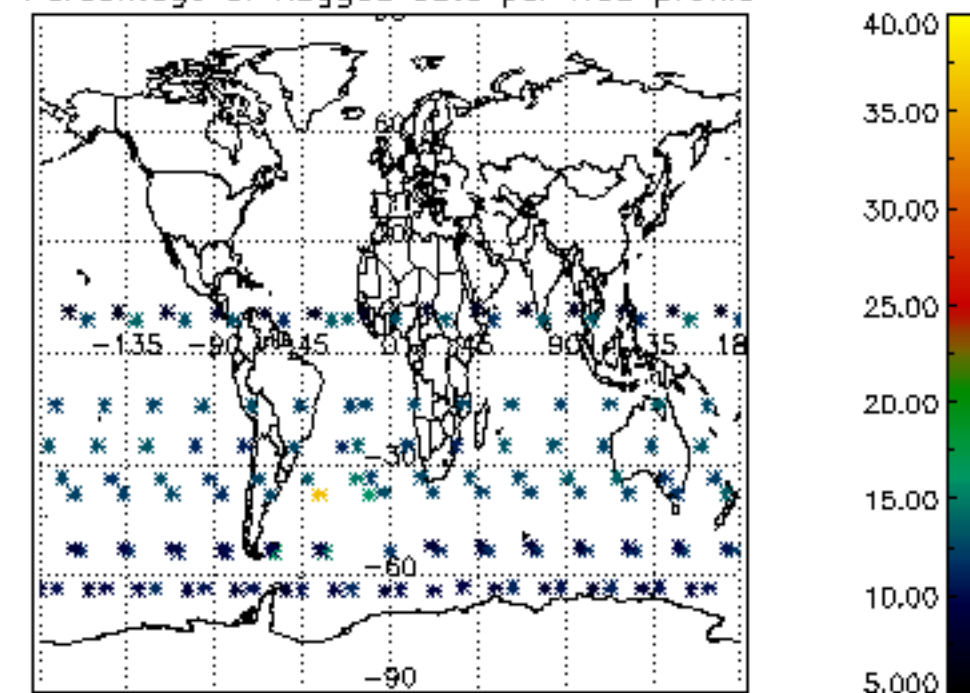
Percentage of flagged data per H2O profile

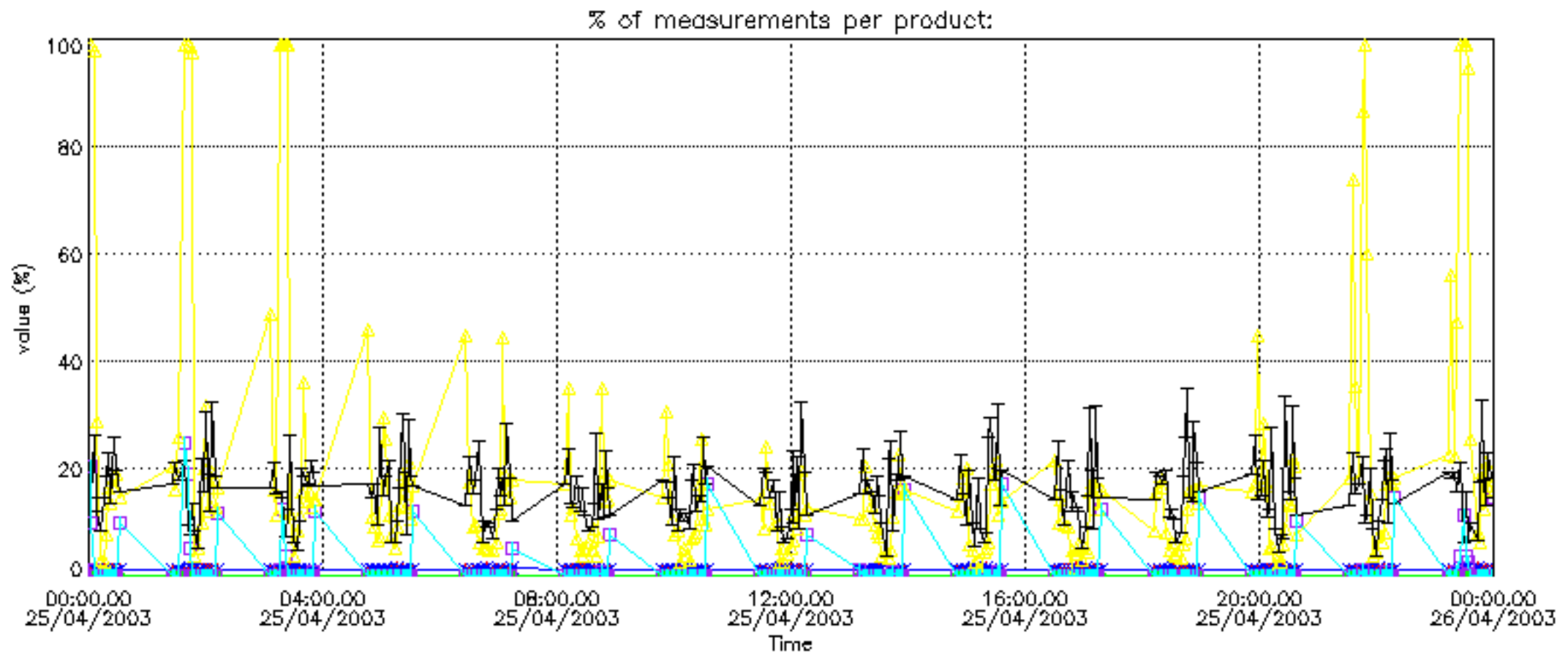


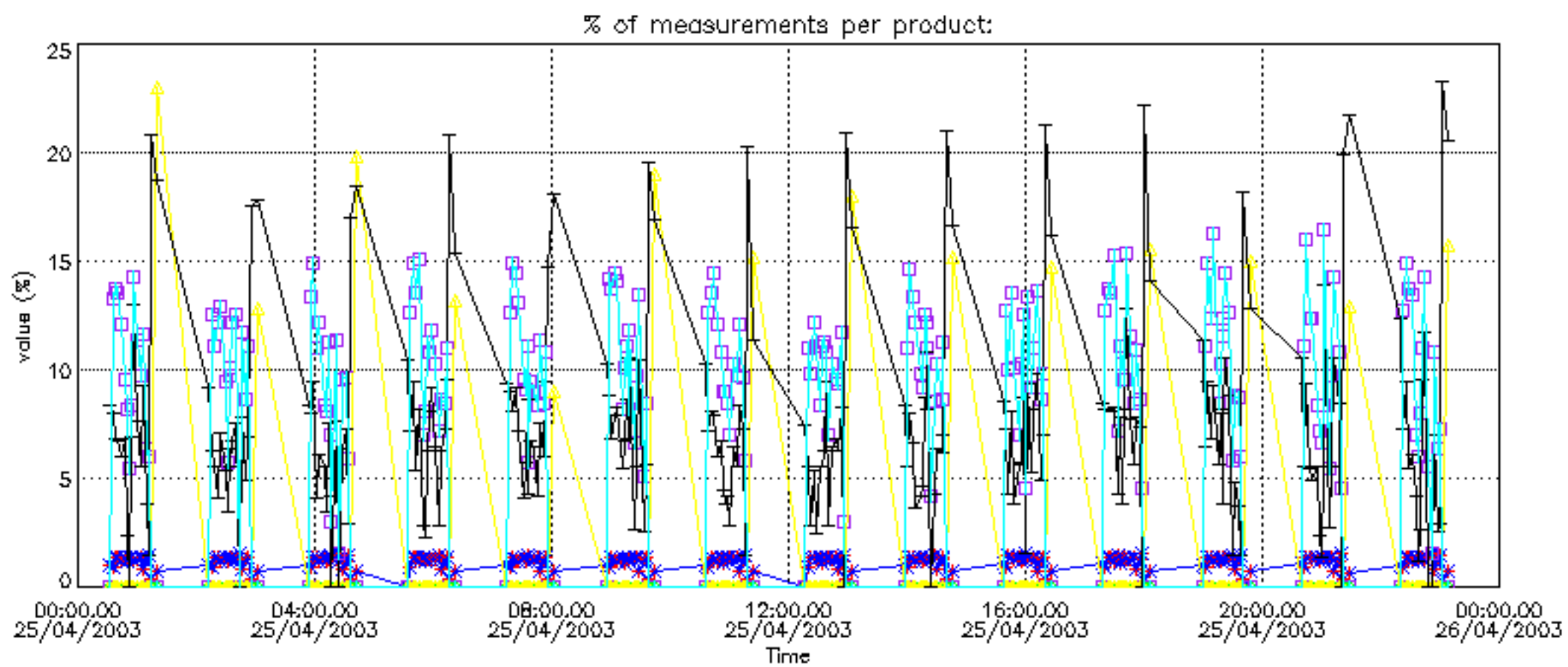
Percentage of flagged data per NO2 profile



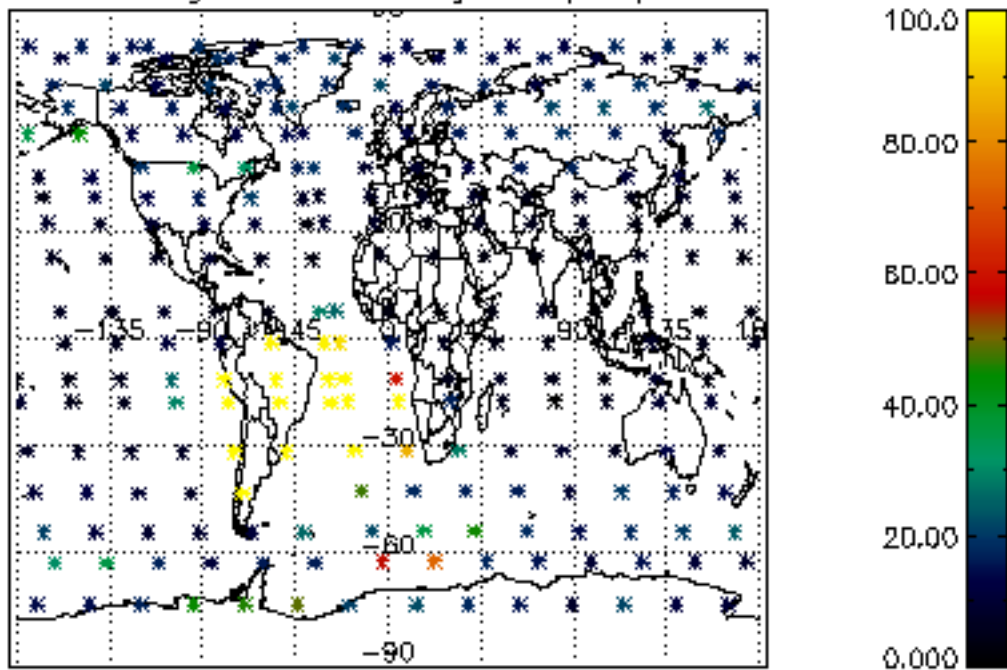
Percentage of flagged data per NO3 profile



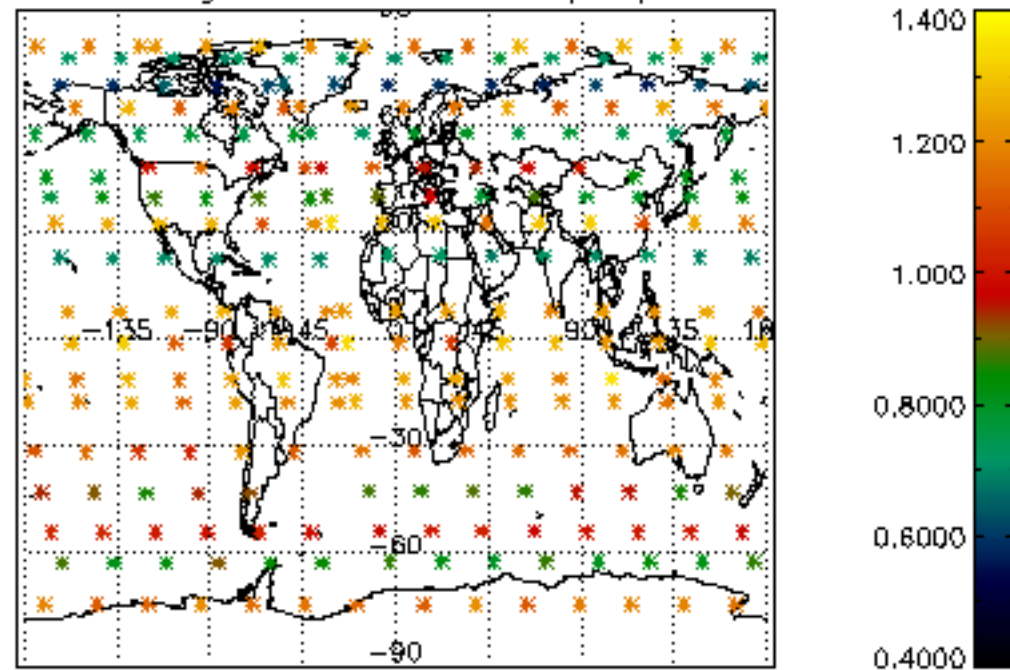




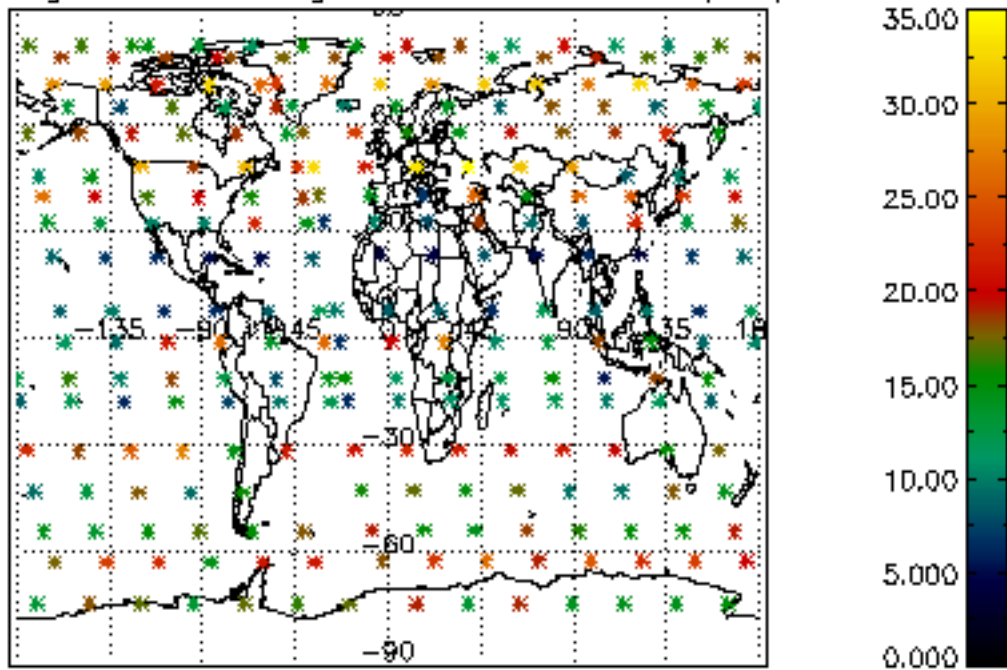
Percentage of cosmic ray hits per profile



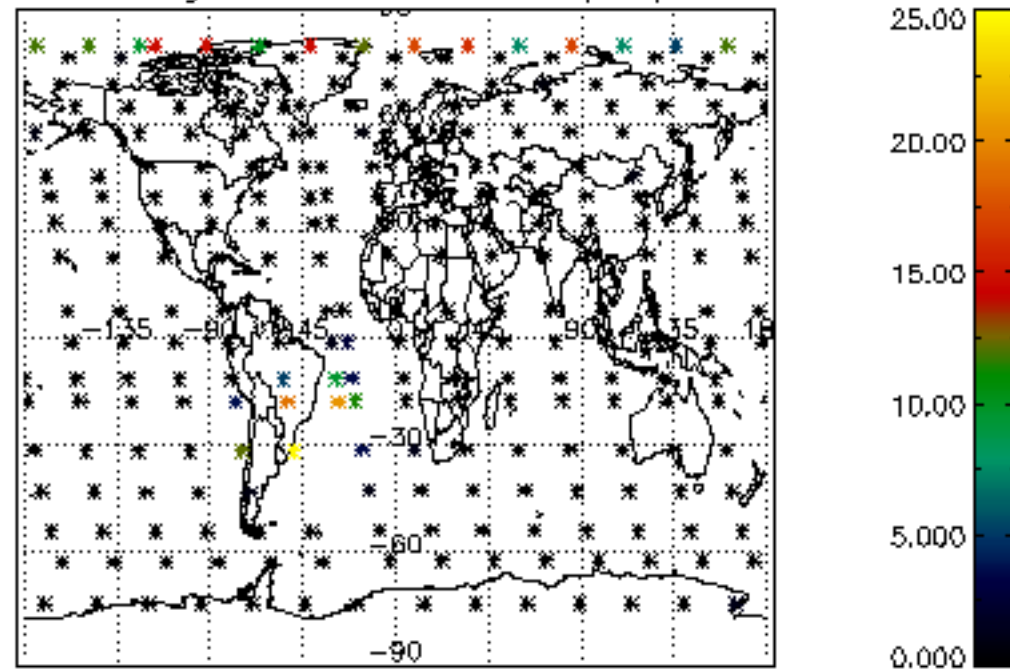
Percentage of datation errors per profile



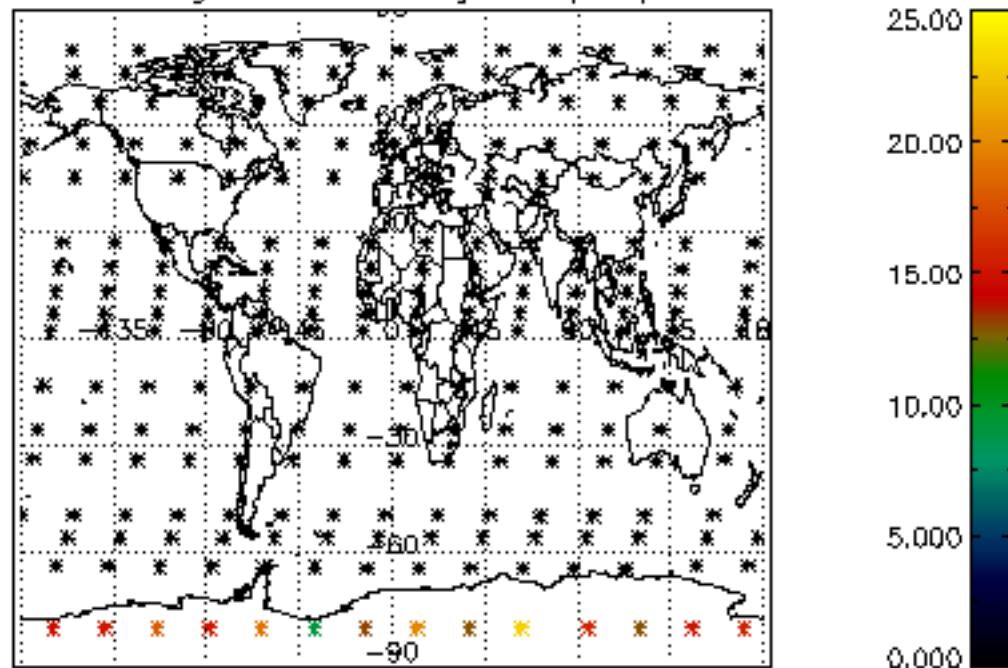
Percentage of star falling outside central band per profile



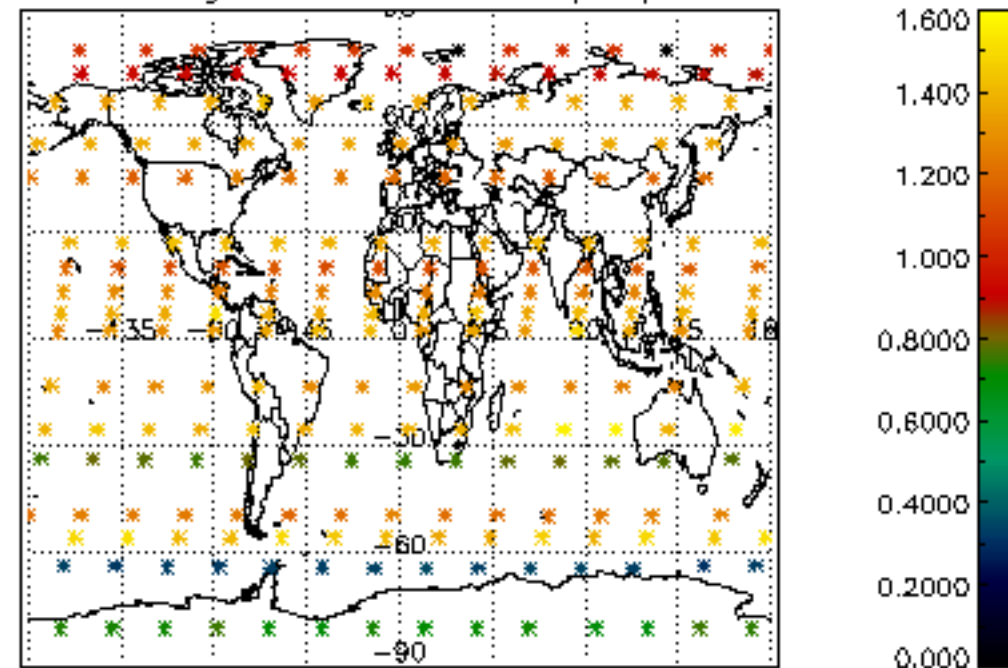
Percentage of saturation errors per profile



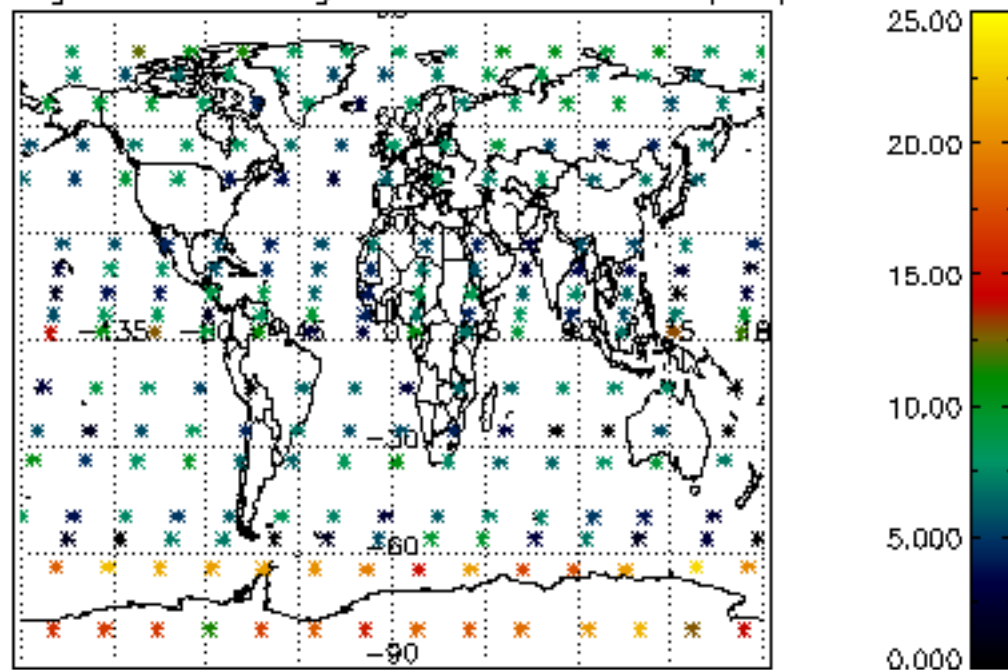
Percentage of cosmic ray hits per profile



Percentage of datation errors per profile



Percentage of star falling outside central band per profile



Percentage of saturation errors per profile

