

GOMOS Level 2 Daily Report

SUMMARY

[1. General Info](#)

[2. Summary of processed GOM_NL_2P products](#)

[3. Level 2 Quality information per product](#)

[3.1 Plot of level 2 quality information per product \(time dependant\)](#)

[3.2 Plot of level 2 quality information per product \(world map\)](#)

[4. Level 1 Quality information per product \(stored on level 2 products\)](#)

[4.1 Plot of level 1 quality information per product \(time dependant\)](#)

[4.1.1 Plot of level 1 quality information per product \(time dependant\): ASCENDING](#)

[4.1.2 Plot of level 1 quality information per product \(time dependant\): DESCENDING](#)

[4.2 Plot of level 1 quality information per product \(world map\)](#)

[4.2.1 Plot of level 1 quality information per product \(world map\): ASCENDING](#)

[4.2.2 Plot of level 1 quality information per product \(world map\): DESCENDING](#)

[5. Ozone profiles based on quality statistics and other trace gas profiles](#)

[5.1 Ozone statistics based on quality of products](#)

[5.2 Plot ozone profiles for all STD \(dark without errors\)](#)

[5.3 Plot ozone profiles where STD < 20% \(dark without errors\)](#)

[5.4. Plot ozone profiles where STD < 10% \(dark without errors\)](#)

[5.5. Plot ozone profiles where STD < 5% \(dark without errors\)](#)

[5.6 Plot NO2 profiles for all STD \(dark without errors\)](#)

[5.7 Plot NO3 profiles for all STD \(dark without errors\)](#)

[5.8 Plot H2O profiles \(only for occultations of stars 1,2,3,4,13,14,16,26,63 dark without errors\) for all STD](#)

[6. Auxiliary Data Files used for the production reported in section 2](#)

This report presents the daily analysis on parameters extracted from GOMOS level 2 data (GOM_NL__2P). It is intended to monitor some important parameters that will impact the quality of these products. A list of level 2 products (and content) that have arrived during the reporting day to the PCF is also given.

Item	Value
Time of report generation	19APR2013 13:31:21
Data source version	GOMOS/6.01
Start time of products	18-04-2003 (18APR2003 00:00:00)
Stop time of products	19-04-2003 (19APR2003 00:00:00)
Store outputs in DB	Yes
Nb of level 2 prods	381
Nb of prods with errors	13

2. Summary of processed GOM_NL__2P products.

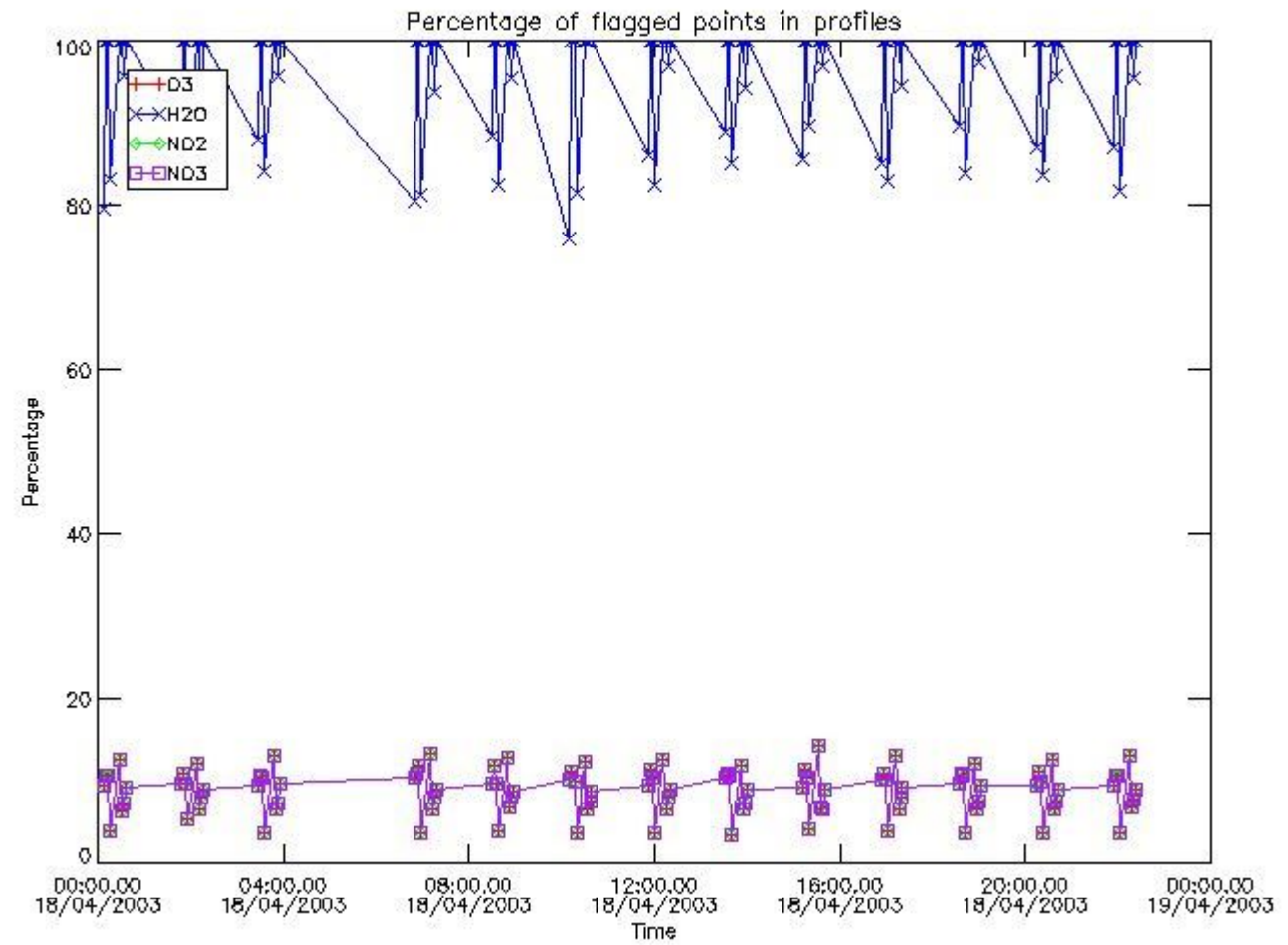
Nr	Filename	UTC Start time	Limb	Duration	Star Id	Star Name	Star Mag	Star Temp	Nb Meas	Orbit	Prod. error
1	GOM_NL__2PRFIN20030418_000726_000000542015_00345_05910_6225.N1	18-APR-2003 00:07:26	Dark	54.000	61	8Eps Peg	2.1000	3900.0	108	5910	No
2	GOM_NL__2PRFIN20030418_000954_000000492015_00345_05910_6226.N1	18-APR-2003 00:09:54	Dark	48.500	162	34Alp Aqr	2.9440	5350.0	97	5910	No
3	GOM_NL__2PRFIN20030418_001238_000000492015_00345_05910_6227.N1	18-APR-2003 00:12:38	Dark	48.500	154	22Bet Aqr	2.8990	5700.0	97	5910	No
4	GOM_NL__2PRFIN20030418_001502_000001452015_00345_05910_6228.N1	18-APR-2003 00:15:02	Dark	145.00	11	53Alp Aql	0.76500	8000.0	290	5910	No
5	GOM_NL__2PRFIN20030418_002303_000000822015_00345_05910_6229.N1	18-APR-2003 00:23:03	Dark	82.000	1014	Mars	0.0000	0.0000	164	5910	Yes
6	GOM_NL__2PRFIN20030418_002716_000000412015_00346_05911_6200.N1	18-APR-2003 00:27:16	Dark	41.000	45	Alp Pav	1.9400	26000.	82	5911	No
7	GOM_NL__2PRFIN20030418_003021_000000812015_00346_05911_6201.N1	18-APR-2003 00:30:21	Dark	80.500	57	34Sig Sgr	2.0660	26000.	161	5911	No
8	GOM_NL__2PRFIN20030418_003259_000000712015_00346_05911_6202.N1	18-APR-2003 00:32:59	Dark	70.500	38	20Eps Sgr	1.8360	11000.	141	5911	No
9	GOM_NL__2PRFIN20030418_003513_000000562015_00346_05911_6203.N1	18-APR-2003 00:35:13	Dark	56.000	178	lot1Sco	3.0220	6550.0	112	5911	No
10	GOM_NL__2PRFIN20030418_003648_000000702015_00346_05911_6204.N1	18-APR-2003 00:36:48	Straylight	69.500	25	35Lam Sco	1.6200	28000.	139	5911	No
11	GOM_NL__2PRFIN20030418_003902_000000542015_00346_05911_6205.N1	18-APR-2003 00:39:02	Straylight	53.500	4	Alp1Cen	-0.010000	5800.0	107	5911	No
12	GOM_NL__2PRFIN20030418_004321_000000402015_00346_05911_6206.N1	18-APR-2003 00:43:21	Straylight	40.000	95	Zet Cen	2.5450	26000.	80	5911	No
13	GOM_NL__2PRFIN20030418_004506_000001032015_00346_05911_6207.N1	18-APR-2003 00:45:06	Straylight	103.00	16	21Alp Sco	1.0200	3000.0	206	5911	No
14	GOM_NL__2PRFIN20030418_004814_000000792015_00346_05911_6208.N1	18-APR-2003 00:48:14	Twilight	78.500	80	7Del Sco	2.3160	30000.	157	5911	No
15	GOM_NL__2PRFIN20030418_005114_000000412015_00346_05911_6209.N1	18-APR-2003 00:51:14	Twilight	40.500	106	9Bet Crv	2.6480	5600.0	81	5911	No
16	GOM_NL__2PRFIN20030418_005312_000000362015_00346_05911_6210.N1	18-APR-2003 00:53:12	Bright	35.500	163	7Del Crv	2.9450	11000.	71	5911	No
17	GOM_NL__2PRFIN20030418_005726_000000382015_00346_05911_6211.N1	18-APR-2003 00:57:26	Bright	38.000	121	29Gam Vir	2.7400	7200.0	76	5911	No
18	GOM_NL__2PRFIN20030418_010109_000000392015_00346_05911_6212.N1	18-APR-2003 01:01:09	Bright	38.500	138	47Eps Vir	2.8280	4700.0	77	5911	No
19	GOM_NL__2PRFIN20030418_010912_000000382015_00346_05911_6213.N1	18-APR-2003 01:09:12	Bright	37.500	152	12Alp2CVn	2.8900	11000.	75	5911	No
20	GOM_NL__2PRFIN20030418_011048_000000372015_00346_05911_6214.N1	18-APR-2003 01:10:48	Bright	36.500	174	52Psi UMa	3.0040	4400.0	73	5911	No
21	GOM_NL__2PRFIN20030418_011309_000000352015_00346_05911_6215.N1	18-APR-2003 01:13:09	Bright	34.500	87	64Gam UMa	2.4330	11000.	69	5911	No
22	GOM_NL__2PRFIN20030418_011533_000000492015_00346_05911_6216.N1	18-APR-2003 01:15:33	Bright	49.000	36	50Alp UMa	1.8000	6300.0	98	5911	No
23	GOM_NL__2PRFIN20030418_012035_000000412015_00346_05911_6217.N1	18-APR-2003 01:20:35	Bright	40.500	60	7Bet UMi	2.0810	3950.0	81	5911	No
24	GOM_NL__2PRFIN20030418_012333_000000342015_00346_05911_6218.N1	18-APR-2003 01:23:33	Bright	33.500	49	1Alp UMi	1.9900	6300.0	67	5911	No
25	GOM_NL__2PRFIN20030418_012601_000000612015_00346_05911_6219.N1	18-APR-2003 01:26:01	Bright	61.000	130	23Bet Dra	2.7990	5800.0	122	5911	No
26	GOM_NL__2PRFIN20030418_012752_000000662015_00346_05911_6220.N1	18-APR-2003 01:27:52	Bright	65.500	69	33Gam Dra	2.2310	3800.0	131	5911	No
27	GOM_NL__2PRFIN20030418_013044_000000382015_00346_05911_6221.N1	18-APR-2003 01:30:44	Bright	38.000	89	5Alp Cep	2.4510	8000.0	76	5911	No
28	GOM_NL__2PRFIN20030418_013223_000000332015_00346_05911_6222.N1	18-APR-2003 01:32:23	Bright	33.000	68	18Alp Cas	2.2250	4500.0	66	5911	No
29	GOM_NL__2PRFIN20030418_013623_000001282015_00346_05911_6223.N1	18-APR-2003 01:36:23	Bright	128.00	5	3Alp Lyr	0.033000	11000.	256	5911	No
30	GOM_NL__2PRFIN20030418_014027_000000622015_00346_05911_6224.N1	18-APR-2003 01:40:27	Bright	61.500	92	53Eps Cyg	2.5000	4500.0	123	5911	No
31	GOM_NL__2PRFIN20030418_014802_000000542015_00346_05911_6225.N1	18-APR-2003 01:48:02	Dark	53.500	61	8Eps Peg	2.1000	3900.0	107	5911	No
32	GOM_NL__2PRFIN20030418_015030_000000472015_00346_05911_6226.N1	18-APR-2003 01:50:30	Dark	47.000	162	34Alp Aqr	2.9440	5350.0	94	5911	No
33	GOM_NL__2PRFIN20030418_015314_000000532015_00346_05911_6227.N1	18-APR-2003 01:53:14	Dark	52.500	154	22Bet Aqr	2.8990	5700.0	105	5911	No
34	GOM_NL__2PRFIN20030418_015539_000001722015_00346_05911_6228.N1	18-APR-2003 01:55:39	Dark	171.50	11	53Alp Aql	0.76500	8000.0	343	5911	No
35	GOM_NL__2PRFIN20030418_020339_000000822015_00346_05911_6229.N1	18-APR-2003 02:03:39	Dark	82.000	1014	Mars	0.0000	0.0000	164	5911	Yes
36	GOM_NL__2PRFIN20030418_020752_000000422015_00347_05912_6200.N1	18-APR-2003 02:07:52	Dark	42.000	45	Alp Pav	1.9400	26000.	84	5912	No
37	GOM_NL__2PRFIN20030418_021059_000000782015_00347_05912_6201.N1	18-APR-2003 02:10:59	Dark	77.500	57	34Sig Sgr	2.0660	26000.	155	5912	No
38	GOM_NL__2PRFIN20030418_021336_000000652015_00347_05912_6202.N1	18-APR-2003 02:13:36	Dark	64.500	38	20Eps Sgr	1.8360	11000.	129	5912	No
39	GOM_NL__2PRFIN20030418_021550_000000572015_00347_05912_6203.N1	18-APR-2003 02:15:50	Dark	57.000	178	lot1Sco	3.0220	6550.0	114	5912	No
40	GOM_NL__2PRFIN20030418_021725_000000672015_00347_05912_6204.N1	18-APR-2003 02:17:25	Straylight	67.000	25	35Lam Sco	1.6200	28000.	134	5912	No
41	GOM_NL__2PRFIN20030418_021938_000000452015_00347_05912_6205.N1	18-APR-2003 02:19:38	Straylight	45.000	4	Alp1Cen	-0.010000	5800.0	90	5912	No
42	GOM_NL__2PRFIN20030418_022357_000000412015_00347_05912_6206.N1	18-APR-2003 02:23:57	Straylight	40.500	95	Zet Cen	2.5450	26000.	81	5912	No

338	GOM_NL__2PRFIN20030418_201443_000000552015_00357_05922_6248.N1	18-APR-2003 20:14:43	Dark	54.500	61	8Eps Peg	2.1000	3900.0	109	5922	No
339	GOM_NL__2PRFIN20030418_201711_000000462015_00357_05922_6249.N1	18-APR-2003 20:17:11	Dark	46.000	162	34Alp Aqr	2.9440	5350.0	92	5922	No
340	GOM_NL__2PRFIN20030418_201957_000000512015_00357_05922_6250.N1	18-APR-2003 20:19:57	Dark	51.000	154	22Bet Aqr	2.8990	5700.0	102	5922	No
341	GOM_NL__2PRFIN20030418_202245_000001452015_00357_05922_6251.N1	18-APR-2003 20:22:45	Dark	144.50	11	53Alp Aql	0.76500	8000.0	289	5922	No
342	GOM_NL__2PRFIN20030418_203020_000000832015_00357_05922_6252.N1	18-APR-2003 20:30:20	Dark	83.000	1014	Mars	0.0000	0.0000	166	5922	Yes
343	GOM_NL__2PRFIN20030418_203434_000000412015_00358_05923_6222.N1	18-APR-2003 20:34:34	Dark	40.500	45	Alp Pav	1.9400	26000.	81	5923	No
344	GOM_NL__2PRFIN20030418_203757_000000792015_00358_05923_6223.N1	18-APR-2003 20:37:57	Dark	79.000	57	34Sig Sgr	2.0660	26000.	158	5923	No
345	GOM_NL__2PRFIN20030418_204029_000000692015_00358_05923_6224.N1	18-APR-2003 20:40:29	Dark	68.500	38	20Eps Sgr	1.8360	11000.	137	5923	No
346	GOM_NL__2PRFIN20030418_204238_000000582015_00358_05923_6225.N1	18-APR-2003 20:42:38	Dark	57.500	178	lot1Sco	3.0220	6550.0	115	5923	No
347	GOM_NL__2PRFIN20030418_204415_000000602015_00358_05923_6226.N1	18-APR-2003 20:44:15	Straylight	60.000	25	35Lam Sco	1.6200	28000.	120	5923	No
348	GOM_NL__2PRFIN20030418_204618_000000462015_00358_05923_6227.N1	18-APR-2003 20:46:18	Straylight	45.500	4	Alp1Cen	-0.010000	5800.0	91	5923	No
349	GOM_NL__2PRFIN20030418_205037_000000412015_00358_05923_6228.N1	18-APR-2003 20:50:37	Straylight	41.000	95	Zet Cen	2.5450	26000.	82	5923	No
350	GOM_NL__2PRFIN20030418_205228_000000972015_00358_05923_6229.N1	18-APR-2003 20:52:28	Straylight	96.500	16	21Alp Sco	1.0200	3000.0	193	5923	No
351	GOM_NL__2PRFIN20030418_205532_000000802015_00358_05923_6230.N1	18-APR-2003 20:55:32	Tw_i_and_stray	79.500	80	7Del Sco	2.3160	30000.	159	5923	No
352	GOM_NL__2PRFIN20030418_205827_000000382015_00358_05923_6231.N1	18-APR-2003 20:58:27	Tw_i_and_stray	37.500	106	9Bet Crv	2.6480	5600.0	75	5923	No
353	GOM_NL__2PRFIN20030418_210016_000000372015_00358_05923_6232.N1	18-APR-2003 21:00:16	Bright	36.500	100	4Gam Crv	2.5800	13100.	73	5923	No
354	GOM_NL__2PRFIN20030418_210136_000000442015_00358_05923_6233.N1	18-APR-2003 21:01:36	Bright	44.000	15	67Alp Vir	0.97600	28000.	88	5923	No
355	GOM_NL__2PRFIN20030418_210439_000000372015_00358_05923_6234.N1	18-APR-2003 21:04:39	Bright	37.000	121	29Gam Vir	2.7400	7200.0	74	5923	No
356	GOM_NL__2PRFIN20030418_210819_000000392015_00358_05923_6235.N1	18-APR-2003 21:08:19	Bright	38.500	138	47Eps Vir	2.8280	4700.0	77	5923	No
357	GOM_NL__2PRFIN20030418_211621_000000362015_00358_05923_6236.N1	18-APR-2003 21:16:21	Bright	36.000	152	12Alp2CVn	2.8900	11000.	72	5923	No
358	GOM_NL__2PRFIN20030418_211801_000000362015_00358_05923_6237.N1	18-APR-2003 21:18:01	Bright	36.000	174	52Psi UMa	3.0040	4400.0	72	5923	No
359	GOM_NL__2PRFIN20030418_212021_000000372015_00358_05923_6238.N1	18-APR-2003 21:20:21	Bright	36.500	87	64Gam UMa	2.4330	11000.	73	5923	No
360	GOM_NL__2PRFIN20030418_212246_000000382015_00358_05923_6239.N1	18-APR-2003 21:22:46	Bright	37.500	36	50Alp UMa	1.8000	6300.0	75	5923	No
361	GOM_NL__2PRFIN20030418_212743_000000372015_00358_05923_6240.N1	18-APR-2003 21:27:43	Bright	36.500	60	7Bet UMi	2.0810	3950.0	73	5923	No
362	GOM_NL__2PRFIN20030418_213044_000000362015_00358_05923_6241.N1	18-APR-2003 21:30:44	Bright	36.000	49	1Alp UMi	1.9900	6300.0	72	5923	No
363	GOM_NL__2PRFIN20030418_213259_000000622015_00358_05923_6242.N1	18-APR-2003 21:32:59	Bright	61.500	130	23Bet Dra	2.7990	5800.0	123	5923	No
364	GOM_NL__2PRFIN20030418_213451_000000682015_00358_05923_6243.N1	18-APR-2003 21:34:51	Bright	67.500	69	33Gam Dra	2.2310	3800.0	135	5923	No
365	GOM_NL__2PRFIN20030418_213753_000000392015_00358_05923_6244.N1	18-APR-2003 21:37:53	Bright	38.500	89	5Alp Cep	2.4510	8000.0	77	5923	No
366	GOM_NL__2PRFIN20030418_213937_000000362015_00358_05923_6245.N1	18-APR-2003 21:39:37	Bright	36.000	68	18Alp Cas	2.2250	4500.0	72	5923	No
367	GOM_NL__2PRFIN20030418_214325_000001292015_00358_05923_6246.N1	18-APR-2003 21:43:25	Bright	128.50	5	3Alp Lyr	0.033000	11000.	257	5923	No
368	GOM_NL__2PRFIN20030418_214740_000000602015_00358_05923_6247.N1	18-APR-2003 21:47:40	Bright	60.000	92	53Eps Cyg	2.5000	4500.0	120	5923	No
369	GOM_NL__2PRFIN20030418_215520_000000552015_00358_05923_6248.N1	18-APR-2003 21:55:20	Dark	54.500	61	8Eps Peg	2.1000	3900.0	109	5923	No
370	GOM_NL__2PRFIN20030418_215748_000000482015_00358_05923_6249.N1	18-APR-2003 21:57:48	Dark	48.000	162	34Alp Aqr	2.9440	5350.0	96	5923	No
371	GOM_NL__2PRFIN20030418_220034_000000532015_00358_05923_6250.N1	18-APR-2003 22:00:34	Dark	52.500	154	22Bet Aqr	2.8990	5700.0	105	5923	No
372	GOM_NL__2PRFIN20030418_220323_000001552015_00358_05923_6251.N1	18-APR-2003 22:03:23	Dark	155.00	11	53Alp Aql	0.76500	8000.0	310	5923	No
373	GOM_NL__2PRFIN20030418_221056_000000742015_00358_05923_6252.N1	18-APR-2003 22:10:56	Dark	74.000	1014	Mars	0.0000	0.0000	148	5923	Yes
374	GOM_NL__2PRFIN20030418_221510_000000402015_00359_05924_6222.N1	18-APR-2003 22:15:10	Dark	39.500	45	Alp Pav	1.9400	26000.	79	5924	No
375	GOM_NL__2PRFIN20030418_221835_000000762015_00359_05924_6223.N1	18-APR-2003 22:18:35	Dark	76.000	57	34Sig Sgr	2.0660	26000.	152	5924	No
376	GOM_NL__2PRFIN20030418_222106_000000672015_00359_05924_6224.N1	18-APR-2003 22:21:06	Dark	67.000	38	20Eps Sgr	1.8360	11000.	134	5924	No
377	GOM_NL__2PRFIN20030418_222315_000000582015_00359_05924_6225.N1	18-APR-2003 22:23:15	Dark	57.500	178	lot1Sco	3.0220	6550.0	115	5924	No
378	GOM_NL__2PRFIN20030418_222452_000000702015_00359_05924_6226.N1	18-APR-2003 22:24:52	Straylight	70.000	25	35Lam Sco	1.6200	28000.	140	5924	No
379	GOM_NL__2PRFIN20030418_222654_000000462015_00359_05924_6227.N1	18-APR-2003 22:26:54	Straylight	45.500	4	Alp1Cen	-0.010000	5800.0	91	5924	No
380	GOM_NL__2PRFIN20030418_223113_000000392015_00359_05924_6228.N1	18-APR-2003 22:31:13	Straylight	39.000	95	Zet Cen	2.5450	26000.	78	5924	No
381	GOM_NL__2PRFIN20030418_223305_000001032015_00359_05924_6229.N1	18-APR-2003 22:33:05	Straylight	102.50	16	21Alp Sco	1.0200	3000.0	205	5924	No

3. Quality information per product

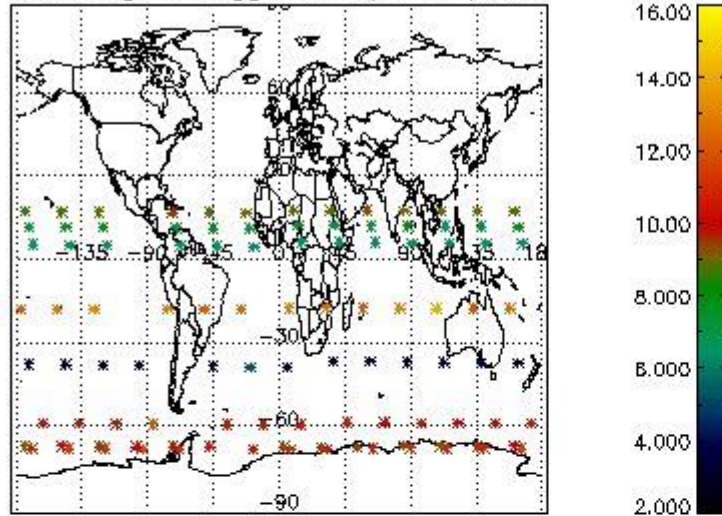
In this section it is plotted some information contained in the Quality Summary data set of the level 2 products. Only products in dark limb conditions and without errors (error flag in the MPH set to "0") are used.

3.1 Plot quality information per product (time dependant)

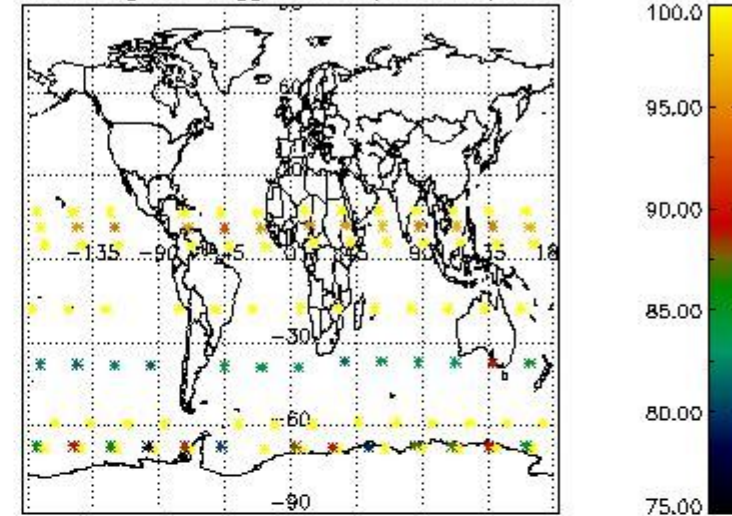


3.2 Plot quality information per product (world map)

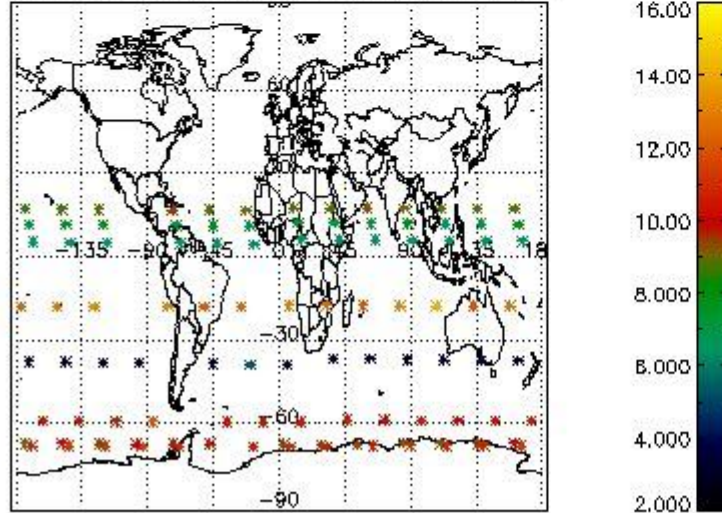
Percentage of flagged data per O3 profile



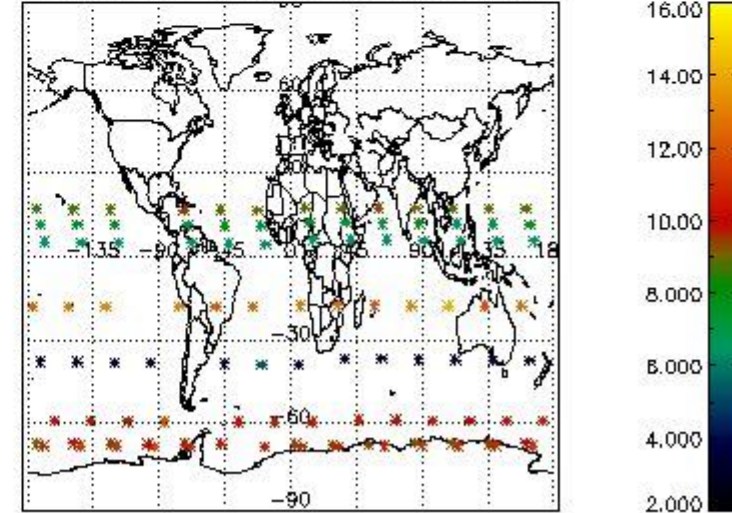
Percentage of flagged data per H2O profile



Percentage of flagged data per NO2 profile



Percentage of flagged data per NO3 profile

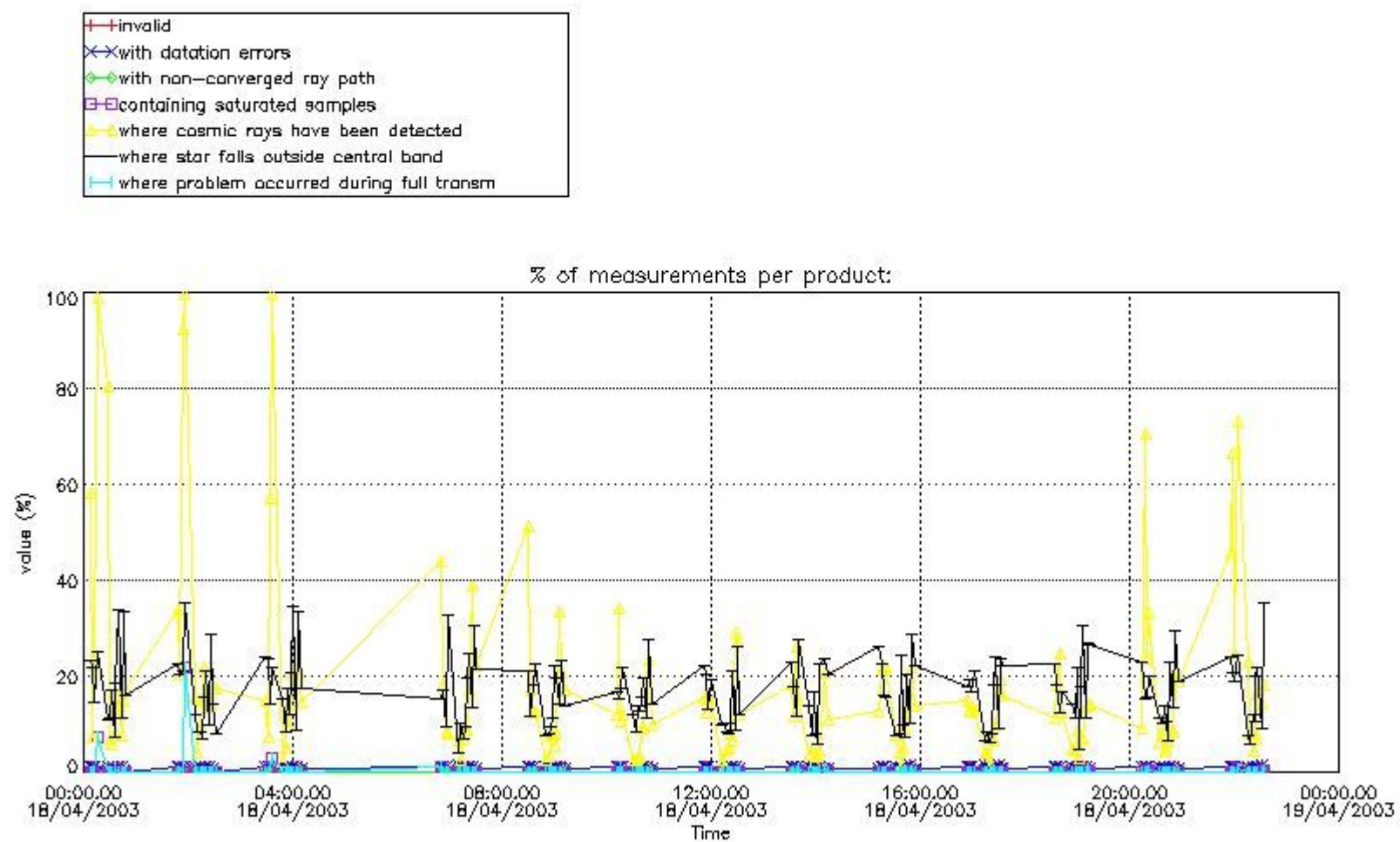


4. Level 1 quality information per product

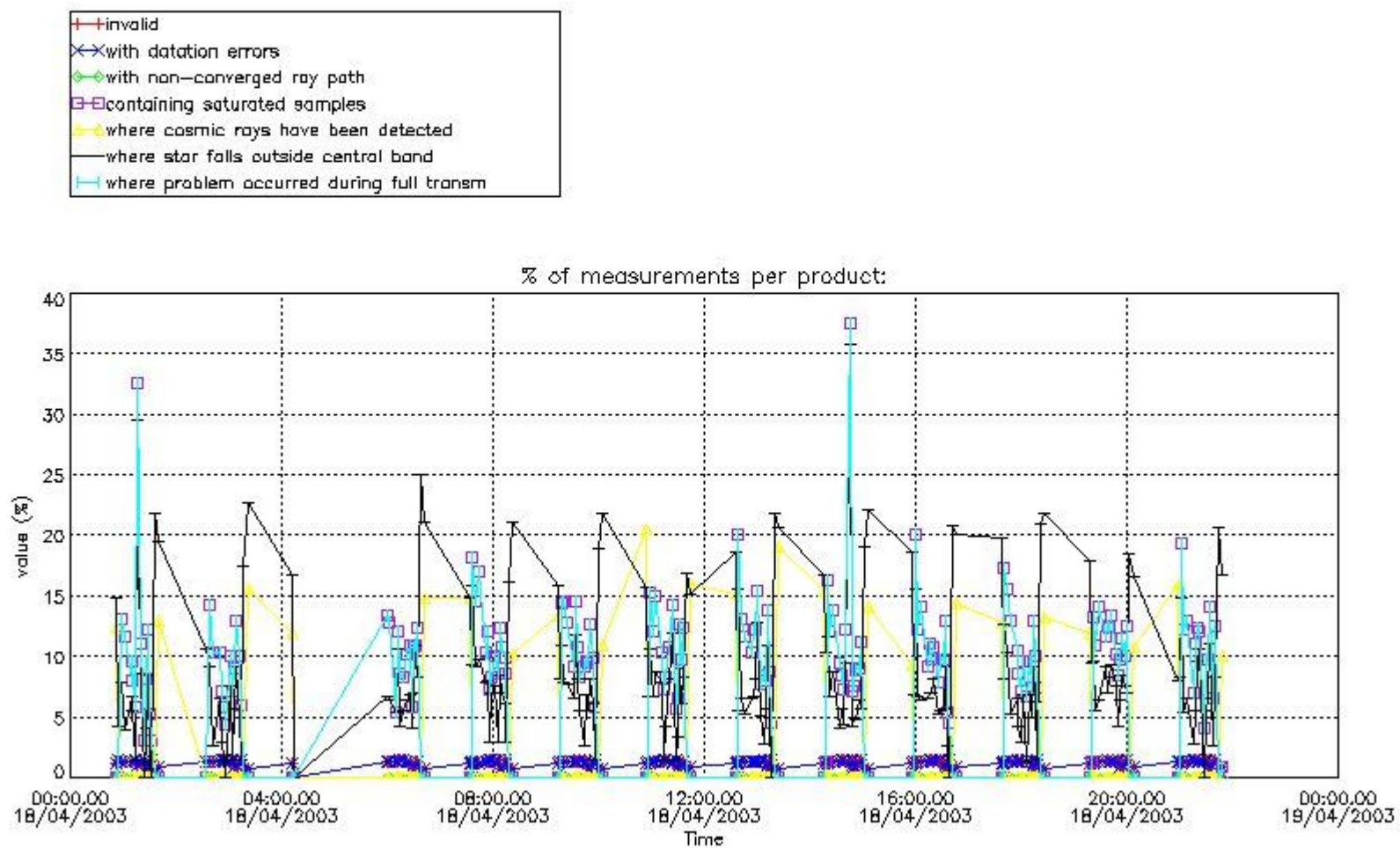
In this section it is plotted some information contained in the Quality Summary data set of the level 2 products that comes from the level 1b processing. Products without errors (error flag in the MPH set to "0") are used.

4.1 Plot quality information per product (time dependant) coming from level 1b processing

4.1.1 Plot level 1 quality information per product (time dependant): ENVISAT ASCENDING passes



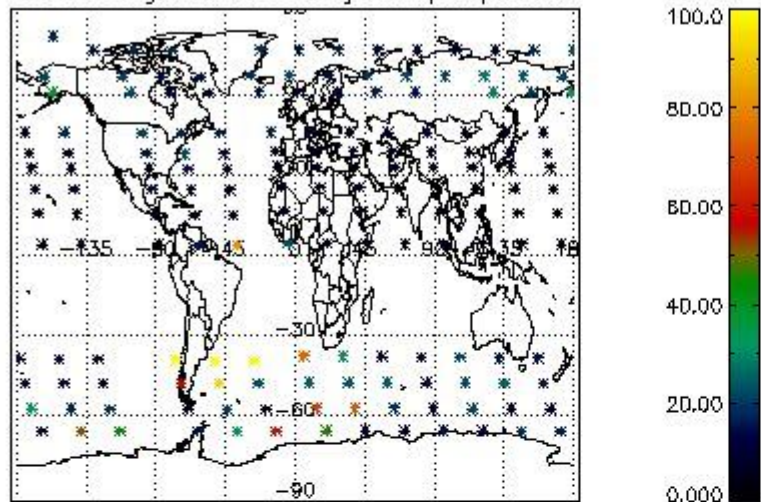
4.1.2 Plot level 1 quality information per product (time dependant): ENVI SAT DESCENDING passes



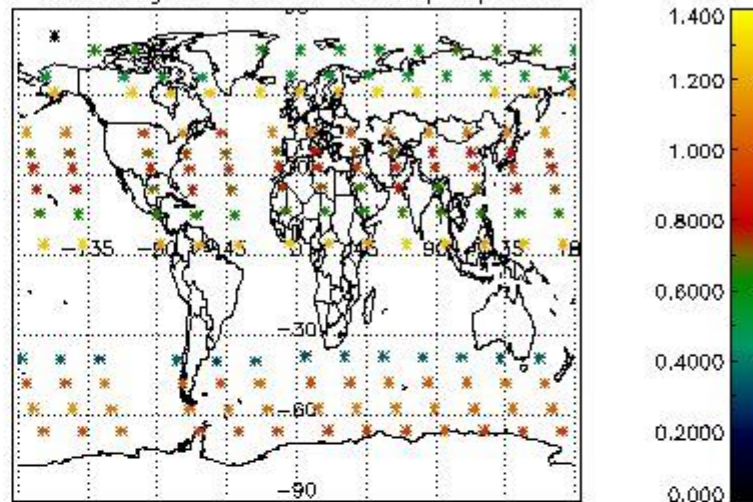
4.2 Plot quality information per product coming from level 1b processing (world map)

4.2.1 Plot level 1 quality information per product (world map): ENVISAT ASCENDING passes

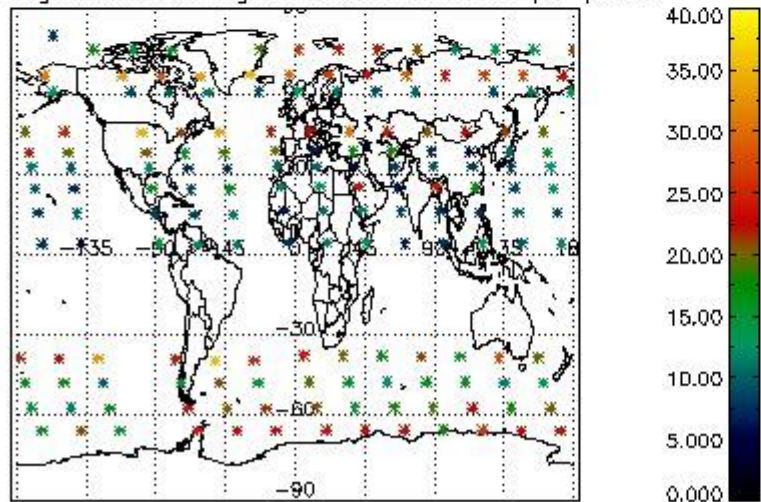
Percentage of cosmic ray hits per profile



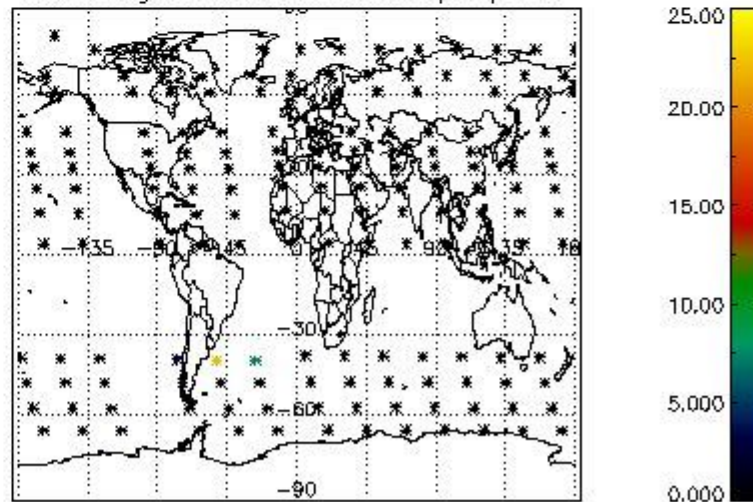
Percentage of datation errors per profile



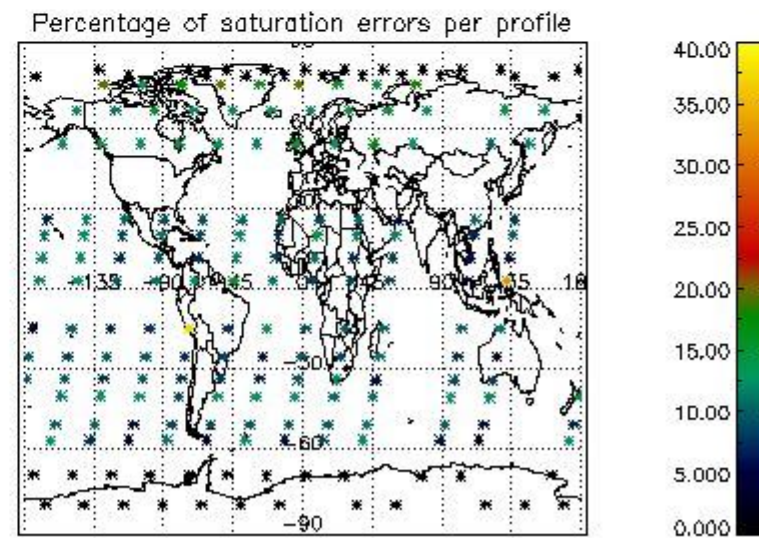
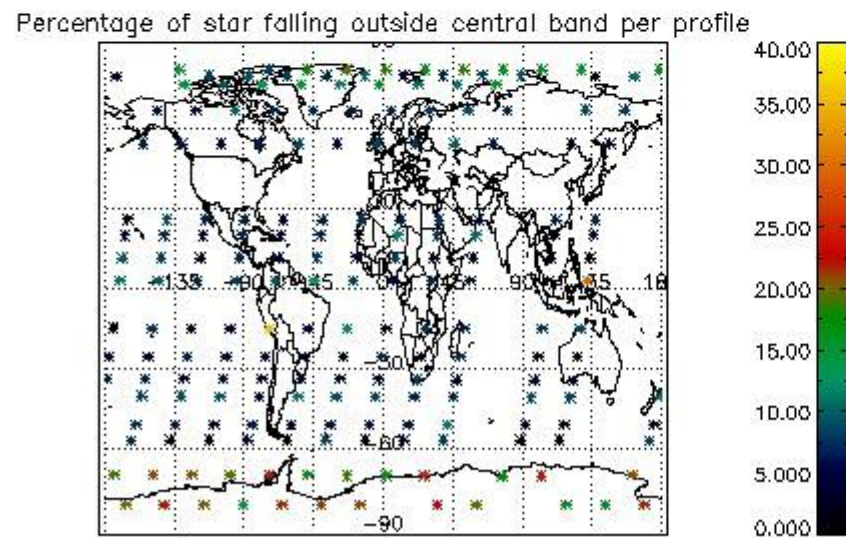
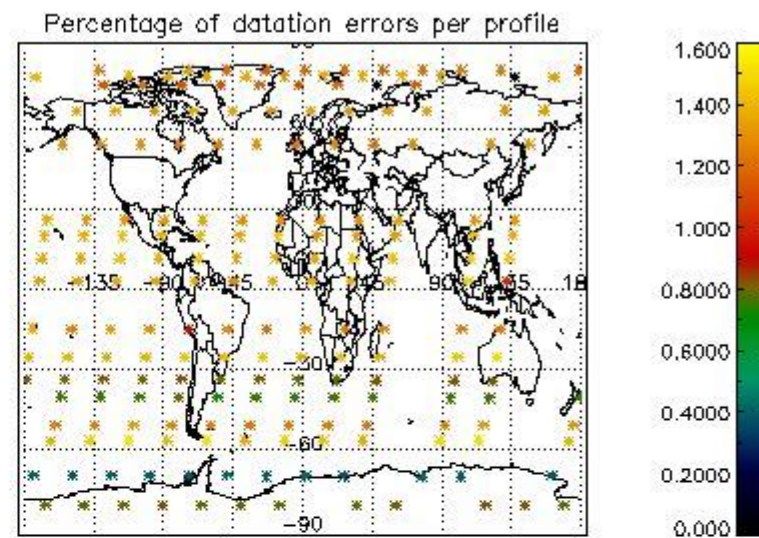
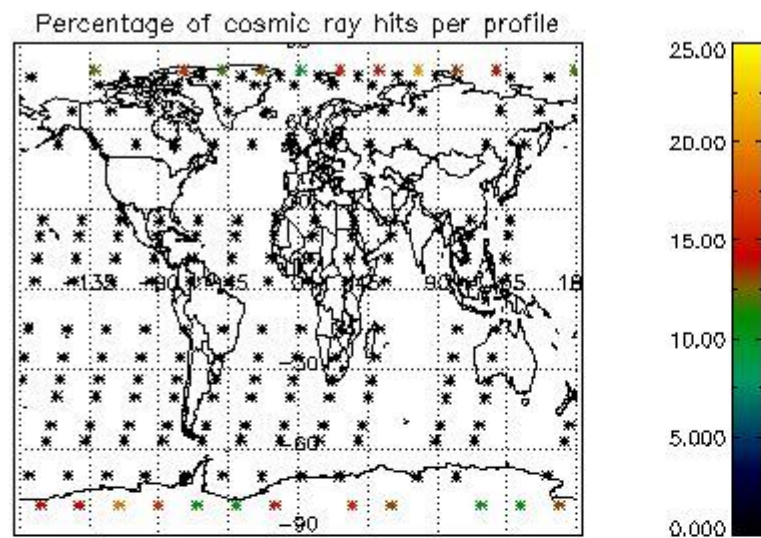
Percentage of star falling outside central band per profile



Percentage of saturation errors per profile



4.2.2 Plot level 1 quality information per product (world map): ENVISAT DESCENDING passes



5. Trace gas profiles

5.1 Ozone statistics based on quality of products

The final quality of the products can be "measured" using the STD (Standard Deviation) attached to every point profile. This information is written to the parameter GOM_NL__2P/NL_LOCAL_SPECIES_DENSITY/o3_std of the level 2 products. The table below shows the statistics for given STD ranges.

The statistics are given with respect to the overall valid production:

- Products without fatal errors: GOM_NL__2P/MPH/PRODUCT_ERR=0
- Valid point profile: GOM_NL__2P/NL_LOCAL_SPECIES_DENSITY/pcd(0)=0

The 'Criteria' is applied to valid points of dark limb products:

- Products in dark limb illumination condition: GOM_NL__2P/NL_SUMMARY_QUALITY/obs_ill_cond=0
- Products without fatal errors: GOM_NL__2P/MPH/PRODUCT_ERR=0
- Valid point profile: GOM_NL__2P/NL_LOCAL_SPECIES_DENSITY/pcd(0)=0

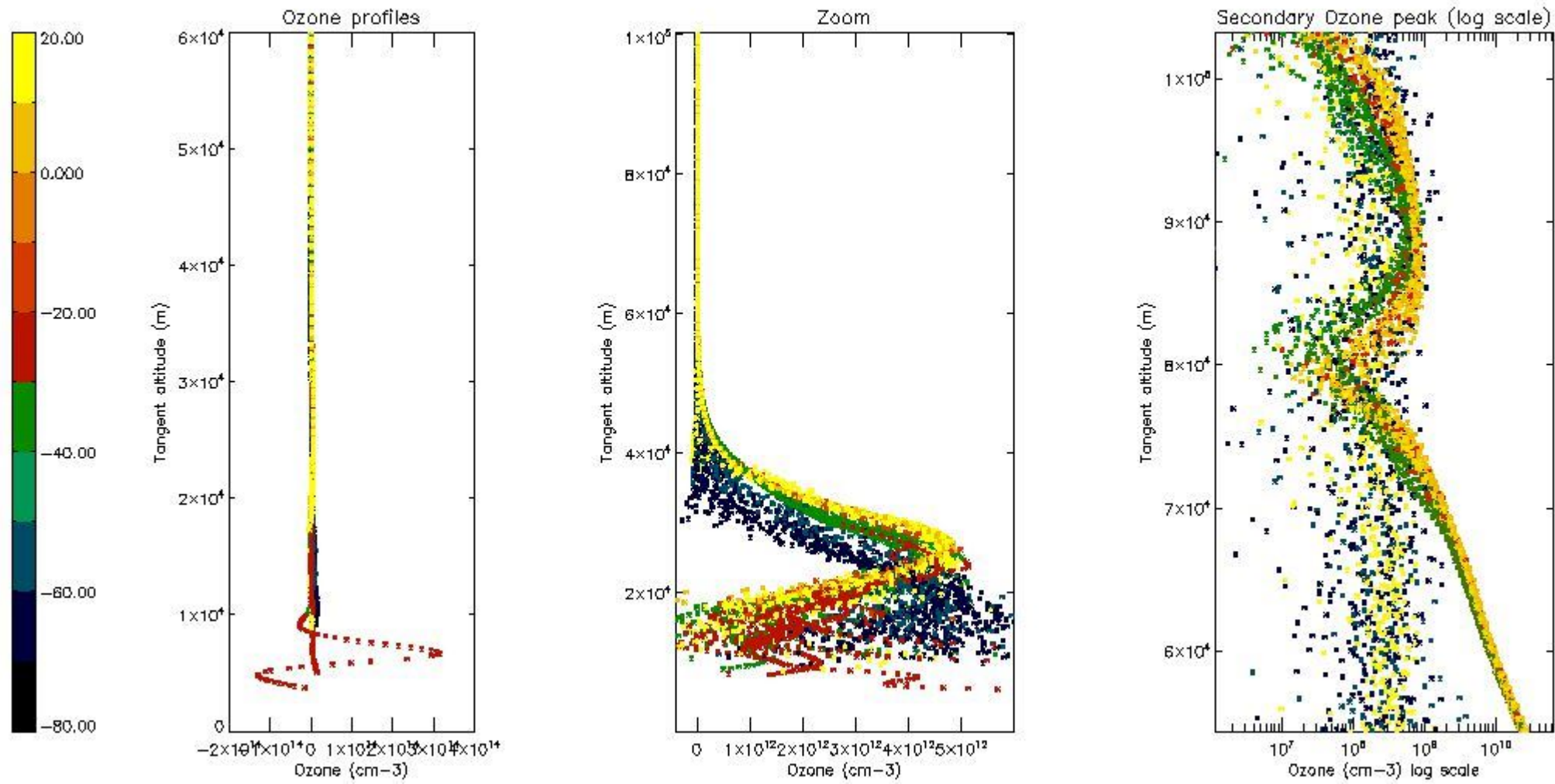
So, the table below shows the percentage of dark limb and valid observations for each criteria with respect to the overall valid daily observations.

Criteria	% of total production
All STD	35
STD < 20	20

STD < 10	18
STD < 5	13

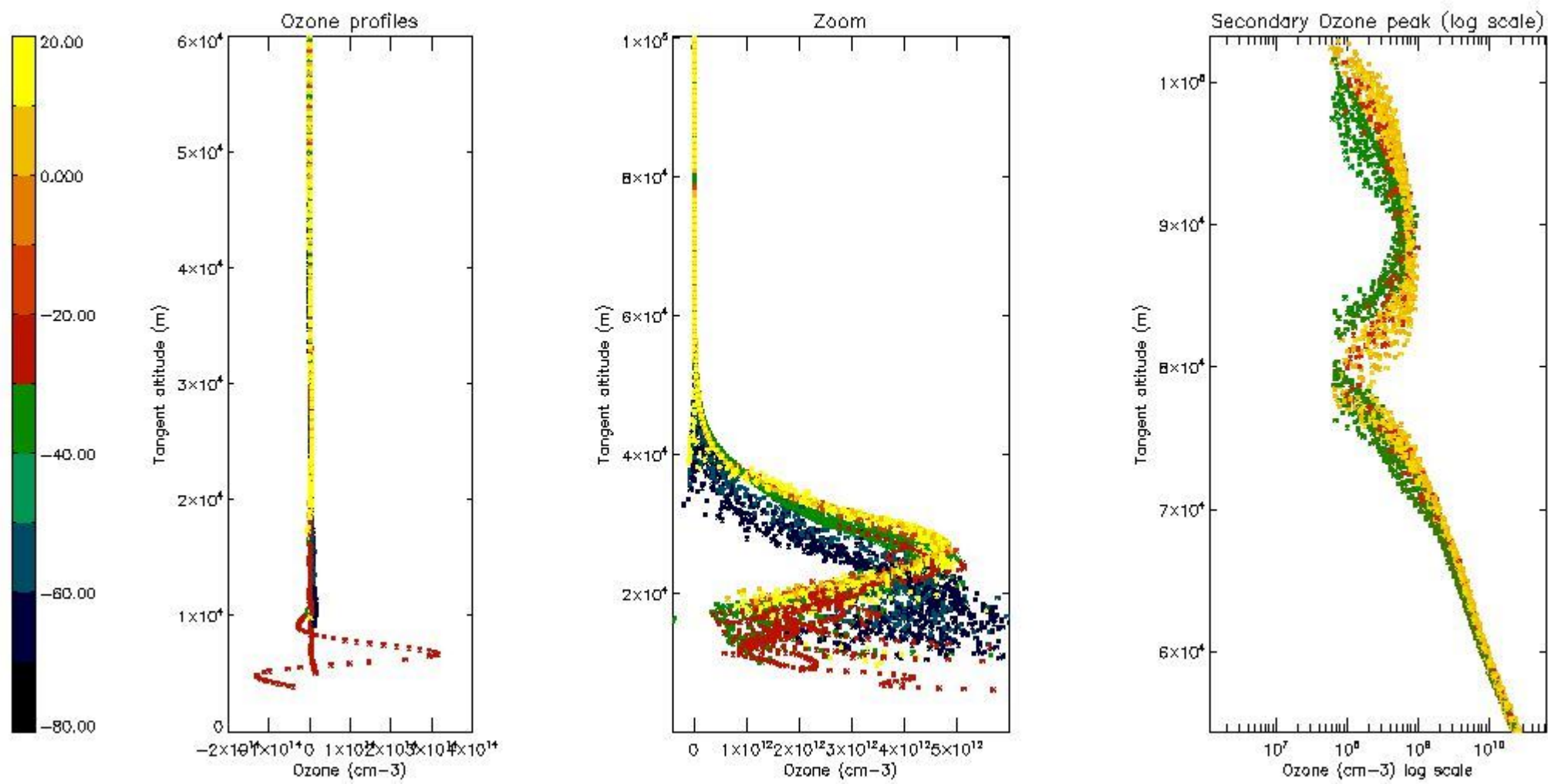
5.2 Plot ozone profiles for all STD (dark without errors)

The colorbar represents the latitude.



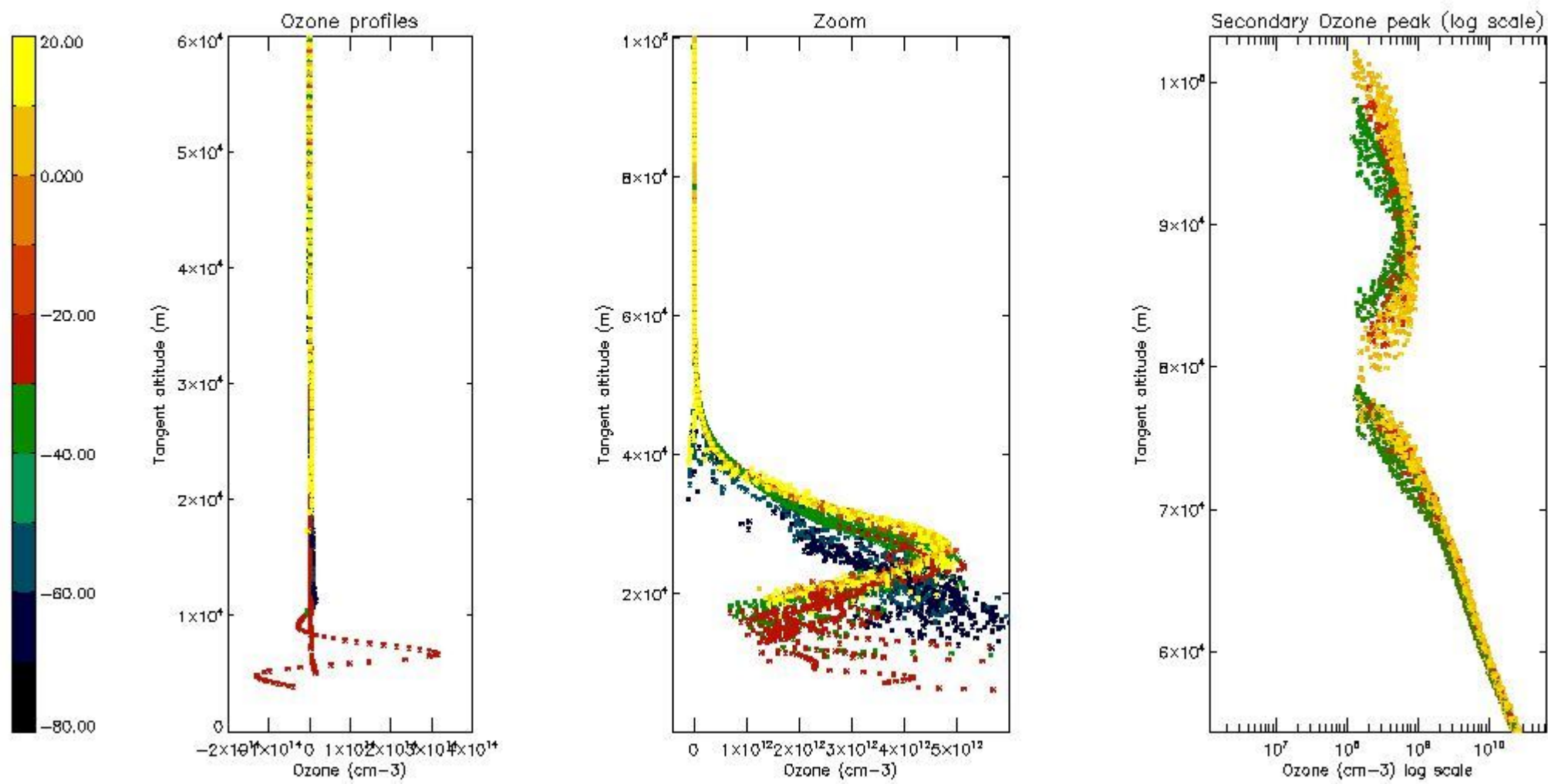
5.3 Plot ozone profiles where STD < 20% (dark without errors)

The colorbar represents the latitude.



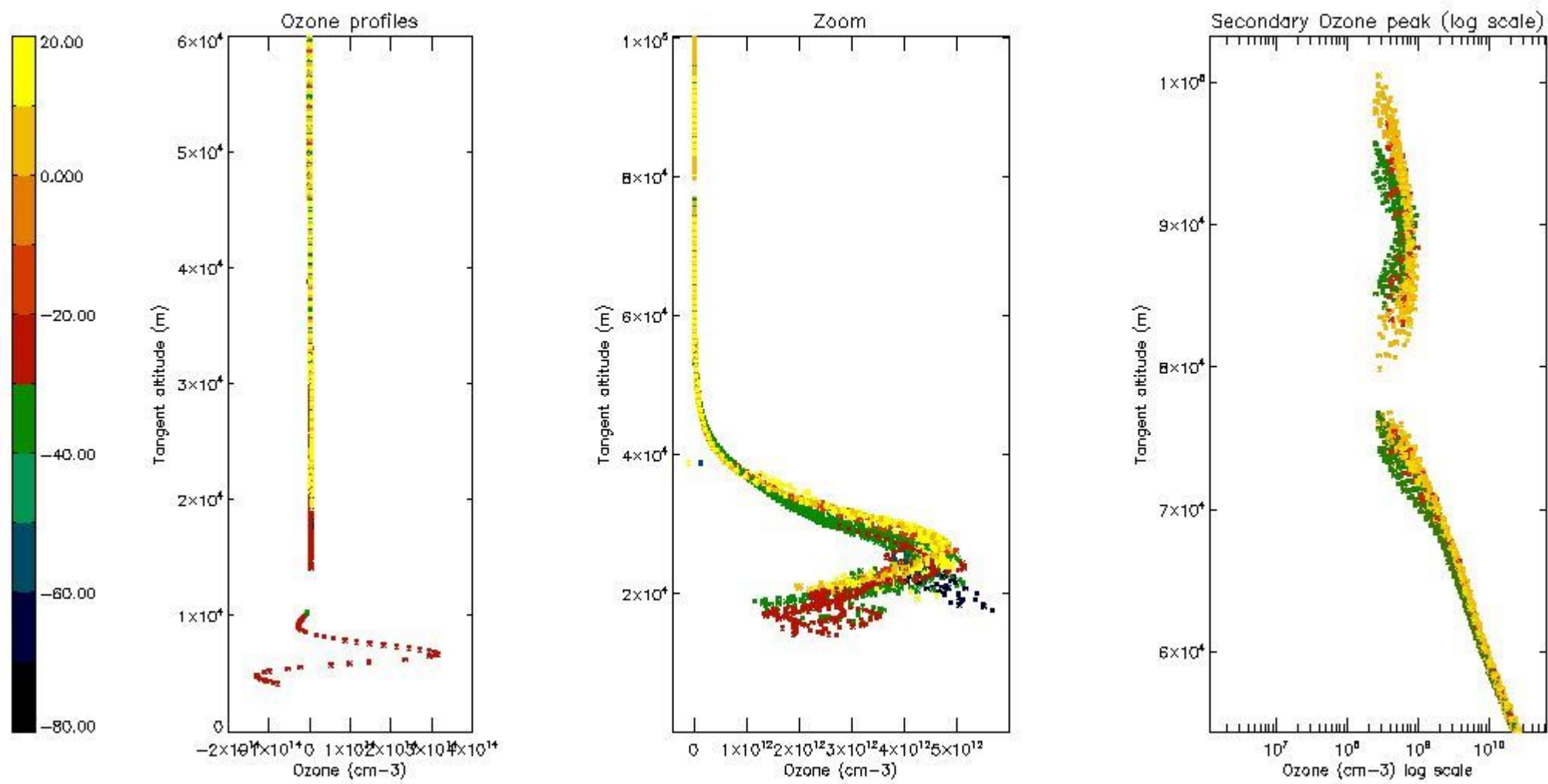
5.4 Plot ozone profiles where $STD < 10\%$ (dark without errors)

The colorbar represents the latitude.



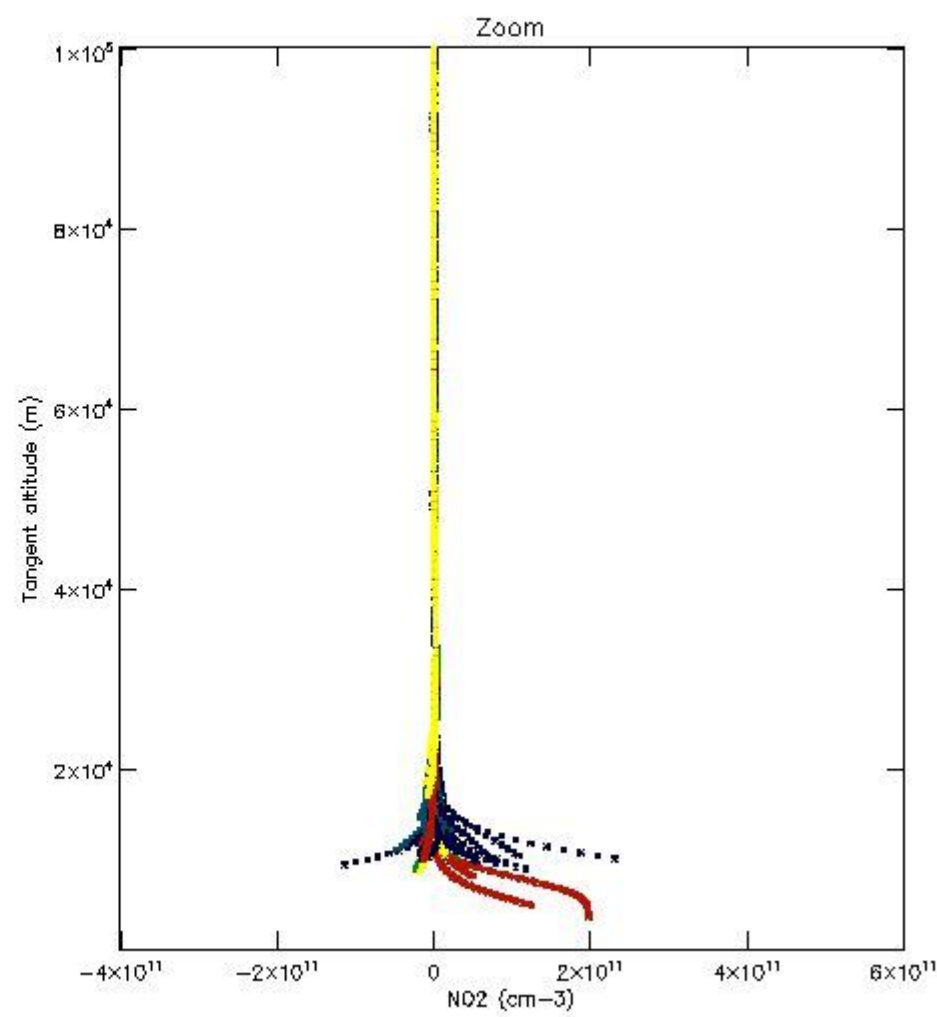
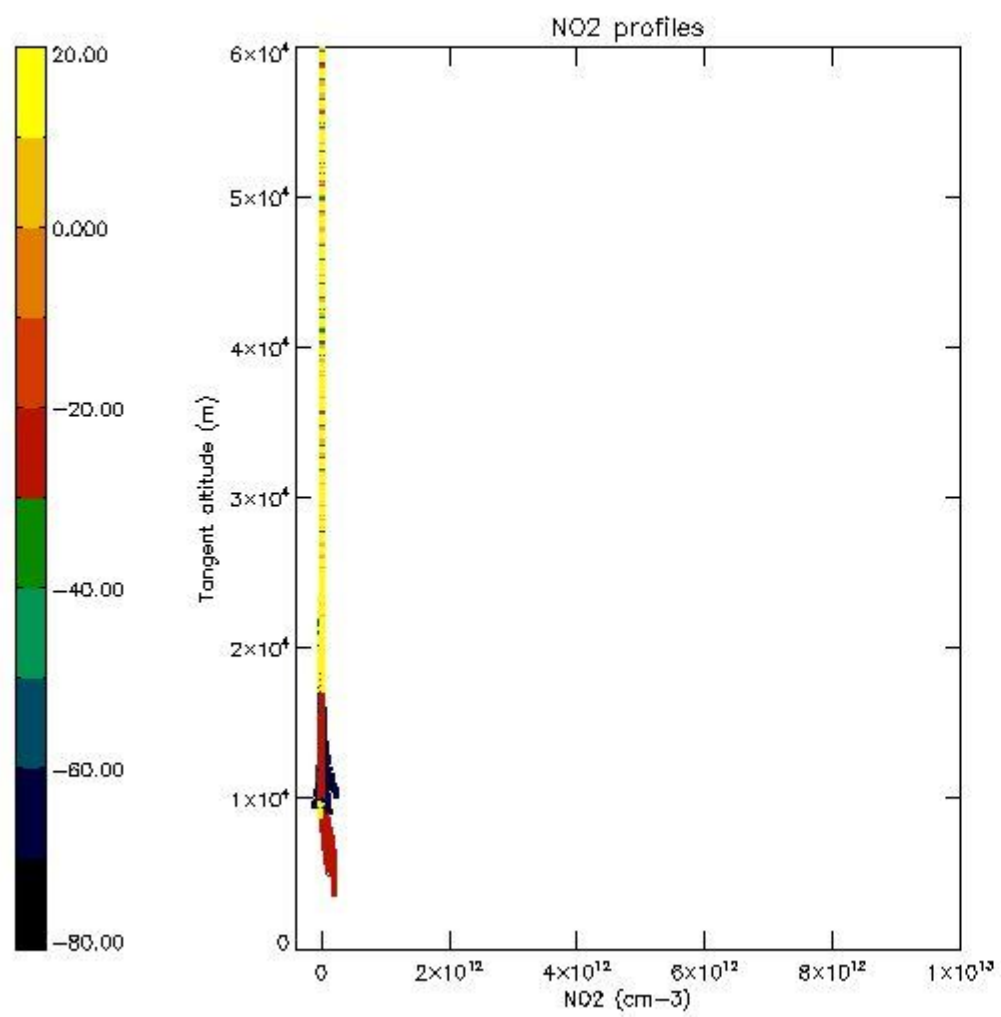
5.5 Plot ozone profiles where $STD < 5\%$ (dark without errors)

The colorbar represents the latitude.



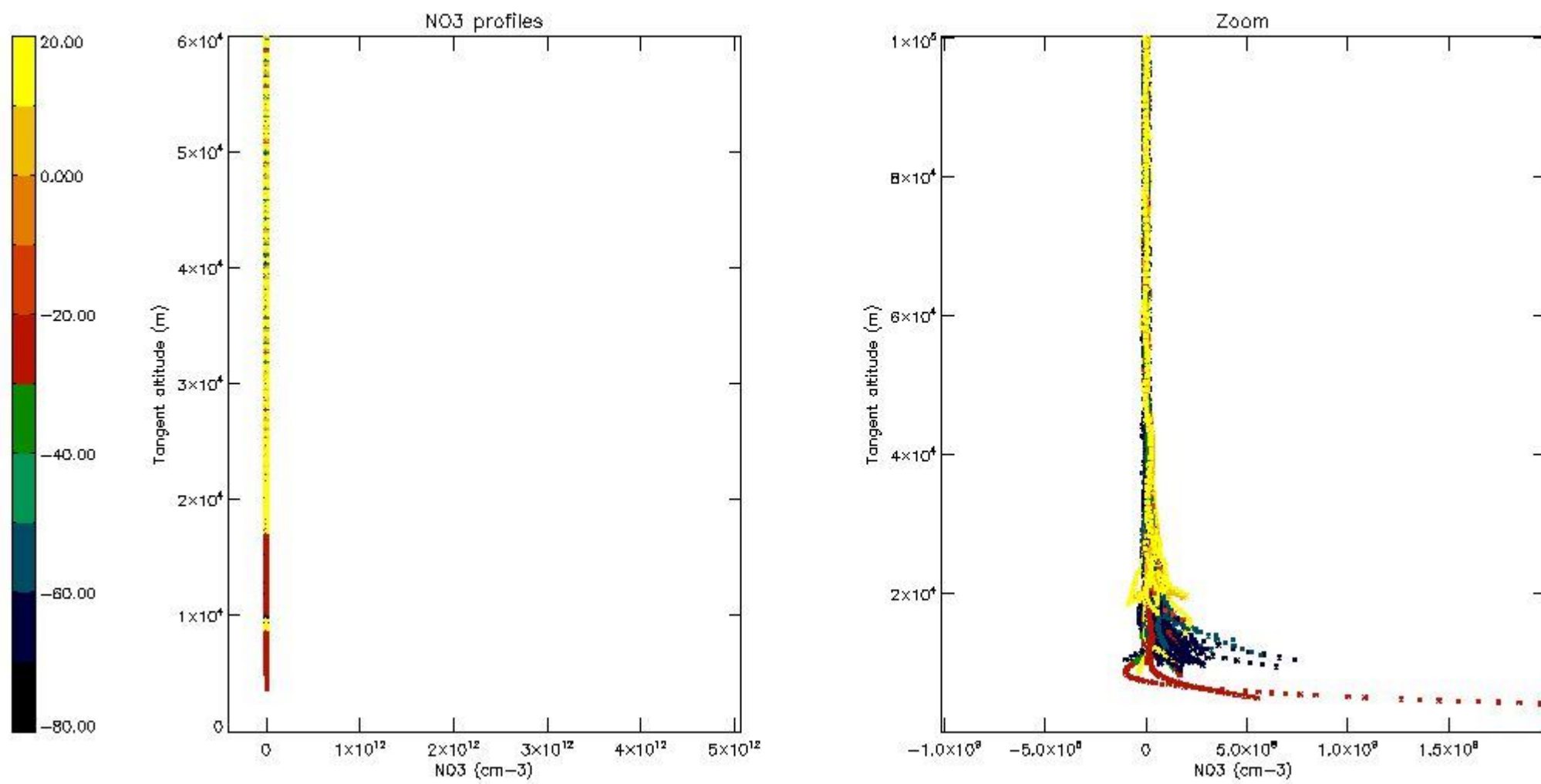
5.6 Plot NO₂ profiles for all STD (dark without errors)

The colorbar represents the latitude.



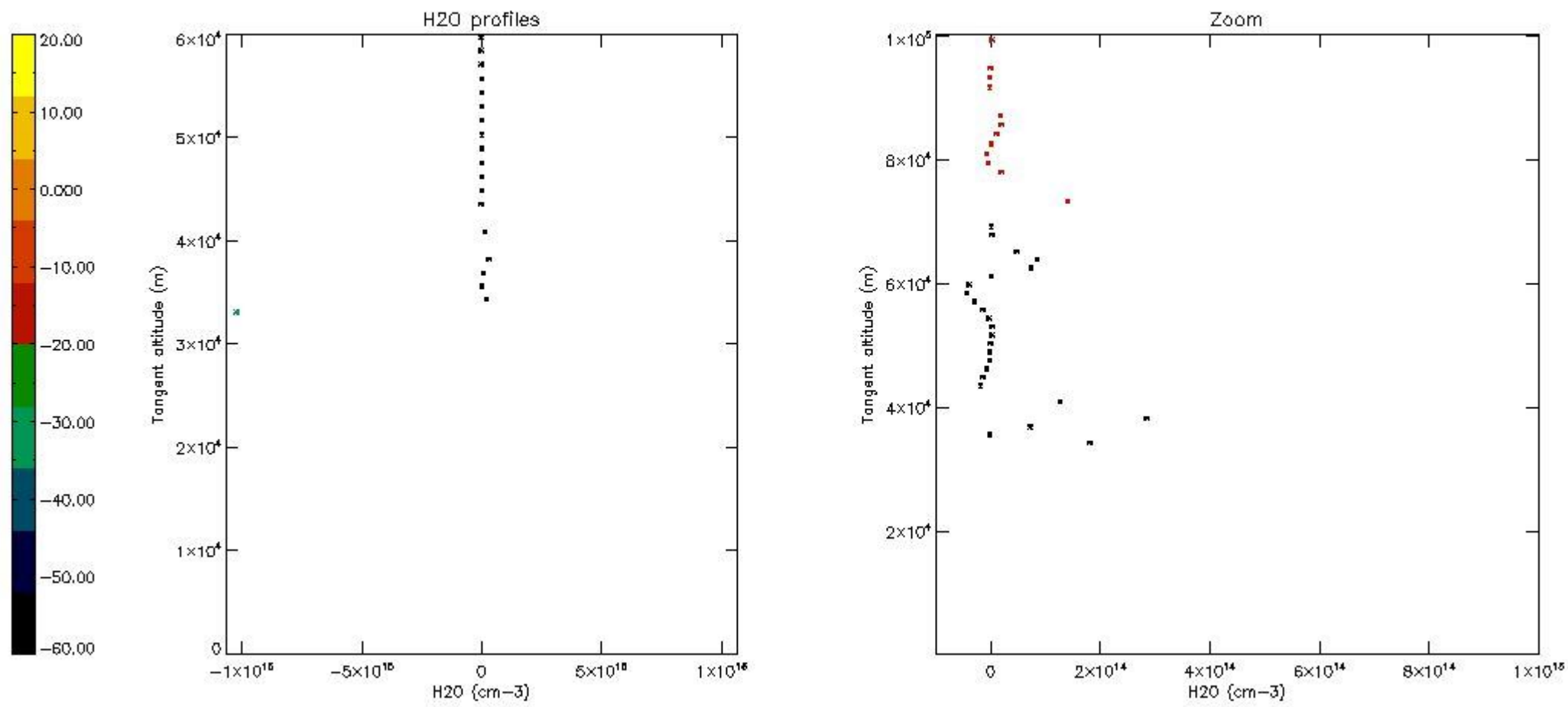
5.7 Plot NO3 profiles for all STD (dark without errors)

The colorbar represents the latitude.



5.8 Plot H₂O profiles for all STD (only for occultations of stars 1,2,3,4,13,14,16,26,63 dark without errors)

The colorbar represents the latitude.



6. Auxiliary Data Files used for the production reported in section 2

The number reported in the third column indicates since which file (see list in section 2) the corresponding auxiliary file has been used. The fourth column is the date of those product files.

Type	Auxiliary Filename	Used since product	Used since product date
INST_PHYS_CHARACTERISTICS	GOM_INS_AXNIEC20050627_150440_20020301_000000_20100101_000000	1	18-APR-2003 00:07:26
LEVEL-2_PROC_CONFIG	GOM_PR2_AXVIEC20091111_152718_20020301_000000_20500101_000000	1	18-APR-2003 00:07:26
CROSS_SECTIONS_FILE	GOM_CRS_AXVIEC20091111_154832_20020301_000000_20500101_000000	1	18-APR-2003 00:07:26

GOMOS Level 2 Daily Report

SUMMARY

[1. General Info](#)

[2. Summary of processed GOM_NL_2P products](#)

[3. Level 2 Quality information per product](#)

[3.1 Plot of level 2 quality information per product \(time dependant\)](#)

[3.2 Plot of level 2 quality information per product \(world map\)](#)

[4. Level 1 Quality information per product \(stored on level 2 products\)](#)

[4.1 Plot of level 1 quality information per product \(time dependant\)](#)

[4.1.1 Plot of level 1 quality information per product \(time dependant\): ASCENDING](#)

[4.1.2 Plot of level 1 quality information per product \(time dependant\): DESCENDING](#)

[4.2 Plot of level 1 quality information per product \(world map\)](#)

[4.2.1 Plot of level 1 quality information per product \(world map\): ASCENDING](#)

[4.2.2 Plot of level 1 quality information per product \(world map\): DESCENDING](#)

[5. Ozone profiles based on quality statistics and other trace gas profiles](#)

[5.1 Ozone statistics based on quality of products](#)

[5.2 Plot ozone profiles for all STD \(dark without errors\)](#)

[5.3 Plot ozone profiles where STD < 20% \(dark without errors\)](#)

[5.4. Plot ozone profiles where STD < 10% \(dark without errors\)](#)

[5.5. Plot ozone profiles where STD < 5% \(dark without errors\)](#)

[5.6 Plot NO2 profiles for all STD \(dark without errors\)](#)

[5.7 Plot NO3 profiles for all STD \(dark without errors\)](#)

[5.8 Plot H2O profiles \(only for occultations of stars 1,2,3,4,13,14,16,26,63 dark without errors\) for all STD](#)

[6. Auxiliary Data Files used for the production reported in section 2](#)

This report presents the daily analysis on parameters extracted from GOMOS level 2 data (GOM_NL__2P). It is intended to monitor some important parameters that will impact the quality of these products. A list of level 2 products (and content) that have arrived during the reporting day to the PCF is also given.

Item	Value
Time of report generation	19APR2013 13:31:21
Data source version	GOMOS/6.01
Start time of products	18-04-2003 (18APR2003 00:00:00)
Stop time of products	19-04-2003 (19APR2003 00:00:00)
Store outputs in DB	Yes
Nb of level 2 prods	381
Nb of prods with errors	13

2. Summary of processed GOM_NL__2P products.

Nr	Filename	UTC Start time	Limb	Duration	Star Id	Star Name	Star Mag	Star Temp	Nb Meas	Orbit	Prod. error
1	GOM_NL__2PRFIN20030418_000726_000000542015_00345_05910_6225.N1	18-APR-2003 00:07:26	Dark	54.000	61	8Eps Peg	2.1000	3900.0	108	5910	No
2	GOM_NL__2PRFIN20030418_000954_000000492015_00345_05910_6226.N1	18-APR-2003 00:09:54	Dark	48.500	162	34Alp Aqr	2.9440	5350.0	97	5910	No
3	GOM_NL__2PRFIN20030418_001238_000000492015_00345_05910_6227.N1	18-APR-2003 00:12:38	Dark	48.500	154	22Bet Aqr	2.8990	5700.0	97	5910	No
4	GOM_NL__2PRFIN20030418_001502_000001452015_00345_05910_6228.N1	18-APR-2003 00:15:02	Dark	145.00	11	53Alp Aql	0.76500	8000.0	290	5910	No
5	GOM_NL__2PRFIN20030418_002303_000000822015_00345_05910_6229.N1	18-APR-2003 00:23:03	Dark	82.000	1014	Mars	0.0000	0.0000	164	5910	Yes
6	GOM_NL__2PRFIN20030418_002716_000000412015_00346_05911_6200.N1	18-APR-2003 00:27:16	Dark	41.000	45	Alp Pav	1.9400	26000.	82	5911	No
7	GOM_NL__2PRFIN20030418_003021_000000812015_00346_05911_6201.N1	18-APR-2003 00:30:21	Dark	80.500	57	34Sig Sgr	2.0660	26000.	161	5911	No
8	GOM_NL__2PRFIN20030418_003259_000000712015_00346_05911_6202.N1	18-APR-2003 00:32:59	Dark	70.500	38	20Eps Sgr	1.8360	11000.	141	5911	No
9	GOM_NL__2PRFIN20030418_003513_000000562015_00346_05911_6203.N1	18-APR-2003 00:35:13	Dark	56.000	178	lot1Sco	3.0220	6550.0	112	5911	No
10	GOM_NL__2PRFIN20030418_003648_000000702015_00346_05911_6204.N1	18-APR-2003 00:36:48	Straylight	69.500	25	35Lam Sco	1.6200	28000.	139	5911	No
11	GOM_NL__2PRFIN20030418_003902_000000542015_00346_05911_6205.N1	18-APR-2003 00:39:02	Straylight	53.500	4	Alp1Cen	-0.010000	5800.0	107	5911	No
12	GOM_NL__2PRFIN20030418_004321_000000402015_00346_05911_6206.N1	18-APR-2003 00:43:21	Straylight	40.000	95	Zet Cen	2.5450	26000.	80	5911	No
13	GOM_NL__2PRFIN20030418_004506_000001032015_00346_05911_6207.N1	18-APR-2003 00:45:06	Straylight	103.00	16	21Alp Sco	1.0200	3000.0	206	5911	No
14	GOM_NL__2PRFIN20030418_004814_000000792015_00346_05911_6208.N1	18-APR-2003 00:48:14	Twilight	78.500	80	7Del Sco	2.3160	30000.	157	5911	No
15	GOM_NL__2PRFIN20030418_005114_000000412015_00346_05911_6209.N1	18-APR-2003 00:51:14	Twilight	40.500	106	9Bet Crv	2.6480	5600.0	81	5911	No
16	GOM_NL__2PRFIN20030418_005312_000000362015_00346_05911_6210.N1	18-APR-2003 00:53:12	Bright	35.500	163	7Del Crv	2.9450	11000.	71	5911	No
17	GOM_NL__2PRFIN20030418_005726_000000382015_00346_05911_6211.N1	18-APR-2003 00:57:26	Bright	38.000	121	29Gam Vir	2.7400	7200.0	76	5911	No
18	GOM_NL__2PRFIN20030418_010109_000000392015_00346_05911_6212.N1	18-APR-2003 01:01:09	Bright	38.500	138	47Eps Vir	2.8280	4700.0	77	5911	No
19	GOM_NL__2PRFIN20030418_010912_000000382015_00346_05911_6213.N1	18-APR-2003 01:09:12	Bright	37.500	152	12Alp2CVn	2.8900	11000.	75	5911	No
20	GOM_NL__2PRFIN20030418_011048_000000372015_00346_05911_6214.N1	18-APR-2003 01:10:48	Bright	36.500	174	52Psi UMa	3.0040	4400.0	73	5911	No
21	GOM_NL__2PRFIN20030418_011309_000000352015_00346_05911_6215.N1	18-APR-2003 01:13:09	Bright	34.500	87	64Gam UMa	2.4330	11000.	69	5911	No
22	GOM_NL__2PRFIN20030418_011533_000000492015_00346_05911_6216.N1	18-APR-2003 01:15:33	Bright	49.000	36	50Alp UMa	1.8000	6300.0	98	5911	No
23	GOM_NL__2PRFIN20030418_012035_000000412015_00346_05911_6217.N1	18-APR-2003 01:20:35	Bright	40.500	60	7Bet UMi	2.0810	3950.0	81	5911	No
24	GOM_NL__2PRFIN20030418_012333_000000342015_00346_05911_6218.N1	18-APR-2003 01:23:33	Bright	33.500	49	1Alp UMi	1.9900	6300.0	67	5911	No
25	GOM_NL__2PRFIN20030418_012601_000000612015_00346_05911_6219.N1	18-APR-2003 01:26:01	Bright	61.000	130	23Bet Dra	2.7990	5800.0	122	5911	No
26	GOM_NL__2PRFIN20030418_012752_000000662015_00346_05911_6220.N1	18-APR-2003 01:27:52	Bright	65.500	69	33Gam Dra	2.2310	3800.0	131	5911	No
27	GOM_NL__2PRFIN20030418_013044_000000382015_00346_05911_6221.N1	18-APR-2003 01:30:44	Bright	38.000	89	5Alp Cep	2.4510	8000.0	76	5911	No
28	GOM_NL__2PRFIN20030418_013223_000000332015_00346_05911_6222.N1	18-APR-2003 01:32:23	Bright	33.000	68	18Alp Cas	2.2250	4500.0	66	5911	No
29	GOM_NL__2PRFIN20030418_013623_000001282015_00346_05911_6223.N1	18-APR-2003 01:36:23	Bright	128.00	5	3Alp Lyr	0.033000	11000.	256	5911	No
30	GOM_NL__2PRFIN20030418_014027_000000622015_00346_05911_6224.N1	18-APR-2003 01:40:27	Bright	61.500	92	53Eps Cyg	2.5000	4500.0	123	5911	No
31	GOM_NL__2PRFIN20030418_014802_000000542015_00346_05911_6225.N1	18-APR-2003 01:48:02	Dark	53.500	61	8Eps Peg	2.1000	3900.0	107	5911	No
32	GOM_NL__2PRFIN20030418_015030_000000472015_00346_05911_6226.N1	18-APR-2003 01:50:30	Dark	47.000	162	34Alp Aqr	2.9440	5350.0	94	5911	No
33	GOM_NL__2PRFIN20030418_015314_000000532015_00346_05911_6227.N1	18-APR-2003 01:53:14	Dark	52.500	154	22Bet Aqr	2.8990	5700.0	105	5911	No
34	GOM_NL__2PRFIN20030418_015539_000001722015_00346_05911_6228.N1	18-APR-2003 01:55:39	Dark	171.50	11	53Alp Aql	0.76500	8000.0	343	5911	No
35	GOM_NL__2PRFIN20030418_020339_000000822015_00346_05911_6229.N1	18-APR-2003 02:03:39	Dark	82.000	1014	Mars	0.0000	0.0000	164	5911	Yes
36	GOM_NL__2PRFIN20030418_020752_000000422015_00347_05912_6200.N1	18-APR-2003 02:07:52	Dark	42.000	45	Alp Pav	1.9400	26000.	84	5912	No
37	GOM_NL__2PRFIN20030418_021059_000000782015_00347_05912_6201.N1	18-APR-2003 02:10:59	Dark	77.500	57	34Sig Sgr	2.0660	26000.	155	5912	No
38	GOM_NL__2PRFIN20030418_021336_000000652015_00347_05912_6202.N1	18-APR-2003 02:13:36	Dark	64.500	38	20Eps Sgr	1.8360	11000.	129	5912	No
39	GOM_NL__2PRFIN20030418_021550_000000572015_00347_05912_6203.N1	18-APR-2003 02:15:50	Dark	57.000	178	lot1Sco	3.0220	6550.0	114	5912	No
40	GOM_NL__2PRFIN20030418_021725_000000672015_00347_05912_6204.N1	18-APR-2003 02:17:25	Straylight	67.000	25	35Lam Sco	1.6200	28000.	134	5912	No
41	GOM_NL__2PRFIN20030418_021938_000000452015_00347_05912_6205.N1	18-APR-2003 02:19:38	Straylight	45.000	4	Alp1Cen	-0.010000	5800.0	90	5912	No
42	GOM_NL__2PRFIN20030418_022357_000000412015_00347_05912_6206.N1	18-APR-2003 02:23:57	Straylight	40.500	95	Zet Cen	2.5450	26000.	81	5912	No

43	GOM_NL__2PRFIN20030418_022543_000000962015_00347_05912_6207.N1	18-APR-2003 02:25:43	Straylight	96.000	16	21Alp Sco	1.0200	3000.0	192	5912	No
44	GOM_NL__2PRFIN20030418_022851_000000782015_00347_05912_6208.N1	18-APR-2003 02:28:51	Twi_and_stray	77.500	80	7Del Sco	2.3160	30000.	155	5912	No
45	GOM_NL__2PRFIN20030418_023149_000000382015_00347_05912_6209.N1	18-APR-2003 02:31:49	Twi_and_stray	37.500	106	9Bet Crv	2.6480	5600.0	75	5912	No
46	GOM_NL__2PRFIN20030418_023348_000000382015_00347_05912_6210.N1	18-APR-2003 02:33:48	Bright	37.500	163	7Del Crv	2.9450	11000.	75	5912	No
47	GOM_NL__2PRFIN20030418_023802_000000392015_00347_05912_6211.N1	18-APR-2003 02:38:02	Bright	38.500	121	29Gam Vir	2.7400	7200.0	77	5912	No
48	GOM_NL__2PRFIN20030418_024144_000000392015_00347_05912_6212.N1	18-APR-2003 02:41:44	Bright	38.500	138	47Eps Vir	2.8280	4700.0	77	5912	No
49	GOM_NL__2PRFIN20030418_024948_000000392015_00347_05912_6213.N1	18-APR-2003 02:49:48	Bright	38.500	152	12Alp2CVn	2.8900	11000.	77	5912	No
50	GOM_NL__2PRFIN20030418_025123_000000352015_00347_05912_6214.N1	18-APR-2003 02:51:23	Bright	35.000	174	52Psi UMa	3.0040	4400.0	70	5912	No
51	GOM_NL__2PRFIN20030418_025345_000000342015_00347_05912_6215.N1	18-APR-2003 02:53:45	Bright	34.000	87	64Gam UMa	2.4330	11000.	68	5912	No
52	GOM_NL__2PRFIN20030418_025609_000000342015_00347_05912_6216.N1	18-APR-2003 02:56:09	Bright	34.000	36	50Alp UMa	1.8000	6300.0	68	5912	No
53	GOM_NL__2PRFIN20030418_030110_000000402015_00347_05912_6217.N1	18-APR-2003 03:01:10	Bright	40.000	60	7Bet UMi	2.0810	3950.0	80	5912	No
54	GOM_NL__2PRFIN20030418_030409_000000352015_00347_05912_6218.N1	18-APR-2003 03:04:09	Bright	35.000	49	1Alp UMi	1.9900	6300.0	70	5912	No
55	GOM_NL__2PRFIN20030418_030636_000000612015_00347_05912_6219.N1	18-APR-2003 03:06:36	Bright	61.000	130	23Bet Dra	2.7990	5800.0	122	5912	No
56	GOM_NL__2PRFIN20030418_030826_000000662015_00347_05912_6220.N1	18-APR-2003 03:08:26	Bright	66.000	69	33Gam Dra	2.2310	3800.0	132	5912	No
57	GOM_NL__2PRFIN20030418_031120_000000402015_00347_05912_6221.N1	18-APR-2003 03:11:20	Bright	40.000	89	5Alp Cep	2.4510	8000.0	80	5912	No
58	GOM_NL__2PRFIN20030418_031300_000000342015_00347_05912_6222.N1	18-APR-2003 03:13:00	Bright	33.500	68	18Alp Cas	2.2250	4500.0	67	5912	No
59	GOM_NL__2PRFIN20030418_031658_000001202015_00347_05912_6223.N1	18-APR-2003 03:16:58	Bright	120.00	5	3Alp Lyr	0.033000	11000.	240	5912	No
60	GOM_NL__2PRFIN20030418_032103_000000642015_00347_05912_6224.N1	18-APR-2003 03:21:03	Bright	64.000	92	53Eps Cyg	2.5000	4500.0	128	5912	No
61	GOM_NL__2PRFIN20030418_032839_000000542015_00347_05912_6225.N1	18-APR-2003 03:28:39	Dark	54.000	61	8Eps Peg	2.1000	3900.0	108	5912	No
62	GOM_NL__2PRFIN20030418_033107_000000492015_00347_05912_6226.N1	18-APR-2003 03:31:07	Dark	48.500	162	34Alp Aqr	2.9440	5350.0	97	5912	No
63	GOM_NL__2PRFIN20030418_033351_000000492015_00347_05912_6227.N1	18-APR-2003 03:33:51	Dark	49.000	154	22Bet Aqr	2.8990	5700.0	98	5912	No
64	GOM_NL__2PRFIN20030418_033620_000001402015_00347_05912_6228.N1	18-APR-2003 03:36:20	Dark	139.50	11	53Alp Aql	0.76500	8000.0	279	5912	No
65	GOM_NL__2PRFIN20030418_034416_000000672015_00347_05912_6229.N1	18-APR-2003 03:44:16	Dark	67.000	1014	Mars	0.0000	0.0000	134	5912	Yes
66	GOM_NL__2PRFIN20030418_034829_000000432015_00348_05913_6200.N1	18-APR-2003 03:48:29	Dark	43.000	45	Alp Pav	1.9400	26000.	86	5913	No
67	GOM_NL__2PRFIN20030418_035137_000000772015_00348_05913_6201.N1	18-APR-2003 03:51:37	Dark	77.000	57	34Sig Sgr	2.0660	26000.	154	5913	No
68	GOM_NL__2PRFIN20030418_035414_000000722015_00348_05913_6202.N1	18-APR-2003 03:54:14	Dark	71.500	38	20Eps Sgr	1.8360	11000.	143	5913	No
69	GOM_NL__2PRFIN20030418_035627_000000592015_00348_05913_6203.N1	18-APR-2003 03:56:27	Dark	58.500	178	lot1Sco	3.0220	6550.0	117	5913	No
70	GOM_NL__2PRFIN20030418_035803_000000712015_00348_05913_6204.N1	18-APR-2003 03:58:03	Straylight	70.500	25	35Lam Sco	1.6200	28000.	141	5913	No
71	GOM_NL__2PRFIN20030418_040015_000000542015_00348_05913_6205.N1	18-APR-2003 04:00:15	Straylight	53.500	4	Alp1Cen	-0.010000	5800.0	107	5913	No
72	GOM_NL__2PRFIN20030418_040434_000000402015_00348_05913_6206.N1	18-APR-2003 04:04:34	Straylight	39.500	95	Zet Cen	2.5450	26000.	79	5913	No
73	GOM_NL__2PRFIN20030418_040620_000001042015_00348_05913_6207.N1	18-APR-2003 04:06:20	Straylight	103.50	16	21Alp Sco	1.0200	3000.0	207	5913	No
74	GOM_NL__2PRFIN20030418_040927_000000802015_00348_05913_6208.N1	18-APR-2003 04:09:27	Twi_and_stray	80.000	80	7Del Sco	2.3160	30000.	160	5913	No
75	GOM_NL__2PRFIN20030418_041226_000000422015_00348_05913_6209.N1	18-APR-2003 04:12:26	Twi_and_stray	42.000	106	9Bet Crv	2.6480	5600.0	84	5913	No
76	GOM_NL__2PRFIN20030418_041424_000000192015_00348_05913_6210.N1	18-APR-2003 04:14:24	Twi_and_stray	18.500	163	7Del Crv	2.9450	11000.	37	5913	No
77	GOM_NL__2PRFIN20030418_055914_000000382015_00349_05914_5353.N1	18-APR-2003 05:59:14	Bright	37.500	121	29Gam Vir	2.7400	7200.0	75	5914	No
78	GOM_NL__2PRFIN20030418_060256_000000392015_00349_05914_5354.N1	18-APR-2003 06:02:56	Bright	39.000	138	47Eps Vir	2.8280	4700.0	78	5914	No
79	GOM_NL__2PRFIN20030418_061059_000000372015_00349_05914_5355.N1	18-APR-2003 06:10:59	Bright	37.000	152	12Alp2CVn	2.8900	11000.	74	5914	No
80	GOM_NL__2PRFIN20030418_061236_000000382015_00349_05914_5356.N1	18-APR-2003 06:12:36	Bright	37.500	174	52Psi UMa	3.0040	4400.0	75	5914	No
81	GOM_NL__2PRFIN20030418_061457_000000352015_00349_05914_5357.N1	18-APR-2003 06:14:57	Bright	35.000	87	64Gam UMa	2.4330	11000.	70	5914	No
82	GOM_NL__2PRFIN20030418_061721_000000362015_00349_05914_5358.N1	18-APR-2003 06:17:21	Bright	36.000	36	50Alp UMa	1.8000	6300.0	72	5914	No
83	GOM_NL__2PRFIN20030418_062222_000000402015_00349_05914_5359.N1	18-APR-2003 06:22:22	Bright	39.500	60	7Bet UMi	2.0810	3950.0	79	5914	No
84	GOM_NL__2PRFIN20030418_062521_000000372015_00349_05914_5360.N1	18-APR-2003 06:25:21	Bright	36.500	49	1Alp UMi	1.9900	6300.0	73	5914	No
85	GOM_NL__2PRFIN20030418_062746_000000612015_00349_05914_5361.N1	18-APR-2003 06:27:46	Bright	60.500	130	23Bet Dra	2.7990	5800.0	121	5914	No
86	GOM_NL__2PRFIN20030418_062936_000000652015_00349_05914_5362.N1	18-APR-2003 06:29:36	Bright	65.000	69	33Gam Dra	2.2310	3800.0	130	5914	No
87	GOM_NL__2PRFIN20030418_063231_000000412015_00349_05914_5363.N1	18-APR-2003 06:32:31	Bright	41.000	89	5Alp Cep	2.4510	8000.0	82	5914	No
88	GOM_NL__2PRFIN20030418_063412_000000372015_00349_05914_5364.N1	18-APR-2003 06:34:12	Bright	36.500	68	18Alp Cas	2.2250	4500.0	73	5914	No
89	GOM_NL__2PRFIN20030418_063809_000001342015_00349_05914_5365.N1	18-APR-2003 06:38:09	Bright	134.00	5	3Alp Lyr	0.033000	11000.	268	5914	No
90	GOM_NL__2PRFIN20030418_064215_000000642015_00349_05914_5366.N1	18-APR-2003 06:42:15	Bright	64.000	92	53Eps Cyg	2.5000	4500.0	128	5914	No
91	GOM_NL__2PRFIN20030418_064951_000000492015_00349_05914_5367.N1	18-APR-2003 06:49:51	Dark	49.000	61	8Eps Peg	2.1000	3900.0	98	5914	No
92	GOM_NL__2PRFIN20030418_065219_000000472015_00349_05914_5368.N1	18-APR-2003 06:52:19	Dark	46.500	162	34Alp Aqr	2.9440	5350.0	93	5914	No
93	GOM_NL__2PRFIN20030418_065504_000000472015_00349_05914_5369.N1	18-APR-2003 06:55:04	Dark	47.000	154	22Bet Aqr	2.8990	5700.0	94	5914	No
94	GOM_NL__2PRFIN20030418_065737_000001662015_00349_05914_5370.N1	18-APR-2003 06:57:37	Dark	165.50	11	53Alp Aql	0.76500	8000.0	331	5914	No
95	GOM_NL__2PRFIN20030418_070529_000000822015_00349_05914_5371.N1	18-APR-2003 07:05:29	Dark	82.000	1014	Mars	0.0000	0.0000	164	5914	Yes
96	GOM_NL__2PRFIN20030418_070942_000000392015_00350_05915_6222.N1	18-APR-2003 07:09:42	Dark	38.500	45	Alp Pav	1.9400	26000.	77	5915	No
97	GOM_NL__2PRFIN20030418_071253_000000792015_00350_05915_6223.N1	18-APR-2003 07:12:53	Dark	79.000	57	34Sig Sgr	2.0660	26000.	158	5915	No
98	GOM_NL__2PRFIN20030418_071529_000000652015_00350_05915_6224.N1	18-APR-2003 07:15:29	Dark	64.500	38	20Eps Sgr	1.8360	11000.	129	5915	No
99	GOM_NL__2PRFIN20030418_071741_000000582015_00350_05915_6225.N1	18-APR-2003 07:17:41	Dark	57.500	178	lot1Sco	3.0220	6550.0	115	5915	No
100	GOM_NL__2PRFIN20030418_071917_000000692015_00350_05915_6226.N1	18-APR-2003 07:19:17	Straylight	69.000	25	35Lam Sco	1.6200	28000.	138	5915	No
101	GOM_NL__2PRFIN20030418_072128_000000472015_00350_05915_6227.N1	18-APR-2003 07:21:28	Straylight	46.500	4	Alp1Cen	-0.010000	5800.0	93	5915	No

102	GOM_NL__2PRFIN20030418_072547_000000412015_00350_05915_6228.N1	18-APR-2003 07:25:47	Straylight	41.000	95	Zet Cen	2.5450	26000.	82	5915	No
103	GOM_NL__2PRFIN20030418_072733_000001002015_00350_05915_6229.N1	18-APR-2003 07:27:33	Straylight	99.500	16	21Alp Sco	1.0200	3000.0	199	5915	No
104	GOM_NL__2PRFIN20030418_073040_000000842015_00350_05915_6230.N1	18-APR-2003 07:30:40	Tw_i_and_stray	83.500	80	7Del Sco	2.3160	30000.	167	5915	No
105	GOM_NL__2PRFIN20030418_073338_000000412015_00350_05915_6231.N1	18-APR-2003 07:33:38	Tw_i_and_stray	40.500	106	9Bet Crv	2.6480	5600.0	81	5915	No
106	GOM_NL__2PRFIN20030418_073527_000000382015_00350_05915_6232.N1	18-APR-2003 07:35:27	Bright	37.500	100	4Gam Crv	2.5800	13100.	75	5915	No
107	GOM_NL__2PRFIN20030418_073648_000000442015_00350_05915_6233.N1	18-APR-2003 07:36:48	Bright	44.000	15	67Alp Vir	0.97600	28000.	88	5915	No
108	GOM_NL__2PRFIN20030418_073950_000000382015_00350_05915_6234.N1	18-APR-2003 07:39:50	Bright	38.000	121	29Gam Vir	2.7400	7200.0	76	5915	No
109	GOM_NL__2PRFIN20030418_074332_000000412015_00350_05915_6235.N1	18-APR-2003 07:43:32	Bright	41.000	138	47Eps Vir	2.8280	4700.0	82	5915	No
110	GOM_NL__2PRFIN20030418_075135_000000392015_00350_05915_6236.N1	18-APR-2003 07:51:35	Bright	38.500	152	12Alp2CVn	2.8900	11000.	77	5915	No
111	GOM_NL__2PRFIN20030418_075312_000000382015_00350_05915_6237.N1	18-APR-2003 07:53:12	Bright	37.500	174	52Psi UMa	3.0040	4400.0	75	5915	No
112	GOM_NL__2PRFIN20030418_075533_000000352015_00350_05915_6238.N1	18-APR-2003 07:55:33	Bright	34.500	87	64Gam UMa	2.4330	11000.	69	5915	No
113	GOM_NL__2PRFIN20030418_075757_000000362015_00350_05915_6239.N1	18-APR-2003 07:57:57	Bright	36.000	36	50Alp UMa	1.8000	6300.0	72	5915	No
114	GOM_NL__2PRFIN20030418_080258_000000402015_00350_05915_6240.N1	18-APR-2003 08:02:58	Bright	40.000	60	7Bet UMi	2.0810	3950.0	80	5915	No
115	GOM_NL__2PRFIN20030418_080557_000000352015_00350_05915_6241.N1	18-APR-2003 08:05:57	Bright	35.000	49	1Alp UMi	1.9900	6300.0	70	5915	No
116	GOM_NL__2PRFIN20030418_080819_000000652015_00350_05915_6242.N1	18-APR-2003 08:08:19	Bright	65.000	130	23Bet Dra	2.7990	5800.0	130	5915	No
117	GOM_NL__2PRFIN20030418_081011_000000652015_00350_05915_6243.N1	18-APR-2003 08:10:11	Bright	65.000	69	33Gam Dra	2.2310	3800.0	130	5915	No
118	GOM_NL__2PRFIN20030418_081307_000000412015_00350_05915_6244.N1	18-APR-2003 08:13:07	Bright	40.500	89	5Alp Cep	2.4510	8000.0	81	5915	No
119	GOM_NL__2PRFIN20030418_081448_000000352015_00350_05915_6245.N1	18-APR-2003 08:14:48	Bright	35.000	68	18Alp Cas	2.2250	4500.0	70	5915	No
120	GOM_NL__2PRFIN20030418_081844_000001212015_00350_05915_6246.N1	18-APR-2003 08:18:44	Bright	120.50	5	3Alp Lyr	0.033000	11000.	241	5915	No
121	GOM_NL__2PRFIN20030418_082251_000000642015_00350_05915_6247.N1	18-APR-2003 08:22:51	Bright	64.000	92	53Eps Cyg	2.5000	4500.0	128	5915	No
122	GOM_NL__2PRFIN20030418_083028_000000532015_00350_05915_6248.N1	18-APR-2003 08:30:28	Dark	52.500	61	8Eps Peg	2.1000	3900.0	105	5915	No
123	GOM_NL__2PRFIN20030418_083256_000000442015_00350_05915_6249.N1	18-APR-2003 08:32:56	Dark	43.500	162	34Alp Aqr	2.9440	5350.0	87	5915	No
124	GOM_NL__2PRFIN20030418_083540_000000532015_00350_05915_6250.N1	18-APR-2003 08:35:40	Dark	52.500	154	22Bet Aqr	2.8990	5700.0	105	5915	No
125	GOM_NL__2PRFIN20030418_083814_000001452015_00350_05915_6251.N1	18-APR-2003 08:38:14	Dark	144.50	11	53Alp Aql	0.76500	8000.0	289	5915	No
126	GOM_NL__2PRFIN20030418_084605_000000682015_00350_05915_6252.N1	18-APR-2003 08:46:05	Dark	67.500	1014	Mars	0.0000	0.0000	135	5915	Yes
127	GOM_NL__2PRFIN20030418_085018_000000402015_00351_05916_6222.N1	18-APR-2003 08:50:18	Dark	40.000	45	Alp Pav	1.9400	26000.	80	5916	No
128	GOM_NL__2PRFIN20030418_085331_000000772015_00351_05916_6223.N1	18-APR-2003 08:53:31	Dark	76.500	57	34Sig Sgr	2.0660	26000.	153	5916	No
129	GOM_NL__2PRFIN20030418_085606_000000652015_00351_05916_6224.N1	18-APR-2003 08:56:06	Dark	64.500	38	20Eps Sgr	1.8360	11000.	129	5916	No
130	GOM_NL__2PRFIN20030418_085818_000000582015_00351_05916_6225.N1	18-APR-2003 08:58:18	Dark	58.000	178	lot1Sco	3.0220	6550.0	116	5916	No
131	GOM_NL__2PRFIN20030418_085954_000000732015_00351_05916_6226.N1	18-APR-2003 08:59:54	Straylight	72.500	25	35Lam Sco	1.6200	28000.	145	5916	No
132	GOM_NL__2PRFIN20030418_090204_000000442015_00351_05916_6227.N1	18-APR-2003 09:02:04	Straylight	43.500	4	Alp1Cen	-0.010000	5800.0	87	5916	No
133	GOM_NL__2PRFIN20030418_090623_000000422015_00351_05916_6228.N1	18-APR-2003 09:06:23	Straylight	42.000	95	Zet Cen	2.5450	26000.	84	5916	No
134	GOM_NL__2PRFIN20030418_090810_000000902015_00351_05916_6229.N1	18-APR-2003 09:08:10	Straylight	90.000	16	21Alp Sco	1.0200	3000.0	180	5916	No
135	GOM_NL__2PRFIN20030418_091116_000000772015_00351_05916_6230.N1	18-APR-2003 09:11:16	Tw_i_and_stray	76.500	80	7Del Sco	2.3160	30000.	153	5916	No
136	GOM_NL__2PRFIN20030418_091414_000000412015_00351_05916_6231.N1	18-APR-2003 09:14:14	Tw_i_and_stray	41.000	106	9Bet Crv	2.6480	5600.0	82	5916	No
137	GOM_NL__2PRFIN20030418_091603_000000372015_00351_05916_6232.N1	18-APR-2003 09:16:03	Bright	37.000	100	4Gam Crv	2.5800	13100.	74	5916	No
138	GOM_NL__2PRFIN20030418_091724_000000422015_00351_05916_6233.N1	18-APR-2003 09:17:24	Bright	41.500	15	67Alp Vir	0.97600	28000.	83	5916	No
139	GOM_NL__2PRFIN20030418_092026_000000382015_00351_05916_6234.N1	18-APR-2003 09:20:26	Bright	38.000	121	29Gam Vir	2.7400	7200.0	76	5916	No
140	GOM_NL__2PRFIN20030418_092408_000000392015_00351_05916_6235.N1	18-APR-2003 09:24:08	Bright	39.000	138	47Eps Vir	2.8280	4700.0	78	5916	No
141	GOM_NL__2PRFIN20030418_093211_000000392015_00351_05916_6236.N1	18-APR-2003 09:32:11	Bright	38.500	152	12Alp2CVn	2.8900	11000.	77	5916	No
142	GOM_NL__2PRFIN20030418_093348_000000382015_00351_05916_6237.N1	18-APR-2003 09:33:48	Bright	38.000	174	52Psi UMa	3.0040	4400.0	76	5916	No
143	GOM_NL__2PRFIN20030418_093609_000000372015_00351_05916_6238.N1	18-APR-2003 09:36:09	Bright	37.000	87	64Gam UMa	2.4330	11000.	74	5916	No
144	GOM_NL__2PRFIN20030418_093833_000000362015_00351_05916_6239.N1	18-APR-2003 09:38:33	Bright	36.000	36	50Alp UMa	1.8000	6300.0	72	5916	No
145	GOM_NL__2PRFIN20030418_094333_000000392015_00351_05916_6240.N1	18-APR-2003 09:43:33	Bright	38.500	60	7Bet UMi	2.0810	3950.0	77	5916	No
146	GOM_NL__2PRFIN20030418_094632_000000372015_00351_05916_6241.N1	18-APR-2003 09:46:32	Bright	36.500	49	1Alp UMi	1.9900	6300.0	73	5916	No
147	GOM_NL__2PRFIN20030418_094854_000000642015_00351_05916_6242.N1	18-APR-2003 09:48:54	Bright	63.500	130	23Bet Dra	2.7990	5800.0	127	5916	No
148	GOM_NL__2PRFIN20030418_095045_000000672015_00351_05916_6243.N1	18-APR-2003 09:50:45	Bright	67.000	69	33Gam Dra	2.2310	3800.0	134	5916	No
149	GOM_NL__2PRFIN20030418_095343_000000412015_00351_05916_6244.N1	18-APR-2003 09:53:43	Bright	40.500	89	5Alp Cep	2.4510	8000.0	81	5916	No
150	GOM_NL__2PRFIN20030418_095524_000000342015_00351_05916_6245.N1	18-APR-2003 09:55:24	Bright	34.000	68	18Alp Cas	2.2250	4500.0	68	5916	No
151	GOM_NL__2PRFIN20030418_095919_000001252015_00351_05916_6246.N1	18-APR-2003 09:59:19	Bright	124.50	5	3Alp Lyr	0.033000	11000.	249	5916	No
152	GOM_NL__2PRFIN20030418_100327_000000642015_00351_05916_6247.N1	18-APR-2003 10:03:27	Bright	64.000	92	53Eps Cyg	2.5000	4500.0	128	5916	No
153	GOM_NL__2PRFIN20030418_101104_000000512015_00351_05916_6248.N1	18-APR-2003 10:11:04	Dark	50.500	61	8Eps Peg	2.1000	3900.0	101	5916	No
154	GOM_NL__2PRFIN20030418_101332_000000462015_00351_05916_6249.N1	18-APR-2003 10:13:32	Dark	45.500	162	34Alp Aqr	2.9440	5350.0	91	5916	No
155	GOM_NL__2PRFIN20030418_101617_000000522015_00351_05916_6250.N1	18-APR-2003 10:16:17	Dark	52.000	154	22Bet Aqr	2.8990	5700.0	104	5916	No
156	GOM_NL__2PRFIN20030418_101853_000001442015_00351_05916_6251.N1	18-APR-2003 10:18:53	Dark	144.00	11	53Alp Aql	0.76500	8000.0	288	5916	No
157	GOM_NL__2PRFIN20030418_102641_000000802015_00351_05916_6252.N1	18-APR-2003 10:26:41	Dark	80.000	1014	Mars	0.0000	0.0000	160	5916	Yes
158	GOM_NL__2PRFIN20030418_103055_000000422015_00352_05917_6222.N1	18-APR-2003 10:30:55	Dark	41.500	45	Alp Pav	1.9400	26000.	83	5917	No
159	GOM_NL__2PRFIN20030418_103409_000000782015_00352_05917_6223.N1	18-APR-2003 10:34:09	Dark	77.500	57	34Sig Sgr	2.0660	26000.	155	5917	No
160	GOM_NL__2PRFIN20030418_103643_000000692015_00352_05917_6224.N1	18-APR-2003 10:36:43	Dark	69.000	38	20Eps Sgr	1.8360	11000.	138	5917	No

161	GOM_NL__2PRFIN20030418_103855_000000602015_00352_05917_6225.N1	18-APR-2003 10:38:55	Dark	59.500	178	lot1Sco	3.0220	6550.0	119	5917	No
162	GOM_NL__2PRFIN20030418_104031_000000672015_00352_05917_6226.N1	18-APR-2003 10:40:31	Straylight	66.500	25	35Lam Sco	1.6200	28000.	133	5917	No
163	GOM_NL__2PRFIN20030418_104240_000000442015_00352_05917_6227.N1	18-APR-2003 10:42:40	Straylight	43.500	4	Alp1Cen	-0.010000	5800.0	87	5917	No
164	GOM_NL__2PRFIN20030418_104659_000000412015_00352_05917_6228.N1	18-APR-2003 10:46:59	Straylight	40.500	95	Zet Cen	2.5450	26000.	81	5917	No
165	GOM_NL__2PRFIN20030418_104847_000000952015_00352_05917_6229.N1	18-APR-2003 10:48:47	Straylight	94.500	16	21Alp Sco	1.0200	3000.0	189	5917	No
166	GOM_NL__2PRFIN20030418_105153_000000772015_00352_05917_6230.N1	18-APR-2003 10:51:53	Twi_and_stray	77.000	80	7Del Sco	2.3160	30000.	154	5917	No
167	GOM_NL__2PRFIN20030418_105450_000000422015_00352_05917_6231.N1	18-APR-2003 10:54:50	Twi_and_stray	41.500	106	9Bet Crv	2.6480	5600.0	83	5917	No
168	GOM_NL__2PRFIN20030418_105639_000000372015_00352_05917_6232.N1	18-APR-2003 10:56:39	Bright	37.000	100	4Gam Crv	2.5800	13100.	74	5917	No
169	GOM_NL__2PRFIN20030418_105800_000000432015_00352_05917_6233.N1	18-APR-2003 10:58:00	Bright	42.500	15	67Alp Vir	0.97600	28000.	85	5917	No
170	GOM_NL__2PRFIN20030418_110102_000000382015_00352_05917_6234.N1	18-APR-2003 11:01:02	Bright	37.500	121	29Gam Vir	2.7400	7200.0	75	5917	No
171	GOM_NL__2PRFIN20030418_110443_000000402015_00352_05917_6235.N1	18-APR-2003 11:04:43	Bright	40.000	138	47Eps Vir	2.8280	4700.0	80	5917	No
172	GOM_NL__2PRFIN20030418_111246_000000392015_00352_05917_6236.N1	18-APR-2003 11:12:46	Bright	38.500	152	12Alp2CVn	2.8900	11000.	77	5917	No
173	GOM_NL__2PRFIN20030418_111424_000000352015_00352_05917_6237.N1	18-APR-2003 11:14:24	Bright	34.500	174	52Psi UMa	3.0040	4400.0	69	5917	No
174	GOM_NL__2PRFIN20030418_111645_000000362015_00352_05917_6238.N1	18-APR-2003 11:16:45	Bright	36.000	87	64Gam UMa	2.4330	11000.	72	5917	No
175	GOM_NL__2PRFIN20030418_111909_000000372015_00352_05917_6239.N1	18-APR-2003 11:19:09	Bright	37.000	36	50Alp UMa	1.8000	6300.0	74	5917	No
176	GOM_NL__2PRFIN20030418_112409_000000422015_00352_05917_6240.N1	18-APR-2003 11:24:09	Bright	42.000	60	7Bet UMi	2.0810	3950.0	84	5917	No
177	GOM_NL__2PRFIN20030418_112708_000000352015_00352_05917_6241.N1	18-APR-2003 11:27:08	Bright	35.000	49	1Alp UMi	1.9900	6300.0	70	5917	No
178	GOM_NL__2PRFIN20030418_112930_000000612015_00352_05917_6242.N1	18-APR-2003 11:29:30	Bright	61.000	130	23Bet Dra	2.7990	5800.0	122	5917	No
179	GOM_NL__2PRFIN20030418_113120_000000672015_00352_05917_6243.N1	18-APR-2003 11:31:20	Bright	67.000	69	33Gam Dra	2.2310	3800.0	134	5917	No
180	GOM_NL__2PRFIN20030418_113418_000000412015_00352_05917_6244.N1	18-APR-2003 11:34:18	Bright	41.000	89	5Alp Cep	2.4510	8000.0	82	5917	No
181	GOM_NL__2PRFIN20030418_113600_000000372015_00352_05917_6245.N1	18-APR-2003 11:36:00	Bright	36.500	68	18Alp Cas	2.2250	4500.0	73	5917	No
182	GOM_NL__2PRFIN20030418_113954_000001212015_00352_05917_6246.N1	18-APR-2003 11:39:54	Bright	121.00	5	3Alp Lyr	0.033000	11000.	242	5917	No
183	GOM_NL__2PRFIN20030418_114403_000000602015_00352_05917_6247.N1	18-APR-2003 11:44:03	Bright	59.500	92	53Eps Cyg	2.5000	4500.0	119	5917	No
184	GOM_NL__2PRFIN20030418_115141_000000542015_00352_05917_6248.N1	18-APR-2003 11:51:41	Dark	54.000	61	8Eps Peg	2.1000	3900.0	108	5917	No
185	GOM_NL__2PRFIN20030418_115409_000000492015_00352_05917_6249.N1	18-APR-2003 11:54:09	Dark	49.000	162	34Alp Aqr	2.9440	5350.0	98	5917	No
186	GOM_NL__2PRFIN20030418_115653_000000502015_00352_05917_6250.N1	18-APR-2003 11:56:53	Dark	49.500	154	22Bet Aqr	2.8990	5700.0	99	5917	No
187	GOM_NL__2PRFIN20030418_115932_000001402015_00352_05917_6251.N1	18-APR-2003 11:59:32	Dark	139.50	11	53Alp Aql	0.76500	8000.0	279	5917	No
188	GOM_NL__2PRFIN20030418_120717_000000652015_00352_05917_6252.N1	18-APR-2003 12:07:17	Dark	65.000	1014	Mars	0.0000	0.0000	130	5917	Yes
189	GOM_NL__2PRFIN20030418_121131_000000412015_00353_05918_6222.N1	18-APR-2003 12:11:31	Dark	40.500	45	Alp Pav	1.9400	26000.	81	5918	No
190	GOM_NL__2PRFIN20030418_121447_000000792015_00353_05918_6223.N1	18-APR-2003 12:14:47	Dark	79.000	57	34Sig Sgr	2.0660	26000.	158	5918	No
191	GOM_NL__2PRFIN20030418_121721_000000652015_00353_05918_6224.N1	18-APR-2003 12:17:21	Dark	65.000	38	20Eps Sgr	1.8360	11000.	130	5918	No
192	GOM_NL__2PRFIN20030418_121932_000000572015_00353_05918_6225.N1	18-APR-2003 12:19:32	Dark	57.000	178	lot1Sco	3.0220	6550.0	114	5918	No
193	GOM_NL__2PRFIN20030418_122108_000000632015_00353_05918_6226.N1	18-APR-2003 12:21:08	Straylight	63.000	25	35Lam Sco	1.6200	28000.	126	5918	No
194	GOM_NL__2PRFIN20030418_122316_000000452015_00353_05918_6227.N1	18-APR-2003 12:23:16	Straylight	45.000	4	Alp1Cen	-0.010000	5800.0	90	5918	No
195	GOM_NL__2PRFIN20030418_122735_000000402015_00353_05918_6228.N1	18-APR-2003 12:27:35	Straylight	39.500	95	Zet Cen	2.5450	26000.	79	5918	No
196	GOM_NL__2PRFIN20030418_122924_000000932015_00353_05918_6229.N1	18-APR-2003 12:29:24	Straylight	93.000	16	21Alp Sco	1.0200	3000.0	186	5918	No
197	GOM_NL__2PRFIN20030418_123229_000000752015_00353_05918_6230.N1	18-APR-2003 12:32:29	Twi_and_stray	75.000	80	7Del Sco	2.3160	30000.	150	5918	No
198	GOM_NL__2PRFIN20030418_123526_000000432015_00353_05918_6231.N1	18-APR-2003 12:35:26	Twi_and_stray	43.000	106	9Bet Crv	2.6480	5600.0	86	5918	No
199	GOM_NL__2PRFIN20030418_123715_000000372015_00353_05918_6232.N1	18-APR-2003 12:37:15	Bright	36.500	100	4Gam Crv	2.5800	13100.	73	5918	No
200	GOM_NL__2PRFIN20030418_123836_000000452015_00353_05918_6233.N1	18-APR-2003 12:38:36	Bright	45.000	15	67Alp Vir	0.97600	28000.	90	5918	No
201	GOM_NL__2PRFIN20030418_124138_000000382015_00353_05918_6234.N1	18-APR-2003 12:41:38	Bright	38.000	121	29Gam Vir	2.7400	7200.0	76	5918	No
202	GOM_NL__2PRFIN20030418_124519_000000392015_00353_05918_6235.N1	18-APR-2003 12:45:19	Bright	38.500	138	47Eps Vir	2.8280	4700.0	77	5918	No
203	GOM_NL__2PRFIN20030418_125322_000000392015_00353_05918_6236.N1	18-APR-2003 12:53:22	Bright	38.500	152	12Alp2CVn	2.8900	11000.	77	5918	No
204	GOM_NL__2PRFIN20030418_125500_000000372015_00353_05918_6237.N1	18-APR-2003 12:55:00	Bright	37.000	174	52Psi UMa	3.0040	4400.0	74	5918	No
205	GOM_NL__2PRFIN20030418_125720_000000372015_00353_05918_6238.N1	18-APR-2003 12:57:20	Bright	37.000	87	64Gam UMa	2.4330	11000.	74	5918	No
206	GOM_NL__2PRFIN20030418_125945_000000392015_00353_05918_6239.N1	18-APR-2003 12:59:45	Bright	39.000	36	50Alp UMa	1.8000	6300.0	78	5918	No
207	GOM_NL__2PRFIN20030418_130444_000000392015_00353_05918_6240.N1	18-APR-2003 13:04:44	Bright	39.000	60	7Bet UMi	2.0810	3950.0	78	5918	No
208	GOM_NL__2PRFIN20030418_130744_000000362015_00353_05918_6241.N1	18-APR-2003 13:07:44	Bright	35.500	49	1Alp UMi	1.9900	6300.0	71	5918	No
209	GOM_NL__2PRFIN20030418_131004_000000632015_00353_05918_6242.N1	18-APR-2003 13:10:04	Bright	62.500	130	23Bet Dra	2.7990	5800.0	125	5918	No
210	GOM_NL__2PRFIN20030418_131155_000000692015_00353_05918_6243.N1	18-APR-2003 13:11:55	Bright	68.500	69	33Gam Dra	2.2310	3800.0	137	5918	No
211	GOM_NL__2PRFIN20030418_131454_000000402015_00353_05918_6244.N1	18-APR-2003 13:14:54	Bright	40.000	89	5Alp Cep	2.4510	8000.0	80	5918	No
212	GOM_NL__2PRFIN20030418_131636_000000332015_00353_05918_6245.N1	18-APR-2003 13:16:36	Bright	33.000	68	18Alp Cas	2.2250	4500.0	66	5918	No
213	GOM_NL__2PRFIN20030418_132030_000001292015_00353_05918_6246.N1	18-APR-2003 13:20:30	Bright	128.50	5	3Alp Lyr	0.033000	11000.	257	5918	No
214	GOM_NL__2PRFIN20030418_132439_000000632015_00353_05918_6247.N1	18-APR-2003 13:24:39	Bright	63.000	92	53Eps Cyg	2.5000	4500.0	126	5918	No
215	GOM_NL__2PRFIN20030418_133217_000000552015_00353_05918_6248.N1	18-APR-2003 13:32:17	Dark	54.500	61	8Eps Peg	2.1000	3900.0	109	5918	No
216	GOM_NL__2PRFIN20030418_133445_000000482015_00353_05918_6249.N1	18-APR-2003 13:34:45	Dark	47.500	162	34Alp Aqr	2.9440	5350.0	95	5918	No
217	GOM_NL__2PRFIN20030418_133730_000000482015_00353_05918_6250.N1	18-APR-2003 13:37:30	Dark	48.000	154	22Bet Aqr	2.8990	5700.0	96	5918	No
218	GOM_NL__2PRFIN20030418_134010_000001582015_00353_05918_6251.N1	18-APR-2003 13:40:10	Dark	157.50	11	53Alp Aql	0.76500	8000.0	315	5918	No
219	GOM_NL__2PRFIN20030418_134754_000000822015_00353_05918_6252.N1	18-APR-2003 13:47:54	Dark	81.500	1014	Mars	0.0000	0.0000	163	5918	Yes

220	GOM_NL__2PRFIN20030418_135207_000000432015_00354_05919_6222.N1	18-APR-2003 13:52:07	Dark	43.000	45	Alp Pav	1.9400	26000.	86	5919	No
221	GOM_NL__2PRFIN20030418_135525_000000782015_00354_05919_6223.N1	18-APR-2003 13:55:25	Dark	78.000	57	34Sig Sgr	2.0660	26000.	156	5919	No
222	GOM_NL__2PRFIN20030418_135758_000000712015_00354_05919_6224.N1	18-APR-2003 13:57:58	Dark	71.000	38	20Eps Sgr	1.8360	11000.	142	5919	No
223	GOM_NL__2PRFIN20030418_140009_000000572015_00354_05919_6225.N1	18-APR-2003 14:00:09	Dark	57.000	178	lot1Sco	3.0220	6550.0	114	5919	No
224	GOM_NL__2PRFIN20030418_140145_000000612015_00354_05919_6226.N1	18-APR-2003 14:01:45	Straylight	61.000	25	35Lam Sco	1.6200	28000.	122	5919	No
225	GOM_NL__2PRFIN20030418_140352_000000472015_00354_05919_6227.N1	18-APR-2003 14:03:52	Straylight	46.500	4	Alp1Cen	-0.010000	5800.0	93	5919	No
226	GOM_NL__2PRFIN20030418_141000_000000912015_00354_05919_6228.N1	18-APR-2003 14:10:00	Straylight	91.000	16	21Alp Sco	1.0200	3000.0	182	5919	No
227	GOM_NL__2PRFIN20030418_141305_000000842015_00354_05919_6229.N1	18-APR-2003 14:13:05	Tw_i_and_stray	83.500	80	7Del Sco	2.3160	30000.	167	5919	No
228	GOM_NL__2PRFIN20030418_141602_000000422015_00354_05919_6230.N1	18-APR-2003 14:16:02	Tw_i_and_stray	42.000	106	9Bet Crv	2.6480	5600.0	84	5919	No
229	GOM_NL__2PRFIN20030418_141751_000000392015_00354_05919_6231.N1	18-APR-2003 14:17:51	Bright	38.500	100	4Gam Crv	2.5800	13100.	77	5919	No
230	GOM_NL__2PRFIN20030418_141912_000000432015_00354_05919_6232.N1	18-APR-2003 14:19:12	Bright	43.000	15	67Alp Vir	0.97600	28000.	86	5919	No
231	GOM_NL__2PRFIN20030418_142214_000000382015_00354_05919_6233.N1	18-APR-2003 14:22:14	Bright	37.500	121	29Gam Vir	2.7400	7200.0	75	5919	No
232	GOM_NL__2PRFIN20030418_142555_000000402015_00354_05919_6234.N1	18-APR-2003 14:25:55	Bright	40.000	138	47Eps Vir	2.8280	4700.0	80	5919	No
233	GOM_NL__2PRFIN20030418_143358_000000372015_00354_05919_6235.N1	18-APR-2003 14:33:58	Bright	37.000	152	12Alp2CVn	2.8900	11000.	74	5919	No
234	GOM_NL__2PRFIN20030418_143537_000000362015_00354_05919_6236.N1	18-APR-2003 14:35:37	Bright	35.500	174	52Psi UMa	3.0040	4400.0	71	5919	No
235	GOM_NL__2PRFIN20030418_143757_000000352015_00354_05919_6237.N1	18-APR-2003 14:37:57	Bright	34.500	87	64Gam UMa	2.4330	11000.	69	5919	No
236	GOM_NL__2PRFIN20030418_144022_000000372015_00354_05919_6238.N1	18-APR-2003 14:40:22	Bright	37.000	36	50Alp UMa	1.8000	6300.0	74	5919	No
237	GOM_NL__2PRFIN20030418_144521_000000562015_00354_05919_6239.N1	18-APR-2003 14:45:21	Bright	56.000	60	7Bet UMi	2.0810	3950.0	112	5919	No
238	GOM_NL__2PRFIN20030418_144821_000000352015_00354_05919_6240.N1	18-APR-2003 14:48:21	Bright	35.000	49	1Alp UMi	1.9900	6300.0	70	5919	No
239	GOM_NL__2PRFIN20030418_145040_000000602015_00354_05919_6241.N1	18-APR-2003 14:50:40	Bright	60.000	130	23Bet Dra	2.7990	5800.0	120	5919	No
240	GOM_NL__2PRFIN20030418_145231_000000632015_00354_05919_6242.N1	18-APR-2003 14:52:31	Bright	62.500	69	33Gam Dra	2.2310	3800.0	125	5919	No
241	GOM_NL__2PRFIN20030418_145530_000000392015_00354_05919_6243.N1	18-APR-2003 14:55:30	Bright	39.000	89	5Alp Cep	2.4510	8000.0	78	5919	No
242	GOM_NL__2PRFIN20030418_145713_000000362015_00354_05919_6244.N1	18-APR-2003 14:57:13	Bright	35.500	68	18Alp Cas	2.2250	4500.0	71	5919	No
243	GOM_NL__2PRFIN20030418_150104_000001262015_00354_05919_6245.N1	18-APR-2003 15:01:04	Bright	125.50	5	3Alp Lyr	0.033000	11000.	251	5919	No
244	GOM_NL__2PRFIN20030418_150516_000000642015_00354_05919_6246.N1	18-APR-2003 15:05:16	Bright	63.500	92	53Eps Cyg	2.5000	4500.0	127	5919	No
245	GOM_NL__2PRFIN20030418_151254_000000562015_00354_05919_6247.N1	18-APR-2003 15:12:54	Dark	55.500	61	8Eps Peg	2.1000	3900.0	111	5919	No
246	GOM_NL__2PRFIN20030418_151522_000000492015_00354_05919_6248.N1	18-APR-2003 15:15:22	Dark	49.000	162	34Alp Aqr	2.9440	5350.0	98	5919	No
247	GOM_NL__2PRFIN20030418_151807_000000502015_00354_05919_6249.N1	18-APR-2003 15:18:07	Dark	49.500	154	22Bet Aqr	2.8990	5700.0	99	5919	No
248	GOM_NL__2PRFIN20030418_152049_000001362015_00354_05919_6250.N1	18-APR-2003 15:20:49	Dark	136.00	11	53Alp Aql	0.76500	8000.0	272	5919	No
249	GOM_NL__2PRFIN20030418_152831_000000832015_00354_05919_6251.N1	18-APR-2003 15:28:31	Dark	83.000	1014	Mars	0.0000	0.0000	166	5919	Yes
250	GOM_NL__2PRFIN20030418_153244_000000402015_00355_05920_6222.N1	18-APR-2003 15:32:44	Dark	39.500	45	Alp Pav	1.9400	26000.	79	5920	No
251	GOM_NL__2PRFIN20030418_153604_000000772015_00355_05920_6223.N1	18-APR-2003 15:36:04	Dark	76.500	57	34Sig Sgr	2.0660	26000.	153	5920	No
252	GOM_NL__2PRFIN20030418_153837_000000782015_00355_05920_6224.N1	18-APR-2003 15:38:37	Dark	78.000	38	20Eps Sgr	1.8360	11000.	156	5920	No
253	GOM_NL__2PRFIN20030418_154047_000000572015_00355_05920_6225.N1	18-APR-2003 15:40:47	Dark	57.000	178	lot1Sco	3.0220	6550.0	114	5920	No
254	GOM_NL__2PRFIN20030418_154223_000000612015_00355_05920_6226.N1	18-APR-2003 15:42:23	Straylight	60.500	25	35Lam Sco	1.6200	28000.	121	5920	No
255	GOM_NL__2PRFIN20030418_154429_000000442015_00355_05920_6227.N1	18-APR-2003 15:44:29	Straylight	44.000	4	Alp1Cen	-0.010000	5800.0	88	5920	No
256	GOM_NL__2PRFIN20030418_154848_000000392015_00355_05920_6228.N1	18-APR-2003 15:48:48	Straylight	39.000	95	Zet Cen	2.5450	26000.	78	5920	No
257	GOM_NL__2PRFIN20030418_155038_000000962015_00355_05920_6229.N1	18-APR-2003 15:50:38	Straylight	95.500	16	21Alp Sco	1.0200	3000.0	191	5920	No
258	GOM_NL__2PRFIN20030418_155342_000000842015_00355_05920_6230.N1	18-APR-2003 15:53:42	Tw_i_and_stray	84.000	80	7Del Sco	2.3160	30000.	168	5920	No
259	GOM_NL__2PRFIN20030418_155639_000000432015_00355_05920_6231.N1	18-APR-2003 15:56:39	Tw_i_and_stray	43.000	106	9Bet Crv	2.6480	5600.0	86	5920	No
260	GOM_NL__2PRFIN20030418_155828_000000372015_00355_05920_6232.N1	18-APR-2003 15:58:28	Bright	36.500	100	4Gam Crv	2.5800	13100.	73	5920	No
261	GOM_NL__2PRFIN20030418_155948_000000452015_00355_05920_6233.N1	18-APR-2003 15:59:48	Bright	45.000	15	67Alp Vir	0.97600	28000.	90	5920	No
262	GOM_NL__2PRFIN20030418_160251_000000372015_00355_05920_6234.N1	18-APR-2003 16:02:51	Bright	37.000	121	29Gam Vir	2.7400	7200.0	74	5920	No
263	GOM_NL__2PRFIN20030418_160632_000000392015_00355_05920_6235.N1	18-APR-2003 16:06:32	Bright	39.000	138	47Eps Vir	2.8280	4700.0	78	5920	No
264	GOM_NL__2PRFIN20030418_161434_000000382015_00355_05920_6236.N1	18-APR-2003 16:14:34	Bright	38.000	152	12Alp2CVn	2.8900	11000.	76	5920	No
265	GOM_NL__2PRFIN20030418_161613_000000362015_00355_05920_6237.N1	18-APR-2003 16:16:13	Bright	36.000	174	52Psi UMa	3.0040	4400.0	72	5920	No
266	GOM_NL__2PRFIN20030418_161833_000000362015_00355_05920_6238.N1	18-APR-2003 16:18:33	Bright	36.000	87	64Gam UMa	2.4330	11000.	72	5920	No
267	GOM_NL__2PRFIN20030418_162057_000000372015_00355_05920_6239.N1	18-APR-2003 16:20:57	Bright	37.000	36	50Alp UMa	1.8000	6300.0	74	5920	No
268	GOM_NL__2PRFIN20030418_162556_000000392015_00355_05920_6240.N1	18-APR-2003 16:25:56	Bright	38.500	60	7Bet UMi	2.0810	3950.0	77	5920	No
269	GOM_NL__2PRFIN20030418_162856_000000362015_00355_05920_6241.N1	18-APR-2003 16:28:56	Bright	36.000	49	1Alp UMi	1.9900	6300.0	72	5920	No
270	GOM_NL__2PRFIN20030418_163115_000000622015_00355_05920_6242.N1	18-APR-2003 16:31:15	Bright	62.000	130	23Bet Dra	2.7990	5800.0	124	5920	No
271	GOM_NL__2PRFIN20030418_163306_000000662015_00355_05920_6243.N1	18-APR-2003 16:33:06	Bright	66.000	69	33Gam Dra	2.2310	3800.0	132	5920	No
272	GOM_NL__2PRFIN20030418_163606_000000382015_00355_05920_6244.N1	18-APR-2003 16:36:06	Bright	37.500	89	5Alp Cep	2.4510	8000.0	75	5920	No
273	GOM_NL__2PRFIN20030418_163749_000000332015_00355_05920_6245.N1	18-APR-2003 16:37:49	Bright	33.000	68	18Alp Cas	2.2250	4500.0	66	5920	No
274	GOM_NL__2PRFIN20030418_164139_000001302015_00355_05920_6246.N1	18-APR-2003 16:41:39	Bright	129.50	5	3Alp Lyr	0.033000	11000.	259	5920	No
275	GOM_NL__2PRFIN20030418_164551_000000632015_00355_05920_6247.N1	18-APR-2003 16:45:51	Bright	62.500	92	53Eps Cyg	2.5000	4500.0	125	5920	No
276	GOM_NL__2PRFIN20030418_165330_000000512015_00355_05920_6248.N1	18-APR-2003 16:53:30	Dark	50.500	61	8Eps Peg	2.1000	3900.0	101	5920	No
277	GOM_NL__2PRFIN20030418_165558_000000472015_00355_05920_6249.N1	18-APR-2003 16:55:58	Dark	47.000	162	34Alp Aqr	2.9440	5350.0	94	5920	No
278	GOM_NL__2PRFIN20030418_165844_000000512015_00355_05920_6250.N1	18-APR-2003 16:58:44	Dark	50.500	154	22Bet Aqr	2.8990	5700.0	101	5920	No

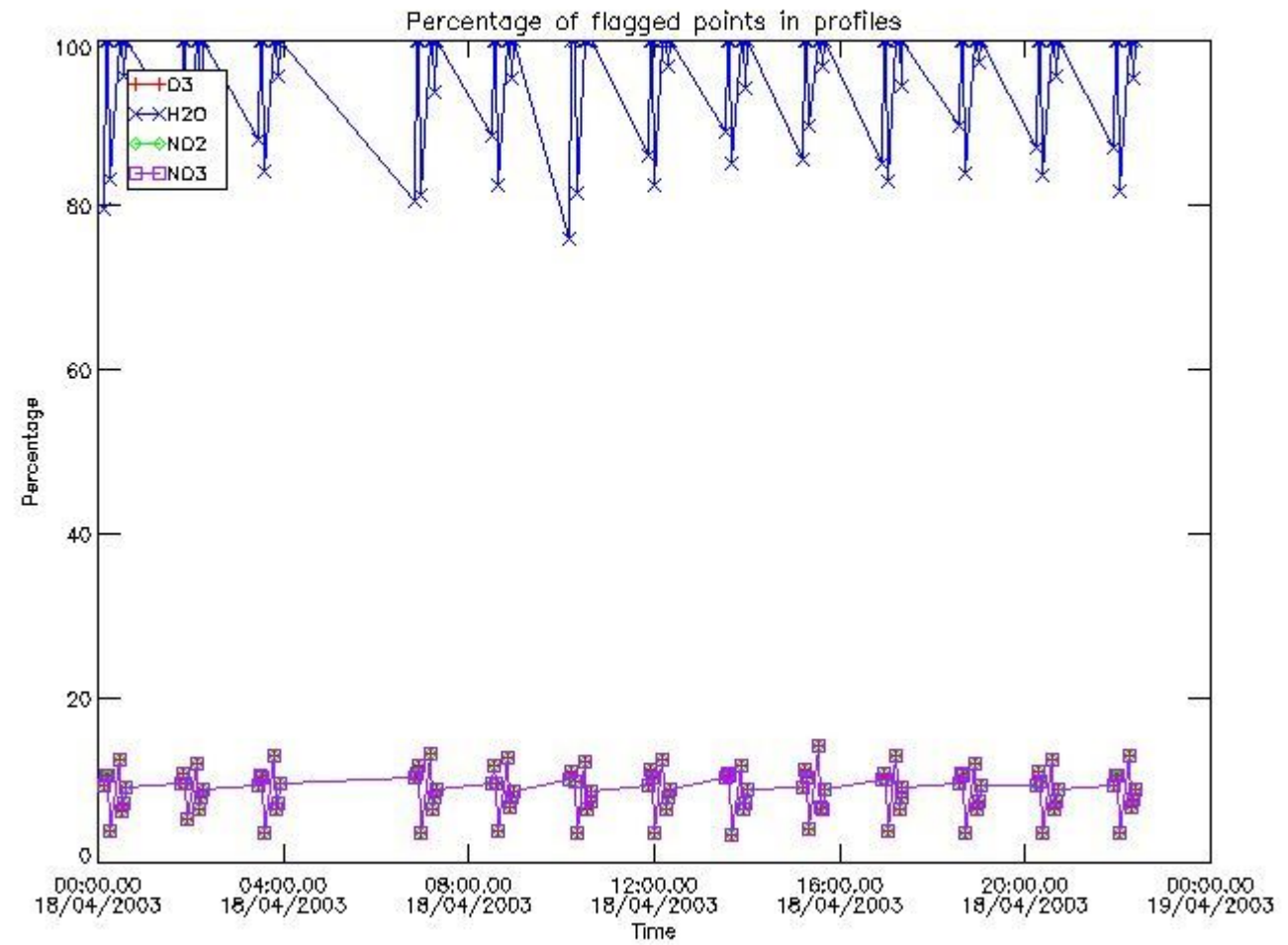
279	GOM_NL__2PRFIN20030418_170127_000001472015_00355_05920_6251.N1	18-APR-2003 17:01:27	Dark	146.50	11	53Alp Aql	0.76500	8000.0	293	5920	No
280	GOM_NL__2PRFIN20030418_170907_000000782015_00355_05920_6252.N1	18-APR-2003 17:09:07	Dark	78.000	1014	Mars	0.0000	0.0000	156	5920	Yes
281	GOM_NL__2PRFIN20030418_171321_000000392015_00356_05921_6222.N1	18-APR-2003 17:13:21	Dark	39.000	45	Alp Pav	1.9400	26000.	78	5921	No
282	GOM_NL__2PRFIN20030418_171641_000000772015_00356_05921_6223.N1	18-APR-2003 17:16:41	Dark	77.000	57	34Sig Sgr	2.0660	26000.	154	5921	No
283	GOM_NL__2PRFIN20030418_171914_000000642015_00356_05921_6224.N1	18-APR-2003 17:19:14	Dark	63.500	38	20Eps Sgr	1.8360	11000.	127	5921	No
284	GOM_NL__2PRFIN20030418_172124_000000562015_00356_05921_6225.N1	18-APR-2003 17:21:24	Dark	56.000	178	lot1Sco	3.0220	6550.0	112	5921	No
285	GOM_NL__2PRFIN20030418_172300_000000692015_00356_05921_6226.N1	18-APR-2003 17:23:00	Straylight	68.500	25	35Lam Sco	1.6200	28000.	137	5921	No
286	GOM_NL__2PRFIN20030418_172506_000000462015_00356_05921_6227.N1	18-APR-2003 17:25:06	Straylight	46.000	4	Alp1Cen	-0.010000	5800.0	92	5921	No
287	GOM_NL__2PRFIN20030418_172924_000000392015_00356_05921_6228.N1	18-APR-2003 17:29:24	Straylight	38.500	95	Zet Cen	2.5450	26000.	77	5921	No
288	GOM_NL__2PRFIN20030418_173114_000000912015_00356_05921_6229.N1	18-APR-2003 17:31:14	Straylight	91.000	16	21Alp Sco	1.0200	3000.0	182	5921	No
289	GOM_NL__2PRFIN20030418_173419_000000852015_00356_05921_6230.N1	18-APR-2003 17:34:19	Tw_i_and_stray	85.000	80	7Del Sco	2.3160	30000.	170	5921	No
290	GOM_NL__2PRFIN20030418_173715_000000432015_00356_05921_6231.N1	18-APR-2003 17:37:15	Tw_i_and_stray	43.000	106	9Bet Crv	2.6480	5600.0	86	5921	No
291	GOM_NL__2PRFIN20030418_173904_000000372015_00356_05921_6232.N1	18-APR-2003 17:39:04	Bright	37.000	100	4Gam Crv	2.5800	13100.	74	5921	No
292	GOM_NL__2PRFIN20030418_174024_000000442015_00356_05921_6233.N1	18-APR-2003 17:40:24	Bright	43.500	15	67Alp Vir	0.97600	28000.	87	5921	No
293	GOM_NL__2PRFIN20030418_174327_000000392015_00356_05921_6234.N1	18-APR-2003 17:43:27	Bright	38.500	121	29Gam Vir	2.7400	7200.0	77	5921	No
294	GOM_NL__2PRFIN20030418_174707_000000392015_00356_05921_6235.N1	18-APR-2003 17:47:07	Bright	38.500	138	47Eps Vir	2.8280	4700.0	77	5921	No
295	GOM_NL__2PRFIN20030418_175509_000000382015_00356_05921_6236.N1	18-APR-2003 17:55:09	Bright	38.000	152	12Alp2CVn	2.8900	11000.	76	5921	No
296	GOM_NL__2PRFIN20030418_175649_000000352015_00356_05921_6237.N1	18-APR-2003 17:56:49	Bright	35.000	174	52Psi UMa	3.0040	4400.0	70	5921	No
297	GOM_NL__2PRFIN20030418_175909_000000352015_00356_05921_6238.N1	18-APR-2003 17:59:09	Bright	35.000	87	64Gam UMa	2.4330	11000.	70	5921	No
298	GOM_NL__2PRFIN20030418_180134_000000372015_00356_05921_6239.N1	18-APR-2003 18:01:34	Bright	36.500	36	50Alp UMa	1.8000	6300.0	73	5921	No
299	GOM_NL__2PRFIN20030418_180632_000000382015_00356_05921_6240.N1	18-APR-2003 18:06:32	Bright	37.500	60	7Bet UMi	2.0810	3950.0	75	5921	No
300	GOM_NL__2PRFIN20030418_180932_000000372015_00356_05921_6241.N1	18-APR-2003 18:09:32	Bright	36.500	49	1Alp UMi	1.9900	6300.0	73	5921	No
301	GOM_NL__2PRFIN20030418_181150_000000612015_00356_05921_6242.N1	18-APR-2003 18:11:50	Bright	60.500	130	23Bet Dra	2.7990	5800.0	121	5921	No
302	GOM_NL__2PRFIN20030418_181341_000000662015_00356_05921_6243.N1	18-APR-2003 18:13:41	Bright	66.000	69	33Gam Dra	2.2310	3800.0	132	5921	No
303	GOM_NL__2PRFIN20030418_181642_000000402015_00356_05921_6244.N1	18-APR-2003 18:16:42	Bright	40.000	89	5Alp Cep	2.4510	8000.0	80	5921	No
304	GOM_NL__2PRFIN20030418_181825_000000342015_00356_05921_6245.N1	18-APR-2003 18:18:25	Bright	34.000	68	18Alp Cas	2.2250	4500.0	68	5921	No
305	GOM_NL__2PRFIN20030418_182212_000001322015_00356_05921_6246.N1	18-APR-2003 18:22:12	Bright	131.50	5	3Alp Lyr	0.033000	11000.	263	5921	No
306	GOM_NL__2PRFIN20030418_182628_000000642015_00356_05921_6247.N1	18-APR-2003 18:26:28	Bright	64.000	92	53Eps Cyg	2.5000	4500.0	128	5921	No
307	GOM_NL__2PRFIN20030418_183407_000000542015_00356_05921_6248.N1	18-APR-2003 18:34:07	Dark	53.500	61	8Eps Peg	2.1000	3900.0	107	5921	No
308	GOM_NL__2PRFIN20030418_183635_000000472015_00356_05921_6249.N1	18-APR-2003 18:36:35	Dark	47.000	162	34Alp Aqr	2.9440	5350.0	94	5921	No
309	GOM_NL__2PRFIN20030418_183921_000000492015_00356_05921_6250.N1	18-APR-2003 18:39:21	Dark	48.500	154	22Bet Aqr	2.8990	5700.0	97	5921	No
310	GOM_NL__2PRFIN20030418_184207_000001392015_00356_05921_6251.N1	18-APR-2003 18:42:07	Dark	139.00	11	53Alp Aql	0.76500	8000.0	278	5921	No
311	GOM_NL__2PRFIN20030418_184944_000000652015_00356_05921_6252.N1	18-APR-2003 18:49:44	Dark	65.000	1014	Mars	0.0000	0.0000	130	5921	Yes
312	GOM_NL__2PRFIN20030418_185357_000000432015_00357_05922_6222.N1	18-APR-2003 18:53:57	Dark	42.500	45	Alp Pav	1.9400	26000.	85	5922	No
313	GOM_NL__2PRFIN20030418_185720_000000802015_00357_05922_6223.N1	18-APR-2003 18:57:20	Dark	79.500	57	34Sig Sgr	2.0660	26000.	159	5922	No
314	GOM_NL__2PRFIN20030418_185951_000000762015_00357_05922_6224.N1	18-APR-2003 18:59:51	Dark	75.500	38	20Eps Sgr	1.8360	11000.	151	5922	No
315	GOM_NL__2PRFIN20030418_190201_000000552015_00357_05922_6225.N1	18-APR-2003 19:02:01	Dark	54.500	178	lot1Sco	3.0220	6550.0	109	5922	No
316	GOM_NL__2PRFIN20030418_190337_000000682015_00357_05922_6226.N1	18-APR-2003 19:03:37	Straylight	68.000	25	35Lam Sco	1.6200	28000.	136	5922	No
317	GOM_NL__2PRFIN20030418_190542_000000512015_00357_05922_6227.N1	18-APR-2003 19:05:42	Straylight	50.500	4	Alp1Cen	-0.010000	5800.0	101	5922	No
318	GOM_NL__2PRFIN20030418_191001_000000412015_00357_05922_6228.N1	18-APR-2003 19:10:01	Straylight	40.500	95	Zet Cen	2.5450	26000.	81	5922	No
319	GOM_NL__2PRFIN20030418_191151_000000932015_00357_05922_6229.N1	18-APR-2003 19:11:51	Straylight	93.000	16	21Alp Sco	1.0200	3000.0	186	5922	No
320	GOM_NL__2PRFIN20030418_191455_000000892015_00357_05922_6230.N1	18-APR-2003 19:14:55	Tw_i_and_stray	89.000	80	7Del Sco	2.3160	30000.	178	5922	No
321	GOM_NL__2PRFIN20030418_191751_000000422015_00357_05922_6231.N1	18-APR-2003 19:17:51	Tw_i_and_stray	42.000	106	9Bet Crv	2.6480	5600.0	84	5922	No
322	GOM_NL__2PRFIN20030418_191940_000000372015_00357_05922_6232.N1	18-APR-2003 19:19:40	Bright	37.000	100	4Gam Crv	2.5800	13100.	74	5922	No
323	GOM_NL__2PRFIN20030418_192100_000000422015_00357_05922_6233.N1	18-APR-2003 19:21:00	Bright	41.500	15	67Alp Vir	0.97600	28000.	83	5922	No
324	GOM_NL__2PRFIN20030418_192403_000000372015_00357_05922_6234.N1	18-APR-2003 19:24:03	Bright	36.500	121	29Gam Vir	2.7400	7200.0	73	5922	No
325	GOM_NL__2PRFIN20030418_192743_000000392015_00357_05922_6235.N1	18-APR-2003 19:27:43	Bright	39.000	138	47Eps Vir	2.8280	4700.0	78	5922	No
326	GOM_NL__2PRFIN20030418_193545_000000392015_00357_05922_6236.N1	18-APR-2003 19:35:45	Bright	38.500	152	12Alp2CVn	2.8900	11000.	77	5922	No
327	GOM_NL__2PRFIN20030418_193725_000000362015_00357_05922_6237.N1	18-APR-2003 19:37:25	Bright	36.000	174	52Psi UMa	3.0040	4400.0	72	5922	No
328	GOM_NL__2PRFIN20030418_193945_000000372015_00357_05922_6238.N1	18-APR-2003 19:39:45	Bright	36.500	87	64Gam UMa	2.4330	11000.	73	5922	No
329	GOM_NL__2PRFIN20030418_194210_000000382015_00357_05922_6239.N1	18-APR-2003 19:42:10	Bright	37.500	36	50Alp UMa	1.8000	6300.0	75	5922	No
330	GOM_NL__2PRFIN20030418_194708_000000402015_00357_05922_6240.N1	18-APR-2003 19:47:08	Bright	39.500	60	7Bet UMi	2.0810	3950.0	79	5922	No
331	GOM_NL__2PRFIN20030418_195009_000000362015_00357_05922_6241.N1	18-APR-2003 19:50:09	Bright	35.500	49	1Alp UMi	1.9900	6300.0	71	5922	No
332	GOM_NL__2PRFIN20030418_195225_000000622015_00357_05922_6242.N1	18-APR-2003 19:52:25	Bright	62.000	130	23Bet Dra	2.7990	5800.0	124	5922	No
333	GOM_NL__2PRFIN20030418_195416_000000662015_00357_05922_6243.N1	18-APR-2003 19:54:16	Bright	65.500	69	33Gam Dra	2.2310	3800.0	131	5922	No
334	GOM_NL__2PRFIN20030418_195717_000000402015_00357_05922_6244.N1	18-APR-2003 19:57:17	Bright	40.000	89	5Alp Cep	2.4510	8000.0	80	5922	No
335	GOM_NL__2PRFIN20030418_195901_000000362015_00357_05922_6245.N1	18-APR-2003 19:59:01	Bright	36.000	68	18Alp Cas	2.2250	4500.0	72	5922	No
336	GOM_NL__2PRFIN20030418_200250_000001252015_00357_05922_6246.N1	18-APR-2003 20:02:50	Bright	124.50	5	3Alp Lyr	0.033000	11000.	249	5922	No
337	GOM_NL__2PRFIN20030418_200704_000000612015_00357_05922_6247.N1	18-APR-2003 20:07:04	Bright	60.500	92	53Eps Cyg	2.5000	4500.0	121	5922	No

338	GOM_NL__2PRFIN20030418_201443_000000552015_00357_05922_6248.N1	18-APR-2003 20:14:43	Dark	54.500	61	8Eps Peg	2.1000	3900.0	109	5922	No
339	GOM_NL__2PRFIN20030418_201711_000000462015_00357_05922_6249.N1	18-APR-2003 20:17:11	Dark	46.000	162	34Alp Aqr	2.9440	5350.0	92	5922	No
340	GOM_NL__2PRFIN20030418_201957_000000512015_00357_05922_6250.N1	18-APR-2003 20:19:57	Dark	51.000	154	22Bet Aqr	2.8990	5700.0	102	5922	No
341	GOM_NL__2PRFIN20030418_202245_000001452015_00357_05922_6251.N1	18-APR-2003 20:22:45	Dark	144.50	11	53Alp Aql	0.76500	8000.0	289	5922	No
342	GOM_NL__2PRFIN20030418_203020_000000832015_00357_05922_6252.N1	18-APR-2003 20:30:20	Dark	83.000	1014	Mars	0.0000	0.0000	166	5922	Yes
343	GOM_NL__2PRFIN20030418_203434_000000412015_00358_05923_6222.N1	18-APR-2003 20:34:34	Dark	40.500	45	Alp Pav	1.9400	26000.	81	5923	No
344	GOM_NL__2PRFIN20030418_203757_000000792015_00358_05923_6223.N1	18-APR-2003 20:37:57	Dark	79.000	57	34Sig Sgr	2.0660	26000.	158	5923	No
345	GOM_NL__2PRFIN20030418_204029_000000692015_00358_05923_6224.N1	18-APR-2003 20:40:29	Dark	68.500	38	20Eps Sgr	1.8360	11000.	137	5923	No
346	GOM_NL__2PRFIN20030418_204238_000000582015_00358_05923_6225.N1	18-APR-2003 20:42:38	Dark	57.500	178	lot1Sco	3.0220	6550.0	115	5923	No
347	GOM_NL__2PRFIN20030418_204415_000000602015_00358_05923_6226.N1	18-APR-2003 20:44:15	Straylight	60.000	25	35Lam Sco	1.6200	28000.	120	5923	No
348	GOM_NL__2PRFIN20030418_204618_000000462015_00358_05923_6227.N1	18-APR-2003 20:46:18	Straylight	45.500	4	Alp1Cen	-0.010000	5800.0	91	5923	No
349	GOM_NL__2PRFIN20030418_205037_000000412015_00358_05923_6228.N1	18-APR-2003 20:50:37	Straylight	41.000	95	Zet Cen	2.5450	26000.	82	5923	No
350	GOM_NL__2PRFIN20030418_205228_000000972015_00358_05923_6229.N1	18-APR-2003 20:52:28	Straylight	96.500	16	21Alp Sco	1.0200	3000.0	193	5923	No
351	GOM_NL__2PRFIN20030418_205532_000000802015_00358_05923_6230.N1	18-APR-2003 20:55:32	Tw_i_and_stray	79.500	80	7Del Sco	2.3160	30000.	159	5923	No
352	GOM_NL__2PRFIN20030418_205827_000000382015_00358_05923_6231.N1	18-APR-2003 20:58:27	Tw_i_and_stray	37.500	106	9Bet Crv	2.6480	5600.0	75	5923	No
353	GOM_NL__2PRFIN20030418_210016_000000372015_00358_05923_6232.N1	18-APR-2003 21:00:16	Bright	36.500	100	4Gam Crv	2.5800	13100.	73	5923	No
354	GOM_NL__2PRFIN20030418_210136_000000442015_00358_05923_6233.N1	18-APR-2003 21:01:36	Bright	44.000	15	67Alp Vir	0.97600	28000.	88	5923	No
355	GOM_NL__2PRFIN20030418_210439_000000372015_00358_05923_6234.N1	18-APR-2003 21:04:39	Bright	37.000	121	29Gam Vir	2.7400	7200.0	74	5923	No
356	GOM_NL__2PRFIN20030418_210819_000000392015_00358_05923_6235.N1	18-APR-2003 21:08:19	Bright	38.500	138	47Eps Vir	2.8280	4700.0	77	5923	No
357	GOM_NL__2PRFIN20030418_211621_000000362015_00358_05923_6236.N1	18-APR-2003 21:16:21	Bright	36.000	152	12Alp2CVn	2.8900	11000.	72	5923	No
358	GOM_NL__2PRFIN20030418_211801_000000362015_00358_05923_6237.N1	18-APR-2003 21:18:01	Bright	36.000	174	52Psi UMa	3.0040	4400.0	72	5923	No
359	GOM_NL__2PRFIN20030418_212021_000000372015_00358_05923_6238.N1	18-APR-2003 21:20:21	Bright	36.500	87	64Gam UMa	2.4330	11000.	73	5923	No
360	GOM_NL__2PRFIN20030418_212246_000000382015_00358_05923_6239.N1	18-APR-2003 21:22:46	Bright	37.500	36	50Alp UMa	1.8000	6300.0	75	5923	No
361	GOM_NL__2PRFIN20030418_212743_000000372015_00358_05923_6240.N1	18-APR-2003 21:27:43	Bright	36.500	60	7Bet UMi	2.0810	3950.0	73	5923	No
362	GOM_NL__2PRFIN20030418_213044_000000362015_00358_05923_6241.N1	18-APR-2003 21:30:44	Bright	36.000	49	1Alp UMi	1.9900	6300.0	72	5923	No
363	GOM_NL__2PRFIN20030418_213259_000000622015_00358_05923_6242.N1	18-APR-2003 21:32:59	Bright	61.500	130	23Bet Dra	2.7990	5800.0	123	5923	No
364	GOM_NL__2PRFIN20030418_213451_000000682015_00358_05923_6243.N1	18-APR-2003 21:34:51	Bright	67.500	69	33Gam Dra	2.2310	3800.0	135	5923	No
365	GOM_NL__2PRFIN20030418_213753_000000392015_00358_05923_6244.N1	18-APR-2003 21:37:53	Bright	38.500	89	5Alp Cep	2.4510	8000.0	77	5923	No
366	GOM_NL__2PRFIN20030418_213937_000000362015_00358_05923_6245.N1	18-APR-2003 21:39:37	Bright	36.000	68	18Alp Cas	2.2250	4500.0	72	5923	No
367	GOM_NL__2PRFIN20030418_214325_000001292015_00358_05923_6246.N1	18-APR-2003 21:43:25	Bright	128.50	5	3Alp Lyr	0.033000	11000.	257	5923	No
368	GOM_NL__2PRFIN20030418_214740_000000602015_00358_05923_6247.N1	18-APR-2003 21:47:40	Bright	60.000	92	53Eps Cyg	2.5000	4500.0	120	5923	No
369	GOM_NL__2PRFIN20030418_215520_000000552015_00358_05923_6248.N1	18-APR-2003 21:55:20	Dark	54.500	61	8Eps Peg	2.1000	3900.0	109	5923	No
370	GOM_NL__2PRFIN20030418_215748_000000482015_00358_05923_6249.N1	18-APR-2003 21:57:48	Dark	48.000	162	34Alp Aqr	2.9440	5350.0	96	5923	No
371	GOM_NL__2PRFIN20030418_220034_000000532015_00358_05923_6250.N1	18-APR-2003 22:00:34	Dark	52.500	154	22Bet Aqr	2.8990	5700.0	105	5923	No
372	GOM_NL__2PRFIN20030418_220323_000001552015_00358_05923_6251.N1	18-APR-2003 22:03:23	Dark	155.00	11	53Alp Aql	0.76500	8000.0	310	5923	No
373	GOM_NL__2PRFIN20030418_221056_000000742015_00358_05923_6252.N1	18-APR-2003 22:10:56	Dark	74.000	1014	Mars	0.0000	0.0000	148	5923	Yes
374	GOM_NL__2PRFIN20030418_221510_000000402015_00359_05924_6222.N1	18-APR-2003 22:15:10	Dark	39.500	45	Alp Pav	1.9400	26000.	79	5924	No
375	GOM_NL__2PRFIN20030418_221835_000000762015_00359_05924_6223.N1	18-APR-2003 22:18:35	Dark	76.000	57	34Sig Sgr	2.0660	26000.	152	5924	No
376	GOM_NL__2PRFIN20030418_222106_000000672015_00359_05924_6224.N1	18-APR-2003 22:21:06	Dark	67.000	38	20Eps Sgr	1.8360	11000.	134	5924	No
377	GOM_NL__2PRFIN20030418_222315_000000582015_00359_05924_6225.N1	18-APR-2003 22:23:15	Dark	57.500	178	lot1Sco	3.0220	6550.0	115	5924	No
378	GOM_NL__2PRFIN20030418_222452_000000702015_00359_05924_6226.N1	18-APR-2003 22:24:52	Straylight	70.000	25	35Lam Sco	1.6200	28000.	140	5924	No
379	GOM_NL__2PRFIN20030418_222654_000000462015_00359_05924_6227.N1	18-APR-2003 22:26:54	Straylight	45.500	4	Alp1Cen	-0.010000	5800.0	91	5924	No
380	GOM_NL__2PRFIN20030418_223113_000000392015_00359_05924_6228.N1	18-APR-2003 22:31:13	Straylight	39.000	95	Zet Cen	2.5450	26000.	78	5924	No
381	GOM_NL__2PRFIN20030418_223305_000001032015_00359_05924_6229.N1	18-APR-2003 22:33:05	Straylight	102.50	16	21Alp Sco	1.0200	3000.0	205	5924	No

3. Quality information per product

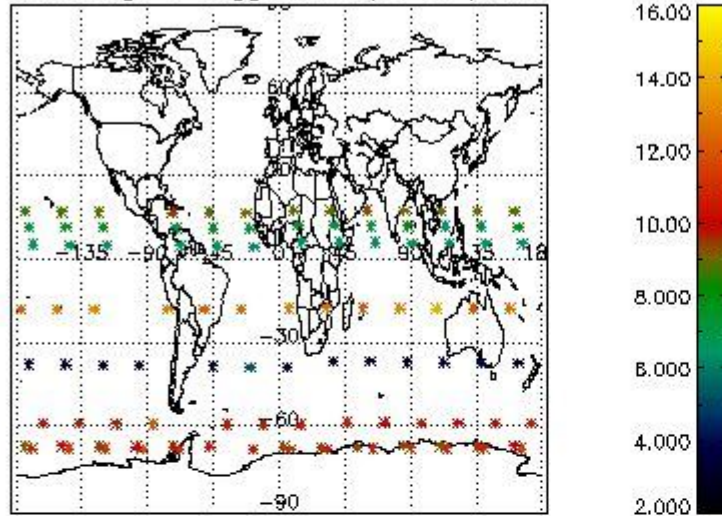
In this section it is plotted some information contained in the Quality Summary data set of the level 2 products. Only products in dark limb conditions and without errors (error flag in the MPH set to "0") are used.

3.1 Plot quality information per product (time dependant)

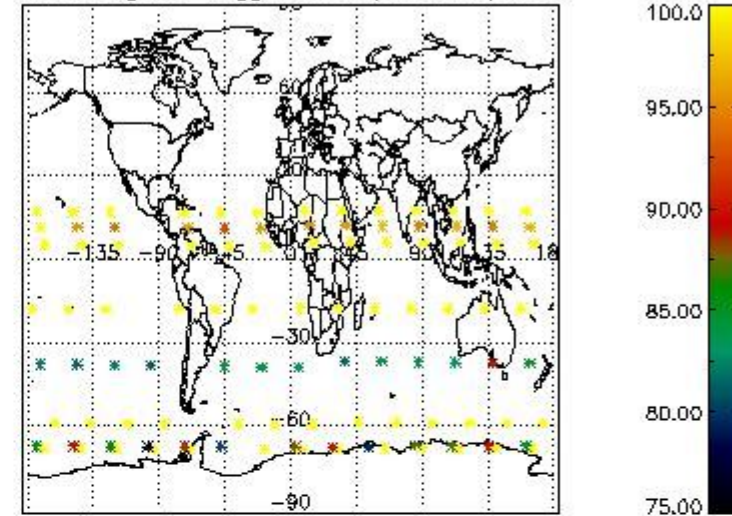


3.2 Plot quality information per product (world map)

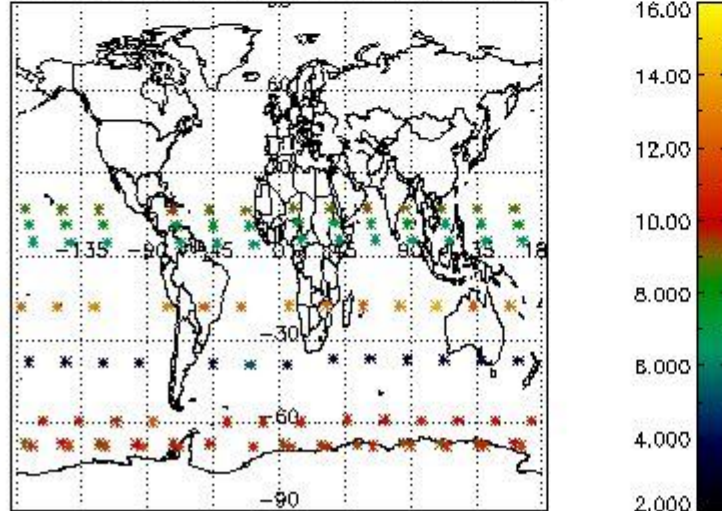
Percentage of flagged data per O3 profile



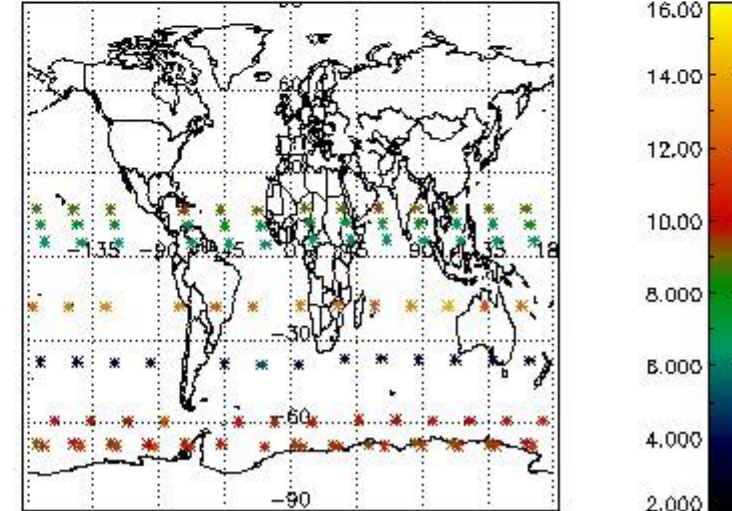
Percentage of flagged data per H2O profile



Percentage of flagged data per NO2 profile



Percentage of flagged data per NO3 profile

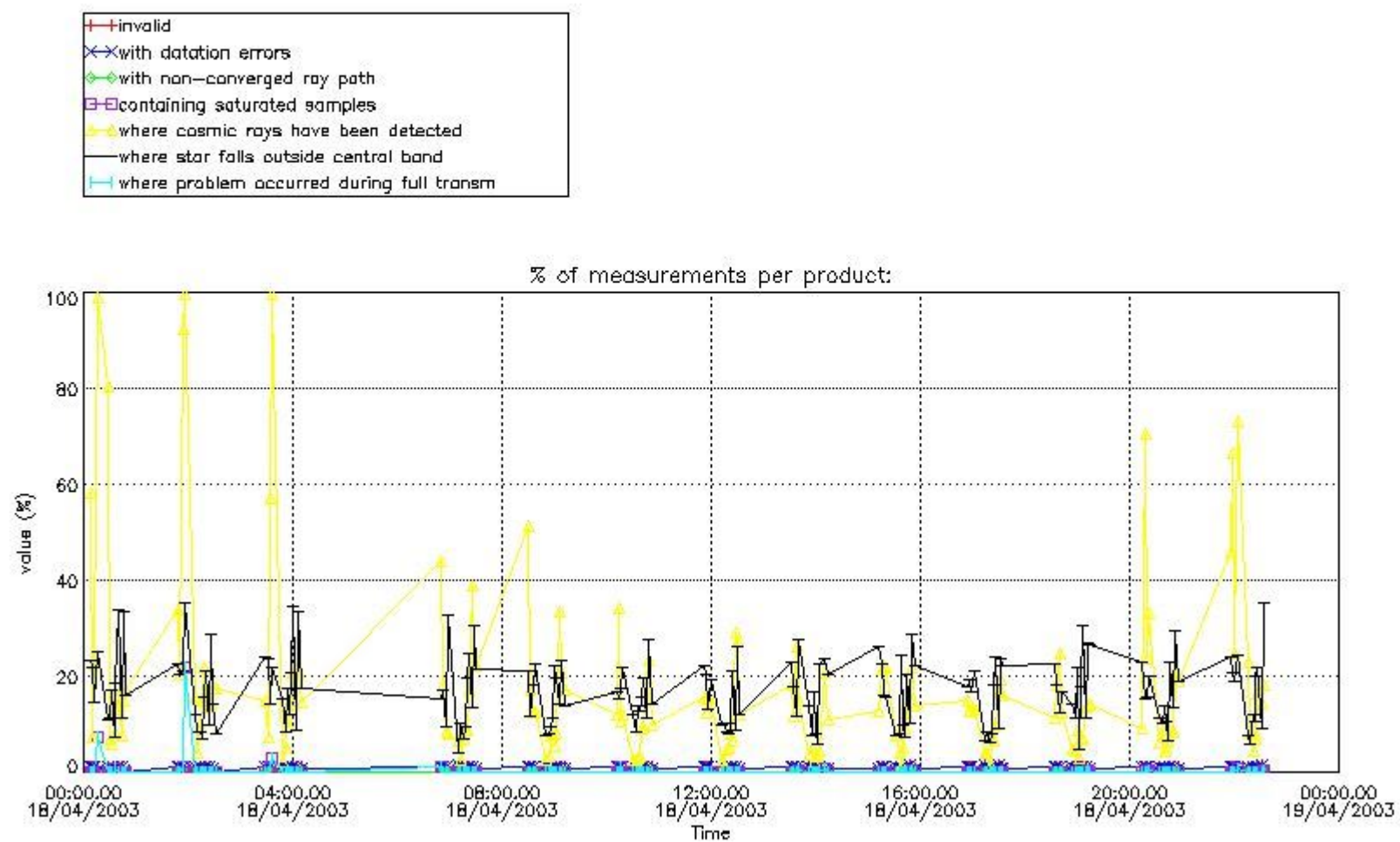


4. Level 1 quality information per product

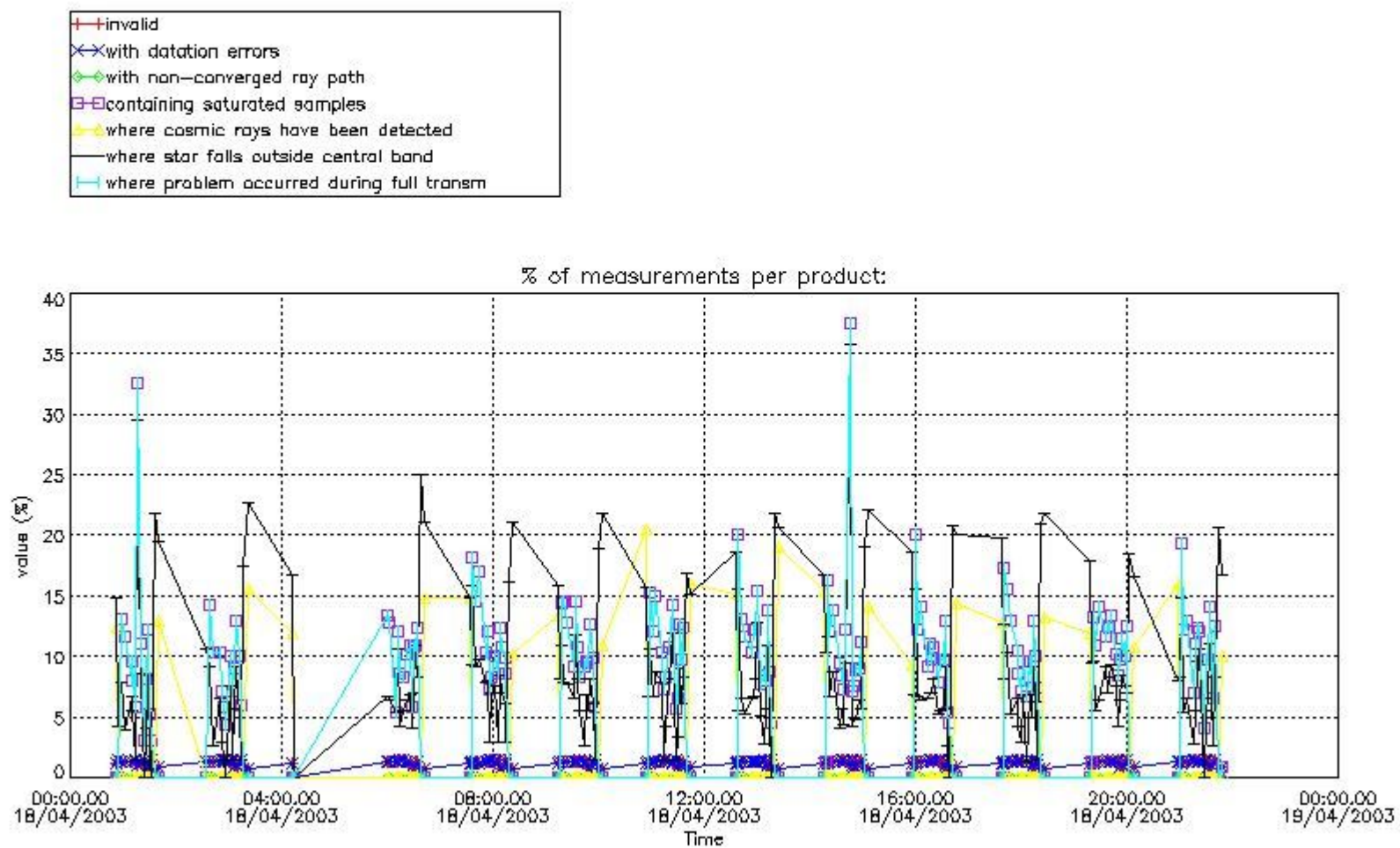
In this section it is plotted some information contained in the Quality Summary data set of the level 2 products that comes from the level 1b processing. Products without errors (error flag in the MPH set to "0") are used.

4.1 Plot quality information per product (time dependant) coming from level 1b processing

4.1.1 Plot level 1 quality information per product (time dependant): ENVISAT ASCENDING passes



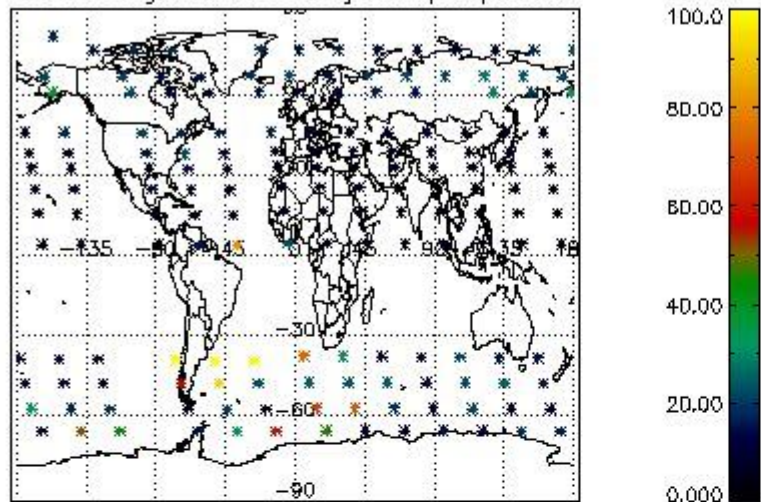
4.1.2 Plot level 1 quality information per product (time dependant): ENVI SAT DESCENDING passes



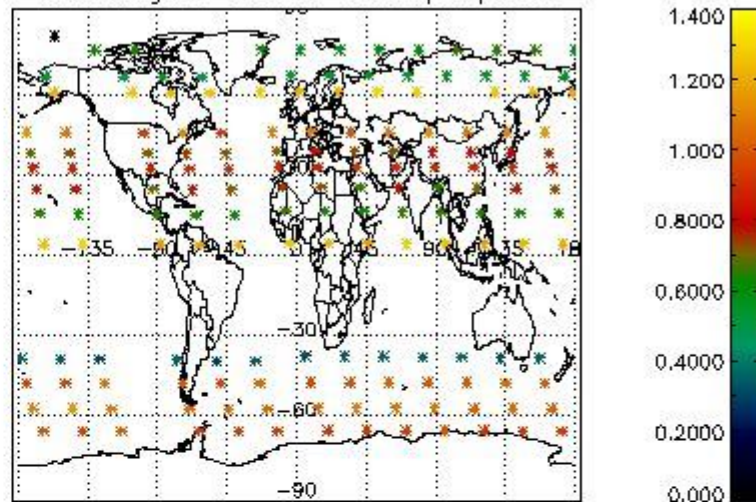
4.2 Plot quality information per product coming from level 1b processing (world map)

4.2.1 Plot level 1 quality information per product (world map): ENVISAT ASCENDING passes

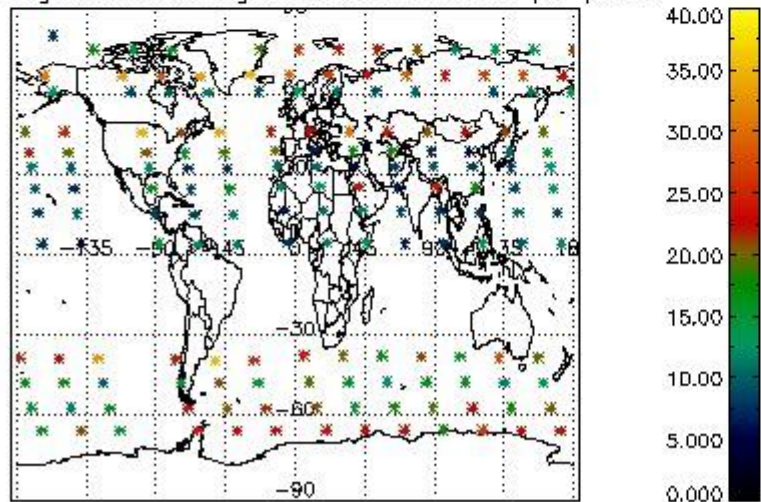
Percentage of cosmic ray hits per profile



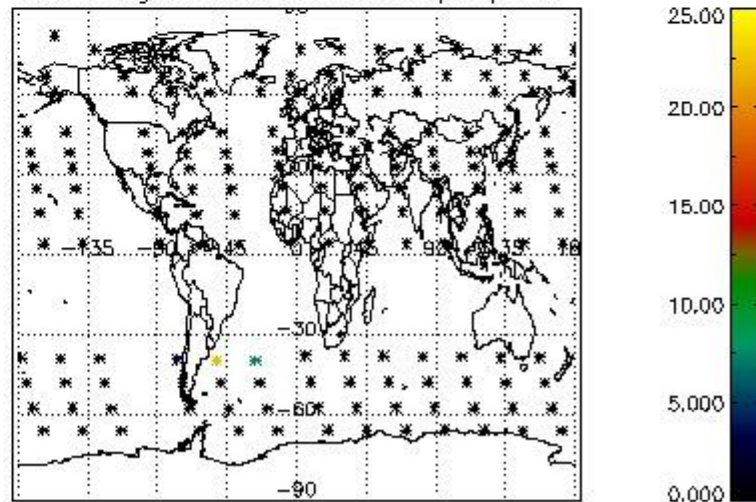
Percentage of datation errors per profile



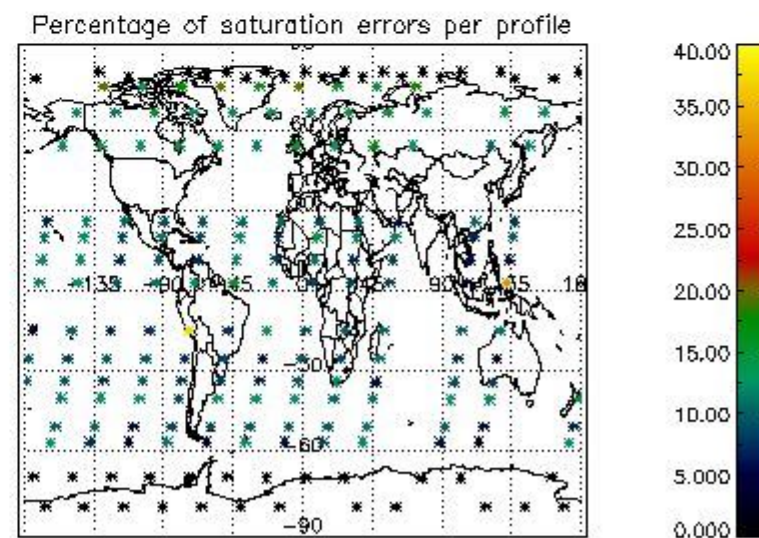
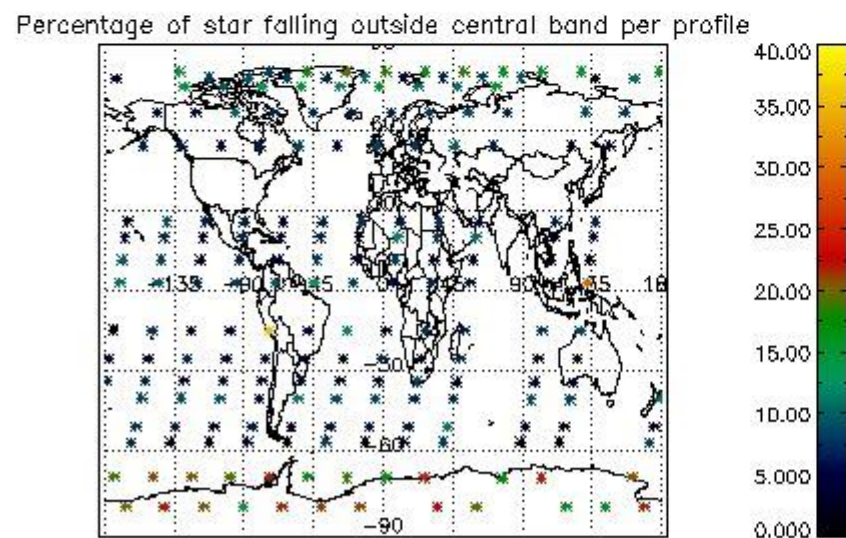
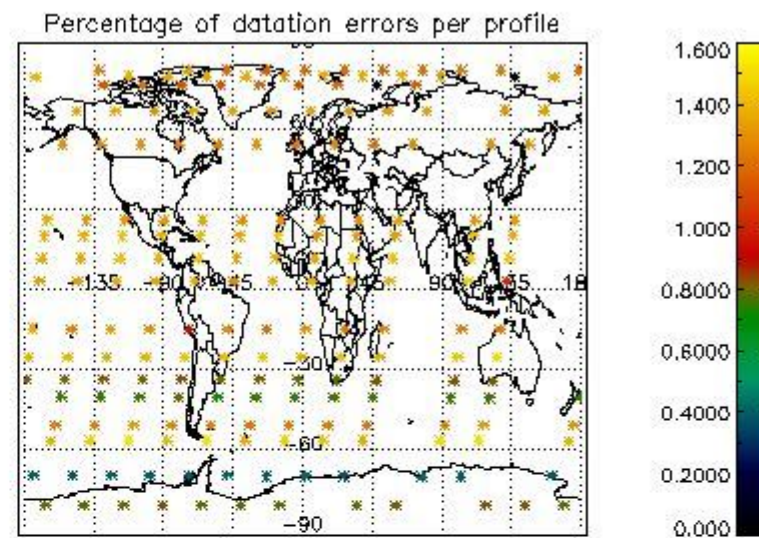
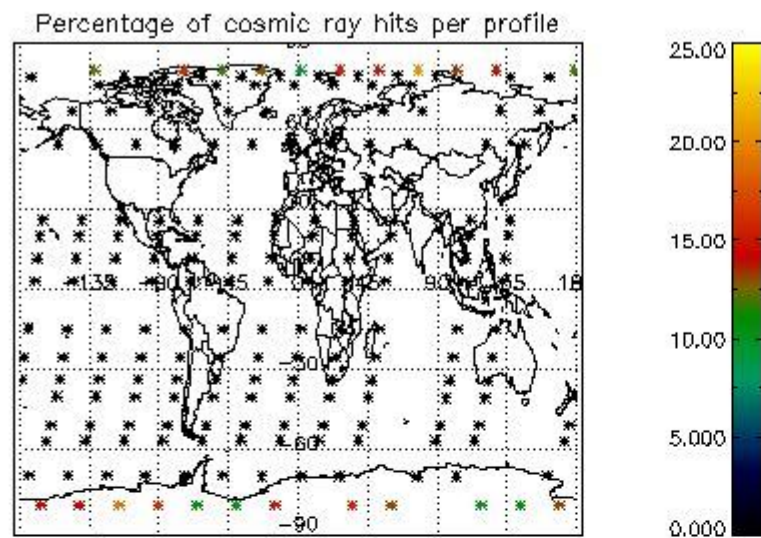
Percentage of star falling outside central band per profile



Percentage of saturation errors per profile



4.2.2 Plot level 1 quality information per product (world map): ENVISAT DESCENDING passes



5. Trace gas profiles

5.1 Ozone statistics based on quality of products

The final quality of the products can be "measured" using the STD (Standard Deviation) attached to every point profile. This information is written to the parameter GOM_NL__2P/NL_LOCAL_SPECIES_DENSITY/o3_std of the level 2 products. The table below shows the statistics for given STD ranges.

The statistics are given with respect to the overall valid production:

- Products without fatal errors: GOM_NL__2P/MPH/PRODUCT_ERR=0
- Valid point profile: GOM_NL__2P/NL_LOCAL_SPECIES_DENSITY/pcd(0)=0

The 'Criteria' is applied to valid points of dark limb products:

- Products in dark limb illumination condition: GOM_NL__2P/NL_SUMMARY_QUALITY/obs_ill_cond=0
- Products without fatal errors: GOM_NL__2P/MPH/PRODUCT_ERR=0
- Valid point profile: GOM_NL__2P/NL_LOCAL_SPECIES_DENSITY/pcd(0)=0

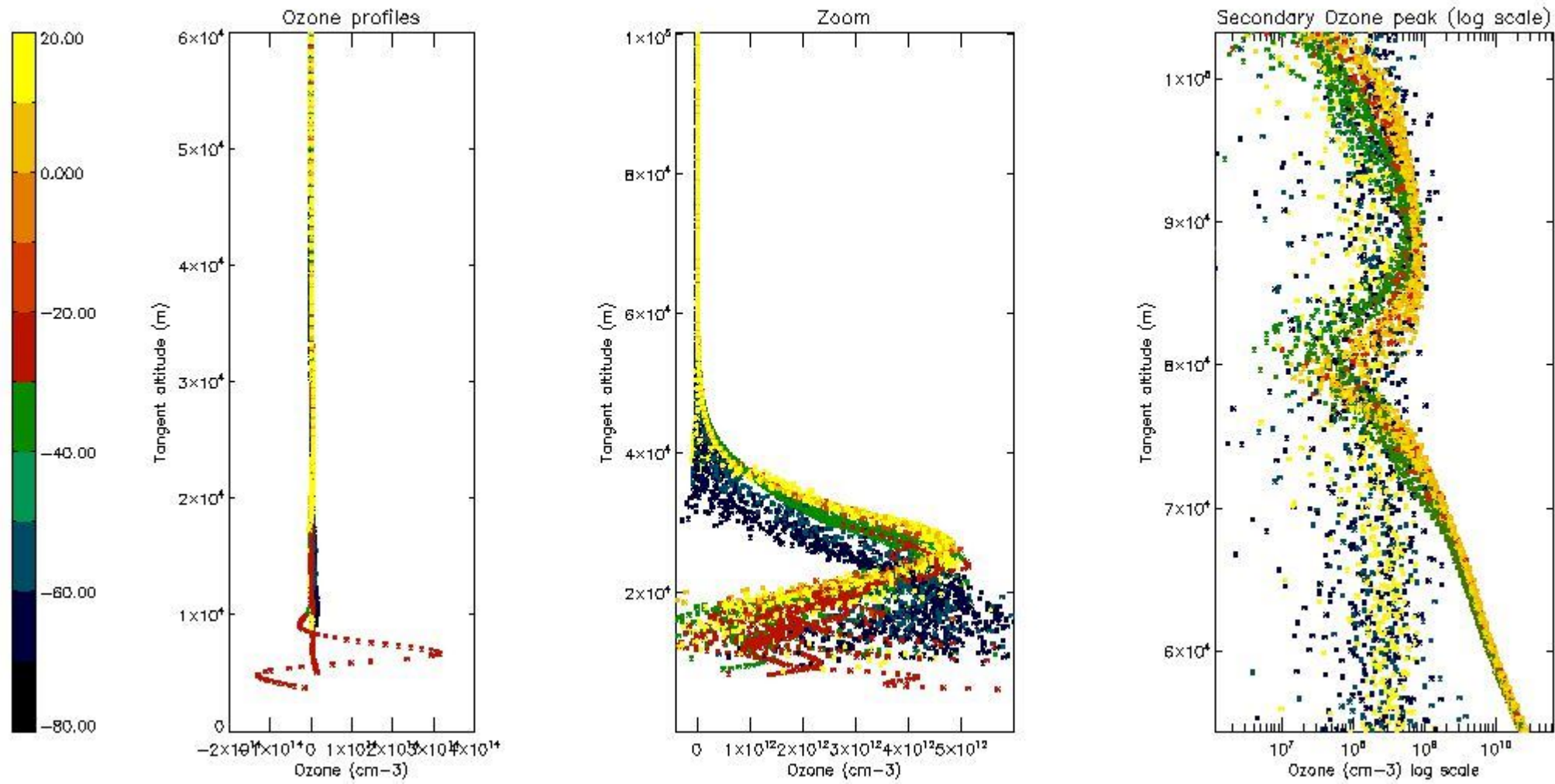
So, the table below shows the percentage of dark limb and valid observations for each criteria with respect to the overall valid daily observations.

Criteria	% of total production
All STD	35
STD < 20	20

STD < 10	18
STD < 5	13

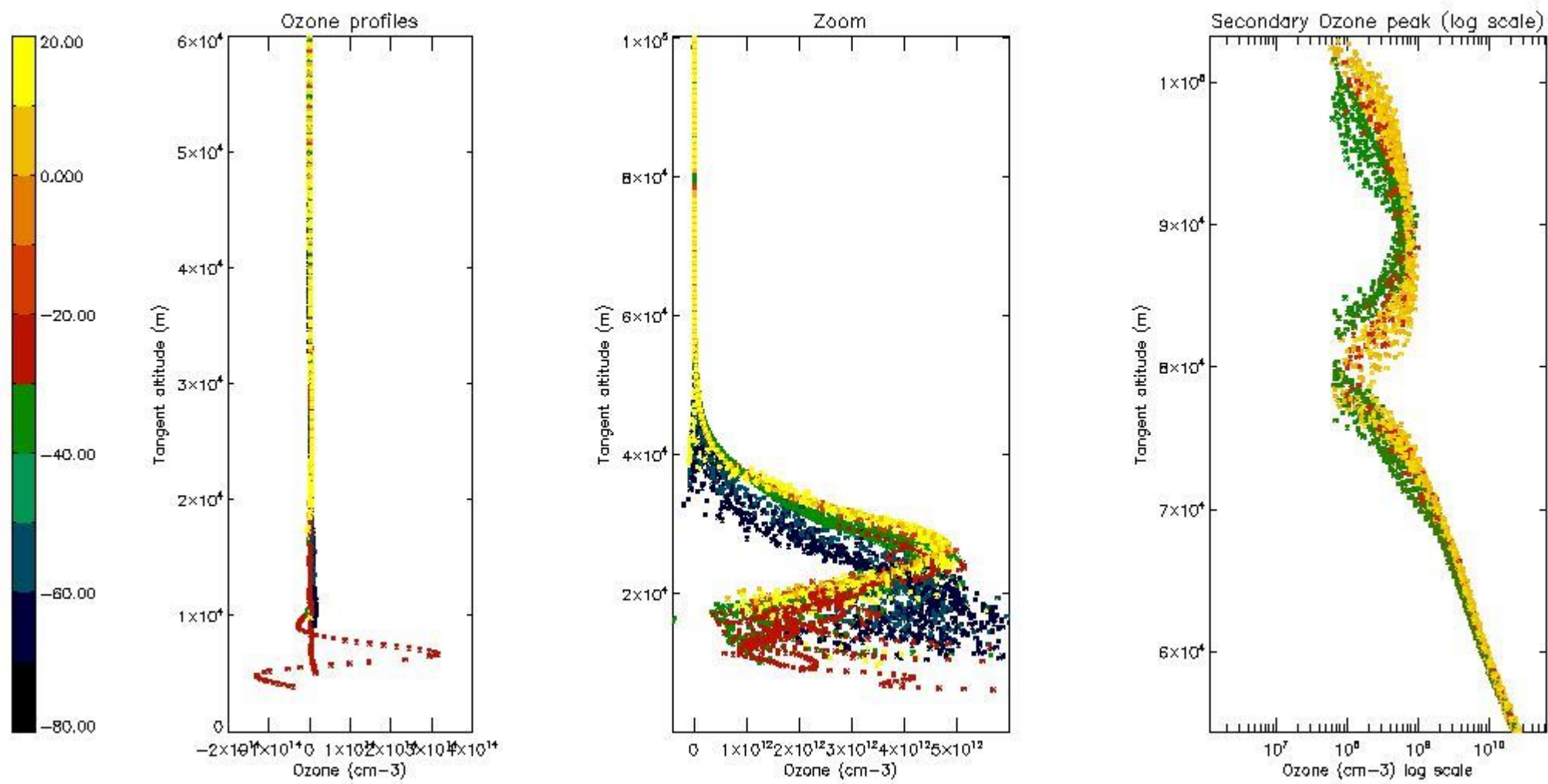
5.2 Plot ozone profiles for all STD (dark without errors)

The colorbar represents the latitude.



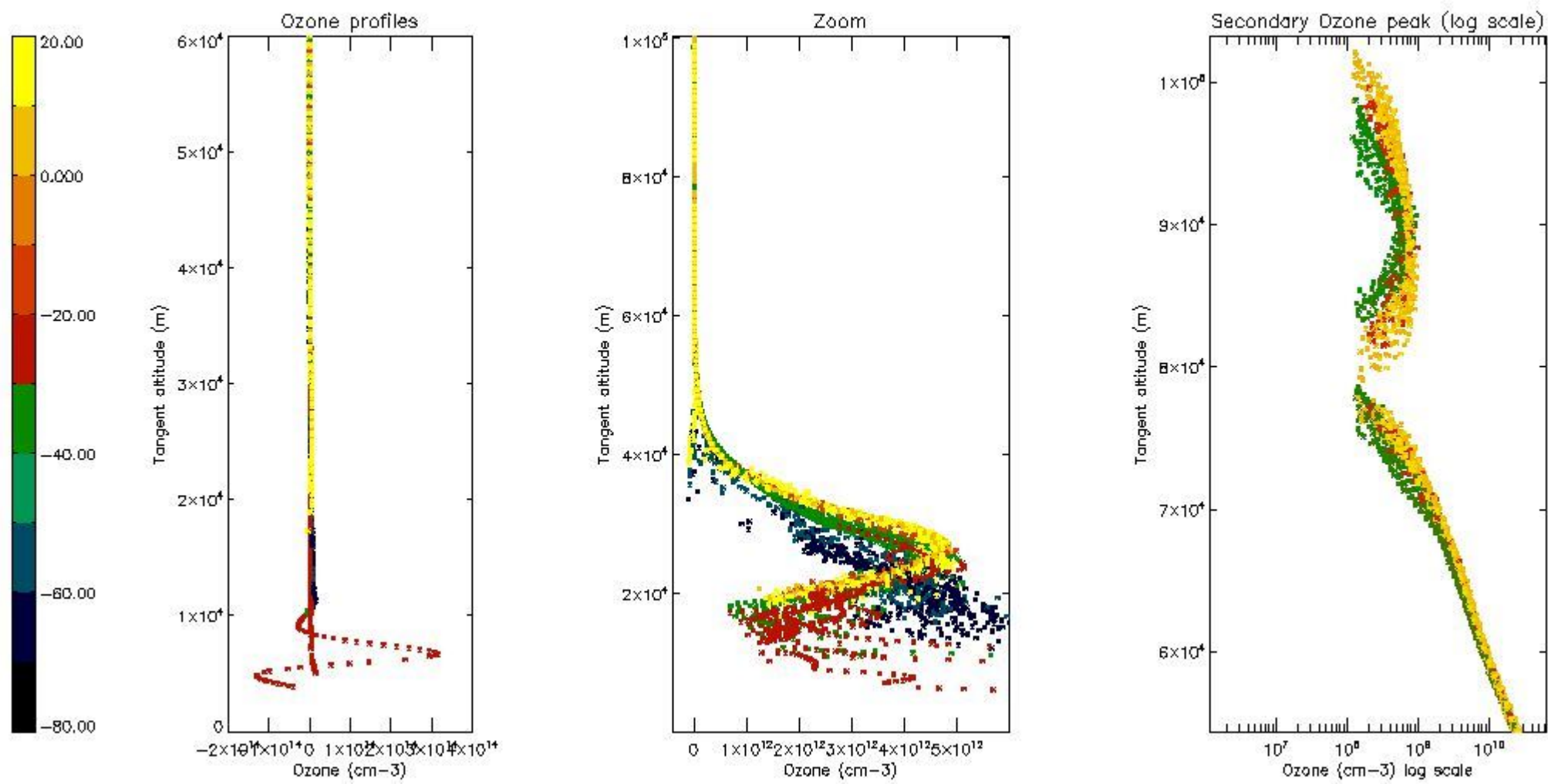
5.3 Plot ozone profiles where STD < 20% (dark without errors)

The colorbar represents the latitude.



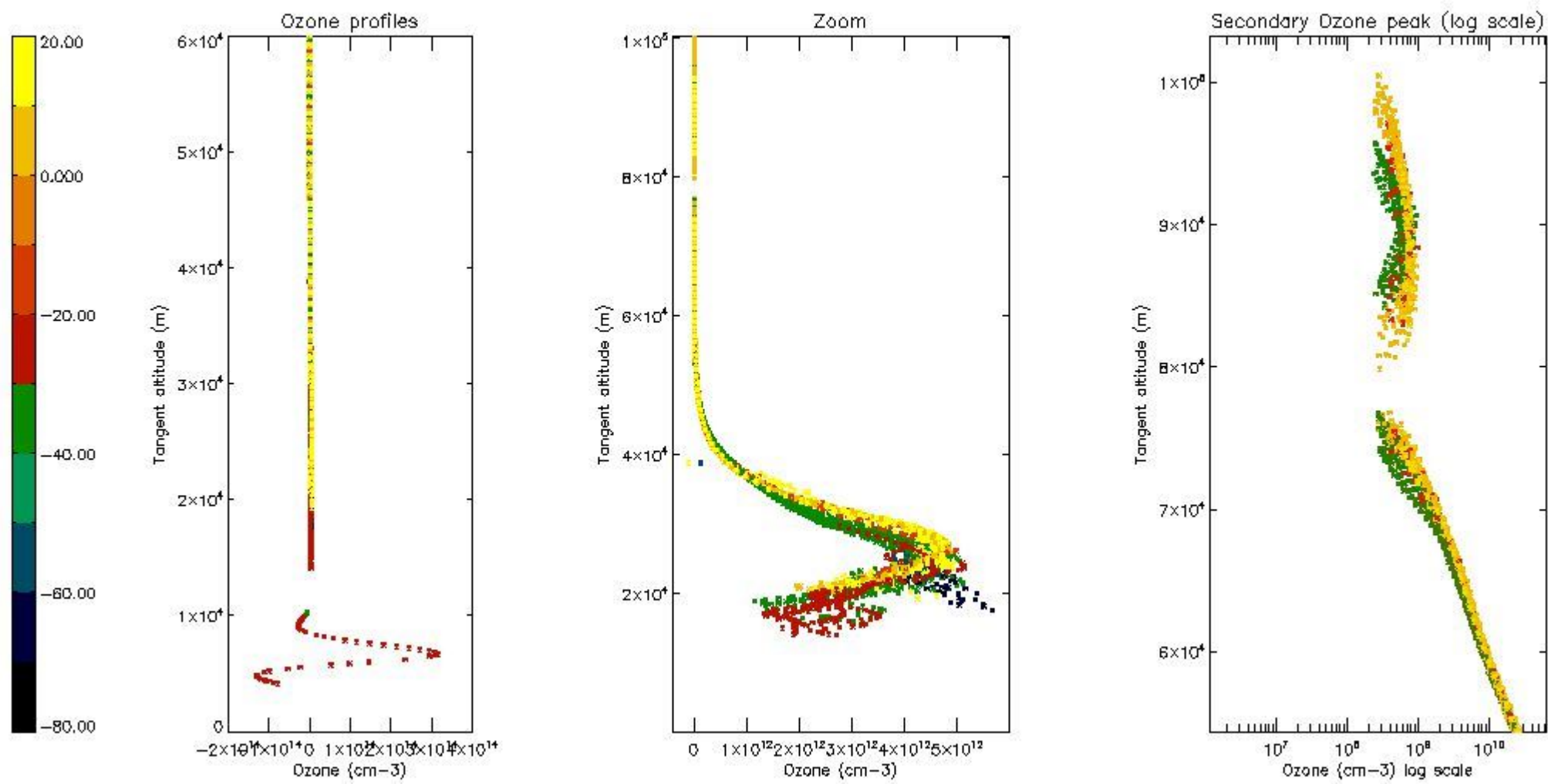
5.4 Plot ozone profiles where $STD < 10\%$ (dark without errors)

The colorbar represents the latitude.



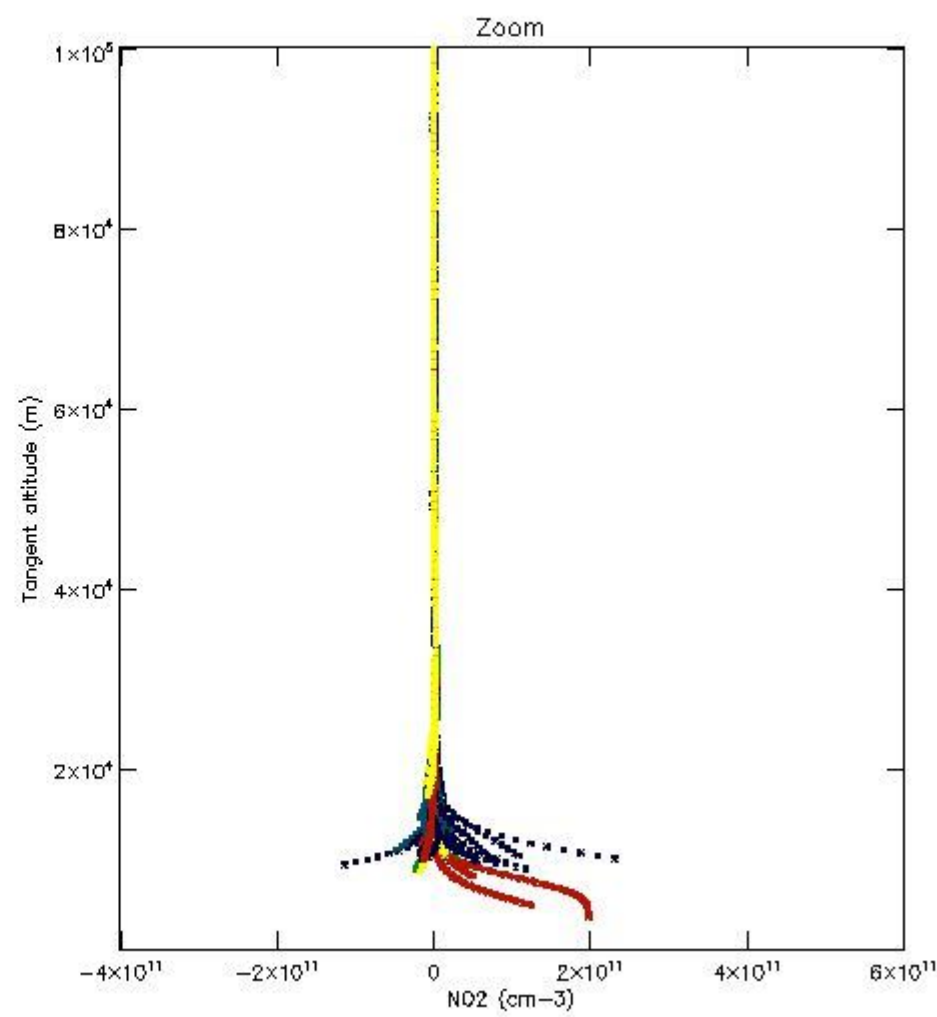
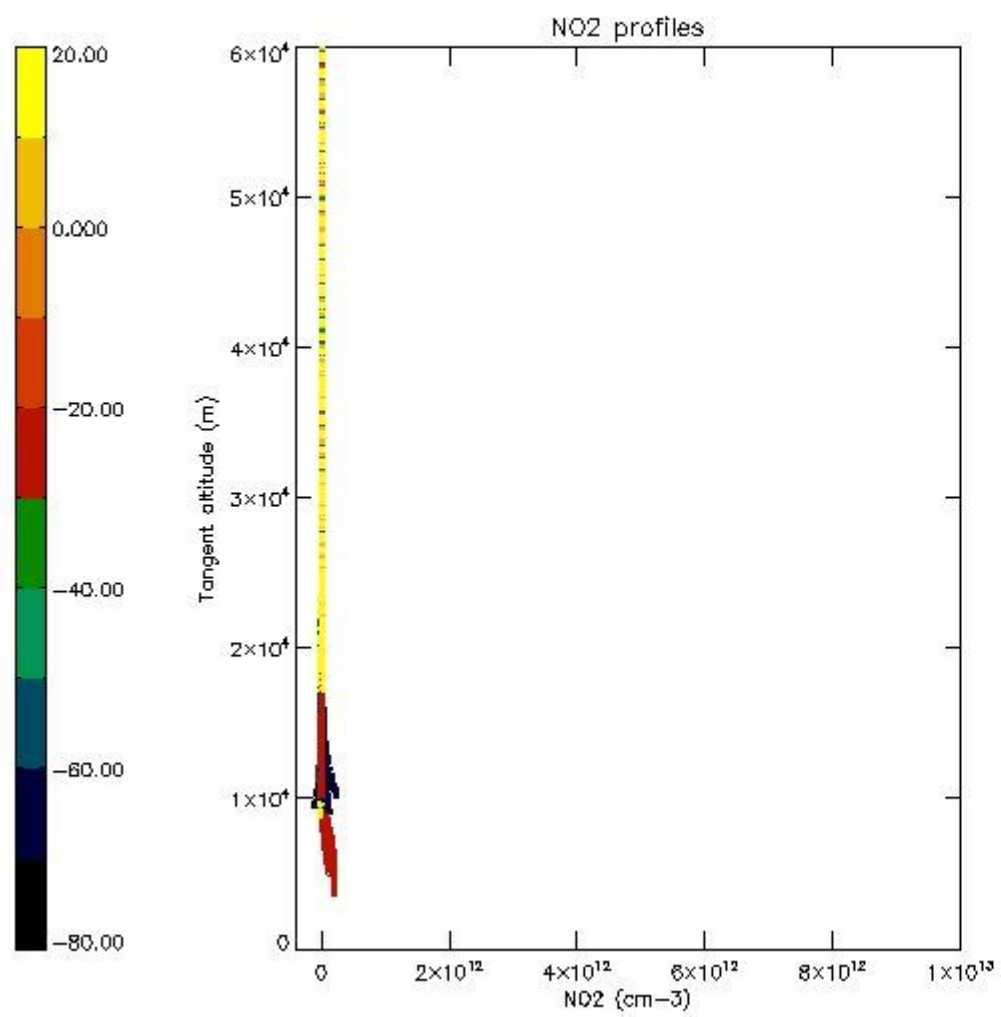
5.5 Plot ozone profiles where $STD < 5\%$ (dark without errors)

The colorbar represents the latitude.



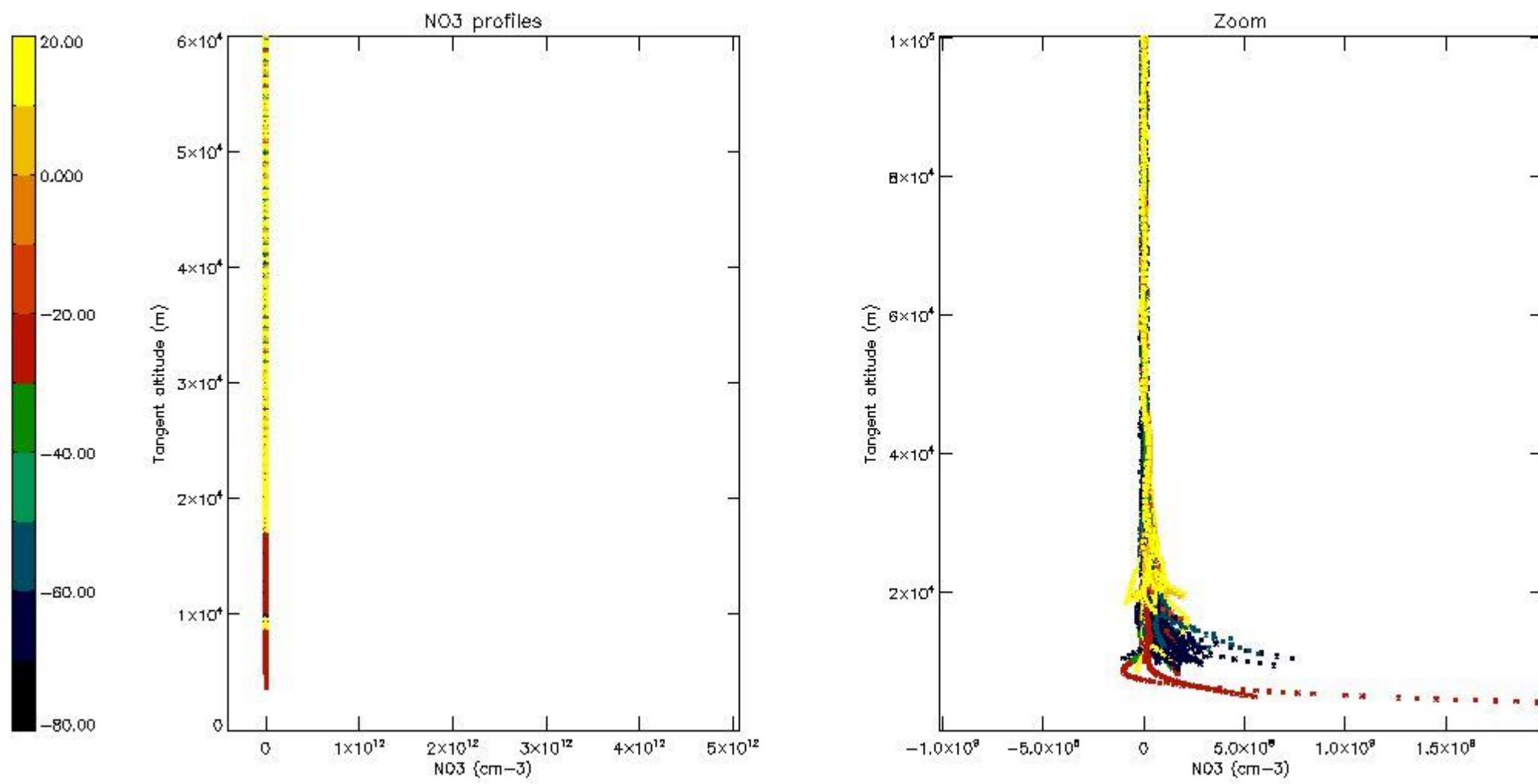
5.6 Plot NO₂ profiles for all STD (dark without errors)

The colorbar represents the latitude.



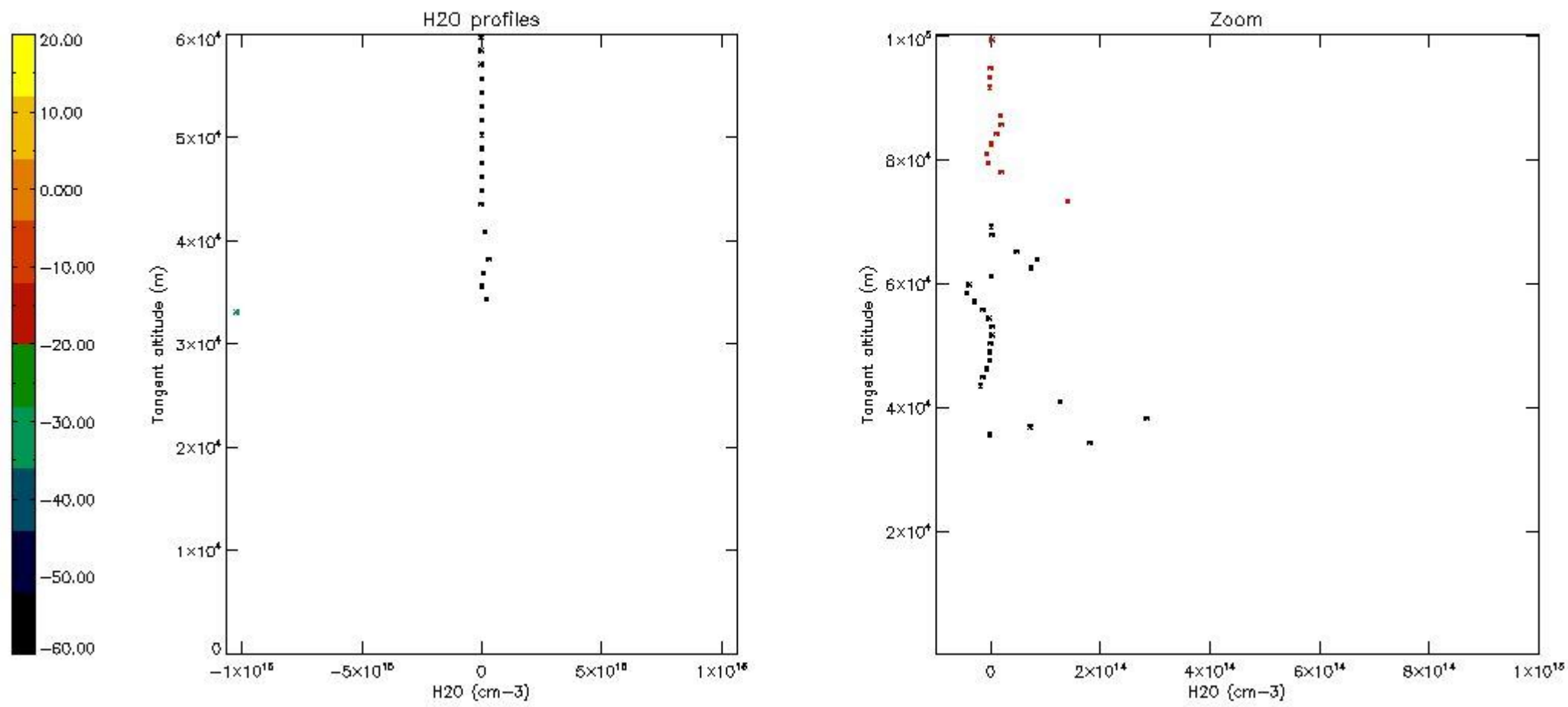
5.7 Plot NO3 profiles for all STD (dark without errors)

The colorbar represents the latitude.



5.8 Plot H₂O profiles for all STD (only for occultations of stars 1,2,3,4,13,14,16,26,63 dark without errors)

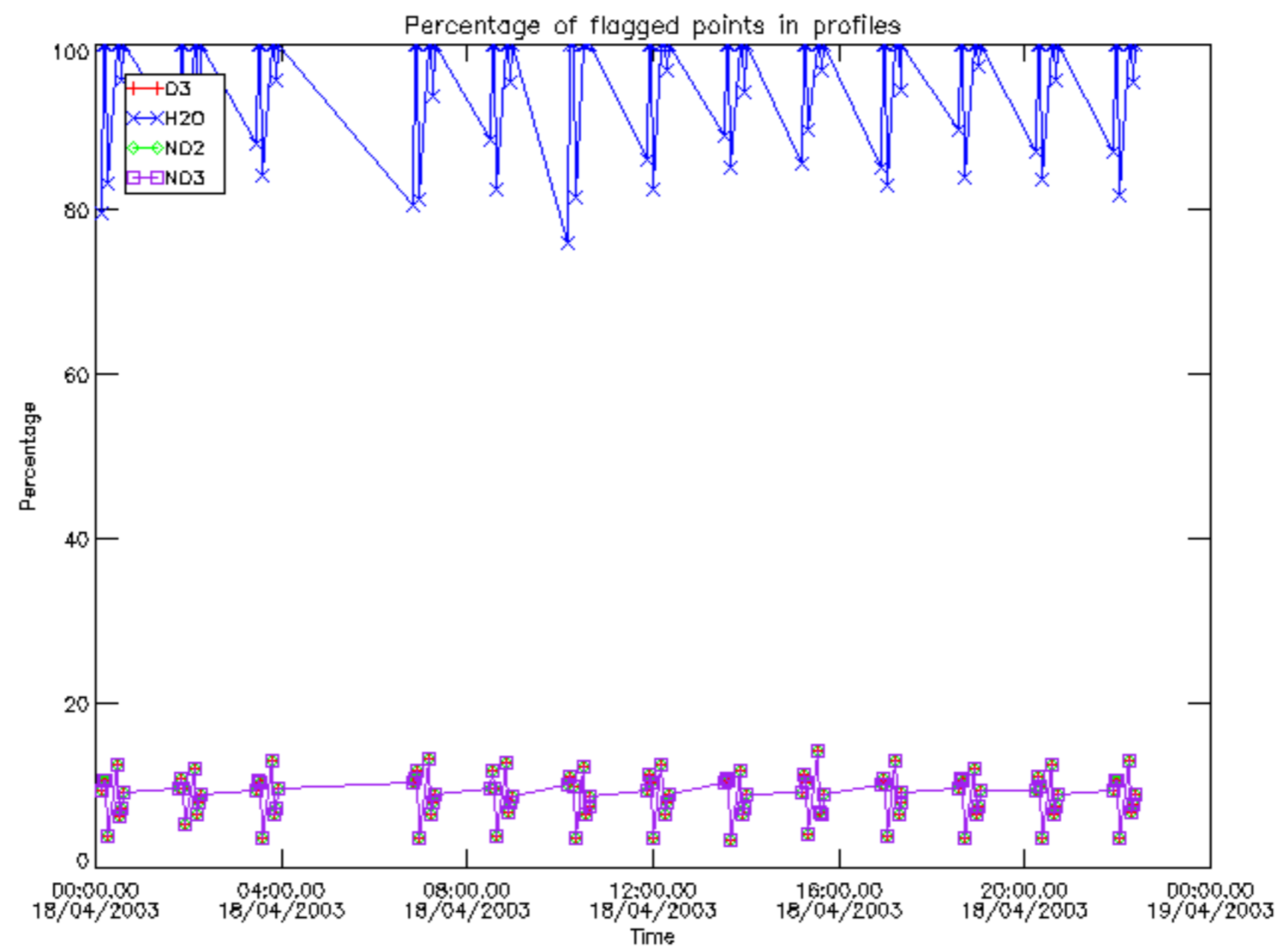
The colorbar represents the latitude.



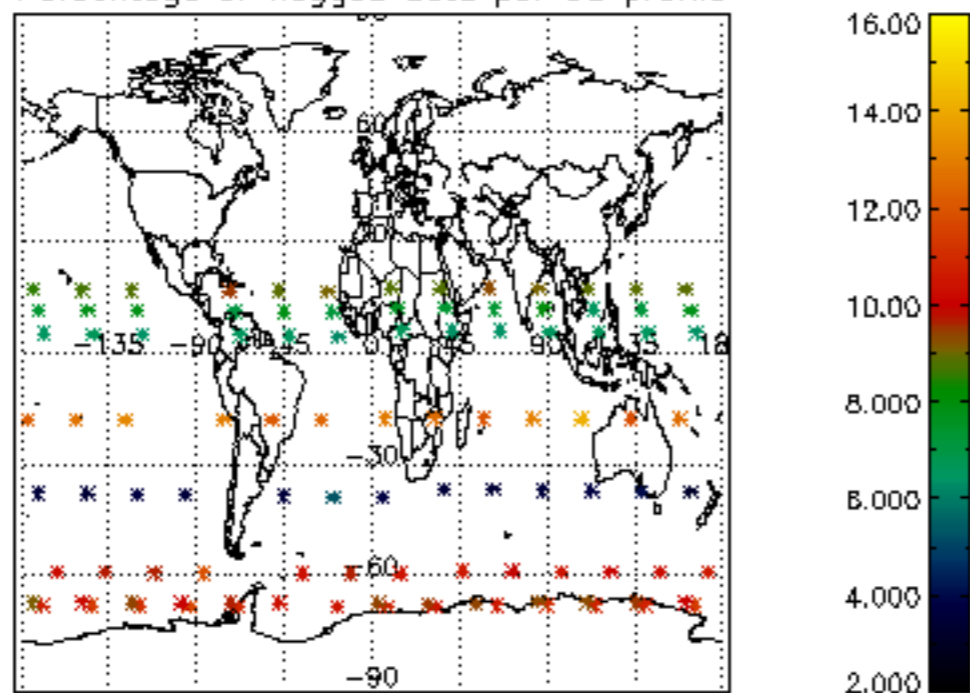
6. Auxiliary Data Files used for the production reported in section 2

The number reported in the third column indicates since which file (see list in section 2) the corresponding auxiliary file has been used. The fourth column is the date of those product files.

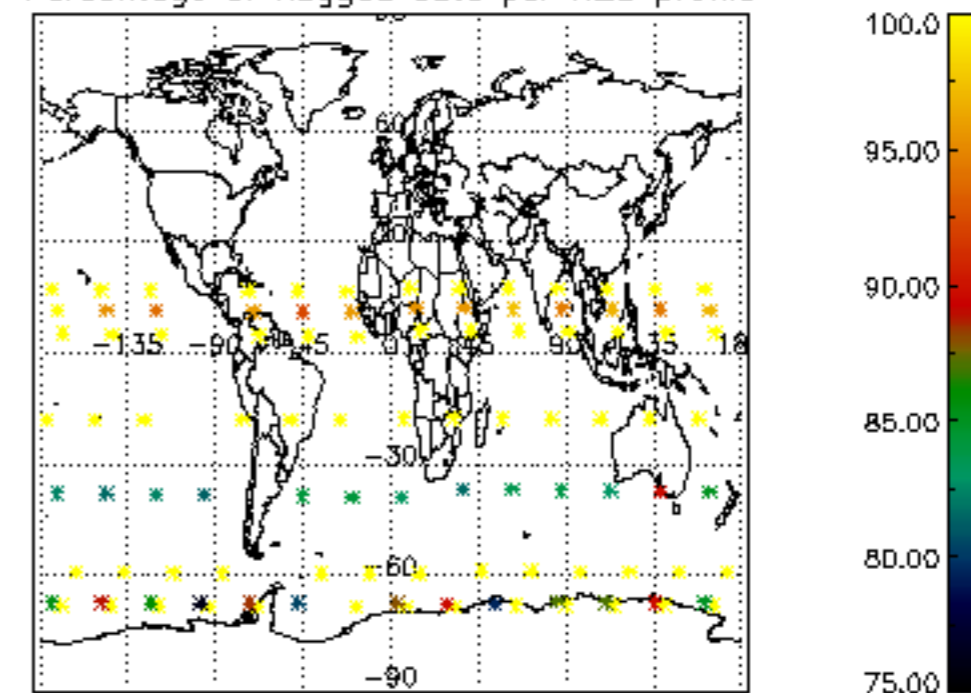
Type	Auxiliary Filename	Used since product	Used since product date
INST_PHYS_CHARACTERISTICS	GOM_INS_AXNIEC20050627_150440_20020301_000000_20100101_000000	1	18-APR-2003 00:07:26
LEVEL-2_PROC_CONFIG	GOM_PR2_AXVIEC20091111_152718_20020301_000000_20500101_000000	1	18-APR-2003 00:07:26
CROSS_SECTIONS_FILE	GOM_CRS_AXVIEC20091111_154832_20020301_000000_20500101_000000	1	18-APR-2003 00:07:26



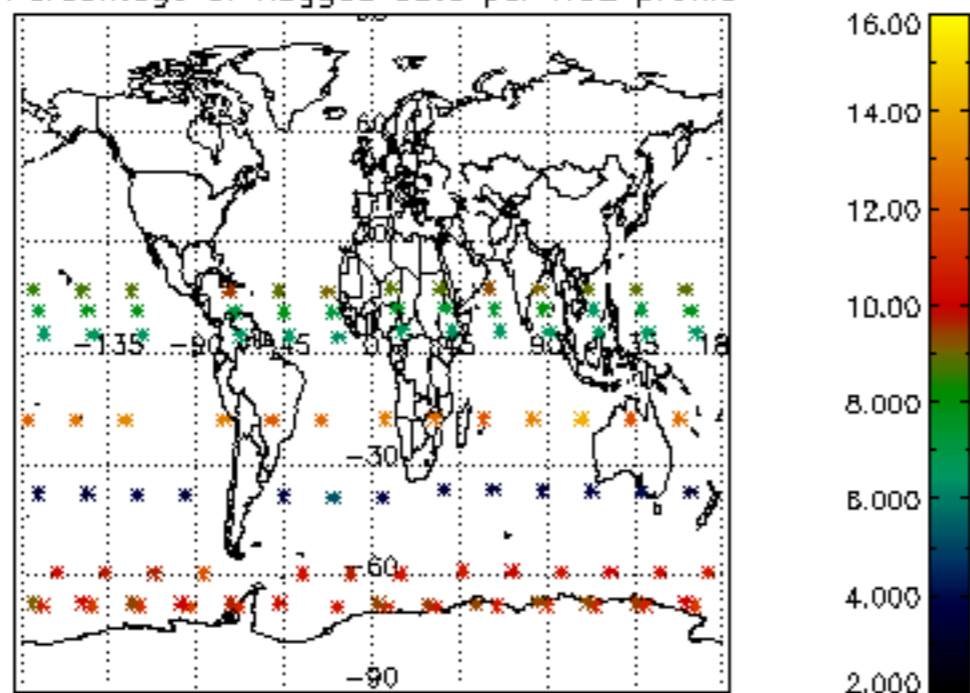
Percentage of flagged data per D3 profile



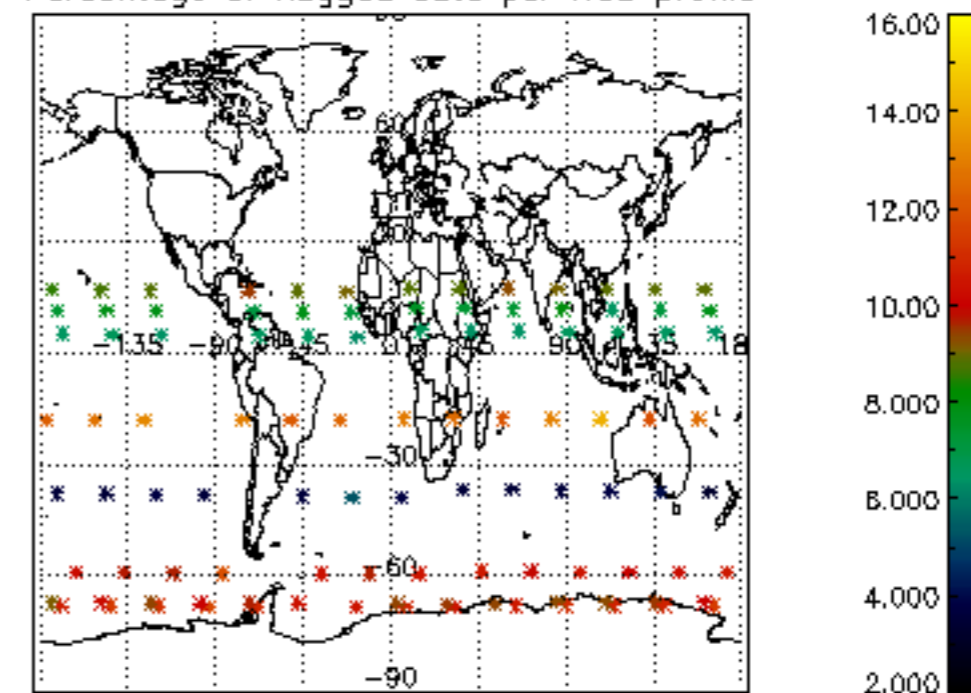
Percentage of flagged data per H2O profile

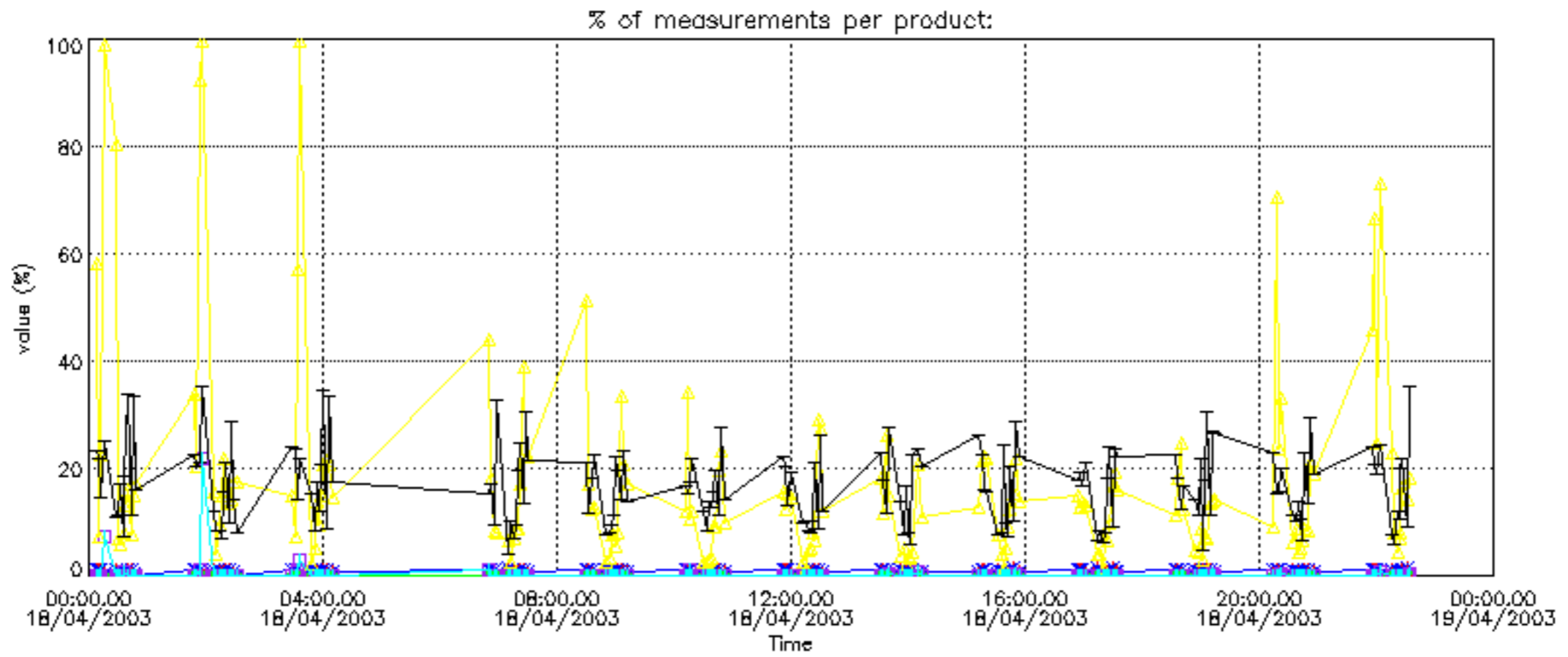


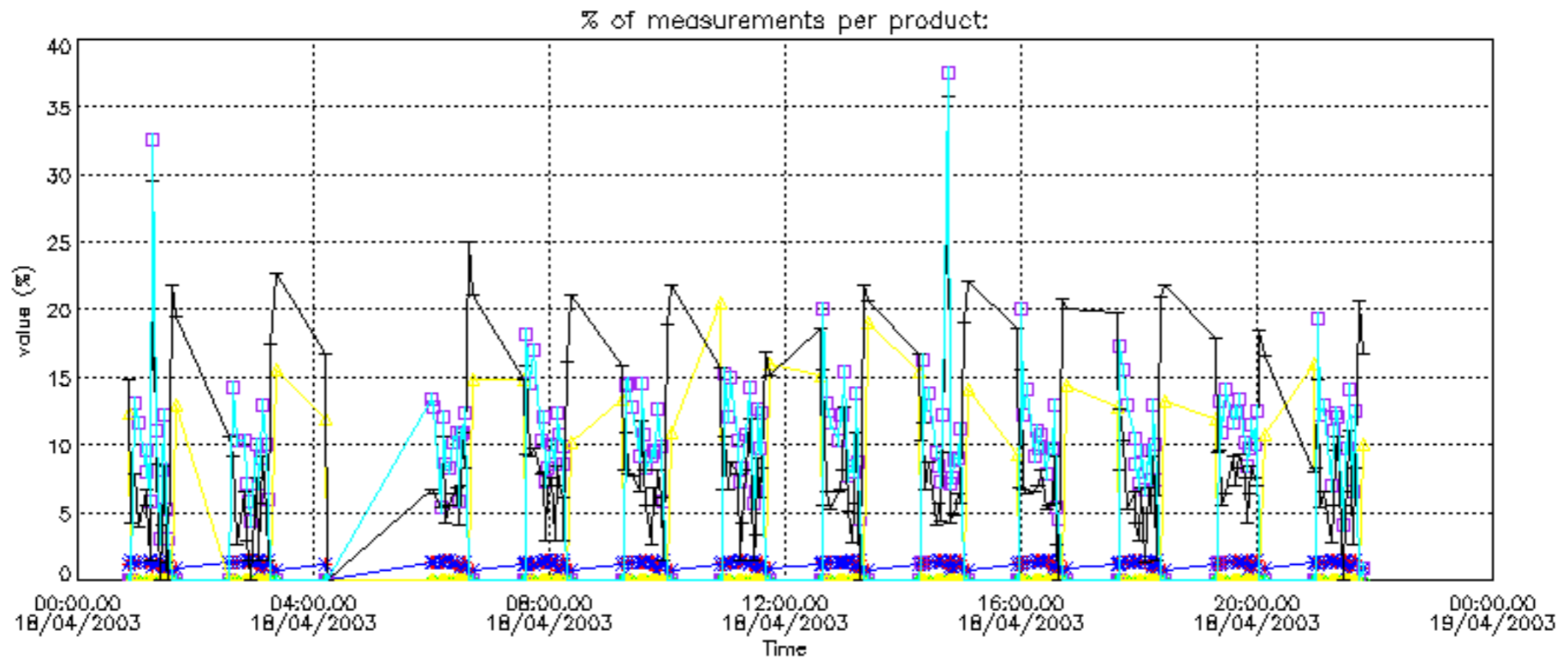
Percentage of flagged data per NO2 profile



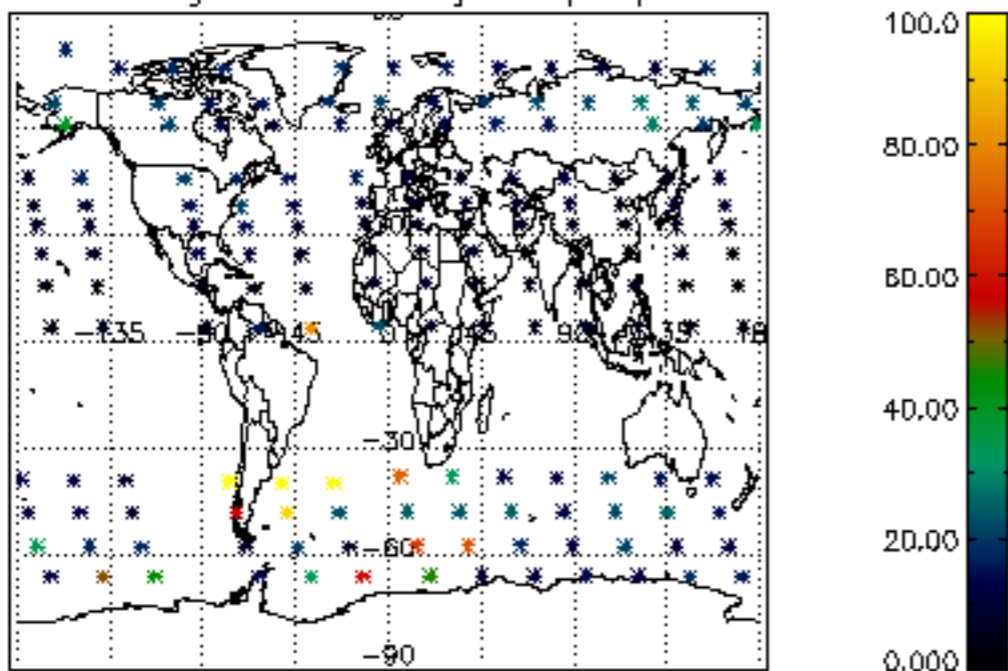
Percentage of flagged data per NO3 profile



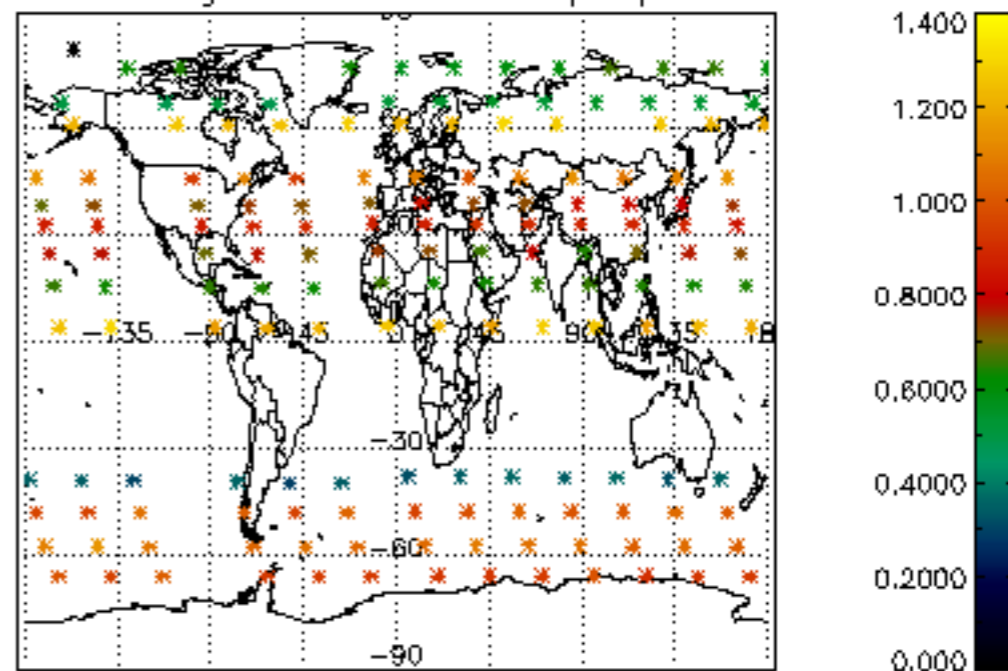




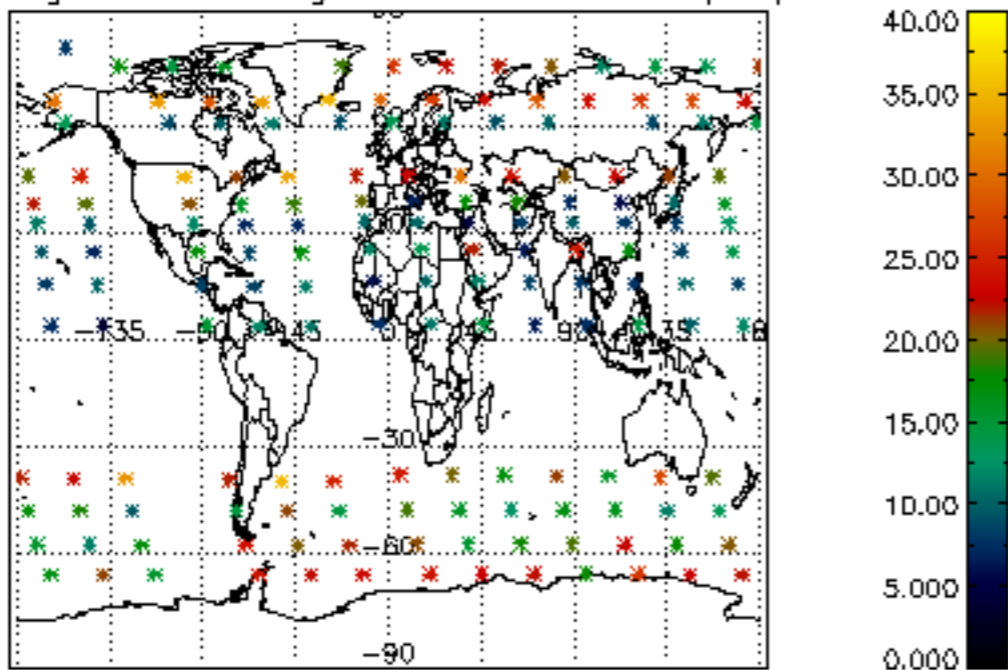
Percentage of cosmic ray hits per profile



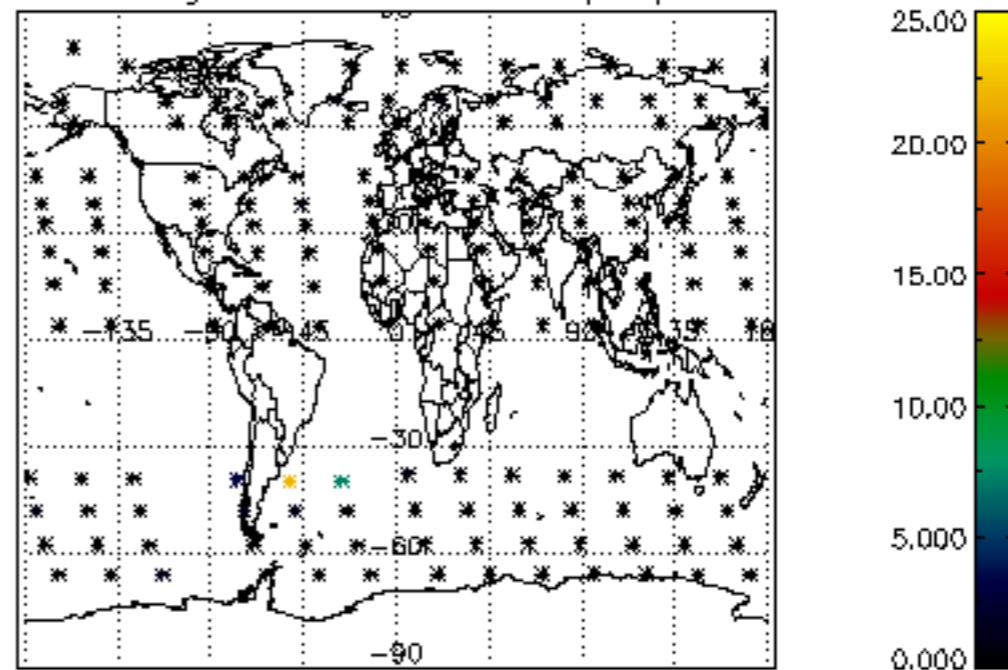
Percentage of datation errors per profile



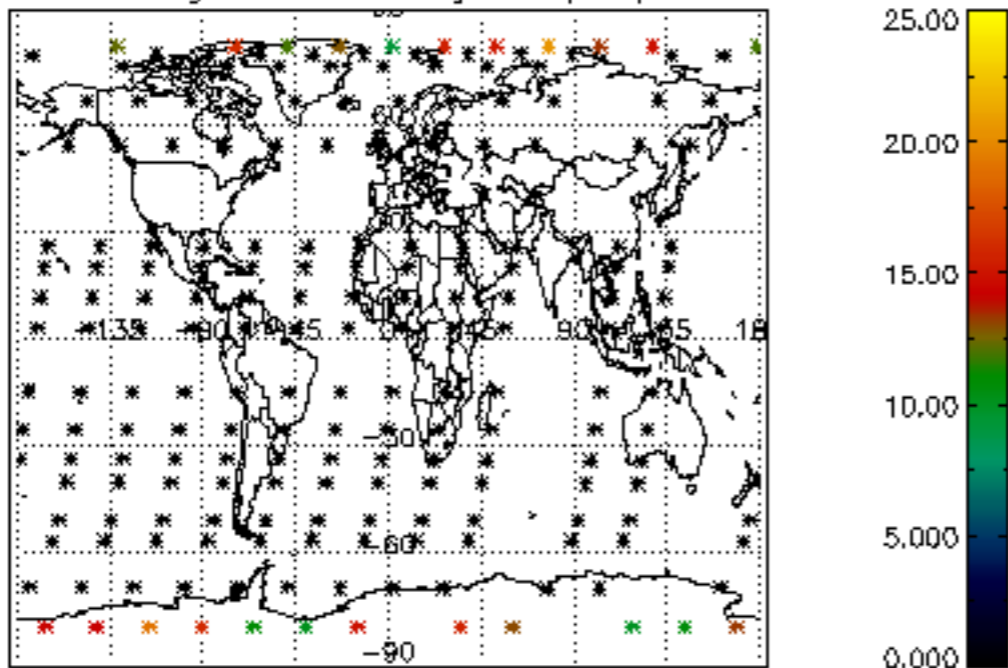
Percentage of star falling outside central band per profile



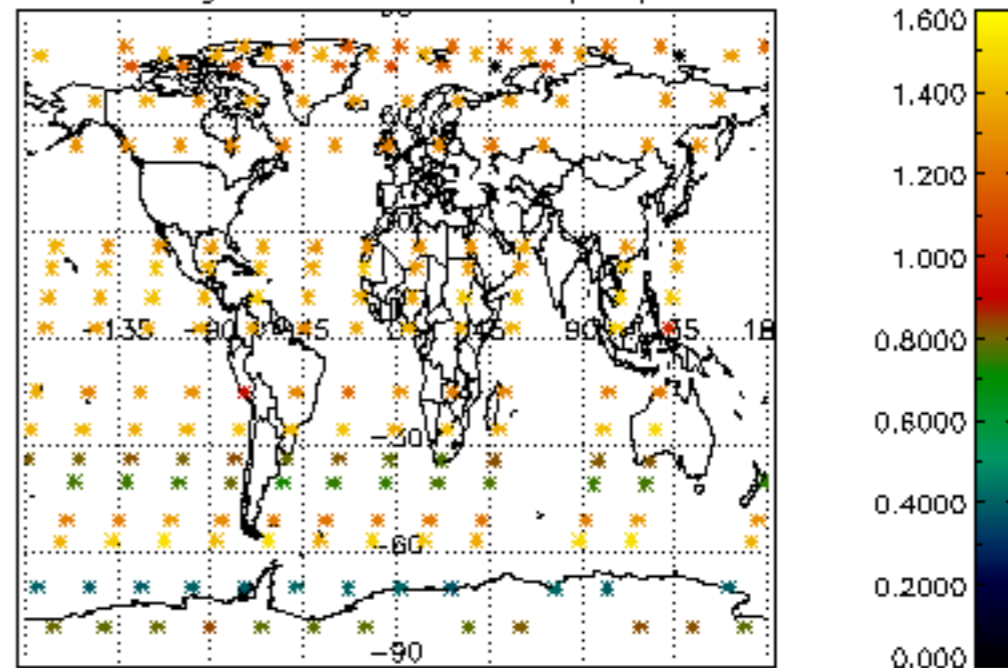
Percentage of saturation errors per profile



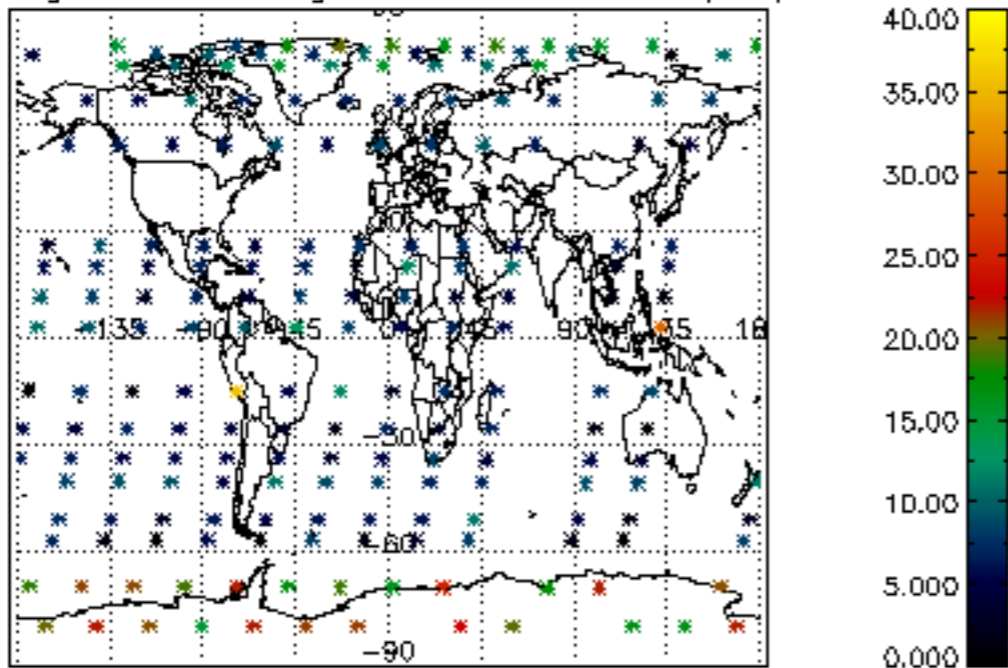
Percentage of cosmic ray hits per profile



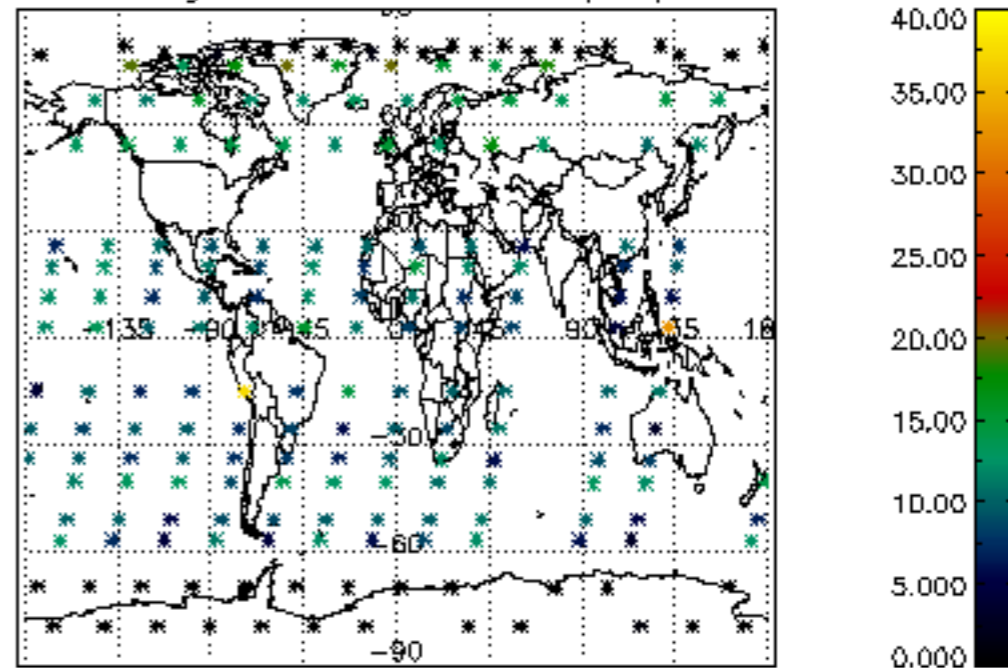
Percentage of datation errors per profile

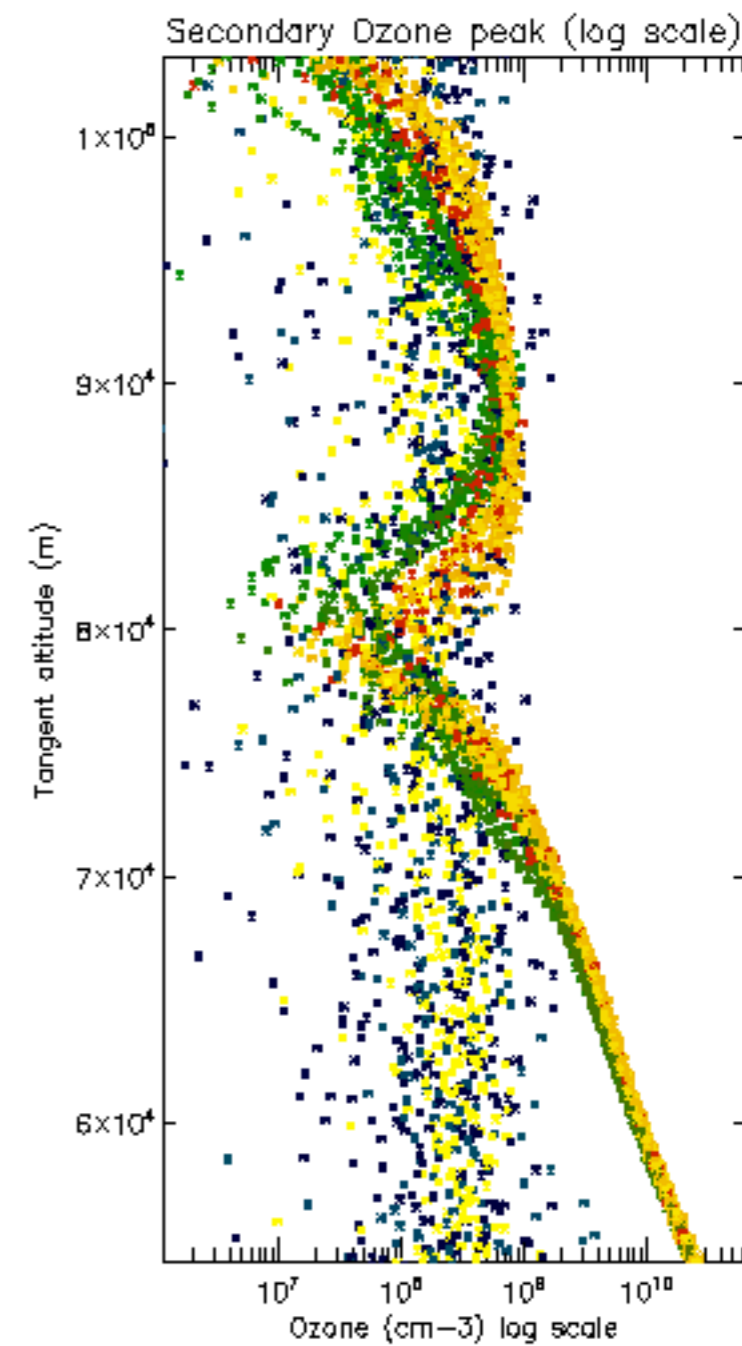
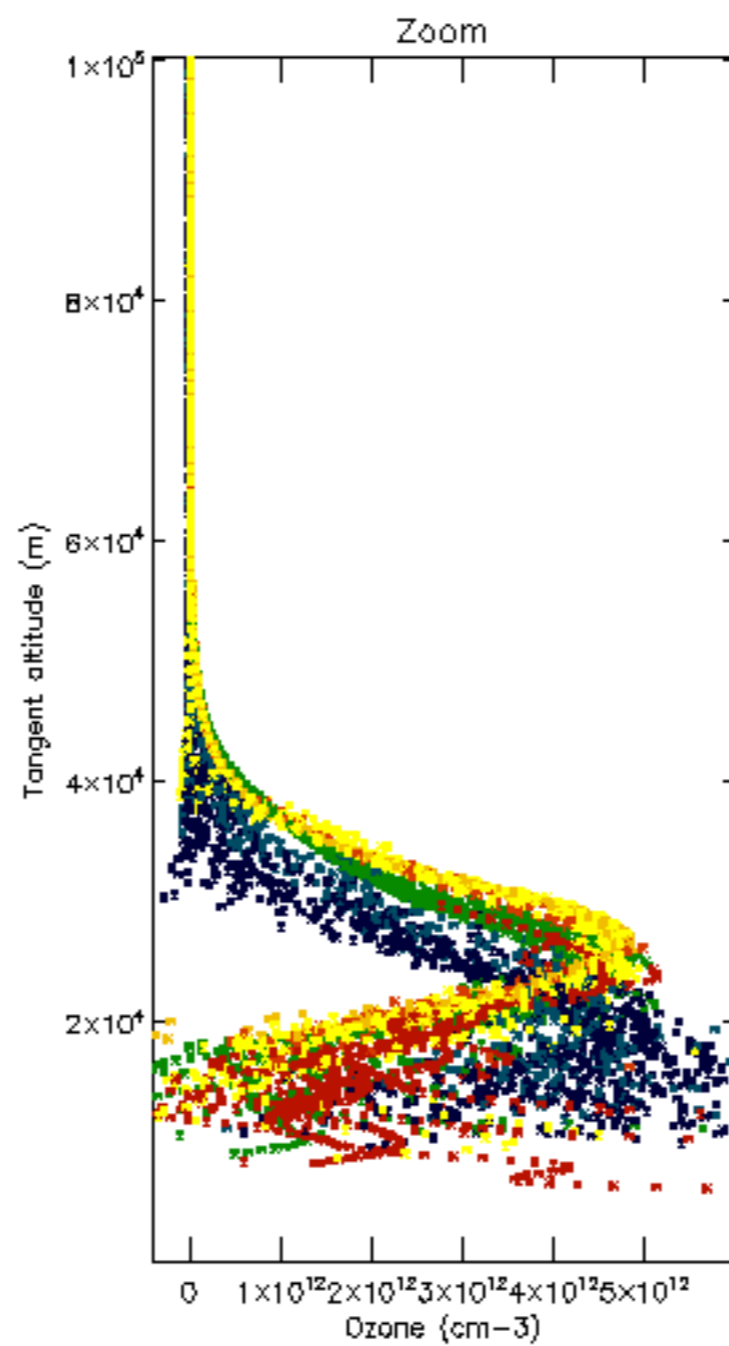
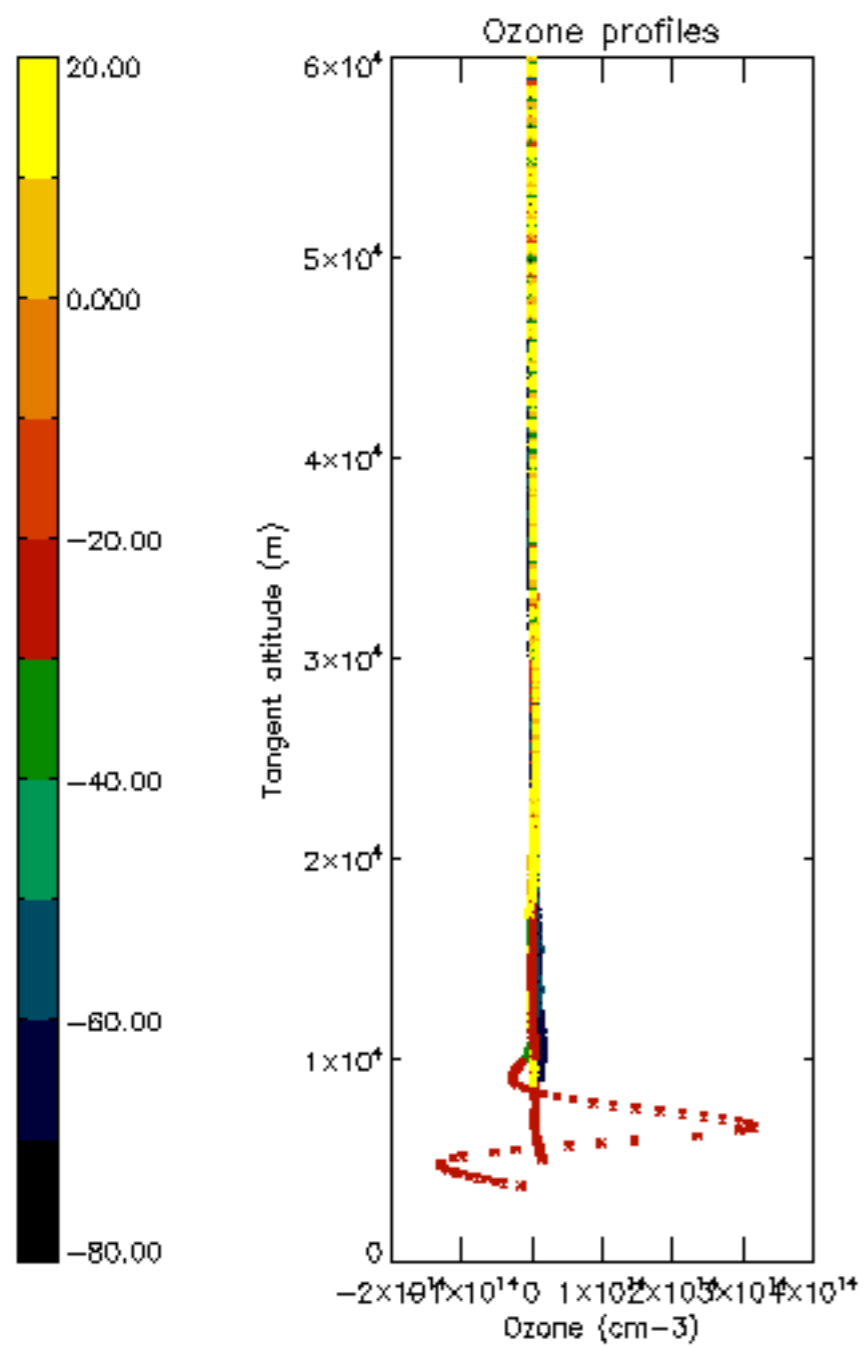


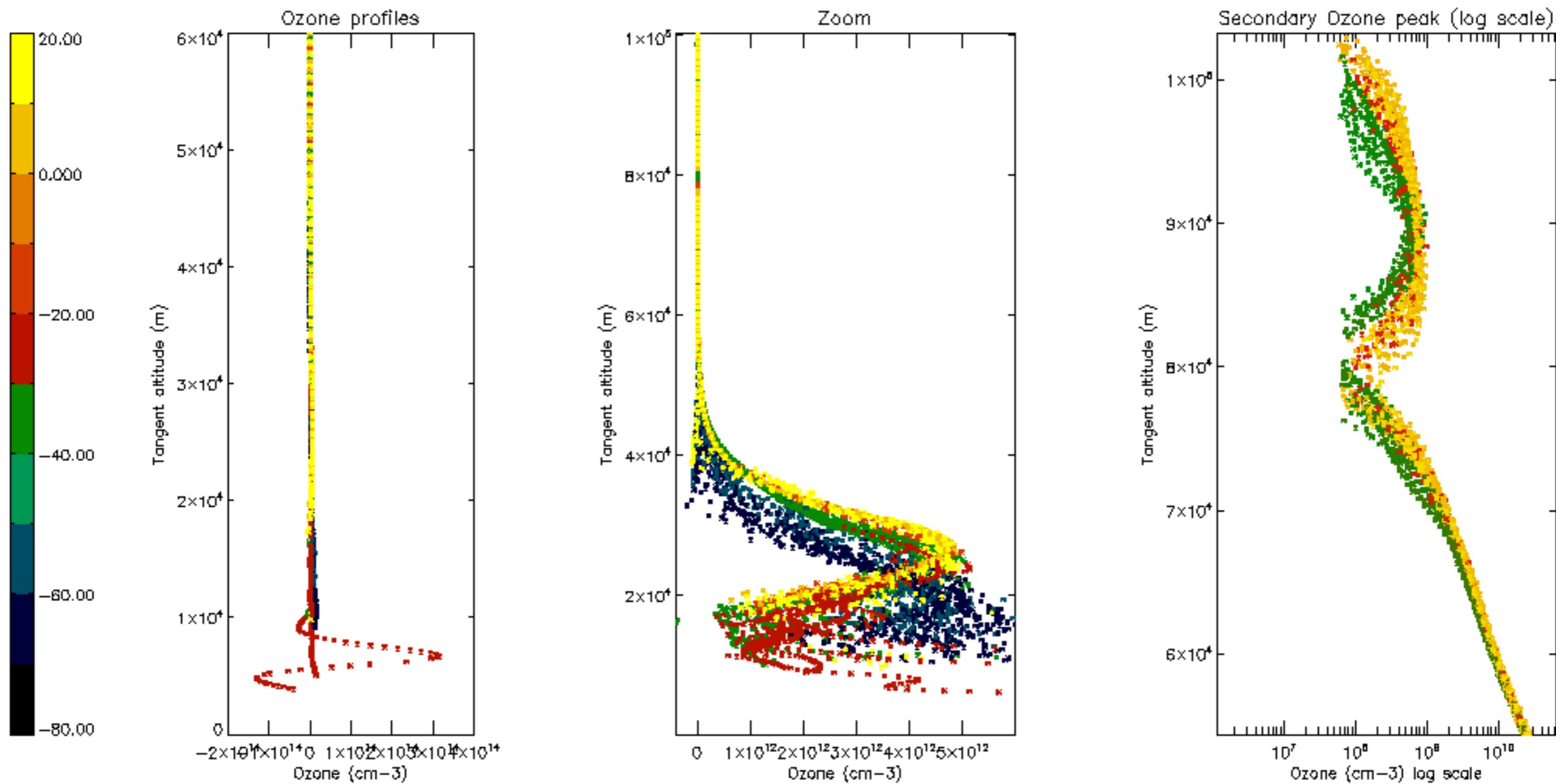
Percentage of star falling outside central band per profile

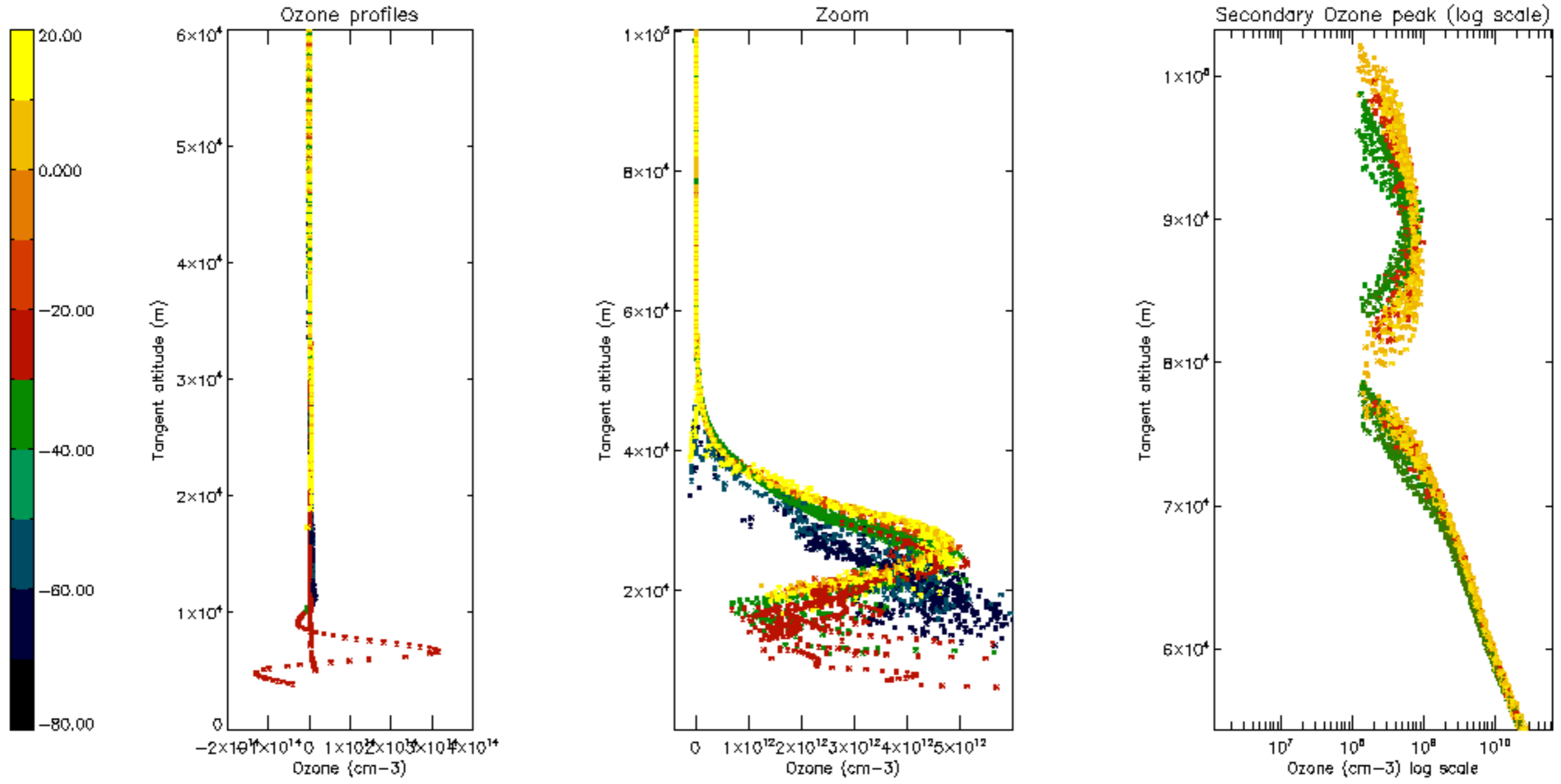


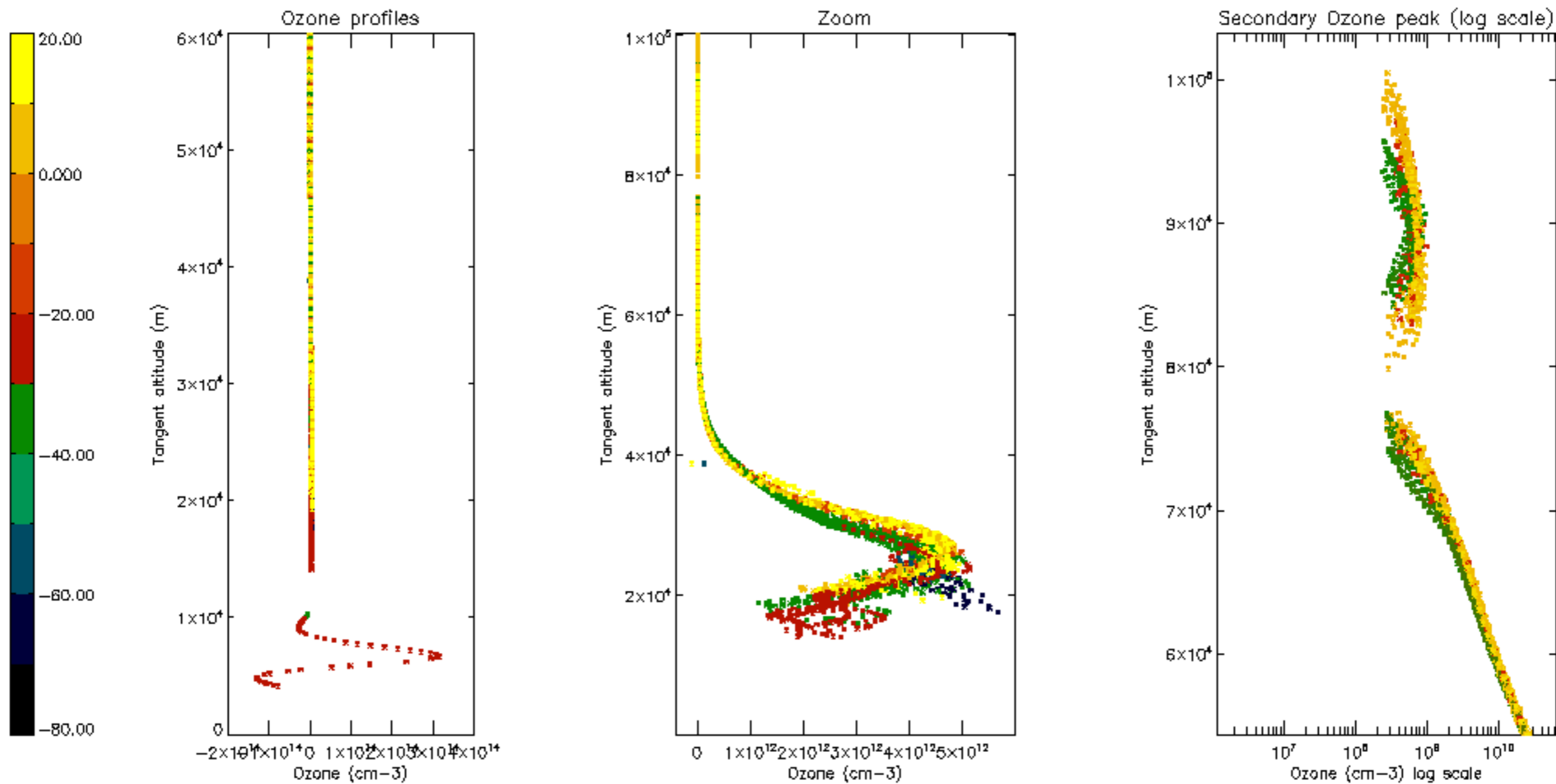
Percentage of saturation errors per profile

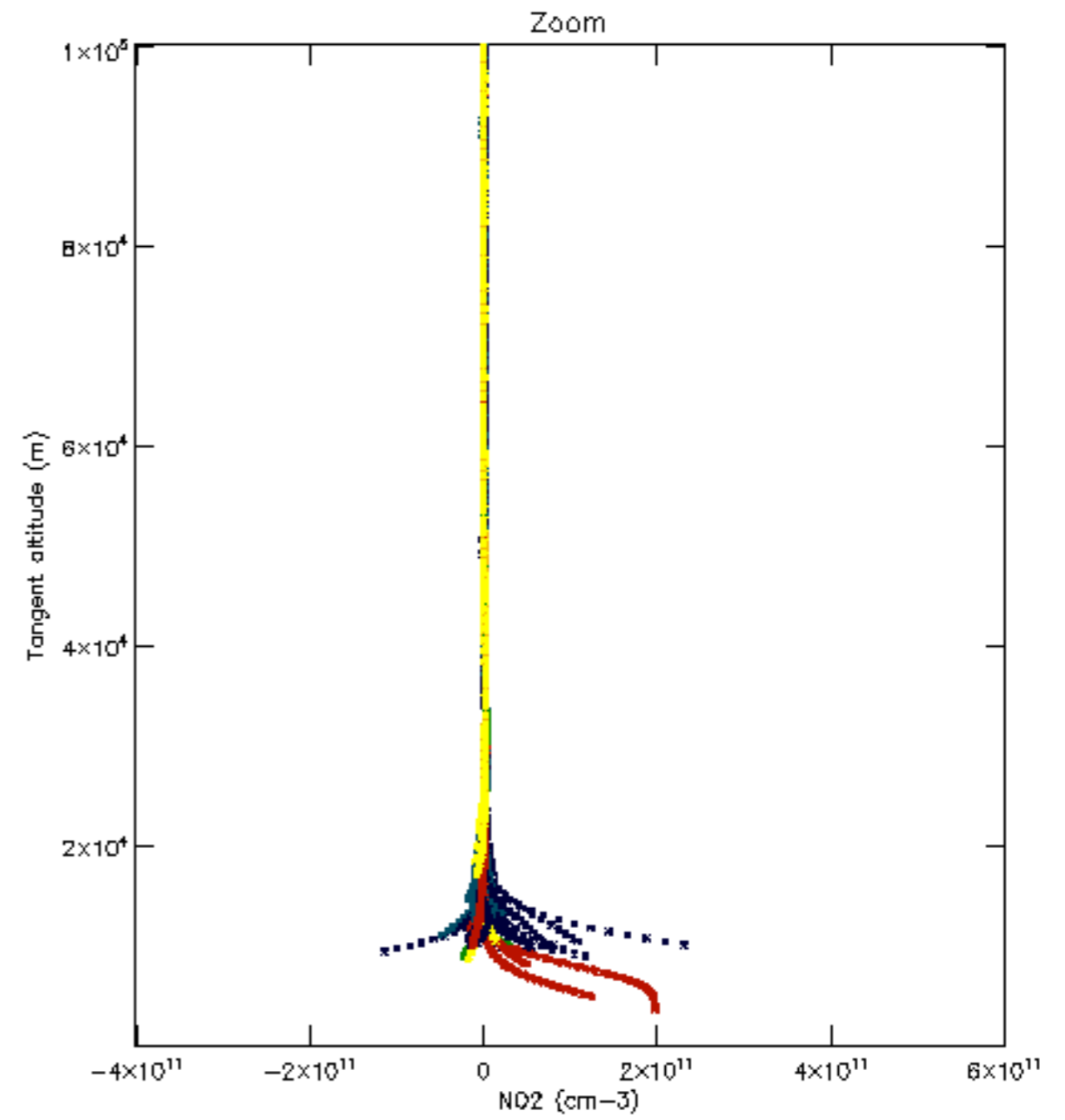
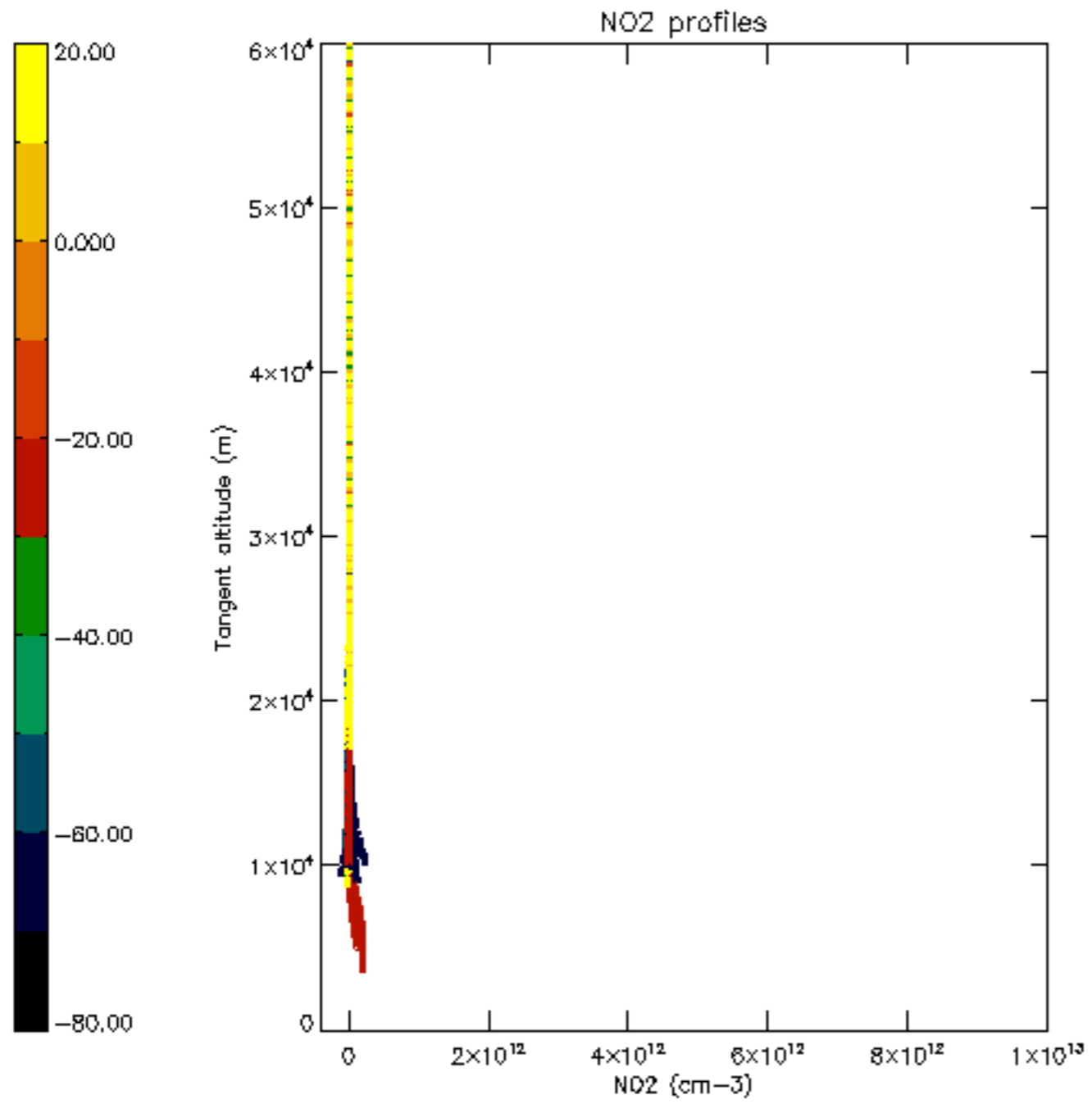


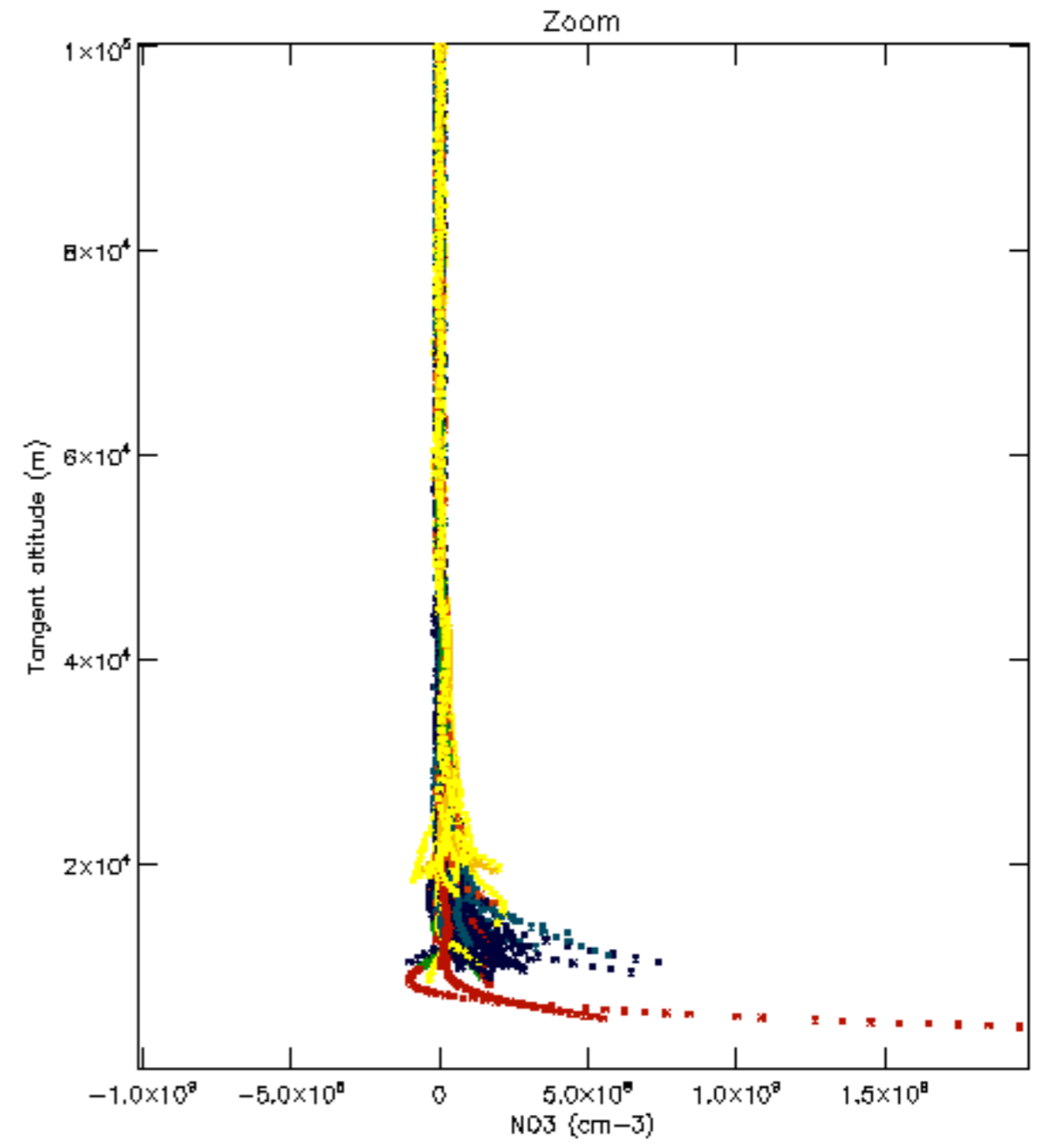
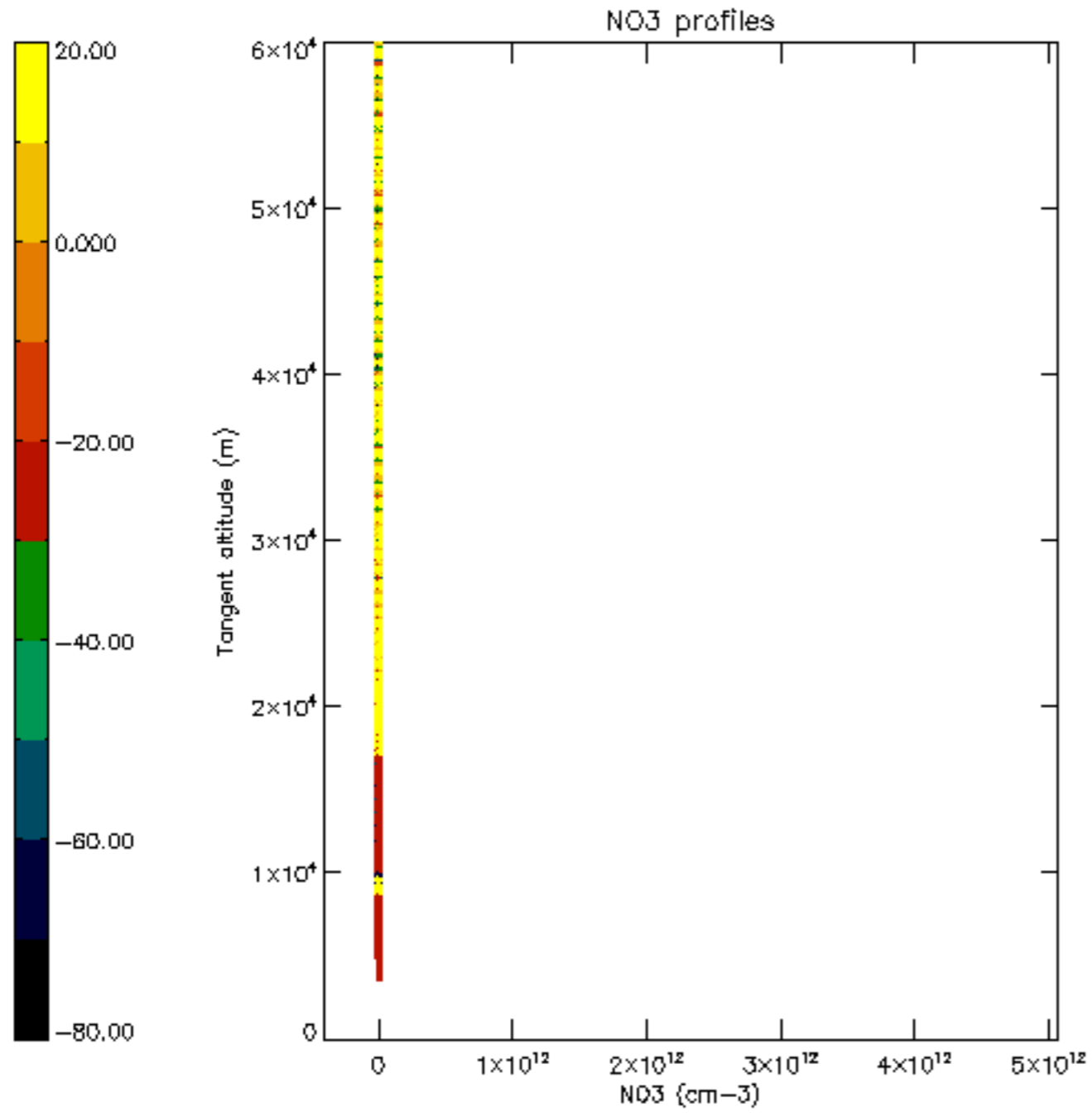


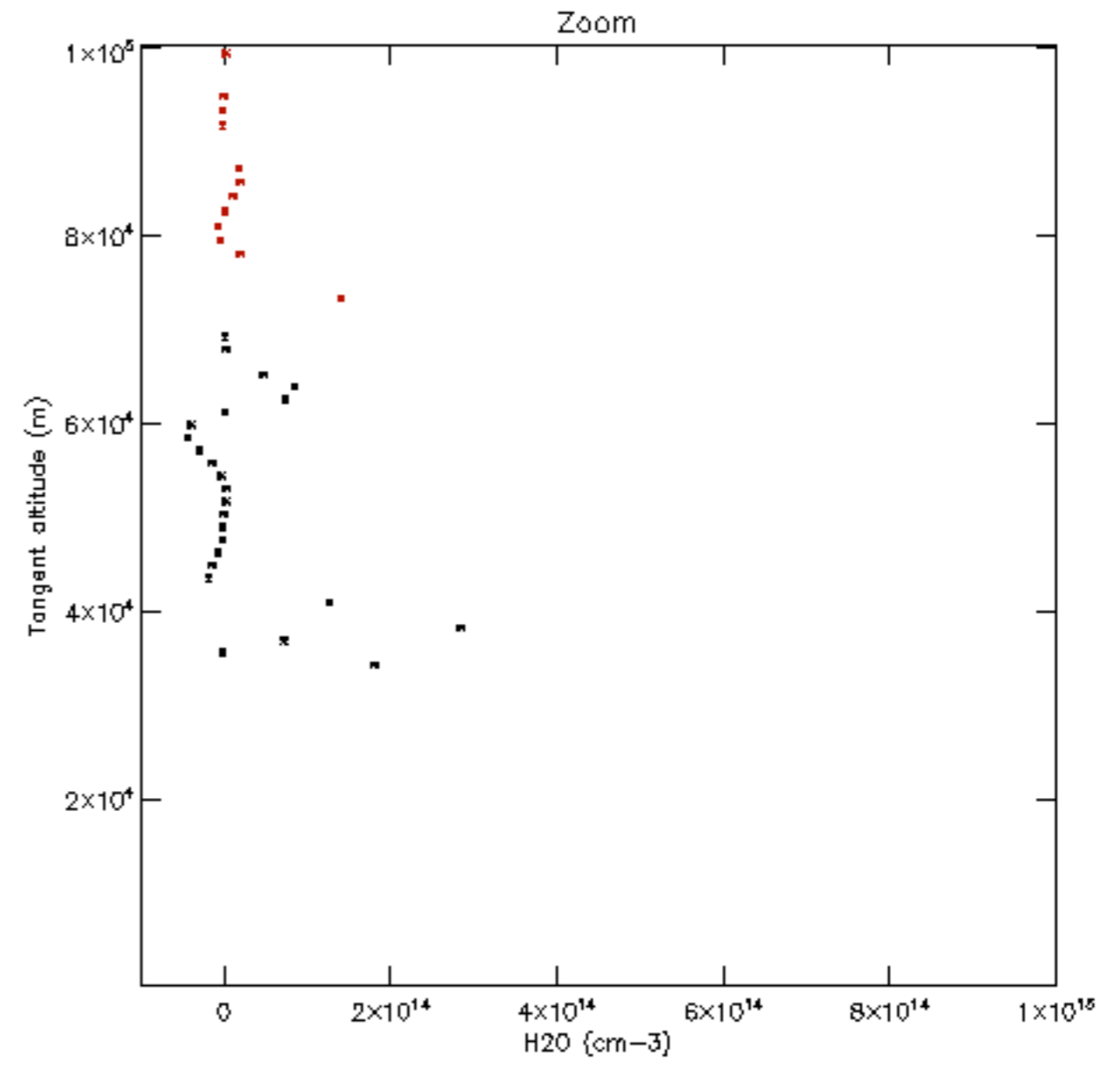
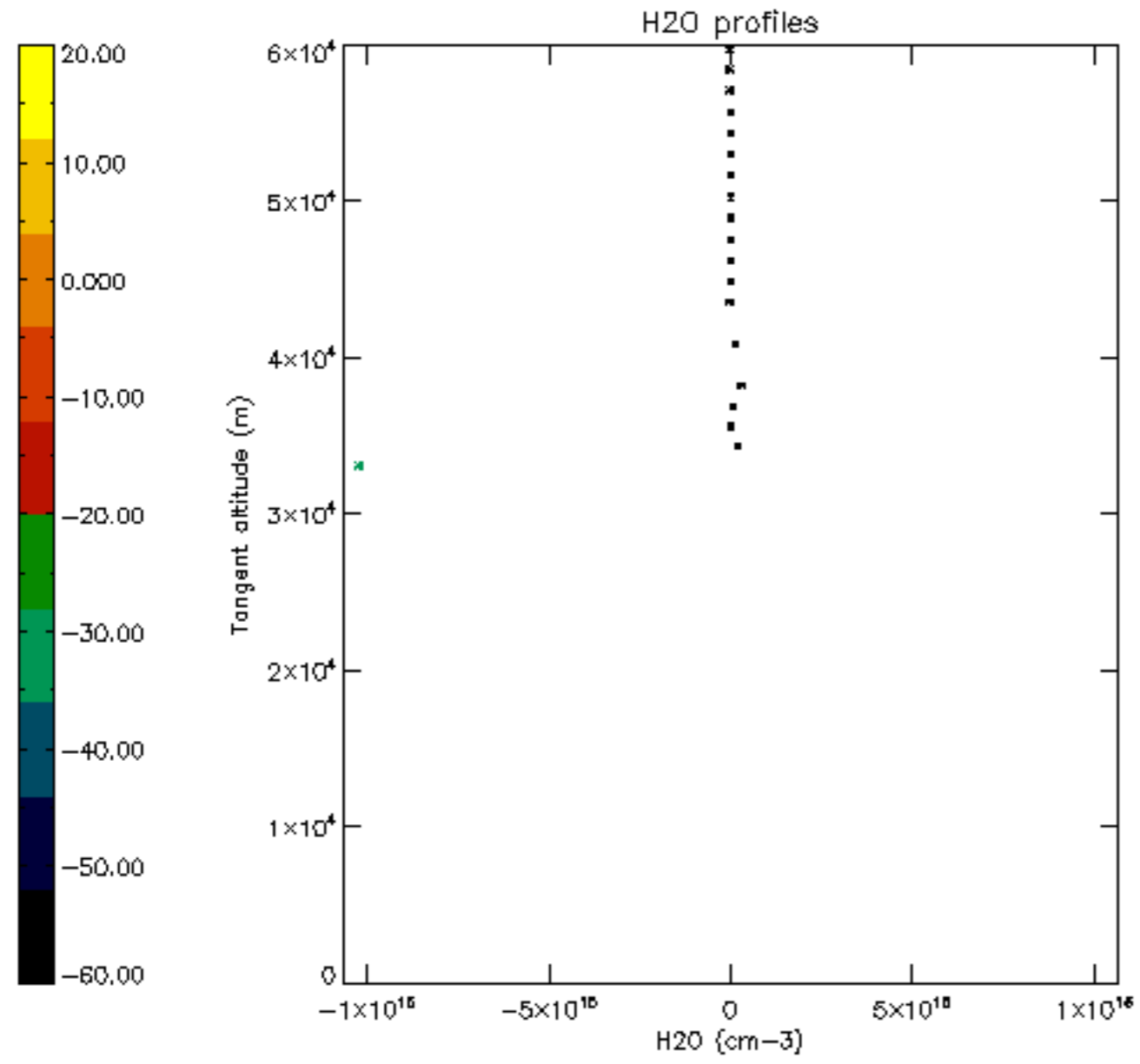


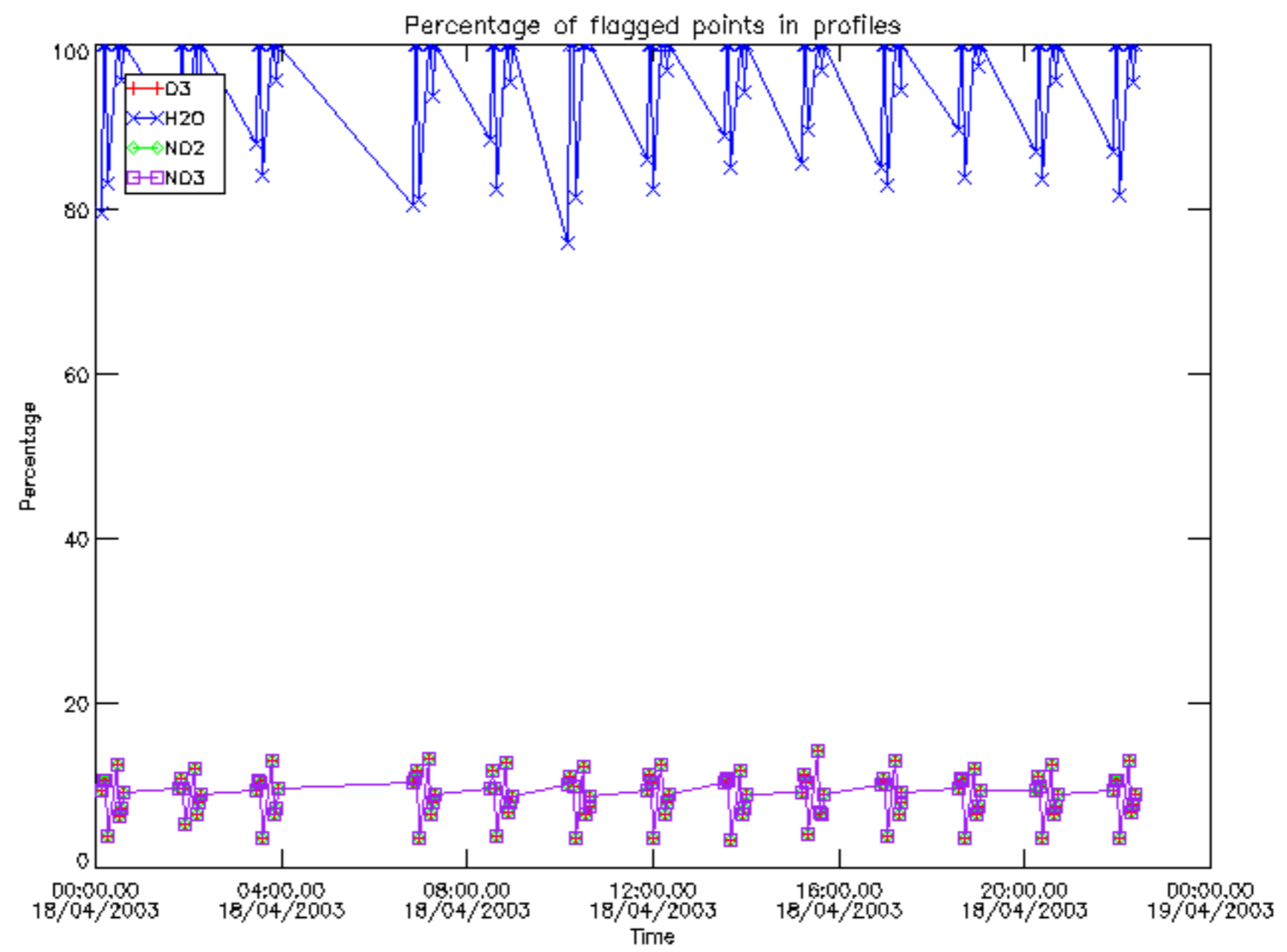




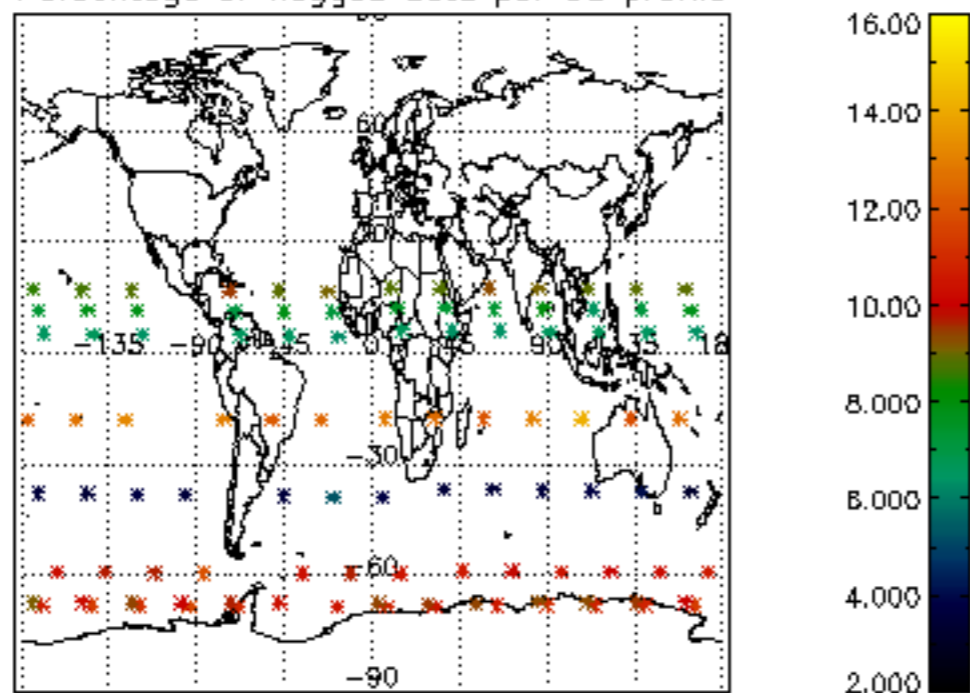




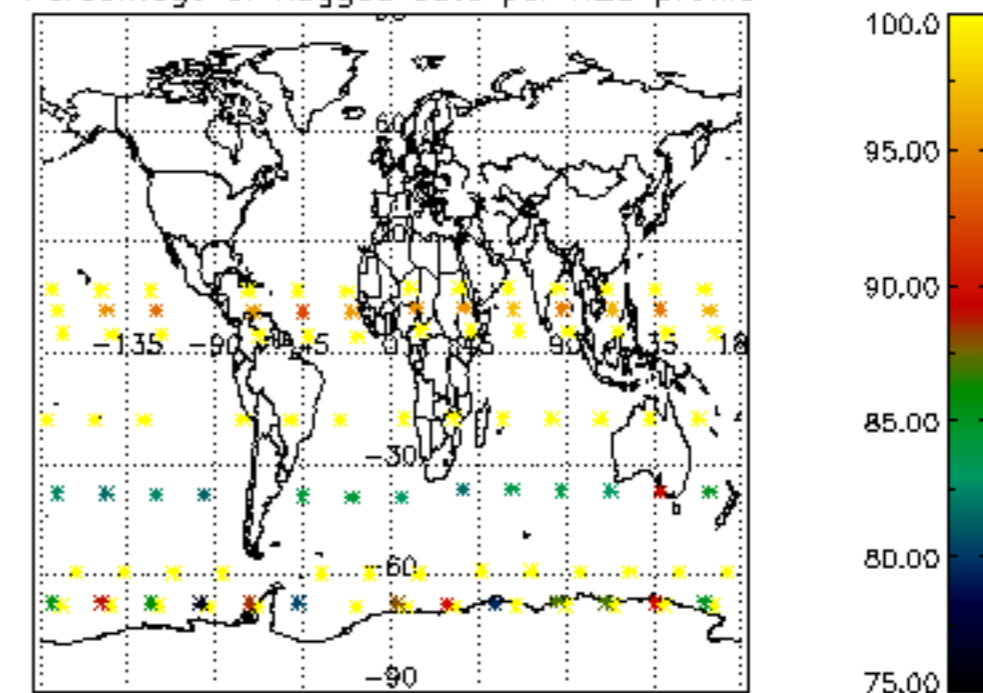




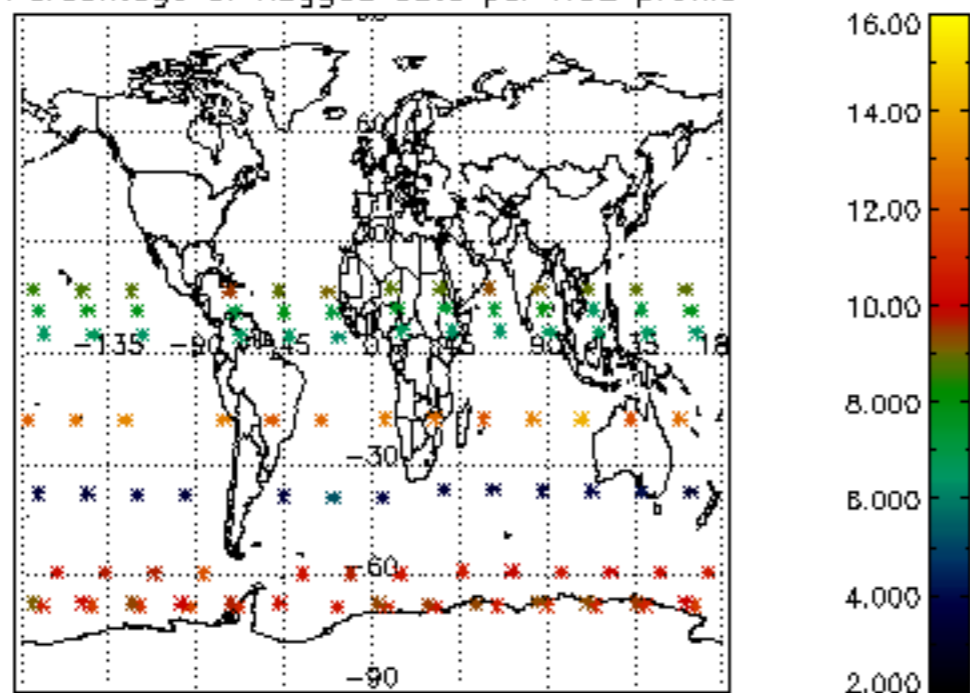
Percentage of flagged data per D3 profile



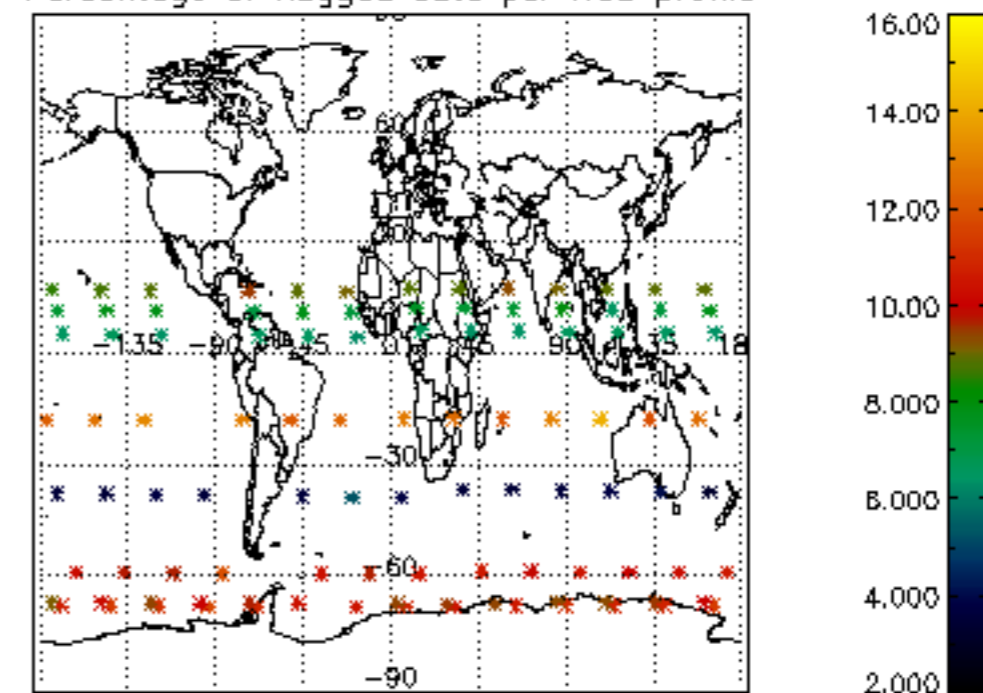
Percentage of flagged data per H2O profile

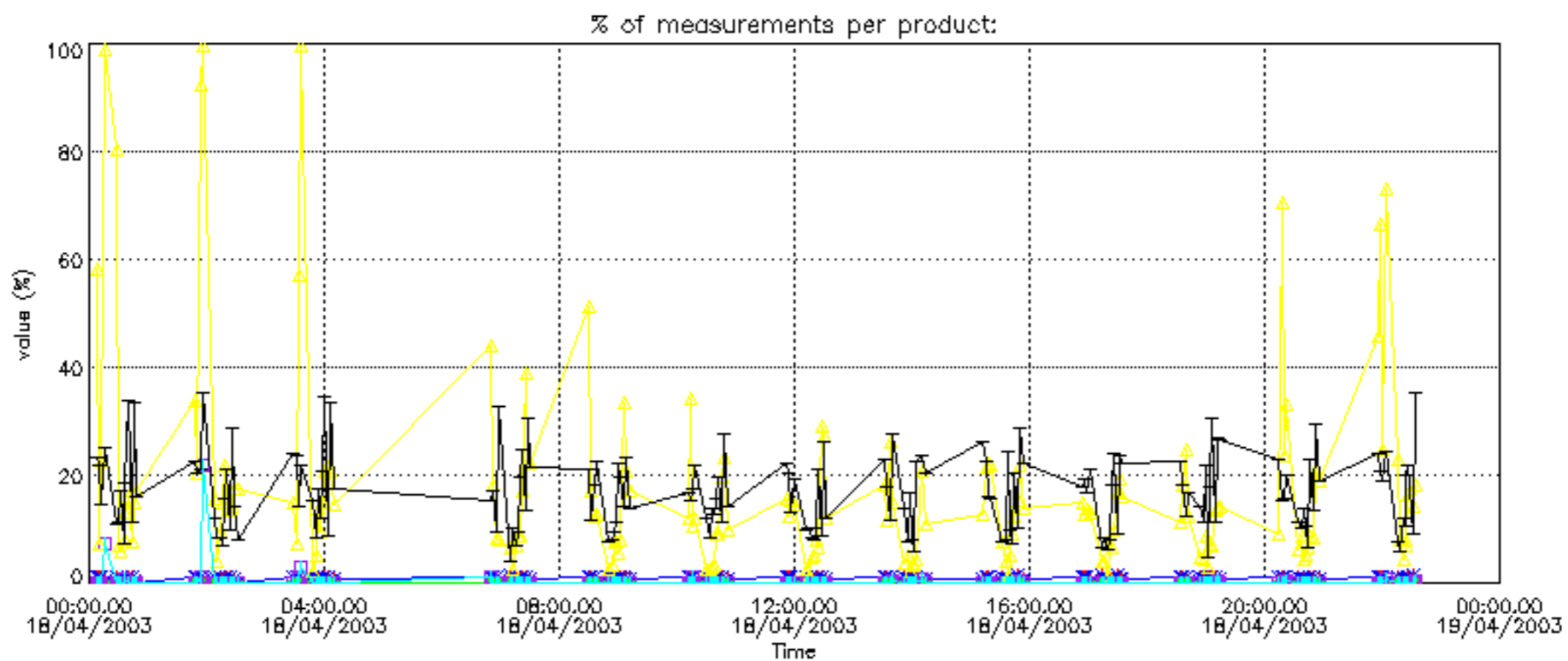


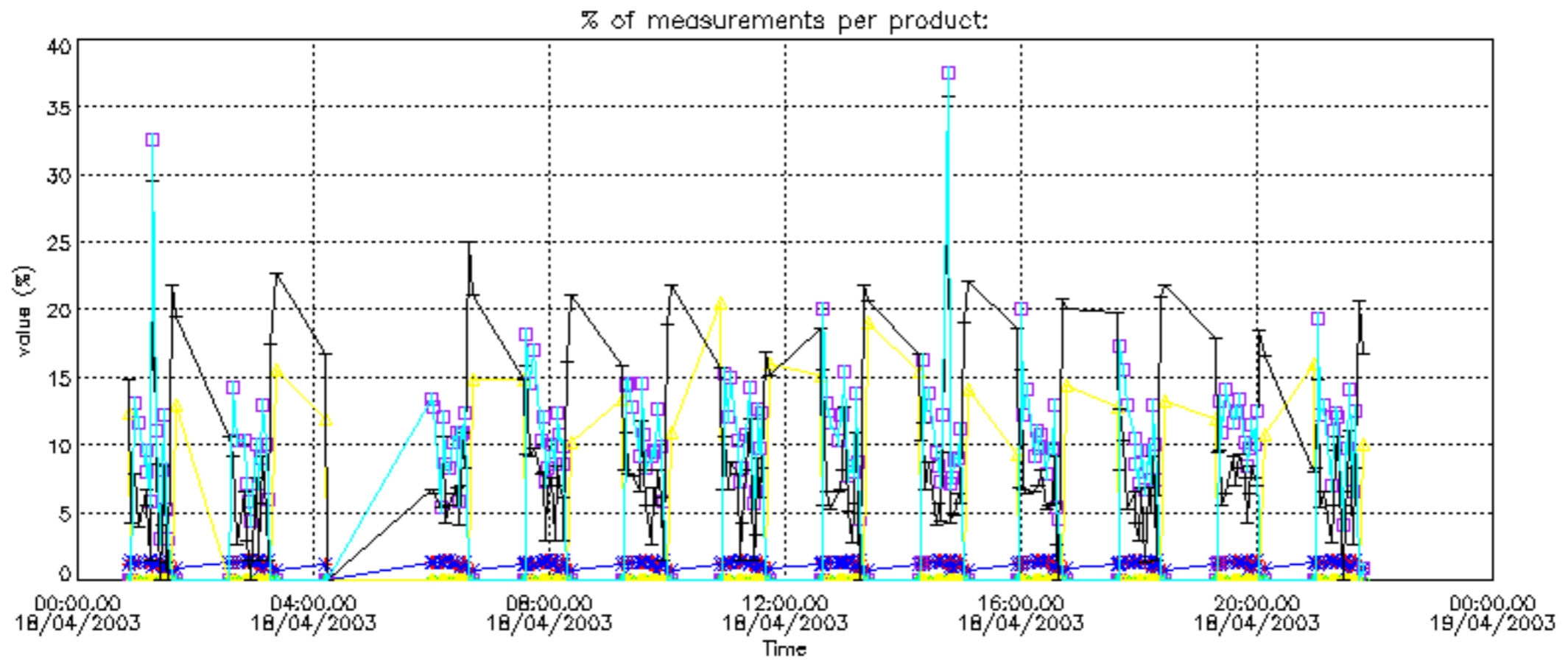
Percentage of flagged data per NO2 profile



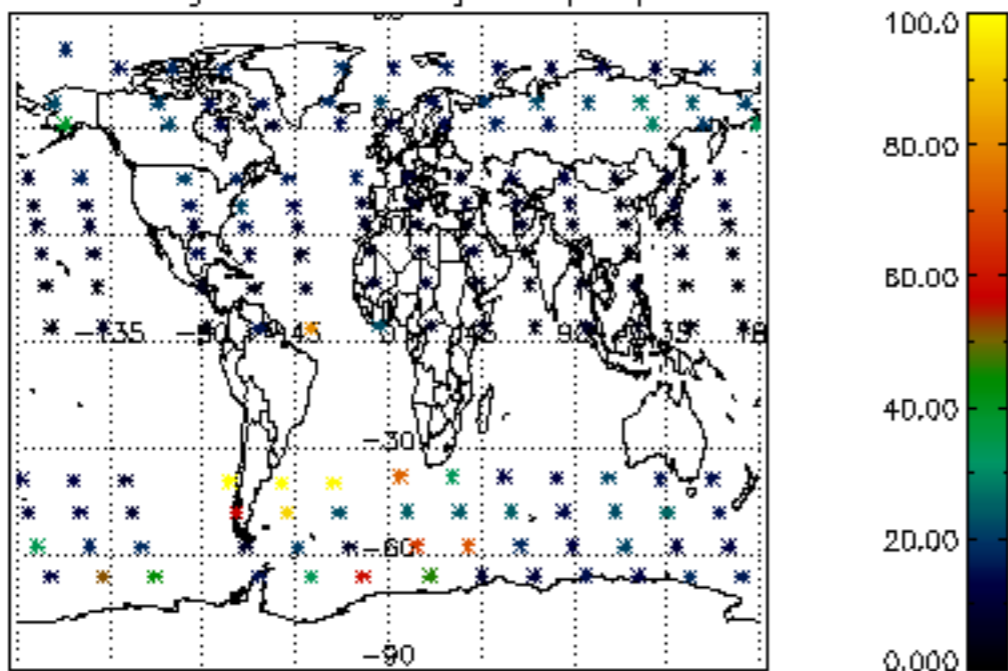
Percentage of flagged data per NO3 profile



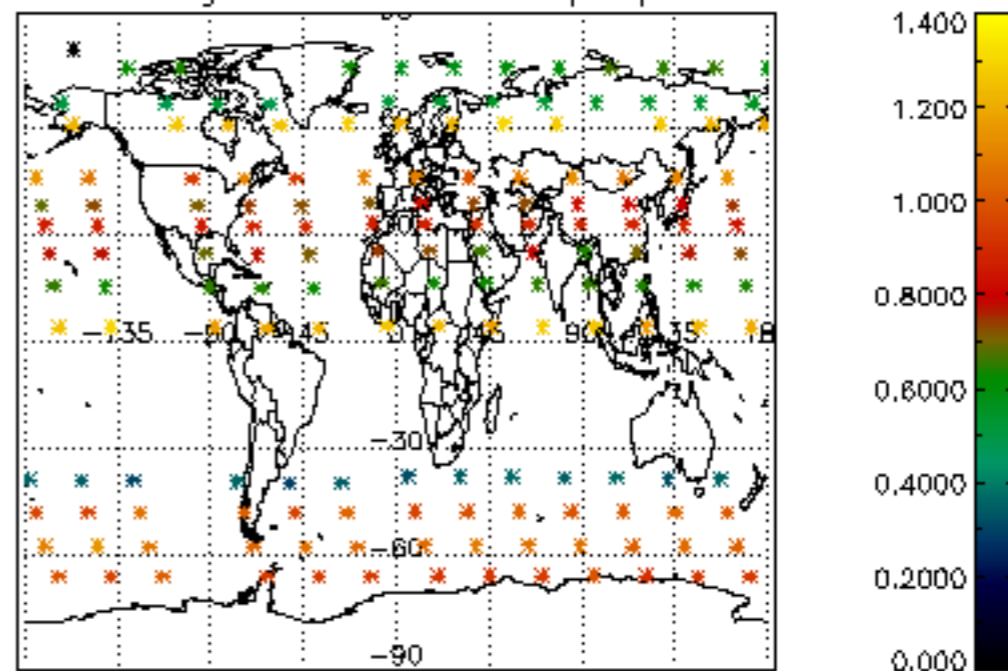




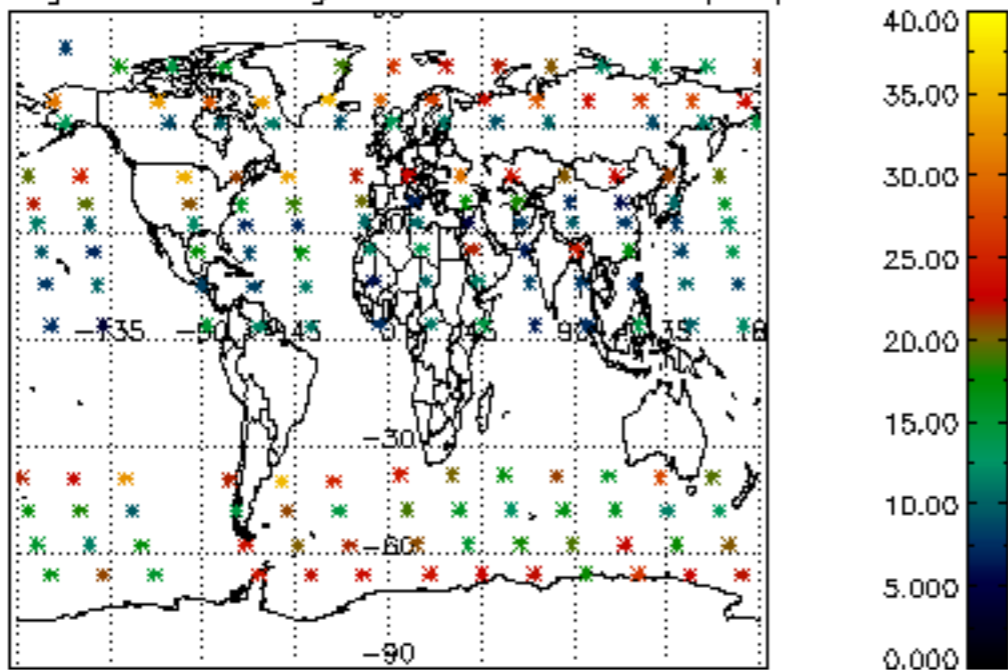
Percentage of cosmic ray hits per profile



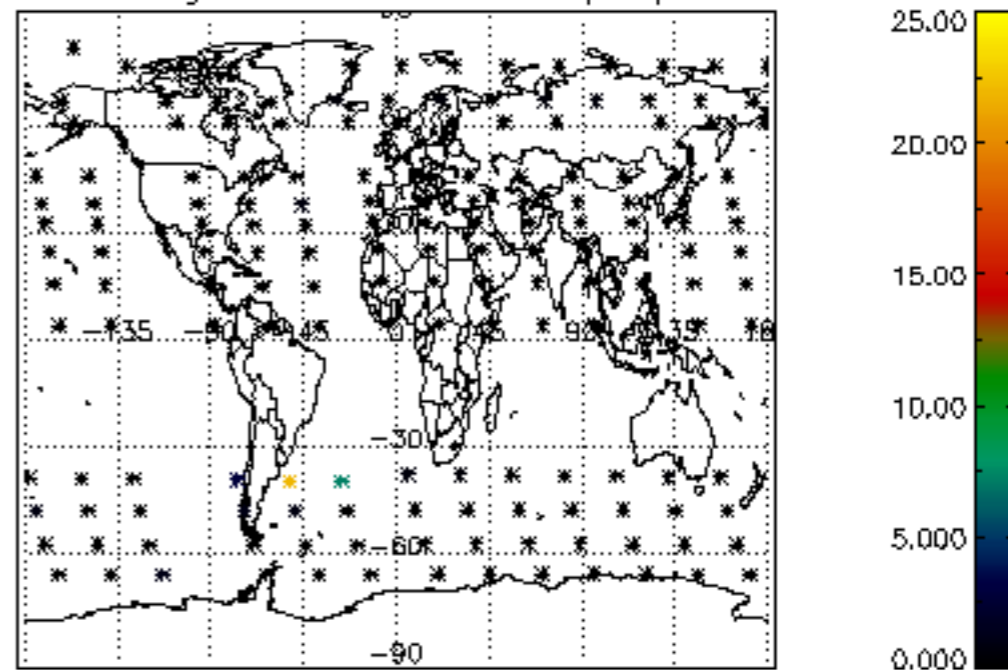
Percentage of datation errors per profile



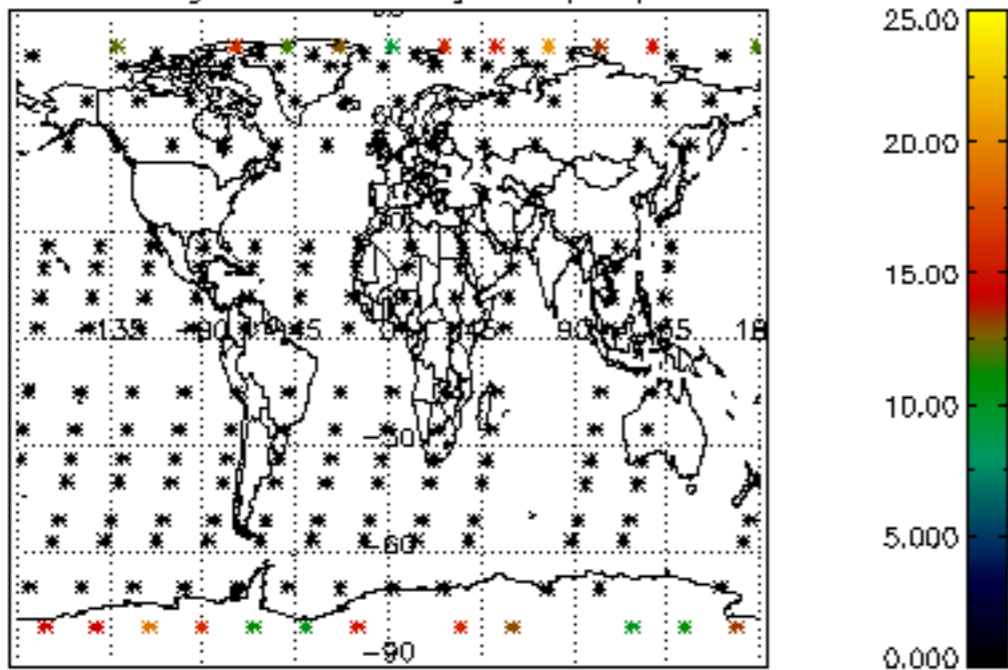
Percentage of star falling outside central band per profile



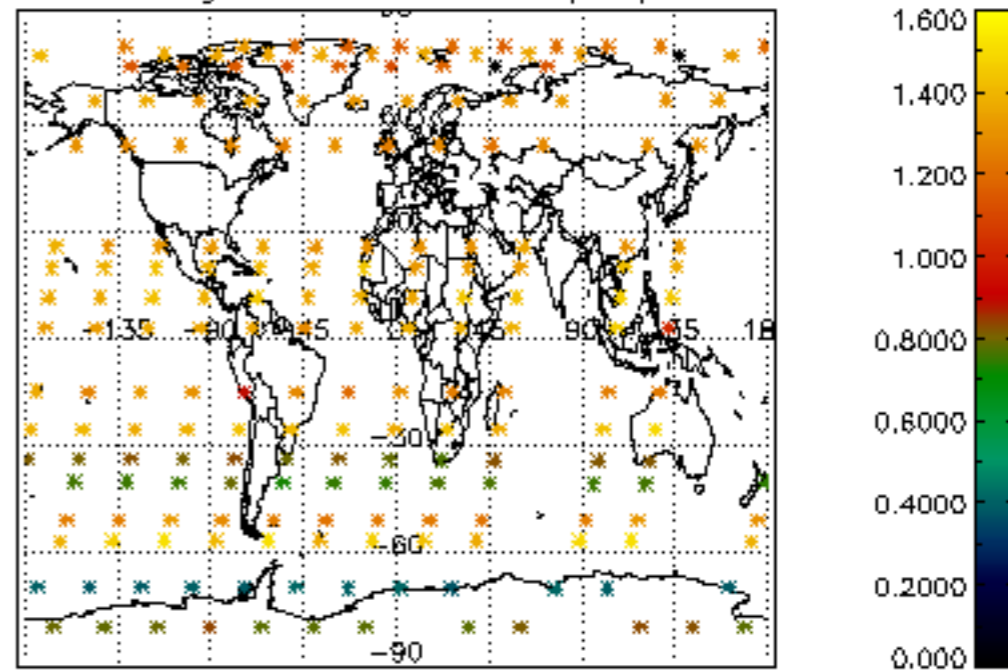
Percentage of saturation errors per profile



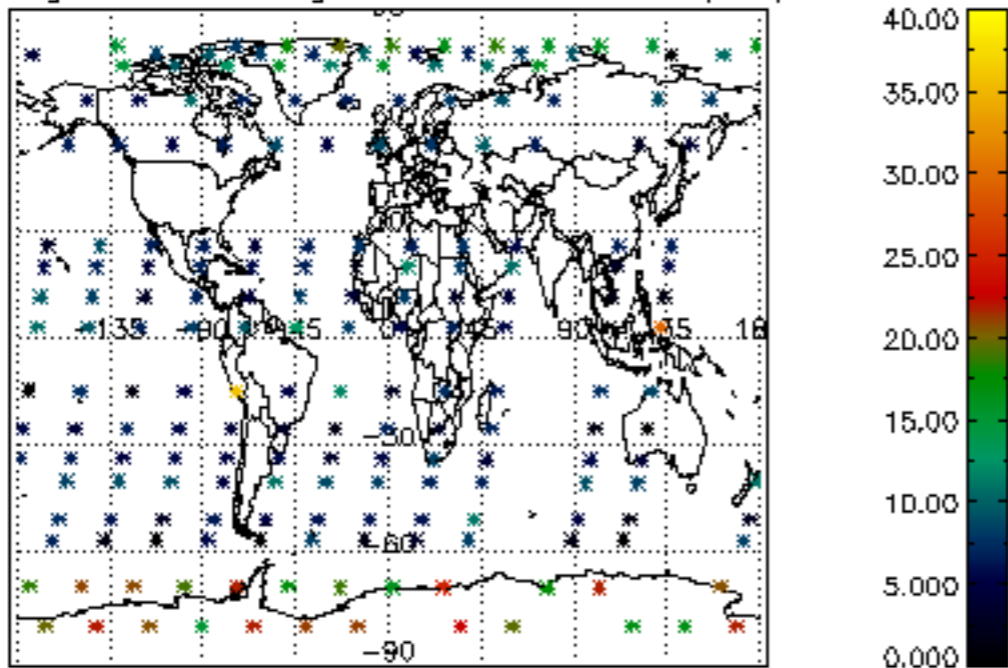
Percentage of cosmic ray hits per profile



Percentage of datation errors per profile



Percentage of star falling outside central band per profile



Percentage of saturation errors per profile

