

GOMOS Level 2 Daily Report

SUMMARY

[1. General Info](#)

[2. Summary of processed GOM_NL_2P products](#)

[3. Level 2 Quality information per product](#)

[3.1 Plot of level 2 quality information per product \(time dependant\)](#)

[3.2 Plot of level 2 quality information per product \(world map\)](#)

[4. Level 1 Quality information per product \(stored on level 2 products\)](#)

[4.1 Plot of level 1 quality information per product \(time dependant\)](#)

[4.1.1 Plot of level 1 quality information per product \(time dependant\): ASCENDING](#)

[4.1.2 Plot of level 1 quality information per product \(time dependant\): DESCENDING](#)

[4.2 Plot of level 1 quality information per product \(world map\)](#)

[4.2.1 Plot of level 1 quality information per product \(world map\): ASCENDING](#)

[4.2.2 Plot of level 1 quality information per product \(world map\): DESCENDING](#)

[5. Ozone profiles based on quality statistics and other trace gas profiles](#)

[5.1 Ozone statistics based on quality of products](#)

[5.2 Plot ozone profiles for all STD \(dark without errors\)](#)

[5.3 Plot ozone profiles where STD < 20% \(dark without errors\)](#)

[5.4. Plot ozone profiles where STD < 10% \(dark without errors\)](#)

[5.5. Plot ozone profiles where STD < 5% \(dark without errors\)](#)

[5.6 Plot NO2 profiles for all STD \(dark without errors\)](#)

[5.7 Plot NO3 profiles for all STD \(dark without errors\)](#)

[5.8 Plot H2O profiles \(only for occultations of stars 1,2,3,4,13,14,16,26,63 dark without errors\) for all STD](#)

[6. Auxiliary Data Files used for the production reported in section 2](#)

This report presents the daily analysis on parameters extracted from GOMOS level 2 data (GOM_NL__2P). It is intended to monitor some important parameters that will impact the quality of these products. A list of level 2 products (and content) that have arrived during the reporting day to the PCF is also given.

Item	Value
Time of report generation	19APR2013 13:27:40
Data source version	GOMOS/6.01
Start time of products	17-04-2003 (17APR2003 00:00:00)
Stop time of products	18-04-2003 (18APR2003 00:00:00)
Store outputs in DB	Yes
Nb of level 2 prods	417
Nb of prods with errors	10

2. Summary of processed GOM_NL__2P products.

Nr	Filename	UTC Start time	Limb	Duration	Star Id	Star Name	Star Mag	Star Temp	Nb Meas	Orbit	Prod. error
1	GOM_NL__2PRFIN20030417_000017_000000382015_00331_05896_6426.N1	17-APR-2003 00:00:17	Bright	38.000	152	12Alp2CVn	2.8900	11000.	76	5896	No
2	GOM_NL__2PRFIN20030417_000146_000000362015_00331_05896_6427.N1	17-APR-2003 00:01:46	Bright	36.000	174	52Psi UMa	3.0040	4400.0	72	5896	No
3	GOM_NL__2PRFIN20030417_000410_000000372015_00331_05896_6428.N1	17-APR-2003 00:04:10	Bright	36.500	87	64Gam UMa	2.4330	11000.	73	5896	No
4	GOM_NL__2PRFIN20030417_000529_000000402015_00331_05896_6429.N1	17-APR-2003 00:05:29	Bright	40.000	55	79Zet UMa	2.0600	10200.	80	5896	No
5	GOM_NL__2PRFIN20030417_001140_000000412015_00331_05896_6430.N1	17-APR-2003 00:11:40	Bright	40.500	60	7Bet UMi	2.0810	3950.0	81	5896	No
6	GOM_NL__2PRFIN20030417_001433_000000362015_00331_05896_6431.N1	17-APR-2003 00:14:33	Bright	35.500	49	1Alp UMi	1.9900	6300.0	71	5896	No
7	GOM_NL__2PRFIN20030417_001717_000000622015_00331_05896_6432.N1	17-APR-2003 00:17:17	Bright	61.500	130	23Bet Dra	2.7990	5800.0	123	5896	No
8	GOM_NL__2PRFIN20030417_001907_000000672015_00331_05896_6433.N1	17-APR-2003 00:19:07	Bright	67.000	69	33Gam Dra	2.2310	3800.0	134	5896	No
9	GOM_NL__2PRFIN20030417_002147_000000402015_00331_05896_6434.N1	17-APR-2003 00:21:47	Bright	39.500	89	5Alp Cep	2.4510	8000.0	79	5896	No
10	GOM_NL__2PRFIN20030417_002321_000000362015_00331_05896_6435.N1	17-APR-2003 00:23:21	Bright	36.000	68	18Alp Cas	2.2250	4500.0	72	5896	No
11	GOM_NL__2PRFIN20030417_002735_000001192015_00331_05896_6436.N1	17-APR-2003 00:27:35	Bright	119.00	5	3Alp Lyr	0.033000	11000.	238	5896	No
12	GOM_NL__2PRFIN20030417_003127_000000562015_00331_05896_6437.N1	17-APR-2003 00:31:27	Bright	56.000	92	53Eps Cyg	2.5000	4500.0	112	5896	No
13	GOM_NL__2PRFIN20030417_003856_000000532015_00331_05896_6438.N1	17-APR-2003 00:38:56	Dark	53.000	61	8Eps Peg	2.1000	3900.0	106	5896	No
14	GOM_NL__2PRFIN20030417_004124_000000462015_00331_05896_6439.N1	17-APR-2003 00:41:24	Dark	46.000	162	34Alp Aqr	2.9440	5350.0	92	5896	No
15	GOM_NL__2PRFIN20030417_004405_000000502015_00331_05896_6440.N1	17-APR-2003 00:44:05	Dark	50.000	154	22Bet Aqr	2.8990	5700.0	100	5896	No
16	GOM_NL__2PRFIN20030417_004606_000001322015_00331_05896_6441.N1	17-APR-2003 00:46:06	Dark	131.50	11	53Alp Aql	0.76500	8000.0	263	5896	No
17	GOM_NL__2PRFIN20030417_005345_000000432015_00331_05896_6442.N1	17-APR-2003 00:53:45	Dark	42.500	31	Alp Gru	1.7340	15200.	85	5896	No
18	GOM_NL__2PRFIN20030417_010130_000000782015_00332_05897_6410.N1	17-APR-2003 01:01:30	Dark	78.000	57	34Sig Sgr	2.0660	26000.	156	5897	No
19	GOM_NL__2PRFIN20030417_010414_000000672015_00332_05897_6411.N1	17-APR-2003 01:04:14	Dark	66.500	38	20Eps Sgr	1.8360	11000.	133	5897	No
20	GOM_NL__2PRFIN20030417_010618_000000482015_00332_05897_6412.N1	17-APR-2003 01:06:18	Dark	48.000	147	Alp Ara	2.8770	26000.	96	5897	No
21	GOM_NL__2PRFIN20030417_010807_000000702015_00332_05897_6413.N1	17-APR-2003 01:08:07	Straylight	69.500	25	35Lam Sco	1.6200	28000.	139	5897	No
22	GOM_NL__2PRFIN20030417_011034_000000522015_00332_05897_6414.N1	17-APR-2003 01:10:34	Straylight	52.000	4	Alp1Cen	-0.010000	5800.0	104	5897	No
23	GOM_NL__2PRFIN20030417_011520_000000452015_00332_05897_6415.N1	17-APR-2003 01:15:20	Straylight	44.500	81	Eta Cen	2.3560	28000.	89	5897	No
24	GOM_NL__2PRFIN20030417_011741_000000462015_00332_05897_6416.N1	17-APR-2003 01:17:41	Straylight	46.000	54	5The Cen	2.0550	4500.0	92	5897	No
25	GOM_NL__2PRFIN20030417_011943_000000782015_00332_05897_6417.N1	17-APR-2003 01:19:43	Twilight_stray	77.500	80	7Del Sco	2.3160	30000.	155	5897	No
26	GOM_NL__2PRFIN20030417_012248_000000452015_00332_05897_6418.N1	17-APR-2003 01:22:48	Twilight_stray	44.500	106	9Bet Crv	2.6480	5600.0	89	5897	No
27	GOM_NL__2PRFIN20030417_012437_000000382015_00332_05897_6419.N1	17-APR-2003 01:24:37	Bright	37.500	100	4Gam Crv	2.5800	13100.	75	5897	No
28	GOM_NL__2PRFIN20030417_012559_000000432015_00332_05897_6420.N1	17-APR-2003 01:25:59	Bright	42.500	15	67Alp Vir	0.97600	28000.	85	5897	No
29	GOM_NL__2PRFIN20030417_012902_000000382015_00332_05897_6421.N1	17-APR-2003 01:29:02	Bright	38.000	121	29Gam Vir	2.7400	7200.0	76	5897	No
30	GOM_NL__2PRFIN20030417_013247_000000412015_00332_05897_6422.N1	17-APR-2003 01:32:47	Bright	40.500	138	47Eps Vir	2.8280	4700.0	81	5897	No
31	GOM_NL__2PRFIN20030417_014052_000000382015_00332_05897_6423.N1	17-APR-2003 01:40:52	Bright	38.000	152	12Alp2CVn	2.8900	11000.	76	5897	No
32	GOM_NL__2PRFIN20030417_014222_000000372015_00332_05897_6424.N1	17-APR-2003 01:42:22	Bright	37.000	174	52Psi UMa	3.0040	4400.0	74	5897	No
33	GOM_NL__2PRFIN20030417_014446_000000372015_00332_05897_6425.N1	17-APR-2003 01:44:46	Bright	36.500	87	64Gam UMa	2.4330	11000.	73	5897	No
34	GOM_NL__2PRFIN20030417_014605_000000382015_00332_05897_6426.N1	17-APR-2003 01:46:05	Bright	38.000	55	79Zet UMa	2.0600	10200.	76	5897	No
35	GOM_NL__2PRFIN20030417_015216_000000402015_00332_05897_6427.N1	17-APR-2003 01:52:16	Bright	39.500	60	7Bet UMi	2.0810	3950.0	79	5897	No
36	GOM_NL__2PRFIN20030417_015509_000000342015_00332_05897_6428.N1	17-APR-2003 01:55:09	Bright	33.500	49	1Alp UMi	1.9900	6300.0	67	5897	No
37	GOM_NL__2PRFIN20030417_015752_000000632015_00332_05897_6429.N1	17-APR-2003 01:57:52	Bright	63.000	130	23Bet Dra	2.7990	5800.0	126	5897	No
38	GOM_NL__2PRFIN20030417_015942_000000642015_00332_05897_6430.N1	17-APR-2003 01:59:42	Bright	63.500	69	33Gam Dra	2.2310	3800.0	127	5897	No
39	GOM_NL__2PRFIN20030417_020223_000000392015_00332_05897_6431.N1	17-APR-2003 02:02:23	Bright	39.000	89	5Alp Cep	2.4510	8000.0	78	5897	No
40	GOM_NL__2PRFIN20030417_020358_000000342015_00332_05897_6432.N1	17-APR-2003 02:03:58	Bright	33.500	68	18Alp Cas	2.2250	4500.0	67	5897	No
41	GOM_NL__2PRFIN20030417_020810_000001162015_00332_05897_6433.N1	17-APR-2003 02:08:10	Bright	116.00	5	3Alp Lyr	0.033000	11000.	232	5897	No
42	GOM_NL__2PRFIN20030417_021203_000000572015_00332_05897_6434.N1	17-APR-2003 02:12:03	Bright	57.000	92	53Eps Cyg	2.5000	4500.0	114	5897	No

43	GOM_NL__2PRFIN20030417_021933_000000532015_00332_05897_6435.N1	17-APR-2003 02:19:33	Dark	52.500	61	8Eps Peg	2.1000	3900.0	105	5897	No
44	GOM_NL__2PRFIN20030417_022201_000000482015_00332_05897_6436.N1	17-APR-2003 02:22:01	Dark	48.000	162	34Alp Aqr	2.9440	5350.0	96	5897	No
45	GOM_NL__2PRFIN20030417_022441_000000532015_00332_05897_6437.N1	17-APR-2003 02:24:41	Dark	52.500	154	22Bet Aqr	2.8990	5700.0	105	5897	No
46	GOM_NL__2PRFIN20030417_022642_000001352015_00332_05897_6438.N1	17-APR-2003 02:26:42	Dark	135.00	11	53Alp Aql	0.76500	8000.0	270	5897	No
47	GOM_NL__2PRFIN20030417_023422_000000382015_00332_05897_6439.N1	17-APR-2003 02:34:22	Dark	37.500	31	Alp Gru	1.7340	15200.	75	5897	No
48	GOM_NL__2PRFIN20030417_024209_000000732015_00333_05898_6410.N1	17-APR-2003 02:42:09	Dark	73.000	57	34Sig Sgr	2.0660	26000.	146	5898	No
49	GOM_NL__2PRFIN20030417_024452_000000782015_00333_05898_6411.N1	17-APR-2003 02:44:52	Dark	78.000	38	20Eps Sgr	1.8360	11000.	156	5898	No
50	GOM_NL__2PRFIN20030417_024656_000000462015_00333_05898_6412.N1	17-APR-2003 02:46:56	Dark	45.500	147	Alp Ara	2.8770	26000.	91	5898	No
51	GOM_NL__2PRFIN20030417_024844_000000652015_00333_05898_6413.N1	17-APR-2003 02:48:44	Straylight	64.500	25	35Lam Sco	1.6200	28000.	129	5898	No
52	GOM_NL__2PRFIN20030417_025110_000000462015_00333_05898_6414.N1	17-APR-2003 02:51:10	Straylight	45.500	4	Alp1Cen	-0.010000	5800.0	91	5898	No
53	GOM_NL__2PRFIN20030417_025557_000000442015_00333_05898_6415.N1	17-APR-2003 02:55:57	Straylight	44.000	81	Eta Cen	2.3560	28000.	88	5898	No
54	GOM_NL__2PRFIN20030417_025818_000000502015_00333_05898_6416.N1	17-APR-2003 02:58:18	Straylight	50.000	54	5The Cen	2.0550	4500.0	100	5898	No
55	GOM_NL__2PRFIN20030417_030020_000000842015_00333_05898_6417.N1	17-APR-2003 03:00:20	Tw_i_and_stray	83.500	80	7Del Sco	2.3160	30000.	167	5898	No
56	GOM_NL__2PRFIN20030417_030324_000000432015_00333_05898_6418.N1	17-APR-2003 03:03:24	Tw_i_and_stray	42.500	106	9Bet Crv	2.6480	5600.0	85	5898	No
57	GOM_NL__2PRFIN20030417_030513_000000362015_00333_05898_6419.N1	17-APR-2003 03:05:13	Bright	36.000	100	4Gam Crv	2.5800	13100.	72	5898	No
58	GOM_NL__2PRFIN20030417_030636_000000442015_00333_05898_6420.N1	17-APR-2003 03:06:36	Bright	43.500	15	67Alp Vir	0.97600	28000.	87	5898	No
59	GOM_NL__2PRFIN20030417_030938_000000382015_00333_05898_6421.N1	17-APR-2003 03:09:38	Bright	37.500	121	29Gam Vir	2.7400	7200.0	75	5898	No
60	GOM_NL__2PRFIN20030417_031323_000000402015_00333_05898_6422.N1	17-APR-2003 03:13:23	Bright	39.500	138	47Eps Vir	2.8280	4700.0	79	5898	No
61	GOM_NL__2PRFIN20030417_032128_000000392015_00333_05898_6423.N1	17-APR-2003 03:21:28	Bright	39.000	152	12Alp2CVn	2.8900	11000.	78	5898	No
62	GOM_NL__2PRFIN20030417_032258_000000352015_00333_05898_6424.N1	17-APR-2003 03:22:58	Bright	34.500	174	52Psi UMa	3.0040	4400.0	69	5898	No
63	GOM_NL__2PRFIN20030417_032522_000000382015_00333_05898_6425.N1	17-APR-2003 03:25:22	Bright	38.000	87	64Gam UMa	2.4330	11000.	76	5898	No
64	GOM_NL__2PRFIN20030417_032640_000000382015_00333_05898_6426.N1	17-APR-2003 03:26:40	Bright	38.000	55	79Zet UMa	2.0600	10200.	76	5898	No
65	GOM_NL__2PRFIN20030417_033251_000000402015_00333_05898_6427.N1	17-APR-2003 03:32:51	Bright	40.000	60	7Bet UMi	2.0810	3950.0	80	5898	No
66	GOM_NL__2PRFIN20030417_033545_000000372015_00333_05898_6428.N1	17-APR-2003 03:35:45	Bright	37.000	49	1Alp UMi	1.9900	6300.0	74	5898	No
67	GOM_NL__2PRFIN20030417_033827_000000642015_00333_05898_6429.N1	17-APR-2003 03:38:27	Bright	64.000	130	23Bet Dra	2.7990	5800.0	128	5898	No
68	GOM_NL__2PRFIN20030417_034017_000000652015_00333_05898_6430.N1	17-APR-2003 03:40:17	Bright	65.000	69	33Gam Dra	2.2310	3800.0	130	5898	No
69	GOM_NL__2PRFIN20030417_034259_000000402015_00333_05898_6431.N1	17-APR-2003 03:42:59	Bright	39.500	89	5Alp Cep	2.4510	8000.0	79	5898	No
70	GOM_NL__2PRFIN20030417_034433_000000342015_00333_05898_6432.N1	17-APR-2003 03:44:33	Bright	34.000	68	18Alp Cas	2.2250	4500.0	68	5898	No
71	GOM_NL__2PRFIN20030417_034845_00000112015_00333_05898_6433.N1	17-APR-2003 03:48:45	Bright	110.50	5	3Alp Lyr	0.033000	11000.	221	5898	No
72	GOM_NL__2PRFIN20030417_035238_000000572015_00333_05898_6434.N1	17-APR-2003 03:52:38	Bright	56.500	92	53Eps Cyg	2.5000	4500.0	113	5898	No
73	GOM_NL__2PRFIN20030417_040009_000000542015_00333_05898_6435.N1	17-APR-2003 04:00:09	Dark	53.500	61	8Eps Peg	2.1000	3900.0	107	5898	No
74	GOM_NL__2PRFIN20030417_040237_000000462015_00333_05898_6436.N1	17-APR-2003 04:02:37	Dark	46.000	162	34Alp Aqr	2.9440	5350.0	92	5898	No
75	GOM_NL__2PRFIN20030417_040518_000000502015_00333_05898_6437.N1	17-APR-2003 04:05:18	Dark	49.500	154	22Bet Aqr	2.8990	5700.0	99	5898	No
76	GOM_NL__2PRFIN20030417_040722_000001542015_00333_05898_6438.N1	17-APR-2003 04:07:22	Dark	153.50	11	53Alp Aql	0.76500	8000.0	307	5898	No
77	GOM_NL__2PRFIN20030417_041458_000000432015_00333_05898_6439.N1	17-APR-2003 04:14:58	Dark	42.500	31	Alp Gru	1.7340	15200.	85	5898	No
78	GOM_NL__2PRFIN20030417_042247_000000832015_00334_05899_6414.N1	17-APR-2003 04:22:47	Dark	83.000	57	34Sig Sgr	2.0660	26000.	166	5899	No
79	GOM_NL__2PRFIN20030417_042530_000000672015_00334_05899_6415.N1	17-APR-2003 04:25:30	Dark	67.000	38	20Eps Sgr	1.8360	11000.	134	5899	No
80	GOM_NL__2PRFIN20030417_042732_000000462015_00334_05899_6416.N1	17-APR-2003 04:27:32	Dark	46.000	147	Alp Ara	2.8770	26000.	92	5899	No
81	GOM_NL__2PRFIN20030417_042921_000000702015_00334_05899_6417.N1	17-APR-2003 04:29:21	Straylight	70.000	25	35Lam Sco	1.6200	28000.	140	5899	No
82	GOM_NL__2PRFIN20030417_043147_000000522015_00334_05899_6418.N1	17-APR-2003 04:31:47	Straylight	52.000	4	Alp1Cen	-0.010000	5800.0	104	5899	No
83	GOM_NL__2PRFIN20030417_043634_000000462015_00334_05899_6419.N1	17-APR-2003 04:36:34	Straylight	45.500	81	Eta Cen	2.3560	28000.	91	5899	No
84	GOM_NL__2PRFIN20030417_043854_000000482015_00334_05899_6420.N1	17-APR-2003 04:38:54	Straylight	47.500	54	5The Cen	2.0550	4500.0	95	5899	No
85	GOM_NL__2PRFIN20030417_044056_000000892015_00334_05899_6421.N1	17-APR-2003 04:40:56	Tw_i_and_stray	88.500	80	7Del Sco	2.3160	30000.	177	5899	No
86	GOM_NL__2PRFIN20030417_044400_000000422015_00334_05899_6422.N1	17-APR-2003 04:44:00	Tw_i_and_stray	42.000	106	9Bet Crv	2.6480	5600.0	84	5899	No
87	GOM_NL__2PRFIN20030417_044549_000000382015_00334_05899_6423.N1	17-APR-2003 04:45:49	Bright	37.500	100	4Gam Crv	2.5800	13100.	75	5899	No
88	GOM_NL__2PRFIN20030417_044711_000000452015_00334_05899_6424.N1	17-APR-2003 04:47:11	Bright	44.500	15	67Alp Vir	0.97600	28000.	89	5899	No
89	GOM_NL__2PRFIN20030417_045014_000000392015_00334_05899_6425.N1	17-APR-2003 04:50:14	Bright	38.500	121	29Gam Vir	2.7400	7200.0	77	5899	No
90	GOM_NL__2PRFIN20030417_045359_000000402015_00334_05899_6426.N1	17-APR-2003 04:53:59	Bright	39.500	138	47Eps Vir	2.8280	4700.0	79	5899	No
91	GOM_NL__2PRFIN20030417_050204_000000382015_00334_05899_6427.N1	17-APR-2003 05:02:04	Bright	38.000	152	12Alp2CVn	2.8900	11000.	76	5899	No
92	GOM_NL__2PRFIN20030417_050334_000000362015_00334_05899_6428.N1	17-APR-2003 05:03:34	Bright	35.500	174	52Psi UMa	3.0040	4400.0	71	5899	No
93	GOM_NL__2PRFIN20030417_050558_000000352015_00334_05899_6429.N1	17-APR-2003 05:05:58	Bright	35.000	87	64Gam UMa	2.4330	11000.	70	5899	No
94	GOM_NL__2PRFIN20030417_050716_000000392015_00334_05899_6430.N1	17-APR-2003 05:07:16	Bright	39.000	55	79Zet UMa	2.0600	10200.	78	5899	No
95	GOM_NL__2PRFIN20030417_051327_000000382015_00334_05899_6431.N1	17-APR-2003 05:13:27	Bright	37.500	60	7Bet UMi	2.0810	3950.0	75	5899	No
96	GOM_NL__2PRFIN20030417_051621_000000372015_00334_05899_6432.N1	17-APR-2003 05:16:21	Bright	37.000	49	1Alp UMi	1.9900	6300.0	74	5899	No
97	GOM_NL__2PRFIN20030417_051901_000000642015_00334_05899_6433.N1	17-APR-2003 05:19:01	Bright	63.500	130	23Bet Dra	2.7990	5800.0	127	5899	No
98	GOM_NL__2PRFIN20030417_052051_000000692015_00334_05899_6434.N1	17-APR-2003 05:20:51	Bright	68.500	69	33Gam Dra	2.2310	3800.0	137	5899	No
99	GOM_NL__2PRFIN20030417_052335_000000392015_00334_05899_6435.N1	17-APR-2003 05:23:35	Bright	38.500	89	5Alp Cep	2.4510	8000.0	77	5899	No
100	GOM_NL__2PRFIN20030417_052509_000000352015_00334_05899_6436.N1	17-APR-2003 05:25:09	Bright	35.000	68	18Alp Cas	2.2250	4500.0	70	5899	No
101	GOM_NL__2PRFIN20030417_052921_000001242015_00334_05899_6437.N1	17-APR-2003 05:29:21	Bright	123.50	5	3Alp Lyr	0.033000	11000.	247	5899	No

102	GOM_NL__2PRFIN20030417_053314_000000592015_00334_05899_6438.N1	17-APR-2003 05:33:14	Bright	59.000	92	53Eps Cyg	2.5000	4500.0	118	5899	No
103	GOM_NL__2PRFIN20030417_054045_000000522015_00334_05899_6439.N1	17-APR-2003 05:40:45	Dark	52.000	61	8Eps Peg	2.1000	3900.0	104	5899	No
104	GOM_NL__2PRFIN20030417_054313_000000452015_00334_05899_6440.N1	17-APR-2003 05:43:13	Dark	44.500	162	34Alp Aqr	2.9440	5350.0	89	5899	No
105	GOM_NL__2PRFIN20030417_054554_000000502015_00334_05899_6441.N1	17-APR-2003 05:45:54	Dark	50.000	154	22Bet Aqr	2.8990	5700.0	100	5899	No
106	GOM_NL__2PRFIN20030417_054759_000001472015_00334_05899_6442.N1	17-APR-2003 05:47:59	Dark	146.50	11	53Alp Aql	0.76500	8000.0	293	5899	No
107	GOM_NL__2PRFIN20030417_055534_000000422015_00334_05899_6443.N1	17-APR-2003 05:55:34	Dark	42.000	31	Alp Gru	1.7340	15200.	84	5899	No
108	GOM_NL__2PRFIN20030417_060324_000000762015_00335_05900_6416.N1	17-APR-2003 06:03:24	Dark	76.000	57	34Sig Sgr	2.0660	26000.	152	5900	No
109	GOM_NL__2PRFIN20030417_060607_000000652015_00335_05900_6417.N1	17-APR-2003 06:06:07	Dark	65.000	38	20Eps Sgr	1.8360	11000.	130	5900	No
110	GOM_NL__2PRFIN20030417_060856_000000612015_00335_05900_6418.N1	17-APR-2003 06:08:56	Dark	61.000	85	Kap Sco	2.4070	28000.	122	5900	No
111	GOM_NL__2PRFIN20030417_061223_000000452015_00335_05900_6419.N1	17-APR-2003 06:12:23	Straylight	44.500	4	Alp1Cen	-0.010000	5800.0	89	5900	No
112	GOM_NL__2PRFIN20030417_061535_000000452015_00335_05900_6420.N1	17-APR-2003 06:15:35	Straylight	45.000	78	Alp Lup	2.3040	28000.	90	5900	No
113	GOM_NL__2PRFIN20030417_061820_000000922015_00335_05900_6421.N1	17-APR-2003 06:18:20	Straylight	92.000	16	21Alp Sco	1.0200	3000.0	184	5900	No
114	GOM_NL__2PRFIN20030417_062132_000000842015_00335_05900_6422.N1	17-APR-2003 06:21:32	Tw_i_and_stray	83.500	80	7Del Sco	2.3160	30000.	167	5900	No
115	GOM_NL__2PRFIN20030417_062436_000000442015_00335_05900_6423.N1	17-APR-2003 06:24:36	Tw_i_and_stray	43.500	106	9Bet Crv	2.6480	5600.0	87	5900	No
116	GOM_NL__2PRFIN20030417_062626_000000382015_00335_05900_6424.N1	17-APR-2003 06:26:26	Bright	38.000	100	4Gam Crv	2.5800	13100.	76	5900	No
117	GOM_NL__2PRFIN20030417_062748_000000442015_00335_05900_6425.N1	17-APR-2003 06:27:48	Bright	43.500	15	67Alp Vir	0.97600	28000.	87	5900	No
118	GOM_NL__2PRFIN20030417_063050_000000392015_00335_05900_6426.N1	17-APR-2003 06:30:50	Bright	38.500	121	29Gam Vir	2.7400	7200.0	77	5900	No
119	GOM_NL__2PRFIN20030417_063435_000000402015_00335_05900_6427.N1	17-APR-2003 06:34:35	Bright	39.500	138	47Eps Vir	2.8280	4700.0	79	5900	No
120	GOM_NL__2PRFIN20030417_064239_000000382015_00335_05900_6428.N1	17-APR-2003 06:42:39	Bright	37.500	152	12Alp2CVn	2.8900	11000.	75	5900	No
121	GOM_NL__2PRFIN20030417_064410_000000362015_00335_05900_6429.N1	17-APR-2003 06:44:10	Bright	35.500	174	52Psi UMa	3.0040	4400.0	71	5900	No
122	GOM_NL__2PRFIN20030417_064634_000000362015_00335_05900_6430.N1	17-APR-2003 06:46:34	Bright	36.000	87	64Gam UMa	2.4330	11000.	72	5900	No
123	GOM_NL__2PRFIN20030417_064751_000000402015_00335_05900_6431.N1	17-APR-2003 06:47:51	Bright	39.500	55	79Zet UMa	2.0600	10200.	79	5900	No
124	GOM_NL__2PRFIN20030417_065402_000000402015_00335_05900_6432.N1	17-APR-2003 06:54:02	Bright	40.000	60	7Bet UMi	2.0810	3950.0	80	5900	No
125	GOM_NL__2PRFIN20030417_065657_000000372015_00335_05900_6433.N1	17-APR-2003 06:56:57	Bright	36.500	49	1Alp UMi	1.9900	6300.0	73	5900	No
126	GOM_NL__2PRFIN20030417_065936_000000642015_00335_05900_6434.N1	17-APR-2003 06:59:36	Bright	63.500	130	23Bet Dra	2.7990	5800.0	127	5900	No
127	GOM_NL__2PRFIN20030417_070126_000000632015_00335_05900_6435.N1	17-APR-2003 07:01:26	Bright	63.000	69	33Gam Dra	2.2310	3800.0	126	5900	No
128	GOM_NL__2PRFIN20030417_070410_000000412015_00335_05900_6436.N1	17-APR-2003 07:04:10	Bright	41.000	89	5Alp Cep	2.4510	8000.0	82	5900	No
129	GOM_NL__2PRFIN20030417_070545_000000382015_00335_05900_6437.N1	17-APR-2003 07:05:45	Bright	38.000	68	18Alp Cas	2.2250	4500.0	76	5900	No
130	GOM_NL__2PRFIN20030417_070956_000001172015_00335_05900_6438.N1	17-APR-2003 07:09:56	Bright	117.00	5	3Alp Lyr	0.033000	11000.	234	5900	No
131	GOM_NL__2PRFIN20030417_071349_000000632015_00335_05900_6439.N1	17-APR-2003 07:13:49	Bright	62.500	92	53Eps Cyg	2.5000	4500.0	125	5900	No
132	GOM_NL__2PRFIN20030417_072121_000000522015_00335_05900_6440.N1	17-APR-2003 07:21:21	Dark	52.000	61	8Eps Peg	2.1000	3900.0	104	5900	No
133	GOM_NL__2PRFIN20030417_072350_000000462015_00335_05900_6441.N1	17-APR-2003 07:23:50	Dark	46.000	162	34Alp Aqr	2.9440	5350.0	92	5900	No
134	GOM_NL__2PRFIN20030417_072630_000000502015_00335_05900_6442.N1	17-APR-2003 07:26:30	Dark	49.500	154	22Bet Aqr	2.8990	5700.0	99	5900	No
135	GOM_NL__2PRFIN20030417_072840_000001222015_00335_05900_6443.N1	17-APR-2003 07:28:40	Dark	121.50	11	53Alp Aql	0.76500	8000.0	243	5900	No
136	GOM_NL__2PRFIN20030417_073659_000000822015_00335_05900_6444.N1	17-APR-2003 07:36:59	Dark	82.000	1014	Mars	0.0000	0.0000	164	5900	Yes
137	GOM_NL__2PRFIN20030417_074402_000000772015_00336_05901_6417.N1	17-APR-2003 07:44:02	Dark	77.000	57	34Sig Sgr	2.0660	26000.	154	5901	No
138	GOM_NL__2PRFIN20030417_074644_000000682015_00336_05901_6418.N1	17-APR-2003 07:46:44	Dark	67.500	38	20Eps Sgr	1.8360	11000.	135	5901	No
139	GOM_NL__2PRFIN20030417_074934_000000592015_00336_05901_6419.N1	17-APR-2003 07:49:34	Dark	59.000	85	Kap Sco	2.4070	28000.	118	5901	No
140	GOM_NL__2PRFIN20030417_075259_000000452015_00336_05901_6420.N1	17-APR-2003 07:52:59	Straylight	45.000	4	Alp1Cen	-0.010000	5800.0	90	5901	No
141	GOM_NL__2PRFIN20030417_075611_000000452015_00336_05901_6421.N1	17-APR-2003 07:56:11	Straylight	44.500	78	Alp Lup	2.3040	28000.	89	5901	No
142	GOM_NL__2PRFIN20030417_075858_000000972015_00336_05901_6422.N1	17-APR-2003 07:58:58	Straylight	97.000	16	21Alp Sco	1.0200	3000.0	194	5901	No
143	GOM_NL__2PRFIN20030417_080209_000000812015_00336_05901_6423.N1	17-APR-2003 08:02:09	Tw_i_and_stray	80.500	80	7Del Sco	2.3160	30000.	161	5901	No
144	GOM_NL__2PRFIN20030417_080512_000000432015_00336_05901_6424.N1	17-APR-2003 08:05:12	Tw_i_and_stray	42.500	106	9Bet Crv	2.6480	5600.0	85	5901	No
145	GOM_NL__2PRFIN20030417_080702_000000382015_00336_05901_6425.N1	17-APR-2003 08:07:02	Bright	38.000	100	4Gam Crv	2.5800	13100.	76	5901	No
146	GOM_NL__2PRFIN20030417_080824_000000462015_00336_05901_6426.N1	17-APR-2003 08:08:24	Bright	45.500	15	67Alp Vir	0.97600	28000.	91	5901	No
147	GOM_NL__2PRFIN20030417_081126_000000392015_00336_05901_6427.N1	17-APR-2003 08:11:26	Bright	39.000	121	29Gam Vir	2.7400	7200.0	78	5901	No
148	GOM_NL__2PRFIN20030417_081510_000000412015_00336_05901_6428.N1	17-APR-2003 08:15:10	Bright	40.500	138	47Eps Vir	2.8280	4700.0	81	5901	No
149	GOM_NL__2PRFIN20030417_082315_000000402015_00336_05901_6429.N1	17-APR-2003 08:23:15	Bright	39.500	152	12Alp2CVn	2.8900	11000.	79	5901	No
150	GOM_NL__2PRFIN20030417_082446_000000362015_00336_05901_6430.N1	17-APR-2003 08:24:46	Bright	35.500	174	52Psi UMa	3.0040	4400.0	71	5901	No
151	GOM_NL__2PRFIN20030417_082710_000000342015_00336_05901_6431.N1	17-APR-2003 08:27:10	Bright	34.000	87	64Gam UMa	2.4330	11000.	68	5901	No
152	GOM_NL__2PRFIN20030417_082827_000000402015_00336_05901_6432.N1	17-APR-2003 08:28:27	Bright	39.500	55	79Zet UMa	2.0600	10200.	79	5901	No
153	GOM_NL__2PRFIN20030417_083438_000000492015_00336_05901_6433.N1	17-APR-2003 08:34:38	Bright	48.500	60	7Bet UMi	2.0810	3950.0	97	5901	No
154	GOM_NL__2PRFIN20030417_083733_000000362015_00336_05901_6434.N1	17-APR-2003 08:37:33	Bright	36.000	49	1Alp UMi	1.9900	6300.0	72	5901	No
155	GOM_NL__2PRFIN20030417_084011_000000632015_00336_05901_6435.N1	17-APR-2003 08:40:11	Bright	62.500	130	23Bet Dra	2.7990	5800.0	125	5901	No
156	GOM_NL__2PRFIN20030417_084202_000000672015_00336_05901_6436.N1	17-APR-2003 08:42:02	Bright	67.000	69	33Gam Dra	2.2310	3800.0	134	5901	No
157	GOM_NL__2PRFIN20030417_084445_000000412015_00336_05901_6437.N1	17-APR-2003 08:44:45	Bright	41.000	89	5Alp Cep	2.4510	8000.0	82	5901	No
158	GOM_NL__2PRFIN20030417_084621_000000342015_00336_05901_6438.N1	17-APR-2003 08:46:21	Bright	34.000	68	18Alp Cas	2.2250	4500.0	68	5901	No
159	GOM_NL__2PRFIN20030417_085031_000001222015_00336_05901_6439.N1	17-APR-2003 08:50:31	Bright	122.00	5	3Alp Lyr	0.033000	11000.	244	5901	No
160	GOM_NL__2PRFIN20030417_085425_000000592015_00336_05901_6440.N1	17-APR-2003 08:54:25	Bright	58.500	92	53Eps Cyg	2.5000	4500.0	117	5901	No

161	GOM_NL__2PRFIN20030417_090158_000000492015_00336_05901_6441.N1	17-APR-2003 09:01:58	Dark	48.500	61	8Eps Peg	2.1000	3900.0	97	5901	No
162	GOM_NL__2PRFIN20030417_090426_000000422015_00336_05901_6442.N1	17-APR-2003 09:04:26	Dark	41.500	162	34Alp Aqr	2.9440	5350.0	83	5901	No
163	GOM_NL__2PRFIN20030417_090707_000000492015_00336_05901_6443.N1	17-APR-2003 09:07:07	Dark	49.000	154	22Bet Aqr	2.8990	5700.0	98	5901	No
164	GOM_NL__2PRFIN20030417_090918_000001322015_00336_05901_6444.N1	17-APR-2003 09:09:18	Dark	132.00	11	53Alp Aql	0.76500	8000.0	264	5901	No
165	GOM_NL__2PRFIN20030417_091735_000000662015_00336_05901_6445.N1	17-APR-2003 09:17:35	Dark	65.500	1014	Mars	0.0000	0.0000	131	5901	Yes
166	GOM_NL__2PRFIN20030417_092440_000000782015_00337_05902_6178.N1	17-APR-2003 09:24:40	Dark	77.500	57	34Sig Sgr	2.0660	26000.	155	5902	No
167	GOM_NL__2PRFIN20030417_092721_000000692015_00337_05902_6179.N1	17-APR-2003 09:27:21	Dark	69.000	38	20Eps Sgr	1.8360	11000.	138	5902	No
168	GOM_NL__2PRFIN20030417_093010_000000592015_00337_05902_6180.N1	17-APR-2003 09:30:10	Dark	58.500	85	Kap Sco	2.4070	28000.	117	5902	No
169	GOM_NL__2PRFIN20030417_093335_000000472015_00337_05902_6181.N1	17-APR-2003 09:33:35	Straylight	46.500	4	Alp1Cen	-0.010000	5800.0	93	5902	No
170	GOM_NL__2PRFIN20030417_093647_000000442015_00337_05902_6182.N1	17-APR-2003 09:36:47	Straylight	43.500	78	Alp Lup	2.3040	28000.	87	5902	No
171	GOM_NL__2PRFIN20030417_093934_000001012015_00337_05902_6183.N1	17-APR-2003 09:39:34	Straylight	101.00	16	21Alp Sco	1.0200	3000.0	202	5902	No
172	GOM_NL__2PRFIN20030417_094245_000000832015_00337_05902_6184.N1	17-APR-2003 09:42:45	Tw_i_and_stray	83.000	80	7Del Sco	2.3160	30000.	166	5902	No
173	GOM_NL__2PRFIN20030417_094548_000000422015_00337_05902_6185.N1	17-APR-2003 09:45:48	Tw_i_and_stray	42.000	106	9Bet Crv	2.6480	5600.0	84	5902	No
174	GOM_NL__2PRFIN20030417_094738_000000382015_00337_05902_6186.N1	17-APR-2003 09:47:38	Bright	37.500	100	4Gam Crv	2.5800	13100.	75	5902	No
175	GOM_NL__2PRFIN20030417_094859_000000462015_00337_05902_6187.N1	17-APR-2003 09:48:59	Bright	45.500	15	67Alp Vir	0.97600	28000.	91	5902	No
176	GOM_NL__2PRFIN20030417_095202_000000392015_00337_05902_6188.N1	17-APR-2003 09:52:02	Bright	39.000	121	29Gam Vir	2.7400	7200.0	78	5902	No
177	GOM_NL__2PRFIN20030417_095546_000000402015_00337_05902_6189.N1	17-APR-2003 09:55:46	Bright	39.500	138	47Eps Vir	2.8280	4700.0	79	5902	No
178	GOM_NL__2PRFIN20030417_100350_000000402015_00337_05902_6190.N1	17-APR-2003 10:03:50	Bright	39.500	152	12Alp2CVn	2.8900	11000.	79	5902	No
179	GOM_NL__2PRFIN20030417_100522_000000382015_00337_05902_6191.N1	17-APR-2003 10:05:22	Bright	38.000	174	52Psi UMa	3.0040	4400.0	76	5902	No
180	GOM_NL__2PRFIN20030417_100745_000000382015_00337_05902_6192.N1	17-APR-2003 10:07:45	Bright	38.000	87	64Gam UMa	2.4330	11000.	76	5902	No
181	GOM_NL__2PRFIN20030417_100903_000000402015_00337_05902_6193.N1	17-APR-2003 10:09:03	Bright	40.000	55	79Zet UMa	2.0600	10200.	80	5902	No
182	GOM_NL__2PRFIN20030417_101514_000000382015_00337_05902_6194.N1	17-APR-2003 10:15:14	Bright	38.000	60	7Bet UMi	2.0810	3950.0	76	5902	No
183	GOM_NL__2PRFIN20030417_101809_000000382015_00337_05902_6195.N1	17-APR-2003 10:18:09	Bright	37.500	49	1Alp UMi	1.9900	6300.0	75	5902	No
184	GOM_NL__2PRFIN20030417_102044_000000662015_00337_05902_6196.N1	17-APR-2003 10:20:44	Bright	66.000	130	23Bet Dra	2.7990	5800.0	132	5902	No
185	GOM_NL__2PRFIN20030417_102234_000000692015_00337_05902_6197.N1	17-APR-2003 10:22:34	Bright	68.500	69	33Gam Dra	2.2310	3800.0	137	5902	No
186	GOM_NL__2PRFIN20030417_102521_000000392015_00337_05902_6198.N1	17-APR-2003 10:25:21	Bright	38.500	89	5Alp Cep	2.4510	8000.0	77	5902	No
187	GOM_NL__2PRFIN20030417_102657_000000352015_00337_05902_6199.N1	17-APR-2003 10:26:57	Bright	34.500	68	18Alp Cas	2.2250	4500.0	69	5902	No
188	GOM_NL__2PRFIN20030417_103107_000001162015_00337_05902_6200.N1	17-APR-2003 10:31:07	Bright	115.50	5	3Alp Lyr	0.033000	11000.	231	5902	No
189	GOM_NL__2PRFIN20030417_103501_000000592015_00337_05902_6201.N1	17-APR-2003 10:35:01	Bright	59.000	92	53Eps Cyg	2.5000	4500.0	118	5902	No
190	GOM_NL__2PRFIN20030417_104234_000000522015_00337_05902_6202.N1	17-APR-2003 10:42:34	Dark	51.500	61	8Eps Peg	2.1000	3900.0	103	5902	No
191	GOM_NL__2PRFIN20030417_104502_000000482015_00337_05902_6203.N1	17-APR-2003 10:45:02	Dark	47.500	162	34Alp Aqr	2.9440	5350.0	95	5902	No
192	GOM_NL__2PRFIN20030417_104743_000000522015_00337_05902_6204.N1	17-APR-2003 10:47:43	Dark	52.000	154	22Bet Aqr	2.8990	5700.0	104	5902	No
193	GOM_NL__2PRFIN20030417_104956_000001312015_00337_05902_6205.N1	17-APR-2003 10:49:56	Dark	130.50	11	53Alp Aql	0.76500	8000.0	261	5902	No
194	GOM_NL__2PRFIN20030417_105811_000000662015_00337_05902_6206.N1	17-APR-2003 10:58:11	Dark	66.000	1014	Mars	0.0000	0.0000	132	5902	Yes
195	GOM_NL__2PRFIN20030417_110516_000000802015_00338_05903_6418.N1	17-APR-2003 11:05:16	Dark	80.000	57	34Sig Sgr	2.0660	26000.	160	5903	No
196	GOM_NL__2PRFIN20030417_110758_000000662015_00338_05903_6419.N1	17-APR-2003 11:07:58	Dark	66.000	38	20Eps Sgr	1.8360	11000.	132	5903	No
197	GOM_NL__2PRFIN20030417_111048_000000622015_00338_05903_6420.N1	17-APR-2003 11:10:48	Dark	61.500	85	Kap Sco	2.4070	28000.	123	5903	No
198	GOM_NL__2PRFIN20030417_111411_000000452015_00338_05903_6421.N1	17-APR-2003 11:14:11	Straylight	45.000	4	Alp1Cen	-0.010000	5800.0	90	5903	No
199	GOM_NL__2PRFIN20030417_111723_000000442015_00338_05903_6422.N1	17-APR-2003 11:17:23	Straylight	43.500	78	Alp Lup	2.3040	28000.	87	5903	No
200	GOM_NL__2PRFIN20030417_112010_000000982015_00338_05903_6423.N1	17-APR-2003 11:20:10	Straylight	97.500	16	21Alp Sco	1.0200	3000.0	195	5903	No
201	GOM_NL__2PRFIN20030417_112322_000000892015_00338_05903_6424.N1	17-APR-2003 11:23:22	Tw_i_and_stray	88.500	80	7Del Sco	2.3160	30000.	177	5903	No
202	GOM_NL__2PRFIN20030417_112624_000000422015_00338_05903_6425.N1	17-APR-2003 11:26:24	Tw_i_and_stray	41.500	106	9Bet Crv	2.6480	5600.0	83	5903	No
203	GOM_NL__2PRFIN20030417_112813_000000372015_00338_05903_6426.N1	17-APR-2003 11:28:13	Bright	36.500	100	4Gam Crv	2.5800	13100.	73	5903	No
204	GOM_NL__2PRFIN20030417_112935_000000452015_00338_05903_6427.N1	17-APR-2003 11:29:35	Bright	45.000	15	67Alp Vir	0.97600	28000.	90	5903	No
205	GOM_NL__2PRFIN20030417_113238_000000382015_00338_05903_6428.N1	17-APR-2003 11:32:38	Bright	38.000	121	29Gam Vir	2.7400	7200.0	76	5903	No
206	GOM_NL__2PRFIN20030417_113621_000000402015_00338_05903_6429.N1	17-APR-2003 11:36:21	Bright	39.500	138	47Eps Vir	2.8280	4700.0	79	5903	No
207	GOM_NL__2PRFIN20030417_114426_000000392015_00338_05903_6430.N1	17-APR-2003 11:44:26	Bright	38.500	152	12Alp2CVn	2.8900	11000.	77	5903	No
208	GOM_NL__2PRFIN20030417_114557_000000392015_00338_05903_6431.N1	17-APR-2003 11:45:57	Bright	39.000	174	52Psi UMa	3.0040	4400.0	78	5903	No
209	GOM_NL__2PRFIN20030417_114821_000000372015_00338_05903_6432.N1	17-APR-2003 11:48:21	Bright	37.000	87	64Gam UMa	2.4330	11000.	74	5903	No
210	GOM_NL__2PRFIN20030417_114938_000000402015_00338_05903_6433.N1	17-APR-2003 11:49:38	Bright	40.000	55	79Zet UMa	2.0600	10200.	80	5903	No
211	GOM_NL__2PRFIN20030417_115549_000000422015_00338_05903_6434.N1	17-APR-2003 11:55:49	Bright	41.500	60	7Bet UMi	2.0810	3950.0	83	5903	No
212	GOM_NL__2PRFIN20030417_115844_000000362015_00338_05903_6435.N1	17-APR-2003 11:58:44	Bright	35.500	49	1Alp UMi	1.9900	6300.0	71	5903	No
213	GOM_NL__2PRFIN20030417_120122_000000622015_00338_05903_6436.N1	17-APR-2003 12:01:22	Bright	62.000	130	23Bet Dra	2.7990	5800.0	124	5903	No
214	GOM_NL__2PRFIN20030417_120311_000000692015_00338_05903_6437.N1	17-APR-2003 12:03:11	Bright	68.500	69	33Gam Dra	2.2310	3800.0	137	5903	No
215	GOM_NL__2PRFIN20030417_120557_000000422015_00338_05903_6438.N1	17-APR-2003 12:05:57	Bright	42.000	89	5Alp Cep	2.4510	8000.0	84	5903	No
216	GOM_NL__2PRFIN20030417_120734_000000522015_00338_05903_6439.N1	17-APR-2003 12:07:34	Bright	52.000	68	18Alp Cas	2.2250	4500.0	104	5903	No
217	GOM_NL__2PRFIN20030417_121142_000001182015_00338_05903_6440.N1	17-APR-2003 12:11:42	Bright	117.50	5	3Alp Lyr	0.033000	11000.	235	5903	No
218	GOM_NL__2PRFIN20030417_121538_000000592015_00338_05903_6441.N1	17-APR-2003 12:15:38	Bright	59.000	92	53Eps Cyg	2.5000	4500.0	118	5903	No
219	GOM_NL__2PRFIN20030417_122310_000000532015_00338_05903_6442.N1	17-APR-2003 12:23:10	Dark	53.000	61	8Eps Peg	2.1000	3900.0	106	5903	No

220	GOM_NL__2PRFIN20030417_122538_000000482015_00338_05903_6443.N1	17-APR-2003 12:25:38	Dark	47.500	162	34Alp Aqr	2.9440	5350.0	95	5903	No
221	GOM_NL__2PRFIN20030417_122820_000000522015_00338_05903_6444.N1	17-APR-2003 12:28:20	Dark	52.000	154	22Bet Aqr	2.8990	5700.0	104	5903	No
222	GOM_NL__2PRFIN20030417_123034_000001372015_00338_05903_6445.N1	17-APR-2003 12:30:34	Dark	136.50	11	53Alp Aql	0.76500	8000.0	273	5903	No
223	GOM_NL__2PRFIN20030417_123847_000000822015_00338_05903_6446.N1	17-APR-2003 12:38:47	Dark	82.000	1014	Mars	0.0000	0.0000	164	5903	Yes
224	GOM_NL__2PRFIN20030417_124555_000000772015_00339_05904_6439.N1	17-APR-2003 12:45:55	Dark	76.500	57	34Sig Sgr	2.0660	26000.	153	5904	No
225	GOM_NL__2PRFIN20030417_124836_000000652015_00339_05904_6440.N1	17-APR-2003 12:48:36	Dark	65.000	38	20Eps Sgr	1.8360	11000.	130	5904	No
226	GOM_NL__2PRFIN20030417_125125_000000592015_00339_05904_6441.N1	17-APR-2003 12:51:25	Dark	58.500	85	Kap Sco	2.4070	28000.	117	5904	No
227	GOM_NL__2PRFIN20030417_125447_000000432015_00339_05904_6442.N1	17-APR-2003 12:54:47	Straylight	42.500	4	Alp1Cen	-0.010000	5800.0	85	5904	No
228	GOM_NL__2PRFIN20030417_125759_000000432015_00339_05904_6443.N1	17-APR-2003 12:57:59	Straylight	43.000	78	Alp Lup	2.3040	28000.	86	5904	No
229	GOM_NL__2PRFIN20030417_130047_000001042015_00339_05904_6444.N1	17-APR-2003 13:00:47	Straylight	104.00	16	21Alp Sco	1.0200	3000.0	208	5904	No
230	GOM_NL__2PRFIN20030417_130358_000000862015_00339_05904_6445.N1	17-APR-2003 13:03:58	Tw_i_and_stray	86.000	80	7Del Sco	2.3160	30000.	172	5904	No
231	GOM_NL__2PRFIN20030417_130700_000000422015_00339_05904_6446.N1	17-APR-2003 13:07:00	Tw_i_and_stray	41.500	106	9Bet Crv	2.6480	5600.0	83	5904	No
232	GOM_NL__2PRFIN20030417_130849_000000402015_00339_05904_6447.N1	17-APR-2003 13:08:49	Bright	39.500	100	4Gam Crv	2.5800	13100.	79	5904	No
233	GOM_NL__2PRFIN20030417_131011_000000462015_00339_05904_6448.N1	17-APR-2003 13:10:11	Bright	45.500	15	67Alp Vir	0.97600	28000.	91	5904	No
234	GOM_NL__2PRFIN20030417_131313_000000392015_00339_05904_6449.N1	17-APR-2003 13:13:13	Bright	38.500	121	29Gam Vir	2.7400	7200.0	77	5904	No
235	GOM_NL__2PRFIN20030417_131657_000000402015_00339_05904_6450.N1	17-APR-2003 13:16:57	Bright	40.000	138	47Eps Vir	2.8280	4700.0	80	5904	No
236	GOM_NL__2PRFIN20030417_132501_000000392015_00339_05904_6451.N1	17-APR-2003 13:25:01	Bright	39.000	152	12Alp2CVn	2.8900	11000.	78	5904	No
237	GOM_NL__2PRFIN20030417_132634_000000392015_00339_05904_6452.N1	17-APR-2003 13:26:34	Bright	38.500	174	52Psi UMa	3.0040	4400.0	77	5904	No
238	GOM_NL__2PRFIN20030417_132856_000000382015_00339_05904_6453.N1	17-APR-2003 13:28:56	Bright	38.000	87	64Gam UMa	2.4330	11000.	76	5904	No
239	GOM_NL__2PRFIN20030417_133013_000000382015_00339_05904_6454.N1	17-APR-2003 13:30:13	Bright	38.000	55	79Zet UMa	2.0600	10200.	76	5904	No
240	GOM_NL__2PRFIN20030417_133624_000000432015_00339_05904_6455.N1	17-APR-2003 13:36:24	Bright	42.500	60	7Bet UMi	2.0810	3950.0	85	5904	No
241	GOM_NL__2PRFIN20030417_133920_000000342015_00339_05904_6456.N1	17-APR-2003 13:39:20	Bright	34.000	49	1Alp UMi	1.9900	6300.0	68	5904	No
242	GOM_NL__2PRFIN20030417_134156_000000622015_00339_05904_6457.N1	17-APR-2003 13:41:56	Bright	61.500	130	23Bet Dra	2.7990	5800.0	123	5904	No
243	GOM_NL__2PRFIN20030417_134346_000000702015_00339_05904_6458.N1	17-APR-2003 13:43:46	Bright	69.500	69	33Gam Dra	2.2310	3800.0	139	5904	No
244	GOM_NL__2PRFIN20030417_134632_000000422015_00339_05904_6459.N1	17-APR-2003 13:46:32	Bright	42.000	89	5Alp Cep	2.4510	8000.0	84	5904	No
245	GOM_NL__2PRFIN20030417_134809_000000342015_00339_05904_6460.N1	17-APR-2003 13:48:09	Bright	33.500	68	18Alp Cas	2.2250	4500.0	67	5904	No
246	GOM_NL__2PRFIN20030417_135217_000001292015_00339_05904_6461.N1	17-APR-2003 13:52:17	Bright	129.00	5	3Alp Lyr	0.033000	11000.	258	5904	No
247	GOM_NL__2PRFIN20030417_135613_000000602015_00339_05904_6462.N1	17-APR-2003 13:56:13	Bright	59.500	92	53Eps Cyg	2.5000	4500.0	119	5904	No
248	GOM_NL__2PRFIN20030417_140345_000000582015_00339_05904_6463.N1	17-APR-2003 14:03:45	Dark	57.500	61	8Eps Peg	2.1000	3900.0	115	5904	No
249	GOM_NL__2PRFIN20030417_140614_000000472015_00339_05904_6464.N1	17-APR-2003 14:06:14	Dark	47.000	162	34Alp Aqr	2.9440	5350.0	94	5904	No
250	GOM_NL__2PRFIN20030417_140857_000000522015_00339_05904_6465.N1	17-APR-2003 14:08:57	Dark	52.000	154	22Bet Aqr	2.8990	5700.0	104	5904	No
251	GOM_NL__2PRFIN20030417_141113_000001312015_00339_05904_6466.N1	17-APR-2003 14:11:13	Dark	130.50	11	53Alp Aql	0.76500	8000.0	261	5904	No
252	GOM_NL__2PRFIN20030417_141923_000000822015_00339_05904_6467.N1	17-APR-2003 14:19:23	Dark	82.000	1014	Mars	0.0000	0.0000	164	5904	Yes
253	GOM_NL__2PRFIN20030417_142633_000000752015_00340_05905_6440.N1	17-APR-2003 14:26:33	Dark	74.500	57	34Sig Sgr	2.0660	26000.	149	5905	No
254	GOM_NL__2PRFIN20030417_142913_000000682015_00340_05905_6441.N1	17-APR-2003 14:29:13	Dark	68.000	38	20Eps Sgr	1.8360	11000.	136	5905	No
255	GOM_NL__2PRFIN20030417_143302_000000692015_00340_05905_6442.N1	17-APR-2003 14:33:02	Straylight	68.500	25	35Lam Sco	1.6200	28000.	137	5905	No
256	GOM_NL__2PRFIN20030417_143524_000000492015_00340_05905_6443.N1	17-APR-2003 14:35:24	Straylight	48.500	4	Alp1Cen	-0.010000	5800.0	97	5905	No
257	GOM_NL__2PRFIN20030417_144028_000000382015_00340_05905_6444.N1	17-APR-2003 14:40:28	Straylight	38.000	64	Gam Cen	2.2000	10600.	76	5905	No
258	GOM_NL__2PRFIN20030417_144230_000000482015_00340_05905_6445.N1	17-APR-2003 14:42:30	Straylight	48.000	54	5The Cen	2.0550	4500.0	96	5905	No
259	GOM_NL__2PRFIN20030417_144434_000000822015_00340_05905_6446.N1	17-APR-2003 14:44:34	Tw_i_and_stray	82.000	80	7Del Sco	2.3160	30000.	164	5905	No
260	GOM_NL__2PRFIN20030417_144735_000000422015_00340_05905_6447.N1	17-APR-2003 14:47:35	Tw_i_and_stray	42.000	106	9Bet Crv	2.6480	5600.0	84	5905	No
261	GOM_NL__2PRFIN20030417_144935_000000382015_00340_05905_6448.N1	17-APR-2003 14:49:35	Bright	37.500	163	7Del Crv	2.9450	11000.	75	5905	No
262	GOM_NL__2PRFIN20030417_145349_000000392015_00340_05905_6449.N1	17-APR-2003 14:53:49	Bright	38.500	121	29Gam Vir	2.7400	7200.0	77	5905	No
263	GOM_NL__2PRFIN20030417_145732_000000412015_00340_05905_6450.N1	17-APR-2003 14:57:32	Bright	41.000	138	47Eps Vir	2.8280	4700.0	82	5905	No
264	GOM_NL__2PRFIN20030417_150538_000000392015_00340_05905_6451.N1	17-APR-2003 15:05:38	Bright	38.500	152	12Alp2CVn	2.8900	11000.	77	5905	No
265	GOM_NL__2PRFIN20030417_150711_000000382015_00340_05905_6452.N1	17-APR-2003 15:07:11	Bright	37.500	174	52Psi UMa	3.0040	4400.0	75	5905	No
266	GOM_NL__2PRFIN20030417_150934_000000372015_00340_05905_6453.N1	17-APR-2003 15:09:34	Bright	36.500	87	64Gam UMa	2.4330	11000.	73	5905	No
267	GOM_NL__2PRFIN20030417_151157_000000382015_00340_05905_6454.N1	17-APR-2003 15:11:57	Bright	37.500	36	50Alp UMa	1.8000	6300.0	75	5905	No
268	GOM_NL__2PRFIN20030417_151701_000000402015_00340_05905_6455.N1	17-APR-2003 15:17:01	Bright	40.000	60	7Bet UMi	2.0810	3950.0	80	5905	No
269	GOM_NL__2PRFIN20030417_151957_000000372015_00340_05905_6456.N1	17-APR-2003 15:19:57	Bright	36.500	49	1Alp UMi	1.9900	6300.0	73	5905	No
270	GOM_NL__2PRFIN20030417_152232_000000592015_00340_05905_6457.N1	17-APR-2003 15:22:32	Bright	58.500	130	23Bet Dra	2.7990	5800.0	117	5905	No
271	GOM_NL__2PRFIN20030417_152422_000000642015_00340_05905_6458.N1	17-APR-2003 15:24:22	Bright	63.500	69	33Gam Dra	2.2310	3800.0	127	5905	No
272	GOM_NL__2PRFIN20030417_152710_000000402015_00340_05905_6459.N1	17-APR-2003 15:27:10	Bright	39.500	89	5Alp Cep	2.4510	8000.0	79	5905	No
273	GOM_NL__2PRFIN20030417_152847_000000362015_00340_05905_6460.N1	17-APR-2003 15:28:47	Bright	35.500	68	18Alp Cas	2.2250	4500.0	71	5905	No
274	GOM_NL__2PRFIN20030417_153249_000001302015_00340_05905_6461.N1	17-APR-2003 15:32:49	Bright	129.50	5	3Alp Lyr	0.033000	11000.	259	5905	No
275	GOM_NL__2PRFIN20030417_153651_000000572015_00340_05905_6462.N1	17-APR-2003 15:36:51	Bright	56.500	92	53Eps Cyg	2.5000	4500.0	113	5905	No
276	GOM_NL__2PRFIN20030417_154424_000000532015_00340_05905_6463.N1	17-APR-2003 15:44:24	Dark	52.500	61	8Eps Peg	2.1000	3900.0	105	5905	No
277	GOM_NL__2PRFIN20030417_154652_000000452015_00340_05905_6464.N1	17-APR-2003 15:46:52	Dark	45.000	162	34Alp Aqr	2.9440	5350.0	90	5905	No
278	GOM_NL__2PRFIN20030417_154935_000000492015_00340_05905_6465.N1	17-APR-2003 15:49:35	Dark	49.000	154	22Bet Aqr	2.8990	5700.0	98	5905	No

279	GOM_NL__2PRFIN20030417_155150_000001362015_00340_05905_6466.N1	17-APR-2003 15:51:50	Dark	136.00	11	53Alp Aql	0.76500	8000.0	272	5905	No
280	GOM_NL__2PRFIN20030417_160001_000000712015_00340_05905_6467.N1	17-APR-2003 16:00:01	Dark	71.000	1014	Mars	0.0000	0.0000	142	5905	Yes
281	GOM_NL__2PRFIN20030417_160712_000000762015_00341_05906_6443.N1	17-APR-2003 16:07:12	Dark	76.000	57	34Sig Sgr	2.0660	26000.	152	5906	No
282	GOM_NL__2PRFIN20030417_160952_000000692015_00341_05906_6444.N1	17-APR-2003 16:09:52	Dark	69.000	38	20Eps Sgr	1.8360	11000.	138	5906	No
283	GOM_NL__2PRFIN20030417_161343_000000622015_00341_05906_6445.N1	17-APR-2003 16:13:43	Straylight	61.500	25	35Lam Sco	1.6200	28000.	123	5906	No
284	GOM_NL__2PRFIN20030417_161601_000000392015_00341_05906_6446.N1	17-APR-2003 16:16:01	Straylight	38.500	4	Alp1Cen	-0.010000	5800.0	77	5906	No
285	GOM_NL__2PRFIN20030417_162105_000000372015_00341_05906_6447.N1	17-APR-2003 16:21:05	Straylight	36.500	64	Gam Cen	2.2000	10600.	73	5906	No
286	GOM_NL__2PRFIN20030417_162309_000000472015_00341_05906_6448.N1	17-APR-2003 16:23:09	Straylight	46.500	54	5The Cen	2.0550	4500.0	93	5906	No
287	GOM_NL__2PRFIN20030417_162512_000000842015_00341_05906_6449.N1	17-APR-2003 16:25:12	Twi_and_stray	83.500	80	7Del Sco	2.3160	30000.	167	5906	No
288	GOM_NL__2PRFIN20030417_162813_000000402015_00341_05906_6450.N1	17-APR-2003 16:28:13	Twi_and_stray	40.000	106	9Bet Crv	2.6480	5600.0	80	5906	No
289	GOM_NL__2PRFIN20030417_163012_000000382015_00341_05906_6451.N1	17-APR-2003 16:30:12	Bright	37.500	163	7Del Crv	2.9450	11000.	75	5906	No
290	GOM_NL__2PRFIN20030417_163427_000000382015_00341_05906_6452.N1	17-APR-2003 16:34:27	Bright	38.000	121	29Gam Vir	2.7400	7200.0	76	5906	No
291	GOM_NL__2PRFIN20030417_163810_000000402015_00341_05906_6453.N1	17-APR-2003 16:38:10	Bright	39.500	138	47Eps Vir	2.8280	4700.0	79	5906	No
292	GOM_NL__2PRFIN20030417_164614_000000402015_00341_05906_6454.N1	17-APR-2003 16:46:14	Bright	39.500	152	12Alp2CVn	2.8900	11000.	79	5906	No
293	GOM_NL__2PRFIN20030417_164747_000000352015_00341_05906_6455.N1	17-APR-2003 16:47:47	Bright	35.000	174	52Psi UMa	3.0040	4400.0	70	5906	No
294	GOM_NL__2PRFIN20030417_165010_000000362015_00341_05906_6456.N1	17-APR-2003 16:50:10	Bright	35.500	87	64Gam UMa	2.4330	11000.	71	5906	No
295	GOM_NL__2PRFIN20030417_165233_000000362015_00341_05906_6457.N1	17-APR-2003 16:52:33	Bright	35.500	36	50Alp UMa	1.8000	6300.0	71	5906	No
296	GOM_NL__2PRFIN20030417_165737_000000402015_00341_05906_6458.N1	17-APR-2003 16:57:37	Bright	40.000	60	7Bet UMi	2.0810	3950.0	80	5906	No
297	GOM_NL__2PRFIN20030417_170033_000000362015_00341_05906_6459.N1	17-APR-2003 17:00:33	Bright	36.000	49	1Alp UMi	1.9900	6300.0	72	5906	No
298	GOM_NL__2PRFIN20030417_170307_000000612015_00341_05906_6460.N1	17-APR-2003 17:03:07	Bright	60.500	130	23Bet Dra	2.7990	5800.0	121	5906	No
299	GOM_NL__2PRFIN20030417_170457_000000642015_00341_05906_6461.N1	17-APR-2003 17:04:57	Bright	63.500	69	33Gam Dra	2.2310	3800.0	127	5906	No
300	GOM_NL__2PRFIN20030417_170745_000000392015_00341_05906_6462.N1	17-APR-2003 17:07:45	Bright	39.000	89	5Alp Cep	2.4510	8000.0	78	5906	No
301	GOM_NL__2PRFIN20030417_170923_000000332015_00341_05906_6463.N1	17-APR-2003 17:09:23	Bright	32.500	68	18Alp Cas	2.2250	4500.0	65	5906	No
302	GOM_NL__2PRFIN20030417_171325_000001272015_00341_05906_6464.N1	17-APR-2003 17:13:25	Bright	127.00	5	3Alp Lyr	0.033000	11000.	254	5906	No
303	GOM_NL__2PRFIN20030417_171727_000000592015_00341_05906_6465.N1	17-APR-2003 17:17:27	Bright	59.000	92	53Eps Cyg	2.5000	4500.0	118	5906	No
304	GOM_NL__2PRFIN20030417_172501_000000512015_00341_05906_6466.N1	17-APR-2003 17:25:01	Dark	50.500	61	8Eps Peg	2.1000	3900.0	101	5906	No
305	GOM_NL__2PRFIN20030417_172729_000000472015_00341_05906_6467.N1	17-APR-2003 17:27:29	Dark	47.000	162	34Alp Aqr	2.9440	5350.0	94	5906	No
306	GOM_NL__2PRFIN20030417_173011_000000452015_00341_05906_6468.N1	17-APR-2003 17:30:11	Dark	45.000	154	22Bet Aqr	2.8990	5700.0	90	5906	No
307	GOM_NL__2PRFIN20030417_173228_000001342015_00341_05906_6469.N1	17-APR-2003 17:32:28	Dark	134.00	11	53Alp Aql	0.76500	8000.0	268	5906	No
308	GOM_NL__2PRFIN20030417_174038_000000752015_00341_05906_6470.N1	17-APR-2003 17:40:38	Dark	74.500	1014	Mars	0.0000	0.0000	149	5906	Yes
309	GOM_NL__2PRFIN20030417_174750_000000772015_00342_05907_6199.N1	17-APR-2003 17:47:50	Dark	77.000	57	34Sig Sgr	2.0660	26000.	154	5907	No
310	GOM_NL__2PRFIN20030417_175029_000000782015_00342_05907_6200.N1	17-APR-2003 17:50:29	Dark	78.000	38	20Eps Sgr	1.8360	11000.	156	5907	No
311	GOM_NL__2PRFIN20030417_175420_000000602015_00342_05907_6201.N1	17-APR-2003 17:54:20	Straylight	59.500	25	35Lam Sco	1.6200	28000.	119	5907	No
312	GOM_NL__2PRFIN20030417_175637_000000452015_00342_05907_6202.N1	17-APR-2003 17:56:37	Straylight	44.500	4	Alp1Cen	-0.010000	5800.0	89	5907	No
313	GOM_NL__2PRFIN20030417_180141_000000422015_00342_05907_6203.N1	17-APR-2003 18:01:41	Straylight	41.500	64	Gam Cen	2.2000	10600.	83	5907	No
314	GOM_NL__2PRFIN20030417_180345_000000472015_00342_05907_6204.N1	17-APR-2003 18:03:45	Straylight	47.000	54	5The Cen	2.0550	4500.0	94	5907	No
315	GOM_NL__2PRFIN20030417_180549_000000852015_00342_05907_6205.N1	17-APR-2003 18:05:49	Twi_and_stray	84.500	80	7Del Sco	2.3160	30000.	169	5907	No
316	GOM_NL__2PRFIN20030417_180849_000000432015_00342_05907_6206.N1	17-APR-2003 18:08:49	Twi_and_stray	42.500	106	9Bet Crv	2.6480	5600.0	85	5907	No
317	GOM_NL__2PRFIN20030417_181048_000000372015_00342_05907_6207.N1	17-APR-2003 18:10:48	Bright	37.000	163	7Del Crv	2.9450	11000.	74	5907	No
318	GOM_NL__2PRFIN20030417_181503_000000382015_00342_05907_6208.N1	17-APR-2003 18:15:03	Bright	38.000	121	29Gam Vir	2.7400	7200.0	76	5907	No
319	GOM_NL__2PRFIN20030417_181846_000000392015_00342_05907_6209.N1	17-APR-2003 18:18:46	Bright	39.000	138	47Eps Vir	2.8280	4700.0	78	5907	No
320	GOM_NL__2PRFIN20030417_182650_000000382015_00342_05907_6210.N1	17-APR-2003 18:26:50	Bright	38.000	152	12Alp2CVn	2.8900	11000.	76	5907	No
321	GOM_NL__2PRFIN20030417_182823_000000372015_00342_05907_6211.N1	17-APR-2003 18:28:23	Bright	36.500	174	52Psi UMa	3.0040	4400.0	73	5907	No
322	GOM_NL__2PRFIN20030417_183046_000000382015_00342_05907_6212.N1	17-APR-2003 18:30:46	Bright	38.000	87	64Gam UMa	2.4330	11000.	76	5907	No
323	GOM_NL__2PRFIN20030417_183309_000000372015_00342_05907_6213.N1	17-APR-2003 18:33:09	Bright	36.500	36	50Alp UMa	1.8000	6300.0	73	5907	No
324	GOM_NL__2PRFIN20030417_183813_000000402015_00342_05907_6214.N1	17-APR-2003 18:38:13	Bright	39.500	60	7Bet UMi	2.0810	3950.0	79	5907	No
325	GOM_NL__2PRFIN20030417_184109_000000362015_00342_05907_6215.N1	17-APR-2003 18:41:09	Bright	36.000	49	1Alp UMi	1.9900	6300.0	72	5907	No
326	GOM_NL__2PRFIN20030417_184342_000000612015_00342_05907_6216.N1	17-APR-2003 18:43:42	Bright	60.500	130	23Bet Dra	2.7990	5800.0	121	5907	No
327	GOM_NL__2PRFIN20030417_184532_000000662015_00342_05907_6217.N1	17-APR-2003 18:45:32	Bright	65.500	69	33Gam Dra	2.2310	3800.0	131	5907	No
328	GOM_NL__2PRFIN20030417_184821_000000402015_00342_05907_6218.N1	17-APR-2003 18:48:21	Bright	40.000	89	5Alp Cep	2.4510	8000.0	80	5907	No
329	GOM_NL__2PRFIN20030417_184959_000000372015_00342_05907_6219.N1	17-APR-2003 18:49:59	Bright	36.500	68	18Alp Cas	2.2250	4500.0	73	5907	No
330	GOM_NL__2PRFIN20030417_185402_000001182015_00342_05907_6220.N1	17-APR-2003 18:54:02	Bright	118.00	5	3Alp Lyr	0.033000	11000.	236	5907	No
331	GOM_NL__2PRFIN20030417_185803_000000582015_00342_05907_6221.N1	17-APR-2003 18:58:03	Bright	58.000	92	53Eps Cyg	2.5000	4500.0	116	5907	No
332	GOM_NL__2PRFIN20030417_190537_000000522015_00342_05907_6222.N1	17-APR-2003 19:05:37	Dark	52.000	61	8Eps Peg	2.1000	3900.0	104	5907	No
333	GOM_NL__2PRFIN20030417_190805_000000482015_00342_05907_6223.N1	17-APR-2003 19:08:05	Dark	47.500	162	34Alp Aqr	2.9440	5350.0	95	5907	No
334	GOM_NL__2PRFIN20030417_191048_000000522015_00342_05907_6224.N1	17-APR-2003 19:10:48	Dark	52.000	154	22Bet Aqr	2.8990	5700.0	104	5907	No
335	GOM_NL__2PRFIN20030417_191307_000001372015_00342_05907_6225.N1	17-APR-2003 19:13:07	Dark	136.50	11	53Alp Aql	0.76500	8000.0	273	5907	No
336	GOM_NL__2PRFIN20030417_192114_000000662015_00342_05907_6226.N1	17-APR-2003 19:21:14	Dark	66.000	1014	Mars	0.0000	0.0000	132	5907	Yes
337	GOM_NL__2PRFIN20030417_192828_000000772015_00343_05908_6199.N1	17-APR-2003 19:28:28	Dark	77.000	57	34Sig Sgr	2.0660	26000.	154	5908	No

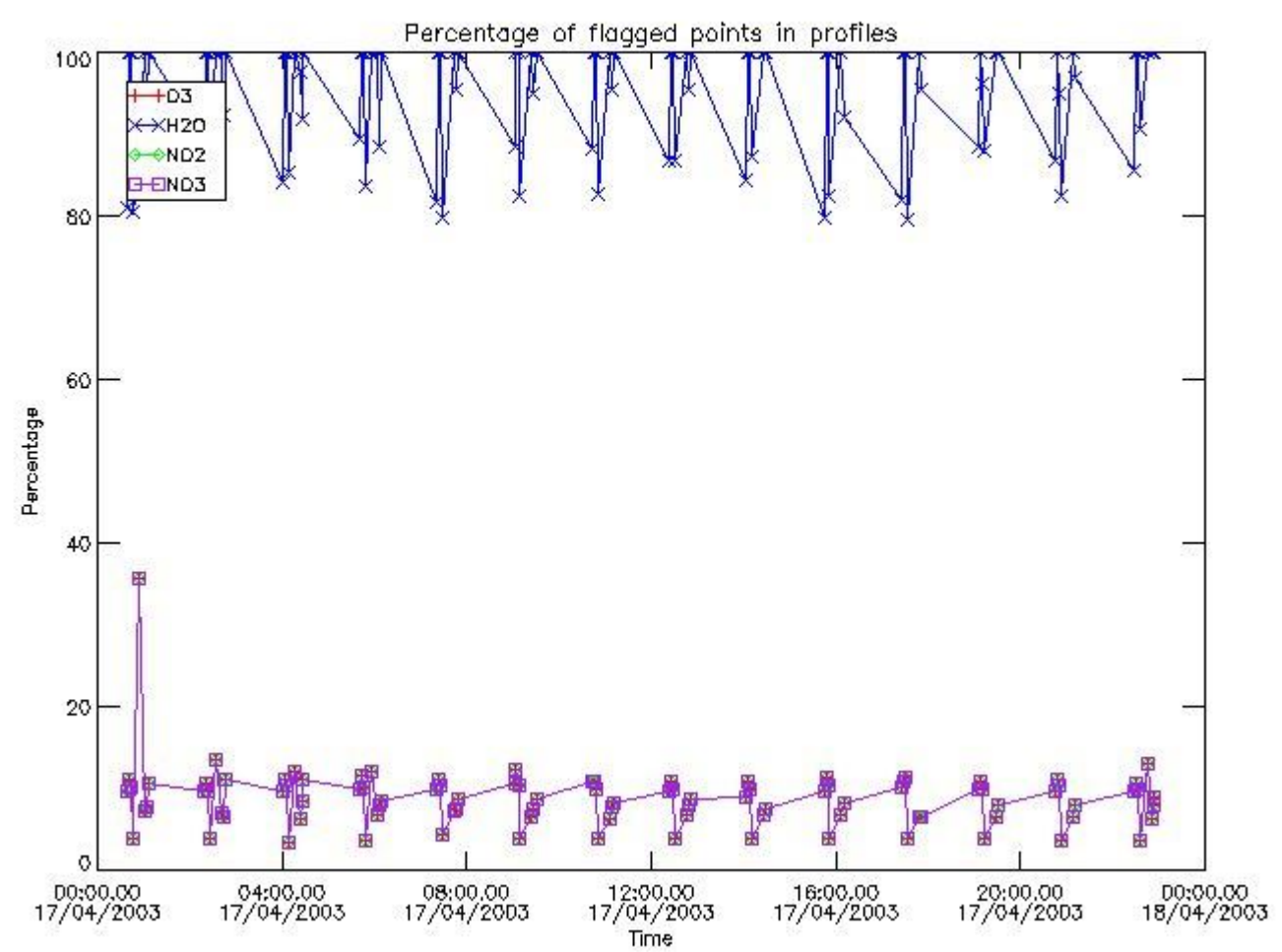
338	GOM_NL__2PRFIN20030417_193107_000000642015_00343_05908_6200.N1	17-APR-2003 19:31:07	Dark	64.000	38	20Eps Sgr	1.8360	11000.	128	5908	No
339	GOM_NL__2PRFIN20030417_193457_000000702015_00343_05908_6201.N1	17-APR-2003 19:34:57	Straylight	69.500	25	35Lam Sco	1.6200	28000.	139	5908	No
340	GOM_NL__2PRFIN20030417_193714_000000512015_00343_05908_6202.N1	17-APR-2003 19:37:14	Straylight	50.500	4	Alp1Cen	-0.010000	5800.0	101	5908	No
341	GOM_NL__2PRFIN20030417_194217_000000412015_00343_05908_6203.N1	17-APR-2003 19:42:17	Straylight	40.500	64	Gam Cen	2.2000	10600.	81	5908	No
342	GOM_NL__2PRFIN20030417_194421_000000482015_00343_05908_6204.N1	17-APR-2003 19:44:21	Straylight	48.000	54	5The Cen	2.0550	4500.0	96	5908	No
343	GOM_NL__2PRFIN20030417_194625_000000812015_00343_05908_6205.N1	17-APR-2003 19:46:25	Tw_i_and_stray	81.000	80	7Del Sco	2.3160	30000.	162	5908	No
344	GOM_NL__2PRFIN20030417_194926_000000432015_00343_05908_6206.N1	17-APR-2003 19:49:26	Tw_i_and_stray	43.000	106	9Bet Crv	2.6480	5600.0	86	5908	No
345	GOM_NL__2PRFIN20030417_195124_000000362015_00343_05908_6207.N1	17-APR-2003 19:51:24	Bright	36.000	163	7Del Crv	2.9450	11000.	72	5908	No
346	GOM_NL__2PRFIN20030417_195539_000000382015_00343_05908_6208.N1	17-APR-2003 19:55:39	Bright	38.000	121	29Gam Vir	2.7400	7200.0	76	5908	No
347	GOM_NL__2PRFIN20030417_195922_000000392015_00343_05908_6209.N1	17-APR-2003 19:59:22	Bright	39.000	138	47Eps Vir	2.8280	4700.0	78	5908	No
348	GOM_NL__2PRFIN20030417_200725_000000392015_00343_05908_6210.N1	17-APR-2003 20:07:25	Bright	38.500	152	12Alp2CVn	2.8900	11000.	77	5908	No
349	GOM_NL__2PRFIN20030417_200900_000000352015_00343_05908_6211.N1	17-APR-2003 20:09:00	Bright	35.000	174	52Psi UMa	3.0040	4400.0	70	5908	No
350	GOM_NL__2PRFIN20030417_201122_000000372015_00343_05908_6212.N1	17-APR-2003 20:11:22	Bright	37.000	87	64Gam UMa	2.4330	11000.	74	5908	No
351	GOM_NL__2PRFIN20030417_201345_000000382015_00343_05908_6213.N1	17-APR-2003 20:13:45	Bright	37.500	36	50Alp UMa	1.8000	6300.0	75	5908	No
352	GOM_NL__2PRFIN20030417_201848_000000402015_00343_05908_6214.N1	17-APR-2003 20:18:48	Bright	39.500	60	7Bet UMi	2.0810	3950.0	79	5908	No
353	GOM_NL__2PRFIN20030417_202145_000000362015_00343_05908_6215.N1	17-APR-2003 20:21:45	Bright	36.000	49	1Alp UMi	1.9900	6300.0	72	5908	No
354	GOM_NL__2PRFIN20030417_202417_000000642015_00343_05908_6216.N1	17-APR-2003 20:24:17	Bright	64.000	130	23Bet Dra	2.7990	5800.0	128	5908	No
355	GOM_NL__2PRFIN20030417_202607_000000662015_00343_05908_6217.N1	17-APR-2003 20:26:07	Bright	66.000	69	33Gam Dra	2.2310	3800.0	132	5908	No
356	GOM_NL__2PRFIN20030417_202857_000000382015_00343_05908_6218.N1	17-APR-2003 20:28:57	Bright	38.000	89	5Alp Cep	2.4510	8000.0	76	5908	No
357	GOM_NL__2PRFIN20030417_203035_000000362015_00343_05908_6219.N1	17-APR-2003 20:30:35	Bright	36.000	68	18Alp Cas	2.2250	4500.0	72	5908	No
358	GOM_NL__2PRFIN20030417_203437_000001212015_00343_05908_6220.N1	17-APR-2003 20:34:37	Bright	120.50	5	3Alp Lyr	0.033000	11000.	241	5908	No
359	GOM_NL__2PRFIN20030417_203840_000000582015_00343_05908_6221.N1	17-APR-2003 20:38:40	Bright	57.500	92	53Eps Cyg	2.5000	4500.0	115	5908	No
360	GOM_NL__2PRFIN20030417_204613_000000532015_00343_05908_6222.N1	17-APR-2003 20:46:13	Dark	53.000	61	8Eps Peg	2.1000	3900.0	106	5908	No
361	GOM_NL__2PRFIN20030417_204841_000000462015_00343_05908_6223.N1	17-APR-2003 20:48:41	Dark	46.000	162	34Alp Aqr	2.9440	5350.0	92	5908	No
362	GOM_NL__2PRFIN20030417_205125_000000492015_00343_05908_6224.N1	17-APR-2003 20:51:25	Dark	49.000	154	22Bet Aqr	2.8990	5700.0	98	5908	No
363	GOM_NL__2PRFIN20030417_205343_000001392015_00343_05908_6225.N1	17-APR-2003 20:53:43	Dark	139.00	11	53Alp Aql	0.76500	8000.0	278	5908	No
364	GOM_NL__2PRFIN20030417_210151_000000822015_00343_05908_6226.N1	17-APR-2003 21:01:51	Dark	82.000	1014	Mars	0.0000	0.0000	164	5908	Yes
365	GOM_NL__2PRFIN20030417_210906_000000782015_00344_05909_6200.N1	17-APR-2003 21:09:06	Dark	77.500	57	34Sig Sgr	2.0660	26000.	155	5909	No
366	GOM_NL__2PRFIN20030417_211144_000000642015_00344_05909_6201.N1	17-APR-2003 21:11:44	Dark	63.500	38	20Eps Sgr	1.8360	11000.	127	5909	No
367	GOM_NL__2PRFIN20030417_211534_000000712015_00344_05909_6202.N1	17-APR-2003 21:15:34	Straylight	70.500	25	35Lam Sco	1.6200	28000.	141	5909	No
368	GOM_NL__2PRFIN20030417_211750_000000442015_00344_05909_6203.N1	17-APR-2003 21:17:50	Straylight	43.500	4	Alp1Cen	-0.010000	5800.0	87	5909	No
369	GOM_NL__2PRFIN20030417_212253_000000412015_00344_05909_6204.N1	17-APR-2003 21:22:53	Straylight	40.500	64	Gam Cen	2.2000	10600.	81	5909	No
370	GOM_NL__2PRFIN20030417_212458_000000472015_00344_05909_6205.N1	17-APR-2003 21:24:58	Straylight	46.500	54	5The Cen	2.0550	4500.0	93	5909	No
371	GOM_NL__2PRFIN20030417_212702_000000812015_00344_05909_6206.N1	17-APR-2003 21:27:02	Tw_i_and_stray	80.500	80	7Del Sco	2.3160	30000.	161	5909	No
372	GOM_NL__2PRFIN20030417_213002_000000392015_00344_05909_6207.N1	17-APR-2003 21:30:02	Tw_i_and_stray	38.500	106	9Bet Crv	2.6480	5600.0	77	5909	No
373	GOM_NL__2PRFIN20030417_213200_000000372015_00344_05909_6208.N1	17-APR-2003 21:32:00	Bright	37.000	163	7Del Crv	2.9450	11000.	74	5909	No
374	GOM_NL__2PRFIN20030417_213614_000000382015_00344_05909_6209.N1	17-APR-2003 21:36:14	Bright	37.500	121	29Gam Vir	2.7400	7200.0	75	5909	No
375	GOM_NL__2PRFIN20030417_213957_000000392015_00344_05909_6210.N1	17-APR-2003 21:39:57	Bright	39.000	138	47Eps Vir	2.8280	4700.0	78	5909	No
376	GOM_NL__2PRFIN20030417_214801_000000382015_00344_05909_6211.N1	17-APR-2003 21:48:01	Bright	38.000	152	12Alp2CVn	2.8900	11000.	76	5909	No
377	GOM_NL__2PRFIN20030417_214936_000000372015_00344_05909_6212.N1	17-APR-2003 21:49:36	Bright	36.500	174	52Psi UMa	3.0040	4400.0	73	5909	No
378	GOM_NL__2PRFIN20030417_215158_000000372015_00344_05909_6213.N1	17-APR-2003 21:51:58	Bright	36.500	87	64Gam UMa	2.4330	11000.	73	5909	No
379	GOM_NL__2PRFIN20030417_215421_000000392015_00344_05909_6214.N1	17-APR-2003 21:54:21	Bright	38.500	36	50Alp UMa	1.8000	6300.0	77	5909	No
380	GOM_NL__2PRFIN20030417_215924_000000382015_00344_05909_6215.N1	17-APR-2003 21:59:24	Bright	38.000	60	7Bet UMi	2.0810	3950.0	76	5909	No
381	GOM_NL__2PRFIN20030417_220221_000000332015_00344_05909_6216.N1	17-APR-2003 22:02:21	Bright	33.000	49	1Alp UMi	1.9900	6300.0	66	5909	No
382	GOM_NL__2PRFIN20030417_220452_000000612015_00344_05909_6217.N1	17-APR-2003 22:04:52	Bright	60.500	130	23Bet Dra	2.7990	5800.0	121	5909	No
383	GOM_NL__2PRFIN20030417_220642_000000652015_00344_05909_6218.N1	17-APR-2003 22:06:42	Bright	64.500	69	33Gam Dra	2.2310	3800.0	129	5909	No
384	GOM_NL__2PRFIN20030417_220932_000000422015_00344_05909_6219.N1	17-APR-2003 22:09:32	Bright	41.500	89	5Alp Cep	2.4510	8000.0	83	5909	No
385	GOM_NL__2PRFIN20030417_221112_000000362015_00344_05909_6220.N1	17-APR-2003 22:11:12	Bright	35.500	68	18Alp Cas	2.2250	4500.0	71	5909	No
386	GOM_NL__2PRFIN20030417_221512_000001262015_00344_05909_6221.N1	17-APR-2003 22:15:12	Bright	125.50	5	3Alp Lyr	0.033000	11000.	251	5909	No
387	GOM_NL__2PRFIN20030417_221915_000000582015_00344_05909_6222.N1	17-APR-2003 22:19:15	Bright	58.000	92	53Eps Cyg	2.5000	4500.0	116	5909	No
388	GOM_NL__2PRFIN20030417_222650_000000532015_00344_05909_6223.N1	17-APR-2003 22:26:50	Dark	52.500	61	8Eps Peg	2.1000	3900.0	105	5909	No
389	GOM_NL__2PRFIN20030417_222918_000000482015_00344_05909_6224.N1	17-APR-2003 22:29:18	Dark	48.000	162	34Alp Aqr	2.9440	5350.0	96	5909	No
390	GOM_NL__2PRFIN20030417_223201_000000512015_00344_05909_6225.N1	17-APR-2003 22:32:01	Dark	51.000	154	22Bet Aqr	2.8990	5700.0	102	5909	No
391	GOM_NL__2PRFIN20030417_223422_000001392015_00344_05909_6226.N1	17-APR-2003 22:34:22	Dark	138.50	11	53Alp Aql	0.76500	8000.0	277	5909	No
392	GOM_NL__2PRFIN20030417_224227_000000692015_00344_05909_6227.N1	17-APR-2003 22:42:27	Dark	68.500	1014	Mars	0.0000	0.0000	137	5909	Yes
393	GOM_NL__2PRFIN20030417_224640_000000402015_00345_05910_6200.N1	17-APR-2003 22:46:40	Dark	39.500	45	Alp Pav	1.9400	26000.	79	5910	No
394	GOM_NL__2PRFIN20030417_224944_000000802015_00345_05910_6201.N1	17-APR-2003 22:49:44	Dark	80.000	57	34Sig Sgr	2.0660	26000.	160	5910	No
395	GOM_NL__2PRFIN20030417_225222_000000652015_00345_05910_6202.N1	17-APR-2003 22:52:22	Dark	65.000	38	20Eps Sgr	1.8360	11000.	130	5910	No
396	GOM_NL__2PRFIN20030417_225436_000000572015_00345_05910_6203.N1	17-APR-2003 22:54:36	Dark	57.000	178	lot1Sco	3.0220	6550.0	114	5910	No

397	GOM_NL__2PRFIN20030417_225611_000000692015_00345_05910_6204.N1	17-APR-2003 22:56:11	Straylight	68.500	25	35Lam Sco	1.6200	28000.	137	5910	No
398	GOM_NL__2PRFIN20030417_225826_000000452015_00345_05910_6205.N1	17-APR-2003 22:58:26	Straylight	44.500	4	Alp1Cen	-0.010000	5800.0	89	5910	No
399	GOM_NL__2PRFIN20030417_230246_000000432015_00345_05910_6206.N1	17-APR-2003 23:02:46	Straylight	42.500	95	Zet Cen	2.5450	26000.	85	5910	No
400	GOM_NL__2PRFIN20030417_230429_000001022015_00345_05910_6207.N1	17-APR-2003 23:04:29	Straylight	102.00	16	21Alp Sco	1.0200	3000.0	204	5910	No
401	GOM_NL__2PRFIN20030417_230738_000000822015_00345_05910_6208.N1	17-APR-2003 23:07:38	Tw_i_and_stray	82.000	80	7Del Sco	2.3160	30000.	164	5910	No
402	GOM_NL__2PRFIN20030417_231038_000000422015_00345_05910_6209.N1	17-APR-2003 23:10:38	Tw_i_and_stray	42.000	106	9Bet Crv	2.6480	5600.0	84	5910	No
403	GOM_NL__2PRFIN20030417_231236_000000362015_00345_05910_6210.N1	17-APR-2003 23:12:36	Bright	36.000	163	7Del Crv	2.9450	11000.	72	5910	No
404	GOM_NL__2PRFIN20030417_231651_000000372015_00345_05910_6211.N1	17-APR-2003 23:16:51	Bright	37.000	121	29Gam Vir	2.7400	7200.0	74	5910	No
405	GOM_NL__2PRFIN20030417_232033_000000392015_00345_05910_6212.N1	17-APR-2003 23:20:33	Bright	38.500	138	47Eps Vir	2.8280	4700.0	77	5910	No
406	GOM_NL__2PRFIN20030417_232837_000000392015_00345_05910_6213.N1	17-APR-2003 23:28:37	Bright	38.500	152	12Alp2CVn	2.8900	11000.	77	5910	No
407	GOM_NL__2PRFIN20030417_233012_000000352015_00345_05910_6214.N1	17-APR-2003 23:30:12	Bright	34.500	174	52Psi UMa	3.0040	4400.0	69	5910	No
408	GOM_NL__2PRFIN20030417_233233_000000382015_00345_05910_6215.N1	17-APR-2003 23:32:33	Bright	37.500	87	64Gam UMa	2.4330	11000.	75	5910	No
409	GOM_NL__2PRFIN20030417_233457_000000372015_00345_05910_6216.N1	17-APR-2003 23:34:57	Bright	36.500	36	50Alp UMa	1.8000	6300.0	73	5910	No
410	GOM_NL__2PRFIN20030417_234000_000000392015_00345_05910_6217.N1	17-APR-2003 23:40:00	Bright	39.000	60	7Bet UMi	2.0810	3950.0	78	5910	No
411	GOM_NL__2PRFIN20030417_234257_000000362015_00345_05910_6218.N1	17-APR-2003 23:42:57	Bright	36.000	49	1Alp UMi	1.9900	6300.0	72	5910	No
412	GOM_NL__2PRFIN20030417_234527_000000622015_00345_05910_6219.N1	17-APR-2003 23:45:27	Bright	61.500	130	23Bet Dra	2.7990	5800.0	123	5910	No
413	GOM_NL__2PRFIN20030417_234717_000000652015_00345_05910_6220.N1	17-APR-2003 23:47:17	Bright	64.500	69	33Gam Dra	2.2310	3800.0	129	5910	No
414	GOM_NL__2PRFIN20030417_235008_000000402015_00345_05910_6221.N1	17-APR-2003 23:50:08	Bright	39.500	89	5Alp Cep	2.4510	8000.0	79	5910	No
415	GOM_NL__2PRFIN20030417_235147_000000372015_00345_05910_6222.N1	17-APR-2003 23:51:47	Bright	36.500	68	18Alp Cas	2.2250	4500.0	73	5910	No
416	GOM_NL__2PRFIN20030417_235547_000001292015_00345_05910_6223.N1	17-APR-2003 23:55:47	Bright	129.00	5	3Alp Lyr	0.033000	11000.	258	5910	No
417	GOM_NL__2PRFIN20030417_235951_000000642015_00345_05910_6224.N1	17-APR-2003 23:59:51	Bright	63.500	92	53Eps Cyg	2.5000	4500.0	127	5910	No

3. Quality information per product

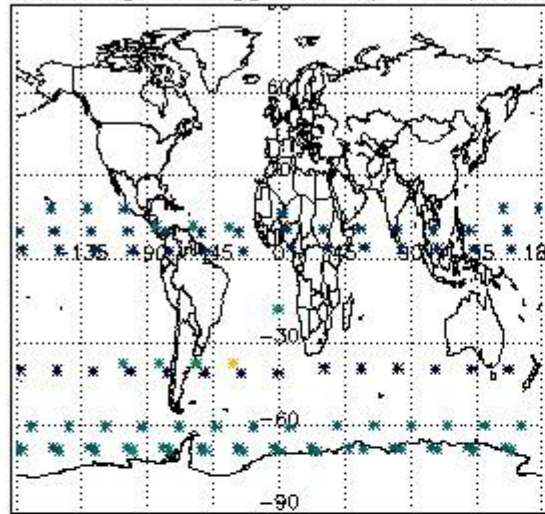
In this section it is plotted some information contained in the Quality Summary data set of the level 2 products. Only products in dark limb conditions and without errors (error flag in the MPH set to "0") are used.

3.1 Plot quality information per product (time dependant)

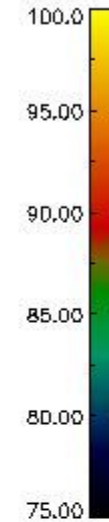
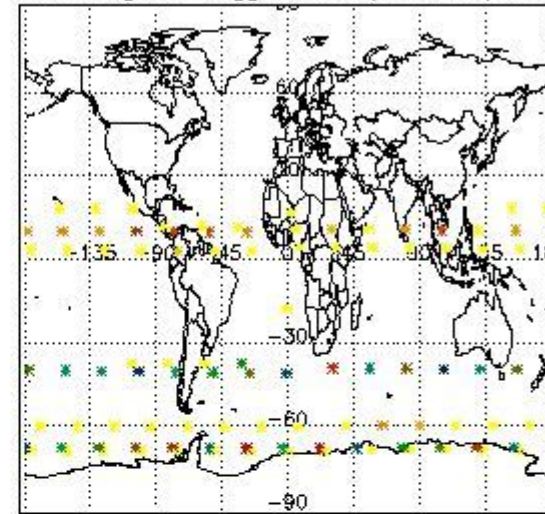


3.2 Plot quality information per product (world map)

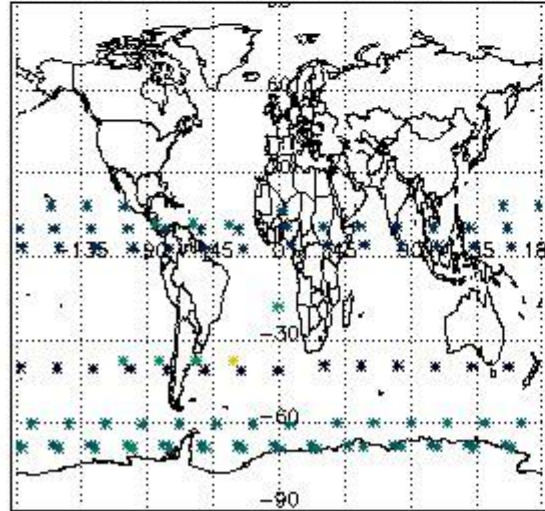
Percentage of flagged data per O3 profile



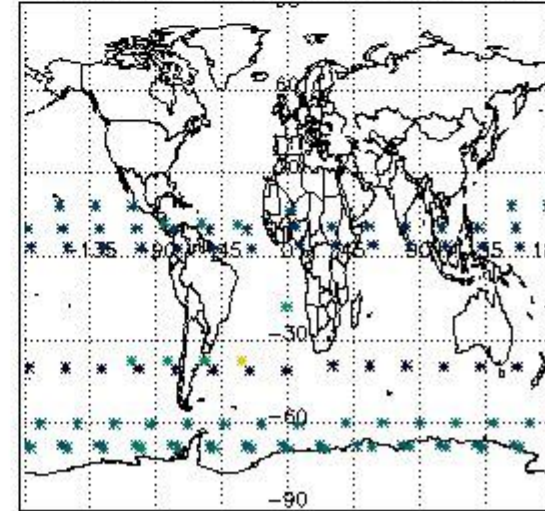
Percentage of flagged data per H2O profile



Percentage of flagged data per NO2 profile



Percentage of flagged data per NO3 profile

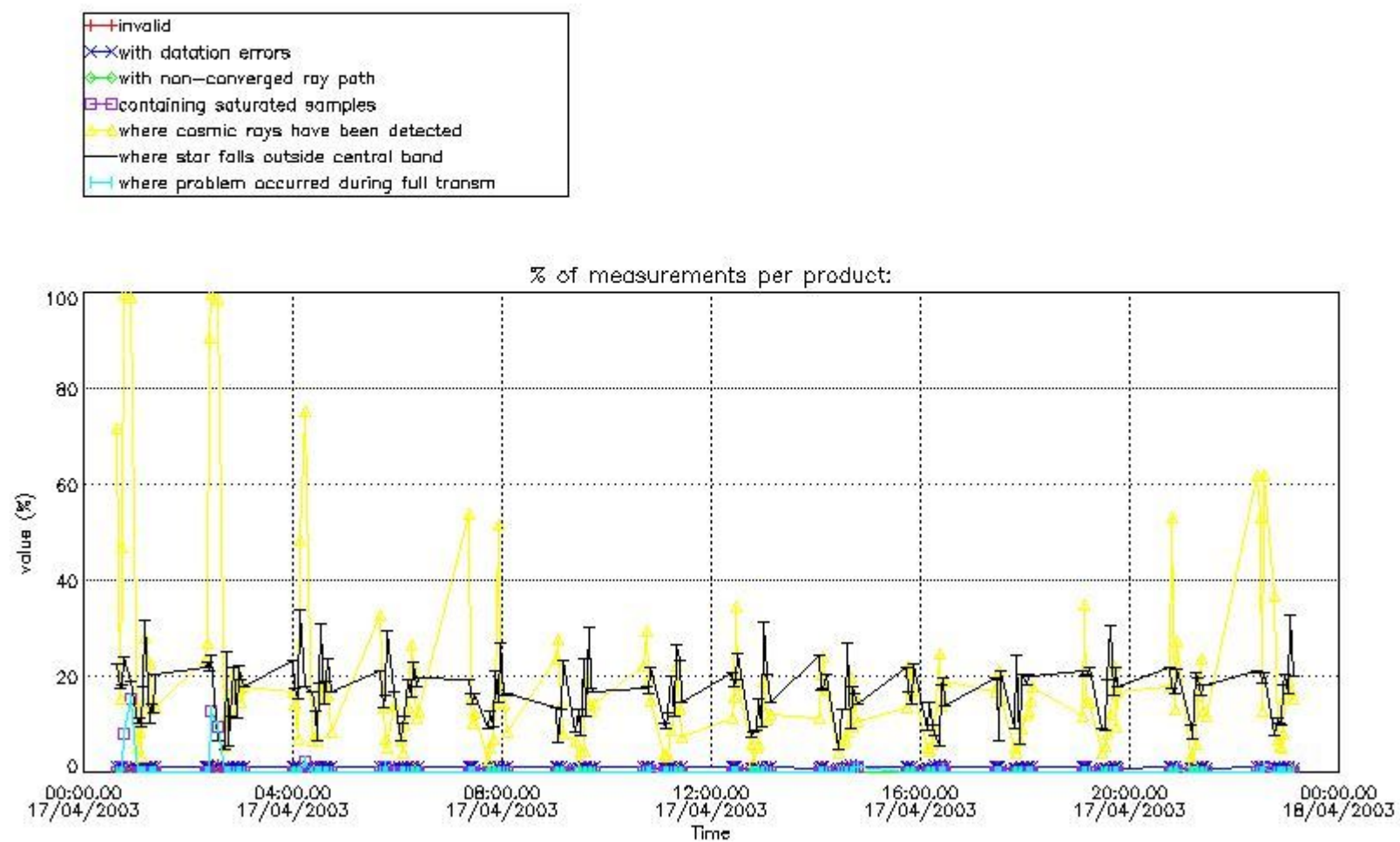


4. Level 1 quality information per product

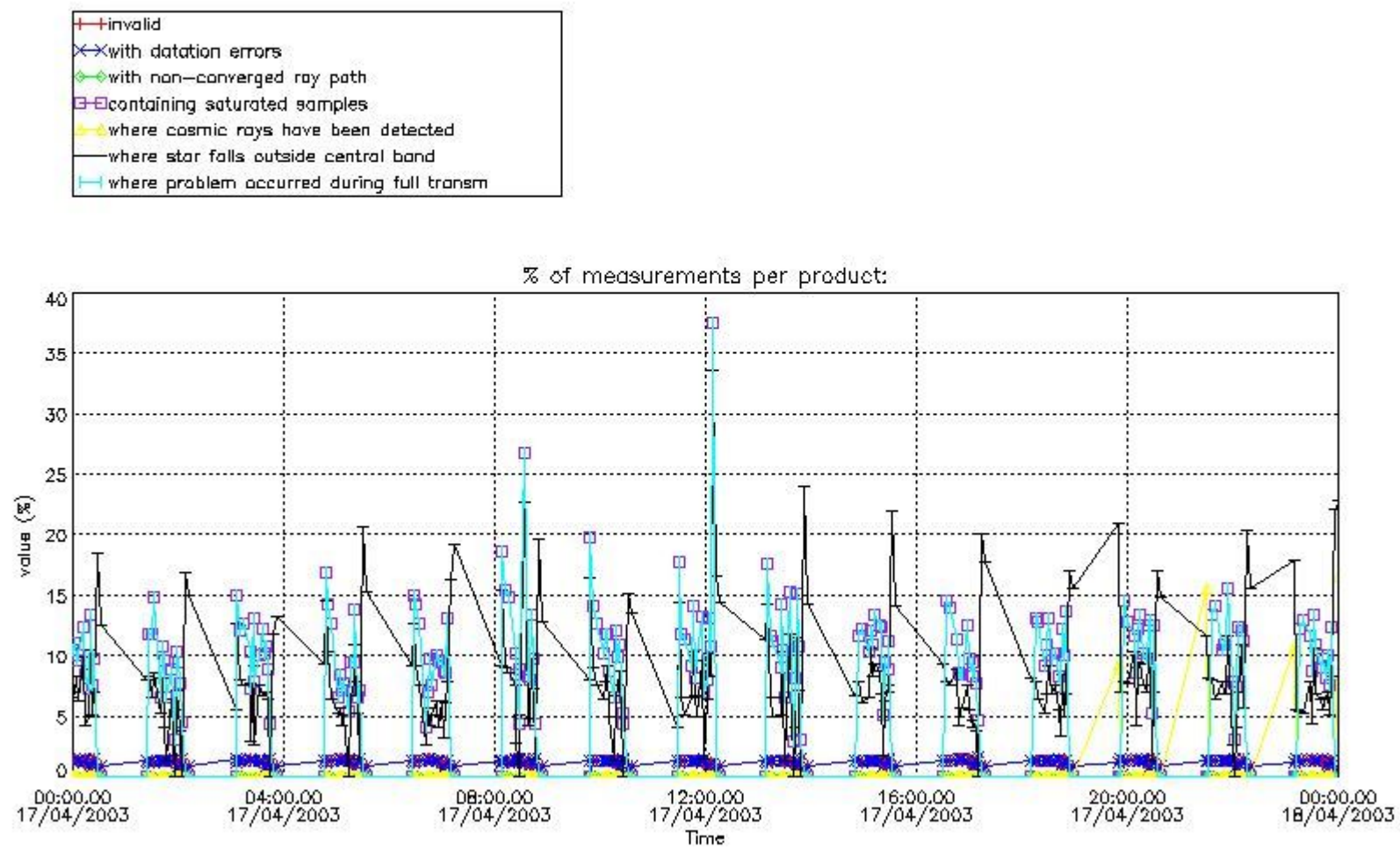
In this section it is plotted some information contained in the Quality Summary data set of the level 2 products that comes from the level 1b processing. Products without errors (error flag in the MPH set to "0") are used.

4.1 Plot quality information per product (time dependant) coming from level 1b processing

4.1.1 Plot level 1 quality information per product (time dependant): ENVISAT ASCENDING passes

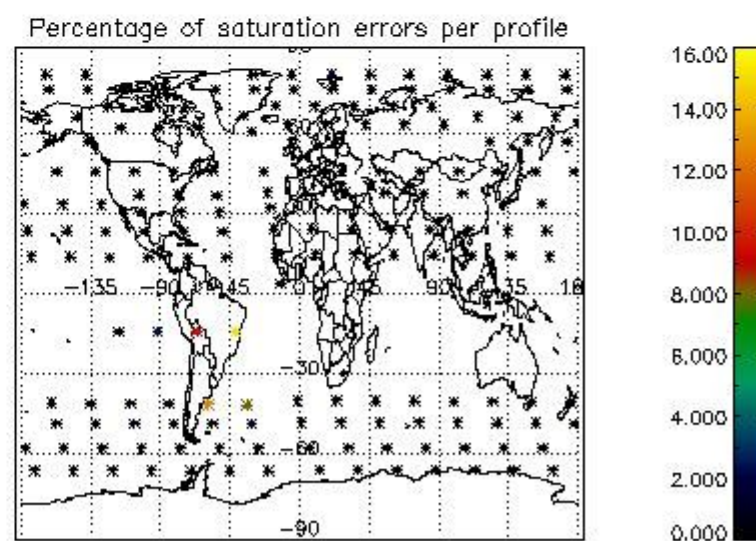
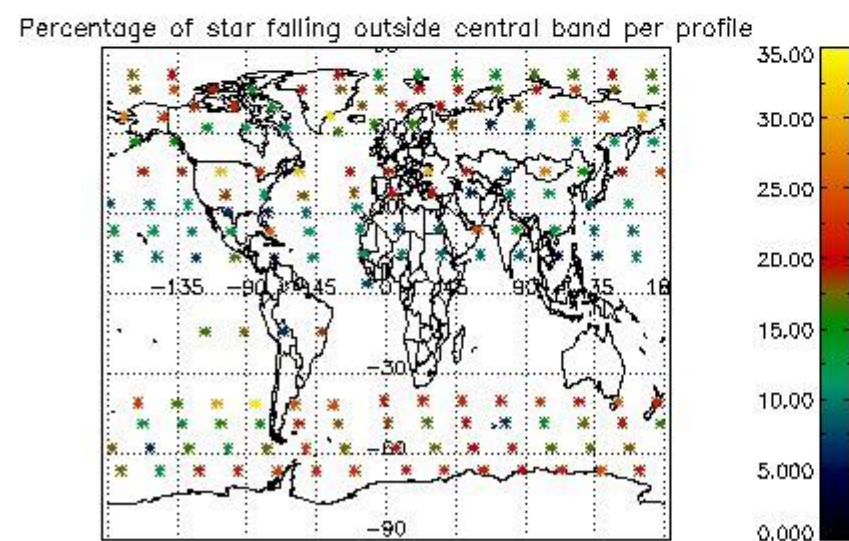
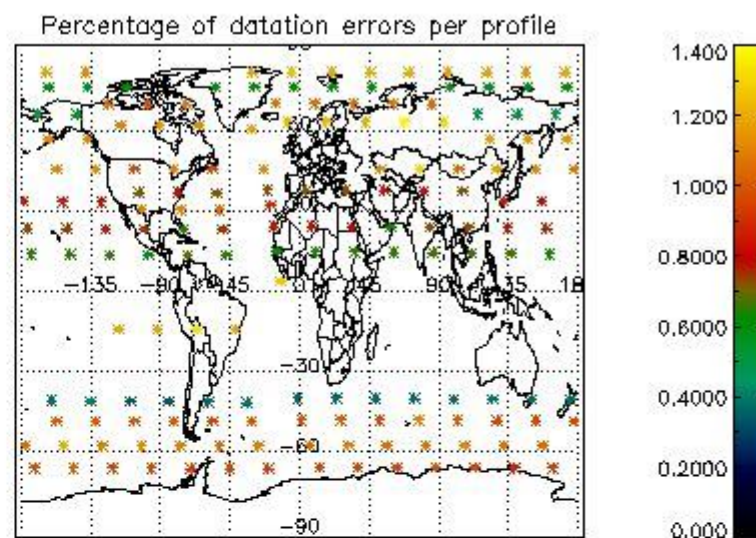
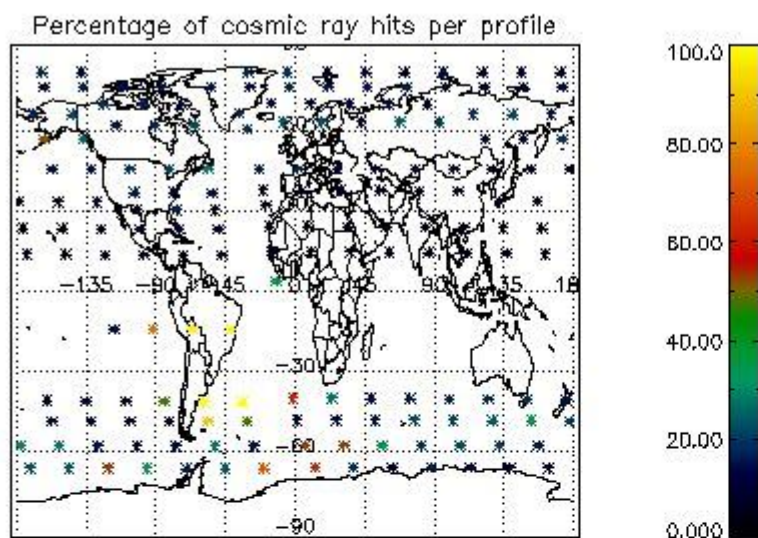


4.1.2 Plot level 1 quality information per product (time dependant): ENVI SAT DESCENDING passes

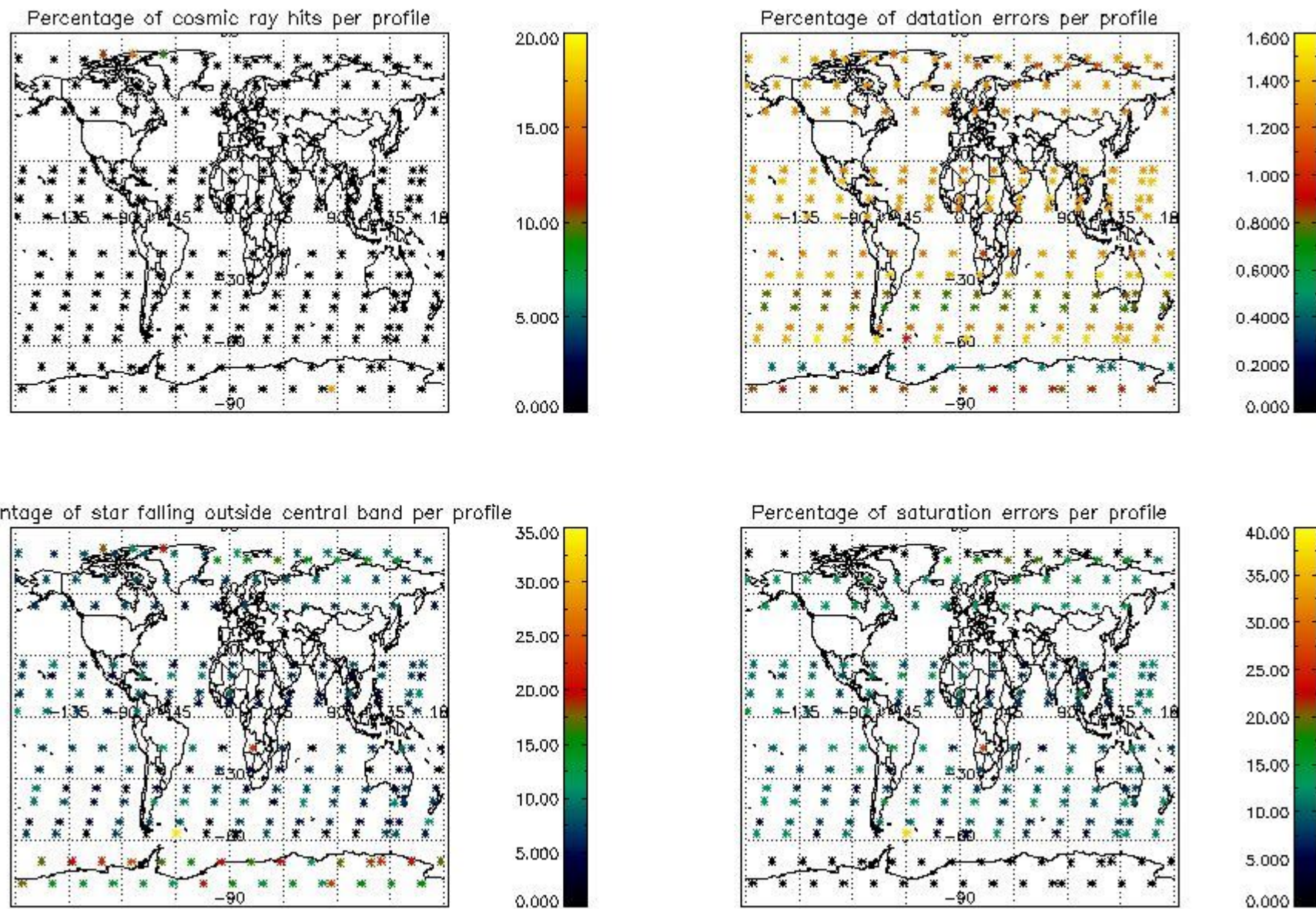


4.2 Plot quality information per product coming from level 1b processing (world map)

4.2.1 Plot level 1 quality information per product (world map): ENVISAT ASCENDING passes



4.2.2 Plot level 1 quality information per product (world map): ENVISAT DESCENDING passes



5. Trace gas profiles

5.1 Ozone statistics based on quality of products

The final quality of the products can be "measured" using the STD (Standard Deviation) attached to every point profile. This information is written to the parameter GOM_NL__2P/NL_LOCAL_SPECIES_DENSITY/o3_std of the level 2 products. The table below shows the statistics for given STD ranges.

The statistics are given with respect to the overall valid production:

- Products without fatal errors: GOM_NL__2P/MPH/PRODUCT_ERR=0
- Valid point profile: GOM_NL__2P/NL_LOCAL_SPECIES_DENSITY/pcd(0)=0

The 'Criteria' is applied to valid points of dark limb products:

- Products in dark limb illumination condition: GOM_NL__2P/NL_SUMMARY_QUALITY/obs_ill_cond=0
- Products without fatal errors: GOM_NL__2P/MPH/PRODUCT_ERR=0
- Valid point profile: GOM_NL__2P/NL_LOCAL_SPECIES_DENSITY/pcd(0)=0

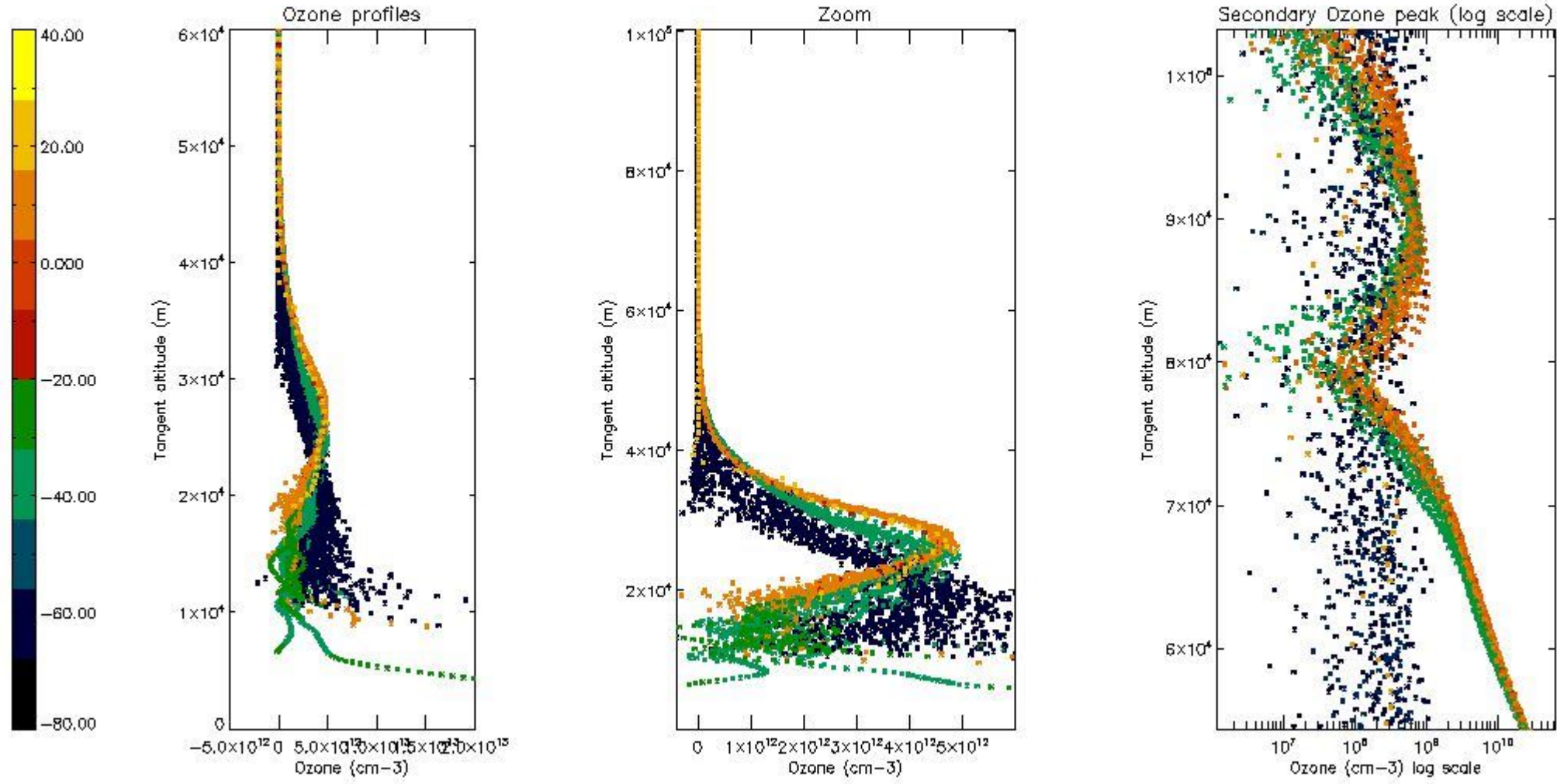
So, the table below shows the percentage of dark limb and valid observations for each criteria with respect to the overall valid daily observations.

Criteria	% of total production
All STD	31
STD < 20	19

STD < 10	16
STD < 5	12

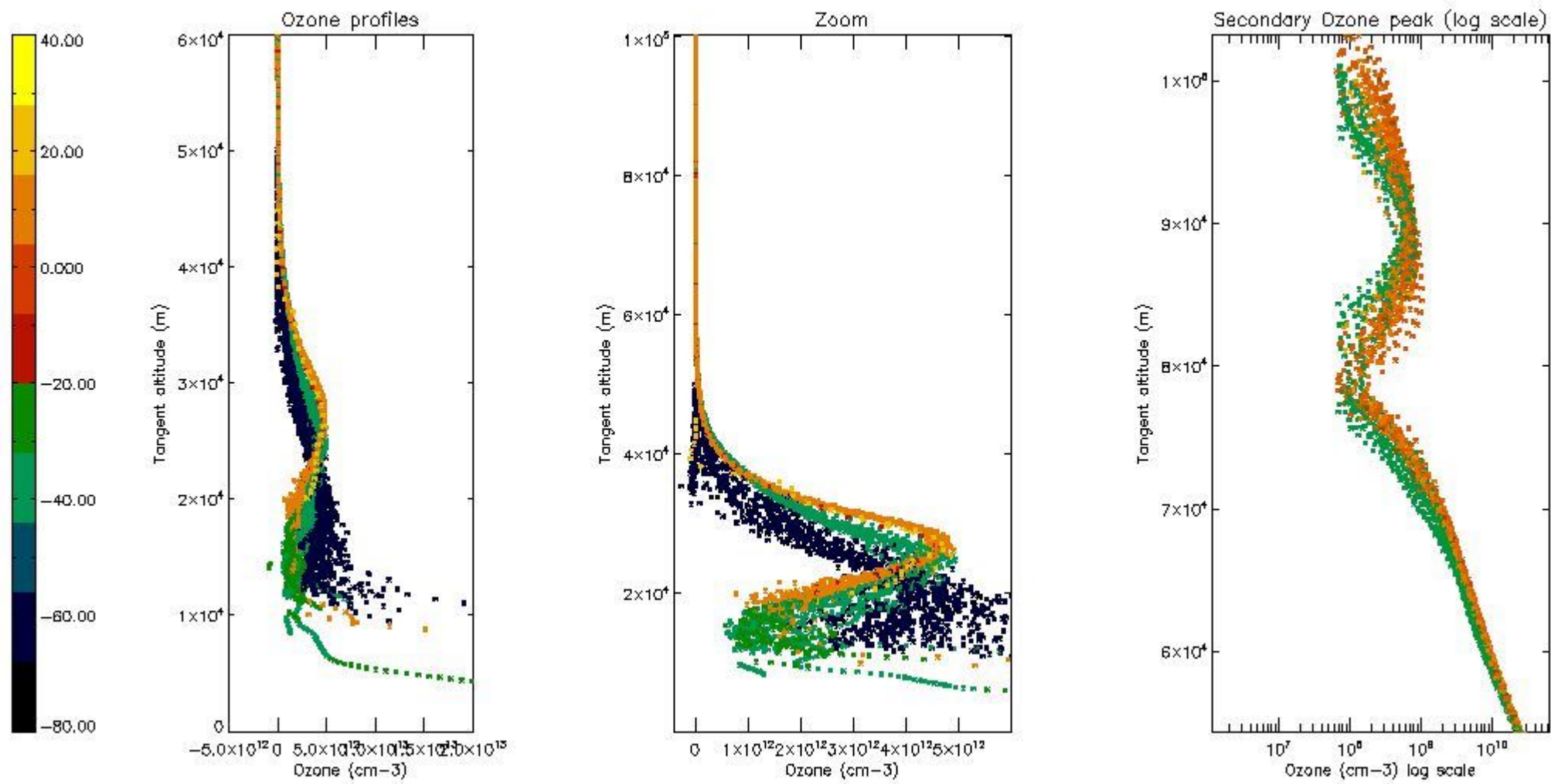
5.2 Plot ozone profiles for all STD (dark without errors)

The colorbar represents the latitude.



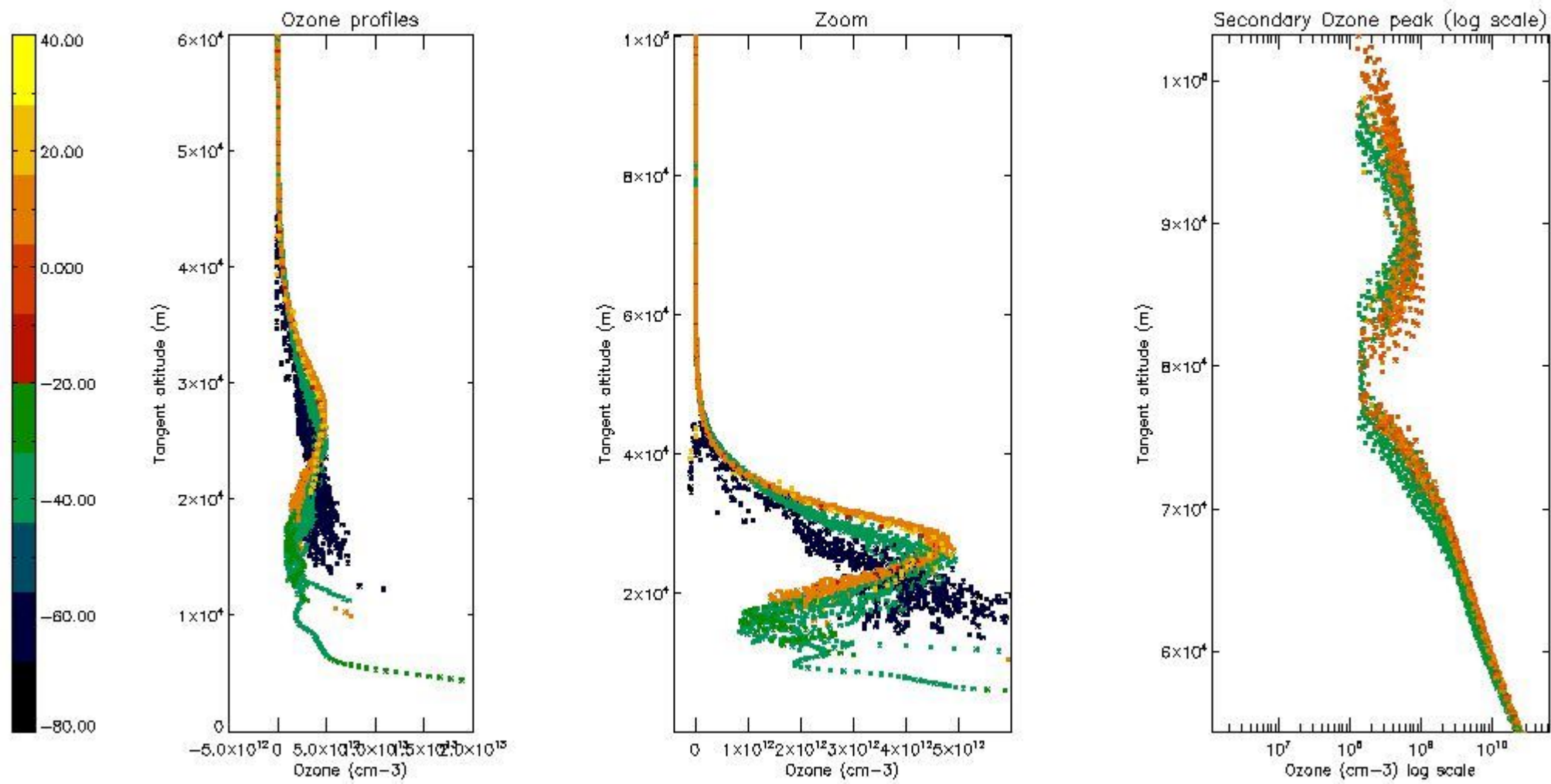
5.3 Plot ozone profiles where STD < 20% (dark without errors)

The colorbar represents the latitude.



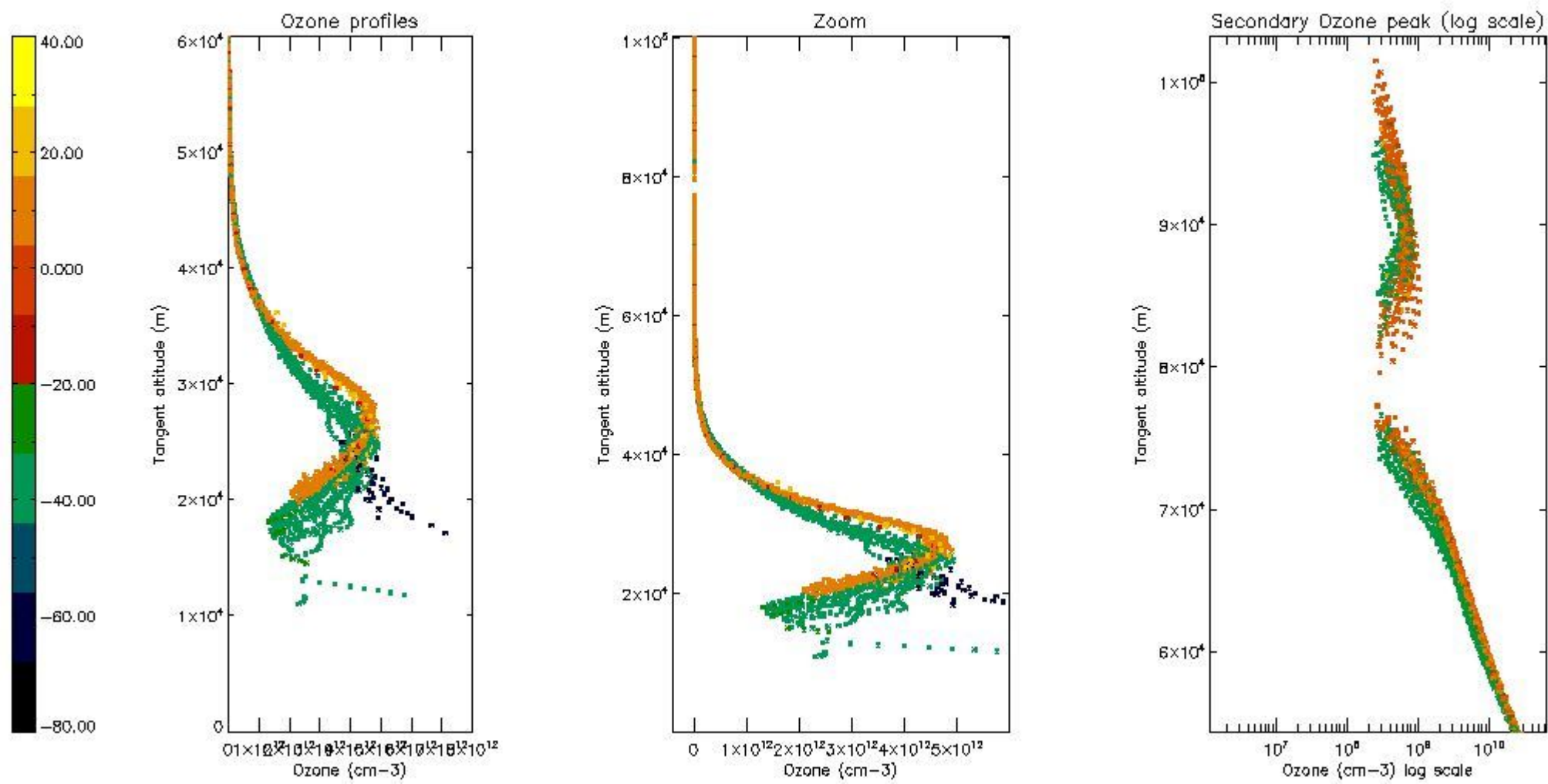
5.4 Plot ozone profiles where STD < 10% (dark without errors)

The colorbar represents the latitude.



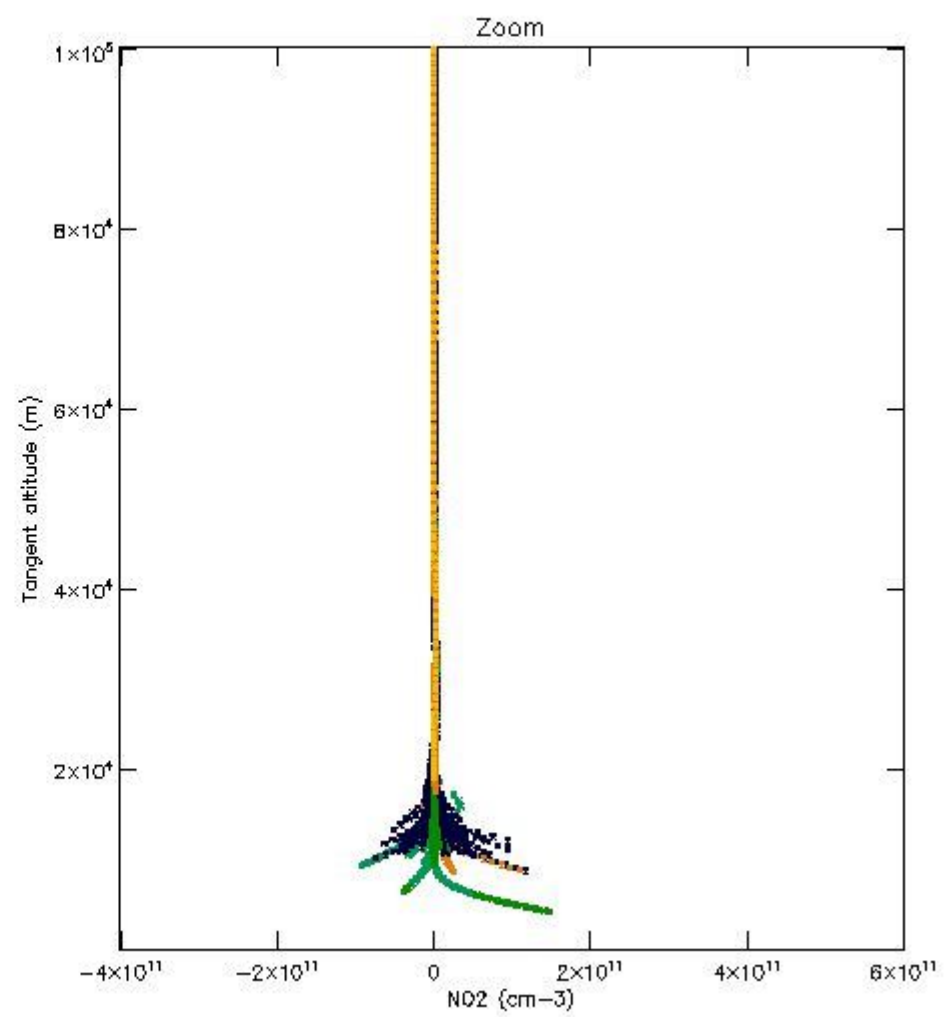
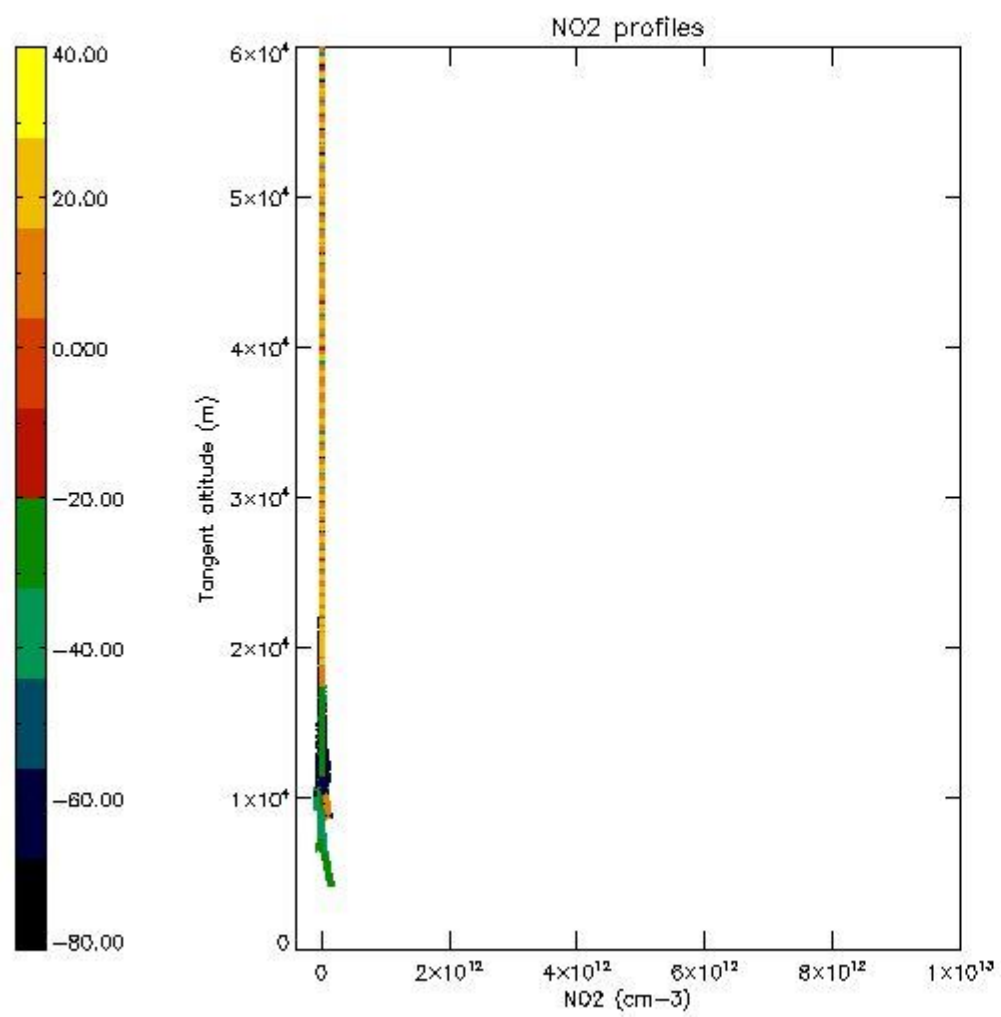
5.5 Plot ozone profiles where STD < 5% (dark without errors)

The colorbar represents the latitude.



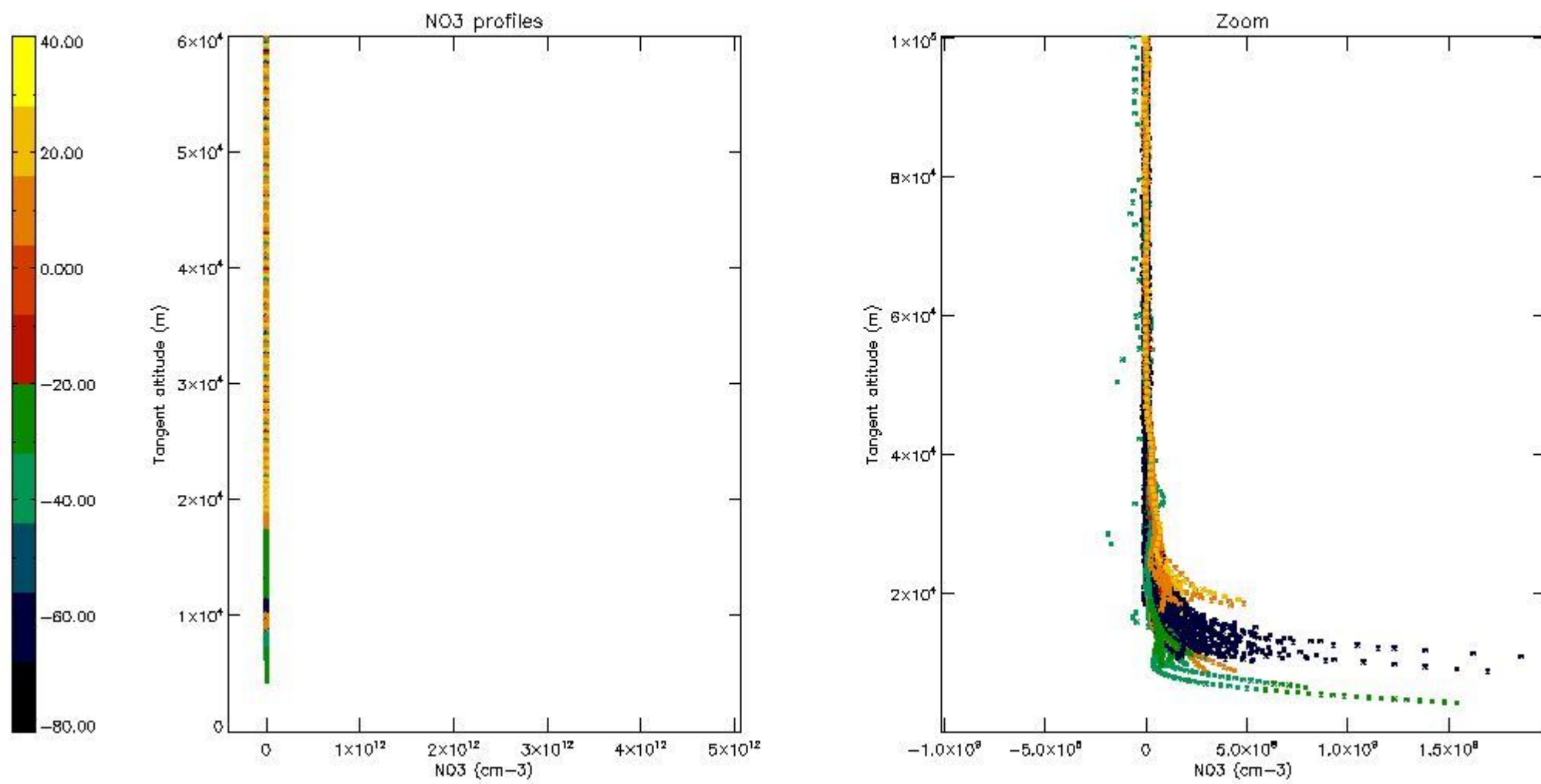
5.6 Plot NO₂ profiles for all STD (dark without errors)

The colorbar represents the latitude.



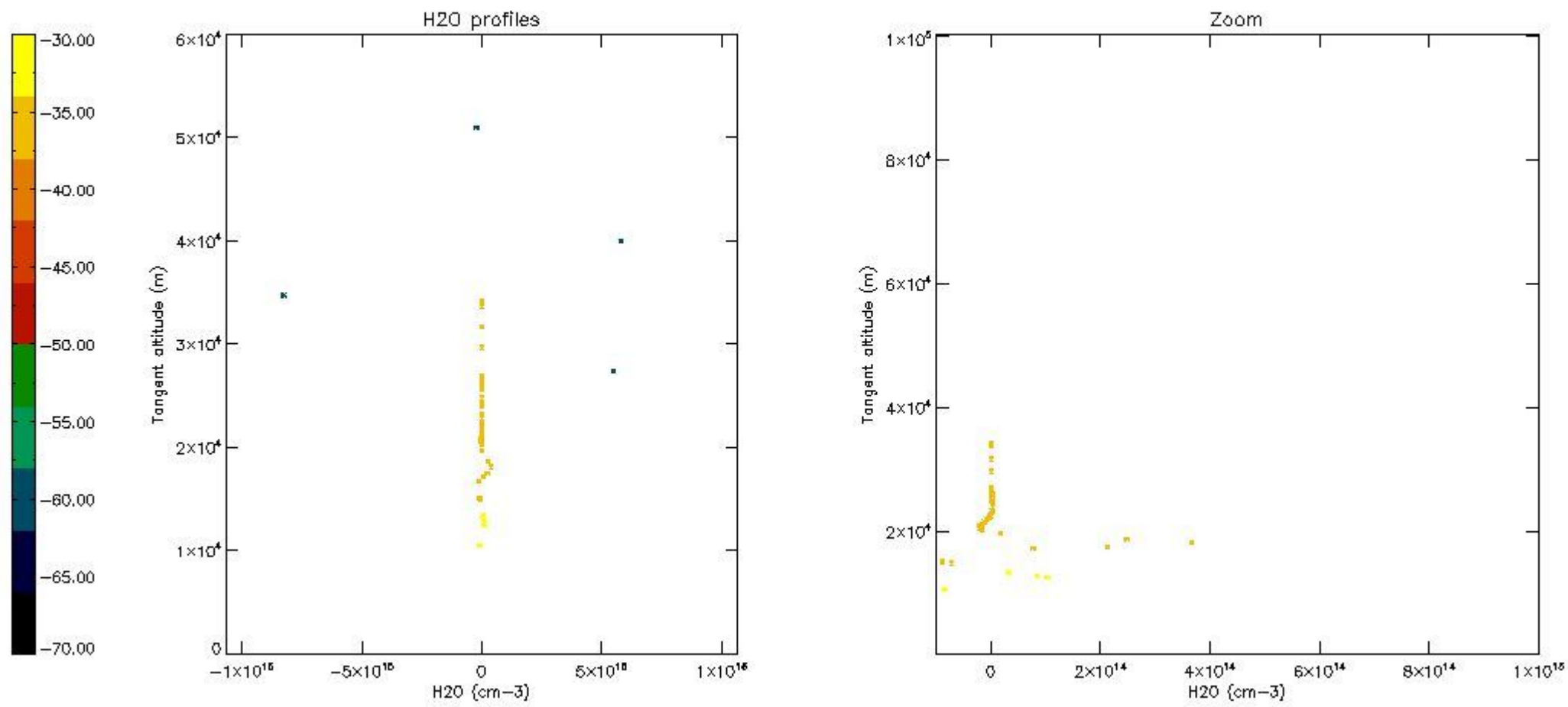
5.7 Plot NO3 profiles for all STD (dark without errors)

The colorbar represents the latitude.



5.8 Plot H₂O profiles for all STD (only for occultations of stars 1,2,3,4,13,14,16,26,63 dark without errors)

The colorbar represents the latitude.



6. Auxiliary Data Files used for the production reported in section 2

The number reported in the third column indicates since which file (see list in section 2) the corresponding auxiliary file has been used. The fourth column is the date of those product files.

Type	Auxiliary Filename	Used since product	Used since product date
INST_PHYS_CHARACTERISTICS	GOM_INS_AXNIEC20050627_150440_20020301_000000_20100101_000000	1	17-APR-2003 00:00:17
LEVEL-2_PROC_CONFIG	GOM_PR2_AXVIEC20091111_152718_20020301_000000_20500101_000000	1	17-APR-2003 00:00:17
CROSS_SECTIONS_FILE	GOM_CRS_AXVIEC20091111_154832_20020301_000000_20500101_000000	1	17-APR-2003 00:00:17

GOMOS Level 2 Daily Report

SUMMARY

[1. General Info](#)

[2. Summary of processed GOM_NL_2P products](#)

[3. Level 2 Quality information per product](#)

[3.1 Plot of level 2 quality information per product \(time dependant\)](#)

[3.2 Plot of level 2 quality information per product \(world map\)](#)

[4. Level 1 Quality information per product \(stored on level 2 products\)](#)

[4.1 Plot of level 1 quality information per product \(time dependant\)](#)

[4.1.1 Plot of level 1 quality information per product \(time dependant\): ASCENDING](#)

[4.1.2 Plot of level 1 quality information per product \(time dependant\): DESCENDING](#)

[4.2 Plot of level 1 quality information per product \(world map\)](#)

[4.2.1 Plot of level 1 quality information per product \(world map\): ASCENDING](#)

[4.2.2 Plot of level 1 quality information per product \(world map\): DESCENDING](#)

[5. Ozone profiles based on quality statistics and other trace gas profiles](#)

[5.1 Ozone statistics based on quality of products](#)

[5.2 Plot ozone profiles for all STD \(dark without errors\)](#)

[5.3 Plot ozone profiles where STD < 20% \(dark without errors\)](#)

[5.4. Plot ozone profiles where STD < 10% \(dark without errors\)](#)

[5.5. Plot ozone profiles where STD < 5% \(dark without errors\)](#)

[5.6 Plot NO2 profiles for all STD \(dark without errors\)](#)

[5.7 Plot NO3 profiles for all STD \(dark without errors\)](#)

[5.8 Plot H2O profiles \(only for occultations of stars 1,2,3,4,13,14,16,26,63 dark without errors\) for all STD](#)

[6. Auxiliary Data Files used for the production reported in section 2](#)

This report presents the daily analysis on parameters extracted from GOMOS level 2 data (GOM_NL__2P). It is intended to monitor some important parameters that will impact the quality of these products. A list of level 2 products (and content) that have arrived during the reporting day to the PCF is also given.

Item	Value
Time of report generation	19APR2013 13:27:40
Data source version	GOMOS/6.01
Start time of products	17-04-2003 (17APR2003 00:00:00)
Stop time of products	18-04-2003 (18APR2003 00:00:00)
Store outputs in DB	Yes
Nb of level 2 prods	417
Nb of prods with errors	10

2. Summary of processed GOM_NL__2P products.

Nr	Filename	UTC Start time	Limb	Duration	Star Id	Star Name	Star Mag	Star Temp	Nb Meas	Orbit	Prod. error
1	GOM_NL__2PRFIN20030417_000017_000000382015_00331_05896_6426.N1	17-APR-2003 00:00:17	Bright	38.000	152	12Alp2CVn	2.8900	11000.	76	5896	No
2	GOM_NL__2PRFIN20030417_000146_000000362015_00331_05896_6427.N1	17-APR-2003 00:01:46	Bright	36.000	174	52Psi UMa	3.0040	4400.0	72	5896	No
3	GOM_NL__2PRFIN20030417_000410_000000372015_00331_05896_6428.N1	17-APR-2003 00:04:10	Bright	36.500	87	64Gam UMa	2.4330	11000.	73	5896	No
4	GOM_NL__2PRFIN20030417_000529_000000402015_00331_05896_6429.N1	17-APR-2003 00:05:29	Bright	40.000	55	79Zet UMa	2.0600	10200.	80	5896	No
5	GOM_NL__2PRFIN20030417_001140_000000412015_00331_05896_6430.N1	17-APR-2003 00:11:40	Bright	40.500	60	7Bet UMi	2.0810	3950.0	81	5896	No
6	GOM_NL__2PRFIN20030417_001433_000000362015_00331_05896_6431.N1	17-APR-2003 00:14:33	Bright	35.500	49	1Alp UMi	1.9900	6300.0	71	5896	No
7	GOM_NL__2PRFIN20030417_001717_000000622015_00331_05896_6432.N1	17-APR-2003 00:17:17	Bright	61.500	130	23Bet Dra	2.7990	5800.0	123	5896	No
8	GOM_NL__2PRFIN20030417_001907_000000672015_00331_05896_6433.N1	17-APR-2003 00:19:07	Bright	67.000	69	33Gam Dra	2.2310	3800.0	134	5896	No
9	GOM_NL__2PRFIN20030417_002147_000000402015_00331_05896_6434.N1	17-APR-2003 00:21:47	Bright	39.500	89	5Alp Cep	2.4510	8000.0	79	5896	No
10	GOM_NL__2PRFIN20030417_002321_000000362015_00331_05896_6435.N1	17-APR-2003 00:23:21	Bright	36.000	68	18Alp Cas	2.2250	4500.0	72	5896	No
11	GOM_NL__2PRFIN20030417_002735_000001192015_00331_05896_6436.N1	17-APR-2003 00:27:35	Bright	119.00	5	3Alp Lyr	0.033000	11000.	238	5896	No
12	GOM_NL__2PRFIN20030417_003127_000000562015_00331_05896_6437.N1	17-APR-2003 00:31:27	Bright	56.000	92	53Eps Cyg	2.5000	4500.0	112	5896	No
13	GOM_NL__2PRFIN20030417_003856_000000532015_00331_05896_6438.N1	17-APR-2003 00:38:56	Dark	53.000	61	8Eps Peg	2.1000	3900.0	106	5896	No
14	GOM_NL__2PRFIN20030417_004124_000000462015_00331_05896_6439.N1	17-APR-2003 00:41:24	Dark	46.000	162	34Alp Aqr	2.9440	5350.0	92	5896	No
15	GOM_NL__2PRFIN20030417_004405_000000502015_00331_05896_6440.N1	17-APR-2003 00:44:05	Dark	50.000	154	22Bet Aqr	2.8990	5700.0	100	5896	No
16	GOM_NL__2PRFIN20030417_004606_000001322015_00331_05896_6441.N1	17-APR-2003 00:46:06	Dark	131.50	11	53Alp Aql	0.76500	8000.0	263	5896	No
17	GOM_NL__2PRFIN20030417_005345_000000432015_00331_05896_6442.N1	17-APR-2003 00:53:45	Dark	42.500	31	Alp Gru	1.7340	15200.	85	5896	No
18	GOM_NL__2PRFIN20030417_010130_000000782015_00332_05897_6410.N1	17-APR-2003 01:01:30	Dark	78.000	57	34Sig Sgr	2.0660	26000.	156	5897	No
19	GOM_NL__2PRFIN20030417_010414_000000672015_00332_05897_6411.N1	17-APR-2003 01:04:14	Dark	66.500	38	20Eps Sgr	1.8360	11000.	133	5897	No
20	GOM_NL__2PRFIN20030417_010618_000000482015_00332_05897_6412.N1	17-APR-2003 01:06:18	Dark	48.000	147	Alp Ara	2.8770	26000.	96	5897	No
21	GOM_NL__2PRFIN20030417_010807_000000702015_00332_05897_6413.N1	17-APR-2003 01:08:07	Straylight	69.500	25	35Lam Sco	1.6200	28000.	139	5897	No
22	GOM_NL__2PRFIN20030417_011034_000000522015_00332_05897_6414.N1	17-APR-2003 01:10:34	Straylight	52.000	4	Alp1Cen	-0.010000	5800.0	104	5897	No
23	GOM_NL__2PRFIN20030417_011520_000000452015_00332_05897_6415.N1	17-APR-2003 01:15:20	Straylight	44.500	81	Eta Cen	2.3560	28000.	89	5897	No
24	GOM_NL__2PRFIN20030417_011741_000000462015_00332_05897_6416.N1	17-APR-2003 01:17:41	Straylight	46.000	54	5The Cen	2.0550	4500.0	92	5897	No
25	GOM_NL__2PRFIN20030417_011943_000000782015_00332_05897_6417.N1	17-APR-2003 01:19:43	Twilight_stray	77.500	80	7Del Sco	2.3160	30000.	155	5897	No
26	GOM_NL__2PRFIN20030417_012248_000000452015_00332_05897_6418.N1	17-APR-2003 01:22:48	Twilight_stray	44.500	106	9Bet Crv	2.6480	5600.0	89	5897	No
27	GOM_NL__2PRFIN20030417_012437_000000382015_00332_05897_6419.N1	17-APR-2003 01:24:37	Bright	37.500	100	4Gam Crv	2.5800	13100.	75	5897	No
28	GOM_NL__2PRFIN20030417_012559_000000432015_00332_05897_6420.N1	17-APR-2003 01:25:59	Bright	42.500	15	67Alp Vir	0.97600	28000.	85	5897	No
29	GOM_NL__2PRFIN20030417_012902_000000382015_00332_05897_6421.N1	17-APR-2003 01:29:02	Bright	38.000	121	29Gam Vir	2.7400	7200.0	76	5897	No
30	GOM_NL__2PRFIN20030417_013247_000000412015_00332_05897_6422.N1	17-APR-2003 01:32:47	Bright	40.500	138	47Eps Vir	2.8280	4700.0	81	5897	No
31	GOM_NL__2PRFIN20030417_014052_000000382015_00332_05897_6423.N1	17-APR-2003 01:40:52	Bright	38.000	152	12Alp2CVn	2.8900	11000.	76	5897	No
32	GOM_NL__2PRFIN20030417_014222_000000372015_00332_05897_6424.N1	17-APR-2003 01:42:22	Bright	37.000	174	52Psi UMa	3.0040	4400.0	74	5897	No
33	GOM_NL__2PRFIN20030417_014446_000000372015_00332_05897_6425.N1	17-APR-2003 01:44:46	Bright	36.500	87	64Gam UMa	2.4330	11000.	73	5897	No
34	GOM_NL__2PRFIN20030417_014605_000000382015_00332_05897_6426.N1	17-APR-2003 01:46:05	Bright	38.000	55	79Zet UMa	2.0600	10200.	76	5897	No
35	GOM_NL__2PRFIN20030417_015216_000000402015_00332_05897_6427.N1	17-APR-2003 01:52:16	Bright	39.500	60	7Bet UMi	2.0810	3950.0	79	5897	No
36	GOM_NL__2PRFIN20030417_015509_000000342015_00332_05897_6428.N1	17-APR-2003 01:55:09	Bright	33.500	49	1Alp UMi	1.9900	6300.0	67	5897	No
37	GOM_NL__2PRFIN20030417_015752_000000632015_00332_05897_6429.N1	17-APR-2003 01:57:52	Bright	63.000	130	23Bet Dra	2.7990	5800.0	126	5897	No
38	GOM_NL__2PRFIN20030417_015942_000000642015_00332_05897_6430.N1	17-APR-2003 01:59:42	Bright	63.500	69	33Gam Dra	2.2310	3800.0	127	5897	No
39	GOM_NL__2PRFIN20030417_020223_000000392015_00332_05897_6431.N1	17-APR-2003 02:02:23	Bright	39.000	89	5Alp Cep	2.4510	8000.0	78	5897	No
40	GOM_NL__2PRFIN20030417_020358_000000342015_00332_05897_6432.N1	17-APR-2003 02:03:58	Bright	33.500	68	18Alp Cas	2.2250	4500.0	67	5897	No
41	GOM_NL__2PRFIN20030417_020810_000001162015_00332_05897_6433.N1	17-APR-2003 02:08:10	Bright	116.00	5	3Alp Lyr	0.033000	11000.	232	5897	No
42	GOM_NL__2PRFIN20030417_021203_000000572015_00332_05897_6434.N1	17-APR-2003 02:12:03	Bright	57.000	92	53Eps Cyg	2.5000	4500.0	114	5897	No

43	GOM_NL__2PRFIN20030417_021933_000000532015_00332_05897_6435.N1	17-APR-2003 02:19:33	Dark	52.500	61	8Eps Peg	2.1000	3900.0	105	5897	No
44	GOM_NL__2PRFIN20030417_022201_000000482015_00332_05897_6436.N1	17-APR-2003 02:22:01	Dark	48.000	162	34Alp Aqr	2.9440	5350.0	96	5897	No
45	GOM_NL__2PRFIN20030417_022441_000000532015_00332_05897_6437.N1	17-APR-2003 02:24:41	Dark	52.500	154	22Bet Aqr	2.8990	5700.0	105	5897	No
46	GOM_NL__2PRFIN20030417_022642_000001352015_00332_05897_6438.N1	17-APR-2003 02:26:42	Dark	135.00	11	53Alp Aql	0.76500	8000.0	270	5897	No
47	GOM_NL__2PRFIN20030417_023422_000000382015_00332_05897_6439.N1	17-APR-2003 02:34:22	Dark	37.500	31	Alp Gru	1.7340	15200.	75	5897	No
48	GOM_NL__2PRFIN20030417_024209_000000732015_00333_05898_6410.N1	17-APR-2003 02:42:09	Dark	73.000	57	34Sig Sgr	2.0660	26000.	146	5898	No
49	GOM_NL__2PRFIN20030417_024452_000000782015_00333_05898_6411.N1	17-APR-2003 02:44:52	Dark	78.000	38	20Eps Sgr	1.8360	11000.	156	5898	No
50	GOM_NL__2PRFIN20030417_024656_000000462015_00333_05898_6412.N1	17-APR-2003 02:46:56	Dark	45.500	147	Alp Ara	2.8770	26000.	91	5898	No
51	GOM_NL__2PRFIN20030417_024844_000000652015_00333_05898_6413.N1	17-APR-2003 02:48:44	Straylight	64.500	25	35Lam Sco	1.6200	28000.	129	5898	No
52	GOM_NL__2PRFIN20030417_025110_000000462015_00333_05898_6414.N1	17-APR-2003 02:51:10	Straylight	45.500	4	Alp1Cen	-0.010000	5800.0	91	5898	No
53	GOM_NL__2PRFIN20030417_025557_000000442015_00333_05898_6415.N1	17-APR-2003 02:55:57	Straylight	44.000	81	Eta Cen	2.3560	28000.	88	5898	No
54	GOM_NL__2PRFIN20030417_025818_000000502015_00333_05898_6416.N1	17-APR-2003 02:58:18	Straylight	50.000	54	5The Cen	2.0550	4500.0	100	5898	No
55	GOM_NL__2PRFIN20030417_030020_000000842015_00333_05898_6417.N1	17-APR-2003 03:00:20	Tw_i_and_stray	83.500	80	7Del Sco	2.3160	30000.	167	5898	No
56	GOM_NL__2PRFIN20030417_030324_000000432015_00333_05898_6418.N1	17-APR-2003 03:03:24	Tw_i_and_stray	42.500	106	9Bet Crv	2.6480	5600.0	85	5898	No
57	GOM_NL__2PRFIN20030417_030513_000000362015_00333_05898_6419.N1	17-APR-2003 03:05:13	Bright	36.000	100	4Gam Crv	2.5800	13100.	72	5898	No
58	GOM_NL__2PRFIN20030417_030636_000000442015_00333_05898_6420.N1	17-APR-2003 03:06:36	Bright	43.500	15	67Alp Vir	0.97600	28000.	87	5898	No
59	GOM_NL__2PRFIN20030417_030938_000000382015_00333_05898_6421.N1	17-APR-2003 03:09:38	Bright	37.500	121	29Gam Vir	2.7400	7200.0	75	5898	No
60	GOM_NL__2PRFIN20030417_031323_000000402015_00333_05898_6422.N1	17-APR-2003 03:13:23	Bright	39.500	138	47Eps Vir	2.8280	4700.0	79	5898	No
61	GOM_NL__2PRFIN20030417_032128_000000392015_00333_05898_6423.N1	17-APR-2003 03:21:28	Bright	39.000	152	12Alp2CVn	2.8900	11000.	78	5898	No
62	GOM_NL__2PRFIN20030417_032258_000000352015_00333_05898_6424.N1	17-APR-2003 03:22:58	Bright	34.500	174	52Psi UMa	3.0040	4400.0	69	5898	No
63	GOM_NL__2PRFIN20030417_032522_000000382015_00333_05898_6425.N1	17-APR-2003 03:25:22	Bright	38.000	87	64Gam UMa	2.4330	11000.	76	5898	No
64	GOM_NL__2PRFIN20030417_032640_000000382015_00333_05898_6426.N1	17-APR-2003 03:26:40	Bright	38.000	55	79Zet UMa	2.0600	10200.	76	5898	No
65	GOM_NL__2PRFIN20030417_033251_000000402015_00333_05898_6427.N1	17-APR-2003 03:32:51	Bright	40.000	60	7Bet UMi	2.0810	3950.0	80	5898	No
66	GOM_NL__2PRFIN20030417_033545_000000372015_00333_05898_6428.N1	17-APR-2003 03:35:45	Bright	37.000	49	1Alp UMi	1.9900	6300.0	74	5898	No
67	GOM_NL__2PRFIN20030417_033827_000000642015_00333_05898_6429.N1	17-APR-2003 03:38:27	Bright	64.000	130	23Bet Dra	2.7990	5800.0	128	5898	No
68	GOM_NL__2PRFIN20030417_034017_000000652015_00333_05898_6430.N1	17-APR-2003 03:40:17	Bright	65.000	69	33Gam Dra	2.2310	3800.0	130	5898	No
69	GOM_NL__2PRFIN20030417_034259_000000402015_00333_05898_6431.N1	17-APR-2003 03:42:59	Bright	39.500	89	5Alp Cep	2.4510	8000.0	79	5898	No
70	GOM_NL__2PRFIN20030417_034433_000000342015_00333_05898_6432.N1	17-APR-2003 03:44:33	Bright	34.000	68	18Alp Cas	2.2250	4500.0	68	5898	No
71	GOM_NL__2PRFIN20030417_034845_00000112015_00333_05898_6433.N1	17-APR-2003 03:48:45	Bright	110.50	5	3Alp Lyr	0.033000	11000.	221	5898	No
72	GOM_NL__2PRFIN20030417_035238_000000572015_00333_05898_6434.N1	17-APR-2003 03:52:38	Bright	56.500	92	53Eps Cyg	2.5000	4500.0	113	5898	No
73	GOM_NL__2PRFIN20030417_040009_000000542015_00333_05898_6435.N1	17-APR-2003 04:00:09	Dark	53.500	61	8Eps Peg	2.1000	3900.0	107	5898	No
74	GOM_NL__2PRFIN20030417_040237_000000462015_00333_05898_6436.N1	17-APR-2003 04:02:37	Dark	46.000	162	34Alp Aqr	2.9440	5350.0	92	5898	No
75	GOM_NL__2PRFIN20030417_040518_000000502015_00333_05898_6437.N1	17-APR-2003 04:05:18	Dark	49.500	154	22Bet Aqr	2.8990	5700.0	99	5898	No
76	GOM_NL__2PRFIN20030417_040722_000001542015_00333_05898_6438.N1	17-APR-2003 04:07:22	Dark	153.50	11	53Alp Aql	0.76500	8000.0	307	5898	No
77	GOM_NL__2PRFIN20030417_041458_000000432015_00333_05898_6439.N1	17-APR-2003 04:14:58	Dark	42.500	31	Alp Gru	1.7340	15200.	85	5898	No
78	GOM_NL__2PRFIN20030417_042247_000000832015_00334_05899_6414.N1	17-APR-2003 04:22:47	Dark	83.000	57	34Sig Sgr	2.0660	26000.	166	5899	No
79	GOM_NL__2PRFIN20030417_042530_000000672015_00334_05899_6415.N1	17-APR-2003 04:25:30	Dark	67.000	38	20Eps Sgr	1.8360	11000.	134	5899	No
80	GOM_NL__2PRFIN20030417_042732_000000462015_00334_05899_6416.N1	17-APR-2003 04:27:32	Dark	46.000	147	Alp Ara	2.8770	26000.	92	5899	No
81	GOM_NL__2PRFIN20030417_042921_000000702015_00334_05899_6417.N1	17-APR-2003 04:29:21	Straylight	70.000	25	35Lam Sco	1.6200	28000.	140	5899	No
82	GOM_NL__2PRFIN20030417_043147_000000522015_00334_05899_6418.N1	17-APR-2003 04:31:47	Straylight	52.000	4	Alp1Cen	-0.010000	5800.0	104	5899	No
83	GOM_NL__2PRFIN20030417_043634_000000462015_00334_05899_6419.N1	17-APR-2003 04:36:34	Straylight	45.500	81	Eta Cen	2.3560	28000.	91	5899	No
84	GOM_NL__2PRFIN20030417_043854_000000482015_00334_05899_6420.N1	17-APR-2003 04:38:54	Straylight	47.500	54	5The Cen	2.0550	4500.0	95	5899	No
85	GOM_NL__2PRFIN20030417_044056_000000892015_00334_05899_6421.N1	17-APR-2003 04:40:56	Tw_i_and_stray	88.500	80	7Del Sco	2.3160	30000.	177	5899	No
86	GOM_NL__2PRFIN20030417_044400_000000422015_00334_05899_6422.N1	17-APR-2003 04:44:00	Tw_i_and_stray	42.000	106	9Bet Crv	2.6480	5600.0	84	5899	No
87	GOM_NL__2PRFIN20030417_044549_000000382015_00334_05899_6423.N1	17-APR-2003 04:45:49	Bright	37.500	100	4Gam Crv	2.5800	13100.	75	5899	No
88	GOM_NL__2PRFIN20030417_044711_000000452015_00334_05899_6424.N1	17-APR-2003 04:47:11	Bright	44.500	15	67Alp Vir	0.97600	28000.	89	5899	No
89	GOM_NL__2PRFIN20030417_045014_000000392015_00334_05899_6425.N1	17-APR-2003 04:50:14	Bright	38.500	121	29Gam Vir	2.7400	7200.0	77	5899	No
90	GOM_NL__2PRFIN20030417_045359_000000402015_00334_05899_6426.N1	17-APR-2003 04:53:59	Bright	39.500	138	47Eps Vir	2.8280	4700.0	79	5899	No
91	GOM_NL__2PRFIN20030417_050204_000000382015_00334_05899_6427.N1	17-APR-2003 05:02:04	Bright	38.000	152	12Alp2CVn	2.8900	11000.	76	5899	No
92	GOM_NL__2PRFIN20030417_050334_000000362015_00334_05899_6428.N1	17-APR-2003 05:03:34	Bright	35.500	174	52Psi UMa	3.0040	4400.0	71	5899	No
93	GOM_NL__2PRFIN20030417_050558_000000352015_00334_05899_6429.N1	17-APR-2003 05:05:58	Bright	35.000	87	64Gam UMa	2.4330	11000.	70	5899	No
94	GOM_NL__2PRFIN20030417_050716_000000392015_00334_05899_6430.N1	17-APR-2003 05:07:16	Bright	39.000	55	79Zet UMa	2.0600	10200.	78	5899	No
95	GOM_NL__2PRFIN20030417_051327_000000382015_00334_05899_6431.N1	17-APR-2003 05:13:27	Bright	37.500	60	7Bet UMi	2.0810	3950.0	75	5899	No
96	GOM_NL__2PRFIN20030417_051621_000000372015_00334_05899_6432.N1	17-APR-2003 05:16:21	Bright	37.000	49	1Alp UMi	1.9900	6300.0	74	5899	No
97	GOM_NL__2PRFIN20030417_051901_000000642015_00334_05899_6433.N1	17-APR-2003 05:19:01	Bright	63.500	130	23Bet Dra	2.7990	5800.0	127	5899	No
98	GOM_NL__2PRFIN20030417_052051_000000692015_00334_05899_6434.N1	17-APR-2003 05:20:51	Bright	68.500	69	33Gam Dra	2.2310	3800.0	137	5899	No
99	GOM_NL__2PRFIN20030417_052335_000000392015_00334_05899_6435.N1	17-APR-2003 05:23:35	Bright	38.500	89	5Alp Cep	2.4510	8000.0	77	5899	No
100	GOM_NL__2PRFIN20030417_052509_000000352015_00334_05899_6436.N1	17-APR-2003 05:25:09	Bright	35.000	68	18Alp Cas	2.2250	4500.0	70	5899	No
101	GOM_NL__2PRFIN20030417_052921_000001242015_00334_05899_6437.N1	17-APR-2003 05:29:21	Bright	123.50	5	3Alp Lyr	0.033000	11000.	247	5899	No

102	GOM_NL__2PRFIN20030417_053314_000000592015_00334_05899_6438.N1	17-APR-2003 05:33:14	Bright	59.000	92	53Eps Cyg	2.5000	4500.0	118	5899	No
103	GOM_NL__2PRFIN20030417_054045_000000522015_00334_05899_6439.N1	17-APR-2003 05:40:45	Dark	52.000	61	8Eps Peg	2.1000	3900.0	104	5899	No
104	GOM_NL__2PRFIN20030417_054313_000000452015_00334_05899_6440.N1	17-APR-2003 05:43:13	Dark	44.500	162	34Alp Aqr	2.9440	5350.0	89	5899	No
105	GOM_NL__2PRFIN20030417_054554_000000502015_00334_05899_6441.N1	17-APR-2003 05:45:54	Dark	50.000	154	22Bet Aqr	2.8990	5700.0	100	5899	No
106	GOM_NL__2PRFIN20030417_054759_000001472015_00334_05899_6442.N1	17-APR-2003 05:47:59	Dark	146.50	11	53Alp Aql	0.76500	8000.0	293	5899	No
107	GOM_NL__2PRFIN20030417_055534_000000422015_00334_05899_6443.N1	17-APR-2003 05:55:34	Dark	42.000	31	Alp Gru	1.7340	15200.	84	5899	No
108	GOM_NL__2PRFIN20030417_060324_000000762015_00335_05900_6416.N1	17-APR-2003 06:03:24	Dark	76.000	57	34Sig Sgr	2.0660	26000.	152	5900	No
109	GOM_NL__2PRFIN20030417_060607_000000652015_00335_05900_6417.N1	17-APR-2003 06:06:07	Dark	65.000	38	20Eps Sgr	1.8360	11000.	130	5900	No
110	GOM_NL__2PRFIN20030417_060856_000000612015_00335_05900_6418.N1	17-APR-2003 06:08:56	Dark	61.000	85	Kap Sco	2.4070	28000.	122	5900	No
111	GOM_NL__2PRFIN20030417_061223_000000452015_00335_05900_6419.N1	17-APR-2003 06:12:23	Straylight	44.500	4	Alp1Cen	-0.010000	5800.0	89	5900	No
112	GOM_NL__2PRFIN20030417_061535_000000452015_00335_05900_6420.N1	17-APR-2003 06:15:35	Straylight	45.000	78	Alp Lup	2.3040	28000.	90	5900	No
113	GOM_NL__2PRFIN20030417_061820_000000922015_00335_05900_6421.N1	17-APR-2003 06:18:20	Straylight	92.000	16	21Alp Sco	1.0200	3000.0	184	5900	No
114	GOM_NL__2PRFIN20030417_062132_000000842015_00335_05900_6422.N1	17-APR-2003 06:21:32	Tw_i_and_stray	83.500	80	7Del Sco	2.3160	30000.	167	5900	No
115	GOM_NL__2PRFIN20030417_062436_000000442015_00335_05900_6423.N1	17-APR-2003 06:24:36	Tw_i_and_stray	43.500	106	9Bet Crv	2.6480	5600.0	87	5900	No
116	GOM_NL__2PRFIN20030417_062626_000000382015_00335_05900_6424.N1	17-APR-2003 06:26:26	Bright	38.000	100	4Gam Crv	2.5800	13100.	76	5900	No
117	GOM_NL__2PRFIN20030417_062748_000000442015_00335_05900_6425.N1	17-APR-2003 06:27:48	Bright	43.500	15	67Alp Vir	0.97600	28000.	87	5900	No
118	GOM_NL__2PRFIN20030417_063050_000000392015_00335_05900_6426.N1	17-APR-2003 06:30:50	Bright	38.500	121	29Gam Vir	2.7400	7200.0	77	5900	No
119	GOM_NL__2PRFIN20030417_063435_000000402015_00335_05900_6427.N1	17-APR-2003 06:34:35	Bright	39.500	138	47Eps Vir	2.8280	4700.0	79	5900	No
120	GOM_NL__2PRFIN20030417_064239_000000382015_00335_05900_6428.N1	17-APR-2003 06:42:39	Bright	37.500	152	12Alp2CVn	2.8900	11000.	75	5900	No
121	GOM_NL__2PRFIN20030417_064410_000000362015_00335_05900_6429.N1	17-APR-2003 06:44:10	Bright	35.500	174	52Psi UMa	3.0040	4400.0	71	5900	No
122	GOM_NL__2PRFIN20030417_064634_000000362015_00335_05900_6430.N1	17-APR-2003 06:46:34	Bright	36.000	87	64Gam UMa	2.4330	11000.	72	5900	No
123	GOM_NL__2PRFIN20030417_064751_000000402015_00335_05900_6431.N1	17-APR-2003 06:47:51	Bright	39.500	55	79Zet UMa	2.0600	10200.	79	5900	No
124	GOM_NL__2PRFIN20030417_065402_000000402015_00335_05900_6432.N1	17-APR-2003 06:54:02	Bright	40.000	60	7Bet UMi	2.0810	3950.0	80	5900	No
125	GOM_NL__2PRFIN20030417_065657_000000372015_00335_05900_6433.N1	17-APR-2003 06:56:57	Bright	36.500	49	1Alp UMi	1.9900	6300.0	73	5900	No
126	GOM_NL__2PRFIN20030417_065936_000000642015_00335_05900_6434.N1	17-APR-2003 06:59:36	Bright	63.500	130	23Bet Dra	2.7990	5800.0	127	5900	No
127	GOM_NL__2PRFIN20030417_070126_000000632015_00335_05900_6435.N1	17-APR-2003 07:01:26	Bright	63.000	69	33Gam Dra	2.2310	3800.0	126	5900	No
128	GOM_NL__2PRFIN20030417_070410_000000412015_00335_05900_6436.N1	17-APR-2003 07:04:10	Bright	41.000	89	5Alp Cep	2.4510	8000.0	82	5900	No
129	GOM_NL__2PRFIN20030417_070545_000000382015_00335_05900_6437.N1	17-APR-2003 07:05:45	Bright	38.000	68	18Alp Cas	2.2250	4500.0	76	5900	No
130	GOM_NL__2PRFIN20030417_070956_000001172015_00335_05900_6438.N1	17-APR-2003 07:09:56	Bright	117.00	5	3Alp Lyr	0.033000	11000.	234	5900	No
131	GOM_NL__2PRFIN20030417_071349_000000632015_00335_05900_6439.N1	17-APR-2003 07:13:49	Bright	62.500	92	53Eps Cyg	2.5000	4500.0	125	5900	No
132	GOM_NL__2PRFIN20030417_072121_000000522015_00335_05900_6440.N1	17-APR-2003 07:21:21	Dark	52.000	61	8Eps Peg	2.1000	3900.0	104	5900	No
133	GOM_NL__2PRFIN20030417_072350_000000462015_00335_05900_6441.N1	17-APR-2003 07:23:50	Dark	46.000	162	34Alp Aqr	2.9440	5350.0	92	5900	No
134	GOM_NL__2PRFIN20030417_072630_000000502015_00335_05900_6442.N1	17-APR-2003 07:26:30	Dark	49.500	154	22Bet Aqr	2.8990	5700.0	99	5900	No
135	GOM_NL__2PRFIN20030417_072840_000001222015_00335_05900_6443.N1	17-APR-2003 07:28:40	Dark	121.50	11	53Alp Aql	0.76500	8000.0	243	5900	No
136	GOM_NL__2PRFIN20030417_073659_000000822015_00335_05900_6444.N1	17-APR-2003 07:36:59	Dark	82.000	1014	Mars	0.0000	0.0000	164	5900	Yes
137	GOM_NL__2PRFIN20030417_074402_000000772015_00336_05901_6417.N1	17-APR-2003 07:44:02	Dark	77.000	57	34Sig Sgr	2.0660	26000.	154	5901	No
138	GOM_NL__2PRFIN20030417_074644_000000682015_00336_05901_6418.N1	17-APR-2003 07:46:44	Dark	67.500	38	20Eps Sgr	1.8360	11000.	135	5901	No
139	GOM_NL__2PRFIN20030417_074934_000000592015_00336_05901_6419.N1	17-APR-2003 07:49:34	Dark	59.000	85	Kap Sco	2.4070	28000.	118	5901	No
140	GOM_NL__2PRFIN20030417_075259_000000452015_00336_05901_6420.N1	17-APR-2003 07:52:59	Straylight	45.000	4	Alp1Cen	-0.010000	5800.0	90	5901	No
141	GOM_NL__2PRFIN20030417_075611_000000452015_00336_05901_6421.N1	17-APR-2003 07:56:11	Straylight	44.500	78	Alp Lup	2.3040	28000.	89	5901	No
142	GOM_NL__2PRFIN20030417_075858_000000972015_00336_05901_6422.N1	17-APR-2003 07:58:58	Straylight	97.000	16	21Alp Sco	1.0200	3000.0	194	5901	No
143	GOM_NL__2PRFIN20030417_080209_000000812015_00336_05901_6423.N1	17-APR-2003 08:02:09	Tw_i_and_stray	80.500	80	7Del Sco	2.3160	30000.	161	5901	No
144	GOM_NL__2PRFIN20030417_080512_000000432015_00336_05901_6424.N1	17-APR-2003 08:05:12	Tw_i_and_stray	42.500	106	9Bet Crv	2.6480	5600.0	85	5901	No
145	GOM_NL__2PRFIN20030417_080702_000000382015_00336_05901_6425.N1	17-APR-2003 08:07:02	Bright	38.000	100	4Gam Crv	2.5800	13100.	76	5901	No
146	GOM_NL__2PRFIN20030417_080824_000000462015_00336_05901_6426.N1	17-APR-2003 08:08:24	Bright	45.500	15	67Alp Vir	0.97600	28000.	91	5901	No
147	GOM_NL__2PRFIN20030417_081126_000000392015_00336_05901_6427.N1	17-APR-2003 08:11:26	Bright	39.000	121	29Gam Vir	2.7400	7200.0	78	5901	No
148	GOM_NL__2PRFIN20030417_081510_000000412015_00336_05901_6428.N1	17-APR-2003 08:15:10	Bright	40.500	138	47Eps Vir	2.8280	4700.0	81	5901	No
149	GOM_NL__2PRFIN20030417_082315_000000402015_00336_05901_6429.N1	17-APR-2003 08:23:15	Bright	39.500	152	12Alp2CVn	2.8900	11000.	79	5901	No
150	GOM_NL__2PRFIN20030417_082446_000000362015_00336_05901_6430.N1	17-APR-2003 08:24:46	Bright	35.500	174	52Psi UMa	3.0040	4400.0	71	5901	No
151	GOM_NL__2PRFIN20030417_082710_000000342015_00336_05901_6431.N1	17-APR-2003 08:27:10	Bright	34.000	87	64Gam UMa	2.4330	11000.	68	5901	No
152	GOM_NL__2PRFIN20030417_082827_000000402015_00336_05901_6432.N1	17-APR-2003 08:28:27	Bright	39.500	55	79Zet UMa	2.0600	10200.	79	5901	No
153	GOM_NL__2PRFIN20030417_083438_000000492015_00336_05901_6433.N1	17-APR-2003 08:34:38	Bright	48.500	60	7Bet UMi	2.0810	3950.0	97	5901	No
154	GOM_NL__2PRFIN20030417_083733_000000362015_00336_05901_6434.N1	17-APR-2003 08:37:33	Bright	36.000	49	1Alp UMi	1.9900	6300.0	72	5901	No
155	GOM_NL__2PRFIN20030417_084011_000000632015_00336_05901_6435.N1	17-APR-2003 08:40:11	Bright	62.500	130	23Bet Dra	2.7990	5800.0	125	5901	No
156	GOM_NL__2PRFIN20030417_084202_000000672015_00336_05901_6436.N1	17-APR-2003 08:42:02	Bright	67.000	69	33Gam Dra	2.2310	3800.0	134	5901	No
157	GOM_NL__2PRFIN20030417_084445_000000412015_00336_05901_6437.N1	17-APR-2003 08:44:45	Bright	41.000	89	5Alp Cep	2.4510	8000.0	82	5901	No
158	GOM_NL__2PRFIN20030417_084621_000000342015_00336_05901_6438.N1	17-APR-2003 08:46:21	Bright	34.000	68	18Alp Cas	2.2250	4500.0	68	5901	No
159	GOM_NL__2PRFIN20030417_085031_000001222015_00336_05901_6439.N1	17-APR-2003 08:50:31	Bright	122.00	5	3Alp Lyr	0.033000	11000.	244	5901	No
160	GOM_NL__2PRFIN20030417_085425_000000592015_00336_05901_6440.N1	17-APR-2003 08:54:25	Bright	58.500	92	53Eps Cyg	2.5000	4500.0	117	5901	No

161	GOM_NL__2PRFIN20030417_090158_000000492015_00336_05901_6441.N1	17-APR-2003 09:01:58	Dark	48.500	61	8Eps Peg	2.1000	3900.0	97	5901	No
162	GOM_NL__2PRFIN20030417_090426_000000422015_00336_05901_6442.N1	17-APR-2003 09:04:26	Dark	41.500	162	34Alp Aqr	2.9440	5350.0	83	5901	No
163	GOM_NL__2PRFIN20030417_090707_000000492015_00336_05901_6443.N1	17-APR-2003 09:07:07	Dark	49.000	154	22Bet Aqr	2.8990	5700.0	98	5901	No
164	GOM_NL__2PRFIN20030417_090918_000001322015_00336_05901_6444.N1	17-APR-2003 09:09:18	Dark	132.00	11	53Alp Aql	0.76500	8000.0	264	5901	No
165	GOM_NL__2PRFIN20030417_091735_000000662015_00336_05901_6445.N1	17-APR-2003 09:17:35	Dark	65.500	1014	Mars	0.0000	0.0000	131	5901	Yes
166	GOM_NL__2PRFIN20030417_092440_000000782015_00337_05902_6178.N1	17-APR-2003 09:24:40	Dark	77.500	57	34Sig Sgr	2.0660	26000.	155	5902	No
167	GOM_NL__2PRFIN20030417_092721_000000692015_00337_05902_6179.N1	17-APR-2003 09:27:21	Dark	69.000	38	20Eps Sgr	1.8360	11000.	138	5902	No
168	GOM_NL__2PRFIN20030417_093010_000000592015_00337_05902_6180.N1	17-APR-2003 09:30:10	Dark	58.500	85	Kap Sco	2.4070	28000.	117	5902	No
169	GOM_NL__2PRFIN20030417_093335_000000472015_00337_05902_6181.N1	17-APR-2003 09:33:35	Straylight	46.500	4	Alp1Cen	-0.010000	5800.0	93	5902	No
170	GOM_NL__2PRFIN20030417_093647_000000442015_00337_05902_6182.N1	17-APR-2003 09:36:47	Straylight	43.500	78	Alp Lup	2.3040	28000.	87	5902	No
171	GOM_NL__2PRFIN20030417_093934_000001012015_00337_05902_6183.N1	17-APR-2003 09:39:34	Straylight	101.00	16	21Alp Sco	1.0200	3000.0	202	5902	No
172	GOM_NL__2PRFIN20030417_094245_000000832015_00337_05902_6184.N1	17-APR-2003 09:42:45	Tw_i_and_stray	83.000	80	7Del Sco	2.3160	30000.	166	5902	No
173	GOM_NL__2PRFIN20030417_094548_000000422015_00337_05902_6185.N1	17-APR-2003 09:45:48	Tw_i_and_stray	42.000	106	9Bet Crv	2.6480	5600.0	84	5902	No
174	GOM_NL__2PRFIN20030417_094738_000000382015_00337_05902_6186.N1	17-APR-2003 09:47:38	Bright	37.500	100	4Gam Crv	2.5800	13100.	75	5902	No
175	GOM_NL__2PRFIN20030417_094859_000000462015_00337_05902_6187.N1	17-APR-2003 09:48:59	Bright	45.500	15	67Alp Vir	0.97600	28000.	91	5902	No
176	GOM_NL__2PRFIN20030417_095202_000000392015_00337_05902_6188.N1	17-APR-2003 09:52:02	Bright	39.000	121	29Gam Vir	2.7400	7200.0	78	5902	No
177	GOM_NL__2PRFIN20030417_095546_000000402015_00337_05902_6189.N1	17-APR-2003 09:55:46	Bright	39.500	138	47Eps Vir	2.8280	4700.0	79	5902	No
178	GOM_NL__2PRFIN20030417_100350_000000402015_00337_05902_6190.N1	17-APR-2003 10:03:50	Bright	39.500	152	12Alp2CVn	2.8900	11000.	79	5902	No
179	GOM_NL__2PRFIN20030417_100522_000000382015_00337_05902_6191.N1	17-APR-2003 10:05:22	Bright	38.000	174	52Psi UMa	3.0040	4400.0	76	5902	No
180	GOM_NL__2PRFIN20030417_100745_000000382015_00337_05902_6192.N1	17-APR-2003 10:07:45	Bright	38.000	87	64Gam UMa	2.4330	11000.	76	5902	No
181	GOM_NL__2PRFIN20030417_100903_000000402015_00337_05902_6193.N1	17-APR-2003 10:09:03	Bright	40.000	55	79Zet UMa	2.0600	10200.	80	5902	No
182	GOM_NL__2PRFIN20030417_101514_000000382015_00337_05902_6194.N1	17-APR-2003 10:15:14	Bright	38.000	60	7Bet UMi	2.0810	3950.0	76	5902	No
183	GOM_NL__2PRFIN20030417_101809_000000382015_00337_05902_6195.N1	17-APR-2003 10:18:09	Bright	37.500	49	1Alp UMi	1.9900	6300.0	75	5902	No
184	GOM_NL__2PRFIN20030417_102044_000000662015_00337_05902_6196.N1	17-APR-2003 10:20:44	Bright	66.000	130	23Bet Dra	2.7990	5800.0	132	5902	No
185	GOM_NL__2PRFIN20030417_102234_000000692015_00337_05902_6197.N1	17-APR-2003 10:22:34	Bright	68.500	69	33Gam Dra	2.2310	3800.0	137	5902	No
186	GOM_NL__2PRFIN20030417_102521_000000392015_00337_05902_6198.N1	17-APR-2003 10:25:21	Bright	38.500	89	5Alp Cep	2.4510	8000.0	77	5902	No
187	GOM_NL__2PRFIN20030417_102657_000000352015_00337_05902_6199.N1	17-APR-2003 10:26:57	Bright	34.500	68	18Alp Cas	2.2250	4500.0	69	5902	No
188	GOM_NL__2PRFIN20030417_103107_000001162015_00337_05902_6200.N1	17-APR-2003 10:31:07	Bright	115.50	5	3Alp Lyr	0.033000	11000.	231	5902	No
189	GOM_NL__2PRFIN20030417_103501_000000592015_00337_05902_6201.N1	17-APR-2003 10:35:01	Bright	59.000	92	53Eps Cyg	2.5000	4500.0	118	5902	No
190	GOM_NL__2PRFIN20030417_104234_000000522015_00337_05902_6202.N1	17-APR-2003 10:42:34	Dark	51.500	61	8Eps Peg	2.1000	3900.0	103	5902	No
191	GOM_NL__2PRFIN20030417_104502_000000482015_00337_05902_6203.N1	17-APR-2003 10:45:02	Dark	47.500	162	34Alp Aqr	2.9440	5350.0	95	5902	No
192	GOM_NL__2PRFIN20030417_104743_000000522015_00337_05902_6204.N1	17-APR-2003 10:47:43	Dark	52.000	154	22Bet Aqr	2.8990	5700.0	104	5902	No
193	GOM_NL__2PRFIN20030417_104956_000001312015_00337_05902_6205.N1	17-APR-2003 10:49:56	Dark	130.50	11	53Alp Aql	0.76500	8000.0	261	5902	No
194	GOM_NL__2PRFIN20030417_105811_000000662015_00337_05902_6206.N1	17-APR-2003 10:58:11	Dark	66.000	1014	Mars	0.0000	0.0000	132	5902	Yes
195	GOM_NL__2PRFIN20030417_110516_000000802015_00338_05903_6418.N1	17-APR-2003 11:05:16	Dark	80.000	57	34Sig Sgr	2.0660	26000.	160	5903	No
196	GOM_NL__2PRFIN20030417_110758_000000662015_00338_05903_6419.N1	17-APR-2003 11:07:58	Dark	66.000	38	20Eps Sgr	1.8360	11000.	132	5903	No
197	GOM_NL__2PRFIN20030417_111048_000000622015_00338_05903_6420.N1	17-APR-2003 11:10:48	Dark	61.500	85	Kap Sco	2.4070	28000.	123	5903	No
198	GOM_NL__2PRFIN20030417_111411_000000452015_00338_05903_6421.N1	17-APR-2003 11:14:11	Straylight	45.000	4	Alp1Cen	-0.010000	5800.0	90	5903	No
199	GOM_NL__2PRFIN20030417_111723_000000442015_00338_05903_6422.N1	17-APR-2003 11:17:23	Straylight	43.500	78	Alp Lup	2.3040	28000.	87	5903	No
200	GOM_NL__2PRFIN20030417_112010_000000982015_00338_05903_6423.N1	17-APR-2003 11:20:10	Straylight	97.500	16	21Alp Sco	1.0200	3000.0	195	5903	No
201	GOM_NL__2PRFIN20030417_112322_000000892015_00338_05903_6424.N1	17-APR-2003 11:23:22	Tw_i_and_stray	88.500	80	7Del Sco	2.3160	30000.	177	5903	No
202	GOM_NL__2PRFIN20030417_112624_000000422015_00338_05903_6425.N1	17-APR-2003 11:26:24	Tw_i_and_stray	41.500	106	9Bet Crv	2.6480	5600.0	83	5903	No
203	GOM_NL__2PRFIN20030417_112813_000000372015_00338_05903_6426.N1	17-APR-2003 11:28:13	Bright	36.500	100	4Gam Crv	2.5800	13100.	73	5903	No
204	GOM_NL__2PRFIN20030417_112935_000000452015_00338_05903_6427.N1	17-APR-2003 11:29:35	Bright	45.000	15	67Alp Vir	0.97600	28000.	90	5903	No
205	GOM_NL__2PRFIN20030417_113238_000000382015_00338_05903_6428.N1	17-APR-2003 11:32:38	Bright	38.000	121	29Gam Vir	2.7400	7200.0	76	5903	No
206	GOM_NL__2PRFIN20030417_113621_000000402015_00338_05903_6429.N1	17-APR-2003 11:36:21	Bright	39.500	138	47Eps Vir	2.8280	4700.0	79	5903	No
207	GOM_NL__2PRFIN20030417_114426_000000392015_00338_05903_6430.N1	17-APR-2003 11:44:26	Bright	38.500	152	12Alp2CVn	2.8900	11000.	77	5903	No
208	GOM_NL__2PRFIN20030417_114557_000000392015_00338_05903_6431.N1	17-APR-2003 11:45:57	Bright	39.000	174	52Psi UMa	3.0040	4400.0	78	5903	No
209	GOM_NL__2PRFIN20030417_114821_000000372015_00338_05903_6432.N1	17-APR-2003 11:48:21	Bright	37.000	87	64Gam UMa	2.4330	11000.	74	5903	No
210	GOM_NL__2PRFIN20030417_114938_000000402015_00338_05903_6433.N1	17-APR-2003 11:49:38	Bright	40.000	55	79Zet UMa	2.0600	10200.	80	5903	No
211	GOM_NL__2PRFIN20030417_115549_000000422015_00338_05903_6434.N1	17-APR-2003 11:55:49	Bright	41.500	60	7Bet UMi	2.0810	3950.0	83	5903	No
212	GOM_NL__2PRFIN20030417_115844_000000362015_00338_05903_6435.N1	17-APR-2003 11:58:44	Bright	35.500	49	1Alp UMi	1.9900	6300.0	71	5903	No
213	GOM_NL__2PRFIN20030417_120122_000000622015_00338_05903_6436.N1	17-APR-2003 12:01:22	Bright	62.000	130	23Bet Dra	2.7990	5800.0	124	5903	No
214	GOM_NL__2PRFIN20030417_120311_000000692015_00338_05903_6437.N1	17-APR-2003 12:03:11	Bright	68.500	69	33Gam Dra	2.2310	3800.0	137	5903	No
215	GOM_NL__2PRFIN20030417_120557_000000422015_00338_05903_6438.N1	17-APR-2003 12:05:57	Bright	42.000	89	5Alp Cep	2.4510	8000.0	84	5903	No
216	GOM_NL__2PRFIN20030417_120734_000000522015_00338_05903_6439.N1	17-APR-2003 12:07:34	Bright	52.000	68	18Alp Cas	2.2250	4500.0	104	5903	No
217	GOM_NL__2PRFIN20030417_121142_000001182015_00338_05903_6440.N1	17-APR-2003 12:11:42	Bright	117.50	5	3Alp Lyr	0.033000	11000.	235	5903	No
218	GOM_NL__2PRFIN20030417_121538_000000592015_00338_05903_6441.N1	17-APR-2003 12:15:38	Bright	59.000	92	53Eps Cyg	2.5000	4500.0	118	5903	No
219	GOM_NL__2PRFIN20030417_122310_000000532015_00338_05903_6442.N1	17-APR-2003 12:23:10	Dark	53.000	61	8Eps Peg	2.1000	3900.0	106	5903	No

220	GOM_NL__2PRFIN20030417_122538_000000482015_00338_05903_6443.N1	17-APR-2003 12:25:38	Dark	47.500	162	34Alp Aqr	2.9440	5350.0	95	5903	No
221	GOM_NL__2PRFIN20030417_122820_000000522015_00338_05903_6444.N1	17-APR-2003 12:28:20	Dark	52.000	154	22Bet Aqr	2.8990	5700.0	104	5903	No
222	GOM_NL__2PRFIN20030417_123034_000001372015_00338_05903_6445.N1	17-APR-2003 12:30:34	Dark	136.50	11	53Alp Aql	0.76500	8000.0	273	5903	No
223	GOM_NL__2PRFIN20030417_123847_000000822015_00338_05903_6446.N1	17-APR-2003 12:38:47	Dark	82.000	1014	Mars	0.0000	0.0000	164	5903	Yes
224	GOM_NL__2PRFIN20030417_124555_000000772015_00339_05904_6439.N1	17-APR-2003 12:45:55	Dark	76.500	57	34Sig Sgr	2.0660	26000.	153	5904	No
225	GOM_NL__2PRFIN20030417_124836_000000652015_00339_05904_6440.N1	17-APR-2003 12:48:36	Dark	65.000	38	20Eps Sgr	1.8360	11000.	130	5904	No
226	GOM_NL__2PRFIN20030417_125125_000000592015_00339_05904_6441.N1	17-APR-2003 12:51:25	Dark	58.500	85	Kap Sco	2.4070	28000.	117	5904	No
227	GOM_NL__2PRFIN20030417_125447_000000432015_00339_05904_6442.N1	17-APR-2003 12:54:47	Straylight	42.500	4	Alp1Cen	-0.010000	5800.0	85	5904	No
228	GOM_NL__2PRFIN20030417_125759_000000432015_00339_05904_6443.N1	17-APR-2003 12:57:59	Straylight	43.000	78	Alp Lup	2.3040	28000.	86	5904	No
229	GOM_NL__2PRFIN20030417_130047_000001042015_00339_05904_6444.N1	17-APR-2003 13:00:47	Straylight	104.00	16	21Alp Sco	1.0200	3000.0	208	5904	No
230	GOM_NL__2PRFIN20030417_130358_000000862015_00339_05904_6445.N1	17-APR-2003 13:03:58	Tw_i_and_stray	86.000	80	7Del Sco	2.3160	30000.	172	5904	No
231	GOM_NL__2PRFIN20030417_130700_000000422015_00339_05904_6446.N1	17-APR-2003 13:07:00	Tw_i_and_stray	41.500	106	9Bet Crv	2.6480	5600.0	83	5904	No
232	GOM_NL__2PRFIN20030417_130849_000000402015_00339_05904_6447.N1	17-APR-2003 13:08:49	Bright	39.500	100	4Gam Crv	2.5800	13100.	79	5904	No
233	GOM_NL__2PRFIN20030417_131011_000000462015_00339_05904_6448.N1	17-APR-2003 13:10:11	Bright	45.500	15	67Alp Vir	0.97600	28000.	91	5904	No
234	GOM_NL__2PRFIN20030417_131313_000000392015_00339_05904_6449.N1	17-APR-2003 13:13:13	Bright	38.500	121	29Gam Vir	2.7400	7200.0	77	5904	No
235	GOM_NL__2PRFIN20030417_131657_000000402015_00339_05904_6450.N1	17-APR-2003 13:16:57	Bright	40.000	138	47Eps Vir	2.8280	4700.0	80	5904	No
236	GOM_NL__2PRFIN20030417_132501_000000392015_00339_05904_6451.N1	17-APR-2003 13:25:01	Bright	39.000	152	12Alp2CVn	2.8900	11000.	78	5904	No
237	GOM_NL__2PRFIN20030417_132634_000000392015_00339_05904_6452.N1	17-APR-2003 13:26:34	Bright	38.500	174	52Psi UMa	3.0040	4400.0	77	5904	No
238	GOM_NL__2PRFIN20030417_132856_000000382015_00339_05904_6453.N1	17-APR-2003 13:28:56	Bright	38.000	87	64Gam UMa	2.4330	11000.	76	5904	No
239	GOM_NL__2PRFIN20030417_133013_000000382015_00339_05904_6454.N1	17-APR-2003 13:30:13	Bright	38.000	55	79Zet UMa	2.0600	10200.	76	5904	No
240	GOM_NL__2PRFIN20030417_133624_000000432015_00339_05904_6455.N1	17-APR-2003 13:36:24	Bright	42.500	60	7Bet UMi	2.0810	3950.0	85	5904	No
241	GOM_NL__2PRFIN20030417_133920_000000342015_00339_05904_6456.N1	17-APR-2003 13:39:20	Bright	34.000	49	1Alp UMi	1.9900	6300.0	68	5904	No
242	GOM_NL__2PRFIN20030417_134156_000000622015_00339_05904_6457.N1	17-APR-2003 13:41:56	Bright	61.500	130	23Bet Dra	2.7990	5800.0	123	5904	No
243	GOM_NL__2PRFIN20030417_134346_000000702015_00339_05904_6458.N1	17-APR-2003 13:43:46	Bright	69.500	69	33Gam Dra	2.2310	3800.0	139	5904	No
244	GOM_NL__2PRFIN20030417_134632_000000422015_00339_05904_6459.N1	17-APR-2003 13:46:32	Bright	42.000	89	5Alp Cep	2.4510	8000.0	84	5904	No
245	GOM_NL__2PRFIN20030417_134809_000000342015_00339_05904_6460.N1	17-APR-2003 13:48:09	Bright	33.500	68	18Alp Cas	2.2250	4500.0	67	5904	No
246	GOM_NL__2PRFIN20030417_135217_000001292015_00339_05904_6461.N1	17-APR-2003 13:52:17	Bright	129.00	5	3Alp Lyr	0.033000	11000.	258	5904	No
247	GOM_NL__2PRFIN20030417_135613_000000602015_00339_05904_6462.N1	17-APR-2003 13:56:13	Bright	59.500	92	53Eps Cyg	2.5000	4500.0	119	5904	No
248	GOM_NL__2PRFIN20030417_140345_000000582015_00339_05904_6463.N1	17-APR-2003 14:03:45	Dark	57.500	61	8Eps Peg	2.1000	3900.0	115	5904	No
249	GOM_NL__2PRFIN20030417_140614_000000472015_00339_05904_6464.N1	17-APR-2003 14:06:14	Dark	47.000	162	34Alp Aqr	2.9440	5350.0	94	5904	No
250	GOM_NL__2PRFIN20030417_140857_000000522015_00339_05904_6465.N1	17-APR-2003 14:08:57	Dark	52.000	154	22Bet Aqr	2.8990	5700.0	104	5904	No
251	GOM_NL__2PRFIN20030417_141113_000001312015_00339_05904_6466.N1	17-APR-2003 14:11:13	Dark	130.50	11	53Alp Aql	0.76500	8000.0	261	5904	No
252	GOM_NL__2PRFIN20030417_141923_000000822015_00339_05904_6467.N1	17-APR-2003 14:19:23	Dark	82.000	1014	Mars	0.0000	0.0000	164	5904	Yes
253	GOM_NL__2PRFIN20030417_142633_000000752015_00340_05905_6440.N1	17-APR-2003 14:26:33	Dark	74.500	57	34Sig Sgr	2.0660	26000.	149	5905	No
254	GOM_NL__2PRFIN20030417_142913_000000682015_00340_05905_6441.N1	17-APR-2003 14:29:13	Dark	68.000	38	20Eps Sgr	1.8360	11000.	136	5905	No
255	GOM_NL__2PRFIN20030417_143302_000000692015_00340_05905_6442.N1	17-APR-2003 14:33:02	Straylight	68.500	25	35Lam Sco	1.6200	28000.	137	5905	No
256	GOM_NL__2PRFIN20030417_143524_000000492015_00340_05905_6443.N1	17-APR-2003 14:35:24	Straylight	48.500	4	Alp1Cen	-0.010000	5800.0	97	5905	No
257	GOM_NL__2PRFIN20030417_144028_000000382015_00340_05905_6444.N1	17-APR-2003 14:40:28	Straylight	38.000	64	Gam Cen	2.2000	10600.	76	5905	No
258	GOM_NL__2PRFIN20030417_144230_000000482015_00340_05905_6445.N1	17-APR-2003 14:42:30	Straylight	48.000	54	5The Cen	2.0550	4500.0	96	5905	No
259	GOM_NL__2PRFIN20030417_144434_000000822015_00340_05905_6446.N1	17-APR-2003 14:44:34	Tw_i_and_stray	82.000	80	7Del Sco	2.3160	30000.	164	5905	No
260	GOM_NL__2PRFIN20030417_144735_000000422015_00340_05905_6447.N1	17-APR-2003 14:47:35	Tw_i_and_stray	42.000	106	9Bet Crv	2.6480	5600.0	84	5905	No
261	GOM_NL__2PRFIN20030417_144935_000000382015_00340_05905_6448.N1	17-APR-2003 14:49:35	Bright	37.500	163	7Del Crv	2.9450	11000.	75	5905	No
262	GOM_NL__2PRFIN20030417_145349_000000392015_00340_05905_6449.N1	17-APR-2003 14:53:49	Bright	38.500	121	29Gam Vir	2.7400	7200.0	77	5905	No
263	GOM_NL__2PRFIN20030417_145732_000000412015_00340_05905_6450.N1	17-APR-2003 14:57:32	Bright	41.000	138	47Eps Vir	2.8280	4700.0	82	5905	No
264	GOM_NL__2PRFIN20030417_150538_000000392015_00340_05905_6451.N1	17-APR-2003 15:05:38	Bright	38.500	152	12Alp2CVn	2.8900	11000.	77	5905	No
265	GOM_NL__2PRFIN20030417_150711_000000382015_00340_05905_6452.N1	17-APR-2003 15:07:11	Bright	37.500	174	52Psi UMa	3.0040	4400.0	75	5905	No
266	GOM_NL__2PRFIN20030417_150934_000000372015_00340_05905_6453.N1	17-APR-2003 15:09:34	Bright	36.500	87	64Gam UMa	2.4330	11000.	73	5905	No
267	GOM_NL__2PRFIN20030417_151157_000000382015_00340_05905_6454.N1	17-APR-2003 15:11:57	Bright	37.500	36	50Alp UMa	1.8000	6300.0	75	5905	No
268	GOM_NL__2PRFIN20030417_151701_000000402015_00340_05905_6455.N1	17-APR-2003 15:17:01	Bright	40.000	60	7Bet UMi	2.0810	3950.0	80	5905	No
269	GOM_NL__2PRFIN20030417_151957_000000372015_00340_05905_6456.N1	17-APR-2003 15:19:57	Bright	36.500	49	1Alp UMi	1.9900	6300.0	73	5905	No
270	GOM_NL__2PRFIN20030417_152232_000000592015_00340_05905_6457.N1	17-APR-2003 15:22:32	Bright	58.500	130	23Bet Dra	2.7990	5800.0	117	5905	No
271	GOM_NL__2PRFIN20030417_152422_000000642015_00340_05905_6458.N1	17-APR-2003 15:24:22	Bright	63.500	69	33Gam Dra	2.2310	3800.0	127	5905	No
272	GOM_NL__2PRFIN20030417_152710_000000402015_00340_05905_6459.N1	17-APR-2003 15:27:10	Bright	39.500	89	5Alp Cep	2.4510	8000.0	79	5905	No
273	GOM_NL__2PRFIN20030417_152847_000000362015_00340_05905_6460.N1	17-APR-2003 15:28:47	Bright	35.500	68	18Alp Cas	2.2250	4500.0	71	5905	No
274	GOM_NL__2PRFIN20030417_153249_000001302015_00340_05905_6461.N1	17-APR-2003 15:32:49	Bright	129.50	5	3Alp Lyr	0.033000	11000.	259	5905	No
275	GOM_NL__2PRFIN20030417_153651_000000572015_00340_05905_6462.N1	17-APR-2003 15:36:51	Bright	56.500	92	53Eps Cyg	2.5000	4500.0	113	5905	No
276	GOM_NL__2PRFIN20030417_154424_000000532015_00340_05905_6463.N1	17-APR-2003 15:44:24	Dark	52.500	61	8Eps Peg	2.1000	3900.0	105	5905	No
277	GOM_NL__2PRFIN20030417_154652_000000452015_00340_05905_6464.N1	17-APR-2003 15:46:52	Dark	45.000	162	34Alp Aqr	2.9440	5350.0	90	5905	No
278	GOM_NL__2PRFIN20030417_154935_000000492015_00340_05905_6465.N1	17-APR-2003 15:49:35	Dark	49.000	154	22Bet Aqr	2.8990	5700.0	98	5905	No

279	GOM_NL__2PRFIN20030417_155150_000001362015_00340_05905_6466.N1	17-APR-2003 15:51:50	Dark	136.00	11	53Alp Aql	0.76500	8000.0	272	5905	No
280	GOM_NL__2PRFIN20030417_160001_000000712015_00340_05905_6467.N1	17-APR-2003 16:00:01	Dark	71.000	1014	Mars	0.0000	0.0000	142	5905	Yes
281	GOM_NL__2PRFIN20030417_160712_000000762015_00341_05906_6443.N1	17-APR-2003 16:07:12	Dark	76.000	57	34Sig Sgr	2.0660	26000.	152	5906	No
282	GOM_NL__2PRFIN20030417_160952_000000692015_00341_05906_6444.N1	17-APR-2003 16:09:52	Dark	69.000	38	20Eps Sgr	1.8360	11000.	138	5906	No
283	GOM_NL__2PRFIN20030417_161343_000000622015_00341_05906_6445.N1	17-APR-2003 16:13:43	Straylight	61.500	25	35Lam Sco	1.6200	28000.	123	5906	No
284	GOM_NL__2PRFIN20030417_161601_000000392015_00341_05906_6446.N1	17-APR-2003 16:16:01	Straylight	38.500	4	Alp1Cen	-0.010000	5800.0	77	5906	No
285	GOM_NL__2PRFIN20030417_162105_000000372015_00341_05906_6447.N1	17-APR-2003 16:21:05	Straylight	36.500	64	Gam Cen	2.2000	10600.	73	5906	No
286	GOM_NL__2PRFIN20030417_162309_000000472015_00341_05906_6448.N1	17-APR-2003 16:23:09	Straylight	46.500	54	5The Cen	2.0550	4500.0	93	5906	No
287	GOM_NL__2PRFIN20030417_162512_000000842015_00341_05906_6449.N1	17-APR-2003 16:25:12	Tw_i_and_stray	83.500	80	7Del Sco	2.3160	30000.	167	5906	No
288	GOM_NL__2PRFIN20030417_162813_000000402015_00341_05906_6450.N1	17-APR-2003 16:28:13	Tw_i_and_stray	40.000	106	9Bet Crv	2.6480	5600.0	80	5906	No
289	GOM_NL__2PRFIN20030417_163012_000000382015_00341_05906_6451.N1	17-APR-2003 16:30:12	Bright	37.500	163	7Del Crv	2.9450	11000.	75	5906	No
290	GOM_NL__2PRFIN20030417_163427_000000382015_00341_05906_6452.N1	17-APR-2003 16:34:27	Bright	38.000	121	29Gam Vir	2.7400	7200.0	76	5906	No
291	GOM_NL__2PRFIN20030417_163810_000000402015_00341_05906_6453.N1	17-APR-2003 16:38:10	Bright	39.500	138	47Eps Vir	2.8280	4700.0	79	5906	No
292	GOM_NL__2PRFIN20030417_164614_000000402015_00341_05906_6454.N1	17-APR-2003 16:46:14	Bright	39.500	152	12Alp2CVn	2.8900	11000.	79	5906	No
293	GOM_NL__2PRFIN20030417_164747_000000352015_00341_05906_6455.N1	17-APR-2003 16:47:47	Bright	35.000	174	52Psi UMa	3.0040	4400.0	70	5906	No
294	GOM_NL__2PRFIN20030417_165010_000000362015_00341_05906_6456.N1	17-APR-2003 16:50:10	Bright	35.500	87	64Gam UMa	2.4330	11000.	71	5906	No
295	GOM_NL__2PRFIN20030417_165233_000000362015_00341_05906_6457.N1	17-APR-2003 16:52:33	Bright	35.500	36	50Alp UMa	1.8000	6300.0	71	5906	No
296	GOM_NL__2PRFIN20030417_165737_000000402015_00341_05906_6458.N1	17-APR-2003 16:57:37	Bright	40.000	60	7Bet UMi	2.0810	3950.0	80	5906	No
297	GOM_NL__2PRFIN20030417_170033_000000362015_00341_05906_6459.N1	17-APR-2003 17:00:33	Bright	36.000	49	1Alp UMi	1.9900	6300.0	72	5906	No
298	GOM_NL__2PRFIN20030417_170307_000000612015_00341_05906_6460.N1	17-APR-2003 17:03:07	Bright	60.500	130	23Bet Dra	2.7990	5800.0	121	5906	No
299	GOM_NL__2PRFIN20030417_170457_000000642015_00341_05906_6461.N1	17-APR-2003 17:04:57	Bright	63.500	69	33Gam Dra	2.2310	3800.0	127	5906	No
300	GOM_NL__2PRFIN20030417_170745_000000392015_00341_05906_6462.N1	17-APR-2003 17:07:45	Bright	39.000	89	5Alp Cep	2.4510	8000.0	78	5906	No
301	GOM_NL__2PRFIN20030417_170923_000000332015_00341_05906_6463.N1	17-APR-2003 17:09:23	Bright	32.500	68	18Alp Cas	2.2250	4500.0	65	5906	No
302	GOM_NL__2PRFIN20030417_171325_000001272015_00341_05906_6464.N1	17-APR-2003 17:13:25	Bright	127.00	5	3Alp Lyr	0.033000	11000.	254	5906	No
303	GOM_NL__2PRFIN20030417_171727_000000592015_00341_05906_6465.N1	17-APR-2003 17:17:27	Bright	59.000	92	53Eps Cyg	2.5000	4500.0	118	5906	No
304	GOM_NL__2PRFIN20030417_172501_000000512015_00341_05906_6466.N1	17-APR-2003 17:25:01	Dark	50.500	61	8Eps Peg	2.1000	3900.0	101	5906	No
305	GOM_NL__2PRFIN20030417_172729_000000472015_00341_05906_6467.N1	17-APR-2003 17:27:29	Dark	47.000	162	34Alp Aqr	2.9440	5350.0	94	5906	No
306	GOM_NL__2PRFIN20030417_173011_000000452015_00341_05906_6468.N1	17-APR-2003 17:30:11	Dark	45.000	154	22Bet Aqr	2.8990	5700.0	90	5906	No
307	GOM_NL__2PRFIN20030417_173228_000001342015_00341_05906_6469.N1	17-APR-2003 17:32:28	Dark	134.00	11	53Alp Aql	0.76500	8000.0	268	5906	No
308	GOM_NL__2PRFIN20030417_174038_000000752015_00341_05906_6470.N1	17-APR-2003 17:40:38	Dark	74.500	1014	Mars	0.0000	0.0000	149	5906	Yes
309	GOM_NL__2PRFIN20030417_174750_000000772015_00342_05907_6199.N1	17-APR-2003 17:47:50	Dark	77.000	57	34Sig Sgr	2.0660	26000.	154	5907	No
310	GOM_NL__2PRFIN20030417_175029_000000782015_00342_05907_6200.N1	17-APR-2003 17:50:29	Dark	78.000	38	20Eps Sgr	1.8360	11000.	156	5907	No
311	GOM_NL__2PRFIN20030417_175420_000000602015_00342_05907_6201.N1	17-APR-2003 17:54:20	Straylight	59.500	25	35Lam Sco	1.6200	28000.	119	5907	No
312	GOM_NL__2PRFIN20030417_175637_000000452015_00342_05907_6202.N1	17-APR-2003 17:56:37	Straylight	44.500	4	Alp1Cen	-0.010000	5800.0	89	5907	No
313	GOM_NL__2PRFIN20030417_180141_000000422015_00342_05907_6203.N1	17-APR-2003 18:01:41	Straylight	41.500	64	Gam Cen	2.2000	10600.	83	5907	No
314	GOM_NL__2PRFIN20030417_180345_000000472015_00342_05907_6204.N1	17-APR-2003 18:03:45	Straylight	47.000	54	5The Cen	2.0550	4500.0	94	5907	No
315	GOM_NL__2PRFIN20030417_180549_000000852015_00342_05907_6205.N1	17-APR-2003 18:05:49	Tw_i_and_stray	84.500	80	7Del Sco	2.3160	30000.	169	5907	No
316	GOM_NL__2PRFIN20030417_180849_000000432015_00342_05907_6206.N1	17-APR-2003 18:08:49	Tw_i_and_stray	42.500	106	9Bet Crv	2.6480	5600.0	85	5907	No
317	GOM_NL__2PRFIN20030417_181048_000000372015_00342_05907_6207.N1	17-APR-2003 18:10:48	Bright	37.000	163	7Del Crv	2.9450	11000.	74	5907	No
318	GOM_NL__2PRFIN20030417_181503_000000382015_00342_05907_6208.N1	17-APR-2003 18:15:03	Bright	38.000	121	29Gam Vir	2.7400	7200.0	76	5907	No
319	GOM_NL__2PRFIN20030417_181846_000000392015_00342_05907_6209.N1	17-APR-2003 18:18:46	Bright	39.000	138	47Eps Vir	2.8280	4700.0	78	5907	No
320	GOM_NL__2PRFIN20030417_182650_000000382015_00342_05907_6210.N1	17-APR-2003 18:26:50	Bright	38.000	152	12Alp2CVn	2.8900	11000.	76	5907	No
321	GOM_NL__2PRFIN20030417_182823_000000372015_00342_05907_6211.N1	17-APR-2003 18:28:23	Bright	36.500	174	52Psi UMa	3.0040	4400.0	73	5907	No
322	GOM_NL__2PRFIN20030417_183046_000000382015_00342_05907_6212.N1	17-APR-2003 18:30:46	Bright	38.000	87	64Gam UMa	2.4330	11000.	76	5907	No
323	GOM_NL__2PRFIN20030417_183309_000000372015_00342_05907_6213.N1	17-APR-2003 18:33:09	Bright	36.500	36	50Alp UMa	1.8000	6300.0	73	5907	No
324	GOM_NL__2PRFIN20030417_183813_000000402015_00342_05907_6214.N1	17-APR-2003 18:38:13	Bright	39.500	60	7Bet UMi	2.0810	3950.0	79	5907	No
325	GOM_NL__2PRFIN20030417_184109_000000362015_00342_05907_6215.N1	17-APR-2003 18:41:09	Bright	36.000	49	1Alp UMi	1.9900	6300.0	72	5907	No
326	GOM_NL__2PRFIN20030417_184342_000000612015_00342_05907_6216.N1	17-APR-2003 18:43:42	Bright	60.500	130	23Bet Dra	2.7990	5800.0	121	5907	No
327	GOM_NL__2PRFIN20030417_184532_000000662015_00342_05907_6217.N1	17-APR-2003 18:45:32	Bright	65.500	69	33Gam Dra	2.2310	3800.0	131	5907	No
328	GOM_NL__2PRFIN20030417_184821_000000402015_00342_05907_6218.N1	17-APR-2003 18:48:21	Bright	40.000	89	5Alp Cep	2.4510	8000.0	80	5907	No
329	GOM_NL__2PRFIN20030417_184959_000000372015_00342_05907_6219.N1	17-APR-2003 18:49:59	Bright	36.500	68	18Alp Cas	2.2250	4500.0	73	5907	No
330	GOM_NL__2PRFIN20030417_185402_000001182015_00342_05907_6220.N1	17-APR-2003 18:54:02	Bright	118.00	5	3Alp Lyr	0.033000	11000.	236	5907	No
331	GOM_NL__2PRFIN20030417_185803_000000582015_00342_05907_6221.N1	17-APR-2003 18:58:03	Bright	58.000	92	53Eps Cyg	2.5000	4500.0	116	5907	No
332	GOM_NL__2PRFIN20030417_190537_000000522015_00342_05907_6222.N1	17-APR-2003 19:05:37	Dark	52.000	61	8Eps Peg	2.1000	3900.0	104	5907	No
333	GOM_NL__2PRFIN20030417_190805_000000482015_00342_05907_6223.N1	17-APR-2003 19:08:05	Dark	47.500	162	34Alp Aqr	2.9440	5350.0	95	5907	No
334	GOM_NL__2PRFIN20030417_191048_000000522015_00342_05907_6224.N1	17-APR-2003 19:10:48	Dark	52.000	154	22Bet Aqr	2.8990	5700.0	104	5907	No
335	GOM_NL__2PRFIN20030417_191307_000001372015_00342_05907_6225.N1	17-APR-2003 19:13:07	Dark	136.50	11	53Alp Aql	0.76500	8000.0	273	5907	No
336	GOM_NL__2PRFIN20030417_192114_000000662015_00342_05907_6226.N1	17-APR-2003 19:21:14	Dark	66.000	1014	Mars	0.0000	0.0000	132	5907	Yes
337	GOM_NL__2PRFIN20030417_192828_000000772015_00343_05908_6199.N1	17-APR-2003 19:28:28	Dark	77.000	57	34Sig Sgr	2.0660	26000.	154	5908	No

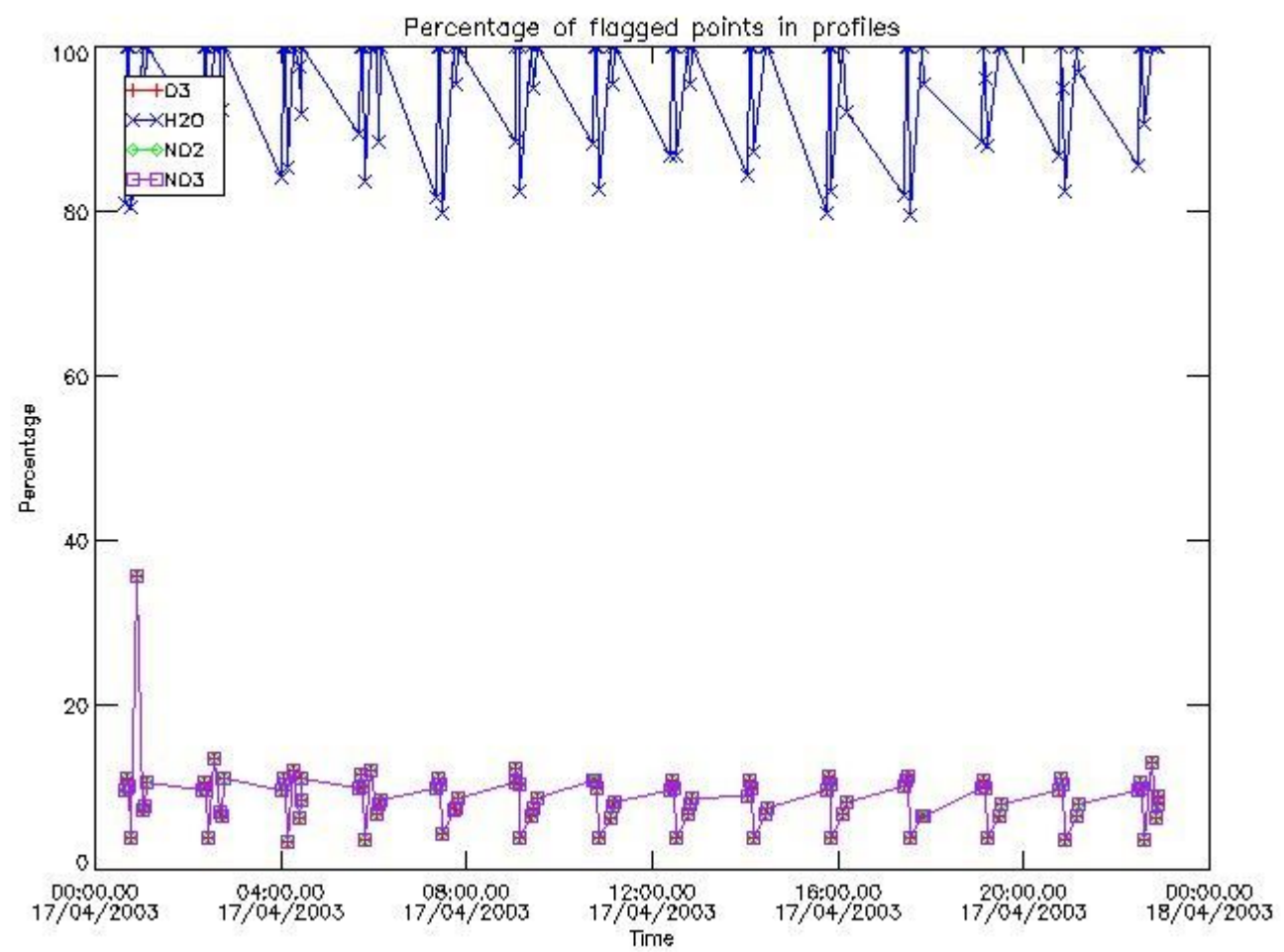
338	GOM_NL__2PRFIN20030417_193107_000000642015_00343_05908_6200.N1	17-APR-2003 19:31:07	Dark	64.000	38	20Eps Sgr	1.8360	11000.	128	5908	No
339	GOM_NL__2PRFIN20030417_193457_000000702015_00343_05908_6201.N1	17-APR-2003 19:34:57	Straylight	69.500	25	35Lam Sco	1.6200	28000.	139	5908	No
340	GOM_NL__2PRFIN20030417_193714_000000512015_00343_05908_6202.N1	17-APR-2003 19:37:14	Straylight	50.500	4	Alp1Cen	-0.010000	5800.0	101	5908	No
341	GOM_NL__2PRFIN20030417_194217_000000412015_00343_05908_6203.N1	17-APR-2003 19:42:17	Straylight	40.500	64	Gam Cen	2.2000	10600.	81	5908	No
342	GOM_NL__2PRFIN20030417_194421_000000482015_00343_05908_6204.N1	17-APR-2003 19:44:21	Straylight	48.000	54	5The Cen	2.0550	4500.0	96	5908	No
343	GOM_NL__2PRFIN20030417_194625_000000812015_00343_05908_6205.N1	17-APR-2003 19:46:25	Tw_i_and_stray	81.000	80	7Del Sco	2.3160	30000.	162	5908	No
344	GOM_NL__2PRFIN20030417_194926_000000432015_00343_05908_6206.N1	17-APR-2003 19:49:26	Tw_i_and_stray	43.000	106	9Bet Crv	2.6480	5600.0	86	5908	No
345	GOM_NL__2PRFIN20030417_195124_000000362015_00343_05908_6207.N1	17-APR-2003 19:51:24	Bright	36.000	163	7Del Crv	2.9450	11000.	72	5908	No
346	GOM_NL__2PRFIN20030417_195539_000000382015_00343_05908_6208.N1	17-APR-2003 19:55:39	Bright	38.000	121	29Gam Vir	2.7400	7200.0	76	5908	No
347	GOM_NL__2PRFIN20030417_195922_000000392015_00343_05908_6209.N1	17-APR-2003 19:59:22	Bright	39.000	138	47Eps Vir	2.8280	4700.0	78	5908	No
348	GOM_NL__2PRFIN20030417_200725_000000392015_00343_05908_6210.N1	17-APR-2003 20:07:25	Bright	38.500	152	12Alp2CVn	2.8900	11000.	77	5908	No
349	GOM_NL__2PRFIN20030417_200900_000000352015_00343_05908_6211.N1	17-APR-2003 20:09:00	Bright	35.000	174	52Psi UMa	3.0040	4400.0	70	5908	No
350	GOM_NL__2PRFIN20030417_201122_000000372015_00343_05908_6212.N1	17-APR-2003 20:11:22	Bright	37.000	87	64Gam UMa	2.4330	11000.	74	5908	No
351	GOM_NL__2PRFIN20030417_201345_000000382015_00343_05908_6213.N1	17-APR-2003 20:13:45	Bright	37.500	36	50Alp UMa	1.8000	6300.0	75	5908	No
352	GOM_NL__2PRFIN20030417_201848_000000402015_00343_05908_6214.N1	17-APR-2003 20:18:48	Bright	39.500	60	7Bet UMi	2.0810	3950.0	79	5908	No
353	GOM_NL__2PRFIN20030417_202145_000000362015_00343_05908_6215.N1	17-APR-2003 20:21:45	Bright	36.000	49	1Alp UMi	1.9900	6300.0	72	5908	No
354	GOM_NL__2PRFIN20030417_202417_000000642015_00343_05908_6216.N1	17-APR-2003 20:24:17	Bright	64.000	130	23Bet Dra	2.7990	5800.0	128	5908	No
355	GOM_NL__2PRFIN20030417_202607_000000662015_00343_05908_6217.N1	17-APR-2003 20:26:07	Bright	66.000	69	33Gam Dra	2.2310	3800.0	132	5908	No
356	GOM_NL__2PRFIN20030417_202857_000000382015_00343_05908_6218.N1	17-APR-2003 20:28:57	Bright	38.000	89	5Alp Cep	2.4510	8000.0	76	5908	No
357	GOM_NL__2PRFIN20030417_203035_000000362015_00343_05908_6219.N1	17-APR-2003 20:30:35	Bright	36.000	68	18Alp Cas	2.2250	4500.0	72	5908	No
358	GOM_NL__2PRFIN20030417_203437_000001212015_00343_05908_6220.N1	17-APR-2003 20:34:37	Bright	120.50	5	3Alp Lyr	0.033000	11000.	241	5908	No
359	GOM_NL__2PRFIN20030417_203840_000000582015_00343_05908_6221.N1	17-APR-2003 20:38:40	Bright	57.500	92	53Eps Cyg	2.5000	4500.0	115	5908	No
360	GOM_NL__2PRFIN20030417_204613_000000532015_00343_05908_6222.N1	17-APR-2003 20:46:13	Dark	53.000	61	8Eps Peg	2.1000	3900.0	106	5908	No
361	GOM_NL__2PRFIN20030417_204841_000000462015_00343_05908_6223.N1	17-APR-2003 20:48:41	Dark	46.000	162	34Alp Aqr	2.9440	5350.0	92	5908	No
362	GOM_NL__2PRFIN20030417_205125_000000492015_00343_05908_6224.N1	17-APR-2003 20:51:25	Dark	49.000	154	22Bet Aqr	2.8990	5700.0	98	5908	No
363	GOM_NL__2PRFIN20030417_205343_000001392015_00343_05908_6225.N1	17-APR-2003 20:53:43	Dark	139.00	11	53Alp Aql	0.76500	8000.0	278	5908	No
364	GOM_NL__2PRFIN20030417_210151_000000822015_00343_05908_6226.N1	17-APR-2003 21:01:51	Dark	82.000	1014	Mars	0.0000	0.0000	164	5908	Yes
365	GOM_NL__2PRFIN20030417_210906_000000782015_00344_05909_6200.N1	17-APR-2003 21:09:06	Dark	77.500	57	34Sig Sgr	2.0660	26000.	155	5909	No
366	GOM_NL__2PRFIN20030417_211144_000000642015_00344_05909_6201.N1	17-APR-2003 21:11:44	Dark	63.500	38	20Eps Sgr	1.8360	11000.	127	5909	No
367	GOM_NL__2PRFIN20030417_211534_000000712015_00344_05909_6202.N1	17-APR-2003 21:15:34	Straylight	70.500	25	35Lam Sco	1.6200	28000.	141	5909	No
368	GOM_NL__2PRFIN20030417_211750_000000442015_00344_05909_6203.N1	17-APR-2003 21:17:50	Straylight	43.500	4	Alp1Cen	-0.010000	5800.0	87	5909	No
369	GOM_NL__2PRFIN20030417_212253_000000412015_00344_05909_6204.N1	17-APR-2003 21:22:53	Straylight	40.500	64	Gam Cen	2.2000	10600.	81	5909	No
370	GOM_NL__2PRFIN20030417_212458_000000472015_00344_05909_6205.N1	17-APR-2003 21:24:58	Straylight	46.500	54	5The Cen	2.0550	4500.0	93	5909	No
371	GOM_NL__2PRFIN20030417_212702_000000812015_00344_05909_6206.N1	17-APR-2003 21:27:02	Tw_i_and_stray	80.500	80	7Del Sco	2.3160	30000.	161	5909	No
372	GOM_NL__2PRFIN20030417_213002_000000392015_00344_05909_6207.N1	17-APR-2003 21:30:02	Tw_i_and_stray	38.500	106	9Bet Crv	2.6480	5600.0	77	5909	No
373	GOM_NL__2PRFIN20030417_213200_000000372015_00344_05909_6208.N1	17-APR-2003 21:32:00	Bright	37.000	163	7Del Crv	2.9450	11000.	74	5909	No
374	GOM_NL__2PRFIN20030417_213614_000000382015_00344_05909_6209.N1	17-APR-2003 21:36:14	Bright	37.500	121	29Gam Vir	2.7400	7200.0	75	5909	No
375	GOM_NL__2PRFIN20030417_213957_000000392015_00344_05909_6210.N1	17-APR-2003 21:39:57	Bright	39.000	138	47Eps Vir	2.8280	4700.0	78	5909	No
376	GOM_NL__2PRFIN20030417_214801_000000382015_00344_05909_6211.N1	17-APR-2003 21:48:01	Bright	38.000	152	12Alp2CVn	2.8900	11000.	76	5909	No
377	GOM_NL__2PRFIN20030417_214936_000000372015_00344_05909_6212.N1	17-APR-2003 21:49:36	Bright	36.500	174	52Psi UMa	3.0040	4400.0	73	5909	No
378	GOM_NL__2PRFIN20030417_215158_000000372015_00344_05909_6213.N1	17-APR-2003 21:51:58	Bright	36.500	87	64Gam UMa	2.4330	11000.	73	5909	No
379	GOM_NL__2PRFIN20030417_215421_000000392015_00344_05909_6214.N1	17-APR-2003 21:54:21	Bright	38.500	36	50Alp UMa	1.8000	6300.0	77	5909	No
380	GOM_NL__2PRFIN20030417_215924_000000382015_00344_05909_6215.N1	17-APR-2003 21:59:24	Bright	38.000	60	7Bet UMi	2.0810	3950.0	76	5909	No
381	GOM_NL__2PRFIN20030417_220221_000000332015_00344_05909_6216.N1	17-APR-2003 22:02:21	Bright	33.000	49	1Alp UMi	1.9900	6300.0	66	5909	No
382	GOM_NL__2PRFIN20030417_220452_000000612015_00344_05909_6217.N1	17-APR-2003 22:04:52	Bright	60.500	130	23Bet Dra	2.7990	5800.0	121	5909	No
383	GOM_NL__2PRFIN20030417_220642_000000652015_00344_05909_6218.N1	17-APR-2003 22:06:42	Bright	64.500	69	33Gam Dra	2.2310	3800.0	129	5909	No
384	GOM_NL__2PRFIN20030417_220932_000000422015_00344_05909_6219.N1	17-APR-2003 22:09:32	Bright	41.500	89	5Alp Cep	2.4510	8000.0	83	5909	No
385	GOM_NL__2PRFIN20030417_221112_000000362015_00344_05909_6220.N1	17-APR-2003 22:11:12	Bright	35.500	68	18Alp Cas	2.2250	4500.0	71	5909	No
386	GOM_NL__2PRFIN20030417_221512_000001262015_00344_05909_6221.N1	17-APR-2003 22:15:12	Bright	125.50	5	3Alp Lyr	0.033000	11000.	251	5909	No
387	GOM_NL__2PRFIN20030417_221915_000000582015_00344_05909_6222.N1	17-APR-2003 22:19:15	Bright	58.000	92	53Eps Cyg	2.5000	4500.0	116	5909	No
388	GOM_NL__2PRFIN20030417_222650_000000532015_00344_05909_6223.N1	17-APR-2003 22:26:50	Dark	52.500	61	8Eps Peg	2.1000	3900.0	105	5909	No
389	GOM_NL__2PRFIN20030417_222918_000000482015_00344_05909_6224.N1	17-APR-2003 22:29:18	Dark	48.000	162	34Alp Aqr	2.9440	5350.0	96	5909	No
390	GOM_NL__2PRFIN20030417_223201_000000512015_00344_05909_6225.N1	17-APR-2003 22:32:01	Dark	51.000	154	22Bet Aqr	2.8990	5700.0	102	5909	No
391	GOM_NL__2PRFIN20030417_223422_000001392015_00344_05909_6226.N1	17-APR-2003 22:34:22	Dark	138.50	11	53Alp Aql	0.76500	8000.0	277	5909	No
392	GOM_NL__2PRFIN20030417_224227_000000692015_00344_05909_6227.N1	17-APR-2003 22:42:27	Dark	68.500	1014	Mars	0.0000	0.0000	137	5909	Yes
393	GOM_NL__2PRFIN20030417_224640_000000402015_00345_05910_6200.N1	17-APR-2003 22:46:40	Dark	39.500	45	Alp Pav	1.9400	26000.	79	5910	No
394	GOM_NL__2PRFIN20030417_224944_000000802015_00345_05910_6201.N1	17-APR-2003 22:49:44	Dark	80.000	57	34Sig Sgr	2.0660	26000.	160	5910	No
395	GOM_NL__2PRFIN20030417_225222_000000652015_00345_05910_6202.N1	17-APR-2003 22:52:22	Dark	65.000	38	20Eps Sgr	1.8360	11000.	130	5910	No
396	GOM_NL__2PRFIN20030417_225436_000000572015_00345_05910_6203.N1	17-APR-2003 22:54:36	Dark	57.000	178	lot1Sco	3.0220	6550.0	114	5910	No

397	GOM_NL__2PRFIN20030417_225611_000000692015_00345_05910_6204.N1	17-APR-2003 22:56:11	Straylight	68.500	25	35Lam Sco	1.6200	28000.	137	5910	No
398	GOM_NL__2PRFIN20030417_225826_000000452015_00345_05910_6205.N1	17-APR-2003 22:58:26	Straylight	44.500	4	Alp1Cen	-0.010000	5800.0	89	5910	No
399	GOM_NL__2PRFIN20030417_230246_000000432015_00345_05910_6206.N1	17-APR-2003 23:02:46	Straylight	42.500	95	Zet Cen	2.5450	26000.	85	5910	No
400	GOM_NL__2PRFIN20030417_230429_000001022015_00345_05910_6207.N1	17-APR-2003 23:04:29	Straylight	102.00	16	21Alp Sco	1.0200	3000.0	204	5910	No
401	GOM_NL__2PRFIN20030417_230738_000000822015_00345_05910_6208.N1	17-APR-2003 23:07:38	Tw_i_and_stray	82.000	80	7Del Sco	2.3160	30000.	164	5910	No
402	GOM_NL__2PRFIN20030417_231038_000000422015_00345_05910_6209.N1	17-APR-2003 23:10:38	Tw_i_and_stray	42.000	106	9Bet Crv	2.6480	5600.0	84	5910	No
403	GOM_NL__2PRFIN20030417_231236_000000362015_00345_05910_6210.N1	17-APR-2003 23:12:36	Bright	36.000	163	7Del Crv	2.9450	11000.	72	5910	No
404	GOM_NL__2PRFIN20030417_231651_000000372015_00345_05910_6211.N1	17-APR-2003 23:16:51	Bright	37.000	121	29Gam Vir	2.7400	7200.0	74	5910	No
405	GOM_NL__2PRFIN20030417_232033_000000392015_00345_05910_6212.N1	17-APR-2003 23:20:33	Bright	38.500	138	47Eps Vir	2.8280	4700.0	77	5910	No
406	GOM_NL__2PRFIN20030417_232837_000000392015_00345_05910_6213.N1	17-APR-2003 23:28:37	Bright	38.500	152	12Alp2CVn	2.8900	11000.	77	5910	No
407	GOM_NL__2PRFIN20030417_233012_000000352015_00345_05910_6214.N1	17-APR-2003 23:30:12	Bright	34.500	174	52Psi UMa	3.0040	4400.0	69	5910	No
408	GOM_NL__2PRFIN20030417_233233_000000382015_00345_05910_6215.N1	17-APR-2003 23:32:33	Bright	37.500	87	64Gam UMa	2.4330	11000.	75	5910	No
409	GOM_NL__2PRFIN20030417_233457_000000372015_00345_05910_6216.N1	17-APR-2003 23:34:57	Bright	36.500	36	50Alp UMa	1.8000	6300.0	73	5910	No
410	GOM_NL__2PRFIN20030417_234000_000000392015_00345_05910_6217.N1	17-APR-2003 23:40:00	Bright	39.000	60	7Bet UMi	2.0810	3950.0	78	5910	No
411	GOM_NL__2PRFIN20030417_234257_000000362015_00345_05910_6218.N1	17-APR-2003 23:42:57	Bright	36.000	49	1Alp UMi	1.9900	6300.0	72	5910	No
412	GOM_NL__2PRFIN20030417_234527_000000622015_00345_05910_6219.N1	17-APR-2003 23:45:27	Bright	61.500	130	23Bet Dra	2.7990	5800.0	123	5910	No
413	GOM_NL__2PRFIN20030417_234717_000000652015_00345_05910_6220.N1	17-APR-2003 23:47:17	Bright	64.500	69	33Gam Dra	2.2310	3800.0	129	5910	No
414	GOM_NL__2PRFIN20030417_235008_000000402015_00345_05910_6221.N1	17-APR-2003 23:50:08	Bright	39.500	89	5Alp Cep	2.4510	8000.0	79	5910	No
415	GOM_NL__2PRFIN20030417_235147_000000372015_00345_05910_6222.N1	17-APR-2003 23:51:47	Bright	36.500	68	18Alp Cas	2.2250	4500.0	73	5910	No
416	GOM_NL__2PRFIN20030417_235547_000001292015_00345_05910_6223.N1	17-APR-2003 23:55:47	Bright	129.00	5	3Alp Lyr	0.033000	11000.	258	5910	No
417	GOM_NL__2PRFIN20030417_235951_000000642015_00345_05910_6224.N1	17-APR-2003 23:59:51	Bright	63.500	92	53Eps Cyg	2.5000	4500.0	127	5910	No

3. Quality information per product

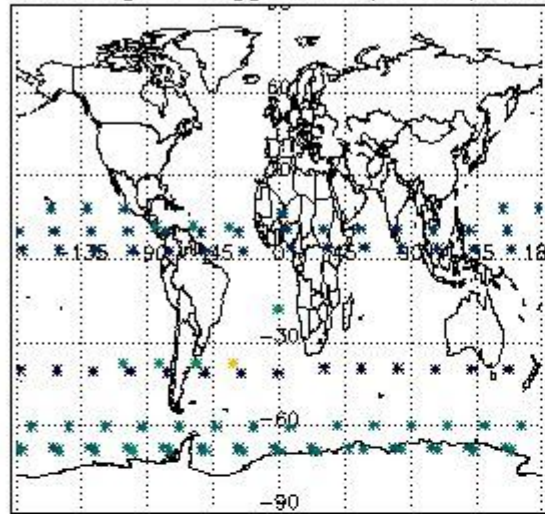
In this section it is plotted some information contained in the Quality Summary data set of the level 2 products. Only products in dark limb conditions and without errors (error flag in the MPH set to "0") are used.

3.1 Plot quality information per product (time dependant)

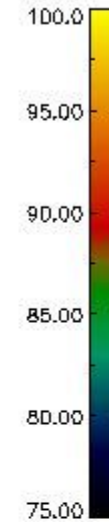
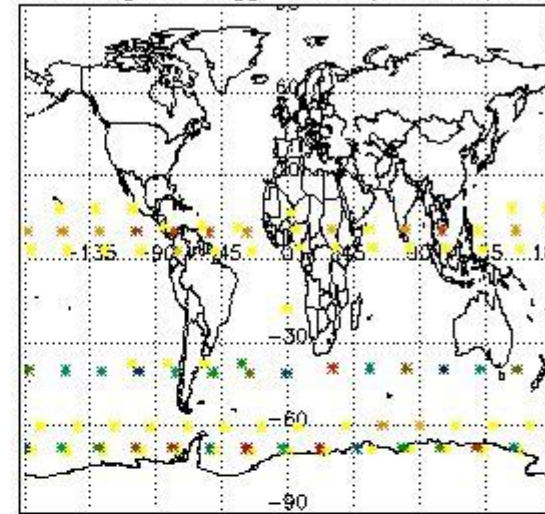


3.2 Plot quality information per product (world map)

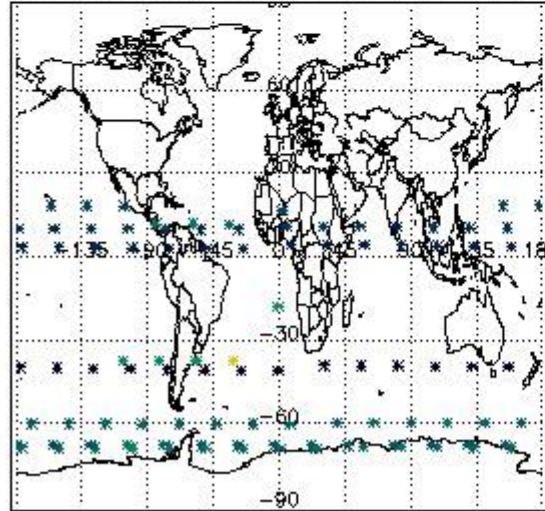
Percentage of flagged data per O3 profile



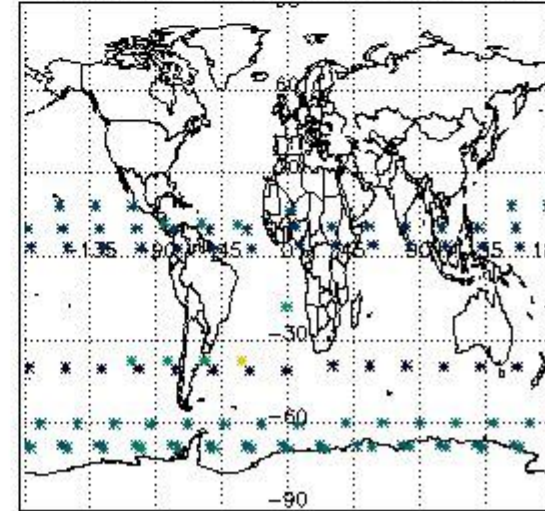
Percentage of flagged data per H2O profile



Percentage of flagged data per NO2 profile



Percentage of flagged data per NO3 profile

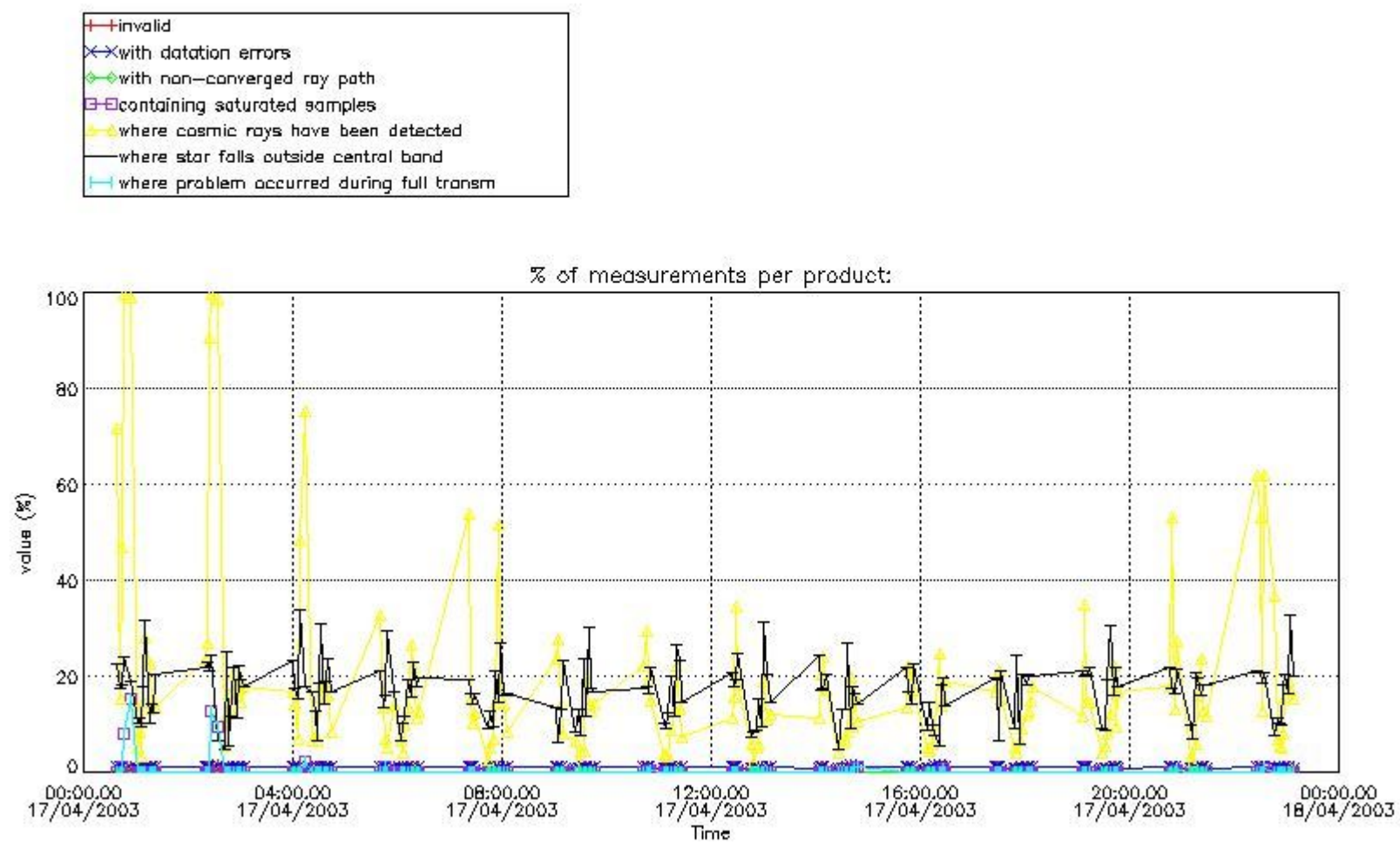


4. Level 1 quality information per product

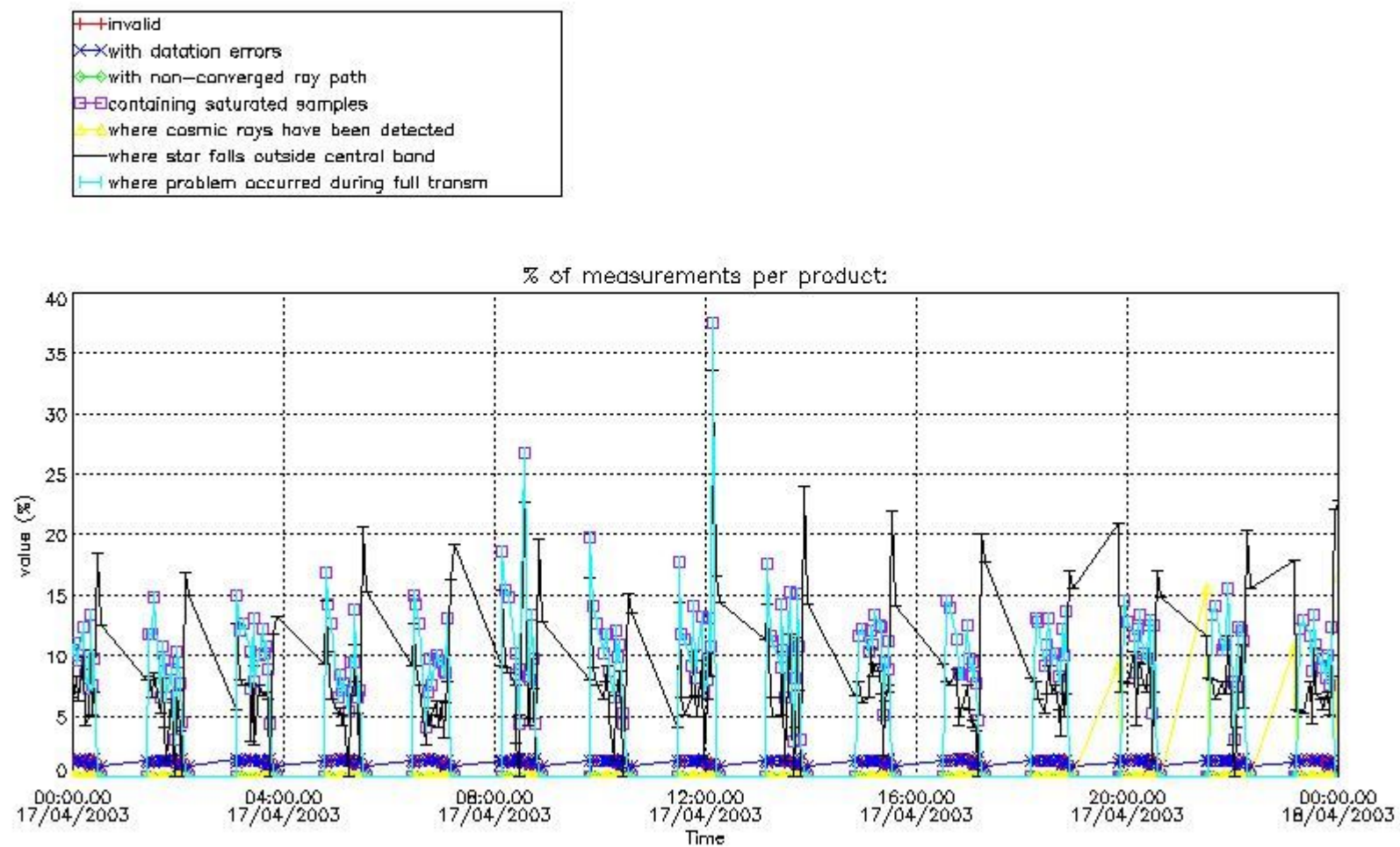
In this section it is plotted some information contained in the Quality Summary data set of the level 2 products that comes from the level 1b processing. Products without errors (error flag in the MPH set to "0") are used.

4.1 Plot quality information per product (time dependant) coming from level 1b processing

4.1.1 Plot level 1 quality information per product (time dependant): ENVISAT ASCENDING passes

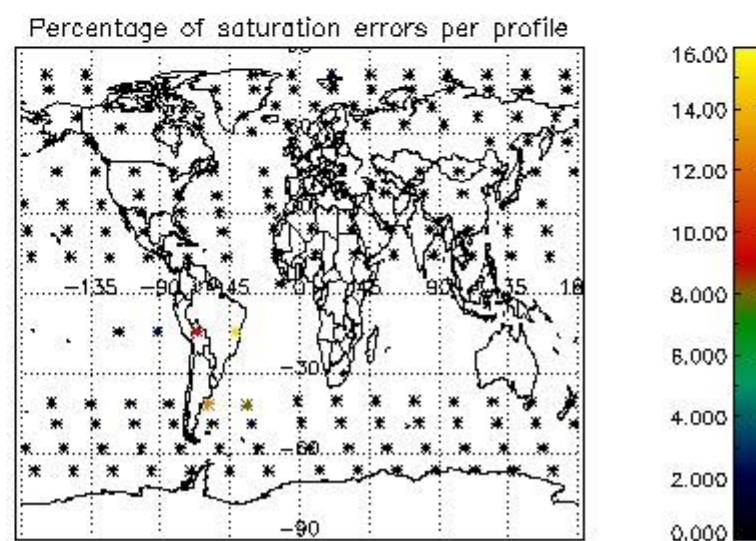
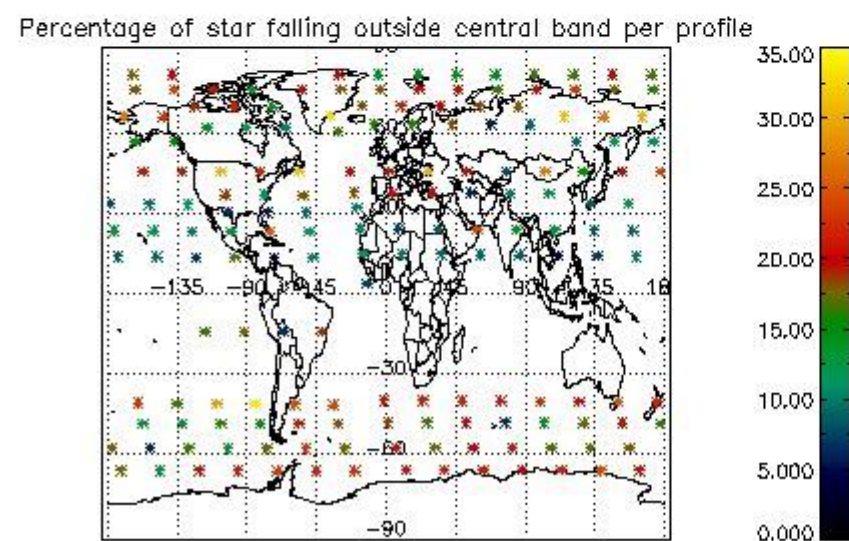
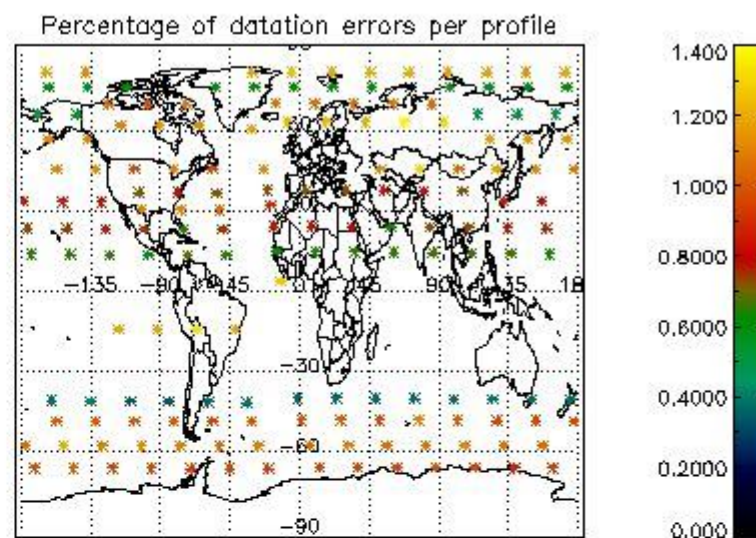
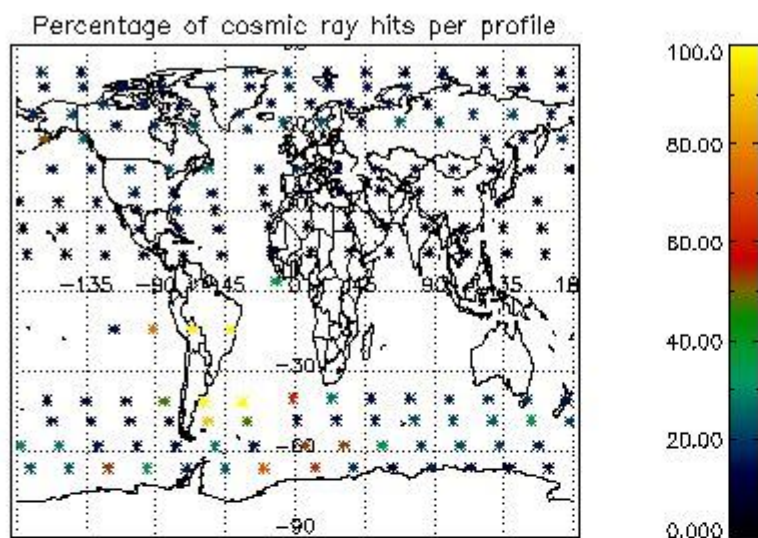


4.1.2 Plot level 1 quality information per product (time dependant): ENVI SAT DESCENDING passes

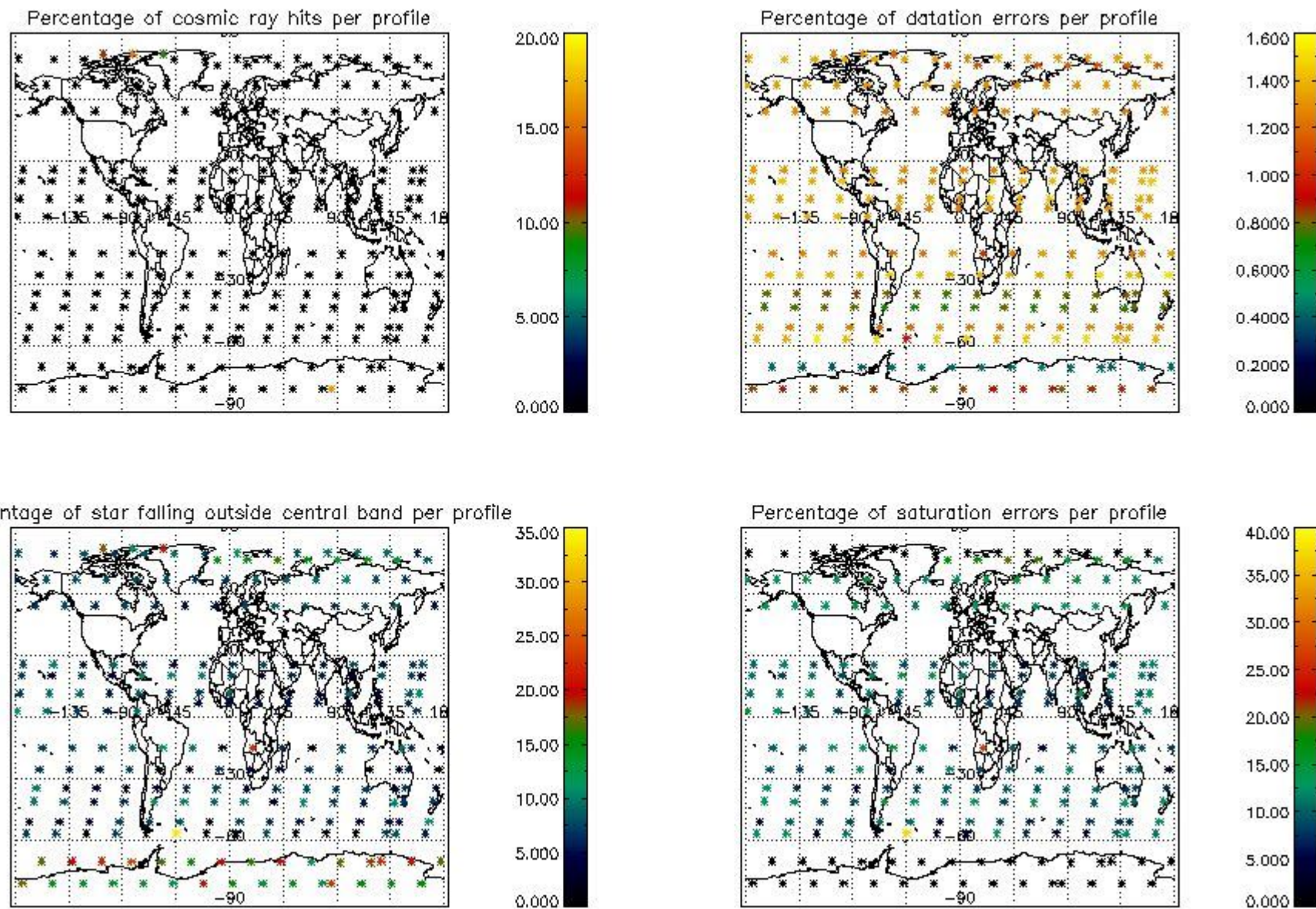


4.2 Plot quality information per product coming from level 1b processing (world map)

4.2.1 Plot level 1 quality information per product (world map): ENVISAT ASCENDING passes



4.2.2 Plot level 1 quality information per product (world map): ENVISAT DESCENDING passes



5. Trace gas profiles

5.1 Ozone statistics based on quality of products

The final quality of the products can be "measured" using the STD (Standard Deviation) attached to every point profile. This information is written to the parameter GOM_NL__2P/NL_LOCAL_SPECIES_DENSITY/o3_std of the level 2 products. The table below shows the statistics for given STD ranges.

The statistics are given with respect to the overall valid production:

- Products without fatal errors: GOM_NL__2P/MPH/PRODUCT_ERR=0
- Valid point profile: GOM_NL__2P/NL_LOCAL_SPECIES_DENSITY/pcd(0)=0

The 'Criteria' is applied to valid points of dark limb products:

- Products in dark limb illumination condition: GOM_NL__2P/NL_SUMMARY_QUALITY/obs_ill_cond=0
- Products without fatal errors: GOM_NL__2P/MPH/PRODUCT_ERR=0
- Valid point profile: GOM_NL__2P/NL_LOCAL_SPECIES_DENSITY/pcd(0)=0

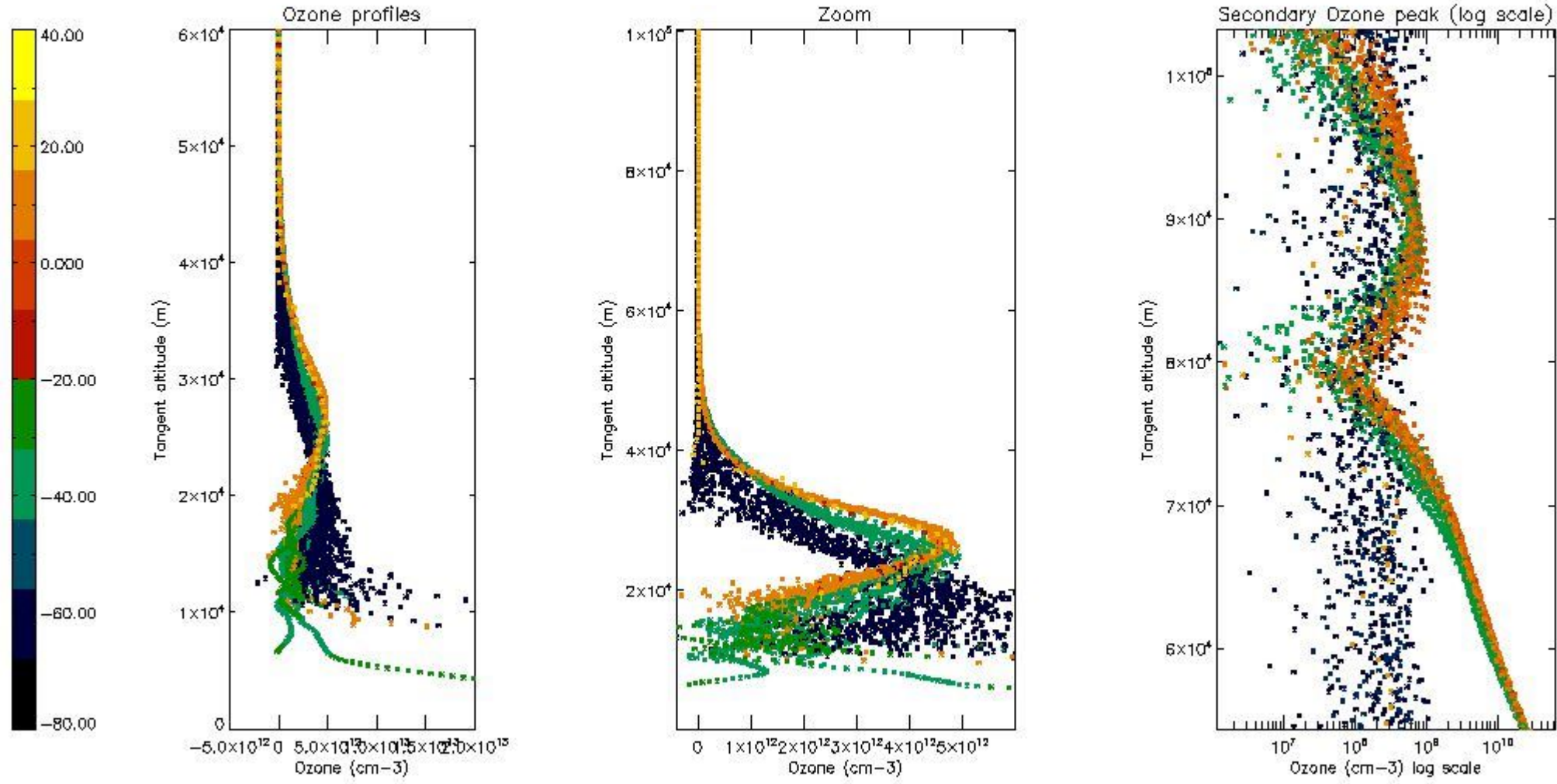
So, the table below shows the percentage of dark limb and valid observations for each criteria with respect to the overall valid daily observations.

Criteria	% of total production
All STD	31
STD < 20	19

STD < 10	16
STD < 5	12

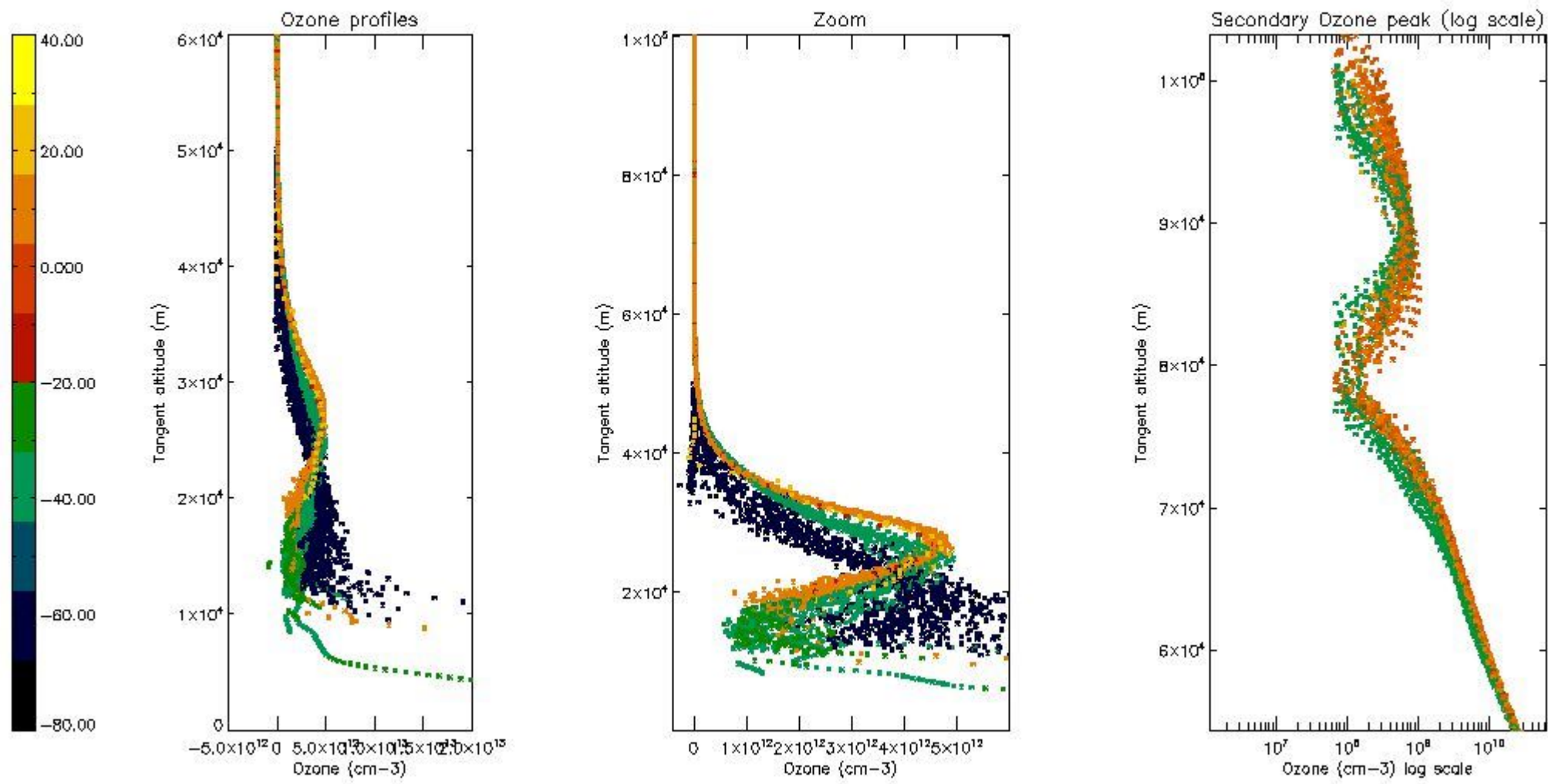
5.2 Plot ozone profiles for all STD (dark without errors)

The colorbar represents the latitude.



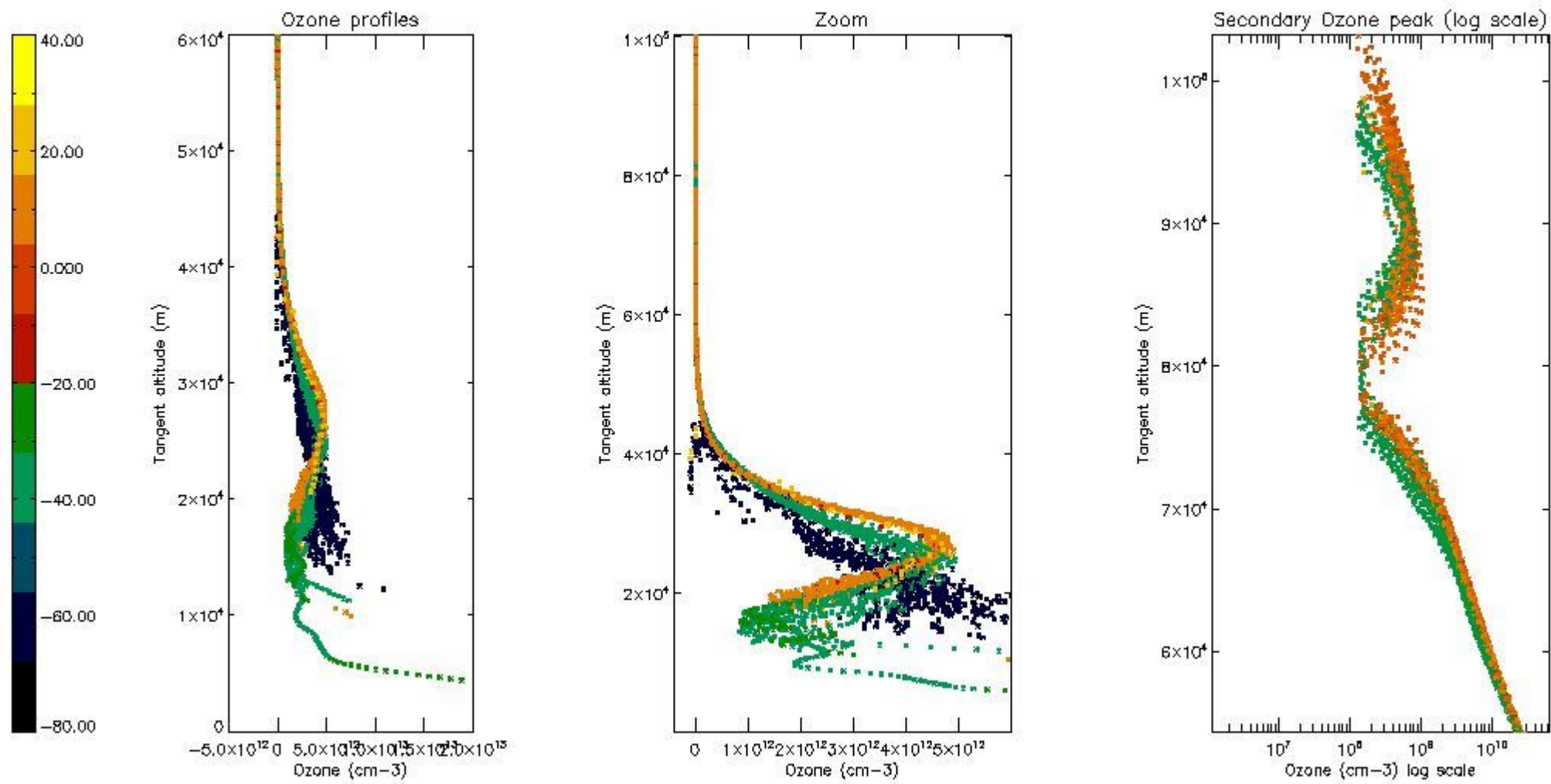
5.3 Plot ozone profiles where STD < 20% (dark without errors)

The colorbar represents the latitude.



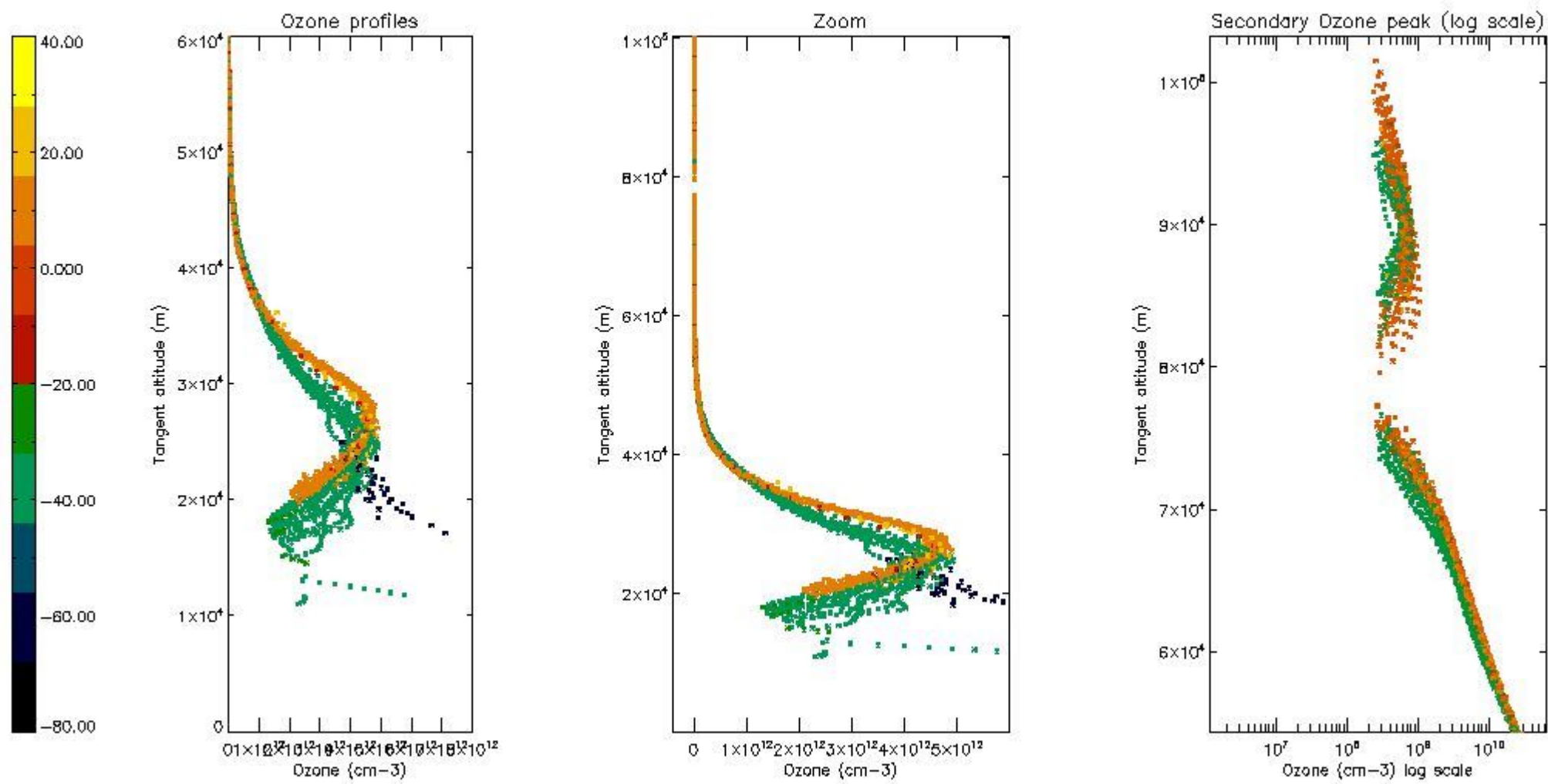
5.4 Plot ozone profiles where STD < 10% (dark without errors)

The colorbar represents the latitude.



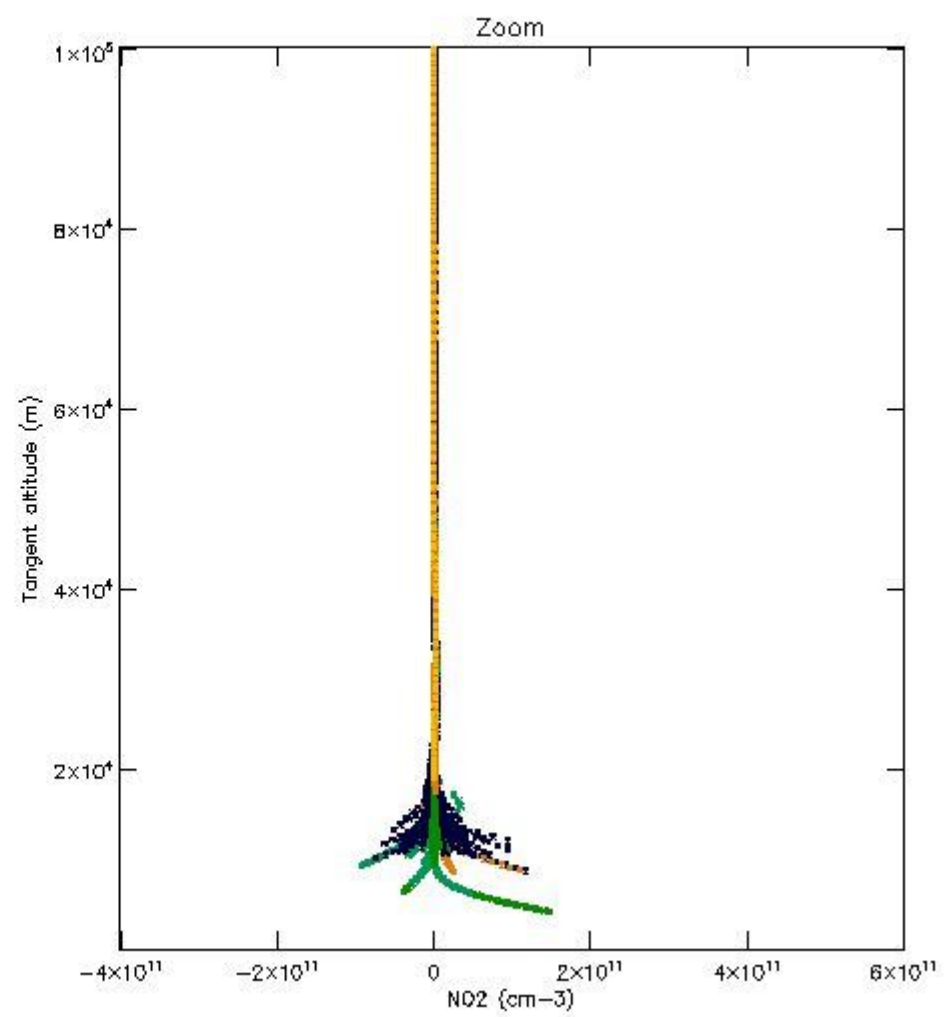
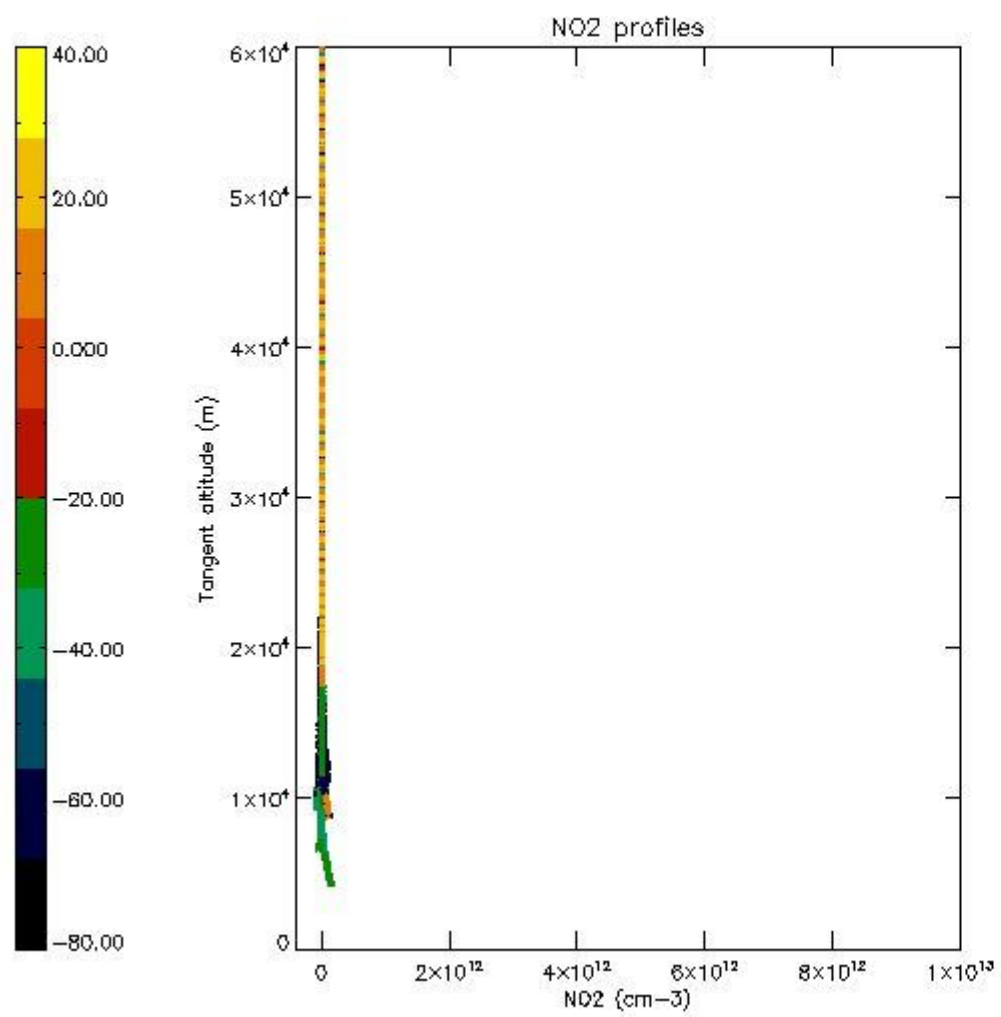
5.5 Plot ozone profiles where $STD < 5\%$ (dark without errors)

The colorbar represents the latitude.



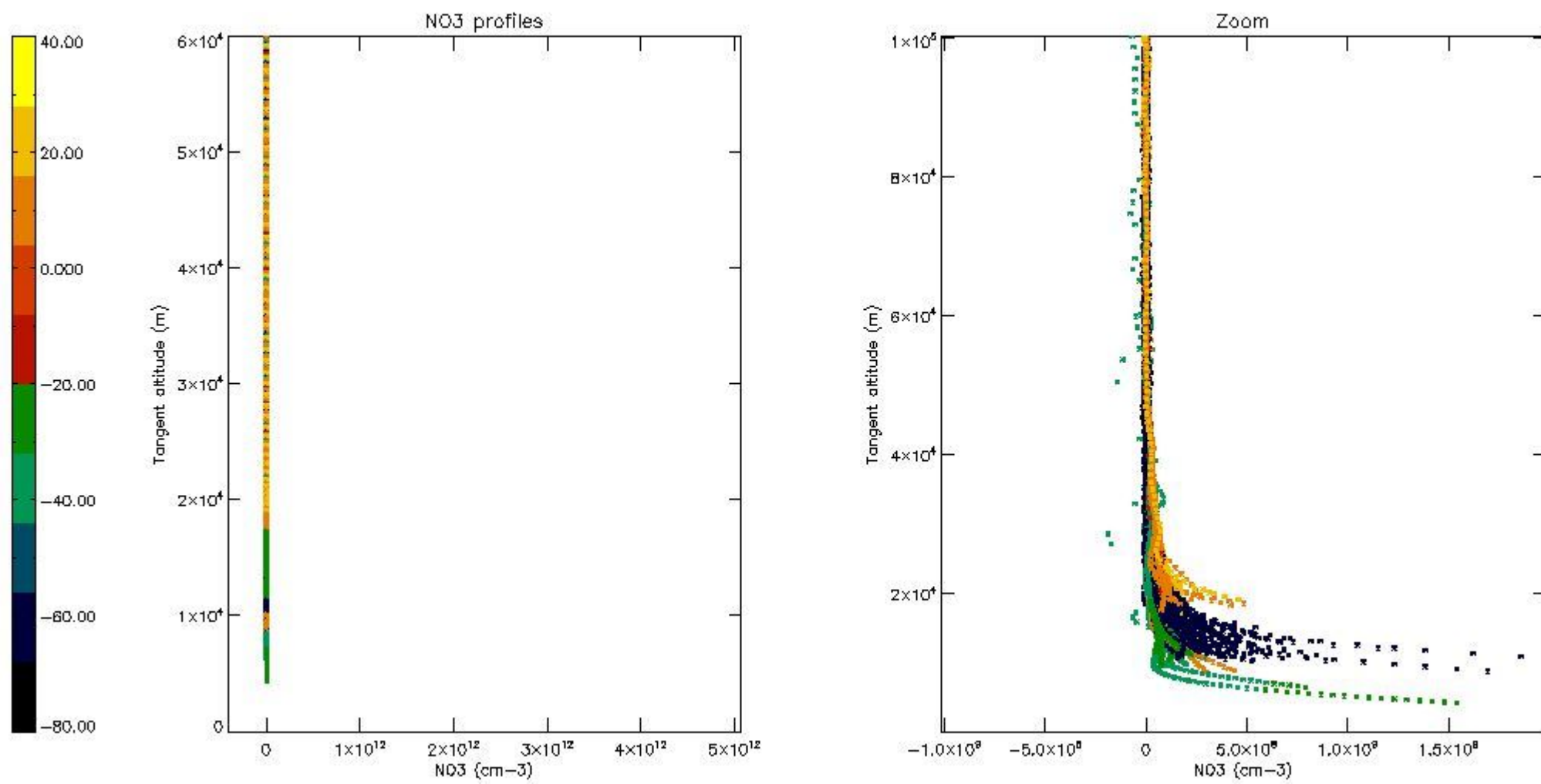
5.6 Plot NO₂ profiles for all STD (dark without errors)

The colorbar represents the latitude.



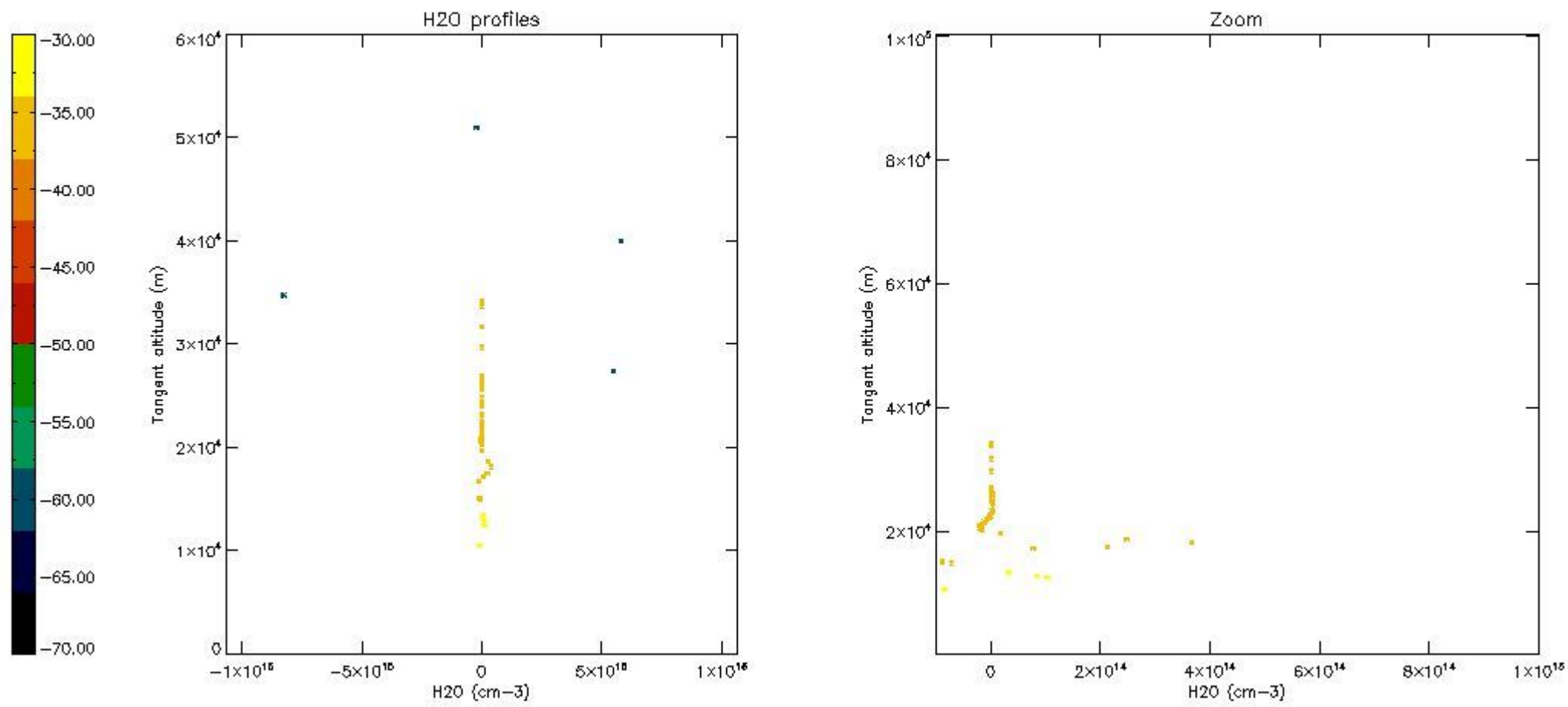
5.7 Plot NO3 profiles for all STD (dark without errors)

The colorbar represents the latitude.



5.8 Plot H₂O profiles for all STD (only for occultations of stars 1,2,3,4,13,14,16,26,63 dark without errors)

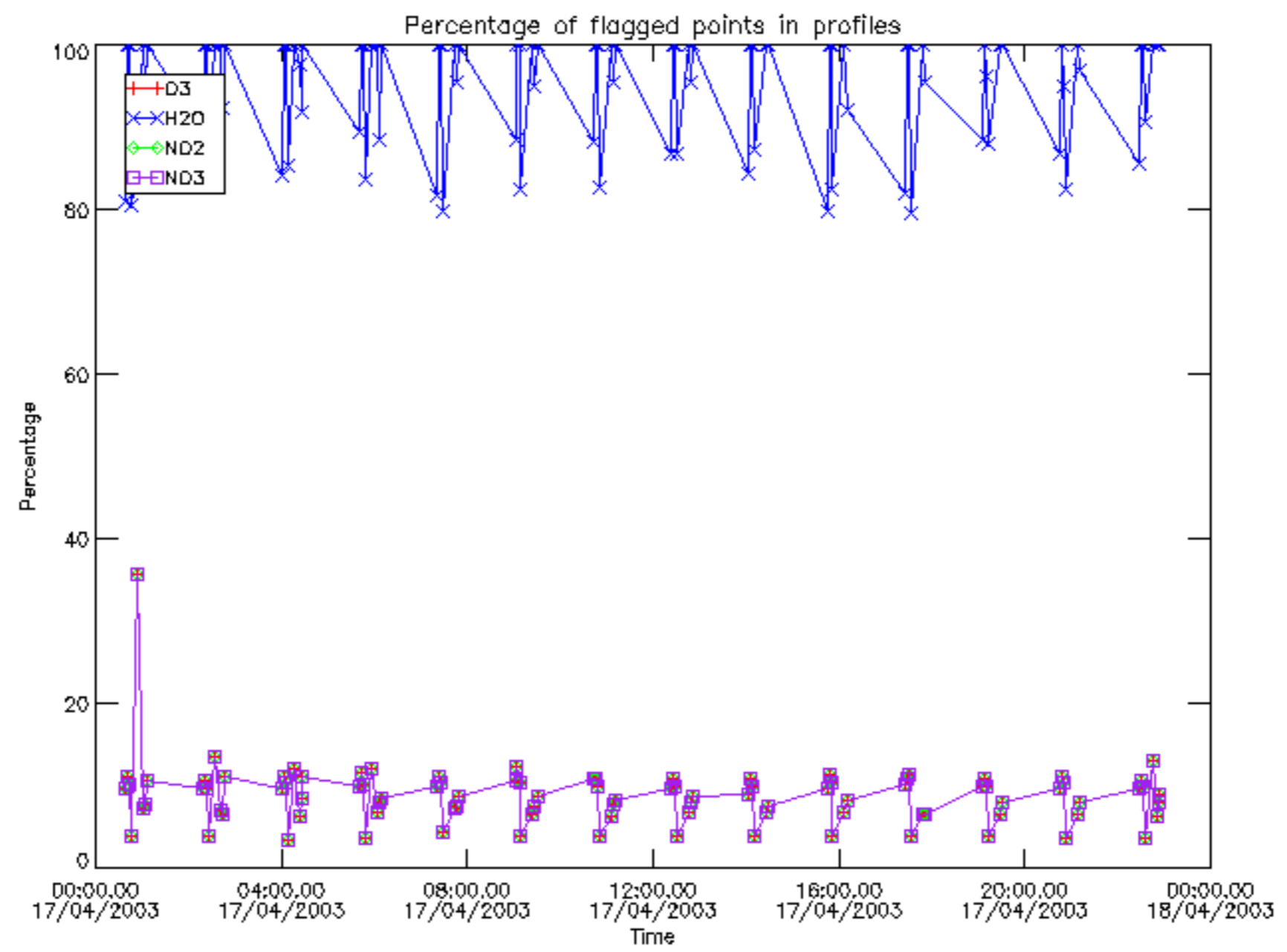
The colorbar represents the latitude.



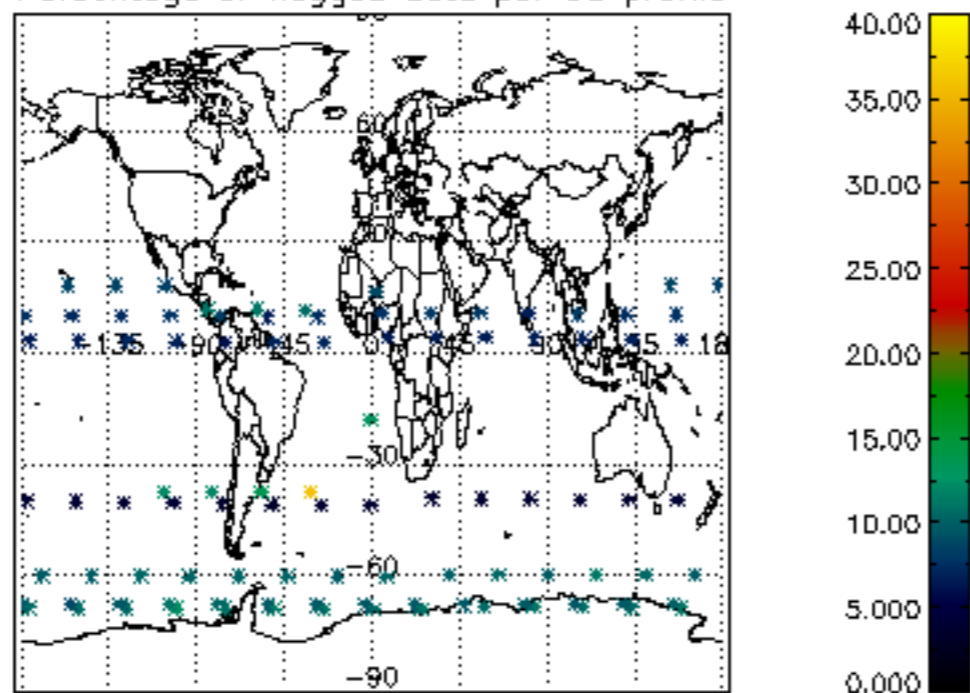
6. Auxiliary Data Files used for the production reported in section 2

The number reported in the third column indicates since which file (see list in section 2) the corresponding auxiliary file has been used. The fourth column is the date of those product files.

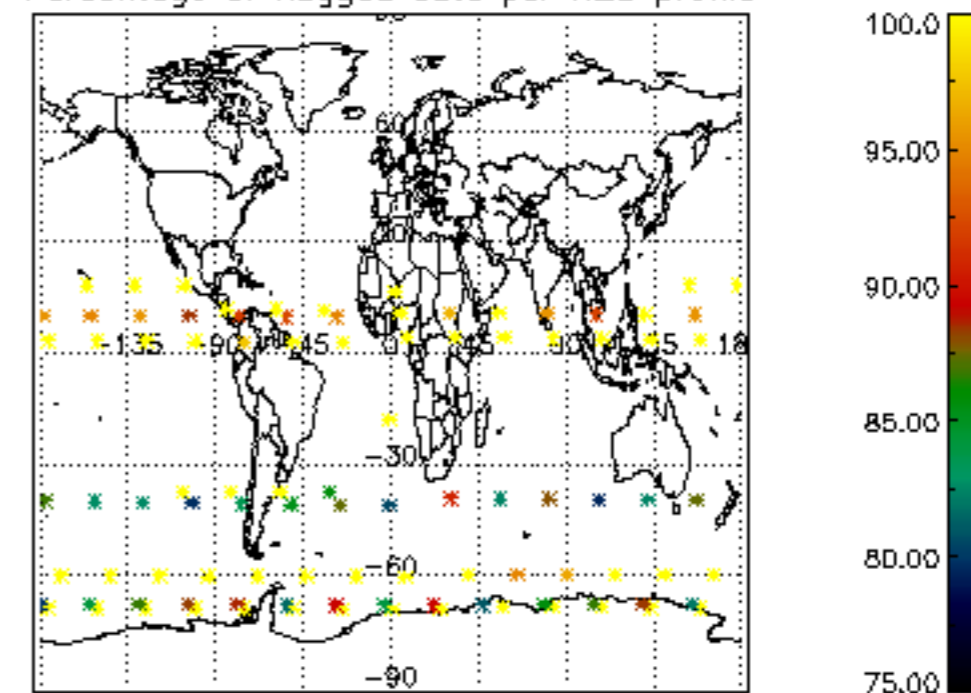
Type	Auxiliary Filename	Used since product	Used since product date
INST_PHYS_CHARACTERISTICS	GOM_INS_AXNIEC20050627_150440_20020301_000000_20100101_000000	1	17-APR-2003 00:00:17
LEVEL-2_PROC_CONFIG	GOM_PR2_AXVIEC20091111_152718_20020301_000000_20500101_000000	1	17-APR-2003 00:00:17
CROSS_SECTIONS_FILE	GOM_CRS_AXVIEC20091111_154832_20020301_000000_20500101_000000	1	17-APR-2003 00:00:17



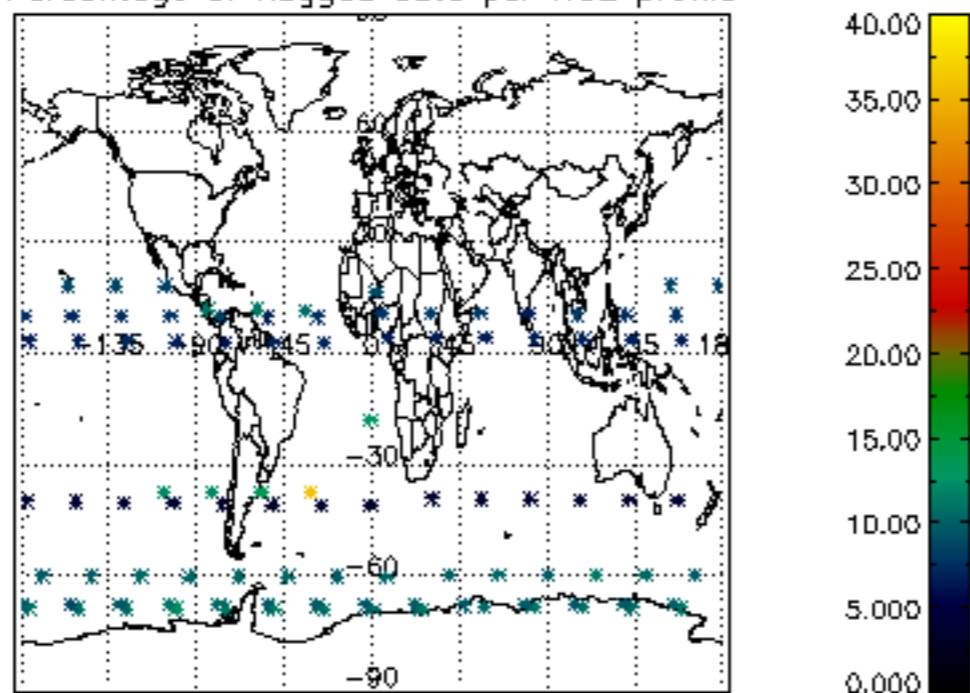
Percentage of flagged data per D3 profile



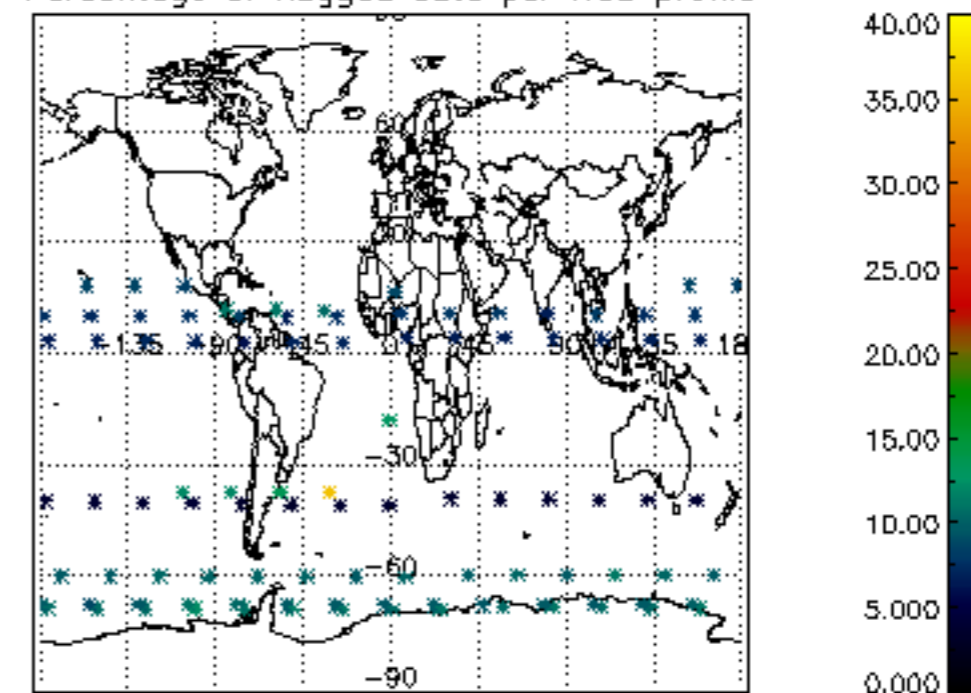
Percentage of flagged data per H2O profile

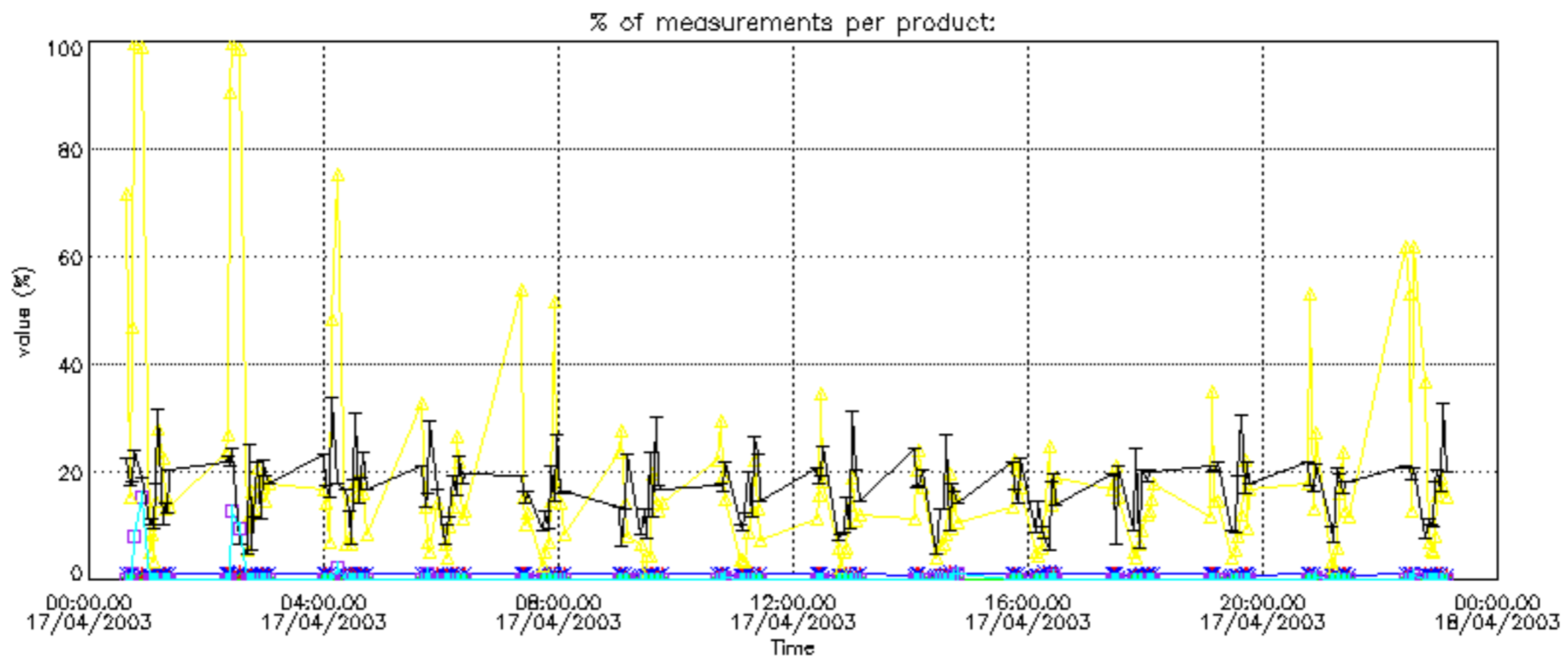


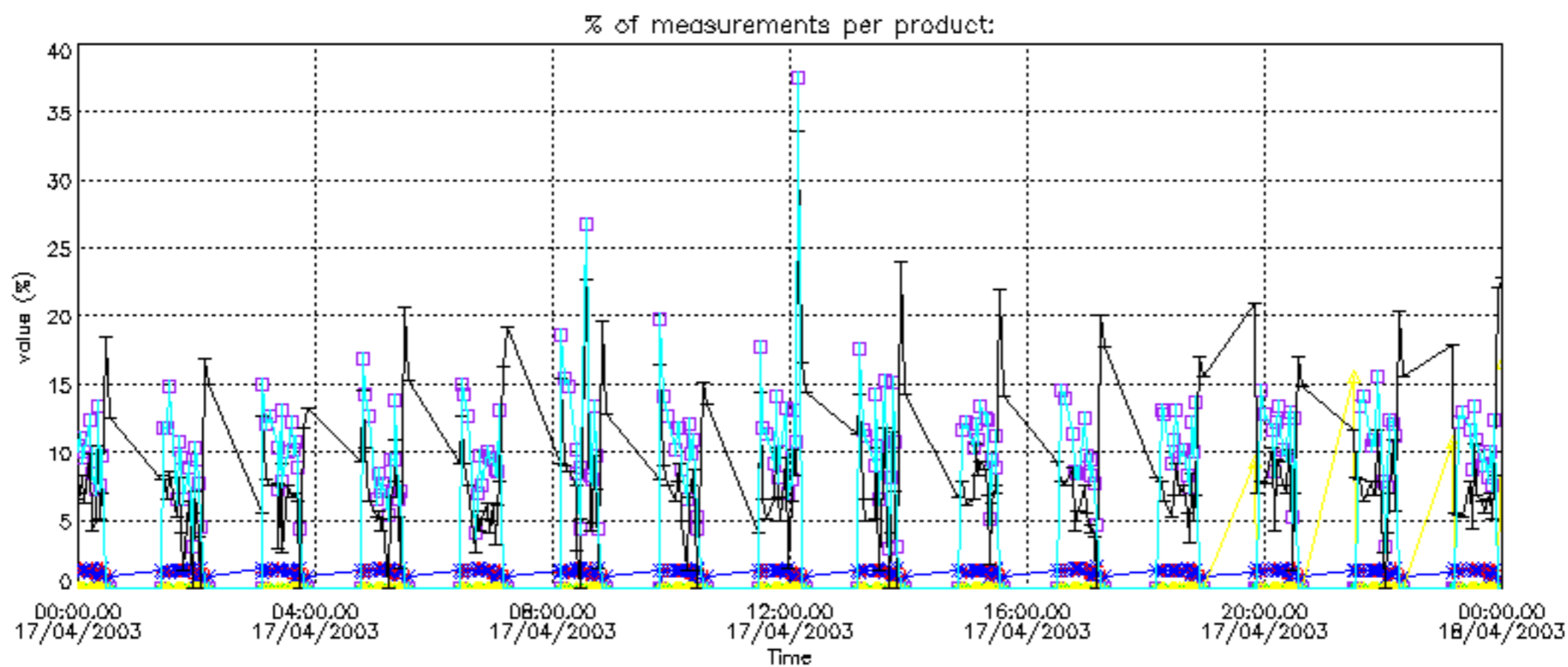
Percentage of flagged data per NO2 profile



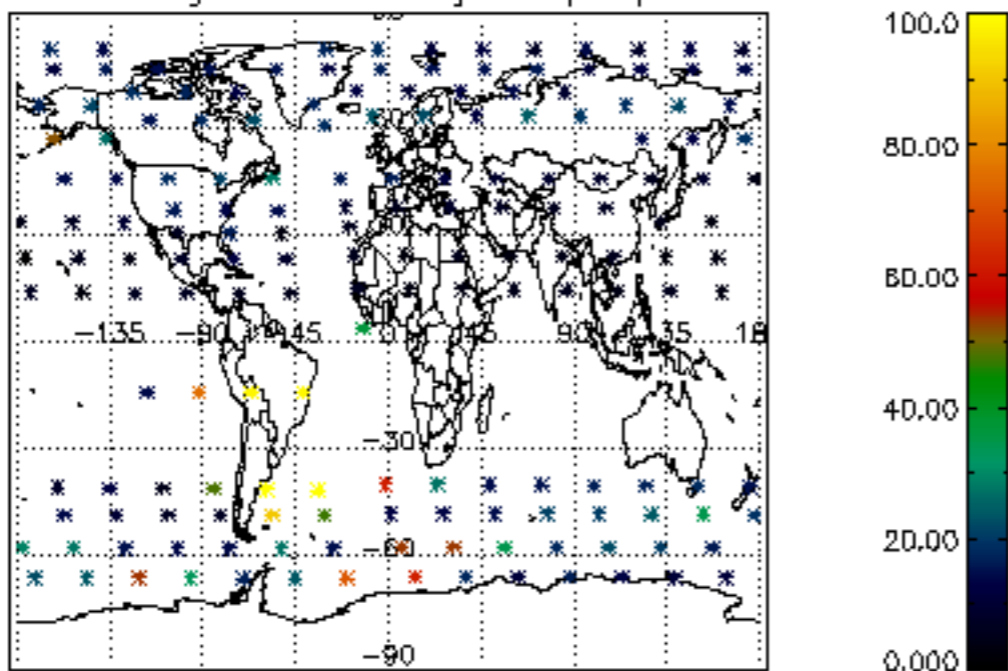
Percentage of flagged data per NO3 profile



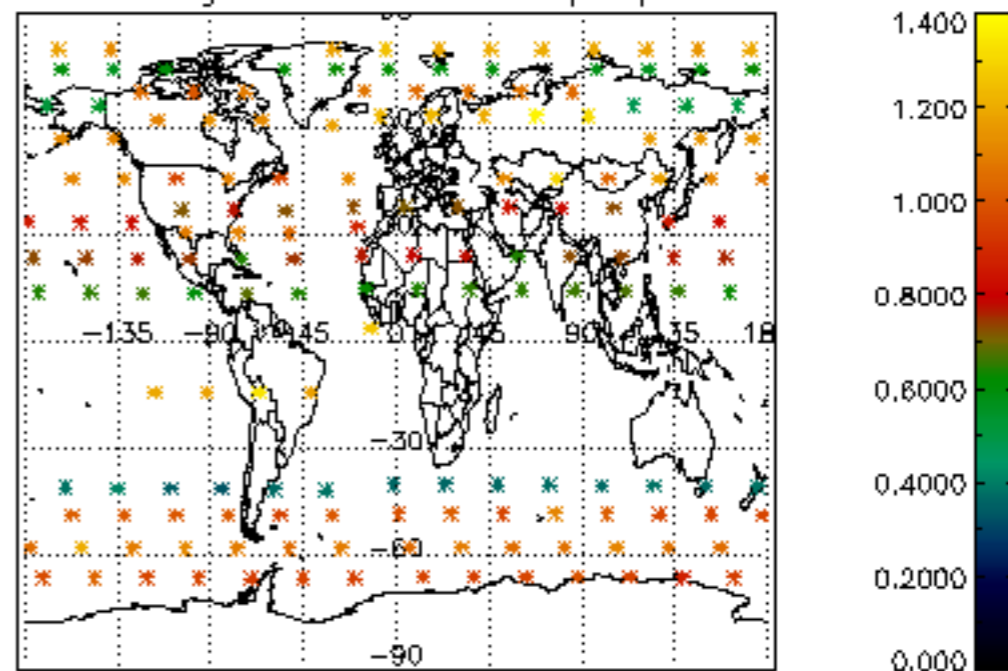




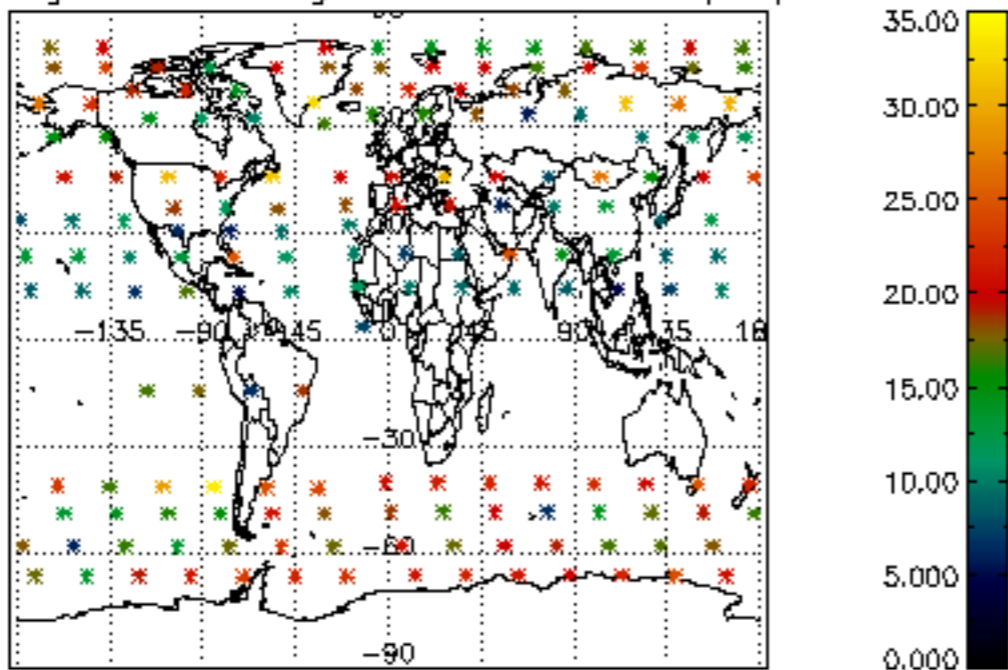
Percentage of cosmic ray hits per profile



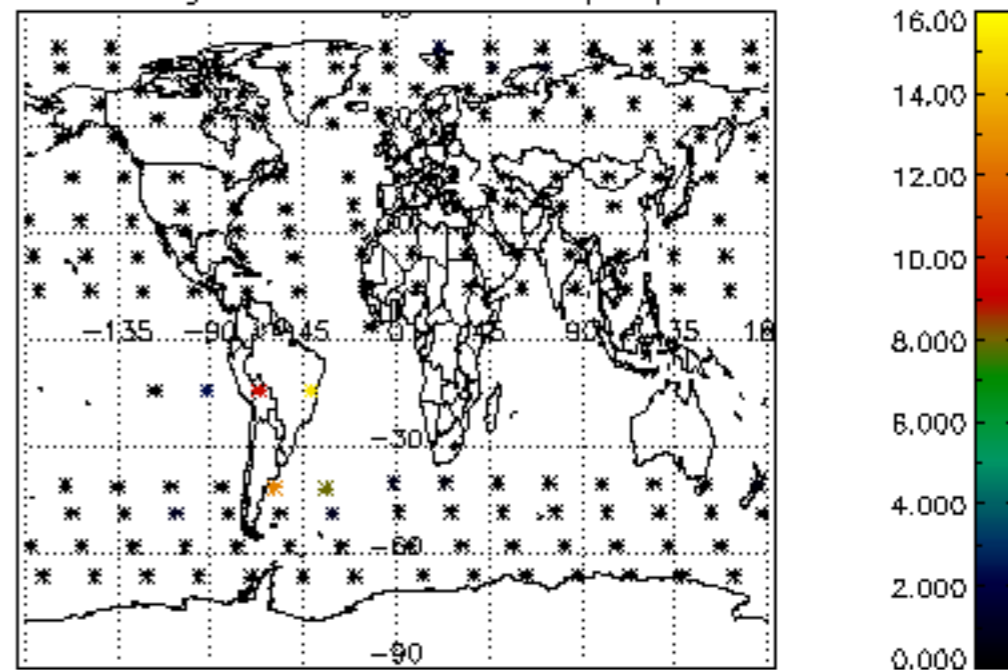
Percentage of datation errors per profile



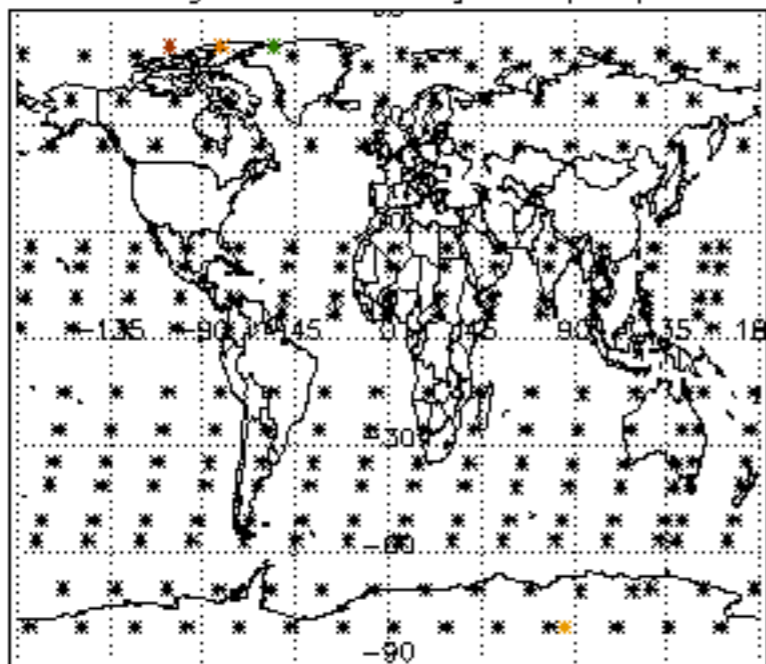
Percentage of star falling outside central band per profile



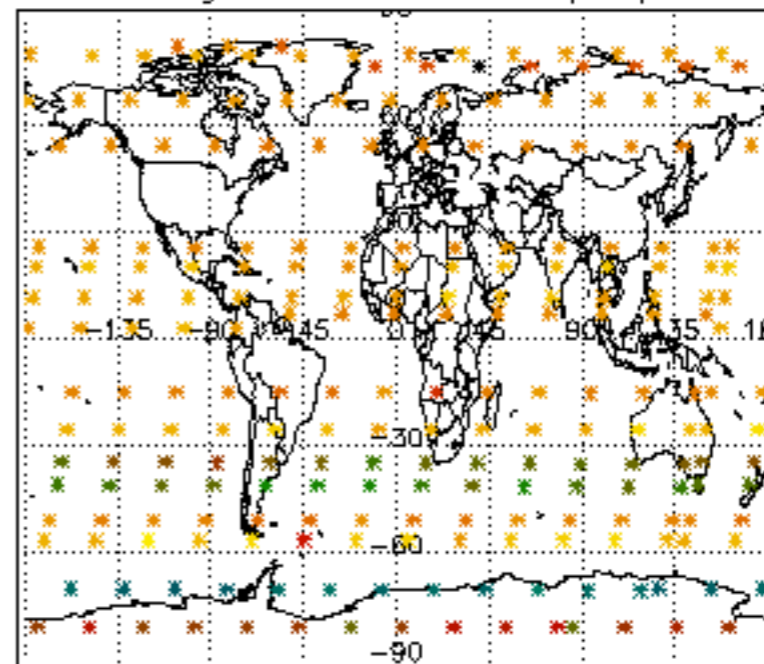
Percentage of saturation errors per profile



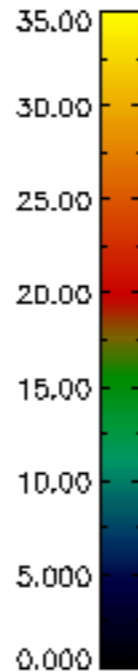
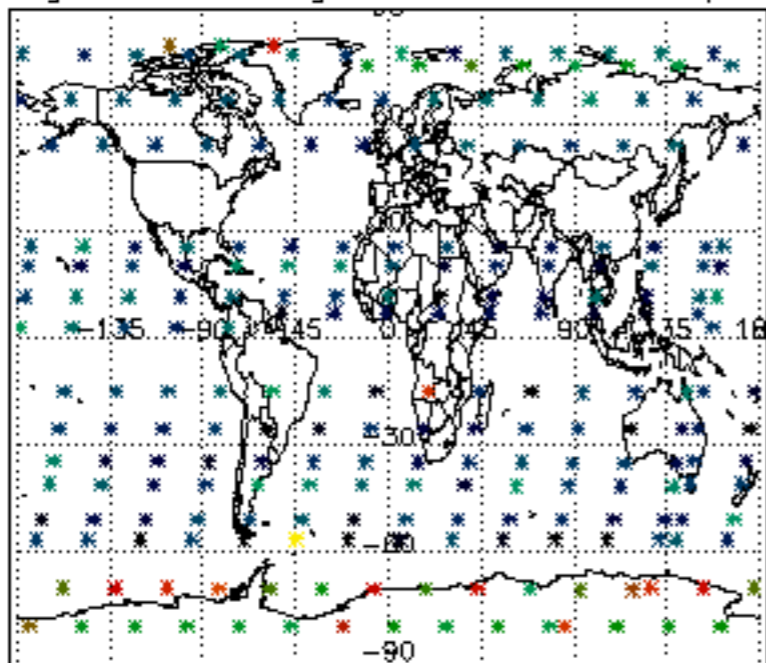
Percentage of cosmic ray hits per profile



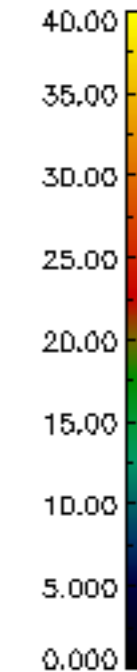
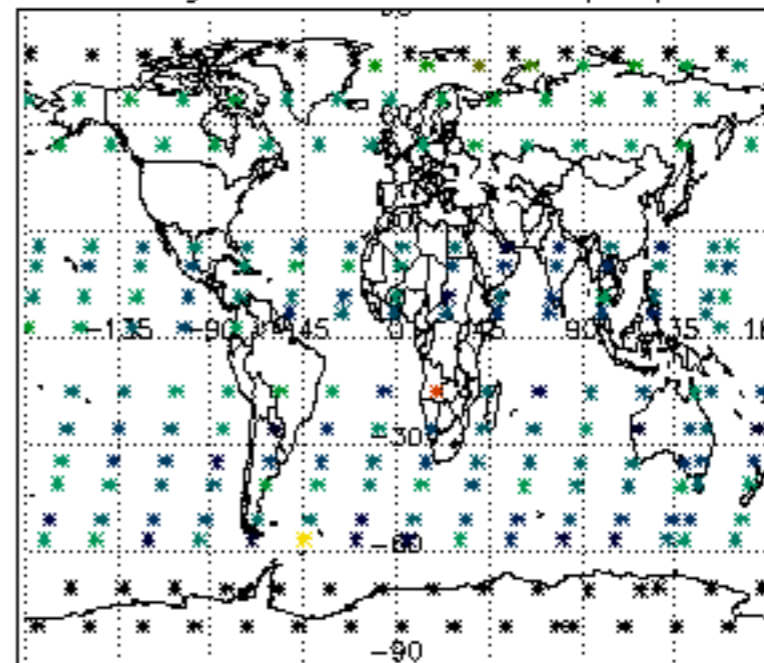
Percentage of datation errors per profile

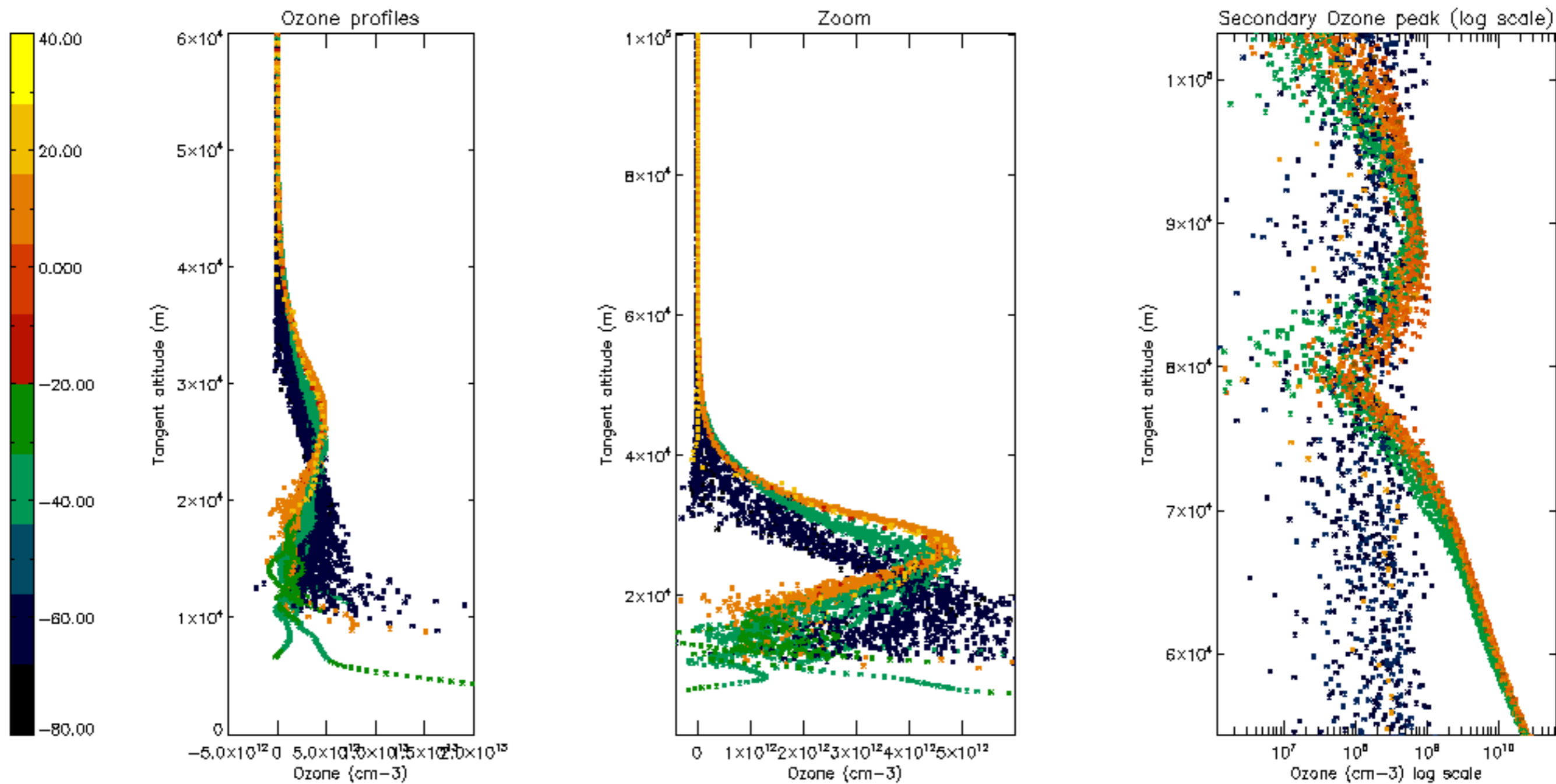


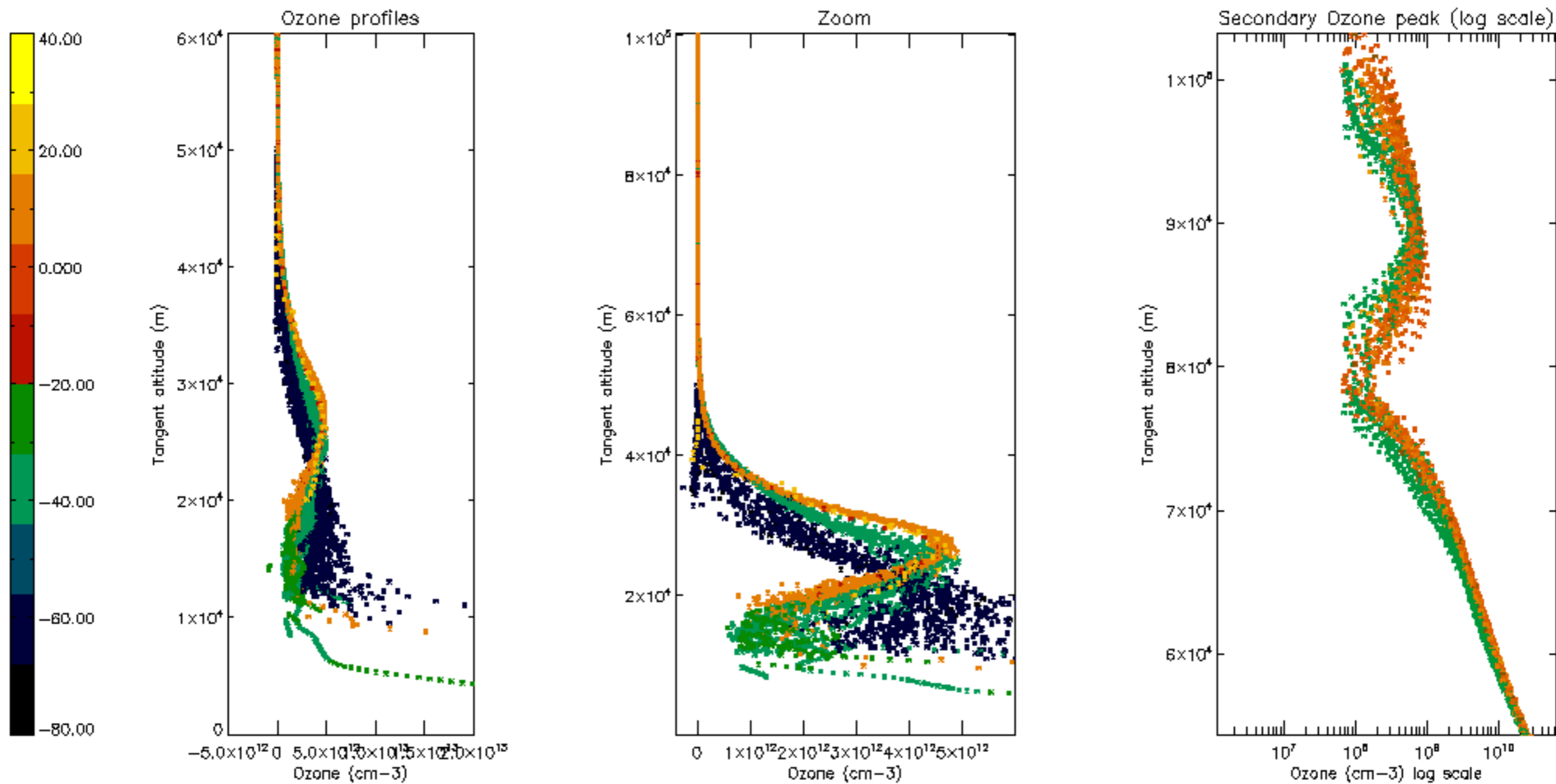
Percentage of star falling outside central band per profile

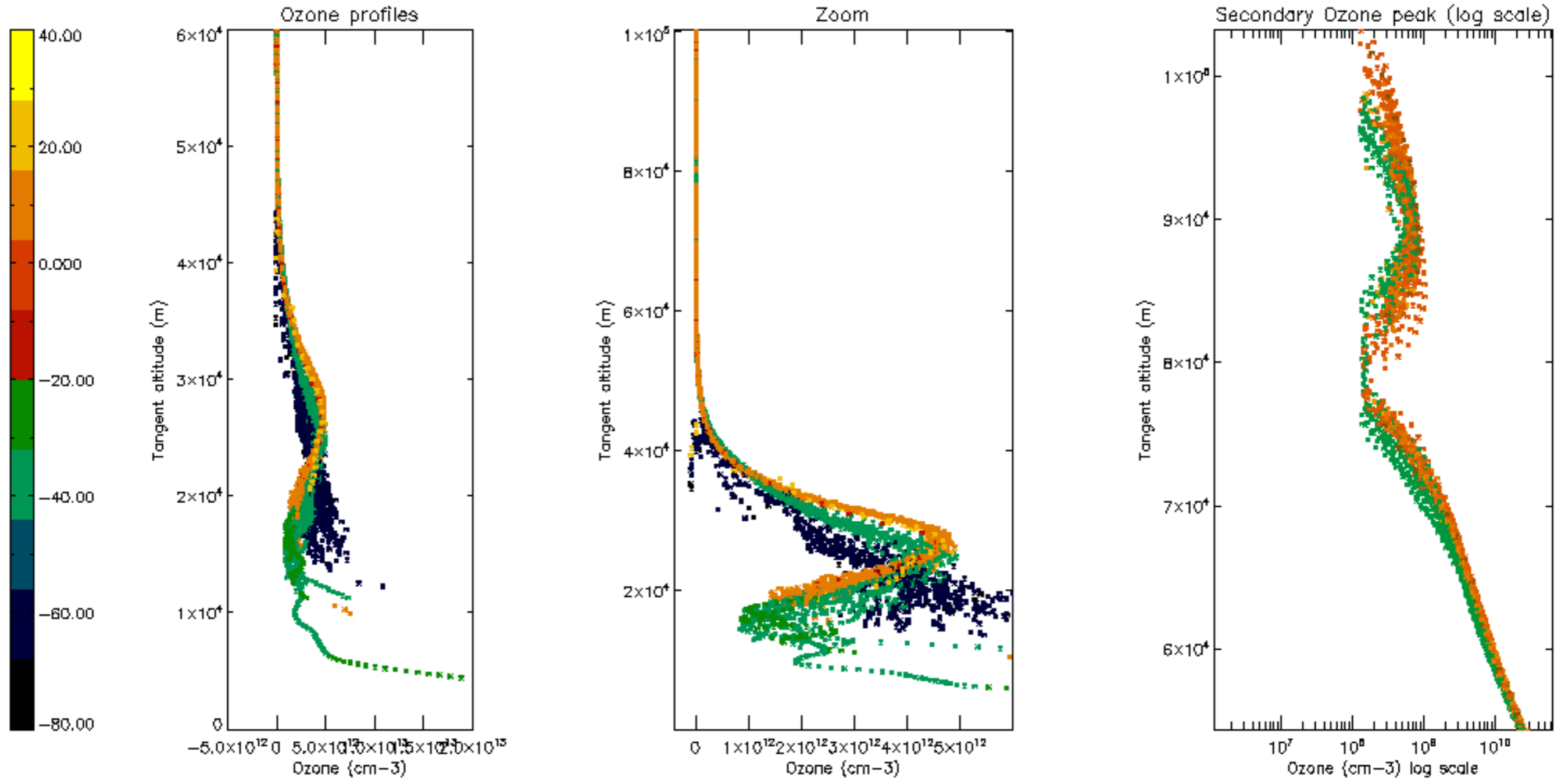


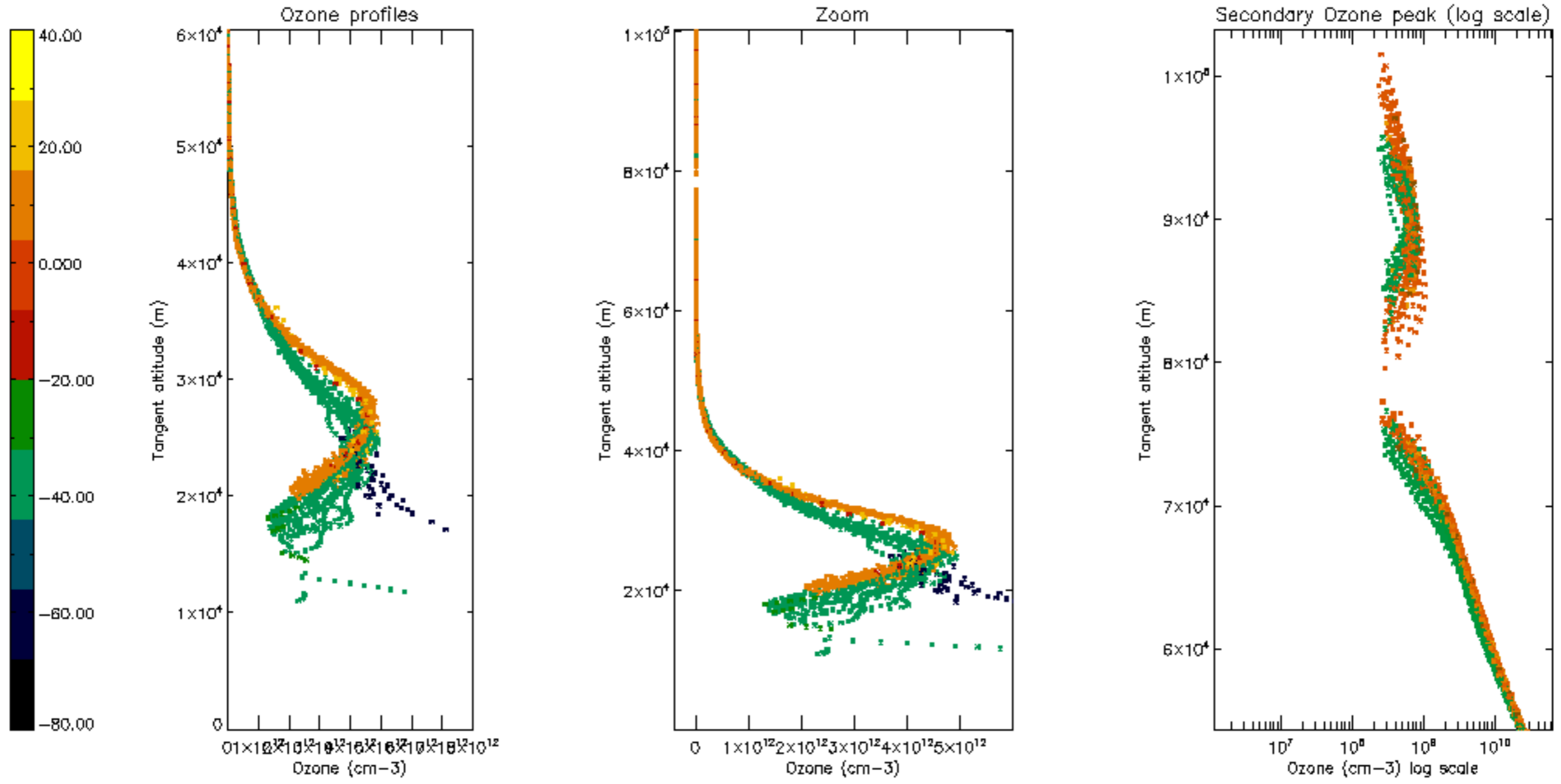
Percentage of saturation errors per profile

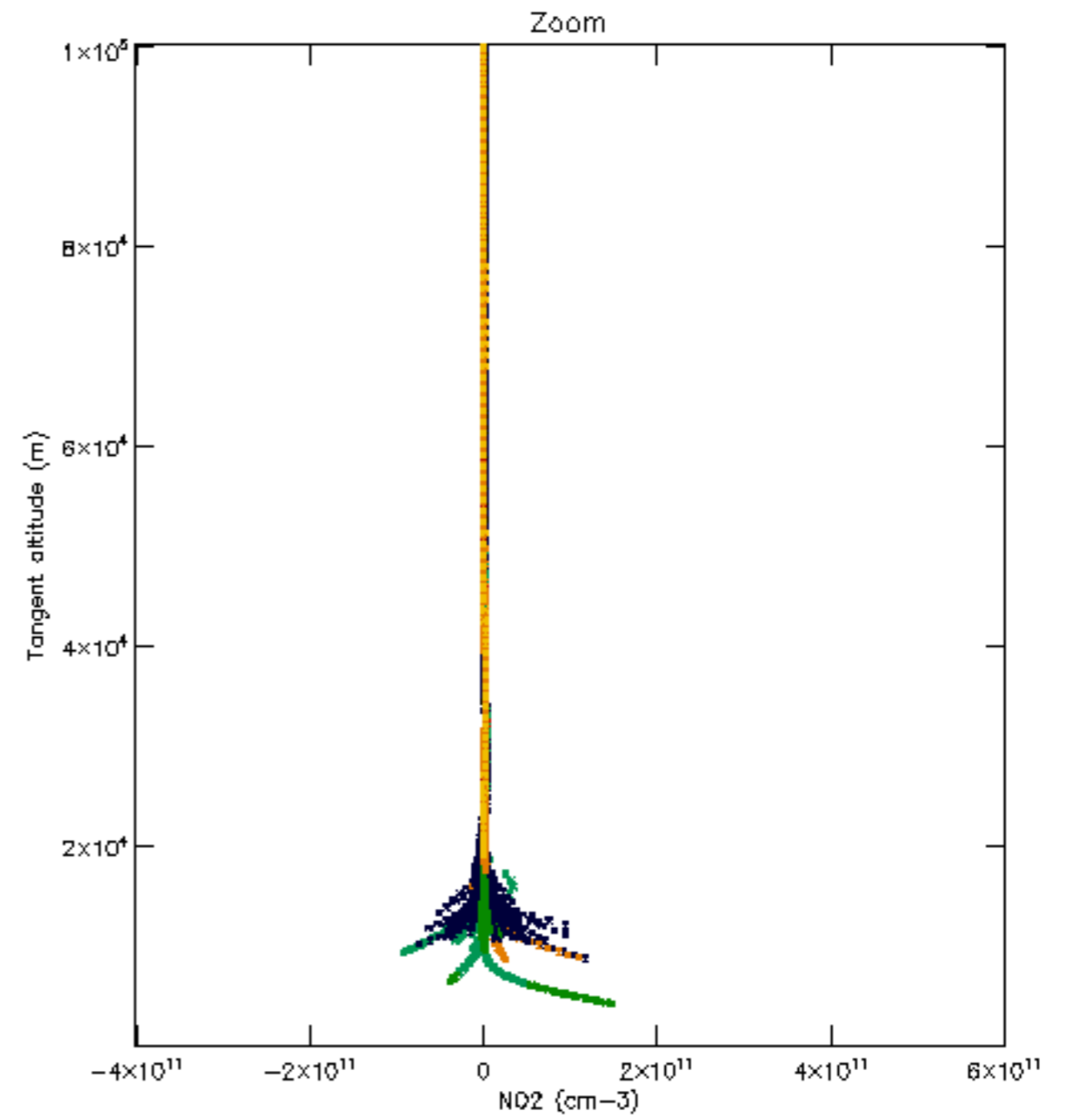
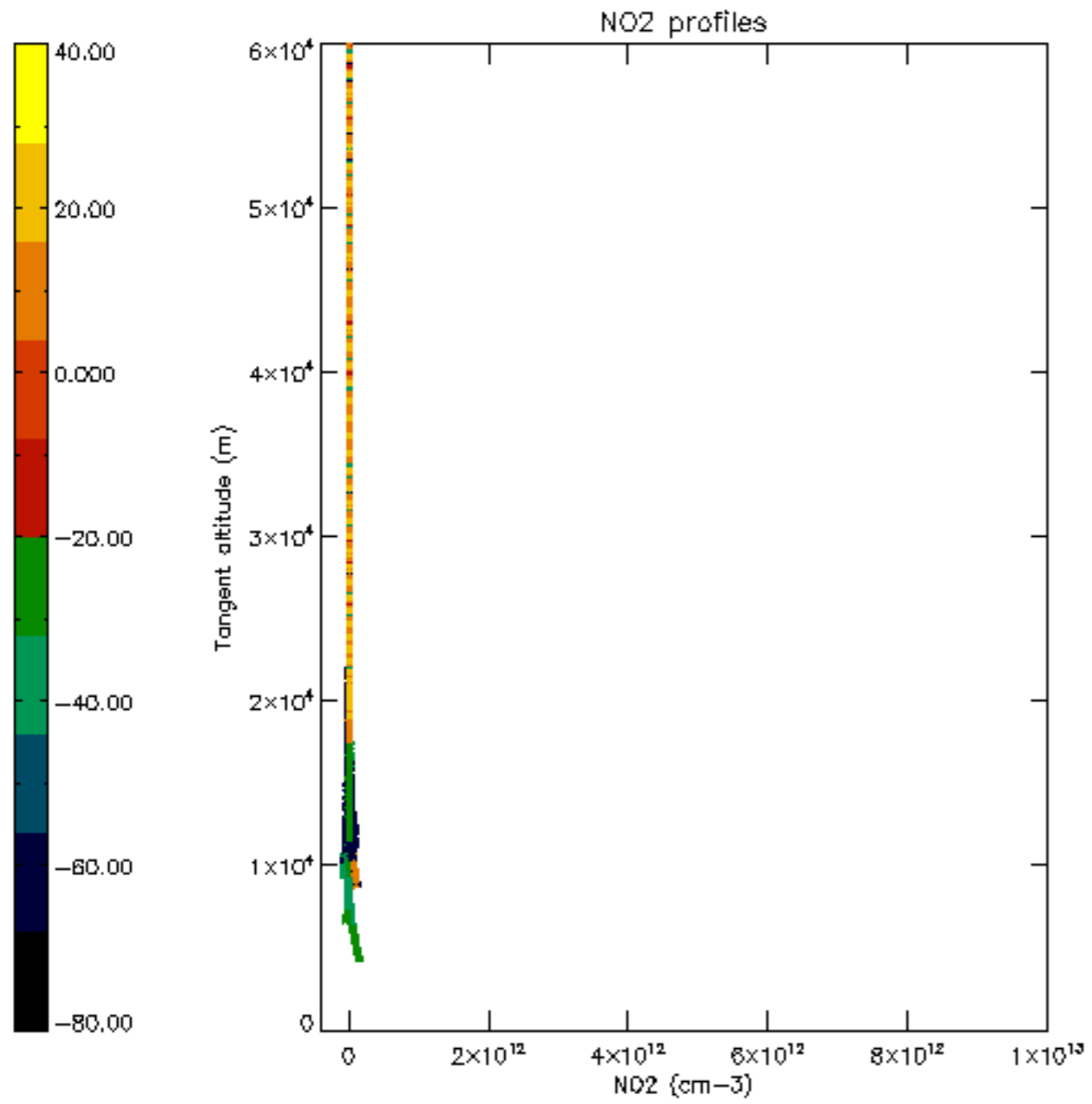


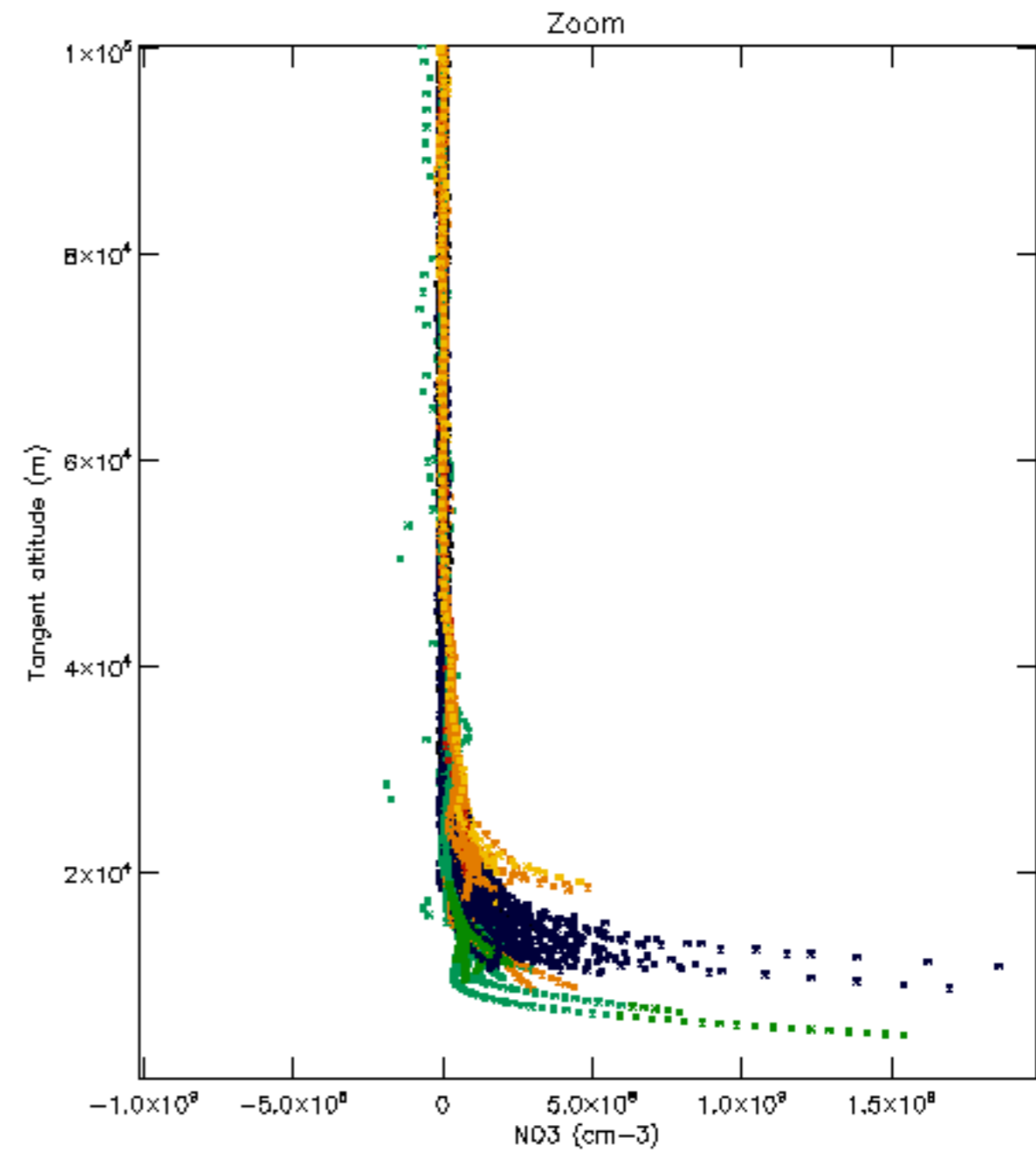
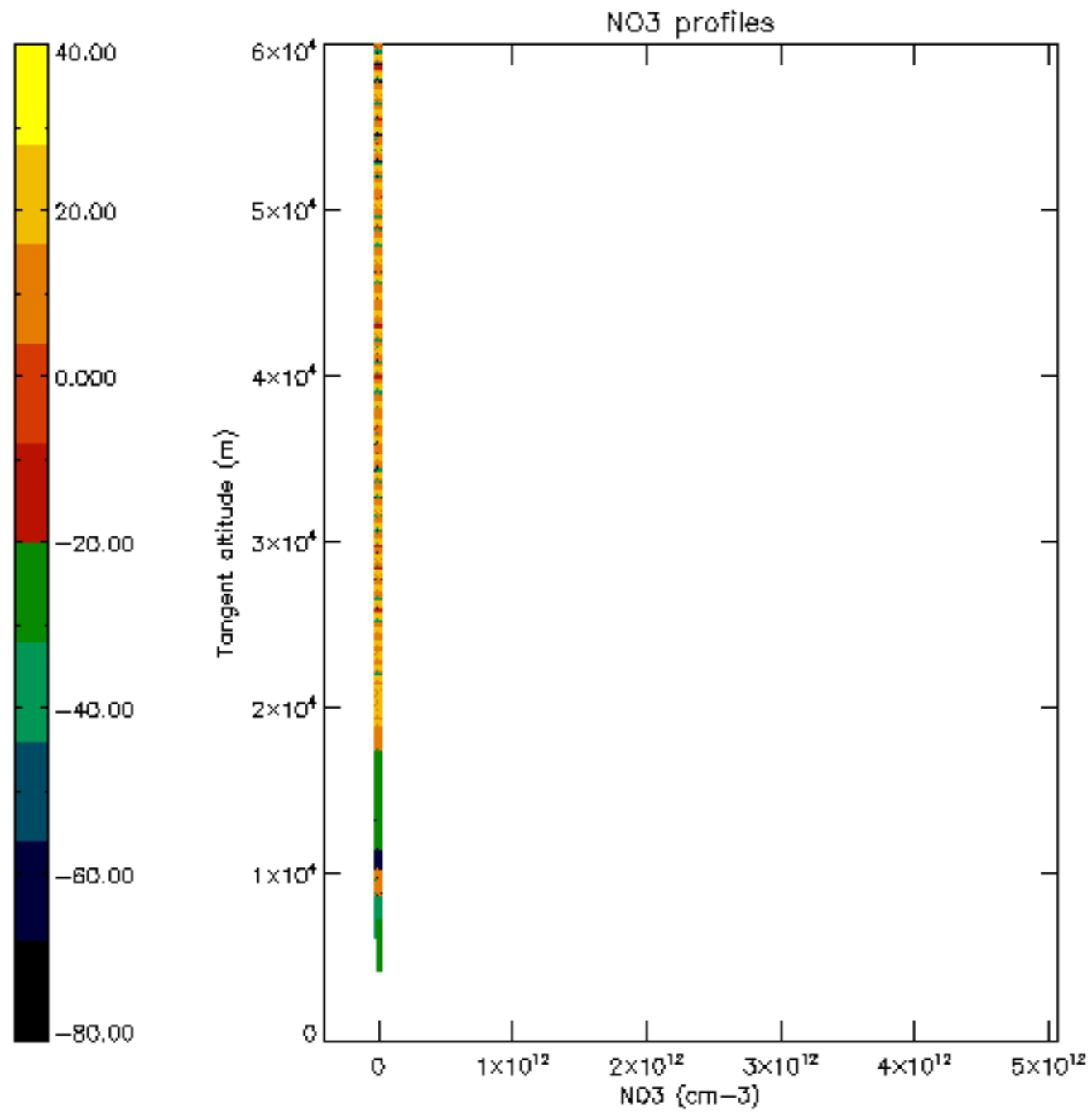


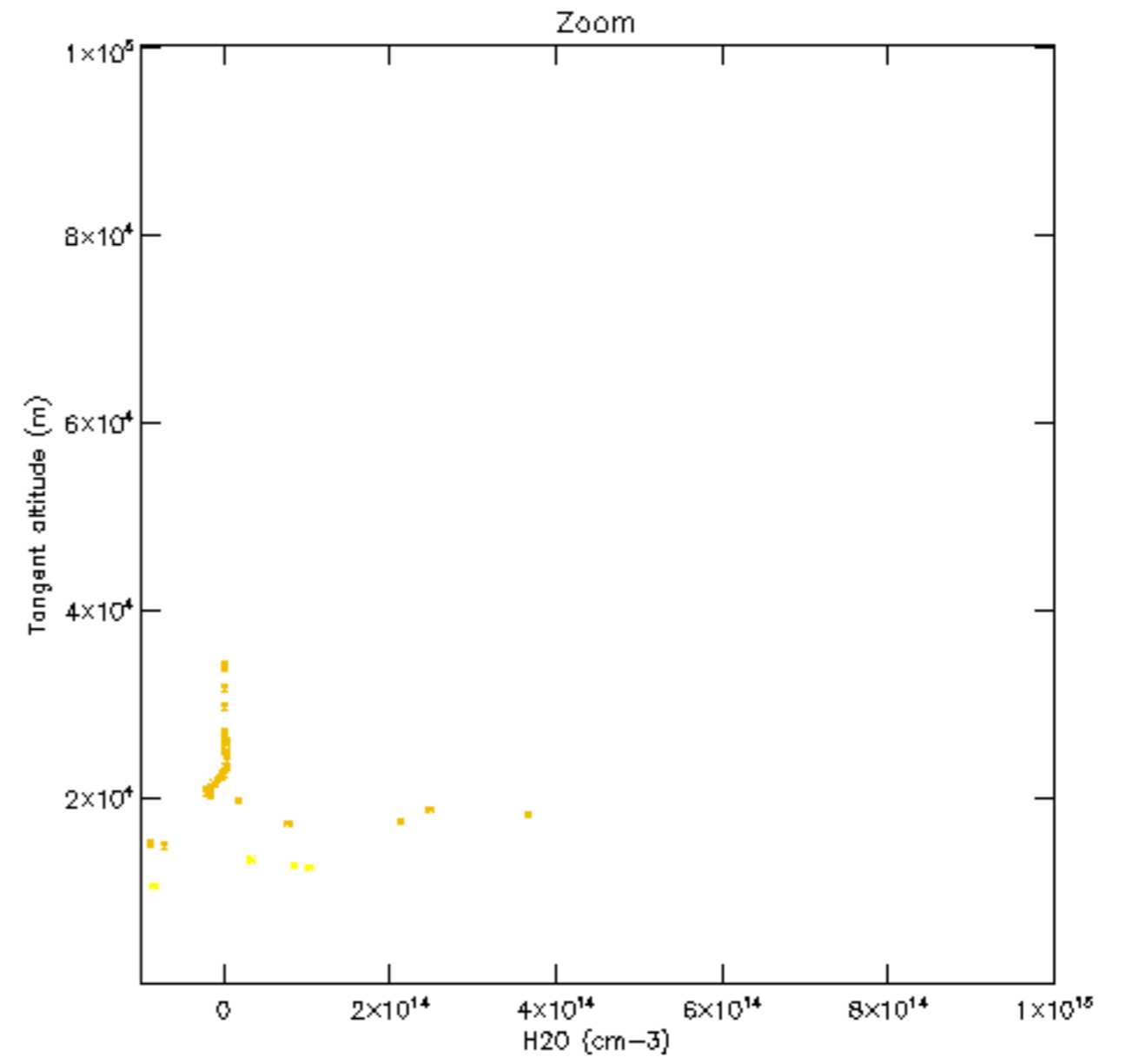
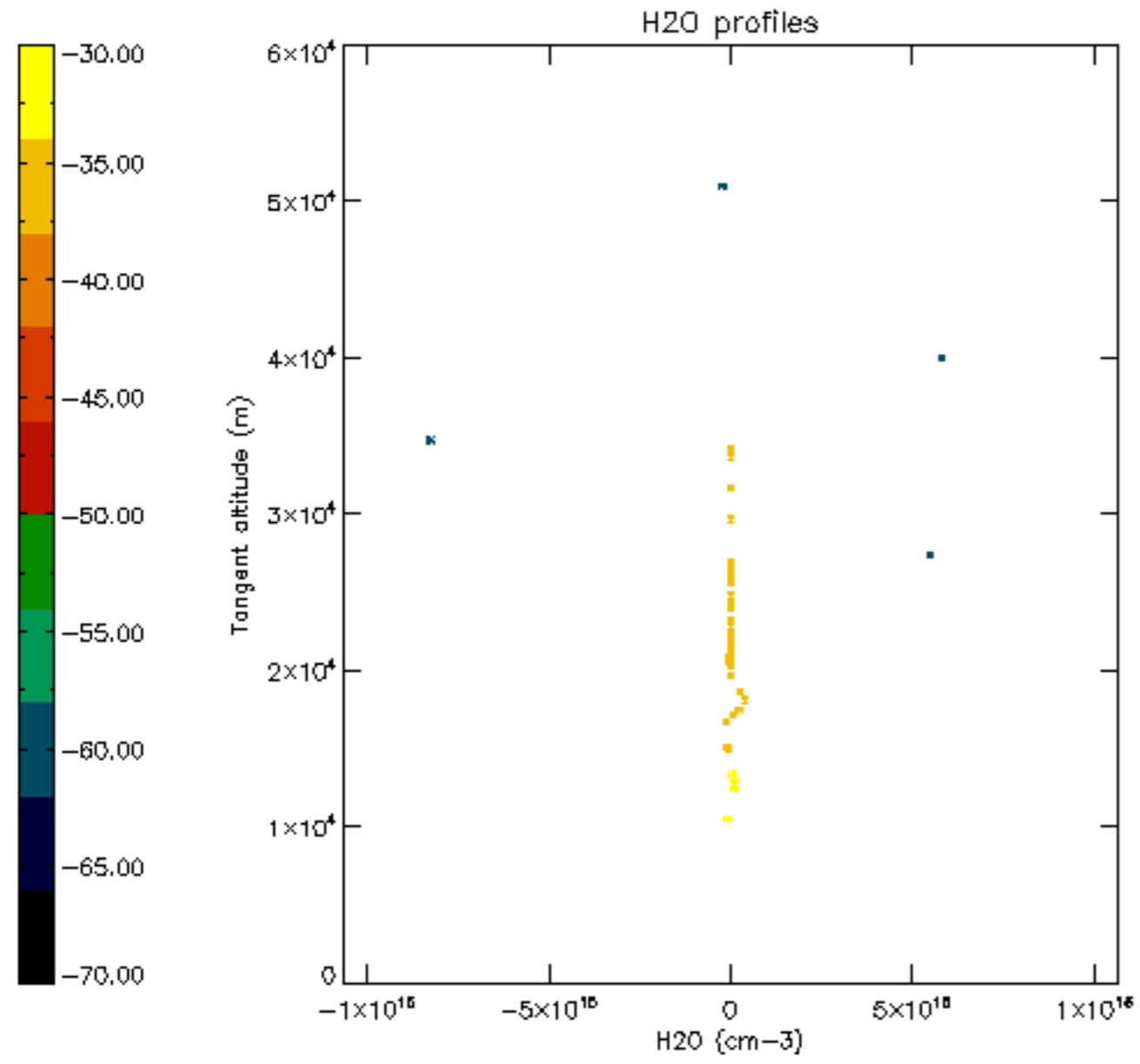


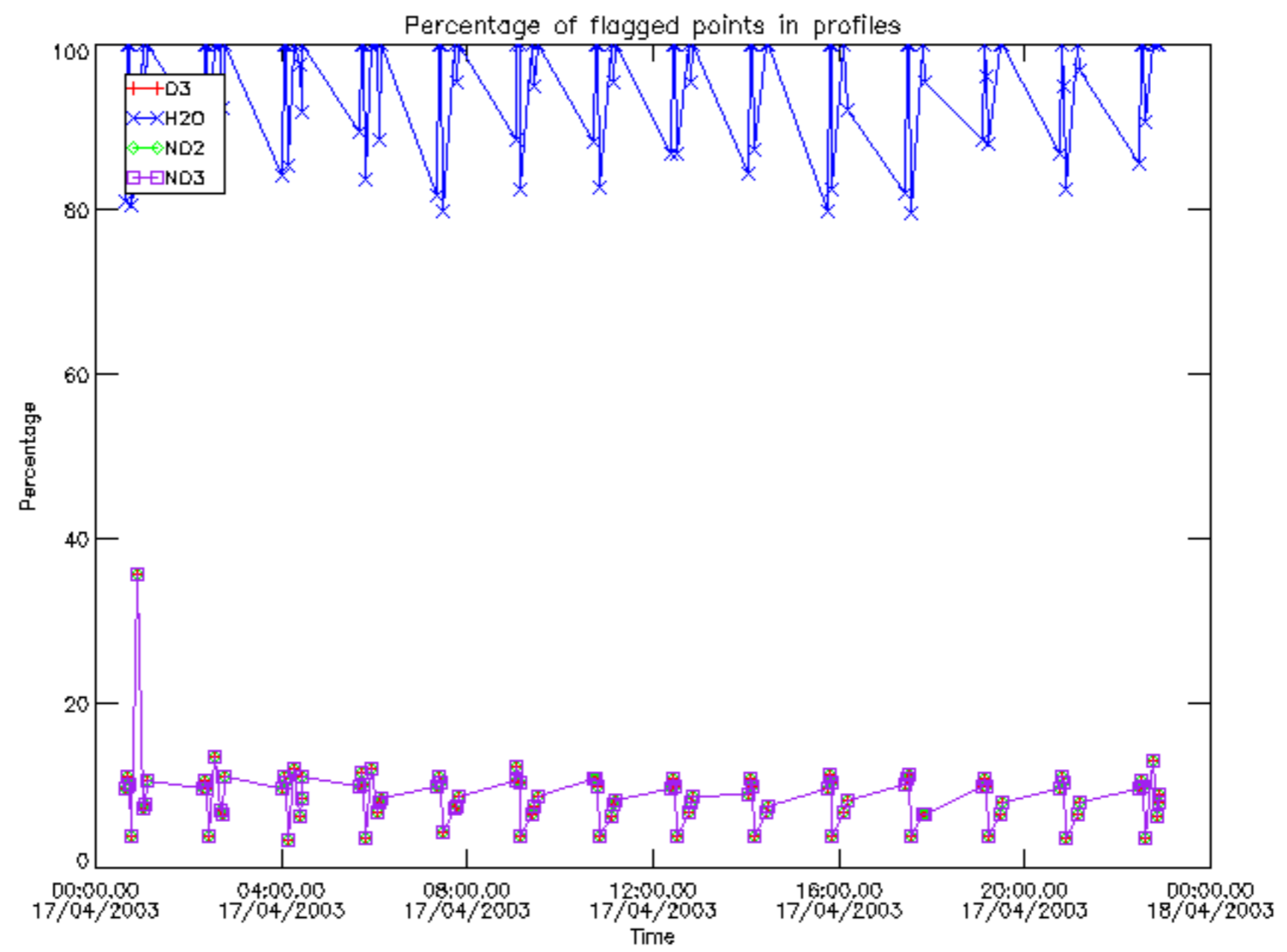




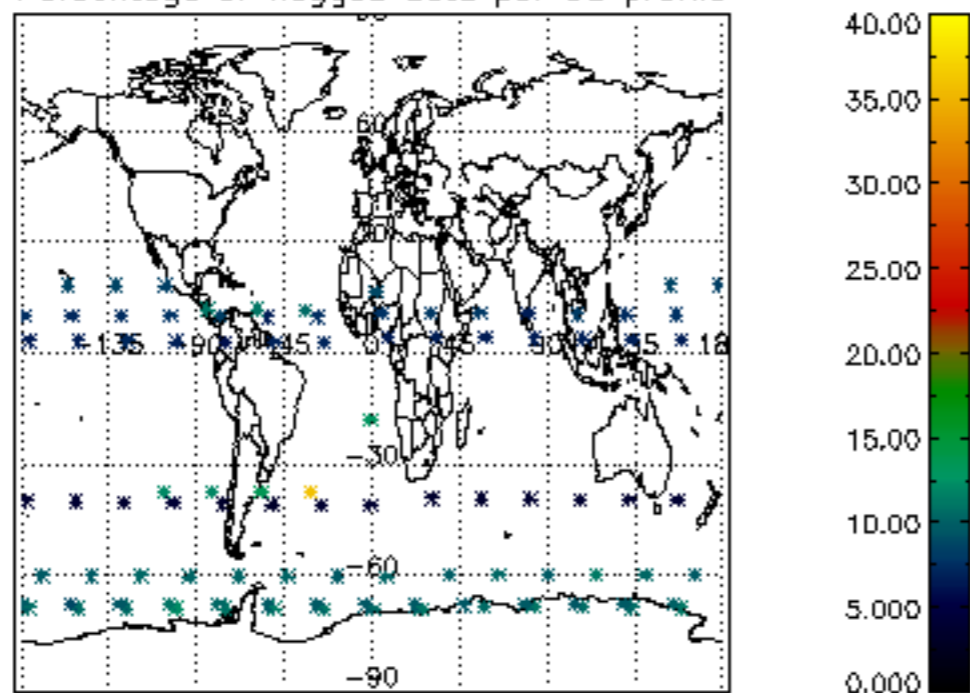




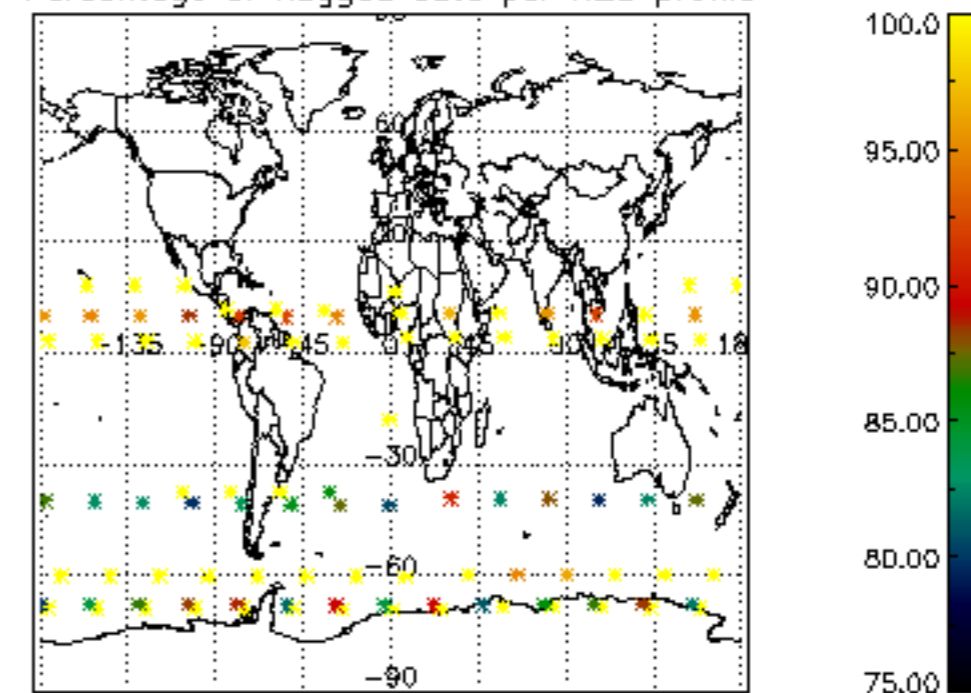




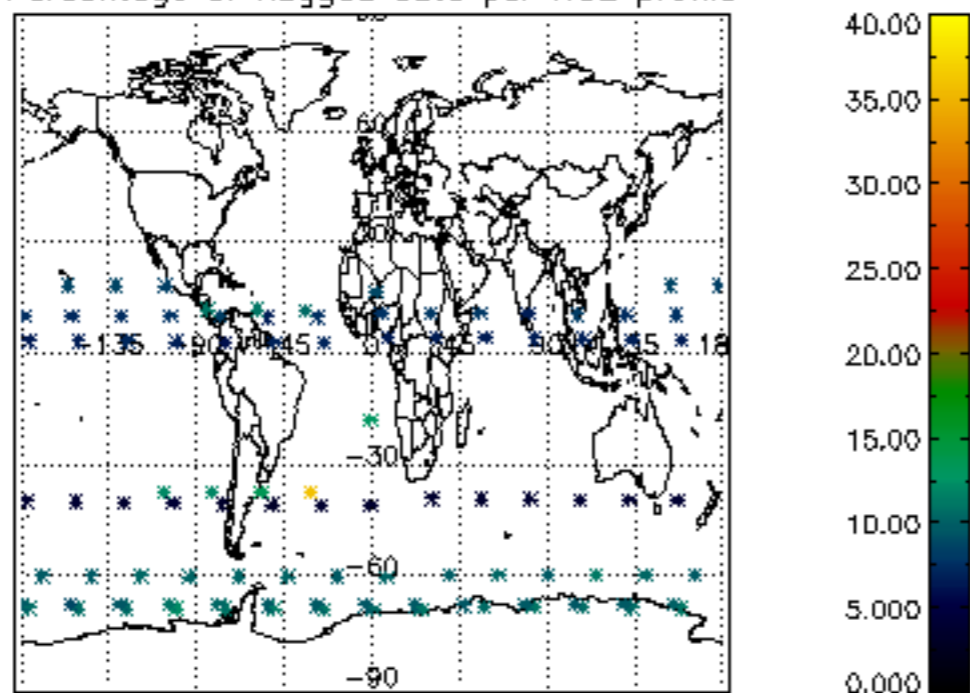
Percentage of flagged data per D3 profile



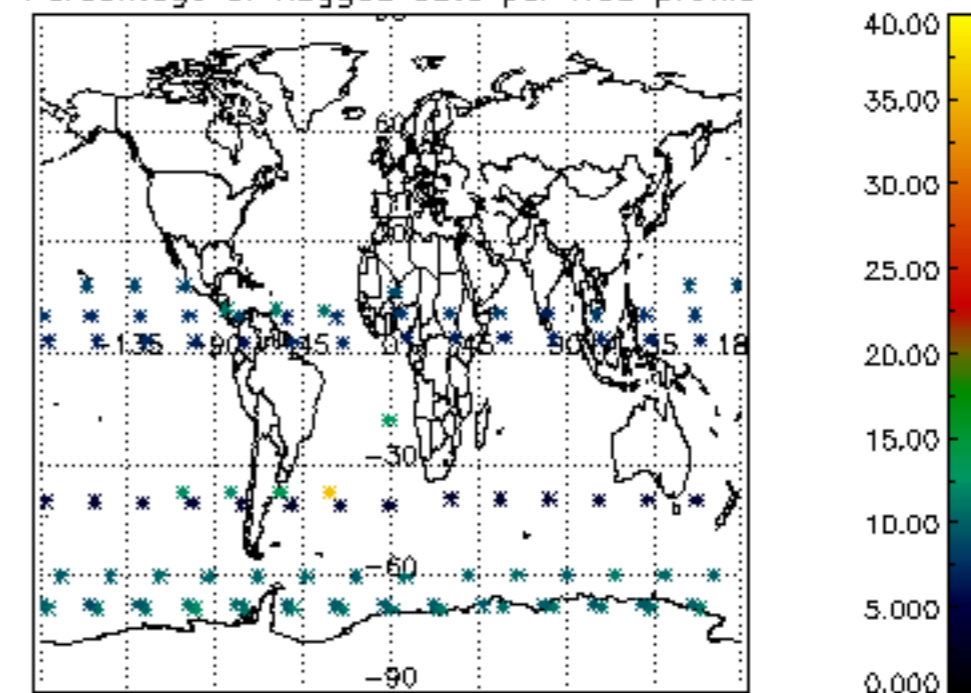
Percentage of flagged data per H2O profile

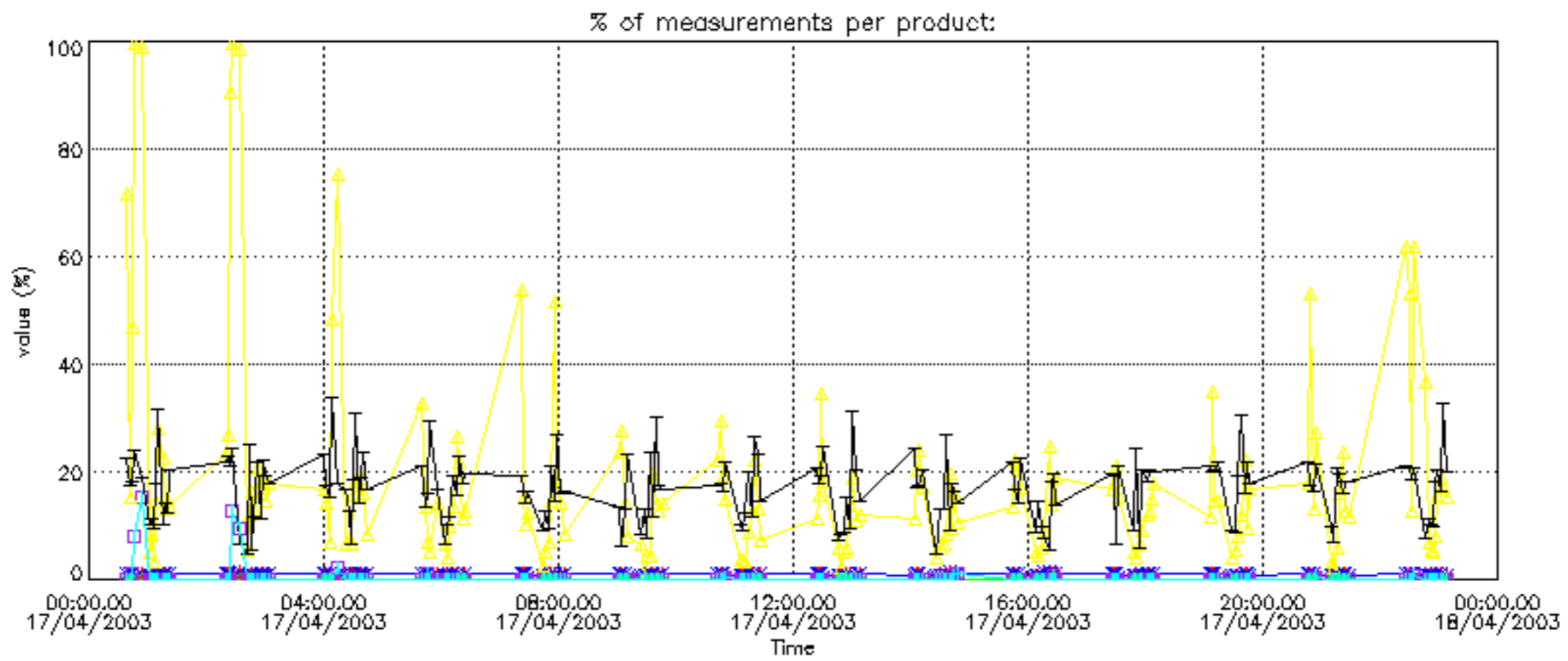


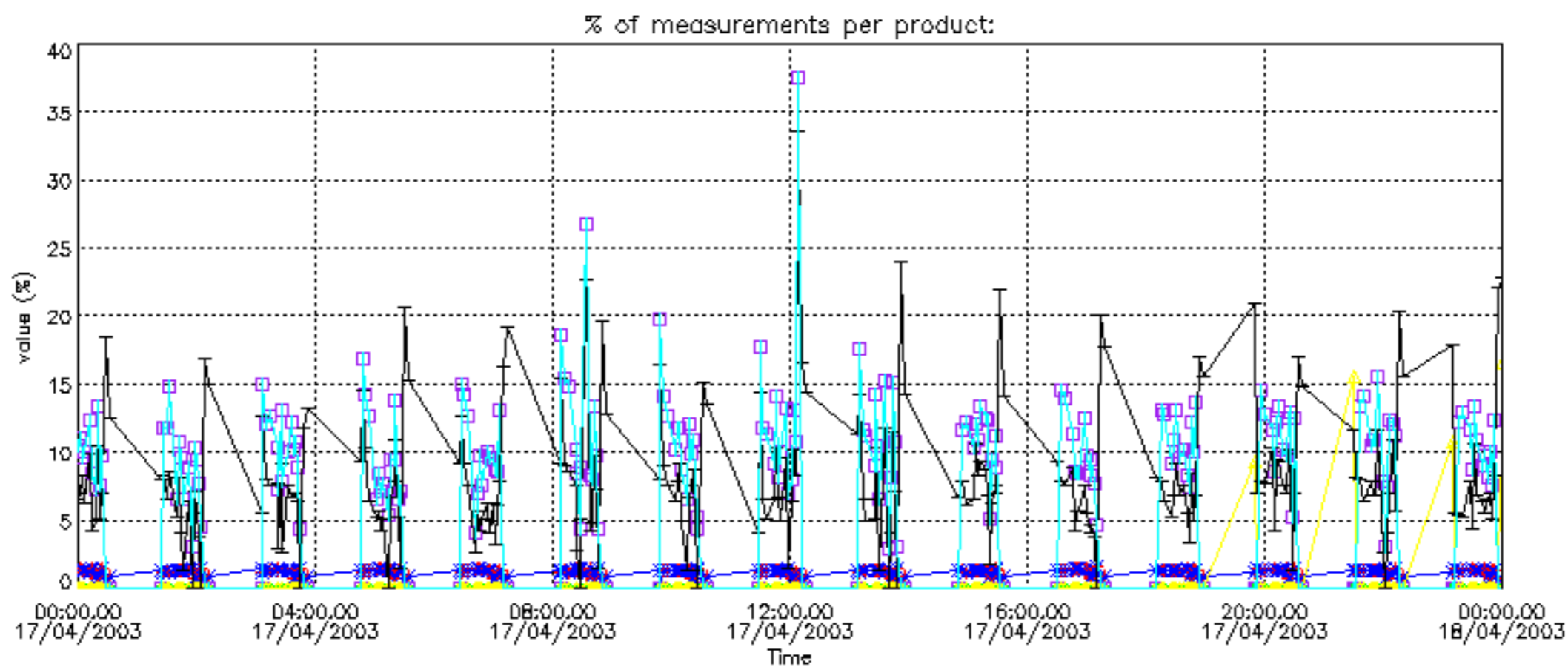
Percentage of flagged data per NO2 profile



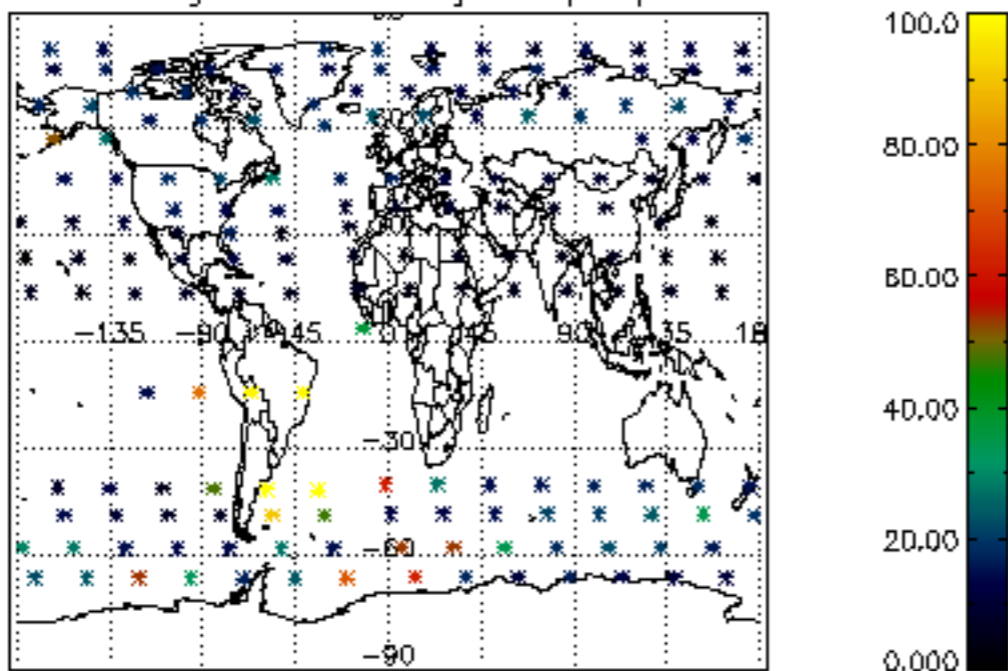
Percentage of flagged data per NO3 profile



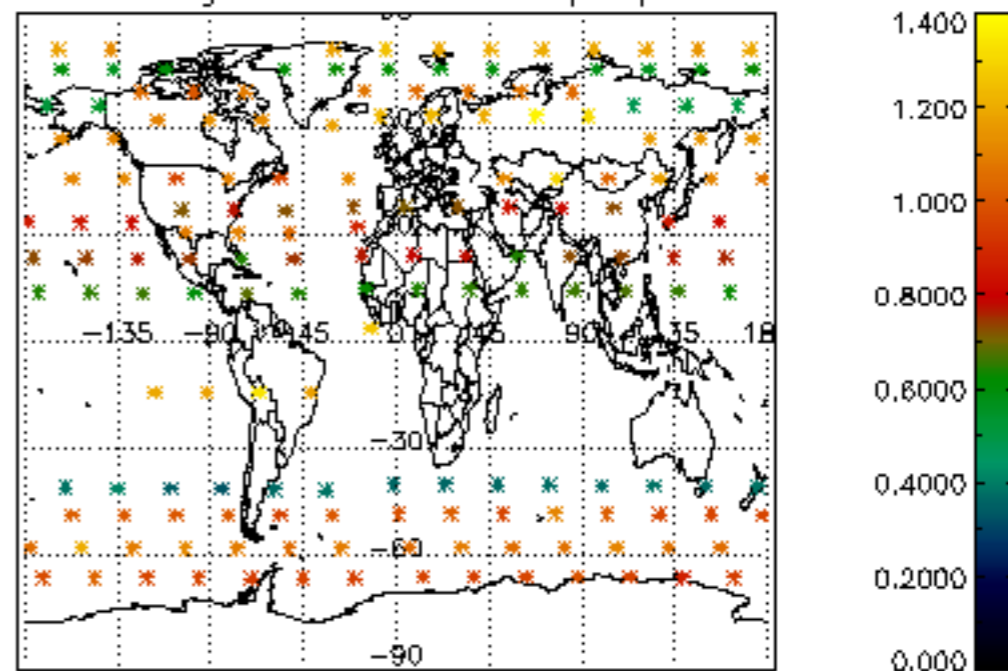




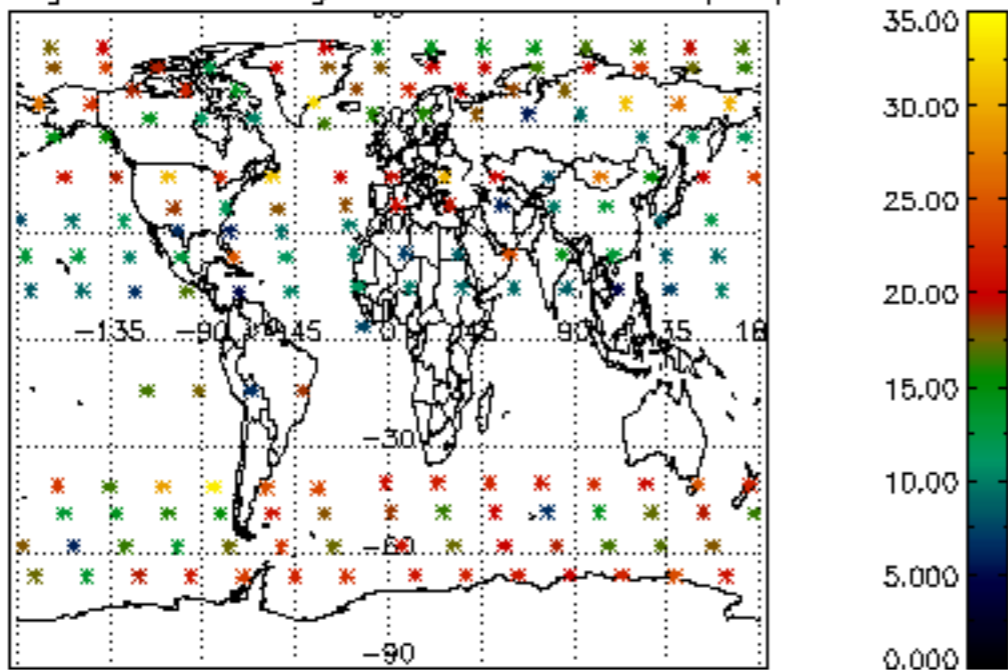
Percentage of cosmic ray hits per profile



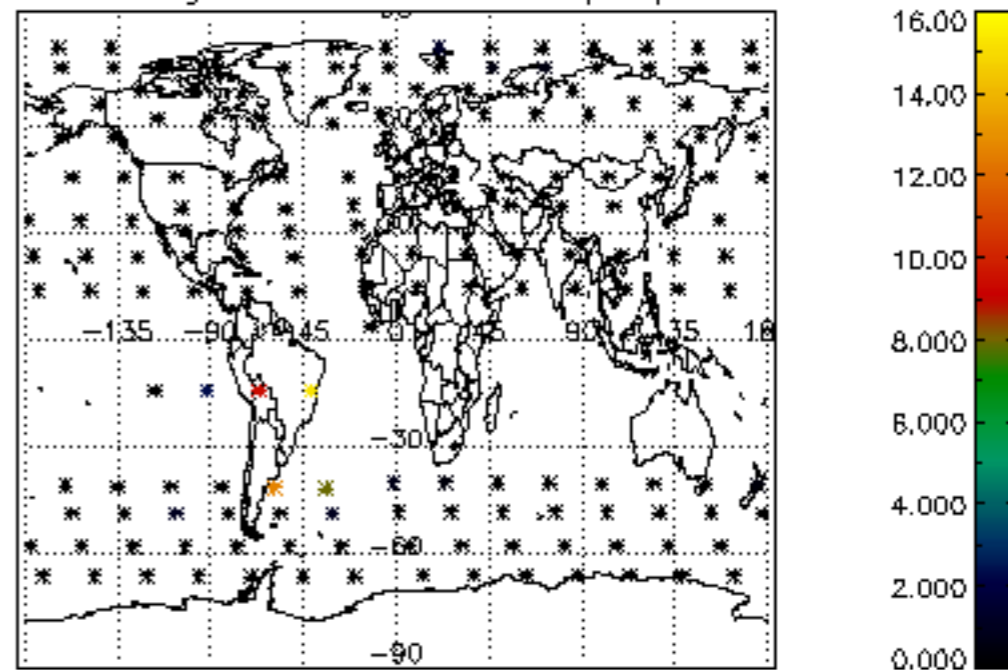
Percentage of datation errors per profile



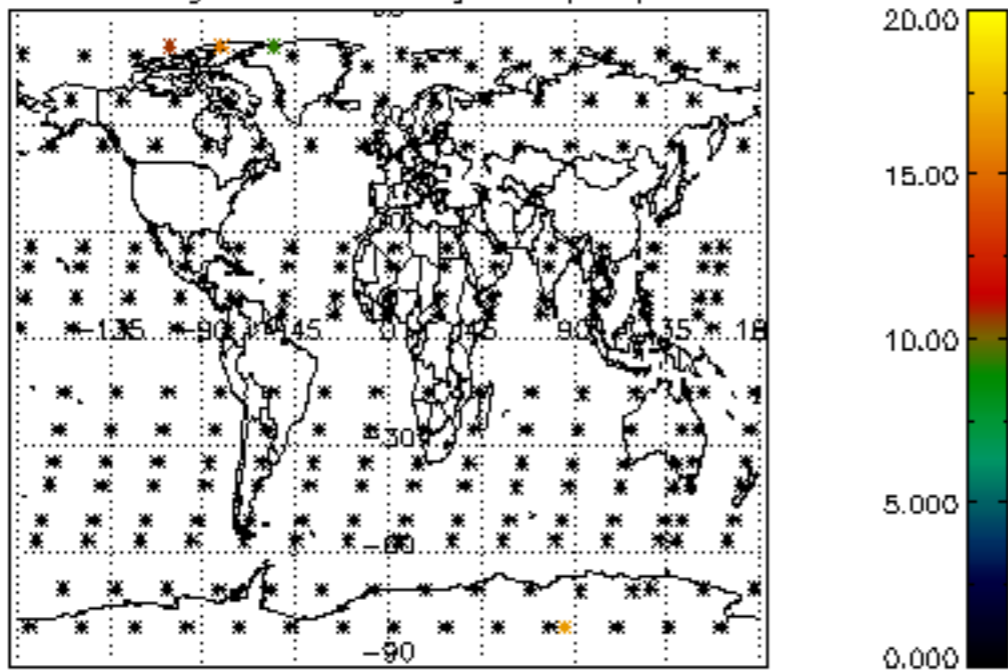
Percentage of star falling outside central band per profile



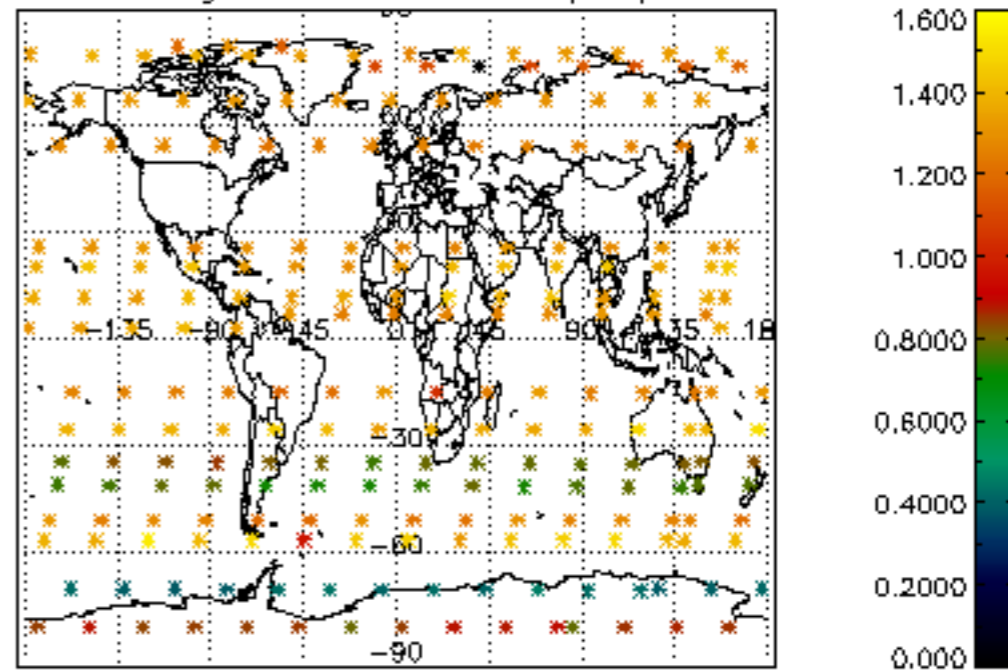
Percentage of saturation errors per profile



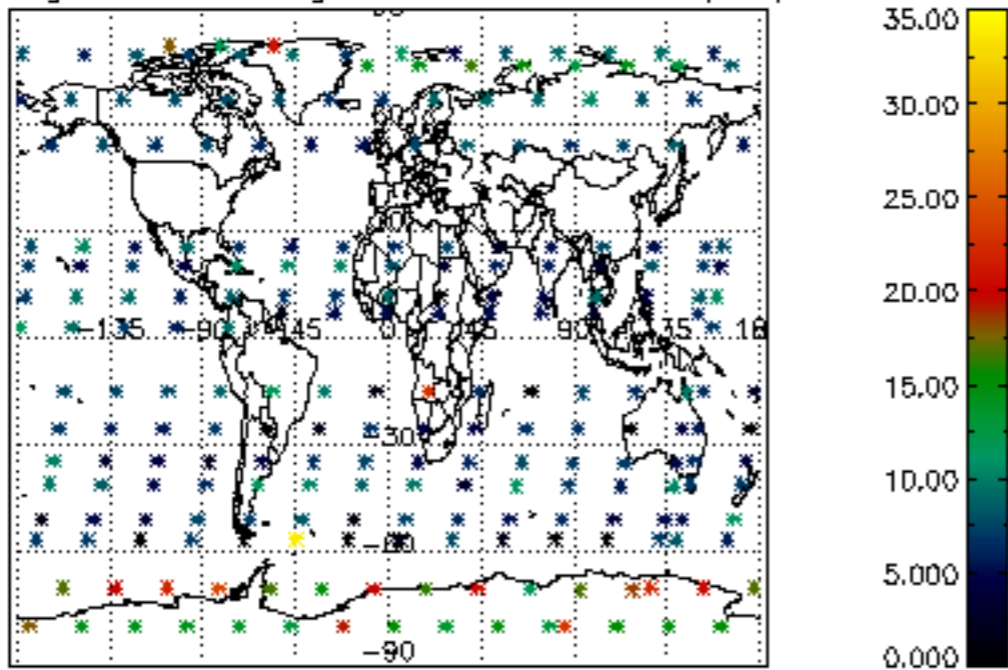
Percentage of cosmic ray hits per profile



Percentage of datation errors per profile



Percentage of star falling outside central band per profile



Percentage of saturation errors per profile

