

GOMOS Level 2 Daily Report

SUMMARY

[1. General Info](#)

[2. Summary of processed GOM_NL_2P products](#)

[3. Level 2 Quality information per product](#)

[3.1 Plot of level 2 quality information per product \(time dependant\)](#)

[3.2 Plot of level 2 quality information per product \(world map\)](#)

[4. Level 1 Quality information per product \(stored on level 2 products\)](#)

[4.1 Plot of level 1 quality information per product \(time dependant\)](#)

[4.1.1 Plot of level 1 quality information per product \(time dependant\): ASCENDING](#)

[4.1.2 Plot of level 1 quality information per product \(time dependant\): DESCENDING](#)

[4.2 Plot of level 1 quality information per product \(world map\)](#)

[4.2.1 Plot of level 1 quality information per product \(world map\): ASCENDING](#)

[4.2.2 Plot of level 1 quality information per product \(world map\): DESCENDING](#)

[5. Ozone profiles based on quality statistics and other trace gas profiles](#)

[5.1 Ozone statistics based on quality of products](#)

[5.2 Plot ozone profiles for all STD \(dark without errors\)](#)

[5.3 Plot ozone profiles where STD < 20% \(dark without errors\)](#)

[5.4. Plot ozone profiles where STD < 10% \(dark without errors\)](#)

[5.5. Plot ozone profiles where STD < 5% \(dark without errors\)](#)

[5.6 Plot NO2 profiles for all STD \(dark without errors\)](#)

[5.7 Plot NO3 profiles for all STD \(dark without errors\)](#)

[5.8 Plot H2O profiles \(only for occultations of stars 1,2,3,4,13,14,16,26,63 dark without errors\) for all STD](#)

[6. Auxiliary Data Files used for the production reported in section 2](#)

This report presents the daily analysis on parameters extracted from GOMOS level 2 data (GOM_NL__2P). It is intended to monitor some important parameters that will impact the quality of these products. A list of level 2 products (and content) that have arrived during the reporting day to the PCF is also given.

Item	Value
Time of report generation	19APR2013 13:23:41
Data source version	GOMOS/6.01
Start time of products	16-04-2003 (16APR2003 00:00:00)
Stop time of products	17-04-2003 (17APR2003 00:00:00)
Store outputs in DB	Yes
Nb of level 2 prods	410
Nb of prods with errors	1

2. Summary of processed GOM_NL__2P products.

Nr	Filename	UTC Start time	Limb	Duration	Star Id	Star Name	Star Mag	Star Temp	Nb Meas	Orbit	Prod. error
1	GOM_NL__2PRFIN20030416_000130_000000492015_00317_05882_6881.N1	16-APR-2003 00:01:30	Straylight	48.500	4	Alp1Cen	-0.010000	5800.0	97	5882	No
2	GOM_NL__2PRFIN20030416_000616_000000442015_00317_05882_6882.N1	16-APR-2003 00:06:16	Straylight	44.000	81	Eta Cen	2.3560	28000.	88	5882	No
3	GOM_NL__2PRFIN20030416_000838_000000462015_00317_05882_6883.N1	16-APR-2003 00:08:38	Straylight	45.500	54	5The Cen	2.0550	4500.0	91	5882	No
4	GOM_NL__2PRFIN20030416_001036_000000852015_00317_05882_6884.N1	16-APR-2003 00:10:36	Twilight_stray	84.500	80	7Del Sco	2.3160	30000.	169	5882	No
5	GOM_NL__2PRFIN20030416_001346_000000442015_00317_05882_6885.N1	16-APR-2003 00:13:46	Twilight_stray	43.500	106	9Bet Crv	2.6480	5600.0	87	5882	No
6	GOM_NL__2PRFIN20030416_001536_000000522015_00317_05882_6886.N1	16-APR-2003 00:15:36	Bright	52.000	100	4Gam Crv	2.5800	13100.	104	5882	No
7	GOM_NL__2PRFIN20030416_001700_000000452015_00317_05882_6887.N1	16-APR-2003 00:17:00	Bright	45.000	15	67Alp Vir	0.97600	28000.	90	5882	No
8	GOM_NL__2PRFIN20030416_002003_000000382015_00317_05882_6888.N1	16-APR-2003 00:20:03	Bright	38.000	121	29Gam Vir	2.7400	7200.0	76	5882	No
9	GOM_NL__2PRFIN20030416_002350_000000402015_00317_05882_6889.N1	16-APR-2003 00:23:50	Bright	39.500	138	47Eps Vir	2.8280	4700.0	79	5882	No
10	GOM_NL__2PRFIN20030416_003157_000000382015_00317_05882_6890.N1	16-APR-2003 00:31:57	Bright	38.000	152	12Alp2CVn	2.8900	11000.	76	5882	No
11	GOM_NL__2PRFIN20030416_003548_000000362015_00317_05882_6891.N1	16-APR-2003 00:35:48	Bright	36.000	87	64Gam UMa	2.4330	11000.	72	5882	No
12	GOM_NL__2PRFIN20030416_003711_000000402015_00317_05882_6892.N1	16-APR-2003 00:37:11	Bright	40.000	55	79Zet UMa	2.0600	10200.	80	5882	No
13	GOM_NL__2PRFIN20030416_004321_000000392015_00317_05882_6893.N1	16-APR-2003 00:43:21	Bright	39.000	60	7Bet UMi	2.0810	3950.0	78	5882	No
14	GOM_NL__2PRFIN20030416_004447_000000472015_00317_05882_6894.N1	16-APR-2003 00:44:47	Bright	46.500	119	14Eta Dra	2.7270	4700.0	93	5882	No
15	GOM_NL__2PRFIN20030416_004909_000000622015_00317_05882_6895.N1	16-APR-2003 00:49:09	Bright	61.500	130	23Bet Dra	2.7990	5800.0	123	5882	No
16	GOM_NL__2PRFIN20030416_005058_000000662015_00317_05882_6896.N1	16-APR-2003 00:50:58	Bright	66.000	69	33Gam Dra	2.2310	3800.0	132	5882	No
17	GOM_NL__2PRFIN20030416_005327_000000402015_00317_05882_6897.N1	16-APR-2003 00:53:27	Bright	39.500	89	5Alp Cep	2.4510	8000.0	79	5882	No
18	GOM_NL__2PRFIN20030416_005920_000001182015_00317_05882_6898.N1	16-APR-2003 00:59:20	Bright	118.00	5	3Alp Lyr	0.033000	11000.	236	5882	No
19	GOM_NL__2PRFIN20030416_010302_000000602015_00317_05882_6899.N1	16-APR-2003 01:03:02	Bright	59.500	92	53Eps Cyg	2.5000	4500.0	119	5882	No
20	GOM_NL__2PRFIN20030416_011027_000000522015_00317_05882_6900.N1	16-APR-2003 01:10:27	Dark	51.500	61	8Eps Peg	2.1000	3900.0	103	5882	No
21	GOM_NL__2PRFIN20030416_011255_000000462015_00317_05882_6901.N1	16-APR-2003 01:12:55	Dark	46.000	162	34Alp Aqr	2.9440	5350.0	92	5882	No
22	GOM_NL__2PRFIN20030416_011532_000000502015_00317_05882_6902.N1	16-APR-2003 01:15:32	Dark	49.500	154	22Bet Aqr	2.8990	5700.0	99	5882	No
23	GOM_NL__2PRFIN20030416_011711_000001422015_00317_05882_6903.N1	16-APR-2003 01:17:11	Dark	142.00	11	53Alp Aql	0.76500	8000.0	284	5882	No
24	GOM_NL__2PRFIN20030416_012517_000000402015_00317_05882_6904.N1	16-APR-2003 01:25:17	Dark	39.500	31	Alp Gru	1.7340	15200.	79	5882	No
25	GOM_NL__2PRFIN20030416_013014_000000412015_00318_05883_6877.N1	16-APR-2003 01:30:14	Dark	41.000	45	Alp Pav	1.9400	26000.	82	5883	No
26	GOM_NL__2PRFIN20030416_013241_000000742015_00318_05883_6878.N1	16-APR-2003 01:32:41	Dark	74.000	57	34Sig Sgr	2.0660	26000.	148	5883	No
27	GOM_NL__2PRFIN20030416_013530_000000652015_00318_05883_6879.N1	16-APR-2003 01:35:30	Dark	64.500	38	20Eps Sgr	1.8360	11000.	129	5883	No
28	GOM_NL__2PRFIN20030416_013926_000000622015_00318_05883_6880.N1	16-APR-2003 01:39:26	Dark	61.500	25	35Lam Sco	1.6200	28000.	123	5883	No
29	GOM_NL__2PRFIN20030416_014206_000000472015_00318_05883_6881.N1	16-APR-2003 01:42:06	Straylight	47.000	4	Alp1Cen	-0.010000	5800.0	94	5883	No
30	GOM_NL__2PRFIN20030416_014652_000000422015_00318_05883_6882.N1	16-APR-2003 01:46:52	Straylight	42.000	81	Eta Cen	2.3560	28000.	84	5883	No
31	GOM_NL__2PRFIN20030416_014914_000000512015_00318_05883_6883.N1	16-APR-2003 01:49:14	Straylight	50.500	54	5The Cen	2.0550	4500.0	101	5883	No
32	GOM_NL__2PRFIN20030416_015112_000000882015_00318_05883_6884.N1	16-APR-2003 01:51:12	Twilight_stray	87.500	80	7Del Sco	2.3160	30000.	175	5883	No
33	GOM_NL__2PRFIN20030416_015422_000000422015_00318_05883_6885.N1	16-APR-2003 01:54:22	Twilight_stray	42.000	106	9Bet Crv	2.6480	5600.0	84	5883	No
34	GOM_NL__2PRFIN20030416_015612_000000442015_00318_05883_6886.N1	16-APR-2003 01:56:12	Bright	43.500	100	4Gam Crv	2.5800	13100.	87	5883	No
35	GOM_NL__2PRFIN20030416_015736_000000442015_00318_05883_6887.N1	16-APR-2003 01:57:36	Bright	44.000	15	67Alp Vir	0.97600	28000.	88	5883	No
36	GOM_NL__2PRFIN20030416_020039_000000392015_00318_05883_6888.N1	16-APR-2003 02:00:39	Bright	38.500	121	29Gam Vir	2.7400	7200.0	77	5883	No
37	GOM_NL__2PRFIN20030416_020426_000000402015_00318_05883_6889.N1	16-APR-2003 02:04:26	Bright	40.000	138	47Eps Vir	2.8280	4700.0	80	5883	No
38	GOM_NL__2PRFIN20030416_021232_000000382015_00318_05883_6890.N1	16-APR-2003 02:12:32	Bright	38.000	152	12Alp2CVn	2.8900	11000.	76	5883	No
39	GOM_NL__2PRFIN20030416_021623_000000352015_00318_05883_6891.N1	16-APR-2003 02:16:23	Bright	35.000	87	64Gam UMa	2.4330	11000.	70	5883	No
40	GOM_NL__2PRFIN20030416_021746_000000392015_00318_05883_6892.N1	16-APR-2003 02:17:46	Bright	39.000	55	79Zet UMa	2.0600	10200.	78	5883	No
41	GOM_NL__2PRFIN20030416_022356_000000392015_00318_05883_6893.N1	16-APR-2003 02:23:56	Bright	39.000	60	7Bet UMi	2.0810	3950.0	78	5883	No
42	GOM_NL__2PRFIN20030416_022522_000000452015_00318_05883_6894.N1	16-APR-2003 02:25:22	Bright	44.500	119	14Eta Dra	2.7270	4700.0	89	5883	No

43	GOM_NL__2PRFIN20030416_022944_000000622015_00318_05883_6895.N1	16-APR-2003 02:29:44	Bright	62.000	130	23Bet Dra	2.7990	5800.0	124	5883	No
44	GOM_NL__2PRFIN20030416_023133_000000642015_00318_05883_6896.N1	16-APR-2003 02:31:33	Bright	63.500	69	33Gam Dra	2.2310	3800.0	127	5883	No
45	GOM_NL__2PRFIN20030416_023403_000000402015_00318_05883_6897.N1	16-APR-2003 02:34:03	Bright	39.500	89	5Alp Cep	2.4510	8000.0	79	5883	No
46	GOM_NL__2PRFIN20030416_023956_000001202015_00318_05883_6898.N1	16-APR-2003 02:39:56	Bright	119.50	5	3Alp Lyr	0.033000	11000.	239	5883	No
47	GOM_NL__2PRFIN20030416_024339_000000542015_00318_05883_6899.N1	16-APR-2003 02:43:39	Bright	54.000	92	53Eps Cyg	2.5000	4500.0	108	5883	No
48	GOM_NL__2PRFIN20030416_025104_000000522015_00318_05883_6900.N1	16-APR-2003 02:51:04	Dark	52.000	61	8Eps Peg	2.1000	3900.0	104	5883	No
49	GOM_NL__2PRFIN20030416_025332_000000472015_00318_05883_6901.N1	16-APR-2003 02:53:32	Dark	47.000	162	34Alp Aqr	2.9440	5350.0	94	5883	No
50	GOM_NL__2PRFIN20030416_025609_000000492015_00318_05883_6902.N1	16-APR-2003 02:56:09	Dark	48.500	154	22Bet Aqr	2.8990	5700.0	97	5883	No
51	GOM_NL__2PRFIN20030416_025750_000001382015_00318_05883_6903.N1	16-APR-2003 02:57:50	Dark	138.00	11	53Alp Aql	0.76500	8000.0	276	5883	No
52	GOM_NL__2PRFIN20030416_030350_000000392015_00318_05883_6904.N1	16-APR-2003 03:03:50	Dark	38.500	172	Gam Gru	3.0030	13100.	77	5883	No
53	GOM_NL__2PRFIN20030416_030554_000000402015_00318_05883_6905.N1	16-APR-2003 03:05:54	Dark	40.000	31	Alp Gru	1.7340	15200.	80	5883	No
54	GOM_NL__2PRFIN20030416_031051_000000442015_00319_05884_6877.N1	16-APR-2003 03:10:51	Dark	43.500	45	Alp Pav	1.9400	26000.	87	5884	No
55	GOM_NL__2PRFIN20030416_031319_000000732015_00319_05884_6878.N1	16-APR-2003 03:13:19	Dark	72.500	57	34Sig Sgr	2.0660	26000.	145	5884	No
56	GOM_NL__2PRFIN20030416_031608_000000632015_00319_05884_6879.N1	16-APR-2003 03:16:08	Dark	63.000	38	20Eps Sgr	1.8360	11000.	126	5884	No
57	GOM_NL__2PRFIN20030416_032004_000000652015_00319_05884_6880.N1	16-APR-2003 03:20:04	Straylight	64.500	25	35Lam Sco	1.6200	28000.	129	5884	No
58	GOM_NL__2PRFIN20030416_032242_000000452015_00319_05884_6881.N1	16-APR-2003 03:22:42	Straylight	45.000	4	Alp1Cen	-0.010000	5800.0	90	5884	No
59	GOM_NL__2PRFIN20030416_032729_000000442015_00319_05884_6882.N1	16-APR-2003 03:27:29	Straylight	43.500	81	Eta Cen	2.3560	28000.	87	5884	No
60	GOM_NL__2PRFIN20030416_032951_000000492015_00319_05884_6883.N1	16-APR-2003 03:29:51	Straylight	48.500	54	5The Cen	2.0550	4500.0	97	5884	No
61	GOM_NL__2PRFIN20030416_033149_000000822015_00319_05884_6884.N1	16-APR-2003 03:31:49	Twi_and_stray	81.500	80	7Del Sco	2.3160	30000.	163	5884	No
62	GOM_NL__2PRFIN20030416_033459_000000442015_00319_05884_6885.N1	16-APR-2003 03:34:59	Twi_and_stray	43.500	106	9Bet Crv	2.6480	5600.0	87	5884	No
63	GOM_NL__2PRFIN20030416_033648_000000422015_00319_05884_6886.N1	16-APR-2003 03:36:48	Bright	42.000	100	4Gam Crv	2.5800	13100.	84	5884	No
64	GOM_NL__2PRFIN20030416_033812_000000432015_00319_05884_6887.N1	16-APR-2003 03:38:12	Bright	43.000	15	67Alp Vir	0.97600	28000.	86	5884	No
65	GOM_NL__2PRFIN20030416_034115_000000382015_00319_05884_6888.N1	16-APR-2003 03:41:15	Bright	38.000	121	29Gam Vir	2.7400	7200.0	76	5884	No
66	GOM_NL__2PRFIN20030416_034502_000000402015_00319_05884_6889.N1	16-APR-2003 03:45:02	Bright	39.500	138	47Eps Vir	2.8280	4700.0	79	5884	No
67	GOM_NL__2PRFIN20030416_035309_000000392015_00319_05884_6890.N1	16-APR-2003 03:53:09	Bright	38.500	152	12Alp2CVn	2.8900	11000.	77	5884	No
68	GOM_NL__2PRFIN20030416_035700_000000362015_00319_05884_6891.N1	16-APR-2003 03:57:00	Bright	36.000	87	64Gam UMa	2.4330	11000.	72	5884	No
69	GOM_NL__2PRFIN20030416_035822_000000412015_00319_05884_6892.N1	16-APR-2003 03:58:22	Bright	40.500	55	79Zet UMa	2.0600	10200.	81	5884	No
70	GOM_NL__2PRFIN20030416_040432_000000422015_00319_05884_6893.N1	16-APR-2003 04:04:32	Bright	41.500	60	7Bet UMi	2.0810	3950.0	83	5884	No
71	GOM_NL__2PRFIN20030416_040557_000000472015_00319_05884_6894.N1	16-APR-2003 04:05:57	Bright	47.000	119	14Eta Dra	2.7270	4700.0	94	5884	No
72	GOM_NL__2PRFIN20030416_041019_000000632015_00319_05884_6895.N1	16-APR-2003 04:10:19	Bright	62.500	130	23Bet Dra	2.7990	5800.0	125	5884	No
73	GOM_NL__2PRFIN20030416_041208_000000662015_00319_05884_6896.N1	16-APR-2003 04:12:08	Bright	65.500	69	33Gam Dra	2.2310	3800.0	131	5884	No
74	GOM_NL__2PRFIN20030416_041438_000000392015_00319_05884_6897.N1	16-APR-2003 04:14:38	Bright	39.000	89	5Alp Cep	2.4510	8000.0	78	5884	No
75	GOM_NL__2PRFIN20030416_042029_000001362015_00319_05884_6898.N1	16-APR-2003 04:20:29	Bright	136.00	5	3Alp Lyr	0.033000	11000.	272	5884	No
76	GOM_NL__2PRFIN20030416_042414_000000572015_00319_05884_6899.N1	16-APR-2003 04:24:14	Bright	57.000	92	53Eps Cyg	2.5000	4500.0	114	5884	No
77	GOM_NL__2PRFIN20030416_043140_000000532015_00319_05884_6900.N1	16-APR-2003 04:31:40	Dark	52.500	61	8Eps Peg	2.1000	3900.0	105	5884	No
78	GOM_NL__2PRFIN20030416_043408_000000422015_00319_05884_6901.N1	16-APR-2003 04:34:08	Dark	42.000	162	34Alp Aqr	2.9440	5350.0	84	5884	No
79	GOM_NL__2PRFIN20030416_043646_000000462015_00319_05884_6902.N1	16-APR-2003 04:36:46	Dark	45.500	154	22Bet Aqr	2.8990	5700.0	91	5884	No
80	GOM_NL__2PRFIN20030416_043828_000001192015_00319_05884_6903.N1	16-APR-2003 04:38:28	Dark	119.00	11	53Alp Aql	0.76500	8000.0	238	5884	No
81	GOM_NL__2PRFIN20030416_044426_000000402015_00319_05884_6904.N1	16-APR-2003 04:44:26	Dark	39.500	172	Gam Gru	3.0030	13100.	79	5884	No
82	GOM_NL__2PRFIN20030416_044630_000000402015_00319_05884_6905.N1	16-APR-2003 04:46:30	Dark	39.500	31	Alp Gru	1.7340	15200.	79	5884	No
83	GOM_NL__2PRFIN20030416_045127_000000422015_00320_05885_6702.N1	16-APR-2003 04:51:27	Dark	42.000	45	Alp Pav	1.9400	26000.	84	5885	No
84	GOM_NL__2PRFIN20030416_045356_000000702015_00320_05885_6703.N1	16-APR-2003 04:53:56	Dark	70.000	57	34Sig Sgr	2.0660	26000.	140	5885	No
85	GOM_NL__2PRFIN20030416_045645_000000702015_00320_05885_6704.N1	16-APR-2003 04:56:45	Dark	70.000	38	20Eps Sgr	1.8360	11000.	140	5885	No
86	GOM_NL__2PRFIN20030416_045857_000000452015_00320_05885_6705.N1	16-APR-2003 04:58:57	Dark	45.000	147	Alp Ara	2.8770	26000.	90	5885	No
87	GOM_NL__2PRFIN20030416_050041_000000722015_00320_05885_6706.N1	16-APR-2003 05:00:41	Straylight	71.500	25	35Lam Sco	1.6200	28000.	143	5885	No
88	GOM_NL__2PRFIN20030416_050319_000000462015_00320_05885_6707.N1	16-APR-2003 05:03:19	Straylight	46.000	4	Alp1Cen	-0.010000	5800.0	92	5885	No
89	GOM_NL__2PRFIN20030416_050908_000001082015_00320_05885_6708.N1	16-APR-2003 05:09:08	Straylight	108.00	16	21Alp Sco	1.0200	3000.0	216	5885	No
90	GOM_NL__2PRFIN20030416_051225_000000802015_00320_05885_6709.N1	16-APR-2003 05:12:25	Twi_and_stray	79.500	80	7Del Sco	2.3160	30000.	159	5885	No
91	GOM_NL__2PRFIN20030416_051534_000000402015_00320_05885_6710.N1	16-APR-2003 05:15:34	Twi_and_stray	40.000	106	9Bet Crv	2.6480	5600.0	80	5885	No
92	GOM_NL__2PRFIN20030416_051724_000000372015_00320_05885_6711.N1	16-APR-2003 05:17:24	Bright	36.500	100	4Gam Crv	2.5800	13100.	73	5885	No
93	GOM_NL__2PRFIN20030416_051848_000000432015_00320_05885_6712.N1	16-APR-2003 05:18:48	Bright	43.000	15	67Alp Vir	0.97600	28000.	86	5885	No
94	GOM_NL__2PRFIN20030416_052151_000000392015_00320_05885_6713.N1	16-APR-2003 05:21:51	Bright	38.500	121	29Gam Vir	2.7400	7200.0	77	5885	No
95	GOM_NL__2PRFIN20030416_052538_000000402015_00320_05885_6714.N1	16-APR-2003 05:25:38	Bright	39.500	138	47Eps Vir	2.8280	4700.0	79	5885	No
96	GOM_NL__2PRFIN20030416_052833_000000352015_00320_05885_6715.N1	16-APR-2003 05:28:33	Bright	35.000	96	68Del Leo	2.5600	9300.0	70	5885	No
97	GOM_NL__2PRFIN20030416_053735_000000362015_00320_05885_6716.N1	16-APR-2003 05:37:35	Bright	36.000	87	64Gam UMa	2.4330	11000.	72	5885	No
98	GOM_NL__2PRFIN20030416_053858_000000402015_00320_05885_6717.N1	16-APR-2003 05:38:58	Bright	39.500	55	79Zet UMa	2.0600	10200.	79	5885	No
99	GOM_NL__2PRFIN20030416_054508_000000402015_00320_05885_6718.N1	16-APR-2003 05:45:08	Bright	39.500	60	7Bet UMi	2.0810	3950.0	79	5885	No
100	GOM_NL__2PRFIN20030416_054633_000000472015_00320_05885_6719.N1	16-APR-2003 05:46:33	Bright	47.000	119	14Eta Dra	2.7270	4700.0	94	5885	No
101	GOM_NL__2PRFIN20030416_055053_000000652015_00320_05885_6720.N1	16-APR-2003 05:50:53	Bright	64.500	130	23Bet Dra	2.7990	5800.0	129	5885	No

102	GOM_NL__2PRFIN20030416_055242_000000652015_00320_05885_6721.N1	16-APR-2003 05:52:42	Bright	64.500	69	33Gam Dra	2.2310	3800.0	129	5885	No
103	GOM_NL__2PRFIN20030416_055514_000000402015_00320_05885_6722.N1	16-APR-2003 05:55:14	Bright	39.500	89	5Alp Cep	2.4510	8000.0	79	5885	No
104	GOM_NL__2PRFIN20030416_060106_000001192015_00320_05885_6723.N1	16-APR-2003 06:01:06	Bright	118.50	5	3Alp Lyr	0.033000	11000.	237	5885	No
105	GOM_NL__2PRFIN20030416_060450_000000572015_00320_05885_6724.N1	16-APR-2003 06:04:50	Bright	57.000	92	53Eps Cyg	2.5000	4500.0	114	5885	No
106	GOM_NL__2PRFIN20030416_061216_000000542015_00320_05885_6725.N1	16-APR-2003 06:12:16	Dark	53.500	61	8Eps Peg	2.1000	3900.0	107	5885	No
107	GOM_NL__2PRFIN20030416_061444_000000462015_00320_05885_6726.N1	16-APR-2003 06:14:44	Dark	46.000	162	34Alp Aqr	2.9440	5350.0	92	5885	No
108	GOM_NL__2PRFIN20030416_061722_000000482015_00320_05885_6727.N1	16-APR-2003 06:17:22	Dark	48.000	154	22Bet Aqr	2.8990	5700.0	96	5885	No
109	GOM_NL__2PRFIN20030416_061906_000001342015_00320_05885_6728.N1	16-APR-2003 06:19:06	Dark	133.50	11	53Alp Aql	0.76500	8000.0	267	5885	No
110	GOM_NL__2PRFIN20030416_062502_000000392015_00320_05885_6729.N1	16-APR-2003 06:25:02	Dark	39.000	172	Gam Gru	3.0030	13100.	78	5885	No
111	GOM_NL__2PRFIN20030416_063204_000000422015_00321_05886_6878.N1	16-APR-2003 06:32:04	Dark	41.500	45	Alp Pav	1.9400	26000.	83	5886	No
112	GOM_NL__2PRFIN20030416_063435_000000772015_00321_05886_6879.N1	16-APR-2003 06:34:35	Dark	76.500	57	34Sig Sgr	2.0660	26000.	153	5886	No
113	GOM_NL__2PRFIN20030416_063723_000000692015_00321_05886_6880.N1	16-APR-2003 06:37:23	Dark	69.000	38	20Eps Sgr	1.8360	11000.	138	5886	No
114	GOM_NL__2PRFIN20030416_063934_000000462015_00321_05886_6881.N1	16-APR-2003 06:39:34	Dark	46.000	147	Alp Ara	2.8770	26000.	92	5886	No
115	GOM_NL__2PRFIN20030416_064118_000000612015_00321_05886_6882.N1	16-APR-2003 06:41:18	Straylight	60.500	25	35Lam Sco	1.6200	28000.	121	5886	No
116	GOM_NL__2PRFIN20030416_064355_000000522015_00321_05886_6883.N1	16-APR-2003 06:43:55	Straylight	51.500	4	Alp1Cen	-0.010000	5800.0	103	5886	No
117	GOM_NL__2PRFIN20030416_064945_000000922015_00321_05886_6884.N1	16-APR-2003 06:49:45	Straylight	92.000	16	21Alp Sco	1.0200	3000.0	184	5886	No
118	GOM_NL__2PRFIN20030416_065302_000000852015_00321_05886_6885.N1	16-APR-2003 06:53:02	Tw_i_and_stray	85.000	80	7Del Sco	2.3160	30000.	170	5886	No
119	GOM_NL__2PRFIN20030416_065611_000000422015_00321_05886_6886.N1	16-APR-2003 06:56:11	Tw_i_and_stray	42.000	106	9Bet Crv	2.6480	5600.0	84	5886	No
120	GOM_NL__2PRFIN20030416_065801_000000382015_00321_05886_6887.N1	16-APR-2003 06:58:01	Bright	37.500	100	4Gam Crv	2.5800	13100.	75	5886	No
121	GOM_NL__2PRFIN20030416_065924_000000462015_00321_05886_6888.N1	16-APR-2003 06:59:24	Bright	45.500	15	67Alp Vir	0.97600	28000.	91	5886	No
122	GOM_NL__2PRFIN20030416_070227_000000382015_00321_05886_6889.N1	16-APR-2003 07:02:27	Bright	38.000	121	29Gam Vir	2.7400	7200.0	76	5886	No
123	GOM_NL__2PRFIN20030416_070614_000000412015_00321_05886_6890.N1	16-APR-2003 07:06:14	Bright	40.500	138	47Eps Vir	2.8280	4700.0	81	5886	No
124	GOM_NL__2PRFIN20030416_070909_000000362015_00321_05886_6891.N1	16-APR-2003 07:09:09	Bright	35.500	96	68Del Leo	2.5600	9300.0	71	5886	No
125	GOM_NL__2PRFIN20030416_071811_000000352015_00321_05886_6892.N1	16-APR-2003 07:18:11	Bright	35.000	87	64Gam UMa	2.4330	11000.	70	5886	No
126	GOM_NL__2PRFIN20030416_071933_000000392015_00321_05886_6893.N1	16-APR-2003 07:19:33	Bright	39.000	55	79Zet UMa	2.0600	10200.	78	5886	No
127	GOM_NL__2PRFIN20030416_072544_000000392015_00321_05886_6894.N1	16-APR-2003 07:25:44	Bright	38.500	60	7Bet UMi	2.0810	3950.0	77	5886	No
128	GOM_NL__2PRFIN20030416_072708_000000462015_00321_05886_6895.N1	16-APR-2003 07:27:08	Bright	46.000	119	14Eta Dra	2.7270	4700.0	92	5886	No
129	GOM_NL__2PRFIN20030416_073129_000000612015_00321_05886_6896.N1	16-APR-2003 07:31:29	Bright	61.000	130	23Bet Dra	2.7990	5800.0	122	5886	No
130	GOM_NL__2PRFIN20030416_073318_000000652015_00321_05886_6897.N1	16-APR-2003 07:33:18	Bright	64.500	69	33Gam Dra	2.2310	3800.0	129	5886	No
131	GOM_NL__2PRFIN20030416_073550_000000382015_00321_05886_6898.N1	16-APR-2003 07:35:50	Bright	37.500	89	5Alp Cep	2.4510	8000.0	75	5886	No
132	GOM_NL__2PRFIN20030416_074142_000001242015_00321_05886_6899.N1	16-APR-2003 07:41:42	Bright	124.00	5	3Alp Lyr	0.033000	11000.	248	5886	No
133	GOM_NL__2PRFIN20030416_074526_000000572015_00321_05886_6900.N1	16-APR-2003 07:45:26	Bright	56.500	92	53Eps Cyg	2.5000	4500.0	113	5886	No
134	GOM_NL__2PRFIN20030416_075253_000000542015_00321_05886_6901.N1	16-APR-2003 07:52:53	Dark	53.500	61	8Eps Peg	2.1000	3900.0	107	5886	No
135	GOM_NL__2PRFIN20030416_075521_000000442015_00321_05886_6902.N1	16-APR-2003 07:55:21	Dark	44.000	162	34Alp Aqr	2.9440	5350.0	88	5886	No
136	GOM_NL__2PRFIN20030416_075758_000000502015_00321_05886_6903.N1	16-APR-2003 07:57:58	Dark	50.000	154	22Bet Aqr	2.8990	5700.0	100	5886	No
137	GOM_NL__2PRFIN20030416_075943_000001282015_00321_05886_6904.N1	16-APR-2003 07:59:43	Dark	128.00	11	53Alp Aql	0.76500	8000.0	256	5886	No
138	GOM_NL__2PRFIN20030416_080539_000000402015_00321_05886_6905.N1	16-APR-2003 08:05:39	Dark	40.000	172	Gam Gru	3.0030	13100.	80	5886	No
139	GOM_NL__2PRFIN20030416_081240_000000412015_00322_05887_6879.N1	16-APR-2003 08:12:40	Dark	40.500	45	Alp Pav	1.9400	26000.	81	5887	No
140	GOM_NL__2PRFIN20030416_081512_000000762015_00322_05887_6880.N1	16-APR-2003 08:15:12	Dark	76.000	57	34Sig Sgr	2.0660	26000.	152	5887	No
141	GOM_NL__2PRFIN20030416_081800_000000682015_00322_05887_6881.N1	16-APR-2003 08:18:00	Dark	67.500	38	20Eps Sgr	1.8360	11000.	135	5887	No
142	GOM_NL__2PRFIN20030416_082011_000000462015_00322_05887_6882.N1	16-APR-2003 08:20:11	Dark	46.000	147	Alp Ara	2.8770	26000.	92	5887	No
143	GOM_NL__2PRFIN20030416_082155_000000662015_00322_05887_6883.N1	16-APR-2003 08:21:55	Straylight	66.000	25	35Lam Sco	1.6200	28000.	132	5887	No
144	GOM_NL__2PRFIN20030416_082431_000000432015_00322_05887_6884.N1	16-APR-2003 08:24:31	Straylight	42.500	4	Alp1Cen	-0.010000	5800.0	85	5887	No
145	GOM_NL__2PRFIN20030416_083021_000001002015_00322_05887_6885.N1	16-APR-2003 08:30:21	Straylight	99.500	16	21Alp Sco	1.0200	3000.0	199	5887	No
146	GOM_NL__2PRFIN20030416_083339_000000822015_00322_05887_6886.N1	16-APR-2003 08:33:39	Tw_i_and_stray	81.500	80	7Del Sco	2.3160	30000.	163	5887	No
147	GOM_NL__2PRFIN20030416_083647_000000432015_00322_05887_6887.N1	16-APR-2003 08:36:47	Tw_i_and_stray	43.000	106	9Bet Crv	2.6480	5600.0	86	5887	No
148	GOM_NL__2PRFIN20030416_083837_000000382015_00322_05887_6888.N1	16-APR-2003 08:38:37	Bright	37.500	100	4Gam Crv	2.5800	13100.	75	5887	No
149	GOM_NL__2PRFIN20030416_084000_000000452015_00322_05887_6889.N1	16-APR-2003 08:40:00	Bright	44.500	15	67Alp Vir	0.97600	28000.	89	5887	No
150	GOM_NL__2PRFIN20030416_084303_000000392015_00322_05887_6890.N1	16-APR-2003 08:43:03	Bright	38.500	121	29Gam Vir	2.7400	7200.0	77	5887	No
151	GOM_NL__2PRFIN20030416_084649_000000402015_00322_05887_6891.N1	16-APR-2003 08:46:49	Bright	40.000	138	47Eps Vir	2.8280	4700.0	80	5887	No
152	GOM_NL__2PRFIN20030416_084945_000000362015_00322_05887_6892.N1	16-APR-2003 08:49:45	Bright	36.000	96	68Del Leo	2.5600	9300.0	72	5887	No
153	GOM_NL__2PRFIN20030416_085847_000000362015_00322_05887_6893.N1	16-APR-2003 08:58:47	Bright	36.000	87	64Gam UMa	2.4330	11000.	72	5887	No
154	GOM_NL__2PRFIN20030416_090009_000000382015_00322_05887_6894.N1	16-APR-2003 09:00:09	Bright	38.000	55	79Zet UMa	2.0600	10200.	76	5887	No
155	GOM_NL__2PRFIN20030416_090619_000000402015_00322_05887_6895.N1	16-APR-2003 09:06:19	Bright	39.500	60	7Bet UMi	2.0810	3950.0	79	5887	No
156	GOM_NL__2PRFIN20030416_090743_000000482015_00322_05887_6896.N1	16-APR-2003 09:07:43	Bright	48.000	119	14Eta Dra	2.7270	4700.0	96	5887	No
157	GOM_NL__2PRFIN20030416_091204_000000642015_00322_05887_6897.N1	16-APR-2003 09:12:04	Bright	63.500	130	23Bet Dra	2.7990	5800.0	127	5887	No
158	GOM_NL__2PRFIN20030416_091352_000000632015_00322_05887_6898.N1	16-APR-2003 09:13:52	Bright	62.500	69	33Gam Dra	2.2310	3800.0	125	5887	No
159	GOM_NL__2PRFIN20030416_091625_000000382015_00322_05887_6899.N1	16-APR-2003 09:16:25	Bright	38.000	89	5Alp Cep	2.4510	8000.0	76	5887	No
160	GOM_NL__2PRFIN20030416_092217_000001172015_00322_05887_6900.N1	16-APR-2003 09:22:17	Bright	116.50	5	3Alp Lyr	0.033000	11000.	233	5887	No

161	GOM_NL__2PRFIN20030416_092602_000000612015_00322_05887_6901.N1	16-APR-2003 09:26:02	Bright	60.500	92	53Eps Cyg	2.5000	4500.0	121	5887	No
162	GOM_NL__2PRFIN20030416_093329_000000522015_00322_05887_6902.N1	16-APR-2003 09:33:29	Dark	51.500	61	8Eps Peg	2.1000	3900.0	103	5887	No
163	GOM_NL__2PRFIN20030416_093557_000000442015_00322_05887_6903.N1	16-APR-2003 09:35:57	Dark	43.500	162	34Alp Aqr	2.9440	5350.0	87	5887	No
164	GOM_NL__2PRFIN20030416_093835_000000462015_00322_05887_6904.N1	16-APR-2003 09:38:35	Dark	45.500	154	22Bet Aqr	2.8990	5700.0	91	5887	No
165	GOM_NL__2PRFIN20030416_094023_000001202015_00322_05887_6905.N1	16-APR-2003 09:40:23	Dark	120.00	11	53Alp Aql	0.76500	8000.0	240	5887	No
166	GOM_NL__2PRFIN20030416_094615_000000402015_00322_05887_6906.N1	16-APR-2003 09:46:15	Dark	40.000	172	Gam Gru	3.0030	13100.	80	5887	No
167	GOM_NL__2PRFIN20030416_095317_000000402015_00323_05888_6879.N1	16-APR-2003 09:53:17	Dark	39.500	45	Alp Pav	1.9400	26000.	79	5888	No
168	GOM_NL__2PRFIN20030416_095551_000000782015_00323_05888_6880.N1	16-APR-2003 09:55:51	Dark	77.500	57	34Sig Sgr	2.0660	26000.	155	5888	No
169	GOM_NL__2PRFIN20030416_095838_000000612015_00323_05888_6881.N1	16-APR-2003 09:58:38	Dark	61.000	38	20Eps Sgr	1.8360	11000.	122	5888	No
170	GOM_NL__2PRFIN20030416_100048_000000472015_00323_05888_6882.N1	16-APR-2003 10:00:48	Dark	47.000	147	Alp Ara	2.8770	26000.	94	5888	No
171	GOM_NL__2PRFIN20030416_100232_000000642015_00323_05888_6883.N1	16-APR-2003 10:02:32	Straylight	63.500	25	35Lam Sco	1.6200	28000.	127	5888	No
172	GOM_NL__2PRFIN20030416_100507_000000502015_00323_05888_6884.N1	16-APR-2003 10:05:07	Straylight	50.000	4	Alp1Cen	-0.010000	5800.0	100	5888	No
173	GOM_NL__2PRFIN20030416_101058_000001082015_00323_05888_6885.N1	16-APR-2003 10:10:58	Straylight	108.00	16	21Alp Sco	1.0200	3000.0	216	5888	No
174	GOM_NL__2PRFIN20030416_101415_000000822015_00323_05888_6886.N1	16-APR-2003 10:14:15	Tw_i_and_stray	82.000	80	7Del Sco	2.3160	30000.	164	5888	No
175	GOM_NL__2PRFIN20030416_101723_000000432015_00323_05888_6887.N1	16-APR-2003 10:17:23	Tw_i_and_stray	43.000	106	9Bet Crv	2.6480	5600.0	86	5888	No
176	GOM_NL__2PRFIN20030416_101913_000000382015_00323_05888_6888.N1	16-APR-2003 10:19:13	Bright	37.500	100	4Gam Crv	2.5800	13100.	75	5888	No
177	GOM_NL__2PRFIN20030416_102036_000000462015_00323_05888_6889.N1	16-APR-2003 10:20:36	Dark	45.500	15	67Alp Vir	0.97600	28000.	91	5888	Yes
178	GOM_NL__2PRFIN20030416_102339_000000382015_00323_05888_6890.N1	16-APR-2003 10:23:39	Bright	38.000	121	29Gam Vir	2.7400	7200.0	76	5888	No
179	GOM_NL__2PRFIN20030416_102725_000000392015_00323_05888_6891.N1	16-APR-2003 10:27:25	Bright	39.000	138	47Eps Vir	2.8280	4700.0	78	5888	No
180	GOM_NL__2PRFIN20030416_103021_000000362015_00323_05888_6892.N1	16-APR-2003 10:30:21	Bright	36.000	96	68Del Leo	2.5600	9300.0	72	5888	No
181	GOM_NL__2PRFIN20030416_103923_000000372015_00323_05888_6893.N1	16-APR-2003 10:39:23	Bright	37.000	87	64Gam UMa	2.4330	11000.	74	5888	No
182	GOM_NL__2PRFIN20030416_104044_000000402015_00323_05888_6894.N1	16-APR-2003 10:40:44	Bright	39.500	55	79Zet UMa	2.0600	10200.	79	5888	No
183	GOM_NL__2PRFIN20030416_104655_000000412015_00323_05888_6895.N1	16-APR-2003 10:46:55	Bright	40.500	60	7Bet UMi	2.0810	3950.0	81	5888	No
184	GOM_NL__2PRFIN20030416_104818_000000462015_00323_05888_6896.N1	16-APR-2003 10:48:18	Bright	46.000	119	14Eta Dra	2.7270	4700.0	92	5888	No
185	GOM_NL__2PRFIN20030416_105238_000000632015_00323_05888_6897.N1	16-APR-2003 10:52:38	Bright	62.500	130	23Bet Dra	2.7990	5800.0	125	5888	No
186	GOM_NL__2PRFIN20030416_105427_000000662015_00323_05888_6898.N1	16-APR-2003 10:54:27	Bright	66.000	69	33Gam Dra	2.2310	3800.0	132	5888	No
187	GOM_NL__2PRFIN20030416_105701_000000392015_00323_05888_6899.N1	16-APR-2003 10:57:01	Bright	39.000	89	5Alp Cep	2.4510	8000.0	78	5888	No
188	GOM_NL__2PRFIN20030416_110253_000001222015_00323_05888_6900.N1	16-APR-2003 11:02:53	Bright	121.50	5	3Alp Lyr	0.033000	11000.	243	5888	No
189	GOM_NL__2PRFIN20030416_110638_000000572015_00323_05888_6901.N1	16-APR-2003 11:06:38	Bright	57.000	92	53Eps Cyg	2.5000	4500.0	114	5888	No
190	GOM_NL__2PRFIN20030416_111405_000000522015_00323_05888_6902.N1	16-APR-2003 11:14:05	Dark	51.500	61	8Eps Peg	2.1000	3900.0	103	5888	No
191	GOM_NL__2PRFIN20030416_111633_000000472015_00323_05888_6903.N1	16-APR-2003 11:16:33	Dark	46.500	162	34Alp Aqr	2.9440	5350.0	93	5888	No
192	GOM_NL__2PRFIN20030416_111911_000000492015_00323_05888_6904.N1	16-APR-2003 11:19:11	Dark	49.000	154	22Bet Aqr	2.8990	5700.0	98	5888	No
193	GOM_NL__2PRFIN20030416_112101_000001222015_00323_05888_6905.N1	16-APR-2003 11:21:01	Dark	122.00	11	53Alp Aql	0.76500	8000.0	244	5888	No
194	GOM_NL__2PRFIN20030416_112652_000000392015_00323_05888_6906.N1	16-APR-2003 11:26:52	Dark	39.000	172	Gam Gru	3.0030	13100.	78	5888	No
195	GOM_NL__2PRFIN20030416_113353_000000392015_00324_05889_6700.N1	16-APR-2003 11:33:53	Dark	39.000	45	Alp Pav	1.9400	26000.	78	5889	No
196	GOM_NL__2PRFIN20030416_113628_000000742015_00324_05889_6701.N1	16-APR-2003 11:36:28	Dark	74.000	57	34Sig Sgr	2.0660	26000.	148	5889	No
197	GOM_NL__2PRFIN20030416_113915_000000662015_00324_05889_6702.N1	16-APR-2003 11:39:15	Dark	65.500	38	20Eps Sgr	1.8360	11000.	131	5889	No
198	GOM_NL__2PRFIN20030416_114124_000000472015_00324_05889_6703.N1	16-APR-2003 11:41:24	Dark	46.500	147	Alp Ara	2.8770	26000.	93	5889	No
199	GOM_NL__2PRFIN20030416_114309_000000712015_00324_05889_6704.N1	16-APR-2003 11:43:09	Straylight	70.500	25	35Lam Sco	1.6200	28000.	141	5889	No
200	GOM_NL__2PRFIN20030416_114543_000000432015_00324_05889_6705.N1	16-APR-2003 11:45:43	Straylight	43.000	4	Alp1Cen	-0.010000	5800.0	86	5889	No
201	GOM_NL__2PRFIN20030416_115135_000001062015_00324_05889_6706.N1	16-APR-2003 11:51:35	Straylight	105.50	16	21Alp Sco	1.0200	3000.0	211	5889	No
202	GOM_NL__2PRFIN20030416_115450_000000912015_00324_05889_6707.N1	16-APR-2003 11:54:50	Tw_i_and_stray	91.000	80	7Del Sco	2.3160	30000.	182	5889	No
203	GOM_NL__2PRFIN20030416_115758_000000402015_00324_05889_6708.N1	16-APR-2003 11:57:58	Tw_i_and_stray	39.500	106	9Bet Crv	2.6480	5600.0	79	5889	No
204	GOM_NL__2PRFIN20030416_115948_000000362015_00324_05889_6709.N1	16-APR-2003 11:59:48	Bright	35.500	100	4Gam Crv	2.5800	13100.	71	5889	No
205	GOM_NL__2PRFIN20030416_120111_000000462015_00324_05889_6710.N1	16-APR-2003 12:01:11	Bright	45.500	15	67Alp Vir	0.97600	28000.	91	5889	No
206	GOM_NL__2PRFIN20030416_120414_000000382015_00324_05889_6711.N1	16-APR-2003 12:04:14	Bright	38.000	121	29Gam Vir	2.7400	7200.0	76	5889	No
207	GOM_NL__2PRFIN20030416_120801_000000392015_00324_05889_6712.N1	16-APR-2003 12:08:01	Bright	39.000	138	47Eps Vir	2.8280	4700.0	78	5889	No
208	GOM_NL__2PRFIN20030416_121057_000000382015_00324_05889_6713.N1	16-APR-2003 12:10:57	Bright	37.500	96	68Del Leo	2.5600	9300.0	75	5889	No
209	GOM_NL__2PRFIN20030416_121958_000000382015_00324_05889_6714.N1	16-APR-2003 12:19:58	Bright	38.000	87	64Gam UMa	2.4330	11000.	76	5889	No
210	GOM_NL__2PRFIN20030416_122120_000000412015_00324_05889_6715.N1	16-APR-2003 12:21:20	Bright	41.000	55	79Zet UMa	2.0600	10200.	82	5889	No
211	GOM_NL__2PRFIN20030416_122730_000000422015_00324_05889_6716.N1	16-APR-2003 12:27:30	Bright	41.500	60	7Bet UMi	2.0810	3950.0	83	5889	No
212	GOM_NL__2PRFIN20030416_122853_000000482015_00324_05889_6717.N1	16-APR-2003 12:28:53	Bright	47.500	119	14Eta Dra	2.7270	4700.0	95	5889	No
213	GOM_NL__2PRFIN20030416_123313_000000632015_00324_05889_6718.N1	16-APR-2003 12:33:13	Bright	63.000	130	23Bet Dra	2.7990	5800.0	126	5889	No
214	GOM_NL__2PRFIN20030416_123500_000000702015_00324_05889_6719.N1	16-APR-2003 12:35:00	Bright	69.500	69	33Gam Dra	2.2310	3800.0	139	5889	No
215	GOM_NL__2PRFIN20030416_123737_000000402015_00324_05889_6720.N1	16-APR-2003 12:37:37	Bright	40.000	89	5Alp Cep	2.4510	8000.0	80	5889	No
216	GOM_NL__2PRFIN20030416_124328_000001182015_00324_05889_6721.N1	16-APR-2003 12:43:28	Bright	117.50	5	3Alp Lyr	0.033000	11000.	235	5889	No
217	GOM_NL__2PRFIN20030416_124713_000000542015_00324_05889_6722.N1	16-APR-2003 12:47:13	Bright	54.000	92	53Eps Cyg	2.5000	4500.0	108	5889	No
218	GOM_NL__2PRFIN20030416_125441_000000512015_00324_05889_6723.N1	16-APR-2003 12:54:41	Dark	51.000	61	8Eps Peg	2.1000	3900.0	102	5889	No
219	GOM_NL__2PRFIN20030416_125709_000000482015_00324_05889_6724.N1	16-APR-2003 12:57:09	Dark	48.000	162	34Alp Aqr	2.9440	5350.0	96	5889	No

220	GOM_NL__2PRFIN20030416_125948_000000492015_00324_05889_6725.N1	16-APR-2003 12:59:48	Dark	48.500	154	22Bet Aqr	2.8990	5700.0	97	5889	No
221	GOM_NL__2PRFIN20030416_130140_000001362015_00324_05889_6726.N1	16-APR-2003 13:01:40	Dark	136.00	11	53Alp Aql	0.76500	8000.0	272	5889	No
222	GOM_NL__2PRFIN20030416_130728_000000382015_00324_05889_6727.N1	16-APR-2003 13:07:28	Dark	37.500	172	Gam Gru	3.0030	13100.	75	5889	No
223	GOM_NL__2PRFIN20030416_131429_000000422015_00325_05890_6385.N1	16-APR-2003 13:14:29	Dark	41.500	45	Alp Pav	1.9400	26000.	83	5890	No
224	GOM_NL__2PRFIN20030416_131706_000000762015_00325_05890_6386.N1	16-APR-2003 13:17:06	Dark	75.500	57	34Sig Sgr	2.0660	26000.	151	5890	No
225	GOM_NL__2PRFIN20030416_131952_000000652015_00325_05890_6387.N1	16-APR-2003 13:19:52	Dark	64.500	38	20Eps Sgr	1.8360	11000.	129	5890	No
226	GOM_NL__2PRFIN20030416_132201_000000472015_00325_05890_6388.N1	16-APR-2003 13:22:01	Dark	46.500	147	Alp Ara	2.8770	26000.	93	5890	No
227	GOM_NL__2PRFIN20030416_132346_000000672015_00325_05890_6389.N1	16-APR-2003 13:23:46	Straylight	67.000	25	35Lam Sco	1.6200	28000.	134	5890	No
228	GOM_NL__2PRFIN20030416_132619_000000442015_00325_05890_6390.N1	16-APR-2003 13:26:19	Straylight	43.500	4	Alp1Cen	-0.010000	5800.0	87	5890	No
229	GOM_NL__2PRFIN20030416_133212_000000992015_00325_05890_6391.N1	16-APR-2003 13:32:12	Straylight	98.500	16	21Alp Sco	1.0200	3000.0	197	5890	No
230	GOM_NL__2PRFIN20030416_133528_000000872015_00325_05890_6392.N1	16-APR-2003 13:35:28	Tw_i_and_stray	87.000	80	7Del Sco	2.3160	30000.	174	5890	No
231	GOM_NL__2PRFIN20030416_133835_000000412015_00325_05890_6393.N1	16-APR-2003 13:38:35	Tw_i_and_stray	40.500	106	9Bet Crv	2.6480	5600.0	81	5890	No
232	GOM_NL__2PRFIN20030416_134024_000000382015_00325_05890_6394.N1	16-APR-2003 13:40:24	Bright	38.000	100	4Gam Crv	2.5800	13100.	76	5890	No
233	GOM_NL__2PRFIN20030416_134147_000000412015_00325_05890_6395.N1	16-APR-2003 13:41:47	Bright	41.000	15	67Alp Vir	0.97600	28000.	82	5890	No
234	GOM_NL__2PRFIN20030416_134450_000000382015_00325_05890_6396.N1	16-APR-2003 13:44:50	Bright	38.000	121	29Gam Vir	2.7400	7200.0	76	5890	No
235	GOM_NL__2PRFIN20030416_134836_000000412015_00325_05890_6397.N1	16-APR-2003 13:48:36	Bright	41.000	138	47Eps Vir	2.8280	4700.0	82	5890	No
236	GOM_NL__2PRFIN20030416_135643_000000372015_00325_05890_6398.N1	16-APR-2003 13:56:43	Bright	37.000	152	12Alp2CVn	2.8900	11000.	74	5890	No
237	GOM_NL__2PRFIN20030416_135810_000000352015_00325_05890_6399.N1	16-APR-2003 13:58:10	Bright	34.500	174	52Psi UMa	3.0040	4400.0	69	5890	No
238	GOM_NL__2PRFIN20030416_140035_000000362015_00325_05890_6400.N1	16-APR-2003 14:00:35	Bright	36.000	87	64Gam UMa	2.4330	11000.	72	5890	No
239	GOM_NL__2PRFIN20030416_140156_000000372015_00325_05890_6401.N1	16-APR-2003 14:01:56	Bright	36.500	55	79Zet UMa	2.0600	10200.	73	5890	No
240	GOM_NL__2PRFIN20030416_141349_000000622015_00325_05890_6402.N1	16-APR-2003 14:13:49	Bright	61.500	130	23Bet Dra	2.7990	5800.0	123	5890	No
241	GOM_NL__2PRFIN20030416_141539_000000662015_00325_05890_6403.N1	16-APR-2003 14:15:39	Bright	65.500	69	33Gam Dra	2.2310	3800.0	131	5890	No
242	GOM_NL__2PRFIN20030416_141813_000000402015_00325_05890_6404.N1	16-APR-2003 14:18:13	Bright	39.500	89	5Alp Cep	2.4510	8000.0	79	5890	No
243	GOM_NL__2PRFIN20030416_141945_000000332015_00325_05890_6405.N1	16-APR-2003 14:19:45	Bright	33.000	68	18Alp Cas	2.2250	4500.0	66	5890	No
244	GOM_NL__2PRFIN20030416_142403_000001202015_00325_05890_6406.N1	16-APR-2003 14:24:03	Bright	119.50	5	3Alp Lyr	0.033000	11000.	239	5890	No
245	GOM_NL__2PRFIN20030416_142751_000000582015_00325_05890_6407.N1	16-APR-2003 14:27:51	Bright	57.500	92	53Eps Cyg	2.5000	4500.0	115	5890	No
246	GOM_NL__2PRFIN20030416_143518_000000512015_00325_05890_6408.N1	16-APR-2003 14:35:18	Dark	51.000	61	8Eps Peg	2.1000	3900.0	102	5890	No
247	GOM_NL__2PRFIN20030416_143746_000000412015_00325_05890_6409.N1	16-APR-2003 14:37:46	Dark	41.000	162	34Alp Aqr	2.9440	5350.0	82	5890	No
248	GOM_NL__2PRFIN20030416_144026_000000502015_00325_05890_6410.N1	16-APR-2003 14:40:26	Dark	49.500	154	22Bet Aqr	2.8990	5700.0	99	5890	No
249	GOM_NL__2PRFIN20030416_144218_000001452015_00325_05890_6411.N1	16-APR-2003 14:42:18	Dark	144.50	11	53Alp Aql	0.76500	8000.0	289	5890	No
250	GOM_NL__2PRFIN20030416_144805_000000382015_00325_05890_6412.N1	16-APR-2003 14:48:05	Dark	38.000	172	Gam Gru	3.0030	13100.	76	5890	No
251	GOM_NL__2PRFIN20030416_145008_000000392015_00325_05890_6413.N1	16-APR-2003 14:50:08	Dark	38.500	31	Alp Gru	1.7340	15200.	77	5890	No
252	GOM_NL__2PRFIN20030416_145507_000000392015_00326_05891_6702.N1	16-APR-2003 14:55:07	Dark	39.000	45	Alp Pav	1.9400	26000.	78	5891	No
253	GOM_NL__2PRFIN20030416_145745_000000752015_00326_05891_6703.N1	16-APR-2003 14:57:45	Dark	75.000	57	34Sig Sgr	2.0660	26000.	150	5891	No
254	GOM_NL__2PRFIN20030416_150031_000000652015_00326_05891_6704.N1	16-APR-2003 15:00:31	Dark	65.000	38	20Eps Sgr	1.8360	11000.	130	5891	No
255	GOM_NL__2PRFIN20030416_150239_000000462015_00326_05891_6705.N1	16-APR-2003 15:02:39	Dark	46.000	147	Alp Ara	2.8770	26000.	92	5891	No
256	GOM_NL__2PRFIN20030416_150424_000000612015_00326_05891_6706.N1	16-APR-2003 15:04:24	Straylight	60.500	25	35Lam Sco	1.6200	28000.	121	5891	No
257	GOM_NL__2PRFIN20030416_150657_000000392015_00326_05891_6707.N1	16-APR-2003 15:06:57	Straylight	39.000	4	Alp1Cen	-0.010000	5800.0	78	5891	No
258	GOM_NL__2PRFIN20030416_151250_000000982015_00326_05891_6708.N1	16-APR-2003 15:12:50	Straylight	98.000	16	21Alp Sco	1.0200	3000.0	196	5891	No
259	GOM_NL__2PRFIN20030416_151605_000000832015_00326_05891_6709.N1	16-APR-2003 15:16:05	Tw_i_and_stray	83.000	80	7Del Sco	2.3160	30000.	166	5891	No
260	GOM_NL__2PRFIN20030416_151912_000000402015_00326_05891_6710.N1	16-APR-2003 15:19:12	Tw_i_and_stray	40.000	106	9Bet Crv	2.6480	5600.0	80	5891	No
261	GOM_NL__2PRFIN20030416_152101_000000382015_00326_05891_6711.N1	16-APR-2003 15:21:01	Bright	37.500	100	4Gam Crv	2.5800	13100.	75	5891	No
262	GOM_NL__2PRFIN20030416_152224_000000462015_00326_05891_6712.N1	16-APR-2003 15:22:24	Bright	46.000	15	67Alp Vir	0.97600	28000.	92	5891	No
263	GOM_NL__2PRFIN20030416_152527_000000372015_00326_05891_6713.N1	16-APR-2003 15:25:27	Bright	37.000	121	29Gam Vir	2.7400	7200.0	74	5891	No
264	GOM_NL__2PRFIN20030416_152913_000000402015_00326_05891_6714.N1	16-APR-2003 15:29:13	Bright	40.000	138	47Eps Vir	2.8280	4700.0	80	5891	No
265	GOM_NL__2PRFIN20030416_153719_000000382015_00326_05891_6715.N1	16-APR-2003 15:37:19	Bright	38.000	152	12Alp2CVn	2.8900	11000.	76	5891	No
266	GOM_NL__2PRFIN20030416_153846_000000352015_00326_05891_6716.N1	16-APR-2003 15:38:46	Bright	34.500	174	52Psi UMa	3.0040	4400.0	69	5891	No
267	GOM_NL__2PRFIN20030416_154111_000000362015_00326_05891_6717.N1	16-APR-2003 15:41:11	Bright	35.500	87	64Gam UMa	2.4330	11000.	71	5891	No
268	GOM_NL__2PRFIN20030416_154232_000000402015_00326_05891_6718.N1	16-APR-2003 15:42:32	Bright	39.500	55	79Zet UMa	2.0600	10200.	79	5891	No
269	GOM_NL__2PRFIN20030416_155424_000000622015_00326_05891_6719.N1	16-APR-2003 15:54:24	Bright	61.500	130	23Bet Dra	2.7990	5800.0	123	5891	No
270	GOM_NL__2PRFIN20030416_155613_000000652015_00326_05891_6720.N1	16-APR-2003 15:56:13	Bright	64.500	69	33Gam Dra	2.2310	3800.0	129	5891	No
271	GOM_NL__2PRFIN20030416_155849_000000392015_00326_05891_6721.N1	16-APR-2003 15:58:49	Bright	38.500	89	5Alp Cep	2.4510	8000.0	77	5891	No
272	GOM_NL__2PRFIN20030416_160021_000000372015_00326_05891_6722.N1	16-APR-2003 16:00:21	Bright	36.500	68	18Alp Cas	2.2250	4500.0	73	5891	No
273	GOM_NL__2PRFIN20030416_160439_000001192015_00326_05891_6723.N1	16-APR-2003 16:04:39	Bright	118.50	5	3Alp Lyr	0.033000	11000.	237	5891	No
274	GOM_NL__2PRFIN20030416_160827_000000552015_00326_05891_6724.N1	16-APR-2003 16:08:27	Bright	55.000	92	53Eps Cyg	2.5000	4500.0	110	5891	No
275	GOM_NL__2PRFIN20030416_161555_000000542015_00326_05891_6725.N1	16-APR-2003 16:15:55	Dark	53.500	61	8Eps Peg	2.1000	3900.0	107	5891	No
276	GOM_NL__2PRFIN20030416_161823_000000472015_00326_05891_6726.N1	16-APR-2003 16:18:23	Dark	46.500	162	34Alp Aqr	2.9440	5350.0	93	5891	No
277	GOM_NL__2PRFIN20030416_162102_000000472015_00326_05891_6727.N1	16-APR-2003 16:21:02	Dark	47.000	154	22Bet Aqr	2.8990	5700.0	94	5891	No
278	GOM_NL__2PRFIN20030416_162256_000001442015_00326_05891_6728.N1	16-APR-2003 16:22:56	Dark	143.50	11	53Alp Aql	0.76500	8000.0	287	5891	No

279	GOM_NL__2PRFIN20030416_162841_000000392015_00326_05891_6729.N1	16-APR-2003 16:28:41	Dark	39.000	172	Gam Gru	3.0030	13100.	78	5891	No
280	GOM_NL__2PRFIN20030416_163044_000000422015_00326_05891_6730.N1	16-APR-2003 16:30:44	Dark	42.000	31	Alp Gru	1.7340	15200.	84	5891	No
281	GOM_NL__2PRFIN20030416_163543_000000402015_00327_05892_6388.N1	16-APR-2003 16:35:43	Dark	39.500	45	Alp Pav	1.9400	26000.	79	5892	No
282	GOM_NL__2PRFIN20030416_163822_000000732015_00327_05892_6389.N1	16-APR-2003 16:38:22	Dark	73.000	57	34Sig Sgr	2.0660	26000.	146	5892	No
283	GOM_NL__2PRFIN20030416_164108_000000682015_00327_05892_6390.N1	16-APR-2003 16:41:08	Dark	67.500	38	20Eps Sgr	1.8360	11000.	135	5892	No
284	GOM_NL__2PRFIN20030416_164315_000000482015_00327_05892_6391.N1	16-APR-2003 16:43:15	Dark	47.500	147	Alp Ara	2.8770	26000.	95	5892	No
285	GOM_NL__2PRFIN20030416_164502_000000702015_00327_05892_6392.N1	16-APR-2003 16:45:02	Straylight	69.500	25	35Lam Sco	1.6200	28000.	139	5892	No
286	GOM_NL__2PRFIN20030416_164733_000000492015_00327_05892_6393.N1	16-APR-2003 16:47:33	Straylight	49.000	4	Alp1Cen	-0.010000	5800.0	98	5892	No
287	GOM_NL__2PRFIN20030416_165326_000000962015_00327_05892_6394.N1	16-APR-2003 16:53:26	Straylight	96.000	16	21Alp Sco	1.0200	3000.0	192	5892	No
288	GOM_NL__2PRFIN20030416_165642_000000852015_00327_05892_6395.N1	16-APR-2003 16:56:42	Tw_i_and_stray	84.500	80	7Del Sco	2.3160	30000.	169	5892	No
289	GOM_NL__2PRFIN20030416_165948_000000432015_00327_05892_6396.N1	16-APR-2003 16:59:48	Tw_i_and_stray	42.500	106	9Bet Crv	2.6480	5600.0	85	5892	No
290	GOM_NL__2PRFIN20030416_170137_000000392015_00327_05892_6397.N1	16-APR-2003 17:01:37	Bright	38.500	100	4Gam Crv	2.5800	13100.	77	5892	No
291	GOM_NL__2PRFIN20030416_170300_000000422015_00327_05892_6398.N1	16-APR-2003 17:03:00	Bright	42.000	15	67Alp Vir	0.97600	28000.	84	5892	No
292	GOM_NL__2PRFIN20030416_170603_000000392015_00327_05892_6399.N1	16-APR-2003 17:06:03	Bright	39.000	121	29Gam Vir	2.7400	7200.0	78	5892	No
293	GOM_NL__2PRFIN20030416_170948_000000402015_00327_05892_6400.N1	16-APR-2003 17:09:48	Bright	40.000	138	47Eps Vir	2.8280	4700.0	80	5892	No
294	GOM_NL__2PRFIN20030416_171754_000000402015_00327_05892_6401.N1	16-APR-2003 17:17:54	Bright	39.500	152	12Alp2CVn	2.8900	11000.	79	5892	No
295	GOM_NL__2PRFIN20030416_171922_000000342015_00327_05892_6402.N1	16-APR-2003 17:19:22	Bright	34.000	174	52Psi UMa	3.0040	4400.0	68	5892	No
296	GOM_NL__2PRFIN20030416_172147_000000372015_00327_05892_6403.N1	16-APR-2003 17:21:47	Bright	37.000	87	64Gam UMa	2.4330	11000.	74	5892	No
297	GOM_NL__2PRFIN20030416_172307_000000402015_00327_05892_6404.N1	16-APR-2003 17:23:07	Bright	40.000	55	79Zet UMa	2.0600	10200.	80	5892	No
298	GOM_NL__2PRFIN20030416_173459_000000612015_00327_05892_6405.N1	16-APR-2003 17:34:59	Bright	60.500	130	23Bet Dra	2.7990	5800.0	121	5892	No
299	GOM_NL__2PRFIN20030416_173648_000000652015_00327_05892_6406.N1	16-APR-2003 17:36:48	Bright	65.000	69	33Gam Dra	2.2310	3800.0	130	5892	No
300	GOM_NL__2PRFIN20030416_173925_000000402015_00327_05892_6407.N1	16-APR-2003 17:39:25	Bright	39.500	89	5Alp Cep	2.4510	8000.0	79	5892	No
301	GOM_NL__2PRFIN20030416_174057_000000332015_00327_05892_6408.N1	16-APR-2003 17:40:57	Bright	32.500	68	18Alp Cas	2.2250	4500.0	65	5892	No
302	GOM_NL__2PRFIN20030416_174513_000001152015_00327_05892_6409.N1	16-APR-2003 17:45:13	Bright	114.50	5	3Alp Lyr	0.033000	11000.	229	5892	No
303	GOM_NL__2PRFIN20030416_174903_000000542015_00327_05892_6410.N1	16-APR-2003 17:49:03	Bright	54.000	92	53Eps Cyg	2.5000	4500.0	108	5892	No
304	GOM_NL__2PRFIN20030416_175631_000000482015_00327_05892_6411.N1	16-APR-2003 17:56:31	Dark	48.000	61	8Eps Peg	2.1000	3900.0	96	5892	No
305	GOM_NL__2PRFIN20030416_175859_000000452015_00327_05892_6412.N1	16-APR-2003 17:58:59	Dark	44.500	162	34Alp Aqr	2.9440	5350.0	89	5892	No
306	GOM_NL__2PRFIN20030416_180139_000000472015_00327_05892_6413.N1	16-APR-2003 18:01:39	Dark	47.000	154	22Bet Aqr	2.8990	5700.0	94	5892	No
307	GOM_NL__2PRFIN20030416_180333_000001252015_00327_05892_6414.N1	16-APR-2003 18:03:33	Dark	124.50	11	53Alp Aql	0.76500	8000.0	249	5892	No
308	GOM_NL__2PRFIN20030416_180918_000000402015_00327_05892_6415.N1	16-APR-2003 18:09:18	Dark	40.000	172	Gam Gru	3.0030	13100.	80	5892	No
309	GOM_NL__2PRFIN20030416_181121_000000412015_00327_05892_6416.N1	16-APR-2003 18:11:21	Dark	41.000	31	Alp Gru	1.7340	15200.	82	5892	No
310	GOM_NL__2PRFIN20030416_181620_000000402015_00328_05893_6389.N1	16-APR-2003 18:16:20	Dark	40.000	45	Alp Pav	1.9400	26000.	80	5893	No
311	GOM_NL__2PRFIN20030416_181900_000000752015_00328_05893_6390.N1	16-APR-2003 18:19:00	Dark	75.000	57	34Sig Sgr	2.0660	26000.	150	5893	No
312	GOM_NL__2PRFIN20030416_182145_000000662015_00328_05893_6391.N1	16-APR-2003 18:21:45	Dark	66.000	38	20Eps Sgr	1.8360	11000.	132	5893	No
313	GOM_NL__2PRFIN20030416_182352_000000462015_00328_05893_6392.N1	16-APR-2003 18:23:52	Dark	45.500	147	Alp Ara	2.8770	26000.	91	5893	No
314	GOM_NL__2PRFIN20030416_182539_000000632015_00328_05893_6393.N1	16-APR-2003 18:25:39	Straylight	62.500	25	35Lam Sco	1.6200	28000.	125	5893	No
315	GOM_NL__2PRFIN20030416_182809_000000452015_00328_05893_6394.N1	16-APR-2003 18:28:09	Straylight	45.000	4	Alp1Cen	-0.010000	5800.0	90	5893	No
316	GOM_NL__2PRFIN20030416_183403_000000972015_00328_05893_6395.N1	16-APR-2003 18:34:03	Straylight	96.500	16	21Alp Sco	1.0200	3000.0	193	5893	No
317	GOM_NL__2PRFIN20030416_183718_000000852015_00328_05893_6396.N1	16-APR-2003 18:37:18	Tw_i_and_stray	85.000	80	7Del Sco	2.3160	30000.	170	5893	No
318	GOM_NL__2PRFIN20030416_184024_000000442015_00328_05893_6397.N1	16-APR-2003 18:40:24	Tw_i_and_stray	43.500	106	9Bet Crv	2.6480	5600.0	87	5893	No
319	GOM_NL__2PRFIN20030416_184213_000000382015_00328_05893_6398.N1	16-APR-2003 18:42:13	Bright	37.500	100	4Gam Crv	2.5800	13100.	75	5893	No
320	GOM_NL__2PRFIN20030416_184336_000000432015_00328_05893_6399.N1	16-APR-2003 18:43:36	Bright	43.000	15	67Alp Vir	0.97600	28000.	86	5893	No
321	GOM_NL__2PRFIN20030416_184639_000000392015_00328_05893_6400.N1	16-APR-2003 18:46:39	Bright	38.500	121	29Gam Vir	2.7400	7200.0	77	5893	No
322	GOM_NL__2PRFIN20030416_185024_000000402015_00328_05893_6401.N1	16-APR-2003 18:50:24	Bright	39.500	138	47Eps Vir	2.8280	4700.0	79	5893	No
323	GOM_NL__2PRFIN20030416_185830_000000392015_00328_05893_6402.N1	16-APR-2003 18:58:30	Bright	39.000	152	12Alp2CVn	2.8900	11000.	78	5893	No
324	GOM_NL__2PRFIN20030416_185958_000000372015_00328_05893_6403.N1	16-APR-2003 18:59:58	Bright	37.000	174	52Psi UMa	3.0040	4400.0	74	5893	No
325	GOM_NL__2PRFIN20030416_190223_000000382015_00328_05893_6404.N1	16-APR-2003 19:02:23	Bright	37.500	87	64Gam UMa	2.4330	11000.	75	5893	No
326	GOM_NL__2PRFIN20030416_190343_000000402015_00328_05893_6405.N1	16-APR-2003 19:03:43	Bright	39.500	55	79Zet UMa	2.0600	10200.	79	5893	No
327	GOM_NL__2PRFIN20030416_191533_000000622015_00328_05893_6406.N1	16-APR-2003 19:15:33	Bright	62.000	130	23Bet Dra	2.7990	5800.0	124	5893	No
328	GOM_NL__2PRFIN20030416_191723_000000652015_00328_05893_6407.N1	16-APR-2003 19:17:23	Bright	65.000	69	33Gam Dra	2.2310	3800.0	130	5893	No
329	GOM_NL__2PRFIN20030416_192000_000000392015_00328_05893_6408.N1	16-APR-2003 19:20:00	Bright	39.000	89	5Alp Cep	2.4510	8000.0	78	5893	No
330	GOM_NL__2PRFIN20030416_192133_000000342015_00328_05893_6409.N1	16-APR-2003 19:21:33	Bright	33.500	68	18Alp Cas	2.2250	4500.0	67	5893	No
331	GOM_NL__2PRFIN20030416_192549_000001172015_00328_05893_6410.N1	16-APR-2003 19:25:49	Bright	117.00	5	3Alp Lyr	0.033000	11000.	234	5893	No
332	GOM_NL__2PRFIN20030416_192939_000000572015_00328_05893_6411.N1	16-APR-2003 19:29:39	Bright	57.000	92	53Eps Cyg	2.5000	4500.0	114	5893	No
333	GOM_NL__2PRFIN20030416_193708_000000532015_00328_05893_6412.N1	16-APR-2003 19:37:08	Dark	53.000	61	8Eps Peg	2.1000	3900.0	106	5893	No
334	GOM_NL__2PRFIN20030416_193935_000000482015_00328_05893_6413.N1	16-APR-2003 19:39:35	Dark	48.000	162	34Alp Aqr	2.9440	5350.0	96	5893	No
335	GOM_NL__2PRFIN20030416_194215_000000492015_00328_05893_6414.N1	16-APR-2003 19:42:15	Dark	49.000	154	22Bet Aqr	2.8990	5700.0	98	5893	No
336	GOM_NL__2PRFIN20030416_194412_000001272015_00328_05893_6415.N1	16-APR-2003 19:44:12	Dark	127.00	11	53Alp Aql	0.76500	8000.0	254	5893	No
337	GOM_NL__2PRFIN20030416_194954_000000402015_00328_05893_6416.N1	16-APR-2003 19:49:54	Dark	39.500	172	Gam Gru	3.0030	13100.	79	5893	No

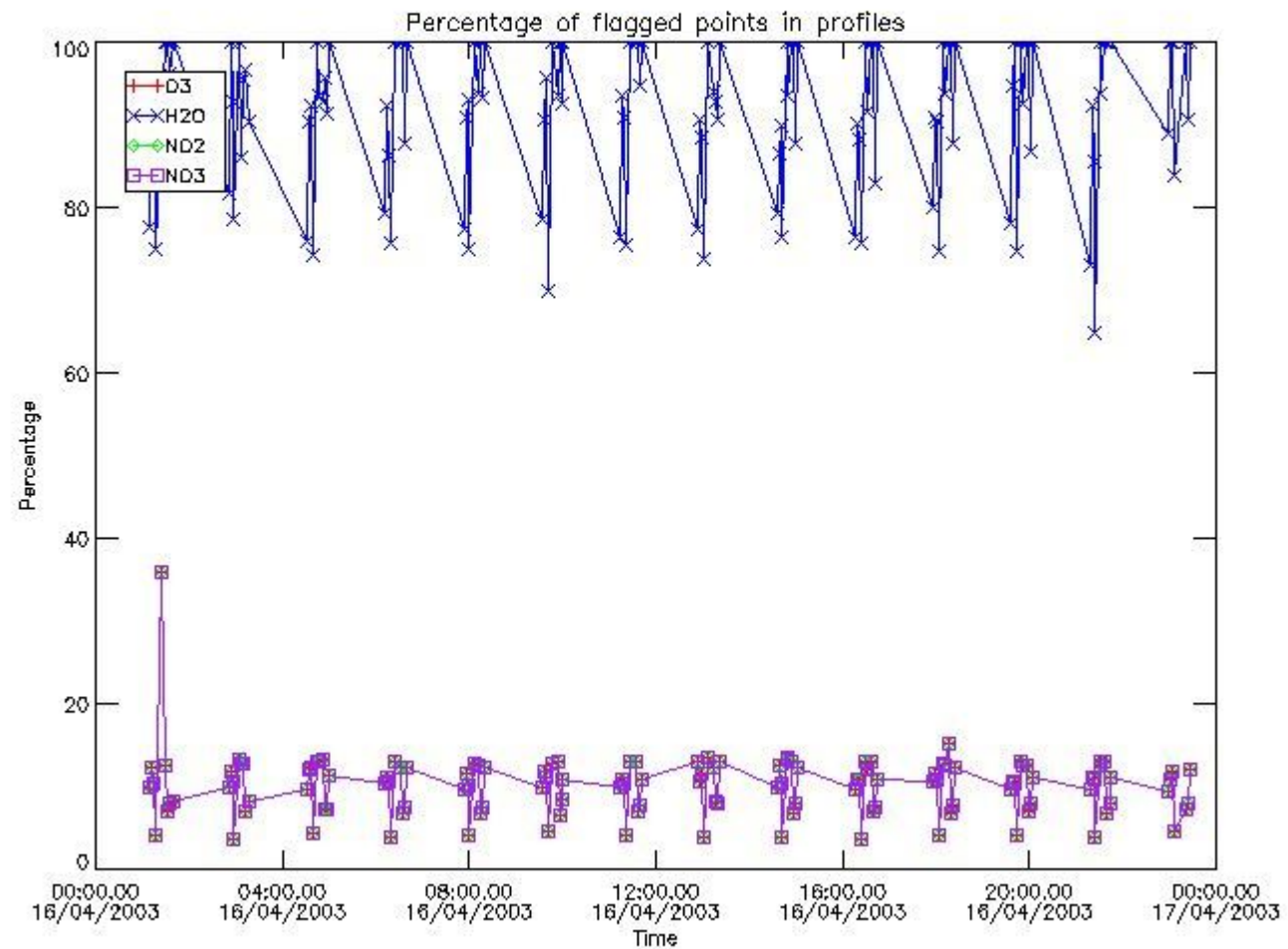
338	GOM_NL__2PRFIN20030416_195157_000000412015_00328_05893_6417.N1	16-APR-2003 19:51:57	Dark	40.500	31	Alp Gru	1.7340	15200.	81	5893	No
339	GOM_NL__2PRFIN20030416_195656_000000412015_00329_05894_6903.N1	16-APR-2003 19:56:56	Dark	41.000	45	Alp Pav	1.9400	26000.	82	5894	No
340	GOM_NL__2PRFIN20030416_195938_000000732015_00329_05894_6904.N1	16-APR-2003 19:59:38	Dark	72.500	57	34Sig Sgr	2.0660	26000.	145	5894	No
341	GOM_NL__2PRFIN20030416_200223_000000652015_00329_05894_6905.N1	16-APR-2003 20:02:23	Dark	64.500	38	20Eps Sgr	1.8360	11000.	129	5894	No
342	GOM_NL__2PRFIN20030416_200429_000000462015_00329_05894_6906.N1	16-APR-2003 20:04:29	Dark	45.500	147	Alp Ara	2.8770	26000.	91	5894	No
343	GOM_NL__2PRFIN20030416_200616_000000702015_00329_05894_6907.N1	16-APR-2003 20:06:16	Straylight	70.000	25	35Lam Sco	1.6200	28000.	140	5894	No
344	GOM_NL__2PRFIN20030416_200845_000000532015_00329_05894_6908.N1	16-APR-2003 20:08:45	Straylight	52.500	4	Alp1Cen	-0.010000	5800.0	105	5894	No
345	GOM_NL__2PRFIN20030416_201440_000001072015_00329_05894_6909.N1	16-APR-2003 20:14:40	Straylight	106.50	16	21Alp Sco	1.0200	3000.0	213	5894	No
346	GOM_NL__2PRFIN20030416_201754_000000852015_00329_05894_6910.N1	16-APR-2003 20:17:54	Twi_and_stray	85.000	80	7Del Sco	2.3160	30000.	170	5894	No
347	GOM_NL__2PRFIN20030416_202100_000000402015_00329_05894_6911.N1	16-APR-2003 20:21:00	Twi_and_stray	39.500	106	9Bet Crv	2.6480	5600.0	79	5894	No
348	GOM_NL__2PRFIN20030416_202249_000000382015_00329_05894_6912.N1	16-APR-2003 20:22:49	Bright	37.500	100	4Gam Crv	2.5800	13100.	75	5894	No
349	GOM_NL__2PRFIN20030416_202412_000000452015_00329_05894_6913.N1	16-APR-2003 20:24:12	Bright	45.000	15	67Alp Vir	0.97600	28000.	90	5894	No
350	GOM_NL__2PRFIN20030416_202715_000000372015_00329_05894_6914.N1	16-APR-2003 20:27:15	Bright	37.000	121	29Gam Vir	2.7400	7200.0	74	5894	No
351	GOM_NL__2PRFIN20030416_203100_000000402015_00329_05894_6915.N1	16-APR-2003 20:31:00	Bright	39.500	138	47Eps Vir	2.8280	4700.0	79	5894	No
352	GOM_NL__2PRFIN20030416_203905_000000562015_00329_05894_6916.N1	16-APR-2003 20:39:05	Bright	56.000	152	12Alp2CVn	2.8900	11000.	112	5894	No
353	GOM_NL__2PRFIN20030416_204034_000000352015_00329_05894_6917.N1	16-APR-2003 20:40:34	Bright	34.500	174	52Psi UMa	3.0040	4400.0	69	5894	No
354	GOM_NL__2PRFIN20030416_204259_000000372015_00329_05894_6918.N1	16-APR-2003 20:42:59	Bright	36.500	87	64Gam UMa	2.4330	11000.	73	5894	No
355	GOM_NL__2PRFIN20030416_204418_000000402015_00329_05894_6919.N1	16-APR-2003 20:44:18	Bright	40.000	55	79Zet UMa	2.0600	10200.	80	5894	No
356	GOM_NL__2PRFIN20030416_205608_000000632015_00329_05894_6920.N1	16-APR-2003 20:56:08	Bright	62.500	130	23Bet Dra	2.7990	5800.0	125	5894	No
357	GOM_NL__2PRFIN20030416_205758_000000632015_00329_05894_6921.N1	16-APR-2003 20:57:58	Bright	63.000	69	33Gam Dra	2.2310	3800.0	126	5894	No
358	GOM_NL__2PRFIN20030416_210036_000000412015_00329_05894_6922.N1	16-APR-2003 21:00:36	Bright	40.500	89	5Alp Cep	2.4510	8000.0	81	5894	No
359	GOM_NL__2PRFIN20030416_210209_000000362015_00329_05894_6923.N1	16-APR-2003 21:02:09	Bright	36.000	68	18Alp Cas	2.2250	4500.0	72	5894	No
360	GOM_NL__2PRFIN20030416_210622_000001122015_00329_05894_6924.N1	16-APR-2003 21:06:22	Bright	111.50	5	3Alp Lyr	0.033000	11000.	223	5894	No
361	GOM_NL__2PRFIN20030416_211015_000000572015_00329_05894_6925.N1	16-APR-2003 21:10:15	Bright	56.500	92	53Eps Cyg	2.5000	4500.0	113	5894	No
362	GOM_NL__2PRFIN20030416_211744_000000532015_00329_05894_6926.N1	16-APR-2003 21:17:44	Dark	52.500	61	8Eps Peg	2.1000	3900.0	105	5894	No
363	GOM_NL__2PRFIN20030416_212012_000000462015_00329_05894_6927.N1	16-APR-2003 21:20:12	Dark	45.500	162	34Alp Aqr	2.9440	5350.0	91	5894	No
364	GOM_NL__2PRFIN20030416_212252_000000522015_00329_05894_6928.N1	16-APR-2003 21:22:52	Dark	52.000	154	22Bet Aqr	2.8990	5700.0	104	5894	No
365	GOM_NL__2PRFIN20030416_212449_000001332015_00329_05894_6929.N1	16-APR-2003 21:24:49	Dark	132.50	11	53Alp Aql	0.76500	8000.0	265	5894	No
366	GOM_NL__2PRFIN20030416_213031_000000392015_00329_05894_6930.N1	16-APR-2003 21:30:31	Dark	39.000	172	Gam Gru	3.0030	13100.	78	5894	No
367	GOM_NL__2PRFIN20030416_213233_000000412015_00329_05894_6931.N1	16-APR-2003 21:32:33	Dark	40.500	31	Alp Gru	1.7340	15200.	81	5894	No
368	GOM_NL__2PRFIN20030416_213732_000000402015_00330_05895_6419.N1	16-APR-2003 21:37:32	Dark	39.500	45	Alp Pav	1.9400	26000.	79	5895	No
369	GOM_NL__2PRFIN20030416_214016_000000752015_00330_05895_6420.N1	16-APR-2003 21:40:16	Dark	75.000	57	34Sig Sgr	2.0660	26000.	150	5895	No
370	GOM_NL__2PRFIN20030416_214300_000000652015_00330_05895_6421.N1	16-APR-2003 21:43:00	Dark	64.500	38	20Eps Sgr	1.8360	11000.	129	5895	No
371	GOM_NL__2PRFIN20030416_214506_000000462015_00330_05895_6422.N1	16-APR-2003 21:45:06	Dark	46.000	147	Alp Ara	2.8770	26000.	92	5895	No
372	GOM_NL__2PRFIN20030416_214653_000000712015_00330_05895_6423.N1	16-APR-2003 21:46:53	Straylight	71.000	25	35Lam Sco	1.6200	28000.	142	5895	No
373	GOM_NL__2PRFIN20030416_214922_000000472015_00330_05895_6424.N1	16-APR-2003 21:49:22	Straylight	47.000	4	Alp1Cen	-0.010000	5800.0	94	5895	No
374	GOM_NL__2PRFIN20030416_215409_000000452015_00330_05895_6425.N1	16-APR-2003 21:54:09	Straylight	45.000	81	Eta Cen	2.3560	28000.	90	5895	No
375	GOM_NL__2PRFIN20030416_215630_000000522015_00330_05895_6426.N1	16-APR-2003 21:56:30	Straylight	51.500	54	5The Cen	2.0550	4500.0	103	5895	No
376	GOM_NL__2PRFIN20030416_215831_000000862015_00330_05895_6427.N1	16-APR-2003 21:58:31	Twi_and_stray	85.500	80	7Del Sco	2.3160	30000.	171	5895	No
377	GOM_NL__2PRFIN20030416_220136_000000422015_00330_05895_6428.N1	16-APR-2003 22:01:36	Twi_and_stray	41.500	106	9Bet Crv	2.6480	5600.0	83	5895	No
378	GOM_NL__2PRFIN20030416_220325_000000372015_00330_05895_6429.N1	16-APR-2003 22:03:25	Bright	37.000	100	4Gam Crv	2.5800	13100.	74	5895	No
379	GOM_NL__2PRFIN20030416_220448_000000432015_00330_05895_6430.N1	16-APR-2003 22:04:48	Bright	42.500	15	67Alp Vir	0.97600	28000.	85	5895	No
380	GOM_NL__2PRFIN20030416_220751_000000382015_00330_05895_6431.N1	16-APR-2003 22:07:51	Bright	38.000	121	29Gam Vir	2.7400	7200.0	76	5895	No
381	GOM_NL__2PRFIN20030416_221136_000000402015_00330_05895_6432.N1	16-APR-2003 22:11:36	Bright	40.000	138	47Eps Vir	2.8280	4700.0	80	5895	No
382	GOM_NL__2PRFIN20030416_221941_000000392015_00330_05895_6433.N1	16-APR-2003 22:19:41	Bright	38.500	152	12Alp2CVn	2.8900	11000.	77	5895	No
383	GOM_NL__2PRFIN20030416_222110_000000372015_00330_05895_6434.N1	16-APR-2003 22:21:10	Bright	37.000	174	52Psi UMa	3.0040	4400.0	74	5895	No
384	GOM_NL__2PRFIN20030416_222335_000000362015_00330_05895_6435.N1	16-APR-2003 22:23:35	Bright	35.500	87	64Gam UMa	2.4330	11000.	71	5895	No
385	GOM_NL__2PRFIN20030416_222454_000000402015_00330_05895_6436.N1	16-APR-2003 22:24:54	Bright	40.000	55	79Zet UMa	2.0600	10200.	80	5895	No
386	GOM_NL__2PRFIN20030416_223105_000000392015_00330_05895_6437.N1	16-APR-2003 22:31:05	Bright	39.000	60	7Bet UMi	2.0810	3950.0	78	5895	No
387	GOM_NL__2PRFIN20030416_223358_000000332015_00330_05895_6438.N1	16-APR-2003 22:33:58	Bright	32.500	49	1Alp UMi	1.9900	6300.0	65	5895	No
388	GOM_NL__2PRFIN20030416_223643_000000602015_00330_05895_6439.N1	16-APR-2003 22:36:43	Bright	59.500	130	23Bet Dra	2.7990	5800.0	119	5895	No
389	GOM_NL__2PRFIN20030416_223833_000000662015_00330_05895_6440.N1	16-APR-2003 22:38:33	Bright	65.500	69	33Gam Dra	2.2310	3800.0	131	5895	No
390	GOM_NL__2PRFIN20030416_224112_000000392015_00330_05895_6441.N1	16-APR-2003 22:41:12	Bright	39.000	89	5Alp Cep	2.4510	8000.0	78	5895	No
391	GOM_NL__2PRFIN20030416_224245_000000362015_00330_05895_6442.N1	16-APR-2003 22:42:45	Bright	35.500	68	18Alp Cas	2.2250	4500.0	71	5895	No
392	GOM_NL__2PRFIN20030416_224659_000001252015_00330_05895_6443.N1	16-APR-2003 22:46:59	Bright	124.50	5	3Alp Lyr	0.033000	11000.	249	5895	No
393	GOM_NL__2PRFIN20030416_225051_000000592015_00330_05895_6444.N1	16-APR-2003 22:50:51	Bright	59.000	92	53Eps Cyg	2.5000	4500.0	118	5895	No
394	GOM_NL__2PRFIN20030416_225820_000000542015_00330_05895_6445.N1	16-APR-2003 22:58:20	Dark	54.000	61	8Eps Peg	2.1000	3900.0	108	5895	No
395	GOM_NL__2PRFIN20030416_230048_000000472015_00330_05895_6446.N1	16-APR-2003 23:00:48	Dark	46.500	162	34Alp Aqr	2.9440	5350.0	93	5895	No
396	GOM_NL__2PRFIN20030416_230328_000000472015_00330_05895_6447.N1	16-APR-2003 23:03:28	Dark	47.000	154	22Bet Aqr	2.8990	5700.0	94	5895	No

397	GOM_NL__2PRFIN20030416_230527_000001242015_00330_05895_6448.N1	16-APR-2003 23:05:27	Dark	124.00	11	53Alp Aql	0.76500	8000.0	248	5895	No
398	GOM_NL__2PRFIN20030416_232053_000000772015_00331_05896_6413.N1	16-APR-2003 23:20:53	Dark	76.500	57	34Sig Sgr	2.0660	26000.	153	5896	No
399	GOM_NL__2PRFIN20030416_232337_000000652015_00331_05896_6414.N1	16-APR-2003 23:23:37	Dark	65.000	38	20Eps Sgr	1.8360	11000.	130	5896	No
400	GOM_NL__2PRFIN20030416_232542_000000472015_00331_05896_6415.N1	16-APR-2003 23:25:42	Dark	46.500	147	Alp Ara	2.8770	26000.	93	5896	No
401	GOM_NL__2PRFIN20030416_232730_000000722015_00331_05896_6416.N1	16-APR-2003 23:27:30	Straylight	72.000	25	35Lam Sco	1.6200	28000.	144	5896	No
402	GOM_NL__2PRFIN20030416_232958_000000512015_00331_05896_6417.N1	16-APR-2003 23:29:58	Straylight	51.000	4	Alp1Cen	-0.010000	5800.0	102	5896	No
403	GOM_NL__2PRFIN20030416_233445_000000452015_00331_05896_6418.N1	16-APR-2003 23:34:45	Straylight	44.500	81	Eta Cen	2.3560	28000.	89	5896	No
404	GOM_NL__2PRFIN20030416_233706_000000452015_00331_05896_6419.N1	16-APR-2003 23:37:06	Straylight	44.500	54	5The Cen	2.0550	4500.0	89	5896	No
405	GOM_NL__2PRFIN20030416_233907_000000832015_00331_05896_6420.N1	16-APR-2003 23:39:07	Twi_and_stray	83.000	80	7Del Sco	2.3160	30000.	166	5896	No
406	GOM_NL__2PRFIN20030416_234212_000000392015_00331_05896_6421.N1	16-APR-2003 23:42:12	Twi_and_stray	38.500	106	9Bet Crv	2.6480	5600.0	77	5896	No
407	GOM_NL__2PRFIN20030416_234401_000000382015_00331_05896_6422.N1	16-APR-2003 23:44:01	Bright	37.500	100	4Gam Crv	2.5800	13100.	75	5896	No
408	GOM_NL__2PRFIN20030416_234524_000000452015_00331_05896_6423.N1	16-APR-2003 23:45:24	Bright	44.500	15	67Alp Vir	0.97600	28000.	89	5896	No
409	GOM_NL__2PRFIN20030416_234826_000000382015_00331_05896_6424.N1	16-APR-2003 23:48:26	Bright	37.500	121	29Gam Vir	2.7400	7200.0	75	5896	No
410	GOM_NL__2PRFIN20030416_235211_000000402015_00331_05896_6425.N1	16-APR-2003 23:52:11	Bright	39.500	138	47Eps Vir	2.8280	4700.0	79	5896	No

3. Quality information per product

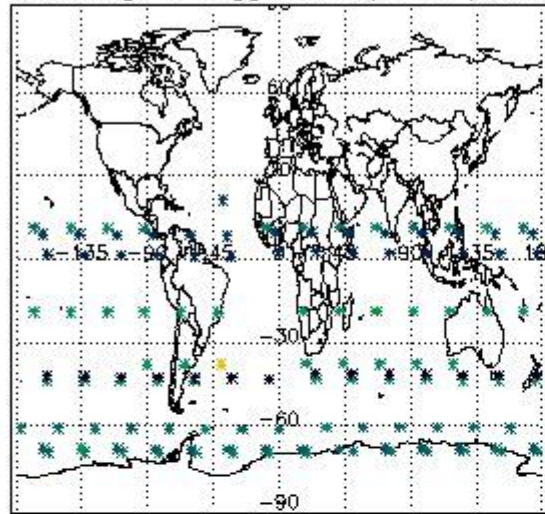
In this section it is plotted some information contained in the Quality Summary data set of the level 2 products. Only products in dark limb conditions and without errors (error flag in the MPH set to "0") are used.

3.1 Plot quality information per product (time dependant)

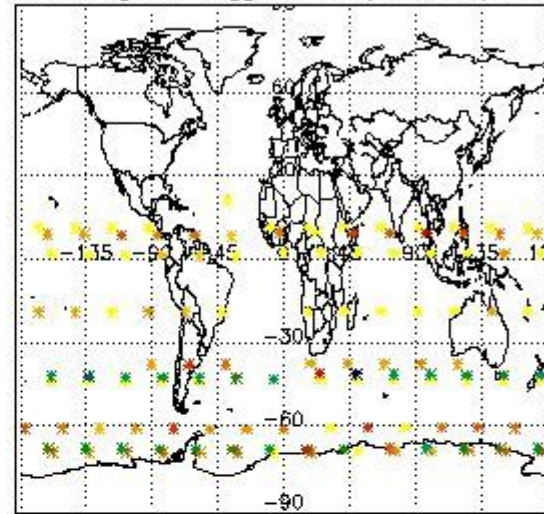


3.2 Plot quality information per product (world map)

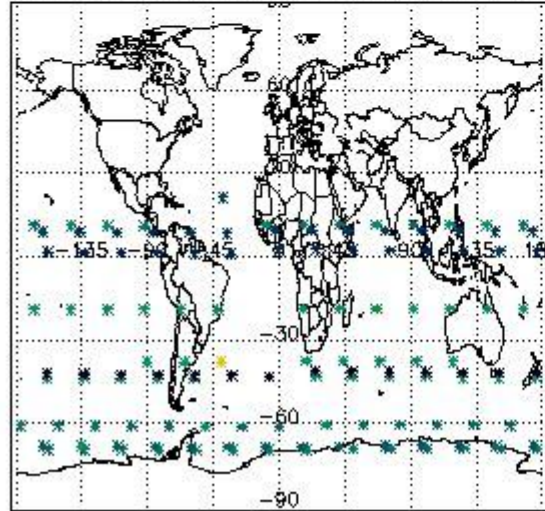
Percentage of flagged data per O3 profile



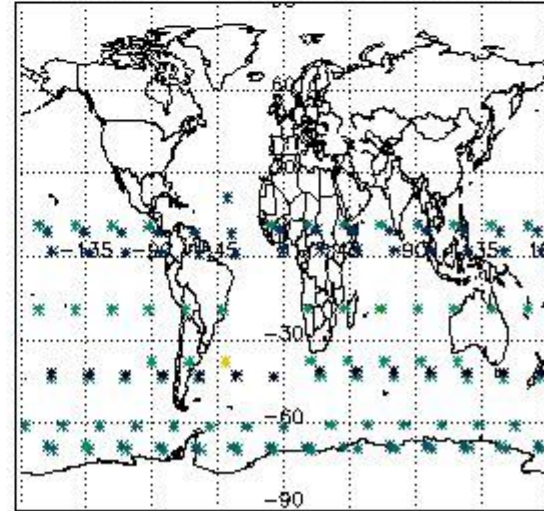
Percentage of flagged data per H2O profile



Percentage of flagged data per NO2 profile



Percentage of flagged data per NO3 profile

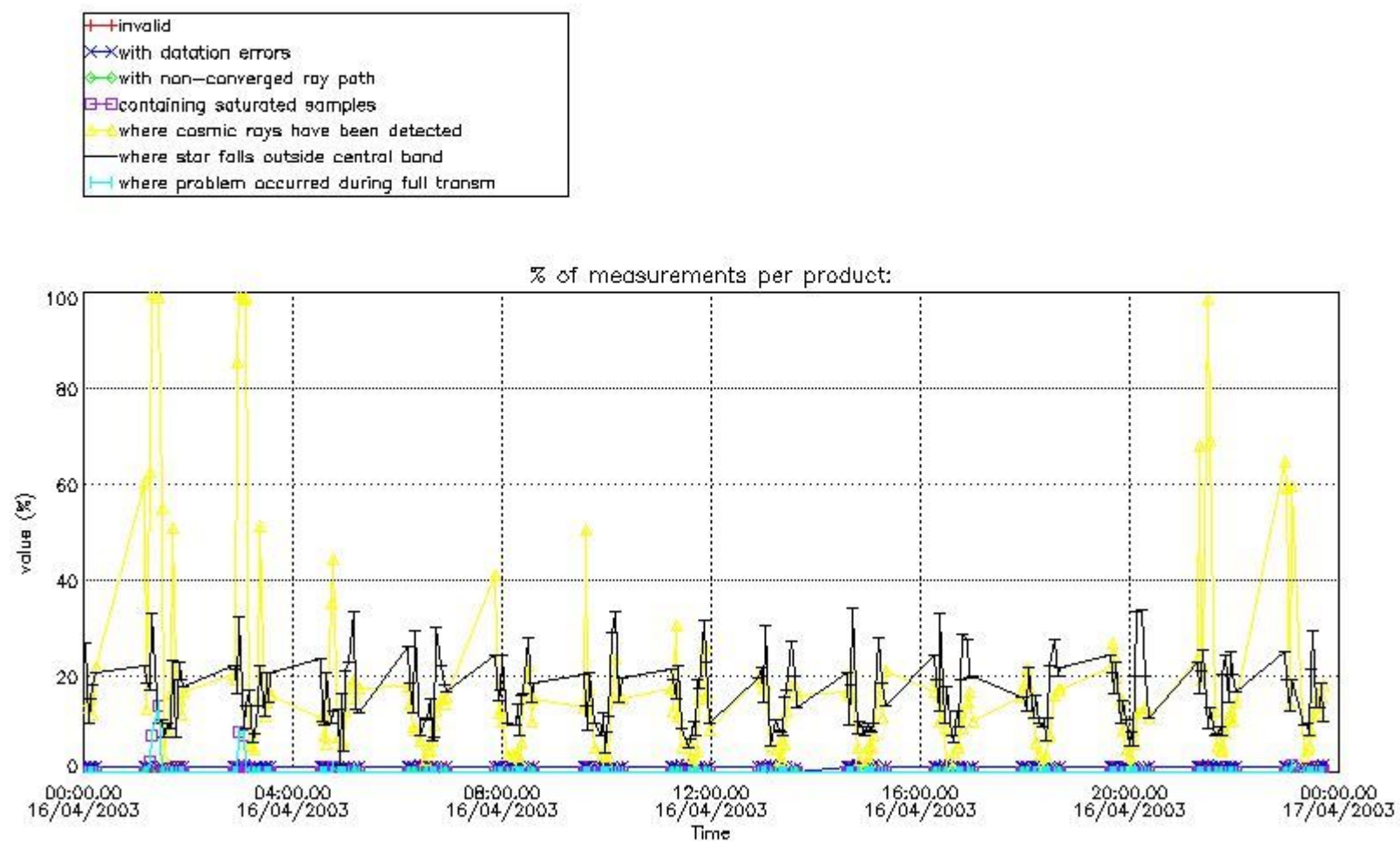


4. Level 1 quality information per product

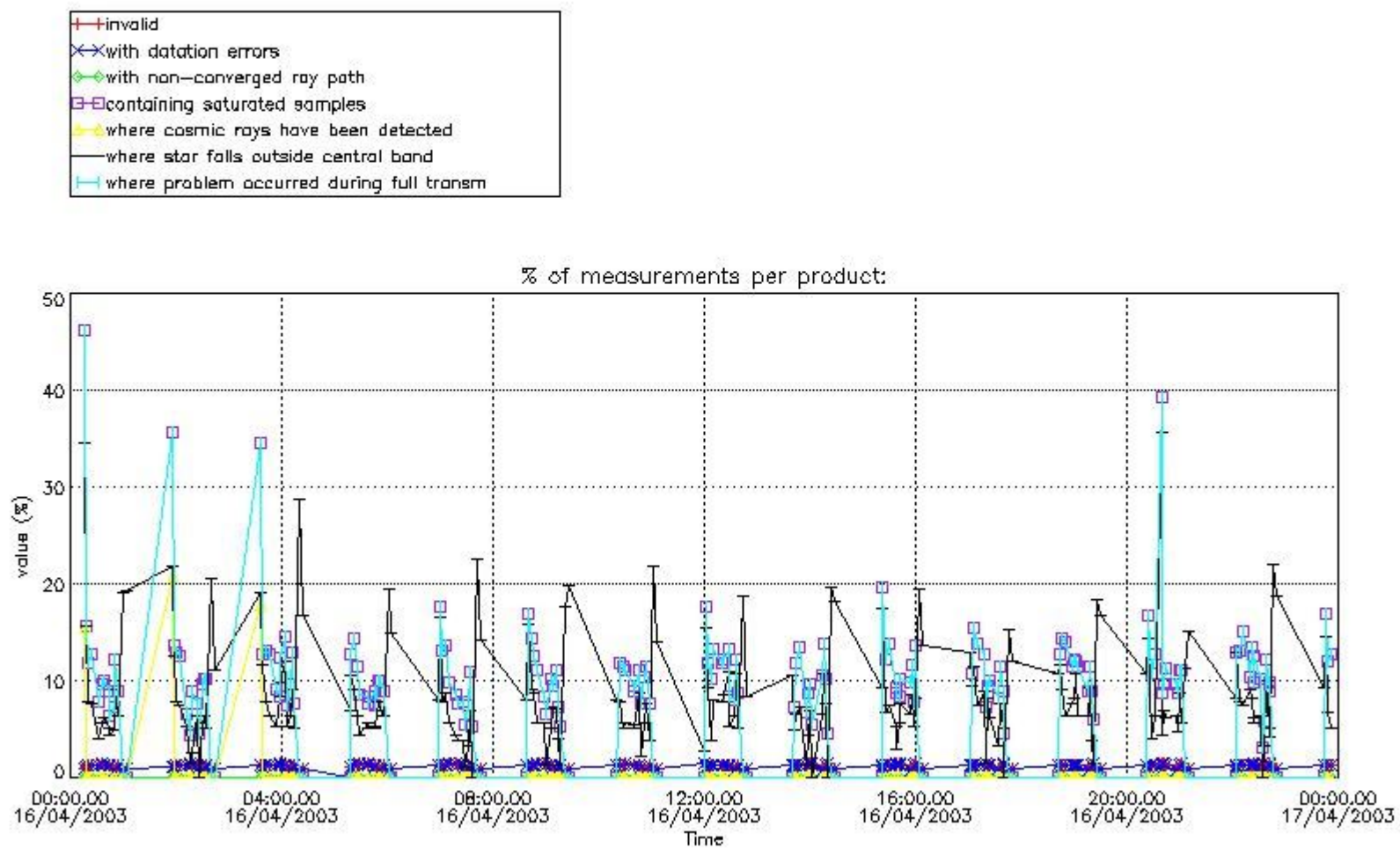
In this section it is plotted some information contained in the Quality Summary data set of the level 2 products that comes from the level 1b processing. Products without errors (error flag in the MPH set to "0") are used.

4.1 Plot quality information per product (time dependant) coming from level 1b processing

4.1.1 Plot level 1 quality information per product (time dependant): ENVISAT ASCENDING passes

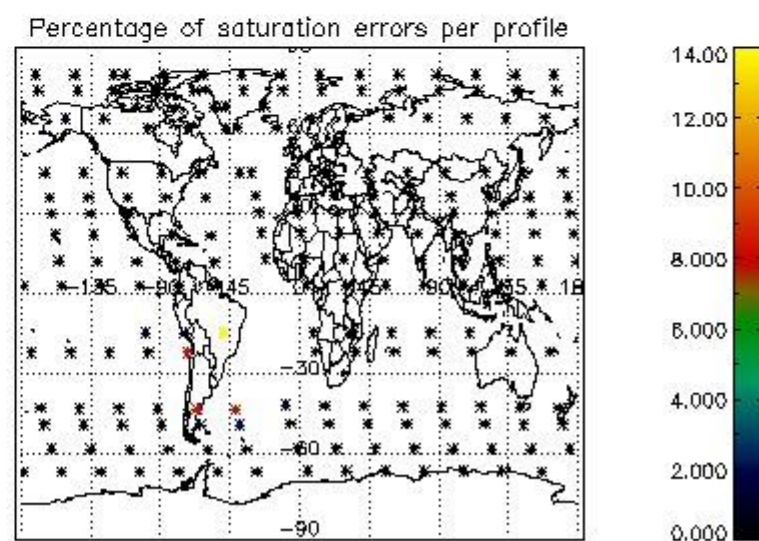
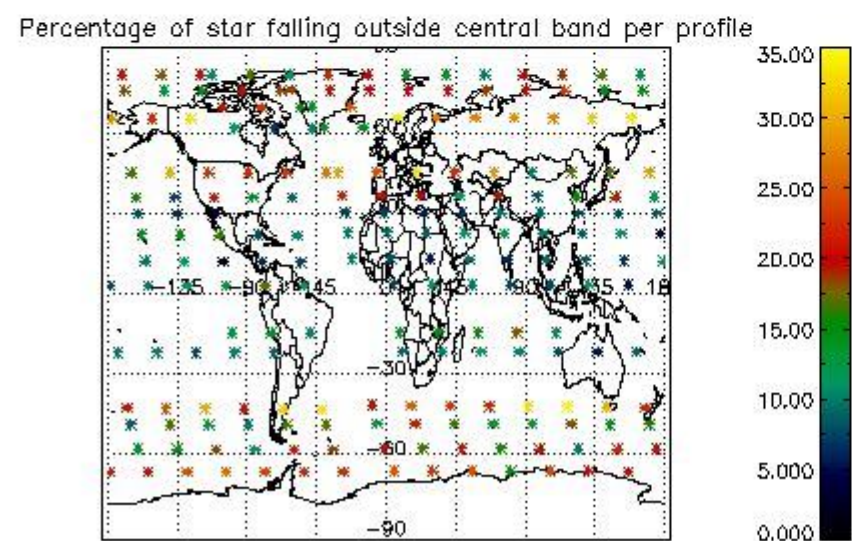
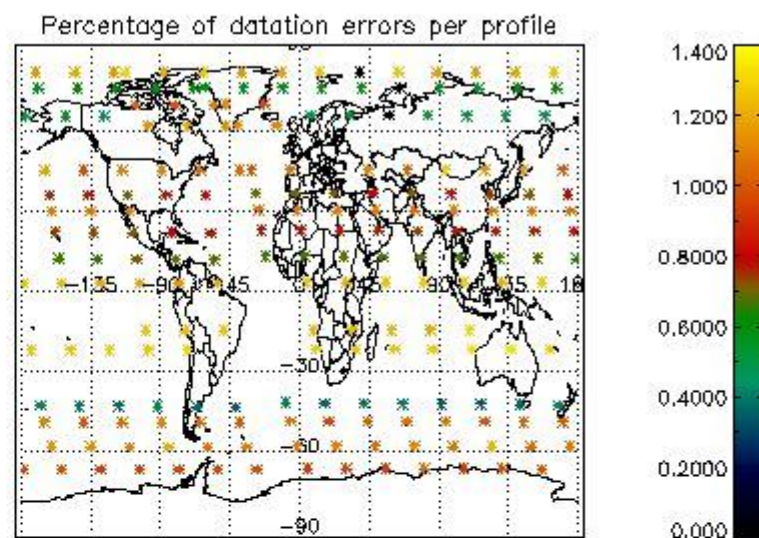
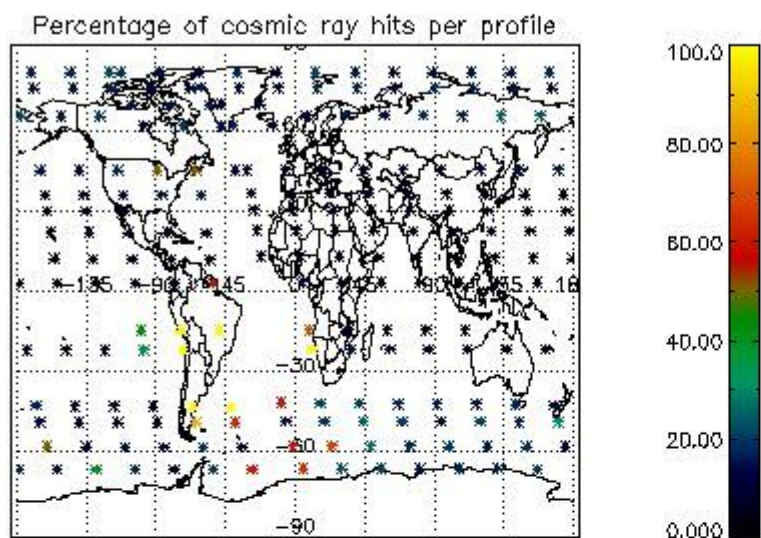


4.1.2 Plot level 1 quality information per product (time dependant): ENVI SAT DESCENDING passes

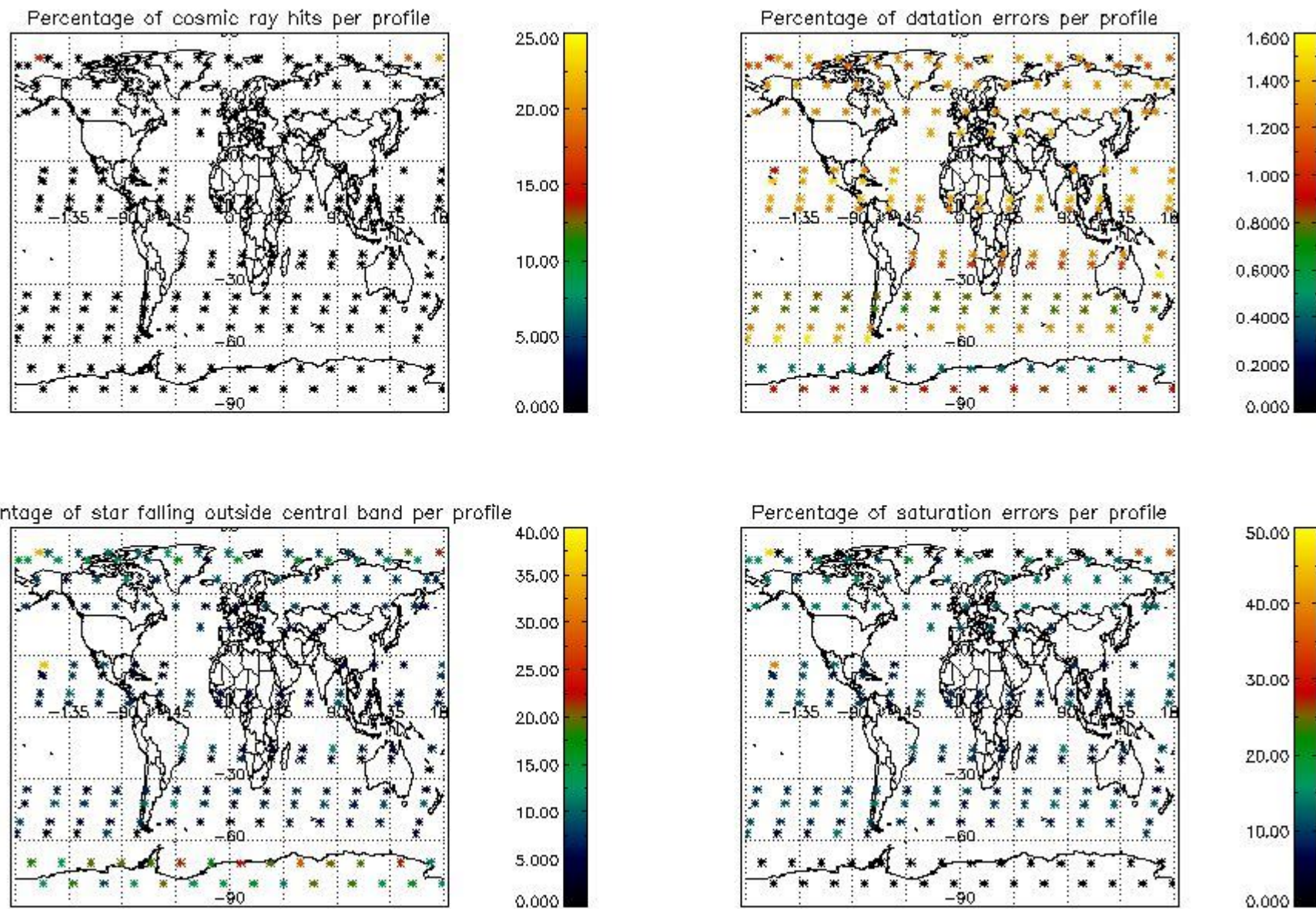


4.2 Plot quality information per product coming from level 1b processing (world map)

4.2.1 Plot level 1 quality information per product (world map): ENVISAT ASCENDING passes



4.2.2 Plot level 1 quality information per product (world map): ENVISAT DESCENDING passes



5. Trace gas profiles

5.1 Ozone statistics based on quality of products

The final quality of the products can be "measured" using the STD (Standard Deviation) attached to every point profile. This information is written to the parameter GOM_NL__2P/NL_LOCAL_SPECIES_DENSITY/o3_std of the level 2 products. The table below shows the statistics for given STD ranges.

The statistics are given with respect to the overall valid production:

- Products without fatal errors: GOM_NL__2P/MPH/PRODUCT_ERR=0
- Valid point profile: GOM_NL__2P/NL_LOCAL_SPECIES_DENSITY/pcd(0)=0

The 'Criteria' is applied to valid points of dark limb products:

- Products in dark limb illumination condition: GOM_NL__2P/NL_SUMMARY_QUALITY/obs_ill_cond=0
- Products without fatal errors: GOM_NL__2P/MPH/PRODUCT_ERR=0
- Valid point profile: GOM_NL__2P/NL_LOCAL_SPECIES_DENSITY/pcd(0)=0

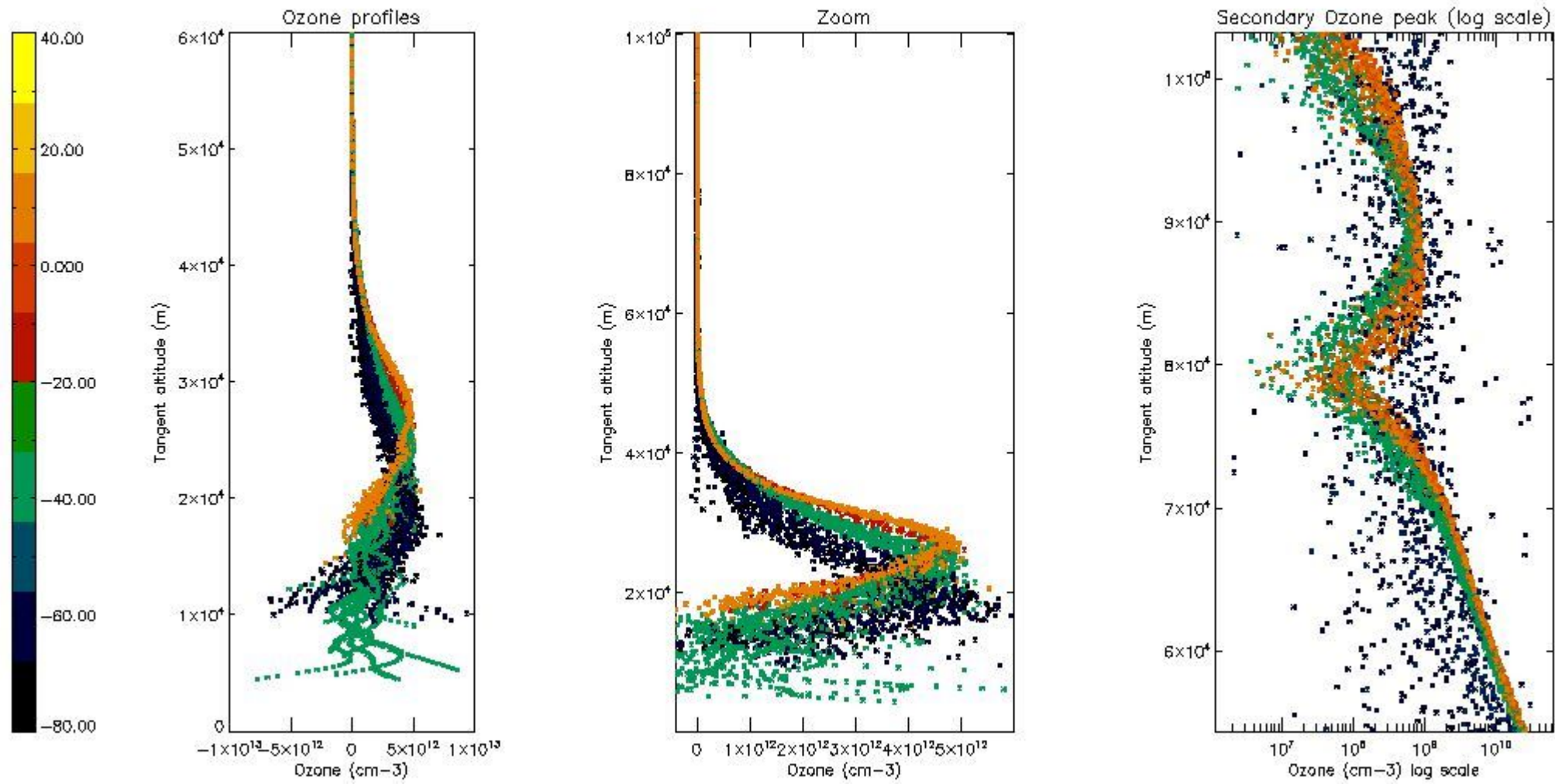
So, the table below shows the percentage of dark limb and valid observations for each criteria with respect to the overall valid daily observations.

Criteria	% of total production
All STD	35
STD < 20	21

STD < 10	18
STD < 5	14

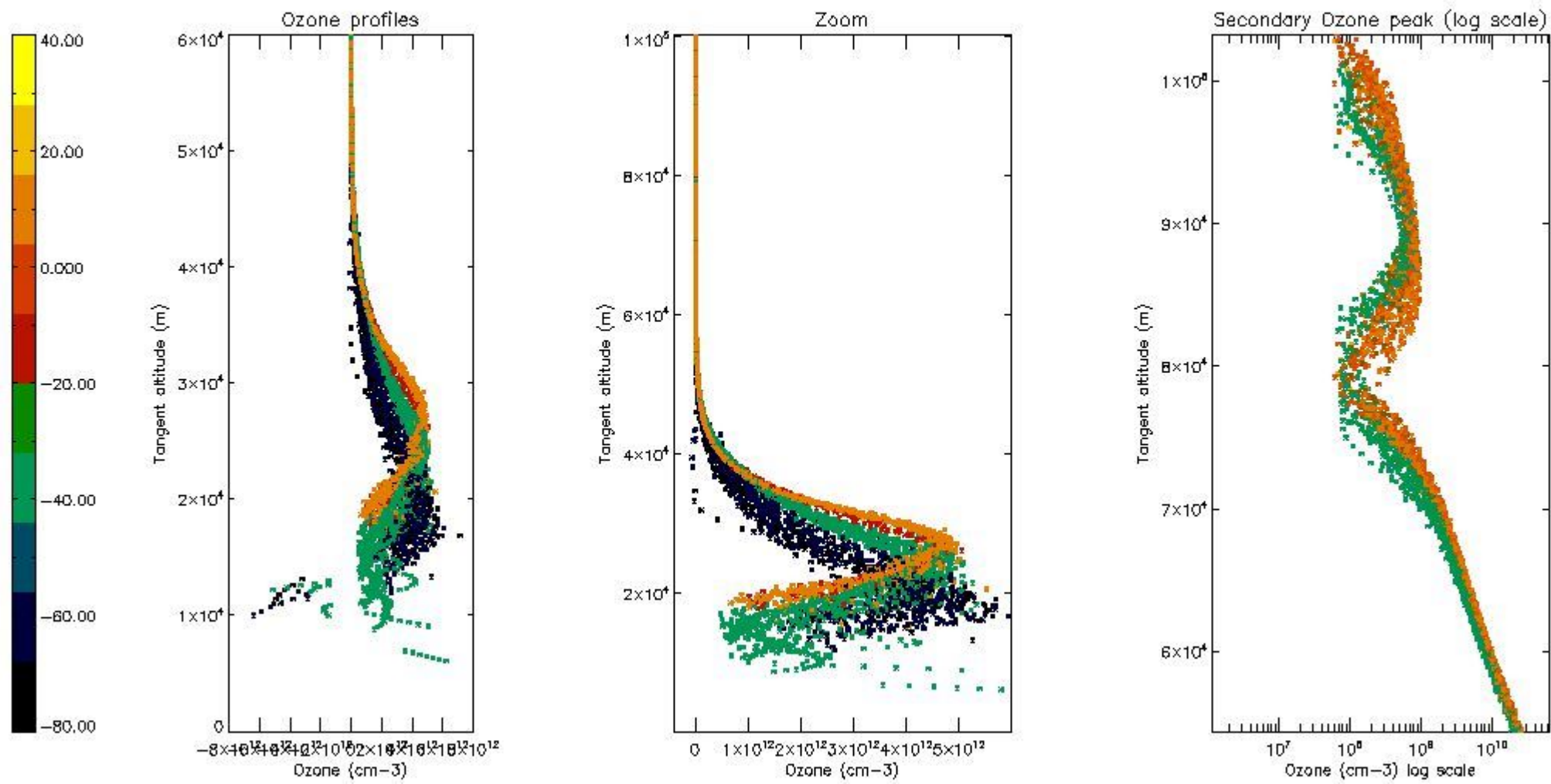
5.2 Plot ozone profiles for all STD (dark without errors)

The colorbar represents the latitude.



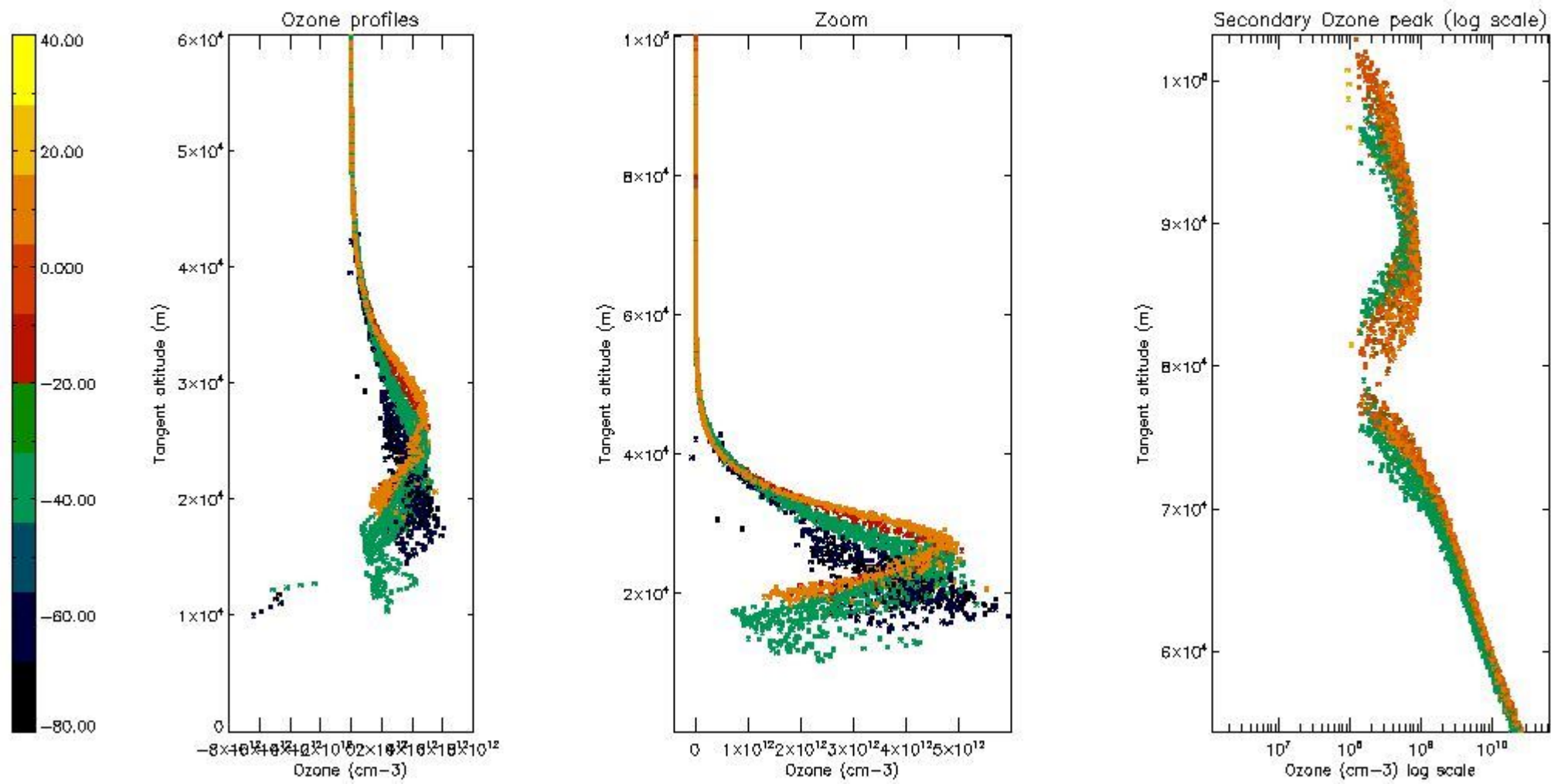
5.3 Plot ozone profiles where STD < 20% (dark without errors)

The colorbar represents the latitude.



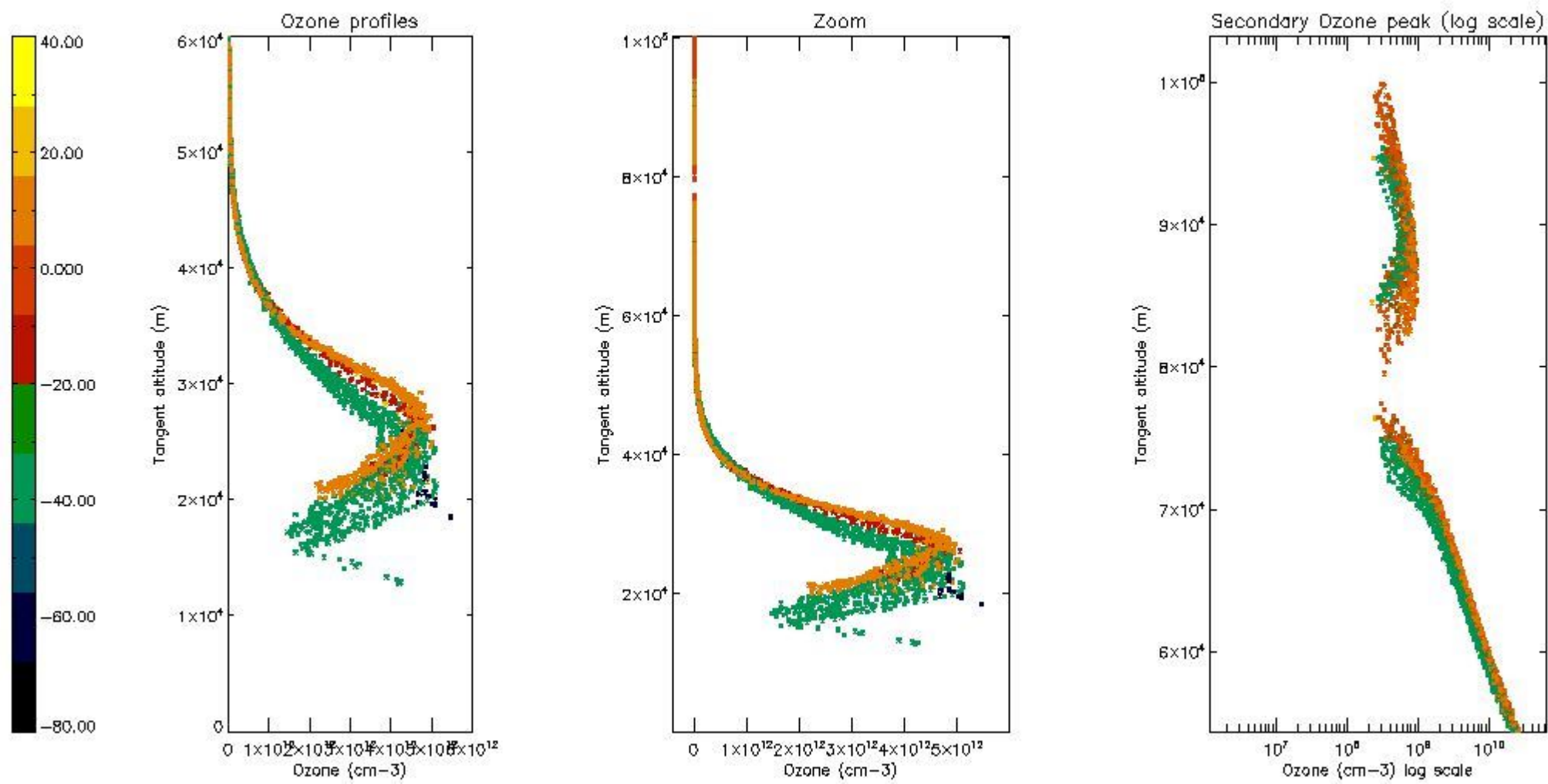
5.4 Plot ozone profiles where STD < 10% (dark without errors)

The colorbar represents the latitude.



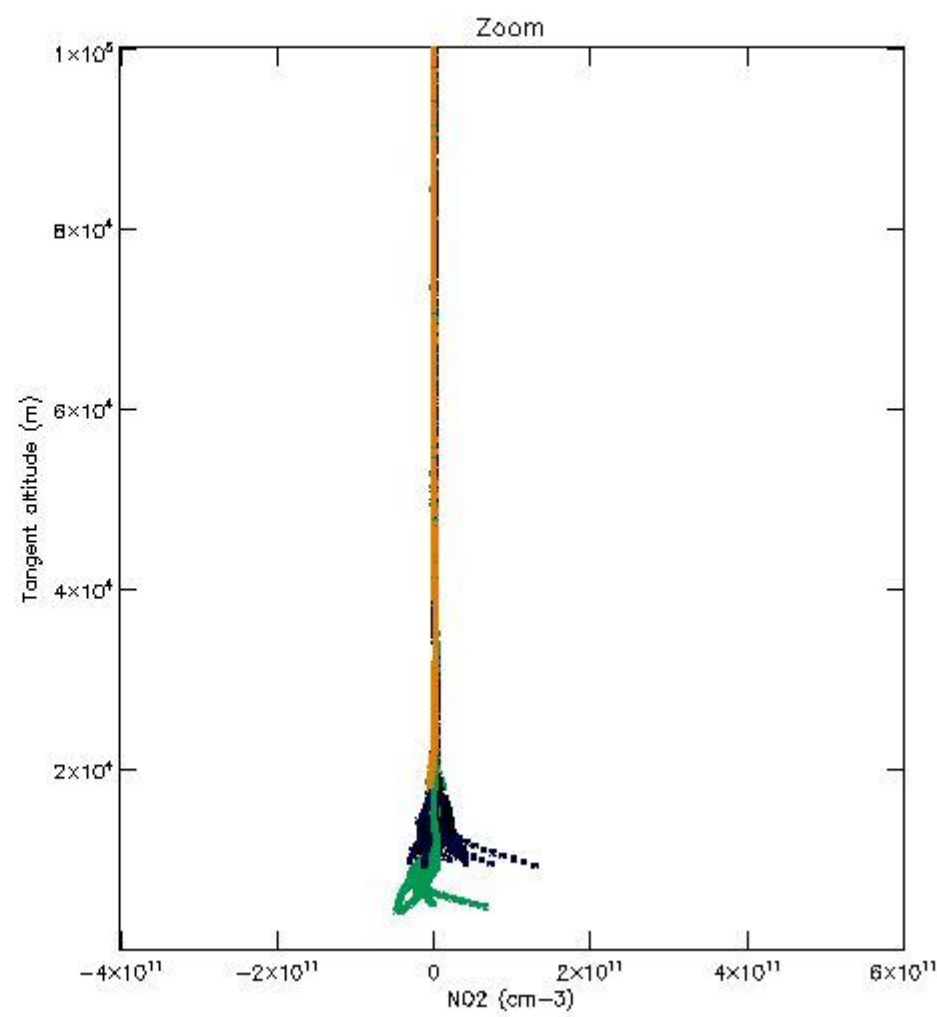
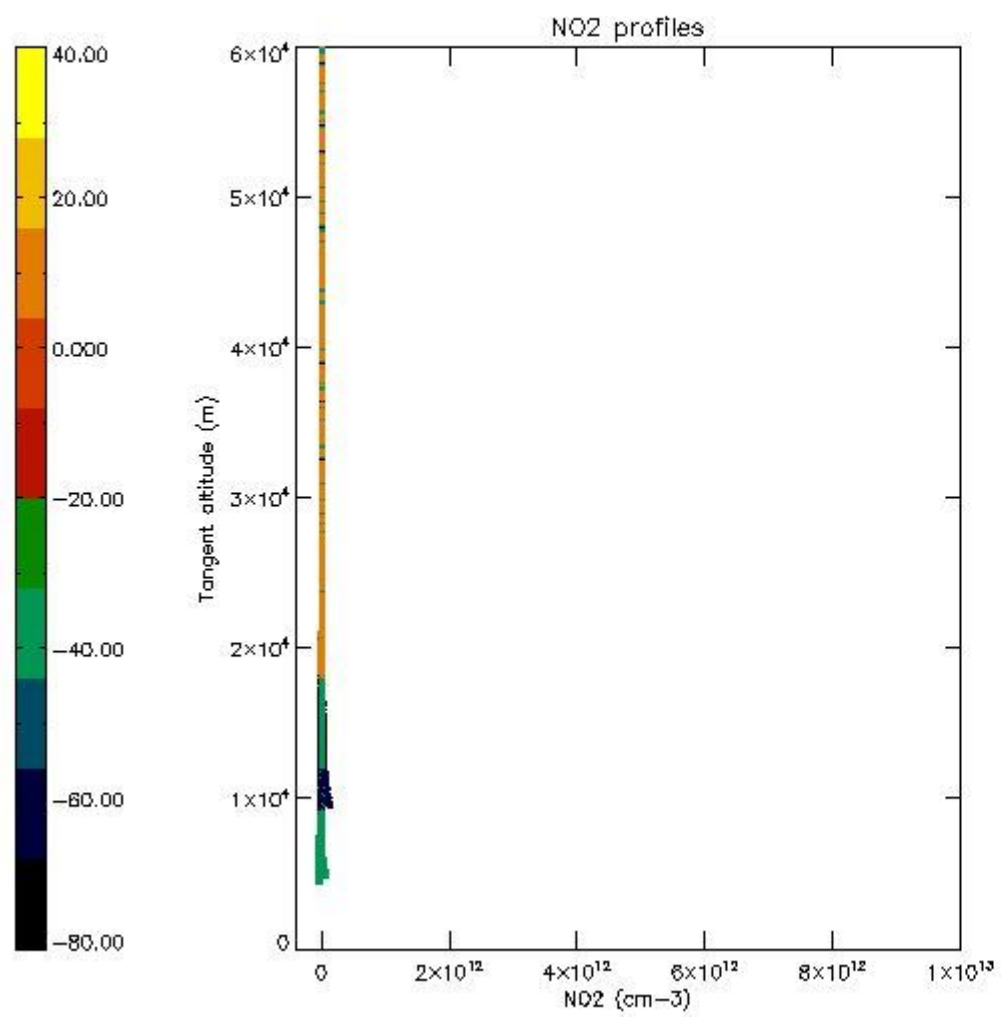
5.5 Plot ozone profiles where $STD < 5\%$ (dark without errors)

The colorbar represents the latitude.



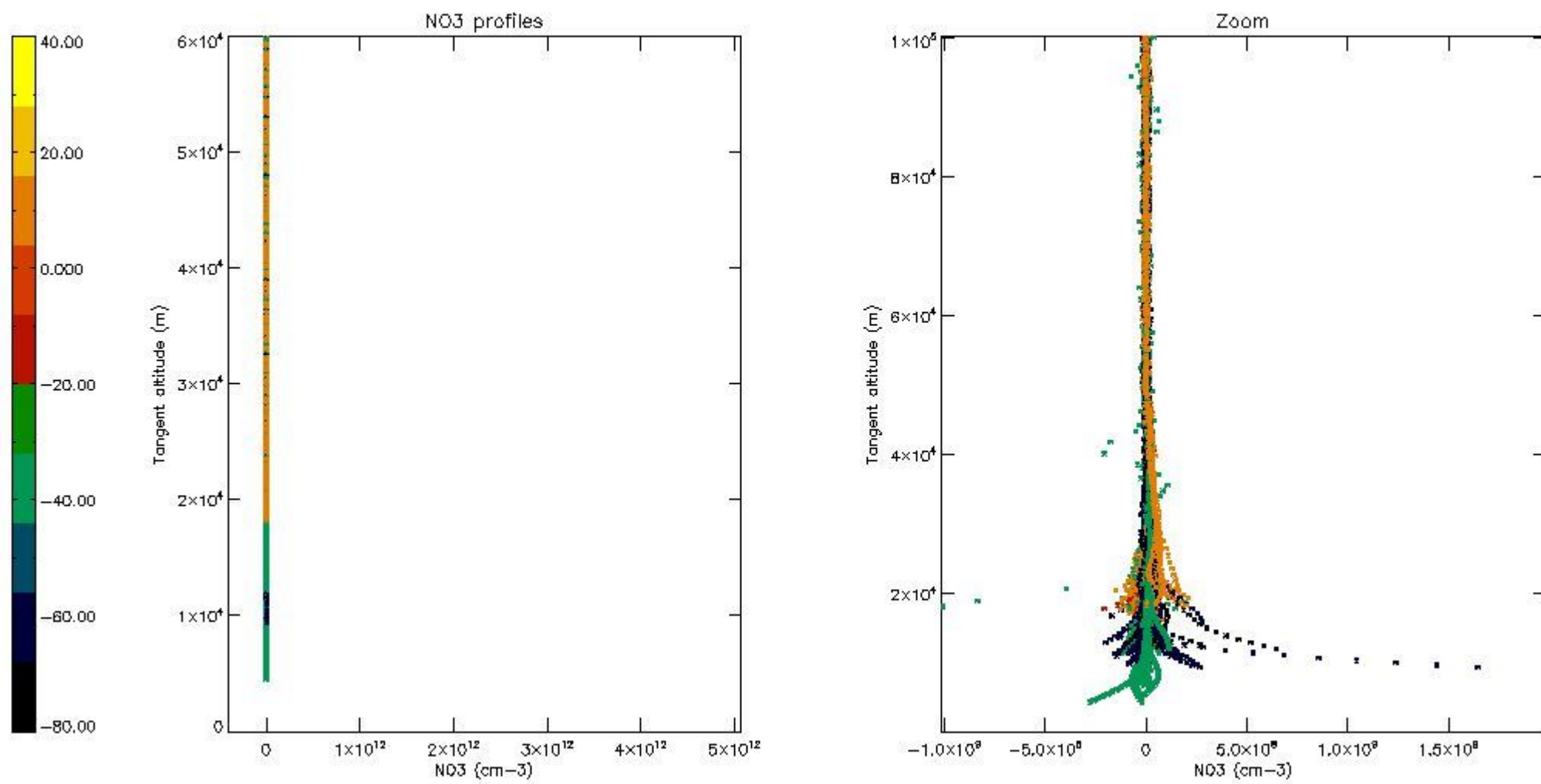
5.6 Plot NO₂ profiles for all STD (dark without errors)

The colorbar represents the latitude.



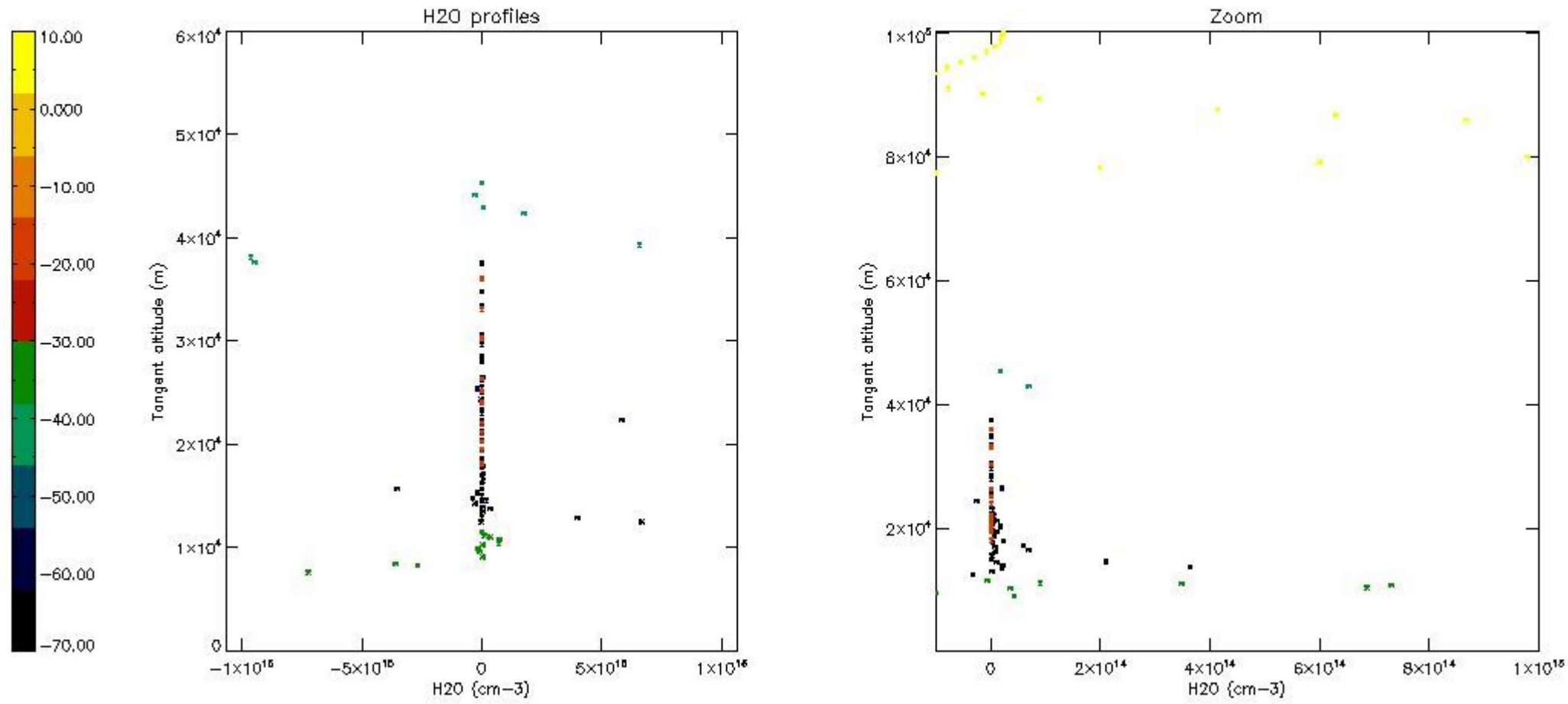
5.7 Plot NO3 profiles for all STD (dark without errors)

The colorbar represents the latitude.



5.8 Plot H2O profiles for all STD (only for occultations of stars 1,2,3,4,13,14,16,26,63 dark without errors)

The colorbar represents the latitude.



6. Auxiliary Data Files used for the production reported in section 2

The number reported in the third column indicates since which file (see list in section 2) the corresponding auxiliary file has been used. The fourth column is the date of those product files.

Type	Auxiliary Filename	Used since product	Used since product date
INST_PHYS_CHARACTERISTICS	GOM_INS_AXNIEC20050627_150440_20020301_000000_20100101_000000	1	16-APR-2003 00:01:30
LEVEL-2_PROC_CONFIG	GOM_PR2_AXVIEC20091111_152718_20020301_000000_20500101_000000	1	16-APR-2003 00:01:30
CROSS_SECTIONS_FILE	GOM_CRS_AXVIEC20091111_154832_20020301_000000_20500101_000000	1	16-APR-2003 00:01:30

GOMOS Level 2 Daily Report

SUMMARY

[1. General Info](#)

[2. Summary of processed GOM_NL_2P products](#)

[3. Level 2 Quality information per product](#)

[3.1 Plot of level 2 quality information per product \(time dependant\)](#)

[3.2 Plot of level 2 quality information per product \(world map\)](#)

[4. Level 1 Quality information per product \(stored on level 2 products\)](#)

[4.1 Plot of level 1 quality information per product \(time dependant\)](#)

[4.1.1 Plot of level 1 quality information per product \(time dependant\): ASCENDING](#)

[4.1.2 Plot of level 1 quality information per product \(time dependant\): DESCENDING](#)

[4.2 Plot of level 1 quality information per product \(world map\)](#)

[4.2.1 Plot of level 1 quality information per product \(world map\): ASCENDING](#)

[4.2.2 Plot of level 1 quality information per product \(world map\): DESCENDING](#)

[5. Ozone profiles based on quality statistics and other trace gas profiles](#)

[5.1 Ozone statistics based on quality of products](#)

[5.2 Plot ozone profiles for all STD \(dark without errors\)](#)

[5.3 Plot ozone profiles where STD < 20% \(dark without errors\)](#)

[5.4. Plot ozone profiles where STD < 10% \(dark without errors\)](#)

[5.5. Plot ozone profiles where STD < 5% \(dark without errors\)](#)

[5.6 Plot NO2 profiles for all STD \(dark without errors\)](#)

[5.7 Plot NO3 profiles for all STD \(dark without errors\)](#)

[5.8 Plot H2O profiles \(only for occultations of stars 1,2,3,4,13,14,16,26,63 dark without errors\) for all STD](#)

[6. Auxiliary Data Files used for the production reported in section 2](#)

This report presents the daily analysis on parameters extracted from GOMOS level 2 data (GOM_NL__2P). It is intended to monitor some important parameters that will impact the quality of these products. A list of level 2 products (and content) that have arrived during the reporting day to the PCF is also given.

Item	Value
Time of report generation	19APR2013 13:23:41
Data source version	GOMOS/6.01
Start time of products	16-04-2003 (16APR2003 00:00:00)
Stop time of products	17-04-2003 (17APR2003 00:00:00)
Store outputs in DB	Yes
Nb of level 2 prods	410
Nb of prods with errors	1

2. Summary of processed GOM_NL__2P products.

Nr	Filename	UTC Start time	Limb	Duration	Star Id	Star Name	Star Mag	Star Temp	Nb Meas	Orbit	Prod. error
1	GOM_NL__2PRFIN20030416_000130_000000492015_00317_05882_6881.N1	16-APR-2003 00:01:30	Straylight	48.500	4	Alp1Cen	-0.010000	5800.0	97	5882	No
2	GOM_NL__2PRFIN20030416_000616_000000442015_00317_05882_6882.N1	16-APR-2003 00:06:16	Straylight	44.000	81	Eta Cen	2.3560	28000.	88	5882	No
3	GOM_NL__2PRFIN20030416_000838_000000462015_00317_05882_6883.N1	16-APR-2003 00:08:38	Straylight	45.500	54	5The Cen	2.0550	4500.0	91	5882	No
4	GOM_NL__2PRFIN20030416_001036_000000852015_00317_05882_6884.N1	16-APR-2003 00:10:36	Twilight_stray	84.500	80	7Del Sco	2.3160	30000.	169	5882	No
5	GOM_NL__2PRFIN20030416_001346_000000442015_00317_05882_6885.N1	16-APR-2003 00:13:46	Twilight_stray	43.500	106	9Bet Crv	2.6480	5600.0	87	5882	No
6	GOM_NL__2PRFIN20030416_001536_000000522015_00317_05882_6886.N1	16-APR-2003 00:15:36	Bright	52.000	100	4Gam Crv	2.5800	13100.	104	5882	No
7	GOM_NL__2PRFIN20030416_001700_000000452015_00317_05882_6887.N1	16-APR-2003 00:17:00	Bright	45.000	15	67Alp Vir	0.97600	28000.	90	5882	No
8	GOM_NL__2PRFIN20030416_002003_000000382015_00317_05882_6888.N1	16-APR-2003 00:20:03	Bright	38.000	121	29Gam Vir	2.7400	7200.0	76	5882	No
9	GOM_NL__2PRFIN20030416_002350_000000402015_00317_05882_6889.N1	16-APR-2003 00:23:50	Bright	39.500	138	47Eps Vir	2.8280	4700.0	79	5882	No
10	GOM_NL__2PRFIN20030416_003157_000000382015_00317_05882_6890.N1	16-APR-2003 00:31:57	Bright	38.000	152	12Alp2CVn	2.8900	11000.	76	5882	No
11	GOM_NL__2PRFIN20030416_003548_000000362015_00317_05882_6891.N1	16-APR-2003 00:35:48	Bright	36.000	87	64Gam UMa	2.4330	11000.	72	5882	No
12	GOM_NL__2PRFIN20030416_003711_000000402015_00317_05882_6892.N1	16-APR-2003 00:37:11	Bright	40.000	55	79Zet UMa	2.0600	10200.	80	5882	No
13	GOM_NL__2PRFIN20030416_004321_000000392015_00317_05882_6893.N1	16-APR-2003 00:43:21	Bright	39.000	60	7Bet UMi	2.0810	3950.0	78	5882	No
14	GOM_NL__2PRFIN20030416_004447_000000472015_00317_05882_6894.N1	16-APR-2003 00:44:47	Bright	46.500	119	14Eta Dra	2.7270	4700.0	93	5882	No
15	GOM_NL__2PRFIN20030416_004909_000000622015_00317_05882_6895.N1	16-APR-2003 00:49:09	Bright	61.500	130	23Bet Dra	2.7990	5800.0	123	5882	No
16	GOM_NL__2PRFIN20030416_005058_000000662015_00317_05882_6896.N1	16-APR-2003 00:50:58	Bright	66.000	69	33Gam Dra	2.2310	3800.0	132	5882	No
17	GOM_NL__2PRFIN20030416_005327_000000402015_00317_05882_6897.N1	16-APR-2003 00:53:27	Bright	39.500	89	5Alp Cep	2.4510	8000.0	79	5882	No
18	GOM_NL__2PRFIN20030416_005920_000001182015_00317_05882_6898.N1	16-APR-2003 00:59:20	Bright	118.00	5	3Alp Lyr	0.033000	11000.	236	5882	No
19	GOM_NL__2PRFIN20030416_010302_000000602015_00317_05882_6899.N1	16-APR-2003 01:03:02	Bright	59.500	92	53Eps Cyg	2.5000	4500.0	119	5882	No
20	GOM_NL__2PRFIN20030416_011027_000000522015_00317_05882_6900.N1	16-APR-2003 01:10:27	Dark	51.500	61	8Eps Peg	2.1000	3900.0	103	5882	No
21	GOM_NL__2PRFIN20030416_011255_000000462015_00317_05882_6901.N1	16-APR-2003 01:12:55	Dark	46.000	162	34Alp Aqr	2.9440	5350.0	92	5882	No
22	GOM_NL__2PRFIN20030416_011532_000000502015_00317_05882_6902.N1	16-APR-2003 01:15:32	Dark	49.500	154	22Bet Aqr	2.8990	5700.0	99	5882	No
23	GOM_NL__2PRFIN20030416_011711_000001422015_00317_05882_6903.N1	16-APR-2003 01:17:11	Dark	142.00	11	53Alp Aql	0.76500	8000.0	284	5882	No
24	GOM_NL__2PRFIN20030416_012517_000000402015_00317_05882_6904.N1	16-APR-2003 01:25:17	Dark	39.500	31	Alp Gru	1.7340	15200.	79	5882	No
25	GOM_NL__2PRFIN20030416_013014_000000412015_00318_05883_6877.N1	16-APR-2003 01:30:14	Dark	41.000	45	Alp Pav	1.9400	26000.	82	5883	No
26	GOM_NL__2PRFIN20030416_013241_000000742015_00318_05883_6878.N1	16-APR-2003 01:32:41	Dark	74.000	57	34Sig Sgr	2.0660	26000.	148	5883	No
27	GOM_NL__2PRFIN20030416_013530_000000652015_00318_05883_6879.N1	16-APR-2003 01:35:30	Dark	64.500	38	20Eps Sgr	1.8360	11000.	129	5883	No
28	GOM_NL__2PRFIN20030416_013926_000000622015_00318_05883_6880.N1	16-APR-2003 01:39:26	Dark	61.500	25	35Lam Sco	1.6200	28000.	123	5883	No
29	GOM_NL__2PRFIN20030416_014206_000000472015_00318_05883_6881.N1	16-APR-2003 01:42:06	Straylight	47.000	4	Alp1Cen	-0.010000	5800.0	94	5883	No
30	GOM_NL__2PRFIN20030416_014652_000000422015_00318_05883_6882.N1	16-APR-2003 01:46:52	Straylight	42.000	81	Eta Cen	2.3560	28000.	84	5883	No
31	GOM_NL__2PRFIN20030416_014914_000000512015_00318_05883_6883.N1	16-APR-2003 01:49:14	Straylight	50.500	54	5The Cen	2.0550	4500.0	101	5883	No
32	GOM_NL__2PRFIN20030416_015112_000000882015_00318_05883_6884.N1	16-APR-2003 01:51:12	Twilight_stray	87.500	80	7Del Sco	2.3160	30000.	175	5883	No
33	GOM_NL__2PRFIN20030416_015422_000000422015_00318_05883_6885.N1	16-APR-2003 01:54:22	Twilight_stray	42.000	106	9Bet Crv	2.6480	5600.0	84	5883	No
34	GOM_NL__2PRFIN20030416_015612_000000442015_00318_05883_6886.N1	16-APR-2003 01:56:12	Bright	43.500	100	4Gam Crv	2.5800	13100.	87	5883	No
35	GOM_NL__2PRFIN20030416_015736_000000442015_00318_05883_6887.N1	16-APR-2003 01:57:36	Bright	44.000	15	67Alp Vir	0.97600	28000.	88	5883	No
36	GOM_NL__2PRFIN20030416_020039_000000392015_00318_05883_6888.N1	16-APR-2003 02:00:39	Bright	38.500	121	29Gam Vir	2.7400	7200.0	77	5883	No
37	GOM_NL__2PRFIN20030416_020426_000000402015_00318_05883_6889.N1	16-APR-2003 02:04:26	Bright	40.000	138	47Eps Vir	2.8280	4700.0	80	5883	No
38	GOM_NL__2PRFIN20030416_021232_000000382015_00318_05883_6890.N1	16-APR-2003 02:12:32	Bright	38.000	152	12Alp2CVn	2.8900	11000.	76	5883	No
39	GOM_NL__2PRFIN20030416_021623_000000352015_00318_05883_6891.N1	16-APR-2003 02:16:23	Bright	35.000	87	64Gam UMa	2.4330	11000.	70	5883	No
40	GOM_NL__2PRFIN20030416_021746_000000392015_00318_05883_6892.N1	16-APR-2003 02:17:46	Bright	39.000	55	79Zet UMa	2.0600	10200.	78	5883	No
41	GOM_NL__2PRFIN20030416_022356_000000392015_00318_05883_6893.N1	16-APR-2003 02:23:56	Bright	39.000	60	7Bet UMi	2.0810	3950.0	78	5883	No
42	GOM_NL__2PRFIN20030416_022522_000000452015_00318_05883_6894.N1	16-APR-2003 02:25:22	Bright	44.500	119	14Eta Dra	2.7270	4700.0	89	5883	No

43	GOM_NL__2PRFIN20030416_022944_000000622015_00318_05883_6895.N1	16-APR-2003 02:29:44	Bright	62.000	130	23Bet Dra	2.7990	5800.0	124	5883	No
44	GOM_NL__2PRFIN20030416_023133_000000642015_00318_05883_6896.N1	16-APR-2003 02:31:33	Bright	63.500	69	33Gam Dra	2.2310	3800.0	127	5883	No
45	GOM_NL__2PRFIN20030416_023403_000000402015_00318_05883_6897.N1	16-APR-2003 02:34:03	Bright	39.500	89	5Alp Cep	2.4510	8000.0	79	5883	No
46	GOM_NL__2PRFIN20030416_023956_000001202015_00318_05883_6898.N1	16-APR-2003 02:39:56	Bright	119.50	5	3Alp Lyr	0.033000	11000.	239	5883	No
47	GOM_NL__2PRFIN20030416_024339_000000542015_00318_05883_6899.N1	16-APR-2003 02:43:39	Bright	54.000	92	53Eps Cyg	2.5000	4500.0	108	5883	No
48	GOM_NL__2PRFIN20030416_025104_000000522015_00318_05883_6900.N1	16-APR-2003 02:51:04	Dark	52.000	61	8Eps Peg	2.1000	3900.0	104	5883	No
49	GOM_NL__2PRFIN20030416_025332_000000472015_00318_05883_6901.N1	16-APR-2003 02:53:32	Dark	47.000	162	34Alp Aqr	2.9440	5350.0	94	5883	No
50	GOM_NL__2PRFIN20030416_025609_000000492015_00318_05883_6902.N1	16-APR-2003 02:56:09	Dark	48.500	154	22Bet Aqr	2.8990	5700.0	97	5883	No
51	GOM_NL__2PRFIN20030416_025750_000001382015_00318_05883_6903.N1	16-APR-2003 02:57:50	Dark	138.00	11	53Alp Aql	0.76500	8000.0	276	5883	No
52	GOM_NL__2PRFIN20030416_030350_000000392015_00318_05883_6904.N1	16-APR-2003 03:03:50	Dark	38.500	172	Gam Gru	3.0030	13100.	77	5883	No
53	GOM_NL__2PRFIN20030416_030554_000000402015_00318_05883_6905.N1	16-APR-2003 03:05:54	Dark	40.000	31	Alp Gru	1.7340	15200.	80	5883	No
54	GOM_NL__2PRFIN20030416_031051_000000442015_00319_05884_6877.N1	16-APR-2003 03:10:51	Dark	43.500	45	Alp Pav	1.9400	26000.	87	5884	No
55	GOM_NL__2PRFIN20030416_031319_000000732015_00319_05884_6878.N1	16-APR-2003 03:13:19	Dark	72.500	57	34Sig Sgr	2.0660	26000.	145	5884	No
56	GOM_NL__2PRFIN20030416_031608_000000632015_00319_05884_6879.N1	16-APR-2003 03:16:08	Dark	63.000	38	20Eps Sgr	1.8360	11000.	126	5884	No
57	GOM_NL__2PRFIN20030416_032004_000000652015_00319_05884_6880.N1	16-APR-2003 03:20:04	Straylight	64.500	25	35Lam Sco	1.6200	28000.	129	5884	No
58	GOM_NL__2PRFIN20030416_032242_000000452015_00319_05884_6881.N1	16-APR-2003 03:22:42	Straylight	45.000	4	Alp1Cen	-0.010000	5800.0	90	5884	No
59	GOM_NL__2PRFIN20030416_032729_000000442015_00319_05884_6882.N1	16-APR-2003 03:27:29	Straylight	43.500	81	Eta Cen	2.3560	28000.	87	5884	No
60	GOM_NL__2PRFIN20030416_032951_000000492015_00319_05884_6883.N1	16-APR-2003 03:29:51	Straylight	48.500	54	5The Cen	2.0550	4500.0	97	5884	No
61	GOM_NL__2PRFIN20030416_033149_000000822015_00319_05884_6884.N1	16-APR-2003 03:31:49	Twi_and_stray	81.500	80	7Del Sco	2.3160	30000.	163	5884	No
62	GOM_NL__2PRFIN20030416_033459_000000442015_00319_05884_6885.N1	16-APR-2003 03:34:59	Twi_and_stray	43.500	106	9Bet Crv	2.6480	5600.0	87	5884	No
63	GOM_NL__2PRFIN20030416_033648_000000422015_00319_05884_6886.N1	16-APR-2003 03:36:48	Bright	42.000	100	4Gam Crv	2.5800	13100.	84	5884	No
64	GOM_NL__2PRFIN20030416_033812_000000432015_00319_05884_6887.N1	16-APR-2003 03:38:12	Bright	43.000	15	67Alp Vir	0.97600	28000.	86	5884	No
65	GOM_NL__2PRFIN20030416_034115_000000382015_00319_05884_6888.N1	16-APR-2003 03:41:15	Bright	38.000	121	29Gam Vir	2.7400	7200.0	76	5884	No
66	GOM_NL__2PRFIN20030416_034502_000000402015_00319_05884_6889.N1	16-APR-2003 03:45:02	Bright	39.500	138	47Eps Vir	2.8280	4700.0	79	5884	No
67	GOM_NL__2PRFIN20030416_035309_000000392015_00319_05884_6890.N1	16-APR-2003 03:53:09	Bright	38.500	152	12Alp2CVn	2.8900	11000.	77	5884	No
68	GOM_NL__2PRFIN20030416_035700_000000362015_00319_05884_6891.N1	16-APR-2003 03:57:00	Bright	36.000	87	64Gam UMa	2.4330	11000.	72	5884	No
69	GOM_NL__2PRFIN20030416_035822_000000412015_00319_05884_6892.N1	16-APR-2003 03:58:22	Bright	40.500	55	79Zet UMa	2.0600	10200.	81	5884	No
70	GOM_NL__2PRFIN20030416_040432_000000422015_00319_05884_6893.N1	16-APR-2003 04:04:32	Bright	41.500	60	7Bet UMi	2.0810	3950.0	83	5884	No
71	GOM_NL__2PRFIN20030416_040557_000000472015_00319_05884_6894.N1	16-APR-2003 04:05:57	Bright	47.000	119	14Eta Dra	2.7270	4700.0	94	5884	No
72	GOM_NL__2PRFIN20030416_041019_000000632015_00319_05884_6895.N1	16-APR-2003 04:10:19	Bright	62.500	130	23Bet Dra	2.7990	5800.0	125	5884	No
73	GOM_NL__2PRFIN20030416_041208_000000662015_00319_05884_6896.N1	16-APR-2003 04:12:08	Bright	65.500	69	33Gam Dra	2.2310	3800.0	131	5884	No
74	GOM_NL__2PRFIN20030416_041438_000000392015_00319_05884_6897.N1	16-APR-2003 04:14:38	Bright	39.000	89	5Alp Cep	2.4510	8000.0	78	5884	No
75	GOM_NL__2PRFIN20030416_042029_000001362015_00319_05884_6898.N1	16-APR-2003 04:20:29	Bright	136.00	5	3Alp Lyr	0.033000	11000.	272	5884	No
76	GOM_NL__2PRFIN20030416_042414_000000572015_00319_05884_6899.N1	16-APR-2003 04:24:14	Bright	57.000	92	53Eps Cyg	2.5000	4500.0	114	5884	No
77	GOM_NL__2PRFIN20030416_043140_000000532015_00319_05884_6900.N1	16-APR-2003 04:31:40	Dark	52.500	61	8Eps Peg	2.1000	3900.0	105	5884	No
78	GOM_NL__2PRFIN20030416_043408_000000422015_00319_05884_6901.N1	16-APR-2003 04:34:08	Dark	42.000	162	34Alp Aqr	2.9440	5350.0	84	5884	No
79	GOM_NL__2PRFIN20030416_043646_000000462015_00319_05884_6902.N1	16-APR-2003 04:36:46	Dark	45.500	154	22Bet Aqr	2.8990	5700.0	91	5884	No
80	GOM_NL__2PRFIN20030416_043828_000001192015_00319_05884_6903.N1	16-APR-2003 04:38:28	Dark	119.00	11	53Alp Aql	0.76500	8000.0	238	5884	No
81	GOM_NL__2PRFIN20030416_044426_000000402015_00319_05884_6904.N1	16-APR-2003 04:44:26	Dark	39.500	172	Gam Gru	3.0030	13100.	79	5884	No
82	GOM_NL__2PRFIN20030416_044630_000000402015_00319_05884_6905.N1	16-APR-2003 04:46:30	Dark	39.500	31	Alp Gru	1.7340	15200.	79	5884	No
83	GOM_NL__2PRFIN20030416_045127_000000422015_00320_05885_6702.N1	16-APR-2003 04:51:27	Dark	42.000	45	Alp Pav	1.9400	26000.	84	5885	No
84	GOM_NL__2PRFIN20030416_045356_000000702015_00320_05885_6703.N1	16-APR-2003 04:53:56	Dark	70.000	57	34Sig Sgr	2.0660	26000.	140	5885	No
85	GOM_NL__2PRFIN20030416_045645_000000702015_00320_05885_6704.N1	16-APR-2003 04:56:45	Dark	70.000	38	20Eps Sgr	1.8360	11000.	140	5885	No
86	GOM_NL__2PRFIN20030416_045857_000000452015_00320_05885_6705.N1	16-APR-2003 04:58:57	Dark	45.000	147	Alp Ara	2.8770	26000.	90	5885	No
87	GOM_NL__2PRFIN20030416_050041_000000722015_00320_05885_6706.N1	16-APR-2003 05:00:41	Straylight	71.500	25	35Lam Sco	1.6200	28000.	143	5885	No
88	GOM_NL__2PRFIN20030416_050319_000000462015_00320_05885_6707.N1	16-APR-2003 05:03:19	Straylight	46.000	4	Alp1Cen	-0.010000	5800.0	92	5885	No
89	GOM_NL__2PRFIN20030416_050908_000001082015_00320_05885_6708.N1	16-APR-2003 05:09:08	Straylight	108.00	16	21Alp Sco	1.0200	3000.0	216	5885	No
90	GOM_NL__2PRFIN20030416_051225_000000802015_00320_05885_6709.N1	16-APR-2003 05:12:25	Twi_and_stray	79.500	80	7Del Sco	2.3160	30000.	159	5885	No
91	GOM_NL__2PRFIN20030416_051534_000000402015_00320_05885_6710.N1	16-APR-2003 05:15:34	Twi_and_stray	40.000	106	9Bet Crv	2.6480	5600.0	80	5885	No
92	GOM_NL__2PRFIN20030416_051724_000000372015_00320_05885_6711.N1	16-APR-2003 05:17:24	Bright	36.500	100	4Gam Crv	2.5800	13100.	73	5885	No
93	GOM_NL__2PRFIN20030416_051848_000000432015_00320_05885_6712.N1	16-APR-2003 05:18:48	Bright	43.000	15	67Alp Vir	0.97600	28000.	86	5885	No
94	GOM_NL__2PRFIN20030416_052151_000000392015_00320_05885_6713.N1	16-APR-2003 05:21:51	Bright	38.500	121	29Gam Vir	2.7400	7200.0	77	5885	No
95	GOM_NL__2PRFIN20030416_052538_000000402015_00320_05885_6714.N1	16-APR-2003 05:25:38	Bright	39.500	138	47Eps Vir	2.8280	4700.0	79	5885	No
96	GOM_NL__2PRFIN20030416_052833_000000352015_00320_05885_6715.N1	16-APR-2003 05:28:33	Bright	35.000	96	68Del Leo	2.5600	9300.0	70	5885	No
97	GOM_NL__2PRFIN20030416_053735_000000362015_00320_05885_6716.N1	16-APR-2003 05:37:35	Bright	36.000	87	64Gam UMa	2.4330	11000.	72	5885	No
98	GOM_NL__2PRFIN20030416_053858_000000402015_00320_05885_6717.N1	16-APR-2003 05:38:58	Bright	39.500	55	79Zet UMa	2.0600	10200.	79	5885	No
99	GOM_NL__2PRFIN20030416_054508_000000402015_00320_05885_6718.N1	16-APR-2003 05:45:08	Bright	39.500	60	7Bet UMi	2.0810	3950.0	79	5885	No
100	GOM_NL__2PRFIN20030416_054633_000000472015_00320_05885_6719.N1	16-APR-2003 05:46:33	Bright	47.000	119	14Eta Dra	2.7270	4700.0	94	5885	No
101	GOM_NL__2PRFIN20030416_055053_000000652015_00320_05885_6720.N1	16-APR-2003 05:50:53	Bright	64.500	130	23Bet Dra	2.7990	5800.0	129	5885	No

102	GOM_NL__2PRFIN20030416_055242_000000652015_00320_05885_6721.N1	16-APR-2003 05:52:42	Bright	64.500	69	33Gam Dra	2.2310	3800.0	129	5885	No
103	GOM_NL__2PRFIN20030416_055514_000000402015_00320_05885_6722.N1	16-APR-2003 05:55:14	Bright	39.500	89	5Alp Cep	2.4510	8000.0	79	5885	No
104	GOM_NL__2PRFIN20030416_060106_000001192015_00320_05885_6723.N1	16-APR-2003 06:01:06	Bright	118.50	5	3Alp Lyr	0.033000	11000.	237	5885	No
105	GOM_NL__2PRFIN20030416_060450_000000572015_00320_05885_6724.N1	16-APR-2003 06:04:50	Bright	57.000	92	53Eps Cyg	2.5000	4500.0	114	5885	No
106	GOM_NL__2PRFIN20030416_061216_000000542015_00320_05885_6725.N1	16-APR-2003 06:12:16	Dark	53.500	61	8Eps Peg	2.1000	3900.0	107	5885	No
107	GOM_NL__2PRFIN20030416_061444_000000462015_00320_05885_6726.N1	16-APR-2003 06:14:44	Dark	46.000	162	34Alp Aqr	2.9440	5350.0	92	5885	No
108	GOM_NL__2PRFIN20030416_061722_000000482015_00320_05885_6727.N1	16-APR-2003 06:17:22	Dark	48.000	154	22Bet Aqr	2.8990	5700.0	96	5885	No
109	GOM_NL__2PRFIN20030416_061906_000001342015_00320_05885_6728.N1	16-APR-2003 06:19:06	Dark	133.50	11	53Alp Aql	0.76500	8000.0	267	5885	No
110	GOM_NL__2PRFIN20030416_062502_000000392015_00320_05885_6729.N1	16-APR-2003 06:25:02	Dark	39.000	172	Gam Gru	3.0030	13100.	78	5885	No
111	GOM_NL__2PRFIN20030416_063204_000000422015_00321_05886_6878.N1	16-APR-2003 06:32:04	Dark	41.500	45	Alp Pav	1.9400	26000.	83	5886	No
112	GOM_NL__2PRFIN20030416_063435_000000772015_00321_05886_6879.N1	16-APR-2003 06:34:35	Dark	76.500	57	34Sig Sgr	2.0660	26000.	153	5886	No
113	GOM_NL__2PRFIN20030416_063723_000000692015_00321_05886_6880.N1	16-APR-2003 06:37:23	Dark	69.000	38	20Eps Sgr	1.8360	11000.	138	5886	No
114	GOM_NL__2PRFIN20030416_063934_000000462015_00321_05886_6881.N1	16-APR-2003 06:39:34	Dark	46.000	147	Alp Ara	2.8770	26000.	92	5886	No
115	GOM_NL__2PRFIN20030416_064118_000000612015_00321_05886_6882.N1	16-APR-2003 06:41:18	Straylight	60.500	25	35Lam Sco	1.6200	28000.	121	5886	No
116	GOM_NL__2PRFIN20030416_064355_000000522015_00321_05886_6883.N1	16-APR-2003 06:43:55	Straylight	51.500	4	Alp1Cen	-0.010000	5800.0	103	5886	No
117	GOM_NL__2PRFIN20030416_064945_000000922015_00321_05886_6884.N1	16-APR-2003 06:49:45	Straylight	92.000	16	21Alp Sco	1.0200	3000.0	184	5886	No
118	GOM_NL__2PRFIN20030416_065302_000000852015_00321_05886_6885.N1	16-APR-2003 06:53:02	Tw_i_and_stray	85.000	80	7Del Sco	2.3160	30000.	170	5886	No
119	GOM_NL__2PRFIN20030416_065611_000000422015_00321_05886_6886.N1	16-APR-2003 06:56:11	Tw_i_and_stray	42.000	106	9Bet Crv	2.6480	5600.0	84	5886	No
120	GOM_NL__2PRFIN20030416_065801_000000382015_00321_05886_6887.N1	16-APR-2003 06:58:01	Bright	37.500	100	4Gam Crv	2.5800	13100.	75	5886	No
121	GOM_NL__2PRFIN20030416_065924_000000462015_00321_05886_6888.N1	16-APR-2003 06:59:24	Bright	45.500	15	67Alp Vir	0.97600	28000.	91	5886	No
122	GOM_NL__2PRFIN20030416_070227_000000382015_00321_05886_6889.N1	16-APR-2003 07:02:27	Bright	38.000	121	29Gam Vir	2.7400	7200.0	76	5886	No
123	GOM_NL__2PRFIN20030416_070614_000000412015_00321_05886_6890.N1	16-APR-2003 07:06:14	Bright	40.500	138	47Eps Vir	2.8280	4700.0	81	5886	No
124	GOM_NL__2PRFIN20030416_070909_000000362015_00321_05886_6891.N1	16-APR-2003 07:09:09	Bright	35.500	96	68Del Leo	2.5600	9300.0	71	5886	No
125	GOM_NL__2PRFIN20030416_071811_000000352015_00321_05886_6892.N1	16-APR-2003 07:18:11	Bright	35.000	87	64Gam UMa	2.4330	11000.	70	5886	No
126	GOM_NL__2PRFIN20030416_071933_000000392015_00321_05886_6893.N1	16-APR-2003 07:19:33	Bright	39.000	55	79Zet UMa	2.0600	10200.	78	5886	No
127	GOM_NL__2PRFIN20030416_072544_000000392015_00321_05886_6894.N1	16-APR-2003 07:25:44	Bright	38.500	60	7Bet UMi	2.0810	3950.0	77	5886	No
128	GOM_NL__2PRFIN20030416_072708_000000462015_00321_05886_6895.N1	16-APR-2003 07:27:08	Bright	46.000	119	14Eta Dra	2.7270	4700.0	92	5886	No
129	GOM_NL__2PRFIN20030416_073129_000000612015_00321_05886_6896.N1	16-APR-2003 07:31:29	Bright	61.000	130	23Bet Dra	2.7990	5800.0	122	5886	No
130	GOM_NL__2PRFIN20030416_073318_000000652015_00321_05886_6897.N1	16-APR-2003 07:33:18	Bright	64.500	69	33Gam Dra	2.2310	3800.0	129	5886	No
131	GOM_NL__2PRFIN20030416_073550_000000382015_00321_05886_6898.N1	16-APR-2003 07:35:50	Bright	37.500	89	5Alp Cep	2.4510	8000.0	75	5886	No
132	GOM_NL__2PRFIN20030416_074142_000001242015_00321_05886_6899.N1	16-APR-2003 07:41:42	Bright	124.00	5	3Alp Lyr	0.033000	11000.	248	5886	No
133	GOM_NL__2PRFIN20030416_074526_000000572015_00321_05886_6900.N1	16-APR-2003 07:45:26	Bright	56.500	92	53Eps Cyg	2.5000	4500.0	113	5886	No
134	GOM_NL__2PRFIN20030416_075253_000000542015_00321_05886_6901.N1	16-APR-2003 07:52:53	Dark	53.500	61	8Eps Peg	2.1000	3900.0	107	5886	No
135	GOM_NL__2PRFIN20030416_075521_000000442015_00321_05886_6902.N1	16-APR-2003 07:55:21	Dark	44.000	162	34Alp Aqr	2.9440	5350.0	88	5886	No
136	GOM_NL__2PRFIN20030416_075758_000000502015_00321_05886_6903.N1	16-APR-2003 07:57:58	Dark	50.000	154	22Bet Aqr	2.8990	5700.0	100	5886	No
137	GOM_NL__2PRFIN20030416_075943_000001282015_00321_05886_6904.N1	16-APR-2003 07:59:43	Dark	128.00	11	53Alp Aql	0.76500	8000.0	256	5886	No
138	GOM_NL__2PRFIN20030416_080539_000000402015_00321_05886_6905.N1	16-APR-2003 08:05:39	Dark	40.000	172	Gam Gru	3.0030	13100.	80	5886	No
139	GOM_NL__2PRFIN20030416_081240_000000412015_00322_05887_6879.N1	16-APR-2003 08:12:40	Dark	40.500	45	Alp Pav	1.9400	26000.	81	5887	No
140	GOM_NL__2PRFIN20030416_081512_000000762015_00322_05887_6880.N1	16-APR-2003 08:15:12	Dark	76.000	57	34Sig Sgr	2.0660	26000.	152	5887	No
141	GOM_NL__2PRFIN20030416_081800_000000682015_00322_05887_6881.N1	16-APR-2003 08:18:00	Dark	67.500	38	20Eps Sgr	1.8360	11000.	135	5887	No
142	GOM_NL__2PRFIN20030416_082011_000000462015_00322_05887_6882.N1	16-APR-2003 08:20:11	Dark	46.000	147	Alp Ara	2.8770	26000.	92	5887	No
143	GOM_NL__2PRFIN20030416_082155_000000662015_00322_05887_6883.N1	16-APR-2003 08:21:55	Straylight	66.000	25	35Lam Sco	1.6200	28000.	132	5887	No
144	GOM_NL__2PRFIN20030416_082431_000000432015_00322_05887_6884.N1	16-APR-2003 08:24:31	Straylight	42.500	4	Alp1Cen	-0.010000	5800.0	85	5887	No
145	GOM_NL__2PRFIN20030416_083021_000001002015_00322_05887_6885.N1	16-APR-2003 08:30:21	Straylight	99.500	16	21Alp Sco	1.0200	3000.0	199	5887	No
146	GOM_NL__2PRFIN20030416_083339_000000822015_00322_05887_6886.N1	16-APR-2003 08:33:39	Tw_i_and_stray	81.500	80	7Del Sco	2.3160	30000.	163	5887	No
147	GOM_NL__2PRFIN20030416_083647_000000432015_00322_05887_6887.N1	16-APR-2003 08:36:47	Tw_i_and_stray	43.000	106	9Bet Crv	2.6480	5600.0	86	5887	No
148	GOM_NL__2PRFIN20030416_083837_000000382015_00322_05887_6888.N1	16-APR-2003 08:38:37	Bright	37.500	100	4Gam Crv	2.5800	13100.	75	5887	No
149	GOM_NL__2PRFIN20030416_084000_000000452015_00322_05887_6889.N1	16-APR-2003 08:40:00	Bright	44.500	15	67Alp Vir	0.97600	28000.	89	5887	No
150	GOM_NL__2PRFIN20030416_084303_000000392015_00322_05887_6890.N1	16-APR-2003 08:43:03	Bright	38.500	121	29Gam Vir	2.7400	7200.0	77	5887	No
151	GOM_NL__2PRFIN20030416_084649_000000402015_00322_05887_6891.N1	16-APR-2003 08:46:49	Bright	40.000	138	47Eps Vir	2.8280	4700.0	80	5887	No
152	GOM_NL__2PRFIN20030416_084945_000000362015_00322_05887_6892.N1	16-APR-2003 08:49:45	Bright	36.000	96	68Del Leo	2.5600	9300.0	72	5887	No
153	GOM_NL__2PRFIN20030416_085847_000000362015_00322_05887_6893.N1	16-APR-2003 08:58:47	Bright	36.000	87	64Gam UMa	2.4330	11000.	72	5887	No
154	GOM_NL__2PRFIN20030416_090009_000000382015_00322_05887_6894.N1	16-APR-2003 09:00:09	Bright	38.000	55	79Zet UMa	2.0600	10200.	76	5887	No
155	GOM_NL__2PRFIN20030416_090619_000000402015_00322_05887_6895.N1	16-APR-2003 09:06:19	Bright	39.500	60	7Bet UMi	2.0810	3950.0	79	5887	No
156	GOM_NL__2PRFIN20030416_090743_000000482015_00322_05887_6896.N1	16-APR-2003 09:07:43	Bright	48.000	119	14Eta Dra	2.7270	4700.0	96	5887	No
157	GOM_NL__2PRFIN20030416_091204_000000642015_00322_05887_6897.N1	16-APR-2003 09:12:04	Bright	63.500	130	23Bet Dra	2.7990	5800.0	127	5887	No
158	GOM_NL__2PRFIN20030416_091352_000000632015_00322_05887_6898.N1	16-APR-2003 09:13:52	Bright	62.500	69	33Gam Dra	2.2310	3800.0	125	5887	No
159	GOM_NL__2PRFIN20030416_091625_000000382015_00322_05887_6899.N1	16-APR-2003 09:16:25	Bright	38.000	89	5Alp Cep	2.4510	8000.0	76	5887	No
160	GOM_NL__2PRFIN20030416_092217_000001172015_00322_05887_6900.N1	16-APR-2003 09:22:17	Bright	116.50	5	3Alp Lyr	0.033000	11000.	233	5887	No

161	GOM_NL__2PRFIN20030416_092602_000000612015_00322_05887_6901.N1	16-APR-2003 09:26:02	Bright	60.500	92	53Eps Cyg	2.5000	4500.0	121	5887	No
162	GOM_NL__2PRFIN20030416_093329_000000522015_00322_05887_6902.N1	16-APR-2003 09:33:29	Dark	51.500	61	8Eps Peg	2.1000	3900.0	103	5887	No
163	GOM_NL__2PRFIN20030416_093557_000000442015_00322_05887_6903.N1	16-APR-2003 09:35:57	Dark	43.500	162	34Alp Aqr	2.9440	5350.0	87	5887	No
164	GOM_NL__2PRFIN20030416_093835_000000462015_00322_05887_6904.N1	16-APR-2003 09:38:35	Dark	45.500	154	22Bet Aqr	2.8990	5700.0	91	5887	No
165	GOM_NL__2PRFIN20030416_094023_000001202015_00322_05887_6905.N1	16-APR-2003 09:40:23	Dark	120.00	11	53Alp Aql	0.76500	8000.0	240	5887	No
166	GOM_NL__2PRFIN20030416_094615_000000402015_00322_05887_6906.N1	16-APR-2003 09:46:15	Dark	40.000	172	Gam Gru	3.0030	13100.	80	5887	No
167	GOM_NL__2PRFIN20030416_095317_000000402015_00323_05888_6879.N1	16-APR-2003 09:53:17	Dark	39.500	45	Alp Pav	1.9400	26000.	79	5888	No
168	GOM_NL__2PRFIN20030416_095551_000000782015_00323_05888_6880.N1	16-APR-2003 09:55:51	Dark	77.500	57	34Sig Sgr	2.0660	26000.	155	5888	No
169	GOM_NL__2PRFIN20030416_095838_000000612015_00323_05888_6881.N1	16-APR-2003 09:58:38	Dark	61.000	38	20Eps Sgr	1.8360	11000.	122	5888	No
170	GOM_NL__2PRFIN20030416_100048_000000472015_00323_05888_6882.N1	16-APR-2003 10:00:48	Dark	47.000	147	Alp Ara	2.8770	26000.	94	5888	No
171	GOM_NL__2PRFIN20030416_100232_000000642015_00323_05888_6883.N1	16-APR-2003 10:02:32	Straylight	63.500	25	35Lam Sco	1.6200	28000.	127	5888	No
172	GOM_NL__2PRFIN20030416_100507_000000502015_00323_05888_6884.N1	16-APR-2003 10:05:07	Straylight	50.000	4	Alp1Cen	-0.010000	5800.0	100	5888	No
173	GOM_NL__2PRFIN20030416_101058_000001082015_00323_05888_6885.N1	16-APR-2003 10:10:58	Straylight	108.00	16	21Alp Sco	1.0200	3000.0	216	5888	No
174	GOM_NL__2PRFIN20030416_101415_000000822015_00323_05888_6886.N1	16-APR-2003 10:14:15	Tw_i_and_stray	82.000	80	7Del Sco	2.3160	30000.	164	5888	No
175	GOM_NL__2PRFIN20030416_101723_000000432015_00323_05888_6887.N1	16-APR-2003 10:17:23	Tw_i_and_stray	43.000	106	9Bet Crv	2.6480	5600.0	86	5888	No
176	GOM_NL__2PRFIN20030416_101913_000000382015_00323_05888_6888.N1	16-APR-2003 10:19:13	Bright	37.500	100	4Gam Crv	2.5800	13100.	75	5888	No
177	GOM_NL__2PRFIN20030416_102036_000000462015_00323_05888_6889.N1	16-APR-2003 10:20:36	Dark	45.500	15	67Alp Vir	0.97600	28000.	91	5888	Yes
178	GOM_NL__2PRFIN20030416_102339_000000382015_00323_05888_6890.N1	16-APR-2003 10:23:39	Bright	38.000	121	29Gam Vir	2.7400	7200.0	76	5888	No
179	GOM_NL__2PRFIN20030416_102725_000000392015_00323_05888_6891.N1	16-APR-2003 10:27:25	Bright	39.000	138	47Eps Vir	2.8280	4700.0	78	5888	No
180	GOM_NL__2PRFIN20030416_103021_000000362015_00323_05888_6892.N1	16-APR-2003 10:30:21	Bright	36.000	96	68Del Leo	2.5600	9300.0	72	5888	No
181	GOM_NL__2PRFIN20030416_103923_000000372015_00323_05888_6893.N1	16-APR-2003 10:39:23	Bright	37.000	87	64Gam UMa	2.4330	11000.	74	5888	No
182	GOM_NL__2PRFIN20030416_104044_000000402015_00323_05888_6894.N1	16-APR-2003 10:40:44	Bright	39.500	55	79Zet UMa	2.0600	10200.	79	5888	No
183	GOM_NL__2PRFIN20030416_104655_000000412015_00323_05888_6895.N1	16-APR-2003 10:46:55	Bright	40.500	60	7Bet UMi	2.0810	3950.0	81	5888	No
184	GOM_NL__2PRFIN20030416_104818_000000462015_00323_05888_6896.N1	16-APR-2003 10:48:18	Bright	46.000	119	14Eta Dra	2.7270	4700.0	92	5888	No
185	GOM_NL__2PRFIN20030416_105238_000000632015_00323_05888_6897.N1	16-APR-2003 10:52:38	Bright	62.500	130	23Bet Dra	2.7990	5800.0	125	5888	No
186	GOM_NL__2PRFIN20030416_105427_000000662015_00323_05888_6898.N1	16-APR-2003 10:54:27	Bright	66.000	69	33Gam Dra	2.2310	3800.0	132	5888	No
187	GOM_NL__2PRFIN20030416_105701_000000392015_00323_05888_6899.N1	16-APR-2003 10:57:01	Bright	39.000	89	5Alp Cep	2.4510	8000.0	78	5888	No
188	GOM_NL__2PRFIN20030416_110253_000001222015_00323_05888_6900.N1	16-APR-2003 11:02:53	Bright	121.50	5	3Alp Lyr	0.033000	11000.	243	5888	No
189	GOM_NL__2PRFIN20030416_110638_000000572015_00323_05888_6901.N1	16-APR-2003 11:06:38	Bright	57.000	92	53Eps Cyg	2.5000	4500.0	114	5888	No
190	GOM_NL__2PRFIN20030416_111405_000000522015_00323_05888_6902.N1	16-APR-2003 11:14:05	Dark	51.500	61	8Eps Peg	2.1000	3900.0	103	5888	No
191	GOM_NL__2PRFIN20030416_111633_000000472015_00323_05888_6903.N1	16-APR-2003 11:16:33	Dark	46.500	162	34Alp Aqr	2.9440	5350.0	93	5888	No
192	GOM_NL__2PRFIN20030416_111911_000000492015_00323_05888_6904.N1	16-APR-2003 11:19:11	Dark	49.000	154	22Bet Aqr	2.8990	5700.0	98	5888	No
193	GOM_NL__2PRFIN20030416_112101_000001222015_00323_05888_6905.N1	16-APR-2003 11:21:01	Dark	122.00	11	53Alp Aql	0.76500	8000.0	244	5888	No
194	GOM_NL__2PRFIN20030416_112652_000000392015_00323_05888_6906.N1	16-APR-2003 11:26:52	Dark	39.000	172	Gam Gru	3.0030	13100.	78	5888	No
195	GOM_NL__2PRFIN20030416_113353_000000392015_00324_05889_6700.N1	16-APR-2003 11:33:53	Dark	39.000	45	Alp Pav	1.9400	26000.	78	5889	No
196	GOM_NL__2PRFIN20030416_113628_000000742015_00324_05889_6701.N1	16-APR-2003 11:36:28	Dark	74.000	57	34Sig Sgr	2.0660	26000.	148	5889	No
197	GOM_NL__2PRFIN20030416_113915_000000662015_00324_05889_6702.N1	16-APR-2003 11:39:15	Dark	65.500	38	20Eps Sgr	1.8360	11000.	131	5889	No
198	GOM_NL__2PRFIN20030416_114124_000000472015_00324_05889_6703.N1	16-APR-2003 11:41:24	Dark	46.500	147	Alp Ara	2.8770	26000.	93	5889	No
199	GOM_NL__2PRFIN20030416_114309_000000712015_00324_05889_6704.N1	16-APR-2003 11:43:09	Straylight	70.500	25	35Lam Sco	1.6200	28000.	141	5889	No
200	GOM_NL__2PRFIN20030416_114543_000000432015_00324_05889_6705.N1	16-APR-2003 11:45:43	Straylight	43.000	4	Alp1Cen	-0.010000	5800.0	86	5889	No
201	GOM_NL__2PRFIN20030416_115135_000001062015_00324_05889_6706.N1	16-APR-2003 11:51:35	Straylight	105.50	16	21Alp Sco	1.0200	3000.0	211	5889	No
202	GOM_NL__2PRFIN20030416_115450_000000912015_00324_05889_6707.N1	16-APR-2003 11:54:50	Tw_i_and_stray	91.000	80	7Del Sco	2.3160	30000.	182	5889	No
203	GOM_NL__2PRFIN20030416_115758_000000402015_00324_05889_6708.N1	16-APR-2003 11:57:58	Tw_i_and_stray	39.500	106	9Bet Crv	2.6480	5600.0	79	5889	No
204	GOM_NL__2PRFIN20030416_115948_000000362015_00324_05889_6709.N1	16-APR-2003 11:59:48	Bright	35.500	100	4Gam Crv	2.5800	13100.	71	5889	No
205	GOM_NL__2PRFIN20030416_120111_000000462015_00324_05889_6710.N1	16-APR-2003 12:01:11	Bright	45.500	15	67Alp Vir	0.97600	28000.	91	5889	No
206	GOM_NL__2PRFIN20030416_120414_000000382015_00324_05889_6711.N1	16-APR-2003 12:04:14	Bright	38.000	121	29Gam Vir	2.7400	7200.0	76	5889	No
207	GOM_NL__2PRFIN20030416_120801_000000392015_00324_05889_6712.N1	16-APR-2003 12:08:01	Bright	39.000	138	47Eps Vir	2.8280	4700.0	78	5889	No
208	GOM_NL__2PRFIN20030416_121057_000000382015_00324_05889_6713.N1	16-APR-2003 12:10:57	Bright	37.500	96	68Del Leo	2.5600	9300.0	75	5889	No
209	GOM_NL__2PRFIN20030416_121958_000000382015_00324_05889_6714.N1	16-APR-2003 12:19:58	Bright	38.000	87	64Gam UMa	2.4330	11000.	76	5889	No
210	GOM_NL__2PRFIN20030416_122120_000000412015_00324_05889_6715.N1	16-APR-2003 12:21:20	Bright	41.000	55	79Zet UMa	2.0600	10200.	82	5889	No
211	GOM_NL__2PRFIN20030416_122730_000000422015_00324_05889_6716.N1	16-APR-2003 12:27:30	Bright	41.500	60	7Bet UMi	2.0810	3950.0	83	5889	No
212	GOM_NL__2PRFIN20030416_122853_000000482015_00324_05889_6717.N1	16-APR-2003 12:28:53	Bright	47.500	119	14Eta Dra	2.7270	4700.0	95	5889	No
213	GOM_NL__2PRFIN20030416_123313_000000632015_00324_05889_6718.N1	16-APR-2003 12:33:13	Bright	63.000	130	23Bet Dra	2.7990	5800.0	126	5889	No
214	GOM_NL__2PRFIN20030416_123500_000000702015_00324_05889_6719.N1	16-APR-2003 12:35:00	Bright	69.500	69	33Gam Dra	2.2310	3800.0	139	5889	No
215	GOM_NL__2PRFIN20030416_123737_000000402015_00324_05889_6720.N1	16-APR-2003 12:37:37	Bright	40.000	89	5Alp Cep	2.4510	8000.0	80	5889	No
216	GOM_NL__2PRFIN20030416_124328_000001182015_00324_05889_6721.N1	16-APR-2003 12:43:28	Bright	117.50	5	3Alp Lyr	0.033000	11000.	235	5889	No
217	GOM_NL__2PRFIN20030416_124713_000000542015_00324_05889_6722.N1	16-APR-2003 12:47:13	Bright	54.000	92	53Eps Cyg	2.5000	4500.0	108	5889	No
218	GOM_NL__2PRFIN20030416_125441_000000512015_00324_05889_6723.N1	16-APR-2003 12:54:41	Dark	51.000	61	8Eps Peg	2.1000	3900.0	102	5889	No
219	GOM_NL__2PRFIN20030416_125709_000000482015_00324_05889_6724.N1	16-APR-2003 12:57:09	Dark	48.000	162	34Alp Aqr	2.9440	5350.0	96	5889	No

220	GOM_NL__2PRFIN20030416_125948_000000492015_00324_05889_6725.N1	16-APR-2003 12:59:48	Dark	48.500	154	22Bet Aqr	2.8990	5700.0	97	5889	No
221	GOM_NL__2PRFIN20030416_130140_000001362015_00324_05889_6726.N1	16-APR-2003 13:01:40	Dark	136.00	11	53Alp Aql	0.76500	8000.0	272	5889	No
222	GOM_NL__2PRFIN20030416_130728_000000382015_00324_05889_6727.N1	16-APR-2003 13:07:28	Dark	37.500	172	Gam Gru	3.0030	13100.	75	5889	No
223	GOM_NL__2PRFIN20030416_131429_000000422015_00325_05890_6385.N1	16-APR-2003 13:14:29	Dark	41.500	45	Alp Pav	1.9400	26000.	83	5890	No
224	GOM_NL__2PRFIN20030416_131706_000000762015_00325_05890_6386.N1	16-APR-2003 13:17:06	Dark	75.500	57	34Sig Sgr	2.0660	26000.	151	5890	No
225	GOM_NL__2PRFIN20030416_131952_000000652015_00325_05890_6387.N1	16-APR-2003 13:19:52	Dark	64.500	38	20Eps Sgr	1.8360	11000.	129	5890	No
226	GOM_NL__2PRFIN20030416_132201_000000472015_00325_05890_6388.N1	16-APR-2003 13:22:01	Dark	46.500	147	Alp Ara	2.8770	26000.	93	5890	No
227	GOM_NL__2PRFIN20030416_132346_000000672015_00325_05890_6389.N1	16-APR-2003 13:23:46	Straylight	67.000	25	35Lam Sco	1.6200	28000.	134	5890	No
228	GOM_NL__2PRFIN20030416_132619_000000442015_00325_05890_6390.N1	16-APR-2003 13:26:19	Straylight	43.500	4	Alp1Cen	-0.010000	5800.0	87	5890	No
229	GOM_NL__2PRFIN20030416_133212_000000992015_00325_05890_6391.N1	16-APR-2003 13:32:12	Straylight	98.500	16	21Alp Sco	1.0200	3000.0	197	5890	No
230	GOM_NL__2PRFIN20030416_133528_000000872015_00325_05890_6392.N1	16-APR-2003 13:35:28	Tw_i_and_stray	87.000	80	7Del Sco	2.3160	30000.	174	5890	No
231	GOM_NL__2PRFIN20030416_133835_000000412015_00325_05890_6393.N1	16-APR-2003 13:38:35	Tw_i_and_stray	40.500	106	9Bet Crv	2.6480	5600.0	81	5890	No
232	GOM_NL__2PRFIN20030416_134024_000000382015_00325_05890_6394.N1	16-APR-2003 13:40:24	Bright	38.000	100	4Gam Crv	2.5800	13100.	76	5890	No
233	GOM_NL__2PRFIN20030416_134147_000000412015_00325_05890_6395.N1	16-APR-2003 13:41:47	Bright	41.000	15	67Alp Vir	0.97600	28000.	82	5890	No
234	GOM_NL__2PRFIN20030416_134450_000000382015_00325_05890_6396.N1	16-APR-2003 13:44:50	Bright	38.000	121	29Gam Vir	2.7400	7200.0	76	5890	No
235	GOM_NL__2PRFIN20030416_134836_000000412015_00325_05890_6397.N1	16-APR-2003 13:48:36	Bright	41.000	138	47Eps Vir	2.8280	4700.0	82	5890	No
236	GOM_NL__2PRFIN20030416_135643_000000372015_00325_05890_6398.N1	16-APR-2003 13:56:43	Bright	37.000	152	12Alp2CVn	2.8900	11000.	74	5890	No
237	GOM_NL__2PRFIN20030416_135810_000000352015_00325_05890_6399.N1	16-APR-2003 13:58:10	Bright	34.500	174	52Psi UMa	3.0040	4400.0	69	5890	No
238	GOM_NL__2PRFIN20030416_140035_000000362015_00325_05890_6400.N1	16-APR-2003 14:00:35	Bright	36.000	87	64Gam UMa	2.4330	11000.	72	5890	No
239	GOM_NL__2PRFIN20030416_140156_000000372015_00325_05890_6401.N1	16-APR-2003 14:01:56	Bright	36.500	55	79Zet UMa	2.0600	10200.	73	5890	No
240	GOM_NL__2PRFIN20030416_141349_000000622015_00325_05890_6402.N1	16-APR-2003 14:13:49	Bright	61.500	130	23Bet Dra	2.7990	5800.0	123	5890	No
241	GOM_NL__2PRFIN20030416_141539_000000662015_00325_05890_6403.N1	16-APR-2003 14:15:39	Bright	65.500	69	33Gam Dra	2.2310	3800.0	131	5890	No
242	GOM_NL__2PRFIN20030416_141813_000000402015_00325_05890_6404.N1	16-APR-2003 14:18:13	Bright	39.500	89	5Alp Cep	2.4510	8000.0	79	5890	No
243	GOM_NL__2PRFIN20030416_141945_000000332015_00325_05890_6405.N1	16-APR-2003 14:19:45	Bright	33.000	68	18Alp Cas	2.2250	4500.0	66	5890	No
244	GOM_NL__2PRFIN20030416_142403_000001202015_00325_05890_6406.N1	16-APR-2003 14:24:03	Bright	119.50	5	3Alp Lyr	0.033000	11000.	239	5890	No
245	GOM_NL__2PRFIN20030416_142751_000000582015_00325_05890_6407.N1	16-APR-2003 14:27:51	Bright	57.500	92	53Eps Cyg	2.5000	4500.0	115	5890	No
246	GOM_NL__2PRFIN20030416_143518_000000512015_00325_05890_6408.N1	16-APR-2003 14:35:18	Dark	51.000	61	8Eps Peg	2.1000	3900.0	102	5890	No
247	GOM_NL__2PRFIN20030416_143746_000000412015_00325_05890_6409.N1	16-APR-2003 14:37:46	Dark	41.000	162	34Alp Aqr	2.9440	5350.0	82	5890	No
248	GOM_NL__2PRFIN20030416_144026_000000502015_00325_05890_6410.N1	16-APR-2003 14:40:26	Dark	49.500	154	22Bet Aqr	2.8990	5700.0	99	5890	No
249	GOM_NL__2PRFIN20030416_144218_000001452015_00325_05890_6411.N1	16-APR-2003 14:42:18	Dark	144.50	11	53Alp Aql	0.76500	8000.0	289	5890	No
250	GOM_NL__2PRFIN20030416_144805_000000382015_00325_05890_6412.N1	16-APR-2003 14:48:05	Dark	38.000	172	Gam Gru	3.0030	13100.	76	5890	No
251	GOM_NL__2PRFIN20030416_145008_000000392015_00325_05890_6413.N1	16-APR-2003 14:50:08	Dark	38.500	31	Alp Gru	1.7340	15200.	77	5890	No
252	GOM_NL__2PRFIN20030416_145507_000000392015_00326_05891_6702.N1	16-APR-2003 14:55:07	Dark	39.000	45	Alp Pav	1.9400	26000.	78	5891	No
253	GOM_NL__2PRFIN20030416_145745_000000752015_00326_05891_6703.N1	16-APR-2003 14:57:45	Dark	75.000	57	34Sig Sgr	2.0660	26000.	150	5891	No
254	GOM_NL__2PRFIN20030416_150031_000000652015_00326_05891_6704.N1	16-APR-2003 15:00:31	Dark	65.000	38	20Eps Sgr	1.8360	11000.	130	5891	No
255	GOM_NL__2PRFIN20030416_150239_000000462015_00326_05891_6705.N1	16-APR-2003 15:02:39	Dark	46.000	147	Alp Ara	2.8770	26000.	92	5891	No
256	GOM_NL__2PRFIN20030416_150424_000000612015_00326_05891_6706.N1	16-APR-2003 15:04:24	Straylight	60.500	25	35Lam Sco	1.6200	28000.	121	5891	No
257	GOM_NL__2PRFIN20030416_150657_000000392015_00326_05891_6707.N1	16-APR-2003 15:06:57	Straylight	39.000	4	Alp1Cen	-0.010000	5800.0	78	5891	No
258	GOM_NL__2PRFIN20030416_151250_000000982015_00326_05891_6708.N1	16-APR-2003 15:12:50	Straylight	98.000	16	21Alp Sco	1.0200	3000.0	196	5891	No
259	GOM_NL__2PRFIN20030416_151605_000000832015_00326_05891_6709.N1	16-APR-2003 15:16:05	Tw_i_and_stray	83.000	80	7Del Sco	2.3160	30000.	166	5891	No
260	GOM_NL__2PRFIN20030416_151912_000000402015_00326_05891_6710.N1	16-APR-2003 15:19:12	Tw_i_and_stray	40.000	106	9Bet Crv	2.6480	5600.0	80	5891	No
261	GOM_NL__2PRFIN20030416_152101_000000382015_00326_05891_6711.N1	16-APR-2003 15:21:01	Bright	37.500	100	4Gam Crv	2.5800	13100.	75	5891	No
262	GOM_NL__2PRFIN20030416_152224_000000462015_00326_05891_6712.N1	16-APR-2003 15:22:24	Bright	46.000	15	67Alp Vir	0.97600	28000.	92	5891	No
263	GOM_NL__2PRFIN20030416_152527_000000372015_00326_05891_6713.N1	16-APR-2003 15:25:27	Bright	37.000	121	29Gam Vir	2.7400	7200.0	74	5891	No
264	GOM_NL__2PRFIN20030416_152913_000000402015_00326_05891_6714.N1	16-APR-2003 15:29:13	Bright	40.000	138	47Eps Vir	2.8280	4700.0	80	5891	No
265	GOM_NL__2PRFIN20030416_153719_000000382015_00326_05891_6715.N1	16-APR-2003 15:37:19	Bright	38.000	152	12Alp2CVn	2.8900	11000.	76	5891	No
266	GOM_NL__2PRFIN20030416_153846_000000352015_00326_05891_6716.N1	16-APR-2003 15:38:46	Bright	34.500	174	52Psi UMa	3.0040	4400.0	69	5891	No
267	GOM_NL__2PRFIN20030416_154111_000000362015_00326_05891_6717.N1	16-APR-2003 15:41:11	Bright	35.500	87	64Gam UMa	2.4330	11000.	71	5891	No
268	GOM_NL__2PRFIN20030416_154232_000000402015_00326_05891_6718.N1	16-APR-2003 15:42:32	Bright	39.500	55	79Zet UMa	2.0600	10200.	79	5891	No
269	GOM_NL__2PRFIN20030416_155424_000000622015_00326_05891_6719.N1	16-APR-2003 15:54:24	Bright	61.500	130	23Bet Dra	2.7990	5800.0	123	5891	No
270	GOM_NL__2PRFIN20030416_155613_000000652015_00326_05891_6720.N1	16-APR-2003 15:56:13	Bright	64.500	69	33Gam Dra	2.2310	3800.0	129	5891	No
271	GOM_NL__2PRFIN20030416_155849_000000392015_00326_05891_6721.N1	16-APR-2003 15:58:49	Bright	38.500	89	5Alp Cep	2.4510	8000.0	77	5891	No
272	GOM_NL__2PRFIN20030416_160021_000000372015_00326_05891_6722.N1	16-APR-2003 16:00:21	Bright	36.500	68	18Alp Cas	2.2250	4500.0	73	5891	No
273	GOM_NL__2PRFIN20030416_160439_000001192015_00326_05891_6723.N1	16-APR-2003 16:04:39	Bright	118.50	5	3Alp Lyr	0.033000	11000.	237	5891	No
274	GOM_NL__2PRFIN20030416_160827_000000552015_00326_05891_6724.N1	16-APR-2003 16:08:27	Bright	55.000	92	53Eps Cyg	2.5000	4500.0	110	5891	No
275	GOM_NL__2PRFIN20030416_161555_000000542015_00326_05891_6725.N1	16-APR-2003 16:15:55	Dark	53.500	61	8Eps Peg	2.1000	3900.0	107	5891	No
276	GOM_NL__2PRFIN20030416_161823_000000472015_00326_05891_6726.N1	16-APR-2003 16:18:23	Dark	46.500	162	34Alp Aqr	2.9440	5350.0	93	5891	No
277	GOM_NL__2PRFIN20030416_162102_000000472015_00326_05891_6727.N1	16-APR-2003 16:21:02	Dark	47.000	154	22Bet Aqr	2.8990	5700.0	94	5891	No
278	GOM_NL__2PRFIN20030416_162256_000001442015_00326_05891_6728.N1	16-APR-2003 16:22:56	Dark	143.50	11	53Alp Aql	0.76500	8000.0	287	5891	No

279	GOM_NL__2PRFIN20030416_162841_000000392015_00326_05891_6729.N1	16-APR-2003 16:28:41	Dark	39.000	172	Gam Gru	3.0030	13100.	78	5891	No
280	GOM_NL__2PRFIN20030416_163044_000000422015_00326_05891_6730.N1	16-APR-2003 16:30:44	Dark	42.000	31	Alp Gru	1.7340	15200.	84	5891	No
281	GOM_NL__2PRFIN20030416_163543_000000402015_00327_05892_6388.N1	16-APR-2003 16:35:43	Dark	39.500	45	Alp Pav	1.9400	26000.	79	5892	No
282	GOM_NL__2PRFIN20030416_163822_000000732015_00327_05892_6389.N1	16-APR-2003 16:38:22	Dark	73.000	57	34Sig Sgr	2.0660	26000.	146	5892	No
283	GOM_NL__2PRFIN20030416_164108_000000682015_00327_05892_6390.N1	16-APR-2003 16:41:08	Dark	67.500	38	20Eps Sgr	1.8360	11000.	135	5892	No
284	GOM_NL__2PRFIN20030416_164315_000000482015_00327_05892_6391.N1	16-APR-2003 16:43:15	Dark	47.500	147	Alp Ara	2.8770	26000.	95	5892	No
285	GOM_NL__2PRFIN20030416_164502_000000702015_00327_05892_6392.N1	16-APR-2003 16:45:02	Straylight	69.500	25	35Lam Sco	1.6200	28000.	139	5892	No
286	GOM_NL__2PRFIN20030416_164733_000000492015_00327_05892_6393.N1	16-APR-2003 16:47:33	Straylight	49.000	4	Alp1Cen	-0.010000	5800.0	98	5892	No
287	GOM_NL__2PRFIN20030416_165326_000000962015_00327_05892_6394.N1	16-APR-2003 16:53:26	Straylight	96.000	16	21Alp Sco	1.0200	3000.0	192	5892	No
288	GOM_NL__2PRFIN20030416_165642_000000852015_00327_05892_6395.N1	16-APR-2003 16:56:42	Tw_i_and_stray	84.500	80	7Del Sco	2.3160	30000.	169	5892	No
289	GOM_NL__2PRFIN20030416_165948_000000432015_00327_05892_6396.N1	16-APR-2003 16:59:48	Tw_i_and_stray	42.500	106	9Bet Crv	2.6480	5600.0	85	5892	No
290	GOM_NL__2PRFIN20030416_170137_000000392015_00327_05892_6397.N1	16-APR-2003 17:01:37	Bright	38.500	100	4Gam Crv	2.5800	13100.	77	5892	No
291	GOM_NL__2PRFIN20030416_170300_000000422015_00327_05892_6398.N1	16-APR-2003 17:03:00	Bright	42.000	15	67Alp Vir	0.97600	28000.	84	5892	No
292	GOM_NL__2PRFIN20030416_170603_000000392015_00327_05892_6399.N1	16-APR-2003 17:06:03	Bright	39.000	121	29Gam Vir	2.7400	7200.0	78	5892	No
293	GOM_NL__2PRFIN20030416_170948_000000402015_00327_05892_6400.N1	16-APR-2003 17:09:48	Bright	40.000	138	47Eps Vir	2.8280	4700.0	80	5892	No
294	GOM_NL__2PRFIN20030416_171754_000000402015_00327_05892_6401.N1	16-APR-2003 17:17:54	Bright	39.500	152	12Alp2CVn	2.8900	11000.	79	5892	No
295	GOM_NL__2PRFIN20030416_171922_000000342015_00327_05892_6402.N1	16-APR-2003 17:19:22	Bright	34.000	174	52Psi UMa	3.0040	4400.0	68	5892	No
296	GOM_NL__2PRFIN20030416_172147_000000372015_00327_05892_6403.N1	16-APR-2003 17:21:47	Bright	37.000	87	64Gam UMa	2.4330	11000.	74	5892	No
297	GOM_NL__2PRFIN20030416_172307_000000402015_00327_05892_6404.N1	16-APR-2003 17:23:07	Bright	40.000	55	79Zet UMa	2.0600	10200.	80	5892	No
298	GOM_NL__2PRFIN20030416_173459_000000612015_00327_05892_6405.N1	16-APR-2003 17:34:59	Bright	60.500	130	23Bet Dra	2.7990	5800.0	121	5892	No
299	GOM_NL__2PRFIN20030416_173648_000000652015_00327_05892_6406.N1	16-APR-2003 17:36:48	Bright	65.000	69	33Gam Dra	2.2310	3800.0	130	5892	No
300	GOM_NL__2PRFIN20030416_173925_000000402015_00327_05892_6407.N1	16-APR-2003 17:39:25	Bright	39.500	89	5Alp Cep	2.4510	8000.0	79	5892	No
301	GOM_NL__2PRFIN20030416_174057_000000332015_00327_05892_6408.N1	16-APR-2003 17:40:57	Bright	32.500	68	18Alp Cas	2.2250	4500.0	65	5892	No
302	GOM_NL__2PRFIN20030416_174513_000001152015_00327_05892_6409.N1	16-APR-2003 17:45:13	Bright	114.50	5	3Alp Lyr	0.033000	11000.	229	5892	No
303	GOM_NL__2PRFIN20030416_174903_000000542015_00327_05892_6410.N1	16-APR-2003 17:49:03	Bright	54.000	92	53Eps Cyg	2.5000	4500.0	108	5892	No
304	GOM_NL__2PRFIN20030416_175631_000000482015_00327_05892_6411.N1	16-APR-2003 17:56:31	Dark	48.000	61	8Eps Peg	2.1000	3900.0	96	5892	No
305	GOM_NL__2PRFIN20030416_175859_000000452015_00327_05892_6412.N1	16-APR-2003 17:58:59	Dark	44.500	162	34Alp Aqr	2.9440	5350.0	89	5892	No
306	GOM_NL__2PRFIN20030416_180139_000000472015_00327_05892_6413.N1	16-APR-2003 18:01:39	Dark	47.000	154	22Bet Aqr	2.8990	5700.0	94	5892	No
307	GOM_NL__2PRFIN20030416_180333_000001252015_00327_05892_6414.N1	16-APR-2003 18:03:33	Dark	124.50	11	53Alp Aql	0.76500	8000.0	249	5892	No
308	GOM_NL__2PRFIN20030416_180918_000000402015_00327_05892_6415.N1	16-APR-2003 18:09:18	Dark	40.000	172	Gam Gru	3.0030	13100.	80	5892	No
309	GOM_NL__2PRFIN20030416_181121_000000412015_00327_05892_6416.N1	16-APR-2003 18:11:21	Dark	41.000	31	Alp Gru	1.7340	15200.	82	5892	No
310	GOM_NL__2PRFIN20030416_181620_000000402015_00328_05893_6389.N1	16-APR-2003 18:16:20	Dark	40.000	45	Alp Pav	1.9400	26000.	80	5893	No
311	GOM_NL__2PRFIN20030416_181900_000000752015_00328_05893_6390.N1	16-APR-2003 18:19:00	Dark	75.000	57	34Sig Sgr	2.0660	26000.	150	5893	No
312	GOM_NL__2PRFIN20030416_182145_000000662015_00328_05893_6391.N1	16-APR-2003 18:21:45	Dark	66.000	38	20Eps Sgr	1.8360	11000.	132	5893	No
313	GOM_NL__2PRFIN20030416_182352_000000462015_00328_05893_6392.N1	16-APR-2003 18:23:52	Dark	45.500	147	Alp Ara	2.8770	26000.	91	5893	No
314	GOM_NL__2PRFIN20030416_182539_000000632015_00328_05893_6393.N1	16-APR-2003 18:25:39	Straylight	62.500	25	35Lam Sco	1.6200	28000.	125	5893	No
315	GOM_NL__2PRFIN20030416_182809_000000452015_00328_05893_6394.N1	16-APR-2003 18:28:09	Straylight	45.000	4	Alp1Cen	-0.010000	5800.0	90	5893	No
316	GOM_NL__2PRFIN20030416_183403_000000972015_00328_05893_6395.N1	16-APR-2003 18:34:03	Straylight	96.500	16	21Alp Sco	1.0200	3000.0	193	5893	No
317	GOM_NL__2PRFIN20030416_183718_000000852015_00328_05893_6396.N1	16-APR-2003 18:37:18	Tw_i_and_stray	85.000	80	7Del Sco	2.3160	30000.	170	5893	No
318	GOM_NL__2PRFIN20030416_184024_000000442015_00328_05893_6397.N1	16-APR-2003 18:40:24	Tw_i_and_stray	43.500	106	9Bet Crv	2.6480	5600.0	87	5893	No
319	GOM_NL__2PRFIN20030416_184213_000000382015_00328_05893_6398.N1	16-APR-2003 18:42:13	Bright	37.500	100	4Gam Crv	2.5800	13100.	75	5893	No
320	GOM_NL__2PRFIN20030416_184336_000000432015_00328_05893_6399.N1	16-APR-2003 18:43:36	Bright	43.000	15	67Alp Vir	0.97600	28000.	86	5893	No
321	GOM_NL__2PRFIN20030416_184639_000000392015_00328_05893_6400.N1	16-APR-2003 18:46:39	Bright	38.500	121	29Gam Vir	2.7400	7200.0	77	5893	No
322	GOM_NL__2PRFIN20030416_185024_000000402015_00328_05893_6401.N1	16-APR-2003 18:50:24	Bright	39.500	138	47Eps Vir	2.8280	4700.0	79	5893	No
323	GOM_NL__2PRFIN20030416_185830_000000392015_00328_05893_6402.N1	16-APR-2003 18:58:30	Bright	39.000	152	12Alp2CVn	2.8900	11000.	78	5893	No
324	GOM_NL__2PRFIN20030416_185958_000000372015_00328_05893_6403.N1	16-APR-2003 18:59:58	Bright	37.000	174	52Psi UMa	3.0040	4400.0	74	5893	No
325	GOM_NL__2PRFIN20030416_190223_000000382015_00328_05893_6404.N1	16-APR-2003 19:02:23	Bright	37.500	87	64Gam UMa	2.4330	11000.	75	5893	No
326	GOM_NL__2PRFIN20030416_190343_000000402015_00328_05893_6405.N1	16-APR-2003 19:03:43	Bright	39.500	55	79Zet UMa	2.0600	10200.	79	5893	No
327	GOM_NL__2PRFIN20030416_191533_000000622015_00328_05893_6406.N1	16-APR-2003 19:15:33	Bright	62.000	130	23Bet Dra	2.7990	5800.0	124	5893	No
328	GOM_NL__2PRFIN20030416_191723_000000652015_00328_05893_6407.N1	16-APR-2003 19:17:23	Bright	65.000	69	33Gam Dra	2.2310	3800.0	130	5893	No
329	GOM_NL__2PRFIN20030416_192000_000000392015_00328_05893_6408.N1	16-APR-2003 19:20:00	Bright	39.000	89	5Alp Cep	2.4510	8000.0	78	5893	No
330	GOM_NL__2PRFIN20030416_192133_000000342015_00328_05893_6409.N1	16-APR-2003 19:21:33	Bright	33.500	68	18Alp Cas	2.2250	4500.0	67	5893	No
331	GOM_NL__2PRFIN20030416_192549_000001172015_00328_05893_6410.N1	16-APR-2003 19:25:49	Bright	117.00	5	3Alp Lyr	0.033000	11000.	234	5893	No
332	GOM_NL__2PRFIN20030416_192939_000000572015_00328_05893_6411.N1	16-APR-2003 19:29:39	Bright	57.000	92	53Eps Cyg	2.5000	4500.0	114	5893	No
333	GOM_NL__2PRFIN20030416_193708_000000532015_00328_05893_6412.N1	16-APR-2003 19:37:08	Dark	53.000	61	8Eps Peg	2.1000	3900.0	106	5893	No
334	GOM_NL__2PRFIN20030416_193935_000000482015_00328_05893_6413.N1	16-APR-2003 19:39:35	Dark	48.000	162	34Alp Aqr	2.9440	5350.0	96	5893	No
335	GOM_NL__2PRFIN20030416_194215_000000492015_00328_05893_6414.N1	16-APR-2003 19:42:15	Dark	49.000	154	22Bet Aqr	2.8990	5700.0	98	5893	No
336	GOM_NL__2PRFIN20030416_194412_000001272015_00328_05893_6415.N1	16-APR-2003 19:44:12	Dark	127.00	11	53Alp Aql	0.76500	8000.0	254	5893	No
337	GOM_NL__2PRFIN20030416_194954_000000402015_00328_05893_6416.N1	16-APR-2003 19:49:54	Dark	39.500	172	Gam Gru	3.0030	13100.	79	5893	No

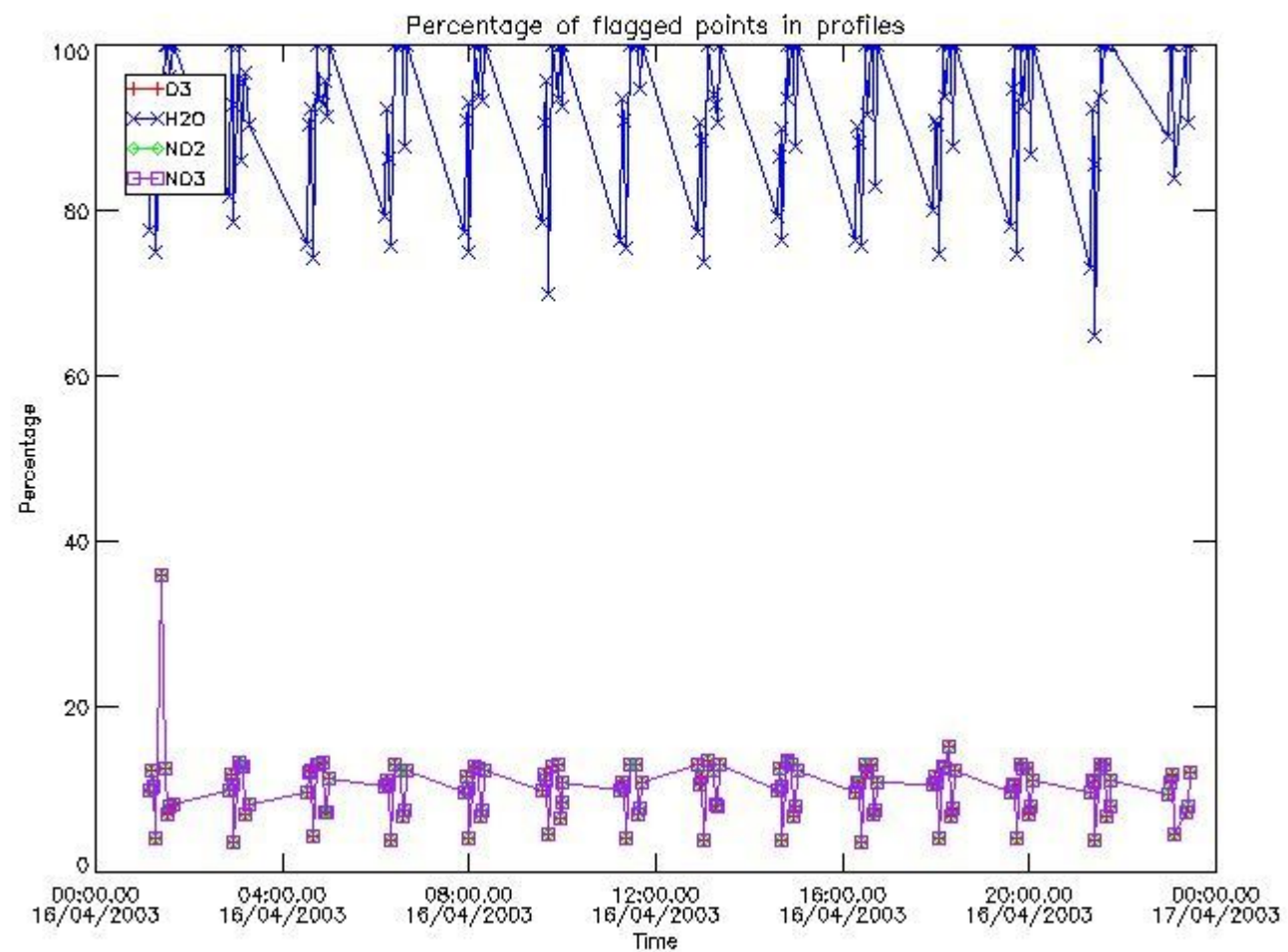
338	GOM_NL__2PRFIN20030416_195157_000000412015_00328_05893_6417.N1	16-APR-2003 19:51:57	Dark	40.500	31	Alp Gru	1.7340	15200.	81	5893	No
339	GOM_NL__2PRFIN20030416_195656_000000412015_00329_05894_6903.N1	16-APR-2003 19:56:56	Dark	41.000	45	Alp Pav	1.9400	26000.	82	5894	No
340	GOM_NL__2PRFIN20030416_195938_000000732015_00329_05894_6904.N1	16-APR-2003 19:59:38	Dark	72.500	57	34Sig Sgr	2.0660	26000.	145	5894	No
341	GOM_NL__2PRFIN20030416_200223_000000652015_00329_05894_6905.N1	16-APR-2003 20:02:23	Dark	64.500	38	20Eps Sgr	1.8360	11000.	129	5894	No
342	GOM_NL__2PRFIN20030416_200429_000000462015_00329_05894_6906.N1	16-APR-2003 20:04:29	Dark	45.500	147	Alp Ara	2.8770	26000.	91	5894	No
343	GOM_NL__2PRFIN20030416_200616_000000702015_00329_05894_6907.N1	16-APR-2003 20:06:16	Straylight	70.000	25	35Lam Sco	1.6200	28000.	140	5894	No
344	GOM_NL__2PRFIN20030416_200845_000000532015_00329_05894_6908.N1	16-APR-2003 20:08:45	Straylight	52.500	4	Alp1Cen	-0.010000	5800.0	105	5894	No
345	GOM_NL__2PRFIN20030416_201440_000001072015_00329_05894_6909.N1	16-APR-2003 20:14:40	Straylight	106.50	16	21Alp Sco	1.0200	3000.0	213	5894	No
346	GOM_NL__2PRFIN20030416_201754_000000852015_00329_05894_6910.N1	16-APR-2003 20:17:54	Twi_and_stray	85.000	80	7Del Sco	2.3160	30000.	170	5894	No
347	GOM_NL__2PRFIN20030416_202100_000000402015_00329_05894_6911.N1	16-APR-2003 20:21:00	Twi_and_stray	39.500	106	9Bet Crv	2.6480	5600.0	79	5894	No
348	GOM_NL__2PRFIN20030416_202249_000000382015_00329_05894_6912.N1	16-APR-2003 20:22:49	Bright	37.500	100	4Gam Crv	2.5800	13100.	75	5894	No
349	GOM_NL__2PRFIN20030416_202412_000000452015_00329_05894_6913.N1	16-APR-2003 20:24:12	Bright	45.000	15	67Alp Vir	0.97600	28000.	90	5894	No
350	GOM_NL__2PRFIN20030416_202715_000000372015_00329_05894_6914.N1	16-APR-2003 20:27:15	Bright	37.000	121	29Gam Vir	2.7400	7200.0	74	5894	No
351	GOM_NL__2PRFIN20030416_203100_000000402015_00329_05894_6915.N1	16-APR-2003 20:31:00	Bright	39.500	138	47Eps Vir	2.8280	4700.0	79	5894	No
352	GOM_NL__2PRFIN20030416_203905_000000562015_00329_05894_6916.N1	16-APR-2003 20:39:05	Bright	56.000	152	12Alp2CVn	2.8900	11000.	112	5894	No
353	GOM_NL__2PRFIN20030416_204034_000000352015_00329_05894_6917.N1	16-APR-2003 20:40:34	Bright	34.500	174	52Psi UMa	3.0040	4400.0	69	5894	No
354	GOM_NL__2PRFIN20030416_204259_000000372015_00329_05894_6918.N1	16-APR-2003 20:42:59	Bright	36.500	87	64Gam UMa	2.4330	11000.	73	5894	No
355	GOM_NL__2PRFIN20030416_204418_000000402015_00329_05894_6919.N1	16-APR-2003 20:44:18	Bright	40.000	55	79Zet UMa	2.0600	10200.	80	5894	No
356	GOM_NL__2PRFIN20030416_205608_000000632015_00329_05894_6920.N1	16-APR-2003 20:56:08	Bright	62.500	130	23Bet Dra	2.7990	5800.0	125	5894	No
357	GOM_NL__2PRFIN20030416_205758_000000632015_00329_05894_6921.N1	16-APR-2003 20:57:58	Bright	63.000	69	33Gam Dra	2.2310	3800.0	126	5894	No
358	GOM_NL__2PRFIN20030416_210036_000000412015_00329_05894_6922.N1	16-APR-2003 21:00:36	Bright	40.500	89	5Alp Cep	2.4510	8000.0	81	5894	No
359	GOM_NL__2PRFIN20030416_210209_000000362015_00329_05894_6923.N1	16-APR-2003 21:02:09	Bright	36.000	68	18Alp Cas	2.2250	4500.0	72	5894	No
360	GOM_NL__2PRFIN20030416_210622_000001122015_00329_05894_6924.N1	16-APR-2003 21:06:22	Bright	111.50	5	3Alp Lyr	0.033000	11000.	223	5894	No
361	GOM_NL__2PRFIN20030416_211015_000000572015_00329_05894_6925.N1	16-APR-2003 21:10:15	Bright	56.500	92	53Eps Cyg	2.5000	4500.0	113	5894	No
362	GOM_NL__2PRFIN20030416_211744_000000532015_00329_05894_6926.N1	16-APR-2003 21:17:44	Dark	52.500	61	8Eps Peg	2.1000	3900.0	105	5894	No
363	GOM_NL__2PRFIN20030416_212012_000000462015_00329_05894_6927.N1	16-APR-2003 21:20:12	Dark	45.500	162	34Alp Aqr	2.9440	5350.0	91	5894	No
364	GOM_NL__2PRFIN20030416_212252_000000522015_00329_05894_6928.N1	16-APR-2003 21:22:52	Dark	52.000	154	22Bet Aqr	2.8990	5700.0	104	5894	No
365	GOM_NL__2PRFIN20030416_212449_000001332015_00329_05894_6929.N1	16-APR-2003 21:24:49	Dark	132.50	11	53Alp Aql	0.76500	8000.0	265	5894	No
366	GOM_NL__2PRFIN20030416_213031_000000392015_00329_05894_6930.N1	16-APR-2003 21:30:31	Dark	39.000	172	Gam Gru	3.0030	13100.	78	5894	No
367	GOM_NL__2PRFIN20030416_213233_000000412015_00329_05894_6931.N1	16-APR-2003 21:32:33	Dark	40.500	31	Alp Gru	1.7340	15200.	81	5894	No
368	GOM_NL__2PRFIN20030416_213732_000000402015_00330_05895_6419.N1	16-APR-2003 21:37:32	Dark	39.500	45	Alp Pav	1.9400	26000.	79	5895	No
369	GOM_NL__2PRFIN20030416_214016_000000752015_00330_05895_6420.N1	16-APR-2003 21:40:16	Dark	75.000	57	34Sig Sgr	2.0660	26000.	150	5895	No
370	GOM_NL__2PRFIN20030416_214300_000000652015_00330_05895_6421.N1	16-APR-2003 21:43:00	Dark	64.500	38	20Eps Sgr	1.8360	11000.	129	5895	No
371	GOM_NL__2PRFIN20030416_214506_000000462015_00330_05895_6422.N1	16-APR-2003 21:45:06	Dark	46.000	147	Alp Ara	2.8770	26000.	92	5895	No
372	GOM_NL__2PRFIN20030416_214653_000000712015_00330_05895_6423.N1	16-APR-2003 21:46:53	Straylight	71.000	25	35Lam Sco	1.6200	28000.	142	5895	No
373	GOM_NL__2PRFIN20030416_214922_000000472015_00330_05895_6424.N1	16-APR-2003 21:49:22	Straylight	47.000	4	Alp1Cen	-0.010000	5800.0	94	5895	No
374	GOM_NL__2PRFIN20030416_215409_000000452015_00330_05895_6425.N1	16-APR-2003 21:54:09	Straylight	45.000	81	Eta Cen	2.3560	28000.	90	5895	No
375	GOM_NL__2PRFIN20030416_215630_000000522015_00330_05895_6426.N1	16-APR-2003 21:56:30	Straylight	51.500	54	5The Cen	2.0550	4500.0	103	5895	No
376	GOM_NL__2PRFIN20030416_215831_000000862015_00330_05895_6427.N1	16-APR-2003 21:58:31	Twi_and_stray	85.500	80	7Del Sco	2.3160	30000.	171	5895	No
377	GOM_NL__2PRFIN20030416_220136_000000422015_00330_05895_6428.N1	16-APR-2003 22:01:36	Twi_and_stray	41.500	106	9Bet Crv	2.6480	5600.0	83	5895	No
378	GOM_NL__2PRFIN20030416_220325_000000372015_00330_05895_6429.N1	16-APR-2003 22:03:25	Bright	37.000	100	4Gam Crv	2.5800	13100.	74	5895	No
379	GOM_NL__2PRFIN20030416_220448_000000432015_00330_05895_6430.N1	16-APR-2003 22:04:48	Bright	42.500	15	67Alp Vir	0.97600	28000.	85	5895	No
380	GOM_NL__2PRFIN20030416_220751_000000382015_00330_05895_6431.N1	16-APR-2003 22:07:51	Bright	38.000	121	29Gam Vir	2.7400	7200.0	76	5895	No
381	GOM_NL__2PRFIN20030416_221136_000000402015_00330_05895_6432.N1	16-APR-2003 22:11:36	Bright	40.000	138	47Eps Vir	2.8280	4700.0	80	5895	No
382	GOM_NL__2PRFIN20030416_221941_000000392015_00330_05895_6433.N1	16-APR-2003 22:19:41	Bright	38.500	152	12Alp2CVn	2.8900	11000.	77	5895	No
383	GOM_NL__2PRFIN20030416_222110_000000372015_00330_05895_6434.N1	16-APR-2003 22:21:10	Bright	37.000	174	52Psi UMa	3.0040	4400.0	74	5895	No
384	GOM_NL__2PRFIN20030416_222335_000000362015_00330_05895_6435.N1	16-APR-2003 22:23:35	Bright	35.500	87	64Gam UMa	2.4330	11000.	71	5895	No
385	GOM_NL__2PRFIN20030416_222454_000000402015_00330_05895_6436.N1	16-APR-2003 22:24:54	Bright	40.000	55	79Zet UMa	2.0600	10200.	80	5895	No
386	GOM_NL__2PRFIN20030416_223105_000000392015_00330_05895_6437.N1	16-APR-2003 22:31:05	Bright	39.000	60	7Bet UMi	2.0810	3950.0	78	5895	No
387	GOM_NL__2PRFIN20030416_223358_000000332015_00330_05895_6438.N1	16-APR-2003 22:33:58	Bright	32.500	49	1Alp UMi	1.9900	6300.0	65	5895	No
388	GOM_NL__2PRFIN20030416_223643_000000602015_00330_05895_6439.N1	16-APR-2003 22:36:43	Bright	59.500	130	23Bet Dra	2.7990	5800.0	119	5895	No
389	GOM_NL__2PRFIN20030416_223833_000000662015_00330_05895_6440.N1	16-APR-2003 22:38:33	Bright	65.500	69	33Gam Dra	2.2310	3800.0	131	5895	No
390	GOM_NL__2PRFIN20030416_224112_000000392015_00330_05895_6441.N1	16-APR-2003 22:41:12	Bright	39.000	89	5Alp Cep	2.4510	8000.0	78	5895	No
391	GOM_NL__2PRFIN20030416_224245_000000362015_00330_05895_6442.N1	16-APR-2003 22:42:45	Bright	35.500	68	18Alp Cas	2.2250	4500.0	71	5895	No
392	GOM_NL__2PRFIN20030416_224659_000001252015_00330_05895_6443.N1	16-APR-2003 22:46:59	Bright	124.50	5	3Alp Lyr	0.033000	11000.	249	5895	No
393	GOM_NL__2PRFIN20030416_225051_000000592015_00330_05895_6444.N1	16-APR-2003 22:50:51	Bright	59.000	92	53Eps Cyg	2.5000	4500.0	118	5895	No
394	GOM_NL__2PRFIN20030416_225820_000000542015_00330_05895_6445.N1	16-APR-2003 22:58:20	Dark	54.000	61	8Eps Peg	2.1000	3900.0	108	5895	No
395	GOM_NL__2PRFIN20030416_230048_000000472015_00330_05895_6446.N1	16-APR-2003 23:00:48	Dark	46.500	162	34Alp Aqr	2.9440	5350.0	93	5895	No
396	GOM_NL__2PRFIN20030416_230328_000000472015_00330_05895_6447.N1	16-APR-2003 23:03:28	Dark	47.000	154	22Bet Aqr	2.8990	5700.0	94	5895	No

397	GOM_NL__2PRFIN20030416_230527_000001242015_00330_05895_6448.N1	16-APR-2003 23:05:27	Dark	124.00	11	53Alp Aql	0.76500	8000.0	248	5895	No
398	GOM_NL__2PRFIN20030416_232053_000000772015_00331_05896_6413.N1	16-APR-2003 23:20:53	Dark	76.500	57	34Sig Sgr	2.0660	26000.	153	5896	No
399	GOM_NL__2PRFIN20030416_232337_000000652015_00331_05896_6414.N1	16-APR-2003 23:23:37	Dark	65.000	38	20Eps Sgr	1.8360	11000.	130	5896	No
400	GOM_NL__2PRFIN20030416_232542_000000472015_00331_05896_6415.N1	16-APR-2003 23:25:42	Dark	46.500	147	Alp Ara	2.8770	26000.	93	5896	No
401	GOM_NL__2PRFIN20030416_232730_000000722015_00331_05896_6416.N1	16-APR-2003 23:27:30	Straylight	72.000	25	35Lam Sco	1.6200	28000.	144	5896	No
402	GOM_NL__2PRFIN20030416_232958_000000512015_00331_05896_6417.N1	16-APR-2003 23:29:58	Straylight	51.000	4	Alp1Cen	-0.010000	5800.0	102	5896	No
403	GOM_NL__2PRFIN20030416_233445_000000452015_00331_05896_6418.N1	16-APR-2003 23:34:45	Straylight	44.500	81	Eta Cen	2.3560	28000.	89	5896	No
404	GOM_NL__2PRFIN20030416_233706_000000452015_00331_05896_6419.N1	16-APR-2003 23:37:06	Straylight	44.500	54	5The Cen	2.0550	4500.0	89	5896	No
405	GOM_NL__2PRFIN20030416_233907_000000832015_00331_05896_6420.N1	16-APR-2003 23:39:07	Twi_and_stray	83.000	80	7Del Sco	2.3160	30000.	166	5896	No
406	GOM_NL__2PRFIN20030416_234212_000000392015_00331_05896_6421.N1	16-APR-2003 23:42:12	Twi_and_stray	38.500	106	9Bet Crv	2.6480	5600.0	77	5896	No
407	GOM_NL__2PRFIN20030416_234401_000000382015_00331_05896_6422.N1	16-APR-2003 23:44:01	Bright	37.500	100	4Gam Crv	2.5800	13100.	75	5896	No
408	GOM_NL__2PRFIN20030416_234524_000000452015_00331_05896_6423.N1	16-APR-2003 23:45:24	Bright	44.500	15	67Alp Vir	0.97600	28000.	89	5896	No
409	GOM_NL__2PRFIN20030416_234826_000000382015_00331_05896_6424.N1	16-APR-2003 23:48:26	Bright	37.500	121	29Gam Vir	2.7400	7200.0	75	5896	No
410	GOM_NL__2PRFIN20030416_235211_000000402015_00331_05896_6425.N1	16-APR-2003 23:52:11	Bright	39.500	138	47Eps Vir	2.8280	4700.0	79	5896	No

3. Quality information per product

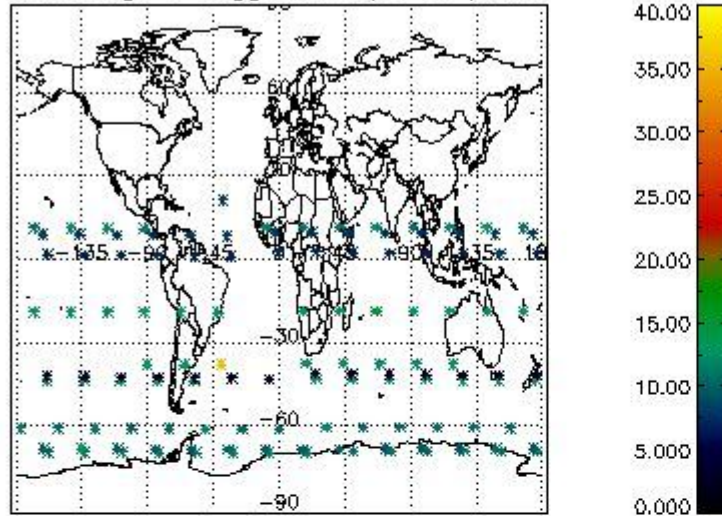
In this section it is plotted some information contained in the Quality Summary data set of the level 2 products. Only products in dark limb conditions and without errors (error flag in the MPH set to "0") are used.

3.1 Plot quality information per product (time dependant)

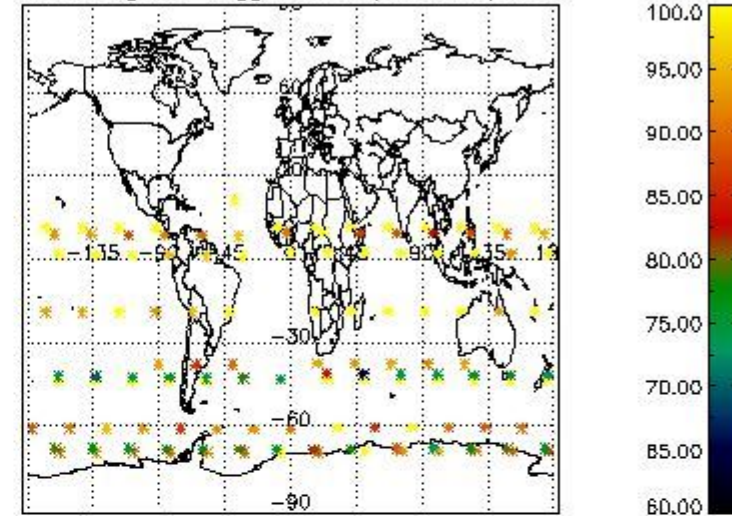


3.2 Plot quality information per product (world map)

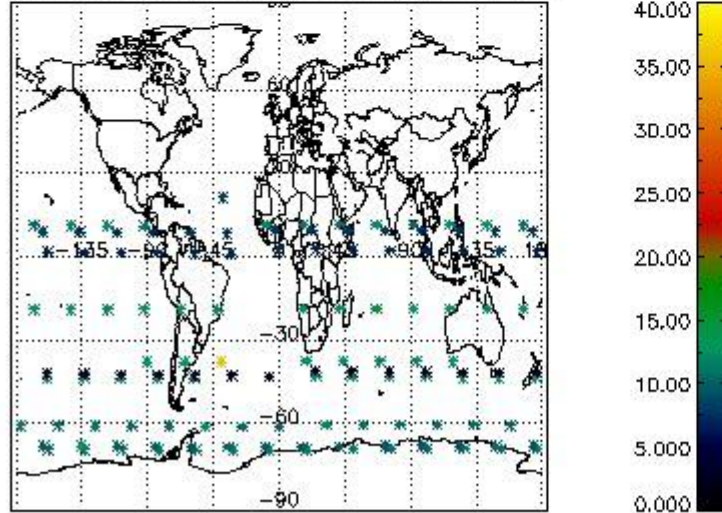
Percentage of flagged data per O3 profile



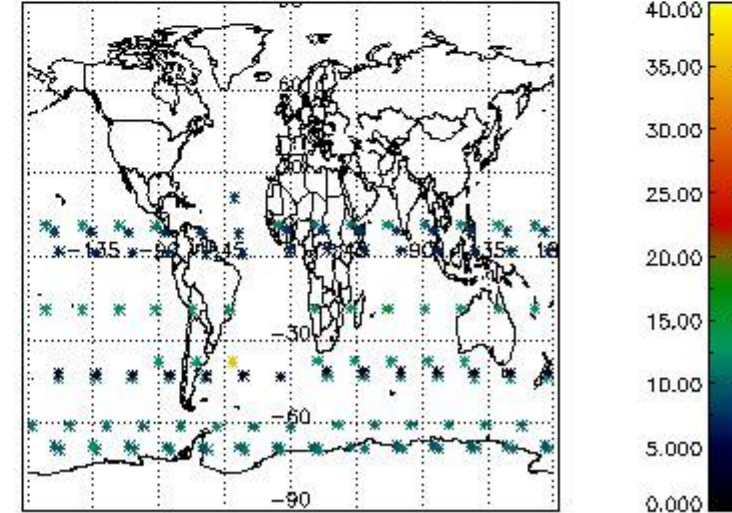
Percentage of flagged data per H2O profile



Percentage of flagged data per NO2 profile



Percentage of flagged data per NO3 profile

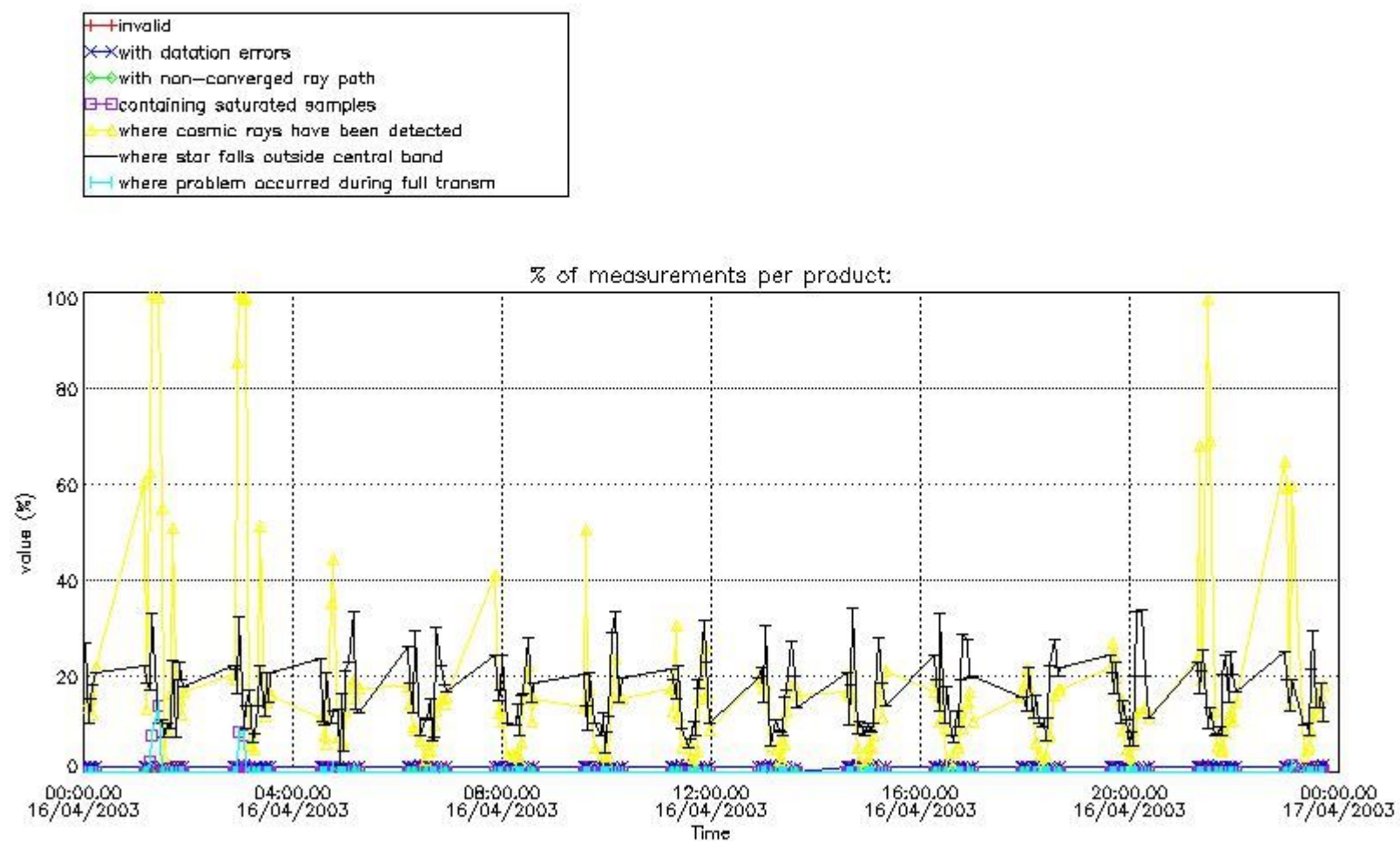


4. Level 1 quality information per product

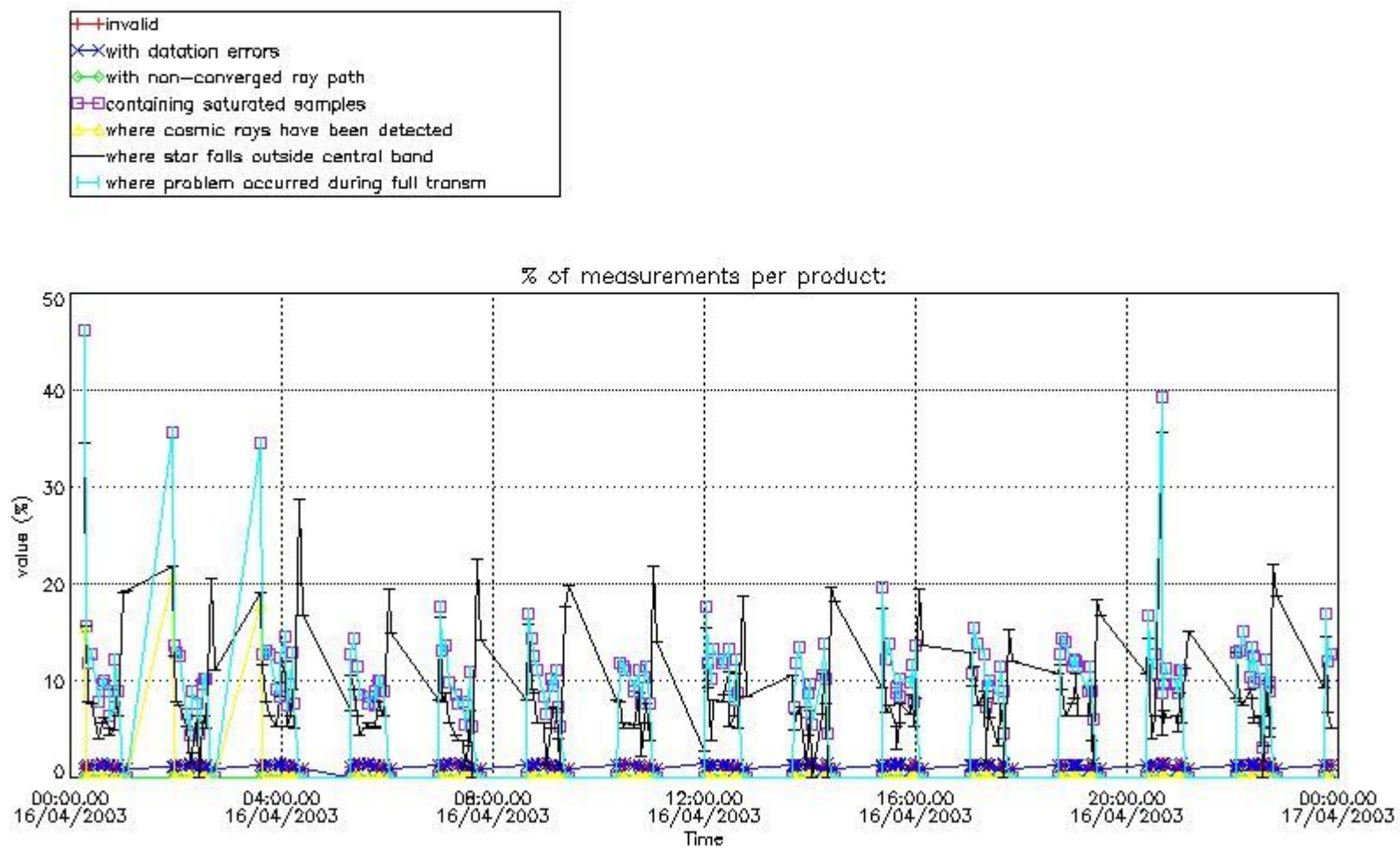
In this section it is plotted some information contained in the Quality Summary data set of the level 2 products that comes from the level 1b processing. Products without errors (error flag in the MPH set to "0") are used.

4.1 Plot quality information per product (time dependant) coming from level 1b processing

4.1.1 Plot level 1 quality information per product (time dependant): ENVISAT ASCENDING passes

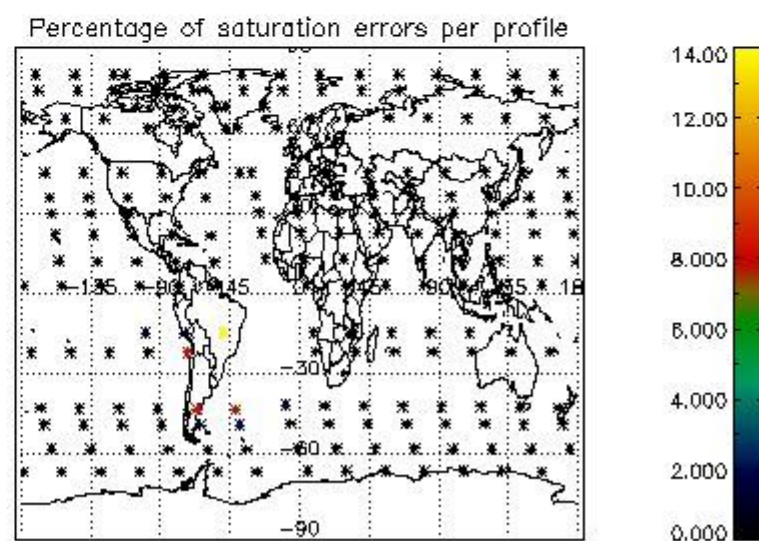
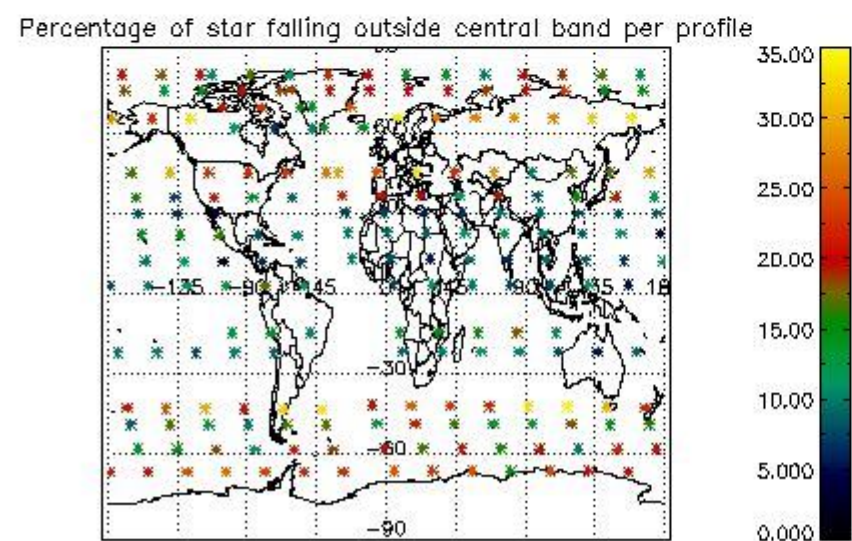
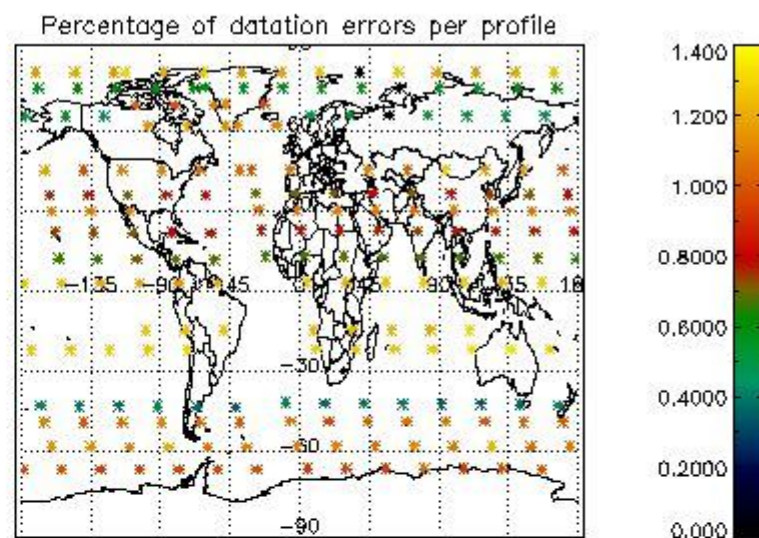
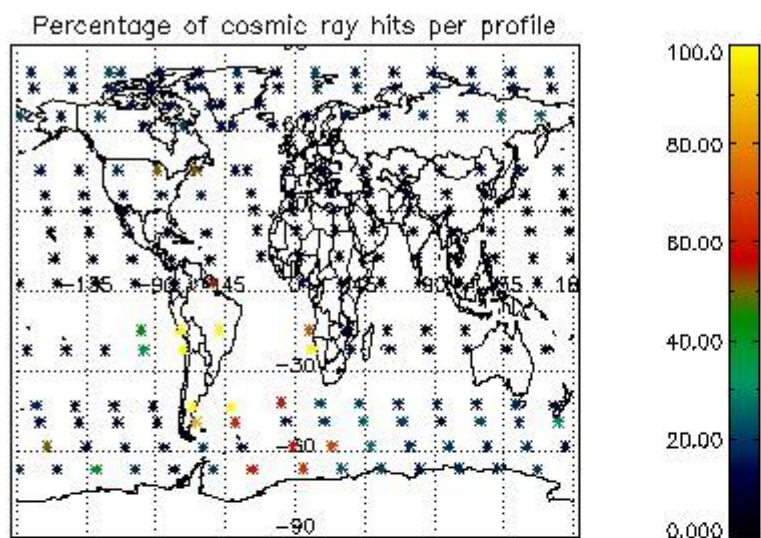


4.1.2 Plot level 1 quality information per product (time dependant): ENVI SAT DESCENDING passes

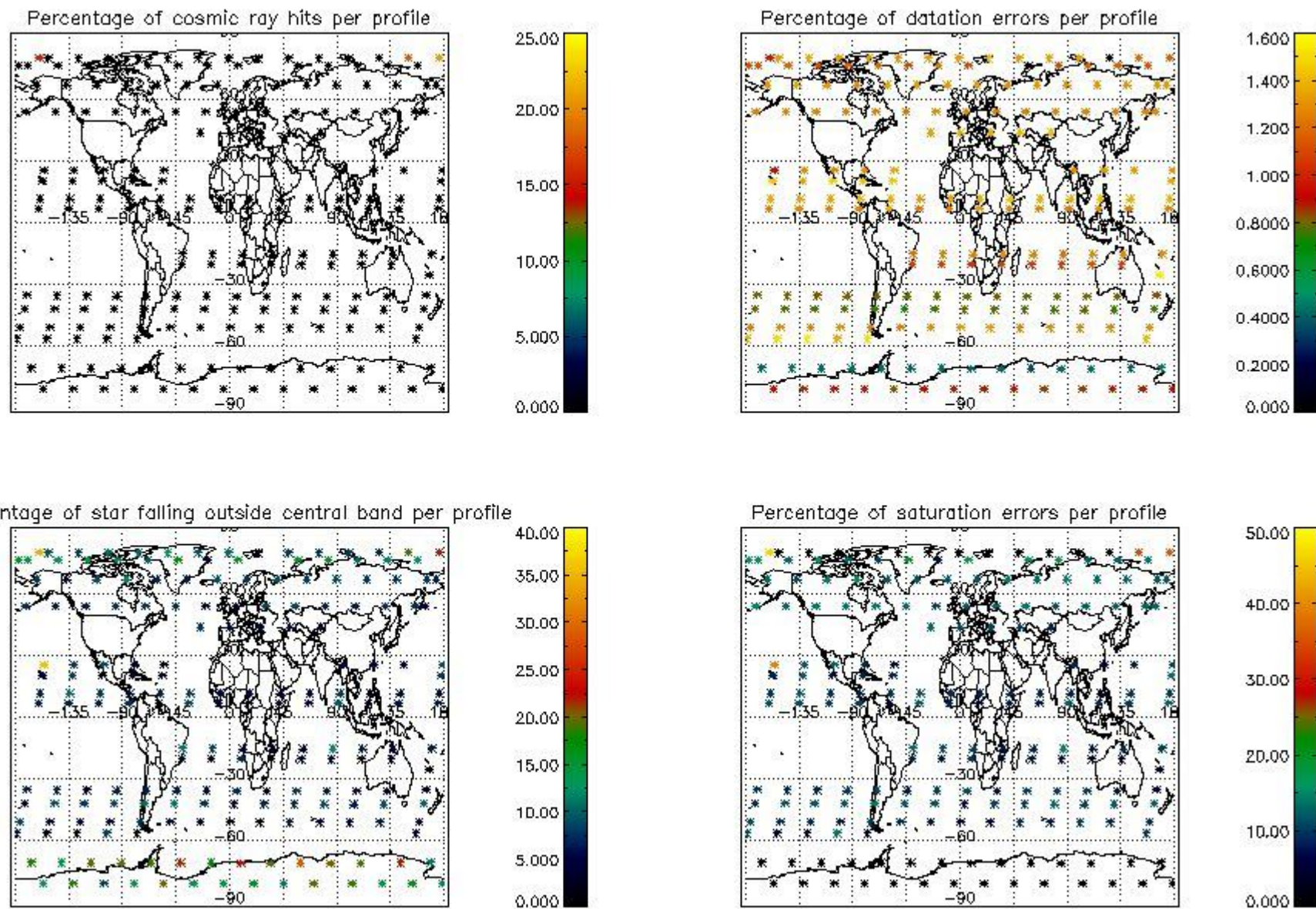


4.2 Plot quality information per product coming from level 1b processing (world map)

4.2.1 Plot level 1 quality information per product (world map): ENVISAT ASCENDING passes



4.2.2 Plot level 1 quality information per product (world map): ENVISAT DESCENDING passes



5. Trace gas profiles

5.1 Ozone statistics based on quality of products

The final quality of the products can be "measured" using the STD (Standard Deviation) attached to every point profile. This information is written to the parameter GOM_NL__2P/NL_LOCAL_SPECIES_DENSITY/o3_std of the level 2 products. The table below shows the statistics for given STD ranges.

The statistics are given with respect to the overall valid production:

- Products without fatal errors: GOM_NL__2P/MPH/PRODUCT_ERR=0
- Valid point profile: GOM_NL__2P/NL_LOCAL_SPECIES_DENSITY/pcd(0)=0

The 'Criteria' is applied to valid points of dark limb products:

- Products in dark limb illumination condition: GOM_NL__2P/NL_SUMMARY_QUALITY/obs_ill_cond=0
- Products without fatal errors: GOM_NL__2P/MPH/PRODUCT_ERR=0
- Valid point profile: GOM_NL__2P/NL_LOCAL_SPECIES_DENSITY/pcd(0)=0

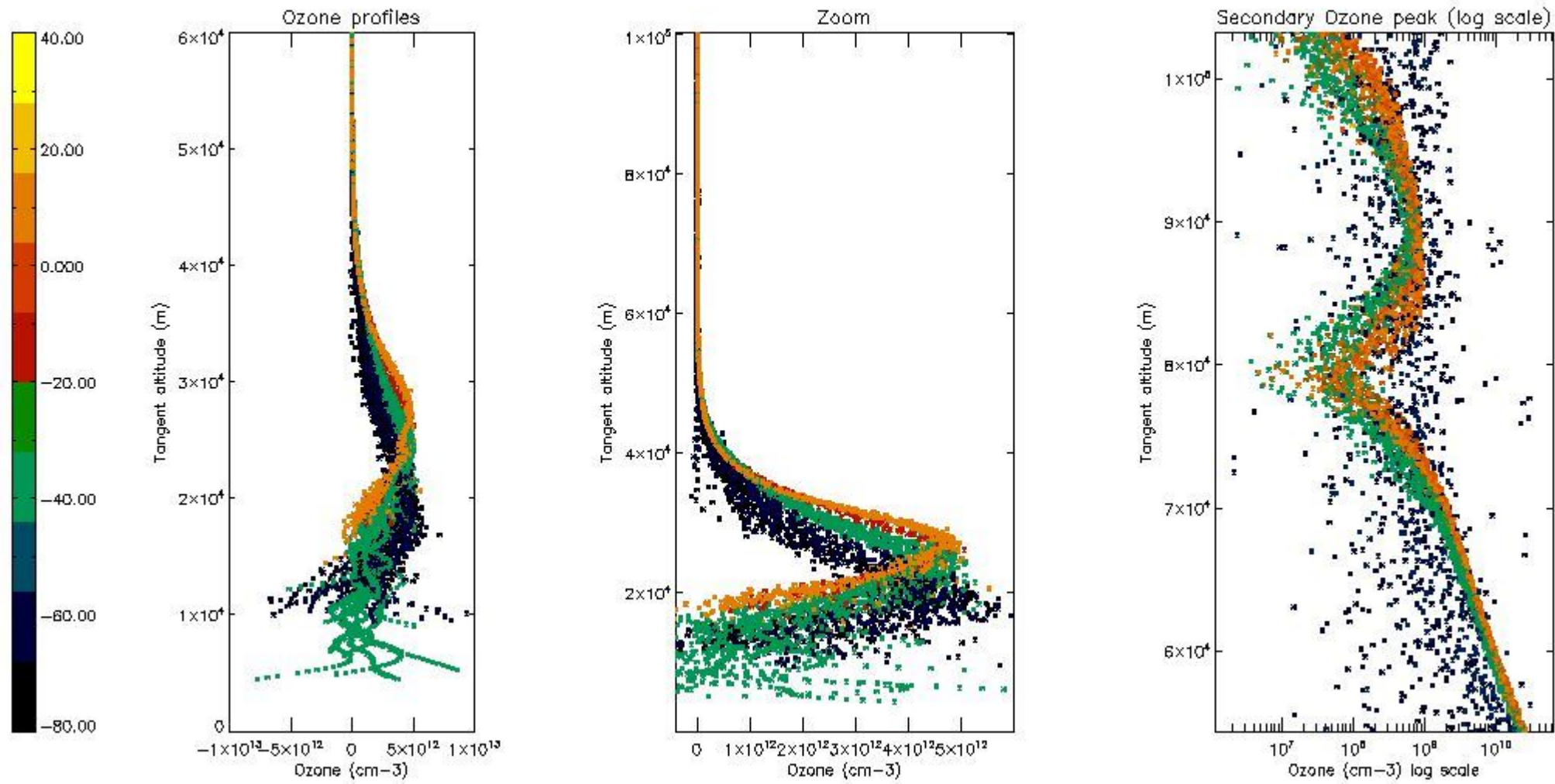
So, the table below shows the percentage of dark limb and valid observations for each criteria with respect to the overall valid daily observations.

Criteria	% of total production
All STD	35
STD < 20	21

STD < 10	18
STD < 5	14

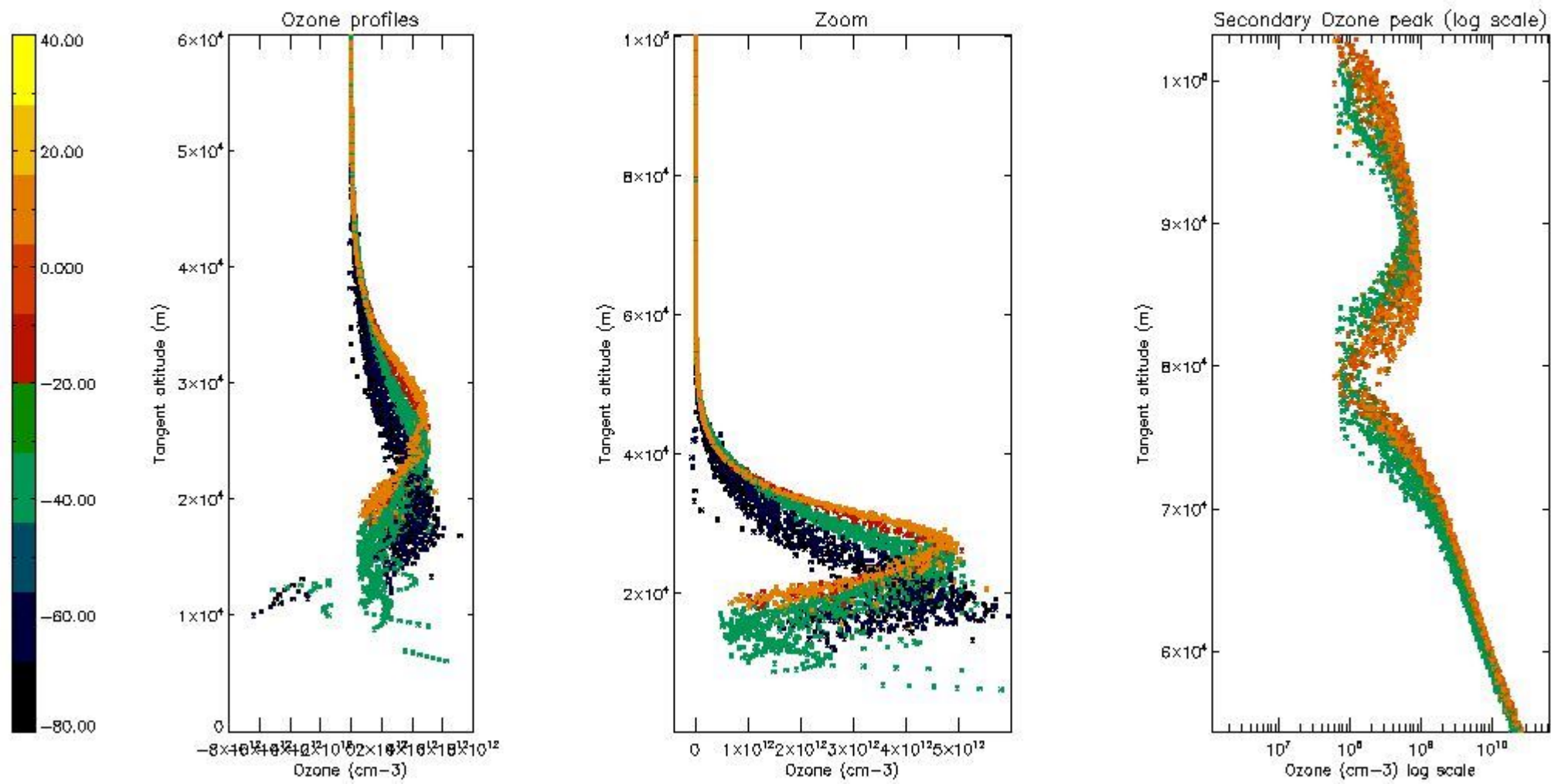
5.2 Plot ozone profiles for all STD (dark without errors)

The colorbar represents the latitude.



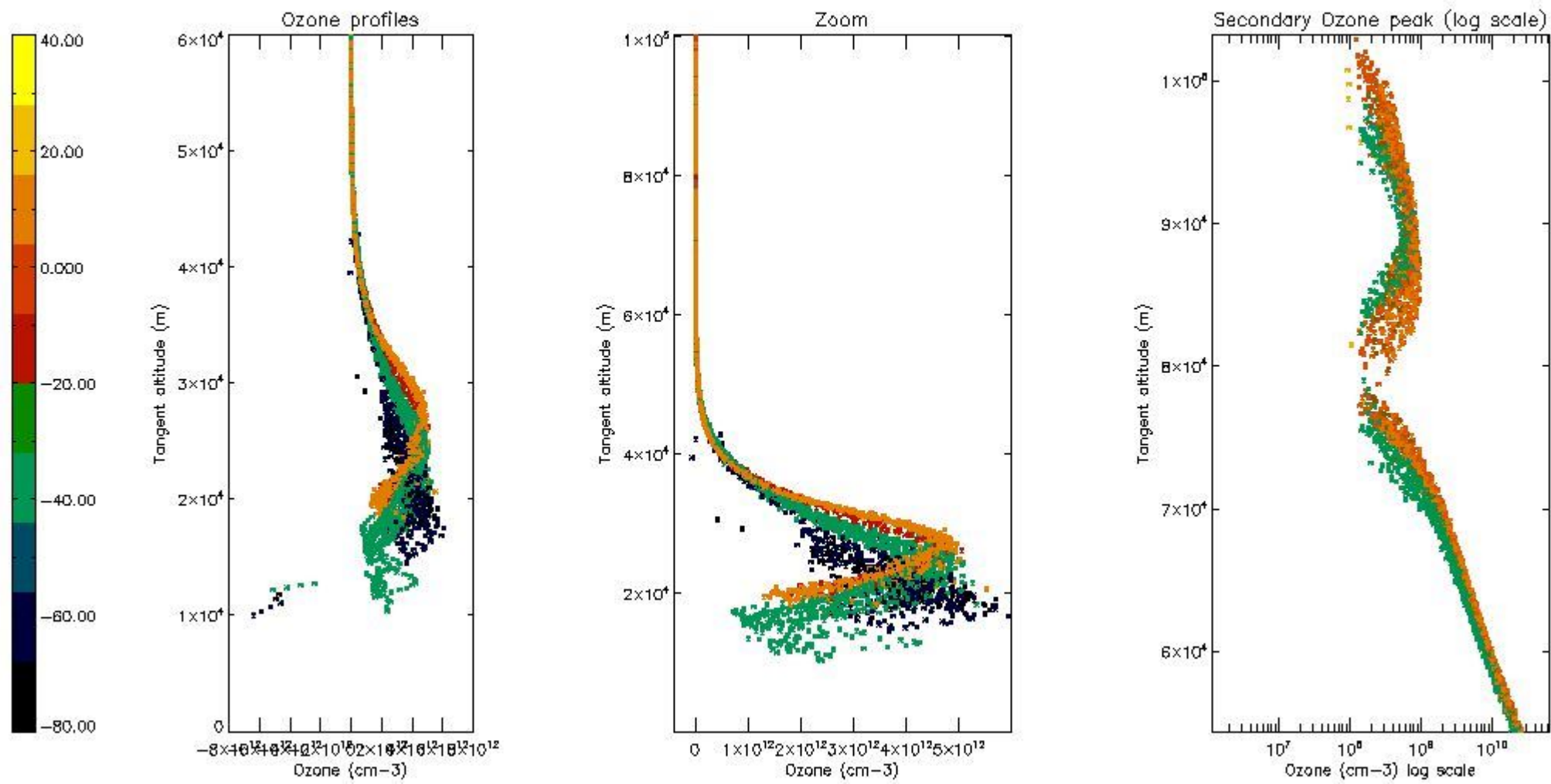
5.3 Plot ozone profiles where STD < 20% (dark without errors)

The colorbar represents the latitude.



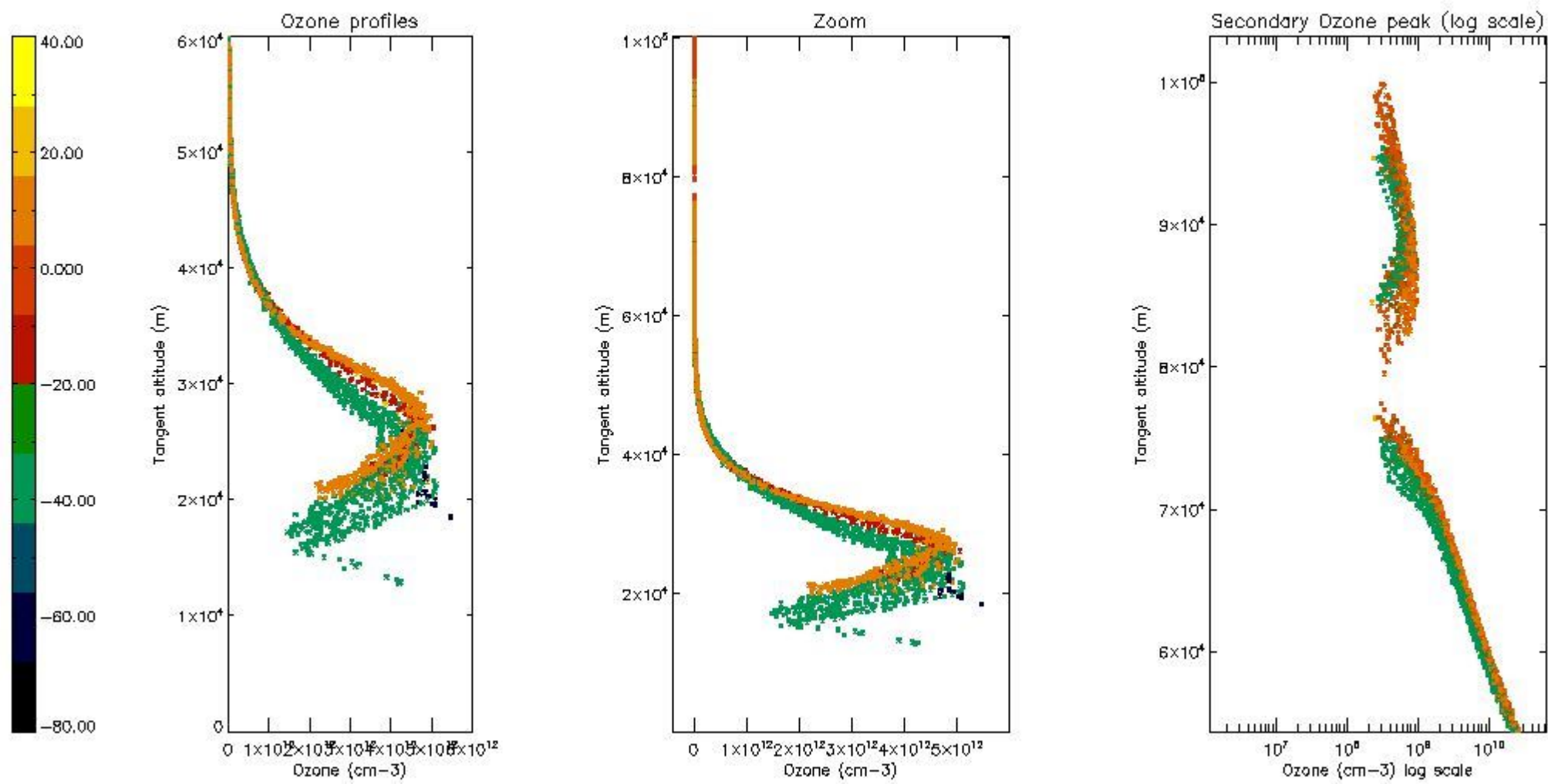
5.4 Plot ozone profiles where $STD < 10\%$ (dark without errors)

The colorbar represents the latitude.



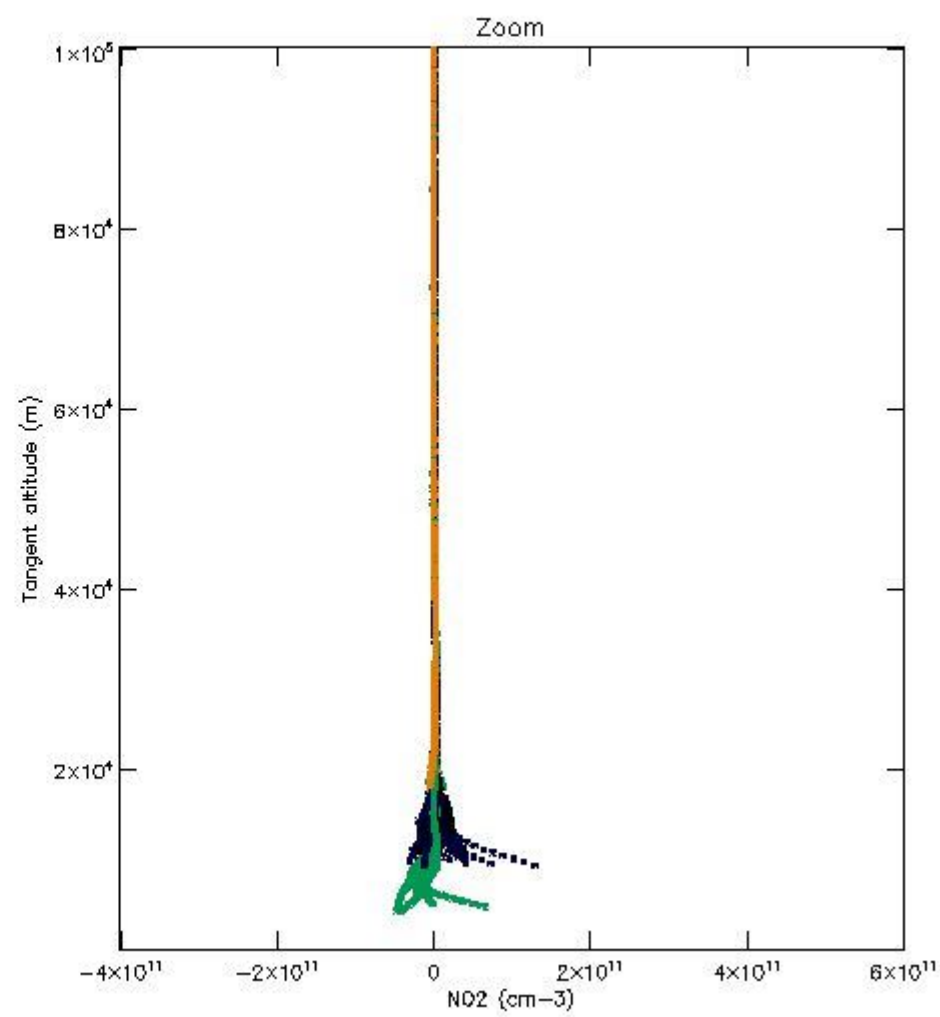
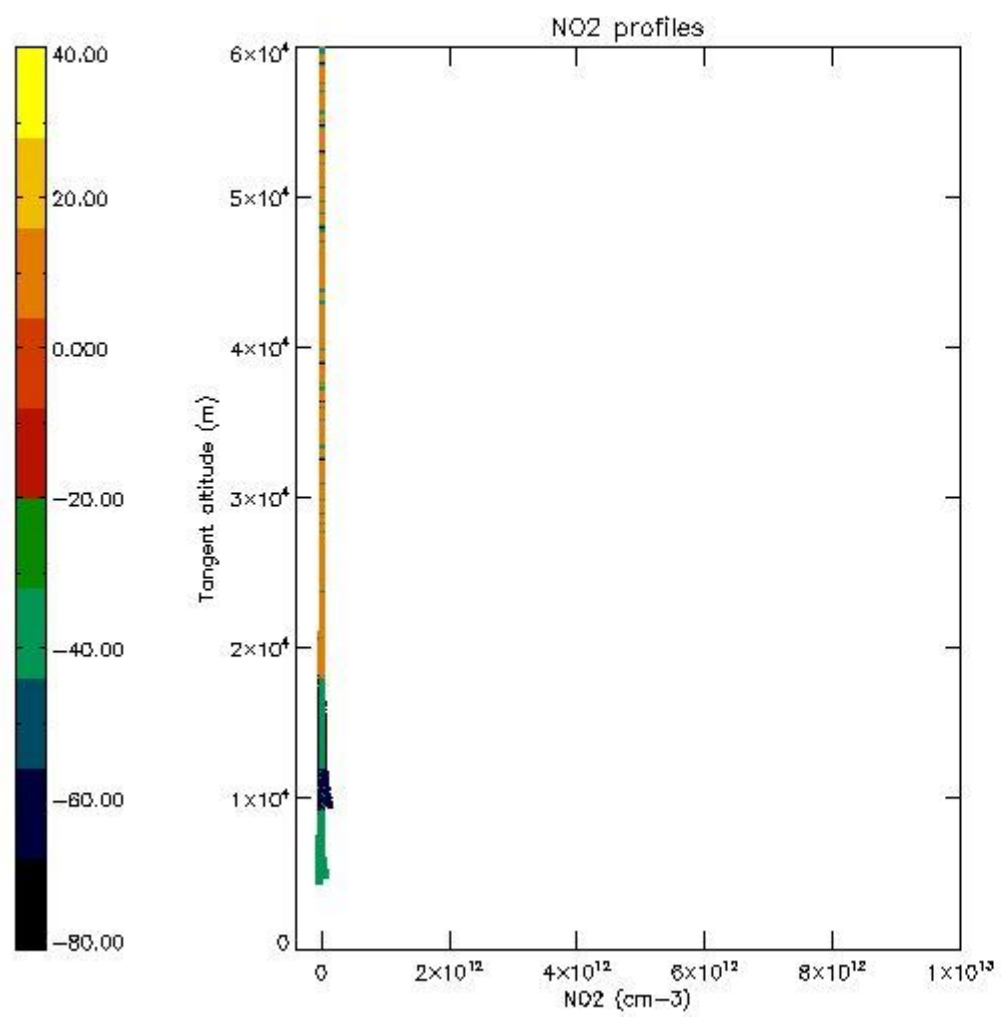
5.5 Plot ozone profiles where $STD < 5\%$ (dark without errors)

The colorbar represents the latitude.



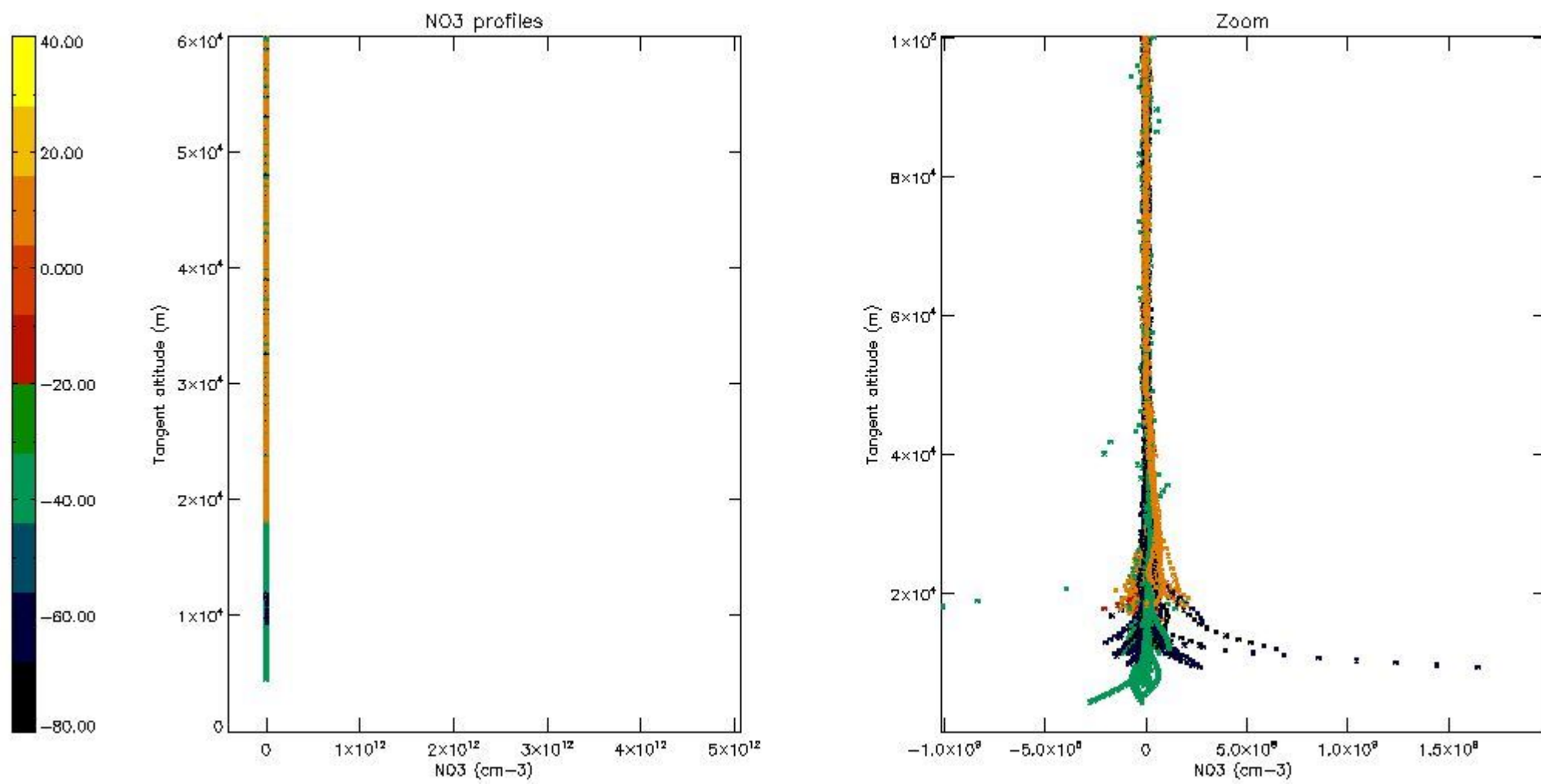
5.6 Plot NO₂ profiles for all STD (dark without errors)

The colorbar represents the latitude.



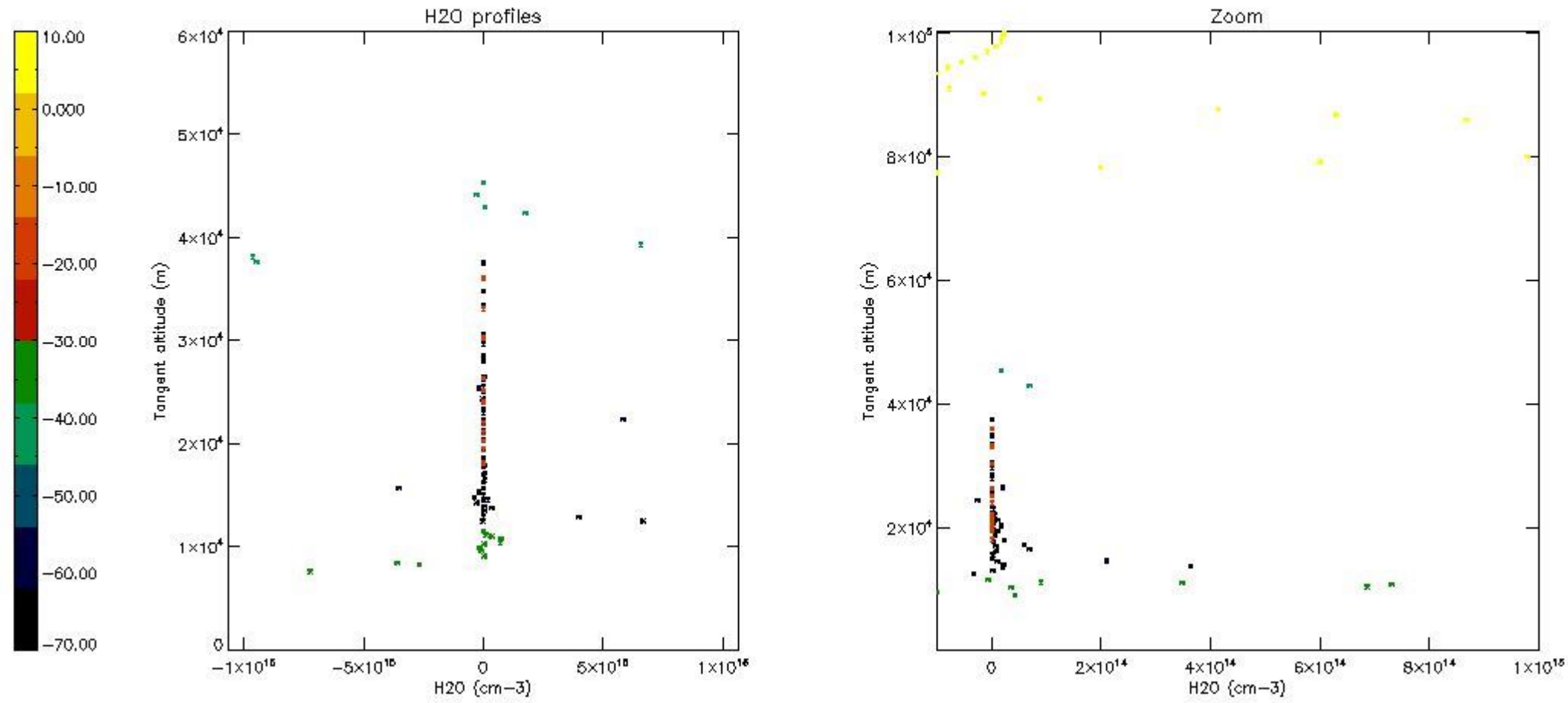
5.7 Plot NO3 profiles for all STD (dark without errors)

The colorbar represents the latitude.



5.8 Plot H₂O profiles for all STD (only for occultations of stars 1,2,3,4,13,14,16,26,63 dark without errors)

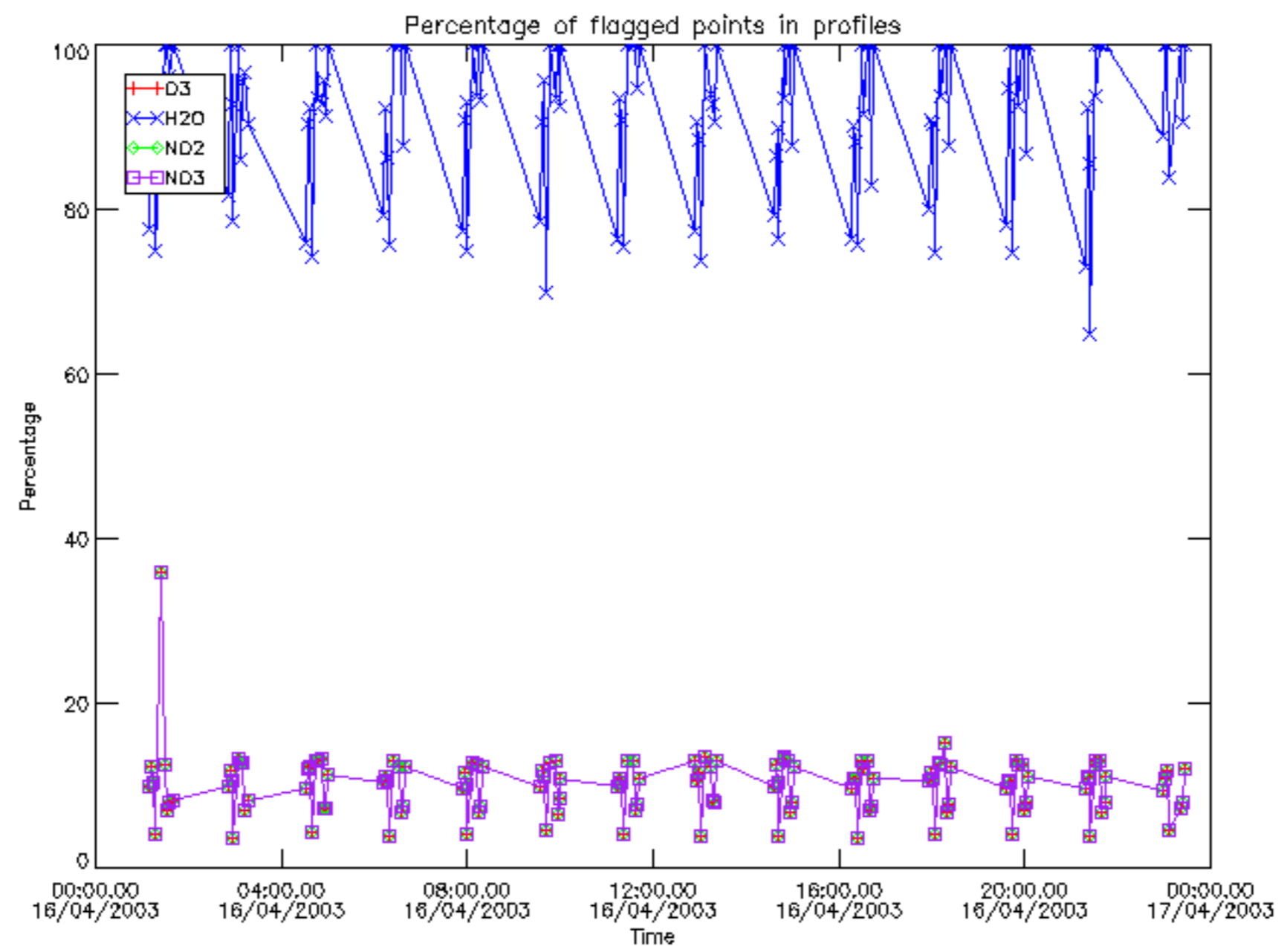
The colorbar represents the latitude.



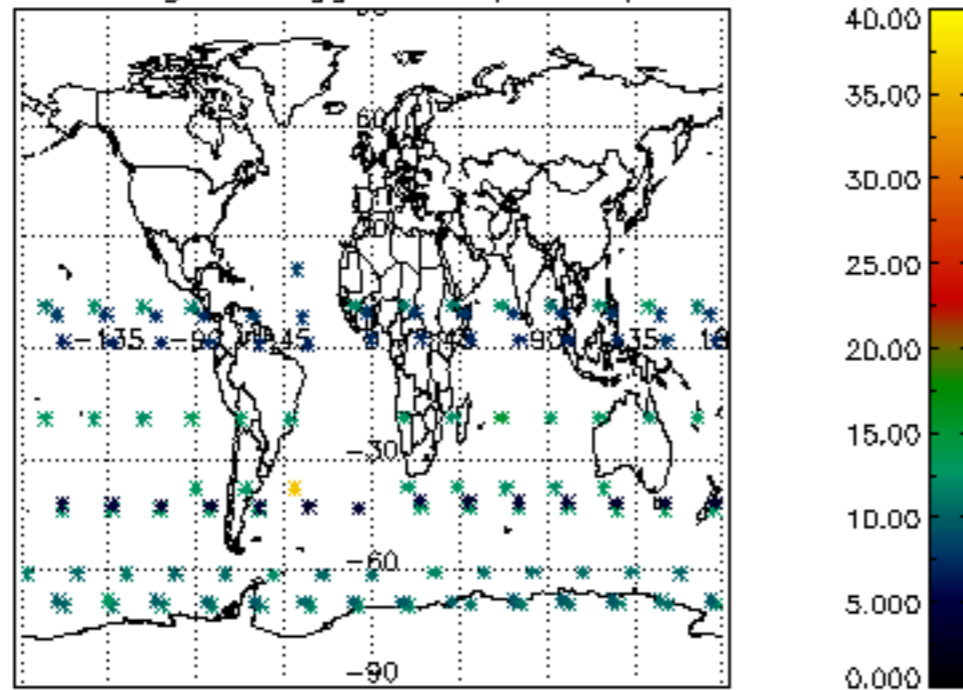
6. Auxiliary Data Files used for the production reported in section 2

The number reported in the third column indicates since which file (see list in section 2) the corresponding auxiliary file has been used. The fourth column is the date of those product files.

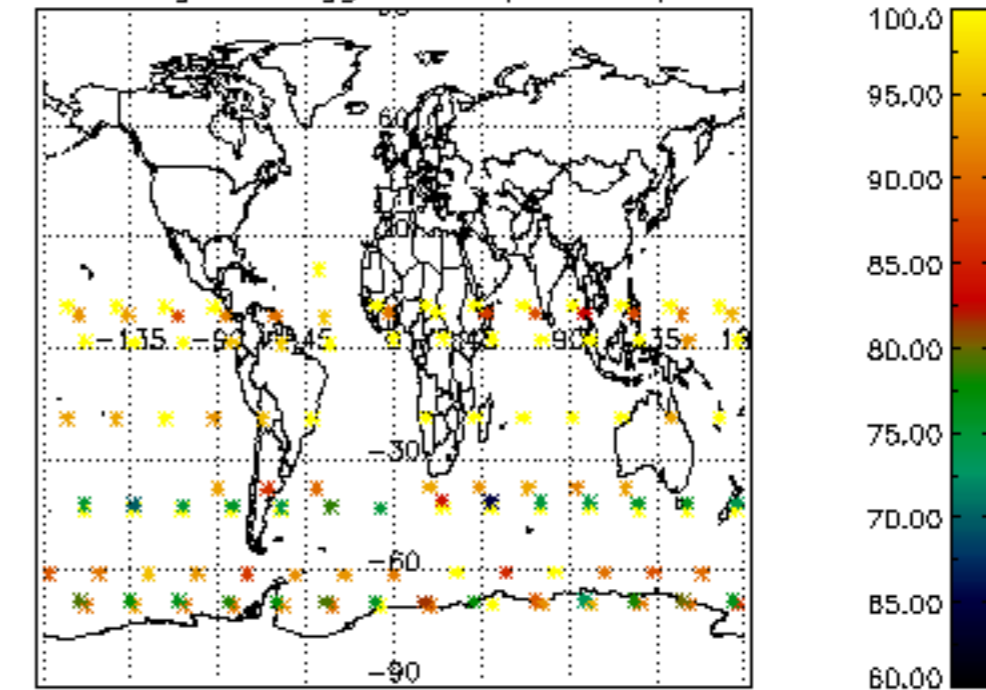
Type	Auxiliary Filename	Used since product	Used since product date
INST_PHYS_CHARACTERISTICS	GOM_INS_AXNIEC20050627_150440_20020301_000000_20100101_000000	1	16-APR-2003 00:01:30
LEVEL-2_PROC_CONFIG	GOM_PR2_AXVIEC20091111_152718_20020301_000000_20500101_000000	1	16-APR-2003 00:01:30
CROSS_SECTIONS_FILE	GOM_CRS_AXVIEC20091111_154832_20020301_000000_20500101_000000	1	16-APR-2003 00:01:30



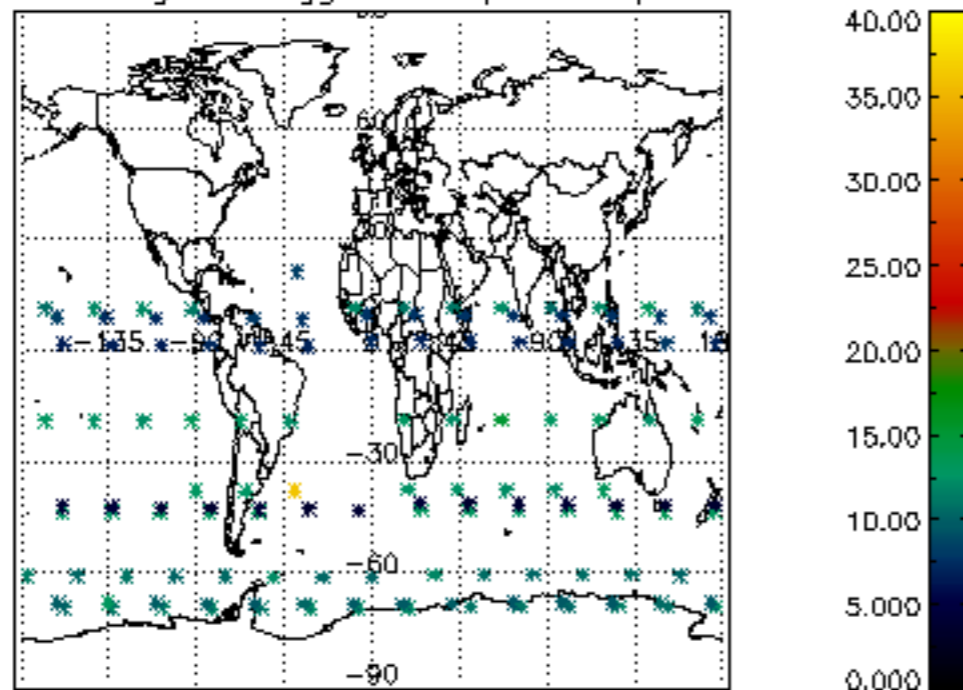
Percentage of flagged data per D3 profile



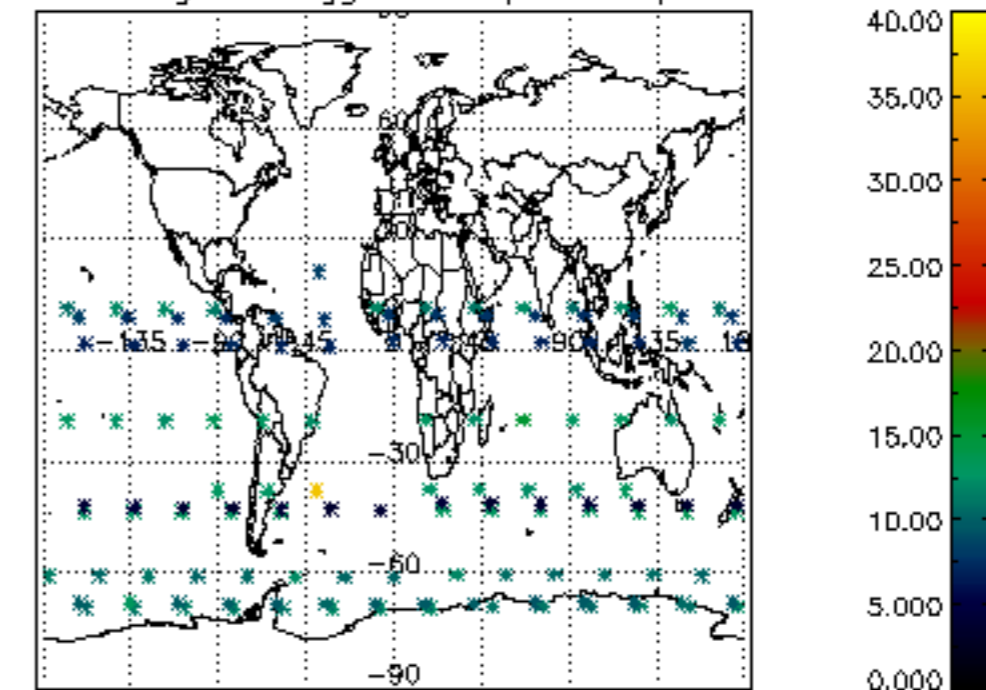
Percentage of flagged data per H2O profile

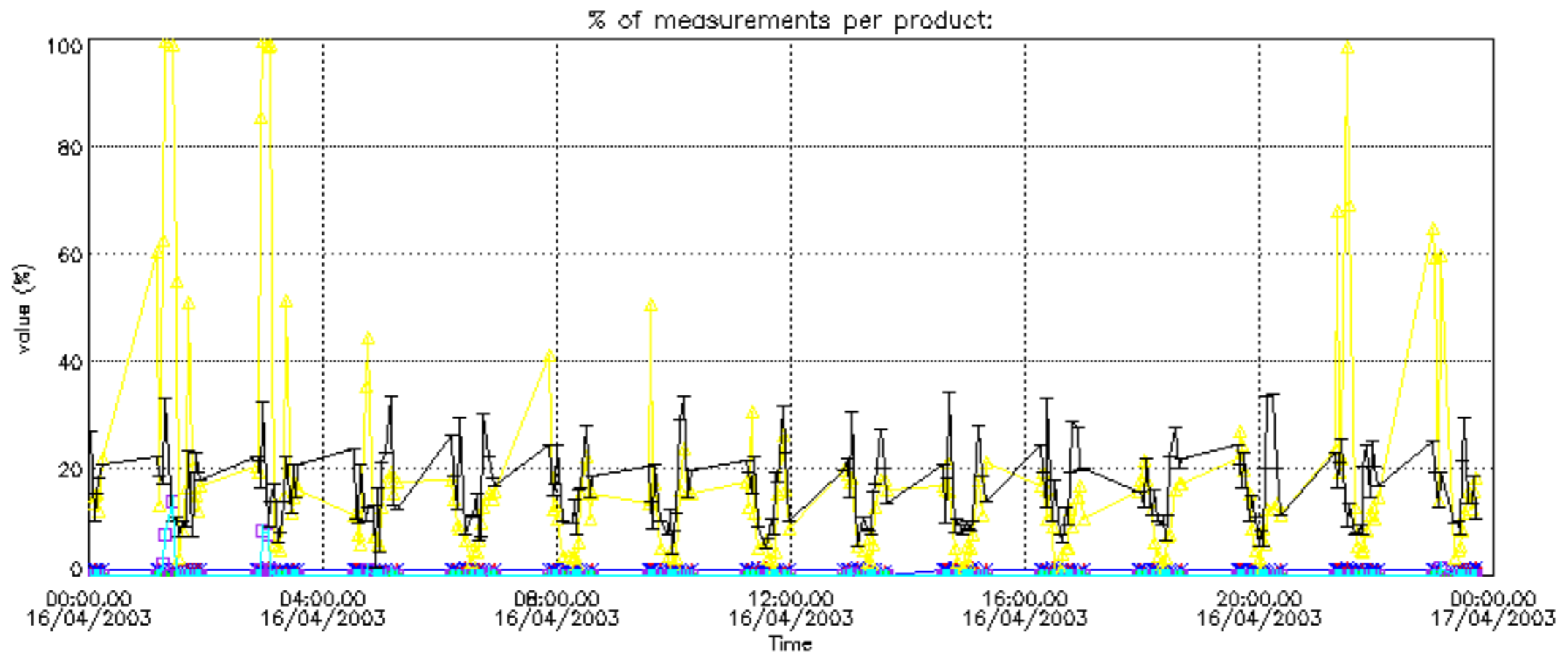


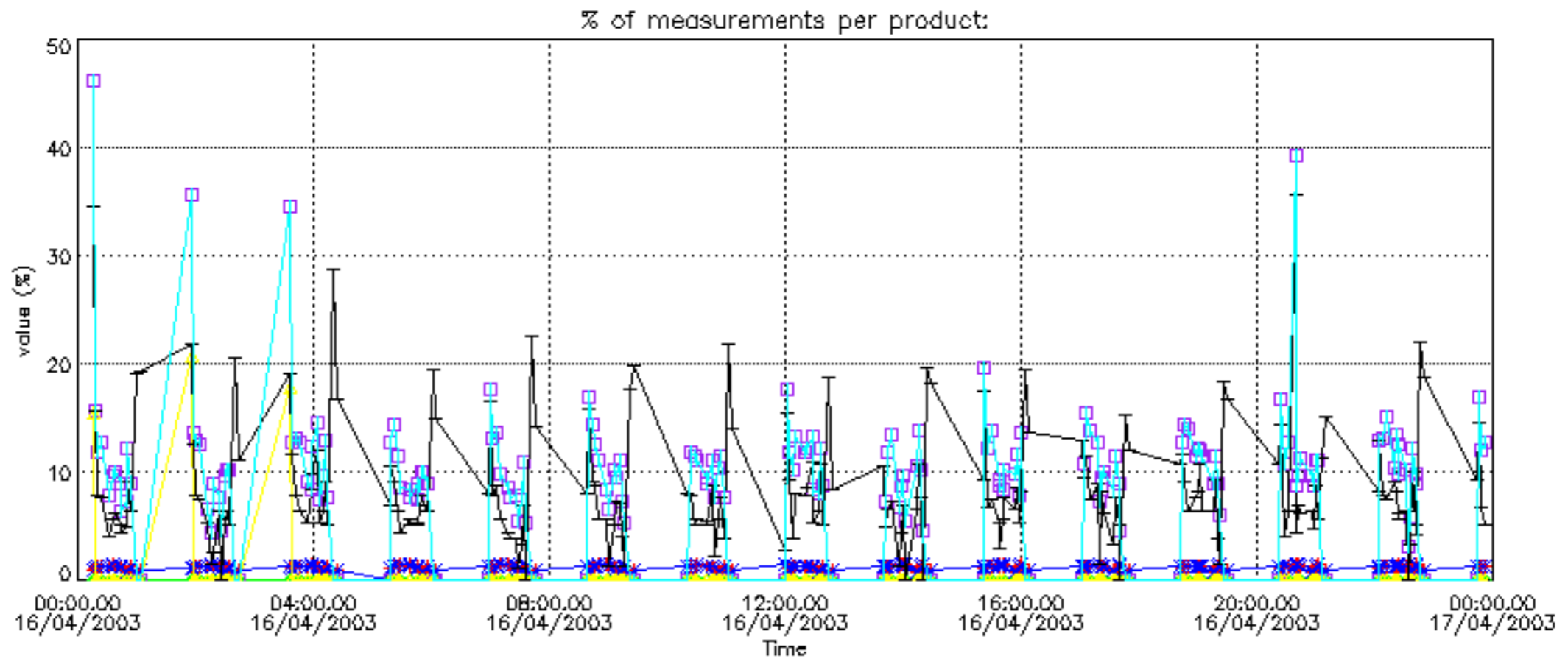
Percentage of flagged data per NO2 profile



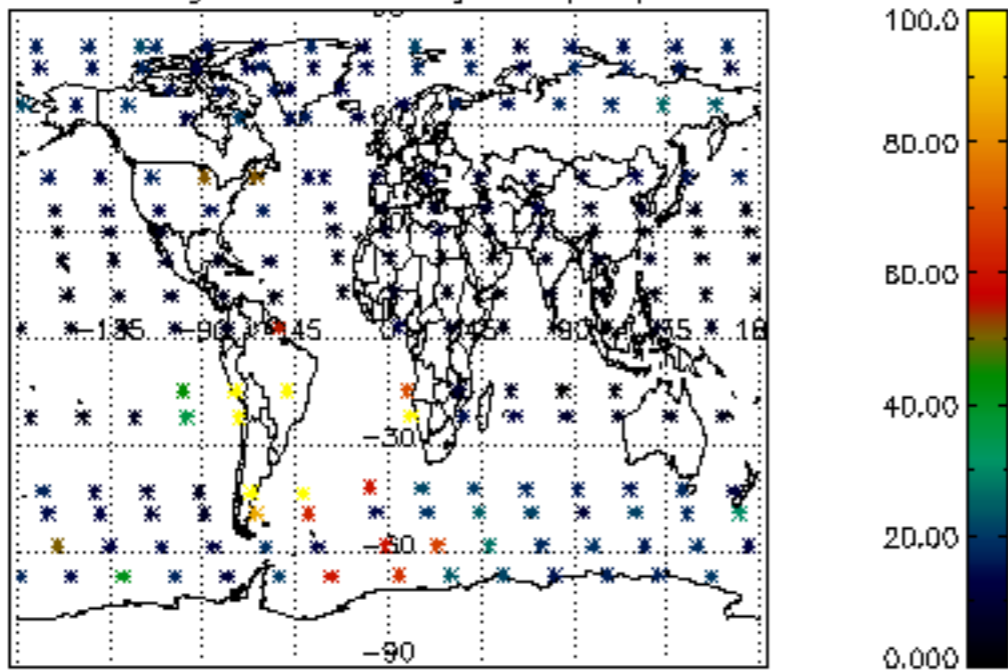
Percentage of flagged data per NO3 profile



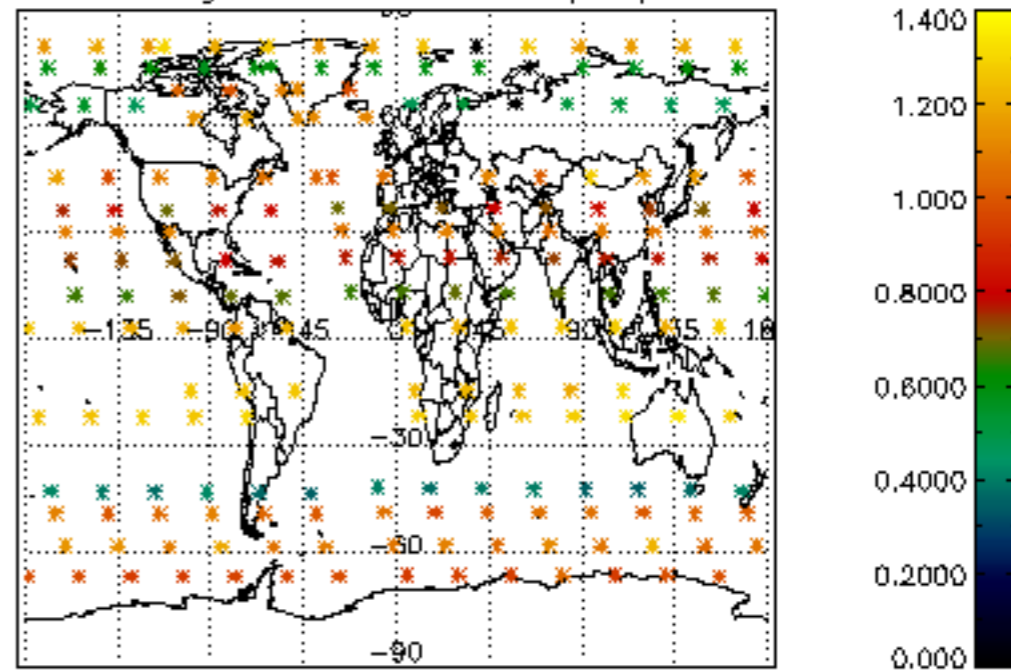




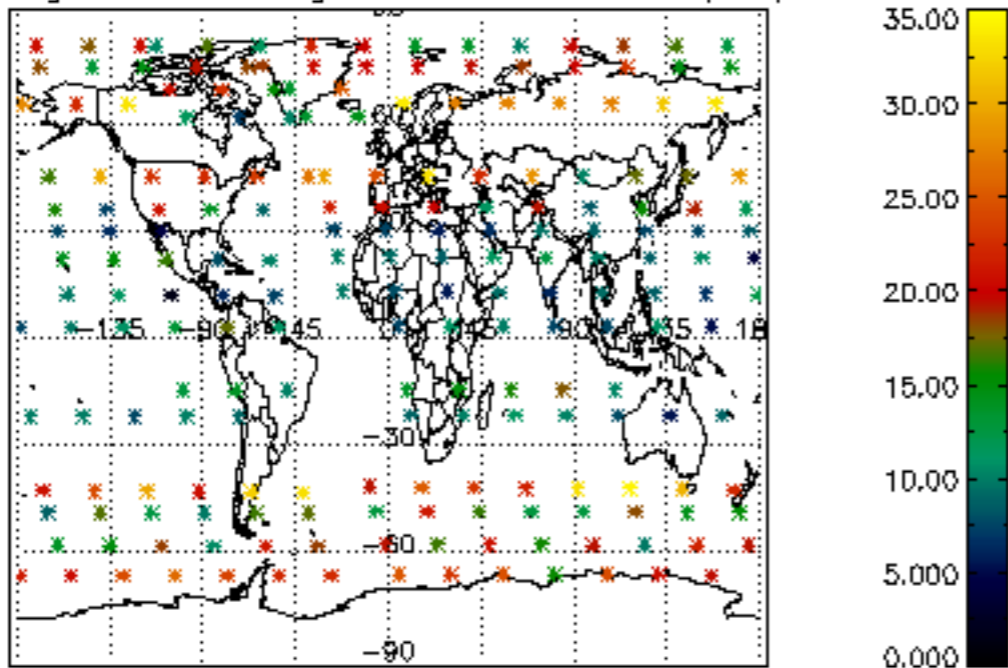
Percentage of cosmic ray hits per profile



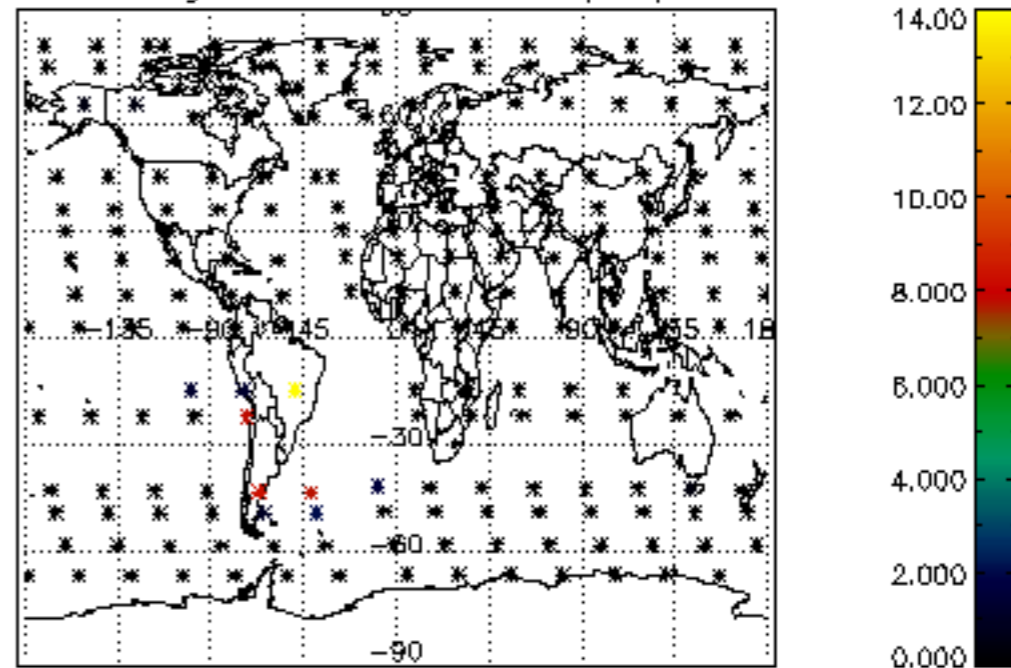
Percentage of datation errors per profile



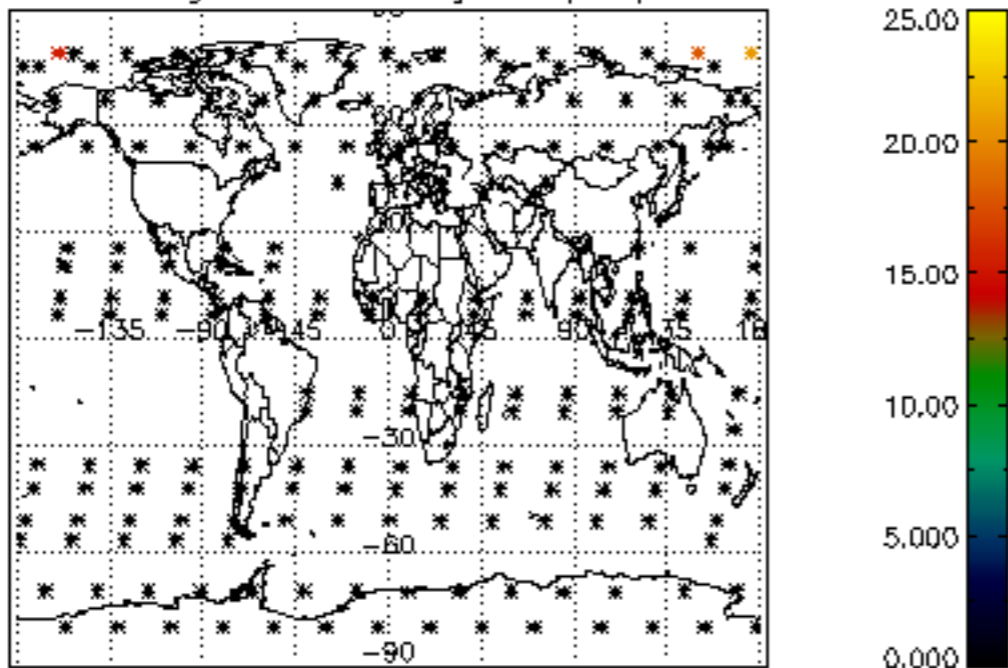
Percentage of star falling outside central band per profile



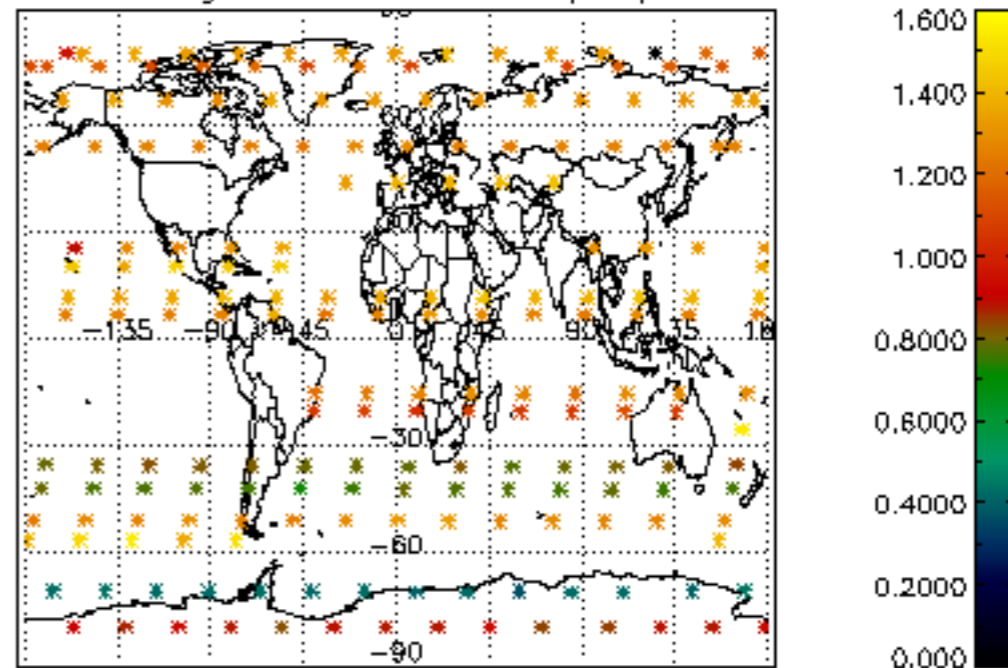
Percentage of saturation errors per profile



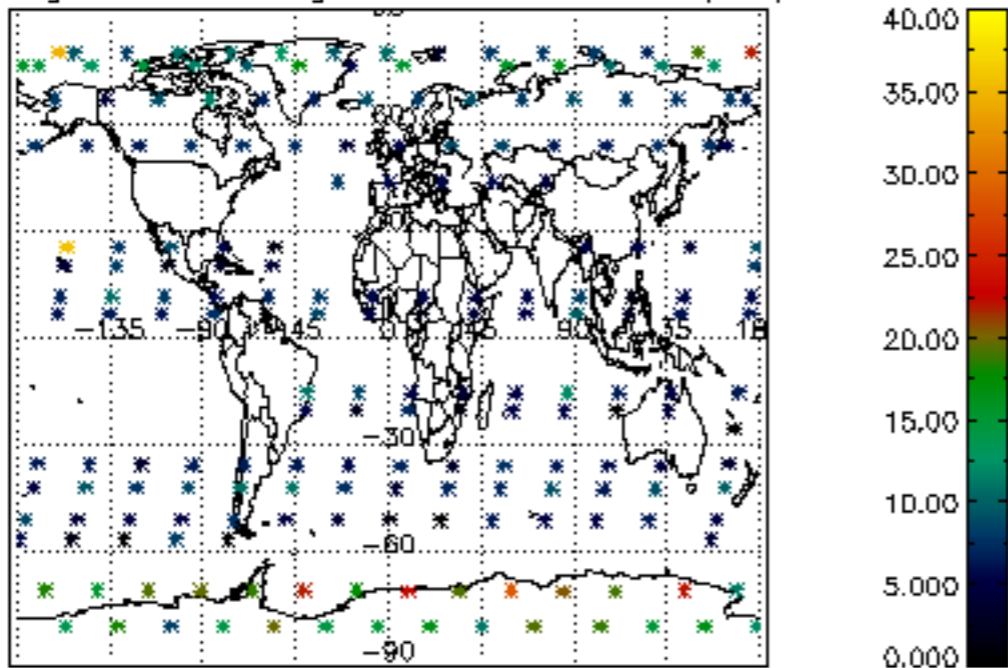
Percentage of cosmic ray hits per profile



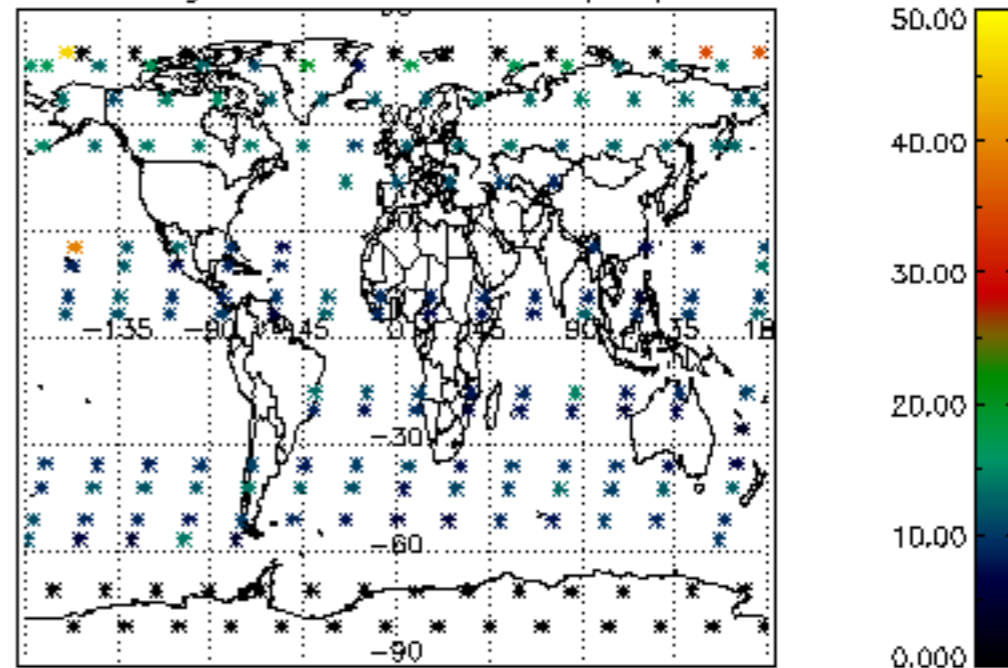
Percentage of datation errors per profile

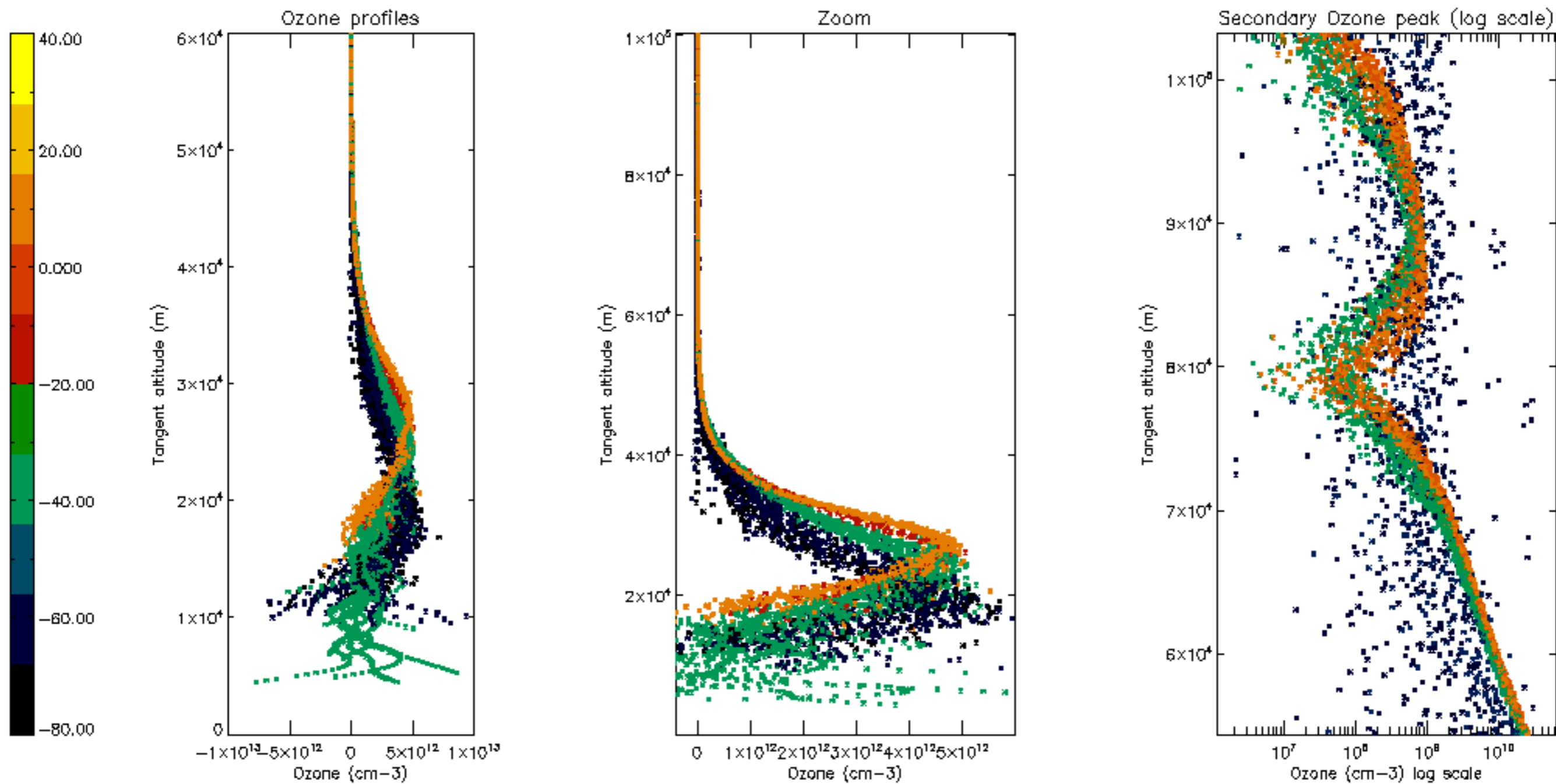


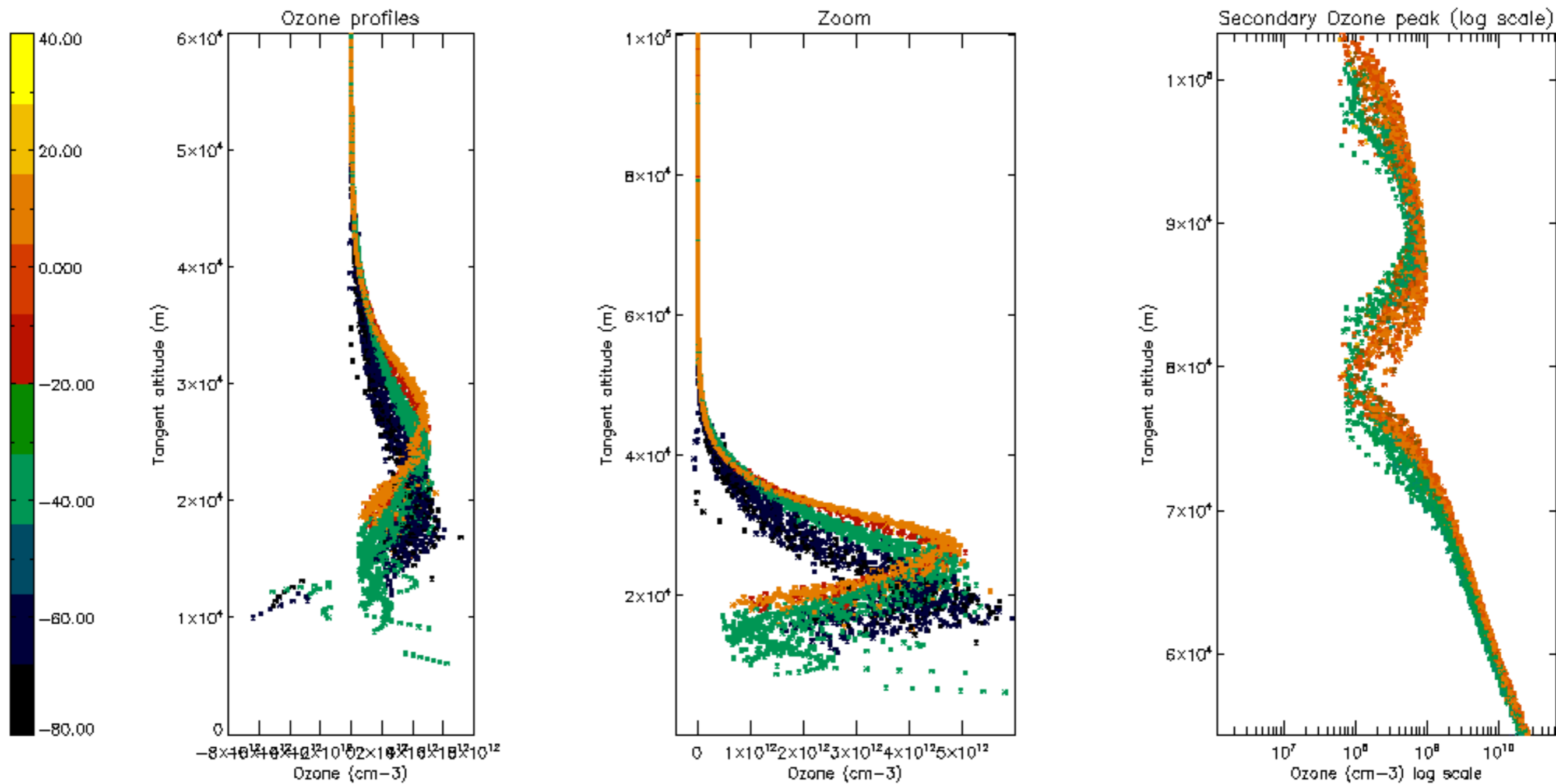
Percentage of star falling outside central band per profile

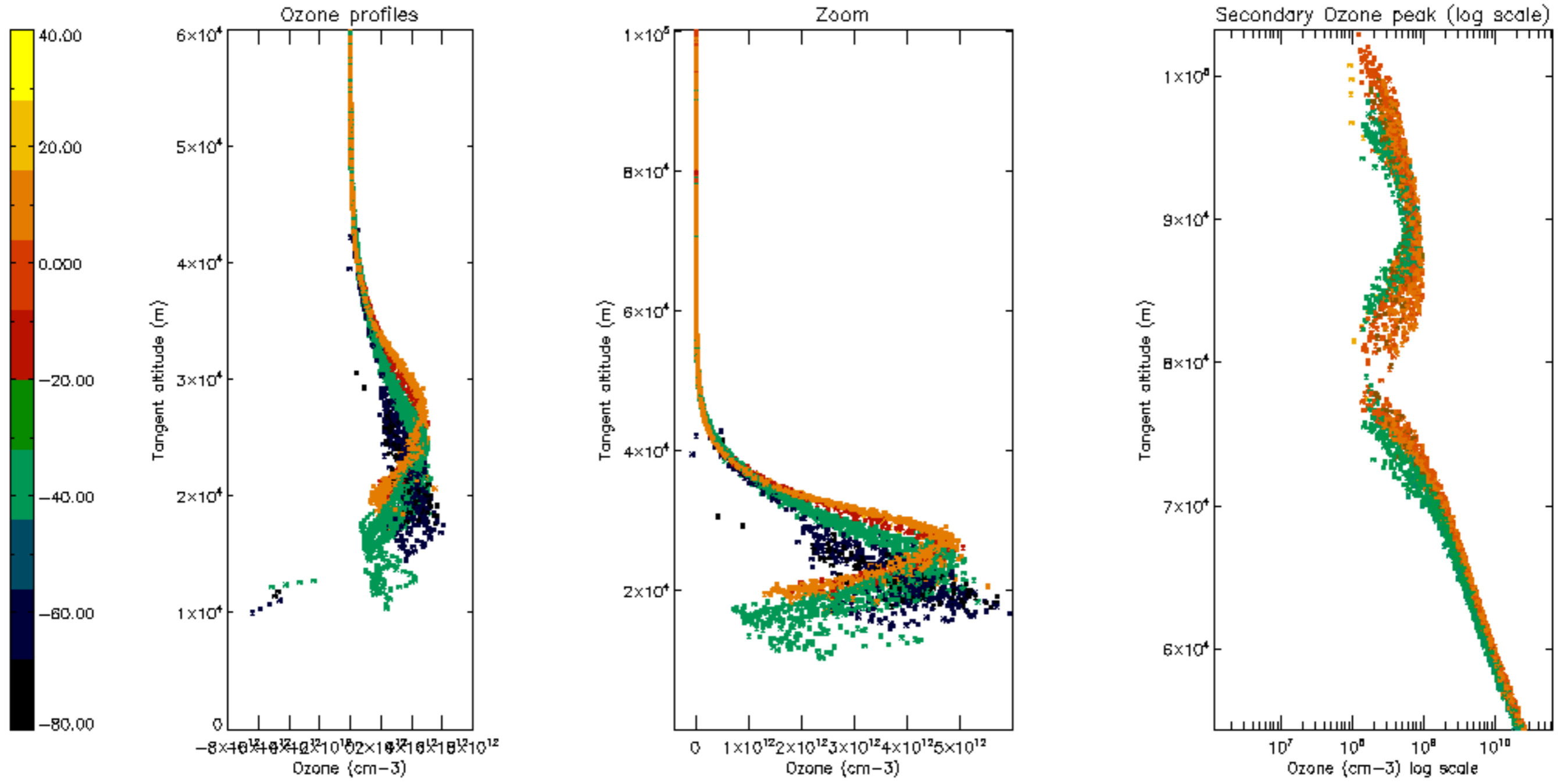


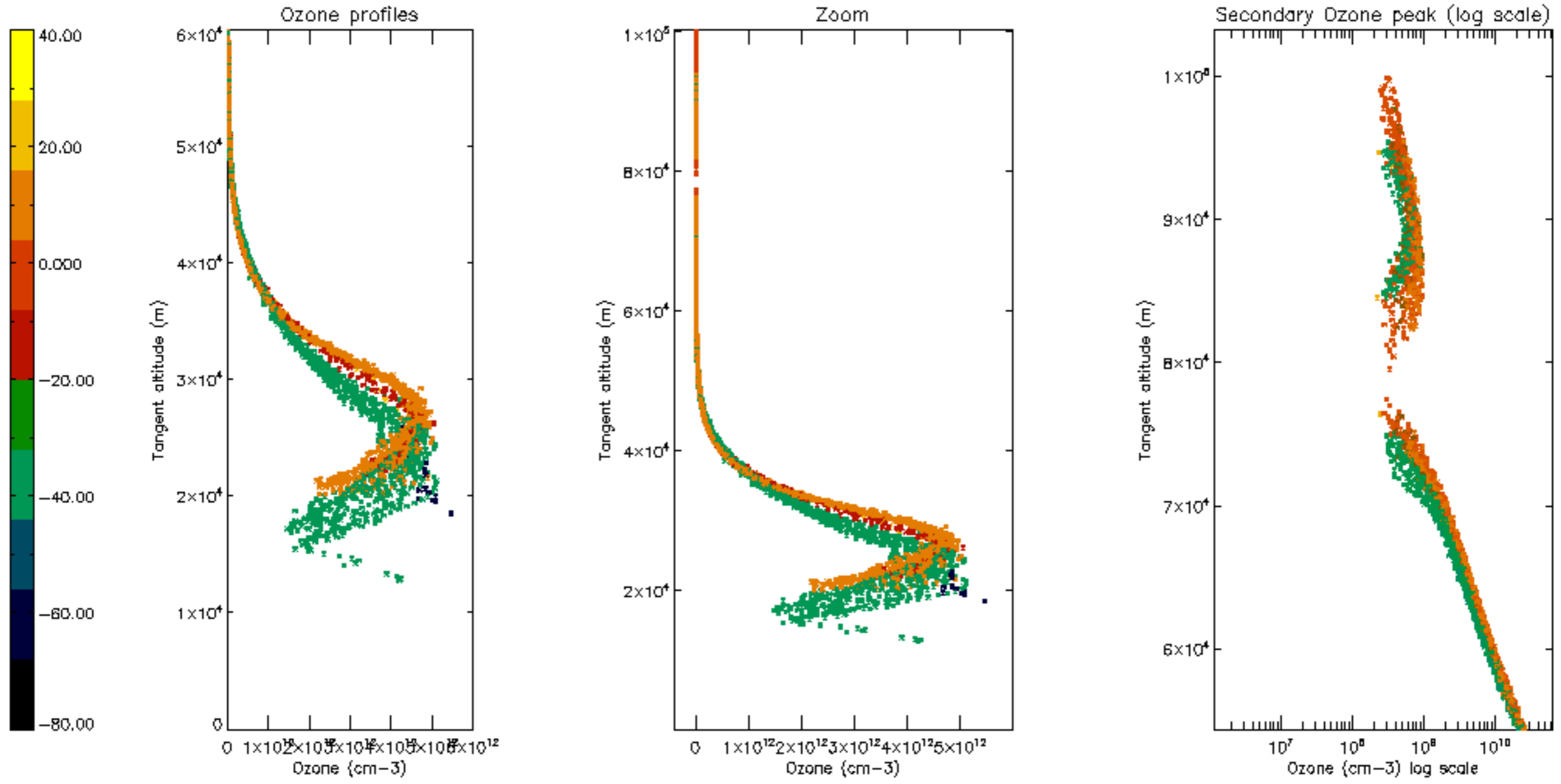
Percentage of saturation errors per profile

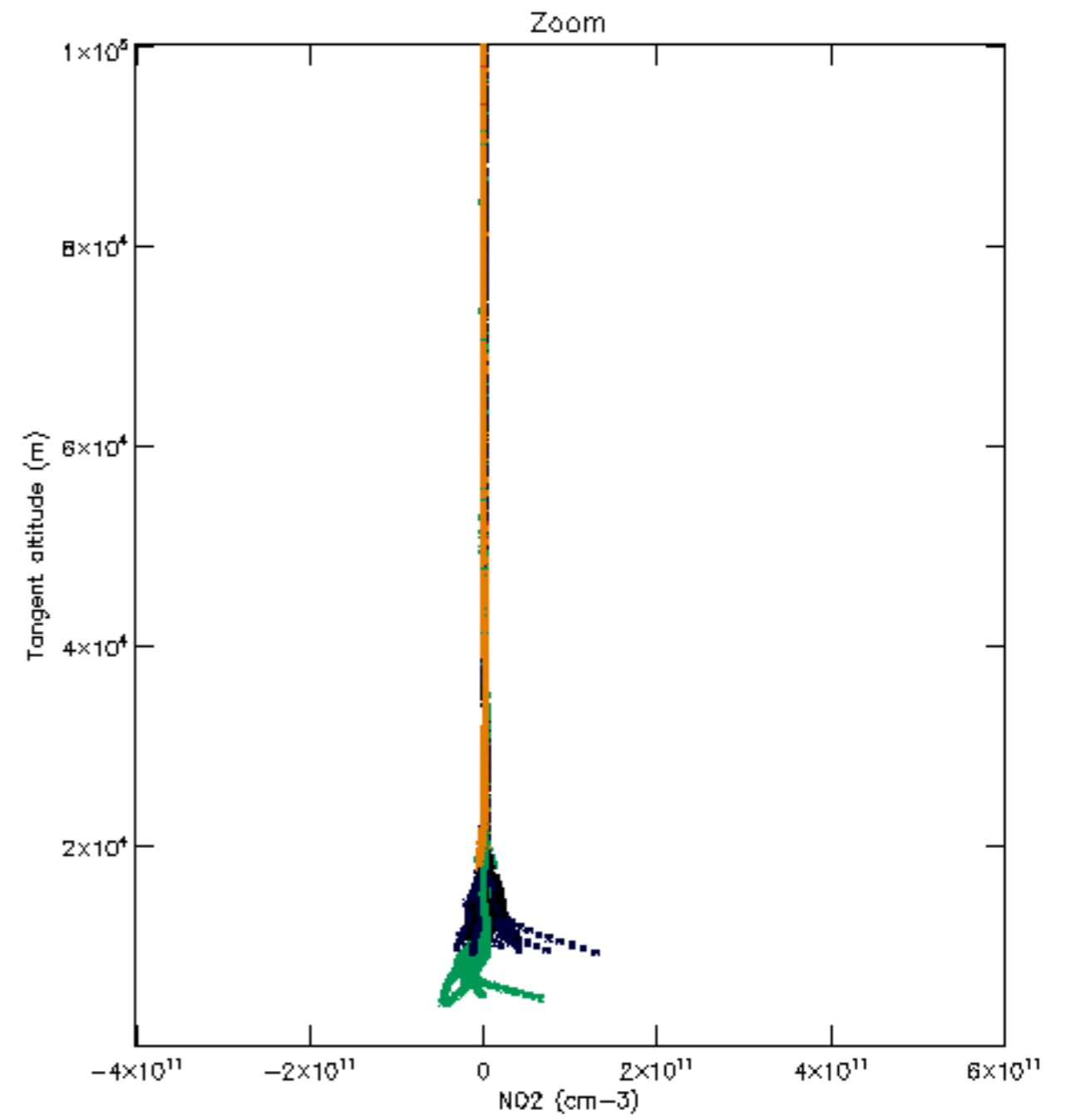
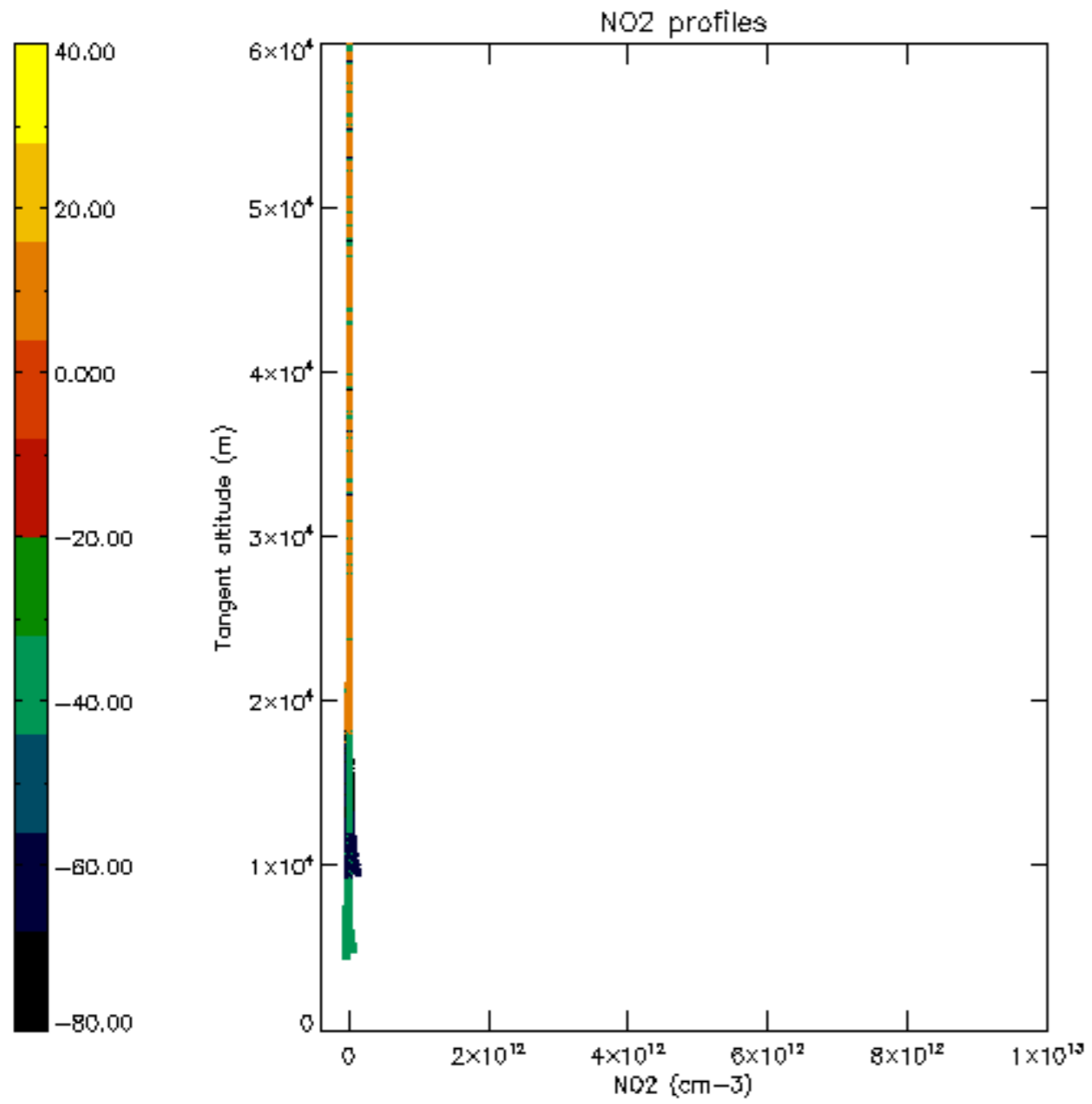


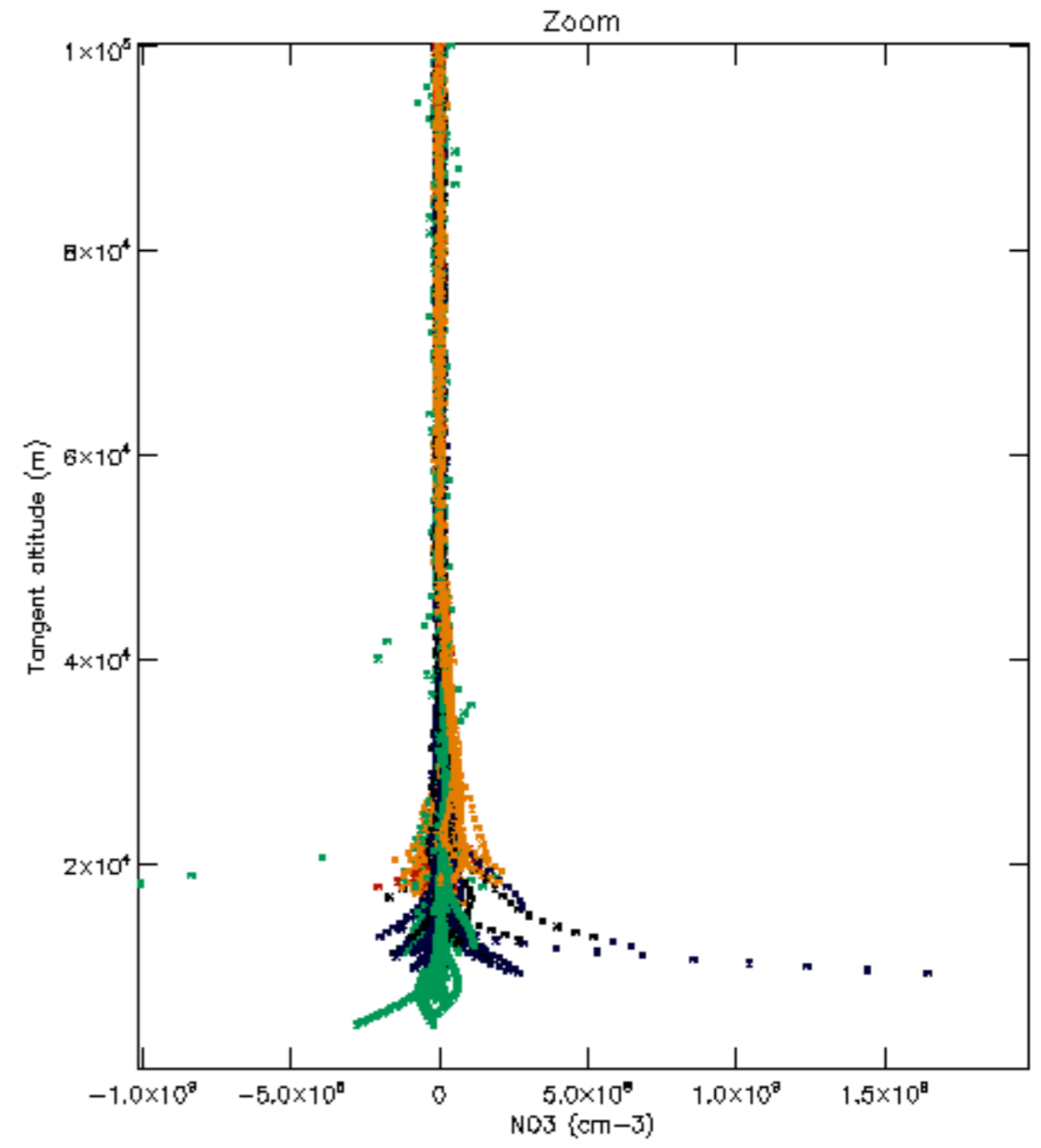
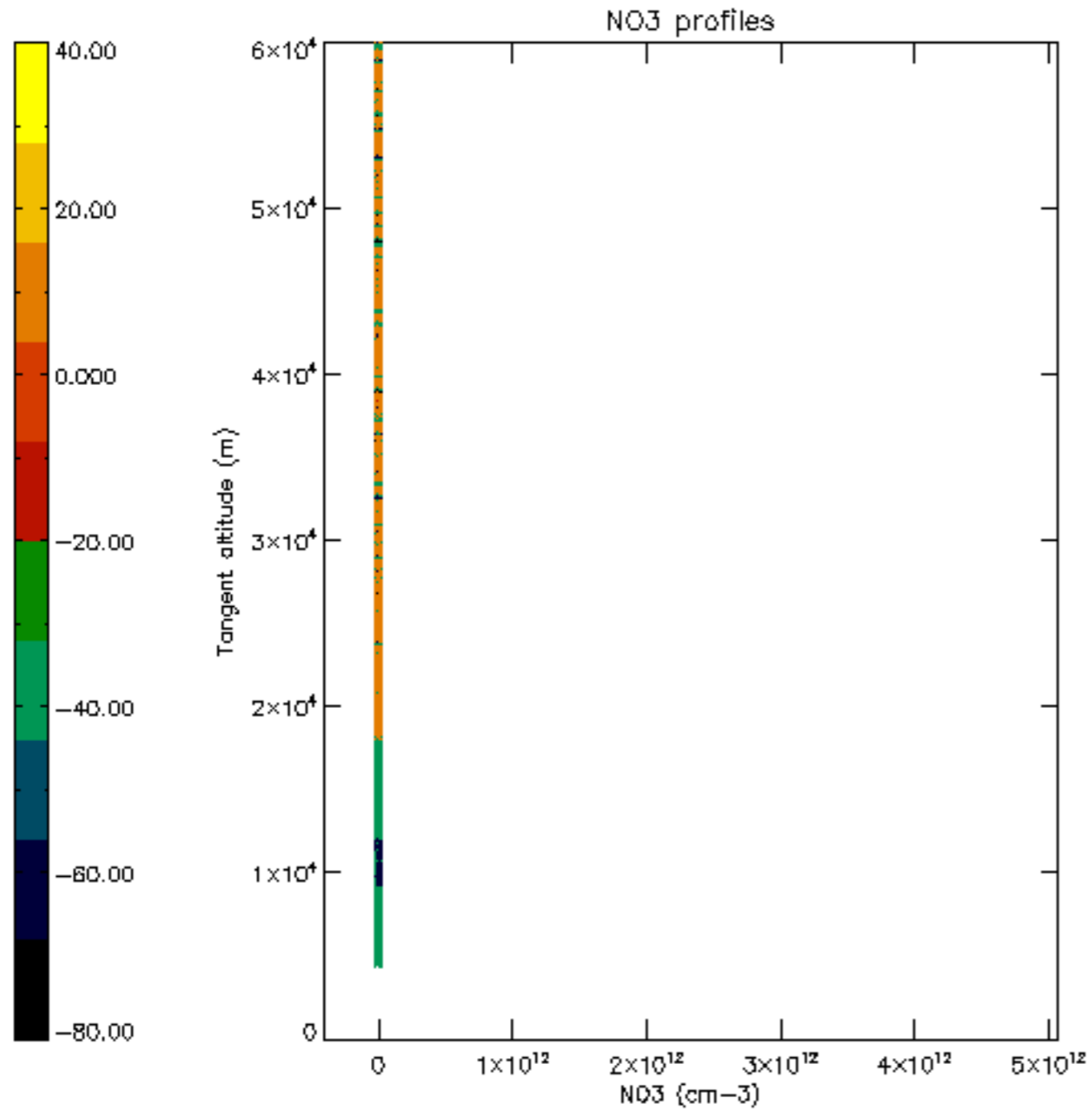


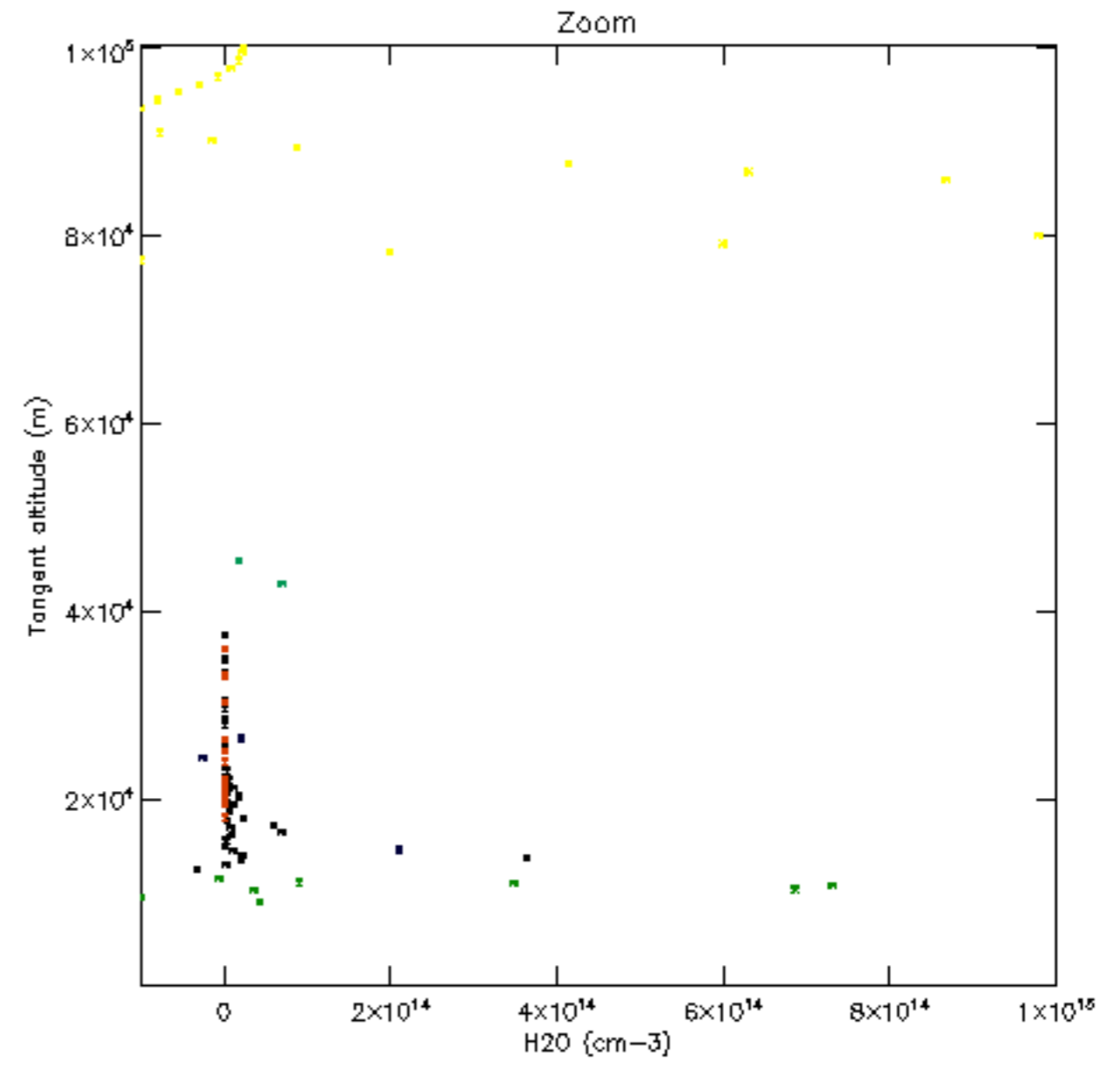
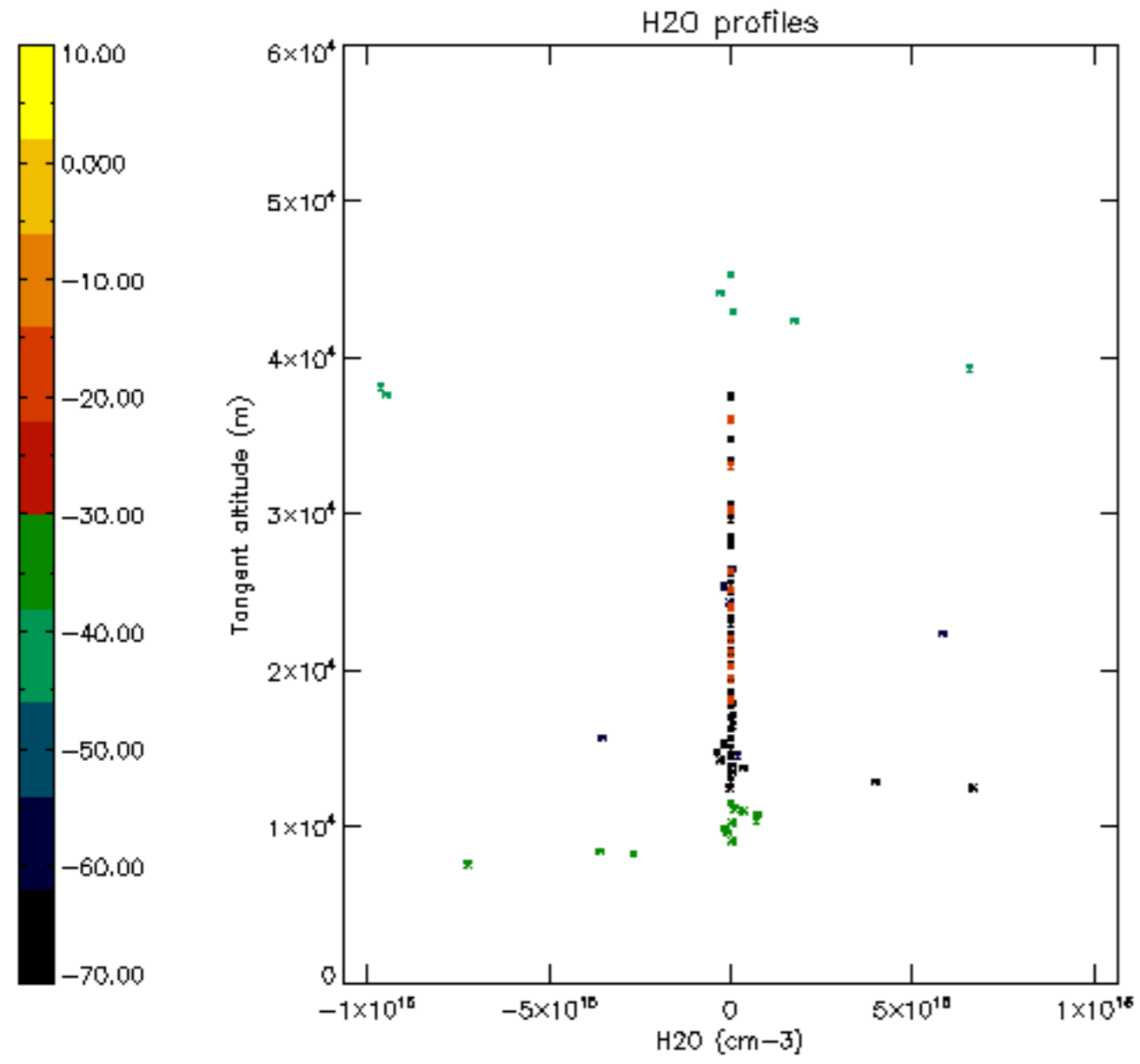


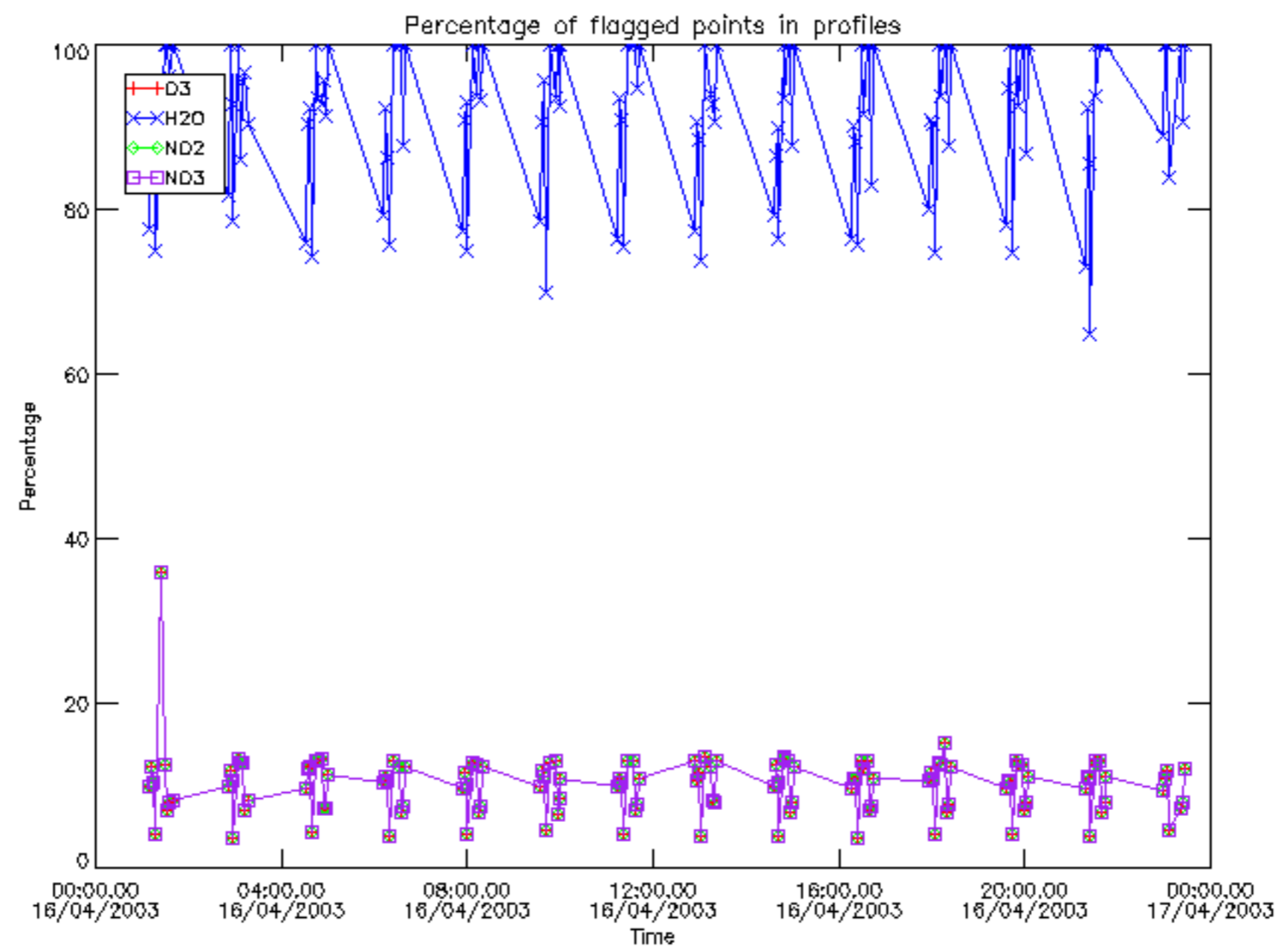




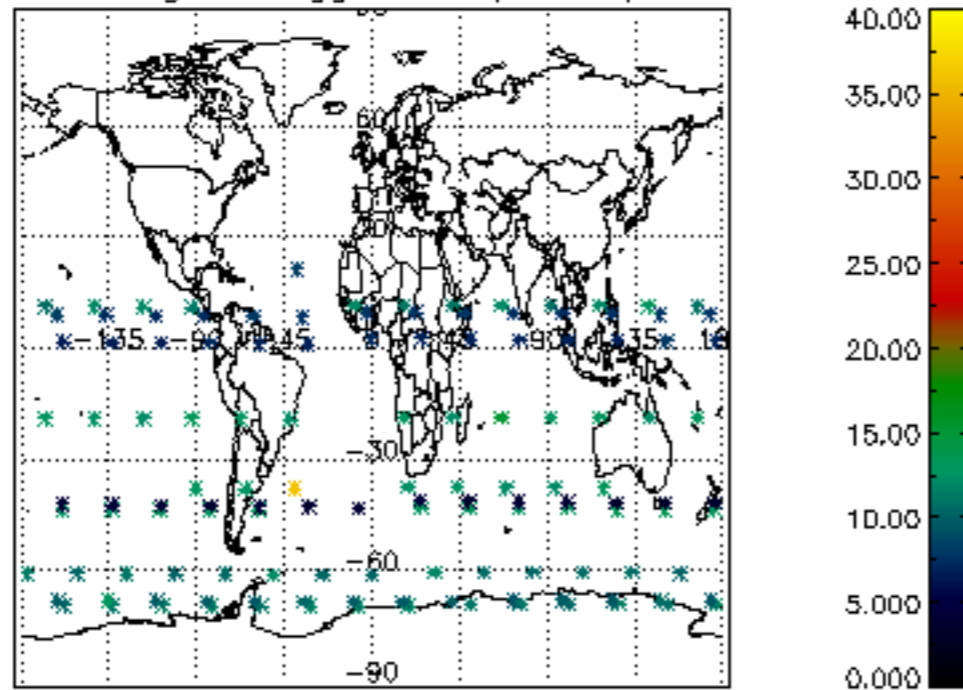




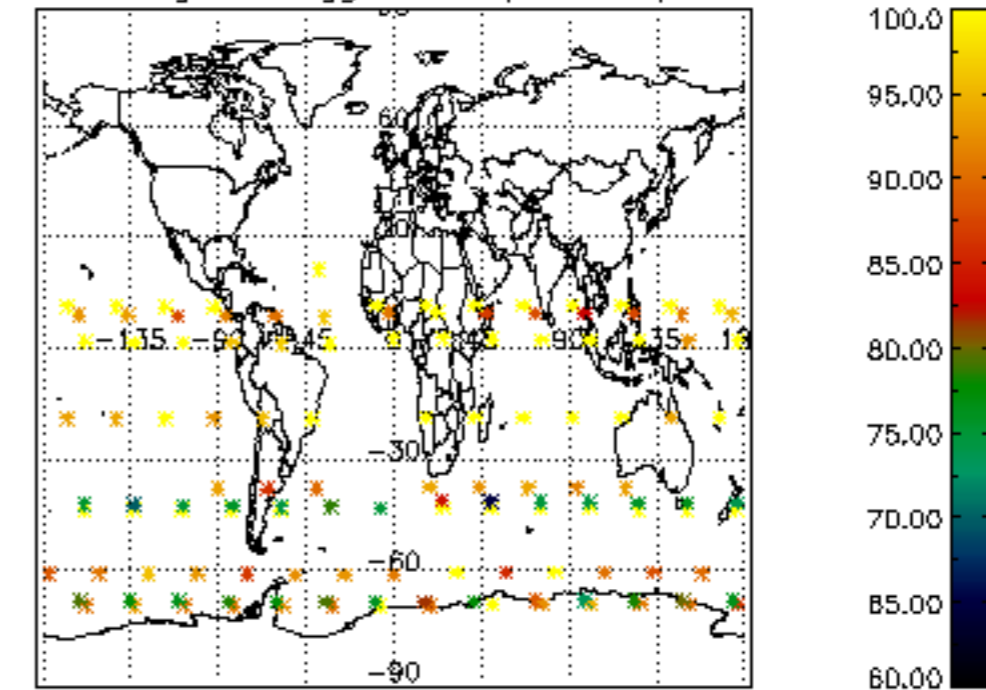




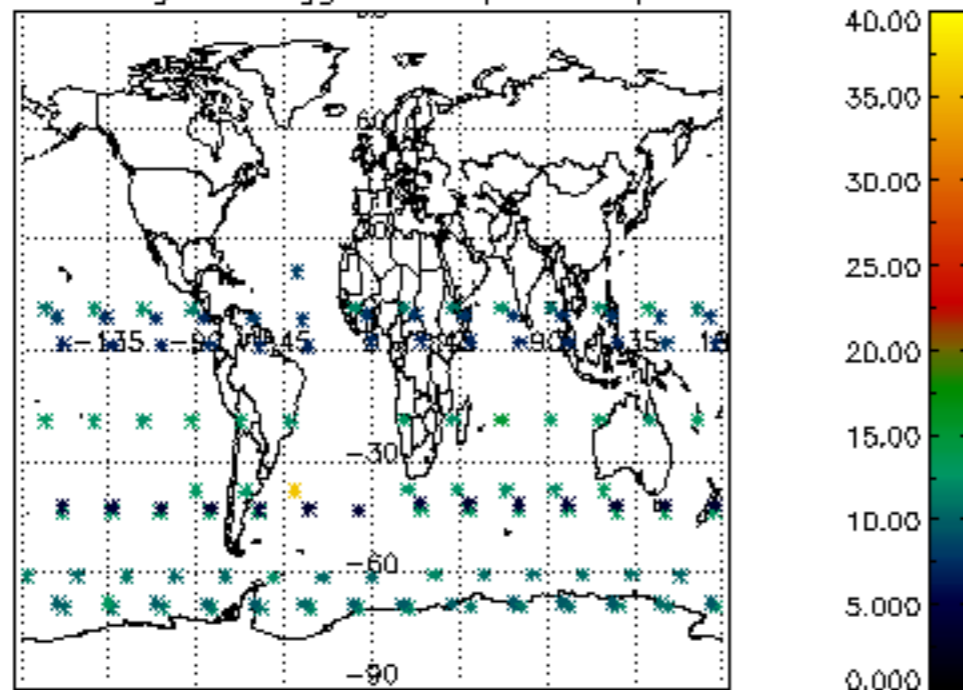
Percentage of flagged data per D3 profile



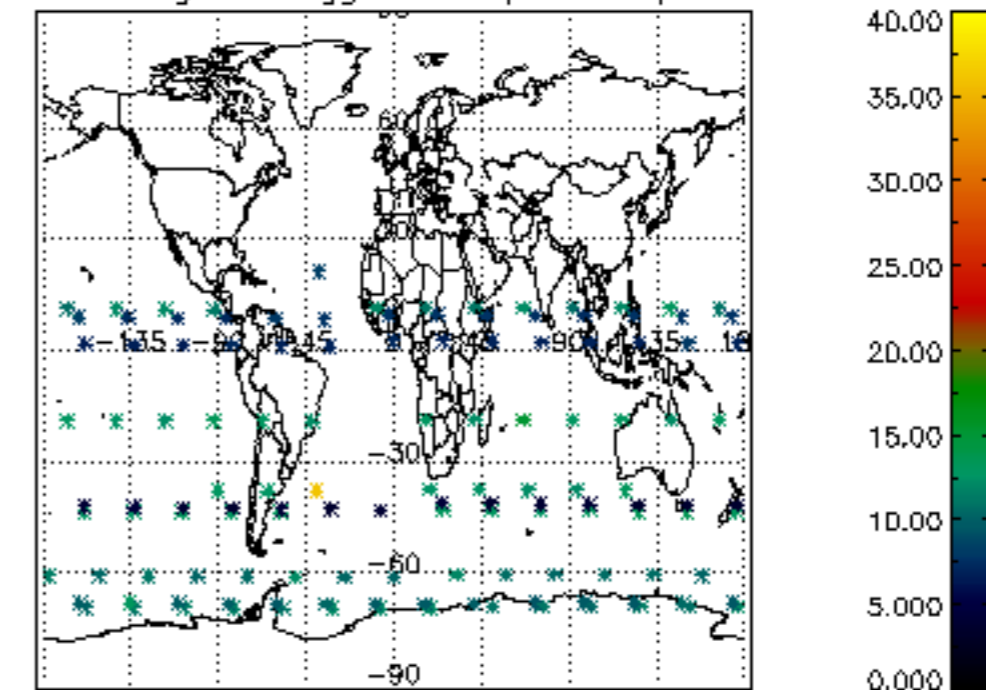
Percentage of flagged data per H2O profile

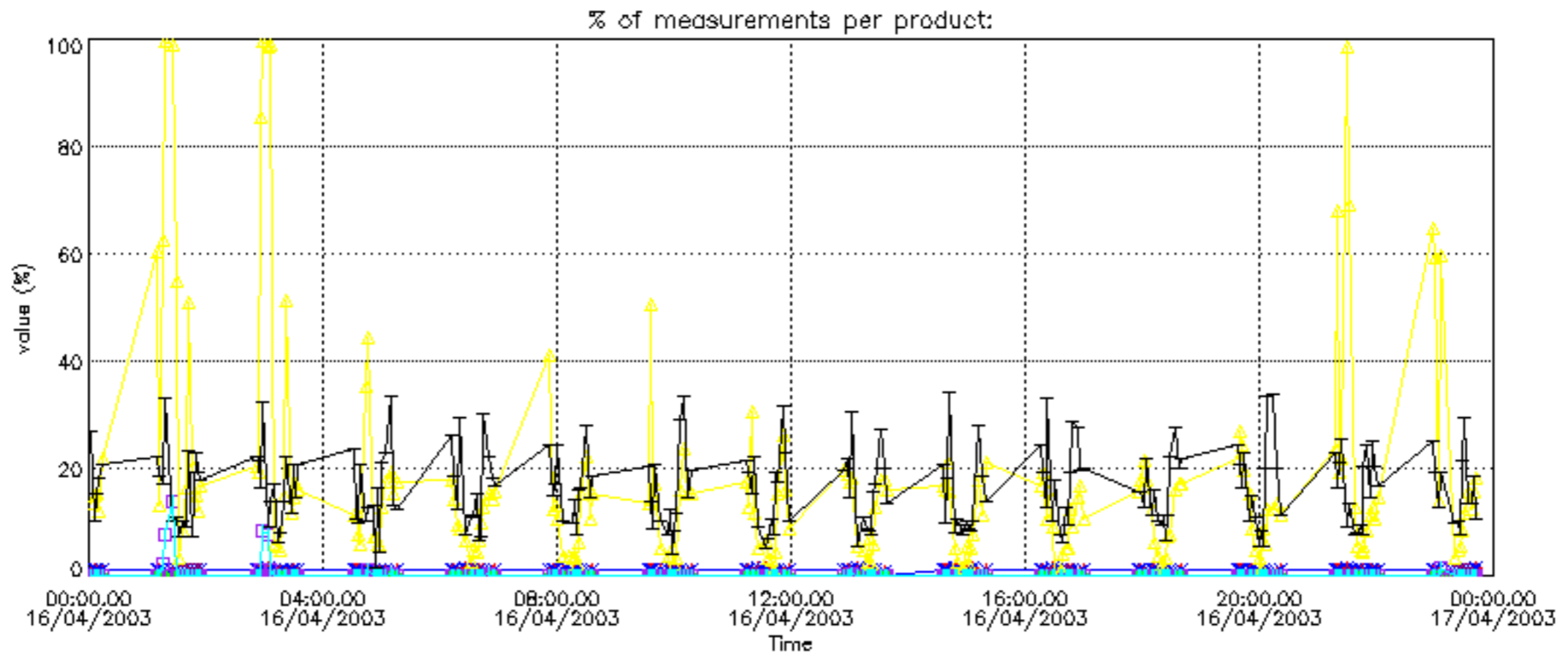


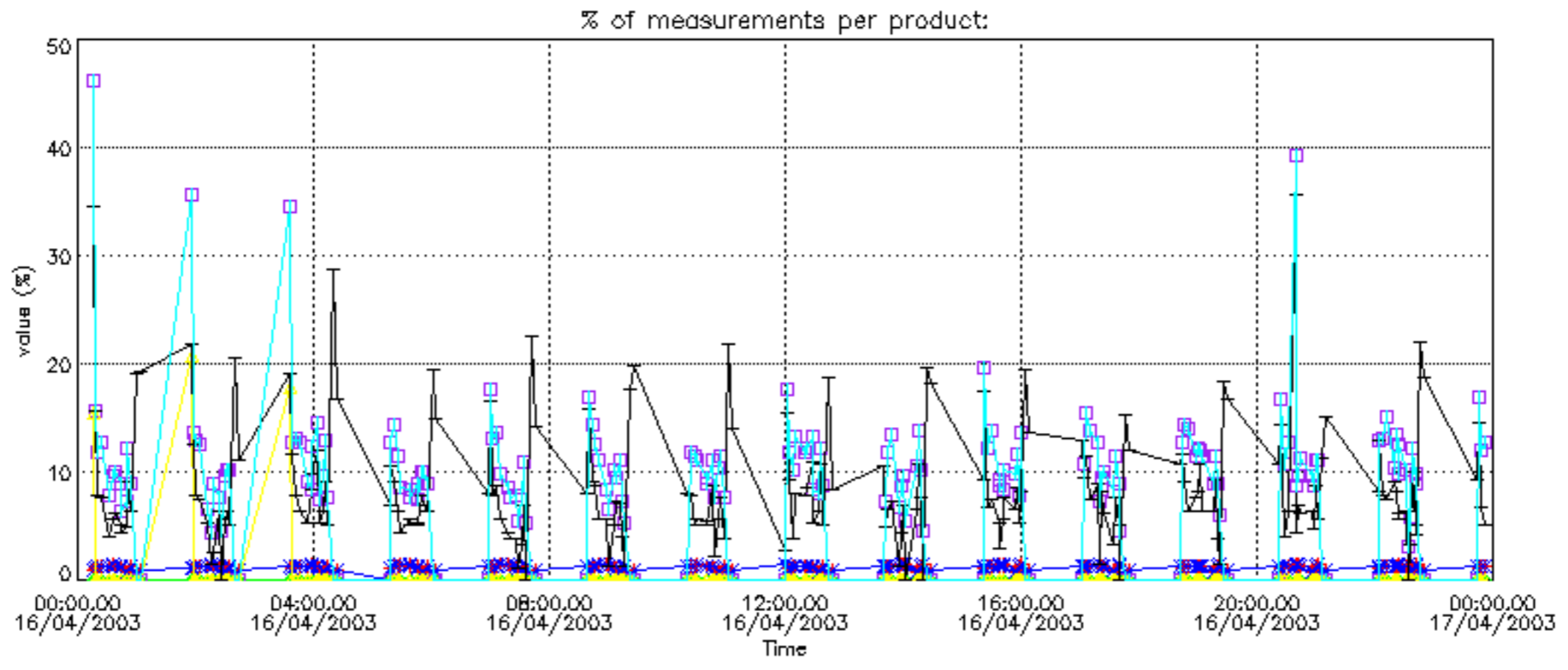
Percentage of flagged data per NO2 profile



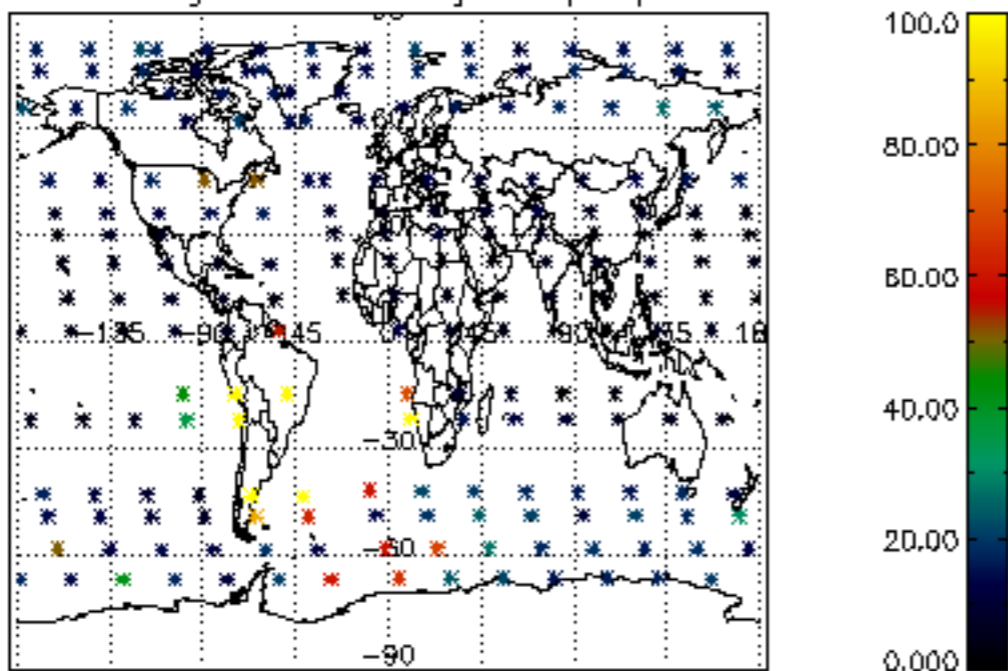
Percentage of flagged data per NO3 profile



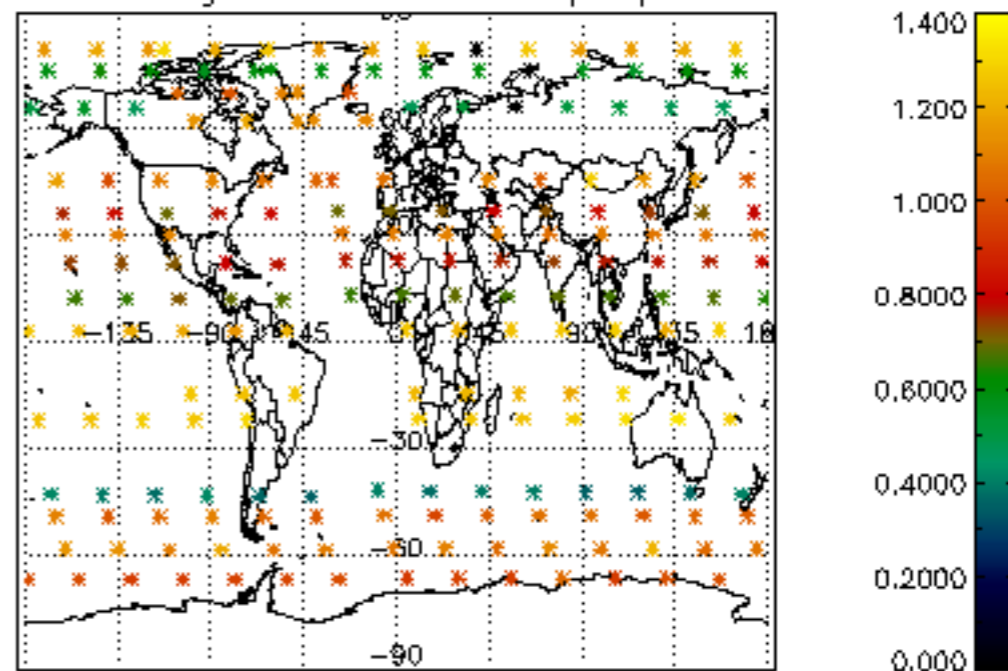




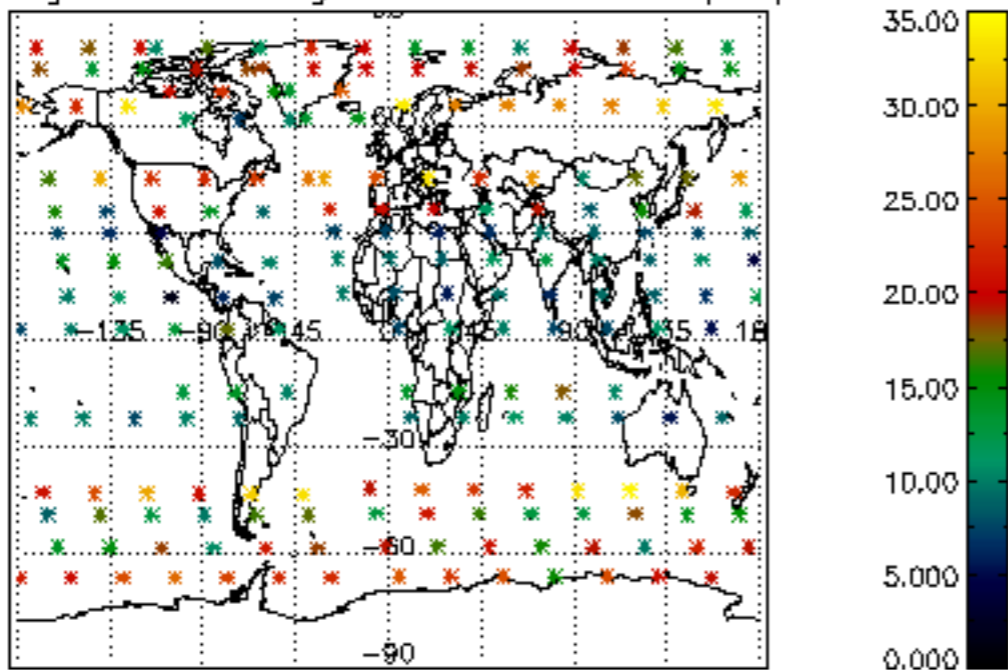
Percentage of cosmic ray hits per profile



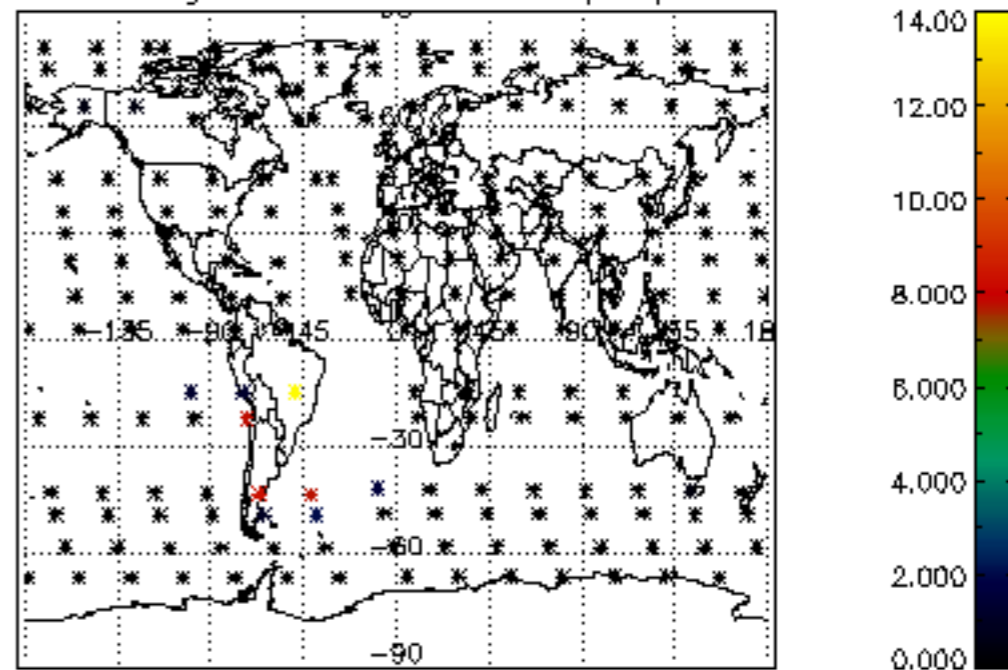
Percentage of datation errors per profile



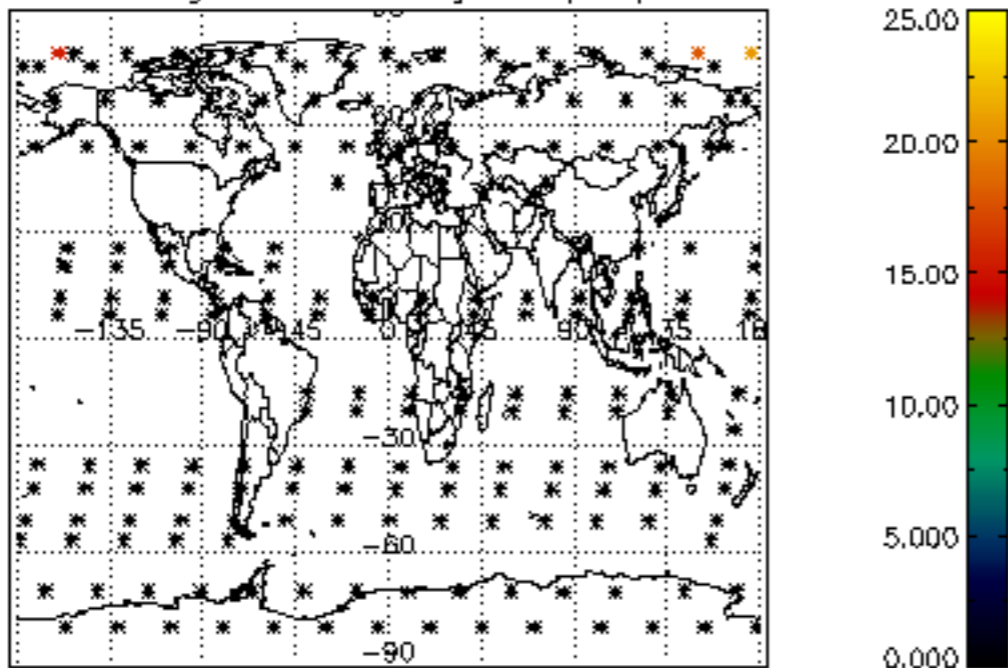
Percentage of star falling outside central band per profile



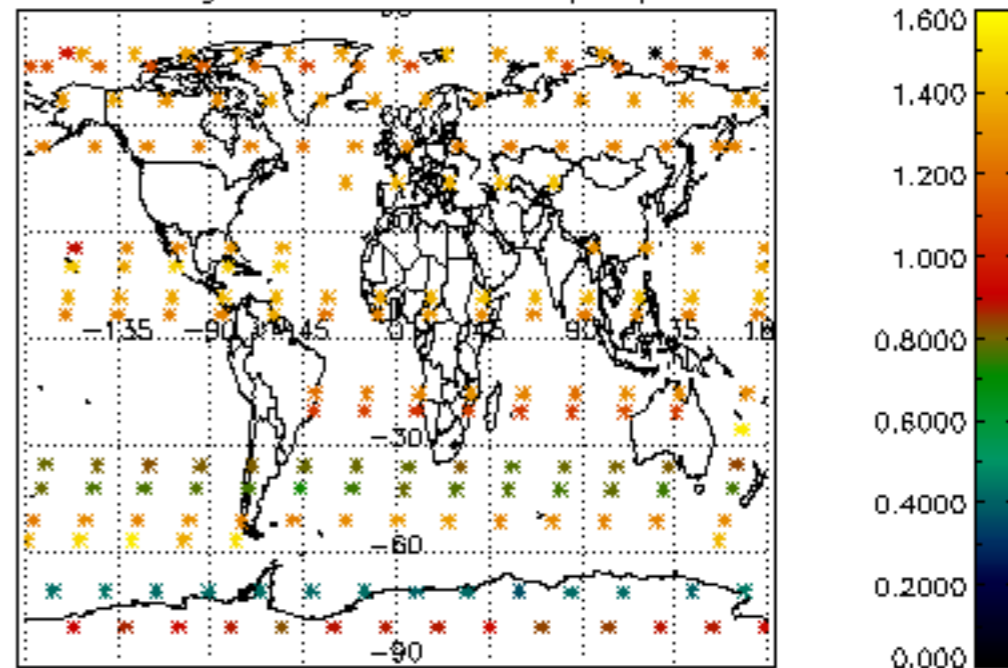
Percentage of saturation errors per profile



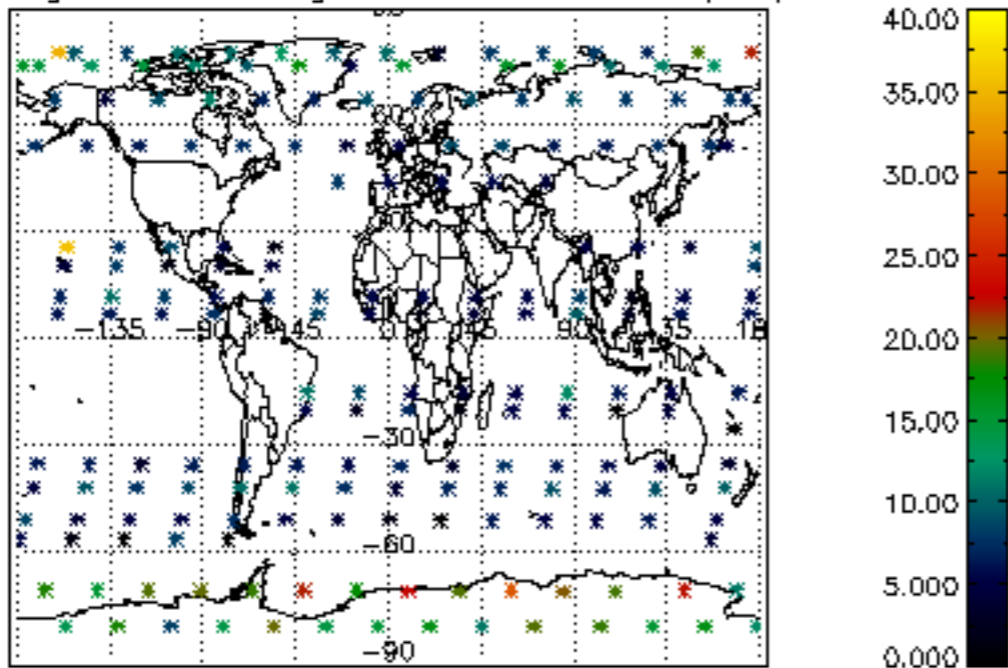
Percentage of cosmic ray hits per profile



Percentage of datation errors per profile



Percentage of star falling outside central band per profile



Percentage of saturation errors per profile

