

# GOMOS Level 2 Daily Report

## SUMMARY

### [1. General Info](#)

### [2. Summary of processed GOM\\_NL\\_2P products](#)

### [3. Level 2 Quality information per product](#)

#### [3.1 Plot of level 2 quality information per product \(time dependant\)](#)

#### [3.2 Plot of level 2 quality information per product \(world map\)](#)

### [4. Level 1 Quality information per product \(stored on level 2 products\)](#)

#### [4.1 Plot of level 1 quality information per product \(time dependant\)](#)

##### [4.1.1 Plot of level 1 quality information per product \(time dependant\): ASCENDING](#)

##### [4.1.2 Plot of level 1 quality information per product \(time dependant\): DESCENDING](#)

#### [4.2 Plot of level 1 quality information per product \(world map\)](#)

##### [4.2.1 Plot of level 1 quality information per product \(world map\): ASCENDING](#)

##### [4.2.2 Plot of level 1 quality information per product \(world map\): DESCENDING](#)

### [5. Ozone profiles based on quality statistics and other trace gas profiles](#)

#### [5.1 Ozone statistics based on quality of products](#)

#### [5.2 Plot ozone profiles for all STD \(dark without errors\)](#)

#### [5.3 Plot ozone profiles where STD < 20% \(dark without errors\)](#)

#### [5.4. Plot ozone profiles where STD < 10% \(dark without errors\)](#)

#### [5.5. Plot ozone profiles where STD < 5% \(dark without errors\)](#)

#### [5.6 Plot NO2 profiles for all STD \(dark without errors\)](#)

#### [5.7 Plot NO3 profiles for all STD \(dark without errors\)](#)

#### [5.8 Plot H2O profiles \(only for occultations of stars 1,2,3,4,13,14,16,26,63 dark without errors\) for all STD](#)

### [6. Auxiliary Data Files used for the production reported in section 2](#)

This report presents the daily analysis on parameters extracted from GOMOS level 2 data (GOM\_NL\_\_2P). It is intended to monitor some important parameters that will impact the quality of these products. A list of level 2 products (and content) that have arrived during the reporting day to the PCF is also given.

Item	Value
Time of report generation	19APR2013 13:19:51
Data source version	GOMOS/6.01
Start time of products	15-04-2003 (15APR2003 00:00:00)
Stop time of products	16-04-2003 (16APR2003 00:00:00)
Store outputs in DB	Yes
Nb of level 2 prods	403
Nb of prods with errors	0

## 2. Summary of processed GOM\_NL\_\_2P products.

Nr	Filename	UTC Start time	Limb	Duration	Star Id	Star Name	Star Mag	Star Temp	Nb Meas	Orbit	Prod. error
1	GOM_NL__2PRFIN20030415_000122_000000512015_00302_05867_6848.N1	15-APR-2003 00:01:22	Twilight	51.000	61	8Eps Peg	2.1000	3900.0	102	5867	No
2	GOM_NL__2PRFIN20030415_000350_000000432015_00302_05867_6849.N1	15-APR-2003 00:03:50	Dark	42.500	162	34Alp Aqr	2.9440	5350.0	85	5867	No
3	GOM_NL__2PRFIN20030415_000624_000000472015_00302_05867_6850.N1	15-APR-2003 00:06:24	Dark	46.500	154	22Bet Aqr	2.8990	5700.0	93	5867	No
4	GOM_NL__2PRFIN20030415_000848_000000462015_00302_05867_6851.N1	15-APR-2003 00:08:48	Dark	45.500	142	49Del Cap	2.8500	8900.0	91	5867	No
5	GOM_NL__2PRFIN20030415_001408_000000382015_00302_05867_6852.N1	15-APR-2003 00:14:08	Dark	38.000	172	Gam Gru	3.0030	13100.	76	5867	No
6	GOM_NL__2PRFIN20030415_001613_000000432015_00302_05867_6853.N1	15-APR-2003 00:16:13	Dark	42.500	31	Alp Gru	1.7340	15200.	85	5867	No
7	GOM_NL__2PRFIN20030415_002107_000000402015_00303_05868_6827.N1	15-APR-2003 00:21:07	Dark	40.000	45	Alp Pav	1.9400	26000.	80	5868	No
8	GOM_NL__2PRFIN20030415_002314_000000762015_00303_05868_6828.N1	15-APR-2003 00:23:14	Dark	75.500	57	34Sig Sgr	2.0660	26000.	151	5868	No
9	GOM_NL__2PRFIN20030415_002609_000000622015_00303_05868_6829.N1	15-APR-2003 00:26:09	Dark	61.500	38	20Eps Sgr	1.8360	11000.	123	5868	No
10	GOM_NL__2PRFIN20030415_002831_000000402015_00303_05868_6830.N1	15-APR-2003 00:28:31	Dark	39.500	43	Alp TrA	1.9100	4250.0	79	5868	No
11	GOM_NL__2PRFIN20030415_003008_000000642015_00303_05868_6831.N1	15-APR-2003 00:30:08	Dark	64.000	25	35Lam Sco	1.6200	28000.	128	5868	No
12	GOM_NL__2PRFIN20030415_003301_000000492015_00303_05868_6832.N1	15-APR-2003 00:33:01	Straylight	49.000	4	Alp1Cen	-0.010000	5800.0	98	5868	No
13	GOM_NL__2PRFIN20030415_003840_000000962015_00303_05868_6833.N1	15-APR-2003 00:38:40	Straylight	95.500	16	21Alp Sco	1.0200	3000.0	191	5868	No
14	GOM_NL__2PRFIN20030415_004204_000000882015_00303_05868_6834.N1	15-APR-2003 00:42:04	Twilight	87.500	80	7Del Sco	2.3160	30000.	175	5868	No
15	GOM_NL__2PRFIN20030415_004521_000000432015_00303_05868_6835.N1	15-APR-2003 00:45:21	Twilight	42.500	106	9Bet Crv	2.6480	5600.0	85	5868	No
16	GOM_NL__2PRFIN20030415_004711_000000442015_00303_05868_6836.N1	15-APR-2003 00:47:11	Bright	43.500	100	4Gam Crv	2.5800	13100.	87	5868	No
17	GOM_NL__2PRFIN20030415_004836_000000462015_00303_05868_6837.N1	15-APR-2003 00:48:36	Bright	46.000	15	67Alp Vir	0.97600	28000.	92	5868	No
18	GOM_NL__2PRFIN20030415_005139_000000372015_00303_05868_6838.N1	15-APR-2003 00:51:39	Bright	37.000	121	29Gam Vir	2.7400	7200.0	74	5868	No
19	GOM_NL__2PRFIN20030415_005529_000000402015_00303_05868_6839.N1	15-APR-2003 00:55:29	Bright	39.500	138	47Eps Vir	2.8280	4700.0	79	5868	No
20	GOM_NL__2PRFIN20030415_005819_000000362015_00303_05868_6840.N1	15-APR-2003 00:58:19	Bright	35.500	96	68Del Leo	2.5600	9300.0	71	5868	No
21	GOM_NL__2PRFIN20030415_010005_000000532015_00303_05868_6841.N1	15-APR-2003 01:00:05	Bright	53.000	3	16Alp Boo	-0.050000	4250.0	106	5868	No
22	GOM_NL__2PRFIN20030415_010338_000000392015_00303_05868_6842.N1	15-APR-2003 01:03:38	Bright	38.500	152	12Alp2CVn	2.8900	11000.	77	5868	No
23	GOM_NL__2PRFIN20030415_010725_000000372015_00303_05868_6843.N1	15-APR-2003 01:07:25	Bright	37.000	87	64Gam UMa	2.4330	11000.	74	5868	No
24	GOM_NL__2PRFIN20030415_010853_000000412015_00303_05868_6844.N1	15-APR-2003 01:08:53	Bright	40.500	55	79Zet UMa	2.0600	10200.	81	5868	No
25	GOM_NL__2PRFIN20030415_011502_000000392015_00303_05868_6845.N1	15-APR-2003 01:15:02	Bright	39.000	60	7Bet UMi	2.0810	3950.0	78	5868	No
26	GOM_NL__2PRFIN20030415_011634_000000442015_00303_05868_6846.N1	15-APR-2003 01:16:34	Bright	44.000	119	14Eta Dra	2.7270	4700.0	88	5868	No
27	GOM_NL__2PRFIN20030415_012101_000000622015_00303_05868_6847.N1	15-APR-2003 01:21:01	Bright	61.500	130	23Bet Dra	2.7990	5800.0	123	5868	No
28	GOM_NL__2PRFIN20030415_013104_000001172015_00303_05868_6848.N1	15-APR-2003 01:31:04	Bright	117.00	5	3Alp Lyr	0.033000	11000.	234	5868	No
29	GOM_NL__2PRFIN20030415_013438_000000562015_00303_05868_6849.N1	15-APR-2003 01:34:38	Bright	55.500	92	53Eps Cyg	2.5000	4500.0	111	5868	No
30	GOM_NL__2PRFIN20030415_014158_000000482015_00303_05868_6850.N1	15-APR-2003 01:41:58	Twilight	48.000	61	8Eps Peg	2.1000	3900.0	96	5868	No
31	GOM_NL__2PRFIN20030415_014426_000000482015_00303_05868_6851.N1	15-APR-2003 01:44:26	Dark	47.500	162	34Alp Aqr	2.9440	5350.0	95	5868	No
32	GOM_NL__2PRFIN20030415_014701_000000512015_00303_05868_6852.N1	15-APR-2003 01:47:01	Dark	51.000	154	22Bet Aqr	2.8990	5700.0	102	5868	No
33	GOM_NL__2PRFIN20030415_014925_000000472015_00303_05868_6853.N1	15-APR-2003 01:49:25	Dark	46.500	142	49Del Cap	2.8500	8900.0	93	5868	No
34	GOM_NL__2PRFIN20030415_015649_000000402015_00303_05868_6854.N1	15-APR-2003 01:56:49	Dark	40.000	31	Alp Gru	1.7340	15200.	80	5868	No
35	GOM_NL__2PRFIN20030415_020144_000000412015_00304_05869_6827.N1	15-APR-2003 02:01:44	Dark	40.500	45	Alp Pav	1.9400	26000.	81	5869	No
36	GOM_NL__2PRFIN20030415_020352_000000752015_00304_05869_6828.N1	15-APR-2003 02:03:52	Dark	74.500	57	34Sig Sgr	2.0660	26000.	149	5869	No
37	GOM_NL__2PRFIN20030415_020646_000000632015_00304_05869_6829.N1	15-APR-2003 02:06:46	Dark	62.500	38	20Eps Sgr	1.8360	11000.	125	5869	No
38	GOM_NL__2PRFIN20030415_020908_000000402015_00304_05869_6830.N1	15-APR-2003 02:09:08	Dark	39.500	43	Alp TrA	1.9100	4250.0	79	5869	No
39	GOM_NL__2PRFIN20030415_021045_000000682015_00304_05869_6831.N1	15-APR-2003 02:10:45	Dark	67.500	25	35Lam Sco	1.6200	28000.	135	5869	No
40	GOM_NL__2PRFIN20030415_021337_000000482015_00304_05869_6832.N1	15-APR-2003 02:13:37	Straylight	48.000	4	Alp1Cen	-0.010000	5800.0	96	5869	No
41	GOM_NL__2PRFIN20030415_021917_000001012015_00304_05869_6833.N1	15-APR-2003 02:19:17	Straylight	101.00	16	21Alp Sco	1.0200	3000.0	202	5869	No
42	GOM_NL__2PRFIN20030415_022241_000000902015_00304_05869_6834.N1	15-APR-2003 02:22:41	Twilight	89.500	80	7Del Sco	2.3160	30000.	179	5869	No

43	GOM_NL__2PRFIN20030415_022557_000000422015_00304_05869_6835.N1	15-APR-2003 02:25:57	Twilight	41.500	106	9Bet Crv	2.6480	5600.0	83	5869	No
44	GOM_NL__2PRFIN20030415_022747_000000442015_00304_05869_6836.N1	15-APR-2003 02:27:47	Bright	43.500	100	4Gam Crv	2.5800	13100.	87	5869	No
45	GOM_NL__2PRFIN20030415_022912_000000482015_00304_05869_6837.N1	15-APR-2003 02:29:12	Bright	48.000	15	67Alp Vir	0.97600	28000.	96	5869	No
46	GOM_NL__2PRFIN20030415_023215_000000382015_00304_05869_6838.N1	15-APR-2003 02:32:15	Bright	38.000	121	29Gam Vir	2.7400	7200.0	76	5869	No
47	GOM_NL__2PRFIN20030415_023605_000000402015_00304_05869_6839.N1	15-APR-2003 02:36:05	Bright	40.000	138	47Eps Vir	2.8280	4700.0	80	5869	No
48	GOM_NL__2PRFIN20030415_023855_000000362015_00304_05869_6840.N1	15-APR-2003 02:38:55	Bright	36.000	96	68Del Leo	2.5600	9300.0	72	5869	No
49	GOM_NL__2PRFIN20030415_024040_000000552015_00304_05869_6841.N1	15-APR-2003 02:40:40	Bright	55.000	3	16Alp Boo	-0.050000	4250.0	110	5869	No
50	GOM_NL__2PRFIN20030415_024414_000000392015_00304_05869_6842.N1	15-APR-2003 02:44:14	Bright	39.000	152	12Alp2CVn	2.8900	11000.	78	5869	No
51	GOM_NL__2PRFIN20030415_024801_000000372015_00304_05869_6843.N1	15-APR-2003 02:48:01	Bright	36.500	87	64Gam UMa	2.4330	11000.	73	5869	No
52	GOM_NL__2PRFIN20030415_024928_000000412015_00304_05869_6844.N1	15-APR-2003 02:49:28	Bright	40.500	55	79Zet UMa	2.0600	10200.	81	5869	No
53	GOM_NL__2PRFIN20030415_025537_000000402015_00304_05869_6845.N1	15-APR-2003 02:55:37	Bright	39.500	60	7Bet UMi	2.0810	3950.0	79	5869	No
54	GOM_NL__2PRFIN20030415_025709_000000442015_00304_05869_6846.N1	15-APR-2003 02:57:09	Bright	43.500	119	14Eta Dra	2.7270	4700.0	87	5869	No
55	GOM_NL__2PRFIN20030415_030136_000000622015_00304_05869_6847.N1	15-APR-2003 03:01:36	Bright	61.500	130	23Bet Dra	2.7990	5800.0	123	5869	No
56	GOM_NL__2PRFIN20030415_031141_000001142015_00304_05869_6848.N1	15-APR-2003 03:11:41	Bright	113.50	5	3Alp Lyr	0.033000	11000.	227	5869	No
57	GOM_NL__2PRFIN20030415_031514_000000552015_00304_05869_6849.N1	15-APR-2003 03:15:14	Bright	55.000	92	53Eps Cyg	2.5000	4500.0	110	5869	No
58	GOM_NL__2PRFIN20030415_032234_000000522015_00304_05869_6850.N1	15-APR-2003 03:22:34	Twilight	52.000	61	8Eps Peg	2.1000	3900.0	104	5869	No
59	GOM_NL__2PRFIN20030415_032502_000000472015_00304_05869_6851.N1	15-APR-2003 03:25:02	Dark	46.500	162	34Alp Aqr	2.9440	5350.0	93	5869	No
60	GOM_NL__2PRFIN20030415_032737_000000502015_00304_05869_6852.N1	15-APR-2003 03:27:37	Dark	50.000	154	22Bet Aqr	2.8990	5700.0	100	5869	No
61	GOM_NL__2PRFIN20030415_033001_000000442015_00304_05869_6853.N1	15-APR-2003 03:30:01	Dark	43.500	142	49Del Cap	2.8500	8900.0	87	5869	No
62	GOM_NL__2PRFIN20030415_033521_000000392015_00304_05869_6854.N1	15-APR-2003 03:35:21	Dark	39.000	172	Gam Gru	3.0030	13100.	78	5869	No
63	GOM_NL__2PRFIN20030415_033726_000000422015_00304_05869_6855.N1	15-APR-2003 03:37:26	Dark	42.000	31	Alp Gru	1.7340	15200.	84	5869	No
64	GOM_NL__2PRFIN20030415_034221_000000422015_00305_05870_6849.N1	15-APR-2003 03:42:21	Dark	42.000	45	Alp Pav	1.9400	26000.	84	5870	No
65	GOM_NL__2PRFIN20030415_034429_000000742015_00305_05870_6850.N1	15-APR-2003 03:44:29	Dark	74.000	57	34Sig Sgr	2.0660	26000.	148	5870	No
66	GOM_NL__2PRFIN20030415_034723_000000702015_00305_05870_6851.N1	15-APR-2003 03:47:23	Dark	69.500	38	20Eps Sgr	1.8360	11000.	139	5870	No
67	GOM_NL__2PRFIN20030415_034944_000000392015_00305_05870_6852.N1	15-APR-2003 03:49:44	Dark	38.500	43	Alp TrA	1.9100	4250.0	77	5870	No
68	GOM_NL__2PRFIN20030415_035122_000000632015_00305_05870_6853.N1	15-APR-2003 03:51:22	Dark	62.500	25	35Lam Sco	1.6200	28000.	125	5870	No
69	GOM_NL__2PRFIN20030415_035414_000000462015_00305_05870_6854.N1	15-APR-2003 03:54:14	Straylight	46.000	4	Alp1Cen	-0.010000	5800.0	92	5870	No
70	GOM_NL__2PRFIN20030415_035953_000001012015_00305_05870_6855.N1	15-APR-2003 03:59:53	Straylight	100.50	16	21Alp Sco	1.0200	3000.0	201	5870	No
71	GOM_NL__2PRFIN20030415_040318_000000902015_00305_05870_6856.N1	15-APR-2003 04:03:18	Twilight	90.000	80	7Del Sco	2.3160	30000.	180	5870	No
72	GOM_NL__2PRFIN20030415_040633_000000422015_00305_05870_6857.N1	15-APR-2003 04:06:33	Twilight	41.500	106	9Bet Crv	2.6480	5600.0	83	5870	No
73	GOM_NL__2PRFIN20030415_040823_000000442015_00305_05870_6858.N1	15-APR-2003 04:08:23	Bright	44.000	100	4Gam Crv	2.5800	13100.	88	5870	No
74	GOM_NL__2PRFIN20030415_040948_000000472015_00305_05870_6859.N1	15-APR-2003 04:09:48	Bright	46.500	15	67Alp Vir	0.97600	28000.	93	5870	No
75	GOM_NL__2PRFIN20030415_041251_000000402015_00305_05870_6860.N1	15-APR-2003 04:12:51	Bright	39.500	121	29Gam Vir	2.7400	7200.0	79	5870	No
76	GOM_NL__2PRFIN20030415_041641_000000402015_00305_05870_6861.N1	15-APR-2003 04:16:41	Bright	40.000	138	47Eps Vir	2.8280	4700.0	80	5870	No
77	GOM_NL__2PRFIN20030415_041931_000000362015_00305_05870_6862.N1	15-APR-2003 04:19:31	Bright	35.500	96	68Del Leo	2.5600	9300.0	71	5870	No
78	GOM_NL__2PRFIN20030415_042116_000000572015_00305_05870_6863.N1	15-APR-2003 04:21:16	Bright	56.500	3	16Alp Boo	-0.050000	4250.0	113	5870	No
79	GOM_NL__2PRFIN20030415_042449_000000392015_00305_05870_6864.N1	15-APR-2003 04:24:49	Bright	38.500	152	12Alp2CVn	2.8900	11000.	77	5870	No
80	GOM_NL__2PRFIN20030415_042837_000000362015_00305_05870_6865.N1	15-APR-2003 04:28:37	Bright	36.000	87	64Gam UMa	2.4330	11000.	72	5870	No
81	GOM_NL__2PRFIN20030415_043004_000000402015_00305_05870_6866.N1	15-APR-2003 04:30:04	Bright	39.500	55	79Zet UMa	2.0600	10200.	79	5870	No
82	GOM_NL__2PRFIN20030415_043613_000000382015_00305_05870_6867.N1	15-APR-2003 04:36:13	Bright	38.000	60	7Bet UMi	2.0810	3950.0	76	5870	No
83	GOM_NL__2PRFIN20030415_043744_000000482015_00305_05870_6868.N1	15-APR-2003 04:37:44	Bright	47.500	119	14Eta Dra	2.7270	4700.0	95	5870	No
84	GOM_NL__2PRFIN20030415_044211_000000622015_00305_05870_6869.N1	15-APR-2003 04:42:11	Bright	61.500	130	23Bet Dra	2.7990	5800.0	123	5870	No
85	GOM_NL__2PRFIN20030415_044358_000000662015_00305_05870_6870.N1	15-APR-2003 04:43:58	Bright	66.000	69	33Gam Dra	2.2310	3800.0	132	5870	No
86	GOM_NL__2PRFIN20030415_044617_000000372015_00305_05870_6871.N1	15-APR-2003 04:46:17	Bright	37.000	89	5Alp Cep	2.4510	8000.0	74	5870	No
87	GOM_NL__2PRFIN20030415_045217_000001372015_00305_05870_6872.N1	15-APR-2003 04:52:17	Bright	137.00	5	3Alp Lyr	0.033000	11000.	274	5870	No
88	GOM_NL__2PRFIN20030415_045550_000000552015_00305_05870_6873.N1	15-APR-2003 04:55:50	Bright	55.000	92	53Eps Cyg	2.5000	4500.0	110	5870	No
89	GOM_NL__2PRFIN20030415_050310_000000522015_00305_05870_6874.N1	15-APR-2003 05:03:10	Twilight	52.000	61	8Eps Peg	2.1000	3900.0	104	5870	No
90	GOM_NL__2PRFIN20030415_050539_000000472015_00305_05870_6875.N1	15-APR-2003 05:05:39	Dark	46.500	162	34Alp Aqr	2.9440	5350.0	93	5870	No
91	GOM_NL__2PRFIN20030415_050814_000000472015_00305_05870_6876.N1	15-APR-2003 05:08:14	Dark	46.500	154	22Bet Aqr	2.8990	5700.0	93	5870	No
92	GOM_NL__2PRFIN20030415_051038_000000432015_00305_05870_6877.N1	15-APR-2003 05:10:38	Dark	43.000	142	49Del Cap	2.8500	8900.0	86	5870	No
93	GOM_NL__2PRFIN20030415_051557_000000392015_00305_05870_6878.N1	15-APR-2003 05:15:57	Dark	39.000	172	Gam Gru	3.0030	13100.	78	5870	No
94	GOM_NL__2PRFIN20030415_051802_000000432015_00305_05870_6879.N1	15-APR-2003 05:18:02	Dark	42.500	31	Alp Gru	1.7340	15200.	85	5870	No
95	GOM_NL__2PRFIN20030415_052257_000000412015_00306_05871_6850.N1	15-APR-2003 05:22:57	Dark	40.500	45	Alp Pav	1.9400	26000.	81	5871	No
96	GOM_NL__2PRFIN20030415_052507_000000712015_00306_05871_6851.N1	15-APR-2003 05:25:07	Dark	71.000	57	34Sig Sgr	2.0660	26000.	142	5871	No
97	GOM_NL__2PRFIN20030415_052801_000000762015_00306_05871_6852.N1	15-APR-2003 05:28:01	Dark	75.500	38	20Eps Sgr	1.8360	11000.	151	5871	No
98	GOM_NL__2PRFIN20030415_053020_000000432015_00306_05871_6853.N1	15-APR-2003 05:30:20	Dark	42.500	43	Alp TrA	1.9100	4250.0	85	5871	No
99	GOM_NL__2PRFIN20030415_053200_000000622015_00306_05871_6854.N1	15-APR-2003 05:32:00	Dark	62.000	25	35Lam Sco	1.6200	28000.	124	5871	No
100	GOM_NL__2PRFIN20030415_053450_000000462015_00306_05871_6855.N1	15-APR-2003 05:34:50	Straylight	45.500	4	Alp1Cen	-0.010000	5800.0	91	5871	No
101	GOM_NL__2PRFIN20030415_054031_000001072015_00306_05871_6856.N1	15-APR-2003 05:40:31	Straylight	106.50	16	21Alp Sco	1.0200	3000.0	213	5871	No

102	GOM_NL__2PRFIN20030415_054354_000000902015_00306_05871_6857.N1	15-APR-2003 05:43:54	Twilight	89.500	80	7Del Sco	2.3160	30000.	179	5871	No
103	GOM_NL__2PRFIN20030415_054709_000000412015_00306_05871_6858.N1	15-APR-2003 05:47:09	Twilight	41.000	106	9Bet Crv	2.6480	5600.0	82	5871	No
104	GOM_NL__2PRFIN20030415_054859_000000522015_00306_05871_6859.N1	15-APR-2003 05:48:59	Bright	52.000	100	4Gam Crv	2.5800	13100.	104	5871	No
105	GOM_NL__2PRFIN20030415_055024_000000442015_00306_05871_6860.N1	15-APR-2003 05:50:24	Bright	43.500	15	67Alp Vir	0.97600	28000.	87	5871	No
106	GOM_NL__2PRFIN20030415_055327_000000382015_00306_05871_6861.N1	15-APR-2003 05:53:27	Bright	38.000	121	29Gam Vir	2.7400	7200.0	76	5871	No
107	GOM_NL__2PRFIN20030415_055717_000000402015_00306_05871_6862.N1	15-APR-2003 05:57:17	Bright	40.000	138	47Eps Vir	2.8280	4700.0	80	5871	No
108	GOM_NL__2PRFIN20030415_060007_000000352015_00306_05871_6863.N1	15-APR-2003 06:00:07	Bright	34.500	96	68Del Leo	2.5600	9300.0	69	5871	No
109	GOM_NL__2PRFIN20030415_060151_000000582015_00306_05871_6864.N1	15-APR-2003 06:01:51	Bright	58.000	3	16Alp Boo	-0.050000	4250.0	116	5871	No
110	GOM_NL__2PRFIN20030415_060525_000000402015_00306_05871_6865.N1	15-APR-2003 06:05:25	Bright	39.500	152	12Alp2CVn	2.8900	11000.	79	5871	No
111	GOM_NL__2PRFIN20030415_060913_000000362015_00306_05871_6866.N1	15-APR-2003 06:09:13	Bright	36.000	87	64Gam UMa	2.4330	11000.	72	5871	No
112	GOM_NL__2PRFIN20030415_061040_000000402015_00306_05871_6867.N1	15-APR-2003 06:10:40	Bright	40.000	55	79Zet UMa	2.0600	10200.	80	5871	No
113	GOM_NL__2PRFIN20030415_061649_000000402015_00306_05871_6868.N1	15-APR-2003 06:16:49	Bright	39.500	60	7Bet UMi	2.0810	3950.0	79	5871	No
114	GOM_NL__2PRFIN20030415_061820_000000472015_00306_05871_6869.N1	15-APR-2003 06:18:20	Bright	47.000	119	14Eta Dra	2.7270	4700.0	94	5871	No
115	GOM_NL__2PRFIN20030415_062246_000000612015_00306_05871_6870.N1	15-APR-2003 06:22:46	Bright	61.000	130	23Bet Dra	2.7990	5800.0	122	5871	No
116	GOM_NL__2PRFIN20030415_062433_000000632015_00306_05871_6871.N1	15-APR-2003 06:24:33	Bright	62.500	69	33Gam Dra	2.2310	3800.0	125	5871	No
117	GOM_NL__2PRFIN20030415_062653_000000392015_00306_05871_6872.N1	15-APR-2003 06:26:53	Bright	39.000	89	5Alp Cep	2.4510	8000.0	78	5871	No
118	GOM_NL__2PRFIN20030415_063253_000001272015_00306_05871_6873.N1	15-APR-2003 06:32:53	Bright	127.00	5	3Alp Lyr	0.033000	11000.	254	5871	No
119	GOM_NL__2PRFIN20030415_063626_000000572015_00306_05871_6874.N1	15-APR-2003 06:36:26	Bright	57.000	92	53Eps Cyg	2.5000	4500.0	114	5871	No
120	GOM_NL__2PRFIN20030415_064347_000000502015_00306_05871_6875.N1	15-APR-2003 06:43:47	Twilight	50.000	61	8Eps Peg	2.1000	3900.0	100	5871	No
121	GOM_NL__2PRFIN20030415_064615_000000462015_00306_05871_6876.N1	15-APR-2003 06:46:15	Dark	46.000	162	34Alp Aqr	2.9440	5350.0	92	5871	No
122	GOM_NL__2PRFIN20030415_064850_000000492015_00306_05871_6877.N1	15-APR-2003 06:48:50	Dark	48.500	154	22Bet Aqr	2.8990	5700.0	97	5871	No
123	GOM_NL__2PRFIN20030415_065114_000000432015_00306_05871_6878.N1	15-APR-2003 06:51:14	Dark	43.000	142	49Del Cap	2.8500	8900.0	86	5871	No
124	GOM_NL__2PRFIN20030415_065633_000000402015_00306_05871_6879.N1	15-APR-2003 06:56:33	Dark	40.000	172	Gam Gru	3.0030	13100.	80	5871	No
125	GOM_NL__2PRFIN20030415_065838_000000392015_00306_05871_6880.N1	15-APR-2003 06:58:38	Dark	39.000	31	Alp Gru	1.7340	15200.	78	5871	No
126	GOM_NL__2PRFIN20030415_070333_000000412015_00307_05872_6850.N1	15-APR-2003 07:03:33	Dark	40.500	45	Alp Pav	1.9400	26000.	81	5872	No
127	GOM_NL__2PRFIN20030415_070545_000000722015_00307_05872_6851.N1	15-APR-2003 07:05:45	Dark	72.000	57	34Sig Sgr	2.0660	26000.	144	5872	No
128	GOM_NL__2PRFIN20030415_070838_000000682015_00307_05872_6852.N1	15-APR-2003 07:08:38	Dark	68.000	38	20Eps Sgr	1.8360	11000.	136	5872	No
129	GOM_NL__2PRFIN20030415_071057_000000422015_00307_05872_6853.N1	15-APR-2003 07:10:57	Dark	42.000	43	Alp TrA	1.9100	4250.0	84	5872	No
130	GOM_NL__2PRFIN20030415_071237_000000632015_00307_05872_6854.N1	15-APR-2003 07:12:37	Dark	63.000	25	35Lam Sco	1.6200	28000.	126	5872	No
131	GOM_NL__2PRFIN20030415_071527_000000502015_00307_05872_6855.N1	15-APR-2003 07:15:27	Straylight	50.000	4	Alp1Cen	-0.010000	5800.0	100	5872	No
132	GOM_NL__2PRFIN20030415_072108_000000982015_00307_05872_6856.N1	15-APR-2003 07:21:08	Straylight	98.000	16	21Alp Sco	1.0200	3000.0	196	5872	No
133	GOM_NL__2PRFIN20030415_072431_000000842015_00307_05872_6857.N1	15-APR-2003 07:24:31	Twilight	84.000	80	7Del Sco	2.3160	30000.	168	5872	No
134	GOM_NL__2PRFIN20030415_072745_000000412015_00307_05872_6858.N1	15-APR-2003 07:27:45	Twilight	40.500	106	9Bet Crv	2.6480	5600.0	81	5872	No
135	GOM_NL__2PRFIN20030415_072935_000000442015_00307_05872_6859.N1	15-APR-2003 07:29:35	Bright	43.500	100	4Gam Crv	2.5800	13100.	87	5872	No
136	GOM_NL__2PRFIN20030415_073100_000000452015_00307_05872_6860.N1	15-APR-2003 07:31:00	Bright	45.000	15	67Alp Vir	0.97600	28000.	90	5872	No
137	GOM_NL__2PRFIN20030415_073403_000000392015_00307_05872_6861.N1	15-APR-2003 07:34:03	Bright	38.500	121	29Gam Vir	2.7400	7200.0	77	5872	No
138	GOM_NL__2PRFIN20030415_073752_000000402015_00307_05872_6862.N1	15-APR-2003 07:37:52	Bright	39.500	138	47Eps Vir	2.8280	4700.0	79	5872	No
139	GOM_NL__2PRFIN20030415_074043_000000362015_00307_05872_6863.N1	15-APR-2003 07:40:43	Bright	36.000	96	68Del Leo	2.5600	9300.0	72	5872	No
140	GOM_NL__2PRFIN20030415_074226_000000592015_00307_05872_6864.N1	15-APR-2003 07:42:26	Bright	59.000	3	16Alp Boo	-0.050000	4250.0	118	5872	No
141	GOM_NL__2PRFIN20030415_074601_000000392015_00307_05872_6865.N1	15-APR-2003 07:46:01	Bright	39.000	152	12Alp2CVn	2.8900	11000.	78	5872	No
142	GOM_NL__2PRFIN20030415_074949_000000372015_00307_05872_6866.N1	15-APR-2003 07:49:49	Bright	36.500	87	64Gam UMa	2.4330	11000.	73	5872	No
143	GOM_NL__2PRFIN20030415_075115_000000402015_00307_05872_6867.N1	15-APR-2003 07:51:15	Bright	39.500	55	79Zet UMa	2.0600	10200.	79	5872	No
144	GOM_NL__2PRFIN20030415_075724_000000372015_00307_05872_6868.N1	15-APR-2003 07:57:24	Bright	37.000	60	7Bet UMi	2.0810	3950.0	74	5872	No
145	GOM_NL__2PRFIN20030415_075855_000000482015_00307_05872_6869.N1	15-APR-2003 07:58:55	Bright	48.000	119	14Eta Dra	2.7270	4700.0	96	5872	No
146	GOM_NL__2PRFIN20030415_080320_000000632015_00307_05872_6870.N1	15-APR-2003 08:03:20	Bright	63.000	130	23Bet Dra	2.7990	5800.0	126	5872	No
147	GOM_NL__2PRFIN20030415_080508_000000662015_00307_05872_6871.N1	15-APR-2003 08:05:08	Bright	65.500	69	33Gam Dra	2.2310	3800.0	131	5872	No
148	GOM_NL__2PRFIN20030415_080729_000000402015_00307_05872_6872.N1	15-APR-2003 08:07:29	Bright	40.000	89	5Alp Cep	2.4510	8000.0	80	5872	No
149	GOM_NL__2PRFIN20030415_081328_000001192015_00307_05872_6873.N1	15-APR-2003 08:13:28	Bright	119.00	5	3Alp Lyr	0.033000	11000.	238	5872	No
150	GOM_NL__2PRFIN20030415_081702_000000582015_00307_05872_6874.N1	15-APR-2003 08:17:02	Bright	57.500	92	53Eps Cyg	2.5000	4500.0	115	5872	No
151	GOM_NL__2PRFIN20030415_082423_000000492015_00307_05872_6875.N1	15-APR-2003 08:24:23	Dark	49.000	61	8Eps Peg	2.1000	3900.0	98	5872	No
152	GOM_NL__2PRFIN20030415_082651_000000472015_00307_05872_6876.N1	15-APR-2003 08:26:51	Dark	46.500	162	34Alp Aqr	2.9440	5350.0	93	5872	No
153	GOM_NL__2PRFIN20030415_082927_000000492015_00307_05872_6877.N1	15-APR-2003 08:29:27	Dark	49.000	154	22Bet Aqr	2.8990	5700.0	98	5872	No
154	GOM_NL__2PRFIN20030415_083151_000000442015_00307_05872_6878.N1	15-APR-2003 08:31:51	Dark	44.000	142	49Del Cap	2.8500	8900.0	88	5872	No
155	GOM_NL__2PRFIN20030415_083710_000000402015_00307_05872_6879.N1	15-APR-2003 08:37:10	Dark	40.000	172	Gam Gru	3.0030	13100.	80	5872	No
156	GOM_NL__2PRFIN20030415_083915_000000422015_00307_05872_6880.N1	15-APR-2003 08:39:15	Dark	41.500	31	Alp Gru	1.7340	15200.	83	5872	No
157	GOM_NL__2PRFIN20030415_084410_000000402015_00308_05873_6852.N1	15-APR-2003 08:44:10	Dark	40.000	45	Alp Pav	1.9400	26000.	80	5873	No
158	GOM_NL__2PRFIN20030415_084623_000000712015_00308_05873_6853.N1	15-APR-2003 08:46:23	Dark	70.500	57	34Sig Sgr	2.0660	26000.	141	5873	No
159	GOM_NL__2PRFIN20030415_084916_000000732015_00308_05873_6854.N1	15-APR-2003 08:49:16	Dark	73.000	38	20Eps Sgr	1.8360	11000.	146	5873	No
160	GOM_NL__2PRFIN20030415_085133_000000392015_00308_05873_6855.N1	15-APR-2003 08:51:33	Dark	39.000	43	Alp TrA	1.9100	4250.0	78	5873	No



161	GOM_NL__2PRFIN20030415_085314_000000632015_00308_05873_6856.N1	15-APR-2003 08:53:14	Dark	63.000	25	35Lam Sco	1.6200	28000.	126	5873	No
162	GOM_NL__2PRFIN20030415_085603_000000432015_00308_05873_6857.N1	15-APR-2003 08:56:03	Straylight	42.500	4	Alp1Cen	-0.010000	5800.0	85	5873	No
163	GOM_NL__2PRFIN20030415_090145_000001062015_00308_05873_6858.N1	15-APR-2003 09:01:45	Straylight	106.00	16	21Alp Sco	1.0200	3000.0	212	5873	No
164	GOM_NL__2PRFIN20030415_090507_000000862015_00308_05873_6859.N1	15-APR-2003 09:05:07	Tw_i_and_stray	86.000	80	7Del Sco	2.3160	30000.	172	5873	No
165	GOM_NL__2PRFIN20030415_090821_000000432015_00308_05873_6860.N1	15-APR-2003 09:08:21	Tw_i_and_stray	43.000	106	9Bet Crv	2.6480	5600.0	86	5873	No
166	GOM_NL__2PRFIN20030415_091011_000000412015_00308_05873_6861.N1	15-APR-2003 09:10:11	Bright	40.500	100	4Gam Crv	2.5800	13100.	81	5873	No
167	GOM_NL__2PRFIN20030415_091136_000000462015_00308_05873_6862.N1	15-APR-2003 09:11:36	Bright	46.000	15	67Alp Vir	0.97600	28000.	92	5873	No
168	GOM_NL__2PRFIN20030415_091439_000000372015_00308_05873_6863.N1	15-APR-2003 09:14:39	Bright	37.000	121	29Gam Vir	2.7400	7200.0	74	5873	No
169	GOM_NL__2PRFIN20030415_091828_000000422015_00308_05873_6864.N1	15-APR-2003 09:18:28	Bright	41.500	138	47Eps Vir	2.8280	4700.0	83	5873	No
170	GOM_NL__2PRFIN20030415_092119_000000372015_00308_05873_6865.N1	15-APR-2003 09:21:19	Bright	36.500	96	68Del Leo	2.5600	9300.0	73	5873	No
171	GOM_NL__2PRFIN20030415_092301_000000532015_00308_05873_6866.N1	15-APR-2003 09:23:01	Bright	52.500	3	16Alp Boo	-0.050000	4250.0	105	5873	No
172	GOM_NL__2PRFIN20030415_092636_000000382015_00308_05873_6867.N1	15-APR-2003 09:26:36	Bright	37.500	152	12Alp2CVn	2.8900	11000.	75	5873	No
173	GOM_NL__2PRFIN20030415_093025_000000352015_00308_05873_6868.N1	15-APR-2003 09:30:25	Bright	35.000	87	64Gam UMa	2.4330	11000.	70	5873	No
174	GOM_NL__2PRFIN20030415_093151_000000402015_00308_05873_6869.N1	15-APR-2003 09:31:51	Bright	40.000	55	79Zet UMa	2.0600	10200.	80	5873	No
175	GOM_NL__2PRFIN20030415_093800_000000362015_00308_05873_6870.N1	15-APR-2003 09:38:00	Bright	36.000	60	7Bet UMi	2.0810	3950.0	72	5873	No
176	GOM_NL__2PRFIN20030415_093930_000000472015_00308_05873_6871.N1	15-APR-2003 09:39:30	Bright	46.500	119	14Eta Dra	2.7270	4700.0	93	5873	No
177	GOM_NL__2PRFIN20030415_094355_000000622015_00308_05873_6872.N1	15-APR-2003 09:43:55	Bright	62.000	130	23Bet Dra	2.7990	5800.0	124	5873	No
178	GOM_NL__2PRFIN20030415_094543_000000642015_00308_05873_6873.N1	15-APR-2003 09:45:43	Bright	63.500	69	33Gam Dra	2.2310	3800.0	127	5873	No
179	GOM_NL__2PRFIN20030415_094805_000000382015_00308_05873_6874.N1	15-APR-2003 09:48:05	Bright	38.000	89	5Alp Cep	2.4510	8000.0	76	5873	No
180	GOM_NL__2PRFIN20030415_095403_000001152015_00308_05873_6875.N1	15-APR-2003 09:54:03	Bright	115.00	5	3Alp Lyr	0.033000	11000.	230	5873	No
181	GOM_NL__2PRFIN20030415_095738_000000552015_00308_05873_6876.N1	15-APR-2003 09:57:38	Bright	55.000	92	53Eps Cyg	2.5000	4500.0	110	5873	No
182	GOM_NL__2PRFIN20030415_100500_000000512015_00308_05873_6877.N1	15-APR-2003 10:05:00	Dark	50.500	61	8Eps Peg	2.1000	3900.0	101	5873	No
183	GOM_NL__2PRFIN20030415_100728_000000442015_00308_05873_6878.N1	15-APR-2003 10:07:28	Dark	43.500	162	34Alp Aqr	2.9440	5350.0	87	5873	No
184	GOM_NL__2PRFIN20030415_101003_000000502015_00308_05873_6879.N1	15-APR-2003 10:10:03	Dark	50.000	154	22Bet Aqr	2.8990	5700.0	100	5873	No
185	GOM_NL__2PRFIN20030415_101227_000000432015_00308_05873_6880.N1	15-APR-2003 10:12:27	Dark	43.000	142	49Del Cap	2.8500	8900.0	86	5873	No
186	GOM_NL__2PRFIN20030415_101746_000000392015_00308_05873_6881.N1	15-APR-2003 10:17:46	Dark	39.000	172	Gam Gru	3.0030	13100.	78	5873	No
187	GOM_NL__2PRFIN20030415_101951_000000422015_00308_05873_6882.N1	15-APR-2003 10:19:51	Dark	41.500	31	Alp Gru	1.7340	15200.	83	5873	No
188	GOM_NL__2PRFIN20030415_102446_000000392015_00309_05874_6852.N1	15-APR-2003 10:24:46	Dark	39.000	45	Alp Pav	1.9400	26000.	78	5874	No
189	GOM_NL__2PRFIN20030415_102700_000000712015_00309_05874_6853.N1	15-APR-2003 10:27:00	Dark	71.000	57	34Sig Sgr	2.0660	26000.	142	5874	No
190	GOM_NL__2PRFIN20030415_102953_000000622015_00309_05874_6854.N1	15-APR-2003 10:29:53	Dark	62.000	38	20Eps Sgr	1.8360	11000.	124	5874	No
191	GOM_NL__2PRFIN20030415_103209_000000422015_00309_05874_6855.N1	15-APR-2003 10:32:09	Dark	41.500	43	Alp TrA	1.9100	4250.0	83	5874	No
192	GOM_NL__2PRFIN20030415_103351_000000702015_00309_05874_6856.N1	15-APR-2003 10:33:51	Dark	69.500	25	35Lam Sco	1.6200	28000.	139	5874	No
193	GOM_NL__2PRFIN20030415_103639_000000492015_00309_05874_6857.N1	15-APR-2003 10:36:39	Straylight	48.500	4	Alp1Cen	-0.010000	5800.0	97	5874	No
194	GOM_NL__2PRFIN20030415_104222_000001032015_00309_05874_6858.N1	15-APR-2003 10:42:22	Straylight	102.50	16	21Alp Sco	1.0200	3000.0	205	5874	No
195	GOM_NL__2PRFIN20030415_104543_000000872015_00309_05874_6859.N1	15-APR-2003 10:45:43	Tw_i_and_stray	87.000	80	7Del Sco	2.3160	30000.	174	5874	No
196	GOM_NL__2PRFIN20030415_104857_000000442015_00309_05874_6860.N1	15-APR-2003 10:48:57	Tw_i_and_stray	44.000	106	9Bet Crv	2.6480	5600.0	88	5874	No
197	GOM_NL__2PRFIN20030415_105047_000000442015_00309_05874_6861.N1	15-APR-2003 10:50:47	Bright	43.500	100	4Gam Crv	2.5800	13100.	87	5874	No
198	GOM_NL__2PRFIN20030415_105212_000000432015_00309_05874_6862.N1	15-APR-2003 10:52:12	Bright	42.500	15	67Alp Vir	0.97600	28000.	85	5874	No
199	GOM_NL__2PRFIN20030415_105515_000000382015_00309_05874_6863.N1	15-APR-2003 10:55:15	Bright	37.500	121	29Gam Vir	2.7400	7200.0	75	5874	No
200	GOM_NL__2PRFIN20030415_105904_000000402015_00309_05874_6864.N1	15-APR-2003 10:59:04	Bright	40.000	138	47Eps Vir	2.8280	4700.0	80	5874	No
201	GOM_NL__2PRFIN20030415_110155_000000362015_00309_05874_6865.N1	15-APR-2003 11:01:55	Bright	35.500	96	68Del Leo	2.5600	9300.0	71	5874	No
202	GOM_NL__2PRFIN20030415_110336_000000552015_00309_05874_6866.N1	15-APR-2003 11:03:36	Bright	54.500	3	16Alp Boo	-0.050000	4250.0	109	5874	No
203	GOM_NL__2PRFIN20030415_110712_000000382015_00309_05874_6867.N1	15-APR-2003 11:07:12	Bright	38.000	152	12Alp2CVn	2.8900	11000.	76	5874	No
204	GOM_NL__2PRFIN20030415_111100_000000352015_00309_05874_6868.N1	15-APR-2003 11:11:00	Bright	35.000	87	64Gam UMa	2.4330	11000.	70	5874	No
205	GOM_NL__2PRFIN20030415_111226_000000402015_00309_05874_6869.N1	15-APR-2003 11:12:26	Bright	40.000	55	79Zet UMa	2.0600	10200.	80	5874	No
206	GOM_NL__2PRFIN20030415_111835_000000422015_00309_05874_6870.N1	15-APR-2003 11:18:35	Bright	41.500	60	7Bet UMi	2.0810	3950.0	83	5874	No
207	GOM_NL__2PRFIN20030415_112005_000000472015_00309_05874_6871.N1	15-APR-2003 11:20:05	Bright	47.000	119	14Eta Dra	2.7270	4700.0	94	5874	No
208	GOM_NL__2PRFIN20030415_112430_000000622015_00309_05874_6872.N1	15-APR-2003 11:24:30	Bright	62.000	130	23Bet Dra	2.7990	5800.0	124	5874	No
209	GOM_NL__2PRFIN20030415_112617_000000652015_00309_05874_6873.N1	15-APR-2003 11:26:17	Bright	64.500	69	33Gam Dra	2.2310	3800.0	129	5874	No
210	GOM_NL__2PRFIN20030415_112840_000000392015_00309_05874_6874.N1	15-APR-2003 11:28:40	Bright	39.000	89	5Alp Cep	2.4510	8000.0	78	5874	No
211	GOM_NL__2PRFIN20030415_113438_000001202015_00309_05874_6875.N1	15-APR-2003 11:34:38	Bright	119.50	5	3Alp Lyr	0.033000	11000.	239	5874	No
212	GOM_NL__2PRFIN20030415_113814_000000582015_00309_05874_6876.N1	15-APR-2003 11:38:14	Bright	57.500	92	53Eps Cyg	2.5000	4500.0	115	5874	No
213	GOM_NL__2PRFIN20030415_114536_000000522015_00309_05874_6877.N1	15-APR-2003 11:45:36	Dark	51.500	61	8Eps Peg	2.1000	3900.0	103	5874	No
214	GOM_NL__2PRFIN20030415_114804_000000472015_00309_05874_6878.N1	15-APR-2003 11:48:04	Dark	47.000	162	34Alp Aqr	2.9440	5350.0	94	5874	No
215	GOM_NL__2PRFIN20030415_115040_000000502015_00309_05874_6879.N1	15-APR-2003 11:50:40	Dark	49.500	154	22Bet Aqr	2.8990	5700.0	99	5874	No
216	GOM_NL__2PRFIN20030415_115304_000000432015_00309_05874_6880.N1	15-APR-2003 11:53:04	Dark	42.500	142	49Del Cap	2.8500	8900.0	85	5874	No
217	GOM_NL__2PRFIN20030415_115822_000000412015_00309_05874_6881.N1	15-APR-2003 11:58:22	Dark	41.000	172	Gam Gru	3.0030	13100.	82	5874	No
218	GOM_NL__2PRFIN20030415_120027_000000402015_00309_05874_6882.N1	15-APR-2003 12:00:27	Dark	39.500	31	Alp Gru	1.7340	15200.	79	5874	No
219	GOM_NL__2PRFIN20030415_120523_000000412015_00310_05875_6853.N1	15-APR-2003 12:05:23	Dark	40.500	45	Alp Pav	1.9400	26000.	81	5875	No

220	GOM_NL__2PRFIN20030415_120738_000000752015_00310_05875_6854.N1	15-APR-2003 12:07:38	Dark	75.000	57	34Sig Sgr	2.0660	26000.	150	5875	No
221	GOM_NL__2PRFIN20030415_121031_000000752015_00310_05875_6855.N1	15-APR-2003 12:10:31	Dark	75.000	38	20Eps Sgr	1.8360	11000.	150	5875	No
222	GOM_NL__2PRFIN20030415_121246_000000512015_00310_05875_6856.N1	15-APR-2003 12:12:46	Dark	51.000	43	Alp TrA	1.9100	4250.0	102	5875	No
223	GOM_NL__2PRFIN20030415_121428_000000732015_00310_05875_6857.N1	15-APR-2003 12:14:28	Dark	72.500	25	35Lam Sco	1.6200	28000.	145	5875	No
224	GOM_NL__2PRFIN20030415_121715_000000422015_00310_05875_6858.N1	15-APR-2003 12:17:15	Straylight	42.000	4	Alp1Cen	-0.010000	5800.0	84	5875	No
225	GOM_NL__2PRFIN20030415_122258_000001092015_00310_05875_6859.N1	15-APR-2003 12:22:58	Straylight	109.00	16	21Alp Sco	1.0200	3000.0	218	5875	No
226	GOM_NL__2PRFIN20030415_122619_000000902015_00310_05875_6860.N1	15-APR-2003 12:26:19	Twi_and_stray	90.000	80	7Del Sco	2.3160	30000.	180	5875	No
227	GOM_NL__2PRFIN20030415_122933_000000392015_00310_05875_6861.N1	15-APR-2003 12:29:33	Twi_and_stray	39.000	106	9Bet Crv	2.6480	5600.0	78	5875	No
228	GOM_NL__2PRFIN20030415_123123_000000482015_00310_05875_6862.N1	15-APR-2003 12:31:23	Bright	47.500	100	4Gam Crv	2.5800	13100.	95	5875	No
229	GOM_NL__2PRFIN20030415_123248_000000452015_00310_05875_6863.N1	15-APR-2003 12:32:48	Bright	44.500	15	67Alp Vir	0.97600	28000.	89	5875	No
230	GOM_NL__2PRFIN20030415_123939_000000402015_00310_05875_6864.N1	15-APR-2003 12:39:39	Bright	40.000	138	47Eps Vir	2.8280	4700.0	80	5875	No
231	GOM_NL__2PRFIN20030415_124231_000000372015_00310_05875_6865.N1	15-APR-2003 12:42:31	Bright	36.500	96	68Del Leo	2.5600	9300.0	73	5875	No
232	GOM_NL__2PRFIN20030415_124411_000000552015_00310_05875_6866.N1	15-APR-2003 12:44:11	Bright	54.500	3	16Alp Boo	-0.050000	4250.0	109	5875	No
233	GOM_NL__2PRFIN20030415_124747_000000402015_00310_05875_6867.N1	15-APR-2003 12:47:47	Bright	39.500	152	12Alp2CVn	2.8900	11000.	79	5875	No
234	GOM_NL__2PRFIN20030415_125136_000000362015_00310_05875_6868.N1	15-APR-2003 12:51:36	Bright	36.000	87	64Gam UMa	2.4330	11000.	72	5875	No
235	GOM_NL__2PRFIN20030415_125302_000000402015_00310_05875_6869.N1	15-APR-2003 12:53:02	Bright	39.500	55	79Zet UMa	2.0600	10200.	79	5875	No
236	GOM_NL__2PRFIN20030415_125911_000000382015_00310_05875_6870.N1	15-APR-2003 12:59:11	Bright	37.500	60	7Bet UMi	2.0810	3950.0	75	5875	No
237	GOM_NL__2PRFIN20030415_130040_000000472015_00310_05875_6871.N1	15-APR-2003 13:00:40	Bright	47.000	119	14Eta Dra	2.7270	4700.0	94	5875	No
238	GOM_NL__2PRFIN20030415_130505_000000622015_00310_05875_6872.N1	15-APR-2003 13:05:05	Bright	61.500	130	23Bet Dra	2.7990	5800.0	123	5875	No
239	GOM_NL__2PRFIN20030415_130653_000000662015_00310_05875_6873.N1	15-APR-2003 13:06:53	Bright	66.000	69	33Gam Dra	2.2310	3800.0	132	5875	No
240	GOM_NL__2PRFIN20030415_130916_000000392015_00310_05875_6874.N1	15-APR-2003 13:09:16	Bright	39.000	89	5Alp Cep	2.4510	8000.0	78	5875	No
241	GOM_NL__2PRFIN20030415_131511_000001192015_00310_05875_6875.N1	15-APR-2003 13:15:11	Bright	118.50	5	3Alp Lyr	0.033000	11000.	237	5875	No
242	GOM_NL__2PRFIN20030415_131850_000000532015_00310_05875_6876.N1	15-APR-2003 13:18:50	Bright	52.500	92	53Eps Cyg	2.5000	4500.0	105	5875	No
243	GOM_NL__2PRFIN20030415_132612_000000532015_00310_05875_6877.N1	15-APR-2003 13:26:12	Dark	52.500	61	8Eps Peg	2.1000	3900.0	105	5875	No
244	GOM_NL__2PRFIN20030415_132840_000000432015_00310_05875_6878.N1	15-APR-2003 13:28:40	Dark	43.000	162	34Alp Aqr	2.9440	5350.0	86	5875	No
245	GOM_NL__2PRFIN20030415_133116_000000452015_00310_05875_6879.N1	15-APR-2003 13:31:16	Dark	44.500	154	22Bet Aqr	2.8990	5700.0	89	5875	No
246	GOM_NL__2PRFIN20030415_133340_000000442015_00310_05875_6880.N1	15-APR-2003 13:33:40	Dark	43.500	142	49Del Cap	2.8500	8900.0	87	5875	No
247	GOM_NL__2PRFIN20030415_133537_000000442015_00310_05875_6881.N1	15-APR-2003 13:35:37	Dark	43.500	18	24Alp PsA	1.1660	9700.0	87	5875	No
248	GOM_NL__2PRFIN20030415_133858_000000402015_00310_05875_6882.N1	15-APR-2003 13:38:58	Dark	39.500	172	Gam Gru	3.0030	13100.	79	5875	No
249	GOM_NL__2PRFIN20030415_134103_000000402015_00310_05875_6883.N1	15-APR-2003 13:41:03	Dark	40.000	31	Alp Gru	1.7340	15200.	80	5875	No
250	GOM_NL__2PRFIN20030415_134559_000000412015_00311_05876_6853.N1	15-APR-2003 13:45:59	Dark	40.500	45	Alp Pav	1.9400	26000.	81	5876	No
251	GOM_NL__2PRFIN20030415_134815_000000732015_00311_05876_6854.N1	15-APR-2003 13:48:15	Dark	72.500	57	34Sig Sgr	2.0660	26000.	145	5876	No
252	GOM_NL__2PRFIN20030415_135107_000000642015_00311_05876_6855.N1	15-APR-2003 13:51:07	Dark	63.500	38	20Eps Sgr	1.8360	11000.	127	5876	No
253	GOM_NL__2PRFIN20030415_135322_000000502015_00311_05876_6856.N1	15-APR-2003 13:53:22	Dark	49.500	43	Alp TrA	1.9100	4250.0	99	5876	No
254	GOM_NL__2PRFIN20030415_135504_000000672015_00311_05876_6857.N1	15-APR-2003 13:55:04	Dark	67.000	25	35Lam Sco	1.6200	28000.	134	5876	No
255	GOM_NL__2PRFIN20030415_135751_000000442015_00311_05876_6858.N1	15-APR-2003 13:57:51	Straylight	44.000	4	Alp1Cen	-0.010000	5800.0	88	5876	No
256	GOM_NL__2PRFIN20030415_140334_000001082015_00311_05876_6859.N1	15-APR-2003 14:03:34	Straylight	107.50	16	21Alp Sco	1.0200	3000.0	215	5876	No
257	GOM_NL__2PRFIN20030415_140654_000000932015_00311_05876_6860.N1	15-APR-2003 14:06:54	Twi_and_stray	92.500	80	7Del Sco	2.3160	30000.	185	5876	No
258	GOM_NL__2PRFIN20030415_141009_000000442015_00311_05876_6861.N1	15-APR-2003 14:10:09	Twi_and_stray	43.500	106	9Bet Crv	2.6480	5600.0	87	5876	No
259	GOM_NL__2PRFIN20030415_141159_000000522015_00311_05876_6862.N1	15-APR-2003 14:11:59	Bright	52.000	100	4Gam Crv	2.5800	13100.	104	5876	No
260	GOM_NL__2PRFIN20030415_141323_000000472015_00311_05876_6863.N1	15-APR-2003 14:13:23	Bright	46.500	15	67Alp Vir	0.97600	28000.	93	5876	No
261	GOM_NL__2PRFIN20030415_142015_000000412015_00311_05876_6864.N1	15-APR-2003 14:20:15	Bright	41.000	138	47Eps Vir	2.8280	4700.0	82	5876	No
262	GOM_NL__2PRFIN20030415_142307_000000362015_00311_05876_6865.N1	15-APR-2003 14:23:07	Bright	35.500	96	68Del Leo	2.5600	9300.0	71	5876	No
263	GOM_NL__2PRFIN20030415_142446_000000552015_00311_05876_6866.N1	15-APR-2003 14:24:46	Bright	54.500	3	16Alp Boo	-0.050000	4250.0	109	5876	No
264	GOM_NL__2PRFIN20030415_142824_000000372015_00311_05876_6867.N1	15-APR-2003 14:28:24	Bright	36.500	152	12Alp2CVn	2.8900	11000.	73	5876	No
265	GOM_NL__2PRFIN20030415_143213_000000372015_00311_05876_6868.N1	15-APR-2003 14:32:13	Bright	36.500	87	64Gam UMa	2.4330	11000.	73	5876	No
266	GOM_NL__2PRFIN20030415_143338_000000402015_00311_05876_6869.N1	15-APR-2003 14:33:38	Bright	40.000	55	79Zet UMa	2.0600	10200.	80	5876	No
267	GOM_NL__2PRFIN20030415_143947_000000372015_00311_05876_6870.N1	15-APR-2003 14:39:47	Bright	36.500	60	7Bet UMi	2.0810	3950.0	73	5876	No
268	GOM_NL__2PRFIN20030415_144116_000000462015_00311_05876_6871.N1	15-APR-2003 14:41:16	Bright	46.000	119	14Eta Dra	2.7270	4700.0	92	5876	No
269	GOM_NL__2PRFIN20030415_144541_000000622015_00311_05876_6872.N1	15-APR-2003 14:45:41	Bright	61.500	130	23Bet Dra	2.7990	5800.0	123	5876	No
270	GOM_NL__2PRFIN20030415_144729_000000652015_00311_05876_6873.N1	15-APR-2003 14:47:29	Bright	64.500	69	33Gam Dra	2.2310	3800.0	129	5876	No
271	GOM_NL__2PRFIN20030415_144952_000000402015_00311_05876_6874.N1	15-APR-2003 14:49:52	Bright	39.500	89	5Alp Cep	2.4510	8000.0	79	5876	No
272	GOM_NL__2PRFIN20030415_145549_000001352015_00311_05876_6875.N1	15-APR-2003 14:55:49	Bright	134.50	5	3Alp Lyr	0.033000	11000.	269	5876	No
273	GOM_NL__2PRFIN20030415_145926_000000572015_00311_05876_6876.N1	15-APR-2003 14:59:26	Bright	56.500	92	53Eps Cyg	2.5000	4500.0	113	5876	No
274	GOM_NL__2PRFIN20030415_150649_000000472015_00311_05876_6877.N1	15-APR-2003 15:06:49	Dark	47.000	61	8Eps Peg	2.1000	3900.0	94	5876	No
275	GOM_NL__2PRFIN20030415_150917_000000452015_00311_05876_6878.N1	15-APR-2003 15:09:17	Dark	44.500	162	34Alp Aqr	2.9440	5350.0	89	5876	No
276	GOM_NL__2PRFIN20030415_151153_000000482015_00311_05876_6879.N1	15-APR-2003 15:11:53	Dark	47.500	154	22Bet Aqr	2.8990	5700.0	95	5876	No
277	GOM_NL__2PRFIN20030415_151417_000000432015_00311_05876_6880.N1	15-APR-2003 15:14:17	Dark	43.000	142	49Del Cap	2.8500	8900.0	86	5876	No
278	GOM_NL__2PRFIN20030415_151614_000000402015_00311_05876_6881.N1	15-APR-2003 15:16:14	Dark	40.000	18	24Alp PsA	1.1660	9700.0	80	5876	No

279	GOM_NL__2PRFIN20030415_151935_000000392015_00311_05876_6882.N1	15-APR-2003 15:19:35	Dark	38.500	172	Gam Gru	3.0030	13100.	77	5876	No
280	GOM_NL__2PRFIN20030415_152140_000000392015_00311_05876_6883.N1	15-APR-2003 15:21:40	Dark	38.500	31	Alp Gru	1.7340	15200.	77	5876	No
281	GOM_NL__2PRFIN20030415_152636_000000412015_00312_05877_6853.N1	15-APR-2003 15:26:36	Dark	41.000	45	Alp Pav	1.9400	26000.	82	5877	No
282	GOM_NL__2PRFIN20030415_152854_000000732015_00312_05877_6854.N1	15-APR-2003 15:28:54	Dark	73.000	57	34Sig Sgr	2.0660	26000.	146	5877	No
283	GOM_NL__2PRFIN20030415_153146_000000632015_00312_05877_6855.N1	15-APR-2003 15:31:46	Dark	63.000	38	20Eps Sgr	1.8360	11000.	126	5877	No
284	GOM_NL__2PRFIN20030415_153359_000000382015_00312_05877_6856.N1	15-APR-2003 15:33:59	Dark	38.000	43	Alp TrA	1.9100	4250.0	76	5877	No
285	GOM_NL__2PRFIN20030415_153543_000000622015_00312_05877_6857.N1	15-APR-2003 15:35:43	Dark	61.500	25	35Lam Sco	1.6200	28000.	123	5877	No
286	GOM_NL__2PRFIN20030415_153828_000000442015_00312_05877_6858.N1	15-APR-2003 15:38:28	Straylight	44.000	4	Alp1Cen	-0.010000	5800.0	88	5877	No
287	GOM_NL__2PRFIN20030415_154413_000000952015_00312_05877_6859.N1	15-APR-2003 15:44:13	Straylight	94.500	16	21Alp Sco	1.0200	3000.0	189	5877	No
288	GOM_NL__2PRFIN20030415_154734_000000902015_00312_05877_6860.N1	15-APR-2003 15:47:34	Tw_i_and_stray	90.000	80	7Del Sco	2.3160	30000.	180	5877	No
289	GOM_NL__2PRFIN20030415_155046_000000432015_00312_05877_6861.N1	15-APR-2003 15:50:46	Tw_i_and_stray	42.500	106	9Bet Crv	2.6480	5600.0	85	5877	No
290	GOM_NL__2PRFIN20030415_155236_000000412015_00312_05877_6862.N1	15-APR-2003 15:52:36	Bright	40.500	100	4Gam Crv	2.5800	13100.	81	5877	No
291	GOM_NL__2PRFIN20030415_155400_000000432015_00312_05877_6863.N1	15-APR-2003 15:54:00	Bright	42.500	15	67Alp Vir	0.97600	28000.	85	5877	No
292	GOM_NL__2PRFIN20030415_160051_000000402015_00312_05877_6864.N1	15-APR-2003 16:00:51	Bright	39.500	138	47Eps Vir	2.8280	4700.0	79	5877	No
293	GOM_NL__2PRFIN20030415_160344_000000342015_00312_05877_6865.N1	15-APR-2003 16:03:44	Bright	34.000	96	68Del Leo	2.5600	9300.0	68	5877	No
294	GOM_NL__2PRFIN20030415_160522_000000522015_00312_05877_6866.N1	15-APR-2003 16:05:22	Bright	52.000	3	16Alp Boo	-0.050000	4250.0	104	5877	No
295	GOM_NL__2PRFIN20030415_160859_000000392015_00312_05877_6867.N1	15-APR-2003 16:08:59	Bright	39.000	152	12Alp2CVn	2.8900	11000.	78	5877	No
296	GOM_NL__2PRFIN20030415_161248_000000372015_00312_05877_6868.N1	15-APR-2003 16:12:48	Bright	37.000	87	64Gam UMa	2.4330	11000.	74	5877	No
297	GOM_NL__2PRFIN20030415_161413_000000392015_00312_05877_6869.N1	15-APR-2003 16:14:13	Bright	38.500	55	79Zet UMa	2.0600	10200.	77	5877	No
298	GOM_NL__2PRFIN20030415_162023_000000412015_00312_05877_6870.N1	15-APR-2003 16:20:23	Bright	40.500	60	7Bet UMi	2.0810	3950.0	81	5877	No
299	GOM_NL__2PRFIN20030415_162151_000000472015_00312_05877_6871.N1	15-APR-2003 16:21:51	Bright	47.000	119	14Eta Dra	2.7270	4700.0	94	5877	No
300	GOM_NL__2PRFIN20030415_162615_000000622015_00312_05877_6872.N1	15-APR-2003 16:26:15	Bright	61.500	130	23Bet Dra	2.7990	5800.0	123	5877	No
301	GOM_NL__2PRFIN20030415_162803_000000612015_00312_05877_6873.N1	15-APR-2003 16:28:03	Bright	61.000	69	33Gam Dra	2.2310	3800.0	122	5877	No
302	GOM_NL__2PRFIN20030415_163028_000000392015_00312_05877_6874.N1	15-APR-2003 16:30:28	Bright	39.000	89	5Alp Cep	2.4510	8000.0	78	5877	No
303	GOM_NL__2PRFIN20030415_163625_000001112015_00312_05877_6875.N1	15-APR-2003 16:36:25	Bright	110.50	5	3Alp Lyr	0.033000	11000.	221	5877	No
304	GOM_NL__2PRFIN20030415_164003_000000532015_00312_05877_6876.N1	15-APR-2003 16:40:03	Bright	53.000	92	53Eps Cyg	2.5000	4500.0	106	5877	No
305	GOM_NL__2PRFIN20030415_164726_000000502015_00312_05877_6877.N1	15-APR-2003 16:47:26	Dark	49.500	61	8Eps Peg	2.1000	3900.0	99	5877	No
306	GOM_NL__2PRFIN20030415_164954_000000472015_00312_05877_6878.N1	15-APR-2003 16:49:54	Dark	47.000	162	34Alp Aqr	2.9440	5350.0	94	5877	No
307	GOM_NL__2PRFIN20030415_165230_000000502015_00312_05877_6879.N1	15-APR-2003 16:52:30	Dark	49.500	154	22Bet Aqr	2.8990	5700.0	99	5877	No
308	GOM_NL__2PRFIN20030415_165454_000000452015_00312_05877_6880.N1	15-APR-2003 16:54:54	Dark	44.500	142	49Del Cap	2.8500	8900.0	89	5877	No
309	GOM_NL__2PRFIN20030415_165650_000000432015_00312_05877_6881.N1	15-APR-2003 16:56:50	Dark	42.500	18	24Alp PsA	1.1660	9700.0	85	5877	No
310	GOM_NL__2PRFIN20030415_170012_000000392015_00312_05877_6882.N1	15-APR-2003 17:00:12	Dark	38.500	172	Gam Gru	3.0030	13100.	77	5877	No
311	GOM_NL__2PRFIN20030415_170216_000000422015_00312_05877_6883.N1	15-APR-2003 17:02:16	Dark	41.500	31	Alp Gru	1.7340	15200.	83	5877	No
312	GOM_NL__2PRFIN20030415_170712_000000412015_00313_05878_6854.N1	15-APR-2003 17:07:12	Dark	40.500	45	Alp Pav	1.9400	26000.	81	5878	No
313	GOM_NL__2PRFIN20030415_170932_000000762015_00313_05878_6855.N1	15-APR-2003 17:09:32	Dark	76.000	57	34Sig Sgr	2.0660	26000.	152	5878	No
314	GOM_NL__2PRFIN20030415_171224_000000652015_00313_05878_6856.N1	15-APR-2003 17:12:24	Dark	65.000	38	20Eps Sgr	1.8360	11000.	130	5878	No
315	GOM_NL__2PRFIN20030415_171435_000000412015_00313_05878_6857.N1	15-APR-2003 17:14:35	Dark	40.500	43	Alp TrA	1.9100	4250.0	81	5878	No
316	GOM_NL__2PRFIN20030415_171620_000000692015_00313_05878_6858.N1	15-APR-2003 17:16:20	Dark	68.500	25	35Lam Sco	1.6200	28000.	137	5878	No
317	GOM_NL__2PRFIN20030415_171905_000000452015_00313_05878_6859.N1	15-APR-2003 17:19:05	Straylight	45.000	4	Alp1Cen	-0.010000	5800.0	90	5878	No
318	GOM_NL__2PRFIN20030415_172449_000001062015_00313_05878_6860.N1	15-APR-2003 17:24:49	Straylight	106.00	16	21Alp Sco	1.0200	3000.0	212	5878	No
319	GOM_NL__2PRFIN20030415_172810_000000852015_00313_05878_6861.N1	15-APR-2003 17:28:10	Tw_i_and_stray	84.500	80	7Del Sco	2.3160	30000.	169	5878	No
320	GOM_NL__2PRFIN20030415_173122_000000412015_00313_05878_6862.N1	15-APR-2003 17:31:22	Tw_i_and_stray	41.000	106	9Bet Crv	2.6480	5600.0	82	5878	No
321	GOM_NL__2PRFIN20030415_173312_000000422015_00313_05878_6863.N1	15-APR-2003 17:33:12	Bright	42.000	100	4Gam Crv	2.5800	13100.	84	5878	No
322	GOM_NL__2PRFIN20030415_173436_000000452015_00313_05878_6864.N1	15-APR-2003 17:34:36	Bright	44.500	15	67Alp Vir	0.97600	28000.	89	5878	No
323	GOM_NL__2PRFIN20030415_174127_000000402015_00313_05878_6865.N1	15-APR-2003 17:41:27	Bright	40.000	138	47Eps Vir	2.8280	4700.0	80	5878	No
324	GOM_NL__2PRFIN20030415_174420_000000362015_00313_05878_6866.N1	15-APR-2003 17:44:20	Bright	35.500	96	68Del Leo	2.5600	9300.0	71	5878	No
325	GOM_NL__2PRFIN20030415_174558_000000572015_00313_05878_6867.N1	15-APR-2003 17:45:58	Bright	57.000	3	16Alp Boo	-0.050000	4250.0	114	5878	No
326	GOM_NL__2PRFIN20030415_174935_000000392015_00313_05878_6868.N1	15-APR-2003 17:49:35	Bright	38.500	152	12Alp2CVn	2.8900	11000.	77	5878	No
327	GOM_NL__2PRFIN20030415_175324_000000372015_00313_05878_6869.N1	15-APR-2003 17:53:24	Bright	36.500	87	64Gam UMa	2.4330	11000.	73	5878	No
328	GOM_NL__2PRFIN20030415_175449_000000412015_00313_05878_6870.N1	15-APR-2003 17:54:49	Bright	41.000	55	79Zet UMa	2.0600	10200.	82	5878	No
329	GOM_NL__2PRFIN20030415_180058_000000402015_00313_05878_6871.N1	15-APR-2003 18:00:58	Bright	39.500	60	7Bet UMi	2.0810	3950.0	79	5878	No
330	GOM_NL__2PRFIN20030415_180226_000000472015_00313_05878_6872.N1	15-APR-2003 18:02:26	Bright	46.500	119	14Eta Dra	2.7270	4700.0	93	5878	No
331	GOM_NL__2PRFIN20030415_180650_000000622015_00313_05878_6873.N1	15-APR-2003 18:06:50	Bright	61.500	130	23Bet Dra	2.7990	5800.0	123	5878	No
332	GOM_NL__2PRFIN20030415_180838_000000662015_00313_05878_6874.N1	15-APR-2003 18:08:38	Bright	65.500	69	33Gam Dra	2.2310	3800.0	131	5878	No
333	GOM_NL__2PRFIN20030415_181104_000000372015_00313_05878_6875.N1	15-APR-2003 18:11:04	Bright	36.500	89	5Alp Cep	2.4510	8000.0	73	5878	No
334	GOM_NL__2PRFIN20030415_181658_000001202015_00313_05878_6876.N1	15-APR-2003 18:16:58	Bright	119.50	5	3Alp Lyr	0.033000	11000.	239	5878	No
335	GOM_NL__2PRFIN20030415_182038_000000562015_00313_05878_6877.N1	15-APR-2003 18:20:38	Bright	55.500	92	53Eps Cyg	2.5000	4500.0	111	5878	No
336	GOM_NL__2PRFIN20030415_182802_000000542015_00313_05878_6878.N1	15-APR-2003 18:28:02	Dark	54.000	61	8Eps Peg	2.1000	3900.0	108	5878	No
337	GOM_NL__2PRFIN20030415_183030_000000452015_00313_05878_6879.N1	15-APR-2003 18:30:30	Dark	44.500	162	34Alp Aqr	2.9440	5350.0	89	5878	No



338	GOM_NL__2PRFIN20030415_183307_000000492015_00313_05878_6880.N1	15-APR-2003 18:33:07	Dark	49.000	154	22Bet Aqr	2.8990	5700.0	98	5878	No
339	GOM_NL__2PRFIN20030415_183530_000000472015_00313_05878_6881.N1	15-APR-2003 18:35:30	Dark	46.500	142	49Del Cap	2.8500	8900.0	93	5878	No
340	GOM_NL__2PRFIN20030415_183726_000000442015_00313_05878_6882.N1	15-APR-2003 18:37:26	Dark	43.500	18	24Alp PsA	1.1660	9700.0	87	5878	No
341	GOM_NL__2PRFIN20030415_184048_000000412015_00313_05878_6883.N1	15-APR-2003 18:40:48	Dark	40.500	172	Gam Gru	3.0030	13100.	81	5878	No
342	GOM_NL__2PRFIN20030415_184253_000000392015_00313_05878_6884.N1	15-APR-2003 18:42:53	Dark	39.000	31	Alp Gru	1.7340	15200.	78	5878	No
343	GOM_NL__2PRFIN20030415_184749_000000422015_00314_05879_6855.N1	15-APR-2003 18:47:49	Dark	42.000	45	Alp Pav	1.9400	26000.	84	5879	No
344	GOM_NL__2PRFIN20030415_203048_000000722015_00315_05880_6044.N1	15-APR-2003 20:30:48	Dark	72.000	57	34Sig Sgr	2.0660	26000.	144	5880	No
345	GOM_NL__2PRFIN20030415_203338_000000652015_00315_05880_6045.N1	15-APR-2003 20:33:38	Dark	65.000	38	20Eps Sgr	1.8360	11000.	130	5880	No
346	GOM_NL__2PRFIN20030415_203735_000000602015_00315_05880_6046.N1	15-APR-2003 20:37:35	Dark	60.000	25	35Lam Sco	1.6200	28000.	120	5880	No
347	GOM_NL__2PRFIN20030415_204017_000000492015_00315_05880_6047.N1	15-APR-2003 20:40:17	Straylight	48.500	4	Alp1Cen	-0.010000	5800.0	97	5880	No
348	GOM_NL__2PRFIN20030415_204503_000000472015_00315_05880_6048.N1	15-APR-2003 20:45:03	Straylight	46.500	81	Eta Cen	2.3560	28000.	93	5880	No
349	GOM_NL__2PRFIN20030415_204726_000000512015_00315_05880_6049.N1	15-APR-2003 20:47:26	Straylight	51.000	54	5The Cen	2.0550	4500.0	102	5880	No
350	GOM_NL__2PRFIN20030415_204923_000000882015_00315_05880_6050.N1	15-APR-2003 20:49:23	Tw_i_and_stray	87.500	80	7Del Sco	2.3160	30000.	175	5880	No
351	GOM_NL__2PRFIN20030415_205234_000000422015_00315_05880_6051.N1	15-APR-2003 20:52:34	Tw_i_and_stray	42.000	106	9Bet Crv	2.6480	5600.0	84	5880	No
352	GOM_NL__2PRFIN20030415_205424_000000462015_00315_05880_6052.N1	15-APR-2003 20:54:24	Bright	45.500	100	4Gam Crv	2.5800	13100.	91	5880	No
353	GOM_NL__2PRFIN20030415_205548_000000442015_00315_05880_6053.N1	15-APR-2003 20:55:48	Bright	43.500	15	67Alp Vir	0.97600	28000.	87	5880	No
354	GOM_NL__2PRFIN20030415_205851_000000392015_00315_05880_6054.N1	15-APR-2003 20:58:51	Bright	38.500	121	29Gam Vir	2.7400	7200.0	77	5880	No
355	GOM_NL__2PRFIN20030415_210239_000000402015_00315_05880_6055.N1	15-APR-2003 21:02:39	Bright	40.000	138	47Eps Vir	2.8280	4700.0	80	5880	No
356	GOM_NL__2PRFIN20030415_211046_000000392015_00315_05880_6056.N1	15-APR-2003 21:10:46	Bright	38.500	152	12Alp2CVn	2.8900	11000.	77	5880	No
357	GOM_NL__2PRFIN20030415_211436_000000372015_00315_05880_6057.N1	15-APR-2003 21:14:36	Bright	36.500	87	64Gam UMa	2.4330	11000.	73	5880	No
358	GOM_NL__2PRFIN20030415_211600_000000402015_00315_05880_6058.N1	15-APR-2003 21:16:00	Bright	39.500	55	79Zet UMa	2.0600	10200.	79	5880	No
359	GOM_NL__2PRFIN20030415_212210_000000362015_00315_05880_6059.N1	15-APR-2003 21:22:10	Bright	35.500	60	7Bet UMi	2.0810	3950.0	71	5880	No
360	GOM_NL__2PRFIN20030415_212337_000000482015_00315_05880_6060.N1	15-APR-2003 21:23:37	Bright	48.000	119	14Eta Dra	2.7270	4700.0	96	5880	No
361	GOM_NL__2PRFIN20030415_212800_000000622015_00315_05880_6061.N1	15-APR-2003 21:28:00	Bright	61.500	130	23Bet Dra	2.7990	5800.0	123	5880	No
362	GOM_NL__2PRFIN20030415_212949_000000662015_00315_05880_6062.N1	15-APR-2003 21:29:49	Bright	65.500	69	33Gam Dra	2.2310	3800.0	131	5880	No
363	GOM_NL__2PRFIN20030415_213215_000000412015_00315_05880_6063.N1	15-APR-2003 21:32:15	Bright	40.500	89	5Alp Cep	2.4510	8000.0	81	5880	No
364	GOM_NL__2PRFIN20030415_213810_000001072015_00315_05880_6064.N1	15-APR-2003 21:38:10	Bright	106.50	5	3Alp Lyr	0.033000	11000.	213	5880	No
365	GOM_NL__2PRFIN20030415_214150_000000542015_00315_05880_6065.N1	15-APR-2003 21:41:50	Bright	54.000	92	53Eps Cyg	2.5000	4500.0	108	5880	No
366	GOM_NL__2PRFIN20030415_214914_000000532015_00315_05880_6066.N1	15-APR-2003 21:49:14	Dark	52.500	61	8Eps Peg	2.1000	3900.0	105	5880	No
367	GOM_NL__2PRFIN20030415_215143_000000482015_00315_05880_6067.N1	15-APR-2003 21:51:43	Dark	47.500	162	34Alp Aqr	2.9440	5350.0	95	5880	No
368	GOM_NL__2PRFIN20030415_215420_000000502015_00315_05880_6068.N1	15-APR-2003 21:54:20	Dark	49.500	154	22Bet Aqr	2.8990	5700.0	99	5880	No
369	GOM_NL__2PRFIN20030415_215556_000001242015_00315_05880_6069.N1	15-APR-2003 21:55:56	Dark	124.00	11	53Alp Aql	0.76500	8000.0	248	5880	No
370	GOM_NL__2PRFIN20030415_220201_000000402015_00315_05880_6070.N1	15-APR-2003 22:02:01	Dark	39.500	172	Gam Gru	3.0030	13100.	79	5880	No
371	GOM_NL__2PRFIN20030415_220405_000000402015_00315_05880_6071.N1	15-APR-2003 22:04:05	Dark	40.000	31	Alp Gru	1.7340	15200.	80	5880	No
372	GOM_NL__2PRFIN20030415_220902_000000402015_00316_05881_6877.N1	15-APR-2003 22:09:02	Dark	39.500	45	Alp Pav	1.9400	26000.	79	5881	No
373	GOM_NL__2PRFIN20030415_221126_000000752015_00316_05881_6878.N1	15-APR-2003 22:11:26	Dark	74.500	57	34Sig Sgr	2.0660	26000.	149	5881	No
374	GOM_NL__2PRFIN20030415_221416_000000632015_00316_05881_6879.N1	15-APR-2003 22:14:16	Dark	63.000	38	20Eps Sgr	1.8360	11000.	126	5881	No
375	GOM_NL__2PRFIN20030415_221812_000000722015_00316_05881_6880.N1	15-APR-2003 22:18:12	Straylight	72.000	25	35Lam Sco	1.6200	28000.	144	5881	No
376	GOM_NL__2PRFIN20030415_222053_000000492015_00316_05881_6881.N1	15-APR-2003 22:20:53	Straylight	48.500	4	Alp1Cen	-0.010000	5800.0	97	5881	No
377	GOM_NL__2PRFIN20030415_222539_000000442015_00316_05881_6882.N1	15-APR-2003 22:25:39	Straylight	43.500	81	Eta Cen	2.3560	28000.	87	5881	No
378	GOM_NL__2PRFIN20030415_222802_000000472015_00316_05881_6883.N1	15-APR-2003 22:28:02	Straylight	47.000	54	5The Cen	2.0550	4500.0	94	5881	No
379	GOM_NL__2PRFIN20030415_223000_000000842015_00316_05881_6884.N1	15-APR-2003 22:30:00	Tw_i_and_stray	84.000	80	7Del Sco	2.3160	30000.	168	5881	No
380	GOM_NL__2PRFIN20030415_223311_000000422015_00316_05881_6885.N1	15-APR-2003 22:33:11	Tw_i_and_stray	42.000	106	9Bet Crv	2.6480	5600.0	84	5881	No
381	GOM_NL__2PRFIN20030415_223500_000000522015_00316_05881_6886.N1	15-APR-2003 22:35:00	Bright	52.000	100	4Gam Crv	2.5800	13100.	104	5881	No
382	GOM_NL__2PRFIN20030415_223624_000000452015_00316_05881_6887.N1	15-APR-2003 22:36:24	Bright	44.500	15	67Alp Vir	0.97600	28000.	89	5881	No
383	GOM_NL__2PRFIN20030415_223927_000000382015_00316_05881_6888.N1	15-APR-2003 22:39:27	Bright	37.500	121	29Gam Vir	2.7400	7200.0	75	5881	No
384	GOM_NL__2PRFIN20030415_224315_000000402015_00316_05881_6889.N1	15-APR-2003 22:43:15	Bright	39.500	138	47Eps Vir	2.8280	4700.0	79	5881	No
385	GOM_NL__2PRFIN20030415_225122_000000392015_00316_05881_6890.N1	15-APR-2003 22:51:22	Bright	38.500	152	12Alp2CVn	2.8900	11000.	77	5881	No
386	GOM_NL__2PRFIN20030415_225512_000000352015_00316_05881_6891.N1	15-APR-2003 22:55:12	Bright	35.000	87	64Gam UMa	2.4330	11000.	70	5881	No
387	GOM_NL__2PRFIN20030415_225635_000000412015_00316_05881_6892.N1	15-APR-2003 22:56:35	Bright	41.000	55	79Zet UMa	2.0600	10200.	82	5881	No
388	GOM_NL__2PRFIN20030415_230245_000000392015_00316_05881_6893.N1	15-APR-2003 23:02:45	Bright	39.000	60	7Bet UMi	2.0810	3950.0	78	5881	No
389	GOM_NL__2PRFIN20030415_230412_000000462015_00316_05881_6894.N1	15-APR-2003 23:04:12	Bright	46.000	119	14Eta Dra	2.7270	4700.0	92	5881	No
390	GOM_NL__2PRFIN20030415_230835_000000622015_00316_05881_6895.N1	15-APR-2003 23:08:35	Bright	62.000	130	23Bet Dra	2.7990	5800.0	124	5881	No
391	GOM_NL__2PRFIN20030415_231023_000000672015_00316_05881_6896.N1	15-APR-2003 23:10:23	Bright	67.000	69	33Gam Dra	2.2310	3800.0	134	5881	No
392	GOM_NL__2PRFIN20030415_231251_000000392015_00316_05881_6897.N1	15-APR-2003 23:12:51	Bright	39.000	89	5Alp Cep	2.4510	8000.0	78	5881	No
393	GOM_NL__2PRFIN20030415_231845_000001202015_00316_05881_6898.N1	15-APR-2003 23:18:45	Bright	119.50	5	3Alp Lyr	0.033000	11000.	239	5881	No
394	GOM_NL__2PRFIN20030415_232226_000000542015_00316_05881_6899.N1	15-APR-2003 23:22:26	Bright	53.500	92	53Eps Cyg	2.5000	4500.0	107	5881	No
395	GOM_NL__2PRFIN20030415_232951_000000522015_00316_05881_6900.N1	15-APR-2003 23:29:51	Dark	52.000	61	8Eps Peg	2.1000	3900.0	104	5881	No
396	GOM_NL__2PRFIN20030415_233219_000000452015_00316_05881_6901.N1	15-APR-2003 23:32:19	Dark	44.500	162	34Alp Aqr	2.9440	5350.0	89	5881	No

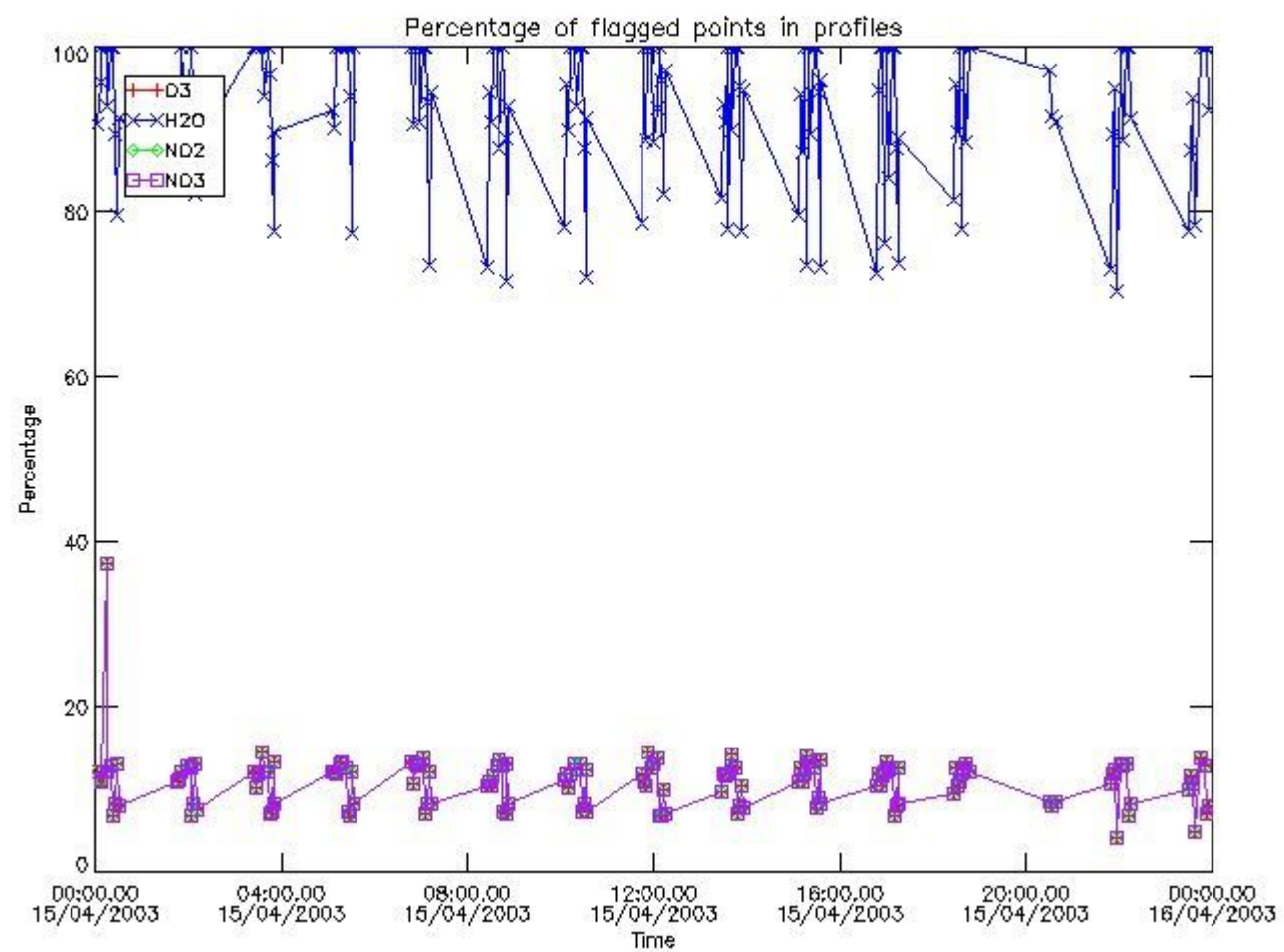


397	GOM_NL__2PRFIN20030415_233456_000000492015_00316_05881_6902.N1	15-APR-2003 23:34:56	Dark	48.500	154	22Bet Aqr	2.8990	5700.0	97	5881	No
398	GOM_NL__2PRFIN20030415_233634_000001042015_00316_05881_6903.N1	15-APR-2003 23:36:34	Dark	104.00	11	53Alp Aql	0.76500	8000.0	208	5881	No
399	GOM_NL__2PRFIN20030415_234441_000000372015_00316_05881_6904.N1	15-APR-2003 23:44:41	Dark	37.000	31	Alp Gru	1.7340	15200.	74	5881	No
400	GOM_NL__2PRFIN20030415_234938_000000402015_00317_05882_6877.N1	15-APR-2003 23:49:38	Dark	40.000	45	Alp Pav	1.9400	26000.	80	5882	No
401	GOM_NL__2PRFIN20030415_235203_000000732015_00317_05882_6878.N1	15-APR-2003 23:52:03	Dark	72.500	57	34Sig Sgr	2.0660	26000.	145	5882	No
402	GOM_NL__2PRFIN20030415_235453_000000652015_00317_05882_6879.N1	15-APR-2003 23:54:53	Dark	65.000	38	20Eps Sgr	1.8360	11000.	130	5882	No
403	GOM_NL__2PRFIN20030415_235849_000000702015_00317_05882_6880.N1	15-APR-2003 23:58:49	Straylight	69.500	25	35Lam Sco	1.6200	28000.	139	5882	No

### 3. Quality information per product

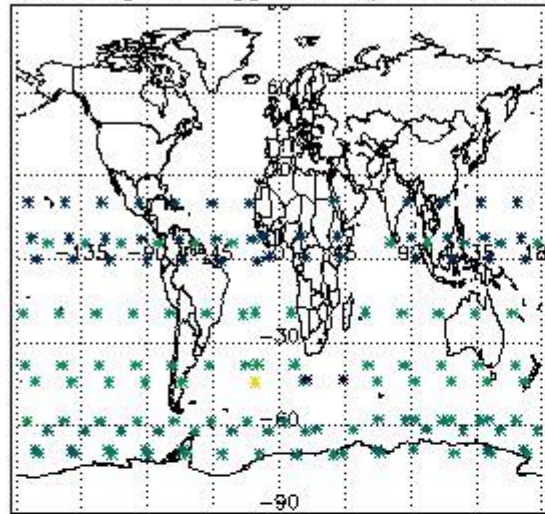
In this section it is plotted some information contained in the Quality Summary data set of the level 2 products. Only products in dark limb conditions and without errors (error flag in the MPH set to "0") are used.

#### 3.1 Plot quality information per product (time dependant)

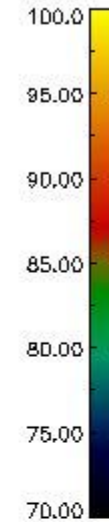
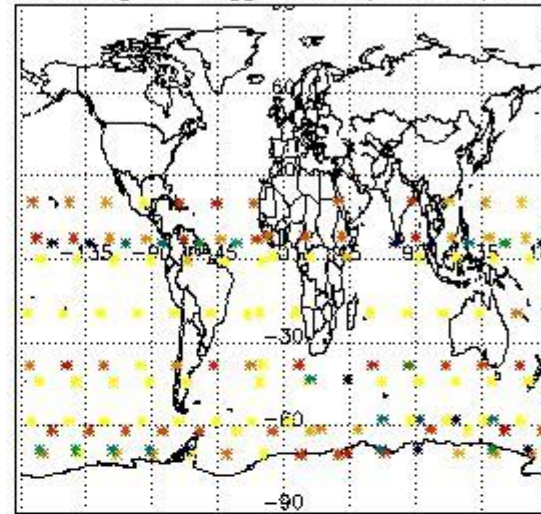


#### 3.2 Plot quality information per product (world map)

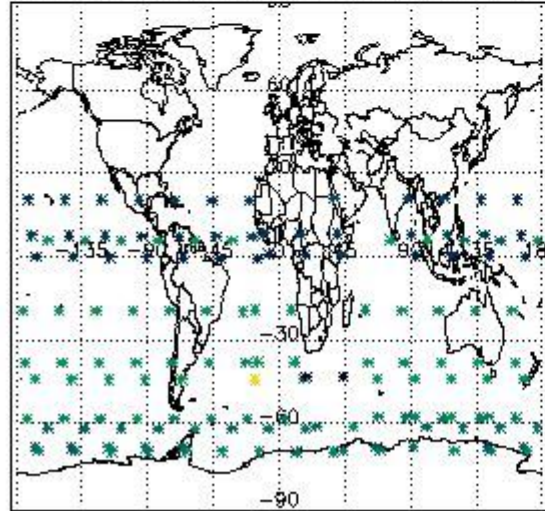
Percentage of flagged data per O3 profile



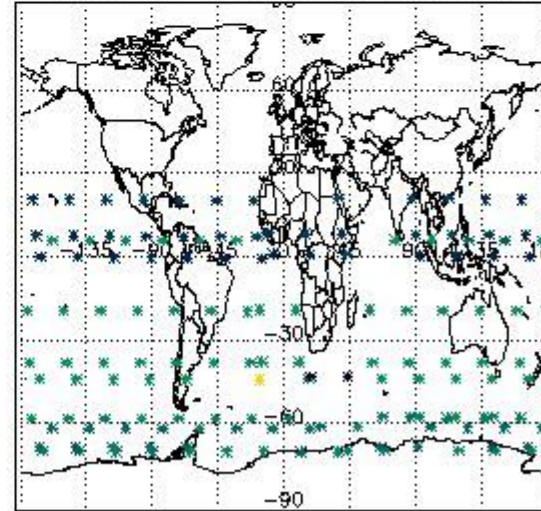
Percentage of flagged data per H2O profile



Percentage of flagged data per NO2 profile



Percentage of flagged data per NO3 profile

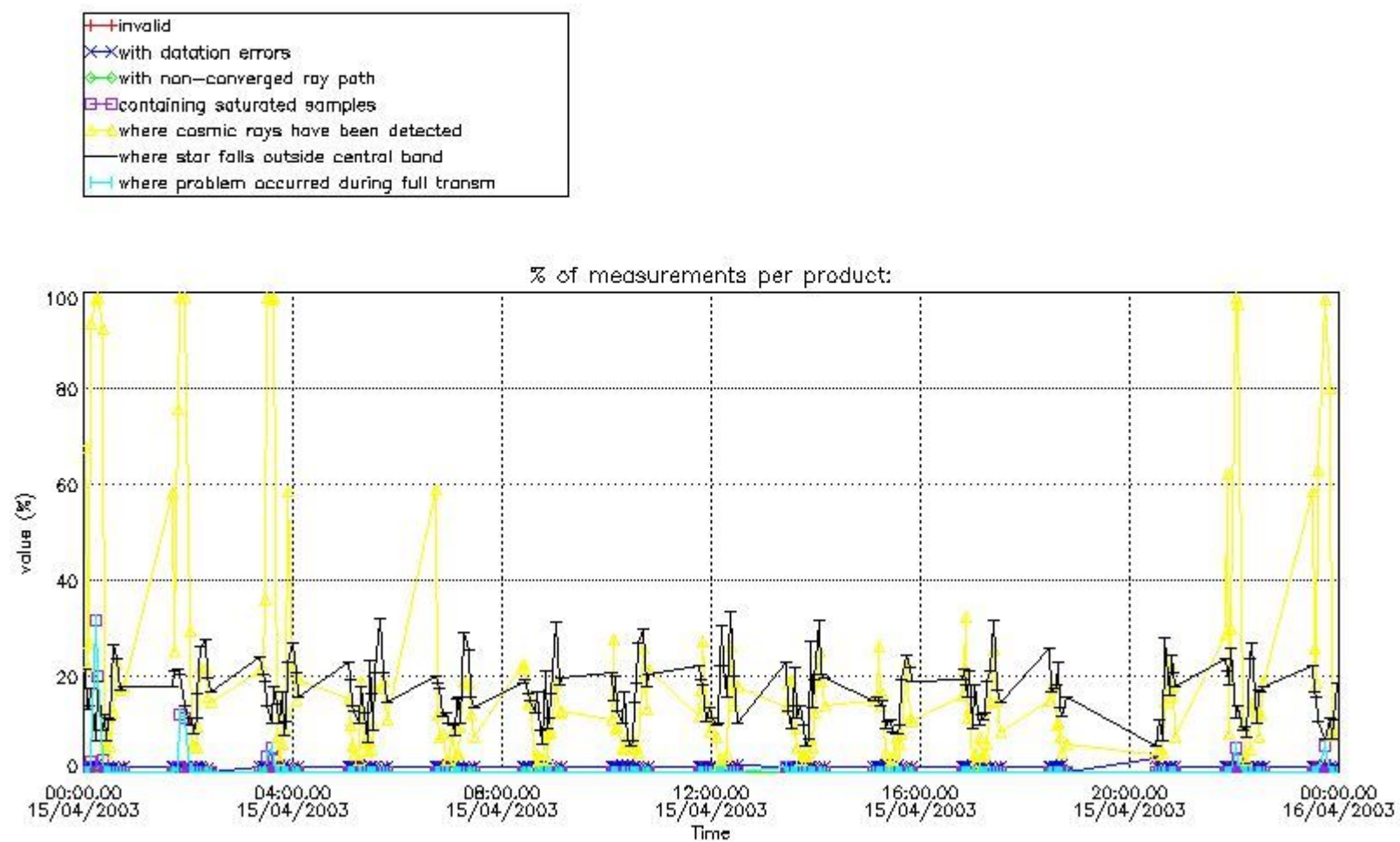


#### 4. Level 1 quality information per product

In this section it is plotted some information contained in the Quality Summary data set of the level 2 products that comes from the level 1b processing. Products without errors (error flag in the MPH set to "0") are used.

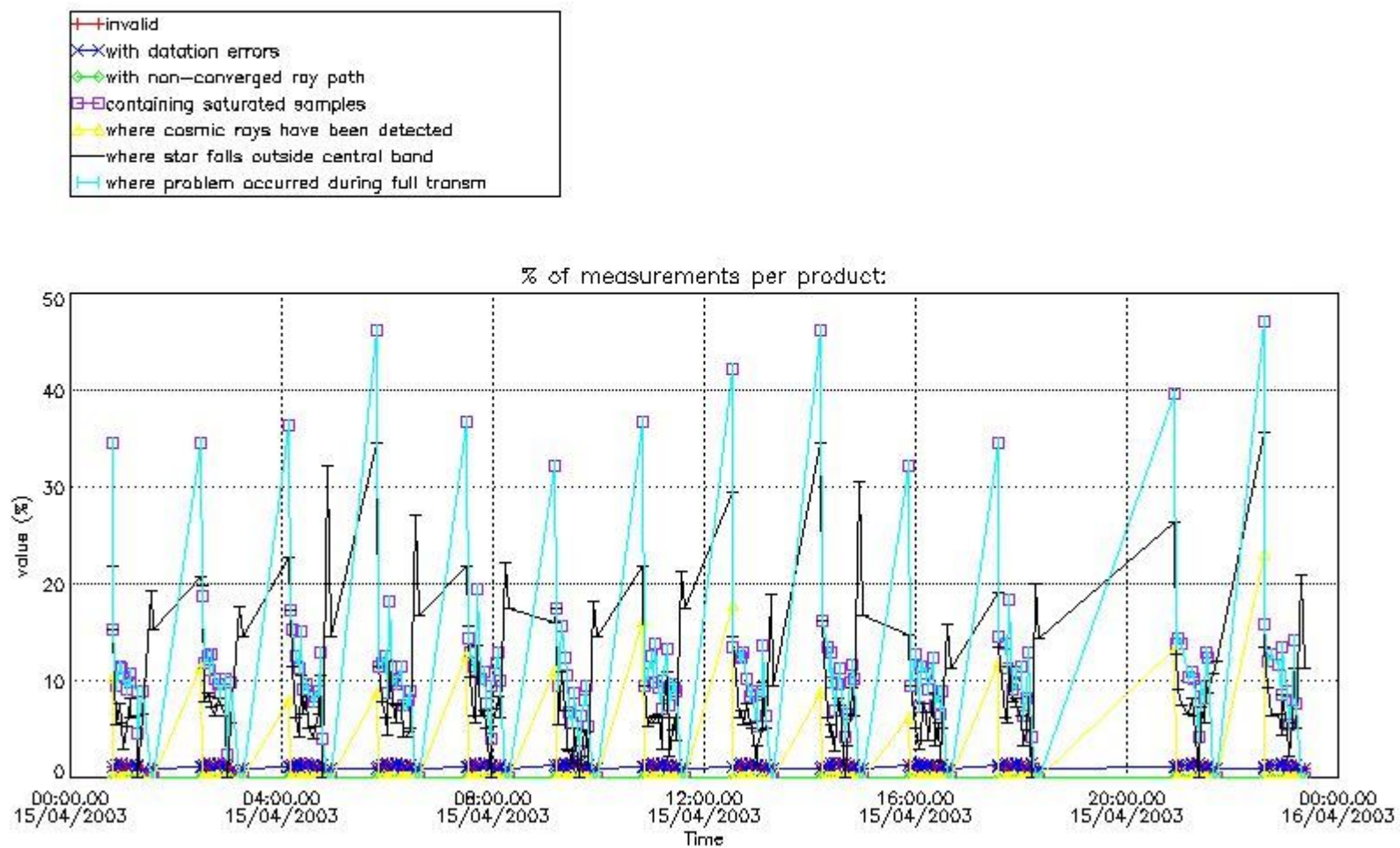
##### 4.1 Plot quality information per product (time dependant) coming from level 1b processing

###### 4.1.1 Plot level 1 quality information per product (time dependant): ENVISAT ASCENDING passes



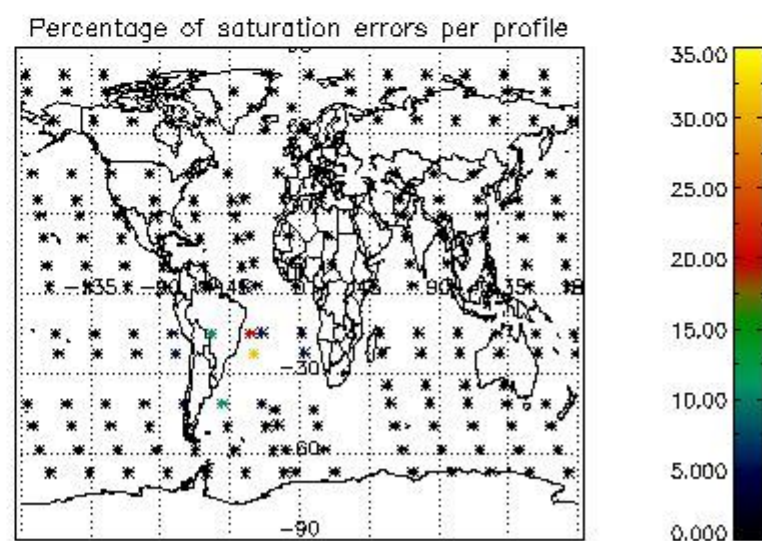
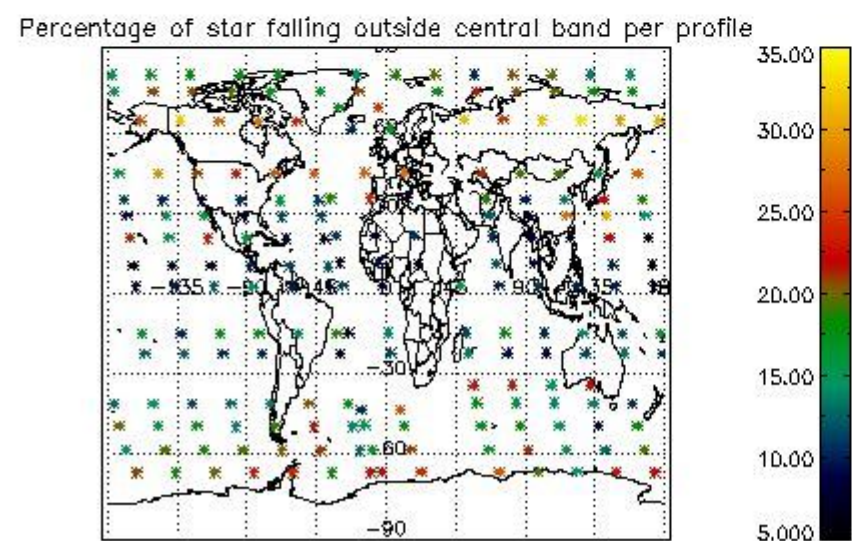
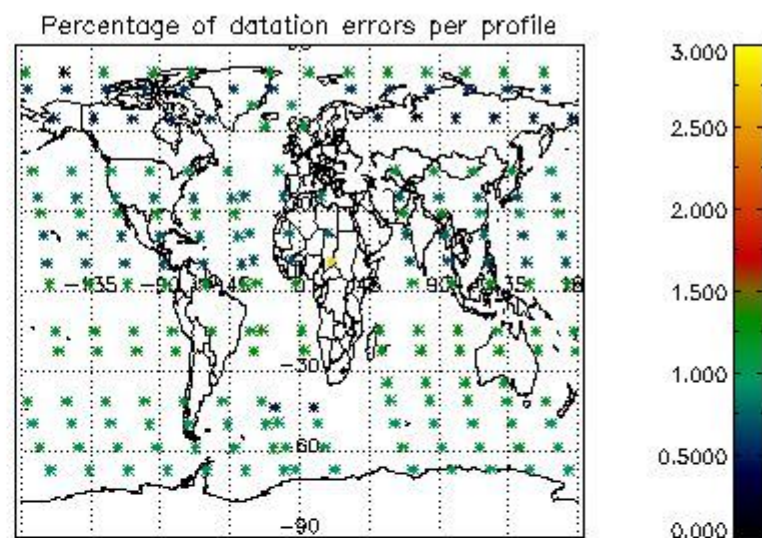
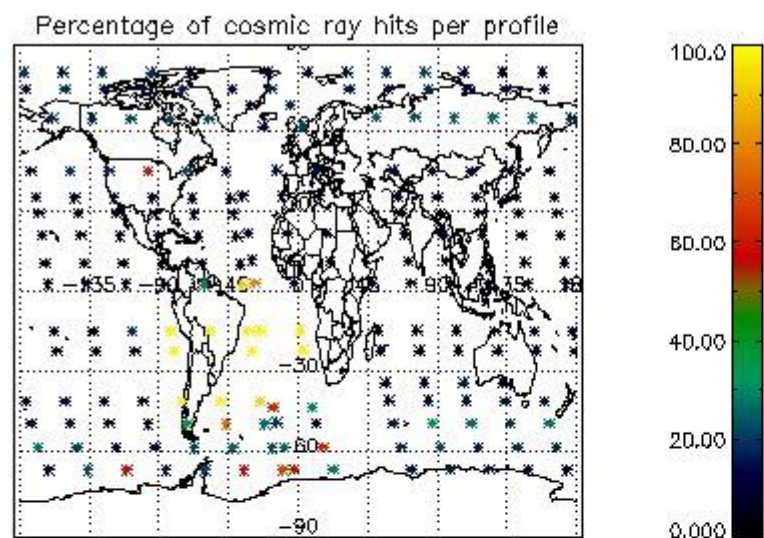
4.1.2 Plot level 1 quality information per product (time dependant): ENVI SAT DESCENDING passes





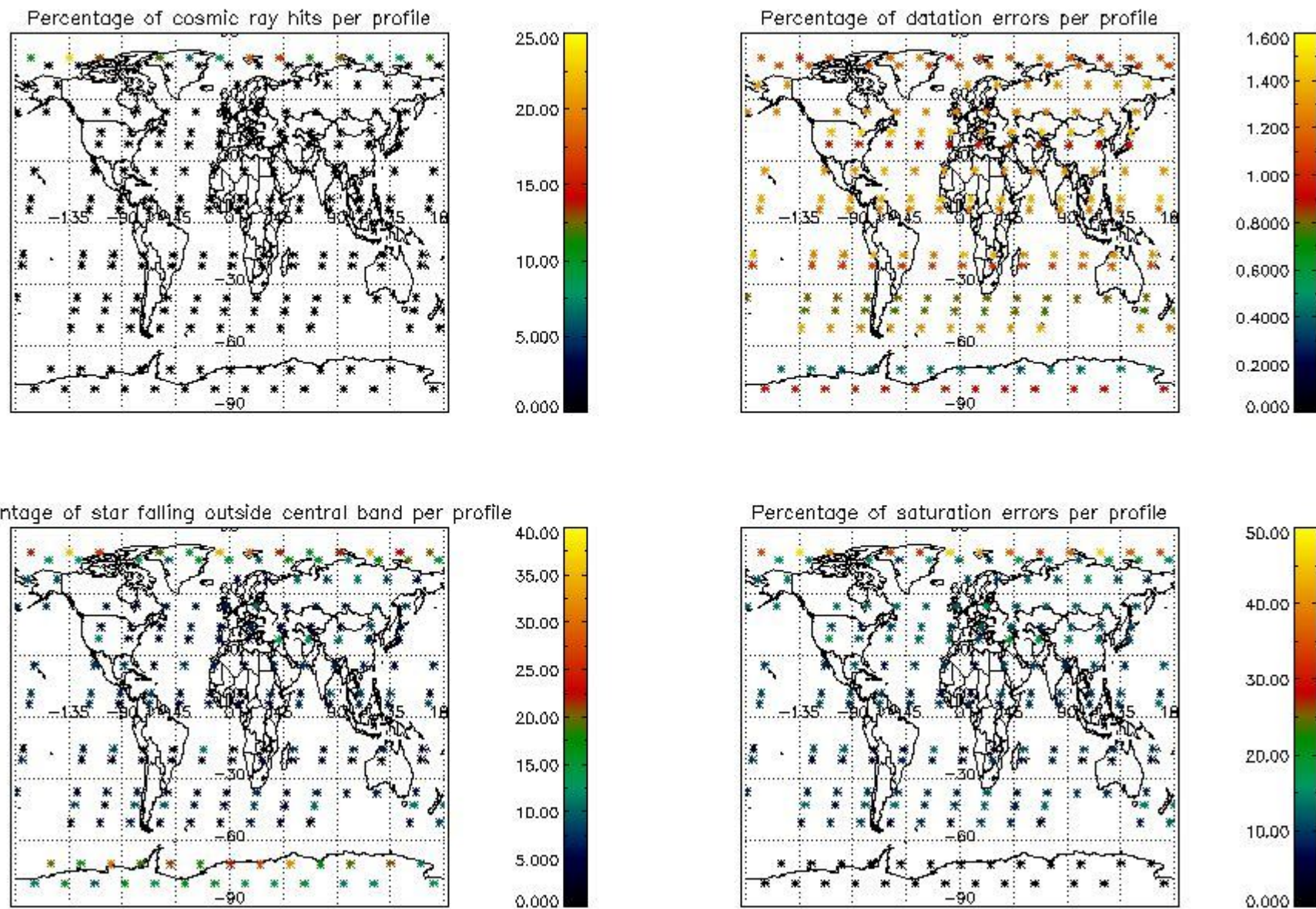
*4.2 Plot quality information per product coming from level 1b processing (world map)*

*4.2.1 Plot level 1 quality information per product (world map): ENVISAT ASCENDING passes*



4.2.2 Plot level 1 quality information per product (world map): ENVISAT DESCENDING passes





## 5. Trace gas profiles

### 5.1 Ozone statistics based on quality of products

The final quality of the products can be "measured" using the STD (Standard Deviation) attached to every point profile. This information is written to the parameter GOM\_NL\_\_2P/NL\_LOCAL\_SPECIES\_DENSITY/o3\_std of the level 2 products. The table below shows the statistics for given STD ranges.

The statistics are given with respect to the overall valid production:

- Products without fatal errors: GOM\_NL\_\_2P/MPH/PRODUCT\_ERR=0
- Valid point profile: GOM\_NL\_\_2P/NL\_LOCAL\_SPECIES\_DENSITY/pcd(0)=0

The 'Criteria' is applied to valid points of dark limb products:

- Products in dark limb illumination condition: GOM\_NL\_\_2P/NL\_SUMMARY\_QUALITY/obs\_ill\_cond=0
- Products without fatal errors: GOM\_NL\_\_2P/MPH/PRODUCT\_ERR=0
- Valid point profile: GOM\_NL\_\_2P/NL\_LOCAL\_SPECIES\_DENSITY/pcd(0)=0

So, the table below shows the percentage of dark limb and valid observations for each criteria with respect to the overall valid daily observations.

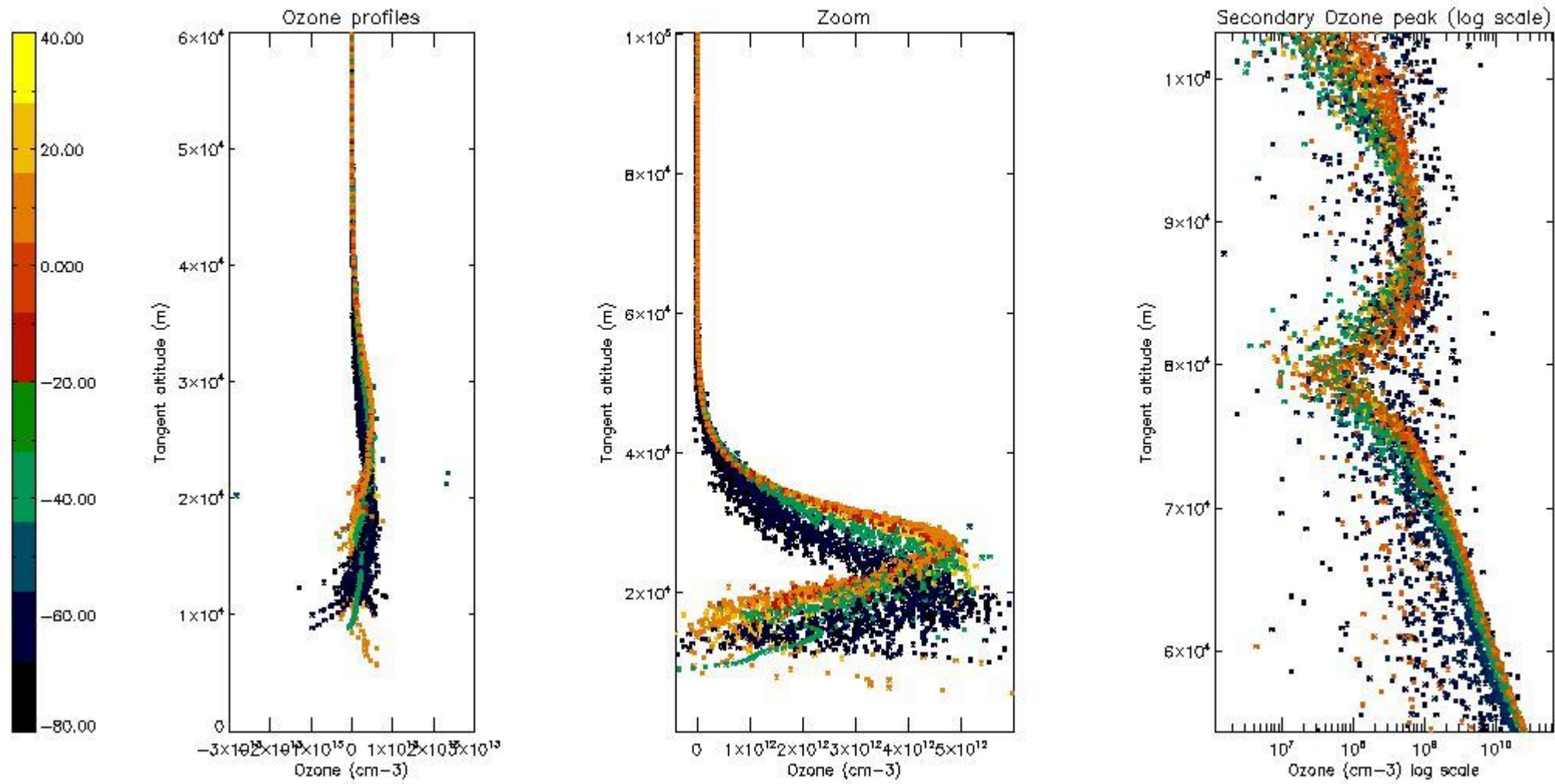
Criteria	% of total production
All STD	36
STD < 20	21



STD < 10	18
STD < 5	13

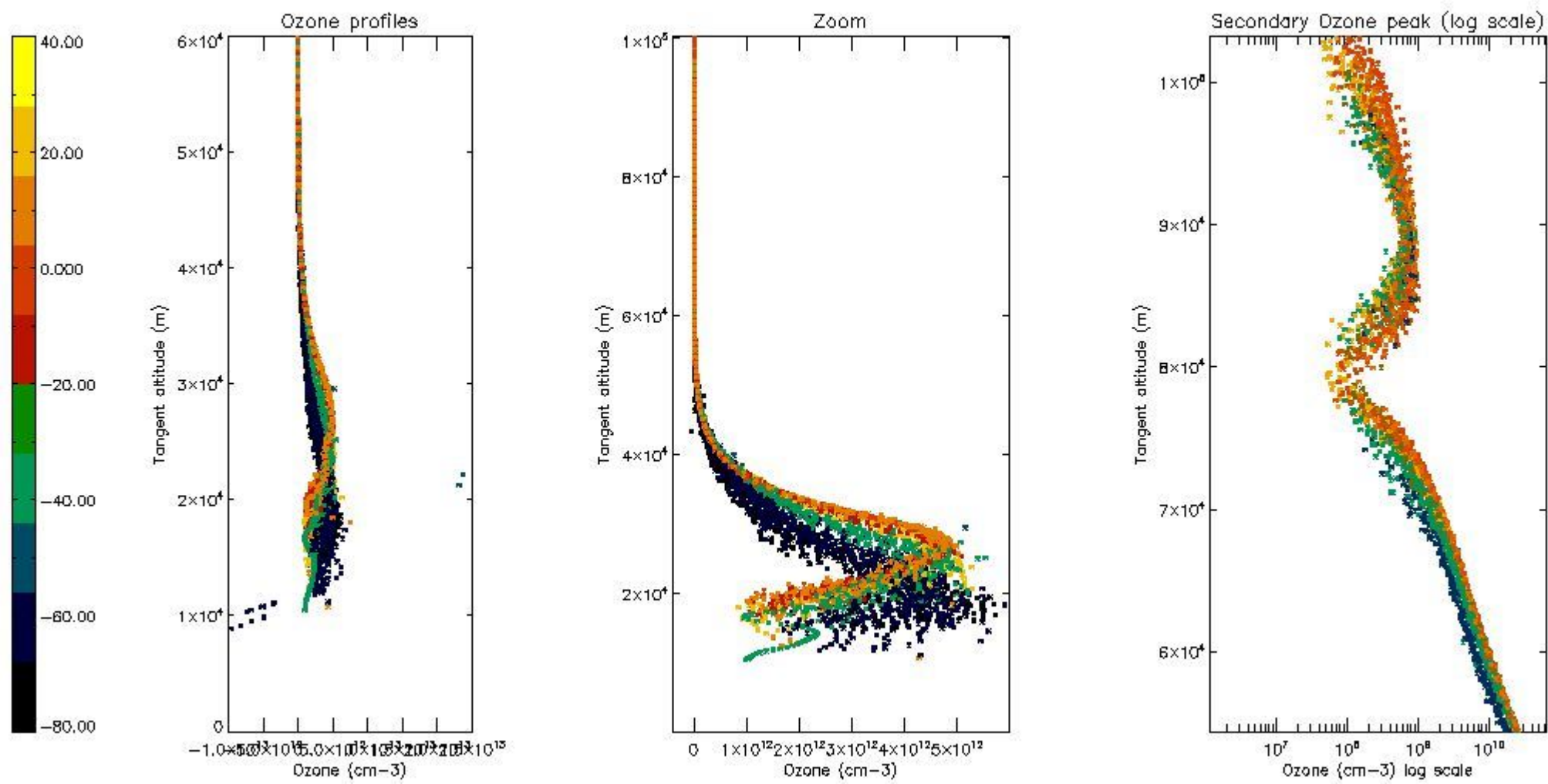
5.2 Plot ozone profiles for all STD (dark without errors)

The colorbar represents the latitude.



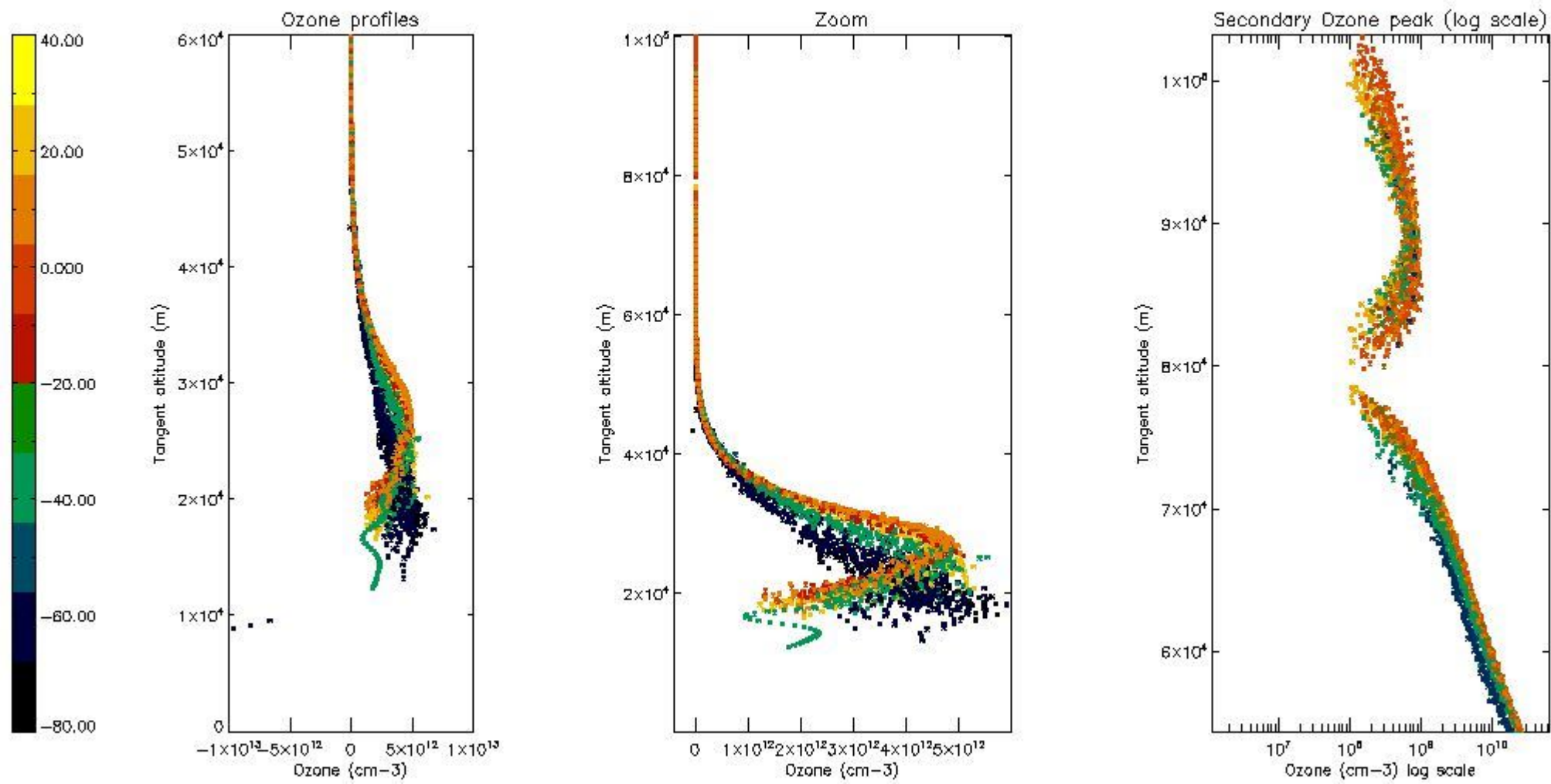
5.3 Plot ozone profiles where STD < 20% (dark without errors)

The colorbar represents the latitude.



*5.4 Plot ozone profiles where STD < 10% (dark without errors)*

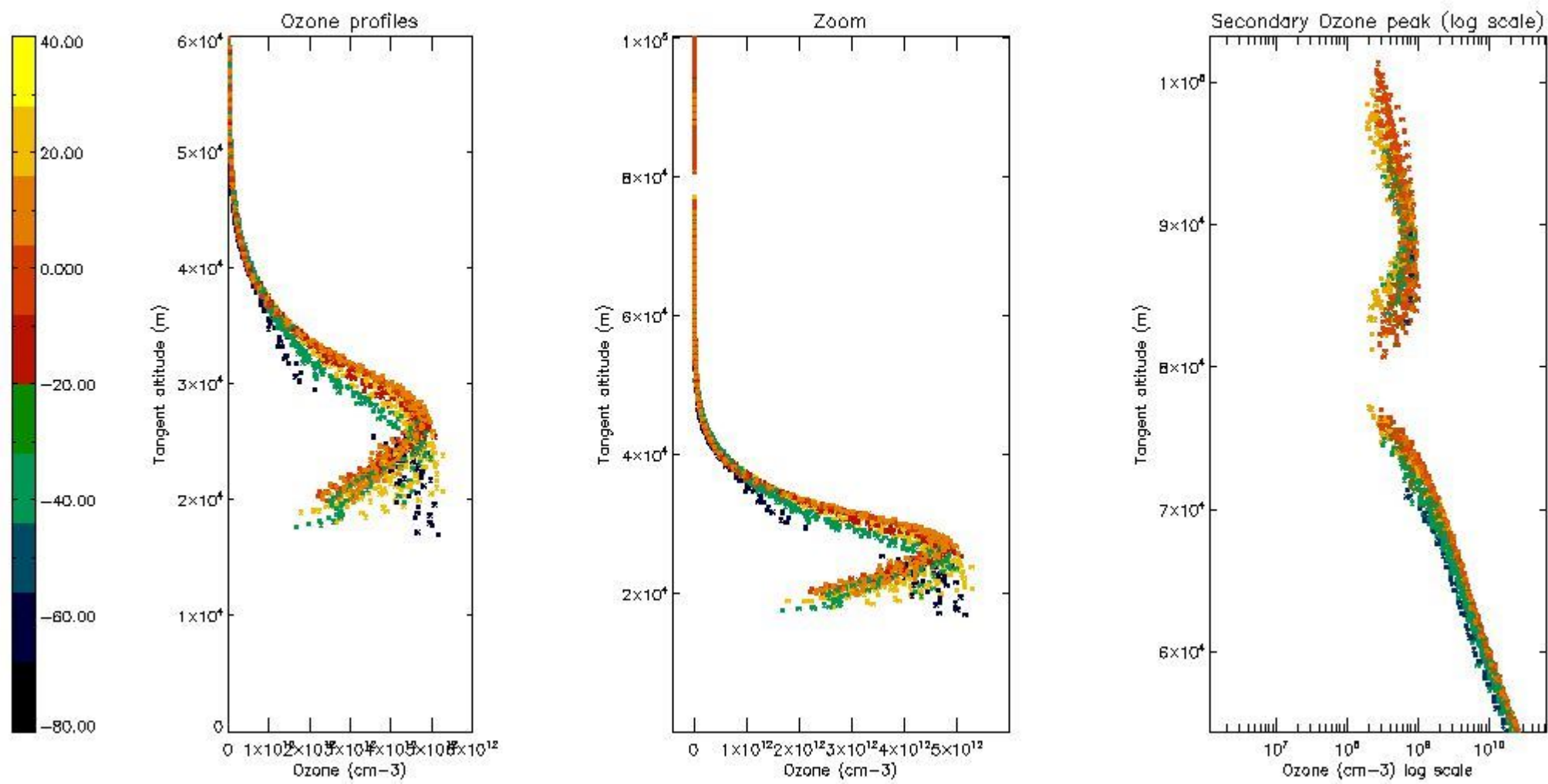
The colorbar represents the latitude.



*5.5 Plot ozone profiles where STD < 5% (dark without errors)*

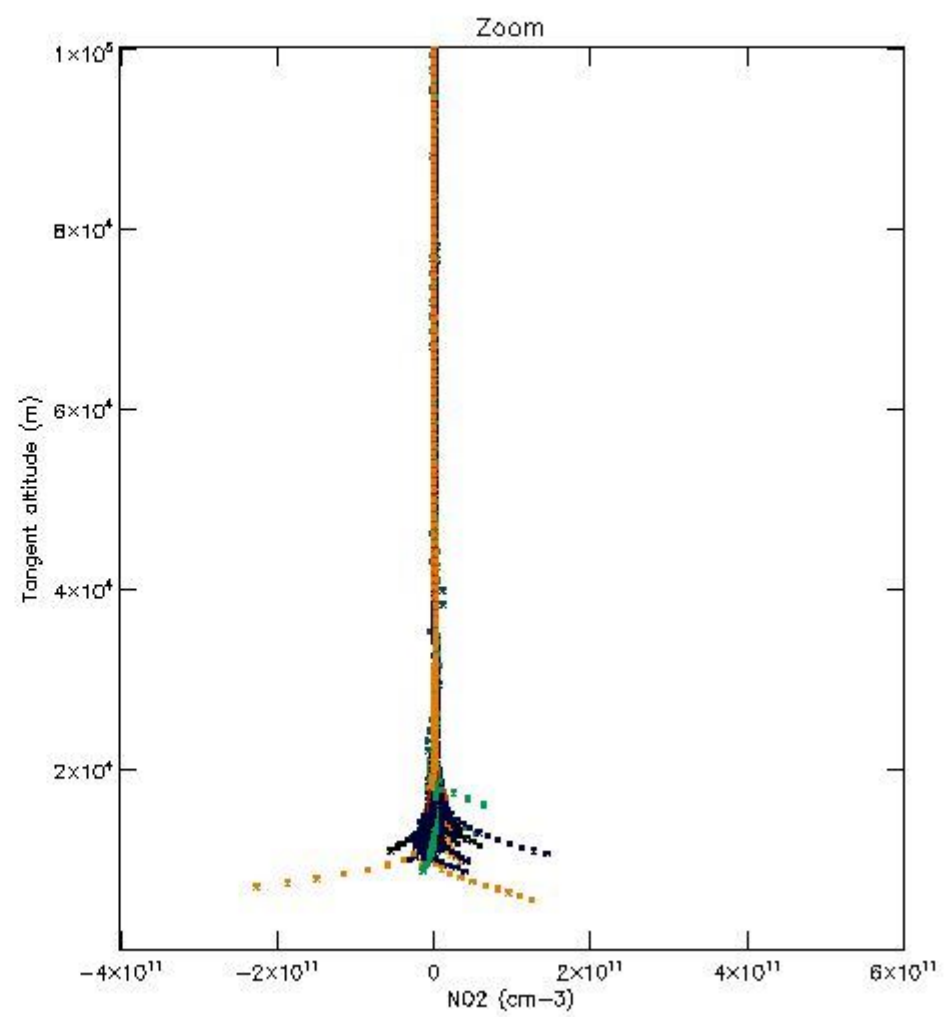
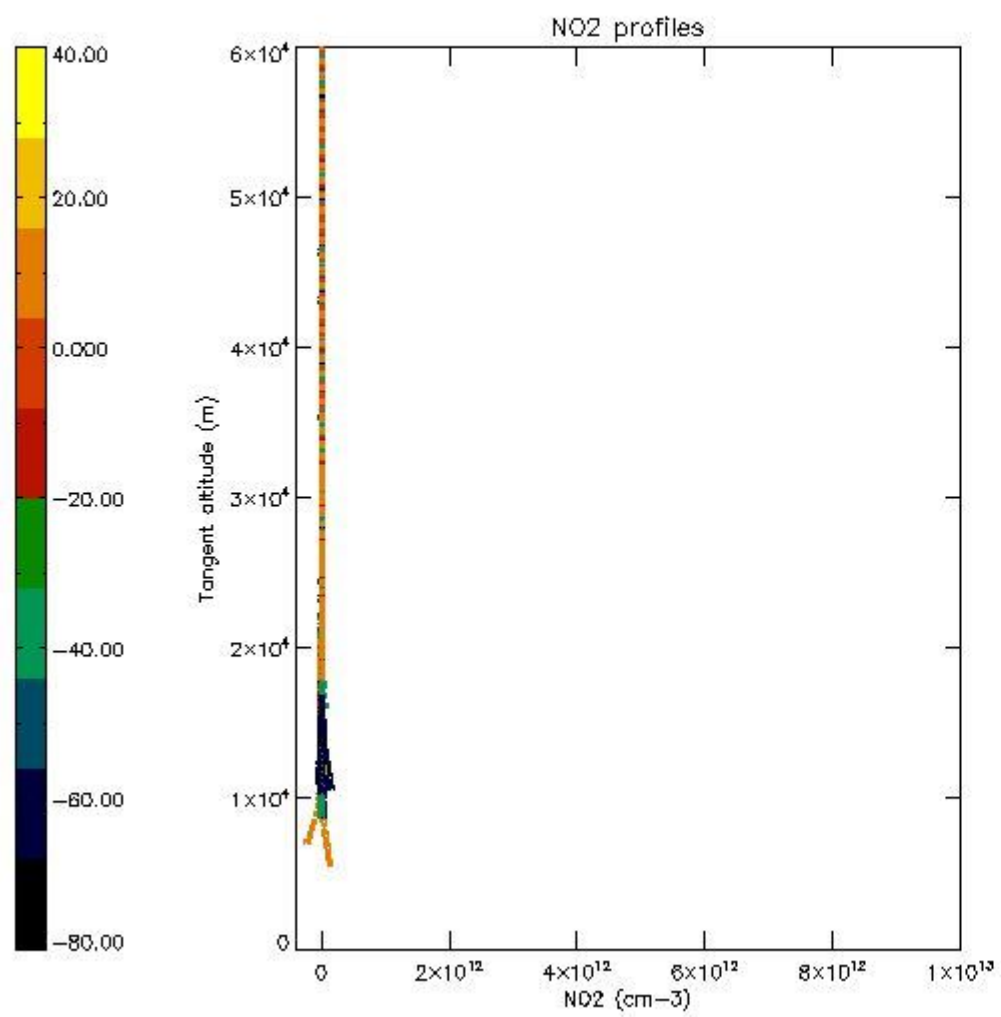
The colorbar represents the latitude.





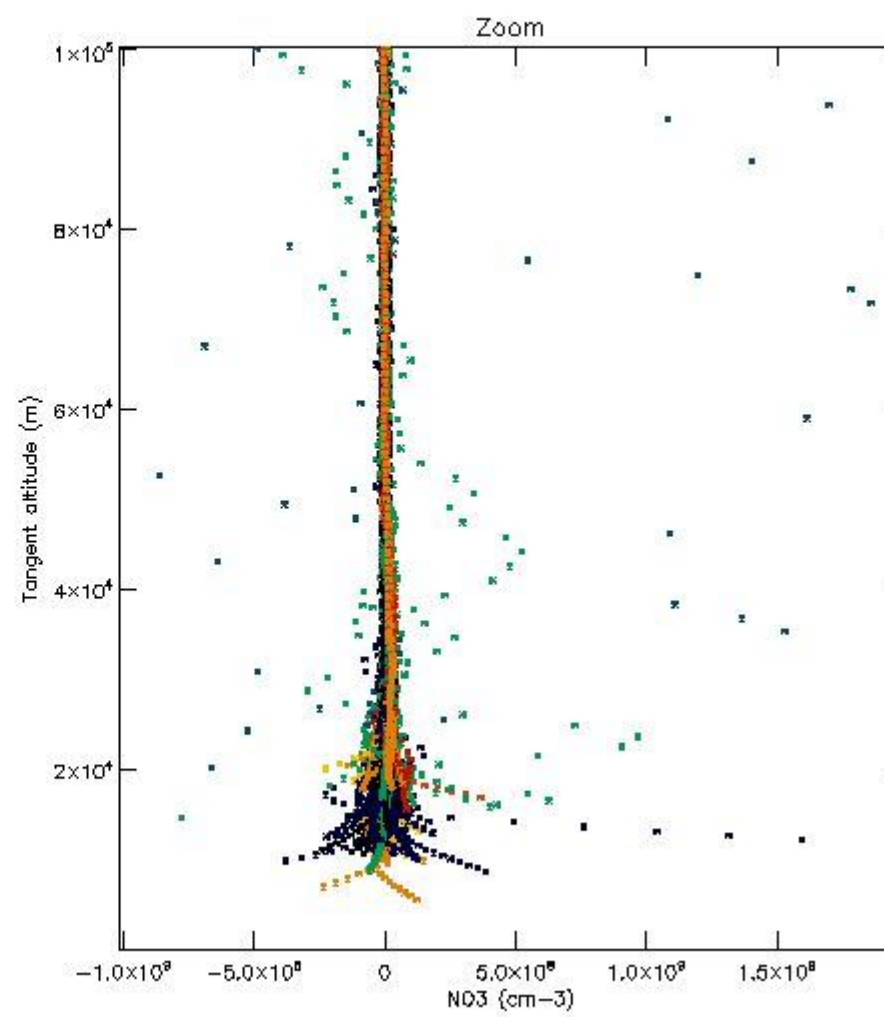
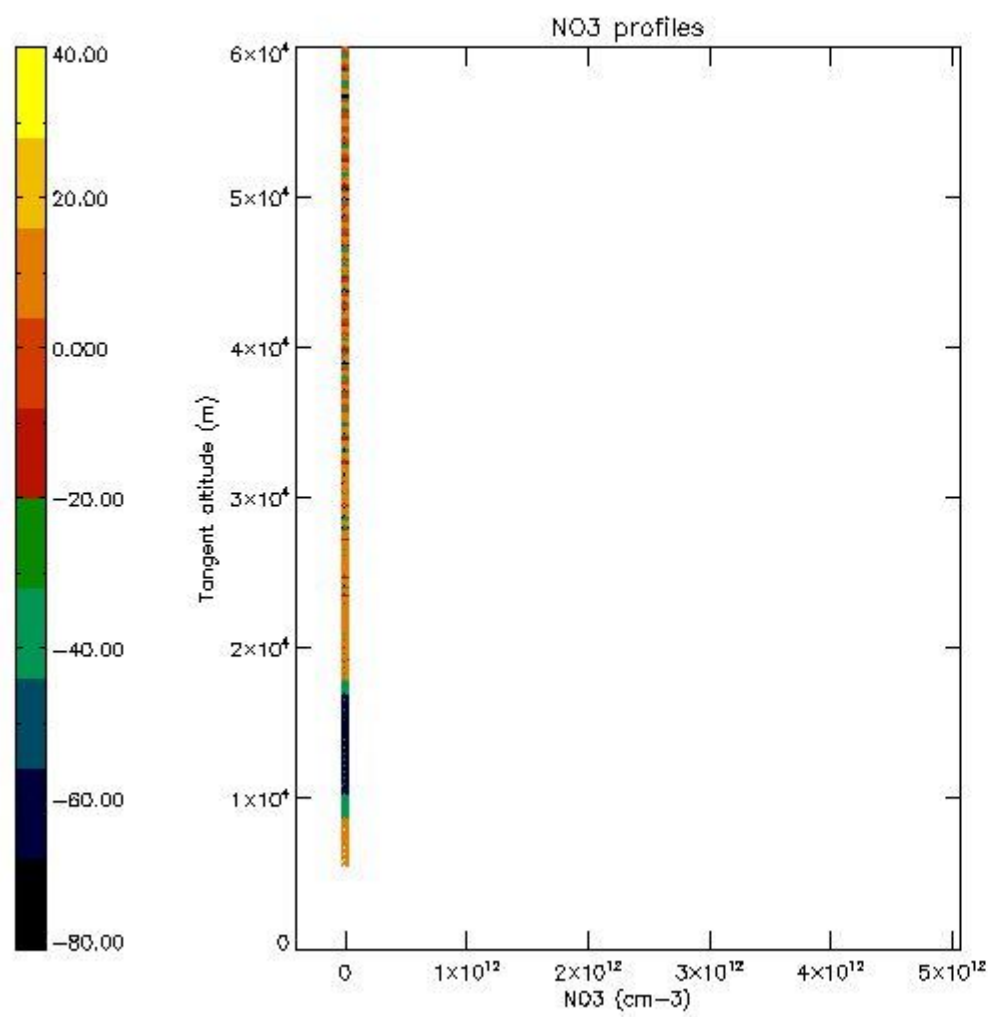
*5.6 Plot NO<sub>2</sub> profiles for all STD (dark without errors)*

The colorbar represents the latitude.



*5.7 Plot NO3 profiles for all STD (dark without errors)*

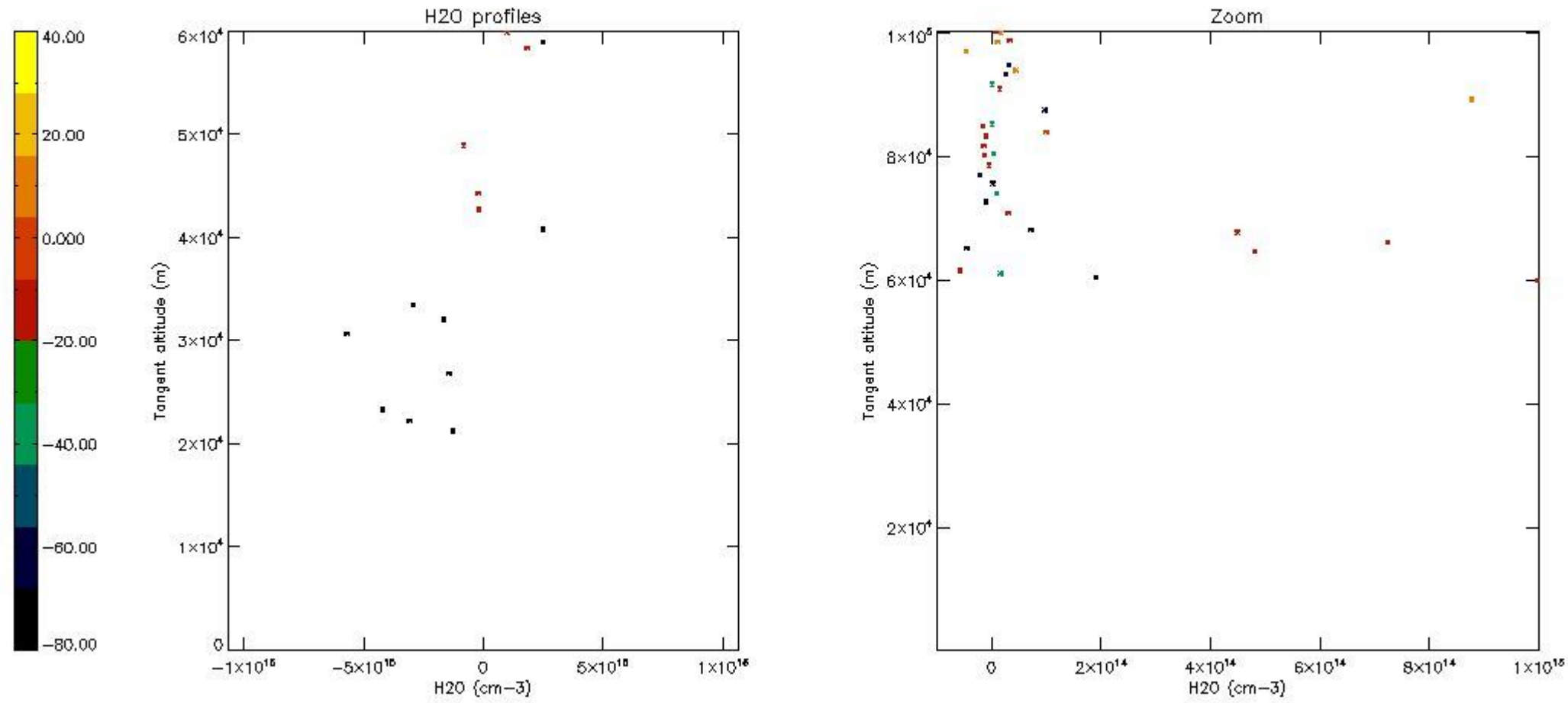
The colorbar represents the latitude.



5.8 Plot H<sub>2</sub>O profiles for all STD (only for occultations of stars 1,2,3,4,13,14,16,26,63 dark without errors)

The colorbar represents the latitude.





## 6. Auxiliary Data Files used for the production reported in section 2

The number reported in the third column indicates since which file (see list in section 2) the corresponding auxiliary file has been used. The fourth column is the date of those product files.

Type	Auxiliary Filename	Used since product	Used since product date
INST_PHYS_CHARACTERISTICS	GOM_INS_AXNIEC20050627_150440_20020301_000000_20100101_000000	1	15-APR-2003 00:01:22
LEVEL-2_PROC_CONFIG	GOM_PR2_AXVIEC20091111_152718_20020301_000000_20500101_000000	1	15-APR-2003 00:01:22
CROSS_SECTIONS_FILE	GOM_CRS_AXVIEC20091111_154832_20020301_000000_20500101_000000	1	15-APR-2003 00:01:22

# GOMOS Level 2 Daily Report

## SUMMARY

### [1. General Info](#)

### [2. Summary of processed GOM\\_NL\\_2P products](#)

### [3. Level 2 Quality information per product](#)

#### [3.1 Plot of level 2 quality information per product \(time dependant\)](#)

#### [3.2 Plot of level 2 quality information per product \(world map\)](#)

### [4. Level 1 Quality information per product \(stored on level 2 products\)](#)

#### [4.1 Plot of level 1 quality information per product \(time dependant\)](#)

##### [4.1.1 Plot of level 1 quality information per product \(time dependant\): ASCENDING](#)

##### [4.1.2 Plot of level 1 quality information per product \(time dependant\): DESCENDING](#)

#### [4.2 Plot of level 1 quality information per product \(world map\)](#)

##### [4.2.1 Plot of level 1 quality information per product \(world map\): ASCENDING](#)

##### [4.2.2 Plot of level 1 quality information per product \(world map\): DESCENDING](#)

### [5. Ozone profiles based on quality statistics and other trace gas profiles](#)

#### [5.1 Ozone statistics based on quality of products](#)

#### [5.2 Plot ozone profiles for all STD \(dark without errors\)](#)

#### [5.3 Plot ozone profiles where STD < 20% \(dark without errors\)](#)

#### [5.4. Plot ozone profiles where STD < 10% \(dark without errors\)](#)

#### [5.5. Plot ozone profiles where STD < 5% \(dark without errors\)](#)

#### [5.6 Plot NO2 profiles for all STD \(dark without errors\)](#)

#### [5.7 Plot NO3 profiles for all STD \(dark without errors\)](#)

#### [5.8 Plot H2O profiles \(only for occultations of stars 1,2,3,4,13,14,16,26,63 dark without errors\) for all STD](#)

### [6. Auxiliary Data Files used for the production reported in section 2](#)

This report presents the daily analysis on parameters extracted from GOMOS level 2 data (GOM\_NL\_\_2P). It is intended to monitor some important parameters that will impact the quality of these products. A list of level 2 products (and content) that have arrived during the reporting day to the PCF is also given.

Item	Value
Time of report generation	19APR2013 13:19:51
Data source version	GOMOS/6.01
Start time of products	15-04-2003 (15APR2003 00:00:00)
Stop time of products	16-04-2003 (16APR2003 00:00:00)
Store outputs in DB	Yes
Nb of level 2 prods	403
Nb of prods with errors	0

## 2. Summary of processed GOM\_NL\_\_2P products.

Nr	Filename	UTC Start time	Limb	Duration	Star Id	Star Name	Star Mag	Star Temp	Nb Meas	Orbit	Prod. error
1	GOM_NL__2PRFIN20030415_000122_000000512015_00302_05867_6848.N1	15-APR-2003 00:01:22	Twilight	51.000	61	8Eps Peg	2.1000	3900.0	102	5867	No
2	GOM_NL__2PRFIN20030415_000350_000000432015_00302_05867_6849.N1	15-APR-2003 00:03:50	Dark	42.500	162	34Alp Aqr	2.9440	5350.0	85	5867	No
3	GOM_NL__2PRFIN20030415_000624_000000472015_00302_05867_6850.N1	15-APR-2003 00:06:24	Dark	46.500	154	22Bet Aqr	2.8990	5700.0	93	5867	No
4	GOM_NL__2PRFIN20030415_000848_000000462015_00302_05867_6851.N1	15-APR-2003 00:08:48	Dark	45.500	142	49Del Cap	2.8500	8900.0	91	5867	No
5	GOM_NL__2PRFIN20030415_001408_000000382015_00302_05867_6852.N1	15-APR-2003 00:14:08	Dark	38.000	172	Gam Gru	3.0030	13100.	76	5867	No
6	GOM_NL__2PRFIN20030415_001613_000000432015_00302_05867_6853.N1	15-APR-2003 00:16:13	Dark	42.500	31	Alp Gru	1.7340	15200.	85	5867	No
7	GOM_NL__2PRFIN20030415_002107_000000402015_00303_05868_6827.N1	15-APR-2003 00:21:07	Dark	40.000	45	Alp Pav	1.9400	26000.	80	5868	No
8	GOM_NL__2PRFIN20030415_002314_000000762015_00303_05868_6828.N1	15-APR-2003 00:23:14	Dark	75.500	57	34Sig Sgr	2.0660	26000.	151	5868	No
9	GOM_NL__2PRFIN20030415_002609_000000622015_00303_05868_6829.N1	15-APR-2003 00:26:09	Dark	61.500	38	20Eps Sgr	1.8360	11000.	123	5868	No
10	GOM_NL__2PRFIN20030415_002831_000000402015_00303_05868_6830.N1	15-APR-2003 00:28:31	Dark	39.500	43	Alp TrA	1.9100	4250.0	79	5868	No
11	GOM_NL__2PRFIN20030415_003008_000000642015_00303_05868_6831.N1	15-APR-2003 00:30:08	Dark	64.000	25	35Lam Sco	1.6200	28000.	128	5868	No
12	GOM_NL__2PRFIN20030415_003301_000000492015_00303_05868_6832.N1	15-APR-2003 00:33:01	Straylight	49.000	4	Alp1Cen	-0.010000	5800.0	98	5868	No
13	GOM_NL__2PRFIN20030415_003840_000000962015_00303_05868_6833.N1	15-APR-2003 00:38:40	Straylight	95.500	16	21Alp Sco	1.0200	3000.0	191	5868	No
14	GOM_NL__2PRFIN20030415_004204_000000882015_00303_05868_6834.N1	15-APR-2003 00:42:04	Twilight_and_stray	87.500	80	7Del Sco	2.3160	30000.	175	5868	No
15	GOM_NL__2PRFIN20030415_004521_000000432015_00303_05868_6835.N1	15-APR-2003 00:45:21	Twilight_and_stray	42.500	106	9Bet Crv	2.6480	5600.0	85	5868	No
16	GOM_NL__2PRFIN20030415_004711_000000442015_00303_05868_6836.N1	15-APR-2003 00:47:11	Bright	43.500	100	4Gam Crv	2.5800	13100.	87	5868	No
17	GOM_NL__2PRFIN20030415_004836_000000462015_00303_05868_6837.N1	15-APR-2003 00:48:36	Bright	46.000	15	67Alp Vir	0.97600	28000.	92	5868	No
18	GOM_NL__2PRFIN20030415_005139_000000372015_00303_05868_6838.N1	15-APR-2003 00:51:39	Bright	37.000	121	29Gam Vir	2.7400	7200.0	74	5868	No
19	GOM_NL__2PRFIN20030415_005529_000000402015_00303_05868_6839.N1	15-APR-2003 00:55:29	Bright	39.500	138	47Eps Vir	2.8280	4700.0	79	5868	No
20	GOM_NL__2PRFIN20030415_005819_000000362015_00303_05868_6840.N1	15-APR-2003 00:58:19	Bright	35.500	96	68Del Leo	2.5600	9300.0	71	5868	No
21	GOM_NL__2PRFIN20030415_010005_000000532015_00303_05868_6841.N1	15-APR-2003 01:00:05	Bright	53.000	3	16Alp Boo	-0.050000	4250.0	106	5868	No
22	GOM_NL__2PRFIN20030415_010338_000000392015_00303_05868_6842.N1	15-APR-2003 01:03:38	Bright	38.500	152	12Alp2CVn	2.8900	11000.	77	5868	No
23	GOM_NL__2PRFIN20030415_010725_000000372015_00303_05868_6843.N1	15-APR-2003 01:07:25	Bright	37.000	87	64Gam UMa	2.4330	11000.	74	5868	No
24	GOM_NL__2PRFIN20030415_010853_000000412015_00303_05868_6844.N1	15-APR-2003 01:08:53	Bright	40.500	55	79Zet UMa	2.0600	10200.	81	5868	No
25	GOM_NL__2PRFIN20030415_011502_000000392015_00303_05868_6845.N1	15-APR-2003 01:15:02	Bright	39.000	60	7Bet UMi	2.0810	3950.0	78	5868	No
26	GOM_NL__2PRFIN20030415_011634_000000442015_00303_05868_6846.N1	15-APR-2003 01:16:34	Bright	44.000	119	14Eta Dra	2.7270	4700.0	88	5868	No
27	GOM_NL__2PRFIN20030415_012101_000000622015_00303_05868_6847.N1	15-APR-2003 01:21:01	Bright	61.500	130	23Bet Dra	2.7990	5800.0	123	5868	No
28	GOM_NL__2PRFIN20030415_013104_000001172015_00303_05868_6848.N1	15-APR-2003 01:31:04	Bright	117.00	5	3Alp Lyr	0.033000	11000.	234	5868	No
29	GOM_NL__2PRFIN20030415_013438_000000562015_00303_05868_6849.N1	15-APR-2003 01:34:38	Bright	55.500	92	53Eps Cyg	2.5000	4500.0	111	5868	No
30	GOM_NL__2PRFIN20030415_014158_000000482015_00303_05868_6850.N1	15-APR-2003 01:41:58	Twilight	48.000	61	8Eps Peg	2.1000	3900.0	96	5868	No
31	GOM_NL__2PRFIN20030415_014426_000000482015_00303_05868_6851.N1	15-APR-2003 01:44:26	Dark	47.500	162	34Alp Aqr	2.9440	5350.0	95	5868	No
32	GOM_NL__2PRFIN20030415_014701_000000512015_00303_05868_6852.N1	15-APR-2003 01:47:01	Dark	51.000	154	22Bet Aqr	2.8990	5700.0	102	5868	No
33	GOM_NL__2PRFIN20030415_014925_000000472015_00303_05868_6853.N1	15-APR-2003 01:49:25	Dark	46.500	142	49Del Cap	2.8500	8900.0	93	5868	No
34	GOM_NL__2PRFIN20030415_015649_000000402015_00303_05868_6854.N1	15-APR-2003 01:56:49	Dark	40.000	31	Alp Gru	1.7340	15200.	80	5868	No
35	GOM_NL__2PRFIN20030415_020144_000000412015_00304_05869_6827.N1	15-APR-2003 02:01:44	Dark	40.500	45	Alp Pav	1.9400	26000.	81	5869	No
36	GOM_NL__2PRFIN20030415_020352_000000752015_00304_05869_6828.N1	15-APR-2003 02:03:52	Dark	74.500	57	34Sig Sgr	2.0660	26000.	149	5869	No
37	GOM_NL__2PRFIN20030415_020646_000000632015_00304_05869_6829.N1	15-APR-2003 02:06:46	Dark	62.500	38	20Eps Sgr	1.8360	11000.	125	5869	No
38	GOM_NL__2PRFIN20030415_020908_000000402015_00304_05869_6830.N1	15-APR-2003 02:09:08	Dark	39.500	43	Alp TrA	1.9100	4250.0	79	5869	No
39	GOM_NL__2PRFIN20030415_021045_000000682015_00304_05869_6831.N1	15-APR-2003 02:10:45	Dark	67.500	25	35Lam Sco	1.6200	28000.	135	5869	No
40	GOM_NL__2PRFIN20030415_021337_000000482015_00304_05869_6832.N1	15-APR-2003 02:13:37	Straylight	48.000	4	Alp1Cen	-0.010000	5800.0	96	5869	No
41	GOM_NL__2PRFIN20030415_021917_000001012015_00304_05869_6833.N1	15-APR-2003 02:19:17	Straylight	101.00	16	21Alp Sco	1.0200	3000.0	202	5869	No
42	GOM_NL__2PRFIN20030415_022241_000000902015_00304_05869_6834.N1	15-APR-2003 02:22:41	Twilight_and_stray	89.500	80	7Del Sco	2.3160	30000.	179	5869	No



43	GOM_NL__2PRFIN20030415_022557_000000422015_00304_05869_6835.N1	15-APR-2003 02:25:57	Twilight	41.500	106	9Bet Crv	2.6480	5600.0	83	5869	No
44	GOM_NL__2PRFIN20030415_022747_000000442015_00304_05869_6836.N1	15-APR-2003 02:27:47	Bright	43.500	100	4Gam Crv	2.5800	13100.	87	5869	No
45	GOM_NL__2PRFIN20030415_022912_000000482015_00304_05869_6837.N1	15-APR-2003 02:29:12	Bright	48.000	15	67Alp Vir	0.97600	28000.	96	5869	No
46	GOM_NL__2PRFIN20030415_023215_000000382015_00304_05869_6838.N1	15-APR-2003 02:32:15	Bright	38.000	121	29Gam Vir	2.7400	7200.0	76	5869	No
47	GOM_NL__2PRFIN20030415_023605_000000402015_00304_05869_6839.N1	15-APR-2003 02:36:05	Bright	40.000	138	47Eps Vir	2.8280	4700.0	80	5869	No
48	GOM_NL__2PRFIN20030415_023855_000000362015_00304_05869_6840.N1	15-APR-2003 02:38:55	Bright	36.000	96	68Del Leo	2.5600	9300.0	72	5869	No
49	GOM_NL__2PRFIN20030415_024040_000000552015_00304_05869_6841.N1	15-APR-2003 02:40:40	Bright	55.000	3	16Alp Boo	-0.050000	4250.0	110	5869	No
50	GOM_NL__2PRFIN20030415_024414_000000392015_00304_05869_6842.N1	15-APR-2003 02:44:14	Bright	39.000	152	12Alp2CVn	2.8900	11000.	78	5869	No
51	GOM_NL__2PRFIN20030415_024801_000000372015_00304_05869_6843.N1	15-APR-2003 02:48:01	Bright	36.500	87	64Gam UMa	2.4330	11000.	73	5869	No
52	GOM_NL__2PRFIN20030415_024928_000000412015_00304_05869_6844.N1	15-APR-2003 02:49:28	Bright	40.500	55	79Zet UMa	2.0600	10200.	81	5869	No
53	GOM_NL__2PRFIN20030415_025537_000000402015_00304_05869_6845.N1	15-APR-2003 02:55:37	Bright	39.500	60	7Bet UMi	2.0810	3950.0	79	5869	No
54	GOM_NL__2PRFIN20030415_025709_000000442015_00304_05869_6846.N1	15-APR-2003 02:57:09	Bright	43.500	119	14Eta Dra	2.7270	4700.0	87	5869	No
55	GOM_NL__2PRFIN20030415_030136_000000622015_00304_05869_6847.N1	15-APR-2003 03:01:36	Bright	61.500	130	23Bet Dra	2.7990	5800.0	123	5869	No
56	GOM_NL__2PRFIN20030415_031141_000001142015_00304_05869_6848.N1	15-APR-2003 03:11:41	Bright	113.50	5	3Alp Lyr	0.033000	11000.	227	5869	No
57	GOM_NL__2PRFIN20030415_031514_000000552015_00304_05869_6849.N1	15-APR-2003 03:15:14	Bright	55.000	92	53Eps Cyg	2.5000	4500.0	110	5869	No
58	GOM_NL__2PRFIN20030415_032234_000000522015_00304_05869_6850.N1	15-APR-2003 03:22:34	Twilight	52.000	61	8Eps Peg	2.1000	3900.0	104	5869	No
59	GOM_NL__2PRFIN20030415_032502_000000472015_00304_05869_6851.N1	15-APR-2003 03:25:02	Dark	46.500	162	34Alp Aqr	2.9440	5350.0	93	5869	No
60	GOM_NL__2PRFIN20030415_032737_000000502015_00304_05869_6852.N1	15-APR-2003 03:27:37	Dark	50.000	154	22Bet Aqr	2.8990	5700.0	100	5869	No
61	GOM_NL__2PRFIN20030415_033001_000000442015_00304_05869_6853.N1	15-APR-2003 03:30:01	Dark	43.500	142	49Del Cap	2.8500	8900.0	87	5869	No
62	GOM_NL__2PRFIN20030415_033521_000000392015_00304_05869_6854.N1	15-APR-2003 03:35:21	Dark	39.000	172	Gam Gru	3.0030	13100.	78	5869	No
63	GOM_NL__2PRFIN20030415_033726_000000422015_00304_05869_6855.N1	15-APR-2003 03:37:26	Dark	42.000	31	Alp Gru	1.7340	15200.	84	5869	No
64	GOM_NL__2PRFIN20030415_034221_000000422015_00305_05870_6849.N1	15-APR-2003 03:42:21	Dark	42.000	45	Alp Pav	1.9400	26000.	84	5870	No
65	GOM_NL__2PRFIN20030415_034429_000000742015_00305_05870_6850.N1	15-APR-2003 03:44:29	Dark	74.000	57	34Sig Sgr	2.0660	26000.	148	5870	No
66	GOM_NL__2PRFIN20030415_034723_000000702015_00305_05870_6851.N1	15-APR-2003 03:47:23	Dark	69.500	38	20Eps Sgr	1.8360	11000.	139	5870	No
67	GOM_NL__2PRFIN20030415_034944_000000392015_00305_05870_6852.N1	15-APR-2003 03:49:44	Dark	38.500	43	Alp TrA	1.9100	4250.0	77	5870	No
68	GOM_NL__2PRFIN20030415_035122_000000632015_00305_05870_6853.N1	15-APR-2003 03:51:22	Dark	62.500	25	35Lam Sco	1.6200	28000.	125	5870	No
69	GOM_NL__2PRFIN20030415_035414_000000462015_00305_05870_6854.N1	15-APR-2003 03:54:14	Straylight	46.000	4	Alp1Cen	-0.010000	5800.0	92	5870	No
70	GOM_NL__2PRFIN20030415_035953_000001012015_00305_05870_6855.N1	15-APR-2003 03:59:53	Straylight	100.50	16	21Alp Sco	1.0200	3000.0	201	5870	No
71	GOM_NL__2PRFIN20030415_040318_000000902015_00305_05870_6856.N1	15-APR-2003 04:03:18	Twilight	90.000	80	7Del Sco	2.3160	30000.	180	5870	No
72	GOM_NL__2PRFIN20030415_040633_000000422015_00305_05870_6857.N1	15-APR-2003 04:06:33	Twilight	41.500	106	9Bet Crv	2.6480	5600.0	83	5870	No
73	GOM_NL__2PRFIN20030415_040823_000000442015_00305_05870_6858.N1	15-APR-2003 04:08:23	Bright	44.000	100	4Gam Crv	2.5800	13100.	88	5870	No
74	GOM_NL__2PRFIN20030415_040948_000000472015_00305_05870_6859.N1	15-APR-2003 04:09:48	Bright	46.500	15	67Alp Vir	0.97600	28000.	93	5870	No
75	GOM_NL__2PRFIN20030415_041251_000000402015_00305_05870_6860.N1	15-APR-2003 04:12:51	Bright	39.500	121	29Gam Vir	2.7400	7200.0	79	5870	No
76	GOM_NL__2PRFIN20030415_041641_000000402015_00305_05870_6861.N1	15-APR-2003 04:16:41	Bright	40.000	138	47Eps Vir	2.8280	4700.0	80	5870	No
77	GOM_NL__2PRFIN20030415_041931_000000362015_00305_05870_6862.N1	15-APR-2003 04:19:31	Bright	35.500	96	68Del Leo	2.5600	9300.0	71	5870	No
78	GOM_NL__2PRFIN20030415_042116_000000572015_00305_05870_6863.N1	15-APR-2003 04:21:16	Bright	56.500	3	16Alp Boo	-0.050000	4250.0	113	5870	No
79	GOM_NL__2PRFIN20030415_042449_000000392015_00305_05870_6864.N1	15-APR-2003 04:24:49	Bright	38.500	152	12Alp2CVn	2.8900	11000.	77	5870	No
80	GOM_NL__2PRFIN20030415_042837_000000362015_00305_05870_6865.N1	15-APR-2003 04:28:37	Bright	36.000	87	64Gam UMa	2.4330	11000.	72	5870	No
81	GOM_NL__2PRFIN20030415_043004_000000402015_00305_05870_6866.N1	15-APR-2003 04:30:04	Bright	39.500	55	79Zet UMa	2.0600	10200.	79	5870	No
82	GOM_NL__2PRFIN20030415_043613_000000382015_00305_05870_6867.N1	15-APR-2003 04:36:13	Bright	38.000	60	7Bet UMi	2.0810	3950.0	76	5870	No
83	GOM_NL__2PRFIN20030415_043744_000000482015_00305_05870_6868.N1	15-APR-2003 04:37:44	Bright	47.500	119	14Eta Dra	2.7270	4700.0	95	5870	No
84	GOM_NL__2PRFIN20030415_044211_000000622015_00305_05870_6869.N1	15-APR-2003 04:42:11	Bright	61.500	130	23Bet Dra	2.7990	5800.0	123	5870	No
85	GOM_NL__2PRFIN20030415_044358_000000662015_00305_05870_6870.N1	15-APR-2003 04:43:58	Bright	66.000	69	33Gam Dra	2.2310	3800.0	132	5870	No
86	GOM_NL__2PRFIN20030415_044617_000000372015_00305_05870_6871.N1	15-APR-2003 04:46:17	Bright	37.000	89	5Alp Cep	2.4510	8000.0	74	5870	No
87	GOM_NL__2PRFIN20030415_045217_000001372015_00305_05870_6872.N1	15-APR-2003 04:52:17	Bright	137.00	5	3Alp Lyr	0.033000	11000.	274	5870	No
88	GOM_NL__2PRFIN20030415_045550_000000552015_00305_05870_6873.N1	15-APR-2003 04:55:50	Bright	55.000	92	53Eps Cyg	2.5000	4500.0	110	5870	No
89	GOM_NL__2PRFIN20030415_050310_000000522015_00305_05870_6874.N1	15-APR-2003 05:03:10	Twilight	52.000	61	8Eps Peg	2.1000	3900.0	104	5870	No
90	GOM_NL__2PRFIN20030415_050539_000000472015_00305_05870_6875.N1	15-APR-2003 05:05:39	Dark	46.500	162	34Alp Aqr	2.9440	5350.0	93	5870	No
91	GOM_NL__2PRFIN20030415_050814_000000472015_00305_05870_6876.N1	15-APR-2003 05:08:14	Dark	46.500	154	22Bet Aqr	2.8990	5700.0	93	5870	No
92	GOM_NL__2PRFIN20030415_051038_000000432015_00305_05870_6877.N1	15-APR-2003 05:10:38	Dark	43.000	142	49Del Cap	2.8500	8900.0	86	5870	No
93	GOM_NL__2PRFIN20030415_051557_000000392015_00305_05870_6878.N1	15-APR-2003 05:15:57	Dark	39.000	172	Gam Gru	3.0030	13100.	78	5870	No
94	GOM_NL__2PRFIN20030415_051802_000000432015_00305_05870_6879.N1	15-APR-2003 05:18:02	Dark	42.500	31	Alp Gru	1.7340	15200.	85	5870	No
95	GOM_NL__2PRFIN20030415_052257_000000412015_00306_05871_6850.N1	15-APR-2003 05:22:57	Dark	40.500	45	Alp Pav	1.9400	26000.	81	5871	No
96	GOM_NL__2PRFIN20030415_052507_000000712015_00306_05871_6851.N1	15-APR-2003 05:25:07	Dark	71.000	57	34Sig Sgr	2.0660	26000.	142	5871	No
97	GOM_NL__2PRFIN20030415_052801_000000762015_00306_05871_6852.N1	15-APR-2003 05:28:01	Dark	75.500	38	20Eps Sgr	1.8360	11000.	151	5871	No
98	GOM_NL__2PRFIN20030415_053020_000000432015_00306_05871_6853.N1	15-APR-2003 05:30:20	Dark	42.500	43	Alp TrA	1.9100	4250.0	85	5871	No
99	GOM_NL__2PRFIN20030415_053200_000000622015_00306_05871_6854.N1	15-APR-2003 05:32:00	Dark	62.000	25	35Lam Sco	1.6200	28000.	124	5871	No
100	GOM_NL__2PRFIN20030415_053450_000000462015_00306_05871_6855.N1	15-APR-2003 05:34:50	Straylight	45.500	4	Alp1Cen	-0.010000	5800.0	91	5871	No
101	GOM_NL__2PRFIN20030415_054031_000001072015_00306_05871_6856.N1	15-APR-2003 05:40:31	Straylight	106.50	16	21Alp Sco	1.0200	3000.0	213	5871	No

102	GOM_NL__2PRFIN20030415_054354_000000902015_00306_05871_6857.N1	15-APR-2003 05:43:54	Twilight	89.500	80	7Del Sco	2.3160	30000.	179	5871	No
103	GOM_NL__2PRFIN20030415_054709_000000412015_00306_05871_6858.N1	15-APR-2003 05:47:09	Twilight	41.000	106	9Bet Crv	2.6480	5600.0	82	5871	No
104	GOM_NL__2PRFIN20030415_054859_000000522015_00306_05871_6859.N1	15-APR-2003 05:48:59	Bright	52.000	100	4Gam Crv	2.5800	13100.	104	5871	No
105	GOM_NL__2PRFIN20030415_055024_000000442015_00306_05871_6860.N1	15-APR-2003 05:50:24	Bright	43.500	15	67Alp Vir	0.97600	28000.	87	5871	No
106	GOM_NL__2PRFIN20030415_055327_000000382015_00306_05871_6861.N1	15-APR-2003 05:53:27	Bright	38.000	121	29Gam Vir	2.7400	7200.0	76	5871	No
107	GOM_NL__2PRFIN20030415_055717_000000402015_00306_05871_6862.N1	15-APR-2003 05:57:17	Bright	40.000	138	47Eps Vir	2.8280	4700.0	80	5871	No
108	GOM_NL__2PRFIN20030415_060007_000000352015_00306_05871_6863.N1	15-APR-2003 06:00:07	Bright	34.500	96	68Del Leo	2.5600	9300.0	69	5871	No
109	GOM_NL__2PRFIN20030415_060151_000000582015_00306_05871_6864.N1	15-APR-2003 06:01:51	Bright	58.000	3	16Alp Boo	-0.050000	4250.0	116	5871	No
110	GOM_NL__2PRFIN20030415_060525_000000402015_00306_05871_6865.N1	15-APR-2003 06:05:25	Bright	39.500	152	12Alp2CVn	2.8900	11000.	79	5871	No
111	GOM_NL__2PRFIN20030415_060913_000000362015_00306_05871_6866.N1	15-APR-2003 06:09:13	Bright	36.000	87	64Gam UMa	2.4330	11000.	72	5871	No
112	GOM_NL__2PRFIN20030415_061040_000000402015_00306_05871_6867.N1	15-APR-2003 06:10:40	Bright	40.000	55	79Zet UMa	2.0600	10200.	80	5871	No
113	GOM_NL__2PRFIN20030415_061649_000000402015_00306_05871_6868.N1	15-APR-2003 06:16:49	Bright	39.500	60	7Bet UMi	2.0810	3950.0	79	5871	No
114	GOM_NL__2PRFIN20030415_061820_000000472015_00306_05871_6869.N1	15-APR-2003 06:18:20	Bright	47.000	119	14Eta Dra	2.7270	4700.0	94	5871	No
115	GOM_NL__2PRFIN20030415_062246_000000612015_00306_05871_6870.N1	15-APR-2003 06:22:46	Bright	61.000	130	23Bet Dra	2.7990	5800.0	122	5871	No
116	GOM_NL__2PRFIN20030415_062433_000000632015_00306_05871_6871.N1	15-APR-2003 06:24:33	Bright	62.500	69	33Gam Dra	2.2310	3800.0	125	5871	No
117	GOM_NL__2PRFIN20030415_062653_000000392015_00306_05871_6872.N1	15-APR-2003 06:26:53	Bright	39.000	89	5Alp Cep	2.4510	8000.0	78	5871	No
118	GOM_NL__2PRFIN20030415_063253_000001272015_00306_05871_6873.N1	15-APR-2003 06:32:53	Bright	127.00	5	3Alp Lyr	0.033000	11000.	254	5871	No
119	GOM_NL__2PRFIN20030415_063626_000000572015_00306_05871_6874.N1	15-APR-2003 06:36:26	Bright	57.000	92	53Eps Cyg	2.5000	4500.0	114	5871	No
120	GOM_NL__2PRFIN20030415_064347_000000502015_00306_05871_6875.N1	15-APR-2003 06:43:47	Twilight	50.000	61	8Eps Peg	2.1000	3900.0	100	5871	No
121	GOM_NL__2PRFIN20030415_064615_000000462015_00306_05871_6876.N1	15-APR-2003 06:46:15	Dark	46.000	162	34Alp Aqr	2.9440	5350.0	92	5871	No
122	GOM_NL__2PRFIN20030415_064850_000000492015_00306_05871_6877.N1	15-APR-2003 06:48:50	Dark	48.500	154	22Bet Aqr	2.8990	5700.0	97	5871	No
123	GOM_NL__2PRFIN20030415_065114_000000432015_00306_05871_6878.N1	15-APR-2003 06:51:14	Dark	43.000	142	49Del Cap	2.8500	8900.0	86	5871	No
124	GOM_NL__2PRFIN20030415_065633_000000402015_00306_05871_6879.N1	15-APR-2003 06:56:33	Dark	40.000	172	Gam Gru	3.0030	13100.	80	5871	No
125	GOM_NL__2PRFIN20030415_065838_000000392015_00306_05871_6880.N1	15-APR-2003 06:58:38	Dark	39.000	31	Alp Gru	1.7340	15200.	78	5871	No
126	GOM_NL__2PRFIN20030415_070333_000000412015_00307_05872_6850.N1	15-APR-2003 07:03:33	Dark	40.500	45	Alp Pav	1.9400	26000.	81	5872	No
127	GOM_NL__2PRFIN20030415_070545_000000722015_00307_05872_6851.N1	15-APR-2003 07:05:45	Dark	72.000	57	34Sig Sgr	2.0660	26000.	144	5872	No
128	GOM_NL__2PRFIN20030415_070838_000000682015_00307_05872_6852.N1	15-APR-2003 07:08:38	Dark	68.000	38	20Eps Sgr	1.8360	11000.	136	5872	No
129	GOM_NL__2PRFIN20030415_071057_000000422015_00307_05872_6853.N1	15-APR-2003 07:10:57	Dark	42.000	43	Alp TrA	1.9100	4250.0	84	5872	No
130	GOM_NL__2PRFIN20030415_071237_000000632015_00307_05872_6854.N1	15-APR-2003 07:12:37	Dark	63.000	25	35Lam Sco	1.6200	28000.	126	5872	No
131	GOM_NL__2PRFIN20030415_071527_000000502015_00307_05872_6855.N1	15-APR-2003 07:15:27	Straylight	50.000	4	Alp1Cen	-0.010000	5800.0	100	5872	No
132	GOM_NL__2PRFIN20030415_072108_000000982015_00307_05872_6856.N1	15-APR-2003 07:21:08	Straylight	98.000	16	21Alp Sco	1.0200	3000.0	196	5872	No
133	GOM_NL__2PRFIN20030415_072431_000000842015_00307_05872_6857.N1	15-APR-2003 07:24:31	Twilight	84.000	80	7Del Sco	2.3160	30000.	168	5872	No
134	GOM_NL__2PRFIN20030415_072745_000000412015_00307_05872_6858.N1	15-APR-2003 07:27:45	Twilight	40.500	106	9Bet Crv	2.6480	5600.0	81	5872	No
135	GOM_NL__2PRFIN20030415_072935_000000442015_00307_05872_6859.N1	15-APR-2003 07:29:35	Bright	43.500	100	4Gam Crv	2.5800	13100.	87	5872	No
136	GOM_NL__2PRFIN20030415_073100_000000452015_00307_05872_6860.N1	15-APR-2003 07:31:00	Bright	45.000	15	67Alp Vir	0.97600	28000.	90	5872	No
137	GOM_NL__2PRFIN20030415_073403_000000392015_00307_05872_6861.N1	15-APR-2003 07:34:03	Bright	38.500	121	29Gam Vir	2.7400	7200.0	77	5872	No
138	GOM_NL__2PRFIN20030415_073752_000000402015_00307_05872_6862.N1	15-APR-2003 07:37:52	Bright	39.500	138	47Eps Vir	2.8280	4700.0	79	5872	No
139	GOM_NL__2PRFIN20030415_074043_000000362015_00307_05872_6863.N1	15-APR-2003 07:40:43	Bright	36.000	96	68Del Leo	2.5600	9300.0	72	5872	No
140	GOM_NL__2PRFIN20030415_074226_000000592015_00307_05872_6864.N1	15-APR-2003 07:42:26	Bright	59.000	3	16Alp Boo	-0.050000	4250.0	118	5872	No
141	GOM_NL__2PRFIN20030415_074601_000000392015_00307_05872_6865.N1	15-APR-2003 07:46:01	Bright	39.000	152	12Alp2CVn	2.8900	11000.	78	5872	No
142	GOM_NL__2PRFIN20030415_074949_000000372015_00307_05872_6866.N1	15-APR-2003 07:49:49	Bright	36.500	87	64Gam UMa	2.4330	11000.	73	5872	No
143	GOM_NL__2PRFIN20030415_075115_000000402015_00307_05872_6867.N1	15-APR-2003 07:51:15	Bright	39.500	55	79Zet UMa	2.0600	10200.	79	5872	No
144	GOM_NL__2PRFIN20030415_075724_000000372015_00307_05872_6868.N1	15-APR-2003 07:57:24	Bright	37.000	60	7Bet UMi	2.0810	3950.0	74	5872	No
145	GOM_NL__2PRFIN20030415_075855_000000482015_00307_05872_6869.N1	15-APR-2003 07:58:55	Bright	48.000	119	14Eta Dra	2.7270	4700.0	96	5872	No
146	GOM_NL__2PRFIN20030415_080320_000000632015_00307_05872_6870.N1	15-APR-2003 08:03:20	Bright	63.000	130	23Bet Dra	2.7990	5800.0	126	5872	No
147	GOM_NL__2PRFIN20030415_080508_000000662015_00307_05872_6871.N1	15-APR-2003 08:05:08	Bright	65.500	69	33Gam Dra	2.2310	3800.0	131	5872	No
148	GOM_NL__2PRFIN20030415_080729_000000402015_00307_05872_6872.N1	15-APR-2003 08:07:29	Bright	40.000	89	5Alp Cep	2.4510	8000.0	80	5872	No
149	GOM_NL__2PRFIN20030415_081328_000001192015_00307_05872_6873.N1	15-APR-2003 08:13:28	Bright	119.00	5	3Alp Lyr	0.033000	11000.	238	5872	No
150	GOM_NL__2PRFIN20030415_081702_000000582015_00307_05872_6874.N1	15-APR-2003 08:17:02	Bright	57.500	92	53Eps Cyg	2.5000	4500.0	115	5872	No
151	GOM_NL__2PRFIN20030415_082423_000000492015_00307_05872_6875.N1	15-APR-2003 08:24:23	Dark	49.000	61	8Eps Peg	2.1000	3900.0	98	5872	No
152	GOM_NL__2PRFIN20030415_082651_000000472015_00307_05872_6876.N1	15-APR-2003 08:26:51	Dark	46.500	162	34Alp Aqr	2.9440	5350.0	93	5872	No
153	GOM_NL__2PRFIN20030415_082927_000000492015_00307_05872_6877.N1	15-APR-2003 08:29:27	Dark	49.000	154	22Bet Aqr	2.8990	5700.0	98	5872	No
154	GOM_NL__2PRFIN20030415_083151_000000442015_00307_05872_6878.N1	15-APR-2003 08:31:51	Dark	44.000	142	49Del Cap	2.8500	8900.0	88	5872	No
155	GOM_NL__2PRFIN20030415_083710_000000402015_00307_05872_6879.N1	15-APR-2003 08:37:10	Dark	40.000	172	Gam Gru	3.0030	13100.	80	5872	No
156	GOM_NL__2PRFIN20030415_083915_000000422015_00307_05872_6880.N1	15-APR-2003 08:39:15	Dark	41.500	31	Alp Gru	1.7340	15200.	83	5872	No
157	GOM_NL__2PRFIN20030415_084410_000000402015_00308_05873_6852.N1	15-APR-2003 08:44:10	Dark	40.000	45	Alp Pav	1.9400	26000.	80	5873	No
158	GOM_NL__2PRFIN20030415_084623_000000712015_00308_05873_6853.N1	15-APR-2003 08:46:23	Dark	70.500	57	34Sig Sgr	2.0660	26000.	141	5873	No
159	GOM_NL__2PRFIN20030415_084916_000000732015_00308_05873_6854.N1	15-APR-2003 08:49:16	Dark	73.000	38	20Eps Sgr	1.8360	11000.	146	5873	No
160	GOM_NL__2PRFIN20030415_085133_000000392015_00308_05873_6855.N1	15-APR-2003 08:51:33	Dark	39.000	43	Alp TrA	1.9100	4250.0	78	5873	No

161	GOM_NL__2PRFIN20030415_085314_000000632015_00308_05873_6856.N1	15-APR-2003 08:53:14	Dark	63.000	25	35Lam Sco	1.6200	28000.	126	5873	No
162	GOM_NL__2PRFIN20030415_085603_000000432015_00308_05873_6857.N1	15-APR-2003 08:56:03	Straylight	42.500	4	Alp1Cen	-0.010000	5800.0	85	5873	No
163	GOM_NL__2PRFIN20030415_090145_000001062015_00308_05873_6858.N1	15-APR-2003 09:01:45	Straylight	106.00	16	21Alp Sco	1.0200	3000.0	212	5873	No
164	GOM_NL__2PRFIN20030415_090507_000000862015_00308_05873_6859.N1	15-APR-2003 09:05:07	Tw_i_and_stray	86.000	80	7Del Sco	2.3160	30000.	172	5873	No
165	GOM_NL__2PRFIN20030415_090821_000000432015_00308_05873_6860.N1	15-APR-2003 09:08:21	Tw_i_and_stray	43.000	106	9Bet Crv	2.6480	5600.0	86	5873	No
166	GOM_NL__2PRFIN20030415_091011_000000412015_00308_05873_6861.N1	15-APR-2003 09:10:11	Bright	40.500	100	4Gam Crv	2.5800	13100.	81	5873	No
167	GOM_NL__2PRFIN20030415_091136_000000462015_00308_05873_6862.N1	15-APR-2003 09:11:36	Bright	46.000	15	67Alp Vir	0.97600	28000.	92	5873	No
168	GOM_NL__2PRFIN20030415_091439_000000372015_00308_05873_6863.N1	15-APR-2003 09:14:39	Bright	37.000	121	29Gam Vir	2.7400	7200.0	74	5873	No
169	GOM_NL__2PRFIN20030415_091828_000000422015_00308_05873_6864.N1	15-APR-2003 09:18:28	Bright	41.500	138	47Eps Vir	2.8280	4700.0	83	5873	No
170	GOM_NL__2PRFIN20030415_092119_000000372015_00308_05873_6865.N1	15-APR-2003 09:21:19	Bright	36.500	96	68Del Leo	2.5600	9300.0	73	5873	No
171	GOM_NL__2PRFIN20030415_092301_000000532015_00308_05873_6866.N1	15-APR-2003 09:23:01	Bright	52.500	3	16Alp Boo	-0.050000	4250.0	105	5873	No
172	GOM_NL__2PRFIN20030415_092636_000000382015_00308_05873_6867.N1	15-APR-2003 09:26:36	Bright	37.500	152	12Alp2CVn	2.8900	11000.	75	5873	No
173	GOM_NL__2PRFIN20030415_093025_000000352015_00308_05873_6868.N1	15-APR-2003 09:30:25	Bright	35.000	87	64Gam UMa	2.4330	11000.	70	5873	No
174	GOM_NL__2PRFIN20030415_093151_000000402015_00308_05873_6869.N1	15-APR-2003 09:31:51	Bright	40.000	55	79Zet UMa	2.0600	10200.	80	5873	No
175	GOM_NL__2PRFIN20030415_093800_000000362015_00308_05873_6870.N1	15-APR-2003 09:38:00	Bright	36.000	60	7Bet UMi	2.0810	3950.0	72	5873	No
176	GOM_NL__2PRFIN20030415_093930_000000472015_00308_05873_6871.N1	15-APR-2003 09:39:30	Bright	46.500	119	14Eta Dra	2.7270	4700.0	93	5873	No
177	GOM_NL__2PRFIN20030415_094355_000000622015_00308_05873_6872.N1	15-APR-2003 09:43:55	Bright	62.000	130	23Bet Dra	2.7990	5800.0	124	5873	No
178	GOM_NL__2PRFIN20030415_094543_000000642015_00308_05873_6873.N1	15-APR-2003 09:45:43	Bright	63.500	69	33Gam Dra	2.2310	3800.0	127	5873	No
179	GOM_NL__2PRFIN20030415_094805_000000382015_00308_05873_6874.N1	15-APR-2003 09:48:05	Bright	38.000	89	5Alp Cep	2.4510	8000.0	76	5873	No
180	GOM_NL__2PRFIN20030415_095403_000001152015_00308_05873_6875.N1	15-APR-2003 09:54:03	Bright	115.00	5	3Alp Lyr	0.033000	11000.	230	5873	No
181	GOM_NL__2PRFIN20030415_095738_000000552015_00308_05873_6876.N1	15-APR-2003 09:57:38	Bright	55.000	92	53Eps Cyg	2.5000	4500.0	110	5873	No
182	GOM_NL__2PRFIN20030415_100500_000000512015_00308_05873_6877.N1	15-APR-2003 10:05:00	Dark	50.500	61	8Eps Peg	2.1000	3900.0	101	5873	No
183	GOM_NL__2PRFIN20030415_100728_000000442015_00308_05873_6878.N1	15-APR-2003 10:07:28	Dark	43.500	162	34Alp Aqr	2.9440	5350.0	87	5873	No
184	GOM_NL__2PRFIN20030415_101003_000000502015_00308_05873_6879.N1	15-APR-2003 10:10:03	Dark	50.000	154	22Bet Aqr	2.8990	5700.0	100	5873	No
185	GOM_NL__2PRFIN20030415_101227_000000432015_00308_05873_6880.N1	15-APR-2003 10:12:27	Dark	43.000	142	49Del Cap	2.8500	8900.0	86	5873	No
186	GOM_NL__2PRFIN20030415_101746_000000392015_00308_05873_6881.N1	15-APR-2003 10:17:46	Dark	39.000	172	Gam Gru	3.0030	13100.	78	5873	No
187	GOM_NL__2PRFIN20030415_101951_000000422015_00308_05873_6882.N1	15-APR-2003 10:19:51	Dark	41.500	31	Alp Gru	1.7340	15200.	83	5873	No
188	GOM_NL__2PRFIN20030415_102446_000000392015_00309_05874_6852.N1	15-APR-2003 10:24:46	Dark	39.000	45	Alp Pav	1.9400	26000.	78	5874	No
189	GOM_NL__2PRFIN20030415_102700_000000712015_00309_05874_6853.N1	15-APR-2003 10:27:00	Dark	71.000	57	34Sig Sgr	2.0660	26000.	142	5874	No
190	GOM_NL__2PRFIN20030415_102953_000000622015_00309_05874_6854.N1	15-APR-2003 10:29:53	Dark	62.000	38	20Eps Sgr	1.8360	11000.	124	5874	No
191	GOM_NL__2PRFIN20030415_103209_000000422015_00309_05874_6855.N1	15-APR-2003 10:32:09	Dark	41.500	43	Alp TrA	1.9100	4250.0	83	5874	No
192	GOM_NL__2PRFIN20030415_103351_000000702015_00309_05874_6856.N1	15-APR-2003 10:33:51	Dark	69.500	25	35Lam Sco	1.6200	28000.	139	5874	No
193	GOM_NL__2PRFIN20030415_103639_000000492015_00309_05874_6857.N1	15-APR-2003 10:36:39	Straylight	48.500	4	Alp1Cen	-0.010000	5800.0	97	5874	No
194	GOM_NL__2PRFIN20030415_104222_000001032015_00309_05874_6858.N1	15-APR-2003 10:42:22	Straylight	102.50	16	21Alp Sco	1.0200	3000.0	205	5874	No
195	GOM_NL__2PRFIN20030415_104543_000000872015_00309_05874_6859.N1	15-APR-2003 10:45:43	Tw_i_and_stray	87.000	80	7Del Sco	2.3160	30000.	174	5874	No
196	GOM_NL__2PRFIN20030415_104857_000000442015_00309_05874_6860.N1	15-APR-2003 10:48:57	Tw_i_and_stray	44.000	106	9Bet Crv	2.6480	5600.0	88	5874	No
197	GOM_NL__2PRFIN20030415_105047_000000442015_00309_05874_6861.N1	15-APR-2003 10:50:47	Bright	43.500	100	4Gam Crv	2.5800	13100.	87	5874	No
198	GOM_NL__2PRFIN20030415_105212_000000432015_00309_05874_6862.N1	15-APR-2003 10:52:12	Bright	42.500	15	67Alp Vir	0.97600	28000.	85	5874	No
199	GOM_NL__2PRFIN20030415_105515_000000382015_00309_05874_6863.N1	15-APR-2003 10:55:15	Bright	37.500	121	29Gam Vir	2.7400	7200.0	75	5874	No
200	GOM_NL__2PRFIN20030415_105904_000000402015_00309_05874_6864.N1	15-APR-2003 10:59:04	Bright	40.000	138	47Eps Vir	2.8280	4700.0	80	5874	No
201	GOM_NL__2PRFIN20030415_110155_000000362015_00309_05874_6865.N1	15-APR-2003 11:01:55	Bright	35.500	96	68Del Leo	2.5600	9300.0	71	5874	No
202	GOM_NL__2PRFIN20030415_110336_000000552015_00309_05874_6866.N1	15-APR-2003 11:03:36	Bright	54.500	3	16Alp Boo	-0.050000	4250.0	109	5874	No
203	GOM_NL__2PRFIN20030415_110712_000000382015_00309_05874_6867.N1	15-APR-2003 11:07:12	Bright	38.000	152	12Alp2CVn	2.8900	11000.	76	5874	No
204	GOM_NL__2PRFIN20030415_111100_000000352015_00309_05874_6868.N1	15-APR-2003 11:11:00	Bright	35.000	87	64Gam UMa	2.4330	11000.	70	5874	No
205	GOM_NL__2PRFIN20030415_111226_000000402015_00309_05874_6869.N1	15-APR-2003 11:12:26	Bright	40.000	55	79Zet UMa	2.0600	10200.	80	5874	No
206	GOM_NL__2PRFIN20030415_111835_000000422015_00309_05874_6870.N1	15-APR-2003 11:18:35	Bright	41.500	60	7Bet UMi	2.0810	3950.0	83	5874	No
207	GOM_NL__2PRFIN20030415_112005_000000472015_00309_05874_6871.N1	15-APR-2003 11:20:05	Bright	47.000	119	14Eta Dra	2.7270	4700.0	94	5874	No
208	GOM_NL__2PRFIN20030415_112430_000000622015_00309_05874_6872.N1	15-APR-2003 11:24:30	Bright	62.000	130	23Bet Dra	2.7990	5800.0	124	5874	No
209	GOM_NL__2PRFIN20030415_112617_000000652015_00309_05874_6873.N1	15-APR-2003 11:26:17	Bright	64.500	69	33Gam Dra	2.2310	3800.0	129	5874	No
210	GOM_NL__2PRFIN20030415_112840_000000392015_00309_05874_6874.N1	15-APR-2003 11:28:40	Bright	39.000	89	5Alp Cep	2.4510	8000.0	78	5874	No
211	GOM_NL__2PRFIN20030415_113438_000001202015_00309_05874_6875.N1	15-APR-2003 11:34:38	Bright	119.50	5	3Alp Lyr	0.033000	11000.	239	5874	No
212	GOM_NL__2PRFIN20030415_113814_000000582015_00309_05874_6876.N1	15-APR-2003 11:38:14	Bright	57.500	92	53Eps Cyg	2.5000	4500.0	115	5874	No
213	GOM_NL__2PRFIN20030415_114536_000000522015_00309_05874_6877.N1	15-APR-2003 11:45:36	Dark	51.500	61	8Eps Peg	2.1000	3900.0	103	5874	No
214	GOM_NL__2PRFIN20030415_114804_000000472015_00309_05874_6878.N1	15-APR-2003 11:48:04	Dark	47.000	162	34Alp Aqr	2.9440	5350.0	94	5874	No
215	GOM_NL__2PRFIN20030415_115040_000000502015_00309_05874_6879.N1	15-APR-2003 11:50:40	Dark	49.500	154	22Bet Aqr	2.8990	5700.0	99	5874	No
216	GOM_NL__2PRFIN20030415_115304_000000432015_00309_05874_6880.N1	15-APR-2003 11:53:04	Dark	42.500	142	49Del Cap	2.8500	8900.0	85	5874	No
217	GOM_NL__2PRFIN20030415_115822_000000412015_00309_05874_6881.N1	15-APR-2003 11:58:22	Dark	41.000	172	Gam Gru	3.0030	13100.	82	5874	No
218	GOM_NL__2PRFIN20030415_120027_000000402015_00309_05874_6882.N1	15-APR-2003 12:00:27	Dark	39.500	31	Alp Gru	1.7340	15200.	79	5874	No
219	GOM_NL__2PRFIN20030415_120523_000000412015_00310_05875_6853.N1	15-APR-2003 12:05:23	Dark	40.500	45	Alp Pav	1.9400	26000.	81	5875	No



220	GOM_NL__2PRFIN20030415_120738_000000752015_00310_05875_6854.N1	15-APR-2003 12:07:38	Dark	75.000	57	34Sig Sgr	2.0660	26000.	150	5875	No
221	GOM_NL__2PRFIN20030415_121031_000000752015_00310_05875_6855.N1	15-APR-2003 12:10:31	Dark	75.000	38	20Eps Sgr	1.8360	11000.	150	5875	No
222	GOM_NL__2PRFIN20030415_121246_000000512015_00310_05875_6856.N1	15-APR-2003 12:12:46	Dark	51.000	43	Alp TrA	1.9100	4250.0	102	5875	No
223	GOM_NL__2PRFIN20030415_121428_000000732015_00310_05875_6857.N1	15-APR-2003 12:14:28	Dark	72.500	25	35Lam Sco	1.6200	28000.	145	5875	No
224	GOM_NL__2PRFIN20030415_121715_000000422015_00310_05875_6858.N1	15-APR-2003 12:17:15	Straylight	42.000	4	Alp1Cen	-0.010000	5800.0	84	5875	No
225	GOM_NL__2PRFIN20030415_122258_000001092015_00310_05875_6859.N1	15-APR-2003 12:22:58	Straylight	109.00	16	21Alp Sco	1.0200	3000.0	218	5875	No
226	GOM_NL__2PRFIN20030415_122619_000000902015_00310_05875_6860.N1	15-APR-2003 12:26:19	Twi_and_stray	90.000	80	7Del Sco	2.3160	30000.	180	5875	No
227	GOM_NL__2PRFIN20030415_122933_000000392015_00310_05875_6861.N1	15-APR-2003 12:29:33	Twi_and_stray	39.000	106	9Bet Crv	2.6480	5600.0	78	5875	No
228	GOM_NL__2PRFIN20030415_123123_000000482015_00310_05875_6862.N1	15-APR-2003 12:31:23	Bright	47.500	100	4Gam Crv	2.5800	13100.	95	5875	No
229	GOM_NL__2PRFIN20030415_123248_000000452015_00310_05875_6863.N1	15-APR-2003 12:32:48	Bright	44.500	15	67Alp Vir	0.97600	28000.	89	5875	No
230	GOM_NL__2PRFIN20030415_123939_000000402015_00310_05875_6864.N1	15-APR-2003 12:39:39	Bright	40.000	138	47Eps Vir	2.8280	4700.0	80	5875	No
231	GOM_NL__2PRFIN20030415_124231_000000372015_00310_05875_6865.N1	15-APR-2003 12:42:31	Bright	36.500	96	68Del Leo	2.5600	9300.0	73	5875	No
232	GOM_NL__2PRFIN20030415_124411_000000552015_00310_05875_6866.N1	15-APR-2003 12:44:11	Bright	54.500	3	16Alp Boo	-0.050000	4250.0	109	5875	No
233	GOM_NL__2PRFIN20030415_124747_000000402015_00310_05875_6867.N1	15-APR-2003 12:47:47	Bright	39.500	152	12Alp2CVn	2.8900	11000.	79	5875	No
234	GOM_NL__2PRFIN20030415_125136_000000362015_00310_05875_6868.N1	15-APR-2003 12:51:36	Bright	36.000	87	64Gam UMa	2.4330	11000.	72	5875	No
235	GOM_NL__2PRFIN20030415_125302_000000402015_00310_05875_6869.N1	15-APR-2003 12:53:02	Bright	39.500	55	79Zet UMa	2.0600	10200.	79	5875	No
236	GOM_NL__2PRFIN20030415_125911_000000382015_00310_05875_6870.N1	15-APR-2003 12:59:11	Bright	37.500	60	7Bet UMi	2.0810	3950.0	75	5875	No
237	GOM_NL__2PRFIN20030415_130040_000000472015_00310_05875_6871.N1	15-APR-2003 13:00:40	Bright	47.000	119	14Eta Dra	2.7270	4700.0	94	5875	No
238	GOM_NL__2PRFIN20030415_130505_000000622015_00310_05875_6872.N1	15-APR-2003 13:05:05	Bright	61.500	130	23Bet Dra	2.7990	5800.0	123	5875	No
239	GOM_NL__2PRFIN20030415_130653_000000662015_00310_05875_6873.N1	15-APR-2003 13:06:53	Bright	66.000	69	33Gam Dra	2.2310	3800.0	132	5875	No
240	GOM_NL__2PRFIN20030415_130916_000000392015_00310_05875_6874.N1	15-APR-2003 13:09:16	Bright	39.000	89	5Alp Cep	2.4510	8000.0	78	5875	No
241	GOM_NL__2PRFIN20030415_131511_000001192015_00310_05875_6875.N1	15-APR-2003 13:15:11	Bright	118.50	5	3Alp Lyr	0.033000	11000.	237	5875	No
242	GOM_NL__2PRFIN20030415_131850_000000532015_00310_05875_6876.N1	15-APR-2003 13:18:50	Bright	52.500	92	53Eps Cyg	2.5000	4500.0	105	5875	No
243	GOM_NL__2PRFIN20030415_132612_000000532015_00310_05875_6877.N1	15-APR-2003 13:26:12	Dark	52.500	61	8Eps Peg	2.1000	3900.0	105	5875	No
244	GOM_NL__2PRFIN20030415_132840_000000432015_00310_05875_6878.N1	15-APR-2003 13:28:40	Dark	43.000	162	34Alp Aqr	2.9440	5350.0	86	5875	No
245	GOM_NL__2PRFIN20030415_133116_000000452015_00310_05875_6879.N1	15-APR-2003 13:31:16	Dark	44.500	154	22Bet Aqr	2.8990	5700.0	89	5875	No
246	GOM_NL__2PRFIN20030415_133340_000000442015_00310_05875_6880.N1	15-APR-2003 13:33:40	Dark	43.500	142	49Del Cap	2.8500	8900.0	87	5875	No
247	GOM_NL__2PRFIN20030415_133537_000000442015_00310_05875_6881.N1	15-APR-2003 13:35:37	Dark	43.500	18	24Alp PsA	1.1660	9700.0	87	5875	No
248	GOM_NL__2PRFIN20030415_133858_000000402015_00310_05875_6882.N1	15-APR-2003 13:38:58	Dark	39.500	172	Gam Gru	3.0030	13100.	79	5875	No
249	GOM_NL__2PRFIN20030415_134103_000000402015_00310_05875_6883.N1	15-APR-2003 13:41:03	Dark	40.000	31	Alp Gru	1.7340	15200.	80	5875	No
250	GOM_NL__2PRFIN20030415_134559_000000412015_00311_05876_6853.N1	15-APR-2003 13:45:59	Dark	40.500	45	Alp Pav	1.9400	26000.	81	5876	No
251	GOM_NL__2PRFIN20030415_134815_000000732015_00311_05876_6854.N1	15-APR-2003 13:48:15	Dark	72.500	57	34Sig Sgr	2.0660	26000.	145	5876	No
252	GOM_NL__2PRFIN20030415_135107_000000642015_00311_05876_6855.N1	15-APR-2003 13:51:07	Dark	63.500	38	20Eps Sgr	1.8360	11000.	127	5876	No
253	GOM_NL__2PRFIN20030415_135322_000000502015_00311_05876_6856.N1	15-APR-2003 13:53:22	Dark	49.500	43	Alp TrA	1.9100	4250.0	99	5876	No
254	GOM_NL__2PRFIN20030415_135504_000000672015_00311_05876_6857.N1	15-APR-2003 13:55:04	Dark	67.000	25	35Lam Sco	1.6200	28000.	134	5876	No
255	GOM_NL__2PRFIN20030415_135751_000000442015_00311_05876_6858.N1	15-APR-2003 13:57:51	Straylight	44.000	4	Alp1Cen	-0.010000	5800.0	88	5876	No
256	GOM_NL__2PRFIN20030415_140334_000001082015_00311_05876_6859.N1	15-APR-2003 14:03:34	Straylight	107.50	16	21Alp Sco	1.0200	3000.0	215	5876	No
257	GOM_NL__2PRFIN20030415_140654_000000932015_00311_05876_6860.N1	15-APR-2003 14:06:54	Twi_and_stray	92.500	80	7Del Sco	2.3160	30000.	185	5876	No
258	GOM_NL__2PRFIN20030415_141009_000000442015_00311_05876_6861.N1	15-APR-2003 14:10:09	Twi_and_stray	43.500	106	9Bet Crv	2.6480	5600.0	87	5876	No
259	GOM_NL__2PRFIN20030415_141159_000000522015_00311_05876_6862.N1	15-APR-2003 14:11:59	Bright	52.000	100	4Gam Crv	2.5800	13100.	104	5876	No
260	GOM_NL__2PRFIN20030415_141323_000000472015_00311_05876_6863.N1	15-APR-2003 14:13:23	Bright	46.500	15	67Alp Vir	0.97600	28000.	93	5876	No
261	GOM_NL__2PRFIN20030415_142015_000000412015_00311_05876_6864.N1	15-APR-2003 14:20:15	Bright	41.000	138	47Eps Vir	2.8280	4700.0	82	5876	No
262	GOM_NL__2PRFIN20030415_142307_000000362015_00311_05876_6865.N1	15-APR-2003 14:23:07	Bright	35.500	96	68Del Leo	2.5600	9300.0	71	5876	No
263	GOM_NL__2PRFIN20030415_142446_000000552015_00311_05876_6866.N1	15-APR-2003 14:24:46	Bright	54.500	3	16Alp Boo	-0.050000	4250.0	109	5876	No
264	GOM_NL__2PRFIN20030415_142824_000000372015_00311_05876_6867.N1	15-APR-2003 14:28:24	Bright	36.500	152	12Alp2CVn	2.8900	11000.	73	5876	No
265	GOM_NL__2PRFIN20030415_143213_000000372015_00311_05876_6868.N1	15-APR-2003 14:32:13	Bright	36.500	87	64Gam UMa	2.4330	11000.	73	5876	No
266	GOM_NL__2PRFIN20030415_143338_000000402015_00311_05876_6869.N1	15-APR-2003 14:33:38	Bright	40.000	55	79Zet UMa	2.0600	10200.	80	5876	No
267	GOM_NL__2PRFIN20030415_143947_000000372015_00311_05876_6870.N1	15-APR-2003 14:39:47	Bright	36.500	60	7Bet UMi	2.0810	3950.0	73	5876	No
268	GOM_NL__2PRFIN20030415_144116_000000462015_00311_05876_6871.N1	15-APR-2003 14:41:16	Bright	46.000	119	14Eta Dra	2.7270	4700.0	92	5876	No
269	GOM_NL__2PRFIN20030415_144541_000000622015_00311_05876_6872.N1	15-APR-2003 14:45:41	Bright	61.500	130	23Bet Dra	2.7990	5800.0	123	5876	No
270	GOM_NL__2PRFIN20030415_144729_000000652015_00311_05876_6873.N1	15-APR-2003 14:47:29	Bright	64.500	69	33Gam Dra	2.2310	3800.0	129	5876	No
271	GOM_NL__2PRFIN20030415_144952_000000402015_00311_05876_6874.N1	15-APR-2003 14:49:52	Bright	39.500	89	5Alp Cep	2.4510	8000.0	79	5876	No
272	GOM_NL__2PRFIN20030415_145549_000001352015_00311_05876_6875.N1	15-APR-2003 14:55:49	Bright	134.50	5	3Alp Lyr	0.033000	11000.	269	5876	No
273	GOM_NL__2PRFIN20030415_145926_000000572015_00311_05876_6876.N1	15-APR-2003 14:59:26	Bright	56.500	92	53Eps Cyg	2.5000	4500.0	113	5876	No
274	GOM_NL__2PRFIN20030415_150649_000000472015_00311_05876_6877.N1	15-APR-2003 15:06:49	Dark	47.000	61	8Eps Peg	2.1000	3900.0	94	5876	No
275	GOM_NL__2PRFIN20030415_150917_000000452015_00311_05876_6878.N1	15-APR-2003 15:09:17	Dark	44.500	162	34Alp Aqr	2.9440	5350.0	89	5876	No
276	GOM_NL__2PRFIN20030415_151153_000000482015_00311_05876_6879.N1	15-APR-2003 15:11:53	Dark	47.500	154	22Bet Aqr	2.8990	5700.0	95	5876	No
277	GOM_NL__2PRFIN20030415_151417_000000432015_00311_05876_6880.N1	15-APR-2003 15:14:17	Dark	43.000	142	49Del Cap	2.8500	8900.0	86	5876	No
278	GOM_NL__2PRFIN20030415_151614_000000402015_00311_05876_6881.N1	15-APR-2003 15:16:14	Dark	40.000	18	24Alp PsA	1.1660	9700.0	80	5876	No



279	GOM_NL__2PRFIN20030415_151935_000000392015_00311_05876_6882.N1	15-APR-2003 15:19:35	Dark	38.500	172	Gam Gru	3.0030	13100.	77	5876	No
280	GOM_NL__2PRFIN20030415_152140_000000392015_00311_05876_6883.N1	15-APR-2003 15:21:40	Dark	38.500	31	Alp Gru	1.7340	15200.	77	5876	No
281	GOM_NL__2PRFIN20030415_152636_000000412015_00312_05877_6853.N1	15-APR-2003 15:26:36	Dark	41.000	45	Alp Pav	1.9400	26000.	82	5877	No
282	GOM_NL__2PRFIN20030415_152854_000000732015_00312_05877_6854.N1	15-APR-2003 15:28:54	Dark	73.000	57	34Sig Sgr	2.0660	26000.	146	5877	No
283	GOM_NL__2PRFIN20030415_153146_000000632015_00312_05877_6855.N1	15-APR-2003 15:31:46	Dark	63.000	38	20Eps Sgr	1.8360	11000.	126	5877	No
284	GOM_NL__2PRFIN20030415_153359_000000382015_00312_05877_6856.N1	15-APR-2003 15:33:59	Dark	38.000	43	Alp TrA	1.9100	4250.0	76	5877	No
285	GOM_NL__2PRFIN20030415_153543_000000622015_00312_05877_6857.N1	15-APR-2003 15:35:43	Dark	61.500	25	35Lam Sco	1.6200	28000.	123	5877	No
286	GOM_NL__2PRFIN20030415_153828_000000442015_00312_05877_6858.N1	15-APR-2003 15:38:28	Straylight	44.000	4	Alp1Cen	-0.010000	5800.0	88	5877	No
287	GOM_NL__2PRFIN20030415_154413_000000952015_00312_05877_6859.N1	15-APR-2003 15:44:13	Straylight	94.500	16	21Alp Sco	1.0200	3000.0	189	5877	No
288	GOM_NL__2PRFIN20030415_154734_000000902015_00312_05877_6860.N1	15-APR-2003 15:47:34	Tw_i_and_stray	90.000	80	7Del Sco	2.3160	30000.	180	5877	No
289	GOM_NL__2PRFIN20030415_155046_000000432015_00312_05877_6861.N1	15-APR-2003 15:50:46	Tw_i_and_stray	42.500	106	9Bet Crv	2.6480	5600.0	85	5877	No
290	GOM_NL__2PRFIN20030415_155236_000000412015_00312_05877_6862.N1	15-APR-2003 15:52:36	Bright	40.500	100	4Gam Crv	2.5800	13100.	81	5877	No
291	GOM_NL__2PRFIN20030415_155400_000000432015_00312_05877_6863.N1	15-APR-2003 15:54:00	Bright	42.500	15	67Alp Vir	0.97600	28000.	85	5877	No
292	GOM_NL__2PRFIN20030415_160051_000000402015_00312_05877_6864.N1	15-APR-2003 16:00:51	Bright	39.500	138	47Eps Vir	2.8280	4700.0	79	5877	No
293	GOM_NL__2PRFIN20030415_160344_000000342015_00312_05877_6865.N1	15-APR-2003 16:03:44	Bright	34.000	96	68Del Leo	2.5600	9300.0	68	5877	No
294	GOM_NL__2PRFIN20030415_160522_000000522015_00312_05877_6866.N1	15-APR-2003 16:05:22	Bright	52.000	3	16Alp Boo	-0.050000	4250.0	104	5877	No
295	GOM_NL__2PRFIN20030415_160859_000000392015_00312_05877_6867.N1	15-APR-2003 16:08:59	Bright	39.000	152	12Alp2CVn	2.8900	11000.	78	5877	No
296	GOM_NL__2PRFIN20030415_161248_000000372015_00312_05877_6868.N1	15-APR-2003 16:12:48	Bright	37.000	87	64Gam UMa	2.4330	11000.	74	5877	No
297	GOM_NL__2PRFIN20030415_161413_000000392015_00312_05877_6869.N1	15-APR-2003 16:14:13	Bright	38.500	55	79Zet UMa	2.0600	10200.	77	5877	No
298	GOM_NL__2PRFIN20030415_162023_000000412015_00312_05877_6870.N1	15-APR-2003 16:20:23	Bright	40.500	60	7Bet UMi	2.0810	3950.0	81	5877	No
299	GOM_NL__2PRFIN20030415_162151_000000472015_00312_05877_6871.N1	15-APR-2003 16:21:51	Bright	47.000	119	14Eta Dra	2.7270	4700.0	94	5877	No
300	GOM_NL__2PRFIN20030415_162615_000000622015_00312_05877_6872.N1	15-APR-2003 16:26:15	Bright	61.500	130	23Bet Dra	2.7990	5800.0	123	5877	No
301	GOM_NL__2PRFIN20030415_162803_000000612015_00312_05877_6873.N1	15-APR-2003 16:28:03	Bright	61.000	69	33Gam Dra	2.2310	3800.0	122	5877	No
302	GOM_NL__2PRFIN20030415_163028_000000392015_00312_05877_6874.N1	15-APR-2003 16:30:28	Bright	39.000	89	5Alp Cep	2.4510	8000.0	78	5877	No
303	GOM_NL__2PRFIN20030415_163625_000001112015_00312_05877_6875.N1	15-APR-2003 16:36:25	Bright	110.50	5	3Alp Lyr	0.033000	11000.	221	5877	No
304	GOM_NL__2PRFIN20030415_164003_000000532015_00312_05877_6876.N1	15-APR-2003 16:40:03	Bright	53.000	92	53Eps Cyg	2.5000	4500.0	106	5877	No
305	GOM_NL__2PRFIN20030415_164726_000000502015_00312_05877_6877.N1	15-APR-2003 16:47:26	Dark	49.500	61	8Eps Peg	2.1000	3900.0	99	5877	No
306	GOM_NL__2PRFIN20030415_164954_000000472015_00312_05877_6878.N1	15-APR-2003 16:49:54	Dark	47.000	162	34Alp Aqr	2.9440	5350.0	94	5877	No
307	GOM_NL__2PRFIN20030415_165230_000000502015_00312_05877_6879.N1	15-APR-2003 16:52:30	Dark	49.500	154	22Bet Aqr	2.8990	5700.0	99	5877	No
308	GOM_NL__2PRFIN20030415_165454_000000452015_00312_05877_6880.N1	15-APR-2003 16:54:54	Dark	44.500	142	49Del Cap	2.8500	8900.0	89	5877	No
309	GOM_NL__2PRFIN20030415_165650_000000432015_00312_05877_6881.N1	15-APR-2003 16:56:50	Dark	42.500	18	24Alp PsA	1.1660	9700.0	85	5877	No
310	GOM_NL__2PRFIN20030415_170012_000000392015_00312_05877_6882.N1	15-APR-2003 17:00:12	Dark	38.500	172	Gam Gru	3.0030	13100.	77	5877	No
311	GOM_NL__2PRFIN20030415_170216_000000422015_00312_05877_6883.N1	15-APR-2003 17:02:16	Dark	41.500	31	Alp Gru	1.7340	15200.	83	5877	No
312	GOM_NL__2PRFIN20030415_170712_000000412015_00313_05878_6854.N1	15-APR-2003 17:07:12	Dark	40.500	45	Alp Pav	1.9400	26000.	81	5878	No
313	GOM_NL__2PRFIN20030415_170932_000000762015_00313_05878_6855.N1	15-APR-2003 17:09:32	Dark	76.000	57	34Sig Sgr	2.0660	26000.	152	5878	No
314	GOM_NL__2PRFIN20030415_171224_000000652015_00313_05878_6856.N1	15-APR-2003 17:12:24	Dark	65.000	38	20Eps Sgr	1.8360	11000.	130	5878	No
315	GOM_NL__2PRFIN20030415_171435_000000412015_00313_05878_6857.N1	15-APR-2003 17:14:35	Dark	40.500	43	Alp TrA	1.9100	4250.0	81	5878	No
316	GOM_NL__2PRFIN20030415_171620_000000692015_00313_05878_6858.N1	15-APR-2003 17:16:20	Dark	68.500	25	35Lam Sco	1.6200	28000.	137	5878	No
317	GOM_NL__2PRFIN20030415_171905_000000452015_00313_05878_6859.N1	15-APR-2003 17:19:05	Straylight	45.000	4	Alp1Cen	-0.010000	5800.0	90	5878	No
318	GOM_NL__2PRFIN20030415_172449_000001062015_00313_05878_6860.N1	15-APR-2003 17:24:49	Straylight	106.00	16	21Alp Sco	1.0200	3000.0	212	5878	No
319	GOM_NL__2PRFIN20030415_172810_000000852015_00313_05878_6861.N1	15-APR-2003 17:28:10	Tw_i_and_stray	84.500	80	7Del Sco	2.3160	30000.	169	5878	No
320	GOM_NL__2PRFIN20030415_173122_000000412015_00313_05878_6862.N1	15-APR-2003 17:31:22	Tw_i_and_stray	41.000	106	9Bet Crv	2.6480	5600.0	82	5878	No
321	GOM_NL__2PRFIN20030415_173312_000000422015_00313_05878_6863.N1	15-APR-2003 17:33:12	Bright	42.000	100	4Gam Crv	2.5800	13100.	84	5878	No
322	GOM_NL__2PRFIN20030415_173436_000000452015_00313_05878_6864.N1	15-APR-2003 17:34:36	Bright	44.500	15	67Alp Vir	0.97600	28000.	89	5878	No
323	GOM_NL__2PRFIN20030415_174127_000000402015_00313_05878_6865.N1	15-APR-2003 17:41:27	Bright	40.000	138	47Eps Vir	2.8280	4700.0	80	5878	No
324	GOM_NL__2PRFIN20030415_174420_000000362015_00313_05878_6866.N1	15-APR-2003 17:44:20	Bright	35.500	96	68Del Leo	2.5600	9300.0	71	5878	No
325	GOM_NL__2PRFIN20030415_174558_000000572015_00313_05878_6867.N1	15-APR-2003 17:45:58	Bright	57.000	3	16Alp Boo	-0.050000	4250.0	114	5878	No
326	GOM_NL__2PRFIN20030415_174935_000000392015_00313_05878_6868.N1	15-APR-2003 17:49:35	Bright	38.500	152	12Alp2CVn	2.8900	11000.	77	5878	No
327	GOM_NL__2PRFIN20030415_175324_000000372015_00313_05878_6869.N1	15-APR-2003 17:53:24	Bright	36.500	87	64Gam UMa	2.4330	11000.	73	5878	No
328	GOM_NL__2PRFIN20030415_175449_000000412015_00313_05878_6870.N1	15-APR-2003 17:54:49	Bright	41.000	55	79Zet UMa	2.0600	10200.	82	5878	No
329	GOM_NL__2PRFIN20030415_180058_000000402015_00313_05878_6871.N1	15-APR-2003 18:00:58	Bright	39.500	60	7Bet UMi	2.0810	3950.0	79	5878	No
330	GOM_NL__2PRFIN20030415_180226_000000472015_00313_05878_6872.N1	15-APR-2003 18:02:26	Bright	46.500	119	14Eta Dra	2.7270	4700.0	93	5878	No
331	GOM_NL__2PRFIN20030415_180650_000000622015_00313_05878_6873.N1	15-APR-2003 18:06:50	Bright	61.500	130	23Bet Dra	2.7990	5800.0	123	5878	No
332	GOM_NL__2PRFIN20030415_180838_000000662015_00313_05878_6874.N1	15-APR-2003 18:08:38	Bright	65.500	69	33Gam Dra	2.2310	3800.0	131	5878	No
333	GOM_NL__2PRFIN20030415_181104_000000372015_00313_05878_6875.N1	15-APR-2003 18:11:04	Bright	36.500	89	5Alp Cep	2.4510	8000.0	73	5878	No
334	GOM_NL__2PRFIN20030415_181658_000001202015_00313_05878_6876.N1	15-APR-2003 18:16:58	Bright	119.50	5	3Alp Lyr	0.033000	11000.	239	5878	No
335	GOM_NL__2PRFIN20030415_182038_000000562015_00313_05878_6877.N1	15-APR-2003 18:20:38	Bright	55.500	92	53Eps Cyg	2.5000	4500.0	111	5878	No
336	GOM_NL__2PRFIN20030415_182802_000000542015_00313_05878_6878.N1	15-APR-2003 18:28:02	Dark	54.000	61	8Eps Peg	2.1000	3900.0	108	5878	No
337	GOM_NL__2PRFIN20030415_183030_000000452015_00313_05878_6879.N1	15-APR-2003 18:30:30	Dark	44.500	162	34Alp Aqr	2.9440	5350.0	89	5878	No

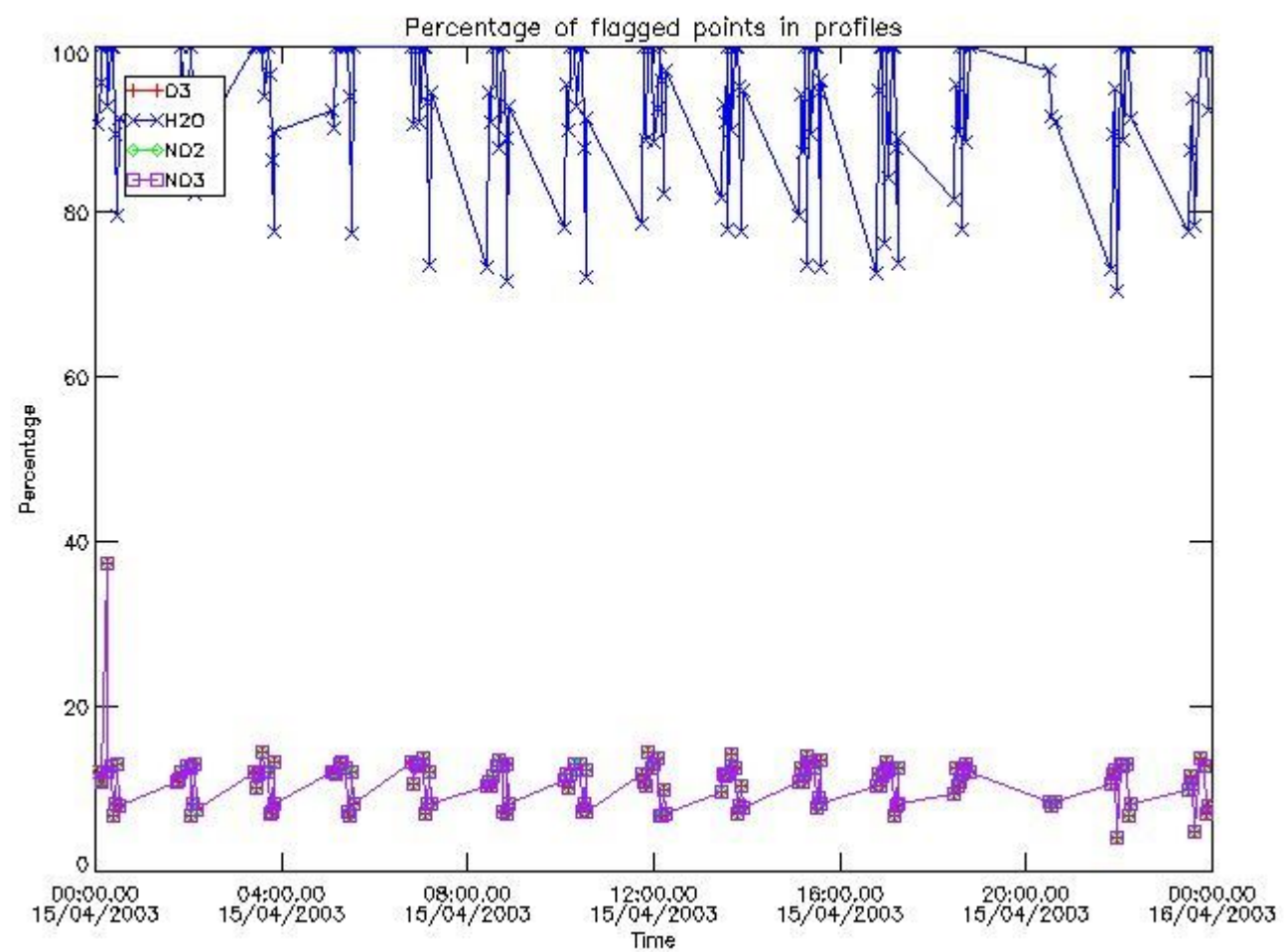
338	GOM_NL__2PRFIN20030415_183307_000000492015_00313_05878_6880.N1	15-APR-2003 18:33:07	Dark	49.000	154	22Bet Aqr	2.8990	5700.0	98	5878	No
339	GOM_NL__2PRFIN20030415_183530_000000472015_00313_05878_6881.N1	15-APR-2003 18:35:30	Dark	46.500	142	49Del Cap	2.8500	8900.0	93	5878	No
340	GOM_NL__2PRFIN20030415_183726_000000442015_00313_05878_6882.N1	15-APR-2003 18:37:26	Dark	43.500	18	24Alp PsA	1.1660	9700.0	87	5878	No
341	GOM_NL__2PRFIN20030415_184048_000000412015_00313_05878_6883.N1	15-APR-2003 18:40:48	Dark	40.500	172	Gam Gru	3.0030	13100.	81	5878	No
342	GOM_NL__2PRFIN20030415_184253_000000392015_00313_05878_6884.N1	15-APR-2003 18:42:53	Dark	39.000	31	Alp Gru	1.7340	15200.	78	5878	No
343	GOM_NL__2PRFIN20030415_184749_000000422015_00314_05879_6855.N1	15-APR-2003 18:47:49	Dark	42.000	45	Alp Pav	1.9400	26000.	84	5879	No
344	GOM_NL__2PRFIN20030415_203048_000000722015_00315_05880_6044.N1	15-APR-2003 20:30:48	Dark	72.000	57	34Sig Sgr	2.0660	26000.	144	5880	No
345	GOM_NL__2PRFIN20030415_203338_000000652015_00315_05880_6045.N1	15-APR-2003 20:33:38	Dark	65.000	38	20Eps Sgr	1.8360	11000.	130	5880	No
346	GOM_NL__2PRFIN20030415_203735_000000602015_00315_05880_6046.N1	15-APR-2003 20:37:35	Dark	60.000	25	35Lam Sco	1.6200	28000.	120	5880	No
347	GOM_NL__2PRFIN20030415_204017_000000492015_00315_05880_6047.N1	15-APR-2003 20:40:17	Straylight	48.500	4	Alp1Cen	-0.010000	5800.0	97	5880	No
348	GOM_NL__2PRFIN20030415_204503_000000472015_00315_05880_6048.N1	15-APR-2003 20:45:03	Straylight	46.500	81	Eta Cen	2.3560	28000.	93	5880	No
349	GOM_NL__2PRFIN20030415_204726_000000512015_00315_05880_6049.N1	15-APR-2003 20:47:26	Straylight	51.000	54	5The Cen	2.0550	4500.0	102	5880	No
350	GOM_NL__2PRFIN20030415_204923_000000882015_00315_05880_6050.N1	15-APR-2003 20:49:23	Tw_i_and_stray	87.500	80	7Del Sco	2.3160	30000.	175	5880	No
351	GOM_NL__2PRFIN20030415_205234_000000422015_00315_05880_6051.N1	15-APR-2003 20:52:34	Tw_i_and_stray	42.000	106	9Bet Crv	2.6480	5600.0	84	5880	No
352	GOM_NL__2PRFIN20030415_205424_000000462015_00315_05880_6052.N1	15-APR-2003 20:54:24	Bright	45.500	100	4Gam Crv	2.5800	13100.	91	5880	No
353	GOM_NL__2PRFIN20030415_205548_000000442015_00315_05880_6053.N1	15-APR-2003 20:55:48	Bright	43.500	15	67Alp Vir	0.97600	28000.	87	5880	No
354	GOM_NL__2PRFIN20030415_205851_000000392015_00315_05880_6054.N1	15-APR-2003 20:58:51	Bright	38.500	121	29Gam Vir	2.7400	7200.0	77	5880	No
355	GOM_NL__2PRFIN20030415_210239_000000402015_00315_05880_6055.N1	15-APR-2003 21:02:39	Bright	40.000	138	47Eps Vir	2.8280	4700.0	80	5880	No
356	GOM_NL__2PRFIN20030415_211046_000000392015_00315_05880_6056.N1	15-APR-2003 21:10:46	Bright	38.500	152	12Alp2CVn	2.8900	11000.	77	5880	No
357	GOM_NL__2PRFIN20030415_211436_000000372015_00315_05880_6057.N1	15-APR-2003 21:14:36	Bright	36.500	87	64Gam UMa	2.4330	11000.	73	5880	No
358	GOM_NL__2PRFIN20030415_211600_000000402015_00315_05880_6058.N1	15-APR-2003 21:16:00	Bright	39.500	55	79Zet UMa	2.0600	10200.	79	5880	No
359	GOM_NL__2PRFIN20030415_212210_000000362015_00315_05880_6059.N1	15-APR-2003 21:22:10	Bright	35.500	60	7Bet UMi	2.0810	3950.0	71	5880	No
360	GOM_NL__2PRFIN20030415_212337_000000482015_00315_05880_6060.N1	15-APR-2003 21:23:37	Bright	48.000	119	14Eta Dra	2.7270	4700.0	96	5880	No
361	GOM_NL__2PRFIN20030415_212800_000000622015_00315_05880_6061.N1	15-APR-2003 21:28:00	Bright	61.500	130	23Bet Dra	2.7990	5800.0	123	5880	No
362	GOM_NL__2PRFIN20030415_212949_000000662015_00315_05880_6062.N1	15-APR-2003 21:29:49	Bright	65.500	69	33Gam Dra	2.2310	3800.0	131	5880	No
363	GOM_NL__2PRFIN20030415_213215_000000412015_00315_05880_6063.N1	15-APR-2003 21:32:15	Bright	40.500	89	5Alp Cep	2.4510	8000.0	81	5880	No
364	GOM_NL__2PRFIN20030415_213810_000001072015_00315_05880_6064.N1	15-APR-2003 21:38:10	Bright	106.50	5	3Alp Lyr	0.033000	11000.	213	5880	No
365	GOM_NL__2PRFIN20030415_214150_000000542015_00315_05880_6065.N1	15-APR-2003 21:41:50	Bright	54.000	92	53Eps Cyg	2.5000	4500.0	108	5880	No
366	GOM_NL__2PRFIN20030415_214914_000000532015_00315_05880_6066.N1	15-APR-2003 21:49:14	Dark	52.500	61	8Eps Peg	2.1000	3900.0	105	5880	No
367	GOM_NL__2PRFIN20030415_215143_000000482015_00315_05880_6067.N1	15-APR-2003 21:51:43	Dark	47.500	162	34Alp Aqr	2.9440	5350.0	95	5880	No
368	GOM_NL__2PRFIN20030415_215420_000000502015_00315_05880_6068.N1	15-APR-2003 21:54:20	Dark	49.500	154	22Bet Aqr	2.8990	5700.0	99	5880	No
369	GOM_NL__2PRFIN20030415_215556_000001242015_00315_05880_6069.N1	15-APR-2003 21:55:56	Dark	124.00	11	53Alp Aql	0.76500	8000.0	248	5880	No
370	GOM_NL__2PRFIN20030415_220201_000000402015_00315_05880_6070.N1	15-APR-2003 22:02:01	Dark	39.500	172	Gam Gru	3.0030	13100.	79	5880	No
371	GOM_NL__2PRFIN20030415_220405_000000402015_00315_05880_6071.N1	15-APR-2003 22:04:05	Dark	40.000	31	Alp Gru	1.7340	15200.	80	5880	No
372	GOM_NL__2PRFIN20030415_220902_000000402015_00316_05881_6877.N1	15-APR-2003 22:09:02	Dark	39.500	45	Alp Pav	1.9400	26000.	79	5881	No
373	GOM_NL__2PRFIN20030415_221126_000000752015_00316_05881_6878.N1	15-APR-2003 22:11:26	Dark	74.500	57	34Sig Sgr	2.0660	26000.	149	5881	No
374	GOM_NL__2PRFIN20030415_221416_000000632015_00316_05881_6879.N1	15-APR-2003 22:14:16	Dark	63.000	38	20Eps Sgr	1.8360	11000.	126	5881	No
375	GOM_NL__2PRFIN20030415_221812_000000722015_00316_05881_6880.N1	15-APR-2003 22:18:12	Straylight	72.000	25	35Lam Sco	1.6200	28000.	144	5881	No
376	GOM_NL__2PRFIN20030415_222053_000000492015_00316_05881_6881.N1	15-APR-2003 22:20:53	Straylight	48.500	4	Alp1Cen	-0.010000	5800.0	97	5881	No
377	GOM_NL__2PRFIN20030415_222539_000000442015_00316_05881_6882.N1	15-APR-2003 22:25:39	Straylight	43.500	81	Eta Cen	2.3560	28000.	87	5881	No
378	GOM_NL__2PRFIN20030415_222802_000000472015_00316_05881_6883.N1	15-APR-2003 22:28:02	Straylight	47.000	54	5The Cen	2.0550	4500.0	94	5881	No
379	GOM_NL__2PRFIN20030415_223000_000000842015_00316_05881_6884.N1	15-APR-2003 22:30:00	Tw_i_and_stray	84.000	80	7Del Sco	2.3160	30000.	168	5881	No
380	GOM_NL__2PRFIN20030415_223311_000000422015_00316_05881_6885.N1	15-APR-2003 22:33:11	Tw_i_and_stray	42.000	106	9Bet Crv	2.6480	5600.0	84	5881	No
381	GOM_NL__2PRFIN20030415_223500_000000522015_00316_05881_6886.N1	15-APR-2003 22:35:00	Bright	52.000	100	4Gam Crv	2.5800	13100.	104	5881	No
382	GOM_NL__2PRFIN20030415_223624_000000452015_00316_05881_6887.N1	15-APR-2003 22:36:24	Bright	44.500	15	67Alp Vir	0.97600	28000.	89	5881	No
383	GOM_NL__2PRFIN20030415_223927_000000382015_00316_05881_6888.N1	15-APR-2003 22:39:27	Bright	37.500	121	29Gam Vir	2.7400	7200.0	75	5881	No
384	GOM_NL__2PRFIN20030415_224315_000000402015_00316_05881_6889.N1	15-APR-2003 22:43:15	Bright	39.500	138	47Eps Vir	2.8280	4700.0	79	5881	No
385	GOM_NL__2PRFIN20030415_225122_000000392015_00316_05881_6890.N1	15-APR-2003 22:51:22	Bright	38.500	152	12Alp2CVn	2.8900	11000.	77	5881	No
386	GOM_NL__2PRFIN20030415_225512_000000352015_00316_05881_6891.N1	15-APR-2003 22:55:12	Bright	35.000	87	64Gam UMa	2.4330	11000.	70	5881	No
387	GOM_NL__2PRFIN20030415_225635_000000412015_00316_05881_6892.N1	15-APR-2003 22:56:35	Bright	41.000	55	79Zet UMa	2.0600	10200.	82	5881	No
388	GOM_NL__2PRFIN20030415_230245_000000392015_00316_05881_6893.N1	15-APR-2003 23:02:45	Bright	39.000	60	7Bet UMi	2.0810	3950.0	78	5881	No
389	GOM_NL__2PRFIN20030415_230412_000000462015_00316_05881_6894.N1	15-APR-2003 23:04:12	Bright	46.000	119	14Eta Dra	2.7270	4700.0	92	5881	No
390	GOM_NL__2PRFIN20030415_230835_000000622015_00316_05881_6895.N1	15-APR-2003 23:08:35	Bright	62.000	130	23Bet Dra	2.7990	5800.0	124	5881	No
391	GOM_NL__2PRFIN20030415_231023_000000672015_00316_05881_6896.N1	15-APR-2003 23:10:23	Bright	67.000	69	33Gam Dra	2.2310	3800.0	134	5881	No
392	GOM_NL__2PRFIN20030415_231251_000000392015_00316_05881_6897.N1	15-APR-2003 23:12:51	Bright	39.000	89	5Alp Cep	2.4510	8000.0	78	5881	No
393	GOM_NL__2PRFIN20030415_231845_000001202015_00316_05881_6898.N1	15-APR-2003 23:18:45	Bright	119.50	5	3Alp Lyr	0.033000	11000.	239	5881	No
394	GOM_NL__2PRFIN20030415_232226_000000542015_00316_05881_6899.N1	15-APR-2003 23:22:26	Bright	53.500	92	53Eps Cyg	2.5000	4500.0	107	5881	No
395	GOM_NL__2PRFIN20030415_232951_000000522015_00316_05881_6900.N1	15-APR-2003 23:29:51	Dark	52.000	61	8Eps Peg	2.1000	3900.0	104	5881	No
396	GOM_NL__2PRFIN20030415_233219_000000452015_00316_05881_6901.N1	15-APR-2003 23:32:19	Dark	44.500	162	34Alp Aqr	2.9440	5350.0	89	5881	No

397	GOM_NL__2PRFIN20030415_233456_000000492015_00316_05881_6902.N1	15-APR-2003 23:34:56	Dark	48.500	154	22Bet Aqr	2.8990	5700.0	97	5881	No
398	GOM_NL__2PRFIN20030415_233634_000001042015_00316_05881_6903.N1	15-APR-2003 23:36:34	Dark	104.00	11	53Alp Aql	0.76500	8000.0	208	5881	No
399	GOM_NL__2PRFIN20030415_234441_000000372015_00316_05881_6904.N1	15-APR-2003 23:44:41	Dark	37.000	31	Alp Gru	1.7340	15200.	74	5881	No
400	GOM_NL__2PRFIN20030415_234938_000000402015_00317_05882_6877.N1	15-APR-2003 23:49:38	Dark	40.000	45	Alp Pav	1.9400	26000.	80	5882	No
401	GOM_NL__2PRFIN20030415_235203_000000732015_00317_05882_6878.N1	15-APR-2003 23:52:03	Dark	72.500	57	34Sig Sgr	2.0660	26000.	145	5882	No
402	GOM_NL__2PRFIN20030415_235453_000000652015_00317_05882_6879.N1	15-APR-2003 23:54:53	Dark	65.000	38	20Eps Sgr	1.8360	11000.	130	5882	No
403	GOM_NL__2PRFIN20030415_235849_000000702015_00317_05882_6880.N1	15-APR-2003 23:58:49	Straylight	69.500	25	35Lam Sco	1.6200	28000.	139	5882	No

### 3. Quality information per product

In this section it is plotted some information contained in the Quality Summary data set of the level 2 products. Only products in dark limb conditions and without errors (error flag in the MPH set to "0") are used.

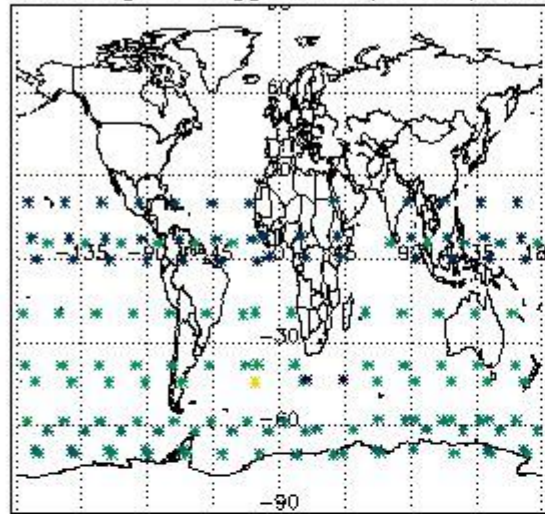
#### 3.1 Plot quality information per product (time dependant)



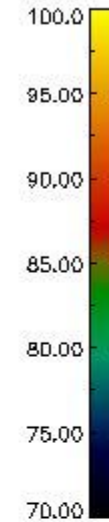
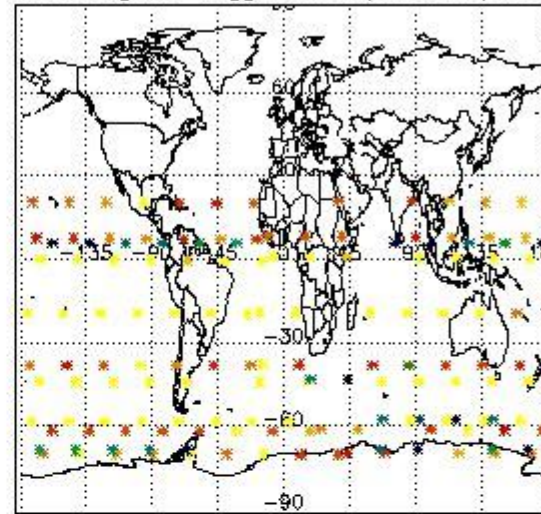
#### 3.2 Plot quality information per product (world map)



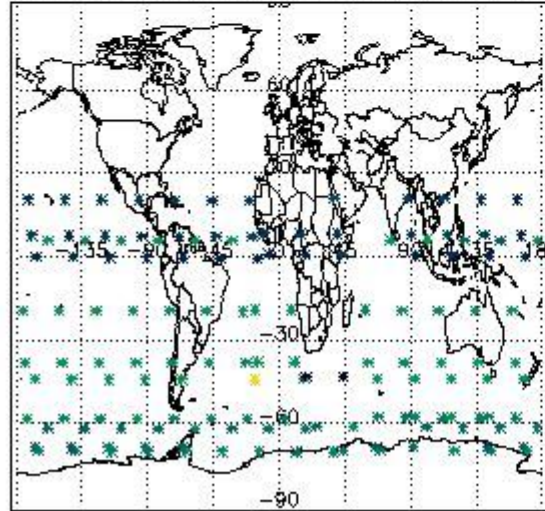
Percentage of flagged data per O3 profile



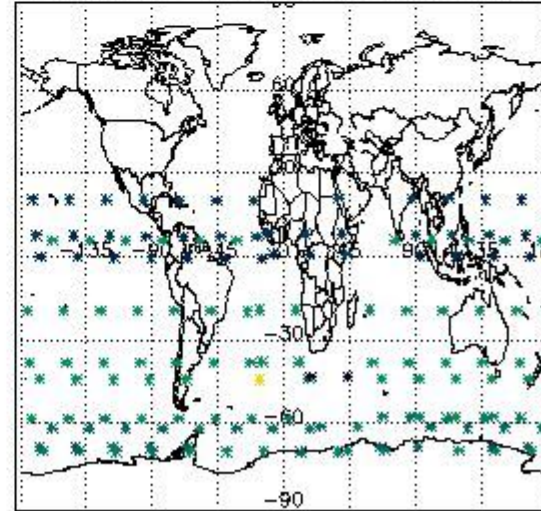
Percentage of flagged data per H2O profile



Percentage of flagged data per NO2 profile



Percentage of flagged data per NO3 profile

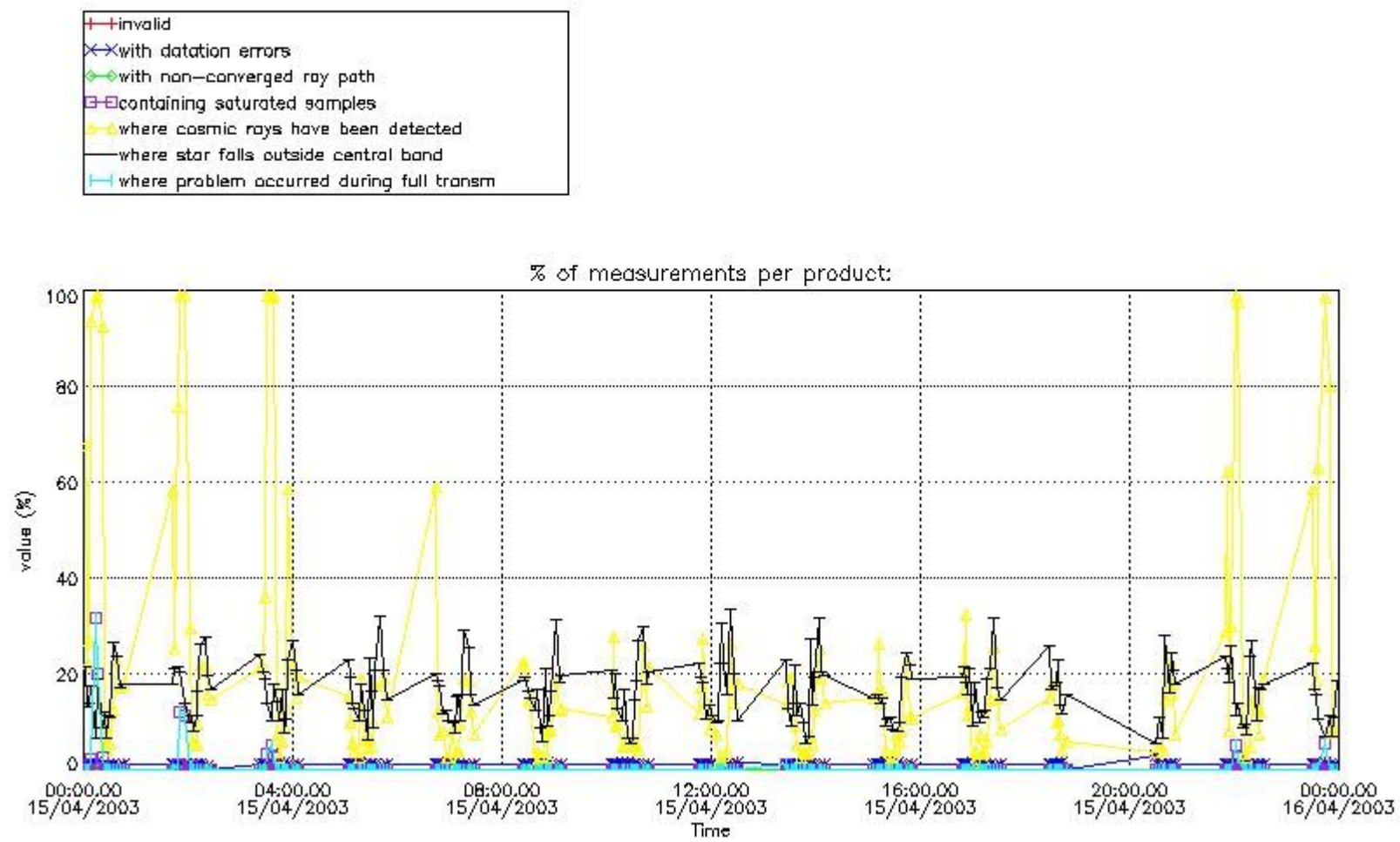


#### 4. Level 1 quality information per product

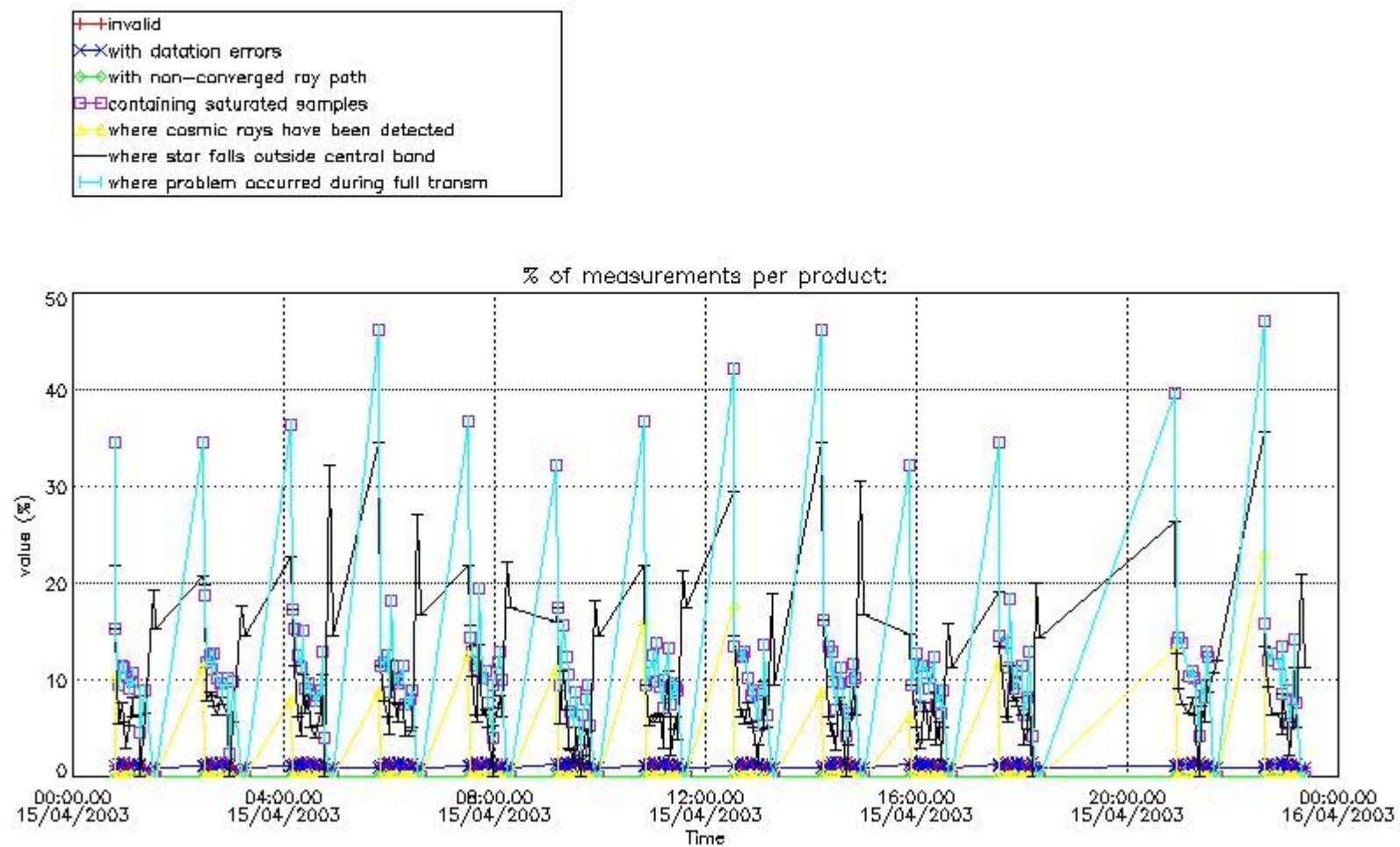
In this section it is plotted some information contained in the Quality Summary data set of the level 2 products that comes from the level 1b processing. Products without errors (error flag in the MPH set to "0") are used.

##### 4.1 Plot quality information per product (time dependant) coming from level 1b processing

###### 4.1.1 Plot level 1 quality information per product (time dependant): ENVISAT ASCENDING passes



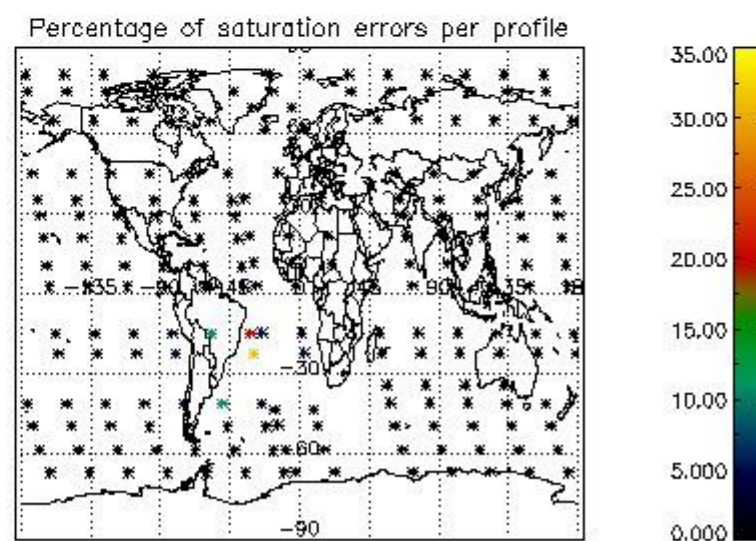
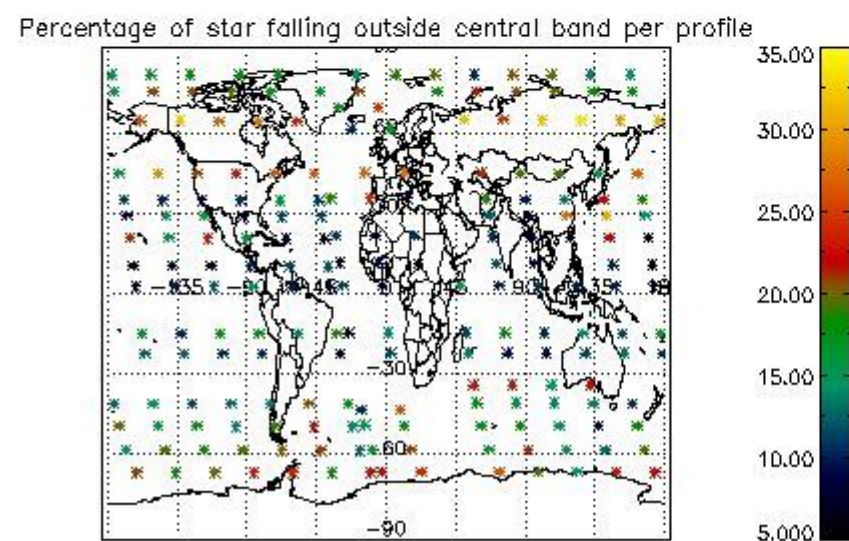
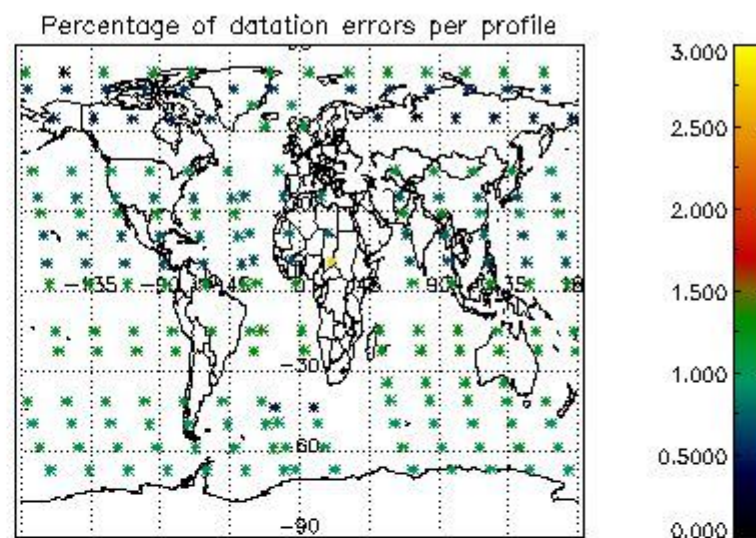
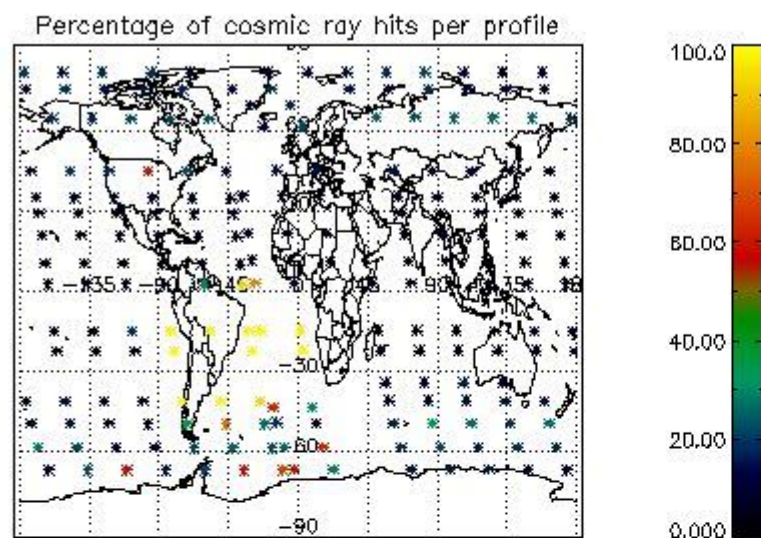
4.1.2 Plot level 1 quality information per product (time dependant): ENVI SAT DESCENDING passes



*4.2 Plot quality information per product coming from level 1b processing (world map)*

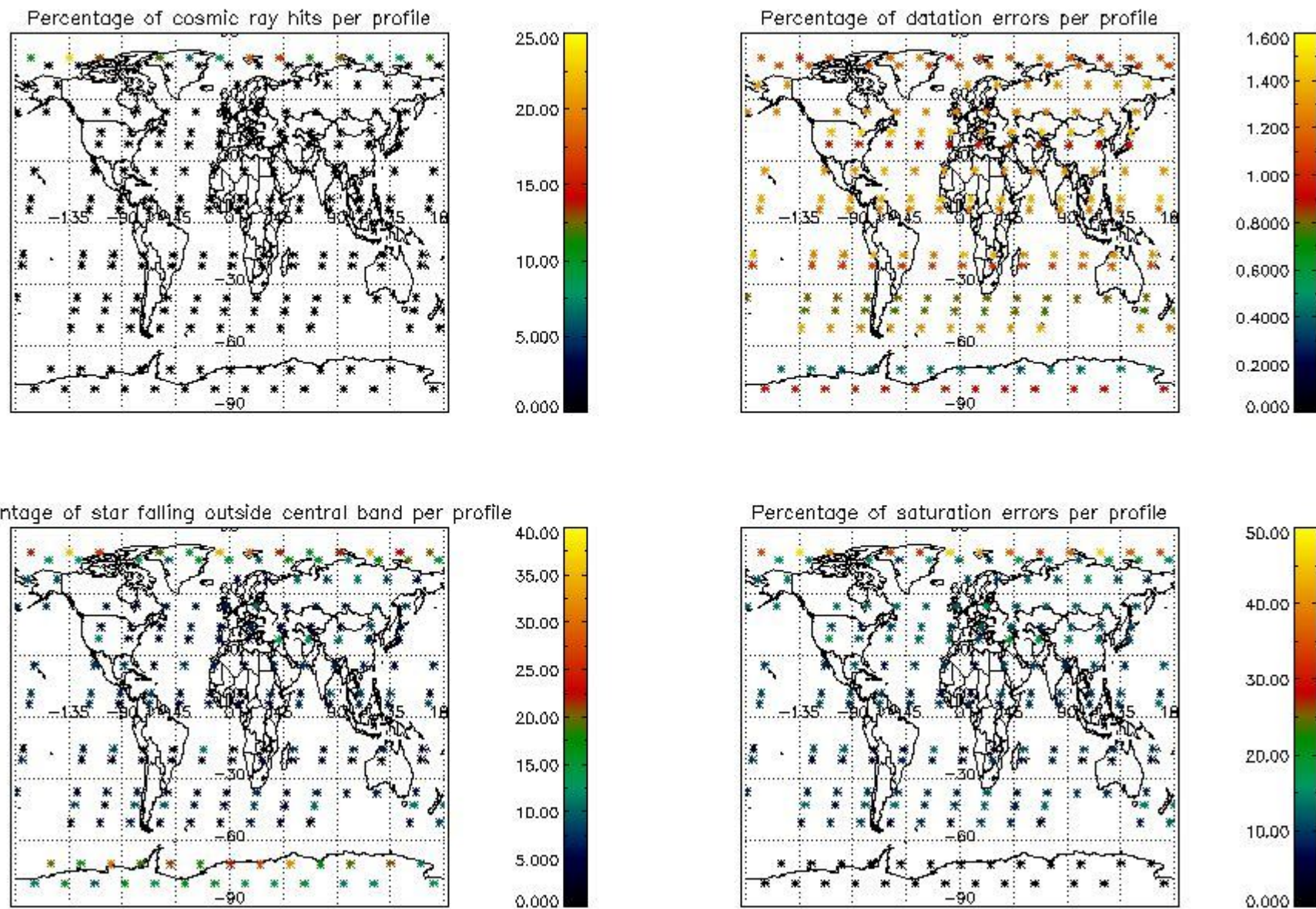
*4.2.1 Plot level 1 quality information per product (world map): ENVISAT ASCENDING passes*





4.2.2 Plot level 1 quality information per product (world map): ENVISAT DESCENDING passes





## 5. Trace gas profiles

### 5.1 Ozone statistics based on quality of products

The final quality of the products can be "measured" using the STD (Standard Deviation) attached to every point profile. This information is written to the parameter GOM\_NL\_\_2P/NL\_LOCAL\_SPECIES\_DENSITY/o3\_std of the level 2 products. The table below shows the statistics for given STD ranges.

The statistics are given with respect to the overall valid production:

- Products without fatal errors: GOM\_NL\_\_2P/MPH/PRODUCT\_ERR=0
- Valid point profile: GOM\_NL\_\_2P/NL\_LOCAL\_SPECIES\_DENSITY/pcd(0)=0

The 'Criteria' is applied to valid points of dark limb products:

- Products in dark limb illumination condition: GOM\_NL\_\_2P/NL\_SUMMARY\_QUALITY/obs\_ill\_cond=0
- Products without fatal errors: GOM\_NL\_\_2P/MPH/PRODUCT\_ERR=0
- Valid point profile: GOM\_NL\_\_2P/NL\_LOCAL\_SPECIES\_DENSITY/pcd(0)=0

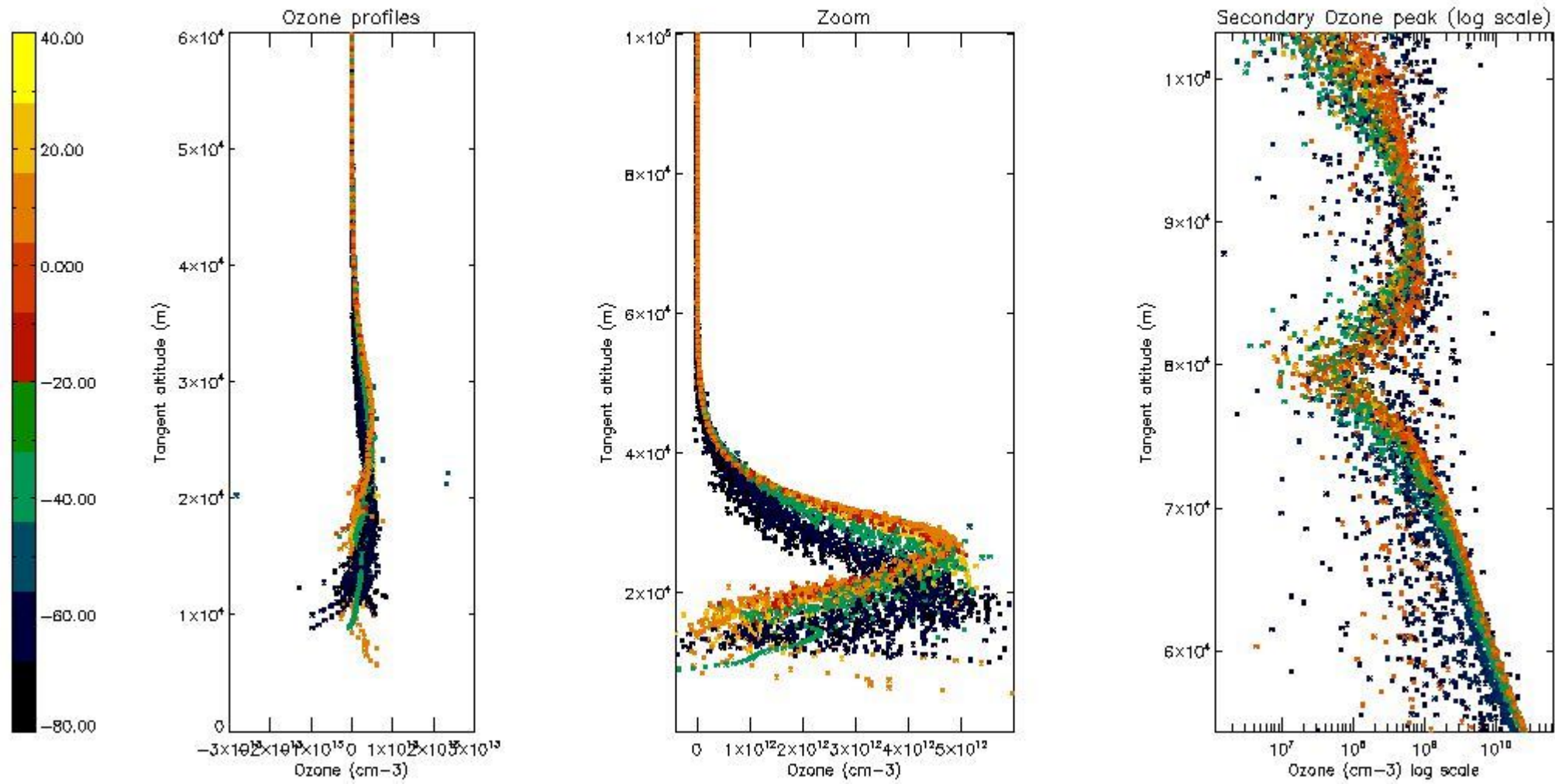
So, the table below shows the percentage of dark limb and valid observations for each criteria with respect to the overall valid daily observations.

Criteria	% of total production
All STD	36
STD < 20	21

STD < 10	18
STD < 5	13

5.2 Plot ozone profiles for all STD (dark without errors)

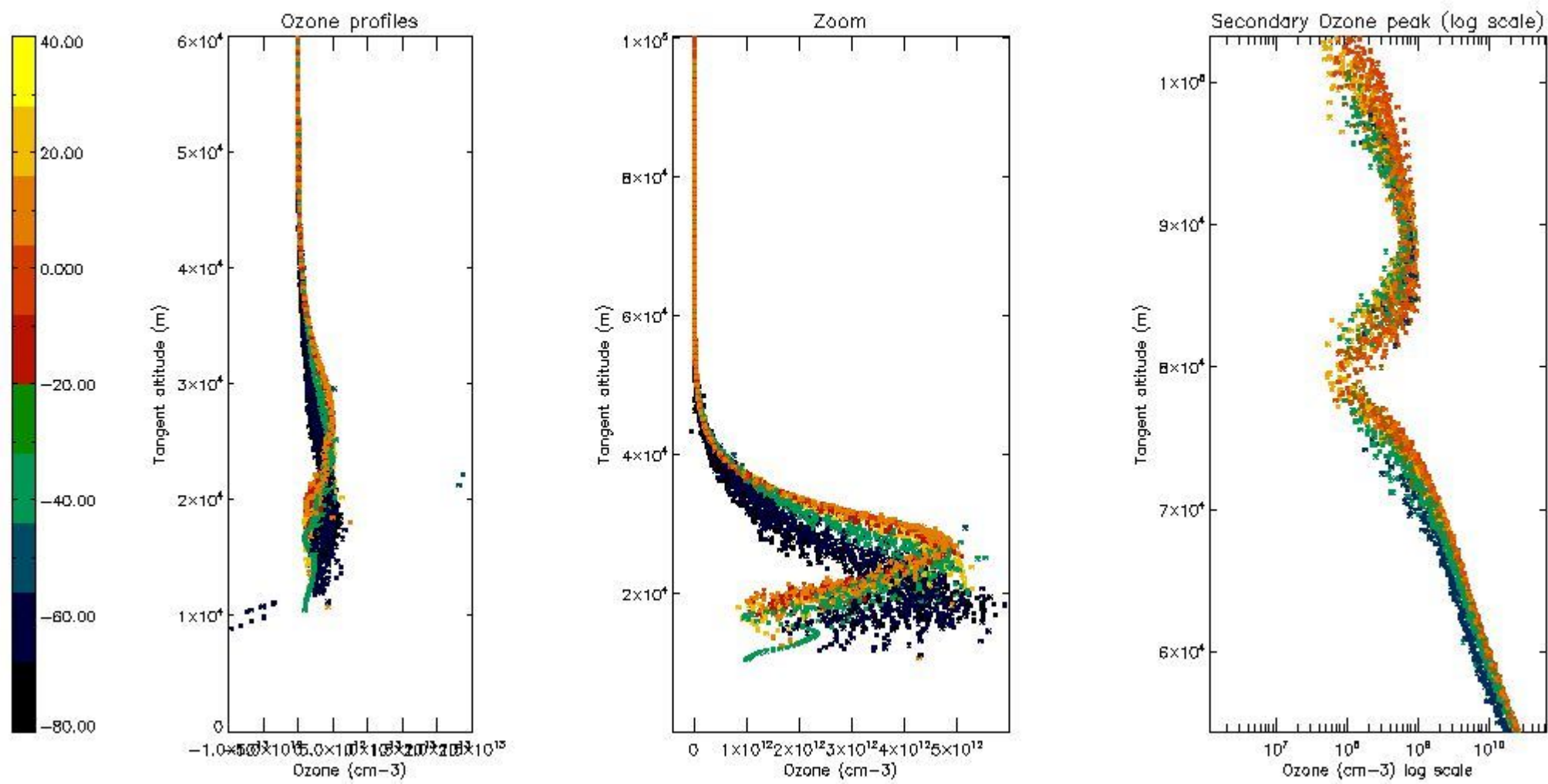
The colorbar represents the latitude.



5.3 Plot ozone profiles where STD < 20% (dark without errors)

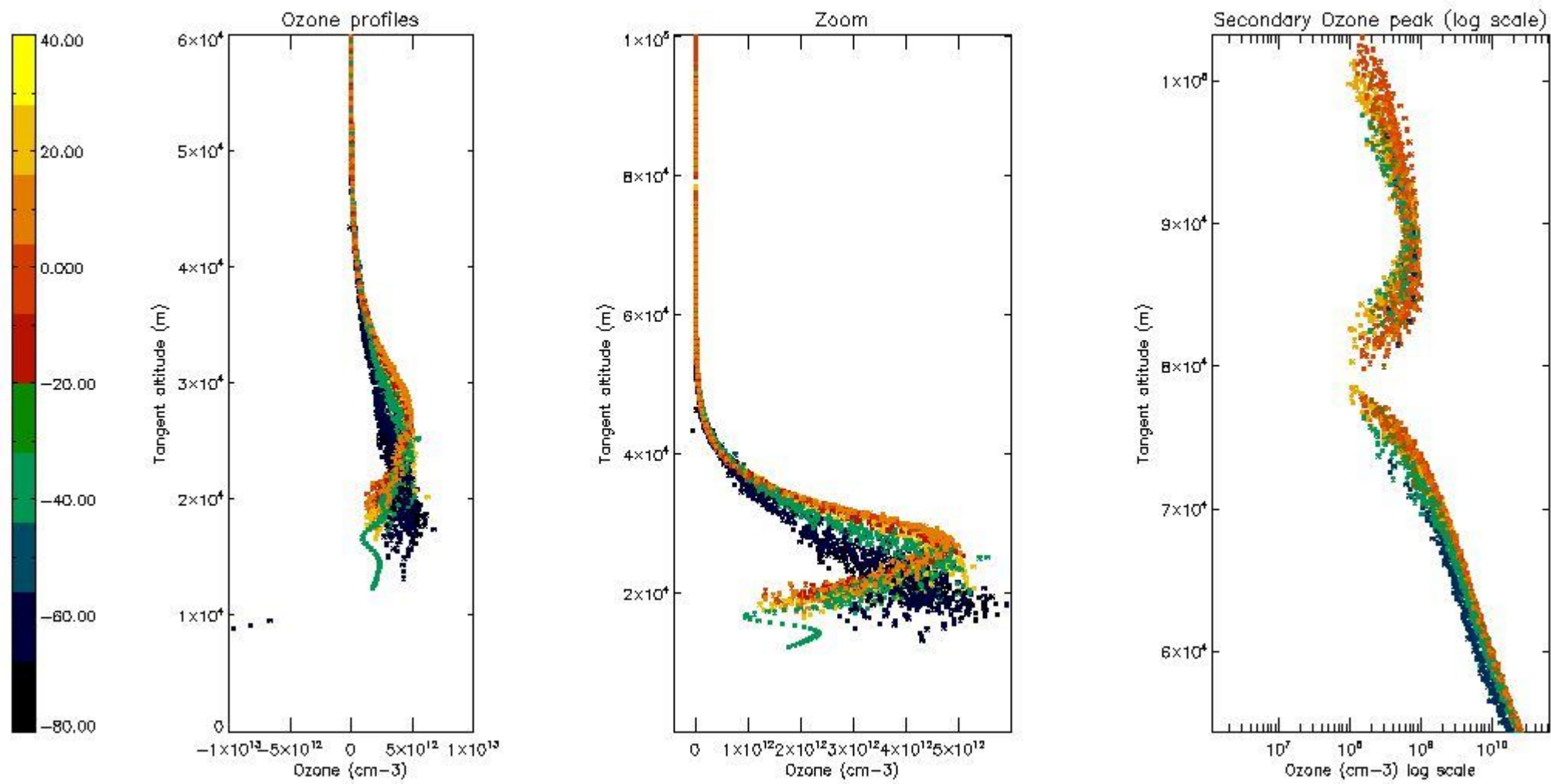
The colorbar represents the latitude.





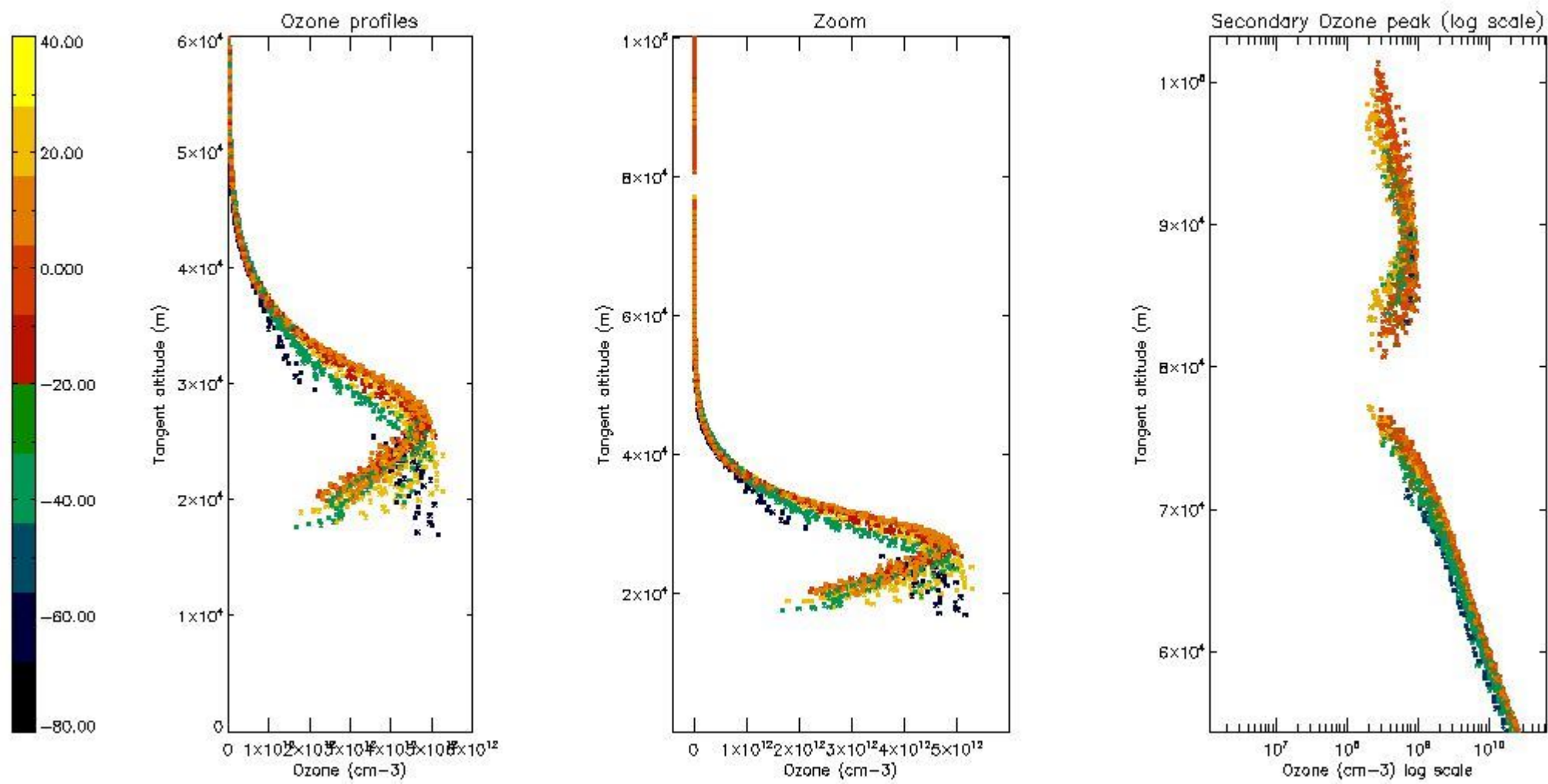
*5.4 Plot ozone profiles where STD < 10% (dark without errors)*

The colorbar represents the latitude.



*5.5 Plot ozone profiles where STD < 5% (dark without errors)*

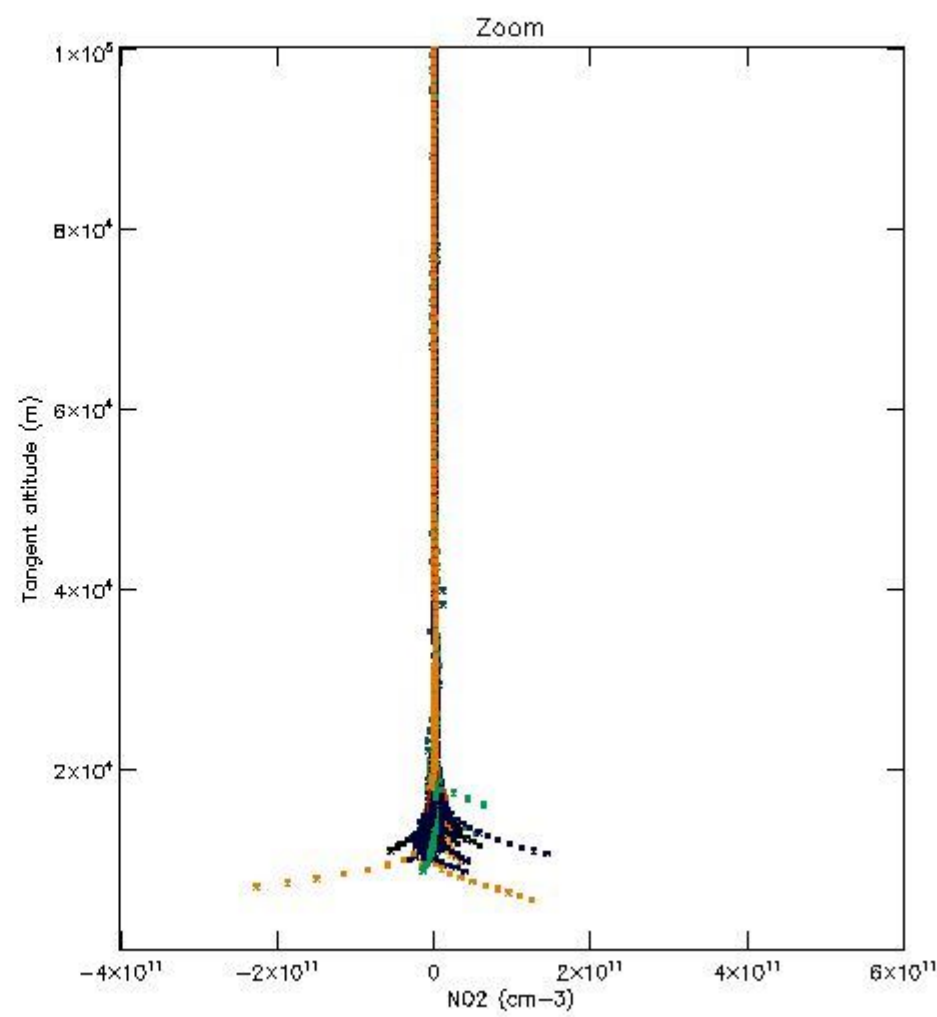
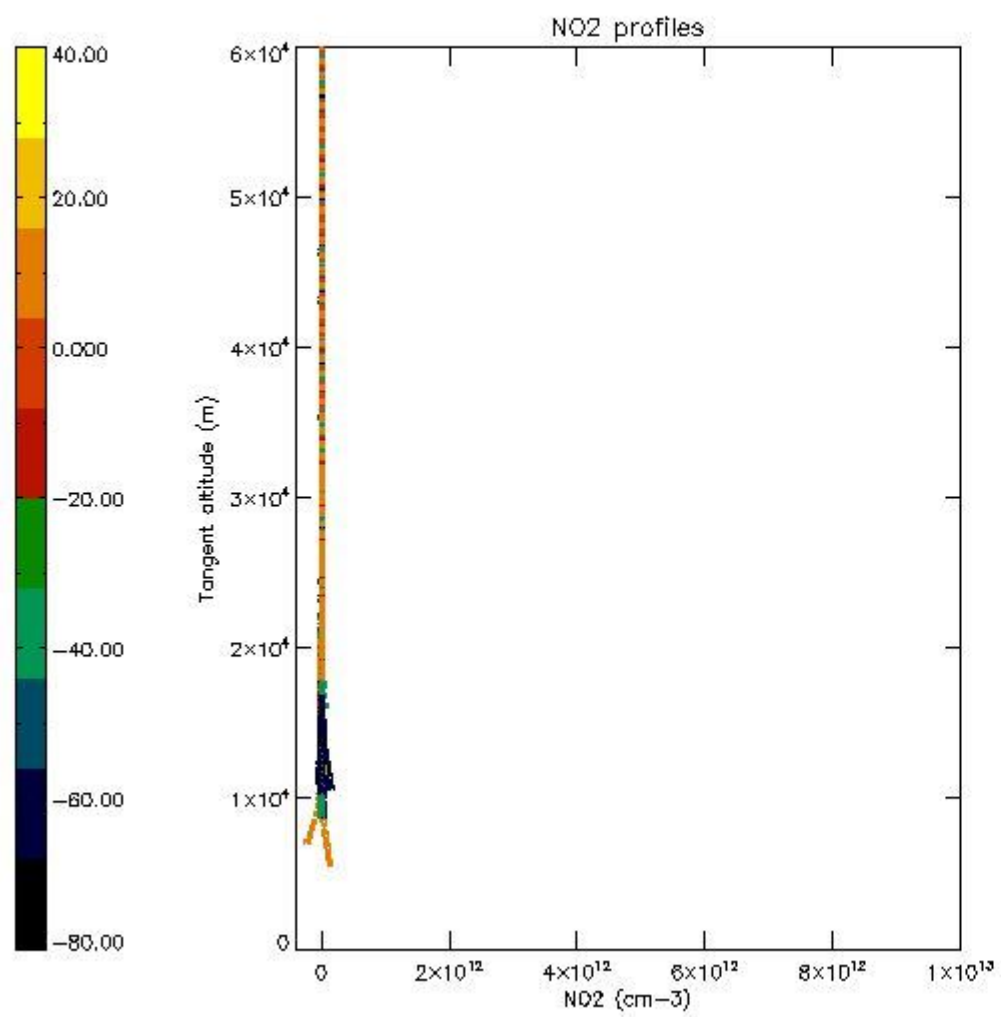
The colorbar represents the latitude.



*5.6 Plot NO<sub>2</sub> profiles for all STD (dark without errors)*

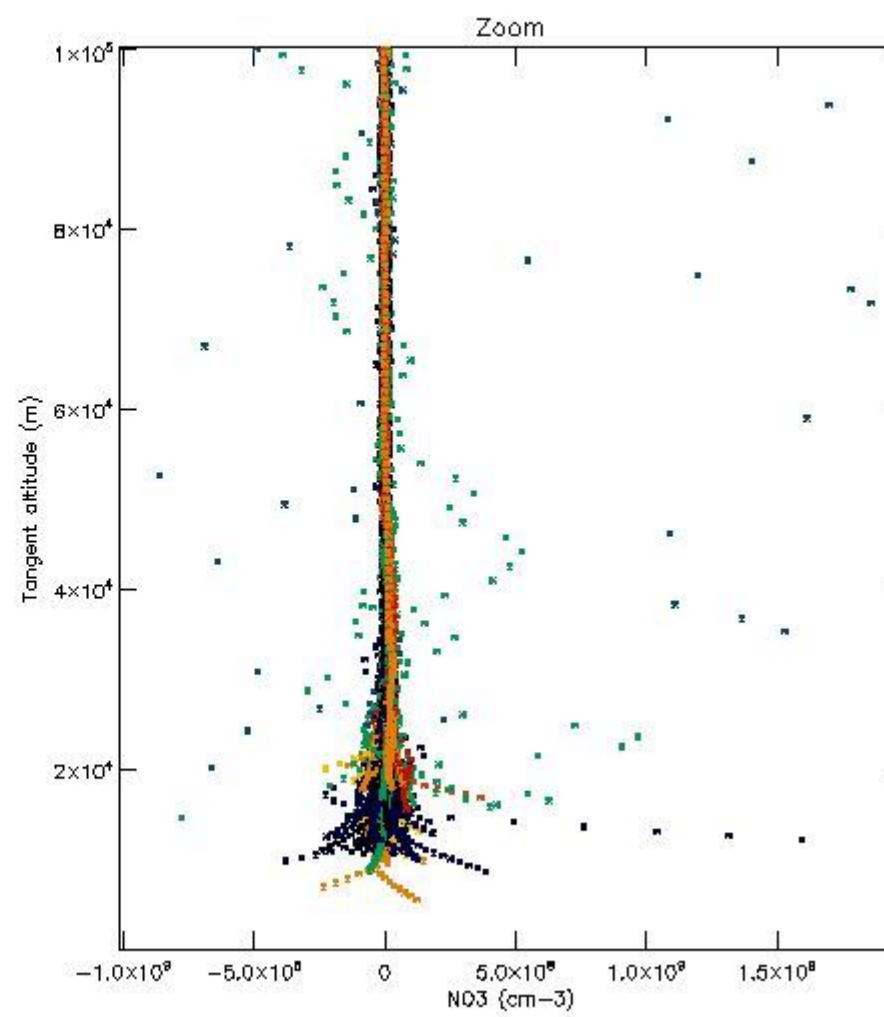
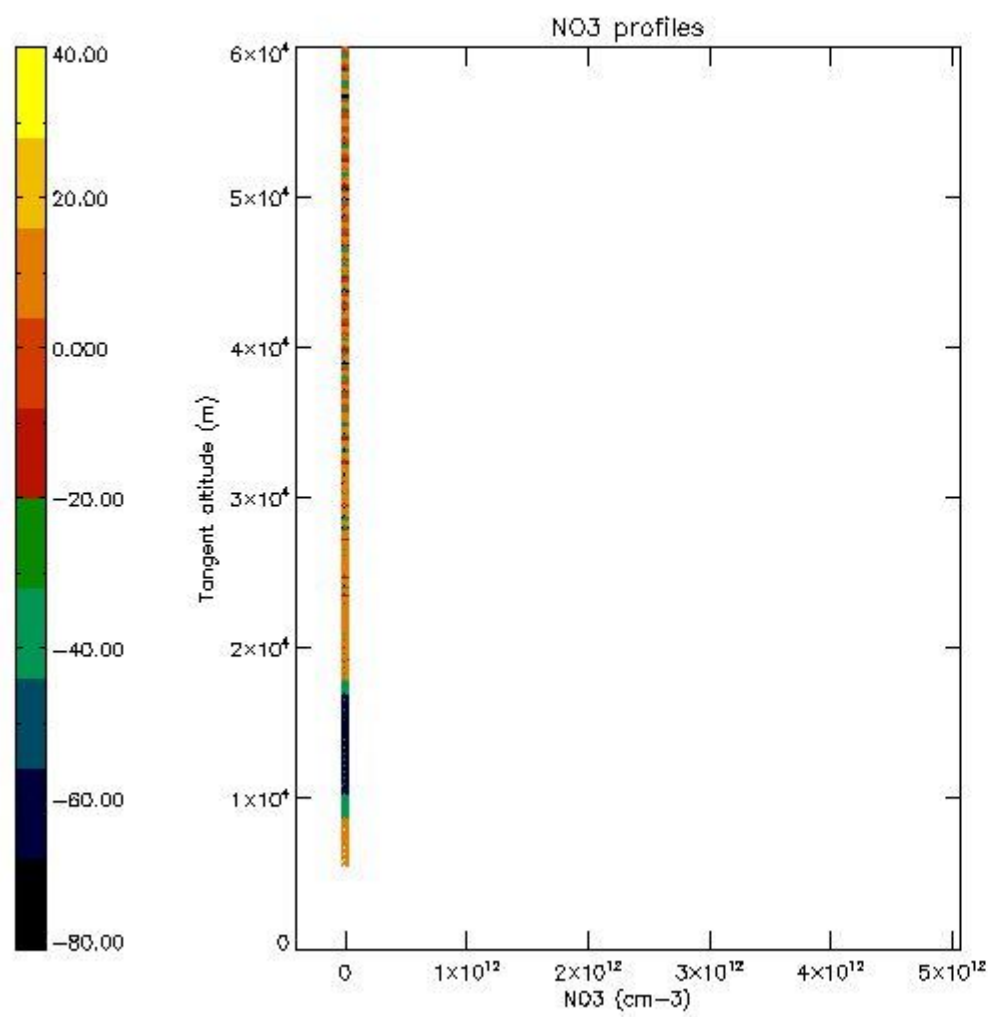
The colorbar represents the latitude.





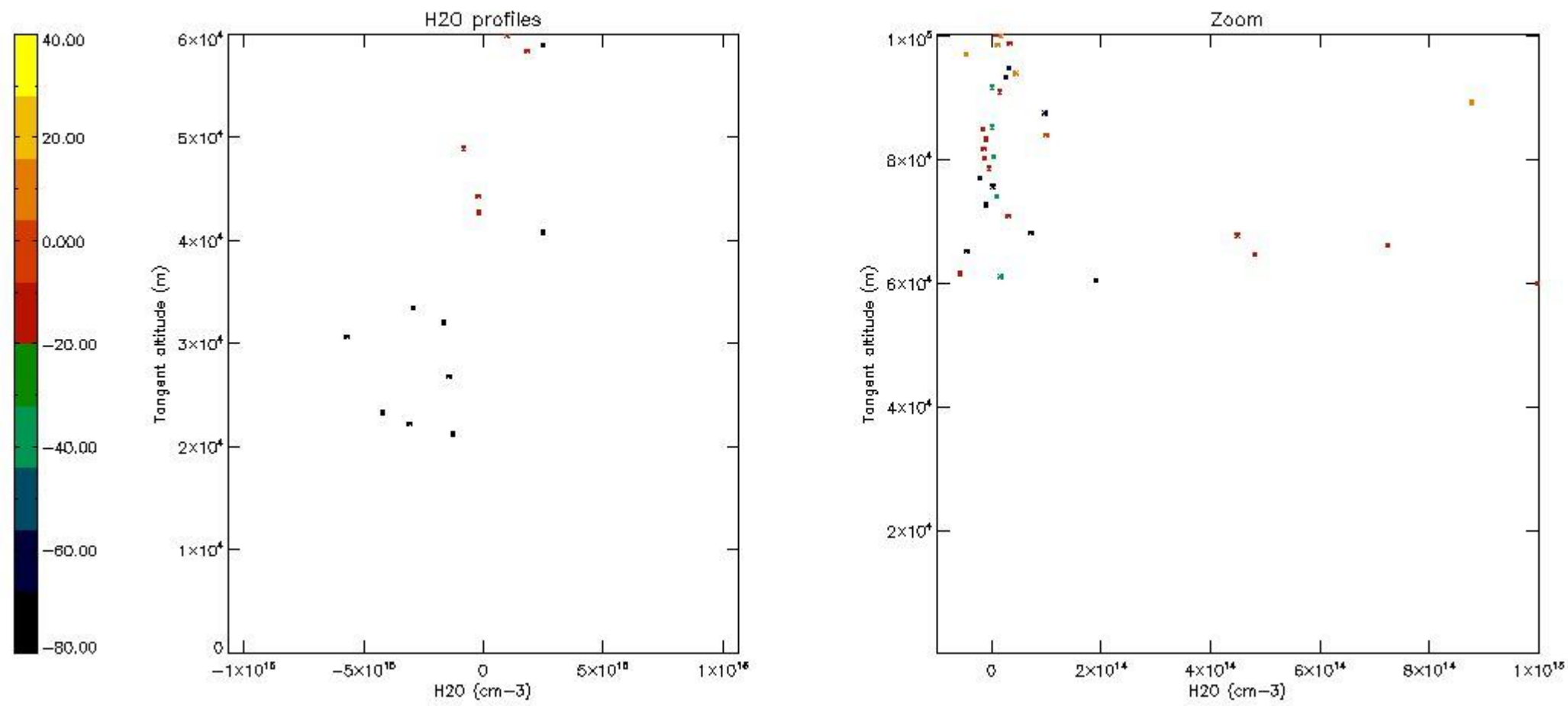
*5.7 Plot NO3 profiles for all STD (dark without errors)*

The colorbar represents the latitude.



5.8 Plot H<sub>2</sub>O profiles for all STD (only for occultations of stars 1,2,3,4,13,14,16,26,63 dark without errors)

The colorbar represents the latitude.

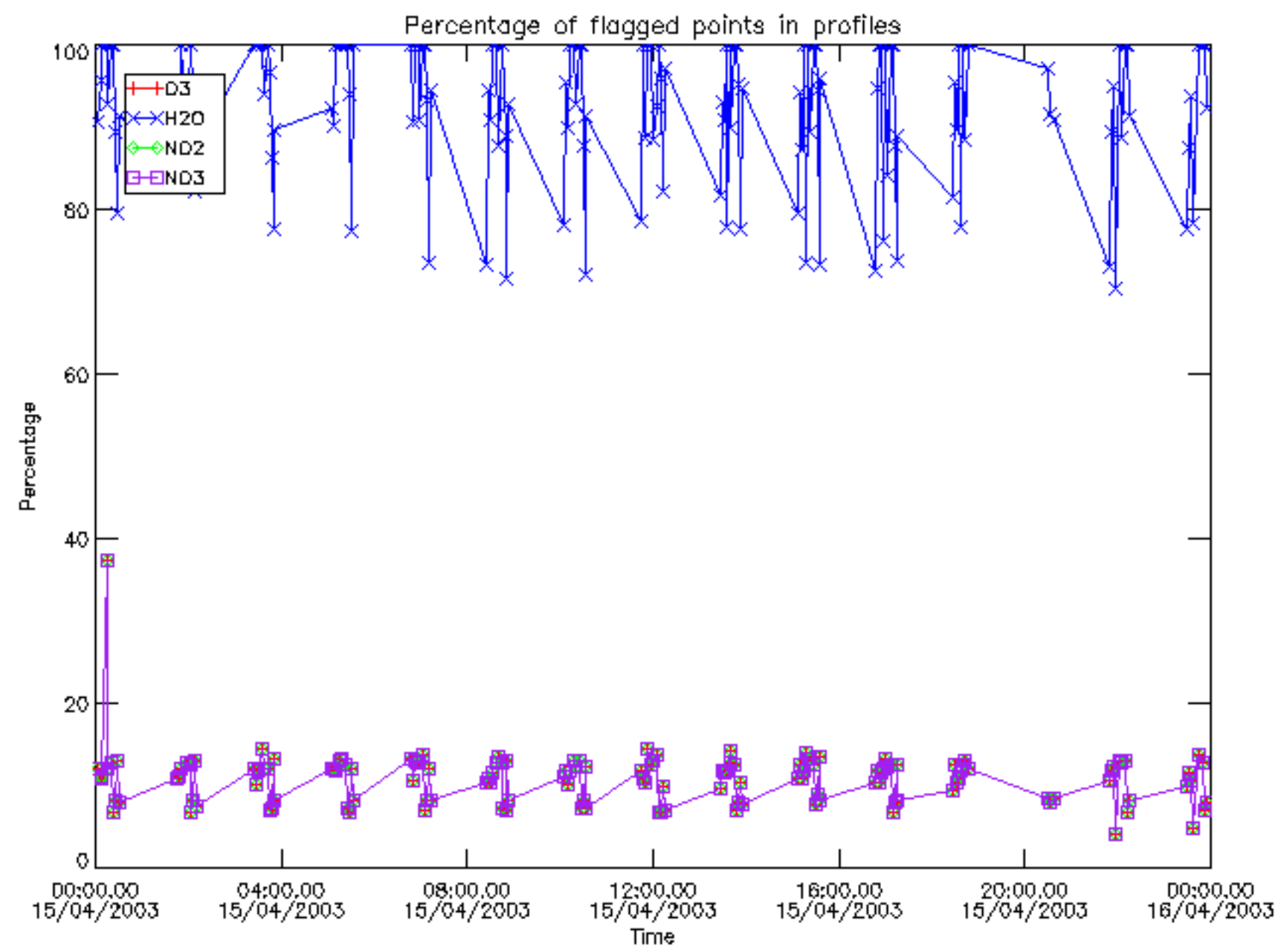


## 6. Auxiliary Data Files used for the production reported in section 2

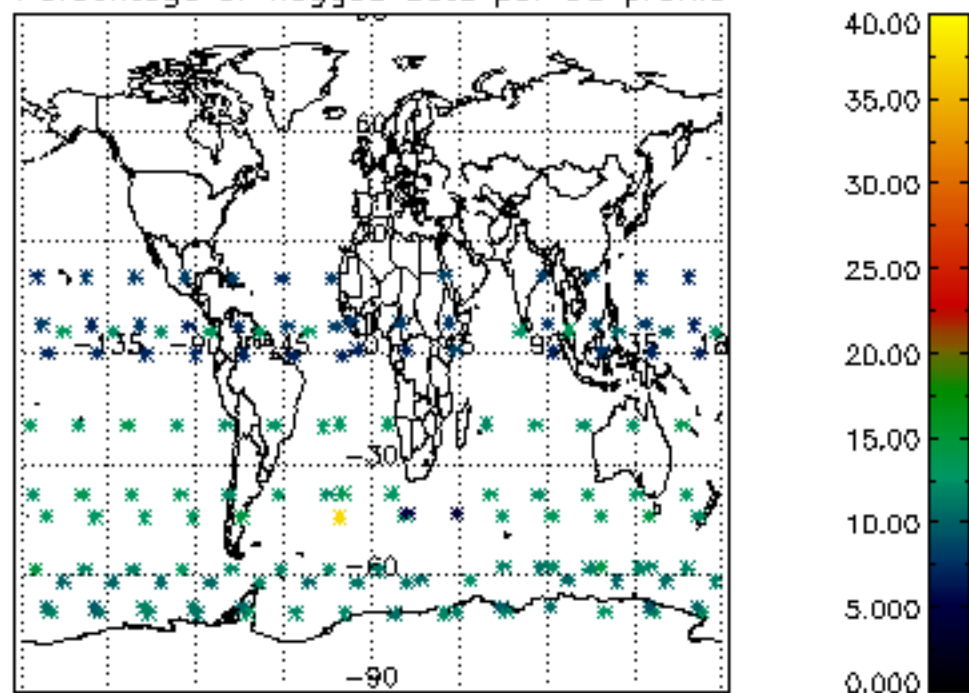
The number reported in the third column indicates since which file (see list in section 2) the corresponding auxiliary file has been used. The fourth column is the date of those product files.

Type	Auxiliary Filename	Used since product	Used since product date
INST_PHYS_CHARACTERISTICS	GOM_INS_AXNIEC20050627_150440_20020301_000000_20100101_000000	1	15-APR-2003 00:01:22
LEVEL-2_PROC_CONFIG	GOM_PR2_AXVIEC20091111_152718_20020301_000000_20500101_000000	1	15-APR-2003 00:01:22
CROSS_SECTIONS_FILE	GOM_CRS_AXVIEC20091111_154832_20020301_000000_20500101_000000	1	15-APR-2003 00:01:22

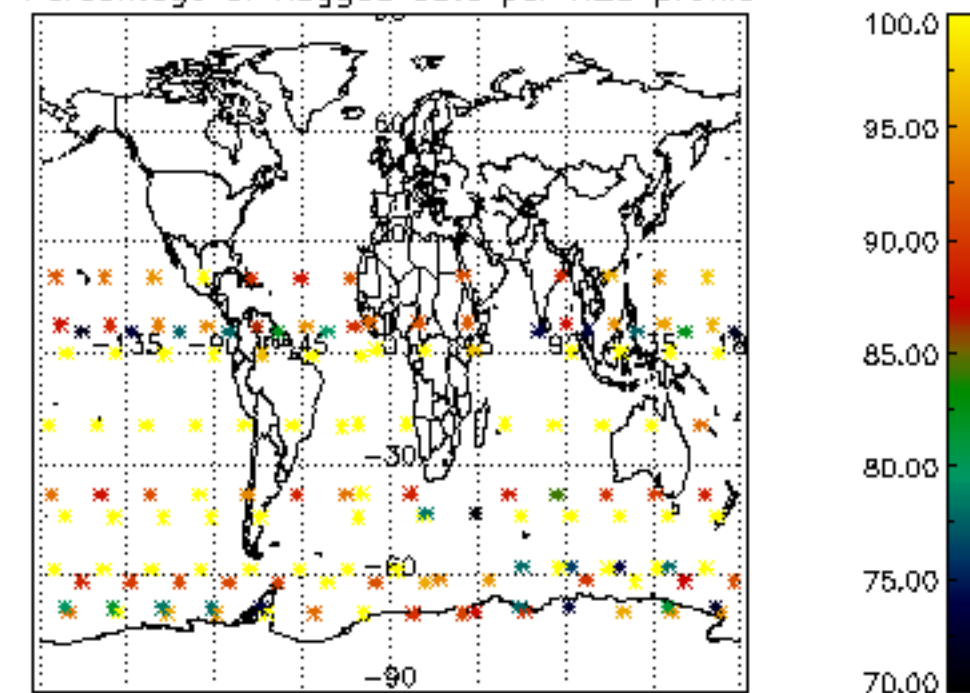




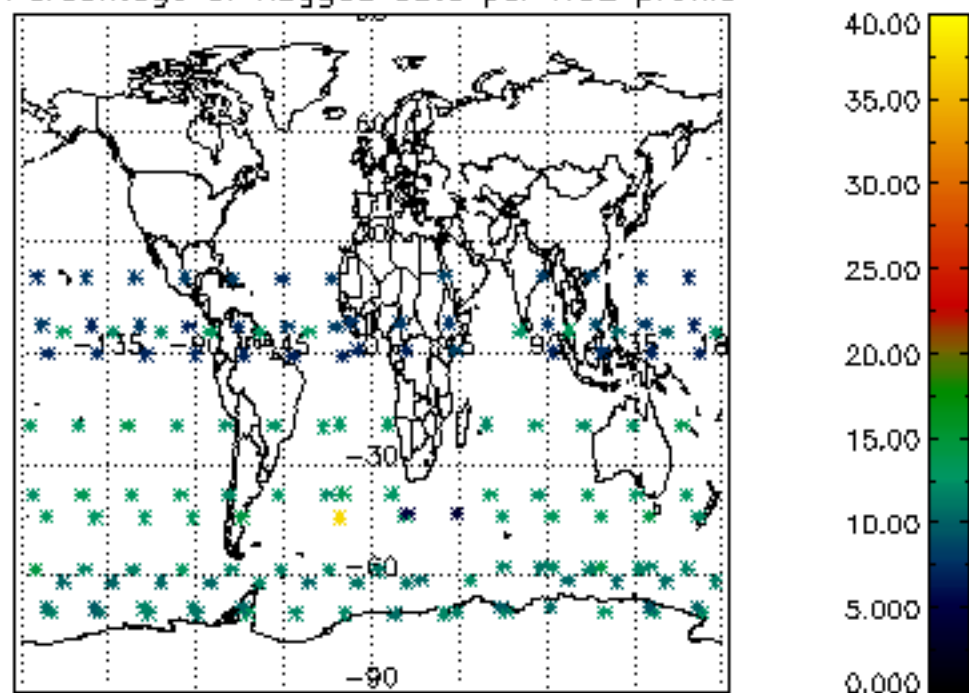
Percentage of flagged data per D3 profile



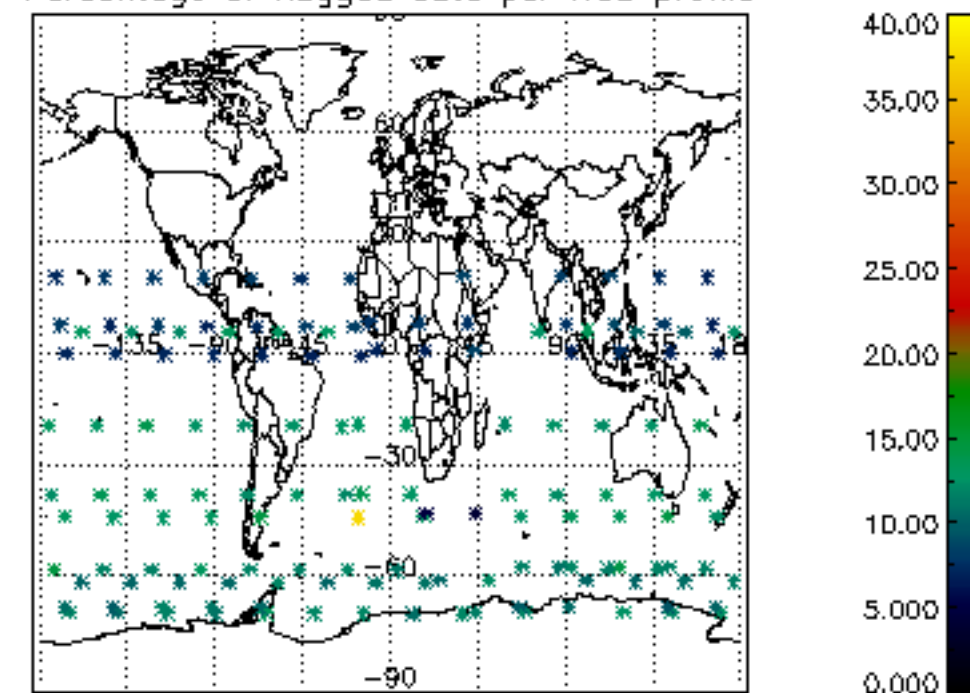
Percentage of flagged data per H2O profile

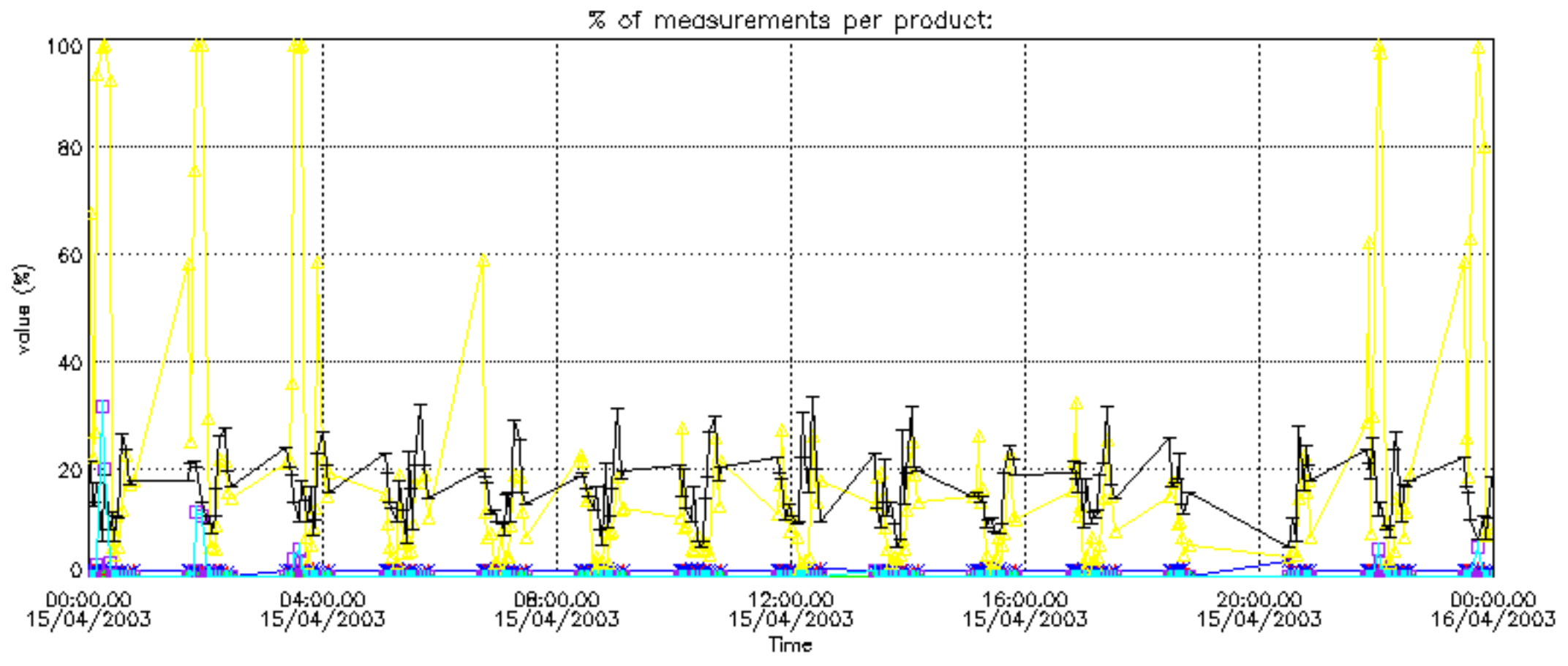


Percentage of flagged data per NO2 profile

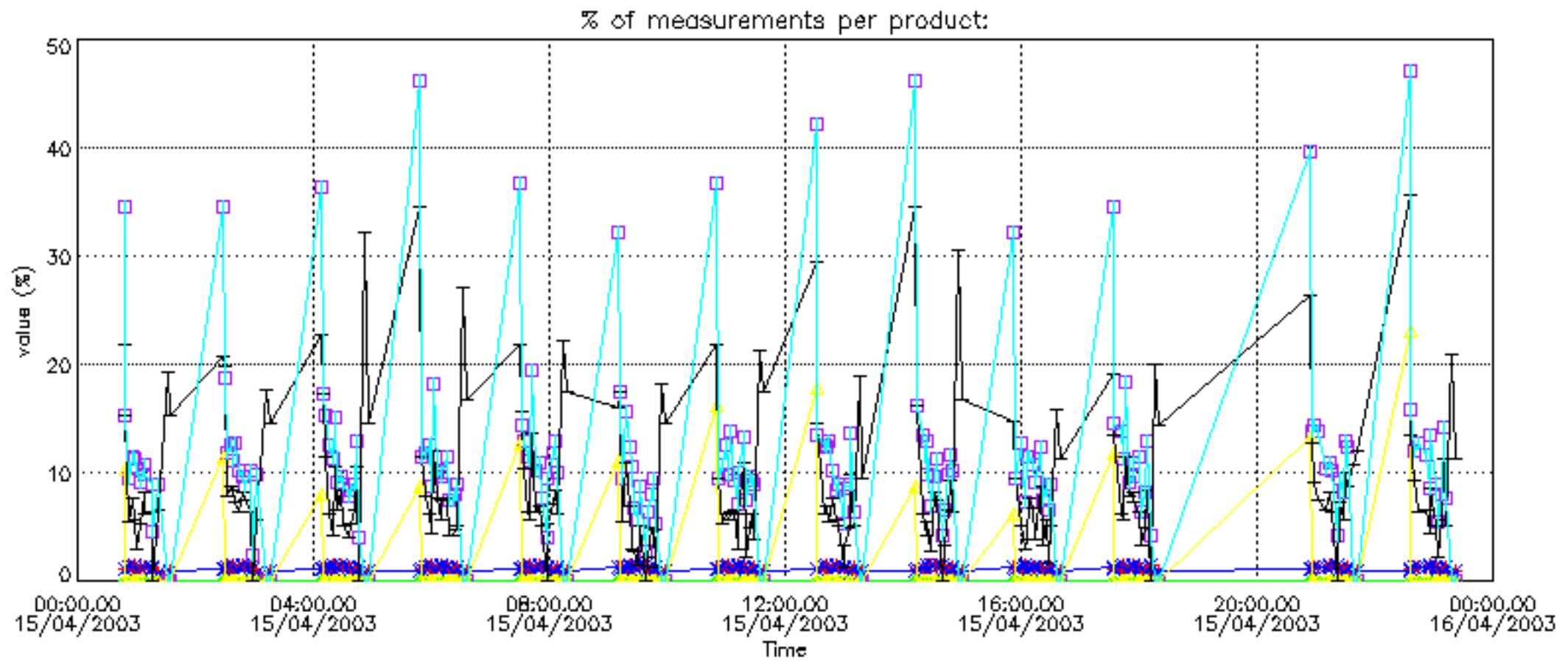


Percentage of flagged data per NO3 profile

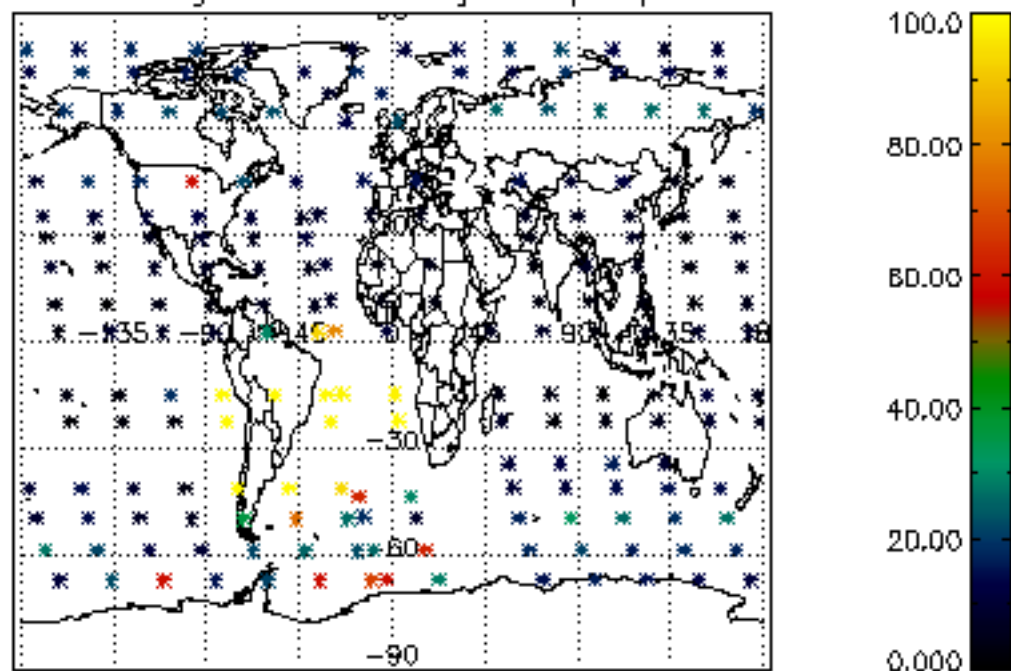




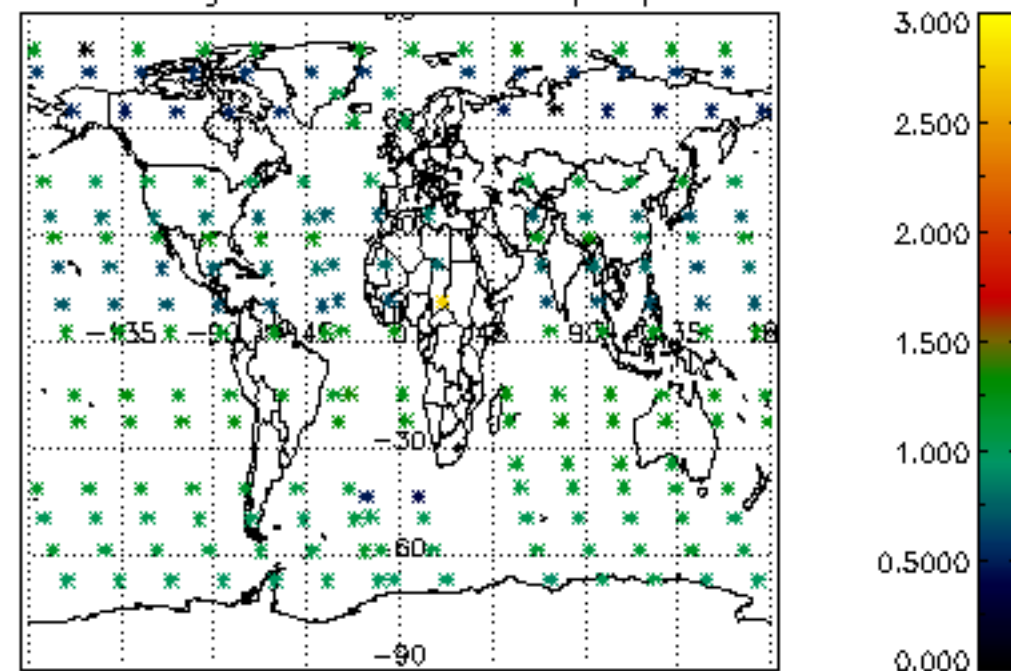




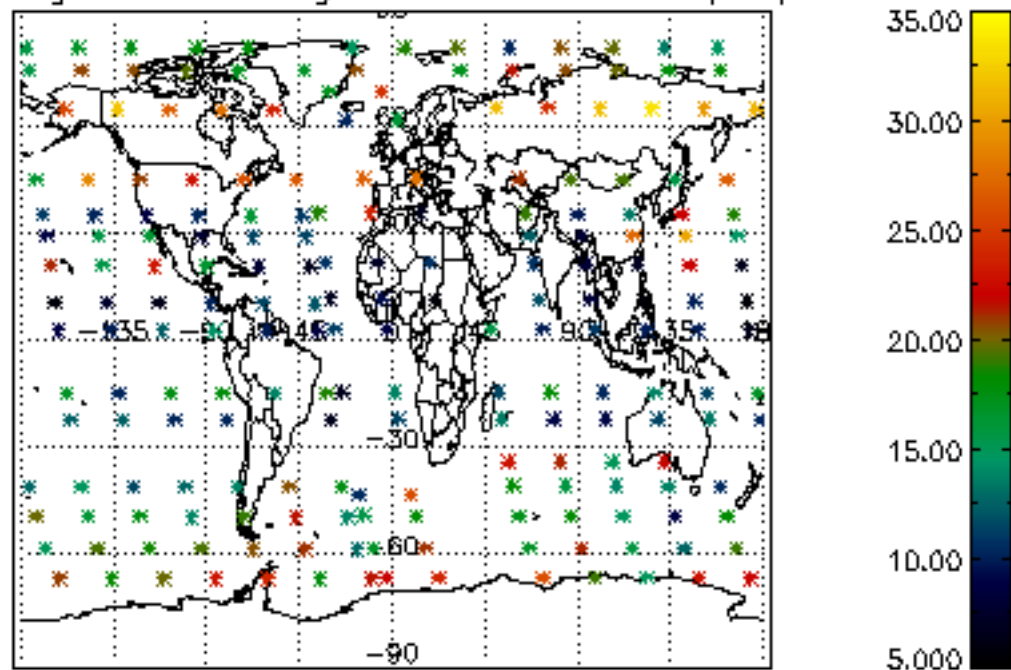
Percentage of cosmic ray hits per profile



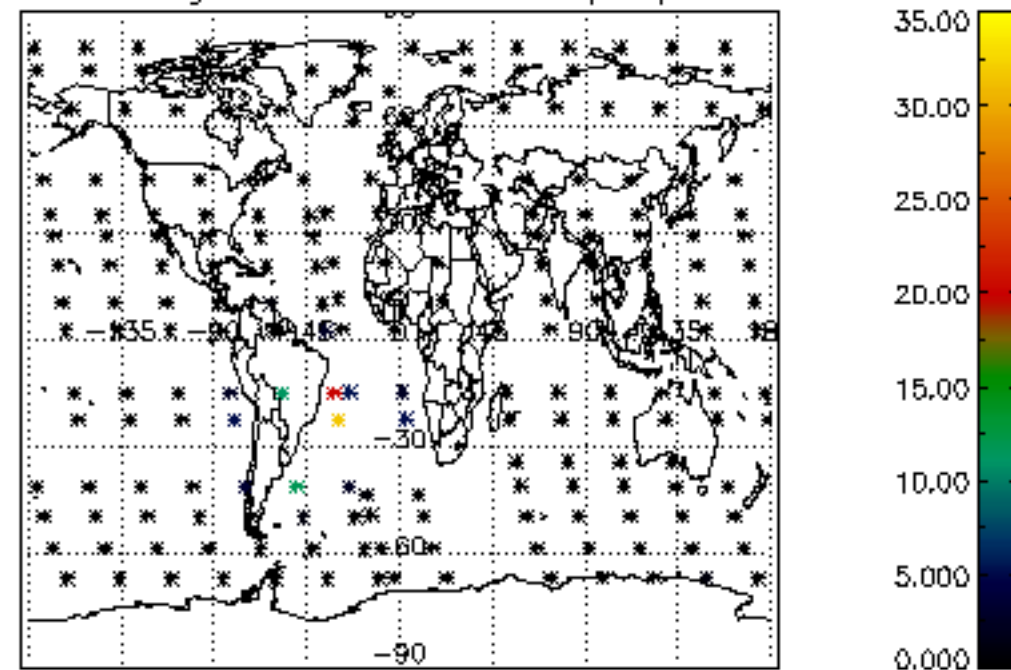
Percentage of datation errors per profile



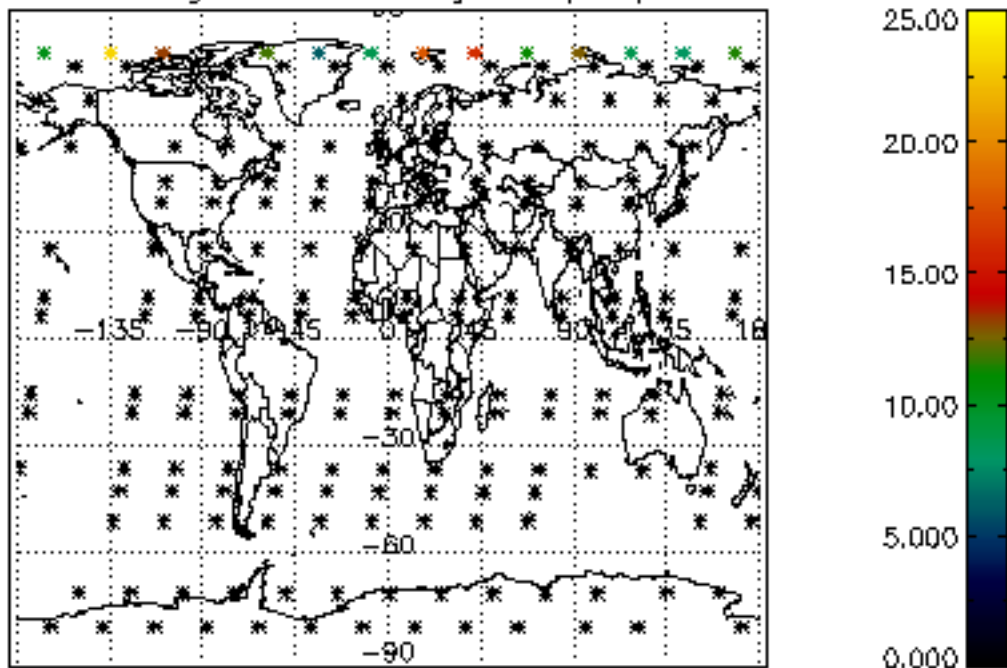
Percentage of star falling outside central band per profile



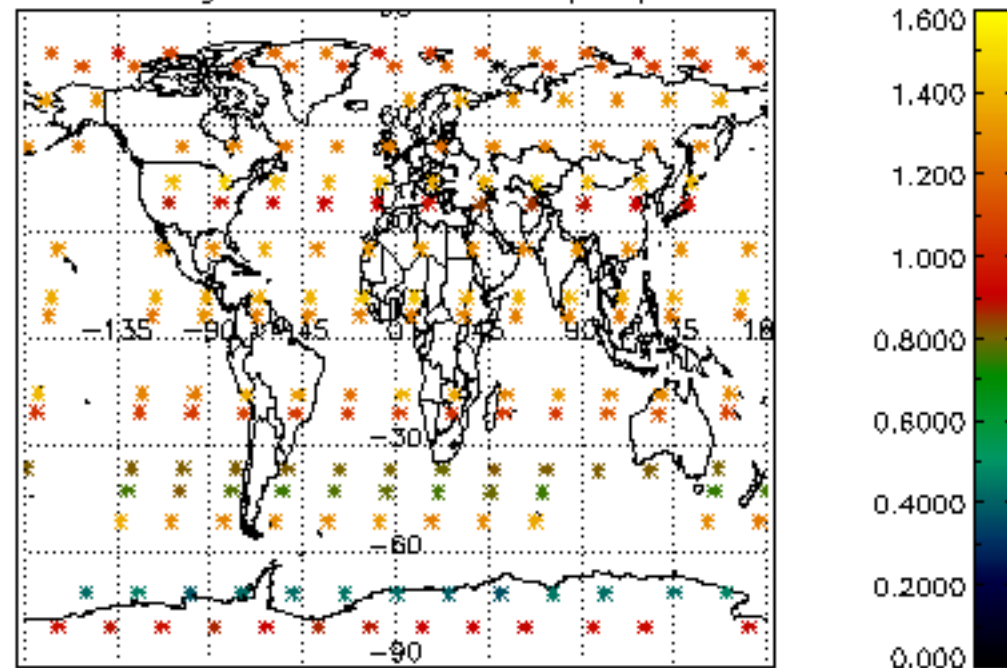
Percentage of saturation errors per profile



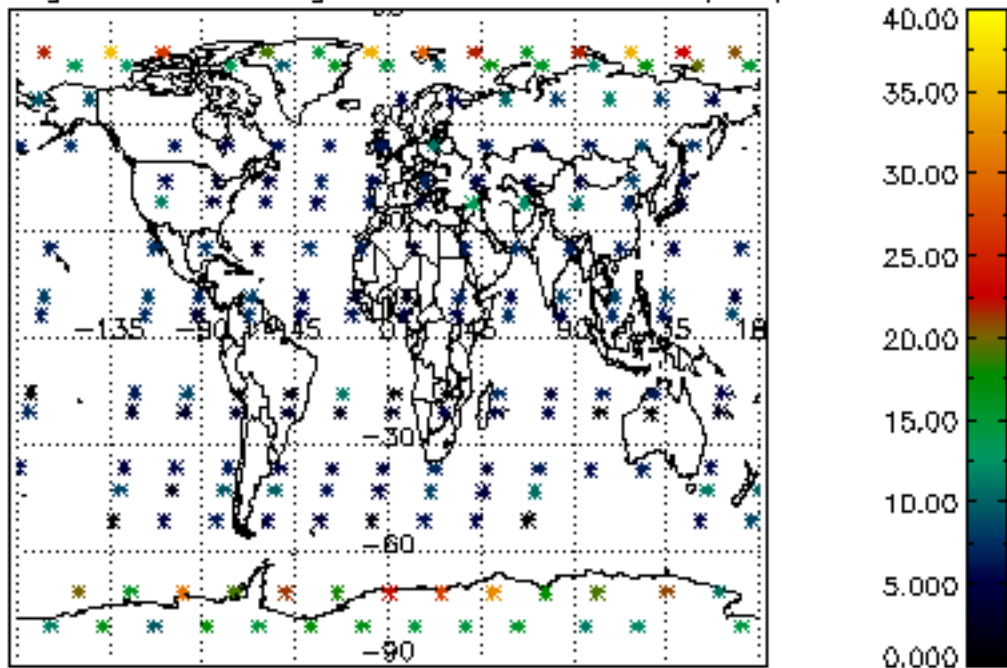
Percentage of cosmic ray hits per profile



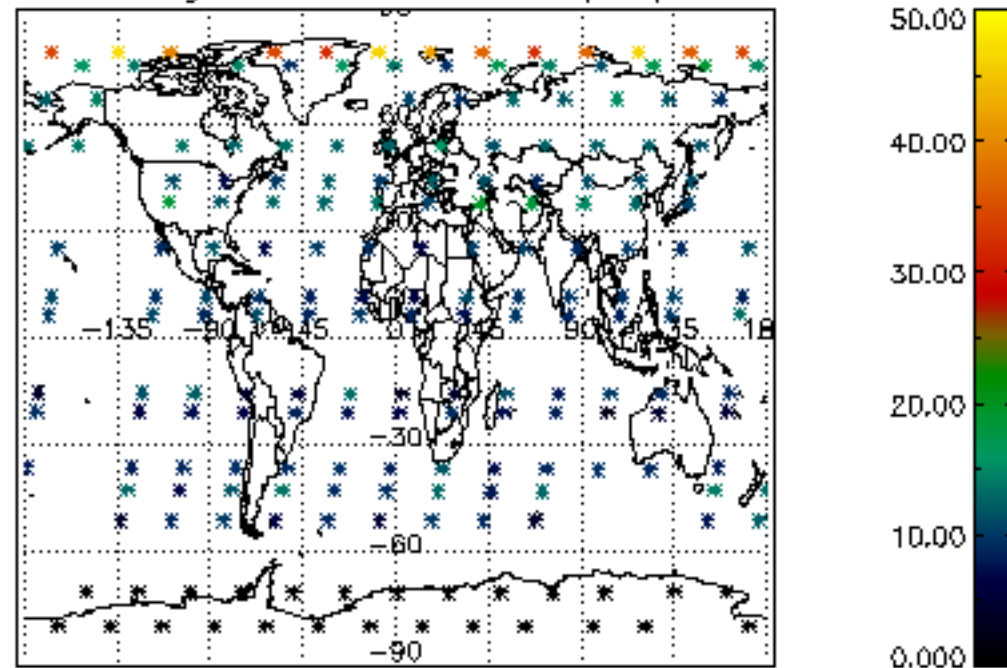
Percentage of datation errors per profile



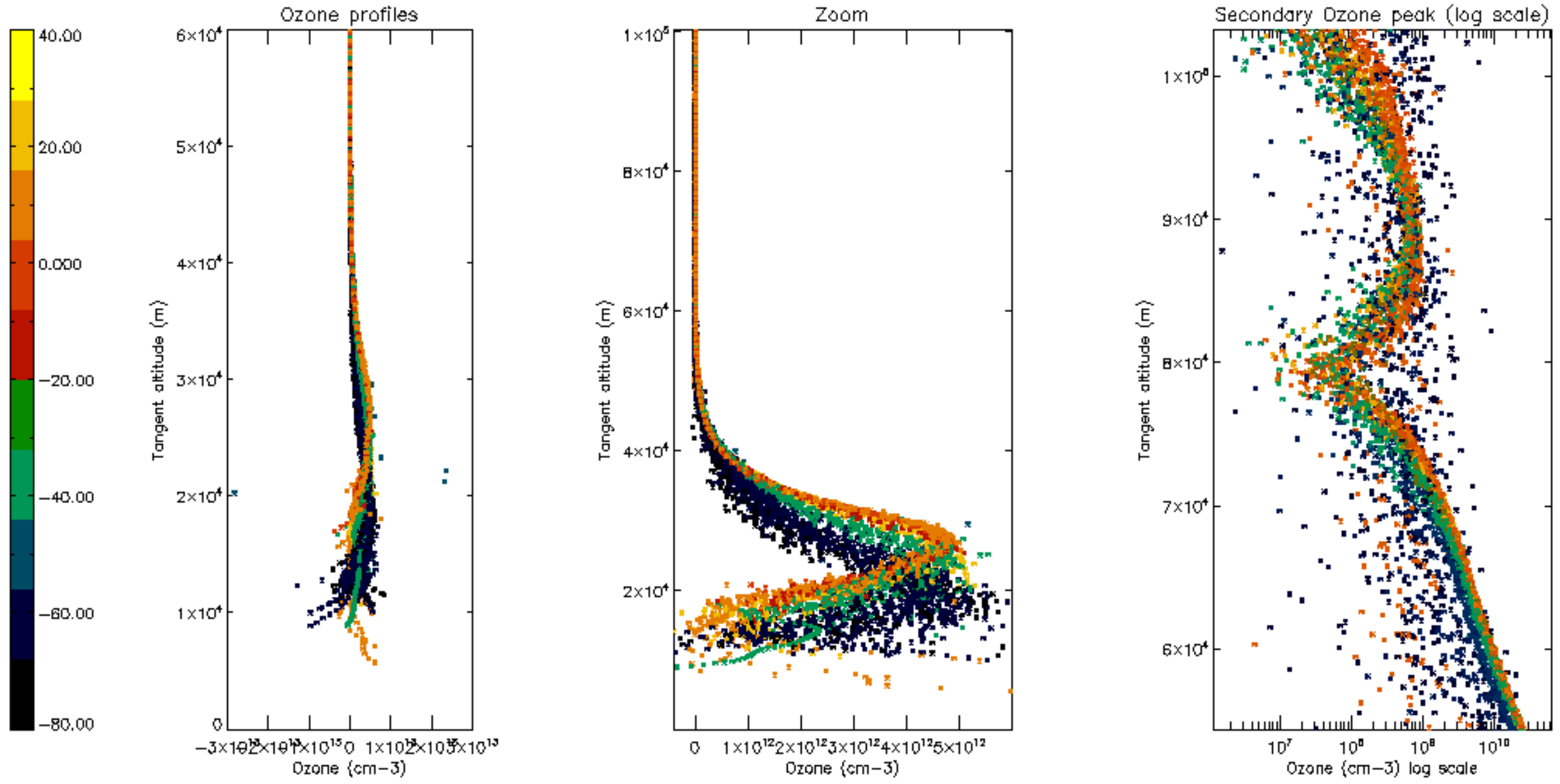
Percentage of star falling outside central band per profile

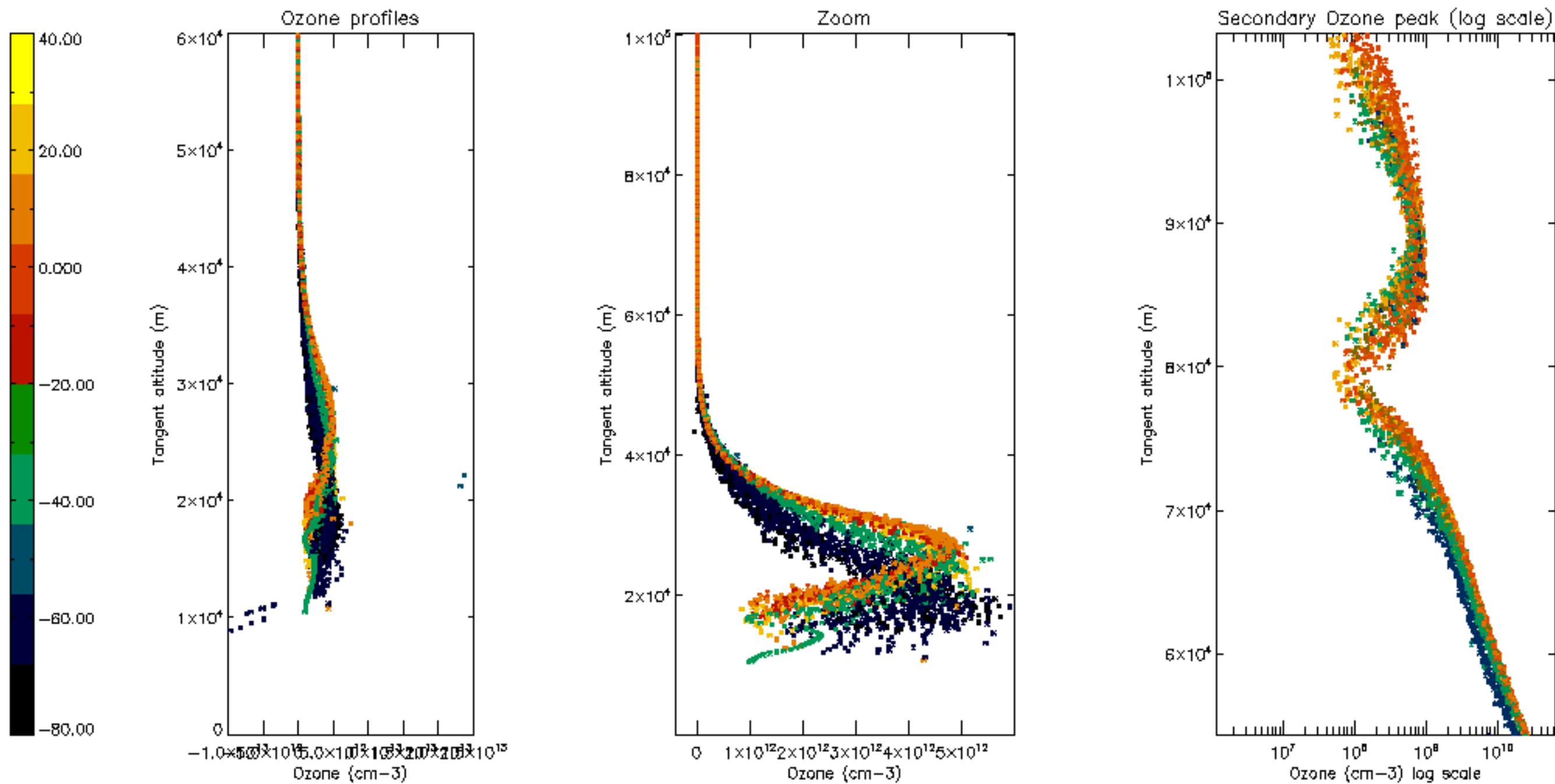


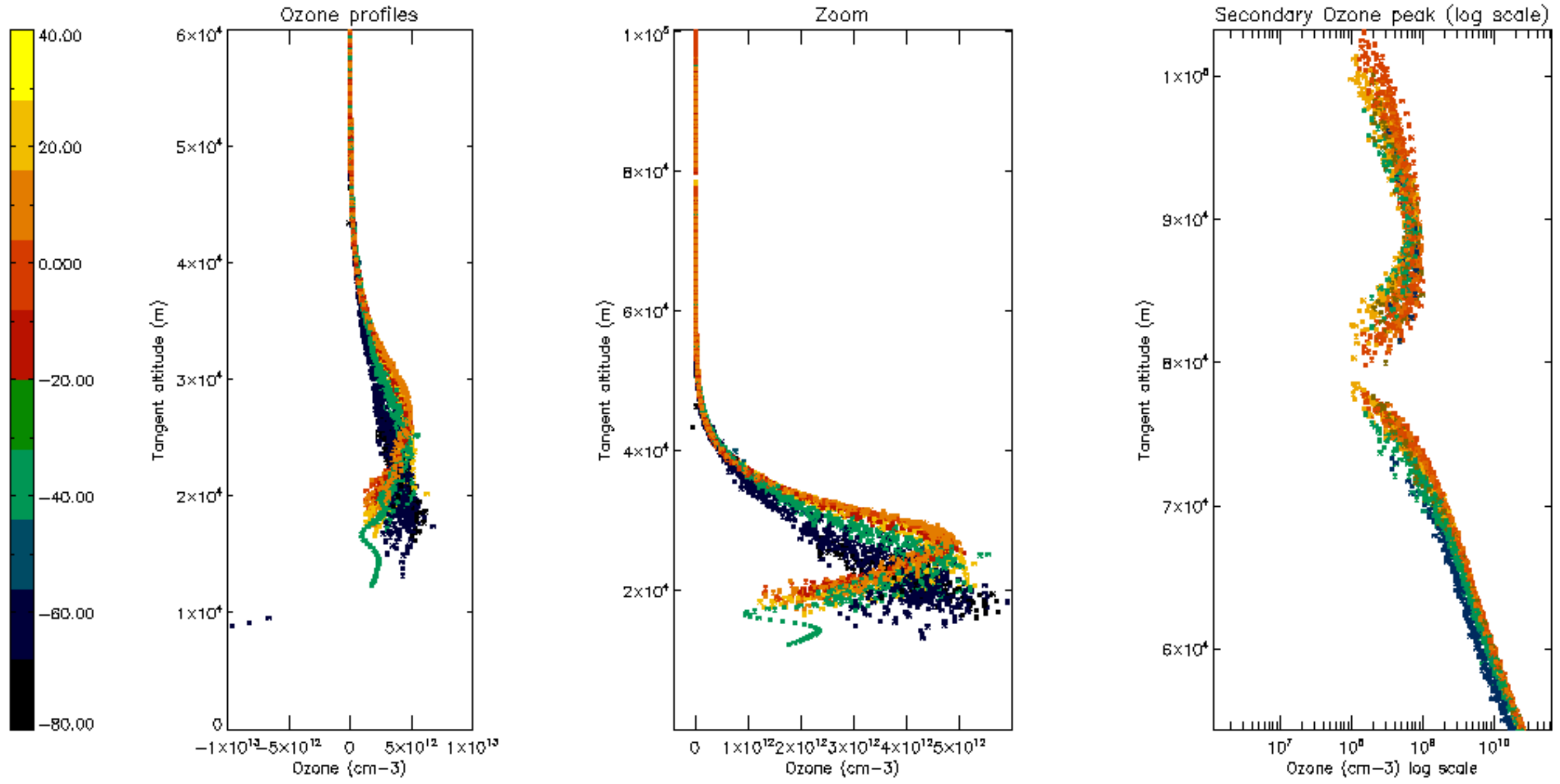
Percentage of saturation errors per profile



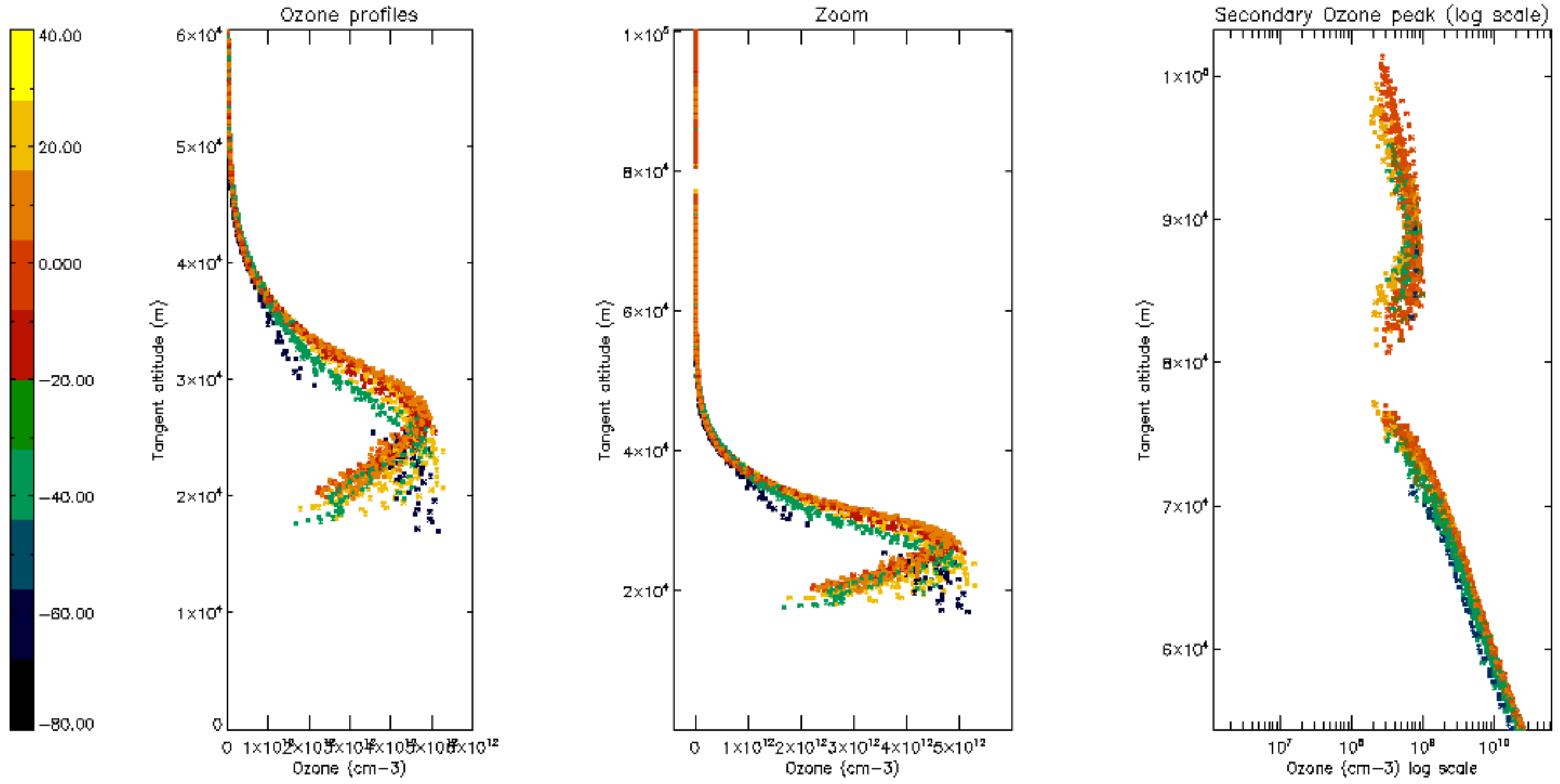


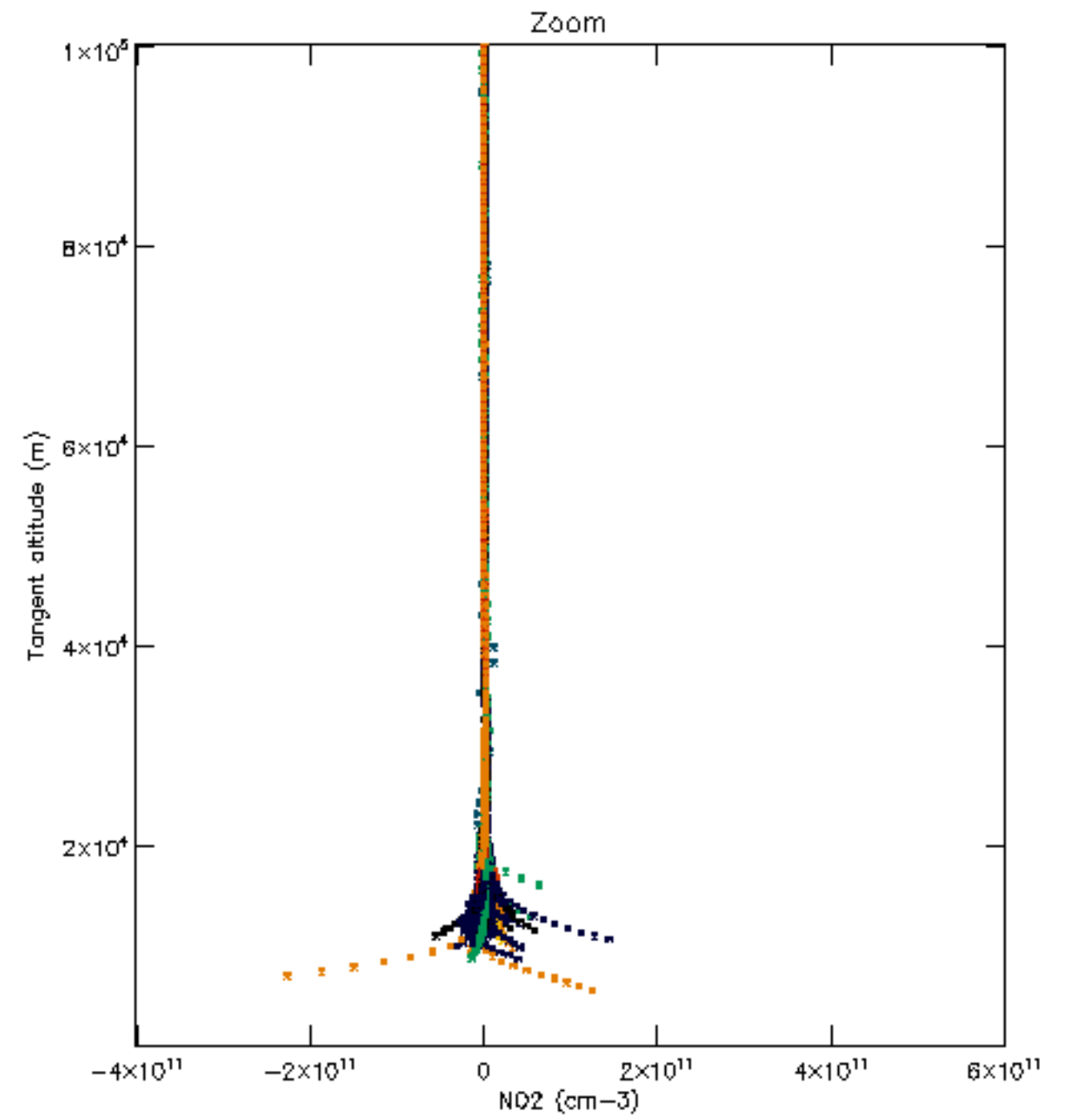
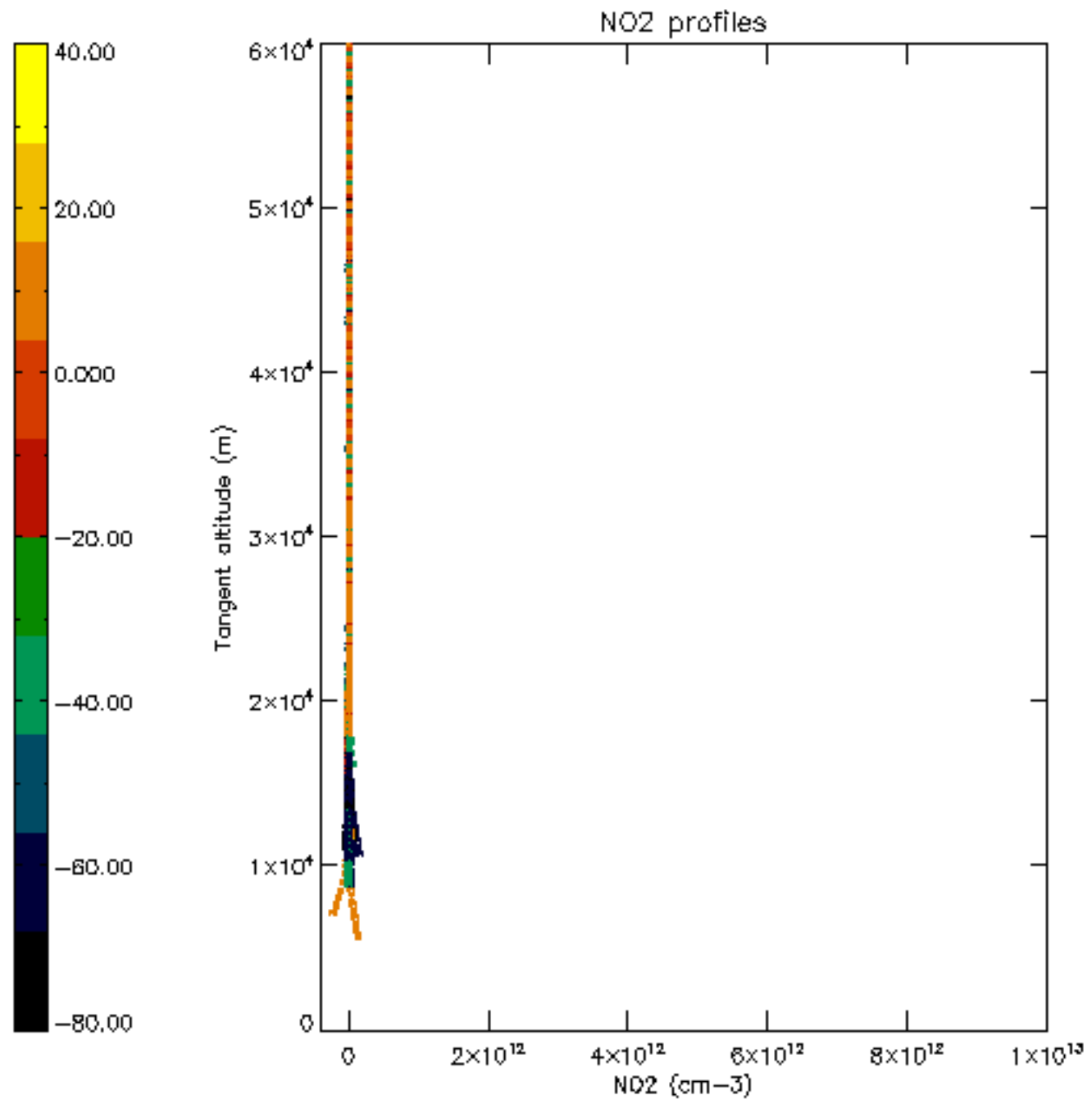


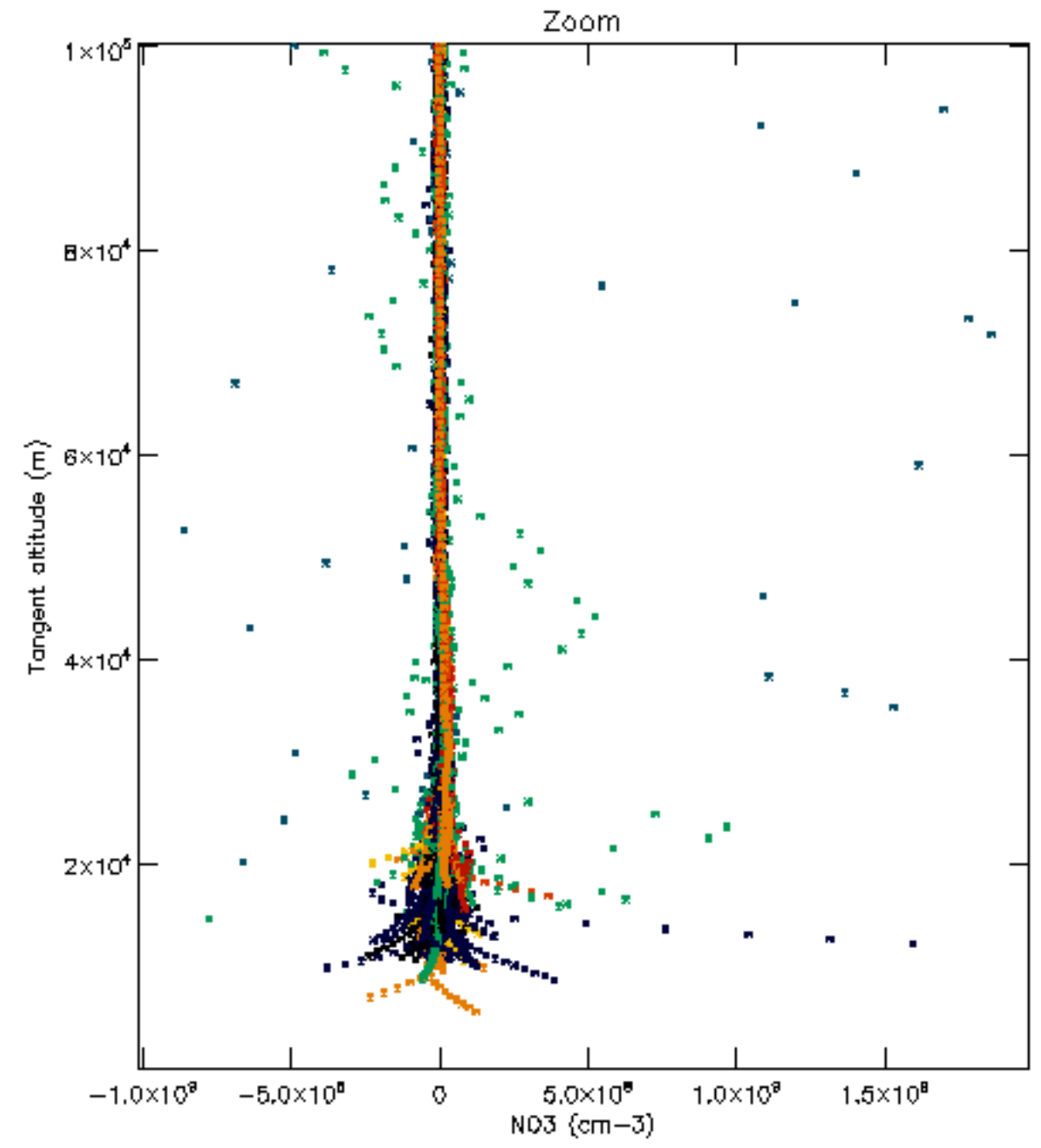
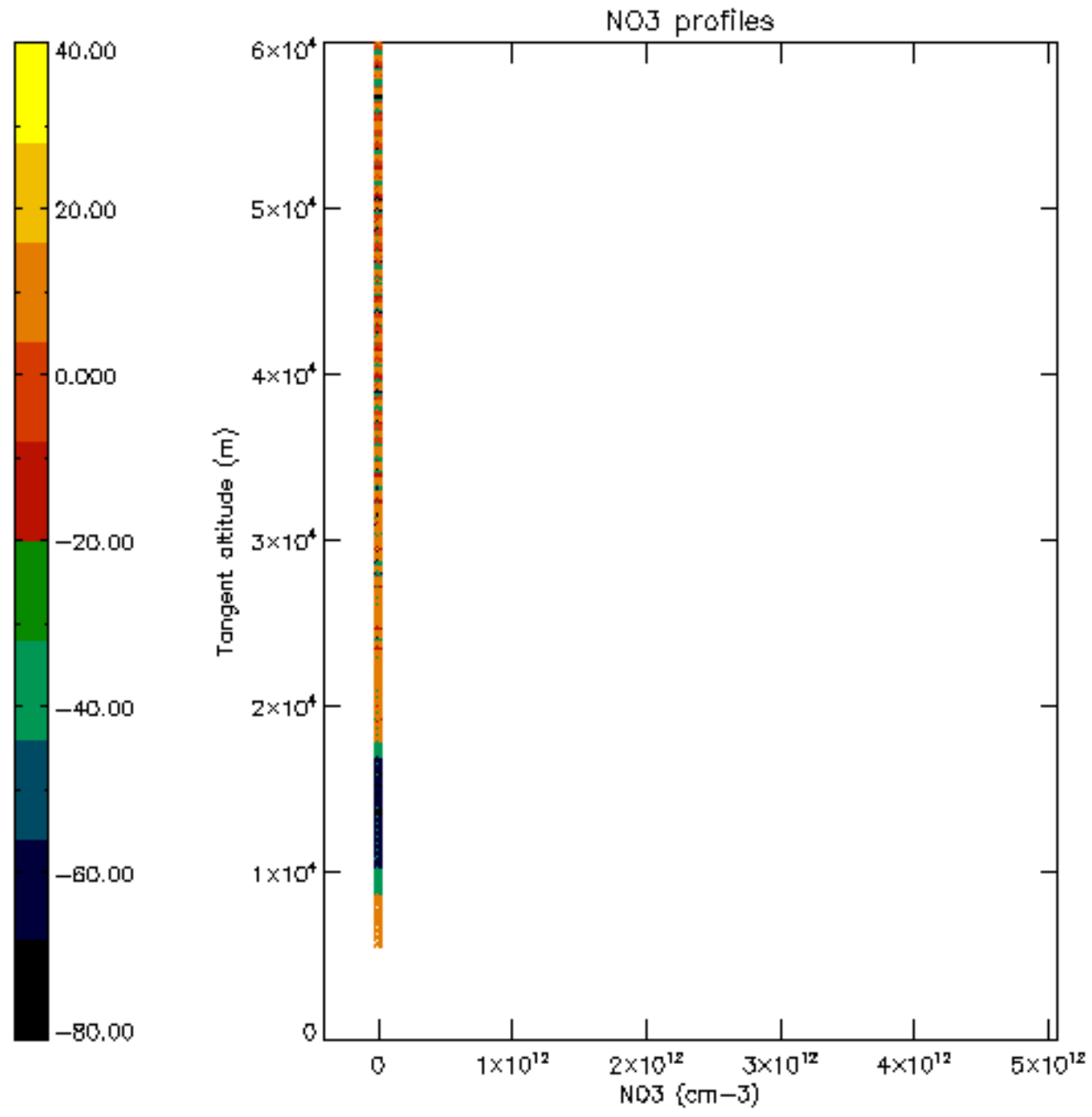




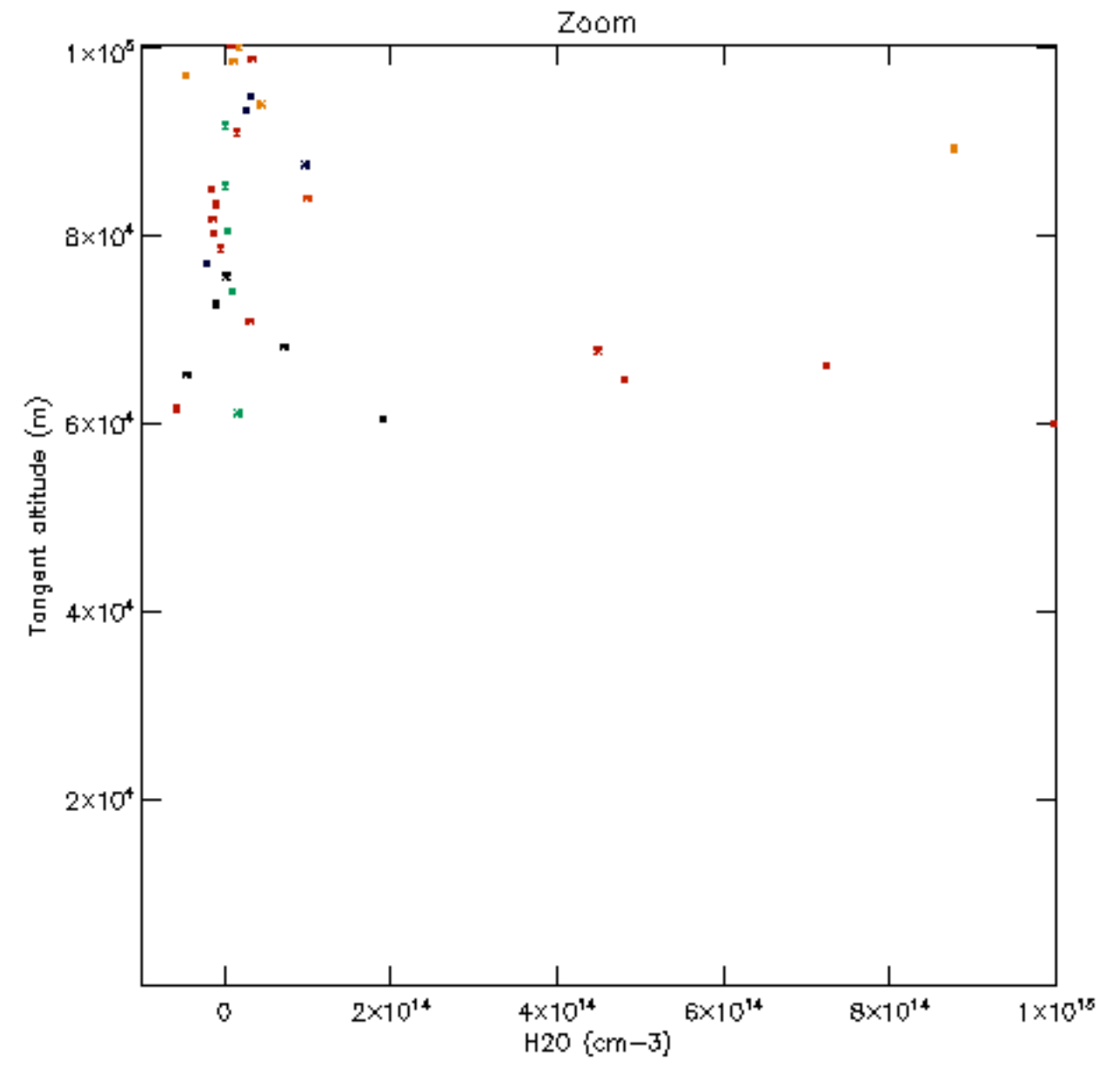
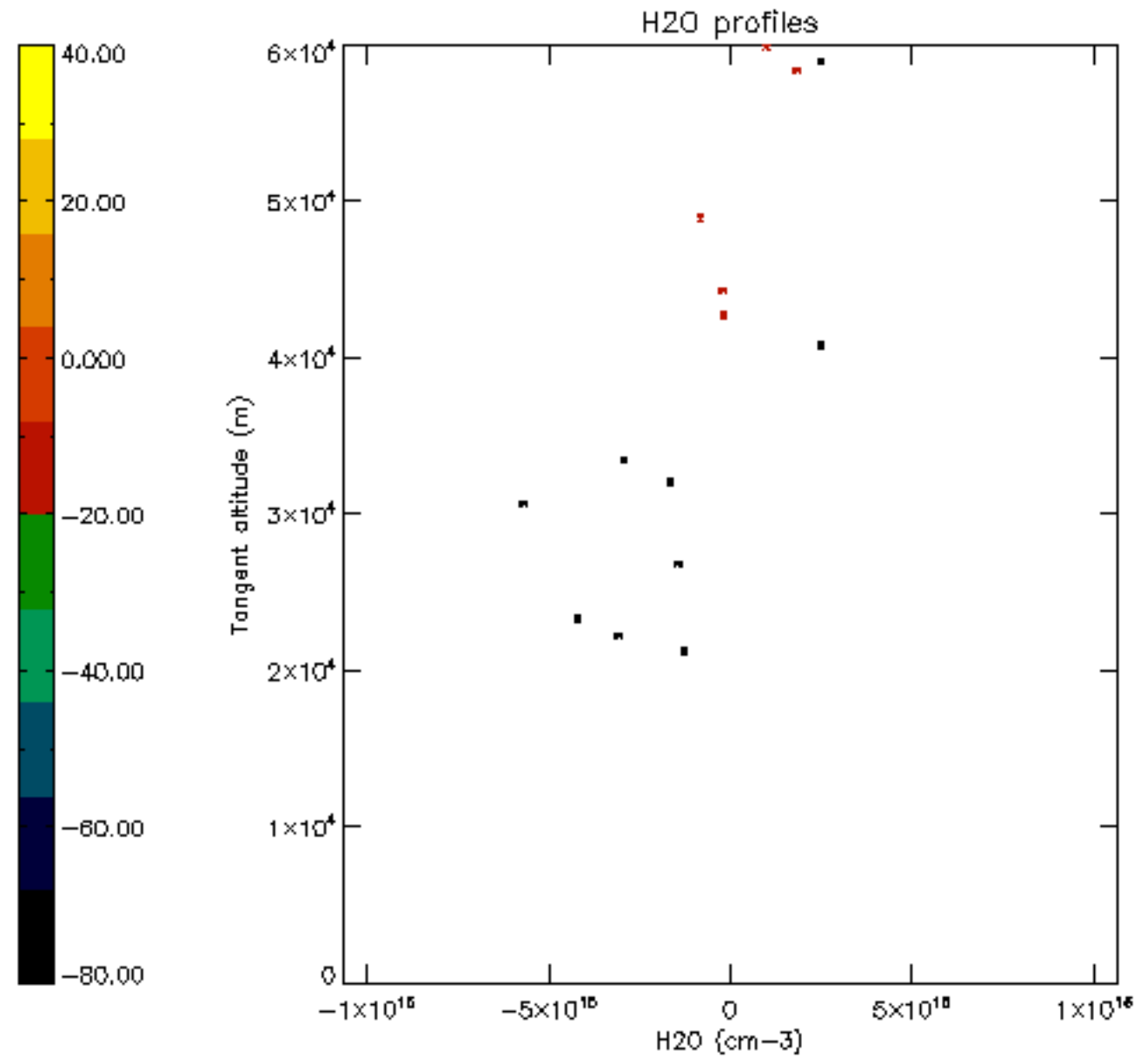


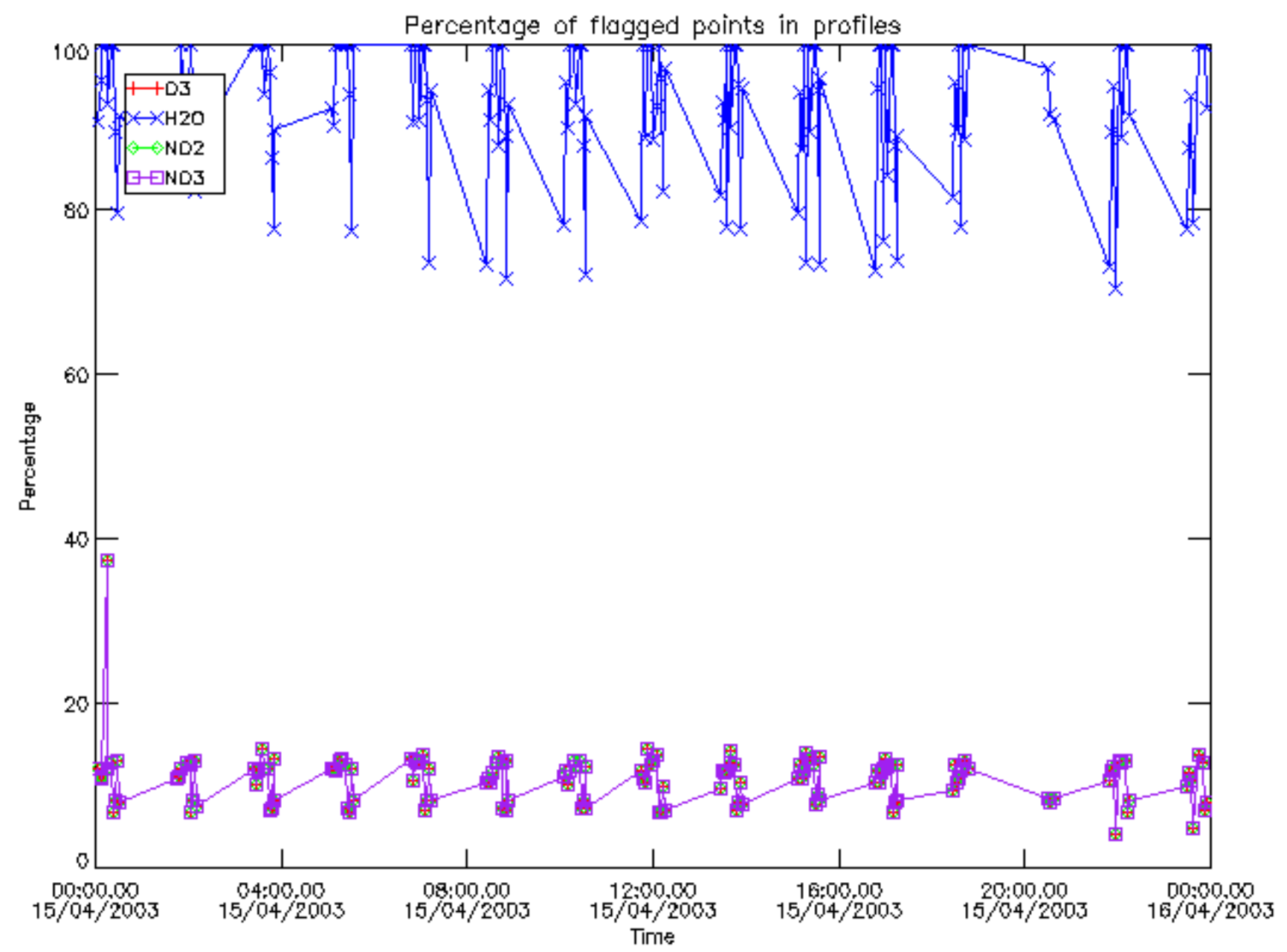




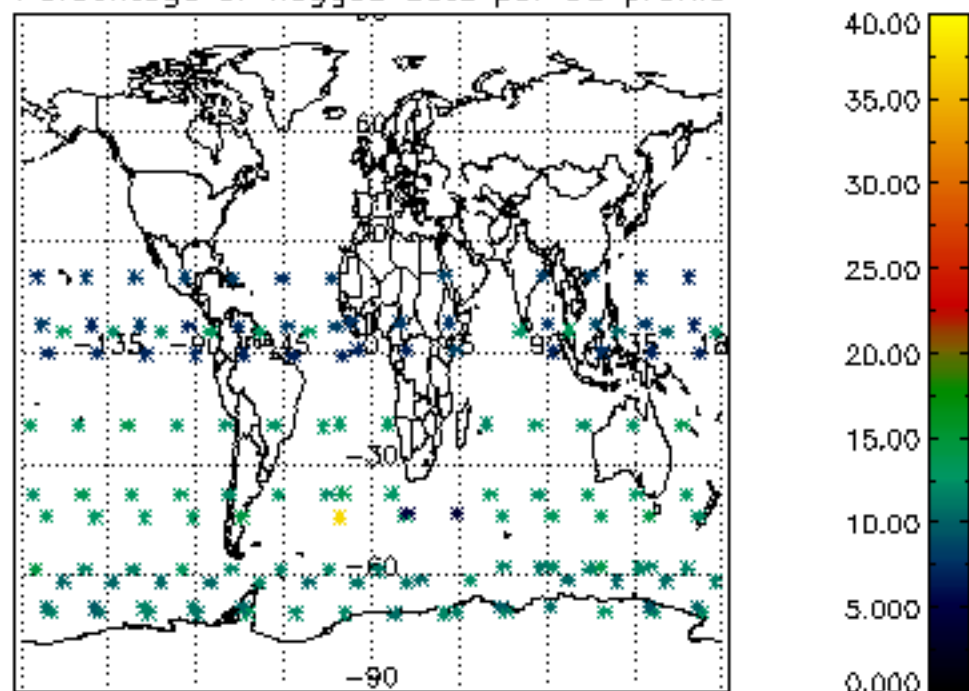




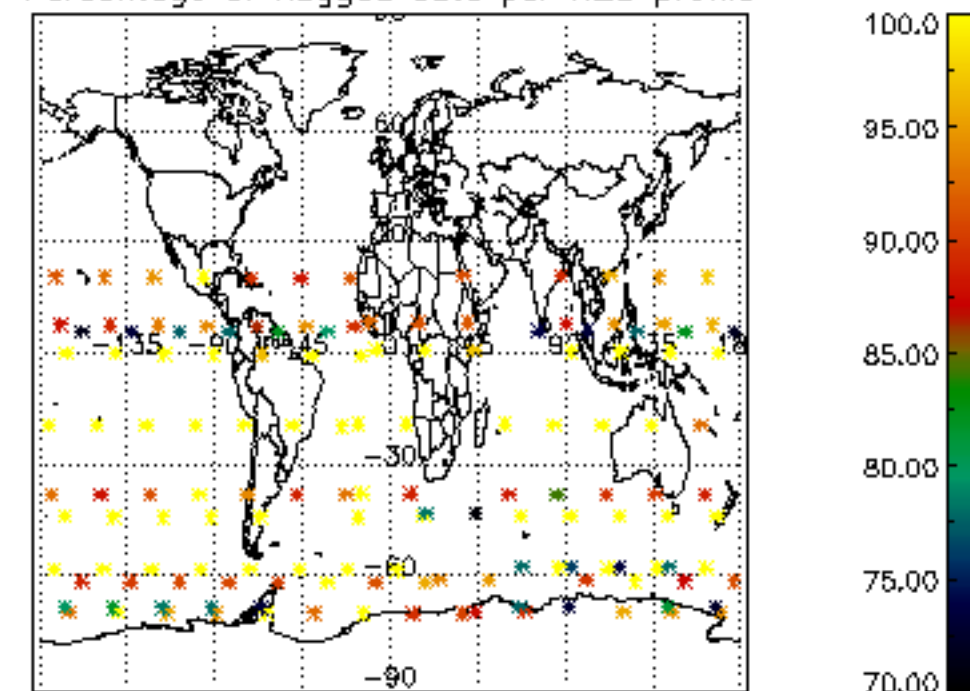




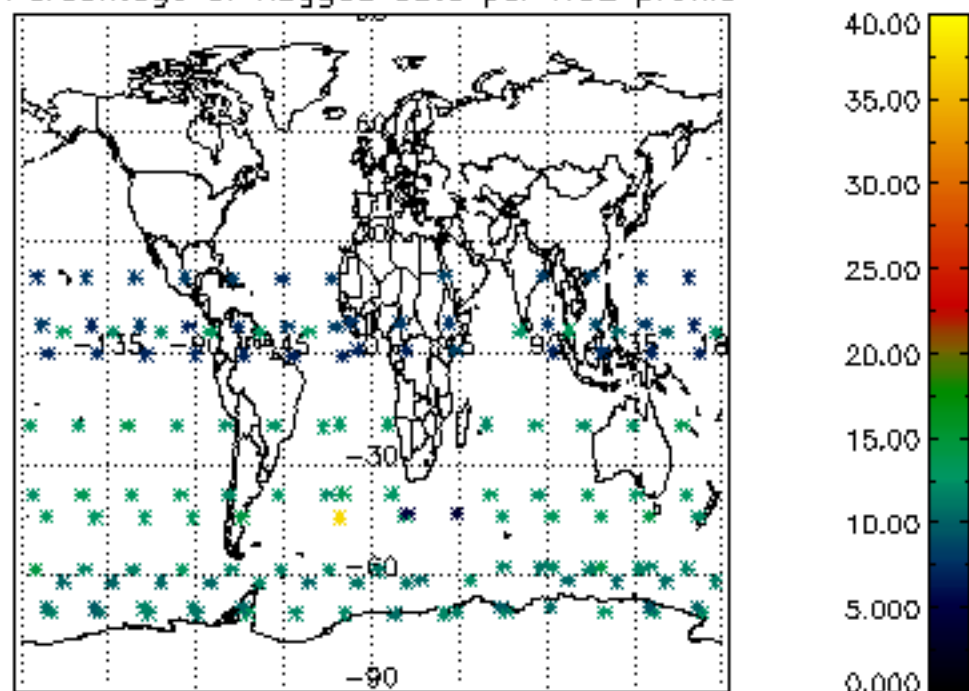
Percentage of flagged data per D3 profile



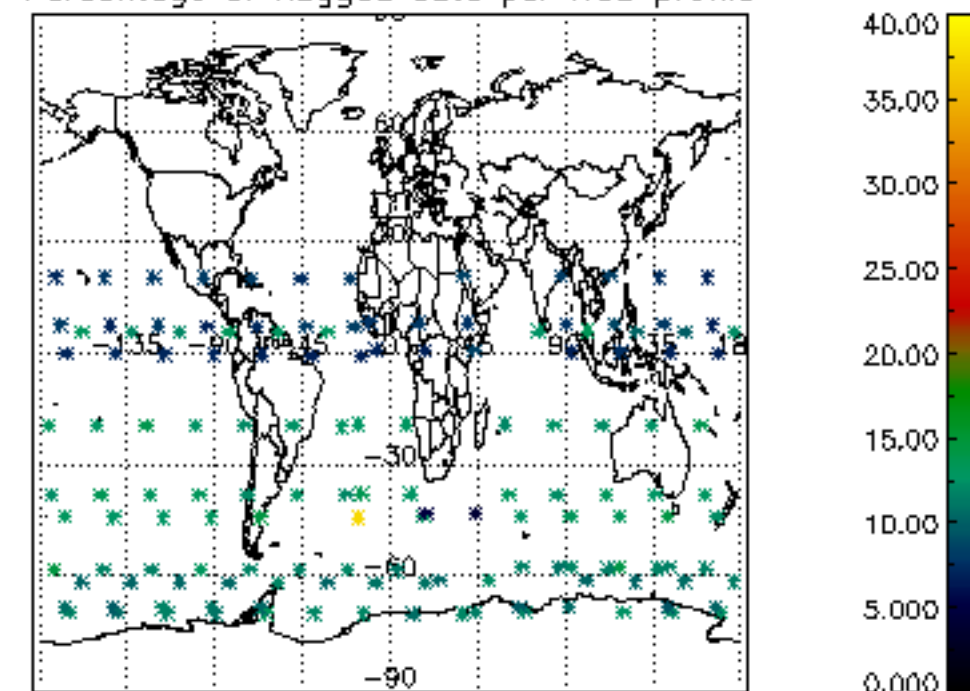
Percentage of flagged data per H2O profile



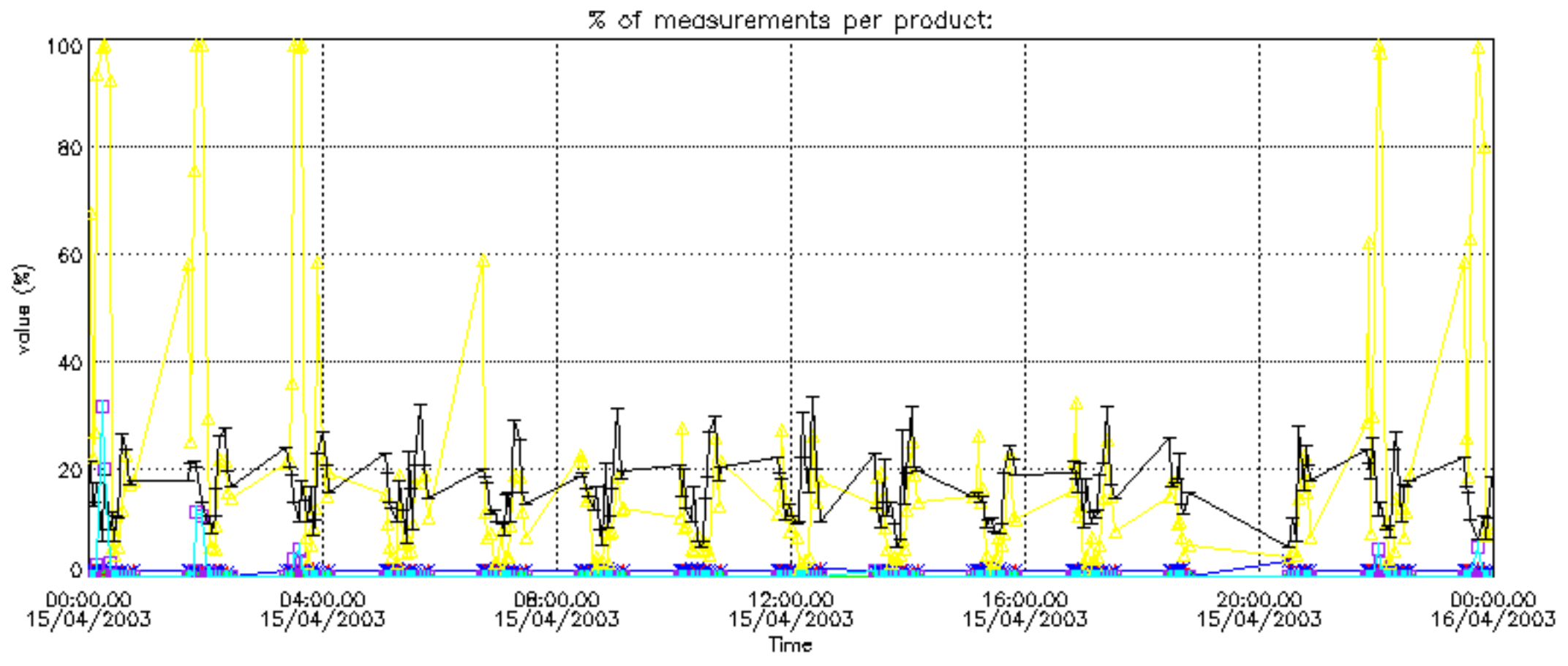
Percentage of flagged data per NO2 profile

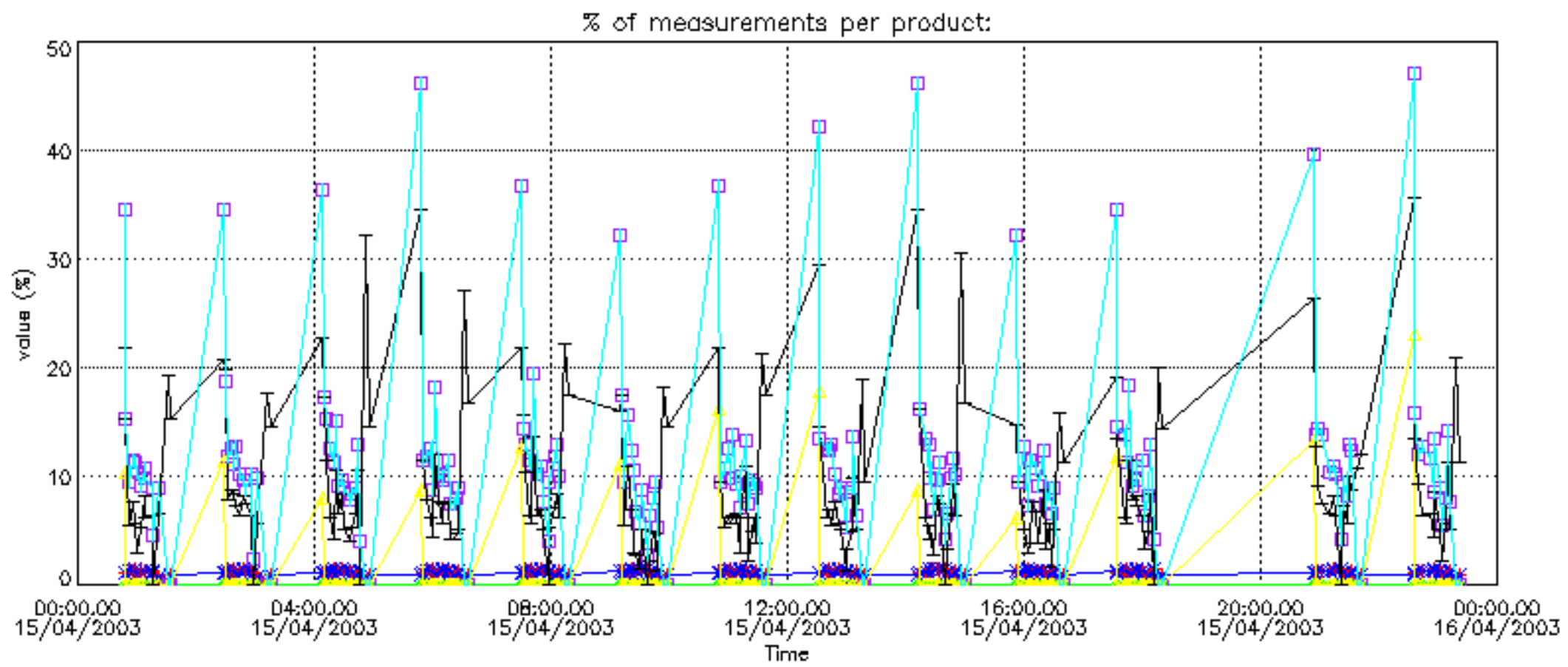


Percentage of flagged data per NO3 profile

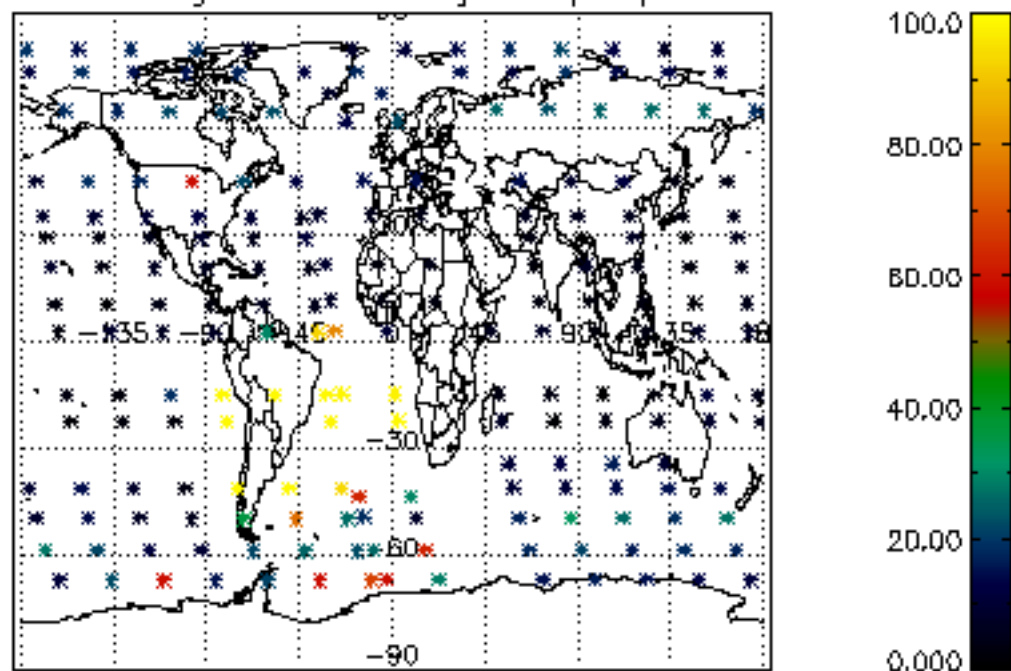




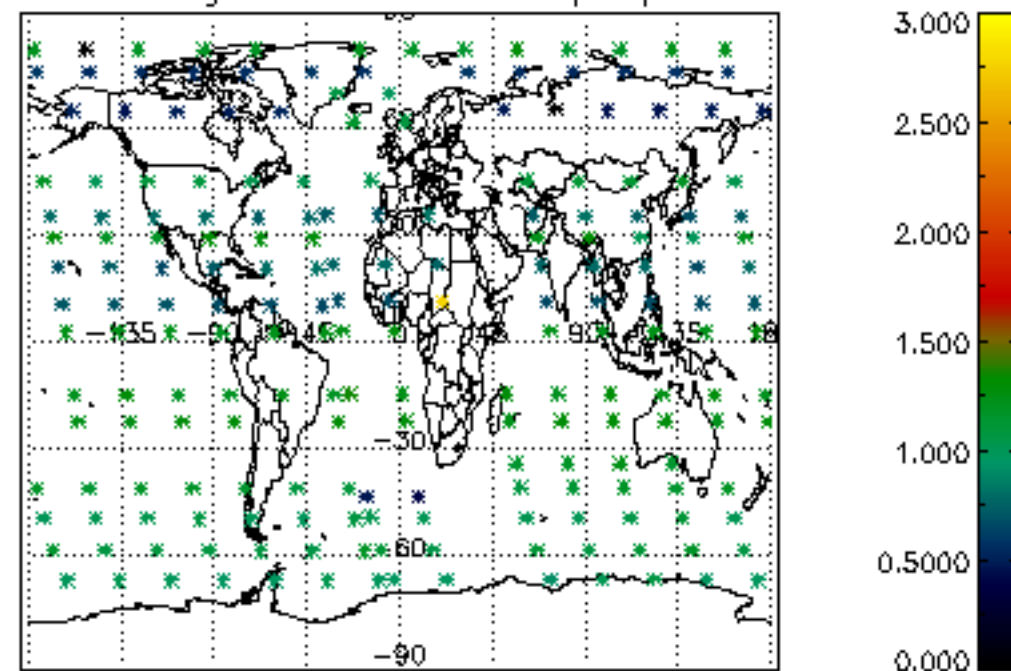




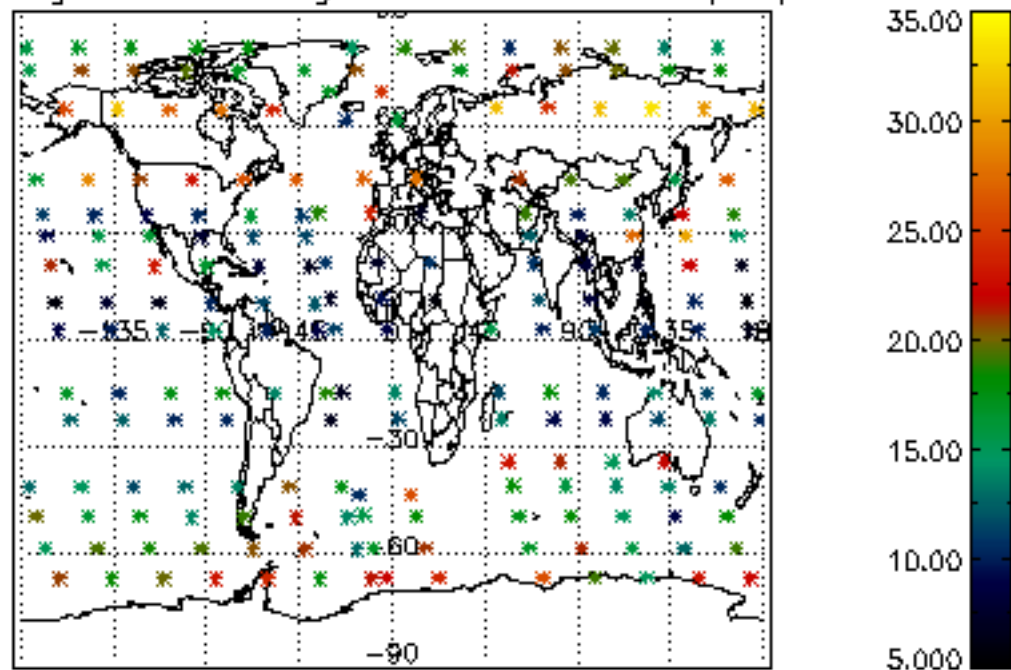
Percentage of cosmic ray hits per profile



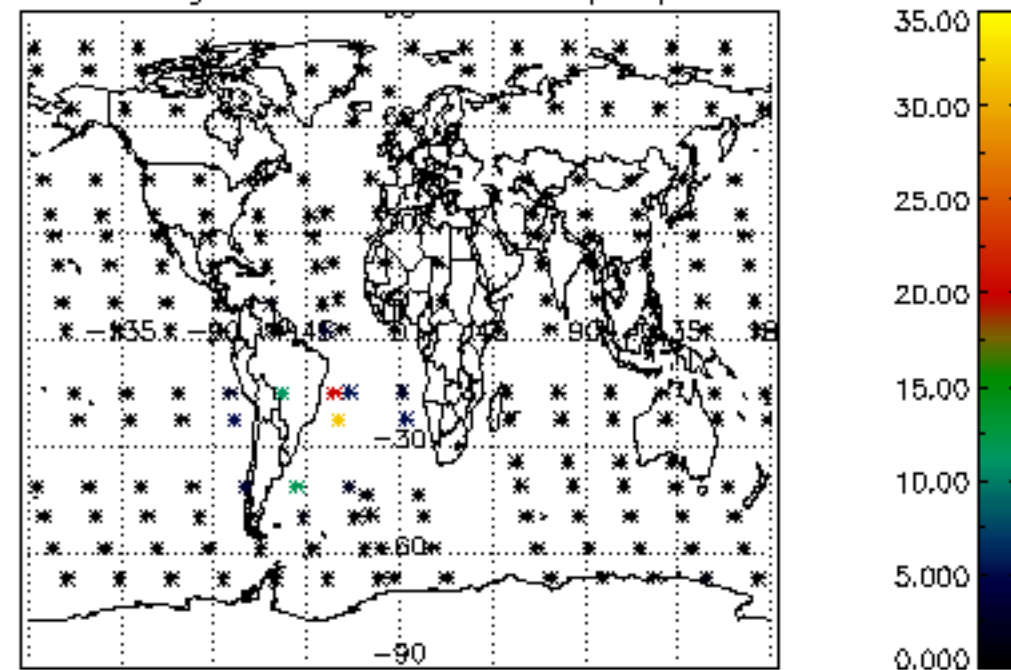
Percentage of datation errors per profile



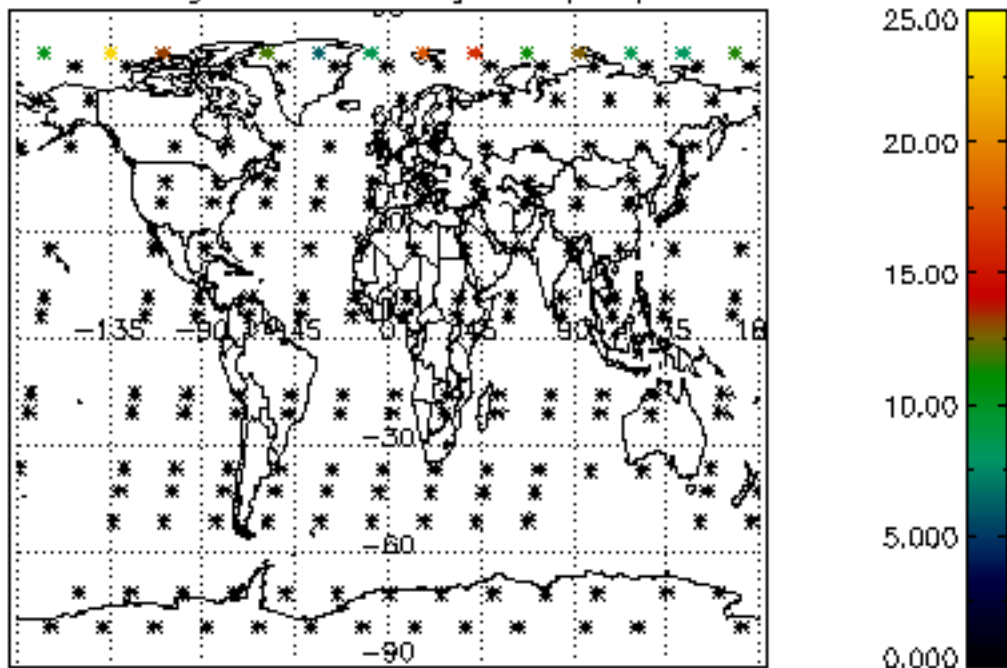
Percentage of star falling outside central band per profile



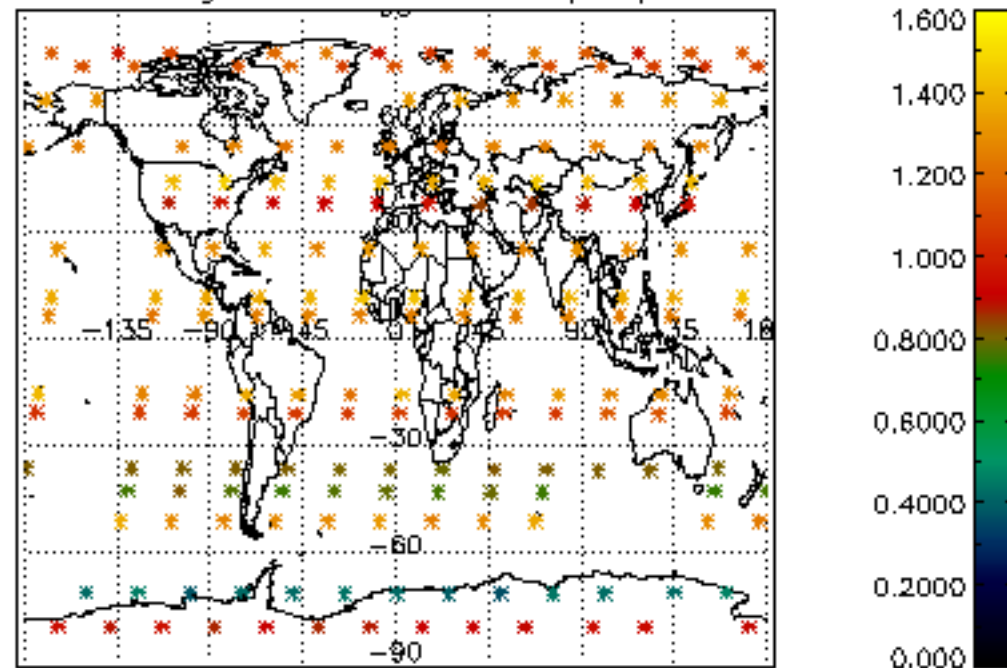
Percentage of saturation errors per profile



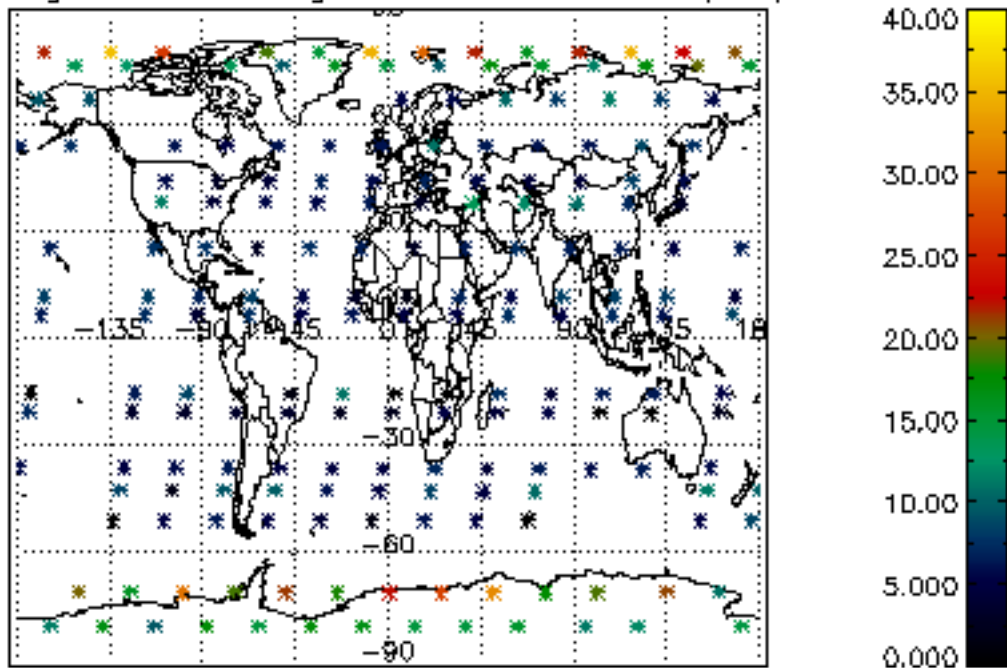
Percentage of cosmic ray hits per profile



Percentage of datation errors per profile



Percentage of star falling outside central band per profile



Percentage of saturation errors per profile

