

# GOMOS Level 2 Daily Report

## SUMMARY

### [1. General Info](#)

### [2. Summary of processed GOM\\_NL\\_2P products](#)

### [3. Level 2 Quality information per product](#)

#### [3.1 Plot of level 2 quality information per product \(time dependant\)](#)

#### [3.2 Plot of level 2 quality information per product \(world map\)](#)

### [4. Level 1 Quality information per product \(stored on level 2 products\)](#)

#### [4.1 Plot of level 1 quality information per product \(time dependant\)](#)

##### [4.1.1 Plot of level 1 quality information per product \(time dependant\): ASCENDING](#)

##### [4.1.2 Plot of level 1 quality information per product \(time dependant\): DESCENDING](#)

#### [4.2 Plot of level 1 quality information per product \(world map\)](#)

##### [4.2.1 Plot of level 1 quality information per product \(world map\): ASCENDING](#)

##### [4.2.2 Plot of level 1 quality information per product \(world map\): DESCENDING](#)

### [5. Ozone profiles based on quality statistics and other trace gas profiles](#)

#### [5.1 Ozone statistics based on quality of products](#)

#### [5.2 Plot ozone profiles for all STD \(dark without errors\)](#)

#### [5.3 Plot ozone profiles where STD < 20% \(dark without errors\)](#)

#### [5.4. Plot ozone profiles where STD < 10% \(dark without errors\)](#)

#### [5.5. Plot ozone profiles where STD < 5% \(dark without errors\)](#)

#### [5.6 Plot NO2 profiles for all STD \(dark without errors\)](#)

#### [5.7 Plot NO3 profiles for all STD \(dark without errors\)](#)

#### [5.8 Plot H2O profiles \(only for occultations of stars 1,2,3,4,13,14,16,26,63 dark without errors\) for all STD](#)

### [6. Auxiliary Data Files used for the production reported in section 2](#)

This report presents the daily analysis on parameters extracted from GOMOS level 2 data (GOM\_NL\_\_2P). It is intended to monitor some important parameters that will impact the quality of these products. A list of level 2 products (and content) that have arrived during the reporting day to the PCF is also given.

Item	Value
Time of report generation	19APR2013 12:51:09
Data source version	GOMOS/6.01
Start time of products	08-04-2003 (08APR2003 00:00:00)
Stop time of products	09-04-2003 (09APR2003 00:00:00)
Store outputs in DB	Yes
Nb of level 2 prods	400
Nb of prods with errors	0

## 2. Summary of processed GOM\_NL\_\_2P products.

Nr	Filename	UTC Start time	Limb	Duration	Star Id	Star Name	Star Mag	Star Temp	Nb Meas	Orbit	Prod. error
1	GOM_NL__2PRFIN20030408_000209_000000572015_00202_05767_6035.N1	08-APR-2003 00:02:09	Bright	57.000	130	23Bet Dra	2.7990	5800.0	114	5767	No
2	GOM_NL__2PRFIN20030408_000448_000000372015_00202_05767_6036.N1	08-APR-2003 00:04:48	Bright	37.000	89	5Alp Cep	2.4510	8000.0	74	5767	No
3	GOM_NL__2PRFIN20030408_000935_000000502015_00202_05767_6037.N1	08-APR-2003 00:09:35	Bright	49.500	144	18Del Cyg	2.8600	11000.	99	5767	No
4	GOM_NL__2PRFIN20030408_001124_000000962015_00202_05767_6038.N1	08-APR-2003 00:11:24	Bright	95.500	5	3Alp Lyr	0.033000	11000.	191	5767	No
5	GOM_NL__2PRFIN20030408_001358_000000482015_00202_05767_6039.N1	08-APR-2003 00:13:58	Bright	48.000	92	53Eps Cyg	2.5000	4500.0	96	5767	No
6	GOM_NL__2PRFIN20030408_002049_000000502015_00202_05767_6040.N1	08-APR-2003 00:20:49	Twilight	49.500	61	8Eps Peg	2.1000	3900.0	99	5767	No
7	GOM_NL__2PRFIN20030408_002318_000000432015_00202_05767_6041.N1	08-APR-2003 00:23:18	Twilight	42.500	162	34Alp Aqr	2.9440	5350.0	85	5767	No
8	GOM_NL__2PRFIN20030408_002524_000000812015_00202_05767_6042.N1	08-APR-2003 00:25:24	Dark	80.500	11	53Alp Aql	0.76500	8000.0	161	5767	No
9	GOM_NL__2PRFIN20030408_002805_000000432015_00202_05767_6043.N1	08-APR-2003 00:28:05	Dark	42.500	142	49Del Cap	2.8500	8900.0	85	5767	No
10	GOM_NL__2PRFIN20030408_003334_000000412015_00202_05767_6044.N1	08-APR-2003 00:33:34	Dark	40.500	172	Gam Gru	3.0030	13100.	81	5767	No
11	GOM_NL__2PRFIN20030408_003814_000000692015_00202_05767_6045.N1	08-APR-2003 00:38:14	Dark	68.500	155	41Pi Sgr	2.9000	6600.0	137	5767	No
12	GOM_NL__2PRFIN20030408_004023_000000642015_00202_05767_6046.N1	08-APR-2003 00:40:23	Dark	64.000	57	34Sig Sgr	2.0660	26000.	128	5767	No
13	GOM_NL__2PRFIN20030408_004347_000000602015_00203_05768_6758.N1	08-APR-2003 00:43:47	Dark	59.500	38	20Eps Sgr	1.8360	11000.	119	5768	No
14	GOM_NL__2PRFIN20030408_004535_000000712015_00203_05768_6759.N1	08-APR-2003 00:45:35	Dark	70.500	167	10Gam2Sgr	2.9840	4500.0	141	5768	No
15	GOM_NL__2PRFIN20030408_004759_000000672015_00203_05768_6760.N1	08-APR-2003 00:47:59	Dark	66.500	25	35Lam Sco	1.6200	28000.	133	5768	No
16	GOM_NL__2PRFIN20030408_005007_000000382015_00203_05768_6761.N1	08-APR-2003 00:50:07	Dark	37.500	145	Gam TrA	2.8720	10600.	75	5768	No
17	GOM_NL__2PRFIN20030408_005227_000000462015_00203_05768_6762.N1	08-APR-2003 00:52:27	Straylight	45.500	4	Alp1Cen	-0.010000	5800.0	91	5768	No
18	GOM_NL__2PRFIN20030408_005645_000001192015_00203_05768_6763.N1	08-APR-2003 00:56:45	Straylight	119.00	16	21Alp Sco	1.0200	3000.0	238	5768	No
19	GOM_NL__2PRFIN20030408_005935_000000512015_00203_05768_6764.N1	08-APR-2003 00:59:35	Straylight	51.000	54	5The Cen	2.0550	4500.0	102	5768	No
20	GOM_NL__2PRFIN20030408_010240_000001282015_00203_05768_6765.N1	08-APR-2003 01:02:40	Twilight	127.50	97	8Bet1Sco	2.5610	30000.	255	5768	No
21	GOM_NL__2PRFIN20030408_010701_000000422015_00203_05768_6766.N1	08-APR-2003 01:07:01	Twilight	42.000	100	4Gam Crv	2.5800	13100.	84	5768	No
22	GOM_NL__2PRFIN20030408_010837_000000532015_00203_05768_6767.N1	08-APR-2003 01:08:37	Bright	52.500	15	67Alp Vir	0.97600	28000.	105	5768	No
23	GOM_NL__2PRFIN20030408_011145_000000422015_00203_05768_6768.N1	08-APR-2003 01:11:45	Bright	42.000	121	29Gam Vir	2.7400	7200.0	84	5768	No
24	GOM_NL__2PRFIN20030408_011625_000000372015_00203_05768_6769.N1	08-APR-2003 01:16:25	Bright	36.500	62	94Bet Leo	2.1360	9700.0	73	5768	No
25	GOM_NL__2PRFIN20030408_011811_000000362015_00203_05768_6770.N1	08-APR-2003 01:18:11	Bright	36.000	96	68Del Leo	2.5600	9300.0	72	5768	No
26	GOM_NL__2PRFIN20030408_012013_000000592015_00203_05768_6771.N1	08-APR-2003 01:20:13	Bright	58.500	111	8Eta Boo	2.6800	6000.0	117	5768	No
27	GOM_NL__2PRFIN20030408_012454_000000382015_00203_05768_6772.N1	08-APR-2003 01:24:54	Bright	38.000	174	52Psi UMa	3.0040	4400.0	76	5768	No
28	GOM_NL__2PRFIN20030408_012740_000000372015_00203_05768_6773.N1	08-APR-2003 01:27:40	Bright	37.000	87	64Gam UMa	2.4330	11000.	74	5768	No
29	GOM_NL__2PRFIN20030408_012912_000000402015_00203_05768_6774.N1	08-APR-2003 01:29:12	Bright	40.000	32	77Eps UMa	1.7630	11000.	80	5768	No
30	GOM_NL__2PRFIN20030408_013537_000000422015_00203_05768_6775.N1	08-APR-2003 01:35:37	Bright	41.500	60	7Bet UMi	2.0810	3950.0	83	5768	No
31	GOM_NL__2PRFIN20030408_013751_000000342015_00203_05768_6776.N1	08-APR-2003 01:37:51	Bright	34.000	49	1Alp UMi	1.9900	6300.0	68	5768	No
32	GOM_NL__2PRFIN20030408_014244_000000612015_00203_05768_6777.N1	08-APR-2003 01:42:44	Bright	61.000	130	23Bet Dra	2.7990	5800.0	122	5768	No
33	GOM_NL__2PRFIN20030408_014524_000000392015_00203_05768_6778.N1	08-APR-2003 01:45:24	Bright	38.500	89	5Alp Cep	2.4510	8000.0	77	5768	No
34	GOM_NL__2PRFIN20030408_015011_000000502015_00203_05768_6779.N1	08-APR-2003 01:50:11	Bright	49.500	144	18Del Cyg	2.8600	11000.	99	5768	No
35	GOM_NL__2PRFIN20030408_015159_000001002015_00203_05768_6780.N1	08-APR-2003 01:51:59	Bright	99.500	5	3Alp Lyr	0.033000	11000.	199	5768	No
36	GOM_NL__2PRFIN20030408_015434_000000502015_00203_05768_6781.N1	08-APR-2003 01:54:34	Bright	49.500	92	53Eps Cyg	2.5000	4500.0	99	5768	No
37	GOM_NL__2PRFIN20030408_020126_000000482015_00203_05768_6782.N1	08-APR-2003 02:01:26	Twilight	47.500	61	8Eps Peg	2.1000	3900.0	95	5768	No
38	GOM_NL__2PRFIN20030408_020354_000000432015_00203_05768_6783.N1	08-APR-2003 02:03:54	Twilight	42.500	162	34Alp Aqr	2.9440	5350.0	85	5768	No
39	GOM_NL__2PRFIN20030408_020601_000000792015_00203_05768_6784.N1	08-APR-2003 02:06:01	Dark	79.000	11	53Alp Aql	0.76500	8000.0	158	5768	No
40	GOM_NL__2PRFIN20030408_020842_000000432015_00203_05768_6785.N1	08-APR-2003 02:08:42	Dark	43.000	142	49Del Cap	2.8500	8900.0	86	5768	No
41	GOM_NL__2PRFIN20030408_021410_000000382015_00203_05768_6786.N1	08-APR-2003 02:14:10	Dark	38.000	172	Gam Gru	3.0030	13100.	76	5768	No
42	GOM_NL__2PRFIN20030408_021851_000000702015_00203_05768_6787.N1	08-APR-2003 02:18:51	Dark	70.000	155	41Pi Sgr	2.9000	6600.0	140	5768	No

43	GOM_NL__2PRFIN20030408_022100_000000652015_00203_05768_6788.N1	08-APR-2003 02:21:00	Dark	64.500	57	34Sig Sgr	2.0660	26000.	129	5768	No
44	GOM_NL__2PRFIN20030408_022424_000000632015_00204_05769_6607.N1	08-APR-2003 02:24:24	Dark	62.500	38	20Eps Sgr	1.8360	11000.	125	5769	No
45	GOM_NL__2PRFIN20030408_022613_000000692015_00204_05769_6608.N1	08-APR-2003 02:26:13	Dark	68.500	167	10Gam2Sgr	2.9840	4500.0	137	5769	No
46	GOM_NL__2PRFIN20030408_022837_000000602015_00204_05769_6609.N1	08-APR-2003 02:28:37	Dark	60.000	25	35Lam Sco	1.6200	28000.	120	5769	No
47	GOM_NL__2PRFIN20030408_023043_000000402015_00204_05769_6610.N1	08-APR-2003 02:30:43	Dark	39.500	145	Gam TrA	2.8720	10600.	79	5769	No
48	GOM_NL__2PRFIN20030408_023303_000000552015_00204_05769_6611.N1	08-APR-2003 02:33:03	Straylight	54.500	4	Alp1Cen	-0.010000	5800.0	109	5769	No
49	GOM_NL__2PRFIN20030408_023724_000001172015_00204_05769_6612.N1	08-APR-2003 02:37:24	Straylight	116.50	16	21Alp Sco	1.0200	3000.0	233	5769	No
50	GOM_NL__2PRFIN20030408_024011_000000522015_00204_05769_6613.N1	08-APR-2003 02:40:11	Straylight	52.000	54	5The Cen	2.0550	4500.0	104	5769	No
51	GOM_NL__2PRFIN20030408_024317_000001262015_00204_05769_6614.N1	08-APR-2003 02:43:17	Twilight	125.50	97	8Bet1Sco	2.5610	30000.	251	5769	No
52	GOM_NL__2PRFIN20030408_024737_000000432015_00204_05769_6615.N1	08-APR-2003 02:47:37	Twilight	42.500	100	4Gam Crv	2.5800	13100.	85	5769	No
53	GOM_NL__2PRFIN20030408_024913_000000532015_00204_05769_6616.N1	08-APR-2003 02:49:13	Bright	53.000	15	67Alp Vir	0.97600	28000.	106	5769	No
54	GOM_NL__2PRFIN20030408_025221_000000422015_00204_05769_6617.N1	08-APR-2003 02:52:21	Bright	41.500	121	29Gam Vir	2.7400	7200.0	83	5769	No
55	GOM_NL__2PRFIN20030408_025701_000000382015_00204_05769_6618.N1	08-APR-2003 02:57:01	Bright	37.500	62	94Bet Leo	2.1360	9700.0	75	5769	No
56	GOM_NL__2PRFIN20030408_025847_000000372015_00204_05769_6619.N1	08-APR-2003 02:58:47	Bright	36.500	96	68Del Leo	2.5600	9300.0	73	5769	No
57	GOM_NL__2PRFIN20030408_030048_000000572015_00204_05769_6620.N1	08-APR-2003 03:00:48	Bright	56.500	111	8Eta Boo	2.6800	6000.0	113	5769	No
58	GOM_NL__2PRFIN20030408_030530_000000382015_00204_05769_6621.N1	08-APR-2003 03:05:30	Bright	37.500	174	52Psi UMa	3.0040	4400.0	75	5769	No
59	GOM_NL__2PRFIN20030408_030816_000000372015_00204_05769_6622.N1	08-APR-2003 03:08:16	Bright	37.000	87	64Gam UMa	2.4330	11000.	74	5769	No
60	GOM_NL__2PRFIN20030408_030947_000000422015_00204_05769_6623.N1	08-APR-2003 03:09:47	Bright	41.500	32	77Eps UMa	1.7630	11000.	83	5769	No
61	GOM_NL__2PRFIN20030408_031613_000000412015_00204_05769_6624.N1	08-APR-2003 03:16:13	Bright	41.000	60	7Bet UMi	2.0810	3950.0	82	5769	No
62	GOM_NL__2PRFIN20030408_031827_000000372015_00204_05769_6625.N1	08-APR-2003 03:18:27	Bright	36.500	49	1Alp UMi	1.9900	6300.0	73	5769	No
63	GOM_NL__2PRFIN20030408_032320_000000602015_00204_05769_6626.N1	08-APR-2003 03:23:20	Bright	60.000	130	23Bet Dra	2.7990	5800.0	120	5769	No
64	GOM_NL__2PRFIN20030408_032600_000000392015_00204_05769_6627.N1	08-APR-2003 03:26:00	Bright	38.500	89	5Alp Cep	2.4510	8000.0	77	5769	No
65	GOM_NL__2PRFIN20030408_033047_000000502015_00204_05769_6628.N1	08-APR-2003 03:30:47	Bright	50.000	144	18Del Cyg	2.8600	11000.	100	5769	No
66	GOM_NL__2PRFIN20030408_033235_000000992015_00204_05769_6629.N1	08-APR-2003 03:32:35	Bright	98.500	5	3Alp Lyr	0.033000	11000.	197	5769	No
67	GOM_NL__2PRFIN20030408_033510_000000472015_00204_05769_6630.N1	08-APR-2003 03:35:10	Bright	46.500	92	53Eps Cyg	2.5000	4500.0	93	5769	No
68	GOM_NL__2PRFIN20030408_034202_000000482015_00204_05769_6631.N1	08-APR-2003 03:42:02	Twilight	47.500	61	8Eps Peg	2.1000	3900.0	95	5769	No
69	GOM_NL__2PRFIN20030408_034431_000000412015_00204_05769_6632.N1	08-APR-2003 03:44:31	Twilight	40.500	162	34Alp Aqr	2.9440	5350.0	81	5769	No
70	GOM_NL__2PRFIN20030408_034638_000000862015_00204_05769_6633.N1	08-APR-2003 03:46:38	Dark	86.000	11	53Alp Aql	0.76500	8000.0	172	5769	No
71	GOM_NL__2PRFIN20030408_034918_000000422015_00204_05769_6634.N1	08-APR-2003 03:49:18	Dark	42.000	142	49Del Cap	2.8500	8900.0	84	5769	No
72	GOM_NL__2PRFIN20030408_035447_000000392015_00204_05769_6635.N1	08-APR-2003 03:54:47	Dark	38.500	172	Gam Gru	3.0030	13100.	77	5769	No
73	GOM_NL__2PRFIN20030408_035929_000000642015_00204_05769_6636.N1	08-APR-2003 03:59:29	Dark	63.500	155	41Pi Sgr	2.9000	6600.0	127	5769	No
74	GOM_NL__2PRFIN20030408_040139_000000632015_00205_05770_6637.N1	08-APR-2003 04:01:39	Dark	63.000	57	34Sig Sgr	2.0660	26000.	126	5770	No
75	GOM_NL__2PRFIN20030408_040502_000000622015_00205_05770_6624.N1	08-APR-2003 04:05:02	Dark	62.000	38	20Eps Sgr	1.8360	11000.	124	5770	No
76	GOM_NL__2PRFIN20030408_040651_000000702015_00205_05770_6625.N1	08-APR-2003 04:06:51	Dark	70.000	167	10Gam2Sgr	2.9840	4500.0	140	5770	No
77	GOM_NL__2PRFIN20030408_040914_000000692015_00205_05770_6626.N1	08-APR-2003 04:09:14	Dark	69.000	25	35Lam Sco	1.6200	28000.	138	5770	No
78	GOM_NL__2PRFIN20030408_041340_000000452015_00205_05770_6627.N1	08-APR-2003 04:13:40	Straylight	44.500	4	Alp1Cen	-0.010000	5800.0	89	5770	No
79	GOM_NL__2PRFIN20030408_041648_000000402015_00205_05770_6628.N1	08-APR-2003 04:16:48	Straylight	40.000	77	Eps Cen	2.3030	28000.	80	5770	No
80	GOM_NL__2PRFIN20030408_041905_000000402015_00205_05770_6629.N1	08-APR-2003 04:19:05	Straylight	39.500	64	Gam Cen	2.2000	10600.	79	5770	No
81	GOM_NL__2PRFIN20030408_042048_000000522015_00205_05770_6630.N1	08-APR-2003 04:20:48	Straylight	51.500	54	5The Cen	2.0550	4500.0	103	5770	No
82	GOM_NL__2PRFIN20030408_042355_000001272015_00205_05770_6631.N1	08-APR-2003 04:23:55	Twilight	127.00	97	8Bet1Sco	2.5610	30000.	254	5770	No
83	GOM_NL__2PRFIN20030408_042814_000000392015_00205_05770_6632.N1	08-APR-2003 04:28:14	Twilight	38.500	100	4Gam Crv	2.5800	13100.	77	5770	No
84	GOM_NL__2PRFIN20030408_042950_000000522015_00205_05770_6633.N1	08-APR-2003 04:29:50	Bright	51.500	15	67Alp Vir	0.97600	28000.	103	5770	No
85	GOM_NL__2PRFIN20030408_043258_000000402015_00205_05770_6634.N1	08-APR-2003 04:32:58	Bright	40.000	121	29Gam Vir	2.7400	7200.0	80	5770	No
86	GOM_NL__2PRFIN20030408_043737_000000372015_00205_05770_6635.N1	08-APR-2003 04:37:37	Bright	37.000	62	94Bet Leo	2.1360	9700.0	74	5770	No
87	GOM_NL__2PRFIN20030408_043923_000000362015_00205_05770_6636.N1	08-APR-2003 04:39:23	Bright	35.500	96	68Del Leo	2.5600	9300.0	71	5770	No
88	GOM_NL__2PRFIN20030408_044124_000000552015_00205_05770_6637.N1	08-APR-2003 04:41:24	Bright	54.500	111	8Eta Boo	2.6800	6000.0	109	5770	No
89	GOM_NL__2PRFIN20030408_044606_000000362015_00205_05770_6638.N1	08-APR-2003 04:46:06	Bright	36.000	174	52Psi UMa	3.0040	4400.0	72	5770	No
90	GOM_NL__2PRFIN20030408_044852_000000382015_00205_05770_6639.N1	08-APR-2003 04:48:52	Bright	37.500	87	64Gam UMa	2.4330	11000.	75	5770	No
91	GOM_NL__2PRFIN20030408_045023_000000412015_00205_05770_6640.N1	08-APR-2003 04:50:23	Bright	40.500	32	77Eps UMa	1.7630	11000.	81	5770	No
92	GOM_NL__2PRFIN20030408_045648_000000392015_00205_05770_6641.N1	08-APR-2003 04:56:48	Bright	39.000	60	7Bet UMi	2.0810	3950.0	78	5770	No
93	GOM_NL__2PRFIN20030408_045903_000000372015_00205_05770_6642.N1	08-APR-2003 04:59:03	Bright	37.000	49	1Alp UMi	1.9900	6300.0	74	5770	No
94	GOM_NL__2PRFIN20030408_050355_000000622015_00205_05770_6643.N1	08-APR-2003 05:03:55	Bright	61.500	130	23Bet Dra	2.7990	5800.0	123	5770	No
95	GOM_NL__2PRFIN20030408_050636_000000372015_00205_05770_6644.N1	08-APR-2003 05:06:36	Bright	36.500	89	5Alp Cep	2.4510	8000.0	73	5770	No
96	GOM_NL__2PRFIN20030408_051123_000000502015_00205_05770_6645.N1	08-APR-2003 05:11:23	Bright	49.500	144	18Del Cyg	2.8600	11000.	99	5770	No
97	GOM_NL__2PRFIN20030408_051310_000001052015_00205_05770_6646.N1	08-APR-2003 05:13:10	Bright	104.50	5	3Alp Lyr	0.033000	11000.	209	5770	No
98	GOM_NL__2PRFIN20030408_051546_000000482015_00205_05770_6647.N1	08-APR-2003 05:15:46	Bright	48.000	92	53Eps Cyg	2.5000	4500.0	96	5770	No
99	GOM_NL__2PRFIN20030408_052238_000000472015_00205_05770_6648.N1	08-APR-2003 05:22:38	Twilight	47.000	61	8Eps Peg	2.1000	3900.0	94	5770	No
100	GOM_NL__2PRFIN20030408_052507_000000412015_00205_05770_6649.N1	08-APR-2003 05:25:07	Twilight	41.000	162	34Alp Aqr	2.9440	5350.0	82	5770	No
101	GOM_NL__2PRFIN20030408_052715_000000852015_00205_05770_6650.N1	08-APR-2003 05:27:15	Dark	84.500	11	53Alp Aql	0.76500	8000.0	169	5770	No

102	GOM_NL__2PRFIN20030408_052954_000000422015_00205_05770_6651.N1	08-APR-2003 05:29:54	Dark	42.000	142	49Del Cap	2.8500	8900.0	84	5770	No
103	GOM_NL__2PRFIN20030408_053523_000000372015_00205_05770_6652.N1	08-APR-2003 05:35:23	Dark	37.000	172	Gam Gru	3.0030	13100.	74	5770	No
104	GOM_NL__2PRFIN20030408_054007_000000672015_00205_05770_6653.N1	08-APR-2003 05:40:07	Dark	66.500	155	41Pi Sgr	2.9000	6600.0	133	5770	No
105	GOM_NL__2PRFIN20030408_054216_000000632015_00206_05771_6654.N1	08-APR-2003 05:42:16	Dark	63.000	57	34Sig Sgr	2.0660	26000.	126	5771	No
106	GOM_NL__2PRFIN20030408_054539_000000612015_00206_05771_6622.N1	08-APR-2003 05:45:39	Dark	61.000	38	20Eps Sgr	1.8360	11000.	122	5771	No
107	GOM_NL__2PRFIN20030408_054729_000000712015_00206_05771_6623.N1	08-APR-2003 05:47:29	Dark	71.000	167	10Gam2Sgr	2.9840	4500.0	142	5771	No
108	GOM_NL__2PRFIN20030408_054951_000000602015_00206_05771_6624.N1	08-APR-2003 05:49:51	Dark	59.500	25	35Lam Sco	1.6200	28000.	119	5771	No
109	GOM_NL__2PRFIN20030408_055416_000000402015_00206_05771_6625.N1	08-APR-2003 05:54:16	Straylight	39.500	4	Alp1Cen	-0.010000	5800.0	79	5771	No
110	GOM_NL__2PRFIN20030408_055724_000000422015_00206_05771_6626.N1	08-APR-2003 05:57:24	Straylight	41.500	77	Eps Cen	2.3030	28000.	83	5771	No
111	GOM_NL__2PRFIN20030408_055941_000000402015_00206_05771_6627.N1	08-APR-2003 05:59:41	Straylight	39.500	64	Gam Cen	2.2000	10600.	79	5771	No
112	GOM_NL__2PRFIN20030408_060124_000000502015_00206_05771_6628.N1	08-APR-2003 06:01:24	Straylight	49.500	54	5The Cen	2.0550	4500.0	99	5771	No
113	GOM_NL__2PRFIN20030408_060431_000001272015_00206_05771_6629.N1	08-APR-2003 06:04:31	Tw_i_and_stray	127.00	97	8Bet1Sco	2.5610	30000.	254	5771	No
114	GOM_NL__2PRFIN20030408_060850_000000422015_00206_05771_6630.N1	08-APR-2003 06:08:50	Tw_i_and_stray	41.500	100	4Gam Crv	2.5800	13100.	83	5771	No
115	GOM_NL__2PRFIN20030408_061026_000000492015_00206_05771_6631.N1	08-APR-2003 06:10:26	Bright	49.000	15	67Alp Vir	0.97600	28000.	98	5771	No
116	GOM_NL__2PRFIN20030408_061333_000000392015_00206_05771_6632.N1	08-APR-2003 06:13:33	Bright	39.000	121	29Gam Vir	2.7400	7200.0	78	5771	No
117	GOM_NL__2PRFIN20030408_061813_000000362015_00206_05771_6633.N1	08-APR-2003 06:18:13	Bright	35.500	62	94Bet Leo	2.1360	9700.0	71	5771	No
118	GOM_NL__2PRFIN20030408_061959_000000352015_00206_05771_6634.N1	08-APR-2003 06:19:59	Bright	35.000	96	68Del Leo	2.5600	9300.0	70	5771	No
119	GOM_NL__2PRFIN20030408_062159_000000552015_00206_05771_6635.N1	08-APR-2003 06:21:59	Bright	54.500	111	8Eta Boo	2.6800	6000.0	109	5771	No
120	GOM_NL__2PRFIN20030408_062642_000000352015_00206_05771_6636.N1	08-APR-2003 06:26:42	Bright	34.500	174	52Psi UMa	3.0040	4400.0	69	5771	No
121	GOM_NL__2PRFIN20030408_062928_000000362015_00206_05771_6637.N1	08-APR-2003 06:29:28	Bright	36.000	87	64Gam UMa	2.4330	11000.	72	5771	No
122	GOM_NL__2PRFIN20030408_063059_000000392015_00206_05771_6638.N1	08-APR-2003 06:30:59	Bright	38.500	32	77Eps UMa	1.7630	11000.	77	5771	No
123	GOM_NL__2PRFIN20030408_063724_000000422015_00206_05771_6639.N1	08-APR-2003 06:37:24	Bright	41.500	60	7Bet UMi	2.0810	3950.0	83	5771	No
124	GOM_NL__2PRFIN20030408_063939_000000362015_00206_05771_6640.N1	08-APR-2003 06:39:39	Bright	35.500	49	1Alp UMi	1.9900	6300.0	71	5771	No
125	GOM_NL__2PRFIN20030408_064430_000000612015_00206_05771_6641.N1	08-APR-2003 06:44:30	Bright	61.000	130	23Bet Dra	2.7990	5800.0	122	5771	No
126	GOM_NL__2PRFIN20030408_064712_000000392015_00206_05771_6642.N1	08-APR-2003 06:47:12	Bright	38.500	89	5Alp Cep	2.4510	8000.0	77	5771	No
127	GOM_NL__2PRFIN20030408_065159_000000502015_00206_05771_6643.N1	08-APR-2003 06:51:59	Bright	49.500	144	18Del Cyg	2.8600	11000.	99	5771	No
128	GOM_NL__2PRFIN20030408_065345_000000902015_00206_05771_6644.N1	08-APR-2003 06:53:45	Bright	90.000	5	3Alp Lyr	0.033000	11000.	180	5771	No
129	GOM_NL__2PRFIN20030408_065622_000000492015_00206_05771_6645.N1	08-APR-2003 06:56:22	Bright	48.500	92	53Eps Cyg	2.5000	4500.0	97	5771	No
130	GOM_NL__2PRFIN20030408_070315_000000452015_00206_05771_6646.N1	08-APR-2003 07:03:15	Tw_i_and_stray	45.000	61	8Eps Peg	2.1000	3900.0	90	5771	No
131	GOM_NL__2PRFIN20030408_070543_000000402015_00206_05771_6647.N1	08-APR-2003 07:05:43	Twilight	39.500	162	34Alp Aqr	2.9440	5350.0	79	5771	No
132	GOM_NL__2PRFIN20030408_070753_000000792015_00206_05771_6648.N1	08-APR-2003 07:07:53	Dark	78.500	11	53Alp Aql	0.76500	8000.0	157	5771	No
133	GOM_NL__2PRFIN20030408_071031_000000422015_00206_05771_6649.N1	08-APR-2003 07:10:31	Dark	41.500	142	49Del Cap	2.8500	8900.0	83	5771	No
134	GOM_NL__2PRFIN20030408_071600_000000382015_00206_05771_6650.N1	08-APR-2003 07:16:00	Dark	38.000	172	Gam Gru	3.0030	13100.	76	5771	No
135	GOM_NL__2PRFIN20030408_072045_000000662015_00206_05771_6651.N1	08-APR-2003 07:20:45	Dark	66.000	155	41Pi Sgr	2.9000	6600.0	132	5771	No
136	GOM_NL__2PRFIN20030408_072254_000000652015_00207_05772_6620.N1	08-APR-2003 07:22:54	Dark	65.000	57	34Sig Sgr	2.0660	26000.	130	5772	No
137	GOM_NL__2PRFIN20030408_072617_000000592015_00207_05772_6621.N1	08-APR-2003 07:26:17	Dark	59.000	38	20Eps Sgr	1.8360	11000.	118	5772	No
138	GOM_NL__2PRFIN20030408_072807_000000712015_00207_05772_6622.N1	08-APR-2003 07:28:07	Dark	70.500	167	10Gam2Sgr	2.9840	4500.0	141	5772	No
139	GOM_NL__2PRFIN20030408_073029_000000662015_00207_05772_6623.N1	08-APR-2003 07:30:29	Dark	65.500	25	35Lam Sco	1.6200	28000.	131	5772	No
140	GOM_NL__2PRFIN20030408_073452_000000462015_00207_05772_6624.N1	08-APR-2003 07:34:52	Straylight	46.000	4	Alp1Cen	-0.010000	5800.0	92	5772	No
141	GOM_NL__2PRFIN20030408_073800_000000422015_00207_05772_6625.N1	08-APR-2003 07:38:00	Straylight	42.000	77	Eps Cen	2.3030	28000.	84	5772	No
142	GOM_NL__2PRFIN20030408_074017_000000412015_00207_05772_6626.N1	08-APR-2003 07:40:17	Straylight	40.500	64	Gam Cen	2.2000	10600.	81	5772	No
143	GOM_NL__2PRFIN20030408_074201_000000532015_00207_05772_6627.N1	08-APR-2003 07:42:01	Straylight	52.500	54	5The Cen	2.0550	4500.0	105	5772	No
144	GOM_NL__2PRFIN20030408_074508_000001212015_00207_05772_6628.N1	08-APR-2003 07:45:08	Tw_i_and_stray	120.50	97	8Bet1Sco	2.5610	30000.	241	5772	No
145	GOM_NL__2PRFIN20030408_074926_000000412015_00207_05772_6629.N1	08-APR-2003 07:49:26	Tw_i_and_stray	41.000	100	4Gam Crv	2.5800	13100.	82	5772	No
146	GOM_NL__2PRFIN20030408_075102_000000512015_00207_05772_6630.N1	08-APR-2003 07:51:02	Bright	50.500	15	67Alp Vir	0.97600	28000.	101	5772	No
147	GOM_NL__2PRFIN20030408_075409_000000422015_00207_05772_6631.N1	08-APR-2003 07:54:09	Bright	42.000	121	29Gam Vir	2.7400	7200.0	78	5772	No
148	GOM_NL__2PRFIN20030408_075849_000000372015_00207_05772_6632.N1	08-APR-2003 07:58:49	Bright	37.000	62	94Bet Leo	2.1360	9700.0	74	5772	No
149	GOM_NL__2PRFIN20030408_080035_000000362015_00207_05772_6633.N1	08-APR-2003 08:00:35	Bright	35.500	96	68Del Leo	2.5600	9300.0	71	5772	No
150	GOM_NL__2PRFIN20030408_080235_000000552015_00207_05772_6634.N1	08-APR-2003 08:02:35	Bright	55.000	111	8Eta Boo	2.6800	6000.0	110	5772	No
151	GOM_NL__2PRFIN20030408_080718_000000362015_00207_05772_6635.N1	08-APR-2003 08:07:18	Bright	35.500	174	52Psi UMa	3.0040	4400.0	71	5772	No
152	GOM_NL__2PRFIN20030408_081004_000000362015_00207_05772_6636.N1	08-APR-2003 08:10:04	Bright	36.000	87	64Gam UMa	2.4330	11000.	72	5772	No
153	GOM_NL__2PRFIN20030408_081134_000000392015_00207_05772_6637.N1	08-APR-2003 08:11:34	Bright	38.500	32	77Eps UMa	1.7630	11000.	77	5772	No
154	GOM_NL__2PRFIN20030408_081800_000000402015_00207_05772_6638.N1	08-APR-2003 08:18:00	Bright	40.000	60	7Bet UMi	2.0810	3950.0	80	5772	No
155	GOM_NL__2PRFIN20030408_082015_000000372015_00207_05772_6639.N1	08-APR-2003 08:20:15	Bright	36.500	49	1Alp UMi	1.9900	6300.0	73	5772	No
156	GOM_NL__2PRFIN20030408_082504_000000622015_00207_05772_6640.N1	08-APR-2003 08:25:04	Bright	62.000	130	23Bet Dra	2.7990	5800.0	124	5772	No
157	GOM_NL__2PRFIN20030408_082748_000000392015_00207_05772_6641.N1	08-APR-2003 08:27:48	Bright	38.500	89	5Alp Cep	2.4510	8000.0	77	5772	No
158	GOM_NL__2PRFIN20030408_083234_000000512015_00207_05772_6642.N1	08-APR-2003 08:32:34	Bright	50.500	144	18Del Cyg	2.8600	11000.	101	5772	No
159	GOM_NL__2PRFIN20030408_083421_000001022015_00207_05772_6643.N1	08-APR-2003 08:34:21	Bright	101.50	5	3Alp Lyr	0.033000	11000.	203	5772	No
160	GOM_NL__2PRFIN20030408_083658_000000482015_00207_05772_6644.N1	08-APR-2003 08:36:58	Bright	47.500	92	53Eps Cyg	2.5000	4500.0	95	5772	No



161	GOM_NL__2PRFIN20030408_084351_000000462015_00207_05772_6645.N1	08-APR-2003 08:43:51	Twilight	46.000	61	8Eps Peg	2.1000	3900.0	92	5772	No
162	GOM_NL__2PRFIN20030408_084620_000000412015_00207_05772_6646.N1	08-APR-2003 08:46:20	Twilight	41.000	162	34Alp Aqr	2.9440	5350.0	82	5772	No
163	GOM_NL__2PRFIN20030408_084830_000000892015_00207_05772_6647.N1	08-APR-2003 08:48:30	Dark	89.000	11	53Alp Aql	0.76500	8000.0	178	5772	No
164	GOM_NL__2PRFIN20030408_085107_000000422015_00207_05772_6648.N1	08-APR-2003 08:51:07	Dark	41.500	142	49Del Cap	2.8500	8900.0	83	5772	No
165	GOM_NL__2PRFIN20030408_085636_000000382015_00207_05772_6649.N1	08-APR-2003 08:56:36	Dark	38.000	172	Gam Gru	3.0030	13100.	76	5772	No
166	GOM_NL__2PRFIN20030408_090123_000000682015_00207_05772_6650.N1	08-APR-2003 09:01:23	Dark	67.500	155	41Pi Sgr	2.9000	6600.0	135	5772	No
167	GOM_NL__2PRFIN20030408_090332_000000642015_00208_05773_6616.N1	08-APR-2003 09:03:32	Dark	63.500	57	34Sig Sgr	2.0660	26000.	127	5773	No
168	GOM_NL__2PRFIN20030408_090654_000000602015_00208_05773_6617.N1	08-APR-2003 09:06:54	Dark	59.500	38	20Eps Sgr	1.8360	11000.	119	5773	No
169	GOM_NL__2PRFIN20030408_090844_000000732015_00208_05773_6618.N1	08-APR-2003 09:08:44	Dark	73.000	167	10Gam2Sgr	2.9840	4500.0	146	5773	No
170	GOM_NL__2PRFIN20030408_091106_000000602015_00208_05773_6619.N1	08-APR-2003 09:11:06	Dark	59.500	25	35Lam Sco	1.6200	28000.	119	5773	No
171	GOM_NL__2PRFIN20030408_091529_000000512015_00208_05773_6620.N1	08-APR-2003 09:15:29	Straylight	50.500	4	Alp1Cen	-0.010000	5800.0	101	5773	No
172	GOM_NL__2PRFIN20030408_091837_000000412015_00208_05773_6621.N1	08-APR-2003 09:18:37	Straylight	40.500	77	Eps Cen	2.3030	28000.	81	5773	No
173	GOM_NL__2PRFIN20030408_092054_000000392015_00208_05773_6622.N1	08-APR-2003 09:20:54	Straylight	39.000	64	Gam Cen	2.2000	10600.	78	5773	No
174	GOM_NL__2PRFIN20030408_092237_000000522015_00208_05773_6623.N1	08-APR-2003 09:22:37	Straylight	51.500	54	5The Cen	2.0550	4500.0	103	5773	No
175	GOM_NL__2PRFIN20030408_092544_000001212015_00208_05773_6624.N1	08-APR-2003 09:25:44	Twilight	120.50	97	8Bet1Sco	2.5610	30000.	241	5773	No
176	GOM_NL__2PRFIN20030408_093002_000000412015_00208_05773_6625.N1	08-APR-2003 09:30:02	Twilight	40.500	100	4Gam Crv	2.5800	13100.	81	5773	No
177	GOM_NL__2PRFIN20030408_093138_000000522015_00208_05773_6626.N1	08-APR-2003 09:31:38	Bright	51.500	15	67Alp Vir	0.97600	28000.	103	5773	No
178	GOM_NL__2PRFIN20030408_093445_000000412015_00208_05773_6627.N1	08-APR-2003 09:34:45	Bright	40.500	121	29Gam Vir	2.7400	7200.0	81	5773	No
179	GOM_NL__2PRFIN20030408_093925_000000362015_00208_05773_6628.N1	08-APR-2003 09:39:25	Bright	36.000	62	94Bet Leo	2.1360	9700.0	72	5773	No
180	GOM_NL__2PRFIN20030408_094111_000000352015_00208_05773_6629.N1	08-APR-2003 09:41:11	Bright	35.000	96	68Del Leo	2.5600	9300.0	70	5773	No
181	GOM_NL__2PRFIN20030408_094309_000000562015_00208_05773_6630.N1	08-APR-2003 09:43:09	Bright	55.500	111	8Eta Boo	2.6800	6000.0	111	5773	No
182	GOM_NL__2PRFIN20030408_094754_000000372015_00208_05773_6631.N1	08-APR-2003 09:47:54	Bright	37.000	174	52Psi UMa	3.0040	4400.0	74	5773	No
183	GOM_NL__2PRFIN20030408_095039_000000372015_00208_05773_6632.N1	08-APR-2003 09:50:39	Bright	36.500	87	64Gam UMa	2.4330	11000.	73	5773	No
184	GOM_NL__2PRFIN20030408_095210_000000412015_00208_05773_6633.N1	08-APR-2003 09:52:10	Bright	40.500	32	77Eps UMa	1.7630	11000.	81	5773	No
185	GOM_NL__2PRFIN20030408_095835_000000392015_00208_05773_6634.N1	08-APR-2003 09:58:35	Bright	38.500	60	7Bet UMi	2.0810	3950.0	77	5773	No
186	GOM_NL__2PRFIN20030408_100051_000000372015_00208_05773_6635.N1	08-APR-2003 10:00:51	Bright	37.000	49	1Alp UMi	1.9900	6300.0	74	5773	No
187	GOM_NL__2PRFIN20030408_100540_000000622015_00208_05773_6636.N1	08-APR-2003 10:05:40	Bright	61.500	130	23Bet Dra	2.7990	5800.0	123	5773	No
188	GOM_NL__2PRFIN20030408_100824_000000372015_00208_05773_6637.N1	08-APR-2003 10:08:24	Bright	37.000	89	5Alp Cep	2.4510	8000.0	74	5773	No
189	GOM_NL__2PRFIN20030408_101310_000000502015_00208_05773_6638.N1	08-APR-2003 10:13:10	Bright	50.000	144	18Del Cyg	2.8600	11000.	100	5773	No
190	GOM_NL__2PRFIN20030408_101457_000001002015_00208_05773_6639.N1	08-APR-2003 10:14:57	Bright	99.500	5	3Alp Lyr	0.033000	11000.	199	5773	No
191	GOM_NL__2PRFIN20030408_101734_000000492015_00208_05773_6640.N1	08-APR-2003 10:17:34	Bright	48.500	92	53Eps Cyg	2.5000	4500.0	97	5773	No
192	GOM_NL__2PRFIN20030408_102427_000000462015_00208_05773_6641.N1	08-APR-2003 10:24:27	Twilight	45.500	61	8Eps Peg	2.1000	3900.0	91	5773	No
193	GOM_NL__2PRFIN20030408_102656_000000432015_00208_05773_6642.N1	08-APR-2003 10:26:56	Twilight	43.000	162	34Alp Aqr	2.9440	5350.0	86	5773	No
194	GOM_NL__2PRFIN20030408_102907_000000842015_00208_05773_6643.N1	08-APR-2003 10:29:07	Dark	84.000	11	53Alp Aql	0.76500	8000.0	168	5773	No
195	GOM_NL__2PRFIN20030408_103144_000000432015_00208_05773_6644.N1	08-APR-2003 10:31:44	Dark	43.000	142	49Del Cap	2.8500	8900.0	86	5773	No
196	GOM_NL__2PRFIN20030408_103712_000000402015_00208_05773_6645.N1	08-APR-2003 10:37:12	Dark	39.500	172	Gam Gru	3.0030	13100.	79	5773	No
197	GOM_NL__2PRFIN20030408_104200_000000652015_00208_05773_6646.N1	08-APR-2003 10:42:00	Dark	65.000	155	41Pi Sgr	2.9000	6600.0	130	5773	No
198	GOM_NL__2PRFIN20030408_104409_000000642015_00209_05774_6617.N1	08-APR-2003 10:44:09	Dark	64.000	57	34Sig Sgr	2.0660	26000.	128	5774	No
199	GOM_NL__2PRFIN20030408_104731_000000582015_00209_05774_6618.N1	08-APR-2003 10:47:31	Dark	58.000	38	20Eps Sgr	1.8360	11000.	116	5774	No
200	GOM_NL__2PRFIN20030408_104922_000000692015_00209_05774_6619.N1	08-APR-2003 10:49:22	Dark	69.000	167	10Gam2Sgr	2.9840	4500.0	138	5774	No
201	GOM_NL__2PRFIN20030408_105143_000000592015_00209_05774_6620.N1	08-APR-2003 10:51:43	Dark	59.000	25	35Lam Sco	1.6200	28000.	118	5774	No
202	GOM_NL__2PRFIN20030408_105605_000000552015_00209_05774_6621.N1	08-APR-2003 10:56:05	Straylight	54.500	4	Alp1Cen	-0.010000	5800.0	109	5774	No
203	GOM_NL__2PRFIN20030408_105913_000000402015_00209_05774_6622.N1	08-APR-2003 10:59:13	Straylight	39.500	77	Eps Cen	2.3030	28000.	79	5774	No
204	GOM_NL__2PRFIN20030408_110130_000000382015_00209_05774_6623.N1	08-APR-2003 11:01:30	Straylight	37.500	64	Gam Cen	2.2000	10600.	75	5774	No
205	GOM_NL__2PRFIN20030408_110313_000000542015_00209_05774_6624.N1	08-APR-2003 11:03:13	Straylight	54.000	54	5The Cen	2.0550	4500.0	108	5774	No
206	GOM_NL__2PRFIN20030408_110621_000001212015_00209_05774_6625.N1	08-APR-2003 11:06:21	Twilight	121.00	97	8Bet1Sco	2.5610	30000.	242	5774	No
207	GOM_NL__2PRFIN20030408_111038_000000392015_00209_05774_6626.N1	08-APR-2003 11:10:38	Twilight	39.000	100	4Gam Crv	2.5800	13100.	78	5774	No
208	GOM_NL__2PRFIN20030408_111213_000000502015_00209_05774_6627.N1	08-APR-2003 11:12:13	Bright	50.000	15	67Alp Vir	0.97600	28000.	100	5774	No
209	GOM_NL__2PRFIN20030408_111521_000000422015_00209_05774_6628.N1	08-APR-2003 11:15:21	Bright	42.000	121	29Gam Vir	2.7400	7200.0	84	5774	No
210	GOM_NL__2PRFIN20030408_112001_000000382015_00209_05774_6629.N1	08-APR-2003 11:20:01	Bright	38.000	62	94Bet Leo	2.1360	9700.0	76	5774	No
211	GOM_NL__2PRFIN20030408_112147_000000362015_00209_05774_6630.N1	08-APR-2003 11:21:47	Bright	35.500	96	68Del Leo	2.5600	9300.0	71	5774	No
212	GOM_NL__2PRFIN20030408_112344_000000552015_00209_05774_6631.N1	08-APR-2003 11:23:44	Bright	54.500	111	8Eta Boo	2.6800	6000.0	109	5774	No
213	GOM_NL__2PRFIN20030408_112830_000000372015_00209_05774_6632.N1	08-APR-2003 11:28:30	Bright	37.000	174	52Psi UMa	3.0040	4400.0	74	5774	No
214	GOM_NL__2PRFIN20030408_113115_000000382015_00209_05774_6633.N1	08-APR-2003 11:31:15	Bright	38.000	87	64Gam UMa	2.4330	11000.	76	5774	No
215	GOM_NL__2PRFIN20030408_113245_000000422015_00209_05774_6634.N1	08-APR-2003 11:32:45	Bright	41.500	32	77Eps UMa	1.7630	11000.	83	5774	No
216	GOM_NL__2PRFIN20030408_113911_000000402015_00209_05774_6635.N1	08-APR-2003 11:39:11	Bright	39.500	60	7Bet UMi	2.0810	3950.0	79	5774	No
217	GOM_NL__2PRFIN20030408_114127_000000372015_00209_05774_6636.N1	08-APR-2003 11:41:27	Bright	36.500	49	1Alp UMi	1.9900	6300.0	73	5774	No
218	GOM_NL__2PRFIN20030408_114614_000000612015_00209_05774_6637.N1	08-APR-2003 11:46:14	Bright	61.000	130	23Bet Dra	2.7990	5800.0	122	5774	No
219	GOM_NL__2PRFIN20030408_114859_000000392015_00209_05774_6638.N1	08-APR-2003 11:48:59	Bright	38.500	89	5Alp Cep	2.4510	8000.0	77	5774	No







338	GOM_NL__2PRFIN20030408_183755_000000962015_00213_05778_6665.N1	08-APR-2003 18:37:55	Bright	95.500	5	3Alp Lyr	0.033000	11000.	191	5778	No
339	GOM_NL__2PRFIN20030408_184034_000000472015_00213_05778_6666.N1	08-APR-2003 18:40:34	Bright	47.000	92	53Eps Cyg	2.5000	4500.0	94	5778	No
340	GOM_NL__2PRFIN20030408_184729_000000512015_00213_05778_6667.N1	08-APR-2003 18:47:29	Twi_and_stray	51.000	61	8Eps Peg	2.1000	3900.0	102	5778	No
341	GOM_NL__2PRFIN20030408_184957_000000442015_00213_05778_6668.N1	08-APR-2003 18:49:57	Twilight	43.500	162	34Alp Aqr	2.9440	5350.0	87	5778	No
342	GOM_NL__2PRFIN20030408_185213_000000842015_00213_05778_6669.N1	08-APR-2003 18:52:13	Dark	84.000	11	53Alp Aql	0.76500	8000.0	168	5778	No
343	GOM_NL__2PRFIN20030408_185446_000000422015_00213_05778_6670.N1	08-APR-2003 18:54:46	Dark	42.000	142	49Del Cap	2.8500	8900.0	84	5778	No
344	GOM_NL__2PRFIN20030408_190014_000000382015_00213_05778_6671.N1	08-APR-2003 19:00:14	Dark	38.000	172	Gam Gru	3.0030	13100.	76	5778	No
345	GOM_NL__2PRFIN20030408_190705_000000382015_00214_05779_6672.N1	08-APR-2003 19:07:05	Dark	38.000	45	Alp Pav	1.9400	26000.	76	5779	No
346	GOM_NL__2PRFIN20030408_205116_000000602015_00215_05780_5834.N1	08-APR-2003 20:51:16	Dark	60.000	38	20Eps Sgr	1.8360	11000.	120	5780	No
347	GOM_NL__2PRFIN20030408_205308_000000702015_00215_05780_5835.N1	08-APR-2003 20:53:08	Dark	69.500	167	10Gam2Sgr	2.9840	4500.0	139	5780	No
348	GOM_NL__2PRFIN20030408_205527_000000612015_00215_05780_5836.N1	08-APR-2003 20:55:27	Dark	61.000	25	35Lam Sco	1.6200	28000.	122	5780	No
349	GOM_NL__2PRFIN20030408_205943_000000462015_00215_05780_5837.N1	08-APR-2003 20:59:43	Straylight	45.500	4	Alp1Cen	-0.010000	5800.0	91	5780	No
350	GOM_NL__2PRFIN20030408_210415_000001182015_00215_05780_5838.N1	08-APR-2003 21:04:15	Straylight	117.50	16	21Alp Sco	1.0200	3000.0	235	5780	No
351	GOM_NL__2PRFIN20030408_210819_000001052015_00215_05780_5839.N1	08-APR-2003 21:08:19	Twi_and_stray	105.00	80	7Del Sco	2.3160	30000.	210	5780	No
352	GOM_NL__2PRFIN20030408_211222_000000432015_00215_05780_5840.N1	08-APR-2003 21:12:22	Twi_and_stray	43.000	106	9Bet Crv	2.6480	5600.0	86	5780	No
353	GOM_NL__2PRFIN20030408_211415_000000382015_00215_05780_5841.N1	08-APR-2003 21:14:15	Twi_and_stray	38.000	100	4Gam Crv	2.5800	13100.	76	5780	No
354	GOM_NL__2PRFIN20030408_211550_000000512015_00215_05780_5842.N1	08-APR-2003 21:15:50	Bright	50.500	15	67Alp Vir	0.97600	28000.	101	5780	No
355	GOM_NL__2PRFIN20030408_211857_000000412015_00215_05780_5843.N1	08-APR-2003 21:18:57	Bright	41.000	121	29Gam Vir	2.7400	7200.0	82	5780	No
356	GOM_NL__2PRFIN20030408_212337_000000372015_00215_05780_5844.N1	08-APR-2003 21:23:37	Bright	37.000	62	94Bet Leo	2.1360	9700.0	74	5780	No
357	GOM_NL__2PRFIN20030408_212524_000000352015_00215_05780_5845.N1	08-APR-2003 21:25:24	Bright	35.000	96	68Del Leo	2.5600	9300.0	70	5780	No
358	GOM_NL__2PRFIN20030408_212716_000000542015_00215_05780_5846.N1	08-APR-2003 21:27:16	Bright	54.000	111	8Eta Boo	2.6800	6000.0	108	5780	No
359	GOM_NL__2PRFIN20030408_213206_000000362015_00215_05780_5847.N1	08-APR-2003 21:32:06	Bright	36.000	174	52Psi UMa	3.0040	4400.0	72	5780	No
360	GOM_NL__2PRFIN20030408_213450_000000372015_00215_05780_5848.N1	08-APR-2003 21:34:50	Bright	36.500	87	64Gam UMa	2.4330	11000.	73	5780	No
361	GOM_NL__2PRFIN20030408_213619_000000392015_00215_05780_5849.N1	08-APR-2003 21:36:19	Bright	39.000	32	77Eps UMa	1.7630	11000.	78	5780	No
362	GOM_NL__2PRFIN20030408_214245_000000412015_00215_05780_5850.N1	08-APR-2003 21:42:45	Bright	40.500	60	7Bet UMi	2.0810	3950.0	81	5780	No
363	GOM_NL__2PRFIN20030408_214503_000000362015_00215_05780_5851.N1	08-APR-2003 21:45:03	Bright	36.000	49	1Alp UMi	1.9900	6300.0	72	5780	No
364	GOM_NL__2PRFIN20030408_214945_000000642015_00215_05780_5852.N1	08-APR-2003 21:49:45	Bright	64.000	130	23Bet Dra	2.7990	5800.0	128	5780	No
365	GOM_NL__2PRFIN20030408_215720_000000522015_00215_05780_5853.N1	08-APR-2003 21:57:20	Bright	51.500	144	18Del Cyg	2.8600	11000.	103	5780	No
366	GOM_NL__2PRFIN20030408_215906_000000962015_00215_05780_5854.N1	08-APR-2003 21:59:06	Bright	95.500	5	3Alp Lyr	0.033000	11000.	191	5780	No
367	GOM_NL__2PRFIN20030408_220147_000000492015_00215_05780_5855.N1	08-APR-2003 22:01:47	Bright	48.500	92	53Eps Cyg	2.5000	4500.0	97	5780	No
368	GOM_NL__2PRFIN20030408_220841_000000492015_00215_05780_5856.N1	08-APR-2003 22:08:41	Twi_and_stray	49.000	61	8Eps Peg	2.1000	3900.0	98	5780	No
369	GOM_NL__2PRFIN20030408_221110_000000432015_00215_05780_5857.N1	08-APR-2003 22:11:10	Twilight	42.500	162	34Alp Aqr	2.9440	5350.0	85	5780	No
370	GOM_NL__2PRFIN20030408_221327_000000822015_00215_05780_5858.N1	08-APR-2003 22:13:27	Dark	82.000	11	53Alp Aql	0.76500	8000.0	164	5780	No
371	GOM_NL__2PRFIN20030408_221558_000000422015_00215_05780_5859.N1	08-APR-2003 22:15:58	Dark	41.500	142	49Del Cap	2.8500	8900.0	83	5780	No
372	GOM_NL__2PRFIN20030408_222126_000000382015_00215_05780_5860.N1	08-APR-2003 22:21:26	Dark	37.500	172	Gam Gru	3.0030	13100.	75	5780	No
373	GOM_NL__2PRFIN20030408_222624_000000722015_00215_05780_5861.N1	08-APR-2003 22:26:24	Dark	71.500	155	41Pi Sgr	2.9000	6600.0	143	5780	No
374	GOM_NL__2PRFIN20030408_222833_000000642015_00216_05781_6580.N1	08-APR-2003 22:28:33	Dark	63.500	57	34Sig Sgr	2.0660	26000.	127	5781	No
375	GOM_NL__2PRFIN20030408_223153_000000622015_00216_05781_6581.N1	08-APR-2003 22:31:53	Dark	61.500	38	20Eps Sgr	1.8360	11000.	123	5781	No
376	GOM_NL__2PRFIN20030408_223346_000000722015_00216_05781_6582.N1	08-APR-2003 22:33:46	Dark	71.500	167	10Gam2Sgr	2.9840	4500.0	143	5781	No
377	GOM_NL__2PRFIN20030408_223605_000000612015_00216_05781_6583.N1	08-APR-2003 22:36:05	Dark	60.500	25	35Lam Sco	1.6200	28000.	121	5781	No
378	GOM_NL__2PRFIN20030408_224020_000000442015_00216_05781_6584.N1	08-APR-2003 22:40:20	Straylight	43.500	4	Alp1Cen	-0.010000	5800.0	87	5781	No
379	GOM_NL__2PRFIN20030408_224453_000001182015_00216_05781_6585.N1	08-APR-2003 22:44:53	Straylight	118.00	16	21Alp Sco	1.0200	3000.0	236	5781	No
380	GOM_NL__2PRFIN20030408_224856_000001022015_00216_05781_6586.N1	08-APR-2003 22:48:56	Twi_and_stray	102.00	80	7Del Sco	2.3160	30000.	204	5781	No
381	GOM_NL__2PRFIN20030408_225258_000000422015_00216_05781_6587.N1	08-APR-2003 22:52:58	Twi_and_stray	41.500	106	9Bet Crv	2.6480	5600.0	83	5781	No
382	GOM_NL__2PRFIN20030408_225451_000000392015_00216_05781_6588.N1	08-APR-2003 22:54:51	Twi_and_stray	38.500	100	4Gam Crv	2.5800	13100.	77	5781	No
383	GOM_NL__2PRFIN20030408_225626_000000502015_00216_05781_6589.N1	08-APR-2003 22:56:26	Bright	49.500	15	67Alp Vir	0.97600	28000.	99	5781	No
384	GOM_NL__2PRFIN20030408_225933_000000422015_00216_05781_6590.N1	08-APR-2003 22:59:33	Bright	41.500	121	29Gam Vir	2.7400	7200.0	83	5781	No
385	GOM_NL__2PRFIN20030408_230413_000000372015_00216_05781_6591.N1	08-APR-2003 23:04:13	Bright	36.500	62	94Bet Leo	2.1360	9700.0	73	5781	No
386	GOM_NL__2PRFIN20030408_230559_000000352015_00216_05781_6592.N1	08-APR-2003 23:05:59	Bright	35.000	96	68Del Leo	2.5600	9300.0	70	5781	No
387	GOM_NL__2PRFIN20030408_230751_000000552015_00216_05781_6593.N1	08-APR-2003 23:07:51	Bright	55.000	111	8Eta Boo	2.6800	6000.0	110	5781	No
388	GOM_NL__2PRFIN20030408_231242_000000362015_00216_05781_6594.N1	08-APR-2003 23:12:42	Bright	36.000	174	52Psi UMa	3.0040	4400.0	72	5781	No
389	GOM_NL__2PRFIN20030408_231526_000000542015_00216_05781_6595.N1	08-APR-2003 23:15:26	Bright	54.000	87	64Gam UMa	2.4330	11000.	108	5781	No
390	GOM_NL__2PRFIN20030408_231655_000000402015_00216_05781_6596.N1	08-APR-2003 23:16:55	Bright	39.500	32	77Eps UMa	1.7630	11000.	79	5781	No
391	GOM_NL__2PRFIN20030408_232321_000000412015_00216_05781_6597.N1	08-APR-2003 23:23:21	Bright	40.500	60	7Bet UMi	2.0810	3950.0	81	5781	No
392	GOM_NL__2PRFIN20030408_232539_000000332015_00216_05781_6598.N1	08-APR-2003 23:25:39	Bright	32.500	49	1Alp UMi	1.9900	6300.0	65	5781	No
393	GOM_NL__2PRFIN20030408_233020_000000622015_00216_05781_6599.N1	08-APR-2003 23:30:20	Bright	61.500	130	23Bet Dra	2.7990	5800.0	123	5781	No
394	GOM_NL__2PRFIN20030408_233756_000000512015_00216_05781_6600.N1	08-APR-2003 23:37:56	Bright	50.500	144	18Del Cyg	2.8600	11000.	101	5781	No
395	GOM_NL__2PRFIN20030408_233941_000001002015_00216_05781_6601.N1	08-APR-2003 23:39:41	Bright	100.00	5	3Alp Lyr	0.033000	11000.	200	5781	No
396	GOM_NL__2PRFIN20030408_234223_000000482015_00216_05781_6602.N1	08-APR-2003 23:42:23	Bright	48.000	92	53Eps Cyg	2.5000	4500.0	96	5781	No

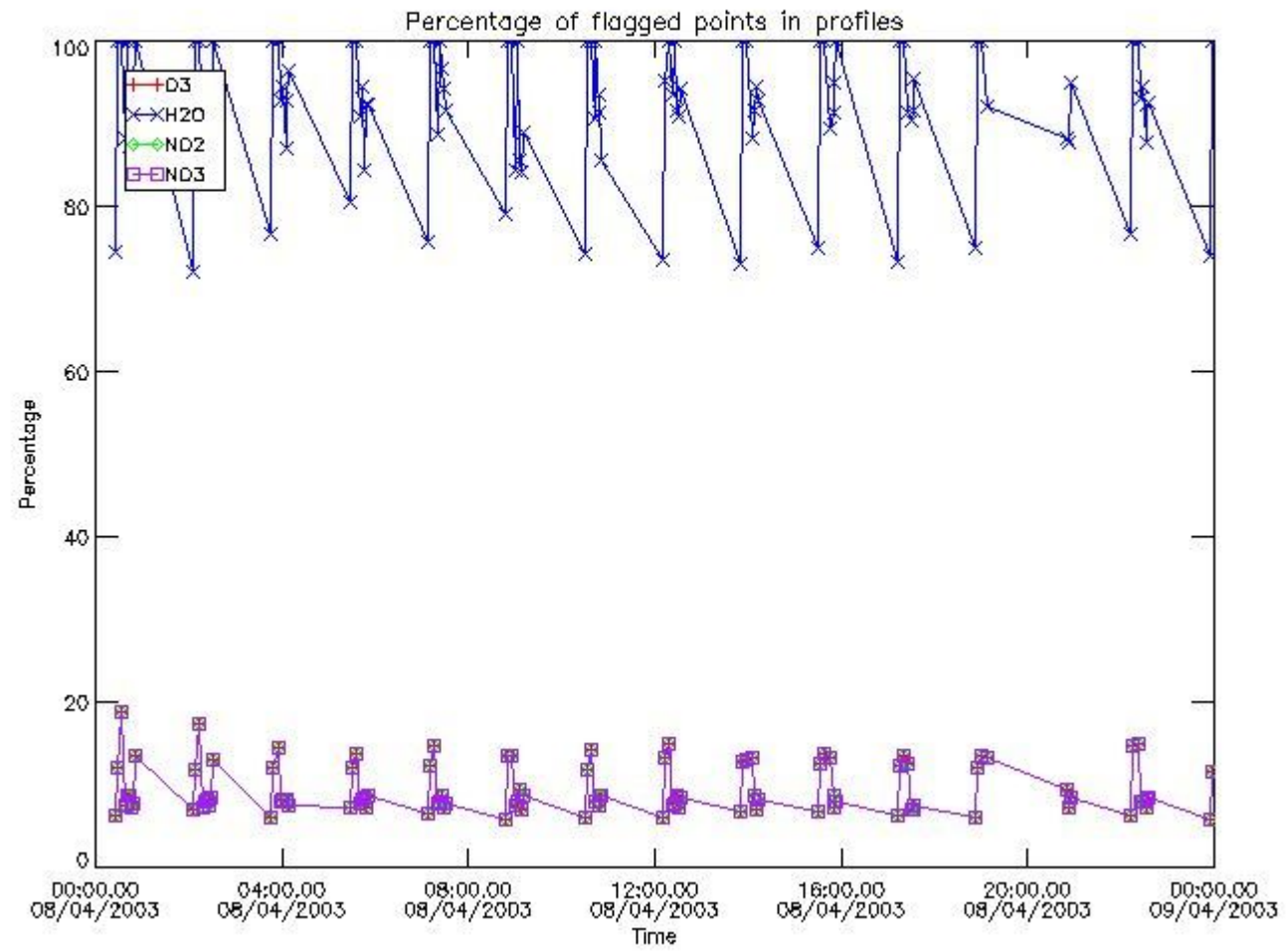


397	GOM_NL__2PRFIN20030408_234918_000000492015_00216_05781_6603.N1	08-APR-2003 23:49:18	Twilight	48.500	61	8Eps Peg	2.1000	3900.0	97	5781	No
398	GOM_NL__2PRFIN20030408_235146_000000432015_00216_05781_6604.N1	08-APR-2003 23:51:46	Twilight	43.000	162	34Alp Aqr	2.9440	5350.0	86	5781	No
399	GOM_NL__2PRFIN20030408_235404_000000872015_00216_05781_6605.N1	08-APR-2003 23:54:04	Dark	87.000	11	53Alp Aql	0.76500	8000.0	174	5781	No
400	GOM_NL__2PRFIN20030408_235635_000000452015_00216_05781_6606.N1	08-APR-2003 23:56:35	Dark	44.500	142	49Del Cap	2.8500	8900.0	89	5781	No

### 3. Quality information per product


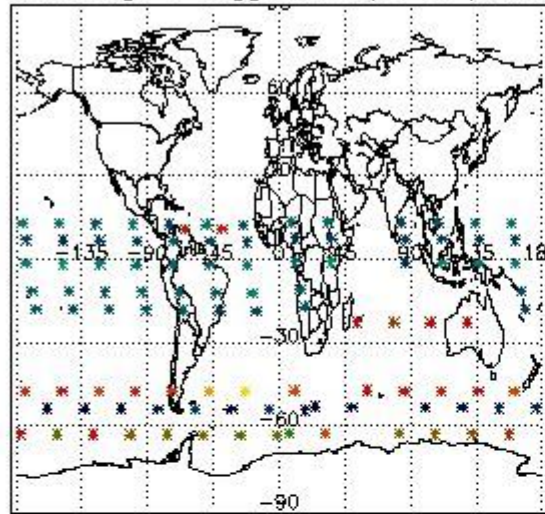
In this section it is plotted some information contained in the Quality Summary data set of the level 2 products. Only products in dark limb conditions and without errors (error flag in the MPH set to "0") are used.

#### 3.1 Plot quality information per product (time dependant)

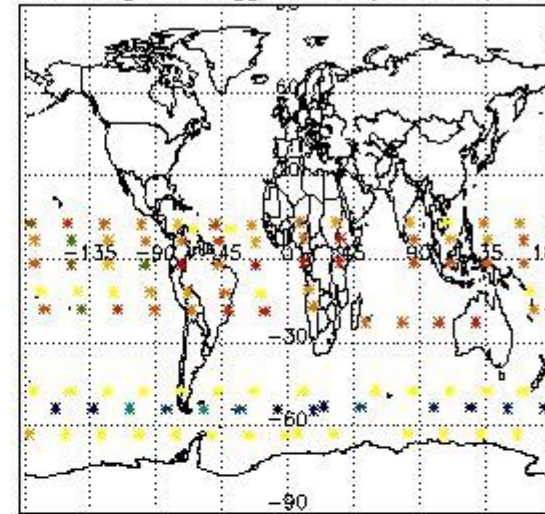


#### 3.2 Plot quality information per product (world map)

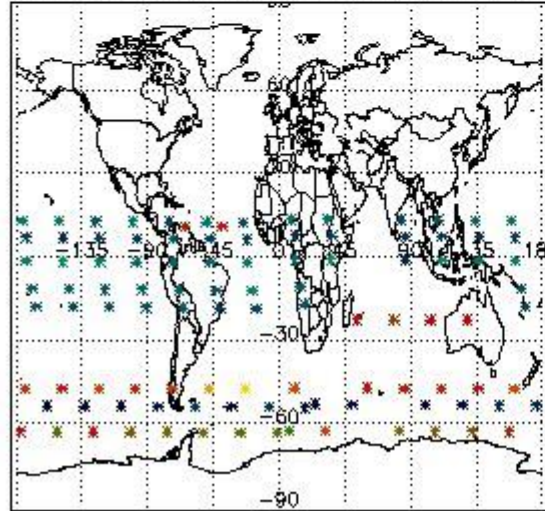
Percentage of flagged data per O3 profile



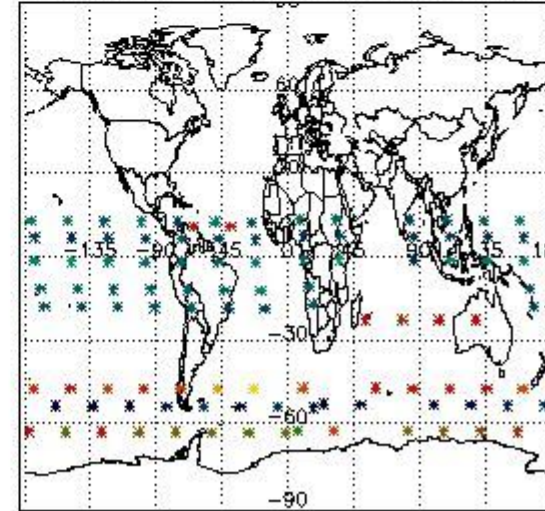
Percentage of flagged data per H2O profile



Percentage of flagged data per NO2 profile



Percentage of flagged data per NO3 profile

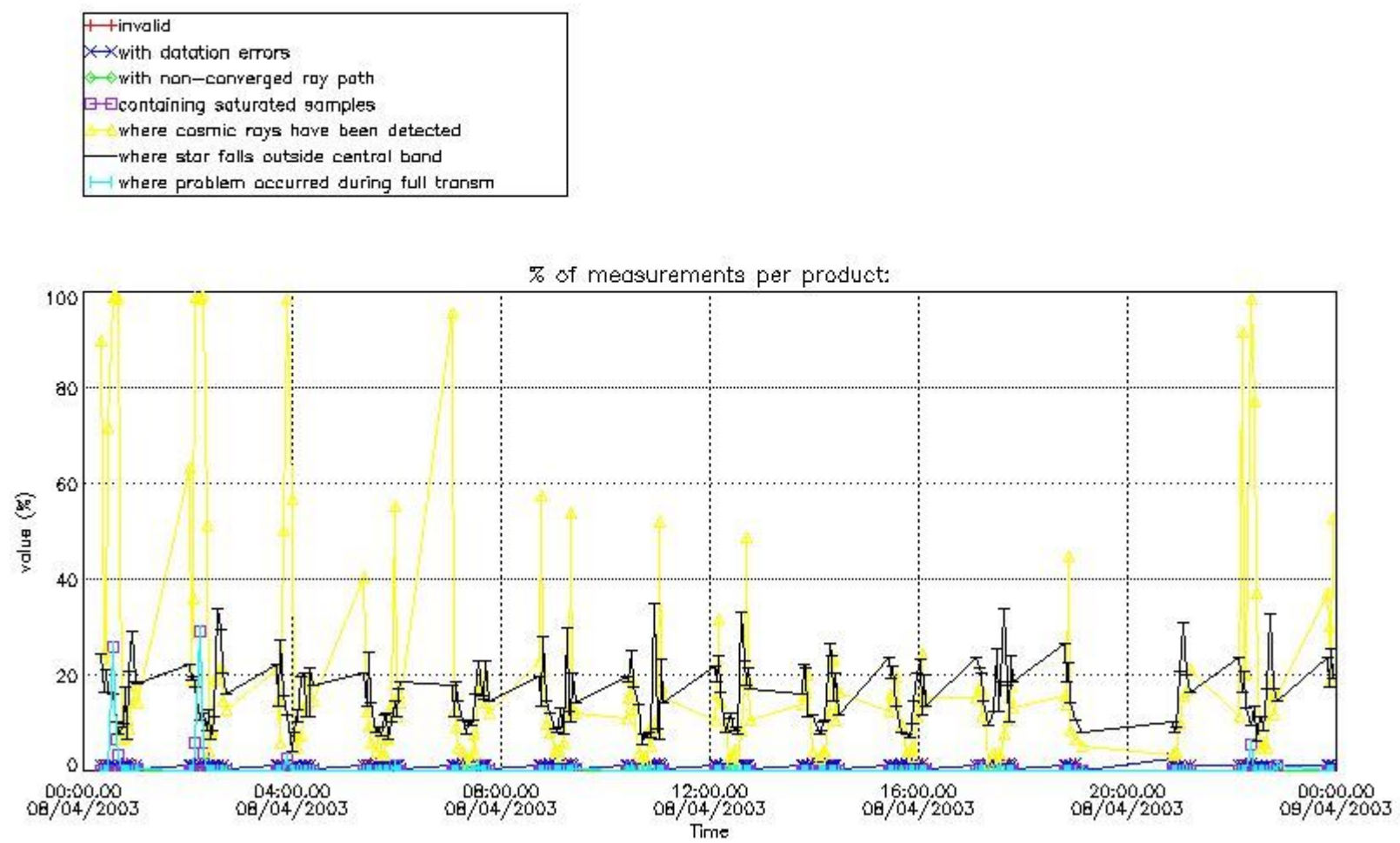


#### 4. Level 1 quality information per product

In this section it is plotted some information contained in the Quality Summary data set of the level 2 products that comes from the level 1b processing. Products without errors (error flag in the MPH set to "0") are used.

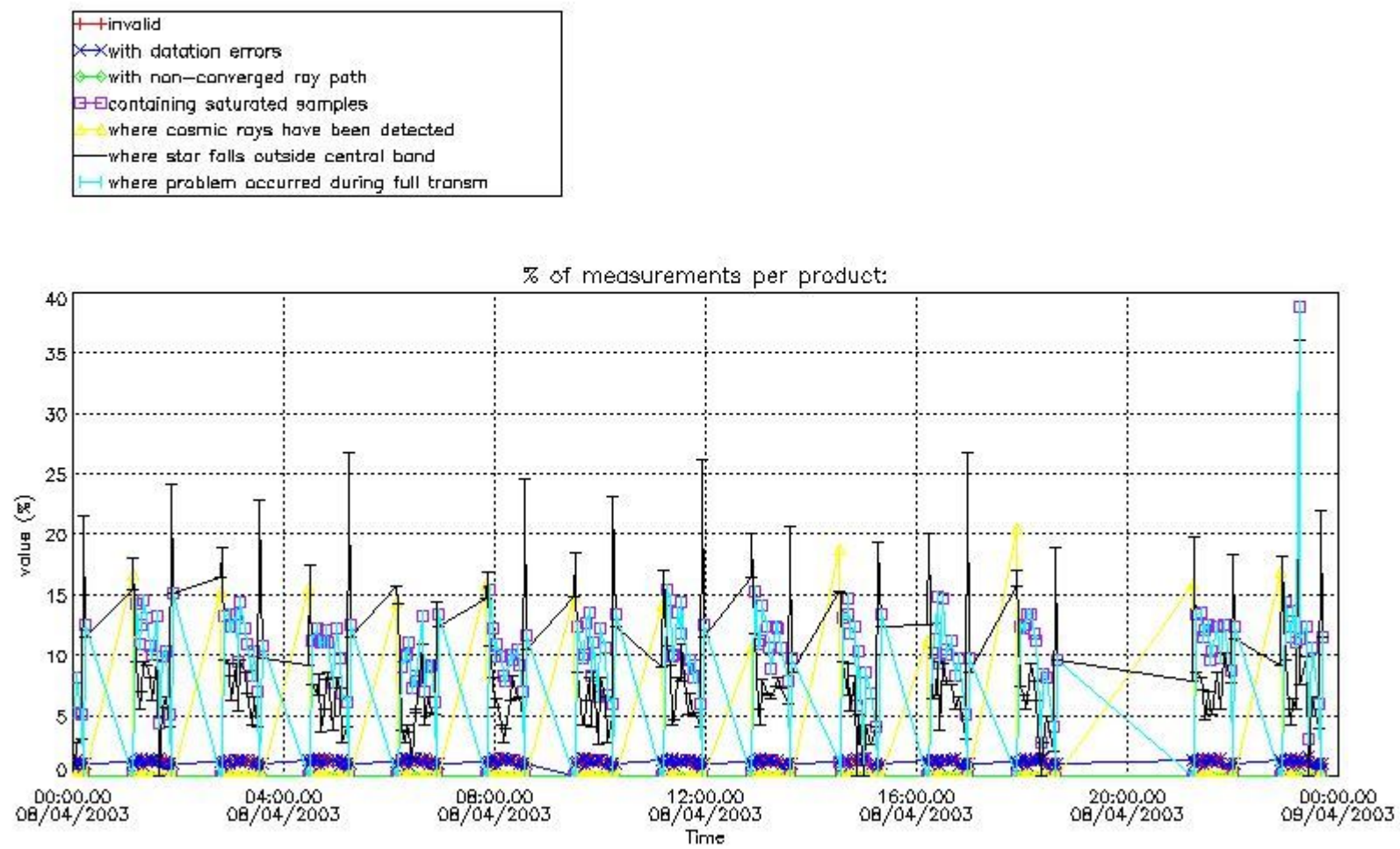
##### 4.1 Plot quality information per product (time dependant) coming from level 1b processing

##### 4.1.1 Plot level 1 quality information per product (time dependant): ENVISAT ASCENDING passes



4.1.2 Plot level 1 quality information per product (time dependant): ENVISAT DESCENDING passes

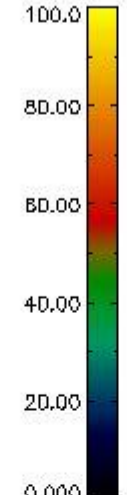
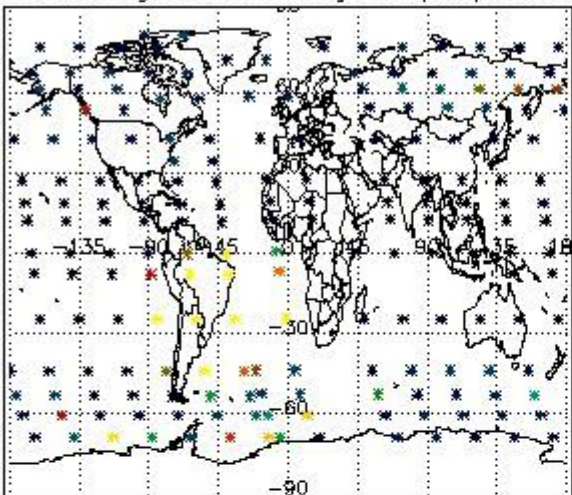




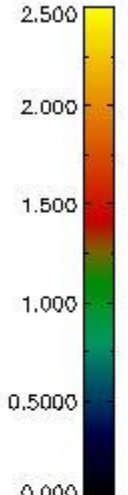
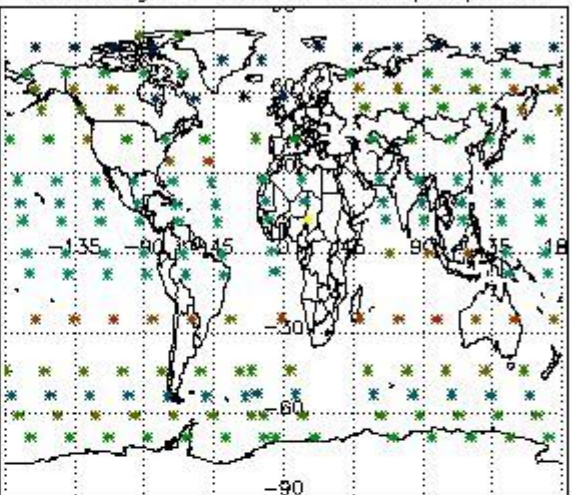
4.2 Plot quality information per product coming from level 1b processing (world map)

4.2.1 Plot level 1 quality information per product (world map): ENVISAT ASCENDING passes

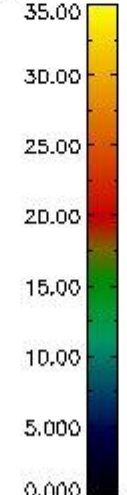
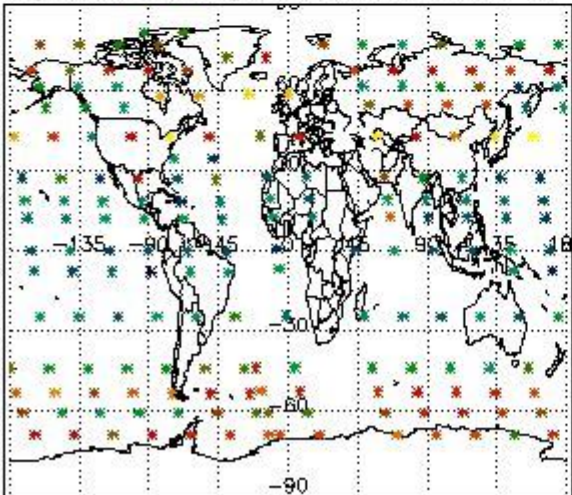
Percentage of cosmic ray hits per profile



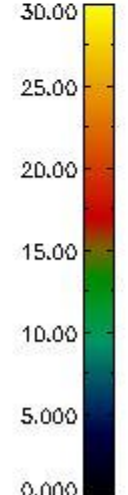
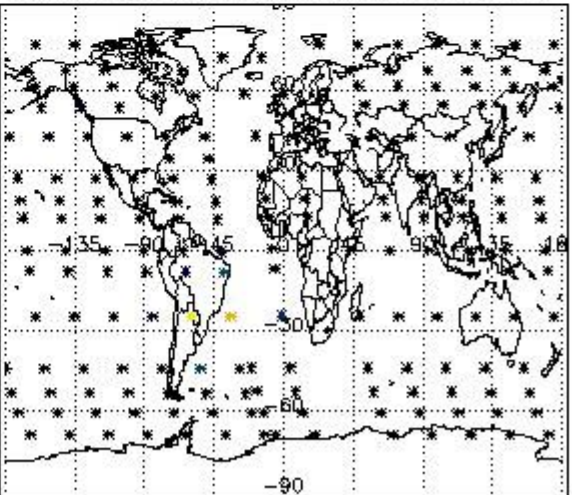
Percentage of datation errors per profile



Percentage of star falling outside central band per profile

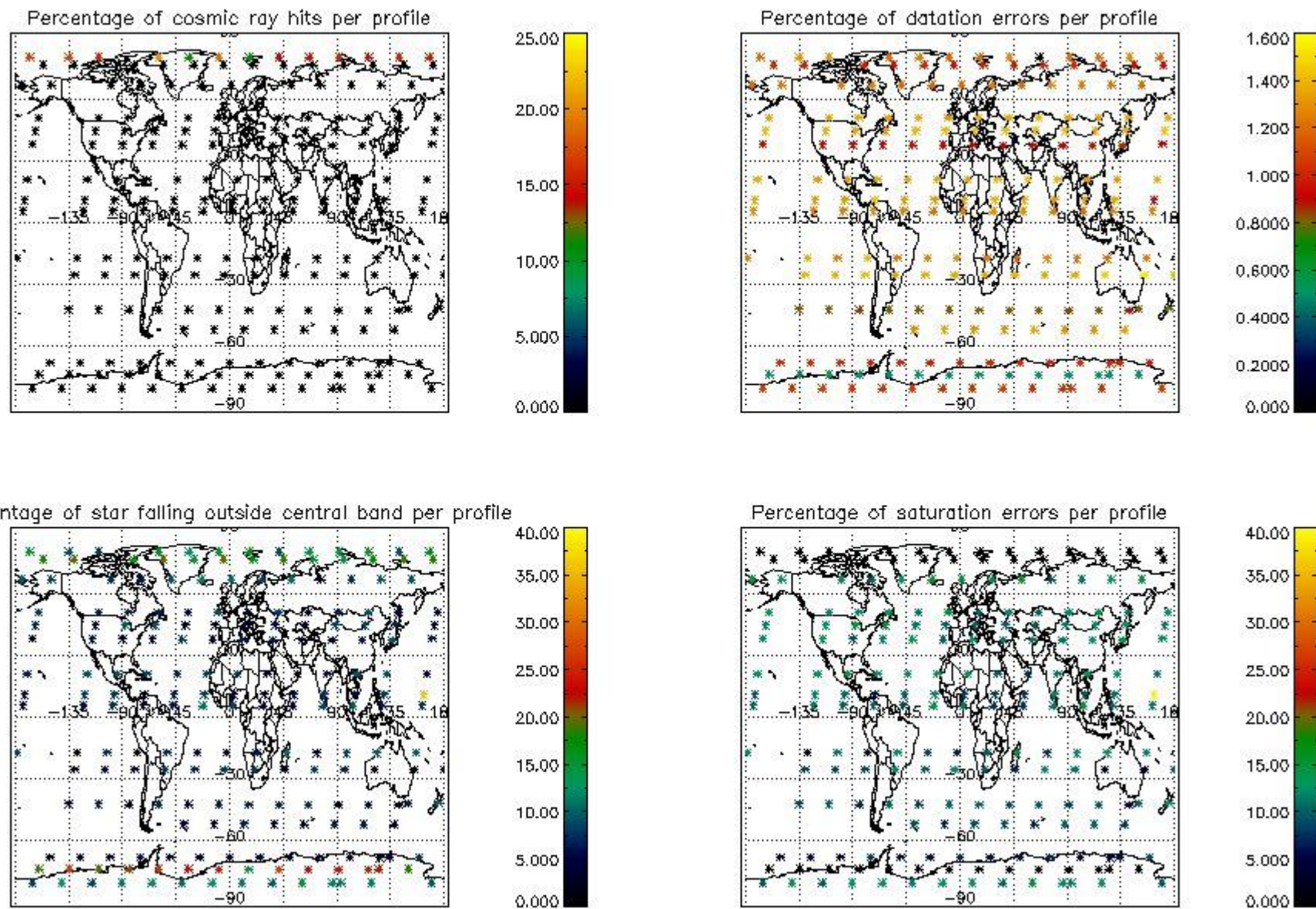


Percentage of saturation errors per profile



4.2.2 Plot level 1 quality information per product (world map): ENVISAT DESCENDING passes





## 5. Trace gas profiles

### 5.1 Ozone statistics based on quality of products

The final quality of the products can be "measured" using the STD (Standard Deviation) attached to every point profile. This information is written to the parameter GOM\_NL\_\_2P/NL\_LOCAL\_SPECIES\_DENSITY/o3\_std of the level 2 products. The table below shows the statistics for given STD ranges.

The statistics are given with respect to the overall valid production:

- Products without fatal errors: GOM\_NL\_\_2P/MPH/PRODUCT\_ERR=0
- Valid point profile: GOM\_NL\_\_2P/NL\_LOCAL\_SPECIES\_DENSITY/pcd(0)=0

The 'Criteria' is applied to valid points of dark limb products:

- Products in dark limb illumination condition: GOM\_NL\_\_2P/NL\_SUMMARY\_QUALITY/obs\_ill\_cond=0
- Products without fatal errors: GOM\_NL\_\_2P/MPH/PRODUCT\_ERR=0
- Valid point profile: GOM\_NL\_\_2P/NL\_LOCAL\_SPECIES\_DENSITY/pcd(0)=0

So, the table below shows the percentage of dark limb and valid observations for each criteria with respect to the overall valid daily observations.

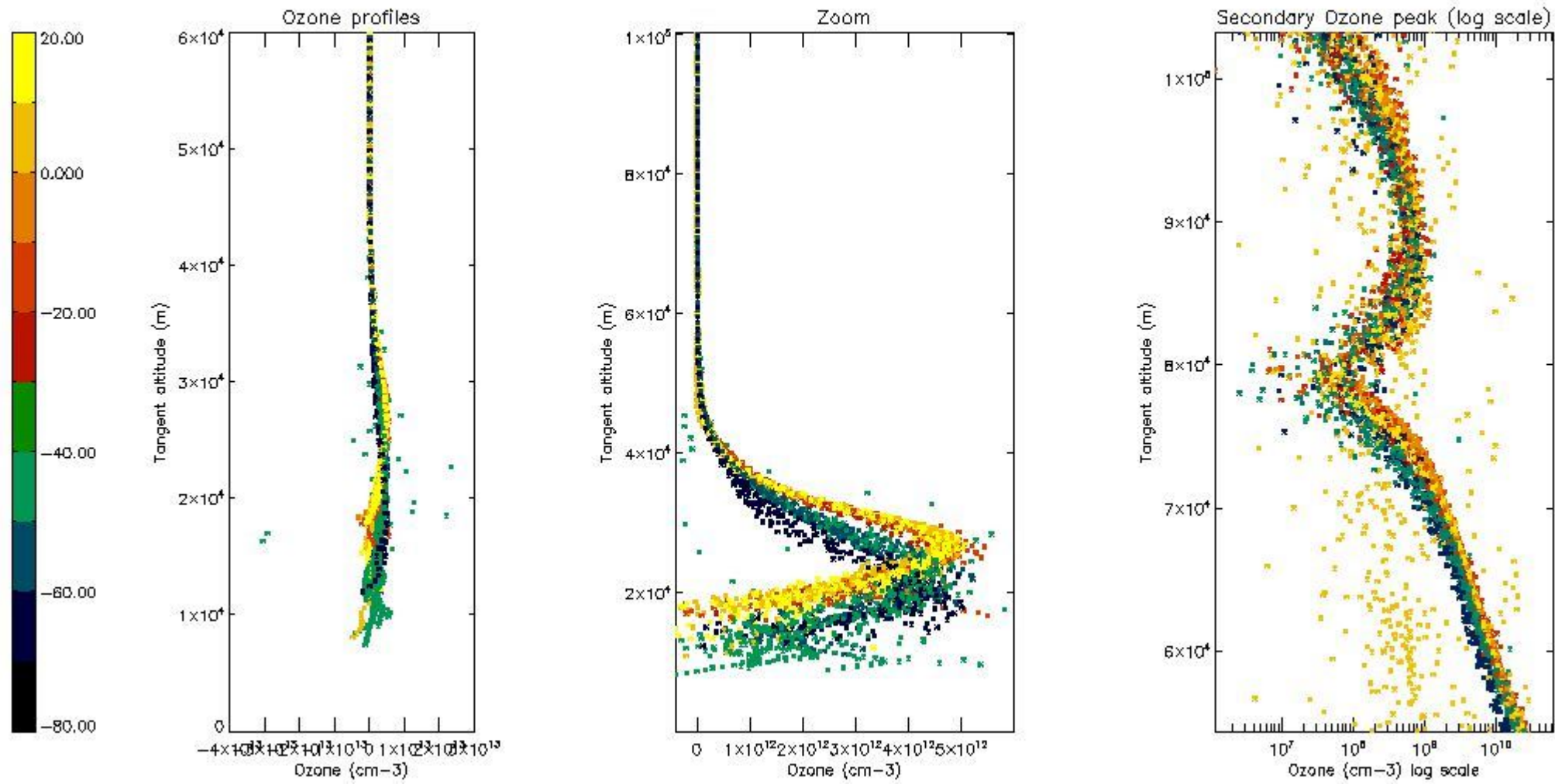
Criteria	% of total production
All STD	30
STD < 20	19



STD < 10	16
STD < 5	12

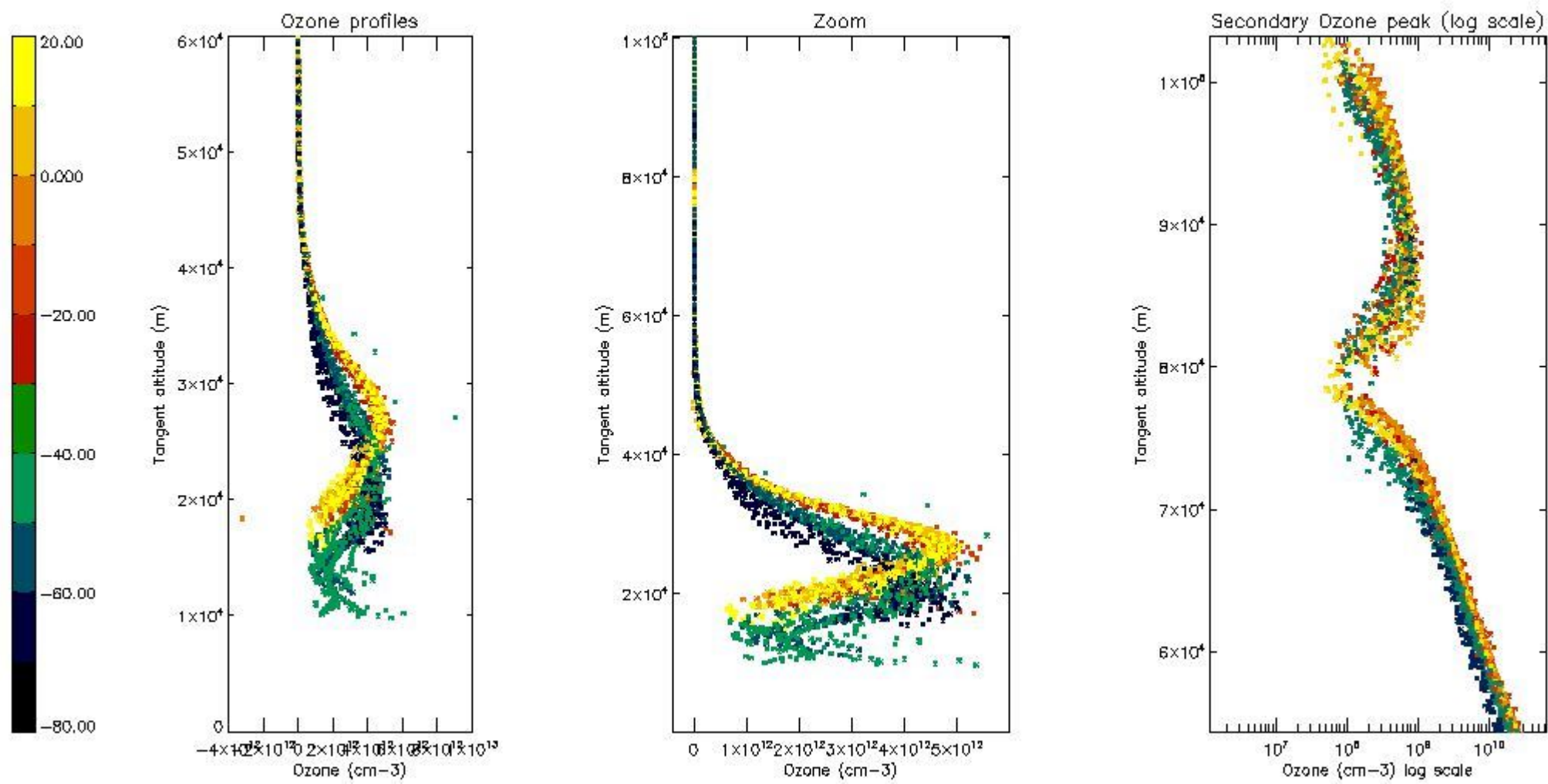
5.2 Plot ozone profiles for all STD (dark without errors)

The colorbar represents the latitude.



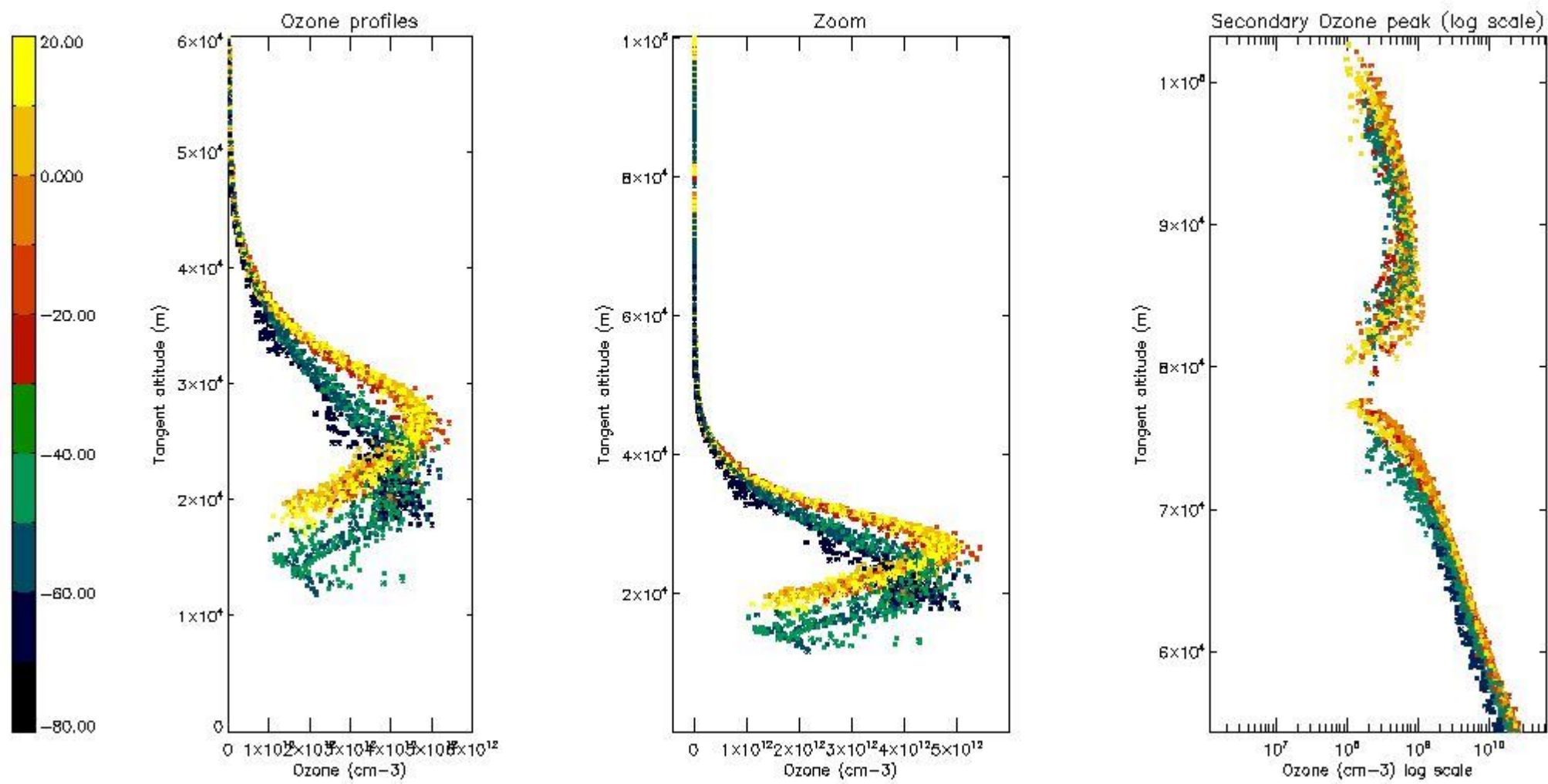
5.3 Plot ozone profiles where STD < 20% (dark without errors)

The colorbar represents the latitude.



*5.4 Plot ozone profiles where STD < 10% (dark without errors)*

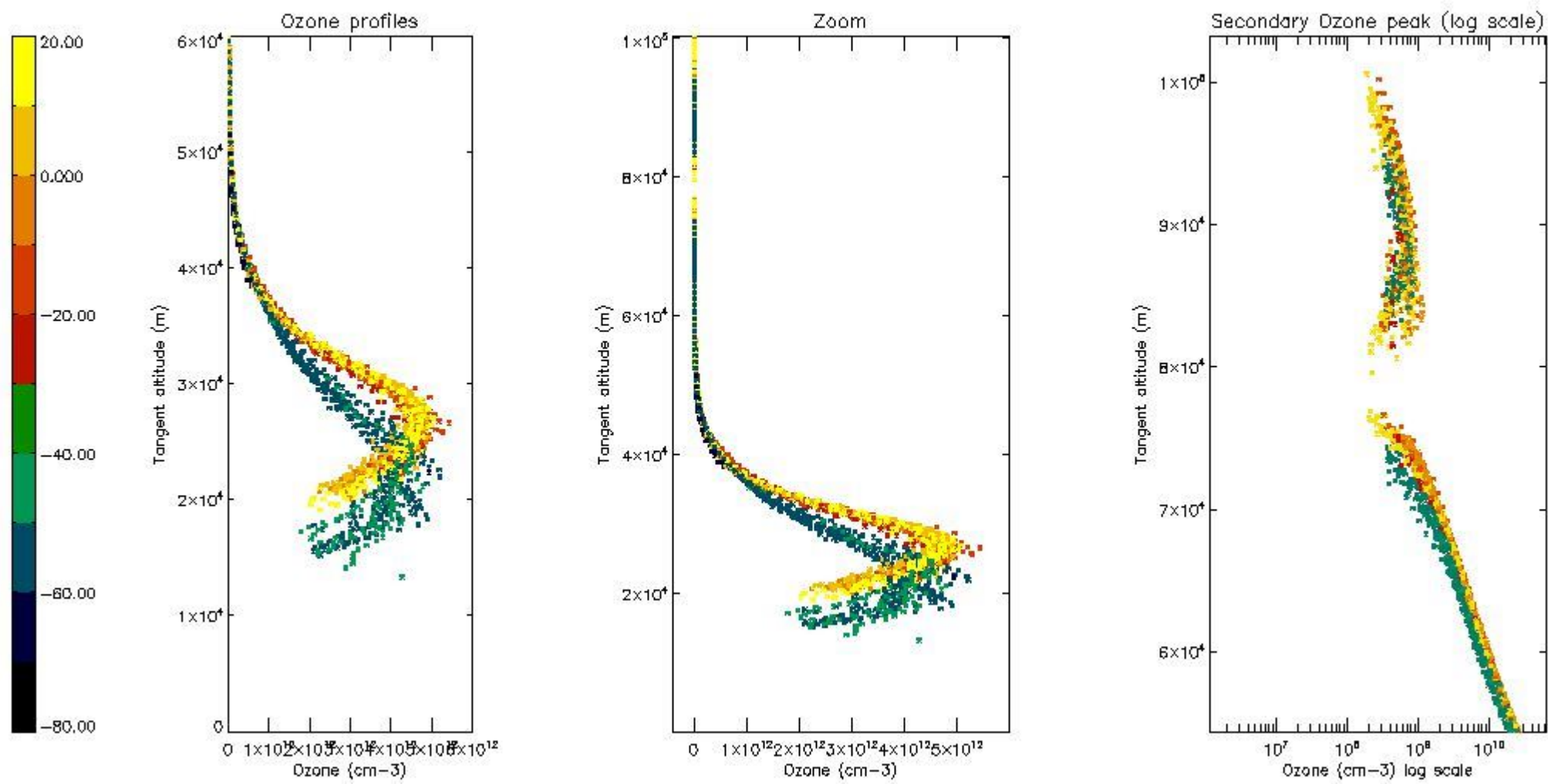
The colorbar represents the latitude.



*5.5 Plot ozone profiles where STD < 5% (dark without errors)*

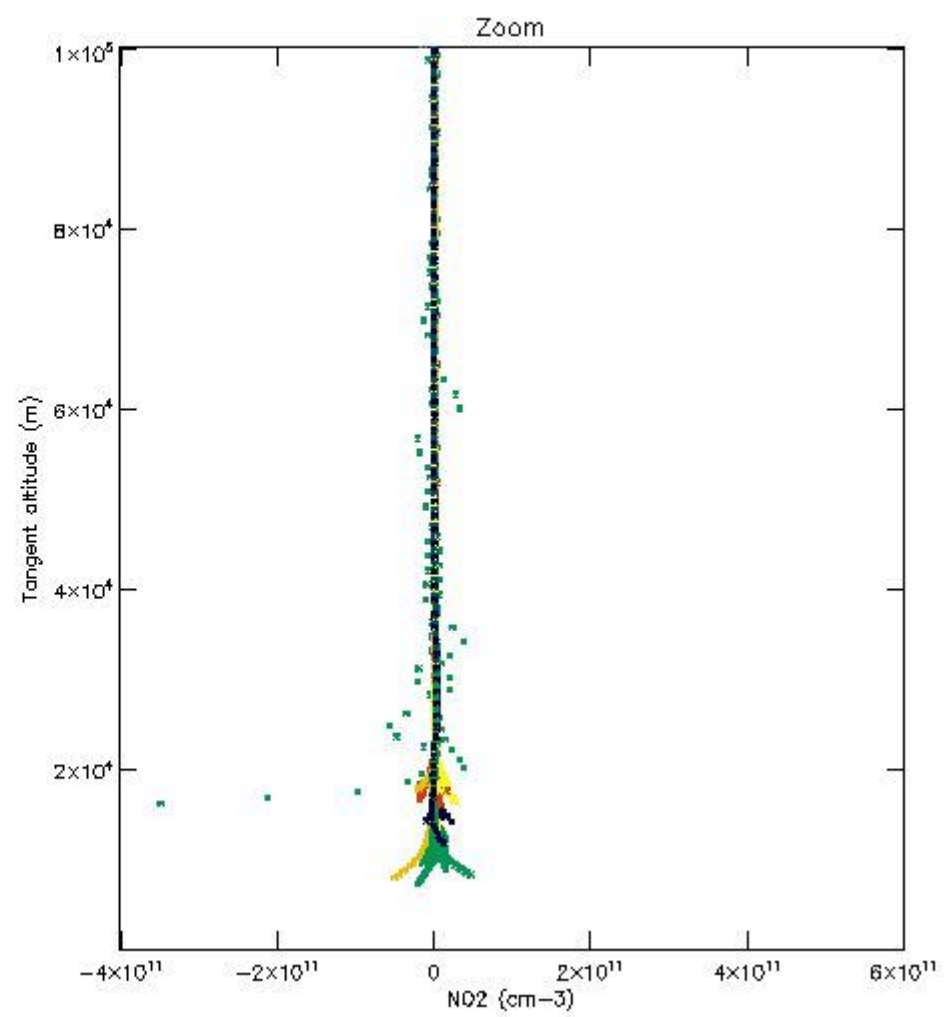
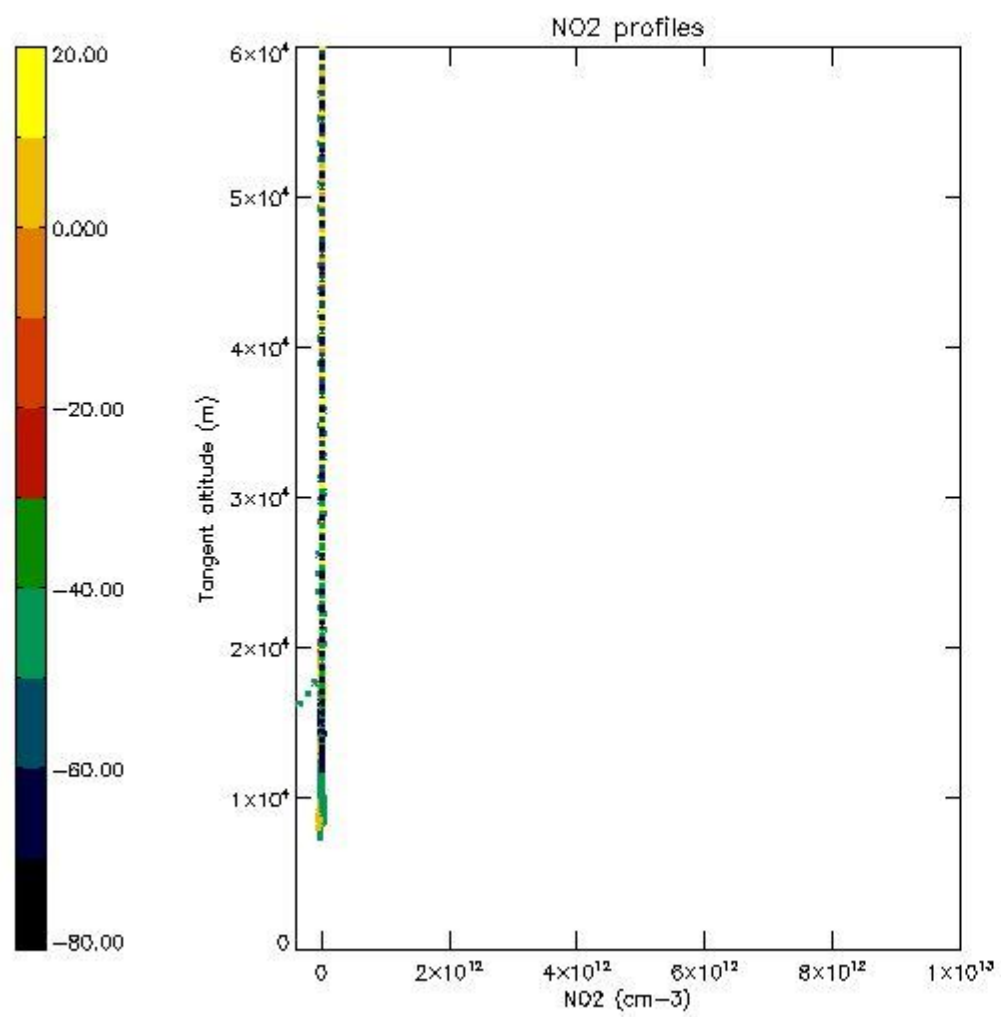
The colorbar represents the latitude.





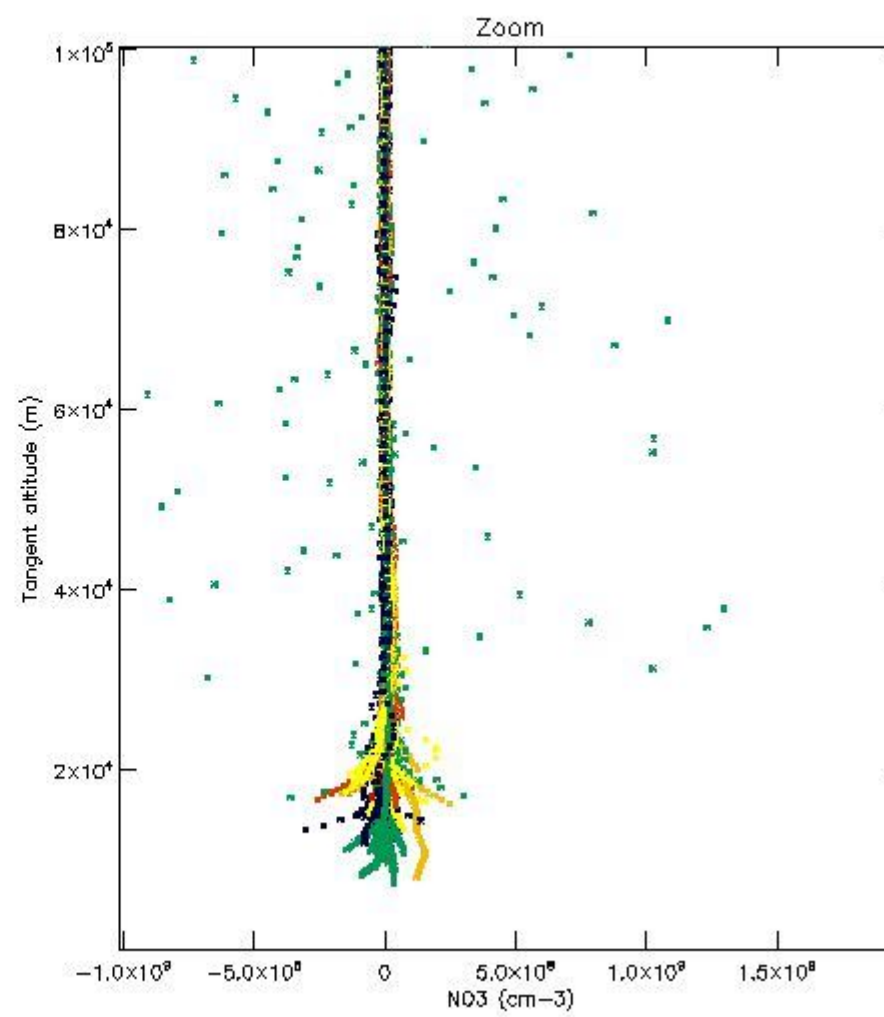
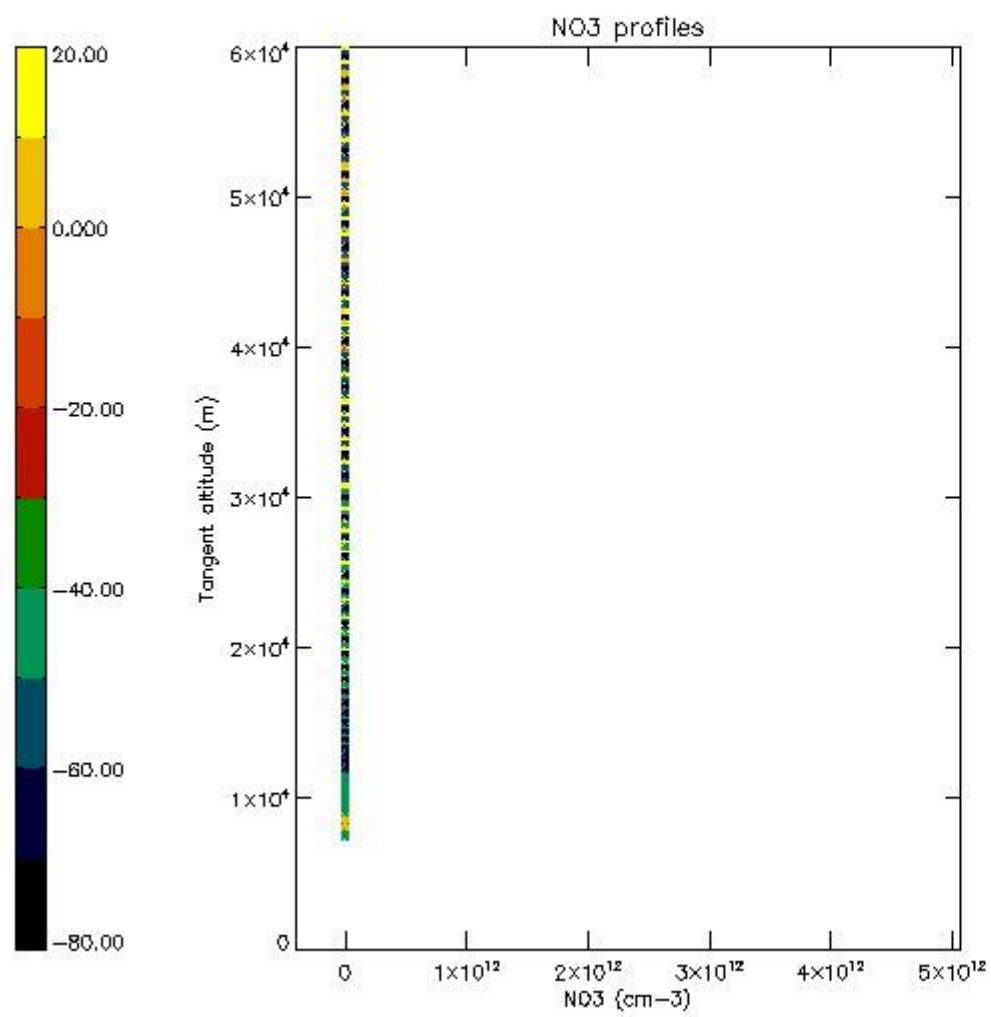
*5.6 Plot NO<sub>2</sub> profiles for all STD (dark without errors)*

The colorbar represents the latitude.



*5.7 Plot NO3 profiles for all STD (dark without errors)*

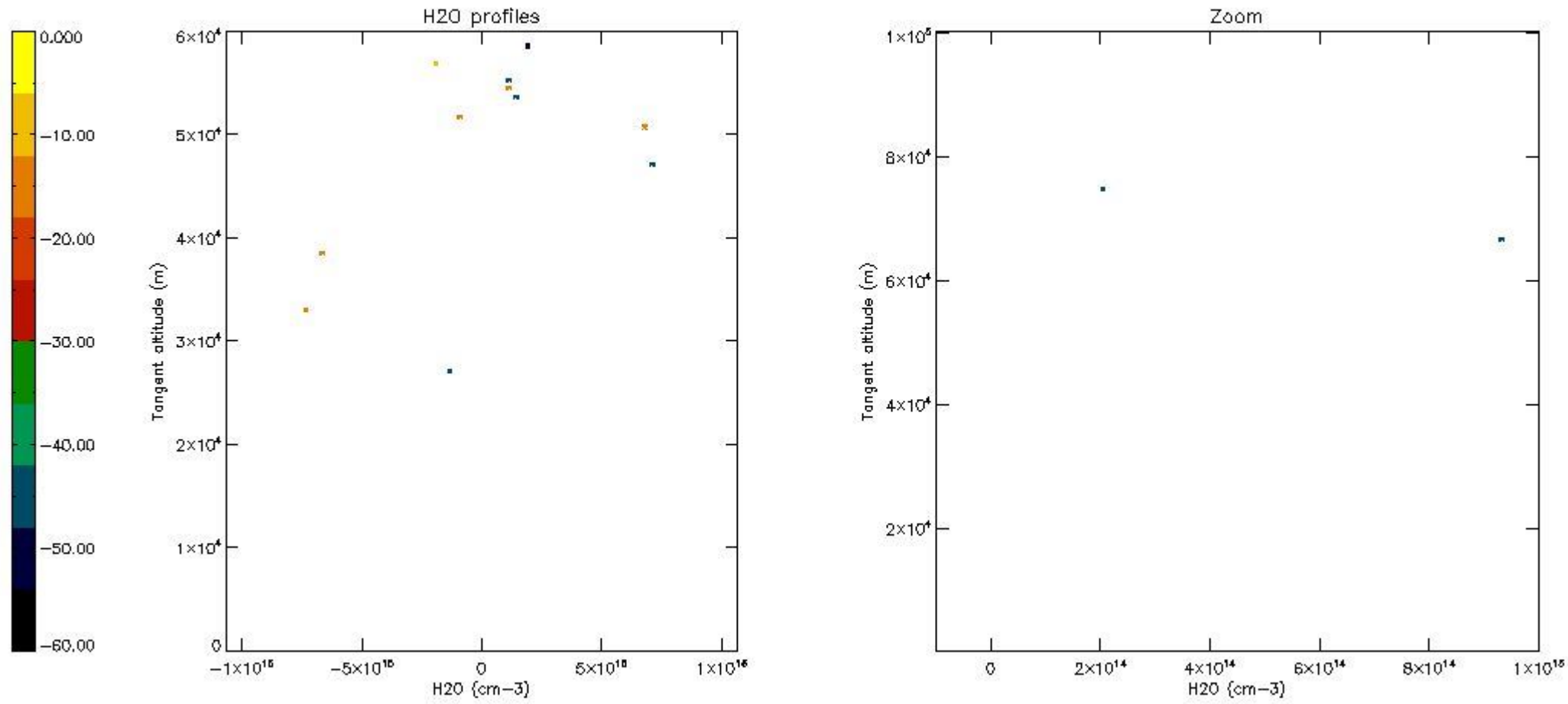
The colorbar represents the latitude.



*5.8 Plot H2O profiles for all STD (only for occultations of stars 1,2,3,4,13,14,16,26,63 dark without errors)*

The colorbar represents the latitude.





## 6. Auxiliary Data Files used for the production reported in section 2

The number reported in the third column indicates since which file (see list in section 2) the corresponding auxiliary file has been used. The fourth column is the date of those product files.

Type	Auxiliary Filename	Used since product	Used since product date
INST_PHYS_CHARACTERISTICS	GOM_INS_AXNIEC20050627_150440_20020301_000000_20100101_000000	1	08-APR-2003 00:02:09
LEVEL-2_PROC_CONFIG	GOM_PR2_AXVIEC20091111_152718_20020301_000000_20500101_000000	1	08-APR-2003 00:02:09
CROSS_SECTIONS_FILE	GOM_CRS_AXVIEC20091111_154832_20020301_000000_20500101_000000	1	08-APR-2003 00:02:09

# GOMOS Level 2 Daily Report

## SUMMARY

### [1. General Info](#)

### [2. Summary of processed GOM\\_NL\\_2P products](#)

### [3. Level 2 Quality information per product](#)

#### [3.1 Plot of level 2 quality information per product \(time dependant\)](#)

#### [3.2 Plot of level 2 quality information per product \(world map\)](#)

### [4. Level 1 Quality information per product \(stored on level 2 products\)](#)

#### [4.1 Plot of level 1 quality information per product \(time dependant\)](#)

##### [4.1.1 Plot of level 1 quality information per product \(time dependant\): ASCENDING](#)

##### [4.1.2 Plot of level 1 quality information per product \(time dependant\): DESCENDING](#)

#### [4.2 Plot of level 1 quality information per product \(world map\)](#)

##### [4.2.1 Plot of level 1 quality information per product \(world map\): ASCENDING](#)

##### [4.2.2 Plot of level 1 quality information per product \(world map\): DESCENDING](#)

### [5. Ozone profiles based on quality statistics and other trace gas profiles](#)

#### [5.1 Ozone statistics based on quality of products](#)

#### [5.2 Plot ozone profiles for all STD \(dark without errors\)](#)

#### [5.3 Plot ozone profiles where STD < 20% \(dark without errors\)](#)

#### [5.4. Plot ozone profiles where STD < 10% \(dark without errors\)](#)

#### [5.5. Plot ozone profiles where STD < 5% \(dark without errors\)](#)

#### [5.6 Plot NO2 profiles for all STD \(dark without errors\)](#)

#### [5.7 Plot NO3 profiles for all STD \(dark without errors\)](#)

#### [5.8 Plot H2O profiles \(only for occultations of stars 1,2,3,4,13,14,16,26,63 dark without errors\) for all STD](#)

### [6. Auxiliary Data Files used for the production reported in section 2](#)

This report presents the daily analysis on parameters extracted from GOMOS level 2 data (GOM\_NL\_\_2P). It is intended to monitor some important parameters that will impact the quality of these products. A list of level 2 products (and content) that have arrived during the reporting day to the PCF is also given.

Item	Value
Time of report generation	19APR2013 12:51:09
Data source version	GOMOS/6.01
Start time of products	08-04-2003 (08APR2003 00:00:00)
Stop time of products	09-04-2003 (09APR2003 00:00:00)
Store outputs in DB	Yes
Nb of level 2 prods	400
Nb of prods with errors	0

## 2. Summary of processed GOM\_NL\_\_2P products.

Nr	Filename	UTC Start time	Limb	Duration	Star Id	Star Name	Star Mag	Star Temp	Nb Meas	Orbit	Prod. error
1	GOM_NL__2PRFIN20030408_000209_000000572015_00202_05767_6035.N1	08-APR-2003 00:02:09	Bright	57.000	130	23Bet Dra	2.7990	5800.0	114	5767	No
2	GOM_NL__2PRFIN20030408_000448_000000372015_00202_05767_6036.N1	08-APR-2003 00:04:48	Bright	37.000	89	5Alp Cep	2.4510	8000.0	74	5767	No
3	GOM_NL__2PRFIN20030408_000935_000000502015_00202_05767_6037.N1	08-APR-2003 00:09:35	Bright	49.500	144	18Del Cyg	2.8600	11000.	99	5767	No
4	GOM_NL__2PRFIN20030408_001124_000000962015_00202_05767_6038.N1	08-APR-2003 00:11:24	Bright	95.500	5	3Alp Lyr	0.033000	11000.	191	5767	No
5	GOM_NL__2PRFIN20030408_001358_000000482015_00202_05767_6039.N1	08-APR-2003 00:13:58	Bright	48.000	92	53Eps Cyg	2.5000	4500.0	96	5767	No
6	GOM_NL__2PRFIN20030408_002049_000000502015_00202_05767_6040.N1	08-APR-2003 00:20:49	Twilight	49.500	61	8Eps Peg	2.1000	3900.0	99	5767	No
7	GOM_NL__2PRFIN20030408_002318_000000432015_00202_05767_6041.N1	08-APR-2003 00:23:18	Twilight	42.500	162	34Alp Aqr	2.9440	5350.0	85	5767	No
8	GOM_NL__2PRFIN20030408_002524_000000812015_00202_05767_6042.N1	08-APR-2003 00:25:24	Dark	80.500	11	53Alp Aql	0.76500	8000.0	161	5767	No
9	GOM_NL__2PRFIN20030408_002805_000000432015_00202_05767_6043.N1	08-APR-2003 00:28:05	Dark	42.500	142	49Del Cap	2.8500	8900.0	85	5767	No
10	GOM_NL__2PRFIN20030408_003334_000000412015_00202_05767_6044.N1	08-APR-2003 00:33:34	Dark	40.500	172	Gam Gru	3.0030	13100.	81	5767	No
11	GOM_NL__2PRFIN20030408_003814_000000692015_00202_05767_6045.N1	08-APR-2003 00:38:14	Dark	68.500	155	41Pi Sgr	2.9000	6600.0	137	5767	No
12	GOM_NL__2PRFIN20030408_004023_000000642015_00202_05767_6046.N1	08-APR-2003 00:40:23	Dark	64.000	57	34Sig Sgr	2.0660	26000.	128	5767	No
13	GOM_NL__2PRFIN20030408_004347_000000602015_00203_05768_6758.N1	08-APR-2003 00:43:47	Dark	59.500	38	20Eps Sgr	1.8360	11000.	119	5768	No
14	GOM_NL__2PRFIN20030408_004535_000000712015_00203_05768_6759.N1	08-APR-2003 00:45:35	Dark	70.500	167	10Gam2Sgr	2.9840	4500.0	141	5768	No
15	GOM_NL__2PRFIN20030408_004759_000000672015_00203_05768_6760.N1	08-APR-2003 00:47:59	Dark	66.500	25	35Lam Sco	1.6200	28000.	133	5768	No
16	GOM_NL__2PRFIN20030408_005007_000000382015_00203_05768_6761.N1	08-APR-2003 00:50:07	Dark	37.500	145	Gam TrA	2.8720	10600.	75	5768	No
17	GOM_NL__2PRFIN20030408_005227_000000462015_00203_05768_6762.N1	08-APR-2003 00:52:27	Straylight	45.500	4	Alp1Cen	-0.010000	5800.0	91	5768	No
18	GOM_NL__2PRFIN20030408_005645_000001192015_00203_05768_6763.N1	08-APR-2003 00:56:45	Straylight	119.00	16	21Alp Sco	1.0200	3000.0	238	5768	No
19	GOM_NL__2PRFIN20030408_005935_000000512015_00203_05768_6764.N1	08-APR-2003 00:59:35	Straylight	51.000	54	5The Cen	2.0550	4500.0	102	5768	No
20	GOM_NL__2PRFIN20030408_010240_000001282015_00203_05768_6765.N1	08-APR-2003 01:02:40	Twilight	127.50	97	8Bet1Sco	2.5610	30000.	255	5768	No
21	GOM_NL__2PRFIN20030408_010701_000000422015_00203_05768_6766.N1	08-APR-2003 01:07:01	Twilight	42.000	100	4Gam Crv	2.5800	13100.	84	5768	No
22	GOM_NL__2PRFIN20030408_010837_000000532015_00203_05768_6767.N1	08-APR-2003 01:08:37	Bright	52.500	15	67Alp Vir	0.97600	28000.	105	5768	No
23	GOM_NL__2PRFIN20030408_011145_000000422015_00203_05768_6768.N1	08-APR-2003 01:11:45	Bright	42.000	121	29Gam Vir	2.7400	7200.0	84	5768	No
24	GOM_NL__2PRFIN20030408_011625_000000372015_00203_05768_6769.N1	08-APR-2003 01:16:25	Bright	36.500	62	94Bet Leo	2.1360	9700.0	73	5768	No
25	GOM_NL__2PRFIN20030408_011811_000000362015_00203_05768_6770.N1	08-APR-2003 01:18:11	Bright	36.000	96	68Del Leo	2.5600	9300.0	72	5768	No
26	GOM_NL__2PRFIN20030408_012013_000000592015_00203_05768_6771.N1	08-APR-2003 01:20:13	Bright	58.500	111	8Eta Boo	2.6800	6000.0	117	5768	No
27	GOM_NL__2PRFIN20030408_012454_000000382015_00203_05768_6772.N1	08-APR-2003 01:24:54	Bright	38.000	174	52Psi UMa	3.0040	4400.0	76	5768	No
28	GOM_NL__2PRFIN20030408_012740_000000372015_00203_05768_6773.N1	08-APR-2003 01:27:40	Bright	37.000	87	64Gam UMa	2.4330	11000.	74	5768	No
29	GOM_NL__2PRFIN20030408_012912_000000402015_00203_05768_6774.N1	08-APR-2003 01:29:12	Bright	40.000	32	77Eps UMa	1.7630	11000.	80	5768	No
30	GOM_NL__2PRFIN20030408_013537_000000422015_00203_05768_6775.N1	08-APR-2003 01:35:37	Bright	41.500	60	7Bet UMi	2.0810	3950.0	83	5768	No
31	GOM_NL__2PRFIN20030408_013751_000000342015_00203_05768_6776.N1	08-APR-2003 01:37:51	Bright	34.000	49	1Alp UMi	1.9900	6300.0	68	5768	No
32	GOM_NL__2PRFIN20030408_014244_000000612015_00203_05768_6777.N1	08-APR-2003 01:42:44	Bright	61.000	130	23Bet Dra	2.7990	5800.0	122	5768	No
33	GOM_NL__2PRFIN20030408_014524_000000392015_00203_05768_6778.N1	08-APR-2003 01:45:24	Bright	38.500	89	5Alp Cep	2.4510	8000.0	77	5768	No
34	GOM_NL__2PRFIN20030408_015011_000000502015_00203_05768_6779.N1	08-APR-2003 01:50:11	Bright	49.500	144	18Del Cyg	2.8600	11000.	99	5768	No
35	GOM_NL__2PRFIN20030408_015159_000001002015_00203_05768_6780.N1	08-APR-2003 01:51:59	Bright	99.500	5	3Alp Lyr	0.033000	11000.	199	5768	No
36	GOM_NL__2PRFIN20030408_015434_000000502015_00203_05768_6781.N1	08-APR-2003 01:54:34	Bright	49.500	92	53Eps Cyg	2.5000	4500.0	99	5768	No
37	GOM_NL__2PRFIN20030408_020126_000000482015_00203_05768_6782.N1	08-APR-2003 02:01:26	Twilight	47.500	61	8Eps Peg	2.1000	3900.0	95	5768	No
38	GOM_NL__2PRFIN20030408_020354_000000432015_00203_05768_6783.N1	08-APR-2003 02:03:54	Twilight	42.500	162	34Alp Aqr	2.9440	5350.0	85	5768	No
39	GOM_NL__2PRFIN20030408_020601_000000792015_00203_05768_6784.N1	08-APR-2003 02:06:01	Dark	79.000	11	53Alp Aql	0.76500	8000.0	158	5768	No
40	GOM_NL__2PRFIN20030408_020842_000000432015_00203_05768_6785.N1	08-APR-2003 02:08:42	Dark	43.000	142	49Del Cap	2.8500	8900.0	86	5768	No
41	GOM_NL__2PRFIN20030408_021410_000000382015_00203_05768_6786.N1	08-APR-2003 02:14:10	Dark	38.000	172	Gam Gru	3.0030	13100.	76	5768	No
42	GOM_NL__2PRFIN20030408_021851_000000702015_00203_05768_6787.N1	08-APR-2003 02:18:51	Dark	70.000	155	41Pi Sgr	2.9000	6600.0	140	5768	No



43	GOM_NL__2PRFIN20030408_022100_000000652015_00203_05768_6788.N1	08-APR-2003 02:21:00	Dark	64.500	57	34Sig Sgr	2.0660	26000.	129	5768	No
44	GOM_NL__2PRFIN20030408_022424_000000632015_00204_05769_6607.N1	08-APR-2003 02:24:24	Dark	62.500	38	20Eps Sgr	1.8360	11000.	125	5769	No
45	GOM_NL__2PRFIN20030408_022613_000000692015_00204_05769_6608.N1	08-APR-2003 02:26:13	Dark	68.500	167	10Gam2Sgr	2.9840	4500.0	137	5769	No
46	GOM_NL__2PRFIN20030408_022837_000000602015_00204_05769_6609.N1	08-APR-2003 02:28:37	Dark	60.000	25	35Lam Sco	1.6200	28000.	120	5769	No
47	GOM_NL__2PRFIN20030408_023043_000000402015_00204_05769_6610.N1	08-APR-2003 02:30:43	Dark	39.500	145	Gam TrA	2.8720	10600.	79	5769	No
48	GOM_NL__2PRFIN20030408_023303_000000552015_00204_05769_6611.N1	08-APR-2003 02:33:03	Straylight	54.500	4	Alp1Cen	-0.010000	5800.0	109	5769	No
49	GOM_NL__2PRFIN20030408_023724_000001172015_00204_05769_6612.N1	08-APR-2003 02:37:24	Straylight	116.50	16	21Alp Sco	1.0200	3000.0	233	5769	No
50	GOM_NL__2PRFIN20030408_024011_000000522015_00204_05769_6613.N1	08-APR-2003 02:40:11	Straylight	52.000	54	5The Cen	2.0550	4500.0	104	5769	No
51	GOM_NL__2PRFIN20030408_024317_000001262015_00204_05769_6614.N1	08-APR-2003 02:43:17	Twi_and_stray	125.50	97	8Bet1Sco	2.5610	30000.	251	5769	No
52	GOM_NL__2PRFIN20030408_024737_000000432015_00204_05769_6615.N1	08-APR-2003 02:47:37	Twi_and_stray	42.500	100	4Gam Crv	2.5800	13100.	85	5769	No
53	GOM_NL__2PRFIN20030408_024913_000000532015_00204_05769_6616.N1	08-APR-2003 02:49:13	Bright	53.000	15	67Alp Vir	0.97600	28000.	106	5769	No
54	GOM_NL__2PRFIN20030408_025221_000000422015_00204_05769_6617.N1	08-APR-2003 02:52:21	Bright	41.500	121	29Gam Vir	2.7400	7200.0	83	5769	No
55	GOM_NL__2PRFIN20030408_025701_000000382015_00204_05769_6618.N1	08-APR-2003 02:57:01	Bright	37.500	62	94Bet Leo	2.1360	9700.0	75	5769	No
56	GOM_NL__2PRFIN20030408_025847_000000372015_00204_05769_6619.N1	08-APR-2003 02:58:47	Bright	36.500	96	68Del Leo	2.5600	9300.0	73	5769	No
57	GOM_NL__2PRFIN20030408_030048_000000572015_00204_05769_6620.N1	08-APR-2003 03:00:48	Bright	56.500	111	8Eta Boo	2.6800	6000.0	113	5769	No
58	GOM_NL__2PRFIN20030408_030530_000000382015_00204_05769_6621.N1	08-APR-2003 03:05:30	Bright	37.500	174	52Psi UMa	3.0040	4400.0	75	5769	No
59	GOM_NL__2PRFIN20030408_030816_000000372015_00204_05769_6622.N1	08-APR-2003 03:08:16	Bright	37.000	87	64Gam UMa	2.4330	11000.	74	5769	No
60	GOM_NL__2PRFIN20030408_030947_000000422015_00204_05769_6623.N1	08-APR-2003 03:09:47	Bright	41.500	32	77Eps UMa	1.7630	11000.	83	5769	No
61	GOM_NL__2PRFIN20030408_031613_000000412015_00204_05769_6624.N1	08-APR-2003 03:16:13	Bright	41.000	60	7Bet UMi	2.0810	3950.0	82	5769	No
62	GOM_NL__2PRFIN20030408_031827_000000372015_00204_05769_6625.N1	08-APR-2003 03:18:27	Bright	36.500	49	1Alp UMi	1.9900	6300.0	73	5769	No
63	GOM_NL__2PRFIN20030408_032320_000000602015_00204_05769_6626.N1	08-APR-2003 03:23:20	Bright	60.000	130	23Bet Dra	2.7990	5800.0	120	5769	No
64	GOM_NL__2PRFIN20030408_032600_000000392015_00204_05769_6627.N1	08-APR-2003 03:26:00	Bright	38.500	89	5Alp Cep	2.4510	8000.0	77	5769	No
65	GOM_NL__2PRFIN20030408_033047_000000502015_00204_05769_6628.N1	08-APR-2003 03:30:47	Bright	50.000	144	18Del Cyg	2.8600	11000.	100	5769	No
66	GOM_NL__2PRFIN20030408_033235_000000992015_00204_05769_6629.N1	08-APR-2003 03:32:35	Bright	98.500	5	3Alp Lyr	0.033000	11000.	197	5769	No
67	GOM_NL__2PRFIN20030408_033510_000000472015_00204_05769_6630.N1	08-APR-2003 03:35:10	Bright	46.500	92	53Eps Cyg	2.5000	4500.0	93	5769	No
68	GOM_NL__2PRFIN20030408_034202_000000482015_00204_05769_6631.N1	08-APR-2003 03:42:02	Twi_and_stray	47.500	61	8Eps Peg	2.1000	3900.0	95	5769	No
69	GOM_NL__2PRFIN20030408_034431_000000412015_00204_05769_6632.N1	08-APR-2003 03:44:31	Twilight	40.500	162	34Alp Aqr	2.9440	5350.0	81	5769	No
70	GOM_NL__2PRFIN20030408_034638_000000862015_00204_05769_6633.N1	08-APR-2003 03:46:38	Dark	86.000	11	53Alp Aql	0.76500	8000.0	172	5769	No
71	GOM_NL__2PRFIN20030408_034918_000000422015_00204_05769_6634.N1	08-APR-2003 03:49:18	Dark	42.000	142	49Del Cap	2.8500	8900.0	84	5769	No
72	GOM_NL__2PRFIN20030408_035447_000000392015_00204_05769_6635.N1	08-APR-2003 03:54:47	Dark	38.500	172	Gam Gru	3.0030	13100.	77	5769	No
73	GOM_NL__2PRFIN20030408_035929_000000642015_00204_05769_6636.N1	08-APR-2003 03:59:29	Dark	63.500	155	41Pi Sgr	2.9000	6600.0	127	5769	No
74	GOM_NL__2PRFIN20030408_040139_000000632015_00205_05770_6637.N1	08-APR-2003 04:01:39	Dark	63.000	57	34Sig Sgr	2.0660	26000.	126	5770	No
75	GOM_NL__2PRFIN20030408_040502_000000622015_00205_05770_6624.N1	08-APR-2003 04:05:02	Dark	62.000	38	20Eps Sgr	1.8360	11000.	124	5770	No
76	GOM_NL__2PRFIN20030408_040651_000000702015_00205_05770_6625.N1	08-APR-2003 04:06:51	Dark	70.000	167	10Gam2Sgr	2.9840	4500.0	140	5770	No
77	GOM_NL__2PRFIN20030408_040914_000000692015_00205_05770_6626.N1	08-APR-2003 04:09:14	Dark	69.000	25	35Lam Sco	1.6200	28000.	138	5770	No
78	GOM_NL__2PRFIN20030408_041340_000000452015_00205_05770_6627.N1	08-APR-2003 04:13:40	Straylight	44.500	4	Alp1Cen	-0.010000	5800.0	89	5770	No
79	GOM_NL__2PRFIN20030408_041648_000000402015_00205_05770_6628.N1	08-APR-2003 04:16:48	Straylight	40.000	77	Eps Cen	2.3030	28000.	80	5770	No
80	GOM_NL__2PRFIN20030408_041905_000000402015_00205_05770_6629.N1	08-APR-2003 04:19:05	Straylight	39.500	64	Gam Cen	2.2000	10600.	79	5770	No
81	GOM_NL__2PRFIN20030408_042048_000000522015_00205_05770_6630.N1	08-APR-2003 04:20:48	Straylight	51.500	54	5The Cen	2.0550	4500.0	103	5770	No
82	GOM_NL__2PRFIN20030408_042355_000001272015_00205_05770_6631.N1	08-APR-2003 04:23:55	Twi_and_stray	127.00	97	8Bet1Sco	2.5610	30000.	254	5770	No
83	GOM_NL__2PRFIN20030408_042814_000000392015_00205_05770_6632.N1	08-APR-2003 04:28:14	Twi_and_stray	38.500	100	4Gam Crv	2.5800	13100.	77	5770	No
84	GOM_NL__2PRFIN20030408_042950_000000522015_00205_05770_6633.N1	08-APR-2003 04:29:50	Bright	51.500	15	67Alp Vir	0.97600	28000.	103	5770	No
85	GOM_NL__2PRFIN20030408_043258_000000402015_00205_05770_6634.N1	08-APR-2003 04:32:58	Bright	40.000	121	29Gam Vir	2.7400	7200.0	80	5770	No
86	GOM_NL__2PRFIN20030408_043737_000000372015_00205_05770_6635.N1	08-APR-2003 04:37:37	Bright	37.000	62	94Bet Leo	2.1360	9700.0	74	5770	No
87	GOM_NL__2PRFIN20030408_043923_000000362015_00205_05770_6636.N1	08-APR-2003 04:39:23	Bright	35.500	96	68Del Leo	2.5600	9300.0	71	5770	No
88	GOM_NL__2PRFIN20030408_044124_000000552015_00205_05770_6637.N1	08-APR-2003 04:41:24	Bright	54.500	111	8Eta Boo	2.6800	6000.0	109	5770	No
89	GOM_NL__2PRFIN20030408_044606_000000362015_00205_05770_6638.N1	08-APR-2003 04:46:06	Bright	36.000	174	52Psi UMa	3.0040	4400.0	72	5770	No
90	GOM_NL__2PRFIN20030408_044852_000000382015_00205_05770_6639.N1	08-APR-2003 04:48:52	Bright	37.500	87	64Gam UMa	2.4330	11000.	75	5770	No
91	GOM_NL__2PRFIN20030408_045023_000000412015_00205_05770_6640.N1	08-APR-2003 04:50:23	Bright	40.500	32	77Eps UMa	1.7630	11000.	81	5770	No
92	GOM_NL__2PRFIN20030408_045648_000000392015_00205_05770_6641.N1	08-APR-2003 04:56:48	Bright	39.000	60	7Bet UMi	2.0810	3950.0	78	5770	No
93	GOM_NL__2PRFIN20030408_045903_000000372015_00205_05770_6642.N1	08-APR-2003 04:59:03	Bright	37.000	49	1Alp UMi	1.9900	6300.0	74	5770	No
94	GOM_NL__2PRFIN20030408_050355_000000622015_00205_05770_6643.N1	08-APR-2003 05:03:55	Bright	61.500	130	23Bet Dra	2.7990	5800.0	123	5770	No
95	GOM_NL__2PRFIN20030408_050636_000000372015_00205_05770_6644.N1	08-APR-2003 05:06:36	Bright	36.500	89	5Alp Cep	2.4510	8000.0	73	5770	No
96	GOM_NL__2PRFIN20030408_051123_000000502015_00205_05770_6645.N1	08-APR-2003 05:11:23	Bright	49.500	144	18Del Cyg	2.8600	11000.	99	5770	No
97	GOM_NL__2PRFIN20030408_051310_000001052015_00205_05770_6646.N1	08-APR-2003 05:13:10	Bright	104.50	5	3Alp Lyr	0.033000	11000.	209	5770	No
98	GOM_NL__2PRFIN20030408_051546_000000482015_00205_05770_6647.N1	08-APR-2003 05:15:46	Bright	48.000	92	53Eps Cyg	2.5000	4500.0	96	5770	No
99	GOM_NL__2PRFIN20030408_052238_000000472015_00205_05770_6648.N1	08-APR-2003 05:22:38	Twi_and_stray	47.000	61	8Eps Peg	2.1000	3900.0	94	5770	No
100	GOM_NL__2PRFIN20030408_052507_000000412015_00205_05770_6649.N1	08-APR-2003 05:25:07	Twilight	41.000	162	34Alp Aqr	2.9440	5350.0	82	5770	No
101	GOM_NL__2PRFIN20030408_052715_000000852015_00205_05770_6650.N1	08-APR-2003 05:27:15	Dark	84.500	11	53Alp Aql	0.76500	8000.0	169	5770	No

102	GOM_NL__2PRFIN20030408_052954_000000422015_00205_05770_6651.N1	08-APR-2003 05:29:54	Dark	42.000	142	49Del Cap	2.8500	8900.0	84	5770	No
103	GOM_NL__2PRFIN20030408_053523_000000372015_00205_05770_6652.N1	08-APR-2003 05:35:23	Dark	37.000	172	Gam Gru	3.0030	13100.	74	5770	No
104	GOM_NL__2PRFIN20030408_054007_000000672015_00205_05770_6653.N1	08-APR-2003 05:40:07	Dark	66.500	155	41Pi Sgr	2.9000	6600.0	133	5770	No
105	GOM_NL__2PRFIN20030408_054216_000000632015_00206_05771_6654.N1	08-APR-2003 05:42:16	Dark	63.000	57	34Sig Sgr	2.0660	26000.	126	5771	No
106	GOM_NL__2PRFIN20030408_054539_000000612015_00206_05771_6622.N1	08-APR-2003 05:45:39	Dark	61.000	38	20Eps Sgr	1.8360	11000.	122	5771	No
107	GOM_NL__2PRFIN20030408_054729_000000712015_00206_05771_6623.N1	08-APR-2003 05:47:29	Dark	71.000	167	10Gam2Sgr	2.9840	4500.0	142	5771	No
108	GOM_NL__2PRFIN20030408_054951_000000602015_00206_05771_6624.N1	08-APR-2003 05:49:51	Dark	59.500	25	35Lam Sco	1.6200	28000.	119	5771	No
109	GOM_NL__2PRFIN20030408_055416_000000402015_00206_05771_6625.N1	08-APR-2003 05:54:16	Straylight	39.500	4	Alp1Cen	-0.010000	5800.0	79	5771	No
110	GOM_NL__2PRFIN20030408_055724_000000422015_00206_05771_6626.N1	08-APR-2003 05:57:24	Straylight	41.500	77	Eps Cen	2.3030	28000.	83	5771	No
111	GOM_NL__2PRFIN20030408_055941_000000402015_00206_05771_6627.N1	08-APR-2003 05:59:41	Straylight	39.500	64	Gam Cen	2.2000	10600.	79	5771	No
112	GOM_NL__2PRFIN20030408_060124_000000502015_00206_05771_6628.N1	08-APR-2003 06:01:24	Straylight	49.500	54	5The Cen	2.0550	4500.0	99	5771	No
113	GOM_NL__2PRFIN20030408_060431_000001272015_00206_05771_6629.N1	08-APR-2003 06:04:31	Twilight	127.00	97	8Bet1Sco	2.5610	30000.	254	5771	No
114	GOM_NL__2PRFIN20030408_060850_000000422015_00206_05771_6630.N1	08-APR-2003 06:08:50	Twilight	41.500	100	4Gam Crv	2.5800	13100.	83	5771	No
115	GOM_NL__2PRFIN20030408_061026_000000492015_00206_05771_6631.N1	08-APR-2003 06:10:26	Bright	49.000	15	67Alp Vir	0.97600	28000.	98	5771	No
116	GOM_NL__2PRFIN20030408_061333_000000392015_00206_05771_6632.N1	08-APR-2003 06:13:33	Bright	39.000	121	29Gam Vir	2.7400	7200.0	78	5771	No
117	GOM_NL__2PRFIN20030408_061813_000000362015_00206_05771_6633.N1	08-APR-2003 06:18:13	Bright	35.500	62	94Bet Leo	2.1360	9700.0	71	5771	No
118	GOM_NL__2PRFIN20030408_061959_000000352015_00206_05771_6634.N1	08-APR-2003 06:19:59	Bright	35.000	96	68Del Leo	2.5600	9300.0	70	5771	No
119	GOM_NL__2PRFIN20030408_062159_000000552015_00206_05771_6635.N1	08-APR-2003 06:21:59	Bright	54.500	111	8Eta Boo	2.6800	6000.0	109	5771	No
120	GOM_NL__2PRFIN20030408_062642_000000352015_00206_05771_6636.N1	08-APR-2003 06:26:42	Bright	34.500	174	52Psi UMa	3.0040	4400.0	69	5771	No
121	GOM_NL__2PRFIN20030408_062928_000000362015_00206_05771_6637.N1	08-APR-2003 06:29:28	Bright	36.000	87	64Gam UMa	2.4330	11000.	72	5771	No
122	GOM_NL__2PRFIN20030408_063059_000000392015_00206_05771_6638.N1	08-APR-2003 06:30:59	Bright	38.500	32	77Eps UMa	1.7630	11000.	77	5771	No
123	GOM_NL__2PRFIN20030408_063724_000000422015_00206_05771_6639.N1	08-APR-2003 06:37:24	Bright	41.500	60	7Bet UMi	2.0810	3950.0	83	5771	No
124	GOM_NL__2PRFIN20030408_063939_000000362015_00206_05771_6640.N1	08-APR-2003 06:39:39	Bright	35.500	49	1Alp UMi	1.9900	6300.0	71	5771	No
125	GOM_NL__2PRFIN20030408_064430_000000612015_00206_05771_6641.N1	08-APR-2003 06:44:30	Bright	61.000	130	23Bet Dra	2.7990	5800.0	122	5771	No
126	GOM_NL__2PRFIN20030408_064712_000000392015_00206_05771_6642.N1	08-APR-2003 06:47:12	Bright	38.500	89	5Alp Cep	2.4510	8000.0	77	5771	No
127	GOM_NL__2PRFIN20030408_065159_000000502015_00206_05771_6643.N1	08-APR-2003 06:51:59	Bright	49.500	144	18Del Cyg	2.8600	11000.	99	5771	No
128	GOM_NL__2PRFIN20030408_065345_000000902015_00206_05771_6644.N1	08-APR-2003 06:53:45	Bright	90.000	5	3Alp Lyr	0.033000	11000.	180	5771	No
129	GOM_NL__2PRFIN20030408_065622_000000492015_00206_05771_6645.N1	08-APR-2003 06:56:22	Bright	48.500	92	53Eps Cyg	2.5000	4500.0	97	5771	No
130	GOM_NL__2PRFIN20030408_070315_000000452015_00206_05771_6646.N1	08-APR-2003 07:03:15	Twilight	45.000	61	8Eps Peg	2.1000	3900.0	90	5771	No
131	GOM_NL__2PRFIN20030408_070543_000000402015_00206_05771_6647.N1	08-APR-2003 07:05:43	Twilight	39.500	162	34Alp Aqr	2.9440	5350.0	79	5771	No
132	GOM_NL__2PRFIN20030408_070753_000000792015_00206_05771_6648.N1	08-APR-2003 07:07:53	Dark	78.500	11	53Alp Aql	0.76500	8000.0	157	5771	No
133	GOM_NL__2PRFIN20030408_071031_000000422015_00206_05771_6649.N1	08-APR-2003 07:10:31	Dark	41.500	142	49Del Cap	2.8500	8900.0	83	5771	No
134	GOM_NL__2PRFIN20030408_071600_000000382015_00206_05771_6650.N1	08-APR-2003 07:16:00	Dark	38.000	172	Gam Gru	3.0030	13100.	76	5771	No
135	GOM_NL__2PRFIN20030408_072045_000000662015_00206_05771_6651.N1	08-APR-2003 07:20:45	Dark	66.000	155	41Pi Sgr	2.9000	6600.0	132	5771	No
136	GOM_NL__2PRFIN20030408_072254_000000652015_00207_05772_6620.N1	08-APR-2003 07:22:54	Dark	65.000	57	34Sig Sgr	2.0660	26000.	130	5772	No
137	GOM_NL__2PRFIN20030408_072617_000000592015_00207_05772_6621.N1	08-APR-2003 07:26:17	Dark	59.000	38	20Eps Sgr	1.8360	11000.	118	5772	No
138	GOM_NL__2PRFIN20030408_072807_000000712015_00207_05772_6622.N1	08-APR-2003 07:28:07	Dark	70.500	167	10Gam2Sgr	2.9840	4500.0	141	5772	No
139	GOM_NL__2PRFIN20030408_073029_000000662015_00207_05772_6623.N1	08-APR-2003 07:30:29	Dark	65.500	25	35Lam Sco	1.6200	28000.	131	5772	No
140	GOM_NL__2PRFIN20030408_073452_000000462015_00207_05772_6624.N1	08-APR-2003 07:34:52	Straylight	46.000	4	Alp1Cen	-0.010000	5800.0	92	5772	No
141	GOM_NL__2PRFIN20030408_073800_000000422015_00207_05772_6625.N1	08-APR-2003 07:38:00	Straylight	42.000	77	Eps Cen	2.3030	28000.	84	5772	No
142	GOM_NL__2PRFIN20030408_074017_000000412015_00207_05772_6626.N1	08-APR-2003 07:40:17	Straylight	40.500	64	Gam Cen	2.2000	10600.	81	5772	No
143	GOM_NL__2PRFIN20030408_074201_000000532015_00207_05772_6627.N1	08-APR-2003 07:42:01	Straylight	52.500	54	5The Cen	2.0550	4500.0	105	5772	No
144	GOM_NL__2PRFIN20030408_074508_000001212015_00207_05772_6628.N1	08-APR-2003 07:45:08	Twilight	120.50	97	8Bet1Sco	2.5610	30000.	241	5772	No
145	GOM_NL__2PRFIN20030408_074926_000000412015_00207_05772_6629.N1	08-APR-2003 07:49:26	Twilight	41.000	100	4Gam Crv	2.5800	13100.	82	5772	No
146	GOM_NL__2PRFIN20030408_075102_000000512015_00207_05772_6630.N1	08-APR-2003 07:51:02	Bright	50.500	15	67Alp Vir	0.97600	28000.	101	5772	No
147	GOM_NL__2PRFIN20030408_075409_000000422015_00207_05772_6631.N1	08-APR-2003 07:54:09	Bright	42.000	121	29Gam Vir	2.7400	7200.0	84	5772	No
148	GOM_NL__2PRFIN20030408_075849_000000372015_00207_05772_6632.N1	08-APR-2003 07:58:49	Bright	37.000	62	94Bet Leo	2.1360	9700.0	74	5772	No
149	GOM_NL__2PRFIN20030408_080035_000000362015_00207_05772_6633.N1	08-APR-2003 08:00:35	Bright	35.500	96	68Del Leo	2.5600	9300.0	71	5772	No
150	GOM_NL__2PRFIN20030408_080235_000000552015_00207_05772_6634.N1	08-APR-2003 08:02:35	Bright	55.000	111	8Eta Boo	2.6800	6000.0	110	5772	No
151	GOM_NL__2PRFIN20030408_080718_000000362015_00207_05772_6635.N1	08-APR-2003 08:07:18	Bright	35.500	174	52Psi UMa	3.0040	4400.0	71	5772	No
152	GOM_NL__2PRFIN20030408_081004_000000362015_00207_05772_6636.N1	08-APR-2003 08:10:04	Bright	36.000	87	64Gam UMa	2.4330	11000.	72	5772	No
153	GOM_NL__2PRFIN20030408_081134_000000392015_00207_05772_6637.N1	08-APR-2003 08:11:34	Bright	38.500	32	77Eps UMa	1.7630	11000.	77	5772	No
154	GOM_NL__2PRFIN20030408_081800_000000402015_00207_05772_6638.N1	08-APR-2003 08:18:00	Bright	40.000	60	7Bet UMi	2.0810	3950.0	80	5772	No
155	GOM_NL__2PRFIN20030408_082015_000000372015_00207_05772_6639.N1	08-APR-2003 08:20:15	Bright	36.500	49	1Alp UMi	1.9900	6300.0	73	5772	No
156	GOM_NL__2PRFIN20030408_082504_000000622015_00207_05772_6640.N1	08-APR-2003 08:25:04	Bright	62.000	130	23Bet Dra	2.7990	5800.0	124	5772	No
157	GOM_NL__2PRFIN20030408_082748_000000392015_00207_05772_6641.N1	08-APR-2003 08:27:48	Bright	38.500	89	5Alp Cep	2.4510	8000.0	77	5772	No
158	GOM_NL__2PRFIN20030408_083234_000000512015_00207_05772_6642.N1	08-APR-2003 08:32:34	Bright	50.500	144	18Del Cyg	2.8600	11000.	101	5772	No
159	GOM_NL__2PRFIN20030408_083421_000001022015_00207_05772_6643.N1	08-APR-2003 08:34:21	Bright	101.50	5	3Alp Lyr	0.033000	11000.	203	5772	No
160	GOM_NL__2PRFIN20030408_083658_000000482015_00207_05772_6644.N1	08-APR-2003 08:36:58	Bright	47.500	92	53Eps Cyg	2.5000	4500.0	95	5772	No

161	GOM_NL__2PRFIN20030408_084351_000000462015_00207_05772_6645.N1	08-APR-2003 08:43:51	Twilight	46.000	61	8Eps Peg	2.1000	3900.0	92	5772	No
162	GOM_NL__2PRFIN20030408_084620_000000412015_00207_05772_6646.N1	08-APR-2003 08:46:20	Twilight	41.000	162	34Alp Aqr	2.9440	5350.0	82	5772	No
163	GOM_NL__2PRFIN20030408_084830_000000892015_00207_05772_6647.N1	08-APR-2003 08:48:30	Dark	89.000	11	53Alp Aql	0.76500	8000.0	178	5772	No
164	GOM_NL__2PRFIN20030408_085107_000000422015_00207_05772_6648.N1	08-APR-2003 08:51:07	Dark	41.500	142	49Del Cap	2.8500	8900.0	83	5772	No
165	GOM_NL__2PRFIN20030408_085636_000000382015_00207_05772_6649.N1	08-APR-2003 08:56:36	Dark	38.000	172	Gam Gru	3.0030	13100.	76	5772	No
166	GOM_NL__2PRFIN20030408_090123_000000682015_00207_05772_6650.N1	08-APR-2003 09:01:23	Dark	67.500	155	41Pi Sgr	2.9000	6600.0	135	5772	No
167	GOM_NL__2PRFIN20030408_090332_000000642015_00208_05773_6616.N1	08-APR-2003 09:03:32	Dark	63.500	57	34Sig Sgr	2.0660	26000.	127	5773	No
168	GOM_NL__2PRFIN20030408_090654_000000602015_00208_05773_6617.N1	08-APR-2003 09:06:54	Dark	59.500	38	20Eps Sgr	1.8360	11000.	119	5773	No
169	GOM_NL__2PRFIN20030408_090844_000000732015_00208_05773_6618.N1	08-APR-2003 09:08:44	Dark	73.000	167	10Gam2Sgr	2.9840	4500.0	146	5773	No
170	GOM_NL__2PRFIN20030408_091106_000000602015_00208_05773_6619.N1	08-APR-2003 09:11:06	Dark	59.500	25	35Lam Sco	1.6200	28000.	119	5773	No
171	GOM_NL__2PRFIN20030408_091529_000000512015_00208_05773_6620.N1	08-APR-2003 09:15:29	Straylight	50.500	4	Alp1Cen	-0.010000	5800.0	101	5773	No
172	GOM_NL__2PRFIN20030408_091837_000000412015_00208_05773_6621.N1	08-APR-2003 09:18:37	Straylight	40.500	77	Eps Cen	2.3030	28000.	81	5773	No
173	GOM_NL__2PRFIN20030408_092054_000000392015_00208_05773_6622.N1	08-APR-2003 09:20:54	Straylight	39.000	64	Gam Cen	2.2000	10600.	78	5773	No
174	GOM_NL__2PRFIN20030408_092237_000000522015_00208_05773_6623.N1	08-APR-2003 09:22:37	Straylight	51.500	54	5The Cen	2.0550	4500.0	103	5773	No
175	GOM_NL__2PRFIN20030408_092544_000001212015_00208_05773_6624.N1	08-APR-2003 09:25:44	Twilight	120.50	97	8Bet1Sco	2.5610	30000.	241	5773	No
176	GOM_NL__2PRFIN20030408_093002_000000412015_00208_05773_6625.N1	08-APR-2003 09:30:02	Twilight	40.500	100	4Gam Crv	2.5800	13100.	81	5773	No
177	GOM_NL__2PRFIN20030408_093138_000000522015_00208_05773_6626.N1	08-APR-2003 09:31:38	Bright	51.500	15	67Alp Vir	0.97600	28000.	103	5773	No
178	GOM_NL__2PRFIN20030408_093445_000000412015_00208_05773_6627.N1	08-APR-2003 09:34:45	Bright	40.500	121	29Gam Vir	2.7400	7200.0	81	5773	No
179	GOM_NL__2PRFIN20030408_093925_000000362015_00208_05773_6628.N1	08-APR-2003 09:39:25	Bright	36.000	62	94Bet Leo	2.1360	9700.0	72	5773	No
180	GOM_NL__2PRFIN20030408_094111_000000352015_00208_05773_6629.N1	08-APR-2003 09:41:11	Bright	35.000	96	68Del Leo	2.5600	9300.0	70	5773	No
181	GOM_NL__2PRFIN20030408_094309_000000562015_00208_05773_6630.N1	08-APR-2003 09:43:09	Bright	55.500	111	8Eta Boo	2.6800	6000.0	111	5773	No
182	GOM_NL__2PRFIN20030408_094754_000000372015_00208_05773_6631.N1	08-APR-2003 09:47:54	Bright	37.000	174	52Psi UMa	3.0040	4400.0	74	5773	No
183	GOM_NL__2PRFIN20030408_095039_000000372015_00208_05773_6632.N1	08-APR-2003 09:50:39	Bright	36.500	87	64Gam UMa	2.4330	11000.	73	5773	No
184	GOM_NL__2PRFIN20030408_095210_000000412015_00208_05773_6633.N1	08-APR-2003 09:52:10	Bright	40.500	32	77Eps UMa	1.7630	11000.	81	5773	No
185	GOM_NL__2PRFIN20030408_095835_000000392015_00208_05773_6634.N1	08-APR-2003 09:58:35	Bright	38.500	60	7Bet UMi	2.0810	3950.0	77	5773	No
186	GOM_NL__2PRFIN20030408_100051_000000372015_00208_05773_6635.N1	08-APR-2003 10:00:51	Bright	37.000	49	1Alp UMi	1.9900	6300.0	74	5773	No
187	GOM_NL__2PRFIN20030408_100540_000000622015_00208_05773_6636.N1	08-APR-2003 10:05:40	Bright	61.500	130	23Bet Dra	2.7990	5800.0	123	5773	No
188	GOM_NL__2PRFIN20030408_100824_000000372015_00208_05773_6637.N1	08-APR-2003 10:08:24	Bright	37.000	89	5Alp Cep	2.4510	8000.0	74	5773	No
189	GOM_NL__2PRFIN20030408_101310_000000502015_00208_05773_6638.N1	08-APR-2003 10:13:10	Bright	50.000	144	18Del Cyg	2.8600	11000.	100	5773	No
190	GOM_NL__2PRFIN20030408_101457_000001002015_00208_05773_6639.N1	08-APR-2003 10:14:57	Bright	99.500	5	3Alp Lyr	0.033000	11000.	199	5773	No
191	GOM_NL__2PRFIN20030408_101734_000000492015_00208_05773_6640.N1	08-APR-2003 10:17:34	Bright	48.500	92	53Eps Cyg	2.5000	4500.0	97	5773	No
192	GOM_NL__2PRFIN20030408_102427_000000462015_00208_05773_6641.N1	08-APR-2003 10:24:27	Twilight	45.500	61	8Eps Peg	2.1000	3900.0	91	5773	No
193	GOM_NL__2PRFIN20030408_102656_000000432015_00208_05773_6642.N1	08-APR-2003 10:26:56	Twilight	43.000	162	34Alp Aqr	2.9440	5350.0	86	5773	No
194	GOM_NL__2PRFIN20030408_102907_000000842015_00208_05773_6643.N1	08-APR-2003 10:29:07	Dark	84.000	11	53Alp Aql	0.76500	8000.0	168	5773	No
195	GOM_NL__2PRFIN20030408_103144_000000432015_00208_05773_6644.N1	08-APR-2003 10:31:44	Dark	43.000	142	49Del Cap	2.8500	8900.0	86	5773	No
196	GOM_NL__2PRFIN20030408_103712_000000402015_00208_05773_6645.N1	08-APR-2003 10:37:12	Dark	39.500	172	Gam Gru	3.0030	13100.	79	5773	No
197	GOM_NL__2PRFIN20030408_104200_000000652015_00208_05773_6646.N1	08-APR-2003 10:42:00	Dark	65.000	155	41Pi Sgr	2.9000	6600.0	130	5773	No
198	GOM_NL__2PRFIN20030408_104409_000000642015_00209_05774_6617.N1	08-APR-2003 10:44:09	Dark	64.000	57	34Sig Sgr	2.0660	26000.	128	5774	No
199	GOM_NL__2PRFIN20030408_104731_000000582015_00209_05774_6618.N1	08-APR-2003 10:47:31	Dark	58.000	38	20Eps Sgr	1.8360	11000.	116	5774	No
200	GOM_NL__2PRFIN20030408_104922_000000692015_00209_05774_6619.N1	08-APR-2003 10:49:22	Dark	69.000	167	10Gam2Sgr	2.9840	4500.0	138	5774	No
201	GOM_NL__2PRFIN20030408_105143_000000592015_00209_05774_6620.N1	08-APR-2003 10:51:43	Dark	59.000	25	35Lam Sco	1.6200	28000.	118	5774	No
202	GOM_NL__2PRFIN20030408_105605_000000552015_00209_05774_6621.N1	08-APR-2003 10:56:05	Straylight	54.500	4	Alp1Cen	-0.010000	5800.0	109	5774	No
203	GOM_NL__2PRFIN20030408_105913_000000402015_00209_05774_6622.N1	08-APR-2003 10:59:13	Straylight	39.500	77	Eps Cen	2.3030	28000.	79	5774	No
204	GOM_NL__2PRFIN20030408_110130_000000382015_00209_05774_6623.N1	08-APR-2003 11:01:30	Straylight	37.500	64	Gam Cen	2.2000	10600.	75	5774	No
205	GOM_NL__2PRFIN20030408_110313_000000542015_00209_05774_6624.N1	08-APR-2003 11:03:13	Straylight	54.000	54	5The Cen	2.0550	4500.0	108	5774	No
206	GOM_NL__2PRFIN20030408_110621_000001212015_00209_05774_6625.N1	08-APR-2003 11:06:21	Twilight	121.00	97	8Bet1Sco	2.5610	30000.	242	5774	No
207	GOM_NL__2PRFIN20030408_111038_000000392015_00209_05774_6626.N1	08-APR-2003 11:10:38	Twilight	39.000	100	4Gam Crv	2.5800	13100.	78	5774	No
208	GOM_NL__2PRFIN20030408_111213_000000502015_00209_05774_6627.N1	08-APR-2003 11:12:13	Bright	50.000	15	67Alp Vir	0.97600	28000.	100	5774	No
209	GOM_NL__2PRFIN20030408_111521_000000422015_00209_05774_6628.N1	08-APR-2003 11:15:21	Bright	42.000	121	29Gam Vir	2.7400	7200.0	84	5774	No
210	GOM_NL__2PRFIN20030408_112001_000000382015_00209_05774_6629.N1	08-APR-2003 11:20:01	Bright	38.000	62	94Bet Leo	2.1360	9700.0	76	5774	No
211	GOM_NL__2PRFIN20030408_112147_000000362015_00209_05774_6630.N1	08-APR-2003 11:21:47	Bright	35.500	96	68Del Leo	2.5600	9300.0	71	5774	No
212	GOM_NL__2PRFIN20030408_112344_000000552015_00209_05774_6631.N1	08-APR-2003 11:23:44	Bright	54.500	111	8Eta Boo	2.6800	6000.0	109	5774	No
213	GOM_NL__2PRFIN20030408_112830_000000372015_00209_05774_6632.N1	08-APR-2003 11:28:30	Bright	37.000	174	52Psi UMa	3.0040	4400.0	74	5774	No
214	GOM_NL__2PRFIN20030408_113115_000000382015_00209_05774_6633.N1	08-APR-2003 11:31:15	Bright	38.000	87	64Gam UMa	2.4330	11000.	76	5774	No
215	GOM_NL__2PRFIN20030408_113245_000000422015_00209_05774_6634.N1	08-APR-2003 11:32:45	Bright	41.500	32	77Eps UMa	1.7630	11000.	83	5774	No
216	GOM_NL__2PRFIN20030408_113911_000000402015_00209_05774_6635.N1	08-APR-2003 11:39:11	Bright	39.500	60	7Bet UMi	2.0810	3950.0	79	5774	No
217	GOM_NL__2PRFIN20030408_114127_000000372015_00209_05774_6636.N1	08-APR-2003 11:41:27	Bright	36.500	49	1Alp UMi	1.9900	6300.0	73	5774	No
218	GOM_NL__2PRFIN20030408_114614_000000612015_00209_05774_6637.N1	08-APR-2003 11:46:14	Bright	61.000	130	23Bet Dra	2.7990	5800.0	122	5774	No
219	GOM_NL__2PRFIN20030408_114859_000000392015_00209_05774_6638.N1	08-APR-2003 11:48:59	Bright	38.500	89	5Alp Cep	2.4510	8000.0	77	5774	No



220	GOM_NL__2PRFIN20030408_115345_000000502015_00209_05774_6639.N1	08-APR-2003 11:53:45	Bright	50.000	144	18Del Cyg	2.8600	11000.	100	5774	No
221	GOM_NL__2PRFIN20030408_115533_000001032015_00209_05774_6640.N1	08-APR-2003 11:55:33	Bright	103.00	5	3Alp Lyr	0.033000	11000.	206	5774	No
222	GOM_NL__2PRFIN20030408_115810_000000482015_00209_05774_6641.N1	08-APR-2003 11:58:10	Bright	48.000	92	53Eps Cyg	2.5000	4500.0	96	5774	No
223	GOM_NL__2PRFIN20030408_120503_000000482015_00209_05774_6642.N1	08-APR-2003 12:05:03	Twilight	48.000	61	8Eps Peg	2.1000	3900.0	96	5774	No
224	GOM_NL__2PRFIN20030408_120732_000000442015_00209_05774_6643.N1	08-APR-2003 12:07:32	Twilight	43.500	162	34Alp Aqr	2.9440	5350.0	87	5774	No
225	GOM_NL__2PRFIN20030408_120944_000000842015_00209_05774_6644.N1	08-APR-2003 12:09:44	Dark	83.500	11	53Alp Aql	0.76500	8000.0	167	5774	No
226	GOM_NL__2PRFIN20030408_121220_000000432015_00209_05774_6645.N1	08-APR-2003 12:12:20	Dark	42.500	142	49Del Cap	2.8500	8900.0	85	5774	No
227	GOM_NL__2PRFIN20030408_121748_000000382015_00209_05774_6646.N1	08-APR-2003 12:17:48	Dark	37.500	172	Gam Gru	3.0030	13100.	75	5774	No
228	GOM_NL__2PRFIN20030408_122237_000000692015_00209_05774_6647.N1	08-APR-2003 12:22:37	Dark	69.000	155	41Pi Sgr	2.9000	6600.0	138	5774	No
229	GOM_NL__2PRFIN20030408_122446_000000672015_00210_05775_6613.N1	08-APR-2003 12:24:46	Dark	66.500	57	34Sig Sgr	2.0660	26000.	133	5775	No
230	GOM_NL__2PRFIN20030408_122809_000000592015_00210_05775_6614.N1	08-APR-2003 12:28:09	Dark	59.000	38	20Eps Sgr	1.8360	11000.	118	5775	No
231	GOM_NL__2PRFIN20030408_122959_000000712015_00210_05775_6615.N1	08-APR-2003 12:29:59	Dark	70.500	167	10Gam2Sgr	2.9840	4500.0	141	5775	No
232	GOM_NL__2PRFIN20030408_123221_000000602015_00210_05775_6616.N1	08-APR-2003 12:32:21	Dark	60.000	25	35Lam Sco	1.6200	28000.	120	5775	No
233	GOM_NL__2PRFIN20030408_123641_000000532015_00210_05775_6617.N1	08-APR-2003 12:36:41	Straylight	53.000	4	Alp1Cen	-0.010000	5800.0	106	5775	No
234	GOM_NL__2PRFIN20030408_124005_000000462015_00210_05775_6618.N1	08-APR-2003 12:40:05	Straylight	45.500	26	Gam Cru	1.6240	2900.0	91	5775	No
235	GOM_NL__2PRFIN20030408_124206_000000422015_00210_05775_6619.N1	08-APR-2003 12:42:06	Straylight	42.000	64	Gam Cen	2.2000	10600.	84	5775	No
236	GOM_NL__2PRFIN20030408_124350_000000522015_00210_05775_6620.N1	08-APR-2003 12:43:50	Straylight	51.500	54	5The Cen	2.0550	4500.0	103	5775	No
237	GOM_NL__2PRFIN20030408_124657_000001252015_00210_05775_6621.N1	08-APR-2003 12:46:57	Twilight	124.50	97	8Bet1Sco	2.5610	30000.	249	5775	No
238	GOM_NL__2PRFIN20030408_125114_000000432015_00210_05775_6622.N1	08-APR-2003 12:51:14	Twilight	42.500	100	4Gam Crv	2.5800	13100.	85	5775	No
239	GOM_NL__2PRFIN20030408_125249_000000532015_00210_05775_6623.N1	08-APR-2003 12:52:49	Bright	52.500	15	67Alp Vir	0.97600	28000.	105	5775	No
240	GOM_NL__2PRFIN20030408_125556_000000432015_00210_05775_6624.N1	08-APR-2003 12:55:56	Bright	42.500	121	29Gam Vir	2.7400	7200.0	85	5775	No
241	GOM_NL__2PRFIN20030408_130037_000000372015_00210_05775_6625.N1	08-APR-2003 13:00:37	Bright	36.500	62	94Bet Leo	2.1360	9700.0	73	5775	No
242	GOM_NL__2PRFIN20030408_130223_000000362015_00210_05775_6626.N1	08-APR-2003 13:02:23	Bright	35.500	96	68Del Leo	2.5600	9300.0	71	5775	No
243	GOM_NL__2PRFIN20030408_130419_000000572015_00210_05775_6627.N1	08-APR-2003 13:04:19	Bright	56.500	111	8Eta Boo	2.6800	6000.0	113	5775	No
244	GOM_NL__2PRFIN20030408_130906_000000372015_00210_05775_6628.N1	08-APR-2003 13:09:06	Bright	36.500	174	52Psi UMa	3.0040	4400.0	73	5775	No
245	GOM_NL__2PRFIN20030408_131151_000000382015_00210_05775_6629.N1	08-APR-2003 13:11:51	Bright	37.500	87	64Gam UMa	2.4330	11000.	75	5775	No
246	GOM_NL__2PRFIN20030408_131321_000000402015_00210_05775_6630.N1	08-APR-2003 13:13:21	Bright	39.500	32	77Eps UMa	1.7630	11000.	79	5775	No
247	GOM_NL__2PRFIN20030408_131946_000000412015_00210_05775_6631.N1	08-APR-2003 13:19:46	Bright	40.500	60	7Bet UMi	2.0810	3950.0	81	5775	No
248	GOM_NL__2PRFIN20030408_132203_000000372015_00210_05775_6632.N1	08-APR-2003 13:22:03	Bright	37.000	49	1Alp UMi	1.9900	6300.0	74	5775	No
249	GOM_NL__2PRFIN20030408_132649_000000622015_00210_05775_6633.N1	08-APR-2003 13:26:49	Bright	61.500	130	23Bet Dra	2.7990	5800.0	123	5775	No
250	GOM_NL__2PRFIN20030408_133421_000000512015_00210_05775_6634.N1	08-APR-2003 13:34:21	Bright	50.500	144	18Del Cyg	2.8600	11000.	101	5775	No
251	GOM_NL__2PRFIN20030408_133609_000000972015_00210_05775_6635.N1	08-APR-2003 13:36:09	Bright	96.500	5	3Alp Lyr	0.033000	11000.	193	5775	No
252	GOM_NL__2PRFIN20030408_133846_000000472015_00210_05775_6636.N1	08-APR-2003 13:38:46	Bright	46.500	92	53Eps Cyg	2.5000	4500.0	93	5775	No
253	GOM_NL__2PRFIN20030408_134540_000000442015_00210_05775_6637.N1	08-APR-2003 13:45:40	Twilight	44.000	61	8Eps Peg	2.1000	3900.0	88	5775	No
254	GOM_NL__2PRFIN20030408_134808_000000452015_00210_05775_6638.N1	08-APR-2003 13:48:08	Twilight	45.000	162	34Alp Aqr	2.9440	5350.0	90	5775	No
255	GOM_NL__2PRFIN20030408_135021_000000822015_00210_05775_6639.N1	08-APR-2003 13:50:21	Dark	82.000	11	53Alp Aql	0.76500	8000.0	164	5775	No
256	GOM_NL__2PRFIN20030408_135256_000000402015_00210_05775_6640.N1	08-APR-2003 13:52:56	Dark	40.000	142	49Del Cap	2.8500	8900.0	80	5775	No
257	GOM_NL__2PRFIN20030408_135824_000000392015_00210_05775_6641.N1	08-APR-2003 13:58:24	Dark	39.000	172	Gam Gru	3.0030	13100.	78	5775	No
258	GOM_NL__2PRFIN20030408_140515_000000392015_00211_05776_6642.N1	08-APR-2003 14:05:15	Dark	38.500	45	Alp Pav	1.9400	26000.	77	5776	No
259	GOM_NL__2PRFIN20030408_140846_000000602015_00211_05776_6631.N1	08-APR-2003 14:08:46	Dark	59.500	38	20Eps Sgr	1.8360	11000.	119	5776	No
260	GOM_NL__2PRFIN20030408_141036_000000732015_00211_05776_6632.N1	08-APR-2003 14:10:36	Dark	72.500	167	10Gam2Sgr	2.9840	4500.0	145	5776	No
261	GOM_NL__2PRFIN20030408_141258_000000632015_00211_05776_6633.N1	08-APR-2003 14:12:58	Dark	62.500	25	35Lam Sco	1.6200	28000.	125	5776	No
262	GOM_NL__2PRFIN20030408_141717_000000492015_00211_05776_6634.N1	08-APR-2003 14:17:17	Straylight	49.000	4	Alp1Cen	-0.010000	5800.0	98	5776	No
263	GOM_NL__2PRFIN20030408_142041_000000462015_00211_05776_6635.N1	08-APR-2003 14:20:41	Straylight	46.000	26	Gam Cru	1.6240	2900.0	92	5776	No
264	GOM_NL__2PRFIN20030408_142242_000000412015_00211_05776_6636.N1	08-APR-2003 14:22:42	Straylight	41.000	64	Gam Cen	2.2000	10600.	82	5776	No
265	GOM_NL__2PRFIN20030408_142426_000000522015_00211_05776_6637.N1	08-APR-2003 14:24:26	Straylight	52.000	54	5The Cen	2.0550	4500.0	104	5776	No
266	GOM_NL__2PRFIN20030408_142732_000001192015_00211_05776_6638.N1	08-APR-2003 14:27:32	Twilight	118.50	97	8Bet1Sco	2.5610	30000.	237	5776	No
267	GOM_NL__2PRFIN20030408_143150_000000432015_00211_05776_6639.N1	08-APR-2003 14:31:50	Twilight	42.500	100	4Gam Crv	2.5800	13100.	85	5776	No
268	GOM_NL__2PRFIN20030408_143325_000000502015_00211_05776_6640.N1	08-APR-2003 14:33:25	Bright	49.500	15	67Alp Vir	0.97600	28000.	99	5776	No
269	GOM_NL__2PRFIN20030408_143632_000000422015_00211_05776_6641.N1	08-APR-2003 14:36:32	Bright	42.000	121	29Gam Vir	2.7400	7200.0	84	5776	No
270	GOM_NL__2PRFIN20030408_144112_000000382015_00211_05776_6642.N1	08-APR-2003 14:41:12	Bright	37.500	62	94Bet Leo	2.1360	9700.0	75	5776	No
271	GOM_NL__2PRFIN20030408_144258_000000382015_00211_05776_6643.N1	08-APR-2003 14:42:58	Bright	37.500	96	68Del Leo	2.5600	9300.0	75	5776	No
272	GOM_NL__2PRFIN20030408_144454_000000562015_00211_05776_6644.N1	08-APR-2003 14:44:54	Bright	55.500	111	8Eta Boo	2.6800	6000.0	111	5776	No
273	GOM_NL__2PRFIN20030408_144942_000000372015_00211_05776_6645.N1	08-APR-2003 14:49:42	Bright	36.500	174	52Psi UMa	3.0040	4400.0	73	5776	No
274	GOM_NL__2PRFIN20030408_145227_000000352015_00211_05776_6646.N1	08-APR-2003 14:52:27	Bright	34.500	87	64Gam UMa	2.4330	11000.	69	5776	No
275	GOM_NL__2PRFIN20030408_145357_000000392015_00211_05776_6647.N1	08-APR-2003 14:53:57	Bright	39.000	32	77Eps UMa	1.7630	11000.	78	5776	No
276	GOM_NL__2PRFIN20030408_150022_000000362015_00211_05776_6648.N1	08-APR-2003 15:00:22	Bright	35.500	60	7Bet UMi	2.0810	3950.0	71	5776	No
277	GOM_NL__2PRFIN20030408_150239_000000352015_00211_05776_6649.N1	08-APR-2003 15:02:39	Bright	35.000	49	1Alp UMi	1.9900	6300.0	70	5776	No
278	GOM_NL__2PRFIN20030408_150725_000000592015_00211_05776_6650.N1	08-APR-2003 15:07:25	Bright	58.500	130	23Bet Dra	2.7990	5800.0	117	5776	No

279	GOM_NL__2PRFIN20030408_151458_000000492015_00211_05776_6651.N1	08-APR-2003 15:14:58	Bright	49.000	144	18Del Cyg	2.8600	11000.	98	5776	No
280	GOM_NL__2PRFIN20030408_151643_000000962015_00211_05776_6652.N1	08-APR-2003 15:16:43	Bright	95.500	5	3Alp Lyr	0.033000	11000.	191	5776	No
281	GOM_NL__2PRFIN20030408_151922_000000492015_00211_05776_6653.N1	08-APR-2003 15:19:22	Bright	48.500	92	53Eps Cyg	2.5000	4500.0	97	5776	No
282	GOM_NL__2PRFIN20030408_152616_000000492015_00211_05776_6654.N1	08-APR-2003 15:26:16	Twi_and_stray	48.500	61	8Eps Peg	2.1000	3900.0	97	5776	No
283	GOM_NL__2PRFIN20030408_152845_000000442015_00211_05776_6655.N1	08-APR-2003 15:28:45	Twilight	44.000	162	34Alp Aqr	2.9440	5350.0	88	5776	No
284	GOM_NL__2PRFIN20030408_153058_000000822015_00211_05776_6656.N1	08-APR-2003 15:30:58	Dark	82.000	11	53Alp Aql	0.76500	8000.0	164	5776	No
285	GOM_NL__2PRFIN20030408_153333_000000412015_00211_05776_6657.N1	08-APR-2003 15:33:33	Dark	41.000	142	49Del Cap	2.8500	8900.0	82	5776	No
286	GOM_NL__2PRFIN20030408_153901_000000372015_00211_05776_6658.N1	08-APR-2003 15:39:01	Dark	37.000	172	Gam Gru	3.0030	13100.	74	5776	No
287	GOM_NL__2PRFIN20030408_154552_000000392015_00212_05777_6659.N1	08-APR-2003 15:45:52	Dark	38.500	45	Alp Pav	1.9400	26000.	77	5777	No
288	GOM_NL__2PRFIN20030408_154924_000000582015_00212_05777_6644.N1	08-APR-2003 15:49:24	Dark	58.000	38	20Eps Sgr	1.8360	11000.	116	5777	No
289	GOM_NL__2PRFIN20030408_155115_000000712015_00212_05777_6645.N1	08-APR-2003 15:51:15	Dark	70.500	167	10Gam2Sgr	2.9840	4500.0	141	5777	No
290	GOM_NL__2PRFIN20030408_155336_000000652015_00212_05777_6646.N1	08-APR-2003 15:53:36	Dark	65.000	25	35Lam Sco	1.6200	28000.	130	5777	No
291	GOM_NL__2PRFIN20030408_155754_000000452015_00212_05777_6647.N1	08-APR-2003 15:57:54	Straylight	44.500	4	Alp1Cen	-0.010000	5800.0	89	5777	No
292	GOM_NL__2PRFIN20030408_160118_000000452015_00212_05777_6648.N1	08-APR-2003 16:01:18	Straylight	45.000	26	Gam Cru	1.6240	2900.0	90	5777	No
293	GOM_NL__2PRFIN20030408_160318_000000392015_00212_05777_6649.N1	08-APR-2003 16:03:18	Straylight	39.000	64	Gam Cen	2.2000	10600.	78	5777	No
294	GOM_NL__2PRFIN20030408_160503_000000502015_00212_05777_6650.N1	08-APR-2003 16:05:03	Straylight	50.000	54	5The Cen	2.0550	4500.0	100	5777	No
295	GOM_NL__2PRFIN20030408_160812_000001182015_00212_05777_6651.N1	08-APR-2003 16:08:12	Twi_and_stray	117.50	97	8Bet1Sco	2.5610	30000.	235	5777	No
296	GOM_NL__2PRFIN20030408_161226_000000402015_00212_05777_6652.N1	08-APR-2003 16:12:26	Twi_and_stray	40.000	100	4Gam Crv	2.5800	13100.	80	5777	No
297	GOM_NL__2PRFIN20030408_161401_000000532015_00212_05777_6653.N1	08-APR-2003 16:14:01	Bright	52.500	15	67Alp Vir	0.97600	28000.	105	5777	No
298	GOM_NL__2PRFIN20030408_161709_000000402015_00212_05777_6654.N1	08-APR-2003 16:17:09	Bright	39.500	121	29Gam Vir	2.7400	7200.0	79	5777	No
299	GOM_NL__2PRFIN20030408_162149_000000372015_00212_05777_6655.N1	08-APR-2003 16:21:49	Bright	37.000	62	94Bet Leo	2.1360	9700.0	74	5777	No
300	GOM_NL__2PRFIN20030408_162335_000000372015_00212_05777_6656.N1	08-APR-2003 16:23:35	Bright	37.000	96	68Del Leo	2.5600	9300.0	74	5777	No
301	GOM_NL__2PRFIN20030408_162530_000000542015_00212_05777_6657.N1	08-APR-2003 16:25:30	Bright	53.500	111	8Eta Boo	2.6800	6000.0	107	5777	No
302	GOM_NL__2PRFIN20030408_163018_000000382015_00212_05777_6658.N1	08-APR-2003 16:30:18	Bright	37.500	174	52Psi UMa	3.0040	4400.0	75	5777	No
303	GOM_NL__2PRFIN20030408_163303_000000382015_00212_05777_6659.N1	08-APR-2003 16:33:03	Bright	38.000	87	64Gam UMa	2.4330	11000.	76	5777	No
304	GOM_NL__2PRFIN20030408_163432_000000402015_00212_05777_6660.N1	08-APR-2003 16:34:32	Bright	40.000	32	77Eps UMa	1.7630	11000.	80	5777	No
305	GOM_NL__2PRFIN20030408_164058_000000402015_00212_05777_6661.N1	08-APR-2003 16:40:58	Bright	40.000	60	7Bet UMi	2.0810	3950.0	80	5777	No
306	GOM_NL__2PRFIN20030408_164315_000000362015_00212_05777_6662.N1	08-APR-2003 16:43:15	Bright	36.000	49	1Alp UMi	1.9900	6300.0	72	5777	No
307	GOM_NL__2PRFIN20030408_164800_000000622015_00212_05777_6663.N1	08-APR-2003 16:48:00	Bright	61.500	130	23Bet Dra	2.7990	5800.0	123	5777	No
308	GOM_NL__2PRFIN20030408_165533_000000492015_00212_05777_6664.N1	08-APR-2003 16:55:33	Bright	49.000	144	18Del Cyg	2.8600	11000.	98	5777	No
309	GOM_NL__2PRFIN20030408_165719_000001052015_00212_05777_6665.N1	08-APR-2003 16:57:19	Bright	104.50	5	3Alp Lyr	0.033000	11000.	209	5777	No
310	GOM_NL__2PRFIN20030408_165958_000000472015_00212_05777_6666.N1	08-APR-2003 16:59:58	Bright	46.500	92	53Eps Cyg	2.5000	4500.0	93	5777	No
311	GOM_NL__2PRFIN20030408_170652_000000492015_00212_05777_6667.N1	08-APR-2003 17:06:52	Twi_and_stray	49.000	61	8Eps Peg	2.1000	3900.0	98	5777	No
312	GOM_NL__2PRFIN20030408_170921_000000452015_00212_05777_6668.N1	08-APR-2003 17:09:21	Twilight	44.500	162	34Alp Aqr	2.9440	5350.0	89	5777	No
313	GOM_NL__2PRFIN20030408_171135_000000812015_00212_05777_6669.N1	08-APR-2003 17:11:35	Dark	80.500	11	53Alp Aql	0.76500	8000.0	161	5777	No
314	GOM_NL__2PRFIN20030408_171409_000000422015_00212_05777_6670.N1	08-APR-2003 17:14:09	Dark	41.500	142	49Del Cap	2.8500	8900.0	83	5777	No
315	GOM_NL__2PRFIN20030408_171937_000000382015_00212_05777_6671.N1	08-APR-2003 17:19:37	Dark	37.500	172	Gam Gru	3.0030	13100.	75	5777	No
316	GOM_NL__2PRFIN20030408_172629_000000412015_00213_05778_6672.N1	08-APR-2003 17:26:29	Dark	40.500	45	Alp Pav	1.9400	26000.	81	5778	No
317	GOM_NL__2PRFIN20030408_173001_000000732015_00213_05778_6644.N1	08-APR-2003 17:30:01	Dark	73.000	38	20Eps Sgr	1.8360	11000.	146	5778	No
318	GOM_NL__2PRFIN20030408_173153_000000722015_00213_05778_6645.N1	08-APR-2003 17:31:53	Dark	72.000	167	10Gam2Sgr	2.9840	4500.0	144	5778	No
319	GOM_NL__2PRFIN20030408_173413_000000682015_00213_05778_6646.N1	08-APR-2003 17:34:13	Dark	67.500	25	35Lam Sco	1.6200	28000.	135	5778	No
320	GOM_NL__2PRFIN20030408_173831_000000542015_00213_05778_6647.N1	08-APR-2003 17:38:31	Straylight	53.500	4	Alp1Cen	-0.010000	5800.0	107	5778	No
321	GOM_NL__2PRFIN20030408_174154_000000432015_00213_05778_6648.N1	08-APR-2003 17:41:54	Straylight	42.500	26	Gam Cru	1.6240	2900.0	85	5778	No
322	GOM_NL__2PRFIN20030408_174354_000000392015_00213_05778_6649.N1	08-APR-2003 17:43:54	Straylight	39.000	64	Gam Cen	2.2000	10600.	78	5778	No
323	GOM_NL__2PRFIN20030408_174539_000000542015_00213_05778_6650.N1	08-APR-2003 17:45:39	Straylight	54.000	54	5The Cen	2.0550	4500.0	108	5778	No
324	GOM_NL__2PRFIN20030408_174848_000001252015_00213_05778_6651.N1	08-APR-2003 17:48:48	Twi_and_stray	125.00	97	8Bet1Sco	2.5610	30000.	250	5778	No
325	GOM_NL__2PRFIN20030408_175303_000000422015_00213_05778_6652.N1	08-APR-2003 17:53:03	Twi_and_stray	41.500	100	4Gam Crv	2.5800	13100.	83	5778	No
326	GOM_NL__2PRFIN20030408_175437_000000502015_00213_05778_6653.N1	08-APR-2003 17:54:37	Bright	50.000	15	67Alp Vir	0.97600	28000.	100	5778	No
327	GOM_NL__2PRFIN20030408_175745_000000412015_00213_05778_6654.N1	08-APR-2003 17:57:45	Bright	40.500	121	29Gam Vir	2.7400	7200.0	81	5778	No
328	GOM_NL__2PRFIN20030408_180225_000000372015_00213_05778_6655.N1	08-APR-2003 18:02:25	Bright	37.000	62	94Bet Leo	2.1360	9700.0	74	5778	No
329	GOM_NL__2PRFIN20030408_180411_000000362015_00213_05778_6656.N1	08-APR-2003 18:04:11	Bright	36.000	96	68Del Leo	2.5600	9300.0	72	5778	No
330	GOM_NL__2PRFIN20030408_180605_000000562015_00213_05778_6657.N1	08-APR-2003 18:06:05	Bright	56.000	111	8Eta Boo	2.6800	6000.0	112	5778	No
331	GOM_NL__2PRFIN20030408_181054_000000382015_00213_05778_6658.N1	08-APR-2003 18:10:54	Bright	37.500	174	52Psi UMa	3.0040	4400.0	75	5778	No
332	GOM_NL__2PRFIN20030408_181338_000000382015_00213_05778_6659.N1	08-APR-2003 18:13:38	Bright	38.000	87	64Gam UMa	2.4330	11000.	76	5778	No
333	GOM_NL__2PRFIN20030408_181508_000000402015_00213_05778_6660.N1	08-APR-2003 18:15:08	Bright	40.000	32	77Eps UMa	1.7630	11000.	80	5778	No
334	GOM_NL__2PRFIN20030408_182134_000000362015_00213_05778_6661.N1	08-APR-2003 18:21:34	Bright	36.000	60	7Bet UMi	2.0810	3950.0	72	5778	No
335	GOM_NL__2PRFIN20030408_182351_000000362015_00213_05778_6662.N1	08-APR-2003 18:23:51	Bright	35.500	49	1Alp UMi	1.9900	6300.0	71	5778	No
336	GOM_NL__2PRFIN20030408_182835_000000612015_00213_05778_6663.N1	08-APR-2003 18:28:35	Bright	61.000	130	23Bet Dra	2.7990	5800.0	122	5778	No
337	GOM_NL__2PRFIN20030408_183609_000000492015_00213_05778_6664.N1	08-APR-2003 18:36:09	Bright	49.000	144	18Del Cyg	2.8600	11000.	98	5778	No

338	GOM_NL_2PRFIN20030408_183755_000000962015_00213_05778_6665.N1	08-APR-2003 18:37:55	Bright	95.500	5	3Alp Lyr	0.033000	11000.	191	5778	No
339	GOM_NL_2PRFIN20030408_184034_000000472015_00213_05778_6666.N1	08-APR-2003 18:40:34	Bright	47.000	92	53Eps Cyg	2.5000	4500.0	94	5778	No
340	GOM_NL_2PRFIN20030408_184729_000000512015_00213_05778_6667.N1	08-APR-2003 18:47:29	Twi_and_stray	51.000	61	8Eps Peg	2.1000	3900.0	102	5778	No
341	GOM_NL_2PRFIN20030408_184957_000000442015_00213_05778_6668.N1	08-APR-2003 18:49:57	Twilight	43.500	162	34Alp Aqr	2.9440	5350.0	87	5778	No
342	GOM_NL_2PRFIN20030408_185213_000000842015_00213_05778_6669.N1	08-APR-2003 18:52:13	Dark	84.000	11	53Alp Aql	0.76500	8000.0	168	5778	No
343	GOM_NL_2PRFIN20030408_185446_000000422015_00213_05778_6670.N1	08-APR-2003 18:54:46	Dark	42.000	142	49Del Cap	2.8500	8900.0	84	5778	No
344	GOM_NL_2PRFIN20030408_190014_000000382015_00213_05778_6671.N1	08-APR-2003 19:00:14	Dark	38.000	172	Gam Gru	3.0030	13100.	76	5778	No
345	GOM_NL_2PRFIN20030408_190705_000000382015_00214_05779_6672.N1	08-APR-2003 19:07:05	Dark	38.000	45	Alp Pav	1.9400	26000.	76	5779	No
346	GOM_NL_2PRFIN20030408_205116_000000602015_00215_05780_5834.N1	08-APR-2003 20:51:16	Dark	60.000	38	20Eps Sgr	1.8360	11000.	120	5780	No
347	GOM_NL_2PRFIN20030408_205308_000000702015_00215_05780_5835.N1	08-APR-2003 20:53:08	Dark	69.500	167	10Gam2Sgr	2.9840	4500.0	139	5780	No
348	GOM_NL_2PRFIN20030408_205527_000000612015_00215_05780_5836.N1	08-APR-2003 20:55:27	Dark	61.000	25	35Lam Sco	1.6200	28000.	122	5780	No
349	GOM_NL_2PRFIN20030408_205943_000000462015_00215_05780_5837.N1	08-APR-2003 20:59:43	Straylight	45.500	4	Alp1Cen	-0.010000	5800.0	91	5780	No
350	GOM_NL_2PRFIN20030408_210415_000001182015_00215_05780_5838.N1	08-APR-2003 21:04:15	Straylight	117.50	16	21Alp Sco	1.0200	3000.0	235	5780	No
351	GOM_NL_2PRFIN20030408_210819_000001052015_00215_05780_5839.N1	08-APR-2003 21:08:19	Twi_and_stray	105.00	80	7Del Sco	2.3160	30000.	210	5780	No
352	GOM_NL_2PRFIN20030408_211222_000000432015_00215_05780_5840.N1	08-APR-2003 21:12:22	Twi_and_stray	43.000	106	9Bet Crv	2.6480	5600.0	86	5780	No
353	GOM_NL_2PRFIN20030408_211415_000000382015_00215_05780_5841.N1	08-APR-2003 21:14:15	Twi_and_stray	38.000	100	4Gam Crv	2.5800	13100.	76	5780	No
354	GOM_NL_2PRFIN20030408_211550_000000512015_00215_05780_5842.N1	08-APR-2003 21:15:50	Bright	50.500	15	67Alp Vir	0.97600	28000.	101	5780	No
355	GOM_NL_2PRFIN20030408_211857_000000412015_00215_05780_5843.N1	08-APR-2003 21:18:57	Bright	41.000	121	29Gam Vir	2.7400	7200.0	82	5780	No
356	GOM_NL_2PRFIN20030408_212337_000000372015_00215_05780_5844.N1	08-APR-2003 21:23:37	Bright	37.000	62	94Bet Leo	2.1360	9700.0	74	5780	No
357	GOM_NL_2PRFIN20030408_212524_000000352015_00215_05780_5845.N1	08-APR-2003 21:25:24	Bright	35.000	96	68Del Leo	2.5600	9300.0	70	5780	No
358	GOM_NL_2PRFIN20030408_212716_000000542015_00215_05780_5846.N1	08-APR-2003 21:27:16	Bright	54.000	111	8Eta Boo	2.6800	6000.0	108	5780	No
359	GOM_NL_2PRFIN20030408_213206_000000362015_00215_05780_5847.N1	08-APR-2003 21:32:06	Bright	36.000	174	52Psi UMa	3.0040	4400.0	72	5780	No
360	GOM_NL_2PRFIN20030408_213450_000000372015_00215_05780_5848.N1	08-APR-2003 21:34:50	Bright	36.500	87	64Gam UMa	2.4330	11000.	73	5780	No
361	GOM_NL_2PRFIN20030408_213619_000000392015_00215_05780_5849.N1	08-APR-2003 21:36:19	Bright	39.000	32	77Eps UMa	1.7630	11000.	78	5780	No
362	GOM_NL_2PRFIN20030408_214245_000000412015_00215_05780_5850.N1	08-APR-2003 21:42:45	Bright	40.500	60	7Bet UMi	2.0810	3950.0	81	5780	No
363	GOM_NL_2PRFIN20030408_214503_000000362015_00215_05780_5851.N1	08-APR-2003 21:45:03	Bright	36.000	49	1Alp UMi	1.9900	6300.0	72	5780	No
364	GOM_NL_2PRFIN20030408_214945_000000642015_00215_05780_5852.N1	08-APR-2003 21:49:45	Bright	64.000	130	23Bet Dra	2.7990	5800.0	128	5780	No
365	GOM_NL_2PRFIN20030408_215720_000000522015_00215_05780_5853.N1	08-APR-2003 21:57:20	Bright	51.500	144	18Del Cyg	2.8600	11000.	103	5780	No
366	GOM_NL_2PRFIN20030408_215906_000000962015_00215_05780_5854.N1	08-APR-2003 21:59:06	Bright	95.500	5	3Alp Lyr	0.033000	11000.	191	5780	No
367	GOM_NL_2PRFIN20030408_220147_000000492015_00215_05780_5855.N1	08-APR-2003 22:01:47	Bright	48.500	92	53Eps Cyg	2.5000	4500.0	97	5780	No
368	GOM_NL_2PRFIN20030408_220841_000000492015_00215_05780_5856.N1	08-APR-2003 22:08:41	Twi_and_stray	49.000	61	8Eps Peg	2.1000	3900.0	98	5780	No
369	GOM_NL_2PRFIN20030408_221110_000000432015_00215_05780_5857.N1	08-APR-2003 22:11:10	Twilight	42.500	162	34Alp Aqr	2.9440	5350.0	85	5780	No
370	GOM_NL_2PRFIN20030408_221327_000000822015_00215_05780_5858.N1	08-APR-2003 22:13:27	Dark	82.000	11	53Alp Aql	0.76500	8000.0	164	5780	No
371	GOM_NL_2PRFIN20030408_221558_000000422015_00215_05780_5859.N1	08-APR-2003 22:15:58	Dark	41.500	142	49Del Cap	2.8500	8900.0	83	5780	No
372	GOM_NL_2PRFIN20030408_222126_000000382015_00215_05780_5860.N1	08-APR-2003 22:21:26	Dark	37.500	172	Gam Gru	3.0030	13100.	75	5780	No
373	GOM_NL_2PRFIN20030408_222624_000000722015_00215_05780_5861.N1	08-APR-2003 22:26:24	Dark	71.500	155	41Pi Sgr	2.9000	6600.0	143	5780	No
374	GOM_NL_2PRFIN20030408_222833_000000642015_00216_05781_6580.N1	08-APR-2003 22:28:33	Dark	63.500	57	34Sig Sgr	2.0660	26000.	127	5781	No
375	GOM_NL_2PRFIN20030408_223153_000000622015_00216_05781_6581.N1	08-APR-2003 22:31:53	Dark	61.500	38	20Eps Sgr	1.8360	11000.	123	5781	No
376	GOM_NL_2PRFIN20030408_223346_000000722015_00216_05781_6582.N1	08-APR-2003 22:33:46	Dark	71.500	167	10Gam2Sgr	2.9840	4500.0	143	5781	No
377	GOM_NL_2PRFIN20030408_223605_000000612015_00216_05781_6583.N1	08-APR-2003 22:36:05	Dark	60.500	25	35Lam Sco	1.6200	28000.	121	5781	No
378	GOM_NL_2PRFIN20030408_224020_000000442015_00216_05781_6584.N1	08-APR-2003 22:40:20	Straylight	43.500	4	Alp1Cen	-0.010000	5800.0	87	5781	No
379	GOM_NL_2PRFIN20030408_224453_000001182015_00216_05781_6585.N1	08-APR-2003 22:44:53	Straylight	118.00	16	21Alp Sco	1.0200	3000.0	236	5781	No
380	GOM_NL_2PRFIN20030408_224856_000001022015_00216_05781_6586.N1	08-APR-2003 22:48:56	Twi_and_stray	102.00	80	7Del Sco	2.3160	30000.	204	5781	No
381	GOM_NL_2PRFIN20030408_225258_000000422015_00216_05781_6587.N1	08-APR-2003 22:52:58	Twi_and_stray	41.500	106	9Bet Crv	2.6480	5600.0	83	5781	No
382	GOM_NL_2PRFIN20030408_225451_000000392015_00216_05781_6588.N1	08-APR-2003 22:54:51	Twi_and_stray	38.500	100	4Gam Crv	2.5800	13100.	77	5781	No
383	GOM_NL_2PRFIN20030408_225626_000000502015_00216_05781_6589.N1	08-APR-2003 22:56:26	Bright	49.500	15	67Alp Vir	0.97600	28000.	99	5781	No
384	GOM_NL_2PRFIN20030408_225933_000000422015_00216_05781_6590.N1	08-APR-2003 22:59:33	Bright	41.500	121	29Gam Vir	2.7400	7200.0	83	5781	No
385	GOM_NL_2PRFIN20030408_230413_000000372015_00216_05781_6591.N1	08-APR-2003 23:04:13	Bright	36.500	62	94Bet Leo	2.1360	9700.0	73	5781	No
386	GOM_NL_2PRFIN20030408_230559_000000352015_00216_05781_6592.N1	08-APR-2003 23:05:59	Bright	35.000	96	68Del Leo	2.5600	9300.0	70	5781	No
387	GOM_NL_2PRFIN20030408_230751_000000552015_00216_05781_6593.N1	08-APR-2003 23:07:51	Bright	55.000	111	8Eta Boo	2.6800	6000.0	110	5781	No
388	GOM_NL_2PRFIN20030408_231242_000000362015_00216_05781_6594.N1	08-APR-2003 23:12:42	Bright	36.000	174	52Psi UMa	3.0040	4400.0	72	5781	No
389	GOM_NL_2PRFIN20030408_231526_000000542015_00216_05781_6595.N1	08-APR-2003 23:15:26	Bright	54.000	87	64Gam UMa	2.4330	11000.	108	5781	No
390	GOM_NL_2PRFIN20030408_231655_000000402015_00216_05781_6596.N1	08-APR-2003 23:16:55	Bright	39.500	32	77Eps UMa	1.7630	11000.	79	5781	No
391	GOM_NL_2PRFIN20030408_232321_000000412015_00216_05781_6597.N1	08-APR-2003 23:23:21	Bright	40.500	60	7Bet UMi	2.0810	3950.0	81	5781	No
392	GOM_NL_2PRFIN20030408_232539_000000332015_00216_05781_6598.N1	08-APR-2003 23:25:39	Bright	32.500	49	1Alp UMi	1.9900	6300.0	65	5781	No
393	GOM_NL_2PRFIN20030408_233020_000000622015_00216_05781_6599.N1	08-APR-2003 23:30:20	Bright	61.500	130	23Bet Dra	2.7990	5800.0	123	5781	No
394	GOM_NL_2PRFIN20030408_233756_000000512015_00216_05781_6600.N1	08-APR-2003 23:37:56	Bright	50.500	144	18Del Cyg	2.8600	11000.	101	5781	No
395	GOM_NL_2PRFIN20030408_233941_000001002015_00216_05781_6601.N1	08-APR-2003 23:39:41	Bright	100.00	5	3Alp Lyr	0.033000	11000.	200	5781	No
396	GOM_NL_2PRFIN20030408_234223_000000482015_00216_05781_6602.N1	08-APR-2003 23:42:23	Bright	48.000	92	53Eps Cyg	2.5000	4500.0	96	5781	No

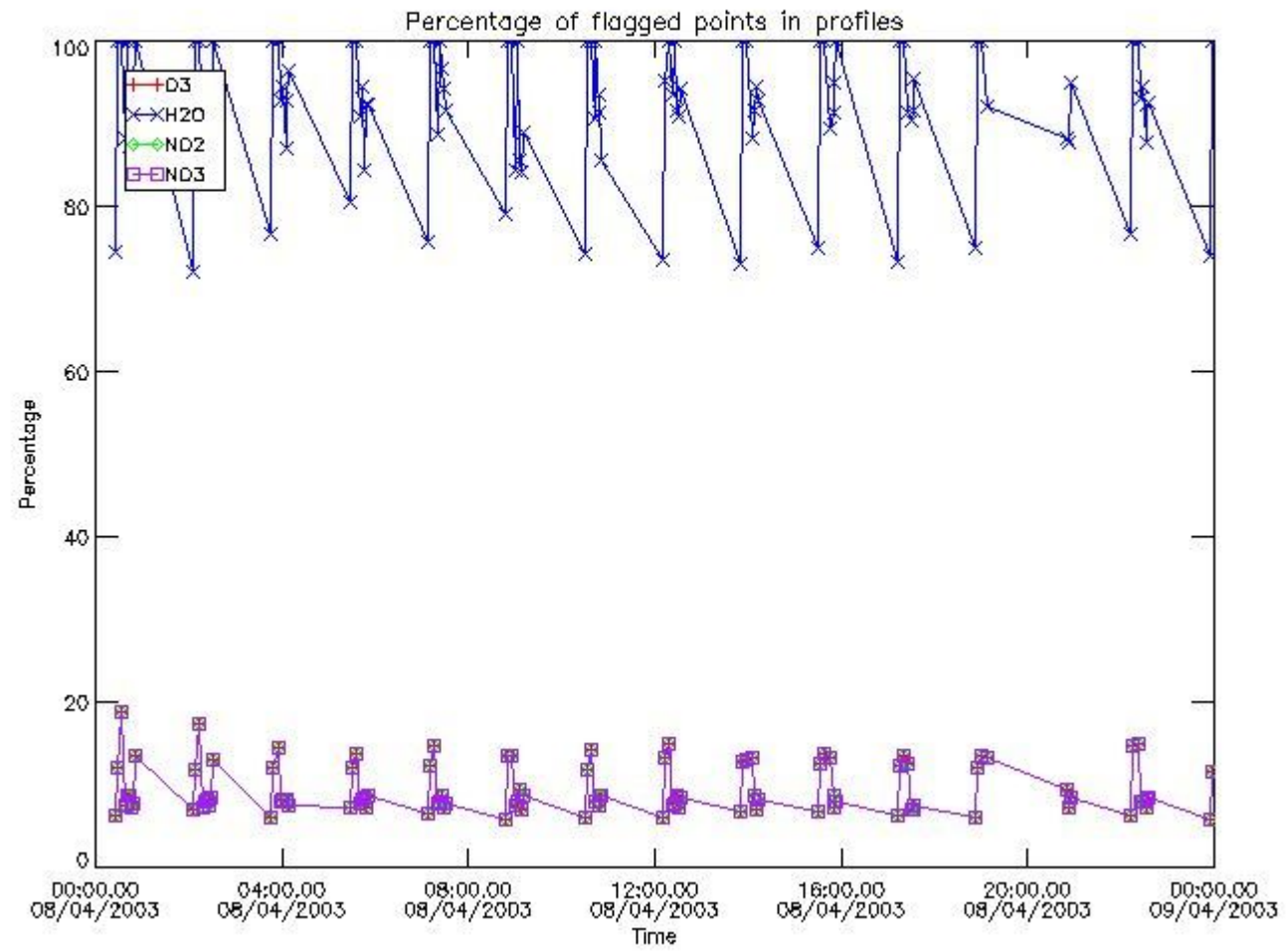


397	GOM_NL__2PRFIN20030408_234918_000000492015_00216_05781_6603.N1	08-APR-2003 23:49:18	Twilight	48.500	61	8Eps Peg	2.1000	3900.0	97	5781	No
398	GOM_NL__2PRFIN20030408_235146_000000432015_00216_05781_6604.N1	08-APR-2003 23:51:46	Twilight	43.000	162	34Alp Aqr	2.9440	5350.0	86	5781	No
399	GOM_NL__2PRFIN20030408_235404_000000872015_00216_05781_6605.N1	08-APR-2003 23:54:04	Dark	87.000	11	53Alp Aql	0.76500	8000.0	174	5781	No
400	GOM_NL__2PRFIN20030408_235635_000000452015_00216_05781_6606.N1	08-APR-2003 23:56:35	Dark	44.500	142	49Del Cap	2.8500	8900.0	89	5781	No

### 3. Quality information per product


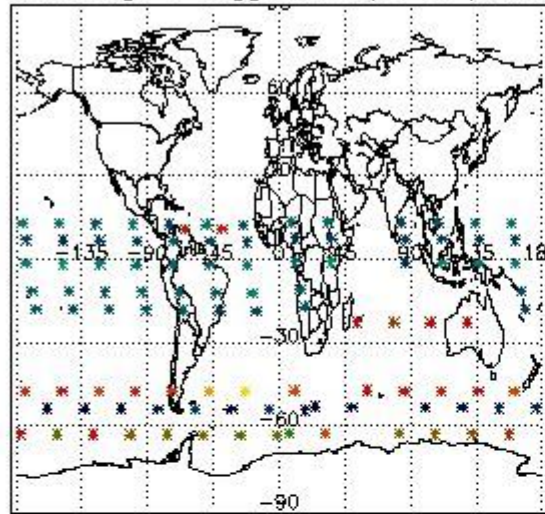
In this section it is plotted some information contained in the Quality Summary data set of the level 2 products. Only products in dark limb conditions and without errors (error flag in the MPH set to "0") are used.

#### 3.1 Plot quality information per product (time dependant)

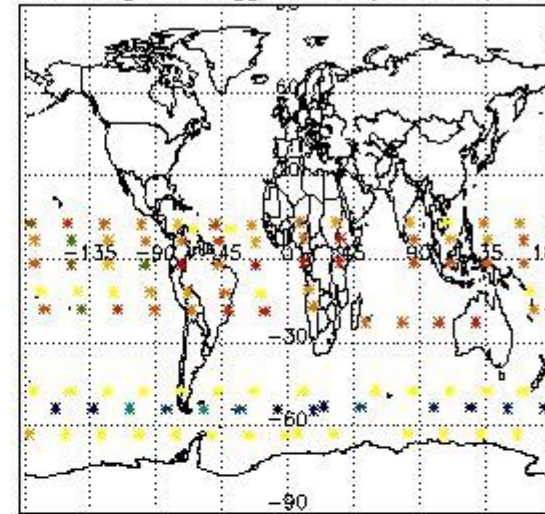


#### 3.2 Plot quality information per product (world map)

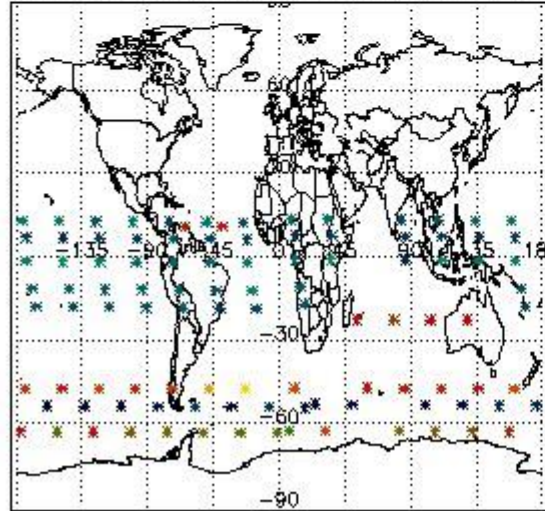
Percentage of flagged data per O3 profile



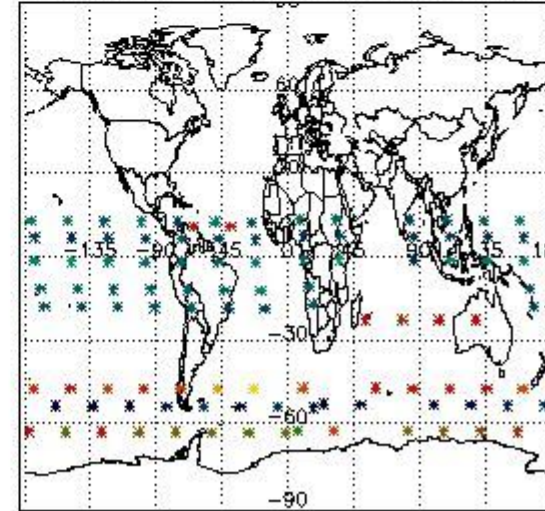
Percentage of flagged data per H2O profile



Percentage of flagged data per NO2 profile



Percentage of flagged data per NO3 profile

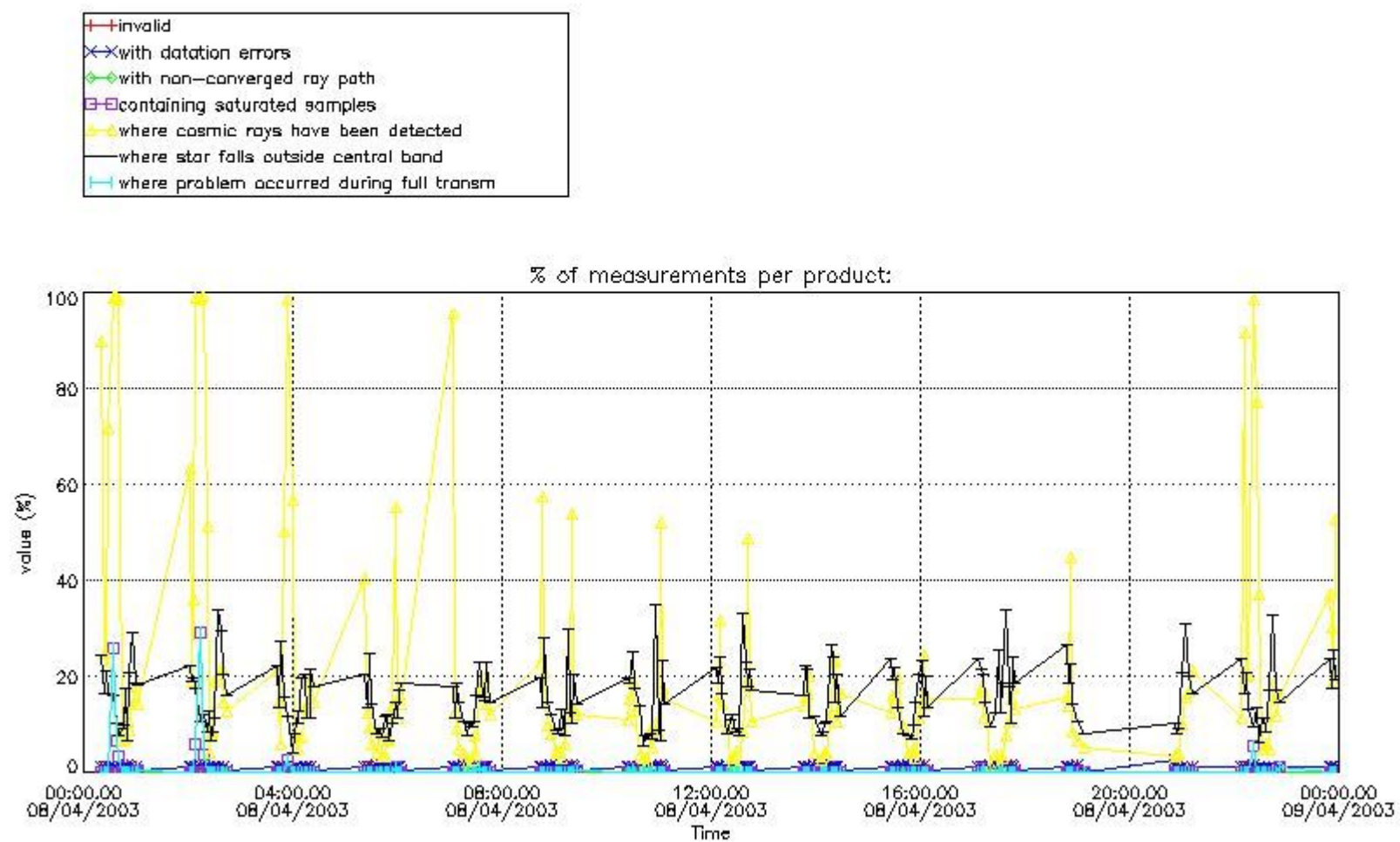


#### 4. Level 1 quality information per product

In this section it is plotted some information contained in the Quality Summary data set of the level 2 products that comes from the level 1b processing. Products without errors (error flag in the MPH set to "0") are used.

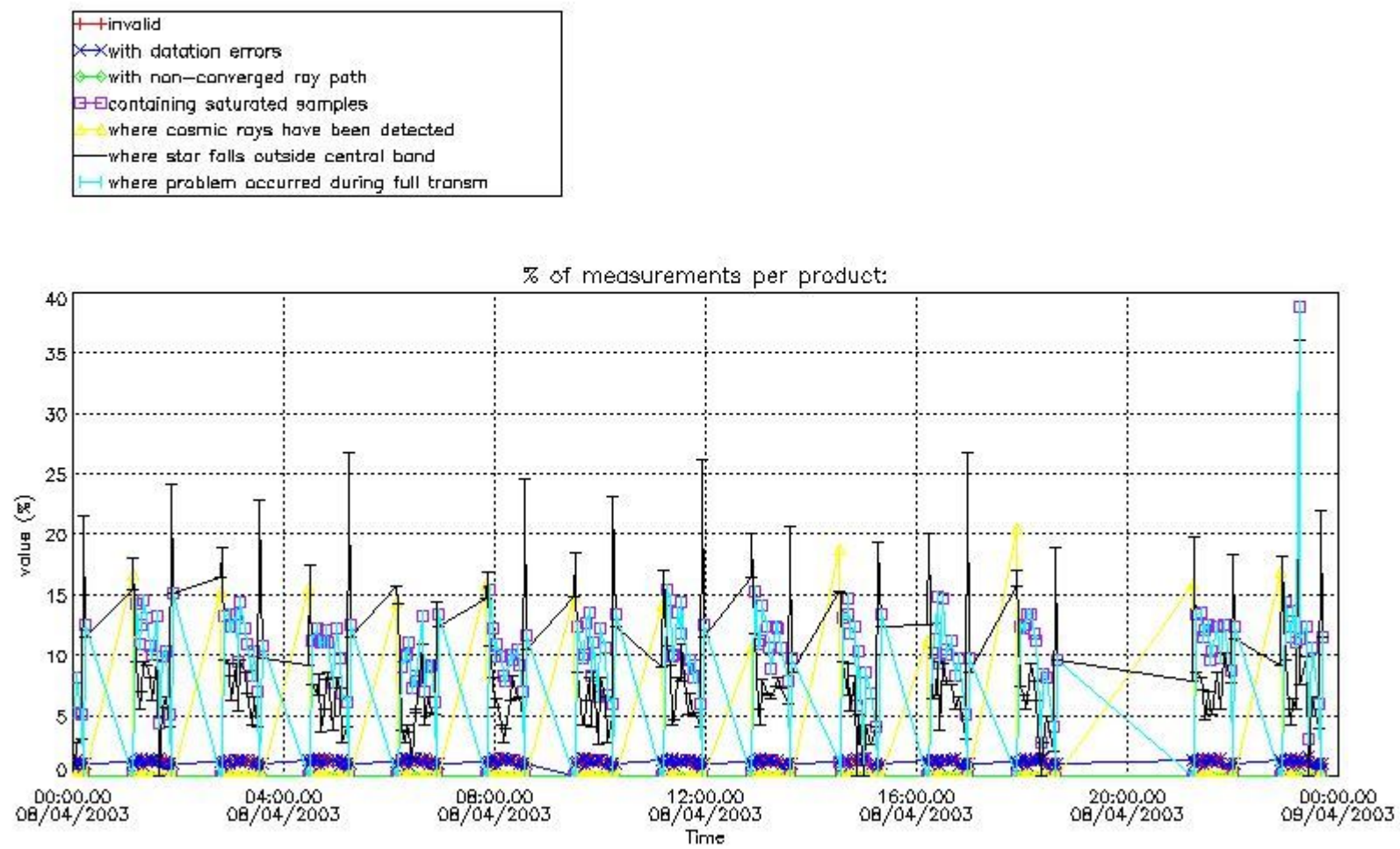
##### 4.1 Plot quality information per product (time dependant) coming from level 1b processing

###### 4.1.1 Plot level 1 quality information per product (time dependant): ENVISAT ASCENDING passes



4.1.2 Plot level 1 quality information per product (time dependant): ENVISAT DESCENDING passes

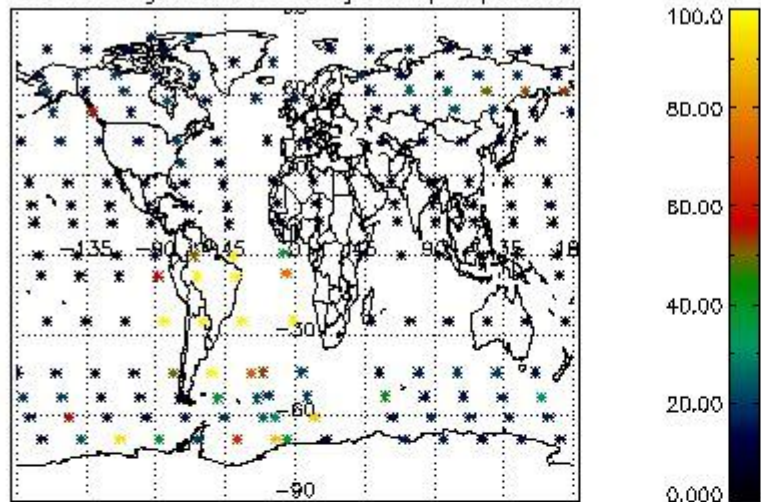




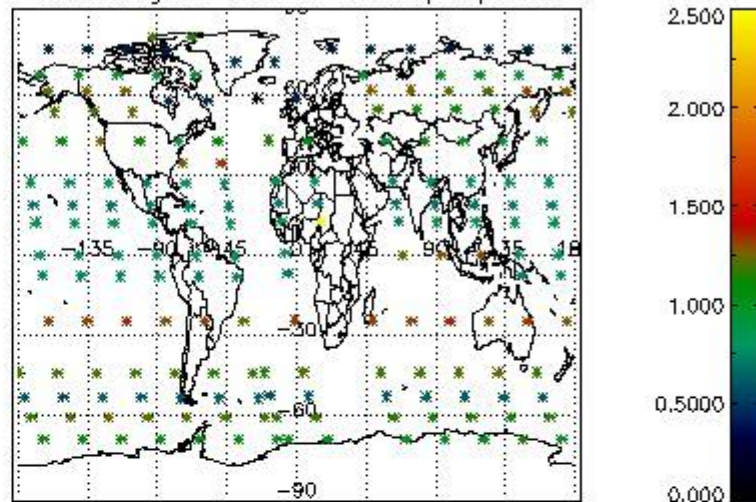
#### 4.2 Plot quality information per product coming from level 1b processing (world map)

##### 4.2.1 Plot level 1 quality information per product (world map): ENVISAT ASCENDING passes

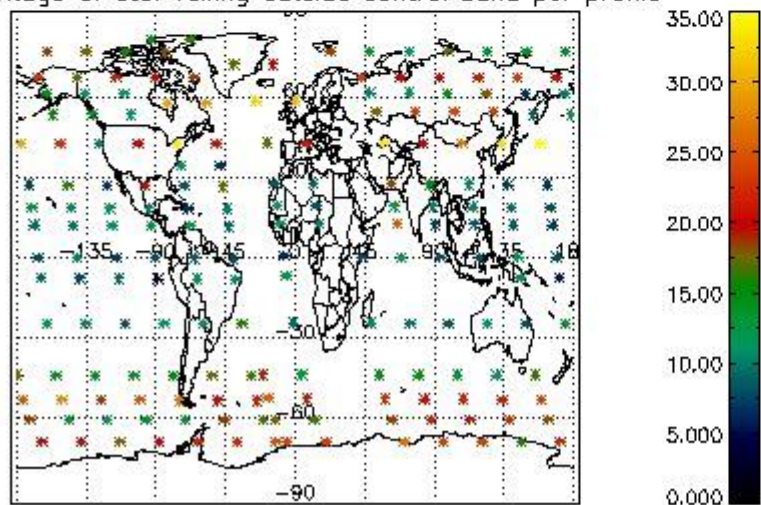
Percentage of cosmic ray hits per profile



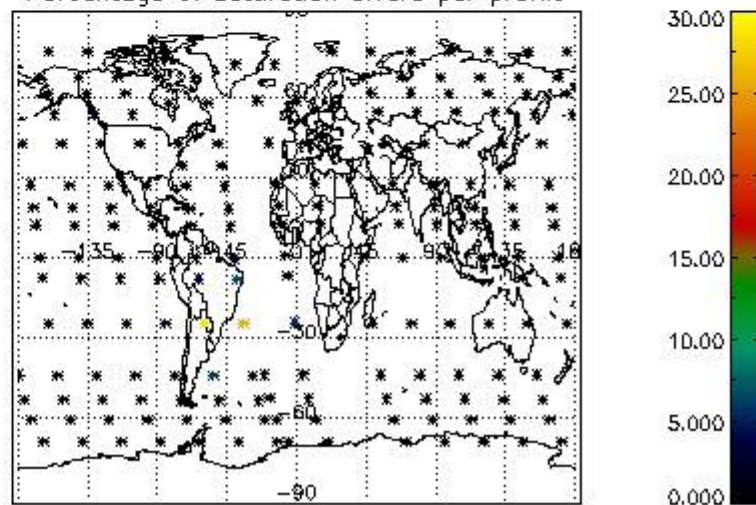
Percentage of datation errors per profile



Percentage of star falling outside central band per profile

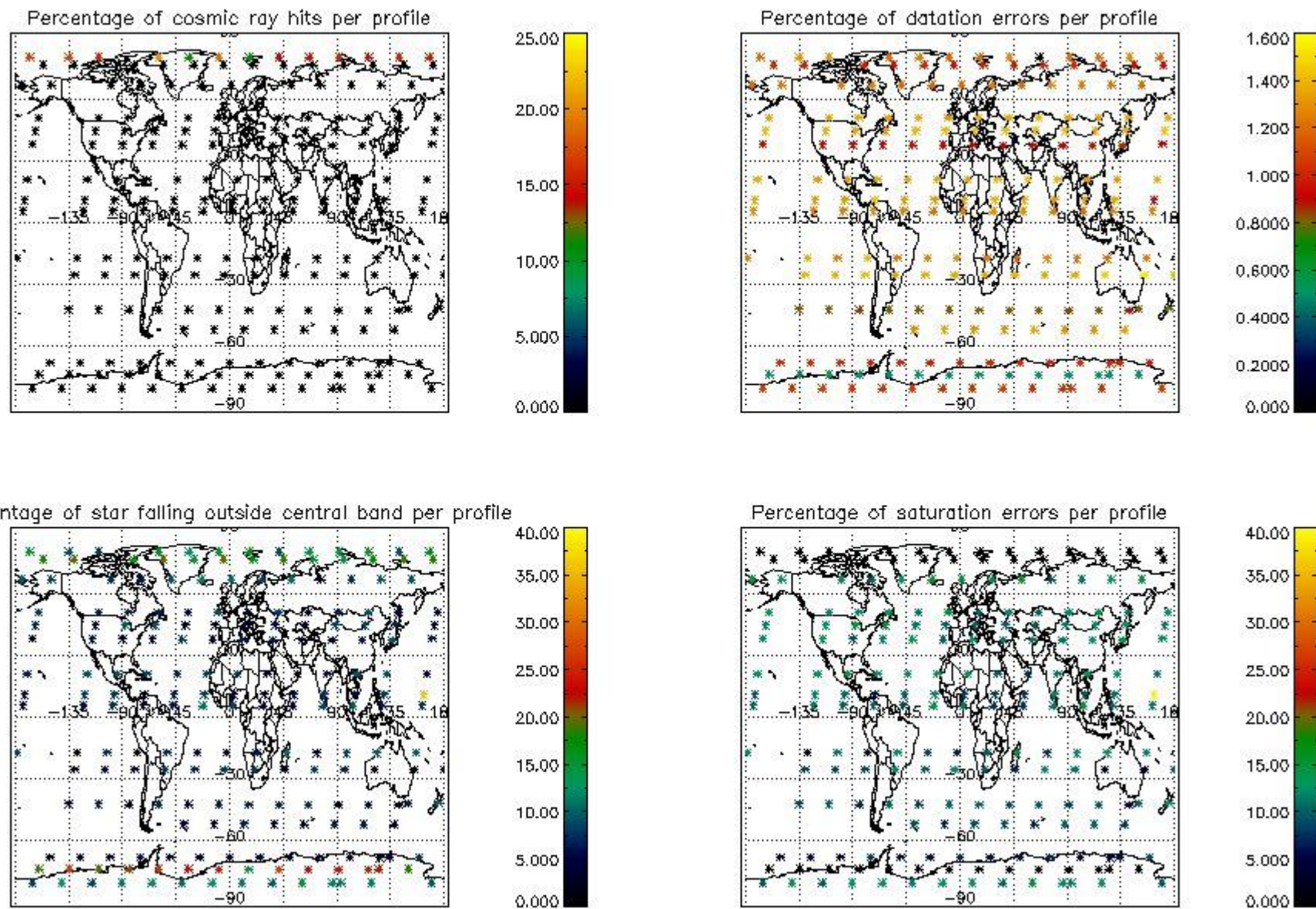


Percentage of saturation errors per profile



4.2.2 Plot level 1 quality information per product (world map): ENVISAT DESCENDING passes





## 5. Trace gas profiles

### 5.1 Ozone statistics based on quality of products

The final quality of the products can be "measured" using the STD (Standard Deviation) attached to every point profile. This information is written to the parameter GOM\_NL\_\_2P/NL\_LOCAL\_SPECIES\_DENSITY/o3\_std of the level 2 products. The table below shows the statistics for given STD ranges.

The statistics are given with respect to the overall valid production:

- Products without fatal errors: GOM\_NL\_\_2P/MPH/PRODUCT\_ERR=0
- Valid point profile: GOM\_NL\_\_2P/NL\_LOCAL\_SPECIES\_DENSITY/pcd(0)=0

The 'Criteria' is applied to valid points of dark limb products:

- Products in dark limb illumination condition: GOM\_NL\_\_2P/NL\_SUMMARY\_QUALITY/obs\_ill\_cond=0
- Products without fatal errors: GOM\_NL\_\_2P/MPH/PRODUCT\_ERR=0
- Valid point profile: GOM\_NL\_\_2P/NL\_LOCAL\_SPECIES\_DENSITY/pcd(0)=0

So, the table below shows the percentage of dark limb and valid observations for each criteria with respect to the overall valid daily observations.

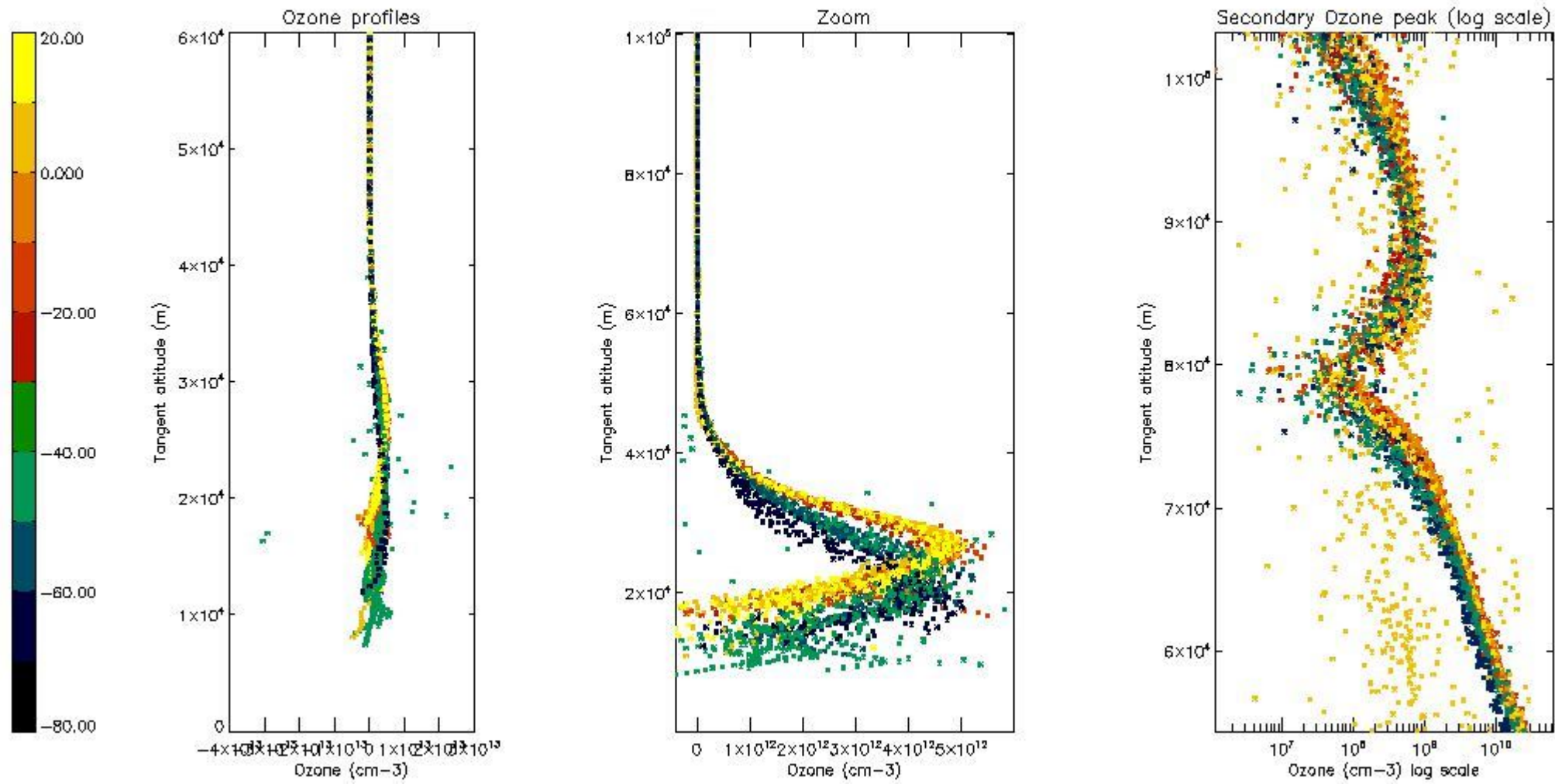
Criteria	% of total production
All STD	30
STD < 20	19



STD < 10	16
STD < 5	12

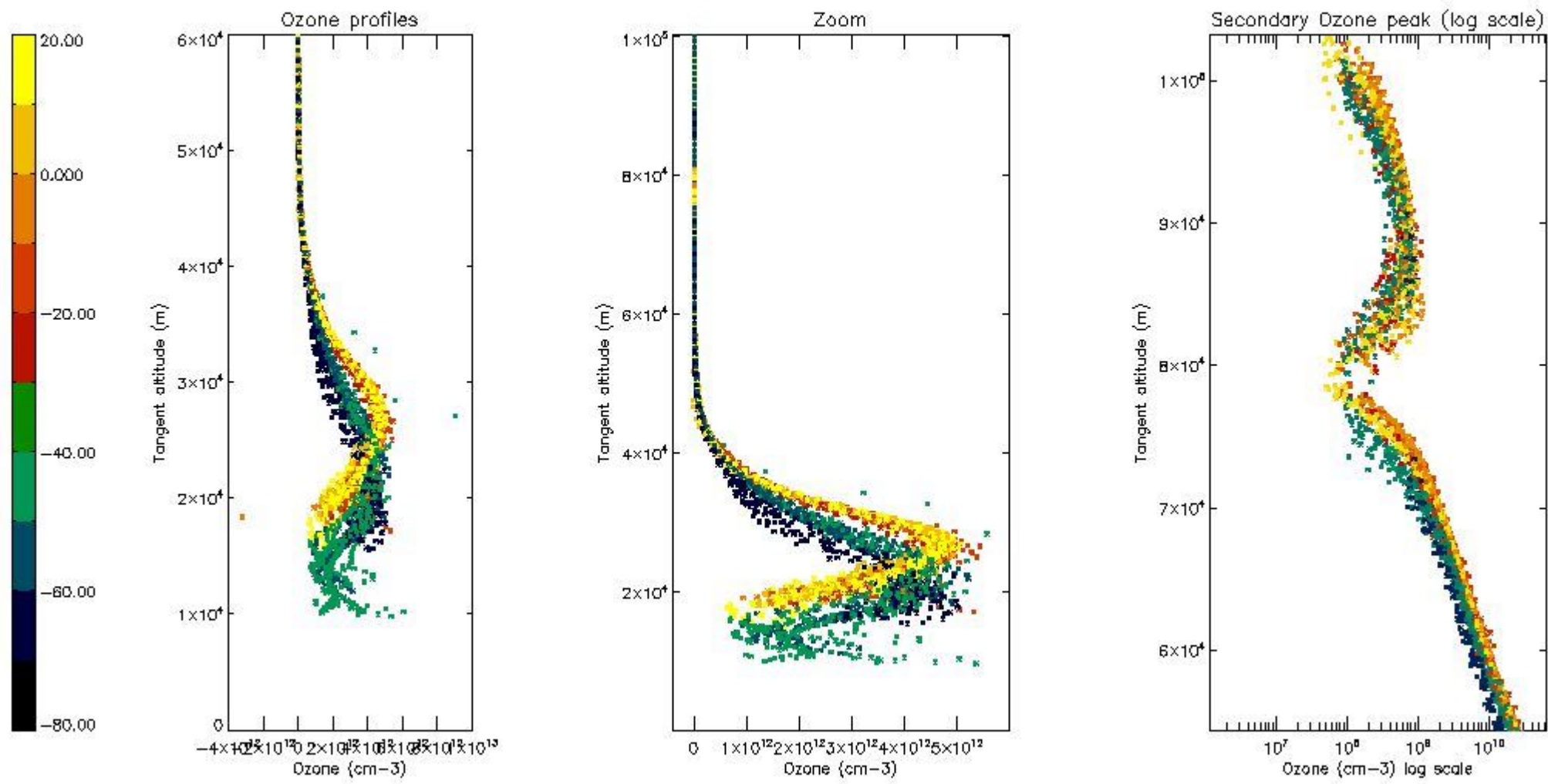
5.2 Plot ozone profiles for all STD (dark without errors)

The colorbar represents the latitude.



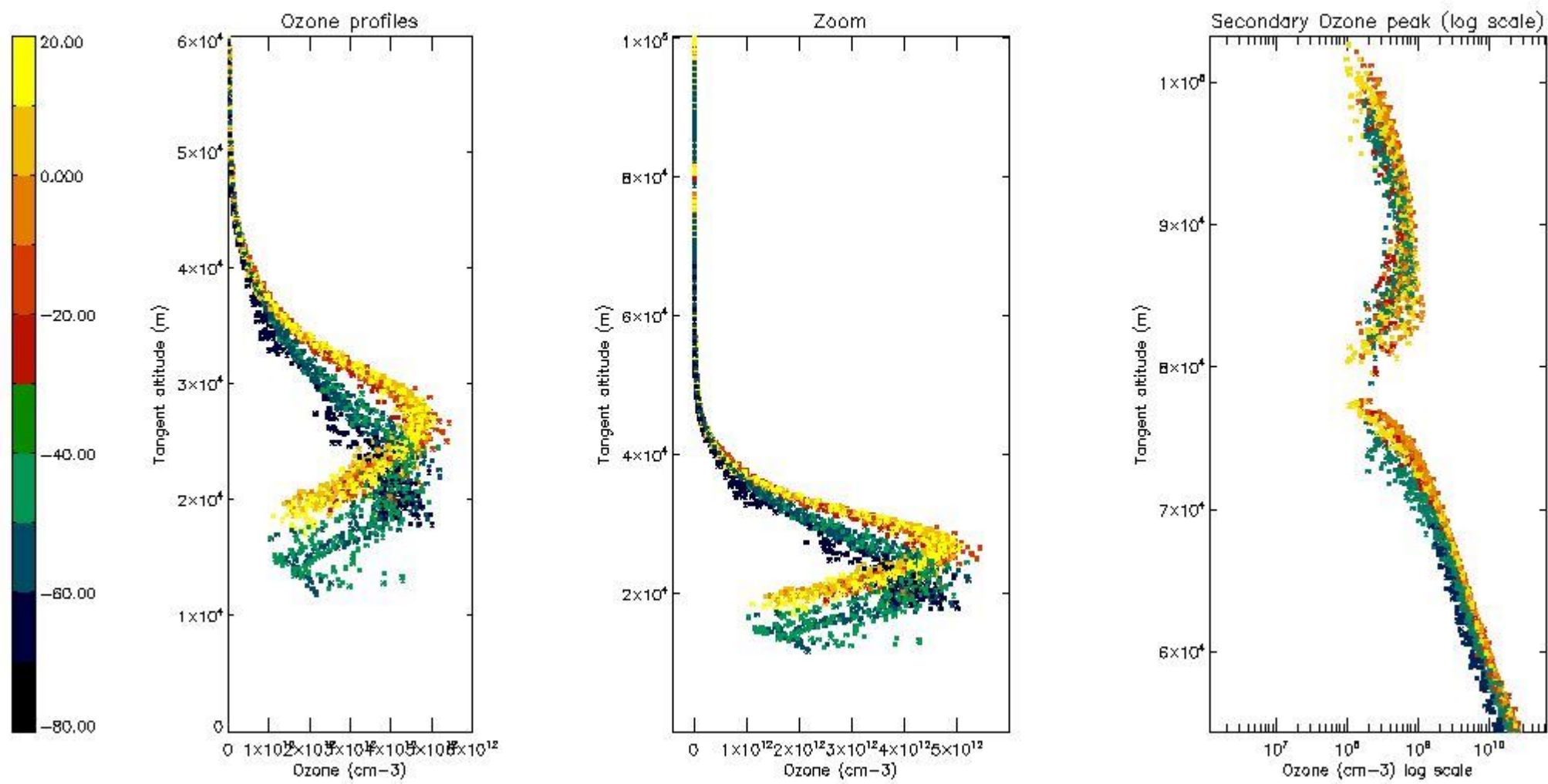
5.3 Plot ozone profiles where STD < 20% (dark without errors)

The colorbar represents the latitude.



*5.4 Plot ozone profiles where STD < 10% (dark without errors)*

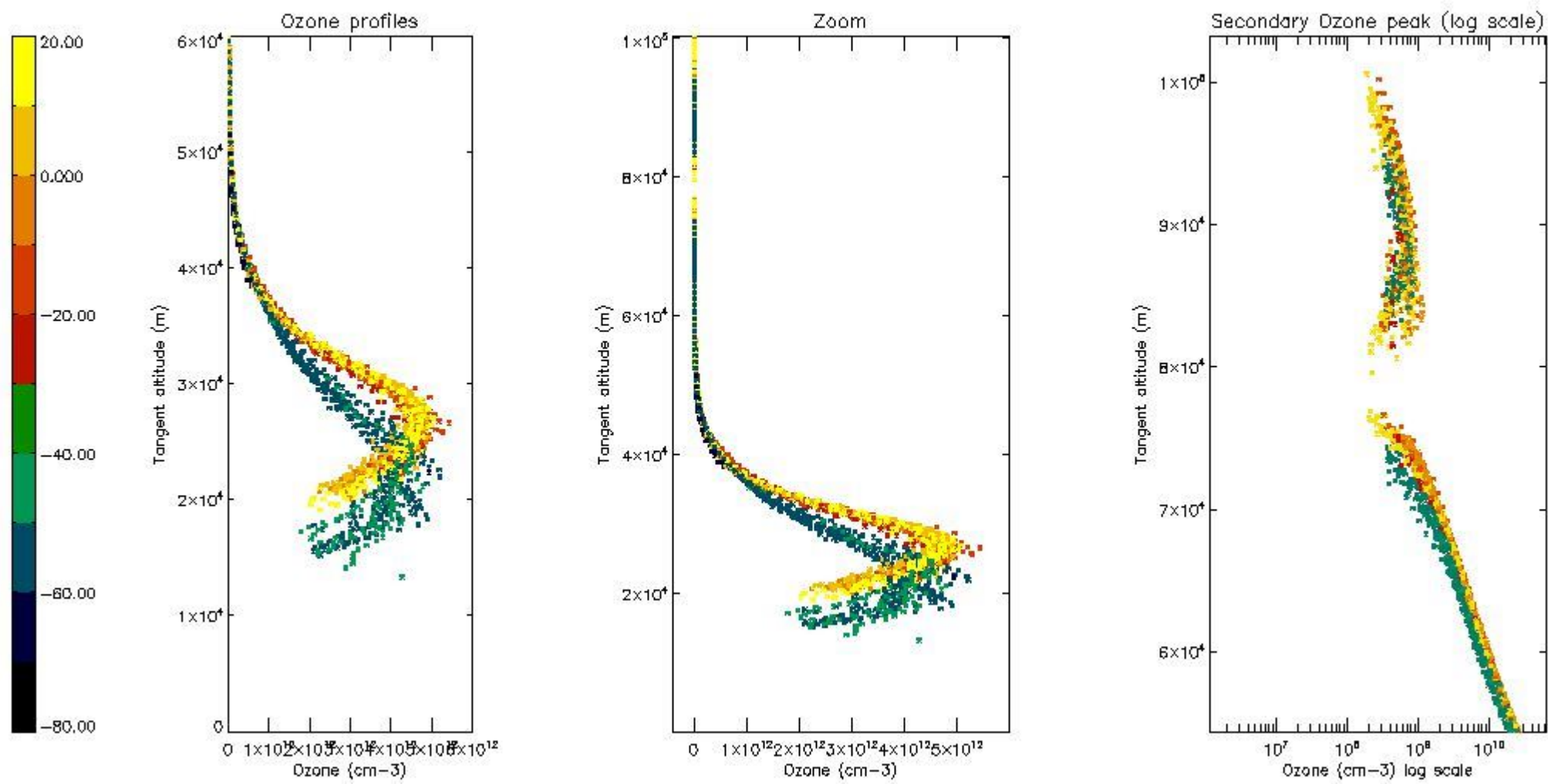
The colorbar represents the latitude.



*5.5 Plot ozone profiles where STD < 5% (dark without errors)*

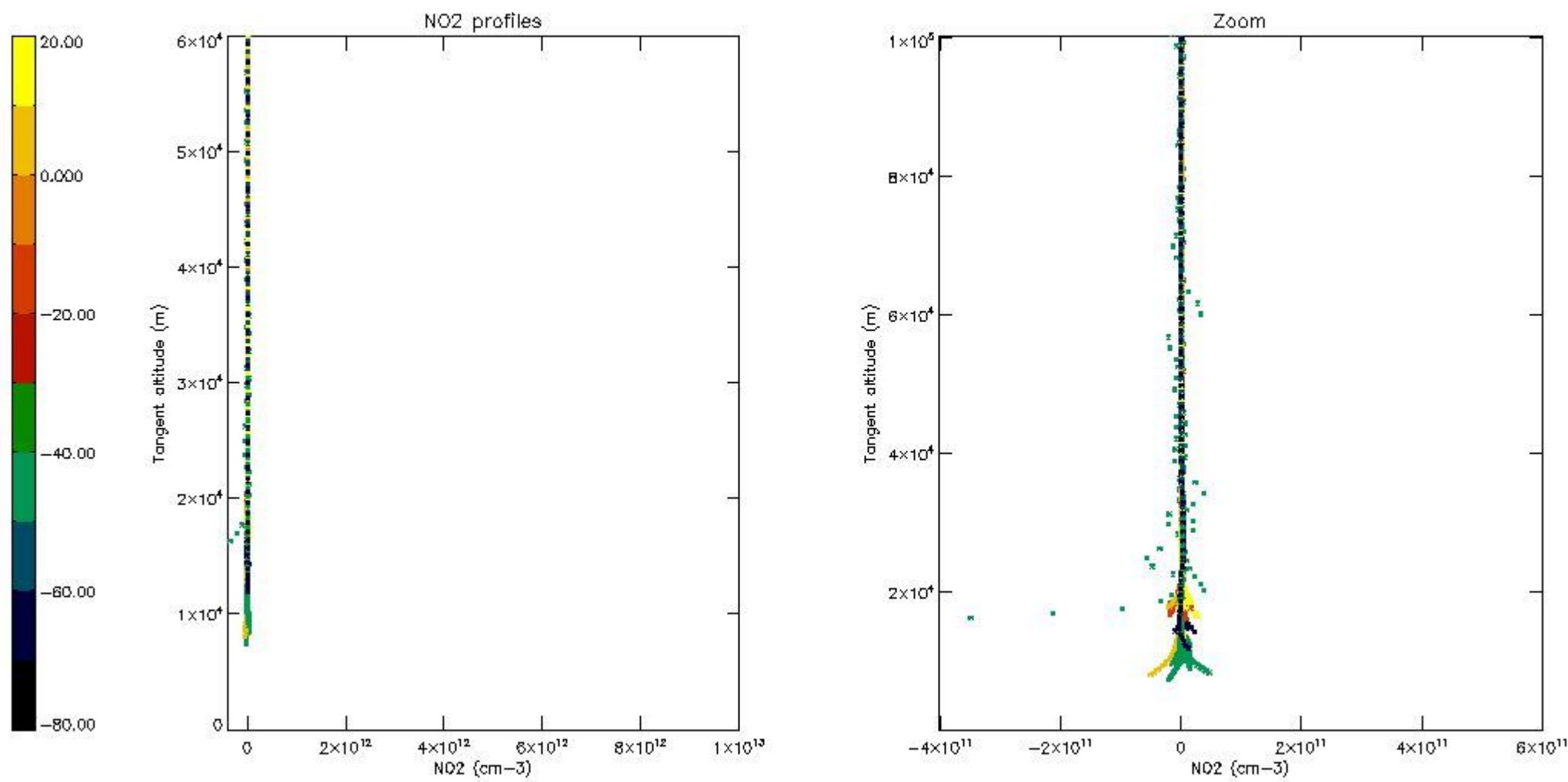
The colorbar represents the latitude.





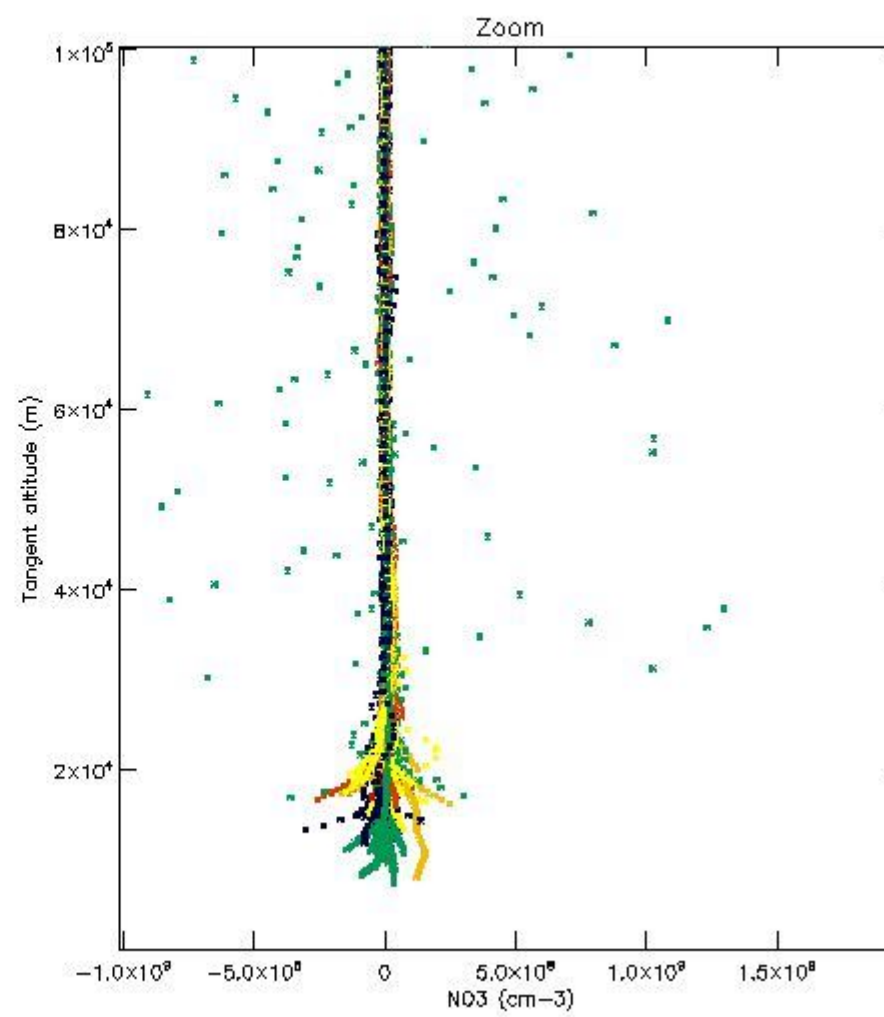
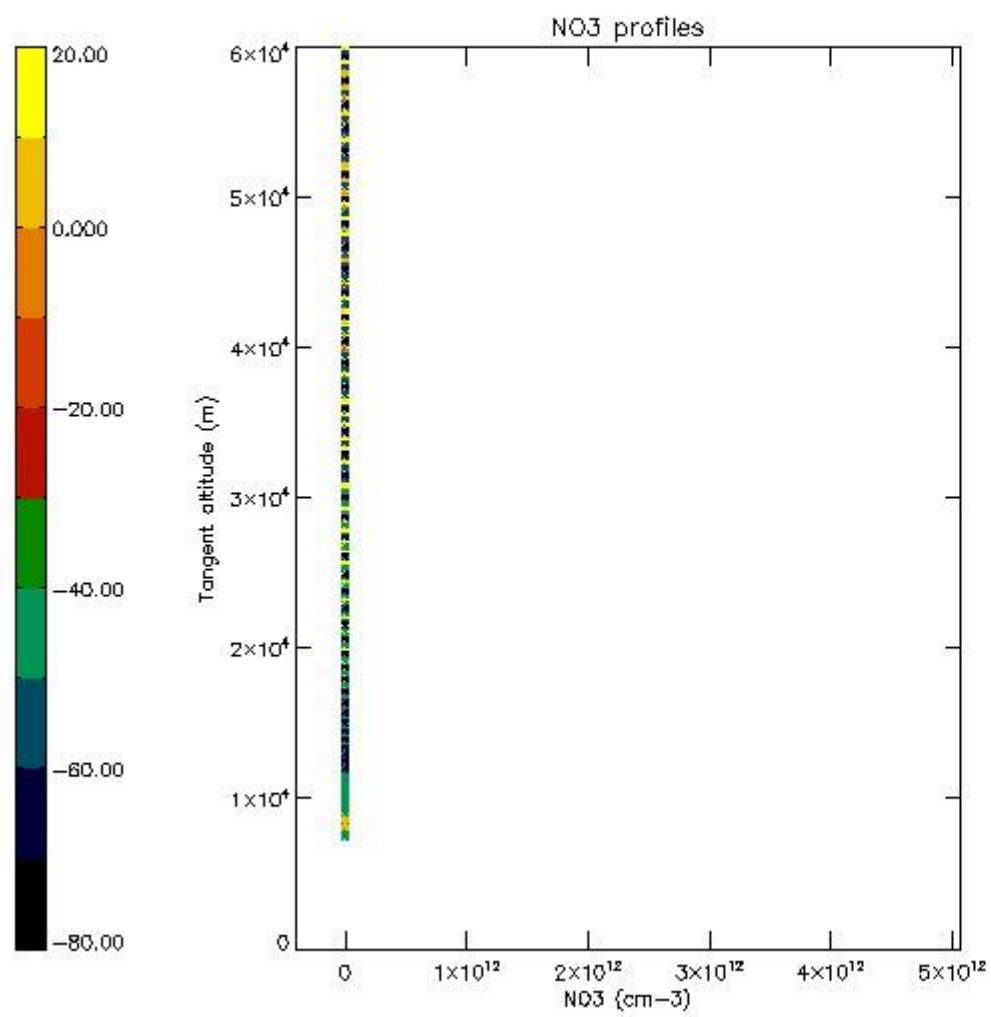
*5.6 Plot NO<sub>2</sub> profiles for all STD (dark without errors)*

The colorbar represents the latitude.



*5.7 Plot NO3 profiles for all STD (dark without errors)*

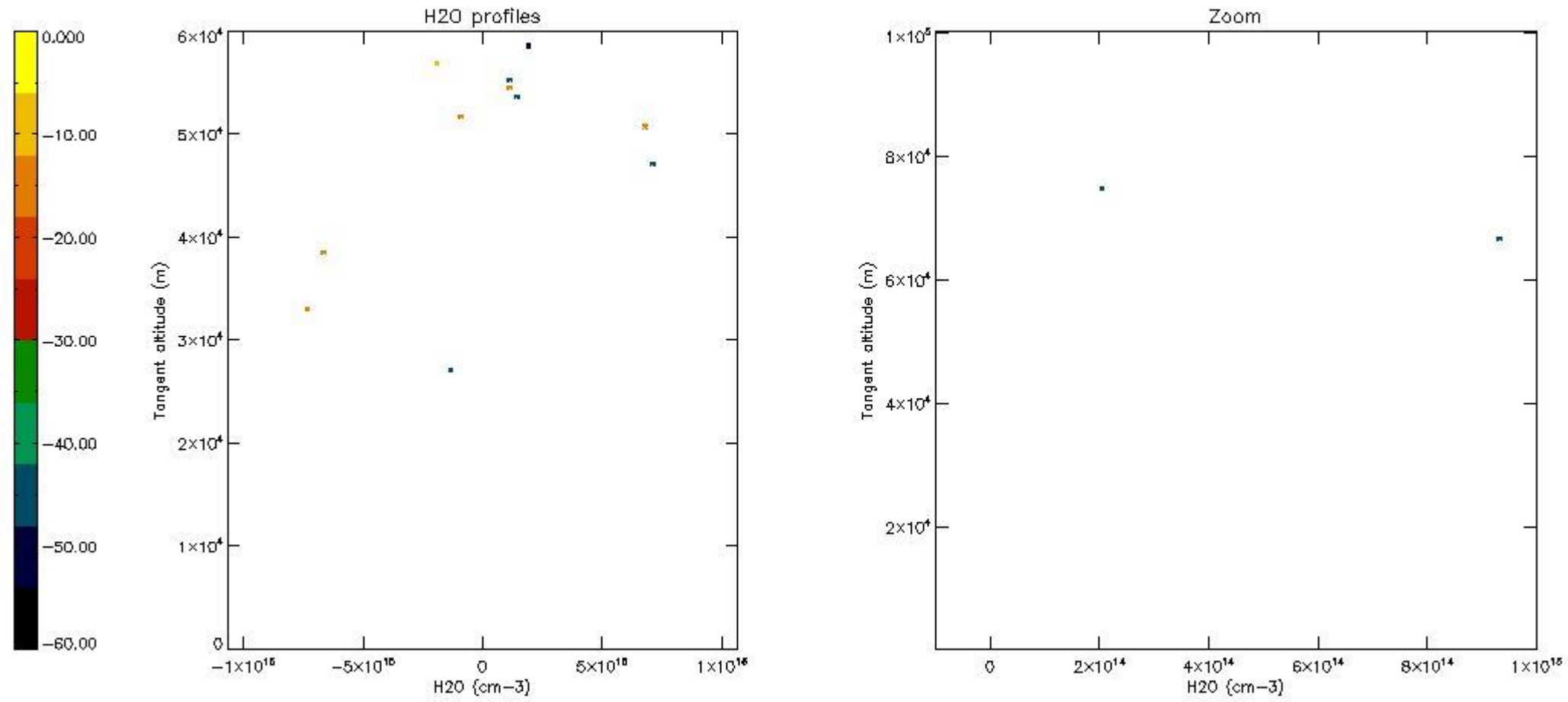
The colorbar represents the latitude.



5.8 Plot H<sub>2</sub>O profiles for all STD (only for occultations of stars 1,2,3,4,13,14,16,26,63 dark without errors)

The colorbar represents the latitude.

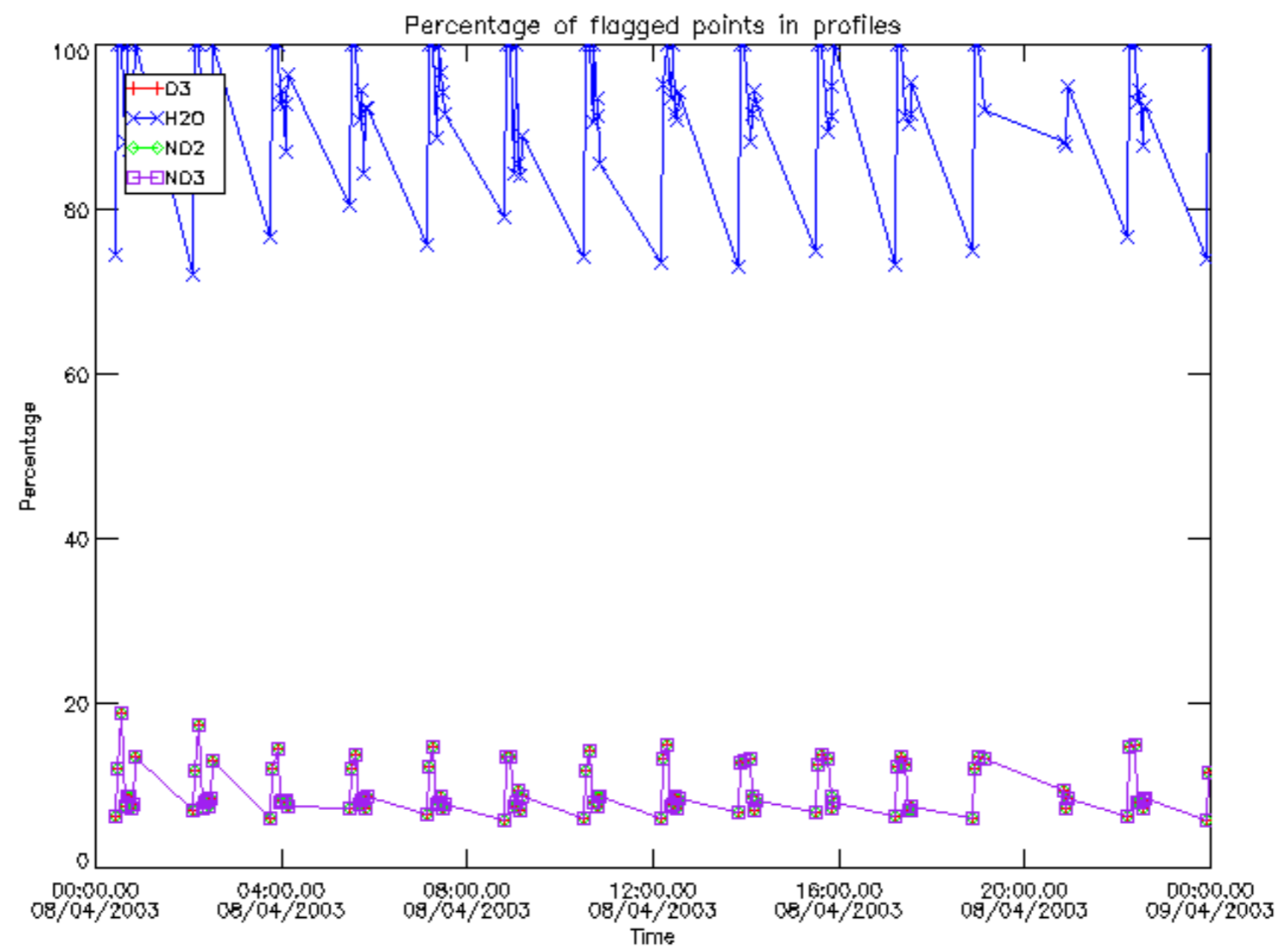




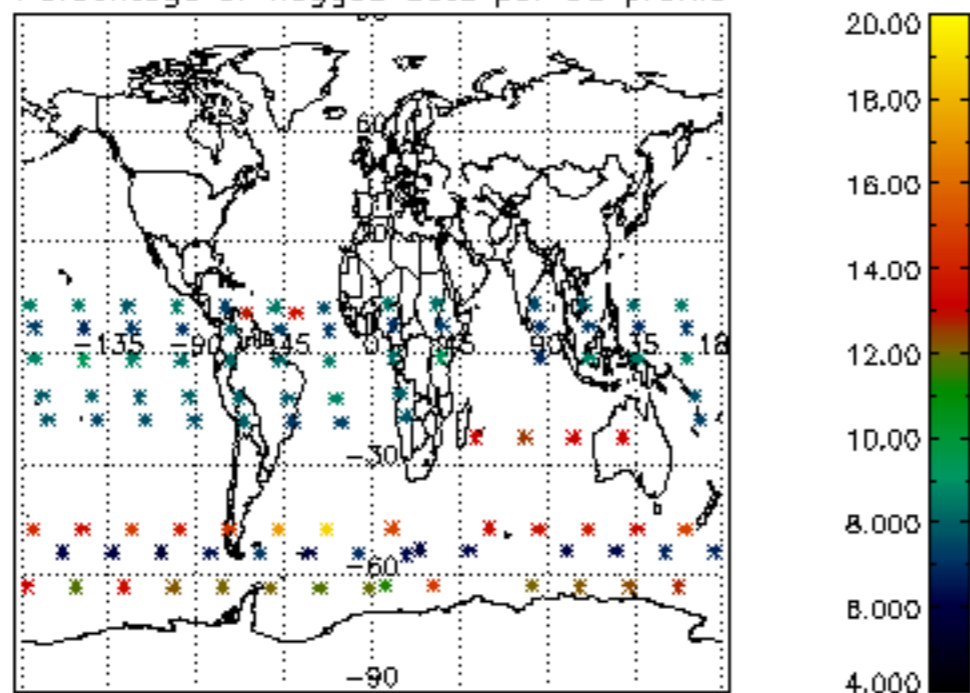
## 6. Auxiliary Data Files used for the production reported in section 2

The number reported in the third column indicates since which file (see list in section 2) the corresponding auxiliary file has been used. The fourth column is the date of those product files.

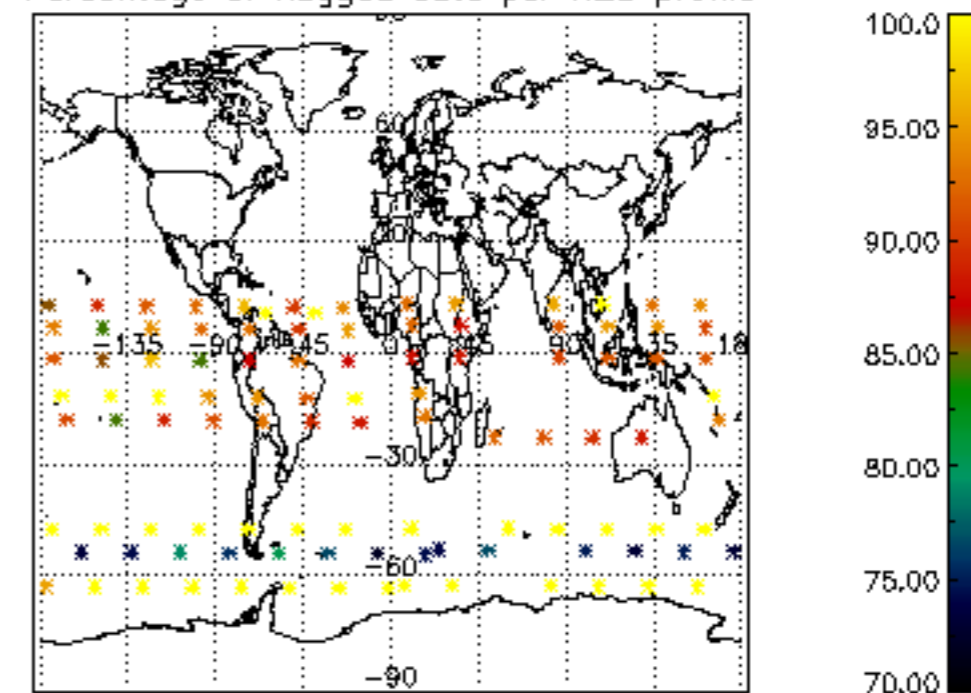
Type	Auxiliary Filename	Used since product	Used since product date
INST_PHYS_CHARACTERISTICS	GOM_INS_AXNIEC20050627_150440_20020301_000000_20100101_000000	1	08-APR-2003 00:02:09
LEVEL-2_PROC_CONFIG	GOM_PR2_AXVIEC20091111_152718_20020301_000000_20500101_000000	1	08-APR-2003 00:02:09
CROSS_SECTIONS_FILE	GOM_CRS_AXVIEC20091111_154832_20020301_000000_20500101_000000	1	08-APR-2003 00:02:09



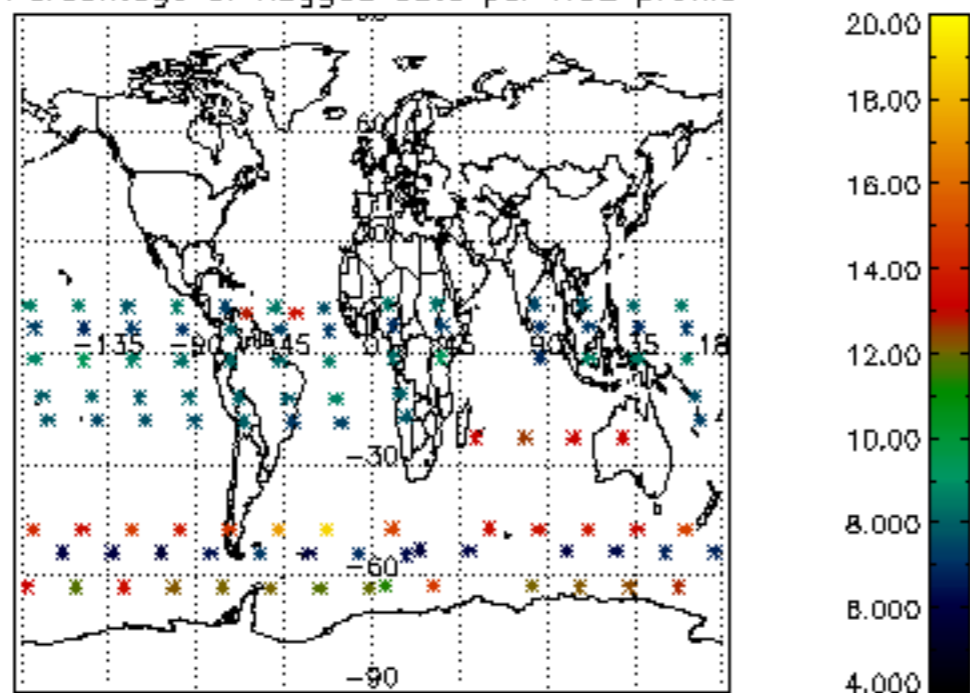
Percentage of flagged data per D3 profile



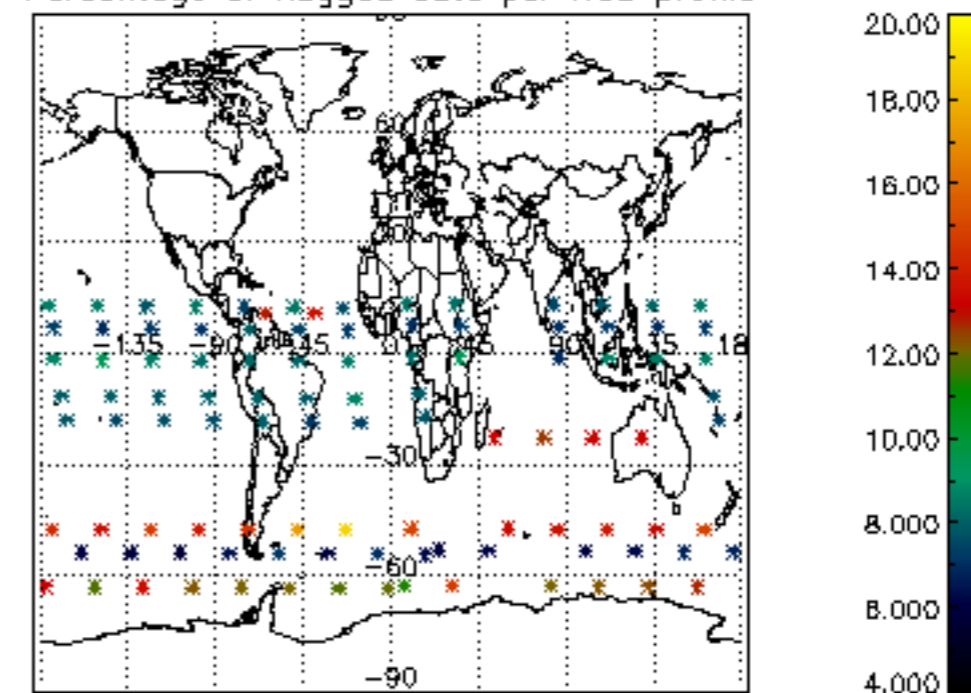
Percentage of flagged data per H2O profile



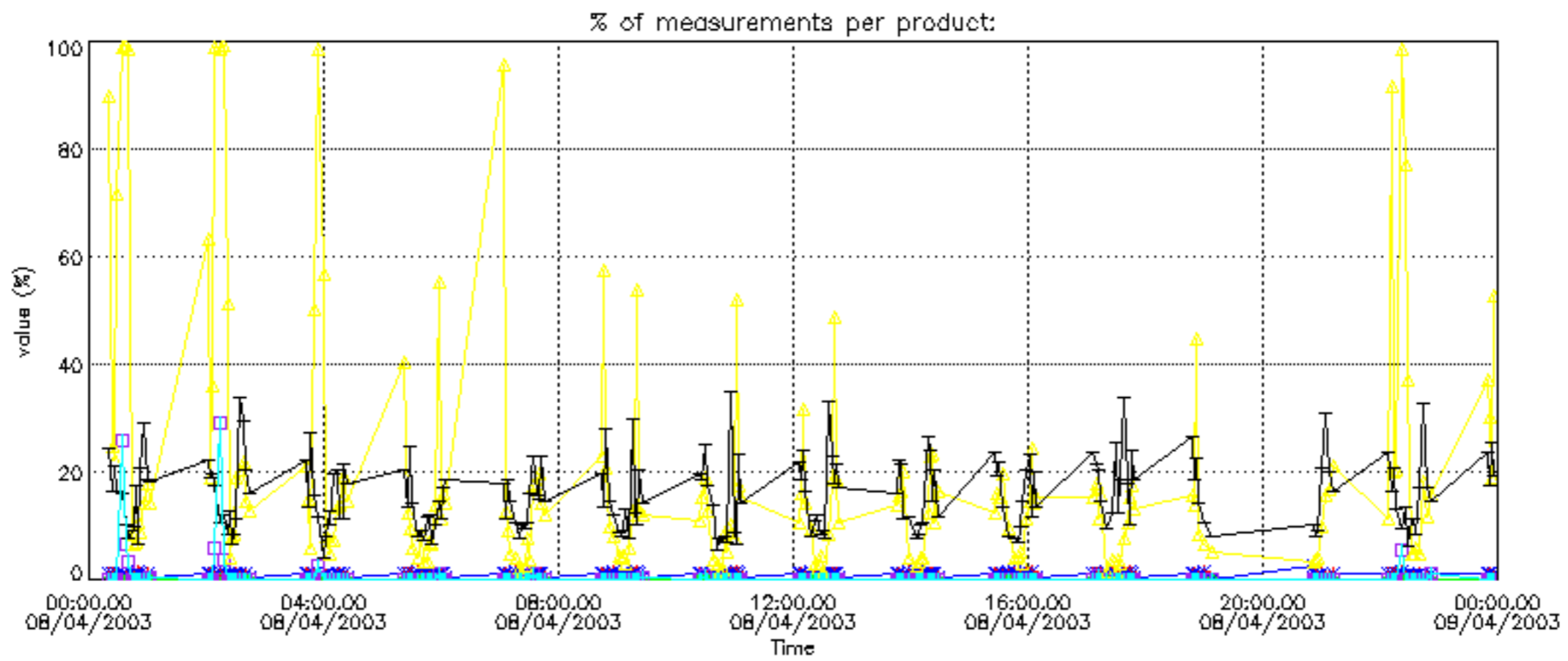
Percentage of flagged data per NO2 profile

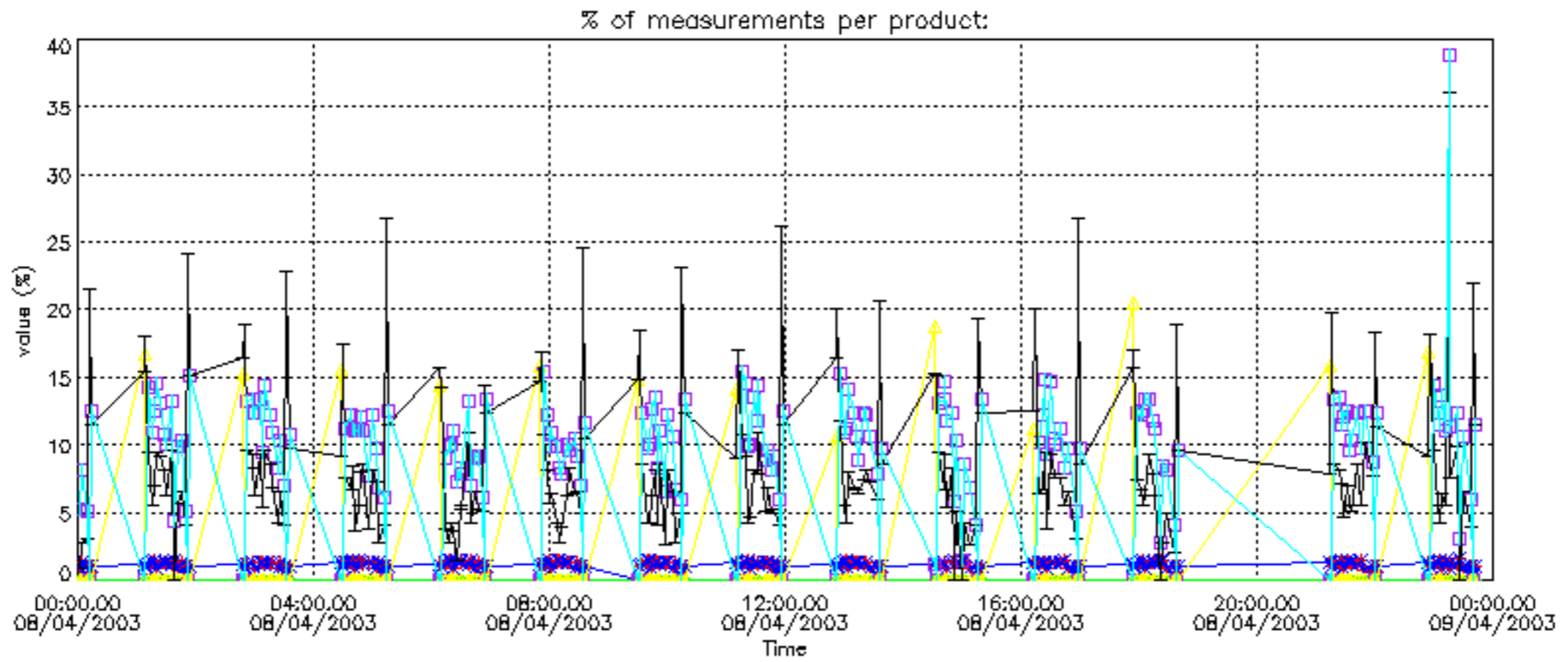


Percentage of flagged data per NO3 profile

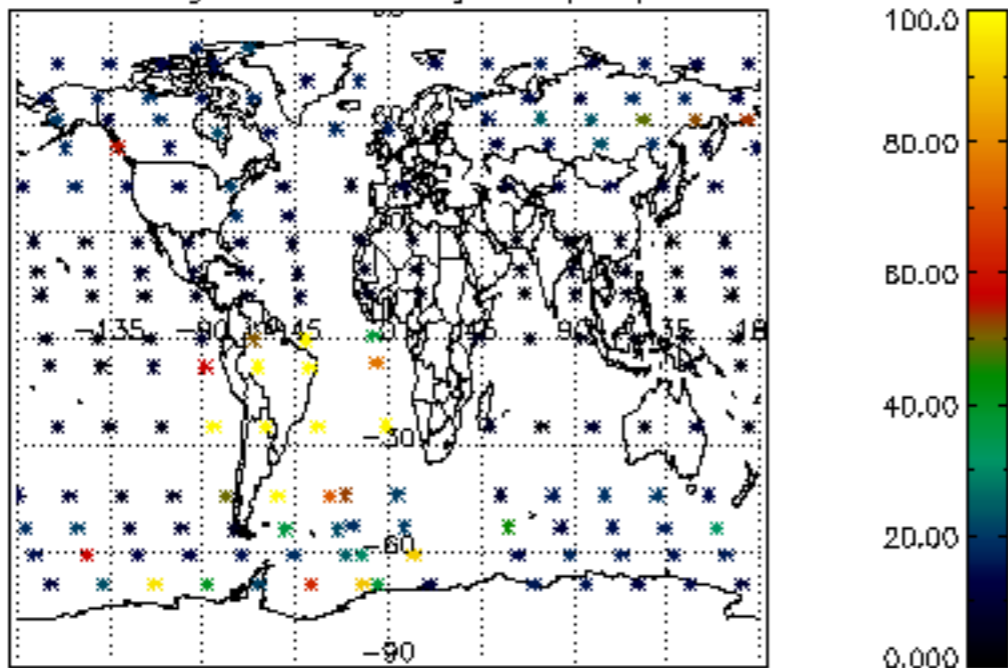




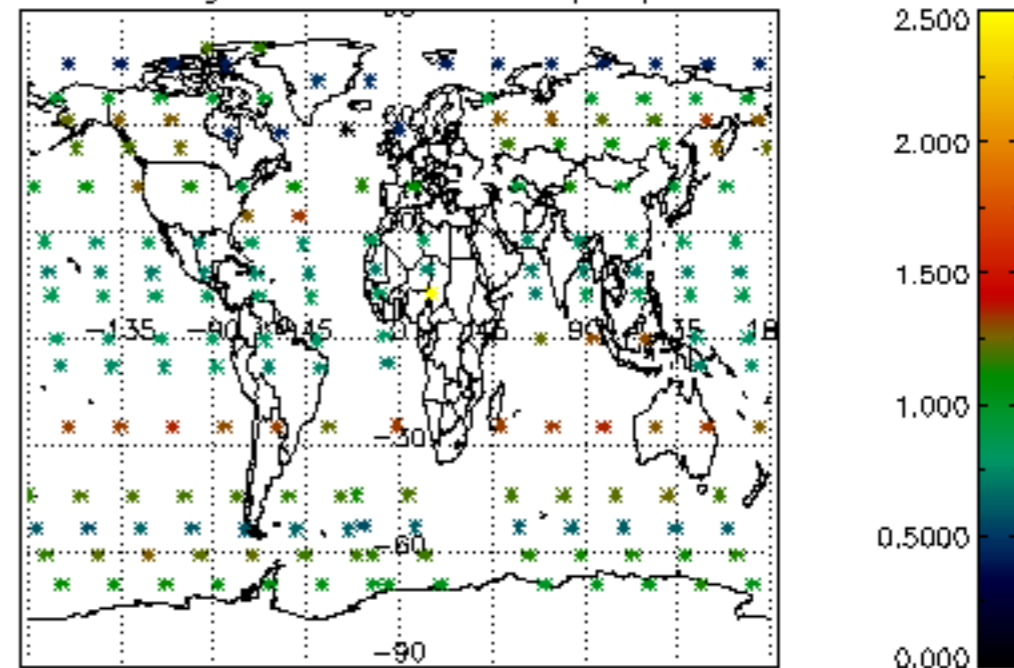




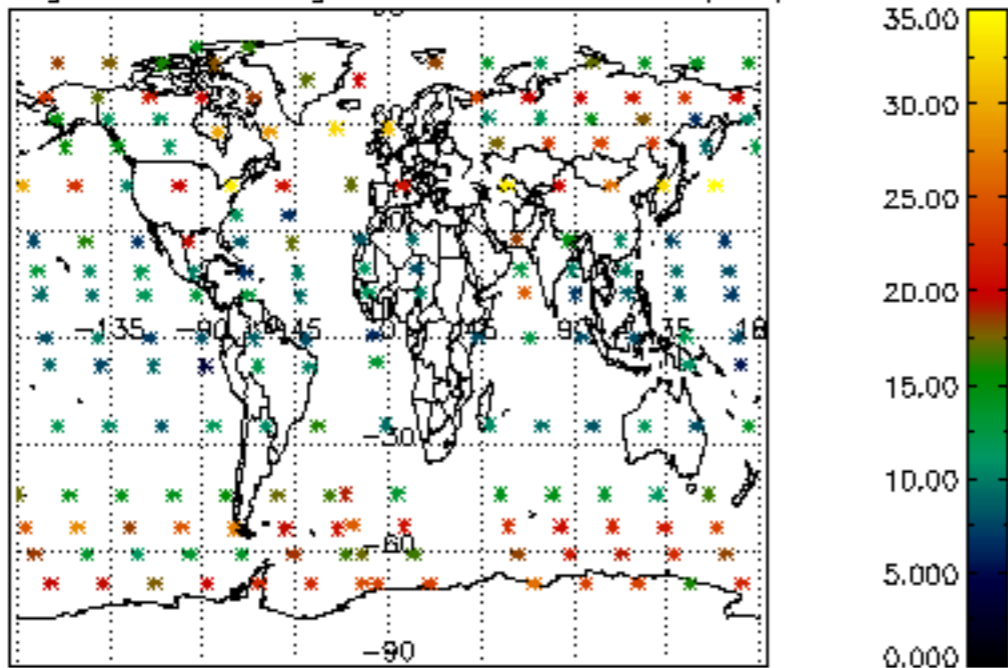
Percentage of cosmic ray hits per profile



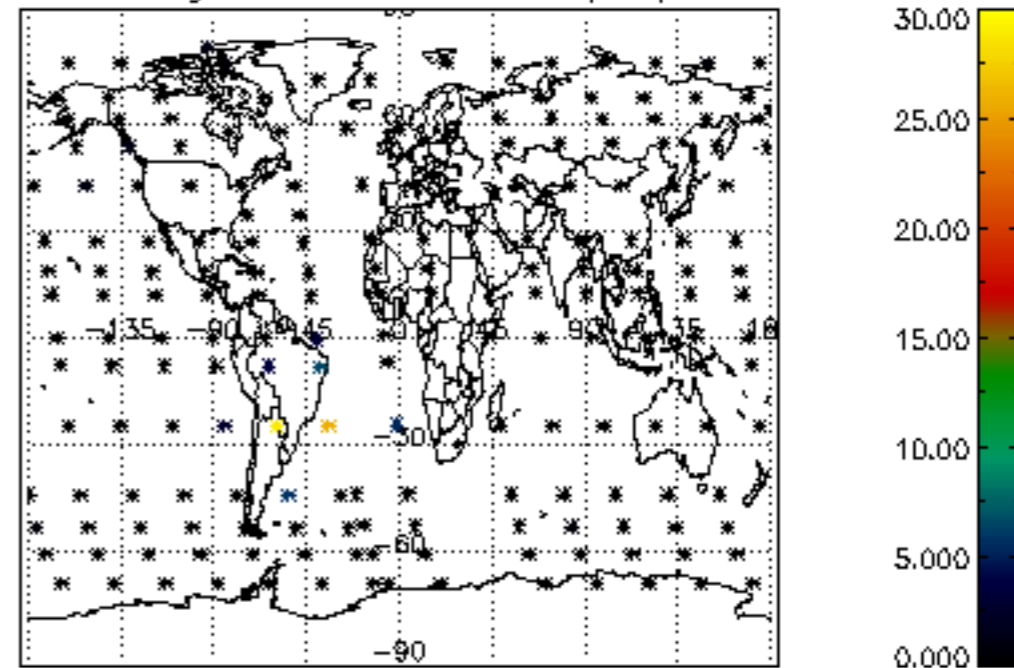
Percentage of datation errors per profile



Percentage of star falling outside central band per profile

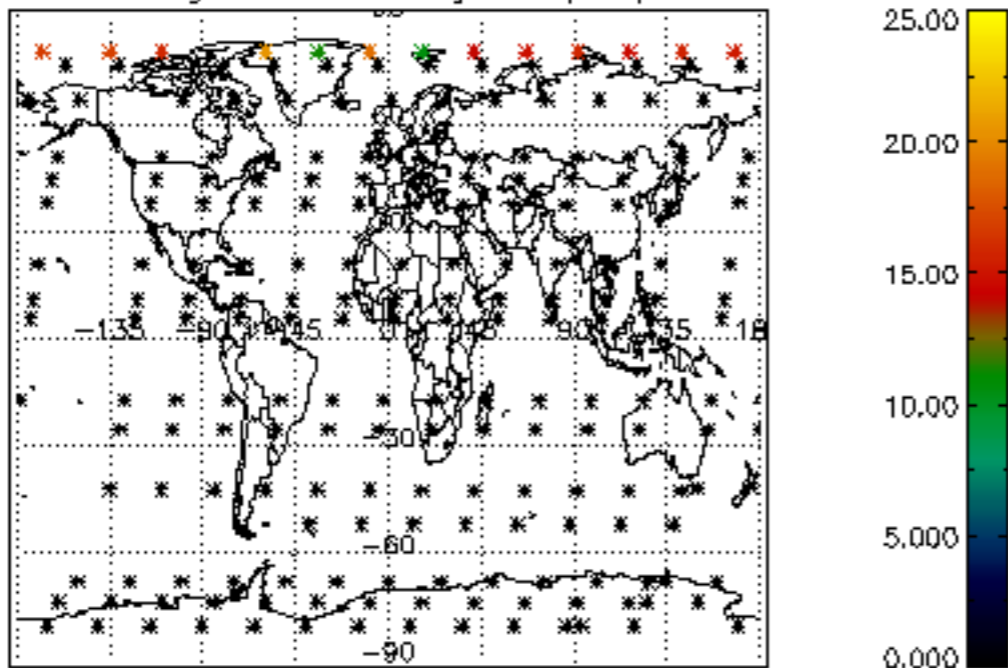


Percentage of saturation errors per profile

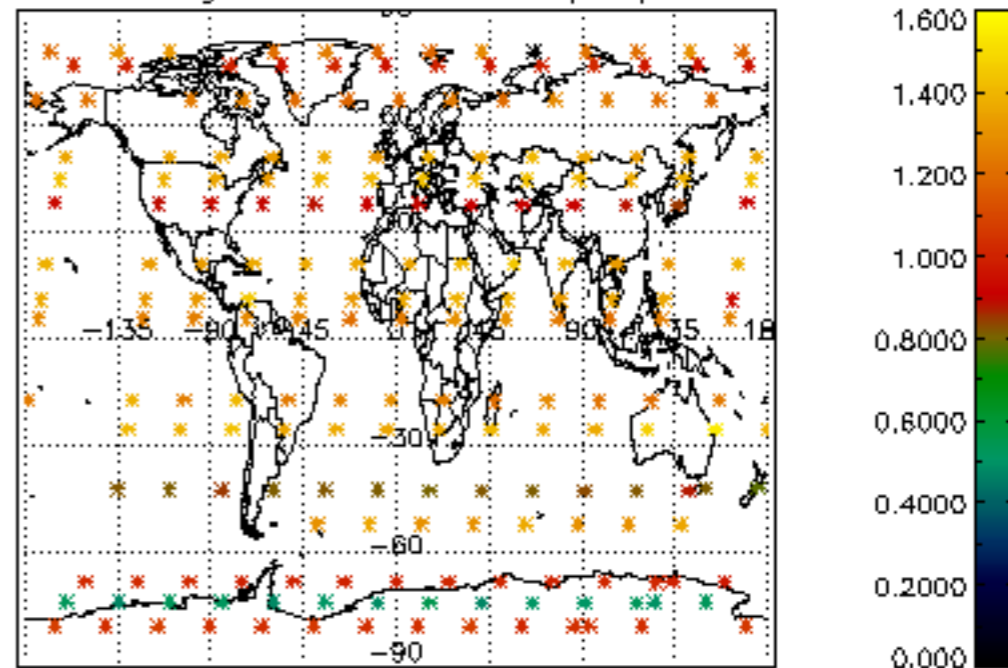




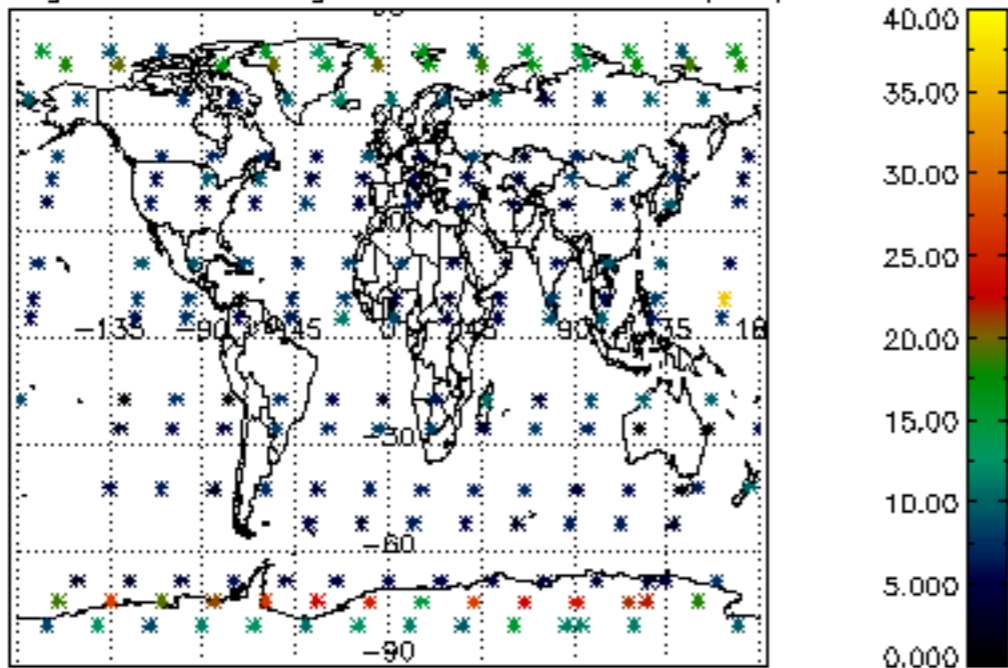
Percentage of cosmic ray hits per profile



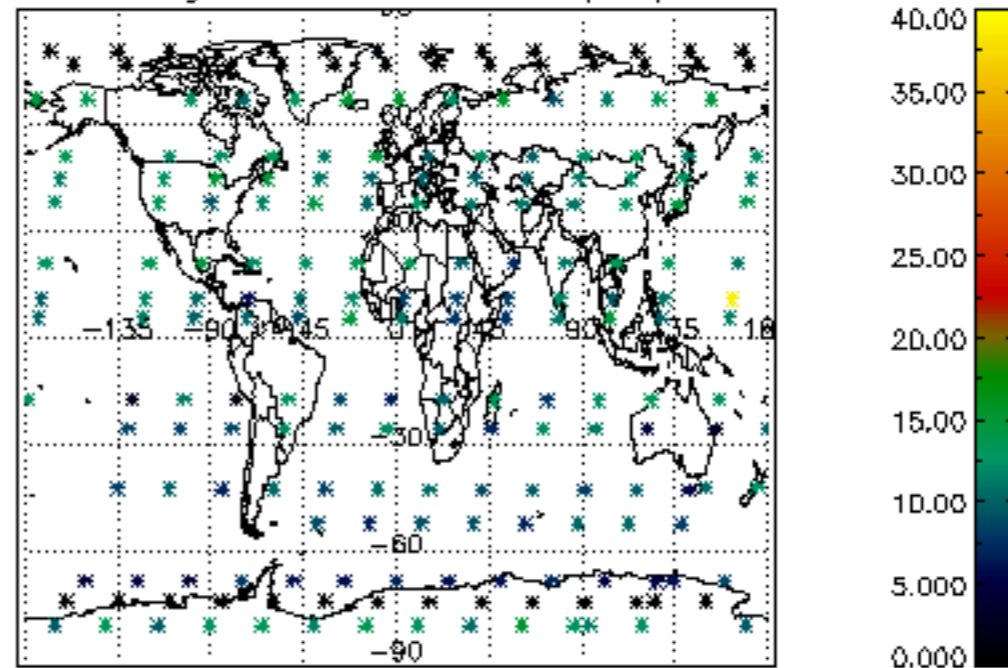
Percentage of datation errors per profile

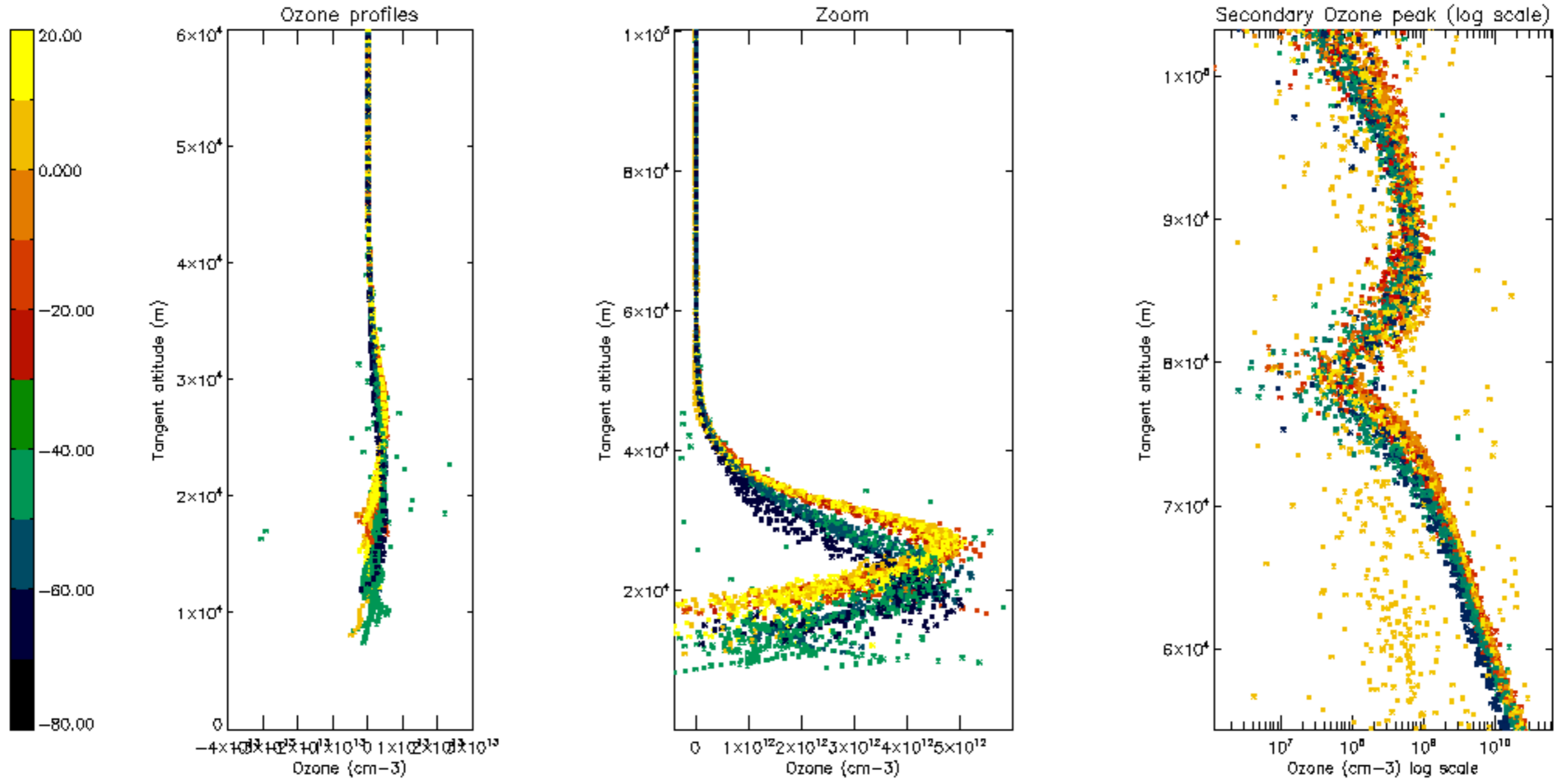


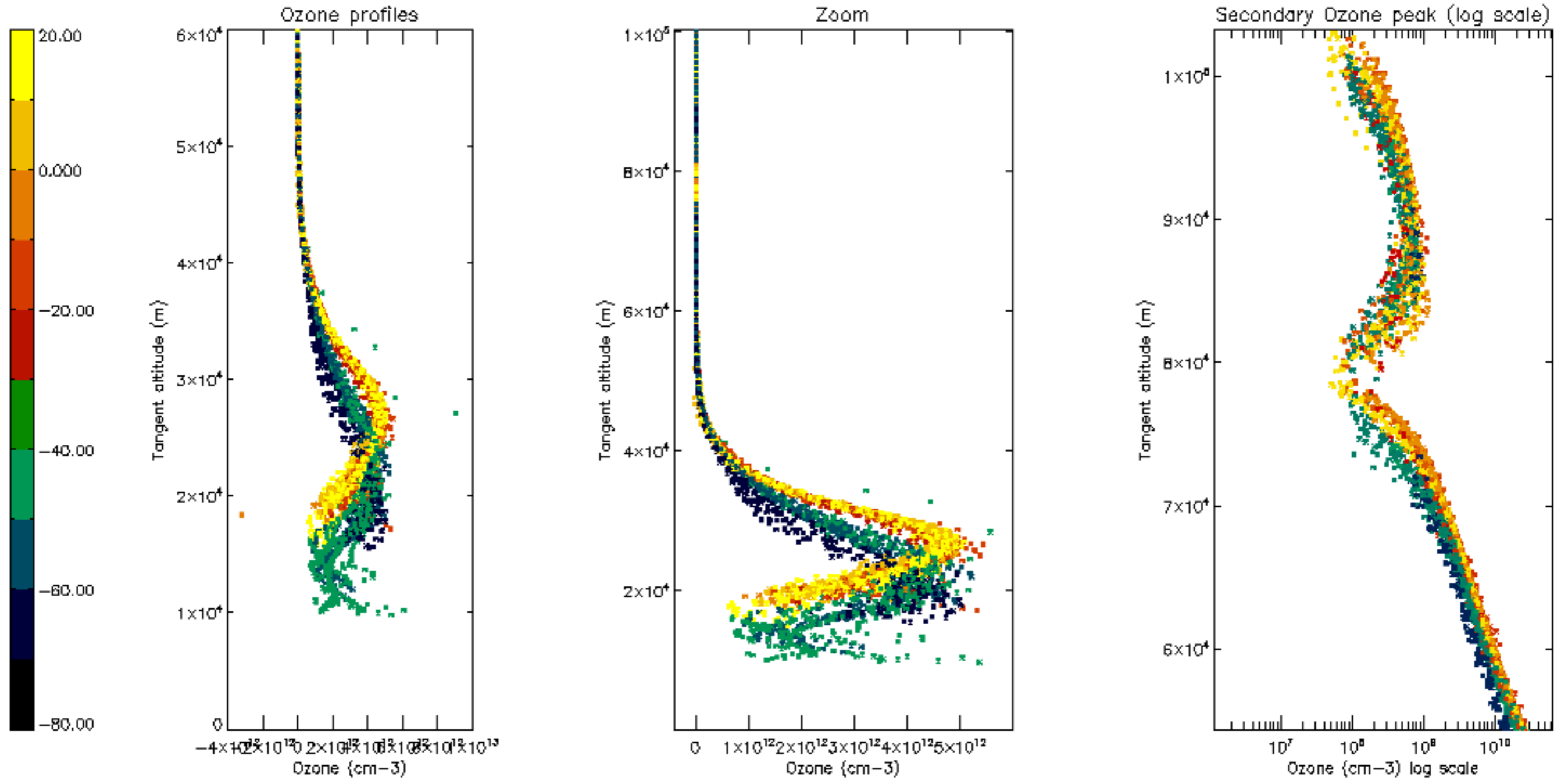
Percentage of star falling outside central band per profile



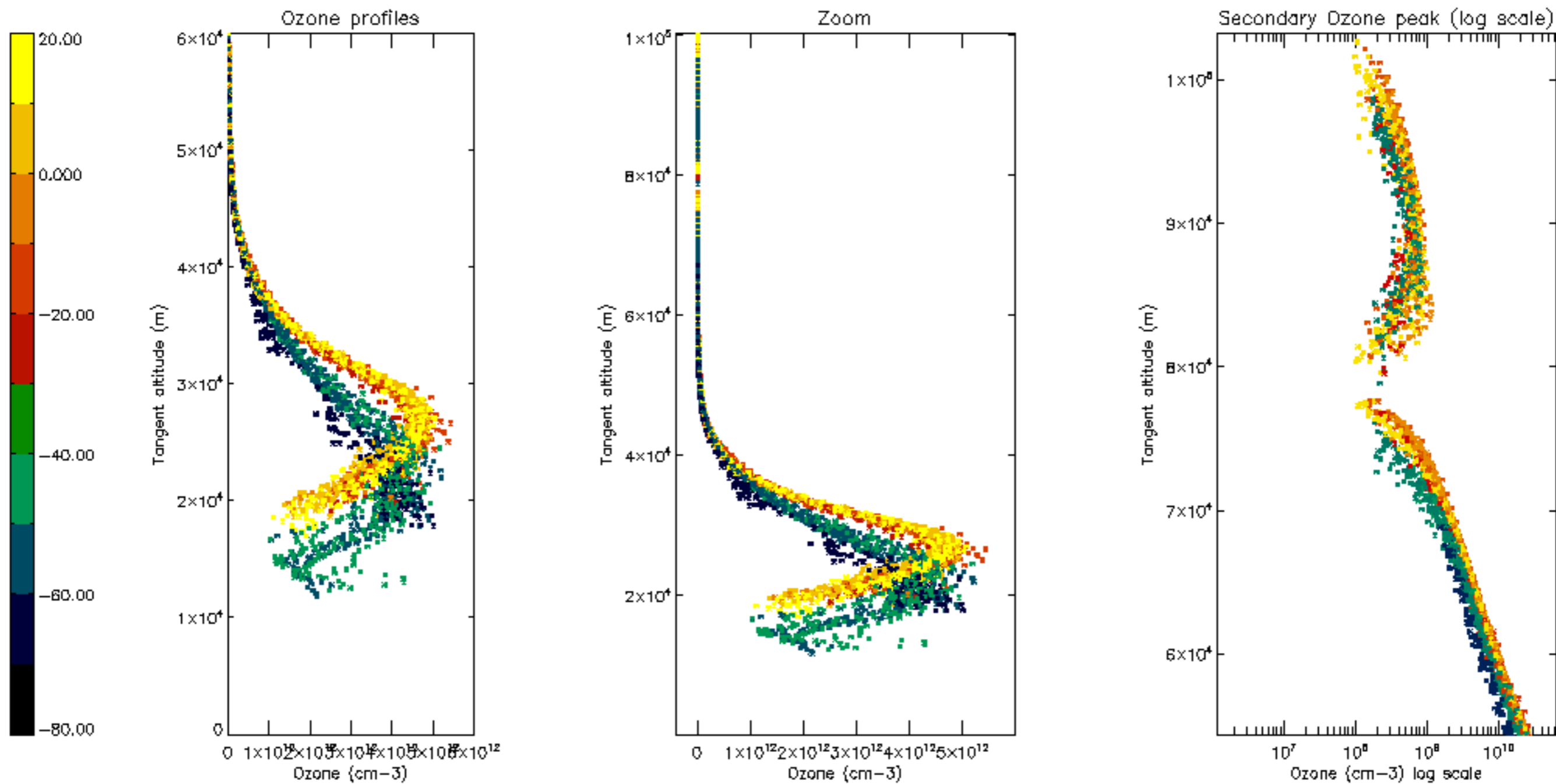
Percentage of saturation errors per profile

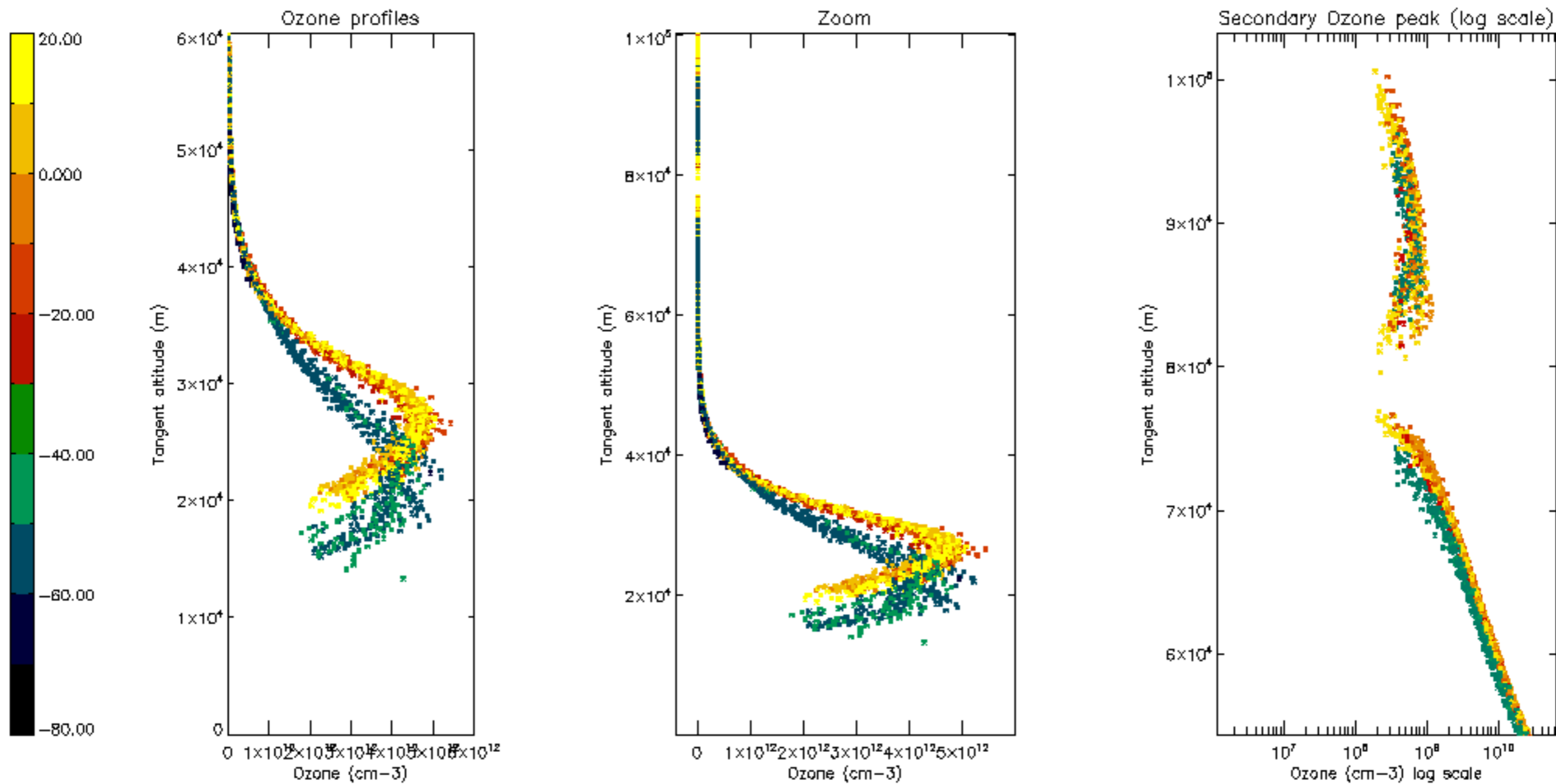


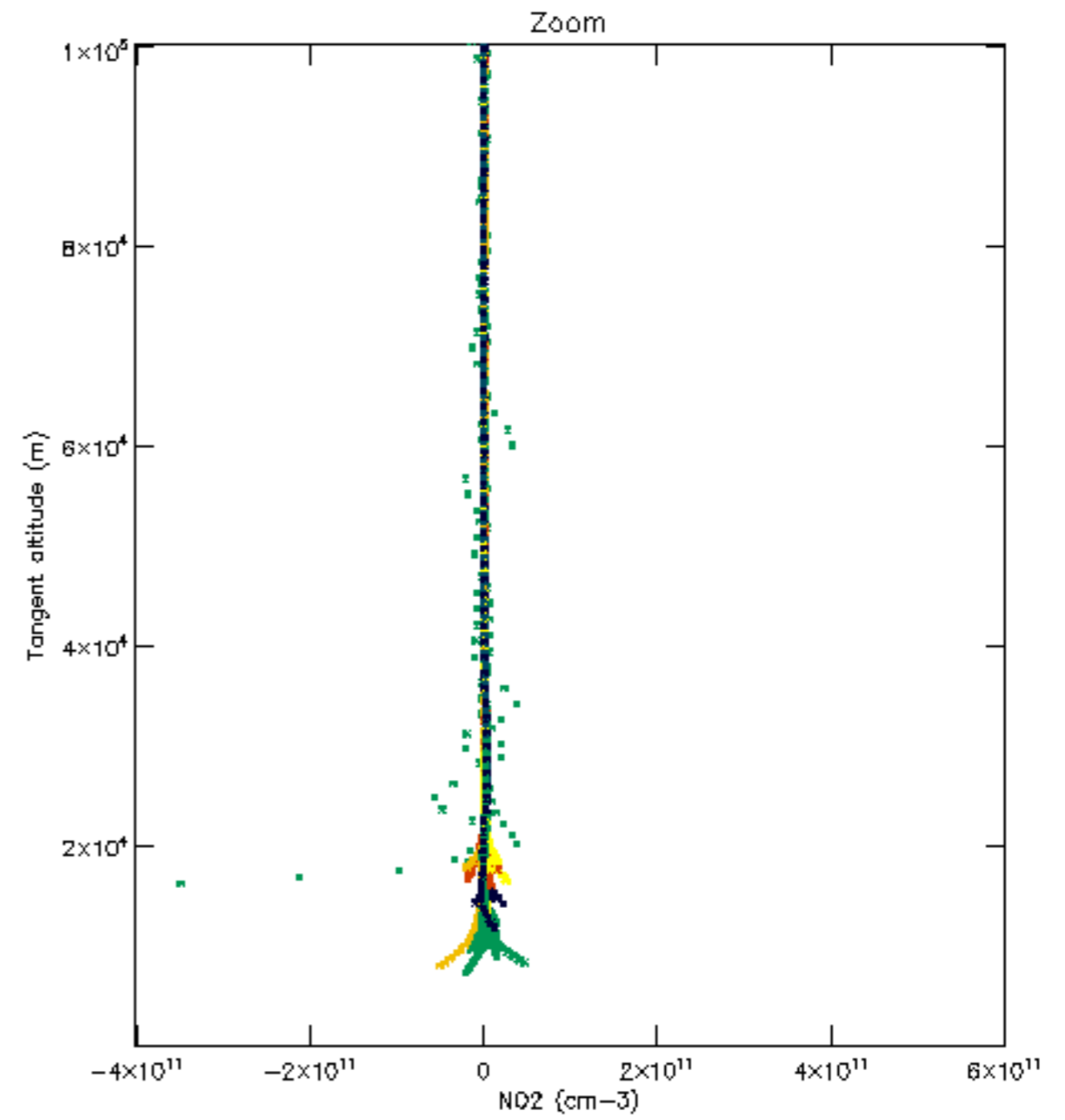
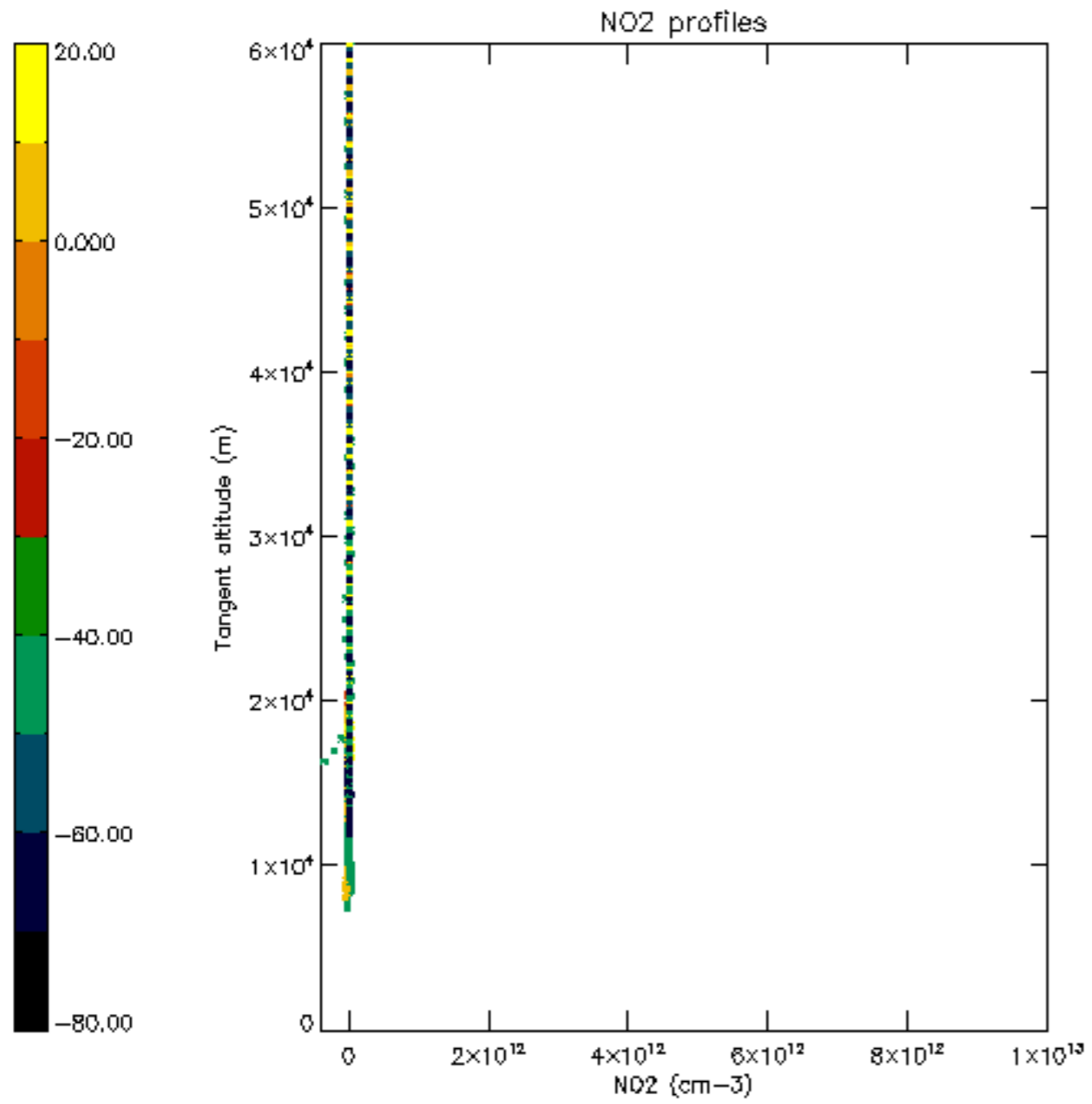




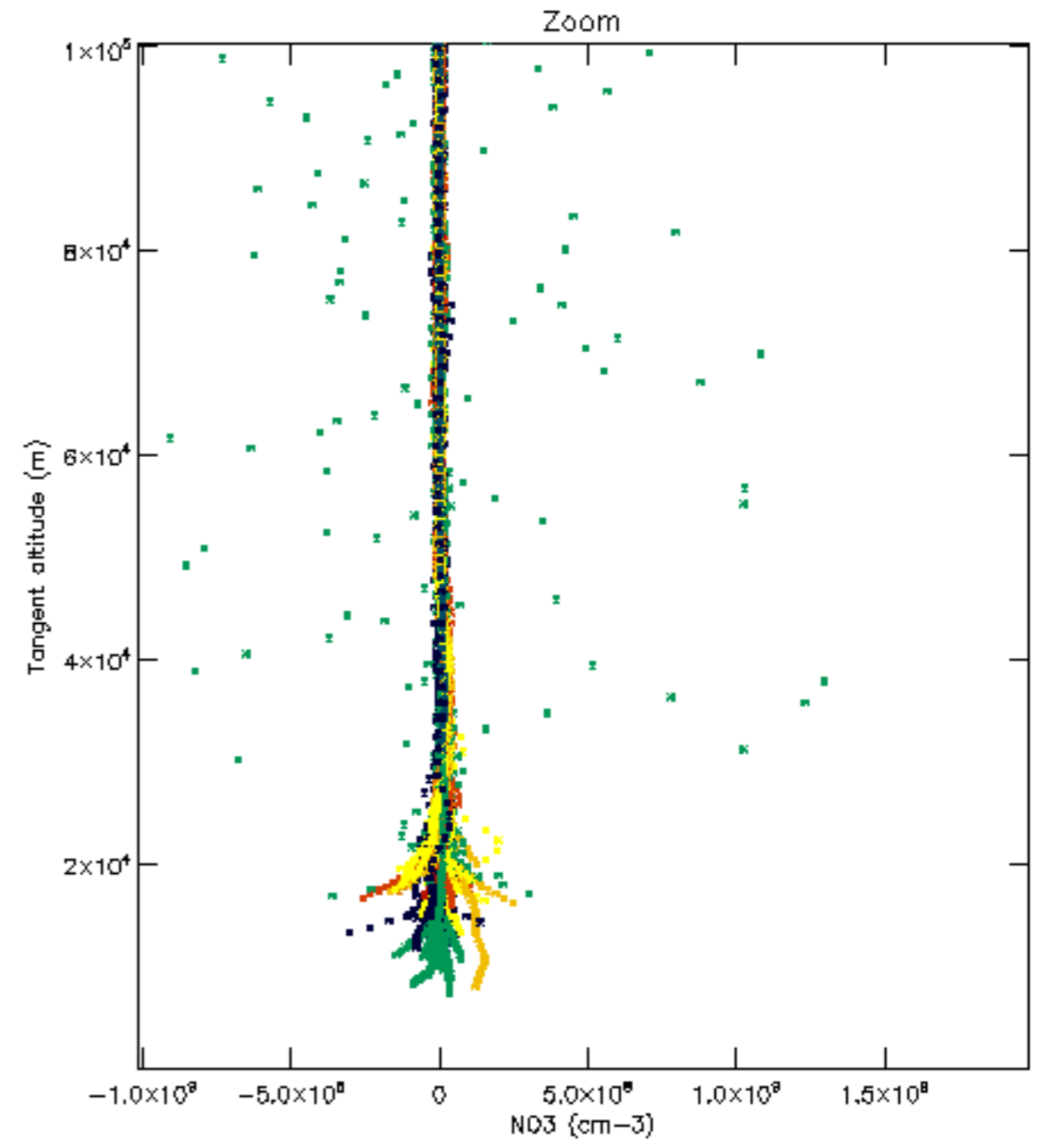
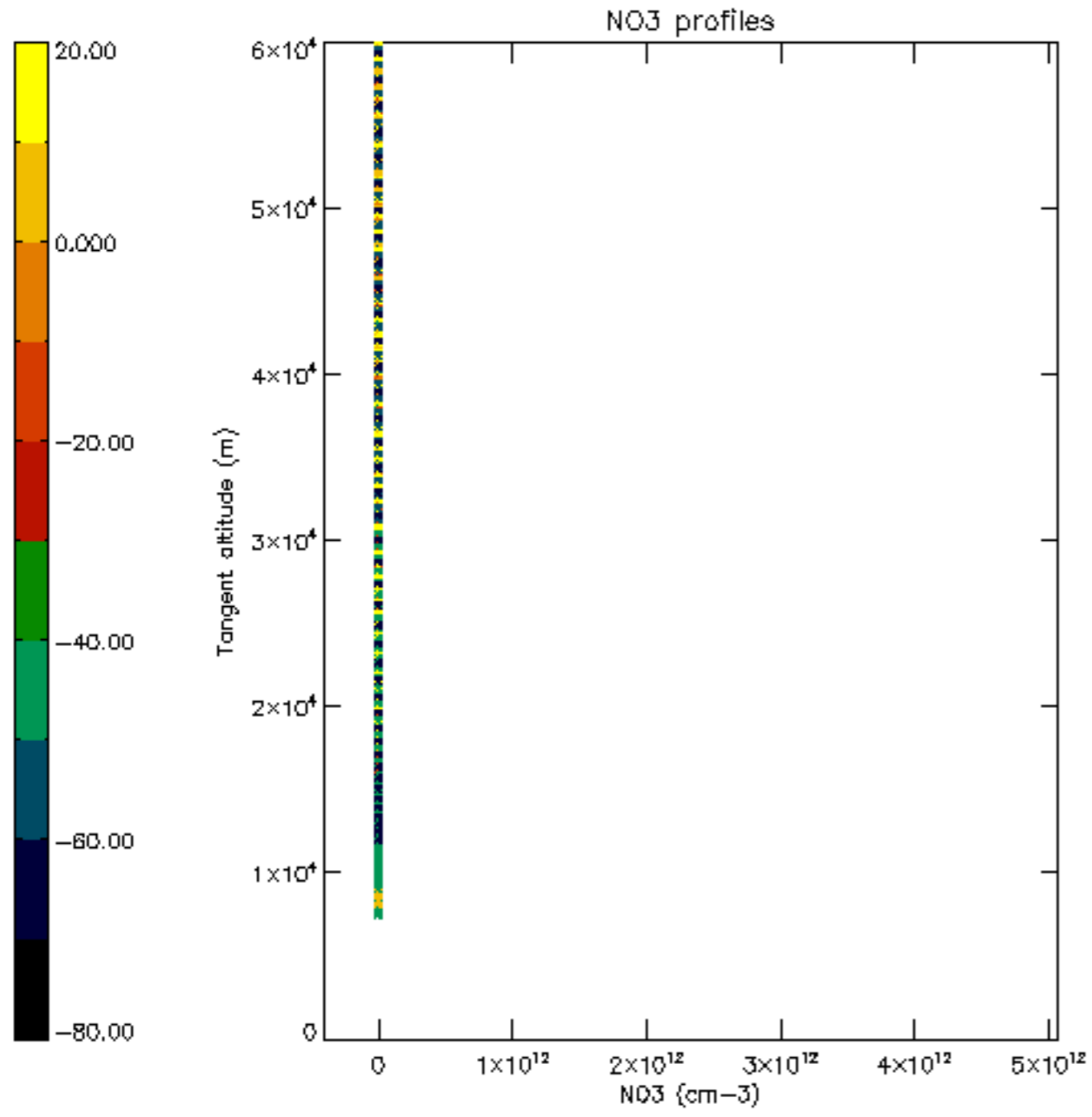


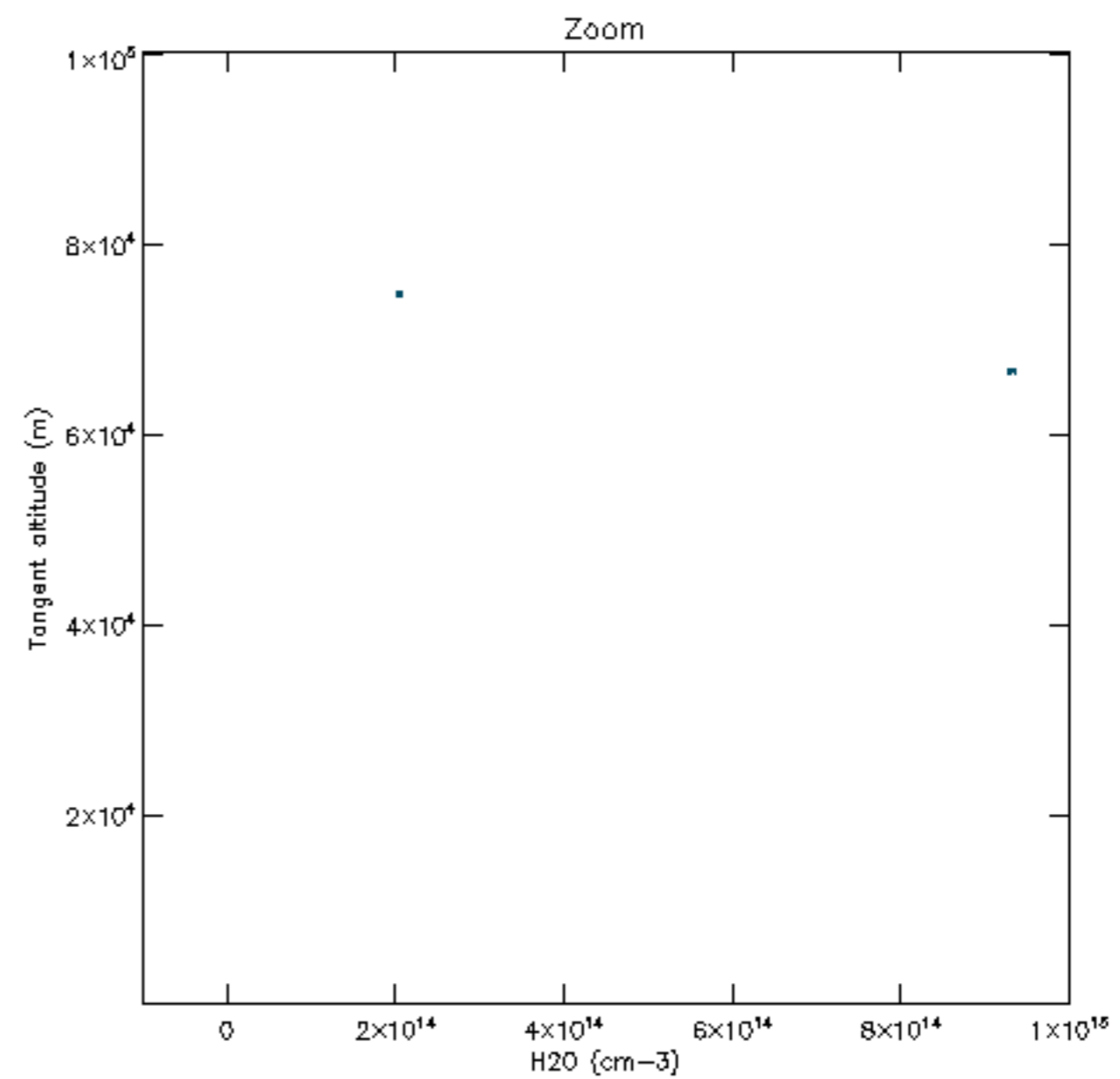
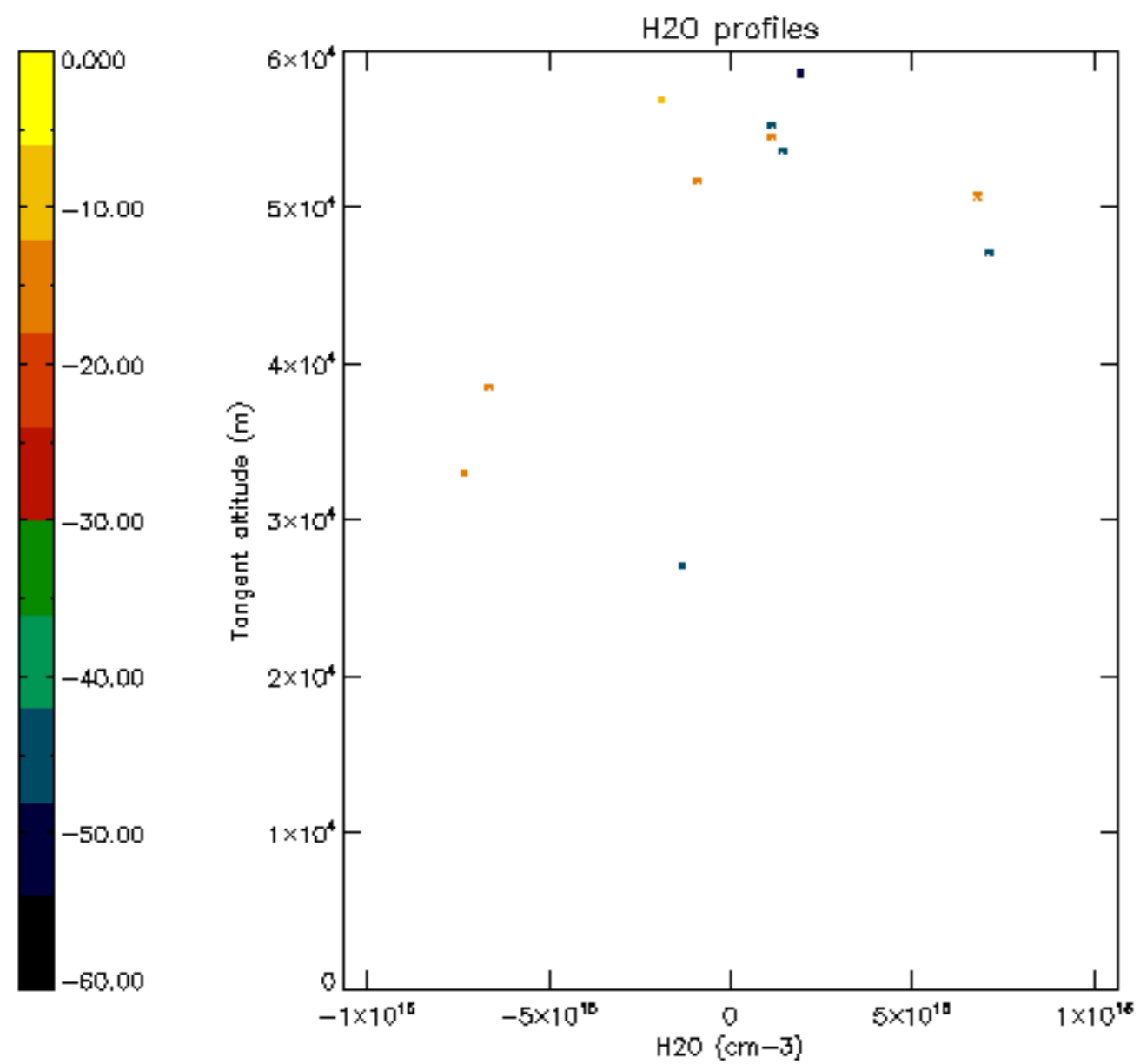


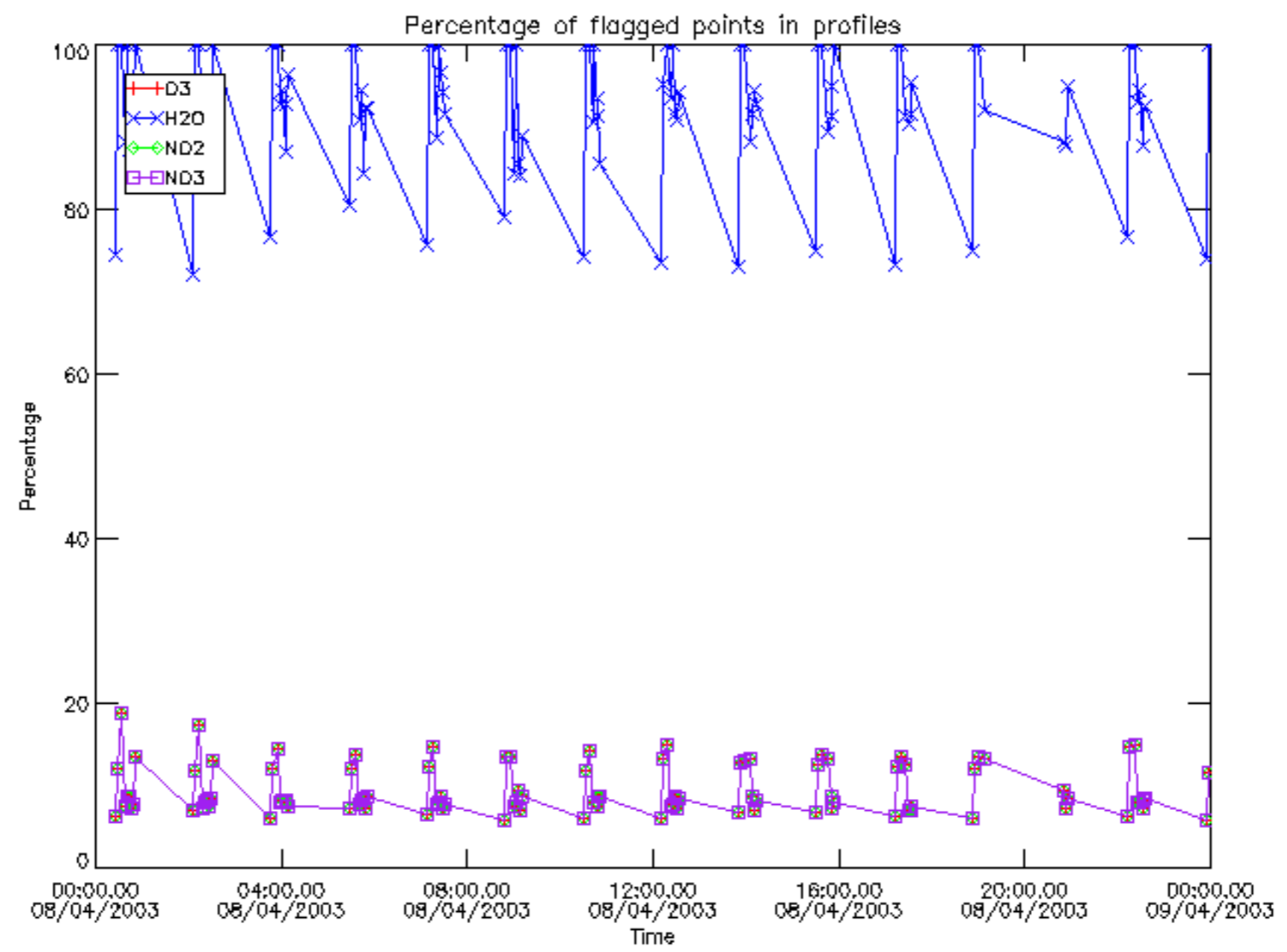




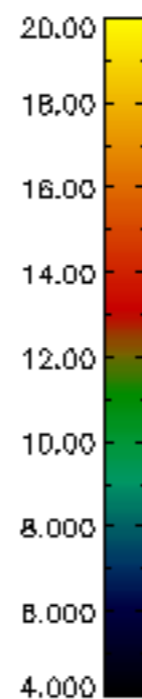
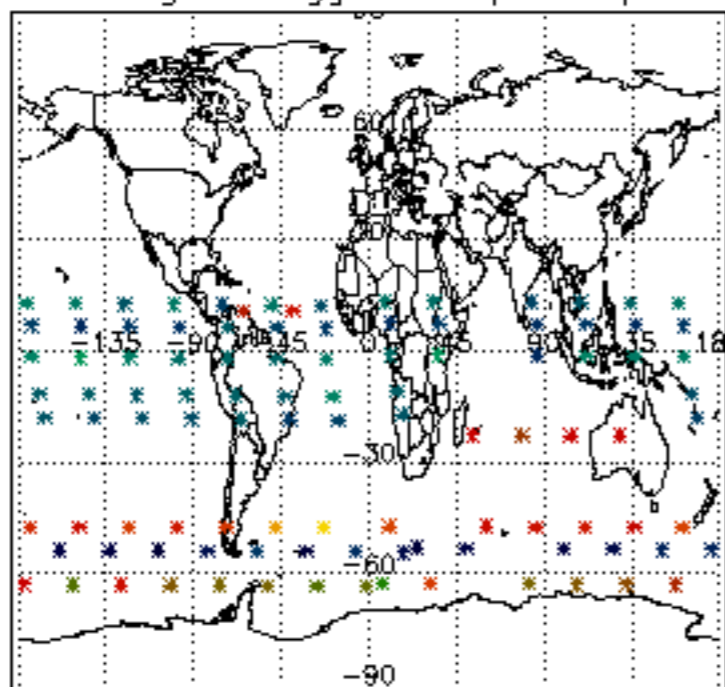




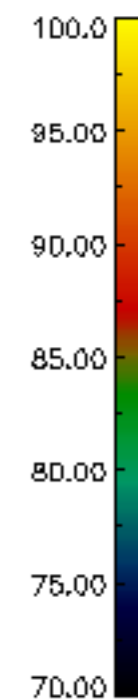
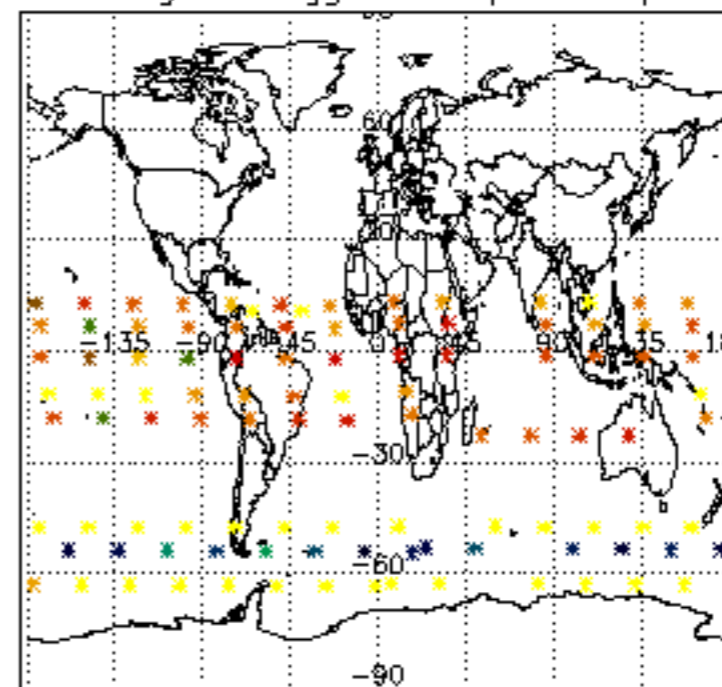




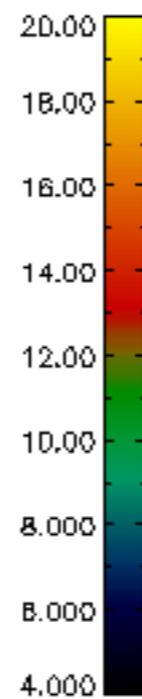
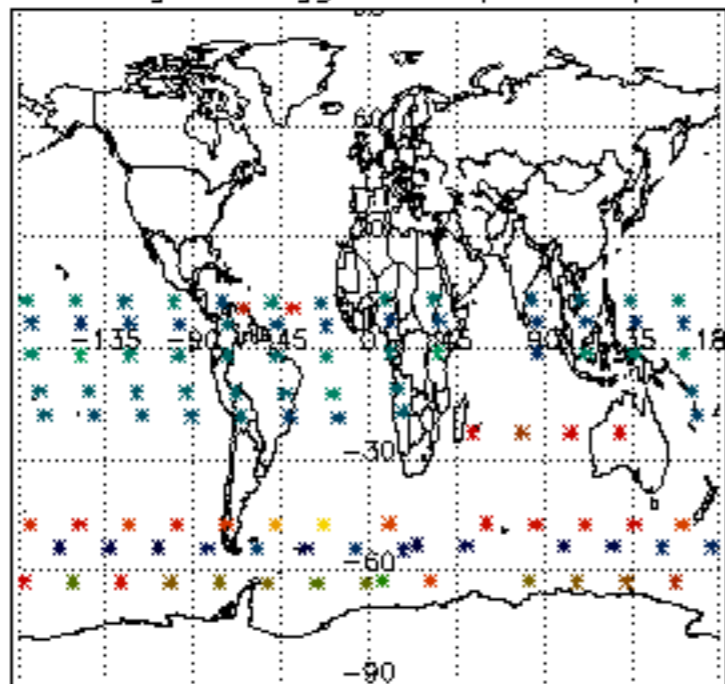
Percentage of flagged data per D3 profile



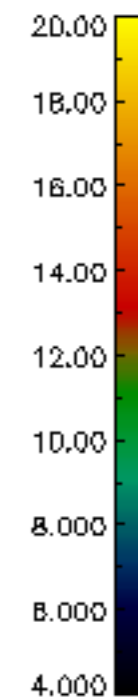
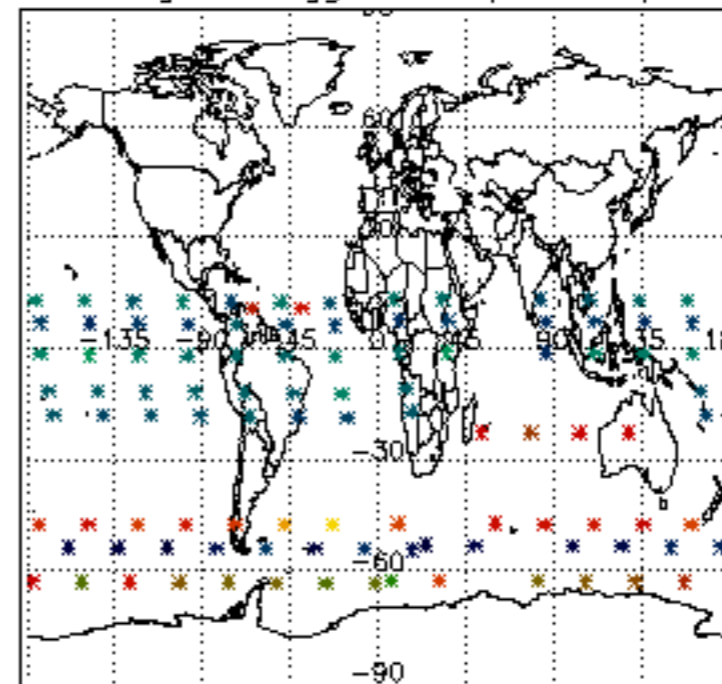
Percentage of flagged data per H2O profile



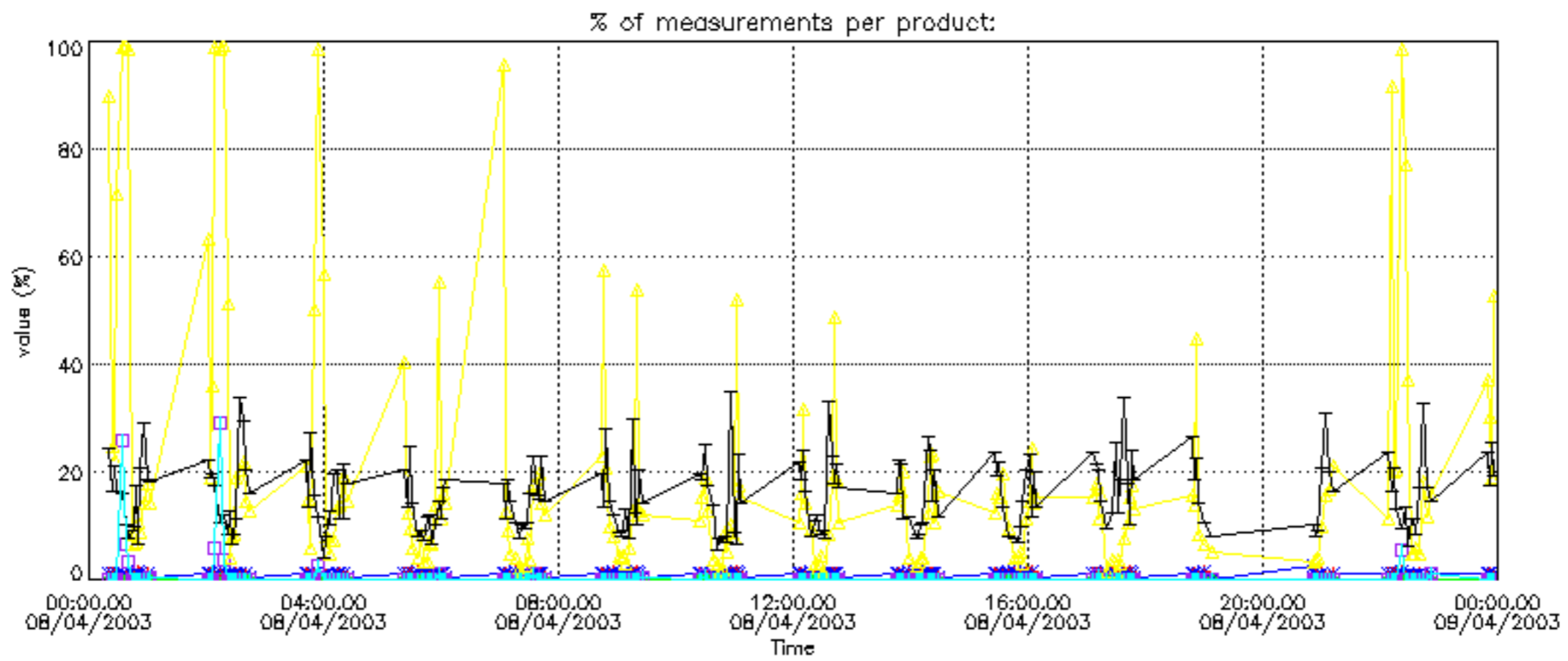
Percentage of flagged data per NO2 profile

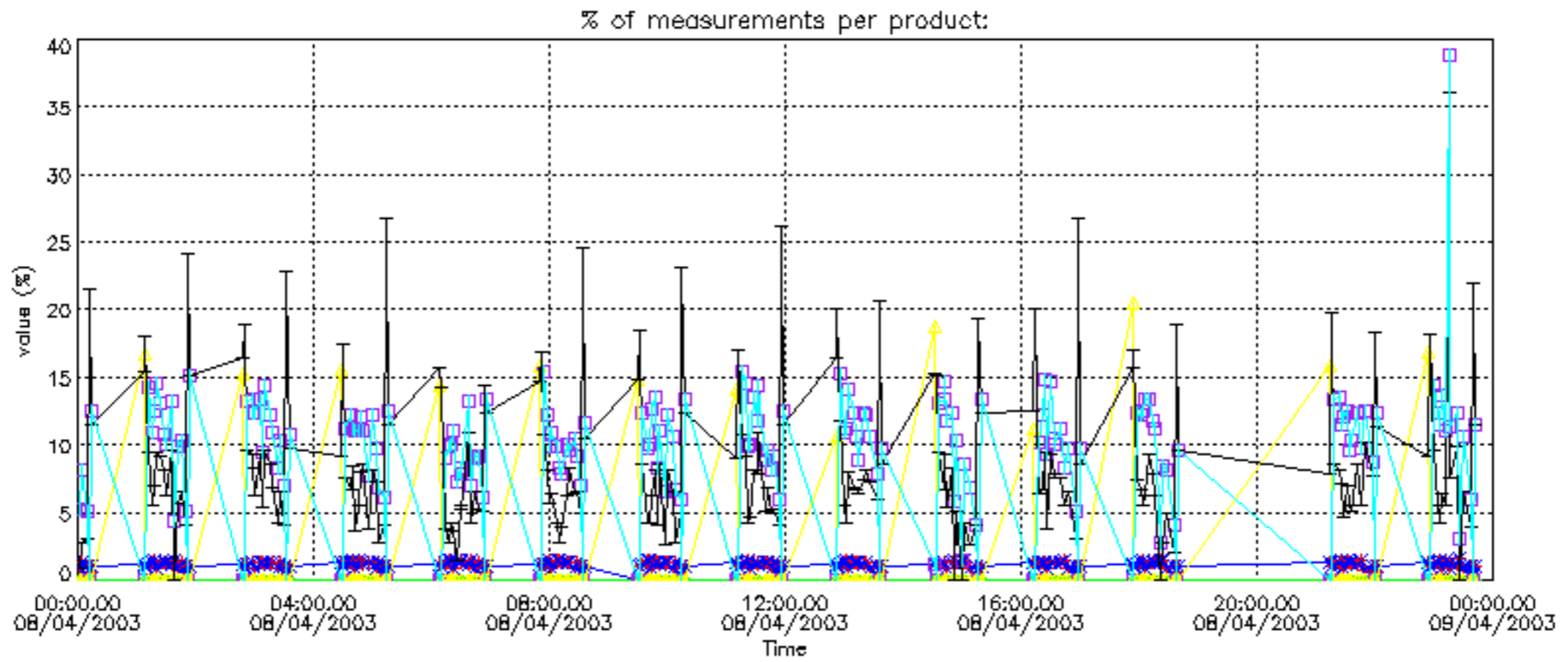


Percentage of flagged data per NO3 profile

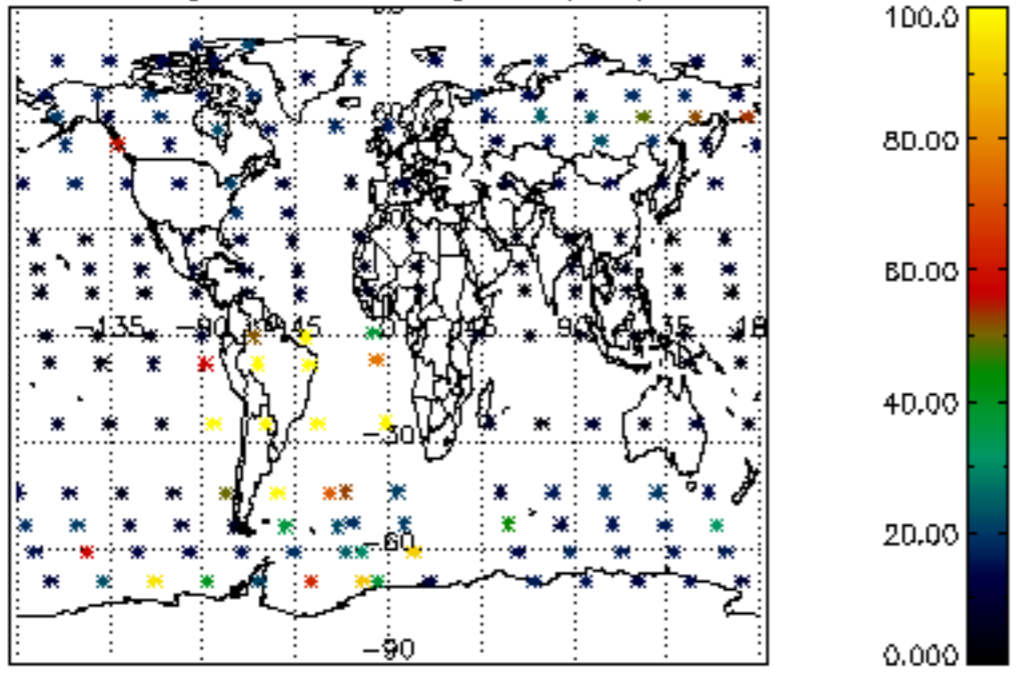




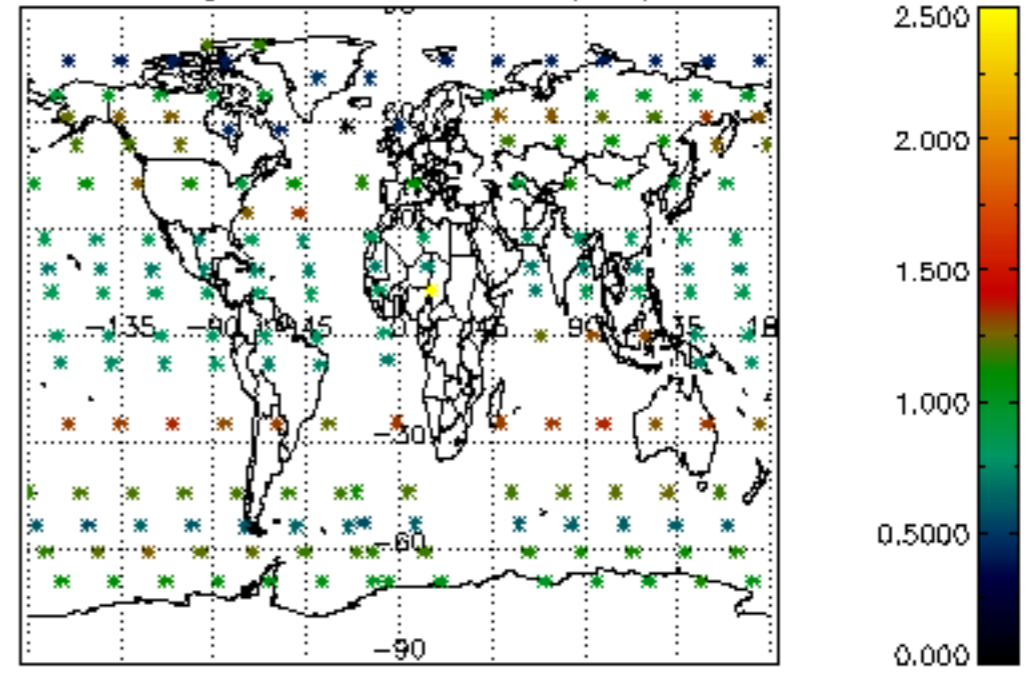




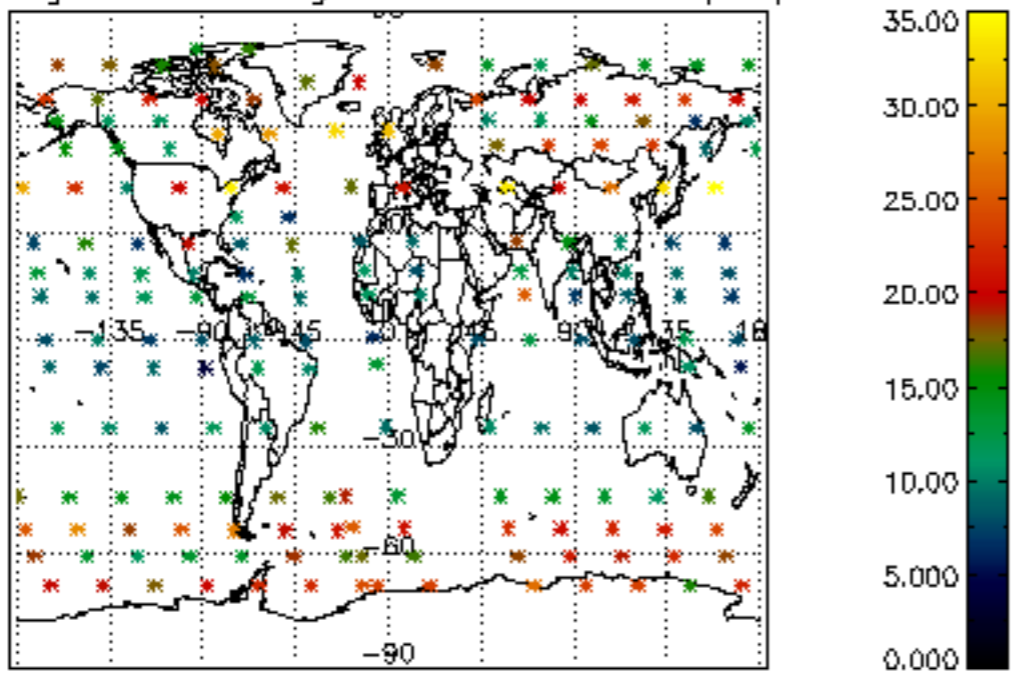
Percentage of cosmic ray hits per profile



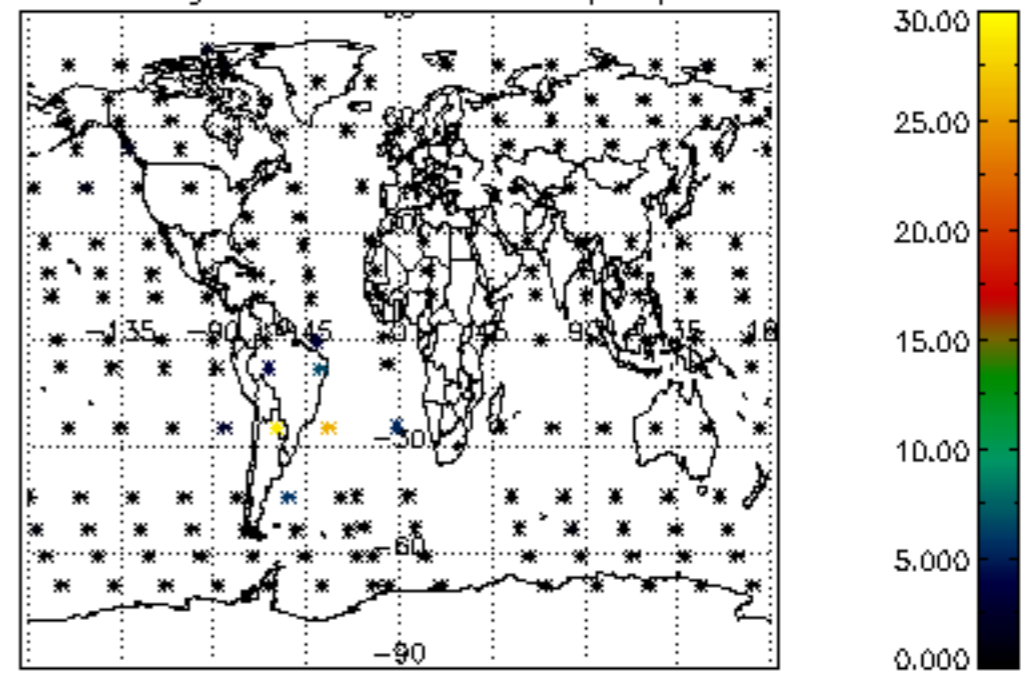
Percentage of datation errors per profile



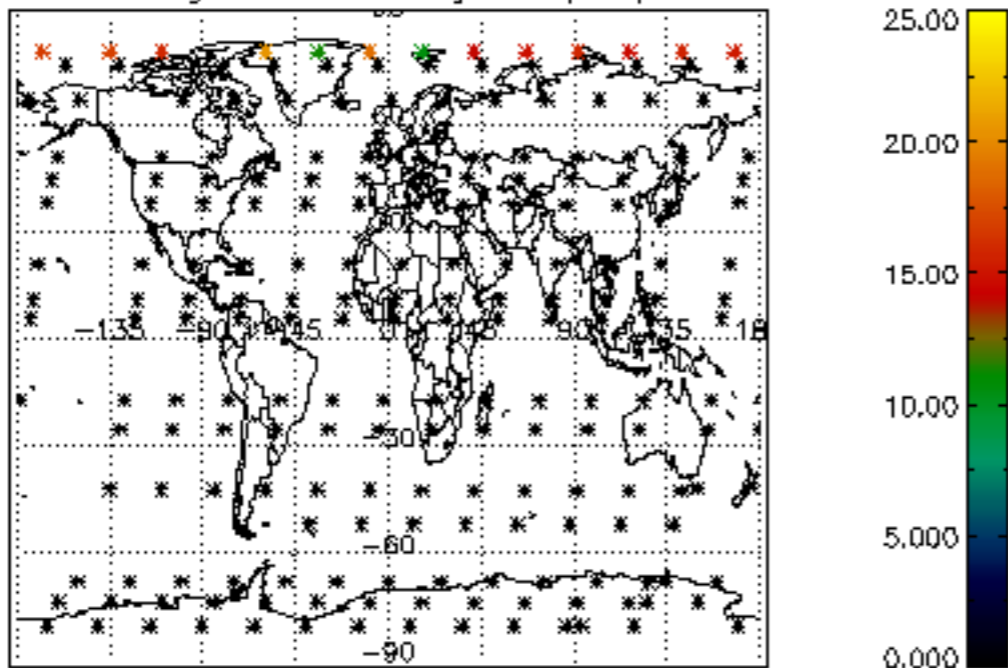
Percentage of star falling outside central band per profile



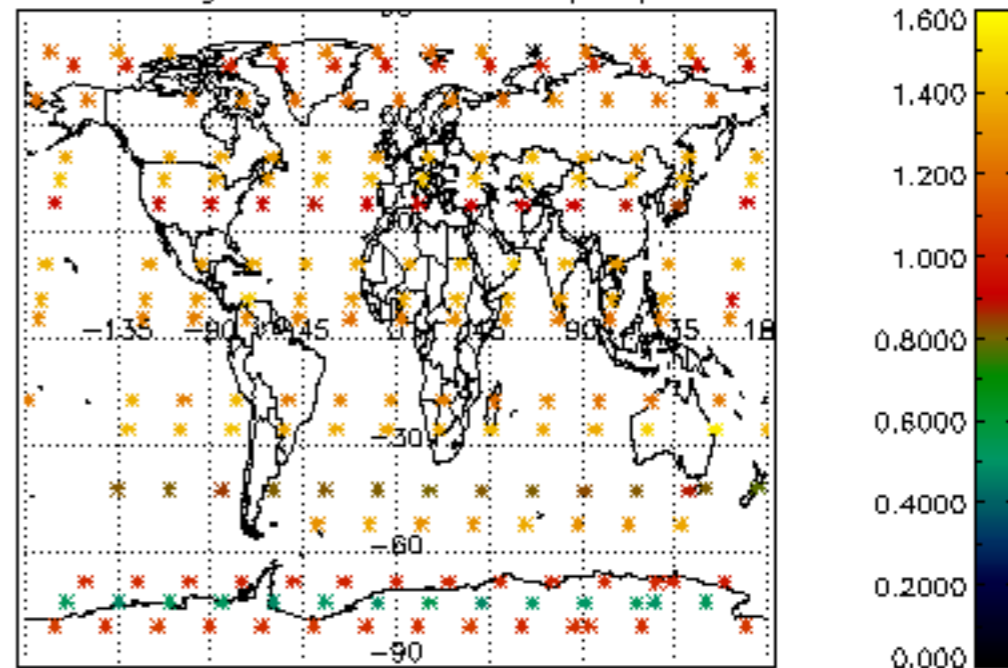
Percentage of saturation errors per profile



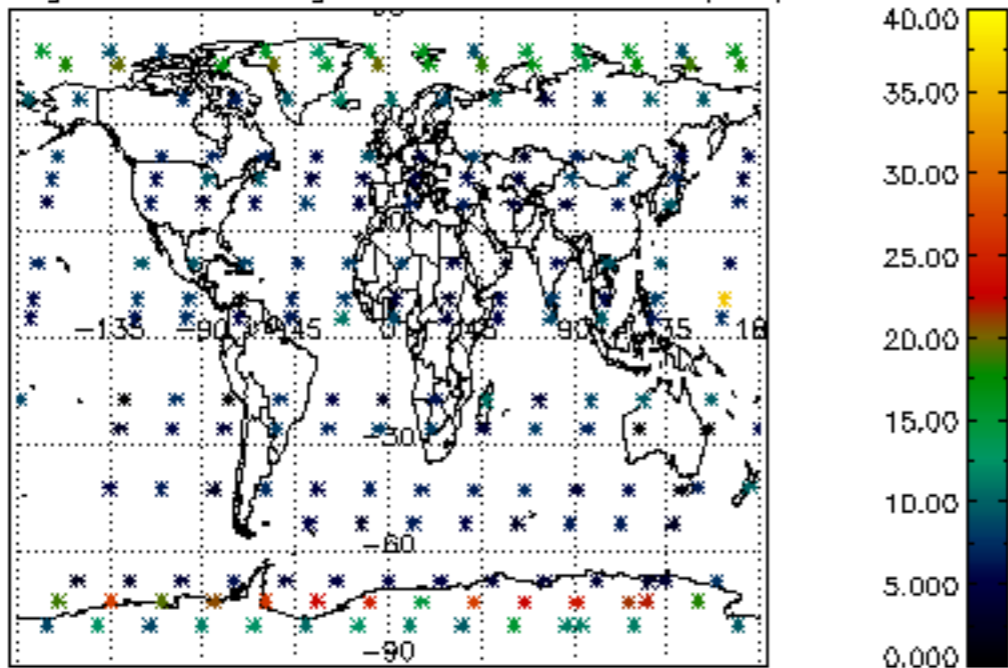
Percentage of cosmic ray hits per profile



Percentage of datation errors per profile



Percentage of star falling outside central band per profile



Percentage of saturation errors per profile

