

GOMOS Level 2 Daily Report

SUMMARY

[1. General Info](#)

[2. Summary of processed GOM_NL_2P products](#)

[3. Level 2 Quality information per product](#)

[3.1 Plot of level 2 quality information per product \(time dependant\)](#)

[3.2 Plot of level 2 quality information per product \(world map\)](#)

[4. Level 1 Quality information per product \(stored on level 2 products\)](#)

[4.1 Plot of level 1 quality information per product \(time dependant\)](#)

[4.1.1 Plot of level 1 quality information per product \(time dependant\): ASCENDING](#)

[4.1.2 Plot of level 1 quality information per product \(time dependant\): DESCENDING](#)

[4.2 Plot of level 1 quality information per product \(world map\)](#)

[4.2.1 Plot of level 1 quality information per product \(world map\): ASCENDING](#)

[4.2.2 Plot of level 1 quality information per product \(world map\): DESCENDING](#)

[5. Ozone profiles based on quality statistics and other trace gas profiles](#)

[5.1 Ozone statistics based on quality of products](#)

[5.2 Plot ozone profiles for all STD \(dark without errors\)](#)

[5.3 Plot ozone profiles where STD < 20% \(dark without errors\)](#)

[5.4. Plot ozone profiles where STD < 10% \(dark without errors\)](#)

[5.5. Plot ozone profiles where STD < 5% \(dark without errors\)](#)

[5.6 Plot NO2 profiles for all STD \(dark without errors\)](#)

[5.7 Plot NO3 profiles for all STD \(dark without errors\)](#)

[5.8 Plot H2O profiles \(only for occultations of stars 1,2,3,4,13,14,16,26,63 dark without errors\) for all STD](#)

[6. Auxiliary Data Files used for the production reported in section 2](#)

This report presents the daily analysis on parameters extracted from GOMOS level 2 data (GOM_NL__2P). It is intended to monitor some important parameters that will impact the quality of these products. A list of level 2 products (and content) that have arrived during the reporting day to the PCF is also given.

Item	Value
Time of report generation	19APR2013 12:46:56
Data source version	GOMOS/6.01
Start time of products	07-04-2003 (07APR2003 00:00:00)
Stop time of products	08-04-2003 (08APR2003 00:00:00)
Store outputs in DB	Yes
Nb of level 2 prods	410
Nb of prods with errors	1

2. Summary of processed GOM_NL__2P products.

Nr	Filename	UTC Start time	Limb	Duration	Star Id	Star Name	Star Mag	Star Temp	Nb Meas	Orbit	Prod. error
1	GOM_NL__2PRFIN20030407_000247_000000432015_00188_05753_6564.N1	07-APR-2003 00:02:47	Bright	43.000	121	29Gam Vir	2.7400	7200.0	86	5753	No
2	GOM_NL__2PRFIN20030407_000726_000000382015_00188_05753_6565.N1	07-APR-2003 00:07:26	Bright	38.000	62	94Bet Leo	2.1360	9700.0	76	5753	No
3	GOM_NL__2PRFIN20030407_000910_000000362015_00188_05753_6566.N1	07-APR-2003 00:09:10	Bright	36.000	96	68Del Leo	2.5600	9300.0	72	5753	No
4	GOM_NL__2PRFIN20030407_001127_000000602015_00188_05753_6567.N1	07-APR-2003 00:11:27	Bright	60.000	111	8Eta Boo	2.6800	6000.0	120	5753	No
5	GOM_NL__2PRFIN20030407_001554_000000352015_00188_05753_6568.N1	07-APR-2003 00:15:54	Bright	35.000	174	52Psi UMa	3.0040	4400.0	70	5753	No
6	GOM_NL__2PRFIN20030407_001843_000000372015_00188_05753_6569.N1	07-APR-2003 00:18:43	Bright	37.000	87	64Gam UMa	2.4330	11000.	74	5753	No
7	GOM_NL__2PRFIN20030407_002017_000000412015_00188_05753_6570.N1	07-APR-2003 00:20:17	Bright	41.000	32	77Eps UMa	1.7630	11000.	82	5753	No
8	GOM_NL__2PRFIN20030407_002643_000000402015_00188_05753_6571.N1	07-APR-2003 00:26:43	Bright	39.500	60	7Bet UMi	2.0810	3950.0	79	5753	No
9	GOM_NL__2PRFIN20030407_002851_000000372015_00188_05753_6572.N1	07-APR-2003 00:28:51	Bright	36.500	49	1Alp UMi	1.9900	6300.0	73	5753	No
10	GOM_NL__2PRFIN20030407_003357_000000622015_00188_05753_6573.N1	07-APR-2003 00:33:57	Bright	61.500	130	23Bet Dra	2.7990	5800.0	123	5753	No
11	GOM_NL__2PRFIN20030407_003626_000000372015_00188_05753_6574.N1	07-APR-2003 00:36:26	Bright	37.000	89	5Alp Cep	2.4510	8000.0	74	5753	No
12	GOM_NL__2PRFIN20030407_004115_000000492015_00188_05753_6575.N1	07-APR-2003 00:41:15	Bright	49.000	144	18Del Cyg	2.8600	11000.	98	5753	No
13	GOM_NL__2PRFIN20030407_004305_000000962015_00188_05753_6576.N1	07-APR-2003 00:43:05	Bright	95.500	5	3Alp Lyr	0.033000	11000.	191	5753	No
14	GOM_NL__2PRFIN20030407_004533_000000472015_00188_05753_6577.N1	07-APR-2003 00:45:33	Bright	47.000	92	53Eps Cyg	2.5000	4500.0	94	5753	No
15	GOM_NL__2PRFIN20030407_005221_000000462015_00188_05753_6578.N1	07-APR-2003 00:52:21	Twilight	45.500	61	8Eps Peg	2.1000	3900.0	91	5753	No
16	GOM_NL__2PRFIN20030407_005450_000000442015_00188_05753_6579.N1	07-APR-2003 00:54:50	Twilight	43.500	162	34Alp Aqr	2.9440	5350.0	87	5753	No
17	GOM_NL__2PRFIN20030407_005645_000000802015_00188_05753_6580.N1	07-APR-2003 00:56:45	Dark	80.000	11	53Alp Aql	0.76500	8000.0	160	5753	No
18	GOM_NL__2PRFIN20030407_005936_000000422015_00188_05753_6581.N1	07-APR-2003 00:59:36	Dark	41.500	142	49Del Cap	2.8500	8900.0	83	5753	No
19	GOM_NL__2PRFIN20030407_011154_000000402015_00188_05753_6582.N1	07-APR-2003 01:11:54	Dark	39.500	45	Alp Pav	1.9400	26000.	79	5753	No
20	GOM_NL__2PRFIN20030407_011503_000000662015_00189_05754_6741.N1	07-APR-2003 01:15:03	Dark	65.500	38	20Eps Sgr	1.8360	11000.	131	5754	No
21	GOM_NL__2PRFIN20030407_011648_000000682015_00189_05754_6742.N1	07-APR-2003 01:16:48	Dark	67.500	167	10Gam2Sgr	2.9840	4500.0	135	5754	No
22	GOM_NL__2PRFIN20030407_011916_000000662015_00189_05754_6743.N1	07-APR-2003 01:19:16	Dark	66.000	25	35Lam Sco	1.6200	28000.	132	5754	No
23	GOM_NL__2PRFIN20030407_012123_000000402015_00189_05754_6744.N1	07-APR-2003 01:21:23	Dark	40.000	134	Bet TrA	2.8100	6600.0	80	5754	No
24	GOM_NL__2PRFIN20030407_012357_000000472015_00189_05754_6745.N1	07-APR-2003 01:23:57	Straylight	46.500	4	Alp1Cen	-0.010000	5800.0	93	5754	No
25	GOM_NL__2PRFIN20030407_012725_000000452015_00189_05754_6746.N1	07-APR-2003 01:27:25	Straylight	44.500	26	Gam Cru	1.6240	2900.0	89	5754	No
26	GOM_NL__2PRFIN20030407_012925_000000402015_00189_05754_6747.N1	07-APR-2003 01:29:25	Straylight	39.500	64	Gam Cen	2.2000	10600.	79	5754	No
27	GOM_NL__2PRFIN20030407_013105_000000532015_00189_05754_6748.N1	07-APR-2003 01:31:05	Straylight	52.500	54	5The Cen	2.0550	4500.0	105	5754	No
28	GOM_NL__2PRFIN20030407_013406_000001302015_00189_05754_6749.N1	07-APR-2003 01:34:06	Twilight	130.00	97	8Bet1Sco	2.5610	30000.	260	5754	No
29	GOM_NL__2PRFIN20030407_013836_000000422015_00189_05754_6750.N1	07-APR-2003 01:38:36	Twilight	42.000	100	4Gam Crv	2.5800	13100.	84	5754	No
30	GOM_NL__2PRFIN20030407_014014_000000502015_00189_05754_6751.N1	07-APR-2003 01:40:14	Bright	50.000	15	67Alp Vir	0.97600	28000.	100	5754	No
31	GOM_NL__2PRFIN20030407_014323_000000432015_00189_05754_6752.N1	07-APR-2003 01:43:23	Bright	42.500	121	29Gam Vir	2.7400	7200.0	85	5754	No
32	GOM_NL__2PRFIN20030407_014802_000000382015_00189_05754_6753.N1	07-APR-2003 01:48:02	Bright	38.000	62	94Bet Leo	2.1360	9700.0	76	5754	No
33	GOM_NL__2PRFIN20030407_014946_000000372015_00189_05754_6754.N1	07-APR-2003 01:49:46	Bright	37.000	96	68Del Leo	2.5600	9300.0	74	5754	No
34	GOM_NL__2PRFIN20030407_015202_000000582015_00189_05754_6755.N1	07-APR-2003 01:52:02	Bright	58.000	111	8Eta Boo	2.6800	6000.0	116	5754	No
35	GOM_NL__2PRFIN20030407_015630_000000372015_00189_05754_6756.N1	07-APR-2003 01:56:30	Bright	36.500	174	52Psi UMa	3.0040	4400.0	73	5754	No
36	GOM_NL__2PRFIN20030407_015919_000000382015_00189_05754_6757.N1	07-APR-2003 01:59:19	Bright	38.000	87	64Gam UMa	2.4330	11000.	76	5754	No
37	GOM_NL__2PRFIN20030407_020053_000000402015_00189_05754_6758.N1	07-APR-2003 02:00:53	Bright	39.500	32	77Eps UMa	1.7630	11000.	79	5754	No
38	GOM_NL__2PRFIN20030407_020718_000000422015_00189_05754_6759.N1	07-APR-2003 02:07:18	Bright	41.500	60	7Bet UMi	2.0810	3950.0	83	5754	No
39	GOM_NL__2PRFIN20030407_020927_000000372015_00189_05754_6760.N1	07-APR-2003 02:09:27	Bright	37.000	49	1Alp UMi	1.9900	6300.0	74	5754	No
40	GOM_NL__2PRFIN20030407_021433_000000622015_00189_05754_6761.N1	07-APR-2003 02:14:33	Bright	61.500	130	23Bet Dra	2.7990	5800.0	123	5754	No
41	GOM_NL__2PRFIN20030407_021703_000000382015_00189_05754_6762.N1	07-APR-2003 02:17:03	Bright	37.500	89	5Alp Cep	2.4510	8000.0	75	5754	No
42	GOM_NL__2PRFIN20030407_022151_000000482015_00189_05754_6763.N1	07-APR-2003 02:21:51	Bright	48.000	144	18Del Cyg	2.8600	11000.	96	5754	No

43	GOM_NL__2PRFIN20030407_022340_000000952015_00189_05754_6764.N1	07-APR-2003 02:23:40	Bright	94.500	5	3Alp Lyr	0.033000	11000.	189	5754	No
44	GOM_NL__2PRFIN20030407_022609_000000462015_00189_05754_6765.N1	07-APR-2003 02:26:09	Bright	46.000	92	53Eps Cyg	2.5000	4500.0	92	5754	No
45	GOM_NL__2PRFIN20030407_023258_000000482015_00189_05754_6766.N1	07-APR-2003 02:32:58	Twi_and_stray	47.500	61	8Eps Peg	2.1000	3900.0	95	5754	No
46	GOM_NL__2PRFIN20030407_023527_000000432015_00189_05754_6767.N1	07-APR-2003 02:35:27	Twilight	42.500	162	34Alp Aqr	2.9440	5350.0	85	5754	No
47	GOM_NL__2PRFIN20030407_023722_000000822015_00189_05754_6768.N1	07-APR-2003 02:37:22	Dark	82.000	11	53Alp Aql	0.76500	8000.0	164	5754	No
48	GOM_NL__2PRFIN20030407_024013_000000402015_00189_05754_6769.N1	07-APR-2003 02:40:13	Dark	40.000	142	49Del Cap	2.8500	8900.0	80	5754	No
49	GOM_NL__2PRFIN20030407_025231_000000422015_00189_05754_6770.N1	07-APR-2003 02:52:31	Dark	42.000	45	Alp Pav	1.9400	26000.	84	5754	No
50	GOM_NL__2PRFIN20030407_025541_000000612015_00190_05755_6706.N1	07-APR-2003 02:55:41	Dark	60.500	38	20Eps Sgr	1.8360	11000.	121	5755	No
51	GOM_NL__2PRFIN20030407_025726_000000712015_00190_05755_6707.N1	07-APR-2003 02:57:26	Dark	71.000	167	10Gam2Sgr	2.9840	4500.0	142	5755	No
52	GOM_NL__2PRFIN20030407_025954_000000612015_00190_05755_6708.N1	07-APR-2003 02:59:54	Dark	60.500	25	35Lam Sco	1.6200	28000.	121	5755	No
53	GOM_NL__2PRFIN20030407_030200_000000392015_00190_05755_6709.N1	07-APR-2003 03:02:00	Dark	39.000	134	Bet TrA	2.8100	6600.0	78	5755	No
54	GOM_NL__2PRFIN20030407_030434_000000542015_00190_05755_6710.N1	07-APR-2003 03:04:34	Straylight	53.500	4	Alp1Cen	-0.010000	5800.0	107	5755	No
55	GOM_NL__2PRFIN20030407_030730_000000432015_00190_05755_6711.N1	07-APR-2003 03:07:30	Straylight	42.500	78	Alp Lup	2.3040	28000.	85	5755	No
56	GOM_NL__2PRFIN20030407_031001_000000432015_00190_05755_6712.N1	07-APR-2003 03:10:01	Straylight	42.500	64	Gam Cen	2.2000	10600.	85	5755	No
57	GOM_NL__2PRFIN20030407_031142_000000472015_00190_05755_6713.N1	07-APR-2003 03:11:42	Straylight	47.000	54	5The Cen	2.0550	4500.0	94	5755	No
58	GOM_NL__2PRFIN20030407_031443_000001232015_00190_05755_6714.N1	07-APR-2003 03:14:43	Twi_and_stray	123.00	97	8Bet1Sco	2.5610	30000.	246	5755	No
59	GOM_NL__2PRFIN20030407_031912_000000422015_00190_05755_6715.N1	07-APR-2003 03:19:12	Twi_and_stray	42.000	100	4Gam Crv	2.5800	13100.	84	5755	No
60	GOM_NL__2PRFIN20030407_032050_000000512015_00190_05755_6716.N1	07-APR-2003 03:20:50	Bright	50.500	15	67Alp Vir	0.97600	28000.	101	5755	No
61	GOM_NL__2PRFIN20030407_032358_000000422015_00190_05755_6717.N1	07-APR-2003 03:23:58	Bright	41.500	121	29Gam Vir	2.7400	7200.0	83	5755	No
62	GOM_NL__2PRFIN20030407_032838_000000382015_00190_05755_6718.N1	07-APR-2003 03:28:38	Bright	37.500	62	94Bet Leo	2.1360	9700.0	75	5755	No
63	GOM_NL__2PRFIN20030407_033022_000000372015_00190_05755_6719.N1	07-APR-2003 03:30:22	Bright	36.500	96	68Del Leo	2.5600	9300.0	73	5755	No
64	GOM_NL__2PRFIN20030407_033238_000000582015_00190_05755_6720.N1	07-APR-2003 03:32:38	Bright	58.000	111	8Eta Boo	2.6800	6000.0	116	5755	No
65	GOM_NL__2PRFIN20030407_033706_000000372015_00190_05755_6721.N1	07-APR-2003 03:37:06	Bright	36.500	174	52Psi UMa	3.0040	4400.0	73	5755	No
66	GOM_NL__2PRFIN20030407_033955_000000372015_00190_05755_6722.N1	07-APR-2003 03:39:55	Bright	37.000	87	64Gam UMa	2.4330	11000.	74	5755	No
67	GOM_NL__2PRFIN20030407_034129_000000392015_00190_05755_6723.N1	07-APR-2003 03:41:29	Bright	39.000	32	77Eps UMa	1.7630	11000.	78	5755	No
68	GOM_NL__2PRFIN20030407_034754_000000422015_00190_05755_6724.N1	07-APR-2003 03:47:54	Bright	42.000	60	7Bet UMi	2.0810	3950.0	84	5755	No
69	GOM_NL__2PRFIN20030407_035003_000000372015_00190_05755_6725.N1	07-APR-2003 03:50:03	Bright	36.500	49	1Alp UMi	1.9900	6300.0	73	5755	No
70	GOM_NL__2PRFIN20030407_035509_000000602015_00190_05755_6726.N1	07-APR-2003 03:55:09	Bright	60.000	130	23Bet Dra	2.7990	5800.0	120	5755	No
71	GOM_NL__2PRFIN20030407_035738_000000382015_00190_05755_6727.N1	07-APR-2003 03:57:38	Bright	38.000	89	5Alp Cep	2.4510	8000.0	76	5755	No
72	GOM_NL__2PRFIN20030407_040227_000000502015_00190_05755_6728.N1	07-APR-2003 04:02:27	Bright	50.000	144	18Del Cyg	2.8600	11000.	100	5755	No
73	GOM_NL__2PRFIN20030407_040416_000000952015_00190_05755_6729.N1	07-APR-2003 04:04:16	Bright	94.500	5	3Alp Lyr	0.033000	11000.	189	5755	No
74	GOM_NL__2PRFIN20030407_040645_000000472015_00190_05755_6730.N1	07-APR-2003 04:06:45	Bright	47.000	92	53Eps Cyg	2.5000	4500.0	94	5755	No
75	GOM_NL__2PRFIN20030407_041334_000000482015_00190_05755_6731.N1	07-APR-2003 04:13:34	Twi_and_stray	47.500	61	8Eps Peg	2.1000	3900.0	95	5755	No
76	GOM_NL__2PRFIN20030407_041603_000000442015_00190_05755_6732.N1	07-APR-2003 04:16:03	Twilight	44.000	162	34Alp Aqr	2.9440	5350.0	88	5755	No
77	GOM_NL__2PRFIN20030407_041759_000000882015_00190_05755_6733.N1	07-APR-2003 04:17:59	Dark	87.500	11	53Alp Aql	0.76500	8000.0	175	5755	No
78	GOM_NL__2PRFIN20030407_042049_000000422015_00190_05755_6734.N1	07-APR-2003 04:20:49	Dark	41.500	142	49Del Cap	2.8500	8900.0	83	5755	No
79	GOM_NL__2PRFIN20030407_042619_000000402015_00190_05755_6735.N1	07-APR-2003 04:26:19	Dark	39.500	172	Gam Gru	3.0030	13100.	79	5755	No
80	GOM_NL__2PRFIN20030407_043307_000000412015_00190_05755_6736.N1	07-APR-2003 04:33:07	Dark	41.000	45	Alp Pav	1.9400	26000.	82	5755	No
81	GOM_NL__2PRFIN20030407_043618_000000602015_00191_05756_6599.N1	07-APR-2003 04:36:18	Dark	60.000	38	20Eps Sgr	1.8360	11000.	120	5756	No
82	GOM_NL__2PRFIN20030407_043803_000000692015_00191_05756_6600.N1	07-APR-2003 04:38:03	Dark	69.000	167	10Gam2Sgr	2.9840	4500.0	138	5756	No
83	GOM_NL__2PRFIN20030407_044031_000000592015_00191_05756_6601.N1	07-APR-2003 04:40:31	Dark	59.000	25	35Lam Sco	1.6200	28000.	118	5756	No
84	GOM_NL__2PRFIN20030407_044236_000000402015_00191_05756_6602.N1	07-APR-2003 04:42:36	Dark	40.000	134	Bet TrA	2.8100	6600.0	80	5756	No
85	GOM_NL__2PRFIN20030407_044510_000000452015_00191_05756_6603.N1	07-APR-2003 04:45:10	Straylight	44.500	4	Alp1Cen	-0.010000	5800.0	89	5756	No
86	GOM_NL__2PRFIN20030407_044807_000000432015_00191_05756_6604.N1	07-APR-2003 04:48:07	Straylight	43.000	78	Alp Lup	2.3040	28000.	86	5756	No
87	GOM_NL__2PRFIN20030407_045038_000000402015_00191_05756_6605.N1	07-APR-2003 04:50:38	Straylight	40.000	64	Gam Cen	2.2000	10600.	80	5756	No
88	GOM_NL__2PRFIN20030407_045218_000000552015_00191_05756_6606.N1	07-APR-2003 04:52:18	Straylight	55.000	54	5The Cen	2.0550	4500.0	110	5756	No
89	GOM_NL__2PRFIN20030407_045520_000001312015_00191_05756_6607.N1	07-APR-2003 04:55:20	Twi_and_stray	131.00	97	8Bet1Sco	2.5610	30000.	262	5756	No
90	GOM_NL__2PRFIN20030407_045948_000000432015_00191_05756_6608.N1	07-APR-2003 04:59:48	Twi_and_stray	43.000	100	4Gam Crv	2.5800	13100.	86	5756	No
91	GOM_NL__2PRFIN20030407_050126_000000502015_00191_05756_6609.N1	07-APR-2003 05:01:26	Bright	50.000	15	67Alp Vir	0.97600	28000.	100	5756	No
92	GOM_NL__2PRFIN20030407_050434_000000422015_00191_05756_6610.N1	07-APR-2003 05:04:34	Bright	42.000	121	29Gam Vir	2.7400	7200.0	84	5756	No
93	GOM_NL__2PRFIN20030407_050914_000000382015_00191_05756_6611.N1	07-APR-2003 05:09:14	Bright	37.500	62	94Bet Leo	2.1360	9700.0	75	5756	No
94	GOM_NL__2PRFIN20030407_051058_000000362015_00191_05756_6612.N1	07-APR-2003 05:10:58	Bright	35.500	96	68Del Leo	2.5600	9300.0	71	5756	No
95	GOM_NL__2PRFIN20030407_051312_000000592015_00191_05756_6613.N1	07-APR-2003 05:13:12	Bright	58.500	111	8Eta Boo	2.6800	6000.0	117	5756	No
96	GOM_NL__2PRFIN20030407_051742_000000362015_00191_05756_6614.N1	07-APR-2003 05:17:42	Bright	36.000	174	52Psi UMa	3.0040	4400.0	72	5756	No
97	GOM_NL__2PRFIN20030407_052031_000000382015_00191_05756_6615.N1	07-APR-2003 05:20:31	Bright	37.500	87	64Gam UMa	2.4330	11000.	75	5756	No
98	GOM_NL__2PRFIN20030407_052204_000000412015_00191_05756_6616.N1	07-APR-2003 05:22:04	Bright	40.500	32	77Eps UMa	1.7630	11000.	81	5756	No
99	GOM_NL__2PRFIN20030407_052829_000000412015_00191_05756_6617.N1	07-APR-2003 05:28:29	Bright	40.500	60	7Bet UMi	2.0810	3950.0	81	5756	No
100	GOM_NL__2PRFIN20030407_053039_000000372015_00191_05756_6618.N1	07-APR-2003 05:30:39	Bright	36.500	49	1Alp UMi	1.9900	6300.0	73	5756	No
101	GOM_NL__2PRFIN20030407_053544_000000602015_00191_05756_6619.N1	07-APR-2003 05:35:44	Bright	60.000	130	23Bet Dra	2.7990	5800.0	120	5756	No

102	GOM_NL__2PRFIN20030407_053814_000000382015_00191_05756_6620.N1	07-APR-2003 05:38:14	Bright	37.500	89	5Alp Cep	2.4510	8000.0	75	5756	No
103	GOM_NL__2PRFIN20030407_054302_000000512015_00191_05756_6621.N1	07-APR-2003 05:43:02	Bright	50.500	144	18Del Cyg	2.8600	11000.	101	5756	No
104	GOM_NL__2PRFIN20030407_054452_000000942015_00191_05756_6622.N1	07-APR-2003 05:44:52	Bright	93.500	5	3Alp Lyr	0.033000	11000.	187	5756	No
105	GOM_NL__2PRFIN20030407_054721_000000482015_00191_05756_6623.N1	07-APR-2003 05:47:21	Bright	48.000	92	53Eps Cyg	2.5000	4500.0	96	5756	No
106	GOM_NL__2PRFIN20030407_055410_000000502015_00191_05756_6624.N1	07-APR-2003 05:54:10	Twi_and_stray	49.500	61	8Eps Peg	2.1000	3900.0	99	5756	No
107	GOM_NL__2PRFIN20030407_055639_000000412015_00191_05756_6625.N1	07-APR-2003 05:56:39	Twilight	40.500	162	34Alp Aqr	2.9440	5350.0	81	5756	No
108	GOM_NL__2PRFIN20030407_055836_000000832015_00191_05756_6626.N1	07-APR-2003 05:58:36	Dark	83.000	11	53Alp Aql	0.76500	8000.0	166	5756	No
109	GOM_NL__2PRFIN20030407_060125_000000422015_00191_05756_6627.N1	07-APR-2003 06:01:25	Dark	41.500	142	49Del Cap	2.8500	8900.0	83	5756	No
110	GOM_NL__2PRFIN20030407_060655_000000382015_00191_05756_6628.N1	07-APR-2003 06:06:55	Dark	37.500	172	Gam Gru	3.0030	13100.	75	5756	No
111	GOM_NL__2PRFIN20030407_061344_000000402015_00191_05756_6629.N1	07-APR-2003 06:13:44	Dark	40.000	45	Alp Pav	1.9400	26000.	80	5756	No
112	GOM_NL__2PRFIN20030407_061656_000000582015_00192_05757_6728.N1	07-APR-2003 06:16:56	Dark	57.500	38	20Eps Sgr	1.8360	11000.	115	5757	No
113	GOM_NL__2PRFIN20030407_061841_000000722015_00192_05757_6729.N1	07-APR-2003 06:18:41	Dark	71.500	167	10Gam2Sgr	2.9840	4500.0	143	5757	No
114	GOM_NL__2PRFIN20030407_062109_000000682015_00192_05757_6730.N1	07-APR-2003 06:21:09	Dark	67.500	25	35Lam Sco	1.6200	28000.	135	5757	No
115	GOM_NL__2PRFIN20030407_062313_000000402015_00192_05757_6731.N1	07-APR-2003 06:23:13	Dark	39.500	134	Bet TrA	2.8100	6600.0	79	5757	No
116	GOM_NL__2PRFIN20030407_062546_000000452015_00192_05757_6732.N1	07-APR-2003 06:25:46	Straylight	44.500	4	Alp1Cen	-0.010000	5800.0	89	5757	No
117	GOM_NL__2PRFIN20030407_062843_000000452015_00192_05757_6733.N1	07-APR-2003 06:28:43	Straylight	45.000	78	Alp Lup	2.3040	28000.	90	5757	No
118	GOM_NL__2PRFIN20030407_063114_000000392015_00192_05757_6734.N1	07-APR-2003 06:31:14	Straylight	39.000	64	Gam Cen	2.2000	10600.	78	5757	No
119	GOM_NL__2PRFIN20030407_063254_000000512015_00192_05757_6735.N1	07-APR-2003 06:32:54	Straylight	50.500	54	5The Cen	2.0550	4500.0	101	5757	No
120	GOM_NL__2PRFIN20030407_063555_000001402015_00192_05757_6736.N1	07-APR-2003 06:35:55	Twi_and_stray	139.50	97	8Bet1Sco	2.5610	30000.	279	5757	No
121	GOM_NL__2PRFIN20030407_064024_000000422015_00192_05757_6737.N1	07-APR-2003 06:40:24	Twi_and_stray	41.500	100	4Gam Crv	2.5800	13100.	83	5757	No
122	GOM_NL__2PRFIN20030407_064202_000000532015_00192_05757_6738.N1	07-APR-2003 06:42:02	Bright	52.500	15	67Alp Vir	0.97600	28000.	105	5757	No
123	GOM_NL__2PRFIN20030407_064510_000000422015_00192_05757_6739.N1	07-APR-2003 06:45:10	Bright	42.000	121	29Gam Vir	2.7400	7200.0	84	5757	No
124	GOM_NL__2PRFIN20030407_064950_000000382015_00192_05757_6740.N1	07-APR-2003 06:49:50	Bright	37.500	62	94Bet Leo	2.1360	9700.0	75	5757	No
125	GOM_NL__2PRFIN20030407_065134_000000362015_00192_05757_6741.N1	07-APR-2003 06:51:34	Bright	36.000	96	68Del Leo	2.5600	9300.0	72	5757	No
126	GOM_NL__2PRFIN20030407_065347_000000572015_00192_05757_6742.N1	07-APR-2003 06:53:47	Bright	57.000	111	8Eta Boo	2.6800	6000.0	114	5757	No
127	GOM_NL__2PRFIN20030407_065818_000000372015_00192_05757_6743.N1	07-APR-2003 06:58:18	Bright	37.000	174	52Psi UMa	3.0040	4400.0	74	5757	No
128	GOM_NL__2PRFIN20030407_070106_000000362015_00192_05757_6744.N1	07-APR-2003 07:01:06	Bright	36.000	87	64Gam UMa	2.4330	11000.	72	5757	No
129	GOM_NL__2PRFIN20030407_070240_000000392015_00192_05757_6745.N1	07-APR-2003 07:02:40	Bright	38.500	32	77Eps UMa	1.7630	11000.	77	5757	No
130	GOM_NL__2PRFIN20030407_070905_000000402015_00192_05757_6746.N1	07-APR-2003 07:09:05	Bright	40.000	60	7Bet UMi	2.0810	3950.0	80	5757	No
131	GOM_NL__2PRFIN20030407_071115_000000362015_00192_05757_6747.N1	07-APR-2003 07:11:15	Bright	36.000	49	1Alp UMi	1.9900	6300.0	72	5757	No
132	GOM_NL__2PRFIN20030407_071618_000000622015_00192_05757_6748.N1	07-APR-2003 07:16:18	Bright	62.000	130	23Bet Dra	2.7990	5800.0	124	5757	No
133	GOM_NL__2PRFIN20030407_071850_000000392015_00192_05757_6749.N1	07-APR-2003 07:18:50	Bright	38.500	89	5Alp Cep	2.4510	8000.0	77	5757	No
134	GOM_NL__2PRFIN20030407_072338_000000492015_00192_05757_6750.N1	07-APR-2003 07:23:38	Bright	48.500	144	18Del Cyg	2.8600	11000.	97	5757	No
135	GOM_NL__2PRFIN20030407_072527_000000942015_00192_05757_6751.N1	07-APR-2003 07:25:27	Bright	94.000	5	3Alp Lyr	0.033000	11000.	188	5757	No
136	GOM_NL__2PRFIN20030407_072757_000000492015_00192_05757_6752.N1	07-APR-2003 07:27:57	Bright	48.500	92	53Eps Cyg	2.5000	4500.0	97	5757	No
137	GOM_NL__2PRFIN20030407_073446_000000472015_00192_05757_6753.N1	07-APR-2003 07:34:46	Twi_and_stray	46.500	61	8Eps Peg	2.1000	3900.0	93	5757	No
138	GOM_NL__2PRFIN20030407_073715_000000432015_00192_05757_6754.N1	07-APR-2003 07:37:15	Twilight	43.000	162	34Alp Aqr	2.9440	5350.0	86	5757	No
139	GOM_NL__2PRFIN20030407_073913_000000822015_00192_05757_6755.N1	07-APR-2003 07:39:13	Dark	81.500	11	53Alp Aql	0.76500	8000.0	163	5757	No
140	GOM_NL__2PRFIN20030407_074202_000000442015_00192_05757_6756.N1	07-APR-2003 07:42:02	Dark	43.500	142	49Del Cap	2.8500	8900.0	87	5757	No
141	GOM_NL__2PRFIN20030407_074731_000000392015_00192_05757_6757.N1	07-APR-2003 07:47:31	Dark	38.500	172	Gam Gru	3.0030	13100.	77	5757	No
142	GOM_NL__2PRFIN20030407_075420_000000402015_00192_05757_6758.N1	07-APR-2003 07:54:20	Dark	40.000	45	Alp Pav	1.9400	26000.	80	5757	No
143	GOM_NL__2PRFIN20030407_075733_000000612015_00193_05758_6728.N1	07-APR-2003 07:57:33	Dark	60.500	38	20Eps Sgr	1.8360	11000.	121	5758	No
144	GOM_NL__2PRFIN20030407_075918_000000712015_00193_05758_6729.N1	07-APR-2003 07:59:18	Dark	70.500	167	10Gam2Sgr	2.9840	4500.0	141	5758	No
145	GOM_NL__2PRFIN20030407_080146_000000632015_00193_05758_6730.N1	07-APR-2003 08:01:46	Dark	62.500	25	35Lam Sco	1.6200	28000.	125	5758	No
146	GOM_NL__2PRFIN20030407_080349_000000392015_00193_05758_6731.N1	07-APR-2003 08:03:49	Dark	39.000	134	Bet TrA	2.8100	6600.0	78	5758	No
147	GOM_NL__2PRFIN20030407_080623_000000472015_00193_05758_6732.N1	07-APR-2003 08:06:23	Straylight	46.500	4	Alp1Cen	-0.010000	5800.0	93	5758	No
148	GOM_NL__2PRFIN20030407_080920_000000452015_00193_05758_6733.N1	07-APR-2003 08:09:20	Straylight	45.000	78	Alp Lup	2.3040	28000.	90	5758	No
149	GOM_NL__2PRFIN20030407_081150_000000392015_00193_05758_6734.N1	07-APR-2003 08:11:50	Straylight	39.000	64	Gam Cen	2.2000	10600.	78	5758	No
150	GOM_NL__2PRFIN20030407_081331_000000562015_00193_05758_6735.N1	07-APR-2003 08:13:31	Straylight	56.000	54	5The Cen	2.0550	4500.0	112	5758	No
151	GOM_NL__2PRFIN20030407_081633_000001402015_00193_05758_6736.N1	07-APR-2003 08:16:33	Twi_and_stray	140.00	97	8Bet1Sco	2.5610	30000.	280	5758	No
152	GOM_NL__2PRFIN20030407_082100_000000422015_00193_05758_6737.N1	07-APR-2003 08:21:00	Twi_and_stray	41.500	100	4Gam Crv	2.5800	13100.	83	5758	No
153	GOM_NL__2PRFIN20030407_082238_000000522015_00193_05758_6738.N1	07-APR-2003 08:22:38	Bright	51.500	15	67Alp Vir	0.97600	28000.	103	5758	No
154	GOM_NL__2PRFIN20030407_082546_000000392015_00193_05758_6739.N1	07-APR-2003 08:25:46	Bright	39.000	121	29Gam Vir	2.7400	7200.0	78	5758	No
155	GOM_NL__2PRFIN20030407_083025_000000372015_00193_05758_6740.N1	07-APR-2003 08:30:25	Bright	37.000	62	94Bet Leo	2.1360	9700.0	74	5758	No
156	GOM_NL__2PRFIN20030407_083210_000000362015_00193_05758_6741.N1	07-APR-2003 08:32:10	Bright	36.000	96	68Del Leo	2.5600	9300.0	72	5758	No
157	GOM_NL__2PRFIN20030407_083422_000000572015_00193_05758_6742.N1	07-APR-2003 08:34:22	Bright	57.000	111	8Eta Boo	2.6800	6000.0	114	5758	No
158	GOM_NL__2PRFIN20030407_083854_000000362015_00193_05758_6743.N1	07-APR-2003 08:38:54	Bright	36.000	174	52Psi UMa	3.0040	4400.0	72	5758	No
159	GOM_NL__2PRFIN20030407_084142_000000372015_00193_05758_6744.N1	07-APR-2003 08:41:42	Bright	37.000	87	64Gam UMa	2.4330	11000.	74	5758	No
160	GOM_NL__2PRFIN20030407_084315_000000392015_00193_05758_6745.N1	07-APR-2003 08:43:15	Bright	38.500	32	77Eps UMa	1.7630	11000.	77	5758	No

161	GOM_NL__2PRFIN20030407_084940_000000392015_00193_05758_6746.N1	07-APR-2003 08:49:40	Bright	38.500	60	7Bet UMi	2.0810	3950.0	77	5758	No
162	GOM_NL__2PRFIN20030407_085151_000000362015_00193_05758_6747.N1	07-APR-2003 08:51:51	Bright	36.000	49	1Alp UMi	1.9900	6300.0	72	5758	No
163	GOM_NL__2PRFIN20030407_085653_000000622015_00193_05758_6748.N1	07-APR-2003 08:56:53	Bright	62.000	130	23Bet Dra	2.7990	5800.0	124	5758	No
164	GOM_NL__2PRFIN20030407_085925_000000412015_00193_05758_6749.N1	07-APR-2003 08:59:25	Bright	40.500	89	5Alp Cep	2.4510	8000.0	81	5758	No
165	GOM_NL__2PRFIN20030407_090414_000000512015_00193_05758_6750.N1	07-APR-2003 09:04:14	Bright	51.000	144	18Del Cyg	2.8600	11000.	102	5758	No
166	GOM_NL__2PRFIN20030407_090603_000000922015_00193_05758_6751.N1	07-APR-2003 09:06:03	Bright	92.000	5	3Alp Lyr	0.033000	11000.	184	5758	No
167	GOM_NL__2PRFIN20030407_090833_000000482015_00193_05758_6752.N1	07-APR-2003 09:08:33	Bright	47.500	92	53Eps Cyg	2.5000	4500.0	95	5758	No
168	GOM_NL__2PRFIN20030407_091522_000000482015_00193_05758_6753.N1	07-APR-2003 09:15:22	Twilight	48.000	61	8Eps Peg	2.1000	3900.0	96	5758	No
169	GOM_NL__2PRFIN20030407_091751_000000422015_00193_05758_6754.N1	07-APR-2003 09:17:51	Twilight	42.000	162	34Alp Aqr	2.9440	5350.0	84	5758	No
170	GOM_NL__2PRFIN20030407_091950_000000762015_00193_05758_6755.N1	07-APR-2003 09:19:50	Dark	76.000	11	53Alp Aql	0.76500	8000.0	152	5758	No
171	GOM_NL__2PRFIN20030407_092238_000000452015_00193_05758_6756.N1	07-APR-2003 09:22:38	Dark	45.000	142	49Del Cap	2.8500	8900.0	90	5758	No
172	GOM_NL__2PRFIN20030407_092807_000000392015_00193_05758_6757.N1	07-APR-2003 09:28:07	Dark	39.000	172	Gam Gru	3.0030	13100.	78	5758	No
173	GOM_NL__2PRFIN20030407_093456_000000462015_00193_05758_6758.N1	07-APR-2003 09:34:56	Dark	45.500	45	Alp Pav	1.9400	26000.	91	5758	No
174	GOM_NL__2PRFIN20030407_093810_000000592015_00194_05759_6731.N1	07-APR-2003 09:38:10	Dark	59.000	38	20Eps Sgr	1.8360	11000.	118	5759	No
175	GOM_NL__2PRFIN20030407_093955_000000712015_00194_05759_6732.N1	07-APR-2003 09:39:55	Dark	71.000	167	10Gam2Sgr	2.9840	4500.0	142	5759	No
176	GOM_NL__2PRFIN20030407_094223_000000662015_00194_05759_6733.N1	07-APR-2003 09:42:23	Dark	65.500	25	35Lam Sco	1.6200	28000.	131	5759	No
177	GOM_NL__2PRFIN20030407_094425_000000392015_00194_05759_6734.N1	07-APR-2003 09:44:25	Dark	39.000	134	Bet TrA	2.8100	6600.0	78	5759	No
178	GOM_NL__2PRFIN20030407_094659_000000542015_00194_05759_6735.N1	07-APR-2003 09:46:59	Straylight	53.500	4	Alp1Cen	-0.010000	5800.0	107	5759	No
179	GOM_NL__2PRFIN20030407_094956_000000472015_00194_05759_6736.N1	07-APR-2003 09:49:56	Straylight	46.500	78	Alp Lup	2.3040	28000.	93	5759	No
180	GOM_NL__2PRFIN20030407_095226_000000412015_00194_05759_6737.N1	07-APR-2003 09:52:26	Straylight	41.000	64	Gam Cen	2.2000	10600.	82	5759	No
181	GOM_NL__2PRFIN20030407_095407_000000492015_00194_05759_6738.N1	07-APR-2003 09:54:07	Straylight	48.500	54	5The Cen	2.0550	4500.0	97	5759	No
182	GOM_NL__2PRFIN20030407_095711_000001312015_00194_05759_6739.N1	07-APR-2003 09:57:11	Twilight	130.50	97	8Bet1Sco	2.5610	30000.	261	5759	No
183	GOM_NL__2PRFIN20030407_100136_000000392015_00194_05759_6740.N1	07-APR-2003 10:01:36	Twilight	39.000	100	4Gam Crv	2.5800	13100.	78	5759	No
184	GOM_NL__2PRFIN20030407_100313_000000512015_00194_05759_6741.N1	07-APR-2003 10:03:13	Bright	50.500	15	67Alp Vir	0.97600	28000.	101	5759	No
185	GOM_NL__2PRFIN20030407_100622_000000432015_00194_05759_6742.N1	07-APR-2003 10:06:22	Bright	42.500	121	29Gam Vir	2.7400	7200.0	85	5759	No
186	GOM_NL__2PRFIN20030407_101101_000000382015_00194_05759_6743.N1	07-APR-2003 10:11:01	Bright	37.500	62	94Bet Leo	2.1360	9700.0	75	5759	No
187	GOM_NL__2PRFIN20030407_101246_000000362015_00194_05759_6744.N1	07-APR-2003 10:12:46	Bright	35.500	96	68Del Leo	2.5600	9300.0	71	5759	No
188	GOM_NL__2PRFIN20030407_101457_000000592015_00194_05759_6745.N1	07-APR-2003 10:14:57	Bright	58.500	111	8Eta Boo	2.6800	6000.0	117	5759	No
189	GOM_NL__2PRFIN20030407_101930_000000362015_00194_05759_6746.N1	07-APR-2003 10:19:30	Bright	36.000	174	52Psi UMa	3.0040	4400.0	72	5759	No
190	GOM_NL__2PRFIN20030407_102218_000000392015_00194_05759_6747.N1	07-APR-2003 10:22:18	Bright	38.500	87	64Gam UMa	2.4330	11000.	77	5759	No
191	GOM_NL__2PRFIN20030407_102351_000000412015_00194_05759_6748.N1	07-APR-2003 10:23:51	Bright	40.500	32	77Eps UMa	1.7630	11000.	81	5759	No
192	GOM_NL__2PRFIN20030407_103016_000000382015_00194_05759_6749.N1	07-APR-2003 10:30:16	Bright	38.000	60	7Bet UMi	2.0810	3950.0	76	5759	No
193	GOM_NL__2PRFIN20030407_103226_000000372015_00194_05759_6750.N1	07-APR-2003 10:32:26	Bright	36.500	49	1Alp UMi	1.9900	6300.0	73	5759	No
194	GOM_NL__2PRFIN20030407_103728_000000602015_00194_05759_6751.N1	07-APR-2003 10:37:28	Bright	60.000	130	23Bet Dra	2.7990	5800.0	120	5759	No
195	GOM_NL__2PRFIN20030407_104001_000000372015_00194_05759_6752.N1	07-APR-2003 10:40:01	Bright	37.000	89	5Alp Cep	2.4510	8000.0	74	5759	No
196	GOM_NL__2PRFIN20030407_104449_000000502015_00194_05759_6753.N1	07-APR-2003 10:44:49	Bright	50.000	144	18Del Cyg	2.8600	11000.	100	5759	No
197	GOM_NL__2PRFIN20030407_104639_000001042015_00194_05759_6754.N1	07-APR-2003 10:46:39	Bright	104.00	5	3Alp Lyr	0.033000	11000.	208	5759	No
198	GOM_NL__2PRFIN20030407_104909_000000492015_00194_05759_6755.N1	07-APR-2003 10:49:09	Bright	49.000	92	53Eps Cyg	2.5000	4500.0	98	5759	No
199	GOM_NL__2PRFIN20030407_105558_000000472015_00194_05759_6756.N1	07-APR-2003 10:55:58	Twilight	47.000	61	8Eps Peg	2.1000	3900.0	94	5759	No
200	GOM_NL__2PRFIN20030407_105827_000000452015_00194_05759_6757.N1	07-APR-2003 10:58:27	Twilight	44.500	162	34Alp Aqr	2.9440	5350.0	89	5759	No
201	GOM_NL__2PRFIN20030407_110026_000000932015_00194_05759_6758.N1	07-APR-2003 11:00:26	Dark	93.000	11	53Alp Aql	0.76500	8000.0	186	5759	No
202	GOM_NL__2PRFIN20030407_110314_000000422015_00194_05759_6759.N1	07-APR-2003 11:03:14	Dark	42.000	142	49Del Cap	2.8500	8900.0	84	5759	No
203	GOM_NL__2PRFIN20030407_110843_000000382015_00194_05759_6760.N1	07-APR-2003 11:08:43	Dark	38.000	172	Gam Gru	3.0030	13100.	76	5759	No
204	GOM_NL__2PRFIN20030407_111533_000000402015_00194_05759_6761.N1	07-APR-2003 11:15:33	Dark	40.000	45	Alp Pav	1.9400	26000.	80	5759	No
205	GOM_NL__2PRFIN20030407_111847_000000602015_00195_05760_6732.N1	07-APR-2003 11:18:47	Dark	60.000	38	20Eps Sgr	1.8360	11000.	120	5760	No
206	GOM_NL__2PRFIN20030407_112034_000000712015_00195_05760_6733.N1	07-APR-2003 11:20:34	Dark	70.500	167	10Gam2Sgr	2.9840	4500.0	141	5760	No
207	GOM_NL__2PRFIN20030407_112300_000000742015_00195_05760_6734.N1	07-APR-2003 11:23:00	Dark	73.500	25	35Lam Sco	1.6200	28000.	147	5760	No
208	GOM_NL__2PRFIN20030407_112735_000000542015_00195_05760_6735.N1	07-APR-2003 11:27:35	Straylight	54.000	4	Alp1Cen	-0.010000	5800.0	108	5760	No
209	GOM_NL__2PRFIN20030407_113102_000000472015_00195_05760_6736.N1	07-APR-2003 11:31:02	Straylight	47.000	26	Gam Cru	1.6240	2900.0	94	5760	No
210	GOM_NL__2PRFIN20030407_113302_000000422015_00195_05760_6737.N1	07-APR-2003 11:33:02	Straylight	42.000	64	Gam Cen	2.2000	10600.	84	5760	No
211	GOM_NL__2PRFIN20030407_113443_000000512015_00195_05760_6738.N1	07-APR-2003 11:34:43	Straylight	50.500	54	5The Cen	2.0550	4500.0	101	5760	No
212	GOM_NL__2PRFIN20030407_113748_000001302015_00195_05760_6739.N1	07-APR-2003 11:37:48	Twilight	129.50	97	8Bet1Sco	2.5610	30000.	259	5760	No
213	GOM_NL__2PRFIN20030407_114212_000000412015_00195_05760_6740.N1	07-APR-2003 11:42:12	Twilight	41.000	100	4Gam Crv	2.5800	13100.	82	5760	No
214	GOM_NL__2PRFIN20030407_114349_000000522015_00195_05760_6741.N1	07-APR-2003 11:43:49	Bright	52.000	15	67Alp Vir	0.97600	28000.	104	5760	No
215	GOM_NL__2PRFIN20030407_114657_000000422015_00195_05760_6742.N1	07-APR-2003 11:46:57	Bright	42.000	121	29Gam Vir	2.7400	7200.0	84	5760	No
216	GOM_NL__2PRFIN20030407_115137_000000382015_00195_05760_6743.N1	07-APR-2003 11:51:37	Bright	38.000	62	94Bet Leo	2.1360	9700.0	76	5760	No
217	GOM_NL__2PRFIN20030407_115321_000000372015_00195_05760_6744.N1	07-APR-2003 11:53:21	Bright	36.500	96	68Del Leo	2.5600	9300.0	73	5760	No
218	GOM_NL__2PRFIN20030407_115531_000000592015_00195_05760_6745.N1	07-APR-2003 11:55:31	Bright	58.500	111	8Eta Boo	2.6800	6000.0	117	5760	No
219	GOM_NL__2PRFIN20030407_120006_000000392015_00195_05760_6746.N1	07-APR-2003 12:00:06	Bright	38.500	174	52Psi UMa	3.0040	4400.0	77	5760	No

220	GOM_NL__2PRFIN20030407_120253_000000382015_00195_05760_6747.N1	07-APR-2003 12:02:53	Bright	37.500	87	64Gam UMa	2.4330	11000.	75	5760	No
221	GOM_NL__2PRFIN20030407_120426_000000402015_00195_05760_6748.N1	07-APR-2003 12:04:26	Bright	40.000	32	77Eps UMa	1.7630	11000.	80	5760	No
222	GOM_NL__2PRFIN20030407_121051_000000412015_00195_05760_6749.N1	07-APR-2003 12:10:51	Bright	41.000	60	7Bet UMi	2.0810	3950.0	82	5760	No
223	GOM_NL__2PRFIN20030407_121302_000000382015_00195_05760_6750.N1	07-APR-2003 12:13:02	Bright	37.500	49	1Alp UMi	1.9900	6300.0	75	5760	No
224	GOM_NL__2PRFIN20030407_121804_000000602015_00195_05760_6751.N1	07-APR-2003 12:18:04	Bright	60.000	130	23Bet Dra	2.7990	5800.0	120	5760	No
225	GOM_NL__2PRFIN20030407_122036_000000392015_00195_05760_6752.N1	07-APR-2003 12:20:36	Bright	38.500	89	5Alp Cep	2.4510	8000.0	77	5760	No
226	GOM_NL__2PRFIN20030407_122524_000000492015_00195_05760_6753.N1	07-APR-2003 12:25:24	Bright	49.000	144	18Del Cyg	2.8600	11000.	98	5760	No
227	GOM_NL__2PRFIN20030407_122715_000000952015_00195_05760_6754.N1	07-APR-2003 12:27:15	Bright	94.500	5	3Alp Lyr	0.033000	11000.	189	5760	No
228	GOM_NL__2PRFIN20030407_122945_000000482015_00195_05760_6755.N1	07-APR-2003 12:29:45	Bright	47.500	92	53Eps Cyg	2.5000	4500.0	95	5760	No
229	GOM_NL__2PRFIN20030407_123634_000000492015_00195_05760_6756.N1	07-APR-2003 12:36:34	Twi_and_stray	49.000	61	8Eps Peg	2.1000	3900.0	98	5760	No
230	GOM_NL__2PRFIN20030407_123904_000000462015_00195_05760_6757.N1	07-APR-2003 12:39:04	Twilight	45.500	162	34Alp Aqr	2.9440	5350.0	91	5760	No
231	GOM_NL__2PRFIN20030407_124101_000000852015_00195_05760_6758.N1	07-APR-2003 12:41:01	Dark	84.500	11	53Alp Aql	0.76500	8000.0	169	5760	No
232	GOM_NL__2PRFIN20030407_124350_000000442015_00195_05760_6759.N1	07-APR-2003 12:43:50	Dark	44.000	142	49Del Cap	2.8500	8900.0	88	5760	No
233	GOM_NL__2PRFIN20030407_124919_000000392015_00195_05760_6760.N1	07-APR-2003 12:49:19	Dark	39.000	172	Gam Gru	3.0030	13100.	78	5760	No
234	GOM_NL__2PRFIN20030407_125349_000000652015_00195_05760_6761.N1	07-APR-2003 12:53:49	Dark	64.500	155	41Pi Sgr	2.9000	6600.0	129	5760	No
235	GOM_NL__2PRFIN20030407_125609_000000412015_00195_05760_6762.N1	07-APR-2003 12:56:09	Dark	41.000	45	Alp Pav	1.9400	26000.	82	5760	No
236	GOM_NL__2PRFIN20030407_125924_000000602015_00196_05761_6548.N1	07-APR-2003 12:59:24	Dark	60.000	38	20Eps Sgr	1.8360	11000.	120	5761	No
237	GOM_NL__2PRFIN20030407_130111_000000722015_00196_05761_6549.N1	07-APR-2003 13:01:11	Dark	72.000	167	10Gam2Sgr	2.9840	4500.0	144	5761	No
238	GOM_NL__2PRFIN20030407_130335_000000632015_00196_05761_6550.N1	07-APR-2003 13:03:35	Dark	62.500	25	35Lam Sco	1.6200	28000.	125	5761	No
239	GOM_NL__2PRFIN20030407_130811_000000532015_00196_05761_6551.N1	07-APR-2003 13:08:11	Straylight	53.000	4	Alp1Cen	-0.010000	5800.0	106	5761	No
240	GOM_NL__2PRFIN20030407_131138_000000412015_00196_05761_6552.N1	07-APR-2003 13:11:38	Straylight	41.000	26	Gam Cru	1.6240	2900.0	82	5761	No
241	GOM_NL__2PRFIN20030407_131337_000000412015_00196_05761_6553.N1	07-APR-2003 13:13:37	Straylight	40.500	64	Gam Cen	2.2000	10600.	81	5761	No
242	GOM_NL__2PRFIN20030407_131519_000000532015_00196_05761_6554.N1	07-APR-2003 13:15:19	Straylight	53.000	54	5The Cen	2.0550	4500.0	106	5761	No
243	GOM_NL__2PRFIN20030407_131825_000001272015_00196_05761_6555.N1	07-APR-2003 13:18:25	Twi_and_stray	126.50	97	8Bet1Sco	2.5610	30000.	253	5761	No
244	GOM_NL__2PRFIN20030407_132247_000000452015_00196_05761_6556.N1	07-APR-2003 13:22:47	Twi_and_stray	45.000	100	4Gam Crv	2.5800	13100.	90	5761	No
245	GOM_NL__2PRFIN20030407_132424_000000532015_00196_05761_6557.N1	07-APR-2003 13:24:24	Bright	52.500	15	67Alp Vir	0.97600	28000.	105	5761	No
246	GOM_NL__2PRFIN20030407_132733_000000442015_00196_05761_6558.N1	07-APR-2003 13:27:33	Bright	43.500	121	29Gam Vir	2.7400	7200.0	87	5761	No
247	GOM_NL__2PRFIN20030407_133212_000000392015_00196_05761_6559.N1	07-APR-2003 13:32:12	Bright	38.500	62	94Bet Leo	2.1360	9700.0	77	5761	No
248	GOM_NL__2PRFIN20030407_133357_000000372015_00196_05761_6560.N1	07-APR-2003 13:33:57	Bright	37.000	96	68Del Leo	2.5600	9300.0	74	5761	No
249	GOM_NL__2PRFIN20030407_133607_000000592015_00196_05761_6561.N1	07-APR-2003 13:36:07	Bright	59.000	111	8Eta Boo	2.6800	6000.0	118	5761	No
250	GOM_NL__2PRFIN20030407_134041_000000382015_00196_05761_6562.N1	07-APR-2003 13:40:41	Bright	38.000	174	52Psi UMa	3.0040	4400.0	76	5761	No
251	GOM_NL__2PRFIN20030407_134327_000000402015_00196_05761_6563.N1	07-APR-2003 13:43:27	Bright	39.500	87	64Gam UMa	2.4330	11000.	79	5761	No
252	GOM_NL__2PRFIN20030407_134501_000000422015_00196_05761_6564.N1	07-APR-2003 13:45:01	Bright	41.500	32	77Eps UMa	1.7630	11000.	83	5761	No
253	GOM_NL__2PRFIN20030407_135126_000000422015_00196_05761_6565.N1	07-APR-2003 13:51:26	Bright	42.000	60	7Bet UMi	2.0810	3950.0	84	5761	No
254	GOM_NL__2PRFIN20030407_135338_000000382015_00196_05761_6566.N1	07-APR-2003 13:53:38	Bright	37.500	49	1Alp UMi	1.9900	6300.0	75	5761	No
255	GOM_NL__2PRFIN20030407_135839_000000612015_00196_05761_6567.N1	07-APR-2003 13:58:39	Bright	60.500	130	23Bet Dra	2.7990	5800.0	121	5761	No
256	GOM_NL__2PRFIN20030407_140109_000000422015_00196_05761_6568.N1	07-APR-2003 14:01:09	Bright	41.500	89	5Alp Cep	2.4510	8000.0	83	5761	No
257	GOM_NL__2PRFIN20030407_140600_000000522015_00196_05761_6569.N1	07-APR-2003 14:06:00	Bright	52.000	144	18Del Cyg	2.8600	11000.	104	5761	No
258	GOM_NL__2PRFIN20030407_140751_000000952015_00196_05761_6570.N1	07-APR-2003 14:07:51	Bright	94.500	5	3Alp Lyr	0.033000	11000.	189	5761	No
259	GOM_NL__2PRFIN20030407_141019_000000492015_00196_05761_6571.N1	07-APR-2003 14:10:19	Bright	48.500	92	53Eps Cyg	2.5000	4500.0	97	5761	No
260	GOM_NL__2PRFIN20030407_141709_000000512015_00196_05761_6572.N1	07-APR-2003 14:17:09	Twi_and_stray	51.000	61	8Eps Peg	2.1000	3900.0	102	5761	No
261	GOM_NL__2PRFIN20030407_141939_000000462015_00196_05761_6573.N1	07-APR-2003 14:19:39	Twilight	45.500	162	34Alp Aqr	2.9440	5350.0	91	5761	No
262	GOM_NL__2PRFIN20030407_142141_000000772015_00196_05761_6574.N1	07-APR-2003 14:21:41	Dark	76.500	11	53Alp Aql	0.76500	8000.0	153	5761	No
263	GOM_NL__2PRFIN20030407_142425_000000452015_00196_05761_6575.N1	07-APR-2003 14:24:25	Dark	44.500	142	49Del Cap	2.8500	8900.0	89	5761	No
264	GOM_NL__2PRFIN20030407_142954_000000402015_00196_05761_6576.N1	07-APR-2003 14:29:54	Dark	39.500	172	Gam Gru	3.0030	13100.	79	5761	No
265	GOM_NL__2PRFIN20030407_143427_000000682015_00196_05761_6577.N1	07-APR-2003 14:34:27	Dark	67.500	155	41Pi Sgr	2.9000	6600.0	135	5761	No
266	GOM_NL__2PRFIN20030407_143645_000000402015_00196_05761_6578.N1	07-APR-2003 14:36:45	Dark	39.500	45	Alp Pav	1.9400	26000.	79	5761	No
267	GOM_NL__2PRFIN20030407_144002_000000602015_00197_05762_6733.N1	07-APR-2003 14:40:02	Dark	60.000	38	20Eps Sgr	1.8360	11000.	120	5762	No
268	GOM_NL__2PRFIN20030407_144149_000000752015_00197_05762_6734.N1	07-APR-2003 14:41:49	Dark	75.000	167	10Gam2Sgr	2.9840	4500.0	150	5762	No
269	GOM_NL__2PRFIN20030407_144414_000000612015_00197_05762_6735.N1	07-APR-2003 14:44:14	Dark	61.000	25	35Lam Sco	1.6200	28000.	122	5762	No
270	GOM_NL__2PRFIN20030407_144848_000000442015_00197_05762_6736.N1	07-APR-2003 14:48:48	Straylight	44.000	4	Alp1Cen	-0.010000	5800.0	88	5762	No
271	GOM_NL__2PRFIN20030407_145215_000000442015_00197_05762_6737.N1	07-APR-2003 14:52:15	Straylight	43.500	26	Gam Cru	1.6240	2900.0	87	5762	No
272	GOM_NL__2PRFIN20030407_145413_000000432015_00197_05762_6738.N1	07-APR-2003 14:54:13	Straylight	43.000	64	Gam Cen	2.2000	10600.	86	5762	No
273	GOM_NL__2PRFIN20030407_145554_000000572015_00197_05762_6739.N1	07-APR-2003 14:55:54	Straylight	57.000	54	5The Cen	2.0550	4500.0	114	5762	No
274	GOM_NL__2PRFIN20030407_145901_000001302015_00197_05762_6740.N1	07-APR-2003 14:59:01	Twi_and_stray	130.00	97	8Bet1Sco	2.5610	30000.	260	5762	No
275	GOM_NL__2PRFIN20030407_150321_000000462015_00197_05762_6741.N1	07-APR-2003 15:03:21	Twi_and_stray	46.000	100	4Gam Crv	2.5800	13100.	92	5762	No
276	GOM_NL__2PRFIN20030407_150458_000000572015_00197_05762_6742.N1	07-APR-2003 15:04:58	Bright	56.500	15	67Alp Vir	0.97600	28000.	113	5762	No
277	GOM_NL__2PRFIN20030407_150809_000000432015_00197_05762_6743.N1	07-APR-2003 15:08:09	Bright	43.000	121	29Gam Vir	2.7400	7200.0	86	5762	No
278	GOM_NL__2PRFIN20030407_151248_000000392015_00197_05762_6744.N1	07-APR-2003 15:12:48	Bright	38.500	62	94Bet Leo	2.1360	9700.0	77	5762	No

279	GOM_NL__2PRFIN20030407_151432_000000382015_00197_05762_6745.N1	07-APR-2003 15:14:32	Bright	38.000	96	68Del Leo	2.5600	9300.0	76	5762	No
280	GOM_NL__2PRFIN20030407_151643_000000582015_00197_05762_6746.N1	07-APR-2003 15:16:43	Bright	57.500	111	8Eta Boo	2.6800	6000.0	115	5762	No
281	GOM_NL__2PRFIN20030407_152118_000000352015_00197_05762_6747.N1	07-APR-2003 15:21:18	Bright	35.000	174	52Psi UMa	3.0040	4400.0	70	5762	No
282	GOM_NL__2PRFIN20030407_152405_000000352015_00197_05762_6748.N1	07-APR-2003 15:24:05	Bright	34.500	87	64Gam UMa	2.4330	11000.	69	5762	No
283	GOM_NL__2PRFIN20030407_152538_000000402015_00197_05762_6749.N1	07-APR-2003 15:25:38	Bright	40.000	32	77Eps UMa	1.7630	11000.	80	5762	No
284	GOM_NL__2PRFIN20030407_153203_000000402015_00197_05762_6750.N1	07-APR-2003 15:32:03	Bright	40.000	60	7Bet UMi	2.0810	3950.0	80	5762	No
285	GOM_NL__2PRFIN20030407_153415_000000352015_00197_05762_6751.N1	07-APR-2003 15:34:15	Bright	35.000	49	1Alp UMi	1.9900	6300.0	70	5762	No
286	GOM_NL__2PRFIN20030407_153914_000000622015_00197_05762_6752.N1	07-APR-2003 15:39:14	Bright	62.000	130	23Bet Dra	2.7990	5800.0	124	5762	No
287	GOM_NL__2PRFIN20030407_154149_000000372015_00197_05762_6753.N1	07-APR-2003 15:41:49	Bright	36.500	89	5Alp Cep	2.4510	8000.0	73	5762	No
288	GOM_NL__2PRFIN20030407_154637_000000492015_00197_05762_6754.N1	07-APR-2003 15:46:37	Bright	49.000	144	18Del Cyg	2.8600	11000.	98	5762	No
289	GOM_NL__2PRFIN20030407_154825_000000982015_00197_05762_6755.N1	07-APR-2003 15:48:25	Bright	97.500	5	3Alp Lyr	0.033000	11000.	195	5762	No
290	GOM_NL__2PRFIN20030407_155058_000000482015_00197_05762_6756.N1	07-APR-2003 15:50:58	Bright	48.000	92	53Eps Cyg	2.5000	4500.0	96	5762	No
291	GOM_NL__2PRFIN20030407_155748_000000492015_00197_05762_6757.N1	07-APR-2003 15:57:48	Twilight	48.500	61	8Eps Peg	2.1000	3900.0	97	5762	No
292	GOM_NL__2PRFIN20030407_160017_000000432015_00197_05762_6758.N1	07-APR-2003 16:00:17	Twilight	42.500	162	34Alp Aqr	2.9440	5350.0	85	5762	No
293	GOM_NL__2PRFIN20030407_160218_000000912015_00197_05762_6759.N1	07-APR-2003 16:02:18	Dark	91.000	11	53Alp Aql	0.76500	8000.0	182	5762	No
294	GOM_NL__2PRFIN20030407_160504_000000412015_00197_05762_6760.N1	07-APR-2003 16:05:04	Dark	41.000	142	49Del Cap	2.8500	8900.0	82	5762	No
295	GOM_NL__2PRFIN20030407_161033_000000382015_00197_05762_6761.N1	07-APR-2003 16:10:33	Dark	38.000	172	Gam Gru	3.0030	13100.	76	5762	No
296	GOM_NL__2PRFIN20030407_161506_000000672015_00197_05762_6762.N1	07-APR-2003 16:15:06	Dark	66.500	155	41Pi Sgr	2.9000	6600.0	133	5762	No
297	GOM_NL__2PRFIN20030407_161722_000000402015_00197_05762_6763.N1	07-APR-2003 16:17:22	Dark	39.500	45	Alp Pav	1.9400	26000.	79	5762	No
298	GOM_NL__2PRFIN20030407_162040_000000602015_00198_05763_6545.N1	07-APR-2003 16:20:40	Dark	59.500	38	20Eps Sgr	1.8360	11000.	119	5763	No
299	GOM_NL__2PRFIN20030407_162228_000000692015_00198_05763_6546.N1	07-APR-2003 16:22:28	Dark	68.500	167	10Gam2Sgr	2.9840	4500.0	137	5763	No
300	GOM_NL__2PRFIN20030407_162453_000000602015_00198_05763_6547.N1	07-APR-2003 16:24:53	Dark	59.500	25	35Lam Sco	1.6200	28000.	119	5763	No
301	GOM_NL__2PRFIN20030407_162925_000000452015_00198_05763_6548.N1	07-APR-2003 16:29:25	Straylight	44.500	4	Alp1Cen	-0.010000	5800.0	89	5763	No
302	GOM_NL__2PRFIN20030407_163251_000000482015_00198_05763_6549.N1	07-APR-2003 16:32:51	Straylight	48.000	26	Gam Cru	1.6240	2900.0	96	5763	No
303	GOM_NL__2PRFIN20030407_163451_000000402015_00198_05763_6550.N1	07-APR-2003 16:34:51	Straylight	39.500	64	Gam Cen	2.2000	10600.	79	5763	No
304	GOM_NL__2PRFIN20030407_163633_000000492015_00198_05763_6551.N1	07-APR-2003 16:36:33	Straylight	49.000	54	5The Cen	2.0550	4500.0	98	5763	No
305	GOM_NL__2PRFIN20030407_163935_000001332015_00198_05763_6552.N1	07-APR-2003 16:39:35	Twilight	132.50	97	8Bet1Sco	2.5610	30000.	265	5763	No
306	GOM_NL__2PRFIN20030407_164401_000000432015_00198_05763_6553.N1	07-APR-2003 16:44:01	Twilight	42.500	100	4Gam Crv	2.5800	13100.	85	5763	No
307	GOM_NL__2PRFIN20030407_164538_000000532015_00198_05763_6554.N1	07-APR-2003 16:45:38	Bright	52.500	15	67Alp Vir	0.97600	28000.	105	5763	No
308	GOM_NL__2PRFIN20030407_164846_000000422015_00198_05763_6555.N1	07-APR-2003 16:48:46	Bright	42.000	121	29Gam Vir	2.7400	7200.0	84	5763	No
309	GOM_NL__2PRFIN20030407_165326_000000382015_00198_05763_6556.N1	07-APR-2003 16:53:26	Bright	38.000	62	94Bet Leo	2.1360	9700.0	76	5763	No
310	GOM_NL__2PRFIN20030407_165510_000000372015_00198_05763_6557.N1	07-APR-2003 16:55:10	Bright	36.500	96	68Del Leo	2.5600	9300.0	73	5763	No
311	GOM_NL__2PRFIN20030407_165718_000000552015_00198_05763_6558.N1	07-APR-2003 16:57:18	Bright	54.500	111	8Eta Boo	2.6800	6000.0	109	5763	No
312	GOM_NL__2PRFIN20030407_170154_000000372015_00198_05763_6559.N1	07-APR-2003 17:01:54	Bright	36.500	174	52Psi UMa	3.0040	4400.0	73	5763	No
313	GOM_NL__2PRFIN20030407_170441_000000372015_00198_05763_6560.N1	07-APR-2003 17:04:41	Bright	37.000	87	64Gam UMa	2.4330	11000.	74	5763	No
314	GOM_NL__2PRFIN20030407_170614_000000412015_00198_05763_6561.N1	07-APR-2003 17:06:14	Bright	41.000	32	77Eps UMa	1.7630	11000.	82	5763	No
315	GOM_NL__2PRFIN20030407_171239_000000362015_00198_05763_6562.N1	07-APR-2003 17:12:39	Bright	36.000	60	7Bet UMi	2.0810	3950.0	72	5763	No
316	GOM_NL__2PRFIN20030407_171451_000000352015_00198_05763_6563.N1	07-APR-2003 17:14:51	Bright	34.500	49	1Alp UMi	1.9900	6300.0	69	5763	No
317	GOM_NL__2PRFIN20030407_171949_000000632015_00198_05763_6564.N1	07-APR-2003 17:19:49	Bright	62.500	130	23Bet Dra	2.7990	5800.0	125	5763	No
318	GOM_NL__2PRFIN20030407_172225_000000382015_00198_05763_6565.N1	07-APR-2003 17:22:25	Bright	38.000	89	5Alp Cep	2.4510	8000.0	76	5763	No
319	GOM_NL__2PRFIN20030407_172712_000000492015_00198_05763_6566.N1	07-APR-2003 17:27:12	Bright	49.000	144	18Del Cyg	2.8600	11000.	98	5763	No
320	GOM_NL__2PRFIN20030407_172901_000000932015_00198_05763_6567.N1	07-APR-2003 17:29:01	Bright	93.000	5	3Alp Lyr	0.033000	11000.	186	5763	No
321	GOM_NL__2PRFIN20030407_173133_000000482015_00198_05763_6568.N1	07-APR-2003 17:31:33	Bright	48.000	92	53Eps Cyg	2.5000	4500.0	96	5763	No
322	GOM_NL__2PRFIN20030407_173824_000000472015_00198_05763_6569.N1	07-APR-2003 17:38:24	Twilight	47.000	61	8Eps Peg	2.1000	3900.0	94	5763	No
323	GOM_NL__2PRFIN20030407_174053_000000452015_00198_05763_6570.N1	07-APR-2003 17:40:53	Twilight	45.000	162	34Alp Aqr	2.9440	5350.0	90	5763	No
324	GOM_NL__2PRFIN20030407_174255_000000802015_00198_05763_6571.N1	07-APR-2003 17:42:55	Dark	80.000	11	53Alp Aql	0.76500	8000.0	160	5763	No
325	GOM_NL__2PRFIN20030407_174540_000000442015_00198_05763_6572.N1	07-APR-2003 17:45:40	Dark	44.000	142	49Del Cap	2.8500	8900.0	88	5763	No
326	GOM_NL__2PRFIN20030407_175109_000000382015_00198_05763_6573.N1	07-APR-2003 17:51:09	Dark	37.500	172	Gam Gru	3.0030	13100.	75	5763	No
327	GOM_NL__2PRFIN20030407_175544_000000672015_00198_05763_6574.N1	07-APR-2003 17:55:44	Dark	66.500	155	41Pi Sgr	2.9000	6600.0	133	5763	No
328	GOM_NL__2PRFIN20030407_175759_000000392015_00198_05763_6575.N1	07-APR-2003 17:57:59	Dark	39.000	45	Alp Pav	1.9400	26000.	78	5763	No
329	GOM_NL__2PRFIN20030407_180118_000000592015_00199_05764_6735.N1	07-APR-2003 18:01:18	Dark	58.500	38	20Eps Sgr	1.8360	11000.	117	5764	No
330	GOM_NL__2PRFIN20030407_180305_000000712015_00199_05764_6736.N1	07-APR-2003 18:03:05	Dark	71.000	167	10Gam2Sgr	2.9840	4500.0	142	5764	No
331	GOM_NL__2PRFIN20030407_180530_000000692015_00199_05764_6737.N1	07-APR-2003 18:05:30	Dark	69.000	25	35Lam Sco	1.6200	28000.	138	5764	No
332	GOM_NL__2PRFIN20030407_181001_000000542015_00199_05764_6738.N1	07-APR-2003 18:10:01	Straylight	53.500	4	Alp1Cen	-0.010000	5800.0	107	5764	No
333	GOM_NL__2PRFIN20030407_181327_000000392015_00199_05764_6739.N1	07-APR-2003 18:13:27	Straylight	39.000	26	Gam Cru	1.6240	2900.0	78	5764	No
334	GOM_NL__2PRFIN20030407_181527_000000382015_00199_05764_6740.N1	07-APR-2003 18:15:27	Straylight	38.000	64	Gam Cen	2.2000	10600.	76	5764	No
335	GOM_NL__2PRFIN20030407_181709_000000502015_00199_05764_6741.N1	07-APR-2003 18:17:09	Straylight	49.500	54	5The Cen	2.0550	4500.0	99	5764	No
336	GOM_NL__2PRFIN20030407_182012_000001342015_00199_05764_6742.N1	07-APR-2003 18:20:12	Twilight	134.00	97	8Bet1Sco	2.5610	30000.	268	5764	No
337	GOM_NL__2PRFIN20030407_182437_000000402015_00199_05764_6743.N1	07-APR-2003 18:24:37	Twilight	40.000	100	4Gam Crv	2.5800	13100.	80	5764	No

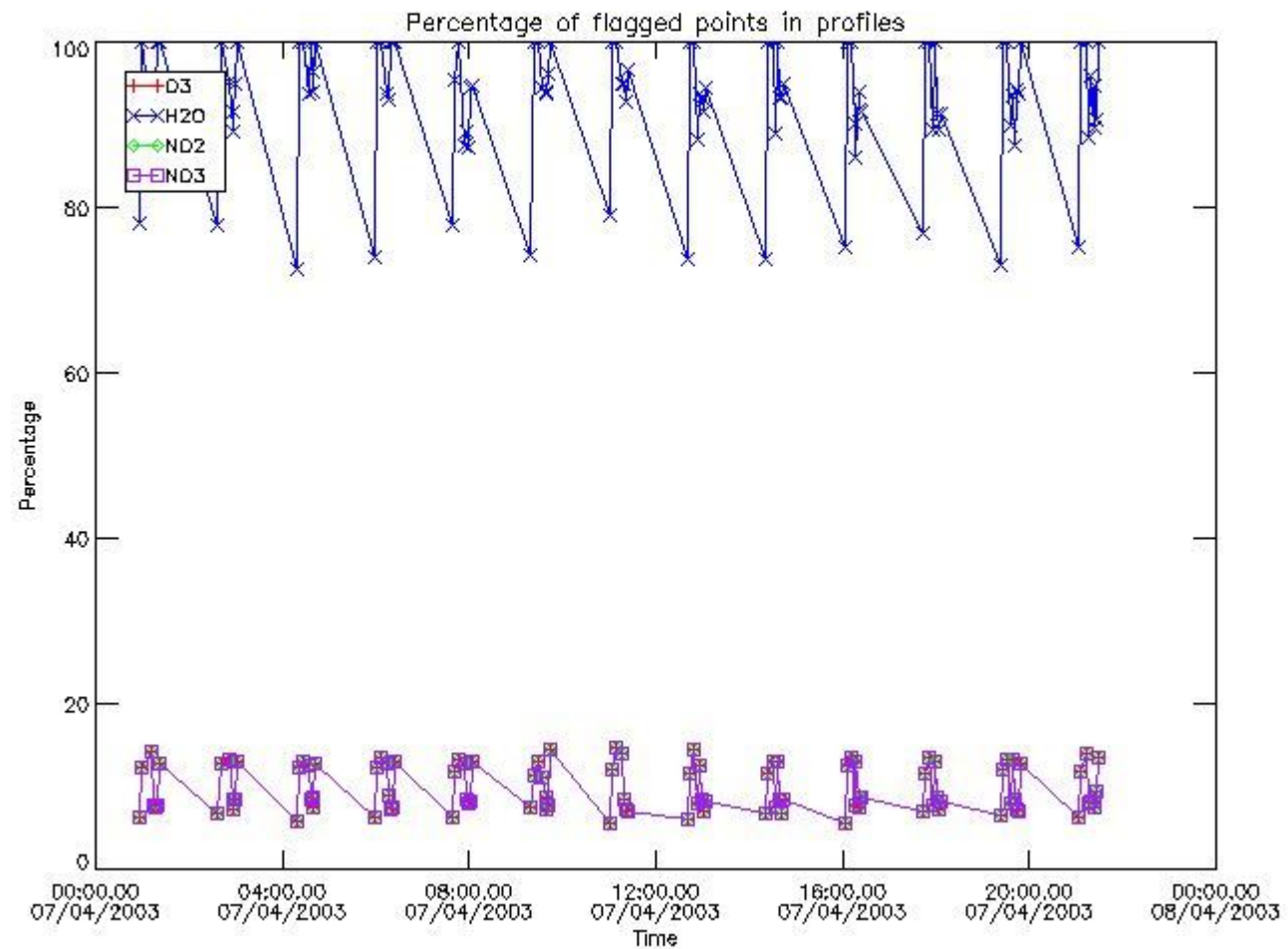
338	GOM_NL__2PRFIN20030407_182614_000000532015_00199_05764_6744.N1	07-APR-2003 18:26:14	Bright	53.000	15	67Alp Vir	0.97600	28000.	106	5764	No
339	GOM_NL__2PRFIN20030407_182922_000000422015_00199_05764_6745.N1	07-APR-2003 18:29:22	Bright	41.500	121	29Gam Vir	2.7400	7200.0	83	5764	No
340	GOM_NL__2PRFIN20030407_183401_000000382015_00199_05764_6746.N1	07-APR-2003 18:34:01	Bright	37.500	62	94Bet Leo	2.1360	9700.0	75	5764	No
341	GOM_NL__2PRFIN20030407_183546_000000362015_00199_05764_6747.N1	07-APR-2003 18:35:46	Bright	36.000	96	68Del Leo	2.5600	9300.0	72	5764	No
342	GOM_NL__2PRFIN20030407_183753_000000582015_00199_05764_6748.N1	07-APR-2003 18:37:53	Bright	57.500	111	8Eta Boo	2.6800	6000.0	115	5764	No
343	GOM_NL__2PRFIN20030407_184230_000000352015_00199_05764_6749.N1	07-APR-2003 18:42:30	Bright	35.000	174	52Psi UMa	3.0040	4400.0	70	5764	No
344	GOM_NL__2PRFIN20030407_184517_000000372015_00199_05764_6750.N1	07-APR-2003 18:45:17	Bright	36.500	87	64Gam UMa	2.4330	11000.	73	5764	No
345	GOM_NL__2PRFIN20030407_184649_000000412015_00199_05764_6751.N1	07-APR-2003 18:46:49	Bright	40.500	32	77Eps UMa	1.7630	11000.	81	5764	No
346	GOM_NL__2PRFIN20030407_185314_000000392015_00199_05764_6752.N1	07-APR-2003 18:53:14	Bright	38.500	60	7Bet UMi	2.0810	3950.0	77	5764	No
347	GOM_NL__2PRFIN20030407_185527_000000362015_00199_05764_6753.N1	07-APR-2003 18:55:27	Bright	35.500	49	1Alp UMi	1.9900	6300.0	71	5764	No
348	GOM_NL__2PRFIN20030407_190024_000000622015_00199_05764_6754.N1	07-APR-2003 19:00:24	Bright	61.500	130	23Bet Dra	2.7990	5800.0	123	5764	No
349	GOM_NL__2PRFIN20030407_190301_000000382015_00199_05764_6755.N1	07-APR-2003 19:03:01	Bright	37.500	89	5Alp Cep	2.4510	8000.0	75	5764	No
350	GOM_NL__2PRFIN20030407_190748_000000482015_00199_05764_6756.N1	07-APR-2003 19:07:48	Bright	48.000	144	18Del Cyg	2.8600	11000.	96	5764	No
351	GOM_NL__2PRFIN20030407_190937_000000912015_00199_05764_6757.N1	07-APR-2003 19:09:37	Bright	90.500	5	3Alp Lyr	0.033000	11000.	181	5764	No
352	GOM_NL__2PRFIN20030407_191210_000000592015_00199_05764_6758.N1	07-APR-2003 19:12:10	Bright	58.500	92	53Eps Cyg	2.5000	4500.0	117	5764	No
353	GOM_NL__2PRFIN20030407_191901_000000482015_00199_05764_6759.N1	07-APR-2003 19:19:01	Tw_i_and_stray	48.000	61	8Eps Peg	2.1000	3900.0	96	5764	No
354	GOM_NL__2PRFIN20030407_192130_000000432015_00199_05764_6760.N1	07-APR-2003 19:21:30	Twilight	43.000	162	34Alp Aqr	2.9440	5350.0	86	5764	No
355	GOM_NL__2PRFIN20030407_192332_000000792015_00199_05764_6761.N1	07-APR-2003 19:23:32	Dark	78.500	11	53Alp Aql	0.76500	8000.0	157	5764	No
356	GOM_NL__2PRFIN20030407_192616_000000432015_00199_05764_6762.N1	07-APR-2003 19:26:16	Dark	42.500	142	49Del Cap	2.8500	8900.0	85	5764	No
357	GOM_NL__2PRFIN20030407_193145_000000392015_00199_05764_6763.N1	07-APR-2003 19:31:45	Dark	38.500	172	Gam Gru	3.0030	13100.	77	5764	No
358	GOM_NL__2PRFIN20030407_193621_000000652015_00199_05764_6764.N1	07-APR-2003 19:36:21	Dark	65.000	155	41Pi Sgr	2.9000	6600.0	130	5764	No
359	GOM_NL__2PRFIN20030407_193835_000000392015_00199_05764_6765.N1	07-APR-2003 19:38:35	Dark	38.500	45	Alp Pav	1.9400	26000.	77	5764	No
360	GOM_NL__2PRFIN20030407_194155_000000612015_00200_05765_6542.N1	07-APR-2003 19:41:55	Dark	60.500	38	20Eps Sgr	1.8360	11000.	121	5765	No
361	GOM_NL__2PRFIN20030407_194343_000000712015_00200_05765_6543.N1	07-APR-2003 19:43:43	Dark	70.500	167	10Gam2Sgr	2.9840	4500.0	141	5765	No
362	GOM_NL__2PRFIN20030407_194607_000000732015_00200_05765_6544.N1	07-APR-2003 19:46:07	Dark	72.500	25	35Lam Sco	1.6200	28000.	145	5765	No
363	GOM_NL__2PRFIN20030407_194818_000000402015_00200_05765_6545.N1	07-APR-2003 19:48:18	Dark	40.000	145	Gam TrA	2.8720	10600.	80	5765	No
364	GOM_NL__2PRFIN20030407_195038_000000442015_00200_05765_6546.N1	07-APR-2003 19:50:38	Straylight	44.000	4	Alp1Cen	-0.010000	5800.0	88	5765	No
365	GOM_NL__2PRFIN20030407_195455_000001242015_00200_05765_6547.N1	07-APR-2003 19:54:55	Straylight	123.50	16	21Alp Sco	1.0200	3000.0	247	5765	No
366	GOM_NL__2PRFIN20030407_195746_000000502015_00200_05765_6548.N1	07-APR-2003 19:57:46	Straylight	49.500	54	5The Cen	2.0550	4500.0	99	5765	No
367	GOM_NL__2PRFIN20030407_200049_000001372015_00200_05765_6549.N1	07-APR-2003 20:00:49	Tw_i_and_stray	136.50	97	8Bet1Sco	2.5610	30000.	273	5765	No
368	GOM_NL__2PRFIN20030407_200513_000000402015_00200_05765_6550.N1	07-APR-2003 20:05:13	Tw_i_and_stray	39.500	100	4Gam Crv	2.5800	13100.	79	5765	No
369	GOM_NL__2PRFIN20030407_200650_000000512015_00200_05765_6551.N1	07-APR-2003 20:06:50	Bright	50.500	15	67Alp Vir	0.97600	28000.	101	5765	No
370	GOM_NL__2PRFIN20030407_200958_000000432015_00200_05765_6552.N1	07-APR-2003 20:09:58	Bright	42.500	121	29Gam Vir	2.7400	7200.0	85	5765	No
371	GOM_NL__2PRFIN20030407_201437_000000382015_00200_05765_6553.N1	07-APR-2003 20:14:37	Bright	37.500	62	94Bet Leo	2.1360	9700.0	75	5765	No
372	GOM_NL__2PRFIN20030407_201623_000000362015_00200_05765_6554.N1	07-APR-2003 20:16:23	Bright	35.500	96	68Del Leo	2.5600	9300.0	71	5765	No
373	GOM_NL__2PRFIN20030407_201828_000000562015_00200_05765_6555.N1	07-APR-2003 20:18:28	Bright	55.500	111	8Eta Boo	2.6800	6000.0	111	5765	No
374	GOM_NL__2PRFIN20030407_202306_000000372015_00200_05765_6556.N1	07-APR-2003 20:23:06	Bright	37.000	174	52Psi UMa	3.0040	4400.0	74	5765	No
375	GOM_NL__2PRFIN20030407_202553_000000382015_00200_05765_6557.N1	07-APR-2003 20:25:53	Bright	37.500	87	64Gam UMa	2.4330	11000.	75	5765	No
376	GOM_NL__2PRFIN20030407_202725_000000402015_00200_05765_6558.N1	07-APR-2003 20:27:25	Bright	40.000	32	77Eps UMa	1.7630	11000.	80	5765	No
377	GOM_NL__2PRFIN20030407_203350_000000362015_00200_05765_6559.N1	07-APR-2003 20:33:50	Bright	35.500	60	7Bet UMi	2.0810	3950.0	71	5765	No
378	GOM_NL__2PRFIN20030407_203603_000000372015_00200_05765_6560.N1	07-APR-2003 20:36:03	Bright	36.500	49	1Alp UMi	1.9900	6300.0	73	5765	No
379	GOM_NL__2PRFIN20030407_204059_000000582015_00200_05765_6561.N1	07-APR-2003 20:40:59	Bright	58.000	130	23Bet Dra	2.7990	5800.0	116	5765	No
380	GOM_NL__2PRFIN20030407_204337_000000382015_00200_05765_6562.N1	07-APR-2003 20:43:37	Bright	37.500	89	5Alp Cep	2.4510	8000.0	75	5765	No
381	GOM_NL__2PRFIN20030407_204824_000000512015_00200_05765_6563.N1	07-APR-2003 20:48:24	Bright	50.500	144	18Del Cyg	2.8600	11000.	101	5765	No
382	GOM_NL__2PRFIN20030407_205012_000000942015_00200_05765_6564.N1	07-APR-2003 20:50:12	Bright	94.000	5	3Alp Lyr	0.033000	11000.	188	5765	No
383	GOM_NL__2PRFIN20030407_205246_000000482015_00200_05765_6565.N1	07-APR-2003 20:52:46	Bright	47.500	92	53Eps Cyg	2.5000	4500.0	95	5765	No
384	GOM_NL__2PRFIN20030407_205937_000000492015_00200_05765_6566.N1	07-APR-2003 20:59:37	Tw_i_and_stray	48.500	61	8Eps Peg	2.1000	3900.0	97	5765	No
385	GOM_NL__2PRFIN20030407_210206_000000432015_00200_05765_6567.N1	07-APR-2003 21:02:06	Twilight	42.500	162	34Alp Aqr	2.9440	5350.0	85	5765	No
386	GOM_NL__2PRFIN20030407_210410_000000892015_00200_05765_6568.N1	07-APR-2003 21:04:10	Dark	89.000	11	53Alp Aql	0.76500	8000.0	178	5765	No
387	GOM_NL__2PRFIN20030407_210653_000000442015_00200_05765_6569.N1	07-APR-2003 21:06:53	Dark	43.500	142	49Del Cap	2.8500	8900.0	87	5765	No
388	GOM_NL__2PRFIN20030407_211222_000000372015_00200_05765_6570.N1	07-APR-2003 21:12:22	Dark	36.500	172	Gam Gru	3.0030	13100.	73	5765	No
389	GOM_NL__2PRFIN20030407_211659_000000652015_00200_05765_6571.N1	07-APR-2003 21:16:59	Dark	65.000	155	41Pi Sgr	2.9000	6600.0	130	5765	No
390	GOM_NL__2PRFIN20030407_211908_000000632015_00200_05765_6572.N1	07-APR-2003 21:19:08	Dark	63.000	57	34Sig Sgr	2.0660	26000.	126	5765	No
391	GOM_NL__2PRFIN20030407_212233_000000592015_00201_05766_6593.N1	07-APR-2003 21:22:33	Dark	59.000	38	20Eps Sgr	1.8360	11000.	118	5766	No
392	GOM_NL__2PRFIN20030407_212420_000000752015_00201_05766_6594.N1	07-APR-2003 21:24:20	Dark	75.000	167	10Gam2Sgr	2.9840	4500.0	150	5766	No
393	GOM_NL__2PRFIN20030407_212645_000000592015_00201_05766_6595.N1	07-APR-2003 21:26:45	Dark	59.000	25	35Lam Sco	1.6200	28000.	118	5766	No
394	GOM_NL__2PRFIN20030407_212854_000000382015_00201_05766_6596.N1	07-APR-2003 21:28:54	Dark	38.000	145	Gam TrA	2.8720	10600.	76	5766	No
395	GOM_NL__2PRFIN20030407_213114_000000472015_00201_05766_6597.N1	07-APR-2003 21:31:14	Straylight	47.000	4	Alp1Cen	-0.010000	5800.0	94	5766	No
396	GOM_NL__2PRFIN20030407_213533_000000152015_00201_05766_6598.N1	07-APR-2003 21:35:33	Straylight	14.500	16	21Alp Sco	1.0200	3000.0	29	5766	No

397	GOM_NL__2PRFIN20030407_231611_000001212015_00202_05767_6021.N1	07-APR-2003 23:16:11	Dark	121.00	16	21Alp Sco	1.0200	3000.0	242	5767	Yes
398	GOM_NL__2PRFIN20030407_231859_000000522015_00202_05767_6022.N1	07-APR-2003 23:18:59	Straylight	52.000	54	5The Cen	2.0550	4500.0	104	5767	No
399	GOM_NL__2PRFIN20030407_232204_000001212015_00202_05767_6023.N1	07-APR-2003 23:22:04	Twilight_stray	121.00	97	8Bet1Sco	2.5610	30000.	242	5767	No
400	GOM_NL__2PRFIN20030407_232625_000000412015_00202_05767_6024.N1	07-APR-2003 23:26:25	Twilight_stray	41.000	100	4Gam Crv	2.5800	13100.	82	5767	No
401	GOM_NL__2PRFIN20030407_232801_000000502015_00202_05767_6025.N1	07-APR-2003 23:28:01	Bright	50.000	15	67Alp Vir	0.97600	28000.	100	5767	No
402	GOM_NL__2PRFIN20030407_233110_000000412015_00202_05767_6026.N1	07-APR-2003 23:31:10	Bright	41.000	121	29Gam Vir	2.7400	7200.0	82	5767	No
403	GOM_NL__2PRFIN20030407_233549_000000382015_00202_05767_6027.N1	07-APR-2003 23:35:49	Bright	37.500	62	94Bet Leo	2.1360	9700.0	75	5767	No
404	GOM_NL__2PRFIN20030407_233735_000000362015_00202_05767_6028.N1	07-APR-2003 23:37:35	Bright	35.500	96	68Del Leo	2.5600	9300.0	71	5767	No
405	GOM_NL__2PRFIN20030407_233938_000000582015_00202_05767_6029.N1	07-APR-2003 23:39:38	Bright	58.000	111	8Eta Boo	2.6800	6000.0	116	5767	No
406	GOM_NL__2PRFIN20030407_234418_000000372015_00202_05767_6030.N1	07-APR-2003 23:44:18	Bright	37.000	174	52Psi UMa	3.0040	4400.0	74	5767	No
407	GOM_NL__2PRFIN20030407_234704_000000382015_00202_05767_6031.N1	07-APR-2003 23:47:04	Bright	37.500	87	64Gam UMa	2.4330	11000.	75	5767	No
408	GOM_NL__2PRFIN20030407_234836_000000422015_00202_05767_6032.N1	07-APR-2003 23:48:36	Bright	41.500	32	77Eps UMa	1.7630	11000.	83	5767	No
409	GOM_NL__2PRFIN20030407_235501_000000402015_00202_05767_6033.N1	07-APR-2003 23:55:01	Bright	39.500	60	7Bet UMi	2.0810	3950.0	79	5767	No
410	GOM_NL__2PRFIN20030407_235715_000000342015_00202_05767_6034.N1	07-APR-2003 23:57:15	Bright	33.500	49	1Alp UMi	1.9900	6300.0	67	5767	No

3. Quality information per product

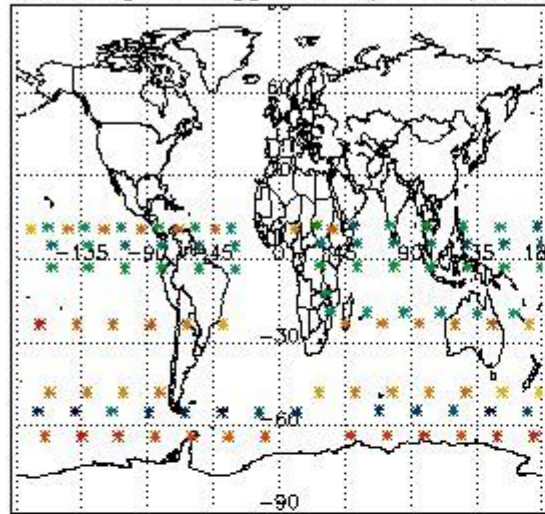
In this section it is plotted some information contained in the Quality Summary data set of the level 2 products. Only products in dark limb conditions and without errors (error flag in the MPH set to "0") are used.

3.1 Plot quality information per product (time dependant)

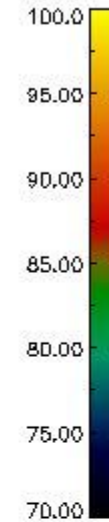
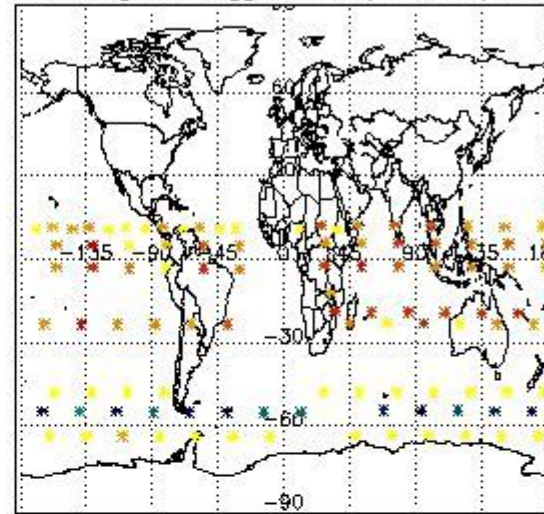


3.2 Plot quality information per product (world map)

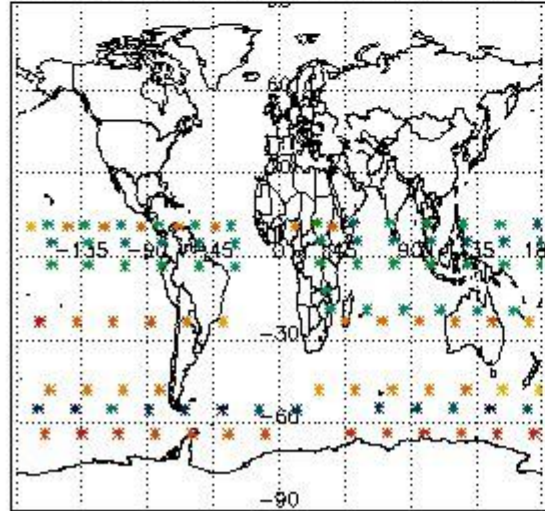
Percentage of flagged data per O3 profile



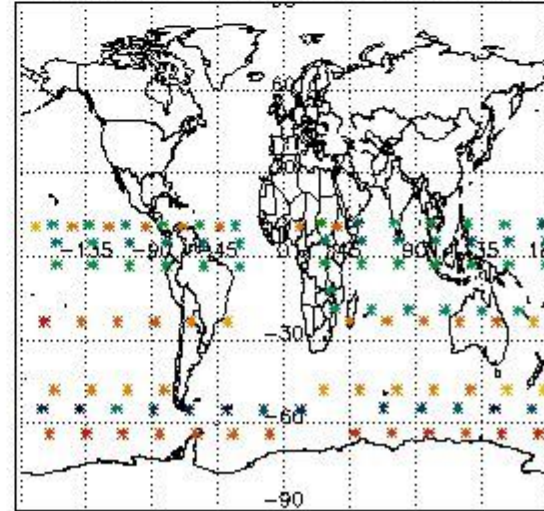
Percentage of flagged data per H2O profile



Percentage of flagged data per NO2 profile



Percentage of flagged data per NO3 profile

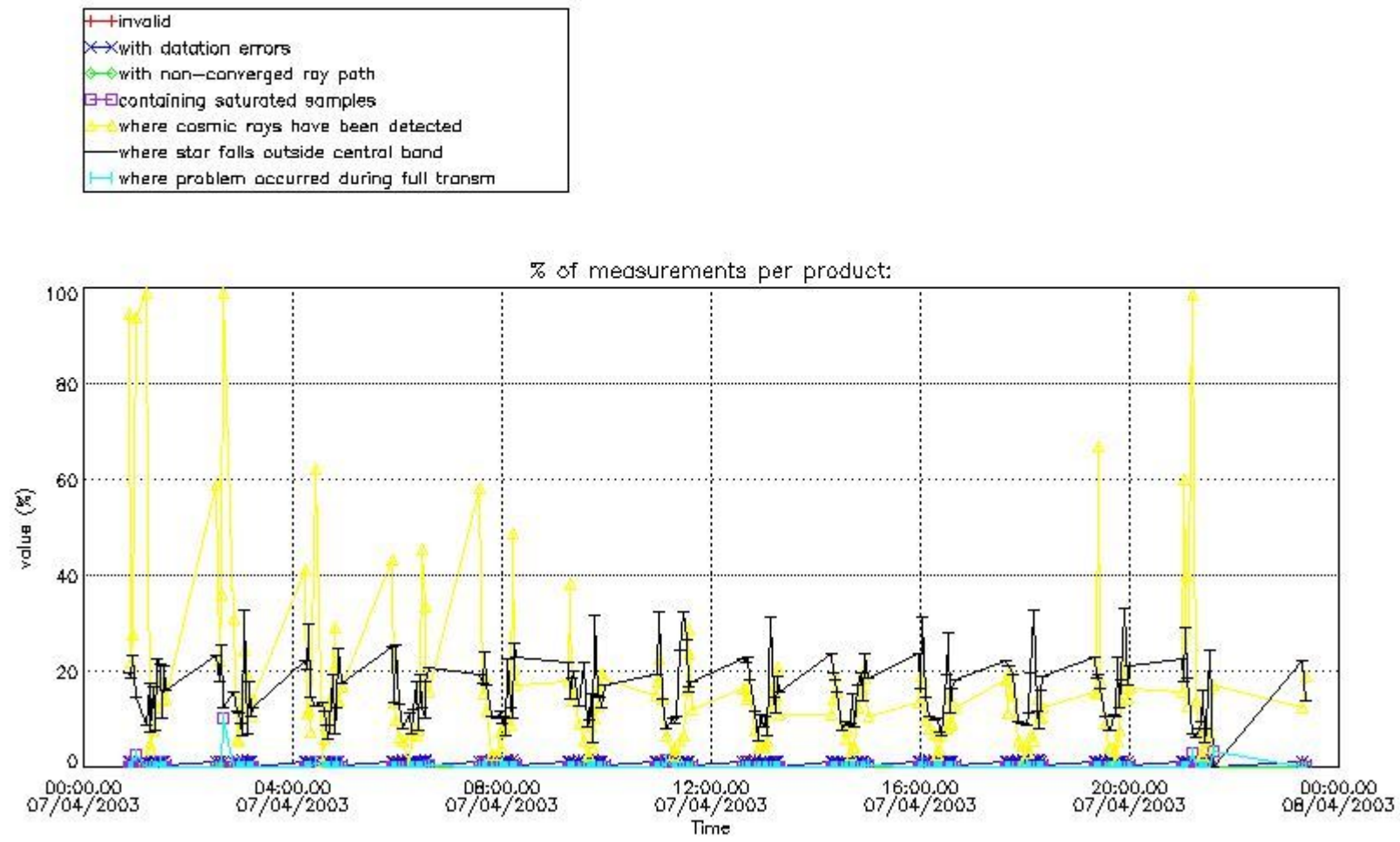


4. Level 1 quality information per product

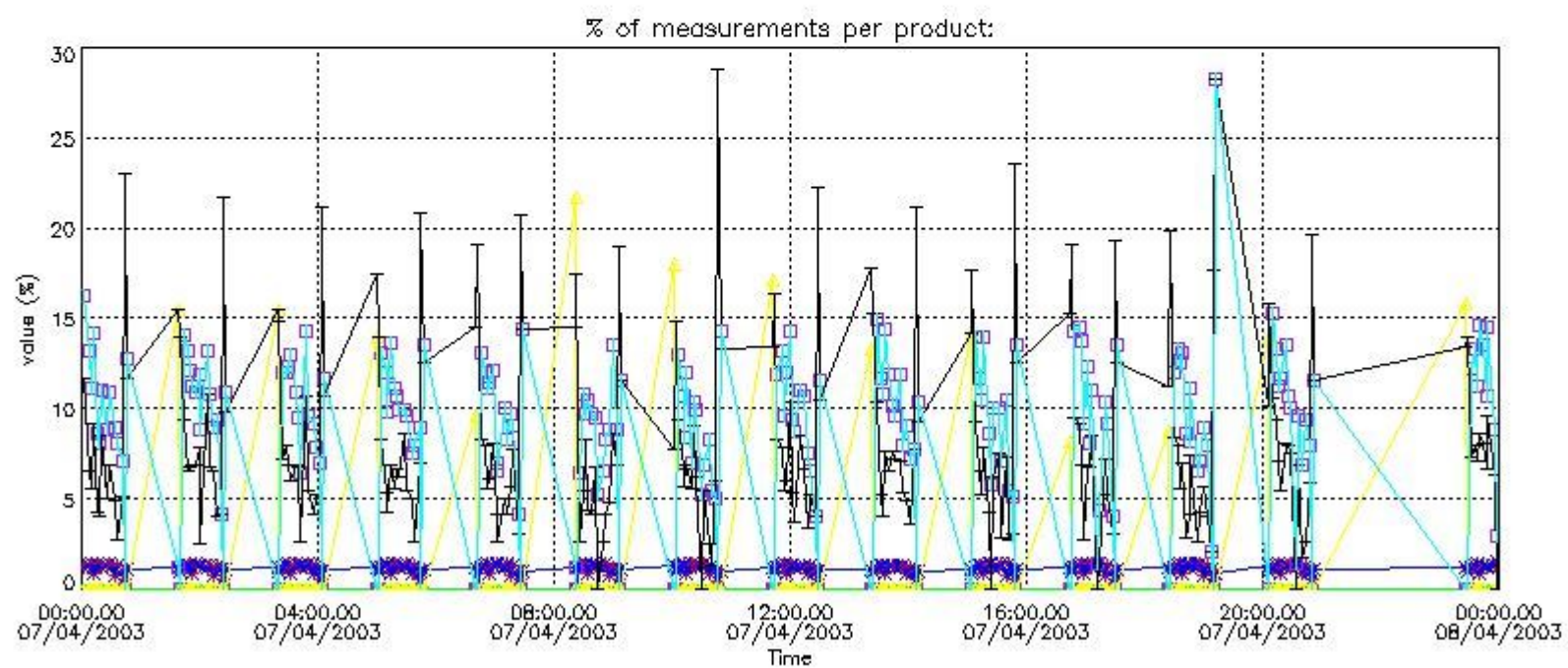
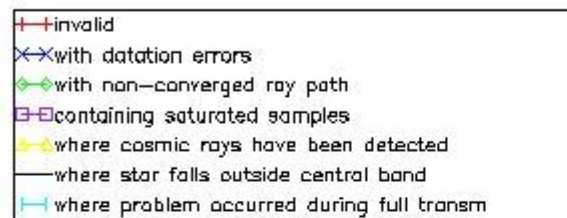
In this section it is plotted some information contained in the Quality Summary data set of the level 2 products that comes from the level 1b processing. Products without errors (error flag in the MPH set to "0") are used.

4.1 Plot quality information per product (time dependant) coming from level 1b processing

4.1.1 Plot level 1 quality information per product (time dependant): ENVISAT ASCENDING passes



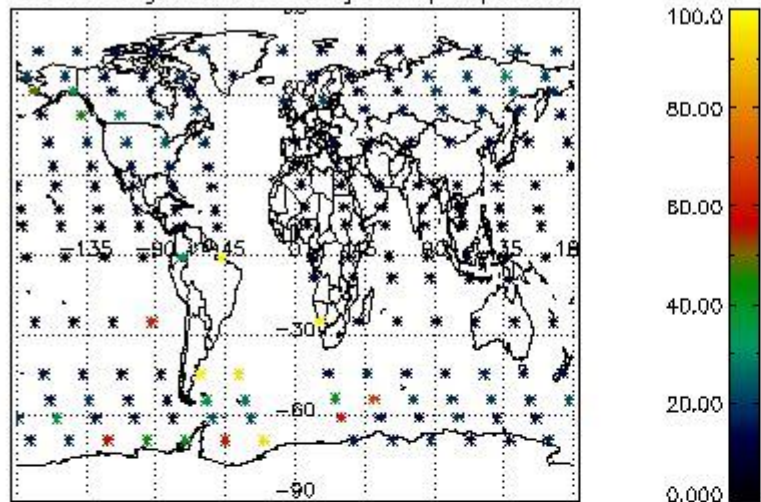
4.1.2 Plot level 1 quality information per product (time dependant): ENVI SAT DESCENDING passes



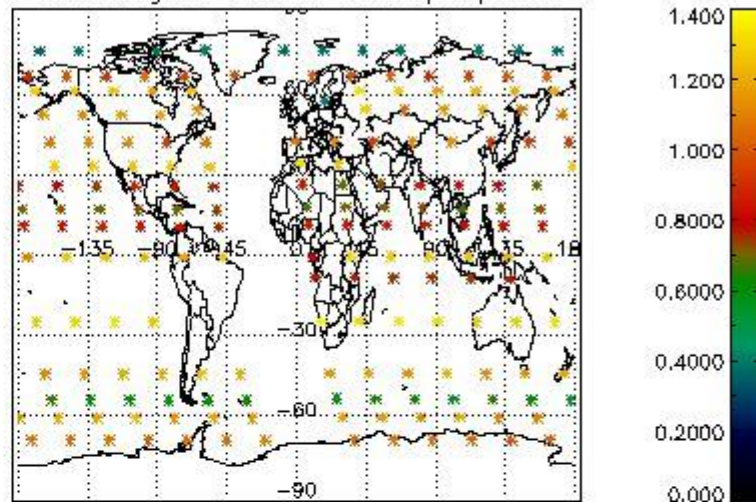
4.2 Plot quality information per product coming from level 1b processing (world map)

4.2.1 Plot level 1 quality information per product (world map): ENVI SAT ASCENDING passes

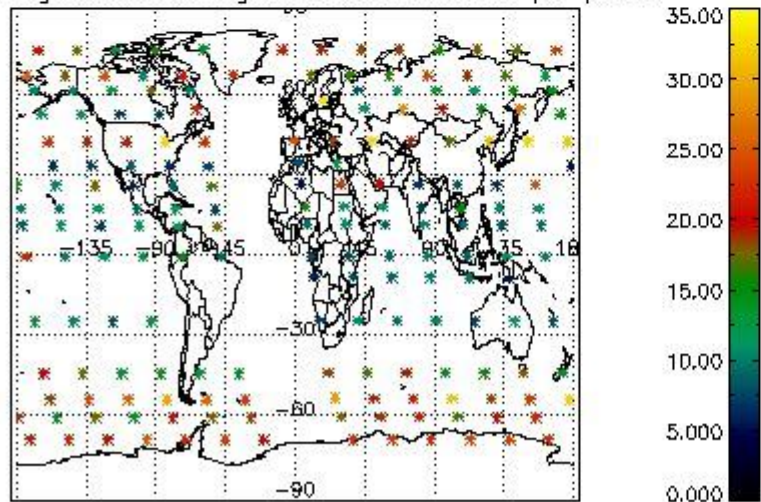
Percentage of cosmic ray hits per profile



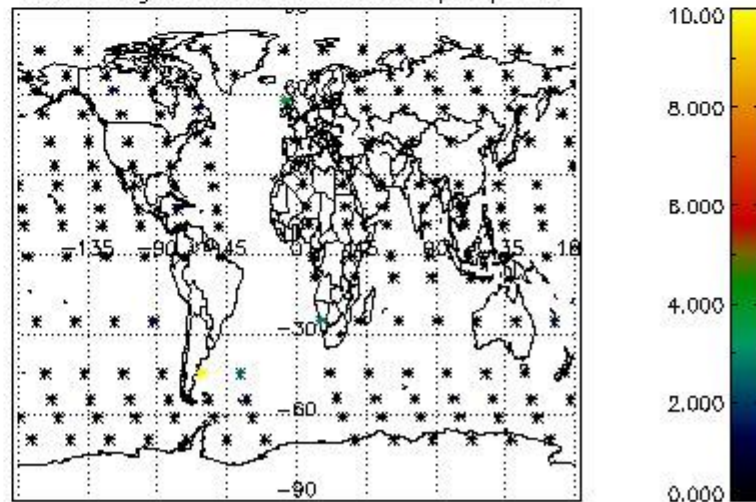
Percentage of datation errors per profile



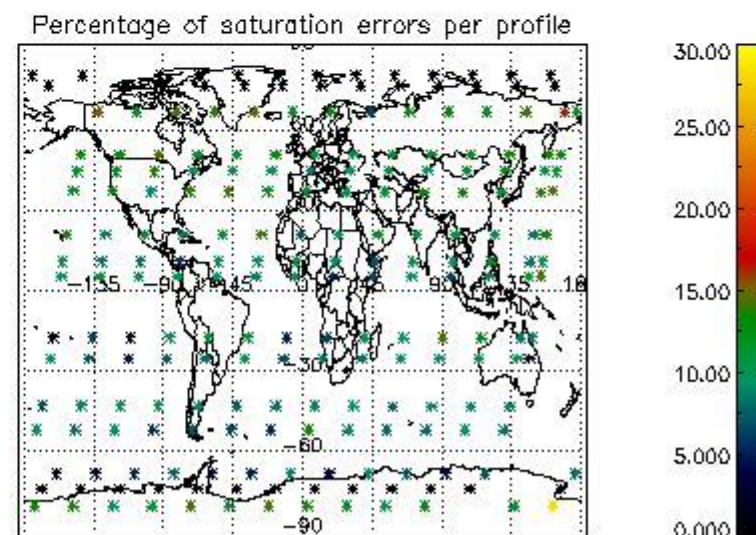
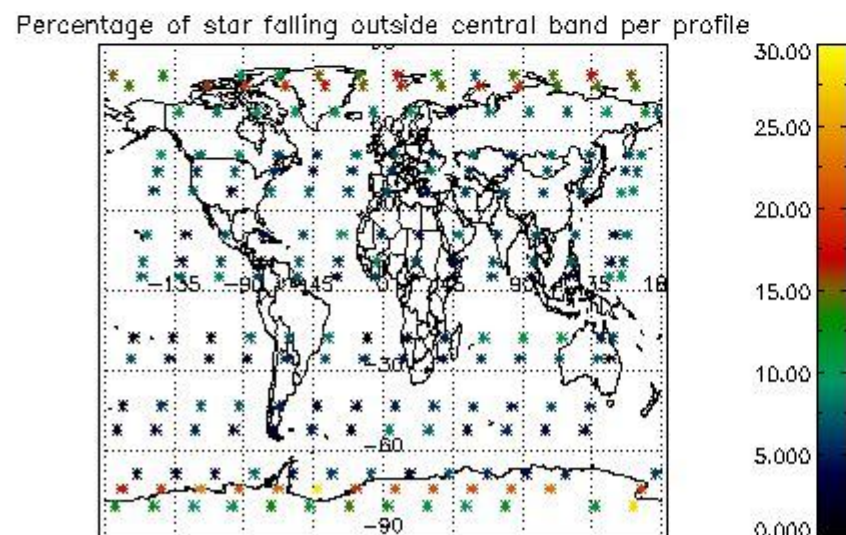
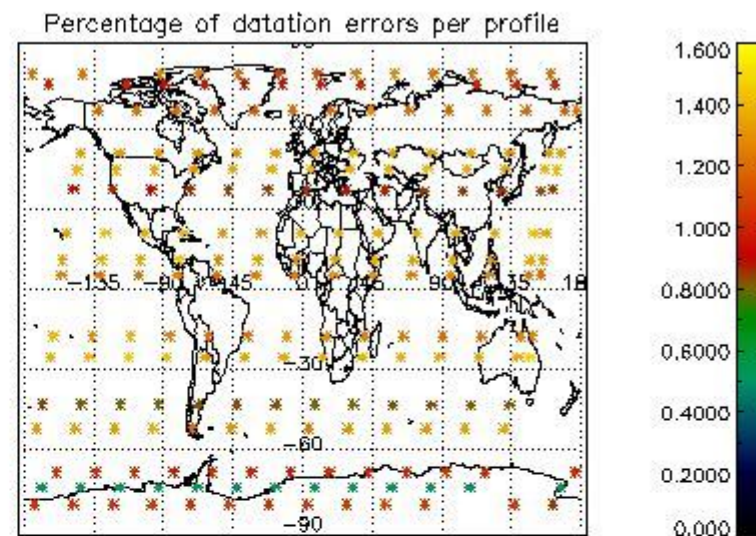
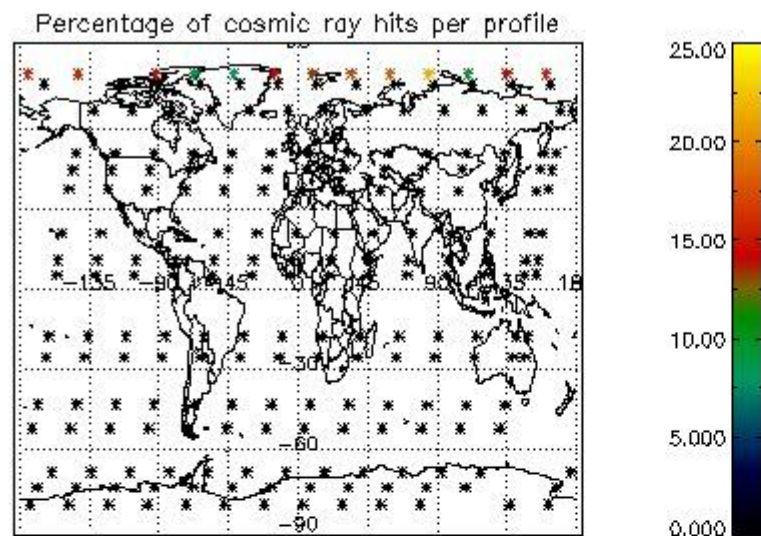
Percentage of star falling outside central band per profile



Percentage of saturation errors per profile



4.2.2 Plot level 1 quality information per product (world map): ENVISAT DESCENDING passes



5. Trace gas profiles

5.1 Ozone statistics based on quality of products

The final quality of the products can be "measured" using the STD (Standard Deviation) attached to every point profile. This information is written to the parameter GOM_NL__2P/NL_LOCAL_SPECIES_DENSITY/o3_std of the level 2 products. The table below shows the statistics for given STD ranges.

The statistics are given with respect to the overall valid production:

- Products without fatal errors: GOM_NL__2P/MPH/PRODUCT_ERR=0
- Valid point profile: GOM_NL__2P/NL_LOCAL_SPECIES_DENSITY/pcd(0)=0

The 'Criteria' is applied to valid points of dark limb products:

- Products in dark limb illumination condition: GOM_NL__2P/NL_SUMMARY_QUALITY/obs_ill_cond=0
- Products without fatal errors: GOM_NL__2P/MPH/PRODUCT_ERR=0
- Valid point profile: GOM_NL__2P/NL_LOCAL_SPECIES_DENSITY/pcd(0)=0

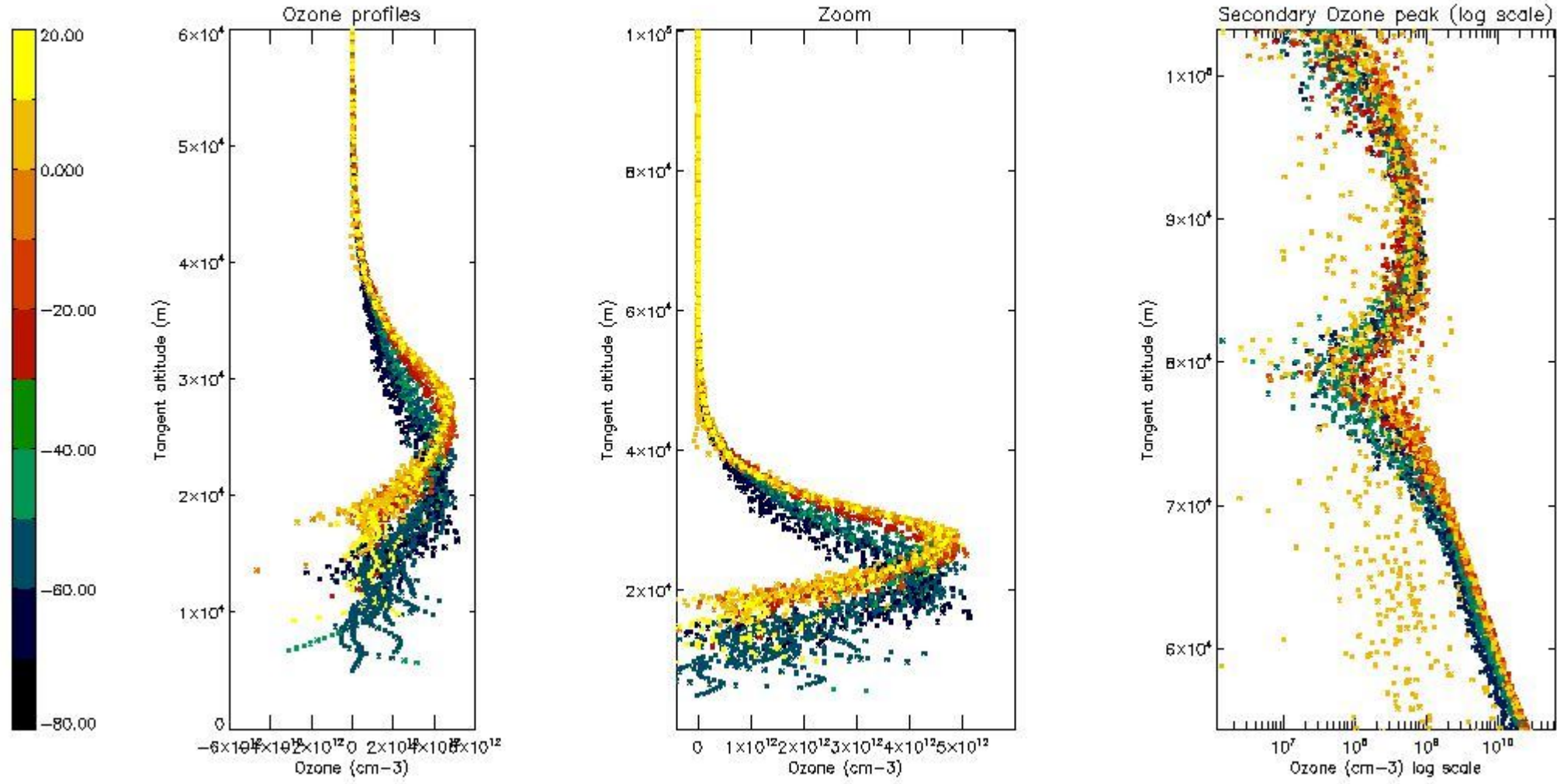
So, the table below shows the percentage of dark limb and valid observations for each criteria with respect to the overall valid daily observations.

Criteria	% of total production
All STD	28
STD < 20	18

STD < 10	15
STD < 5	11

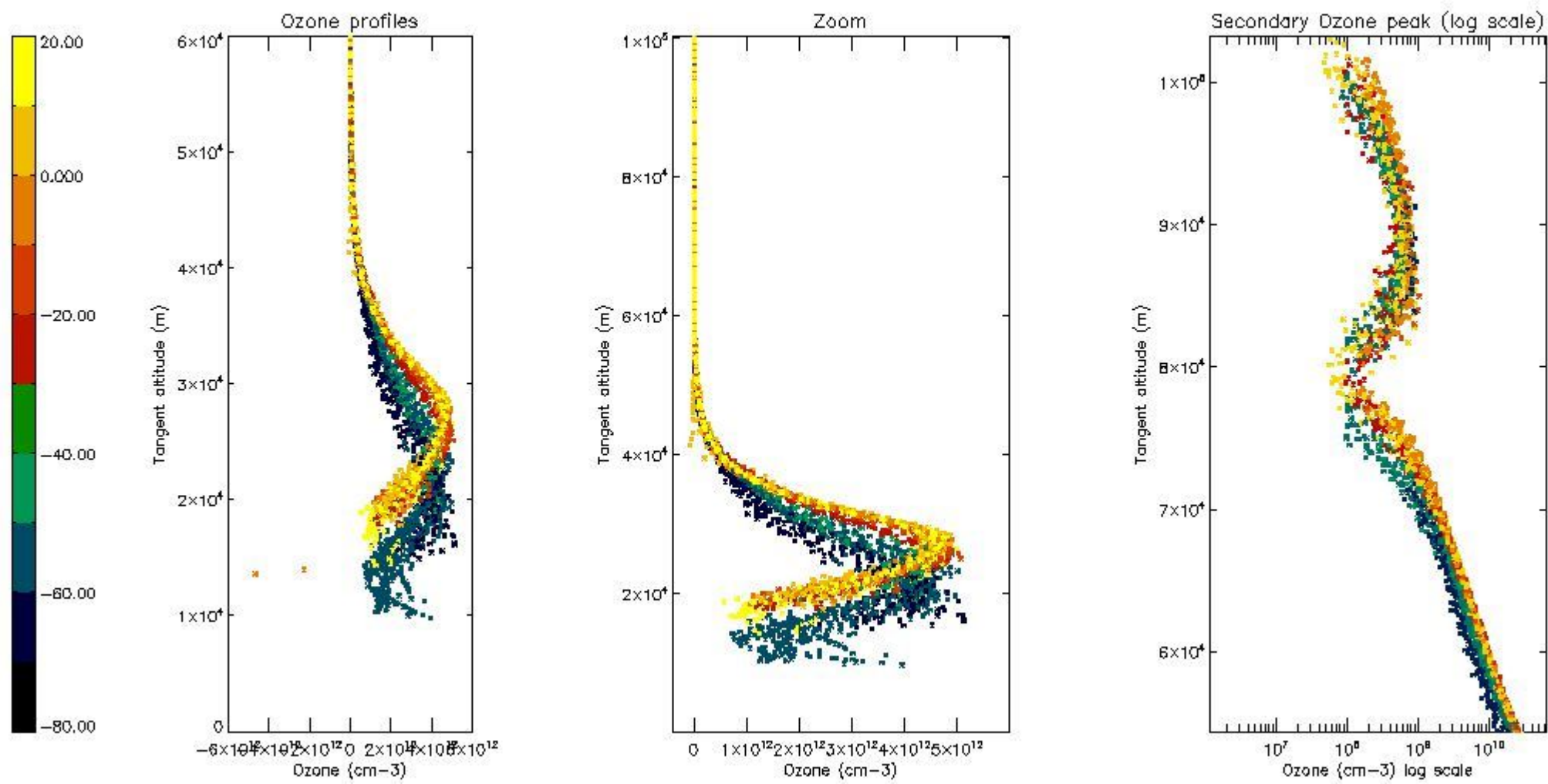
5.2 Plot ozone profiles for all STD (dark without errors)

The colorbar represents the latitude.



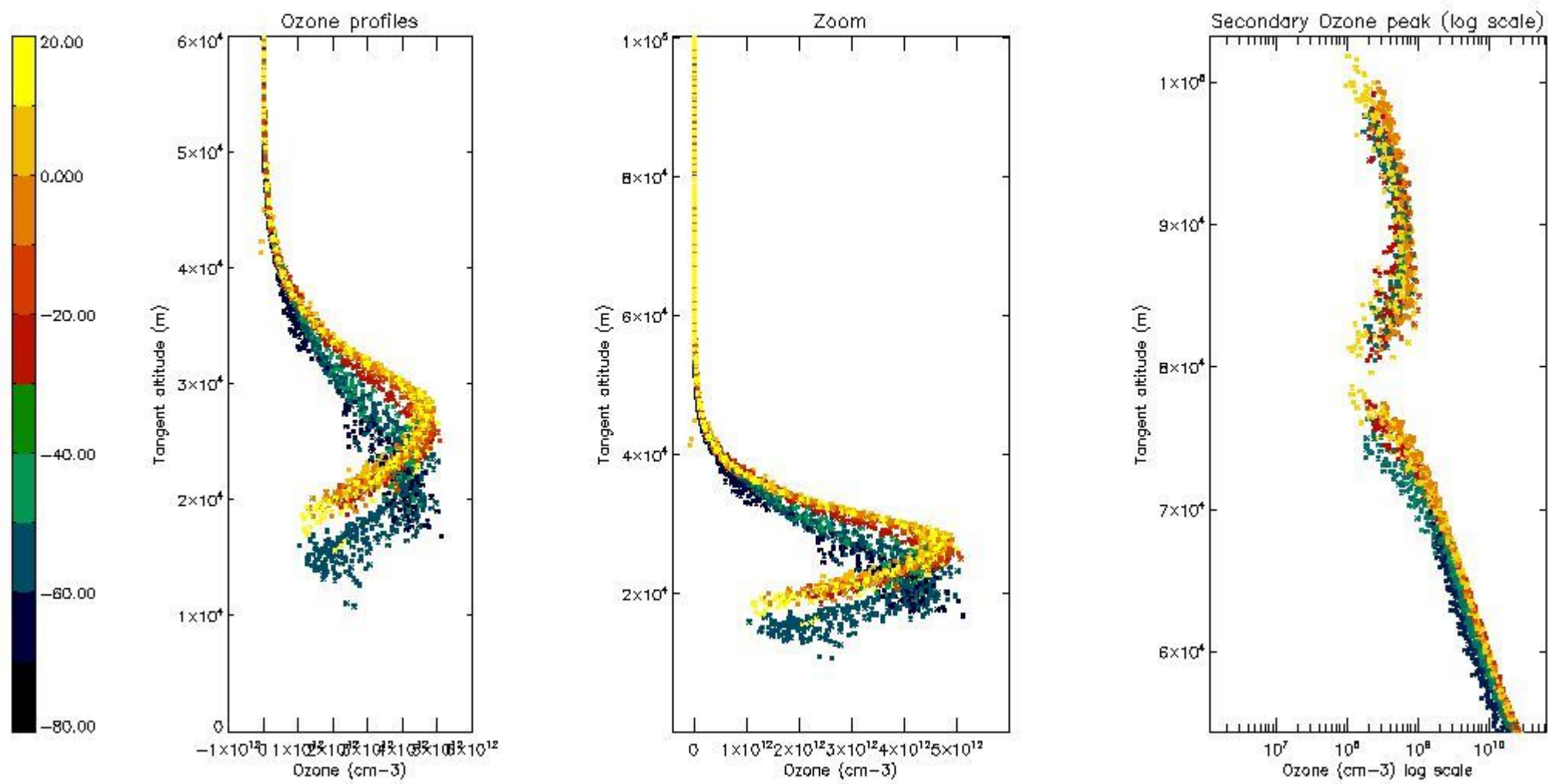
5.3 Plot ozone profiles where STD < 20% (dark without errors)

The colorbar represents the latitude.



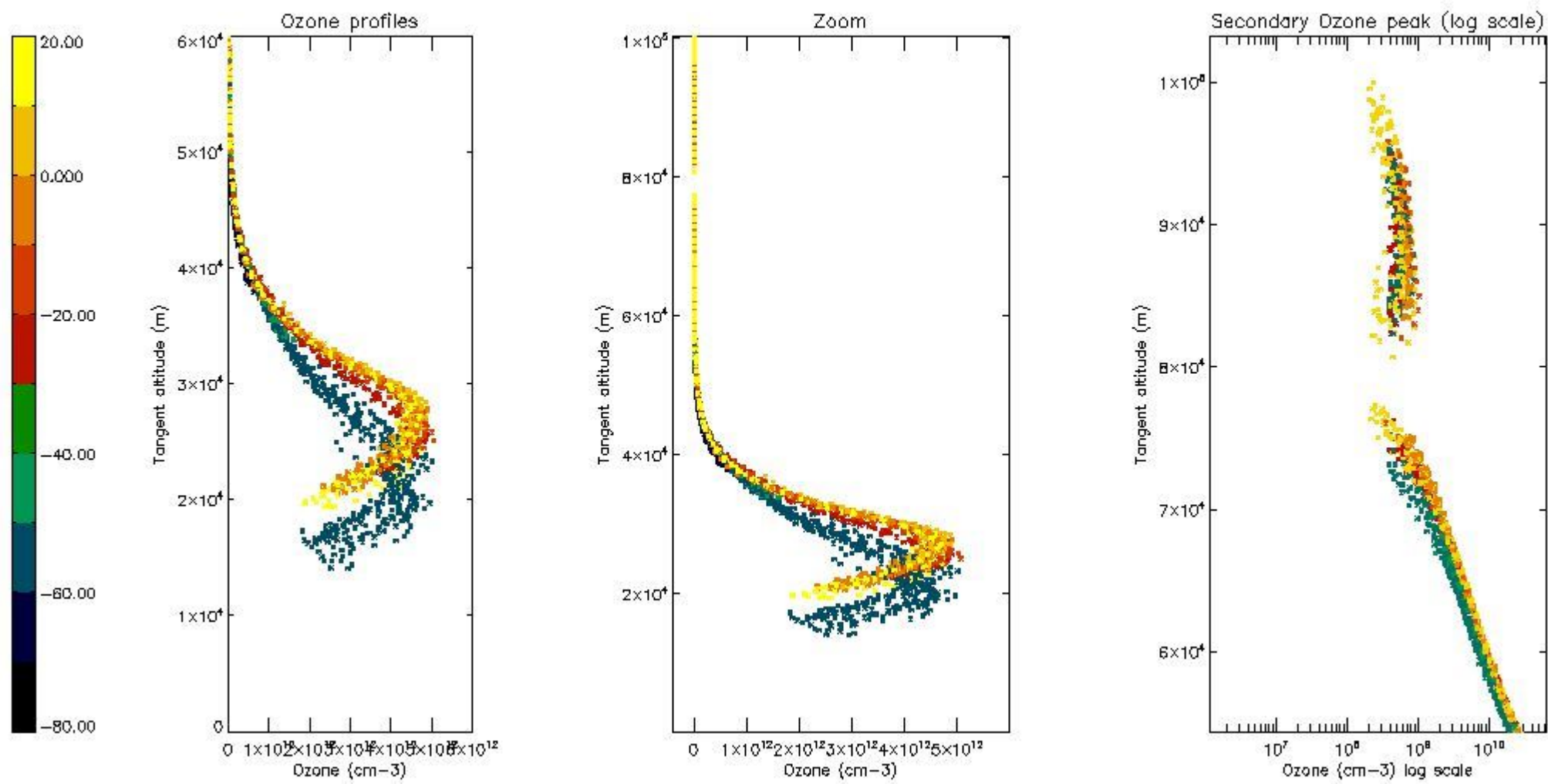
5.4 Plot ozone profiles where STD < 10% (dark without errors)

The colorbar represents the latitude.



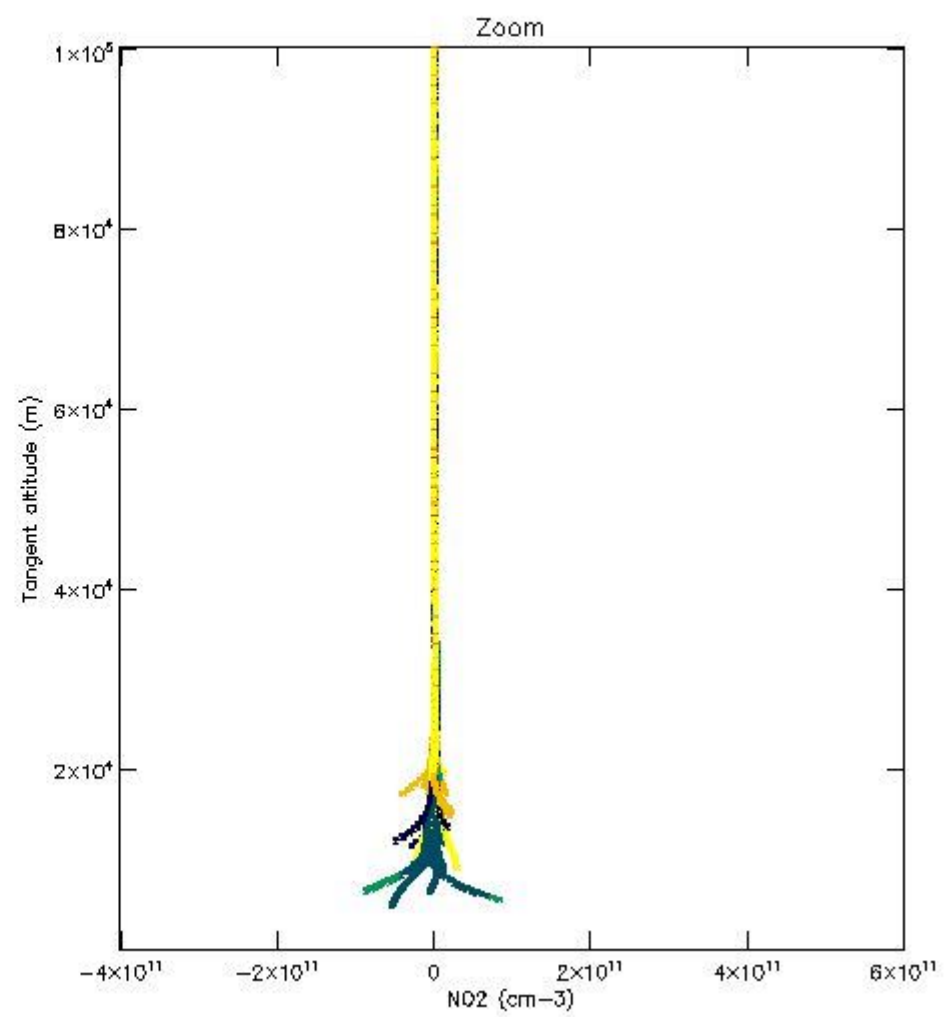
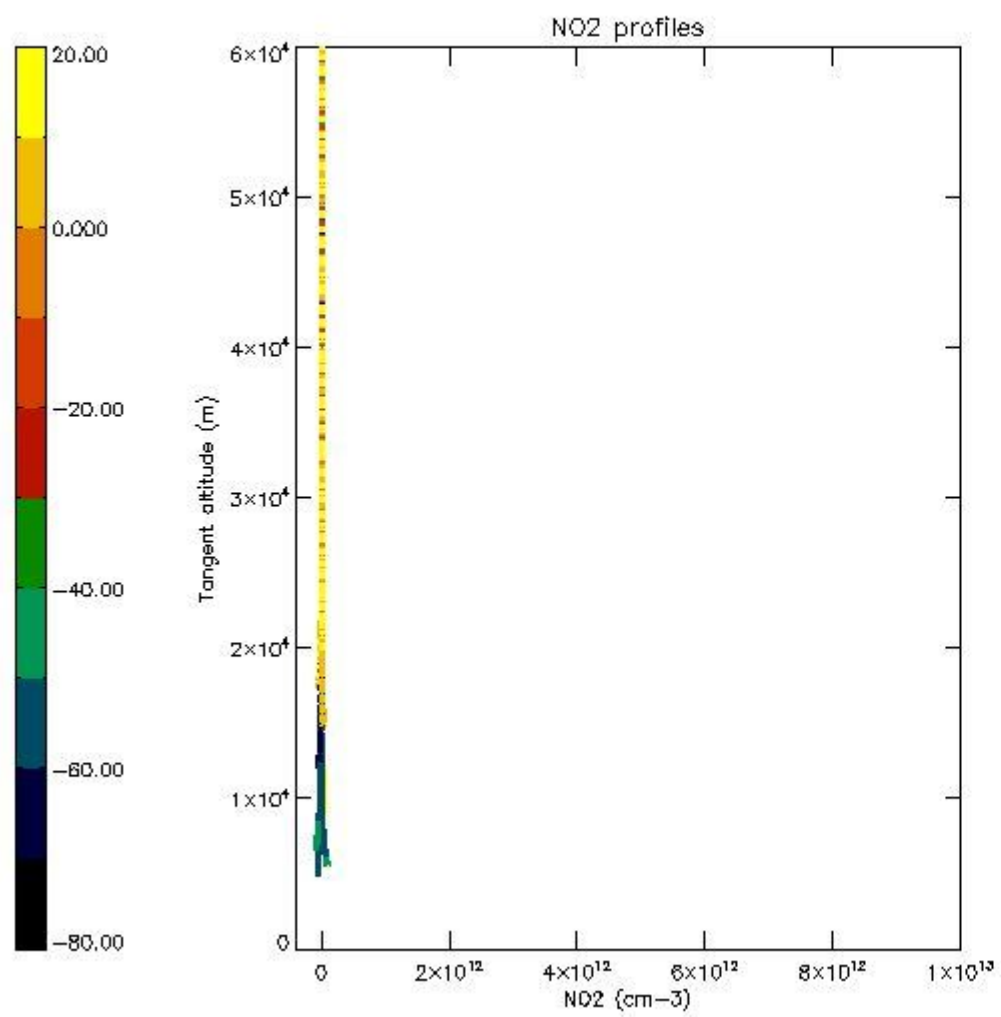
5.5 Plot ozone profiles where STD < 5% (dark without errors)

The colorbar represents the latitude.



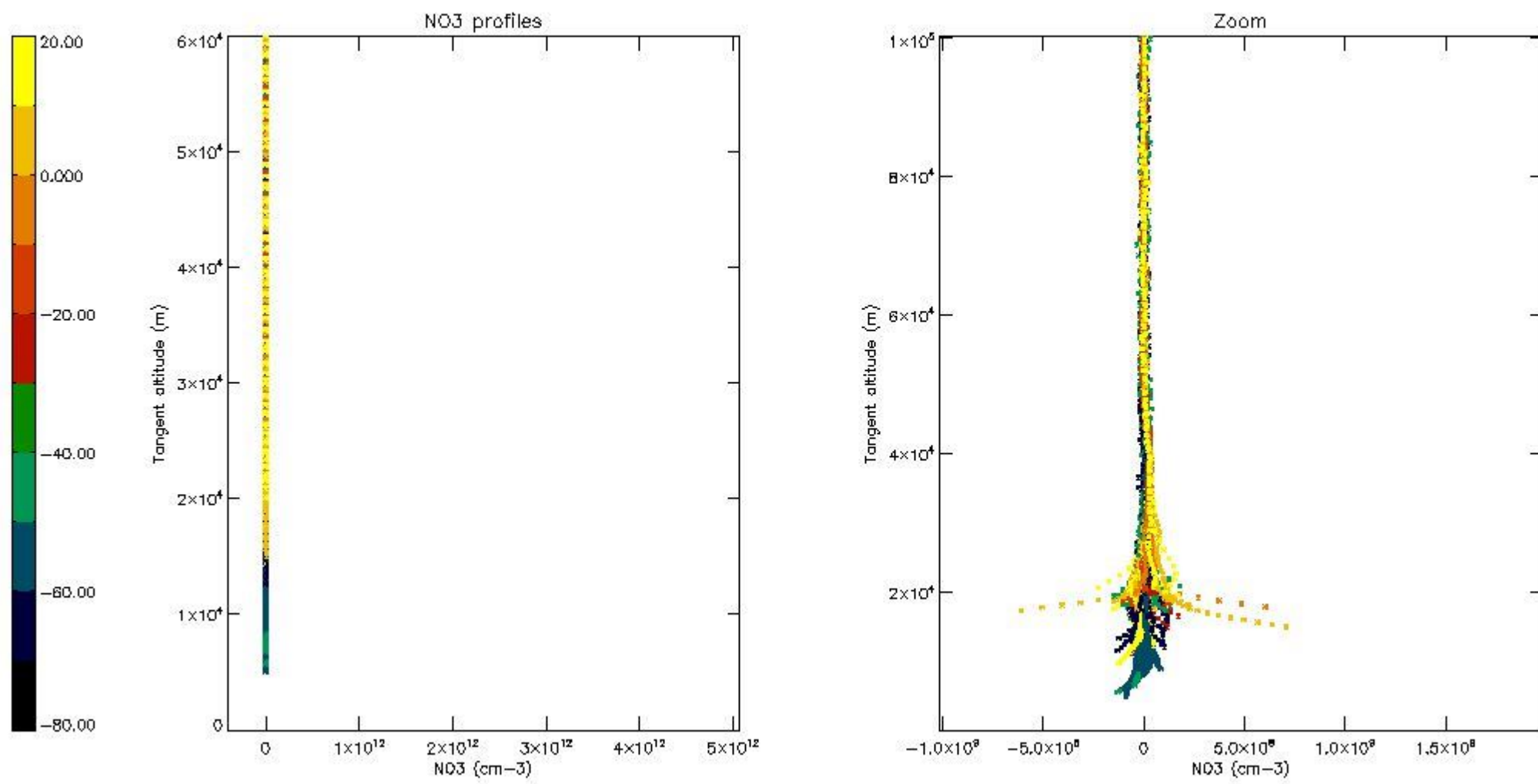
5.6 Plot NO₂ profiles for all STD (dark without errors)

The colorbar represents the latitude.



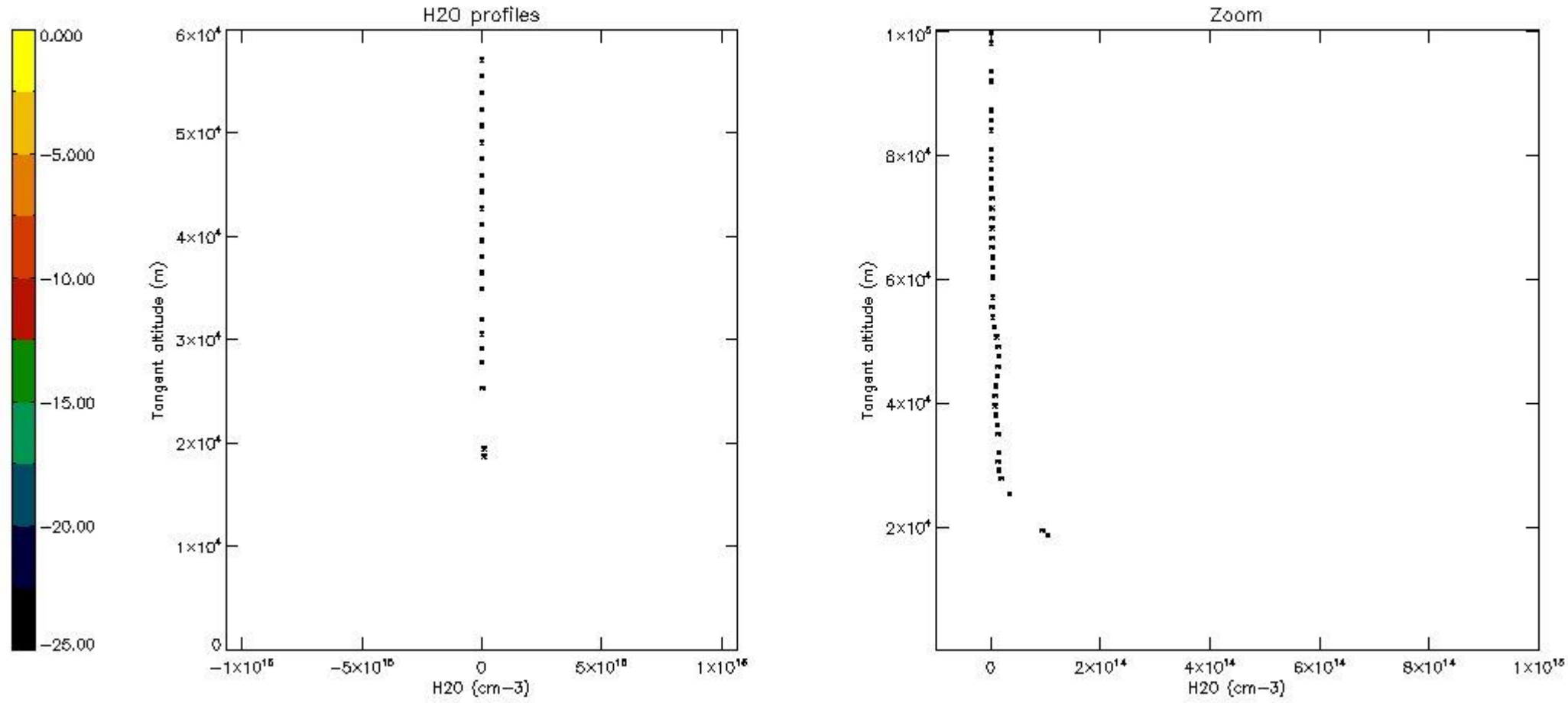
5.7 Plot NO3 profiles for all STD (dark without errors)

The colorbar represents the latitude.



5.8 Plot H₂O profiles for all STD (only for occultations of stars 1,2,3,4,13,14,16,26,63 dark without errors)

The colorbar represents the latitude.



6. Auxiliary Data Files used for the production reported in section 2

The number reported in the third column indicates since which file (see list in section 2) the corresponding auxiliary file has been used. The fourth column is the date of those product files.

Type	Auxiliary Filename	Used since product	Used since product date
INST_PHYS_CHARACTERISTICS	GOM_INS_AXNIEC20050627_150440_20020301_000000_20100101_000000	1	07-APR-2003 00:02:47
LEVEL-2_PROC_CONFIG	GOM_PR2_AXVIEC20091111_152718_20020301_000000_20500101_000000	1	07-APR-2003 00:02:47
CROSS_SECTIONS_FILE	GOM_CRS_AXVIEC20091111_154832_20020301_000000_20500101_000000	1	07-APR-2003 00:02:47

GOMOS Level 2 Daily Report

SUMMARY

[1. General Info](#)

[2. Summary of processed GOM_NL_2P products](#)

[3. Level 2 Quality information per product](#)

[3.1 Plot of level 2 quality information per product \(time dependant\)](#)

[3.2 Plot of level 2 quality information per product \(world map\)](#)

[4. Level 1 Quality information per product \(stored on level 2 products\)](#)

[4.1 Plot of level 1 quality information per product \(time dependant\)](#)

[4.1.1 Plot of level 1 quality information per product \(time dependant\): ASCENDING](#)

[4.1.2 Plot of level 1 quality information per product \(time dependant\): DESCENDING](#)

[4.2 Plot of level 1 quality information per product \(world map\)](#)

[4.2.1 Plot of level 1 quality information per product \(world map\): ASCENDING](#)

[4.2.2 Plot of level 1 quality information per product \(world map\): DESCENDING](#)

[5. Ozone profiles based on quality statistics and other trace gas profiles](#)

[5.1 Ozone statistics based on quality of products](#)

[5.2 Plot ozone profiles for all STD \(dark without errors\)](#)

[5.3 Plot ozone profiles where STD < 20% \(dark without errors\)](#)

[5.4. Plot ozone profiles where STD < 10% \(dark without errors\)](#)

[5.5. Plot ozone profiles where STD < 5% \(dark without errors\)](#)

[5.6 Plot NO2 profiles for all STD \(dark without errors\)](#)

[5.7 Plot NO3 profiles for all STD \(dark without errors\)](#)

[5.8 Plot H2O profiles \(only for occultations of stars 1,2,3,4,13,14,16,26,63 dark without errors\) for all STD](#)

[6. Auxiliary Data Files used for the production reported in section 2](#)

This report presents the daily analysis on parameters extracted from GOMOS level 2 data (GOM_NL__2P). It is intended to monitor some important parameters that will impact the quality of these products. A list of level 2 products (and content) that have arrived during the reporting day to the PCF is also given.

Item	Value
Time of report generation	19APR2013 12:46:56
Data source version	GOMOS/6.01
Start time of products	07-04-2003 (07APR2003 00:00:00)
Stop time of products	08-04-2003 (08APR2003 00:00:00)
Store outputs in DB	Yes
Nb of level 2 prods	410
Nb of prods with errors	1

2. Summary of processed GOM_NL__2P products.

Nr	Filename	UTC Start time	Limb	Duration	Star Id	Star Name	Star Mag	Star Temp	Nb Meas	Orbit	Prod. error
1	GOM_NL__2PRFIN20030407_000247_000000432015_00188_05753_6564.N1	07-APR-2003 00:02:47	Bright	43.000	121	29Gam Vir	2.7400	7200.0	86	5753	No
2	GOM_NL__2PRFIN20030407_000726_000000382015_00188_05753_6565.N1	07-APR-2003 00:07:26	Bright	38.000	62	94Bet Leo	2.1360	9700.0	76	5753	No
3	GOM_NL__2PRFIN20030407_000910_000000362015_00188_05753_6566.N1	07-APR-2003 00:09:10	Bright	36.000	96	68Del Leo	2.5600	9300.0	72	5753	No
4	GOM_NL__2PRFIN20030407_001127_000000602015_00188_05753_6567.N1	07-APR-2003 00:11:27	Bright	60.000	111	8Eta Boo	2.6800	6000.0	120	5753	No
5	GOM_NL__2PRFIN20030407_001554_000000352015_00188_05753_6568.N1	07-APR-2003 00:15:54	Bright	35.000	174	52Psi UMa	3.0040	4400.0	70	5753	No
6	GOM_NL__2PRFIN20030407_001843_000000372015_00188_05753_6569.N1	07-APR-2003 00:18:43	Bright	37.000	87	64Gam UMa	2.4330	11000.	74	5753	No
7	GOM_NL__2PRFIN20030407_002017_000000412015_00188_05753_6570.N1	07-APR-2003 00:20:17	Bright	41.000	32	77Eps UMa	1.7630	11000.	82	5753	No
8	GOM_NL__2PRFIN20030407_002643_000000402015_00188_05753_6571.N1	07-APR-2003 00:26:43	Bright	39.500	60	7Bet UMi	2.0810	3950.0	79	5753	No
9	GOM_NL__2PRFIN20030407_002851_000000372015_00188_05753_6572.N1	07-APR-2003 00:28:51	Bright	36.500	49	1Alp UMi	1.9900	6300.0	73	5753	No
10	GOM_NL__2PRFIN20030407_003357_000000622015_00188_05753_6573.N1	07-APR-2003 00:33:57	Bright	61.500	130	23Bet Dra	2.7990	5800.0	123	5753	No
11	GOM_NL__2PRFIN20030407_003626_000000372015_00188_05753_6574.N1	07-APR-2003 00:36:26	Bright	37.000	89	5Alp Cep	2.4510	8000.0	74	5753	No
12	GOM_NL__2PRFIN20030407_004115_000000492015_00188_05753_6575.N1	07-APR-2003 00:41:15	Bright	49.000	144	18Del Cyg	2.8600	11000.	98	5753	No
13	GOM_NL__2PRFIN20030407_004305_000000962015_00188_05753_6576.N1	07-APR-2003 00:43:05	Bright	95.500	5	3Alp Lyr	0.033000	11000.	191	5753	No
14	GOM_NL__2PRFIN20030407_004533_000000472015_00188_05753_6577.N1	07-APR-2003 00:45:33	Bright	47.000	92	53Eps Cyg	2.5000	4500.0	94	5753	No
15	GOM_NL__2PRFIN20030407_005221_000000462015_00188_05753_6578.N1	07-APR-2003 00:52:21	Twilight	45.500	61	8Eps Peg	2.1000	3900.0	91	5753	No
16	GOM_NL__2PRFIN20030407_005450_000000442015_00188_05753_6579.N1	07-APR-2003 00:54:50	Twilight	43.500	162	34Alp Aqr	2.9440	5350.0	87	5753	No
17	GOM_NL__2PRFIN20030407_005645_000000802015_00188_05753_6580.N1	07-APR-2003 00:56:45	Dark	80.000	11	53Alp Aql	0.76500	8000.0	160	5753	No
18	GOM_NL__2PRFIN20030407_005936_000000422015_00188_05753_6581.N1	07-APR-2003 00:59:36	Dark	41.500	142	49Del Cap	2.8500	8900.0	83	5753	No
19	GOM_NL__2PRFIN20030407_011154_000000402015_00188_05753_6582.N1	07-APR-2003 01:11:54	Dark	39.500	45	Alp Pav	1.9400	26000.	79	5753	No
20	GOM_NL__2PRFIN20030407_011503_000000662015_00189_05754_6741.N1	07-APR-2003 01:15:03	Dark	65.500	38	20Eps Sgr	1.8360	11000.	131	5754	No
21	GOM_NL__2PRFIN20030407_011648_000000682015_00189_05754_6742.N1	07-APR-2003 01:16:48	Dark	67.500	167	10Gam2Sgr	2.9840	4500.0	135	5754	No
22	GOM_NL__2PRFIN20030407_011916_000000662015_00189_05754_6743.N1	07-APR-2003 01:19:16	Dark	66.000	25	35Lam Sco	1.6200	28000.	132	5754	No
23	GOM_NL__2PRFIN20030407_012123_000000402015_00189_05754_6744.N1	07-APR-2003 01:21:23	Dark	40.000	134	Bet TrA	2.8100	6600.0	80	5754	No
24	GOM_NL__2PRFIN20030407_012357_000000472015_00189_05754_6745.N1	07-APR-2003 01:23:57	Straylight	46.500	4	Alp1Cen	-0.010000	5800.0	93	5754	No
25	GOM_NL__2PRFIN20030407_012725_000000452015_00189_05754_6746.N1	07-APR-2003 01:27:25	Straylight	44.500	26	Gam Cru	1.6240	2900.0	89	5754	No
26	GOM_NL__2PRFIN20030407_012925_000000402015_00189_05754_6747.N1	07-APR-2003 01:29:25	Straylight	39.500	64	Gam Cen	2.2000	10600.	79	5754	No
27	GOM_NL__2PRFIN20030407_013105_000000532015_00189_05754_6748.N1	07-APR-2003 01:31:05	Straylight	52.500	54	5The Cen	2.0550	4500.0	105	5754	No
28	GOM_NL__2PRFIN20030407_013406_000001302015_00189_05754_6749.N1	07-APR-2003 01:34:06	Twilight	130.00	97	8Bet1Sco	2.5610	30000.	260	5754	No
29	GOM_NL__2PRFIN20030407_013836_000000422015_00189_05754_6750.N1	07-APR-2003 01:38:36	Twilight	42.000	100	4Gam Crv	2.5800	13100.	84	5754	No
30	GOM_NL__2PRFIN20030407_014014_000000502015_00189_05754_6751.N1	07-APR-2003 01:40:14	Bright	50.000	15	67Alp Vir	0.97600	28000.	100	5754	No
31	GOM_NL__2PRFIN20030407_014323_000000432015_00189_05754_6752.N1	07-APR-2003 01:43:23	Bright	42.500	121	29Gam Vir	2.7400	7200.0	85	5754	No
32	GOM_NL__2PRFIN20030407_014802_000000382015_00189_05754_6753.N1	07-APR-2003 01:48:02	Bright	38.000	62	94Bet Leo	2.1360	9700.0	76	5754	No
33	GOM_NL__2PRFIN20030407_014946_000000372015_00189_05754_6754.N1	07-APR-2003 01:49:46	Bright	37.000	96	68Del Leo	2.5600	9300.0	74	5754	No
34	GOM_NL__2PRFIN20030407_015202_000000582015_00189_05754_6755.N1	07-APR-2003 01:52:02	Bright	58.000	111	8Eta Boo	2.6800	6000.0	116	5754	No
35	GOM_NL__2PRFIN20030407_015630_000000372015_00189_05754_6756.N1	07-APR-2003 01:56:30	Bright	36.500	174	52Psi UMa	3.0040	4400.0	73	5754	No
36	GOM_NL__2PRFIN20030407_015919_000000382015_00189_05754_6757.N1	07-APR-2003 01:59:19	Bright	38.000	87	64Gam UMa	2.4330	11000.	76	5754	No
37	GOM_NL__2PRFIN20030407_020053_000000402015_00189_05754_6758.N1	07-APR-2003 02:00:53	Bright	39.500	32	77Eps UMa	1.7630	11000.	79	5754	No
38	GOM_NL__2PRFIN20030407_020718_000000422015_00189_05754_6759.N1	07-APR-2003 02:07:18	Bright	41.500	60	7Bet UMi	2.0810	3950.0	83	5754	No
39	GOM_NL__2PRFIN20030407_020927_000000372015_00189_05754_6760.N1	07-APR-2003 02:09:27	Bright	37.000	49	1Alp UMi	1.9900	6300.0	74	5754	No
40	GOM_NL__2PRFIN20030407_021433_000000622015_00189_05754_6761.N1	07-APR-2003 02:14:33	Bright	61.500	130	23Bet Dra	2.7990	5800.0	123	5754	No
41	GOM_NL__2PRFIN20030407_021703_000000382015_00189_05754_6762.N1	07-APR-2003 02:17:03	Bright	37.500	89	5Alp Cep	2.4510	8000.0	75	5754	No
42	GOM_NL__2PRFIN20030407_022151_000000482015_00189_05754_6763.N1	07-APR-2003 02:21:51	Bright	48.000	144	18Del Cyg	2.8600	11000.	96	5754	No

43	GOM_NL__2PRFIN20030407_022340_000000952015_00189_05754_6764.N1	07-APR-2003 02:23:40	Bright	94.500	5	3Alp Lyr	0.033000	11000.	189	5754	No
44	GOM_NL__2PRFIN20030407_022609_000000462015_00189_05754_6765.N1	07-APR-2003 02:26:09	Bright	46.000	92	53Eps Cyg	2.5000	4500.0	92	5754	No
45	GOM_NL__2PRFIN20030407_023258_000000482015_00189_05754_6766.N1	07-APR-2003 02:32:58	Twi_and_stray	47.500	61	8Eps Peg	2.1000	3900.0	95	5754	No
46	GOM_NL__2PRFIN20030407_023527_000000432015_00189_05754_6767.N1	07-APR-2003 02:35:27	Twilight	42.500	162	34Alp Aqr	2.9440	5350.0	85	5754	No
47	GOM_NL__2PRFIN20030407_023722_000000822015_00189_05754_6768.N1	07-APR-2003 02:37:22	Dark	82.000	11	53Alp Aql	0.76500	8000.0	164	5754	No
48	GOM_NL__2PRFIN20030407_024013_000000402015_00189_05754_6769.N1	07-APR-2003 02:40:13	Dark	40.000	142	49Del Cap	2.8500	8900.0	80	5754	No
49	GOM_NL__2PRFIN20030407_025231_000000422015_00189_05754_6770.N1	07-APR-2003 02:52:31	Dark	42.000	45	Alp Pav	1.9400	26000.	84	5754	No
50	GOM_NL__2PRFIN20030407_025541_000000612015_00190_05755_6706.N1	07-APR-2003 02:55:41	Dark	60.500	38	20Eps Sgr	1.8360	11000.	121	5755	No
51	GOM_NL__2PRFIN20030407_025726_000000712015_00190_05755_6707.N1	07-APR-2003 02:57:26	Dark	71.000	167	10Gam2Sgr	2.9840	4500.0	142	5755	No
52	GOM_NL__2PRFIN20030407_025954_000000612015_00190_05755_6708.N1	07-APR-2003 02:59:54	Dark	60.500	25	35Lam Sco	1.6200	28000.	121	5755	No
53	GOM_NL__2PRFIN20030407_030200_000000392015_00190_05755_6709.N1	07-APR-2003 03:02:00	Dark	39.000	134	Bet TrA	2.8100	6600.0	78	5755	No
54	GOM_NL__2PRFIN20030407_030434_000000542015_00190_05755_6710.N1	07-APR-2003 03:04:34	Straylight	53.500	4	Alp1Cen	-0.010000	5800.0	107	5755	No
55	GOM_NL__2PRFIN20030407_030730_000000432015_00190_05755_6711.N1	07-APR-2003 03:07:30	Straylight	42.500	78	Alp Lup	2.3040	28000.	85	5755	No
56	GOM_NL__2PRFIN20030407_031001_000000432015_00190_05755_6712.N1	07-APR-2003 03:10:01	Straylight	42.500	64	Gam Cen	2.2000	10600.	85	5755	No
57	GOM_NL__2PRFIN20030407_031142_000000472015_00190_05755_6713.N1	07-APR-2003 03:11:42	Straylight	47.000	54	5The Cen	2.0550	4500.0	94	5755	No
58	GOM_NL__2PRFIN20030407_031443_000001232015_00190_05755_6714.N1	07-APR-2003 03:14:43	Twi_and_stray	123.00	97	8Bet1Sco	2.5610	30000.	246	5755	No
59	GOM_NL__2PRFIN20030407_031912_000000422015_00190_05755_6715.N1	07-APR-2003 03:19:12	Twi_and_stray	42.000	100	4Gam Crv	2.5800	13100.	84	5755	No
60	GOM_NL__2PRFIN20030407_032050_000000512015_00190_05755_6716.N1	07-APR-2003 03:20:50	Bright	50.500	15	67Alp Vir	0.97600	28000.	101	5755	No
61	GOM_NL__2PRFIN20030407_032358_000000422015_00190_05755_6717.N1	07-APR-2003 03:23:58	Bright	41.500	121	29Gam Vir	2.7400	7200.0	83	5755	No
62	GOM_NL__2PRFIN20030407_032838_000000382015_00190_05755_6718.N1	07-APR-2003 03:28:38	Bright	37.500	62	94Bet Leo	2.1360	9700.0	75	5755	No
63	GOM_NL__2PRFIN20030407_033022_000000372015_00190_05755_6719.N1	07-APR-2003 03:30:22	Bright	36.500	96	68Del Leo	2.5600	9300.0	73	5755	No
64	GOM_NL__2PRFIN20030407_033238_000000582015_00190_05755_6720.N1	07-APR-2003 03:32:38	Bright	58.000	111	8Eta Boo	2.6800	6000.0	116	5755	No
65	GOM_NL__2PRFIN20030407_033706_000000372015_00190_05755_6721.N1	07-APR-2003 03:37:06	Bright	36.500	174	52Psi UMa	3.0040	4400.0	73	5755	No
66	GOM_NL__2PRFIN20030407_033955_000000372015_00190_05755_6722.N1	07-APR-2003 03:39:55	Bright	37.000	87	64Gam UMa	2.4330	11000.	74	5755	No
67	GOM_NL__2PRFIN20030407_034129_000000392015_00190_05755_6723.N1	07-APR-2003 03:41:29	Bright	39.000	32	77Eps UMa	1.7630	11000.	78	5755	No
68	GOM_NL__2PRFIN20030407_034754_000000422015_00190_05755_6724.N1	07-APR-2003 03:47:54	Bright	42.000	60	7Bet UMi	2.0810	3950.0	84	5755	No
69	GOM_NL__2PRFIN20030407_035003_000000372015_00190_05755_6725.N1	07-APR-2003 03:50:03	Bright	36.500	49	1Alp UMi	1.9900	6300.0	73	5755	No
70	GOM_NL__2PRFIN20030407_035509_000000602015_00190_05755_6726.N1	07-APR-2003 03:55:09	Bright	60.000	130	23Bet Dra	2.7990	5800.0	120	5755	No
71	GOM_NL__2PRFIN20030407_035738_000000382015_00190_05755_6727.N1	07-APR-2003 03:57:38	Bright	38.000	89	5Alp Cep	2.4510	8000.0	76	5755	No
72	GOM_NL__2PRFIN20030407_040227_000000502015_00190_05755_6728.N1	07-APR-2003 04:02:27	Bright	50.000	144	18Del Cyg	2.8600	11000.	100	5755	No
73	GOM_NL__2PRFIN20030407_040416_000000952015_00190_05755_6729.N1	07-APR-2003 04:04:16	Bright	94.500	5	3Alp Lyr	0.033000	11000.	189	5755	No
74	GOM_NL__2PRFIN20030407_040645_000000472015_00190_05755_6730.N1	07-APR-2003 04:06:45	Bright	47.000	92	53Eps Cyg	2.5000	4500.0	94	5755	No
75	GOM_NL__2PRFIN20030407_041334_000000482015_00190_05755_6731.N1	07-APR-2003 04:13:34	Twi_and_stray	47.500	61	8Eps Peg	2.1000	3900.0	95	5755	No
76	GOM_NL__2PRFIN20030407_041603_000000442015_00190_05755_6732.N1	07-APR-2003 04:16:03	Twilight	44.000	162	34Alp Aqr	2.9440	5350.0	88	5755	No
77	GOM_NL__2PRFIN20030407_041759_000000882015_00190_05755_6733.N1	07-APR-2003 04:17:59	Dark	87.500	11	53Alp Aql	0.76500	8000.0	175	5755	No
78	GOM_NL__2PRFIN20030407_042049_000000422015_00190_05755_6734.N1	07-APR-2003 04:20:49	Dark	41.500	142	49Del Cap	2.8500	8900.0	83	5755	No
79	GOM_NL__2PRFIN20030407_042619_000000402015_00190_05755_6735.N1	07-APR-2003 04:26:19	Dark	39.500	172	Gam Gru	3.0030	13100.	79	5755	No
80	GOM_NL__2PRFIN20030407_043307_000000412015_00190_05755_6736.N1	07-APR-2003 04:33:07	Dark	41.000	45	Alp Pav	1.9400	26000.	82	5755	No
81	GOM_NL__2PRFIN20030407_043618_000000602015_00191_05756_6599.N1	07-APR-2003 04:36:18	Dark	60.000	38	20Eps Sgr	1.8360	11000.	120	5756	No
82	GOM_NL__2PRFIN20030407_043803_000000692015_00191_05756_6600.N1	07-APR-2003 04:38:03	Dark	69.000	167	10Gam2Sgr	2.9840	4500.0	138	5756	No
83	GOM_NL__2PRFIN20030407_044031_000000592015_00191_05756_6601.N1	07-APR-2003 04:40:31	Dark	59.000	25	35Lam Sco	1.6200	28000.	118	5756	No
84	GOM_NL__2PRFIN20030407_044236_000000402015_00191_05756_6602.N1	07-APR-2003 04:42:36	Dark	40.000	134	Bet TrA	2.8100	6600.0	80	5756	No
85	GOM_NL__2PRFIN20030407_044510_000000452015_00191_05756_6603.N1	07-APR-2003 04:45:10	Straylight	44.500	4	Alp1Cen	-0.010000	5800.0	89	5756	No
86	GOM_NL__2PRFIN20030407_044807_000000432015_00191_05756_6604.N1	07-APR-2003 04:48:07	Straylight	43.000	78	Alp Lup	2.3040	28000.	86	5756	No
87	GOM_NL__2PRFIN20030407_045038_000000402015_00191_05756_6605.N1	07-APR-2003 04:50:38	Straylight	40.000	64	Gam Cen	2.2000	10600.	80	5756	No
88	GOM_NL__2PRFIN20030407_045218_000000552015_00191_05756_6606.N1	07-APR-2003 04:52:18	Straylight	55.000	54	5The Cen	2.0550	4500.0	110	5756	No
89	GOM_NL__2PRFIN20030407_045520_000001312015_00191_05756_6607.N1	07-APR-2003 04:55:20	Twi_and_stray	131.00	97	8Bet1Sco	2.5610	30000.	262	5756	No
90	GOM_NL__2PRFIN20030407_045948_000000432015_00191_05756_6608.N1	07-APR-2003 04:59:48	Twi_and_stray	43.000	100	4Gam Crv	2.5800	13100.	86	5756	No
91	GOM_NL__2PRFIN20030407_050126_000000502015_00191_05756_6609.N1	07-APR-2003 05:01:26	Bright	50.000	15	67Alp Vir	0.97600	28000.	100	5756	No
92	GOM_NL__2PRFIN20030407_050434_000000422015_00191_05756_6610.N1	07-APR-2003 05:04:34	Bright	42.000	121	29Gam Vir	2.7400	7200.0	84	5756	No
93	GOM_NL__2PRFIN20030407_050914_000000382015_00191_05756_6611.N1	07-APR-2003 05:09:14	Bright	37.500	62	94Bet Leo	2.1360	9700.0	75	5756	No
94	GOM_NL__2PRFIN20030407_051058_000000362015_00191_05756_6612.N1	07-APR-2003 05:10:58	Bright	35.500	96	68Del Leo	2.5600	9300.0	71	5756	No
95	GOM_NL__2PRFIN20030407_051312_000000592015_00191_05756_6613.N1	07-APR-2003 05:13:12	Bright	58.500	111	8Eta Boo	2.6800	6000.0	117	5756	No
96	GOM_NL__2PRFIN20030407_051742_000000362015_00191_05756_6614.N1	07-APR-2003 05:17:42	Bright	36.000	174	52Psi UMa	3.0040	4400.0	72	5756	No
97	GOM_NL__2PRFIN20030407_052031_000000382015_00191_05756_6615.N1	07-APR-2003 05:20:31	Bright	37.500	87	64Gam UMa	2.4330	11000.	75	5756	No
98	GOM_NL__2PRFIN20030407_052204_000000412015_00191_05756_6616.N1	07-APR-2003 05:22:04	Bright	40.500	32	77Eps UMa	1.7630	11000.	81	5756	No
99	GOM_NL__2PRFIN20030407_052829_000000412015_00191_05756_6617.N1	07-APR-2003 05:28:29	Bright	40.500	60	7Bet UMi	2.0810	3950.0	81	5756	No
100	GOM_NL__2PRFIN20030407_053039_000000372015_00191_05756_6618.N1	07-APR-2003 05:30:39	Bright	36.500	49	1Alp UMi	1.9900	6300.0	73	5756	No
101	GOM_NL__2PRFIN20030407_053544_000000602015_00191_05756_6619.N1	07-APR-2003 05:35:44	Bright	60.000	130	23Bet Dra	2.7990	5800.0	120	5756	No

102	GOM_NL__2PRFIN20030407_053814_000000382015_00191_05756_6620.N1	07-APR-2003 05:38:14	Bright	37.500	89	5Alp Cep	2.4510	8000.0	75	5756	No
103	GOM_NL__2PRFIN20030407_054302_000000512015_00191_05756_6621.N1	07-APR-2003 05:43:02	Bright	50.500	144	18Del Cyg	2.8600	11000.	101	5756	No
104	GOM_NL__2PRFIN20030407_054452_000000942015_00191_05756_6622.N1	07-APR-2003 05:44:52	Bright	93.500	5	3Alp Lyr	0.033000	11000.	187	5756	No
105	GOM_NL__2PRFIN20030407_054721_000000482015_00191_05756_6623.N1	07-APR-2003 05:47:21	Bright	48.000	92	53Eps Cyg	2.5000	4500.0	96	5756	No
106	GOM_NL__2PRFIN20030407_055410_000000502015_00191_05756_6624.N1	07-APR-2003 05:54:10	Twi_and_stray	49.500	61	8Eps Peg	2.1000	3900.0	99	5756	No
107	GOM_NL__2PRFIN20030407_055639_000000412015_00191_05756_6625.N1	07-APR-2003 05:56:39	Twilight	40.500	162	34Alp Aqr	2.9440	5350.0	81	5756	No
108	GOM_NL__2PRFIN20030407_055836_000000832015_00191_05756_6626.N1	07-APR-2003 05:58:36	Dark	83.000	11	53Alp Aql	0.76500	8000.0	166	5756	No
109	GOM_NL__2PRFIN20030407_060125_000000422015_00191_05756_6627.N1	07-APR-2003 06:01:25	Dark	41.500	142	49Del Cap	2.8500	8900.0	83	5756	No
110	GOM_NL__2PRFIN20030407_060655_000000382015_00191_05756_6628.N1	07-APR-2003 06:06:55	Dark	37.500	172	Gam Gru	3.0030	13100.	75	5756	No
111	GOM_NL__2PRFIN20030407_061344_000000402015_00191_05756_6629.N1	07-APR-2003 06:13:44	Dark	40.000	45	Alp Pav	1.9400	26000.	80	5756	No
112	GOM_NL__2PRFIN20030407_061656_000000582015_00192_05757_6728.N1	07-APR-2003 06:16:56	Dark	57.500	38	20Eps Sgr	1.8360	11000.	115	5757	No
113	GOM_NL__2PRFIN20030407_061841_000000722015_00192_05757_6729.N1	07-APR-2003 06:18:41	Dark	71.500	167	10Gam2Sgr	2.9840	4500.0	143	5757	No
114	GOM_NL__2PRFIN20030407_062109_000000682015_00192_05757_6730.N1	07-APR-2003 06:21:09	Dark	67.500	25	35Lam Sco	1.6200	28000.	135	5757	No
115	GOM_NL__2PRFIN20030407_062313_000000402015_00192_05757_6731.N1	07-APR-2003 06:23:13	Dark	39.500	134	Bet TrA	2.8100	6600.0	79	5757	No
116	GOM_NL__2PRFIN20030407_062546_000000452015_00192_05757_6732.N1	07-APR-2003 06:25:46	Straylight	44.500	4	Alp1Cen	-0.010000	5800.0	89	5757	No
117	GOM_NL__2PRFIN20030407_062843_000000452015_00192_05757_6733.N1	07-APR-2003 06:28:43	Straylight	45.000	78	Alp Lup	2.3040	28000.	90	5757	No
118	GOM_NL__2PRFIN20030407_063114_000000392015_00192_05757_6734.N1	07-APR-2003 06:31:14	Straylight	39.000	64	Gam Cen	2.2000	10600.	78	5757	No
119	GOM_NL__2PRFIN20030407_063254_000000512015_00192_05757_6735.N1	07-APR-2003 06:32:54	Straylight	50.500	54	5The Cen	2.0550	4500.0	101	5757	No
120	GOM_NL__2PRFIN20030407_063555_000001402015_00192_05757_6736.N1	07-APR-2003 06:35:55	Twi_and_stray	139.50	97	8Bet1Sco	2.5610	30000.	279	5757	No
121	GOM_NL__2PRFIN20030407_064024_000000422015_00192_05757_6737.N1	07-APR-2003 06:40:24	Twi_and_stray	41.500	100	4Gam Crv	2.5800	13100.	83	5757	No
122	GOM_NL__2PRFIN20030407_064202_000000532015_00192_05757_6738.N1	07-APR-2003 06:42:02	Bright	52.500	15	67Alp Vir	0.97600	28000.	105	5757	No
123	GOM_NL__2PRFIN20030407_064510_000000422015_00192_05757_6739.N1	07-APR-2003 06:45:10	Bright	42.000	121	29Gam Vir	2.7400	7200.0	84	5757	No
124	GOM_NL__2PRFIN20030407_064950_000000382015_00192_05757_6740.N1	07-APR-2003 06:49:50	Bright	37.500	62	94Bet Leo	2.1360	9700.0	75	5757	No
125	GOM_NL__2PRFIN20030407_065134_000000362015_00192_05757_6741.N1	07-APR-2003 06:51:34	Bright	36.000	96	68Del Leo	2.5600	9300.0	72	5757	No
126	GOM_NL__2PRFIN20030407_065347_000000572015_00192_05757_6742.N1	07-APR-2003 06:53:47	Bright	57.000	111	8Eta Boo	2.6800	6000.0	114	5757	No
127	GOM_NL__2PRFIN20030407_065818_000000372015_00192_05757_6743.N1	07-APR-2003 06:58:18	Bright	37.000	174	52Psi UMa	3.0040	4400.0	74	5757	No
128	GOM_NL__2PRFIN20030407_070106_000000362015_00192_05757_6744.N1	07-APR-2003 07:01:06	Bright	36.000	87	64Gam UMa	2.4330	11000.	72	5757	No
129	GOM_NL__2PRFIN20030407_070240_000000392015_00192_05757_6745.N1	07-APR-2003 07:02:40	Bright	38.500	32	77Eps UMa	1.7630	11000.	77	5757	No
130	GOM_NL__2PRFIN20030407_070905_000000402015_00192_05757_6746.N1	07-APR-2003 07:09:05	Bright	40.000	60	7Bet UMi	2.0810	3950.0	80	5757	No
131	GOM_NL__2PRFIN20030407_071115_000000362015_00192_05757_6747.N1	07-APR-2003 07:11:15	Bright	36.000	49	1Alp UMi	1.9900	6300.0	72	5757	No
132	GOM_NL__2PRFIN20030407_071618_000000622015_00192_05757_6748.N1	07-APR-2003 07:16:18	Bright	62.000	130	23Bet Dra	2.7990	5800.0	124	5757	No
133	GOM_NL__2PRFIN20030407_071850_000000392015_00192_05757_6749.N1	07-APR-2003 07:18:50	Bright	38.500	89	5Alp Cep	2.4510	8000.0	77	5757	No
134	GOM_NL__2PRFIN20030407_072338_000000492015_00192_05757_6750.N1	07-APR-2003 07:23:38	Bright	48.500	144	18Del Cyg	2.8600	11000.	97	5757	No
135	GOM_NL__2PRFIN20030407_072527_000000942015_00192_05757_6751.N1	07-APR-2003 07:25:27	Bright	94.000	5	3Alp Lyr	0.033000	11000.	188	5757	No
136	GOM_NL__2PRFIN20030407_072757_000000492015_00192_05757_6752.N1	07-APR-2003 07:27:57	Bright	48.500	92	53Eps Cyg	2.5000	4500.0	97	5757	No
137	GOM_NL__2PRFIN20030407_073446_000000472015_00192_05757_6753.N1	07-APR-2003 07:34:46	Twi_and_stray	46.500	61	8Eps Peg	2.1000	3900.0	93	5757	No
138	GOM_NL__2PRFIN20030407_073715_000000432015_00192_05757_6754.N1	07-APR-2003 07:37:15	Twilight	43.000	162	34Alp Aqr	2.9440	5350.0	86	5757	No
139	GOM_NL__2PRFIN20030407_073913_000000822015_00192_05757_6755.N1	07-APR-2003 07:39:13	Dark	81.500	11	53Alp Aql	0.76500	8000.0	163	5757	No
140	GOM_NL__2PRFIN20030407_074202_000000442015_00192_05757_6756.N1	07-APR-2003 07:42:02	Dark	43.500	142	49Del Cap	2.8500	8900.0	87	5757	No
141	GOM_NL__2PRFIN20030407_074731_000000392015_00192_05757_6757.N1	07-APR-2003 07:47:31	Dark	38.500	172	Gam Gru	3.0030	13100.	77	5757	No
142	GOM_NL__2PRFIN20030407_075420_000000402015_00192_05757_6758.N1	07-APR-2003 07:54:20	Dark	40.000	45	Alp Pav	1.9400	26000.	80	5757	No
143	GOM_NL__2PRFIN20030407_075733_000000612015_00193_05758_6728.N1	07-APR-2003 07:57:33	Dark	60.500	38	20Eps Sgr	1.8360	11000.	121	5758	No
144	GOM_NL__2PRFIN20030407_075918_000000712015_00193_05758_6729.N1	07-APR-2003 07:59:18	Dark	70.500	167	10Gam2Sgr	2.9840	4500.0	141	5758	No
145	GOM_NL__2PRFIN20030407_080146_000000632015_00193_05758_6730.N1	07-APR-2003 08:01:46	Dark	62.500	25	35Lam Sco	1.6200	28000.	125	5758	No
146	GOM_NL__2PRFIN20030407_080349_000000392015_00193_05758_6731.N1	07-APR-2003 08:03:49	Dark	39.000	134	Bet TrA	2.8100	6600.0	78	5758	No
147	GOM_NL__2PRFIN20030407_080623_000000472015_00193_05758_6732.N1	07-APR-2003 08:06:23	Straylight	46.500	4	Alp1Cen	-0.010000	5800.0	93	5758	No
148	GOM_NL__2PRFIN20030407_080920_000000452015_00193_05758_6733.N1	07-APR-2003 08:09:20	Straylight	45.000	78	Alp Lup	2.3040	28000.	90	5758	No
149	GOM_NL__2PRFIN20030407_081150_000000392015_00193_05758_6734.N1	07-APR-2003 08:11:50	Straylight	39.000	64	Gam Cen	2.2000	10600.	78	5758	No
150	GOM_NL__2PRFIN20030407_081331_000000562015_00193_05758_6735.N1	07-APR-2003 08:13:31	Straylight	56.000	54	5The Cen	2.0550	4500.0	112	5758	No
151	GOM_NL__2PRFIN20030407_081633_000001402015_00193_05758_6736.N1	07-APR-2003 08:16:33	Twi_and_stray	140.00	97	8Bet1Sco	2.5610	30000.	280	5758	No
152	GOM_NL__2PRFIN20030407_082100_000000422015_00193_05758_6737.N1	07-APR-2003 08:21:00	Twi_and_stray	41.500	100	4Gam Crv	2.5800	13100.	83	5758	No
153	GOM_NL__2PRFIN20030407_082238_000000522015_00193_05758_6738.N1	07-APR-2003 08:22:38	Bright	51.500	15	67Alp Vir	0.97600	28000.	103	5758	No
154	GOM_NL__2PRFIN20030407_082546_000000392015_00193_05758_6739.N1	07-APR-2003 08:25:46	Bright	39.000	121	29Gam Vir	2.7400	7200.0	78	5758	No
155	GOM_NL__2PRFIN20030407_083025_000000372015_00193_05758_6740.N1	07-APR-2003 08:30:25	Bright	37.000	62	94Bet Leo	2.1360	9700.0	74	5758	No
156	GOM_NL__2PRFIN20030407_083210_000000362015_00193_05758_6741.N1	07-APR-2003 08:32:10	Bright	36.000	96	68Del Leo	2.5600	9300.0	72	5758	No
157	GOM_NL__2PRFIN20030407_083422_000000572015_00193_05758_6742.N1	07-APR-2003 08:34:22	Bright	57.000	111	8Eta Boo	2.6800	6000.0	114	5758	No
158	GOM_NL__2PRFIN20030407_083854_000000362015_00193_05758_6743.N1	07-APR-2003 08:38:54	Bright	36.000	174	52Psi UMa	3.0040	4400.0	72	5758	No
159	GOM_NL__2PRFIN20030407_084142_000000372015_00193_05758_6744.N1	07-APR-2003 08:41:42	Bright	37.000	87	64Gam UMa	2.4330	11000.	74	5758	No
160	GOM_NL__2PRFIN20030407_084315_000000392015_00193_05758_6745.N1	07-APR-2003 08:43:15	Bright	38.500	32	77Eps UMa	1.7630	11000.	77	5758	No

161	GOM_NL__2PRFIN20030407_084940_000000392015_00193_05758_6746.N1	07-APR-2003 08:49:40	Bright	38.500	60	7Bet UMi	2.0810	3950.0	77	5758	No
162	GOM_NL__2PRFIN20030407_085151_000000362015_00193_05758_6747.N1	07-APR-2003 08:51:51	Bright	36.000	49	1Alp UMi	1.9900	6300.0	72	5758	No
163	GOM_NL__2PRFIN20030407_085653_000000622015_00193_05758_6748.N1	07-APR-2003 08:56:53	Bright	62.000	130	23Bet Dra	2.7990	5800.0	124	5758	No
164	GOM_NL__2PRFIN20030407_085925_000000412015_00193_05758_6749.N1	07-APR-2003 08:59:25	Bright	40.500	89	5Alp Cep	2.4510	8000.0	81	5758	No
165	GOM_NL__2PRFIN20030407_090414_000000512015_00193_05758_6750.N1	07-APR-2003 09:04:14	Bright	51.000	144	18Del Cyg	2.8600	11000.	102	5758	No
166	GOM_NL__2PRFIN20030407_090603_000000922015_00193_05758_6751.N1	07-APR-2003 09:06:03	Bright	92.000	5	3Alp Lyr	0.033000	11000.	184	5758	No
167	GOM_NL__2PRFIN20030407_090833_000000482015_00193_05758_6752.N1	07-APR-2003 09:08:33	Bright	47.500	92	53Eps Cyg	2.5000	4500.0	95	5758	No
168	GOM_NL__2PRFIN20030407_091522_000000482015_00193_05758_6753.N1	07-APR-2003 09:15:22	Twilight	48.000	61	8Eps Peg	2.1000	3900.0	96	5758	No
169	GOM_NL__2PRFIN20030407_091751_000000422015_00193_05758_6754.N1	07-APR-2003 09:17:51	Twilight	42.000	162	34Alp Aqr	2.9440	5350.0	84	5758	No
170	GOM_NL__2PRFIN20030407_091950_000000762015_00193_05758_6755.N1	07-APR-2003 09:19:50	Dark	76.000	11	53Alp Aql	0.76500	8000.0	152	5758	No
171	GOM_NL__2PRFIN20030407_092238_000000452015_00193_05758_6756.N1	07-APR-2003 09:22:38	Dark	45.000	142	49Del Cap	2.8500	8900.0	90	5758	No
172	GOM_NL__2PRFIN20030407_092807_000000392015_00193_05758_6757.N1	07-APR-2003 09:28:07	Dark	39.000	172	Gam Gru	3.0030	13100.	78	5758	No
173	GOM_NL__2PRFIN20030407_093456_000000462015_00193_05758_6758.N1	07-APR-2003 09:34:56	Dark	45.500	45	Alp Pav	1.9400	26000.	91	5758	No
174	GOM_NL__2PRFIN20030407_093810_000000592015_00194_05759_6731.N1	07-APR-2003 09:38:10	Dark	59.000	38	20Eps Sgr	1.8360	11000.	118	5759	No
175	GOM_NL__2PRFIN20030407_093955_000000712015_00194_05759_6732.N1	07-APR-2003 09:39:55	Dark	71.000	167	10Gam2Sgr	2.9840	4500.0	142	5759	No
176	GOM_NL__2PRFIN20030407_094223_000000662015_00194_05759_6733.N1	07-APR-2003 09:42:23	Dark	65.500	25	35Lam Sco	1.6200	28000.	131	5759	No
177	GOM_NL__2PRFIN20030407_094425_000000392015_00194_05759_6734.N1	07-APR-2003 09:44:25	Dark	39.000	134	Bet TrA	2.8100	6600.0	78	5759	No
178	GOM_NL__2PRFIN20030407_094659_000000542015_00194_05759_6735.N1	07-APR-2003 09:46:59	Straylight	53.500	4	Alp1Cen	-0.010000	5800.0	107	5759	No
179	GOM_NL__2PRFIN20030407_094956_000000472015_00194_05759_6736.N1	07-APR-2003 09:49:56	Straylight	46.500	78	Alp Lup	2.3040	28000.	93	5759	No
180	GOM_NL__2PRFIN20030407_095226_000000412015_00194_05759_6737.N1	07-APR-2003 09:52:26	Straylight	41.000	64	Gam Cen	2.2000	10600.	82	5759	No
181	GOM_NL__2PRFIN20030407_095407_000000492015_00194_05759_6738.N1	07-APR-2003 09:54:07	Straylight	48.500	54	5The Cen	2.0550	4500.0	97	5759	No
182	GOM_NL__2PRFIN20030407_095711_000001312015_00194_05759_6739.N1	07-APR-2003 09:57:11	Twilight	130.50	97	8Bet1Sco	2.5610	30000.	261	5759	No
183	GOM_NL__2PRFIN20030407_100136_000000392015_00194_05759_6740.N1	07-APR-2003 10:01:36	Twilight	39.000	100	4Gam Crv	2.5800	13100.	78	5759	No
184	GOM_NL__2PRFIN20030407_100313_000000512015_00194_05759_6741.N1	07-APR-2003 10:03:13	Bright	50.500	15	67Alp Vir	0.97600	28000.	101	5759	No
185	GOM_NL__2PRFIN20030407_100622_000000432015_00194_05759_6742.N1	07-APR-2003 10:06:22	Bright	42.500	121	29Gam Vir	2.7400	7200.0	85	5759	No
186	GOM_NL__2PRFIN20030407_101101_000000382015_00194_05759_6743.N1	07-APR-2003 10:11:01	Bright	37.500	62	94Bet Leo	2.1360	9700.0	75	5759	No
187	GOM_NL__2PRFIN20030407_101246_000000362015_00194_05759_6744.N1	07-APR-2003 10:12:46	Bright	35.500	96	68Del Leo	2.5600	9300.0	71	5759	No
188	GOM_NL__2PRFIN20030407_101457_000000592015_00194_05759_6745.N1	07-APR-2003 10:14:57	Bright	58.500	111	8Eta Boo	2.6800	6000.0	117	5759	No
189	GOM_NL__2PRFIN20030407_101930_000000362015_00194_05759_6746.N1	07-APR-2003 10:19:30	Bright	36.000	174	52Psi UMa	3.0040	4400.0	72	5759	No
190	GOM_NL__2PRFIN20030407_102218_000000392015_00194_05759_6747.N1	07-APR-2003 10:22:18	Bright	38.500	87	64Gam UMa	2.4330	11000.	77	5759	No
191	GOM_NL__2PRFIN20030407_102351_000000412015_00194_05759_6748.N1	07-APR-2003 10:23:51	Bright	40.500	32	77Eps UMa	1.7630	11000.	81	5759	No
192	GOM_NL__2PRFIN20030407_103016_000000382015_00194_05759_6749.N1	07-APR-2003 10:30:16	Bright	38.000	60	7Bet UMi	2.0810	3950.0	76	5759	No
193	GOM_NL__2PRFIN20030407_103226_000000372015_00194_05759_6750.N1	07-APR-2003 10:32:26	Bright	36.500	49	1Alp UMi	1.9900	6300.0	73	5759	No
194	GOM_NL__2PRFIN20030407_103728_000000602015_00194_05759_6751.N1	07-APR-2003 10:37:28	Bright	60.000	130	23Bet Dra	2.7990	5800.0	120	5759	No
195	GOM_NL__2PRFIN20030407_104001_000000372015_00194_05759_6752.N1	07-APR-2003 10:40:01	Bright	37.000	89	5Alp Cep	2.4510	8000.0	74	5759	No
196	GOM_NL__2PRFIN20030407_104449_000000502015_00194_05759_6753.N1	07-APR-2003 10:44:49	Bright	50.000	144	18Del Cyg	2.8600	11000.	100	5759	No
197	GOM_NL__2PRFIN20030407_104639_000001042015_00194_05759_6754.N1	07-APR-2003 10:46:39	Bright	104.00	5	3Alp Lyr	0.033000	11000.	208	5759	No
198	GOM_NL__2PRFIN20030407_104909_000000492015_00194_05759_6755.N1	07-APR-2003 10:49:09	Bright	49.000	92	53Eps Cyg	2.5000	4500.0	98	5759	No
199	GOM_NL__2PRFIN20030407_105558_000000472015_00194_05759_6756.N1	07-APR-2003 10:55:58	Twilight	47.000	61	8Eps Peg	2.1000	3900.0	94	5759	No
200	GOM_NL__2PRFIN20030407_105827_000000452015_00194_05759_6757.N1	07-APR-2003 10:58:27	Twilight	44.500	162	34Alp Aqr	2.9440	5350.0	89	5759	No
201	GOM_NL__2PRFIN20030407_110026_000000932015_00194_05759_6758.N1	07-APR-2003 11:00:26	Dark	93.000	11	53Alp Aql	0.76500	8000.0	186	5759	No
202	GOM_NL__2PRFIN20030407_110314_000000422015_00194_05759_6759.N1	07-APR-2003 11:03:14	Dark	42.000	142	49Del Cap	2.8500	8900.0	84	5759	No
203	GOM_NL__2PRFIN20030407_110843_000000382015_00194_05759_6760.N1	07-APR-2003 11:08:43	Dark	38.000	172	Gam Gru	3.0030	13100.	76	5759	No
204	GOM_NL__2PRFIN20030407_111533_000000402015_00194_05759_6761.N1	07-APR-2003 11:15:33	Dark	40.000	45	Alp Pav	1.9400	26000.	80	5759	No
205	GOM_NL__2PRFIN20030407_111847_000000602015_00195_05760_6732.N1	07-APR-2003 11:18:47	Dark	60.000	38	20Eps Sgr	1.8360	11000.	120	5760	No
206	GOM_NL__2PRFIN20030407_112034_000000712015_00195_05760_6733.N1	07-APR-2003 11:20:34	Dark	70.500	167	10Gam2Sgr	2.9840	4500.0	141	5760	No
207	GOM_NL__2PRFIN20030407_112300_000000742015_00195_05760_6734.N1	07-APR-2003 11:23:00	Dark	73.500	25	35Lam Sco	1.6200	28000.	147	5760	No
208	GOM_NL__2PRFIN20030407_112735_000000542015_00195_05760_6735.N1	07-APR-2003 11:27:35	Straylight	54.000	4	Alp1Cen	-0.010000	5800.0	108	5760	No
209	GOM_NL__2PRFIN20030407_113102_000000472015_00195_05760_6736.N1	07-APR-2003 11:31:02	Straylight	47.000	26	Gam Cru	1.6240	2900.0	94	5760	No
210	GOM_NL__2PRFIN20030407_113302_000000422015_00195_05760_6737.N1	07-APR-2003 11:33:02	Straylight	42.000	64	Gam Cen	2.2000	10600.	84	5760	No
211	GOM_NL__2PRFIN20030407_113443_000000512015_00195_05760_6738.N1	07-APR-2003 11:34:43	Straylight	50.500	54	5The Cen	2.0550	4500.0	101	5760	No
212	GOM_NL__2PRFIN20030407_113748_000001302015_00195_05760_6739.N1	07-APR-2003 11:37:48	Twilight	129.50	97	8Bet1Sco	2.5610	30000.	259	5760	No
213	GOM_NL__2PRFIN20030407_114212_000000412015_00195_05760_6740.N1	07-APR-2003 11:42:12	Twilight	41.000	100	4Gam Crv	2.5800	13100.	82	5760	No
214	GOM_NL__2PRFIN20030407_114349_000000522015_00195_05760_6741.N1	07-APR-2003 11:43:49	Bright	52.000	15	67Alp Vir	0.97600	28000.	104	5760	No
215	GOM_NL__2PRFIN20030407_114657_000000422015_00195_05760_6742.N1	07-APR-2003 11:46:57	Bright	42.000	121	29Gam Vir	2.7400	7200.0	84	5760	No
216	GOM_NL__2PRFIN20030407_115137_000000382015_00195_05760_6743.N1	07-APR-2003 11:51:37	Bright	38.000	62	94Bet Leo	2.1360	9700.0	76	5760	No
217	GOM_NL__2PRFIN20030407_115321_000000372015_00195_05760_6744.N1	07-APR-2003 11:53:21	Bright	36.500	96	68Del Leo	2.5600	9300.0	73	5760	No
218	GOM_NL__2PRFIN20030407_115531_000000592015_00195_05760_6745.N1	07-APR-2003 11:55:31	Bright	58.500	111	8Eta Boo	2.6800	6000.0	117	5760	No
219	GOM_NL__2PRFIN20030407_120006_000000392015_00195_05760_6746.N1	07-APR-2003 12:00:06	Bright	38.500	174	52Psi UMa	3.0040	4400.0	77	5760	No

220	GOM_NL__2PRFIN20030407_120253_000000382015_00195_05760_6747.N1	07-APR-2003 12:02:53	Bright	37.500	87	64Gam UMa	2.4330	11000.	75	5760	No
221	GOM_NL__2PRFIN20030407_120426_000000402015_00195_05760_6748.N1	07-APR-2003 12:04:26	Bright	40.000	32	77Eps UMa	1.7630	11000.	80	5760	No
222	GOM_NL__2PRFIN20030407_121051_000000412015_00195_05760_6749.N1	07-APR-2003 12:10:51	Bright	41.000	60	7Bet UMi	2.0810	3950.0	82	5760	No
223	GOM_NL__2PRFIN20030407_121302_000000382015_00195_05760_6750.N1	07-APR-2003 12:13:02	Bright	37.500	49	1Alp UMi	1.9900	6300.0	75	5760	No
224	GOM_NL__2PRFIN20030407_121804_000000602015_00195_05760_6751.N1	07-APR-2003 12:18:04	Bright	60.000	130	23Bet Dra	2.7990	5800.0	120	5760	No
225	GOM_NL__2PRFIN20030407_122036_000000392015_00195_05760_6752.N1	07-APR-2003 12:20:36	Bright	38.500	89	5Alp Cep	2.4510	8000.0	77	5760	No
226	GOM_NL__2PRFIN20030407_122524_000000492015_00195_05760_6753.N1	07-APR-2003 12:25:24	Bright	49.000	144	18Del Cyg	2.8600	11000.	98	5760	No
227	GOM_NL__2PRFIN20030407_122715_000000952015_00195_05760_6754.N1	07-APR-2003 12:27:15	Bright	94.500	5	3Alp Lyr	0.033000	11000.	189	5760	No
228	GOM_NL__2PRFIN20030407_122945_000000482015_00195_05760_6755.N1	07-APR-2003 12:29:45	Bright	47.500	92	53Eps Cyg	2.5000	4500.0	95	5760	No
229	GOM_NL__2PRFIN20030407_123634_000000492015_00195_05760_6756.N1	07-APR-2003 12:36:34	Twi_and_stray	49.000	61	8Eps Peg	2.1000	3900.0	98	5760	No
230	GOM_NL__2PRFIN20030407_123904_000000462015_00195_05760_6757.N1	07-APR-2003 12:39:04	Twilight	45.500	162	34Alp Aqr	2.9440	5350.0	91	5760	No
231	GOM_NL__2PRFIN20030407_124101_000000852015_00195_05760_6758.N1	07-APR-2003 12:41:01	Dark	84.500	11	53Alp Aql	0.76500	8000.0	169	5760	No
232	GOM_NL__2PRFIN20030407_124350_000000442015_00195_05760_6759.N1	07-APR-2003 12:43:50	Dark	44.000	142	49Del Cap	2.8500	8900.0	88	5760	No
233	GOM_NL__2PRFIN20030407_124919_000000392015_00195_05760_6760.N1	07-APR-2003 12:49:19	Dark	39.000	172	Gam Gru	3.0030	13100.	78	5760	No
234	GOM_NL__2PRFIN20030407_125349_000000652015_00195_05760_6761.N1	07-APR-2003 12:53:49	Dark	64.500	155	41Pi Sgr	2.9000	6600.0	129	5760	No
235	GOM_NL__2PRFIN20030407_125609_000000412015_00195_05760_6762.N1	07-APR-2003 12:56:09	Dark	41.000	45	Alp Pav	1.9400	26000.	82	5760	No
236	GOM_NL__2PRFIN20030407_125924_000000602015_00196_05761_6548.N1	07-APR-2003 12:59:24	Dark	60.000	38	20Eps Sgr	1.8360	11000.	120	5761	No
237	GOM_NL__2PRFIN20030407_130111_000000722015_00196_05761_6549.N1	07-APR-2003 13:01:11	Dark	72.000	167	10Gam2Sgr	2.9840	4500.0	144	5761	No
238	GOM_NL__2PRFIN20030407_130335_000000632015_00196_05761_6550.N1	07-APR-2003 13:03:35	Dark	62.500	25	35Lam Sco	1.6200	28000.	125	5761	No
239	GOM_NL__2PRFIN20030407_130811_000000532015_00196_05761_6551.N1	07-APR-2003 13:08:11	Straylight	53.000	4	Alp1Cen	-0.010000	5800.0	106	5761	No
240	GOM_NL__2PRFIN20030407_131138_000000412015_00196_05761_6552.N1	07-APR-2003 13:11:38	Straylight	41.000	26	Gam Cru	1.6240	2900.0	82	5761	No
241	GOM_NL__2PRFIN20030407_131337_000000412015_00196_05761_6553.N1	07-APR-2003 13:13:37	Straylight	40.500	64	Gam Cen	2.2000	10600.	81	5761	No
242	GOM_NL__2PRFIN20030407_131519_000000532015_00196_05761_6554.N1	07-APR-2003 13:15:19	Straylight	53.000	54	5The Cen	2.0550	4500.0	106	5761	No
243	GOM_NL__2PRFIN20030407_131825_000001272015_00196_05761_6555.N1	07-APR-2003 13:18:25	Twi_and_stray	126.50	97	8Bet1Sco	2.5610	30000.	253	5761	No
244	GOM_NL__2PRFIN20030407_132247_000000452015_00196_05761_6556.N1	07-APR-2003 13:22:47	Twi_and_stray	45.000	100	4Gam Crv	2.5800	13100.	90	5761	No
245	GOM_NL__2PRFIN20030407_132424_000000532015_00196_05761_6557.N1	07-APR-2003 13:24:24	Bright	52.500	15	67Alp Vir	0.97600	28000.	105	5761	No
246	GOM_NL__2PRFIN20030407_132733_000000442015_00196_05761_6558.N1	07-APR-2003 13:27:33	Bright	43.500	121	29Gam Vir	2.7400	7200.0	87	5761	No
247	GOM_NL__2PRFIN20030407_133212_000000392015_00196_05761_6559.N1	07-APR-2003 13:32:12	Bright	38.500	62	94Bet Leo	2.1360	9700.0	77	5761	No
248	GOM_NL__2PRFIN20030407_133357_000000372015_00196_05761_6560.N1	07-APR-2003 13:33:57	Bright	37.000	96	68Del Leo	2.5600	9300.0	74	5761	No
249	GOM_NL__2PRFIN20030407_133607_000000592015_00196_05761_6561.N1	07-APR-2003 13:36:07	Bright	59.000	111	8Eta Boo	2.6800	6000.0	118	5761	No
250	GOM_NL__2PRFIN20030407_134041_000000382015_00196_05761_6562.N1	07-APR-2003 13:40:41	Bright	38.000	174	52Psi UMa	3.0040	4400.0	76	5761	No
251	GOM_NL__2PRFIN20030407_134327_000000402015_00196_05761_6563.N1	07-APR-2003 13:43:27	Bright	39.500	87	64Gam UMa	2.4330	11000.	79	5761	No
252	GOM_NL__2PRFIN20030407_134501_000000422015_00196_05761_6564.N1	07-APR-2003 13:45:01	Bright	41.500	32	77Eps UMa	1.7630	11000.	83	5761	No
253	GOM_NL__2PRFIN20030407_135126_000000422015_00196_05761_6565.N1	07-APR-2003 13:51:26	Bright	42.000	60	7Bet UMi	2.0810	3950.0	84	5761	No
254	GOM_NL__2PRFIN20030407_135338_000000382015_00196_05761_6566.N1	07-APR-2003 13:53:38	Bright	37.500	49	1Alp UMi	1.9900	6300.0	75	5761	No
255	GOM_NL__2PRFIN20030407_135839_000000612015_00196_05761_6567.N1	07-APR-2003 13:58:39	Bright	60.500	130	23Bet Dra	2.7990	5800.0	121	5761	No
256	GOM_NL__2PRFIN20030407_140109_000000422015_00196_05761_6568.N1	07-APR-2003 14:01:09	Bright	41.500	89	5Alp Cep	2.4510	8000.0	83	5761	No
257	GOM_NL__2PRFIN20030407_140600_000000522015_00196_05761_6569.N1	07-APR-2003 14:06:00	Bright	52.000	144	18Del Cyg	2.8600	11000.	104	5761	No
258	GOM_NL__2PRFIN20030407_140751_000000952015_00196_05761_6570.N1	07-APR-2003 14:07:51	Bright	94.500	5	3Alp Lyr	0.033000	11000.	189	5761	No
259	GOM_NL__2PRFIN20030407_141019_000000492015_00196_05761_6571.N1	07-APR-2003 14:10:19	Bright	48.500	92	53Eps Cyg	2.5000	4500.0	97	5761	No
260	GOM_NL__2PRFIN20030407_141709_000000512015_00196_05761_6572.N1	07-APR-2003 14:17:09	Twi_and_stray	51.000	61	8Eps Peg	2.1000	3900.0	102	5761	No
261	GOM_NL__2PRFIN20030407_141939_000000462015_00196_05761_6573.N1	07-APR-2003 14:19:39	Twilight	45.500	162	34Alp Aqr	2.9440	5350.0	91	5761	No
262	GOM_NL__2PRFIN20030407_142141_000000772015_00196_05761_6574.N1	07-APR-2003 14:21:41	Dark	76.500	11	53Alp Aql	0.76500	8000.0	153	5761	No
263	GOM_NL__2PRFIN20030407_142425_000000452015_00196_05761_6575.N1	07-APR-2003 14:24:25	Dark	44.500	142	49Del Cap	2.8500	8900.0	89	5761	No
264	GOM_NL__2PRFIN20030407_142954_000000402015_00196_05761_6576.N1	07-APR-2003 14:29:54	Dark	39.500	172	Gam Gru	3.0030	13100.	79	5761	No
265	GOM_NL__2PRFIN20030407_143427_000000682015_00196_05761_6577.N1	07-APR-2003 14:34:27	Dark	67.500	155	41Pi Sgr	2.9000	6600.0	135	5761	No
266	GOM_NL__2PRFIN20030407_143645_000000402015_00196_05761_6578.N1	07-APR-2003 14:36:45	Dark	39.500	45	Alp Pav	1.9400	26000.	79	5761	No
267	GOM_NL__2PRFIN20030407_144002_000000602015_00197_05762_6733.N1	07-APR-2003 14:40:02	Dark	60.000	38	20Eps Sgr	1.8360	11000.	120	5762	No
268	GOM_NL__2PRFIN20030407_144149_000000752015_00197_05762_6734.N1	07-APR-2003 14:41:49	Dark	75.000	167	10Gam2Sgr	2.9840	4500.0	150	5762	No
269	GOM_NL__2PRFIN20030407_144414_000000612015_00197_05762_6735.N1	07-APR-2003 14:44:14	Dark	61.000	25	35Lam Sco	1.6200	28000.	122	5762	No
270	GOM_NL__2PRFIN20030407_144848_000000442015_00197_05762_6736.N1	07-APR-2003 14:48:48	Straylight	44.000	4	Alp1Cen	-0.010000	5800.0	88	5762	No
271	GOM_NL__2PRFIN20030407_145215_000000442015_00197_05762_6737.N1	07-APR-2003 14:52:15	Straylight	43.500	26	Gam Cru	1.6240	2900.0	87	5762	No
272	GOM_NL__2PRFIN20030407_145413_000000432015_00197_05762_6738.N1	07-APR-2003 14:54:13	Straylight	43.000	64	Gam Cen	2.2000	10600.	86	5762	No
273	GOM_NL__2PRFIN20030407_145554_000000572015_00197_05762_6739.N1	07-APR-2003 14:55:54	Straylight	57.000	54	5The Cen	2.0550	4500.0	114	5762	No
274	GOM_NL__2PRFIN20030407_145901_000001302015_00197_05762_6740.N1	07-APR-2003 14:59:01	Twi_and_stray	130.00	97	8Bet1Sco	2.5610	30000.	260	5762	No
275	GOM_NL__2PRFIN20030407_150321_000000462015_00197_05762_6741.N1	07-APR-2003 15:03:21	Twi_and_stray	46.000	100	4Gam Crv	2.5800	13100.	92	5762	No
276	GOM_NL__2PRFIN20030407_150458_000000572015_00197_05762_6742.N1	07-APR-2003 15:04:58	Bright	56.500	15	67Alp Vir	0.97600	28000.	113	5762	No
277	GOM_NL__2PRFIN20030407_150809_000000432015_00197_05762_6743.N1	07-APR-2003 15:08:09	Bright	43.000	121	29Gam Vir	2.7400	7200.0	86	5762	No
278	GOM_NL__2PRFIN20030407_151248_000000392015_00197_05762_6744.N1	07-APR-2003 15:12:48	Bright	38.500	62	94Bet Leo	2.1360	9700.0	77	5762	No

279	GOM_NL__2PRFIN20030407_151432_000000382015_00197_05762_6745.N1	07-APR-2003 15:14:32	Bright	38.000	96	68Del Leo	2.5600	9300.0	76	5762	No
280	GOM_NL__2PRFIN20030407_151643_000000582015_00197_05762_6746.N1	07-APR-2003 15:16:43	Bright	57.500	111	8Eta Boo	2.6800	6000.0	115	5762	No
281	GOM_NL__2PRFIN20030407_152118_000000352015_00197_05762_6747.N1	07-APR-2003 15:21:18	Bright	35.000	174	52Psi UMa	3.0040	4400.0	70	5762	No
282	GOM_NL__2PRFIN20030407_152405_000000352015_00197_05762_6748.N1	07-APR-2003 15:24:05	Bright	34.500	87	64Gam UMa	2.4330	11000.	69	5762	No
283	GOM_NL__2PRFIN20030407_152538_000000402015_00197_05762_6749.N1	07-APR-2003 15:25:38	Bright	40.000	32	77Eps UMa	1.7630	11000.	80	5762	No
284	GOM_NL__2PRFIN20030407_153203_000000402015_00197_05762_6750.N1	07-APR-2003 15:32:03	Bright	40.000	60	7Bet UMi	2.0810	3950.0	80	5762	No
285	GOM_NL__2PRFIN20030407_153415_000000352015_00197_05762_6751.N1	07-APR-2003 15:34:15	Bright	35.000	49	1Alp UMi	1.9900	6300.0	70	5762	No
286	GOM_NL__2PRFIN20030407_153914_000000622015_00197_05762_6752.N1	07-APR-2003 15:39:14	Bright	62.000	130	23Bet Dra	2.7990	5800.0	124	5762	No
287	GOM_NL__2PRFIN20030407_154149_000000372015_00197_05762_6753.N1	07-APR-2003 15:41:49	Bright	36.500	89	5Alp Cep	2.4510	8000.0	73	5762	No
288	GOM_NL__2PRFIN20030407_154637_000000492015_00197_05762_6754.N1	07-APR-2003 15:46:37	Bright	49.000	144	18Del Cyg	2.8600	11000.	98	5762	No
289	GOM_NL__2PRFIN20030407_154825_000000982015_00197_05762_6755.N1	07-APR-2003 15:48:25	Bright	97.500	5	3Alp Lyr	0.033000	11000.	195	5762	No
290	GOM_NL__2PRFIN20030407_155058_000000482015_00197_05762_6756.N1	07-APR-2003 15:50:58	Bright	48.000	92	53Eps Cyg	2.5000	4500.0	96	5762	No
291	GOM_NL__2PRFIN20030407_155748_000000492015_00197_05762_6757.N1	07-APR-2003 15:57:48	Twilight	48.500	61	8Eps Peg	2.1000	3900.0	97	5762	No
292	GOM_NL__2PRFIN20030407_160017_000000432015_00197_05762_6758.N1	07-APR-2003 16:00:17	Twilight	42.500	162	34Alp Aqr	2.9440	5350.0	85	5762	No
293	GOM_NL__2PRFIN20030407_160218_000000912015_00197_05762_6759.N1	07-APR-2003 16:02:18	Dark	91.000	11	53Alp Aql	0.76500	8000.0	182	5762	No
294	GOM_NL__2PRFIN20030407_160504_000000412015_00197_05762_6760.N1	07-APR-2003 16:05:04	Dark	41.000	142	49Del Cap	2.8500	8900.0	82	5762	No
295	GOM_NL__2PRFIN20030407_161033_000000382015_00197_05762_6761.N1	07-APR-2003 16:10:33	Dark	38.000	172	Gam Gru	3.0030	13100.	76	5762	No
296	GOM_NL__2PRFIN20030407_161506_000000672015_00197_05762_6762.N1	07-APR-2003 16:15:06	Dark	66.500	155	41Pi Sgr	2.9000	6600.0	133	5762	No
297	GOM_NL__2PRFIN20030407_161722_000000402015_00197_05762_6763.N1	07-APR-2003 16:17:22	Dark	39.500	45	Alp Pav	1.9400	26000.	79	5762	No
298	GOM_NL__2PRFIN20030407_162040_000000602015_00198_05763_6545.N1	07-APR-2003 16:20:40	Dark	59.500	38	20Eps Sgr	1.8360	11000.	119	5763	No
299	GOM_NL__2PRFIN20030407_162228_000000692015_00198_05763_6546.N1	07-APR-2003 16:22:28	Dark	68.500	167	10Gam2Sgr	2.9840	4500.0	137	5763	No
300	GOM_NL__2PRFIN20030407_162453_000000602015_00198_05763_6547.N1	07-APR-2003 16:24:53	Dark	59.500	25	35Lam Sco	1.6200	28000.	119	5763	No
301	GOM_NL__2PRFIN20030407_162925_000000452015_00198_05763_6548.N1	07-APR-2003 16:29:25	Straylight	44.500	4	Alp1Cen	-0.010000	5800.0	89	5763	No
302	GOM_NL__2PRFIN20030407_163251_000000482015_00198_05763_6549.N1	07-APR-2003 16:32:51	Straylight	48.000	26	Gam Cru	1.6240	2900.0	96	5763	No
303	GOM_NL__2PRFIN20030407_163451_000000402015_00198_05763_6550.N1	07-APR-2003 16:34:51	Straylight	39.500	64	Gam Cen	2.2000	10600.	79	5763	No
304	GOM_NL__2PRFIN20030407_163633_000000492015_00198_05763_6551.N1	07-APR-2003 16:36:33	Straylight	49.000	54	5The Cen	2.0550	4500.0	98	5763	No
305	GOM_NL__2PRFIN20030407_163935_000001332015_00198_05763_6552.N1	07-APR-2003 16:39:35	Twilight	132.50	97	8Bet1Sco	2.5610	30000.	265	5763	No
306	GOM_NL__2PRFIN20030407_164401_000000432015_00198_05763_6553.N1	07-APR-2003 16:44:01	Twilight	42.500	100	4Gam Crv	2.5800	13100.	85	5763	No
307	GOM_NL__2PRFIN20030407_164538_000000532015_00198_05763_6554.N1	07-APR-2003 16:45:38	Bright	52.500	15	67Alp Vir	0.97600	28000.	105	5763	No
308	GOM_NL__2PRFIN20030407_164846_000000422015_00198_05763_6555.N1	07-APR-2003 16:48:46	Bright	42.000	121	29Gam Vir	2.7400	7200.0	84	5763	No
309	GOM_NL__2PRFIN20030407_165326_000000382015_00198_05763_6556.N1	07-APR-2003 16:53:26	Bright	38.000	62	94Bet Leo	2.1360	9700.0	76	5763	No
310	GOM_NL__2PRFIN20030407_165510_000000372015_00198_05763_6557.N1	07-APR-2003 16:55:10	Bright	36.500	96	68Del Leo	2.5600	9300.0	73	5763	No
311	GOM_NL__2PRFIN20030407_165718_000000552015_00198_05763_6558.N1	07-APR-2003 16:57:18	Bright	54.500	111	8Eta Boo	2.6800	6000.0	109	5763	No
312	GOM_NL__2PRFIN20030407_170154_000000372015_00198_05763_6559.N1	07-APR-2003 17:01:54	Bright	36.500	174	52Psi UMa	3.0040	4400.0	73	5763	No
313	GOM_NL__2PRFIN20030407_170441_000000372015_00198_05763_6560.N1	07-APR-2003 17:04:41	Bright	37.000	87	64Gam UMa	2.4330	11000.	74	5763	No
314	GOM_NL__2PRFIN20030407_170614_000000412015_00198_05763_6561.N1	07-APR-2003 17:06:14	Bright	41.000	32	77Eps UMa	1.7630	11000.	82	5763	No
315	GOM_NL__2PRFIN20030407_171239_000000362015_00198_05763_6562.N1	07-APR-2003 17:12:39	Bright	36.000	60	7Bet UMi	2.0810	3950.0	72	5763	No
316	GOM_NL__2PRFIN20030407_171451_000000352015_00198_05763_6563.N1	07-APR-2003 17:14:51	Bright	34.500	49	1Alp UMi	1.9900	6300.0	69	5763	No
317	GOM_NL__2PRFIN20030407_171949_000000632015_00198_05763_6564.N1	07-APR-2003 17:19:49	Bright	62.500	130	23Bet Dra	2.7990	5800.0	125	5763	No
318	GOM_NL__2PRFIN20030407_172225_000000382015_00198_05763_6565.N1	07-APR-2003 17:22:25	Bright	38.000	89	5Alp Cep	2.4510	8000.0	76	5763	No
319	GOM_NL__2PRFIN20030407_172712_000000492015_00198_05763_6566.N1	07-APR-2003 17:27:12	Bright	49.000	144	18Del Cyg	2.8600	11000.	98	5763	No
320	GOM_NL__2PRFIN20030407_172901_000000932015_00198_05763_6567.N1	07-APR-2003 17:29:01	Bright	93.000	5	3Alp Lyr	0.033000	11000.	186	5763	No
321	GOM_NL__2PRFIN20030407_173133_000000482015_00198_05763_6568.N1	07-APR-2003 17:31:33	Bright	48.000	92	53Eps Cyg	2.5000	4500.0	96	5763	No
322	GOM_NL__2PRFIN20030407_173824_000000472015_00198_05763_6569.N1	07-APR-2003 17:38:24	Twilight	47.000	61	8Eps Peg	2.1000	3900.0	94	5763	No
323	GOM_NL__2PRFIN20030407_174053_000000452015_00198_05763_6570.N1	07-APR-2003 17:40:53	Twilight	45.000	162	34Alp Aqr	2.9440	5350.0	90	5763	No
324	GOM_NL__2PRFIN20030407_174255_000000802015_00198_05763_6571.N1	07-APR-2003 17:42:55	Dark	80.000	11	53Alp Aql	0.76500	8000.0	160	5763	No
325	GOM_NL__2PRFIN20030407_174540_000000442015_00198_05763_6572.N1	07-APR-2003 17:45:40	Dark	44.000	142	49Del Cap	2.8500	8900.0	88	5763	No
326	GOM_NL__2PRFIN20030407_175109_000000382015_00198_05763_6573.N1	07-APR-2003 17:51:09	Dark	37.500	172	Gam Gru	3.0030	13100.	75	5763	No
327	GOM_NL__2PRFIN20030407_175544_000000672015_00198_05763_6574.N1	07-APR-2003 17:55:44	Dark	66.500	155	41Pi Sgr	2.9000	6600.0	133	5763	No
328	GOM_NL__2PRFIN20030407_175759_000000392015_00198_05763_6575.N1	07-APR-2003 17:57:59	Dark	39.000	45	Alp Pav	1.9400	26000.	78	5763	No
329	GOM_NL__2PRFIN20030407_180118_000000592015_00199_05764_6735.N1	07-APR-2003 18:01:18	Dark	58.500	38	20Eps Sgr	1.8360	11000.	117	5764	No
330	GOM_NL__2PRFIN20030407_180305_000000712015_00199_05764_6736.N1	07-APR-2003 18:03:05	Dark	71.000	167	10Gam2Sgr	2.9840	4500.0	142	5764	No
331	GOM_NL__2PRFIN20030407_180530_000000692015_00199_05764_6737.N1	07-APR-2003 18:05:30	Dark	69.000	25	35Lam Sco	1.6200	28000.	138	5764	No
332	GOM_NL__2PRFIN20030407_181001_000000542015_00199_05764_6738.N1	07-APR-2003 18:10:01	Straylight	53.500	4	Alp1Cen	-0.010000	5800.0	107	5764	No
333	GOM_NL__2PRFIN20030407_181327_000000392015_00199_05764_6739.N1	07-APR-2003 18:13:27	Straylight	39.000	26	Gam Cru	1.6240	2900.0	78	5764	No
334	GOM_NL__2PRFIN20030407_181527_000000382015_00199_05764_6740.N1	07-APR-2003 18:15:27	Straylight	38.000	64	Gam Cen	2.2000	10600.	76	5764	No
335	GOM_NL__2PRFIN20030407_181709_000000502015_00199_05764_6741.N1	07-APR-2003 18:17:09	Straylight	49.500	54	5The Cen	2.0550	4500.0	99	5764	No
336	GOM_NL__2PRFIN20030407_182012_000001342015_00199_05764_6742.N1	07-APR-2003 18:20:12	Twilight	134.00	97	8Bet1Sco	2.5610	30000.	268	5764	No
337	GOM_NL__2PRFIN20030407_182437_000000402015_00199_05764_6743.N1	07-APR-2003 18:24:37	Twilight	40.000	100	4Gam Crv	2.5800	13100.	80	5764	No

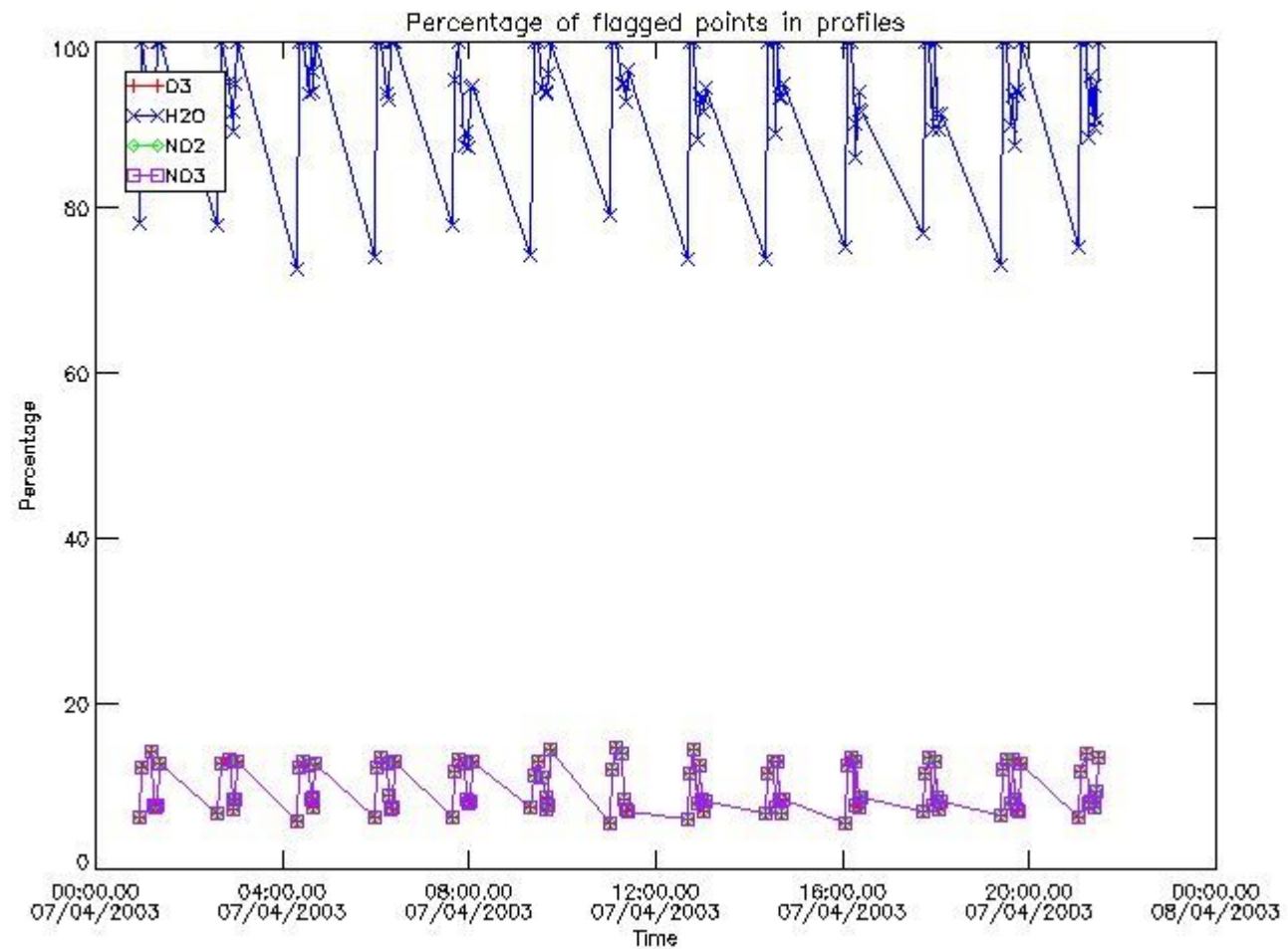
338	GOM_NL__2PRFIN20030407_182614_000000532015_00199_05764_6744.N1	07-APR-2003 18:26:14	Bright	53.000	15	67Alp Vir	0.97600	28000.	106	5764	No
339	GOM_NL__2PRFIN20030407_182922_000000422015_00199_05764_6745.N1	07-APR-2003 18:29:22	Bright	41.500	121	29Gam Vir	2.7400	7200.0	83	5764	No
340	GOM_NL__2PRFIN20030407_183401_000000382015_00199_05764_6746.N1	07-APR-2003 18:34:01	Bright	37.500	62	94Bet Leo	2.1360	9700.0	75	5764	No
341	GOM_NL__2PRFIN20030407_183546_000000362015_00199_05764_6747.N1	07-APR-2003 18:35:46	Bright	36.000	96	68Del Leo	2.5600	9300.0	72	5764	No
342	GOM_NL__2PRFIN20030407_183753_000000582015_00199_05764_6748.N1	07-APR-2003 18:37:53	Bright	57.500	111	8Eta Boo	2.6800	6000.0	115	5764	No
343	GOM_NL__2PRFIN20030407_184230_000000352015_00199_05764_6749.N1	07-APR-2003 18:42:30	Bright	35.000	174	52Psi UMa	3.0040	4400.0	70	5764	No
344	GOM_NL__2PRFIN20030407_184517_000000372015_00199_05764_6750.N1	07-APR-2003 18:45:17	Bright	36.500	87	64Gam UMa	2.4330	11000.	73	5764	No
345	GOM_NL__2PRFIN20030407_184649_000000412015_00199_05764_6751.N1	07-APR-2003 18:46:49	Bright	40.500	32	77Eps UMa	1.7630	11000.	81	5764	No
346	GOM_NL__2PRFIN20030407_185314_000000392015_00199_05764_6752.N1	07-APR-2003 18:53:14	Bright	38.500	60	7Bet UMi	2.0810	3950.0	77	5764	No
347	GOM_NL__2PRFIN20030407_185527_000000362015_00199_05764_6753.N1	07-APR-2003 18:55:27	Bright	35.500	49	1Alp UMi	1.9900	6300.0	71	5764	No
348	GOM_NL__2PRFIN20030407_190024_000000622015_00199_05764_6754.N1	07-APR-2003 19:00:24	Bright	61.500	130	23Bet Dra	2.7990	5800.0	123	5764	No
349	GOM_NL__2PRFIN20030407_190301_000000382015_00199_05764_6755.N1	07-APR-2003 19:03:01	Bright	37.500	89	5Alp Cep	2.4510	8000.0	75	5764	No
350	GOM_NL__2PRFIN20030407_190748_000000482015_00199_05764_6756.N1	07-APR-2003 19:07:48	Bright	48.000	144	18Del Cyg	2.8600	11000.	96	5764	No
351	GOM_NL__2PRFIN20030407_190937_000000912015_00199_05764_6757.N1	07-APR-2003 19:09:37	Bright	90.500	5	3Alp Lyr	0.033000	11000.	181	5764	No
352	GOM_NL__2PRFIN20030407_191210_000000592015_00199_05764_6758.N1	07-APR-2003 19:12:10	Bright	58.500	92	53Eps Cyg	2.5000	4500.0	117	5764	No
353	GOM_NL__2PRFIN20030407_191901_000000482015_00199_05764_6759.N1	07-APR-2003 19:19:01	Tw_i_and_stray	48.000	61	8Eps Peg	2.1000	3900.0	96	5764	No
354	GOM_NL__2PRFIN20030407_192130_000000432015_00199_05764_6760.N1	07-APR-2003 19:21:30	Twilight	43.000	162	34Alp Aqr	2.9440	5350.0	86	5764	No
355	GOM_NL__2PRFIN20030407_192332_000000792015_00199_05764_6761.N1	07-APR-2003 19:23:32	Dark	78.500	11	53Alp Aql	0.76500	8000.0	157	5764	No
356	GOM_NL__2PRFIN20030407_192616_000000432015_00199_05764_6762.N1	07-APR-2003 19:26:16	Dark	42.500	142	49Del Cap	2.8500	8900.0	85	5764	No
357	GOM_NL__2PRFIN20030407_193145_000000392015_00199_05764_6763.N1	07-APR-2003 19:31:45	Dark	38.500	172	Gam Gru	3.0030	13100.	77	5764	No
358	GOM_NL__2PRFIN20030407_193621_000000652015_00199_05764_6764.N1	07-APR-2003 19:36:21	Dark	65.000	155	41Pi Sgr	2.9000	6600.0	130	5764	No
359	GOM_NL__2PRFIN20030407_193835_000000392015_00199_05764_6765.N1	07-APR-2003 19:38:35	Dark	38.500	45	Alp Pav	1.9400	26000.	77	5764	No
360	GOM_NL__2PRFIN20030407_194155_000000612015_00200_05765_6542.N1	07-APR-2003 19:41:55	Dark	60.500	38	20Eps Sgr	1.8360	11000.	121	5765	No
361	GOM_NL__2PRFIN20030407_194343_000000712015_00200_05765_6543.N1	07-APR-2003 19:43:43	Dark	70.500	167	10Gam2Sgr	2.9840	4500.0	141	5765	No
362	GOM_NL__2PRFIN20030407_194607_000000732015_00200_05765_6544.N1	07-APR-2003 19:46:07	Dark	72.500	25	35Lam Sco	1.6200	28000.	145	5765	No
363	GOM_NL__2PRFIN20030407_194818_000000402015_00200_05765_6545.N1	07-APR-2003 19:48:18	Dark	40.000	145	Gam TrA	2.8720	10600.	80	5765	No
364	GOM_NL__2PRFIN20030407_195038_000000442015_00200_05765_6546.N1	07-APR-2003 19:50:38	Straylight	44.000	4	Alp1Cen	-0.010000	5800.0	88	5765	No
365	GOM_NL__2PRFIN20030407_195455_000001242015_00200_05765_6547.N1	07-APR-2003 19:54:55	Straylight	123.50	16	21Alp Sco	1.0200	3000.0	247	5765	No
366	GOM_NL__2PRFIN20030407_195746_000000502015_00200_05765_6548.N1	07-APR-2003 19:57:46	Straylight	49.500	54	5The Cen	2.0550	4500.0	99	5765	No
367	GOM_NL__2PRFIN20030407_200049_000001372015_00200_05765_6549.N1	07-APR-2003 20:00:49	Tw_i_and_stray	136.50	97	8Bet1Sco	2.5610	30000.	273	5765	No
368	GOM_NL__2PRFIN20030407_200513_000000402015_00200_05765_6550.N1	07-APR-2003 20:05:13	Tw_i_and_stray	39.500	100	4Gam Crv	2.5800	13100.	79	5765	No
369	GOM_NL__2PRFIN20030407_200650_000000512015_00200_05765_6551.N1	07-APR-2003 20:06:50	Bright	50.500	15	67Alp Vir	0.97600	28000.	101	5765	No
370	GOM_NL__2PRFIN20030407_200958_000000432015_00200_05765_6552.N1	07-APR-2003 20:09:58	Bright	42.500	121	29Gam Vir	2.7400	7200.0	85	5765	No
371	GOM_NL__2PRFIN20030407_201437_000000382015_00200_05765_6553.N1	07-APR-2003 20:14:37	Bright	37.500	62	94Bet Leo	2.1360	9700.0	75	5765	No
372	GOM_NL__2PRFIN20030407_201623_000000362015_00200_05765_6554.N1	07-APR-2003 20:16:23	Bright	35.500	96	68Del Leo	2.5600	9300.0	71	5765	No
373	GOM_NL__2PRFIN20030407_201828_000000562015_00200_05765_6555.N1	07-APR-2003 20:18:28	Bright	55.500	111	8Eta Boo	2.6800	6000.0	111	5765	No
374	GOM_NL__2PRFIN20030407_202306_000000372015_00200_05765_6556.N1	07-APR-2003 20:23:06	Bright	37.000	174	52Psi UMa	3.0040	4400.0	74	5765	No
375	GOM_NL__2PRFIN20030407_202553_000000382015_00200_05765_6557.N1	07-APR-2003 20:25:53	Bright	37.500	87	64Gam UMa	2.4330	11000.	75	5765	No
376	GOM_NL__2PRFIN20030407_202725_000000402015_00200_05765_6558.N1	07-APR-2003 20:27:25	Bright	40.000	32	77Eps UMa	1.7630	11000.	80	5765	No
377	GOM_NL__2PRFIN20030407_203350_000000362015_00200_05765_6559.N1	07-APR-2003 20:33:50	Bright	35.500	60	7Bet UMi	2.0810	3950.0	71	5765	No
378	GOM_NL__2PRFIN20030407_203603_000000372015_00200_05765_6560.N1	07-APR-2003 20:36:03	Bright	36.500	49	1Alp UMi	1.9900	6300.0	73	5765	No
379	GOM_NL__2PRFIN20030407_204059_000000582015_00200_05765_6561.N1	07-APR-2003 20:40:59	Bright	58.000	130	23Bet Dra	2.7990	5800.0	116	5765	No
380	GOM_NL__2PRFIN20030407_204337_000000382015_00200_05765_6562.N1	07-APR-2003 20:43:37	Bright	37.500	89	5Alp Cep	2.4510	8000.0	75	5765	No
381	GOM_NL__2PRFIN20030407_204824_000000512015_00200_05765_6563.N1	07-APR-2003 20:48:24	Bright	50.500	144	18Del Cyg	2.8600	11000.	101	5765	No
382	GOM_NL__2PRFIN20030407_205012_000000942015_00200_05765_6564.N1	07-APR-2003 20:50:12	Bright	94.000	5	3Alp Lyr	0.033000	11000.	188	5765	No
383	GOM_NL__2PRFIN20030407_205246_000000482015_00200_05765_6565.N1	07-APR-2003 20:52:46	Bright	47.500	92	53Eps Cyg	2.5000	4500.0	95	5765	No
384	GOM_NL__2PRFIN20030407_205937_000000492015_00200_05765_6566.N1	07-APR-2003 20:59:37	Tw_i_and_stray	48.500	61	8Eps Peg	2.1000	3900.0	97	5765	No
385	GOM_NL__2PRFIN20030407_210206_000000432015_00200_05765_6567.N1	07-APR-2003 21:02:06	Twilight	42.500	162	34Alp Aqr	2.9440	5350.0	85	5765	No
386	GOM_NL__2PRFIN20030407_210410_000000892015_00200_05765_6568.N1	07-APR-2003 21:04:10	Dark	89.000	11	53Alp Aql	0.76500	8000.0	178	5765	No
387	GOM_NL__2PRFIN20030407_210653_000000442015_00200_05765_6569.N1	07-APR-2003 21:06:53	Dark	43.500	142	49Del Cap	2.8500	8900.0	87	5765	No
388	GOM_NL__2PRFIN20030407_211222_000000372015_00200_05765_6570.N1	07-APR-2003 21:12:22	Dark	36.500	172	Gam Gru	3.0030	13100.	73	5765	No
389	GOM_NL__2PRFIN20030407_211659_000000652015_00200_05765_6571.N1	07-APR-2003 21:16:59	Dark	65.000	155	41Pi Sgr	2.9000	6600.0	130	5765	No
390	GOM_NL__2PRFIN20030407_211908_000000632015_00200_05765_6572.N1	07-APR-2003 21:19:08	Dark	63.000	57	34Sig Sgr	2.0660	26000.	126	5765	No
391	GOM_NL__2PRFIN20030407_212233_000000592015_00201_05766_6593.N1	07-APR-2003 21:22:33	Dark	59.000	38	20Eps Sgr	1.8360	11000.	118	5766	No
392	GOM_NL__2PRFIN20030407_212420_000000752015_00201_05766_6594.N1	07-APR-2003 21:24:20	Dark	75.000	167	10Gam2Sgr	2.9840	4500.0	150	5766	No
393	GOM_NL__2PRFIN20030407_212645_000000592015_00201_05766_6595.N1	07-APR-2003 21:26:45	Dark	59.000	25	35Lam Sco	1.6200	28000.	118	5766	No
394	GOM_NL__2PRFIN20030407_212854_000000382015_00201_05766_6596.N1	07-APR-2003 21:28:54	Dark	38.000	145	Gam TrA	2.8720	10600.	76	5766	No
395	GOM_NL__2PRFIN20030407_213114_000000472015_00201_05766_6597.N1	07-APR-2003 21:31:14	Straylight	47.000	4	Alp1Cen	-0.010000	5800.0	94	5766	No
396	GOM_NL__2PRFIN20030407_213533_000000152015_00201_05766_6598.N1	07-APR-2003 21:35:33	Straylight	14.500	16	21Alp Sco	1.0200	3000.0	29	5766	No

397	GOM_NL__2PRFIN20030407_231611_000001212015_00202_05767_6021.N1	07-APR-2003 23:16:11	Dark	121.00	16	21Alp Sco	1.0200	3000.0	242	5767	Yes
398	GOM_NL__2PRFIN20030407_231859_000000522015_00202_05767_6022.N1	07-APR-2003 23:18:59	Straylight	52.000	54	5The Cen	2.0550	4500.0	104	5767	No
399	GOM_NL__2PRFIN20030407_232204_000001212015_00202_05767_6023.N1	07-APR-2003 23:22:04	Twilight_stray	121.00	97	8Bet1Sco	2.5610	30000.	242	5767	No
400	GOM_NL__2PRFIN20030407_232625_000000412015_00202_05767_6024.N1	07-APR-2003 23:26:25	Twilight_stray	41.000	100	4Gam Crv	2.5800	13100.	82	5767	No
401	GOM_NL__2PRFIN20030407_232801_000000502015_00202_05767_6025.N1	07-APR-2003 23:28:01	Bright	50.000	15	67Alp Vir	0.97600	28000.	100	5767	No
402	GOM_NL__2PRFIN20030407_233110_000000412015_00202_05767_6026.N1	07-APR-2003 23:31:10	Bright	41.000	121	29Gam Vir	2.7400	7200.0	82	5767	No
403	GOM_NL__2PRFIN20030407_233549_000000382015_00202_05767_6027.N1	07-APR-2003 23:35:49	Bright	37.500	62	94Bet Leo	2.1360	9700.0	75	5767	No
404	GOM_NL__2PRFIN20030407_233735_000000362015_00202_05767_6028.N1	07-APR-2003 23:37:35	Bright	35.500	96	68Del Leo	2.5600	9300.0	71	5767	No
405	GOM_NL__2PRFIN20030407_233938_000000582015_00202_05767_6029.N1	07-APR-2003 23:39:38	Bright	58.000	111	8Eta Boo	2.6800	6000.0	116	5767	No
406	GOM_NL__2PRFIN20030407_234418_000000372015_00202_05767_6030.N1	07-APR-2003 23:44:18	Bright	37.000	174	52Psi UMa	3.0040	4400.0	74	5767	No
407	GOM_NL__2PRFIN20030407_234704_000000382015_00202_05767_6031.N1	07-APR-2003 23:47:04	Bright	37.500	87	64Gam UMa	2.4330	11000.	75	5767	No
408	GOM_NL__2PRFIN20030407_234836_000000422015_00202_05767_6032.N1	07-APR-2003 23:48:36	Bright	41.500	32	77Eps UMa	1.7630	11000.	83	5767	No
409	GOM_NL__2PRFIN20030407_235501_000000402015_00202_05767_6033.N1	07-APR-2003 23:55:01	Bright	39.500	60	7Bet UMi	2.0810	3950.0	79	5767	No
410	GOM_NL__2PRFIN20030407_235715_000000342015_00202_05767_6034.N1	07-APR-2003 23:57:15	Bright	33.500	49	1Alp UMi	1.9900	6300.0	67	5767	No

3. Quality information per product

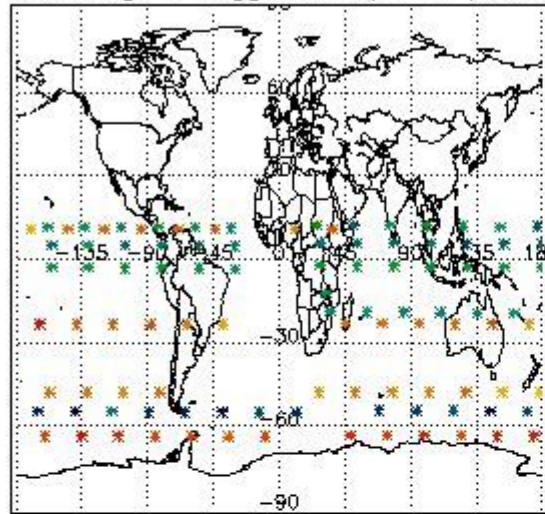
In this section it is plotted some information contained in the Quality Summary data set of the level 2 products. Only products in dark limb conditions and without errors (error flag in the MPH set to "0") are used.

3.1 Plot quality information per product (time dependant)

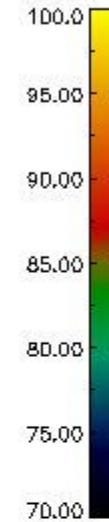
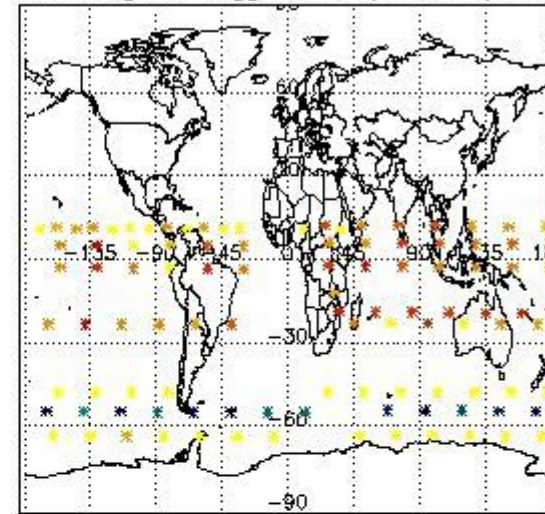


3.2 Plot quality information per product (world map)

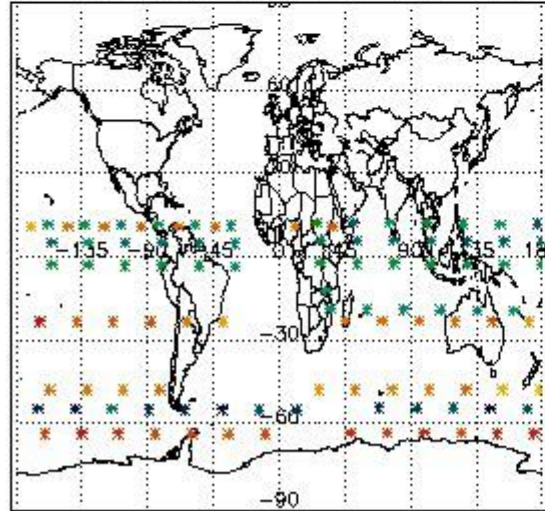
Percentage of flagged data per O3 profile



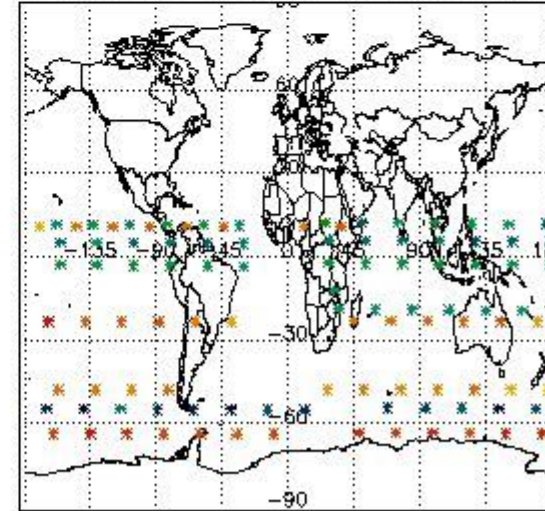
Percentage of flagged data per H2O profile



Percentage of flagged data per NO2 profile



Percentage of flagged data per NO3 profile

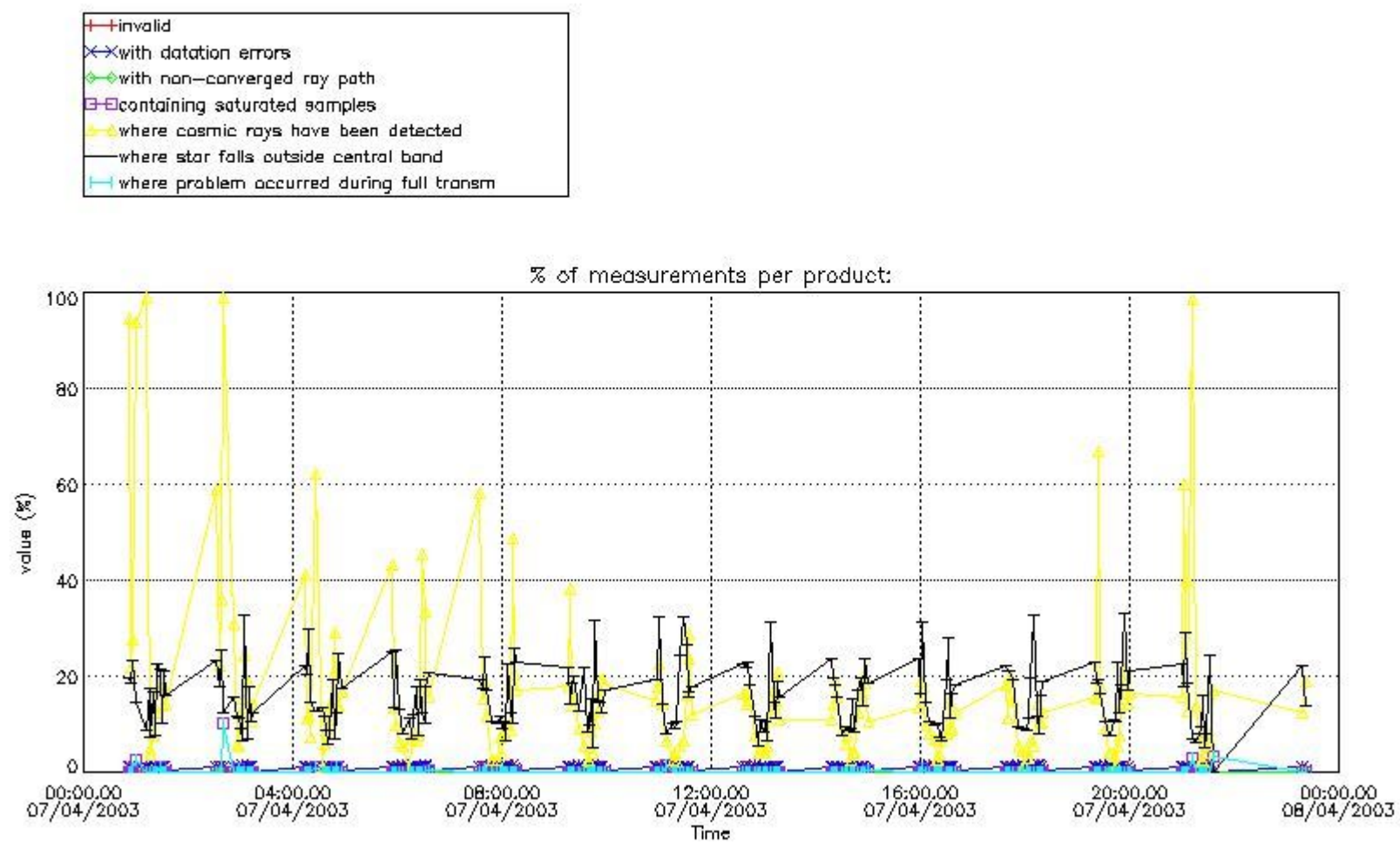


4. Level 1 quality information per product

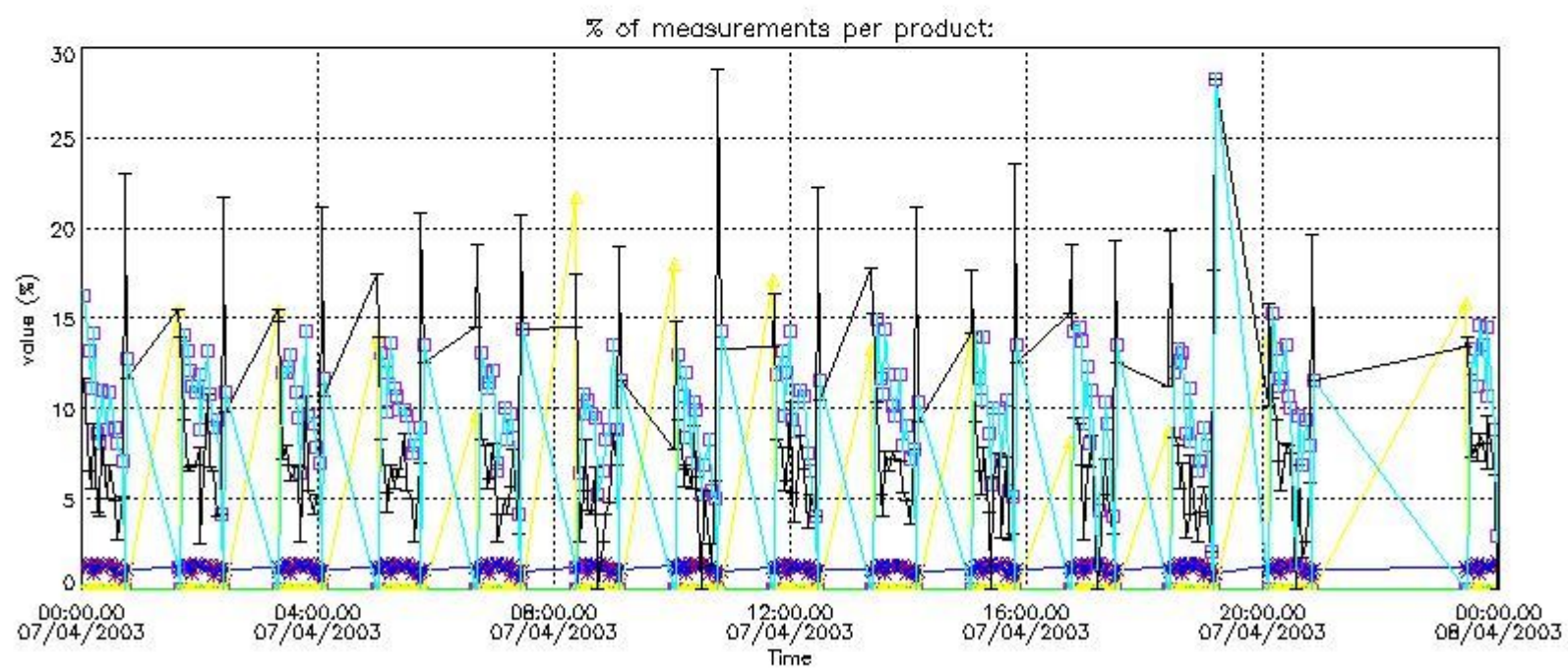
In this section it is plotted some information contained in the Quality Summary data set of the level 2 products that comes from the level 1b processing. Products without errors (error flag in the MPH set to "0") are used.

4.1 Plot quality information per product (time dependant) coming from level 1b processing

4.1.1 Plot level 1 quality information per product (time dependant): ENVISAT ASCENDING passes



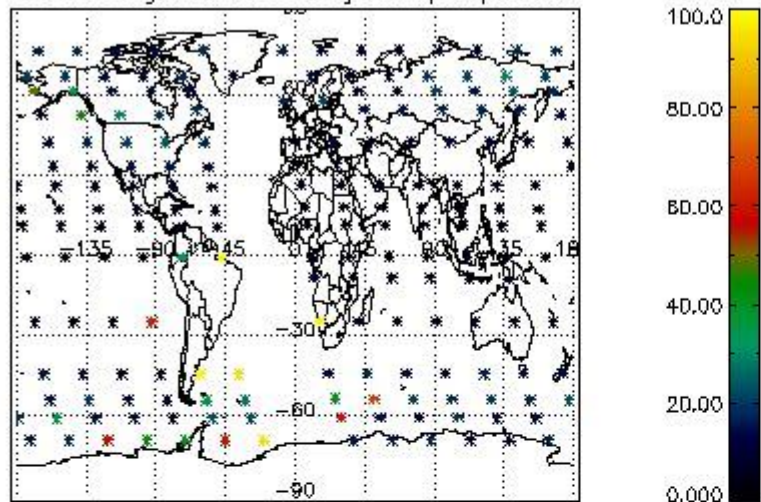
4.1.2 Plot level 1 quality information per product (time dependant): ENVI SAT DESCENDING passes



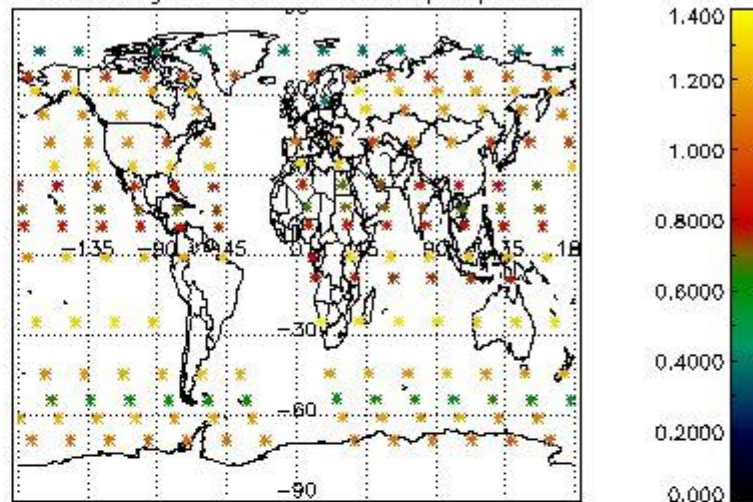
4.2 Plot quality information per product coming from level 1b processing (world map)

4.2.1 Plot level 1 quality information per product (world map): ENVI SAT ASCENDING passes

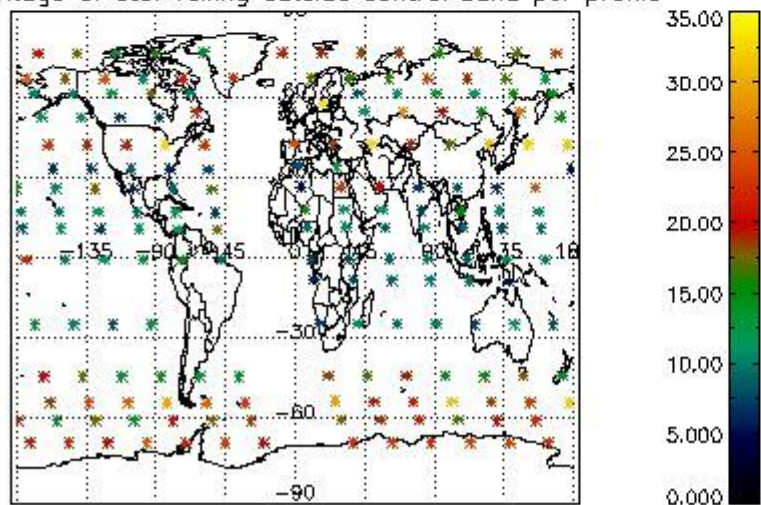
Percentage of cosmic ray hits per profile



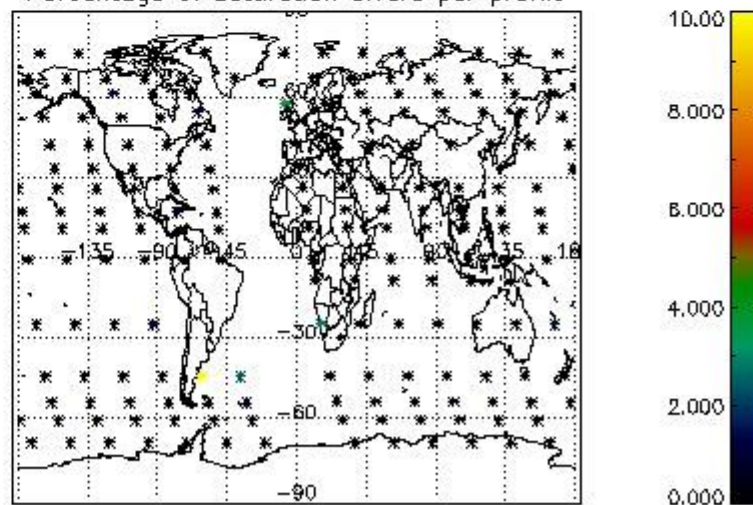
Percentage of datation errors per profile



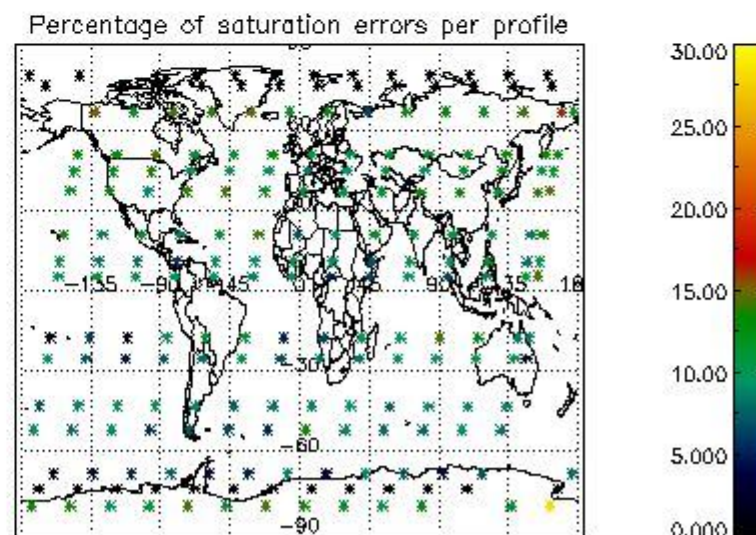
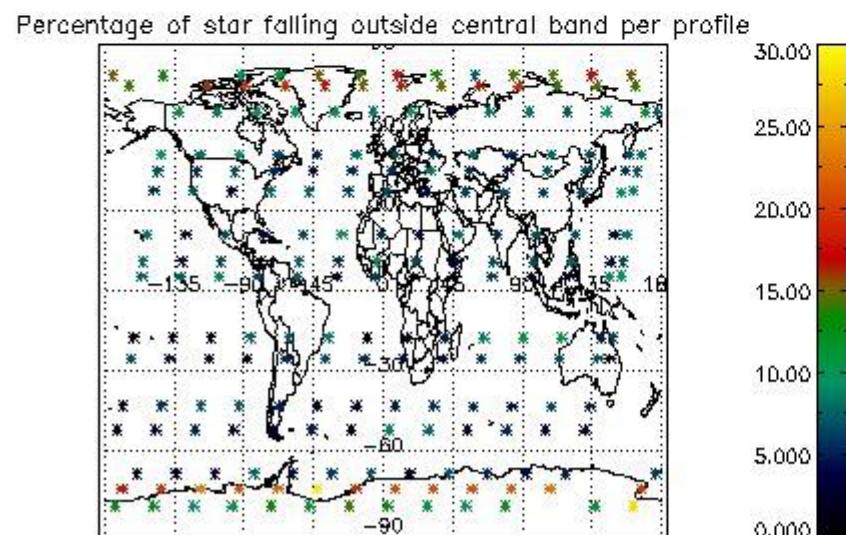
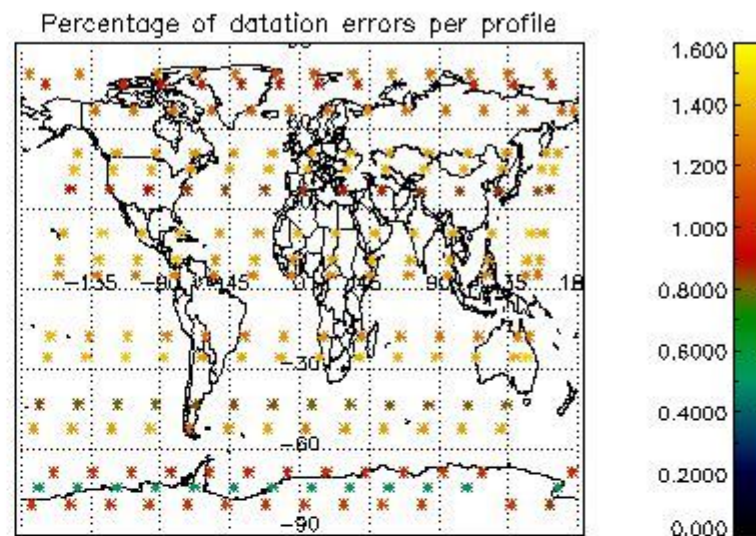
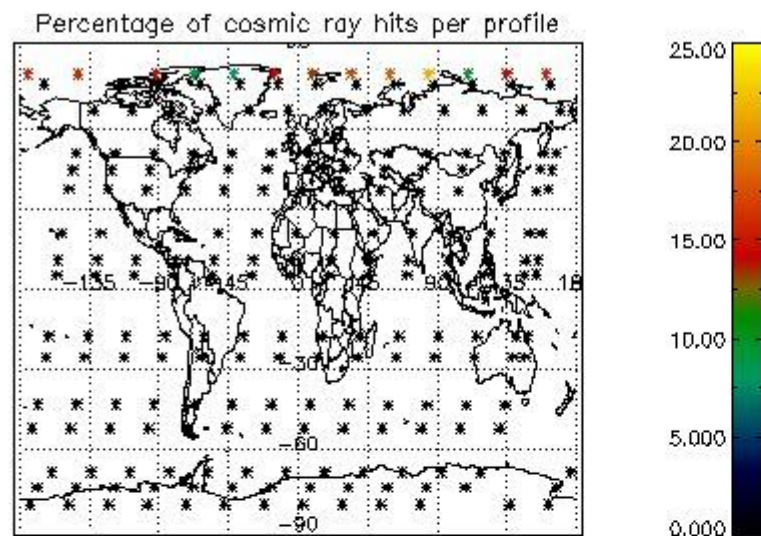
Percentage of star falling outside central band per profile



Percentage of saturation errors per profile



4.2.2 Plot level 1 quality information per product (world map): ENVISAT DESCENDING passes



5. Trace gas profiles

5.1 Ozone statistics based on quality of products

The final quality of the products can be "measured" using the STD (Standard Deviation) attached to every point profile. This information is written to the parameter GOM_NL__2P/NL_LOCAL_SPECIES_DENSITY/o3_std of the level 2 products. The table below shows the statistics for given STD ranges.

The statistics are given with respect to the overall valid production:

- Products without fatal errors: GOM_NL__2P/MPH/PRODUCT_ERR=0
- Valid point profile: GOM_NL__2P/NL_LOCAL_SPECIES_DENSITY/pcd(0)=0

The 'Criteria' is applied to valid points of dark limb products:

- Products in dark limb illumination condition: GOM_NL__2P/NL_SUMMARY_QUALITY/obs_ill_cond=0
- Products without fatal errors: GOM_NL__2P/MPH/PRODUCT_ERR=0
- Valid point profile: GOM_NL__2P/NL_LOCAL_SPECIES_DENSITY/pcd(0)=0

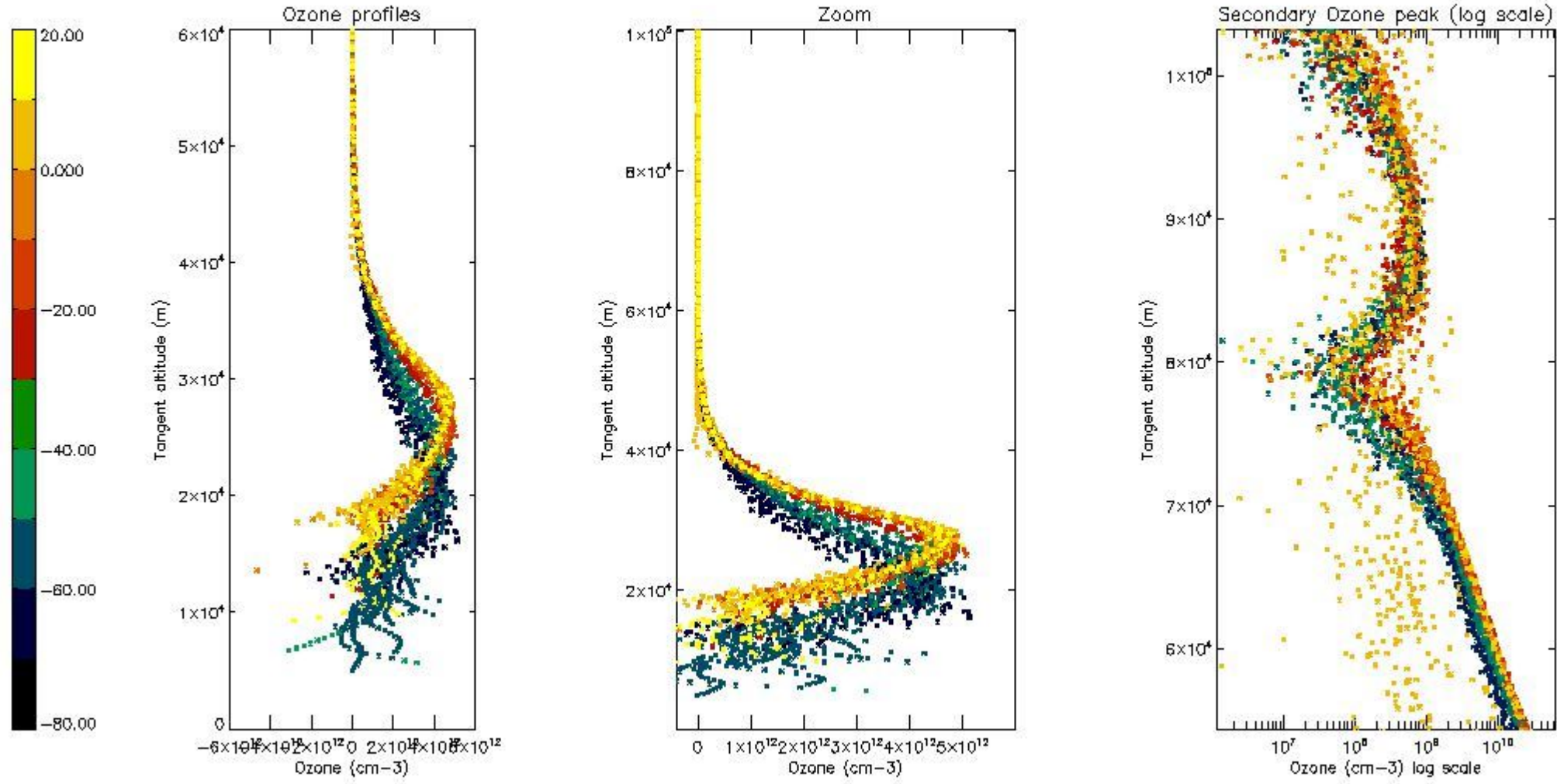
So, the table below shows the percentage of dark limb and valid observations for each criteria with respect to the overall valid daily observations.

Criteria	% of total production
All STD	28
STD < 20	18

STD < 10	15
STD < 5	11

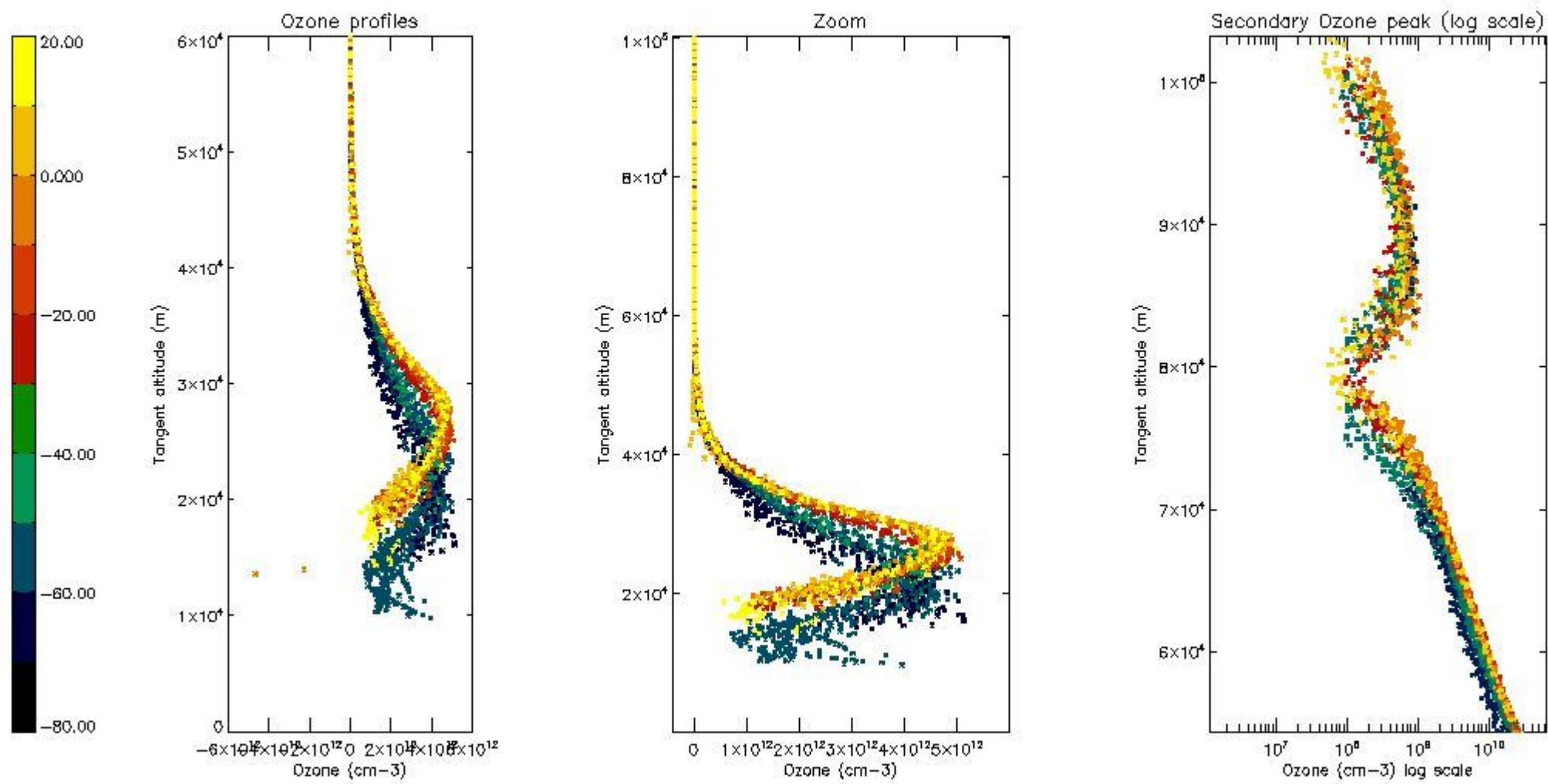
5.2 Plot ozone profiles for all STD (dark without errors)

The colorbar represents the latitude.



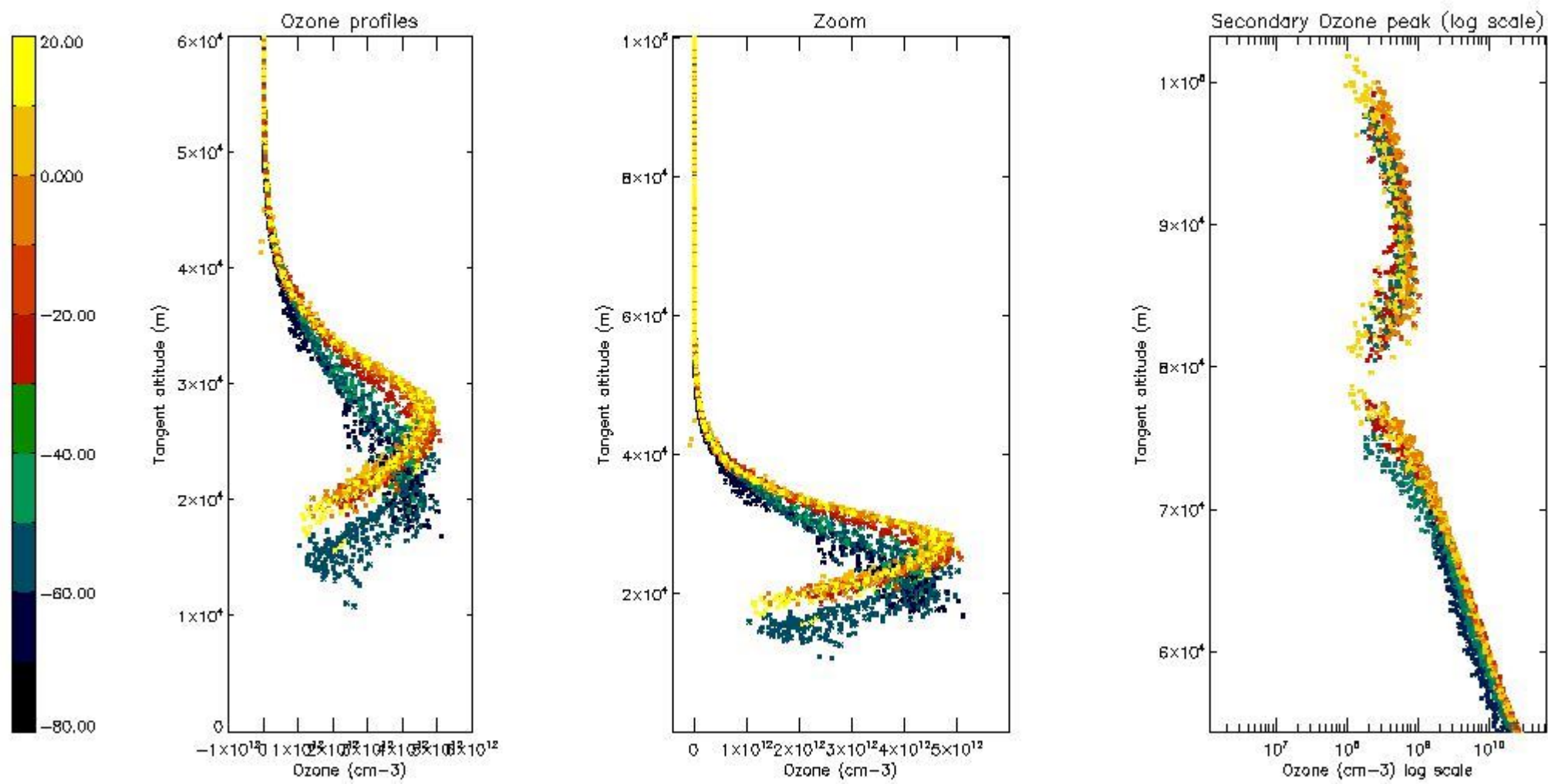
5.3 Plot ozone profiles where STD < 20% (dark without errors)

The colorbar represents the latitude.



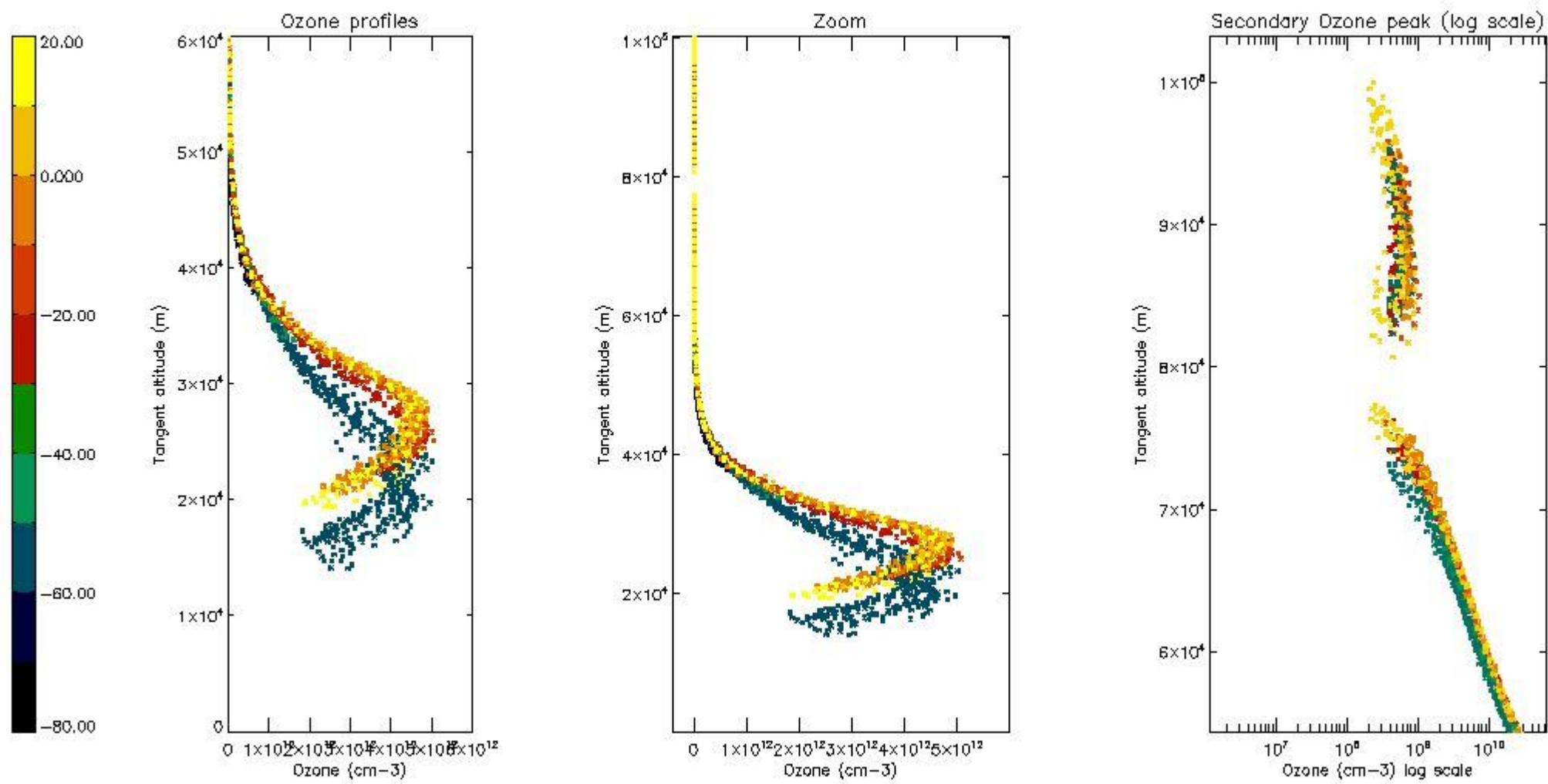
5.4 Plot ozone profiles where STD < 10% (dark without errors)

The colorbar represents the latitude.



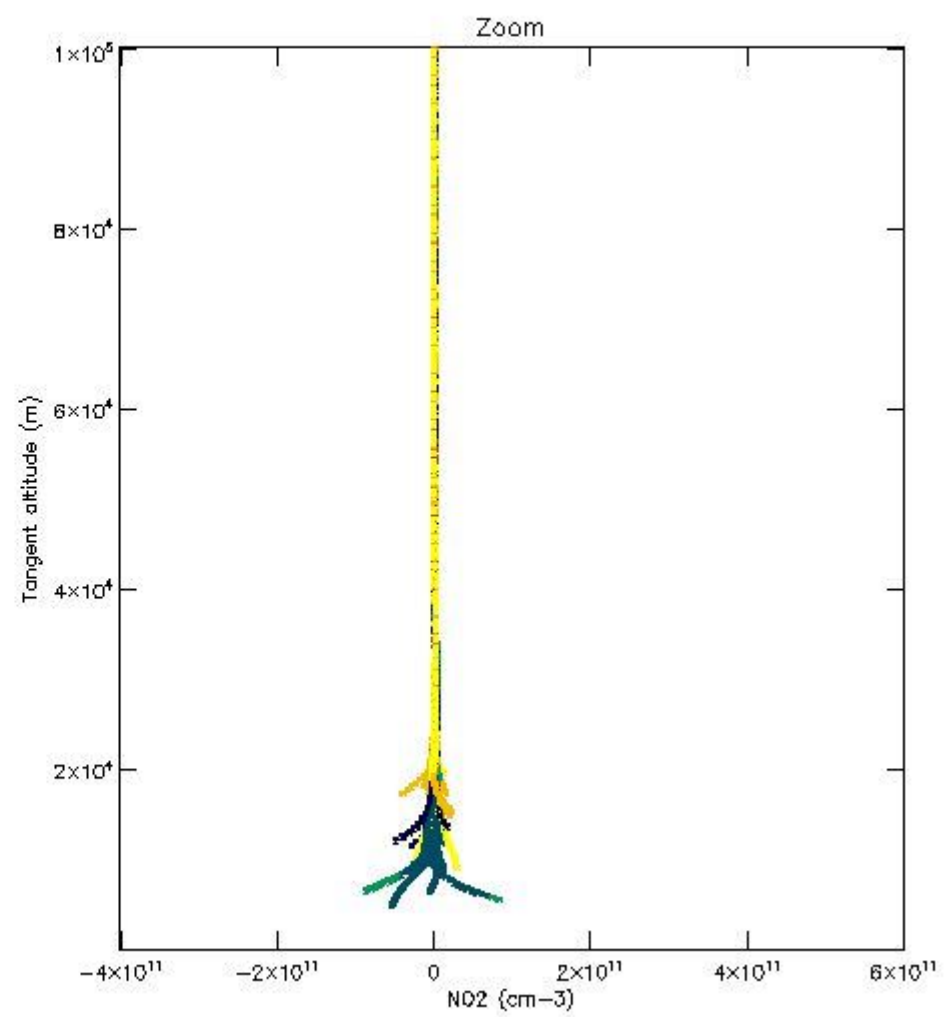
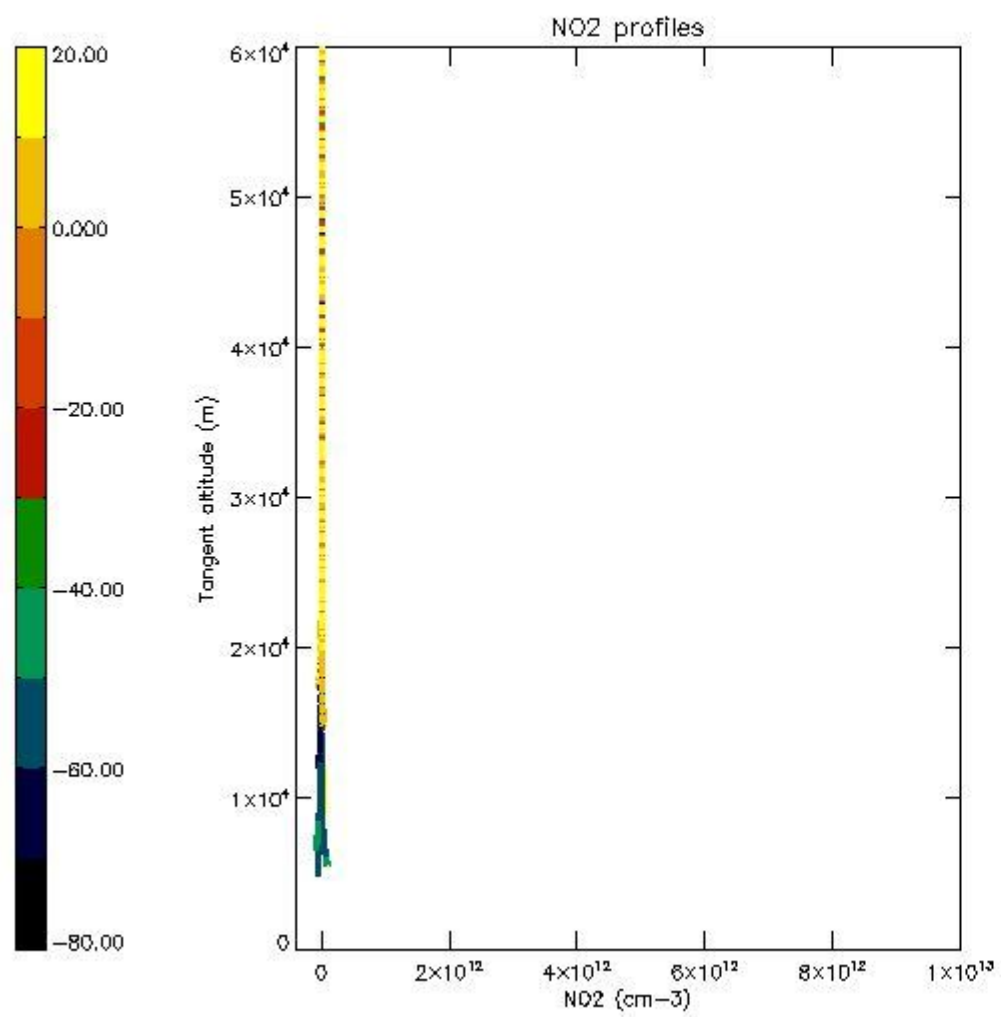
5.5 Plot ozone profiles where STD < 5% (dark without errors)

The colorbar represents the latitude.



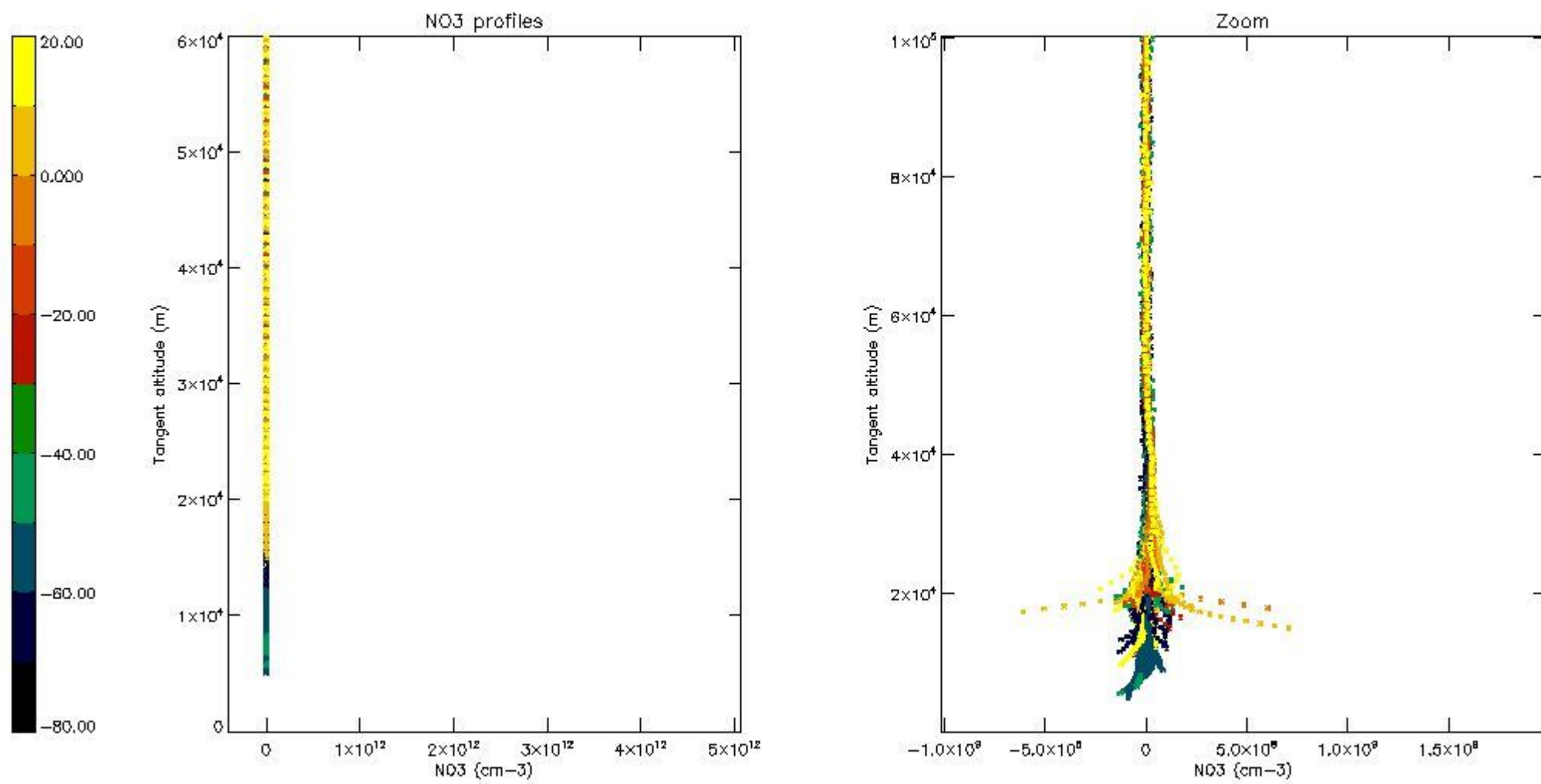
5.6 Plot NO₂ profiles for all STD (dark without errors)

The colorbar represents the latitude.



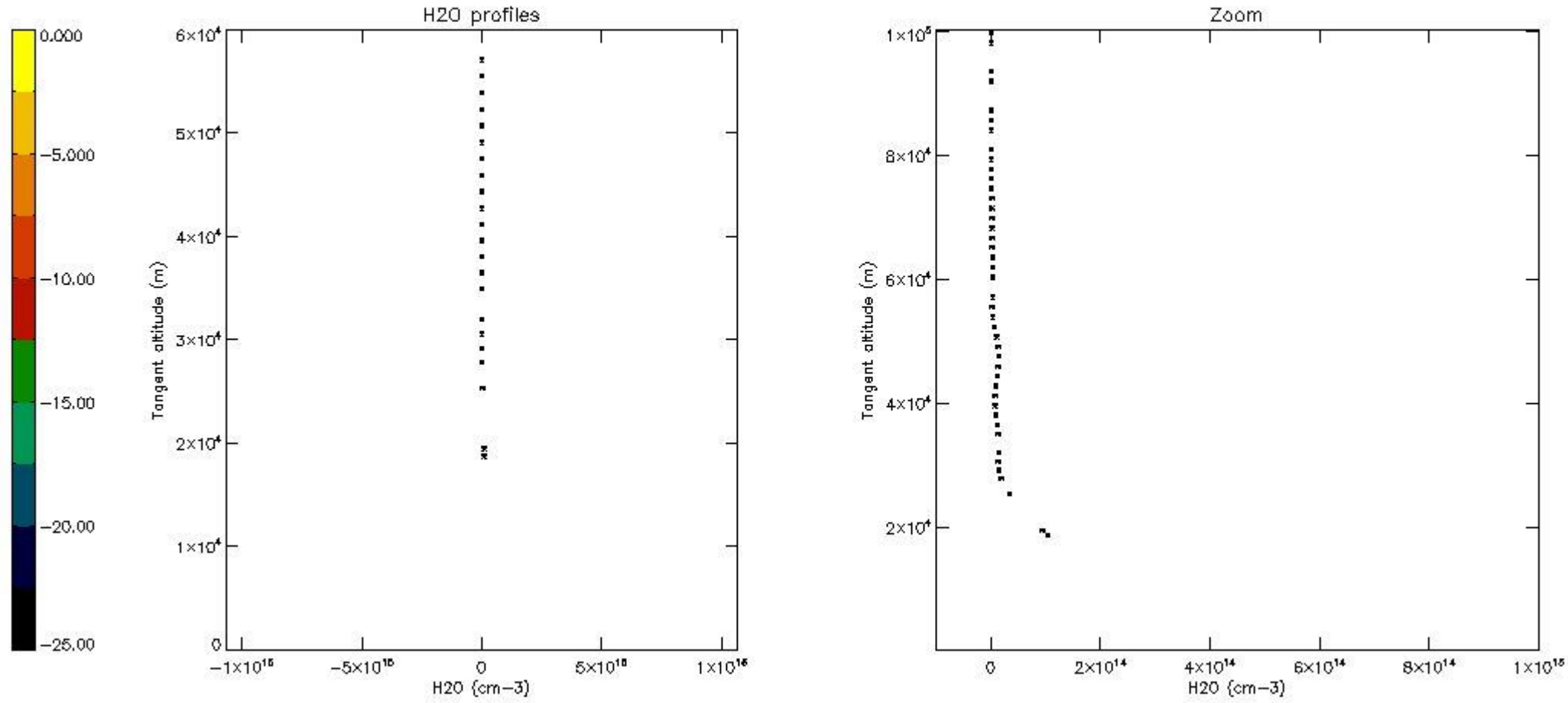
5.7 Plot NO3 profiles for all STD (dark without errors)

The colorbar represents the latitude.



5.8 Plot H₂O profiles for all STD (only for occultations of stars 1,2,3,4,13,14,16,26,63 dark without errors)

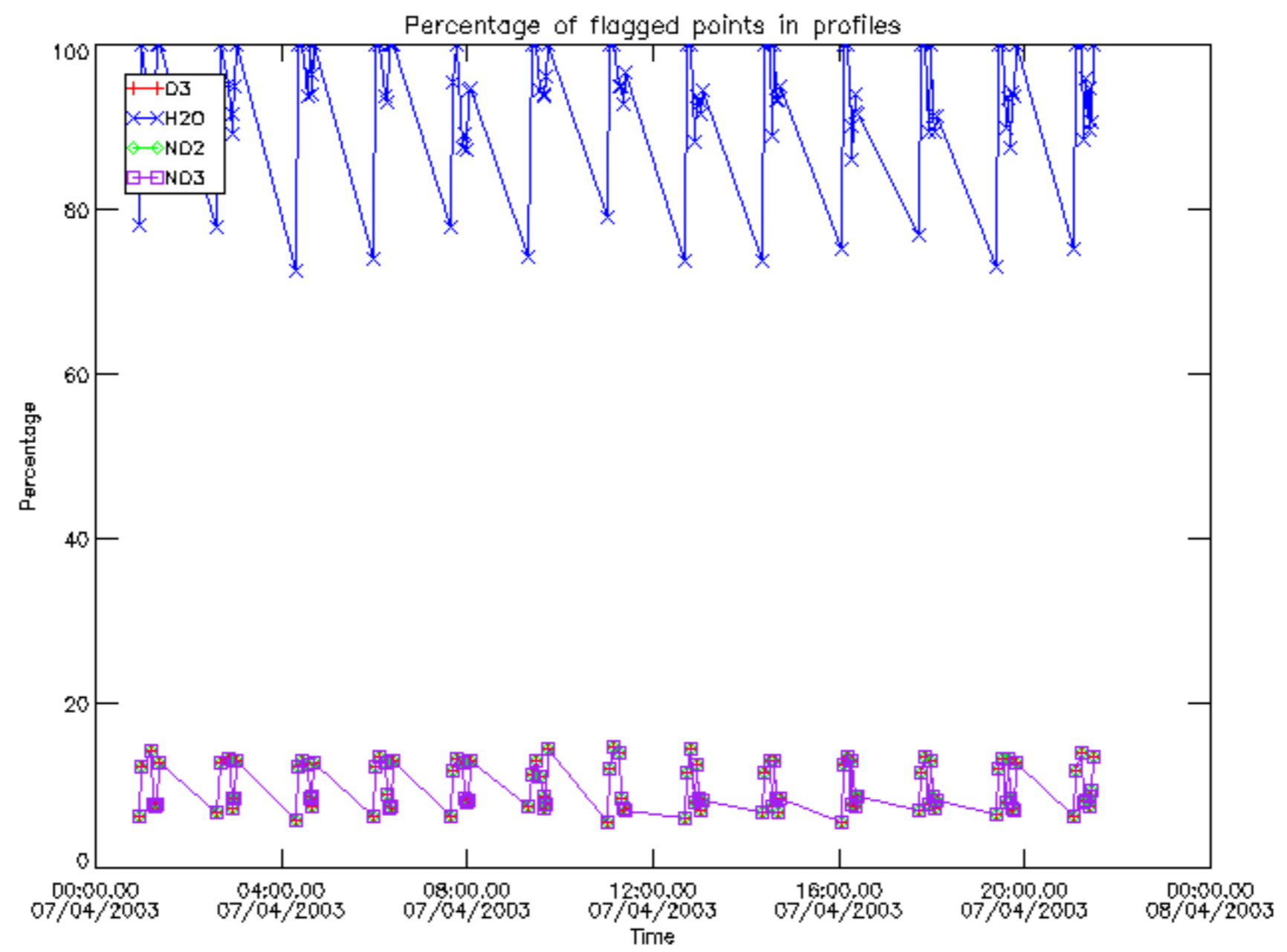
The colorbar represents the latitude.



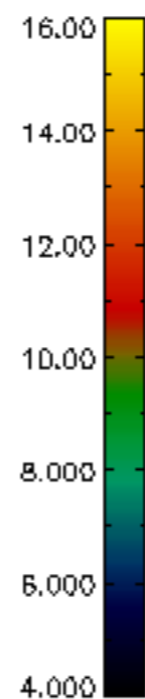
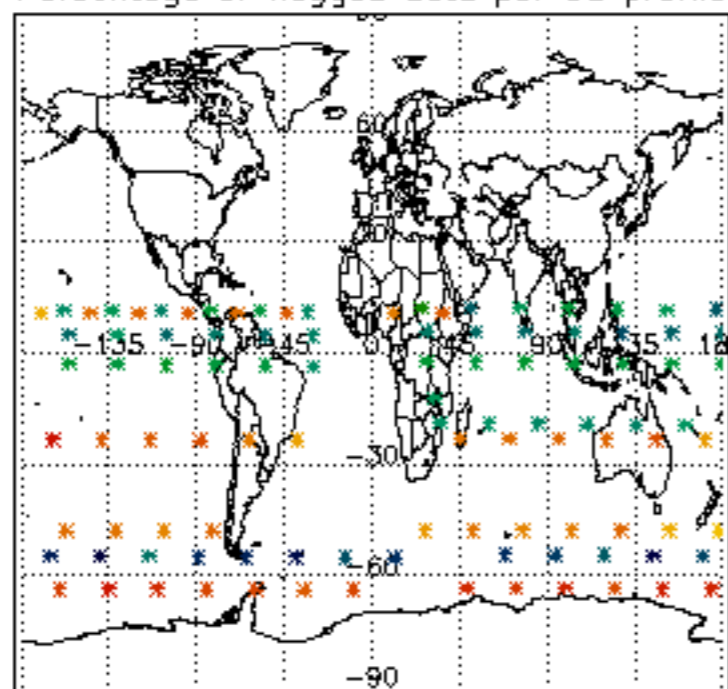
6. Auxiliary Data Files used for the production reported in section 2

The number reported in the third column indicates since which file (see list in section 2) the corresponding auxiliary file has been used. The fourth column is the date of those product files.

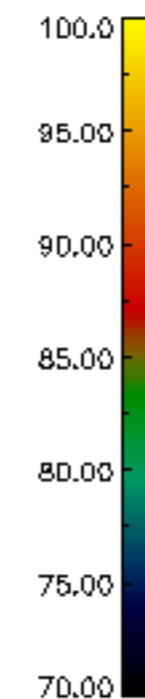
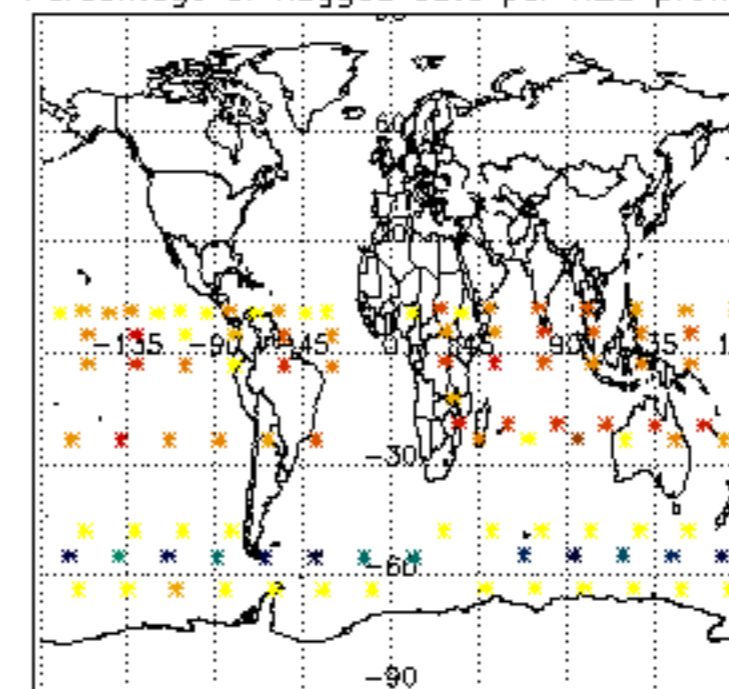
Type	Auxiliary Filename	Used since product	Used since product date
INST_PHYS_CHARACTERISTICS	GOM_INS_AXNIEC20050627_150440_20020301_000000_20100101_000000	1	07-APR-2003 00:02:47
LEVEL-2_PROC_CONFIG	GOM_PR2_AXVIEC20091111_152718_20020301_000000_20500101_000000	1	07-APR-2003 00:02:47
CROSS_SECTIONS_FILE	GOM_CRS_AXVIEC20091111_154832_20020301_000000_20500101_000000	1	07-APR-2003 00:02:47



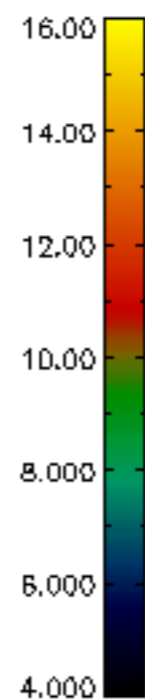
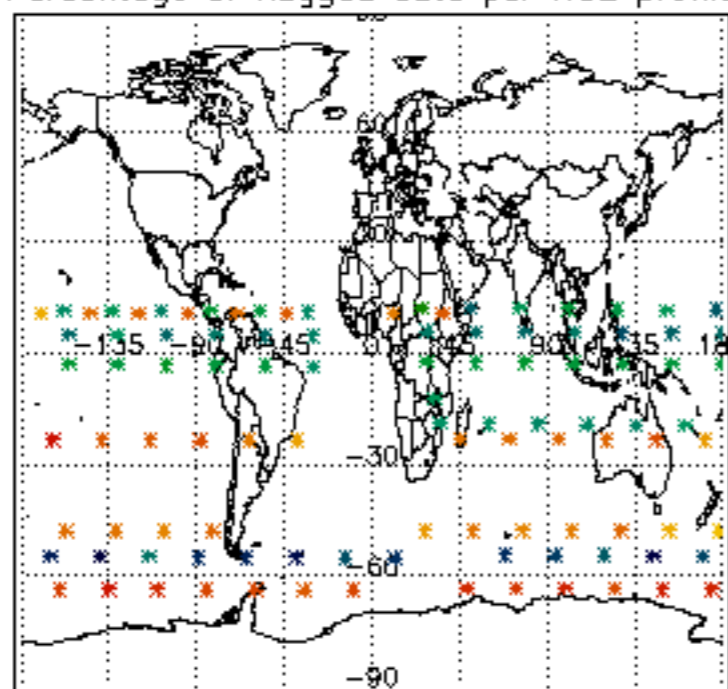
Percentage of flagged data per D3 profile



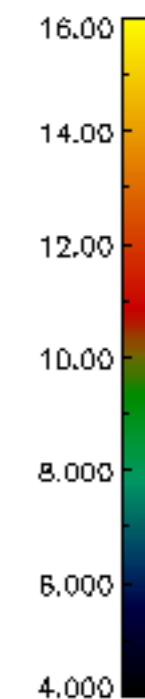
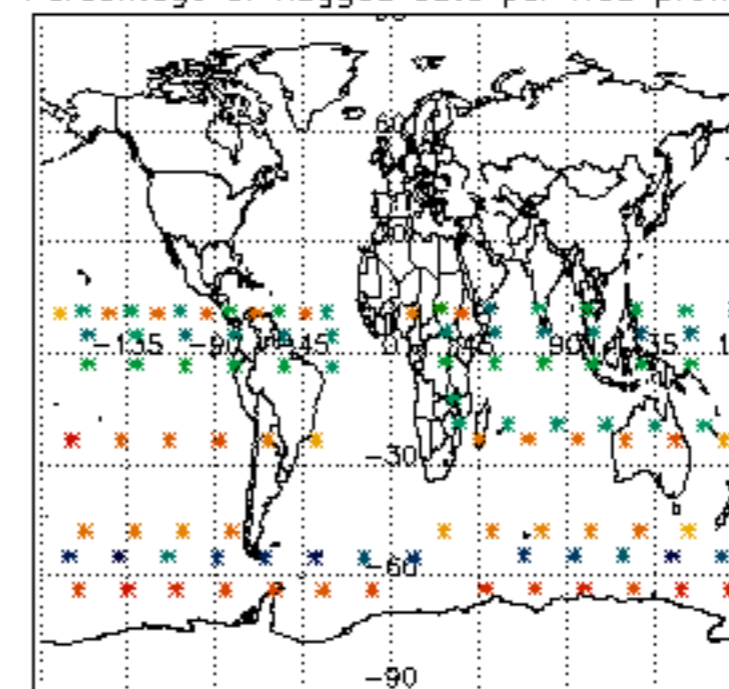
Percentage of flagged data per H2O profile

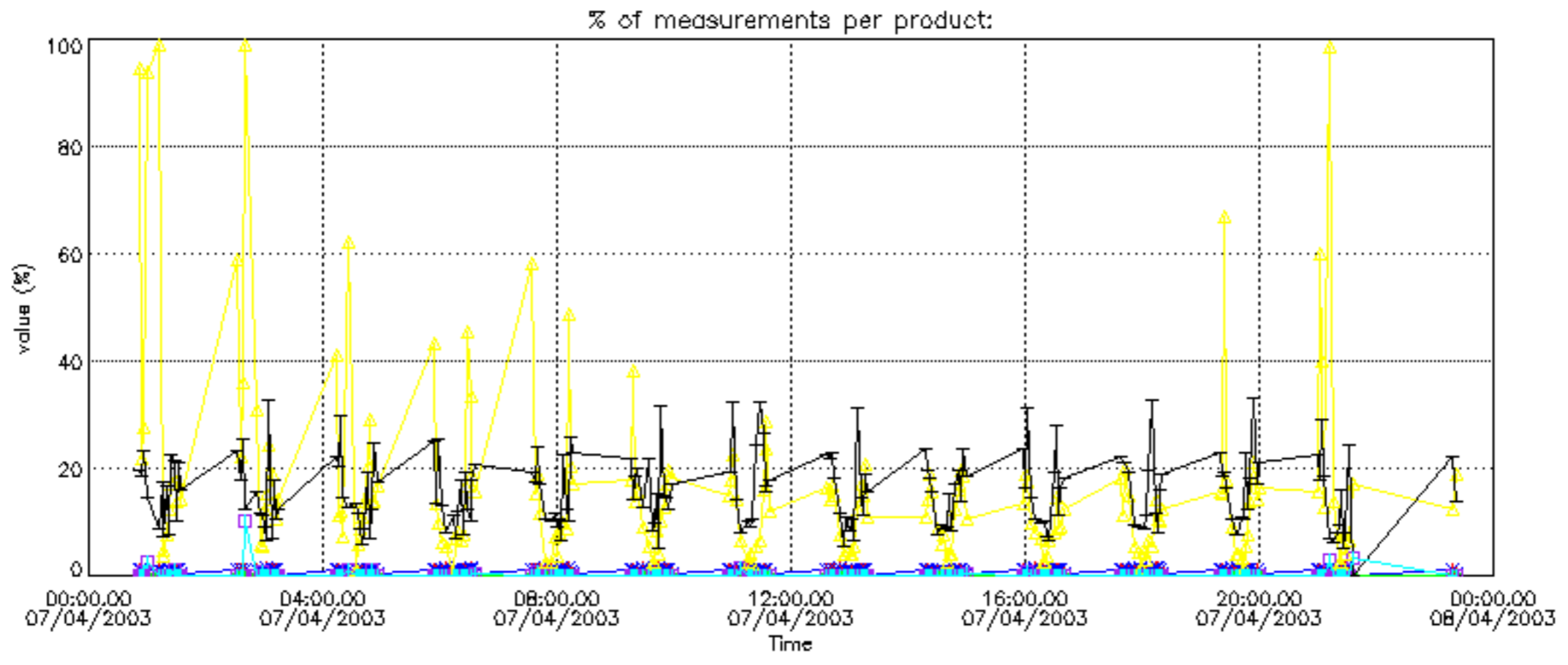


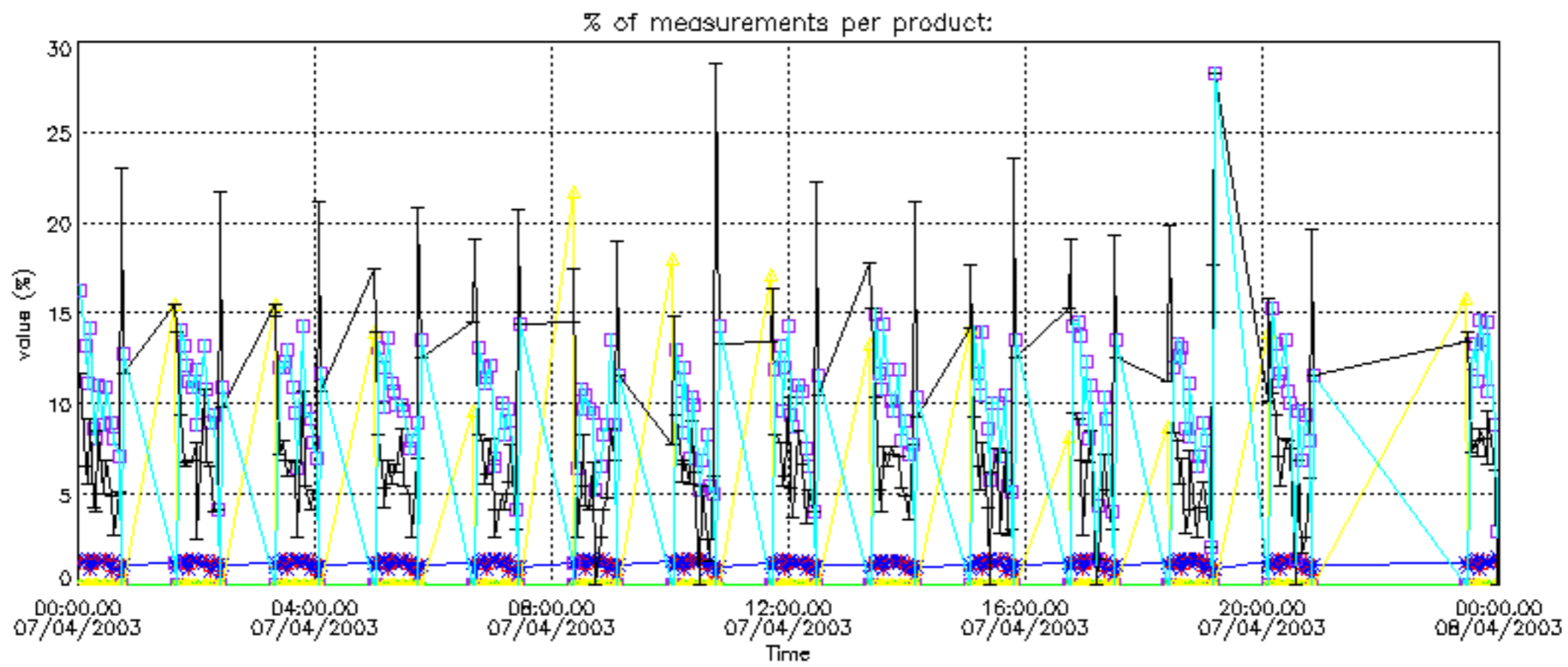
Percentage of flagged data per NO2 profile



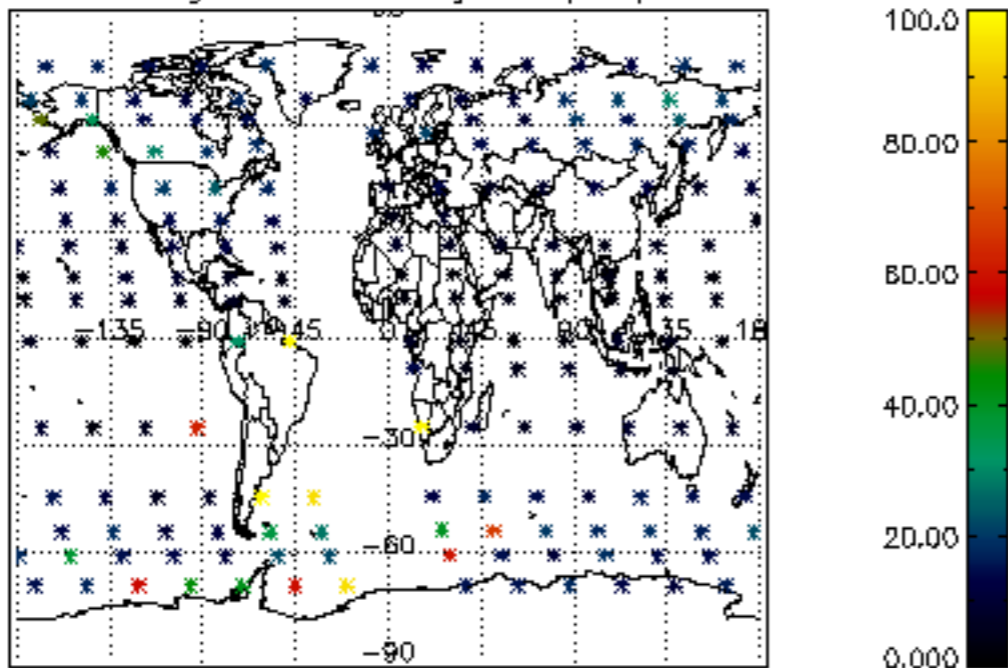
Percentage of flagged data per NO3 profile



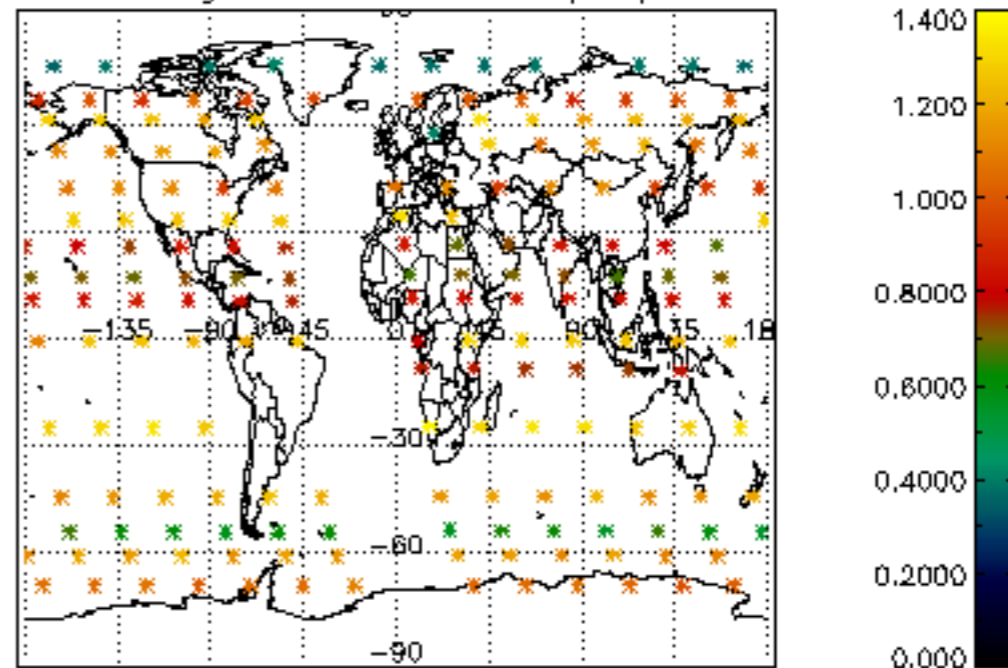




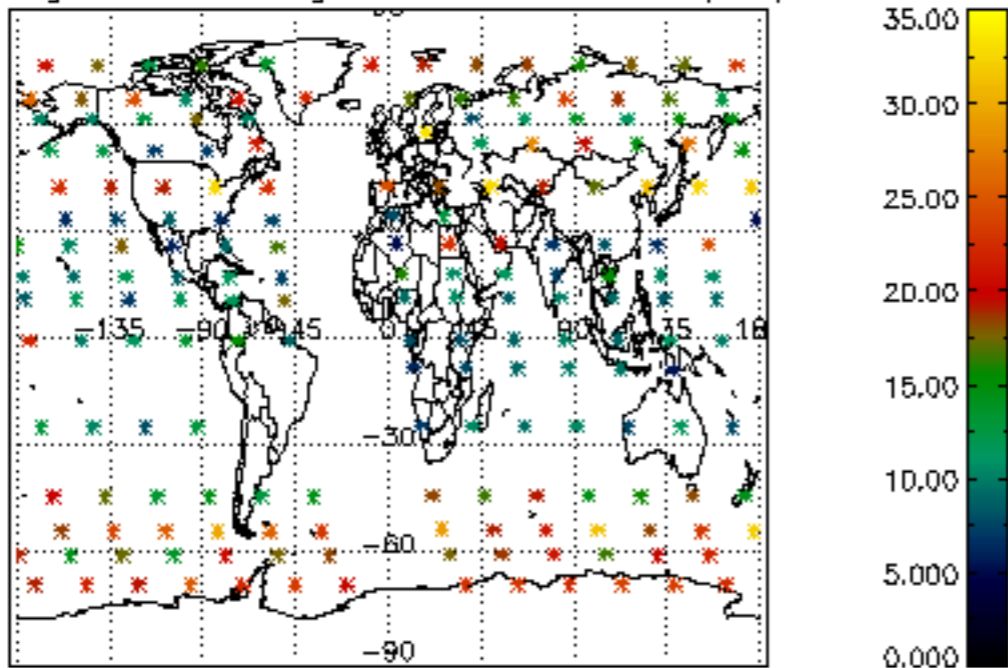
Percentage of cosmic ray hits per profile



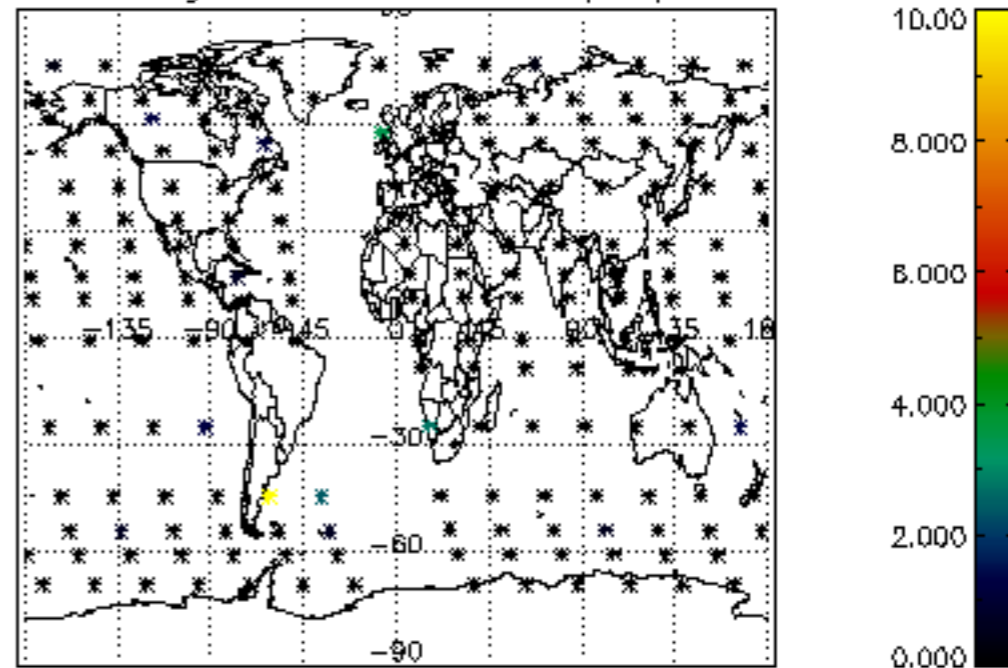
Percentage of datation errors per profile



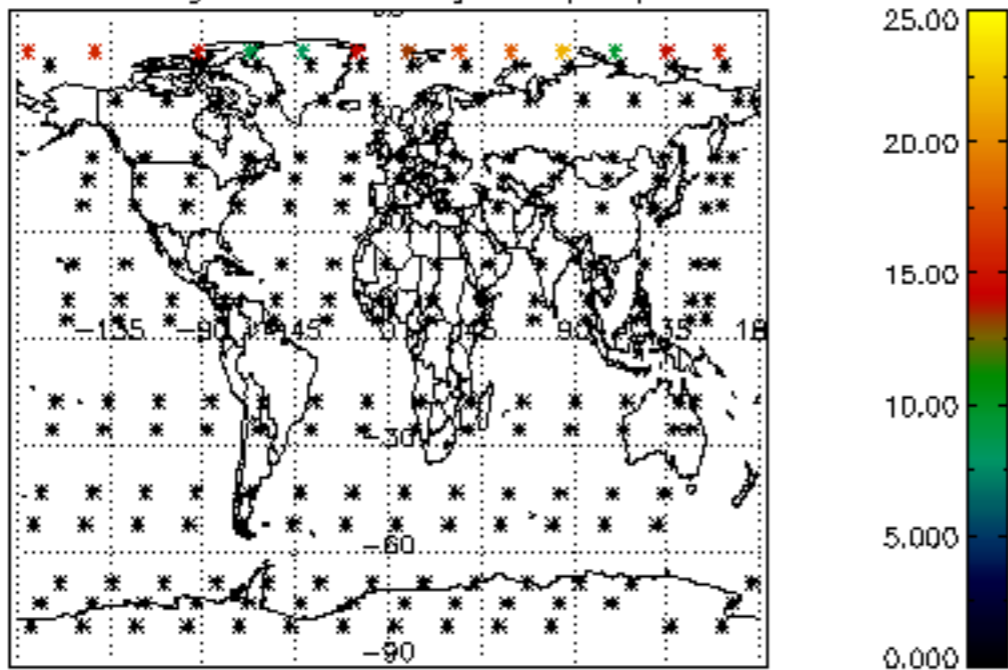
Percentage of star falling outside central band per profile



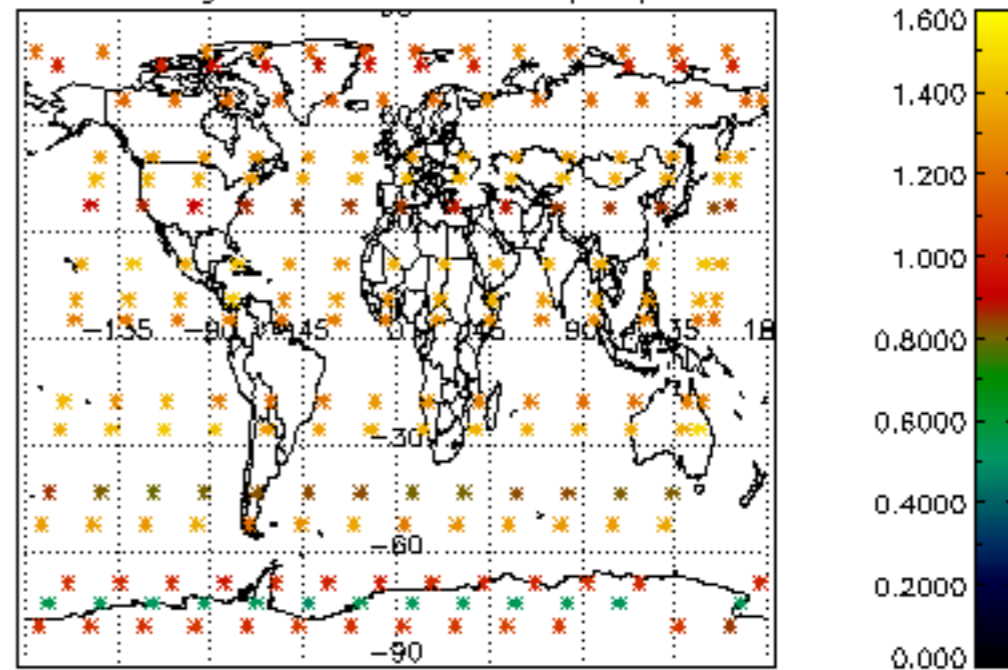
Percentage of saturation errors per profile



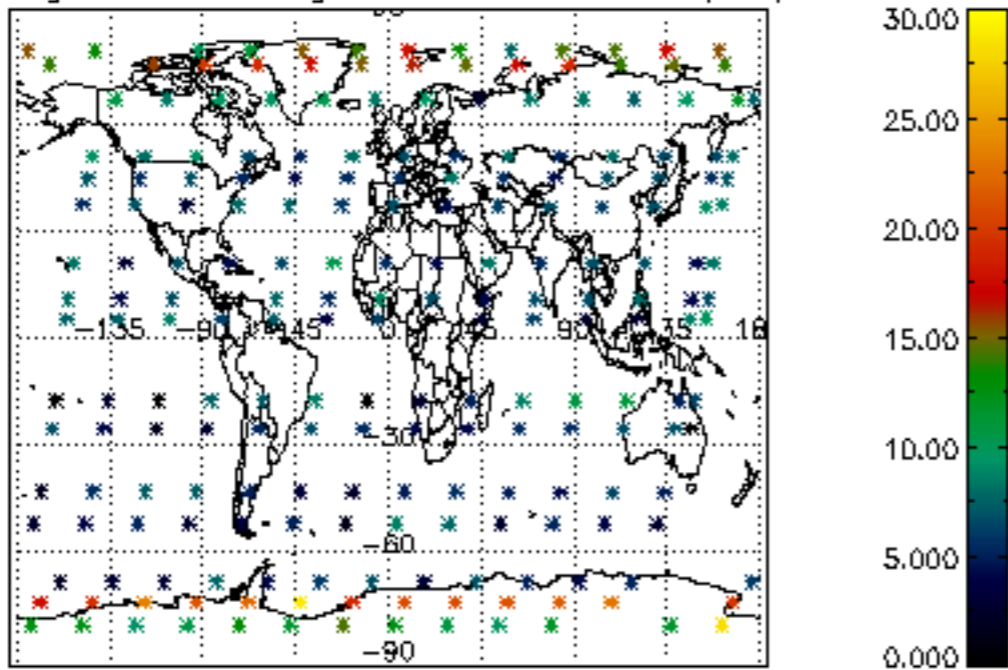
Percentage of cosmic ray hits per profile



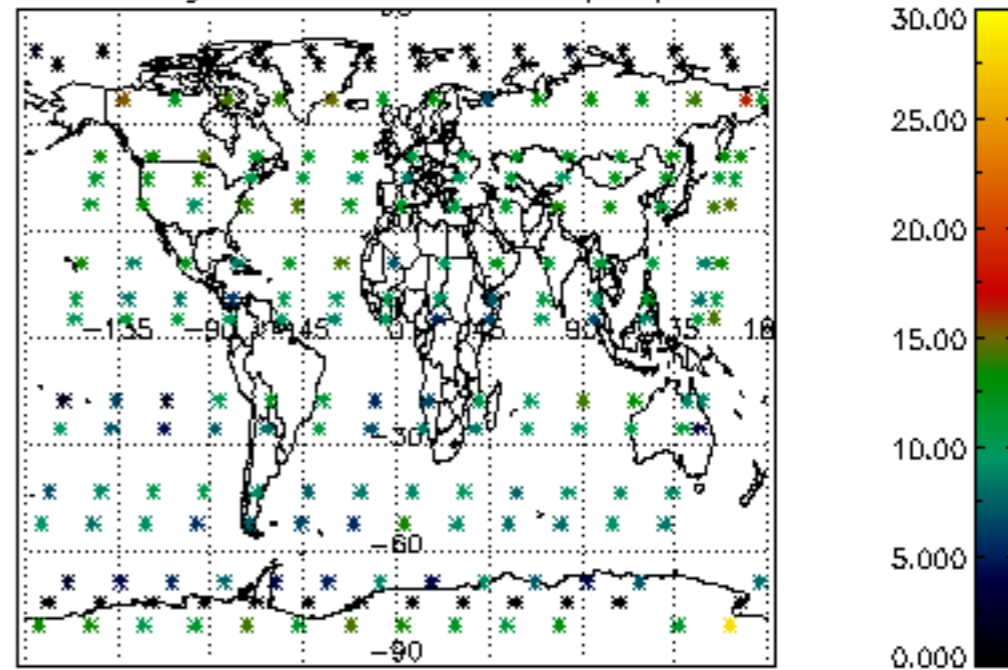
Percentage of datation errors per profile

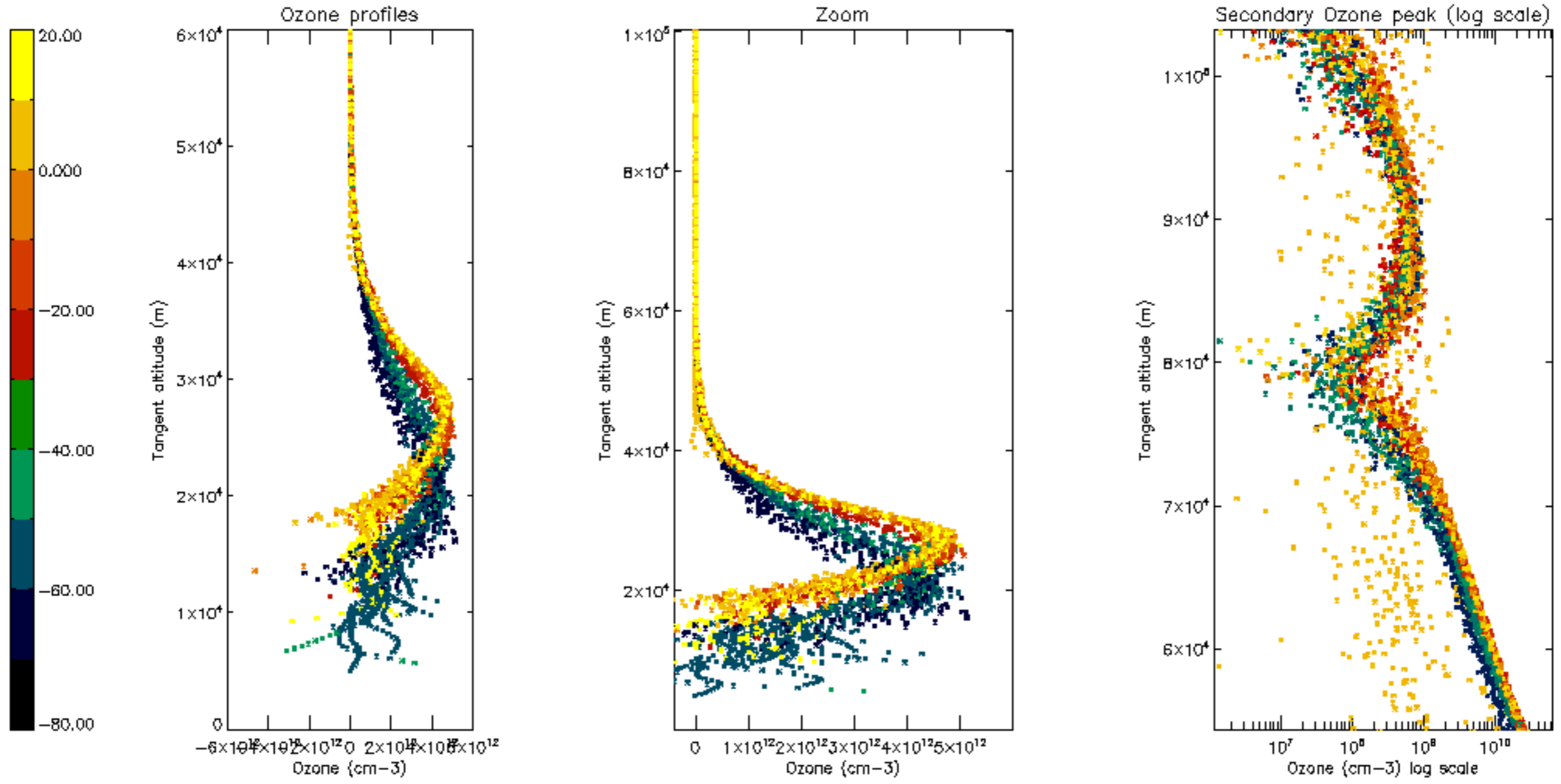


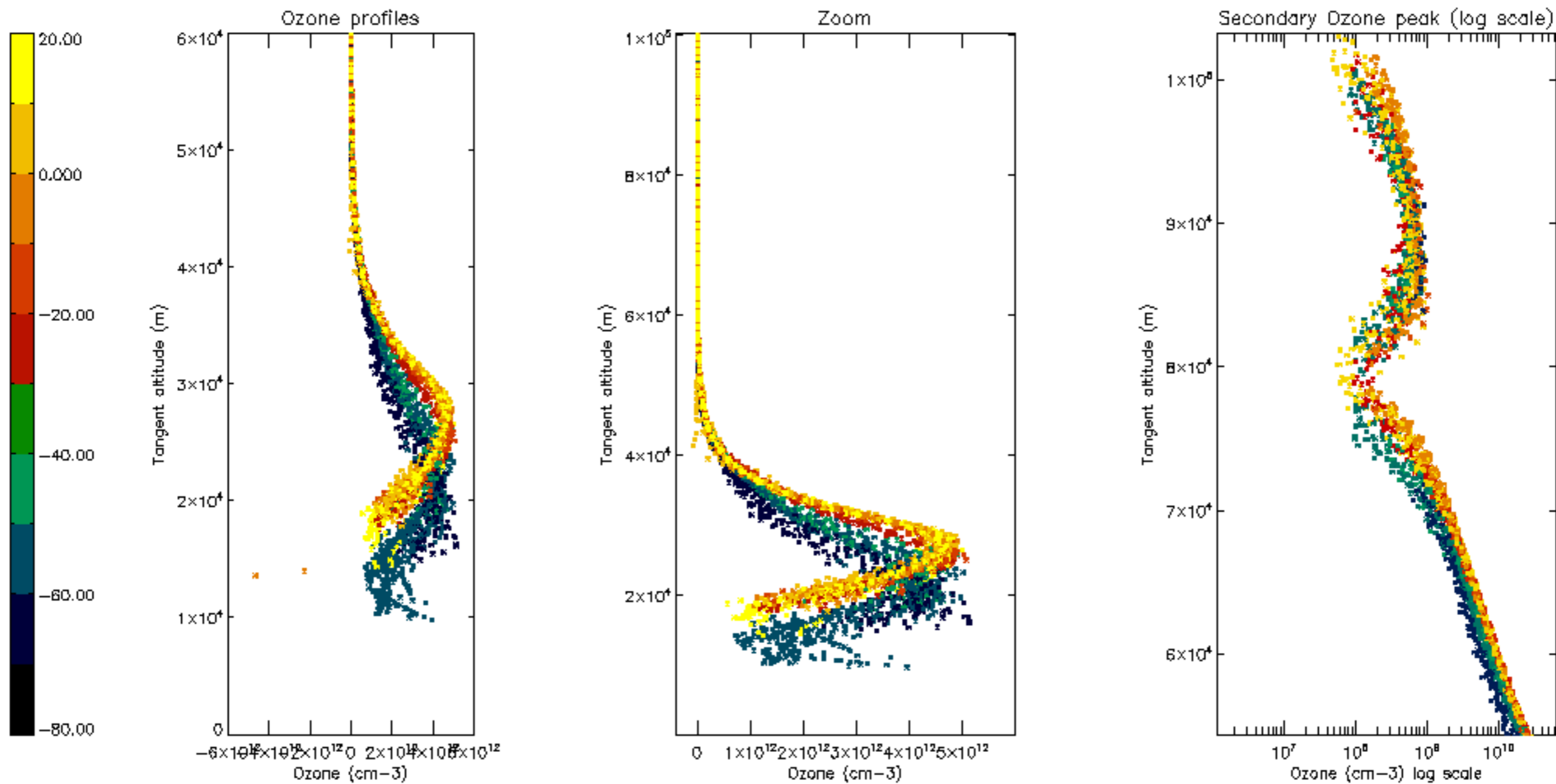
Percentage of star falling outside central band per profile

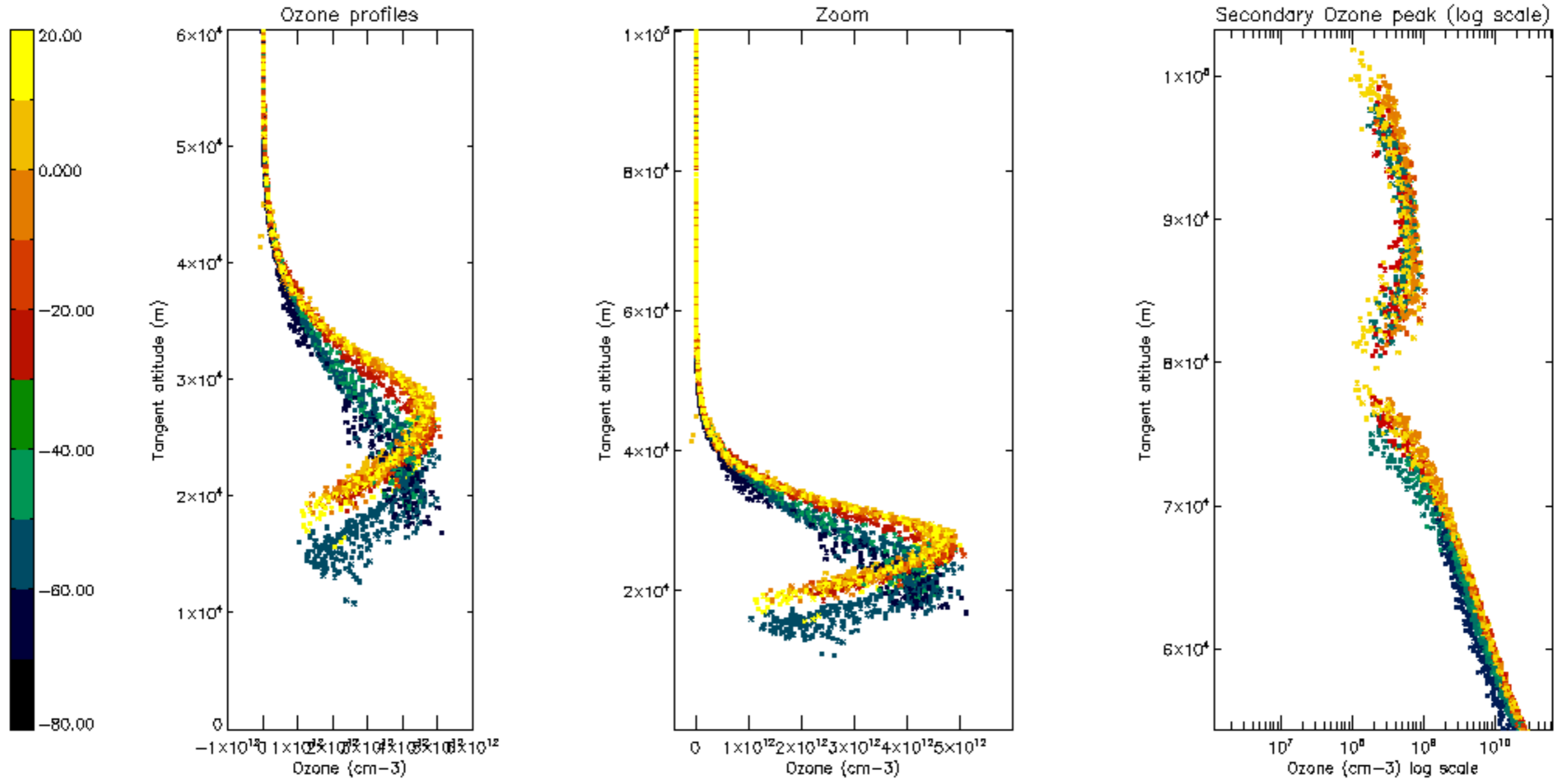


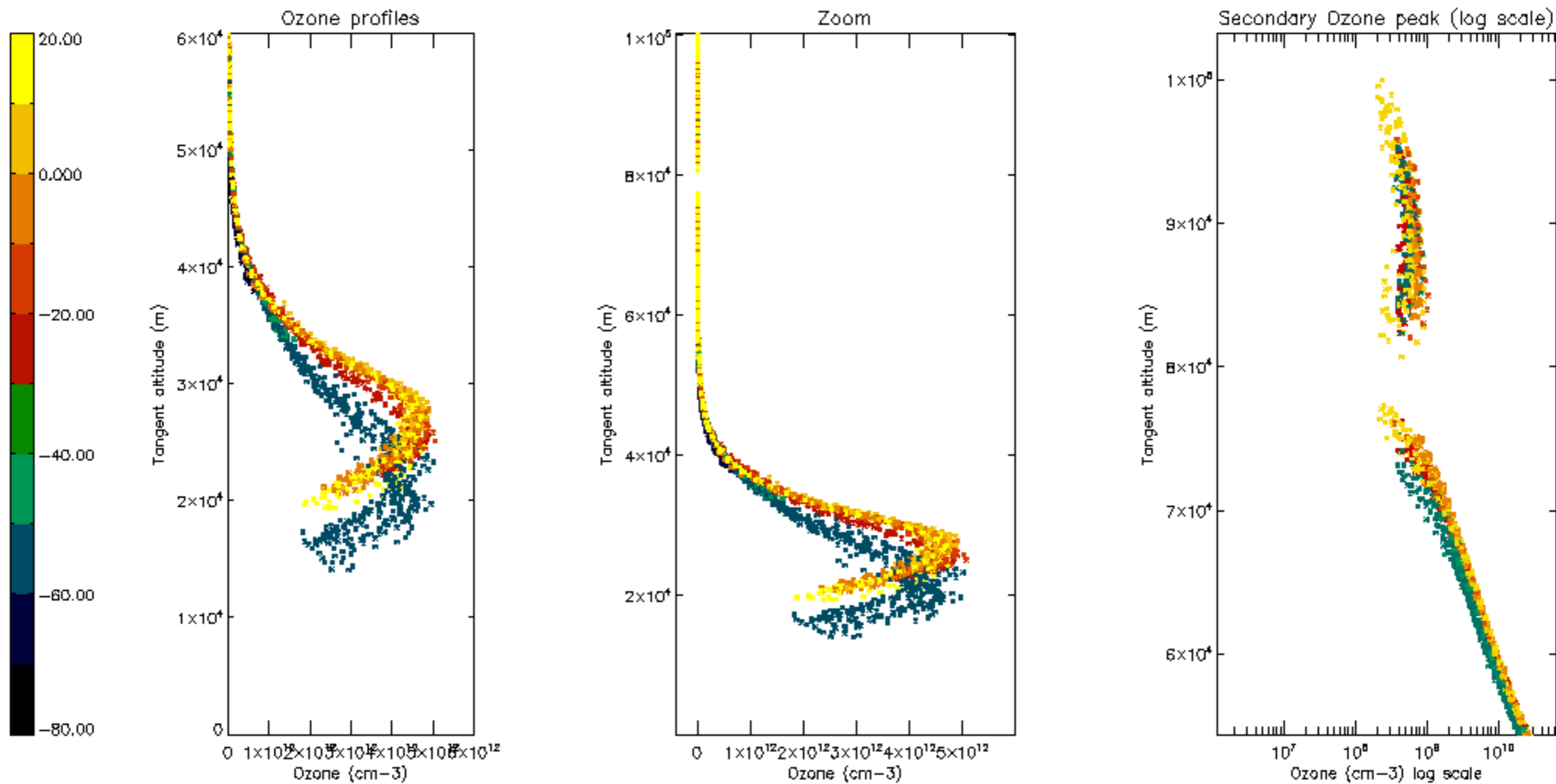
Percentage of saturation errors per profile

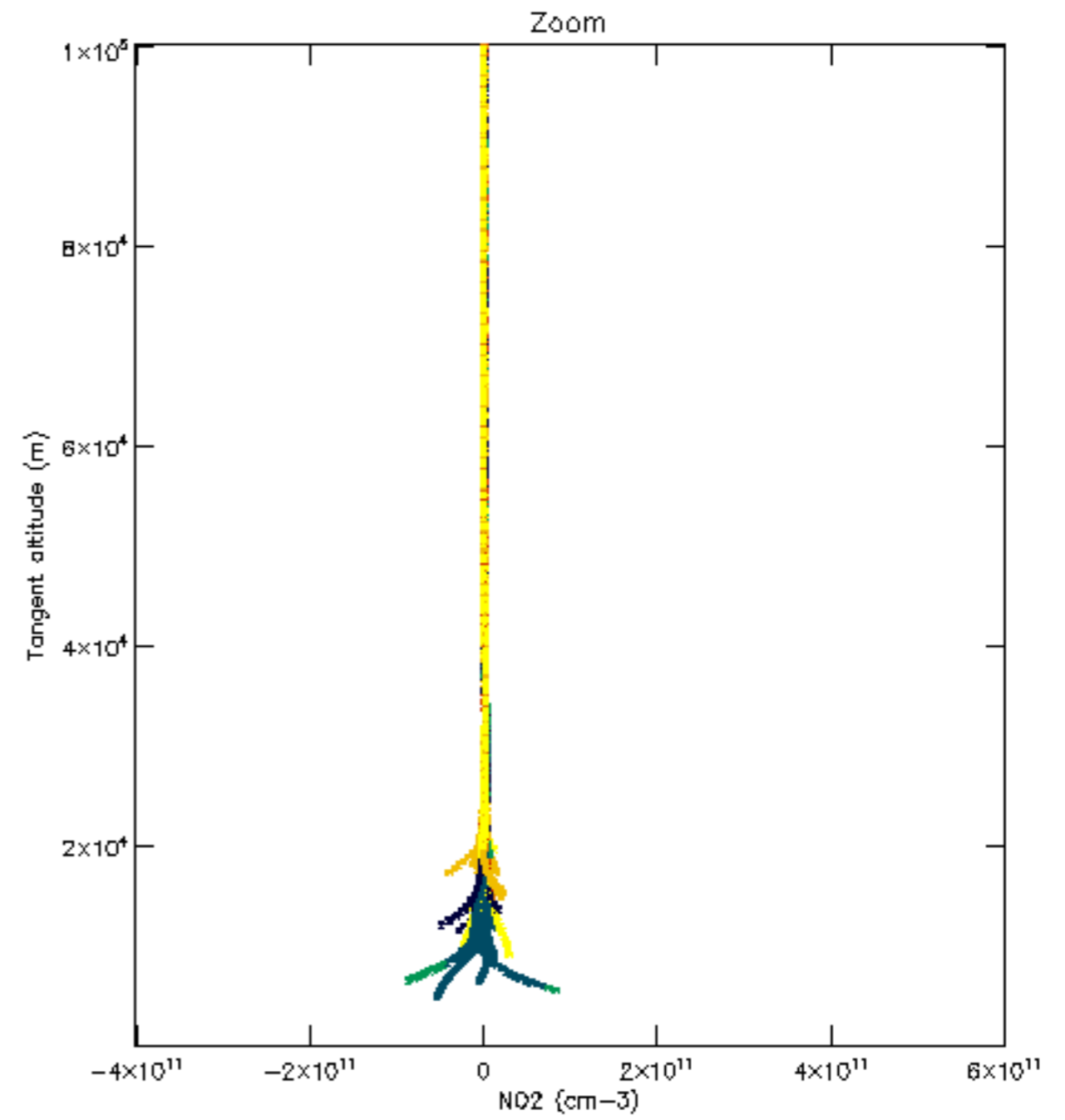
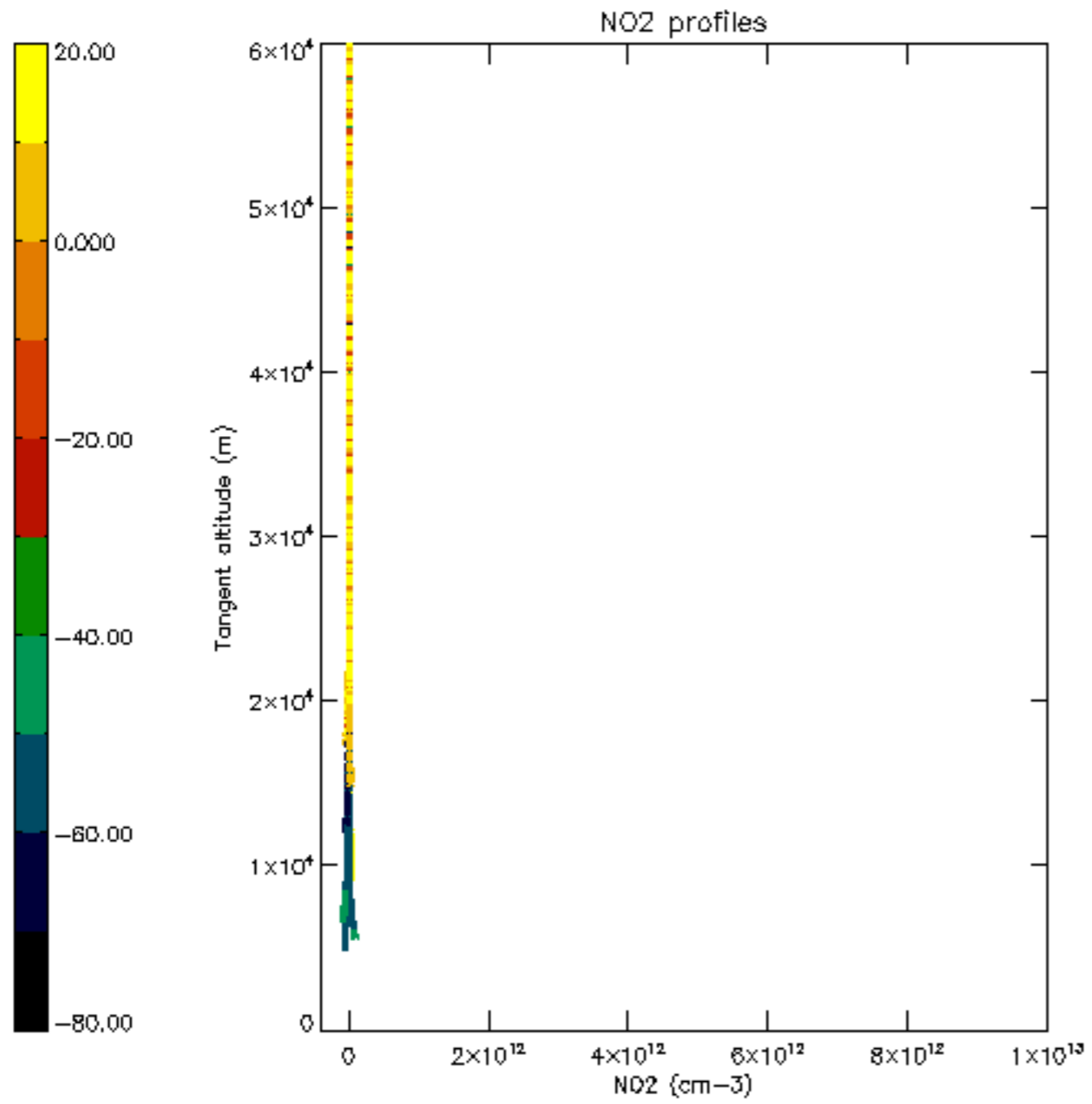


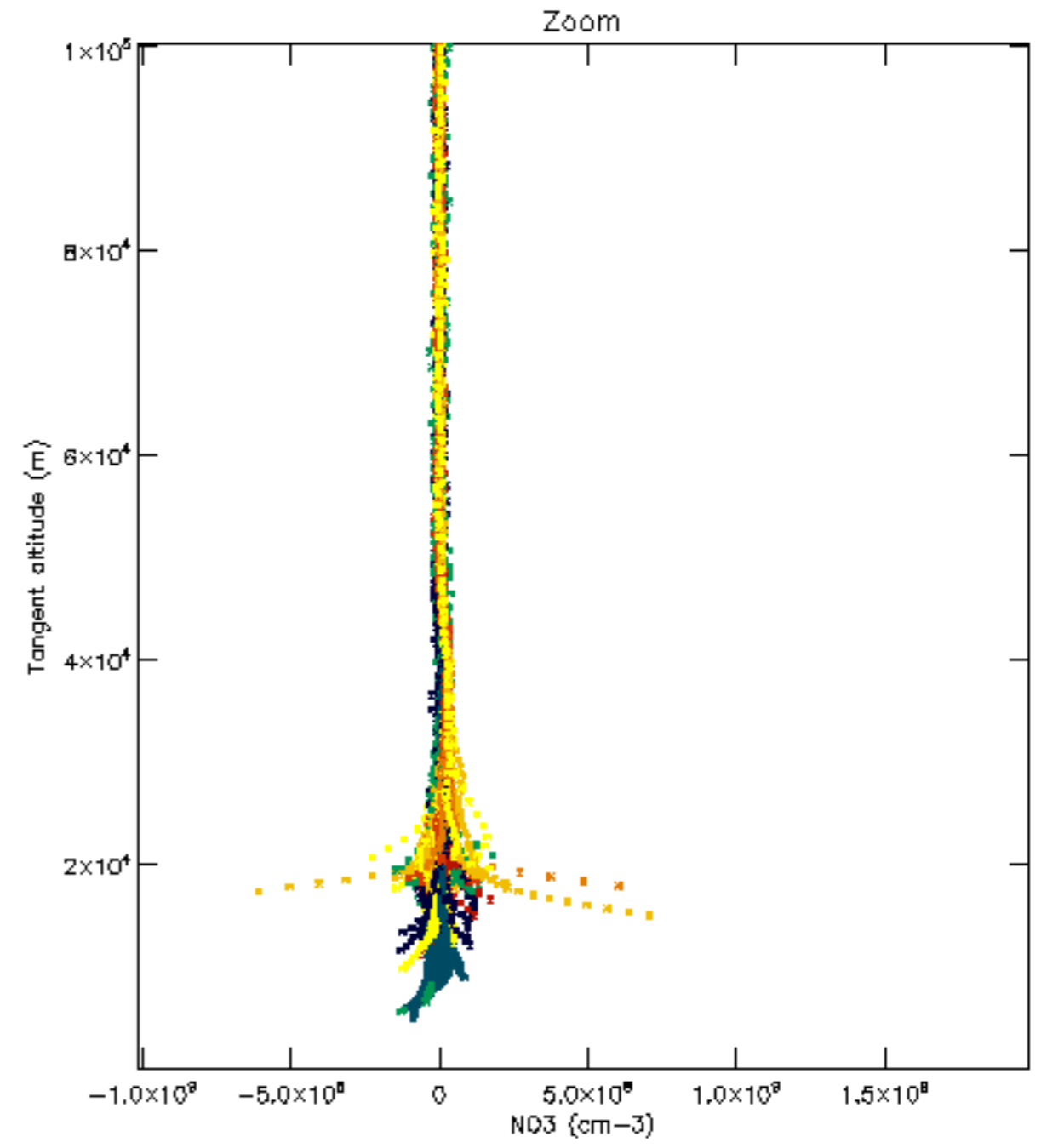
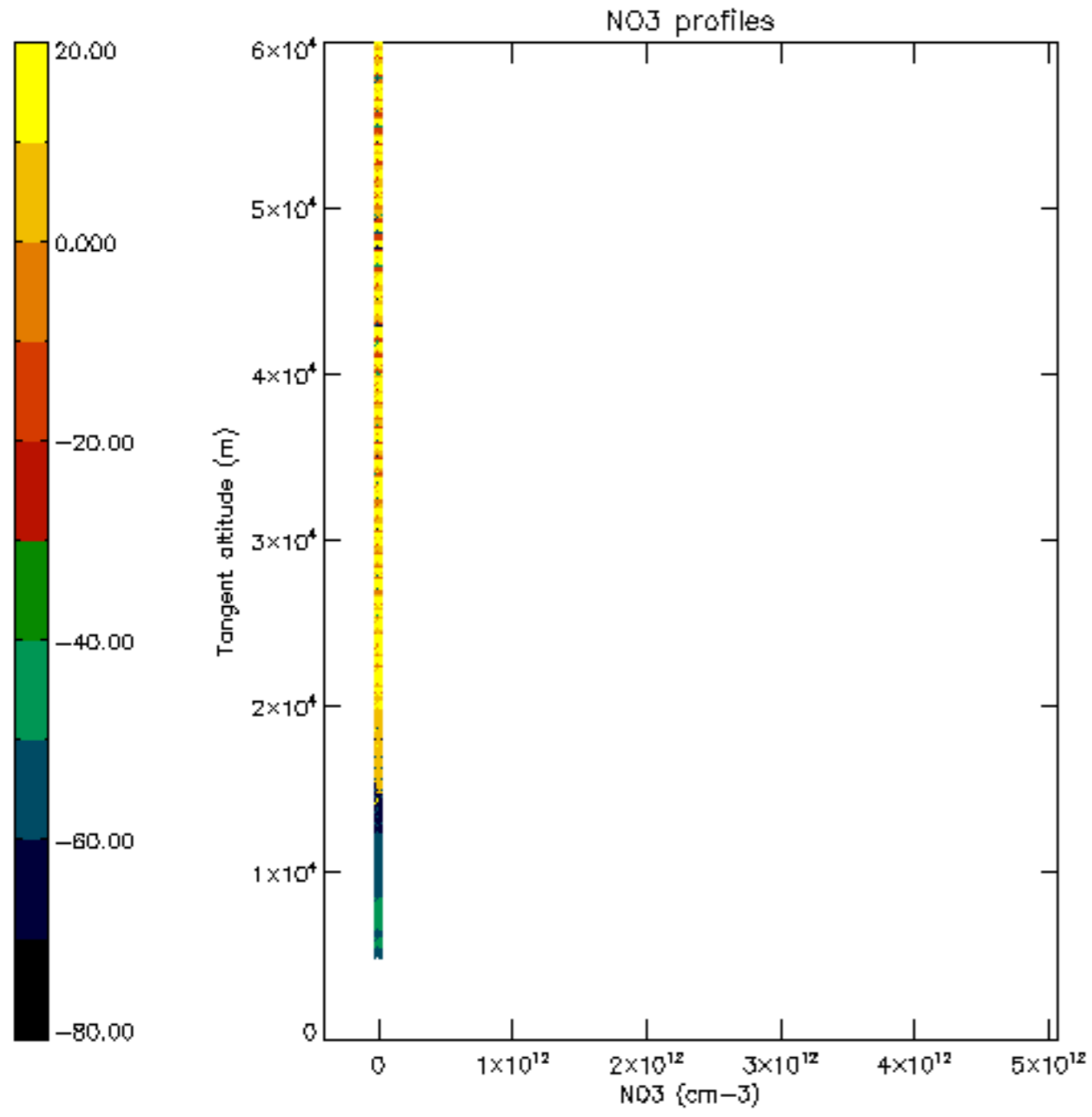


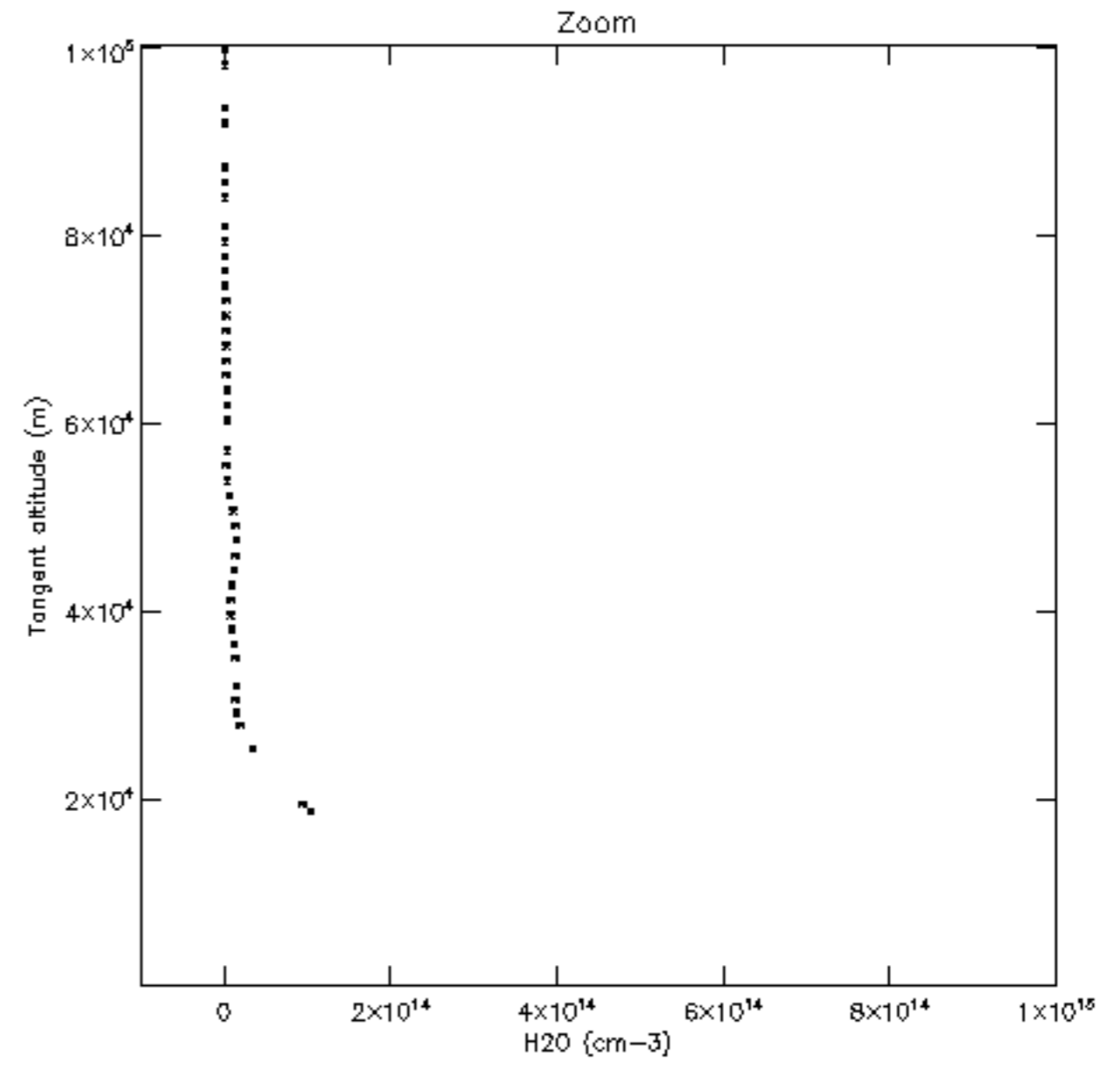
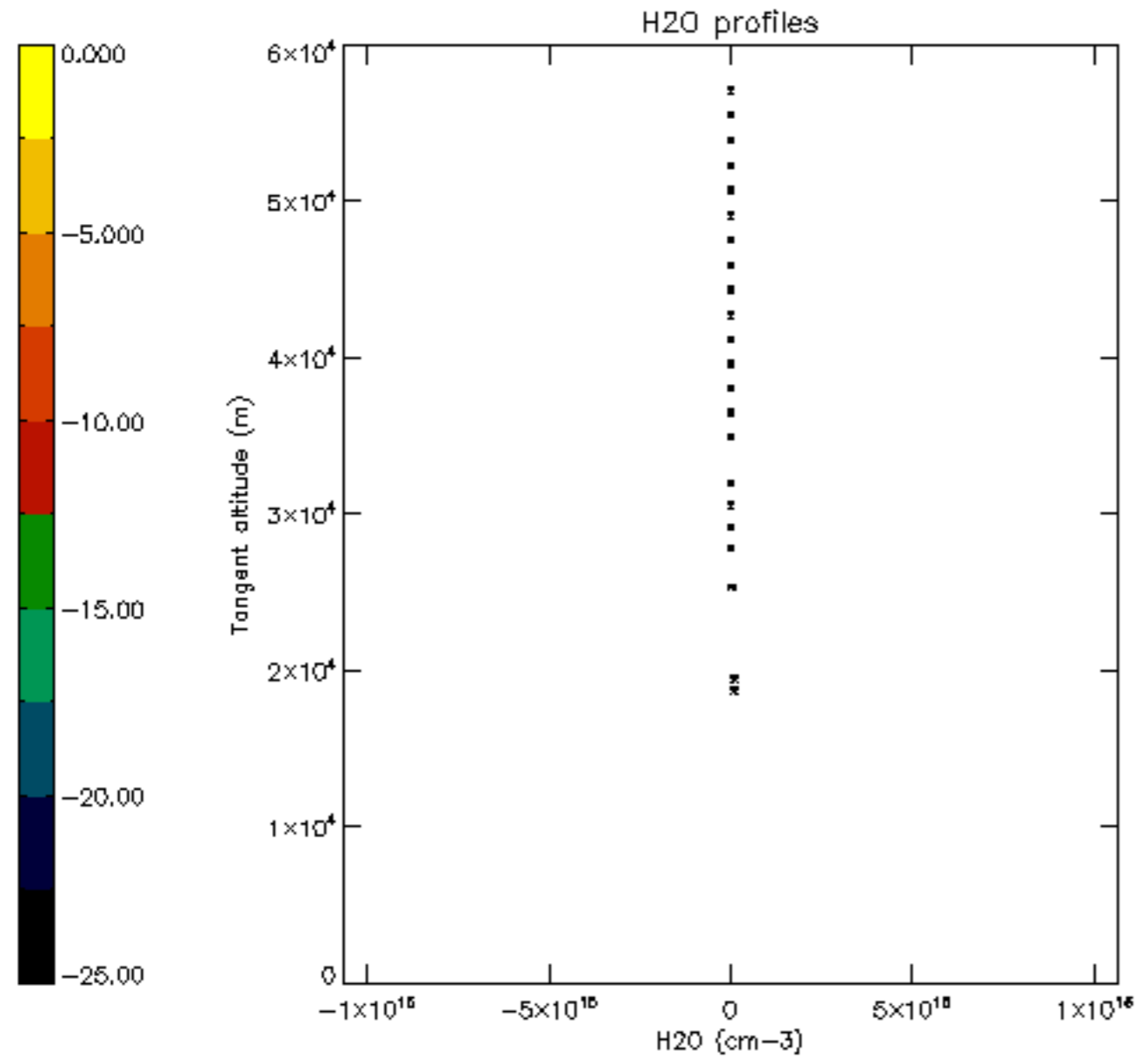


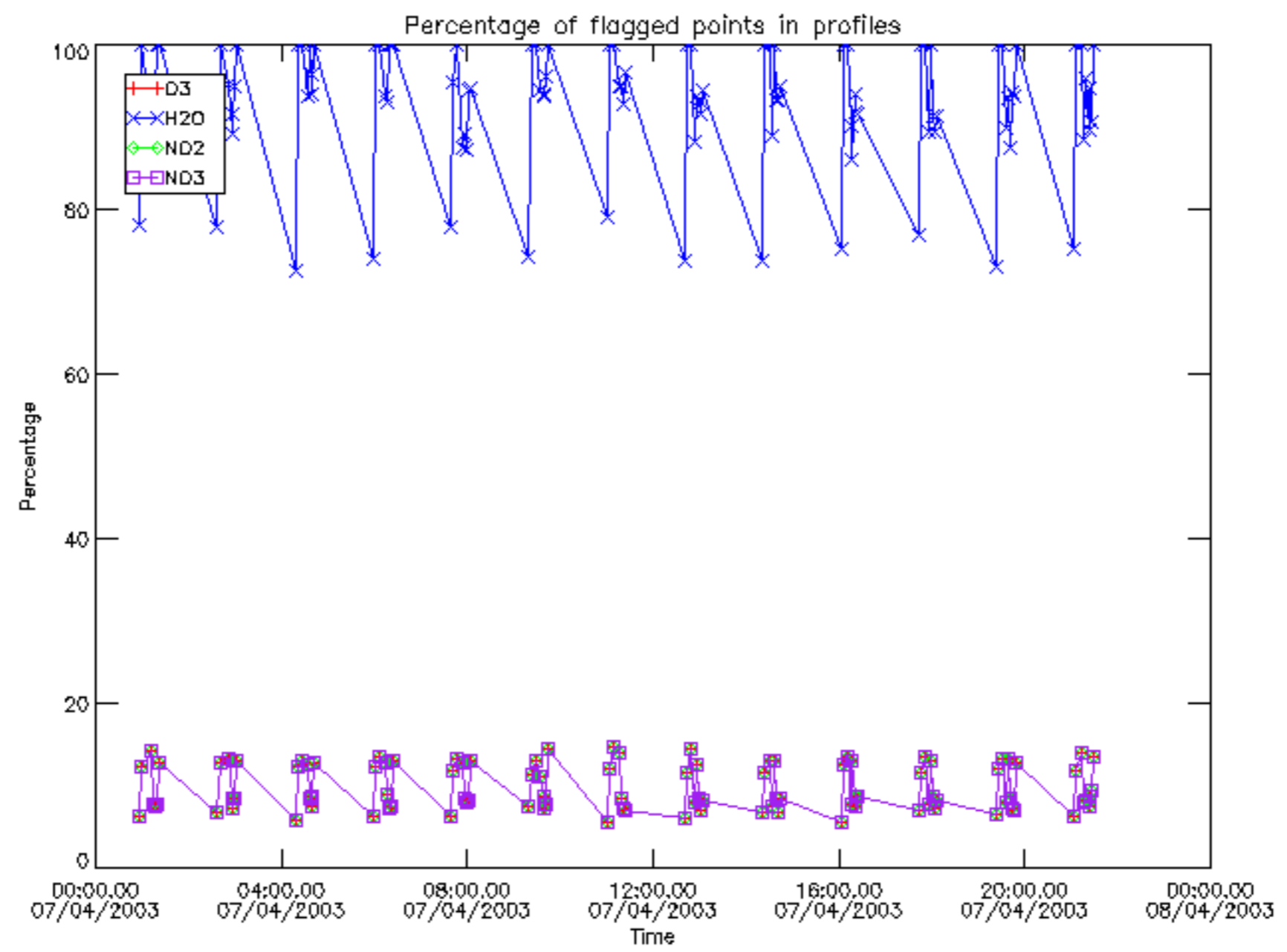




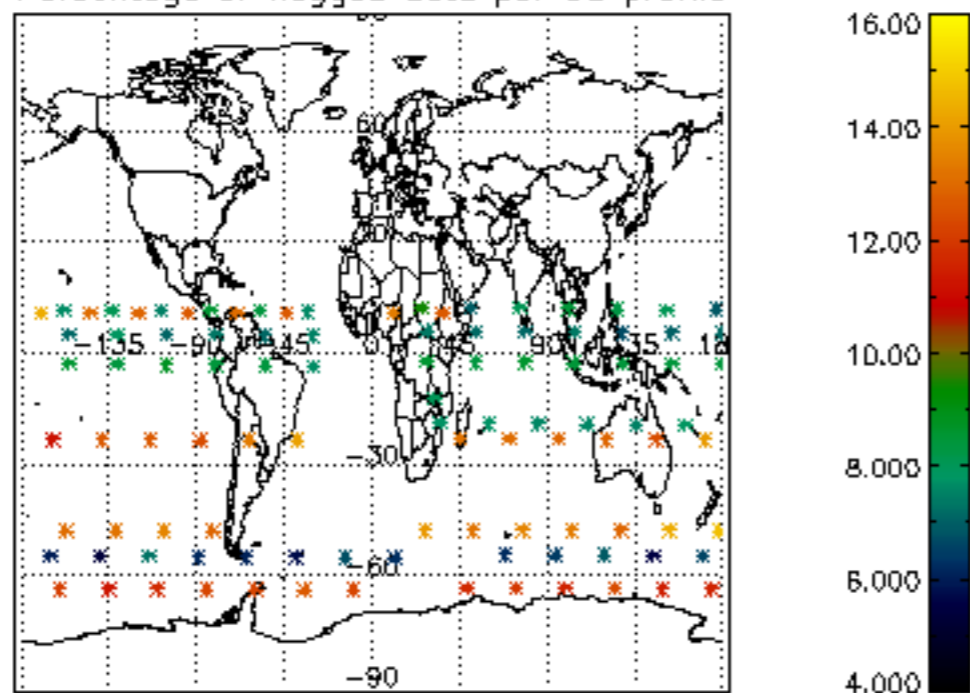




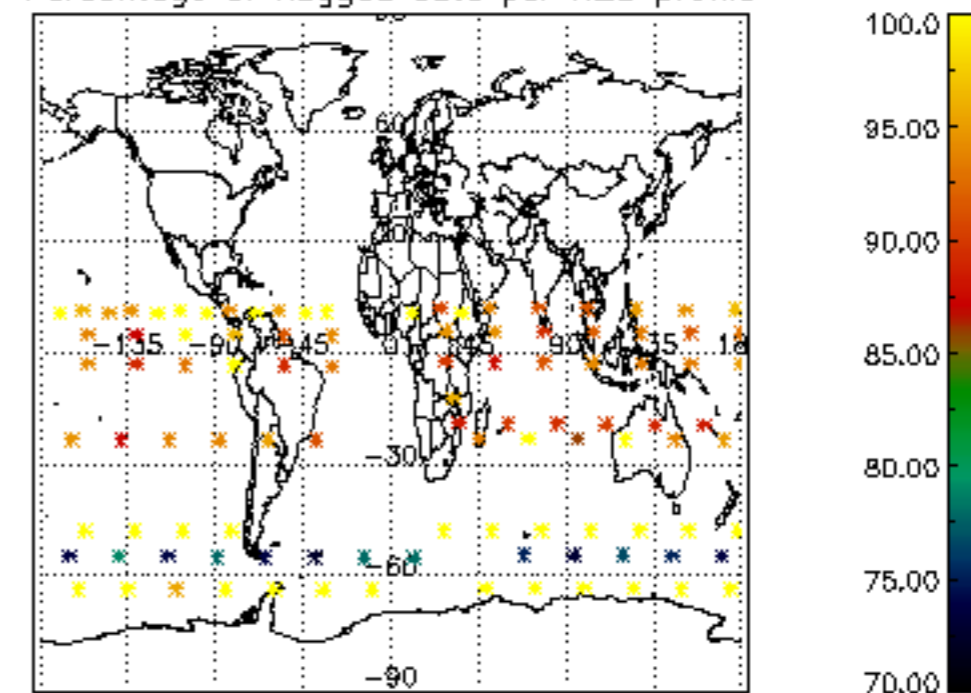




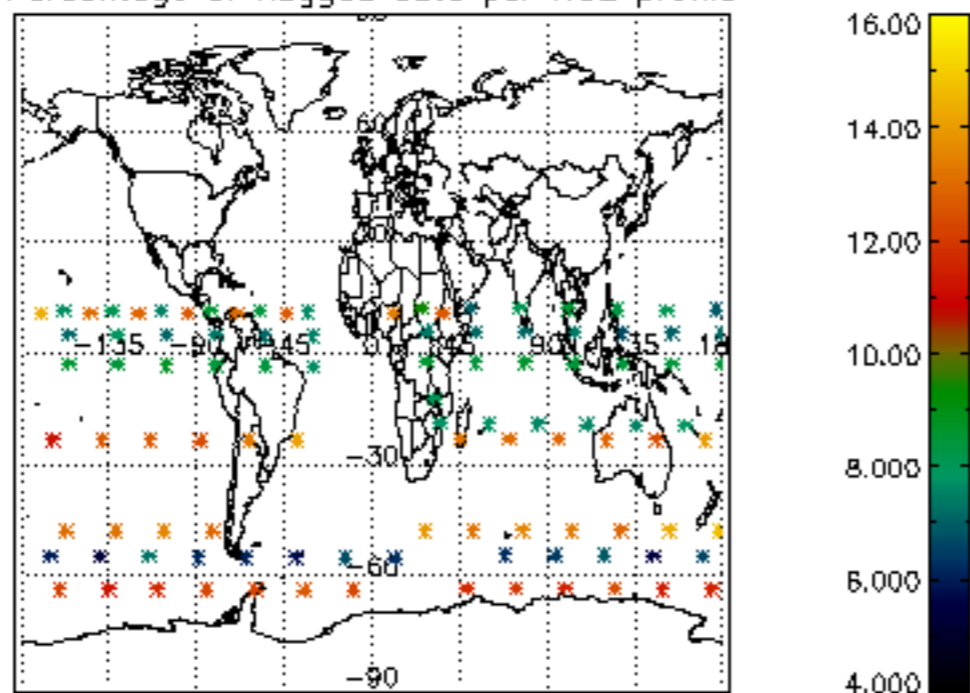
Percentage of flagged data per D3 profile



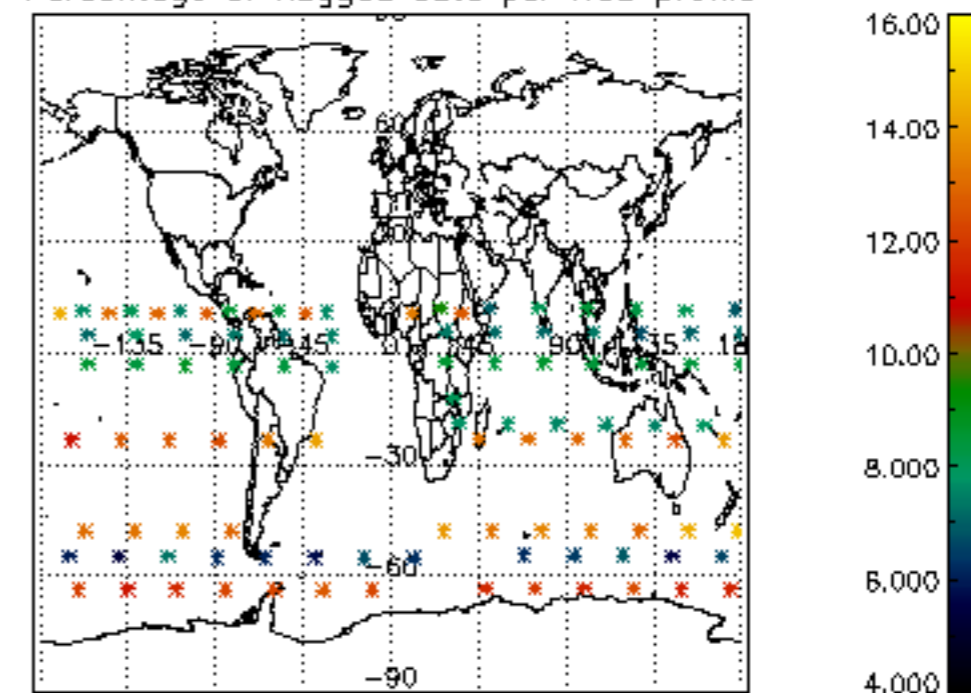
Percentage of flagged data per H2O profile

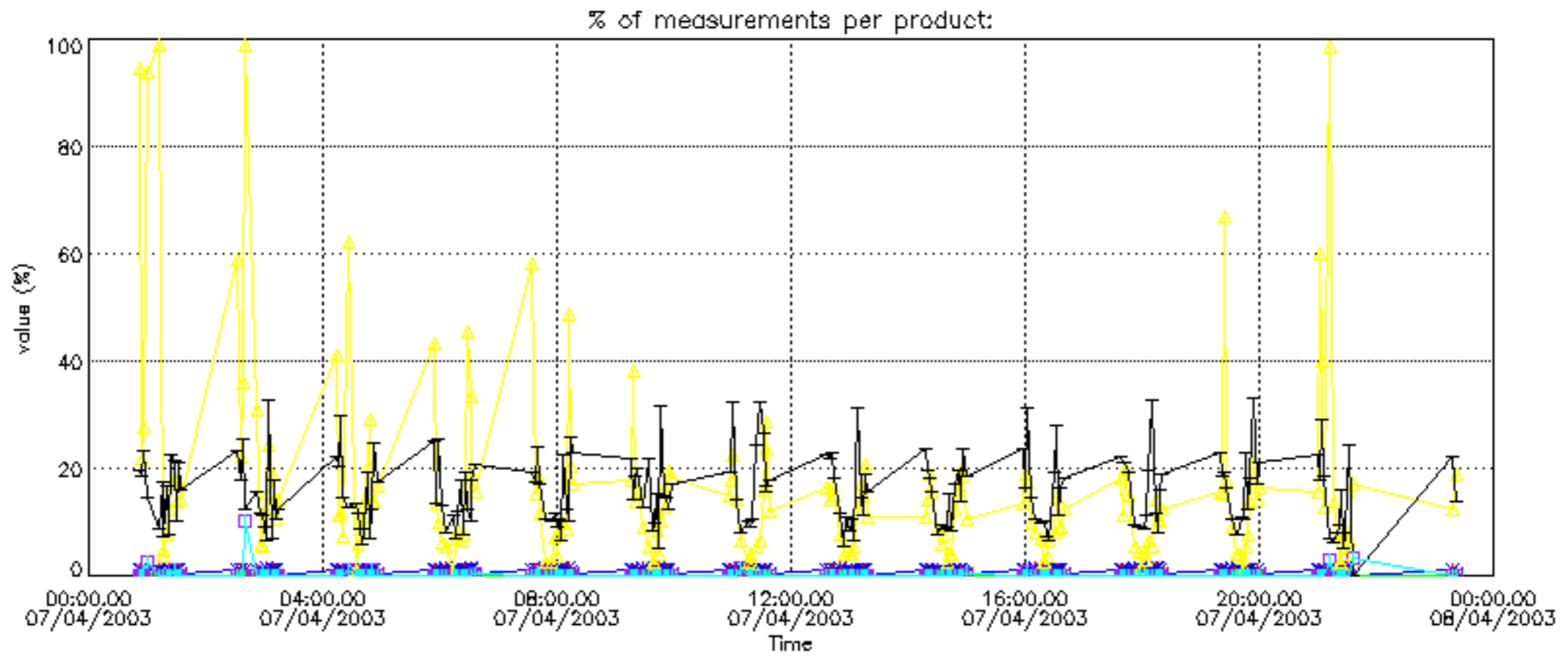


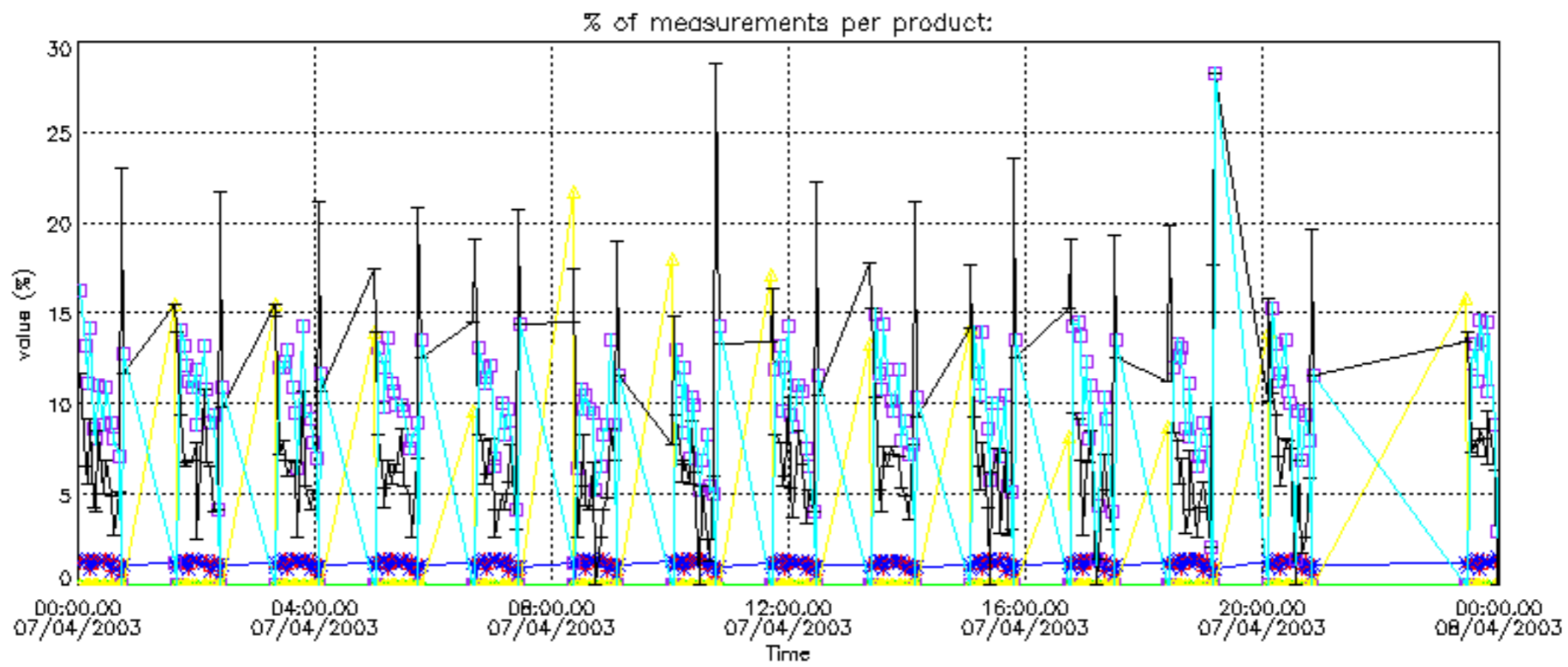
Percentage of flagged data per NO2 profile



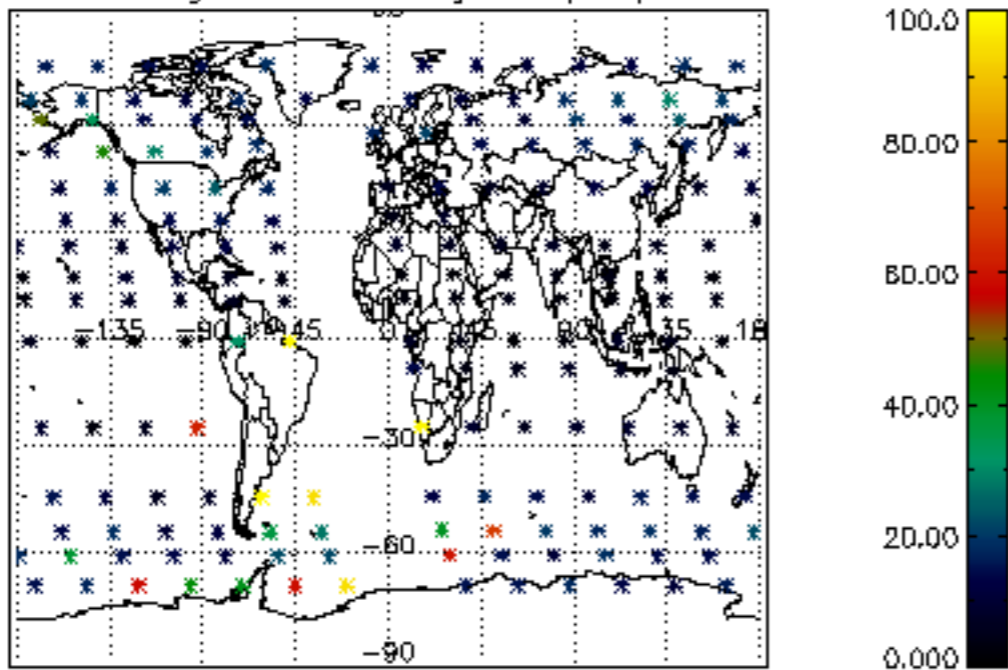
Percentage of flagged data per NO3 profile



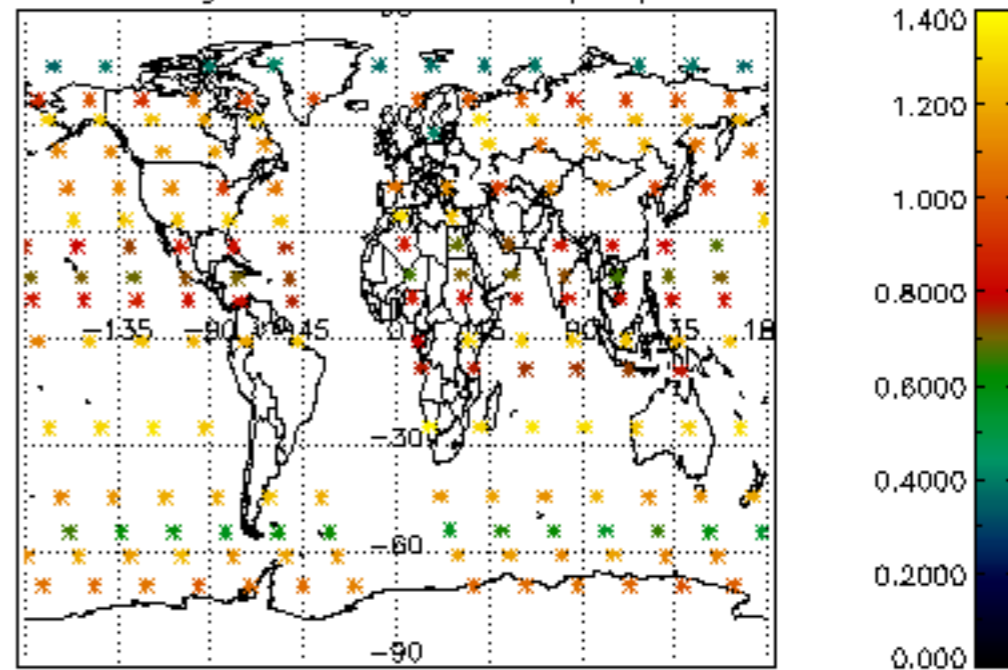




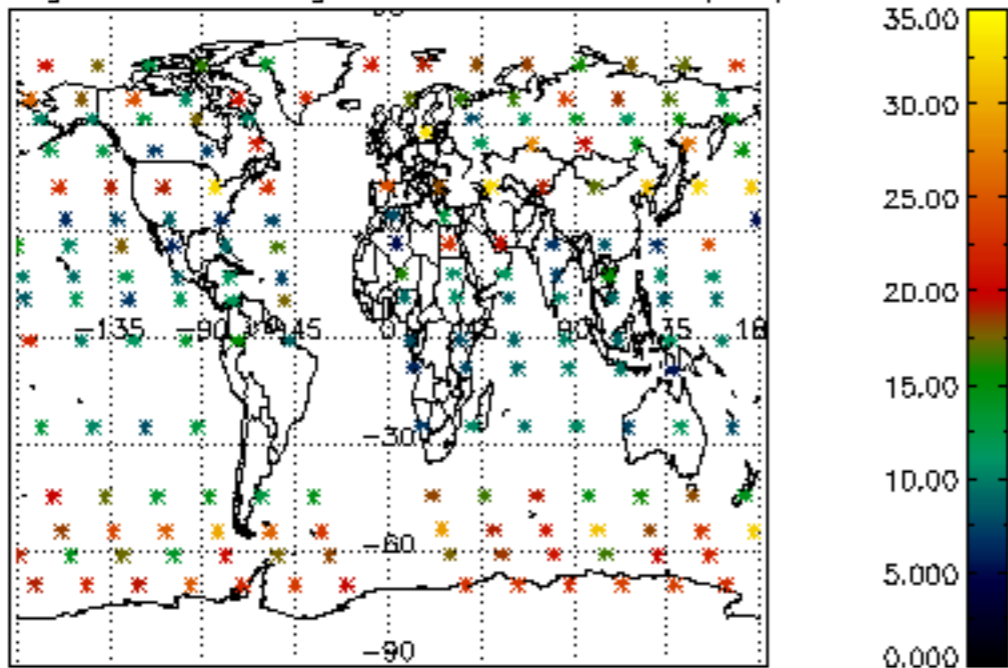
Percentage of cosmic ray hits per profile



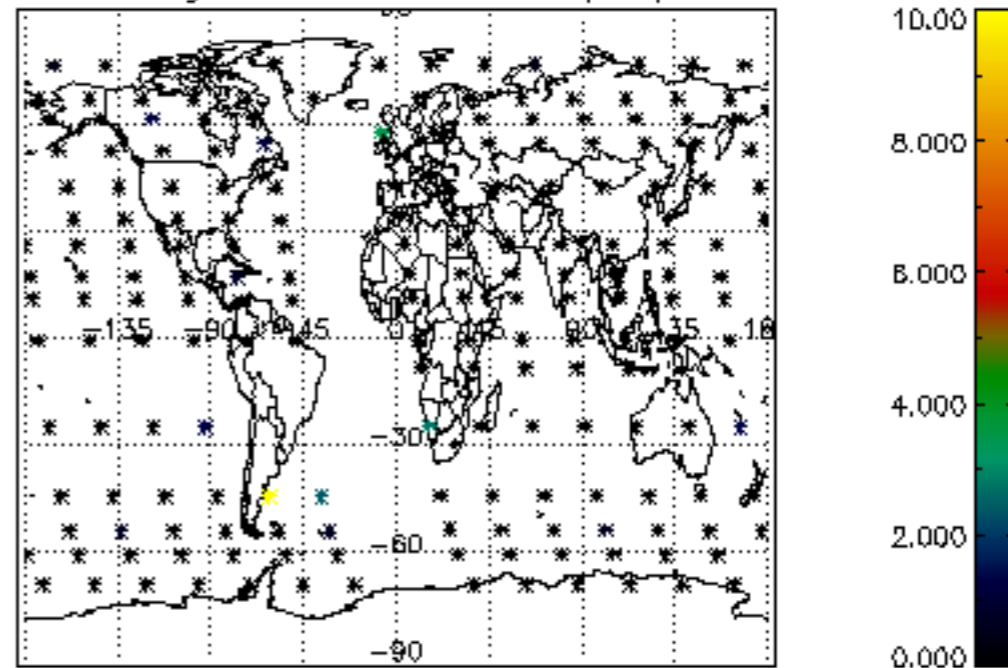
Percentage of datation errors per profile



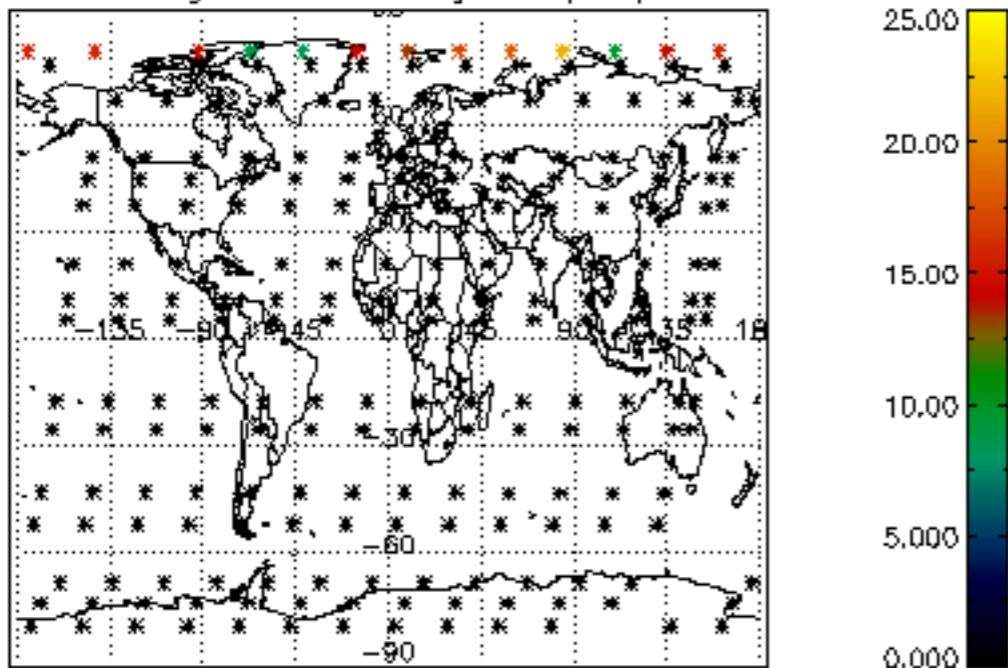
Percentage of star falling outside central band per profile



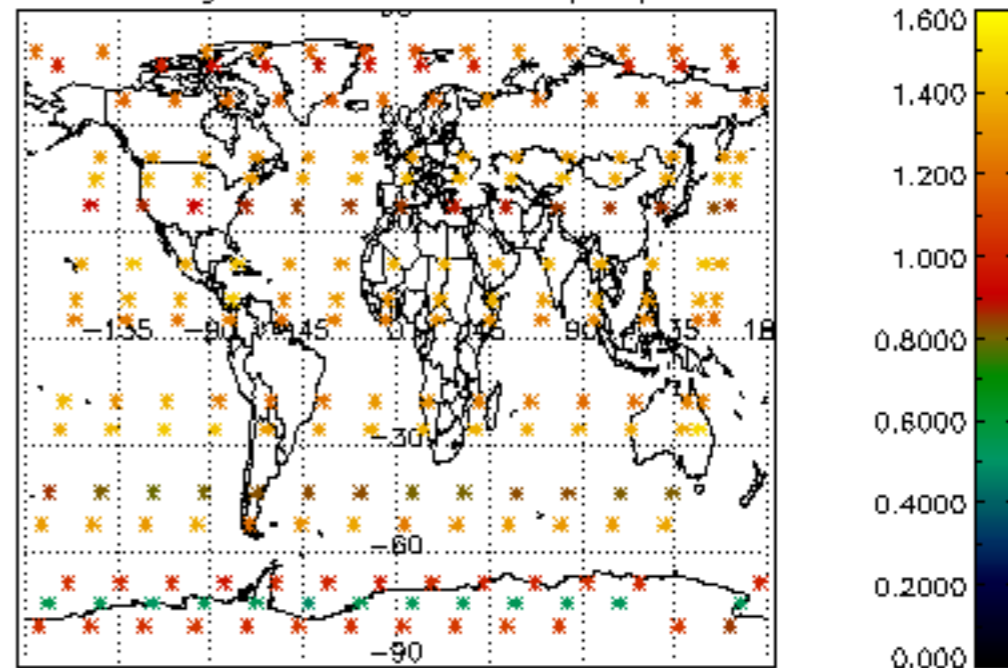
Percentage of saturation errors per profile



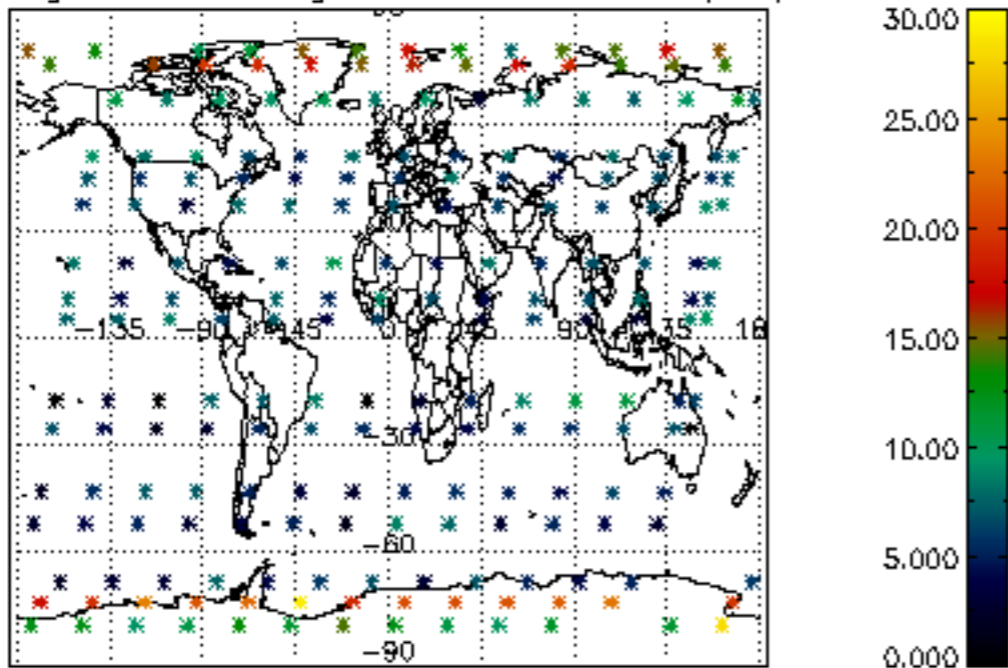
Percentage of cosmic ray hits per profile



Percentage of datation errors per profile



Percentage of star falling outside central band per profile



Percentage of saturation errors per profile

