

# GOMOS Level 2 Daily Report

## SUMMARY

### [1. General Info](#)

### [2. Summary of processed GOM\\_NL\\_2P products](#)

### [3. Level 2 Quality information per product](#)

#### [3.1 Plot of level 2 quality information per product \(time dependant\)](#)

#### [3.2 Plot of level 2 quality information per product \(world map\)](#)

### [4. Level 1 Quality information per product \(stored on level 2 products\)](#)

#### [4.1 Plot of level 1 quality information per product \(time dependant\)](#)

##### [4.1.1 Plot of level 1 quality information per product \(time dependant\): ASCENDING](#)

##### [4.1.2 Plot of level 1 quality information per product \(time dependant\): DESCENDING](#)

#### [4.2 Plot of level 1 quality information per product \(world map\)](#)

##### [4.2.1 Plot of level 1 quality information per product \(world map\): ASCENDING](#)

##### [4.2.2 Plot of level 1 quality information per product \(world map\): DESCENDING](#)

### [5. Ozone profiles based on quality statistics and other trace gas profiles](#)

#### [5.1 Ozone statistics based on quality of products](#)

#### [5.2 Plot ozone profiles for all STD \(dark without errors\)](#)

#### [5.3 Plot ozone profiles where STD < 20% \(dark without errors\)](#)

#### [5.4. Plot ozone profiles where STD < 10% \(dark without errors\)](#)

#### [5.5. Plot ozone profiles where STD < 5% \(dark without errors\)](#)

#### [5.6 Plot NO2 profiles for all STD \(dark without errors\)](#)

#### [5.7 Plot NO3 profiles for all STD \(dark without errors\)](#)

#### [5.8 Plot H2O profiles \(only for occultations of stars 1,2,3,4,13,14,16,26,63 dark without errors\) for all STD](#)

### [6. Auxiliary Data Files used for the production reported in section 2](#)

This report presents the daily analysis on parameters extracted from GOMOS level 2 data (GOM\_NL\_\_2P). It is intended to monitor some important parameters that will impact the quality of these products. A list of level 2 products (and content) that have arrived during the reporting day to the PCF is also given.

Item	Value
Time of report generation	19APR2013 12:42:47
Data source version	GOMOS/6.01
Start time of products	06-04-2003 (06APR2003 00:00:00)
Stop time of products	07-04-2003 (07APR2003 00:00:00)
Store outputs in DB	Yes
Nb of level 2 prods	439
Nb of prods with errors	0

## 2. Summary of processed GOM\_NL\_\_2P products.

Nr	Filename	UTC Start time	Limb	Duration	Star Id	Star Name	Star Mag	Star Temp	Nb Meas	Orbit	Prod. error
1	GOM_NL__2PRFIN20030406_000249_000000402015_00173_05738_6509.N1	06-APR-2003 00:02:49	Dark	39.500	45	Alp Pav	1.9400	26000.	79	5738	No
2	GOM_NL__2PRFIN20030406_000543_000000602015_00174_05739_6481.N1	06-APR-2003 00:05:43	Dark	59.500	38	20Eps Sgr	1.8360	11000.	119	5739	No
3	GOM_NL__2PRFIN20030406_000724_000000702015_00174_05739_6482.N1	06-APR-2003 00:07:24	Dark	70.000	167	10Gam2Sgr	2.9840	4500.0	140	5739	No
4	GOM_NL__2PRFIN20030406_000956_000000602015_00174_05739_6483.N1	06-APR-2003 00:09:56	Dark	60.000	25	35Lam Sco	1.6200	28000.	120	5739	No
5	GOM_NL__2PRFIN20030406_001217_000000382015_00174_05739_6484.N1	06-APR-2003 00:12:17	Dark	38.000	134	Bet TrA	2.8100	6600.0	76	5739	No
6	GOM_NL__2PRFIN20030406_001452_000000442015_00174_05739_6485.N1	06-APR-2003 00:14:52	Straylight	43.500	4	Alp1Cen	-0.010000	5800.0	87	5739	No
7	GOM_NL__2PRFIN20030406_001844_000001262015_00174_05739_6486.N1	06-APR-2003 00:18:44	Straylight	126.00	16	21Alp Sco	1.0200	3000.0	252	5739	No
8	GOM_NL__2PRFIN20030406_002159_000000502015_00174_05739_6487.N1	06-APR-2003 00:21:59	Straylight	49.500	54	5The Cen	2.0550	4500.0	99	5739	No
9	GOM_NL__2PRFIN20030406_002455_000001342015_00174_05739_6488.N1	06-APR-2003 00:24:55	Twilight	134.00	97	8Bet1Sco	2.5610	30000.	268	5739	No
10	GOM_NL__2PRFIN20030406_002935_000000392015_00174_05739_6489.N1	06-APR-2003 00:29:35	Twilight	38.500	100	4Gam Crv	2.5800	13100.	77	5739	No
11	GOM_NL__2PRFIN20030406_003115_000000662015_00174_05739_6490.N1	06-APR-2003 00:31:15	Bright	66.000	15	67Alp Vir	0.97600	28000.	132	5739	No
12	GOM_NL__2PRFIN20030406_003424_000000432015_00174_05739_6491.N1	06-APR-2003 00:34:24	Bright	42.500	121	29Gam Vir	2.7400	7200.0	85	5739	No
13	GOM_NL__2PRFIN20030406_003903_000000382015_00174_05739_6492.N1	06-APR-2003 00:39:03	Bright	37.500	62	94Bet Leo	2.1360	9700.0	75	5739	No
14	GOM_NL__2PRFIN20030406_004046_000000362015_00174_05739_6493.N1	06-APR-2003 00:40:46	Bright	35.500	96	68Del Leo	2.5600	9300.0	71	5739	No
15	GOM_NL__2PRFIN20030406_004317_000000582015_00174_05739_6494.N1	06-APR-2003 00:43:17	Bright	58.000	111	8Eta Boo	2.6800	6000.0	116	5739	No
16	GOM_NL__2PRFIN20030406_004501_000000752015_00174_05739_6495.N1	06-APR-2003 00:45:01	Bright	74.500	3	16Alp Boo	-0.050000	4250.0	149	5739	No
17	GOM_NL__2PRFIN20030406_004731_000000372015_00174_05739_6496.N1	06-APR-2003 00:47:31	Bright	36.500	174	52Psi UMa	3.0040	4400.0	73	5739	No
18	GOM_NL__2PRFIN20030406_005022_000000382015_00174_05739_6497.N1	06-APR-2003 00:50:22	Bright	38.000	87	64Gam UMa	2.4330	11000.	76	5739	No
19	GOM_NL__2PRFIN20030406_005223_000000382015_00174_05739_6498.N1	06-APR-2003 00:52:23	Bright	38.000	36	50Alp UMa	1.8000	6300.0	76	5739	No
20	GOM_NL__2PRFIN20030406_005824_000000402015_00174_05739_6499.N1	06-APR-2003 00:58:24	Bright	40.000	60	7Bet UMi	2.0810	3950.0	80	5739	No
21	GOM_NL__2PRFIN20030406_010028_000000342015_00174_05739_6500.N1	06-APR-2003 01:00:28	Bright	33.500	49	1Alp UMi	1.9900	6300.0	67	5739	No
22	GOM_NL__2PRFIN20030406_010548_000000612015_00174_05739_6501.N1	06-APR-2003 01:05:48	Bright	61.000	130	23Bet Dra	2.7990	5800.0	122	5739	No
23	GOM_NL__2PRFIN20030406_010805_000000382015_00174_05739_6502.N1	06-APR-2003 01:08:05	Bright	37.500	89	5Alp Cep	2.4510	8000.0	75	5739	No
24	GOM_NL__2PRFIN20030406_011255_000000482015_00174_05739_6503.N1	06-APR-2003 01:12:55	Bright	47.500	144	18Del Cyg	2.8600	11000.	95	5739	No
25	GOM_NL__2PRFIN20030406_011446_000000972015_00174_05739_6504.N1	06-APR-2003 01:14:46	Bright	96.500	5	3Alp Lyr	0.033000	11000.	193	5739	No
26	GOM_NL__2PRFIN20030406_011709_000000462015_00174_05739_6505.N1	06-APR-2003 01:17:09	Bright	45.500	92	53Eps Cyg	2.5000	4500.0	91	5739	No
27	GOM_NL__2PRFIN20030406_012354_000000462015_00174_05739_6506.N1	06-APR-2003 01:23:54	Twilight	45.500	61	8Eps Peg	2.1000	3900.0	91	5739	No
28	GOM_NL__2PRFIN20030406_012623_000000412015_00174_05739_6507.N1	06-APR-2003 01:26:23	Twilight	40.500	162	34Alp Aqr	2.9440	5350.0	81	5739	No
29	GOM_NL__2PRFIN20030406_012807_000000872015_00174_05739_6508.N1	06-APR-2003 01:28:07	Dark	86.500	11	53Alp Aql	0.76500	8000.0	173	5739	No
30	GOM_NL__2PRFIN20030406_013107_000000432015_00174_05739_6509.N1	06-APR-2003 01:31:07	Dark	43.000	142	49Del Cap	2.8500	8900.0	86	5739	No
31	GOM_NL__2PRFIN20030406_014325_000000392015_00174_05739_6510.N1	06-APR-2003 01:43:25	Dark	39.000	45	Alp Pav	1.9400	26000.	78	5739	No
32	GOM_NL__2PRFIN20030406_014621_000000672015_00175_05740_6673.N1	06-APR-2003 01:46:21	Dark	66.500	38	20Eps Sgr	1.8360	11000.	133	5740	No
33	GOM_NL__2PRFIN20030406_014801_000000662015_00175_05740_6674.N1	06-APR-2003 01:48:01	Dark	65.500	167	10Gam2Sgr	2.9840	4500.0	131	5740	No
34	GOM_NL__2PRFIN20030406_015034_000000592015_00175_05740_6675.N1	06-APR-2003 01:50:34	Dark	59.000	25	35Lam Sco	1.6200	28000.	118	5740	No
35	GOM_NL__2PRFIN20030406_015253_000000412015_00175_05740_6676.N1	06-APR-2003 01:52:53	Dark	41.000	134	Bet TrA	2.8100	6600.0	82	5740	No
36	GOM_NL__2PRFIN20030406_015528_000000472015_00175_05740_6677.N1	06-APR-2003 01:55:28	Straylight	46.500	4	Alp1Cen	-0.010000	5800.0	93	5740	No
37	GOM_NL__2PRFIN20030406_015859_000000462015_00175_05740_6678.N1	06-APR-2003 01:58:59	Straylight	45.500	26	Gam Cru	1.6240	2900.0	91	5740	No
38	GOM_NL__2PRFIN20030406_020057_000000412015_00175_05740_6679.N1	06-APR-2003 02:00:57	Straylight	41.000	64	Gam Cen	2.2000	10600.	82	5740	No
39	GOM_NL__2PRFIN20030406_020235_000000492015_00175_05740_6680.N1	06-APR-2003 02:02:35	Straylight	48.500	54	5The Cen	2.0550	4500.0	97	5740	No
40	GOM_NL__2PRFIN20030406_020531_000001372015_00175_05740_6681.N1	06-APR-2003 02:05:31	Twilight	136.50	97	8Bet1Sco	2.5610	30000.	273	5740	No
41	GOM_NL__2PRFIN20030406_021010_000000432015_00175_05740_6682.N1	06-APR-2003 02:10:10	Twilight	43.000	100	4Gam Crv	2.5800	13100.	86	5740	No
42	GOM_NL__2PRFIN20030406_021150_000000552015_00175_05740_6683.N1	06-APR-2003 02:11:50	Bright	54.500	15	67Alp Vir	0.97600	28000.	109	5740	No

43	GOM_NL__2PRFIN20030406_021500_000000422015_00175_05740_6684.N1	06-APR-2003 02:15:00	Bright	42.000	121	29Gam Vir	2.7400	7200.0	84	5740	No
44	GOM_NL__2PRFIN20030406_021939_000000382015_00175_05740_6685.N1	06-APR-2003 02:19:39	Bright	38.000	62	94Bet Leo	2.1360	9700.0	76	5740	No
45	GOM_NL__2PRFIN20030406_022121_000000372015_00175_05740_6686.N1	06-APR-2003 02:21:21	Bright	37.000	96	68Del Leo	2.5600	9300.0	74	5740	No
46	GOM_NL__2PRFIN20030406_022807_000000372015_00175_05740_6687.N1	06-APR-2003 02:28:07	Bright	36.500	174	52Psi UMa	3.0040	4400.0	73	5740	No
47	GOM_NL__2PRFIN20030406_023058_000000362015_00175_05740_6688.N1	06-APR-2003 02:30:58	Bright	35.500	87	64Gam UMa	2.4330	11000.	71	5740	No
48	GOM_NL__2PRFIN20030406_023258_000000362015_00175_05740_6689.N1	06-APR-2003 02:32:58	Bright	36.000	36	50Alp UMa	1.8000	6300.0	72	5740	No
49	GOM_NL__2PRFIN20030406_023859_000000412015_00175_05740_6690.N1	06-APR-2003 02:38:59	Bright	40.500	60	7Bet UMi	2.0810	3950.0	81	5740	No
50	GOM_NL__2PRFIN20030406_024104_000000372015_00175_05740_6691.N1	06-APR-2003 02:41:04	Bright	36.500	49	1Alp UMi	1.9900	6300.0	73	5740	No
51	GOM_NL__2PRFIN20030406_024623_000000602015_00175_05740_6692.N1	06-APR-2003 02:46:23	Bright	59.500	130	23Bet Dra	2.7990	5800.0	119	5740	No
52	GOM_NL__2PRFIN20030406_024840_000000392015_00175_05740_6693.N1	06-APR-2003 02:48:40	Bright	38.500	89	5Alp Cep	2.4510	8000.0	77	5740	No
53	GOM_NL__2PRFIN20030406_025331_000000482015_00175_05740_6694.N1	06-APR-2003 02:53:31	Bright	48.000	144	18Del Cyg	2.8600	11000.	96	5740	No
54	GOM_NL__2PRFIN20030406_025521_000000932015_00175_05740_6695.N1	06-APR-2003 02:55:21	Bright	93.000	5	3Alp Lyr	0.033000	11000.	186	5740	No
55	GOM_NL__2PRFIN20030406_025744_000000472015_00175_05740_6696.N1	06-APR-2003 02:57:44	Bright	47.000	92	53Eps Cyg	2.5000	4500.0	94	5740	No
56	GOM_NL__2PRFIN20030406_030430_000000462015_00175_05740_6697.N1	06-APR-2003 03:04:30	Twilight	45.500	61	8Eps Peg	2.1000	3900.0	91	5740	No
57	GOM_NL__2PRFIN20030406_030659_000000392015_00175_05740_6698.N1	06-APR-2003 03:06:59	Twilight	39.000	162	34Alp Aqr	2.9440	5350.0	78	5740	No
58	GOM_NL__2PRFIN20030406_030844_000000762015_00175_05740_6699.N1	06-APR-2003 03:08:44	Dark	75.500	11	53Alp Aql	0.76500	8000.0	151	5740	No
59	GOM_NL__2PRFIN20030406_031144_000000402015_00175_05740_6700.N1	06-APR-2003 03:11:44	Dark	39.500	142	49Del Cap	2.8500	8900.0	79	5740	No
60	GOM_NL__2PRFIN20030406_032402_000000392015_00175_05740_6701.N1	06-APR-2003 03:24:02	Dark	39.000	45	Alp Pav	1.9400	26000.	78	5740	No
61	GOM_NL__2PRFIN20030406_032658_000000612015_00176_05741_6674.N1	06-APR-2003 03:26:58	Dark	60.500	38	20Eps Sgr	1.8360	11000.	121	5741	No
62	GOM_NL__2PRFIN20030406_032839_000000662015_00176_05741_6675.N1	06-APR-2003 03:28:39	Dark	66.000	167	10Gam2Sgr	2.9840	4500.0	132	5741	No
63	GOM_NL__2PRFIN20030406_033111_000000632015_00176_05741_6676.N1	06-APR-2003 03:31:11	Dark	62.500	25	35Lam Sco	1.6200	28000.	125	5741	No
64	GOM_NL__2PRFIN20030406_033330_000000432015_00176_05741_6677.N1	06-APR-2003 03:33:30	Dark	42.500	134	Bet TrA	2.8100	6600.0	85	5741	No
65	GOM_NL__2PRFIN20030406_033604_000000542015_00176_05741_6678.N1	06-APR-2003 03:36:04	Straylight	54.000	4	Alp1Cen	-0.010000	5800.0	108	5741	No
66	GOM_NL__2PRFIN20030406_033935_000000432015_00176_05741_6679.N1	06-APR-2003 03:39:35	Straylight	42.500	26	Gam Cru	1.6240	2900.0	85	5741	No
67	GOM_NL__2PRFIN20030406_034134_000000382015_00176_05741_6680.N1	06-APR-2003 03:41:34	Straylight	37.500	64	Gam Cen	2.2000	10600.	75	5741	No
68	GOM_NL__2PRFIN20030406_034312_000000552015_00176_05741_6681.N1	06-APR-2003 03:43:12	Straylight	54.500	54	5The Cen	2.0550	4500.0	109	5741	No
69	GOM_NL__2PRFIN20030406_034608_000001402015_00176_05741_6682.N1	06-APR-2003 03:46:08	Twilight	140.00	97	8Bet1Sco	2.5610	30000.	280	5741	No
70	GOM_NL__2PRFIN20030406_035047_000000422015_00176_05741_6683.N1	06-APR-2003 03:50:47	Twilight	41.500	100	4Gam Crv	2.5800	13100.	83	5741	No
71	GOM_NL__2PRFIN20030406_035227_000000592015_00176_05741_6684.N1	06-APR-2003 03:52:27	Bright	59.000	15	67Alp Vir	0.97600	28000.	118	5741	No
72	GOM_NL__2PRFIN20030406_035536_000000412015_00176_05741_6685.N1	06-APR-2003 03:55:36	Bright	40.500	121	29Gam Vir	2.7400	7200.0	81	5741	No
73	GOM_NL__2PRFIN20030406_040015_000000382015_00176_05741_6686.N1	06-APR-2003 04:00:15	Bright	37.500	62	94Bet Leo	2.1360	9700.0	75	5741	No
74	GOM_NL__2PRFIN20030406_040158_000000362015_00176_05741_6687.N1	06-APR-2003 04:01:58	Bright	36.000	96	68Del Leo	2.5600	9300.0	72	5741	No
75	GOM_NL__2PRFIN20030406_040843_000000372015_00176_05741_6688.N1	06-APR-2003 04:08:43	Bright	37.000	174	52Psi UMa	3.0040	4400.0	74	5741	No
76	GOM_NL__2PRFIN20030406_041133_000000382015_00176_05741_6689.N1	06-APR-2003 04:11:33	Bright	37.500	87	64Gam UMa	2.4330	11000.	75	5741	No
77	GOM_NL__2PRFIN20030406_041334_000000372015_00176_05741_6690.N1	06-APR-2003 04:13:34	Bright	36.500	36	50Alp UMa	1.8000	6300.0	73	5741	No
78	GOM_NL__2PRFIN20030406_041935_000000402015_00176_05741_6691.N1	06-APR-2003 04:19:35	Bright	40.000	60	7Bet UMi	2.0810	3950.0	80	5741	No
79	GOM_NL__2PRFIN20030406_042140_000000342015_00176_05741_6692.N1	06-APR-2003 04:21:40	Bright	34.000	49	1Alp UMi	1.9900	6300.0	68	5741	No
80	GOM_NL__2PRFIN20030406_042658_000000612015_00176_05741_6693.N1	06-APR-2003 04:26:58	Bright	60.500	130	23Bet Dra	2.7990	5800.0	121	5741	No
81	GOM_NL__2PRFIN20030406_042916_000000382015_00176_05741_6694.N1	06-APR-2003 04:29:16	Bright	38.000	89	5Alp Cep	2.4510	8000.0	76	5741	No
82	GOM_NL__2PRFIN20030406_043407_000000502015_00176_05741_6695.N1	06-APR-2003 04:34:07	Bright	50.000	144	18Del Cyg	2.8600	11000.	100	5741	No
83	GOM_NL__2PRFIN20030406_043556_000000992015_00176_05741_6696.N1	06-APR-2003 04:35:56	Bright	98.500	5	3Alp Lyr	0.033000	11000.	197	5741	No
84	GOM_NL__2PRFIN20030406_043820_000000482015_00176_05741_6697.N1	06-APR-2003 04:38:20	Bright	47.500	92	53Eps Cyg	2.5000	4500.0	95	5741	No
85	GOM_NL__2PRFIN20030406_044506_000000462015_00176_05741_6698.N1	06-APR-2003 04:45:06	Twilight	46.000	61	8Eps Peg	2.1000	3900.0	92	5741	No
86	GOM_NL__2PRFIN20030406_044735_000000452015_00176_05741_6699.N1	06-APR-2003 04:47:35	Twilight	44.500	162	34Alp Aqr	2.9440	5350.0	89	5741	No
87	GOM_NL__2PRFIN20030406_044921_000000742015_00176_05741_6700.N1	06-APR-2003 04:49:21	Dark	73.500	11	53Alp Aql	0.76500	8000.0	147	5741	No
88	GOM_NL__2PRFIN20030406_045220_000000422015_00176_05741_6701.N1	06-APR-2003 04:52:20	Dark	42.000	142	49Del Cap	2.8500	8900.0	84	5741	No
89	GOM_NL__2PRFIN20030406_045751_000000392015_00176_05741_6702.N1	06-APR-2003 04:57:51	Dark	39.000	172	Gam Gru	3.0030	13100.	78	5741	No
90	GOM_NL__2PRFIN20030406_050438_000000422015_00176_05741_6703.N1	06-APR-2003 05:04:38	Dark	42.000	45	Alp Pav	1.9400	26000.	84	5741	No
91	GOM_NL__2PRFIN20030406_050735_000000592015_00177_05742_6675.N1	06-APR-2003 05:07:35	Dark	58.500	38	20Eps Sgr	1.8360	11000.	117	5742	No
92	GOM_NL__2PRFIN20030406_050916_000000682015_00177_05742_6676.N1	06-APR-2003 05:09:16	Dark	68.000	167	10Gam2Sgr	2.9840	4500.0	136	5742	No
93	GOM_NL__2PRFIN20030406_051148_000000622015_00177_05742_6677.N1	06-APR-2003 05:11:48	Dark	62.000	25	35Lam Sco	1.6200	28000.	124	5742	No
94	GOM_NL__2PRFIN20030406_051406_000000402015_00177_05742_6678.N1	06-APR-2003 05:14:06	Dark	40.000	134	Bet TrA	2.8100	6600.0	80	5742	No
95	GOM_NL__2PRFIN20030406_051640_000000412015_00177_05742_6679.N1	06-APR-2003 05:16:40	Straylight	40.500	4	Alp1Cen	-0.010000	5800.0	81	5742	No
96	GOM_NL__2PRFIN20030406_052011_000000492015_00177_05742_6680.N1	06-APR-2003 05:20:11	Straylight	48.500	26	Gam Cru	1.6240	2900.0	97	5742	No
97	GOM_NL__2PRFIN20030406_052210_000000392015_00177_05742_6681.N1	06-APR-2003 05:22:10	Straylight	38.500	64	Gam Cen	2.2000	10600.	77	5742	No
98	GOM_NL__2PRFIN20030406_052349_000000522015_00177_05742_6682.N1	06-APR-2003 05:23:49	Straylight	52.000	54	5The Cen	2.0550	4500.0	104	5742	No
99	GOM_NL__2PRFIN20030406_052645_000001392015_00177_05742_6683.N1	06-APR-2003 05:26:45	Twilight	138.50	97	8Bet1Sco	2.5610	30000.	277	5742	No
100	GOM_NL__2PRFIN20030406_053123_000000422015_00177_05742_6684.N1	06-APR-2003 05:31:23	Twilight	42.000	100	4Gam Crv	2.5800	13100.	84	5742	No
101	GOM_NL__2PRFIN20030406_053302_000000602015_00177_05742_6685.N1	06-APR-2003 05:33:02	Bright	59.500	15	67Alp Vir	0.97600	28000.	119	5742	No

102	GOM_NL__2PRFIN20030406_053612_000000422015_00177_05742_6686.N1	06-APR-2003 05:36:12	Bright	42.000	121	29Gam Vir	2.7400	7200.0	84	5742	No
103	GOM_NL__2PRFIN20030406_054051_000000382015_00177_05742_6687.N1	06-APR-2003 05:40:51	Bright	38.000	62	94Bet Leo	2.1360	9700.0	76	5742	No
104	GOM_NL__2PRFIN20030406_054234_000000362015_00177_05742_6688.N1	06-APR-2003 05:42:34	Bright	35.500	96	68Del Leo	2.5600	9300.0	71	5742	No
105	GOM_NL__2PRFIN20030406_054919_000000372015_00177_05742_6689.N1	06-APR-2003 05:49:19	Bright	36.500	174	52Psi UMa	3.0040	4400.0	73	5742	No
106	GOM_NL__2PRFIN20030406_055209_000000382015_00177_05742_6690.N1	06-APR-2003 05:52:09	Bright	37.500	87	64Gam UMa	2.4330	11000.	75	5742	No
107	GOM_NL__2PRFIN20030406_055410_000000372015_00177_05742_6691.N1	06-APR-2003 05:54:10	Bright	36.500	36	50Alp UMa	1.8000	6300.0	73	5742	No
108	GOM_NL__2PRFIN20030406_060010_000000412015_00177_05742_6692.N1	06-APR-2003 06:00:10	Bright	41.000	60	7Bet UMi	2.0810	3950.0	82	5742	No
109	GOM_NL__2PRFIN20030406_060216_000000372015_00177_05742_6693.N1	06-APR-2003 06:02:16	Bright	36.500	49	1Alp UMi	1.9900	6300.0	73	5742	No
110	GOM_NL__2PRFIN20030406_060732_000000622015_00177_05742_6694.N1	06-APR-2003 06:07:32	Bright	61.500	130	23Bet Dra	2.7990	5800.0	123	5742	No
111	GOM_NL__2PRFIN20030406_060952_000000372015_00177_05742_6695.N1	06-APR-2003 06:09:52	Bright	36.500	89	5Alp Cep	2.4510	8000.0	73	5742	No
112	GOM_NL__2PRFIN20030406_061442_000000492015_00177_05742_6696.N1	06-APR-2003 06:14:42	Bright	49.000	144	18Del Cyg	2.8600	11000.	98	5742	No
113	GOM_NL__2PRFIN20030406_061632_000001012015_00177_05742_6697.N1	06-APR-2003 06:16:32	Bright	101.00	5	3Alp Lyr	0.033000	11000.	202	5742	No
114	GOM_NL__2PRFIN20030406_061856_000000472015_00177_05742_6698.N1	06-APR-2003 06:18:56	Bright	47.000	92	53Eps Cyg	2.5000	4500.0	94	5742	No
115	GOM_NL__2PRFIN20030406_062542_000000472015_00177_05742_6699.N1	06-APR-2003 06:25:42	Twilight	47.000	61	8Eps Peg	2.1000	3900.0	94	5742	No
116	GOM_NL__2PRFIN20030406_062811_000000442015_00177_05742_6700.N1	06-APR-2003 06:28:11	Twilight	44.000	162	34Alp Aqr	2.9440	5350.0	88	5742	No
117	GOM_NL__2PRFIN20030406_062958_000000792015_00177_05742_6701.N1	06-APR-2003 06:29:58	Dark	79.000	11	53Alp Aql	0.76500	8000.0	158	5742	No
118	GOM_NL__2PRFIN20030406_063256_000000432015_00177_05742_6702.N1	06-APR-2003 06:32:56	Dark	42.500	142	49Del Cap	2.8500	8900.0	85	5742	No
119	GOM_NL__2PRFIN20030406_063827_000000382015_00177_05742_6703.N1	06-APR-2003 06:38:27	Dark	38.000	172	Gam Gru	3.0030	13100.	76	5742	No
120	GOM_NL__2PRFIN20030406_064515_000000382015_00177_05742_6704.N1	06-APR-2003 06:45:15	Dark	37.500	45	Alp Pav	1.9400	26000.	75	5742	No
121	GOM_NL__2PRFIN20030406_064812_000000582015_00178_05743_6676.N1	06-APR-2003 06:48:12	Dark	57.500	38	20Eps Sgr	1.8360	11000.	115	5743	No
122	GOM_NL__2PRFIN20030406_064954_000000702015_00178_05743_6677.N1	06-APR-2003 06:49:54	Dark	70.000	167	10Gam2Sgr	2.9840	4500.0	140	5743	No
123	GOM_NL__2PRFIN20030406_065226_000000622015_00178_05743_6678.N1	06-APR-2003 06:52:26	Dark	61.500	25	35Lam Sco	1.6200	28000.	123	5743	No
124	GOM_NL__2PRFIN20030406_065443_000000402015_00178_05743_6679.N1	06-APR-2003 06:54:43	Dark	39.500	134	Bet TrA	2.8100	6600.0	79	5743	No
125	GOM_NL__2PRFIN20030406_065717_000000462015_00178_05743_6680.N1	06-APR-2003 06:57:17	Straylight	46.000	4	Alp1Cen	-0.010000	5800.0	92	5743	No
126	GOM_NL__2PRFIN20030406_070047_000000492015_00178_05743_6681.N1	06-APR-2003 07:00:47	Straylight	48.500	26	Gam Cru	1.6240	2900.0	97	5743	No
127	GOM_NL__2PRFIN20030406_070246_000000412015_00178_05743_6682.N1	06-APR-2003 07:02:46	Straylight	41.000	64	Gam Cen	2.2000	10600.	82	5743	No
128	GOM_NL__2PRFIN20030406_070425_000000542015_00178_05743_6683.N1	06-APR-2003 07:04:25	Straylight	53.500	54	5The Cen	2.0550	4500.0	107	5743	No
129	GOM_NL__2PRFIN20030406_070722_000001422015_00178_05743_6684.N1	06-APR-2003 07:07:22	Twilight	141.50	97	8Bet1Sco	2.5610	30000.	283	5743	No
130	GOM_NL__2PRFIN20030406_071159_000000422015_00178_05743_6685.N1	06-APR-2003 07:11:59	Twilight	42.000	100	4Gam Crv	2.5800	13100.	84	5743	No
131	GOM_NL__2PRFIN20030406_071338_000000542015_00178_05743_6686.N1	06-APR-2003 07:13:38	Bright	54.000	15	67Alp Vir	0.97600	28000.	108	5743	No
132	GOM_NL__2PRFIN20030406_071648_000000422015_00178_05743_6687.N1	06-APR-2003 07:16:48	Bright	41.500	121	29Gam Vir	2.7400	7200.0	83	5743	No
133	GOM_NL__2PRFIN20030406_072127_000000392015_00178_05743_6688.N1	06-APR-2003 07:21:27	Bright	38.500	62	94Bet Leo	2.1360	9700.0	77	5743	No
134	GOM_NL__2PRFIN20030406_072310_000000362015_00178_05743_6689.N1	06-APR-2003 07:23:10	Bright	36.000	96	68Del Leo	2.5600	9300.0	72	5743	No
135	GOM_NL__2PRFIN20030406_072955_000000372015_00178_05743_6690.N1	06-APR-2003 07:29:55	Bright	36.500	174	52Psi UMa	3.0040	4400.0	73	5743	No
136	GOM_NL__2PRFIN20030406_073245_000000382015_00178_05743_6691.N1	06-APR-2003 07:32:45	Bright	38.000	87	64Gam UMa	2.4330	11000.	76	5743	No
137	GOM_NL__2PRFIN20030406_073446_000000372015_00178_05743_6692.N1	06-APR-2003 07:34:46	Bright	37.000	36	50Alp UMa	1.8000	6300.0	74	5743	No
138	GOM_NL__2PRFIN20030406_074046_000000382015_00178_05743_6693.N1	06-APR-2003 07:40:46	Bright	37.500	60	7Bet UMi	2.0810	3950.0	75	5743	No
139	GOM_NL__2PRFIN20030406_074252_000000362015_00178_05743_6694.N1	06-APR-2003 07:42:52	Bright	35.500	49	1Alp UMi	1.9900	6300.0	71	5743	No
140	GOM_NL__2PRFIN20030406_074808_000000602015_00178_05743_6695.N1	06-APR-2003 07:48:08	Bright	60.000	130	23Bet Dra	2.7990	5800.0	120	5743	No
141	GOM_NL__2PRFIN20030406_075028_000000392015_00178_05743_6696.N1	06-APR-2003 07:50:28	Bright	38.500	89	5Alp Cep	2.4510	8000.0	77	5743	No
142	GOM_NL__2PRFIN20030406_075518_000000492015_00178_05743_6697.N1	06-APR-2003 07:55:18	Bright	48.500	144	18Del Cyg	2.8600	11000.	97	5743	No
143	GOM_NL__2PRFIN20030406_075708_000001042015_00178_05743_6698.N1	06-APR-2003 07:57:08	Bright	103.50	5	3Alp Lyr	0.033000	11000.	207	5743	No
144	GOM_NL__2PRFIN20030406_075932_000000462015_00178_05743_6699.N1	06-APR-2003 07:59:32	Bright	46.000	92	53Eps Cyg	2.5000	4500.0	92	5743	No
145	GOM_NL__2PRFIN20030406_080619_000000472015_00178_05743_6700.N1	06-APR-2003 08:06:19	Twilight	46.500	61	8Eps Peg	2.1000	3900.0	93	5743	No
146	GOM_NL__2PRFIN20030406_080848_000000442015_00178_05743_6701.N1	06-APR-2003 08:08:48	Twilight	43.500	162	34Alp Aqr	2.9440	5350.0	87	5743	No
147	GOM_NL__2PRFIN20030406_081034_000000782015_00178_05743_6702.N1	06-APR-2003 08:10:34	Dark	77.500	11	53Alp Aql	0.76500	8000.0	155	5743	No
148	GOM_NL__2PRFIN20030406_081333_000000422015_00178_05743_6703.N1	06-APR-2003 08:13:33	Dark	42.000	142	49Del Cap	2.8500	8900.0	84	5743	No
149	GOM_NL__2PRFIN20030406_081903_000000392015_00178_05743_6704.N1	06-APR-2003 08:19:03	Dark	38.500	172	Gam Gru	3.0030	13100.	77	5743	No
150	GOM_NL__2PRFIN20030406_082551_000000402015_00178_05743_6705.N1	06-APR-2003 08:25:51	Dark	39.500	45	Alp Pav	1.9400	26000.	79	5743	No
151	GOM_NL__2PRFIN20030406_082849_000000612015_00179_05744_6677.N1	06-APR-2003 08:28:49	Dark	61.000	38	20Eps Sgr	1.8360	11000.	122	5744	No
152	GOM_NL__2PRFIN20030406_083031_000000712015_00179_05744_6678.N1	06-APR-2003 08:30:31	Dark	70.500	167	10Gam2Sgr	2.9840	4500.0	141	5744	No
153	GOM_NL__2PRFIN20030406_083303_000000632015_00179_05744_6679.N1	06-APR-2003 08:33:03	Dark	63.000	25	35Lam Sco	1.6200	28000.	126	5744	No
154	GOM_NL__2PRFIN20030406_083519_000000392015_00179_05744_6680.N1	06-APR-2003 08:35:19	Dark	39.000	134	Bet TrA	2.8100	6600.0	78	5744	No
155	GOM_NL__2PRFIN20030406_083753_000000462015_00179_05744_6681.N1	06-APR-2003 08:37:53	Straylight	46.000	4	Alp1Cen	-0.010000	5800.0	92	5744	No
156	GOM_NL__2PRFIN20030406_084123_000000482015_00179_05744_6682.N1	06-APR-2003 08:41:23	Straylight	48.000	26	Gam Cru	1.6240	2900.0	96	5744	No
157	GOM_NL__2PRFIN20030406_084323_000000402015_00179_05744_6683.N1	06-APR-2003 08:43:23	Straylight	39.500	64	Gam Cen	2.2000	10600.	79	5744	No
158	GOM_NL__2PRFIN20030406_084501_000000542015_00179_05744_6684.N1	06-APR-2003 08:45:01	Straylight	54.000	54	5The Cen	2.0550	4500.0	108	5744	No
159	GOM_NL__2PRFIN20030406_084759_000001392015_00179_05744_6685.N1	06-APR-2003 08:47:59	Twilight	139.00	97	8Bet1Sco	2.5610	30000.	278	5744	No
160	GOM_NL__2PRFIN20030406_085235_000000422015_00179_05744_6686.N1	06-APR-2003 08:52:35	Twilight	42.000	100	4Gam Crv	2.5800	13100.	84	5744	No



161	GOM_NL__2PRFIN20030406_085414_000000562015_00179_05744_6687.N1	06-APR-2003 08:54:14	Bright	55.500	15	67Alp Vir	0.97600	28000.	111	5744	No
162	GOM_NL__2PRFIN20030406_085724_000000432015_00179_05744_6688.N1	06-APR-2003 08:57:24	Bright	43.000	121	29Gam Vir	2.7400	7200.0	86	5744	No
163	GOM_NL__2PRFIN20030406_090203_000000382015_00179_05744_6689.N1	06-APR-2003 09:02:03	Bright	37.500	62	94Bet Leo	2.1360	9700.0	75	5744	No
164	GOM_NL__2PRFIN20030406_090346_000000362015_00179_05744_6690.N1	06-APR-2003 09:03:46	Bright	36.000	96	68Del Leo	2.5600	9300.0	72	5744	No
165	GOM_NL__2PRFIN20030406_091031_000000382015_00179_05744_6691.N1	06-APR-2003 09:10:31	Bright	37.500	174	52Psi UMa	3.0040	4400.0	75	5744	No
166	GOM_NL__2PRFIN20030406_091321_000000382015_00179_05744_6692.N1	06-APR-2003 09:13:21	Bright	37.500	87	64Gam UMa	2.4330	11000.	75	5744	No
167	GOM_NL__2PRFIN20030406_091522_000000362015_00179_05744_6693.N1	06-APR-2003 09:15:22	Bright	36.000	36	50Alp UMa	1.8000	6300.0	72	5744	No
168	GOM_NL__2PRFIN20030406_092122_000000422015_00179_05744_6694.N1	06-APR-2003 09:21:22	Bright	41.500	60	7Bet UMi	2.0810	3950.0	83	5744	No
169	GOM_NL__2PRFIN20030406_092328_000000362015_00179_05744_6695.N1	06-APR-2003 09:23:28	Bright	36.000	49	1Alp UMi	1.9900	6300.0	72	5744	No
170	GOM_NL__2PRFIN20030406_092842_000000632015_00179_05744_6696.N1	06-APR-2003 09:28:42	Bright	62.500	130	23Bet Dra	2.7990	5800.0	125	5744	No
171	GOM_NL__2PRFIN20030406_093103_000000382015_00179_05744_6697.N1	06-APR-2003 09:31:03	Bright	38.000	89	5Alp Cep	2.4510	8000.0	76	5744	No
172	GOM_NL__2PRFIN20030406_093553_000000522015_00179_05744_6698.N1	06-APR-2003 09:35:53	Bright	51.500	144	18Del Cyg	2.8600	11000.	103	5744	No
173	GOM_NL__2PRFIN20030406_093744_000000882015_00179_05744_6699.N1	06-APR-2003 09:37:44	Bright	87.500	5	3Alp Lyr	0.033000	11000.	175	5744	No
174	GOM_NL__2PRFIN20030406_094008_000000472015_00179_05744_6700.N1	06-APR-2003 09:40:08	Bright	47.000	92	53Eps Cyg	2.5000	4500.0	94	5744	No
175	GOM_NL__2PRFIN20030406_094655_000000482015_00179_05744_6701.N1	06-APR-2003 09:46:55	Twilight	48.000	61	8Eps Peg	2.1000	3900.0	96	5744	No
176	GOM_NL__2PRFIN20030406_094924_000000442015_00179_05744_6702.N1	06-APR-2003 09:49:24	Twilight	43.500	162	34Alp Aqr	2.9440	5350.0	87	5744	No
177	GOM_NL__2PRFIN20030406_095111_000000772015_00179_05744_6703.N1	06-APR-2003 09:51:11	Dark	76.500	11	53Alp Aql	0.76500	8000.0	153	5744	No
178	GOM_NL__2PRFIN20030406_095409_000000422015_00179_05744_6704.N1	06-APR-2003 09:54:09	Dark	42.000	142	49Del Cap	2.8500	8900.0	84	5744	No
179	GOM_NL__2PRFIN20030406_095939_000000402015_00179_05744_6705.N1	06-APR-2003 09:59:39	Dark	40.000	172	Gam Gru	3.0030	13100.	80	5744	No
180	GOM_NL__2PRFIN20030406_100627_000000462015_00179_05744_6706.N1	06-APR-2003 10:06:27	Dark	46.000	45	Alp Pav	1.9400	26000.	92	5744	No
181	GOM_NL__2PRFIN20030406_100927_000000602015_00180_05745_6678.N1	06-APR-2003 10:09:27	Dark	60.000	38	20Eps Sgr	1.8360	11000.	120	5745	No
182	GOM_NL__2PRFIN20030406_101109_000000712015_00180_05745_6679.N1	06-APR-2003 10:11:09	Dark	70.500	167	10Gam2Sgr	2.9840	4500.0	141	5745	No
183	GOM_NL__2PRFIN20030406_101341_000000642015_00180_05745_6680.N1	06-APR-2003 10:13:41	Dark	64.000	25	35Lam Sco	1.6200	28000.	128	5745	No
184	GOM_NL__2PRFIN20030406_101555_000000402015_00180_05745_6681.N1	06-APR-2003 10:15:55	Dark	40.000	134	Bet TrA	2.8100	6600.0	80	5745	No
185	GOM_NL__2PRFIN20030406_101830_000000532015_00180_05745_6682.N1	06-APR-2003 10:18:30	Straylight	53.000	4	Alp1Cen	-0.010000	5800.0	106	5745	No
186	GOM_NL__2PRFIN20030406_102159_000000502015_00180_05745_6683.N1	06-APR-2003 10:21:59	Straylight	50.000	26	Gam Cru	1.6240	2900.0	100	5745	No
187	GOM_NL__2PRFIN20030406_102359_000000412015_00180_05745_6684.N1	06-APR-2003 10:23:59	Straylight	40.500	64	Gam Cen	2.2000	10600.	81	5745	No
188	GOM_NL__2PRFIN20030406_102538_000000512015_00180_05745_6685.N1	06-APR-2003 10:25:38	Straylight	50.500	54	5The Cen	2.0550	4500.0	101	5745	No
189	GOM_NL__2PRFIN20030406_102835_000001322015_00180_05745_6686.N1	06-APR-2003 10:28:35	Twilight	131.50	97	8Bet1Sco	2.5610	30000.	263	5745	No
190	GOM_NL__2PRFIN20030406_103311_000000392015_00180_05745_6687.N1	06-APR-2003 10:33:11	Twilight	39.000	100	4Gam Crv	2.5800	13100.	78	5745	No
191	GOM_NL__2PRFIN20030406_103450_000000542015_00180_05745_6688.N1	06-APR-2003 10:34:50	Bright	54.000	15	67Alp Vir	0.97600	28000.	108	5745	No
192	GOM_NL__2PRFIN20030406_103759_000000432015_00180_05745_6689.N1	06-APR-2003 10:37:59	Bright	43.000	121	29Gam Vir	2.7400	7200.0	86	5745	No
193	GOM_NL__2PRFIN20030406_104239_000000392015_00180_05745_6690.N1	06-APR-2003 10:42:39	Bright	38.500	62	94Bet Leo	2.1360	9700.0	77	5745	No
194	GOM_NL__2PRFIN20030406_104422_000000362015_00180_05745_6691.N1	06-APR-2003 10:44:22	Bright	35.500	96	68Del Leo	2.5600	9300.0	71	5745	No
195	GOM_NL__2PRFIN20030406_104647_000000602015_00180_05745_6692.N1	06-APR-2003 10:46:47	Bright	59.500	111	8Eta Boo	2.6800	6000.0	119	5745	No
196	GOM_NL__2PRFIN20030406_105107_000000382015_00180_05745_6693.N1	06-APR-2003 10:51:07	Bright	38.000	174	52Psi UMa	3.0040	4400.0	76	5745	No
197	GOM_NL__2PRFIN20030406_105356_000000372015_00180_05745_6694.N1	06-APR-2003 10:53:56	Bright	37.000	87	64Gam UMa	2.4330	11000.	74	5745	No
198	GOM_NL__2PRFIN20030406_105533_000000422015_00180_05745_6695.N1	06-APR-2003 10:55:33	Bright	41.500	32	77Eps UMa	1.7630	11000.	83	5745	No
199	GOM_NL__2PRFIN20030406_110157_000000382015_00180_05745_6696.N1	06-APR-2003 11:01:57	Bright	38.000	60	7Bet UMi	2.0810	3950.0	76	5745	No
200	GOM_NL__2PRFIN20030406_110403_000000362015_00180_05745_6697.N1	06-APR-2003 11:04:03	Bright	36.000	49	1Alp UMi	1.9900	6300.0	72	5745	No
201	GOM_NL__2PRFIN20030406_110917_000000632015_00180_05745_6698.N1	06-APR-2003 11:09:17	Bright	63.000	130	23Bet Dra	2.7990	5800.0	126	5745	No
202	GOM_NL__2PRFIN20030406_111139_000000362015_00180_05745_6699.N1	06-APR-2003 11:11:39	Bright	36.000	89	5Alp Cep	2.4510	8000.0	72	5745	No
203	GOM_NL__2PRFIN20030406_111629_000000512015_00180_05745_6700.N1	06-APR-2003 11:16:29	Bright	51.000	144	18Del Cyg	2.8600	11000.	102	5745	No
204	GOM_NL__2PRFIN20030406_111820_000000932015_00180_05745_6701.N1	06-APR-2003 11:18:20	Bright	93.000	5	3Alp Lyr	0.033000	11000.	186	5745	No
205	GOM_NL__2PRFIN20030406_112044_000000482015_00180_05745_6702.N1	06-APR-2003 11:20:44	Bright	47.500	92	53Eps Cyg	2.5000	4500.0	95	5745	No
206	GOM_NL__2PRFIN20030406_112731_000000472015_00180_05745_6703.N1	06-APR-2003 11:27:31	Twilight	46.500	61	8Eps Peg	2.1000	3900.0	93	5745	No
207	GOM_NL__2PRFIN20030406_113000_000000452015_00180_05745_6704.N1	06-APR-2003 11:30:00	Twilight	45.000	162	34Alp Aqr	2.9440	5350.0	90	5745	No
208	GOM_NL__2PRFIN20030406_113148_000000782015_00180_05745_6705.N1	06-APR-2003 11:31:48	Dark	77.500	11	53Alp Aql	0.76500	8000.0	155	5745	No
209	GOM_NL__2PRFIN20030406_113445_000000432015_00180_05745_6706.N1	06-APR-2003 11:34:45	Dark	42.500	142	49Del Cap	2.8500	8900.0	85	5745	No
210	GOM_NL__2PRFIN20030406_114016_000000412015_00180_05745_6707.N1	06-APR-2003 11:40:16	Dark	40.500	172	Gam Gru	3.0030	13100.	81	5745	No
211	GOM_NL__2PRFIN20030406_114703_000000462015_00180_05745_6708.N1	06-APR-2003 11:47:03	Dark	45.500	45	Alp Pav	1.9400	26000.	91	5745	No
212	GOM_NL__2PRFIN20030406_115004_000000582015_00181_05746_6679.N1	06-APR-2003 11:50:04	Dark	57.500	38	20Eps Sgr	1.8360	11000.	115	5746	No
213	GOM_NL__2PRFIN20030406_115144_000000722015_00181_05746_6680.N1	06-APR-2003 11:51:44	Dark	71.500	167	10Gam2Sgr	2.9840	4500.0	143	5746	No
214	GOM_NL__2PRFIN20030406_115418_000000632015_00181_05746_6681.N1	06-APR-2003 11:54:18	Dark	62.500	25	35Lam Sco	1.6200	28000.	125	5746	No
215	GOM_NL__2PRFIN20030406_115631_000000412015_00181_05746_6682.N1	06-APR-2003 11:56:31	Dark	41.000	134	Bet TrA	2.8100	6600.0	82	5746	No
216	GOM_NL__2PRFIN20030406_115906_000000502015_00181_05746_6683.N1	06-APR-2003 11:59:06	Straylight	49.500	4	Alp1Cen	-0.010000	5800.0	99	5746	No
217	GOM_NL__2PRFIN20030406_120236_000000452015_00181_05746_6684.N1	06-APR-2003 12:02:36	Straylight	44.500	26	Gam Cru	1.6240	2900.0	89	5746	No
218	GOM_NL__2PRFIN20030406_120434_000000432015_00181_05746_6685.N1	06-APR-2003 12:04:34	Straylight	42.500	64	Gam Cen	2.2000	10600.	85	5746	No
219	GOM_NL__2PRFIN20030406_120614_000000482015_00181_05746_6686.N1	06-APR-2003 12:06:14	Straylight	48.000	54	5The Cen	2.0550	4500.0	96	5746	No

220	GOM_NL__2PRFIN20030406_120913_000001322015_00181_05746_6687.N1	06-APR-2003 12:09:13	Twilight	132.00	97	8Bet1Sco	2.5610	30000.	264	5746	No
221	GOM_NL__2PRFIN20030406_121347_000000422015_00181_05746_6688.N1	06-APR-2003 12:13:47	Twilight	42.000	100	4Gam Crv	2.5800	13100.	84	5746	No
222	GOM_NL__2PRFIN20030406_121526_000000532015_00181_05746_6689.N1	06-APR-2003 12:15:26	Bright	53.000	15	67Alp Vir	0.97600	28000.	106	5746	No
223	GOM_NL__2PRFIN20030406_121835_000000442015_00181_05746_6690.N1	06-APR-2003 12:18:35	Bright	43.500	121	29Gam Vir	2.7400	7200.0	87	5746	No
224	GOM_NL__2PRFIN20030406_122314_000000372015_00181_05746_6691.N1	06-APR-2003 12:23:14	Bright	37.000	62	94Bet Leo	2.1360	9700.0	74	5746	No
225	GOM_NL__2PRFIN20030406_122457_000000362015_00181_05746_6692.N1	06-APR-2003 12:24:57	Bright	35.500	96	68Del Leo	2.5600	9300.0	71	5746	No
226	GOM_NL__2PRFIN20030406_122721_000000582015_00181_05746_6693.N1	06-APR-2003 12:27:21	Bright	57.500	111	8Eta Boo	2.6800	6000.0	115	5746	No
227	GOM_NL__2PRFIN20030406_123142_000000372015_00181_05746_6694.N1	06-APR-2003 12:31:42	Bright	37.000	174	52Psi UMa	3.0040	4400.0	74	5746	No
228	GOM_NL__2PRFIN20030406_123432_000000382015_00181_05746_6695.N1	06-APR-2003 12:34:32	Bright	37.500	87	64Gam UMa	2.4330	11000.	75	5746	No
229	GOM_NL__2PRFIN20030406_123608_000000412015_00181_05746_6696.N1	06-APR-2003 12:36:08	Bright	41.000	32	77Eps UMa	1.7630	11000.	82	5746	No
230	GOM_NL__2PRFIN20030406_124232_000000412015_00181_05746_6697.N1	06-APR-2003 12:42:32	Bright	41.000	60	7Bet UMi	2.0810	3950.0	82	5746	No
231	GOM_NL__2PRFIN20030406_124439_000000382015_00181_05746_6698.N1	06-APR-2003 12:44:39	Bright	37.500	49	1Alp UMi	1.9900	6300.0	75	5746	No
232	GOM_NL__2PRFIN20030406_124952_000000622015_00181_05746_6699.N1	06-APR-2003 12:49:52	Bright	61.500	130	23Bet Dra	2.7990	5800.0	123	5746	No
233	GOM_NL__2PRFIN20030406_125214_000000392015_00181_05746_6700.N1	06-APR-2003 12:52:14	Bright	39.000	89	5Alp Cep	2.4510	8000.0	78	5746	No
234	GOM_NL__2PRFIN20030406_125703_000000522015_00181_05746_6701.N1	06-APR-2003 12:57:03	Bright	51.500	144	18Del Cyg	2.8600	11000.	103	5746	No
235	GOM_NL__2PRFIN20030406_125856_000000922015_00181_05746_6702.N1	06-APR-2003 12:58:56	Bright	91.500	5	3Alp Lyr	0.033000	11000.	183	5746	No
236	GOM_NL__2PRFIN20030406_130119_000000482015_00181_05746_6703.N1	06-APR-2003 13:01:19	Bright	47.500	92	53Eps Cyg	2.5000	4500.0	95	5746	No
237	GOM_NL__2PRFIN20030406_130806_000000502015_00181_05746_6704.N1	06-APR-2003 13:08:06	Twilight	50.000	61	8Eps Peg	2.1000	3900.0	100	5746	No
238	GOM_NL__2PRFIN20030406_131035_000000462015_00181_05746_6705.N1	06-APR-2003 13:10:35	Twilight	45.500	162	34Alp Aqr	2.9440	5350.0	91	5746	No
239	GOM_NL__2PRFIN20030406_131225_000000902015_00181_05746_6706.N1	06-APR-2003 13:12:25	Dark	90.000	11	53Alp Aql	0.76500	8000.0	180	5746	No
240	GOM_NL__2PRFIN20030406_131521_000000432015_00181_05746_6707.N1	06-APR-2003 13:15:21	Dark	43.000	142	49Del Cap	2.8500	8900.0	86	5746	No
241	GOM_NL__2PRFIN20030406_132051_000000382015_00181_05746_6708.N1	06-APR-2003 13:20:51	Dark	38.000	172	Gam Gru	3.0030	13100.	76	5746	No
242	GOM_NL__2PRFIN20030406_132739_000000412015_00181_05746_6709.N1	06-APR-2003 13:27:39	Dark	40.500	45	Alp Pav	1.9400	26000.	81	5746	No
243	GOM_NL__2PRFIN20030406_133041_000000612015_00182_05747_6680.N1	06-APR-2003 13:30:41	Dark	60.500	38	20Eps Sgr	1.8360	11000.	121	5747	No
244	GOM_NL__2PRFIN20030406_133222_000000722015_00182_05747_6681.N1	06-APR-2003 13:32:22	Dark	71.500	167	10Gam2Sgr	2.9840	4500.0	143	5747	No
245	GOM_NL__2PRFIN20030406_133454_000000752015_00182_05747_6682.N1	06-APR-2003 13:34:54	Dark	74.500	25	35Lam Sco	1.6200	28000.	149	5747	No
246	GOM_NL__2PRFIN20030406_133707_000000432015_00182_05747_6683.N1	06-APR-2003 13:37:07	Dark	42.500	134	Bet TrA	2.8100	6600.0	85	5747	No
247	GOM_NL__2PRFIN20030406_133942_000000552015_00182_05747_6684.N1	06-APR-2003 13:39:42	Straylight	55.000	4	Alp1Cen	-0.010000	5800.0	110	5747	No
248	GOM_NL__2PRFIN20030406_134312_000000452015_00182_05747_6685.N1	06-APR-2003 13:43:12	Straylight	44.500	26	Gam Cru	1.6240	2900.0	89	5747	No
249	GOM_NL__2PRFIN20030406_134510_000000432015_00182_05747_6686.N1	06-APR-2003 13:45:10	Straylight	43.000	64	Gam Cen	2.2000	10600.	86	5747	No
250	GOM_NL__2PRFIN20030406_134650_000000522015_00182_05747_6687.N1	06-APR-2003 13:46:50	Straylight	51.500	54	5The Cen	2.0550	4500.0	103	5747	No
251	GOM_NL__2PRFIN20030406_134950_000001272015_00182_05747_6688.N1	06-APR-2003 13:49:50	Twilight	126.50	97	8Bet1Sco	2.5610	30000.	253	5747	No
252	GOM_NL__2PRFIN20030406_135422_000000422015_00182_05747_6689.N1	06-APR-2003 13:54:22	Twilight	42.000	100	4Gam Crv	2.5800	13100.	84	5747	No
253	GOM_NL__2PRFIN20030406_135600_000000532015_00182_05747_6690.N1	06-APR-2003 13:56:00	Bright	53.000	15	67Alp Vir	0.97600	28000.	106	5747	No
254	GOM_NL__2PRFIN20030406_135910_000000442015_00182_05747_6691.N1	06-APR-2003 13:59:10	Bright	44.000	121	29Gam Vir	2.7400	7200.0	88	5747	No
255	GOM_NL__2PRFIN20030406_140349_000000382015_00182_05747_6692.N1	06-APR-2003 14:03:49	Bright	37.500	62	94Bet Leo	2.1360	9700.0	75	5747	No
256	GOM_NL__2PRFIN20030406_140533_000000372015_00182_05747_6693.N1	06-APR-2003 14:05:33	Bright	36.500	96	68Del Leo	2.5600	9300.0	73	5747	No
257	GOM_NL__2PRFIN20030406_140756_000000602015_00182_05747_6694.N1	06-APR-2003 14:07:56	Bright	60.000	111	8Eta Boo	2.6800	6000.0	120	5747	No
258	GOM_NL__2PRFIN20030406_141219_000000362015_00182_05747_6695.N1	06-APR-2003 14:12:19	Bright	35.500	174	52Psi UMa	3.0040	4400.0	71	5747	No
259	GOM_NL__2PRFIN20030406_141509_000000382015_00182_05747_6696.N1	06-APR-2003 14:15:09	Bright	37.500	87	64Gam UMa	2.4330	11000.	75	5747	No
260	GOM_NL__2PRFIN20030406_141645_000000412015_00182_05747_6697.N1	06-APR-2003 14:16:45	Bright	40.500	32	77Eps UMa	1.7630	11000.	81	5747	No
261	GOM_NL__2PRFIN20030406_142309_000000392015_00182_05747_6698.N1	06-APR-2003 14:23:09	Bright	38.500	60	7Bet UMi	2.0810	3950.0	77	5747	No
262	GOM_NL__2PRFIN20030406_142516_000000362015_00182_05747_6699.N1	06-APR-2003 14:25:16	Bright	36.000	49	1Alp UMi	1.9900	6300.0	72	5747	No
263	GOM_NL__2PRFIN20030406_143029_000000612015_00182_05747_6700.N1	06-APR-2003 14:30:29	Bright	60.500	130	23Bet Dra	2.7990	5800.0	121	5747	No
264	GOM_NL__2PRFIN20030406_143252_000000382015_00182_05747_6701.N1	06-APR-2003 14:32:52	Bright	38.000	89	5Alp Cep	2.4510	8000.0	76	5747	No
265	GOM_NL__2PRFIN20030406_143741_000000502015_00182_05747_6702.N1	06-APR-2003 14:37:41	Bright	50.000	144	18Del Cyg	2.8600	11000.	100	5747	No
266	GOM_NL__2PRFIN20030406_143931_000000962015_00182_05747_6703.N1	06-APR-2003 14:39:31	Bright	96.000	5	3Alp Lyr	0.033000	11000.	192	5747	No
267	GOM_NL__2PRFIN20030406_144157_000000452015_00182_05747_6704.N1	06-APR-2003 14:41:57	Bright	44.500	92	53Eps Cyg	2.5000	4500.0	89	5747	No
268	GOM_NL__2PRFIN20030406_144844_000000482015_00182_05747_6705.N1	06-APR-2003 14:48:44	Twilight	47.500	61	8Eps Peg	2.1000	3900.0	95	5747	No
269	GOM_NL__2PRFIN20030406_145113_000000412015_00182_05747_6706.N1	06-APR-2003 14:51:13	Twilight	40.500	162	34Alp Aqr	2.9440	5350.0	81	5747	No
270	GOM_NL__2PRFIN20030406_145303_000000902015_00182_05747_6707.N1	06-APR-2003 14:53:03	Dark	90.000	11	53Alp Aql	0.76500	8000.0	180	5747	No
271	GOM_NL__2PRFIN20030406_145558_000000432015_00182_05747_6708.N1	06-APR-2003 14:55:58	Dark	43.000	142	49Del Cap	2.8500	8900.0	86	5747	No
272	GOM_NL__2PRFIN20030406_150129_000000382015_00182_05747_6709.N1	06-APR-2003 15:01:29	Dark	38.000	172	Gam Gru	3.0030	13100.	76	5747	No
273	GOM_NL__2PRFIN20030406_150817_000000402015_00182_05747_6710.N1	06-APR-2003 15:08:17	Dark	39.500	45	Alp Pav	1.9400	26000.	79	5747	No
274	GOM_NL__2PRFIN20030406_151120_000000572015_00183_05748_6701.N1	06-APR-2003 15:11:20	Dark	57.000	38	20Eps Sgr	1.8360	11000.	114	5748	No
275	GOM_NL__2PRFIN20030406_151302_000000672015_00183_05748_6702.N1	06-APR-2003 15:13:02	Dark	67.000	167	10Gam2Sgr	2.9840	4500.0	134	5748	No
276	GOM_NL__2PRFIN20030406_151533_000000752015_00183_05748_6703.N1	06-APR-2003 15:15:33	Dark	74.500	25	35Lam Sco	1.6200	28000.	149	5748	No
277	GOM_NL__2PRFIN20030406_151745_000000402015_00183_05748_6704.N1	06-APR-2003 15:17:45	Dark	40.000	134	Bet TrA	2.8100	6600.0	80	5748	No
278	GOM_NL__2PRFIN20030406_152019_000000422015_00183_05748_6705.N1	06-APR-2003 15:20:19	Straylight	42.000	4	Alp1Cen	-0.010000	5800.0	84	5748	No

279	GOM_NL__2PRFIN20030406_152348_000000452015_00183_05748_6706.N1	06-APR-2003 15:23:48	Straylight	45.000	26	Gam Cru	1.6240	2900.0	90	5748	No
280	GOM_NL__2PRFIN20030406_152548_000000412015_00183_05748_6707.N1	06-APR-2003 15:25:48	Straylight	41.000	64	Gam Cen	2.2000	10600.	82	5748	No
281	GOM_NL__2PRFIN20030406_152727_000000522015_00183_05748_6708.N1	06-APR-2003 15:27:27	Straylight	51.500	54	5The Cen	2.0550	4500.0	103	5748	No
282	GOM_NL__2PRFIN20030406_153026_000001342015_00183_05748_6709.N1	06-APR-2003 15:30:26	Tw_i_and_stray	134.00	97	8Bet1Sco	2.5610	30000.	268	5748	No
283	GOM_NL__2PRFIN20030406_153500_000000422015_00183_05748_6710.N1	06-APR-2003 15:35:00	Tw_i_and_stray	42.000	100	4Gam Crv	2.5800	13100.	84	5748	No
284	GOM_NL__2PRFIN20030406_153638_000000522015_00183_05748_6711.N1	06-APR-2003 15:36:38	Bright	51.500	15	67Alp Vir	0.97600	28000.	103	5748	No
285	GOM_NL__2PRFIN20030406_153948_000000432015_00183_05748_6712.N1	06-APR-2003 15:39:48	Bright	43.000	121	29Gam Vir	2.7400	7200.0	86	5748	No
286	GOM_NL__2PRFIN20030406_154426_000000382015_00183_05748_6713.N1	06-APR-2003 15:44:26	Bright	37.500	62	94Bet Leo	2.1360	9700.0	75	5748	No
287	GOM_NL__2PRFIN20030406_154610_000000362015_00183_05748_6714.N1	06-APR-2003 15:46:10	Bright	35.500	96	68Del Leo	2.5600	9300.0	71	5748	No
288	GOM_NL__2PRFIN20030406_154832_000000572015_00183_05748_6715.N1	06-APR-2003 15:48:32	Bright	57.000	111	8Eta Boo	2.6800	6000.0	114	5748	No
289	GOM_NL__2PRFIN20030406_155255_000000382015_00183_05748_6716.N1	06-APR-2003 15:52:55	Bright	37.500	174	52Psi UMa	3.0040	4400.0	75	5748	No
290	GOM_NL__2PRFIN20030406_155544_000000352015_00183_05748_6717.N1	06-APR-2003 15:55:44	Bright	34.500	87	64Gam UMa	2.4330	11000.	69	5748	No
291	GOM_NL__2PRFIN20030406_155720_000000372015_00183_05748_6718.N1	06-APR-2003 15:57:20	Bright	37.000	32	77Eps UMa	1.7630	11000.	74	5748	No
292	GOM_NL__2PRFIN20030406_160344_000000392015_00183_05748_6719.N1	06-APR-2003 16:03:44	Bright	38.500	60	7Bet UMi	2.0810	3950.0	77	5748	No
293	GOM_NL__2PRFIN20030406_160552_000000372015_00183_05748_6720.N1	06-APR-2003 16:05:52	Bright	36.500	49	1Alp UMi	1.9900	6300.0	73	5748	No
294	GOM_NL__2PRFIN20030406_161103_000000612015_00183_05748_6721.N1	06-APR-2003 16:11:03	Bright	61.000	130	23Bet Dra	2.7990	5800.0	122	5748	No
295	GOM_NL__2PRFIN20030406_161327_000000362015_00183_05748_6722.N1	06-APR-2003 16:13:27	Bright	36.000	89	5Alp Cep	2.4510	8000.0	72	5748	No
296	GOM_NL__2PRFIN20030406_161817_000000492015_00183_05748_6723.N1	06-APR-2003 16:18:17	Bright	49.000	144	18Del Cyg	2.8600	11000.	98	5748	No
297	GOM_NL__2PRFIN20030406_162007_000000882015_00183_05748_6724.N1	06-APR-2003 16:20:07	Bright	88.000	5	3Alp Lyr	0.033000	11000.	176	5748	No
298	GOM_NL__2PRFIN20030406_162233_000000482015_00183_05748_6725.N1	06-APR-2003 16:22:33	Bright	48.000	92	53Eps Cyg	2.5000	4500.0	96	5748	No
299	GOM_NL__2PRFIN20030406_162920_000000492015_00183_05748_6726.N1	06-APR-2003 16:29:20	Tw_i_and_stray	48.500	61	8Eps Peg	2.1000	3900.0	97	5748	No
300	GOM_NL__2PRFIN20030406_163149_000000432015_00183_05748_6727.N1	06-APR-2003 16:31:49	Twilight	42.500	162	34Alp Aqr	2.9440	5350.0	85	5748	No
301	GOM_NL__2PRFIN20030406_163340_000000822015_00183_05748_6728.N1	06-APR-2003 16:33:40	Dark	81.500	11	53Alp Aql	0.76500	8000.0	163	5748	No
302	GOM_NL__2PRFIN20030406_163634_000000412015_00183_05748_6729.N1	06-APR-2003 16:36:34	Dark	40.500	142	49Del Cap	2.8500	8900.0	81	5748	No
303	GOM_NL__2PRFIN20030406_164205_000000372015_00183_05748_6730.N1	06-APR-2003 16:42:05	Dark	36.500	172	Gam Gru	3.0030	13100.	73	5748	No
304	GOM_NL__2PRFIN20030406_164853_000000392015_00183_05748_6731.N1	06-APR-2003 16:48:53	Dark	39.000	45	Alp Pav	1.9400	26000.	78	5748	No
305	GOM_NL__2PRFIN20030406_165157_000000582015_00184_05749_6702.N1	06-APR-2003 16:51:57	Dark	57.500	38	20Eps Sgr	1.8360	11000.	115	5749	No
306	GOM_NL__2PRFIN20030406_165340_000000712015_00184_05749_6703.N1	06-APR-2003 16:53:40	Dark	71.000	167	10Gam2Sgr	2.9840	4500.0	142	5749	No
307	GOM_NL__2PRFIN20030406_165611_000000602015_00184_05749_6704.N1	06-APR-2003 16:56:11	Dark	60.000	25	35Lam Sco	1.6200	28000.	120	5749	No
308	GOM_NL__2PRFIN20030406_165822_000000412015_00184_05749_6705.N1	06-APR-2003 16:58:22	Dark	41.000	134	Bet TrA	2.8100	6600.0	82	5749	No
309	GOM_NL__2PRFIN20030406_170056_000000482015_00184_05749_6706.N1	06-APR-2003 17:00:56	Straylight	48.000	4	Alp1Cen	-0.010000	5800.0	96	5749	No
310	GOM_NL__2PRFIN20030406_170424_000000502015_00184_05749_6707.N1	06-APR-2003 17:04:24	Straylight	50.000	26	Gam Cru	1.6240	2900.0	100	5749	No
311	GOM_NL__2PRFIN20030406_170624_000000382015_00184_05749_6708.N1	06-APR-2003 17:06:24	Straylight	37.500	64	Gam Cen	2.2000	10600.	75	5749	No
312	GOM_NL__2PRFIN20030406_170803_000000552015_00184_05749_6709.N1	06-APR-2003 17:08:03	Straylight	55.000	54	5The Cen	2.0550	4500.0	110	5749	No
313	GOM_NL__2PRFIN20030406_171103_000001332015_00184_05749_6710.N1	06-APR-2003 17:11:03	Tw_i_and_stray	132.50	97	8Bet1Sco	2.5610	30000.	265	5749	No
314	GOM_NL__2PRFIN20030406_171536_000000432015_00184_05749_6711.N1	06-APR-2003 17:15:36	Tw_i_and_stray	42.500	100	4Gam Crv	2.5800	13100.	85	5749	No
315	GOM_NL__2PRFIN20030406_171714_000000542015_00184_05749_6712.N1	06-APR-2003 17:17:14	Bright	54.000	15	67Alp Vir	0.97600	28000.	108	5749	No
316	GOM_NL__2PRFIN20030406_172023_000000422015_00184_05749_6713.N1	06-APR-2003 17:20:23	Bright	42.000	121	29Gam Vir	2.7400	7200.0	84	5749	No
317	GOM_NL__2PRFIN20030406_172502_000000382015_00184_05749_6714.N1	06-APR-2003 17:25:02	Bright	38.000	62	94Bet Leo	2.1360	9700.0	76	5749	No
318	GOM_NL__2PRFIN20030406_172646_000000362015_00184_05749_6715.N1	06-APR-2003 17:26:46	Bright	36.000	96	68Del Leo	2.5600	9300.0	72	5749	No
319	GOM_NL__2PRFIN20030406_172907_000000562015_00184_05749_6716.N1	06-APR-2003 17:29:07	Bright	56.000	111	8Eta Boo	2.6800	6000.0	112	5749	No
320	GOM_NL__2PRFIN20030406_173331_000000362015_00184_05749_6717.N1	06-APR-2003 17:33:31	Bright	35.500	174	52Psi UMa	3.0040	4400.0	71	5749	No
321	GOM_NL__2PRFIN20030406_173620_000000382015_00184_05749_6718.N1	06-APR-2003 17:36:20	Bright	37.500	87	64Gam UMa	2.4330	11000.	75	5749	No
322	GOM_NL__2PRFIN20030406_173756_000000402015_00184_05749_6719.N1	06-APR-2003 17:37:56	Bright	39.500	32	77Eps UMa	1.7630	11000.	79	5749	No
323	GOM_NL__2PRFIN20030406_174420_000000382015_00184_05749_6720.N1	06-APR-2003 17:44:20	Bright	38.000	60	7Bet UMi	2.0810	3950.0	76	5749	No
324	GOM_NL__2PRFIN20030406_174628_000000362015_00184_05749_6721.N1	06-APR-2003 17:46:28	Bright	35.500	49	1Alp UMi	1.9900	6300.0	71	5749	No
325	GOM_NL__2PRFIN20030406_175138_000000622015_00184_05749_6722.N1	06-APR-2003 17:51:38	Bright	61.500	130	23Bet Dra	2.7990	5800.0	123	5749	No
326	GOM_NL__2PRFIN20030406_175403_000000382015_00184_05749_6723.N1	06-APR-2003 17:54:03	Bright	38.000	89	5Alp Cep	2.4510	8000.0	76	5749	No
327	GOM_NL__2PRFIN20030406_175852_000000502015_00184_05749_6724.N1	06-APR-2003 17:58:52	Bright	49.500	144	18Del Cyg	2.8600	11000.	99	5749	No
328	GOM_NL__2PRFIN20030406_180042_000000932015_00184_05749_6725.N1	06-APR-2003 18:00:42	Bright	93.000	5	3Alp Lyr	0.033000	11000.	186	5749	No
329	GOM_NL__2PRFIN20030406_180309_000000462015_00184_05749_6726.N1	06-APR-2003 18:03:09	Bright	46.000	92	53Eps Cyg	2.5000	4500.0	92	5749	No
330	GOM_NL__2PRFIN20030406_180956_000000482015_00184_05749_6727.N1	06-APR-2003 18:09:56	Tw_i_and_stray	48.000	61	8Eps Peg	2.1000	3900.0	96	5749	No
331	GOM_NL__2PRFIN20030406_181226_000000442015_00184_05749_6728.N1	06-APR-2003 18:12:26	Twilight	44.000	162	34Alp Aqr	2.9440	5350.0	88	5749	No
332	GOM_NL__2PRFIN20030406_181417_000000742015_00184_05749_6729.N1	06-APR-2003 18:14:17	Dark	74.000	11	53Alp Aql	0.76500	8000.0	148	5749	No
333	GOM_NL__2PRFIN20030406_181711_000000412015_00184_05749_6730.N1	06-APR-2003 18:17:11	Dark	41.000	142	49Del Cap	2.8500	8900.0	82	5749	No
334	GOM_NL__2PRFIN20030406_182241_000000402015_00184_05749_6731.N1	06-APR-2003 18:22:41	Dark	39.500	172	Gam Gru	3.0030	13100.	79	5749	No
335	GOM_NL__2PRFIN20030406_182930_000000412015_00184_05749_6732.N1	06-APR-2003 18:29:30	Dark	41.000	45	Alp Pav	1.9400	26000.	82	5749	No
336	GOM_NL__2PRFIN20030406_183235_000000582015_00185_05750_6555.N1	06-APR-2003 18:32:35	Dark	58.000	38	20Eps Sgr	1.8360	11000.	116	5750	No
337	GOM_NL__2PRFIN20030406_183418_000000682015_00185_05750_6556.N1	06-APR-2003 18:34:18	Dark	67.500	167	10Gam2Sgr	2.9840	4500.0	135	5750	No



338	GOM_NL__2PRFIN20030406_183648_000000762015_00185_05750_6557.N1	06-APR-2003 18:36:48	Dark	75.500	25	35Lam Sco	1.6200	28000.	151	5750	No
339	GOM_NL__2PRFIN20030406_183858_000000412015_00185_05750_6558.N1	06-APR-2003 18:38:58	Dark	41.000	134	Bet TrA	2.8100	6600.0	82	5750	No
340	GOM_NL__2PRFIN20030406_184132_000000542015_00185_05750_6559.N1	06-APR-2003 18:41:32	Straylight	53.500	4	Alp1Cen	-0.010000	5800.0	107	5750	No
341	GOM_NL__2PRFIN20030406_184501_000000442015_00185_05750_6560.N1	06-APR-2003 18:45:01	Straylight	43.500	26	Gam Cru	1.6240	2900.0	87	5750	No
342	GOM_NL__2PRFIN20030406_184700_000000382015_00185_05750_6561.N1	06-APR-2003 18:47:00	Straylight	37.500	64	Gam Cen	2.2000	10600.	75	5750	No
343	GOM_NL__2PRFIN20030406_184840_000000512015_00185_05750_6562.N1	06-APR-2003 18:48:40	Straylight	50.500	54	5The Cen	2.0550	4500.0	101	5750	No
344	GOM_NL__2PRFIN20030406_185140_000001332015_00185_05750_6563.N1	06-APR-2003 18:51:40	Tw_i_and_stray	132.50	97	8Bet1Sco	2.5610	30000.	265	5750	No
345	GOM_NL__2PRFIN20030406_185612_000000422015_00185_05750_6564.N1	06-APR-2003 18:56:12	Tw_i_and_stray	42.000	100	4Gam Crv	2.5800	13100.	84	5750	No
346	GOM_NL__2PRFIN20030406_185750_000000522015_00185_05750_6565.N1	06-APR-2003 18:57:50	Bright	51.500	15	67Alp Vir	0.97600	28000.	103	5750	No
347	GOM_NL__2PRFIN20030406_190059_000000422015_00185_05750_6566.N1	06-APR-2003 19:00:59	Bright	42.000	121	29Gam Vir	2.7400	7200.0	84	5750	No
348	GOM_NL__2PRFIN20030406_190539_000000372015_00185_05750_6567.N1	06-APR-2003 19:05:39	Bright	36.500	62	94Bet Leo	2.1360	9700.0	73	5750	No
349	GOM_NL__2PRFIN20030406_190722_000000362015_00185_05750_6568.N1	06-APR-2003 19:07:22	Bright	35.500	96	68Del Leo	2.5600	9300.0	71	5750	No
350	GOM_NL__2PRFIN20030406_190943_000000812015_00185_05750_6569.N1	06-APR-2003 19:09:43	Bright	80.500	111	8Eta Boo	2.6800	6000.0	161	5750	No
351	GOM_NL__2PRFIN20030406_191407_000000352015_00185_05750_6570.N1	06-APR-2003 19:14:07	Bright	34.500	174	52Psi UMa	3.0040	4400.0	69	5750	No
352	GOM_NL__2PRFIN20030406_191656_000000382015_00185_05750_6571.N1	06-APR-2003 19:16:56	Bright	38.000	87	64Gam UMa	2.4330	11000.	76	5750	No
353	GOM_NL__2PRFIN20030406_191831_000000412015_00185_05750_6572.N1	06-APR-2003 19:18:31	Bright	40.500	32	77Eps UMa	1.7630	11000.	81	5750	No
354	GOM_NL__2PRFIN20030406_192456_000000412015_00185_05750_6573.N1	06-APR-2003 19:24:56	Bright	41.000	60	7Bet UMi	2.0810	3950.0	82	5750	No
355	GOM_NL__2PRFIN20030406_192704_000000352015_00185_05750_6574.N1	06-APR-2003 19:27:04	Bright	35.000	49	1Alp UMi	1.9900	6300.0	70	5750	No
356	GOM_NL__2PRFIN20030406_193213_000000642015_00185_05750_6575.N1	06-APR-2003 19:32:13	Bright	63.500	130	23Bet Dra	2.7990	5800.0	127	5750	No
357	GOM_NL__2PRFIN20030406_193439_000000402015_00185_05750_6576.N1	06-APR-2003 19:34:39	Bright	39.500	89	5Alp Cep	2.4510	8000.0	79	5750	No
358	GOM_NL__2PRFIN20030406_193928_000000492015_00185_05750_6577.N1	06-APR-2003 19:39:28	Bright	48.500	144	18Del Cyg	2.8600	11000.	97	5750	No
359	GOM_NL__2PRFIN20030406_194118_000000952015_00185_05750_6578.N1	06-APR-2003 19:41:18	Bright	95.000	5	3Alp Lyr	0.033000	11000.	190	5750	No
360	GOM_NL__2PRFIN20030406_194345_000000482015_00185_05750_6579.N1	06-APR-2003 19:43:45	Bright	47.500	92	53Eps Cyg	2.5000	4500.0	95	5750	No
361	GOM_NL__2PRFIN20030406_195033_000000482015_00185_05750_6580.N1	06-APR-2003 19:50:33	Tw_i_and_stray	48.000	61	8Eps Peg	2.1000	3900.0	96	5750	No
362	GOM_NL__2PRFIN20030406_195302_000000442015_00185_05750_6581.N1	06-APR-2003 19:53:02	Twilight	44.000	162	34Alp Aqr	2.9440	5350.0	88	5750	No
363	GOM_NL__2PRFIN20030406_195454_000000872015_00185_05750_6582.N1	06-APR-2003 19:54:54	Dark	86.500	11	53Alp Aql	0.76500	8000.0	173	5750	No
364	GOM_NL__2PRFIN20030406_195747_000000392015_00185_05750_6583.N1	06-APR-2003 19:57:47	Dark	39.000	142	49Del Cap	2.8500	8900.0	78	5750	No
365	GOM_NL__2PRFIN20030406_200317_000000392015_00185_05750_6584.N1	06-APR-2003 20:03:17	Dark	38.500	172	Gam Gru	3.0030	13100.	77	5750	No
366	GOM_NL__2PRFIN20030406_201006_000000402015_00185_05750_6585.N1	06-APR-2003 20:10:06	Dark	40.000	45	Alp Pav	1.9400	26000.	80	5750	No
367	GOM_NL__2PRFIN20030406_201312_000000592015_00186_05751_6549.N1	06-APR-2003 20:13:12	Dark	59.000	38	20Eps Sgr	1.8360	11000.	118	5751	No
368	GOM_NL__2PRFIN20030406_201456_000000662015_00186_05751_6550.N1	06-APR-2003 20:14:56	Dark	66.000	167	10Gam2Sgr	2.9840	4500.0	132	5751	No
369	GOM_NL__2PRFIN20030406_201725_000000712015_00186_05751_6551.N1	06-APR-2003 20:17:25	Dark	70.500	25	35Lam Sco	1.6200	28000.	141	5751	No
370	GOM_NL__2PRFIN20030406_201935_000000392015_00186_05751_6552.N1	06-APR-2003 20:19:35	Dark	39.000	134	Bet TrA	2.8100	6600.0	78	5751	No
371	GOM_NL__2PRFIN20030406_202209_000000472015_00186_05751_6553.N1	06-APR-2003 20:22:09	Straylight	47.000	4	Alp1Cen	-0.010000	5800.0	94	5751	No
372	GOM_NL__2PRFIN20030406_202537_000000492015_00186_05751_6554.N1	06-APR-2003 20:25:37	Straylight	48.500	26	Gam Cru	1.6240	2900.0	97	5751	No
373	GOM_NL__2PRFIN20030406_202737_000000412015_00186_05751_6555.N1	06-APR-2003 20:27:37	Straylight	40.500	64	Gam Cen	2.2000	10600.	81	5751	No
374	GOM_NL__2PRFIN20030406_202917_000000552015_00186_05751_6556.N1	06-APR-2003 20:29:17	Straylight	54.500	54	5The Cen	2.0550	4500.0	109	5751	No
375	GOM_NL__2PRFIN20030406_203214_000001432015_00186_05751_6557.N1	06-APR-2003 20:32:14	Tw_i_and_stray	142.50	97	8Bet1Sco	2.5610	30000.	285	5751	No
376	GOM_NL__2PRFIN20030406_203648_000000402015_00186_05751_6558.N1	06-APR-2003 20:36:48	Tw_i_and_stray	40.000	100	4Gam Crv	2.5800	13100.	80	5751	No
377	GOM_NL__2PRFIN20030406_203826_000000532015_00186_05751_6559.N1	06-APR-2003 20:38:26	Bright	53.000	15	67Alp Vir	0.97600	28000.	106	5751	No
378	GOM_NL__2PRFIN20030406_204135_000000422015_00186_05751_6560.N1	06-APR-2003 20:41:35	Bright	42.000	121	29Gam Vir	2.7400	7200.0	84	5751	No
379	GOM_NL__2PRFIN20030406_204615_000000372015_00186_05751_6561.N1	06-APR-2003 20:46:15	Bright	37.000	62	94Bet Leo	2.1360	9700.0	74	5751	No
380	GOM_NL__2PRFIN20030406_204758_000000362015_00186_05751_6562.N1	06-APR-2003 20:47:58	Bright	36.000	96	68Del Leo	2.5600	9300.0	72	5751	No
381	GOM_NL__2PRFIN20030406_205018_000000552015_00186_05751_6563.N1	06-APR-2003 20:50:18	Bright	55.000	111	8Eta Boo	2.6800	6000.0	110	5751	No
382	GOM_NL__2PRFIN20030406_205443_000000372015_00186_05751_6564.N1	06-APR-2003 20:54:43	Bright	37.000	174	52Psi UMa	3.0040	4400.0	74	5751	No
383	GOM_NL__2PRFIN20030406_205732_000000372015_00186_05751_6565.N1	06-APR-2003 20:57:32	Bright	37.000	87	64Gam UMa	2.4330	11000.	74	5751	No
384	GOM_NL__2PRFIN20030406_205907_000000422015_00186_05751_6566.N1	06-APR-2003 20:59:07	Bright	42.000	32	77Eps UMa	1.7630	11000.	84	5751	No
385	GOM_NL__2PRFIN20030406_210532_000000412015_00186_05751_6567.N1	06-APR-2003 21:05:32	Bright	40.500	60	7Bet UMi	2.0810	3950.0	81	5751	No
386	GOM_NL__2PRFIN20030406_210740_000000372015_00186_05751_6568.N1	06-APR-2003 21:07:40	Bright	36.500	49	1Alp UMi	1.9900	6300.0	73	5751	No
387	GOM_NL__2PRFIN20030406_211249_000000602015_00186_05751_6569.N1	06-APR-2003 21:12:49	Bright	60.000	130	23Bet Dra	2.7990	5800.0	120	5751	No
388	GOM_NL__2PRFIN20030406_211515_000000362015_00186_05751_6570.N1	06-APR-2003 21:15:15	Bright	36.000	89	5Alp Cep	2.4510	8000.0	72	5751	No
389	GOM_NL__2PRFIN20030406_212004_000000492015_00186_05751_6571.N1	06-APR-2003 21:20:04	Bright	49.000	144	18Del Cyg	2.8600	11000.	98	5751	No
390	GOM_NL__2PRFIN20030406_212154_000000932015_00186_05751_6572.N1	06-APR-2003 21:21:54	Bright	92.500	5	3Alp Lyr	0.033000	11000.	185	5751	No
391	GOM_NL__2PRFIN20030406_212421_000000462015_00186_05751_6573.N1	06-APR-2003 21:24:21	Bright	46.000	92	53Eps Cyg	2.5000	4500.0	92	5751	No
392	GOM_NL__2PRFIN20030406_213109_000000462015_00186_05751_6574.N1	06-APR-2003 21:31:09	Tw_i_and_stray	46.000	61	8Eps Peg	2.1000	3900.0	92	5751	No
393	GOM_NL__2PRFIN20030406_213338_000000412015_00186_05751_6575.N1	06-APR-2003 21:33:38	Twilight	41.000	162	34Alp Aqr	2.9440	5350.0	82	5751	No
394	GOM_NL__2PRFIN20030406_213531_000000772015_00186_05751_6576.N1	06-APR-2003 21:35:31	Dark	77.000	11	53Alp Aql	0.76500	8000.0	154	5751	No
395	GOM_NL__2PRFIN20030406_213824_000000412015_00186_05751_6577.N1	06-APR-2003 21:38:24	Dark	41.000	142	49Del Cap	2.8500	8900.0	82	5751	No
396	GOM_NL__2PRFIN20030406_214354_000000392015_00186_05751_6578.N1	06-APR-2003 21:43:54	Dark	38.500	172	Gam Gru	3.0030	13100.	77	5751	No

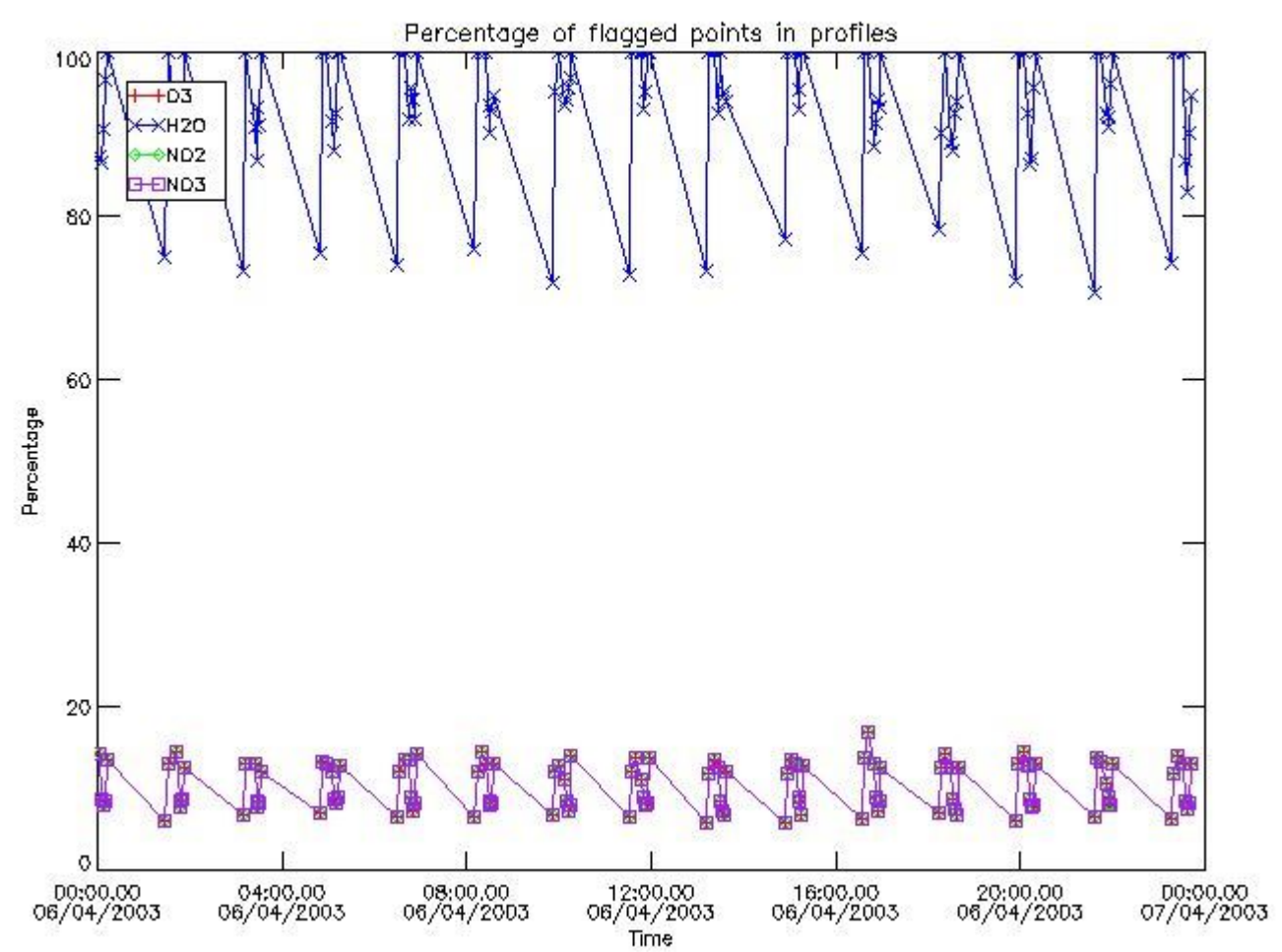


397	GOM_NL__2PRFIN20030406_215042_000000482015_00186_05751_6579.N1	06-APR-2003 21:50:42	Dark	48.000	45	Alp Pav	1.9400	26000.	96	5751	No
398	GOM_NL__2PRFIN20030406_215349_000000582015_00187_05752_6705.N1	06-APR-2003 21:53:49	Dark	57.500	38	20Eps Sgr	1.8360	11000.	115	5752	No
399	GOM_NL__2PRFIN20030406_215533_000000712015_00187_05752_6706.N1	06-APR-2003 21:55:33	Dark	71.000	167	10Gam2Sgr	2.9840	4500.0	142	5752	No
400	GOM_NL__2PRFIN20030406_215802_000000642015_00187_05752_6707.N1	06-APR-2003 21:58:02	Dark	64.000	25	35Lam Sco	1.6200	28000.	128	5752	No
401	GOM_NL__2PRFIN20030406_220011_000000392015_00187_05752_6708.N1	06-APR-2003 22:00:11	Dark	39.000	134	Bet TrA	2.8100	6600.0	78	5752	No
402	GOM_NL__2PRFIN20030406_220245_000000512015_00187_05752_6709.N1	06-APR-2003 22:02:45	Straylight	50.500	4	Alp1Cen	-0.010000	5800.0	101	5752	No
403	GOM_NL__2PRFIN20030406_220613_000000452015_00187_05752_6710.N1	06-APR-2003 22:06:13	Straylight	45.000	26	Gam Cru	1.6240	2900.0	90	5752	No
404	GOM_NL__2PRFIN20030406_220813_000000392015_00187_05752_6711.N1	06-APR-2003 22:08:13	Straylight	39.000	64	Gam Cen	2.2000	10600.	78	5752	No
405	GOM_NL__2PRFIN20030406_220953_000000522015_00187_05752_6712.N1	06-APR-2003 22:09:53	Straylight	51.500	54	5The Cen	2.0550	4500.0	103	5752	No
406	GOM_NL__2PRFIN20030406_221251_000001322015_00187_05752_6713.N1	06-APR-2003 22:12:51	Twilight	132.00	97	8Bet1Sco	2.5610	30000.	264	5752	No
407	GOM_NL__2PRFIN20030406_221724_000000422015_00187_05752_6714.N1	06-APR-2003 22:17:24	Twilight	41.500	100	4Gam Crv	2.5800	13100.	83	5752	No
408	GOM_NL__2PRFIN20030406_221902_000000522015_00187_05752_6715.N1	06-APR-2003 22:19:02	Bright	52.000	15	67Alp Vir	0.97600	28000.	104	5752	No
409	GOM_NL__2PRFIN20030406_222211_000000412015_00187_05752_6716.N1	06-APR-2003 22:22:11	Bright	41.000	121	29Gam Vir	2.7400	7200.0	82	5752	No
410	GOM_NL__2PRFIN20030406_222650_000000372015_00187_05752_6717.N1	06-APR-2003 22:26:50	Bright	36.500	62	94Bet Leo	2.1360	9700.0	73	5752	No
411	GOM_NL__2PRFIN20030406_222834_000000362015_00187_05752_6718.N1	06-APR-2003 22:28:34	Bright	35.500	96	68Del Leo	2.5600	9300.0	71	5752	No
412	GOM_NL__2PRFIN20030406_223052_000000572015_00187_05752_6719.N1	06-APR-2003 22:30:52	Bright	57.000	111	8Eta Boo	2.6800	6000.0	114	5752	No
413	GOM_NL__2PRFIN20030406_223518_000000342015_00187_05752_6720.N1	06-APR-2003 22:35:18	Bright	34.000	174	52Psi UMa	3.0040	4400.0	68	5752	No
414	GOM_NL__2PRFIN20030406_223807_000000382015_00187_05752_6721.N1	06-APR-2003 22:38:07	Bright	37.500	87	64Gam UMa	2.4330	11000.	75	5752	No
415	GOM_NL__2PRFIN20030406_223942_000000422015_00187_05752_6722.N1	06-APR-2003 22:39:42	Bright	41.500	32	77Eps UMa	1.7630	11000.	83	5752	No
416	GOM_NL__2PRFIN20030406_224607_000000362015_00187_05752_6723.N1	06-APR-2003 22:46:07	Bright	35.500	60	7Bet UMi	2.0810	3950.0	71	5752	No
417	GOM_NL__2PRFIN20030406_224816_000000332015_00187_05752_6724.N1	06-APR-2003 22:48:16	Bright	32.500	49	1Alp UMi	1.9900	6300.0	65	5752	No
418	GOM_NL__2PRFIN20030406_225323_000000622015_00187_05752_6725.N1	06-APR-2003 22:53:23	Bright	62.000	130	23Bet Dra	2.7990	5800.0	124	5752	No
419	GOM_NL__2PRFIN20030406_225551_000000392015_00187_05752_6726.N1	06-APR-2003 22:55:51	Bright	39.000	89	5Alp Cep	2.4510	8000.0	78	5752	No
420	GOM_NL__2PRFIN20030406_230039_000000492015_00187_05752_6727.N1	06-APR-2003 23:00:39	Bright	48.500	144	18Del Cyg	2.8600	11000.	97	5752	No
421	GOM_NL__2PRFIN20030406_230229_000000892015_00187_05752_6728.N1	06-APR-2003 23:02:29	Bright	89.000	5	3Alp Lyr	0.033000	11000.	178	5752	No
422	GOM_NL__2PRFIN20030406_230457_000000472015_00187_05752_6729.N1	06-APR-2003 23:04:57	Bright	47.000	92	53Eps Cyg	2.5000	4500.0	94	5752	No
423	GOM_NL__2PRFIN20030406_231145_000000502015_00187_05752_6730.N1	06-APR-2003 23:11:45	Twilight	49.500	61	8Eps Peg	2.1000	3900.0	99	5752	No
424	GOM_NL__2PRFIN20030406_231414_000000432015_00187_05752_6731.N1	06-APR-2003 23:14:14	Twilight	43.000	162	34Alp Aqr	2.9440	5350.0	86	5752	No
425	GOM_NL__2PRFIN20030406_231608_000000802015_00187_05752_6732.N1	06-APR-2003 23:16:08	Dark	80.000	11	53Alp Aql	0.76500	8000.0	160	5752	No
426	GOM_NL__2PRFIN20030406_231900_000000432015_00187_05752_6733.N1	06-APR-2003 23:19:00	Dark	43.000	142	49Del Cap	2.8500	8900.0	86	5752	No
427	GOM_NL__2PRFIN20030406_232430_000000372015_00187_05752_6734.N1	06-APR-2003 23:24:30	Dark	36.500	172	Gam Gru	3.0030	13100.	73	5752	No
428	GOM_NL__2PRFIN20030406_233118_000000402015_00187_05752_6735.N1	06-APR-2003 23:31:18	Dark	39.500	45	Alp Pav	1.9400	26000.	79	5752	No
429	GOM_NL__2PRFIN20030406_233426_000000612015_00188_05753_6553.N1	06-APR-2003 23:34:26	Dark	60.500	38	20Eps Sgr	1.8360	11000.	121	5753	No
430	GOM_NL__2PRFIN20030406_233611_000000682015_00188_05753_6554.N1	06-APR-2003 23:36:11	Dark	67.500	167	10Gam2Sgr	2.9840	4500.0	135	5753	No
431	GOM_NL__2PRFIN20030406_233839_000000622015_00188_05753_6555.N1	06-APR-2003 23:38:39	Dark	61.500	25	35Lam Sco	1.6200	28000.	123	5753	No
432	GOM_NL__2PRFIN20030406_234047_000000392015_00188_05753_6556.N1	06-APR-2003 23:40:47	Dark	39.000	134	Bet TrA	2.8100	6600.0	78	5753	No
433	GOM_NL__2PRFIN20030406_234321_000000452015_00188_05753_6557.N1	06-APR-2003 23:43:21	Straylight	44.500	4	Alp1Cen	-0.010000	5800.0	89	5753	No
434	GOM_NL__2PRFIN20030406_234649_000000482015_00188_05753_6558.N1	06-APR-2003 23:46:49	Straylight	47.500	26	Gam Cru	1.6240	2900.0	95	5753	No
435	GOM_NL__2PRFIN20030406_234849_000000392015_00188_05753_6559.N1	06-APR-2003 23:48:49	Straylight	39.000	64	Gam Cen	2.2000	10600.	78	5753	No
436	GOM_NL__2PRFIN20030406_235029_000000512015_00188_05753_6560.N1	06-APR-2003 23:50:29	Straylight	50.500	54	5The Cen	2.0550	4500.0	101	5753	No
437	GOM_NL__2PRFIN20030406_235328_000001292015_00188_05753_6561.N1	06-APR-2003 23:53:28	Twilight	128.50	97	8Bet1Sco	2.5610	30000.	257	5753	No
438	GOM_NL__2PRFIN20030406_235800_000000422015_00188_05753_6562.N1	06-APR-2003 23:58:00	Twilight	41.500	100	4Gam Crv	2.5800	13100.	83	5753	No
439	GOM_NL__2PRFIN20030406_235938_000000512015_00188_05753_6563.N1	06-APR-2003 23:59:38	Bright	50.500	15	67Alp Vir	0.97600	28000.	101	5753	No

### 3. Quality information per product

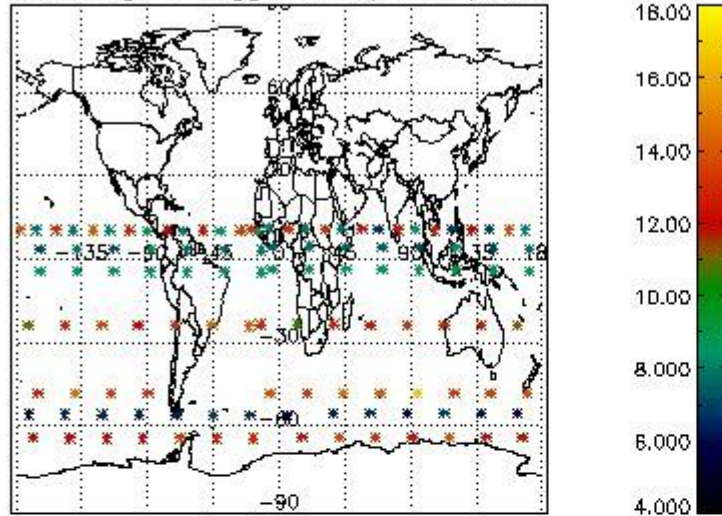
In this section it is plotted some information contained in the Quality Summary data set of the level 2 products. Only products in dark limb conditions and without errors (error flag in the MPH set to "0") are used.

#### 3.1 Plot quality information per product (time dependant)

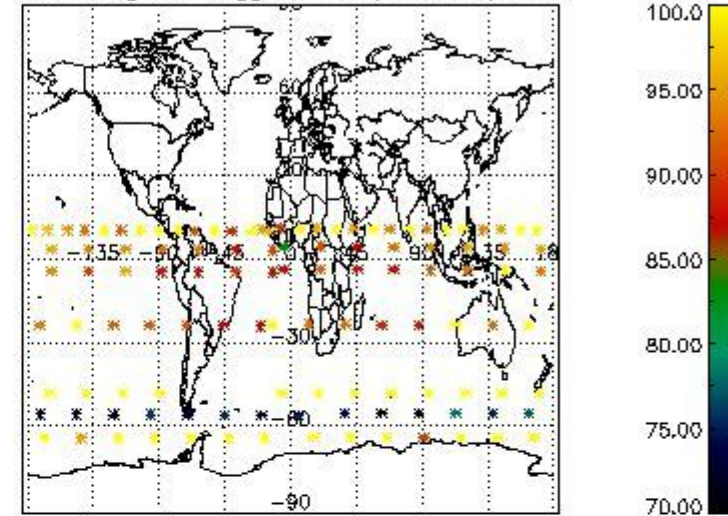


3.2 Plot quality information per product (world map)

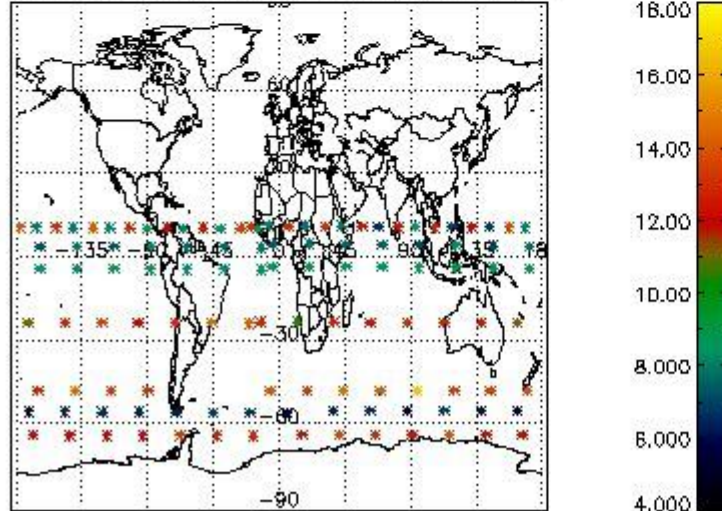
Percentage of flagged data per O3 profile



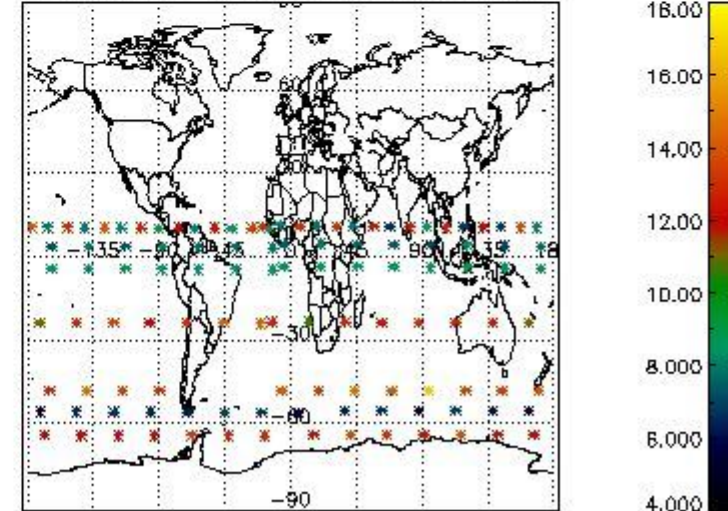
Percentage of flagged data per H2O profile



Percentage of flagged data per NO2 profile



Percentage of flagged data per NO3 profile



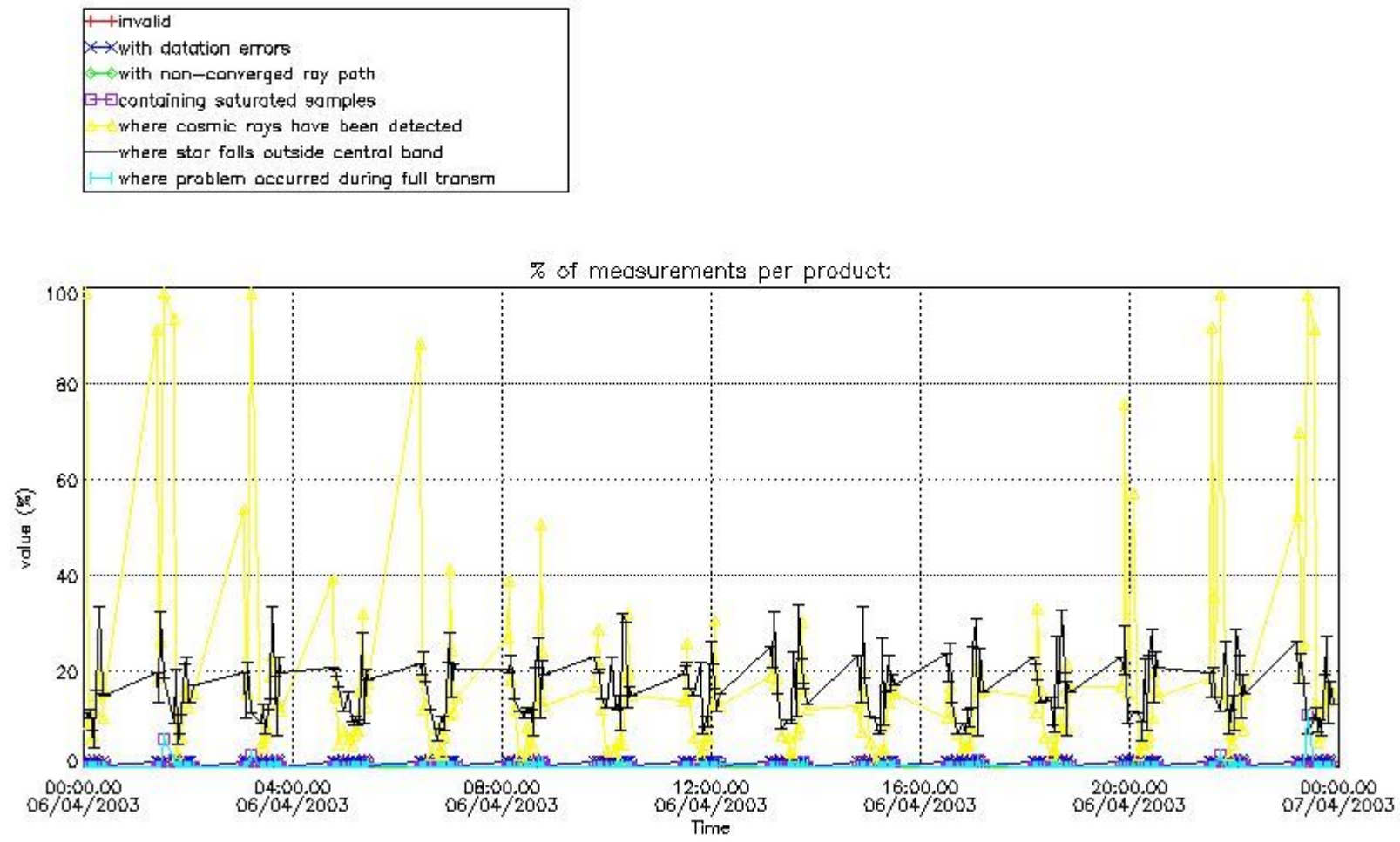
#### 4. Level 1 quality information per product

In this section it is plotted some information contained in the Quality Summary data set of the level 2 products that comes from the level 1b processing. Products without errors (error flag in the MPH set to "0") are used.

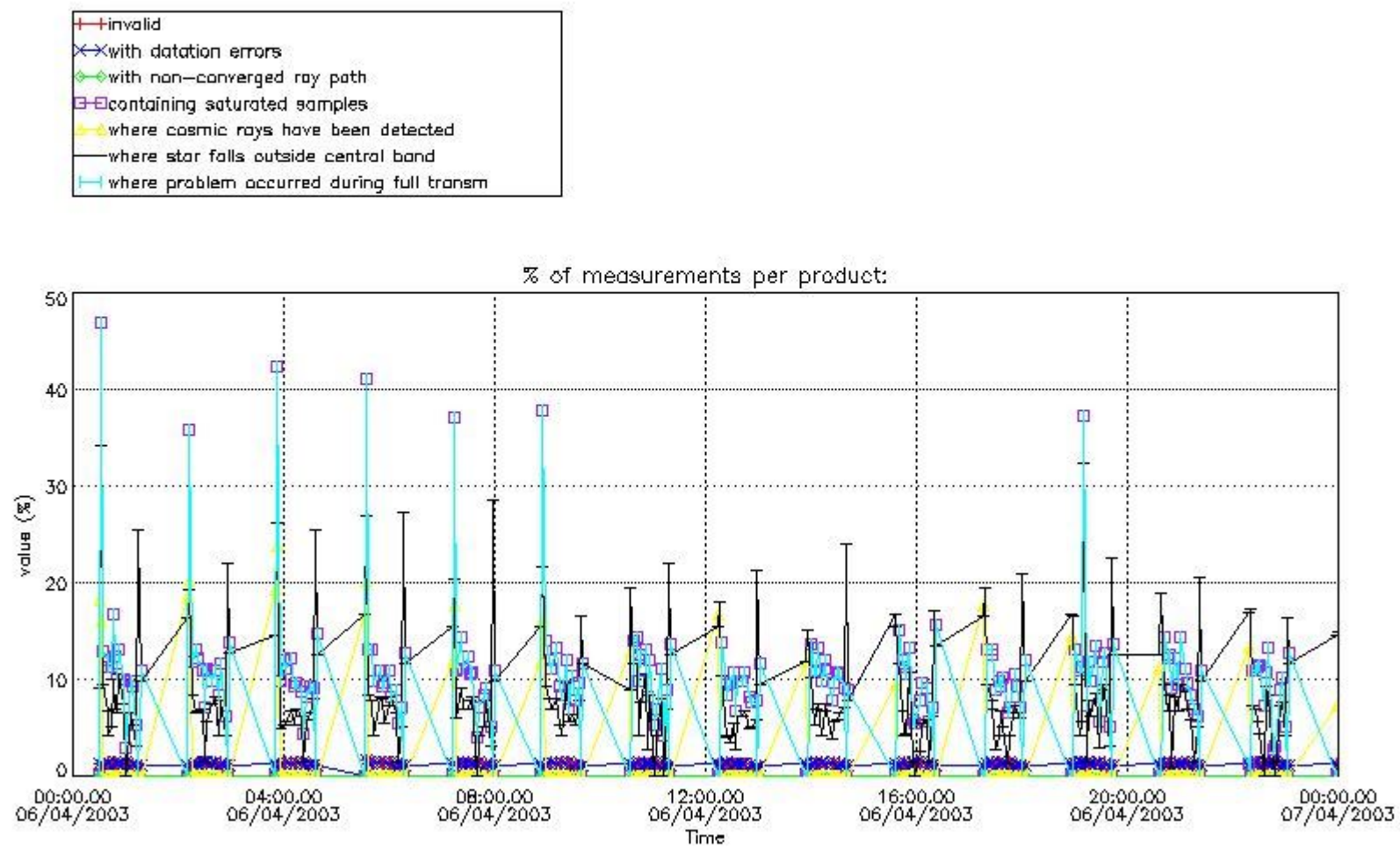
##### 4.1 Plot quality information per product (time dependant) coming from level 1b processing

##### 4.1.1 Plot level 1 quality information per product (time dependant): ENVISAT ASCENDING passes



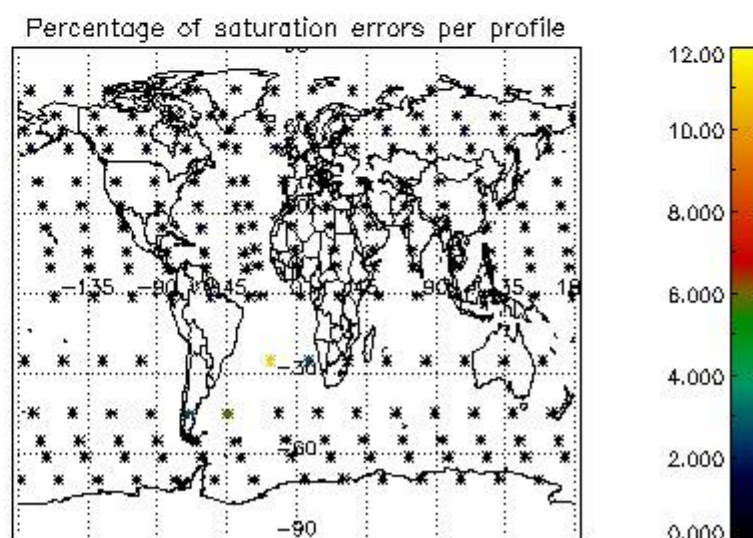
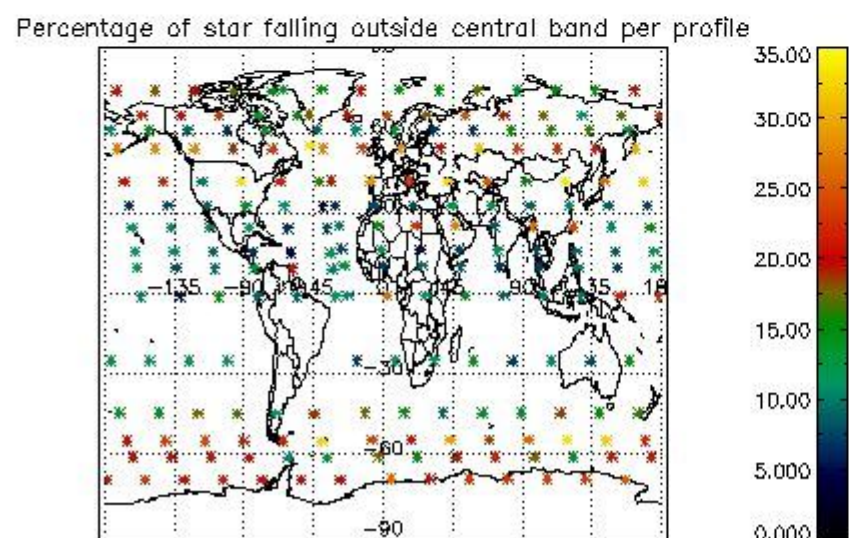
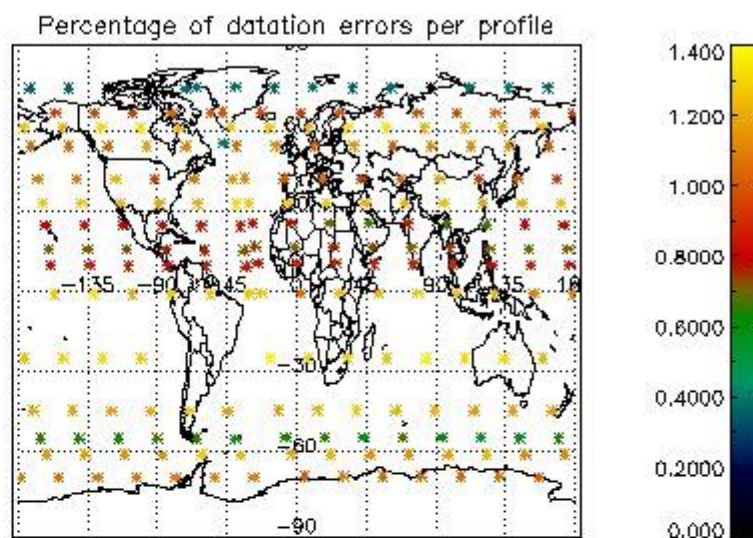
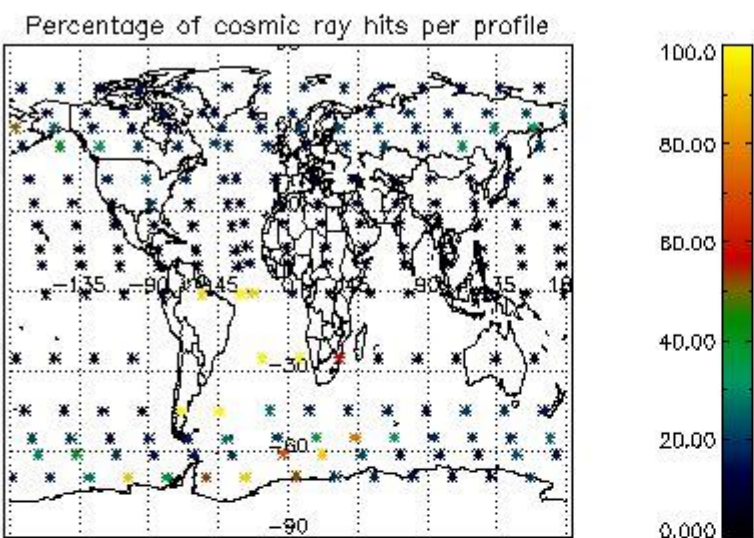


4.1.2 Plot level 1 quality information per product (time dependant): ENVI SAT DESCENDING passes



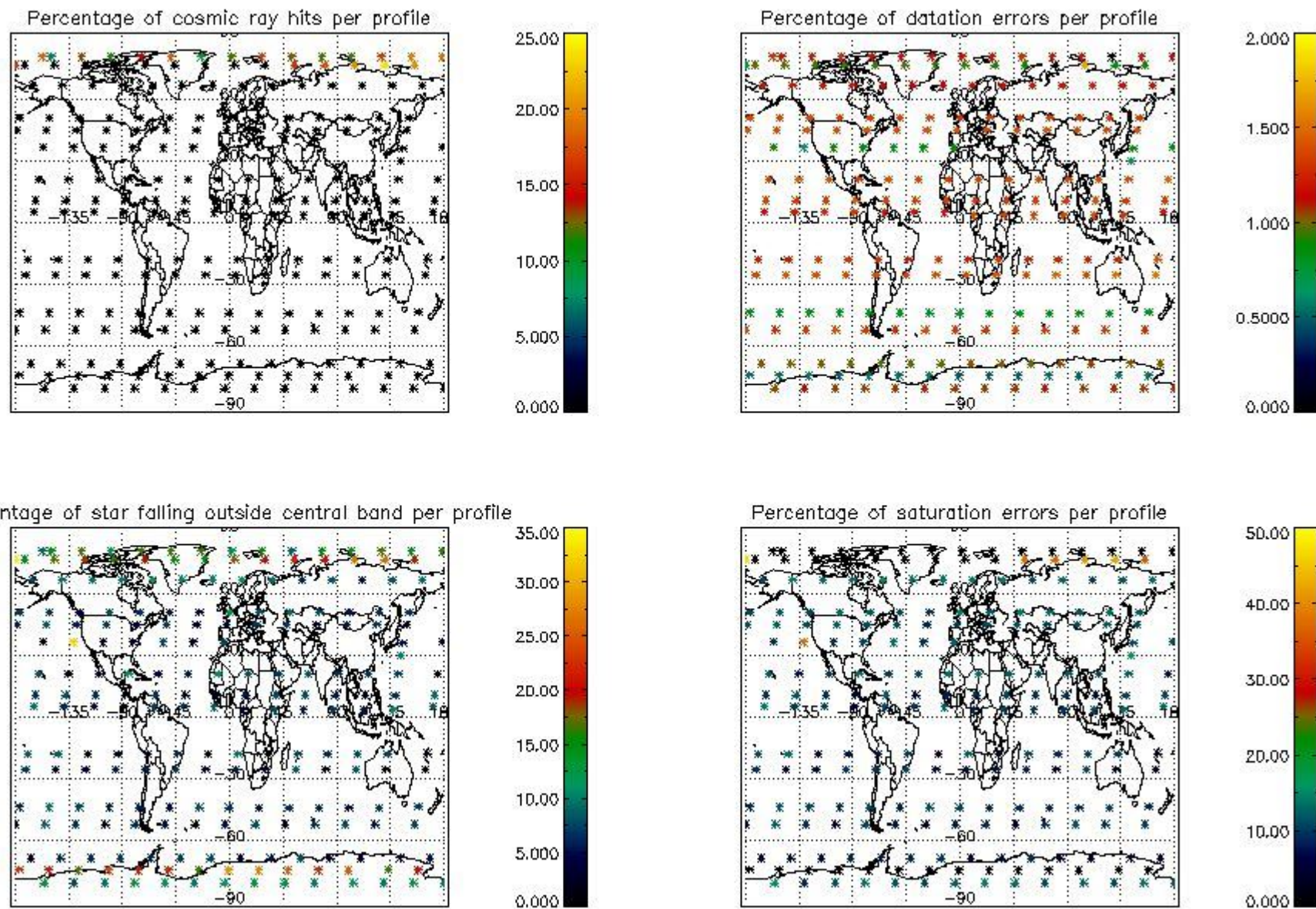
*4.2 Plot quality information per product coming from level 1b processing (world map)*

*4.2.1 Plot level 1 quality information per product (world map): ENVISAT ASCENDING passes*



4.2.2 Plot level 1 quality information per product (world map): ENVISAT DESCENDING passes





## 5. Trace gas profiles

### 5.1 Ozone statistics based on quality of products

The final quality of the products can be "measured" using the STD (Standard Deviation) attached to every point profile. This information is written to the parameter GOM\_NL\_\_2P/NL\_LOCAL\_SPECIES\_DENSITY/o3\_std of the level 2 products. The table below shows the statistics for given STD ranges.

The statistics are given with respect to the overall valid production:

- Products without fatal errors: GOM\_NL\_\_2P/MPH/PRODUCT\_ERR=0
- Valid point profile: GOM\_NL\_\_2P/NL\_LOCAL\_SPECIES\_DENSITY/pcd(0)=0

The 'Criteria' is applied to valid points of dark limb products:

- Products in dark limb illumination condition: GOM\_NL\_\_2P/NL\_SUMMARY\_QUALITY/obs\_ill\_cond=0
- Products without fatal errors: GOM\_NL\_\_2P/MPH/PRODUCT\_ERR=0
- Valid point profile: GOM\_NL\_\_2P/NL\_LOCAL\_SPECIES\_DENSITY/pcd(0)=0

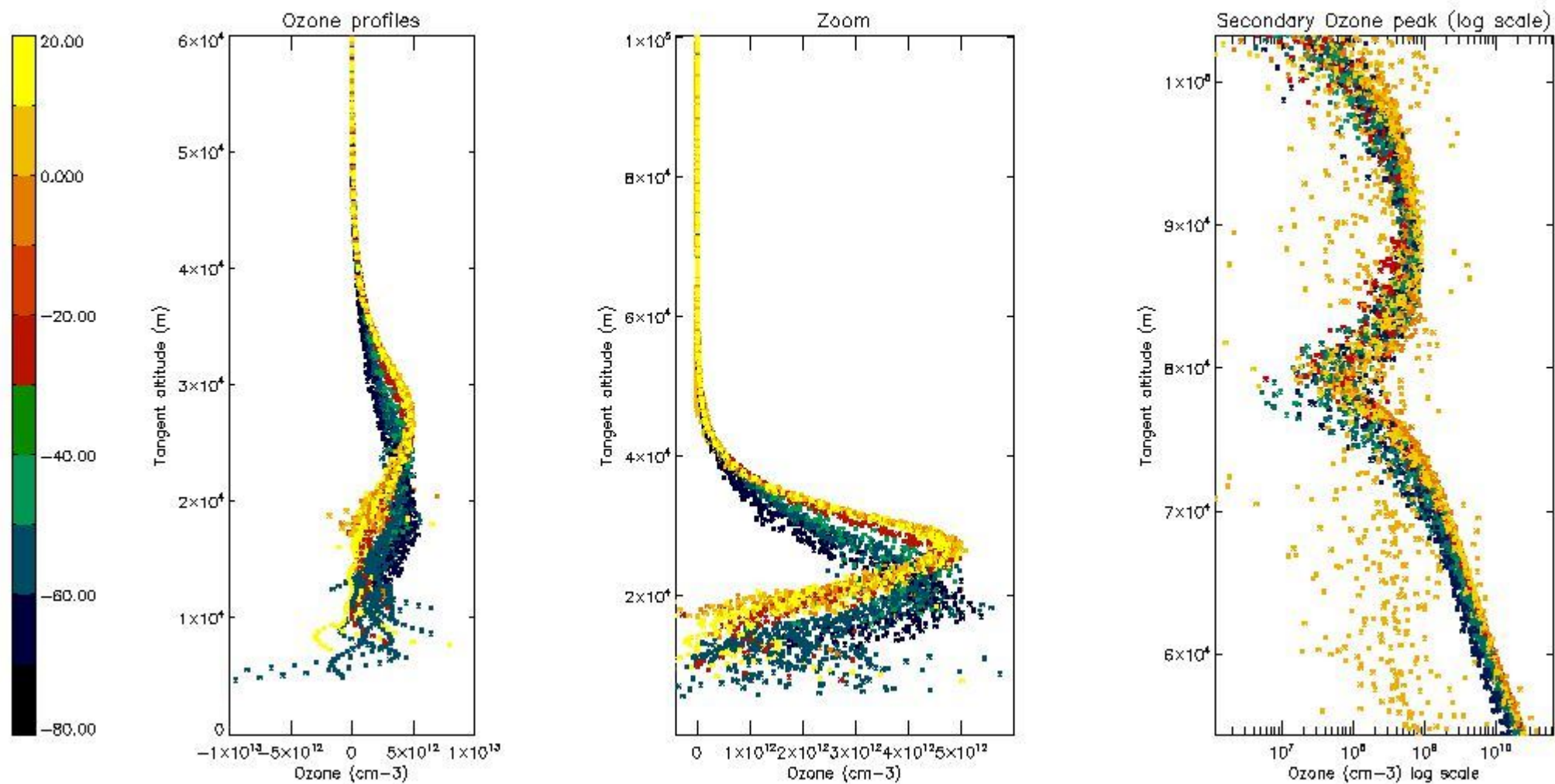
So, the table below shows the percentage of dark limb and valid observations for each criteria with respect to the overall valid daily observations.

Criteria	% of total production
All STD	28
STD < 20	18

STD < 10	15
STD < 5	11

5.2 Plot ozone profiles for all STD (dark without errors)

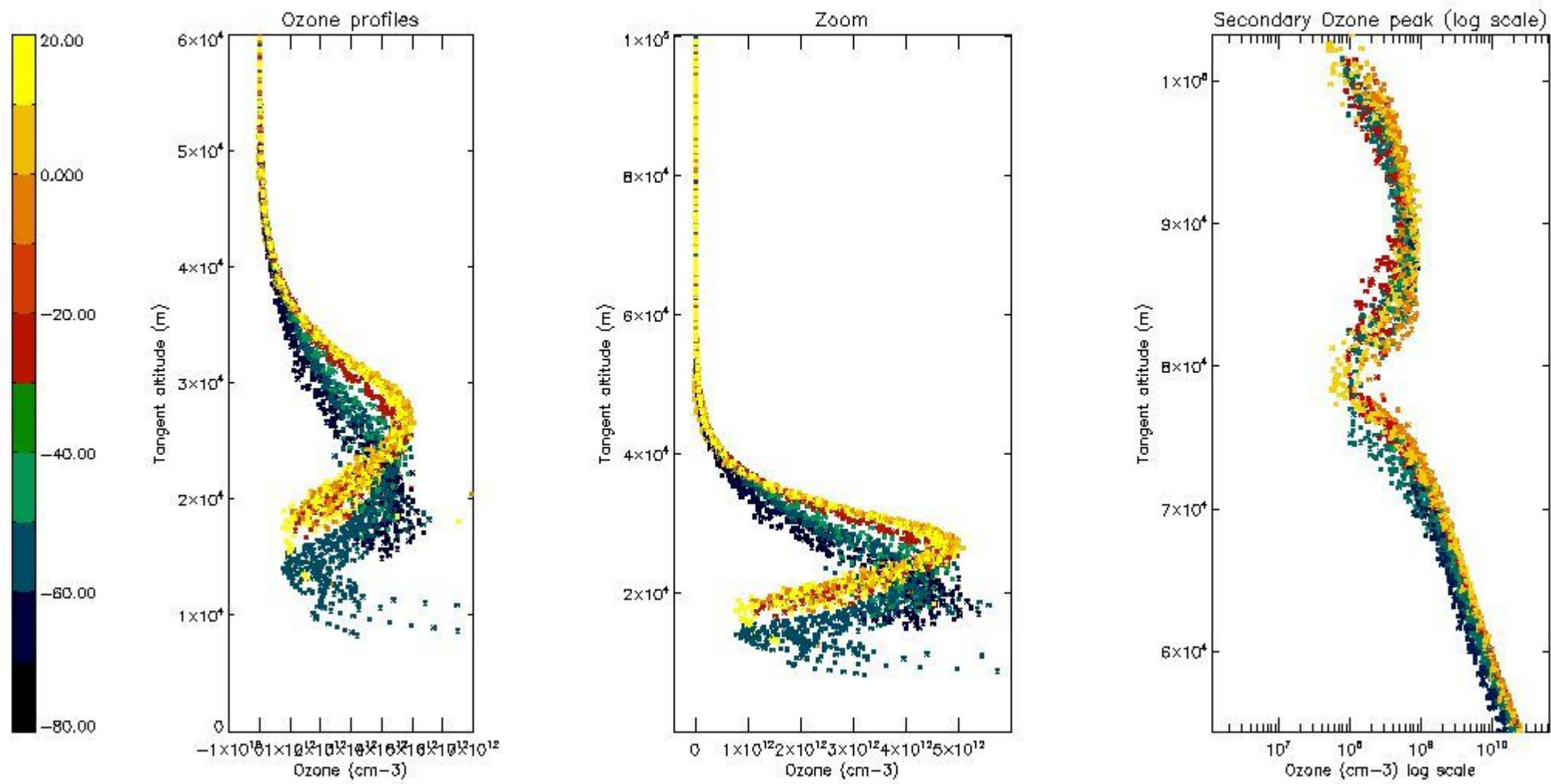
The colorbar represents the latitude.



5.3 Plot ozone profiles where STD < 20% (dark without errors)

The colorbar represents the latitude.

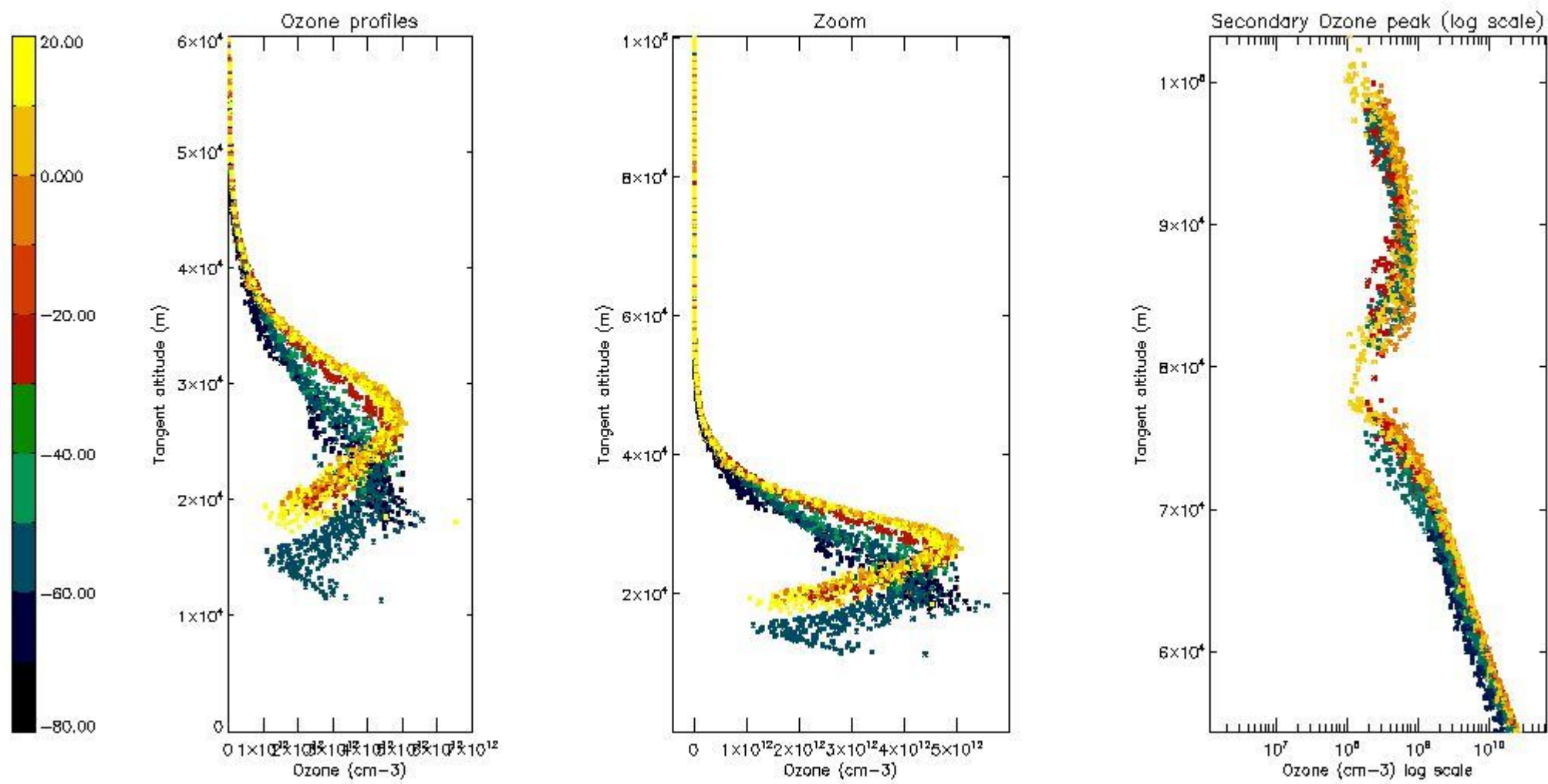




*5.4 Plot ozone profiles where STD < 10% (dark without errors)*

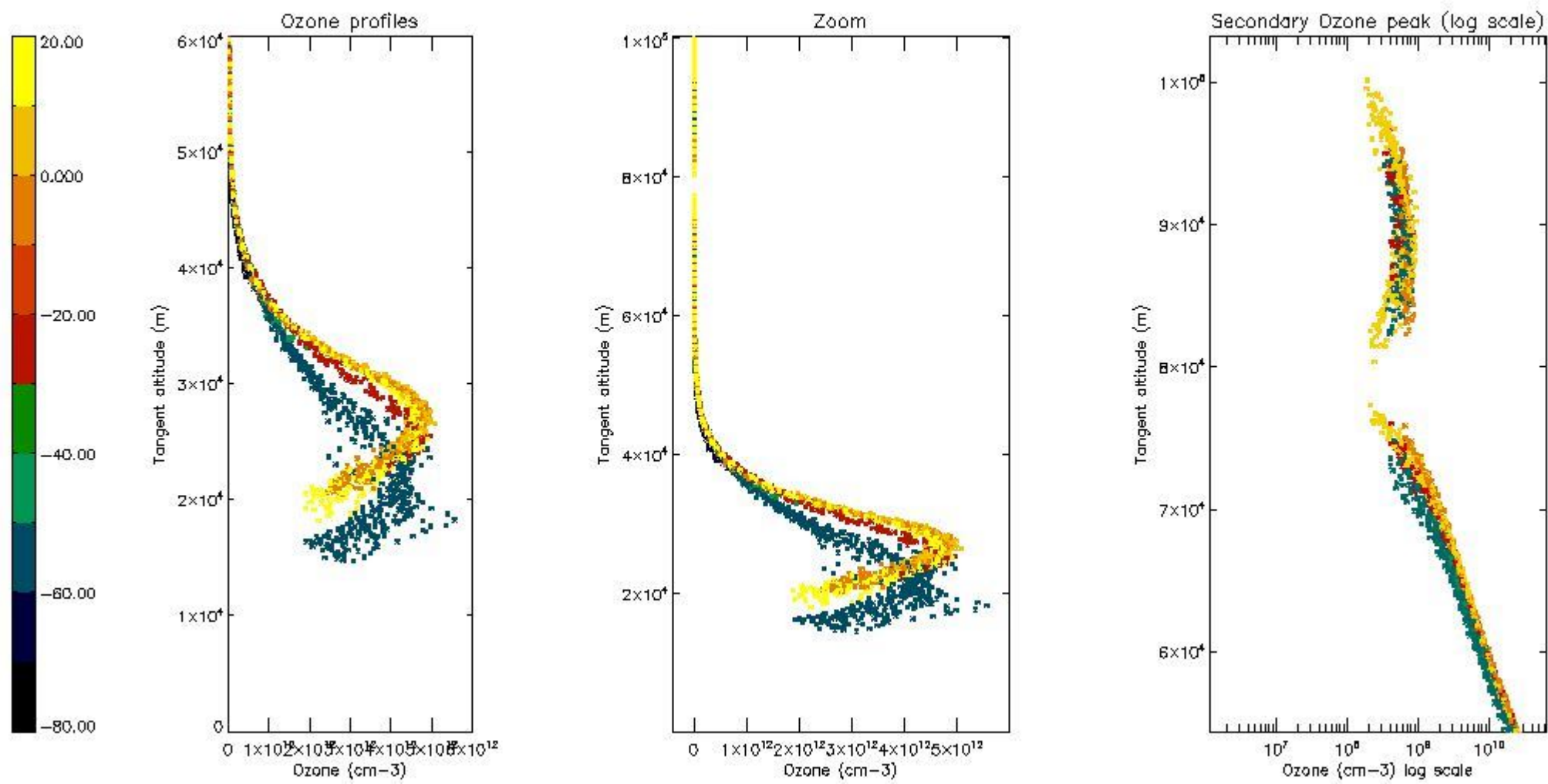
The colorbar represents the latitude.





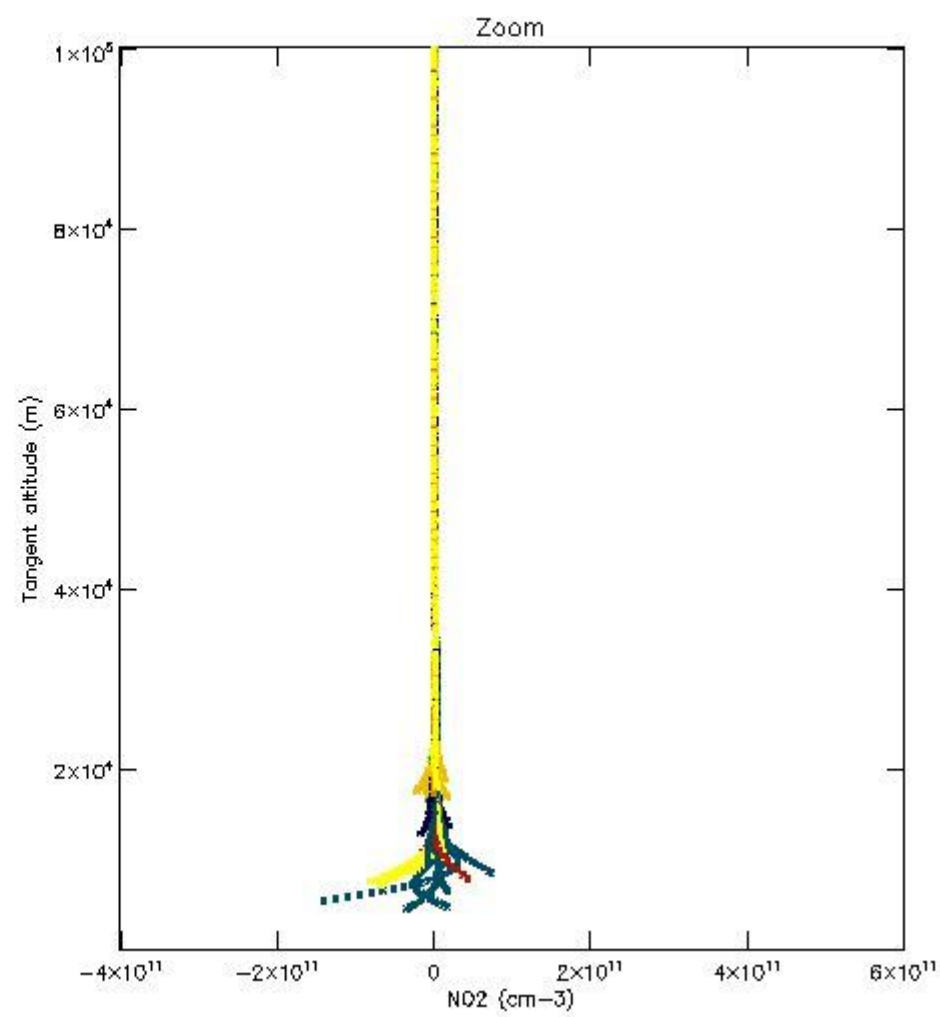
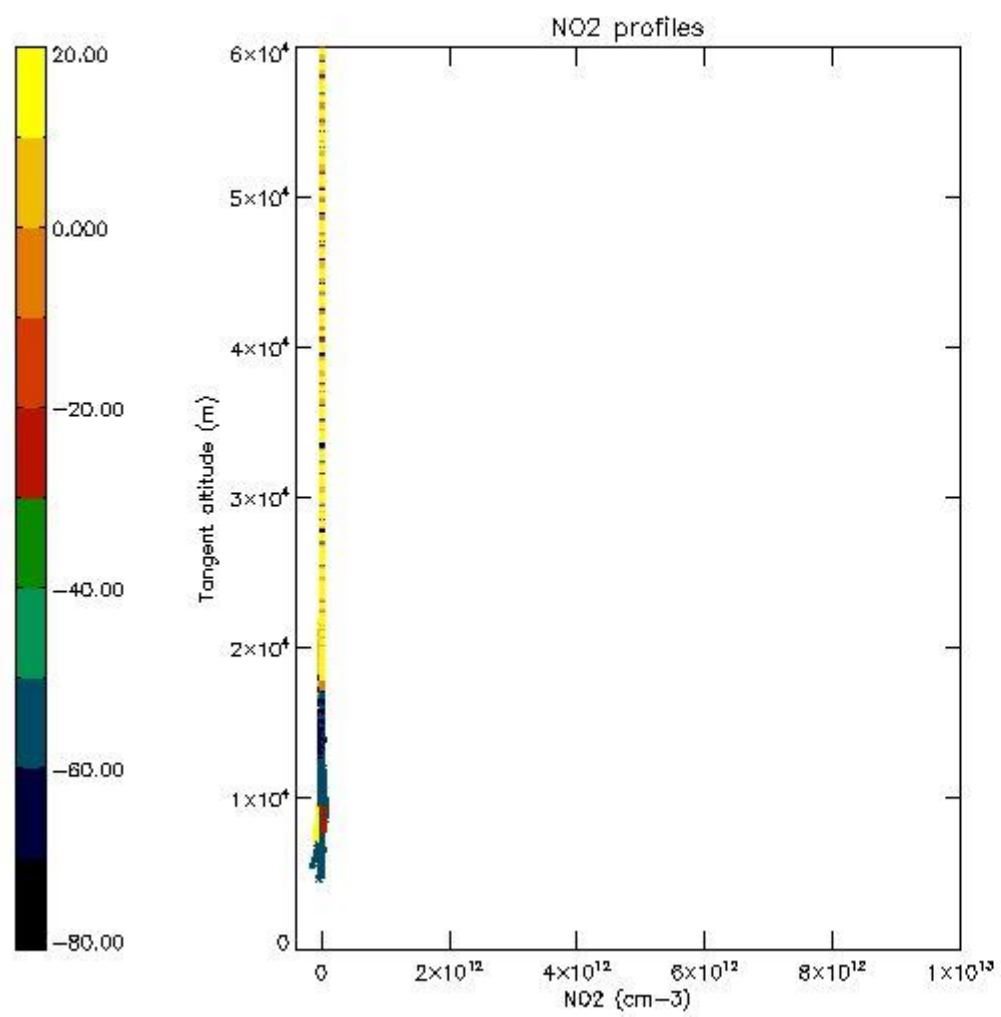
*5.5 Plot ozone profiles where  $STD < 5\%$  (dark without errors)*

The colorbar represents the latitude.



*5.6 Plot NO<sub>2</sub> profiles for all STD (dark without errors)*

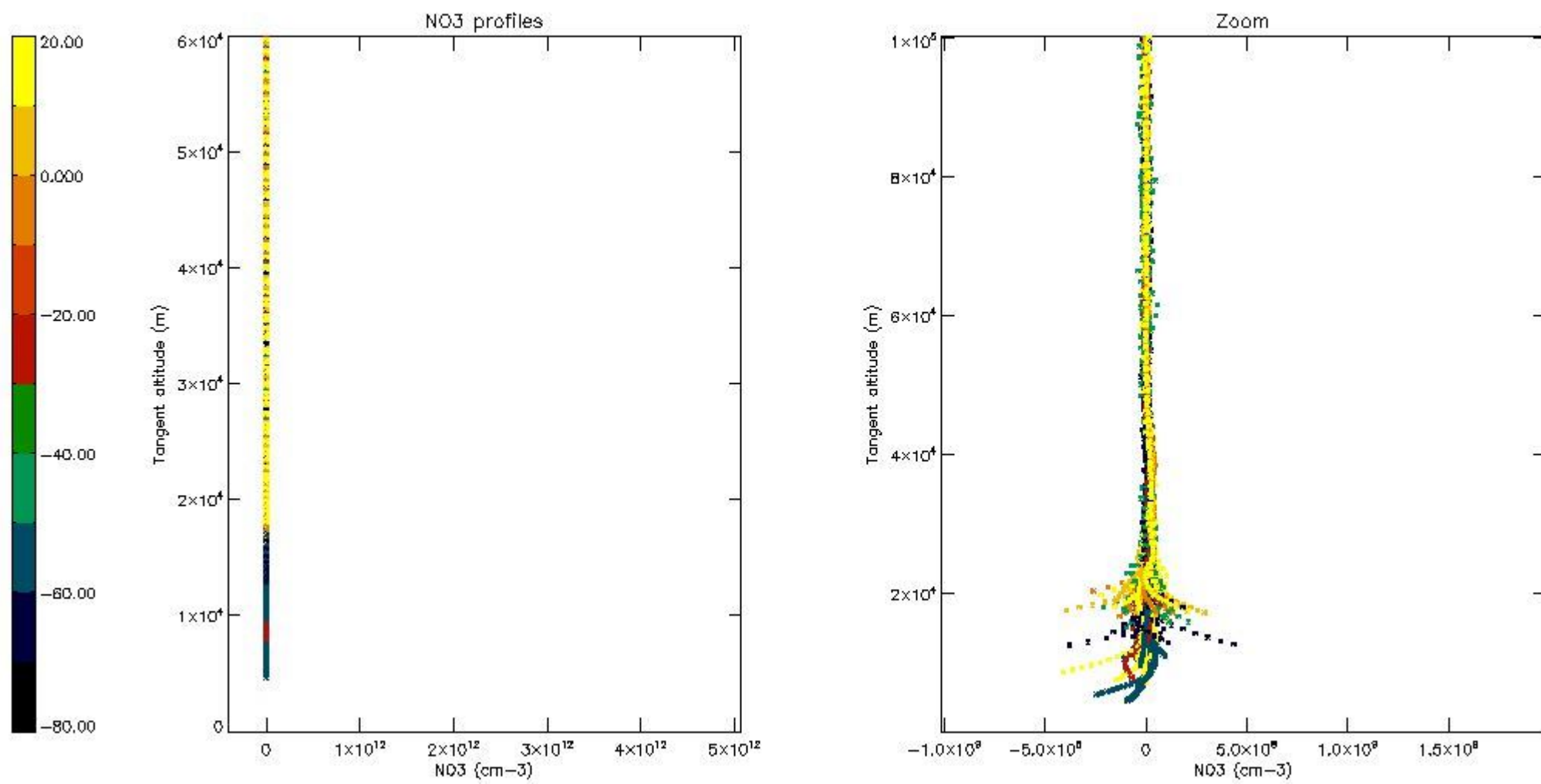
The colorbar represents the latitude.



*5.7 Plot NO3 profiles for all STD (dark without errors)*

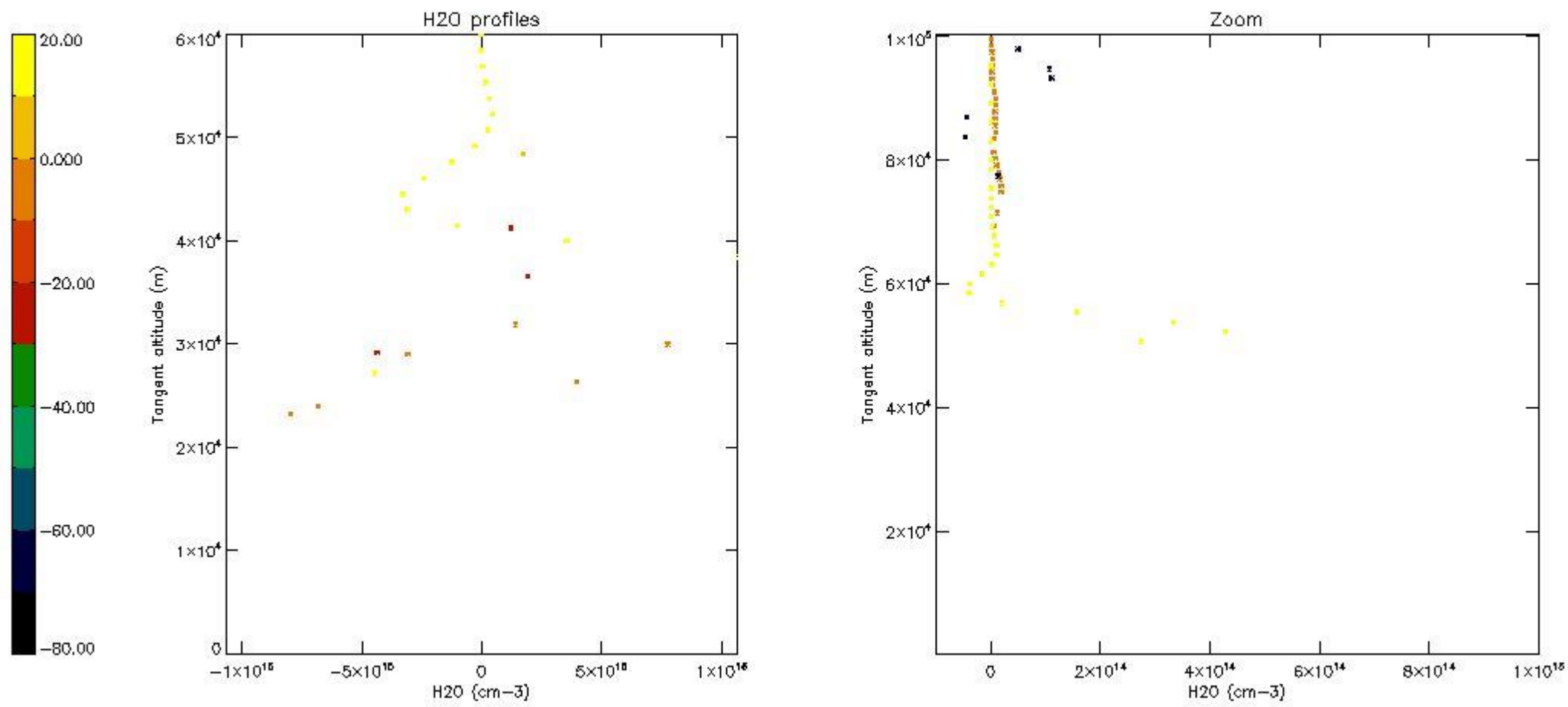
The colorbar represents the latitude.





5.8 Plot H2O profiles for all STD (only for occultations of stars 1,2,3,4,13,14,16,26,63 dark without errors)

The colorbar represents the latitude.



## 6. Auxiliary Data Files used for the production reported in section 2

The number reported in the third column indicates since which file (see list in section 2) the corresponding auxiliary file has been used. The fourth column is the date of those product files.

Type	Auxiliary Filename	Used since product	Used since product date
INST_PHYS_CHARACTERISTICS	GOM_INS_AXNIEC20050627_150440_20020301_000000_20100101_000000	1	06-APR-2003 00:02:49
LEVEL-2_PROC_CONFIG	GOM_PR2_AXVIEC20091111_152718_20020301_000000_20500101_000000	1	06-APR-2003 00:02:49
CROSS_SECTIONS_FILE	GOM_CRS_AXVIEC20091111_154832_20020301_000000_20500101_000000	1	06-APR-2003 00:02:49

# GOMOS Level 2 Daily Report

## SUMMARY

### [1. General Info](#)

### [2. Summary of processed GOM\\_NL\\_2P products](#)

### [3. Level 2 Quality information per product](#)

#### [3.1 Plot of level 2 quality information per product \(time dependant\)](#)

#### [3.2 Plot of level 2 quality information per product \(world map\)](#)

### [4. Level 1 Quality information per product \(stored on level 2 products\)](#)

#### [4.1 Plot of level 1 quality information per product \(time dependant\)](#)

##### [4.1.1 Plot of level 1 quality information per product \(time dependant\): ASCENDING](#)

##### [4.1.2 Plot of level 1 quality information per product \(time dependant\): DESCENDING](#)

#### [4.2 Plot of level 1 quality information per product \(world map\)](#)

##### [4.2.1 Plot of level 1 quality information per product \(world map\): ASCENDING](#)

##### [4.2.2 Plot of level 1 quality information per product \(world map\): DESCENDING](#)

### [5. Ozone profiles based on quality statistics and other trace gas profiles](#)

#### [5.1 Ozone statistics based on quality of products](#)

#### [5.2 Plot ozone profiles for all STD \(dark without errors\)](#)

#### [5.3 Plot ozone profiles where STD < 20% \(dark without errors\)](#)

#### [5.4. Plot ozone profiles where STD < 10% \(dark without errors\)](#)

#### [5.5. Plot ozone profiles where STD < 5% \(dark without errors\)](#)

#### [5.6 Plot NO2 profiles for all STD \(dark without errors\)](#)

#### [5.7 Plot NO3 profiles for all STD \(dark without errors\)](#)

#### [5.8 Plot H2O profiles \(only for occultations of stars 1,2,3,4,13,14,16,26,63 dark without errors\) for all STD](#)

### [6. Auxiliary Data Files used for the production reported in section 2](#)



This report presents the daily analysis on parameters extracted from GOMOS level 2 data (GOM\_NL\_\_2P). It is intended to monitor some important parameters that will impact the quality of these products. A list of level 2 products (and content) that have arrived during the reporting day to the PCF is also given.

Item	Value
Time of report generation	19APR2013 12:42:47
Data source version	GOMOS/6.01
Start time of products	06-04-2003 (06APR2003 00:00:00)
Stop time of products	07-04-2003 (07APR2003 00:00:00)
Store outputs in DB	Yes
Nb of level 2 prods	439
Nb of prods with errors	0

## 2. Summary of processed GOM\_NL\_\_2P products.

Nr	Filename	UTC Start time	Limb	Duration	Star Id	Star Name	Star Mag	Star Temp	Nb Meas	Orbit	Prod. error
1	GOM_NL__2PRFIN20030406_000249_000000402015_00173_05738_6509.N1	06-APR-2003 00:02:49	Dark	39.500	45	Alp Pav	1.9400	26000.	79	5738	No
2	GOM_NL__2PRFIN20030406_000543_000000602015_00174_05739_6481.N1	06-APR-2003 00:05:43	Dark	59.500	38	20Eps Sgr	1.8360	11000.	119	5739	No
3	GOM_NL__2PRFIN20030406_000724_000000702015_00174_05739_6482.N1	06-APR-2003 00:07:24	Dark	70.000	167	10Gam2Sgr	2.9840	4500.0	140	5739	No
4	GOM_NL__2PRFIN20030406_000956_000000602015_00174_05739_6483.N1	06-APR-2003 00:09:56	Dark	60.000	25	35Lam Sco	1.6200	28000.	120	5739	No
5	GOM_NL__2PRFIN20030406_001217_000000382015_00174_05739_6484.N1	06-APR-2003 00:12:17	Dark	38.000	134	Bet TrA	2.8100	6600.0	76	5739	No
6	GOM_NL__2PRFIN20030406_001452_000000442015_00174_05739_6485.N1	06-APR-2003 00:14:52	Straylight	43.500	4	Alp1Cen	-0.010000	5800.0	87	5739	No
7	GOM_NL__2PRFIN20030406_001844_000001262015_00174_05739_6486.N1	06-APR-2003 00:18:44	Straylight	126.00	16	21Alp Sco	1.0200	3000.0	252	5739	No
8	GOM_NL__2PRFIN20030406_002159_000000502015_00174_05739_6487.N1	06-APR-2003 00:21:59	Straylight	49.500	54	5The Cen	2.0550	4500.0	99	5739	No
9	GOM_NL__2PRFIN20030406_002455_000001342015_00174_05739_6488.N1	06-APR-2003 00:24:55	Twilight	134.00	97	8Bet1Sco	2.5610	30000.	268	5739	No
10	GOM_NL__2PRFIN20030406_002935_000000392015_00174_05739_6489.N1	06-APR-2003 00:29:35	Twilight	38.500	100	4Gam Crv	2.5800	13100.	77	5739	No
11	GOM_NL__2PRFIN20030406_003115_000000662015_00174_05739_6490.N1	06-APR-2003 00:31:15	Bright	66.000	15	67Alp Vir	0.97600	28000.	132	5739	No
12	GOM_NL__2PRFIN20030406_003424_000000432015_00174_05739_6491.N1	06-APR-2003 00:34:24	Bright	42.500	121	29Gam Vir	2.7400	7200.0	85	5739	No
13	GOM_NL__2PRFIN20030406_003903_000000382015_00174_05739_6492.N1	06-APR-2003 00:39:03	Bright	37.500	62	94Bet Leo	2.1360	9700.0	75	5739	No
14	GOM_NL__2PRFIN20030406_004046_000000362015_00174_05739_6493.N1	06-APR-2003 00:40:46	Bright	35.500	96	68Del Leo	2.5600	9300.0	71	5739	No
15	GOM_NL__2PRFIN20030406_004317_000000582015_00174_05739_6494.N1	06-APR-2003 00:43:17	Bright	58.000	111	8Eta Boo	2.6800	6000.0	116	5739	No
16	GOM_NL__2PRFIN20030406_004501_000000752015_00174_05739_6495.N1	06-APR-2003 00:45:01	Bright	74.500	3	16Alp Boo	-0.050000	4250.0	149	5739	No
17	GOM_NL__2PRFIN20030406_004731_000000372015_00174_05739_6496.N1	06-APR-2003 00:47:31	Bright	36.500	174	52Psi UMa	3.0040	4400.0	73	5739	No
18	GOM_NL__2PRFIN20030406_005022_000000382015_00174_05739_6497.N1	06-APR-2003 00:50:22	Bright	38.000	87	64Gam UMa	2.4330	11000.	76	5739	No
19	GOM_NL__2PRFIN20030406_005223_000000382015_00174_05739_6498.N1	06-APR-2003 00:52:23	Bright	38.000	36	50Alp UMa	1.8000	6300.0	76	5739	No
20	GOM_NL__2PRFIN20030406_005824_000000402015_00174_05739_6499.N1	06-APR-2003 00:58:24	Bright	40.000	60	7Bet UMi	2.0810	3950.0	80	5739	No
21	GOM_NL__2PRFIN20030406_010028_000000342015_00174_05739_6500.N1	06-APR-2003 01:00:28	Bright	33.500	49	1Alp UMi	1.9900	6300.0	67	5739	No
22	GOM_NL__2PRFIN20030406_010548_000000612015_00174_05739_6501.N1	06-APR-2003 01:05:48	Bright	61.000	130	23Bet Dra	2.7990	5800.0	122	5739	No
23	GOM_NL__2PRFIN20030406_010805_000000382015_00174_05739_6502.N1	06-APR-2003 01:08:05	Bright	37.500	89	5Alp Cep	2.4510	8000.0	75	5739	No
24	GOM_NL__2PRFIN20030406_011255_000000482015_00174_05739_6503.N1	06-APR-2003 01:12:55	Bright	47.500	144	18Del Cyg	2.8600	11000.	95	5739	No
25	GOM_NL__2PRFIN20030406_011446_000000972015_00174_05739_6504.N1	06-APR-2003 01:14:46	Bright	96.500	5	3Alp Lyr	0.033000	11000.	193	5739	No
26	GOM_NL__2PRFIN20030406_011709_000000462015_00174_05739_6505.N1	06-APR-2003 01:17:09	Bright	45.500	92	53Eps Cyg	2.5000	4500.0	91	5739	No
27	GOM_NL__2PRFIN20030406_012354_000000462015_00174_05739_6506.N1	06-APR-2003 01:23:54	Twilight	45.500	61	8Eps Peg	2.1000	3900.0	91	5739	No
28	GOM_NL__2PRFIN20030406_012623_000000412015_00174_05739_6507.N1	06-APR-2003 01:26:23	Twilight	40.500	162	34Alp Aqr	2.9440	5350.0	81	5739	No
29	GOM_NL__2PRFIN20030406_012807_000000872015_00174_05739_6508.N1	06-APR-2003 01:28:07	Dark	86.500	11	53Alp Aql	0.76500	8000.0	173	5739	No
30	GOM_NL__2PRFIN20030406_013107_000000432015_00174_05739_6509.N1	06-APR-2003 01:31:07	Dark	43.000	142	49Del Cap	2.8500	8900.0	86	5739	No
31	GOM_NL__2PRFIN20030406_014325_000000392015_00174_05739_6510.N1	06-APR-2003 01:43:25	Dark	39.000	45	Alp Pav	1.9400	26000.	78	5739	No
32	GOM_NL__2PRFIN20030406_014621_000000672015_00175_05740_6673.N1	06-APR-2003 01:46:21	Dark	66.500	38	20Eps Sgr	1.8360	11000.	133	5740	No
33	GOM_NL__2PRFIN20030406_014801_000000662015_00175_05740_6674.N1	06-APR-2003 01:48:01	Dark	65.500	167	10Gam2Sgr	2.9840	4500.0	131	5740	No
34	GOM_NL__2PRFIN20030406_015034_000000592015_00175_05740_6675.N1	06-APR-2003 01:50:34	Dark	59.000	25	35Lam Sco	1.6200	28000.	118	5740	No
35	GOM_NL__2PRFIN20030406_015253_000000412015_00175_05740_6676.N1	06-APR-2003 01:52:53	Dark	41.000	134	Bet TrA	2.8100	6600.0	82	5740	No
36	GOM_NL__2PRFIN20030406_015528_000000472015_00175_05740_6677.N1	06-APR-2003 01:55:28	Straylight	46.500	4	Alp1Cen	-0.010000	5800.0	93	5740	No
37	GOM_NL__2PRFIN20030406_015859_000000462015_00175_05740_6678.N1	06-APR-2003 01:58:59	Straylight	45.500	26	Gam Cru	1.6240	2900.0	91	5740	No
38	GOM_NL__2PRFIN20030406_020057_000000412015_00175_05740_6679.N1	06-APR-2003 02:00:57	Straylight	41.000	64	Gam Cen	2.2000	10600.	82	5740	No
39	GOM_NL__2PRFIN20030406_020235_000000492015_00175_05740_6680.N1	06-APR-2003 02:02:35	Straylight	48.500	54	5The Cen	2.0550	4500.0	97	5740	No
40	GOM_NL__2PRFIN20030406_020531_000001372015_00175_05740_6681.N1	06-APR-2003 02:05:31	Twilight	136.50	97	8Bet1Sco	2.5610	30000.	273	5740	No
41	GOM_NL__2PRFIN20030406_021010_000000432015_00175_05740_6682.N1	06-APR-2003 02:10:10	Twilight	43.000	100	4Gam Crv	2.5800	13100.	86	5740	No
42	GOM_NL__2PRFIN20030406_021150_000000552015_00175_05740_6683.N1	06-APR-2003 02:11:50	Bright	54.500	15	67Alp Vir	0.97600	28000.	109	5740	No

43	GOM_NL__2PRFIN20030406_021500_000000422015_00175_05740_6684.N1	06-APR-2003 02:15:00	Bright	42.000	121	29Gam Vir	2.7400	7200.0	84	5740	No
44	GOM_NL__2PRFIN20030406_021939_000000382015_00175_05740_6685.N1	06-APR-2003 02:19:39	Bright	38.000	62	94Bet Leo	2.1360	9700.0	76	5740	No
45	GOM_NL__2PRFIN20030406_022121_000000372015_00175_05740_6686.N1	06-APR-2003 02:21:21	Bright	37.000	96	68Del Leo	2.5600	9300.0	74	5740	No
46	GOM_NL__2PRFIN20030406_022807_000000372015_00175_05740_6687.N1	06-APR-2003 02:28:07	Bright	36.500	174	52Psi UMa	3.0040	4400.0	73	5740	No
47	GOM_NL__2PRFIN20030406_023058_000000362015_00175_05740_6688.N1	06-APR-2003 02:30:58	Bright	35.500	87	64Gam UMa	2.4330	11000.	71	5740	No
48	GOM_NL__2PRFIN20030406_023258_000000362015_00175_05740_6689.N1	06-APR-2003 02:32:58	Bright	36.000	36	50Alp UMa	1.8000	6300.0	72	5740	No
49	GOM_NL__2PRFIN20030406_023859_000000412015_00175_05740_6690.N1	06-APR-2003 02:38:59	Bright	40.500	60	7Bet UMi	2.0810	3950.0	81	5740	No
50	GOM_NL__2PRFIN20030406_024104_000000372015_00175_05740_6691.N1	06-APR-2003 02:41:04	Bright	36.500	49	1Alp UMi	1.9900	6300.0	73	5740	No
51	GOM_NL__2PRFIN20030406_024623_000000602015_00175_05740_6692.N1	06-APR-2003 02:46:23	Bright	59.500	130	23Bet Dra	2.7990	5800.0	119	5740	No
52	GOM_NL__2PRFIN20030406_024840_000000392015_00175_05740_6693.N1	06-APR-2003 02:48:40	Bright	38.500	89	5Alp Cep	2.4510	8000.0	77	5740	No
53	GOM_NL__2PRFIN20030406_025331_000000482015_00175_05740_6694.N1	06-APR-2003 02:53:31	Bright	48.000	144	18Del Cyg	2.8600	11000.	96	5740	No
54	GOM_NL__2PRFIN20030406_025521_000000932015_00175_05740_6695.N1	06-APR-2003 02:55:21	Bright	93.000	5	3Alp Lyr	0.033000	11000.	186	5740	No
55	GOM_NL__2PRFIN20030406_025744_000000472015_00175_05740_6696.N1	06-APR-2003 02:57:44	Bright	47.000	92	53Eps Cyg	2.5000	4500.0	94	5740	No
56	GOM_NL__2PRFIN20030406_030430_000000462015_00175_05740_6697.N1	06-APR-2003 03:04:30	Twilight	45.500	61	8Eps Peg	2.1000	3900.0	91	5740	No
57	GOM_NL__2PRFIN20030406_030659_000000392015_00175_05740_6698.N1	06-APR-2003 03:06:59	Twilight	39.000	162	34Alp Aqr	2.9440	5350.0	78	5740	No
58	GOM_NL__2PRFIN20030406_030844_000000762015_00175_05740_6699.N1	06-APR-2003 03:08:44	Dark	75.500	11	53Alp Aql	0.76500	8000.0	151	5740	No
59	GOM_NL__2PRFIN20030406_031144_000000402015_00175_05740_6700.N1	06-APR-2003 03:11:44	Dark	39.500	142	49Del Cap	2.8500	8900.0	79	5740	No
60	GOM_NL__2PRFIN20030406_032402_000000392015_00175_05740_6701.N1	06-APR-2003 03:24:02	Dark	39.000	45	Alp Pav	1.9400	26000.	78	5740	No
61	GOM_NL__2PRFIN20030406_032658_000000612015_00176_05741_6674.N1	06-APR-2003 03:26:58	Dark	60.500	38	20Eps Sgr	1.8360	11000.	121	5741	No
62	GOM_NL__2PRFIN20030406_032839_000000662015_00176_05741_6675.N1	06-APR-2003 03:28:39	Dark	66.000	167	10Gam2Sgr	2.9840	4500.0	132	5741	No
63	GOM_NL__2PRFIN20030406_033111_000000632015_00176_05741_6676.N1	06-APR-2003 03:31:11	Dark	62.500	25	35Lam Sco	1.6200	28000.	125	5741	No
64	GOM_NL__2PRFIN20030406_033330_000000432015_00176_05741_6677.N1	06-APR-2003 03:33:30	Dark	42.500	134	Bet TrA	2.8100	6600.0	85	5741	No
65	GOM_NL__2PRFIN20030406_033604_000000542015_00176_05741_6678.N1	06-APR-2003 03:36:04	Straylight	54.000	4	Alp1Cen	-0.010000	5800.0	108	5741	No
66	GOM_NL__2PRFIN20030406_033935_000000432015_00176_05741_6679.N1	06-APR-2003 03:39:35	Straylight	42.500	26	Gam Cru	1.6240	2900.0	85	5741	No
67	GOM_NL__2PRFIN20030406_034134_000000382015_00176_05741_6680.N1	06-APR-2003 03:41:34	Straylight	37.500	64	Gam Cen	2.2000	10600.	75	5741	No
68	GOM_NL__2PRFIN20030406_034312_000000552015_00176_05741_6681.N1	06-APR-2003 03:43:12	Straylight	54.500	54	5The Cen	2.0550	4500.0	109	5741	No
69	GOM_NL__2PRFIN20030406_034608_000001402015_00176_05741_6682.N1	06-APR-2003 03:46:08	Twilight	140.00	97	8Bet1Sco	2.5610	30000.	280	5741	No
70	GOM_NL__2PRFIN20030406_035047_000000422015_00176_05741_6683.N1	06-APR-2003 03:50:47	Twilight	41.500	100	4Gam Crv	2.5800	13100.	83	5741	No
71	GOM_NL__2PRFIN20030406_035227_000000592015_00176_05741_6684.N1	06-APR-2003 03:52:27	Bright	59.000	15	67Alp Vir	0.97600	28000.	118	5741	No
72	GOM_NL__2PRFIN20030406_035536_000000412015_00176_05741_6685.N1	06-APR-2003 03:55:36	Bright	40.500	121	29Gam Vir	2.7400	7200.0	81	5741	No
73	GOM_NL__2PRFIN20030406_040015_000000382015_00176_05741_6686.N1	06-APR-2003 04:00:15	Bright	37.500	62	94Bet Leo	2.1360	9700.0	75	5741	No
74	GOM_NL__2PRFIN20030406_040158_000000362015_00176_05741_6687.N1	06-APR-2003 04:01:58	Bright	36.000	96	68Del Leo	2.5600	9300.0	72	5741	No
75	GOM_NL__2PRFIN20030406_040843_000000372015_00176_05741_6688.N1	06-APR-2003 04:08:43	Bright	37.000	174	52Psi UMa	3.0040	4400.0	74	5741	No
76	GOM_NL__2PRFIN20030406_041133_000000382015_00176_05741_6689.N1	06-APR-2003 04:11:33	Bright	37.500	87	64Gam UMa	2.4330	11000.	75	5741	No
77	GOM_NL__2PRFIN20030406_041334_000000372015_00176_05741_6690.N1	06-APR-2003 04:13:34	Bright	36.500	36	50Alp UMa	1.8000	6300.0	73	5741	No
78	GOM_NL__2PRFIN20030406_041935_000000402015_00176_05741_6691.N1	06-APR-2003 04:19:35	Bright	40.000	60	7Bet UMi	2.0810	3950.0	80	5741	No
79	GOM_NL__2PRFIN20030406_042140_000000342015_00176_05741_6692.N1	06-APR-2003 04:21:40	Bright	34.000	49	1Alp UMi	1.9900	6300.0	68	5741	No
80	GOM_NL__2PRFIN20030406_042658_000000612015_00176_05741_6693.N1	06-APR-2003 04:26:58	Bright	60.500	130	23Bet Dra	2.7990	5800.0	121	5741	No
81	GOM_NL__2PRFIN20030406_042916_000000382015_00176_05741_6694.N1	06-APR-2003 04:29:16	Bright	38.000	89	5Alp Cep	2.4510	8000.0	76	5741	No
82	GOM_NL__2PRFIN20030406_043407_000000502015_00176_05741_6695.N1	06-APR-2003 04:34:07	Bright	50.000	144	18Del Cyg	2.8600	11000.	100	5741	No
83	GOM_NL__2PRFIN20030406_043556_000000992015_00176_05741_6696.N1	06-APR-2003 04:35:56	Bright	98.500	5	3Alp Lyr	0.033000	11000.	197	5741	No
84	GOM_NL__2PRFIN20030406_043820_000000482015_00176_05741_6697.N1	06-APR-2003 04:38:20	Bright	47.500	92	53Eps Cyg	2.5000	4500.0	95	5741	No
85	GOM_NL__2PRFIN20030406_044506_000000462015_00176_05741_6698.N1	06-APR-2003 04:45:06	Twilight	46.000	61	8Eps Peg	2.1000	3900.0	92	5741	No
86	GOM_NL__2PRFIN20030406_044735_000000452015_00176_05741_6699.N1	06-APR-2003 04:47:35	Twilight	44.500	162	34Alp Aqr	2.9440	5350.0	89	5741	No
87	GOM_NL__2PRFIN20030406_044921_000000742015_00176_05741_6700.N1	06-APR-2003 04:49:21	Dark	73.500	11	53Alp Aql	0.76500	8000.0	147	5741	No
88	GOM_NL__2PRFIN20030406_045220_000000422015_00176_05741_6701.N1	06-APR-2003 04:52:20	Dark	42.000	142	49Del Cap	2.8500	8900.0	84	5741	No
89	GOM_NL__2PRFIN20030406_045751_000000392015_00176_05741_6702.N1	06-APR-2003 04:57:51	Dark	39.000	172	Gam Gru	3.0030	13100.	78	5741	No
90	GOM_NL__2PRFIN20030406_050438_000000422015_00176_05741_6703.N1	06-APR-2003 05:04:38	Dark	42.000	45	Alp Pav	1.9400	26000.	84	5741	No
91	GOM_NL__2PRFIN20030406_050735_000000592015_00177_05742_6675.N1	06-APR-2003 05:07:35	Dark	58.500	38	20Eps Sgr	1.8360	11000.	117	5742	No
92	GOM_NL__2PRFIN20030406_050916_000000682015_00177_05742_6676.N1	06-APR-2003 05:09:16	Dark	68.000	167	10Gam2Sgr	2.9840	4500.0	136	5742	No
93	GOM_NL__2PRFIN20030406_051148_000000622015_00177_05742_6677.N1	06-APR-2003 05:11:48	Dark	62.000	25	35Lam Sco	1.6200	28000.	124	5742	No
94	GOM_NL__2PRFIN20030406_051406_000000402015_00177_05742_6678.N1	06-APR-2003 05:14:06	Dark	40.000	134	Bet TrA	2.8100	6600.0	80	5742	No
95	GOM_NL__2PRFIN20030406_051640_000000412015_00177_05742_6679.N1	06-APR-2003 05:16:40	Straylight	40.500	4	Alp1Cen	-0.010000	5800.0	81	5742	No
96	GOM_NL__2PRFIN20030406_052011_000000492015_00177_05742_6680.N1	06-APR-2003 05:20:11	Straylight	48.500	26	Gam Cru	1.6240	2900.0	97	5742	No
97	GOM_NL__2PRFIN20030406_052210_000000392015_00177_05742_6681.N1	06-APR-2003 05:22:10	Straylight	38.500	64	Gam Cen	2.2000	10600.	77	5742	No
98	GOM_NL__2PRFIN20030406_052349_000000522015_00177_05742_6682.N1	06-APR-2003 05:23:49	Straylight	52.000	54	5The Cen	2.0550	4500.0	104	5742	No
99	GOM_NL__2PRFIN20030406_052645_000001392015_00177_05742_6683.N1	06-APR-2003 05:26:45	Twilight	138.50	97	8Bet1Sco	2.5610	30000.	277	5742	No
100	GOM_NL__2PRFIN20030406_053123_000000422015_00177_05742_6684.N1	06-APR-2003 05:31:23	Twilight	42.000	100	4Gam Crv	2.5800	13100.	84	5742	No
101	GOM_NL__2PRFIN20030406_053302_000000602015_00177_05742_6685.N1	06-APR-2003 05:33:02	Bright	59.500	15	67Alp Vir	0.97600	28000.	119	5742	No

102	GOM_NL__2PRFIN20030406_053612_000000422015_00177_05742_6686.N1	06-APR-2003 05:36:12	Bright	42.000	121	29Gam Vir	2.7400	7200.0	84	5742	No
103	GOM_NL__2PRFIN20030406_054051_000000382015_00177_05742_6687.N1	06-APR-2003 05:40:51	Bright	38.000	62	94Bet Leo	2.1360	9700.0	76	5742	No
104	GOM_NL__2PRFIN20030406_054234_000000362015_00177_05742_6688.N1	06-APR-2003 05:42:34	Bright	35.500	96	68Del Leo	2.5600	9300.0	71	5742	No
105	GOM_NL__2PRFIN20030406_054919_000000372015_00177_05742_6689.N1	06-APR-2003 05:49:19	Bright	36.500	174	52Psi UMa	3.0040	4400.0	73	5742	No
106	GOM_NL__2PRFIN20030406_055209_000000382015_00177_05742_6690.N1	06-APR-2003 05:52:09	Bright	37.500	87	64Gam UMa	2.4330	11000.	75	5742	No
107	GOM_NL__2PRFIN20030406_055410_000000372015_00177_05742_6691.N1	06-APR-2003 05:54:10	Bright	36.500	36	50Alp UMa	1.8000	6300.0	73	5742	No
108	GOM_NL__2PRFIN20030406_060010_000000412015_00177_05742_6692.N1	06-APR-2003 06:00:10	Bright	41.000	60	7Bet UMi	2.0810	3950.0	82	5742	No
109	GOM_NL__2PRFIN20030406_060216_000000372015_00177_05742_6693.N1	06-APR-2003 06:02:16	Bright	36.500	49	1Alp UMi	1.9900	6300.0	73	5742	No
110	GOM_NL__2PRFIN20030406_060732_000000622015_00177_05742_6694.N1	06-APR-2003 06:07:32	Bright	61.500	130	23Bet Dra	2.7990	5800.0	123	5742	No
111	GOM_NL__2PRFIN20030406_060952_000000372015_00177_05742_6695.N1	06-APR-2003 06:09:52	Bright	36.500	89	5Alp Cep	2.4510	8000.0	73	5742	No
112	GOM_NL__2PRFIN20030406_061442_000000492015_00177_05742_6696.N1	06-APR-2003 06:14:42	Bright	49.000	144	18Del Cyg	2.8600	11000.	98	5742	No
113	GOM_NL__2PRFIN20030406_061632_000001012015_00177_05742_6697.N1	06-APR-2003 06:16:32	Bright	101.00	5	3Alp Lyr	0.033000	11000.	202	5742	No
114	GOM_NL__2PRFIN20030406_061856_000000472015_00177_05742_6698.N1	06-APR-2003 06:18:56	Bright	47.000	92	53Eps Cyg	2.5000	4500.0	94	5742	No
115	GOM_NL__2PRFIN20030406_062542_000000472015_00177_05742_6699.N1	06-APR-2003 06:25:42	Twilight	47.000	61	8Eps Peg	2.1000	3900.0	94	5742	No
116	GOM_NL__2PRFIN20030406_062811_000000442015_00177_05742_6700.N1	06-APR-2003 06:28:11	Twilight	44.000	162	34Alp Aqr	2.9440	5350.0	88	5742	No
117	GOM_NL__2PRFIN20030406_062958_000000792015_00177_05742_6701.N1	06-APR-2003 06:29:58	Dark	79.000	11	53Alp Aql	0.76500	8000.0	158	5742	No
118	GOM_NL__2PRFIN20030406_063256_000000432015_00177_05742_6702.N1	06-APR-2003 06:32:56	Dark	42.500	142	49Del Cap	2.8500	8900.0	85	5742	No
119	GOM_NL__2PRFIN20030406_063827_000000382015_00177_05742_6703.N1	06-APR-2003 06:38:27	Dark	38.000	172	Gam Gru	3.0030	13100.	76	5742	No
120	GOM_NL__2PRFIN20030406_064515_000000382015_00177_05742_6704.N1	06-APR-2003 06:45:15	Dark	37.500	45	Alp Pav	1.9400	26000.	75	5742	No
121	GOM_NL__2PRFIN20030406_064812_000000582015_00178_05743_6676.N1	06-APR-2003 06:48:12	Dark	57.500	38	20Eps Sgr	1.8360	11000.	115	5743	No
122	GOM_NL__2PRFIN20030406_064954_000000702015_00178_05743_6677.N1	06-APR-2003 06:49:54	Dark	70.000	167	10Gam2Sgr	2.9840	4500.0	140	5743	No
123	GOM_NL__2PRFIN20030406_065226_000000622015_00178_05743_6678.N1	06-APR-2003 06:52:26	Dark	61.500	25	35Lam Sco	1.6200	28000.	123	5743	No
124	GOM_NL__2PRFIN20030406_065443_000000402015_00178_05743_6679.N1	06-APR-2003 06:54:43	Dark	39.500	134	Bet TrA	2.8100	6600.0	79	5743	No
125	GOM_NL__2PRFIN20030406_065717_000000462015_00178_05743_6680.N1	06-APR-2003 06:57:17	Straylight	46.000	4	Alp1Cen	-0.010000	5800.0	92	5743	No
126	GOM_NL__2PRFIN20030406_070047_000000492015_00178_05743_6681.N1	06-APR-2003 07:00:47	Straylight	48.500	26	Gam Cru	1.6240	2900.0	97	5743	No
127	GOM_NL__2PRFIN20030406_070246_000000412015_00178_05743_6682.N1	06-APR-2003 07:02:46	Straylight	41.000	64	Gam Cen	2.2000	10600.	82	5743	No
128	GOM_NL__2PRFIN20030406_070425_000000542015_00178_05743_6683.N1	06-APR-2003 07:04:25	Straylight	53.500	54	5The Cen	2.0550	4500.0	107	5743	No
129	GOM_NL__2PRFIN20030406_070722_000001422015_00178_05743_6684.N1	06-APR-2003 07:07:22	Twilight	141.50	97	8Bet1Sco	2.5610	30000.	283	5743	No
130	GOM_NL__2PRFIN20030406_071159_000000422015_00178_05743_6685.N1	06-APR-2003 07:11:59	Twilight	42.000	100	4Gam Crv	2.5800	13100.	84	5743	No
131	GOM_NL__2PRFIN20030406_071338_000000542015_00178_05743_6686.N1	06-APR-2003 07:13:38	Bright	54.000	15	67Alp Vir	0.97600	28000.	108	5743	No
132	GOM_NL__2PRFIN20030406_071648_000000422015_00178_05743_6687.N1	06-APR-2003 07:16:48	Bright	41.500	121	29Gam Vir	2.7400	7200.0	83	5743	No
133	GOM_NL__2PRFIN20030406_072127_000000392015_00178_05743_6688.N1	06-APR-2003 07:21:27	Bright	38.500	62	94Bet Leo	2.1360	9700.0	77	5743	No
134	GOM_NL__2PRFIN20030406_072310_000000362015_00178_05743_6689.N1	06-APR-2003 07:23:10	Bright	36.000	96	68Del Leo	2.5600	9300.0	72	5743	No
135	GOM_NL__2PRFIN20030406_072955_000000372015_00178_05743_6690.N1	06-APR-2003 07:29:55	Bright	36.500	174	52Psi UMa	3.0040	4400.0	73	5743	No
136	GOM_NL__2PRFIN20030406_073245_000000382015_00178_05743_6691.N1	06-APR-2003 07:32:45	Bright	38.000	87	64Gam UMa	2.4330	11000.	76	5743	No
137	GOM_NL__2PRFIN20030406_073446_000000372015_00178_05743_6692.N1	06-APR-2003 07:34:46	Bright	37.000	36	50Alp UMa	1.8000	6300.0	74	5743	No
138	GOM_NL__2PRFIN20030406_074046_000000382015_00178_05743_6693.N1	06-APR-2003 07:40:46	Bright	37.500	60	7Bet UMi	2.0810	3950.0	75	5743	No
139	GOM_NL__2PRFIN20030406_074252_000000362015_00178_05743_6694.N1	06-APR-2003 07:42:52	Bright	35.500	49	1Alp UMi	1.9900	6300.0	71	5743	No
140	GOM_NL__2PRFIN20030406_074808_000000602015_00178_05743_6695.N1	06-APR-2003 07:48:08	Bright	60.000	130	23Bet Dra	2.7990	5800.0	120	5743	No
141	GOM_NL__2PRFIN20030406_075028_000000392015_00178_05743_6696.N1	06-APR-2003 07:50:28	Bright	38.500	89	5Alp Cep	2.4510	8000.0	77	5743	No
142	GOM_NL__2PRFIN20030406_075518_000000492015_00178_05743_6697.N1	06-APR-2003 07:55:18	Bright	48.500	144	18Del Cyg	2.8600	11000.	97	5743	No
143	GOM_NL__2PRFIN20030406_075708_000001042015_00178_05743_6698.N1	06-APR-2003 07:57:08	Bright	103.50	5	3Alp Lyr	0.033000	11000.	207	5743	No
144	GOM_NL__2PRFIN20030406_075932_000000462015_00178_05743_6699.N1	06-APR-2003 07:59:32	Bright	46.000	92	53Eps Cyg	2.5000	4500.0	92	5743	No
145	GOM_NL__2PRFIN20030406_080619_000000472015_00178_05743_6700.N1	06-APR-2003 08:06:19	Twilight	46.500	61	8Eps Peg	2.1000	3900.0	93	5743	No
146	GOM_NL__2PRFIN20030406_080848_000000442015_00178_05743_6701.N1	06-APR-2003 08:08:48	Twilight	43.500	162	34Alp Aqr	2.9440	5350.0	87	5743	No
147	GOM_NL__2PRFIN20030406_081034_000000782015_00178_05743_6702.N1	06-APR-2003 08:10:34	Dark	77.500	11	53Alp Aql	0.76500	8000.0	155	5743	No
148	GOM_NL__2PRFIN20030406_081333_000000422015_00178_05743_6703.N1	06-APR-2003 08:13:33	Dark	42.000	142	49Del Cap	2.8500	8900.0	84	5743	No
149	GOM_NL__2PRFIN20030406_081903_000000392015_00178_05743_6704.N1	06-APR-2003 08:19:03	Dark	38.500	172	Gam Gru	3.0030	13100.	77	5743	No
150	GOM_NL__2PRFIN20030406_082551_000000402015_00178_05743_6705.N1	06-APR-2003 08:25:51	Dark	39.500	45	Alp Pav	1.9400	26000.	79	5743	No
151	GOM_NL__2PRFIN20030406_082849_000000612015_00179_05744_6677.N1	06-APR-2003 08:28:49	Dark	61.000	38	20Eps Sgr	1.8360	11000.	122	5744	No
152	GOM_NL__2PRFIN20030406_083031_000000712015_00179_05744_6678.N1	06-APR-2003 08:30:31	Dark	70.500	167	10Gam2Sgr	2.9840	4500.0	141	5744	No
153	GOM_NL__2PRFIN20030406_083303_000000632015_00179_05744_6679.N1	06-APR-2003 08:33:03	Dark	63.000	25	35Lam Sco	1.6200	28000.	126	5744	No
154	GOM_NL__2PRFIN20030406_083519_000000392015_00179_05744_6680.N1	06-APR-2003 08:35:19	Dark	39.000	134	Bet TrA	2.8100	6600.0	78	5744	No
155	GOM_NL__2PRFIN20030406_083753_000000462015_00179_05744_6681.N1	06-APR-2003 08:37:53	Straylight	46.000	4	Alp1Cen	-0.010000	5800.0	92	5744	No
156	GOM_NL__2PRFIN20030406_084123_000000482015_00179_05744_6682.N1	06-APR-2003 08:41:23	Straylight	48.000	26	Gam Cru	1.6240	2900.0	96	5744	No
157	GOM_NL__2PRFIN20030406_084323_000000402015_00179_05744_6683.N1	06-APR-2003 08:43:23	Straylight	39.500	64	Gam Cen	2.2000	10600.	79	5744	No
158	GOM_NL__2PRFIN20030406_084501_000000542015_00179_05744_6684.N1	06-APR-2003 08:45:01	Straylight	54.000	54	5The Cen	2.0550	4500.0	108	5744	No
159	GOM_NL__2PRFIN20030406_084759_000001392015_00179_05744_6685.N1	06-APR-2003 08:47:59	Twilight	139.00	97	8Bet1Sco	2.5610	30000.	278	5744	No
160	GOM_NL__2PRFIN20030406_085235_000000422015_00179_05744_6686.N1	06-APR-2003 08:52:35	Twilight	42.000	100	4Gam Crv	2.5800	13100.	84	5744	No



161	GOM_NL__2PRFIN20030406_085414_000000562015_00179_05744_6687.N1	06-APR-2003 08:54:14	Bright	55.500	15	67Alp Vir	0.97600	28000.	111	5744	No
162	GOM_NL__2PRFIN20030406_085724_000000432015_00179_05744_6688.N1	06-APR-2003 08:57:24	Bright	43.000	121	29Gam Vir	2.7400	7200.0	86	5744	No
163	GOM_NL__2PRFIN20030406_090203_000000382015_00179_05744_6689.N1	06-APR-2003 09:02:03	Bright	37.500	62	94Bet Leo	2.1360	9700.0	75	5744	No
164	GOM_NL__2PRFIN20030406_090346_000000362015_00179_05744_6690.N1	06-APR-2003 09:03:46	Bright	36.000	96	68Del Leo	2.5600	9300.0	72	5744	No
165	GOM_NL__2PRFIN20030406_091031_000000382015_00179_05744_6691.N1	06-APR-2003 09:10:31	Bright	37.500	174	52Psi UMa	3.0040	4400.0	75	5744	No
166	GOM_NL__2PRFIN20030406_091321_000000382015_00179_05744_6692.N1	06-APR-2003 09:13:21	Bright	37.500	87	64Gam UMa	2.4330	11000.	75	5744	No
167	GOM_NL__2PRFIN20030406_091522_000000362015_00179_05744_6693.N1	06-APR-2003 09:15:22	Bright	36.000	36	50Alp UMa	1.8000	6300.0	72	5744	No
168	GOM_NL__2PRFIN20030406_092122_000000422015_00179_05744_6694.N1	06-APR-2003 09:21:22	Bright	41.500	60	7Bet UMi	2.0810	3950.0	83	5744	No
169	GOM_NL__2PRFIN20030406_092328_000000362015_00179_05744_6695.N1	06-APR-2003 09:23:28	Bright	36.000	49	1Alp UMi	1.9900	6300.0	72	5744	No
170	GOM_NL__2PRFIN20030406_092842_000000632015_00179_05744_6696.N1	06-APR-2003 09:28:42	Bright	62.500	130	23Bet Dra	2.7990	5800.0	125	5744	No
171	GOM_NL__2PRFIN20030406_093103_000000382015_00179_05744_6697.N1	06-APR-2003 09:31:03	Bright	38.000	89	5Alp Cep	2.4510	8000.0	76	5744	No
172	GOM_NL__2PRFIN20030406_093553_000000522015_00179_05744_6698.N1	06-APR-2003 09:35:53	Bright	51.500	144	18Del Cyg	2.8600	11000.	103	5744	No
173	GOM_NL__2PRFIN20030406_093744_000000882015_00179_05744_6699.N1	06-APR-2003 09:37:44	Bright	87.500	5	3Alp Lyr	0.033000	11000.	175	5744	No
174	GOM_NL__2PRFIN20030406_094008_000000472015_00179_05744_6700.N1	06-APR-2003 09:40:08	Bright	47.000	92	53Eps Cyg	2.5000	4500.0	94	5744	No
175	GOM_NL__2PRFIN20030406_094655_000000482015_00179_05744_6701.N1	06-APR-2003 09:46:55	Twilight	48.000	61	8Eps Peg	2.1000	3900.0	96	5744	No
176	GOM_NL__2PRFIN20030406_094924_000000442015_00179_05744_6702.N1	06-APR-2003 09:49:24	Twilight	43.500	162	34Alp Aqr	2.9440	5350.0	87	5744	No
177	GOM_NL__2PRFIN20030406_095111_000000772015_00179_05744_6703.N1	06-APR-2003 09:51:11	Dark	76.500	11	53Alp Aql	0.76500	8000.0	153	5744	No
178	GOM_NL__2PRFIN20030406_095409_000000422015_00179_05744_6704.N1	06-APR-2003 09:54:09	Dark	42.000	142	49Del Cap	2.8500	8900.0	84	5744	No
179	GOM_NL__2PRFIN20030406_095939_000000402015_00179_05744_6705.N1	06-APR-2003 09:59:39	Dark	40.000	172	Gam Gru	3.0030	13100.	80	5744	No
180	GOM_NL__2PRFIN20030406_100627_000000462015_00179_05744_6706.N1	06-APR-2003 10:06:27	Dark	46.000	45	Alp Pav	1.9400	26000.	92	5744	No
181	GOM_NL__2PRFIN20030406_100927_000000602015_00180_05745_6678.N1	06-APR-2003 10:09:27	Dark	60.000	38	20Eps Sgr	1.8360	11000.	120	5745	No
182	GOM_NL__2PRFIN20030406_101109_000000712015_00180_05745_6679.N1	06-APR-2003 10:11:09	Dark	70.500	167	10Gam2Sgr	2.9840	4500.0	141	5745	No
183	GOM_NL__2PRFIN20030406_101341_000000642015_00180_05745_6680.N1	06-APR-2003 10:13:41	Dark	64.000	25	35Lam Sco	1.6200	28000.	128	5745	No
184	GOM_NL__2PRFIN20030406_101555_000000402015_00180_05745_6681.N1	06-APR-2003 10:15:55	Dark	40.000	134	Bet TrA	2.8100	6600.0	80	5745	No
185	GOM_NL__2PRFIN20030406_101830_000000532015_00180_05745_6682.N1	06-APR-2003 10:18:30	Straylight	53.000	4	Alp1Cen	-0.010000	5800.0	106	5745	No
186	GOM_NL__2PRFIN20030406_102159_000000502015_00180_05745_6683.N1	06-APR-2003 10:21:59	Straylight	50.000	26	Gam Cru	1.6240	2900.0	100	5745	No
187	GOM_NL__2PRFIN20030406_102359_000000412015_00180_05745_6684.N1	06-APR-2003 10:23:59	Straylight	40.500	64	Gam Cen	2.2000	10600.	81	5745	No
188	GOM_NL__2PRFIN20030406_102538_000000512015_00180_05745_6685.N1	06-APR-2003 10:25:38	Straylight	50.500	54	5The Cen	2.0550	4500.0	101	5745	No
189	GOM_NL__2PRFIN20030406_102835_000001322015_00180_05745_6686.N1	06-APR-2003 10:28:35	Twilight	131.50	97	8Bet1Sco	2.5610	30000.	263	5745	No
190	GOM_NL__2PRFIN20030406_103311_000000392015_00180_05745_6687.N1	06-APR-2003 10:33:11	Twilight	39.000	100	4Gam Crv	2.5800	13100.	78	5745	No
191	GOM_NL__2PRFIN20030406_103450_000000542015_00180_05745_6688.N1	06-APR-2003 10:34:50	Bright	54.000	15	67Alp Vir	0.97600	28000.	108	5745	No
192	GOM_NL__2PRFIN20030406_103759_000000432015_00180_05745_6689.N1	06-APR-2003 10:37:59	Bright	43.000	121	29Gam Vir	2.7400	7200.0	86	5745	No
193	GOM_NL__2PRFIN20030406_104239_000000392015_00180_05745_6690.N1	06-APR-2003 10:42:39	Bright	38.500	62	94Bet Leo	2.1360	9700.0	77	5745	No
194	GOM_NL__2PRFIN20030406_104422_000000362015_00180_05745_6691.N1	06-APR-2003 10:44:22	Bright	35.500	96	68Del Leo	2.5600	9300.0	71	5745	No
195	GOM_NL__2PRFIN20030406_104647_000000602015_00180_05745_6692.N1	06-APR-2003 10:46:47	Bright	59.500	111	8Eta Boo	2.6800	6000.0	119	5745	No
196	GOM_NL__2PRFIN20030406_105107_000000382015_00180_05745_6693.N1	06-APR-2003 10:51:07	Bright	38.000	174	52Psi UMa	3.0040	4400.0	76	5745	No
197	GOM_NL__2PRFIN20030406_105356_000000372015_00180_05745_6694.N1	06-APR-2003 10:53:56	Bright	37.000	87	64Gam UMa	2.4330	11000.	74	5745	No
198	GOM_NL__2PRFIN20030406_105533_000000422015_00180_05745_6695.N1	06-APR-2003 10:55:33	Bright	41.500	32	77Eps UMa	1.7630	11000.	83	5745	No
199	GOM_NL__2PRFIN20030406_110157_000000382015_00180_05745_6696.N1	06-APR-2003 11:01:57	Bright	38.000	60	7Bet UMi	2.0810	3950.0	76	5745	No
200	GOM_NL__2PRFIN20030406_110403_000000362015_00180_05745_6697.N1	06-APR-2003 11:04:03	Bright	36.000	49	1Alp UMi	1.9900	6300.0	72	5745	No
201	GOM_NL__2PRFIN20030406_110917_000000632015_00180_05745_6698.N1	06-APR-2003 11:09:17	Bright	63.000	130	23Bet Dra	2.7990	5800.0	126	5745	No
202	GOM_NL__2PRFIN20030406_111139_000000362015_00180_05745_6699.N1	06-APR-2003 11:11:39	Bright	36.000	89	5Alp Cep	2.4510	8000.0	72	5745	No
203	GOM_NL__2PRFIN20030406_111629_000000512015_00180_05745_6700.N1	06-APR-2003 11:16:29	Bright	51.000	144	18Del Cyg	2.8600	11000.	102	5745	No
204	GOM_NL__2PRFIN20030406_111820_000000932015_00180_05745_6701.N1	06-APR-2003 11:18:20	Bright	93.000	5	3Alp Lyr	0.033000	11000.	186	5745	No
205	GOM_NL__2PRFIN20030406_112044_000000482015_00180_05745_6702.N1	06-APR-2003 11:20:44	Bright	47.500	92	53Eps Cyg	2.5000	4500.0	95	5745	No
206	GOM_NL__2PRFIN20030406_112731_000000472015_00180_05745_6703.N1	06-APR-2003 11:27:31	Twilight	46.500	61	8Eps Peg	2.1000	3900.0	93	5745	No
207	GOM_NL__2PRFIN20030406_113000_000000452015_00180_05745_6704.N1	06-APR-2003 11:30:00	Twilight	45.000	162	34Alp Aqr	2.9440	5350.0	90	5745	No
208	GOM_NL__2PRFIN20030406_113148_000000782015_00180_05745_6705.N1	06-APR-2003 11:31:48	Dark	77.500	11	53Alp Aql	0.76500	8000.0	155	5745	No
209	GOM_NL__2PRFIN20030406_113445_000000432015_00180_05745_6706.N1	06-APR-2003 11:34:45	Dark	42.500	142	49Del Cap	2.8500	8900.0	85	5745	No
210	GOM_NL__2PRFIN20030406_114016_000000412015_00180_05745_6707.N1	06-APR-2003 11:40:16	Dark	40.500	172	Gam Gru	3.0030	13100.	81	5745	No
211	GOM_NL__2PRFIN20030406_114703_000000462015_00180_05745_6708.N1	06-APR-2003 11:47:03	Dark	45.500	45	Alp Pav	1.9400	26000.	91	5745	No
212	GOM_NL__2PRFIN20030406_115004_000000582015_00181_05746_6679.N1	06-APR-2003 11:50:04	Dark	57.500	38	20Eps Sgr	1.8360	11000.	115	5746	No
213	GOM_NL__2PRFIN20030406_115144_000000722015_00181_05746_6680.N1	06-APR-2003 11:51:44	Dark	71.500	167	10Gam2Sgr	2.9840	4500.0	143	5746	No
214	GOM_NL__2PRFIN20030406_115418_000000632015_00181_05746_6681.N1	06-APR-2003 11:54:18	Dark	62.500	25	35Lam Sco	1.6200	28000.	125	5746	No
215	GOM_NL__2PRFIN20030406_115631_000000412015_00181_05746_6682.N1	06-APR-2003 11:56:31	Dark	41.000	134	Bet TrA	2.8100	6600.0	82	5746	No
216	GOM_NL__2PRFIN20030406_115906_000000502015_00181_05746_6683.N1	06-APR-2003 11:59:06	Straylight	49.500	4	Alp1Cen	-0.010000	5800.0	99	5746	No
217	GOM_NL__2PRFIN20030406_120236_000000452015_00181_05746_6684.N1	06-APR-2003 12:02:36	Straylight	44.500	26	Gam Cru	1.6240	2900.0	89	5746	No
218	GOM_NL__2PRFIN20030406_120434_000000432015_00181_05746_6685.N1	06-APR-2003 12:04:34	Straylight	42.500	64	Gam Cen	2.2000	10600.	85	5746	No
219	GOM_NL__2PRFIN20030406_120614_000000482015_00181_05746_6686.N1	06-APR-2003 12:06:14	Straylight	48.000	54	5The Cen	2.0550	4500.0	96	5746	No

220	GOM_NL__2PRFIN20030406_120913_000001322015_00181_05746_6687.N1	06-APR-2003 12:09:13	Twilight	132.00	97	8Bet1Sco	2.5610	30000.	264	5746	No
221	GOM_NL__2PRFIN20030406_121347_000000422015_00181_05746_6688.N1	06-APR-2003 12:13:47	Twilight	42.000	100	4Gam Crv	2.5800	13100.	84	5746	No
222	GOM_NL__2PRFIN20030406_121526_000000532015_00181_05746_6689.N1	06-APR-2003 12:15:26	Bright	53.000	15	67Alp Vir	0.97600	28000.	106	5746	No
223	GOM_NL__2PRFIN20030406_121835_000000442015_00181_05746_6690.N1	06-APR-2003 12:18:35	Bright	43.500	121	29Gam Vir	2.7400	7200.0	87	5746	No
224	GOM_NL__2PRFIN20030406_122314_000000372015_00181_05746_6691.N1	06-APR-2003 12:23:14	Bright	37.000	62	94Bet Leo	2.1360	9700.0	74	5746	No
225	GOM_NL__2PRFIN20030406_122457_000000362015_00181_05746_6692.N1	06-APR-2003 12:24:57	Bright	35.500	96	68Del Leo	2.5600	9300.0	71	5746	No
226	GOM_NL__2PRFIN20030406_122721_000000582015_00181_05746_6693.N1	06-APR-2003 12:27:21	Bright	57.500	111	8Eta Boo	2.6800	6000.0	115	5746	No
227	GOM_NL__2PRFIN20030406_123142_000000372015_00181_05746_6694.N1	06-APR-2003 12:31:42	Bright	37.000	174	52Psi UMa	3.0040	4400.0	74	5746	No
228	GOM_NL__2PRFIN20030406_123432_000000382015_00181_05746_6695.N1	06-APR-2003 12:34:32	Bright	37.500	87	64Gam UMa	2.4330	11000.	75	5746	No
229	GOM_NL__2PRFIN20030406_123608_000000412015_00181_05746_6696.N1	06-APR-2003 12:36:08	Bright	41.000	32	77Eps UMa	1.7630	11000.	82	5746	No
230	GOM_NL__2PRFIN20030406_124232_000000412015_00181_05746_6697.N1	06-APR-2003 12:42:32	Bright	41.000	60	7Bet UMi	2.0810	3950.0	82	5746	No
231	GOM_NL__2PRFIN20030406_124439_000000382015_00181_05746_6698.N1	06-APR-2003 12:44:39	Bright	37.500	49	1Alp UMi	1.9900	6300.0	75	5746	No
232	GOM_NL__2PRFIN20030406_124952_000000622015_00181_05746_6699.N1	06-APR-2003 12:49:52	Bright	61.500	130	23Bet Dra	2.7990	5800.0	123	5746	No
233	GOM_NL__2PRFIN20030406_125214_000000392015_00181_05746_6700.N1	06-APR-2003 12:52:14	Bright	39.000	89	5Alp Cep	2.4510	8000.0	78	5746	No
234	GOM_NL__2PRFIN20030406_125703_000000522015_00181_05746_6701.N1	06-APR-2003 12:57:03	Bright	51.500	144	18Del Cyg	2.8600	11000.	103	5746	No
235	GOM_NL__2PRFIN20030406_125856_000000922015_00181_05746_6702.N1	06-APR-2003 12:58:56	Bright	91.500	5	3Alp Lyr	0.033000	11000.	183	5746	No
236	GOM_NL__2PRFIN20030406_130119_000000482015_00181_05746_6703.N1	06-APR-2003 13:01:19	Bright	47.500	92	53Eps Cyg	2.5000	4500.0	95	5746	No
237	GOM_NL__2PRFIN20030406_130806_000000502015_00181_05746_6704.N1	06-APR-2003 13:08:06	Twilight	50.000	61	8Eps Peg	2.1000	3900.0	100	5746	No
238	GOM_NL__2PRFIN20030406_131035_000000462015_00181_05746_6705.N1	06-APR-2003 13:10:35	Twilight	45.500	162	34Alp Aqr	2.9440	5350.0	91	5746	No
239	GOM_NL__2PRFIN20030406_131225_000000902015_00181_05746_6706.N1	06-APR-2003 13:12:25	Dark	90.000	11	53Alp Aql	0.76500	8000.0	180	5746	No
240	GOM_NL__2PRFIN20030406_131521_000000432015_00181_05746_6707.N1	06-APR-2003 13:15:21	Dark	43.000	142	49Del Cap	2.8500	8900.0	86	5746	No
241	GOM_NL__2PRFIN20030406_132051_000000382015_00181_05746_6708.N1	06-APR-2003 13:20:51	Dark	38.000	172	Gam Gru	3.0030	13100.	76	5746	No
242	GOM_NL__2PRFIN20030406_132739_000000412015_00181_05746_6709.N1	06-APR-2003 13:27:39	Dark	40.500	45	Alp Pav	1.9400	26000.	81	5746	No
243	GOM_NL__2PRFIN20030406_133041_000000612015_00182_05747_6680.N1	06-APR-2003 13:30:41	Dark	60.500	38	20Eps Sgr	1.8360	11000.	121	5747	No
244	GOM_NL__2PRFIN20030406_133222_000000722015_00182_05747_6681.N1	06-APR-2003 13:32:22	Dark	71.500	167	10Gam2Sgr	2.9840	4500.0	143	5747	No
245	GOM_NL__2PRFIN20030406_133454_000000752015_00182_05747_6682.N1	06-APR-2003 13:34:54	Dark	74.500	25	35Lam Sco	1.6200	28000.	149	5747	No
246	GOM_NL__2PRFIN20030406_133707_000000432015_00182_05747_6683.N1	06-APR-2003 13:37:07	Dark	42.500	134	Bet TrA	2.8100	6600.0	85	5747	No
247	GOM_NL__2PRFIN20030406_133942_000000552015_00182_05747_6684.N1	06-APR-2003 13:39:42	Straylight	55.000	4	Alp1Cen	-0.010000	5800.0	110	5747	No
248	GOM_NL__2PRFIN20030406_134312_000000452015_00182_05747_6685.N1	06-APR-2003 13:43:12	Straylight	44.500	26	Gam Cru	1.6240	2900.0	89	5747	No
249	GOM_NL__2PRFIN20030406_134510_000000432015_00182_05747_6686.N1	06-APR-2003 13:45:10	Straylight	43.000	64	Gam Cen	2.2000	10600.	86	5747	No
250	GOM_NL__2PRFIN20030406_134650_000000522015_00182_05747_6687.N1	06-APR-2003 13:46:50	Straylight	51.500	54	5The Cen	2.0550	4500.0	103	5747	No
251	GOM_NL__2PRFIN20030406_134950_000001272015_00182_05747_6688.N1	06-APR-2003 13:49:50	Twilight	126.50	97	8Bet1Sco	2.5610	30000.	253	5747	No
252	GOM_NL__2PRFIN20030406_135422_000000422015_00182_05747_6689.N1	06-APR-2003 13:54:22	Twilight	42.000	100	4Gam Crv	2.5800	13100.	84	5747	No
253	GOM_NL__2PRFIN20030406_135600_000000532015_00182_05747_6690.N1	06-APR-2003 13:56:00	Bright	53.000	15	67Alp Vir	0.97600	28000.	106	5747	No
254	GOM_NL__2PRFIN20030406_135910_000000442015_00182_05747_6691.N1	06-APR-2003 13:59:10	Bright	44.000	121	29Gam Vir	2.7400	7200.0	88	5747	No
255	GOM_NL__2PRFIN20030406_140349_000000382015_00182_05747_6692.N1	06-APR-2003 14:03:49	Bright	37.500	62	94Bet Leo	2.1360	9700.0	75	5747	No
256	GOM_NL__2PRFIN20030406_140533_000000372015_00182_05747_6693.N1	06-APR-2003 14:05:33	Bright	36.500	96	68Del Leo	2.5600	9300.0	73	5747	No
257	GOM_NL__2PRFIN20030406_140756_000000602015_00182_05747_6694.N1	06-APR-2003 14:07:56	Bright	60.000	111	8Eta Boo	2.6800	6000.0	120	5747	No
258	GOM_NL__2PRFIN20030406_141219_000000362015_00182_05747_6695.N1	06-APR-2003 14:12:19	Bright	35.500	174	52Psi UMa	3.0040	4400.0	71	5747	No
259	GOM_NL__2PRFIN20030406_141509_000000382015_00182_05747_6696.N1	06-APR-2003 14:15:09	Bright	37.500	87	64Gam UMa	2.4330	11000.	75	5747	No
260	GOM_NL__2PRFIN20030406_141645_000000412015_00182_05747_6697.N1	06-APR-2003 14:16:45	Bright	40.500	32	77Eps UMa	1.7630	11000.	81	5747	No
261	GOM_NL__2PRFIN20030406_142309_000000392015_00182_05747_6698.N1	06-APR-2003 14:23:09	Bright	38.500	60	7Bet UMi	2.0810	3950.0	77	5747	No
262	GOM_NL__2PRFIN20030406_142516_000000362015_00182_05747_6699.N1	06-APR-2003 14:25:16	Bright	36.000	49	1Alp UMi	1.9900	6300.0	72	5747	No
263	GOM_NL__2PRFIN20030406_143029_000000612015_00182_05747_6700.N1	06-APR-2003 14:30:29	Bright	60.500	130	23Bet Dra	2.7990	5800.0	121	5747	No
264	GOM_NL__2PRFIN20030406_143252_000000382015_00182_05747_6701.N1	06-APR-2003 14:32:52	Bright	38.000	89	5Alp Cep	2.4510	8000.0	76	5747	No
265	GOM_NL__2PRFIN20030406_143741_000000502015_00182_05747_6702.N1	06-APR-2003 14:37:41	Bright	50.000	144	18Del Cyg	2.8600	11000.	100	5747	No
266	GOM_NL__2PRFIN20030406_143931_000000962015_00182_05747_6703.N1	06-APR-2003 14:39:31	Bright	96.000	5	3Alp Lyr	0.033000	11000.	192	5747	No
267	GOM_NL__2PRFIN20030406_144157_000000452015_00182_05747_6704.N1	06-APR-2003 14:41:57	Bright	44.500	92	53Eps Cyg	2.5000	4500.0	89	5747	No
268	GOM_NL__2PRFIN20030406_144844_000000482015_00182_05747_6705.N1	06-APR-2003 14:48:44	Twilight	47.500	61	8Eps Peg	2.1000	3900.0	95	5747	No
269	GOM_NL__2PRFIN20030406_145113_000000412015_00182_05747_6706.N1	06-APR-2003 14:51:13	Twilight	40.500	162	34Alp Aqr	2.9440	5350.0	81	5747	No
270	GOM_NL__2PRFIN20030406_145303_000000902015_00182_05747_6707.N1	06-APR-2003 14:53:03	Dark	90.000	11	53Alp Aql	0.76500	8000.0	180	5747	No
271	GOM_NL__2PRFIN20030406_145558_000000432015_00182_05747_6708.N1	06-APR-2003 14:55:58	Dark	43.000	142	49Del Cap	2.8500	8900.0	86	5747	No
272	GOM_NL__2PRFIN20030406_150129_000000382015_00182_05747_6709.N1	06-APR-2003 15:01:29	Dark	38.000	172	Gam Gru	3.0030	13100.	76	5747	No
273	GOM_NL__2PRFIN20030406_150817_000000402015_00182_05747_6710.N1	06-APR-2003 15:08:17	Dark	39.500	45	Alp Pav	1.9400	26000.	79	5747	No
274	GOM_NL__2PRFIN20030406_151120_000000572015_00183_05748_6701.N1	06-APR-2003 15:11:20	Dark	57.000	38	20Eps Sgr	1.8360	11000.	114	5748	No
275	GOM_NL__2PRFIN20030406_151302_000000672015_00183_05748_6702.N1	06-APR-2003 15:13:02	Dark	67.000	167	10Gam2Sgr	2.9840	4500.0	134	5748	No
276	GOM_NL__2PRFIN20030406_151533_000000752015_00183_05748_6703.N1	06-APR-2003 15:15:33	Dark	74.500	25	35Lam Sco	1.6200	28000.	149	5748	No
277	GOM_NL__2PRFIN20030406_151745_000000402015_00183_05748_6704.N1	06-APR-2003 15:17:45	Dark	40.000	134	Bet TrA	2.8100	6600.0	80	5748	No
278	GOM_NL__2PRFIN20030406_152019_000000422015_00183_05748_6705.N1	06-APR-2003 15:20:19	Straylight	42.000	4	Alp1Cen	-0.010000	5800.0	84	5748	No

279	GOM_NL__2PRFIN20030406_152348_000000452015_00183_05748_6706.N1	06-APR-2003 15:23:48	Straylight	45.000	26	Gam Cru	1.6240	2900.0	90	5748	No
280	GOM_NL__2PRFIN20030406_152548_000000412015_00183_05748_6707.N1	06-APR-2003 15:25:48	Straylight	41.000	64	Gam Cen	2.2000	10600.	82	5748	No
281	GOM_NL__2PRFIN20030406_152727_000000522015_00183_05748_6708.N1	06-APR-2003 15:27:27	Straylight	51.500	54	5The Cen	2.0550	4500.0	103	5748	No
282	GOM_NL__2PRFIN20030406_153026_000001342015_00183_05748_6709.N1	06-APR-2003 15:30:26	Tw_i_and_stray	134.00	97	8Bet1Sco	2.5610	30000.	268	5748	No
283	GOM_NL__2PRFIN20030406_153500_000000422015_00183_05748_6710.N1	06-APR-2003 15:35:00	Tw_i_and_stray	42.000	100	4Gam Crv	2.5800	13100.	84	5748	No
284	GOM_NL__2PRFIN20030406_153638_000000522015_00183_05748_6711.N1	06-APR-2003 15:36:38	Bright	51.500	15	67Alp Vir	0.97600	28000.	103	5748	No
285	GOM_NL__2PRFIN20030406_153948_000000432015_00183_05748_6712.N1	06-APR-2003 15:39:48	Bright	43.000	121	29Gam Vir	2.7400	7200.0	86	5748	No
286	GOM_NL__2PRFIN20030406_154426_000000382015_00183_05748_6713.N1	06-APR-2003 15:44:26	Bright	37.500	62	94Bet Leo	2.1360	9700.0	75	5748	No
287	GOM_NL__2PRFIN20030406_154610_000000362015_00183_05748_6714.N1	06-APR-2003 15:46:10	Bright	35.500	96	68Del Leo	2.5600	9300.0	71	5748	No
288	GOM_NL__2PRFIN20030406_154832_000000572015_00183_05748_6715.N1	06-APR-2003 15:48:32	Bright	57.000	111	8Eta Boo	2.6800	6000.0	114	5748	No
289	GOM_NL__2PRFIN20030406_155255_000000382015_00183_05748_6716.N1	06-APR-2003 15:52:55	Bright	37.500	174	52Psi UMa	3.0040	4400.0	75	5748	No
290	GOM_NL__2PRFIN20030406_155544_000000352015_00183_05748_6717.N1	06-APR-2003 15:55:44	Bright	34.500	87	64Gam UMa	2.4330	11000.	69	5748	No
291	GOM_NL__2PRFIN20030406_155720_000000372015_00183_05748_6718.N1	06-APR-2003 15:57:20	Bright	37.000	32	77Eps UMa	1.7630	11000.	74	5748	No
292	GOM_NL__2PRFIN20030406_160344_000000392015_00183_05748_6719.N1	06-APR-2003 16:03:44	Bright	38.500	60	7Bet UMi	2.0810	3950.0	77	5748	No
293	GOM_NL__2PRFIN20030406_160552_000000372015_00183_05748_6720.N1	06-APR-2003 16:05:52	Bright	36.500	49	1Alp UMi	1.9900	6300.0	73	5748	No
294	GOM_NL__2PRFIN20030406_161103_000000612015_00183_05748_6721.N1	06-APR-2003 16:11:03	Bright	61.000	130	23Bet Dra	2.7990	5800.0	122	5748	No
295	GOM_NL__2PRFIN20030406_161327_000000362015_00183_05748_6722.N1	06-APR-2003 16:13:27	Bright	36.000	89	5Alp Cep	2.4510	8000.0	72	5748	No
296	GOM_NL__2PRFIN20030406_161817_000000492015_00183_05748_6723.N1	06-APR-2003 16:18:17	Bright	49.000	144	18Del Cyg	2.8600	11000.	98	5748	No
297	GOM_NL__2PRFIN20030406_162007_000000882015_00183_05748_6724.N1	06-APR-2003 16:20:07	Bright	88.000	5	3Alp Lyr	0.033000	11000.	176	5748	No
298	GOM_NL__2PRFIN20030406_162233_000000482015_00183_05748_6725.N1	06-APR-2003 16:22:33	Bright	48.000	92	53Eps Cyg	2.5000	4500.0	96	5748	No
299	GOM_NL__2PRFIN20030406_162920_000000492015_00183_05748_6726.N1	06-APR-2003 16:29:20	Tw_i_and_stray	48.500	61	8Eps Peg	2.1000	3900.0	97	5748	No
300	GOM_NL__2PRFIN20030406_163149_000000432015_00183_05748_6727.N1	06-APR-2003 16:31:49	Twilight	42.500	162	34Alp Aqr	2.9440	5350.0	85	5748	No
301	GOM_NL__2PRFIN20030406_163340_000000822015_00183_05748_6728.N1	06-APR-2003 16:33:40	Dark	81.500	11	53Alp Aql	0.76500	8000.0	163	5748	No
302	GOM_NL__2PRFIN20030406_163634_000000412015_00183_05748_6729.N1	06-APR-2003 16:36:34	Dark	40.500	142	49Del Cap	2.8500	8900.0	81	5748	No
303	GOM_NL__2PRFIN20030406_164205_000000372015_00183_05748_6730.N1	06-APR-2003 16:42:05	Dark	36.500	172	Gam Gru	3.0030	13100.	73	5748	No
304	GOM_NL__2PRFIN20030406_164853_000000392015_00183_05748_6731.N1	06-APR-2003 16:48:53	Dark	39.000	45	Alp Pav	1.9400	26000.	78	5748	No
305	GOM_NL__2PRFIN20030406_165157_000000582015_00184_05749_6702.N1	06-APR-2003 16:51:57	Dark	57.500	38	20Eps Sgr	1.8360	11000.	115	5749	No
306	GOM_NL__2PRFIN20030406_165340_000000712015_00184_05749_6703.N1	06-APR-2003 16:53:40	Dark	71.000	167	10Gam2Sgr	2.9840	4500.0	142	5749	No
307	GOM_NL__2PRFIN20030406_165611_000000602015_00184_05749_6704.N1	06-APR-2003 16:56:11	Dark	60.000	25	35Lam Sco	1.6200	28000.	120	5749	No
308	GOM_NL__2PRFIN20030406_165822_000000412015_00184_05749_6705.N1	06-APR-2003 16:58:22	Dark	41.000	134	Bet TrA	2.8100	6600.0	82	5749	No
309	GOM_NL__2PRFIN20030406_170056_000000482015_00184_05749_6706.N1	06-APR-2003 17:00:56	Straylight	48.000	4	Alp1Cen	-0.010000	5800.0	96	5749	No
310	GOM_NL__2PRFIN20030406_170424_000000502015_00184_05749_6707.N1	06-APR-2003 17:04:24	Straylight	50.000	26	Gam Cru	1.6240	2900.0	100	5749	No
311	GOM_NL__2PRFIN20030406_170624_000000382015_00184_05749_6708.N1	06-APR-2003 17:06:24	Straylight	37.500	64	Gam Cen	2.2000	10600.	75	5749	No
312	GOM_NL__2PRFIN20030406_170803_000000552015_00184_05749_6709.N1	06-APR-2003 17:08:03	Straylight	55.000	54	5The Cen	2.0550	4500.0	110	5749	No
313	GOM_NL__2PRFIN20030406_171103_000001332015_00184_05749_6710.N1	06-APR-2003 17:11:03	Tw_i_and_stray	132.50	97	8Bet1Sco	2.5610	30000.	265	5749	No
314	GOM_NL__2PRFIN20030406_171536_000000432015_00184_05749_6711.N1	06-APR-2003 17:15:36	Tw_i_and_stray	42.500	100	4Gam Crv	2.5800	13100.	85	5749	No
315	GOM_NL__2PRFIN20030406_171714_000000542015_00184_05749_6712.N1	06-APR-2003 17:17:14	Bright	54.000	15	67Alp Vir	0.97600	28000.	108	5749	No
316	GOM_NL__2PRFIN20030406_172023_000000422015_00184_05749_6713.N1	06-APR-2003 17:20:23	Bright	42.000	121	29Gam Vir	2.7400	7200.0	84	5749	No
317	GOM_NL__2PRFIN20030406_172502_000000382015_00184_05749_6714.N1	06-APR-2003 17:25:02	Bright	38.000	62	94Bet Leo	2.1360	9700.0	76	5749	No
318	GOM_NL__2PRFIN20030406_172646_000000362015_00184_05749_6715.N1	06-APR-2003 17:26:46	Bright	36.000	96	68Del Leo	2.5600	9300.0	72	5749	No
319	GOM_NL__2PRFIN20030406_172907_000000562015_00184_05749_6716.N1	06-APR-2003 17:29:07	Bright	56.000	111	8Eta Boo	2.6800	6000.0	112	5749	No
320	GOM_NL__2PRFIN20030406_173331_000000362015_00184_05749_6717.N1	06-APR-2003 17:33:31	Bright	35.500	174	52Psi UMa	3.0040	4400.0	71	5749	No
321	GOM_NL__2PRFIN20030406_173620_000000382015_00184_05749_6718.N1	06-APR-2003 17:36:20	Bright	37.500	87	64Gam UMa	2.4330	11000.	75	5749	No
322	GOM_NL__2PRFIN20030406_173756_000000402015_00184_05749_6719.N1	06-APR-2003 17:37:56	Bright	39.500	32	77Eps UMa	1.7630	11000.	79	5749	No
323	GOM_NL__2PRFIN20030406_174420_000000382015_00184_05749_6720.N1	06-APR-2003 17:44:20	Bright	38.000	60	7Bet UMi	2.0810	3950.0	76	5749	No
324	GOM_NL__2PRFIN20030406_174628_000000362015_00184_05749_6721.N1	06-APR-2003 17:46:28	Bright	35.500	49	1Alp UMi	1.9900	6300.0	71	5749	No
325	GOM_NL__2PRFIN20030406_175138_000000622015_00184_05749_6722.N1	06-APR-2003 17:51:38	Bright	61.500	130	23Bet Dra	2.7990	5800.0	123	5749	No
326	GOM_NL__2PRFIN20030406_175403_000000382015_00184_05749_6723.N1	06-APR-2003 17:54:03	Bright	38.000	89	5Alp Cep	2.4510	8000.0	76	5749	No
327	GOM_NL__2PRFIN20030406_175852_000000502015_00184_05749_6724.N1	06-APR-2003 17:58:52	Bright	49.500	144	18Del Cyg	2.8600	11000.	99	5749	No
328	GOM_NL__2PRFIN20030406_180042_000000932015_00184_05749_6725.N1	06-APR-2003 18:00:42	Bright	93.000	5	3Alp Lyr	0.033000	11000.	186	5749	No
329	GOM_NL__2PRFIN20030406_180309_000000462015_00184_05749_6726.N1	06-APR-2003 18:03:09	Bright	46.000	92	53Eps Cyg	2.5000	4500.0	92	5749	No
330	GOM_NL__2PRFIN20030406_180956_000000482015_00184_05749_6727.N1	06-APR-2003 18:09:56	Tw_i_and_stray	48.000	61	8Eps Peg	2.1000	3900.0	96	5749	No
331	GOM_NL__2PRFIN20030406_181226_000000442015_00184_05749_6728.N1	06-APR-2003 18:12:26	Twilight	44.000	162	34Alp Aqr	2.9440	5350.0	88	5749	No
332	GOM_NL__2PRFIN20030406_181417_000000742015_00184_05749_6729.N1	06-APR-2003 18:14:17	Dark	74.000	11	53Alp Aql	0.76500	8000.0	148	5749	No
333	GOM_NL__2PRFIN20030406_181711_000000412015_00184_05749_6730.N1	06-APR-2003 18:17:11	Dark	41.000	142	49Del Cap	2.8500	8900.0	82	5749	No
334	GOM_NL__2PRFIN20030406_182241_000000402015_00184_05749_6731.N1	06-APR-2003 18:22:41	Dark	39.500	172	Gam Gru	3.0030	13100.	79	5749	No
335	GOM_NL__2PRFIN20030406_182930_000000412015_00184_05749_6732.N1	06-APR-2003 18:29:30	Dark	41.000	45	Alp Pav	1.9400	26000.	82	5749	No
336	GOM_NL__2PRFIN20030406_183235_000000582015_00185_05750_6555.N1	06-APR-2003 18:32:35	Dark	58.000	38	20Eps Sgr	1.8360	11000.	116	5750	No
337	GOM_NL__2PRFIN20030406_183418_000000682015_00185_05750_6556.N1	06-APR-2003 18:34:18	Dark	67.500	167	10Gam2Sgr	2.9840	4500.0	135	5750	No



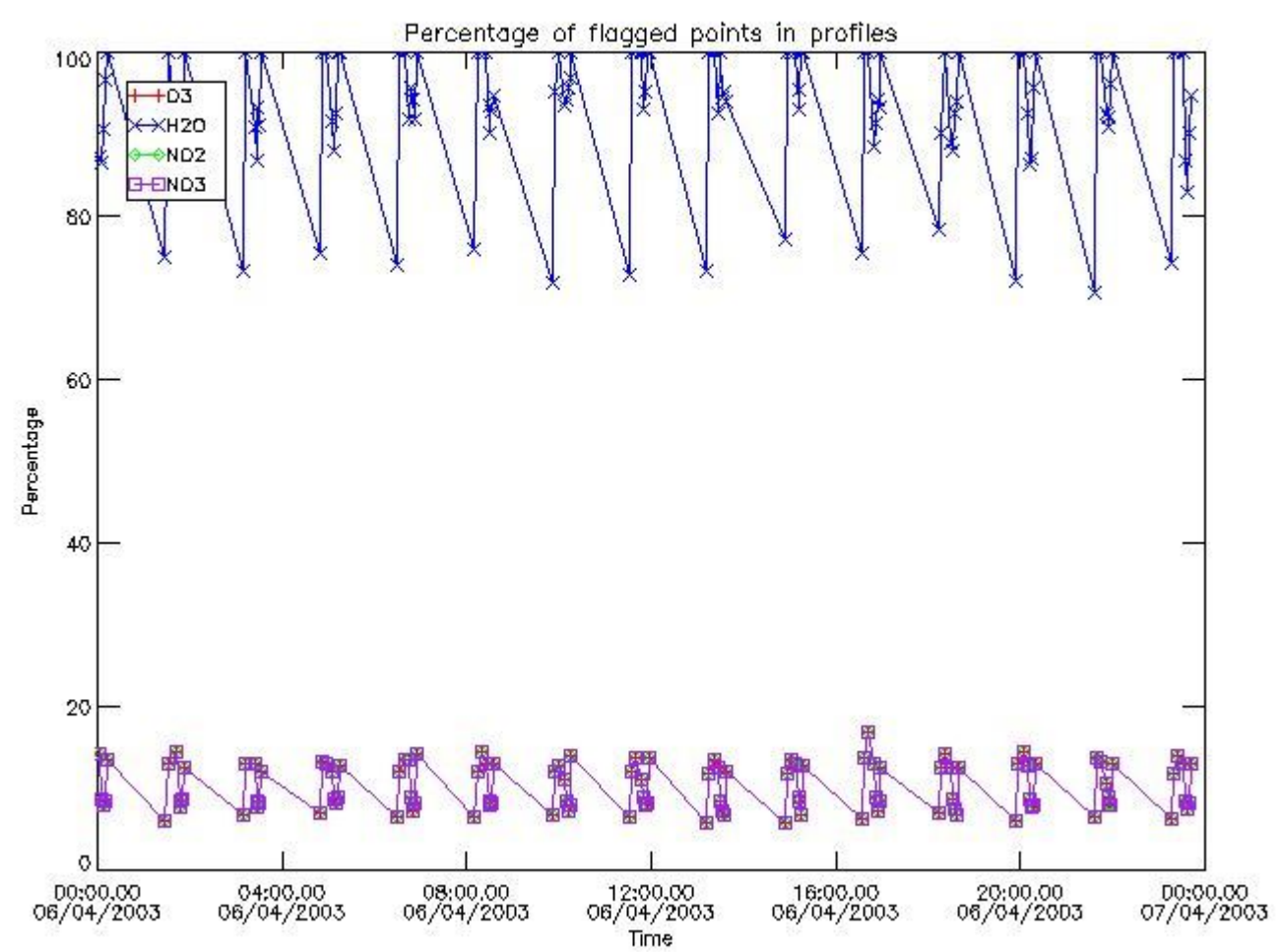
338	GOM_NL__2PRFIN20030406_183648_000000762015_00185_05750_6557.N1	06-APR-2003 18:36:48	Dark	75.500	25	35Lam Sco	1.6200	28000.	151	5750	No
339	GOM_NL__2PRFIN20030406_183858_000000412015_00185_05750_6558.N1	06-APR-2003 18:38:58	Dark	41.000	134	Bet TrA	2.8100	6600.0	82	5750	No
340	GOM_NL__2PRFIN20030406_184132_000000542015_00185_05750_6559.N1	06-APR-2003 18:41:32	Straylight	53.500	4	Alp1Cen	-0.010000	5800.0	107	5750	No
341	GOM_NL__2PRFIN20030406_184501_000000442015_00185_05750_6560.N1	06-APR-2003 18:45:01	Straylight	43.500	26	Gam Cru	1.6240	2900.0	87	5750	No
342	GOM_NL__2PRFIN20030406_184700_000000382015_00185_05750_6561.N1	06-APR-2003 18:47:00	Straylight	37.500	64	Gam Cen	2.2000	10600.	75	5750	No
343	GOM_NL__2PRFIN20030406_184840_000000512015_00185_05750_6562.N1	06-APR-2003 18:48:40	Straylight	50.500	54	5The Cen	2.0550	4500.0	101	5750	No
344	GOM_NL__2PRFIN20030406_185140_000001332015_00185_05750_6563.N1	06-APR-2003 18:51:40	Tw_i_and_stray	132.50	97	8Bet1Sco	2.5610	30000.	265	5750	No
345	GOM_NL__2PRFIN20030406_185612_000000422015_00185_05750_6564.N1	06-APR-2003 18:56:12	Tw_i_and_stray	42.000	100	4Gam Crv	2.5800	13100.	84	5750	No
346	GOM_NL__2PRFIN20030406_185750_000000522015_00185_05750_6565.N1	06-APR-2003 18:57:50	Bright	51.500	15	67Alp Vir	0.97600	28000.	103	5750	No
347	GOM_NL__2PRFIN20030406_190059_000000422015_00185_05750_6566.N1	06-APR-2003 19:00:59	Bright	42.000	121	29Gam Vir	2.7400	7200.0	84	5750	No
348	GOM_NL__2PRFIN20030406_190539_000000372015_00185_05750_6567.N1	06-APR-2003 19:05:39	Bright	36.500	62	94Bet Leo	2.1360	9700.0	73	5750	No
349	GOM_NL__2PRFIN20030406_190722_000000362015_00185_05750_6568.N1	06-APR-2003 19:07:22	Bright	35.500	96	68Del Leo	2.5600	9300.0	71	5750	No
350	GOM_NL__2PRFIN20030406_190943_000000812015_00185_05750_6569.N1	06-APR-2003 19:09:43	Bright	80.500	111	8Eta Boo	2.6800	6000.0	161	5750	No
351	GOM_NL__2PRFIN20030406_191407_000000352015_00185_05750_6570.N1	06-APR-2003 19:14:07	Bright	34.500	174	52Psi UMa	3.0040	4400.0	69	5750	No
352	GOM_NL__2PRFIN20030406_191656_000000382015_00185_05750_6571.N1	06-APR-2003 19:16:56	Bright	38.000	87	64Gam UMa	2.4330	11000.	76	5750	No
353	GOM_NL__2PRFIN20030406_191831_000000412015_00185_05750_6572.N1	06-APR-2003 19:18:31	Bright	40.500	32	77Eps UMa	1.7630	11000.	81	5750	No
354	GOM_NL__2PRFIN20030406_192456_000000412015_00185_05750_6573.N1	06-APR-2003 19:24:56	Bright	41.000	60	7Bet UMi	2.0810	3950.0	82	5750	No
355	GOM_NL__2PRFIN20030406_192704_000000352015_00185_05750_6574.N1	06-APR-2003 19:27:04	Bright	35.000	49	1Alp UMi	1.9900	6300.0	70	5750	No
356	GOM_NL__2PRFIN20030406_193213_000000642015_00185_05750_6575.N1	06-APR-2003 19:32:13	Bright	63.500	130	23Bet Dra	2.7990	5800.0	127	5750	No
357	GOM_NL__2PRFIN20030406_193439_000000402015_00185_05750_6576.N1	06-APR-2003 19:34:39	Bright	39.500	89	5Alp Cep	2.4510	8000.0	79	5750	No
358	GOM_NL__2PRFIN20030406_193928_000000492015_00185_05750_6577.N1	06-APR-2003 19:39:28	Bright	48.500	144	18Del Cyg	2.8600	11000.	97	5750	No
359	GOM_NL__2PRFIN20030406_194118_000000952015_00185_05750_6578.N1	06-APR-2003 19:41:18	Bright	95.000	5	3Alp Lyr	0.033000	11000.	190	5750	No
360	GOM_NL__2PRFIN20030406_194345_000000482015_00185_05750_6579.N1	06-APR-2003 19:43:45	Bright	47.500	92	53Eps Cyg	2.5000	4500.0	95	5750	No
361	GOM_NL__2PRFIN20030406_195033_000000482015_00185_05750_6580.N1	06-APR-2003 19:50:33	Tw_i_and_stray	48.000	61	8Eps Peg	2.1000	3900.0	96	5750	No
362	GOM_NL__2PRFIN20030406_195302_000000442015_00185_05750_6581.N1	06-APR-2003 19:53:02	Twilight	44.000	162	34Alp Aqr	2.9440	5350.0	88	5750	No
363	GOM_NL__2PRFIN20030406_195454_000000872015_00185_05750_6582.N1	06-APR-2003 19:54:54	Dark	86.500	11	53Alp Aql	0.76500	8000.0	173	5750	No
364	GOM_NL__2PRFIN20030406_195747_000000392015_00185_05750_6583.N1	06-APR-2003 19:57:47	Dark	39.000	142	49Del Cap	2.8500	8900.0	78	5750	No
365	GOM_NL__2PRFIN20030406_200317_000000392015_00185_05750_6584.N1	06-APR-2003 20:03:17	Dark	38.500	172	Gam Gru	3.0030	13100.	77	5750	No
366	GOM_NL__2PRFIN20030406_201006_000000402015_00185_05750_6585.N1	06-APR-2003 20:10:06	Dark	40.000	45	Alp Pav	1.9400	26000.	80	5750	No
367	GOM_NL__2PRFIN20030406_201312_000000592015_00186_05751_6549.N1	06-APR-2003 20:13:12	Dark	59.000	38	20Eps Sgr	1.8360	11000.	118	5751	No
368	GOM_NL__2PRFIN20030406_201456_000000662015_00186_05751_6550.N1	06-APR-2003 20:14:56	Dark	66.000	167	10Gam2Sgr	2.9840	4500.0	132	5751	No
369	GOM_NL__2PRFIN20030406_201725_000000712015_00186_05751_6551.N1	06-APR-2003 20:17:25	Dark	70.500	25	35Lam Sco	1.6200	28000.	141	5751	No
370	GOM_NL__2PRFIN20030406_201935_000000392015_00186_05751_6552.N1	06-APR-2003 20:19:35	Dark	39.000	134	Bet TrA	2.8100	6600.0	78	5751	No
371	GOM_NL__2PRFIN20030406_202209_000000472015_00186_05751_6553.N1	06-APR-2003 20:22:09	Straylight	47.000	4	Alp1Cen	-0.010000	5800.0	94	5751	No
372	GOM_NL__2PRFIN20030406_202537_000000492015_00186_05751_6554.N1	06-APR-2003 20:25:37	Straylight	48.500	26	Gam Cru	1.6240	2900.0	97	5751	No
373	GOM_NL__2PRFIN20030406_202737_000000412015_00186_05751_6555.N1	06-APR-2003 20:27:37	Straylight	40.500	64	Gam Cen	2.2000	10600.	81	5751	No
374	GOM_NL__2PRFIN20030406_202917_000000552015_00186_05751_6556.N1	06-APR-2003 20:29:17	Straylight	54.500	54	5The Cen	2.0550	4500.0	109	5751	No
375	GOM_NL__2PRFIN20030406_203214_000001432015_00186_05751_6557.N1	06-APR-2003 20:32:14	Tw_i_and_stray	142.50	97	8Bet1Sco	2.5610	30000.	285	5751	No
376	GOM_NL__2PRFIN20030406_203648_000000402015_00186_05751_6558.N1	06-APR-2003 20:36:48	Tw_i_and_stray	40.000	100	4Gam Crv	2.5800	13100.	80	5751	No
377	GOM_NL__2PRFIN20030406_203826_000000532015_00186_05751_6559.N1	06-APR-2003 20:38:26	Bright	53.000	15	67Alp Vir	0.97600	28000.	106	5751	No
378	GOM_NL__2PRFIN20030406_204135_000000422015_00186_05751_6560.N1	06-APR-2003 20:41:35	Bright	42.000	121	29Gam Vir	2.7400	7200.0	84	5751	No
379	GOM_NL__2PRFIN20030406_204615_000000372015_00186_05751_6561.N1	06-APR-2003 20:46:15	Bright	37.000	62	94Bet Leo	2.1360	9700.0	74	5751	No
380	GOM_NL__2PRFIN20030406_204758_000000362015_00186_05751_6562.N1	06-APR-2003 20:47:58	Bright	36.000	96	68Del Leo	2.5600	9300.0	72	5751	No
381	GOM_NL__2PRFIN20030406_205018_000000552015_00186_05751_6563.N1	06-APR-2003 20:50:18	Bright	55.000	111	8Eta Boo	2.6800	6000.0	110	5751	No
382	GOM_NL__2PRFIN20030406_205443_000000372015_00186_05751_6564.N1	06-APR-2003 20:54:43	Bright	37.000	174	52Psi UMa	3.0040	4400.0	74	5751	No
383	GOM_NL__2PRFIN20030406_205732_000000372015_00186_05751_6565.N1	06-APR-2003 20:57:32	Bright	37.000	87	64Gam UMa	2.4330	11000.	74	5751	No
384	GOM_NL__2PRFIN20030406_205907_000000422015_00186_05751_6566.N1	06-APR-2003 20:59:07	Bright	42.000	32	77Eps UMa	1.7630	11000.	84	5751	No
385	GOM_NL__2PRFIN20030406_210532_000000412015_00186_05751_6567.N1	06-APR-2003 21:05:32	Bright	40.500	60	7Bet UMi	2.0810	3950.0	81	5751	No
386	GOM_NL__2PRFIN20030406_210740_000000372015_00186_05751_6568.N1	06-APR-2003 21:07:40	Bright	36.500	49	1Alp UMi	1.9900	6300.0	73	5751	No
387	GOM_NL__2PRFIN20030406_211249_000000602015_00186_05751_6569.N1	06-APR-2003 21:12:49	Bright	60.000	130	23Bet Dra	2.7990	5800.0	120	5751	No
388	GOM_NL__2PRFIN20030406_211515_000000362015_00186_05751_6570.N1	06-APR-2003 21:15:15	Bright	36.000	89	5Alp Cep	2.4510	8000.0	72	5751	No
389	GOM_NL__2PRFIN20030406_212004_000000492015_00186_05751_6571.N1	06-APR-2003 21:20:04	Bright	49.000	144	18Del Cyg	2.8600	11000.	98	5751	No
390	GOM_NL__2PRFIN20030406_212154_000000932015_00186_05751_6572.N1	06-APR-2003 21:21:54	Bright	92.500	5	3Alp Lyr	0.033000	11000.	185	5751	No
391	GOM_NL__2PRFIN20030406_212421_000000462015_00186_05751_6573.N1	06-APR-2003 21:24:21	Bright	46.000	92	53Eps Cyg	2.5000	4500.0	92	5751	No
392	GOM_NL__2PRFIN20030406_213109_000000462015_00186_05751_6574.N1	06-APR-2003 21:31:09	Tw_i_and_stray	46.000	61	8Eps Peg	2.1000	3900.0	92	5751	No
393	GOM_NL__2PRFIN20030406_213338_000000412015_00186_05751_6575.N1	06-APR-2003 21:33:38	Twilight	41.000	162	34Alp Aqr	2.9440	5350.0	82	5751	No
394	GOM_NL__2PRFIN20030406_213531_000000772015_00186_05751_6576.N1	06-APR-2003 21:35:31	Dark	77.000	11	53Alp Aql	0.76500	8000.0	154	5751	No
395	GOM_NL__2PRFIN20030406_213824_000000412015_00186_05751_6577.N1	06-APR-2003 21:38:24	Dark	41.000	142	49Del Cap	2.8500	8900.0	82	5751	No
396	GOM_NL__2PRFIN20030406_214354_000000392015_00186_05751_6578.N1	06-APR-2003 21:43:54	Dark	38.500	172	Gam Gru	3.0030	13100.	77	5751	No

397	GOM_NL__2PRFIN20030406_215042_000000482015_00186_05751_6579.N1	06-APR-2003 21:50:42	Dark	48.000	45	Alp Pav	1.9400	26000.	96	5751	No
398	GOM_NL__2PRFIN20030406_215349_000000582015_00187_05752_6705.N1	06-APR-2003 21:53:49	Dark	57.500	38	20Eps Sgr	1.8360	11000.	115	5752	No
399	GOM_NL__2PRFIN20030406_215533_000000712015_00187_05752_6706.N1	06-APR-2003 21:55:33	Dark	71.000	167	10Gam2Sgr	2.9840	4500.0	142	5752	No
400	GOM_NL__2PRFIN20030406_215802_000000642015_00187_05752_6707.N1	06-APR-2003 21:58:02	Dark	64.000	25	35Lam Sco	1.6200	28000.	128	5752	No
401	GOM_NL__2PRFIN20030406_220011_000000392015_00187_05752_6708.N1	06-APR-2003 22:00:11	Dark	39.000	134	Bet TrA	2.8100	6600.0	78	5752	No
402	GOM_NL__2PRFIN20030406_220245_000000512015_00187_05752_6709.N1	06-APR-2003 22:02:45	Straylight	50.500	4	Alp1Cen	-0.010000	5800.0	101	5752	No
403	GOM_NL__2PRFIN20030406_220613_000000452015_00187_05752_6710.N1	06-APR-2003 22:06:13	Straylight	45.000	26	Gam Cru	1.6240	2900.0	90	5752	No
404	GOM_NL__2PRFIN20030406_220813_000000392015_00187_05752_6711.N1	06-APR-2003 22:08:13	Straylight	39.000	64	Gam Cen	2.2000	10600.	78	5752	No
405	GOM_NL__2PRFIN20030406_220953_000000522015_00187_05752_6712.N1	06-APR-2003 22:09:53	Straylight	51.500	54	5The Cen	2.0550	4500.0	103	5752	No
406	GOM_NL__2PRFIN20030406_221251_000001322015_00187_05752_6713.N1	06-APR-2003 22:12:51	Twilight	132.00	97	8Bet1Sco	2.5610	30000.	264	5752	No
407	GOM_NL__2PRFIN20030406_221724_000000422015_00187_05752_6714.N1	06-APR-2003 22:17:24	Twilight	41.500	100	4Gam Crv	2.5800	13100.	83	5752	No
408	GOM_NL__2PRFIN20030406_221902_000000522015_00187_05752_6715.N1	06-APR-2003 22:19:02	Bright	52.000	15	67Alp Vir	0.97600	28000.	104	5752	No
409	GOM_NL__2PRFIN20030406_222211_000000412015_00187_05752_6716.N1	06-APR-2003 22:22:11	Bright	41.000	121	29Gam Vir	2.7400	7200.0	82	5752	No
410	GOM_NL__2PRFIN20030406_222650_000000372015_00187_05752_6717.N1	06-APR-2003 22:26:50	Bright	36.500	62	94Bet Leo	2.1360	9700.0	73	5752	No
411	GOM_NL__2PRFIN20030406_222834_000000362015_00187_05752_6718.N1	06-APR-2003 22:28:34	Bright	35.500	96	68Del Leo	2.5600	9300.0	71	5752	No
412	GOM_NL__2PRFIN20030406_223052_000000572015_00187_05752_6719.N1	06-APR-2003 22:30:52	Bright	57.000	111	8Eta Boo	2.6800	6000.0	114	5752	No
413	GOM_NL__2PRFIN20030406_223518_000000342015_00187_05752_6720.N1	06-APR-2003 22:35:18	Bright	34.000	174	52Psi UMa	3.0040	4400.0	68	5752	No
414	GOM_NL__2PRFIN20030406_223807_000000382015_00187_05752_6721.N1	06-APR-2003 22:38:07	Bright	37.500	87	64Gam UMa	2.4330	11000.	75	5752	No
415	GOM_NL__2PRFIN20030406_223942_000000422015_00187_05752_6722.N1	06-APR-2003 22:39:42	Bright	41.500	32	77Eps UMa	1.7630	11000.	83	5752	No
416	GOM_NL__2PRFIN20030406_224607_000000362015_00187_05752_6723.N1	06-APR-2003 22:46:07	Bright	35.500	60	7Bet UMi	2.0810	3950.0	71	5752	No
417	GOM_NL__2PRFIN20030406_224816_000000332015_00187_05752_6724.N1	06-APR-2003 22:48:16	Bright	32.500	49	1Alp UMi	1.9900	6300.0	65	5752	No
418	GOM_NL__2PRFIN20030406_225323_000000622015_00187_05752_6725.N1	06-APR-2003 22:53:23	Bright	62.000	130	23Bet Dra	2.7990	5800.0	124	5752	No
419	GOM_NL__2PRFIN20030406_225551_000000392015_00187_05752_6726.N1	06-APR-2003 22:55:51	Bright	39.000	89	5Alp Cep	2.4510	8000.0	78	5752	No
420	GOM_NL__2PRFIN20030406_230039_000000492015_00187_05752_6727.N1	06-APR-2003 23:00:39	Bright	48.500	144	18Del Cyg	2.8600	11000.	97	5752	No
421	GOM_NL__2PRFIN20030406_230229_000000892015_00187_05752_6728.N1	06-APR-2003 23:02:29	Bright	89.000	5	3Alp Lyr	0.033000	11000.	178	5752	No
422	GOM_NL__2PRFIN20030406_230457_000000472015_00187_05752_6729.N1	06-APR-2003 23:04:57	Bright	47.000	92	53Eps Cyg	2.5000	4500.0	94	5752	No
423	GOM_NL__2PRFIN20030406_231145_000000502015_00187_05752_6730.N1	06-APR-2003 23:11:45	Twilight	49.500	61	8Eps Peg	2.1000	3900.0	99	5752	No
424	GOM_NL__2PRFIN20030406_231414_000000432015_00187_05752_6731.N1	06-APR-2003 23:14:14	Twilight	43.000	162	34Alp Aqr	2.9440	5350.0	86	5752	No
425	GOM_NL__2PRFIN20030406_231608_000000802015_00187_05752_6732.N1	06-APR-2003 23:16:08	Dark	80.000	11	53Alp Aql	0.76500	8000.0	160	5752	No
426	GOM_NL__2PRFIN20030406_231900_000000432015_00187_05752_6733.N1	06-APR-2003 23:19:00	Dark	43.000	142	49Del Cap	2.8500	8900.0	86	5752	No
427	GOM_NL__2PRFIN20030406_232430_000000372015_00187_05752_6734.N1	06-APR-2003 23:24:30	Dark	36.500	172	Gam Gru	3.0030	13100.	73	5752	No
428	GOM_NL__2PRFIN20030406_233118_000000402015_00187_05752_6735.N1	06-APR-2003 23:31:18	Dark	39.500	45	Alp Pav	1.9400	26000.	79	5752	No
429	GOM_NL__2PRFIN20030406_233426_000000612015_00188_05753_6553.N1	06-APR-2003 23:34:26	Dark	60.500	38	20Eps Sgr	1.8360	11000.	121	5753	No
430	GOM_NL__2PRFIN20030406_233611_000000682015_00188_05753_6554.N1	06-APR-2003 23:36:11	Dark	67.500	167	10Gam2Sgr	2.9840	4500.0	135	5753	No
431	GOM_NL__2PRFIN20030406_233839_000000622015_00188_05753_6555.N1	06-APR-2003 23:38:39	Dark	61.500	25	35Lam Sco	1.6200	28000.	123	5753	No
432	GOM_NL__2PRFIN20030406_234047_000000392015_00188_05753_6556.N1	06-APR-2003 23:40:47	Dark	39.000	134	Bet TrA	2.8100	6600.0	78	5753	No
433	GOM_NL__2PRFIN20030406_234321_000000452015_00188_05753_6557.N1	06-APR-2003 23:43:21	Straylight	44.500	4	Alp1Cen	-0.010000	5800.0	89	5753	No
434	GOM_NL__2PRFIN20030406_234649_000000482015_00188_05753_6558.N1	06-APR-2003 23:46:49	Straylight	47.500	26	Gam Cru	1.6240	2900.0	95	5753	No
435	GOM_NL__2PRFIN20030406_234849_000000392015_00188_05753_6559.N1	06-APR-2003 23:48:49	Straylight	39.000	64	Gam Cen	2.2000	10600.	78	5753	No
436	GOM_NL__2PRFIN20030406_235029_000000512015_00188_05753_6560.N1	06-APR-2003 23:50:29	Straylight	50.500	54	5The Cen	2.0550	4500.0	101	5753	No
437	GOM_NL__2PRFIN20030406_235328_000001292015_00188_05753_6561.N1	06-APR-2003 23:53:28	Twilight	128.50	97	8Bet1Sco	2.5610	30000.	257	5753	No
438	GOM_NL__2PRFIN20030406_235800_000000422015_00188_05753_6562.N1	06-APR-2003 23:58:00	Twilight	41.500	100	4Gam Crv	2.5800	13100.	83	5753	No
439	GOM_NL__2PRFIN20030406_235938_000000512015_00188_05753_6563.N1	06-APR-2003 23:59:38	Bright	50.500	15	67Alp Vir	0.97600	28000.	101	5753	No

### 3. Quality information per product

In this section it is plotted some information contained in the Quality Summary data set of the level 2 products. Only products in dark limb conditions and without errors (error flag in the MPH set to "0") are used.

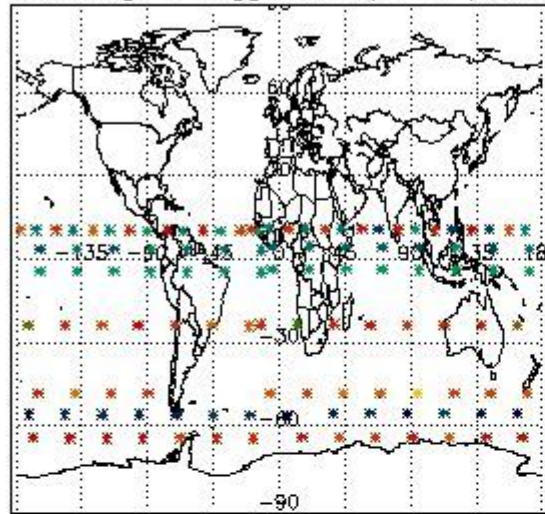
#### 3.1 Plot quality information per product (time dependant)



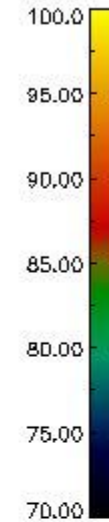
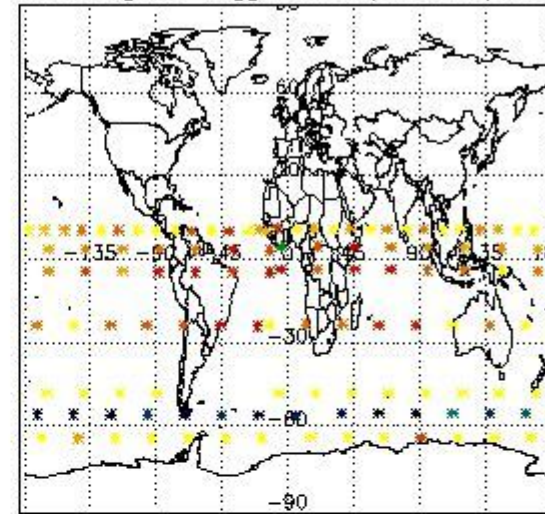
3.2 Plot quality information per product (world map)



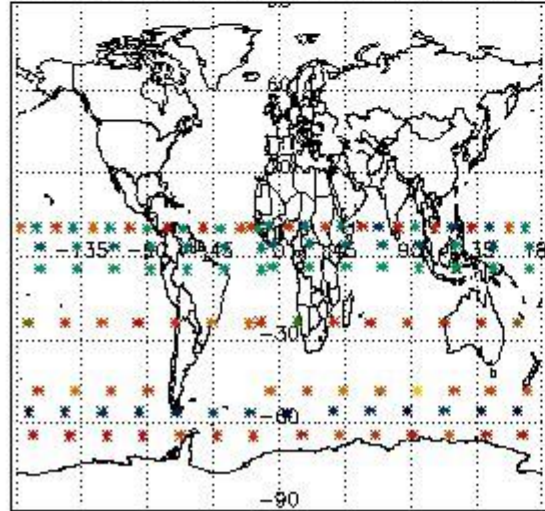
Percentage of flagged data per O3 profile



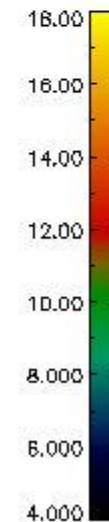
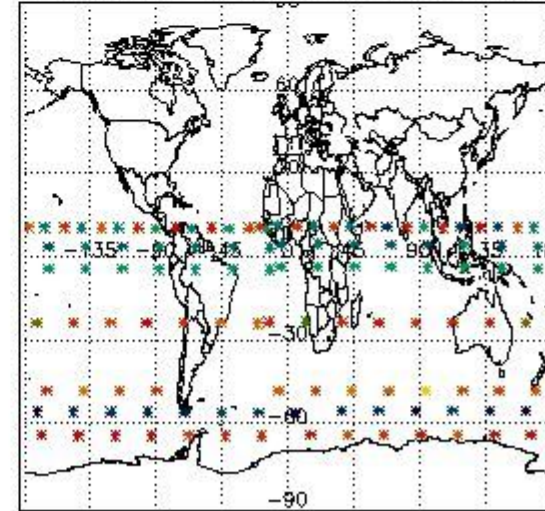
Percentage of flagged data per H2O profile



Percentage of flagged data per NO2 profile



Percentage of flagged data per NO3 profile

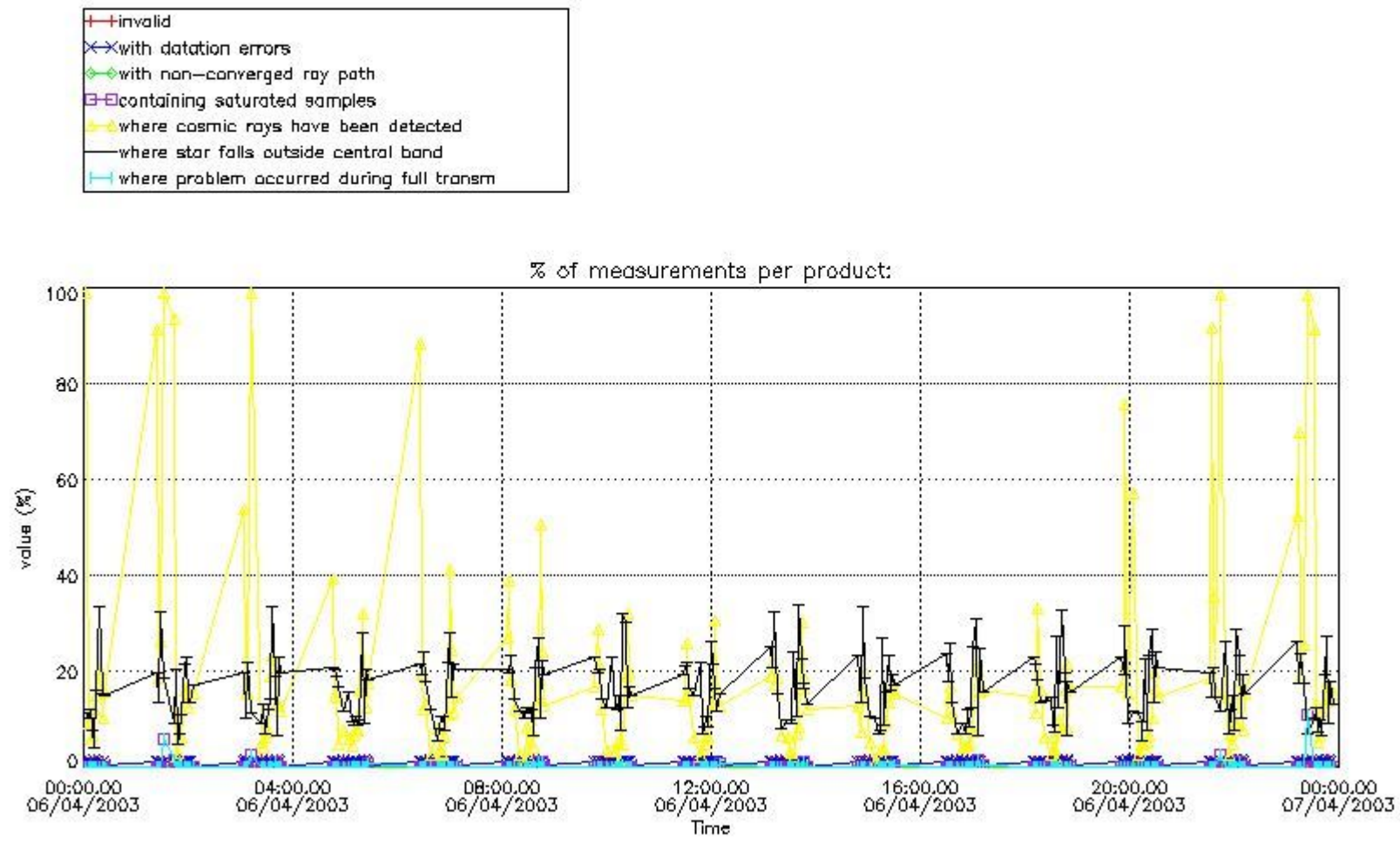


#### 4. Level 1 quality information per product

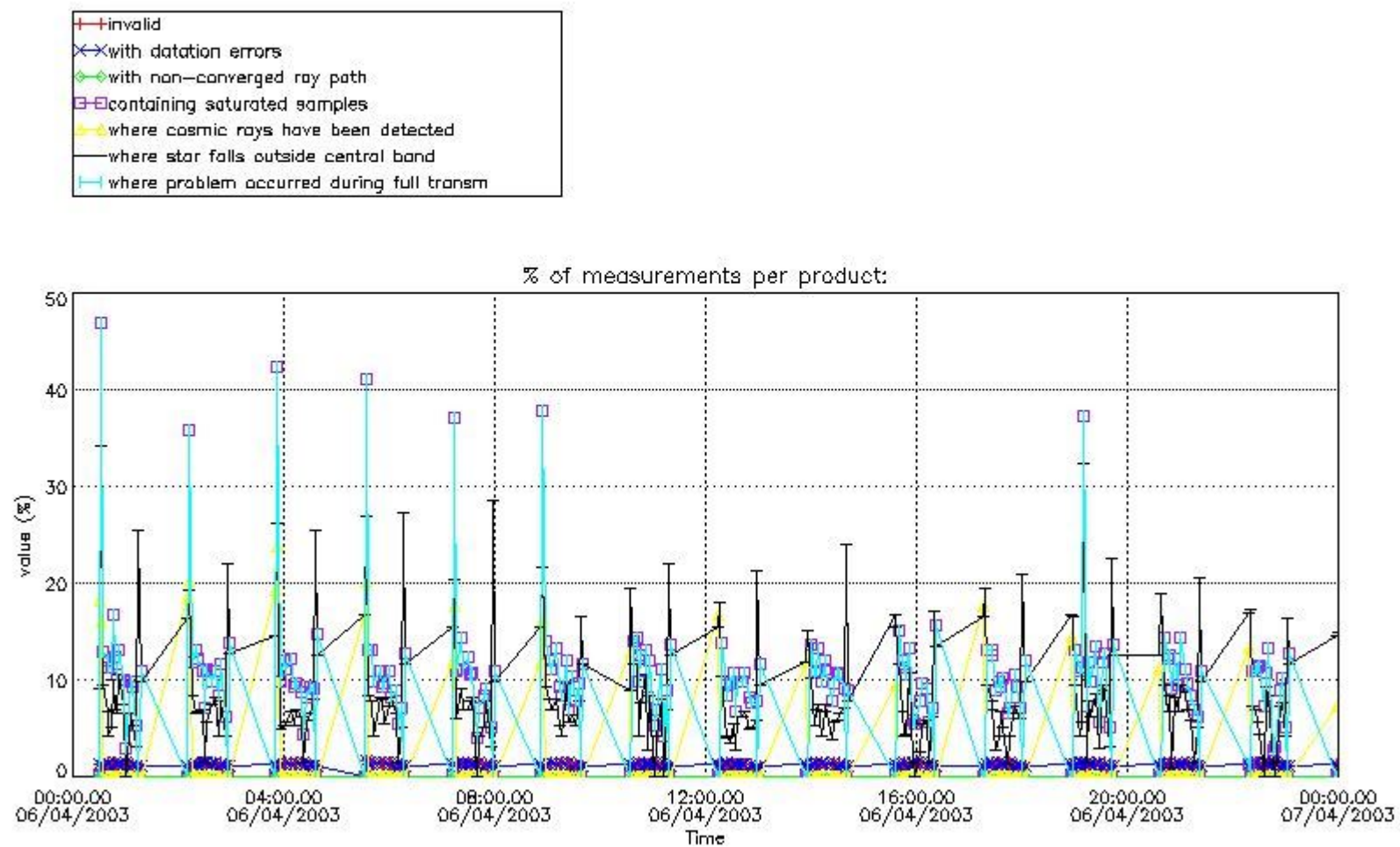
In this section it is plotted some information contained in the Quality Summary data set of the level 2 products that comes from the level 1b processing. Products without errors (error flag in the MPH set to "0") are used.

##### 4.1 Plot quality information per product (time dependant) coming from level 1b processing

###### 4.1.1 Plot level 1 quality information per product (time dependant): ENVISAT ASCENDING passes



4.1.2 Plot level 1 quality information per product (time dependant): ENVI SAT DESCENDING passes

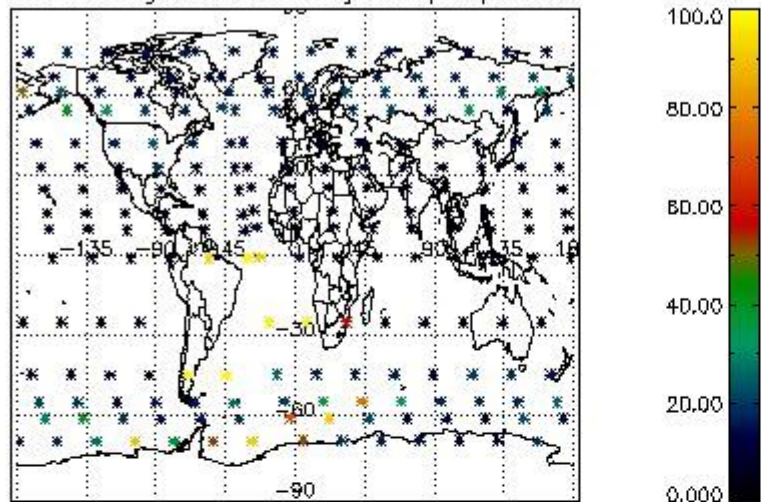


*4.2 Plot quality information per product coming from level 1b processing (world map)*

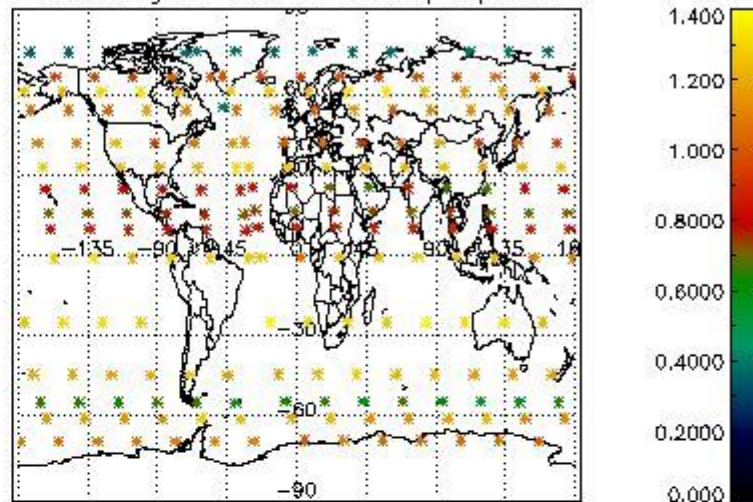
*4.2.1 Plot level 1 quality information per product (world map): ENVISAT ASCENDING passes*



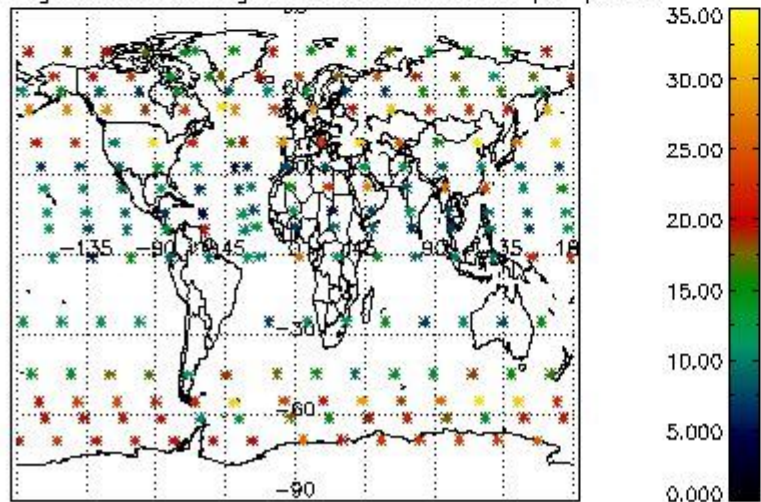
Percentage of cosmic ray hits per profile



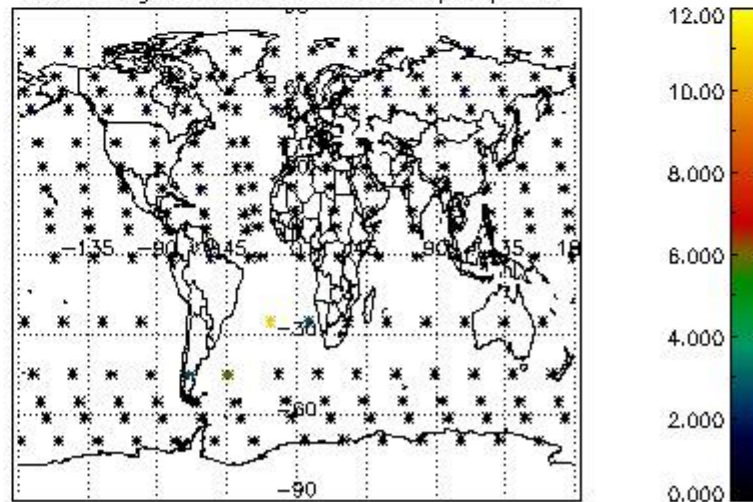
Percentage of datation errors per profile



Percentage of star falling outside central band per profile

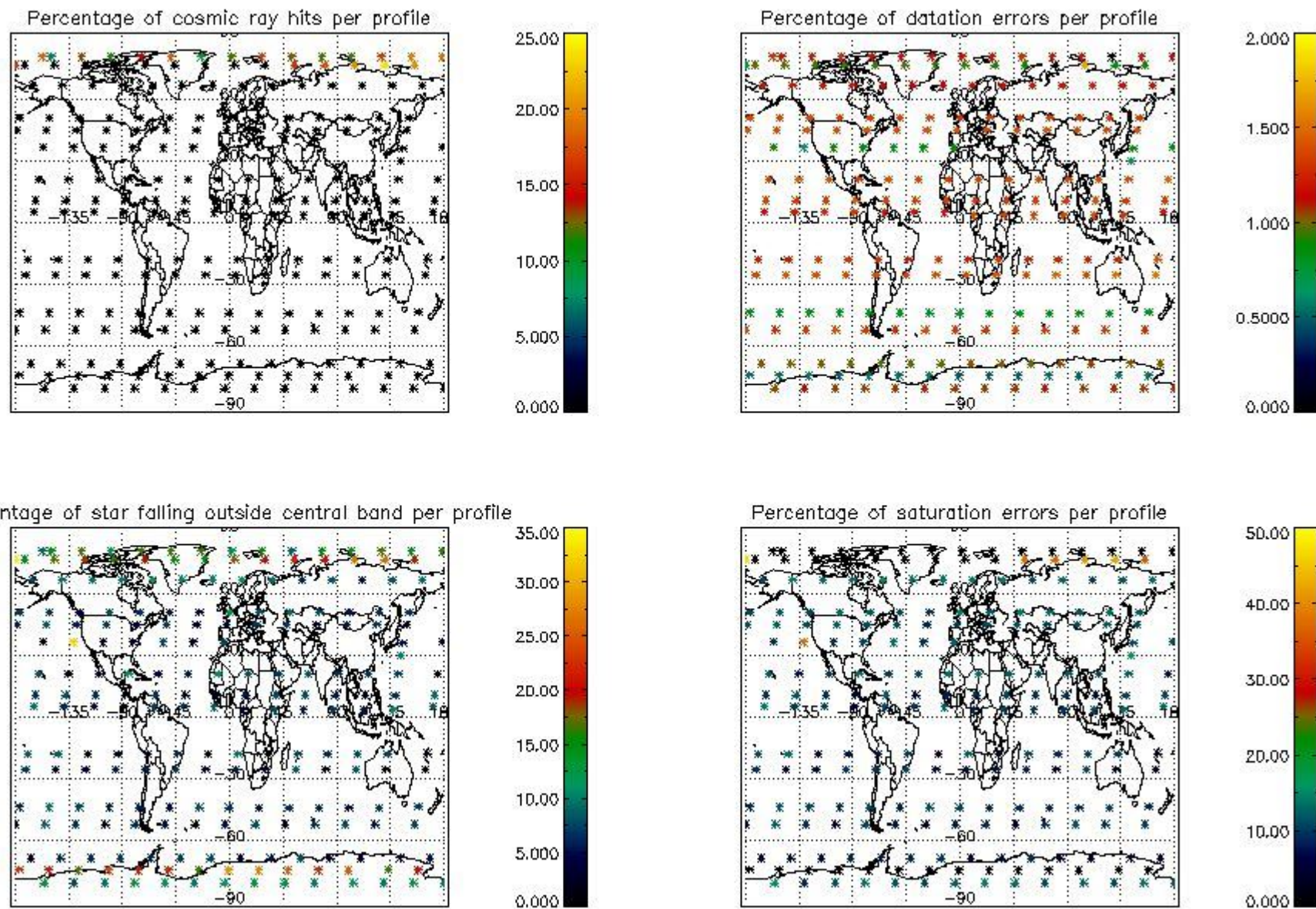


Percentage of saturation errors per profile



4.2.2 Plot level 1 quality information per product (world map): ENVISAT DESCENDING passes





## 5. Trace gas profiles

### 5.1 Ozone statistics based on quality of products

The final quality of the products can be "measured" using the STD (Standard Deviation) attached to every point profile. This information is written to the parameter GOM\_NL\_\_2P/NL\_LOCAL\_SPECIES\_DENSITY/o3\_std of the level 2 products. The table below shows the statistics for given STD ranges.

The statistics are given with respect to the overall valid production:

- Products without fatal errors: GOM\_NL\_\_2P/MPH/PRODUCT\_ERR=0
- Valid point profile: GOM\_NL\_\_2P/NL\_LOCAL\_SPECIES\_DENSITY/pcd(0)=0

The 'Criteria' is applied to valid points of dark limb products:

- Products in dark limb illumination condition: GOM\_NL\_\_2P/NL\_SUMMARY\_QUALITY/obs\_ill\_cond=0
- Products without fatal errors: GOM\_NL\_\_2P/MPH/PRODUCT\_ERR=0
- Valid point profile: GOM\_NL\_\_2P/NL\_LOCAL\_SPECIES\_DENSITY/pcd(0)=0

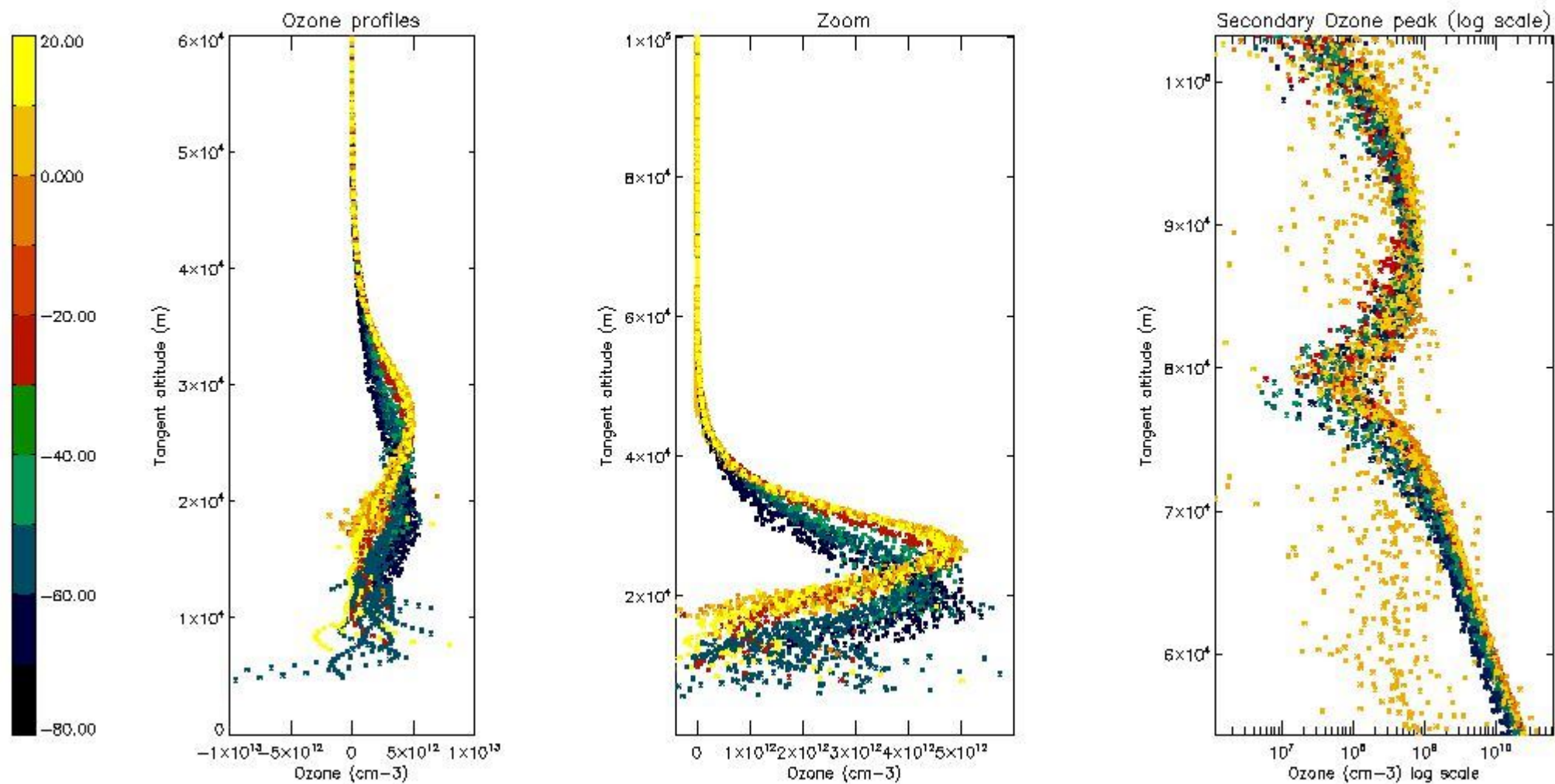
So, the table below shows the percentage of dark limb and valid observations for each criteria with respect to the overall valid daily observations.

Criteria	% of total production
All STD	28
STD < 20	18

STD < 10	15
STD < 5	11

5.2 Plot ozone profiles for all STD (dark without errors)

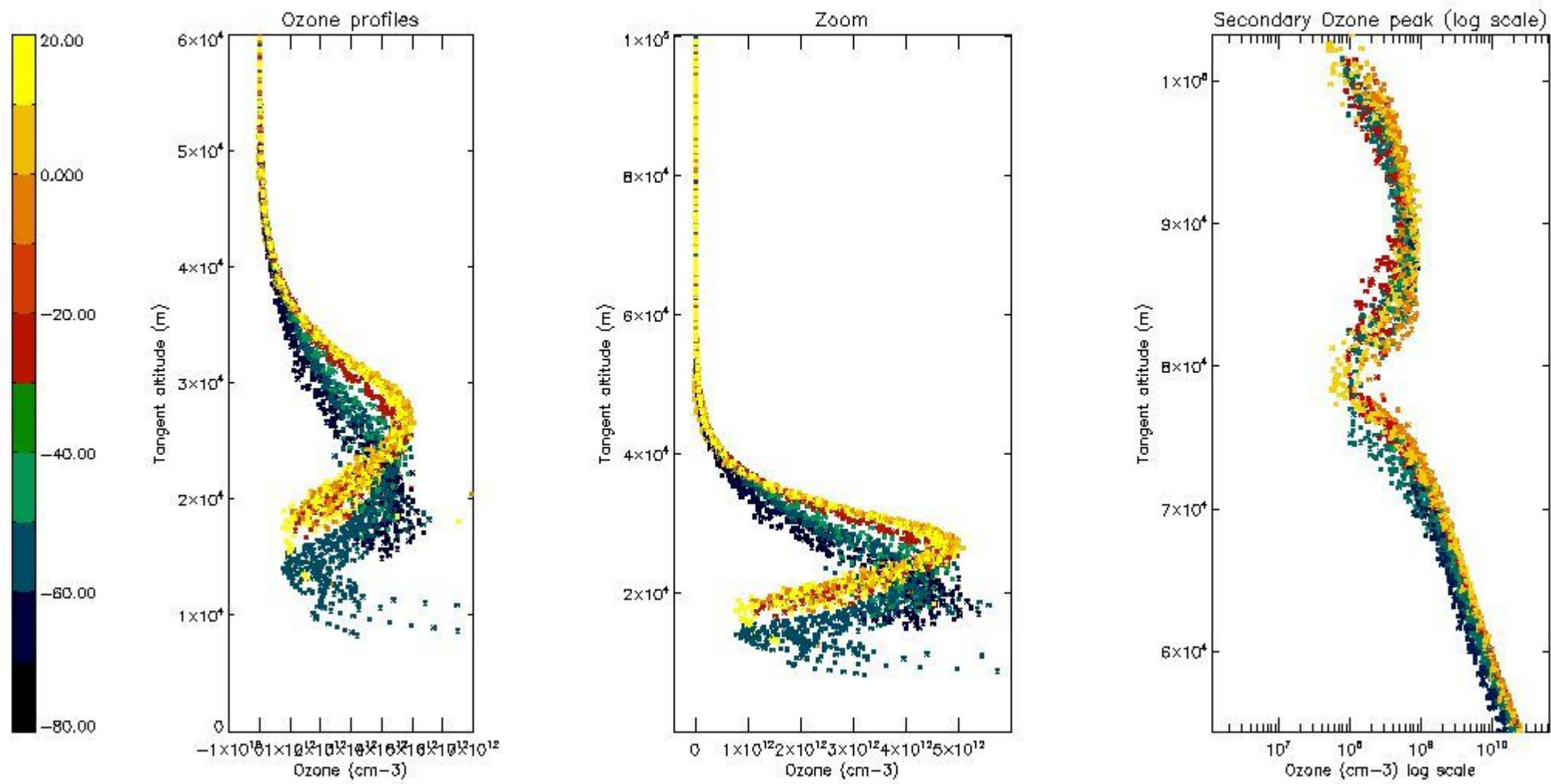
The colorbar represents the latitude.



5.3 Plot ozone profiles where STD < 20% (dark without errors)

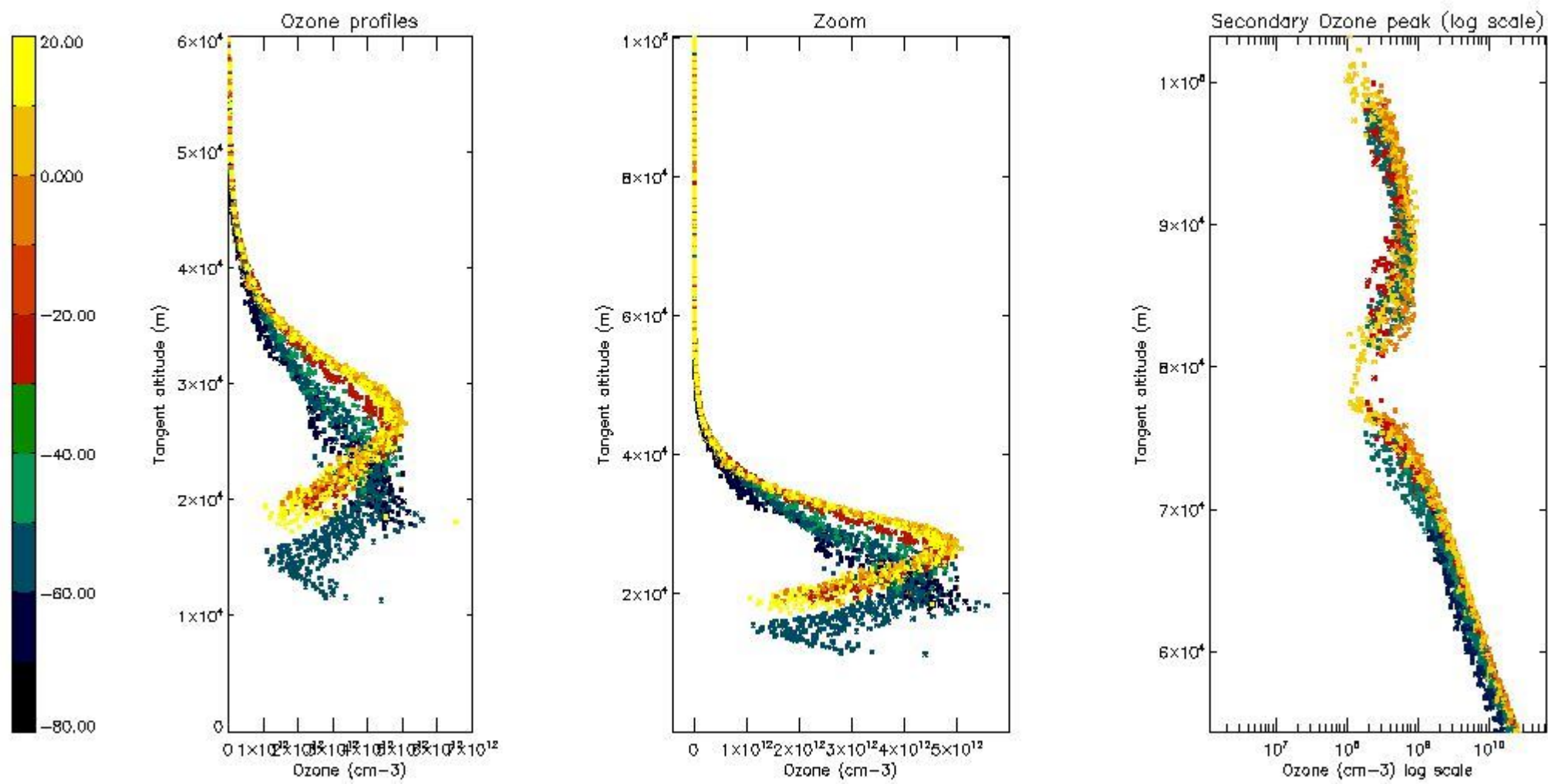
The colorbar represents the latitude.





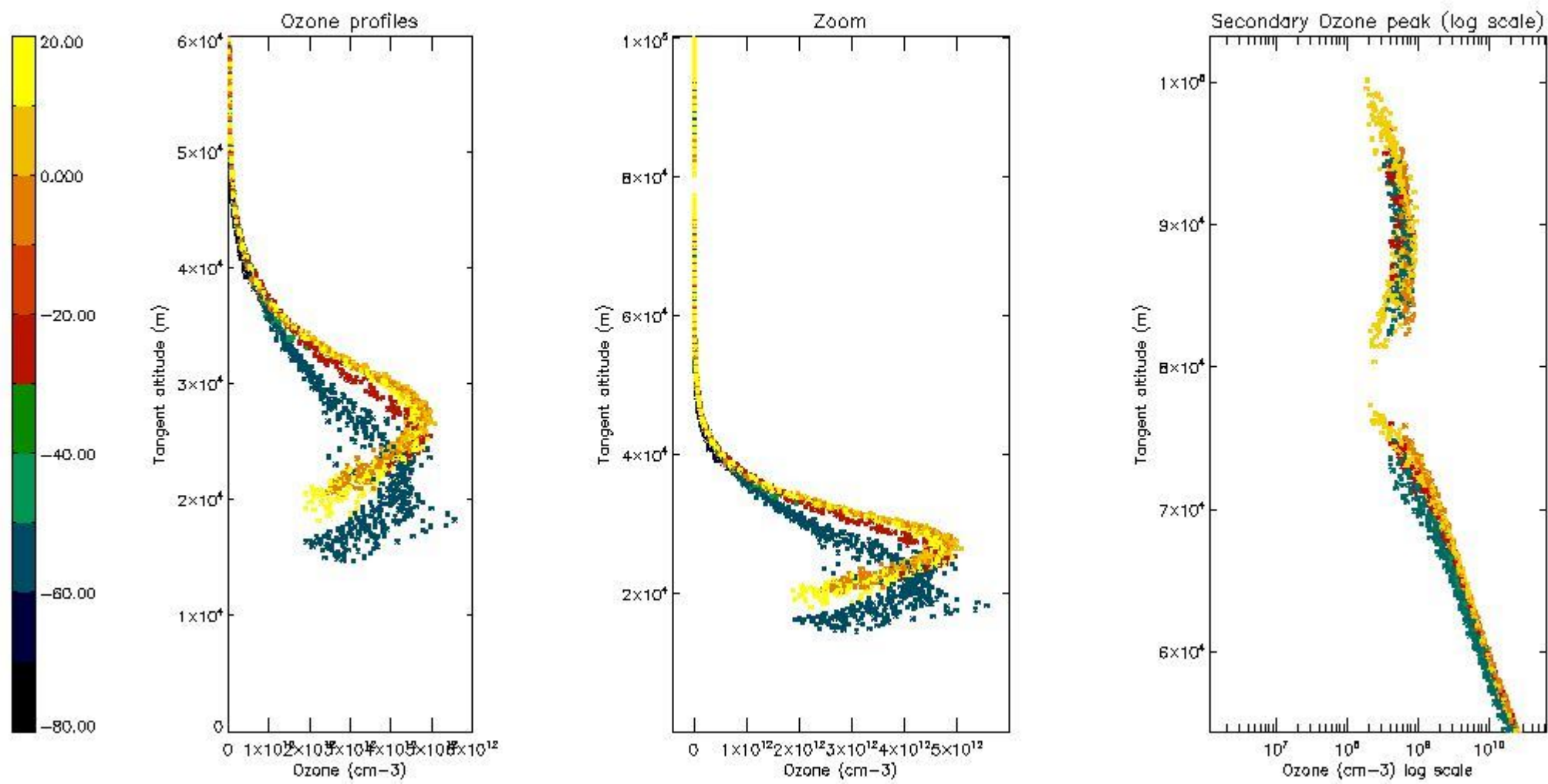
5.4 Plot ozone profiles where  $STD < 10\%$  (dark without errors)

The colorbar represents the latitude.



*5.5 Plot ozone profiles where  $STD < 5\%$  (dark without errors)*

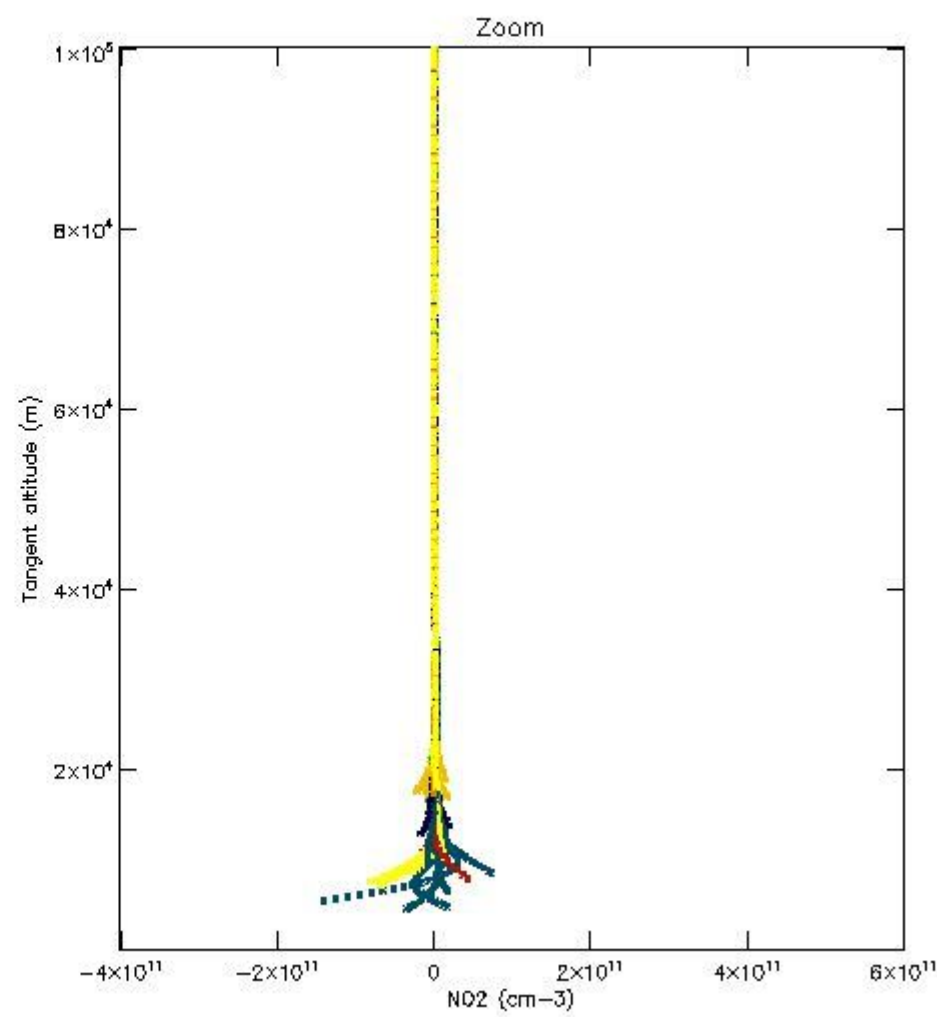
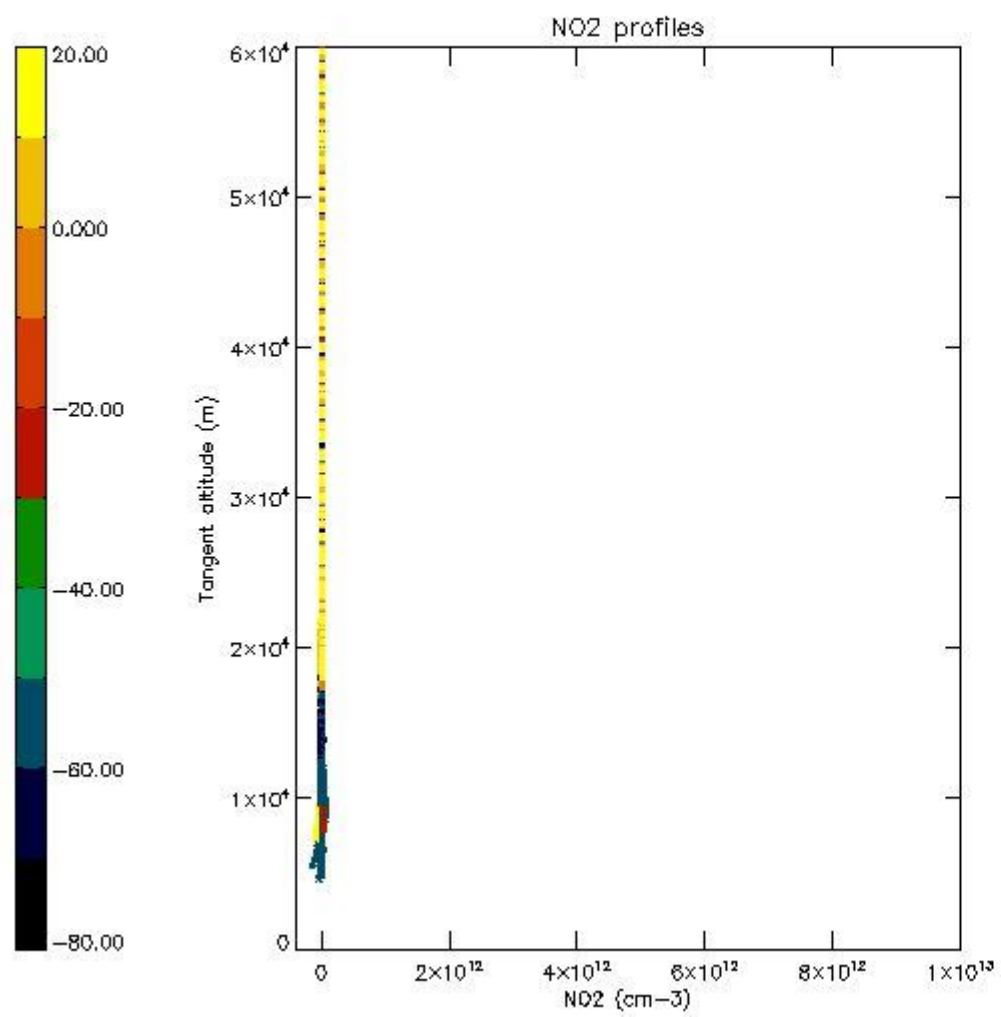
The colorbar represents the latitude.



*5.6 Plot NO<sub>2</sub> profiles for all STD (dark without errors)*

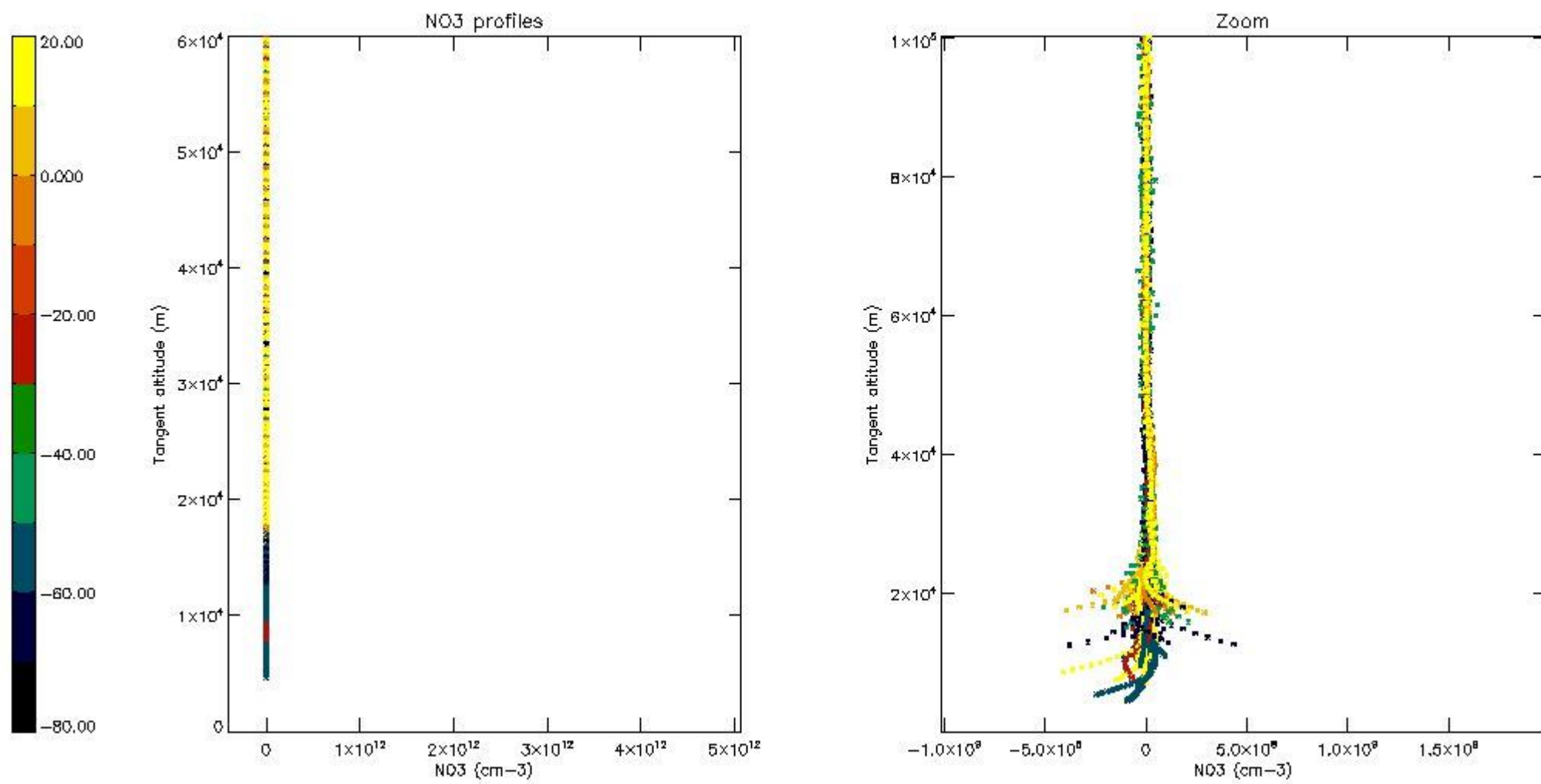
The colorbar represents the latitude.





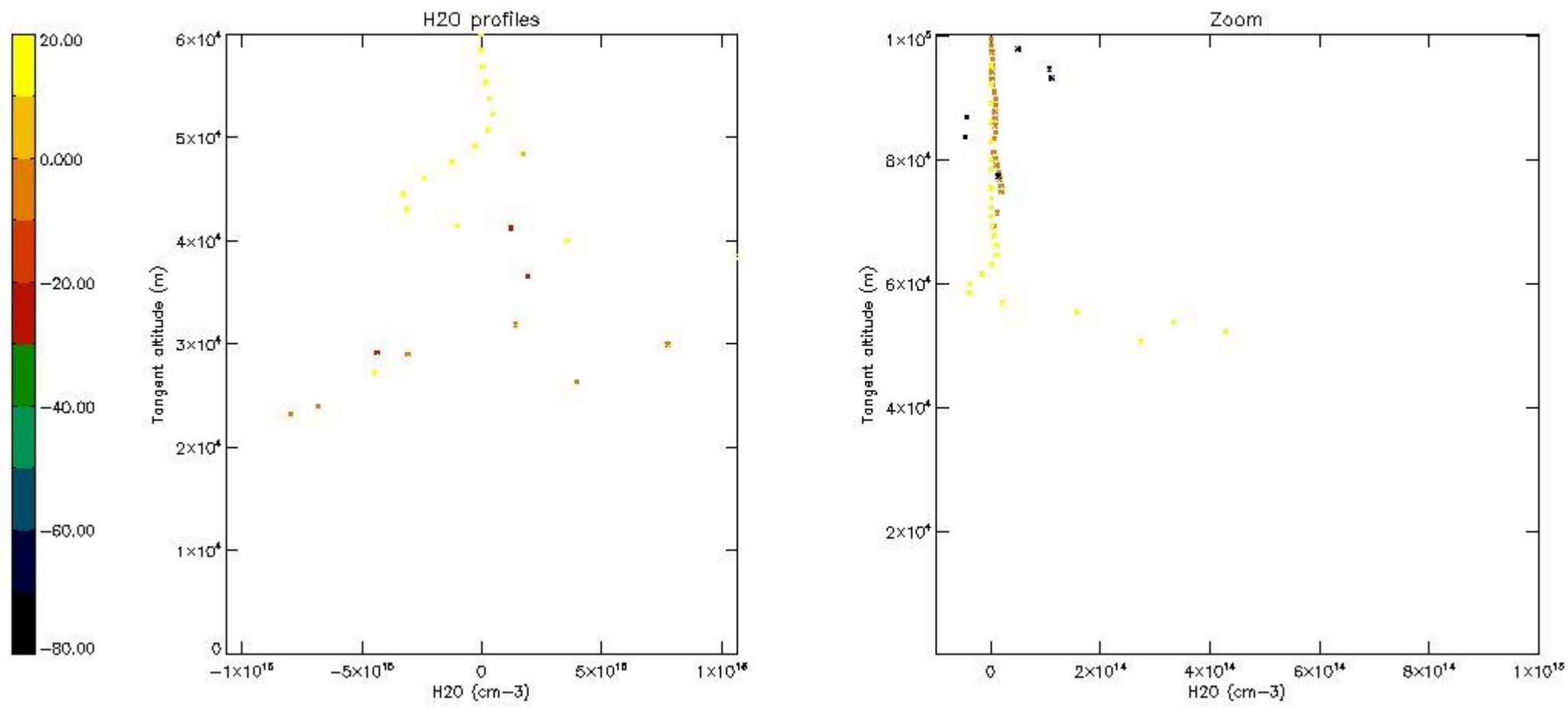
*5.7 Plot NO3 profiles for all STD (dark without errors)*

The colorbar represents the latitude.



5.8 Plot H2O profiles for all STD (only for occultations of stars 1,2,3,4,13,14,16,26,63 dark without errors)

The colorbar represents the latitude.

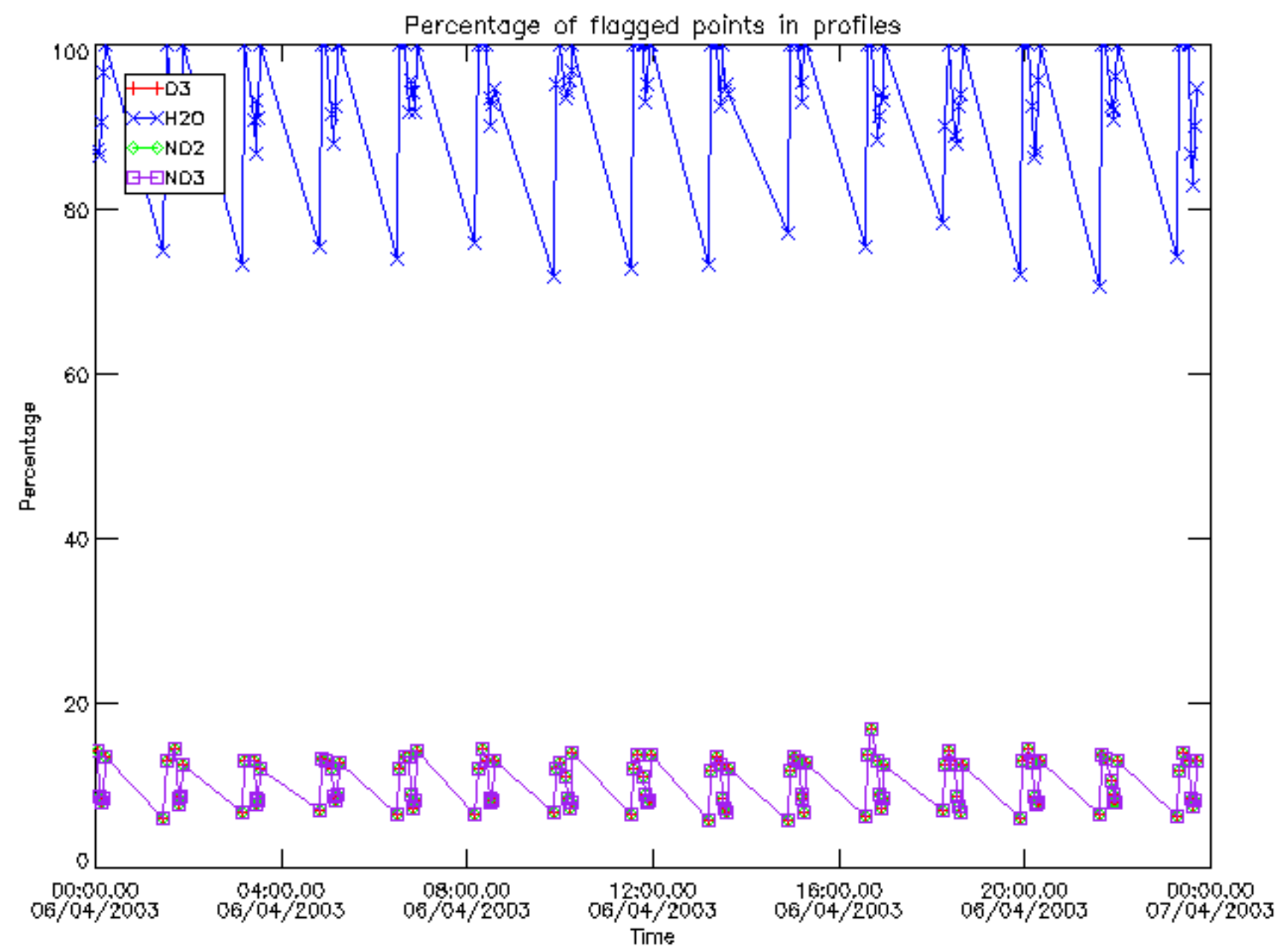


## 6. Auxiliary Data Files used for the production reported in section 2

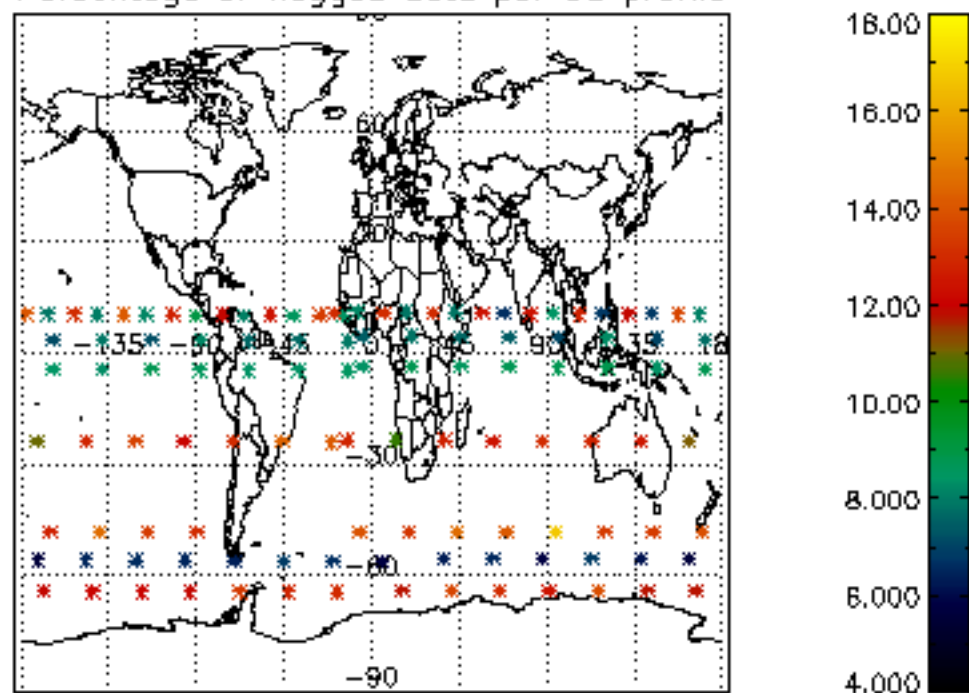
The number reported in the third column indicates since which file (see list in section 2) the corresponding auxiliary file has been used. The fourth column is the date of those product files.

Type	Auxiliary Filename	Used since product	Used since product date
INST_PHYS_CHARACTERISTICS	GOM_INS_AXNIEC20050627_150440_20020301_000000_20100101_000000	1	06-APR-2003 00:02:49
LEVEL-2_PROC_CONFIG	GOM_PR2_AXVIEC20091111_152718_20020301_000000_20500101_000000	1	06-APR-2003 00:02:49
CROSS_SECTIONS_FILE	GOM_CRS_AXVIEC20091111_154832_20020301_000000_20500101_000000	1	06-APR-2003 00:02:49

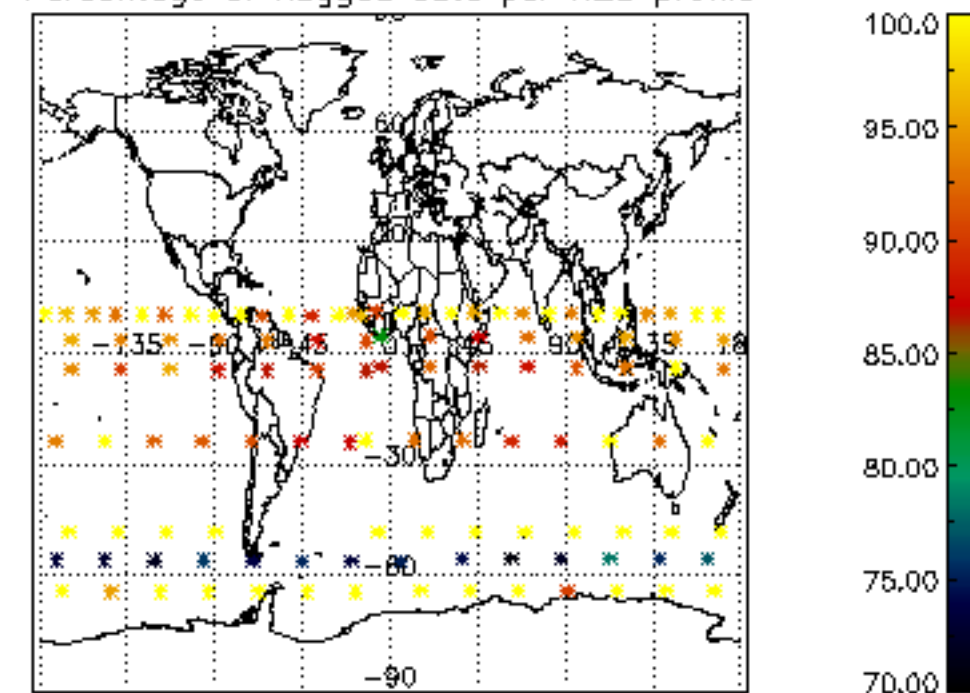




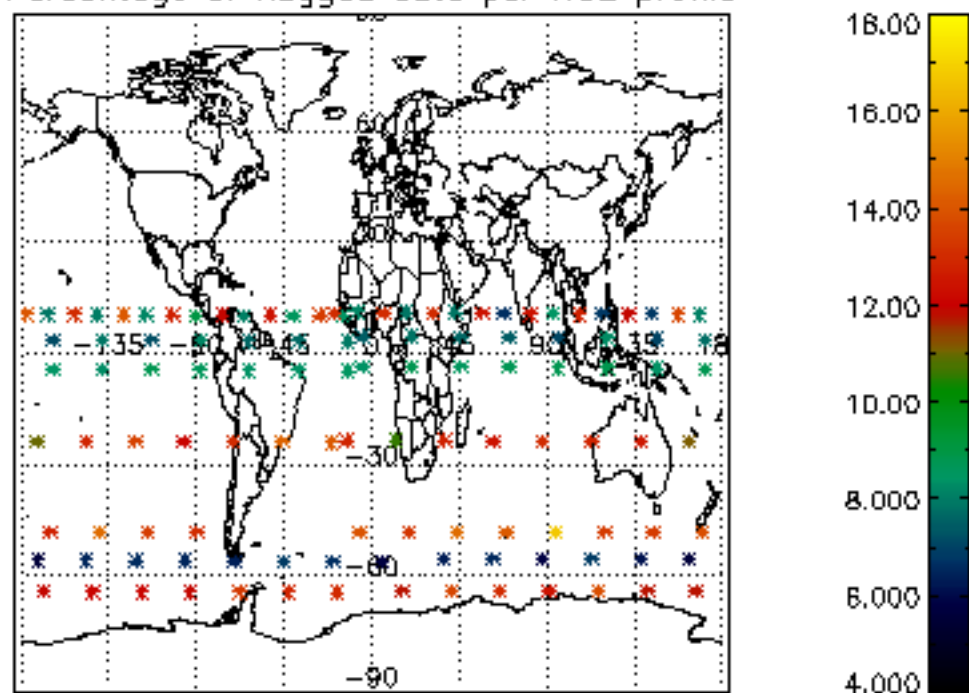
Percentage of flagged data per D3 profile



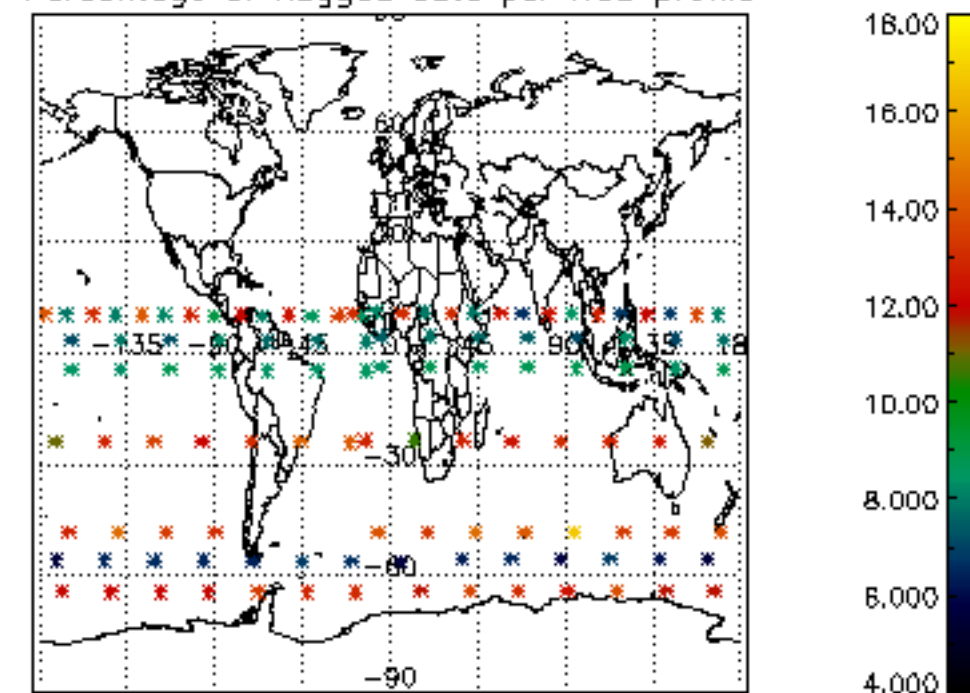
Percentage of flagged data per H2O profile

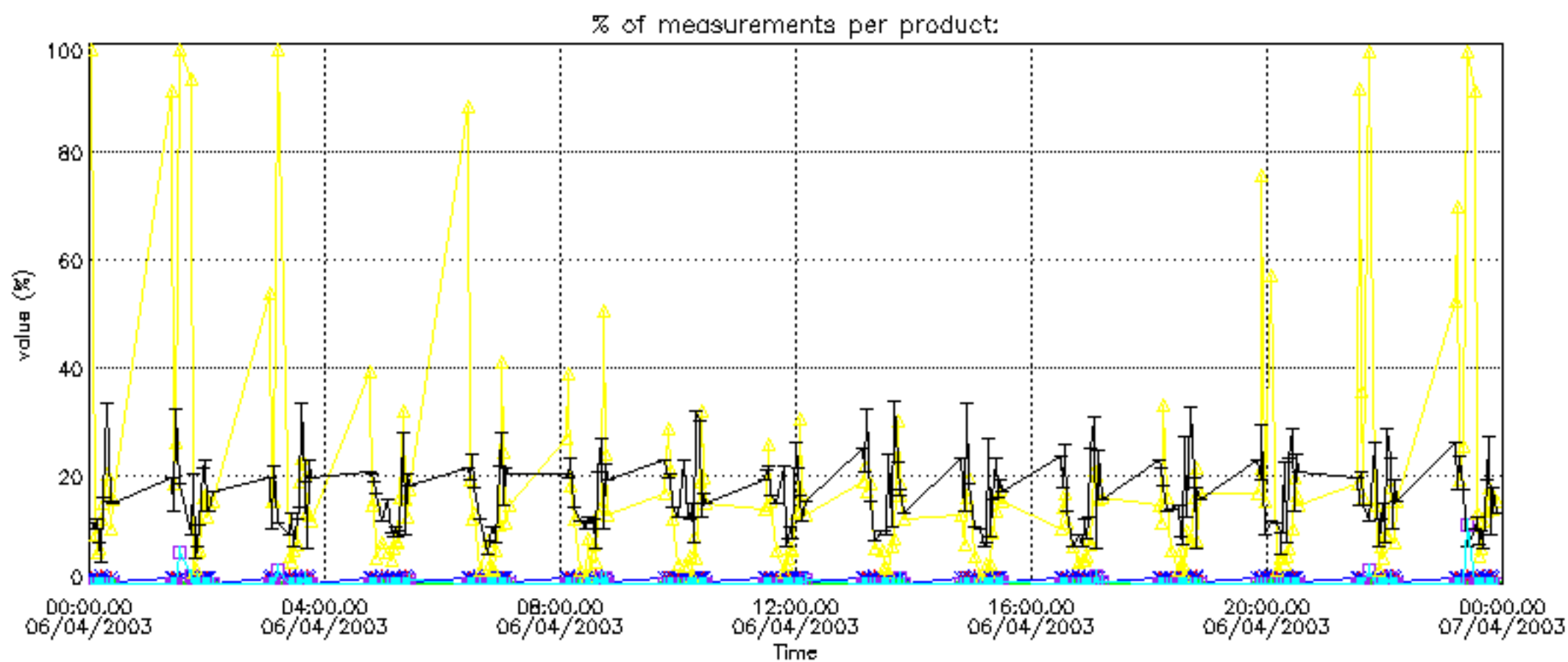


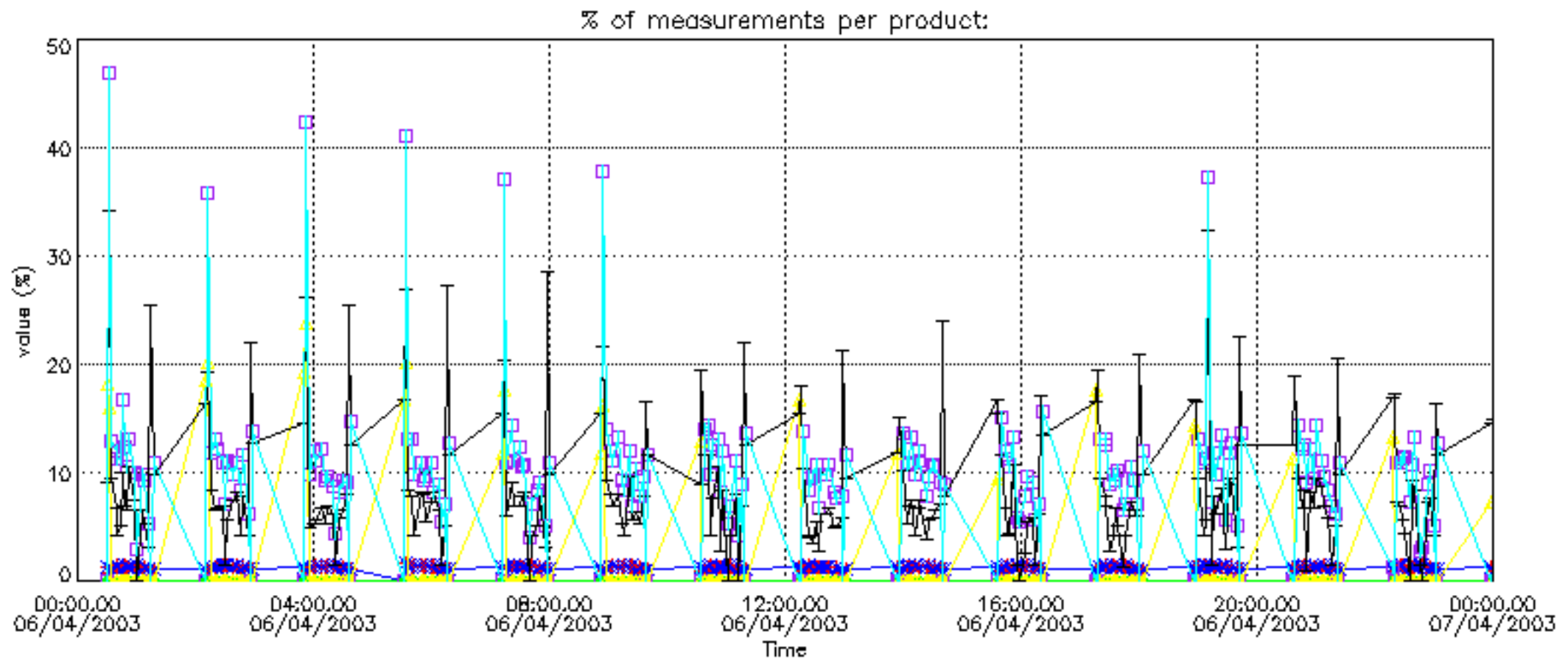
Percentage of flagged data per NO2 profile



Percentage of flagged data per NO3 profile

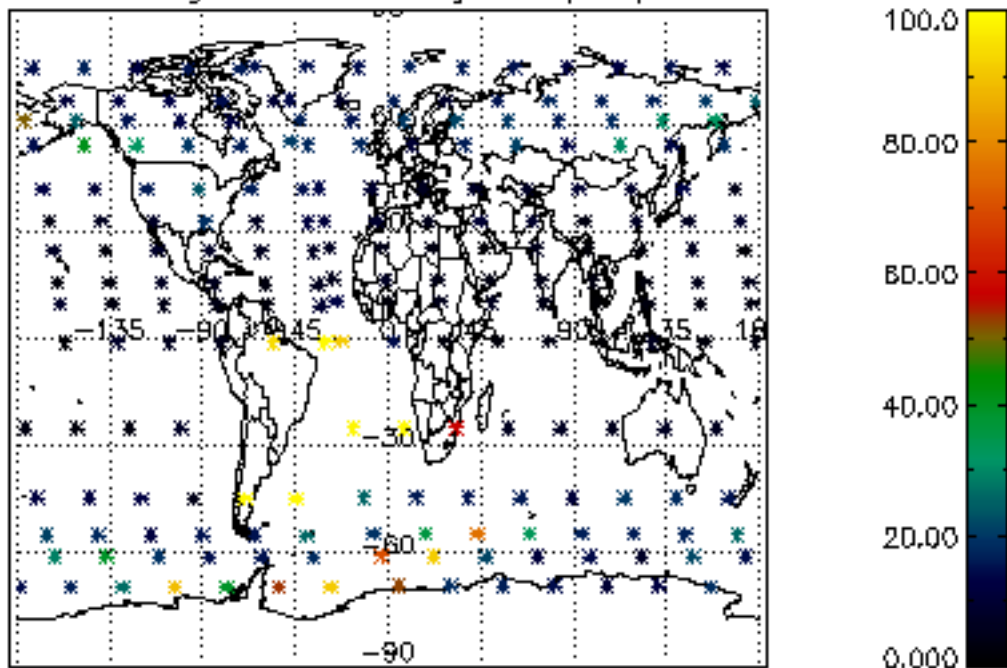




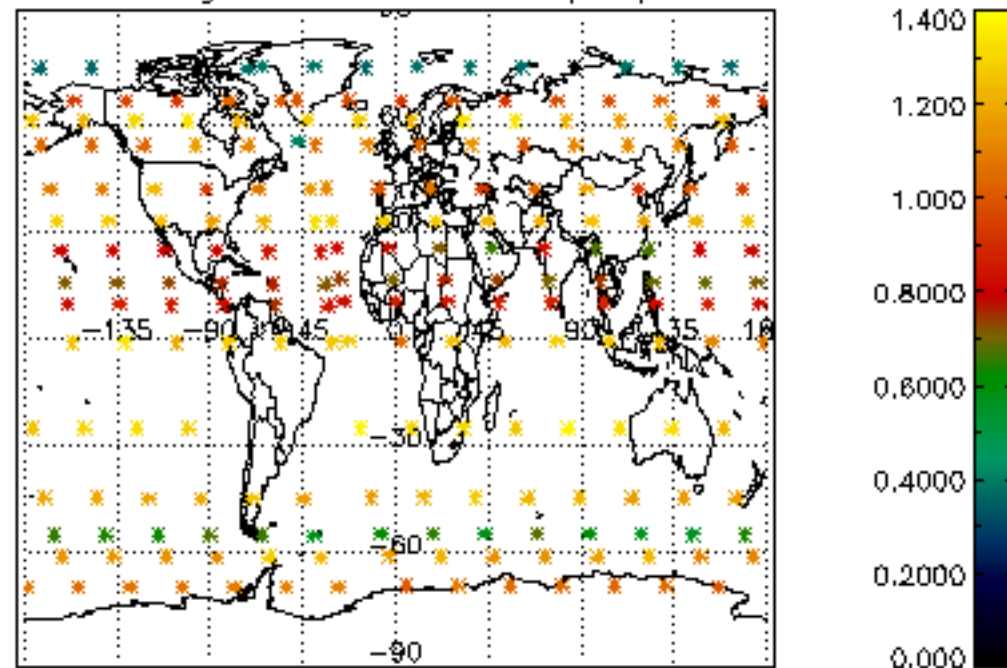




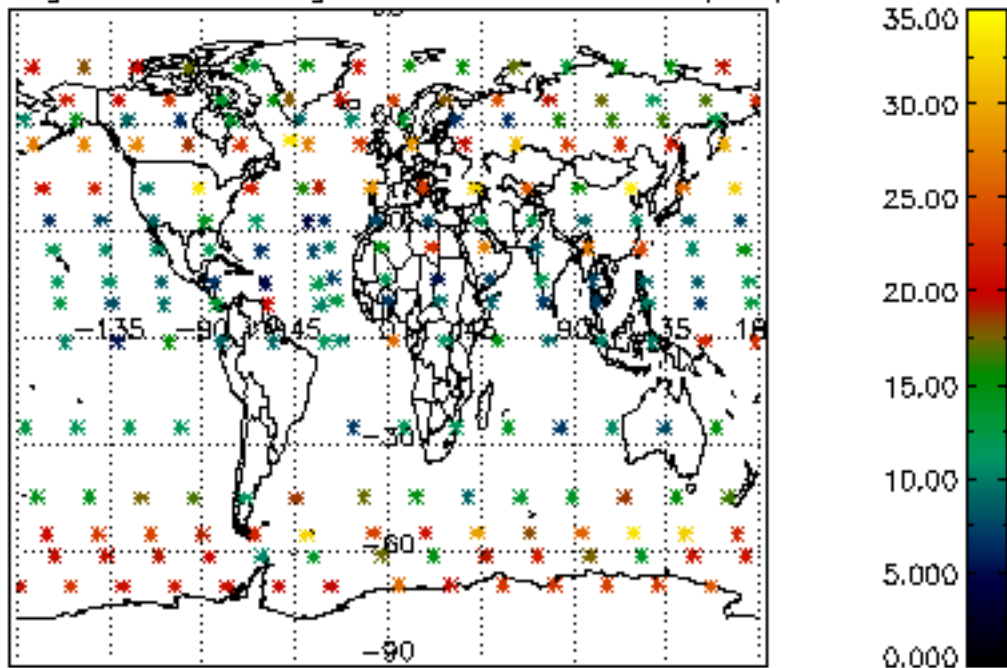
Percentage of cosmic ray hits per profile



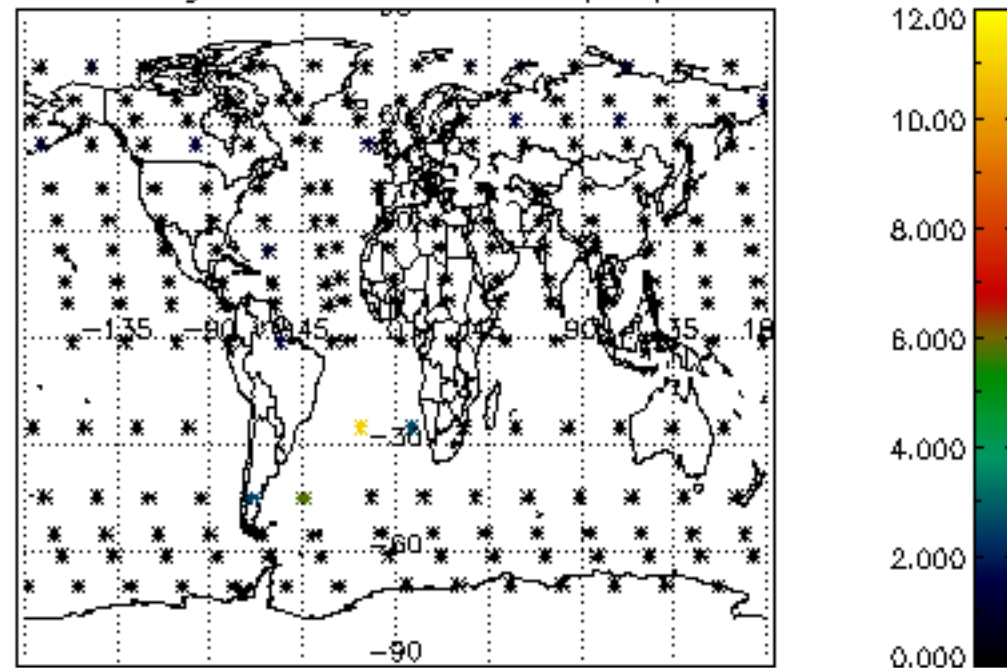
Percentage of datation errors per profile



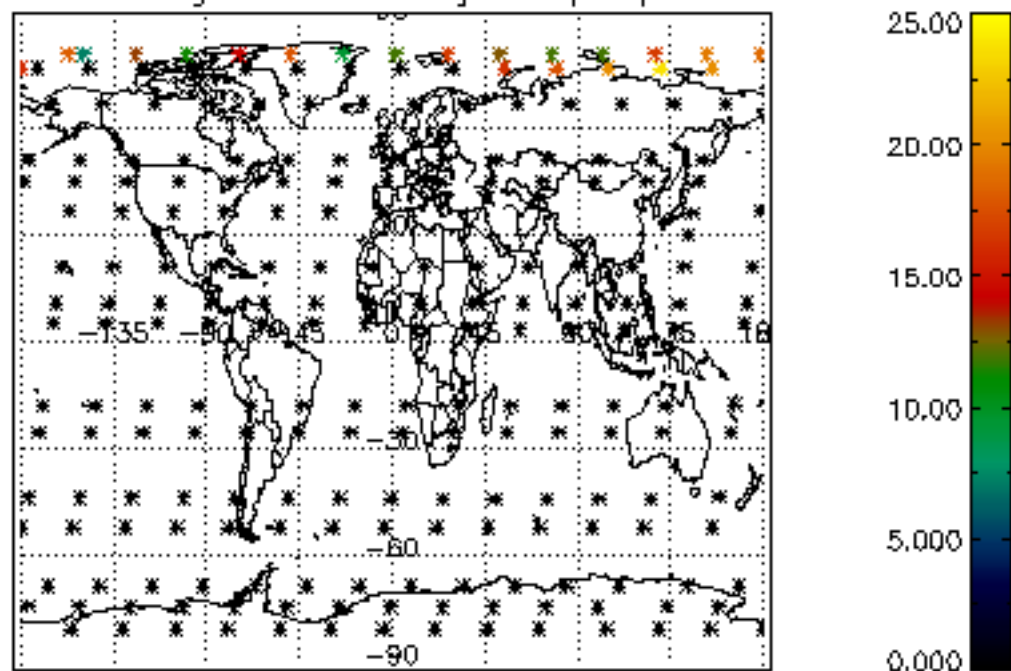
Percentage of star falling outside central band per profile



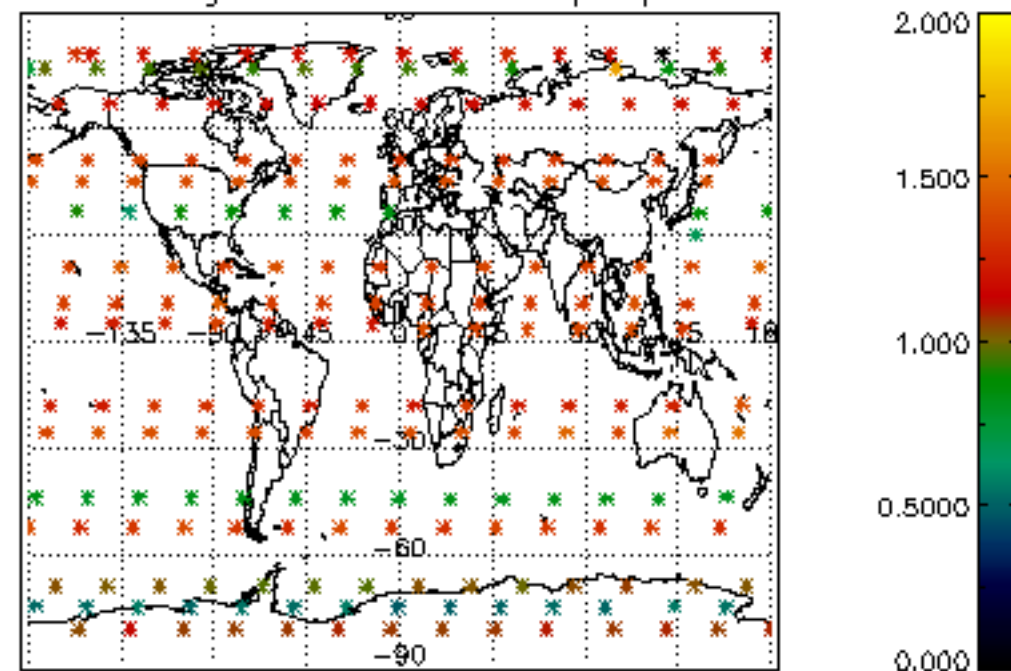
Percentage of saturation errors per profile



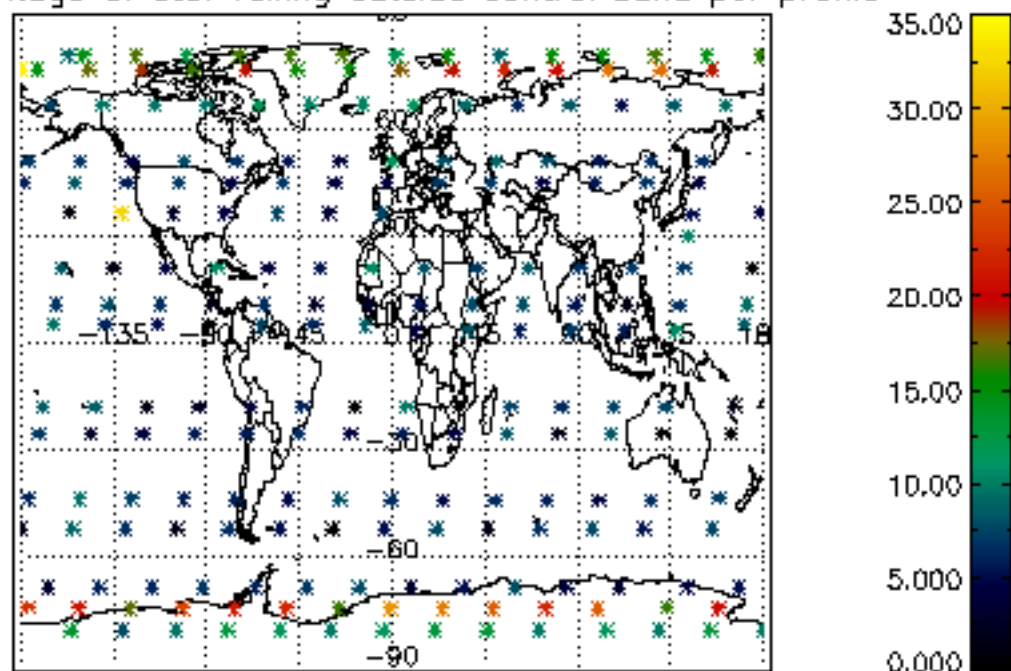
Percentage of cosmic ray hits per profile



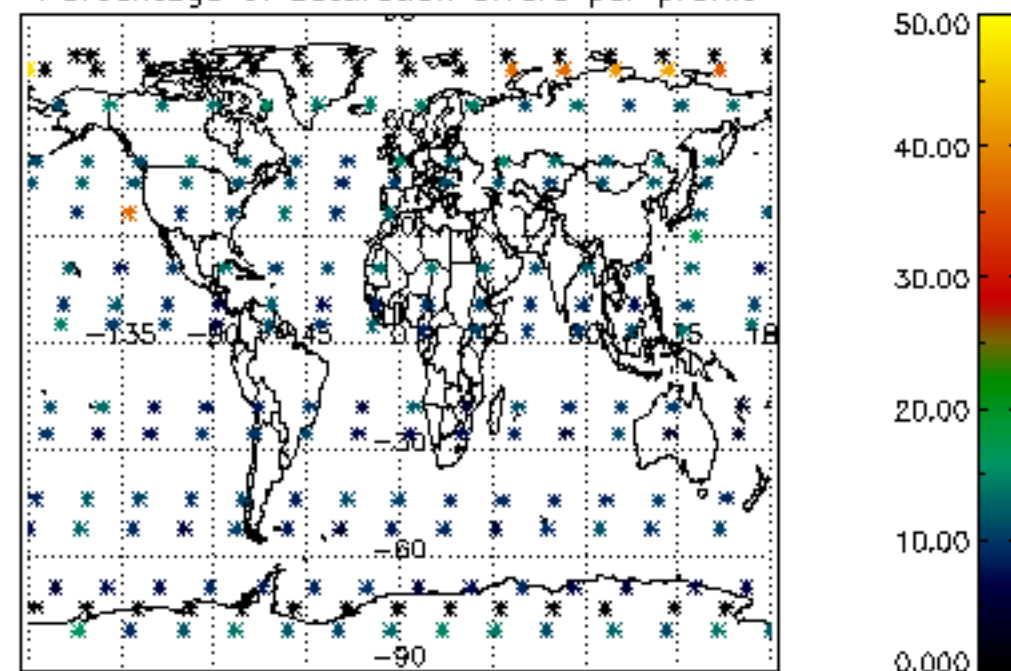
Percentage of datation errors per profile

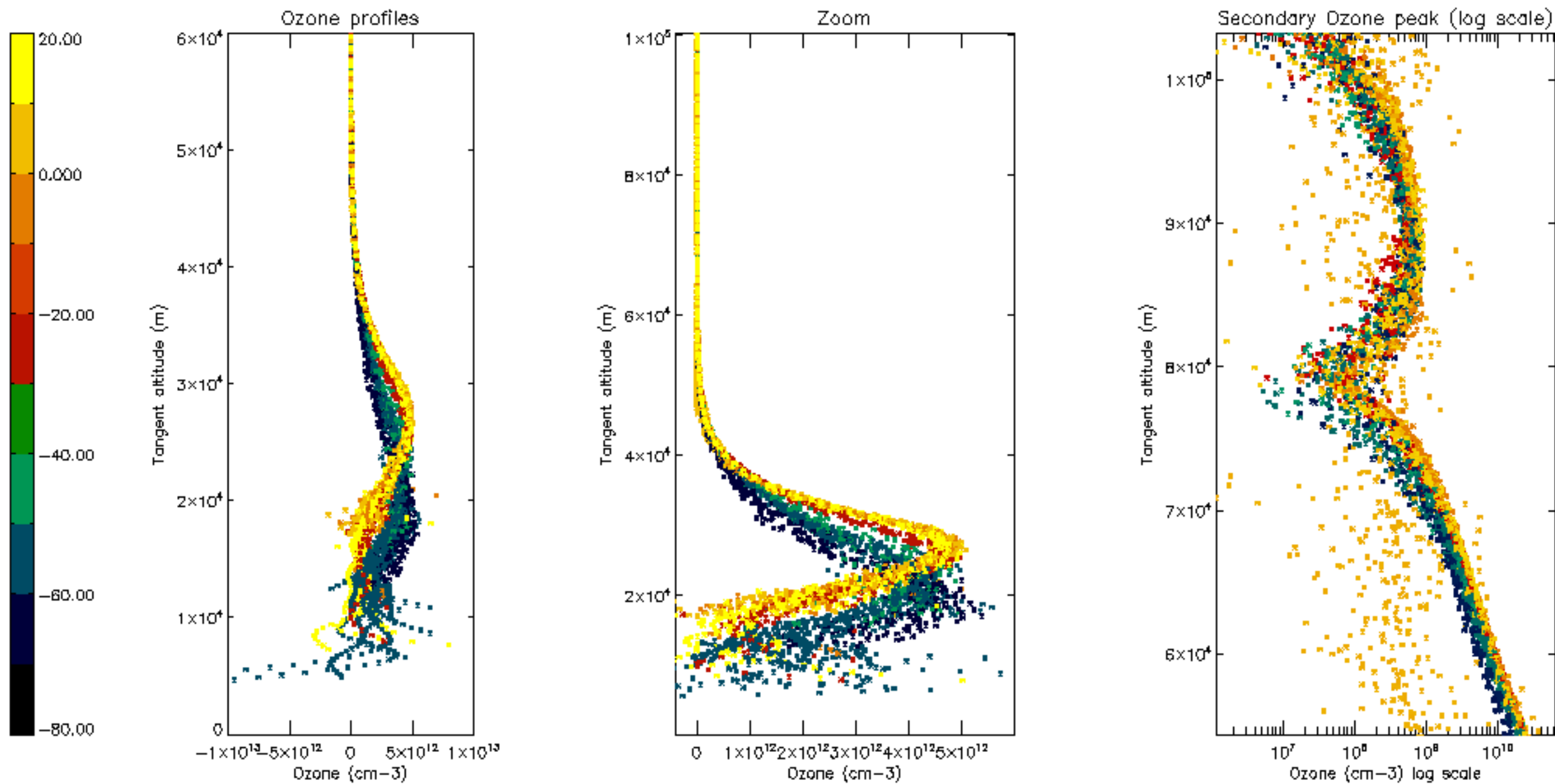


Percentage of star falling outside central band per profile

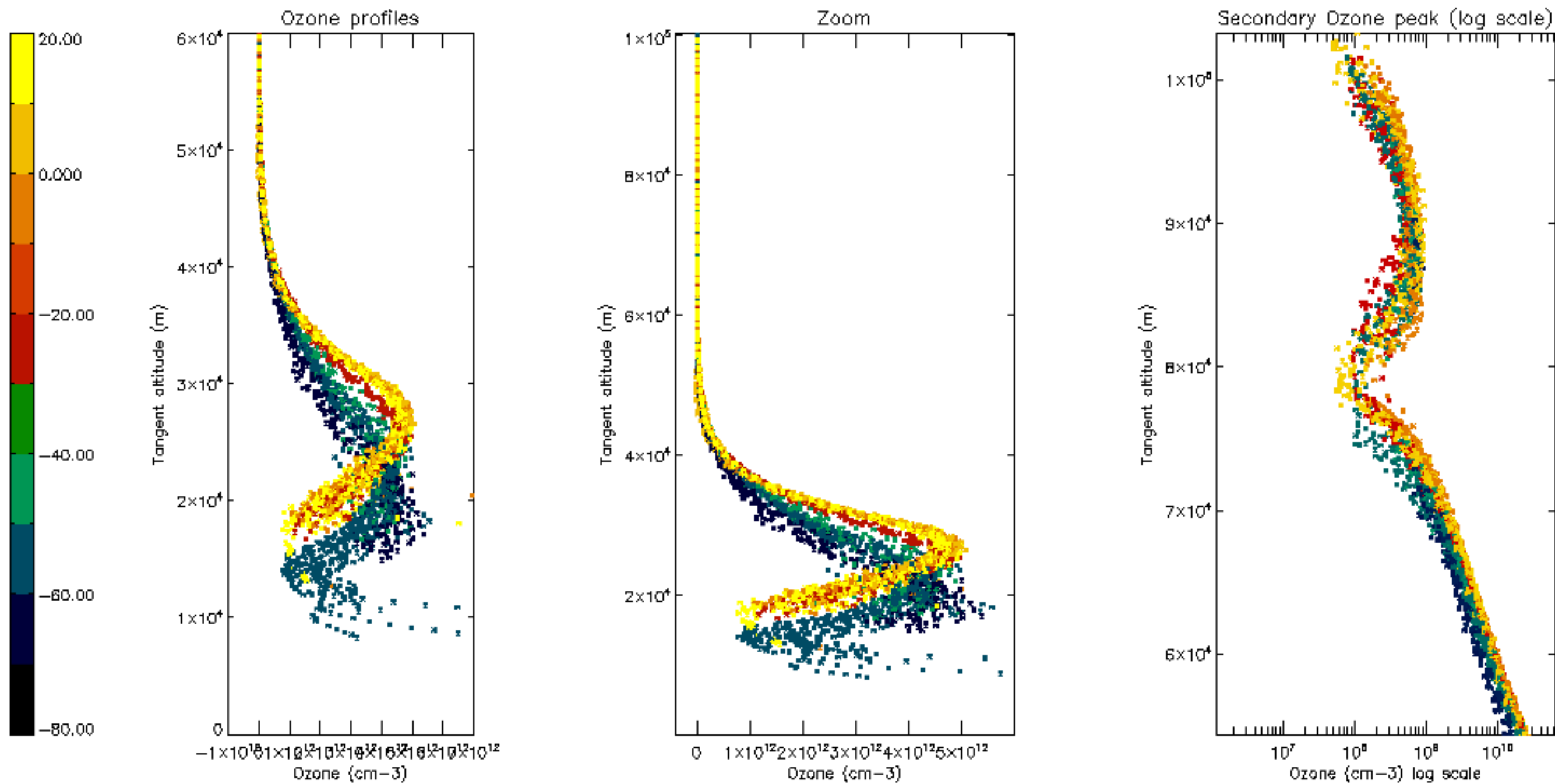


Percentage of saturation errors per profile

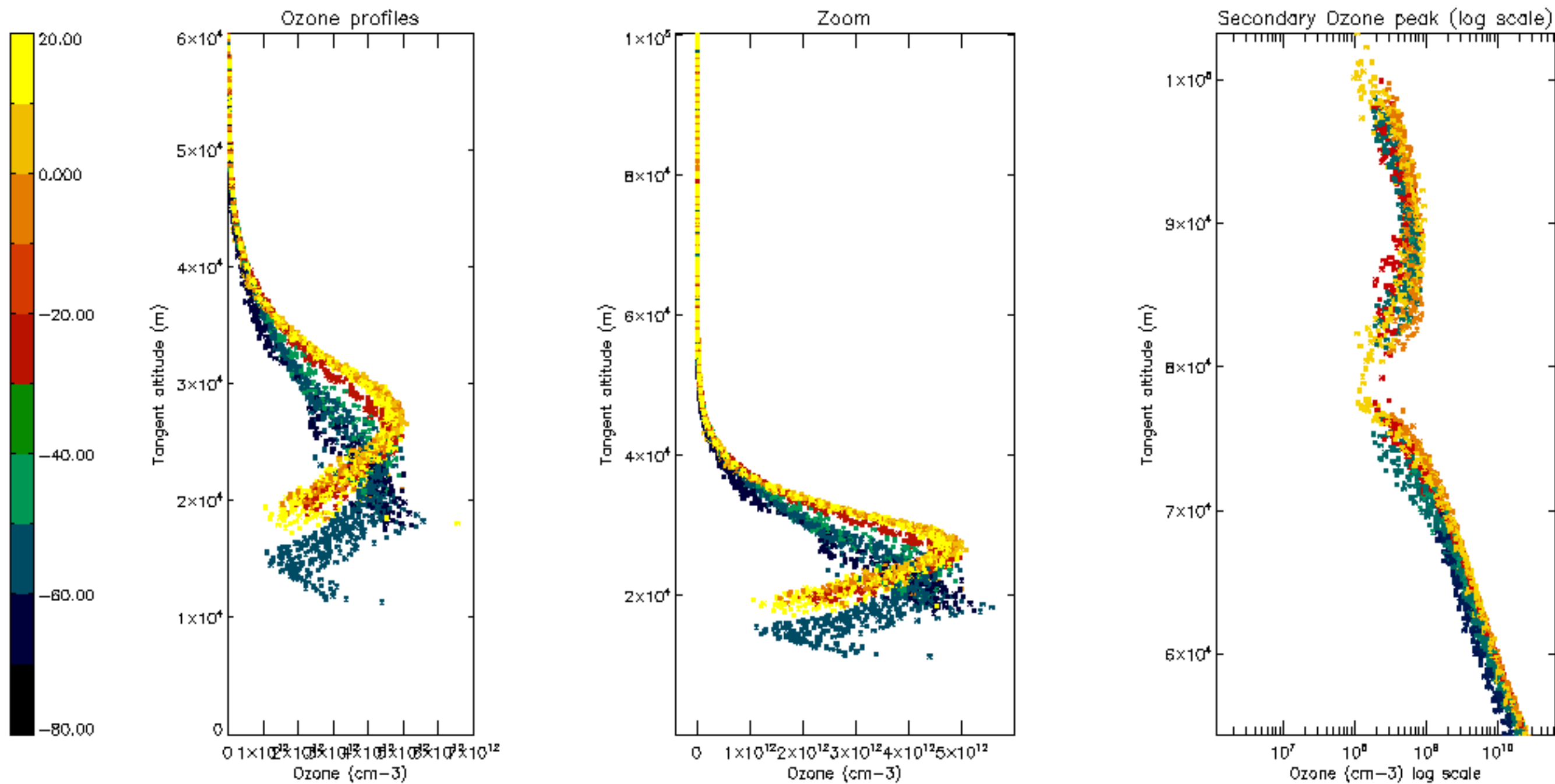


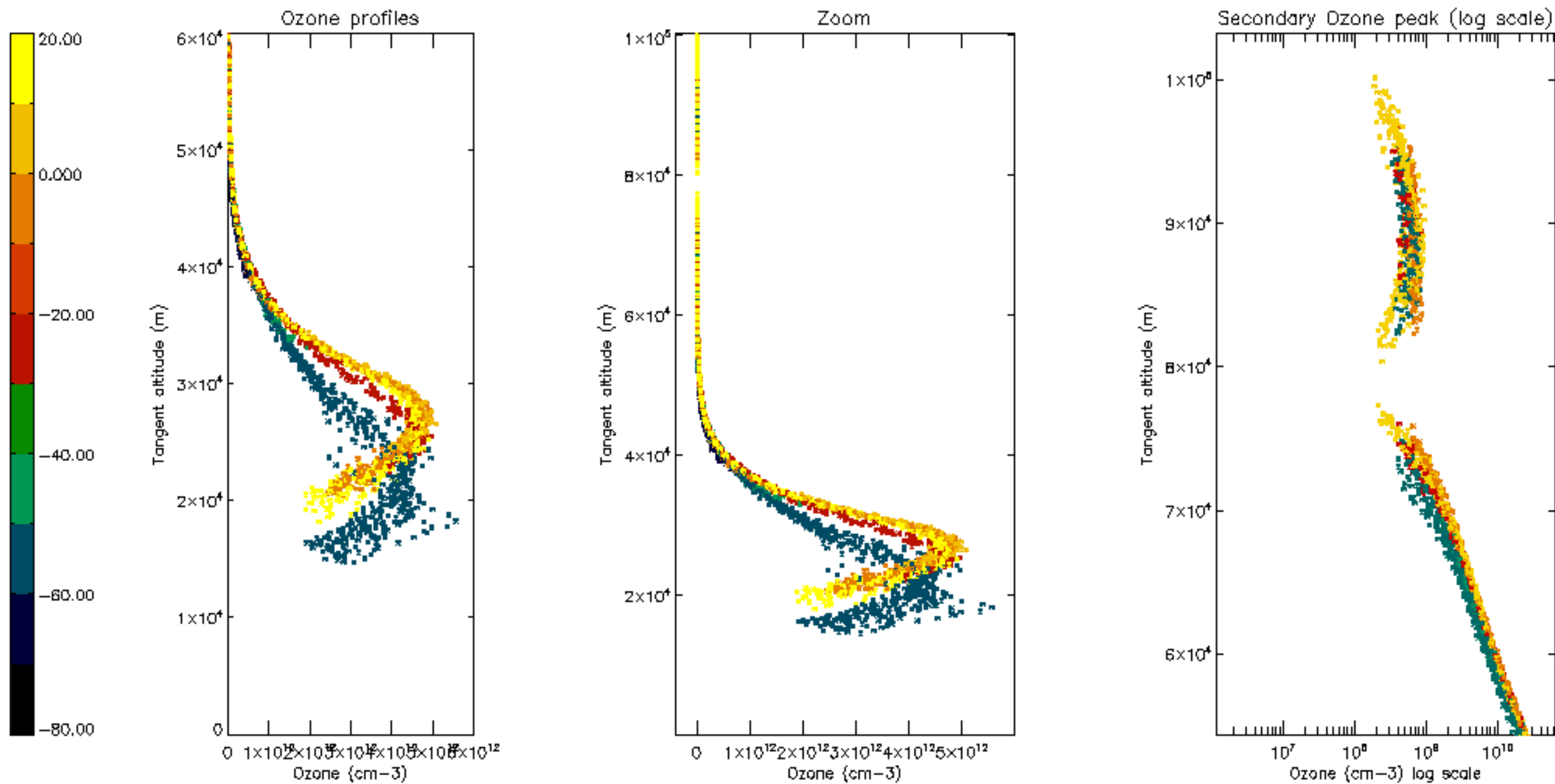


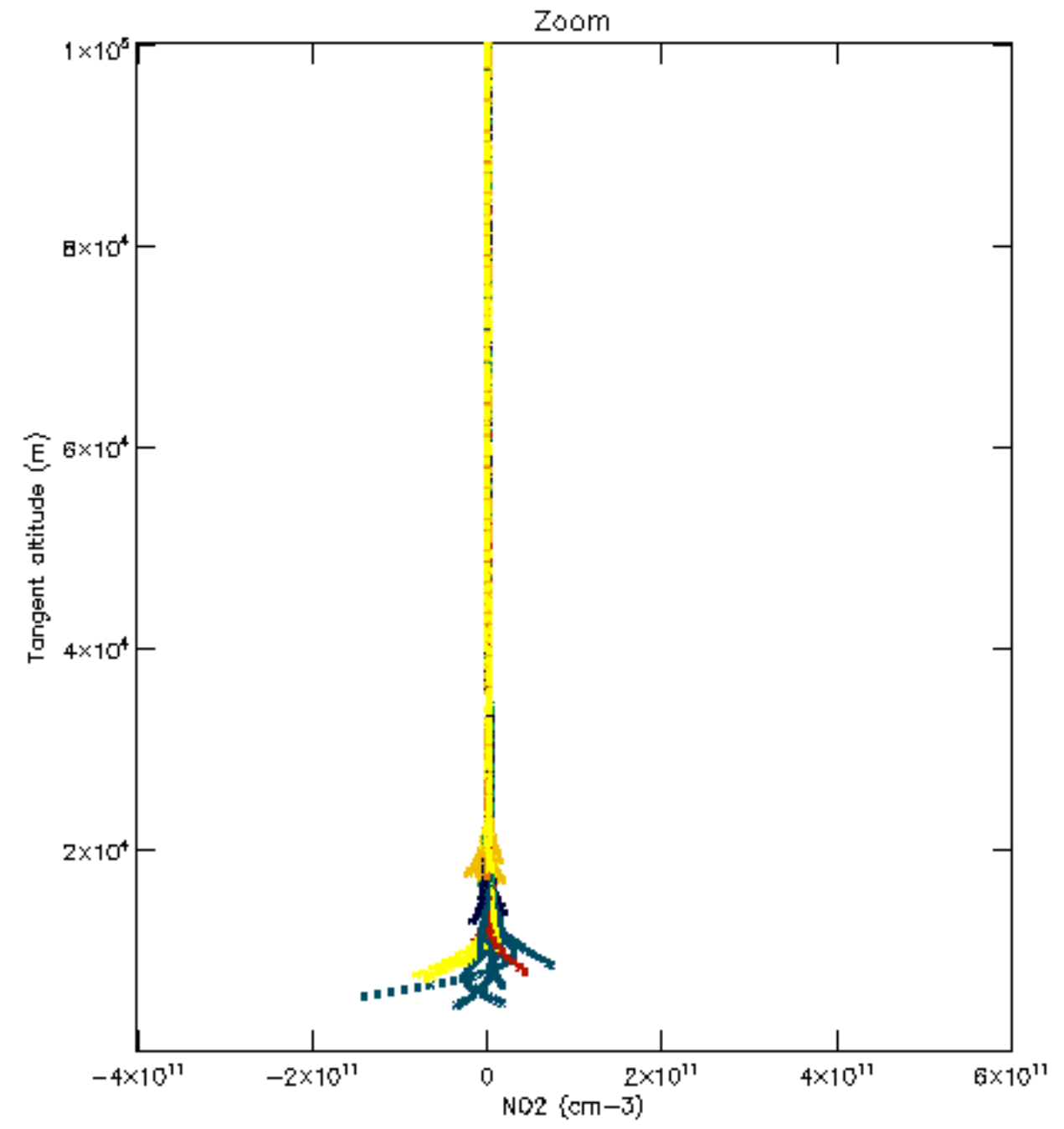
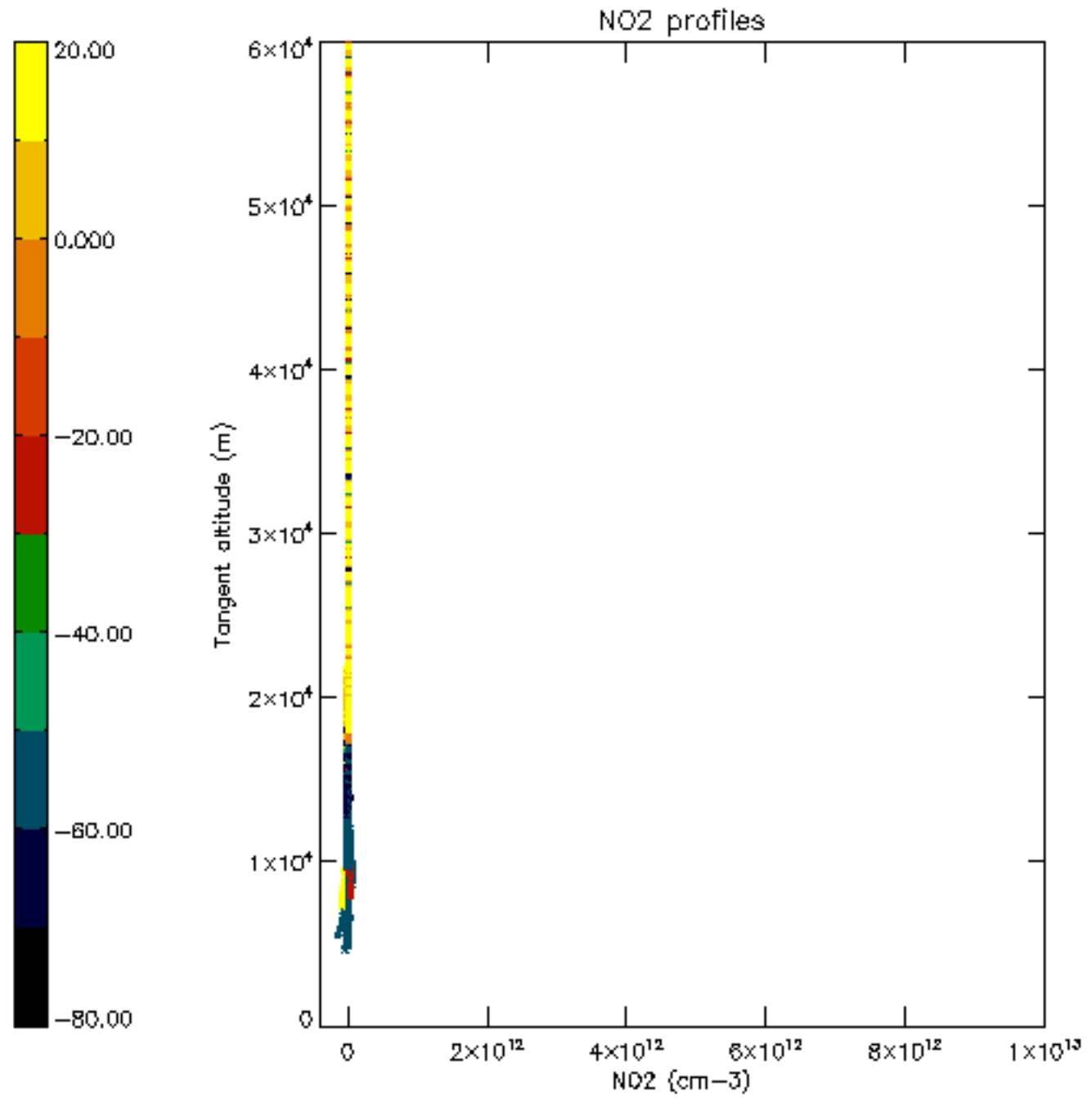


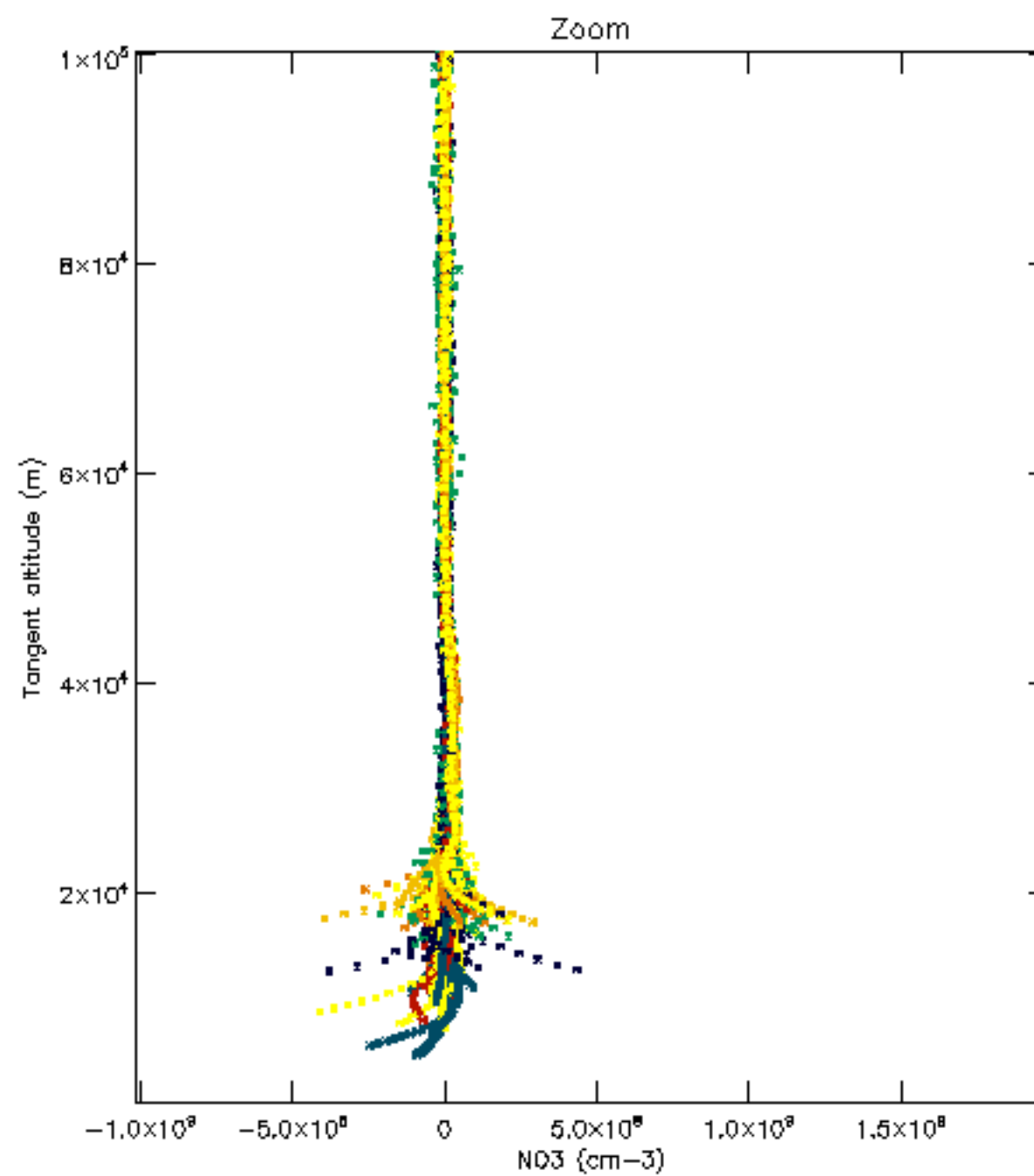
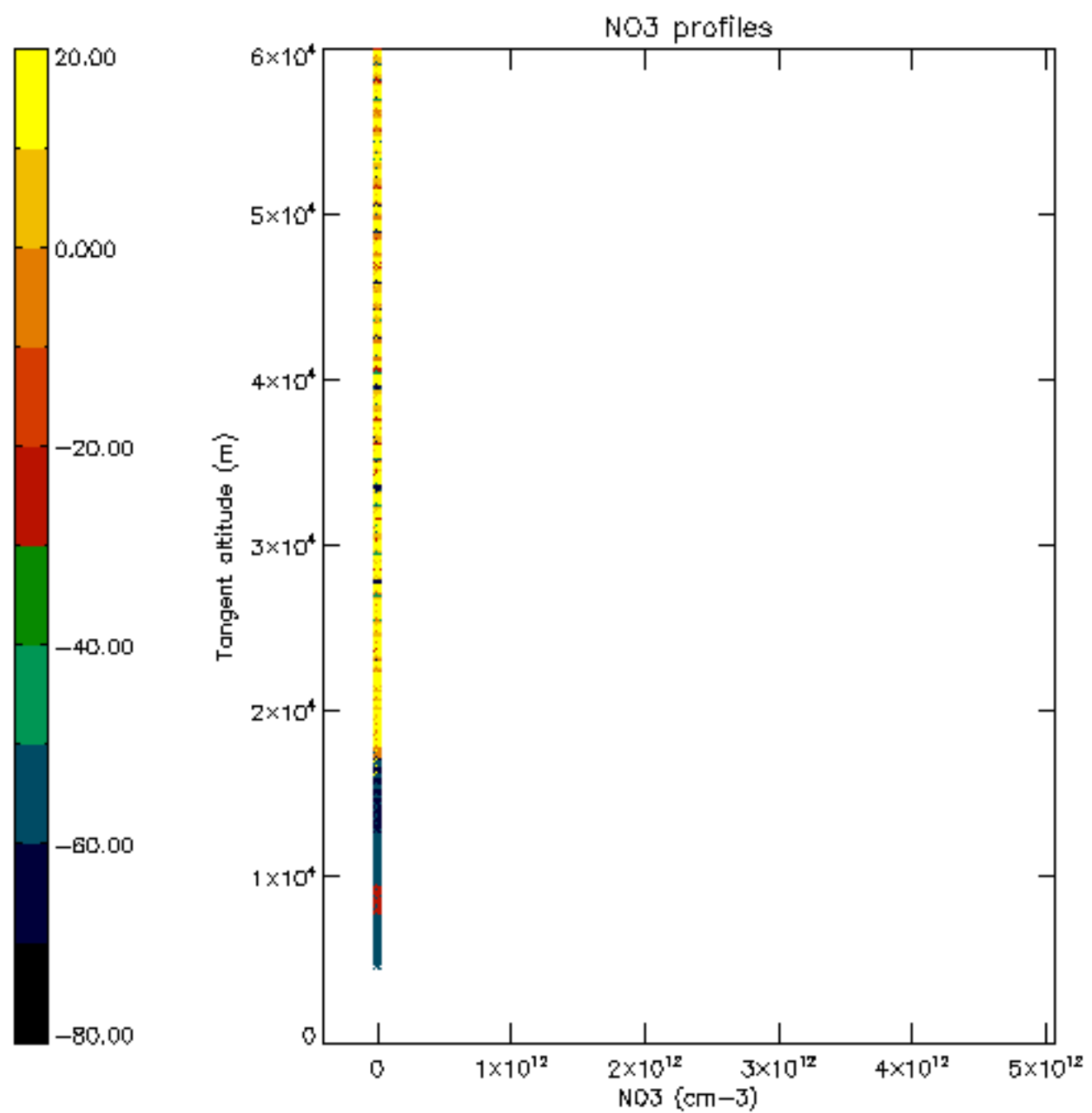




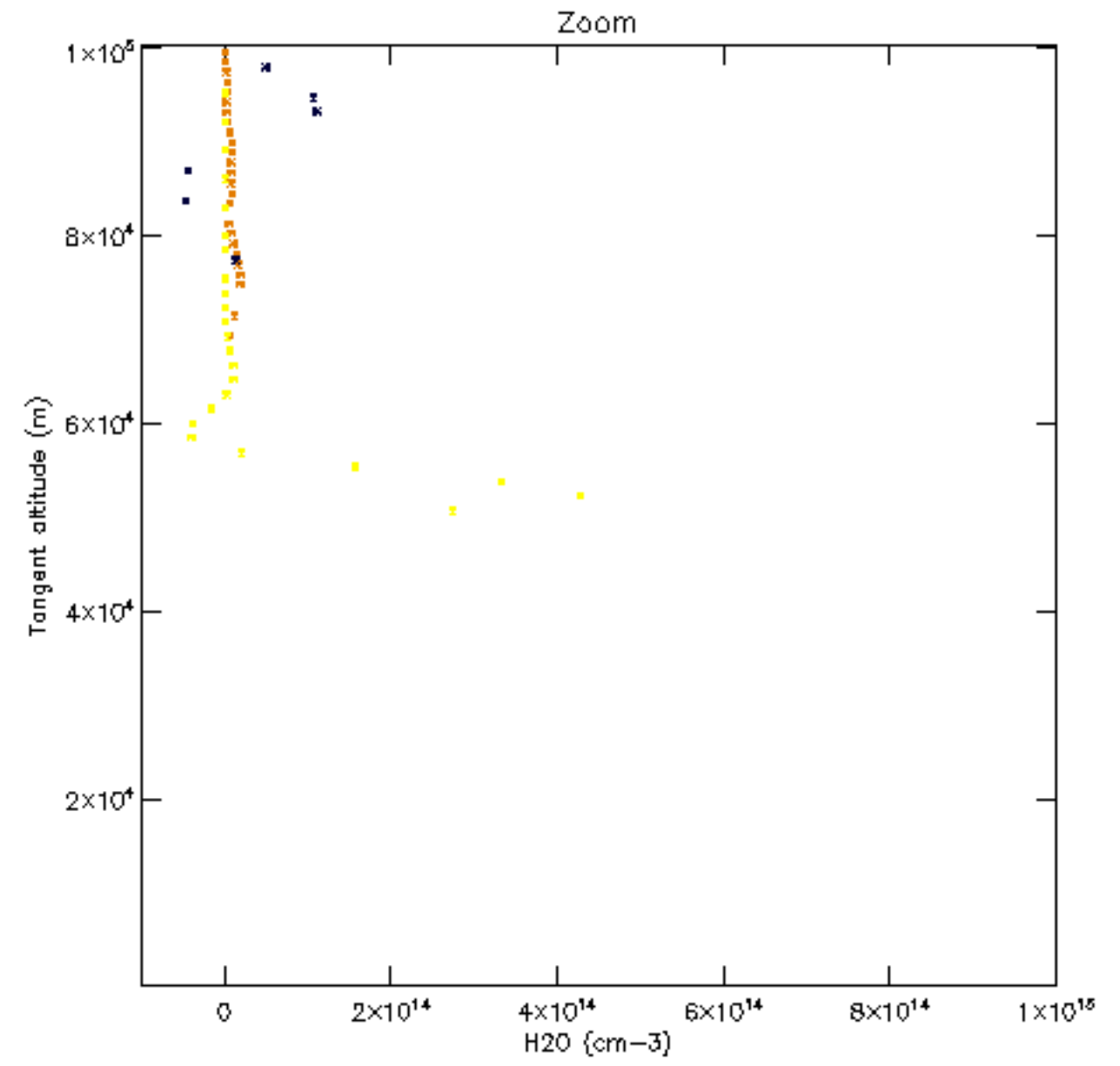
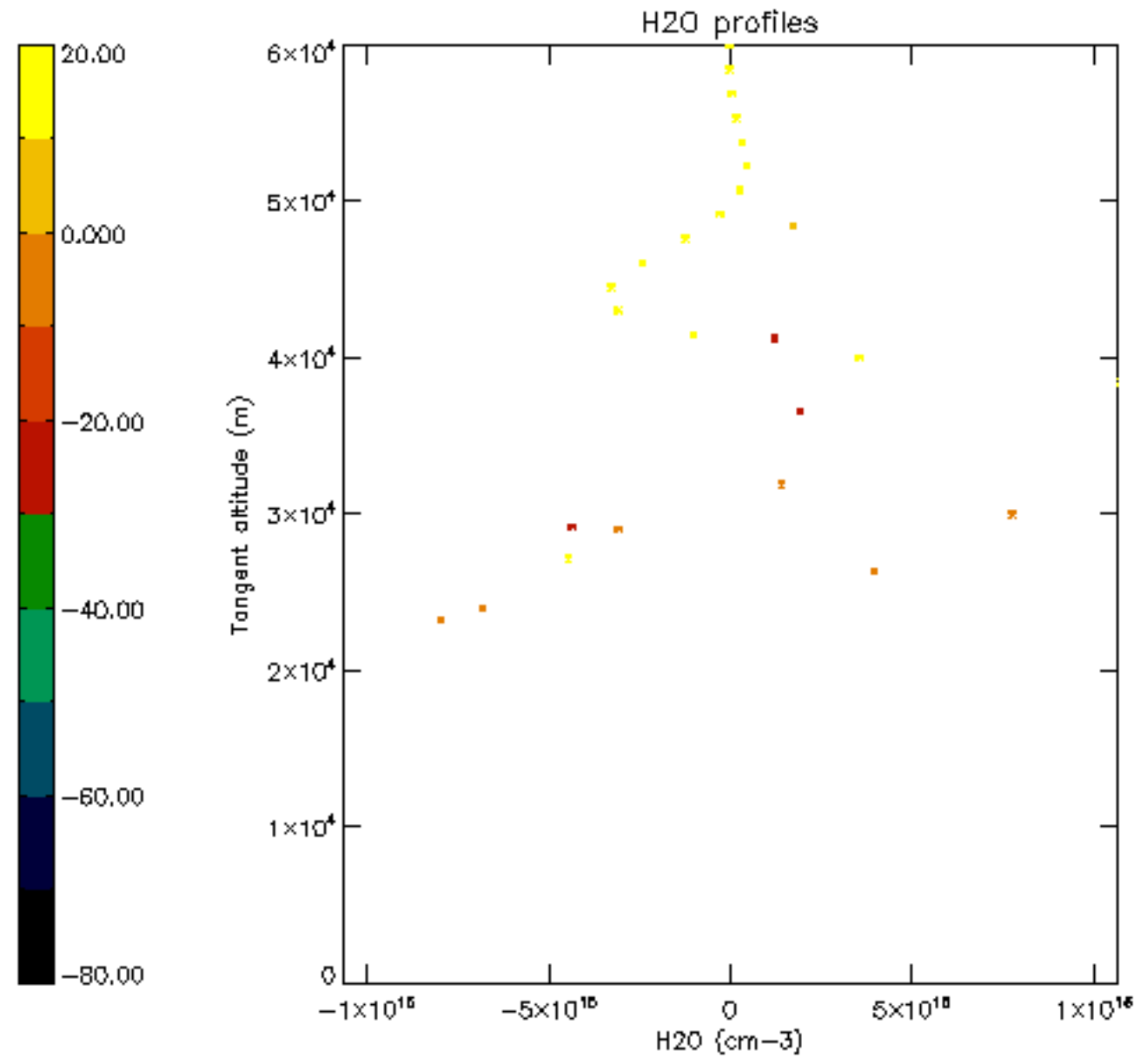


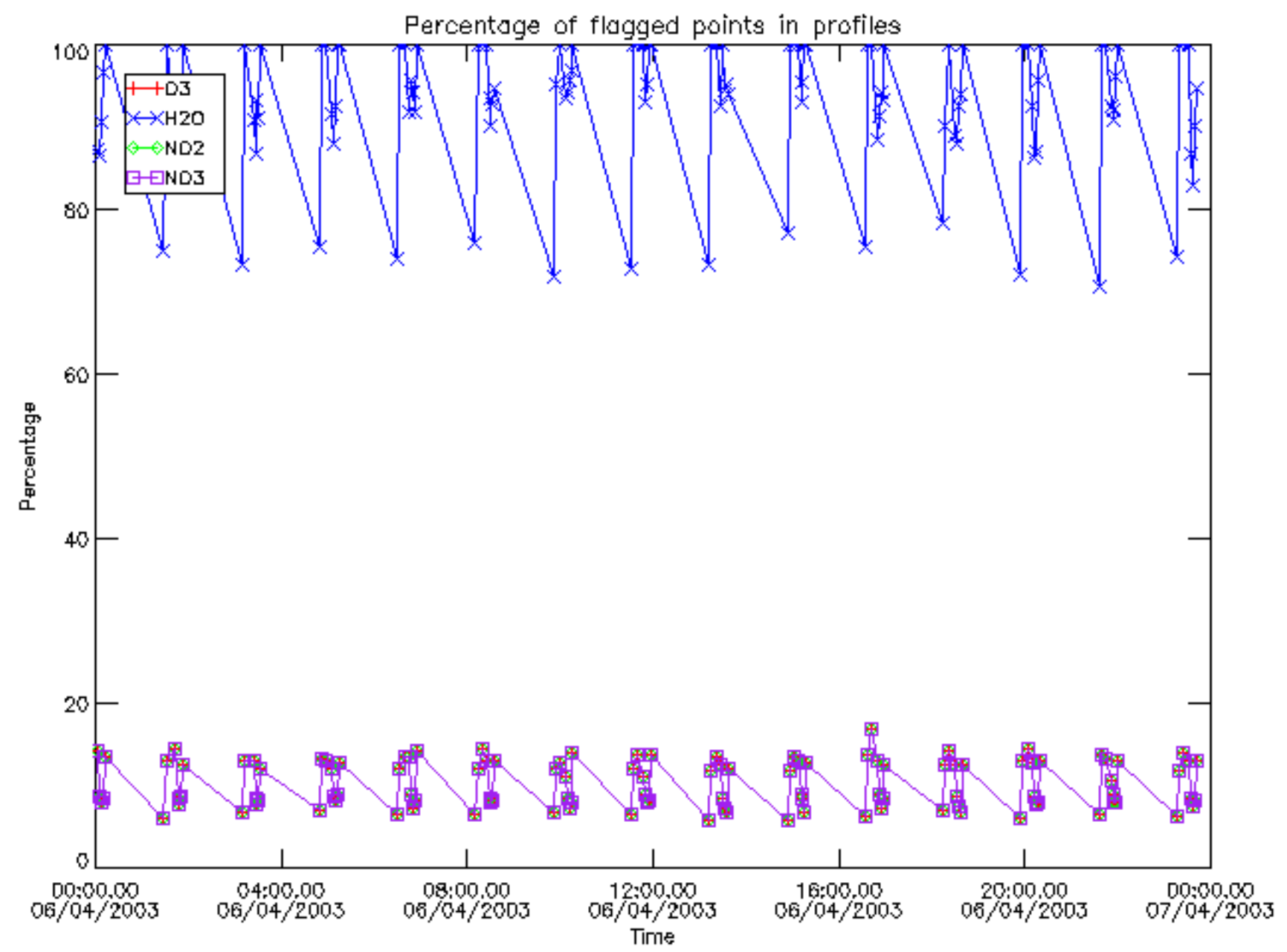




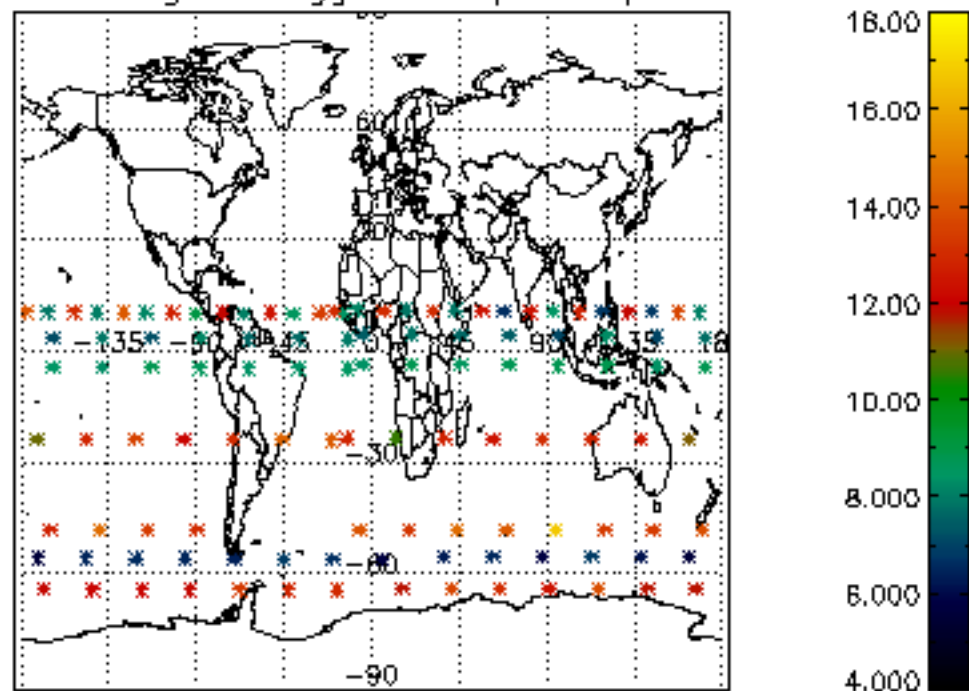




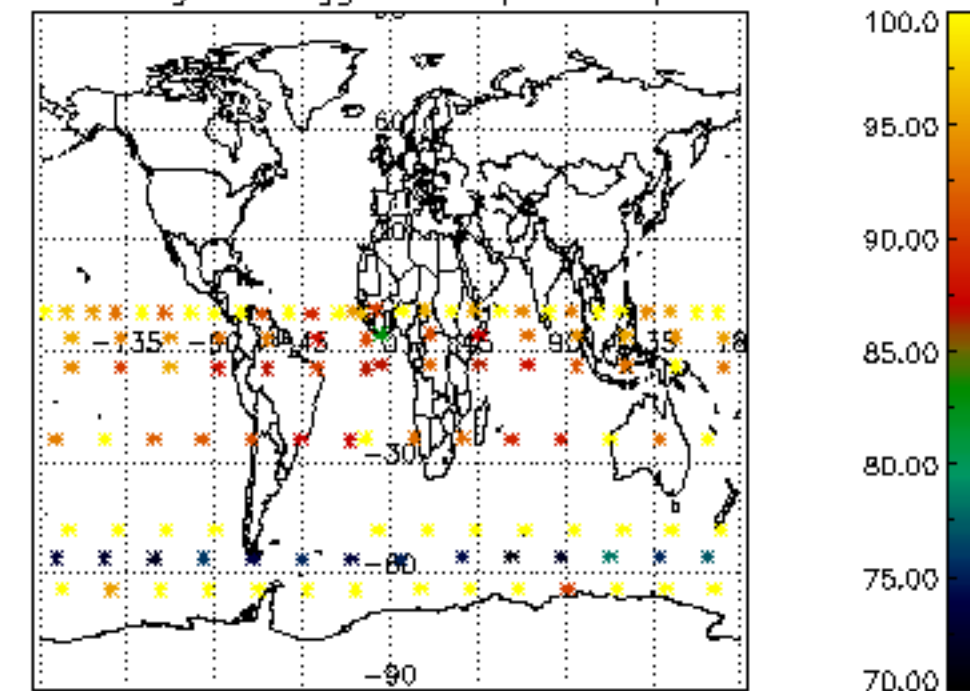




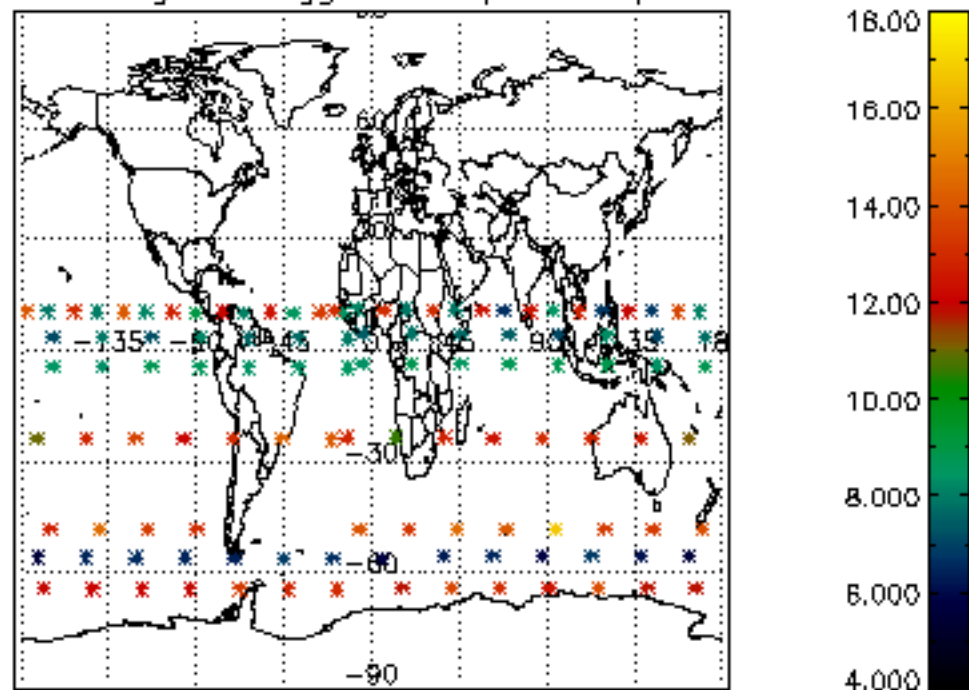
Percentage of flagged data per D3 profile



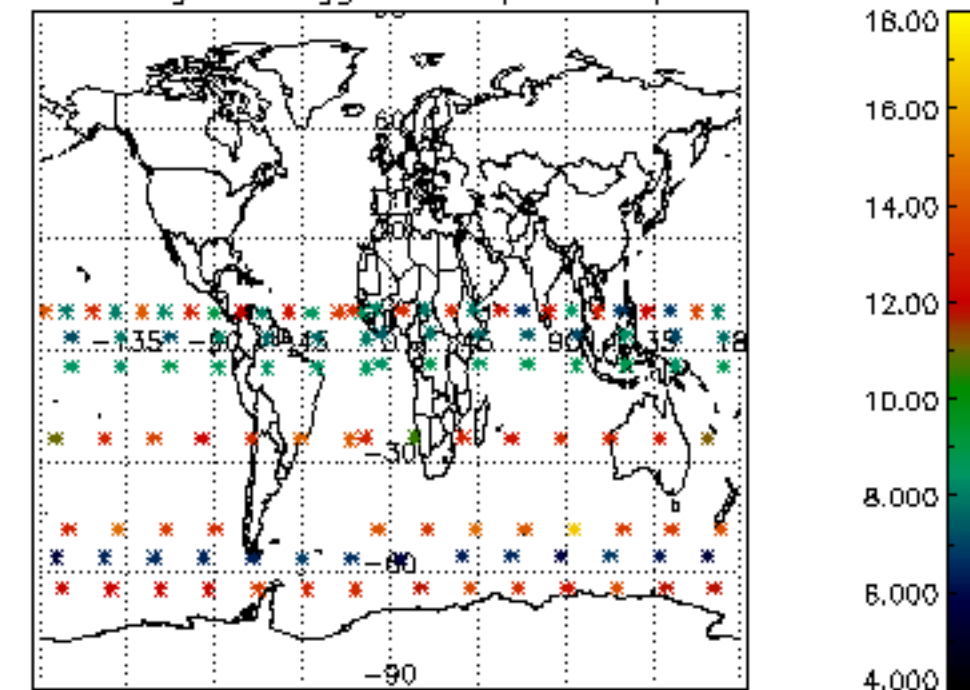
Percentage of flagged data per H2O profile



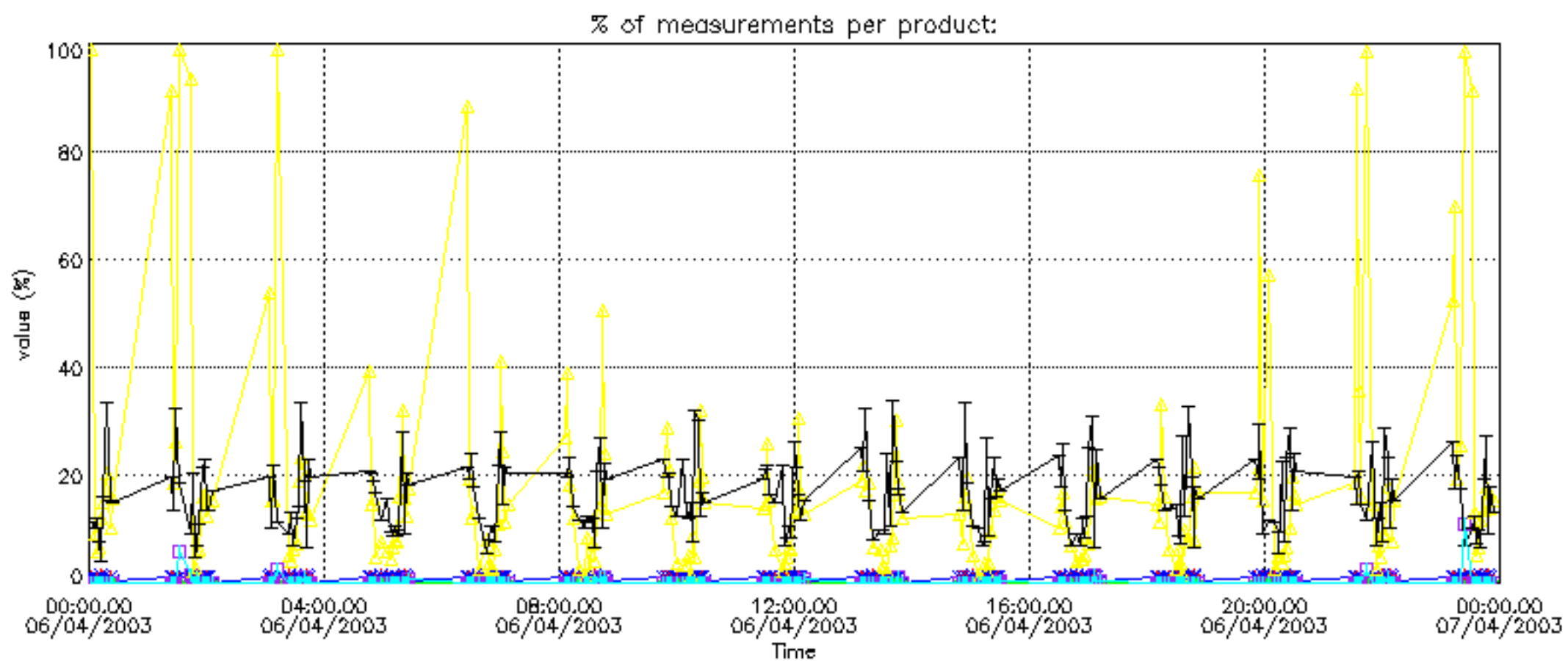
Percentage of flagged data per NO2 profile

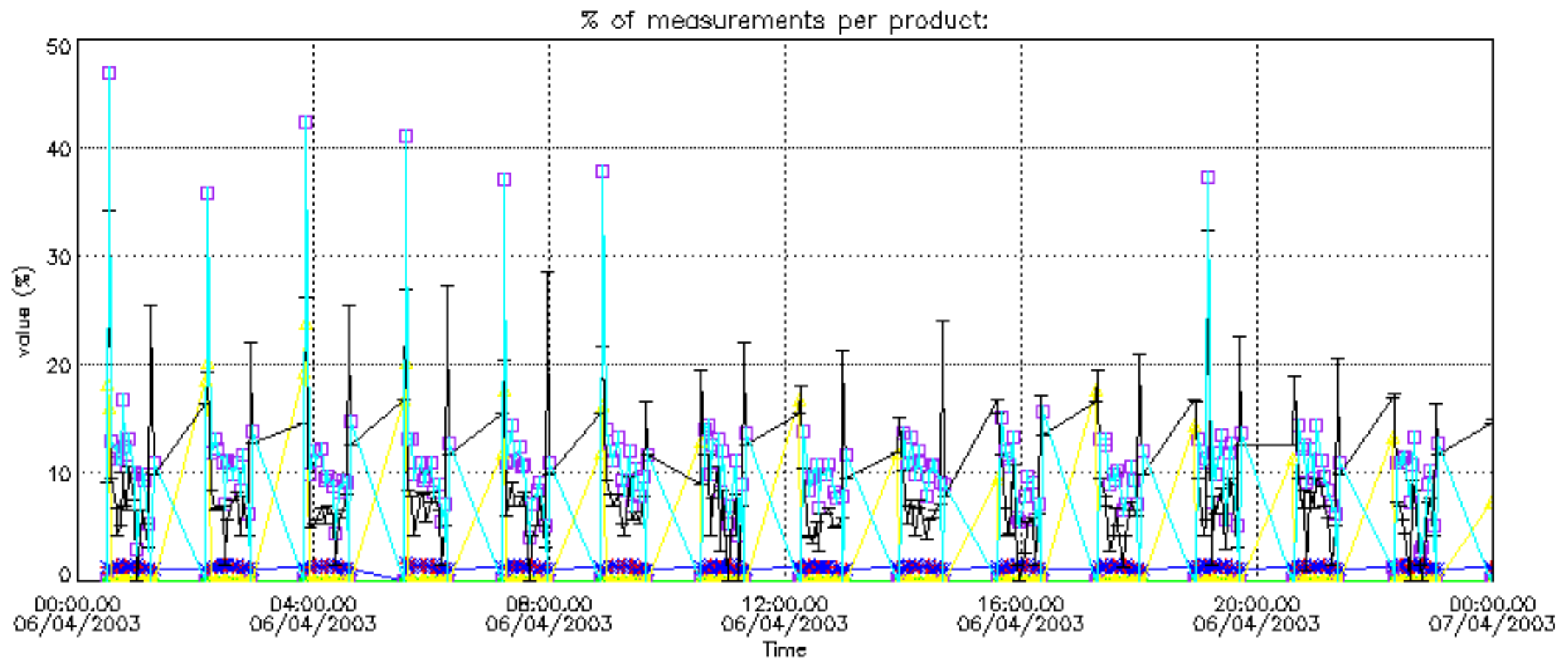


Percentage of flagged data per NO3 profile

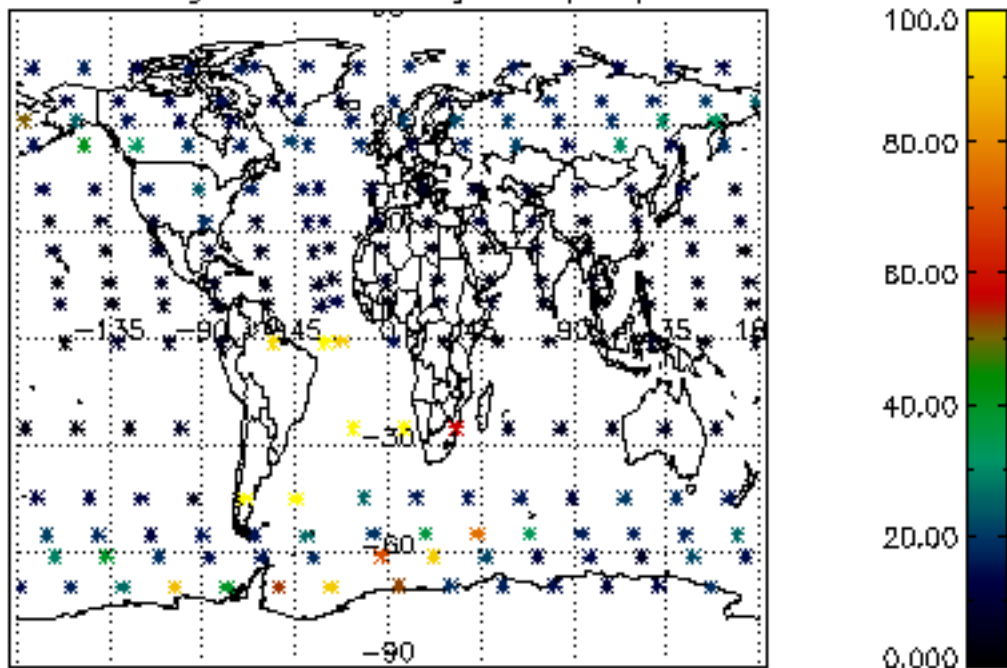




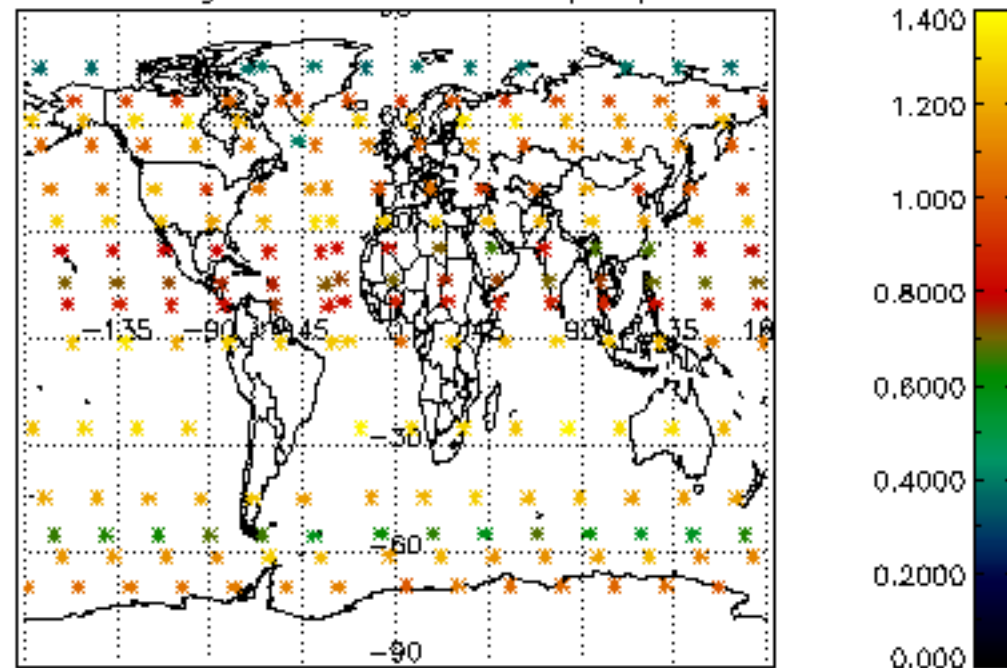




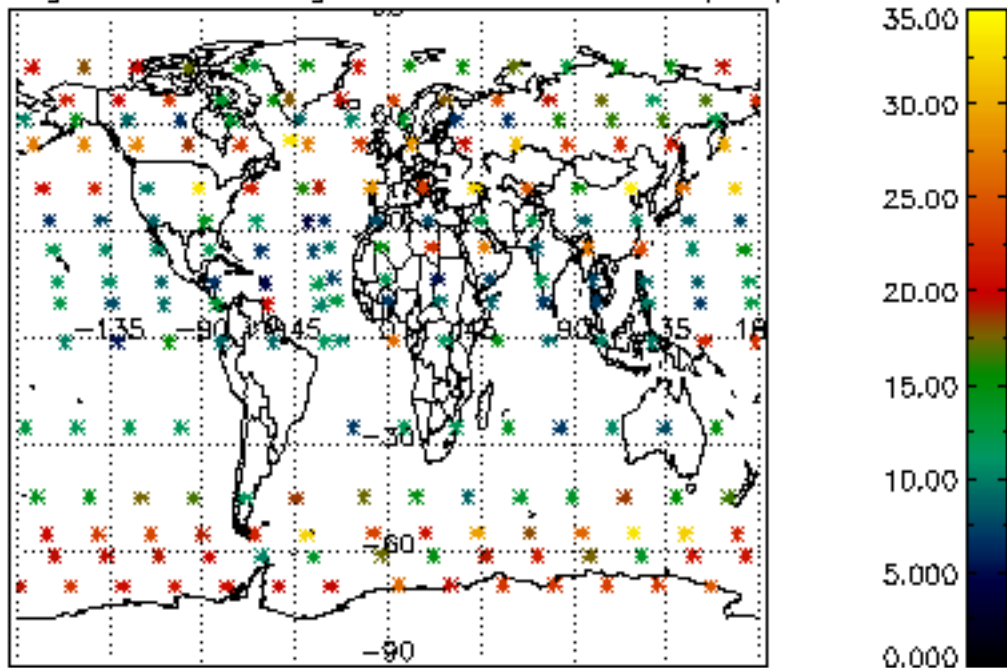
Percentage of cosmic ray hits per profile



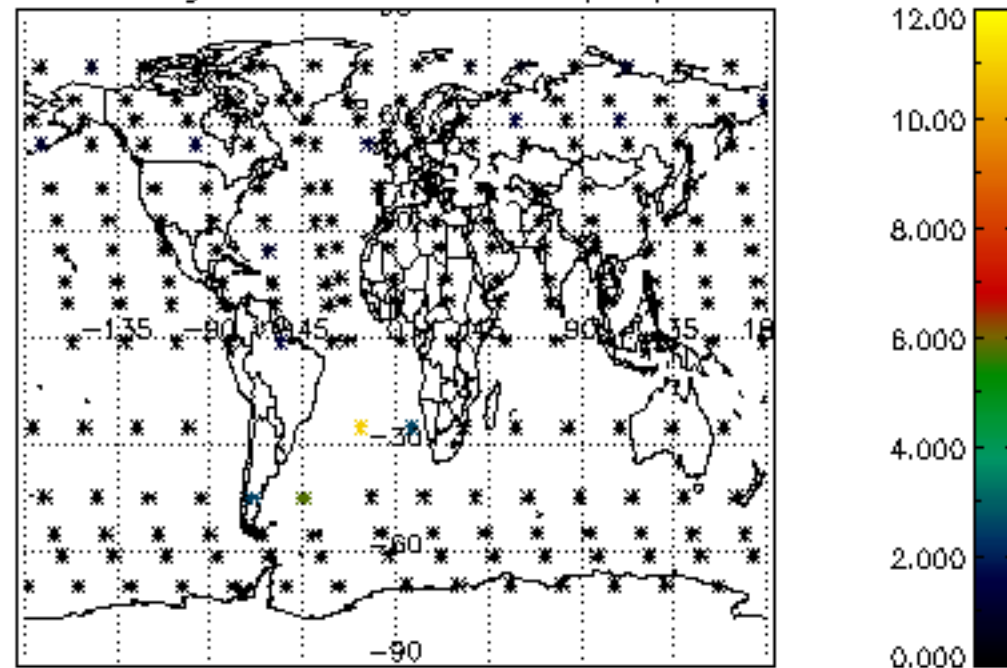
Percentage of datation errors per profile



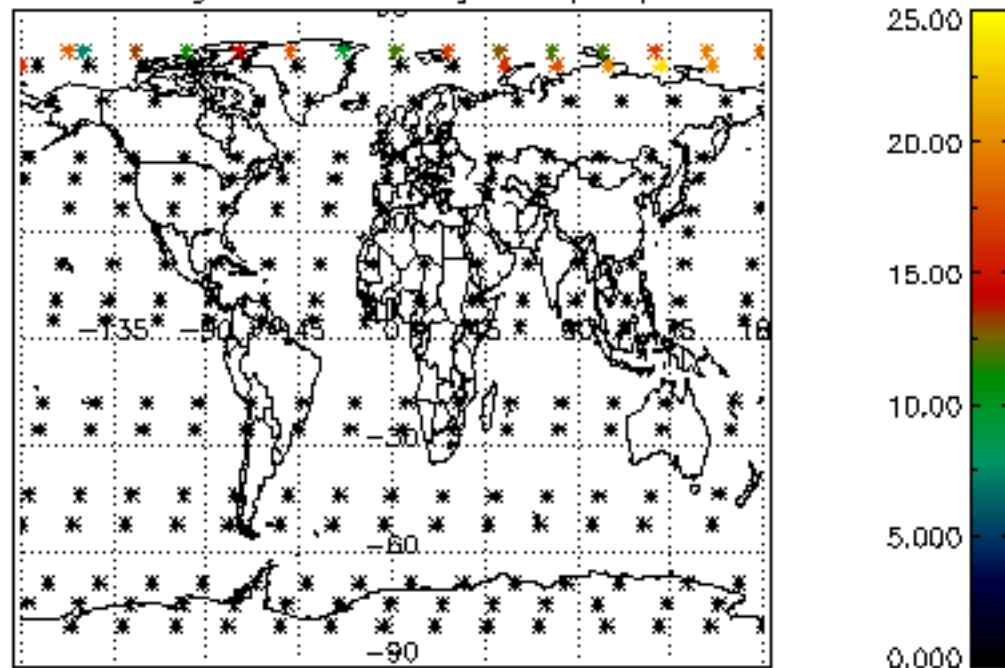
Percentage of star falling outside central band per profile



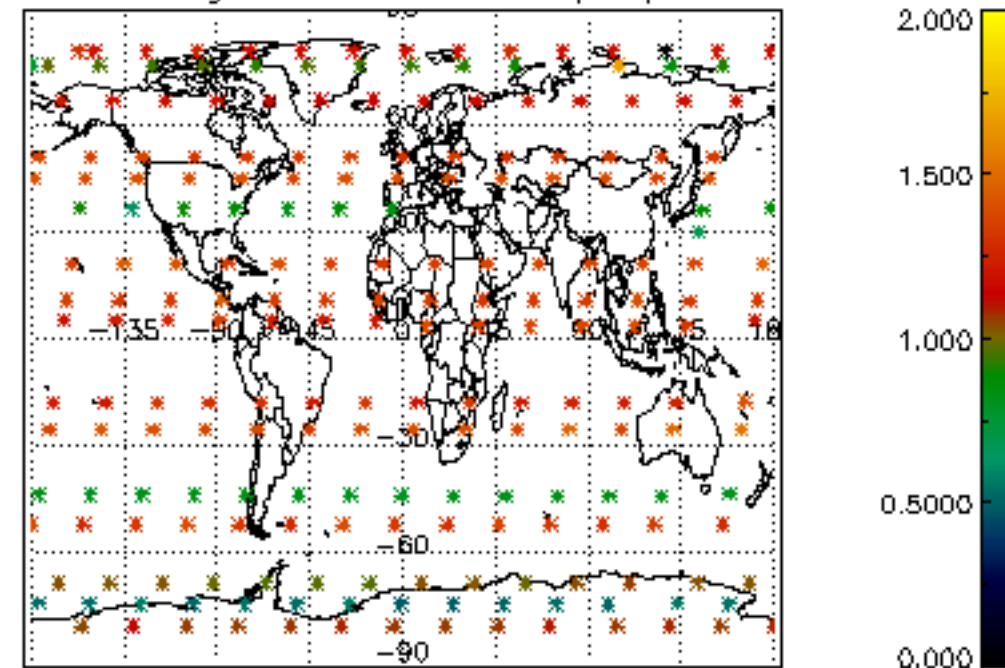
Percentage of saturation errors per profile



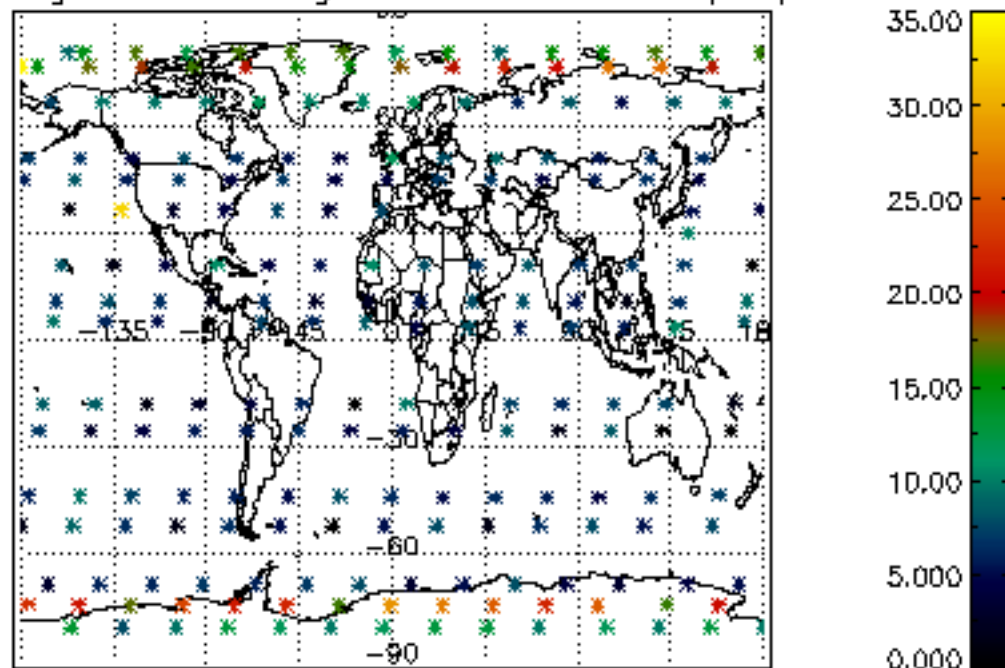
Percentage of cosmic ray hits per profile



Percentage of datation errors per profile



Percentage of star falling outside central band per profile



Percentage of saturation errors per profile

