

# GOMOS Level 2 Daily Report

## SUMMARY

### [1. General Info](#)

### [2. Summary of processed GOM\\_NL\\_2P products](#)

### [3. Level 2 Quality information per product](#)

#### [3.1 Plot of level 2 quality information per product \(time dependant\)](#)

#### [3.2 Plot of level 2 quality information per product \(world map\)](#)

### [4. Level 1 Quality information per product \(stored on level 2 products\)](#)

#### [4.1 Plot of level 1 quality information per product \(time dependant\)](#)

##### [4.1.1 Plot of level 1 quality information per product \(time dependant\): ASCENDING](#)

##### [4.1.2 Plot of level 1 quality information per product \(time dependant\): DESCENDING](#)

#### [4.2 Plot of level 1 quality information per product \(world map\)](#)

##### [4.2.1 Plot of level 1 quality information per product \(world map\): ASCENDING](#)

##### [4.2.2 Plot of level 1 quality information per product \(world map\): DESCENDING](#)

### [5. Ozone profiles based on quality statistics and other trace gas profiles](#)

#### [5.1 Ozone statistics based on quality of products](#)

#### [5.2 Plot ozone profiles for all STD \(dark without errors\)](#)

#### [5.3 Plot ozone profiles where STD < 20% \(dark without errors\)](#)

#### [5.4. Plot ozone profiles where STD < 10% \(dark without errors\)](#)

#### [5.5. Plot ozone profiles where STD < 5% \(dark without errors\)](#)

#### [5.6 Plot NO2 profiles for all STD \(dark without errors\)](#)

#### [5.7 Plot NO3 profiles for all STD \(dark without errors\)](#)

#### [5.8 Plot H2O profiles \(only for occultations of stars 1,2,3,4,13,14,16,26,63 dark without errors\) for all STD](#)

### [6. Auxiliary Data Files used for the production reported in section 2](#)

This report presents the daily analysis on parameters extracted from GOMOS level 2 data (GOM\_NL\_\_2P). It is intended to monitor some important parameters that will impact the quality of these products. A list of level 2 products (and content) that have arrived during the reporting day to the PCF is also given.

Item	Value
Time of report generation	19APR2013 12:37:50
Data source version	GOMOS/6.01
Start time of products	05-04-2003 (05APR2003 00:00:00)
Stop time of products	06-04-2003 (06APR2003 00:00:00)
Store outputs in DB	Yes
Nb of level 2 prods	173
Nb of prods with errors	1

## 2. Summary of processed GOM\_NL\_\_2P products.

Nr	Filename	UTC Start time	Limb	Duration	Star Id	Star Name	Star Mag	Star Temp	Nb Meas	Orbit	Prod. error
1	GOM_NL__2PRFIN20030405_000359_000000492015_00159_05724_6556.N1	05-APR-2003 00:03:59	Bright	48.500	144	18Del Cyg	2.8600	11000.	97	5724	No
2	GOM_NL__2PRFIN20030405_000551_000000842015_00159_05724_6557.N1	05-APR-2003 00:05:51	Bright	84.000	5	3Alp Lyr	0.033000	11000.	168	5724	No
3	GOM_NL__2PRFIN20030405_001450_000000482015_00159_05724_6558.N1	05-APR-2003 00:14:50	Twilight	47.500	61	8Eps Peg	2.1000	3900.0	95	5724	No
4	GOM_NL__2PRFIN20030405_001719_000000422015_00159_05724_6559.N1	05-APR-2003 00:17:19	Twilight	42.000	162	34Alp Aqr	2.9440	5350.0	84	5724	No
5	GOM_NL__2PRFIN20030405_001853_000000802015_00159_05724_6560.N1	05-APR-2003 00:18:53	Dark	79.500	11	53Alp Aql	0.76500	8000.0	159	5724	No
6	GOM_NL__2PRFIN20030405_002202_000000422015_00159_05724_6561.N1	05-APR-2003 00:22:02	Dark	41.500	142	49Del Cap	2.8500	8900.0	83	5724	No
7	GOM_NL__2PRFIN20030405_003022_000000612015_00159_05724_6562.N1	05-APR-2003 00:30:22	Dark	61.000	1014	Mars	0.0000	0.0000	122	5724	Yes
8	GOM_NL__2PRFIN20030405_003420_000000392015_00159_05724_6563.N1	05-APR-2003 00:34:20	Dark	38.500	45	Alp Pav	1.9400	26000.	77	5724	No
9	GOM_NL__2PRFIN20030405_003701_000000572015_00160_05725_6519.N1	05-APR-2003 00:37:01	Dark	57.000	38	20Eps Sgr	1.8360	11000.	114	5725	No
10	GOM_NL__2PRFIN20030405_004151_000000402015_00160_05725_6520.N1	05-APR-2003 00:41:51	Dark	39.500	43	Alp TrA	1.9100	4250.0	79	5725	No
11	GOM_NL__2PRFIN20030405_004346_000000382015_00160_05725_6521.N1	05-APR-2003 00:43:46	Dark	38.000	134	Bet TrA	2.8100	6600.0	76	5725	No
12	GOM_NL__2PRFIN20030405_004622_000000442015_00160_05725_6522.N1	05-APR-2003 00:46:22	Straylight	44.000	4	Alp1Cen	-0.010000	5800.0	88	5725	No
13	GOM_NL__2PRFIN20030405_004827_000000492015_00160_05725_6523.N1	05-APR-2003 00:48:27	Straylight	48.500	12	Alp1Cru	0.77500	30000.	97	5725	No
14	GOM_NL__2PRFIN20030405_004956_000000522015_00160_05725_6524.N1	05-APR-2003 00:49:56	Straylight	52.000	26	Gam Cru	1.6240	2900.0	104	5725	No
15	GOM_NL__2PRFIN20030405_005154_000000402015_00160_05725_6525.N1	05-APR-2003 00:51:54	Straylight	40.000	64	Gam Cen	2.2000	10600.	80	5725	No
16	GOM_NL__2PRFIN20030405_005329_000000522015_00160_05725_6526.N1	05-APR-2003 00:53:29	Straylight	52.000	54	5The Cen	2.0550	4500.0	104	5725	No
17	GOM_NL__2PRFIN20030405_005620_000001362015_00160_05725_6527.N1	05-APR-2003 00:56:20	Twilight	135.50	97	8Bet1Sco	2.5610	30000.	271	5725	No
18	GOM_NL__2PRFIN20030405_010109_000000412015_00160_05725_6528.N1	05-APR-2003 01:01:09	Twilight	41.000	100	4Gam Crv	2.5800	13100.	82	5725	No
19	GOM_NL__2PRFIN20030405_010251_000000622015_00160_05725_6529.N1	05-APR-2003 01:02:51	Bright	62.000	15	67Alp Vir	0.97600	28000.	124	5725	No
20	GOM_NL__2PRFIN20030405_010602_000000432015_00160_05725_6530.N1	05-APR-2003 01:06:02	Bright	43.000	121	29Gam Vir	2.7400	7200.0	86	5725	No
21	GOM_NL__2PRFIN20030405_011040_000000382015_00160_05725_6531.N1	05-APR-2003 01:10:40	Bright	38.000	62	94Bet Leo	2.1360	9700.0	76	5725	No
22	GOM_NL__2PRFIN20030405_011222_000000362015_00160_05725_6532.N1	05-APR-2003 01:12:22	Bright	36.000	96	68Del Leo	2.5600	9300.0	72	5725	No
23	GOM_NL__2PRFIN20030405_011908_000000372015_00160_05725_6533.N1	05-APR-2003 01:19:08	Bright	37.000	174	52Psi UMa	3.0040	4400.0	74	5725	No
24	GOM_NL__2PRFIN20030405_012201_000000372015_00160_05725_6534.N1	05-APR-2003 01:22:01	Bright	37.000	87	64Gam UMa	2.4330	11000.	74	5725	No
25	GOM_NL__2PRFIN20030405_012359_000000382015_00160_05725_6535.N1	05-APR-2003 01:23:59	Bright	37.500	36	50Alp UMa	1.8000	6300.0	75	5725	No
26	GOM_NL__2PRFIN20030405_013005_000000402015_00160_05725_6536.N1	05-APR-2003 01:30:05	Bright	40.000	60	7Bet UMi	2.0810	3950.0	80	5725	No
27	GOM_NL__2PRFIN20030405_013204_000000332015_00160_05725_6537.N1	05-APR-2003 01:32:04	Bright	33.000	49	1Alp UMi	1.9900	6300.0	66	5725	No
28	GOM_NL__2PRFIN20030405_014434_000000482015_00160_05725_6538.N1	05-APR-2003 01:44:34	Bright	47.500	144	18Del Cyg	2.8600	11000.	95	5725	No
29	GOM_NL__2PRFIN20030405_014626_000001052015_00160_05725_6539.N1	05-APR-2003 01:46:26	Bright	105.00	5	3Alp Lyr	0.033000	11000.	210	5725	No
30	GOM_NL__2PRFIN20030405_015526_000000462015_00160_05725_6540.N1	05-APR-2003 01:55:26	Twilight	45.500	61	8Eps Peg	2.1000	3900.0	91	5725	No
31	GOM_NL__2PRFIN20030405_015755_000000412015_00160_05725_6541.N1	05-APR-2003 01:57:55	Twilight	40.500	162	34Alp Aqr	2.9440	5350.0	81	5725	No
32	GOM_NL__2PRFIN20030405_015930_000000782015_00160_05725_6542.N1	05-APR-2003 01:59:30	Dark	77.500	11	53Alp Aql	0.76500	8000.0	155	5725	No
33	GOM_NL__2PRFIN20030405_020239_000000412015_00160_05725_6543.N1	05-APR-2003 02:02:39	Dark	41.000	142	49Del Cap	2.8500	8900.0	82	5725	No
34	GOM_NL__2PRFIN20030405_020811_000000412015_00160_05725_6544.N1	05-APR-2003 02:08:11	Dark	40.500	172	Gam Gru	3.0030	13100.	81	5725	No
35	GOM_NL__2PRFIN20030405_021456_000000382015_00160_05725_6545.N1	05-APR-2003 02:14:56	Dark	37.500	45	Alp Pav	1.9400	26000.	75	5725	No
36	GOM_NL__2PRFIN20030405_021738_000000602015_00161_05726_6534.N1	05-APR-2003 02:17:38	Dark	60.000	38	20Eps Sgr	1.8360	11000.	120	5726	No
37	GOM_NL__2PRFIN20030405_022227_000000442015_00161_05726_6535.N1	05-APR-2003 02:22:27	Dark	43.500	43	Alp TrA	1.9100	4250.0	87	5726	No
38	GOM_NL__2PRFIN20030405_022423_000000392015_00161_05726_6536.N1	05-APR-2003 02:24:23	Dark	39.000	134	Bet TrA	2.8100	6600.0	78	5726	No
39	GOM_NL__2PRFIN20030405_022658_000000462015_00161_05726_6537.N1	05-APR-2003 02:26:58	Straylight	45.500	4	Alp1Cen	-0.010000	5800.0	91	5726	No
40	GOM_NL__2PRFIN20030405_022903_000000442015_00161_05726_6538.N1	05-APR-2003 02:29:03	Straylight	44.000	12	Alp1Cru	0.77500	30000.	88	5726	No
41	GOM_NL__2PRFIN20030405_023032_000000442015_00161_05726_6539.N1	05-APR-2003 02:30:32	Straylight	43.500	26	Gam Cru	1.6240	2900.0	87	5726	No
42	GOM_NL__2PRFIN20030405_023230_000000392015_00161_05726_6540.N1	05-APR-2003 02:32:30	Straylight	39.000	64	Gam Cen	2.2000	10600.	78	5726	No

43	GOM_NL__2PRFIN20030405_023405_000000532015_00161_05726_6541.N1	05-APR-2003 02:34:05	Straylight	52.500	54	5The Cen	2.0550	4500.0	105	5726	No
44	GOM_NL__2PRFIN20030405_023657_000001402015_00161_05726_6542.N1	05-APR-2003 02:36:57	Twilight	139.50	97	8Bet1Sco	2.5610	30000.	279	5726	No
45	GOM_NL__2PRFIN20030405_024145_000000432015_00161_05726_6543.N1	05-APR-2003 02:41:45	Twilight	43.000	100	4Gam Crv	2.5800	13100.	86	5726	No
46	GOM_NL__2PRFIN20030405_024327_000000632015_00161_05726_6544.N1	05-APR-2003 02:43:27	Bright	63.000	15	67Alp Vir	0.97600	28000.	126	5726	No
47	GOM_NL__2PRFIN20030405_024638_000000432015_00161_05726_6545.N1	05-APR-2003 02:46:38	Bright	42.500	121	29Gam Vir	2.7400	7200.0	85	5726	No
48	GOM_NL__2PRFIN20030405_025116_000000382015_00161_05726_6546.N1	05-APR-2003 02:51:16	Bright	38.000	62	94Bet Leo	2.1360	9700.0	76	5726	No
49	GOM_NL__2PRFIN20030405_025258_000000362015_00161_05726_6547.N1	05-APR-2003 02:52:58	Bright	35.500	96	68Del Leo	2.5600	9300.0	71	5726	No
50	GOM_NL__2PRFIN20030405_025944_000000362015_00161_05726_6548.N1	05-APR-2003 02:59:44	Bright	36.000	174	52Psi UMa	3.0040	4400.0	72	5726	No
51	GOM_NL__2PRFIN20030405_030237_000000382015_00161_05726_6549.N1	05-APR-2003 03:02:37	Bright	38.000	87	64Gam UMa	2.4330	11000.	76	5726	No
52	GOM_NL__2PRFIN20030405_030435_000000372015_00161_05726_6550.N1	05-APR-2003 03:04:35	Bright	37.000	36	50Alp UMa	1.8000	6300.0	74	5726	No
53	GOM_NL__2PRFIN20030405_031040_000000402015_00161_05726_6551.N1	05-APR-2003 03:10:40	Bright	40.000	60	7Bet UMi	2.0810	3950.0	80	5726	No
54	GOM_NL__2PRFIN20030405_031241_000000342015_00161_05726_6552.N1	05-APR-2003 03:12:41	Bright	34.000	49	1Alp UMi	1.9900	6300.0	68	5726	No
55	GOM_NL__2PRFIN20030405_032510_000000482015_00161_05726_6553.N1	05-APR-2003 03:25:10	Bright	47.500	144	18Del Cyg	2.8600	11000.	95	5726	No
56	GOM_NL__2PRFIN20030405_032702_000000882015_00161_05726_6554.N1	05-APR-2003 03:27:02	Bright	88.000	5	3Alp Lyr	0.033000	11000.	176	5726	No
57	GOM_NL__2PRFIN20030405_033602_000000462015_00161_05726_6555.N1	05-APR-2003 03:36:02	Twilight	46.000	61	8Eps Peg	2.1000	3900.0	92	5726	No
58	GOM_NL__2PRFIN20030405_033832_000000422015_00161_05726_6556.N1	05-APR-2003 03:38:32	Twilight	42.000	162	34Alp Aqr	2.9440	5350.0	84	5726	No
59	GOM_NL__2PRFIN20030405_034007_000000712015_00161_05726_6557.N1	05-APR-2003 03:40:07	Dark	71.000	11	53Alp Aql	0.76500	8000.0	142	5726	No
60	GOM_NL__2PRFIN20030405_034315_000000402015_00161_05726_6558.N1	05-APR-2003 03:43:15	Dark	40.000	142	49Del Cap	2.8500	8900.0	80	5726	No
61	GOM_NL__2PRFIN20030405_034847_000000382015_00161_05726_6559.N1	05-APR-2003 03:48:47	Dark	37.500	172	Gam Gru	3.0030	13100.	75	5726	No
62	GOM_NL__2PRFIN20030405_035533_000000392015_00161_05726_6560.N1	05-APR-2003 03:55:33	Dark	38.500	45	Alp Pav	1.9400	26000.	77	5726	No
63	GOM_NL__2PRFIN20030405_035815_000000562015_00162_05727_6542.N1	05-APR-2003 03:58:15	Dark	56.000	38	20Eps Sgr	1.8360	11000.	112	5727	No
64	GOM_NL__2PRFIN20030405_040304_000000452015_00162_05727_6543.N1	05-APR-2003 04:03:04	Dark	44.500	43	Alp TrA	1.9100	4250.0	89	5727	No
65	GOM_NL__2PRFIN20030405_040459_000000422015_00162_05727_6544.N1	05-APR-2003 04:04:59	Dark	42.000	134	Bet TrA	2.8100	6600.0	84	5727	No
66	GOM_NL__2PRFIN20030405_040735_000000542015_00162_05727_6545.N1	05-APR-2003 04:07:35	Straylight	53.500	4	Alp1Cen	-0.010000	5800.0	107	5727	No
67	GOM_NL__2PRFIN20030405_040939_000000422015_00162_05727_6546.N1	05-APR-2003 04:09:39	Straylight	42.000	12	Alp1Cru	0.77500	30000.	84	5727	No
68	GOM_NL__2PRFIN20030405_041108_000000382015_00162_05727_6547.N1	05-APR-2003 04:11:08	Straylight	38.000	26	Gam Cru	1.6240	2900.0	76	5727	No
69	GOM_NL__2PRFIN20030405_041307_000000402015_00162_05727_6548.N1	05-APR-2003 04:13:07	Straylight	39.500	64	Gam Cen	2.2000	10600.	79	5727	No
70	GOM_NL__2PRFIN20030405_041442_000000482015_00162_05727_6549.N1	05-APR-2003 04:14:42	Straylight	48.000	54	5The Cen	2.0550	4500.0	96	5727	No
71	GOM_NL__2PRFIN20030405_041732_000001282015_00162_05727_6550.N1	05-APR-2003 04:17:32	Twilight	128.00	97	8Bet1Sco	2.5610	30000.	256	5727	No
72	GOM_NL__2PRFIN20030405_042221_000000402015_00162_05727_6551.N1	05-APR-2003 04:22:21	Twilight	40.000	100	4Gam Crv	2.5800	13100.	80	5727	No
73	GOM_NL__2PRFIN20030405_042403_000000632015_00162_05727_6552.N1	05-APR-2003 04:24:03	Bright	62.500	15	67Alp Vir	0.97600	28000.	125	5727	No
74	GOM_NL__2PRFIN20030405_042714_000000432015_00162_05727_6553.N1	05-APR-2003 04:27:14	Bright	42.500	121	29Gam Vir	2.7400	7200.0	85	5727	No
75	GOM_NL__2PRFIN20030405_043152_000000382015_00162_05727_6554.N1	05-APR-2003 04:31:52	Bright	37.500	62	94Bet Leo	2.1360	9700.0	75	5727	No
76	GOM_NL__2PRFIN20030405_043334_000000362015_00162_05727_6555.N1	05-APR-2003 04:33:34	Bright	35.500	96	68Del Leo	2.5600	9300.0	71	5727	No
77	GOM_NL__2PRFIN20030405_044020_000000372015_00162_05727_6556.N1	05-APR-2003 04:40:20	Bright	37.000	174	52Psi UMa	3.0040	4400.0	74	5727	No
78	GOM_NL__2PRFIN20030405_044313_000000372015_00162_05727_6557.N1	05-APR-2003 04:43:13	Bright	36.500	87	64Gam UMa	2.4330	11000.	73	5727	No
79	GOM_NL__2PRFIN20030405_044511_000000382015_00162_05727_6558.N1	05-APR-2003 04:45:11	Bright	37.500	36	50Alp UMa	1.8000	6300.0	75	5727	No
80	GOM_NL__2PRFIN20030405_045116_000000412015_00162_05727_6559.N1	05-APR-2003 04:51:16	Bright	40.500	60	7Bet UMi	2.0810	3950.0	81	5727	No
81	GOM_NL__2PRFIN20030405_045316_000000352015_00162_05727_6560.N1	05-APR-2003 04:53:16	Bright	34.500	49	1Alp UMi	1.9900	6300.0	69	5727	No
82	GOM_NL__2PRFIN20030405_050546_000000492015_00162_05727_6561.N1	05-APR-2003 05:05:46	Bright	48.500	144	18Del Cyg	2.8600	11000.	97	5727	No
83	GOM_NL__2PRFIN20030405_050737_000000932015_00162_05727_6562.N1	05-APR-2003 05:07:37	Bright	93.000	5	3Alp Lyr	0.033000	11000.	186	5727	No
84	GOM_NL__2PRFIN20030405_051638_000000452015_00162_05727_6563.N1	05-APR-2003 05:16:38	Twilight	44.500	61	8Eps Peg	2.1000	3900.0	89	5727	No
85	GOM_NL__2PRFIN20030405_051908_000000442015_00162_05727_6564.N1	05-APR-2003 05:19:08	Twilight	44.000	162	34Alp Aqr	2.9440	5350.0	88	5727	No
86	GOM_NL__2PRFIN20030405_052044_000000852015_00162_05727_6565.N1	05-APR-2003 05:20:44	Dark	85.000	11	53Alp Aql	0.76500	8000.0	170	5727	No
87	GOM_NL__2PRFIN20030405_052351_000000412015_00162_05727_6566.N1	05-APR-2003 05:23:51	Dark	40.500	142	49Del Cap	2.8500	8900.0	81	5727	No
88	GOM_NL__2PRFIN20030405_052923_000000382015_00162_05727_6567.N1	05-APR-2003 05:29:23	Dark	38.000	172	Gam Gru	3.0030	13100.	76	5727	No
89	GOM_NL__2PRFIN20030405_053609_000000422015_00162_05727_6568.N1	05-APR-2003 05:36:09	Dark	41.500	45	Alp Pav	1.9400	26000.	83	5727	No
90	GOM_NL__2PRFIN20030405_053852_000000582015_00163_05728_6540.N1	05-APR-2003 05:38:52	Dark	58.000	38	20Eps Sgr	1.8360	11000.	116	5728	No
91	GOM_NL__2PRFIN20030405_054340_000000402015_00163_05728_6541.N1	05-APR-2003 05:43:40	Dark	40.000	43	Alp TrA	1.9100	4250.0	80	5728	No
92	GOM_NL__2PRFIN20030405_054536_000000392015_00163_05728_6542.N1	05-APR-2003 05:45:36	Dark	39.000	134	Bet TrA	2.8100	6600.0	78	5728	No
93	GOM_NL__2PRFIN20030405_054811_000000452015_00163_05728_6543.N1	05-APR-2003 05:48:11	Straylight	45.000	4	Alp1Cen	-0.010000	5800.0	90	5728	No
94	GOM_NL__2PRFIN20030405_055016_000000442015_00163_05728_6544.N1	05-APR-2003 05:50:16	Straylight	43.500	12	Alp1Cru	0.77500	30000.	87	5728	No
95	GOM_NL__2PRFIN20030405_055145_000000502015_00163_05728_6545.N1	05-APR-2003 05:51:45	Straylight	49.500	26	Gam Cru	1.6240	2900.0	99	5728	No
96	GOM_NL__2PRFIN20030405_055343_000000442015_00163_05728_6546.N1	05-APR-2003 05:53:43	Straylight	43.500	64	Gam Cen	2.2000	10600.	87	5728	No
97	GOM_NL__2PRFIN20030405_055519_000000492015_00163_05728_6547.N1	05-APR-2003 05:55:19	Straylight	49.000	54	5The Cen	2.0550	4500.0	98	5728	No
98	GOM_NL__2PRFIN20030405_055809_000001422015_00163_05728_6548.N1	05-APR-2003 05:58:09	Twilight	141.50	97	8Bet1Sco	2.5610	30000.	283	5728	No
99	GOM_NL__2PRFIN20030405_060258_000000442015_00163_05728_6549.N1	05-APR-2003 06:02:58	Twilight	43.500	100	4Gam Crv	2.5800	13100.	87	5728	No
100	GOM_NL__2PRFIN20030405_060439_000000592015_00163_05728_6249.N1	05-APR-2003 06:04:39	Bright	58.500	15	67Alp Vir	0.97600	28000.	117	5728	No
101	GOM_NL__2PRFIN20030405_060750_000000432015_00163_05728_6250.N1	05-APR-2003 06:07:50	Bright	42.500	121	29Gam Vir	2.7400	7200.0	85	5728	No

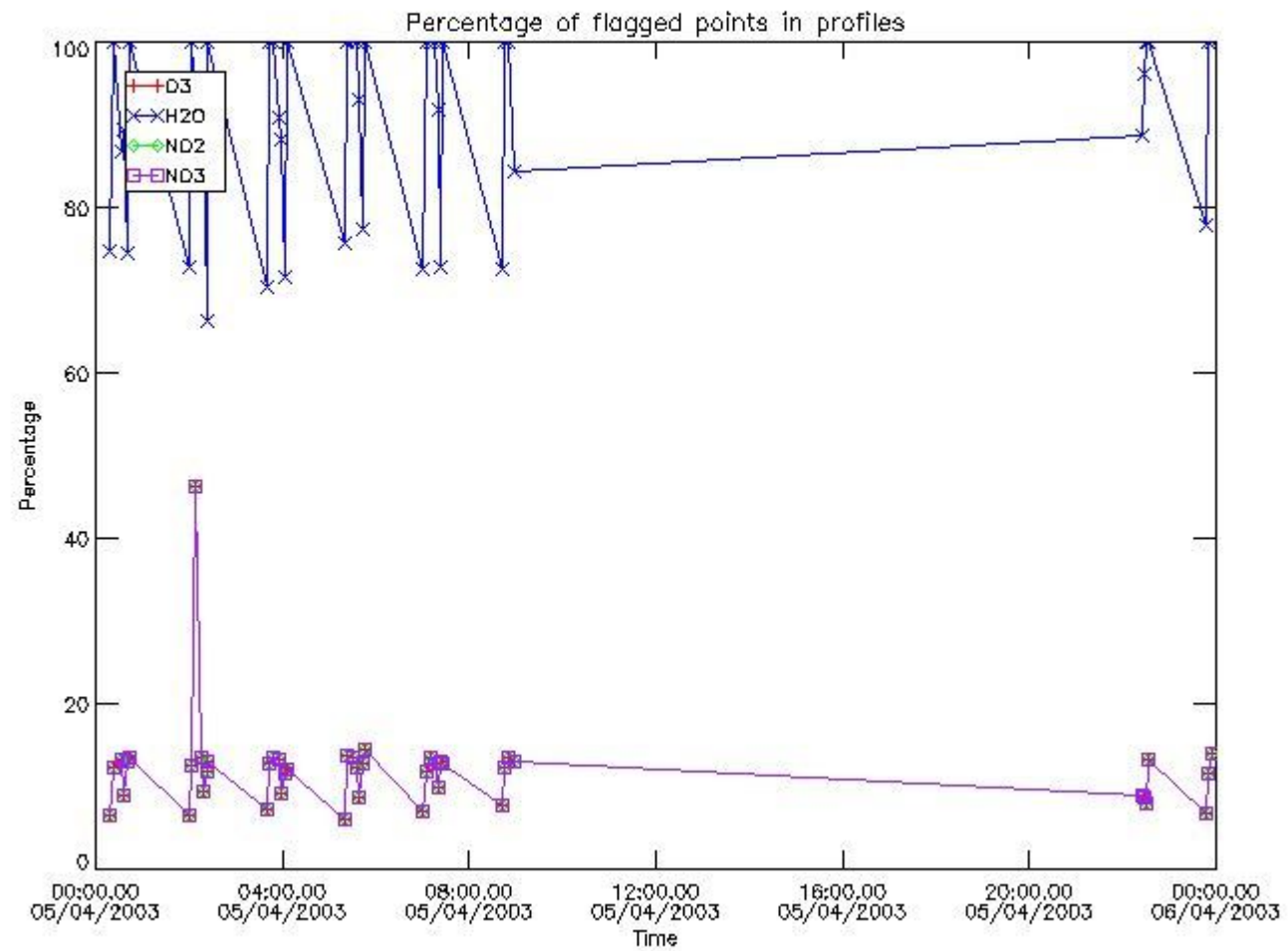
102	GOM_NL__2PRFIN20030405_061228_000000382015_00163_05728_6251.N1	05-APR-2003 06:12:28	Bright	37.500	62	94Bet Leo	2.1360	9700.0	75	5728	No
103	GOM_NL__2PRFIN20030405_061410_000000362015_00163_05728_6252.N1	05-APR-2003 06:14:10	Bright	36.000	96	68Del Leo	2.5600	9300.0	72	5728	No
104	GOM_NL__2PRFIN20030405_062056_000000372015_00163_05728_6253.N1	05-APR-2003 06:20:56	Bright	36.500	174	52Psi UMa	3.0040	4400.0	73	5728	No
105	GOM_NL__2PRFIN20030405_062349_000000372015_00163_05728_6254.N1	05-APR-2003 06:23:49	Bright	37.000	87	64Gam UMa	2.4330	11000.	74	5728	No
106	GOM_NL__2PRFIN20030405_062547_000000372015_00163_05728_6255.N1	05-APR-2003 06:25:47	Bright	37.000	36	50Alp UMa	1.8000	6300.0	74	5728	No
107	GOM_NL__2PRFIN20030405_063152_000000402015_00163_05728_6256.N1	05-APR-2003 06:31:52	Bright	39.500	60	7Bet UMi	2.0810	3950.0	79	5728	No
108	GOM_NL__2PRFIN20030405_063352_000000372015_00163_05728_6257.N1	05-APR-2003 06:33:52	Bright	37.000	49	1Alp UMi	1.9900	6300.0	74	5728	No
109	GOM_NL__2PRFIN20030405_064622_000000482015_00163_05728_6258.N1	05-APR-2003 06:46:22	Bright	47.500	144	18Del Cyg	2.8600	11000.	95	5728	No
110	GOM_NL__2PRFIN20030405_064811_000000962015_00163_05728_6259.N1	05-APR-2003 06:48:11	Bright	96.000	5	3Alp Lyr	0.033000	11000.	192	5728	No
111	GOM_NL__2PRFIN20030405_065715_000000472015_00163_05728_6260.N1	05-APR-2003 06:57:15	Twi_and_stray	47.000	61	8Eps Peg	2.1000	3900.0	94	5728	No
112	GOM_NL__2PRFIN20030405_065944_000000442015_00163_05728_6261.N1	05-APR-2003 06:59:44	Twilight	44.000	162	34Alp Aqr	2.9440	5350.0	88	5728	No
113	GOM_NL__2PRFIN20030405_070121_000000742015_00163_05728_6262.N1	05-APR-2003 07:01:21	Dark	73.500	11	53Alp Aql	0.76500	8000.0	147	5728	No
114	GOM_NL__2PRFIN20030405_070428_000000432015_00163_05728_6263.N1	05-APR-2003 07:04:28	Dark	43.000	142	49Del Cap	2.8500	8900.0	86	5728	No
115	GOM_NL__2PRFIN20030405_071000_000000382015_00163_05728_6264.N1	05-APR-2003 07:10:00	Dark	38.000	172	Gam Gru	3.0030	13100.	76	5728	No
116	GOM_NL__2PRFIN20030405_071645_000000402015_00163_05728_6265.N1	05-APR-2003 07:16:45	Dark	40.000	45	Alp Pav	1.9400	26000.	80	5728	No
117	GOM_NL__2PRFIN20030405_071930_000000562015_00164_05729_6509.N1	05-APR-2003 07:19:30	Dark	56.000	38	20Eps Sgr	1.8360	11000.	112	5729	No
118	GOM_NL__2PRFIN20030405_072417_000000392015_00164_05729_6510.N1	05-APR-2003 07:24:17	Dark	39.000	43	Alp TrA	1.9100	4250.0	78	5729	No
119	GOM_NL__2PRFIN20030405_072612_000000402015_00164_05729_6511.N1	05-APR-2003 07:26:12	Dark	40.000	134	Bet TrA	2.8100	6600.0	80	5729	No
120	GOM_NL__2PRFIN20030405_072848_000000452015_00164_05729_6512.N1	05-APR-2003 07:28:48	Straylight	45.000	4	Alp1Cen	-0.010000	5800.0	90	5729	No
121	GOM_NL__2PRFIN20030405_073052_000000402015_00164_05729_6513.N1	05-APR-2003 07:30:52	Straylight	39.500	12	Alp1Cru	0.77500	30000.	79	5729	No
122	GOM_NL__2PRFIN20030405_073221_000000442015_00164_05729_6514.N1	05-APR-2003 07:32:21	Straylight	44.000	26	Gam Cru	1.6240	2900.0	88	5729	No
123	GOM_NL__2PRFIN20030405_073419_000000412015_00164_05729_6515.N1	05-APR-2003 07:34:19	Straylight	41.000	64	Gam Cen	2.2000	10600.	82	5729	No
124	GOM_NL__2PRFIN20030405_073555_000000502015_00164_05729_6516.N1	05-APR-2003 07:35:55	Straylight	49.500	54	5The Cen	2.0550	4500.0	99	5729	No
125	GOM_NL__2PRFIN20030405_073846_000001442015_00164_05729_6517.N1	05-APR-2003 07:38:46	Twi_and_stray	143.50	97	8Bet1Sco	2.5610	30000.	287	5729	No
126	GOM_NL__2PRFIN20030405_074334_000000432015_00164_05729_6518.N1	05-APR-2003 07:43:34	Twi_and_stray	43.000	100	4Gam Crv	2.5800	13100.	86	5729	No
127	GOM_NL__2PRFIN20030405_074515_000000582015_00164_05729_6519.N1	05-APR-2003 07:45:15	Bright	58.000	15	67Alp Vir	0.97600	28000.	116	5729	No
128	GOM_NL__2PRFIN20030405_074826_000000432015_00164_05729_6520.N1	05-APR-2003 07:48:26	Bright	42.500	121	29Gam Vir	2.7400	7200.0	85	5729	No
129	GOM_NL__2PRFIN20030405_075304_000000382015_00164_05729_6521.N1	05-APR-2003 07:53:04	Bright	38.000	62	94Bet Leo	2.1360	9700.0	76	5729	No
130	GOM_NL__2PRFIN20030405_075446_000000372015_00164_05729_6522.N1	05-APR-2003 07:54:46	Bright	36.500	96	68Del Leo	2.5600	9300.0	73	5729	No
131	GOM_NL__2PRFIN20030405_080132_000000362015_00164_05729_6523.N1	05-APR-2003 08:01:32	Bright	36.000	174	52Psi UMa	3.0040	4400.0	72	5729	No
132	GOM_NL__2PRFIN20030405_080424_000000372015_00164_05729_6524.N1	05-APR-2003 08:04:24	Bright	37.000	87	64Gam UMa	2.4330	11000.	74	5729	No
133	GOM_NL__2PRFIN20030405_080623_000000362015_00164_05729_6525.N1	05-APR-2003 08:06:23	Bright	36.000	36	50Alp UMa	1.8000	6300.0	72	5729	No
134	GOM_NL__2PRFIN20030405_081227_000000372015_00164_05729_6526.N1	05-APR-2003 08:12:27	Bright	37.000	60	7Bet UMi	2.0810	3950.0	74	5729	No
135	GOM_NL__2PRFIN20030405_081428_000000352015_00164_05729_6527.N1	05-APR-2003 08:14:28	Bright	34.500	49	1Alp UMi	1.9900	6300.0	69	5729	No
136	GOM_NL__2PRFIN20030405_082657_000000512015_00164_05729_6528.N1	05-APR-2003 08:26:57	Bright	50.500	144	18Del Cyg	2.8600	11000.	101	5729	No
137	GOM_NL__2PRFIN20030405_082847_000001012015_00164_05729_6529.N1	05-APR-2003 08:28:47	Bright	101.00	5	3Alp Lyr	0.033000	11000.	202	5729	No
138	GOM_NL__2PRFIN20030405_083751_000000482015_00164_05729_6530.N1	05-APR-2003 08:37:51	Twi_and_stray	47.500	61	8Eps Peg	2.1000	3900.0	95	5729	No
139	GOM_NL__2PRFIN20030405_084020_000000442015_00164_05729_6531.N1	05-APR-2003 08:40:20	Twilight	43.500	162	34Alp Aqr	2.9440	5350.0	87	5729	No
140	GOM_NL__2PRFIN20030405_084157_000000742015_00164_05729_6532.N1	05-APR-2003 08:41:57	Dark	73.500	11	53Alp Aql	0.76500	8000.0	147	5729	No
141	GOM_NL__2PRFIN20030405_084504_000000422015_00164_05729_6533.N1	05-APR-2003 08:45:04	Dark	41.500	142	49Del Cap	2.8500	8900.0	83	5729	No
142	GOM_NL__2PRFIN20030405_085036_000000382015_00164_05729_6534.N1	05-APR-2003 08:50:36	Dark	37.500	172	Gam Gru	3.0030	13100.	75	5729	No
143	GOM_NL__2PRFIN20030405_085722_000000392015_00164_05729_6535.N1	05-APR-2003 08:57:22	Dark	39.000	45	Alp Pav	1.9400	26000.	78	5729	No
144	GOM_NL__2PRFIN20030405_222506_000000582015_00173_05738_6479.N1	05-APR-2003 22:25:06	Dark	57.500	38	20Eps Sgr	1.8360	11000.	115	5738	No
145	GOM_NL__2PRFIN20030405_222646_000000652015_00173_05738_6480.N1	05-APR-2003 22:26:46	Dark	64.500	167	10Gam2Sgr	2.9840	4500.0	129	5738	No
146	GOM_NL__2PRFIN20030405_222920_000000642015_00173_05738_6481.N1	05-APR-2003 22:29:20	Dark	64.000	25	35Lam Sco	1.6200	28000.	128	5738	No
147	GOM_NL__2PRFIN20030405_223141_000000392015_00173_05738_6482.N1	05-APR-2003 22:31:41	Dark	38.500	134	Bet TrA	2.8100	6600.0	77	5738	No
148	GOM_NL__2PRFIN20030405_223415_000000492015_00173_05738_6483.N1	05-APR-2003 22:34:15	Straylight	49.000	4	Alp1Cen	-0.010000	5800.0	98	5738	No
149	GOM_NL__2PRFIN20030405_223806_000001262015_00173_05738_6484.N1	05-APR-2003 22:38:06	Straylight	126.00	16	21Alp Sco	1.0200	3000.0	252	5738	No
150	GOM_NL__2PRFIN20030405_224123_000000452015_00173_05738_6485.N1	05-APR-2003 22:41:23	Straylight	45.000	54	5The Cen	2.0550	4500.0	90	5738	No
151	GOM_NL__2PRFIN20030405_224418_000001322015_00173_05738_6486.N1	05-APR-2003 22:44:18	Twi_and_stray	132.00	97	8Bet1Sco	2.5610	30000.	264	5738	No
152	GOM_NL__2PRFIN20030405_224859_000000402015_00173_05738_6487.N1	05-APR-2003 22:48:59	Twi_and_stray	39.500	100	4Gam Crv	2.5800	13100.	79	5738	No
153	GOM_NL__2PRFIN20030405_225039_000000582015_00173_05738_6488.N1	05-APR-2003 22:50:39	Bright	57.500	15	67Alp Vir	0.97600	28000.	115	5738	No
154	GOM_NL__2PRFIN20030405_225349_000000432015_00173_05738_6489.N1	05-APR-2003 22:53:49	Bright	42.500	121	29Gam Vir	2.7400	7200.0	85	5738	No
155	GOM_NL__2PRFIN20030405_225827_000000382015_00173_05738_6490.N1	05-APR-2003 22:58:27	Bright	38.000	62	94Bet Leo	2.1360	9700.0	76	5738	No
156	GOM_NL__2PRFIN20030405_230010_000000362015_00173_05738_6491.N1	05-APR-2003 23:00:10	Bright	35.500	96	68Del Leo	2.5600	9300.0	71	5738	No
157	GOM_NL__2PRFIN20030405_230242_000000592015_00173_05738_6492.N1	05-APR-2003 23:02:42	Bright	59.000	111	8Eta Boo	2.6800	6000.0	118	5738	No
158	GOM_NL__2PRFIN20030405_230427_000000702015_00173_05738_6493.N1	05-APR-2003 23:04:27	Bright	69.500	3	16Alp Boo	-0.050000	4250.0	139	5738	No
159	GOM_NL__2PRFIN20030405_230655_000000352015_00173_05738_6494.N1	05-APR-2003 23:06:55	Bright	34.500	174	52Psi UMa	3.0040	4400.0	69	5738	No
160	GOM_NL__2PRFIN20030405_230946_000000362015_00173_05738_6495.N1	05-APR-2003 23:09:46	Bright	35.500	87	64Gam UMa	2.4330	11000.	71	5738	No

161	GOM_NL__2PRFIN20030405_231147_000000372015_00173_05738_6496.N1	05-APR-2003 23:11:47	Bright	37.000	36	50Alp UMa	1.8000	6300.0	74	5738	No
162	GOM_NL__2PRFIN20030405_231748_000000432015_00173_05738_6497.N1	05-APR-2003 23:17:48	Bright	42.500	60	7Bet UMi	2.0810	3950.0	85	5738	No
163	GOM_NL__2PRFIN20030405_231952_000000352015_00173_05738_6498.N1	05-APR-2003 23:19:52	Bright	35.000	49	1Alp UMi	1.9900	6300.0	70	5738	No
164	GOM_NL__2PRFIN20030405_232513_000000612015_00173_05738_6499.N1	05-APR-2003 23:25:13	Bright	61.000	130	23Bet Dra	2.7990	5800.0	122	5738	No
165	GOM_NL__2PRFIN20030405_232729_000000382015_00173_05738_6500.N1	05-APR-2003 23:27:29	Bright	38.000	89	5Alp Cep	2.4510	8000.0	76	5738	No
166	GOM_NL__2PRFIN20030405_233219_000000502015_00173_05738_6501.N1	05-APR-2003 23:32:19	Bright	49.500	144	18Del Cyg	2.8600	11000.	99	5738	No
167	GOM_NL__2PRFIN20030405_233409_000000902015_00173_05738_6502.N1	05-APR-2003 23:34:09	Bright	90.000	5	3Alp Lyr	0.033000	11000.	180	5738	No
168	GOM_NL__2PRFIN20030405_233632_000000472015_00173_05738_6503.N1	05-APR-2003 23:36:32	Bright	46.500	92	53Eps Cyg	2.5000	4500.0	93	5738	No
169	GOM_NL__2PRFIN20030405_234317_000000472015_00173_05738_6504.N1	05-APR-2003 23:43:17	Twilight	46.500	61	8Eps Peg	2.1000	3900.0	93	5738	No
170	GOM_NL__2PRFIN20030405_234547_000000432015_00173_05738_6505.N1	05-APR-2003 23:45:47	Twilight	43.000	162	34Alp Aqr	2.9440	5350.0	86	5738	No
171	GOM_NL__2PRFIN20030405_234730_000000752015_00173_05738_6506.N1	05-APR-2003 23:47:30	Dark	75.000	11	53Alp Aql	0.76500	8000.0	150	5738	No
172	GOM_NL__2PRFIN20030405_235031_000000442015_00173_05738_6507.N1	05-APR-2003 23:50:31	Dark	44.000	142	49Del Cap	2.8500	8900.0	88	5738	No
173	GOM_NL__2PRFIN20030405_235602_000000402015_00173_05738_6508.N1	05-APR-2003 23:56:02	Dark	40.000	172	Gam Gru	3.0030	13100.	80	5738	No

### 3. Quality information per product


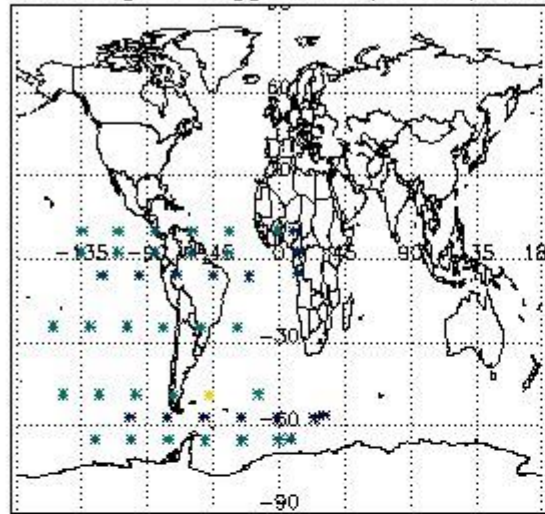
In this section it is plotted some information contained in the Quality Summary data set of the level 2 products. Only products in dark limb conditions and without errors (error flag in the MPH set to "0") are used.

#### 3.1 Plot quality information per product (time dependant)

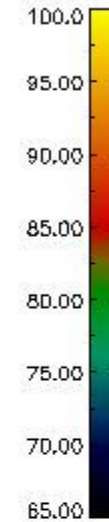
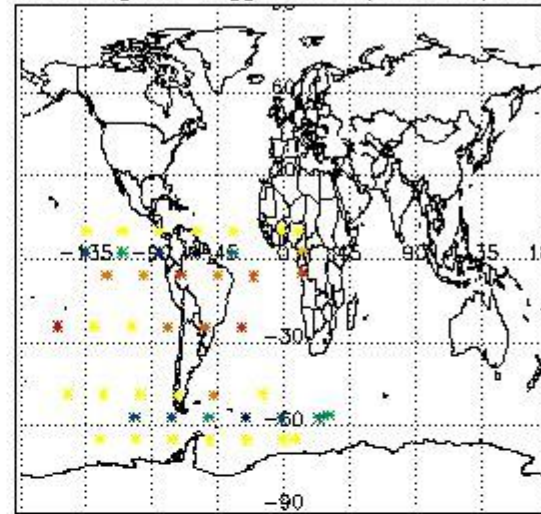


#### 3.2 Plot quality information per product (world map)


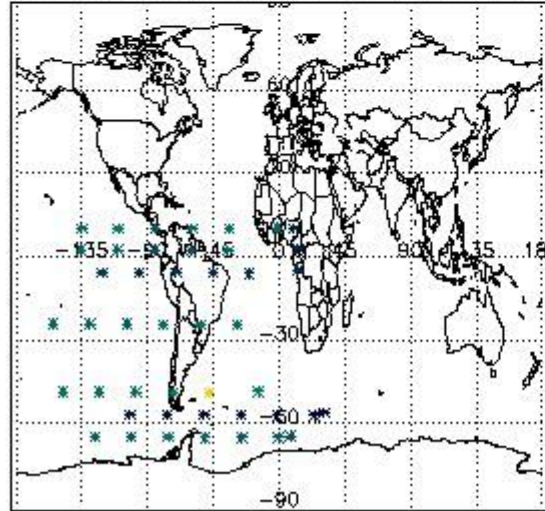
Percentage of flagged data per O3 profile



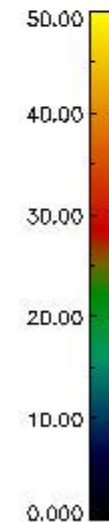
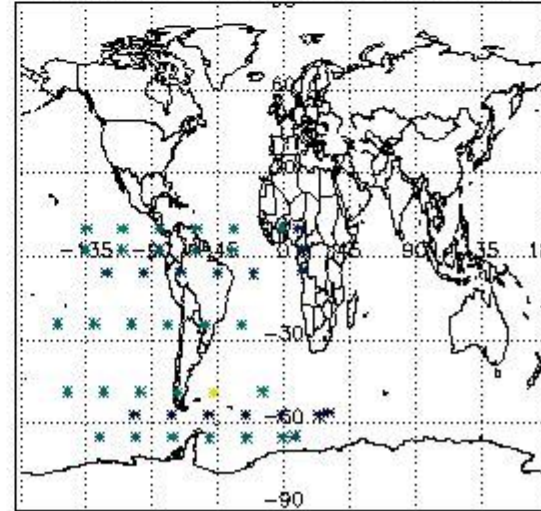
Percentage of flagged data per H2O profile



Percentage of flagged data per NO2 profile



Percentage of flagged data per NO3 profile

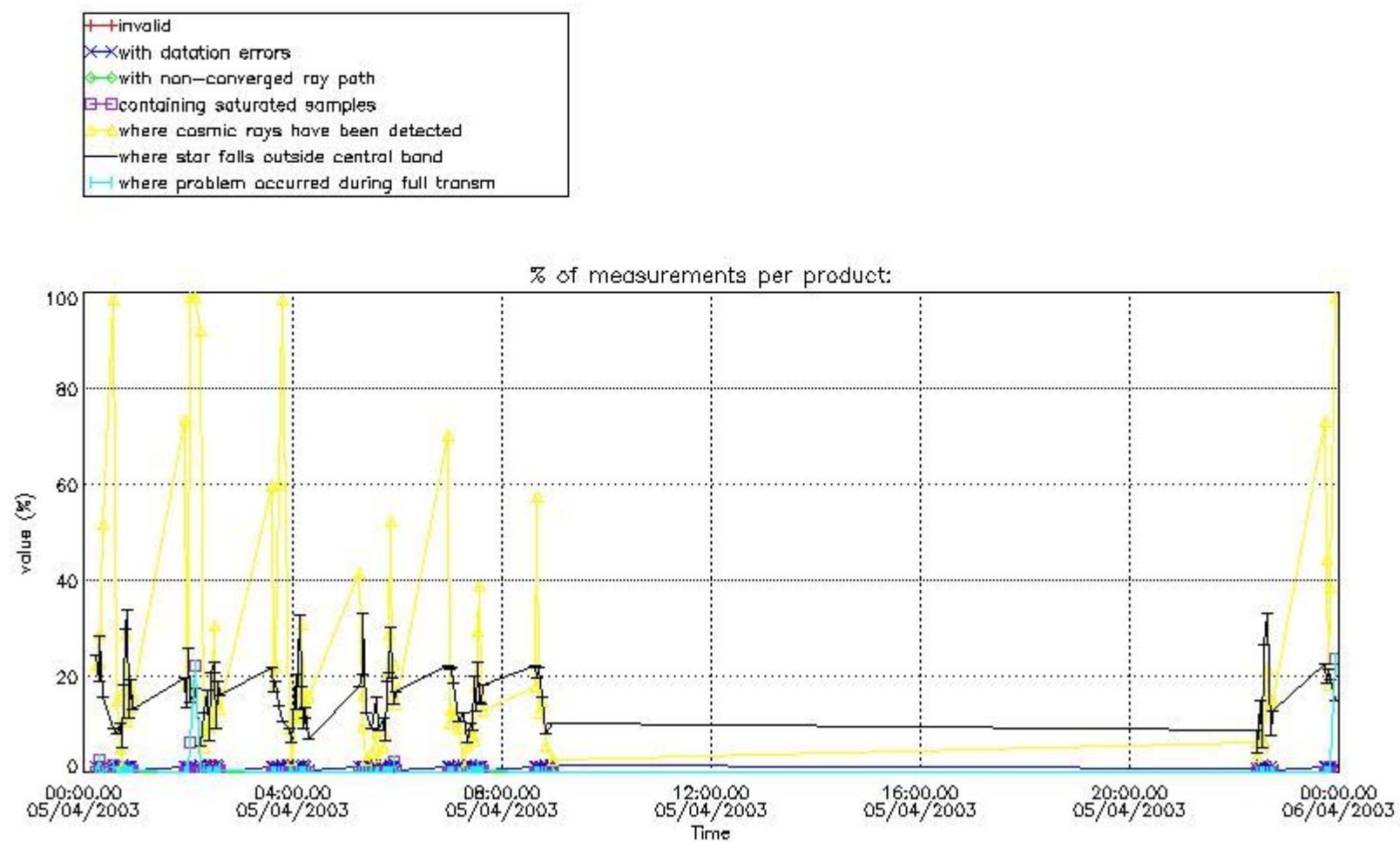


#### 4. Level 1 quality information per product

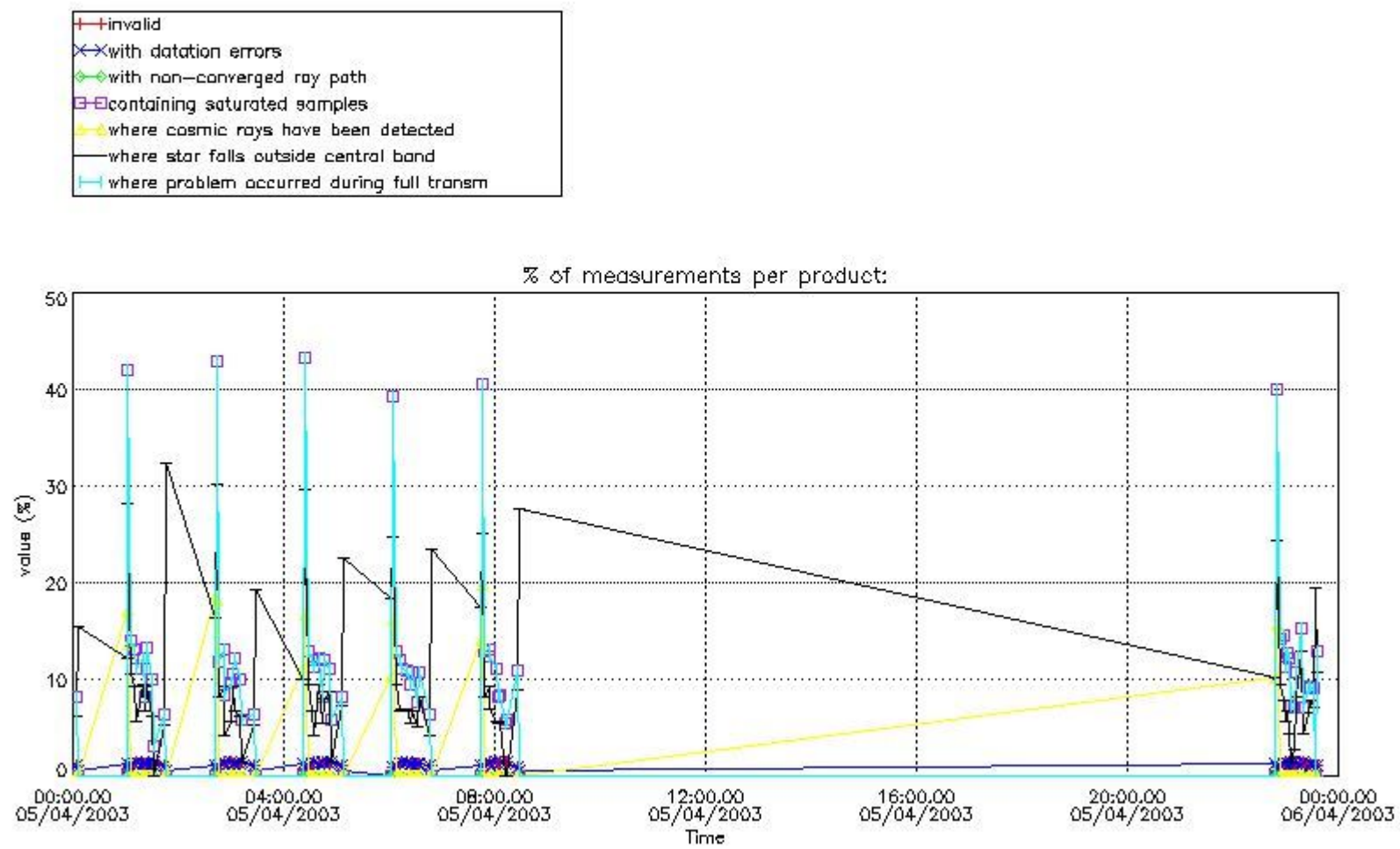
In this section it is plotted some information contained in the Quality Summary data set of the level 2 products that comes from the level 1b processing. Products without errors (error flag in the MPH set to "0") are used.

##### 4.1 Plot quality information per product (time dependant) coming from level 1b processing

###### 4.1.1 Plot level 1 quality information per product (time dependant): ENVISAT ASCENDING passes



4.1.2 Plot level 1 quality information per product (time dependant): ENVI SAT DESCENDING passes

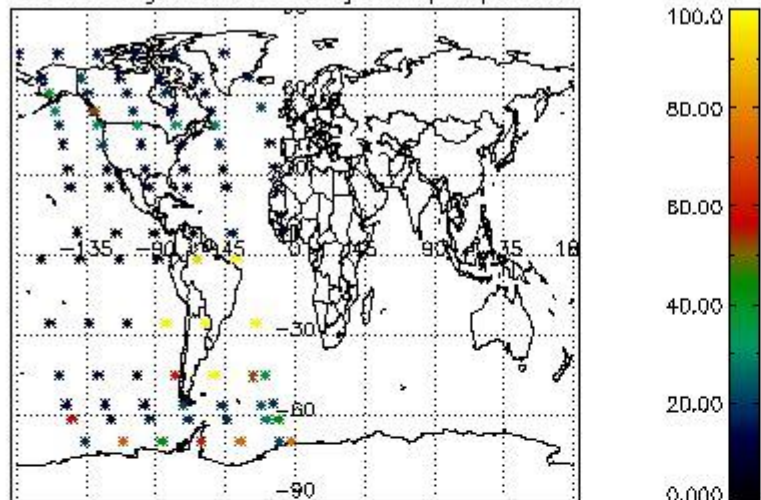


#### 4.2 Plot quality information per product coming from level 1b processing (world map)

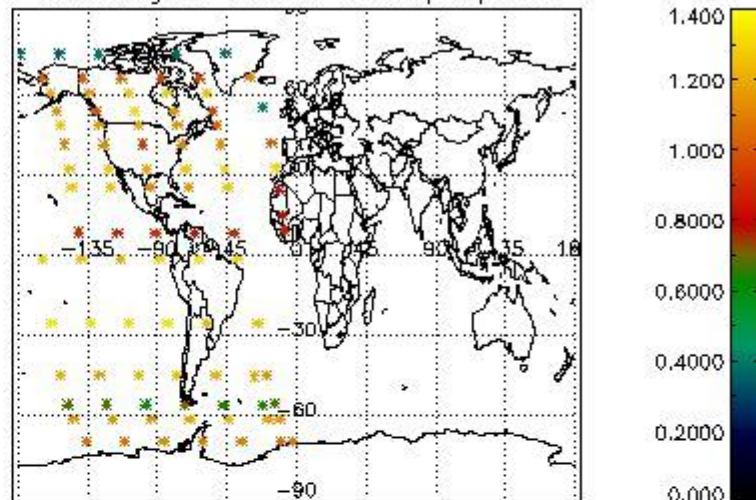
##### 4.2.1 Plot level 1 quality information per product (world map): ENVISAT ASCENDING passes



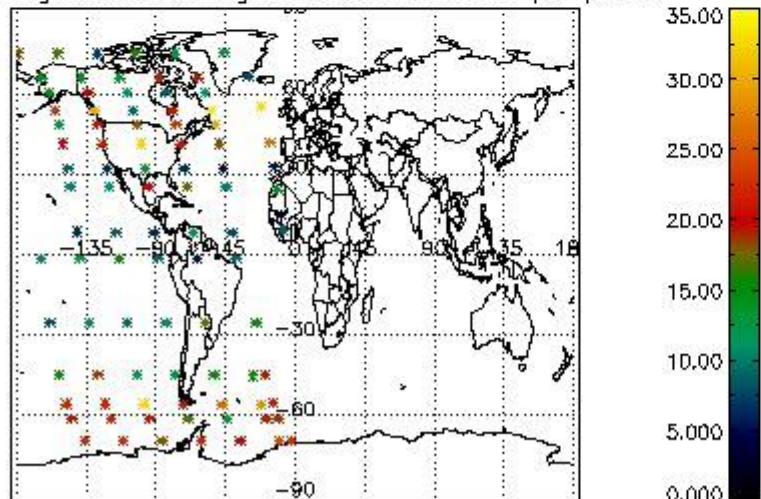
Percentage of cosmic ray hits per profile



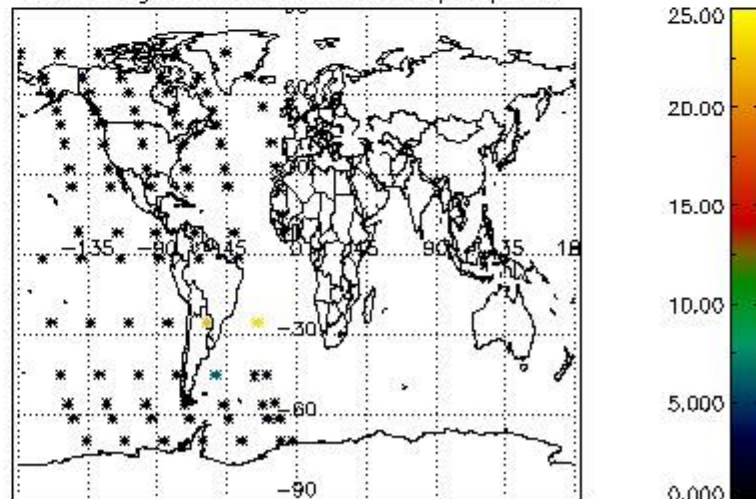
Percentage of datation errors per profile



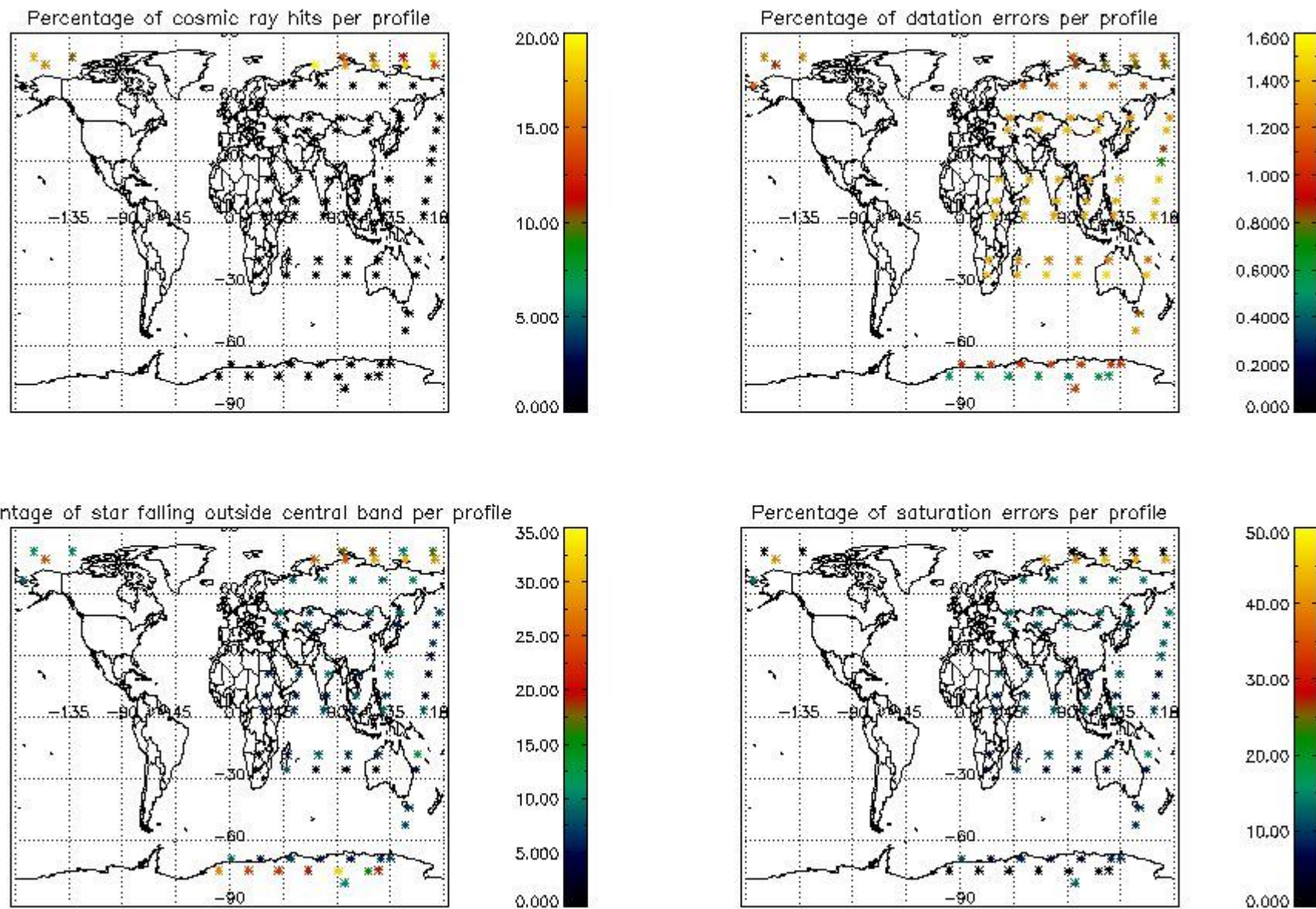
Percentage of star falling outside central band per profile



Percentage of saturation errors per profile



4.2.2 Plot level 1 quality information per product (world map): ENVISAT DESCENDING passes



## 5. Trace gas profiles

### 5.1 Ozone statistics based on quality of products

The final quality of the products can be "measured" using the STD (Standard Deviation) attached to every point profile. This information is written to the parameter GOM\_NL\_\_2P/NL\_LOCAL\_SPECIES\_DENSITY/o3\_std of the level 2 products. The table below shows the statistics for given STD ranges.

The statistics are given with respect to the overall valid production:

- Products without fatal errors: GOM\_NL\_\_2P/MPH/PRODUCT\_ERR=0
- Valid point profile: GOM\_NL\_\_2P/NL\_LOCAL\_SPECIES\_DENSITY/pcd(0)=0

The 'Criteria' is applied to valid points of dark limb products:

- Products in dark limb illumination condition: GOM\_NL\_\_2P/NL\_SUMMARY\_QUALITY/obs\_ill\_cond=0
- Products without fatal errors: GOM\_NL\_\_2P/MPH/PRODUCT\_ERR=0
- Valid point profile: GOM\_NL\_\_2P/NL\_LOCAL\_SPECIES\_DENSITY/pcd(0)=0

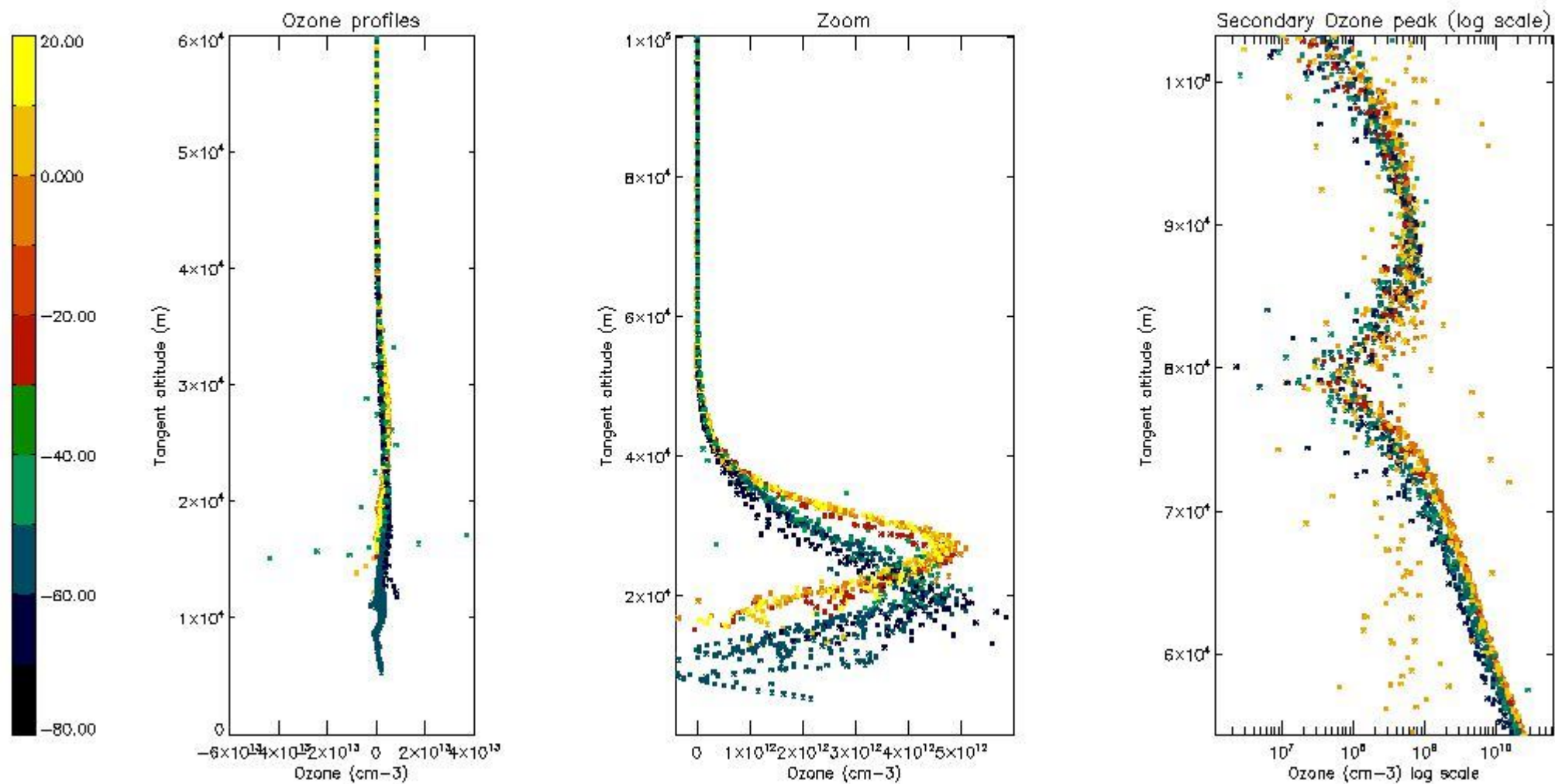
So, the table below shows the percentage of dark limb and valid observations for each criteria with respect to the overall valid daily observations.

Criteria	% of total production
All STD	26
STD < 20	16

STD < 10	14
STD < 5	9

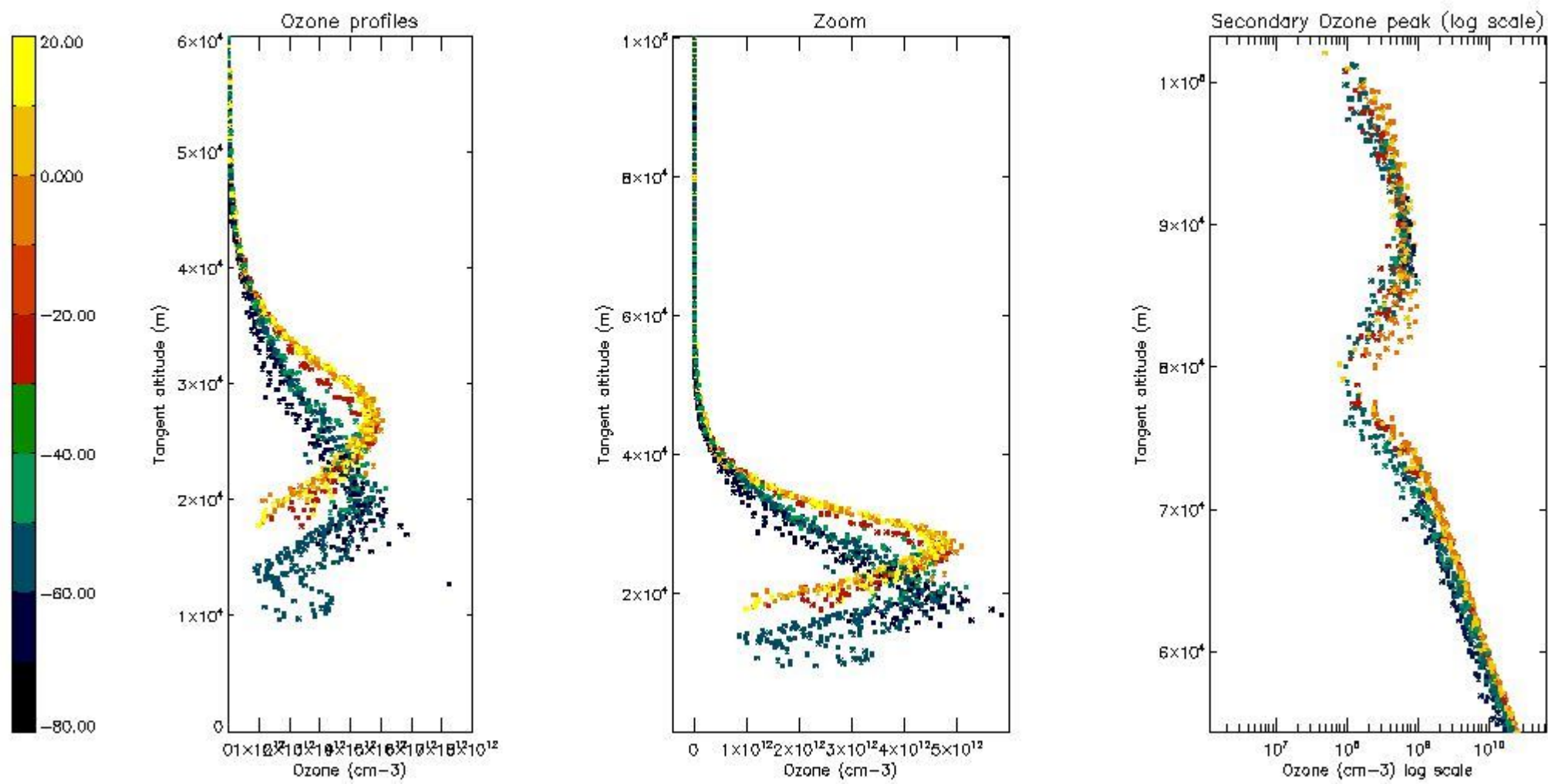
5.2 Plot ozone profiles for all STD (dark without errors)

The colorbar represents the latitude.



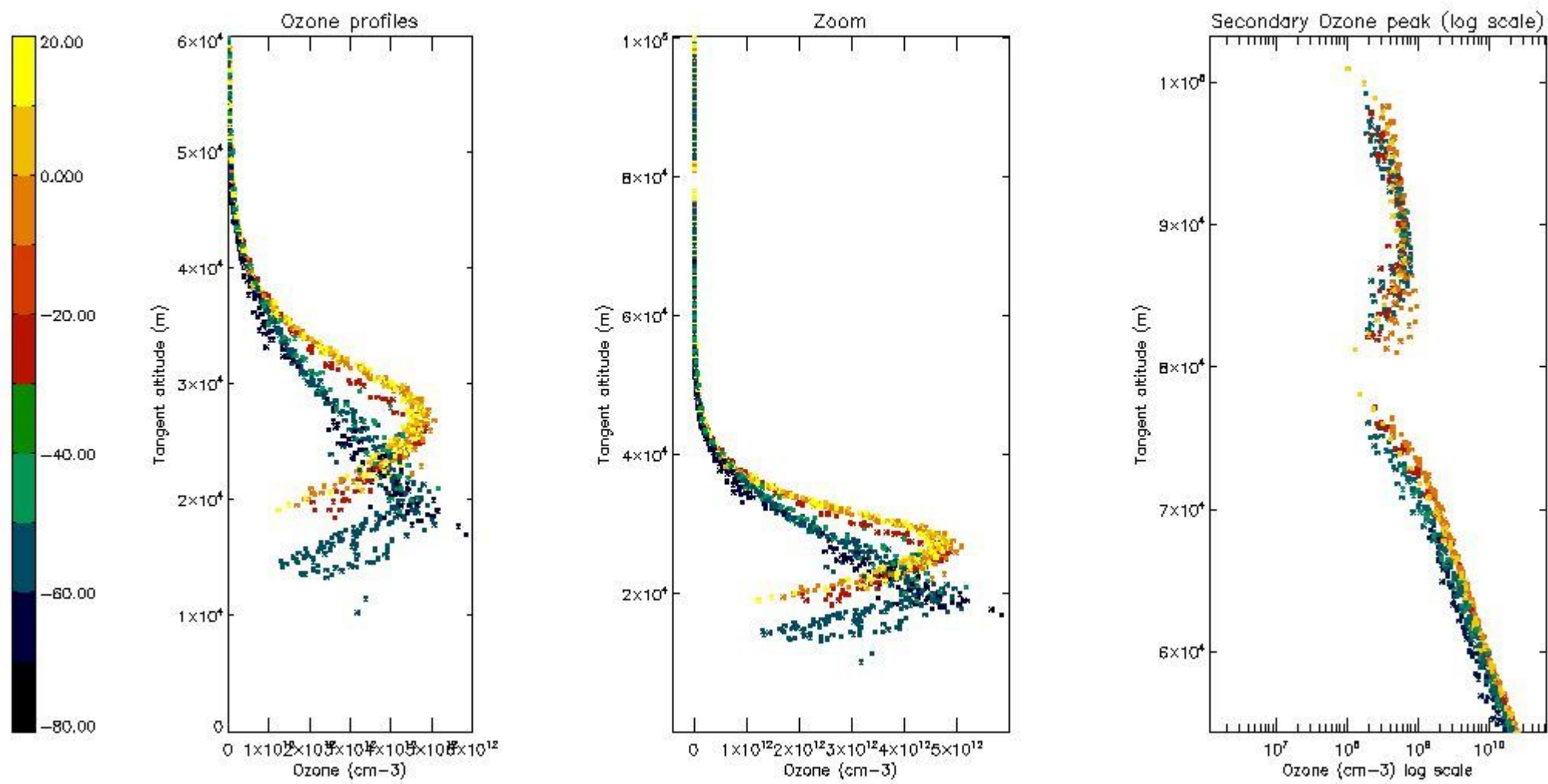
5.3 Plot ozone profiles where STD < 20% (dark without errors)

The colorbar represents the latitude.



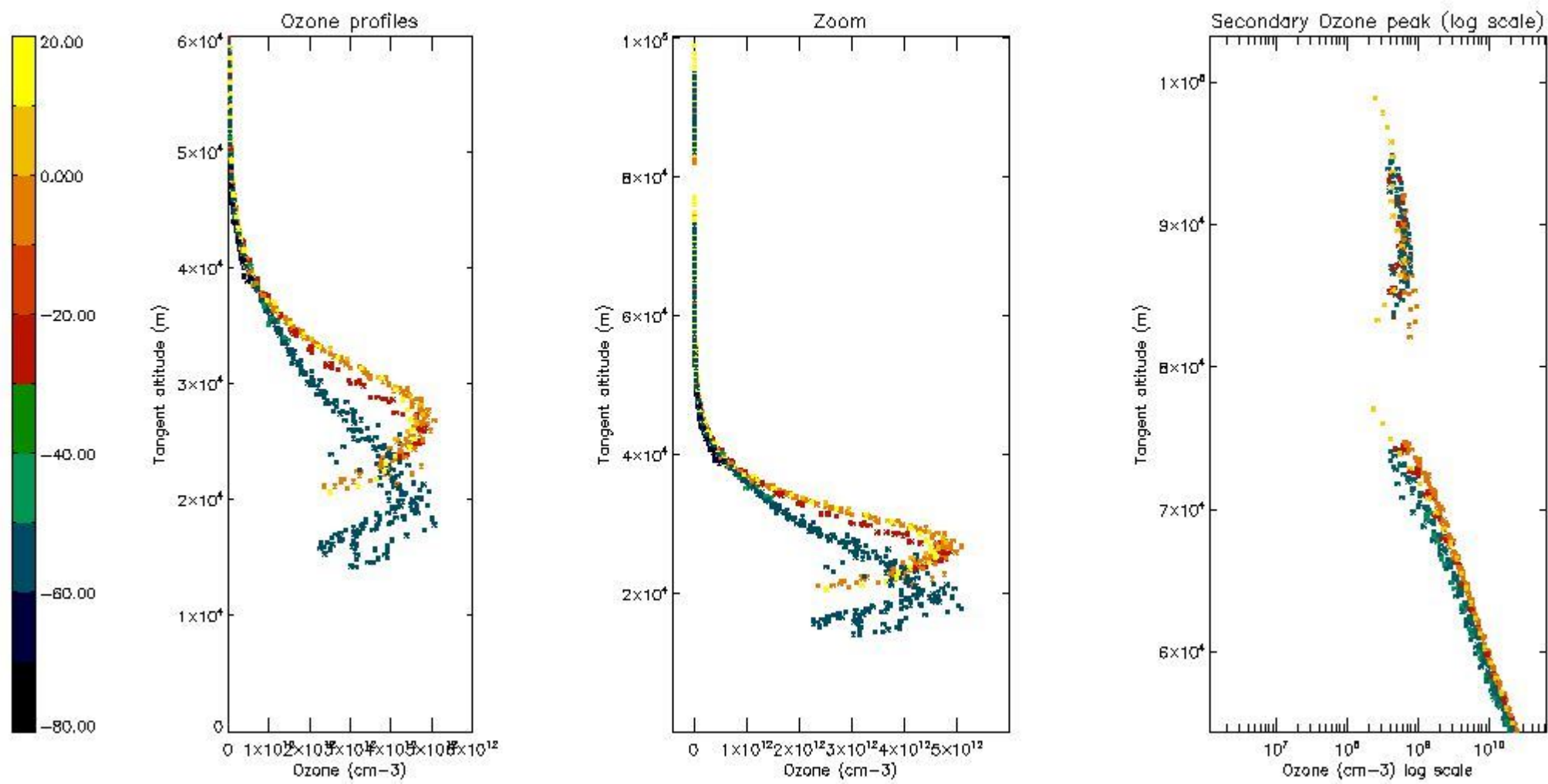
*5.4 Plot ozone profiles where STD < 10% (dark without errors)*

The colorbar represents the latitude.



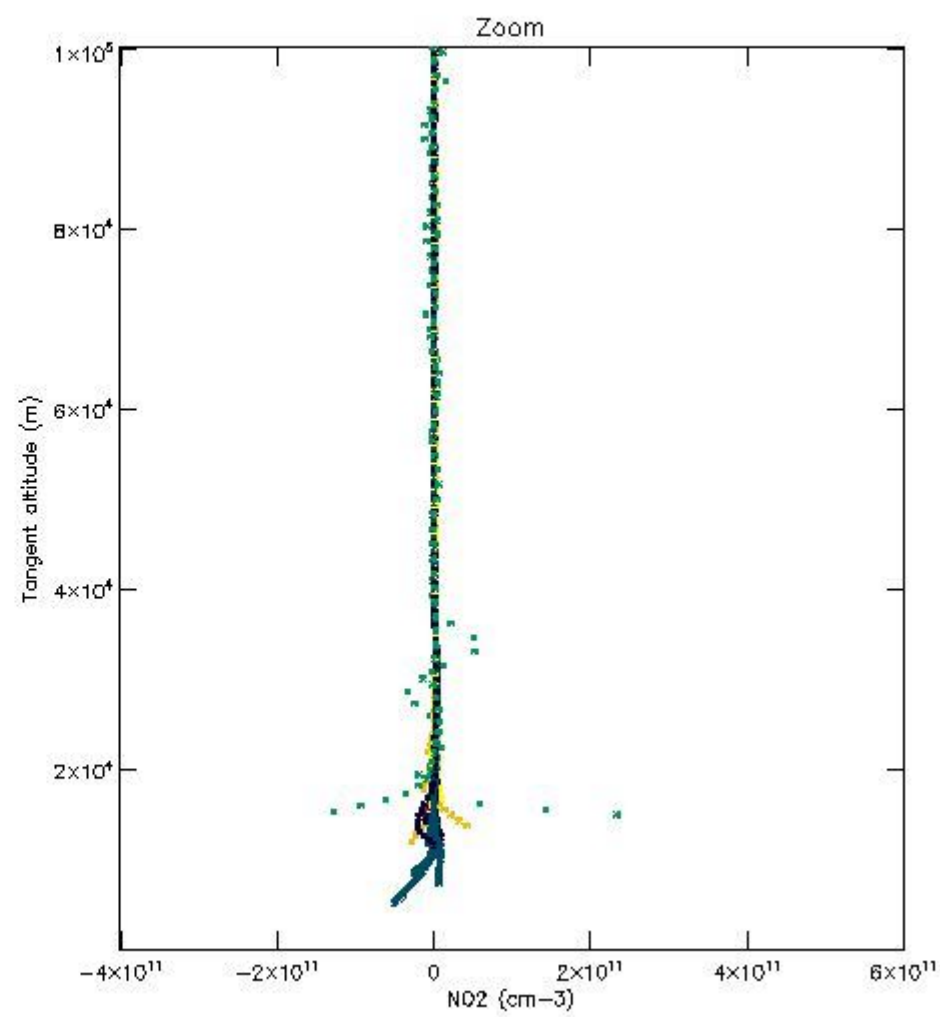
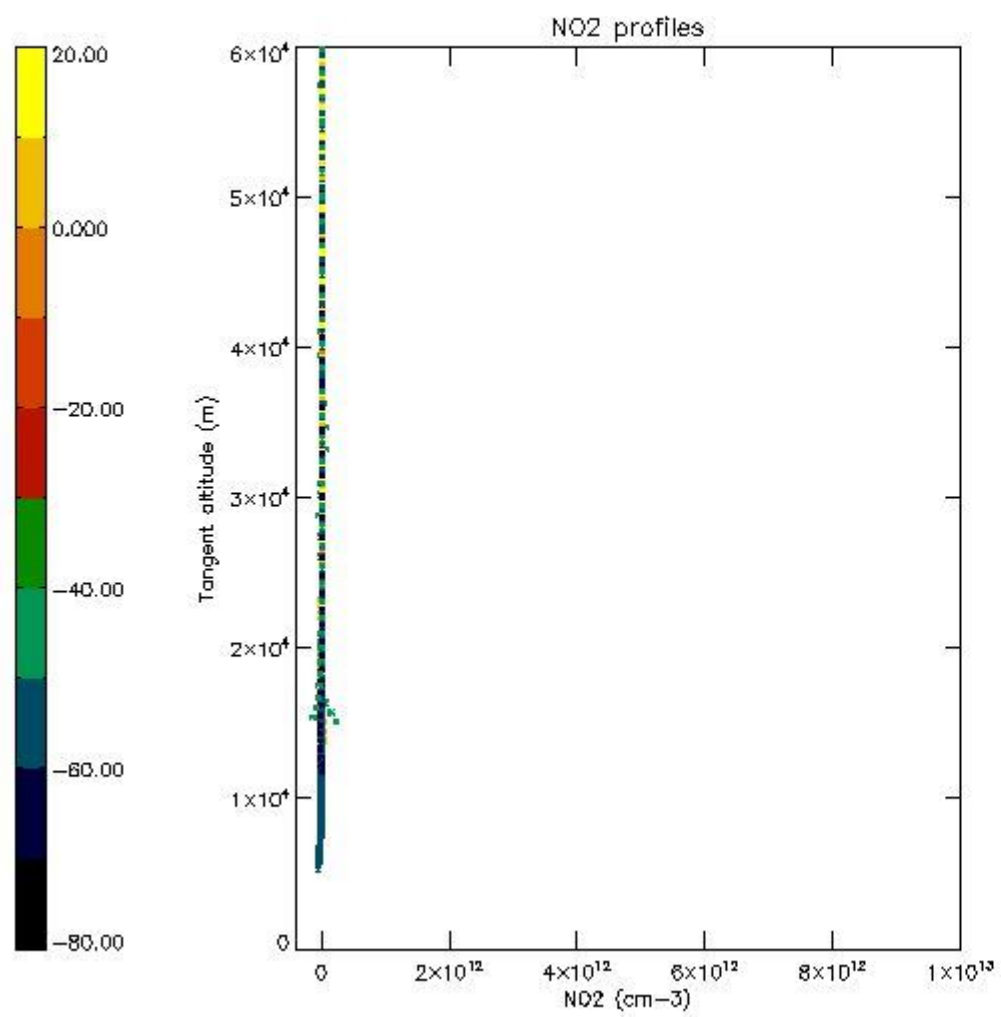
*5.5 Plot ozone profiles where STD < 5% (dark without errors)*

The colorbar represents the latitude.



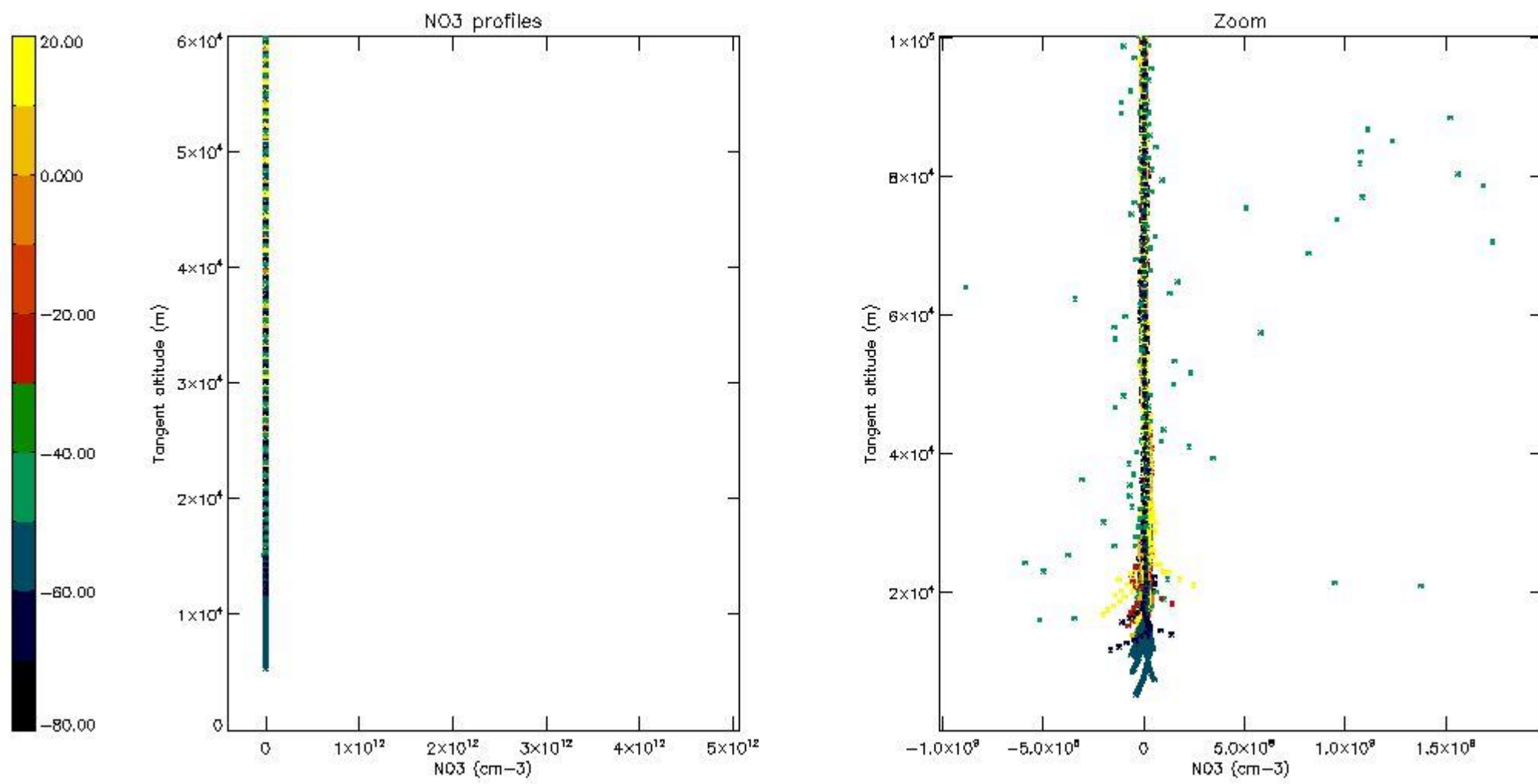
*5.6 Plot NO<sub>2</sub> profiles for all STD (dark without errors)*

The colorbar represents the latitude.



*5.7 Plot NO3 profiles for all STD (dark without errors)*

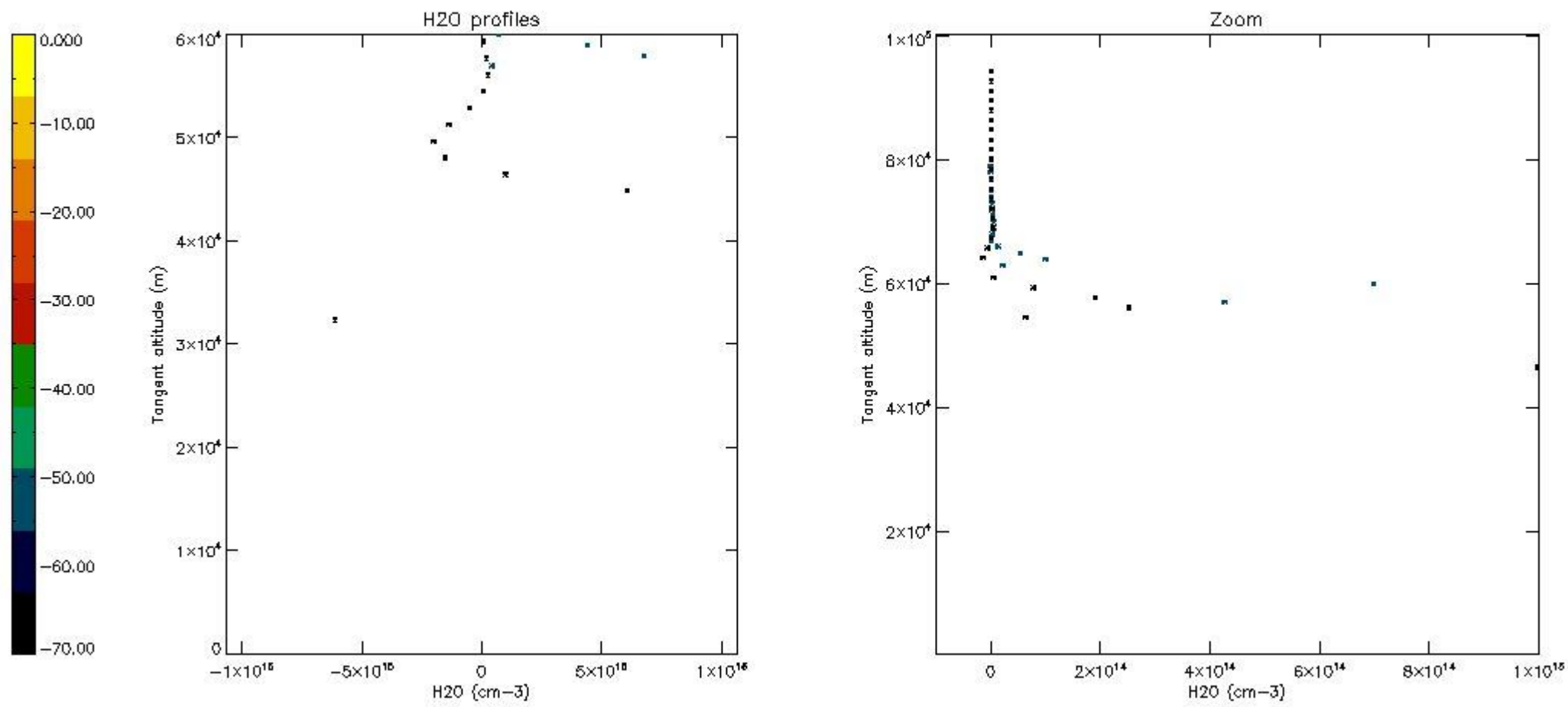
The colorbar represents the latitude.



5.8 Plot H2O profiles for all STD (only for occultations of stars 1,2,3,4,13,14,16,26,63 dark without errors)

The colorbar represents the latitude.





## 6. Auxiliary Data Files used for the production reported in section 2

The number reported in the third column indicates since which file (see list in section 2) the corresponding auxiliary file has been used. The fourth column is the date of those product files.

Type	Auxiliary Filename	Used since product	Used since product date
INST_PHYS_CHARACTERISTICS	GOM_INS_AXNIEC20050627_150440_20020301_000000_20100101_000000	1	05-APR-2003 00:03:59
LEVEL-2_PROC_CONFIG	GOM_PR2_AXVIEC20091111_152718_20020301_000000_20500101_000000	1	05-APR-2003 00:03:59
CROSS_SECTIONS_FILE	GOM_CRS_AXVIEC20091111_154832_20020301_000000_20500101_000000	1	05-APR-2003 00:03:59

# GOMOS Level 2 Daily Report

## SUMMARY

### [1. General Info](#)

### [2. Summary of processed GOM\\_NL\\_2P products](#)

### [3. Level 2 Quality information per product](#)

#### [3.1 Plot of level 2 quality information per product \(time dependant\)](#)

#### [3.2 Plot of level 2 quality information per product \(world map\)](#)

### [4. Level 1 Quality information per product \(stored on level 2 products\)](#)

#### [4.1 Plot of level 1 quality information per product \(time dependant\)](#)

##### [4.1.1 Plot of level 1 quality information per product \(time dependant\): ASCENDING](#)

##### [4.1.2 Plot of level 1 quality information per product \(time dependant\): DESCENDING](#)

#### [4.2 Plot of level 1 quality information per product \(world map\)](#)

##### [4.2.1 Plot of level 1 quality information per product \(world map\): ASCENDING](#)

##### [4.2.2 Plot of level 1 quality information per product \(world map\): DESCENDING](#)

### [5. Ozone profiles based on quality statistics and other trace gas profiles](#)

#### [5.1 Ozone statistics based on quality of products](#)

#### [5.2 Plot ozone profiles for all STD \(dark without errors\)](#)

#### [5.3 Plot ozone profiles where STD < 20% \(dark without errors\)](#)

#### [5.4. Plot ozone profiles where STD < 10% \(dark without errors\)](#)

#### [5.5. Plot ozone profiles where STD < 5% \(dark without errors\)](#)

#### [5.6 Plot NO2 profiles for all STD \(dark without errors\)](#)

#### [5.7 Plot NO3 profiles for all STD \(dark without errors\)](#)

#### [5.8 Plot H2O profiles \(only for occultations of stars 1,2,3,4,13,14,16,26,63 dark without errors\) for all STD](#)

### [6. Auxiliary Data Files used for the production reported in section 2](#)

This report presents the daily analysis on parameters extracted from GOMOS level 2 data (GOM\_NL\_\_2P). It is intended to monitor some important parameters that will impact the quality of these products. A list of level 2 products (and content) that have arrived during the reporting day to the PCF is also given.

Item	Value
Time of report generation	19APR2013 12:37:50
Data source version	GOMOS/6.01
Start time of products	05-04-2003 (05APR2003 00:00:00)
Stop time of products	06-04-2003 (06APR2003 00:00:00)
Store outputs in DB	Yes
Nb of level 2 prods	173
Nb of prods with errors	1

## 2. Summary of processed GOM\_NL\_\_2P products.

Nr	Filename	UTC Start time	Limb	Duration	Star Id	Star Name	Star Mag	Star Temp	Nb Meas	Orbit	Prod. error
1	GOM_NL__2PRFIN20030405_000359_000000492015_00159_05724_6556.N1	05-APR-2003 00:03:59	Bright	48.500	144	18Del Cyg	2.8600	11000.	97	5724	No
2	GOM_NL__2PRFIN20030405_000551_000000842015_00159_05724_6557.N1	05-APR-2003 00:05:51	Bright	84.000	5	3Alp Lyr	0.033000	11000.	168	5724	No
3	GOM_NL__2PRFIN20030405_001450_000000482015_00159_05724_6558.N1	05-APR-2003 00:14:50	Twilight	47.500	61	8Eps Peg	2.1000	3900.0	95	5724	No
4	GOM_NL__2PRFIN20030405_001719_000000422015_00159_05724_6559.N1	05-APR-2003 00:17:19	Twilight	42.000	162	34Alp Aqr	2.9440	5350.0	84	5724	No
5	GOM_NL__2PRFIN20030405_001853_000000802015_00159_05724_6560.N1	05-APR-2003 00:18:53	Dark	79.500	11	53Alp Aql	0.76500	8000.0	159	5724	No
6	GOM_NL__2PRFIN20030405_002202_000000422015_00159_05724_6561.N1	05-APR-2003 00:22:02	Dark	41.500	142	49Del Cap	2.8500	8900.0	83	5724	No
7	GOM_NL__2PRFIN20030405_003022_000000612015_00159_05724_6562.N1	05-APR-2003 00:30:22	Dark	61.000	1014	Mars	0.0000	0.0000	122	5724	Yes
8	GOM_NL__2PRFIN20030405_003420_000000392015_00159_05724_6563.N1	05-APR-2003 00:34:20	Dark	38.500	45	Alp Pav	1.9400	26000.	77	5724	No
9	GOM_NL__2PRFIN20030405_003701_000000572015_00160_05725_6519.N1	05-APR-2003 00:37:01	Dark	57.000	38	20Eps Sgr	1.8360	11000.	114	5725	No
10	GOM_NL__2PRFIN20030405_004151_000000402015_00160_05725_6520.N1	05-APR-2003 00:41:51	Dark	39.500	43	Alp TrA	1.9100	4250.0	79	5725	No
11	GOM_NL__2PRFIN20030405_004346_000000382015_00160_05725_6521.N1	05-APR-2003 00:43:46	Dark	38.000	134	Bet TrA	2.8100	6600.0	76	5725	No
12	GOM_NL__2PRFIN20030405_004622_000000442015_00160_05725_6522.N1	05-APR-2003 00:46:22	Straylight	44.000	4	Alp1Cen	-0.010000	5800.0	88	5725	No
13	GOM_NL__2PRFIN20030405_004827_000000492015_00160_05725_6523.N1	05-APR-2003 00:48:27	Straylight	48.500	12	Alp1Cru	0.77500	30000.	97	5725	No
14	GOM_NL__2PRFIN20030405_004956_000000522015_00160_05725_6524.N1	05-APR-2003 00:49:56	Straylight	52.000	26	Gam Cru	1.6240	2900.0	104	5725	No
15	GOM_NL__2PRFIN20030405_005154_000000402015_00160_05725_6525.N1	05-APR-2003 00:51:54	Straylight	40.000	64	Gam Cen	2.2000	10600.	80	5725	No
16	GOM_NL__2PRFIN20030405_005329_000000522015_00160_05725_6526.N1	05-APR-2003 00:53:29	Straylight	52.000	54	5The Cen	2.0550	4500.0	104	5725	No
17	GOM_NL__2PRFIN20030405_005620_000001362015_00160_05725_6527.N1	05-APR-2003 00:56:20	Twilight	135.50	97	8Bet1Sco	2.5610	30000.	271	5725	No
18	GOM_NL__2PRFIN20030405_010109_000000412015_00160_05725_6528.N1	05-APR-2003 01:01:09	Twilight	41.000	100	4Gam Crv	2.5800	13100.	82	5725	No
19	GOM_NL__2PRFIN20030405_010251_000000622015_00160_05725_6529.N1	05-APR-2003 01:02:51	Bright	62.000	15	67Alp Vir	0.97600	28000.	124	5725	No
20	GOM_NL__2PRFIN20030405_010602_000000432015_00160_05725_6530.N1	05-APR-2003 01:06:02	Bright	43.000	121	29Gam Vir	2.7400	7200.0	86	5725	No
21	GOM_NL__2PRFIN20030405_011040_000000382015_00160_05725_6531.N1	05-APR-2003 01:10:40	Bright	38.000	62	94Bet Leo	2.1360	9700.0	76	5725	No
22	GOM_NL__2PRFIN20030405_011222_000000362015_00160_05725_6532.N1	05-APR-2003 01:12:22	Bright	36.000	96	68Del Leo	2.5600	9300.0	72	5725	No
23	GOM_NL__2PRFIN20030405_011908_000000372015_00160_05725_6533.N1	05-APR-2003 01:19:08	Bright	37.000	174	52Psi UMa	3.0040	4400.0	74	5725	No
24	GOM_NL__2PRFIN20030405_012201_000000372015_00160_05725_6534.N1	05-APR-2003 01:22:01	Bright	37.000	87	64Gam UMa	2.4330	11000.	74	5725	No
25	GOM_NL__2PRFIN20030405_012359_000000382015_00160_05725_6535.N1	05-APR-2003 01:23:59	Bright	37.500	36	50Alp UMa	1.8000	6300.0	75	5725	No
26	GOM_NL__2PRFIN20030405_013005_000000402015_00160_05725_6536.N1	05-APR-2003 01:30:05	Bright	40.000	60	7Bet UMi	2.0810	3950.0	80	5725	No
27	GOM_NL__2PRFIN20030405_013204_000000332015_00160_05725_6537.N1	05-APR-2003 01:32:04	Bright	33.000	49	1Alp UMi	1.9900	6300.0	66	5725	No
28	GOM_NL__2PRFIN20030405_014434_000000482015_00160_05725_6538.N1	05-APR-2003 01:44:34	Bright	47.500	144	18Del Cyg	2.8600	11000.	95	5725	No
29	GOM_NL__2PRFIN20030405_014626_000001052015_00160_05725_6539.N1	05-APR-2003 01:46:26	Bright	105.00	5	3Alp Lyr	0.033000	11000.	210	5725	No
30	GOM_NL__2PRFIN20030405_015526_000000462015_00160_05725_6540.N1	05-APR-2003 01:55:26	Twilight	45.500	61	8Eps Peg	2.1000	3900.0	91	5725	No
31	GOM_NL__2PRFIN20030405_015755_000000412015_00160_05725_6541.N1	05-APR-2003 01:57:55	Twilight	40.500	162	34Alp Aqr	2.9440	5350.0	81	5725	No
32	GOM_NL__2PRFIN20030405_015930_000000782015_00160_05725_6542.N1	05-APR-2003 01:59:30	Dark	77.500	11	53Alp Aql	0.76500	8000.0	155	5725	No
33	GOM_NL__2PRFIN20030405_020239_000000412015_00160_05725_6543.N1	05-APR-2003 02:02:39	Dark	41.000	142	49Del Cap	2.8500	8900.0	82	5725	No
34	GOM_NL__2PRFIN20030405_020811_000000412015_00160_05725_6544.N1	05-APR-2003 02:08:11	Dark	40.500	172	Gam Gru	3.0030	13100.	81	5725	No
35	GOM_NL__2PRFIN20030405_021456_000000382015_00160_05725_6545.N1	05-APR-2003 02:14:56	Dark	37.500	45	Alp Pav	1.9400	26000.	75	5725	No
36	GOM_NL__2PRFIN20030405_021738_000000602015_00161_05726_6534.N1	05-APR-2003 02:17:38	Dark	60.000	38	20Eps Sgr	1.8360	11000.	120	5726	No
37	GOM_NL__2PRFIN20030405_022227_000000442015_00161_05726_6535.N1	05-APR-2003 02:22:27	Dark	43.500	43	Alp TrA	1.9100	4250.0	87	5726	No
38	GOM_NL__2PRFIN20030405_022423_000000392015_00161_05726_6536.N1	05-APR-2003 02:24:23	Dark	39.000	134	Bet TrA	2.8100	6600.0	78	5726	No
39	GOM_NL__2PRFIN20030405_022658_000000462015_00161_05726_6537.N1	05-APR-2003 02:26:58	Straylight	45.500	4	Alp1Cen	-0.010000	5800.0	91	5726	No
40	GOM_NL__2PRFIN20030405_022903_000000442015_00161_05726_6538.N1	05-APR-2003 02:29:03	Straylight	44.000	12	Alp1Cru	0.77500	30000.	88	5726	No
41	GOM_NL__2PRFIN20030405_023032_000000442015_00161_05726_6539.N1	05-APR-2003 02:30:32	Straylight	43.500	26	Gam Cru	1.6240	2900.0	87	5726	No
42	GOM_NL__2PRFIN20030405_023230_000000392015_00161_05726_6540.N1	05-APR-2003 02:32:30	Straylight	39.000	64	Gam Cen	2.2000	10600.	78	5726	No

43	GOM_NL__2PRFIN20030405_023405_000000532015_00161_05726_6541.N1	05-APR-2003 02:34:05	Straylight	52.500	54	5The Cen	2.0550	4500.0	105	5726	No
44	GOM_NL__2PRFIN20030405_023657_000001402015_00161_05726_6542.N1	05-APR-2003 02:36:57	Tw_i_and_stray	139.50	97	8Bet1Sco	2.5610	30000.	279	5726	No
45	GOM_NL__2PRFIN20030405_024145_000000432015_00161_05726_6543.N1	05-APR-2003 02:41:45	Tw_i_and_stray	43.000	100	4Gam Crv	2.5800	13100.	86	5726	No
46	GOM_NL__2PRFIN20030405_024327_000000632015_00161_05726_6544.N1	05-APR-2003 02:43:27	Bright	63.000	15	67Alp Vir	0.97600	28000.	126	5726	No
47	GOM_NL__2PRFIN20030405_024638_000000432015_00161_05726_6545.N1	05-APR-2003 02:46:38	Bright	42.500	121	29Gam Vir	2.7400	7200.0	85	5726	No
48	GOM_NL__2PRFIN20030405_025116_000000382015_00161_05726_6546.N1	05-APR-2003 02:51:16	Bright	38.000	62	94Bet Leo	2.1360	9700.0	76	5726	No
49	GOM_NL__2PRFIN20030405_025258_000000362015_00161_05726_6547.N1	05-APR-2003 02:52:58	Bright	35.500	96	68Del Leo	2.5600	9300.0	71	5726	No
50	GOM_NL__2PRFIN20030405_025944_000000362015_00161_05726_6548.N1	05-APR-2003 02:59:44	Bright	36.000	174	52Psi UMa	3.0040	4400.0	72	5726	No
51	GOM_NL__2PRFIN20030405_030237_000000382015_00161_05726_6549.N1	05-APR-2003 03:02:37	Bright	38.000	87	64Gam UMa	2.4330	11000.	76	5726	No
52	GOM_NL__2PRFIN20030405_030435_000000372015_00161_05726_6550.N1	05-APR-2003 03:04:35	Bright	37.000	36	50Alp UMa	1.8000	6300.0	74	5726	No
53	GOM_NL__2PRFIN20030405_031040_000000402015_00161_05726_6551.N1	05-APR-2003 03:10:40	Bright	40.000	60	7Bet UMi	2.0810	3950.0	80	5726	No
54	GOM_NL__2PRFIN20030405_031241_000000342015_00161_05726_6552.N1	05-APR-2003 03:12:41	Bright	34.000	49	1Alp UMi	1.9900	6300.0	68	5726	No
55	GOM_NL__2PRFIN20030405_032510_000000482015_00161_05726_6553.N1	05-APR-2003 03:25:10	Bright	47.500	144	18Del Cyg	2.8600	11000.	95	5726	No
56	GOM_NL__2PRFIN20030405_032702_000000882015_00161_05726_6554.N1	05-APR-2003 03:27:02	Bright	88.000	5	3Alp Lyr	0.033000	11000.	176	5726	No
57	GOM_NL__2PRFIN20030405_033602_000000462015_00161_05726_6555.N1	05-APR-2003 03:36:02	Tw_i_and_stray	46.000	61	8Eps Peg	2.1000	3900.0	92	5726	No
58	GOM_NL__2PRFIN20030405_033832_000000422015_00161_05726_6556.N1	05-APR-2003 03:38:32	Twilight	42.000	162	34Alp Aqr	2.9440	5350.0	84	5726	No
59	GOM_NL__2PRFIN20030405_034007_000000712015_00161_05726_6557.N1	05-APR-2003 03:40:07	Dark	71.000	11	53Alp Aql	0.76500	8000.0	142	5726	No
60	GOM_NL__2PRFIN20030405_034315_000000402015_00161_05726_6558.N1	05-APR-2003 03:43:15	Dark	40.000	142	49Del Cap	2.8500	8900.0	80	5726	No
61	GOM_NL__2PRFIN20030405_034847_000000382015_00161_05726_6559.N1	05-APR-2003 03:48:47	Dark	37.500	172	Gam Gru	3.0030	13100.	75	5726	No
62	GOM_NL__2PRFIN20030405_035533_000000392015_00161_05726_6560.N1	05-APR-2003 03:55:33	Dark	38.500	45	Alp Pav	1.9400	26000.	77	5726	No
63	GOM_NL__2PRFIN20030405_035815_000000562015_00162_05727_6542.N1	05-APR-2003 03:58:15	Dark	56.000	38	20Eps Sgr	1.8360	11000.	112	5727	No
64	GOM_NL__2PRFIN20030405_040304_000000452015_00162_05727_6543.N1	05-APR-2003 04:03:04	Dark	44.500	43	Alp TrA	1.9100	4250.0	89	5727	No
65	GOM_NL__2PRFIN20030405_040459_000000422015_00162_05727_6544.N1	05-APR-2003 04:04:59	Dark	42.000	134	Bet TrA	2.8100	6600.0	84	5727	No
66	GOM_NL__2PRFIN20030405_040735_000000542015_00162_05727_6545.N1	05-APR-2003 04:07:35	Straylight	53.500	4	Alp1Cen	-0.010000	5800.0	107	5727	No
67	GOM_NL__2PRFIN20030405_040939_000000422015_00162_05727_6546.N1	05-APR-2003 04:09:39	Straylight	42.000	12	Alp1Cru	0.77500	30000.	84	5727	No
68	GOM_NL__2PRFIN20030405_041108_000000382015_00162_05727_6547.N1	05-APR-2003 04:11:08	Straylight	38.000	26	Gam Cru	1.6240	2900.0	76	5727	No
69	GOM_NL__2PRFIN20030405_041307_000000402015_00162_05727_6548.N1	05-APR-2003 04:13:07	Straylight	39.500	64	Gam Cen	2.2000	10600.	79	5727	No
70	GOM_NL__2PRFIN20030405_041442_000000482015_00162_05727_6549.N1	05-APR-2003 04:14:42	Straylight	48.000	54	5The Cen	2.0550	4500.0	96	5727	No
71	GOM_NL__2PRFIN20030405_041732_000001282015_00162_05727_6550.N1	05-APR-2003 04:17:32	Tw_i_and_stray	128.00	97	8Bet1Sco	2.5610	30000.	256	5727	No
72	GOM_NL__2PRFIN20030405_042221_000000402015_00162_05727_6551.N1	05-APR-2003 04:22:21	Tw_i_and_stray	40.000	100	4Gam Crv	2.5800	13100.	80	5727	No
73	GOM_NL__2PRFIN20030405_042403_000000632015_00162_05727_6552.N1	05-APR-2003 04:24:03	Bright	62.500	15	67Alp Vir	0.97600	28000.	125	5727	No
74	GOM_NL__2PRFIN20030405_042714_000000432015_00162_05727_6553.N1	05-APR-2003 04:27:14	Bright	42.500	121	29Gam Vir	2.7400	7200.0	85	5727	No
75	GOM_NL__2PRFIN20030405_043152_000000382015_00162_05727_6554.N1	05-APR-2003 04:31:52	Bright	37.500	62	94Bet Leo	2.1360	9700.0	75	5727	No
76	GOM_NL__2PRFIN20030405_043334_000000362015_00162_05727_6555.N1	05-APR-2003 04:33:34	Bright	35.500	96	68Del Leo	2.5600	9300.0	71	5727	No
77	GOM_NL__2PRFIN20030405_044020_000000372015_00162_05727_6556.N1	05-APR-2003 04:40:20	Bright	37.000	174	52Psi UMa	3.0040	4400.0	74	5727	No
78	GOM_NL__2PRFIN20030405_044313_000000372015_00162_05727_6557.N1	05-APR-2003 04:43:13	Bright	36.500	87	64Gam UMa	2.4330	11000.	73	5727	No
79	GOM_NL__2PRFIN20030405_044511_000000382015_00162_05727_6558.N1	05-APR-2003 04:45:11	Bright	37.500	36	50Alp UMa	1.8000	6300.0	75	5727	No
80	GOM_NL__2PRFIN20030405_045116_000000412015_00162_05727_6559.N1	05-APR-2003 04:51:16	Bright	40.500	60	7Bet UMi	2.0810	3950.0	81	5727	No
81	GOM_NL__2PRFIN20030405_045316_000000352015_00162_05727_6560.N1	05-APR-2003 04:53:16	Bright	34.500	49	1Alp UMi	1.9900	6300.0	69	5727	No
82	GOM_NL__2PRFIN20030405_050546_000000492015_00162_05727_6561.N1	05-APR-2003 05:05:46	Bright	48.500	144	18Del Cyg	2.8600	11000.	97	5727	No
83	GOM_NL__2PRFIN20030405_050737_000000932015_00162_05727_6562.N1	05-APR-2003 05:07:37	Bright	93.000	5	3Alp Lyr	0.033000	11000.	186	5727	No
84	GOM_NL__2PRFIN20030405_051638_000000452015_00162_05727_6563.N1	05-APR-2003 05:16:38	Tw_i_and_stray	44.500	61	8Eps Peg	2.1000	3900.0	89	5727	No
85	GOM_NL__2PRFIN20030405_051908_000000442015_00162_05727_6564.N1	05-APR-2003 05:19:08	Twilight	44.000	162	34Alp Aqr	2.9440	5350.0	88	5727	No
86	GOM_NL__2PRFIN20030405_052044_000000852015_00162_05727_6565.N1	05-APR-2003 05:20:44	Dark	85.000	11	53Alp Aql	0.76500	8000.0	170	5727	No
87	GOM_NL__2PRFIN20030405_052351_000000412015_00162_05727_6566.N1	05-APR-2003 05:23:51	Dark	40.500	142	49Del Cap	2.8500	8900.0	81	5727	No
88	GOM_NL__2PRFIN20030405_052923_000000382015_00162_05727_6567.N1	05-APR-2003 05:29:23	Dark	38.000	172	Gam Gru	3.0030	13100.	76	5727	No
89	GOM_NL__2PRFIN20030405_053609_000000422015_00162_05727_6568.N1	05-APR-2003 05:36:09	Dark	41.500	45	Alp Pav	1.9400	26000.	83	5727	No
90	GOM_NL__2PRFIN20030405_053852_000000582015_00163_05728_6540.N1	05-APR-2003 05:38:52	Dark	58.000	38	20Eps Sgr	1.8360	11000.	116	5728	No
91	GOM_NL__2PRFIN20030405_054340_000000402015_00163_05728_6541.N1	05-APR-2003 05:43:40	Dark	40.000	43	Alp TrA	1.9100	4250.0	80	5728	No
92	GOM_NL__2PRFIN20030405_054536_000000392015_00163_05728_6542.N1	05-APR-2003 05:45:36	Dark	39.000	134	Bet TrA	2.8100	6600.0	78	5728	No
93	GOM_NL__2PRFIN20030405_054811_000000452015_00163_05728_6543.N1	05-APR-2003 05:48:11	Straylight	45.000	4	Alp1Cen	-0.010000	5800.0	90	5728	No
94	GOM_NL__2PRFIN20030405_055016_000000442015_00163_05728_6544.N1	05-APR-2003 05:50:16	Straylight	43.500	12	Alp1Cru	0.77500	30000.	87	5728	No
95	GOM_NL__2PRFIN20030405_055145_000000502015_00163_05728_6545.N1	05-APR-2003 05:51:45	Straylight	49.500	26	Gam Cru	1.6240	2900.0	99	5728	No
96	GOM_NL__2PRFIN20030405_055343_000000442015_00163_05728_6546.N1	05-APR-2003 05:53:43	Straylight	43.500	64	Gam Cen	2.2000	10600.	87	5728	No
97	GOM_NL__2PRFIN20030405_055519_000000492015_00163_05728_6547.N1	05-APR-2003 05:55:19	Straylight	49.000	54	5The Cen	2.0550	4500.0	98	5728	No
98	GOM_NL__2PRFIN20030405_055809_000001422015_00163_05728_6548.N1	05-APR-2003 05:58:09	Tw_i_and_stray	141.50	97	8Bet1Sco	2.5610	30000.	283	5728	No
99	GOM_NL__2PRFIN20030405_060258_000000442015_00163_05728_6549.N1	05-APR-2003 06:02:58	Tw_i_and_stray	43.500	100	4Gam Crv	2.5800	13100.	87	5728	No
100	GOM_NL__2PRFIN20030405_060439_000000592015_00163_05728_6249.N1	05-APR-2003 06:04:39	Bright	58.500	15	67Alp Vir	0.97600	28000.	117	5728	No
101	GOM_NL__2PRFIN20030405_060750_000000432015_00163_05728_6250.N1	05-APR-2003 06:07:50	Bright	42.500	121	29Gam Vir	2.7400	7200.0	85	5728	No

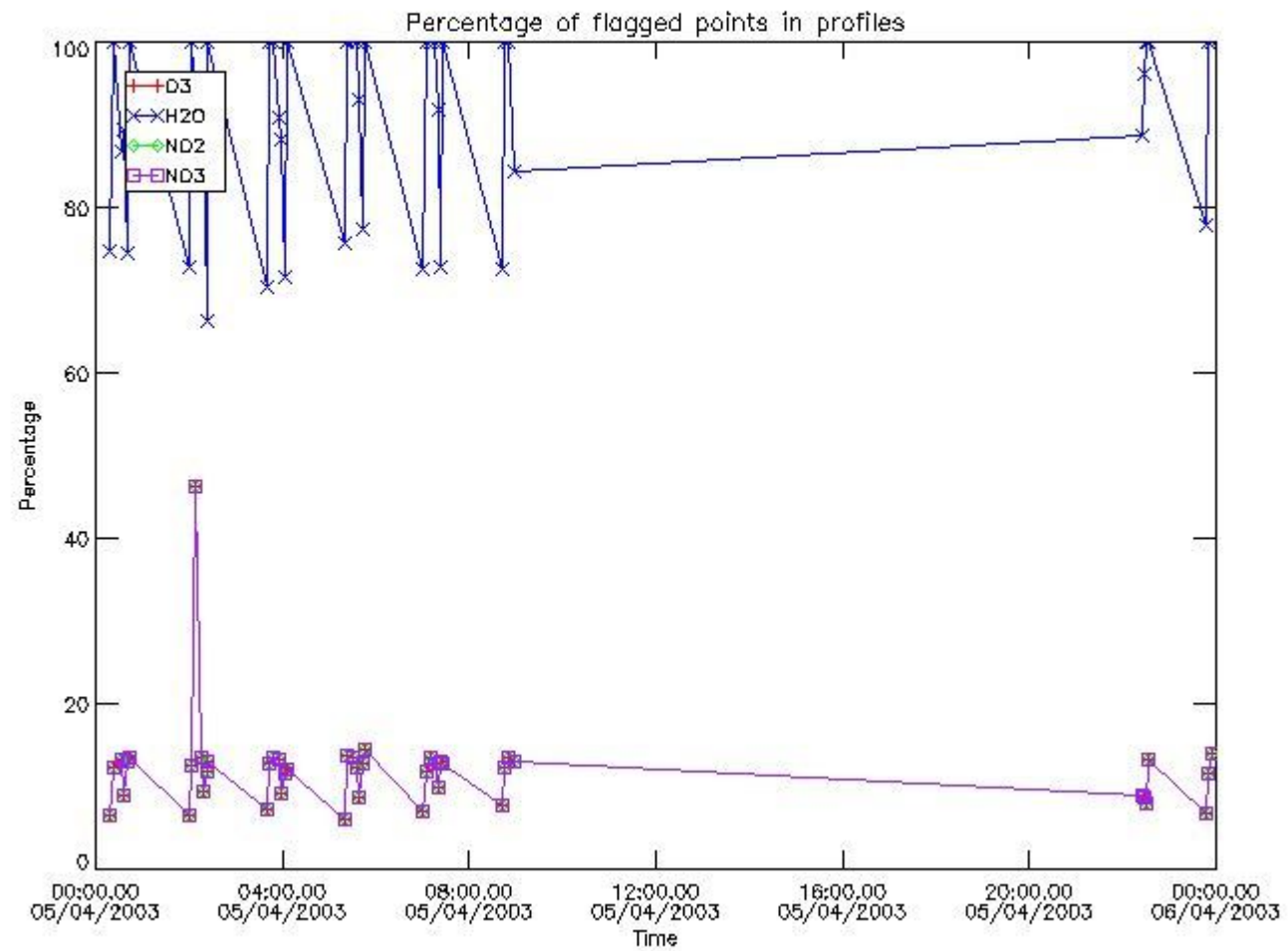
102	GOM_NL__2PRFIN20030405_061228_000000382015_00163_05728_6251.N1	05-APR-2003 06:12:28	Bright	37.500	62	94Bet Leo	2.1360	9700.0	75	5728	No
103	GOM_NL__2PRFIN20030405_061410_000000362015_00163_05728_6252.N1	05-APR-2003 06:14:10	Bright	36.000	96	68Del Leo	2.5600	9300.0	72	5728	No
104	GOM_NL__2PRFIN20030405_062056_000000372015_00163_05728_6253.N1	05-APR-2003 06:20:56	Bright	36.500	174	52Psi UMa	3.0040	4400.0	73	5728	No
105	GOM_NL__2PRFIN20030405_062349_000000372015_00163_05728_6254.N1	05-APR-2003 06:23:49	Bright	37.000	87	64Gam UMa	2.4330	11000.	74	5728	No
106	GOM_NL__2PRFIN20030405_062547_000000372015_00163_05728_6255.N1	05-APR-2003 06:25:47	Bright	37.000	36	50Alp UMa	1.8000	6300.0	74	5728	No
107	GOM_NL__2PRFIN20030405_063152_000000402015_00163_05728_6256.N1	05-APR-2003 06:31:52	Bright	39.500	60	7Bet UMi	2.0810	3950.0	79	5728	No
108	GOM_NL__2PRFIN20030405_063352_000000372015_00163_05728_6257.N1	05-APR-2003 06:33:52	Bright	37.000	49	1Alp UMi	1.9900	6300.0	74	5728	No
109	GOM_NL__2PRFIN20030405_064622_000000482015_00163_05728_6258.N1	05-APR-2003 06:46:22	Bright	47.500	144	18Del Cyg	2.8600	11000.	95	5728	No
110	GOM_NL__2PRFIN20030405_064811_000000962015_00163_05728_6259.N1	05-APR-2003 06:48:11	Bright	96.000	5	3Alp Lyr	0.033000	11000.	192	5728	No
111	GOM_NL__2PRFIN20030405_065715_000000472015_00163_05728_6260.N1	05-APR-2003 06:57:15	Twi_and_stray	47.000	61	8Eps Peg	2.1000	3900.0	94	5728	No
112	GOM_NL__2PRFIN20030405_065944_000000442015_00163_05728_6261.N1	05-APR-2003 06:59:44	Twilight	44.000	162	34Alp Aqr	2.9440	5350.0	88	5728	No
113	GOM_NL__2PRFIN20030405_070121_000000742015_00163_05728_6262.N1	05-APR-2003 07:01:21	Dark	73.500	11	53Alp Aql	0.76500	8000.0	147	5728	No
114	GOM_NL__2PRFIN20030405_070428_000000432015_00163_05728_6263.N1	05-APR-2003 07:04:28	Dark	43.000	142	49Del Cap	2.8500	8900.0	86	5728	No
115	GOM_NL__2PRFIN20030405_071000_000000382015_00163_05728_6264.N1	05-APR-2003 07:10:00	Dark	38.000	172	Gam Gru	3.0030	13100.	76	5728	No
116	GOM_NL__2PRFIN20030405_071645_000000402015_00163_05728_6265.N1	05-APR-2003 07:16:45	Dark	40.000	45	Alp Pav	1.9400	26000.	80	5728	No
117	GOM_NL__2PRFIN20030405_071930_000000562015_00164_05729_6509.N1	05-APR-2003 07:19:30	Dark	56.000	38	20Eps Sgr	1.8360	11000.	112	5729	No
118	GOM_NL__2PRFIN20030405_072417_000000392015_00164_05729_6510.N1	05-APR-2003 07:24:17	Dark	39.000	43	Alp TrA	1.9100	4250.0	78	5729	No
119	GOM_NL__2PRFIN20030405_072612_000000402015_00164_05729_6511.N1	05-APR-2003 07:26:12	Dark	40.000	134	Bet TrA	2.8100	6600.0	80	5729	No
120	GOM_NL__2PRFIN20030405_072848_000000452015_00164_05729_6512.N1	05-APR-2003 07:28:48	Straylight	45.000	4	Alp1Cen	-0.010000	5800.0	90	5729	No
121	GOM_NL__2PRFIN20030405_073052_000000402015_00164_05729_6513.N1	05-APR-2003 07:30:52	Straylight	39.500	12	Alp1Cru	0.77500	30000.	79	5729	No
122	GOM_NL__2PRFIN20030405_073221_000000442015_00164_05729_6514.N1	05-APR-2003 07:32:21	Straylight	44.000	26	Gam Cru	1.6240	2900.0	88	5729	No
123	GOM_NL__2PRFIN20030405_073419_000000412015_00164_05729_6515.N1	05-APR-2003 07:34:19	Straylight	41.000	64	Gam Cen	2.2000	10600.	82	5729	No
124	GOM_NL__2PRFIN20030405_073555_000000502015_00164_05729_6516.N1	05-APR-2003 07:35:55	Straylight	49.500	54	5The Cen	2.0550	4500.0	99	5729	No
125	GOM_NL__2PRFIN20030405_073846_000001442015_00164_05729_6517.N1	05-APR-2003 07:38:46	Twi_and_stray	143.50	97	8Bet1Sco	2.5610	30000.	287	5729	No
126	GOM_NL__2PRFIN20030405_074334_000000432015_00164_05729_6518.N1	05-APR-2003 07:43:34	Twi_and_stray	43.000	100	4Gam Crv	2.5800	13100.	86	5729	No
127	GOM_NL__2PRFIN20030405_074515_000000582015_00164_05729_6519.N1	05-APR-2003 07:45:15	Bright	58.000	15	67Alp Vir	0.97600	28000.	116	5729	No
128	GOM_NL__2PRFIN20030405_074826_000000432015_00164_05729_6520.N1	05-APR-2003 07:48:26	Bright	42.500	121	29Gam Vir	2.7400	7200.0	85	5729	No
129	GOM_NL__2PRFIN20030405_075304_000000382015_00164_05729_6521.N1	05-APR-2003 07:53:04	Bright	38.000	62	94Bet Leo	2.1360	9700.0	76	5729	No
130	GOM_NL__2PRFIN20030405_075446_000000372015_00164_05729_6522.N1	05-APR-2003 07:54:46	Bright	36.500	96	68Del Leo	2.5600	9300.0	73	5729	No
131	GOM_NL__2PRFIN20030405_080132_000000362015_00164_05729_6523.N1	05-APR-2003 08:01:32	Bright	36.000	174	52Psi UMa	3.0040	4400.0	72	5729	No
132	GOM_NL__2PRFIN20030405_080424_000000372015_00164_05729_6524.N1	05-APR-2003 08:04:24	Bright	37.000	87	64Gam UMa	2.4330	11000.	74	5729	No
133	GOM_NL__2PRFIN20030405_080623_000000362015_00164_05729_6525.N1	05-APR-2003 08:06:23	Bright	36.000	36	50Alp UMa	1.8000	6300.0	72	5729	No
134	GOM_NL__2PRFIN20030405_081227_000000372015_00164_05729_6526.N1	05-APR-2003 08:12:27	Bright	37.000	60	7Bet UMi	2.0810	3950.0	74	5729	No
135	GOM_NL__2PRFIN20030405_081428_000000352015_00164_05729_6527.N1	05-APR-2003 08:14:28	Bright	34.500	49	1Alp UMi	1.9900	6300.0	69	5729	No
136	GOM_NL__2PRFIN20030405_082657_000000512015_00164_05729_6528.N1	05-APR-2003 08:26:57	Bright	50.500	144	18Del Cyg	2.8600	11000.	101	5729	No
137	GOM_NL__2PRFIN20030405_082847_000001012015_00164_05729_6529.N1	05-APR-2003 08:28:47	Bright	101.00	5	3Alp Lyr	0.033000	11000.	202	5729	No
138	GOM_NL__2PRFIN20030405_083751_000000482015_00164_05729_6530.N1	05-APR-2003 08:37:51	Twi_and_stray	47.500	61	8Eps Peg	2.1000	3900.0	95	5729	No
139	GOM_NL__2PRFIN20030405_084020_000000442015_00164_05729_6531.N1	05-APR-2003 08:40:20	Twilight	43.500	162	34Alp Aqr	2.9440	5350.0	87	5729	No
140	GOM_NL__2PRFIN20030405_084157_000000742015_00164_05729_6532.N1	05-APR-2003 08:41:57	Dark	73.500	11	53Alp Aql	0.76500	8000.0	147	5729	No
141	GOM_NL__2PRFIN20030405_084504_000000422015_00164_05729_6533.N1	05-APR-2003 08:45:04	Dark	41.500	142	49Del Cap	2.8500	8900.0	83	5729	No
142	GOM_NL__2PRFIN20030405_085036_000000382015_00164_05729_6534.N1	05-APR-2003 08:50:36	Dark	37.500	172	Gam Gru	3.0030	13100.	75	5729	No
143	GOM_NL__2PRFIN20030405_085722_000000392015_00164_05729_6535.N1	05-APR-2003 08:57:22	Dark	39.000	45	Alp Pav	1.9400	26000.	78	5729	No
144	GOM_NL__2PRFIN20030405_222506_000000582015_00173_05738_6479.N1	05-APR-2003 22:25:06	Dark	57.500	38	20Eps Sgr	1.8360	11000.	115	5738	No
145	GOM_NL__2PRFIN20030405_222646_000000652015_00173_05738_6480.N1	05-APR-2003 22:26:46	Dark	64.500	167	10Gam2Sgr	2.9840	4500.0	129	5738	No
146	GOM_NL__2PRFIN20030405_222920_000000642015_00173_05738_6481.N1	05-APR-2003 22:29:20	Dark	64.000	25	35Lam Sco	1.6200	28000.	128	5738	No
147	GOM_NL__2PRFIN20030405_223141_000000392015_00173_05738_6482.N1	05-APR-2003 22:31:41	Dark	38.500	134	Bet TrA	2.8100	6600.0	77	5738	No
148	GOM_NL__2PRFIN20030405_223415_000000492015_00173_05738_6483.N1	05-APR-2003 22:34:15	Straylight	49.000	4	Alp1Cen	-0.010000	5800.0	98	5738	No
149	GOM_NL__2PRFIN20030405_223806_000001262015_00173_05738_6484.N1	05-APR-2003 22:38:06	Straylight	126.00	16	21Alp Sco	1.0200	3000.0	252	5738	No
150	GOM_NL__2PRFIN20030405_224123_000000452015_00173_05738_6485.N1	05-APR-2003 22:41:23	Straylight	45.000	54	5The Cen	2.0550	4500.0	90	5738	No
151	GOM_NL__2PRFIN20030405_224418_000001322015_00173_05738_6486.N1	05-APR-2003 22:44:18	Twi_and_stray	132.00	97	8Bet1Sco	2.5610	30000.	264	5738	No
152	GOM_NL__2PRFIN20030405_224859_000000402015_00173_05738_6487.N1	05-APR-2003 22:48:59	Twi_and_stray	39.500	100	4Gam Crv	2.5800	13100.	79	5738	No
153	GOM_NL__2PRFIN20030405_225039_000000582015_00173_05738_6488.N1	05-APR-2003 22:50:39	Bright	57.500	15	67Alp Vir	0.97600	28000.	115	5738	No
154	GOM_NL__2PRFIN20030405_225349_000000432015_00173_05738_6489.N1	05-APR-2003 22:53:49	Bright	42.500	121	29Gam Vir	2.7400	7200.0	85	5738	No
155	GOM_NL__2PRFIN20030405_225827_000000382015_00173_05738_6490.N1	05-APR-2003 22:58:27	Bright	38.000	62	94Bet Leo	2.1360	9700.0	76	5738	No
156	GOM_NL__2PRFIN20030405_230010_000000362015_00173_05738_6491.N1	05-APR-2003 23:00:10	Bright	35.500	96	68Del Leo	2.5600	9300.0	71	5738	No
157	GOM_NL__2PRFIN20030405_230242_000000592015_00173_05738_6492.N1	05-APR-2003 23:02:42	Bright	59.000	111	8Eta Boo	2.6800	6000.0	118	5738	No
158	GOM_NL__2PRFIN20030405_230427_000000702015_00173_05738_6493.N1	05-APR-2003 23:04:27	Bright	69.500	3	16Alp Boo	-0.050000	4250.0	139	5738	No
159	GOM_NL__2PRFIN20030405_230655_000000352015_00173_05738_6494.N1	05-APR-2003 23:06:55	Bright	34.500	174	52Psi UMa	3.0040	4400.0	69	5738	No
160	GOM_NL__2PRFIN20030405_230946_000000362015_00173_05738_6495.N1	05-APR-2003 23:09:46	Bright	35.500	87	64Gam UMa	2.4330	11000.	71	5738	No

161	GOM_NL__2PRFIN20030405_231147_000000372015_00173_05738_6496.N1	05-APR-2003 23:11:47	Bright	37.000	36	50Alp UMa	1.8000	6300.0	74	5738	No
162	GOM_NL__2PRFIN20030405_231748_000000432015_00173_05738_6497.N1	05-APR-2003 23:17:48	Bright	42.500	60	7Bet UMi	2.0810	3950.0	85	5738	No
163	GOM_NL__2PRFIN20030405_231952_000000352015_00173_05738_6498.N1	05-APR-2003 23:19:52	Bright	35.000	49	1Alp UMi	1.9900	6300.0	70	5738	No
164	GOM_NL__2PRFIN20030405_232513_000000612015_00173_05738_6499.N1	05-APR-2003 23:25:13	Bright	61.000	130	23Bet Dra	2.7990	5800.0	122	5738	No
165	GOM_NL__2PRFIN20030405_232729_000000382015_00173_05738_6500.N1	05-APR-2003 23:27:29	Bright	38.000	89	5Alp Cep	2.4510	8000.0	76	5738	No
166	GOM_NL__2PRFIN20030405_233219_000000502015_00173_05738_6501.N1	05-APR-2003 23:32:19	Bright	49.500	144	18Del Cyg	2.8600	11000.	99	5738	No
167	GOM_NL__2PRFIN20030405_233409_000000902015_00173_05738_6502.N1	05-APR-2003 23:34:09	Bright	90.000	5	3Alp Lyr	0.033000	11000.	180	5738	No
168	GOM_NL__2PRFIN20030405_233632_000000472015_00173_05738_6503.N1	05-APR-2003 23:36:32	Bright	46.500	92	53Eps Cyg	2.5000	4500.0	93	5738	No
169	GOM_NL__2PRFIN20030405_234317_000000472015_00173_05738_6504.N1	05-APR-2003 23:43:17	Twilight	46.500	61	8Eps Peg	2.1000	3900.0	93	5738	No
170	GOM_NL__2PRFIN20030405_234547_000000432015_00173_05738_6505.N1	05-APR-2003 23:45:47	Twilight	43.000	162	34Alp Aqr	2.9440	5350.0	86	5738	No
171	GOM_NL__2PRFIN20030405_234730_000000752015_00173_05738_6506.N1	05-APR-2003 23:47:30	Dark	75.000	11	53Alp Aql	0.76500	8000.0	150	5738	No
172	GOM_NL__2PRFIN20030405_235031_000000442015_00173_05738_6507.N1	05-APR-2003 23:50:31	Dark	44.000	142	49Del Cap	2.8500	8900.0	88	5738	No
173	GOM_NL__2PRFIN20030405_235602_000000402015_00173_05738_6508.N1	05-APR-2003 23:56:02	Dark	40.000	172	Gam Gru	3.0030	13100.	80	5738	No

### 3. Quality information per product


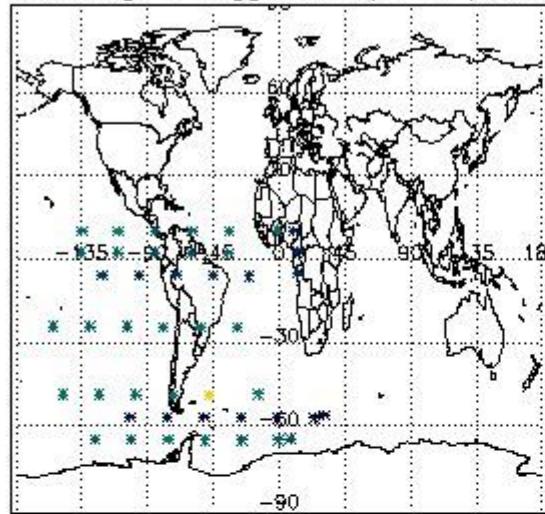
In this section it is plotted some information contained in the Quality Summary data set of the level 2 products. Only products in dark limb conditions and without errors (error flag in the MPH set to "0") are used.

#### 3.1 Plot quality information per product (time dependant)

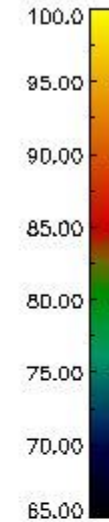
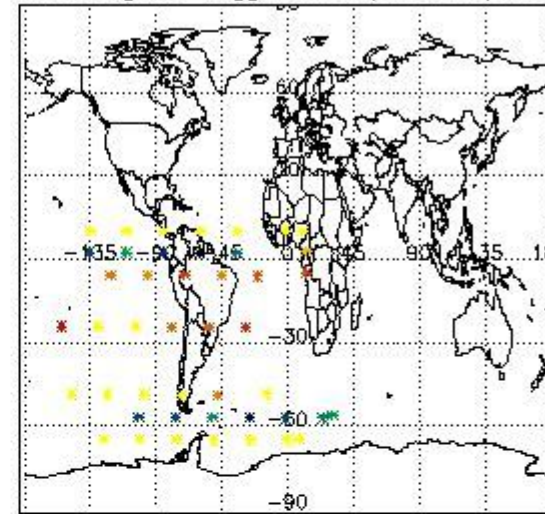


#### 3.2 Plot quality information per product (world map)

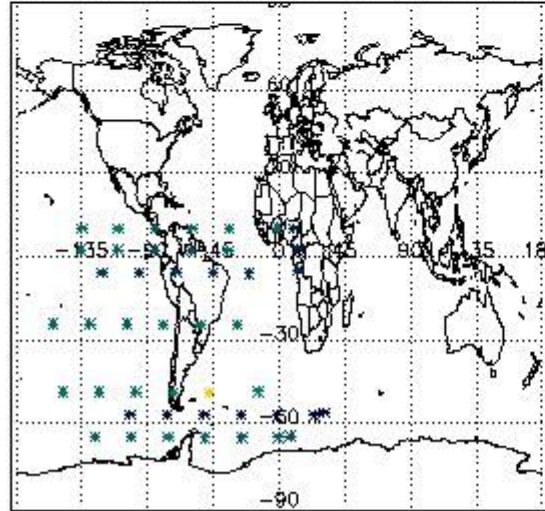
Percentage of flagged data per O3 profile



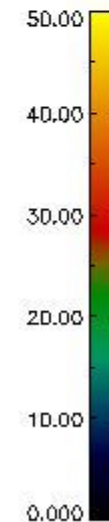
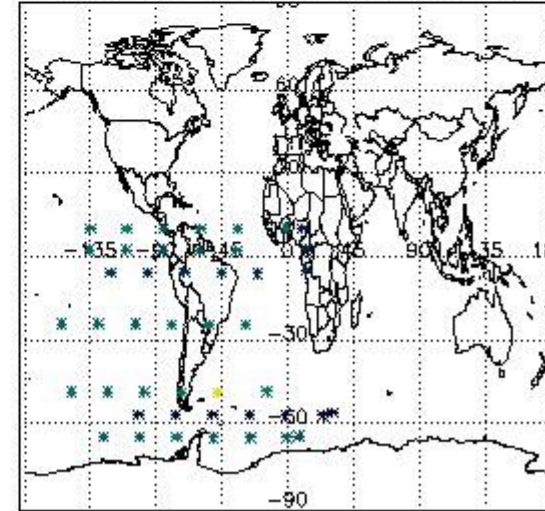
Percentage of flagged data per H2O profile



Percentage of flagged data per NO2 profile



Percentage of flagged data per NO3 profile

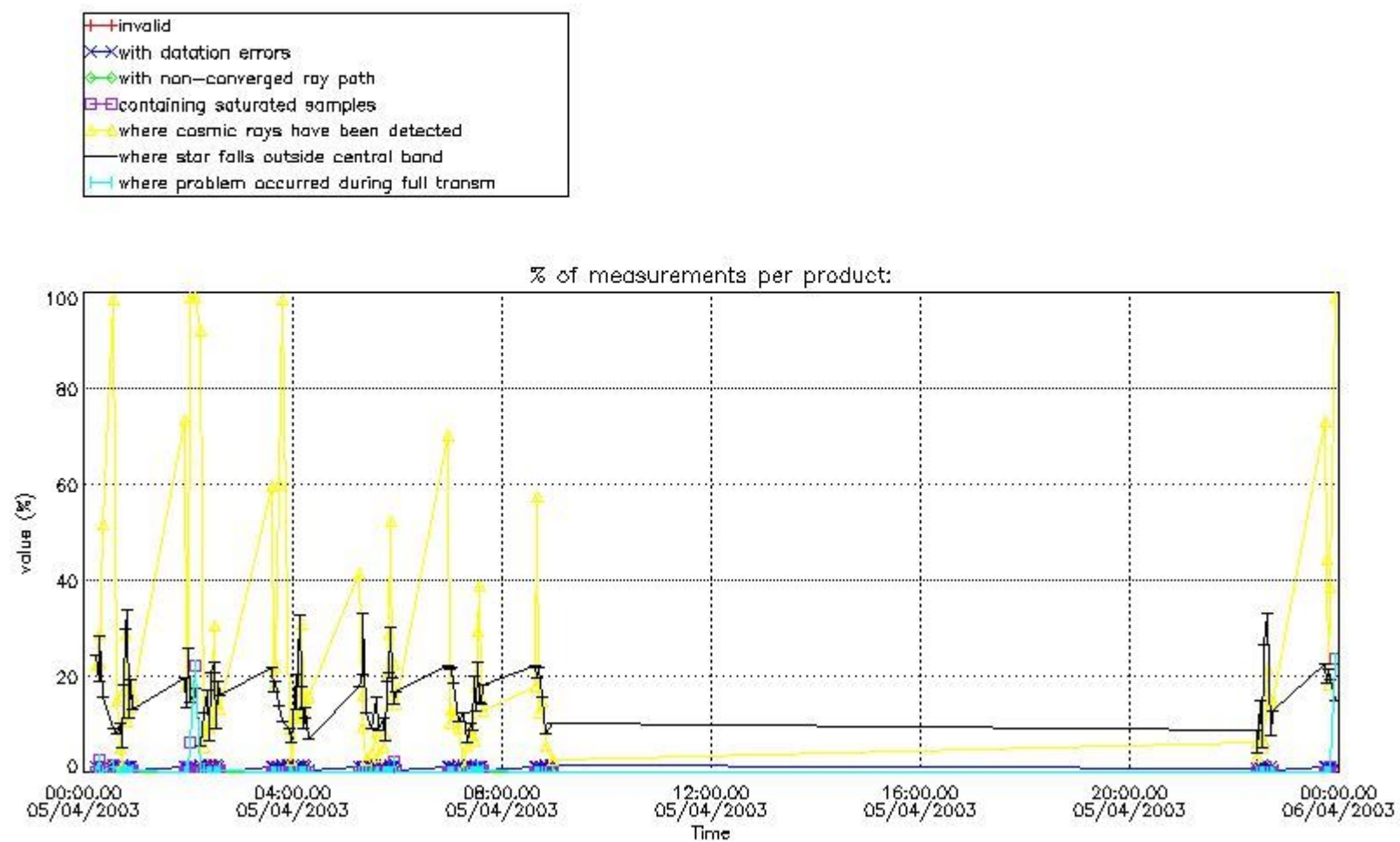


#### 4. Level 1 quality information per product

In this section it is plotted some information contained in the Quality Summary data set of the level 2 products that comes from the level 1b processing. Products without errors (error flag in the MPH set to "0") are used.

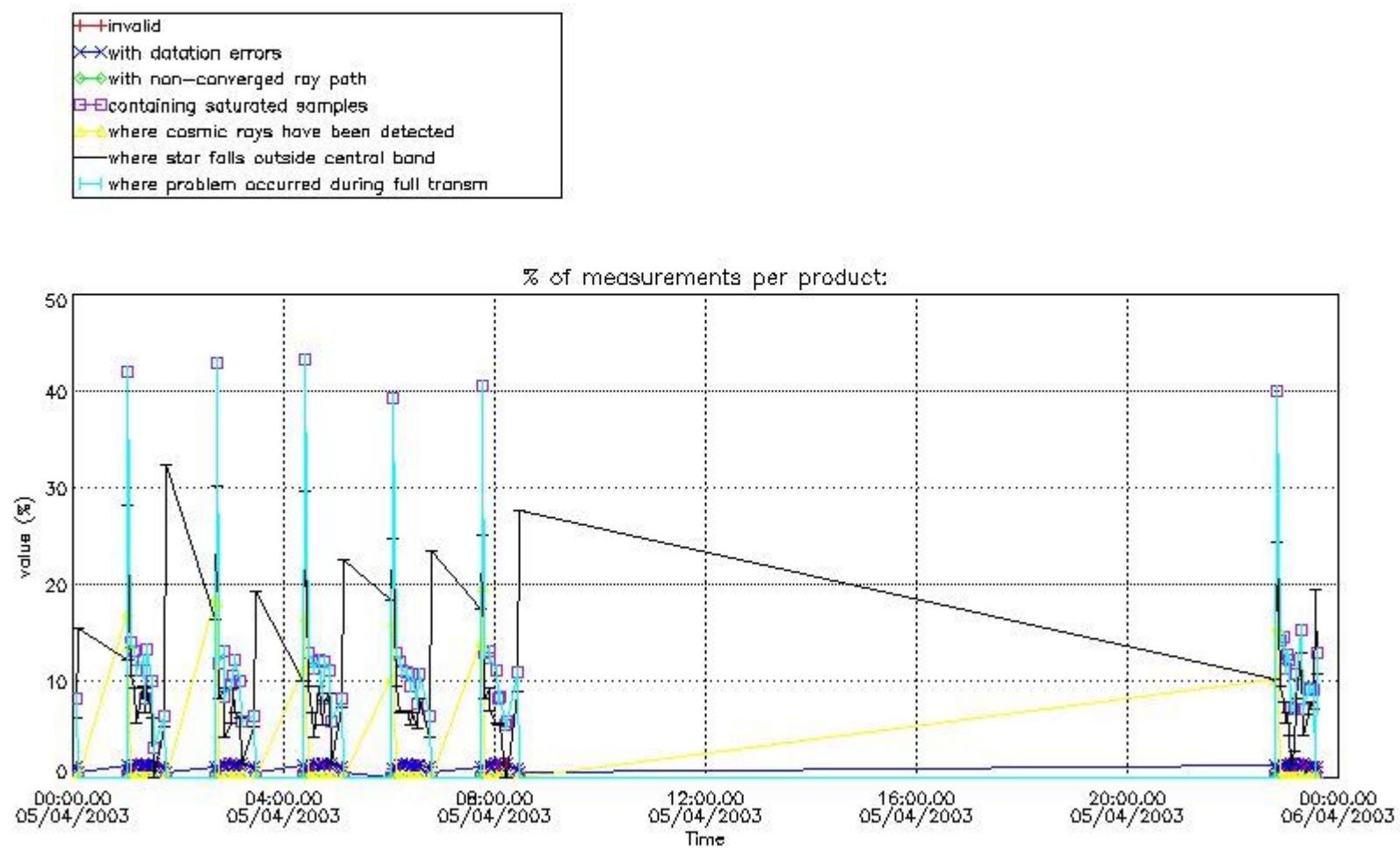
##### 4.1 Plot quality information per product (time dependant) coming from level 1b processing

###### 4.1.1 Plot level 1 quality information per product (time dependant): ENVISAT ASCENDING passes



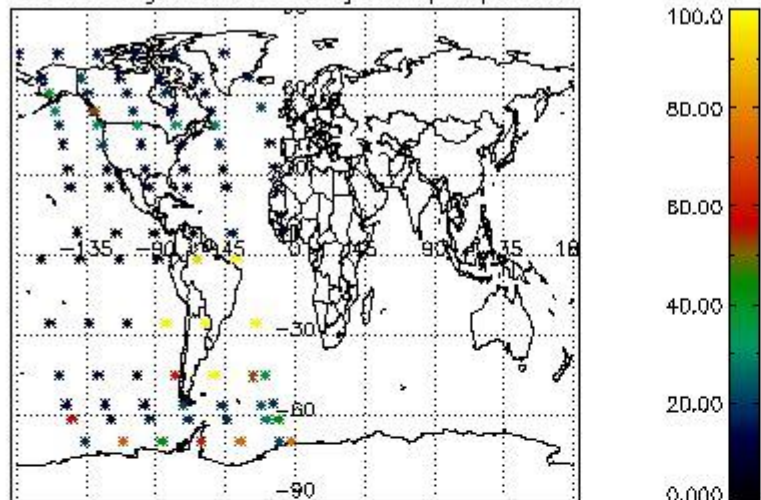
4.1.2 Plot level 1 quality information per product (time dependant): ENVI SAT DESCENDING passes



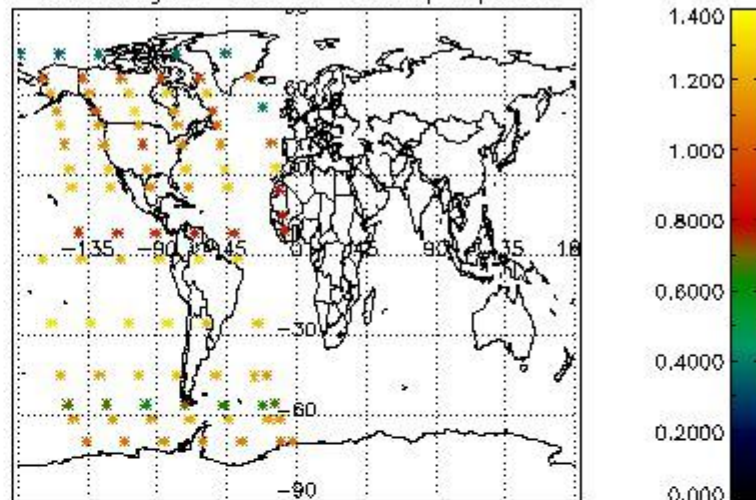


4.2 Plot quality information per product coming from level 1b processing (world map)  
 4.2.1 Plot level 1 quality information per product (world map): ENVISAT ASCENDING passes

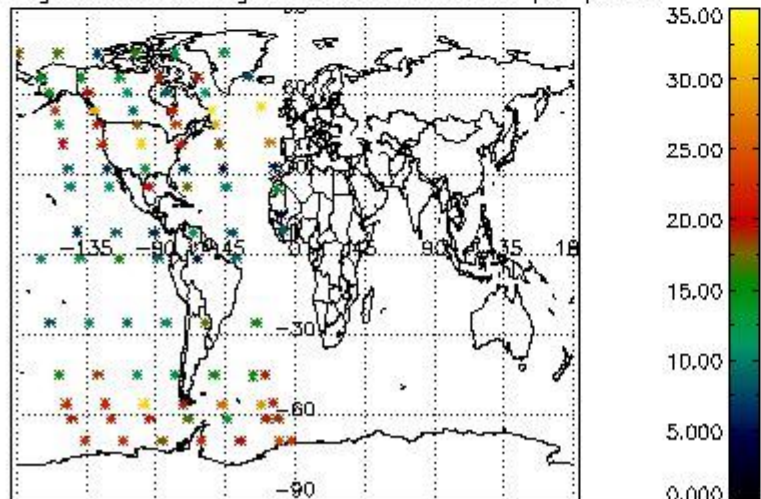
Percentage of cosmic ray hits per profile



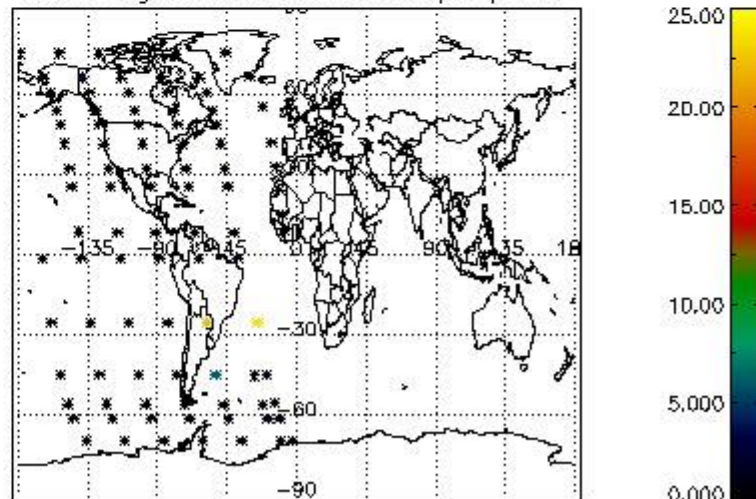
Percentage of datation errors per profile



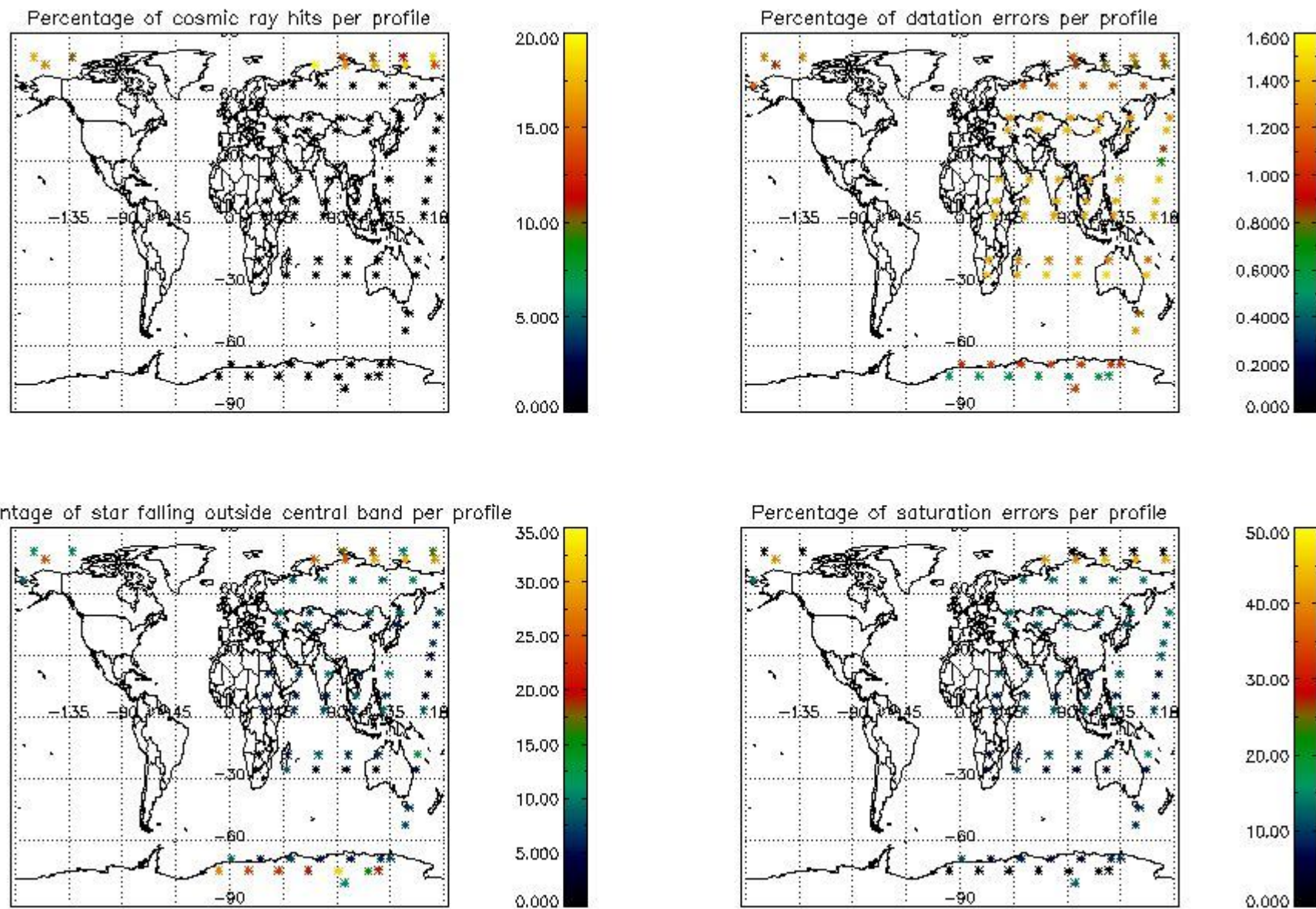
Percentage of star falling outside central band per profile



Percentage of saturation errors per profile



4.2.2 Plot level 1 quality information per product (world map): ENVISAT DESCENDING passes



## 5. Trace gas profiles

### 5.1 Ozone statistics based on quality of products

The final quality of the products can be "measured" using the STD (Standard Deviation) attached to every point profile. This information is written to the parameter GOM\_NL\_\_2P/NL\_LOCAL\_SPECIES\_DENSITY/o3\_std of the level 2 products. The table below shows the statistics for given STD ranges.

The statistics are given with respect to the overall valid production:

- Products without fatal errors: GOM\_NL\_\_2P/MPH/PRODUCT\_ERR=0
- Valid point profile: GOM\_NL\_\_2P/NL\_LOCAL\_SPECIES\_DENSITY/pcd(0)=0

The 'Criteria' is applied to valid points of dark limb products:

- Products in dark limb illumination condition: GOM\_NL\_\_2P/NL\_SUMMARY\_QUALITY/obs\_ill\_cond=0
- Products without fatal errors: GOM\_NL\_\_2P/MPH/PRODUCT\_ERR=0
- Valid point profile: GOM\_NL\_\_2P/NL\_LOCAL\_SPECIES\_DENSITY/pcd(0)=0

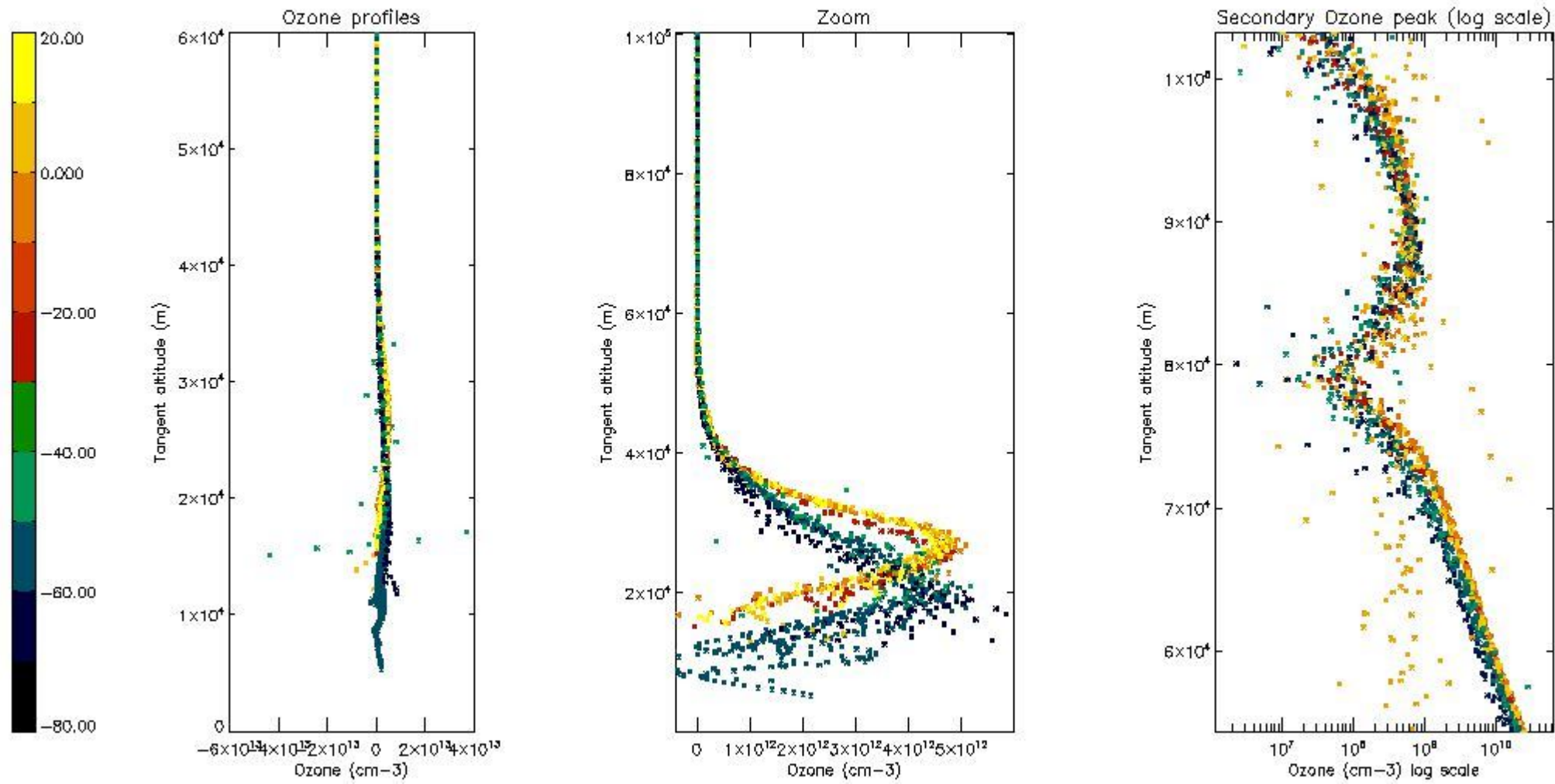
So, the table below shows the percentage of dark limb and valid observations for each criteria with respect to the overall valid daily observations.

Criteria	% of total production
All STD	26
STD < 20	16

STD < 10	14
STD < 5	9

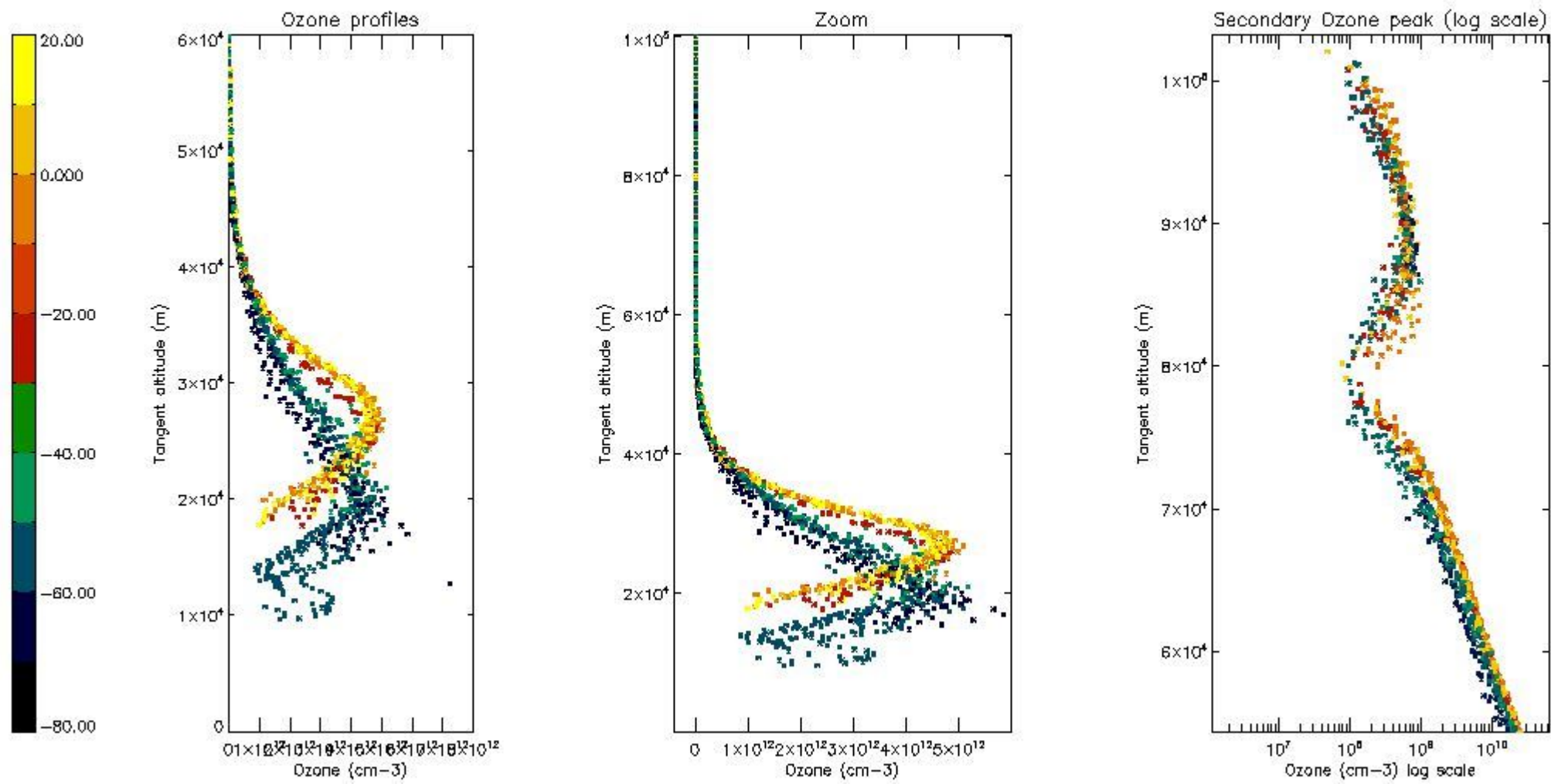
5.2 Plot ozone profiles for all STD (dark without errors)

The colorbar represents the latitude.



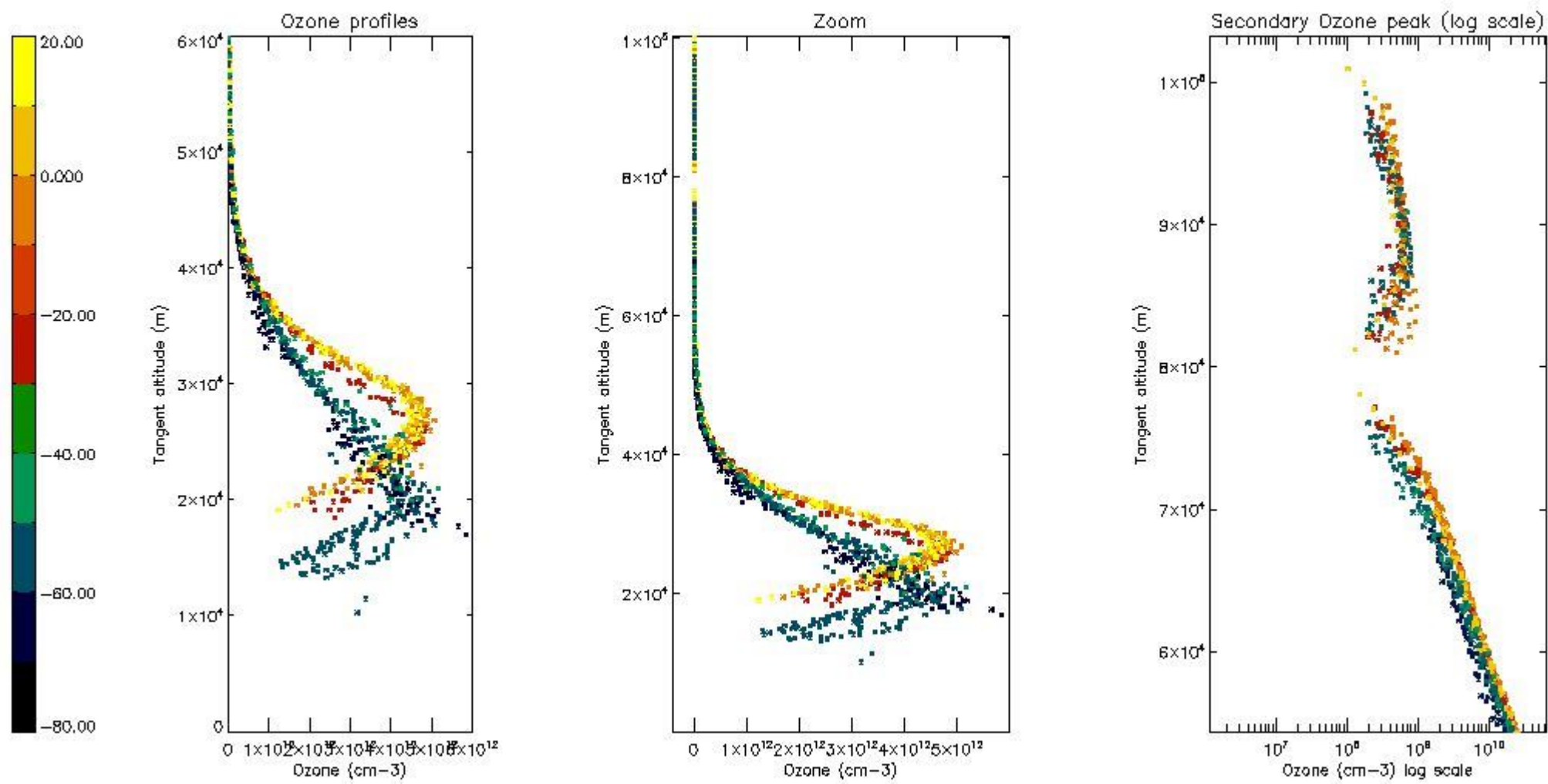
5.3 Plot ozone profiles where STD < 20% (dark without errors)

The colorbar represents the latitude.



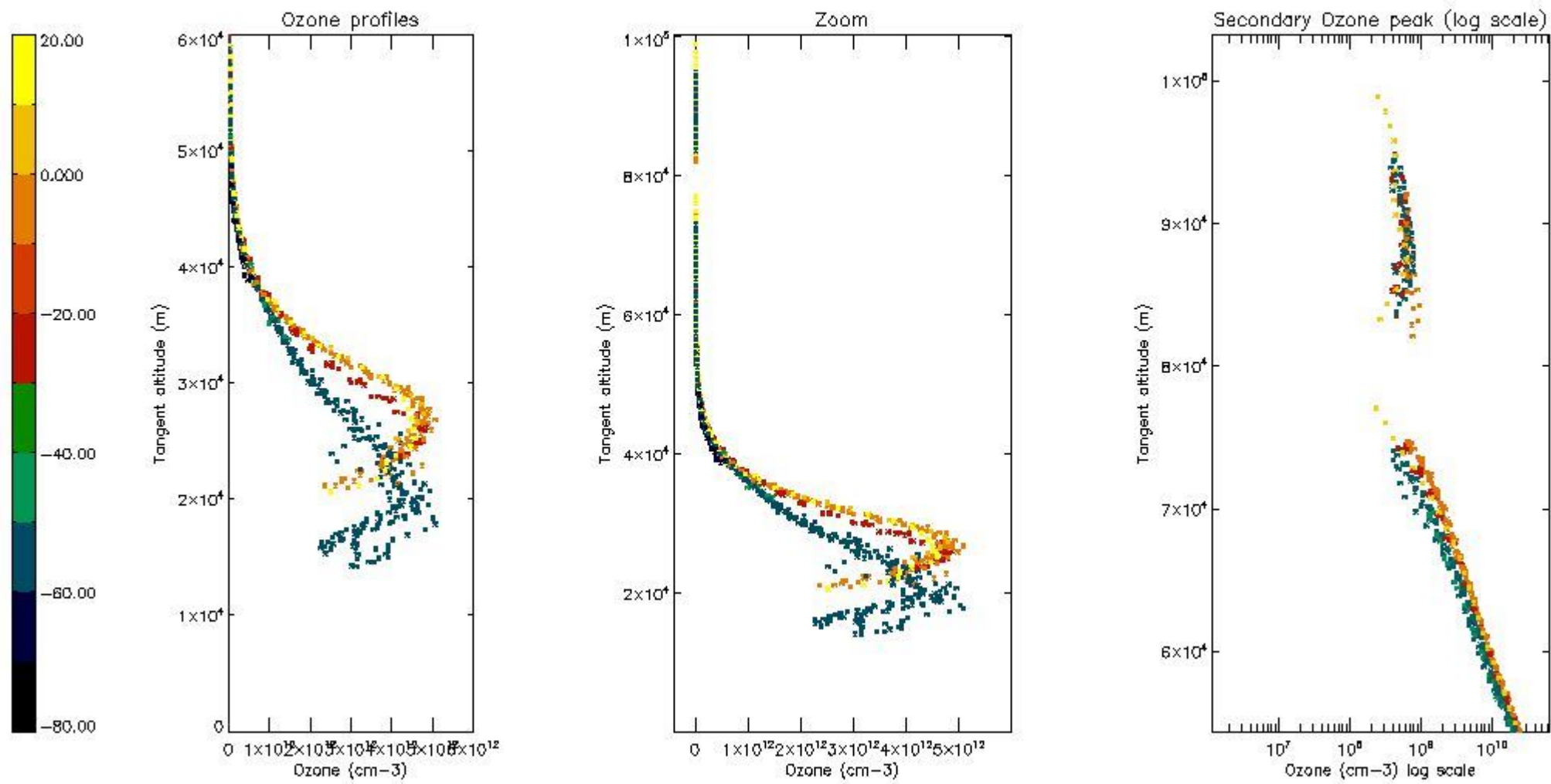
*5.4 Plot ozone profiles where STD < 10% (dark without errors)*

The colorbar represents the latitude.



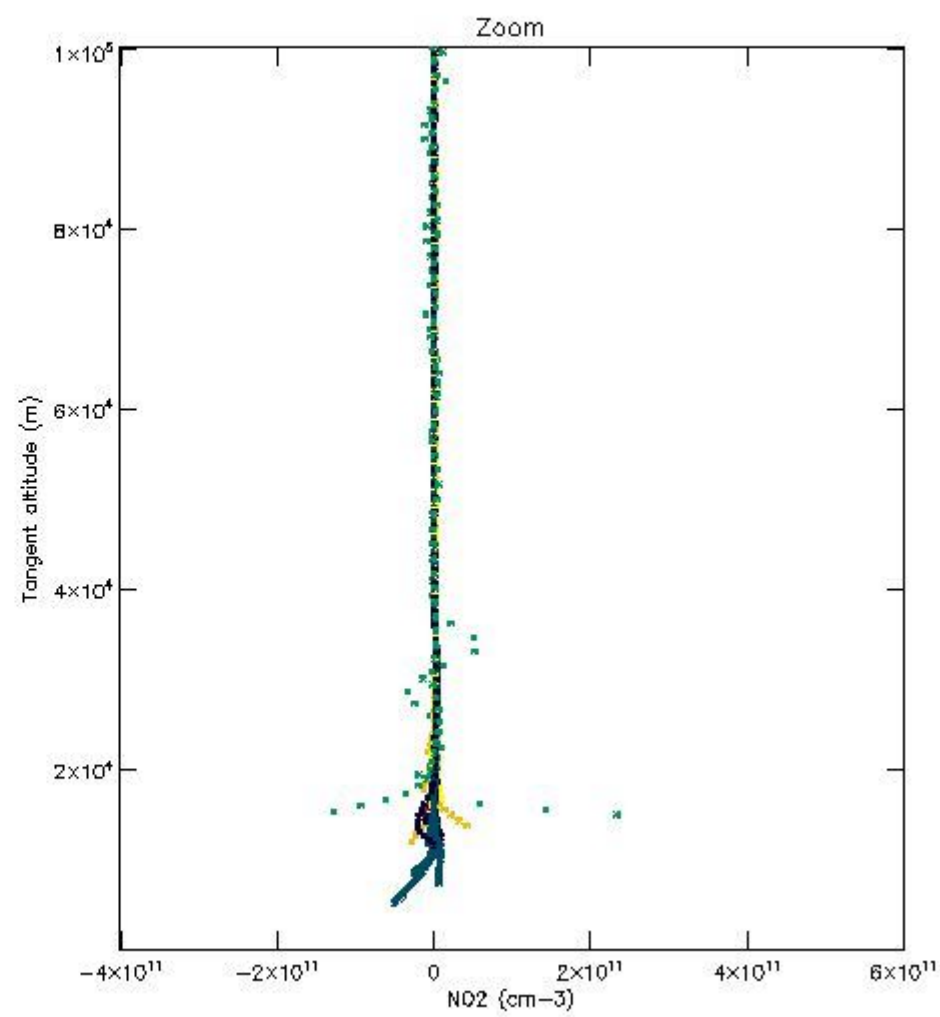
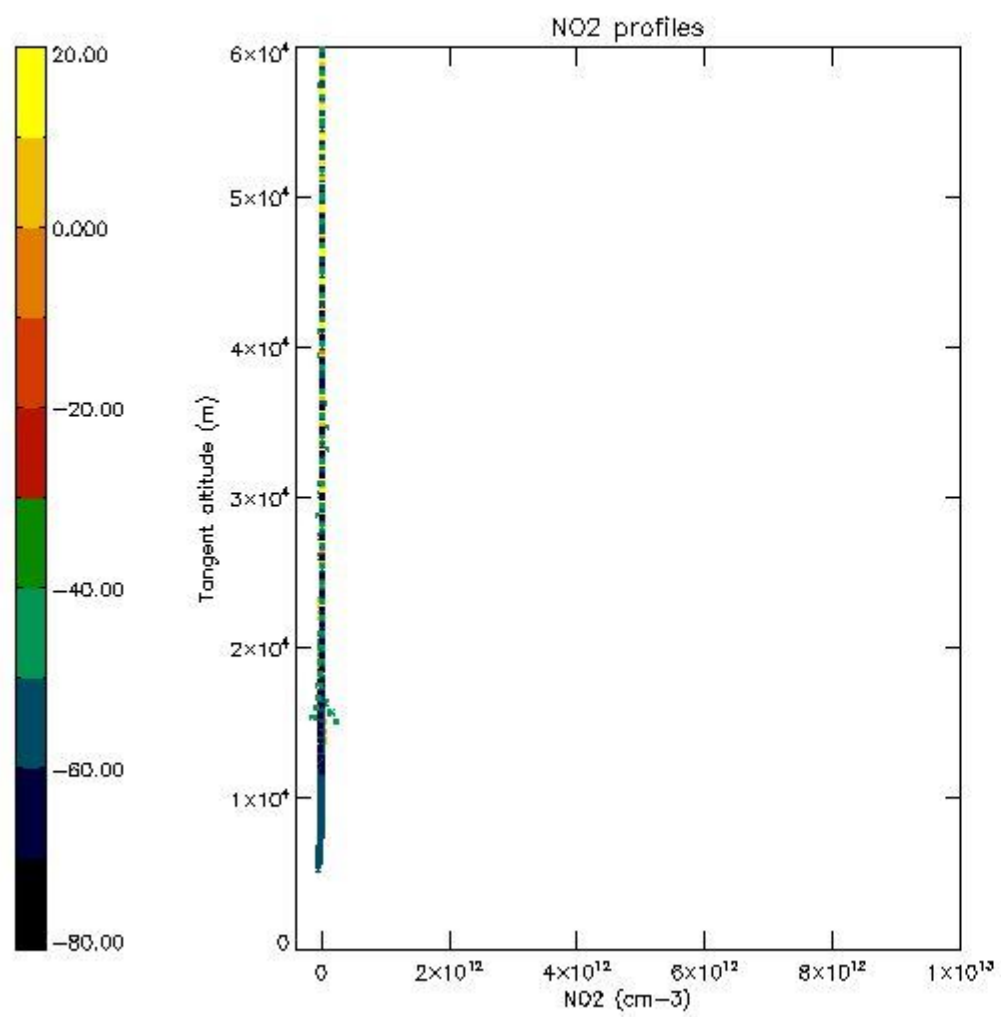
*5.5 Plot ozone profiles where STD < 5% (dark without errors)*

The colorbar represents the latitude.



*5.6 Plot NO<sub>2</sub> profiles for all STD (dark without errors)*

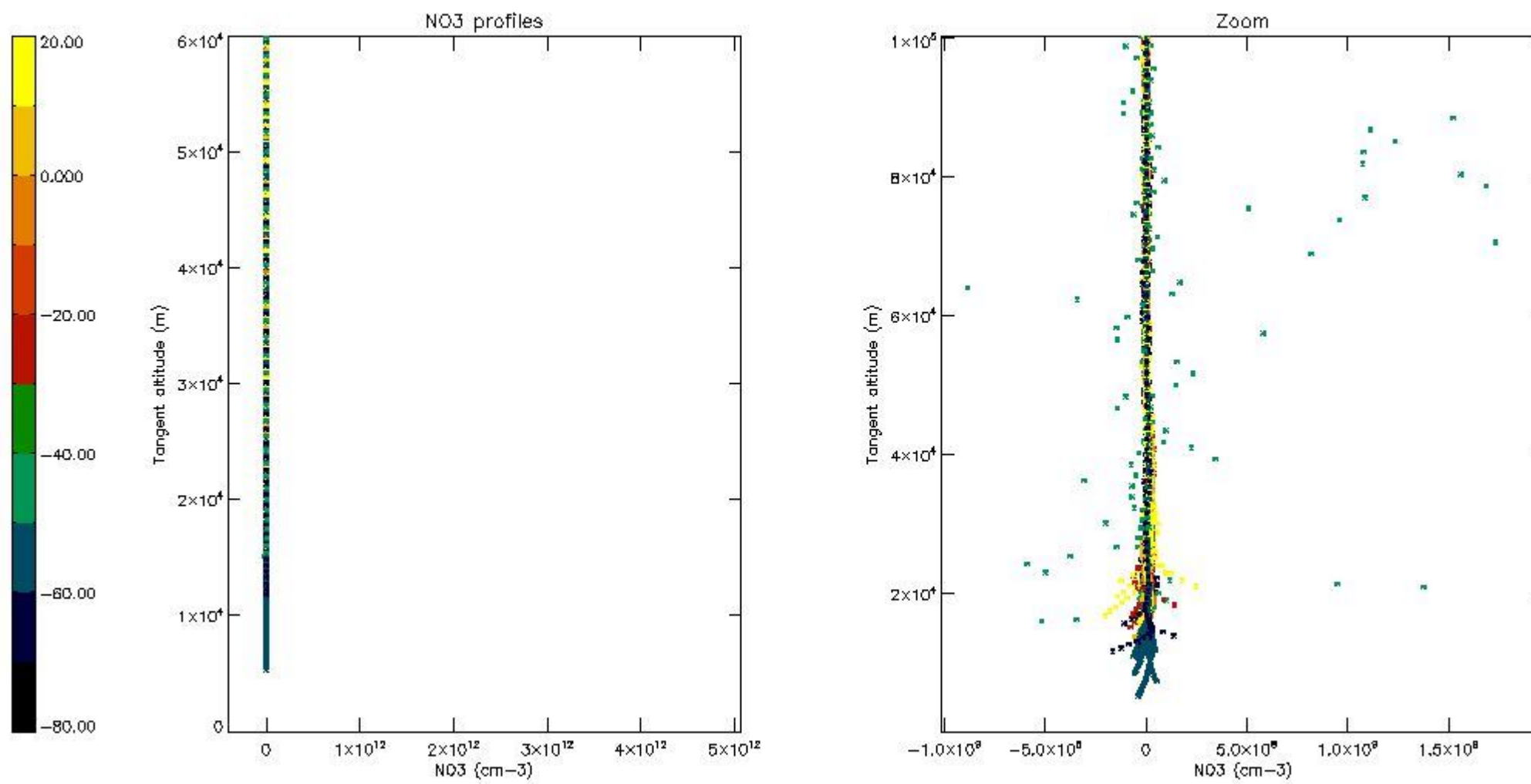
The colorbar represents the latitude.



*5.7 Plot NO3 profiles for all STD (dark without errors)*

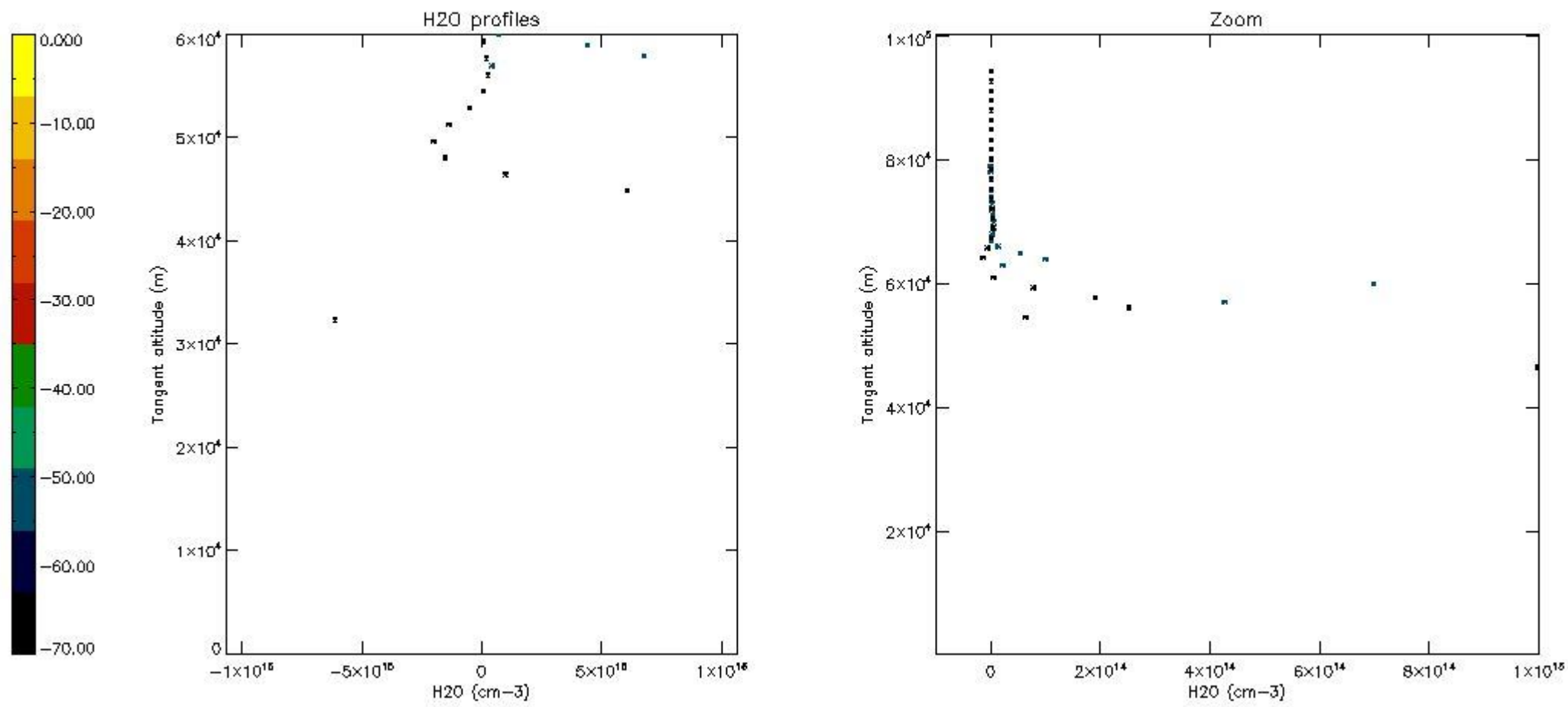
The colorbar represents the latitude.





5.8 Plot H2O profiles for all STD (only for occultations of stars 1,2,3,4,13,14,16,26,63 dark without errors)

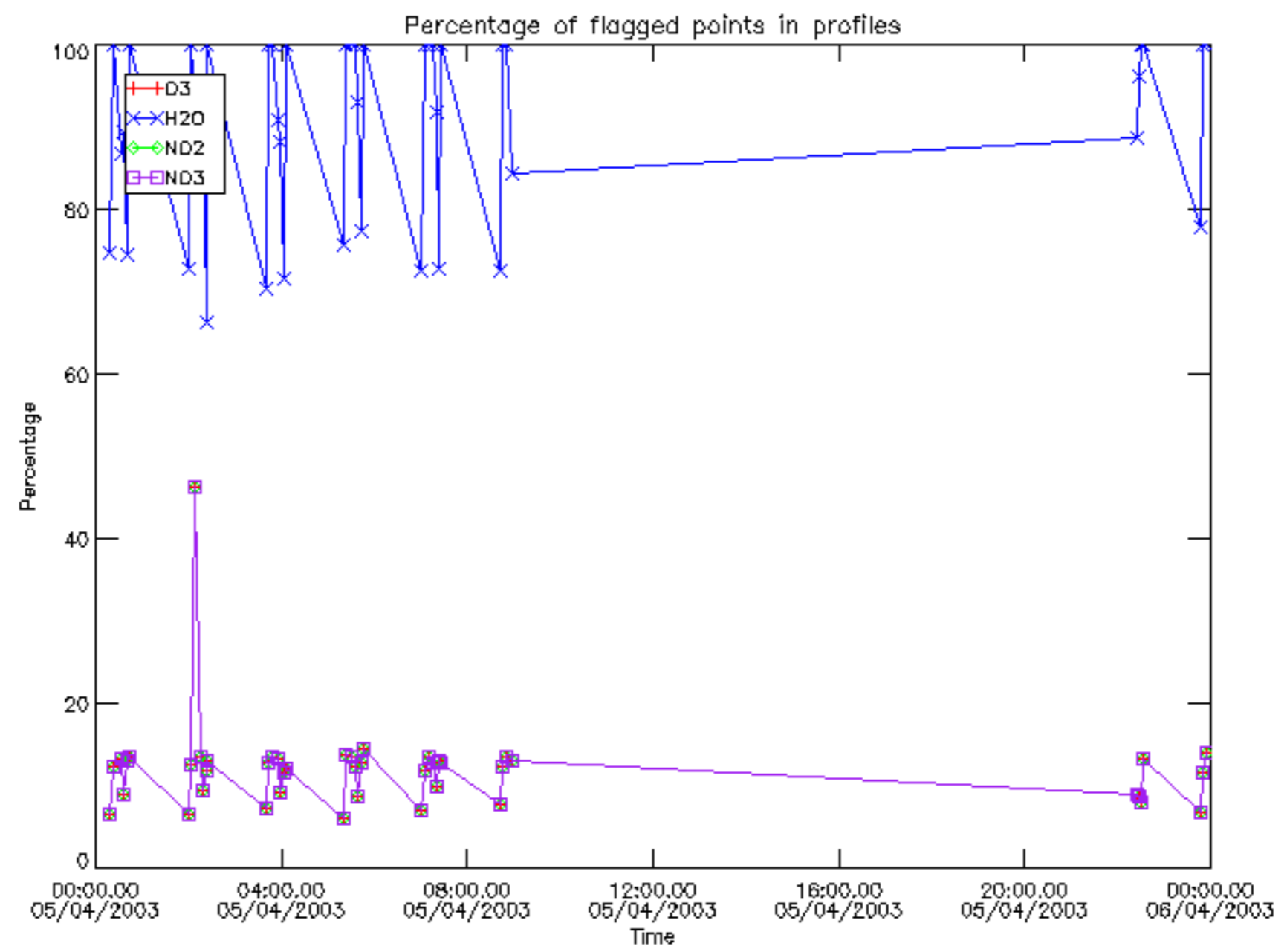
The colorbar represents the latitude.



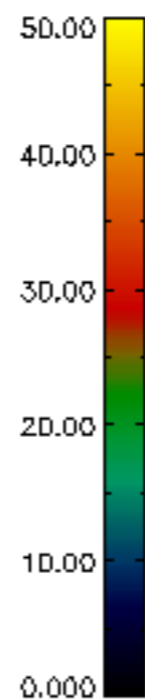
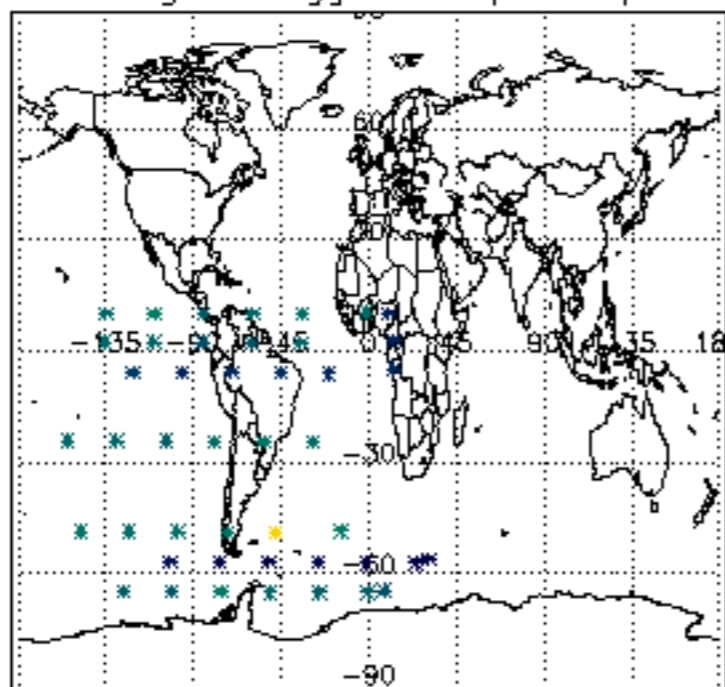
## 6. Auxiliary Data Files used for the production reported in section 2

The number reported in the third column indicates since which file (see list in section 2) the corresponding auxiliary file has been used. The fourth column is the date of those product files.

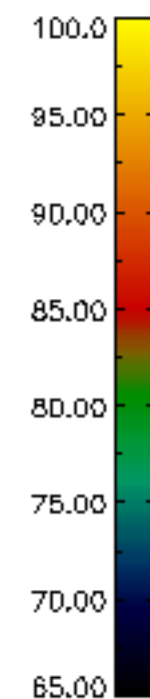
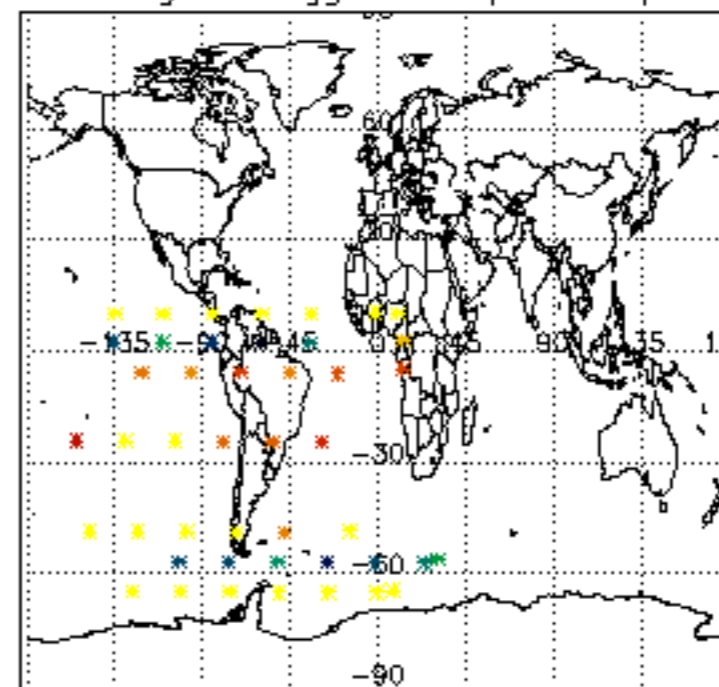
Type	Auxiliary Filename	Used since product	Used since product date
INST_PHYS_CHARACTERISTICS	GOM_INS_AXNIEC20050627_150440_20020301_000000_20100101_000000	1	05-APR-2003 00:03:59
LEVEL-2_PROC_CONFIG	GOM_PR2_AXVIEC20091111_152718_20020301_000000_20500101_000000	1	05-APR-2003 00:03:59
CROSS_SECTIONS_FILE	GOM_CRS_AXVIEC20091111_154832_20020301_000000_20500101_000000	1	05-APR-2003 00:03:59



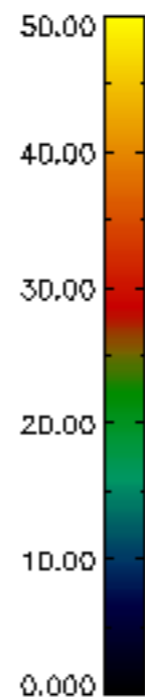
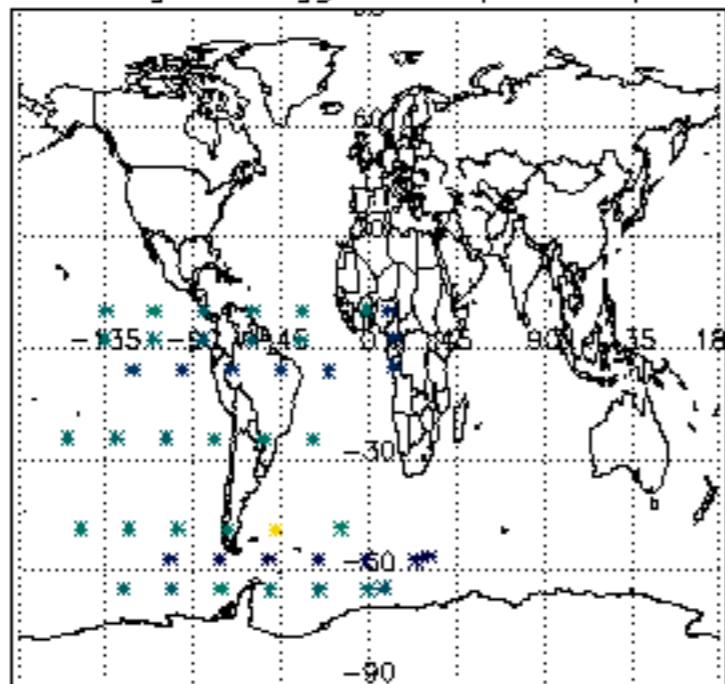
Percentage of flagged data per D3 profile



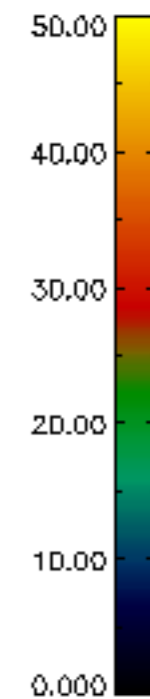
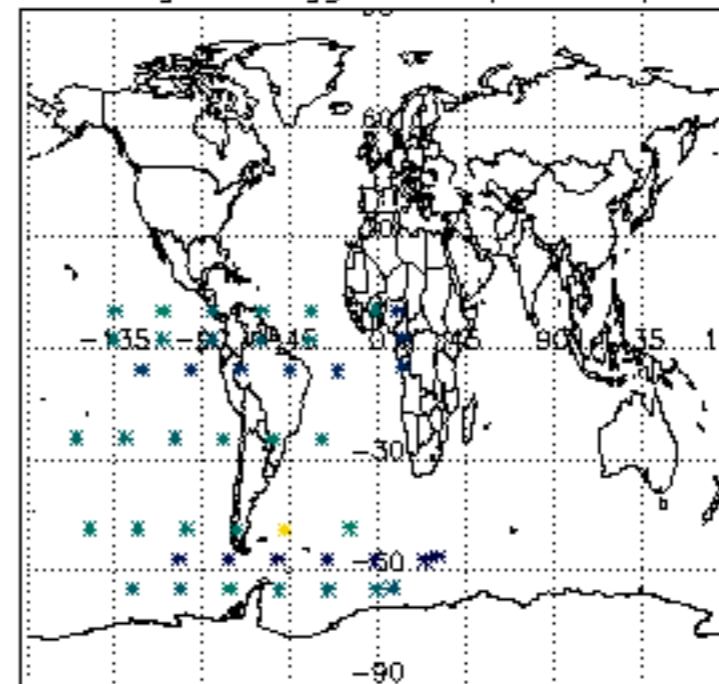
Percentage of flagged data per H2O profile

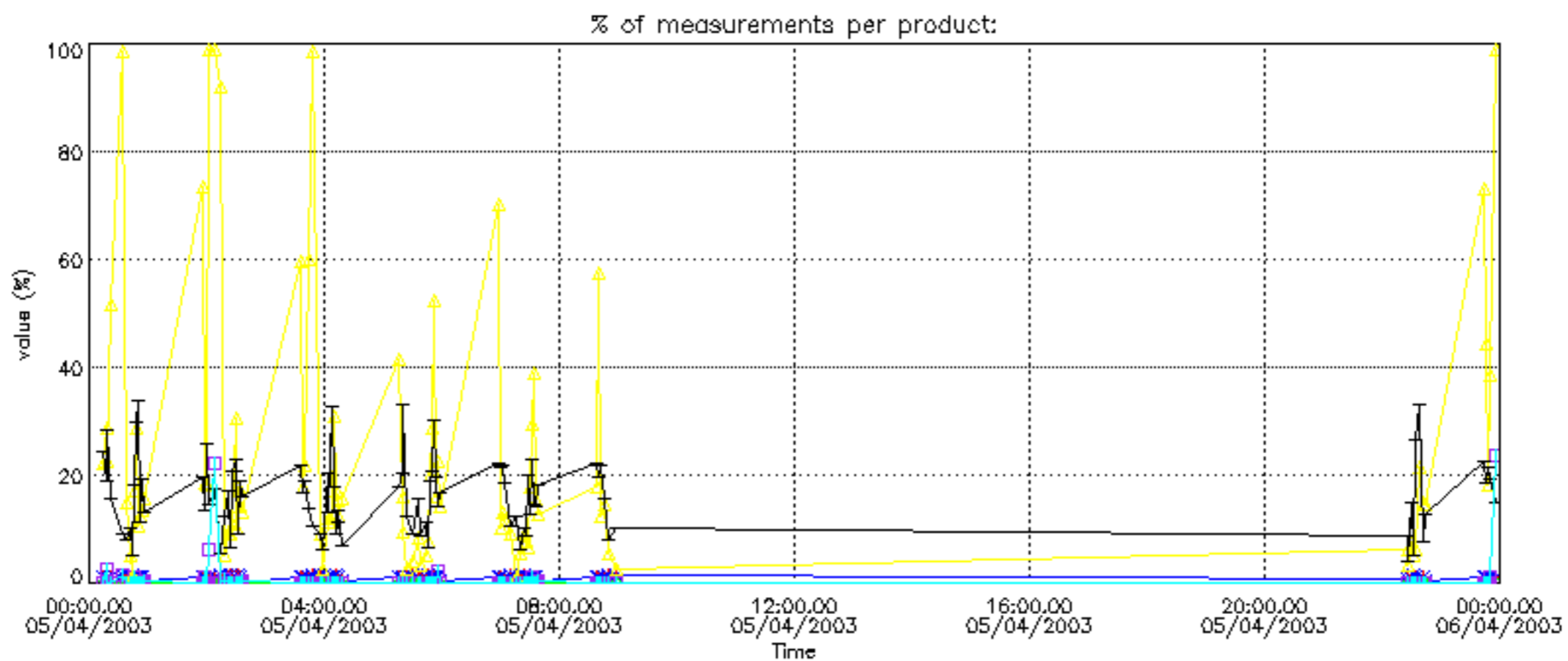


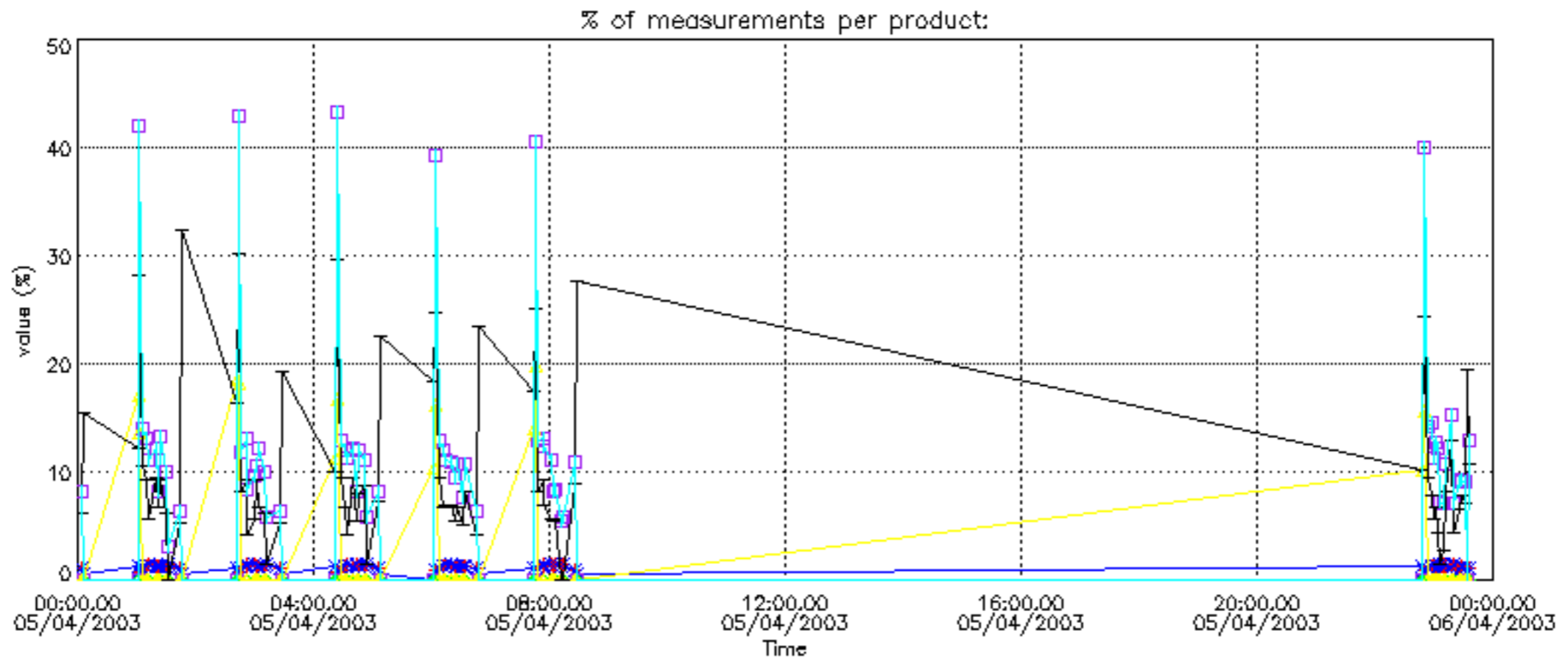
Percentage of flagged data per NO2 profile



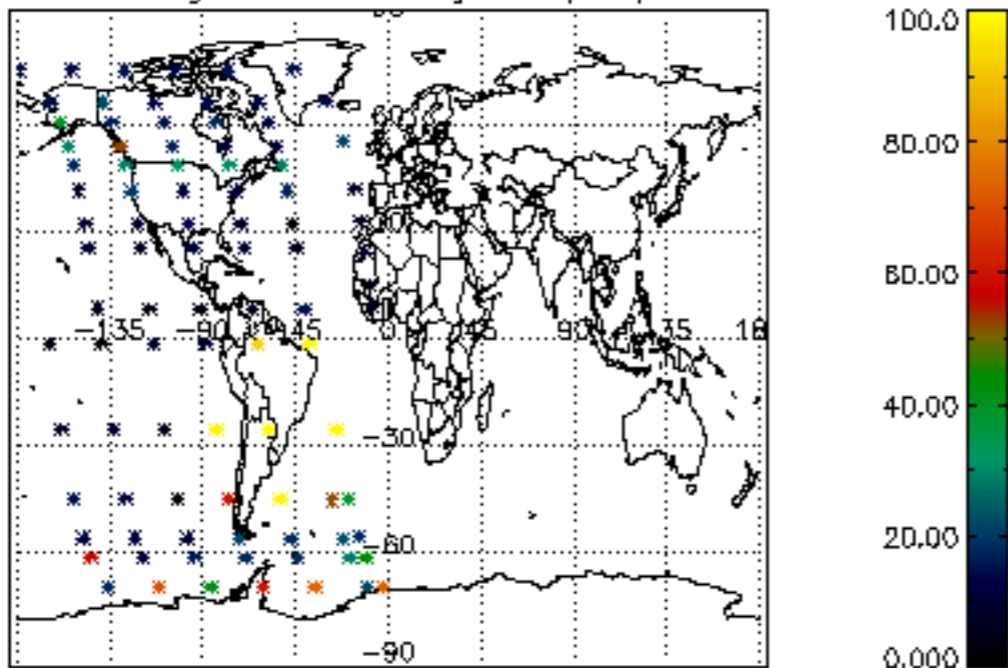
Percentage of flagged data per NO3 profile



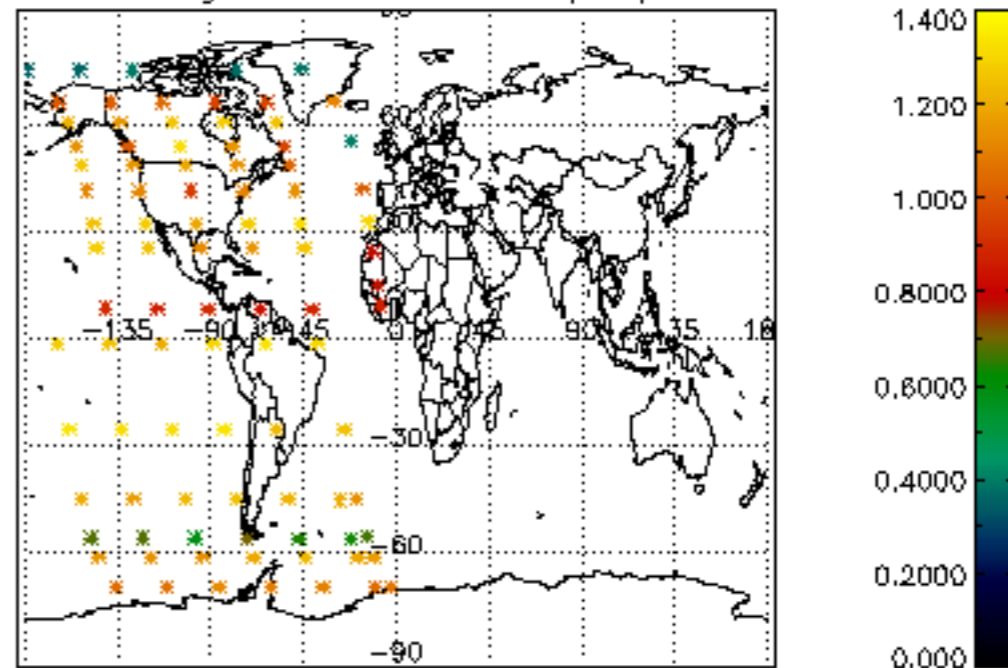




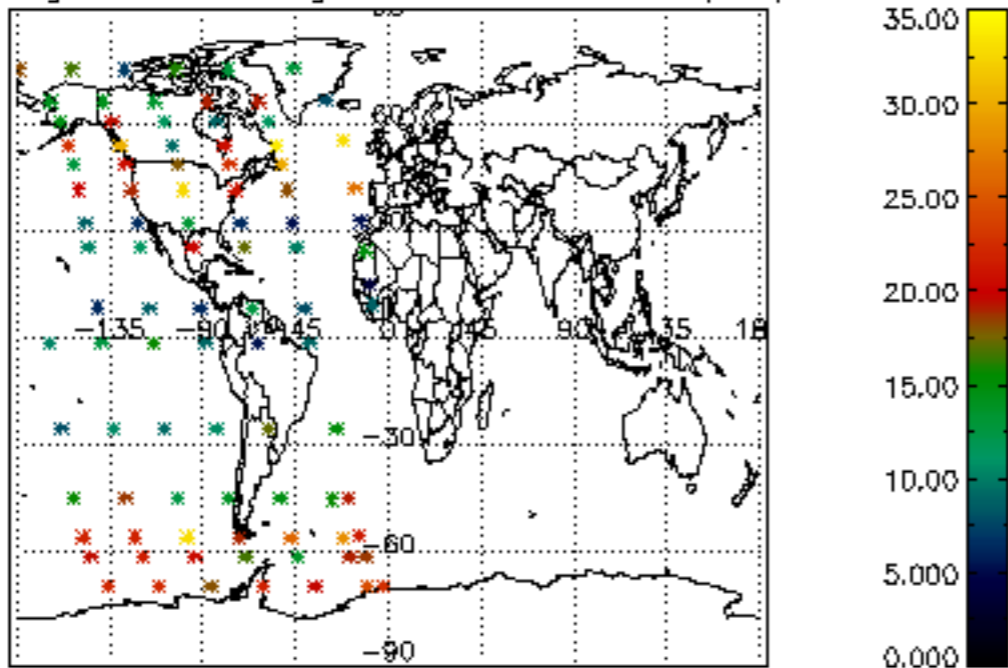
Percentage of cosmic ray hits per profile



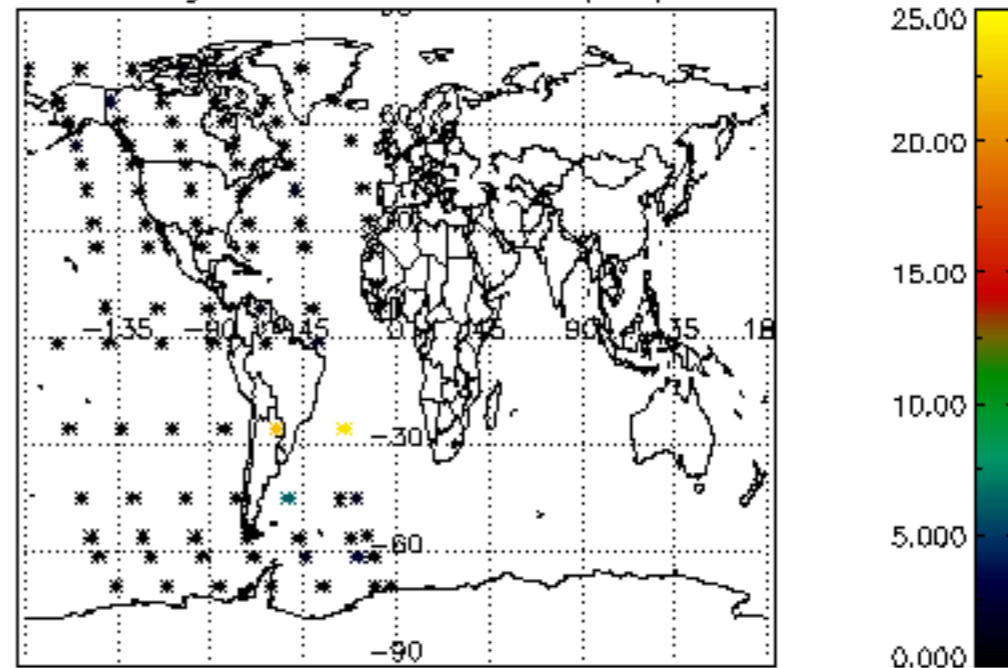
Percentage of datation errors per profile



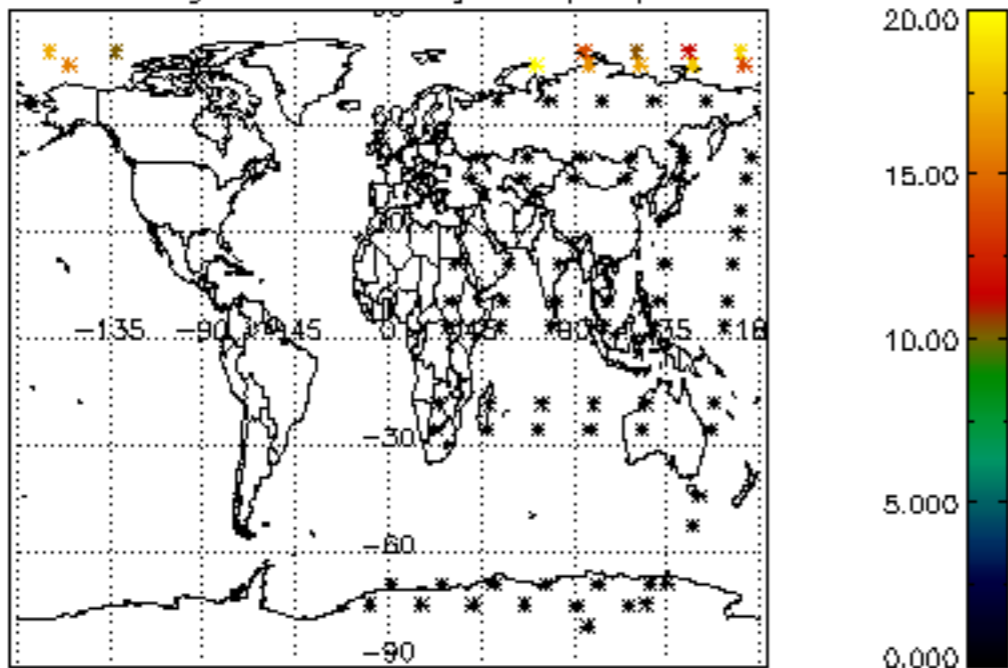
Percentage of star falling outside central band per profile



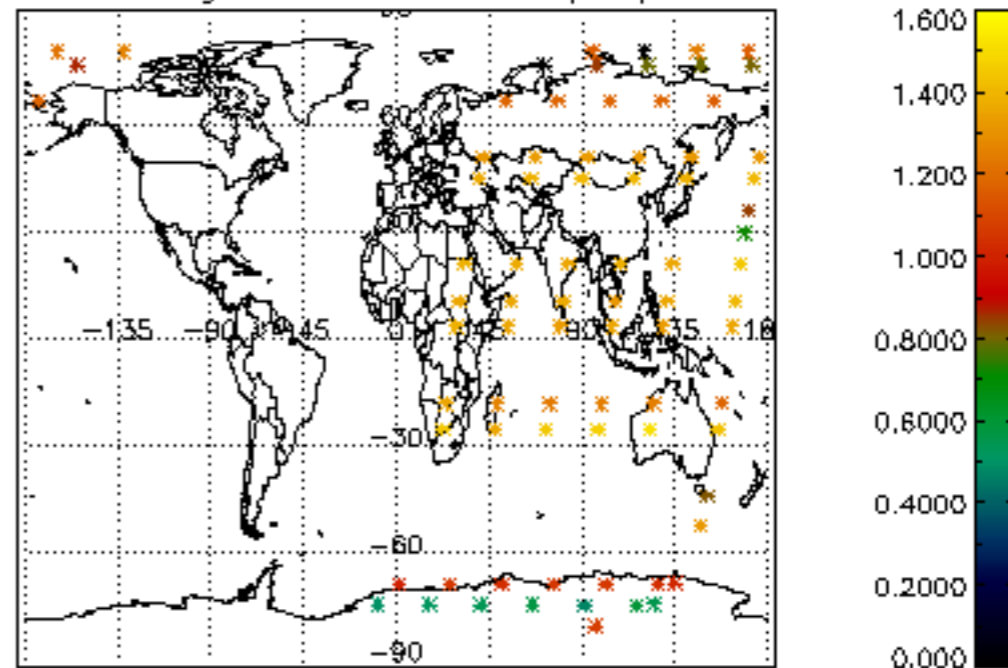
Percentage of saturation errors per profile



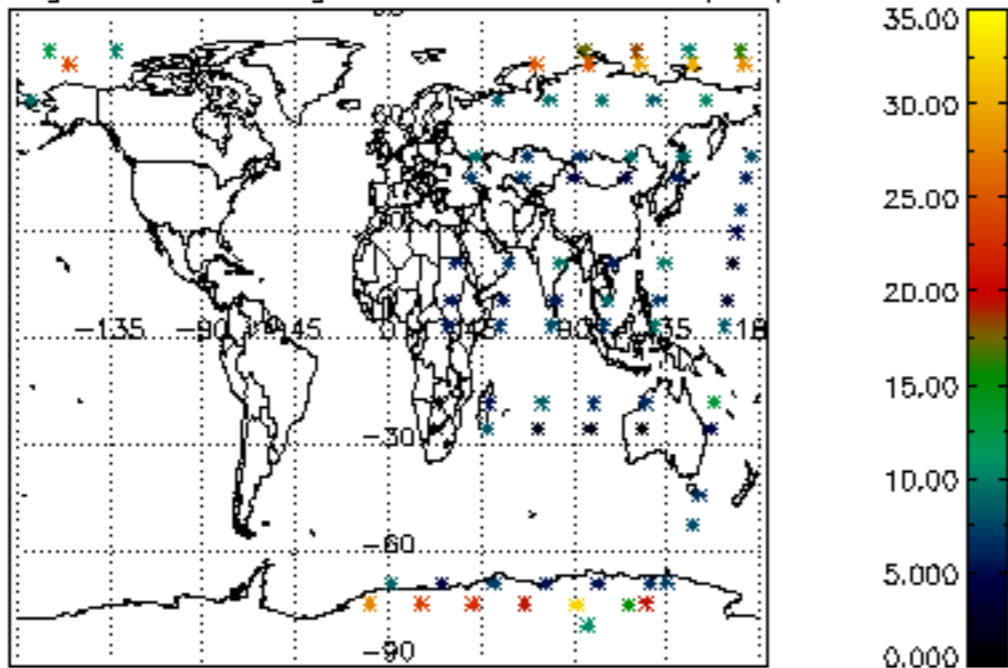
Percentage of cosmic ray hits per profile



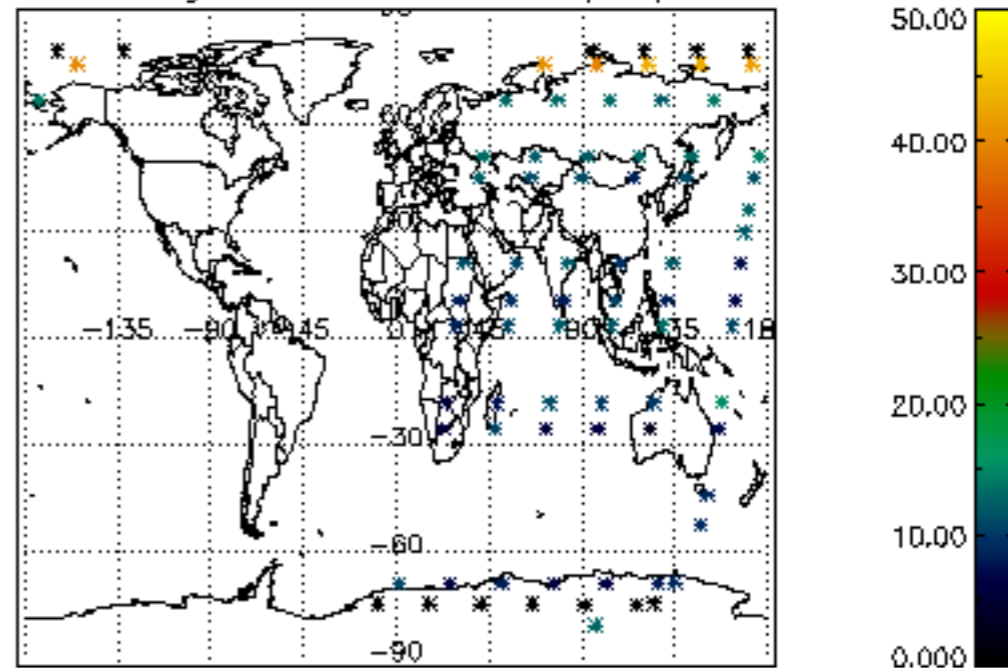
Percentage of datation errors per profile



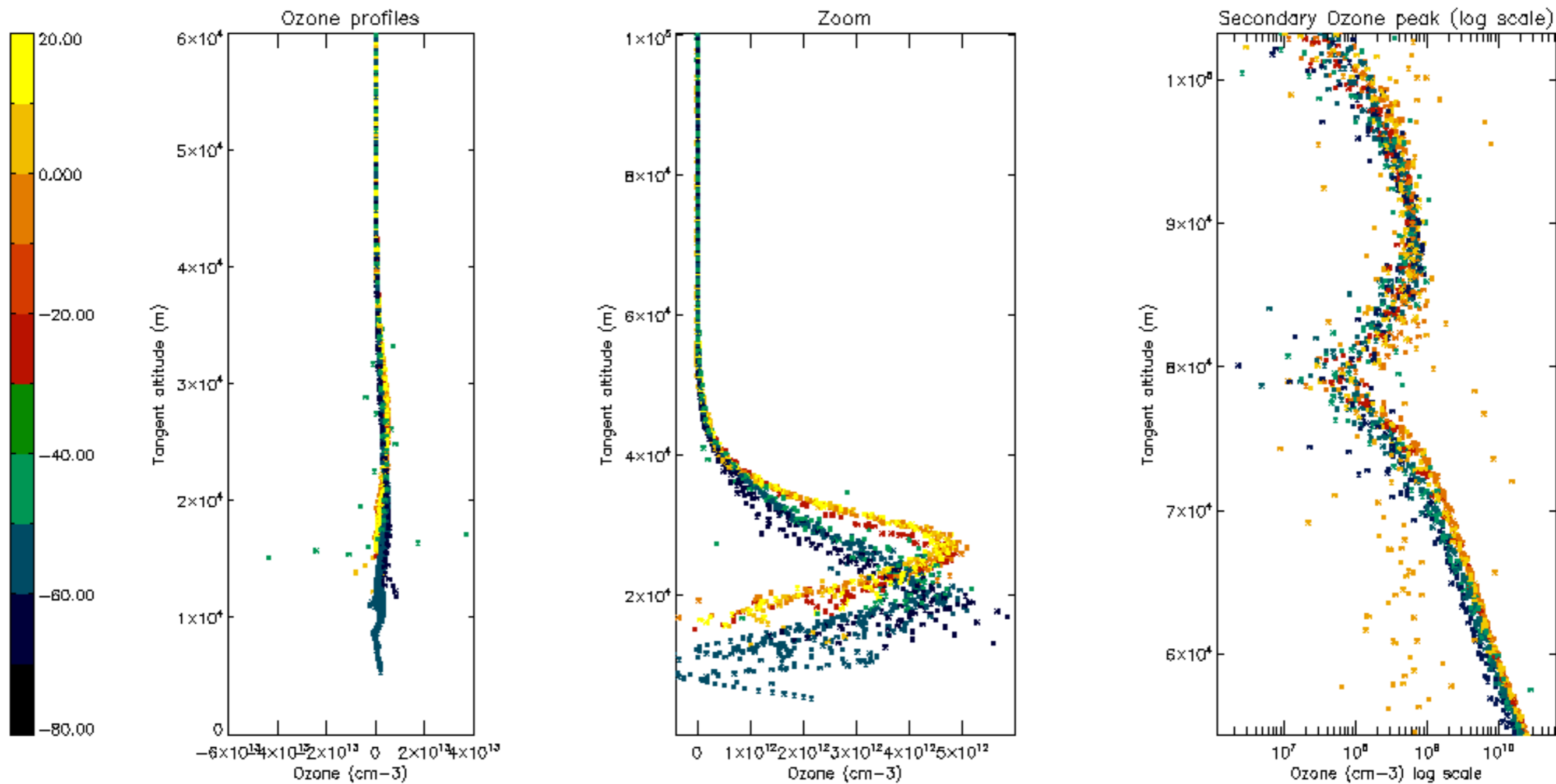
Percentage of star falling outside central band per profile

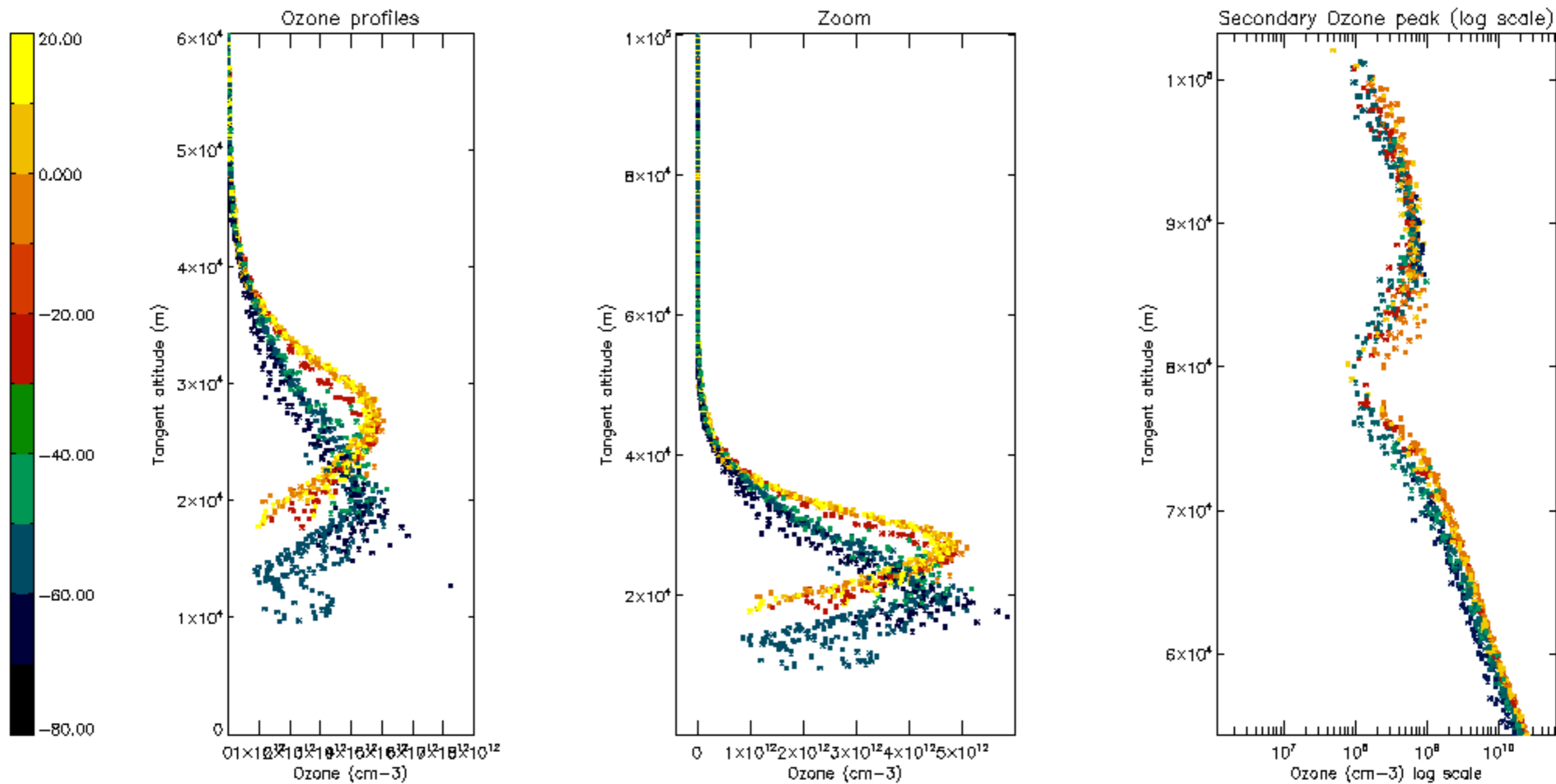


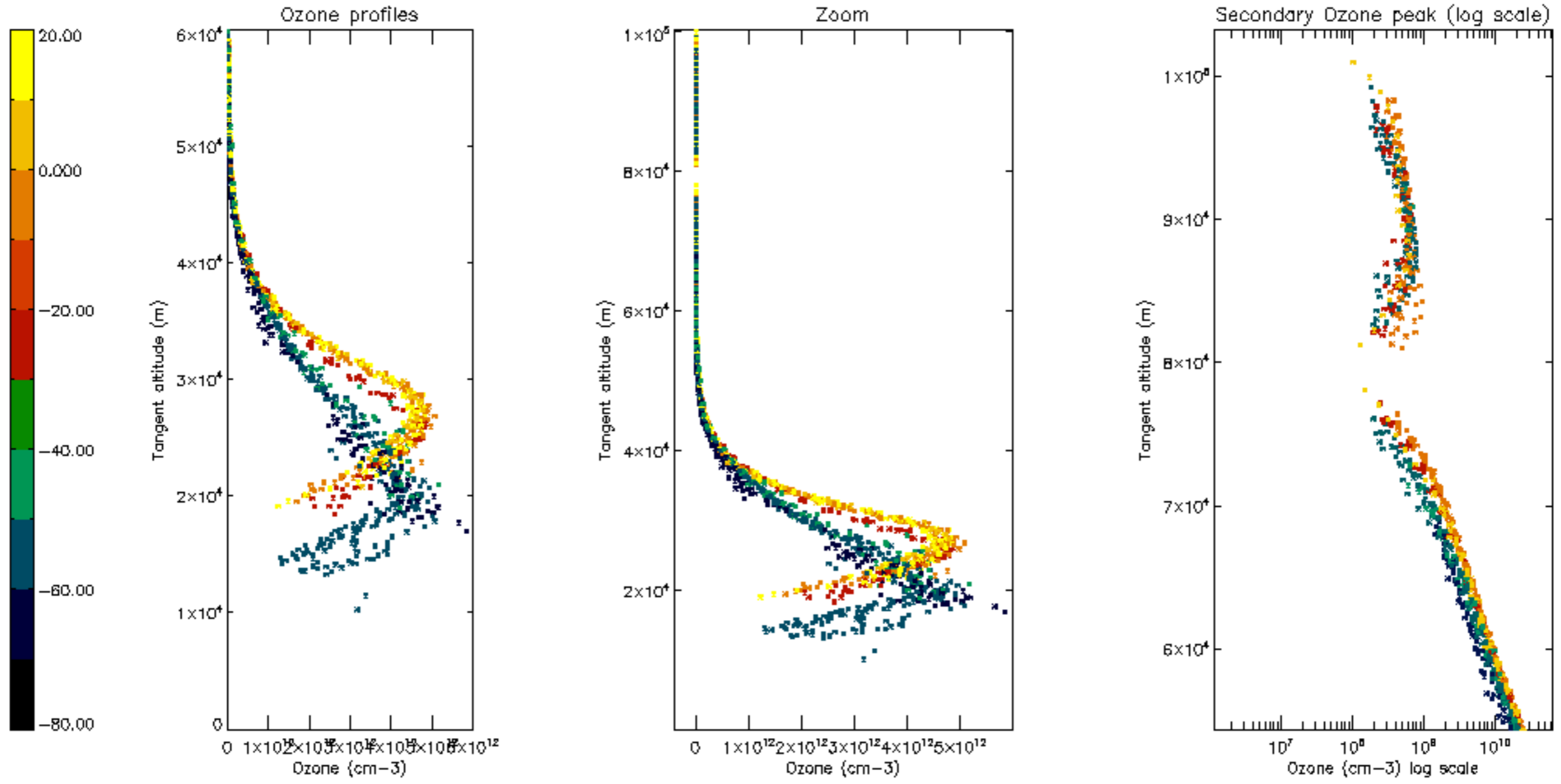
Percentage of saturation errors per profile

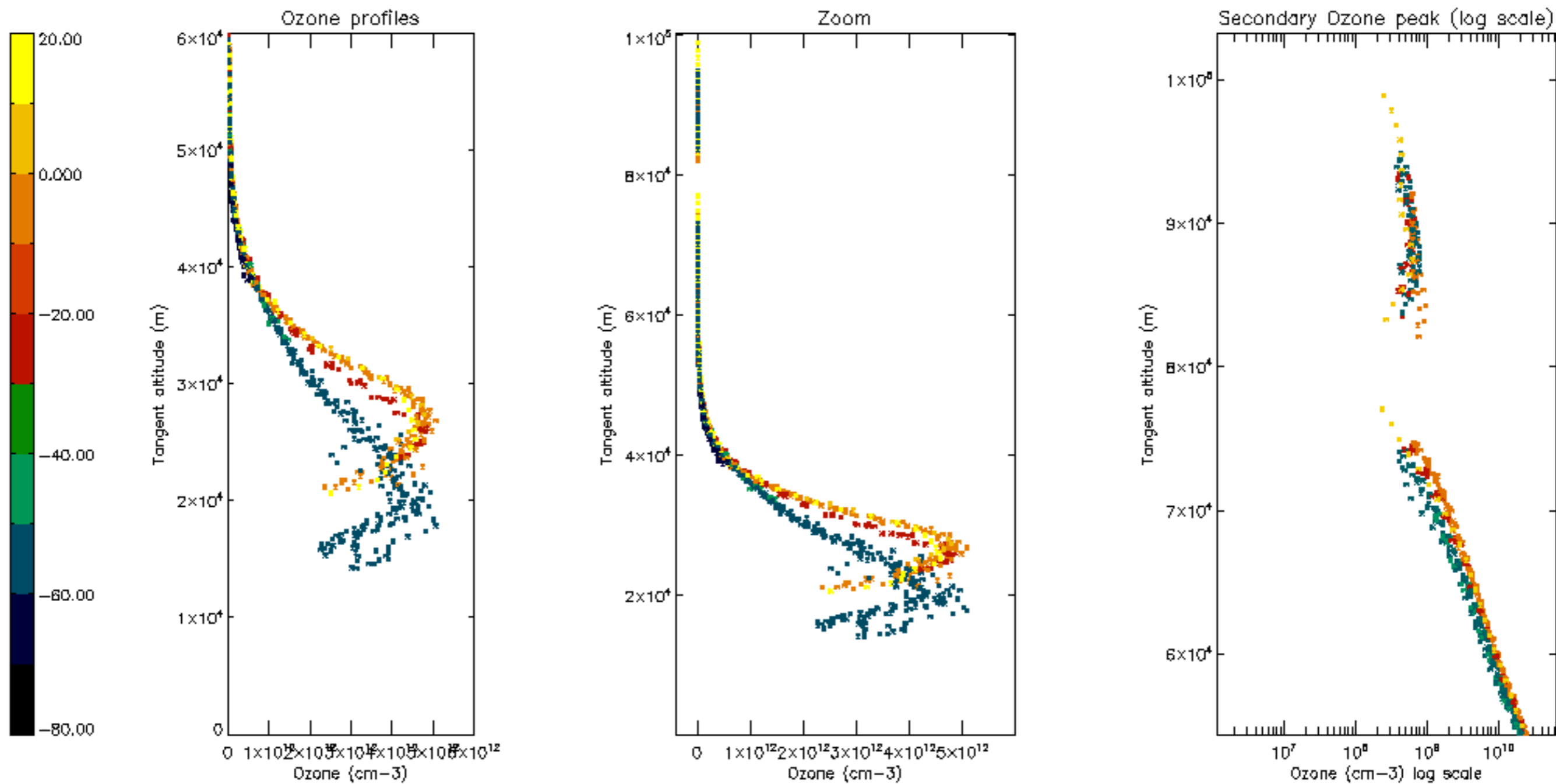


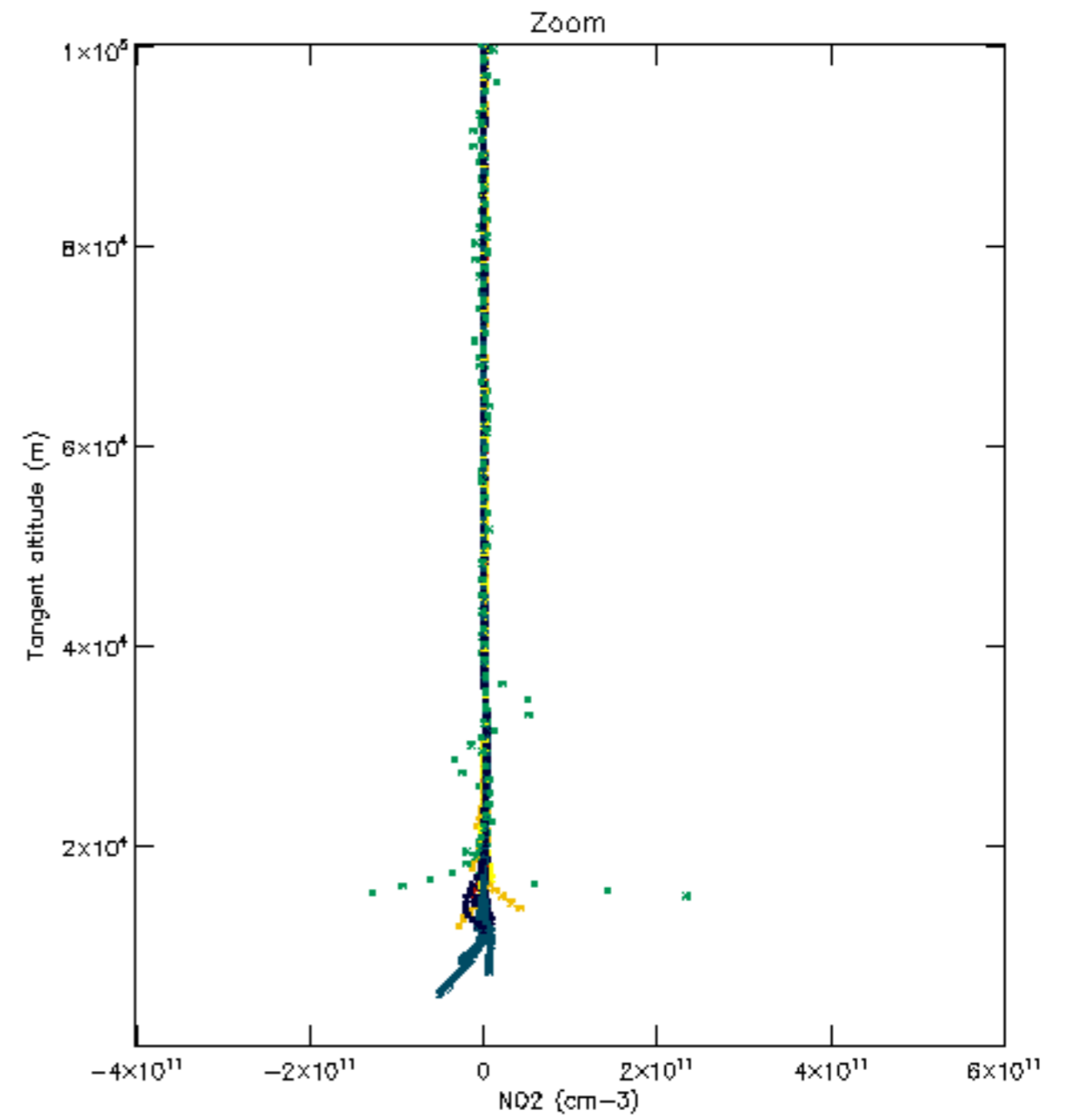
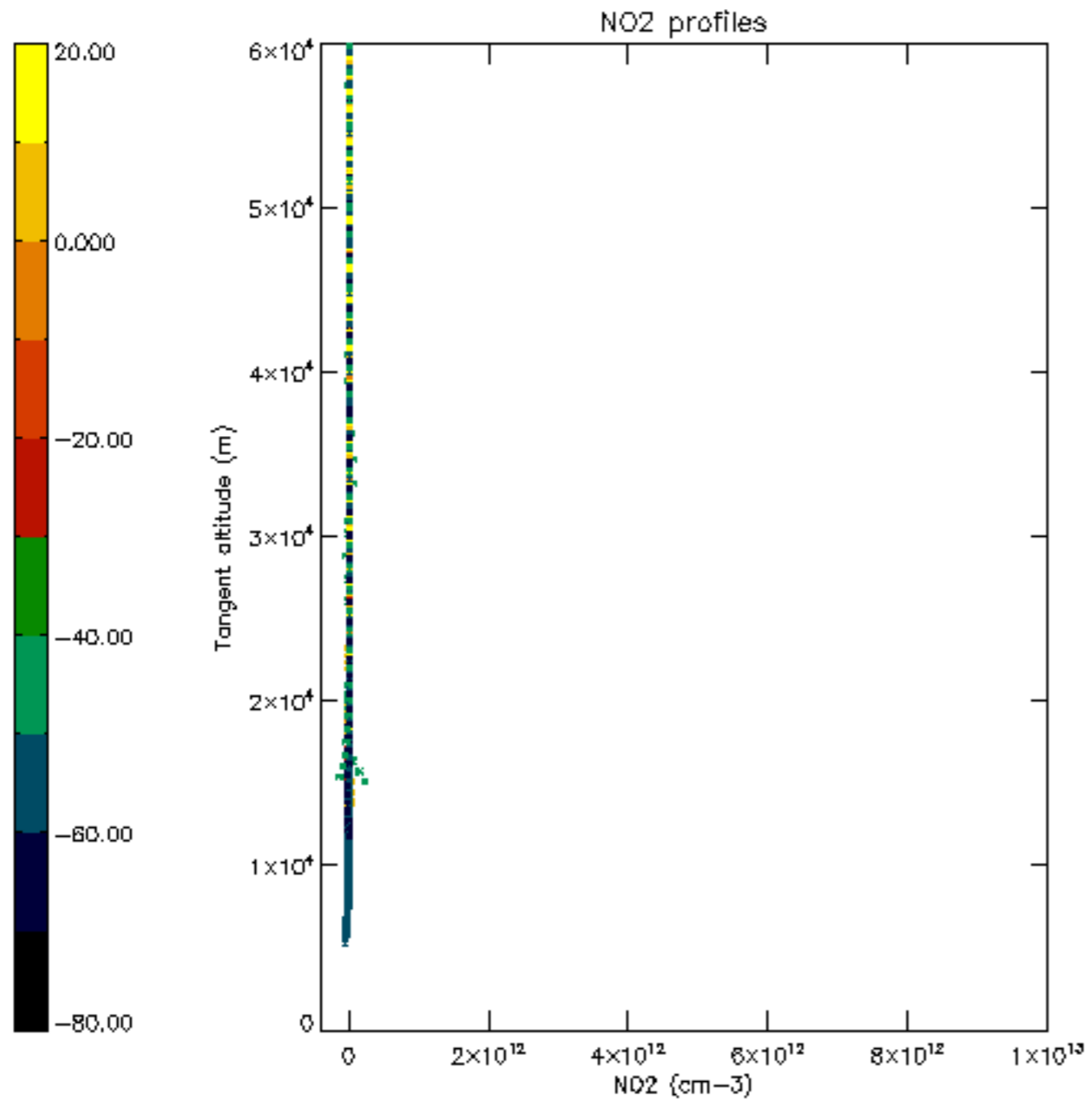


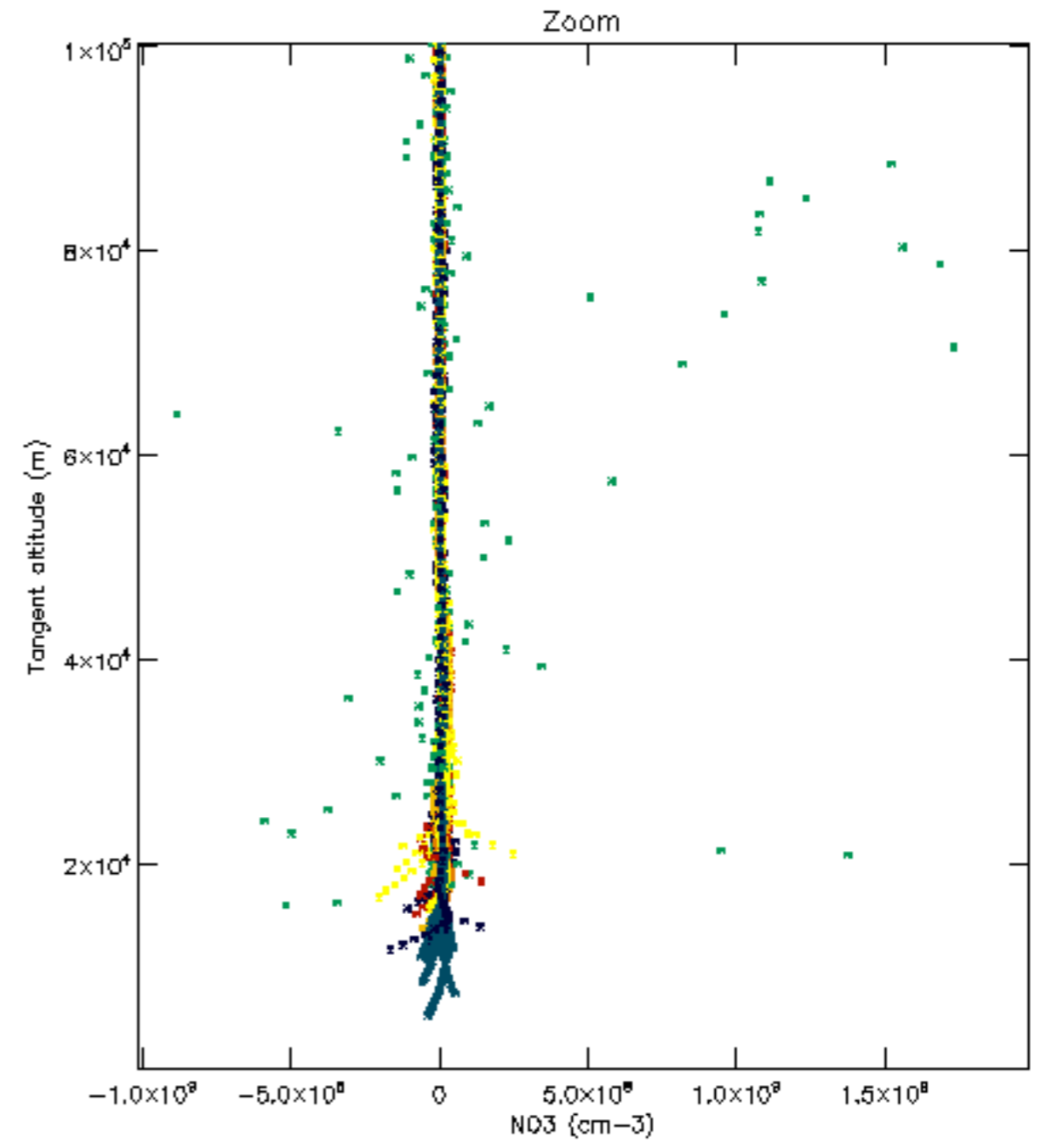
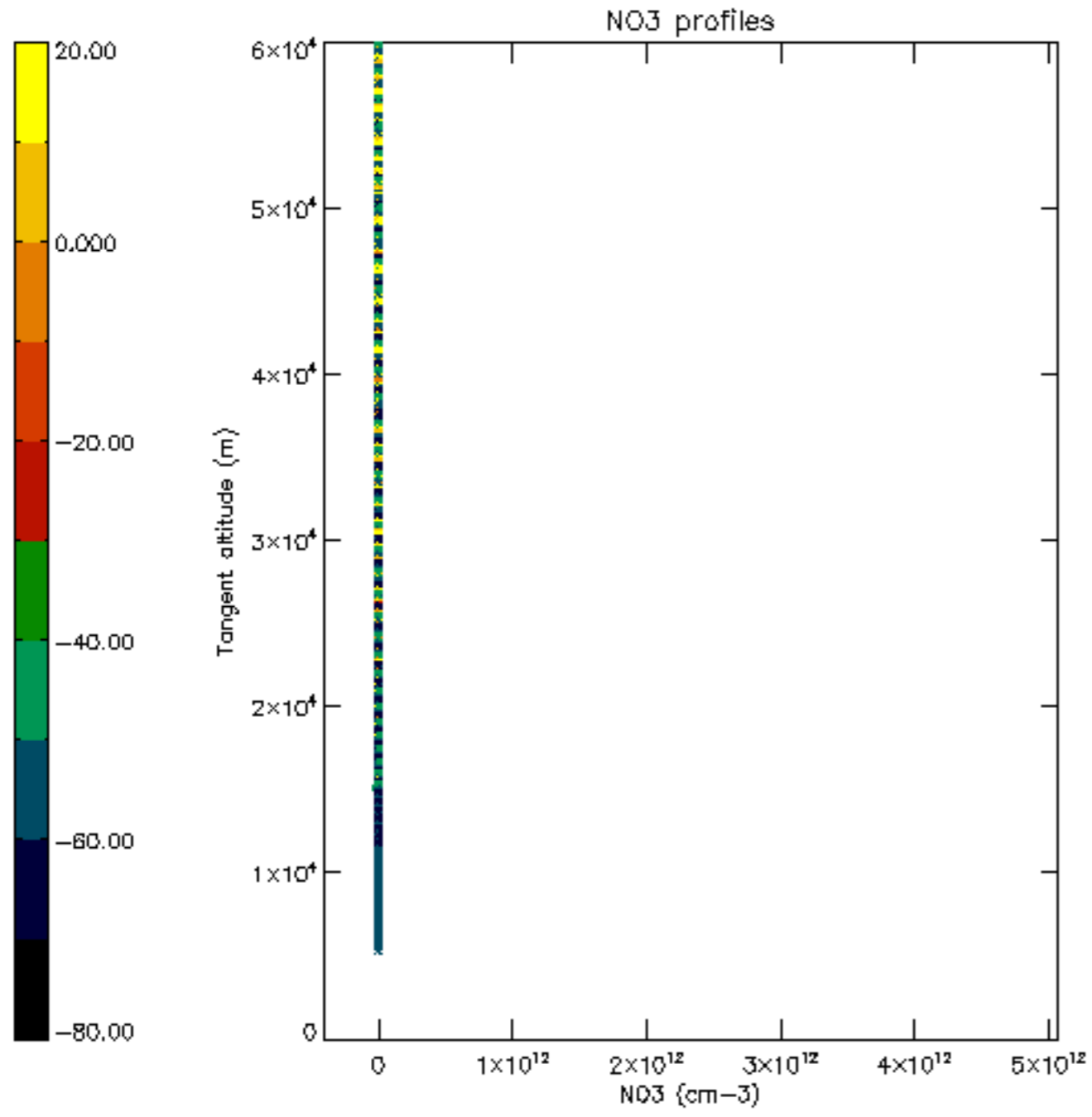


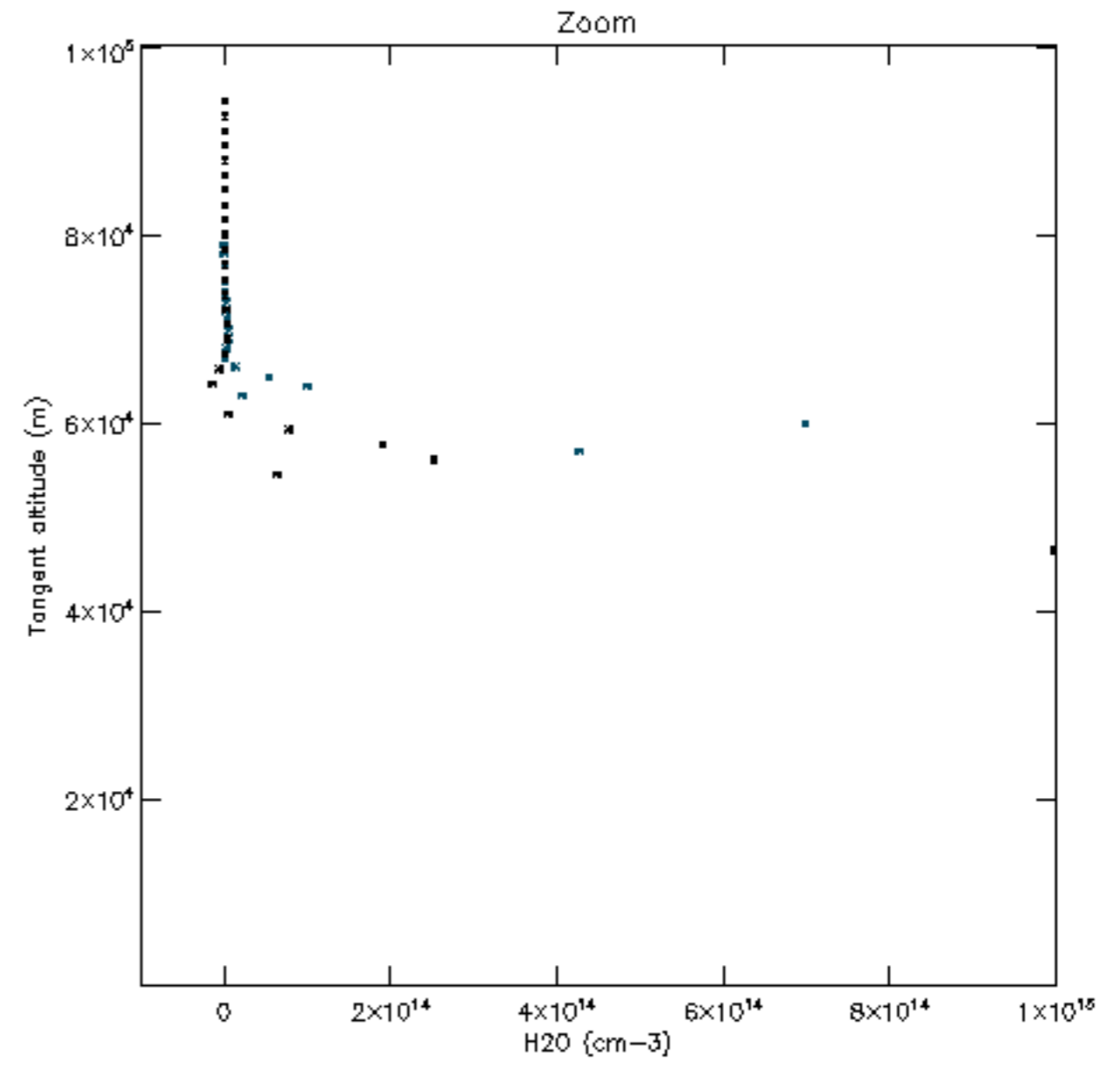
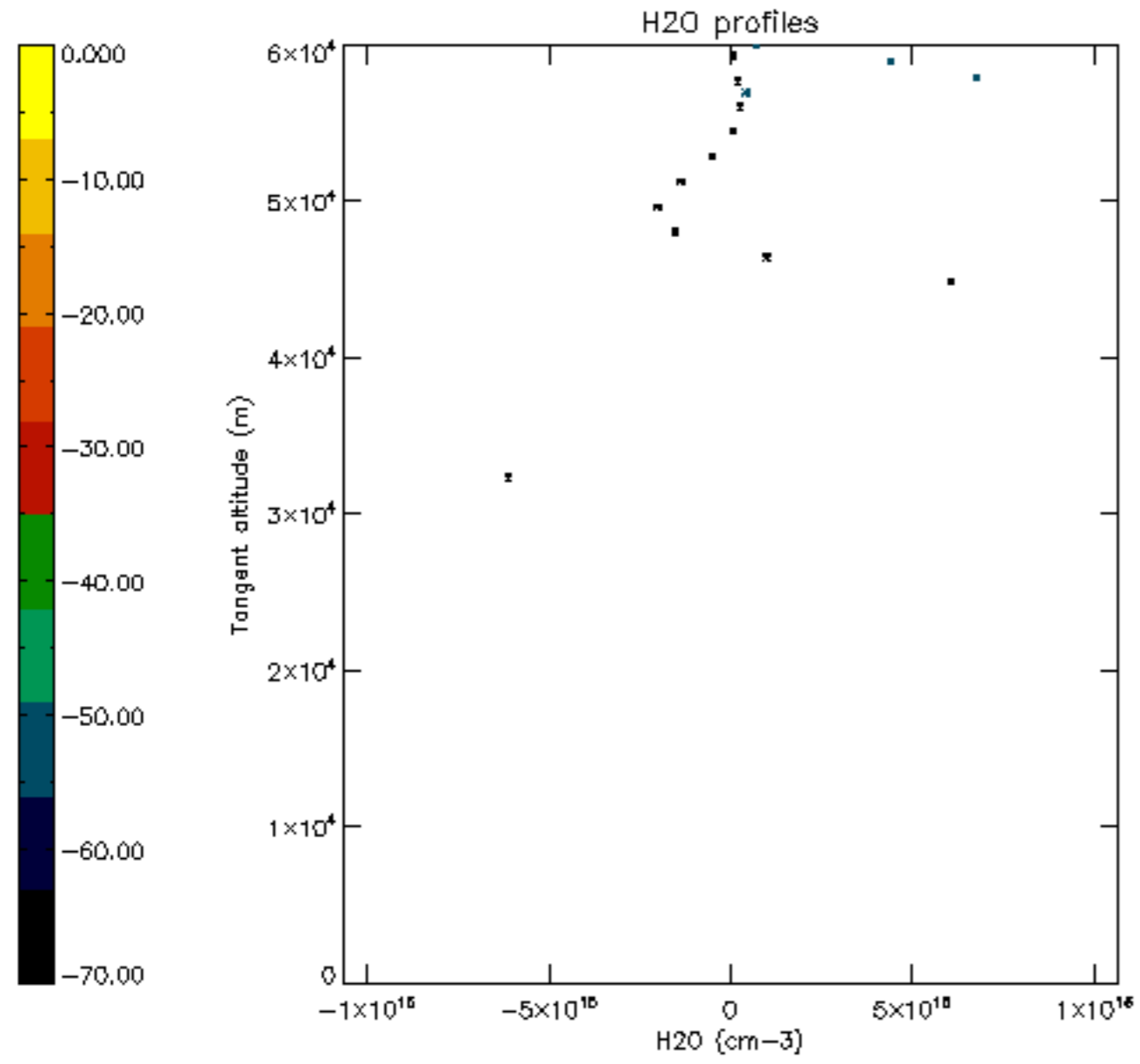


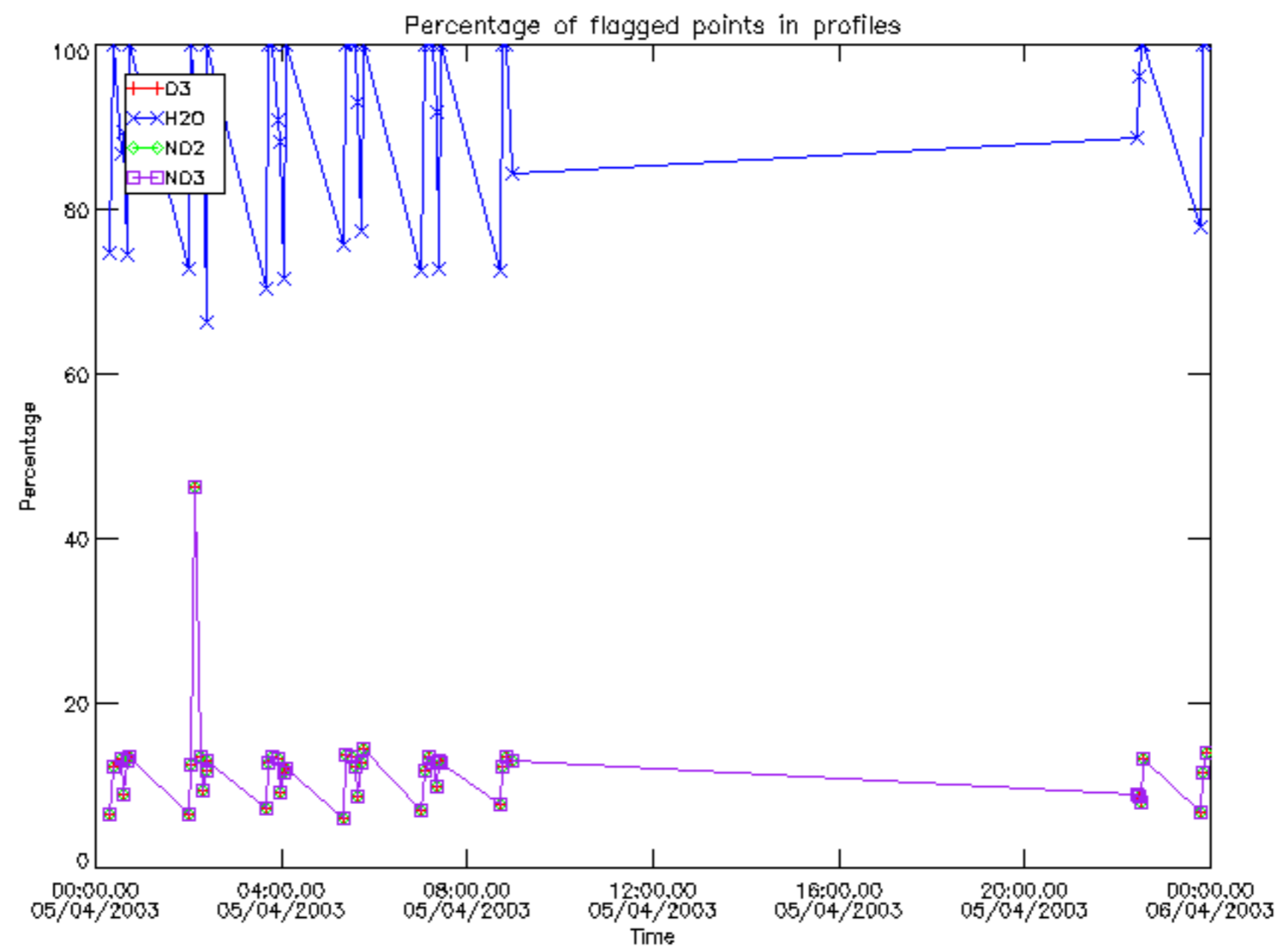






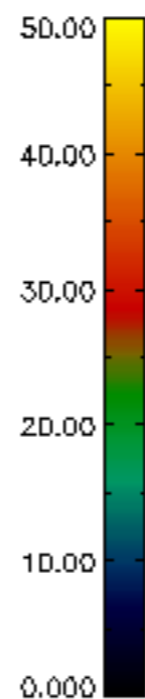
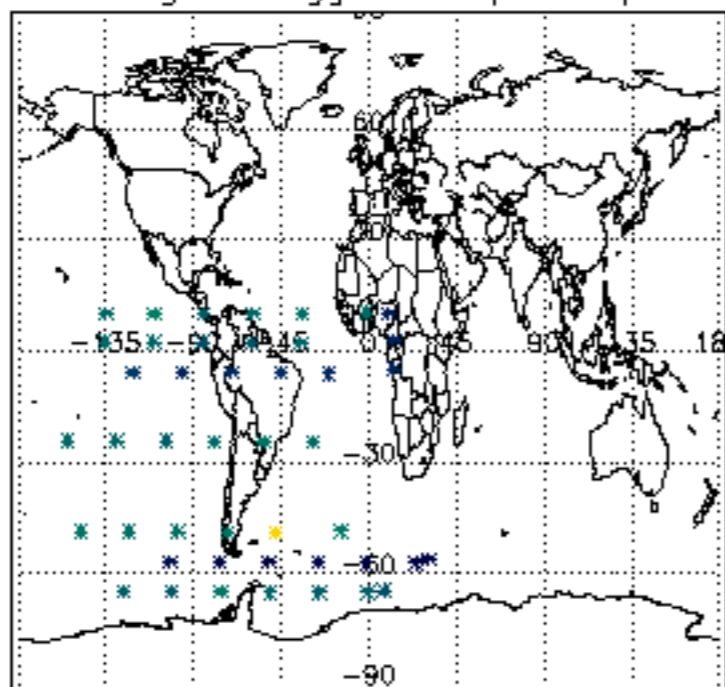




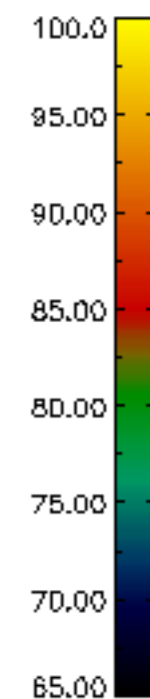
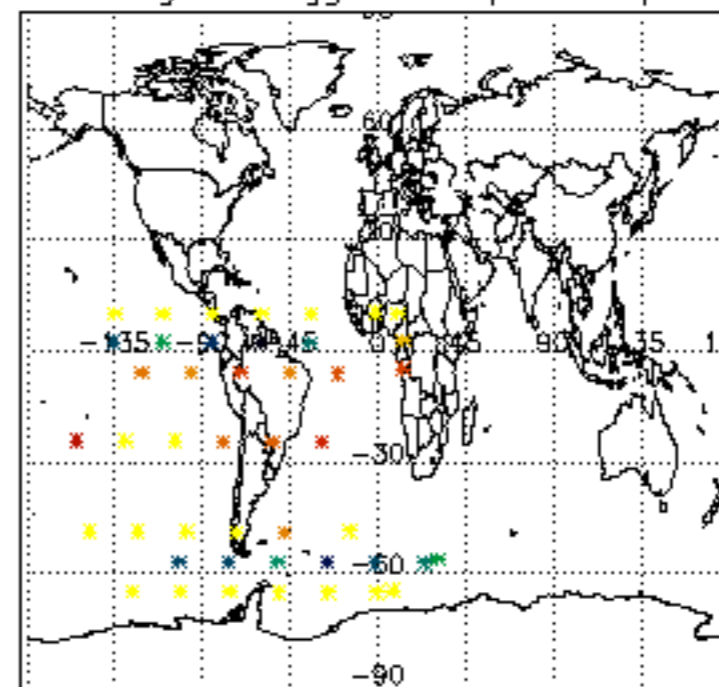




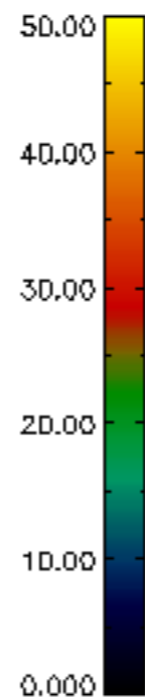
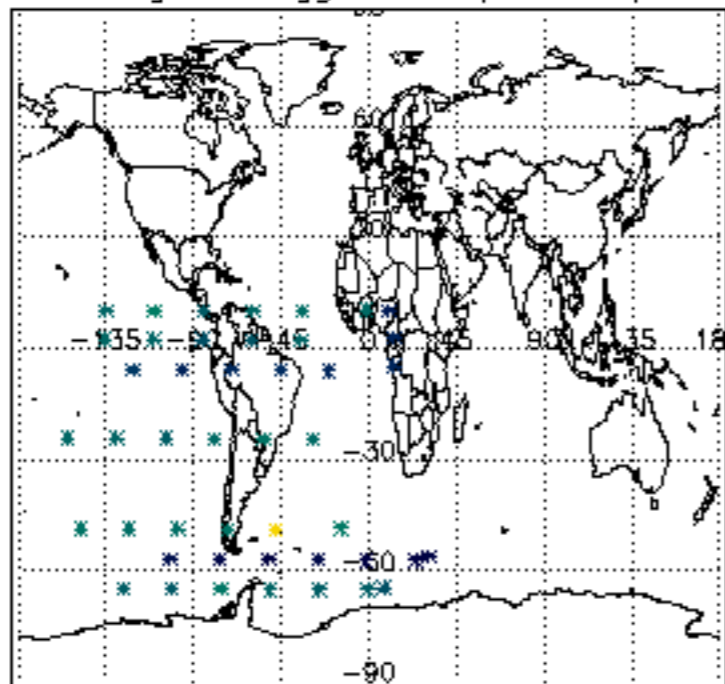
Percentage of flagged data per D3 profile



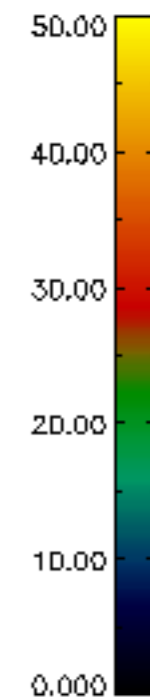
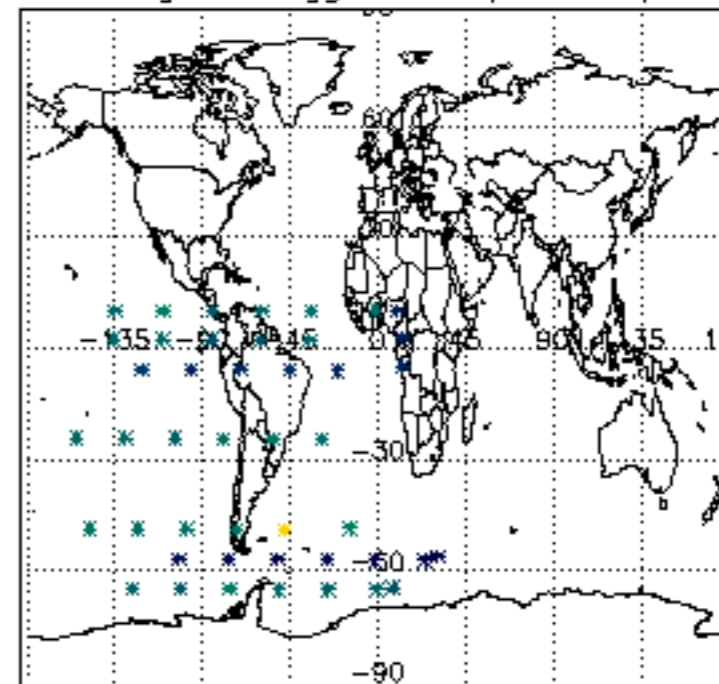
Percentage of flagged data per H2O profile

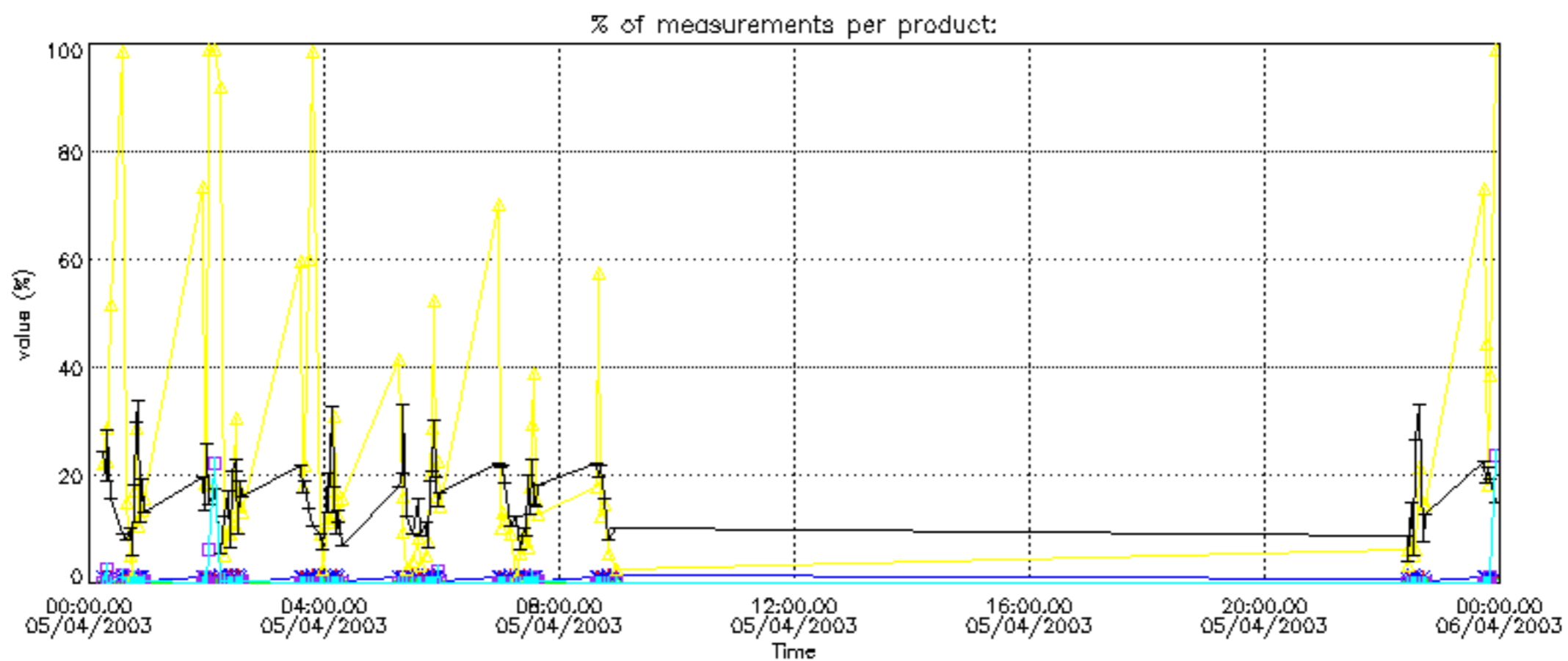


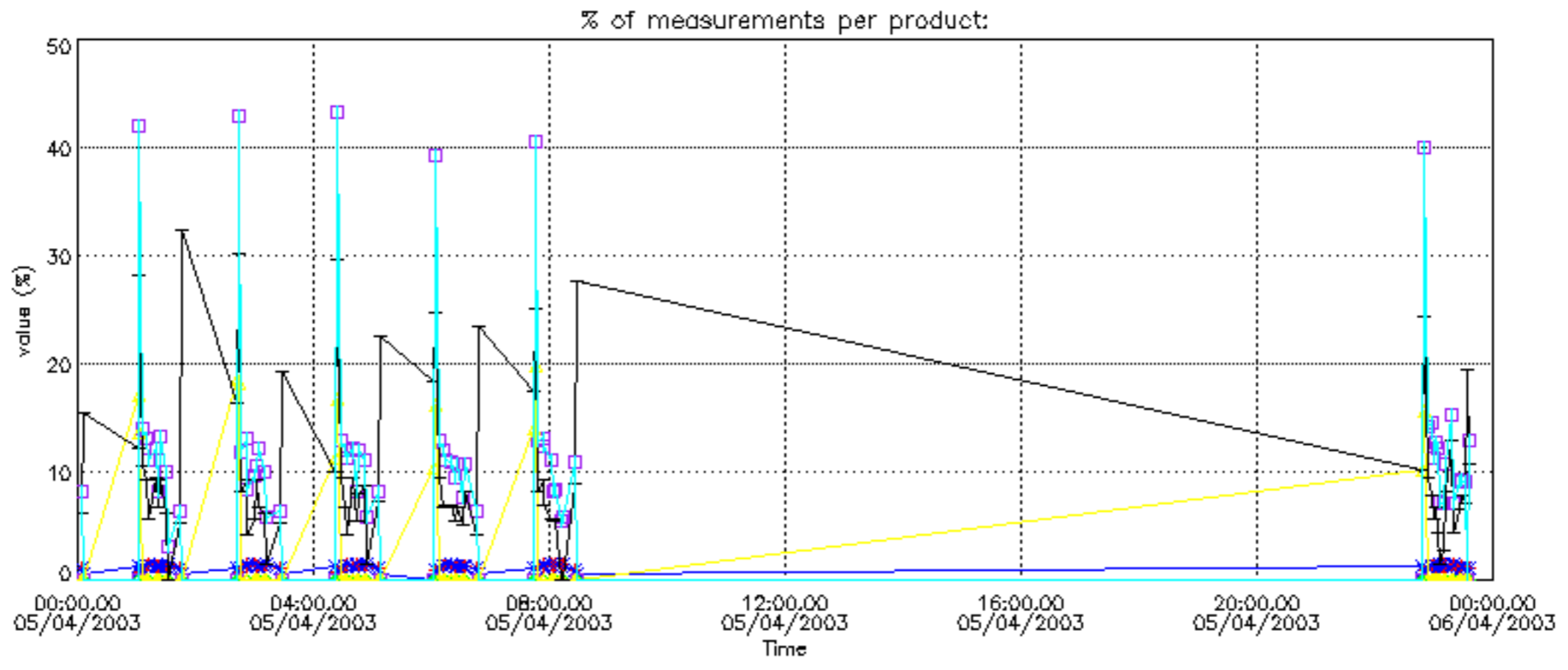
Percentage of flagged data per NO2 profile



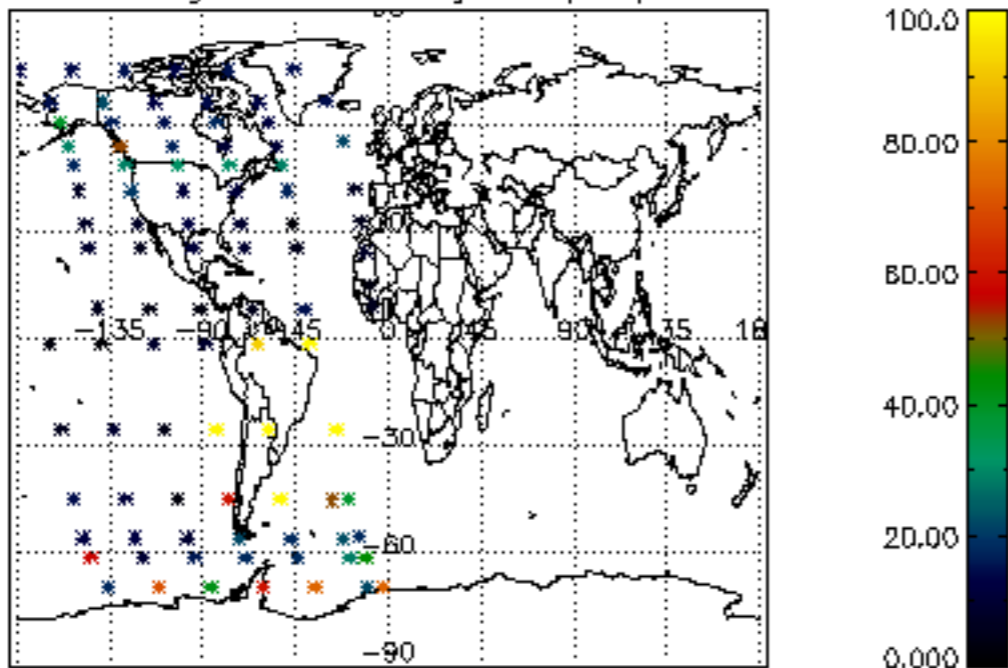
Percentage of flagged data per NO3 profile



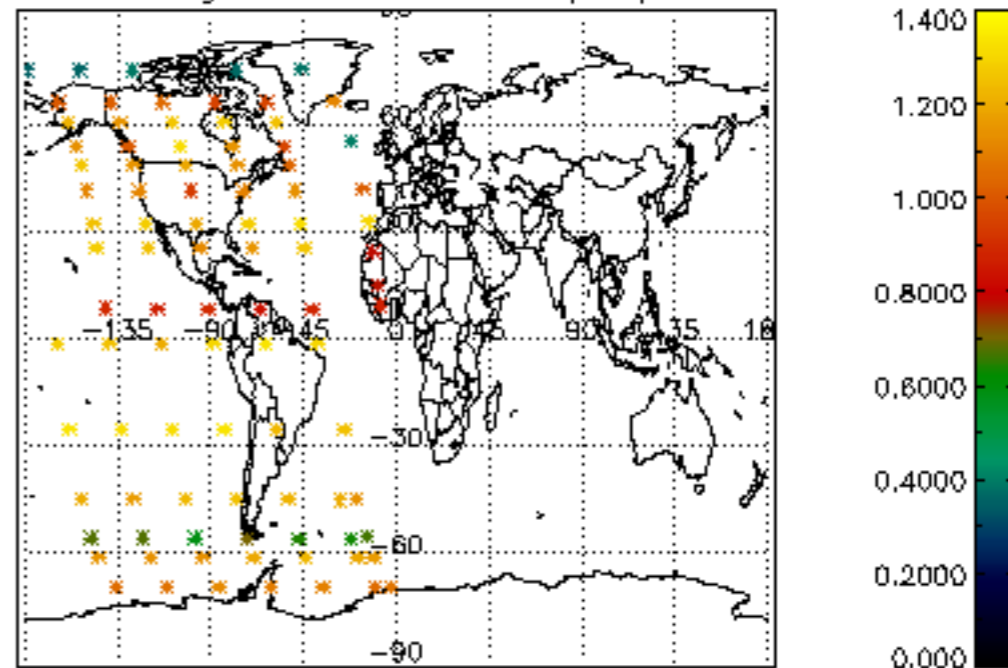




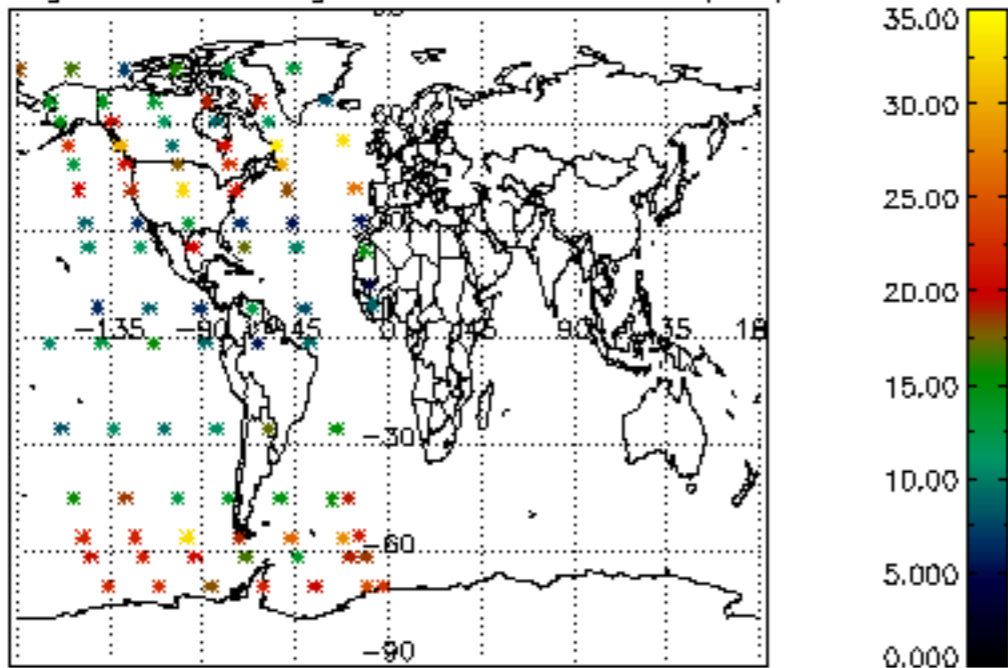
Percentage of cosmic ray hits per profile



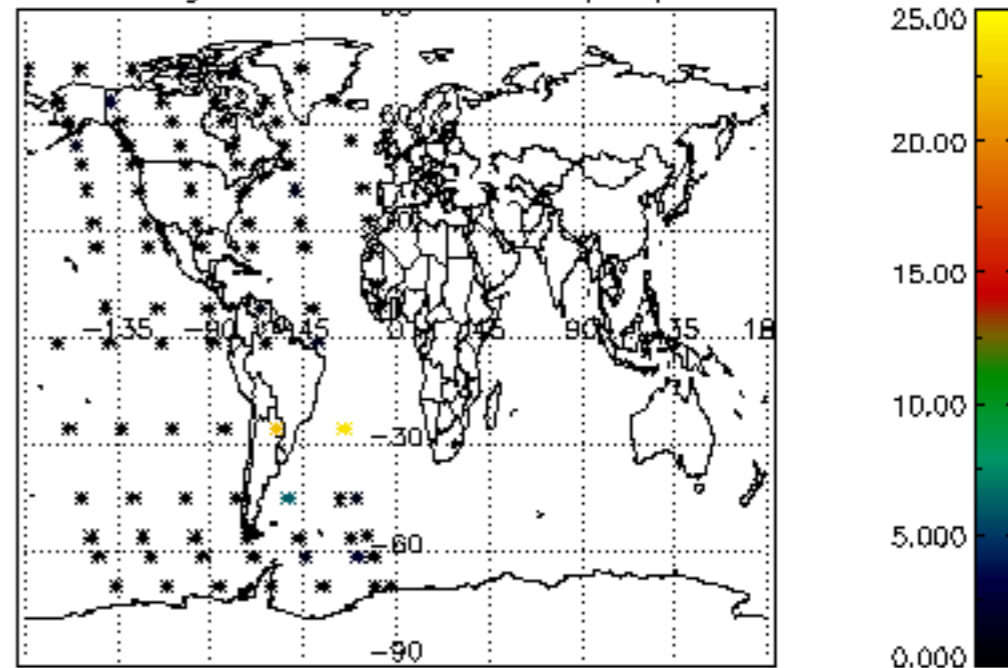
Percentage of datation errors per profile



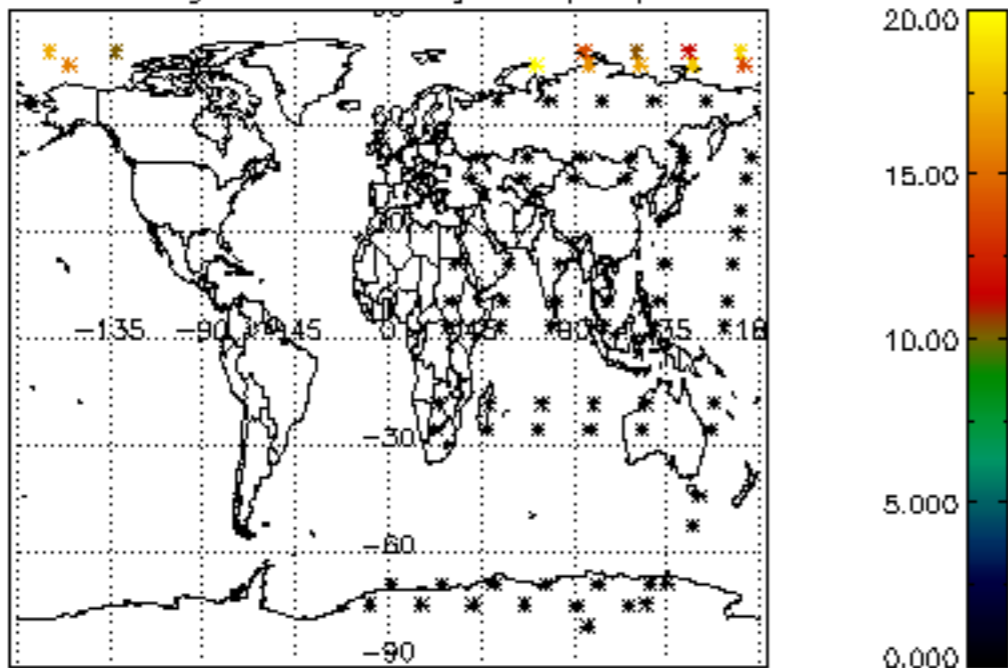
Percentage of star falling outside central band per profile



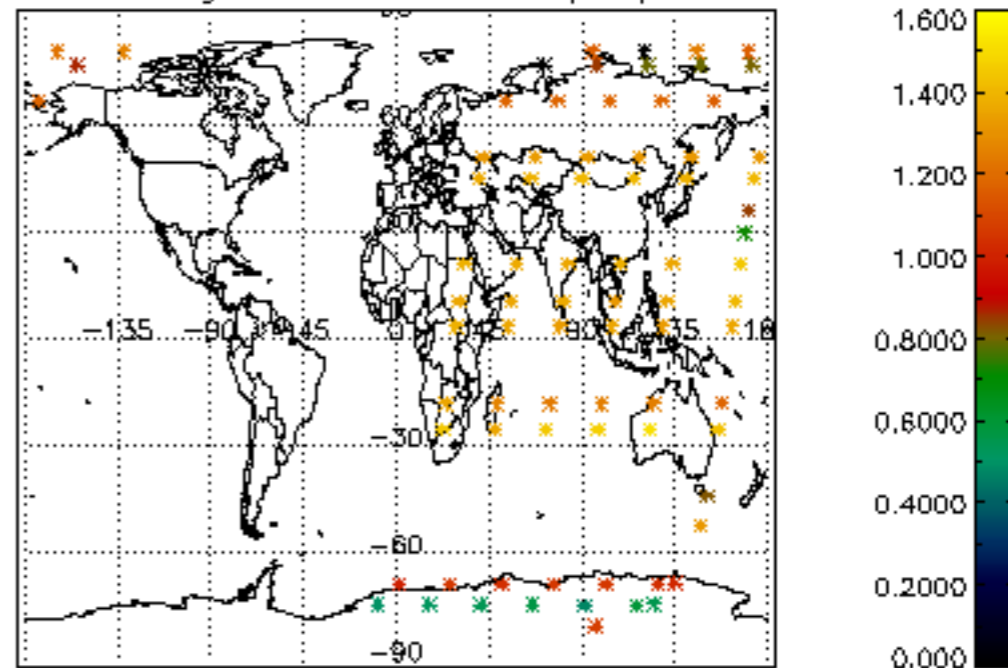
Percentage of saturation errors per profile



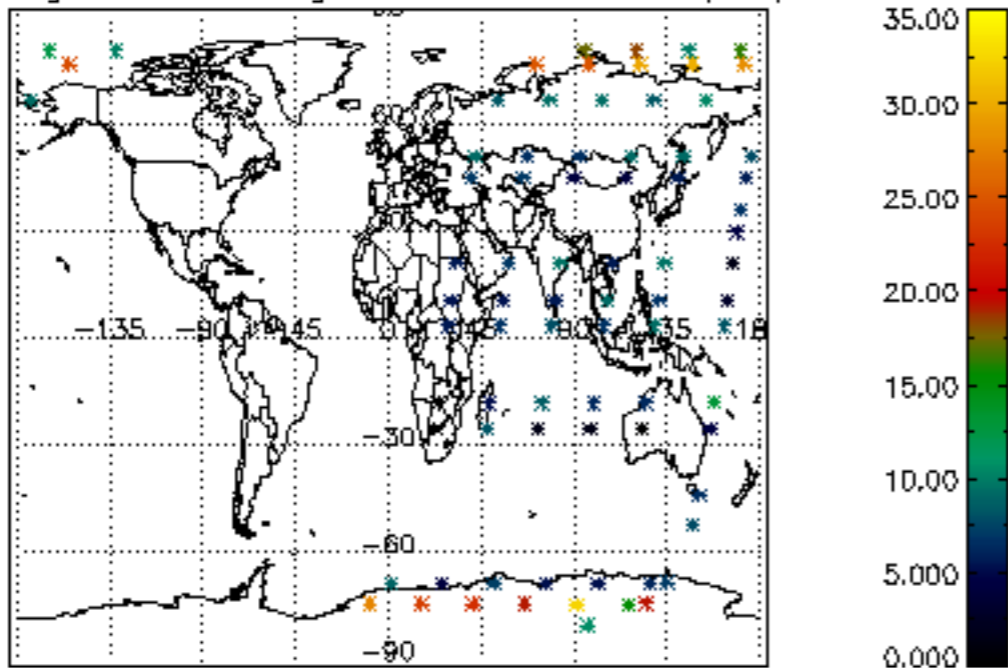
Percentage of cosmic ray hits per profile



Percentage of datation errors per profile



Percentage of star falling outside central band per profile



Percentage of saturation errors per profile

