

GOMOS Level 2 Daily Report

SUMMARY

[1. General Info](#)

[2. Summary of processed GOM_NL_2P products](#)

[3. Level 2 Quality information per product](#)

[3.1 Plot of level 2 quality information per product \(time dependant\)](#)

[3.2 Plot of level 2 quality information per product \(world map\)](#)

[4. Level 1 Quality information per product \(stored on level 2 products\)](#)

[4.1 Plot of level 1 quality information per product \(time dependant\)](#)

[4.1.1 Plot of level 1 quality information per product \(time dependant\): ASCENDING](#)

[4.1.2 Plot of level 1 quality information per product \(time dependant\): DESCENDING](#)

[4.2 Plot of level 1 quality information per product \(world map\)](#)

[4.2.1 Plot of level 1 quality information per product \(world map\): ASCENDING](#)

[4.2.2 Plot of level 1 quality information per product \(world map\): DESCENDING](#)

[5. Ozone profiles based on quality statistics and other trace gas profiles](#)

[5.1 Ozone statistics based on quality of products](#)

[5.2 Plot ozone profiles for all STD \(dark without errors\)](#)

[5.3 Plot ozone profiles where STD < 20% \(dark without errors\)](#)

[5.4. Plot ozone profiles where STD < 10% \(dark without errors\)](#)

[5.5. Plot ozone profiles where STD < 5% \(dark without errors\)](#)

[5.6 Plot NO2 profiles for all STD \(dark without errors\)](#)

[5.7 Plot NO3 profiles for all STD \(dark without errors\)](#)

[5.8 Plot H2O profiles \(only for occultations of stars 1,2,3,4,13,14,16,26,63 dark without errors\) for all STD](#)

[6. Auxiliary Data Files used for the production reported in section 2](#)

This report presents the daily analysis on parameters extracted from GOMOS level 2 data (GOM_NL__2P). It is intended to monitor some important parameters that will impact the quality of these products. A list of level 2 products (and content) that have arrived during the reporting day to the PCF is also given.

Item	Value
Time of report generation	19APR2013 12:35:52
Data source version	GOMOS/6.01
Start time of products	04-04-2003 (04APR2003 00:00:00)
Stop time of products	05-04-2003 (05APR2003 00:00:00)
Store outputs in DB	Yes
Nb of level 2 prods	359
Nb of prods with errors	8

2. Summary of processed GOM_NL__2P products.

Nr	Filename	UTC Start time	Limb	Duration	Star Id	Star Name	Star Mag	Star Temp	Nb Meas	Orbit	Prod. error
1	GOM_NL__2PRFIN20030404_020145_000000412015_00146_05711_5840.N1	04-APR-2003 02:01:45	Bright	40.500	60	7Bet UMi	2.0810	3950.0	81	5711	No
2	GOM_NL__2PRFIN20030404_020340_000000342015_00146_05711_5841.N1	04-APR-2003 02:03:40	Bright	34.000	49	1Alp UMi	1.9900	6300.0	68	5711	No
3	GOM_NL__2PRFIN20030404_021612_000000482015_00146_05711_5842.N1	04-APR-2003 02:16:12	Bright	47.500	144	18Del Cyg	2.8600	11000.	95	5711	No
4	GOM_NL__2PRFIN20030404_021812_000000482015_00146_05711_5843.N1	04-APR-2003 02:18:12	Bright	47.500	66	37Gam Cyg	2.2080	5900.0	95	5711	No
5	GOM_NL__2PRFIN20030404_022018_000000462015_00146_05711_5844.N1	04-APR-2003 02:20:18	Bright	45.500	92	53Eps Cyg	2.5000	4500.0	91	5711	No
6	GOM_NL__2PRFIN20030404_022658_000000472015_00146_05711_5845.N1	04-APR-2003 02:26:58	Twi_and_stray	47.000	61	8Eps Peg	2.1000	3900.0	94	5711	No
7	GOM_NL__2PRFIN20030404_023053_000000742015_00146_05711_5846.N1	04-APR-2003 02:30:53	Dark	74.000	11	53Alp Aql	0.76500	8000.0	148	5711	No
8	GOM_NL__2PRFIN20030404_023410_000000422015_00146_05711_5847.N1	04-APR-2003 02:34:10	Dark	41.500	142	49Del Cap	2.8500	8900.0	83	5711	No
9	GOM_NL__2PRFIN20030404_023943_000000392015_00146_05711_5848.N1	04-APR-2003 02:39:43	Dark	38.500	172	Gam Gru	3.0030	13100.	77	5711	No
10	GOM_NL__2PRFIN20030404_024229_000000622015_00146_05711_5849.N1	04-APR-2003 02:42:29	Dark	62.000	1014	Mars	0.0000	0.0000	124	5711	Yes
11	GOM_NL__2PRFIN20030404_024626_000000392015_00146_05711_5850.N1	04-APR-2003 02:46:26	Dark	39.000	45	Alp Pav	1.9400	26000.	78	5711	No
12	GOM_NL__2PRFIN20030404_024854_000000572015_00147_05712_6522.N1	04-APR-2003 02:48:54	Dark	57.000	38	20Eps Sgr	1.8360	11000.	114	5712	No
13	GOM_NL__2PRFIN20030404_025155_000000522015_00147_05712_6523.N1	04-APR-2003 02:51:55	Dark	52.000	178	lot1Sco	3.0220	6550.0	104	5712	No
14	GOM_NL__2PRFIN20030404_025358_000000422015_00147_05712_6524.N1	04-APR-2003 02:53:58	Dark	41.500	43	Alp TrA	1.9100	4250.0	83	5712	No
15	GOM_NL__2PRFIN20030404_025552_000000422015_00147_05712_6525.N1	04-APR-2003 02:55:52	Dark	41.500	134	Bet TrA	2.8100	6600.0	83	5712	No
16	GOM_NL__2PRFIN20030404_025828_000000462015_00147_05712_6526.N1	04-APR-2003 02:58:28	Straylight	46.000	4	Alp1Cen	-0.010000	5800.0	92	5712	No
17	GOM_NL__2PRFIN20030404_030151_000001212015_00147_05712_6527.N1	04-APR-2003 03:01:51	Straylight	120.50	16	21Alp Sco	1.0200	3000.0	241	5712	No
18	GOM_NL__2PRFIN20030404_030535_000000582015_00147_05712_6528.N1	04-APR-2003 03:05:35	Straylight	57.500	54	5The Cen	2.0550	4500.0	115	5712	No
19	GOM_NL__2PRFIN20030404_030819_000001392015_00147_05712_6529.N1	04-APR-2003 03:08:19	Twi_and_stray	138.50	97	8Bet1Sco	2.5610	30000.	277	5712	No
20	GOM_NL__2PRFIN20030404_031319_000000432015_00147_05712_6530.N1	04-APR-2003 03:13:19	Twi_and_stray	42.500	100	4Gam Crv	2.5800	13100.	85	5712	No
21	GOM_NL__2PRFIN20030404_031503_000000652015_00147_05712_6531.N1	04-APR-2003 03:15:03	Bright	64.500	15	67Alp Vir	0.97600	28000.	129	5712	No
22	GOM_NL__2PRFIN20030404_031815_000000442015_00147_05712_6532.N1	04-APR-2003 03:18:15	Bright	44.000	121	29Gam Vir	2.7400	7200.0	88	5712	No
23	GOM_NL__2PRFIN20030404_032253_000000392015_00147_05712_6533.N1	04-APR-2003 03:22:53	Bright	39.000	62	94Bet Leo	2.1360	9700.0	78	5712	No
24	GOM_NL__2PRFIN20030404_032433_000000372015_00147_05712_6534.N1	04-APR-2003 03:24:33	Bright	36.500	96	68Del Leo	2.5600	9300.0	73	5712	No
25	GOM_NL__2PRFIN20030404_033120_000000392015_00147_05712_6535.N1	04-APR-2003 03:31:20	Bright	38.500	174	52Psi UMa	3.0040	4400.0	77	5712	No
26	GOM_NL__2PRFIN20030404_033416_000000372015_00147_05712_6536.N1	04-APR-2003 03:34:16	Bright	37.000	87	64Gam UMa	2.4330	11000.	74	5712	No
27	GOM_NL__2PRFIN20030404_033611_000000382015_00147_05712_6537.N1	04-APR-2003 03:36:11	Bright	37.500	36	50Alp UMa	1.8000	6300.0	75	5712	No
28	GOM_NL__2PRFIN20030404_034221_000000412015_00147_05712_6538.N1	04-APR-2003 03:42:21	Bright	41.000	60	7Bet UMi	2.0810	3950.0	82	5712	No
29	GOM_NL__2PRFIN20030404_034416_000000352015_00147_05712_6539.N1	04-APR-2003 03:44:16	Bright	34.500	49	1Alp UMi	1.9900	6300.0	69	5712	No
30	GOM_NL__2PRFIN20030404_035647_000000512015_00147_05712_6540.N1	04-APR-2003 03:56:47	Bright	51.000	144	18Del Cyg	2.8600	11000.	102	5712	No
31	GOM_NL__2PRFIN20030404_035848_000000472015_00147_05712_6541.N1	04-APR-2003 03:58:48	Bright	46.500	66	37Gam Cyg	2.2080	5900.0	93	5712	No
32	GOM_NL__2PRFIN20030404_040054_000000472015_00147_05712_6542.N1	04-APR-2003 04:00:54	Bright	46.500	92	53Eps Cyg	2.5000	4500.0	93	5712	No
33	GOM_NL__2PRFIN20030404_040734_000000472015_00147_05712_6543.N1	04-APR-2003 04:07:34	Twi_and_stray	47.000	61	8Eps Peg	2.1000	3900.0	94	5712	No
34	GOM_NL__2PRFIN20030404_041129_000000722015_00147_05712_6544.N1	04-APR-2003 04:11:29	Dark	71.500	11	53Alp Aql	0.76500	8000.0	143	5712	No
35	GOM_NL__2PRFIN20030404_041446_000000412015_00147_05712_6545.N1	04-APR-2003 04:14:46	Dark	41.000	142	49Del Cap	2.8500	8900.0	82	5712	No
36	GOM_NL__2PRFIN20030404_042019_000000392015_00147_05712_6546.N1	04-APR-2003 04:20:19	Dark	38.500	172	Gam Gru	3.0030	13100.	77	5712	No
37	GOM_NL__2PRFIN20030404_042305_000000732015_00147_05712_6547.N1	04-APR-2003 04:23:05	Dark	73.000	1014	Mars	0.0000	0.0000	146	5712	Yes
38	GOM_NL__2PRFIN20030404_042702_000000422015_00147_05712_6548.N1	04-APR-2003 04:27:02	Dark	42.000	45	Alp Pav	1.9400	26000.	84	5712	No
39	GOM_NL__2PRFIN20030404_042931_000000622015_00148_05713_6594.N1	04-APR-2003 04:29:31	Dark	62.000	38	20Eps Sgr	1.8360	11000.	124	5713	No
40	GOM_NL__2PRFIN20030404_043231_000000552015_00148_05713_6595.N1	04-APR-2003 04:32:31	Dark	55.000	178	lot1Sco	3.0220	6550.0	110	5713	No
41	GOM_NL__2PRFIN20030404_043434_000000462015_00148_05713_6596.N1	04-APR-2003 04:34:34	Dark	45.500	43	Alp TrA	1.9100	4250.0	91	5713	No
42	GOM_NL__2PRFIN20030404_043628_000000412015_00148_05713_6597.N1	04-APR-2003 04:36:28	Dark	41.000	134	Bet TrA	2.8100	6600.0	82	5713	No

43	GOM_NL__2PRFIN20030404_043904_000000542015_00148_05713_6598.N1	04-APR-2003 04:39:04	Straylight	53.500	4	Alp1Cen	-0.010000	5800.0	107	5713	No
44	GOM_NL__2PRFIN20030404_044229_000001182015_00148_05713_6599.N1	04-APR-2003 04:42:29	Straylight	118.00	16	21Alp Sco	1.0200	3000.0	236	5713	No
45	GOM_NL__2PRFIN20030404_044611_000000502015_00148_05713_6600.N1	04-APR-2003 04:46:11	Straylight	50.000	54	5The Cen	2.0550	4500.0	100	5713	No
46	GOM_NL__2PRFIN20030404_044857_000001512015_00148_05713_6601.N1	04-APR-2003 04:48:57	Twi_and_stray	150.50	97	8Bet1Sco	2.5610	30000.	301	5713	No
47	GOM_NL__2PRFIN20030404_045355_000000432015_00148_05713_6602.N1	04-APR-2003 04:53:55	Twi_and_stray	43.000	100	4Gam Crv	2.5800	13100.	86	5713	No
48	GOM_NL__2PRFIN20030404_045538_000000602015_00148_05713_6603.N1	04-APR-2003 04:55:38	Bright	60.000	15	67Alp Vir	0.97600	28000.	120	5713	No
49	GOM_NL__2PRFIN20030404_045850_000000442015_00148_05713_6604.N1	04-APR-2003 04:58:50	Bright	43.500	121	29Gam Vir	2.7400	7200.0	87	5713	No
50	GOM_NL__2PRFIN20030404_050329_000000402015_00148_05713_6605.N1	04-APR-2003 05:03:29	Bright	39.500	62	94Bet Leo	2.1360	9700.0	79	5713	No
51	GOM_NL__2PRFIN20030404_050509_000000372015_00148_05713_6606.N1	04-APR-2003 05:05:09	Bright	37.000	96	68Del Leo	2.5600	9300.0	74	5713	No
52	GOM_NL__2PRFIN20030404_051155_000000392015_00148_05713_6607.N1	04-APR-2003 05:11:55	Bright	39.000	174	52Psi UMa	3.0040	4400.0	78	5713	No
53	GOM_NL__2PRFIN20030404_051451_000000392015_00148_05713_6608.N1	04-APR-2003 05:14:51	Bright	39.000	87	64Gam UMa	2.4330	11000.	78	5713	No
54	GOM_NL__2PRFIN20030404_051647_000000402015_00148_05713_6609.N1	04-APR-2003 05:16:47	Bright	39.500	36	50Alp UMa	1.8000	6300.0	79	5713	No
55	GOM_NL__2PRFIN20030404_052256_000000422015_00148_05713_6610.N1	04-APR-2003 05:22:56	Bright	42.000	60	7Bet UMi	2.0810	3950.0	84	5713	No
56	GOM_NL__2PRFIN20030404_052452_000000342015_00148_05713_6611.N1	04-APR-2003 05:24:52	Bright	34.000	49	1Alp UMi	1.9900	6300.0	68	5713	No
57	GOM_NL__2PRFIN20030404_053721_000000512015_00148_05713_6612.N1	04-APR-2003 05:37:21	Bright	51.000	144	18Del Cyg	2.8600	11000.	102	5713	No
58	GOM_NL__2PRFIN20030404_053921_000000512015_00148_05713_6613.N1	04-APR-2003 05:39:21	Bright	51.000	66	37Gam Cyg	2.2080	5900.0	102	5713	No
59	GOM_NL__2PRFIN20030404_054129_000000472015_00148_05713_6614.N1	04-APR-2003 05:41:29	Bright	47.000	92	53Eps Cyg	2.5000	4500.0	94	5713	No
60	GOM_NL__2PRFIN20030404_054810_000000482015_00148_05713_6615.N1	04-APR-2003 05:48:10	Twi_and_stray	48.000	61	8Eps Peg	2.1000	3900.0	96	5713	No
61	GOM_NL__2PRFIN20030404_055205_000000782015_00148_05713_6616.N1	04-APR-2003 05:52:05	Dark	77.500	11	53Alp Aql	0.76500	8000.0	155	5713	No
62	GOM_NL__2PRFIN20030404_055522_000000432015_00148_05713_6617.N1	04-APR-2003 05:55:22	Dark	42.500	142	49Del Cap	2.8500	8900.0	85	5713	No
63	GOM_NL__2PRFIN20030404_060056_000000402015_00148_05713_6618.N1	04-APR-2003 06:00:56	Dark	39.500	172	Gam Gru	3.0030	13100.	79	5713	No
64	GOM_NL__2PRFIN20030404_060341_000000742015_00148_05713_6619.N1	04-APR-2003 06:03:41	Dark	74.000	1014	Mars	0.0000	0.0000	148	5713	Yes
65	GOM_NL__2PRFIN20030404_060738_000000402015_00148_05713_6620.N1	04-APR-2003 06:07:38	Dark	39.500	45	Alp Pav	1.9400	26000.	79	5713	No
66	GOM_NL__2PRFIN20030404_061009_000000592015_00149_05714_6592.N1	04-APR-2003 06:10:09	Dark	59.000	38	20Eps Sgr	1.8360	11000.	118	5714	No
67	GOM_NL__2PRFIN20030404_061308_000000572015_00149_05714_6593.N1	04-APR-2003 06:13:08	Dark	56.500	178	lot1Sco	3.0220	6550.0	113	5714	No
68	GOM_NL__2PRFIN20030404_061510_000000492015_00149_05714_6594.N1	04-APR-2003 06:15:10	Dark	49.000	43	Alp TrA	1.9100	4250.0	98	5714	No
69	GOM_NL__2PRFIN20030404_061704_000000402015_00149_05714_6595.N1	04-APR-2003 06:17:04	Dark	40.000	134	Bet TrA	2.8100	6600.0	80	5714	No
70	GOM_NL__2PRFIN20030404_061940_000000462015_00149_05714_6596.N1	04-APR-2003 06:19:40	Straylight	45.500	4	Alp1Cen	-0.010000	5800.0	91	5714	No
71	GOM_NL__2PRFIN20030404_062306_000001092015_00149_05714_6597.N1	04-APR-2003 06:23:06	Straylight	108.50	16	21Alp Sco	1.0200	3000.0	217	5714	No
72	GOM_NL__2PRFIN20030404_062646_000000532015_00149_05714_6598.N1	04-APR-2003 06:26:46	Straylight	53.000	54	5The Cen	2.0550	4500.0	106	5714	No
73	GOM_NL__2PRFIN20030404_062934_000001472015_00149_05714_6599.N1	04-APR-2003 06:29:34	Twi_and_stray	146.50	97	8Bet1Sco	2.5610	30000.	293	5714	No
74	GOM_NL__2PRFIN20030404_063431_000000452015_00149_05714_6600.N1	04-APR-2003 06:34:31	Twi_and_stray	44.500	100	4Gam Crv	2.5800	13100.	89	5714	No
75	GOM_NL__2PRFIN20030404_063614_000000072015_00149_05714_6601.N1	04-APR-2003 06:36:14	Straylight	6.5000	15	67Alp Vir	0.97600	28000.	13	5714	No
76	GOM_NL__2PRFIN20030404_065231_000000392015_00149_05714_6602.N1	04-APR-2003 06:52:31	Bright	38.500	174	52Psi UMa	3.0040	4400.0	77	5714	No
77	GOM_NL__2PRFIN20030404_065527_000000382015_00149_05714_6603.N1	04-APR-2003 06:55:27	Bright	38.000	87	64Gam UMa	2.4330	11000.	76	5714	No
78	GOM_NL__2PRFIN20030404_065723_000000372015_00149_05714_6604.N1	04-APR-2003 06:57:23	Bright	37.000	36	50Alp UMa	1.8000	6300.0	74	5714	No
79	GOM_NL__2PRFIN20030404_070331_000000412015_00149_05714_6605.N1	04-APR-2003 07:03:31	Bright	41.000	60	7Bet UMi	2.0810	3950.0	82	5714	No
80	GOM_NL__2PRFIN20030404_070528_000000372015_00149_05714_6606.N1	04-APR-2003 07:05:28	Bright	36.500	49	1Alp UMi	1.9900	6300.0	73	5714	No
81	GOM_NL__2PRFIN20030404_071759_000000492015_00149_05714_6607.N1	04-APR-2003 07:17:59	Bright	49.000	144	18Del Cyg	2.8600	11000.	98	5714	No
82	GOM_NL__2PRFIN20030404_071959_000000502015_00149_05714_6608.N1	04-APR-2003 07:19:59	Bright	49.500	66	37Gam Cyg	2.2080	5900.0	99	5714	No
83	GOM_NL__2PRFIN20030404_072205_000000492015_00149_05714_6609.N1	04-APR-2003 07:22:05	Bright	48.500	92	53Eps Cyg	2.5000	4500.0	97	5714	No
84	GOM_NL__2PRFIN20030404_072846_000000462015_00149_05714_6610.N1	04-APR-2003 07:28:46	Twi_and_stray	46.000	61	8Eps Peg	2.1000	3900.0	92	5714	No
85	GOM_NL__2PRFIN20030404_073243_000000762015_00149_05714_6611.N1	04-APR-2003 07:32:43	Dark	76.000	11	53Alp Aql	0.76500	8000.0	152	5714	No
86	GOM_NL__2PRFIN20030404_073558_000000452015_00149_05714_6612.N1	04-APR-2003 07:35:58	Dark	44.500	142	49Del Cap	2.8500	8900.0	89	5714	No
87	GOM_NL__2PRFIN20030404_074132_000000402015_00149_05714_6613.N1	04-APR-2003 07:41:32	Dark	39.500	172	Gam Gru	3.0030	13100.	79	5714	No
88	GOM_NL__2PRFIN20030404_074416_000000632015_00149_05714_6614.N1	04-APR-2003 07:44:16	Dark	62.500	1014	Mars	0.0000	0.0000	125	5714	Yes
89	GOM_NL__2PRFIN20030404_074814_000000422015_00149_05714_6615.N1	04-APR-2003 07:48:14	Dark	42.000	45	Alp Pav	1.9400	26000.	84	5714	No
90	GOM_NL__2PRFIN20030404_075044_000000592015_00150_05715_6535.N1	04-APR-2003 07:50:44	Dark	59.000	38	20Eps Sgr	1.8360	11000.	118	5715	No
91	GOM_NL__2PRFIN20030404_075345_000000552015_00150_05715_6536.N1	04-APR-2003 07:53:45	Dark	54.500	178	lot1Sco	3.0220	6550.0	109	5715	No
92	GOM_NL__2PRFIN20030404_075547_000000402015_00150_05715_6537.N1	04-APR-2003 07:55:47	Dark	40.000	43	Alp TrA	1.9100	4250.0	80	5715	No
93	GOM_NL__2PRFIN20030404_075740_000000432015_00150_05715_6538.N1	04-APR-2003 07:57:40	Dark	42.500	134	Bet TrA	2.8100	6600.0	85	5715	No
94	GOM_NL__2PRFIN20030404_080017_000000542015_00150_05715_6539.N1	04-APR-2003 08:00:17	Straylight	53.500	4	Alp1Cen	-0.010000	5800.0	107	5715	No
95	GOM_NL__2PRFIN20030404_080225_000000442015_00150_05715_6540.N1	04-APR-2003 08:02:25	Straylight	43.500	12	Alp1Cru	0.77500	30000.	87	5715	No
96	GOM_NL__2PRFIN20030404_080353_000000452015_00150_05715_6541.N1	04-APR-2003 08:03:53	Straylight	44.500	26	Gam Cru	1.6240	2900.0	89	5715	No
97	GOM_NL__2PRFIN20030404_080550_000000422015_00150_05715_6542.N1	04-APR-2003 08:05:50	Straylight	41.500	64	Gam Cen	2.2000	10600.	83	5715	No
98	GOM_NL__2PRFIN20030404_080724_000000542015_00150_05715_6543.N1	04-APR-2003 08:07:24	Straylight	53.500	54	5The Cen	2.0550	4500.0	107	5715	No
99	GOM_NL__2PRFIN20030404_081011_000001512015_00150_05715_6544.N1	04-APR-2003 08:10:11	Twi_and_stray	151.00	97	8Bet1Sco	2.5610	30000.	302	5715	No
100	GOM_NL__2PRFIN20030404_081507_000000442015_00150_05715_6545.N1	04-APR-2003 08:15:07	Twi_and_stray	44.000	100	4Gam Crv	2.5800	13100.	88	5715	No
101	GOM_NL__2PRFIN20030404_081651_000000602015_00150_05715_6546.N1	04-APR-2003 08:16:51	Bright	59.500	15	67Alp Vir	0.97600	28000.	119	5715	No

102	GOM_NL__2PRFIN20030404_082002_000000452015_00150_05715_6547.N1	04-APR-2003 08:20:02	Bright	45.000	121	29Gam Vir	2.7400	7200.0	90	5715	No
103	GOM_NL__2PRFIN20030404_082441_000000402015_00150_05715_6548.N1	04-APR-2003 08:24:41	Bright	39.500	62	94Bet Leo	2.1360	9700.0	79	5715	No
104	GOM_NL__2PRFIN20030404_082621_000000382015_00150_05715_6549.N1	04-APR-2003 08:26:21	Bright	37.500	96	68Del Leo	2.5600	9300.0	75	5715	No
105	GOM_NL__2PRFIN20030404_083307_000000392015_00150_05715_6550.N1	04-APR-2003 08:33:07	Bright	38.500	174	52Psi UMa	3.0040	4400.0	77	5715	No
106	GOM_NL__2PRFIN20030404_083602_000000392015_00150_05715_6551.N1	04-APR-2003 08:36:02	Bright	38.500	87	64Gam UMa	2.4330	11000.	77	5715	No
107	GOM_NL__2PRFIN20030404_083759_000000382015_00150_05715_6552.N1	04-APR-2003 08:37:59	Bright	37.500	36	50Alp UMa	1.8000	6300.0	75	5715	No
108	GOM_NL__2PRFIN20030404_084406_000000382015_00150_05715_6553.N1	04-APR-2003 08:44:06	Bright	38.000	60	7Bet UMi	2.0810	3950.0	76	5715	No
109	GOM_NL__2PRFIN20030404_084603_000000352015_00150_05715_6554.N1	04-APR-2003 08:46:03	Bright	35.000	49	1Alp UMi	1.9900	6300.0	70	5715	No
110	GOM_NL__2PRFIN20030404_085835_000000512015_00150_05715_6555.N1	04-APR-2003 08:58:35	Bright	50.500	144	18Del Cyg	2.8600	11000.	101	5715	No
111	GOM_NL__2PRFIN20030404_090034_000000492015_00150_05715_6556.N1	04-APR-2003 09:00:34	Bright	48.500	66	37Gam Cyg	2.2080	5900.0	97	5715	No
112	GOM_NL__2PRFIN20030404_090241_000000482015_00150_05715_6557.N1	04-APR-2003 09:02:41	Bright	47.500	92	53Eps Cyg	2.5000	4500.0	95	5715	No
113	GOM_NL__2PRFIN20030404_090922_000000492015_00150_05715_6558.N1	04-APR-2003 09:09:22	Twilight	48.500	61	8Eps Peg	2.1000	3900.0	97	5715	No
114	GOM_NL__2PRFIN20030404_091320_000000762015_00150_05715_6559.N1	04-APR-2003 09:13:20	Dark	76.000	11	53Alp Aql	0.76500	8000.0	152	5715	No
115	GOM_NL__2PRFIN20030404_091634_000000422015_00150_05715_6560.N1	04-APR-2003 09:16:34	Dark	42.000	142	49Del Cap	2.8500	8900.0	84	5715	No
116	GOM_NL__2PRFIN20030404_092208_000000402015_00150_05715_6561.N1	04-APR-2003 09:22:08	Dark	39.500	172	Gam Gru	3.0030	13100.	79	5715	No
117	GOM_NL__2PRFIN20030404_092851_000000412015_00150_05715_6562.N1	04-APR-2003 09:28:51	Dark	40.500	45	Alp Pav	1.9400	26000.	81	5715	No
118	GOM_NL__2PRFIN20030404_093121_000000602015_00151_05716_6535.N1	04-APR-2003 09:31:21	Dark	59.500	38	20Eps Sgr	1.8360	11000.	119	5716	No
119	GOM_NL__2PRFIN20030404_093422_000000552015_00151_05716_6536.N1	04-APR-2003 09:34:22	Dark	55.000	178	lot1Sco	3.0220	6550.0	110	5716	No
120	GOM_NL__2PRFIN20030404_093623_000000412015_00151_05716_6537.N1	04-APR-2003 09:36:23	Dark	41.000	43	Alp TrA	1.9100	4250.0	82	5716	No
121	GOM_NL__2PRFIN20030404_093817_000000412015_00151_05716_6538.N1	04-APR-2003 09:38:17	Dark	40.500	134	Bet TrA	2.8100	6600.0	81	5716	No
122	GOM_NL__2PRFIN20030404_094053_000000482015_00151_05716_6539.N1	04-APR-2003 09:40:53	Straylight	47.500	4	Alp1Cen	-0.010000	5800.0	95	5716	No
123	GOM_NL__2PRFIN20030404_094301_000000492015_00151_05716_6540.N1	04-APR-2003 09:43:01	Straylight	49.000	12	Alp1Cru	0.77500	30000.	98	5716	No
124	GOM_NL__2PRFIN20030404_094429_000000512015_00151_05716_6541.N1	04-APR-2003 09:44:29	Straylight	50.500	26	Gam Cru	1.6240	2900.0	101	5716	No
125	GOM_NL__2PRFIN20030404_094627_000000412015_00151_05716_6542.N1	04-APR-2003 09:46:27	Straylight	41.000	64	Gam Cen	2.2000	10600.	82	5716	No
126	GOM_NL__2PRFIN20030404_094800_000000542015_00151_05716_6543.N1	04-APR-2003 09:48:00	Straylight	53.500	54	5The Cen	2.0550	4500.0	107	5716	No
127	GOM_NL__2PRFIN20030404_095048_000001452015_00151_05716_6544.N1	04-APR-2003 09:50:48	Twilight	144.50	97	8Bet1Sco	2.5610	30000.	289	5716	No
128	GOM_NL__2PRFIN20030404_095543_000000432015_00151_05716_6545.N1	04-APR-2003 09:55:43	Twilight	43.000	100	4Gam Crv	2.5800	13100.	86	5716	No
129	GOM_NL__2PRFIN20030404_095726_000000662015_00151_05716_6546.N1	04-APR-2003 09:57:26	Bright	66.000	15	67Alp Vir	0.97600	28000.	132	5716	No
130	GOM_NL__2PRFIN20030404_100038_000000452015_00151_05716_6547.N1	04-APR-2003 10:00:38	Bright	45.000	121	29Gam Vir	2.7400	7200.0	90	5716	No
131	GOM_NL__2PRFIN20030404_100516_000000412015_00151_05716_6548.N1	04-APR-2003 10:05:16	Bright	40.500	62	94Bet Leo	2.1360	9700.0	81	5716	No
132	GOM_NL__2PRFIN20030404_100657_000000372015_00151_05716_6549.N1	04-APR-2003 10:06:57	Bright	36.500	96	68Del Leo	2.5600	9300.0	73	5716	No
133	GOM_NL__2PRFIN20030404_101343_000000382015_00151_05716_6550.N1	04-APR-2003 10:13:43	Bright	37.500	174	52Psi UMa	3.0040	4400.0	75	5716	No
134	GOM_NL__2PRFIN20030404_101638_000000402015_00151_05716_6551.N1	04-APR-2003 10:16:38	Bright	39.500	87	64Gam UMa	2.4330	11000.	79	5716	No
135	GOM_NL__2PRFIN20030404_101835_000000402015_00151_05716_6552.N1	04-APR-2003 10:18:35	Bright	40.000	36	50Alp UMa	1.8000	6300.0	80	5716	No
136	GOM_NL__2PRFIN20030404_102639_000000392015_00151_05716_6553.N1	04-APR-2003 10:26:39	Bright	38.500	49	1Alp UMi	1.9900	6300.0	77	5716	No
137	GOM_NL__2PRFIN20030404_103911_000000502015_00151_05716_6554.N1	04-APR-2003 10:39:11	Bright	50.000	144	18Del Cyg	2.8600	11000.	100	5716	No
138	GOM_NL__2PRFIN20030404_104109_000000512015_00151_05716_6555.N1	04-APR-2003 10:41:09	Bright	50.500	66	37Gam Cyg	2.2080	5900.0	101	5716	No
139	GOM_NL__2PRFIN20030404_104315_000000492015_00151_05716_6556.N1	04-APR-2003 10:43:15	Bright	48.500	92	53Eps Cyg	2.5000	4500.0	97	5716	No
140	GOM_NL__2PRFIN20030404_104958_000000482015_00151_05716_6557.N1	04-APR-2003 10:49:58	Twilight	48.000	61	8Eps Peg	2.1000	3900.0	96	5716	No
141	GOM_NL__2PRFIN20030404_105357_000000742015_00151_05716_6558.N1	04-APR-2003 10:53:57	Dark	74.000	11	53Alp Aql	0.76500	8000.0	148	5716	No
142	GOM_NL__2PRFIN20030404_105711_000000422015_00151_05716_6559.N1	04-APR-2003 10:57:11	Dark	41.500	142	49Del Cap	2.8500	8900.0	83	5716	No
143	GOM_NL__2PRFIN20030404_110244_000000382015_00151_05716_6560.N1	04-APR-2003 11:02:44	Dark	38.000	172	Gam Gru	3.0030	13100.	76	5716	No
144	GOM_NL__2PRFIN20030404_110926_000000412015_00151_05716_6561.N1	04-APR-2003 11:09:26	Dark	41.000	45	Alp Pav	1.9400	26000.	82	5716	No
145	GOM_NL__2PRFIN20030404_111200_000000622015_00152_05717_6587.N1	04-APR-2003 11:12:00	Dark	62.000	38	20Eps Sgr	1.8360	11000.	124	5717	No
146	GOM_NL__2PRFIN20030404_111458_000000592015_00152_05717_6588.N1	04-APR-2003 11:14:58	Dark	58.500	178	lot1Sco	3.0220	6550.0	117	5717	No
147	GOM_NL__2PRFIN20030404_111659_000000402015_00152_05717_6589.N1	04-APR-2003 11:16:59	Dark	40.000	43	Alp TrA	1.9100	4250.0	80	5717	No
148	GOM_NL__2PRFIN20030404_111853_000000422015_00152_05717_6590.N1	04-APR-2003 11:18:53	Dark	41.500	134	Bet TrA	2.8100	6600.0	83	5717	No
149	GOM_NL__2PRFIN20030404_112130_000000552015_00152_05717_6591.N1	04-APR-2003 11:21:30	Straylight	55.000	4	Alp1Cen	-0.010000	5800.0	110	5717	No
150	GOM_NL__2PRFIN20030404_112337_000000392015_00152_05717_6592.N1	04-APR-2003 11:23:37	Straylight	38.500	12	Alp1Cru	0.77500	30000.	77	5717	No
151	GOM_NL__2PRFIN20030404_112506_000000462015_00152_05717_6593.N1	04-APR-2003 11:25:06	Straylight	45.500	26	Gam Cru	1.6240	2900.0	91	5717	No
152	GOM_NL__2PRFIN20030404_112703_000000402015_00152_05717_6594.N1	04-APR-2003 11:27:03	Straylight	39.500	64	Gam Cen	2.2000	10600.	79	5717	No
153	GOM_NL__2PRFIN20030404_112836_000000532015_00152_05717_6595.N1	04-APR-2003 11:28:36	Straylight	52.500	54	5The Cen	2.0550	4500.0	105	5717	No
154	GOM_NL__2PRFIN20030404_113125_000001432015_00152_05717_6596.N1	04-APR-2003 11:31:25	Twilight	143.00	97	8Bet1Sco	2.5610	30000.	286	5717	No
155	GOM_NL__2PRFIN20030404_113616_000000462015_00152_05717_6597.N1	04-APR-2003 11:36:16	Twilight	46.000	100	4Gam Crv	2.5800	13100.	92	5717	No
156	GOM_NL__2PRFIN20030404_113802_000000642015_00152_05717_6598.N1	04-APR-2003 11:38:02	Bright	63.500	15	67Alp Vir	0.97600	28000.	127	5717	No
157	GOM_NL__2PRFIN20030404_114113_000000452015_00152_05717_6599.N1	04-APR-2003 11:41:13	Bright	44.500	121	29Gam Vir	2.7400	7200.0	89	5717	No
158	GOM_NL__2PRFIN20030404_114552_000000402015_00152_05717_6600.N1	04-APR-2003 11:45:52	Bright	40.000	62	94Bet Leo	2.1360	9700.0	80	5717	No
159	GOM_NL__2PRFIN20030404_114732_000000382015_00152_05717_6601.N1	04-APR-2003 11:47:32	Bright	38.000	96	68Del Leo	2.5600	9300.0	76	5717	No
160	GOM_NL__2PRFIN20030404_115419_000000372015_00152_05717_6602.N1	04-APR-2003 11:54:19	Bright	36.500	174	52Psi UMa	3.0040	4400.0	73	5717	No

161	GOM_NL__2PRFIN20030404_115711_000000442015_00152_05717_6603.N1	04-APR-2003 11:57:11	Bright	43.500	87	64Gam UMa	2.4330	11000.	87	5717	No
162	GOM_NL__2PRFIN20030404_115911_000000402015_00152_05717_6604.N1	04-APR-2003 11:59:11	Bright	40.000	36	50Alp UMa	1.8000	6300.0	80	5717	No
163	GOM_NL__2PRFIN20030404_120516_000000432015_00152_05717_6605.N1	04-APR-2003 12:05:16	Bright	43.000	60	7Bet UMi	2.0810	3950.0	86	5717	No
164	GOM_NL__2PRFIN20030404_120714_000000382015_00152_05717_6606.N1	04-APR-2003 12:07:14	Bright	38.000	49	1Alp UMi	1.9900	6300.0	76	5717	No
165	GOM_NL__2PRFIN20030404_121947_000000502015_00152_05717_6607.N1	04-APR-2003 12:19:47	Bright	50.000	144	18Del Cyg	2.8600	11000.	100	5717	No
166	GOM_NL__2PRFIN20030404_122147_000000482015_00152_05717_6608.N1	04-APR-2003 12:21:47	Bright	47.500	66	37Gam Cyg	2.2080	5900.0	95	5717	No
167	GOM_NL__2PRFIN20030404_122354_000000462015_00152_05717_6609.N1	04-APR-2003 12:23:54	Bright	46.000	92	53Eps Cyg	2.5000	4500.0	92	5717	No
168	GOM_NL__2PRFIN20030404_123035_000000462015_00152_05717_6610.N1	04-APR-2003 12:30:35	Tw_i_and_stray	46.000	61	8Eps Peg	2.1000	3900.0	92	5717	No
169	GOM_NL__2PRFIN20030404_123434_000000822015_00152_05717_6611.N1	04-APR-2003 12:34:34	Dark	81.500	11	53Alp Aql	0.76500	8000.0	163	5717	No
170	GOM_NL__2PRFIN20030404_123747_000000422015_00152_05717_6612.N1	04-APR-2003 12:37:47	Dark	42.000	142	49Del Cap	2.8500	8900.0	84	5717	No
171	GOM_NL__2PRFIN20030404_124321_000000382015_00152_05717_6613.N1	04-APR-2003 12:43:21	Dark	38.000	172	Gam Gru	3.0030	13100.	76	5717	No
172	GOM_NL__2PRFIN20030404_125003_000000412015_00152_05717_6614.N1	04-APR-2003 12:50:03	Dark	41.000	45	Alp Pav	1.9400	26000.	82	5717	No
173	GOM_NL__2PRFIN20030404_125237_000000622015_00153_05718_6511.N1	04-APR-2003 12:52:37	Dark	61.500	38	20Eps Sgr	1.8360	11000.	123	5718	No
174	GOM_NL__2PRFIN20030404_125535_000000592015_00153_05718_6512.N1	04-APR-2003 12:55:35	Dark	58.500	178	lot1Sco	3.0220	6550.0	117	5718	No
175	GOM_NL__2PRFIN20030404_125736_000000432015_00153_05718_6513.N1	04-APR-2003 12:57:36	Dark	43.000	43	Alp TrA	1.9100	4250.0	86	5718	No
176	GOM_NL__2PRFIN20030404_125927_000000452015_00153_05718_6514.N1	04-APR-2003 12:59:27	Dark	44.500	134	Bet TrA	2.8100	6600.0	89	5718	No
177	GOM_NL__2PRFIN20030404_130206_000000532015_00153_05718_6515.N1	04-APR-2003 13:02:06	Straylight	53.000	4	Alp1Cen	-0.010000	5800.0	106	5718	No
178	GOM_NL__2PRFIN20030404_130413_000000462015_00153_05718_6516.N1	04-APR-2003 13:04:13	Straylight	46.000	12	Alp1Cru	0.77500	30000.	92	5718	No
179	GOM_NL__2PRFIN20030404_130541_000000472015_00153_05718_6517.N1	04-APR-2003 13:05:41	Straylight	46.500	26	Gam Cru	1.6240	2900.0	93	5718	No
180	GOM_NL__2PRFIN20030404_130740_000000442015_00153_05718_6518.N1	04-APR-2003 13:07:40	Straylight	44.000	64	Gam Cen	2.2000	10600.	88	5718	No
181	GOM_NL__2PRFIN20030404_130910_000000582015_00153_05718_6519.N1	04-APR-2003 13:09:10	Straylight	58.000	54	5The Cen	2.0550	4500.0	116	5718	No
182	GOM_NL__2PRFIN20030404_131202_000001472015_00153_05718_6520.N1	04-APR-2003 13:12:02	Tw_i_and_stray	147.00	97	8Bet1Sco	2.5610	30000.	294	5718	No
183	GOM_NL__2PRFIN20030404_131654_000000472015_00153_05718_6521.N1	04-APR-2003 13:16:54	Tw_i_and_stray	46.500	100	4Gam Crv	2.5800	13100.	93	5718	No
184	GOM_NL__2PRFIN20030404_131838_000000652015_00153_05718_6522.N1	04-APR-2003 13:18:38	Bright	64.500	15	67Alp Vir	0.97600	28000.	129	5718	No
185	GOM_NL__2PRFIN20030404_132147_000000472015_00153_05718_6523.N1	04-APR-2003 13:21:47	Bright	46.500	121	29Gam Vir	2.7400	7200.0	93	5718	No
186	GOM_NL__2PRFIN20030404_132627_000000402015_00153_05718_6524.N1	04-APR-2003 13:26:27	Bright	40.000	62	94Bet Leo	2.1360	9700.0	80	5718	No
187	GOM_NL__2PRFIN20030404_132808_000000382015_00153_05718_6525.N1	04-APR-2003 13:28:08	Bright	37.500	96	68Del Leo	2.5600	9300.0	75	5718	No
188	GOM_NL__2PRFIN20030404_133455_000000382015_00153_05718_6526.N1	04-APR-2003 13:34:55	Bright	37.500	174	52Psi UMa	3.0040	4400.0	75	5718	No
189	GOM_NL__2PRFIN20030404_133747_000000422015_00153_05718_6527.N1	04-APR-2003 13:37:47	Bright	42.000	87	64Gam UMa	2.4330	11000.	84	5718	No
190	GOM_NL__2PRFIN20030404_133946_000000412015_00153_05718_6528.N1	04-APR-2003 13:39:46	Bright	41.000	36	50Alp UMa	1.8000	6300.0	82	5718	No
191	GOM_NL__2PRFIN20030404_134551_000000422015_00153_05718_6529.N1	04-APR-2003 13:45:51	Bright	42.000	60	7Bet UMi	2.0810	3950.0	84	5718	No
192	GOM_NL__2PRFIN20030404_134750_000000352015_00153_05718_6530.N1	04-APR-2003 13:47:50	Bright	34.500	49	1Alp UMi	1.9900	6300.0	69	5718	No
193	GOM_NL__2PRFIN20030404_140023_000000502015_00153_05718_6531.N1	04-APR-2003 14:00:23	Bright	50.000	144	18Del Cyg	2.8600	11000.	100	5718	No
194	GOM_NL__2PRFIN20030404_140220_000000512015_00153_05718_6532.N1	04-APR-2003 14:02:20	Bright	50.500	66	37Gam Cyg	2.2080	5900.0	101	5718	No
195	GOM_NL__2PRFIN20030404_140430_000000462015_00153_05718_6533.N1	04-APR-2003 14:04:30	Bright	46.000	92	53Eps Cyg	2.5000	4500.0	92	5718	No
196	GOM_NL__2PRFIN20030404_141108_000000502015_00153_05718_6534.N1	04-APR-2003 14:11:08	Tw_i_and_stray	50.000	61	8Eps Peg	2.1000	3900.0	100	5718	No
197	GOM_NL__2PRFIN20030404_141511_000000772015_00153_05718_6535.N1	04-APR-2003 14:15:11	Dark	76.500	11	53Alp Aql	0.76500	8000.0	153	5718	No
198	GOM_NL__2PRFIN20030404_141823_000000412015_00153_05718_6536.N1	04-APR-2003 14:18:23	Dark	40.500	142	49Del Cap	2.8500	8900.0	81	5718	No
199	GOM_NL__2PRFIN20030404_142357_000000402015_00153_05718_6537.N1	04-APR-2003 14:23:57	Dark	39.500	172	Gam Gru	3.0030	13100.	79	5718	No
200	GOM_NL__2PRFIN20030404_143040_000000402015_00153_05718_6538.N1	04-APR-2003 14:30:40	Dark	40.000	45	Alp Pav	1.9400	26000.	80	5718	No
201	GOM_NL__2PRFIN20030404_143315_000000642015_00154_05719_6511.N1	04-APR-2003 14:33:15	Dark	63.500	38	20Eps Sgr	1.8360	11000.	127	5719	No
202	GOM_NL__2PRFIN20030404_143614_000000582015_00154_05719_6512.N1	04-APR-2003 14:36:14	Dark	58.000	178	lot1Sco	3.0220	6550.0	116	5719	No
203	GOM_NL__2PRFIN20030404_143812_000000402015_00154_05719_6513.N1	04-APR-2003 14:38:12	Dark	40.000	43	Alp TrA	1.9100	4250.0	80	5719	No
204	GOM_NL__2PRFIN20030404_144005_000000412015_00154_05719_6514.N1	04-APR-2003 14:40:05	Dark	41.000	134	Bet TrA	2.8100	6600.0	82	5719	No
205	GOM_NL__2PRFIN20030404_144242_000000442015_00154_05719_6515.N1	04-APR-2003 14:42:42	Straylight	44.000	4	Alp1Cen	-0.010000	5800.0	88	5719	No
206	GOM_NL__2PRFIN20030404_144449_000000482015_00154_05719_6516.N1	04-APR-2003 14:44:49	Straylight	48.000	12	Alp1Cru	0.77500	30000.	96	5719	No
207	GOM_NL__2PRFIN20030404_144618_000000462015_00154_05719_6517.N1	04-APR-2003 14:46:18	Straylight	46.000	26	Gam Cru	1.6240	2900.0	92	5719	No
208	GOM_NL__2PRFIN20030404_144816_000000402015_00154_05719_6518.N1	04-APR-2003 14:48:16	Straylight	40.000	64	Gam Cen	2.2000	10600.	80	5719	No
209	GOM_NL__2PRFIN20030404_144947_000000582015_00154_05719_6519.N1	04-APR-2003 14:49:47	Straylight	58.000	54	5The Cen	2.0550	4500.0	116	5719	No
210	GOM_NL__2PRFIN20030404_145239_000001442015_00154_05719_6520.N1	04-APR-2003 14:52:39	Tw_i_and_stray	144.00	97	8Bet1Sco	2.5610	30000.	288	5719	No
211	GOM_NL__2PRFIN20030404_145731_000000442015_00154_05719_6521.N1	04-APR-2003 14:57:31	Tw_i_and_stray	43.500	100	4Gam Crv	2.5800	13100.	87	5719	No
212	GOM_NL__2PRFIN20030404_145914_000000642015_00154_05719_6522.N1	04-APR-2003 14:59:14	Bright	64.000	15	67Alp Vir	0.97600	28000.	128	5719	No
213	GOM_NL__2PRFIN20030404_150224_000000452015_00154_05719_6523.N1	04-APR-2003 15:02:24	Bright	45.000	121	29Gam Vir	2.7400	7200.0	90	5719	No
214	GOM_NL__2PRFIN20030404_150703_000000412015_00154_05719_6524.N1	04-APR-2003 15:07:03	Bright	40.500	62	94Bet Leo	2.1360	9700.0	81	5719	No
215	GOM_NL__2PRFIN20030404_150844_000000382015_00154_05719_6525.N1	04-APR-2003 15:08:44	Bright	38.000	96	68Del Leo	2.5600	9300.0	76	5719	No
216	GOM_NL__2PRFIN20030404_151532_000000352015_00154_05719_6526.N1	04-APR-2003 15:15:32	Bright	34.500	174	52Psi UMa	3.0040	4400.0	69	5719	No
217	GOM_NL__2PRFIN20030404_151827_000000372015_00154_05719_6527.N1	04-APR-2003 15:18:27	Bright	36.500	87	64Gam UMa	2.4330	11000.	73	5719	No
218	GOM_NL__2PRFIN20030404_152024_000000372015_00154_05719_6528.N1	04-APR-2003 15:20:24	Bright	36.500	36	50Alp UMa	1.8000	6300.0	73	5719	No
219	GOM_NL__2PRFIN20030404_152631_000000362015_00154_05719_6529.N1	04-APR-2003 15:26:31	Bright	36.000	60	7Bet UMi	2.0810	3950.0	72	5719	No

220	GOM_NL__2PRFIN20030404_152829_000000352015_00154_05719_6530.N1	04-APR-2003 15:28:29	Bright	35.000	49	1Alp UMi	1.9900	6300.0	70	5719	No
221	GOM_NL__2PRFIN20030404_154100_000000482015_00154_05719_6531.N1	04-APR-2003 15:41:00	Bright	47.500	144	18Del Cyg	2.8600	11000.	95	5719	No
222	GOM_NL__2PRFIN20030404_154300_000000472015_00154_05719_6532.N1	04-APR-2003 15:43:00	Bright	46.500	66	37Gam Cyg	2.2080	5900.0	93	5719	No
223	GOM_NL__2PRFIN20030404_154507_000000452015_00154_05719_6533.N1	04-APR-2003 15:45:07	Bright	44.500	92	53Eps Cyg	2.5000	4500.0	89	5719	No
224	GOM_NL__2PRFIN20030404_155148_000000472015_00154_05719_6534.N1	04-APR-2003 15:51:48	Tw_i_and_stray	46.500	61	8Eps Peg	2.1000	3900.0	93	5719	No
225	GOM_NL__2PRFIN20030404_155548_000000762015_00154_05719_6535.N1	04-APR-2003 15:55:48	Dark	76.000	11	53Alp Aql	0.76500	8000.0	152	5719	No
226	GOM_NL__2PRFIN20030404_155901_000000422015_00154_05719_6536.N1	04-APR-2003 15:59:01	Dark	41.500	142	49Del Cap	2.8500	8900.0	83	5719	No
227	GOM_NL__2PRFIN20030404_160434_000000392015_00154_05719_6537.N1	04-APR-2003 16:04:34	Dark	39.000	172	Gam Gru	3.0030	13100.	78	5719	No
228	GOM_NL__2PRFIN20030404_161118_000000402015_00154_05719_6538.N1	04-APR-2003 16:11:18	Dark	40.000	45	Alp Pav	1.9400	26000.	80	5719	No
229	GOM_NL__2PRFIN20030404_161354_000000602015_00155_05720_6635.N1	04-APR-2003 16:13:54	Dark	60.000	38	20Eps Sgr	1.8360	11000.	120	5720	No
230	GOM_NL__2PRFIN20030404_161653_000000542015_00155_05720_6636.N1	04-APR-2003 16:16:53	Dark	54.000	178	lot1Sco	3.0220	6550.0	108	5720	No
231	GOM_NL__2PRFIN20030404_161850_000000392015_00155_05720_6637.N1	04-APR-2003 16:18:50	Dark	39.000	43	Alp TrA	1.9100	4250.0	78	5720	No
232	GOM_NL__2PRFIN20030404_162044_000000392015_00155_05720_6638.N1	04-APR-2003 16:20:44	Dark	39.000	134	Bet TrA	2.8100	6600.0	78	5720	No
233	GOM_NL__2PRFIN20030404_162320_000000462015_00155_05720_6639.N1	04-APR-2003 16:23:20	Straylight	46.000	4	Alp1Cen	-0.010000	5800.0	92	5720	No
234	GOM_NL__2PRFIN20030404_162652_000001102015_00155_05720_6640.N1	04-APR-2003 16:26:52	Straylight	110.00	16	21Alp Sco	1.0200	3000.0	220	5720	No
235	GOM_NL__2PRFIN20030404_163027_000000542015_00155_05720_6641.N1	04-APR-2003 16:30:27	Straylight	54.000	54	5The Cen	2.0550	4500.0	108	5720	No
236	GOM_NL__2PRFIN20030404_163315_000001422015_00155_05720_6642.N1	04-APR-2003 16:33:15	Tw_i_and_stray	141.50	97	8Bet1Sco	2.5610	30000.	283	5720	No
237	GOM_NL__2PRFIN20030404_163809_000000442015_00155_05720_6643.N1	04-APR-2003 16:38:09	Tw_i_and_stray	43.500	100	4Gam Crv	2.5800	13100.	87	5720	No
238	GOM_NL__2PRFIN20030404_163951_000000622015_00155_05720_6644.N1	04-APR-2003 16:39:51	Bright	61.500	15	67Alp Vir	0.97600	28000.	123	5720	No
239	GOM_NL__2PRFIN20030404_164302_000000432015_00155_05720_6645.N1	04-APR-2003 16:43:02	Bright	42.500	121	29Gam Vir	2.7400	7200.0	85	5720	No
240	GOM_NL__2PRFIN20030404_164741_000000382015_00155_05720_6646.N1	04-APR-2003 16:47:41	Bright	37.500	62	94Bet Leo	2.1360	9700.0	75	5720	No
241	GOM_NL__2PRFIN20030404_164922_000000362015_00155_05720_6647.N1	04-APR-2003 16:49:22	Bright	36.000	96	68Del Leo	2.5600	9300.0	72	5720	No
242	GOM_NL__2PRFIN20030404_165608_000000362015_00155_05720_6648.N1	04-APR-2003 16:56:08	Bright	36.000	174	52Psi UMa	3.0040	4400.0	72	5720	No
243	GOM_NL__2PRFIN20030404_165902_000000372015_00155_05720_6649.N1	04-APR-2003 16:59:02	Bright	37.000	87	64Gam UMa	2.4330	11000.	74	5720	No
244	GOM_NL__2PRFIN20030404_170100_000000372015_00155_05720_6650.N1	04-APR-2003 17:01:00	Bright	36.500	36	50Alp UMa	1.8000	6300.0	73	5720	No
245	GOM_NL__2PRFIN20030404_170707_000000402015_00155_05720_6651.N1	04-APR-2003 17:07:07	Bright	40.000	60	7Bet UMi	2.0810	3950.0	80	5720	No
246	GOM_NL__2PRFIN20030404_170905_000000362015_00155_05720_6652.N1	04-APR-2003 17:09:05	Bright	36.000	49	1Alp UMi	1.9900	6300.0	72	5720	No
247	GOM_NL__2PRFIN20030404_171141_000001242015_00155_05720_6653.N1	04-APR-2003 17:11:41	Straylight	124.00	67	5Alp CrB	2.2210	11000.	248	5720	No
248	GOM_NL__2PRFIN20030404_172135_000000482015_00155_05720_6654.N1	04-APR-2003 17:21:35	Bright	47.500	144	18Del Cyg	2.8600	11000.	95	5720	No
249	GOM_NL__2PRFIN20030404_172327_000000902015_00155_05720_6655.N1	04-APR-2003 17:23:27	Bright	90.000	5	3Alp Lyr	0.033000	11000.	180	5720	No
250	GOM_NL__2PRFIN20030404_173225_000000472015_00155_05720_6656.N1	04-APR-2003 17:32:25	Tw_i_and_stray	47.000	61	8Eps Peg	2.1000	3900.0	94	5720	No
251	GOM_NL__2PRFIN20030404_173454_000000432015_00155_05720_6657.N1	04-APR-2003 17:34:54	Twilight	43.000	162	34Alp Aqr	2.9440	5350.0	86	5720	No
252	GOM_NL__2PRFIN20030404_173625_000000762015_00155_05720_6658.N1	04-APR-2003 17:36:25	Dark	76.000	11	53Alp Aql	0.76500	8000.0	152	5720	No
253	GOM_NL__2PRFIN20030404_173937_000000422015_00155_05720_6659.N1	04-APR-2003 17:39:37	Dark	42.000	142	49Del Cap	2.8500	8900.0	84	5720	No
254	GOM_NL__2PRFIN20030404_174510_000000382015_00155_05720_6660.N1	04-APR-2003 17:45:10	Dark	38.000	172	Gam Gru	3.0030	13100.	76	5720	No
255	GOM_NL__2PRFIN20030404_174756_000000752015_00155_05720_6661.N1	04-APR-2003 17:47:56	Dark	75.000	1014	Mars	0.0000	0.0000	150	5720	Yes
256	GOM_NL__2PRFIN20030404_175154_000000422015_00155_05720_6662.N1	04-APR-2003 17:51:54	Dark	41.500	45	Alp Pav	1.9400	26000.	83	5720	No
257	GOM_NL__2PRFIN20030404_175432_000000612015_00156_05721_6449.N1	04-APR-2003 17:54:32	Dark	60.500	38	20Eps Sgr	1.8360	11000.	121	5721	No
258	GOM_NL__2PRFIN20030404_175730_000000552015_00156_05721_6450.N1	04-APR-2003 17:57:30	Dark	54.500	178	lot1Sco	3.0220	6550.0	109	5721	No
259	GOM_NL__2PRFIN20030404_175926_000000392015_00156_05721_6451.N1	04-APR-2003 17:59:26	Dark	39.000	43	Alp TrA	1.9100	4250.0	78	5721	No
260	GOM_NL__2PRFIN20030404_180121_000000402015_00156_05721_6452.N1	04-APR-2003 18:01:21	Dark	40.000	134	Bet TrA	2.8100	6600.0	80	5721	No
261	GOM_NL__2PRFIN20030404_180357_000000552015_00156_05721_6453.N1	04-APR-2003 18:03:57	Straylight	55.000	4	Alp1Cen	-0.010000	5800.0	110	5721	No
262	GOM_NL__2PRFIN20030404_180730_000001152015_00156_05721_6454.N1	04-APR-2003 18:07:30	Straylight	114.50	16	21Alp Sco	1.0200	3000.0	229	5721	No
263	GOM_NL__2PRFIN20030404_181104_000000542015_00156_05721_6455.N1	04-APR-2003 18:11:04	Straylight	53.500	54	5The Cen	2.0550	4500.0	107	5721	No
264	GOM_NL__2PRFIN20030404_181351_000001422015_00156_05721_6456.N1	04-APR-2003 18:13:51	Tw_i_and_stray	142.00	97	8Bet1Sco	2.5610	30000.	284	5721	No
265	GOM_NL__2PRFIN20030404_181845_000000432015_00156_05721_6457.N1	04-APR-2003 18:18:45	Tw_i_and_stray	43.000	100	4Gam Crv	2.5800	13100.	86	5721	No
266	GOM_NL__2PRFIN20030404_182028_000000632015_00156_05721_6458.N1	04-APR-2003 18:20:28	Bright	62.500	15	67Alp Vir	0.97600	28000.	125	5721	No
267	GOM_NL__2PRFIN20030404_182338_000000432015_00156_05721_6459.N1	04-APR-2003 18:23:38	Bright	42.500	121	29Gam Vir	2.7400	7200.0	85	5721	No
268	GOM_NL__2PRFIN20030404_182817_000000392015_00156_05721_6460.N1	04-APR-2003 18:28:17	Bright	38.500	62	94Bet Leo	2.1360	9700.0	77	5721	No
269	GOM_NL__2PRFIN20030404_182958_000000362015_00156_05721_6461.N1	04-APR-2003 18:29:58	Bright	36.000	96	68Del Leo	2.5600	9300.0	72	5721	No
270	GOM_NL__2PRFIN20030404_183644_000000392015_00156_05721_6462.N1	04-APR-2003 18:36:44	Bright	39.000	174	52Psi UMa	3.0040	4400.0	78	5721	No
271	GOM_NL__2PRFIN20030404_183938_000000382015_00156_05721_6463.N1	04-APR-2003 18:39:38	Bright	37.500	87	64Gam UMa	2.4330	11000.	75	5721	No
272	GOM_NL__2PRFIN20030404_184136_000000392015_00156_05721_6464.N1	04-APR-2003 18:41:36	Bright	39.000	36	50Alp UMa	1.8000	6300.0	78	5721	No
273	GOM_NL__2PRFIN20030404_184742_000000412015_00156_05721_6465.N1	04-APR-2003 18:47:42	Bright	40.500	60	7Bet UMi	2.0810	3950.0	81	5721	No
274	GOM_NL__2PRFIN20030404_184941_000000372015_00156_05721_6466.N1	04-APR-2003 18:49:41	Bright	36.500	49	1Alp UMi	1.9900	6300.0	73	5721	No
275	GOM_NL__2PRFIN20030404_185209_000001242015_00156_05721_6467.N1	04-APR-2003 18:52:09	Straylight	124.00	67	5Alp CrB	2.2210	11000.	248	5721	No
276	GOM_NL__2PRFIN20030404_190211_000000482015_00156_05721_6468.N1	04-APR-2003 19:02:11	Bright	47.500	144	18Del Cyg	2.8600	11000.	95	5721	No
277	GOM_NL__2PRFIN20030404_190404_000000872015_00156_05721_6469.N1	04-APR-2003 19:04:04	Bright	87.000	5	3Alp Lyr	0.033000	11000.	174	5721	No
278	GOM_NL__2PRFIN20030404_191301_000000482015_00156_05721_6470.N1	04-APR-2003 19:13:01	Tw_i_and_stray	47.500	61	8Eps Peg	2.1000	3900.0	95	5721	No

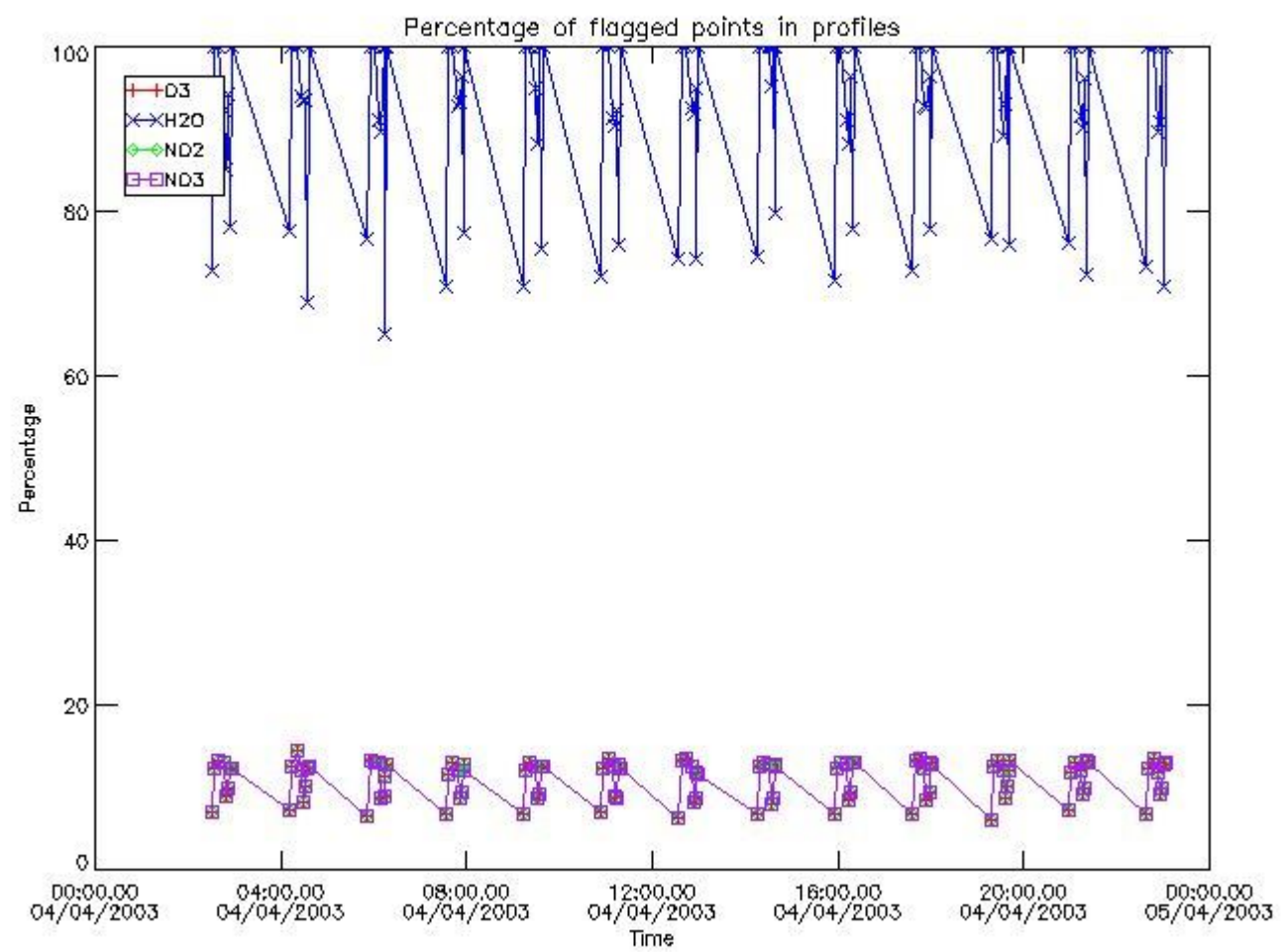
279	GOM_NL__2PRFIN20030404_191531_000000432015_00156_05721_6471.N1	04-APR-2003 19:15:31	Twilight	43.000	162	34Alp Aqr	2.9440	5350.0	86	5721	No
280	GOM_NL__2PRFIN20030404_191702_000000862015_00156_05721_6472.N1	04-APR-2003 19:17:02	Dark	86.000	11	53Alp Aql	0.76500	8000.0	172	5721	No
281	GOM_NL__2PRFIN20030404_192013_000000412015_00156_05721_6473.N1	04-APR-2003 19:20:13	Dark	40.500	142	49Del Cap	2.8500	8900.0	81	5721	No
282	GOM_NL__2PRFIN20030404_192546_000000392015_00156_05721_6474.N1	04-APR-2003 19:25:46	Dark	38.500	172	Gam Gru	3.0030	13100.	77	5721	No
283	GOM_NL__2PRFIN20030404_192833_000000632015_00156_05721_6475.N1	04-APR-2003 19:28:33	Dark	62.500	1014	Mars	0.0000	0.0000	125	5721	Yes
284	GOM_NL__2PRFIN20030404_193231_000000422015_00156_05721_6476.N1	04-APR-2003 19:32:31	Dark	42.000	45	Alp Pav	1.9400	26000.	84	5721	No
285	GOM_NL__2PRFIN20030404_193509_000000592015_00157_05722_6525.N1	04-APR-2003 19:35:09	Dark	58.500	38	20Eps Sgr	1.8360	11000.	117	5722	No
286	GOM_NL__2PRFIN20030404_193807_000000512015_00157_05722_6526.N1	04-APR-2003 19:38:07	Dark	50.500	178	lot1Sco	3.0220	6550.0	101	5722	No
287	GOM_NL__2PRFIN20030404_194002_000000422015_00157_05722_6527.N1	04-APR-2003 19:40:02	Dark	42.000	43	Alp TrA	1.9100	4250.0	84	5722	No
288	GOM_NL__2PRFIN20030404_194157_000000392015_00157_05722_6528.N1	04-APR-2003 19:41:57	Dark	38.500	134	Bet TrA	2.8100	6600.0	77	5722	No
289	GOM_NL__2PRFIN20030404_194433_000000542015_00157_05722_6529.N1	04-APR-2003 19:44:33	Straylight	53.500	4	Alp1Cen	-0.010000	5800.0	107	5722	No
290	GOM_NL__2PRFIN20030404_194807_000001282015_00157_05722_6530.N1	04-APR-2003 19:48:07	Straylight	128.00	16	21Alp Sco	1.0200	3000.0	256	5722	No
291	GOM_NL__2PRFIN20030404_195140_000000552015_00157_05722_6531.N1	04-APR-2003 19:51:40	Straylight	54.500	54	5The Cen	2.0550	4500.0	109	5722	No
292	GOM_NL__2PRFIN20030404_195428_000001452015_00157_05722_6532.N1	04-APR-2003 19:54:28	Tw_i_and_stray	144.50	97	8Bet1Sco	2.5610	30000.	289	5722	No
293	GOM_NL__2PRFIN20030404_195921_000000432015_00157_05722_6533.N1	04-APR-2003 19:59:21	Tw_i_and_stray	42.500	100	4Gam Crv	2.5800	13100.	85	5722	No
294	GOM_NL__2PRFIN20030404_200104_000000672015_00157_05722_6534.N1	04-APR-2003 20:01:04	Bright	67.000	15	67Alp Vir	0.97600	28000.	134	5722	No
295	GOM_NL__2PRFIN20030404_200415_000000432015_00157_05722_6535.N1	04-APR-2003 20:04:15	Bright	42.500	121	29Gam Vir	2.7400	7200.0	85	5722	No
296	GOM_NL__2PRFIN20030404_200853_000000382015_00157_05722_6536.N1	04-APR-2003 20:08:53	Bright	37.500	62	94Bet Leo	2.1360	9700.0	75	5722	No
297	GOM_NL__2PRFIN20030404_201034_000000372015_00157_05722_6537.N1	04-APR-2003 20:10:34	Bright	36.500	96	68Del Leo	2.5600	9300.0	73	5722	No
298	GOM_NL__2PRFIN20030404_201720_000000342015_00157_05722_6538.N1	04-APR-2003 20:17:20	Bright	34.000	174	52Psi UMa	3.0040	4400.0	68	5722	No
299	GOM_NL__2PRFIN20030404_202014_000000372015_00157_05722_6539.N1	04-APR-2003 20:20:14	Bright	36.500	87	64Gam UMa	2.4330	11000.	73	5722	No
300	GOM_NL__2PRFIN20030404_202212_000000372015_00157_05722_6540.N1	04-APR-2003 20:22:12	Bright	37.000	36	50Alp UMa	1.8000	6300.0	74	5722	No
301	GOM_NL__2PRFIN20030404_202818_000000392015_00157_05722_6541.N1	04-APR-2003 20:28:18	Bright	38.500	60	7Bet UMi	2.0810	3950.0	77	5722	No
302	GOM_NL__2PRFIN20030404_203017_000000372015_00157_05722_6542.N1	04-APR-2003 20:30:17	Bright	36.500	49	1Alp UMi	1.9900	6300.0	73	5722	No
303	GOM_NL__2PRFIN20030404_203236_000001242015_00157_05722_6543.N1	04-APR-2003 20:32:36	Straylight	124.00	67	5Alp CrB	2.2210	11000.	248	5722	No
304	GOM_NL__2PRFIN20030404_204247_000000492015_00157_05722_6544.N1	04-APR-2003 20:42:47	Bright	48.500	144	18Del Cyg	2.8600	11000.	97	5722	No
305	GOM_NL__2PRFIN20030404_204440_000000882015_00157_05722_6545.N1	04-APR-2003 20:44:40	Bright	88.000	5	3Alp Lyr	0.033000	11000.	176	5722	No
306	GOM_NL__2PRFIN20030404_205337_000000472015_00157_05722_6546.N1	04-APR-2003 20:53:37	Tw_i_and_stray	47.000	61	8Eps Peg	2.1000	3900.0	94	5722	No
307	GOM_NL__2PRFIN20030404_205607_000000422015_00157_05722_6547.N1	04-APR-2003 20:56:07	Twilight	42.000	162	34Alp Aqr	2.9440	5350.0	84	5722	No
308	GOM_NL__2PRFIN20030404_205739_000000702015_00157_05722_6548.N1	04-APR-2003 20:57:39	Dark	69.500	11	53Alp Aql	0.76500	8000.0	139	5722	No
309	GOM_NL__2PRFIN20030404_210050_000000432015_00157_05722_6549.N1	04-APR-2003 21:00:50	Dark	43.000	142	49Del Cap	2.8500	8900.0	86	5722	No
310	GOM_NL__2PRFIN20030404_210623_000000402015_00157_05722_6550.N1	04-APR-2003 21:06:23	Dark	39.500	172	Gam Gru	3.0030	13100.	79	5722	No
311	GOM_NL__2PRFIN20030404_210909_000000752015_00157_05722_6551.N1	04-APR-2003 21:09:09	Dark	75.000	1014	Mars	0.0000	0.0000	150	5722	Yes
312	GOM_NL__2PRFIN20030404_211307_000000432015_00157_05722_6552.N1	04-APR-2003 21:13:07	Dark	42.500	45	Alp Pav	1.9400	26000.	85	5722	No
313	GOM_NL__2PRFIN20030404_211546_000000562015_00158_05723_6532.N1	04-APR-2003 21:15:46	Dark	56.000	38	20Eps Sgr	1.8360	11000.	112	5723	No
314	GOM_NL__2PRFIN20030404_211844_000000522015_00158_05723_6533.N1	04-APR-2003 21:18:44	Dark	51.500	178	lot1Sco	3.0220	6550.0	103	5723	No
315	GOM_NL__2PRFIN20030404_212039_000000422015_00158_05723_6534.N1	04-APR-2003 21:20:39	Dark	42.000	43	Alp TrA	1.9100	4250.0	84	5723	No
316	GOM_NL__2PRFIN20030404_212234_000000402015_00158_05723_6535.N1	04-APR-2003 21:22:34	Dark	39.500	134	Bet TrA	2.8100	6600.0	79	5723	No
317	GOM_NL__2PRFIN20030404_212509_000000442015_00158_05723_6536.N1	04-APR-2003 21:25:09	Straylight	44.000	4	Alp1Cen	-0.010000	5800.0	88	5723	No
318	GOM_NL__2PRFIN20030404_212845_000001122015_00158_05723_6537.N1	04-APR-2003 21:28:45	Straylight	111.50	16	21Alp Sco	1.0200	3000.0	223	5723	No
319	GOM_NL__2PRFIN20030404_213217_000000542015_00158_05723_6538.N1	04-APR-2003 21:32:17	Straylight	54.000	54	5The Cen	2.0550	4500.0	108	5723	No
320	GOM_NL__2PRFIN20030404_213505_000001372015_00158_05723_6539.N1	04-APR-2003 21:35:05	Tw_i_and_stray	136.50	97	8Bet1Sco	2.5610	30000.	273	5723	No
321	GOM_NL__2PRFIN20030404_213957_000000432015_00158_05723_6540.N1	04-APR-2003 21:39:57	Tw_i_and_stray	42.500	100	4Gam Crv	2.5800	13100.	85	5723	No
322	GOM_NL__2PRFIN20030404_214140_000000572015_00158_05723_6541.N1	04-APR-2003 21:41:40	Bright	56.500	15	67Alp Vir	0.97600	28000.	113	5723	No
323	GOM_NL__2PRFIN20030404_214450_000000432015_00158_05723_6542.N1	04-APR-2003 21:44:50	Bright	42.500	121	29Gam Vir	2.7400	7200.0	85	5723	No
324	GOM_NL__2PRFIN20030404_214929_000000382015_00158_05723_6543.N1	04-APR-2003 21:49:29	Bright	37.500	62	94Bet Leo	2.1360	9700.0	75	5723	No
325	GOM_NL__2PRFIN20030404_215110_000000362015_00158_05723_6544.N1	04-APR-2003 21:51:10	Bright	36.000	96	68Del Leo	2.5600	9300.0	72	5723	No
326	GOM_NL__2PRFIN20030404_215756_000000342015_00158_05723_6545.N1	04-APR-2003 21:57:56	Bright	34.000	174	52Psi UMa	3.0040	4400.0	68	5723	No
327	GOM_NL__2PRFIN20030404_220050_000000372015_00158_05723_6546.N1	04-APR-2003 22:00:50	Bright	37.000	87	64Gam UMa	2.4330	11000.	74	5723	No
328	GOM_NL__2PRFIN20030404_220248_000000392015_00158_05723_6547.N1	04-APR-2003 22:02:48	Bright	38.500	36	50Alp UMa	1.8000	6300.0	77	5723	No
329	GOM_NL__2PRFIN20030404_220854_000000382015_00158_05723_6548.N1	04-APR-2003 22:08:54	Bright	38.000	60	7Bet UMi	2.0810	3950.0	76	5723	No
330	GOM_NL__2PRFIN20030404_221053_000000352015_00158_05723_6549.N1	04-APR-2003 22:10:53	Bright	35.000	49	1Alp UMi	1.9900	6300.0	70	5723	No
331	GOM_NL__2PRFIN20030404_221303_000001242015_00158_05723_6550.N1	04-APR-2003 22:13:03	Straylight	124.00	67	5Alp CrB	2.2210	11000.	248	5723	No
332	GOM_NL__2PRFIN20030404_222323_000000482015_00158_05723_6551.N1	04-APR-2003 22:23:23	Bright	48.000	144	18Del Cyg	2.8600	11000.	96	5723	No
333	GOM_NL__2PRFIN20030404_222516_000000912015_00158_05723_6552.N1	04-APR-2003 22:25:16	Bright	90.500	5	3Alp Lyr	0.033000	11000.	181	5723	No
334	GOM_NL__2PRFIN20030404_223414_000000452015_00158_05723_6553.N1	04-APR-2003 22:34:14	Tw_i_and_stray	45.000	61	8Eps Peg	2.1000	3900.0	90	5723	No
335	GOM_NL__2PRFIN20030404_223643_000000432015_00158_05723_6554.N1	04-APR-2003 22:36:43	Twilight	43.000	162	34Alp Aqr	2.9440	5350.0	86	5723	No
336	GOM_NL__2PRFIN20030404_223816_000000752015_00158_05723_6555.N1	04-APR-2003 22:38:16	Dark	75.000	11	53Alp Aql	0.76500	8000.0	150	5723	No
337	GOM_NL__2PRFIN20030404_224126_000000422015_00158_05723_6556.N1	04-APR-2003 22:41:26	Dark	41.500	142	49Del Cap	2.8500	8900.0	83	5723	No

338	GOM_NL__2PRFIN20030404_224659_000000382015_00158_05723_6557.N1	04-APR-2003 22:46:59	Dark	37.500	172	Gam Gru	3.0030	13100.	75	5723	No
339	GOM_NL__2PRFIN20030404_224945_000000712015_00158_05723_6558.N1	04-APR-2003 22:49:45	Dark	71.000	1014	Mars	0.0000	0.0000	142	5723	Yes
340	GOM_NL__2PRFIN20030404_225343_000000442015_00158_05723_6559.N1	04-APR-2003 22:53:43	Dark	43.500	45	Alp Pav	1.9400	26000.	87	5723	No
341	GOM_NL__2PRFIN20030404_225624_000000552015_00159_05724_6537.N1	04-APR-2003 22:56:24	Dark	55.000	38	20Eps Sgr	1.8360	11000.	110	5724	No
342	GOM_NL__2PRFIN20030404_225922_000000512015_00159_05724_6538.N1	04-APR-2003 22:59:22	Dark	51.000	178	lot1Sco	3.0220	6550.0	102	5724	No
343	GOM_NL__2PRFIN20030404_230115_000000402015_00159_05724_6539.N1	04-APR-2003 23:01:15	Dark	40.000	43	Alp TrA	1.9100	4250.0	80	5724	No
344	GOM_NL__2PRFIN20030404_230310_000000402015_00159_05724_6540.N1	04-APR-2003 23:03:10	Dark	39.500	134	Bet TrA	2.8100	6600.0	79	5724	No
345	GOM_NL__2PRFIN20030404_230546_000000552015_00159_05724_6541.N1	04-APR-2003 23:05:46	Straylight	55.000	4	Alp1Cen	-0.010000	5800.0	110	5724	No
346	GOM_NL__2PRFIN20030404_230921_000001282015_00159_05724_6542.N1	04-APR-2003 23:09:21	Straylight	128.00	16	21Alp Sco	1.0200	3000.0	256	5724	No
347	GOM_NL__2PRFIN20030404_231253_000000522015_00159_05724_6543.N1	04-APR-2003 23:12:53	Straylight	52.000	54	5The Cen	2.0550	4500.0	104	5724	No
348	GOM_NL__2PRFIN20030404_231542_000001382015_00159_05724_6544.N1	04-APR-2003 23:15:42	Tw_i_and_stray	138.00	97	8Bet1Sco	2.5610	30000.	276	5724	No
349	GOM_NL__2PRFIN20030404_232033_000000432015_00159_05724_6545.N1	04-APR-2003 23:20:33	Tw_i_and_stray	43.000	100	4Gam Crv	2.5800	13100.	86	5724	No
350	GOM_NL__2PRFIN20030404_232215_000000672015_00159_05724_6546.N1	04-APR-2003 23:22:15	Bright	67.000	15	67Alp Vir	0.97600	28000.	134	5724	No
351	GOM_NL__2PRFIN20030404_232526_000000432015_00159_05724_6547.N1	04-APR-2003 23:25:26	Bright	42.500	121	29Gam Vir	2.7400	7200.0	85	5724	No
352	GOM_NL__2PRFIN20030404_233005_000000382015_00159_05724_6548.N1	04-APR-2003 23:30:05	Bright	37.500	62	94Bet Leo	2.1360	9700.0	75	5724	No
353	GOM_NL__2PRFIN20030404_233146_000000362015_00159_05724_6549.N1	04-APR-2003 23:31:46	Bright	35.500	96	68Del Leo	2.5600	9300.0	71	5724	No
354	GOM_NL__2PRFIN20030404_233832_000000362015_00159_05724_6550.N1	04-APR-2003 23:38:32	Bright	36.000	174	52Psi UMa	3.0040	4400.0	72	5724	No
355	GOM_NL__2PRFIN20030404_234126_000000372015_00159_05724_6551.N1	04-APR-2003 23:41:26	Bright	36.500	87	64Gam UMa	2.4330	11000.	73	5724	No
356	GOM_NL__2PRFIN20030404_234324_000000382015_00159_05724_6552.N1	04-APR-2003 23:43:24	Bright	38.000	36	50Alp UMa	1.8000	6300.0	76	5724	No
357	GOM_NL__2PRFIN20030404_234929_000000412015_00159_05724_6553.N1	04-APR-2003 23:49:29	Bright	40.500	60	7Bet UMi	2.0810	3950.0	81	5724	No
358	GOM_NL__2PRFIN20030404_235129_000000332015_00159_05724_6554.N1	04-APR-2003 23:51:29	Bright	32.500	49	1Alp UMi	1.9900	6300.0	65	5724	No
359	GOM_NL__2PRFIN20030404_235330_000001242015_00159_05724_6555.N1	04-APR-2003 23:53:30	Tw_i_and_stray	124.00	67	5Alp CrB	2.2210	11000.	248	5724	No

3. Quality information per product

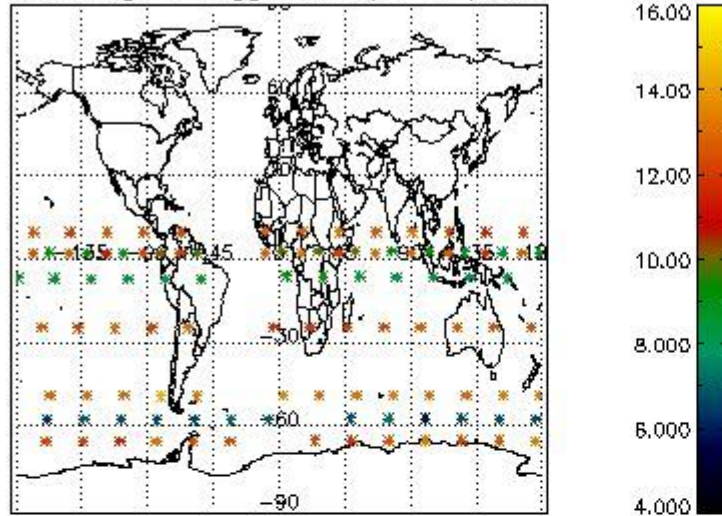
In this section it is plotted some information contained in the Quality Summary data set of the level 2 products. Only products in dark limb conditions and without errors (error flag in the MPH set to "0") are used.

3.1 Plot quality information per product (time dependant)

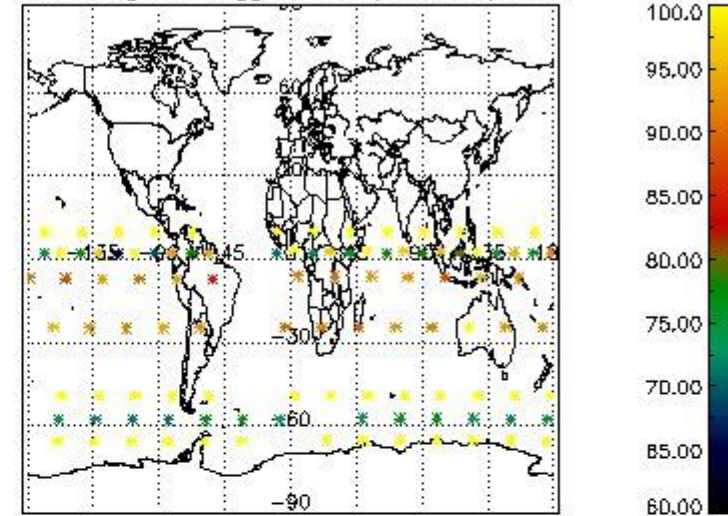


3.2 Plot quality information per product (world map)

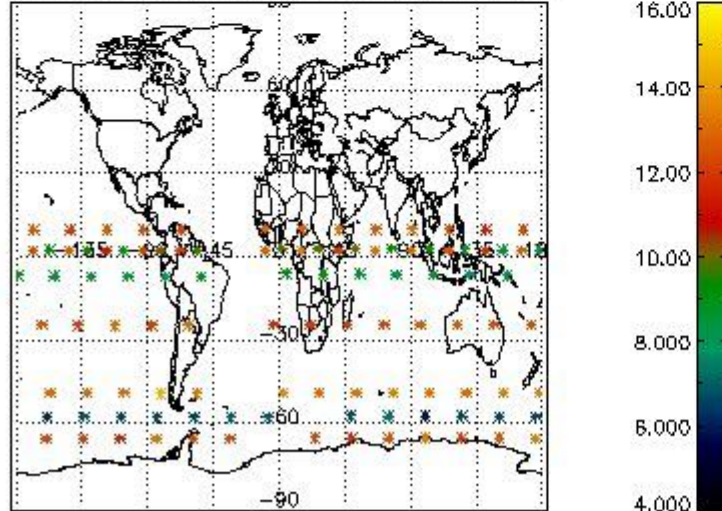
Percentage of flagged data per O3 profile



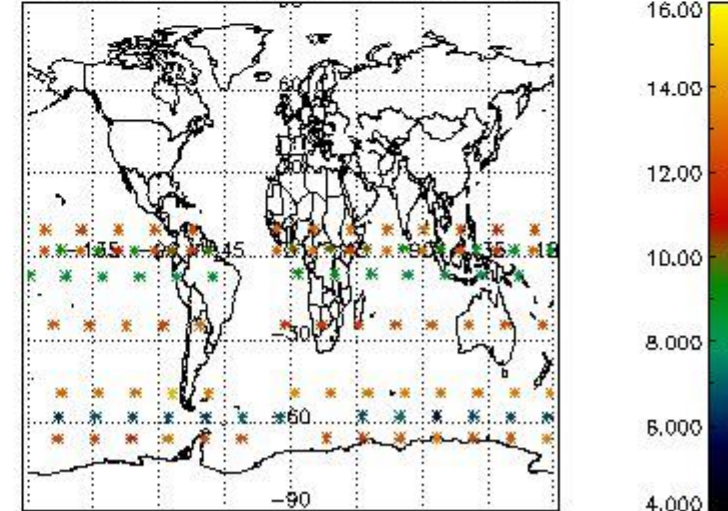
Percentage of flagged data per H2O profile



Percentage of flagged data per NO2 profile



Percentage of flagged data per NO3 profile

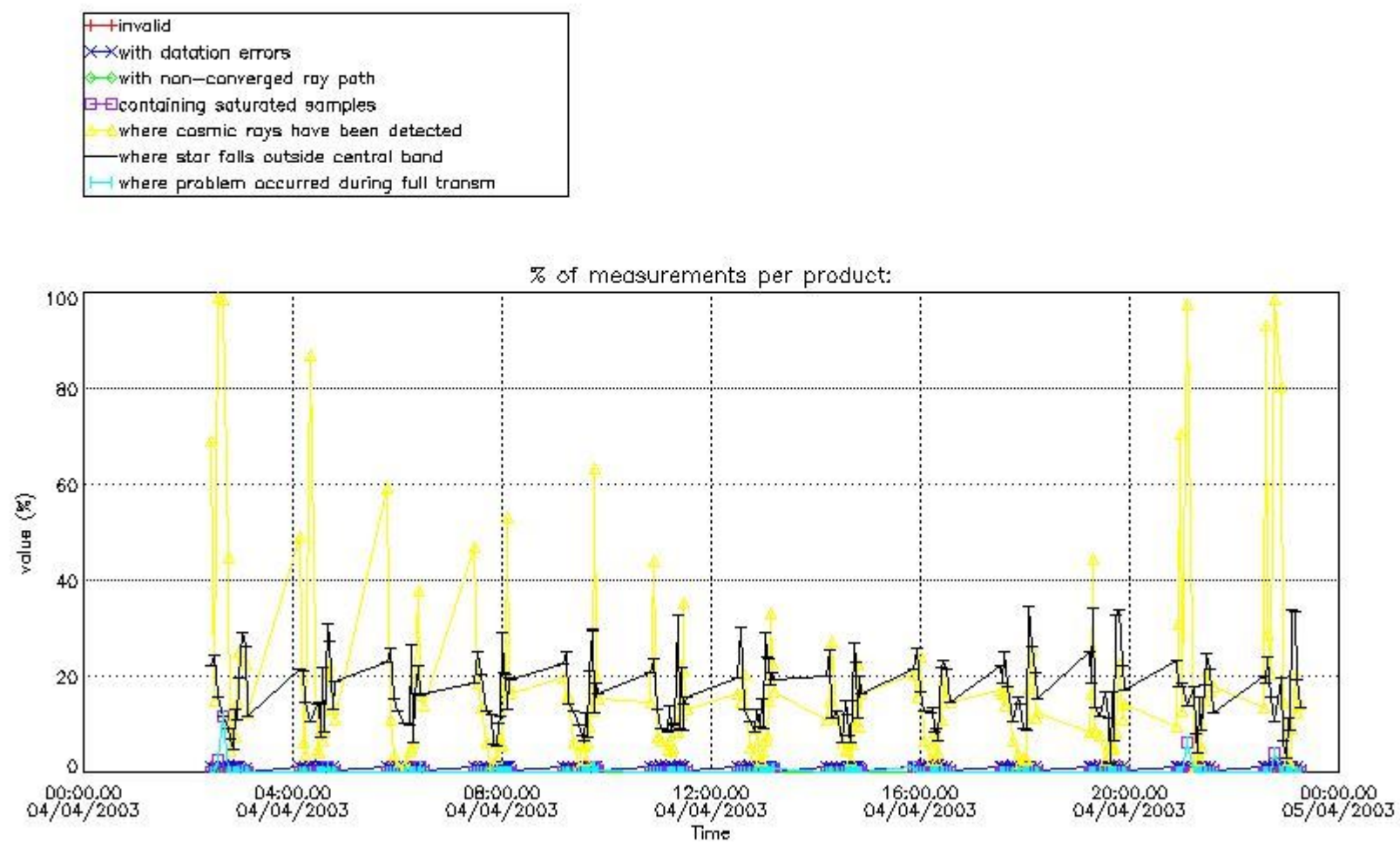


4. Level 1 quality information per product

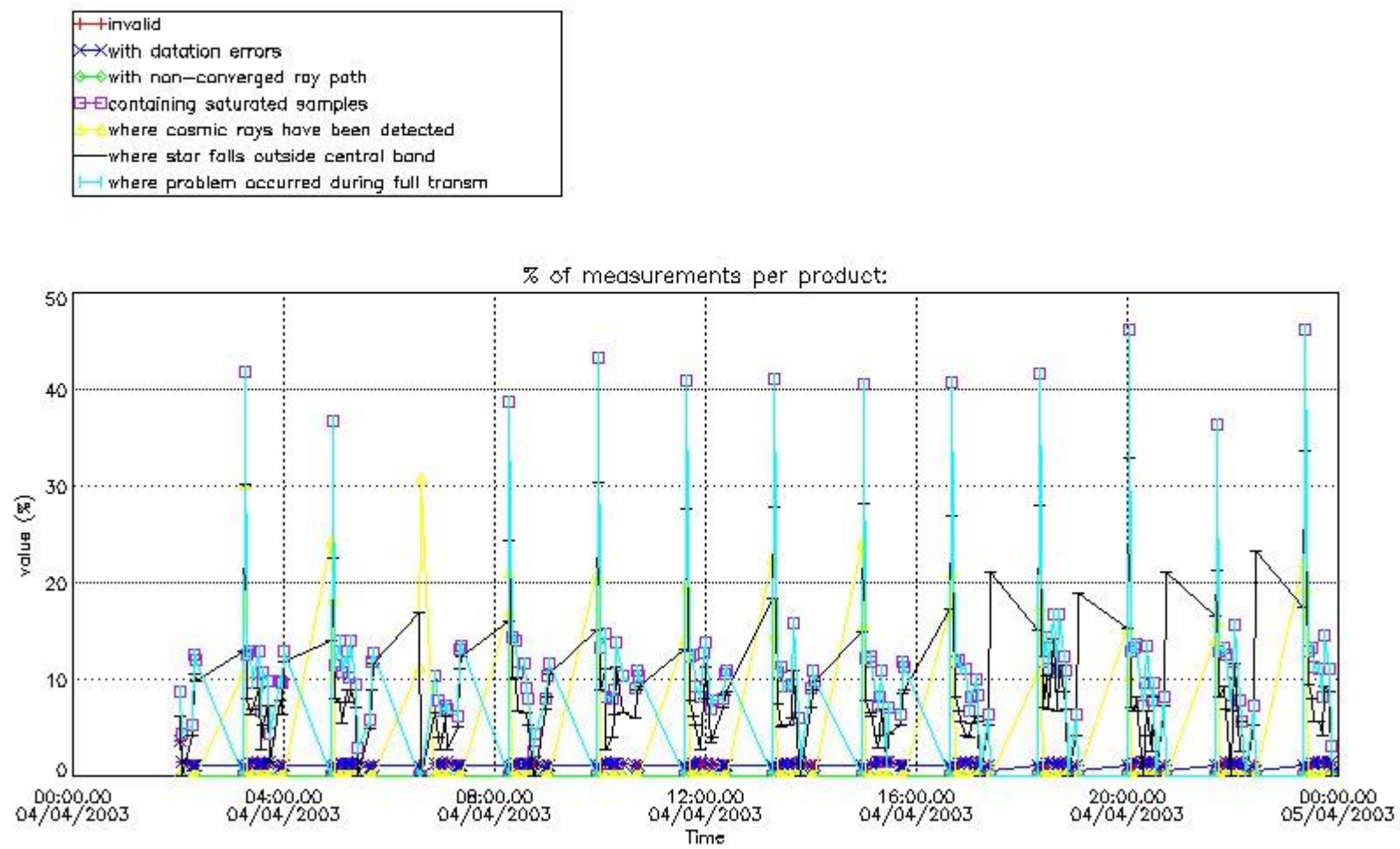
In this section it is plotted some information contained in the Quality Summary data set of the level 2 products that comes from the level 1b processing. Products without errors (error flag in the MPH set to "0") are used.

4.1 Plot quality information per product (time dependant) coming from level 1b processing

4.1.1 Plot level 1 quality information per product (time dependant): ENVISAT ASCENDING passes



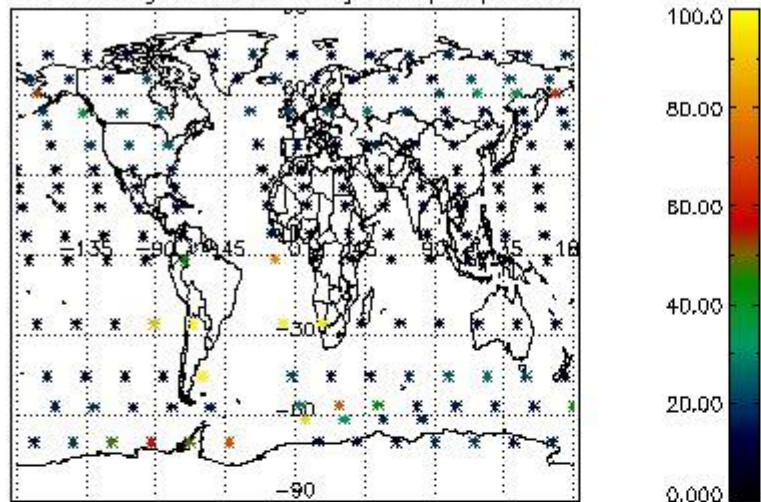
4.1.2 Plot level 1 quality information per product (time dependant): ENVI SAT DESCENDING passes



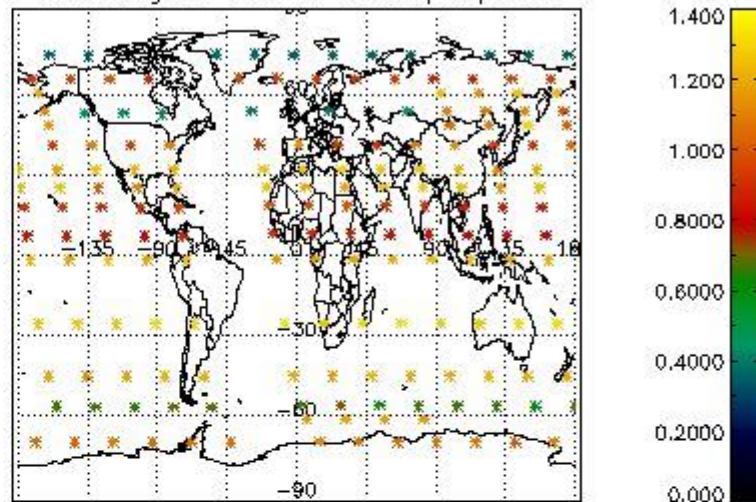
4.2 Plot quality information per product coming from level 1b processing (world map)

4.2.1 Plot level 1 quality information per product (world map): ENVISAT ASCENDING passes

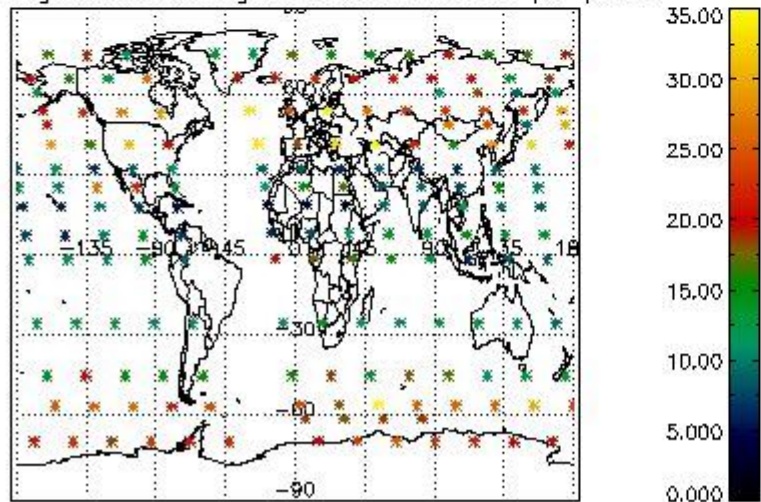
Percentage of cosmic ray hits per profile



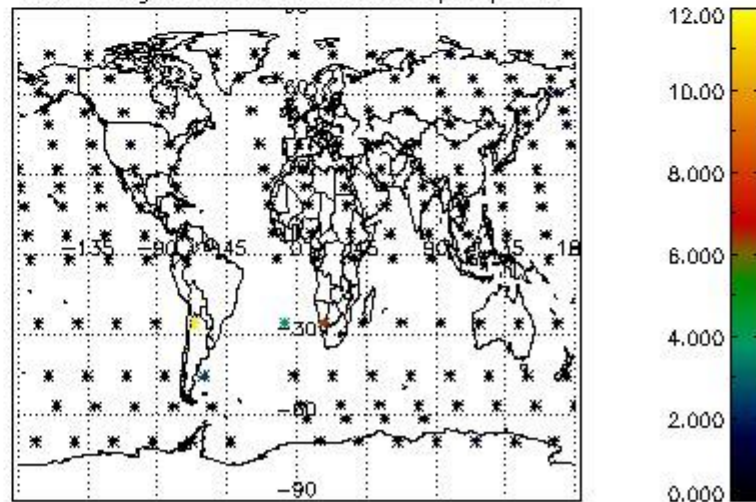
Percentage of datation errors per profile



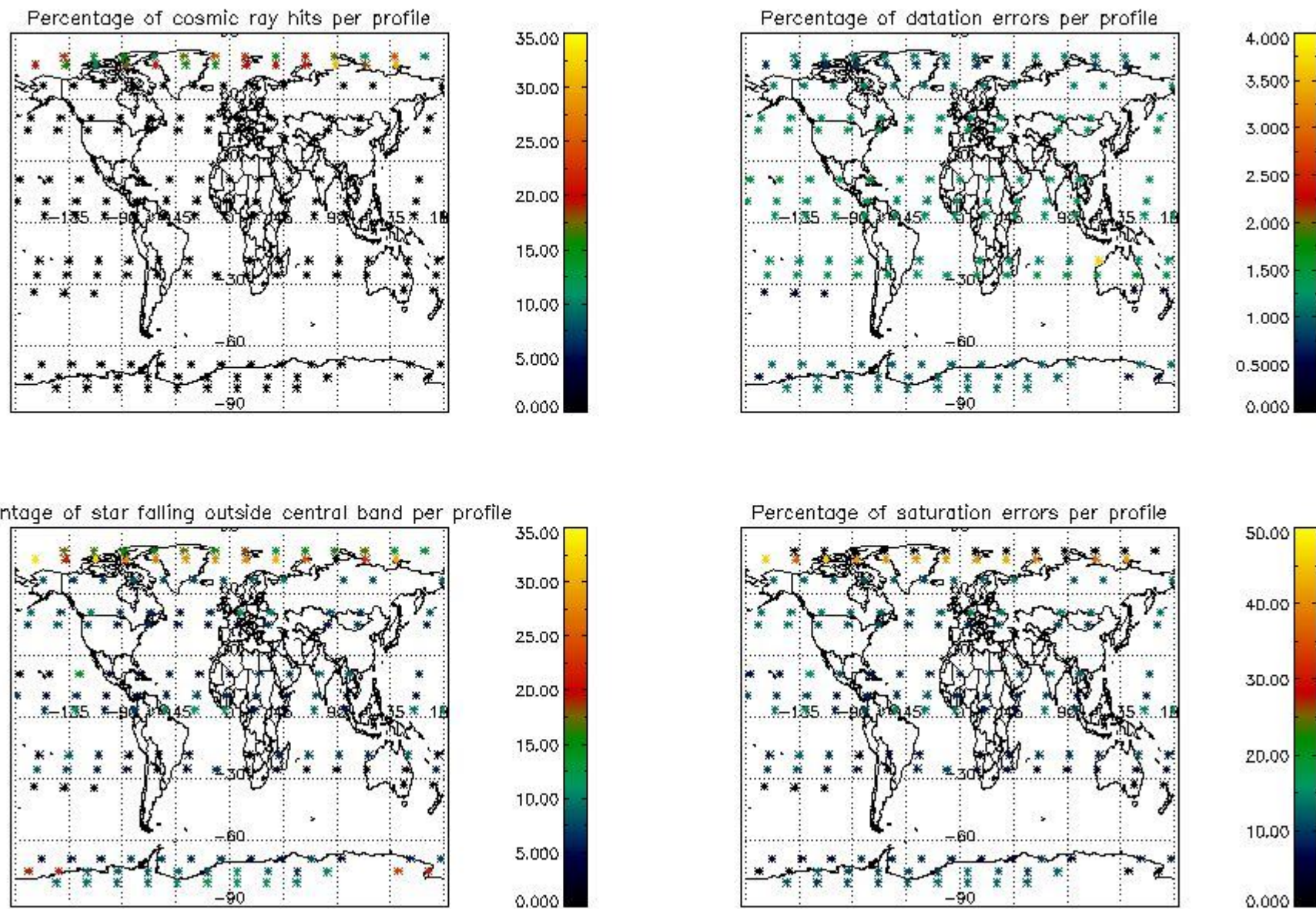
Percentage of star falling outside central band per profile



Percentage of saturation errors per profile



4.2.2 Plot level 1 quality information per product (world map): ENVISAT DESCENDING passes



5. Trace gas profiles

5.1 Ozone statistics based on quality of products

The final quality of the products can be "measured" using the STD (Standard Deviation) attached to every point profile. This information is written to the parameter GOM_NL__2P/NL_LOCAL_SPECIES_DENSITY/o3_std of the level 2 products. The table below shows the statistics for given STD ranges.

The statistics are given with respect to the overall valid production:

- Products without fatal errors: GOM_NL__2P/MPH/PRODUCT_ERR=0
- Valid point profile: GOM_NL__2P/NL_LOCAL_SPECIES_DENSITY/pcd(0)=0

The 'Criteria' is applied to valid points of dark limb products:

- Products in dark limb illumination condition: GOM_NL__2P/NL_SUMMARY_QUALITY/obs_ill_cond=0
- Products without fatal errors: GOM_NL__2P/MPH/PRODUCT_ERR=0
- Valid point profile: GOM_NL__2P/NL_LOCAL_SPECIES_DENSITY/pcd(0)=0

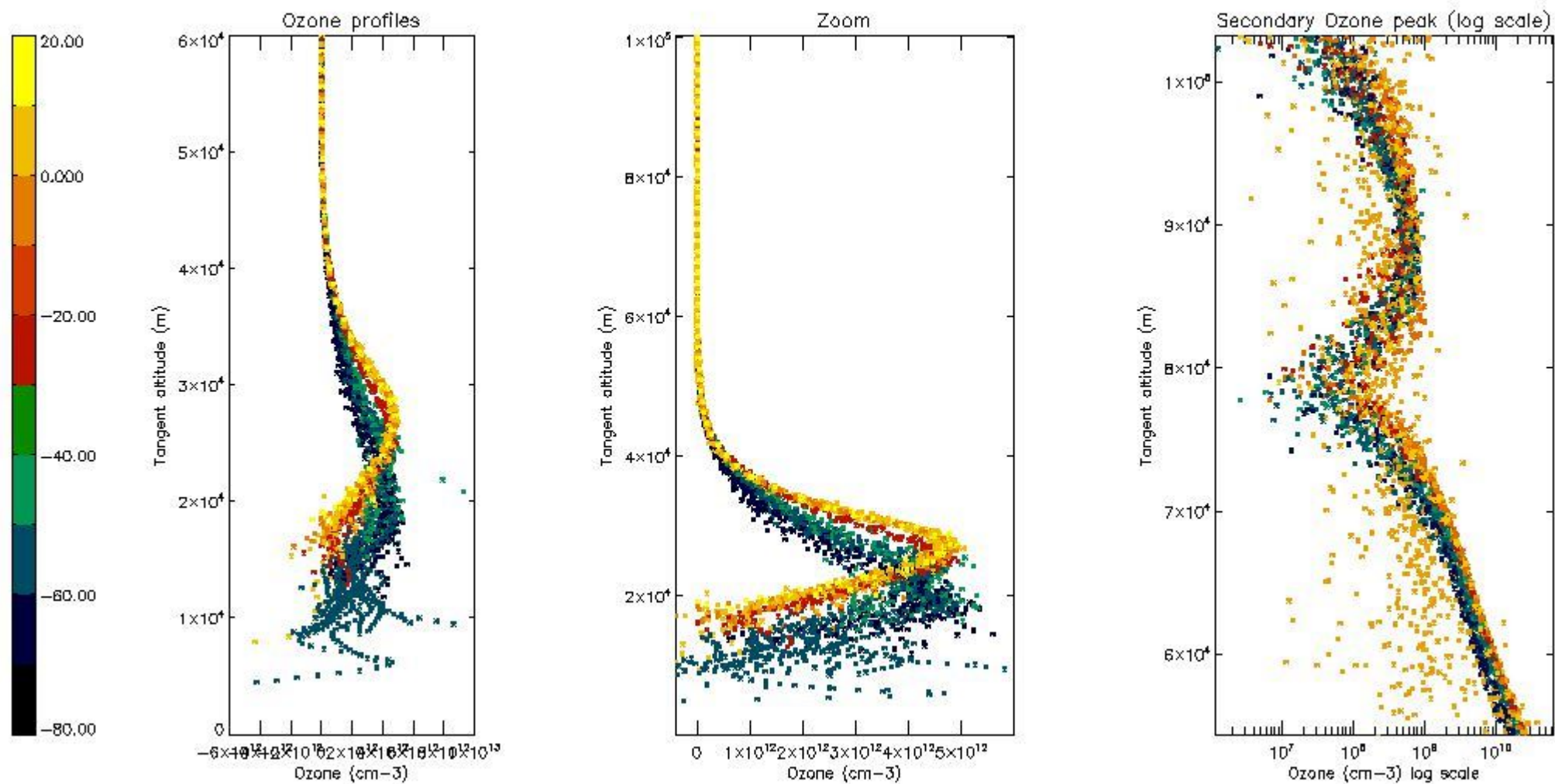
So, the table below shows the percentage of dark limb and valid observations for each criteria with respect to the overall valid daily observations.

Criteria	% of total production
All STD	28
STD < 20	17

STD < 10	14
STD < 5	9

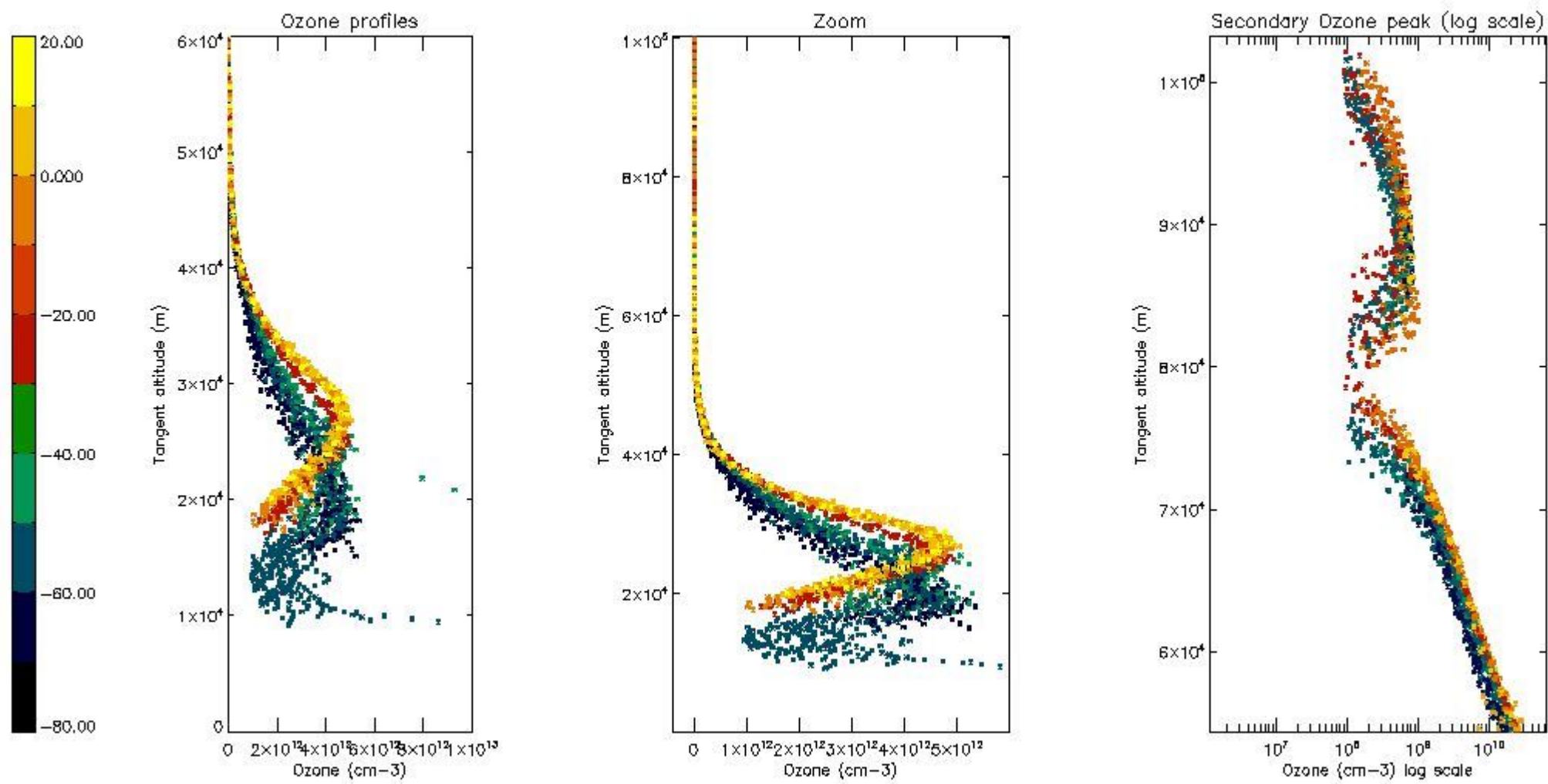
5.2 Plot ozone profiles for all STD (dark without errors)

The colorbar represents the latitude.



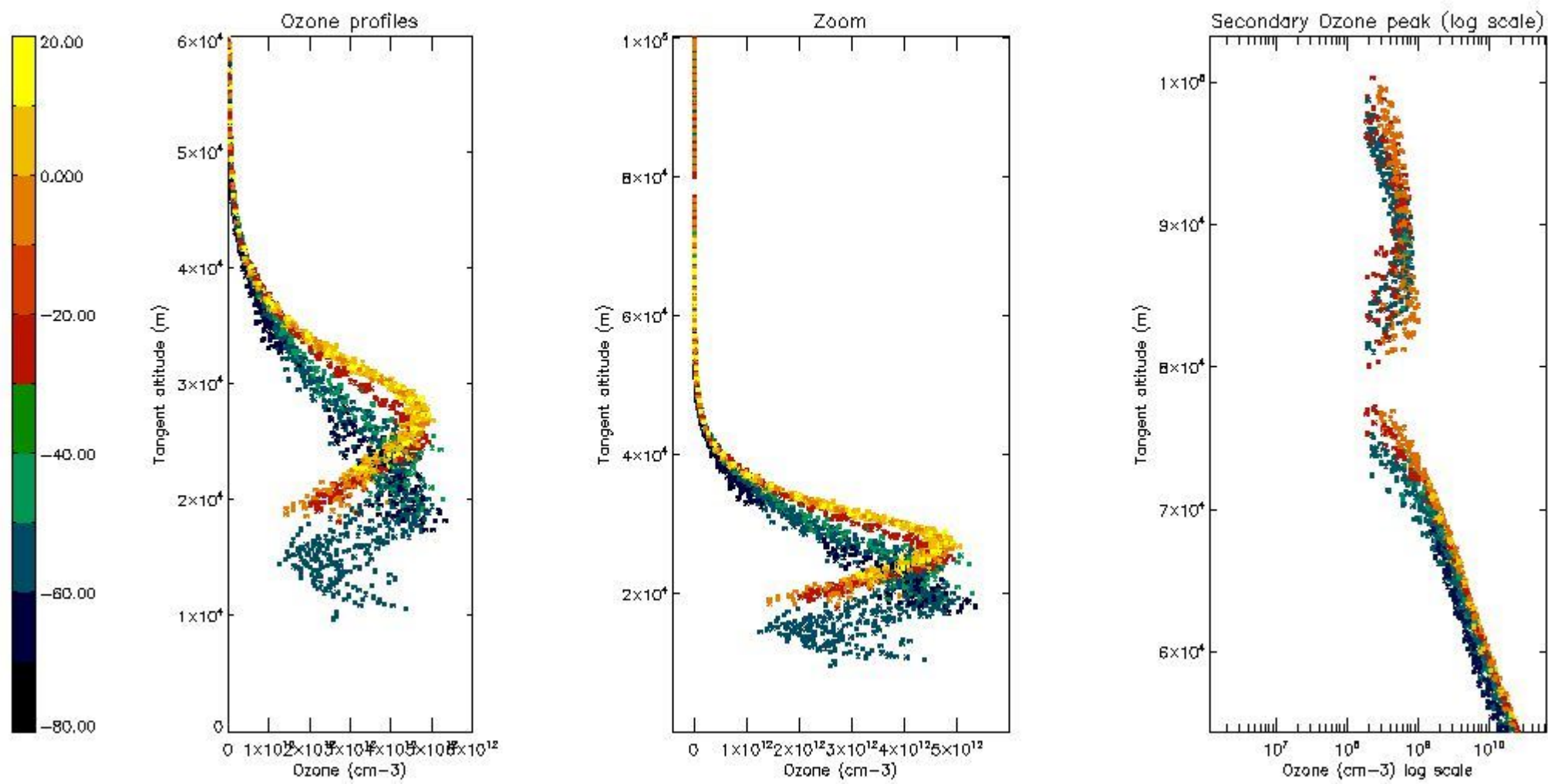
5.3 Plot ozone profiles where STD < 20% (dark without errors)

The colorbar represents the latitude.



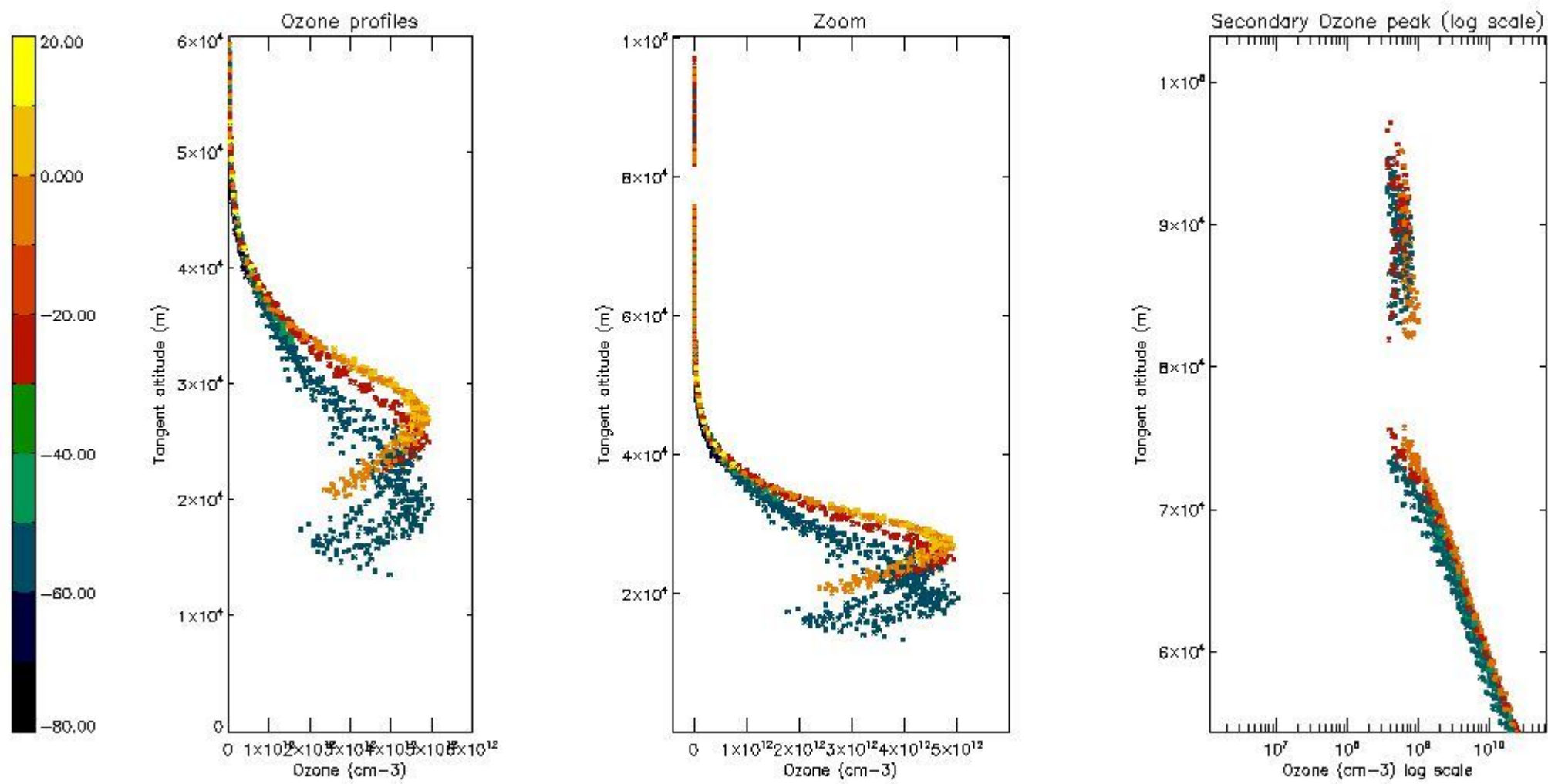
5.4 Plot ozone profiles where $STD < 10\%$ (dark without errors)

The colorbar represents the latitude.



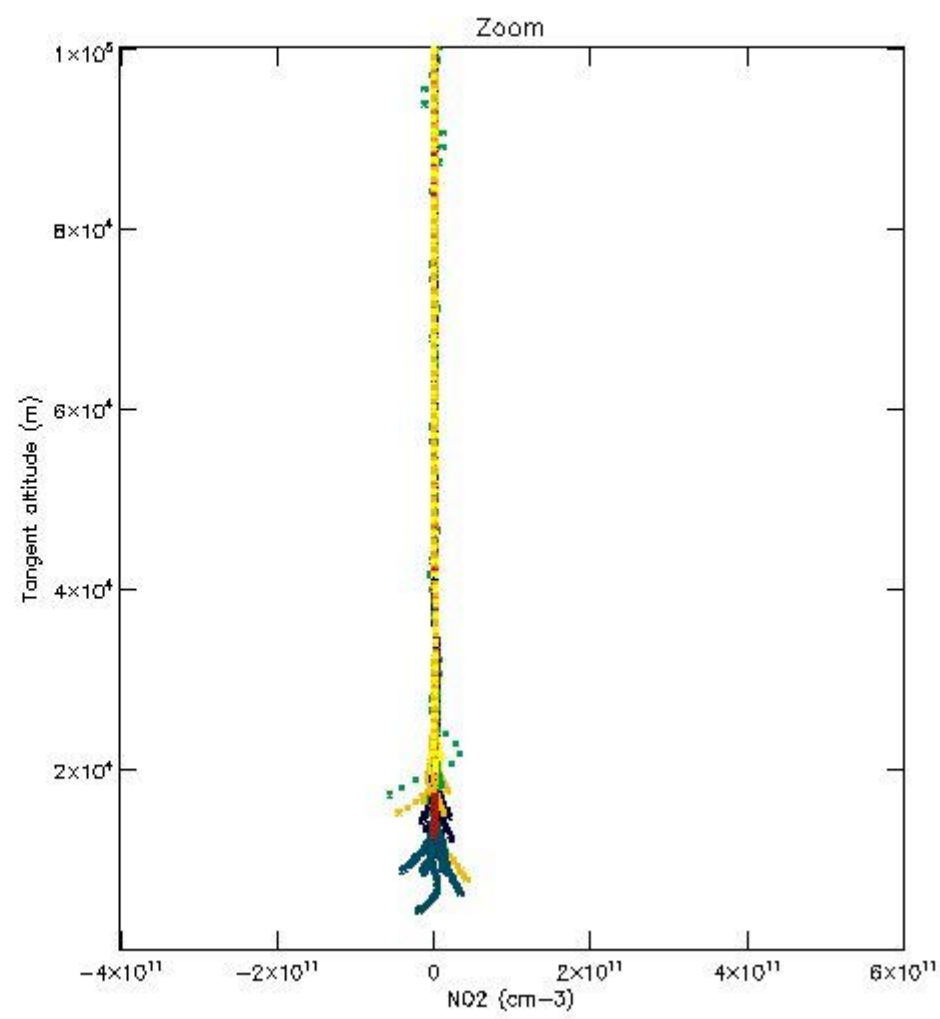
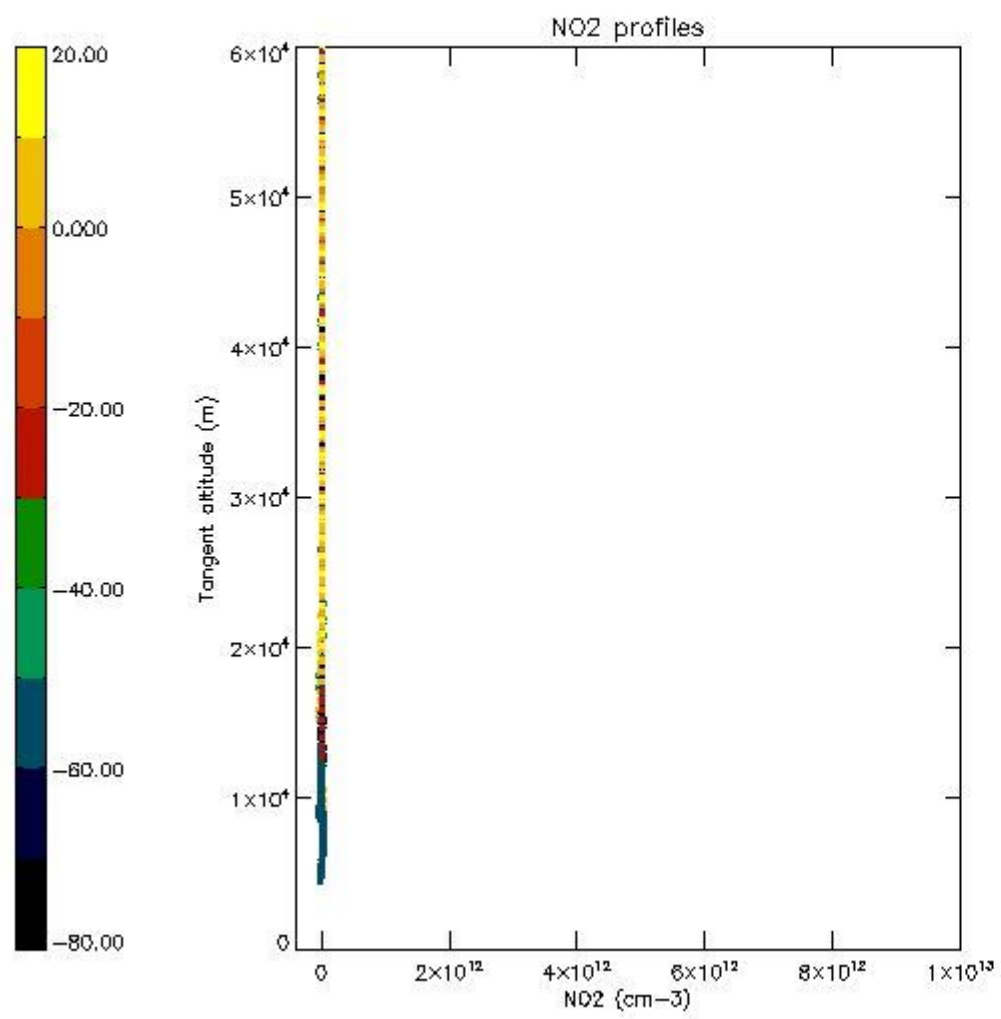
5.5 Plot ozone profiles where STD < 5% (dark without errors)

The colorbar represents the latitude.



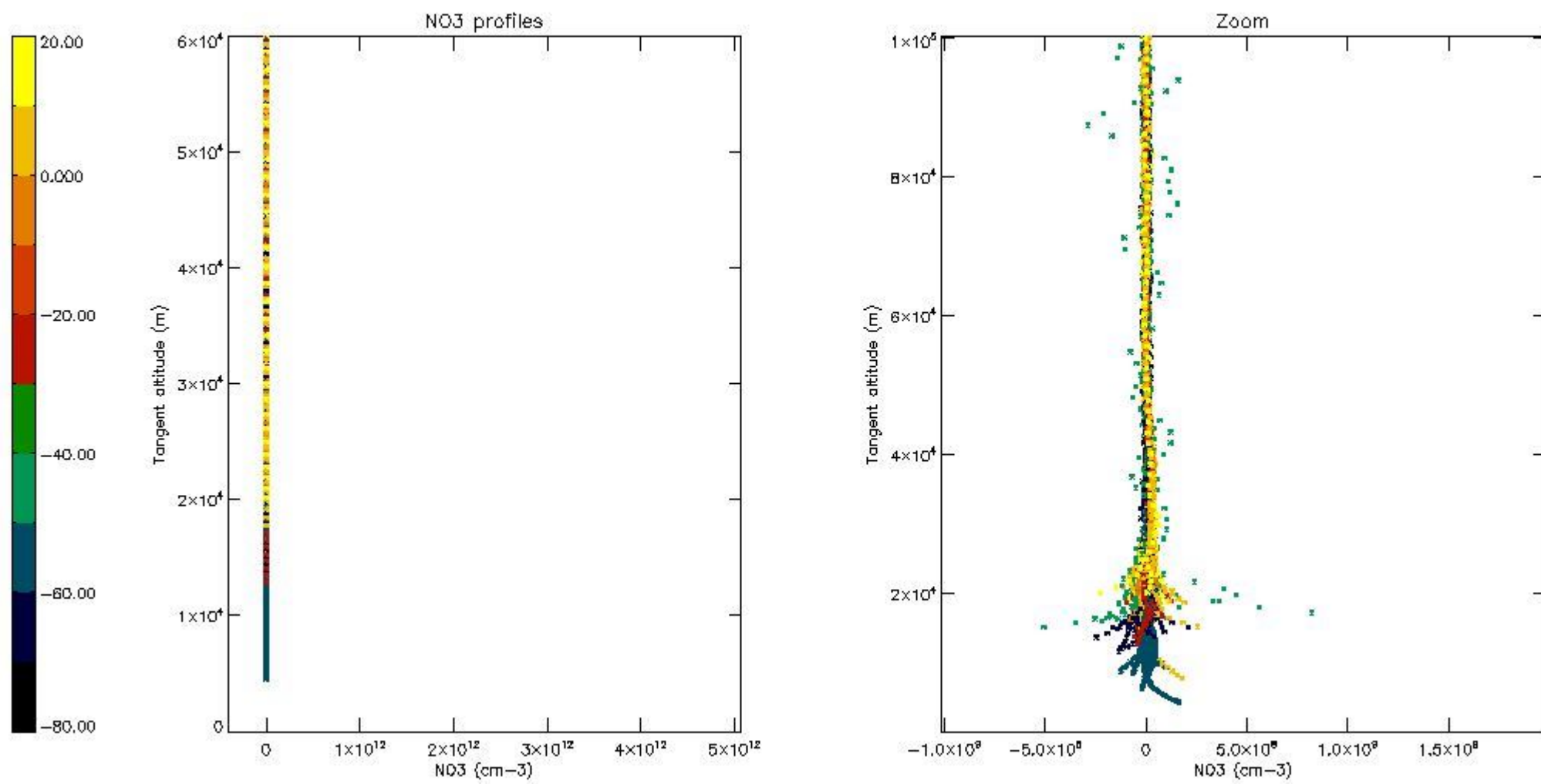
5.6 Plot NO₂ profiles for all STD (dark without errors)

The colorbar represents the latitude.



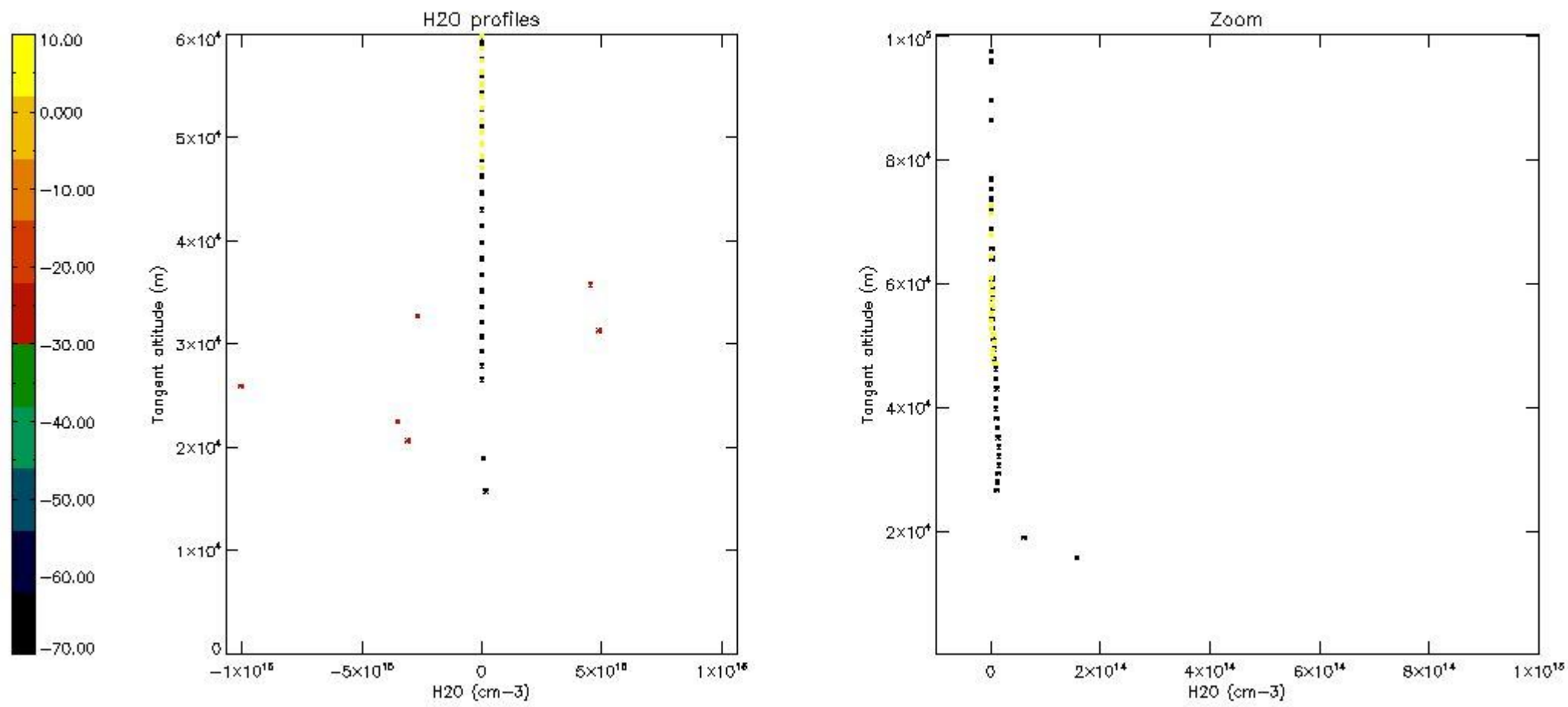
5.7 Plot NO3 profiles for all STD (dark without errors)

The colorbar represents the latitude.



5.8 Plot H₂O profiles for all STD (only for occultations of stars 1,2,3,4,13,14,16,26,63 dark without errors)

The colorbar represents the latitude.



6. Auxiliary Data Files used for the production reported in section 2

The number reported in the third column indicates since which file (see list in section 2) the corresponding auxiliary file has been used. The fourth column is the date of those product files.

Type	Auxiliary Filename	Used since product	Used since product date
INST_PHYS_CHARACTERISTICS	GOM_INS_AXNIEC20050627_150440_20020301_000000_20100101_000000	1	04-APR-2003 02:01:45
LEVEL-2_PROC_CONFIG	GOM_PR2_AXVIEC20091111_152718_20020301_000000_20500101_000000	1	04-APR-2003 02:01:45
CROSS_SECTIONS_FILE	GOM_CRS_AXVIEC20091111_154832_20020301_000000_20500101_000000	1	04-APR-2003 02:01:45

GOMOS Level 2 Daily Report

SUMMARY

[1. General Info](#)

[2. Summary of processed GOM_NL_2P products](#)

[3. Level 2 Quality information per product](#)

[3.1 Plot of level 2 quality information per product \(time dependant\)](#)

[3.2 Plot of level 2 quality information per product \(world map\)](#)

[4. Level 1 Quality information per product \(stored on level 2 products\)](#)

[4.1 Plot of level 1 quality information per product \(time dependant\)](#)

[4.1.1 Plot of level 1 quality information per product \(time dependant\): ASCENDING](#)

[4.1.2 Plot of level 1 quality information per product \(time dependant\): DESCENDING](#)

[4.2 Plot of level 1 quality information per product \(world map\)](#)

[4.2.1 Plot of level 1 quality information per product \(world map\): ASCENDING](#)

[4.2.2 Plot of level 1 quality information per product \(world map\): DESCENDING](#)

[5. Ozone profiles based on quality statistics and other trace gas profiles](#)

[5.1 Ozone statistics based on quality of products](#)

[5.2 Plot ozone profiles for all STD \(dark without errors\)](#)

[5.3 Plot ozone profiles where STD < 20% \(dark without errors\)](#)

[5.4. Plot ozone profiles where STD < 10% \(dark without errors\)](#)

[5.5. Plot ozone profiles where STD < 5% \(dark without errors\)](#)

[5.6 Plot NO2 profiles for all STD \(dark without errors\)](#)

[5.7 Plot NO3 profiles for all STD \(dark without errors\)](#)

[5.8 Plot H2O profiles \(only for occultations of stars 1,2,3,4,13,14,16,26,63 dark without errors\) for all STD](#)

[6. Auxiliary Data Files used for the production reported in section 2](#)

This report presents the daily analysis on parameters extracted from GOMOS level 2 data (GOM_NL__2P). It is intended to monitor some important parameters that will impact the quality of these products. A list of level 2 products (and content) that have arrived during the reporting day to the PCF is also given.

Item	Value
Time of report generation	19APR2013 12:35:52
Data source version	GOMOS/6.01
Start time of products	04-04-2003 (04APR2003 00:00:00)
Stop time of products	05-04-2003 (05APR2003 00:00:00)
Store outputs in DB	Yes
Nb of level 2 prods	359
Nb of prods with errors	8

2. Summary of processed GOM_NL__2P products.

Nr	Filename	UTC Start time	Limb	Duration	Star Id	Star Name	Star Mag	Star Temp	Nb Meas	Orbit	Prod. error
1	GOM_NL__2PRFIN20030404_020145_000000412015_00146_05711_5840.N1	04-APR-2003 02:01:45	Bright	40.500	60	7Bet UMi	2.0810	3950.0	81	5711	No
2	GOM_NL__2PRFIN20030404_020340_000000342015_00146_05711_5841.N1	04-APR-2003 02:03:40	Bright	34.000	49	1Alp UMi	1.9900	6300.0	68	5711	No
3	GOM_NL__2PRFIN20030404_021612_000000482015_00146_05711_5842.N1	04-APR-2003 02:16:12	Bright	47.500	144	18Del Cyg	2.8600	11000.	95	5711	No
4	GOM_NL__2PRFIN20030404_021812_000000482015_00146_05711_5843.N1	04-APR-2003 02:18:12	Bright	47.500	66	37Gam Cyg	2.2080	5900.0	95	5711	No
5	GOM_NL__2PRFIN20030404_022018_000000462015_00146_05711_5844.N1	04-APR-2003 02:20:18	Bright	45.500	92	53Eps Cyg	2.5000	4500.0	91	5711	No
6	GOM_NL__2PRFIN20030404_022658_000000472015_00146_05711_5845.N1	04-APR-2003 02:26:58	Twilight	47.000	61	8Eps Peg	2.1000	3900.0	94	5711	No
7	GOM_NL__2PRFIN20030404_023053_000000742015_00146_05711_5846.N1	04-APR-2003 02:30:53	Dark	74.000	11	53Alp Aql	0.76500	8000.0	148	5711	No
8	GOM_NL__2PRFIN20030404_023410_000000422015_00146_05711_5847.N1	04-APR-2003 02:34:10	Dark	41.500	142	49Del Cap	2.8500	8900.0	83	5711	No
9	GOM_NL__2PRFIN20030404_023943_000000392015_00146_05711_5848.N1	04-APR-2003 02:39:43	Dark	38.500	172	Gam Gru	3.0030	13100.	77	5711	No
10	GOM_NL__2PRFIN20030404_024229_000000622015_00146_05711_5849.N1	04-APR-2003 02:42:29	Dark	62.000	1014	Mars	0.0000	0.0000	124	5711	Yes
11	GOM_NL__2PRFIN20030404_024626_000000392015_00146_05711_5850.N1	04-APR-2003 02:46:26	Dark	39.000	45	Alp Pav	1.9400	26000.	78	5711	No
12	GOM_NL__2PRFIN20030404_024854_000000572015_00147_05712_6522.N1	04-APR-2003 02:48:54	Dark	57.000	38	20Eps Sgr	1.8360	11000.	114	5712	No
13	GOM_NL__2PRFIN20030404_025155_000000522015_00147_05712_6523.N1	04-APR-2003 02:51:55	Dark	52.000	178	lot1Sco	3.0220	6550.0	104	5712	No
14	GOM_NL__2PRFIN20030404_025358_000000422015_00147_05712_6524.N1	04-APR-2003 02:53:58	Dark	41.500	43	Alp TrA	1.9100	4250.0	83	5712	No
15	GOM_NL__2PRFIN20030404_025552_000000422015_00147_05712_6525.N1	04-APR-2003 02:55:52	Dark	41.500	134	Bet TrA	2.8100	6600.0	83	5712	No
16	GOM_NL__2PRFIN20030404_025828_000000462015_00147_05712_6526.N1	04-APR-2003 02:58:28	Straylight	46.000	4	Alp1Cen	-0.010000	5800.0	92	5712	No
17	GOM_NL__2PRFIN20030404_030151_000001212015_00147_05712_6527.N1	04-APR-2003 03:01:51	Straylight	120.50	16	21Alp Sco	1.0200	3000.0	241	5712	No
18	GOM_NL__2PRFIN20030404_030535_000000582015_00147_05712_6528.N1	04-APR-2003 03:05:35	Straylight	57.500	54	5The Cen	2.0550	4500.0	115	5712	No
19	GOM_NL__2PRFIN20030404_030819_000001392015_00147_05712_6529.N1	04-APR-2003 03:08:19	Twilight	138.50	97	8Bet1Sco	2.5610	30000.	277	5712	No
20	GOM_NL__2PRFIN20030404_031319_000000432015_00147_05712_6530.N1	04-APR-2003 03:13:19	Twilight	42.500	100	4Gam Crv	2.5800	13100.	85	5712	No
21	GOM_NL__2PRFIN20030404_031503_000000652015_00147_05712_6531.N1	04-APR-2003 03:15:03	Bright	64.500	15	67Alp Vir	0.97600	28000.	129	5712	No
22	GOM_NL__2PRFIN20030404_031815_000000442015_00147_05712_6532.N1	04-APR-2003 03:18:15	Bright	44.000	121	29Gam Vir	2.7400	7200.0	88	5712	No
23	GOM_NL__2PRFIN20030404_032253_000000392015_00147_05712_6533.N1	04-APR-2003 03:22:53	Bright	39.000	62	94Bet Leo	2.1360	9700.0	78	5712	No
24	GOM_NL__2PRFIN20030404_032433_000000372015_00147_05712_6534.N1	04-APR-2003 03:24:33	Bright	36.500	96	68Del Leo	2.5600	9300.0	73	5712	No
25	GOM_NL__2PRFIN20030404_033120_000000392015_00147_05712_6535.N1	04-APR-2003 03:31:20	Bright	38.500	174	52Psi UMa	3.0040	4400.0	77	5712	No
26	GOM_NL__2PRFIN20030404_033416_000000372015_00147_05712_6536.N1	04-APR-2003 03:34:16	Bright	37.000	87	64Gam UMa	2.4330	11000.	74	5712	No
27	GOM_NL__2PRFIN20030404_033611_000000382015_00147_05712_6537.N1	04-APR-2003 03:36:11	Bright	37.500	36	50Alp UMa	1.8000	6300.0	75	5712	No
28	GOM_NL__2PRFIN20030404_034221_000000412015_00147_05712_6538.N1	04-APR-2003 03:42:21	Bright	41.000	60	7Bet UMi	2.0810	3950.0	82	5712	No
29	GOM_NL__2PRFIN20030404_034416_000000352015_00147_05712_6539.N1	04-APR-2003 03:44:16	Bright	34.500	49	1Alp UMi	1.9900	6300.0	69	5712	No
30	GOM_NL__2PRFIN20030404_035647_000000512015_00147_05712_6540.N1	04-APR-2003 03:56:47	Bright	51.000	144	18Del Cyg	2.8600	11000.	102	5712	No
31	GOM_NL__2PRFIN20030404_035848_000000472015_00147_05712_6541.N1	04-APR-2003 03:58:48	Bright	46.500	66	37Gam Cyg	2.2080	5900.0	93	5712	No
32	GOM_NL__2PRFIN20030404_040054_000000472015_00147_05712_6542.N1	04-APR-2003 04:00:54	Bright	46.500	92	53Eps Cyg	2.5000	4500.0	93	5712	No
33	GOM_NL__2PRFIN20030404_040734_000000472015_00147_05712_6543.N1	04-APR-2003 04:07:34	Twilight	47.000	61	8Eps Peg	2.1000	3900.0	94	5712	No
34	GOM_NL__2PRFIN20030404_041129_000000722015_00147_05712_6544.N1	04-APR-2003 04:11:29	Dark	71.500	11	53Alp Aql	0.76500	8000.0	143	5712	No
35	GOM_NL__2PRFIN20030404_041446_000000412015_00147_05712_6545.N1	04-APR-2003 04:14:46	Dark	41.000	142	49Del Cap	2.8500	8900.0	82	5712	No
36	GOM_NL__2PRFIN20030404_042019_000000392015_00147_05712_6546.N1	04-APR-2003 04:20:19	Dark	38.500	172	Gam Gru	3.0030	13100.	77	5712	No
37	GOM_NL__2PRFIN20030404_042305_000000732015_00147_05712_6547.N1	04-APR-2003 04:23:05	Dark	73.000	1014	Mars	0.0000	0.0000	146	5712	Yes
38	GOM_NL__2PRFIN20030404_042702_000000422015_00147_05712_6548.N1	04-APR-2003 04:27:02	Dark	42.000	45	Alp Pav	1.9400	26000.	84	5712	No
39	GOM_NL__2PRFIN20030404_042931_000000622015_00148_05713_6594.N1	04-APR-2003 04:29:31	Dark	62.000	38	20Eps Sgr	1.8360	11000.	124	5713	No
40	GOM_NL__2PRFIN20030404_043231_000000552015_00148_05713_6595.N1	04-APR-2003 04:32:31	Dark	55.000	178	lot1Sco	3.0220	6550.0	110	5713	No
41	GOM_NL__2PRFIN20030404_043434_000000462015_00148_05713_6596.N1	04-APR-2003 04:34:34	Dark	45.500	43	Alp TrA	1.9100	4250.0	91	5713	No
42	GOM_NL__2PRFIN20030404_043628_000000412015_00148_05713_6597.N1	04-APR-2003 04:36:28	Dark	41.000	134	Bet TrA	2.8100	6600.0	82	5713	No

102	GOM_NL__2PRFIN20030404_082002_000000452015_00150_05715_6547.N1	04-APR-2003 08:20:02	Bright	45.000	121	29Gam Vir	2.7400	7200.0	90	5715	No
103	GOM_NL__2PRFIN20030404_082441_000000402015_00150_05715_6548.N1	04-APR-2003 08:24:41	Bright	39.500	62	94Bet Leo	2.1360	9700.0	79	5715	No
104	GOM_NL__2PRFIN20030404_082621_000000382015_00150_05715_6549.N1	04-APR-2003 08:26:21	Bright	37.500	96	68Del Leo	2.5600	9300.0	75	5715	No
105	GOM_NL__2PRFIN20030404_083307_000000392015_00150_05715_6550.N1	04-APR-2003 08:33:07	Bright	38.500	174	52Psi UMa	3.0040	4400.0	77	5715	No
106	GOM_NL__2PRFIN20030404_083602_000000392015_00150_05715_6551.N1	04-APR-2003 08:36:02	Bright	38.500	87	64Gam UMa	2.4330	11000.	77	5715	No
107	GOM_NL__2PRFIN20030404_083759_000000382015_00150_05715_6552.N1	04-APR-2003 08:37:59	Bright	37.500	36	50Alp UMa	1.8000	6300.0	75	5715	No
108	GOM_NL__2PRFIN20030404_084406_000000382015_00150_05715_6553.N1	04-APR-2003 08:44:06	Bright	38.000	60	7Bet UMi	2.0810	3950.0	76	5715	No
109	GOM_NL__2PRFIN20030404_084603_000000352015_00150_05715_6554.N1	04-APR-2003 08:46:03	Bright	35.000	49	1Alp UMi	1.9900	6300.0	70	5715	No
110	GOM_NL__2PRFIN20030404_085835_000000512015_00150_05715_6555.N1	04-APR-2003 08:58:35	Bright	50.500	144	18Del Cyg	2.8600	11000.	101	5715	No
111	GOM_NL__2PRFIN20030404_090034_000000492015_00150_05715_6556.N1	04-APR-2003 09:00:34	Bright	48.500	66	37Gam Cyg	2.2080	5900.0	97	5715	No
112	GOM_NL__2PRFIN20030404_090241_000000482015_00150_05715_6557.N1	04-APR-2003 09:02:41	Bright	47.500	92	53Eps Cyg	2.5000	4500.0	95	5715	No
113	GOM_NL__2PRFIN20030404_090922_000000492015_00150_05715_6558.N1	04-APR-2003 09:09:22	Twilight	48.500	61	8Eps Peg	2.1000	3900.0	97	5715	No
114	GOM_NL__2PRFIN20030404_091320_000000762015_00150_05715_6559.N1	04-APR-2003 09:13:20	Dark	76.000	11	53Alp Aql	0.76500	8000.0	152	5715	No
115	GOM_NL__2PRFIN20030404_091634_000000422015_00150_05715_6560.N1	04-APR-2003 09:16:34	Dark	42.000	142	49Del Cap	2.8500	8900.0	84	5715	No
116	GOM_NL__2PRFIN20030404_092208_000000402015_00150_05715_6561.N1	04-APR-2003 09:22:08	Dark	39.500	172	Gam Gru	3.0030	13100.	79	5715	No
117	GOM_NL__2PRFIN20030404_092851_000000412015_00150_05715_6562.N1	04-APR-2003 09:28:51	Dark	40.500	45	Alp Pav	1.9400	26000.	81	5715	No
118	GOM_NL__2PRFIN20030404_093121_000000602015_00151_05716_6535.N1	04-APR-2003 09:31:21	Dark	59.500	38	20Eps Sgr	1.8360	11000.	119	5716	No
119	GOM_NL__2PRFIN20030404_093422_000000552015_00151_05716_6536.N1	04-APR-2003 09:34:22	Dark	55.000	178	lot1Sco	3.0220	6550.0	110	5716	No
120	GOM_NL__2PRFIN20030404_093623_000000412015_00151_05716_6537.N1	04-APR-2003 09:36:23	Dark	41.000	43	Alp TrA	1.9100	4250.0	82	5716	No
121	GOM_NL__2PRFIN20030404_093817_000000412015_00151_05716_6538.N1	04-APR-2003 09:38:17	Dark	40.500	134	Bet TrA	2.8100	6600.0	81	5716	No
122	GOM_NL__2PRFIN20030404_094053_000000482015_00151_05716_6539.N1	04-APR-2003 09:40:53	Straylight	47.500	4	Alp1Cen	-0.010000	5800.0	95	5716	No
123	GOM_NL__2PRFIN20030404_094301_000000492015_00151_05716_6540.N1	04-APR-2003 09:43:01	Straylight	49.000	12	Alp1Cru	0.77500	30000.	98	5716	No
124	GOM_NL__2PRFIN20030404_094429_000000512015_00151_05716_6541.N1	04-APR-2003 09:44:29	Straylight	50.500	26	Gam Cru	1.6240	2900.0	101	5716	No
125	GOM_NL__2PRFIN20030404_094627_000000412015_00151_05716_6542.N1	04-APR-2003 09:46:27	Straylight	41.000	64	Gam Cen	2.2000	10600.	82	5716	No
126	GOM_NL__2PRFIN20030404_094800_000000542015_00151_05716_6543.N1	04-APR-2003 09:48:00	Straylight	53.500	54	5The Cen	2.0550	4500.0	107	5716	No
127	GOM_NL__2PRFIN20030404_095048_000001452015_00151_05716_6544.N1	04-APR-2003 09:50:48	Twilight	144.50	97	8Bet1Sco	2.5610	30000.	289	5716	No
128	GOM_NL__2PRFIN20030404_095543_000000432015_00151_05716_6545.N1	04-APR-2003 09:55:43	Twilight	43.000	100	4Gam Crv	2.5800	13100.	86	5716	No
129	GOM_NL__2PRFIN20030404_095726_000000662015_00151_05716_6546.N1	04-APR-2003 09:57:26	Bright	66.000	15	67Alp Vir	0.97600	28000.	132	5716	No
130	GOM_NL__2PRFIN20030404_100038_000000452015_00151_05716_6547.N1	04-APR-2003 10:00:38	Bright	45.000	121	29Gam Vir	2.7400	7200.0	90	5716	No
131	GOM_NL__2PRFIN20030404_100516_000000412015_00151_05716_6548.N1	04-APR-2003 10:05:16	Bright	40.500	62	94Bet Leo	2.1360	9700.0	81	5716	No
132	GOM_NL__2PRFIN20030404_100657_000000372015_00151_05716_6549.N1	04-APR-2003 10:06:57	Bright	36.500	96	68Del Leo	2.5600	9300.0	73	5716	No
133	GOM_NL__2PRFIN20030404_101343_000000382015_00151_05716_6550.N1	04-APR-2003 10:13:43	Bright	37.500	174	52Psi UMa	3.0040	4400.0	75	5716	No
134	GOM_NL__2PRFIN20030404_101638_000000402015_00151_05716_6551.N1	04-APR-2003 10:16:38	Bright	39.500	87	64Gam UMa	2.4330	11000.	79	5716	No
135	GOM_NL__2PRFIN20030404_101835_000000402015_00151_05716_6552.N1	04-APR-2003 10:18:35	Bright	40.000	36	50Alp UMa	1.8000	6300.0	80	5716	No
136	GOM_NL__2PRFIN20030404_102639_000000392015_00151_05716_6553.N1	04-APR-2003 10:26:39	Bright	38.500	49	1Alp UMi	1.9900	6300.0	77	5716	No
137	GOM_NL__2PRFIN20030404_103911_000000502015_00151_05716_6554.N1	04-APR-2003 10:39:11	Bright	50.000	144	18Del Cyg	2.8600	11000.	100	5716	No
138	GOM_NL__2PRFIN20030404_104109_000000512015_00151_05716_6555.N1	04-APR-2003 10:41:09	Bright	50.500	66	37Gam Cyg	2.2080	5900.0	101	5716	No
139	GOM_NL__2PRFIN20030404_104315_000000492015_00151_05716_6556.N1	04-APR-2003 10:43:15	Bright	48.500	92	53Eps Cyg	2.5000	4500.0	97	5716	No
140	GOM_NL__2PRFIN20030404_104958_000000482015_00151_05716_6557.N1	04-APR-2003 10:49:58	Twilight	48.000	61	8Eps Peg	2.1000	3900.0	96	5716	No
141	GOM_NL__2PRFIN20030404_105357_000000742015_00151_05716_6558.N1	04-APR-2003 10:53:57	Dark	74.000	11	53Alp Aql	0.76500	8000.0	148	5716	No
142	GOM_NL__2PRFIN20030404_105711_000000422015_00151_05716_6559.N1	04-APR-2003 10:57:11	Dark	41.500	142	49Del Cap	2.8500	8900.0	83	5716	No
143	GOM_NL__2PRFIN20030404_110244_000000382015_00151_05716_6560.N1	04-APR-2003 11:02:44	Dark	38.000	172	Gam Gru	3.0030	13100.	76	5716	No
144	GOM_NL__2PRFIN20030404_110926_000000412015_00151_05716_6561.N1	04-APR-2003 11:09:26	Dark	41.000	45	Alp Pav	1.9400	26000.	82	5716	No
145	GOM_NL__2PRFIN20030404_111200_000000622015_00152_05717_6587.N1	04-APR-2003 11:12:00	Dark	62.000	38	20Eps Sgr	1.8360	11000.	124	5717	No
146	GOM_NL__2PRFIN20030404_111458_000000592015_00152_05717_6588.N1	04-APR-2003 11:14:58	Dark	58.500	178	lot1Sco	3.0220	6550.0	117	5717	No
147	GOM_NL__2PRFIN20030404_111659_000000402015_00152_05717_6589.N1	04-APR-2003 11:16:59	Dark	40.000	43	Alp TrA	1.9100	4250.0	80	5717	No
148	GOM_NL__2PRFIN20030404_111853_000000422015_00152_05717_6590.N1	04-APR-2003 11:18:53	Dark	41.500	134	Bet TrA	2.8100	6600.0	83	5717	No
149	GOM_NL__2PRFIN20030404_112130_000000552015_00152_05717_6591.N1	04-APR-2003 11:21:30	Straylight	55.000	4	Alp1Cen	-0.010000	5800.0	110	5717	No
150	GOM_NL__2PRFIN20030404_112337_000000392015_00152_05717_6592.N1	04-APR-2003 11:23:37	Straylight	38.500	12	Alp1Cru	0.77500	30000.	77	5717	No
151	GOM_NL__2PRFIN20030404_112506_000000462015_00152_05717_6593.N1	04-APR-2003 11:25:06	Straylight	45.500	26	Gam Cru	1.6240	2900.0	91	5717	No
152	GOM_NL__2PRFIN20030404_112703_000000402015_00152_05717_6594.N1	04-APR-2003 11:27:03	Straylight	39.500	64	Gam Cen	2.2000	10600.	79	5717	No
153	GOM_NL__2PRFIN20030404_112836_000000532015_00152_05717_6595.N1	04-APR-2003 11:28:36	Straylight	52.500	54	5The Cen	2.0550	4500.0	105	5717	No
154	GOM_NL__2PRFIN20030404_113125_000001432015_00152_05717_6596.N1	04-APR-2003 11:31:25	Twilight	143.00	97	8Bet1Sco	2.5610	30000.	286	5717	No
155	GOM_NL__2PRFIN20030404_113616_000000462015_00152_05717_6597.N1	04-APR-2003 11:36:16	Twilight	46.000	100	4Gam Crv	2.5800	13100.	92	5717	No
156	GOM_NL__2PRFIN20030404_113802_000000642015_00152_05717_6598.N1	04-APR-2003 11:38:02	Bright	63.500	15	67Alp Vir	0.97600	28000.	127	5717	No
157	GOM_NL__2PRFIN20030404_114113_000000452015_00152_05717_6599.N1	04-APR-2003 11:41:13	Bright	44.500	121	29Gam Vir	2.7400	7200.0	89	5717	No
158	GOM_NL__2PRFIN20030404_114552_000000402015_00152_05717_6600.N1	04-APR-2003 11:45:52	Bright	40.000	62	94Bet Leo	2.1360	9700.0	80	5717	No
159	GOM_NL__2PRFIN20030404_114732_000000382015_00152_05717_6601.N1	04-APR-2003 11:47:32	Bright	38.000	96	68Del Leo	2.5600	9300.0	76	5717	No
160	GOM_NL__2PRFIN20030404_115419_000000372015_00152_05717_6602.N1	04-APR-2003 11:54:19	Bright	36.500	174	52Psi UMa	3.0040	4400.0	73	5717	No

161	GOM_NL__2PRFIN20030404_115711_000000442015_00152_05717_6603.N1	04-APR-2003 11:57:11	Bright	43.500	87	64Gam UMa	2.4330	11000.	87	5717	No
162	GOM_NL__2PRFIN20030404_115911_000000402015_00152_05717_6604.N1	04-APR-2003 11:59:11	Bright	40.000	36	50Alp UMa	1.8000	6300.0	80	5717	No
163	GOM_NL__2PRFIN20030404_120516_000000432015_00152_05717_6605.N1	04-APR-2003 12:05:16	Bright	43.000	60	7Bet UMi	2.0810	3950.0	86	5717	No
164	GOM_NL__2PRFIN20030404_120714_000000382015_00152_05717_6606.N1	04-APR-2003 12:07:14	Bright	38.000	49	1Alp UMi	1.9900	6300.0	76	5717	No
165	GOM_NL__2PRFIN20030404_121947_000000502015_00152_05717_6607.N1	04-APR-2003 12:19:47	Bright	50.000	144	18Del Cyg	2.8600	11000.	100	5717	No
166	GOM_NL__2PRFIN20030404_122147_000000482015_00152_05717_6608.N1	04-APR-2003 12:21:47	Bright	47.500	66	37Gam Cyg	2.2080	5900.0	95	5717	No
167	GOM_NL__2PRFIN20030404_122354_000000462015_00152_05717_6609.N1	04-APR-2003 12:23:54	Bright	46.000	92	53Eps Cyg	2.5000	4500.0	92	5717	No
168	GOM_NL__2PRFIN20030404_123035_000000462015_00152_05717_6610.N1	04-APR-2003 12:30:35	Tw_i_and_stray	46.000	61	8Eps Peg	2.1000	3900.0	92	5717	No
169	GOM_NL__2PRFIN20030404_123434_000000822015_00152_05717_6611.N1	04-APR-2003 12:34:34	Dark	81.500	11	53Alp Aql	0.76500	8000.0	163	5717	No
170	GOM_NL__2PRFIN20030404_123747_000000422015_00152_05717_6612.N1	04-APR-2003 12:37:47	Dark	42.000	142	49Del Cap	2.8500	8900.0	84	5717	No
171	GOM_NL__2PRFIN20030404_124321_000000382015_00152_05717_6613.N1	04-APR-2003 12:43:21	Dark	38.000	172	Gam Gru	3.0030	13100.	76	5717	No
172	GOM_NL__2PRFIN20030404_125003_000000412015_00152_05717_6614.N1	04-APR-2003 12:50:03	Dark	41.000	45	Alp Pav	1.9400	26000.	82	5717	No
173	GOM_NL__2PRFIN20030404_125237_000000622015_00153_05718_6511.N1	04-APR-2003 12:52:37	Dark	61.500	38	20Eps Sgr	1.8360	11000.	123	5718	No
174	GOM_NL__2PRFIN20030404_125535_000000592015_00153_05718_6512.N1	04-APR-2003 12:55:35	Dark	58.500	178	lot1Sco	3.0220	6550.0	117	5718	No
175	GOM_NL__2PRFIN20030404_125736_000000432015_00153_05718_6513.N1	04-APR-2003 12:57:36	Dark	43.000	43	Alp TrA	1.9100	4250.0	86	5718	No
176	GOM_NL__2PRFIN20030404_125927_000000452015_00153_05718_6514.N1	04-APR-2003 12:59:27	Dark	44.500	134	Bet TrA	2.8100	6600.0	89	5718	No
177	GOM_NL__2PRFIN20030404_130206_000000532015_00153_05718_6515.N1	04-APR-2003 13:02:06	Straylight	53.000	4	Alp1Cen	-0.010000	5800.0	106	5718	No
178	GOM_NL__2PRFIN20030404_130413_000000462015_00153_05718_6516.N1	04-APR-2003 13:04:13	Straylight	46.000	12	Alp1Cru	0.77500	30000.	92	5718	No
179	GOM_NL__2PRFIN20030404_130541_000000472015_00153_05718_6517.N1	04-APR-2003 13:05:41	Straylight	46.500	26	Gam Cru	1.6240	2900.0	93	5718	No
180	GOM_NL__2PRFIN20030404_130740_000000442015_00153_05718_6518.N1	04-APR-2003 13:07:40	Straylight	44.000	64	Gam Cen	2.2000	10600.	88	5718	No
181	GOM_NL__2PRFIN20030404_130910_000000582015_00153_05718_6519.N1	04-APR-2003 13:09:10	Straylight	58.000	54	5The Cen	2.0550	4500.0	116	5718	No
182	GOM_NL__2PRFIN20030404_131202_000001472015_00153_05718_6520.N1	04-APR-2003 13:12:02	Tw_i_and_stray	147.00	97	8Bet1Sco	2.5610	30000.	294	5718	No
183	GOM_NL__2PRFIN20030404_131654_000000472015_00153_05718_6521.N1	04-APR-2003 13:16:54	Tw_i_and_stray	46.500	100	4Gam Crv	2.5800	13100.	93	5718	No
184	GOM_NL__2PRFIN20030404_131838_000000652015_00153_05718_6522.N1	04-APR-2003 13:18:38	Bright	64.500	15	67Alp Vir	0.97600	28000.	129	5718	No
185	GOM_NL__2PRFIN20030404_132147_000000472015_00153_05718_6523.N1	04-APR-2003 13:21:47	Bright	46.500	121	29Gam Vir	2.7400	7200.0	93	5718	No
186	GOM_NL__2PRFIN20030404_132627_000000402015_00153_05718_6524.N1	04-APR-2003 13:26:27	Bright	40.000	62	94Bet Leo	2.1360	9700.0	80	5718	No
187	GOM_NL__2PRFIN20030404_132808_000000382015_00153_05718_6525.N1	04-APR-2003 13:28:08	Bright	37.500	96	68Del Leo	2.5600	9300.0	75	5718	No
188	GOM_NL__2PRFIN20030404_133455_000000382015_00153_05718_6526.N1	04-APR-2003 13:34:55	Bright	37.500	174	52Psi UMa	3.0040	4400.0	75	5718	No
189	GOM_NL__2PRFIN20030404_133747_000000422015_00153_05718_6527.N1	04-APR-2003 13:37:47	Bright	42.000	87	64Gam UMa	2.4330	11000.	84	5718	No
190	GOM_NL__2PRFIN20030404_133946_000000412015_00153_05718_6528.N1	04-APR-2003 13:39:46	Bright	41.000	36	50Alp UMa	1.8000	6300.0	82	5718	No
191	GOM_NL__2PRFIN20030404_134551_000000422015_00153_05718_6529.N1	04-APR-2003 13:45:51	Bright	42.000	60	7Bet UMi	2.0810	3950.0	84	5718	No
192	GOM_NL__2PRFIN20030404_134750_000000352015_00153_05718_6530.N1	04-APR-2003 13:47:50	Bright	34.500	49	1Alp UMi	1.9900	6300.0	69	5718	No
193	GOM_NL__2PRFIN20030404_140023_000000502015_00153_05718_6531.N1	04-APR-2003 14:00:23	Bright	50.000	144	18Del Cyg	2.8600	11000.	100	5718	No
194	GOM_NL__2PRFIN20030404_140220_000000512015_00153_05718_6532.N1	04-APR-2003 14:02:20	Bright	50.500	66	37Gam Cyg	2.2080	5900.0	101	5718	No
195	GOM_NL__2PRFIN20030404_140430_000000462015_00153_05718_6533.N1	04-APR-2003 14:04:30	Bright	46.000	92	53Eps Cyg	2.5000	4500.0	92	5718	No
196	GOM_NL__2PRFIN20030404_141108_000000502015_00153_05718_6534.N1	04-APR-2003 14:11:08	Tw_i_and_stray	50.000	61	8Eps Peg	2.1000	3900.0	100	5718	No
197	GOM_NL__2PRFIN20030404_141511_000000772015_00153_05718_6535.N1	04-APR-2003 14:15:11	Dark	76.500	11	53Alp Aql	0.76500	8000.0	153	5718	No
198	GOM_NL__2PRFIN20030404_141823_000000412015_00153_05718_6536.N1	04-APR-2003 14:18:23	Dark	40.500	142	49Del Cap	2.8500	8900.0	81	5718	No
199	GOM_NL__2PRFIN20030404_142357_000000402015_00153_05718_6537.N1	04-APR-2003 14:23:57	Dark	39.500	172	Gam Gru	3.0030	13100.	79	5718	No
200	GOM_NL__2PRFIN20030404_143040_000000402015_00153_05718_6538.N1	04-APR-2003 14:30:40	Dark	40.000	45	Alp Pav	1.9400	26000.	80	5718	No
201	GOM_NL__2PRFIN20030404_143315_000000642015_00154_05719_6511.N1	04-APR-2003 14:33:15	Dark	63.500	38	20Eps Sgr	1.8360	11000.	127	5719	No
202	GOM_NL__2PRFIN20030404_143614_000000582015_00154_05719_6512.N1	04-APR-2003 14:36:14	Dark	58.000	178	lot1Sco	3.0220	6550.0	116	5719	No
203	GOM_NL__2PRFIN20030404_143812_000000402015_00154_05719_6513.N1	04-APR-2003 14:38:12	Dark	40.000	43	Alp TrA	1.9100	4250.0	80	5719	No
204	GOM_NL__2PRFIN20030404_144005_000000412015_00154_05719_6514.N1	04-APR-2003 14:40:05	Dark	41.000	134	Bet TrA	2.8100	6600.0	82	5719	No
205	GOM_NL__2PRFIN20030404_144242_000000442015_00154_05719_6515.N1	04-APR-2003 14:42:42	Straylight	44.000	4	Alp1Cen	-0.010000	5800.0	88	5719	No
206	GOM_NL__2PRFIN20030404_144449_000000482015_00154_05719_6516.N1	04-APR-2003 14:44:49	Straylight	48.000	12	Alp1Cru	0.77500	30000.	96	5719	No
207	GOM_NL__2PRFIN20030404_144618_000000462015_00154_05719_6517.N1	04-APR-2003 14:46:18	Straylight	46.000	26	Gam Cru	1.6240	2900.0	92	5719	No
208	GOM_NL__2PRFIN20030404_144816_000000402015_00154_05719_6518.N1	04-APR-2003 14:48:16	Straylight	40.000	64	Gam Cen	2.2000	10600.	80	5719	No
209	GOM_NL__2PRFIN20030404_144947_000000582015_00154_05719_6519.N1	04-APR-2003 14:49:47	Straylight	58.000	54	5The Cen	2.0550	4500.0	116	5719	No
210	GOM_NL__2PRFIN20030404_145239_000001442015_00154_05719_6520.N1	04-APR-2003 14:52:39	Tw_i_and_stray	144.00	97	8Bet1Sco	2.5610	30000.	288	5719	No
211	GOM_NL__2PRFIN20030404_145731_000000442015_00154_05719_6521.N1	04-APR-2003 14:57:31	Tw_i_and_stray	43.500	100	4Gam Crv	2.5800	13100.	87	5719	No
212	GOM_NL__2PRFIN20030404_145914_000000642015_00154_05719_6522.N1	04-APR-2003 14:59:14	Bright	64.000	15	67Alp Vir	0.97600	28000.	128	5719	No
213	GOM_NL__2PRFIN20030404_150224_000000452015_00154_05719_6523.N1	04-APR-2003 15:02:24	Bright	45.000	121	29Gam Vir	2.7400	7200.0	90	5719	No
214	GOM_NL__2PRFIN20030404_150703_000000412015_00154_05719_6524.N1	04-APR-2003 15:07:03	Bright	40.500	62	94Bet Leo	2.1360	9700.0	81	5719	No
215	GOM_NL__2PRFIN20030404_150844_000000382015_00154_05719_6525.N1	04-APR-2003 15:08:44	Bright	38.000	96	68Del Leo	2.5600	9300.0	76	5719	No
216	GOM_NL__2PRFIN20030404_151532_000000352015_00154_05719_6526.N1	04-APR-2003 15:15:32	Bright	34.500	174	52Psi UMa	3.0040	4400.0	69	5719	No
217	GOM_NL__2PRFIN20030404_151827_000000372015_00154_05719_6527.N1	04-APR-2003 15:18:27	Bright	36.500	87	64Gam UMa	2.4330	11000.	73	5719	No
218	GOM_NL__2PRFIN20030404_152024_000000372015_00154_05719_6528.N1	04-APR-2003 15:20:24	Bright	36.500	36	50Alp UMa	1.8000	6300.0	73	5719	No
219	GOM_NL__2PRFIN20030404_152631_000000362015_00154_05719_6529.N1	04-APR-2003 15:26:31	Bright	36.000	60	7Bet UMi	2.0810	3950.0	72	5719	No

220	GOM_NL__2PRFIN20030404_152829_000000352015_00154_05719_6530.N1	04-APR-2003 15:28:29	Bright	35.000	49	1Alp UMi	1.9900	6300.0	70	5719	No
221	GOM_NL__2PRFIN20030404_154100_000000482015_00154_05719_6531.N1	04-APR-2003 15:41:00	Bright	47.500	144	18Del Cyg	2.8600	11000.	95	5719	No
222	GOM_NL__2PRFIN20030404_154300_000000472015_00154_05719_6532.N1	04-APR-2003 15:43:00	Bright	46.500	66	37Gam Cyg	2.2080	5900.0	93	5719	No
223	GOM_NL__2PRFIN20030404_154507_000000452015_00154_05719_6533.N1	04-APR-2003 15:45:07	Bright	44.500	92	53Eps Cyg	2.5000	4500.0	89	5719	No
224	GOM_NL__2PRFIN20030404_155148_000000472015_00154_05719_6534.N1	04-APR-2003 15:51:48	Tw_i_and_stray	46.500	61	8Eps Peg	2.1000	3900.0	93	5719	No
225	GOM_NL__2PRFIN20030404_155548_000000762015_00154_05719_6535.N1	04-APR-2003 15:55:48	Dark	76.000	11	53Alp Aql	0.76500	8000.0	152	5719	No
226	GOM_NL__2PRFIN20030404_155901_000000422015_00154_05719_6536.N1	04-APR-2003 15:59:01	Dark	41.500	142	49Del Cap	2.8500	8900.0	83	5719	No
227	GOM_NL__2PRFIN20030404_160434_000000392015_00154_05719_6537.N1	04-APR-2003 16:04:34	Dark	39.000	172	Gam Gru	3.0030	13100.	78	5719	No
228	GOM_NL__2PRFIN20030404_161118_000000402015_00154_05719_6538.N1	04-APR-2003 16:11:18	Dark	40.000	45	Alp Pav	1.9400	26000.	80	5719	No
229	GOM_NL__2PRFIN20030404_161354_000000602015_00155_05720_6635.N1	04-APR-2003 16:13:54	Dark	60.000	38	20Eps Sgr	1.8360	11000.	120	5720	No
230	GOM_NL__2PRFIN20030404_161653_000000542015_00155_05720_6636.N1	04-APR-2003 16:16:53	Dark	54.000	178	lot1Sco	3.0220	6550.0	108	5720	No
231	GOM_NL__2PRFIN20030404_161850_000000392015_00155_05720_6637.N1	04-APR-2003 16:18:50	Dark	39.000	43	Alp TrA	1.9100	4250.0	78	5720	No
232	GOM_NL__2PRFIN20030404_162044_000000392015_00155_05720_6638.N1	04-APR-2003 16:20:44	Dark	39.000	134	Bet TrA	2.8100	6600.0	78	5720	No
233	GOM_NL__2PRFIN20030404_162320_000000462015_00155_05720_6639.N1	04-APR-2003 16:23:20	Straylight	46.000	4	Alp1Cen	-0.010000	5800.0	92	5720	No
234	GOM_NL__2PRFIN20030404_162652_000001102015_00155_05720_6640.N1	04-APR-2003 16:26:52	Straylight	110.00	16	21Alp Sco	1.0200	3000.0	220	5720	No
235	GOM_NL__2PRFIN20030404_163027_000000542015_00155_05720_6641.N1	04-APR-2003 16:30:27	Straylight	54.000	54	5The Cen	2.0550	4500.0	108	5720	No
236	GOM_NL__2PRFIN20030404_163315_000001422015_00155_05720_6642.N1	04-APR-2003 16:33:15	Tw_i_and_stray	141.50	97	8Bet1Sco	2.5610	30000.	283	5720	No
237	GOM_NL__2PRFIN20030404_163809_000000442015_00155_05720_6643.N1	04-APR-2003 16:38:09	Tw_i_and_stray	43.500	100	4Gam Crv	2.5800	13100.	87	5720	No
238	GOM_NL__2PRFIN20030404_163951_000000622015_00155_05720_6644.N1	04-APR-2003 16:39:51	Bright	61.500	15	67Alp Vir	0.97600	28000.	123	5720	No
239	GOM_NL__2PRFIN20030404_164302_000000432015_00155_05720_6645.N1	04-APR-2003 16:43:02	Bright	42.500	121	29Gam Vir	2.7400	7200.0	85	5720	No
240	GOM_NL__2PRFIN20030404_164741_000000382015_00155_05720_6646.N1	04-APR-2003 16:47:41	Bright	37.500	62	94Bet Leo	2.1360	9700.0	75	5720	No
241	GOM_NL__2PRFIN20030404_164922_000000362015_00155_05720_6647.N1	04-APR-2003 16:49:22	Bright	36.000	96	68Del Leo	2.5600	9300.0	72	5720	No
242	GOM_NL__2PRFIN20030404_165608_000000362015_00155_05720_6648.N1	04-APR-2003 16:56:08	Bright	36.000	174	52Psi UMa	3.0040	4400.0	72	5720	No
243	GOM_NL__2PRFIN20030404_165902_000000372015_00155_05720_6649.N1	04-APR-2003 16:59:02	Bright	37.000	87	64Gam UMa	2.4330	11000.	74	5720	No
244	GOM_NL__2PRFIN20030404_170100_000000372015_00155_05720_6650.N1	04-APR-2003 17:01:00	Bright	36.500	36	50Alp UMa	1.8000	6300.0	73	5720	No
245	GOM_NL__2PRFIN20030404_170707_000000402015_00155_05720_6651.N1	04-APR-2003 17:07:07	Bright	40.000	60	7Bet UMi	2.0810	3950.0	80	5720	No
246	GOM_NL__2PRFIN20030404_170905_000000362015_00155_05720_6652.N1	04-APR-2003 17:09:05	Bright	36.000	49	1Alp UMi	1.9900	6300.0	72	5720	No
247	GOM_NL__2PRFIN20030404_171141_000001242015_00155_05720_6653.N1	04-APR-2003 17:11:41	Straylight	124.00	67	5Alp CrB	2.2210	11000.	248	5720	No
248	GOM_NL__2PRFIN20030404_172135_000000482015_00155_05720_6654.N1	04-APR-2003 17:21:35	Bright	47.500	144	18Del Cyg	2.8600	11000.	95	5720	No
249	GOM_NL__2PRFIN20030404_172327_000000902015_00155_05720_6655.N1	04-APR-2003 17:23:27	Bright	90.000	5	3Alp Lyr	0.033000	11000.	180	5720	No
250	GOM_NL__2PRFIN20030404_173225_000000472015_00155_05720_6656.N1	04-APR-2003 17:32:25	Tw_i_and_stray	47.000	61	8Eps Peg	2.1000	3900.0	94	5720	No
251	GOM_NL__2PRFIN20030404_173454_000000432015_00155_05720_6657.N1	04-APR-2003 17:34:54	Twilight	43.000	162	34Alp Aqr	2.9440	5350.0	86	5720	No
252	GOM_NL__2PRFIN20030404_173625_000000762015_00155_05720_6658.N1	04-APR-2003 17:36:25	Dark	76.000	11	53Alp Aql	0.76500	8000.0	152	5720	No
253	GOM_NL__2PRFIN20030404_173937_000000422015_00155_05720_6659.N1	04-APR-2003 17:39:37	Dark	42.000	142	49Del Cap	2.8500	8900.0	84	5720	No
254	GOM_NL__2PRFIN20030404_174510_000000382015_00155_05720_6660.N1	04-APR-2003 17:45:10	Dark	38.000	172	Gam Gru	3.0030	13100.	76	5720	No
255	GOM_NL__2PRFIN20030404_174756_000000752015_00155_05720_6661.N1	04-APR-2003 17:47:56	Dark	75.000	1014	Mars	0.0000	0.0000	150	5720	Yes
256	GOM_NL__2PRFIN20030404_175154_000000422015_00155_05720_6662.N1	04-APR-2003 17:51:54	Dark	41.500	45	Alp Pav	1.9400	26000.	83	5720	No
257	GOM_NL__2PRFIN20030404_175432_000000612015_00156_05721_6449.N1	04-APR-2003 17:54:32	Dark	60.500	38	20Eps Sgr	1.8360	11000.	121	5721	No
258	GOM_NL__2PRFIN20030404_175730_000000552015_00156_05721_6450.N1	04-APR-2003 17:57:30	Dark	54.500	178	lot1Sco	3.0220	6550.0	109	5721	No
259	GOM_NL__2PRFIN20030404_175926_000000392015_00156_05721_6451.N1	04-APR-2003 17:59:26	Dark	39.000	43	Alp TrA	1.9100	4250.0	78	5721	No
260	GOM_NL__2PRFIN20030404_180121_000000402015_00156_05721_6452.N1	04-APR-2003 18:01:21	Dark	40.000	134	Bet TrA	2.8100	6600.0	80	5721	No
261	GOM_NL__2PRFIN20030404_180357_000000552015_00156_05721_6453.N1	04-APR-2003 18:03:57	Straylight	55.000	4	Alp1Cen	-0.010000	5800.0	110	5721	No
262	GOM_NL__2PRFIN20030404_180730_000001152015_00156_05721_6454.N1	04-APR-2003 18:07:30	Straylight	114.50	16	21Alp Sco	1.0200	3000.0	229	5721	No
263	GOM_NL__2PRFIN20030404_181104_000000542015_00156_05721_6455.N1	04-APR-2003 18:11:04	Straylight	53.500	54	5The Cen	2.0550	4500.0	107	5721	No
264	GOM_NL__2PRFIN20030404_181351_000001422015_00156_05721_6456.N1	04-APR-2003 18:13:51	Tw_i_and_stray	142.00	97	8Bet1Sco	2.5610	30000.	284	5721	No
265	GOM_NL__2PRFIN20030404_181845_000000432015_00156_05721_6457.N1	04-APR-2003 18:18:45	Tw_i_and_stray	43.000	100	4Gam Crv	2.5800	13100.	86	5721	No
266	GOM_NL__2PRFIN20030404_182028_000000632015_00156_05721_6458.N1	04-APR-2003 18:20:28	Bright	62.500	15	67Alp Vir	0.97600	28000.	125	5721	No
267	GOM_NL__2PRFIN20030404_182338_000000432015_00156_05721_6459.N1	04-APR-2003 18:23:38	Bright	42.500	121	29Gam Vir	2.7400	7200.0	85	5721	No
268	GOM_NL__2PRFIN20030404_182817_000000392015_00156_05721_6460.N1	04-APR-2003 18:28:17	Bright	38.500	62	94Bet Leo	2.1360	9700.0	77	5721	No
269	GOM_NL__2PRFIN20030404_182958_000000362015_00156_05721_6461.N1	04-APR-2003 18:29:58	Bright	36.000	96	68Del Leo	2.5600	9300.0	72	5721	No
270	GOM_NL__2PRFIN20030404_183644_000000392015_00156_05721_6462.N1	04-APR-2003 18:36:44	Bright	39.000	174	52Psi UMa	3.0040	4400.0	78	5721	No
271	GOM_NL__2PRFIN20030404_183938_000000382015_00156_05721_6463.N1	04-APR-2003 18:39:38	Bright	37.500	87	64Gam UMa	2.4330	11000.	75	5721	No
272	GOM_NL__2PRFIN20030404_184136_000000392015_00156_05721_6464.N1	04-APR-2003 18:41:36	Bright	39.000	36	50Alp UMa	1.8000	6300.0	78	5721	No
273	GOM_NL__2PRFIN20030404_184742_000000412015_00156_05721_6465.N1	04-APR-2003 18:47:42	Bright	40.500	60	7Bet UMi	2.0810	3950.0	81	5721	No
274	GOM_NL__2PRFIN20030404_184941_000000372015_00156_05721_6466.N1	04-APR-2003 18:49:41	Bright	36.500	49	1Alp UMi	1.9900	6300.0	73	5721	No
275	GOM_NL__2PRFIN20030404_185209_000001242015_00156_05721_6467.N1	04-APR-2003 18:52:09	Straylight	124.00	67	5Alp CrB	2.2210	11000.	248	5721	No
276	GOM_NL__2PRFIN20030404_190211_000000482015_00156_05721_6468.N1	04-APR-2003 19:02:11	Bright	47.500	144	18Del Cyg	2.8600	11000.	95	5721	No
277	GOM_NL__2PRFIN20030404_190404_000000872015_00156_05721_6469.N1	04-APR-2003 19:04:04	Bright	87.000	5	3Alp Lyr	0.033000	11000.	174	5721	No
278	GOM_NL__2PRFIN20030404_191301_000000482015_00156_05721_6470.N1	04-APR-2003 19:13:01	Tw_i_and_stray	47.500	61	8Eps Peg	2.1000	3900.0	95	5721	No

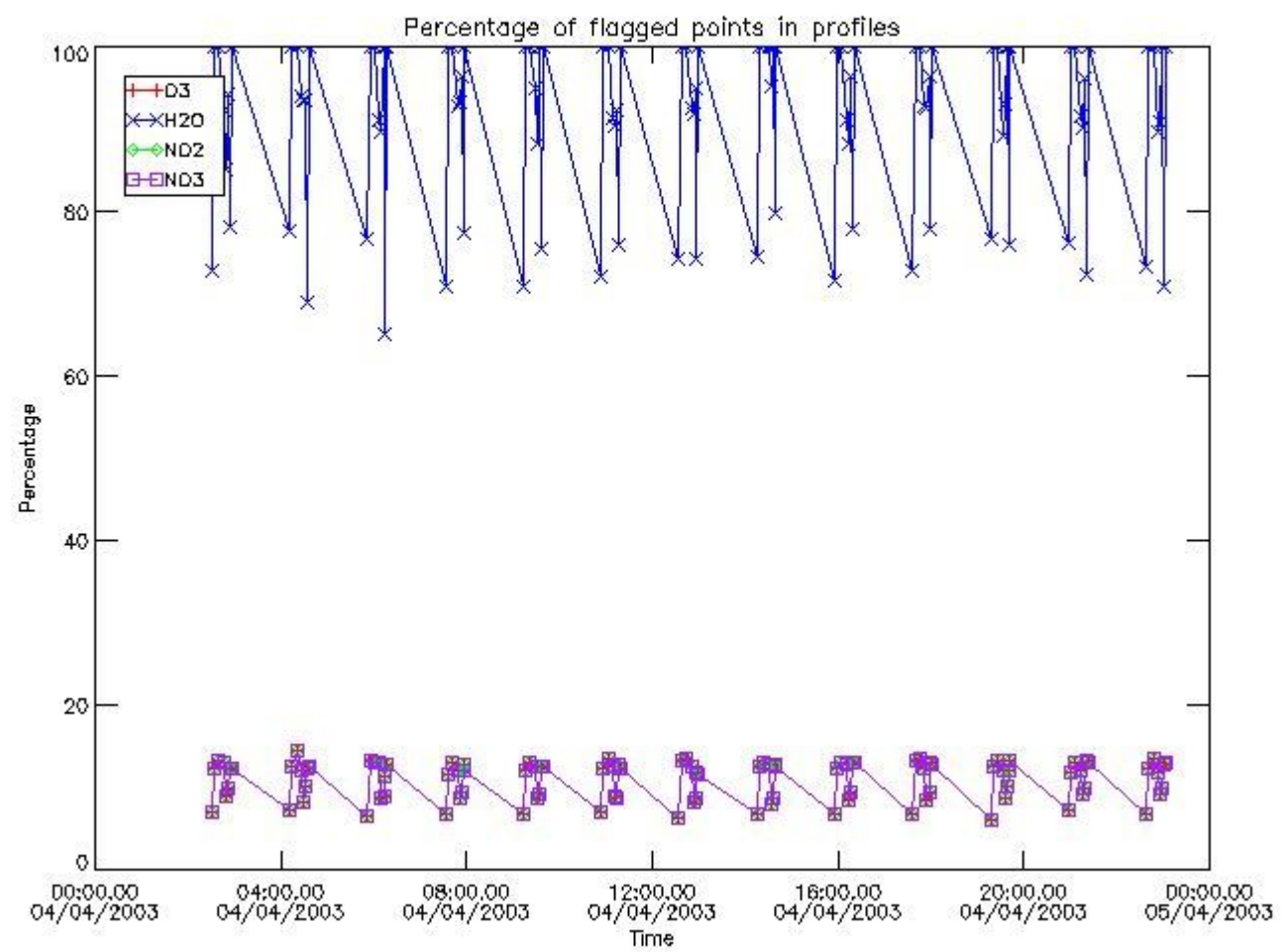
279	GOM_NL__2PRFIN20030404_191531_000000432015_00156_05721_6471.N1	04-APR-2003 19:15:31	Twilight	43.000	162	34Alp Aqr	2.9440	5350.0	86	5721	No
280	GOM_NL__2PRFIN20030404_191702_000000862015_00156_05721_6472.N1	04-APR-2003 19:17:02	Dark	86.000	11	53Alp Aql	0.76500	8000.0	172	5721	No
281	GOM_NL__2PRFIN20030404_192013_000000412015_00156_05721_6473.N1	04-APR-2003 19:20:13	Dark	40.500	142	49Del Cap	2.8500	8900.0	81	5721	No
282	GOM_NL__2PRFIN20030404_192546_000000392015_00156_05721_6474.N1	04-APR-2003 19:25:46	Dark	38.500	172	Gam Gru	3.0030	13100.	77	5721	No
283	GOM_NL__2PRFIN20030404_192833_000000632015_00156_05721_6475.N1	04-APR-2003 19:28:33	Dark	62.500	1014	Mars	0.0000	0.0000	125	5721	Yes
284	GOM_NL__2PRFIN20030404_193231_000000422015_00156_05721_6476.N1	04-APR-2003 19:32:31	Dark	42.000	45	Alp Pav	1.9400	26000.	84	5721	No
285	GOM_NL__2PRFIN20030404_193509_000000592015_00157_05722_6525.N1	04-APR-2003 19:35:09	Dark	58.500	38	20Eps Sgr	1.8360	11000.	117	5722	No
286	GOM_NL__2PRFIN20030404_193807_000000512015_00157_05722_6526.N1	04-APR-2003 19:38:07	Dark	50.500	178	lot1Sco	3.0220	6550.0	101	5722	No
287	GOM_NL__2PRFIN20030404_194002_000000422015_00157_05722_6527.N1	04-APR-2003 19:40:02	Dark	42.000	43	Alp TrA	1.9100	4250.0	84	5722	No
288	GOM_NL__2PRFIN20030404_194157_000000392015_00157_05722_6528.N1	04-APR-2003 19:41:57	Dark	38.500	134	Bet TrA	2.8100	6600.0	77	5722	No
289	GOM_NL__2PRFIN20030404_194433_000000542015_00157_05722_6529.N1	04-APR-2003 19:44:33	Straylight	53.500	4	Alp1Cen	-0.010000	5800.0	107	5722	No
290	GOM_NL__2PRFIN20030404_194807_000001282015_00157_05722_6530.N1	04-APR-2003 19:48:07	Straylight	128.00	16	21Alp Sco	1.0200	3000.0	256	5722	No
291	GOM_NL__2PRFIN20030404_195140_000000552015_00157_05722_6531.N1	04-APR-2003 19:51:40	Straylight	54.500	54	5The Cen	2.0550	4500.0	109	5722	No
292	GOM_NL__2PRFIN20030404_195428_000001452015_00157_05722_6532.N1	04-APR-2003 19:54:28	Tw_i_and_stray	144.50	97	8Bet1Sco	2.5610	30000.	289	5722	No
293	GOM_NL__2PRFIN20030404_195921_000000432015_00157_05722_6533.N1	04-APR-2003 19:59:21	Tw_i_and_stray	42.500	100	4Gam Crv	2.5800	13100.	85	5722	No
294	GOM_NL__2PRFIN20030404_200104_000000672015_00157_05722_6534.N1	04-APR-2003 20:01:04	Bright	67.000	15	67Alp Vir	0.97600	28000.	134	5722	No
295	GOM_NL__2PRFIN20030404_200415_000000432015_00157_05722_6535.N1	04-APR-2003 20:04:15	Bright	42.500	121	29Gam Vir	2.7400	7200.0	85	5722	No
296	GOM_NL__2PRFIN20030404_200853_000000382015_00157_05722_6536.N1	04-APR-2003 20:08:53	Bright	37.500	62	94Bet Leo	2.1360	9700.0	75	5722	No
297	GOM_NL__2PRFIN20030404_201034_000000372015_00157_05722_6537.N1	04-APR-2003 20:10:34	Bright	36.500	96	68Del Leo	2.5600	9300.0	73	5722	No
298	GOM_NL__2PRFIN20030404_201720_000000342015_00157_05722_6538.N1	04-APR-2003 20:17:20	Bright	34.000	174	52Psi UMa	3.0040	4400.0	68	5722	No
299	GOM_NL__2PRFIN20030404_202014_000000372015_00157_05722_6539.N1	04-APR-2003 20:20:14	Bright	36.500	87	64Gam UMa	2.4330	11000.	73	5722	No
300	GOM_NL__2PRFIN20030404_202212_000000372015_00157_05722_6540.N1	04-APR-2003 20:22:12	Bright	37.000	36	50Alp UMa	1.8000	6300.0	74	5722	No
301	GOM_NL__2PRFIN20030404_202818_000000392015_00157_05722_6541.N1	04-APR-2003 20:28:18	Bright	38.500	60	7Bet UMi	2.0810	3950.0	77	5722	No
302	GOM_NL__2PRFIN20030404_203017_000000372015_00157_05722_6542.N1	04-APR-2003 20:30:17	Bright	36.500	49	1Alp UMi	1.9900	6300.0	73	5722	No
303	GOM_NL__2PRFIN20030404_203236_000001242015_00157_05722_6543.N1	04-APR-2003 20:32:36	Straylight	124.00	67	5Alp CrB	2.2210	11000.	248	5722	No
304	GOM_NL__2PRFIN20030404_204247_000000492015_00157_05722_6544.N1	04-APR-2003 20:42:47	Bright	48.500	144	18Del Cyg	2.8600	11000.	97	5722	No
305	GOM_NL__2PRFIN20030404_204440_000000882015_00157_05722_6545.N1	04-APR-2003 20:44:40	Bright	88.000	5	3Alp Lyr	0.033000	11000.	176	5722	No
306	GOM_NL__2PRFIN20030404_205337_000000472015_00157_05722_6546.N1	04-APR-2003 20:53:37	Tw_i_and_stray	47.000	61	8Eps Peg	2.1000	3900.0	94	5722	No
307	GOM_NL__2PRFIN20030404_205607_000000422015_00157_05722_6547.N1	04-APR-2003 20:56:07	Twilight	42.000	162	34Alp Aqr	2.9440	5350.0	84	5722	No
308	GOM_NL__2PRFIN20030404_205739_000000702015_00157_05722_6548.N1	04-APR-2003 20:57:39	Dark	69.500	11	53Alp Aql	0.76500	8000.0	139	5722	No
309	GOM_NL__2PRFIN20030404_210050_000000432015_00157_05722_6549.N1	04-APR-2003 21:00:50	Dark	43.000	142	49Del Cap	2.8500	8900.0	86	5722	No
310	GOM_NL__2PRFIN20030404_210623_000000402015_00157_05722_6550.N1	04-APR-2003 21:06:23	Dark	39.500	172	Gam Gru	3.0030	13100.	79	5722	No
311	GOM_NL__2PRFIN20030404_210909_000000752015_00157_05722_6551.N1	04-APR-2003 21:09:09	Dark	75.000	1014	Mars	0.0000	0.0000	150	5722	Yes
312	GOM_NL__2PRFIN20030404_211307_000000432015_00157_05722_6552.N1	04-APR-2003 21:13:07	Dark	42.500	45	Alp Pav	1.9400	26000.	85	5722	No
313	GOM_NL__2PRFIN20030404_211546_000000562015_00158_05723_6532.N1	04-APR-2003 21:15:46	Dark	56.000	38	20Eps Sgr	1.8360	11000.	112	5723	No
314	GOM_NL__2PRFIN20030404_211844_000000522015_00158_05723_6533.N1	04-APR-2003 21:18:44	Dark	51.500	178	lot1Sco	3.0220	6550.0	103	5723	No
315	GOM_NL__2PRFIN20030404_212039_000000422015_00158_05723_6534.N1	04-APR-2003 21:20:39	Dark	42.000	43	Alp TrA	1.9100	4250.0	84	5723	No
316	GOM_NL__2PRFIN20030404_212234_000000402015_00158_05723_6535.N1	04-APR-2003 21:22:34	Dark	39.500	134	Bet TrA	2.8100	6600.0	79	5723	No
317	GOM_NL__2PRFIN20030404_212509_000000442015_00158_05723_6536.N1	04-APR-2003 21:25:09	Straylight	44.000	4	Alp1Cen	-0.010000	5800.0	88	5723	No
318	GOM_NL__2PRFIN20030404_212845_000001122015_00158_05723_6537.N1	04-APR-2003 21:28:45	Straylight	111.50	16	21Alp Sco	1.0200	3000.0	223	5723	No
319	GOM_NL__2PRFIN20030404_213217_000000542015_00158_05723_6538.N1	04-APR-2003 21:32:17	Straylight	54.000	54	5The Cen	2.0550	4500.0	108	5723	No
320	GOM_NL__2PRFIN20030404_213505_000001372015_00158_05723_6539.N1	04-APR-2003 21:35:05	Tw_i_and_stray	136.50	97	8Bet1Sco	2.5610	30000.	273	5723	No
321	GOM_NL__2PRFIN20030404_213957_000000432015_00158_05723_6540.N1	04-APR-2003 21:39:57	Tw_i_and_stray	42.500	100	4Gam Crv	2.5800	13100.	85	5723	No
322	GOM_NL__2PRFIN20030404_214140_000000572015_00158_05723_6541.N1	04-APR-2003 21:41:40	Bright	56.500	15	67Alp Vir	0.97600	28000.	113	5723	No
323	GOM_NL__2PRFIN20030404_214450_000000432015_00158_05723_6542.N1	04-APR-2003 21:44:50	Bright	42.500	121	29Gam Vir	2.7400	7200.0	85	5723	No
324	GOM_NL__2PRFIN20030404_214929_000000382015_00158_05723_6543.N1	04-APR-2003 21:49:29	Bright	37.500	62	94Bet Leo	2.1360	9700.0	75	5723	No
325	GOM_NL__2PRFIN20030404_215110_000000362015_00158_05723_6544.N1	04-APR-2003 21:51:10	Bright	36.000	96	68Del Leo	2.5600	9300.0	72	5723	No
326	GOM_NL__2PRFIN20030404_215756_000000342015_00158_05723_6545.N1	04-APR-2003 21:57:56	Bright	34.000	174	52Psi UMa	3.0040	4400.0	68	5723	No
327	GOM_NL__2PRFIN20030404_220050_000000372015_00158_05723_6546.N1	04-APR-2003 22:00:50	Bright	37.000	87	64Gam UMa	2.4330	11000.	74	5723	No
328	GOM_NL__2PRFIN20030404_220248_000000392015_00158_05723_6547.N1	04-APR-2003 22:02:48	Bright	38.500	36	50Alp UMa	1.8000	6300.0	77	5723	No
329	GOM_NL__2PRFIN20030404_220854_000000382015_00158_05723_6548.N1	04-APR-2003 22:08:54	Bright	38.000	60	7Bet UMi	2.0810	3950.0	76	5723	No
330	GOM_NL__2PRFIN20030404_221053_000000352015_00158_05723_6549.N1	04-APR-2003 22:10:53	Bright	35.000	49	1Alp UMi	1.9900	6300.0	70	5723	No
331	GOM_NL__2PRFIN20030404_221303_000001242015_00158_05723_6550.N1	04-APR-2003 22:13:03	Straylight	124.00	67	5Alp CrB	2.2210	11000.	248	5723	No
332	GOM_NL__2PRFIN20030404_222323_000000482015_00158_05723_6551.N1	04-APR-2003 22:23:23	Bright	48.000	144	18Del Cyg	2.8600	11000.	96	5723	No
333	GOM_NL__2PRFIN20030404_222516_000000912015_00158_05723_6552.N1	04-APR-2003 22:25:16	Bright	90.500	5	3Alp Lyr	0.033000	11000.	181	5723	No
334	GOM_NL__2PRFIN20030404_223414_000000452015_00158_05723_6553.N1	04-APR-2003 22:34:14	Tw_i_and_stray	45.000	61	8Eps Peg	2.1000	3900.0	90	5723	No
335	GOM_NL__2PRFIN20030404_223643_000000432015_00158_05723_6554.N1	04-APR-2003 22:36:43	Twilight	43.000	162	34Alp Aqr	2.9440	5350.0	86	5723	No
336	GOM_NL__2PRFIN20030404_223816_000000752015_00158_05723_6555.N1	04-APR-2003 22:38:16	Dark	75.000	11	53Alp Aql	0.76500	8000.0	150	5723	No
337	GOM_NL__2PRFIN20030404_224126_000000422015_00158_05723_6556.N1	04-APR-2003 22:41:26	Dark	41.500	142	49Del Cap	2.8500	8900.0	83	5723	No

338	GOM_NL__2PRFIN20030404_224659_000000382015_00158_05723_6557.N1	04-APR-2003 22:46:59	Dark	37.500	172	Gam Gru	3.0030	13100.	75	5723	No
339	GOM_NL__2PRFIN20030404_224945_000000712015_00158_05723_6558.N1	04-APR-2003 22:49:45	Dark	71.000	1014	Mars	0.0000	0.0000	142	5723	Yes
340	GOM_NL__2PRFIN20030404_225343_000000442015_00158_05723_6559.N1	04-APR-2003 22:53:43	Dark	43.500	45	Alp Pav	1.9400	26000.	87	5723	No
341	GOM_NL__2PRFIN20030404_225624_000000552015_00159_05724_6537.N1	04-APR-2003 22:56:24	Dark	55.000	38	20Eps Sgr	1.8360	11000.	110	5724	No
342	GOM_NL__2PRFIN20030404_225922_000000512015_00159_05724_6538.N1	04-APR-2003 22:59:22	Dark	51.000	178	lot1Sco	3.0220	6550.0	102	5724	No
343	GOM_NL__2PRFIN20030404_230115_000000402015_00159_05724_6539.N1	04-APR-2003 23:01:15	Dark	40.000	43	Alp TrA	1.9100	4250.0	80	5724	No
344	GOM_NL__2PRFIN20030404_230310_000000402015_00159_05724_6540.N1	04-APR-2003 23:03:10	Dark	39.500	134	Bet TrA	2.8100	6600.0	79	5724	No
345	GOM_NL__2PRFIN20030404_230546_000000552015_00159_05724_6541.N1	04-APR-2003 23:05:46	Straylight	55.000	4	Alp1Cen	-0.010000	5800.0	110	5724	No
346	GOM_NL__2PRFIN20030404_230921_000001282015_00159_05724_6542.N1	04-APR-2003 23:09:21	Straylight	128.00	16	21Alp Sco	1.0200	3000.0	256	5724	No
347	GOM_NL__2PRFIN20030404_231253_000000522015_00159_05724_6543.N1	04-APR-2003 23:12:53	Straylight	52.000	54	5The Cen	2.0550	4500.0	104	5724	No
348	GOM_NL__2PRFIN20030404_231542_000001382015_00159_05724_6544.N1	04-APR-2003 23:15:42	Tw_i_and_stray	138.00	97	8Bet1Sco	2.5610	30000.	276	5724	No
349	GOM_NL__2PRFIN20030404_232033_000000432015_00159_05724_6545.N1	04-APR-2003 23:20:33	Tw_i_and_stray	43.000	100	4Gam Crv	2.5800	13100.	86	5724	No
350	GOM_NL__2PRFIN20030404_232215_000000672015_00159_05724_6546.N1	04-APR-2003 23:22:15	Bright	67.000	15	67Alp Vir	0.97600	28000.	134	5724	No
351	GOM_NL__2PRFIN20030404_232526_000000432015_00159_05724_6547.N1	04-APR-2003 23:25:26	Bright	42.500	121	29Gam Vir	2.7400	7200.0	85	5724	No
352	GOM_NL__2PRFIN20030404_233005_000000382015_00159_05724_6548.N1	04-APR-2003 23:30:05	Bright	37.500	62	94Bet Leo	2.1360	9700.0	75	5724	No
353	GOM_NL__2PRFIN20030404_233146_000000362015_00159_05724_6549.N1	04-APR-2003 23:31:46	Bright	35.500	96	68Del Leo	2.5600	9300.0	71	5724	No
354	GOM_NL__2PRFIN20030404_233832_000000362015_00159_05724_6550.N1	04-APR-2003 23:38:32	Bright	36.000	174	52Psi UMa	3.0040	4400.0	72	5724	No
355	GOM_NL__2PRFIN20030404_234126_000000372015_00159_05724_6551.N1	04-APR-2003 23:41:26	Bright	36.500	87	64Gam UMa	2.4330	11000.	73	5724	No
356	GOM_NL__2PRFIN20030404_234324_000000382015_00159_05724_6552.N1	04-APR-2003 23:43:24	Bright	38.000	36	50Alp UMa	1.8000	6300.0	76	5724	No
357	GOM_NL__2PRFIN20030404_234929_000000412015_00159_05724_6553.N1	04-APR-2003 23:49:29	Bright	40.500	60	7Bet UMi	2.0810	3950.0	81	5724	No
358	GOM_NL__2PRFIN20030404_235129_000000332015_00159_05724_6554.N1	04-APR-2003 23:51:29	Bright	32.500	49	1Alp UMi	1.9900	6300.0	65	5724	No
359	GOM_NL__2PRFIN20030404_235330_000001242015_00159_05724_6555.N1	04-APR-2003 23:53:30	Tw_i_and_stray	124.00	67	5Alp CrB	2.2210	11000.	248	5724	No

3. Quality information per product

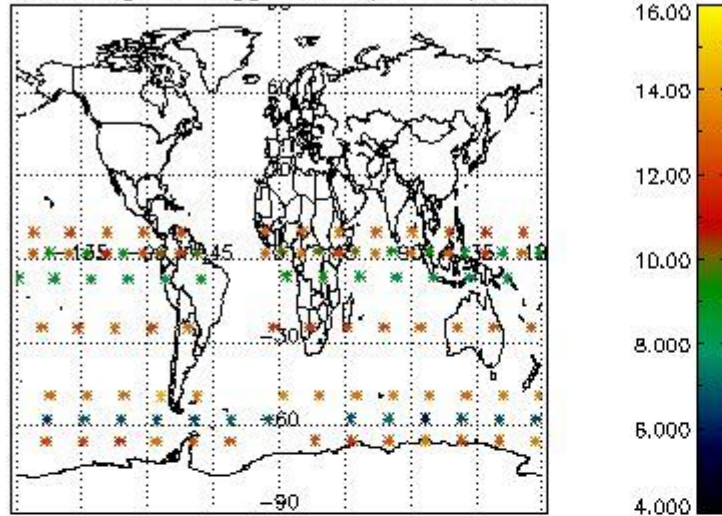
In this section it is plotted some information contained in the Quality Summary data set of the level 2 products. Only products in dark limb conditions and without errors (error flag in the MPH set to "0") are used.

3.1 Plot quality information per product (time dependant)

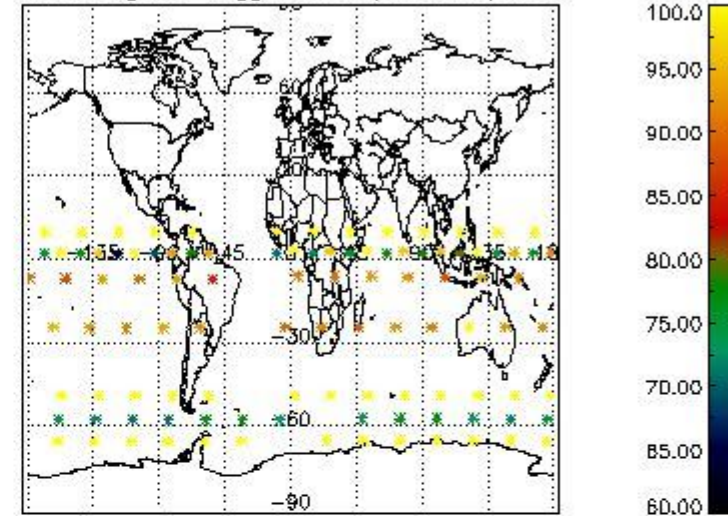


3.2 Plot quality information per product (world map)

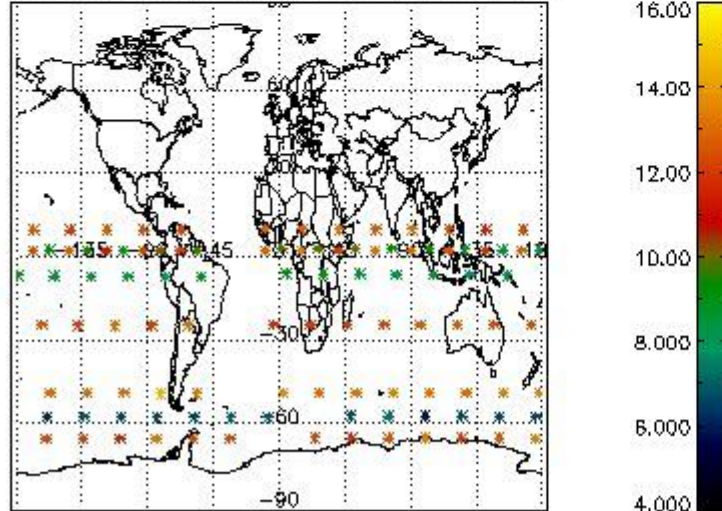
Percentage of flagged data per O3 profile



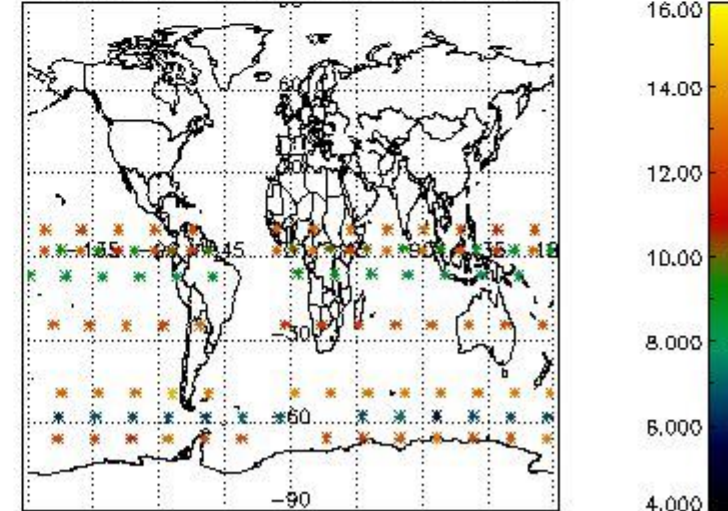
Percentage of flagged data per H2O profile



Percentage of flagged data per NO2 profile



Percentage of flagged data per NO3 profile

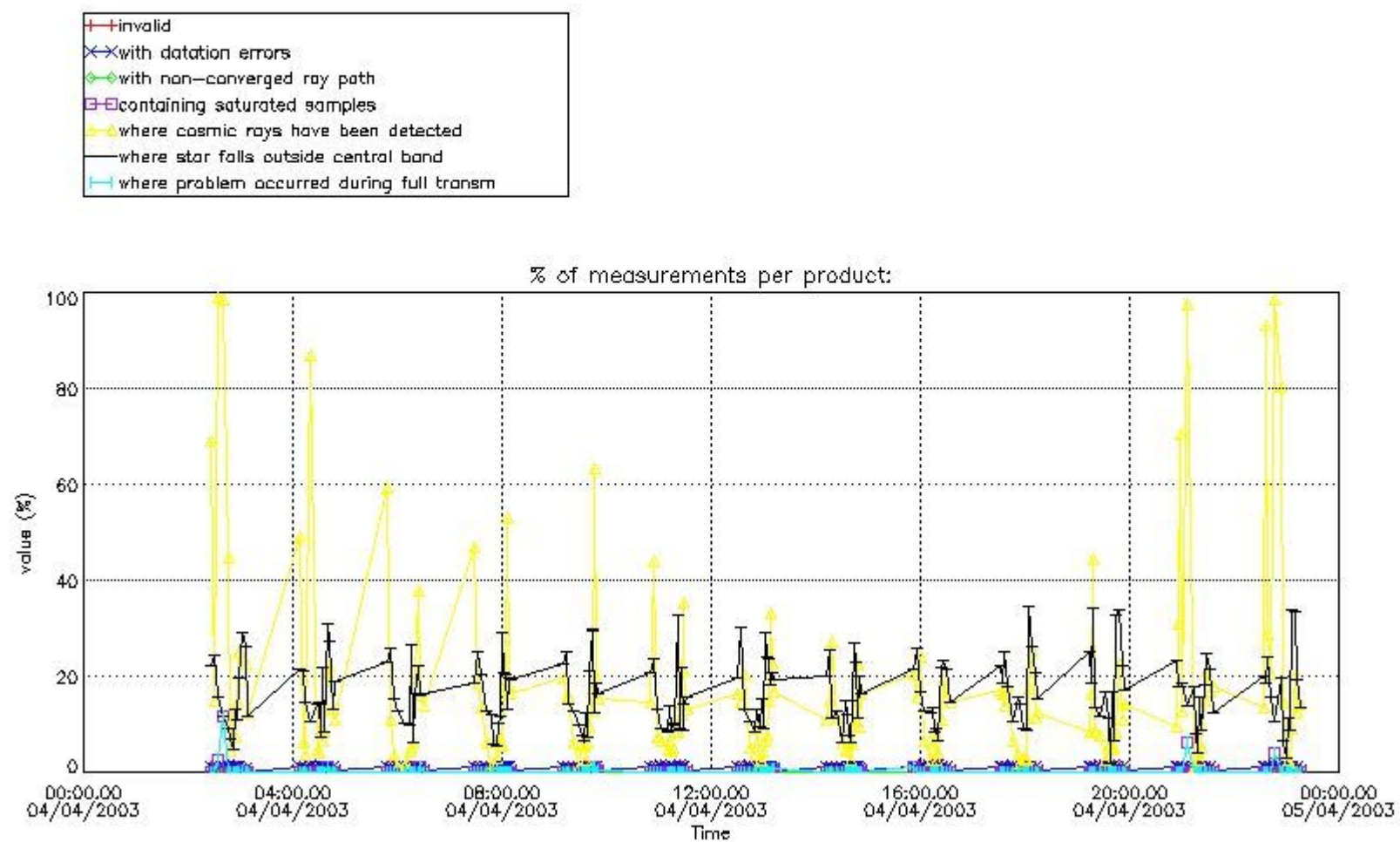


4. Level 1 quality information per product

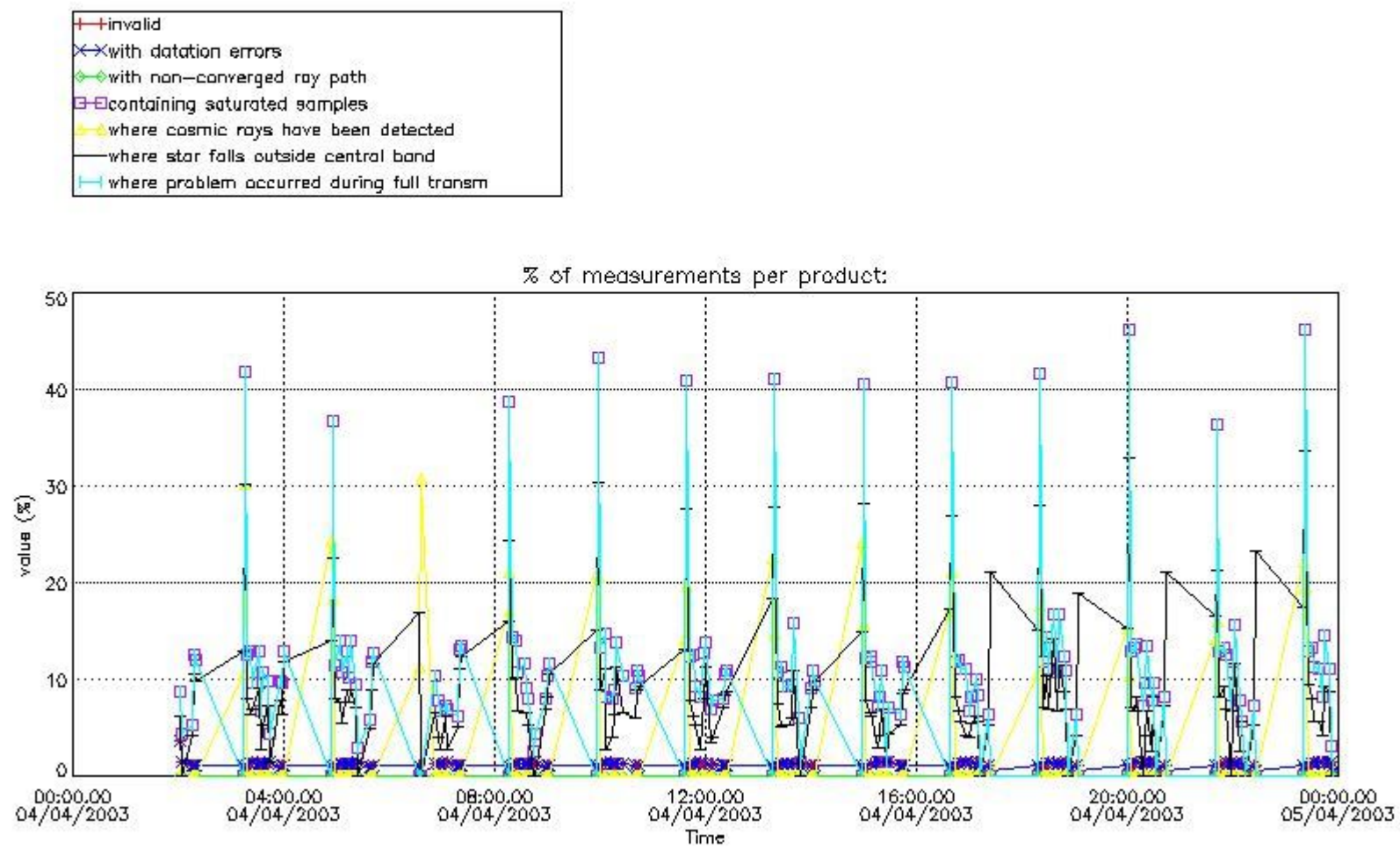
In this section it is plotted some information contained in the Quality Summary data set of the level 2 products that comes from the level 1b processing. Products without errors (error flag in the MPH set to "0") are used.

4.1 Plot quality information per product (time dependant) coming from level 1b processing

4.1.1 Plot level 1 quality information per product (time dependant): ENVISAT ASCENDING passes



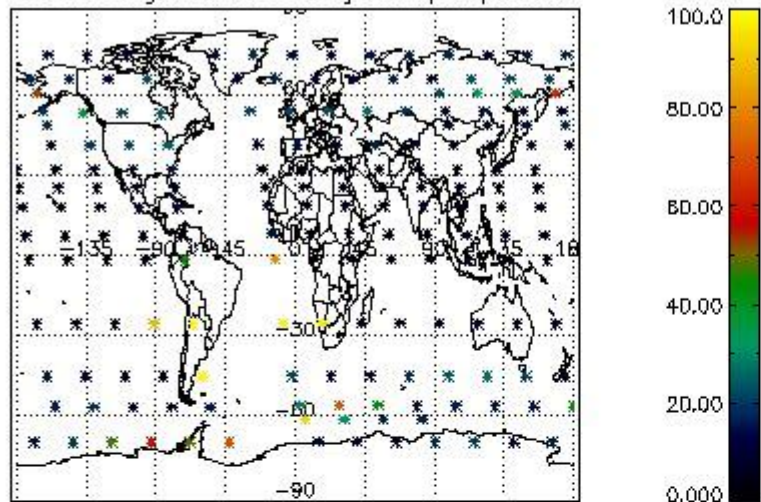
4.1.2 Plot level 1 quality information per product (time dependant): ENVI SAT DESCENDING passes



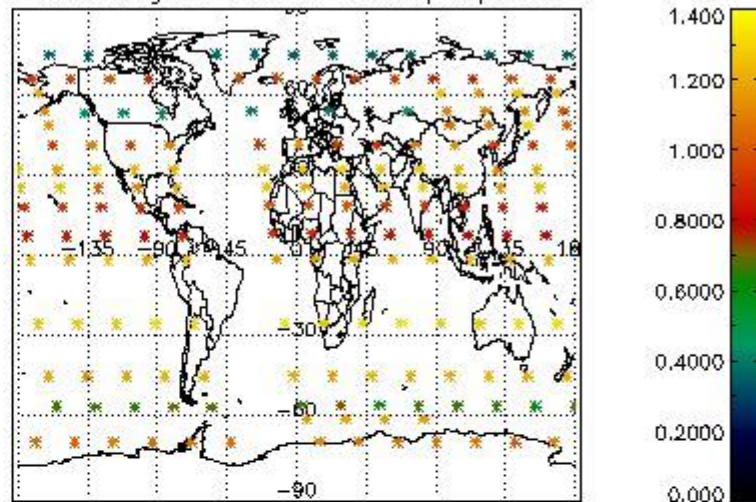
4.2 Plot quality information per product coming from level 1b processing (world map)

4.2.1 Plot level 1 quality information per product (world map): ENVISAT ASCENDING passes

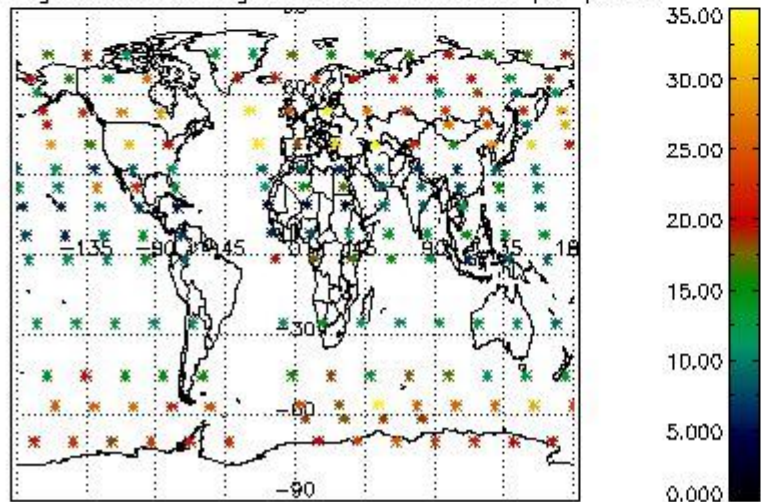
Percentage of cosmic ray hits per profile



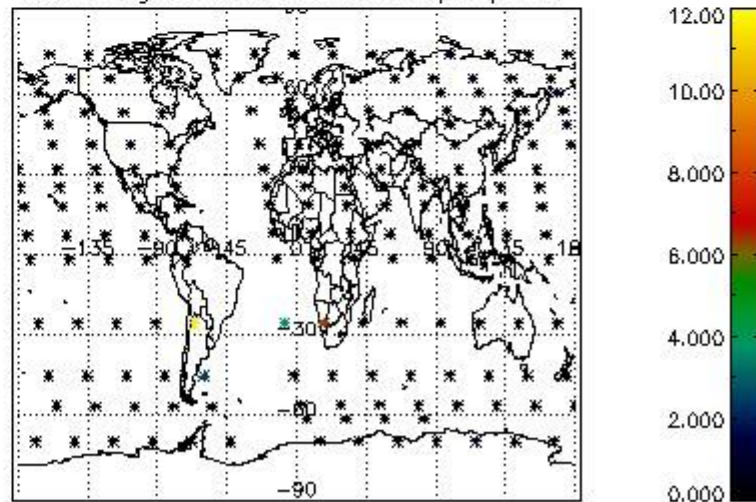
Percentage of datation errors per profile



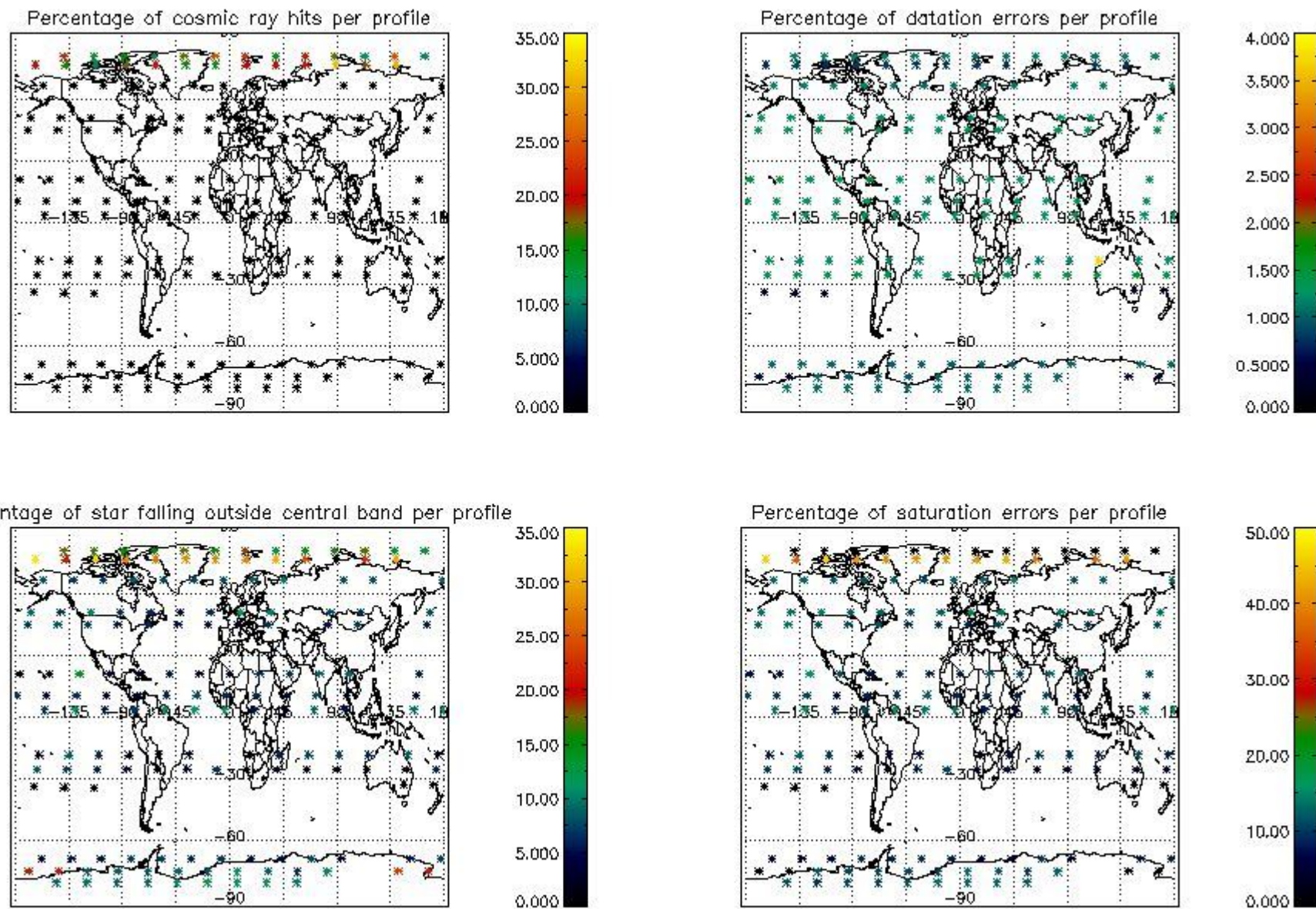
Percentage of star falling outside central band per profile



Percentage of saturation errors per profile



4.2.2 Plot level 1 quality information per product (world map): ENVISAT DESCENDING passes



5. Trace gas profiles

5.1 Ozone statistics based on quality of products

The final quality of the products can be "measured" using the STD (Standard Deviation) attached to every point profile. This information is written to the parameter GOM_NL__2P/NL_LOCAL_SPECIES_DENSITY/o3_std of the level 2 products. The table below shows the statistics for given STD ranges.

The statistics are given with respect to the overall valid production:

- Products without fatal errors: GOM_NL__2P/MPH/PRODUCT_ERR=0
- Valid point profile: GOM_NL__2P/NL_LOCAL_SPECIES_DENSITY/pcd(0)=0

The 'Criteria' is applied to valid points of dark limb products:

- Products in dark limb illumination condition: GOM_NL__2P/NL_SUMMARY_QUALITY/obs_ill_cond=0
- Products without fatal errors: GOM_NL__2P/MPH/PRODUCT_ERR=0
- Valid point profile: GOM_NL__2P/NL_LOCAL_SPECIES_DENSITY/pcd(0)=0

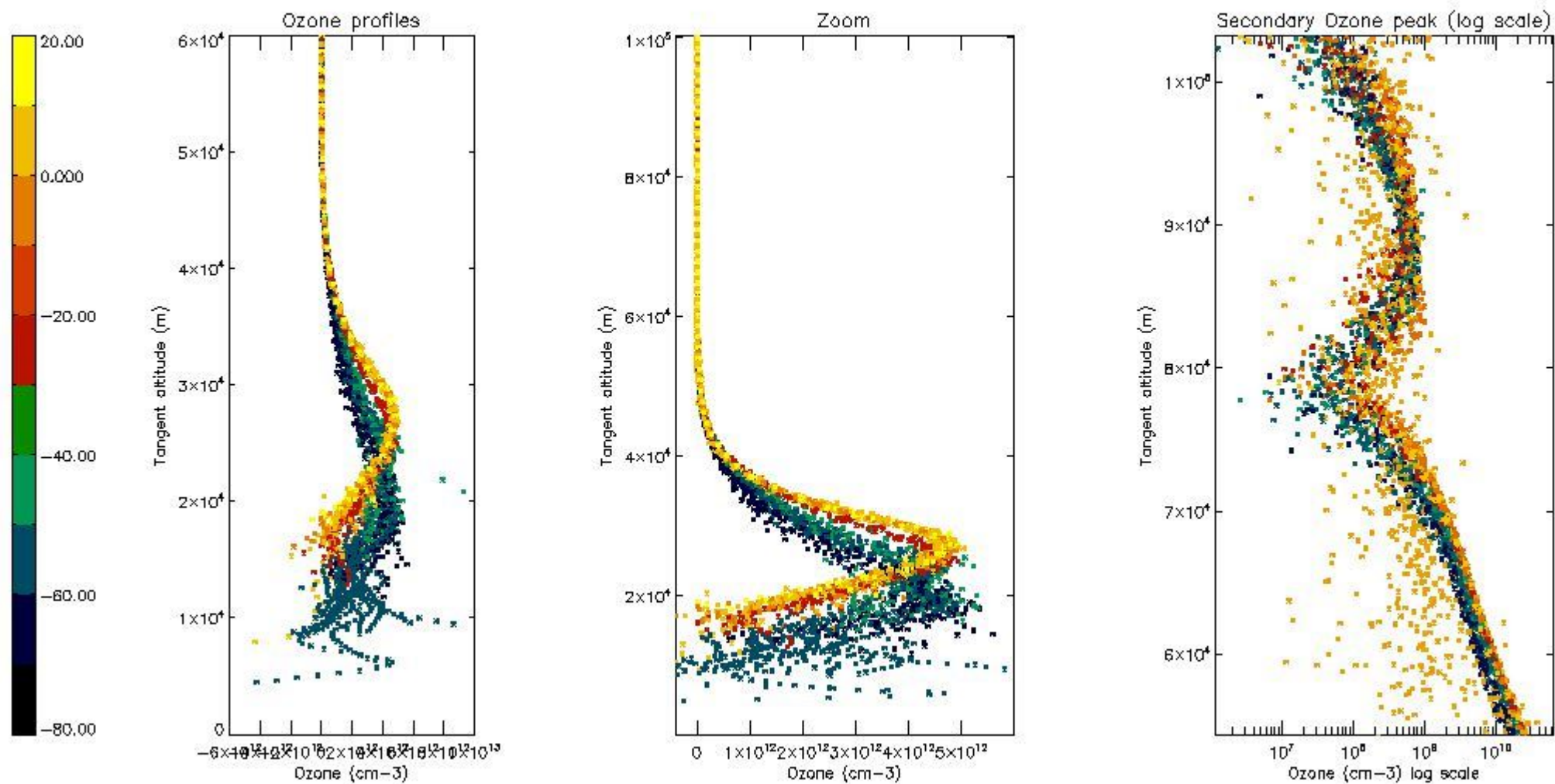
So, the table below shows the percentage of dark limb and valid observations for each criteria with respect to the overall valid daily observations.

Criteria	% of total production
All STD	28
STD < 20	17

STD < 10	14
STD < 5	9

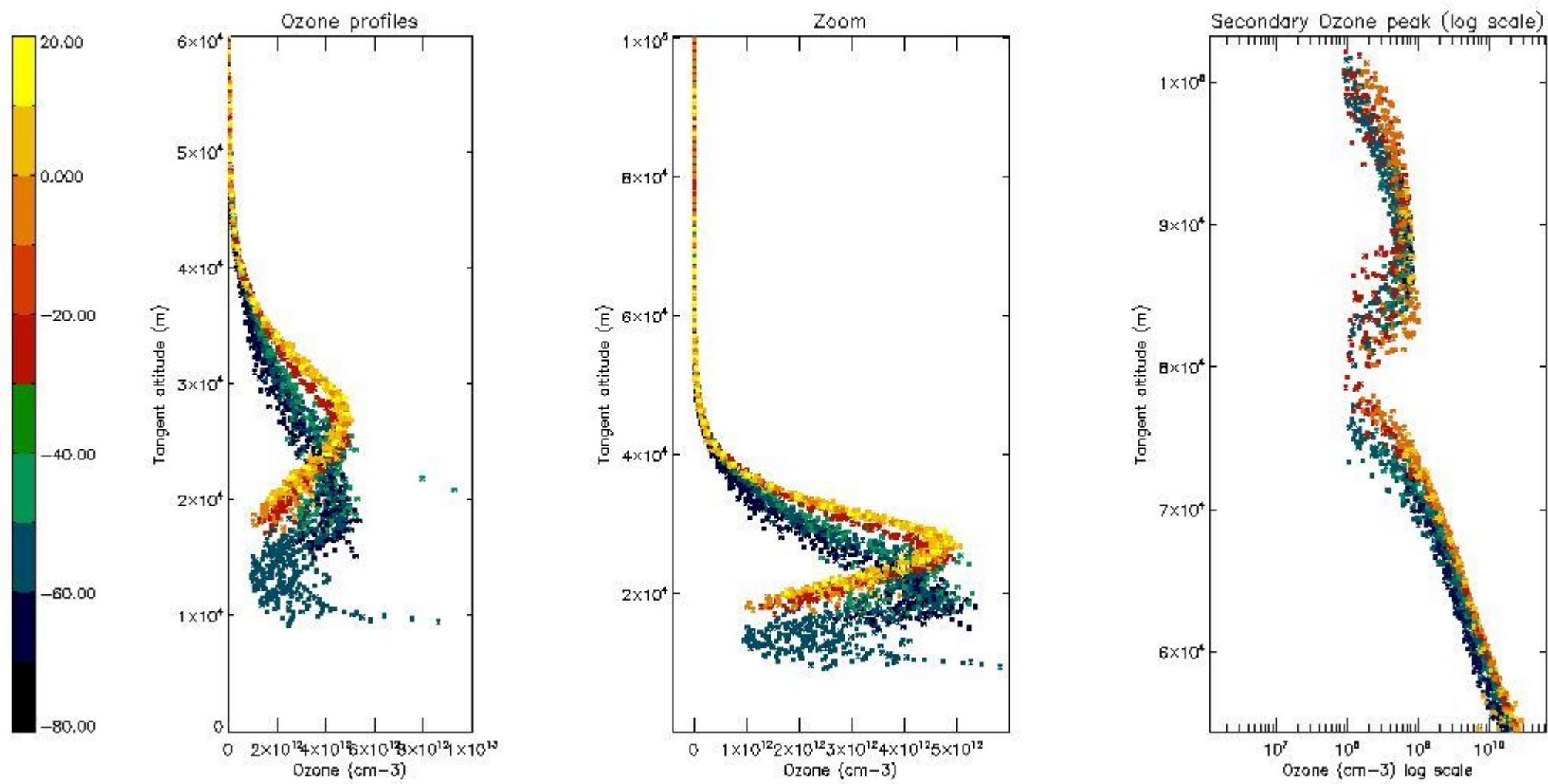
5.2 Plot ozone profiles for all STD (dark without errors)

The colorbar represents the latitude.



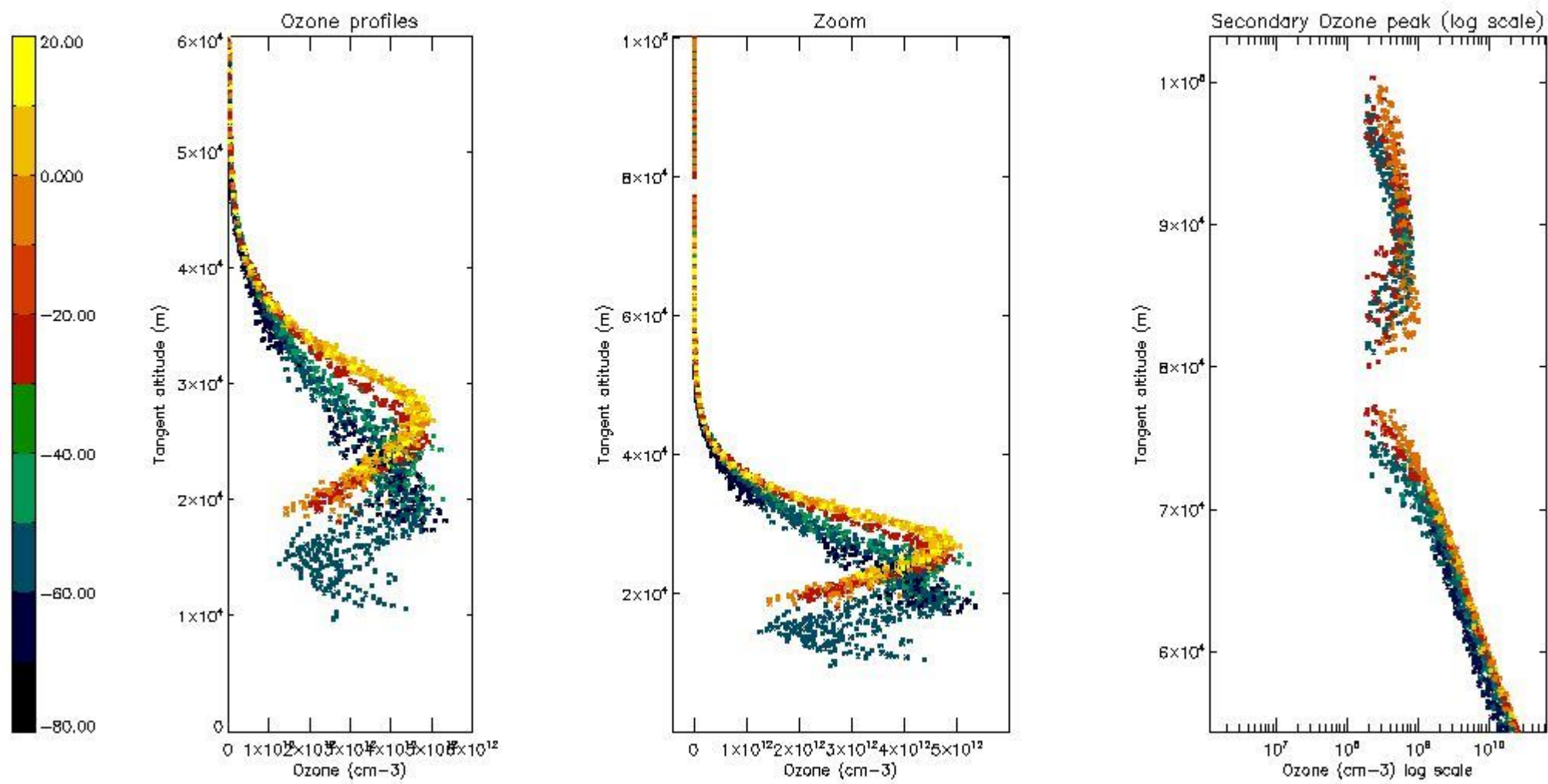
5.3 Plot ozone profiles where STD < 20% (dark without errors)

The colorbar represents the latitude.



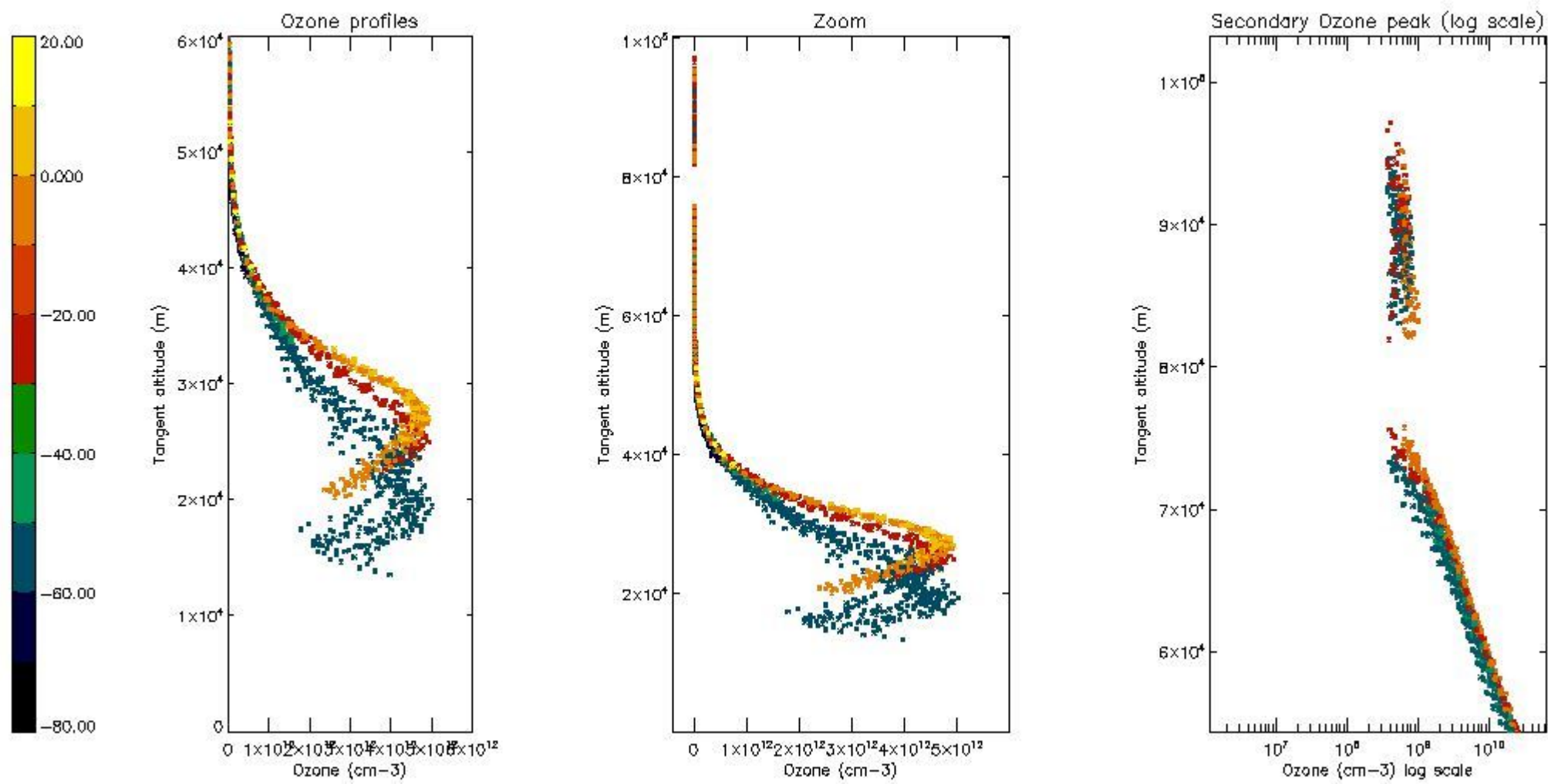
5.4 Plot ozone profiles where STD < 10% (dark without errors)

The colorbar represents the latitude.



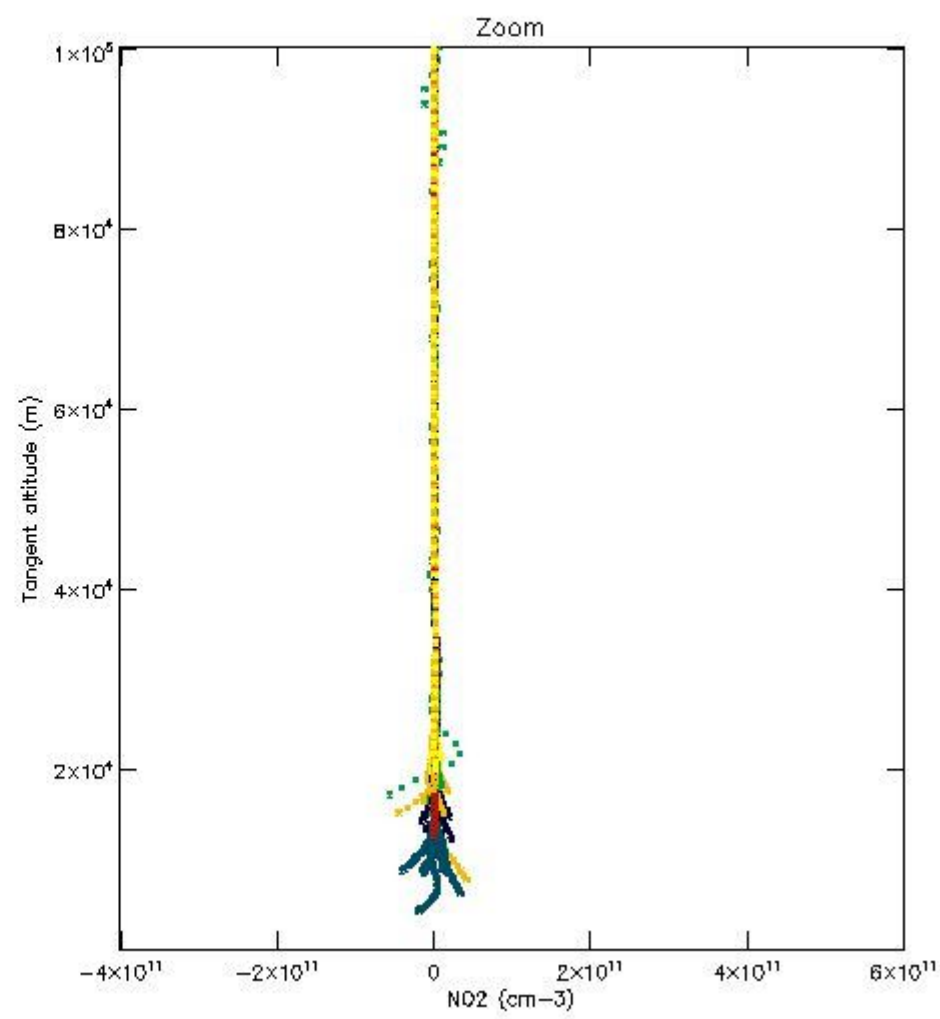
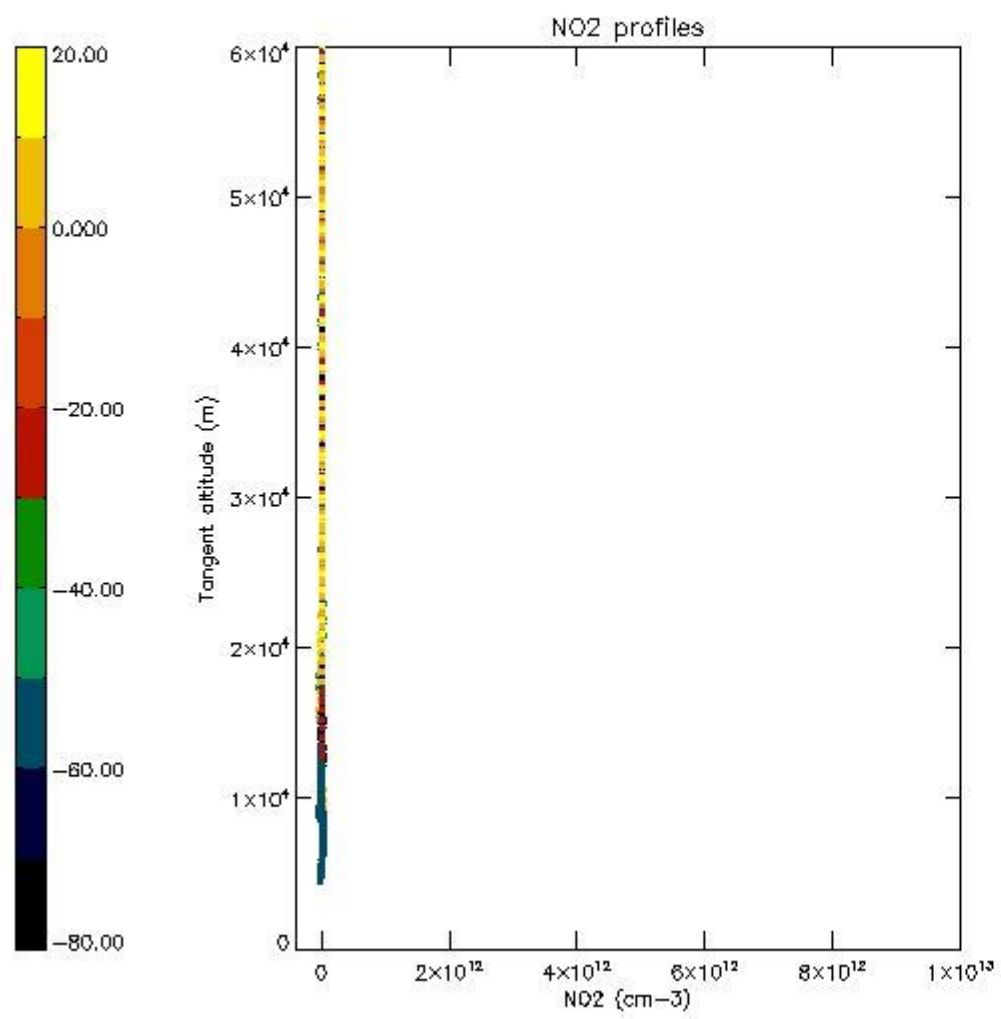
5.5 Plot ozone profiles where STD < 5% (dark without errors)

The colorbar represents the latitude.



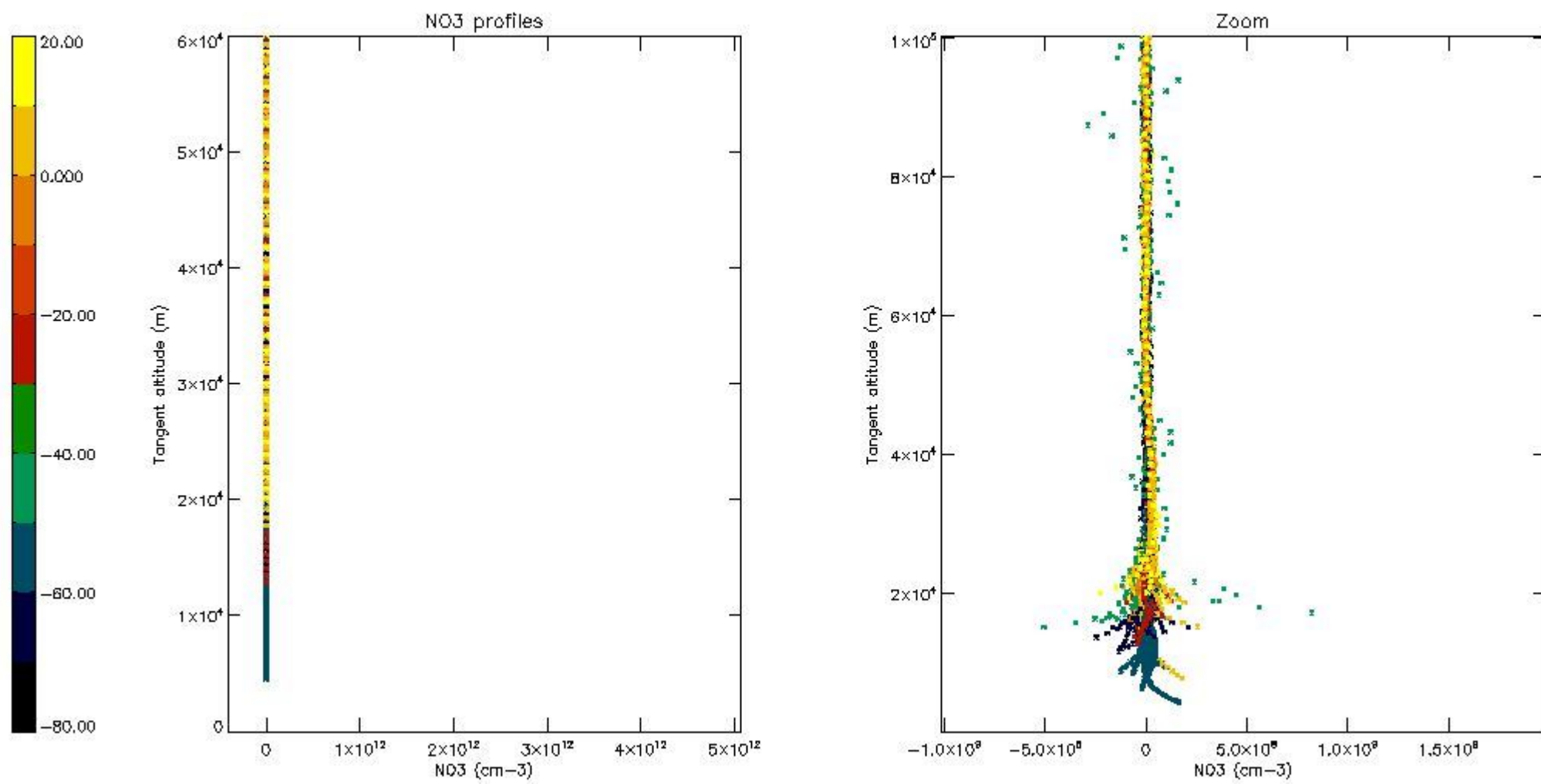
5.6 Plot NO₂ profiles for all STD (dark without errors)

The colorbar represents the latitude.



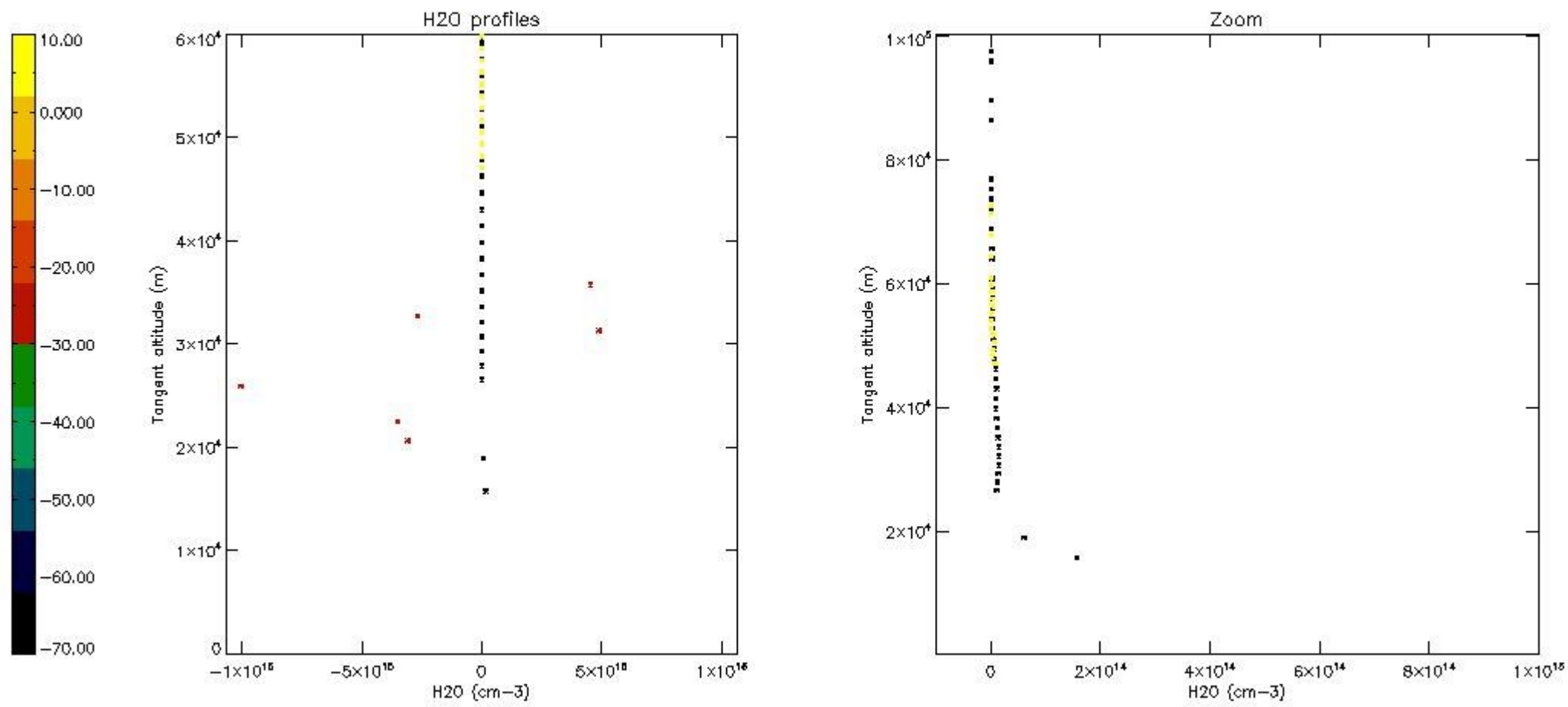
5.7 Plot NO3 profiles for all STD (dark without errors)

The colorbar represents the latitude.



5.8 Plot H2O profiles for all STD (only for occultations of stars 1,2,3,4,13,14,16,26,63 dark without errors)

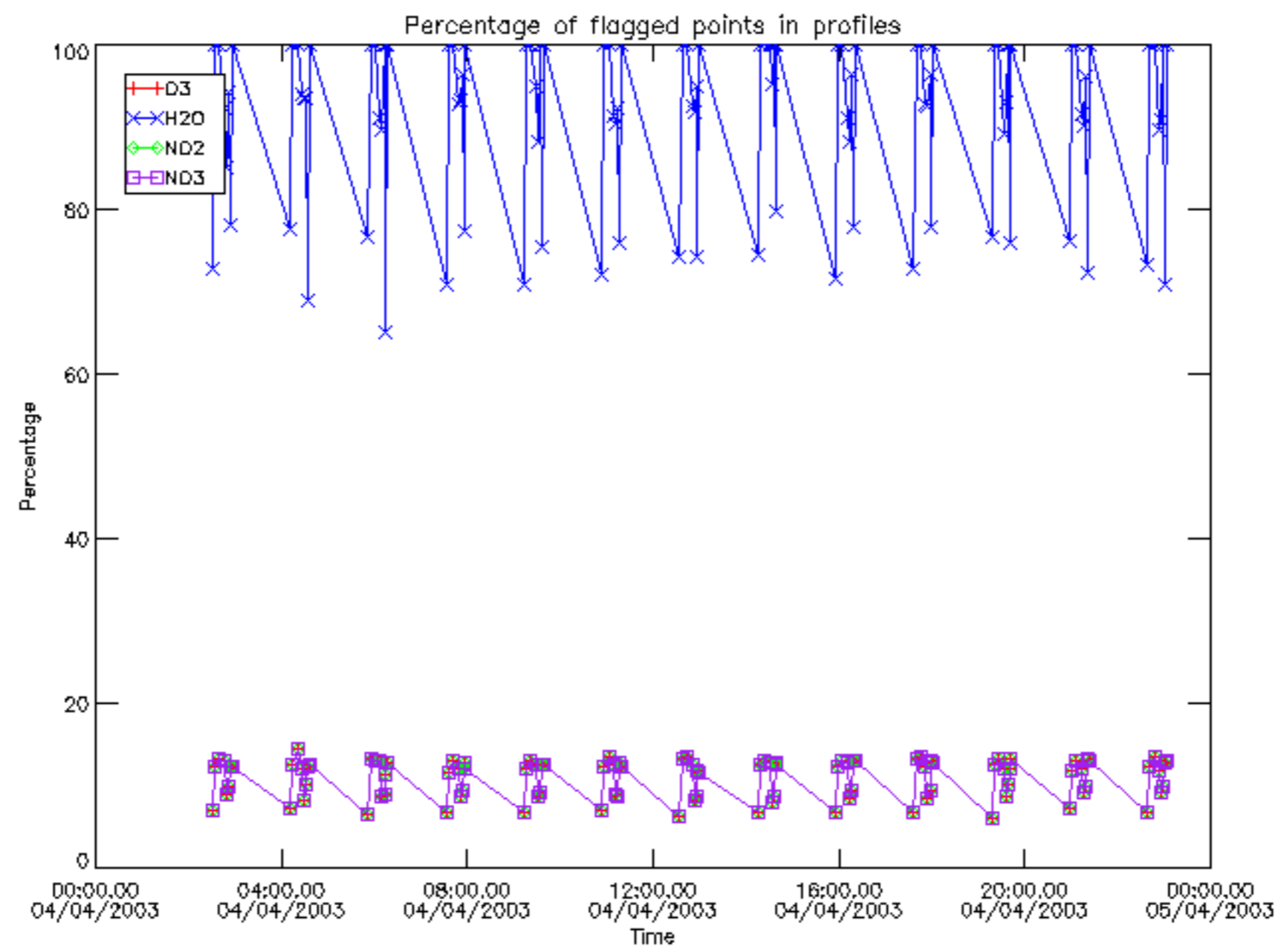
The colorbar represents the latitude.



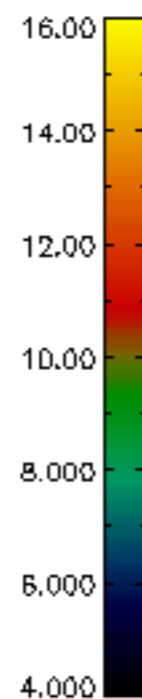
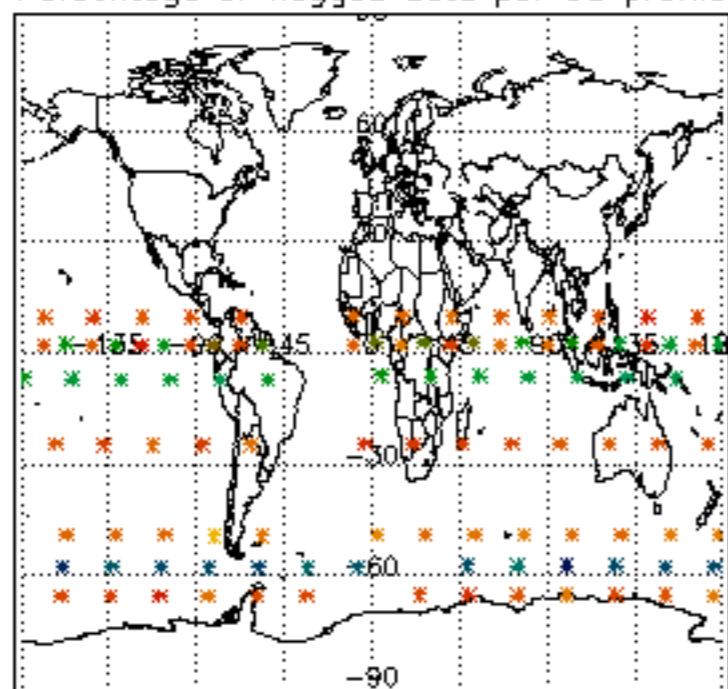
6. Auxiliary Data Files used for the production reported in section 2

The number reported in the third column indicates since which file (see list in section 2) the corresponding auxiliary file has been used. The fourth column is the date of those product files.

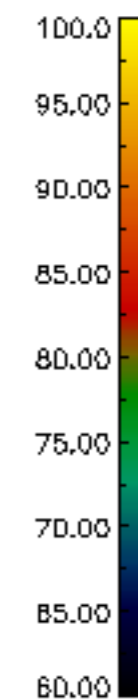
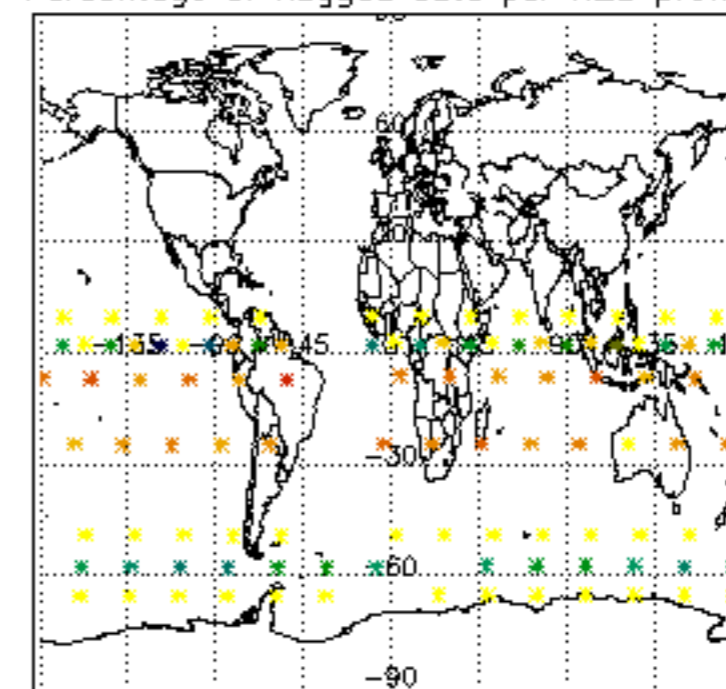
Type	Auxiliary Filename	Used since product	Used since product date
INST_PHYS_CHARACTERISTICS	GOM_INS_AXNIEC20050627_150440_20020301_000000_20100101_000000	1	04-APR-2003 02:01:45
LEVEL-2_PROC_CONFIG	GOM_PR2_AXVIEC20091111_152718_20020301_000000_20500101_000000	1	04-APR-2003 02:01:45
CROSS_SECTIONS_FILE	GOM_CRS_AXVIEC20091111_154832_20020301_000000_20500101_000000	1	04-APR-2003 02:01:45



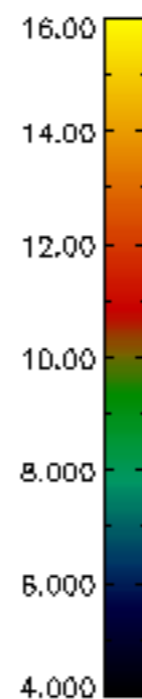
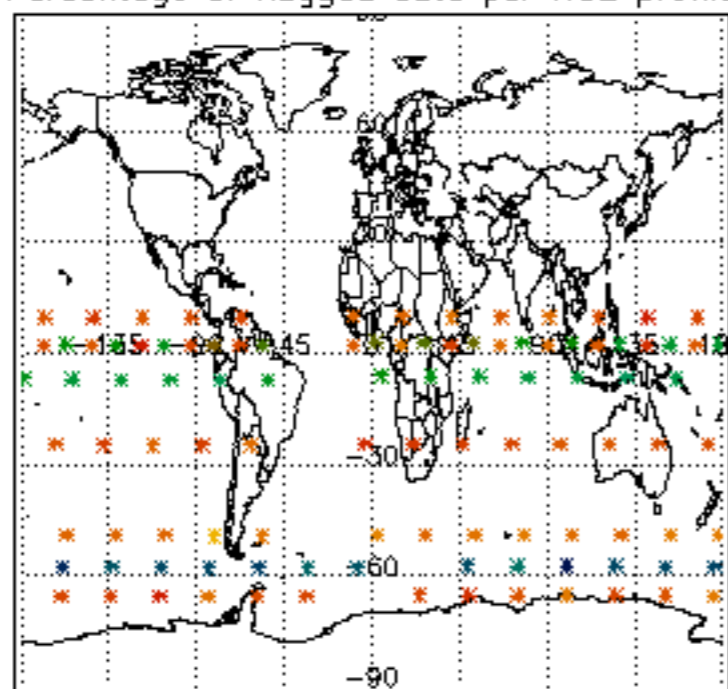
Percentage of flagged data per D3 profile



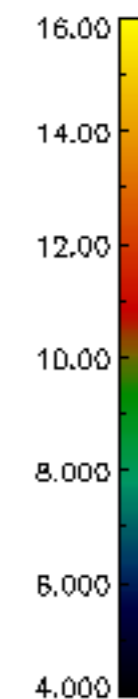
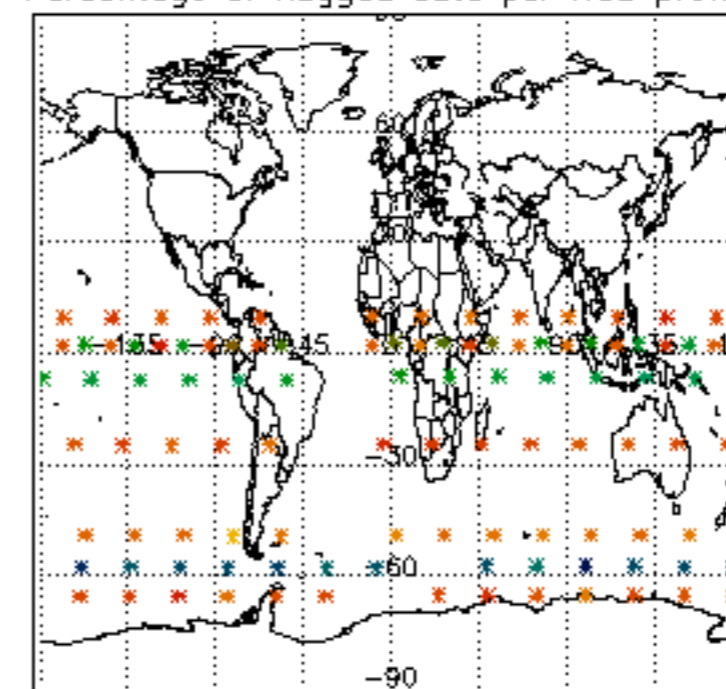
Percentage of flagged data per H2O profile

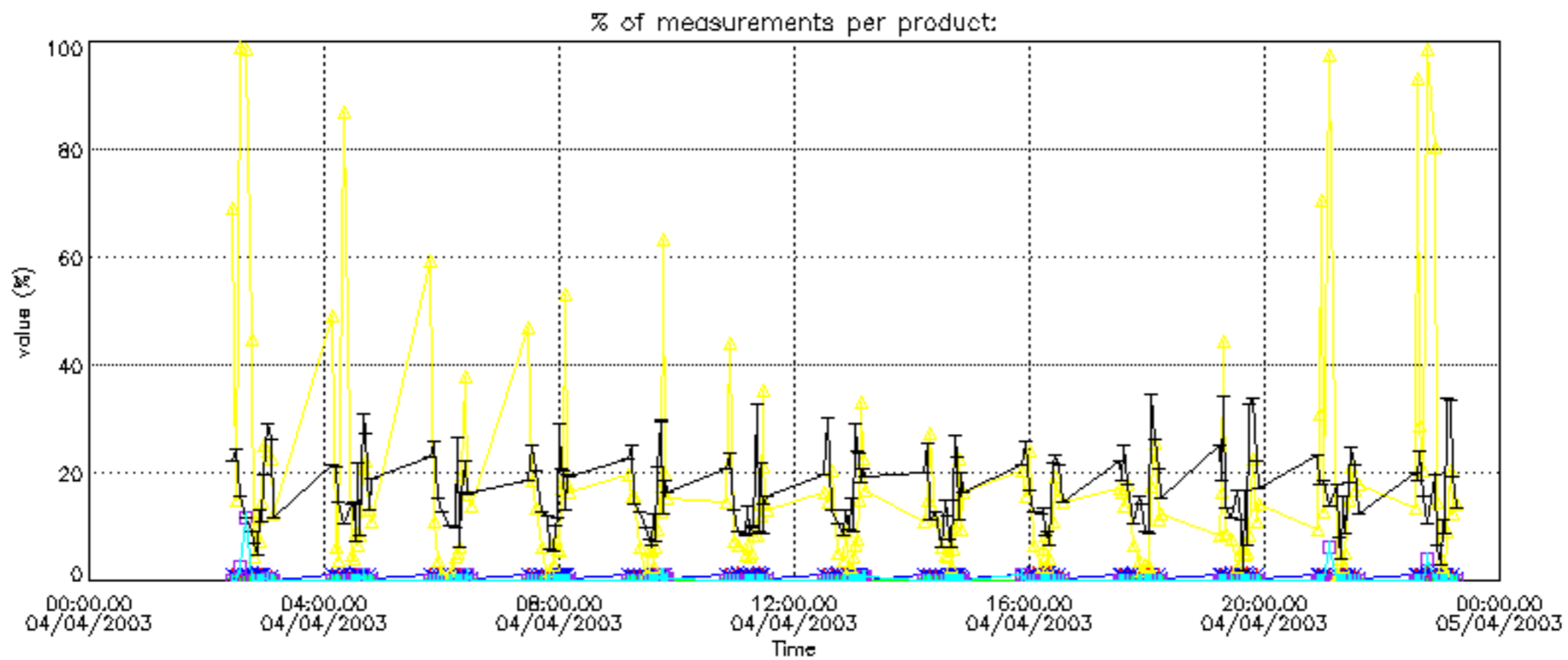


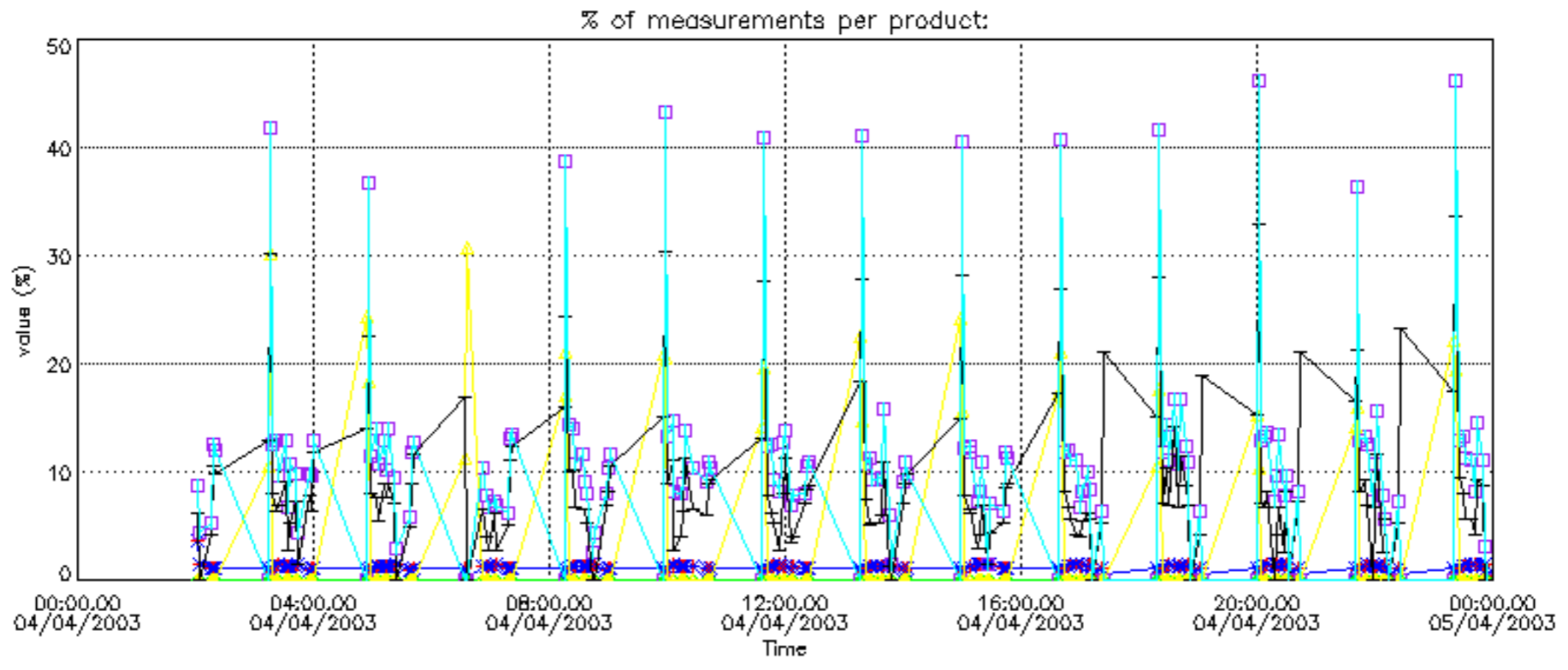
Percentage of flagged data per NO2 profile



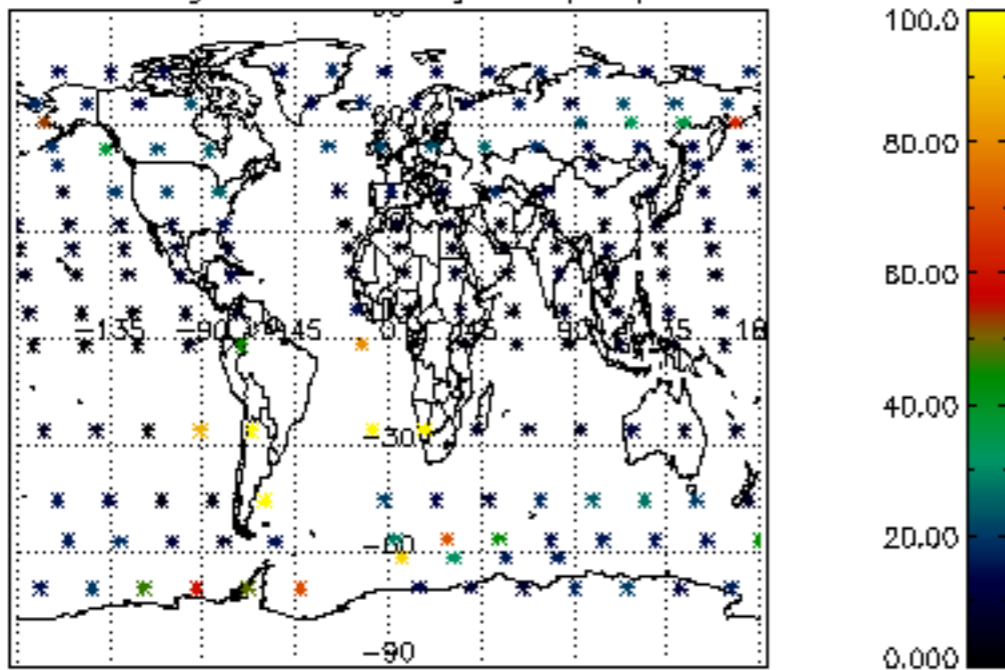
Percentage of flagged data per NO3 profile



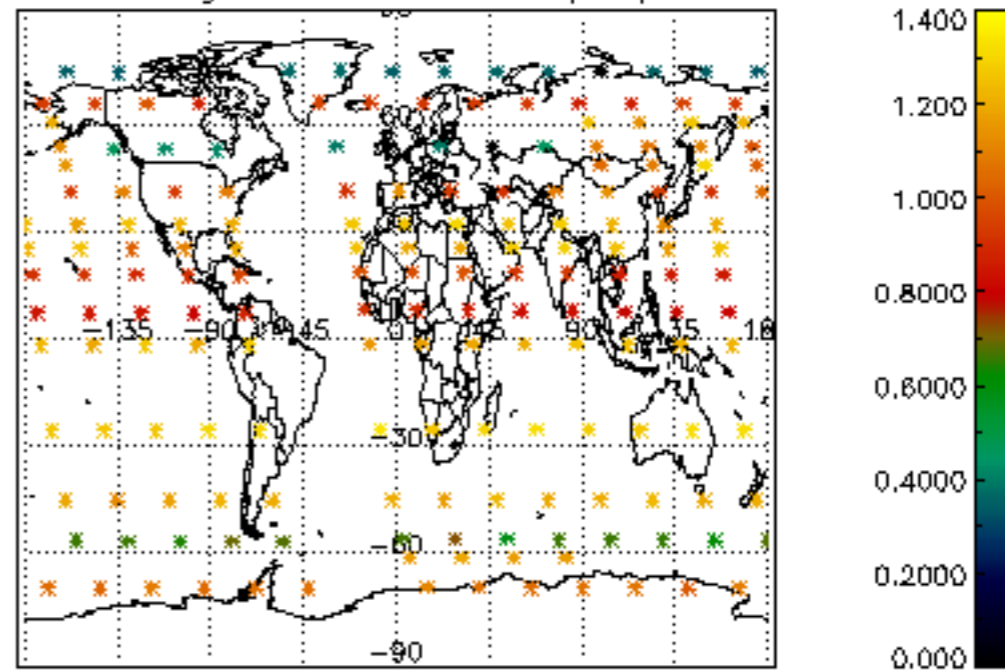




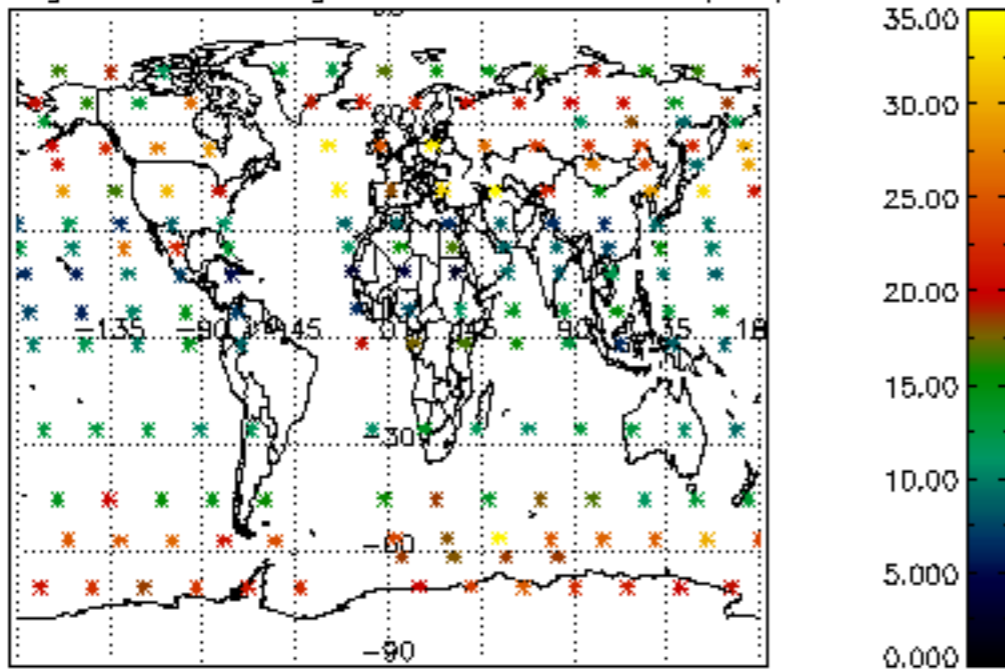
Percentage of cosmic ray hits per profile



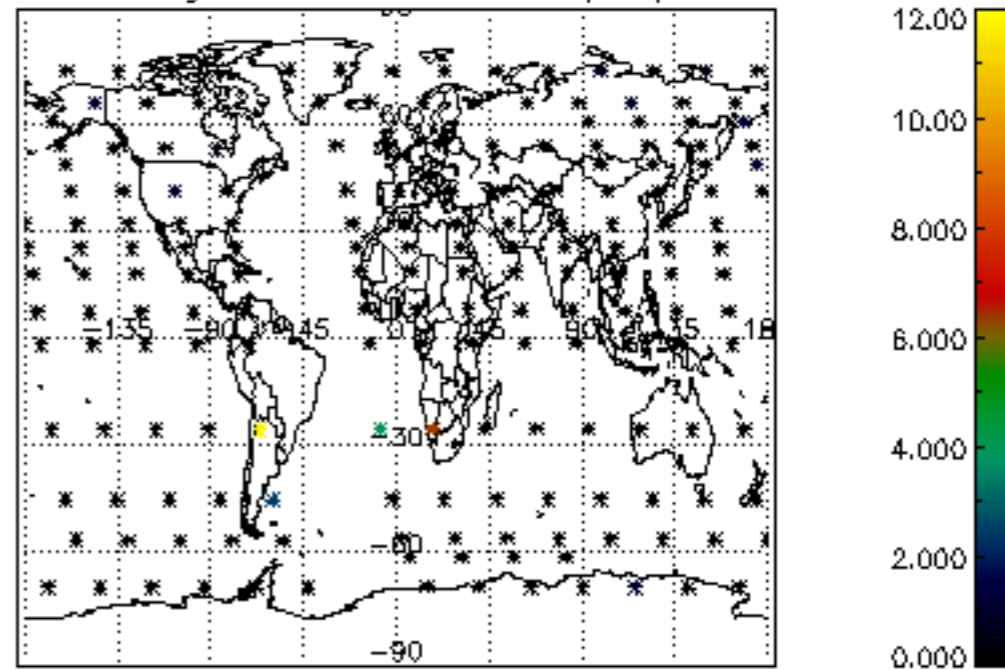
Percentage of datation errors per profile



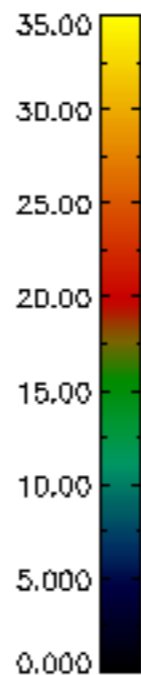
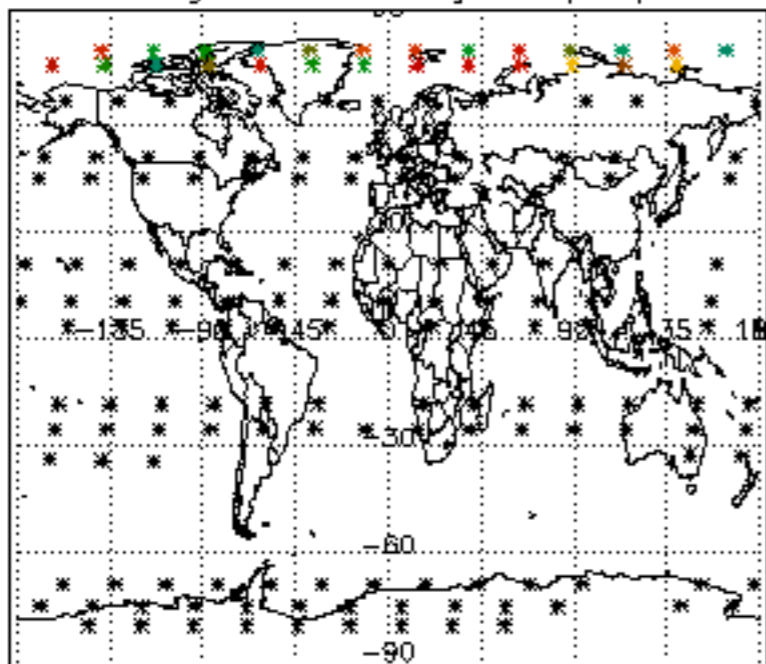
Percentage of star falling outside central band per profile



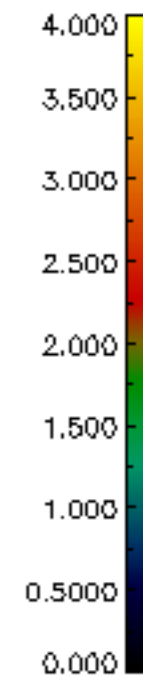
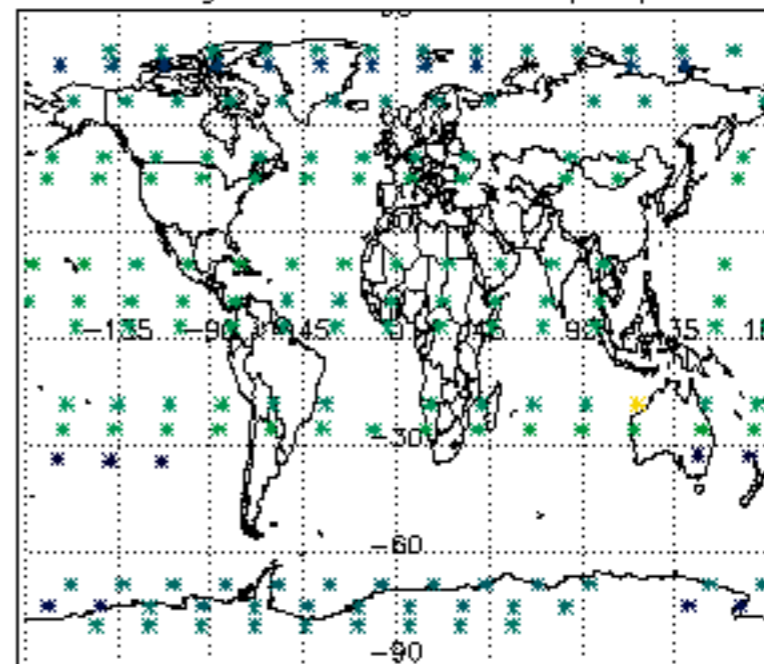
Percentage of saturation errors per profile



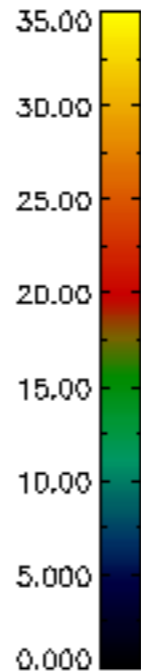
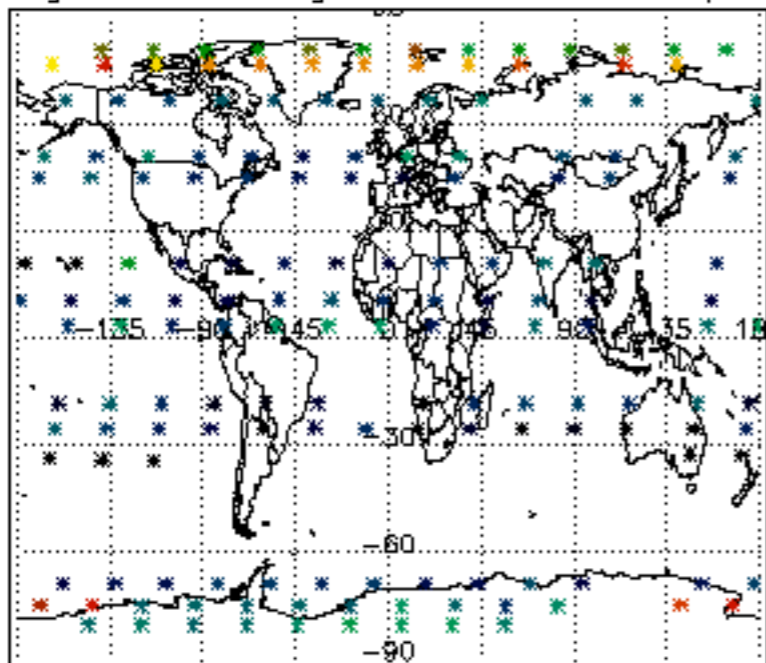
Percentage of cosmic ray hits per profile



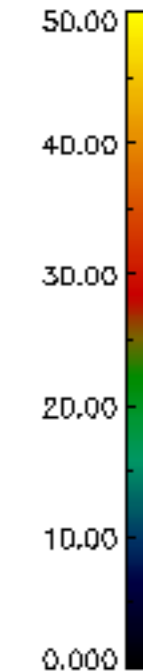
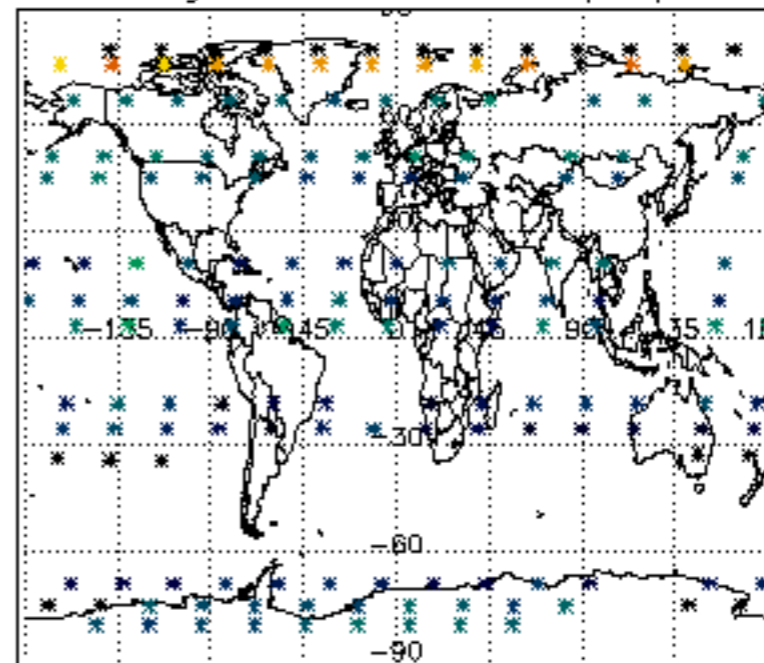
Percentage of datation errors per profile

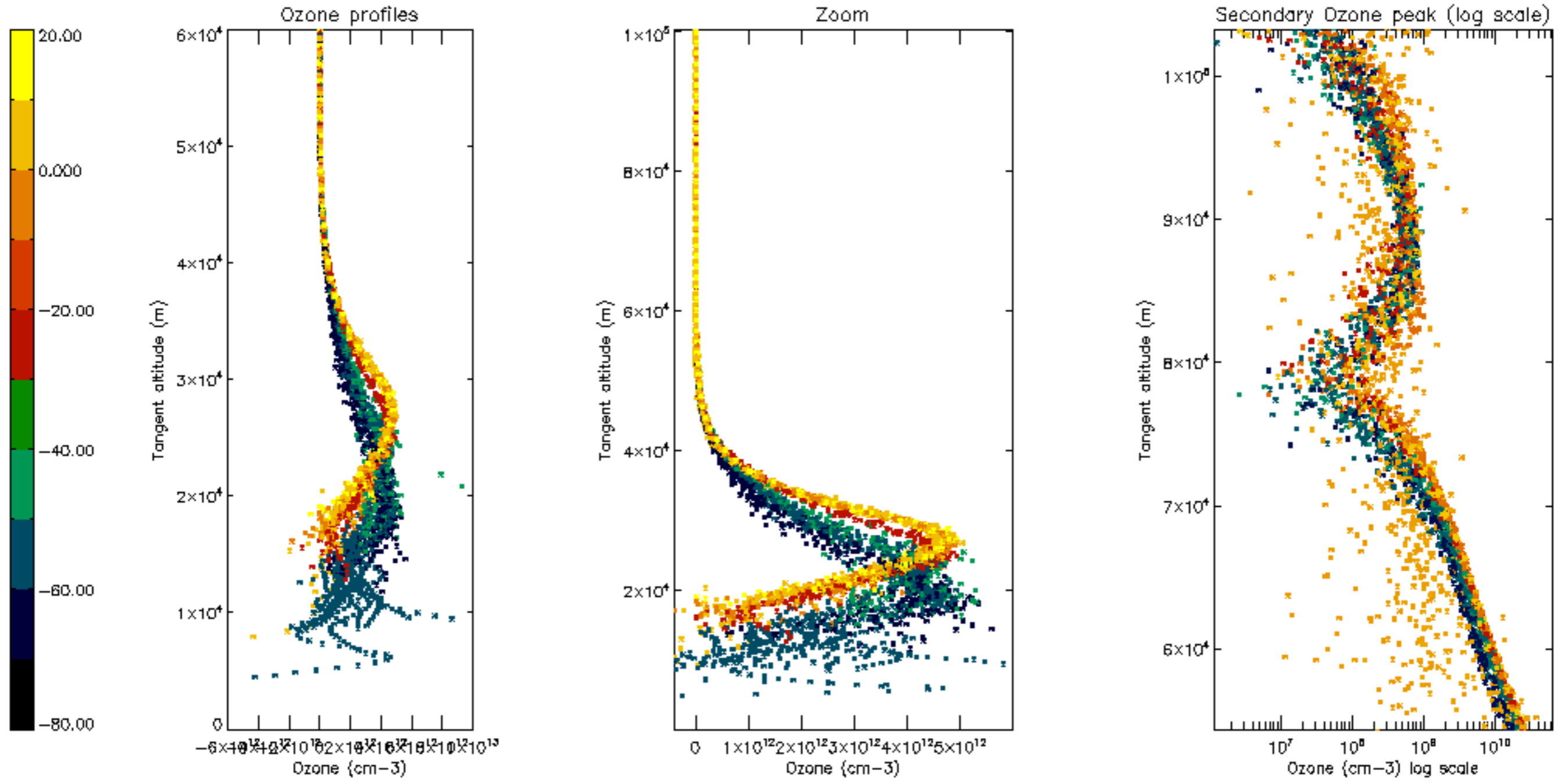


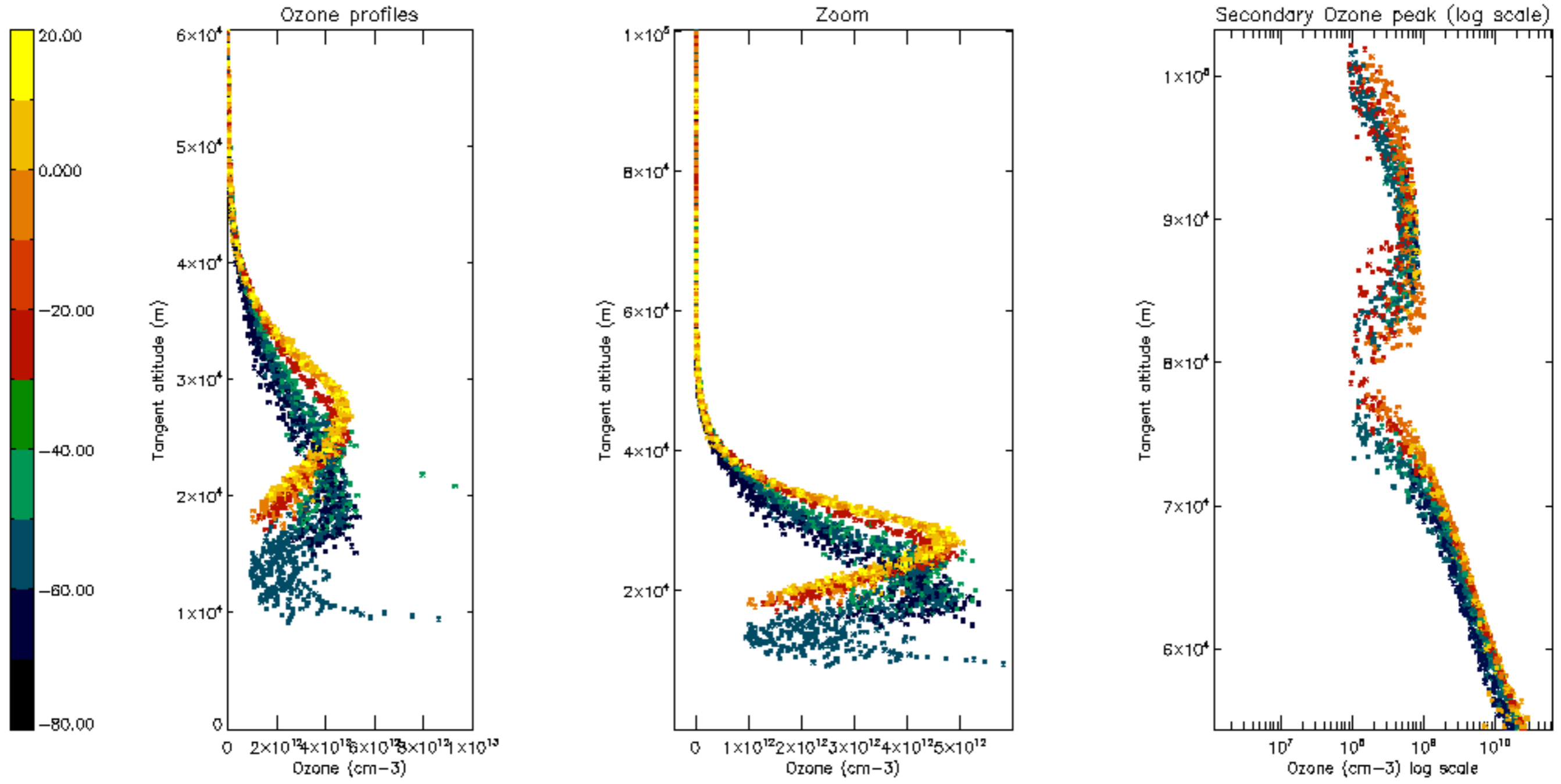
Percentage of star falling outside central band per profile

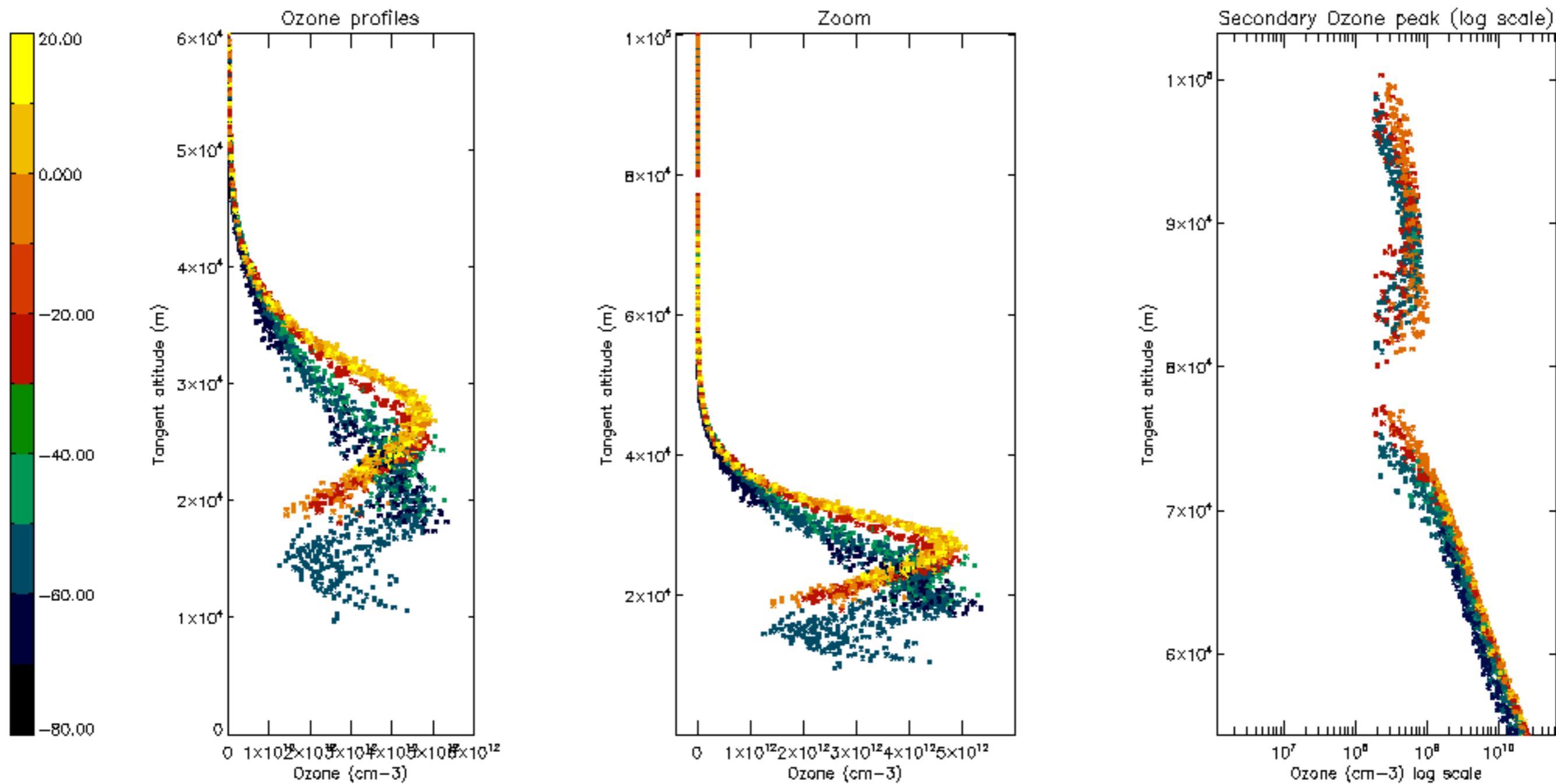


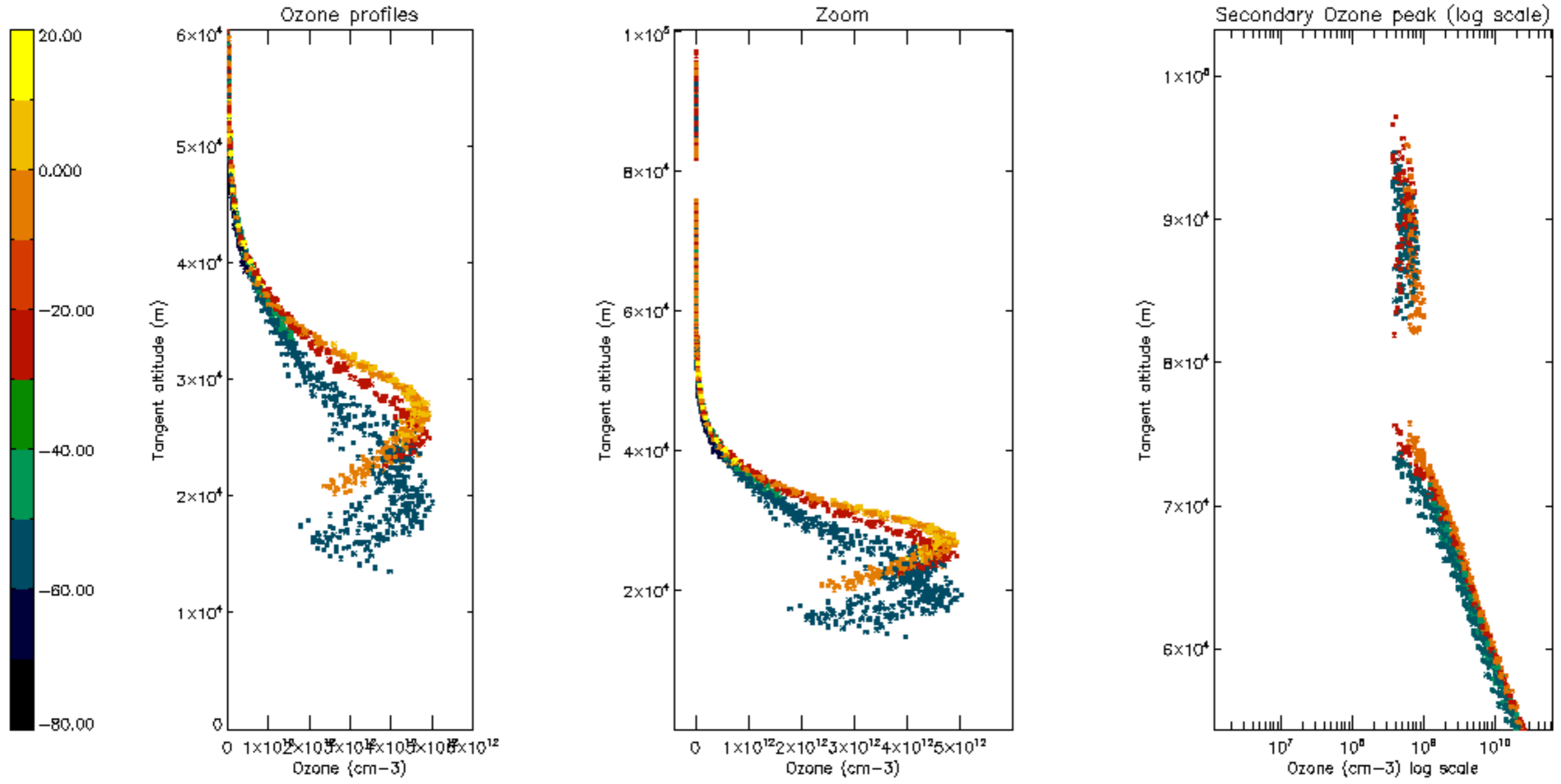
Percentage of saturation errors per profile

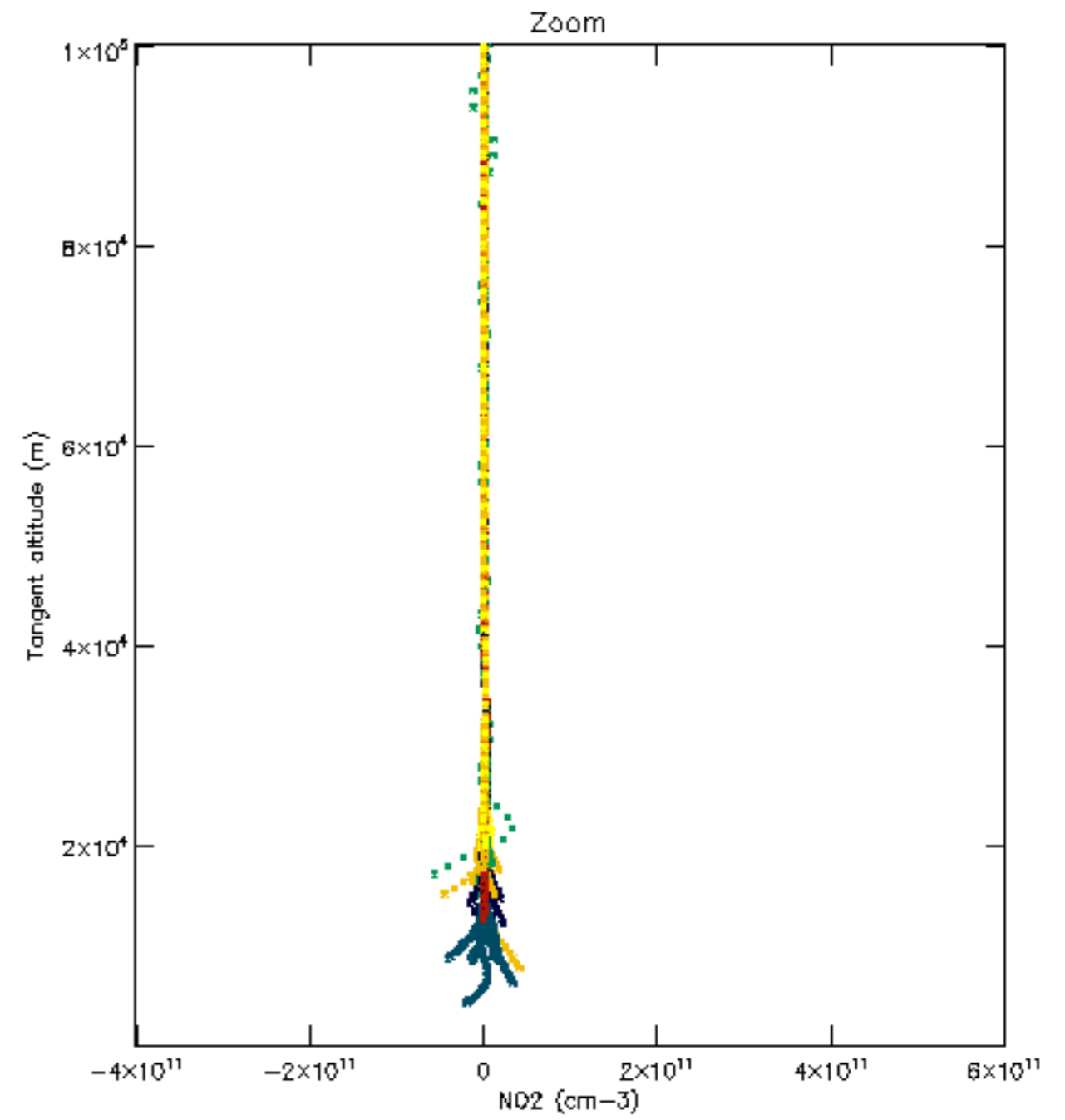
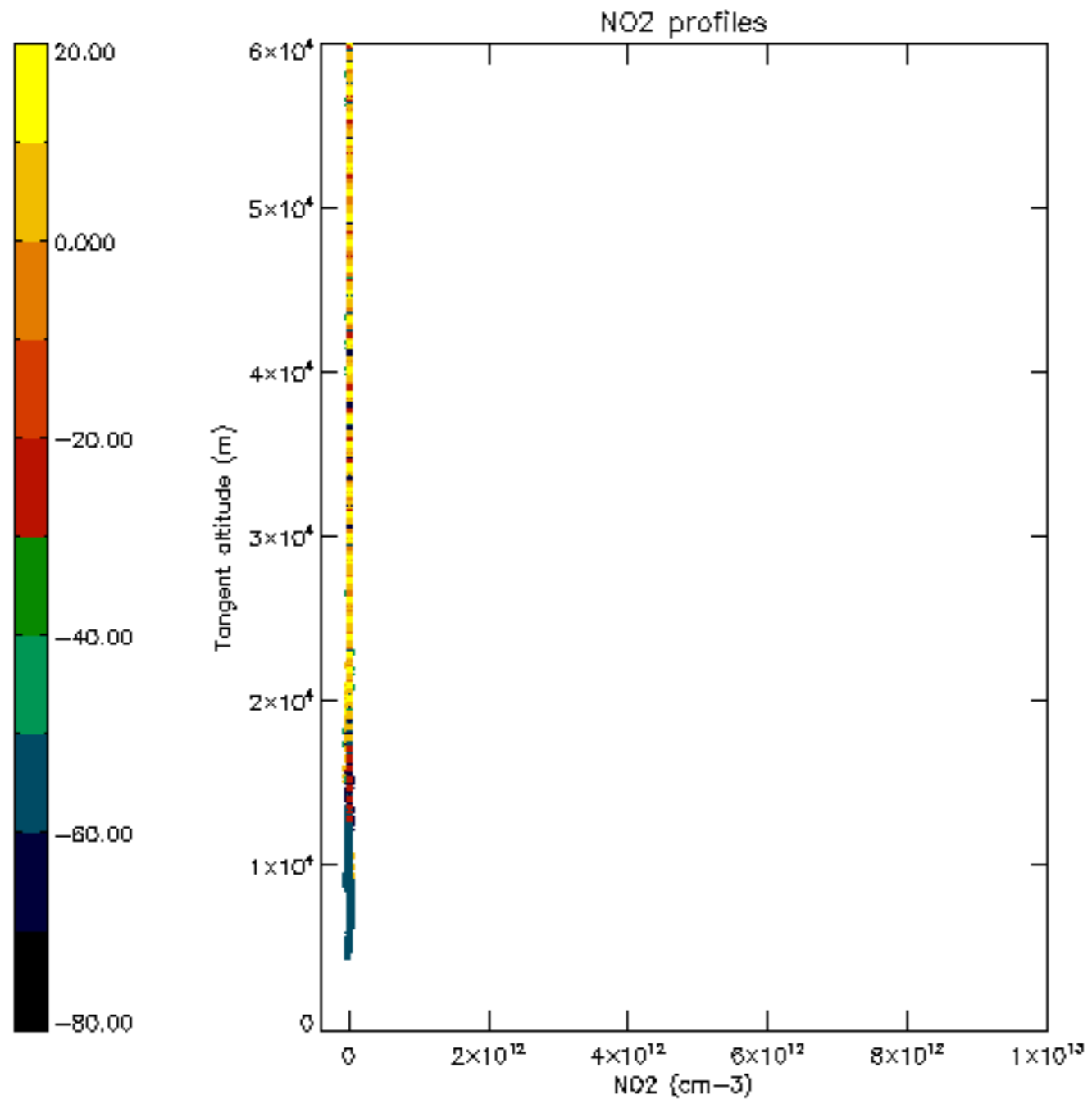


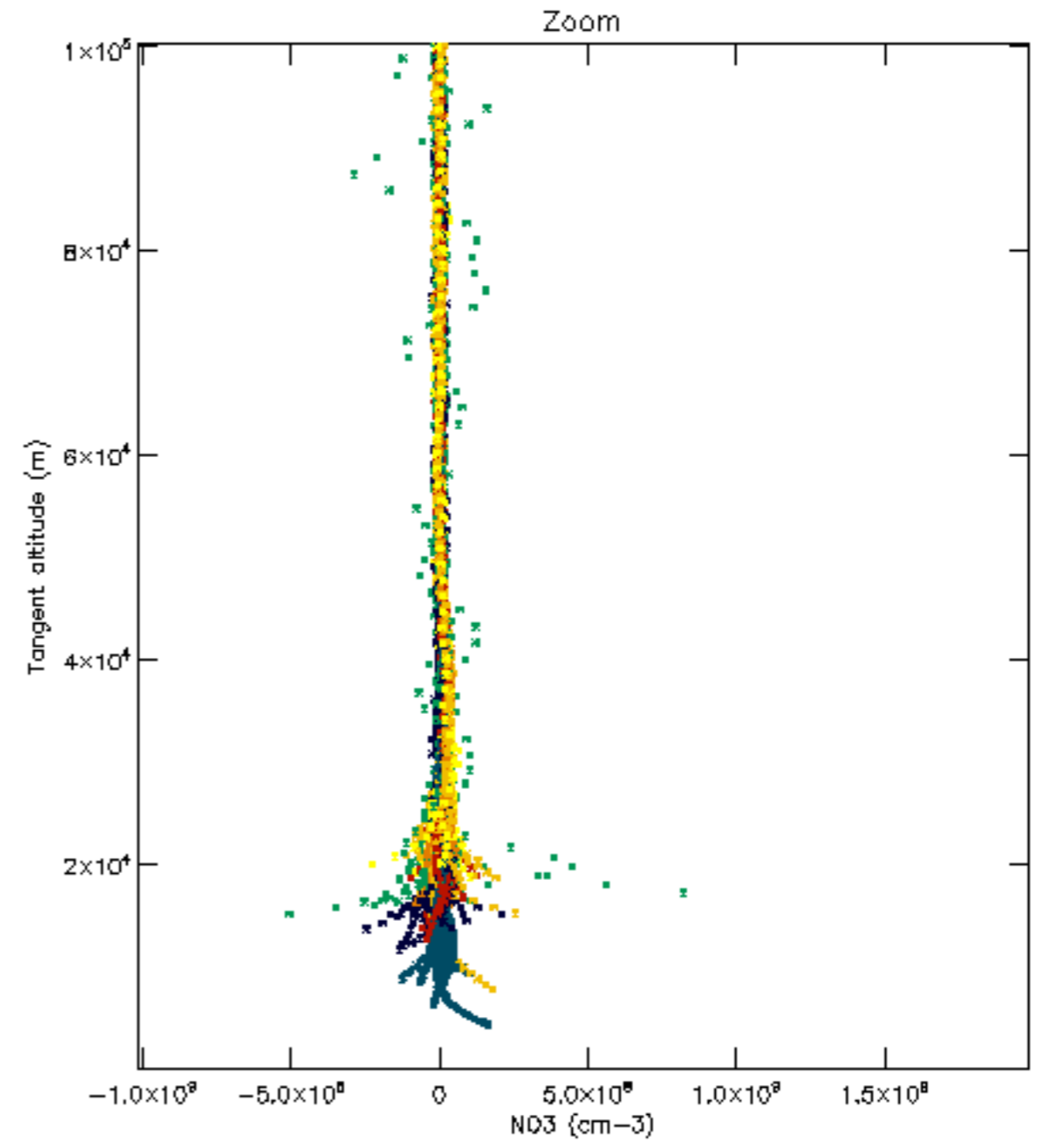
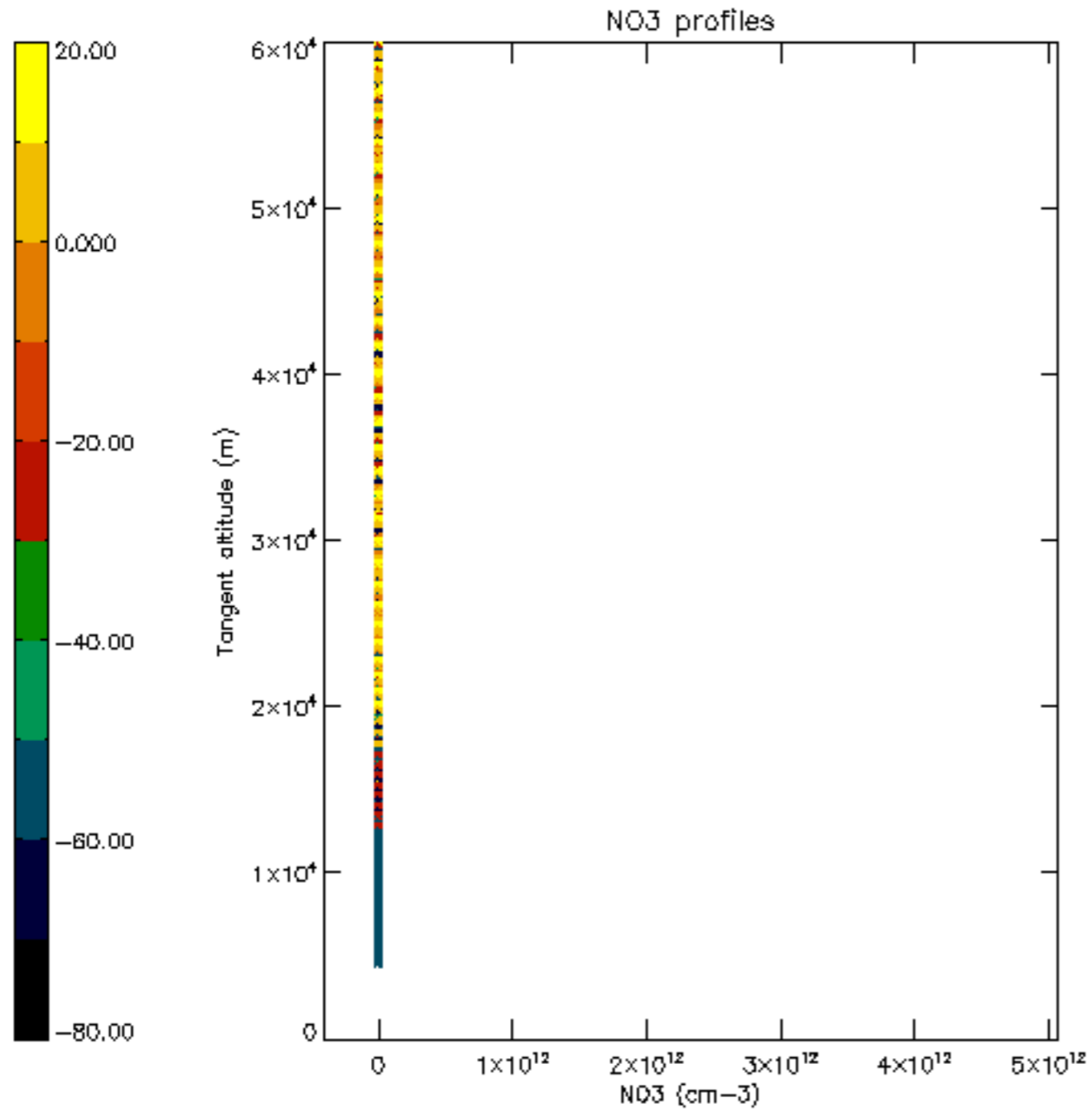


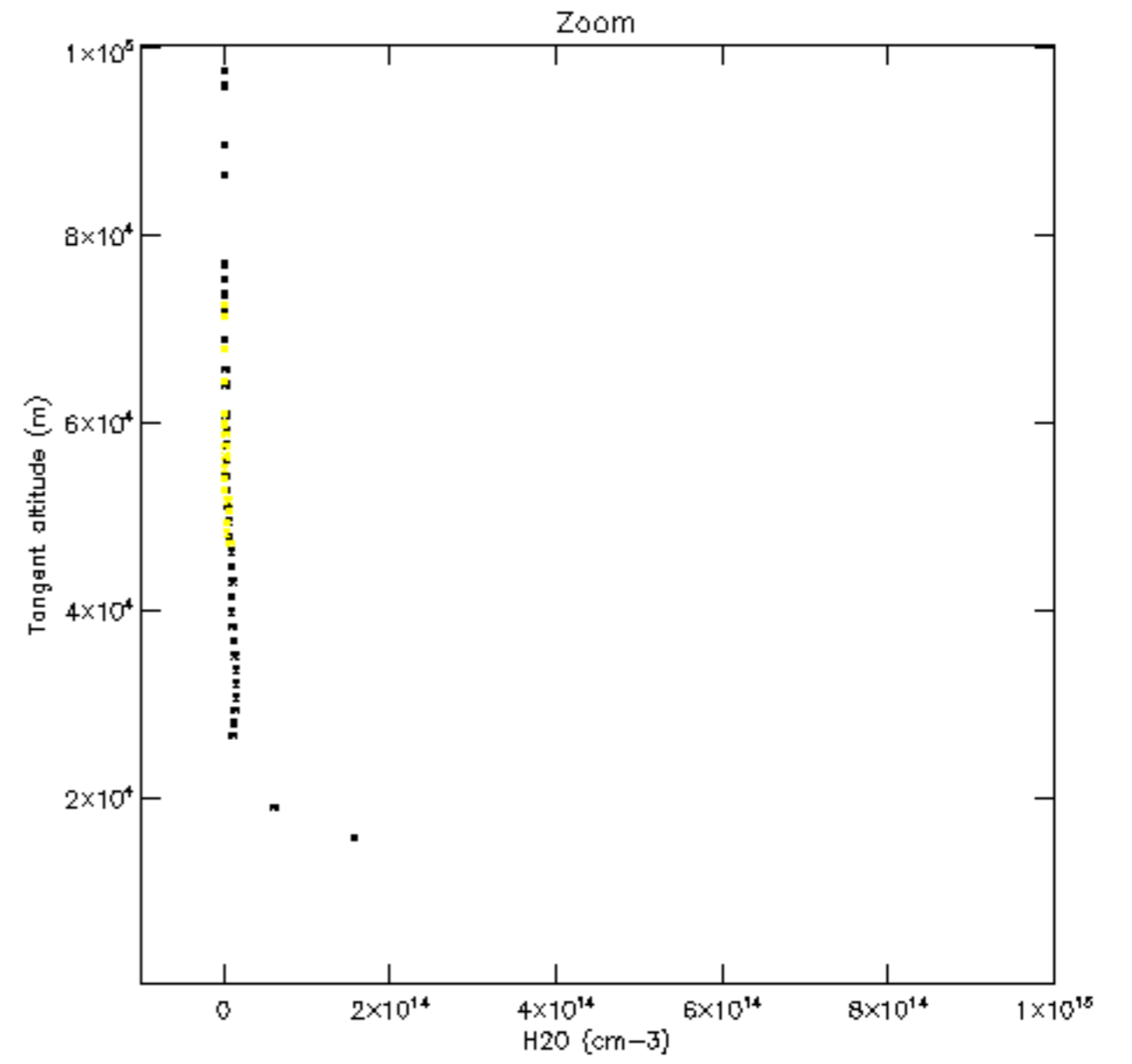
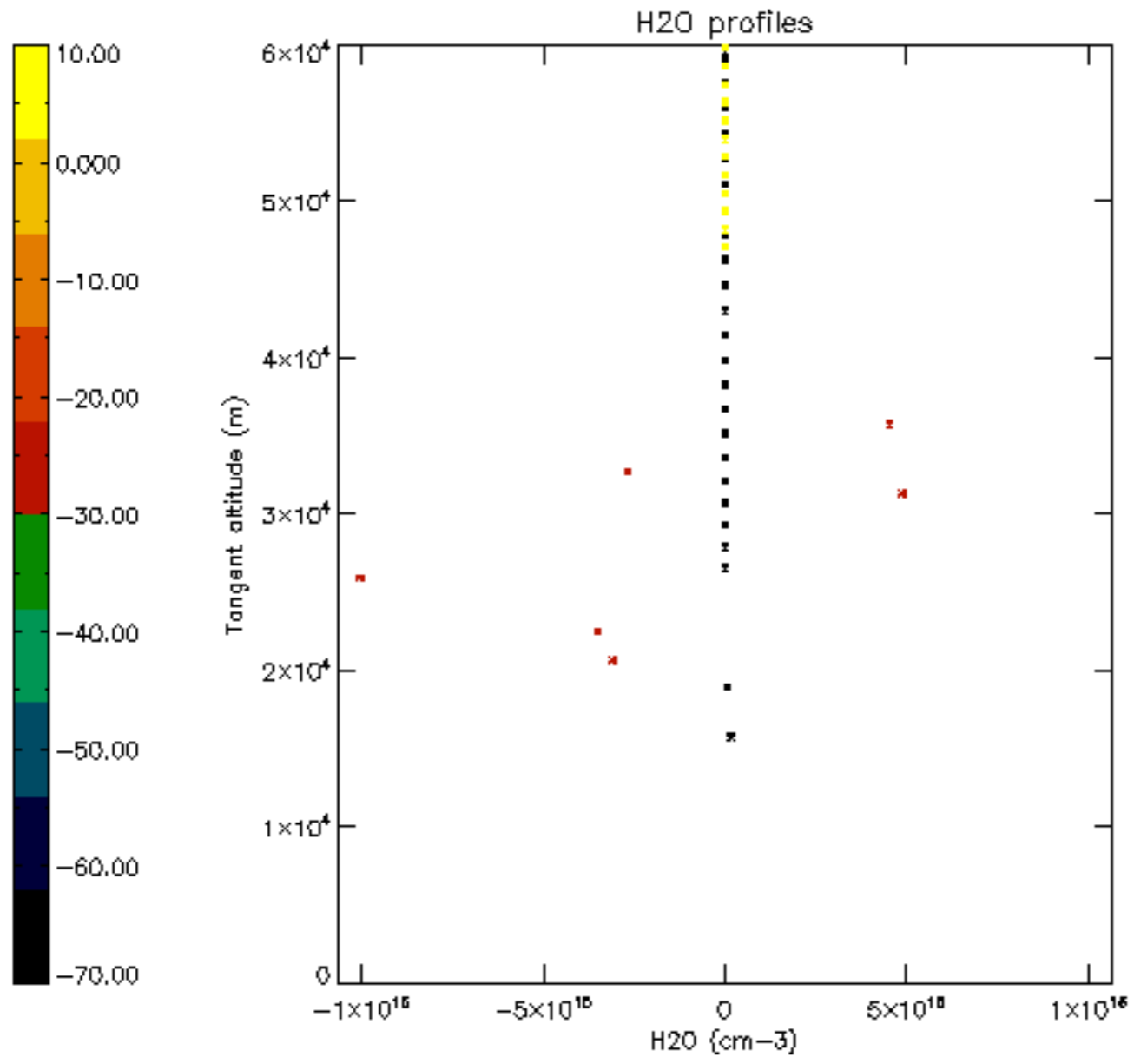


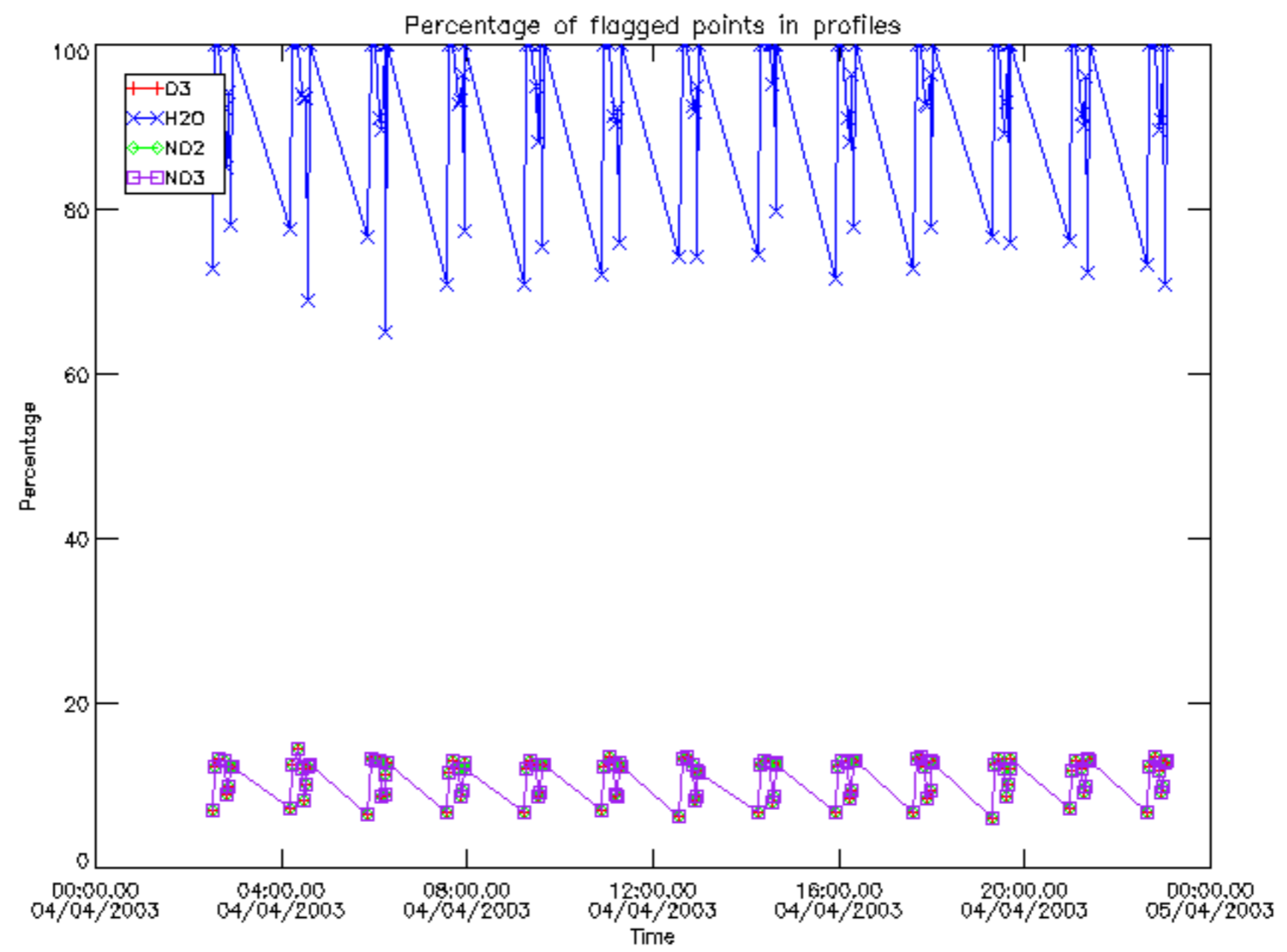




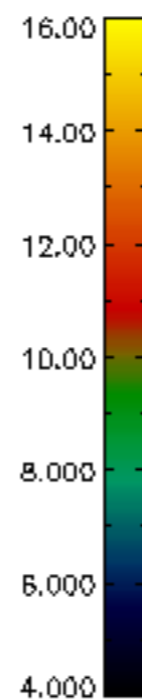
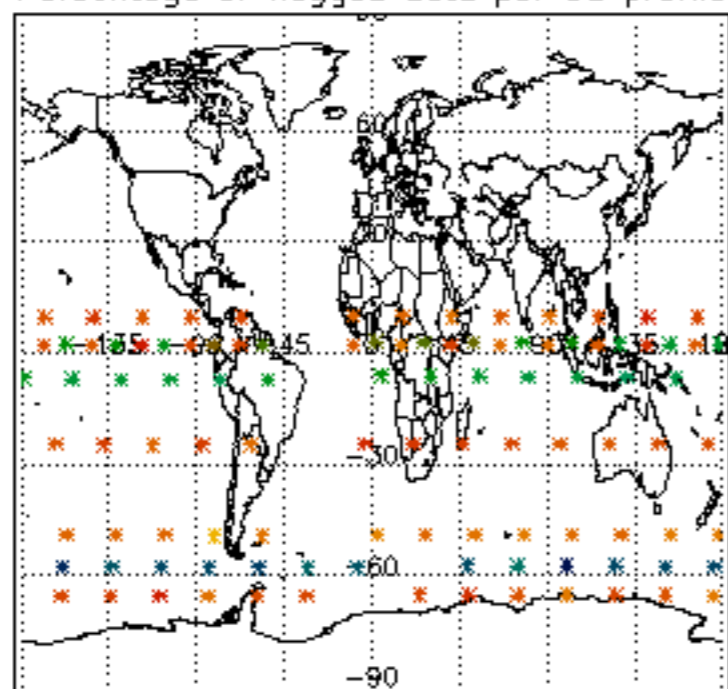




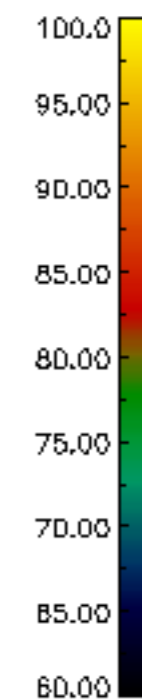
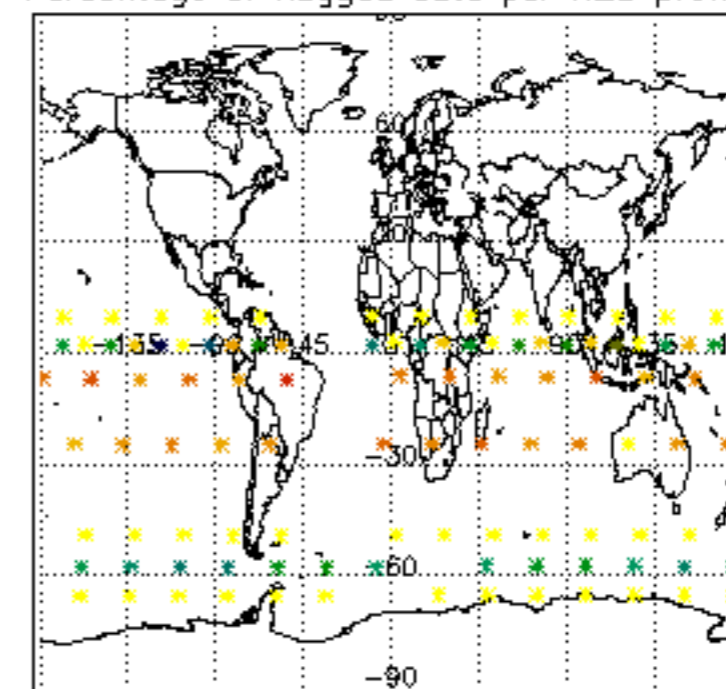




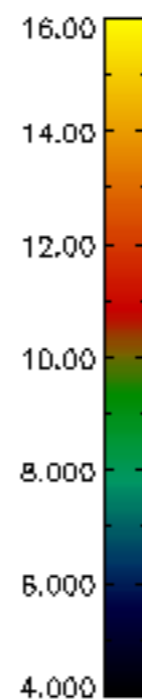
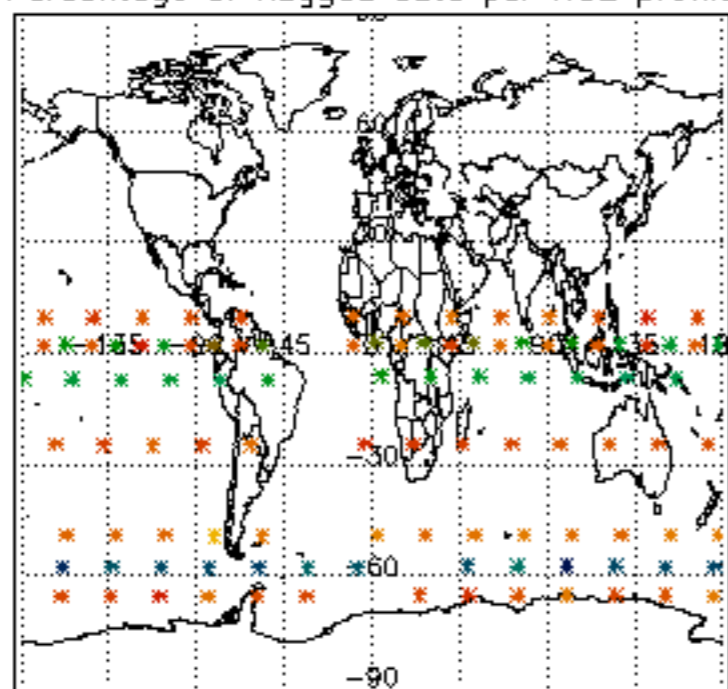
Percentage of flagged data per D3 profile



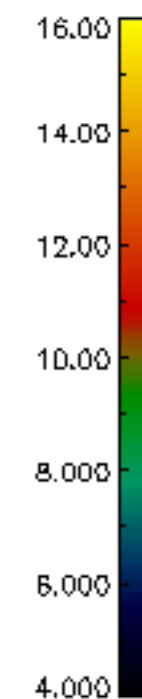
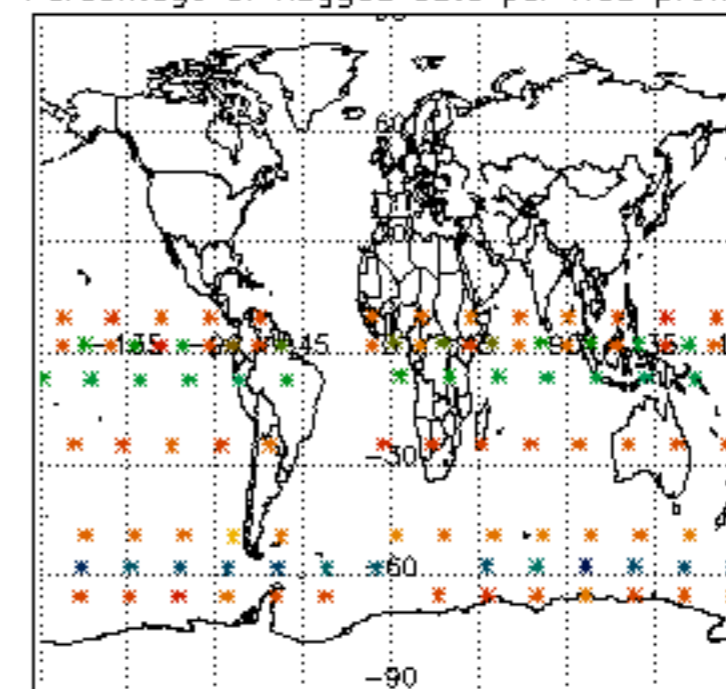
Percentage of flagged data per H2O profile

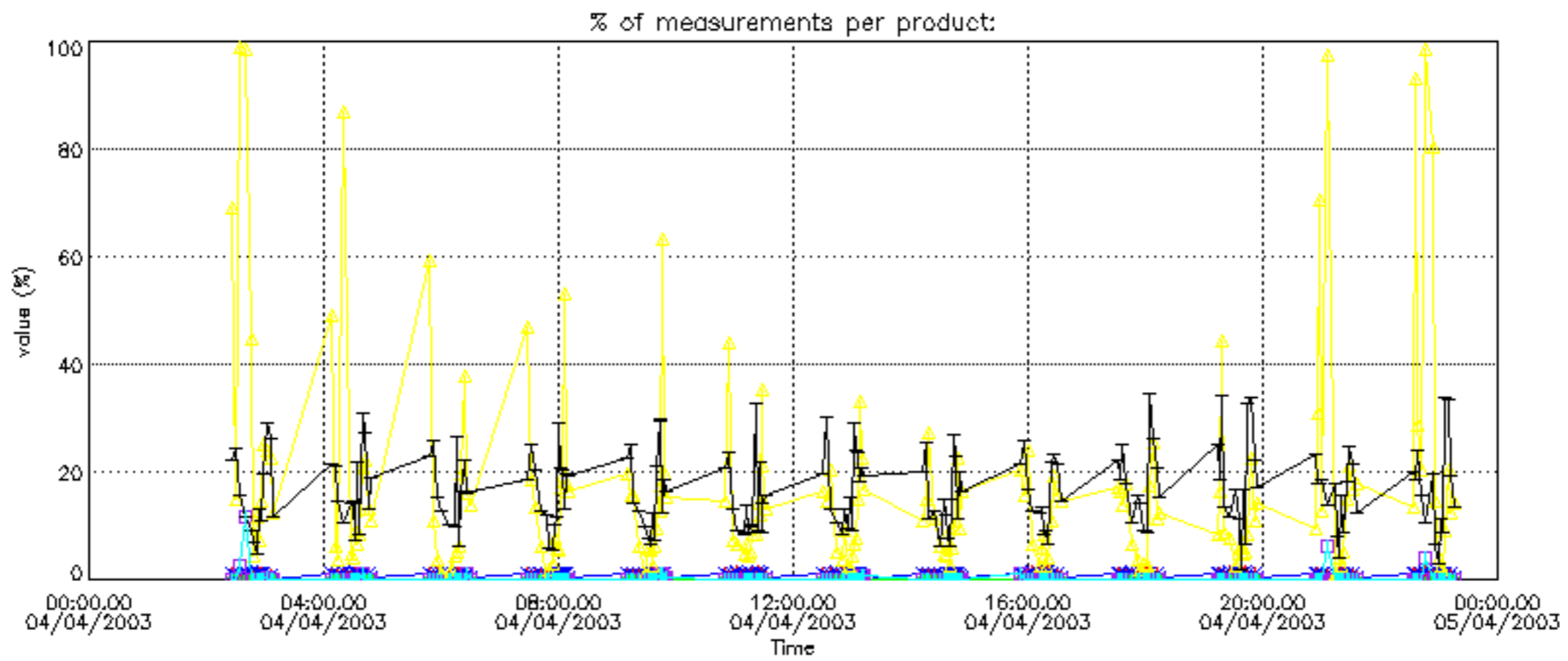


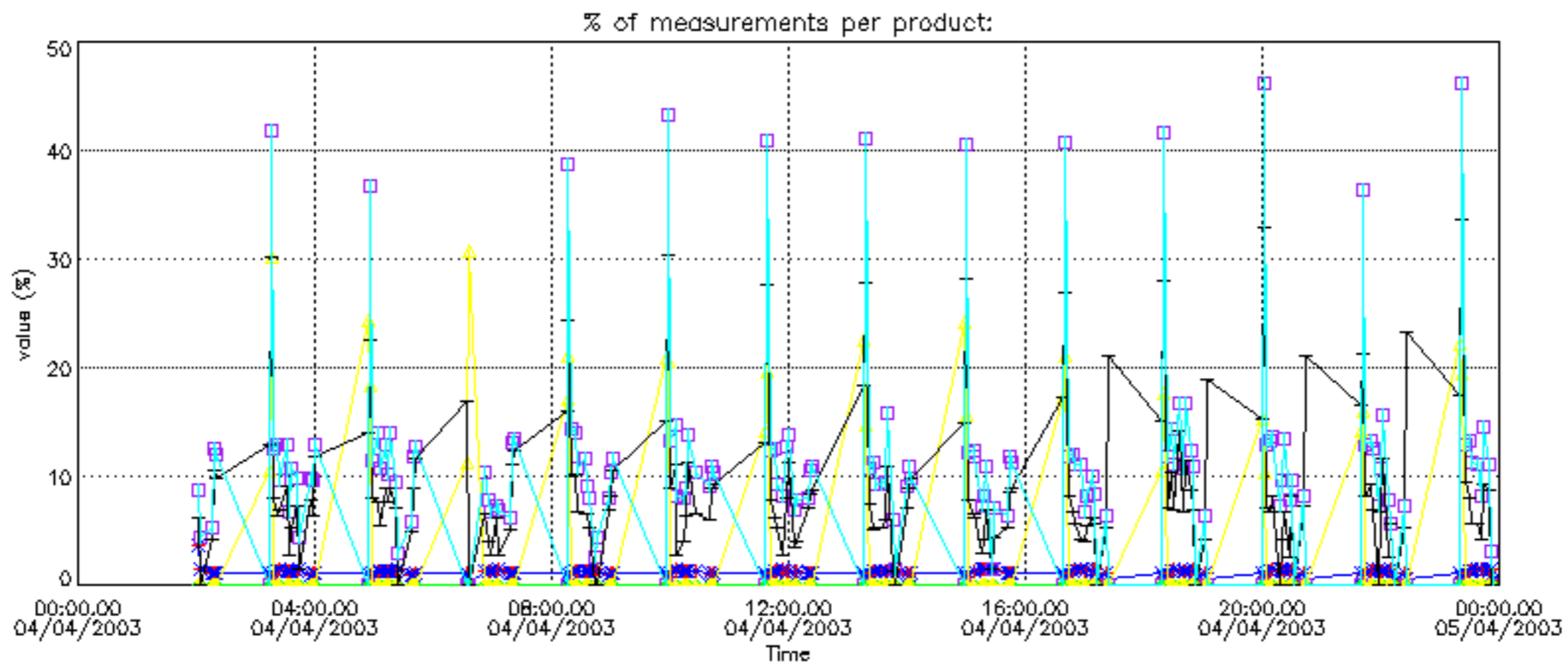
Percentage of flagged data per NO2 profile



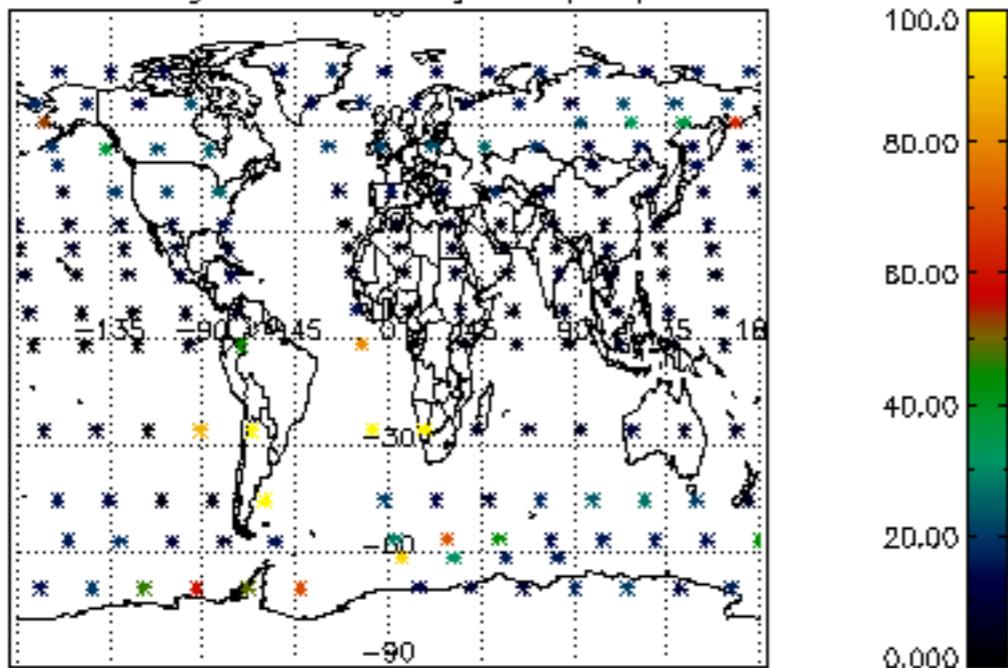
Percentage of flagged data per NO3 profile



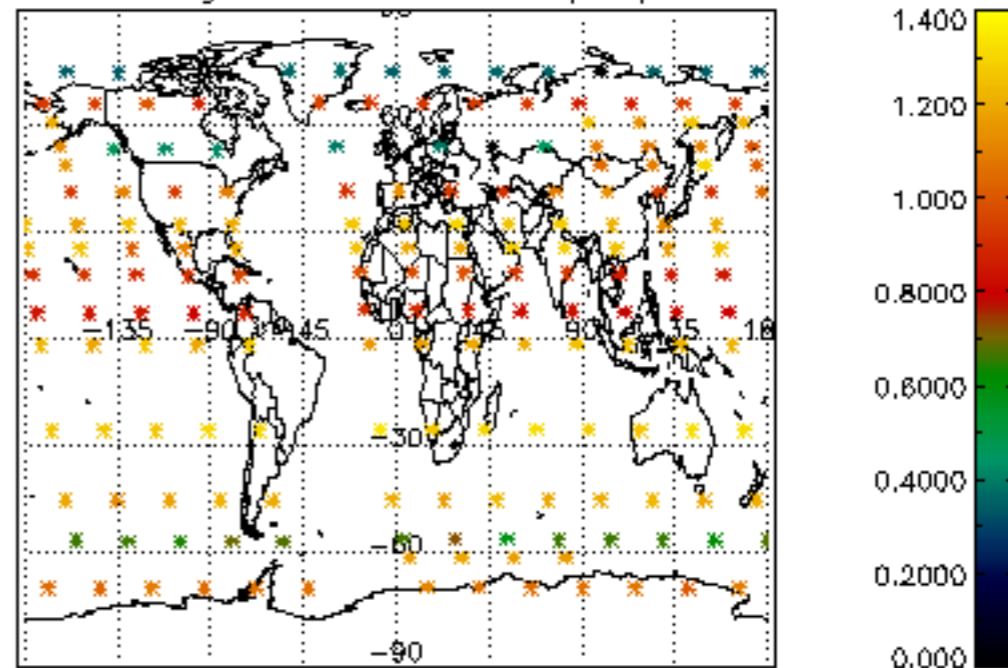




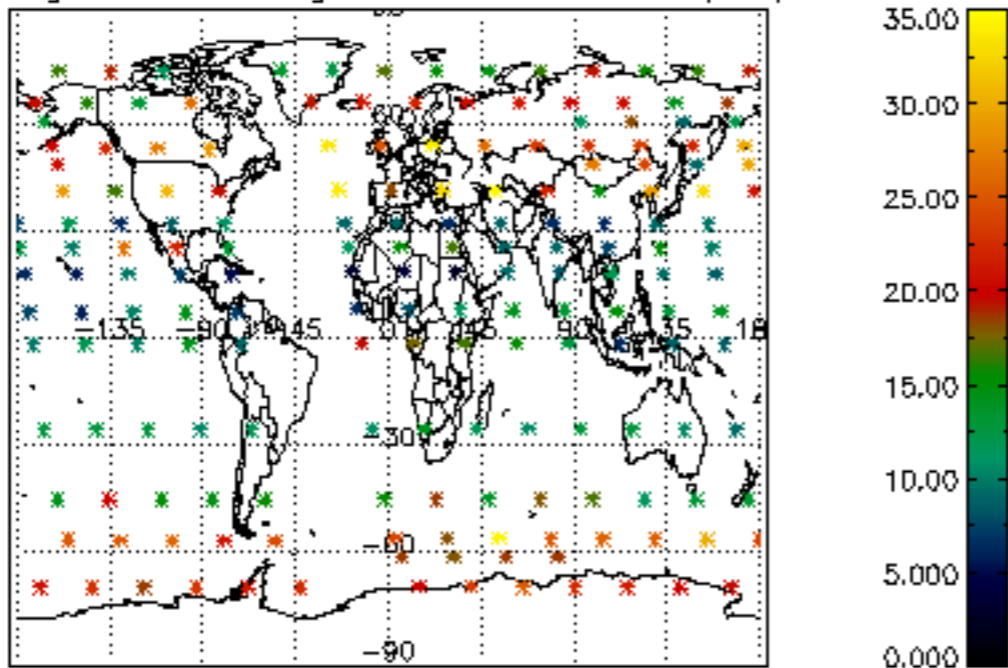
Percentage of cosmic ray hits per profile



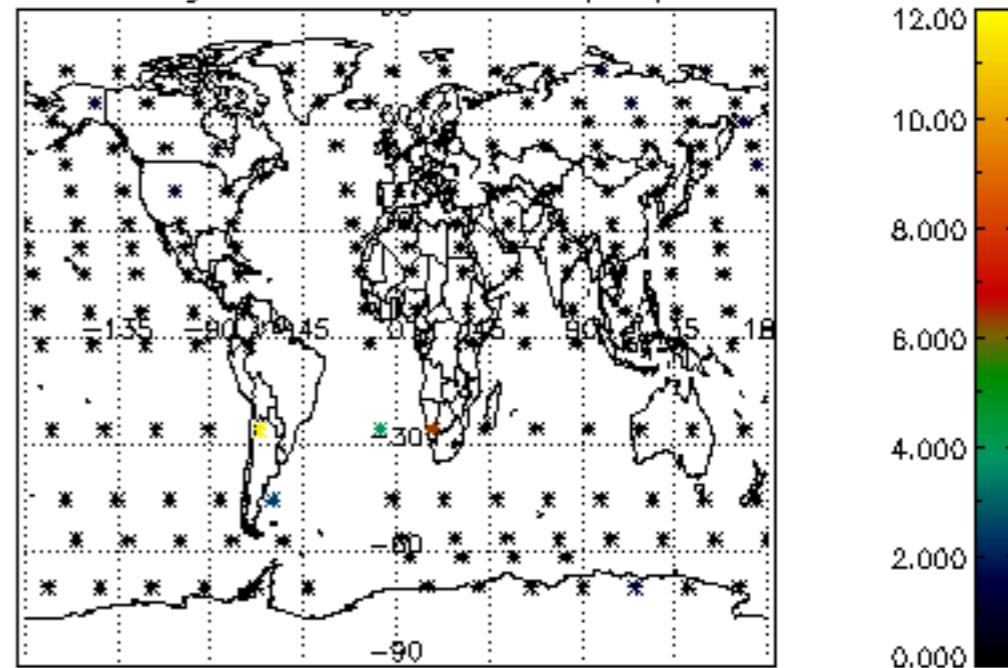
Percentage of datation errors per profile



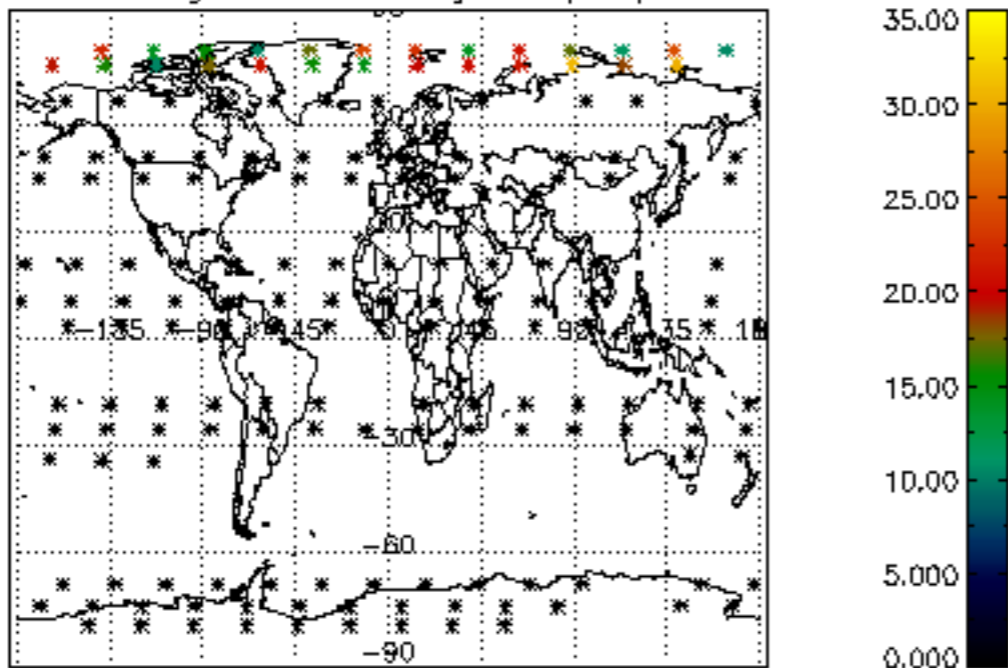
Percentage of star falling outside central band per profile



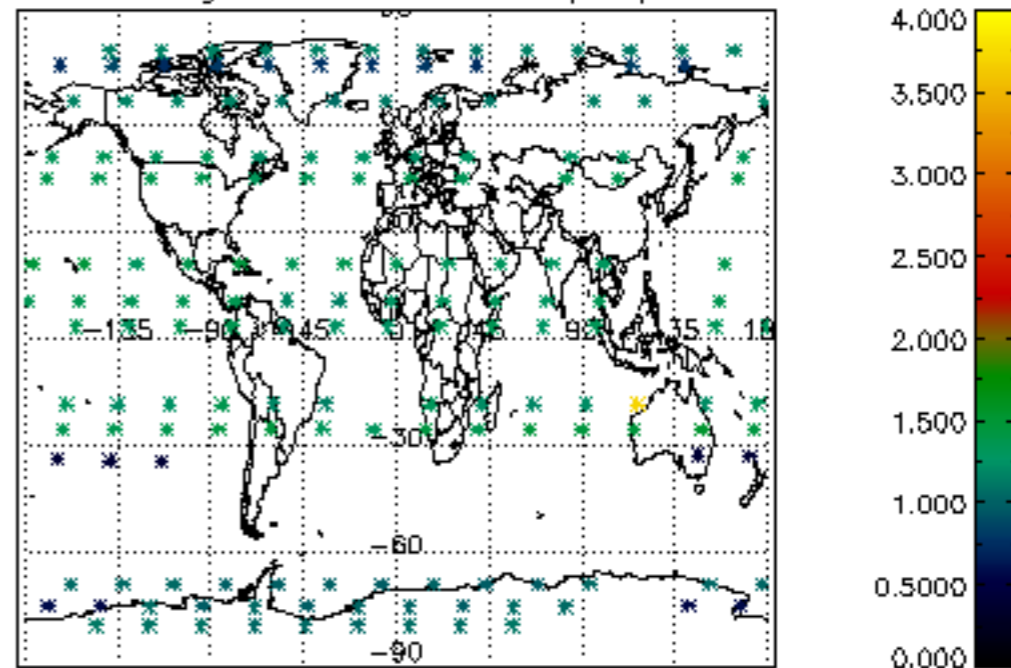
Percentage of saturation errors per profile



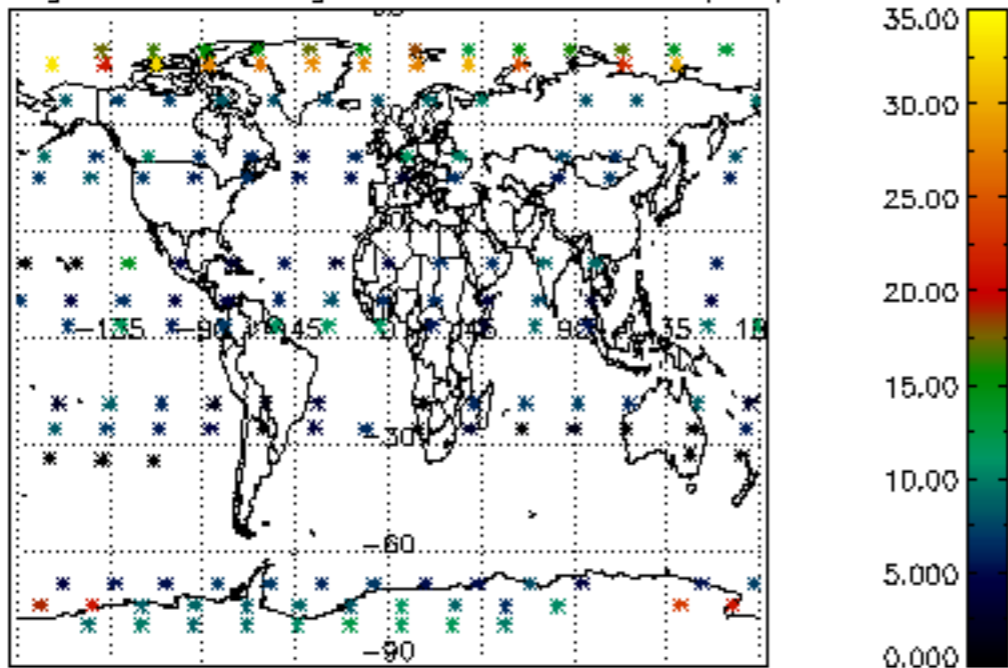
Percentage of cosmic ray hits per profile



Percentage of datation errors per profile



Percentage of star falling outside central band per profile



Percentage of saturation errors per profile

