

GOMOS Level 2 Daily Report

SUMMARY

[1. General Info](#)

[2. Summary of processed GOM_NL_2P products](#)

[3. Level 2 Quality information per product](#)

[3.1 Plot of level 2 quality information per product \(time dependant\)](#)

[3.2 Plot of level 2 quality information per product \(world map\)](#)

[4. Level 1 Quality information per product \(stored on level 2 products\)](#)

[4.1 Plot of level 1 quality information per product \(time dependant\)](#)

[4.1.1 Plot of level 1 quality information per product \(time dependant\): ASCENDING](#)

[4.1.2 Plot of level 1 quality information per product \(time dependant\): DESCENDING](#)

[4.2 Plot of level 1 quality information per product \(world map\)](#)

[4.2.1 Plot of level 1 quality information per product \(world map\): ASCENDING](#)

[4.2.2 Plot of level 1 quality information per product \(world map\): DESCENDING](#)

[5. Ozone profiles based on quality statistics and other trace gas profiles](#)

[5.1 Ozone statistics based on quality of products](#)

[5.2 Plot ozone profiles for all STD \(dark without errors\)](#)

[5.3 Plot ozone profiles where STD < 20% \(dark without errors\)](#)

[5.4. Plot ozone profiles where STD < 10% \(dark without errors\)](#)

[5.5. Plot ozone profiles where STD < 5% \(dark without errors\)](#)

[5.6 Plot NO2 profiles for all STD \(dark without errors\)](#)

[5.7 Plot NO3 profiles for all STD \(dark without errors\)](#)

[5.8 Plot H2O profiles \(only for occultations of stars 1,2,3,4,13,14,16,26,63 dark without errors\) for all STD](#)

[6. Auxiliary Data Files used for the production reported in section 2](#)

This report presents the daily analysis on parameters extracted from GOMOS level 2 data (GOM_NL__2P). It is intended to monitor some important parameters that will impact the quality of these products. A list of level 2 products (and content) that have arrived during the reporting day to the PCF is also given.

Item	Value
Time of report generation	19APR2013 12:27:59
Data source version	GOMOS/6.01
Start time of products	01-04-2003 (01APR2003 00:00:00)
Stop time of products	02-04-2003 (02APR2003 00:00:00)
Store outputs in DB	Yes
Nb of level 2 prods	365
Nb of prods with errors	1

2. Summary of processed GOM_NL__2P products.

Nr	Filename	UTC Start time	Limb	Duration	Star Id	Star Name	Star Mag	Star Temp	Nb Meas	Orbit	Prod. error
1	GOM_NL__2PRFIN20030401_000132_000000692015_00102_05667_6378.N1	01-APR-2003 00:01:32	Bright	69.000	111	8Eta Boo	2.6800	6000.0	138	5667	No
2	GOM_NL__2PRFIN20030401_000427_000000372015_00102_05667_6379.N1	01-APR-2003 00:04:27	Bright	36.500	174	52Psi UMa	3.0040	4400.0	73	5667	No
3	GOM_NL__2PRFIN20030401_000730_000000382015_00102_05667_6380.N1	01-APR-2003 00:07:30	Bright	37.500	87	64Gam UMa	2.4330	11000.	75	5667	No
4	GOM_NL__2PRFIN20030401_000919_000000392015_00102_05667_6381.N1	01-APR-2003 00:09:19	Bright	38.500	36	50Alp UMa	1.8000	6300.0	77	5667	No
5	GOM_NL__2PRFIN20030401_001540_000000372015_00102_05667_6382.N1	01-APR-2003 00:15:40	Bright	36.500	60	7Bet UMi	2.0810	3950.0	73	5667	No
6	GOM_NL__2PRFIN20030401_001720_000000342015_00102_05667_6383.N1	01-APR-2003 00:17:20	Bright	33.500	49	1Alp UMi	1.9900	6300.0	67	5667	No
7	GOM_NL__2PRFIN20030401_003000_000000472015_00102_05667_6384.N1	01-APR-2003 00:30:00	Bright	46.500	144	18Del Cyg	2.8600	11000.	93	5667	No
8	GOM_NL__2PRFIN20030401_003153_000000452015_00102_05667_6385.N1	01-APR-2003 00:31:53	Bright	45.000	66	37Gam Cyg	2.2080	5900.0	90	5667	No
9	GOM_NL__2PRFIN20030401_003354_000000432015_00102_05667_6386.N1	01-APR-2003 00:33:54	Bright	42.500	92	53Eps Cyg	2.5000	4500.0	85	5667	No
10	GOM_NL__2PRFIN20030401_004026_000000482015_00102_05667_6387.N1	01-APR-2003 00:40:26	Bright	47.500	61	8Eps Peg	2.1000	3900.0	95	5667	No
11	GOM_NL__2PRFIN20030401_004356_000000662015_00102_05667_6388.N1	01-APR-2003 00:43:56	Dark	66.000	11	53Alp Aql	0.76500	8000.0	132	5667	No
12	GOM_NL__2PRFIN20030401_004735_000000402015_00102_05667_6389.N1	01-APR-2003 00:47:35	Dark	40.000	142	49Del Cap	2.8500	8900.0	80	5667	No
13	GOM_NL__2PRFIN20030401_005949_000000402015_00102_05667_6390.N1	01-APR-2003 00:59:49	Dark	40.000	45	Alp Pav	1.9400	26000.	80	5667	No
14	GOM_NL__2PRFIN20030401_010136_000000602015_00103_05668_6566.N1	01-APR-2003 01:01:36	Dark	59.500	38	20Eps Sgr	1.8360	11000.	119	5668	No
15	GOM_NL__2PRFIN20030401_010526_000000522015_00103_05668_6567.N1	01-APR-2003 01:05:26	Dark	51.500	40	The Sco	1.8590	7100.0	103	5668	No
16	GOM_NL__2PRFIN20030401_010719_000000422015_00103_05668_6568.N1	01-APR-2003 01:07:19	Dark	41.500	43	Alp TrA	1.9100	4250.0	83	5668	No
17	GOM_NL__2PRFIN20030401_010910_000000402015_00103_05668_6569.N1	01-APR-2003 01:09:10	Dark	40.000	134	Bet TrA	2.8100	6600.0	80	5668	No
18	GOM_NL__2PRFIN20030401_011148_000000492015_00103_05668_6570.N1	01-APR-2003 01:11:48	Dark	49.000	4	Alp1Cen	-0.010000	5800.0	98	5668	No
19	GOM_NL__2PRFIN20030401_011417_000001312015_00103_05668_6571.N1	01-APR-2003 01:14:17	Straylight	130.50	16	21Alp Sco	1.0200	3000.0	261	5668	No
20	GOM_NL__2PRFIN20030401_011730_000000412015_00103_05668_6572.N1	01-APR-2003 01:17:30	Straylight	40.500	64	Gam Cen	2.2000	10600.	81	5668	No
21	GOM_NL__2PRFIN20030401_011853_000000512015_00103_05668_6573.N1	01-APR-2003 01:18:53	Straylight	51.000	54	5The Cen	2.0550	4500.0	102	5668	No
22	GOM_NL__2PRFIN20030401_012424_000000492015_00103_05668_6574.N1	01-APR-2003 01:24:24	Twilight_and_stray	49.000	169	46Gam Hya	2.9910	4700.0	98	5668	No
23	GOM_NL__2PRFIN20030401_012654_000000452015_00103_05668_6575.N1	01-APR-2003 01:26:54	Twilight_and_stray	45.000	100	4Gam Crv	2.5800	13100.	90	5668	No
24	GOM_NL__2PRFIN20030401_012844_000000672015_00103_05668_6576.N1	01-APR-2003 01:28:44	Bright	67.000	15	67Alp Vir	0.97600	28000.	134	5668	No
25	GOM_NL__2PRFIN20030401_013159_000000472015_00103_05668_6577.N1	01-APR-2003 01:31:59	Bright	46.500	121	29Gam Vir	2.7400	7200.0	93	5668	No
26	GOM_NL__2PRFIN20030401_013638_000000402015_00103_05668_6578.N1	01-APR-2003 01:36:38	Bright	39.500	62	94Bet Leo	2.1360	9700.0	79	5668	No
27	GOM_NL__2PRFIN20030401_013813_000000362015_00103_05668_6579.N1	01-APR-2003 01:38:13	Bright	36.000	96	68Del Leo	2.5600	9300.0	72	5668	No
28	GOM_NL__2PRFIN20030401_014206_000000702015_00103_05668_6580.N1	01-APR-2003 01:42:06	Bright	70.000	111	8Eta Boo	2.6800	6000.0	140	5668	No
29	GOM_NL__2PRFIN20030401_014503_000000382015_00103_05668_6581.N1	01-APR-2003 01:45:03	Bright	38.000	174	52Psi UMa	3.0040	4400.0	76	5668	No
30	GOM_NL__2PRFIN20030401_014806_000000372015_00103_05668_6582.N1	01-APR-2003 01:48:06	Bright	36.500	87	64Gam UMa	2.4330	11000.	73	5668	No
31	GOM_NL__2PRFIN20030401_014955_000000382015_00103_05668_6583.N1	01-APR-2003 01:49:55	Bright	38.000	36	50Alp UMa	1.8000	6300.0	76	5668	No
32	GOM_NL__2PRFIN20030401_015616_000000422015_00103_05668_6584.N1	01-APR-2003 01:56:16	Bright	42.000	60	7Bet UMi	2.0810	3950.0	84	5668	No
33	GOM_NL__2PRFIN20030401_015756_000000342015_00103_05668_6585.N1	01-APR-2003 01:57:56	Bright	33.500	49	1Alp UMi	1.9900	6300.0	67	5668	No
34	GOM_NL__2PRFIN20030401_021036_000000452015_00103_05668_6586.N1	01-APR-2003 02:10:36	Bright	44.500	144	18Del Cyg	2.8600	11000.	89	5668	No
35	GOM_NL__2PRFIN20030401_021229_000000462015_00103_05668_6587.N1	01-APR-2003 02:12:29	Bright	45.500	66	37Gam Cyg	2.2080	5900.0	91	5668	No
36	GOM_NL__2PRFIN20030401_021430_000000452015_00103_05668_6588.N1	01-APR-2003 02:14:30	Bright	44.500	92	53Eps Cyg	2.5000	4500.0	89	5668	No
37	GOM_NL__2PRFIN20030401_022102_000000452015_00103_05668_6589.N1	01-APR-2003 02:21:02	Bright	45.000	61	8Eps Peg	2.1000	3900.0	90	5668	No
38	GOM_NL__2PRFIN20030401_022432_000000702015_00103_05668_6590.N1	01-APR-2003 02:24:32	Dark	69.500	11	53Alp Aql	0.76500	8000.0	139	5668	No
39	GOM_NL__2PRFIN20030401_022812_000000412015_00103_05668_6591.N1	01-APR-2003 02:28:12	Dark	41.000	142	49Del Cap	2.8500	8900.0	82	5668	No
40	GOM_NL__2PRFIN20030401_024025_000000392015_00103_05668_6592.N1	01-APR-2003 02:40:25	Dark	39.000	45	Alp Pav	1.9400	26000.	78	5668	No
41	GOM_NL__2PRFIN20030401_024214_000000552015_00104_05669_6292.N1	01-APR-2003 02:42:14	Dark	54.500	38	20Eps Sgr	1.8360	11000.	109	5669	No
42	GOM_NL__2PRFIN20030401_024603_000000522015_00104_05669_6293.N1	01-APR-2003 02:46:03	Dark	52.000	40	The Sco	1.8590	7100.0	104	5669	No

43	GOM_NL__2PRFIN20030401_024756_000000412015_00104_05669_6294.N1	01-APR-2003 02:47:56	Dark	41.000	43	Alp TrA	1.9100	4250.0	82	5669	No
44	GOM_NL__2PRFIN20030401_024946_000000412015_00104_05669_6295.N1	01-APR-2003 02:49:46	Dark	40.500	134	Bet TrA	2.8100	6600.0	81	5669	No
45	GOM_NL__2PRFIN20030401_025225_000000452015_00104_05669_6296.N1	01-APR-2003 02:52:25	Dark	44.500	4	Alp1Cen	-0.010000	5800.0	89	5669	No
46	GOM_NL__2PRFIN20030401_025454_000001102015_00104_05669_6297.N1	01-APR-2003 02:54:54	Straylight	109.50	16	21Alp Sco	1.0200	3000.0	219	5669	No
47	GOM_NL__2PRFIN20030401_025806_000000402015_00104_05669_6298.N1	01-APR-2003 02:58:06	Straylight	40.000	64	Gam Cen	2.2000	10600.	80	5669	No
48	GOM_NL__2PRFIN20030401_025930_000000532015_00104_05669_6299.N1	01-APR-2003 02:59:30	Straylight	52.500	54	5The Cen	2.0550	4500.0	105	5669	No
49	GOM_NL__2PRFIN20030401_030501_000000512015_00104_05669_6300.N1	01-APR-2003 03:05:01	Tw_i_and_stray	50.500	169	46Gam Hya	2.9910	4700.0	101	5669	No
50	GOM_NL__2PRFIN20030401_030730_000000452015_00104_05669_6301.N1	01-APR-2003 03:07:30	Tw_i_and_stray	45.000	100	4Gam Crv	2.5800	13100.	90	5669	No
51	GOM_NL__2PRFIN20030401_030921_000000702015_00104_05669_6302.N1	01-APR-2003 03:09:21	Bright	70.000	15	67Alp Vir	0.97600	28000.	140	5669	No
52	GOM_NL__2PRFIN20030401_031236_000000452015_00104_05669_6303.N1	01-APR-2003 03:12:36	Bright	45.000	121	29Gam Vir	2.7400	7200.0	90	5669	No
53	GOM_NL__2PRFIN20030401_031714_000000402015_00104_05669_6304.N1	01-APR-2003 03:17:14	Bright	40.000	62	94Bet Leo	2.1360	9700.0	80	5669	No
54	GOM_NL__2PRFIN20030401_031850_000000382015_00104_05669_6305.N1	01-APR-2003 03:18:50	Bright	38.000	96	68Del Leo	2.5600	9300.0	76	5669	No
55	GOM_NL__2PRFIN20030401_032241_000000662015_00104_05669_6306.N1	01-APR-2003 03:22:41	Bright	66.000	111	8Eta Boo	2.6800	6000.0	132	5669	No
56	GOM_NL__2PRFIN20030401_032539_000000382015_00104_05669_6307.N1	01-APR-2003 03:25:39	Bright	38.000	174	52Psi UMa	3.0040	4400.0	76	5669	No
57	GOM_NL__2PRFIN20030401_032842_000000382015_00104_05669_6308.N1	01-APR-2003 03:28:42	Bright	37.500	87	64Gam UMa	2.4330	11000.	75	5669	No
58	GOM_NL__2PRFIN20030401_033031_000000362015_00104_05669_6309.N1	01-APR-2003 03:30:31	Bright	35.500	36	50Alp UMa	1.8000	6300.0	71	5669	No
59	GOM_NL__2PRFIN20030401_033652_000000402015_00104_05669_6310.N1	01-APR-2003 03:36:52	Bright	39.500	60	7Bet UMi	2.0810	3950.0	79	5669	No
60	GOM_NL__2PRFIN20030401_033832_000000332015_00104_05669_6311.N1	01-APR-2003 03:38:32	Bright	32.500	49	1Alp UMi	1.9900	6300.0	65	5669	No
61	GOM_NL__2PRFIN20030401_035112_000000482015_00104_05669_6312.N1	01-APR-2003 03:51:12	Bright	47.500	144	18Del Cyg	2.8600	11000.	95	5669	No
62	GOM_NL__2PRFIN20030401_035305_000000452015_00104_05669_6313.N1	01-APR-2003 03:53:05	Bright	45.000	66	37Gam Cyg	2.2080	5900.0	90	5669	No
63	GOM_NL__2PRFIN20030401_035506_000000442015_00104_05669_6314.N1	01-APR-2003 03:55:06	Bright	44.000	92	53Eps Cyg	2.5000	4500.0	88	5669	No
64	GOM_NL__2PRFIN20030401_040138_000000452015_00104_05669_6315.N1	01-APR-2003 04:01:38	Bright	45.000	61	8Eps Peg	2.1000	3900.0	90	5669	No
65	GOM_NL__2PRFIN20030401_040509_000000722015_00104_05669_6316.N1	01-APR-2003 04:05:09	Dark	72.000	11	53Alp Aql	0.76500	8000.0	144	5669	No
66	GOM_NL__2PRFIN20030401_040848_000000422015_00104_05669_6317.N1	01-APR-2003 04:08:48	Dark	41.500	142	49Del Cap	2.8500	8900.0	83	5669	No
67	GOM_NL__2PRFIN20030401_042102_000000402015_00104_05669_6318.N1	01-APR-2003 04:21:02	Dark	40.000	45	Alp Pav	1.9400	26000.	80	5669	No
68	GOM_NL__2PRFIN20030401_042251_000000532015_00105_05670_6294.N1	01-APR-2003 04:22:51	Dark	52.500	38	20Eps Sgr	1.8360	11000.	105	5670	No
69	GOM_NL__2PRFIN20030401_042639_000000542015_00105_05670_6295.N1	01-APR-2003 04:26:39	Dark	53.500	40	The Sco	1.8590	7100.0	107	5670	No
70	GOM_NL__2PRFIN20030401_042832_000000412015_00105_05670_6296.N1	01-APR-2003 04:28:32	Dark	41.000	43	Alp TrA	1.9100	4250.0	82	5670	No
71	GOM_NL__2PRFIN20030401_043108_000000752015_00105_05670_6297.N1	01-APR-2003 04:31:08	Dark	75.000	75	26Eps Sco	2.2910	4250.0	150	5670	No
72	GOM_NL__2PRFIN20030401_043404_000000402015_00105_05670_6298.N1	01-APR-2003 04:34:04	Straylight	40.000	10	Bet Cen	0.61000	28000.	80	5670	No
73	GOM_NL__2PRFIN20030401_043550_000000412015_00105_05670_6299.N1	01-APR-2003 04:35:50	Straylight	40.500	20	Bet Cru	1.2530	30000.	81	5670	No
74	GOM_NL__2PRFIN20030401_043721_000000422015_00105_05670_6300.N1	01-APR-2003 04:37:21	Straylight	42.000	95	Zet Cen	2.5450	26000.	84	5670	No
75	GOM_NL__2PRFIN20030401_043848_000000372015_00105_05670_6301.N1	01-APR-2003 04:38:48	Straylight	37.000	99	Del Cen	2.5750	26000.	74	5670	No
76	GOM_NL__2PRFIN20030401_044029_000001282015_00105_05670_6302.N1	01-APR-2003 04:40:29	Straylight	127.50	80	7Del Sco	2.3160	30000.	255	5670	No
77	GOM_NL__2PRFIN20030401_044608_000000472015_00105_05670_6303.N1	01-APR-2003 04:46:08	Tw_i_and_stray	46.500	106	9Bet Crv	2.6480	5600.0	93	5670	No
78	GOM_NL__2PRFIN20030401_044806_000000442015_00105_05670_6304.N1	01-APR-2003 04:48:06	Tw_i_and_stray	44.000	100	4Gam Crv	2.5800	13100.	88	5670	No
79	GOM_NL__2PRFIN20030401_044956_000000682015_00105_05670_6305.N1	01-APR-2003 04:49:56	Bright	68.000	15	67Alp Vir	0.97600	28000.	136	5670	No
80	GOM_NL__2PRFIN20030401_045312_000000462015_00105_05670_6306.N1	01-APR-2003 04:53:12	Bright	45.500	121	29Gam Vir	2.7400	7200.0	91	5670	No
81	GOM_NL__2PRFIN20030401_045931_000000362015_00105_05670_6307.N1	01-APR-2003 04:59:31	Bright	36.000	51	41Gam1Leo	2.0100	4500.0	72	5670	No
82	GOM_NL__2PRFIN20030401_050316_000000692015_00105_05670_6308.N1	01-APR-2003 05:03:16	Bright	68.500	111	8Eta Boo	2.6800	6000.0	137	5670	No
83	GOM_NL__2PRFIN20030401_050615_000000362015_00105_05670_6309.N1	01-APR-2003 05:06:15	Bright	36.000	174	52Psi UMa	3.0040	4400.0	72	5670	No
84	GOM_NL__2PRFIN20030401_050917_000000382015_00105_05670_6310.N1	01-APR-2003 05:09:17	Bright	38.000	87	64Gam UMa	2.4330	11000.	76	5670	No
85	GOM_NL__2PRFIN20030401_051106_000000382015_00105_05670_6311.N1	01-APR-2003 05:11:06	Bright	38.000	36	50Alp UMa	1.8000	6300.0	76	5670	No
86	GOM_NL__2PRFIN20030401_051727_000000412015_00105_05670_6312.N1	01-APR-2003 05:17:27	Bright	41.000	60	7Bet UMi	2.0810	3950.0	82	5670	No
87	GOM_NL__2PRFIN20030401_051908_000000372015_00105_05670_6313.N1	01-APR-2003 05:19:08	Bright	37.000	49	1Alp UMi	1.9900	6300.0	74	5670	No
88	GOM_NL__2PRFIN20030401_053148_000000472015_00105_05670_6314.N1	01-APR-2003 05:31:48	Bright	46.500	144	18Del Cyg	2.8600	11000.	93	5670	No
89	GOM_NL__2PRFIN20030401_053341_000000462015_00105_05670_6315.N1	01-APR-2003 05:33:41	Bright	46.000	66	37Gam Cyg	2.2080	5900.0	92	5670	No
90	GOM_NL__2PRFIN20030401_053542_000000452015_00105_05670_6316.N1	01-APR-2003 05:35:42	Bright	44.500	92	53Eps Cyg	2.5000	4500.0	89	5670	No
91	GOM_NL__2PRFIN20030401_054214_000000442015_00105_05670_6317.N1	01-APR-2003 05:42:14	Bright	44.000	61	8Eps Peg	2.1000	3900.0	88	5670	No
92	GOM_NL__2PRFIN20030401_054545_000000682015_00105_05670_6318.N1	01-APR-2003 05:45:45	Dark	67.500	11	53Alp Aql	0.76500	8000.0	135	5670	No
93	GOM_NL__2PRFIN20030401_054924_000000402015_00105_05670_6319.N1	01-APR-2003 05:49:24	Dark	39.500	142	49Del Cap	2.8500	8900.0	79	5670	No
94	GOM_NL__2PRFIN20030401_060138_000000392015_00105_05670_6320.N1	01-APR-2003 06:01:38	Dark	39.000	45	Alp Pav	1.9400	26000.	78	5670	No
95	GOM_NL__2PRFIN20030401_060328_000000572015_00106_05671_6294.N1	01-APR-2003 06:03:28	Dark	56.500	38	20Eps Sgr	1.8360	11000.	113	5671	No
96	GOM_NL__2PRFIN20030401_060716_000000592015_00106_05671_6295.N1	01-APR-2003 06:07:16	Dark	58.500	40	The Sco	1.8590	7100.0	117	5671	No
97	GOM_NL__2PRFIN20030401_060909_000000392015_00106_05671_6296.N1	01-APR-2003 06:09:09	Dark	39.000	43	Alp TrA	1.9100	4250.0	78	5671	No
98	GOM_NL__2PRFIN20030401_061146_000000752015_00106_05671_6297.N1	01-APR-2003 06:11:46	Dark	75.000	75	26Eps Sco	2.2910	4250.0	150	5671	No
99	GOM_NL__2PRFIN20030401_061440_000000462015_00106_05671_6298.N1	01-APR-2003 06:14:40	Straylight	45.500	10	Bet Cen	0.61000	28000.	91	5671	No
100	GOM_NL__2PRFIN20030401_061626_000000432015_00106_05671_6299.N1	01-APR-2003 06:16:26	Straylight	43.000	20	Bet Cru	1.2530	30000.	86	5671	No
101	GOM_NL__2PRFIN20030401_061758_000000432015_00106_05671_6300.N1	01-APR-2003 06:17:58	Straylight	43.000	95	Zet Cen	2.5450	26000.	86	5671	No

102	GOM_NL__2PRFIN20030401_061924_000000402015_00106_05671_6301.N1	01-APR-2003 06:19:24	Straylight	39.500	99	Del Cen	2.5750	26000.	79	5671	No
103	GOM_NL__2PRFIN20030401_062106_000001262015_00106_05671_6302.N1	01-APR-2003 06:21:06	Straylight	126.00	80	7Del Sco	2.3160	30000.	252	5671	No
104	GOM_NL__2PRFIN20030401_062644_000000492015_00106_05671_6303.N1	01-APR-2003 06:26:44	Tw_i_and_stray	48.500	106	9Bet Crv	2.6480	5600.0	97	5671	No
105	GOM_NL__2PRFIN20030401_062842_000000432015_00106_05671_6304.N1	01-APR-2003 06:28:42	Tw_i_and_stray	43.000	100	4Gam Crv	2.5800	13100.	86	5671	No
106	GOM_NL__2PRFIN20030401_063032_000000662015_00106_05671_6305.N1	01-APR-2003 06:30:32	Bright	66.000	15	67Alp Vir	0.97600	28000.	132	5671	No
107	GOM_NL__2PRFIN20030401_063347_000000452015_00106_05671_6306.N1	01-APR-2003 06:33:47	Bright	45.000	121	29Gam Vir	2.7400	7200.0	90	5671	No
108	GOM_NL__2PRFIN20030401_064007_000000372015_00106_05671_6307.N1	01-APR-2003 06:40:07	Bright	36.500	51	41Gam1Leo	2.0100	4500.0	73	5671	No
109	GOM_NL__2PRFIN20030401_064350_000000662015_00106_05671_6308.N1	01-APR-2003 06:43:50	Bright	66.000	111	8Eta Boo	2.6800	6000.0	132	5671	No
110	GOM_NL__2PRFIN20030401_064651_000000382015_00106_05671_6309.N1	01-APR-2003 06:46:51	Bright	37.500	174	52Psi UMa	3.0040	4400.0	75	5671	No
111	GOM_NL__2PRFIN20030401_064953_000000392015_00106_05671_6310.N1	01-APR-2003 06:49:53	Bright	38.500	87	64Gam UMa	2.4330	11000.	77	5671	No
112	GOM_NL__2PRFIN20030401_065142_000000382015_00106_05671_6311.N1	01-APR-2003 06:51:42	Bright	37.500	36	50Alp UMa	1.8000	6300.0	75	5671	No
113	GOM_NL__2PRFIN20030401_065803_000000412015_00106_05671_6312.N1	01-APR-2003 06:58:03	Bright	40.500	60	7Bet UMi	2.0810	3950.0	81	5671	No
114	GOM_NL__2PRFIN20030401_065944_000000362015_00106_05671_6313.N1	01-APR-2003 06:59:44	Bright	36.000	49	1Alp UMi	1.9900	6300.0	72	5671	No
115	GOM_NL__2PRFIN20030401_071223_000000472015_00106_05671_6314.N1	01-APR-2003 07:12:23	Bright	46.500	144	18Del Cyg	2.8600	11000.	93	5671	No
116	GOM_NL__2PRFIN20030401_071416_000000462015_00106_05671_6315.N1	01-APR-2003 07:14:16	Bright	45.500	66	37Gam Cyg	2.2080	5900.0	91	5671	No
117	GOM_NL__2PRFIN20030401_071618_000000452015_00106_05671_6316.N1	01-APR-2003 07:16:18	Bright	44.500	92	53Eps Cyg	2.5000	4500.0	89	5671	No
118	GOM_NL__2PRFIN20030401_072250_000000452015_00106_05671_6317.N1	01-APR-2003 07:22:50	Bright	45.000	61	8Eps Peg	2.1000	3900.0	90	5671	No
119	GOM_NL__2PRFIN20030401_072622_000000642015_00106_05671_6318.N1	01-APR-2003 07:26:22	Dark	63.500	11	53Alp Aql	0.76500	8000.0	127	5671	No
120	GOM_NL__2PRFIN20030401_073000_000000402015_00106_05671_6319.N1	01-APR-2003 07:30:00	Dark	40.000	142	49Del Cap	2.8500	8900.0	80	5671	No
121	GOM_NL__2PRFIN20030401_074214_000000392015_00106_05671_6320.N1	01-APR-2003 07:42:14	Dark	38.500	45	Alp Pav	1.9400	26000.	77	5671	No
122	GOM_NL__2PRFIN20030401_074405_000000542015_00107_05672_6295.N1	01-APR-2003 07:44:05	Dark	54.000	38	20Eps Sgr	1.8360	11000.	108	5672	No
123	GOM_NL__2PRFIN20030401_074753_000000522015_00107_05672_6296.N1	01-APR-2003 07:47:53	Dark	52.000	40	The Sco	1.8590	7100.0	104	5672	No
124	GOM_NL__2PRFIN20030401_074945_000000432015_00107_05672_6297.N1	01-APR-2003 07:49:45	Dark	42.500	43	Alp TrA	1.9100	4250.0	85	5672	No
125	GOM_NL__2PRFIN20030401_075223_000000752015_00107_05672_6298.N1	01-APR-2003 07:52:23	Dark	75.000	75	26Eps Sco	2.2910	4250.0	150	5672	No
126	GOM_NL__2PRFIN20030401_075517_000000462015_00107_05672_6299.N1	01-APR-2003 07:55:17	Straylight	45.500	10	Bet Cen	0.61000	28000.	91	5672	No
127	GOM_NL__2PRFIN20030401_075703_000000432015_00107_05672_6300.N1	01-APR-2003 07:57:03	Straylight	43.000	20	Bet Cru	1.2530	30000.	86	5672	No
128	GOM_NL__2PRFIN20030401_075834_000000432015_00107_05672_6301.N1	01-APR-2003 07:58:34	Straylight	43.000	95	Zet Cen	2.5450	26000.	86	5672	No
129	GOM_NL__2PRFIN20030401_080000_000000382015_00107_05672_6302.N1	01-APR-2003 08:00:00	Straylight	38.000	99	Del Cen	2.5750	26000.	76	5672	No
130	GOM_NL__2PRFIN20030401_080145_000001262015_00107_05672_6303.N1	01-APR-2003 08:01:45	Straylight	126.00	80	7Del Sco	2.3160	30000.	252	5672	No
131	GOM_NL__2PRFIN20030401_080720_000000482015_00107_05672_6304.N1	01-APR-2003 08:07:20	Tw_i_and_stray	48.000	106	9Bet Crv	2.6480	5600.0	96	5672	No
132	GOM_NL__2PRFIN20030401_080918_000000452015_00107_05672_6305.N1	01-APR-2003 08:09:18	Tw_i_and_stray	44.500	100	4Gam Crv	2.5800	13100.	89	5672	No
133	GOM_NL__2PRFIN20030401_081108_000000662015_00107_05672_6306.N1	01-APR-2003 08:11:08	Bright	65.500	15	67Alp Vir	0.97600	28000.	131	5672	No
134	GOM_NL__2PRFIN20030401_081423_000000452015_00107_05672_6307.N1	01-APR-2003 08:14:23	Bright	45.000	121	29Gam Vir	2.7400	7200.0	90	5672	No
135	GOM_NL__2PRFIN20030401_082043_000000382015_00107_05672_6308.N1	01-APR-2003 08:20:43	Bright	38.000	51	41Gam1Leo	2.0100	4500.0	76	5672	No
136	GOM_NL__2PRFIN20030401_082424_000000672015_00107_05672_6309.N1	01-APR-2003 08:24:24	Bright	67.000	111	8Eta Boo	2.6800	6000.0	134	5672	No
137	GOM_NL__2PRFIN20030401_082726_000000382015_00107_05672_6310.N1	01-APR-2003 08:27:26	Bright	38.000	174	52Psi UMa	3.0040	4400.0	76	5672	No
138	GOM_NL__2PRFIN20030401_083029_000000392015_00107_05672_6311.N1	01-APR-2003 08:30:29	Bright	38.500	87	64Gam UMa	2.4330	11000.	77	5672	No
139	GOM_NL__2PRFIN20030401_083218_000000362015_00107_05672_6312.N1	01-APR-2003 08:32:18	Bright	35.500	36	50Alp UMa	1.8000	6300.0	71	5672	No
140	GOM_NL__2PRFIN20030401_083838_000000392015_00107_05672_6313.N1	01-APR-2003 08:38:38	Bright	39.000	60	7Bet UMi	2.0810	3950.0	78	5672	No
141	GOM_NL__2PRFIN20030401_084020_000000372015_00107_05672_6314.N1	01-APR-2003 08:40:20	Bright	37.000	49	1Alp UMi	1.9900	6300.0	74	5672	No
142	GOM_NL__2PRFIN20030401_085259_000000462015_00107_05672_6315.N1	01-APR-2003 08:52:59	Bright	45.500	144	18Del Cyg	2.8600	11000.	91	5672	No
143	GOM_NL__2PRFIN20030401_085452_000000452015_00107_05672_6316.N1	01-APR-2003 08:54:52	Bright	45.000	66	37Gam Cyg	2.2080	5900.0	90	5672	No
144	GOM_NL__2PRFIN20030401_085654_000000432015_00107_05672_6317.N1	01-APR-2003 08:56:54	Bright	43.000	92	53Eps Cyg	2.5000	4500.0	86	5672	No
145	GOM_NL__2PRFIN20030401_090326_000000462015_00107_05672_6318.N1	01-APR-2003 09:03:26	Bright	45.500	61	8Eps Peg	2.1000	3900.0	91	5672	No
146	GOM_NL__2PRFIN20030401_090659_000000712015_00107_05672_6319.N1	01-APR-2003 09:06:59	Dark	71.000	11	53Alp Aql	0.76500	8000.0	142	5672	No
147	GOM_NL__2PRFIN20030401_091036_000000412015_00107_05672_6320.N1	01-APR-2003 09:10:36	Dark	41.000	142	49Del Cap	2.8500	8900.0	82	5672	No
148	GOM_NL__2PRFIN20030401_092250_000000402015_00107_05672_6321.N1	01-APR-2003 09:22:50	Dark	39.500	45	Alp Pav	1.9400	26000.	79	5672	No
149	GOM_NL__2PRFIN20030401_092442_000000662015_00108_05673_6561.N1	01-APR-2003 09:24:42	Dark	65.500	38	20Eps Sgr	1.8360	11000.	131	5673	No
150	GOM_NL__2PRFIN20030401_092831_000000522015_00108_05673_6562.N1	01-APR-2003 09:28:31	Dark	51.500	40	The Sco	1.8590	7100.0	103	5673	No
151	GOM_NL__2PRFIN20030401_093021_000000412015_00108_05673_6563.N1	01-APR-2003 09:30:21	Dark	40.500	43	Alp TrA	1.9100	4250.0	81	5673	No
152	GOM_NL__2PRFIN20030401_093300_000000782015_00108_05673_6564.N1	01-APR-2003 09:33:00	Dark	77.500	75	26Eps Sco	2.2910	4250.0	155	5673	No
153	GOM_NL__2PRFIN20030401_093553_000000402015_00108_05673_6565.N1	01-APR-2003 09:35:53	Straylight	40.000	10	Bet Cen	0.61000	28000.	80	5673	No
154	GOM_NL__2PRFIN20030401_093738_000000402015_00108_05673_6566.N1	01-APR-2003 09:37:38	Straylight	39.500	20	Bet Cru	1.2530	30000.	79	5673	No
155	GOM_NL__2PRFIN20030401_093910_000000452015_00108_05673_6567.N1	01-APR-2003 09:39:10	Straylight	45.000	95	Zet Cen	2.5450	26000.	90	5673	No
156	GOM_NL__2PRFIN20030401_094036_000000382015_00108_05673_6568.N1	01-APR-2003 09:40:36	Straylight	38.000	99	Del Cen	2.5750	26000.	76	5673	No
157	GOM_NL__2PRFIN20030401_094222_000001152015_00108_05673_6569.N1	01-APR-2003 09:42:22	Straylight	115.00	80	7Del Sco	2.3160	30000.	230	5673	No
158	GOM_NL__2PRFIN20030401_094756_000000472015_00108_05673_6570.N1	01-APR-2003 09:47:56	Tw_i_and_stray	47.000	106	9Bet Crv	2.6480	5600.0	94	5673	No
159	GOM_NL__2PRFIN20030401_094954_000000442015_00108_05673_6571.N1	01-APR-2003 09:49:54	Tw_i_and_stray	43.500	100	4Gam Crv	2.5800	13100.	87	5673	No
160	GOM_NL__2PRFIN20030401_095144_000000602015_00108_05673_6572.N1	01-APR-2003 09:51:44	Bright	59.500	15	67Alp Vir	0.97600	28000.	119	5673	No

161	GOM_NL__2PRFIN20030401_095459_000000452015_00108_05673_6573.N1	01-APR-2003 09:54:59	Bright	45.000	121	29Gam Vir	2.7400	7200.0	90	5673	No
162	GOM_NL__2PRFIN20030401_100119_000000362015_00108_05673_6574.N1	01-APR-2003 10:01:19	Bright	36.000	51	41Gam1Leo	2.0100	4500.0	72	5673	No
163	GOM_NL__2PRFIN20030401_100458_000000692015_00108_05673_6575.N1	01-APR-2003 10:04:58	Bright	68.500	111	8Eta Boo	2.6800	6000.0	137	5673	No
164	GOM_NL__2PRFIN20030401_100802_000000392015_00108_05673_6576.N1	01-APR-2003 10:08:02	Bright	38.500	174	52Psi UMa	3.0040	4400.0	77	5673	No
165	GOM_NL__2PRFIN20030401_101104_000000392015_00108_05673_6577.N1	01-APR-2003 10:11:04	Bright	39.000	87	64Gam UMa	2.4330	11000.	78	5673	No
166	GOM_NL__2PRFIN20030401_101254_000000392015_00108_05673_6578.N1	01-APR-2003 10:12:54	Bright	38.500	36	50Alp UMa	1.8000	6300.0	77	5673	No
167	GOM_NL__2PRFIN20030401_101913_000000412015_00108_05673_6579.N1	01-APR-2003 10:19:13	Bright	41.000	60	7Bet UMi	2.0810	3950.0	82	5673	No
168	GOM_NL__2PRFIN20030401_102056_000000372015_00108_05673_6580.N1	01-APR-2003 10:20:56	Bright	36.500	49	1Alp UMi	1.9900	6300.0	73	5673	No
169	GOM_NL__2PRFIN20030401_103334_000000462015_00108_05673_6581.N1	01-APR-2003 10:33:34	Bright	46.000	144	18Del Cyg	2.8600	11000.	92	5673	No
170	GOM_NL__2PRFIN20030401_103528_000000462015_00108_05673_6582.N1	01-APR-2003 10:35:28	Bright	46.000	66	37Gam Cyg	2.2080	5900.0	92	5673	No
171	GOM_NL__2PRFIN20030401_103730_000000452015_00108_05673_6583.N1	01-APR-2003 10:37:30	Bright	45.000	92	53Eps Cyg	2.5000	4500.0	90	5673	No
172	GOM_NL__2PRFIN20030401_104403_000000472015_00108_05673_6584.N1	01-APR-2003 10:44:03	Bright	46.500	61	8Eps Peg	2.1000	3900.0	93	5673	No
173	GOM_NL__2PRFIN20030401_104735_000000672015_00108_05673_6585.N1	01-APR-2003 10:47:35	Dark	66.500	11	53Alp Aql	0.76500	8000.0	133	5673	No
174	GOM_NL__2PRFIN20030401_105112_000000412015_00108_05673_6586.N1	01-APR-2003 10:51:12	Dark	40.500	142	49Del Cap	2.8500	8900.0	81	5673	No
175	GOM_NL__2PRFIN20030401_110326_000000412015_00108_05673_6587.N1	01-APR-2003 11:03:26	Dark	40.500	45	Alp Pav	1.9400	26000.	81	5673	No
176	GOM_NL__2PRFIN20030401_110519_000000572015_00109_05674_6297.N1	01-APR-2003 11:05:19	Dark	57.000	38	20Eps Sgr	1.8360	11000.	114	5674	No
177	GOM_NL__2PRFIN20030401_110907_000000522015_00109_05674_6298.N1	01-APR-2003 11:09:07	Dark	52.000	40	The Sco	1.8590	7100.0	104	5674	No
178	GOM_NL__2PRFIN20030401_111057_000000392015_00109_05674_6299.N1	01-APR-2003 11:10:57	Dark	39.000	43	Alp TrA	1.9100	4250.0	78	5674	No
179	GOM_NL__2PRFIN20030401_111336_000000782015_00109_05674_6300.N1	01-APR-2003 11:13:36	Dark	78.000	75	26Eps Sco	2.2910	4250.0	156	5674	No
180	GOM_NL__2PRFIN20030401_111628_000000472015_00109_05674_6301.N1	01-APR-2003 11:16:28	Straylight	47.000	10	Bet Cen	0.61000	28000.	94	5674	No
181	GOM_NL__2PRFIN20030401_111814_000000432015_00109_05674_6302.N1	01-APR-2003 11:18:14	Straylight	42.500	20	Bet Cru	1.2530	30000.	85	5674	No
182	GOM_NL__2PRFIN20030401_111946_000000422015_00109_05674_6303.N1	01-APR-2003 11:19:46	Straylight	42.000	95	Zet Cen	2.5450	26000.	84	5674	No
183	GOM_NL__2PRFIN20030401_112112_000000382015_00109_05674_6304.N1	01-APR-2003 11:21:12	Straylight	38.000	99	Del Cen	2.5750	26000.	76	5674	No
184	GOM_NL__2PRFIN20030401_112300_000001162015_00109_05674_6305.N1	01-APR-2003 11:23:00	Straylight	115.50	80	7Del Sco	2.3160	30000.	231	5674	No
185	GOM_NL__2PRFIN20030401_112832_000000452015_00109_05674_6306.N1	01-APR-2003 11:28:32	Tw_i_and_stray	45.000	106	9Bet Crv	2.6480	5600.0	90	5674	No
186	GOM_NL__2PRFIN20030401_113030_000000442015_00109_05674_6307.N1	01-APR-2003 11:30:30	Tw_i_and_stray	43.500	100	4Gam Crv	2.5800	13100.	87	5674	No
187	GOM_NL__2PRFIN20030401_113220_000000662015_00109_05674_6308.N1	01-APR-2003 11:32:20	Bright	65.500	15	67Alp Vir	0.97600	28000.	131	5674	No
188	GOM_NL__2PRFIN20030401_113534_000000452015_00109_05674_6309.N1	01-APR-2003 11:35:34	Bright	45.000	121	29Gam Vir	2.7400	7200.0	90	5674	No
189	GOM_NL__2PRFIN20030401_114154_000000392015_00109_05674_6310.N1	01-APR-2003 11:41:54	Bright	38.500	51	41Gam1Leo	2.0100	4500.0	77	5674	No
190	GOM_NL__2PRFIN20030401_114533_000000672015_00109_05674_6311.N1	01-APR-2003 11:45:33	Bright	66.500	111	8Eta Boo	2.6800	6000.0	133	5674	No
191	GOM_NL__2PRFIN20030401_114838_000000382015_00109_05674_6312.N1	01-APR-2003 11:48:38	Bright	38.000	174	52Psi UMa	3.0040	4400.0	76	5674	No
192	GOM_NL__2PRFIN20030401_115139_000000382015_00109_05674_6313.N1	01-APR-2003 11:51:39	Bright	38.000	87	64Gam UMa	2.4330	11000.	76	5674	No
193	GOM_NL__2PRFIN20030401_115329_000000372015_00109_05674_6314.N1	01-APR-2003 11:53:29	Bright	36.500	36	50Alp UMa	1.8000	6300.0	73	5674	No
194	GOM_NL__2PRFIN20030401_115948_000000392015_00109_05674_6315.N1	01-APR-2003 11:59:48	Bright	38.500	60	7Bet UMi	2.0810	3950.0	77	5674	No
195	GOM_NL__2PRFIN20030401_120131_000000362015_00109_05674_6316.N1	01-APR-2003 12:01:31	Bright	36.000	49	1Alp UMi	1.9900	6300.0	72	5674	No
196	GOM_NL__2PRFIN20030401_121410_000000482015_00109_05674_6317.N1	01-APR-2003 12:14:10	Bright	48.000	144	18Del Cyg	2.8600	11000.	96	5674	No
197	GOM_NL__2PRFIN20030401_121604_000000482015_00109_05674_6318.N1	01-APR-2003 12:16:04	Bright	47.500	66	37Gam Cyg	2.2080	5900.0	95	5674	No
198	GOM_NL__2PRFIN20030401_121805_000000452015_00109_05674_6319.N1	01-APR-2003 12:18:05	Bright	44.500	92	53Eps Cyg	2.5000	4500.0	89	5674	No
199	GOM_NL__2PRFIN20030401_122438_000000472015_00109_05674_6320.N1	01-APR-2003 12:24:38	Tw_i_and_stray	47.000	61	8Eps Peg	2.1000	3900.0	94	5674	No
200	GOM_NL__2PRFIN20030401_122812_000000702015_00109_05674_6321.N1	01-APR-2003 12:28:12	Dark	69.500	11	53Alp Aql	0.76500	8000.0	139	5674	No
201	GOM_NL__2PRFIN20030401_123148_000000412015_00109_05674_6322.N1	01-APR-2003 12:31:48	Dark	41.000	142	49Del Cap	2.8500	8900.0	82	5674	No
202	GOM_NL__2PRFIN20030401_124402_000000412015_00109_05674_6323.N1	01-APR-2003 12:44:02	Dark	40.500	45	Alp Pav	1.9400	26000.	81	5674	No
203	GOM_NL__2PRFIN20030401_124556_000000572015_00110_05675_6298.N1	01-APR-2003 12:45:56	Dark	57.000	38	20Eps Sgr	1.8360	11000.	114	5675	No
204	GOM_NL__2PRFIN20030401_124944_000000572015_00110_05675_6299.N1	01-APR-2003 12:49:44	Dark	56.500	40	The Sco	1.8590	7100.0	113	5675	No
205	GOM_NL__2PRFIN20030401_125133_000000402015_00110_05675_6300.N1	01-APR-2003 12:51:33	Dark	39.500	43	Alp TrA	1.9100	4250.0	79	5675	No
206	GOM_NL__2PRFIN20030401_125324_000000412015_00110_05675_6301.N1	01-APR-2003 12:53:24	Dark	40.500	134	Bet TrA	2.8100	6600.0	81	5675	No
207	GOM_NL__2PRFIN20030401_125602_000000532015_00110_05675_6302.N1	01-APR-2003 12:56:02	Dark	53.000	4	Alp1Cen	-0.010000	5800.0	106	5675	No
208	GOM_NL__2PRFIN20030401_125819_000000472015_00110_05675_6303.N1	01-APR-2003 12:58:19	Straylight	46.500	12	Alp1Cru	0.77500	30000.	93	5675	No
209	GOM_NL__2PRFIN20030401_125946_000000452015_00110_05675_6304.N1	01-APR-2003 12:59:46	Straylight	44.500	26	Gam Cru	1.6240	2900.0	89	5675	No
210	GOM_NL__2PRFIN20030401_130142_000000412015_00110_05675_6305.N1	01-APR-2003 13:01:42	Straylight	40.500	64	Gam Cen	2.2000	10600.	81	5675	No
211	GOM_NL__2PRFIN20030401_130307_000000542015_00110_05675_6306.N1	01-APR-2003 13:03:07	Straylight	53.500	54	5The Cen	2.0550	4500.0	107	5675	No
212	GOM_NL__2PRFIN20030401_130530_000001462015_00110_05675_6307.N1	01-APR-2003 13:05:30	Tw_i_and_stray	146.00	97	8Bet1Sco	2.5610	30000.	292	5675	No
213	GOM_NL__2PRFIN20030401_131105_000000412015_00110_05675_6308.N1	01-APR-2003 13:11:05	Tw_i_and_stray	41.000	100	4Gam Crv	2.5800	13100.	82	5675	No
214	GOM_NL__2PRFIN20030401_131252_000000642015_00110_05675_6309.N1	01-APR-2003 13:12:52	Bright	63.500	15	67Alp Vir	0.97600	28000.	127	5675	No
215	GOM_NL__2PRFIN20030401_131609_000000452015_00110_05675_6310.N1	01-APR-2003 13:16:09	Bright	44.500	121	29Gam Vir	2.7400	7200.0	89	5675	No
216	GOM_NL__2PRFIN20030401_132047_000000412015_00110_05675_6311.N1	01-APR-2003 13:20:47	Bright	40.500	62	94Bet Leo	2.1360	9700.0	81	5675	No
217	GOM_NL__2PRFIN20030401_132224_000000372015_00110_05675_6312.N1	01-APR-2003 13:22:24	Bright	37.000	96	68Del Leo	2.5600	9300.0	74	5675	No
218	GOM_NL__2PRFIN20030401_132608_000000702015_00110_05675_6313.N1	01-APR-2003 13:26:08	Bright	69.500	111	8Eta Boo	2.6800	6000.0	139	5675	No
219	GOM_NL__2PRFIN20030401_132913_000000362015_00110_05675_6314.N1	01-APR-2003 13:29:13	Bright	35.500	174	52Psi UMa	3.0040	4400.0	71	5675	No

220	GOM_NL__2PRFIN20030401_133214_000000382015_00110_05675_6315.N1	01-APR-2003 13:32:14	Bright	37.500	87	64Gam UMa	2.4330	11000.	75	5675	No
221	GOM_NL__2PRFIN20030401_133404_000000402015_00110_05675_6316.N1	01-APR-2003 13:34:04	Bright	39.500	36	50Alp UMa	1.8000	6300.0	79	5675	No
222	GOM_NL__2PRFIN20030401_134024_000000412015_00110_05675_6317.N1	01-APR-2003 13:40:24	Bright	41.000	60	7Bet UMi	2.0810	3950.0	82	5675	No
223	GOM_NL__2PRFIN20030401_134207_000000382015_00110_05675_6318.N1	01-APR-2003 13:42:07	Bright	37.500	49	1Alp UMi	1.9900	6300.0	75	5675	No
224	GOM_NL__2PRFIN20030401_135501_000000432015_00110_05675_6319.N1	01-APR-2003 13:55:01	Bright	43.000	19	50Alp Cyg	1.2460	10500.	86	5675	No
225	GOM_NL__2PRFIN20030401_135639_000000462015_00110_05675_6320.N1	01-APR-2003 13:56:39	Bright	46.000	66	37Gam Cyg	2.2080	5900.0	92	5675	No
226	GOM_NL__2PRFIN20030401_135841_000000462015_00110_05675_6321.N1	01-APR-2003 13:58:41	Bright	45.500	92	53Eps Cyg	2.5000	4500.0	91	5675	No
227	GOM_NL__2PRFIN20030401_140515_000000462015_00110_05675_6322.N1	01-APR-2003 14:05:15	Tw_i_and_stray	46.000	61	8Eps Peg	2.1000	3900.0	92	5675	No
228	GOM_NL__2PRFIN20030401_140848_000000672015_00110_05675_6323.N1	01-APR-2003 14:08:48	Dark	67.000	11	53Alp Aql	0.76500	8000.0	134	5675	No
229	GOM_NL__2PRFIN20030401_141224_000000422015_00110_05675_6324.N1	01-APR-2003 14:12:24	Dark	42.000	142	49Del Cap	2.8500	8900.0	84	5675	No
230	GOM_NL__2PRFIN20030401_141801_000000392015_00110_05675_6325.N1	01-APR-2003 14:18:01	Dark	39.000	172	Gam Gru	3.0030	13100.	78	5675	No
231	GOM_NL__2PRFIN20030401_142439_000000402015_00110_05675_6326.N1	01-APR-2003 14:24:39	Dark	40.000	45	Alp Pav	1.9400	26000.	80	5675	No
232	GOM_NL__2PRFIN20030401_142633_000000572015_00111_05676_6580.N1	01-APR-2003 14:26:33	Dark	57.000	38	20Eps Sgr	1.8360	11000.	114	5676	No
233	GOM_NL__2PRFIN20030401_143020_000000582015_00111_05676_6581.N1	01-APR-2003 14:30:20	Dark	57.500	40	The Sco	1.8590	7100.0	115	5676	No
234	GOM_NL__2PRFIN20030401_143209_000000422015_00111_05676_6582.N1	01-APR-2003 14:32:09	Dark	42.000	43	Alp TrA	1.9100	4250.0	84	5676	No
235	GOM_NL__2PRFIN20030401_143357_000000432015_00111_05676_6583.N1	01-APR-2003 14:33:57	Dark	43.000	134	Bet TrA	2.8100	6600.0	86	5676	No
236	GOM_NL__2PRFIN20030401_143638_000000552015_00111_05676_6584.N1	01-APR-2003 14:36:38	Dark	55.000	4	Alp1Cen	-0.010000	5800.0	110	5676	No
237	GOM_NL__2PRFIN20030401_143855_000000472015_00111_05676_6585.N1	01-APR-2003 14:38:55	Straylight	47.000	12	Alp1Cru	0.77500	30000.	94	5676	No
238	GOM_NL__2PRFIN20030401_144021_000000492015_00111_05676_6586.N1	01-APR-2003 14:40:21	Straylight	49.000	26	Gam Cru	1.6240	2900.0	98	5676	No
239	GOM_NL__2PRFIN20030401_144218_000000402015_00111_05676_6587.N1	01-APR-2003 14:42:18	Straylight	40.000	64	Gam Cen	2.2000	10600.	80	5676	No
240	GOM_NL__2PRFIN20030401_144343_000000562015_00111_05676_6588.N1	01-APR-2003 14:43:43	Straylight	55.500	54	5The Cen	2.0550	4500.0	111	5676	No
241	GOM_NL__2PRFIN20030401_144607_000001552015_00111_05676_6589.N1	01-APR-2003 14:46:07	Tw_i_and_stray	155.00	97	8Bet1Sco	2.5610	30000.	310	5676	No
242	GOM_NL__2PRFIN20030401_145140_000000472015_00111_05676_6590.N1	01-APR-2003 14:51:40	Tw_i_and_stray	46.500	100	4Gam Crv	2.5800	13100.	93	5676	No
243	GOM_NL__2PRFIN20030401_145330_000000682015_00111_05676_6591.N1	01-APR-2003 14:53:30	Bright	68.000	15	67Alp Vir	0.97600	28000.	136	5676	No
244	GOM_NL__2PRFIN20030401_145643_000000492015_00111_05676_6592.N1	01-APR-2003 14:56:43	Bright	48.500	121	29Gam Vir	2.7400	7200.0	97	5676	No
245	GOM_NL__2PRFIN20030401_150122_000000422015_00111_05676_6593.N1	01-APR-2003 15:01:22	Bright	41.500	62	94Bet Leo	2.1360	9700.0	83	5676	No
246	GOM_NL__2PRFIN20030401_150259_000000392015_00111_05676_6594.N1	01-APR-2003 15:02:59	Bright	38.500	96	68Del Leo	2.5600	9300.0	77	5676	No
247	GOM_NL__2PRFIN20030401_150643_000000672015_00111_05676_6595.N1	01-APR-2003 15:06:43	Bright	67.000	111	8Eta Boo	2.6800	6000.0	134	5676	No
248	GOM_NL__2PRFIN20030401_150950_000000362015_00111_05676_6596.N1	01-APR-2003 15:09:50	Bright	36.000	174	52Psi UMa	3.0040	4400.0	72	5676	No
249	GOM_NL__2PRFIN20030401_151251_000000382015_00111_05676_6597.N1	01-APR-2003 15:12:51	Bright	38.000	87	64Gam UMa	2.4330	11000.	76	5676	No
250	GOM_NL__2PRFIN20030401_151442_000000382015_00111_05676_6598.N1	01-APR-2003 15:14:42	Bright	37.500	36	50Alp UMa	1.8000	6300.0	75	5676	No
251	GOM_NL__2PRFIN20030401_152101_000000412015_00111_05676_6599.N1	01-APR-2003 15:21:01	Bright	40.500	60	7Bet UMi	2.0810	3950.0	81	5676	No
252	GOM_NL__2PRFIN20030401_152244_000000362015_00111_05676_6600.N1	01-APR-2003 15:22:44	Bright	36.000	49	1Alp UMi	1.9900	6300.0	72	5676	No
253	GOM_NL__2PRFIN20030401_153537_000000422015_00111_05676_6601.N1	01-APR-2003 15:35:37	Bright	42.000	19	50Alp Cyg	1.2460	10500.	84	5676	No
254	GOM_NL__2PRFIN20030401_153716_000000482015_00111_05676_6602.N1	01-APR-2003 15:37:16	Bright	47.500	66	37Gam Cyg	2.2080	5900.0	95	5676	No
255	GOM_NL__2PRFIN20030401_153919_000000452015_00111_05676_6603.N1	01-APR-2003 15:39:19	Bright	44.500	92	53Eps Cyg	2.5000	4500.0	89	5676	No
256	GOM_NL__2PRFIN20030401_154552_000000452015_00111_05676_6604.N1	01-APR-2003 15:45:52	Tw_i_and_stray	45.000	61	8Eps Peg	2.1000	3900.0	90	5676	No
257	GOM_NL__2PRFIN20030401_154926_000000652015_00111_05676_6605.N1	01-APR-2003 15:49:26	Dark	64.500	11	53Alp Aql	0.76500	8000.0	129	5676	No
258	GOM_NL__2PRFIN20030401_155302_000000412015_00111_05676_6606.N1	01-APR-2003 15:53:02	Dark	40.500	142	49Del Cap	2.8500	8900.0	81	5676	No
259	GOM_NL__2PRFIN20030401_155838_000000372015_00111_05676_6607.N1	01-APR-2003 15:58:38	Dark	37.000	172	Gam Gru	3.0030	13100.	74	5676	No
260	GOM_NL__2PRFIN20030401_160516_000000442015_00111_05676_6608.N1	01-APR-2003 16:05:16	Dark	43.500	45	Alp Pav	1.9400	26000.	87	5676	No
261	GOM_NL__2PRFIN20030401_160712_000000552015_00112_05677_6300.N1	01-APR-2003 16:07:12	Dark	55.000	38	20Eps Sgr	1.8360	11000.	110	5677	No
262	GOM_NL__2PRFIN20030401_161059_000000542015_00112_05677_6301.N1	01-APR-2003 16:10:59	Dark	54.000	40	The Sco	1.8590	7100.0	108	5677	No
263	GOM_NL__2PRFIN20030401_161247_000000432015_00112_05677_6302.N1	01-APR-2003 16:12:47	Dark	43.000	43	Alp TrA	1.9100	4250.0	86	5677	No
264	GOM_NL__2PRFIN20030401_161438_000000402015_00112_05677_6303.N1	01-APR-2003 16:14:38	Dark	39.500	134	Bet TrA	2.8100	6600.0	79	5677	No
265	GOM_NL__2PRFIN20030401_161716_000000532015_00112_05677_6304.N1	01-APR-2003 16:17:16	Dark	53.000	4	Alp1Cen	-0.010000	5800.0	106	5677	No
266	GOM_NL__2PRFIN20030401_161932_000000462015_00112_05677_6305.N1	01-APR-2003 16:19:32	Straylight	45.500	12	Alp1Cru	0.77500	30000.	91	5677	No
267	GOM_NL__2PRFIN20030401_162100_000000482015_00112_05677_6306.N1	01-APR-2003 16:21:00	Straylight	47.500	26	Gam Cru	1.6240	2900.0	95	5677	No
268	GOM_NL__2PRFIN20030401_162256_000000442015_00112_05677_6307.N1	01-APR-2003 16:22:56	Straylight	43.500	64	Gam Cen	2.2000	10600.	87	5677	No
269	GOM_NL__2PRFIN20030401_162421_000000562015_00112_05677_6308.N1	01-APR-2003 16:24:21	Straylight	55.500	54	5The Cen	2.0550	4500.0	111	5677	No
270	GOM_NL__2PRFIN20030401_162643_000001632015_00112_05677_6309.N1	01-APR-2003 16:26:43	Tw_i_and_stray	162.50	97	8Bet1Sco	2.5610	30000.	325	5677	No
271	GOM_NL__2PRFIN20030401_163218_000000452015_00112_05677_6310.N1	01-APR-2003 16:32:18	Tw_i_and_stray	45.000	100	4Gam Crv	2.5800	13100.	90	5677	No
272	GOM_NL__2PRFIN20030401_163408_000000652015_00112_05677_6311.N1	01-APR-2003 16:34:08	Bright	65.000	15	67Alp Vir	0.97600	28000.	130	5677	No
273	GOM_NL__2PRFIN20030401_163722_000000452015_00112_05677_6312.N1	01-APR-2003 16:37:22	Bright	44.500	121	29Gam Vir	2.7400	7200.0	89	5677	No
274	GOM_NL__2PRFIN20030401_164200_000000392015_00112_05677_6313.N1	01-APR-2003 16:42:00	Bright	39.000	62	94Bet Leo	2.1360	9700.0	78	5677	No
275	GOM_NL__2PRFIN20030401_164337_000000372015_00112_05677_6314.N1	01-APR-2003 16:43:37	Bright	36.500	96	68Del Leo	2.5600	9300.0	73	5677	No
276	GOM_NL__2PRFIN20030401_164718_000000682015_00112_05677_6315.N1	01-APR-2003 16:47:18	Bright	68.000	111	8Eta Boo	2.6800	6000.0	136	5677	No
277	GOM_NL__2PRFIN20030401_165026_000000382015_00112_05677_6316.N1	01-APR-2003 16:50:26	Bright	38.000	174	52Psi UMa	3.0040	4400.0	76	5677	No
278	GOM_NL__2PRFIN20030401_165327_000000382015_00112_05677_6317.N1	01-APR-2003 16:53:27	Bright	37.500	87	64Gam UMa	2.4330	11000.	75	5677	No

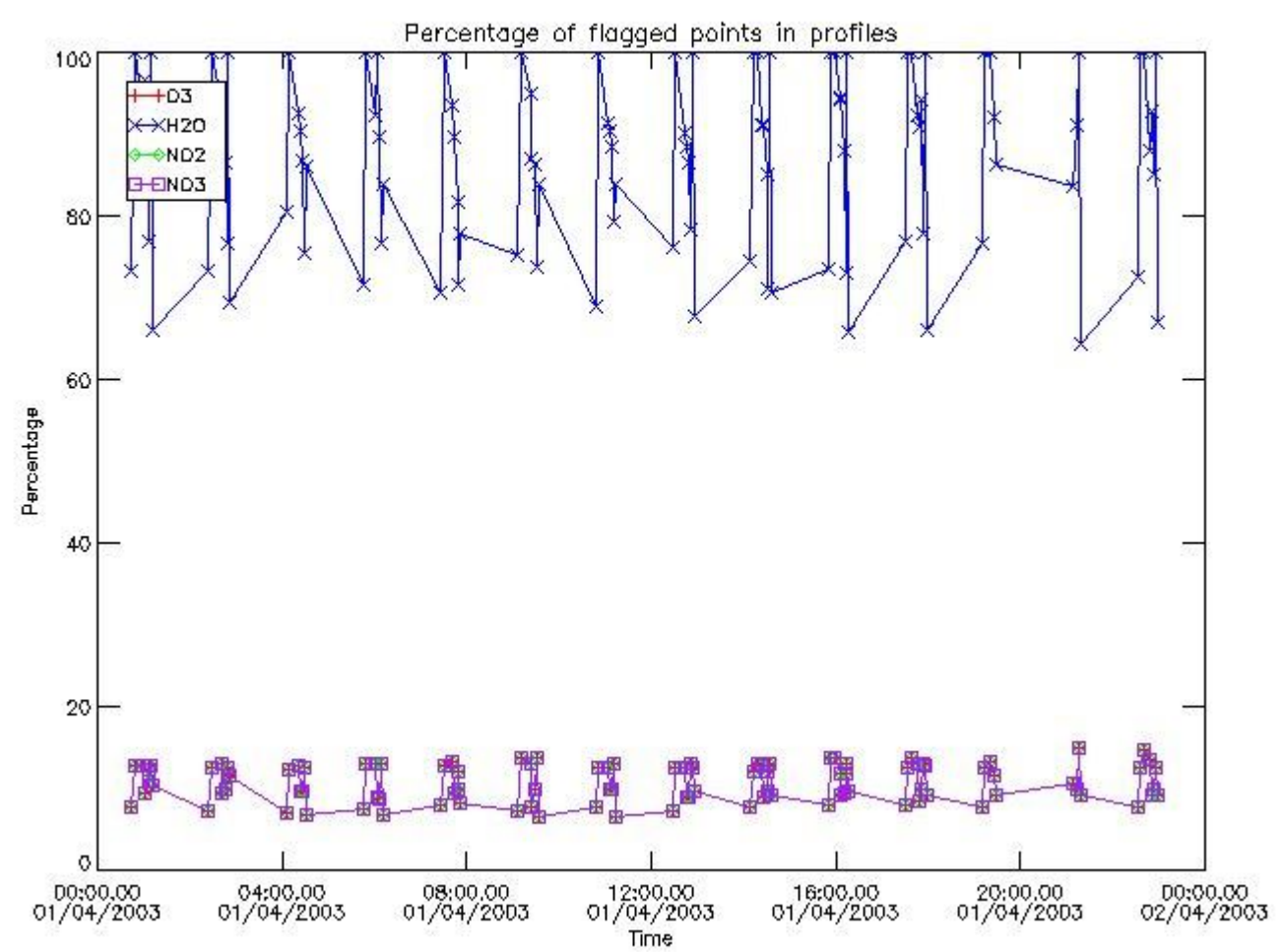
279	GOM_NL__2PRFIN20030401_165517_000000402015_00112_05677_6318.N1	01-APR-2003 16:55:17	Bright	39.500	36	50Alp UMa	1.8000	6300.0	79	5677	No
280	GOM_NL__2PRFIN20030401_170136_000000372015_00112_05677_6319.N1	01-APR-2003 17:01:36	Bright	37.000	60	7Bet UMi	2.0810	3950.0	74	5677	No
281	GOM_NL__2PRFIN20030401_170320_000000372015_00112_05677_6320.N1	01-APR-2003 17:03:20	Bright	36.500	49	1Alp UMi	1.9900	6300.0	73	5677	No
282	GOM_NL__2PRFIN20030401_171613_000000412015_00112_05677_6321.N1	01-APR-2003 17:16:13	Bright	41.000	19	50Alp Cyg	1.2460	10500.	82	5677	No
283	GOM_NL__2PRFIN20030401_171752_000000462015_00112_05677_6322.N1	01-APR-2003 17:17:52	Bright	46.000	66	37Gam Cyg	2.2080	5900.0	92	5677	No
284	GOM_NL__2PRFIN20030401_171954_000000442015_00112_05677_6323.N1	01-APR-2003 17:19:54	Bright	44.000	92	53Eps Cyg	2.5000	4500.0	88	5677	No
285	GOM_NL__2PRFIN20030401_172628_000000452015_00112_05677_6324.N1	01-APR-2003 17:26:28	Tw_i_and_stray	45.000	61	8Eps Peg	2.1000	3900.0	90	5677	No
286	GOM_NL__2PRFIN20030401_173003_000000652015_00112_05677_6325.N1	01-APR-2003 17:30:03	Dark	65.000	11	53Alp Aql	0.76500	8000.0	130	5677	No
287	GOM_NL__2PRFIN20030401_173338_000000412015_00112_05677_6326.N1	01-APR-2003 17:33:38	Dark	41.000	142	49Del Cap	2.8500	8900.0	82	5677	No
288	GOM_NL__2PRFIN20030401_173914_000000372015_00112_05677_6327.N1	01-APR-2003 17:39:14	Dark	37.000	172	Gam Gru	3.0030	13100.	74	5677	No
289	GOM_NL__2PRFIN20030401_174552_000000402015_00112_05677_6328.N1	01-APR-2003 17:45:52	Dark	39.500	45	Alp Pav	1.9400	26000.	79	5677	No
290	GOM_NL__2PRFIN20030401_174749_000000602015_00113_05678_6301.N1	01-APR-2003 17:47:49	Dark	60.000	38	20Eps Sgr	1.8360	11000.	120	5678	No
291	GOM_NL__2PRFIN20030401_175136_000000522015_00113_05678_6302.N1	01-APR-2003 17:51:36	Dark	51.500	40	The Sco	1.8590	7100.0	103	5678	No
292	GOM_NL__2PRFIN20030401_175323_000000392015_00113_05678_6303.N1	01-APR-2003 17:53:23	Dark	39.000	43	Alp TrA	1.9100	4250.0	78	5678	No
293	GOM_NL__2PRFIN20030401_175514_000000402015_00113_05678_6304.N1	01-APR-2003 17:55:14	Dark	40.000	134	Bet TrA	2.8100	6600.0	80	5678	No
294	GOM_NL__2PRFIN20030401_175753_000000552015_00113_05678_6305.N1	01-APR-2003 17:57:53	Dark	55.000	4	Alp1Cen	-0.010000	5800.0	110	5678	No
295	GOM_NL__2PRFIN20030401_180009_000000472015_00113_05678_6306.N1	01-APR-2003 18:00:09	Straylight	46.500	12	Alp1Cru	0.77500	30000.	93	5678	No
296	GOM_NL__2PRFIN20030401_180136_000000512015_00113_05678_6307.N1	01-APR-2003 18:01:36	Straylight	51.000	26	Gam Cru	1.6240	2900.0	102	5678	No
297	GOM_NL__2PRFIN20030401_180332_000000392015_00113_05678_6308.N1	01-APR-2003 18:03:32	Straylight	39.000	64	Gam Cen	2.2000	10600.	78	5678	No
298	GOM_NL__2PRFIN20030401_180458_000000552015_00113_05678_6309.N1	01-APR-2003 18:04:58	Straylight	54.500	54	5The Cen	2.0550	4500.0	109	5678	No
299	GOM_NL__2PRFIN20030401_180721_000001692015_00113_05678_6310.N1	01-APR-2003 18:07:21	Tw_i_and_stray	168.50	97	8Bet1Sco	2.5610	30000.	337	5678	No
300	GOM_NL__2PRFIN20030401_181254_000000442015_00113_05678_6311.N1	01-APR-2003 18:12:54	Tw_i_and_stray	44.000	100	4Gam Crv	2.5800	13100.	88	5678	No
301	GOM_NL__2PRFIN20030401_181444_000000652015_00113_05678_6312.N1	01-APR-2003 18:14:44	Bright	65.000	15	67Alp Vir	0.97600	28000.	130	5678	No
302	GOM_NL__2PRFIN20030401_181758_000000462015_00113_05678_6313.N1	01-APR-2003 18:17:58	Bright	45.500	121	29Gam Vir	2.7400	7200.0	91	5678	No
303	GOM_NL__2PRFIN20030401_182236_000000392015_00113_05678_6314.N1	01-APR-2003 18:22:36	Bright	38.500	62	94Bet Leo	2.1360	9700.0	77	5678	No
304	GOM_NL__2PRFIN20030401_182413_000000372015_00113_05678_6315.N1	01-APR-2003 18:24:13	Bright	36.500	96	68Del Leo	2.5600	9300.0	73	5678	No
305	GOM_NL__2PRFIN20030401_182752_000000672015_00113_05678_6316.N1	01-APR-2003 18:27:52	Bright	66.500	111	8Eta Boo	2.6800	6000.0	133	5678	No
306	GOM_NL__2PRFIN20030401_183102_000000382015_00113_05678_6317.N1	01-APR-2003 18:31:02	Bright	37.500	174	52Psi UMa	3.0040	4400.0	75	5678	No
307	GOM_NL__2PRFIN20030401_183402_000000402015_00113_05678_6318.N1	01-APR-2003 18:34:02	Bright	39.500	87	64Gam UMa	2.4330	11000.	79	5678	No
308	GOM_NL__2PRFIN20030401_183553_000000412015_00113_05678_6319.N1	01-APR-2003 18:35:53	Bright	40.500	36	50Alp UMa	1.8000	6300.0	81	5678	No
309	GOM_NL__2PRFIN20030401_184212_000000372015_00113_05678_6320.N1	01-APR-2003 18:42:12	Bright	37.000	60	7Bet UMi	2.0810	3950.0	74	5678	No
310	GOM_NL__2PRFIN20030401_184356_000000362015_00113_05678_6321.N1	01-APR-2003 18:43:56	Bright	35.500	49	1Alp UMi	1.9900	6300.0	71	5678	No
311	GOM_NL__2PRFIN20030401_185649_000000402015_00113_05678_6322.N1	01-APR-2003 18:56:49	Bright	39.500	19	50Alp Cyg	1.2460	10500.	79	5678	No
312	GOM_NL__2PRFIN20030401_185828_000000452015_00113_05678_6323.N1	01-APR-2003 18:58:28	Bright	45.000	66	37Gam Cyg	2.2080	5900.0	90	5678	No
313	GOM_NL__2PRFIN20030401_190030_000000442015_00113_05678_6324.N1	01-APR-2003 19:00:30	Bright	44.000	92	53Eps Cyg	2.5000	4500.0	88	5678	No
314	GOM_NL__2PRFIN20030401_190704_000000462015_00113_05678_6325.N1	01-APR-2003 19:07:04	Tw_i_and_stray	46.000	61	8Eps Peg	2.1000	3900.0	92	5678	No
315	GOM_NL__2PRFIN20030401_191039_000000672015_00113_05678_6326.N1	01-APR-2003 19:10:39	Dark	66.500	11	53Alp Aql	0.76500	8000.0	133	5678	No
316	GOM_NL__2PRFIN20030401_191414_000000412015_00113_05678_6327.N1	01-APR-2003 19:14:14	Dark	40.500	142	49Del Cap	2.8500	8900.0	81	5678	No
317	GOM_NL__2PRFIN20030401_191950_000000392015_00113_05678_6328.N1	01-APR-2003 19:19:50	Dark	38.500	172	Gam Gru	3.0030	13100.	77	5678	No
318	GOM_NL__2PRFIN20030401_192629_000000452015_00113_05678_6329.N1	01-APR-2003 19:26:29	Dark	44.500	45	Alp Pav	1.9400	26000.	89	5678	No
319	GOM_NL__2PRFIN20030401_192826_000000552015_00114_05679_6324.N1	01-APR-2003 19:28:26	Dark	55.000	38	20Eps Sgr	1.8360	11000.	110	5679	No
320	GOM_NL__2PRFIN20030401_210903_000000532015_00115_05680_5675.N1	01-APR-2003 21:09:03	Dark	52.500	38	20Eps Sgr	1.8360	11000.	105	5680	No
321	GOM_NL__2PRFIN20030401_211250_000000512015_00115_05680_5676.N1	01-APR-2003 21:12:50	Dark	51.000	40	The Sco	1.8590	7100.0	102	5680	No
322	GOM_NL__2PRFIN20030401_211627_000000382015_00115_05680_5677.N1	01-APR-2003 21:16:27	Dark	37.500	134	Bet TrA	2.8100	6600.0	75	5680	No
323	GOM_NL__2PRFIN20030401_211905_000000552015_00115_05680_5678.N1	01-APR-2003 21:19:05	Dark	55.000	4	Alp1Cen	-0.010000	5800.0	110	5680	No
324	GOM_NL__2PRFIN20030401_212148_000001202015_00115_05680_5679.N1	01-APR-2003 21:21:48	Straylight	119.50	16	21Alp Sco	1.0200	3000.0	239	5680	No
325	GOM_NL__2PRFIN20030401_212611_000000552015_00115_05680_5680.N1	01-APR-2003 21:26:11	Straylight	54.500	54	5The Cen	2.0550	4500.0	109	5680	No
326	GOM_NL__2PRFIN20030401_212836_000001602015_00115_05680_5681.N1	01-APR-2003 21:28:36	Tw_i_and_stray	159.50	97	8Bet1Sco	2.5610	30000.	319	5680	No
327	GOM_NL__2PRFIN20030401_213407_000000432015_00115_05680_5682.N1	01-APR-2003 21:34:07	Tw_i_and_stray	42.500	100	4Gam Crv	2.5800	13100.	85	5680	No
328	GOM_NL__2PRFIN20030401_213555_000000562015_00115_05680_5683.N1	01-APR-2003 21:35:55	Bright	56.000	15	67Alp Vir	0.97600	28000.	112	5680	No
329	GOM_NL__2PRFIN20030401_213910_000000452015_00115_05680_5684.N1	01-APR-2003 21:39:10	Bright	45.000	121	29Gam Vir	2.7400	7200.0	90	5680	No
330	GOM_NL__2PRFIN20030401_214348_000000392015_00115_05680_5685.N1	01-APR-2003 21:43:48	Bright	38.500	62	94Bet Leo	2.1360	9700.0	77	5680	No
331	GOM_NL__2PRFIN20030401_214525_000000372015_00115_05680_5686.N1	01-APR-2003 21:45:25	Bright	36.500	96	68Del Leo	2.5600	9300.0	73	5680	No
332	GOM_NL__2PRFIN20030401_214902_000000662015_00115_05680_5687.N1	01-APR-2003 21:49:02	Bright	65.500	111	8Eta Boo	2.6800	6000.0	131	5680	No
333	GOM_NL__2PRFIN20030401_215214_000000382015_00115_05680_5688.N1	01-APR-2003 21:52:14	Bright	37.500	174	52Psi UMa	3.0040	4400.0	75	5680	No
334	GOM_NL__2PRFIN20030401_215514_000000372015_00115_05680_5689.N1	01-APR-2003 21:55:14	Bright	37.000	87	64Gam UMa	2.4330	11000.	74	5680	No
335	GOM_NL__2PRFIN20030401_215705_000000382015_00115_05680_5690.N1	01-APR-2003 21:57:05	Bright	37.500	36	50Alp UMa	1.8000	6300.0	75	5680	No
336	GOM_NL__2PRFIN20030401_220323_000000372015_00115_05680_5691.N1	01-APR-2003 22:03:23	Bright	36.500	60	7Bet UMi	2.0810	3950.0	73	5680	No
337	GOM_NL__2PRFIN20030401_220508_000000352015_00115_05680_5692.N1	01-APR-2003 22:05:08	Bright	35.000	49	1Alp UMi	1.9900	6300.0	70	5680	No

338	GOM_NL__2PRFIN20030401_221746_000000472015_00115_05680_5693.N1	01-APR-2003 22:17:46	Bright	46.500	144	18Del Cyg	2.8600	11000.	93	5680	No
339	GOM_NL__2PRFIN20030401_221940_000000462015_00115_05680_5694.N1	01-APR-2003 22:19:40	Bright	45.500	66	37Gam Cyg	2.2080	5900.0	91	5680	No
340	GOM_NL__2PRFIN20030401_222143_000000442015_00115_05680_5695.N1	01-APR-2003 22:21:43	Bright	44.000	92	53Eps Cyg	2.5000	4500.0	88	5680	No
341	GOM_NL__2PRFIN20030401_222817_000000442015_00115_05680_5696.N1	01-APR-2003 22:28:17	Twilight	43.500	61	8Eps Peg	2.1000	3900.0	87	5680	No
342	GOM_NL__2PRFIN20030401_223153_000000662015_00115_05680_5697.N1	01-APR-2003 22:31:53	Dark	66.000	11	53Alp Aql	0.76500	8000.0	132	5680	No
343	GOM_NL__2PRFIN20030401_223527_000000412015_00115_05680_5698.N1	01-APR-2003 22:35:27	Dark	41.000	142	49Del Cap	2.8500	8900.0	82	5680	No
344	GOM_NL__2PRFIN20030401_224102_000000382015_00115_05680_5699.N1	01-APR-2003 22:41:02	Dark	38.000	172	Gam Gru	3.0030	13100.	76	5680	No
345	GOM_NL__2PRFIN20030401_224345_000000732015_00115_05680_5700.N1	01-APR-2003 22:43:45	Dark	73.000	1014	Mars	0.0000	0.0000	146	5680	Yes
346	GOM_NL__2PRFIN20030401_224741_000000382015_00115_05680_5701.N1	01-APR-2003 22:47:41	Dark	38.000	45	Alp Pav	1.9400	26000.	76	5680	No
347	GOM_NL__2PRFIN20030401_224940_000000562015_00116_05681_6583.N1	01-APR-2003 22:49:40	Dark	56.000	38	20Eps Sgr	1.8360	11000.	112	5681	No
348	GOM_NL__2PRFIN20030401_225327_000000512015_00116_05681_6584.N1	01-APR-2003 22:53:27	Dark	51.000	40	The Sco	1.8590	7100.0	102	5681	No
349	GOM_NL__2PRFIN20030401_225703_000000412015_00116_05681_6585.N1	01-APR-2003 22:57:03	Dark	40.500	134	Bet TrA	2.8100	6600.0	81	5681	No
350	GOM_NL__2PRFIN20030401_225941_000000552015_00116_05681_6586.N1	01-APR-2003 22:59:41	Dark	55.000	4	Alp1Cen	-0.010000	5800.0	110	5681	No
351	GOM_NL__2PRFIN20030401_230227_000001122015_00116_05681_6587.N1	01-APR-2003 23:02:27	Straylight	111.50	16	21Alp Sco	1.0200	3000.0	223	5681	No
352	GOM_NL__2PRFIN20030401_230647_000000522015_00116_05681_6588.N1	01-APR-2003 23:06:47	Straylight	52.000	54	5The Cen	2.0550	4500.0	104	5681	No
353	GOM_NL__2PRFIN20030401_230913_000001622015_00116_05681_6589.N1	01-APR-2003 23:09:13	Twilight	162.00	97	8Bet1Sco	2.5610	30000.	324	5681	No
354	GOM_NL__2PRFIN20030401_231443_000000432015_00116_05681_6590.N1	01-APR-2003 23:14:43	Twilight	43.000	100	4Gam Crv	2.5800	13100.	86	5681	No
355	GOM_NL__2PRFIN20030401_231631_000000662015_00116_05681_6591.N1	01-APR-2003 23:16:31	Bright	65.500	15	67Alp Vir	0.97600	28000.	131	5681	No
356	GOM_NL__2PRFIN20030401_231945_000000452015_00116_05681_6592.N1	01-APR-2003 23:19:45	Bright	44.500	121	29Gam Vir	2.7400	7200.0	89	5681	No
357	GOM_NL__2PRFIN20030401_232423_000000402015_00116_05681_6593.N1	01-APR-2003 23:24:23	Bright	39.500	62	94Bet Leo	2.1360	9700.0	79	5681	No
358	GOM_NL__2PRFIN20030401_232601_000000362015_00116_05681_6594.N1	01-APR-2003 23:26:01	Bright	35.500	96	68Del Leo	2.5600	9300.0	71	5681	No
359	GOM_NL__2PRFIN20030401_232936_000000652015_00116_05681_6595.N1	01-APR-2003 23:29:36	Bright	65.000	111	8Eta Boo	2.6800	6000.0	130	5681	No
360	GOM_NL__2PRFIN20030401_233249_000000372015_00116_05681_6596.N1	01-APR-2003 23:32:49	Bright	37.000	174	52Psi UMa	3.0040	4400.0	74	5681	No
361	GOM_NL__2PRFIN20030401_233550_000000382015_00116_05681_6597.N1	01-APR-2003 23:35:50	Bright	38.000	87	64Gam UMa	2.4330	11000.	76	5681	No
362	GOM_NL__2PRFIN20030401_233741_000000392015_00116_05681_6598.N1	01-APR-2003 23:37:41	Bright	38.500	36	50Alp UMa	1.8000	6300.0	77	5681	No
363	GOM_NL__2PRFIN20030401_234358_000000372015_00116_05681_6599.N1	01-APR-2003 23:43:58	Bright	36.500	60	7Bet UMi	2.0810	3950.0	73	5681	No
364	GOM_NL__2PRFIN20030401_234543_000000332015_00116_05681_6600.N1	01-APR-2003 23:45:43	Bright	32.500	49	1Alp UMi	1.9900	6300.0	65	5681	No
365	GOM_NL__2PRFIN20030401_235821_000000482015_00116_05681_6601.N1	01-APR-2003 23:58:21	Bright	47.500	144	18Del Cyg	2.8600	11000.	95	5681	No

3. Quality information per product

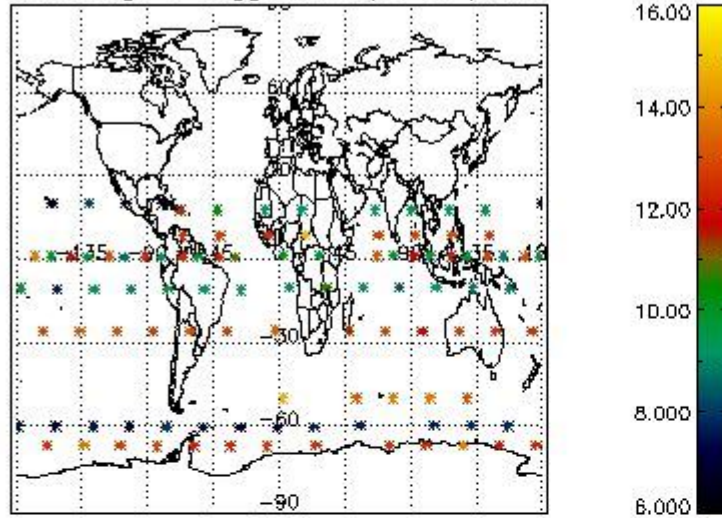
In this section it is plotted some information contained in the Quality Summary data set of the level 2 products. Only products in dark limb conditions and without errors (error flag in the MPH set to "0") are used.

3.1 Plot quality information per product (time dependant)

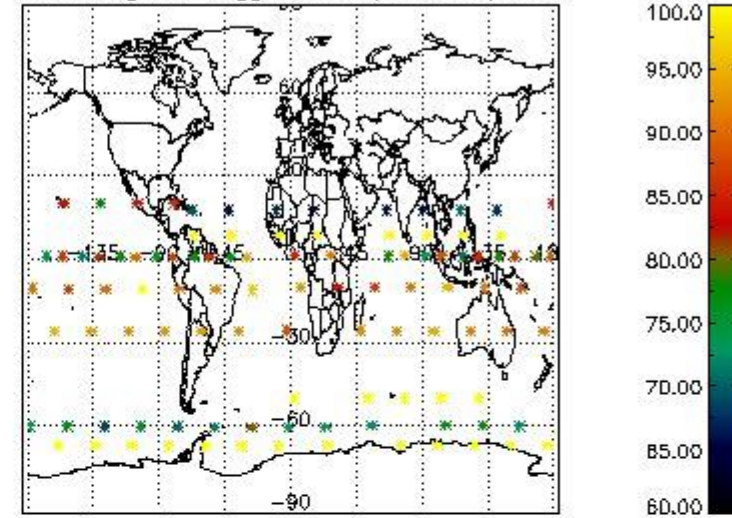


3.2 Plot quality information per product (world map)

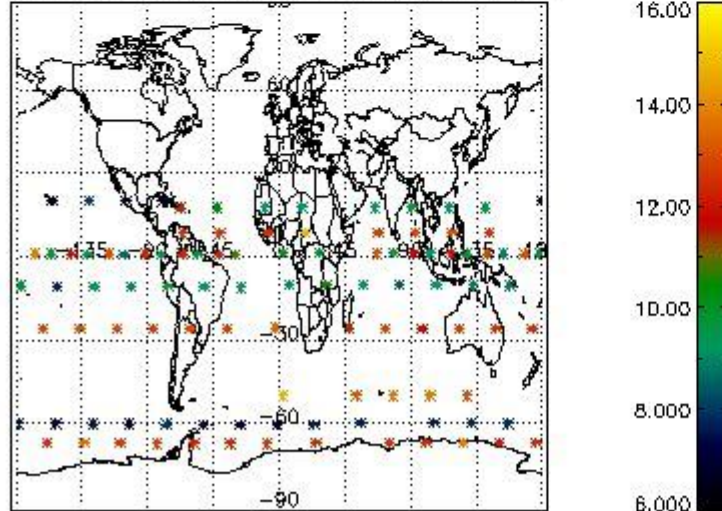
Percentage of flagged data per O3 profile



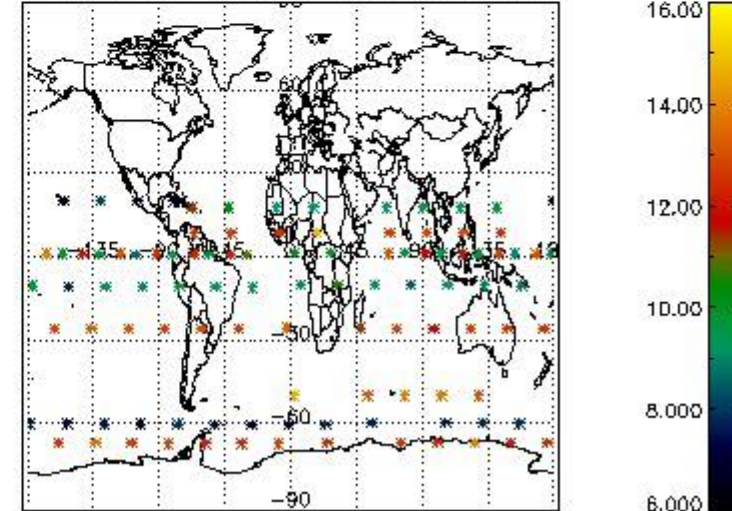
Percentage of flagged data per H2O profile



Percentage of flagged data per NO2 profile



Percentage of flagged data per NO3 profile

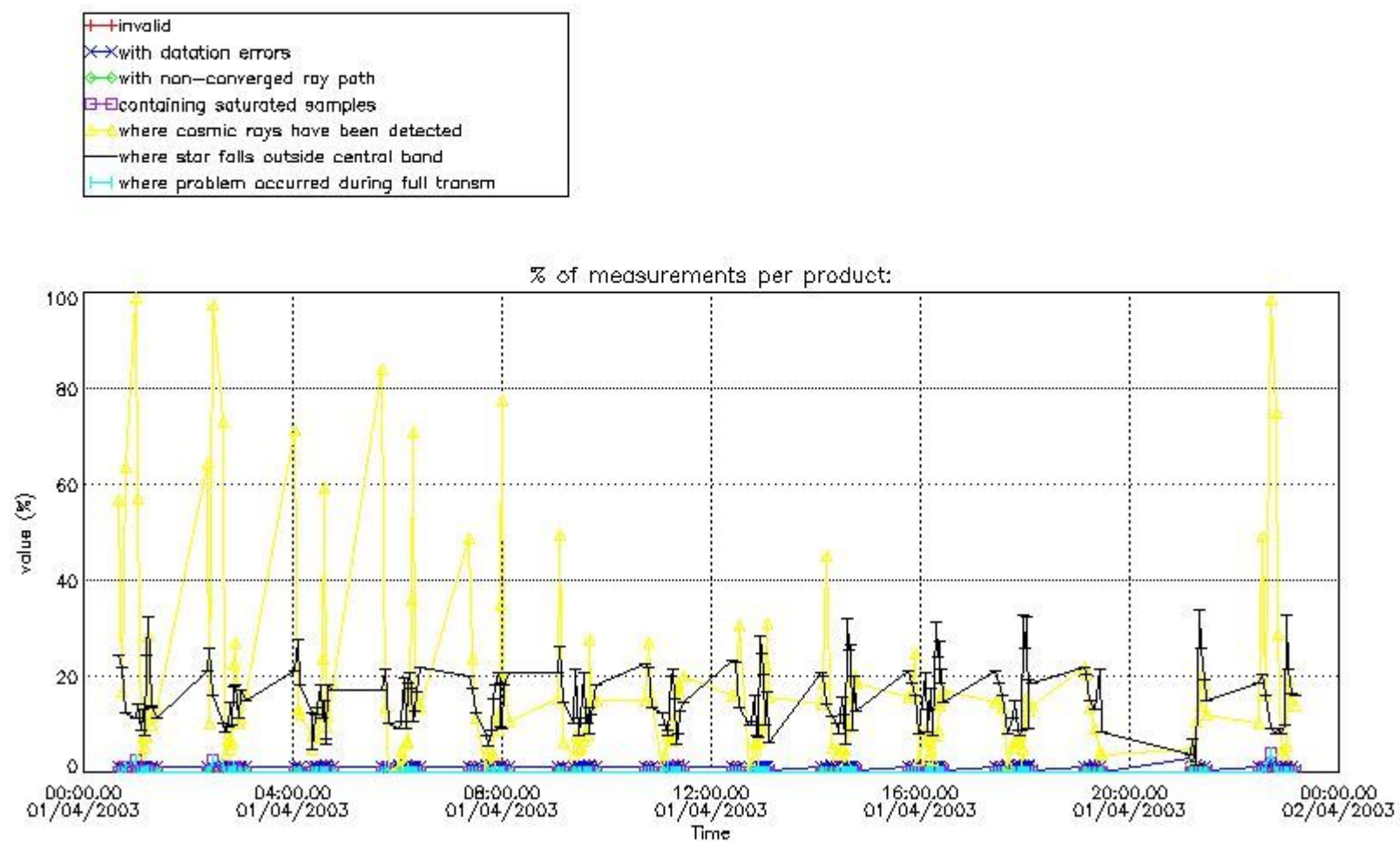


4. Level 1 quality information per product

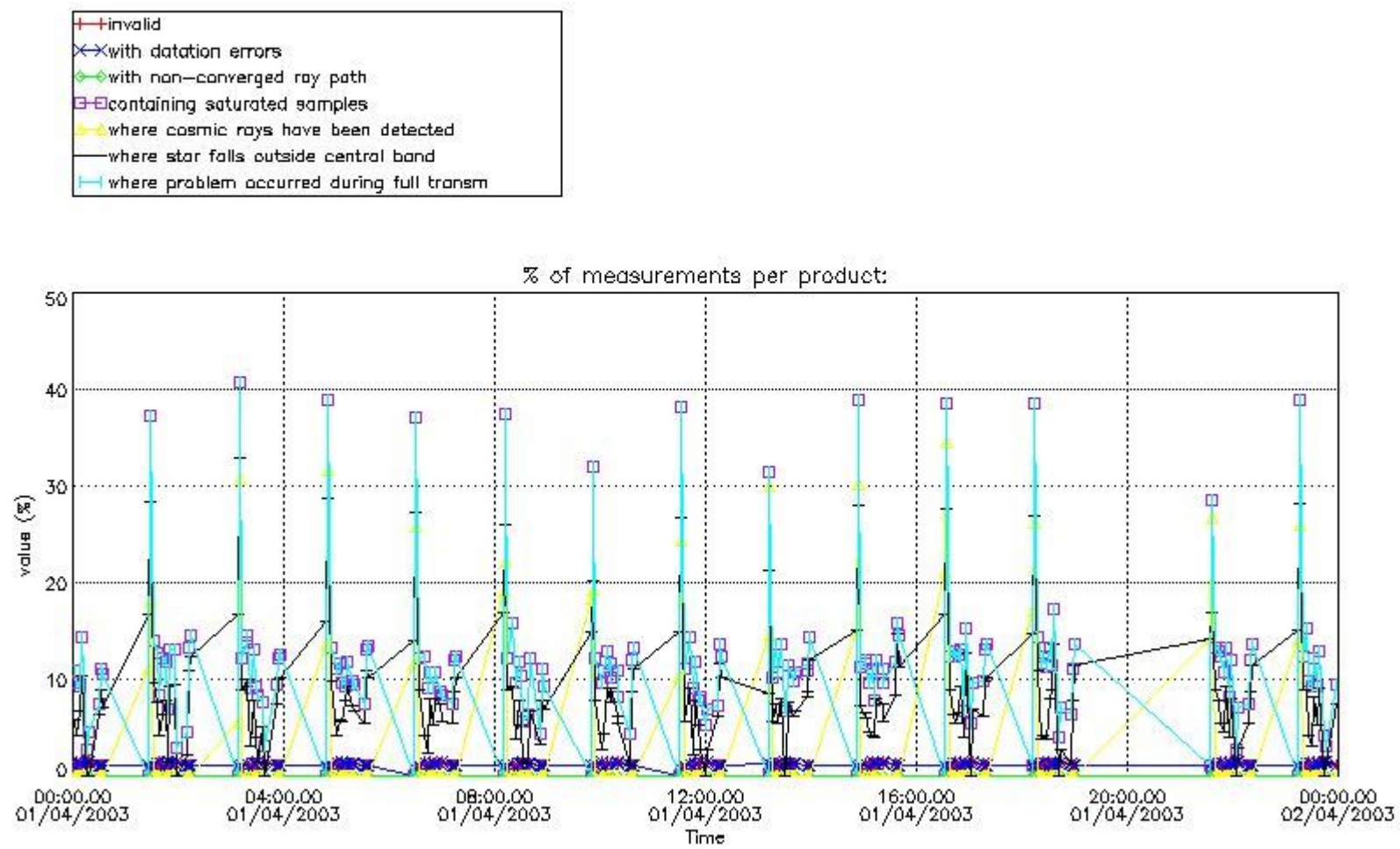
In this section it is plotted some information contained in the Quality Summary data set of the level 2 products that comes from the level 1b processing. Products without errors (error flag in the MPH set to "0") are used.

4.1 Plot quality information per product (time dependant) coming from level 1b processing

4.1.1 Plot level 1 quality information per product (time dependant): ENVISAT ASCENDING passes

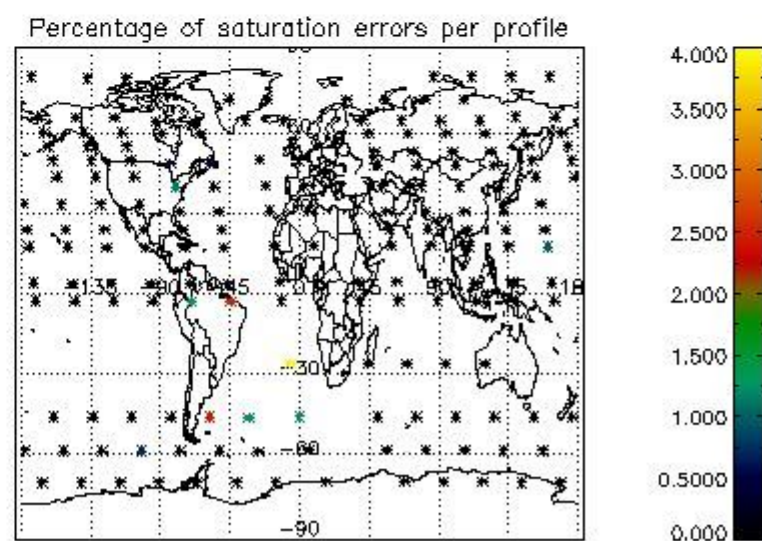
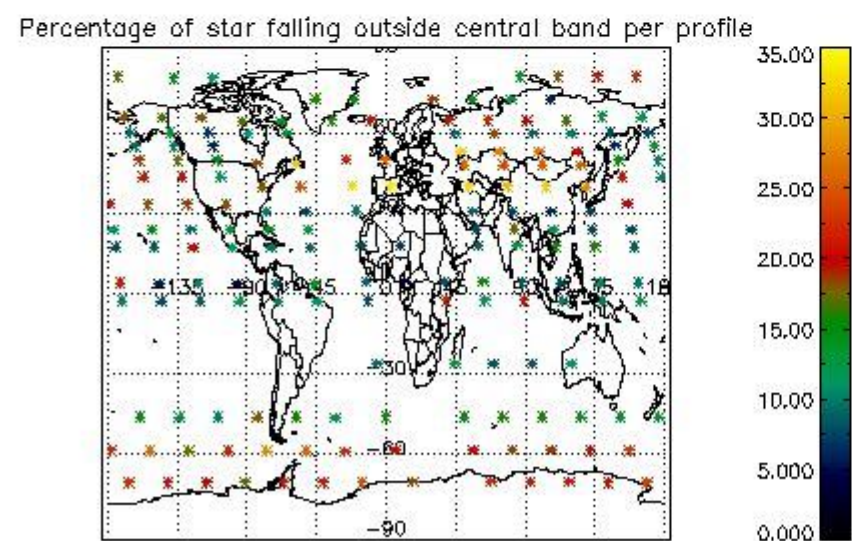
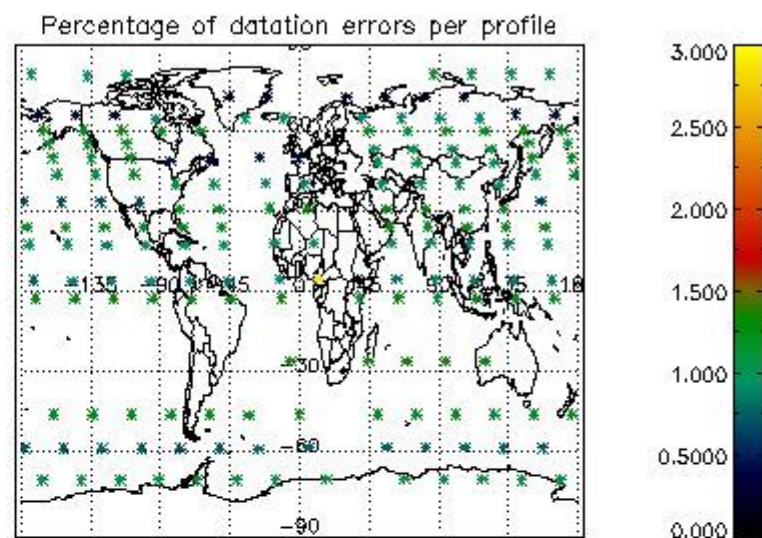
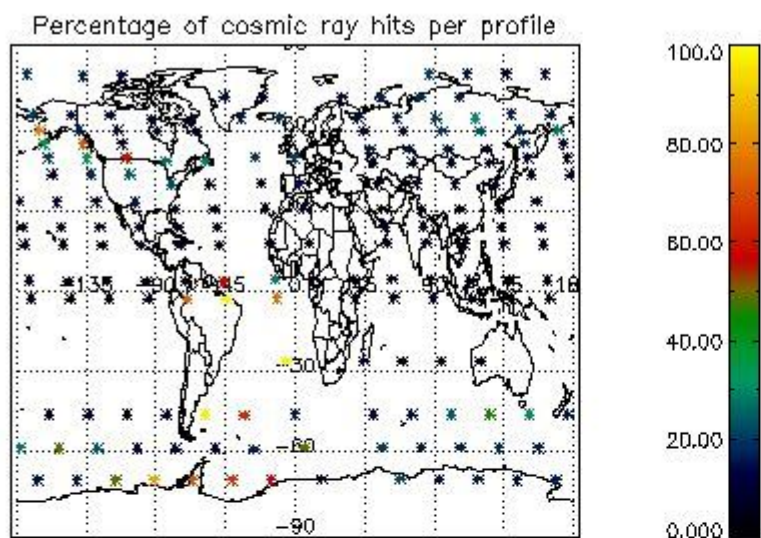


4.1.2 Plot level 1 quality information per product (time dependant): ENVI SAT DESCENDING passes



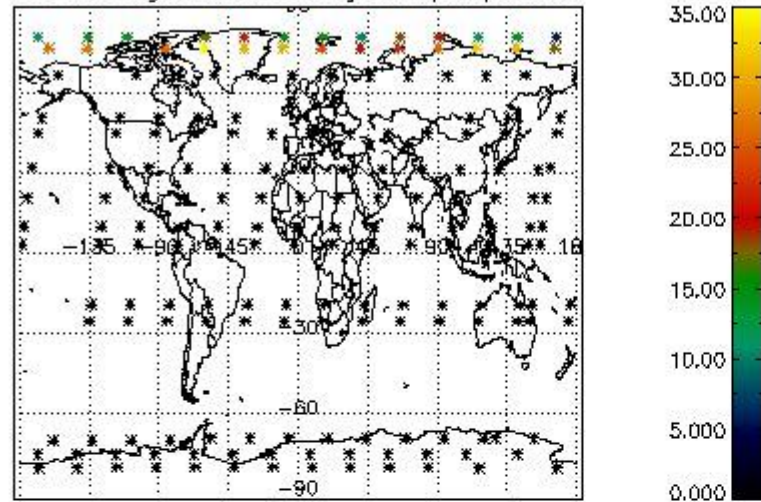
4.2 Plot quality information per product coming from level 1b processing (world map)

4.2.1 Plot level 1 quality information per product (world map): ENVISAT ASCENDING passes

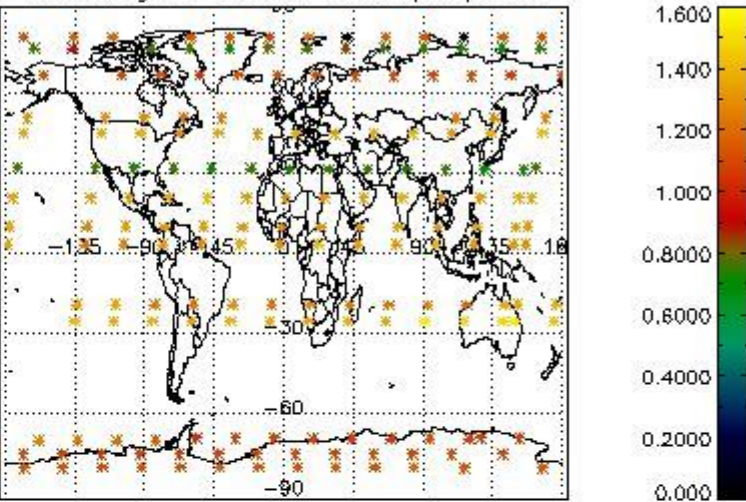


4.2.2 Plot level 1 quality information per product (world map): ENVISAT DESCENDING passes

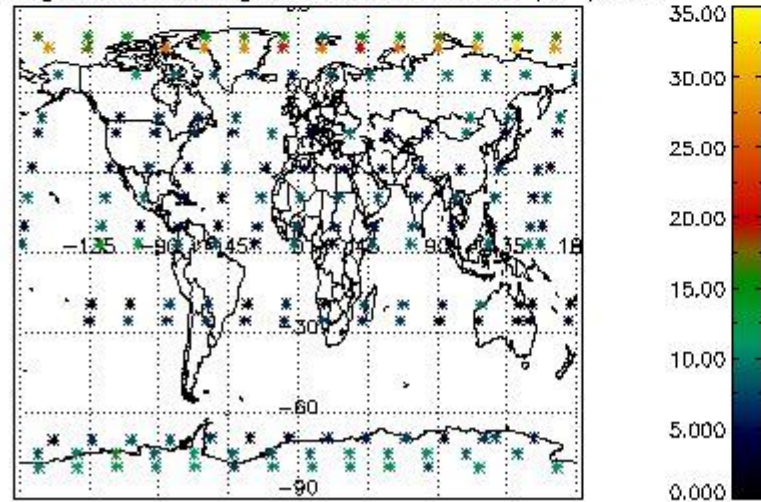
Percentage of cosmic ray hits per profile



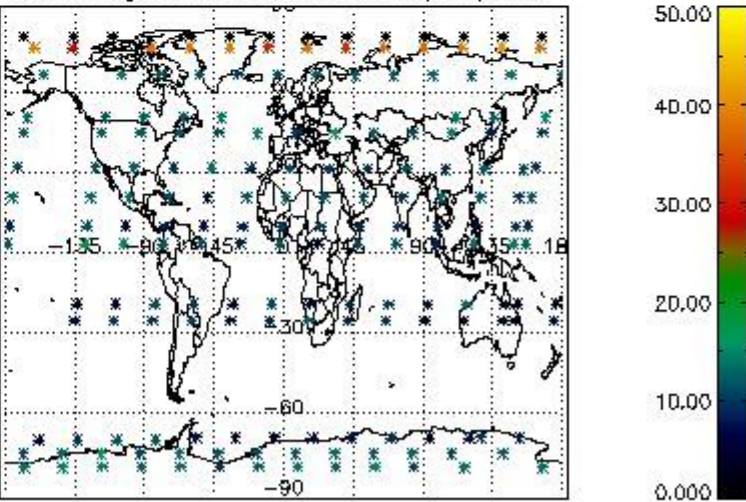
Percentage of datation errors per profile



Percentage of star falling outside central band per profile



Percentage of saturation errors per profile



5. Trace gas profiles

5.1 Ozone statistics based on quality of products

The final quality of the products can be "measured" using the STD (Standard Deviation) attached to every point profile. This information is written to the parameter GOM_NL__2P/NL_LOCAL_SPECIES_DENSITY/o3_std of the level 2 products. The table below shows the statistics for given STD ranges.

The statistics are given with respect to the overall valid production:

- Products without fatal errors: GOM_NL__2P/MPH/PRODUCT_ERR=0
- Valid point profile: GOM_NL__2P/NL_LOCAL_SPECIES_DENSITY/pcd(0)=0

The 'Criteria' is applied to valid points of dark limb products:

- Products in dark limb illumination condition: GOM_NL__2P/NL_SUMMARY_QUALITY/obs_ill_cond=0
- Products without fatal errors: GOM_NL__2P/MPH/PRODUCT_ERR=0
- Valid point profile: GOM_NL__2P/NL_LOCAL_SPECIES_DENSITY/pcd(0)=0

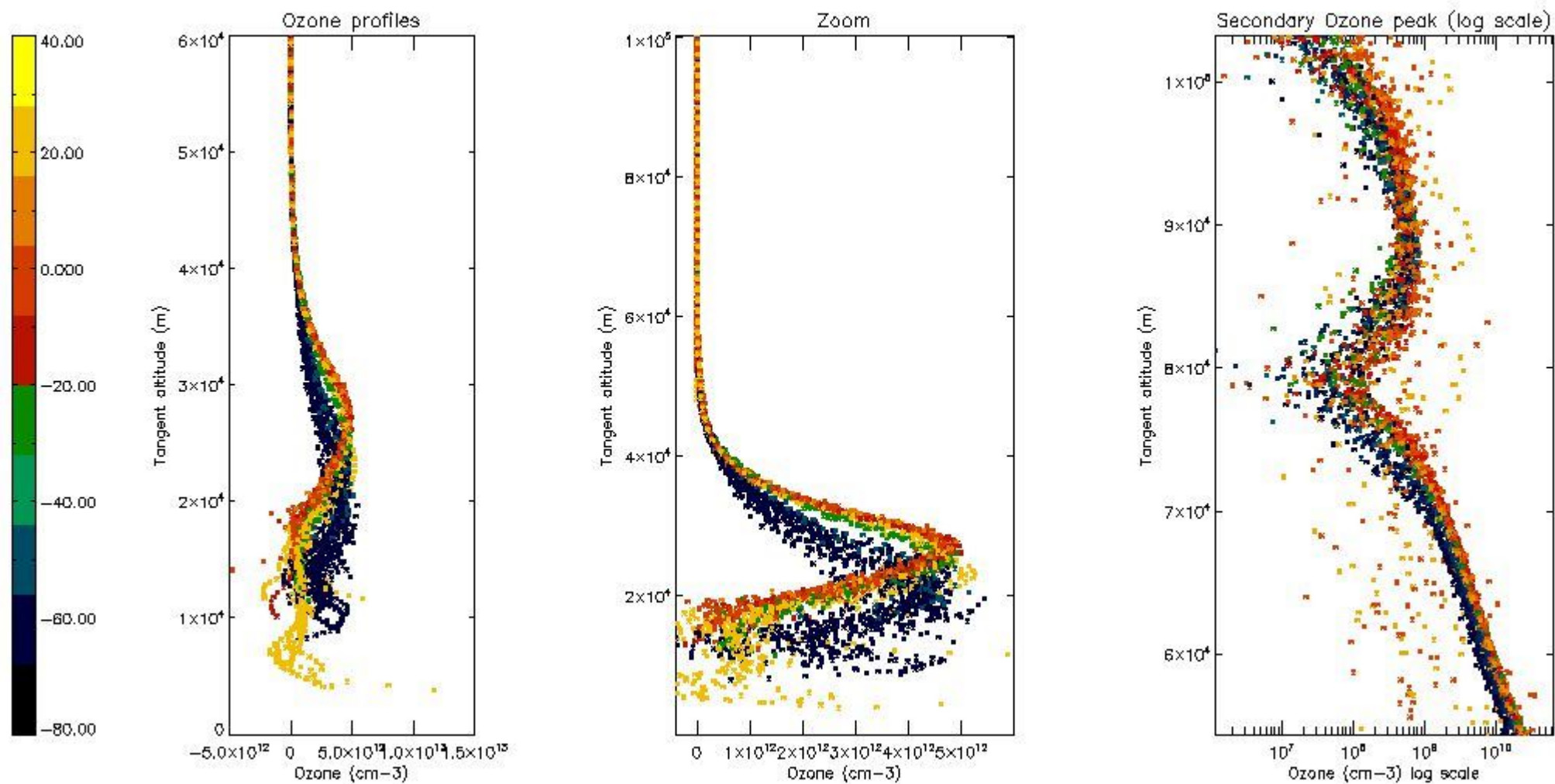
So, the table below shows the percentage of dark limb and valid observations for each criteria with respect to the overall valid daily observations.

Criteria	% of total production
All STD	29
STD < 20	18

STD < 10	15
STD < 5	10

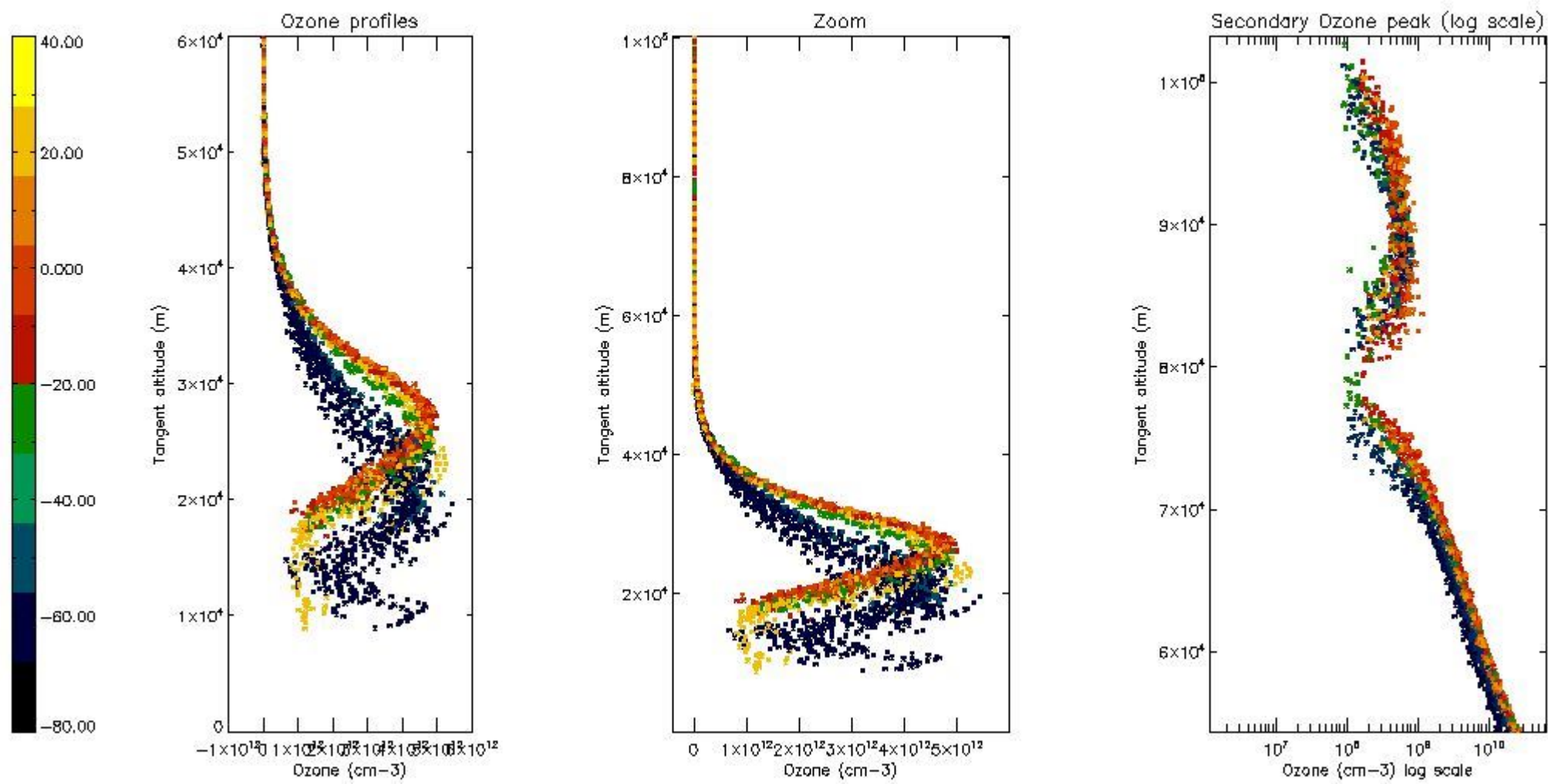
5.2 Plot ozone profiles for all STD (dark without errors)

The colorbar represents the latitude.



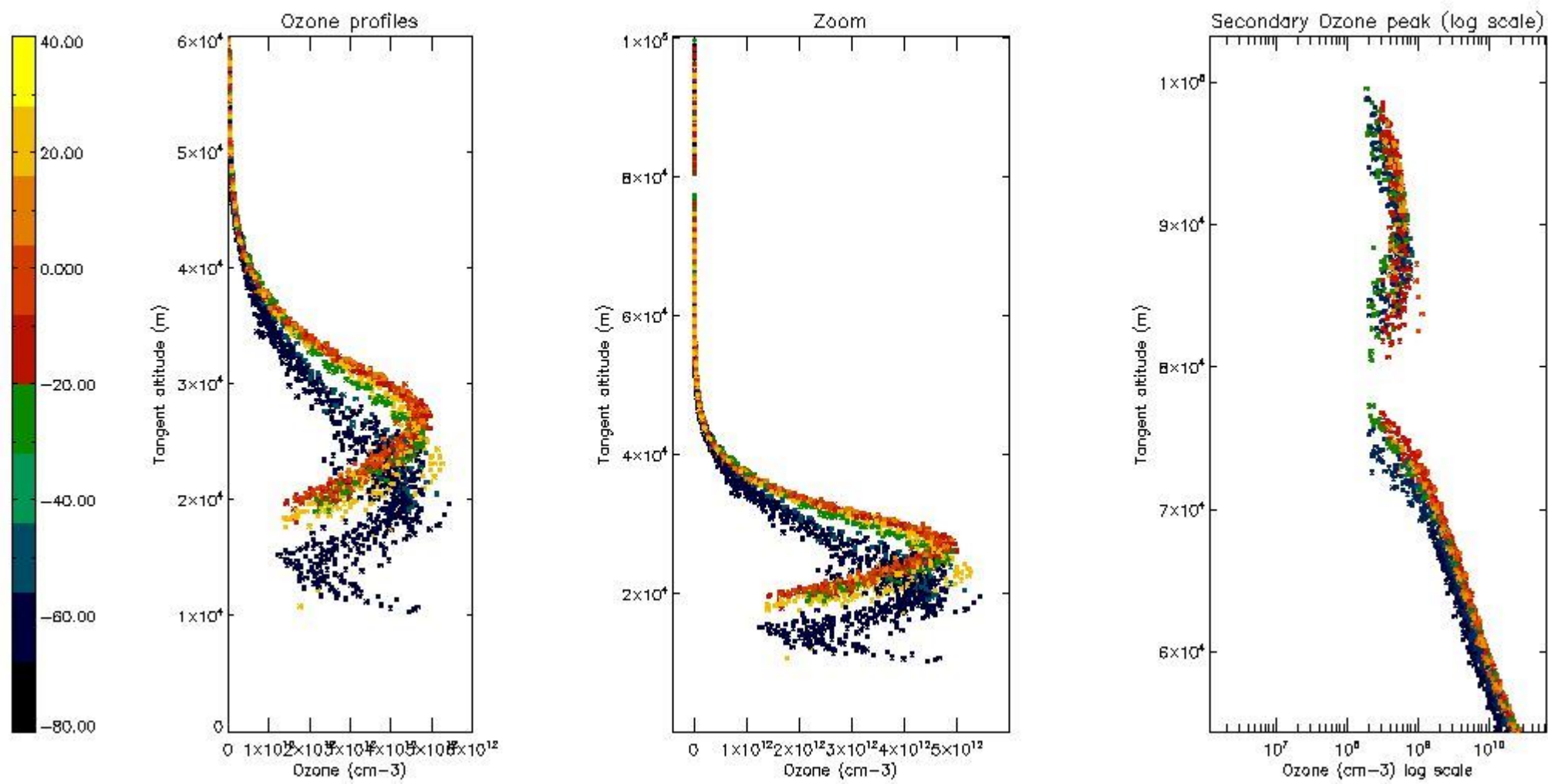
5.3 Plot ozone profiles where STD < 20% (dark without errors)

The colorbar represents the latitude.



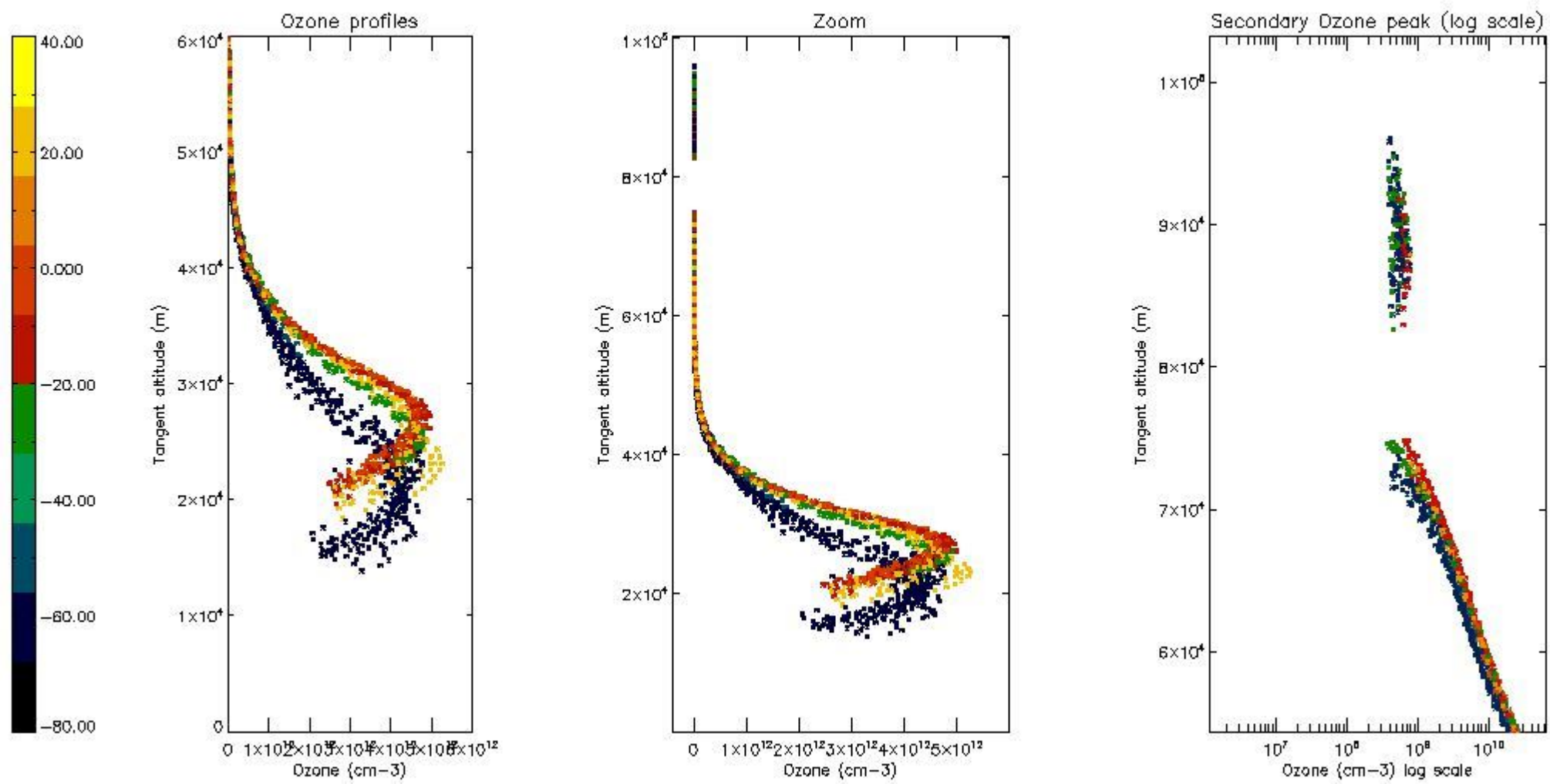
5.4 Plot ozone profiles where STD < 10% (dark without errors)

The colorbar represents the latitude.



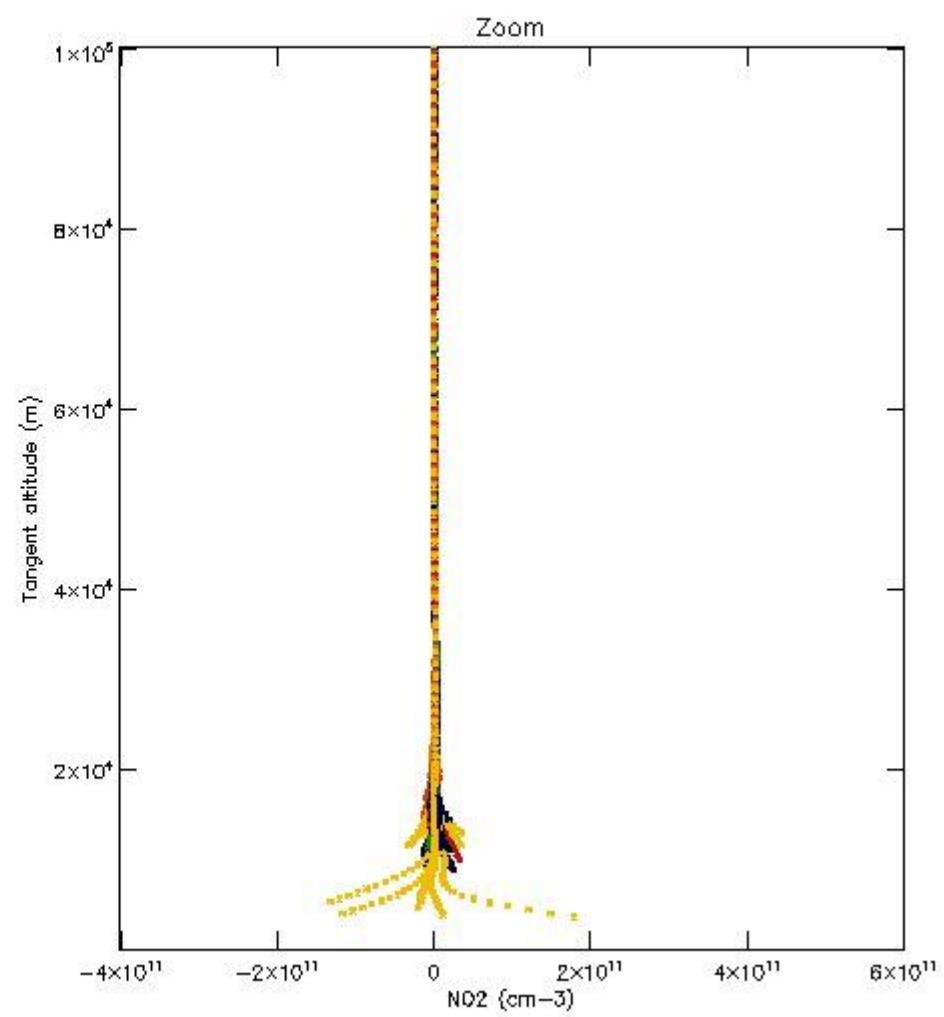
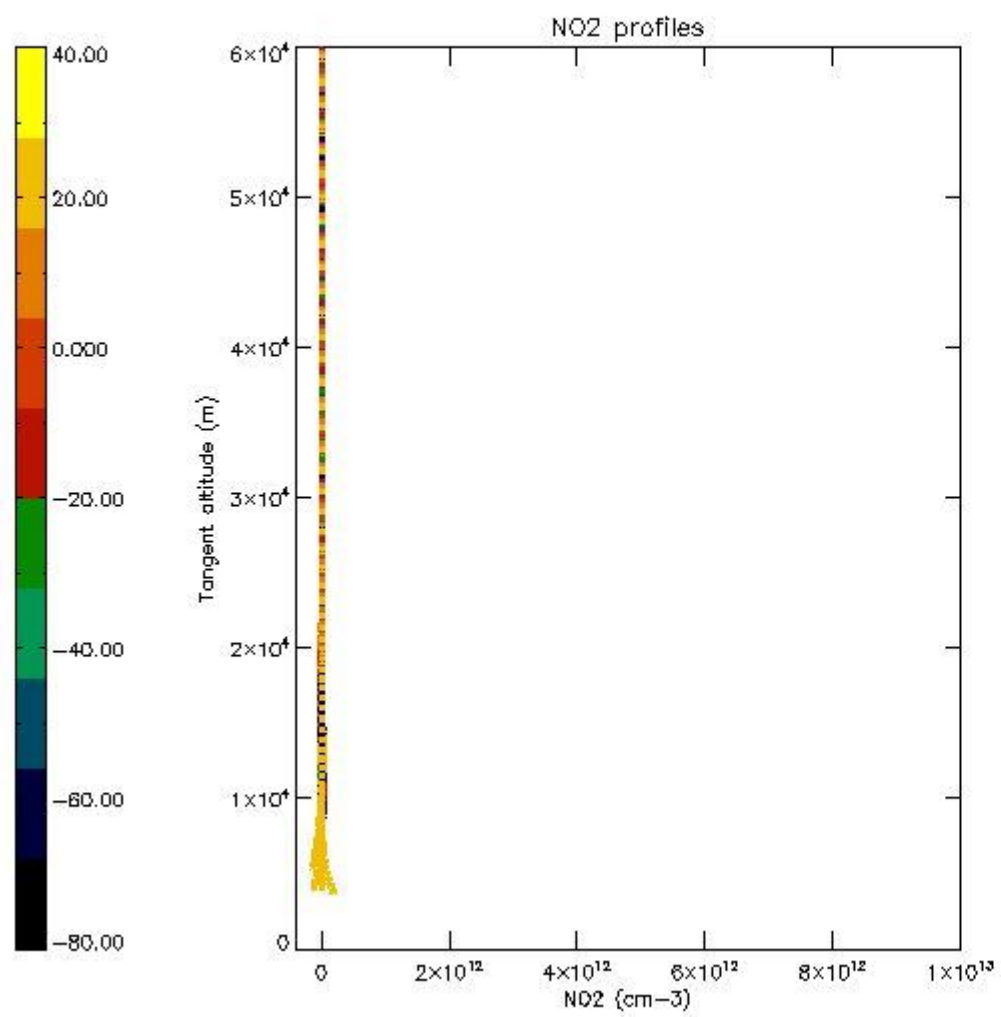
5.5 Plot ozone profiles where $STD < 5\%$ (dark without errors)

The colorbar represents the latitude.



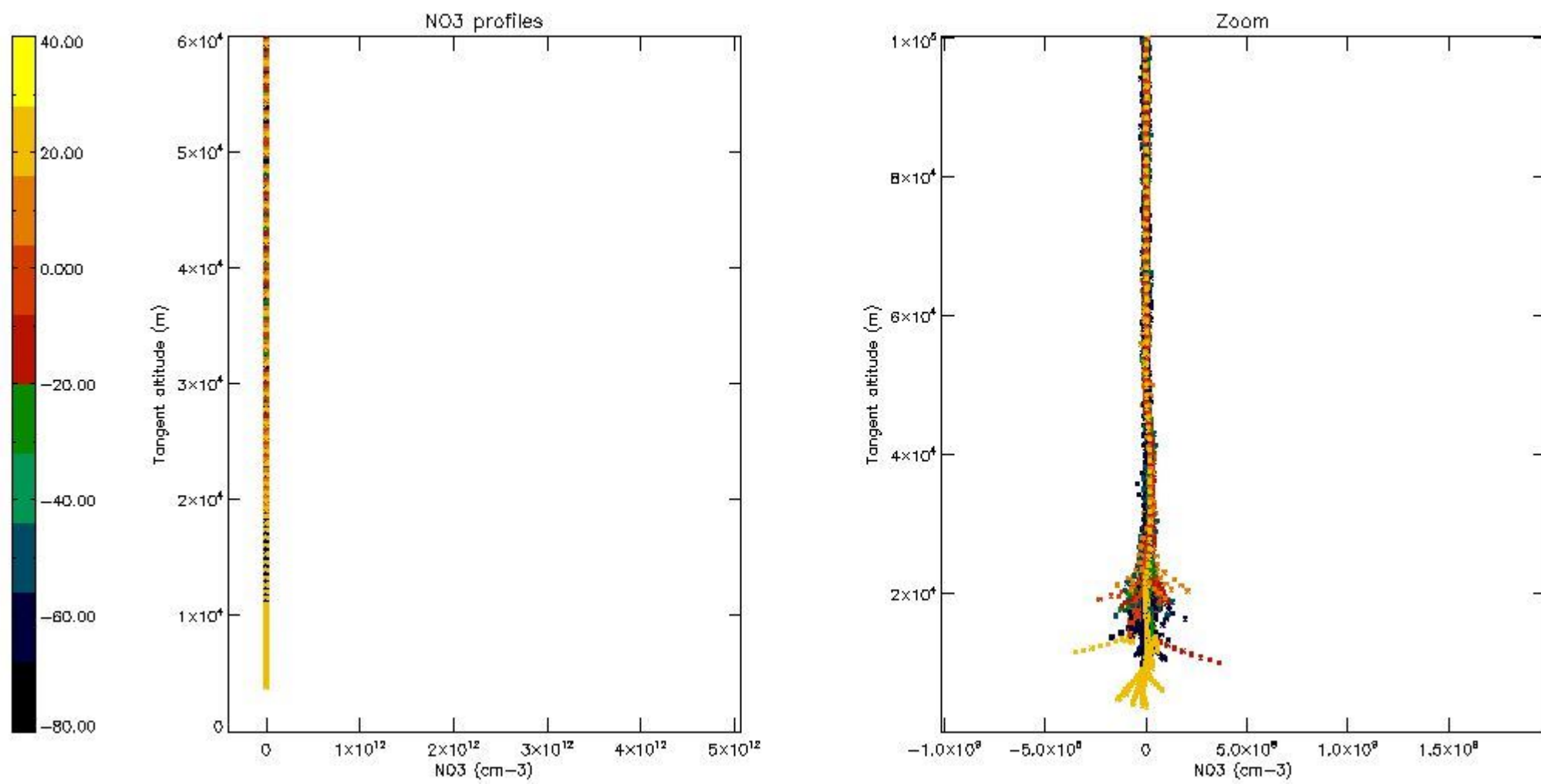
5.6 Plot NO₂ profiles for all STD (dark without errors)

The colorbar represents the latitude.



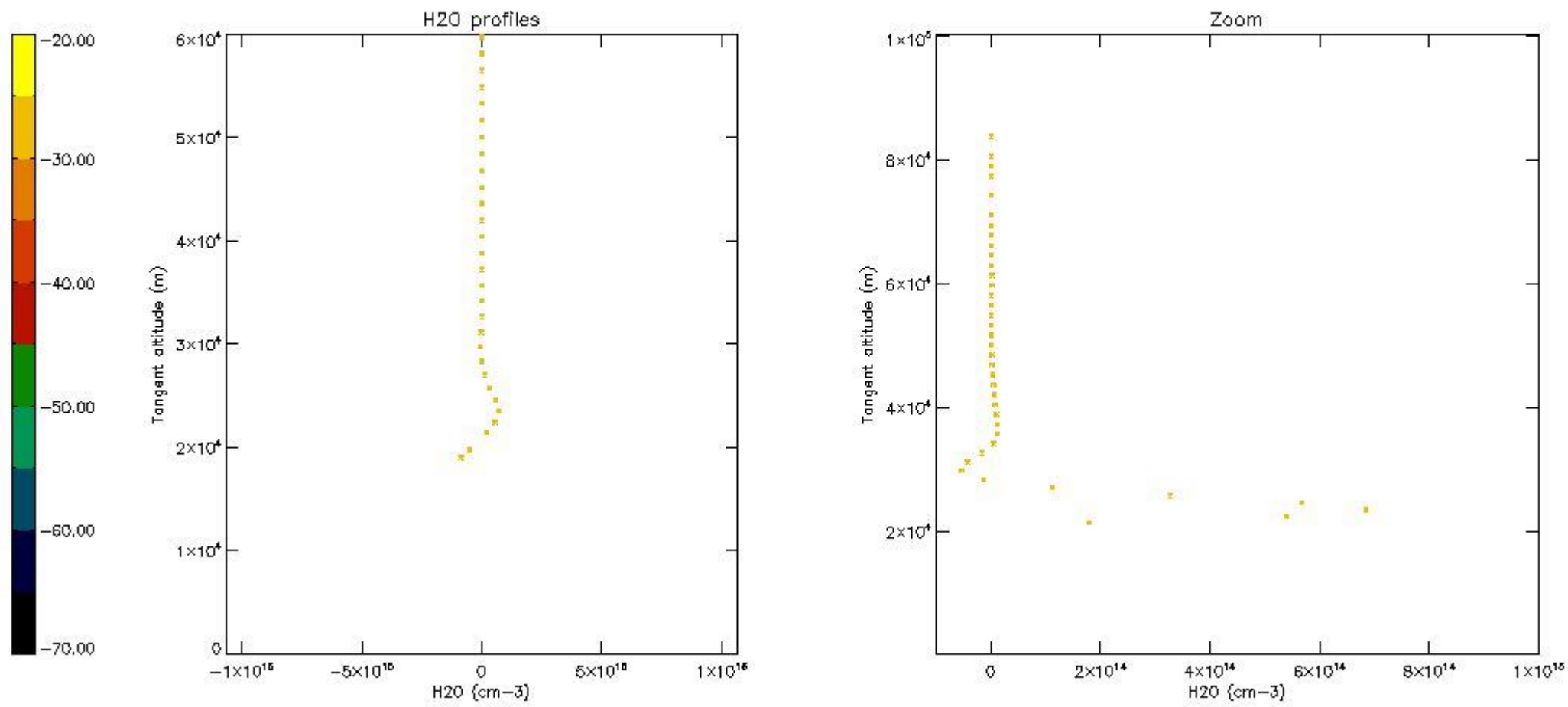
5.7 Plot NO3 profiles for all STD (dark without errors)

The colorbar represents the latitude.



5.8 Plot H2O profiles for all STD (only for occultations of stars 1,2,3,4,13,14,16,26,63 dark without errors)

The colorbar represents the latitude.



6. Auxiliary Data Files used for the production reported in section 2

The number reported in the third column indicates since which file (see list in section 2) the corresponding auxiliary file has been used. The fourth column is the date of those product files.

Type	Auxiliary Filename	Used since product	Used since product date
INST_PHYS_CHARACTERISTICS	GOM_INS_AXNIEC20050627_150440_20020301_000000_20100101_000000	1	01-APR-2003 00:01:32
LEVEL-2_PROC_CONFIG	GOM_PR2_AXVIEC20091111_152718_20020301_000000_20500101_000000	1	01-APR-2003 00:01:32
CROSS_SECTIONS_FILE	GOM_CRS_AXVIEC20091111_154832_20020301_000000_20500101_000000	1	01-APR-2003 00:01:32

GOMOS Level 2 Daily Report

SUMMARY

[1. General Info](#)

[2. Summary of processed GOM_NL_2P products](#)

[3. Level 2 Quality information per product](#)

[3.1 Plot of level 2 quality information per product \(time dependant\)](#)

[3.2 Plot of level 2 quality information per product \(world map\)](#)

[4. Level 1 Quality information per product \(stored on level 2 products\)](#)

[4.1 Plot of level 1 quality information per product \(time dependant\)](#)

[4.1.1 Plot of level 1 quality information per product \(time dependant\): ASCENDING](#)

[4.1.2 Plot of level 1 quality information per product \(time dependant\): DESCENDING](#)

[4.2 Plot of level 1 quality information per product \(world map\)](#)

[4.2.1 Plot of level 1 quality information per product \(world map\): ASCENDING](#)

[4.2.2 Plot of level 1 quality information per product \(world map\): DESCENDING](#)

[5. Ozone profiles based on quality statistics and other trace gas profiles](#)

[5.1 Ozone statistics based on quality of products](#)

[5.2 Plot ozone profiles for all STD \(dark without errors\)](#)

[5.3 Plot ozone profiles where STD < 20% \(dark without errors\)](#)

[5.4. Plot ozone profiles where STD < 10% \(dark without errors\)](#)

[5.5. Plot ozone profiles where STD < 5% \(dark without errors\)](#)

[5.6 Plot NO2 profiles for all STD \(dark without errors\)](#)

[5.7 Plot NO3 profiles for all STD \(dark without errors\)](#)

[5.8 Plot H2O profiles \(only for occultations of stars 1,2,3,4,13,14,16,26,63 dark without errors\) for all STD](#)

[6. Auxiliary Data Files used for the production reported in section 2](#)

This report presents the daily analysis on parameters extracted from GOMOS level 2 data (GOM_NL__2P). It is intended to monitor some important parameters that will impact the quality of these products. A list of level 2 products (and content) that have arrived during the reporting day to the PCF is also given.

Item	Value
Time of report generation	19APR2013 12:27:59
Data source version	GOMOS/6.01
Start time of products	01-04-2003 (01APR2003 00:00:00)
Stop time of products	02-04-2003 (02APR2003 00:00:00)
Store outputs in DB	Yes
Nb of level 2 prods	365
Nb of prods with errors	1

2. Summary of processed GOM_NL__2P products.

Nr	Filename	UTC Start time	Limb	Duration	Star Id	Star Name	Star Mag	Star Temp	Nb Meas	Orbit	Prod. error
1	GOM_NL__2PRFIN20030401_000132_000000692015_00102_05667_6378.N1	01-APR-2003 00:01:32	Bright	69.000	111	8Eta Boo	2.6800	6000.0	138	5667	No
2	GOM_NL__2PRFIN20030401_000427_000000372015_00102_05667_6379.N1	01-APR-2003 00:04:27	Bright	36.500	174	52Psi UMa	3.0040	4400.0	73	5667	No
3	GOM_NL__2PRFIN20030401_000730_000000382015_00102_05667_6380.N1	01-APR-2003 00:07:30	Bright	37.500	87	64Gam UMa	2.4330	11000.	75	5667	No
4	GOM_NL__2PRFIN20030401_000919_000000392015_00102_05667_6381.N1	01-APR-2003 00:09:19	Bright	38.500	36	50Alp UMa	1.8000	6300.0	77	5667	No
5	GOM_NL__2PRFIN20030401_001540_000000372015_00102_05667_6382.N1	01-APR-2003 00:15:40	Bright	36.500	60	7Bet UMi	2.0810	3950.0	73	5667	No
6	GOM_NL__2PRFIN20030401_001720_000000342015_00102_05667_6383.N1	01-APR-2003 00:17:20	Bright	33.500	49	1Alp UMi	1.9900	6300.0	67	5667	No
7	GOM_NL__2PRFIN20030401_003000_000000472015_00102_05667_6384.N1	01-APR-2003 00:30:00	Bright	46.500	144	18Del Cyg	2.8600	11000.	93	5667	No
8	GOM_NL__2PRFIN20030401_003153_000000452015_00102_05667_6385.N1	01-APR-2003 00:31:53	Bright	45.000	66	37Gam Cyg	2.2080	5900.0	90	5667	No
9	GOM_NL__2PRFIN20030401_003354_000000432015_00102_05667_6386.N1	01-APR-2003 00:33:54	Bright	42.500	92	53Eps Cyg	2.5000	4500.0	85	5667	No
10	GOM_NL__2PRFIN20030401_004026_000000482015_00102_05667_6387.N1	01-APR-2003 00:40:26	Bright	47.500	61	8Eps Peg	2.1000	3900.0	95	5667	No
11	GOM_NL__2PRFIN20030401_004356_000000662015_00102_05667_6388.N1	01-APR-2003 00:43:56	Dark	66.000	11	53Alp Aql	0.76500	8000.0	132	5667	No
12	GOM_NL__2PRFIN20030401_004735_000000402015_00102_05667_6389.N1	01-APR-2003 00:47:35	Dark	40.000	142	49Del Cap	2.8500	8900.0	80	5667	No
13	GOM_NL__2PRFIN20030401_005949_000000402015_00102_05667_6390.N1	01-APR-2003 00:59:49	Dark	40.000	45	Alp Pav	1.9400	26000.	80	5667	No
14	GOM_NL__2PRFIN20030401_010136_000000602015_00103_05668_6566.N1	01-APR-2003 01:01:36	Dark	59.500	38	20Eps Sgr	1.8360	11000.	119	5668	No
15	GOM_NL__2PRFIN20030401_010526_000000522015_00103_05668_6567.N1	01-APR-2003 01:05:26	Dark	51.500	40	The Sco	1.8590	7100.0	103	5668	No
16	GOM_NL__2PRFIN20030401_010719_000000422015_00103_05668_6568.N1	01-APR-2003 01:07:19	Dark	41.500	43	Alp TrA	1.9100	4250.0	83	5668	No
17	GOM_NL__2PRFIN20030401_010910_000000402015_00103_05668_6569.N1	01-APR-2003 01:09:10	Dark	40.000	134	Bet TrA	2.8100	6600.0	80	5668	No
18	GOM_NL__2PRFIN20030401_011148_000000492015_00103_05668_6570.N1	01-APR-2003 01:11:48	Dark	49.000	4	Alp1Cen	-0.010000	5800.0	98	5668	No
19	GOM_NL__2PRFIN20030401_011417_000001312015_00103_05668_6571.N1	01-APR-2003 01:14:17	Straylight	130.50	16	21Alp Sco	1.0200	3000.0	261	5668	No
20	GOM_NL__2PRFIN20030401_011730_000000412015_00103_05668_6572.N1	01-APR-2003 01:17:30	Straylight	40.500	64	Gam Cen	2.2000	10600.	81	5668	No
21	GOM_NL__2PRFIN20030401_011853_000000512015_00103_05668_6573.N1	01-APR-2003 01:18:53	Straylight	51.000	54	5The Cen	2.0550	4500.0	102	5668	No
22	GOM_NL__2PRFIN20030401_012424_000000492015_00103_05668_6574.N1	01-APR-2003 01:24:24	Twilight_and_stray	49.000	169	46Gam Hya	2.9910	4700.0	98	5668	No
23	GOM_NL__2PRFIN20030401_012654_000000452015_00103_05668_6575.N1	01-APR-2003 01:26:54	Twilight_and_stray	45.000	100	4Gam Crv	2.5800	13100.	90	5668	No
24	GOM_NL__2PRFIN20030401_012844_000000672015_00103_05668_6576.N1	01-APR-2003 01:28:44	Bright	67.000	15	67Alp Vir	0.97600	28000.	134	5668	No
25	GOM_NL__2PRFIN20030401_013159_000000472015_00103_05668_6577.N1	01-APR-2003 01:31:59	Bright	46.500	121	29Gam Vir	2.7400	7200.0	93	5668	No
26	GOM_NL__2PRFIN20030401_013638_000000402015_00103_05668_6578.N1	01-APR-2003 01:36:38	Bright	39.500	62	94Bet Leo	2.1360	9700.0	79	5668	No
27	GOM_NL__2PRFIN20030401_013813_000000362015_00103_05668_6579.N1	01-APR-2003 01:38:13	Bright	36.000	96	68Del Leo	2.5600	9300.0	72	5668	No
28	GOM_NL__2PRFIN20030401_014206_000000702015_00103_05668_6580.N1	01-APR-2003 01:42:06	Bright	70.000	111	8Eta Boo	2.6800	6000.0	140	5668	No
29	GOM_NL__2PRFIN20030401_014503_000000382015_00103_05668_6581.N1	01-APR-2003 01:45:03	Bright	38.000	174	52Psi UMa	3.0040	4400.0	76	5668	No
30	GOM_NL__2PRFIN20030401_014806_000000372015_00103_05668_6582.N1	01-APR-2003 01:48:06	Bright	36.500	87	64Gam UMa	2.4330	11000.	73	5668	No
31	GOM_NL__2PRFIN20030401_014955_000000382015_00103_05668_6583.N1	01-APR-2003 01:49:55	Bright	38.000	36	50Alp UMa	1.8000	6300.0	76	5668	No
32	GOM_NL__2PRFIN20030401_015616_000000422015_00103_05668_6584.N1	01-APR-2003 01:56:16	Bright	42.000	60	7Bet UMi	2.0810	3950.0	84	5668	No
33	GOM_NL__2PRFIN20030401_015756_000000342015_00103_05668_6585.N1	01-APR-2003 01:57:56	Bright	33.500	49	1Alp UMi	1.9900	6300.0	67	5668	No
34	GOM_NL__2PRFIN20030401_021036_000000452015_00103_05668_6586.N1	01-APR-2003 02:10:36	Bright	44.500	144	18Del Cyg	2.8600	11000.	89	5668	No
35	GOM_NL__2PRFIN20030401_021229_000000462015_00103_05668_6587.N1	01-APR-2003 02:12:29	Bright	45.500	66	37Gam Cyg	2.2080	5900.0	91	5668	No
36	GOM_NL__2PRFIN20030401_021430_000000452015_00103_05668_6588.N1	01-APR-2003 02:14:30	Bright	44.500	92	53Eps Cyg	2.5000	4500.0	89	5668	No
37	GOM_NL__2PRFIN20030401_022102_000000452015_00103_05668_6589.N1	01-APR-2003 02:21:02	Bright	45.000	61	8Eps Peg	2.1000	3900.0	90	5668	No
38	GOM_NL__2PRFIN20030401_022432_000000702015_00103_05668_6590.N1	01-APR-2003 02:24:32	Dark	69.500	11	53Alp Aql	0.76500	8000.0	139	5668	No
39	GOM_NL__2PRFIN20030401_022812_000000412015_00103_05668_6591.N1	01-APR-2003 02:28:12	Dark	41.000	142	49Del Cap	2.8500	8900.0	82	5668	No
40	GOM_NL__2PRFIN20030401_024025_000000392015_00103_05668_6592.N1	01-APR-2003 02:40:25	Dark	39.000	45	Alp Pav	1.9400	26000.	78	5668	No
41	GOM_NL__2PRFIN20030401_024214_000000552015_00104_05669_6292.N1	01-APR-2003 02:42:14	Dark	54.500	38	20Eps Sgr	1.8360	11000.	109	5669	No
42	GOM_NL__2PRFIN20030401_024603_000000522015_00104_05669_6293.N1	01-APR-2003 02:46:03	Dark	52.000	40	The Sco	1.8590	7100.0	104	5669	No

43	GOM_NL__2PRFIN20030401_024756_000000412015_00104_05669_6294.N1	01-APR-2003 02:47:56	Dark	41.000	43	Alp TrA	1.9100	4250.0	82	5669	No
44	GOM_NL__2PRFIN20030401_024946_000000412015_00104_05669_6295.N1	01-APR-2003 02:49:46	Dark	40.500	134	Bet TrA	2.8100	6600.0	81	5669	No
45	GOM_NL__2PRFIN20030401_025225_000000452015_00104_05669_6296.N1	01-APR-2003 02:52:25	Dark	44.500	4	Alp1Cen	-0.010000	5800.0	89	5669	No
46	GOM_NL__2PRFIN20030401_025454_000001102015_00104_05669_6297.N1	01-APR-2003 02:54:54	Straylight	109.50	16	21Alp Sco	1.0200	3000.0	219	5669	No
47	GOM_NL__2PRFIN20030401_025806_000000402015_00104_05669_6298.N1	01-APR-2003 02:58:06	Straylight	40.000	64	Gam Cen	2.2000	10600.	80	5669	No
48	GOM_NL__2PRFIN20030401_025930_000000532015_00104_05669_6299.N1	01-APR-2003 02:59:30	Straylight	52.500	54	5The Cen	2.0550	4500.0	105	5669	No
49	GOM_NL__2PRFIN20030401_030501_000000512015_00104_05669_6300.N1	01-APR-2003 03:05:01	Tw_i_and_stray	50.500	169	46Gam Hya	2.9910	4700.0	101	5669	No
50	GOM_NL__2PRFIN20030401_030730_000000452015_00104_05669_6301.N1	01-APR-2003 03:07:30	Tw_i_and_stray	45.000	100	4Gam Crv	2.5800	13100.	90	5669	No
51	GOM_NL__2PRFIN20030401_030921_000000702015_00104_05669_6302.N1	01-APR-2003 03:09:21	Bright	70.000	15	67Alp Vir	0.97600	28000.	140	5669	No
52	GOM_NL__2PRFIN20030401_031236_000000452015_00104_05669_6303.N1	01-APR-2003 03:12:36	Bright	45.000	121	29Gam Vir	2.7400	7200.0	90	5669	No
53	GOM_NL__2PRFIN20030401_031714_000000402015_00104_05669_6304.N1	01-APR-2003 03:17:14	Bright	40.000	62	94Bet Leo	2.1360	9700.0	80	5669	No
54	GOM_NL__2PRFIN20030401_031850_000000382015_00104_05669_6305.N1	01-APR-2003 03:18:50	Bright	38.000	96	68Del Leo	2.5600	9300.0	76	5669	No
55	GOM_NL__2PRFIN20030401_032241_000000662015_00104_05669_6306.N1	01-APR-2003 03:22:41	Bright	66.000	111	8Eta Boo	2.6800	6000.0	132	5669	No
56	GOM_NL__2PRFIN20030401_032539_000000382015_00104_05669_6307.N1	01-APR-2003 03:25:39	Bright	38.000	174	52Psi UMa	3.0040	4400.0	76	5669	No
57	GOM_NL__2PRFIN20030401_032842_000000382015_00104_05669_6308.N1	01-APR-2003 03:28:42	Bright	37.500	87	64Gam UMa	2.4330	11000.	75	5669	No
58	GOM_NL__2PRFIN20030401_033031_000000362015_00104_05669_6309.N1	01-APR-2003 03:30:31	Bright	35.500	36	50Alp UMa	1.8000	6300.0	71	5669	No
59	GOM_NL__2PRFIN20030401_033652_000000402015_00104_05669_6310.N1	01-APR-2003 03:36:52	Bright	39.500	60	7Bet UMi	2.0810	3950.0	79	5669	No
60	GOM_NL__2PRFIN20030401_033832_000000332015_00104_05669_6311.N1	01-APR-2003 03:38:32	Bright	32.500	49	1Alp UMi	1.9900	6300.0	65	5669	No
61	GOM_NL__2PRFIN20030401_035112_000000482015_00104_05669_6312.N1	01-APR-2003 03:51:12	Bright	47.500	144	18Del Cyg	2.8600	11000.	95	5669	No
62	GOM_NL__2PRFIN20030401_035305_000000452015_00104_05669_6313.N1	01-APR-2003 03:53:05	Bright	45.000	66	37Gam Cyg	2.2080	5900.0	90	5669	No
63	GOM_NL__2PRFIN20030401_035506_000000442015_00104_05669_6314.N1	01-APR-2003 03:55:06	Bright	44.000	92	53Eps Cyg	2.5000	4500.0	88	5669	No
64	GOM_NL__2PRFIN20030401_040138_000000452015_00104_05669_6315.N1	01-APR-2003 04:01:38	Bright	45.000	61	8Eps Peg	2.1000	3900.0	90	5669	No
65	GOM_NL__2PRFIN20030401_040509_000000722015_00104_05669_6316.N1	01-APR-2003 04:05:09	Dark	72.000	11	53Alp Aql	0.76500	8000.0	144	5669	No
66	GOM_NL__2PRFIN20030401_040848_000000422015_00104_05669_6317.N1	01-APR-2003 04:08:48	Dark	41.500	142	49Del Cap	2.8500	8900.0	83	5669	No
67	GOM_NL__2PRFIN20030401_042102_000000402015_00104_05669_6318.N1	01-APR-2003 04:21:02	Dark	40.000	45	Alp Pav	1.9400	26000.	80	5669	No
68	GOM_NL__2PRFIN20030401_042251_000000532015_00105_05670_6294.N1	01-APR-2003 04:22:51	Dark	52.500	38	20Eps Sgr	1.8360	11000.	105	5670	No
69	GOM_NL__2PRFIN20030401_042639_000000542015_00105_05670_6295.N1	01-APR-2003 04:26:39	Dark	53.500	40	The Sco	1.8590	7100.0	107	5670	No
70	GOM_NL__2PRFIN20030401_042832_000000412015_00105_05670_6296.N1	01-APR-2003 04:28:32	Dark	41.000	43	Alp TrA	1.9100	4250.0	82	5670	No
71	GOM_NL__2PRFIN20030401_043108_000000752015_00105_05670_6297.N1	01-APR-2003 04:31:08	Dark	75.000	75	26Eps Sco	2.2910	4250.0	150	5670	No
72	GOM_NL__2PRFIN20030401_043404_000000402015_00105_05670_6298.N1	01-APR-2003 04:34:04	Straylight	40.000	10	Bet Cen	0.61000	28000.	80	5670	No
73	GOM_NL__2PRFIN20030401_043550_000000412015_00105_05670_6299.N1	01-APR-2003 04:35:50	Straylight	40.500	20	Bet Cru	1.2530	30000.	81	5670	No
74	GOM_NL__2PRFIN20030401_043721_000000422015_00105_05670_6300.N1	01-APR-2003 04:37:21	Straylight	42.000	95	Zet Cen	2.5450	26000.	84	5670	No
75	GOM_NL__2PRFIN20030401_043848_000000372015_00105_05670_6301.N1	01-APR-2003 04:38:48	Straylight	37.000	99	Del Cen	2.5750	26000.	74	5670	No
76	GOM_NL__2PRFIN20030401_044029_000001282015_00105_05670_6302.N1	01-APR-2003 04:40:29	Straylight	127.50	80	7Del Sco	2.3160	30000.	255	5670	No
77	GOM_NL__2PRFIN20030401_044608_000000472015_00105_05670_6303.N1	01-APR-2003 04:46:08	Tw_i_and_stray	46.500	106	9Bet Crv	2.6480	5600.0	93	5670	No
78	GOM_NL__2PRFIN20030401_044806_000000442015_00105_05670_6304.N1	01-APR-2003 04:48:06	Tw_i_and_stray	44.000	100	4Gam Crv	2.5800	13100.	88	5670	No
79	GOM_NL__2PRFIN20030401_044956_000000682015_00105_05670_6305.N1	01-APR-2003 04:49:56	Bright	68.000	15	67Alp Vir	0.97600	28000.	136	5670	No
80	GOM_NL__2PRFIN20030401_045312_000000462015_00105_05670_6306.N1	01-APR-2003 04:53:12	Bright	45.500	121	29Gam Vir	2.7400	7200.0	91	5670	No
81	GOM_NL__2PRFIN20030401_045931_000000362015_00105_05670_6307.N1	01-APR-2003 04:59:31	Bright	36.000	51	41Gam1Leo	2.0100	4500.0	72	5670	No
82	GOM_NL__2PRFIN20030401_050316_000000692015_00105_05670_6308.N1	01-APR-2003 05:03:16	Bright	68.500	111	8Eta Boo	2.6800	6000.0	137	5670	No
83	GOM_NL__2PRFIN20030401_050615_000000362015_00105_05670_6309.N1	01-APR-2003 05:06:15	Bright	36.000	174	52Psi UMa	3.0040	4400.0	72	5670	No
84	GOM_NL__2PRFIN20030401_050917_000000382015_00105_05670_6310.N1	01-APR-2003 05:09:17	Bright	38.000	87	64Gam UMa	2.4330	11000.	76	5670	No
85	GOM_NL__2PRFIN20030401_051106_000000382015_00105_05670_6311.N1	01-APR-2003 05:11:06	Bright	38.000	36	50Alp UMa	1.8000	6300.0	76	5670	No
86	GOM_NL__2PRFIN20030401_051727_000000412015_00105_05670_6312.N1	01-APR-2003 05:17:27	Bright	41.000	60	7Bet UMi	2.0810	3950.0	82	5670	No
87	GOM_NL__2PRFIN20030401_051908_000000372015_00105_05670_6313.N1	01-APR-2003 05:19:08	Bright	37.000	49	1Alp UMi	1.9900	6300.0	74	5670	No
88	GOM_NL__2PRFIN20030401_053148_000000472015_00105_05670_6314.N1	01-APR-2003 05:31:48	Bright	46.500	144	18Del Cyg	2.8600	11000.	93	5670	No
89	GOM_NL__2PRFIN20030401_053341_000000462015_00105_05670_6315.N1	01-APR-2003 05:33:41	Bright	46.000	66	37Gam Cyg	2.2080	5900.0	92	5670	No
90	GOM_NL__2PRFIN20030401_053542_000000452015_00105_05670_6316.N1	01-APR-2003 05:35:42	Bright	44.500	92	53Eps Cyg	2.5000	4500.0	89	5670	No
91	GOM_NL__2PRFIN20030401_054214_000000442015_00105_05670_6317.N1	01-APR-2003 05:42:14	Bright	44.000	61	8Eps Peg	2.1000	3900.0	88	5670	No
92	GOM_NL__2PRFIN20030401_054545_000000682015_00105_05670_6318.N1	01-APR-2003 05:45:45	Dark	67.500	11	53Alp Aql	0.76500	8000.0	135	5670	No
93	GOM_NL__2PRFIN20030401_054924_000000402015_00105_05670_6319.N1	01-APR-2003 05:49:24	Dark	39.500	142	49Del Cap	2.8500	8900.0	79	5670	No
94	GOM_NL__2PRFIN20030401_060138_000000392015_00105_05670_6320.N1	01-APR-2003 06:01:38	Dark	39.000	45	Alp Pav	1.9400	26000.	78	5670	No
95	GOM_NL__2PRFIN20030401_060328_000000572015_00106_05671_6294.N1	01-APR-2003 06:03:28	Dark	56.500	38	20Eps Sgr	1.8360	11000.	113	5671	No
96	GOM_NL__2PRFIN20030401_060716_000000592015_00106_05671_6295.N1	01-APR-2003 06:07:16	Dark	58.500	40	The Sco	1.8590	7100.0	117	5671	No
97	GOM_NL__2PRFIN20030401_060909_000000392015_00106_05671_6296.N1	01-APR-2003 06:09:09	Dark	39.000	43	Alp TrA	1.9100	4250.0	78	5671	No
98	GOM_NL__2PRFIN20030401_061146_000000752015_00106_05671_6297.N1	01-APR-2003 06:11:46	Dark	75.000	75	26Eps Sco	2.2910	4250.0	150	5671	No
99	GOM_NL__2PRFIN20030401_061440_000000462015_00106_05671_6298.N1	01-APR-2003 06:14:40	Straylight	45.500	10	Bet Cen	0.61000	28000.	91	5671	No
100	GOM_NL__2PRFIN20030401_061626_000000432015_00106_05671_6299.N1	01-APR-2003 06:16:26	Straylight	43.000	20	Bet Cru	1.2530	30000.	86	5671	No
101	GOM_NL__2PRFIN20030401_061758_000000432015_00106_05671_6300.N1	01-APR-2003 06:17:58	Straylight	43.000	95	Zet Cen	2.5450	26000.	86	5671	No

102	GOM_NL__2PRFIN20030401_061924_000000402015_00106_05671_6301.N1	01-APR-2003 06:19:24	Straylight	39.500	99	Del Cen	2.5750	26000.	79	5671	No
103	GOM_NL__2PRFIN20030401_062106_000001262015_00106_05671_6302.N1	01-APR-2003 06:21:06	Straylight	126.00	80	7Del Sco	2.3160	30000.	252	5671	No
104	GOM_NL__2PRFIN20030401_062644_000000492015_00106_05671_6303.N1	01-APR-2003 06:26:44	Tw_i_and_stray	48.500	106	9Bet Crv	2.6480	5600.0	97	5671	No
105	GOM_NL__2PRFIN20030401_062842_000000432015_00106_05671_6304.N1	01-APR-2003 06:28:42	Tw_i_and_stray	43.000	100	4Gam Crv	2.5800	13100.	86	5671	No
106	GOM_NL__2PRFIN20030401_063032_000000662015_00106_05671_6305.N1	01-APR-2003 06:30:32	Bright	66.000	15	67Alp Vir	0.97600	28000.	132	5671	No
107	GOM_NL__2PRFIN20030401_063347_000000452015_00106_05671_6306.N1	01-APR-2003 06:33:47	Bright	45.000	121	29Gam Vir	2.7400	7200.0	90	5671	No
108	GOM_NL__2PRFIN20030401_064007_000000372015_00106_05671_6307.N1	01-APR-2003 06:40:07	Bright	36.500	51	41Gam1Leo	2.0100	4500.0	73	5671	No
109	GOM_NL__2PRFIN20030401_064350_000000662015_00106_05671_6308.N1	01-APR-2003 06:43:50	Bright	66.000	111	8Eta Boo	2.6800	6000.0	132	5671	No
110	GOM_NL__2PRFIN20030401_064651_000000382015_00106_05671_6309.N1	01-APR-2003 06:46:51	Bright	37.500	174	52Psi UMa	3.0040	4400.0	75	5671	No
111	GOM_NL__2PRFIN20030401_064953_000000392015_00106_05671_6310.N1	01-APR-2003 06:49:53	Bright	38.500	87	64Gam UMa	2.4330	11000.	77	5671	No
112	GOM_NL__2PRFIN20030401_065142_000000382015_00106_05671_6311.N1	01-APR-2003 06:51:42	Bright	37.500	36	50Alp UMa	1.8000	6300.0	75	5671	No
113	GOM_NL__2PRFIN20030401_065803_000000412015_00106_05671_6312.N1	01-APR-2003 06:58:03	Bright	40.500	60	7Bet UMi	2.0810	3950.0	81	5671	No
114	GOM_NL__2PRFIN20030401_065944_000000362015_00106_05671_6313.N1	01-APR-2003 06:59:44	Bright	36.000	49	1Alp UMi	1.9900	6300.0	72	5671	No
115	GOM_NL__2PRFIN20030401_071223_000000472015_00106_05671_6314.N1	01-APR-2003 07:12:23	Bright	46.500	144	18Del Cyg	2.8600	11000.	93	5671	No
116	GOM_NL__2PRFIN20030401_071416_000000462015_00106_05671_6315.N1	01-APR-2003 07:14:16	Bright	45.500	66	37Gam Cyg	2.2080	5900.0	91	5671	No
117	GOM_NL__2PRFIN20030401_071618_000000452015_00106_05671_6316.N1	01-APR-2003 07:16:18	Bright	44.500	92	53Eps Cyg	2.5000	4500.0	89	5671	No
118	GOM_NL__2PRFIN20030401_072250_000000452015_00106_05671_6317.N1	01-APR-2003 07:22:50	Bright	45.000	61	8Eps Peg	2.1000	3900.0	90	5671	No
119	GOM_NL__2PRFIN20030401_072622_000000642015_00106_05671_6318.N1	01-APR-2003 07:26:22	Dark	63.500	11	53Alp Aql	0.76500	8000.0	127	5671	No
120	GOM_NL__2PRFIN20030401_073000_000000402015_00106_05671_6319.N1	01-APR-2003 07:30:00	Dark	40.000	142	49Del Cap	2.8500	8900.0	80	5671	No
121	GOM_NL__2PRFIN20030401_074214_000000392015_00106_05671_6320.N1	01-APR-2003 07:42:14	Dark	38.500	45	Alp Pav	1.9400	26000.	77	5671	No
122	GOM_NL__2PRFIN20030401_074405_000000542015_00107_05672_6295.N1	01-APR-2003 07:44:05	Dark	54.000	38	20Eps Sgr	1.8360	11000.	108	5672	No
123	GOM_NL__2PRFIN20030401_074753_000000522015_00107_05672_6296.N1	01-APR-2003 07:47:53	Dark	52.000	40	The Sco	1.8590	7100.0	104	5672	No
124	GOM_NL__2PRFIN20030401_074945_000000432015_00107_05672_6297.N1	01-APR-2003 07:49:45	Dark	42.500	43	Alp TrA	1.9100	4250.0	85	5672	No
125	GOM_NL__2PRFIN20030401_075223_000000752015_00107_05672_6298.N1	01-APR-2003 07:52:23	Dark	75.000	75	26Eps Sco	2.2910	4250.0	150	5672	No
126	GOM_NL__2PRFIN20030401_075517_000000462015_00107_05672_6299.N1	01-APR-2003 07:55:17	Straylight	45.500	10	Bet Cen	0.61000	28000.	91	5672	No
127	GOM_NL__2PRFIN20030401_075703_000000432015_00107_05672_6300.N1	01-APR-2003 07:57:03	Straylight	43.000	20	Bet Cru	1.2530	30000.	86	5672	No
128	GOM_NL__2PRFIN20030401_075834_000000432015_00107_05672_6301.N1	01-APR-2003 07:58:34	Straylight	43.000	95	Zet Cen	2.5450	26000.	86	5672	No
129	GOM_NL__2PRFIN20030401_080000_000000382015_00107_05672_6302.N1	01-APR-2003 08:00:00	Straylight	38.000	99	Del Cen	2.5750	26000.	76	5672	No
130	GOM_NL__2PRFIN20030401_080145_000001262015_00107_05672_6303.N1	01-APR-2003 08:01:45	Straylight	126.00	80	7Del Sco	2.3160	30000.	252	5672	No
131	GOM_NL__2PRFIN20030401_080720_000000482015_00107_05672_6304.N1	01-APR-2003 08:07:20	Tw_i_and_stray	48.000	106	9Bet Crv	2.6480	5600.0	96	5672	No
132	GOM_NL__2PRFIN20030401_080918_000000452015_00107_05672_6305.N1	01-APR-2003 08:09:18	Tw_i_and_stray	44.500	100	4Gam Crv	2.5800	13100.	89	5672	No
133	GOM_NL__2PRFIN20030401_081108_000000662015_00107_05672_6306.N1	01-APR-2003 08:11:08	Bright	65.500	15	67Alp Vir	0.97600	28000.	131	5672	No
134	GOM_NL__2PRFIN20030401_081423_000000452015_00107_05672_6307.N1	01-APR-2003 08:14:23	Bright	45.000	121	29Gam Vir	2.7400	7200.0	90	5672	No
135	GOM_NL__2PRFIN20030401_082043_000000382015_00107_05672_6308.N1	01-APR-2003 08:20:43	Bright	38.000	51	41Gam1Leo	2.0100	4500.0	76	5672	No
136	GOM_NL__2PRFIN20030401_082424_000000672015_00107_05672_6309.N1	01-APR-2003 08:24:24	Bright	67.000	111	8Eta Boo	2.6800	6000.0	134	5672	No
137	GOM_NL__2PRFIN20030401_082726_000000382015_00107_05672_6310.N1	01-APR-2003 08:27:26	Bright	38.000	174	52Psi UMa	3.0040	4400.0	76	5672	No
138	GOM_NL__2PRFIN20030401_083029_000000392015_00107_05672_6311.N1	01-APR-2003 08:30:29	Bright	38.500	87	64Gam UMa	2.4330	11000.	77	5672	No
139	GOM_NL__2PRFIN20030401_083218_000000362015_00107_05672_6312.N1	01-APR-2003 08:32:18	Bright	35.500	36	50Alp UMa	1.8000	6300.0	71	5672	No
140	GOM_NL__2PRFIN20030401_083838_000000392015_00107_05672_6313.N1	01-APR-2003 08:38:38	Bright	39.000	60	7Bet UMi	2.0810	3950.0	78	5672	No
141	GOM_NL__2PRFIN20030401_084020_000000372015_00107_05672_6314.N1	01-APR-2003 08:40:20	Bright	37.000	49	1Alp UMi	1.9900	6300.0	74	5672	No
142	GOM_NL__2PRFIN20030401_085259_000000462015_00107_05672_6315.N1	01-APR-2003 08:52:59	Bright	45.500	144	18Del Cyg	2.8600	11000.	91	5672	No
143	GOM_NL__2PRFIN20030401_085452_000000452015_00107_05672_6316.N1	01-APR-2003 08:54:52	Bright	45.000	66	37Gam Cyg	2.2080	5900.0	90	5672	No
144	GOM_NL__2PRFIN20030401_085654_000000432015_00107_05672_6317.N1	01-APR-2003 08:56:54	Bright	43.000	92	53Eps Cyg	2.5000	4500.0	86	5672	No
145	GOM_NL__2PRFIN20030401_090326_000000462015_00107_05672_6318.N1	01-APR-2003 09:03:26	Bright	45.500	61	8Eps Peg	2.1000	3900.0	91	5672	No
146	GOM_NL__2PRFIN20030401_090659_000000712015_00107_05672_6319.N1	01-APR-2003 09:06:59	Dark	71.000	11	53Alp Aql	0.76500	8000.0	142	5672	No
147	GOM_NL__2PRFIN20030401_091036_000000412015_00107_05672_6320.N1	01-APR-2003 09:10:36	Dark	41.000	142	49Del Cap	2.8500	8900.0	82	5672	No
148	GOM_NL__2PRFIN20030401_092250_000000402015_00107_05672_6321.N1	01-APR-2003 09:22:50	Dark	39.500	45	Alp Pav	1.9400	26000.	79	5672	No
149	GOM_NL__2PRFIN20030401_092442_000000662015_00108_05673_6561.N1	01-APR-2003 09:24:42	Dark	65.500	38	20Eps Sgr	1.8360	11000.	131	5673	No
150	GOM_NL__2PRFIN20030401_092831_000000522015_00108_05673_6562.N1	01-APR-2003 09:28:31	Dark	51.500	40	The Sco	1.8590	7100.0	103	5673	No
151	GOM_NL__2PRFIN20030401_093021_000000412015_00108_05673_6563.N1	01-APR-2003 09:30:21	Dark	40.500	43	Alp TrA	1.9100	4250.0	81	5673	No
152	GOM_NL__2PRFIN20030401_093300_000000782015_00108_05673_6564.N1	01-APR-2003 09:33:00	Dark	77.500	75	26Eps Sco	2.2910	4250.0	155	5673	No
153	GOM_NL__2PRFIN20030401_093553_000000402015_00108_05673_6565.N1	01-APR-2003 09:35:53	Straylight	40.000	10	Bet Cen	0.61000	28000.	80	5673	No
154	GOM_NL__2PRFIN20030401_093738_000000402015_00108_05673_6566.N1	01-APR-2003 09:37:38	Straylight	39.500	20	Bet Cru	1.2530	30000.	79	5673	No
155	GOM_NL__2PRFIN20030401_093910_000000452015_00108_05673_6567.N1	01-APR-2003 09:39:10	Straylight	45.000	95	Zet Cen	2.5450	26000.	90	5673	No
156	GOM_NL__2PRFIN20030401_094036_000000382015_00108_05673_6568.N1	01-APR-2003 09:40:36	Straylight	38.000	99	Del Cen	2.5750	26000.	76	5673	No
157	GOM_NL__2PRFIN20030401_094222_000001152015_00108_05673_6569.N1	01-APR-2003 09:42:22	Straylight	115.00	80	7Del Sco	2.3160	30000.	230	5673	No
158	GOM_NL__2PRFIN20030401_094756_000000472015_00108_05673_6570.N1	01-APR-2003 09:47:56	Tw_i_and_stray	47.000	106	9Bet Crv	2.6480	5600.0	94	5673	No
159	GOM_NL__2PRFIN20030401_094954_000000442015_00108_05673_6571.N1	01-APR-2003 09:49:54	Tw_i_and_stray	43.500	100	4Gam Crv	2.5800	13100.	87	5673	No
160	GOM_NL__2PRFIN20030401_095144_000000602015_00108_05673_6572.N1	01-APR-2003 09:51:44	Bright	59.500	15	67Alp Vir	0.97600	28000.	119	5673	No

161	GOM_NL__2PRFIN20030401_095459_000000452015_00108_05673_6573.N1	01-APR-2003 09:54:59	Bright	45.000	121	29Gam Vir	2.7400	7200.0	90	5673	No
162	GOM_NL__2PRFIN20030401_100119_000000362015_00108_05673_6574.N1	01-APR-2003 10:01:19	Bright	36.000	51	41Gam1Leo	2.0100	4500.0	72	5673	No
163	GOM_NL__2PRFIN20030401_100458_000000692015_00108_05673_6575.N1	01-APR-2003 10:04:58	Bright	68.500	111	8Eta Boo	2.6800	6000.0	137	5673	No
164	GOM_NL__2PRFIN20030401_100802_000000392015_00108_05673_6576.N1	01-APR-2003 10:08:02	Bright	38.500	174	52Psi UMa	3.0040	4400.0	77	5673	No
165	GOM_NL__2PRFIN20030401_101104_000000392015_00108_05673_6577.N1	01-APR-2003 10:11:04	Bright	39.000	87	64Gam UMa	2.4330	11000.	78	5673	No
166	GOM_NL__2PRFIN20030401_101254_000000392015_00108_05673_6578.N1	01-APR-2003 10:12:54	Bright	38.500	36	50Alp UMa	1.8000	6300.0	77	5673	No
167	GOM_NL__2PRFIN20030401_101913_000000412015_00108_05673_6579.N1	01-APR-2003 10:19:13	Bright	41.000	60	7Bet UMi	2.0810	3950.0	82	5673	No
168	GOM_NL__2PRFIN20030401_102056_000000372015_00108_05673_6580.N1	01-APR-2003 10:20:56	Bright	36.500	49	1Alp UMi	1.9900	6300.0	73	5673	No
169	GOM_NL__2PRFIN20030401_103334_000000462015_00108_05673_6581.N1	01-APR-2003 10:33:34	Bright	46.000	144	18Del Cyg	2.8600	11000.	92	5673	No
170	GOM_NL__2PRFIN20030401_103528_000000462015_00108_05673_6582.N1	01-APR-2003 10:35:28	Bright	46.000	66	37Gam Cyg	2.2080	5900.0	92	5673	No
171	GOM_NL__2PRFIN20030401_103730_000000452015_00108_05673_6583.N1	01-APR-2003 10:37:30	Bright	45.000	92	53Eps Cyg	2.5000	4500.0	90	5673	No
172	GOM_NL__2PRFIN20030401_104403_000000472015_00108_05673_6584.N1	01-APR-2003 10:44:03	Bright	46.500	61	8Eps Peg	2.1000	3900.0	93	5673	No
173	GOM_NL__2PRFIN20030401_104735_000000672015_00108_05673_6585.N1	01-APR-2003 10:47:35	Dark	66.500	11	53Alp Aql	0.76500	8000.0	133	5673	No
174	GOM_NL__2PRFIN20030401_105112_000000412015_00108_05673_6586.N1	01-APR-2003 10:51:12	Dark	40.500	142	49Del Cap	2.8500	8900.0	81	5673	No
175	GOM_NL__2PRFIN20030401_110326_000000412015_00108_05673_6587.N1	01-APR-2003 11:03:26	Dark	40.500	45	Alp Pav	1.9400	26000.	81	5673	No
176	GOM_NL__2PRFIN20030401_110519_000000572015_00109_05674_6297.N1	01-APR-2003 11:05:19	Dark	57.000	38	20Eps Sgr	1.8360	11000.	114	5674	No
177	GOM_NL__2PRFIN20030401_110907_000000522015_00109_05674_6298.N1	01-APR-2003 11:09:07	Dark	52.000	40	The Sco	1.8590	7100.0	104	5674	No
178	GOM_NL__2PRFIN20030401_111057_000000392015_00109_05674_6299.N1	01-APR-2003 11:10:57	Dark	39.000	43	Alp TrA	1.9100	4250.0	78	5674	No
179	GOM_NL__2PRFIN20030401_111336_000000782015_00109_05674_6300.N1	01-APR-2003 11:13:36	Dark	78.000	75	26Eps Sco	2.2910	4250.0	156	5674	No
180	GOM_NL__2PRFIN20030401_111628_000000472015_00109_05674_6301.N1	01-APR-2003 11:16:28	Straylight	47.000	10	Bet Cen	0.61000	28000.	94	5674	No
181	GOM_NL__2PRFIN20030401_111814_000000432015_00109_05674_6302.N1	01-APR-2003 11:18:14	Straylight	42.500	20	Bet Cru	1.2530	30000.	85	5674	No
182	GOM_NL__2PRFIN20030401_111946_000000422015_00109_05674_6303.N1	01-APR-2003 11:19:46	Straylight	42.000	95	Zet Cen	2.5450	26000.	84	5674	No
183	GOM_NL__2PRFIN20030401_112112_000000382015_00109_05674_6304.N1	01-APR-2003 11:21:12	Straylight	38.000	99	Del Cen	2.5750	26000.	76	5674	No
184	GOM_NL__2PRFIN20030401_112300_000001162015_00109_05674_6305.N1	01-APR-2003 11:23:00	Straylight	115.50	80	7Del Sco	2.3160	30000.	231	5674	No
185	GOM_NL__2PRFIN20030401_112832_000000452015_00109_05674_6306.N1	01-APR-2003 11:28:32	Tw_i_and_stray	45.000	106	9Bet Crv	2.6480	5600.0	90	5674	No
186	GOM_NL__2PRFIN20030401_113030_000000442015_00109_05674_6307.N1	01-APR-2003 11:30:30	Tw_i_and_stray	43.500	100	4Gam Crv	2.5800	13100.	87	5674	No
187	GOM_NL__2PRFIN20030401_113220_000000662015_00109_05674_6308.N1	01-APR-2003 11:32:20	Bright	65.500	15	67Alp Vir	0.97600	28000.	131	5674	No
188	GOM_NL__2PRFIN20030401_113534_000000452015_00109_05674_6309.N1	01-APR-2003 11:35:34	Bright	45.000	121	29Gam Vir	2.7400	7200.0	90	5674	No
189	GOM_NL__2PRFIN20030401_114154_000000392015_00109_05674_6310.N1	01-APR-2003 11:41:54	Bright	38.500	51	41Gam1Leo	2.0100	4500.0	77	5674	No
190	GOM_NL__2PRFIN20030401_114533_000000672015_00109_05674_6311.N1	01-APR-2003 11:45:33	Bright	66.500	111	8Eta Boo	2.6800	6000.0	133	5674	No
191	GOM_NL__2PRFIN20030401_114838_000000382015_00109_05674_6312.N1	01-APR-2003 11:48:38	Bright	38.000	174	52Psi UMa	3.0040	4400.0	76	5674	No
192	GOM_NL__2PRFIN20030401_115139_000000382015_00109_05674_6313.N1	01-APR-2003 11:51:39	Bright	38.000	87	64Gam UMa	2.4330	11000.	76	5674	No
193	GOM_NL__2PRFIN20030401_115329_000000372015_00109_05674_6314.N1	01-APR-2003 11:53:29	Bright	36.500	36	50Alp UMa	1.8000	6300.0	73	5674	No
194	GOM_NL__2PRFIN20030401_115948_000000392015_00109_05674_6315.N1	01-APR-2003 11:59:48	Bright	38.500	60	7Bet UMi	2.0810	3950.0	77	5674	No
195	GOM_NL__2PRFIN20030401_120131_000000362015_00109_05674_6316.N1	01-APR-2003 12:01:31	Bright	36.000	49	1Alp UMi	1.9900	6300.0	72	5674	No
196	GOM_NL__2PRFIN20030401_121410_000000482015_00109_05674_6317.N1	01-APR-2003 12:14:10	Bright	48.000	144	18Del Cyg	2.8600	11000.	96	5674	No
197	GOM_NL__2PRFIN20030401_121604_000000482015_00109_05674_6318.N1	01-APR-2003 12:16:04	Bright	47.500	66	37Gam Cyg	2.2080	5900.0	95	5674	No
198	GOM_NL__2PRFIN20030401_121805_000000452015_00109_05674_6319.N1	01-APR-2003 12:18:05	Bright	44.500	92	53Eps Cyg	2.5000	4500.0	89	5674	No
199	GOM_NL__2PRFIN20030401_122438_000000472015_00109_05674_6320.N1	01-APR-2003 12:24:38	Tw_i_and_stray	47.000	61	8Eps Peg	2.1000	3900.0	94	5674	No
200	GOM_NL__2PRFIN20030401_122812_000000702015_00109_05674_6321.N1	01-APR-2003 12:28:12	Dark	69.500	11	53Alp Aql	0.76500	8000.0	139	5674	No
201	GOM_NL__2PRFIN20030401_123148_000000412015_00109_05674_6322.N1	01-APR-2003 12:31:48	Dark	41.000	142	49Del Cap	2.8500	8900.0	82	5674	No
202	GOM_NL__2PRFIN20030401_124402_000000412015_00109_05674_6323.N1	01-APR-2003 12:44:02	Dark	40.500	45	Alp Pav	1.9400	26000.	81	5674	No
203	GOM_NL__2PRFIN20030401_124556_000000572015_00110_05675_6298.N1	01-APR-2003 12:45:56	Dark	57.000	38	20Eps Sgr	1.8360	11000.	114	5675	No
204	GOM_NL__2PRFIN20030401_124944_000000572015_00110_05675_6299.N1	01-APR-2003 12:49:44	Dark	56.500	40	The Sco	1.8590	7100.0	113	5675	No
205	GOM_NL__2PRFIN20030401_125133_000000402015_00110_05675_6300.N1	01-APR-2003 12:51:33	Dark	39.500	43	Alp TrA	1.9100	4250.0	79	5675	No
206	GOM_NL__2PRFIN20030401_125324_000000412015_00110_05675_6301.N1	01-APR-2003 12:53:24	Dark	40.500	134	Bet TrA	2.8100	6600.0	81	5675	No
207	GOM_NL__2PRFIN20030401_125602_000000532015_00110_05675_6302.N1	01-APR-2003 12:56:02	Dark	53.000	4	Alp1Cen	-0.010000	5800.0	106	5675	No
208	GOM_NL__2PRFIN20030401_125819_000000472015_00110_05675_6303.N1	01-APR-2003 12:58:19	Straylight	46.500	12	Alp1Cru	0.77500	30000.	93	5675	No
209	GOM_NL__2PRFIN20030401_125946_000000452015_00110_05675_6304.N1	01-APR-2003 12:59:46	Straylight	44.500	26	Gam Cru	1.6240	2900.0	89	5675	No
210	GOM_NL__2PRFIN20030401_130142_000000412015_00110_05675_6305.N1	01-APR-2003 13:01:42	Straylight	40.500	64	Gam Cen	2.2000	10600.	81	5675	No
211	GOM_NL__2PRFIN20030401_130307_000000542015_00110_05675_6306.N1	01-APR-2003 13:03:07	Straylight	53.500	54	5The Cen	2.0550	4500.0	107	5675	No
212	GOM_NL__2PRFIN20030401_130530_000001462015_00110_05675_6307.N1	01-APR-2003 13:05:30	Tw_i_and_stray	146.00	97	8Bet1Sco	2.5610	30000.	292	5675	No
213	GOM_NL__2PRFIN20030401_131105_000000412015_00110_05675_6308.N1	01-APR-2003 13:11:05	Tw_i_and_stray	41.000	100	4Gam Crv	2.5800	13100.	82	5675	No
214	GOM_NL__2PRFIN20030401_131252_000000642015_00110_05675_6309.N1	01-APR-2003 13:12:52	Bright	63.500	15	67Alp Vir	0.97600	28000.	127	5675	No
215	GOM_NL__2PRFIN20030401_131609_000000452015_00110_05675_6310.N1	01-APR-2003 13:16:09	Bright	44.500	121	29Gam Vir	2.7400	7200.0	89	5675	No
216	GOM_NL__2PRFIN20030401_132047_000000412015_00110_05675_6311.N1	01-APR-2003 13:20:47	Bright	40.500	62	94Bet Leo	2.1360	9700.0	81	5675	No
217	GOM_NL__2PRFIN20030401_132224_000000372015_00110_05675_6312.N1	01-APR-2003 13:22:24	Bright	37.000	96	68Del Leo	2.5600	9300.0	74	5675	No
218	GOM_NL__2PRFIN20030401_132608_000000702015_00110_05675_6313.N1	01-APR-2003 13:26:08	Bright	69.500	111	8Eta Boo	2.6800	6000.0	139	5675	No
219	GOM_NL__2PRFIN20030401_132913_000000362015_00110_05675_6314.N1	01-APR-2003 13:29:13	Bright	35.500	174	52Psi UMa	3.0040	4400.0	71	5675	No

220	GOM_NL__2PRFIN20030401_133214_000000382015_00110_05675_6315.N1	01-APR-2003 13:32:14	Bright	37.500	87	64Gam UMa	2.4330	11000.	75	5675	No
221	GOM_NL__2PRFIN20030401_133404_000000402015_00110_05675_6316.N1	01-APR-2003 13:34:04	Bright	39.500	36	50Alp UMa	1.8000	6300.0	79	5675	No
222	GOM_NL__2PRFIN20030401_134024_000000412015_00110_05675_6317.N1	01-APR-2003 13:40:24	Bright	41.000	60	7Bet UMi	2.0810	3950.0	82	5675	No
223	GOM_NL__2PRFIN20030401_134207_000000382015_00110_05675_6318.N1	01-APR-2003 13:42:07	Bright	37.500	49	1Alp UMi	1.9900	6300.0	75	5675	No
224	GOM_NL__2PRFIN20030401_135501_000000432015_00110_05675_6319.N1	01-APR-2003 13:55:01	Bright	43.000	19	50Alp Cyg	1.2460	10500.	86	5675	No
225	GOM_NL__2PRFIN20030401_135639_000000462015_00110_05675_6320.N1	01-APR-2003 13:56:39	Bright	46.000	66	37Gam Cyg	2.2080	5900.0	92	5675	No
226	GOM_NL__2PRFIN20030401_135841_000000462015_00110_05675_6321.N1	01-APR-2003 13:58:41	Bright	45.500	92	53Eps Cyg	2.5000	4500.0	91	5675	No
227	GOM_NL__2PRFIN20030401_140515_000000462015_00110_05675_6322.N1	01-APR-2003 14:05:15	Tw_i_and_stray	46.000	61	8Eps Peg	2.1000	3900.0	92	5675	No
228	GOM_NL__2PRFIN20030401_140848_000000672015_00110_05675_6323.N1	01-APR-2003 14:08:48	Dark	67.000	11	53Alp Aql	0.76500	8000.0	134	5675	No
229	GOM_NL__2PRFIN20030401_141224_000000422015_00110_05675_6324.N1	01-APR-2003 14:12:24	Dark	42.000	142	49Del Cap	2.8500	8900.0	84	5675	No
230	GOM_NL__2PRFIN20030401_141801_000000392015_00110_05675_6325.N1	01-APR-2003 14:18:01	Dark	39.000	172	Gam Gru	3.0030	13100.	78	5675	No
231	GOM_NL__2PRFIN20030401_142439_000000402015_00110_05675_6326.N1	01-APR-2003 14:24:39	Dark	40.000	45	Alp Pav	1.9400	26000.	80	5675	No
232	GOM_NL__2PRFIN20030401_142633_000000572015_00111_05676_6580.N1	01-APR-2003 14:26:33	Dark	57.000	38	20Eps Sgr	1.8360	11000.	114	5676	No
233	GOM_NL__2PRFIN20030401_143020_000000582015_00111_05676_6581.N1	01-APR-2003 14:30:20	Dark	57.500	40	The Sco	1.8590	7100.0	115	5676	No
234	GOM_NL__2PRFIN20030401_143209_000000422015_00111_05676_6582.N1	01-APR-2003 14:32:09	Dark	42.000	43	Alp TrA	1.9100	4250.0	84	5676	No
235	GOM_NL__2PRFIN20030401_143357_000000432015_00111_05676_6583.N1	01-APR-2003 14:33:57	Dark	43.000	134	Bet TrA	2.8100	6600.0	86	5676	No
236	GOM_NL__2PRFIN20030401_143638_000000552015_00111_05676_6584.N1	01-APR-2003 14:36:38	Dark	55.000	4	Alp1Cen	-0.010000	5800.0	110	5676	No
237	GOM_NL__2PRFIN20030401_143855_000000472015_00111_05676_6585.N1	01-APR-2003 14:38:55	Straylight	47.000	12	Alp1Cru	0.77500	30000.	94	5676	No
238	GOM_NL__2PRFIN20030401_144021_000000492015_00111_05676_6586.N1	01-APR-2003 14:40:21	Straylight	49.000	26	Gam Cru	1.6240	2900.0	98	5676	No
239	GOM_NL__2PRFIN20030401_144218_000000402015_00111_05676_6587.N1	01-APR-2003 14:42:18	Straylight	40.000	64	Gam Cen	2.2000	10600.	80	5676	No
240	GOM_NL__2PRFIN20030401_144343_000000562015_00111_05676_6588.N1	01-APR-2003 14:43:43	Straylight	55.500	54	5The Cen	2.0550	4500.0	111	5676	No
241	GOM_NL__2PRFIN20030401_144607_000001552015_00111_05676_6589.N1	01-APR-2003 14:46:07	Tw_i_and_stray	155.00	97	8Bet1Sco	2.5610	30000.	310	5676	No
242	GOM_NL__2PRFIN20030401_145140_000000472015_00111_05676_6590.N1	01-APR-2003 14:51:40	Tw_i_and_stray	46.500	100	4Gam Crv	2.5800	13100.	93	5676	No
243	GOM_NL__2PRFIN20030401_145330_000000682015_00111_05676_6591.N1	01-APR-2003 14:53:30	Bright	68.000	15	67Alp Vir	0.97600	28000.	136	5676	No
244	GOM_NL__2PRFIN20030401_145643_000000492015_00111_05676_6592.N1	01-APR-2003 14:56:43	Bright	48.500	121	29Gam Vir	2.7400	7200.0	97	5676	No
245	GOM_NL__2PRFIN20030401_150122_000000422015_00111_05676_6593.N1	01-APR-2003 15:01:22	Bright	41.500	62	94Bet Leo	2.1360	9700.0	83	5676	No
246	GOM_NL__2PRFIN20030401_150259_000000392015_00111_05676_6594.N1	01-APR-2003 15:02:59	Bright	38.500	96	68Del Leo	2.5600	9300.0	77	5676	No
247	GOM_NL__2PRFIN20030401_150643_000000672015_00111_05676_6595.N1	01-APR-2003 15:06:43	Bright	67.000	111	8Eta Boo	2.6800	6000.0	134	5676	No
248	GOM_NL__2PRFIN20030401_150950_000000362015_00111_05676_6596.N1	01-APR-2003 15:09:50	Bright	36.000	174	52Psi UMa	3.0040	4400.0	72	5676	No
249	GOM_NL__2PRFIN20030401_151251_000000382015_00111_05676_6597.N1	01-APR-2003 15:12:51	Bright	38.000	87	64Gam UMa	2.4330	11000.	76	5676	No
250	GOM_NL__2PRFIN20030401_151442_000000382015_00111_05676_6598.N1	01-APR-2003 15:14:42	Bright	37.500	36	50Alp UMa	1.8000	6300.0	75	5676	No
251	GOM_NL__2PRFIN20030401_152101_000000412015_00111_05676_6599.N1	01-APR-2003 15:21:01	Bright	40.500	60	7Bet UMi	2.0810	3950.0	81	5676	No
252	GOM_NL__2PRFIN20030401_152244_000000362015_00111_05676_6600.N1	01-APR-2003 15:22:44	Bright	36.000	49	1Alp UMi	1.9900	6300.0	72	5676	No
253	GOM_NL__2PRFIN20030401_153537_000000422015_00111_05676_6601.N1	01-APR-2003 15:35:37	Bright	42.000	19	50Alp Cyg	1.2460	10500.	84	5676	No
254	GOM_NL__2PRFIN20030401_153716_000000482015_00111_05676_6602.N1	01-APR-2003 15:37:16	Bright	47.500	66	37Gam Cyg	2.2080	5900.0	95	5676	No
255	GOM_NL__2PRFIN20030401_153919_000000452015_00111_05676_6603.N1	01-APR-2003 15:39:19	Bright	44.500	92	53Eps Cyg	2.5000	4500.0	89	5676	No
256	GOM_NL__2PRFIN20030401_154552_000000452015_00111_05676_6604.N1	01-APR-2003 15:45:52	Tw_i_and_stray	45.000	61	8Eps Peg	2.1000	3900.0	90	5676	No
257	GOM_NL__2PRFIN20030401_154926_000000652015_00111_05676_6605.N1	01-APR-2003 15:49:26	Dark	64.500	11	53Alp Aql	0.76500	8000.0	129	5676	No
258	GOM_NL__2PRFIN20030401_155302_000000412015_00111_05676_6606.N1	01-APR-2003 15:53:02	Dark	40.500	142	49Del Cap	2.8500	8900.0	81	5676	No
259	GOM_NL__2PRFIN20030401_155838_000000372015_00111_05676_6607.N1	01-APR-2003 15:58:38	Dark	37.000	172	Gam Gru	3.0030	13100.	74	5676	No
260	GOM_NL__2PRFIN20030401_160516_000000442015_00111_05676_6608.N1	01-APR-2003 16:05:16	Dark	43.500	45	Alp Pav	1.9400	26000.	87	5676	No
261	GOM_NL__2PRFIN20030401_160712_000000552015_00112_05677_6300.N1	01-APR-2003 16:07:12	Dark	55.000	38	20Eps Sgr	1.8360	11000.	110	5677	No
262	GOM_NL__2PRFIN20030401_161059_000000542015_00112_05677_6301.N1	01-APR-2003 16:10:59	Dark	54.000	40	The Sco	1.8590	7100.0	108	5677	No
263	GOM_NL__2PRFIN20030401_161247_000000432015_00112_05677_6302.N1	01-APR-2003 16:12:47	Dark	43.000	43	Alp TrA	1.9100	4250.0	86	5677	No
264	GOM_NL__2PRFIN20030401_161438_000000402015_00112_05677_6303.N1	01-APR-2003 16:14:38	Dark	39.500	134	Bet TrA	2.8100	6600.0	79	5677	No
265	GOM_NL__2PRFIN20030401_161716_000000532015_00112_05677_6304.N1	01-APR-2003 16:17:16	Dark	53.000	4	Alp1Cen	-0.010000	5800.0	106	5677	No
266	GOM_NL__2PRFIN20030401_161932_000000462015_00112_05677_6305.N1	01-APR-2003 16:19:32	Straylight	45.500	12	Alp1Cru	0.77500	30000.	91	5677	No
267	GOM_NL__2PRFIN20030401_162100_000000482015_00112_05677_6306.N1	01-APR-2003 16:21:00	Straylight	47.500	26	Gam Cru	1.6240	2900.0	95	5677	No
268	GOM_NL__2PRFIN20030401_162256_000000442015_00112_05677_6307.N1	01-APR-2003 16:22:56	Straylight	43.500	64	Gam Cen	2.2000	10600.	87	5677	No
269	GOM_NL__2PRFIN20030401_162421_000000562015_00112_05677_6308.N1	01-APR-2003 16:24:21	Straylight	55.500	54	5The Cen	2.0550	4500.0	111	5677	No
270	GOM_NL__2PRFIN20030401_162643_000001632015_00112_05677_6309.N1	01-APR-2003 16:26:43	Tw_i_and_stray	162.50	97	8Bet1Sco	2.5610	30000.	325	5677	No
271	GOM_NL__2PRFIN20030401_163218_000000452015_00112_05677_6310.N1	01-APR-2003 16:32:18	Tw_i_and_stray	45.000	100	4Gam Crv	2.5800	13100.	90	5677	No
272	GOM_NL__2PRFIN20030401_163408_000000652015_00112_05677_6311.N1	01-APR-2003 16:34:08	Bright	65.000	15	67Alp Vir	0.97600	28000.	130	5677	No
273	GOM_NL__2PRFIN20030401_163722_000000452015_00112_05677_6312.N1	01-APR-2003 16:37:22	Bright	44.500	121	29Gam Vir	2.7400	7200.0	89	5677	No
274	GOM_NL__2PRFIN20030401_164200_000000392015_00112_05677_6313.N1	01-APR-2003 16:42:00	Bright	39.000	62	94Bet Leo	2.1360	9700.0	78	5677	No
275	GOM_NL__2PRFIN20030401_164337_000000372015_00112_05677_6314.N1	01-APR-2003 16:43:37	Bright	36.500	96	68Del Leo	2.5600	9300.0	73	5677	No
276	GOM_NL__2PRFIN20030401_164718_000000682015_00112_05677_6315.N1	01-APR-2003 16:47:18	Bright	68.000	111	8Eta Boo	2.6800	6000.0	136	5677	No
277	GOM_NL__2PRFIN20030401_165026_000000382015_00112_05677_6316.N1	01-APR-2003 16:50:26	Bright	38.000	174	52Psi UMa	3.0040	4400.0	76	5677	No
278	GOM_NL__2PRFIN20030401_165327_000000382015_00112_05677_6317.N1	01-APR-2003 16:53:27	Bright	37.500	87	64Gam UMa	2.4330	11000.	75	5677	No

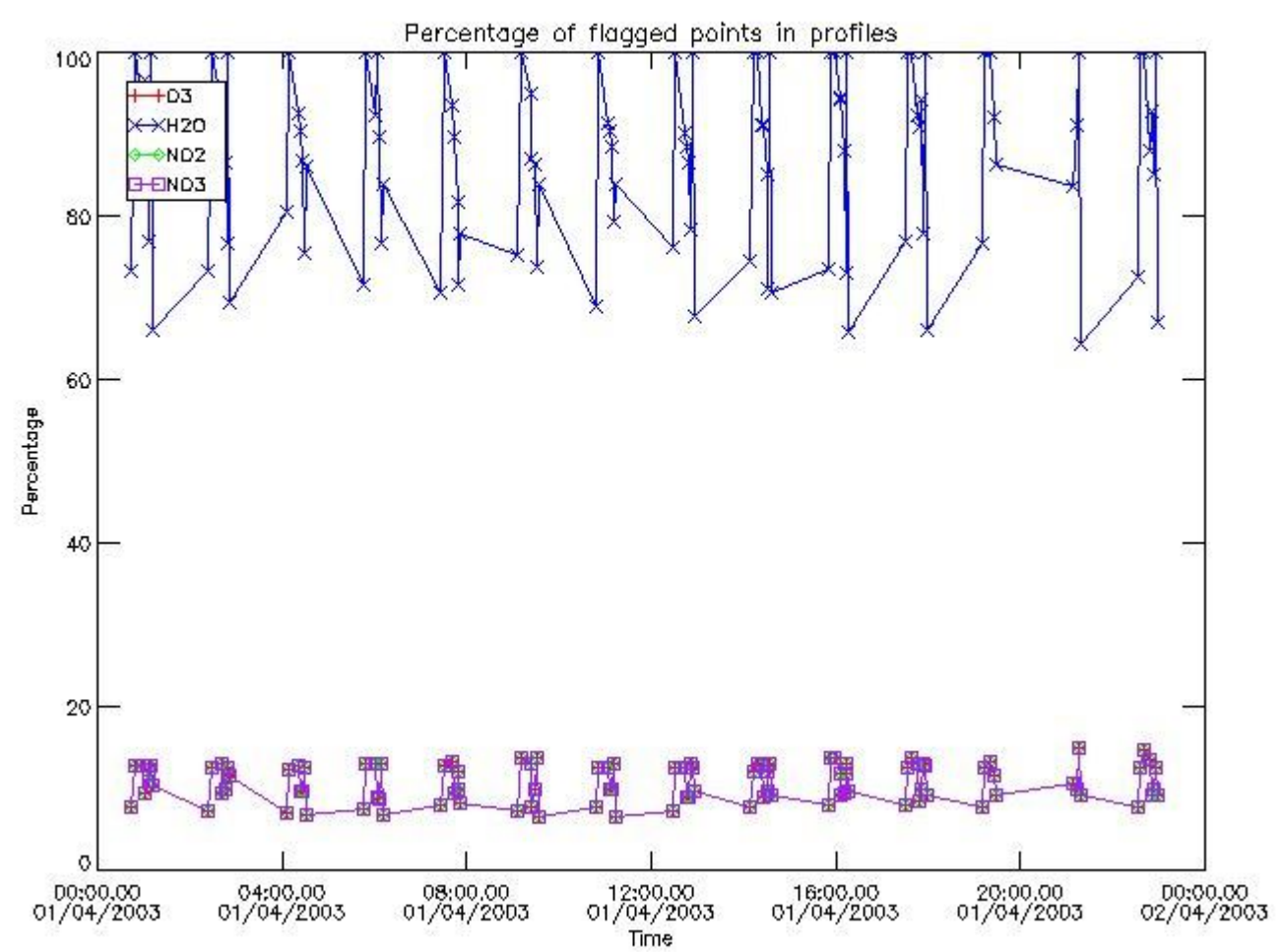
279	GOM_NL__2PRFIN20030401_165517_000000402015_00112_05677_6318.N1	01-APR-2003 16:55:17	Bright	39.500	36	50Alp UMa	1.8000	6300.0	79	5677	No
280	GOM_NL__2PRFIN20030401_170136_000000372015_00112_05677_6319.N1	01-APR-2003 17:01:36	Bright	37.000	60	7Bet UMi	2.0810	3950.0	74	5677	No
281	GOM_NL__2PRFIN20030401_170320_000000372015_00112_05677_6320.N1	01-APR-2003 17:03:20	Bright	36.500	49	1Alp UMi	1.9900	6300.0	73	5677	No
282	GOM_NL__2PRFIN20030401_171613_000000412015_00112_05677_6321.N1	01-APR-2003 17:16:13	Bright	41.000	19	50Alp Cyg	1.2460	10500.	82	5677	No
283	GOM_NL__2PRFIN20030401_171752_000000462015_00112_05677_6322.N1	01-APR-2003 17:17:52	Bright	46.000	66	37Gam Cyg	2.2080	5900.0	92	5677	No
284	GOM_NL__2PRFIN20030401_171954_000000442015_00112_05677_6323.N1	01-APR-2003 17:19:54	Bright	44.000	92	53Eps Cyg	2.5000	4500.0	88	5677	No
285	GOM_NL__2PRFIN20030401_172628_000000452015_00112_05677_6324.N1	01-APR-2003 17:26:28	Tw_i_and_stray	45.000	61	8Eps Peg	2.1000	3900.0	90	5677	No
286	GOM_NL__2PRFIN20030401_173003_000000652015_00112_05677_6325.N1	01-APR-2003 17:30:03	Dark	65.000	11	53Alp Aql	0.76500	8000.0	130	5677	No
287	GOM_NL__2PRFIN20030401_173338_000000412015_00112_05677_6326.N1	01-APR-2003 17:33:38	Dark	41.000	142	49Del Cap	2.8500	8900.0	82	5677	No
288	GOM_NL__2PRFIN20030401_173914_000000372015_00112_05677_6327.N1	01-APR-2003 17:39:14	Dark	37.000	172	Gam Gru	3.0030	13100.	74	5677	No
289	GOM_NL__2PRFIN20030401_174552_000000402015_00112_05677_6328.N1	01-APR-2003 17:45:52	Dark	39.500	45	Alp Pav	1.9400	26000.	79	5677	No
290	GOM_NL__2PRFIN20030401_174749_000000602015_00113_05678_6301.N1	01-APR-2003 17:47:49	Dark	60.000	38	20Eps Sgr	1.8360	11000.	120	5678	No
291	GOM_NL__2PRFIN20030401_175136_000000522015_00113_05678_6302.N1	01-APR-2003 17:51:36	Dark	51.500	40	The Sco	1.8590	7100.0	103	5678	No
292	GOM_NL__2PRFIN20030401_175323_000000392015_00113_05678_6303.N1	01-APR-2003 17:53:23	Dark	39.000	43	Alp TrA	1.9100	4250.0	78	5678	No
293	GOM_NL__2PRFIN20030401_175514_000000402015_00113_05678_6304.N1	01-APR-2003 17:55:14	Dark	40.000	134	Bet TrA	2.8100	6600.0	80	5678	No
294	GOM_NL__2PRFIN20030401_175753_000000552015_00113_05678_6305.N1	01-APR-2003 17:57:53	Dark	55.000	4	Alp1Cen	-0.010000	5800.0	110	5678	No
295	GOM_NL__2PRFIN20030401_180009_000000472015_00113_05678_6306.N1	01-APR-2003 18:00:09	Straylight	46.500	12	Alp1Cru	0.77500	30000.	93	5678	No
296	GOM_NL__2PRFIN20030401_180136_000000512015_00113_05678_6307.N1	01-APR-2003 18:01:36	Straylight	51.000	26	Gam Cru	1.6240	2900.0	102	5678	No
297	GOM_NL__2PRFIN20030401_180332_000000392015_00113_05678_6308.N1	01-APR-2003 18:03:32	Straylight	39.000	64	Gam Cen	2.2000	10600.	78	5678	No
298	GOM_NL__2PRFIN20030401_180458_000000552015_00113_05678_6309.N1	01-APR-2003 18:04:58	Straylight	54.500	54	5The Cen	2.0550	4500.0	109	5678	No
299	GOM_NL__2PRFIN20030401_180721_000001692015_00113_05678_6310.N1	01-APR-2003 18:07:21	Tw_i_and_stray	168.50	97	8Bet1Sco	2.5610	30000.	337	5678	No
300	GOM_NL__2PRFIN20030401_181254_000000442015_00113_05678_6311.N1	01-APR-2003 18:12:54	Tw_i_and_stray	44.000	100	4Gam Crv	2.5800	13100.	88	5678	No
301	GOM_NL__2PRFIN20030401_181444_000000652015_00113_05678_6312.N1	01-APR-2003 18:14:44	Bright	65.000	15	67Alp Vir	0.97600	28000.	130	5678	No
302	GOM_NL__2PRFIN20030401_181758_000000462015_00113_05678_6313.N1	01-APR-2003 18:17:58	Bright	45.500	121	29Gam Vir	2.7400	7200.0	91	5678	No
303	GOM_NL__2PRFIN20030401_182236_000000392015_00113_05678_6314.N1	01-APR-2003 18:22:36	Bright	38.500	62	94Bet Leo	2.1360	9700.0	77	5678	No
304	GOM_NL__2PRFIN20030401_182413_000000372015_00113_05678_6315.N1	01-APR-2003 18:24:13	Bright	36.500	96	68Del Leo	2.5600	9300.0	73	5678	No
305	GOM_NL__2PRFIN20030401_182752_000000672015_00113_05678_6316.N1	01-APR-2003 18:27:52	Bright	66.500	111	8Eta Boo	2.6800	6000.0	133	5678	No
306	GOM_NL__2PRFIN20030401_183102_000000382015_00113_05678_6317.N1	01-APR-2003 18:31:02	Bright	37.500	174	52Psi UMa	3.0040	4400.0	75	5678	No
307	GOM_NL__2PRFIN20030401_183402_000000402015_00113_05678_6318.N1	01-APR-2003 18:34:02	Bright	39.500	87	64Gam UMa	2.4330	11000.	79	5678	No
308	GOM_NL__2PRFIN20030401_183553_000000412015_00113_05678_6319.N1	01-APR-2003 18:35:53	Bright	40.500	36	50Alp UMa	1.8000	6300.0	81	5678	No
309	GOM_NL__2PRFIN20030401_184212_000000372015_00113_05678_6320.N1	01-APR-2003 18:42:12	Bright	37.000	60	7Bet UMi	2.0810	3950.0	74	5678	No
310	GOM_NL__2PRFIN20030401_184356_000000362015_00113_05678_6321.N1	01-APR-2003 18:43:56	Bright	35.500	49	1Alp UMi	1.9900	6300.0	71	5678	No
311	GOM_NL__2PRFIN20030401_185649_000000402015_00113_05678_6322.N1	01-APR-2003 18:56:49	Bright	39.500	19	50Alp Cyg	1.2460	10500.	79	5678	No
312	GOM_NL__2PRFIN20030401_185828_000000452015_00113_05678_6323.N1	01-APR-2003 18:58:28	Bright	45.000	66	37Gam Cyg	2.2080	5900.0	90	5678	No
313	GOM_NL__2PRFIN20030401_190030_000000442015_00113_05678_6324.N1	01-APR-2003 19:00:30	Bright	44.000	92	53Eps Cyg	2.5000	4500.0	88	5678	No
314	GOM_NL__2PRFIN20030401_190704_000000462015_00113_05678_6325.N1	01-APR-2003 19:07:04	Tw_i_and_stray	46.000	61	8Eps Peg	2.1000	3900.0	92	5678	No
315	GOM_NL__2PRFIN20030401_191039_000000672015_00113_05678_6326.N1	01-APR-2003 19:10:39	Dark	66.500	11	53Alp Aql	0.76500	8000.0	133	5678	No
316	GOM_NL__2PRFIN20030401_191414_000000412015_00113_05678_6327.N1	01-APR-2003 19:14:14	Dark	40.500	142	49Del Cap	2.8500	8900.0	81	5678	No
317	GOM_NL__2PRFIN20030401_191950_000000392015_00113_05678_6328.N1	01-APR-2003 19:19:50	Dark	38.500	172	Gam Gru	3.0030	13100.	77	5678	No
318	GOM_NL__2PRFIN20030401_192629_000000452015_00113_05678_6329.N1	01-APR-2003 19:26:29	Dark	44.500	45	Alp Pav	1.9400	26000.	89	5678	No
319	GOM_NL__2PRFIN20030401_192826_000000552015_00114_05679_6324.N1	01-APR-2003 19:28:26	Dark	55.000	38	20Eps Sgr	1.8360	11000.	110	5679	No
320	GOM_NL__2PRFIN20030401_210903_000000532015_00115_05680_5675.N1	01-APR-2003 21:09:03	Dark	52.500	38	20Eps Sgr	1.8360	11000.	105	5680	No
321	GOM_NL__2PRFIN20030401_211250_000000512015_00115_05680_5676.N1	01-APR-2003 21:12:50	Dark	51.000	40	The Sco	1.8590	7100.0	102	5680	No
322	GOM_NL__2PRFIN20030401_211627_000000382015_00115_05680_5677.N1	01-APR-2003 21:16:27	Dark	37.500	134	Bet TrA	2.8100	6600.0	75	5680	No
323	GOM_NL__2PRFIN20030401_211905_000000552015_00115_05680_5678.N1	01-APR-2003 21:19:05	Dark	55.000	4	Alp1Cen	-0.010000	5800.0	110	5680	No
324	GOM_NL__2PRFIN20030401_212148_000001202015_00115_05680_5679.N1	01-APR-2003 21:21:48	Straylight	119.50	16	21Alp Sco	1.0200	3000.0	239	5680	No
325	GOM_NL__2PRFIN20030401_212611_000000552015_00115_05680_5680.N1	01-APR-2003 21:26:11	Straylight	54.500	54	5The Cen	2.0550	4500.0	109	5680	No
326	GOM_NL__2PRFIN20030401_212836_000001602015_00115_05680_5681.N1	01-APR-2003 21:28:36	Tw_i_and_stray	159.50	97	8Bet1Sco	2.5610	30000.	319	5680	No
327	GOM_NL__2PRFIN20030401_213407_000000432015_00115_05680_5682.N1	01-APR-2003 21:34:07	Tw_i_and_stray	42.500	100	4Gam Crv	2.5800	13100.	85	5680	No
328	GOM_NL__2PRFIN20030401_213555_000000562015_00115_05680_5683.N1	01-APR-2003 21:35:55	Bright	56.000	15	67Alp Vir	0.97600	28000.	112	5680	No
329	GOM_NL__2PRFIN20030401_213910_000000452015_00115_05680_5684.N1	01-APR-2003 21:39:10	Bright	45.000	121	29Gam Vir	2.7400	7200.0	90	5680	No
330	GOM_NL__2PRFIN20030401_214348_000000392015_00115_05680_5685.N1	01-APR-2003 21:43:48	Bright	38.500	62	94Bet Leo	2.1360	9700.0	77	5680	No
331	GOM_NL__2PRFIN20030401_214525_000000372015_00115_05680_5686.N1	01-APR-2003 21:45:25	Bright	36.500	96	68Del Leo	2.5600	9300.0	73	5680	No
332	GOM_NL__2PRFIN20030401_214902_000000662015_00115_05680_5687.N1	01-APR-2003 21:49:02	Bright	65.500	111	8Eta Boo	2.6800	6000.0	131	5680	No
333	GOM_NL__2PRFIN20030401_215214_000000382015_00115_05680_5688.N1	01-APR-2003 21:52:14	Bright	37.500	174	52Psi UMa	3.0040	4400.0	75	5680	No
334	GOM_NL__2PRFIN20030401_215514_000000372015_00115_05680_5689.N1	01-APR-2003 21:55:14	Bright	37.000	87	64Gam UMa	2.4330	11000.	74	5680	No
335	GOM_NL__2PRFIN20030401_215705_000000382015_00115_05680_5690.N1	01-APR-2003 21:57:05	Bright	37.500	36	50Alp UMa	1.8000	6300.0	75	5680	No
336	GOM_NL__2PRFIN20030401_220323_000000372015_00115_05680_5691.N1	01-APR-2003 22:03:23	Bright	36.500	60	7Bet UMi	2.0810	3950.0	73	5680	No
337	GOM_NL__2PRFIN20030401_220508_000000352015_00115_05680_5692.N1	01-APR-2003 22:05:08	Bright	35.000	49	1Alp UMi	1.9900	6300.0	70	5680	No

338	GOM_NL__2PRFIN20030401_221746_000000472015_00115_05680_5693.N1	01-APR-2003 22:17:46	Bright	46.500	144	18Del Cyg	2.8600	11000.	93	5680	No
339	GOM_NL__2PRFIN20030401_221940_000000462015_00115_05680_5694.N1	01-APR-2003 22:19:40	Bright	45.500	66	37Gam Cyg	2.2080	5900.0	91	5680	No
340	GOM_NL__2PRFIN20030401_222143_000000442015_00115_05680_5695.N1	01-APR-2003 22:21:43	Bright	44.000	92	53Eps Cyg	2.5000	4500.0	88	5680	No
341	GOM_NL__2PRFIN20030401_222817_000000442015_00115_05680_5696.N1	01-APR-2003 22:28:17	Twilight	43.500	61	8Eps Peg	2.1000	3900.0	87	5680	No
342	GOM_NL__2PRFIN20030401_223153_000000662015_00115_05680_5697.N1	01-APR-2003 22:31:53	Dark	66.000	11	53Alp Aql	0.76500	8000.0	132	5680	No
343	GOM_NL__2PRFIN20030401_223527_000000412015_00115_05680_5698.N1	01-APR-2003 22:35:27	Dark	41.000	142	49Del Cap	2.8500	8900.0	82	5680	No
344	GOM_NL__2PRFIN20030401_224102_000000382015_00115_05680_5699.N1	01-APR-2003 22:41:02	Dark	38.000	172	Gam Gru	3.0030	13100.	76	5680	No
345	GOM_NL__2PRFIN20030401_224345_000000732015_00115_05680_5700.N1	01-APR-2003 22:43:45	Dark	73.000	1014	Mars	0.0000	0.0000	146	5680	Yes
346	GOM_NL__2PRFIN20030401_224741_000000382015_00115_05680_5701.N1	01-APR-2003 22:47:41	Dark	38.000	45	Alp Pav	1.9400	26000.	76	5680	No
347	GOM_NL__2PRFIN20030401_224940_000000562015_00116_05681_6583.N1	01-APR-2003 22:49:40	Dark	56.000	38	20Eps Sgr	1.8360	11000.	112	5681	No
348	GOM_NL__2PRFIN20030401_225327_000000512015_00116_05681_6584.N1	01-APR-2003 22:53:27	Dark	51.000	40	The Sco	1.8590	7100.0	102	5681	No
349	GOM_NL__2PRFIN20030401_225703_000000412015_00116_05681_6585.N1	01-APR-2003 22:57:03	Dark	40.500	134	Bet TrA	2.8100	6600.0	81	5681	No
350	GOM_NL__2PRFIN20030401_225941_000000552015_00116_05681_6586.N1	01-APR-2003 22:59:41	Dark	55.000	4	Alp1Cen	-0.010000	5800.0	110	5681	No
351	GOM_NL__2PRFIN20030401_230227_000001122015_00116_05681_6587.N1	01-APR-2003 23:02:27	Straylight	111.50	16	21Alp Sco	1.0200	3000.0	223	5681	No
352	GOM_NL__2PRFIN20030401_230647_000000522015_00116_05681_6588.N1	01-APR-2003 23:06:47	Straylight	52.000	54	5The Cen	2.0550	4500.0	104	5681	No
353	GOM_NL__2PRFIN20030401_230913_000001622015_00116_05681_6589.N1	01-APR-2003 23:09:13	Twilight	162.00	97	8Bet1Sco	2.5610	30000.	324	5681	No
354	GOM_NL__2PRFIN20030401_231443_000000432015_00116_05681_6590.N1	01-APR-2003 23:14:43	Twilight	43.000	100	4Gam Crv	2.5800	13100.	86	5681	No
355	GOM_NL__2PRFIN20030401_231631_000000662015_00116_05681_6591.N1	01-APR-2003 23:16:31	Bright	65.500	15	67Alp Vir	0.97600	28000.	131	5681	No
356	GOM_NL__2PRFIN20030401_231945_000000452015_00116_05681_6592.N1	01-APR-2003 23:19:45	Bright	44.500	121	29Gam Vir	2.7400	7200.0	89	5681	No
357	GOM_NL__2PRFIN20030401_232423_000000402015_00116_05681_6593.N1	01-APR-2003 23:24:23	Bright	39.500	62	94Bet Leo	2.1360	9700.0	79	5681	No
358	GOM_NL__2PRFIN20030401_232601_000000362015_00116_05681_6594.N1	01-APR-2003 23:26:01	Bright	35.500	96	68Del Leo	2.5600	9300.0	71	5681	No
359	GOM_NL__2PRFIN20030401_232936_000000652015_00116_05681_6595.N1	01-APR-2003 23:29:36	Bright	65.000	111	8Eta Boo	2.6800	6000.0	130	5681	No
360	GOM_NL__2PRFIN20030401_233249_000000372015_00116_05681_6596.N1	01-APR-2003 23:32:49	Bright	37.000	174	52Psi UMa	3.0040	4400.0	74	5681	No
361	GOM_NL__2PRFIN20030401_233550_000000382015_00116_05681_6597.N1	01-APR-2003 23:35:50	Bright	38.000	87	64Gam UMa	2.4330	11000.	76	5681	No
362	GOM_NL__2PRFIN20030401_233741_000000392015_00116_05681_6598.N1	01-APR-2003 23:37:41	Bright	38.500	36	50Alp UMa	1.8000	6300.0	77	5681	No
363	GOM_NL__2PRFIN20030401_234358_000000372015_00116_05681_6599.N1	01-APR-2003 23:43:58	Bright	36.500	60	7Bet UMi	2.0810	3950.0	73	5681	No
364	GOM_NL__2PRFIN20030401_234543_000000332015_00116_05681_6600.N1	01-APR-2003 23:45:43	Bright	32.500	49	1Alp UMi	1.9900	6300.0	65	5681	No
365	GOM_NL__2PRFIN20030401_235821_000000482015_00116_05681_6601.N1	01-APR-2003 23:58:21	Bright	47.500	144	18Del Cyg	2.8600	11000.	95	5681	No

3. Quality information per product

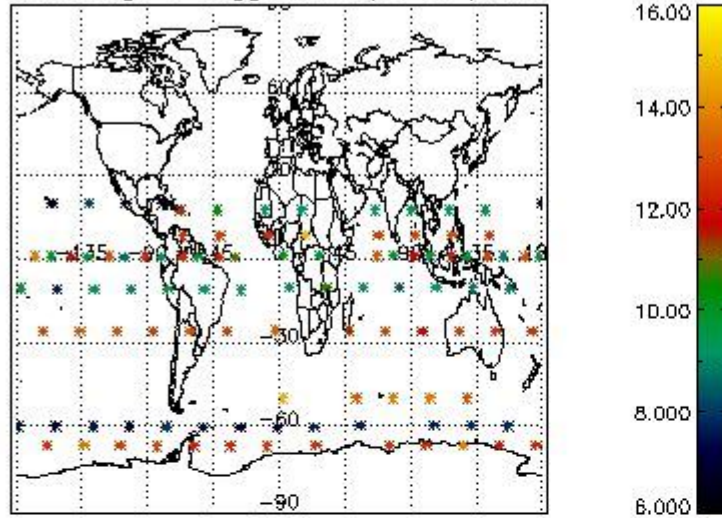
In this section it is plotted some information contained in the Quality Summary data set of the level 2 products. Only products in dark limb conditions and without errors (error flag in the MPH set to "0") are used.

3.1 Plot quality information per product (time dependant)

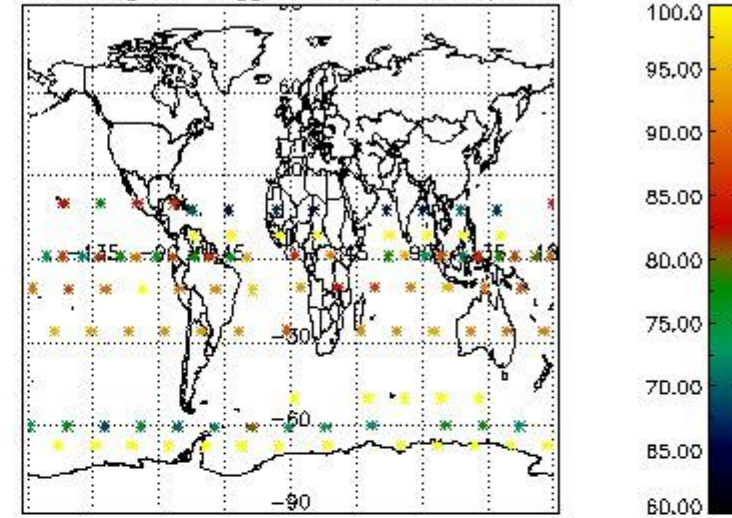


3.2 Plot quality information per product (world map)

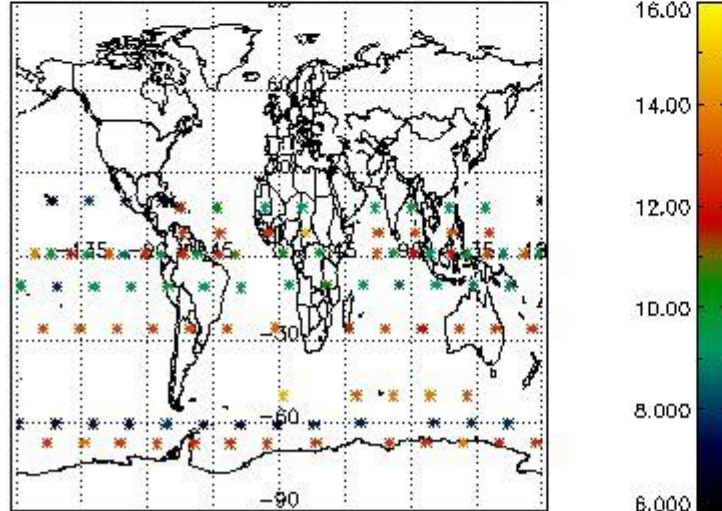
Percentage of flagged data per O3 profile



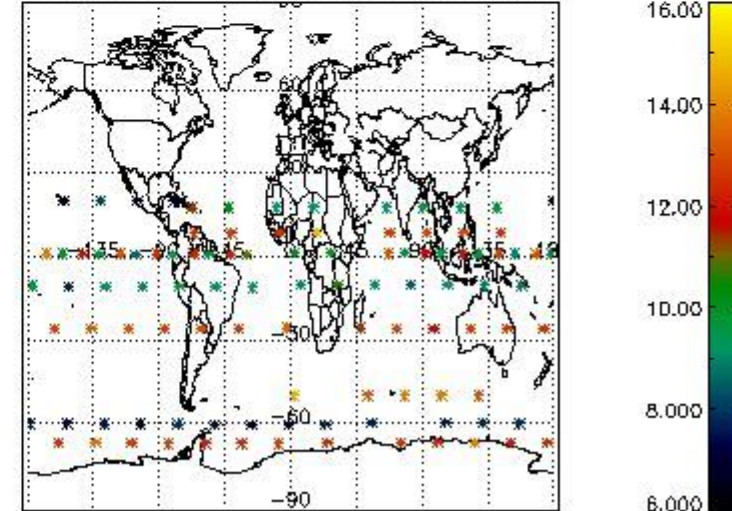
Percentage of flagged data per H2O profile



Percentage of flagged data per NO2 profile



Percentage of flagged data per NO3 profile

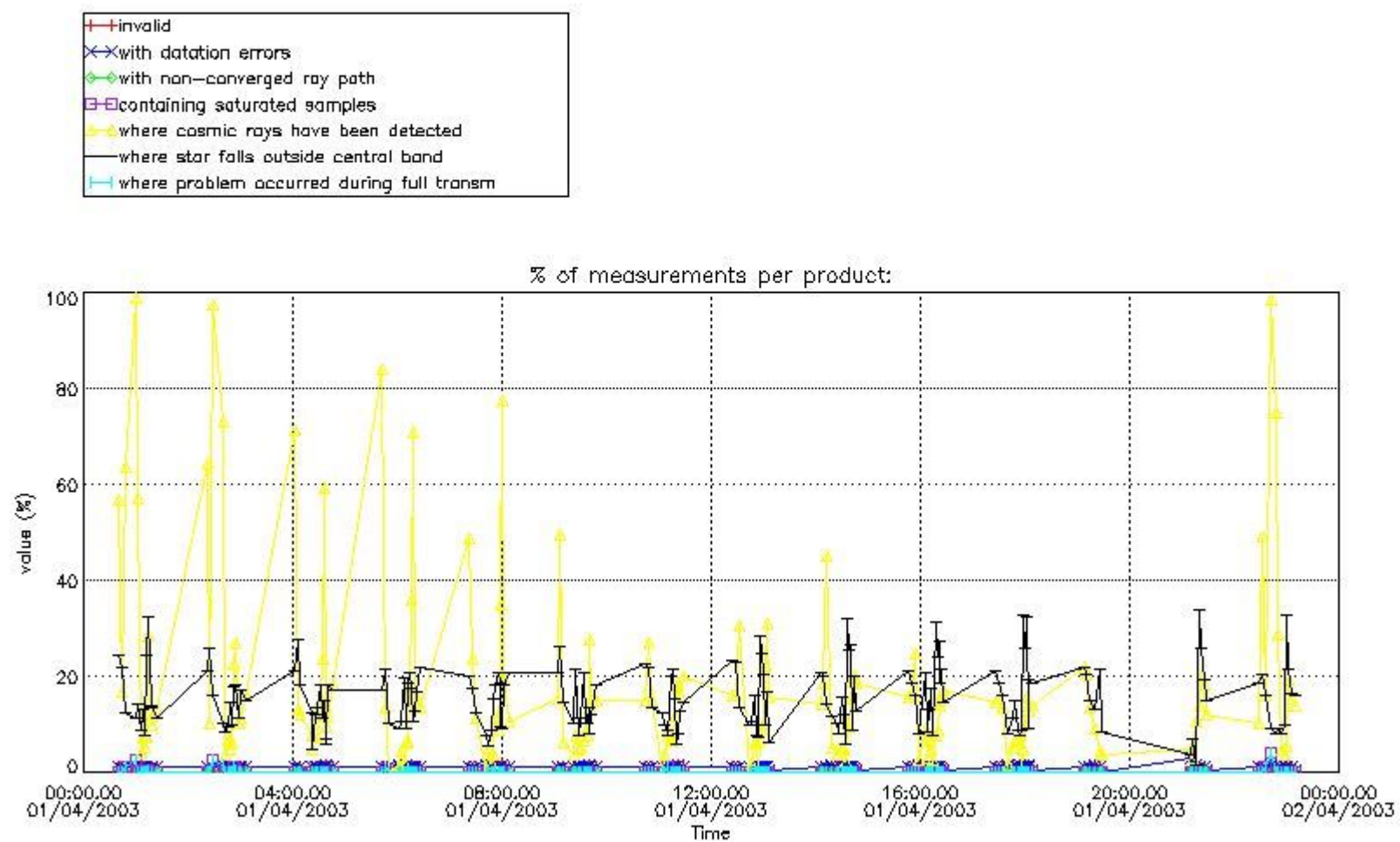


4. Level 1 quality information per product

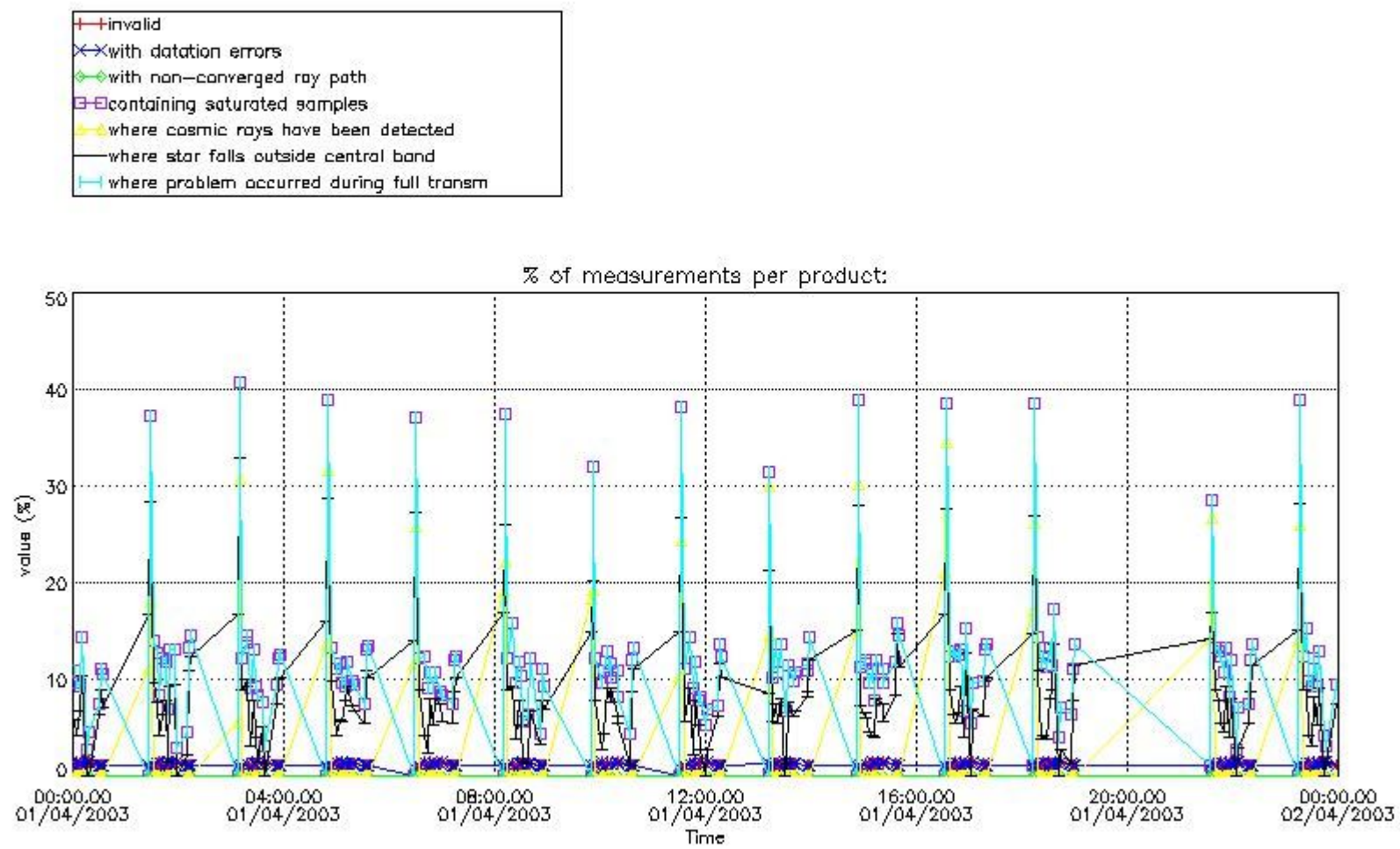
In this section it is plotted some information contained in the Quality Summary data set of the level 2 products that comes from the level 1b processing. Products without errors (error flag in the MPH set to "0") are used.

4.1 Plot quality information per product (time dependant) coming from level 1b processing

4.1.1 Plot level 1 quality information per product (time dependant): ENVISAT ASCENDING passes

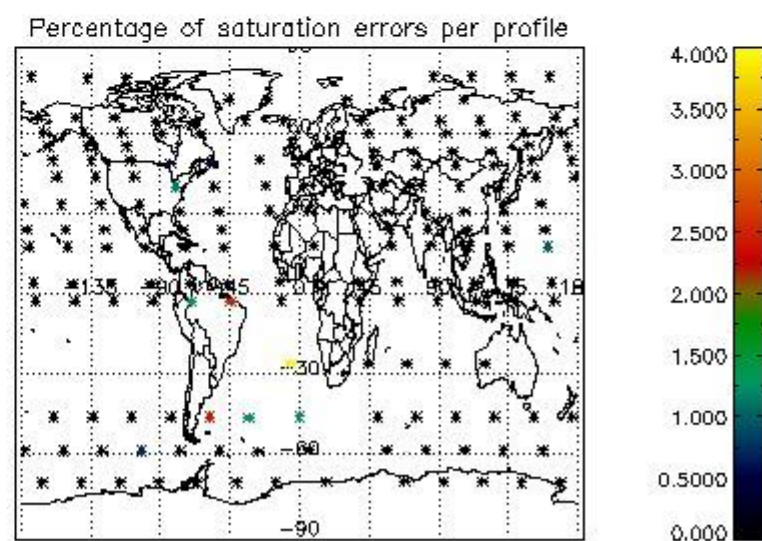
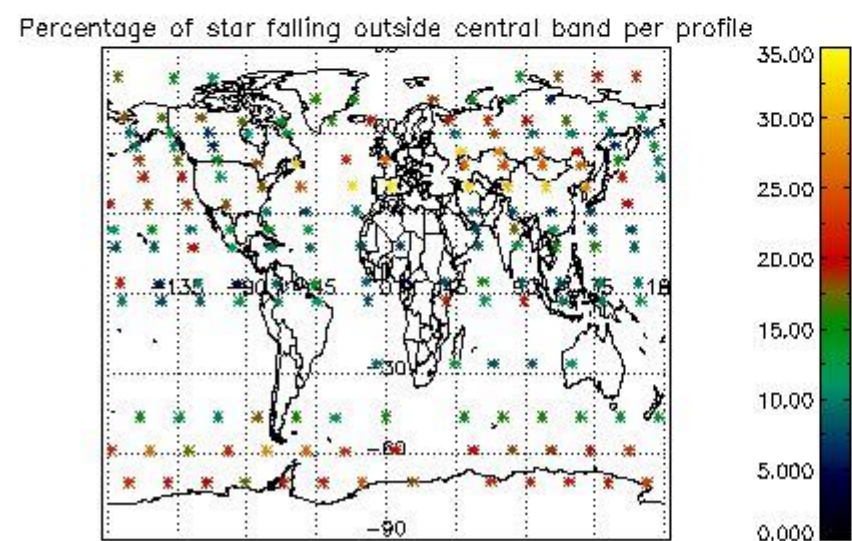
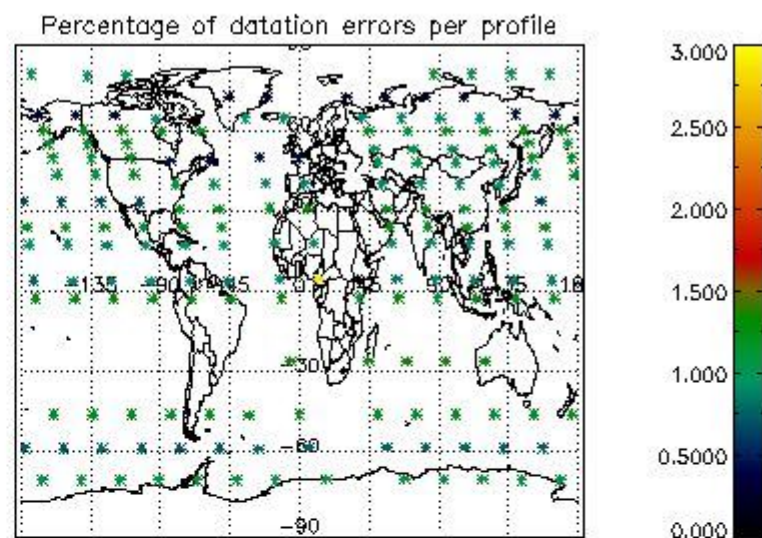
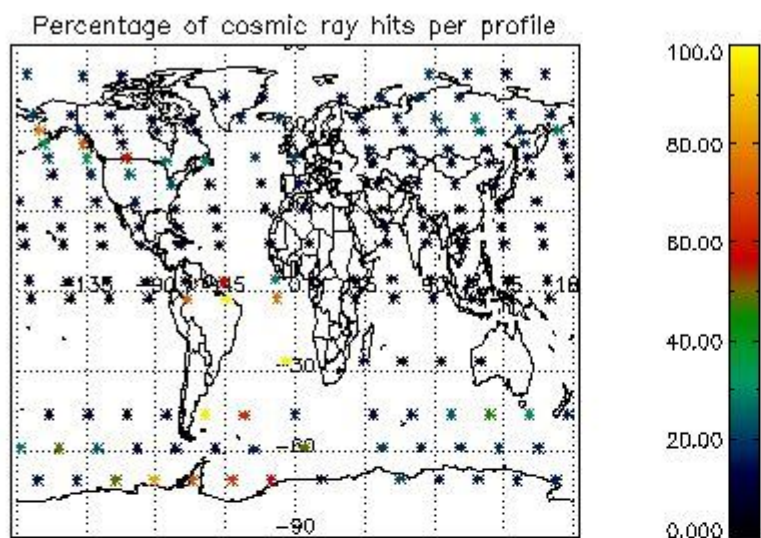


4.1.2 Plot level 1 quality information per product (time dependant): ENVI SAT DESCENDING passes



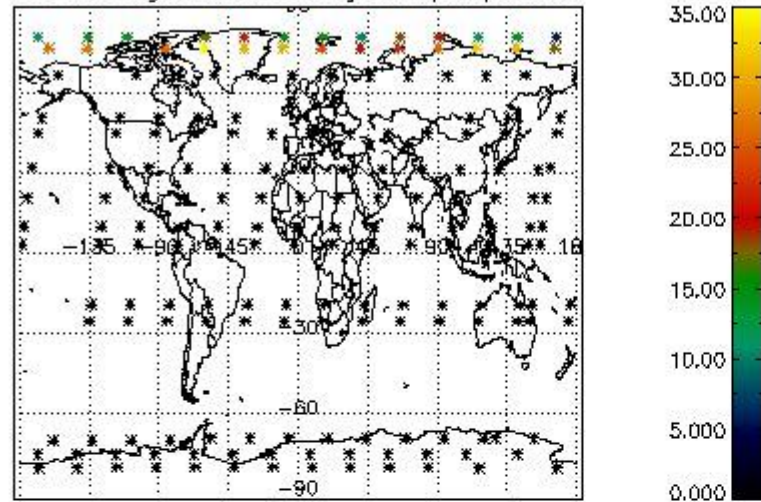
4.2 Plot quality information per product coming from level 1b processing (world map)

4.2.1 Plot level 1 quality information per product (world map): ENVISAT ASCENDING passes

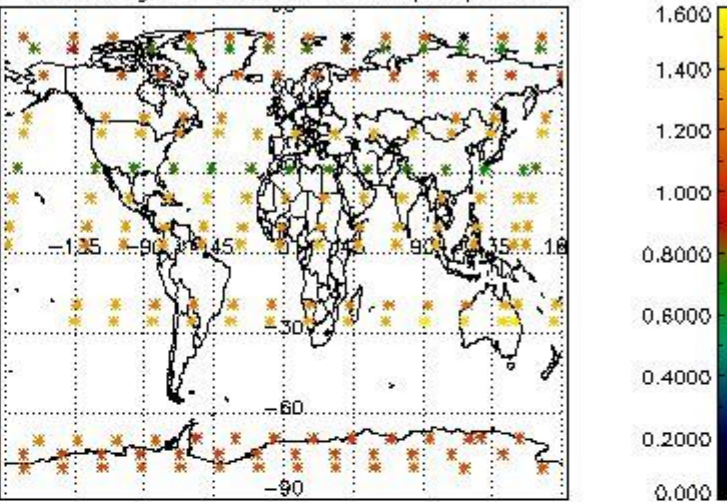


4.2.2 Plot level 1 quality information per product (world map): ENVISAT DESCENDING passes

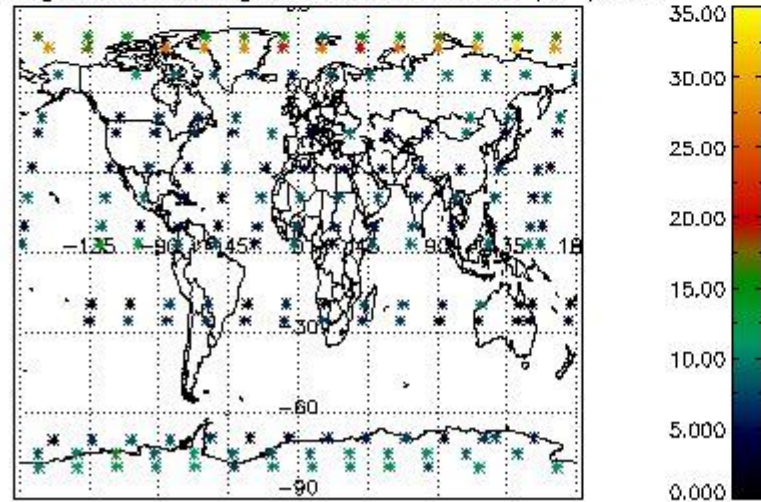
Percentage of cosmic ray hits per profile



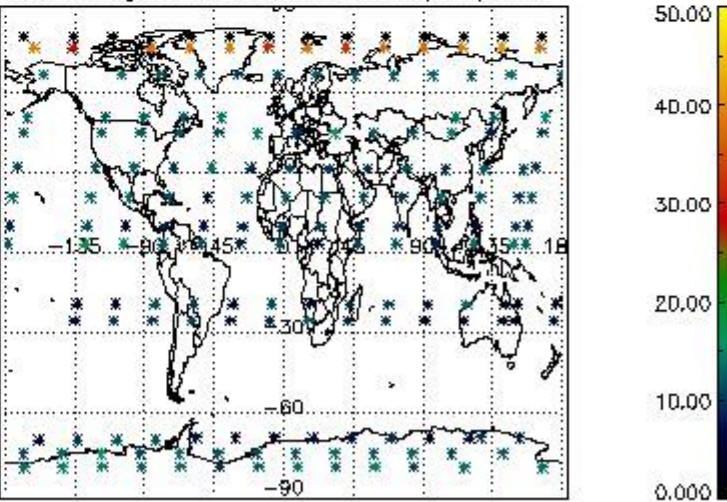
Percentage of datation errors per profile



Percentage of star falling outside central band per profile



Percentage of saturation errors per profile



5. Trace gas profiles

5.1 Ozone statistics based on quality of products

The final quality of the products can be "measured" using the STD (Standard Deviation) attached to every point profile. This information is written to the parameter GOM_NL__2P/NL_LOCAL_SPECIES_DENSITY/o3_std of the level 2 products. The table below shows the statistics for given STD ranges.

The statistics are given with respect to the overall valid production:

- Products without fatal errors: GOM_NL__2P/MPH/PRODUCT_ERR=0
- Valid point profile: GOM_NL__2P/NL_LOCAL_SPECIES_DENSITY/pcd(0)=0

The 'Criteria' is applied to valid points of dark limb products:

- Products in dark limb illumination condition: GOM_NL__2P/NL_SUMMARY_QUALITY/obs_ill_cond=0
- Products without fatal errors: GOM_NL__2P/MPH/PRODUCT_ERR=0
- Valid point profile: GOM_NL__2P/NL_LOCAL_SPECIES_DENSITY/pcd(0)=0

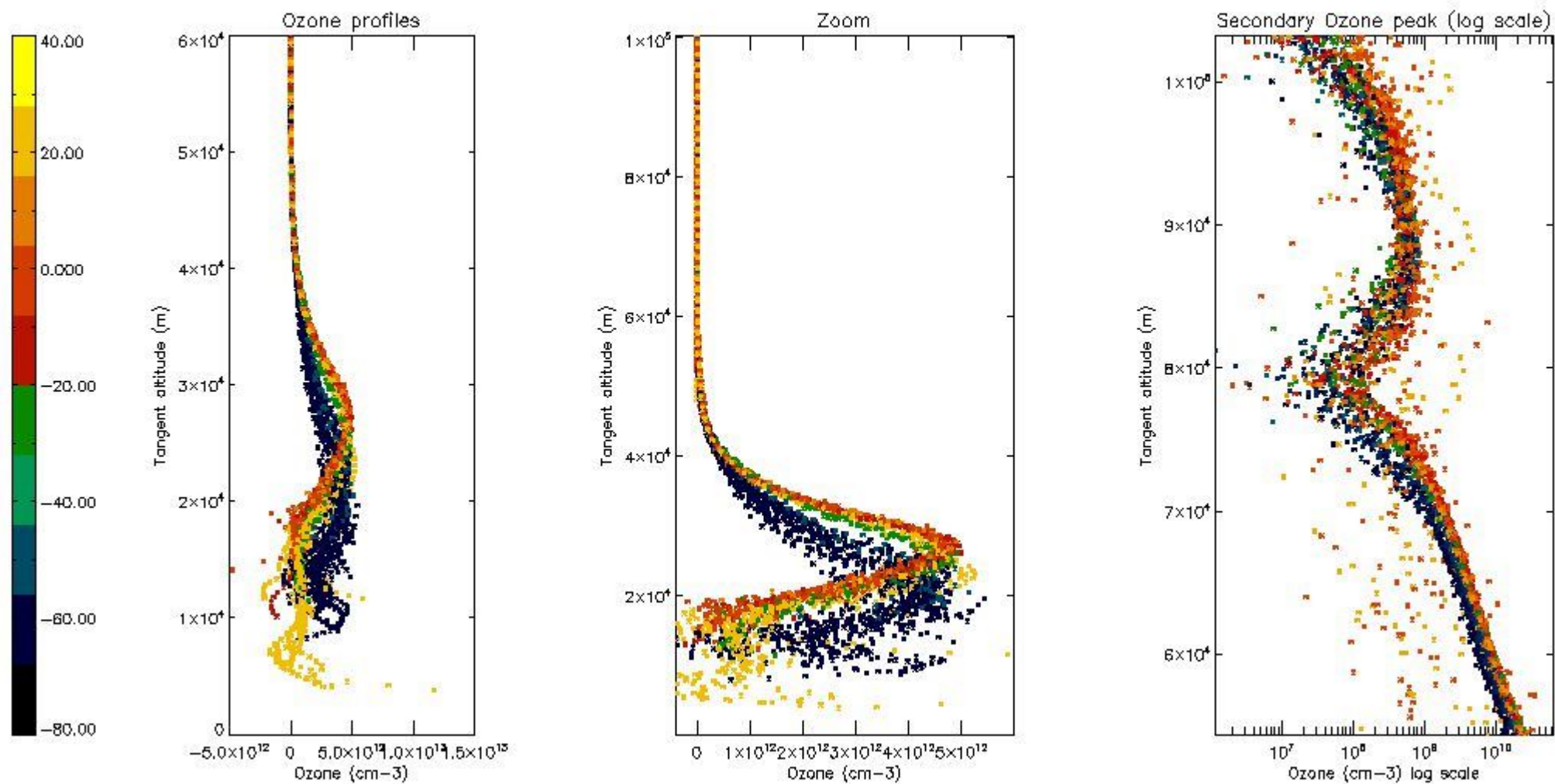
So, the table below shows the percentage of dark limb and valid observations for each criteria with respect to the overall valid daily observations.

Criteria	% of total production
All STD	29
STD < 20	18

STD < 10	15
STD < 5	10

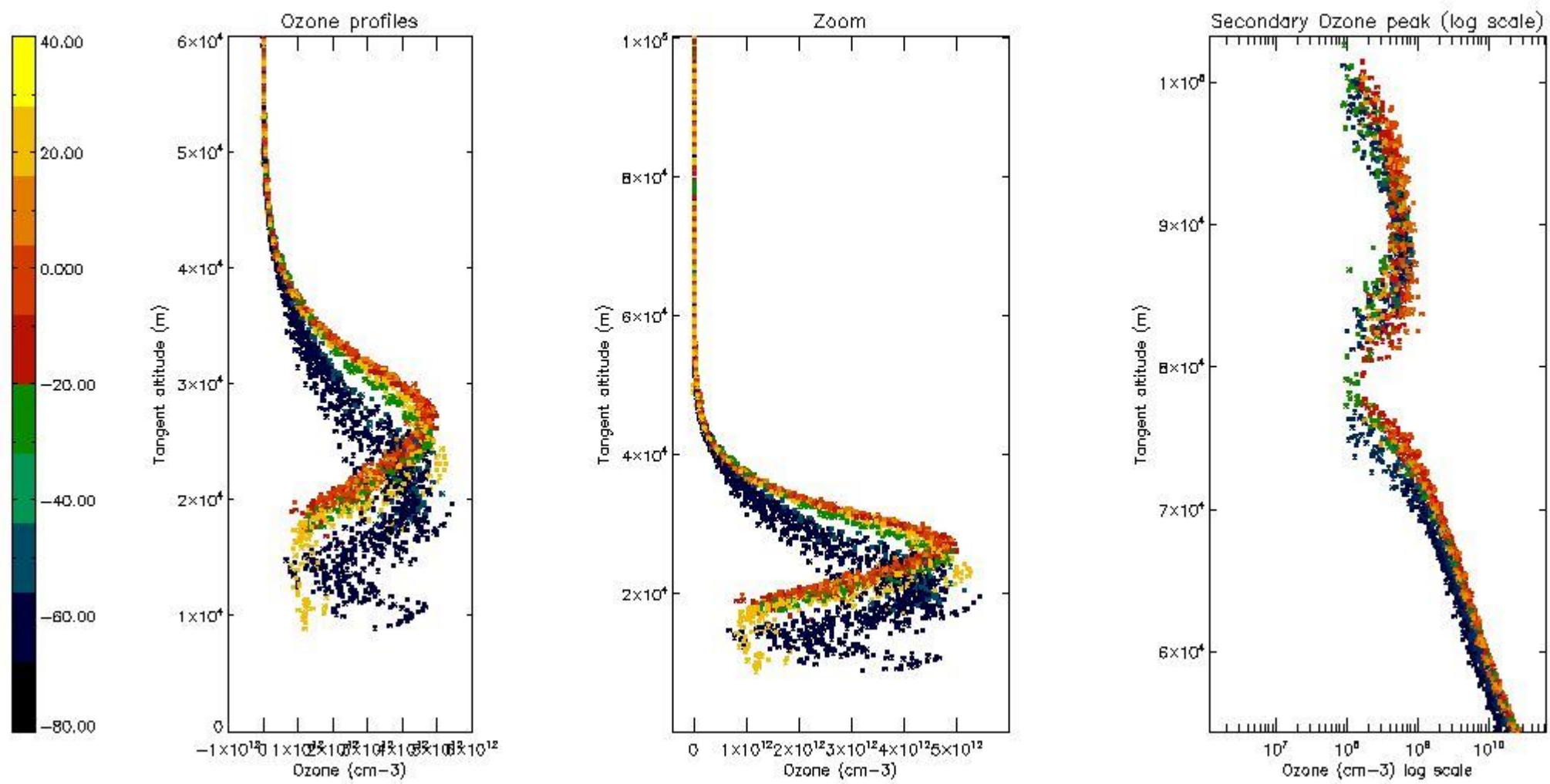
5.2 Plot ozone profiles for all STD (dark without errors)

The colorbar represents the latitude.



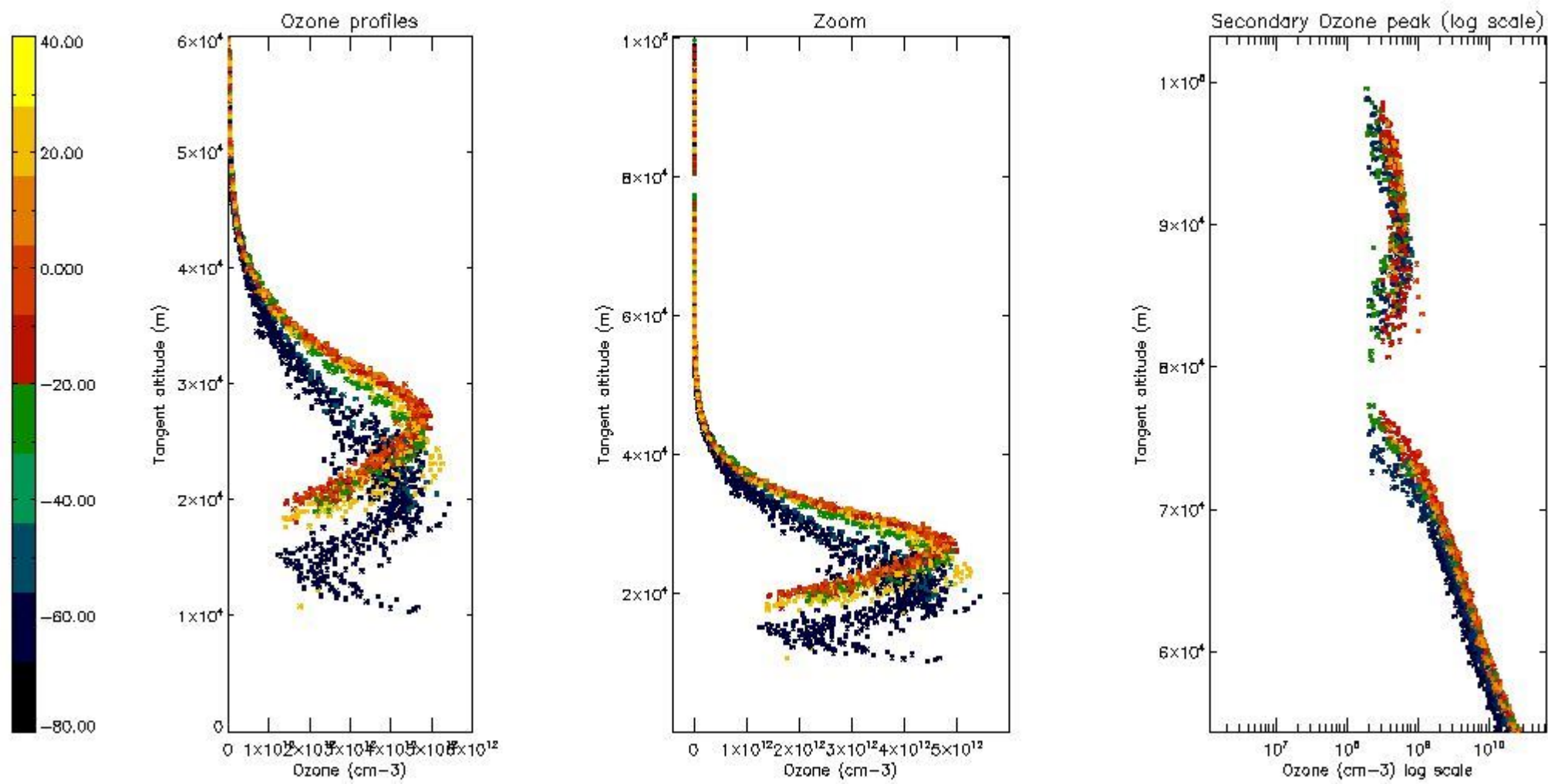
5.3 Plot ozone profiles where STD < 20% (dark without errors)

The colorbar represents the latitude.



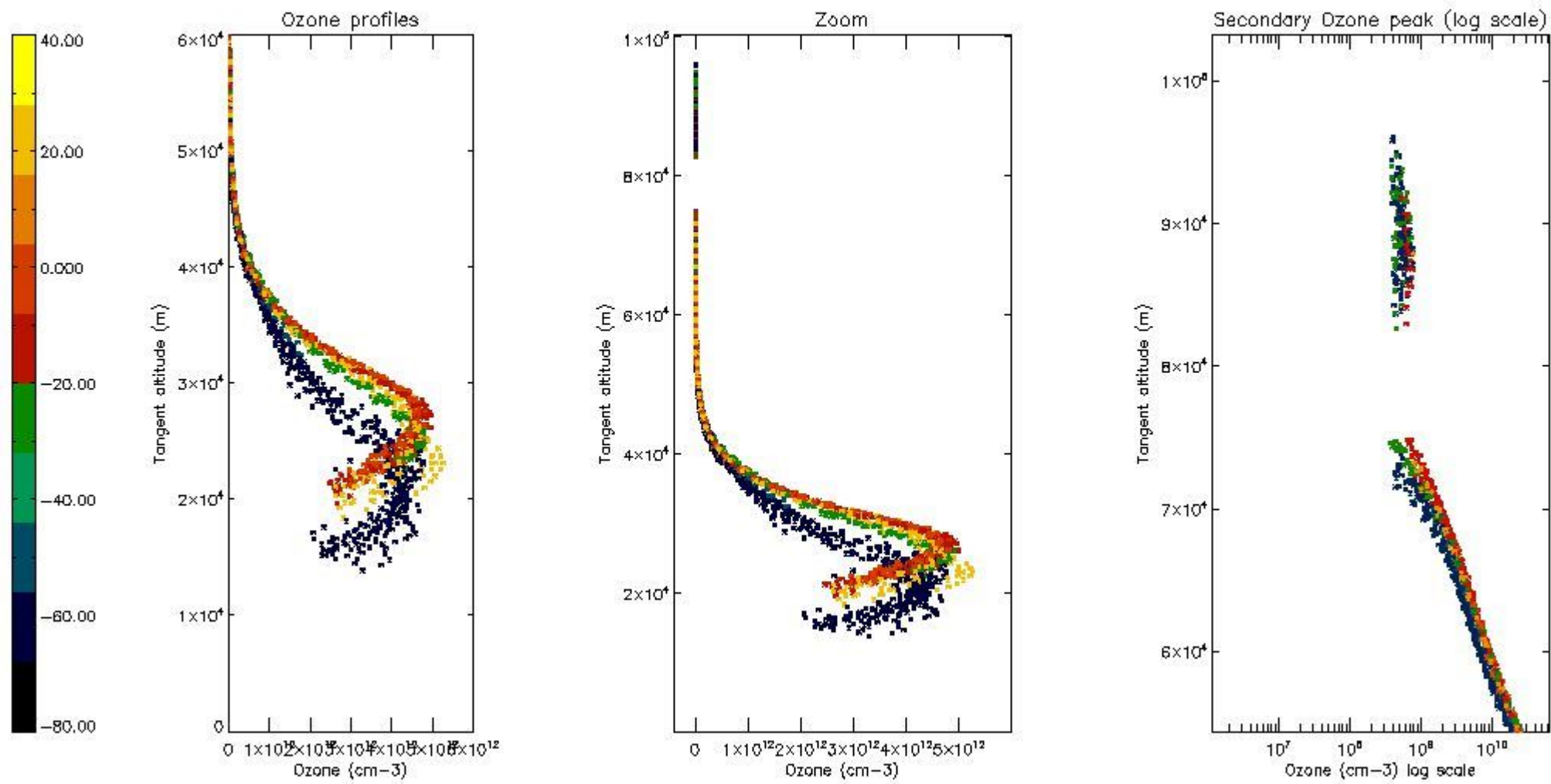
5.4 Plot ozone profiles where STD < 10% (dark without errors)

The colorbar represents the latitude.



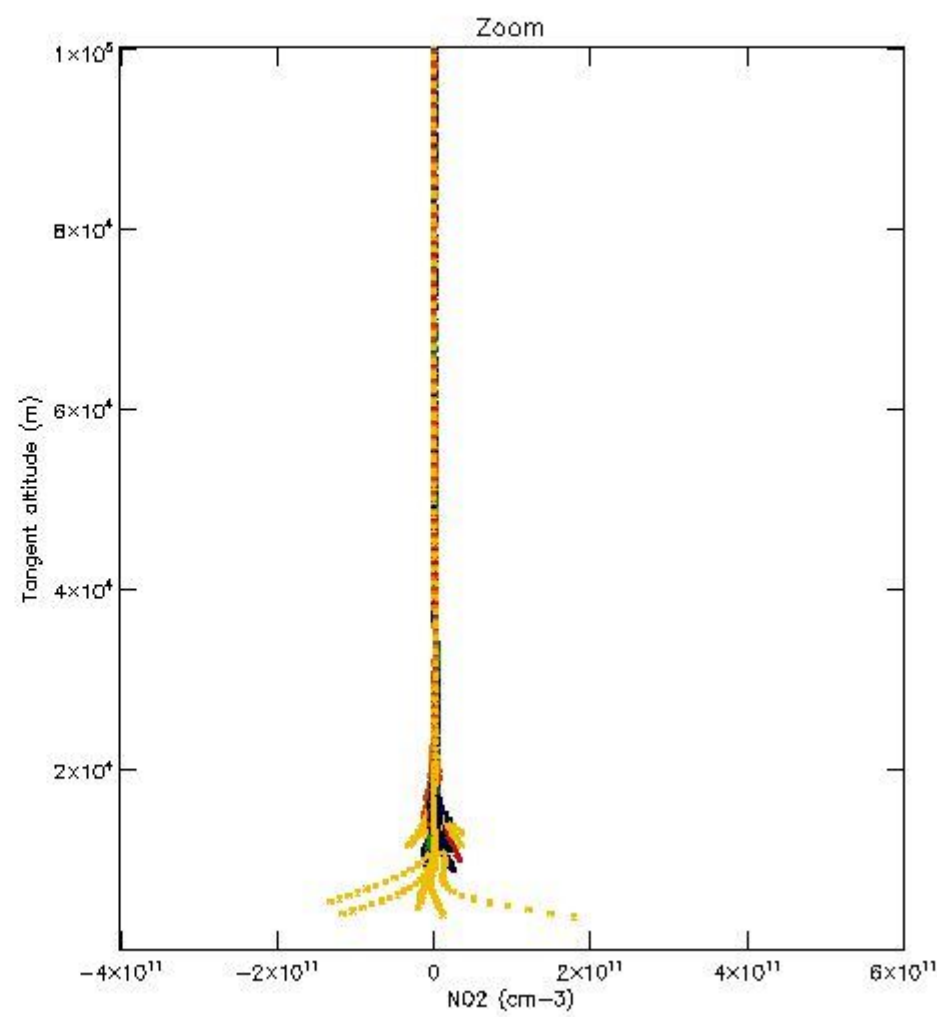
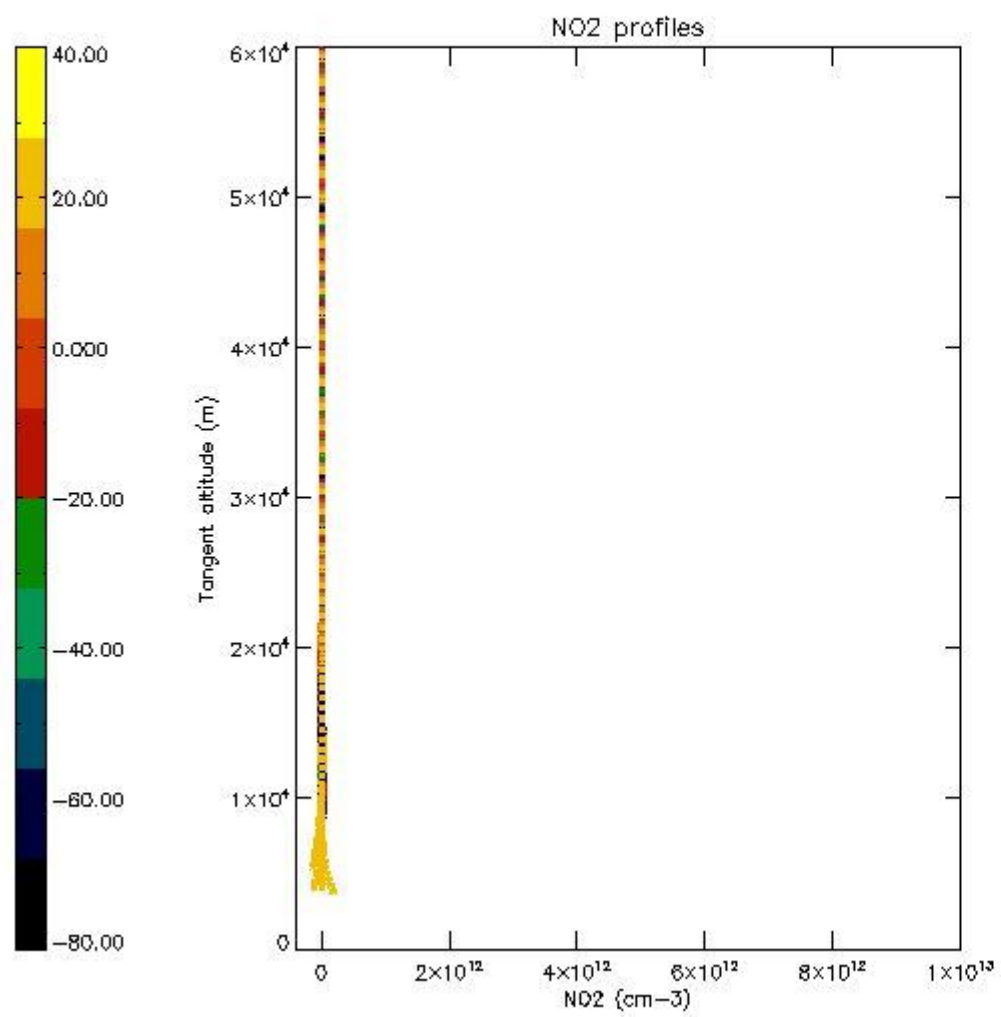
5.5 Plot ozone profiles where STD < 5% (dark without errors)

The colorbar represents the latitude.



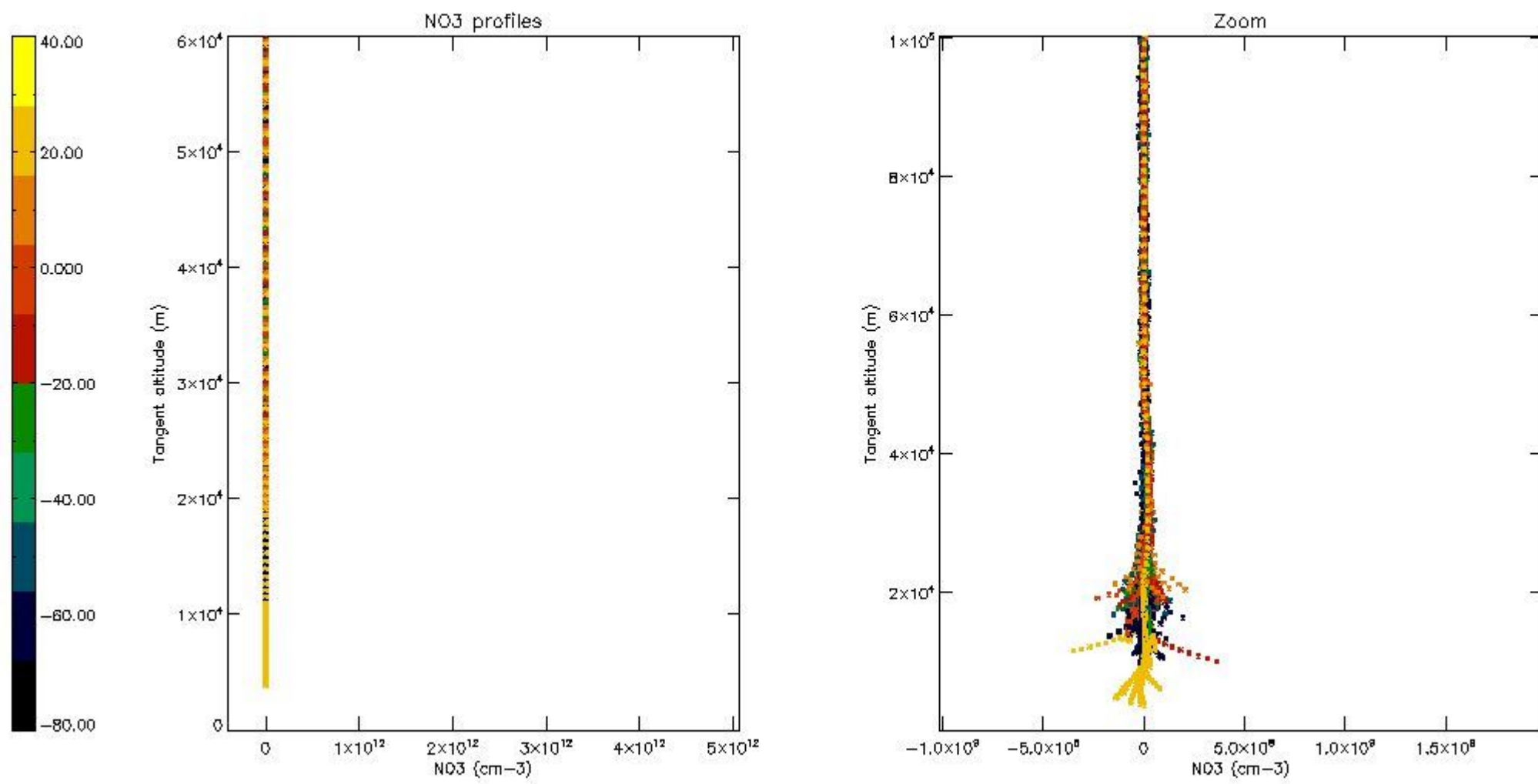
5.6 Plot NO₂ profiles for all STD (dark without errors)

The colorbar represents the latitude.



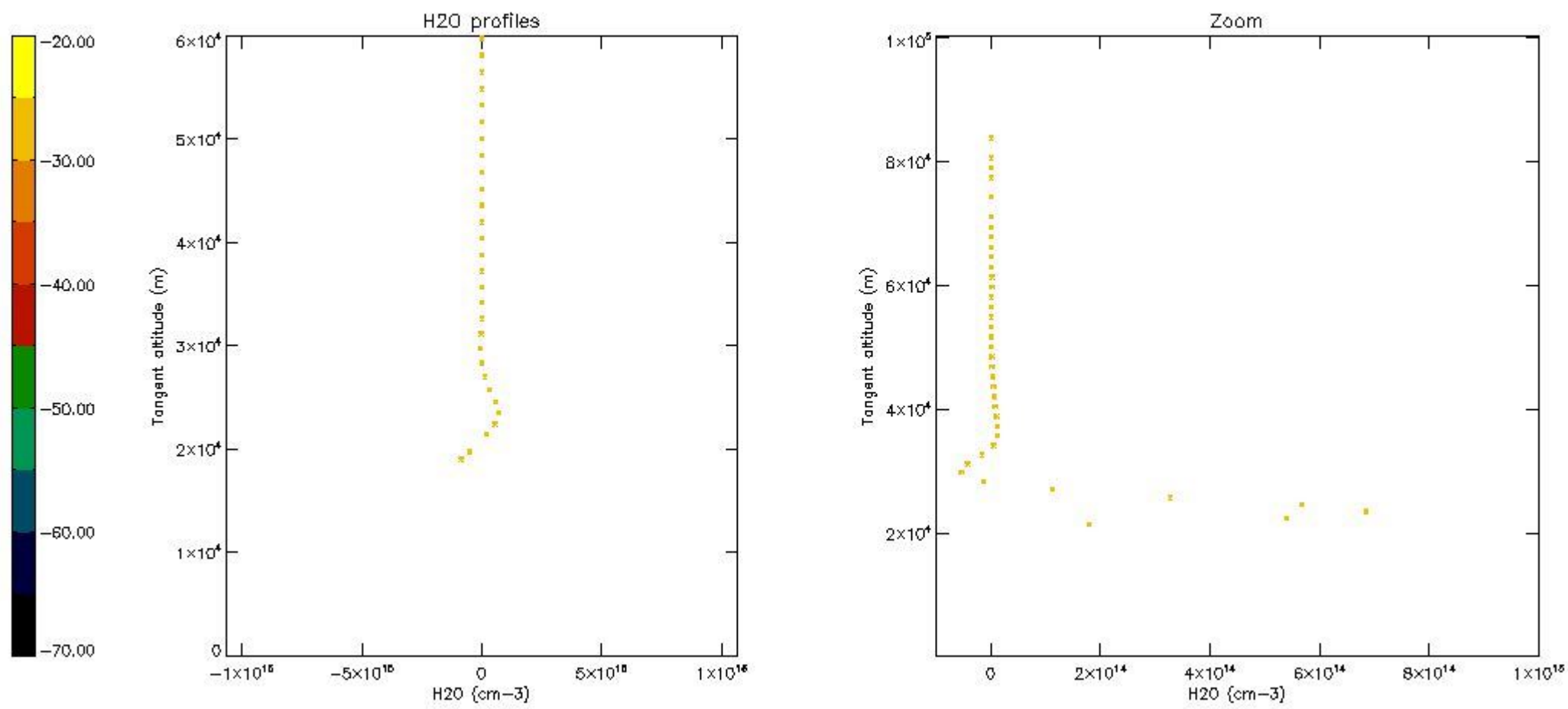
5.7 Plot NO₃ profiles for all STD (dark without errors)

The colorbar represents the latitude.



5.8 Plot H₂O profiles for all STD (only for occultations of stars 1,2,3,4,13,14,16,26,63 dark without errors)

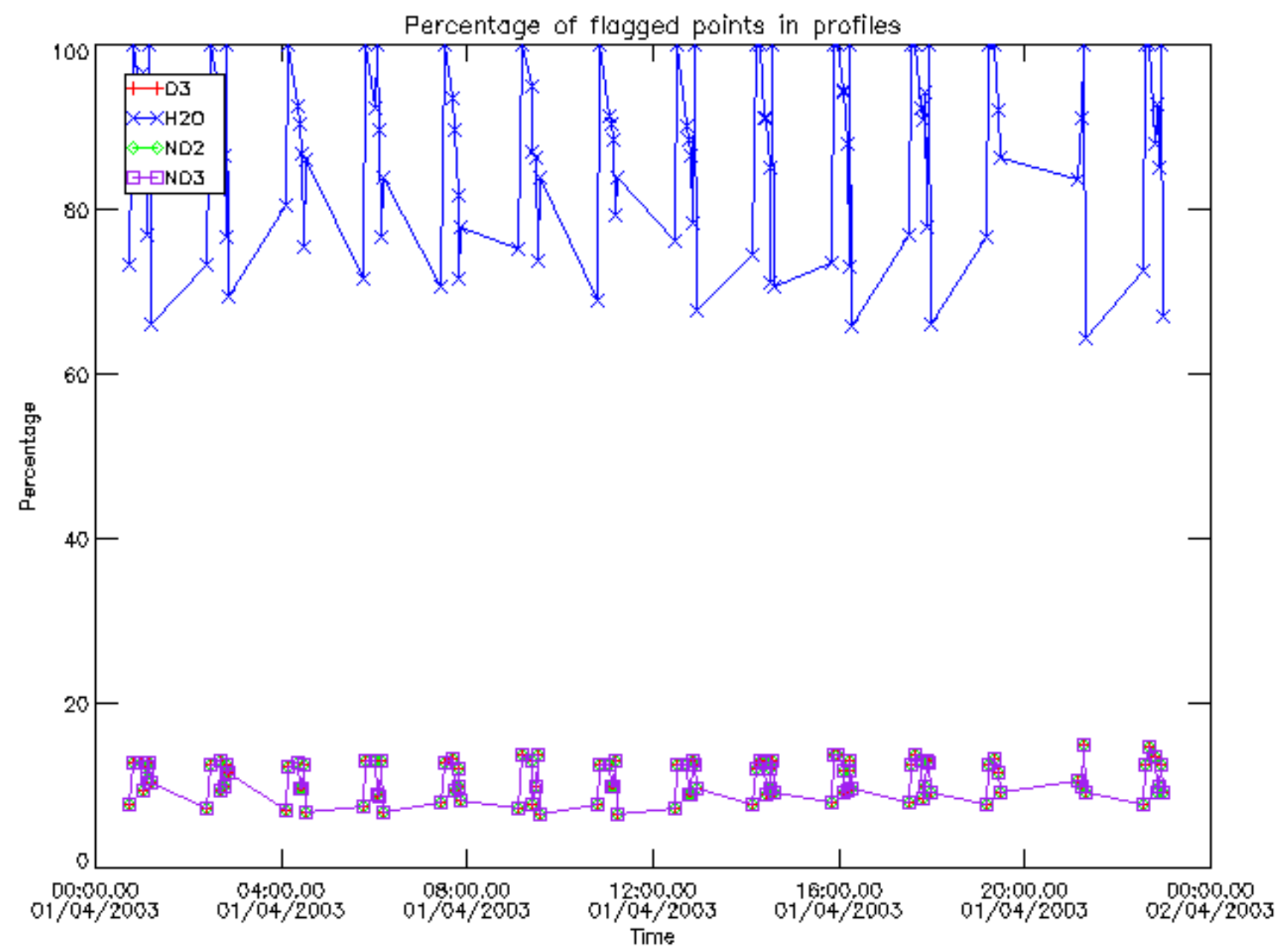
The colorbar represents the latitude.



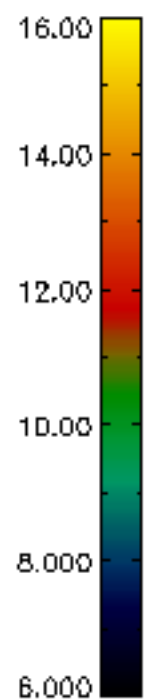
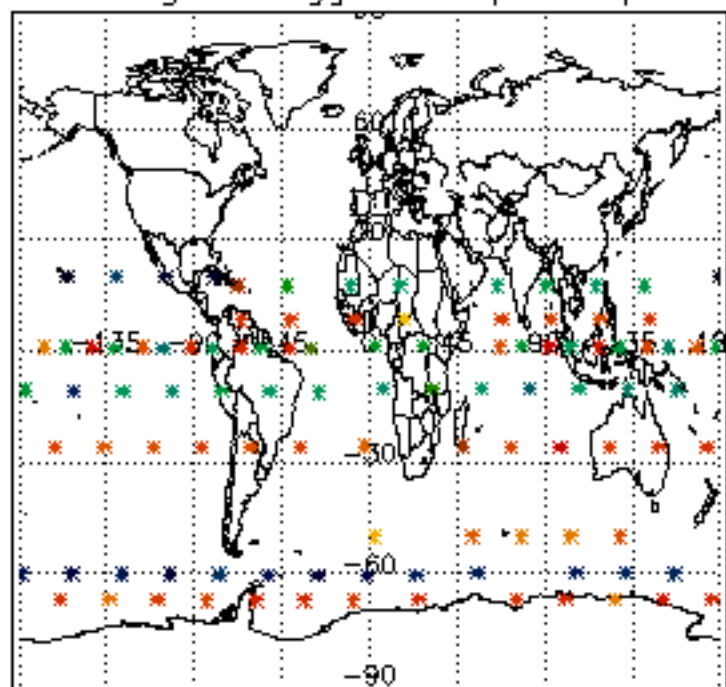
6. Auxiliary Data Files used for the production reported in section 2

The number reported in the third column indicates since which file (see list in section 2) the corresponding auxiliary file has been used. The fourth column is the date of those product files.

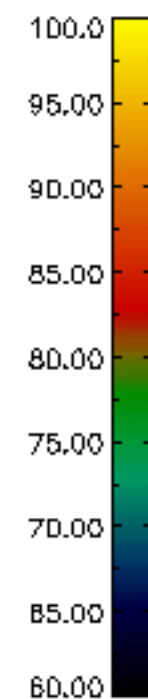
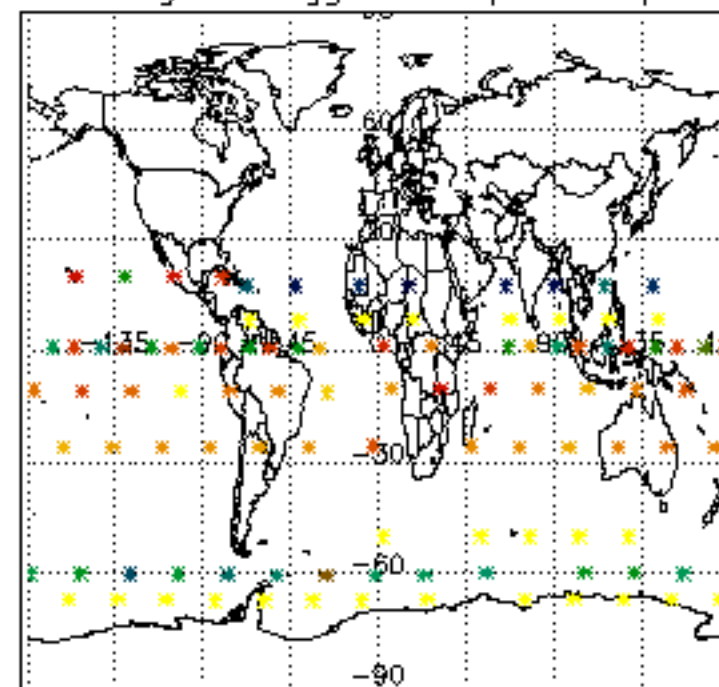
Type	Auxiliary Filename	Used since product	Used since product date
INST_PHYS_CHARACTERISTICS	GOM_INS_AXNIEC20050627_150440_20020301_000000_20100101_000000	1	01-APR-2003 00:01:32
LEVEL-2_PROC_CONFIG	GOM_PR2_AXVIEC20091111_152718_20020301_000000_20500101_000000	1	01-APR-2003 00:01:32
CROSS_SECTIONS_FILE	GOM_CRS_AXVIEC20091111_154832_20020301_000000_20500101_000000	1	01-APR-2003 00:01:32



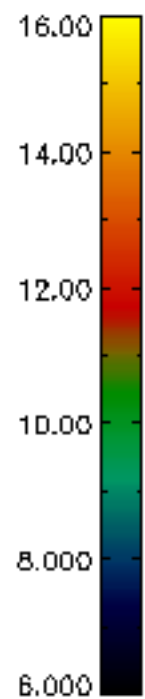
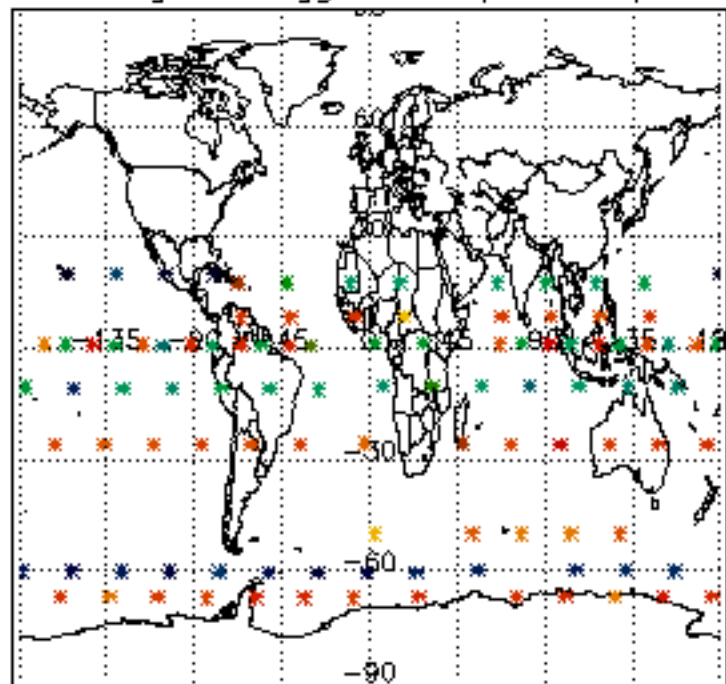
Percentage of flagged data per D3 profile



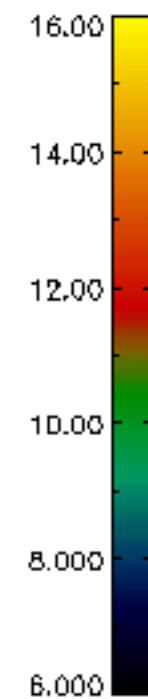
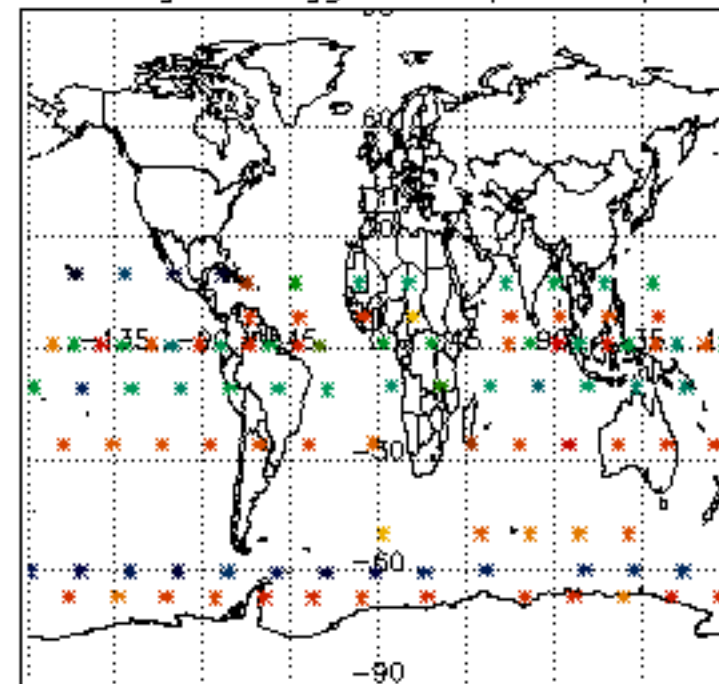
Percentage of flagged data per H2O profile

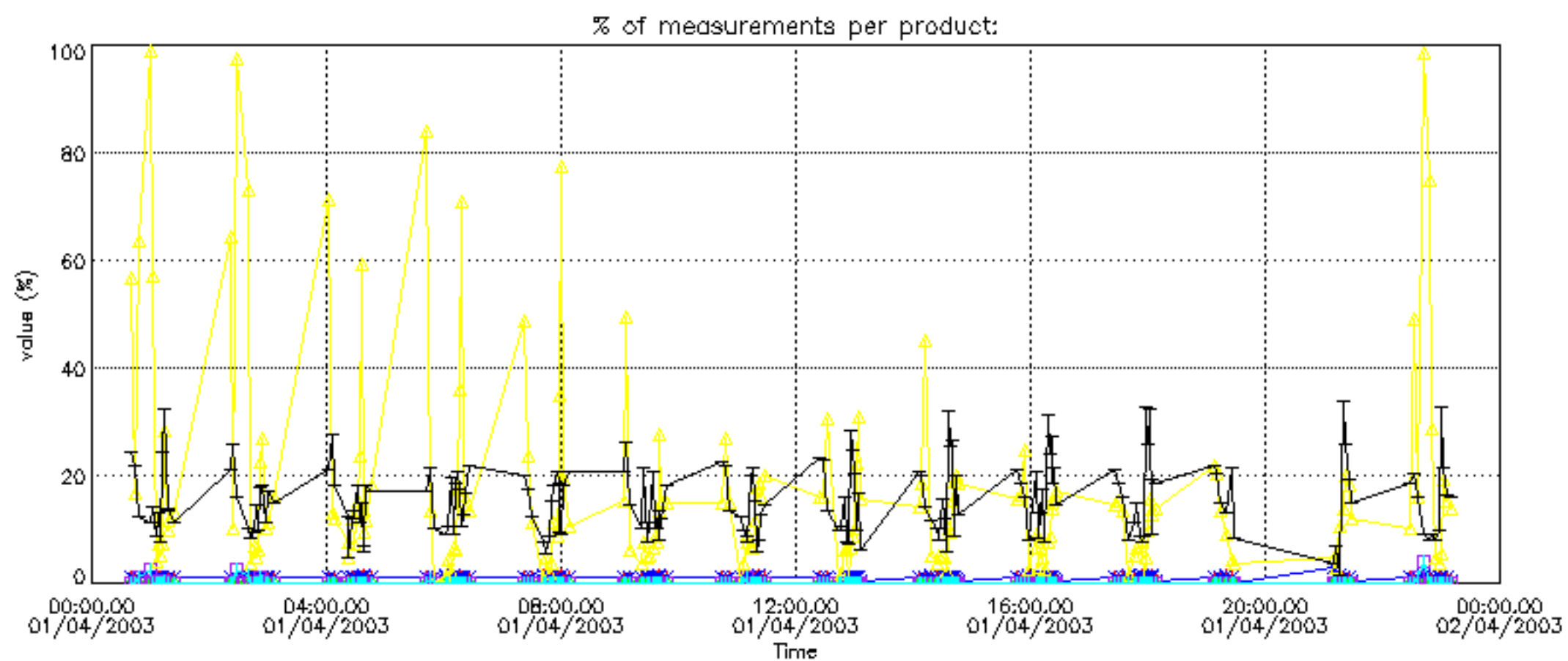
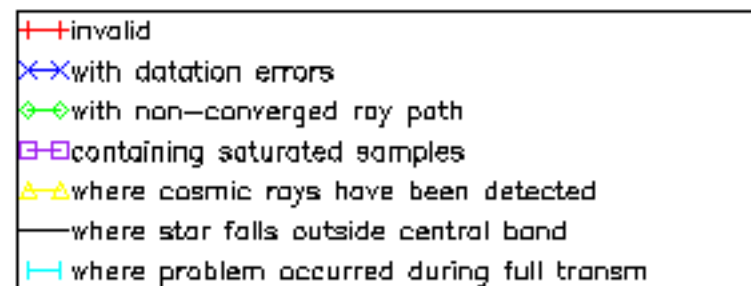


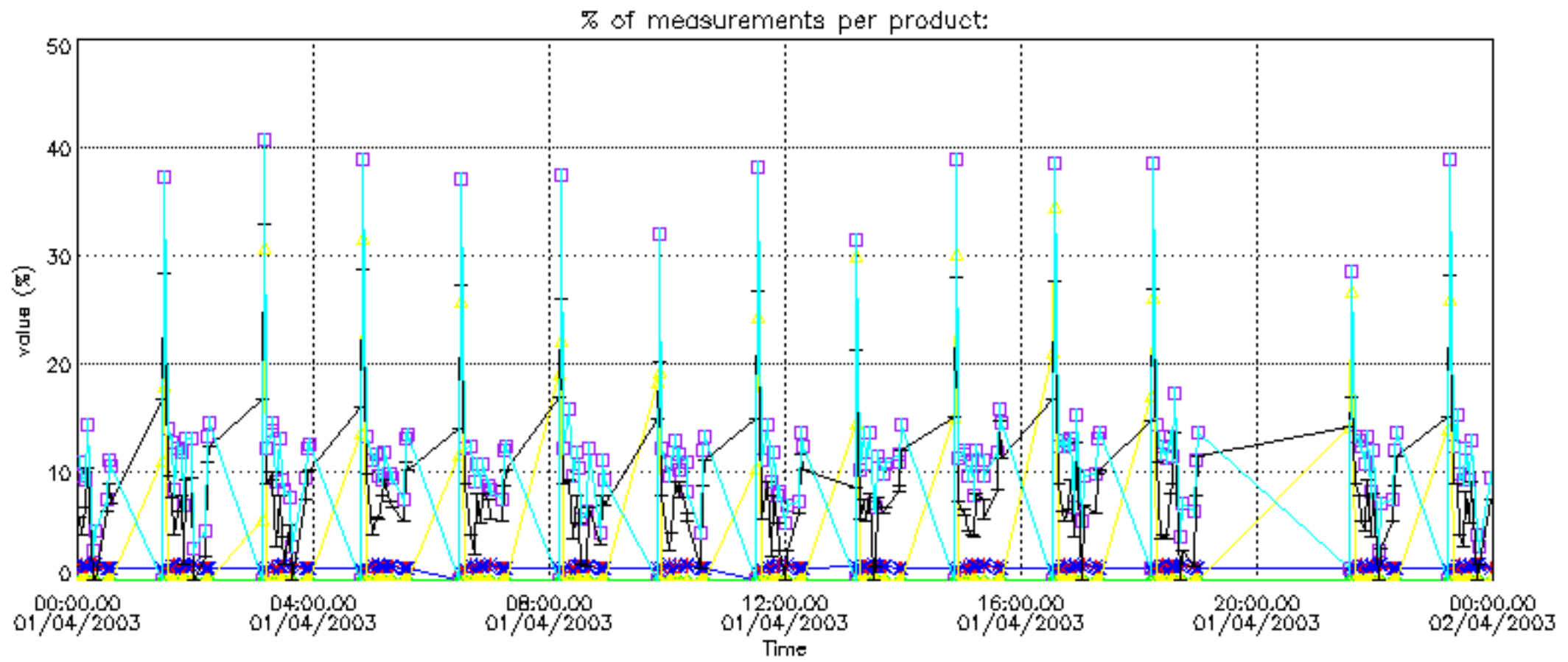
Percentage of flagged data per NO2 profile



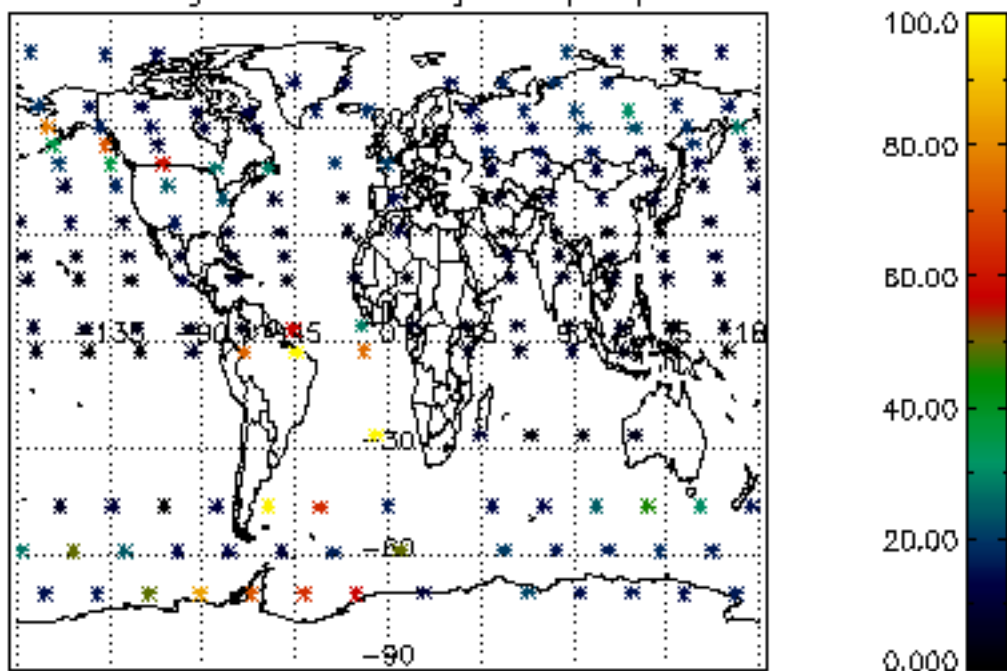
Percentage of flagged data per NO3 profile



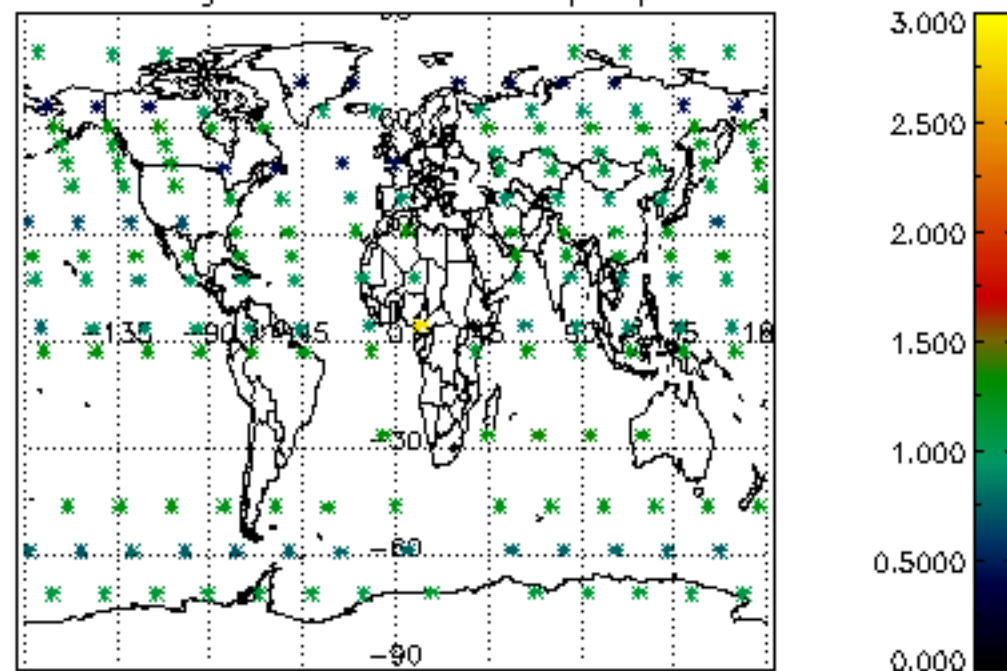




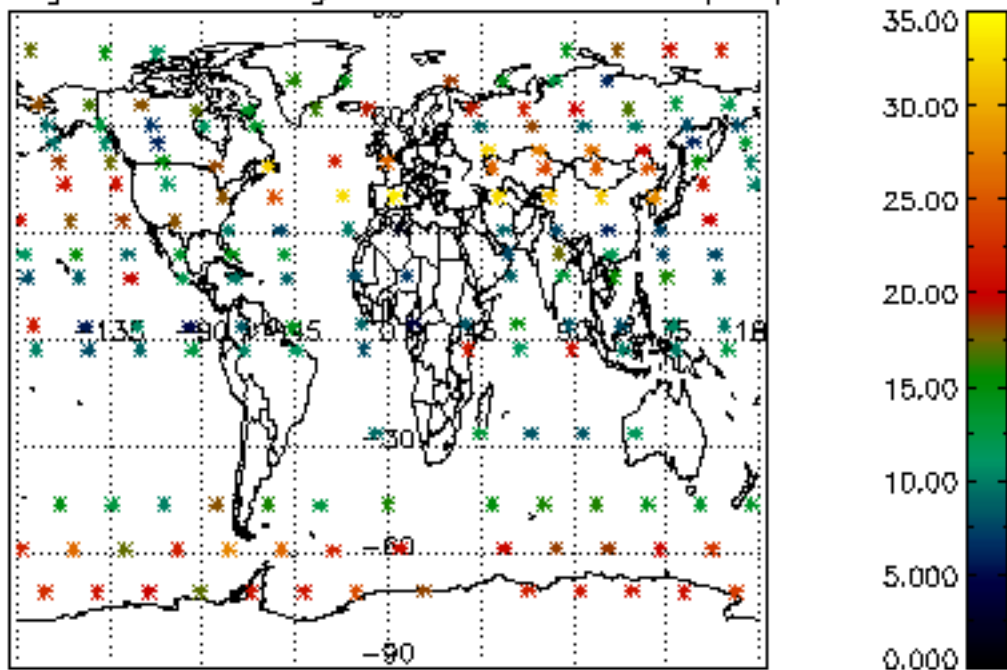
Percentage of cosmic ray hits per profile



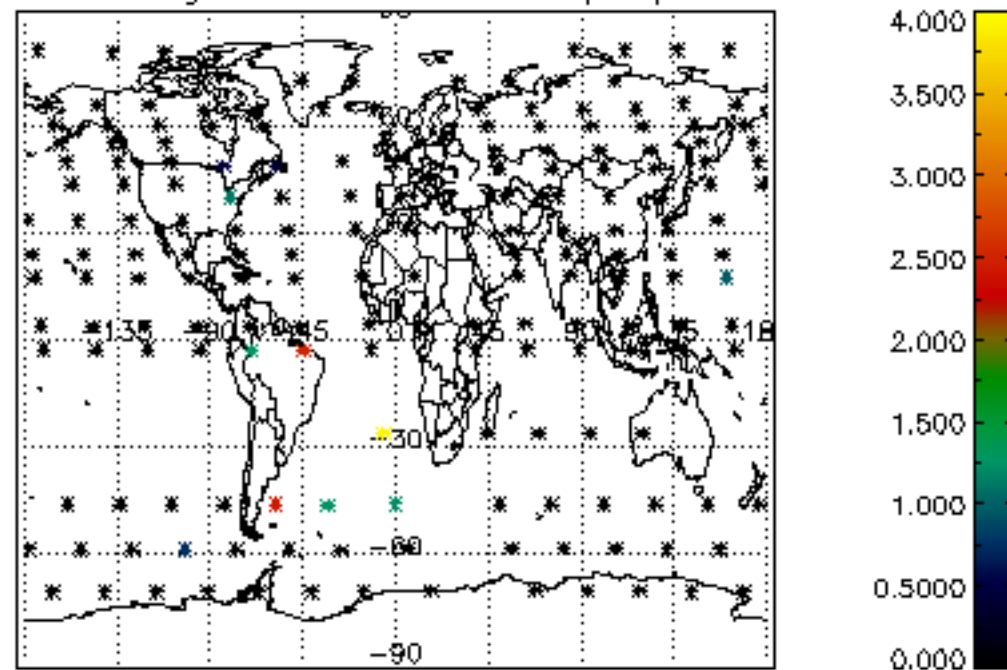
Percentage of datation errors per profile



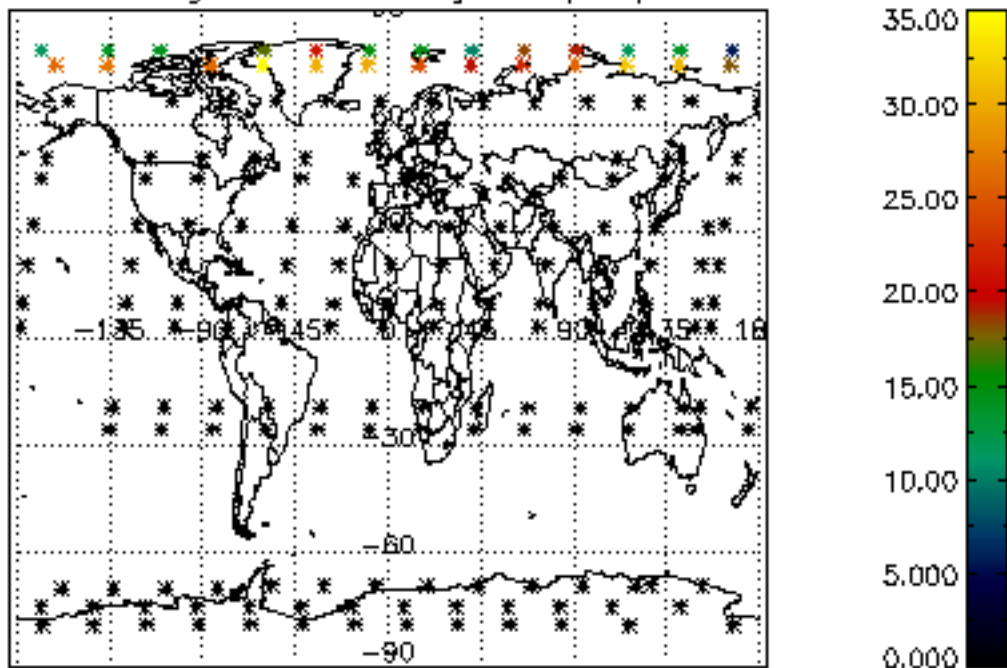
Percentage of star falling outside central band per profile



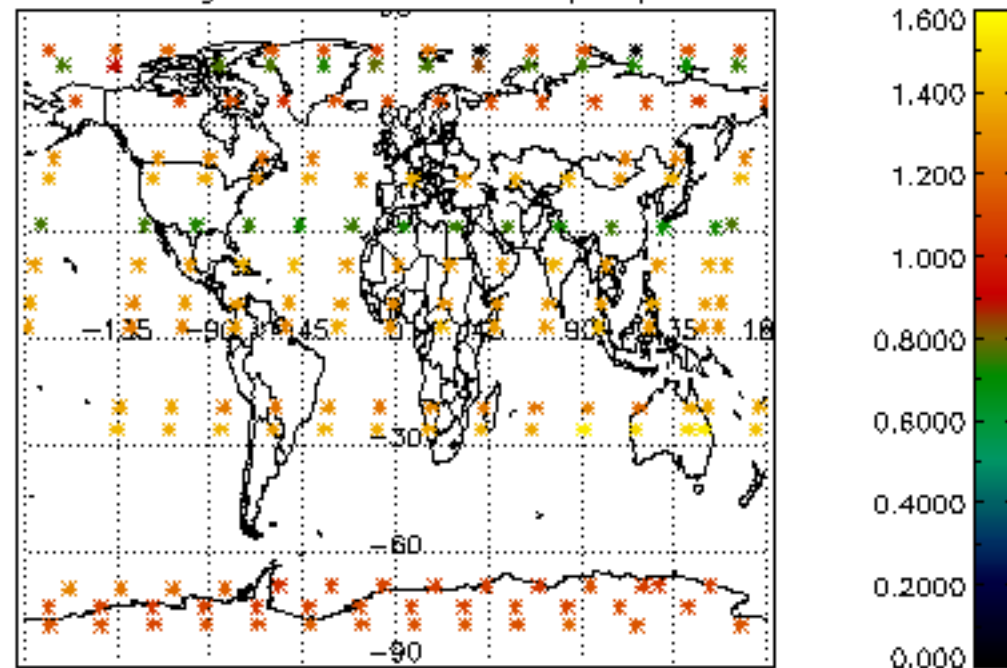
Percentage of saturation errors per profile



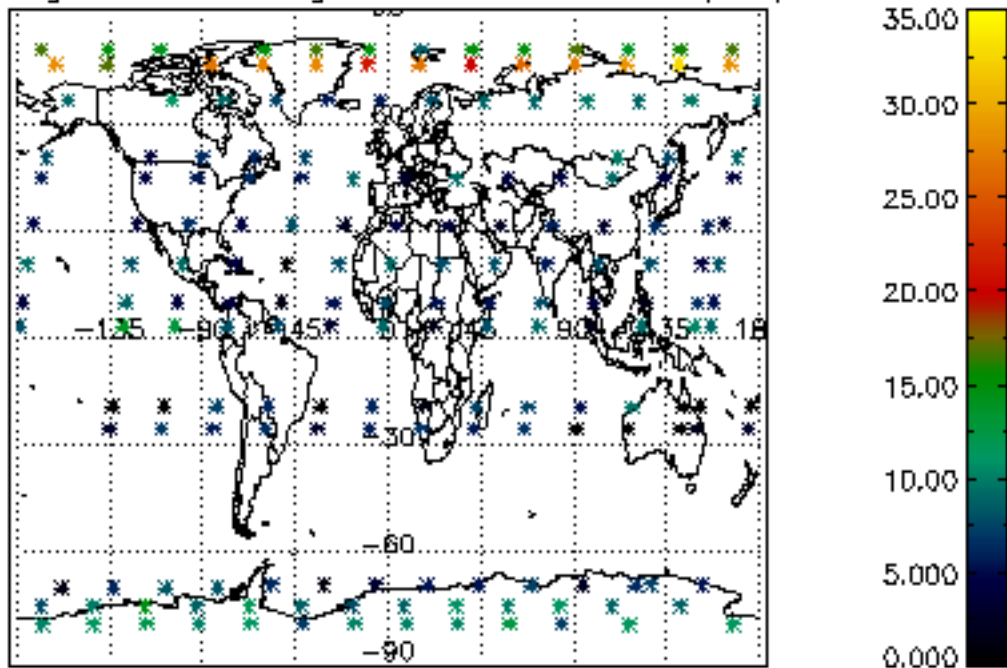
Percentage of cosmic ray hits per profile



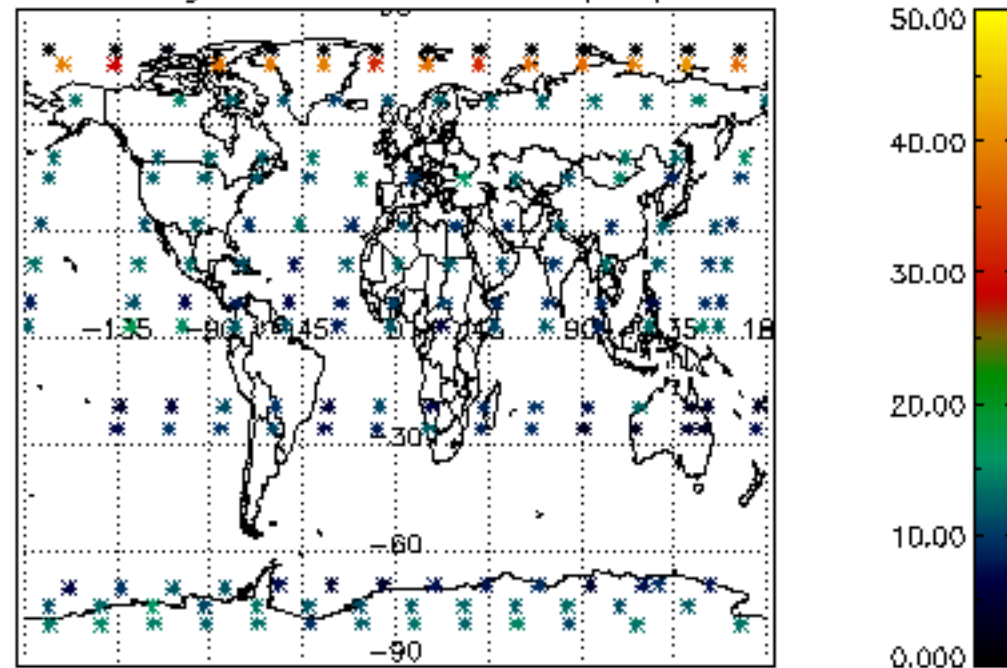
Percentage of datation errors per profile

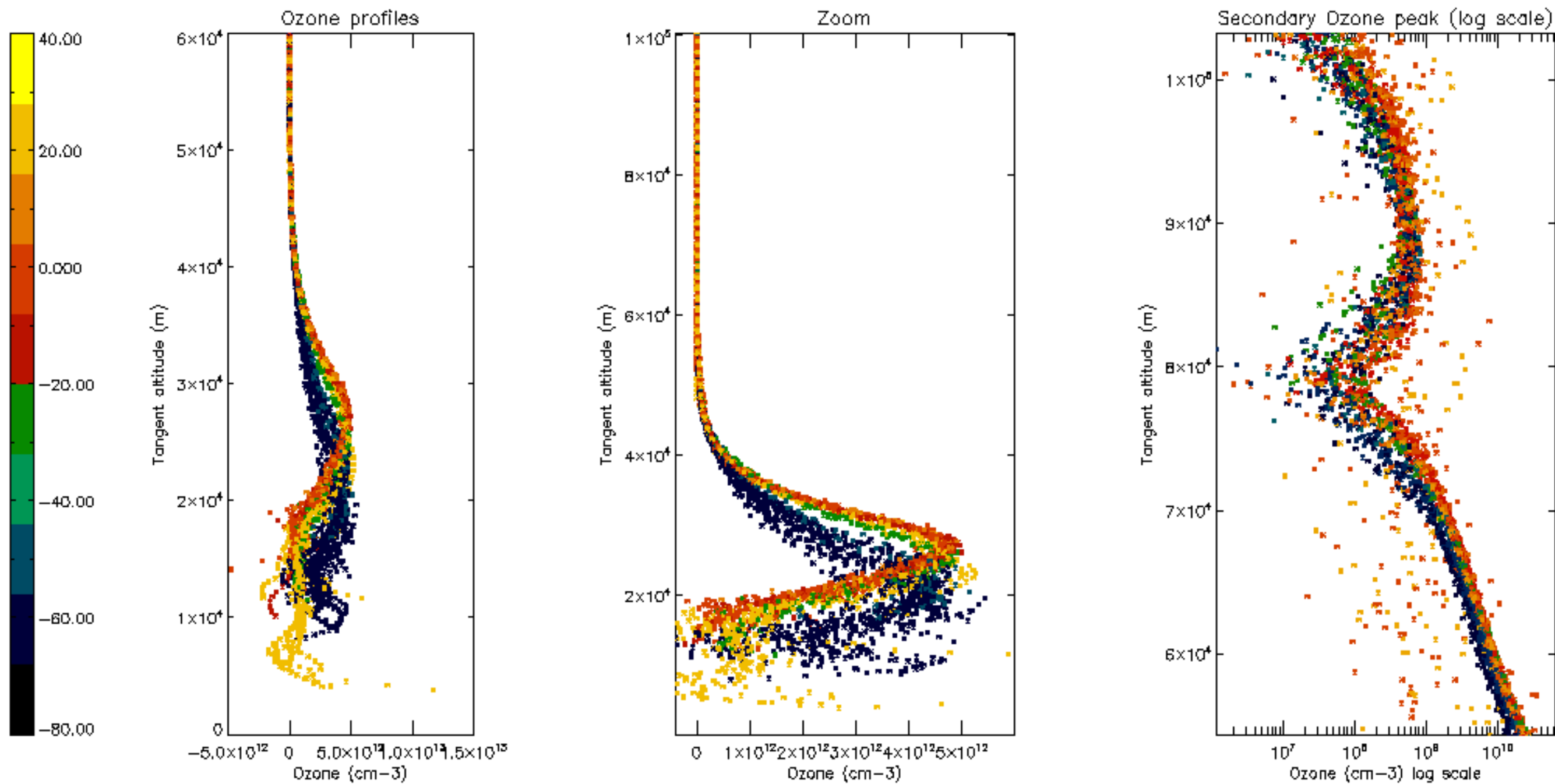


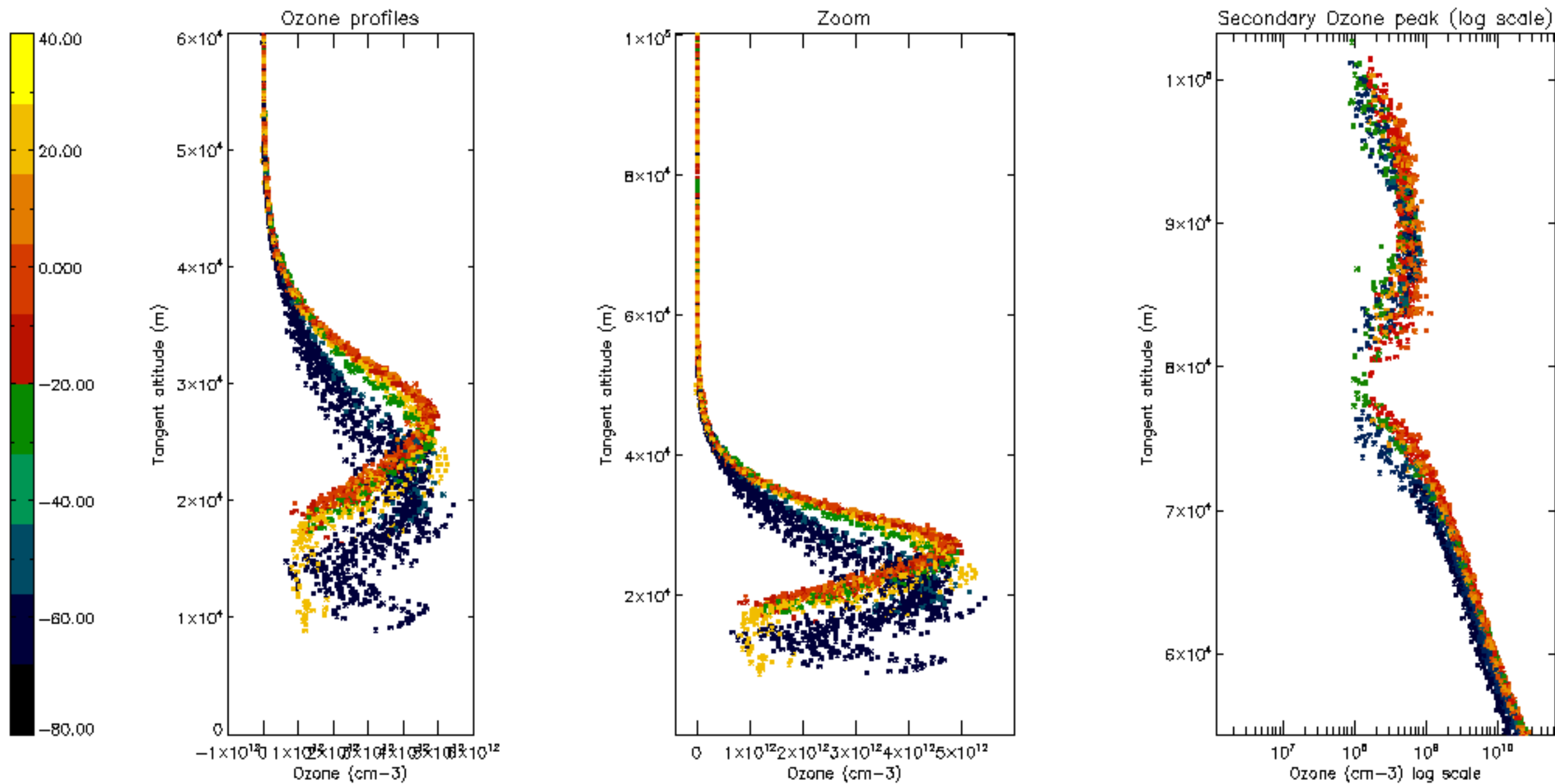
Percentage of star falling outside central band per profile

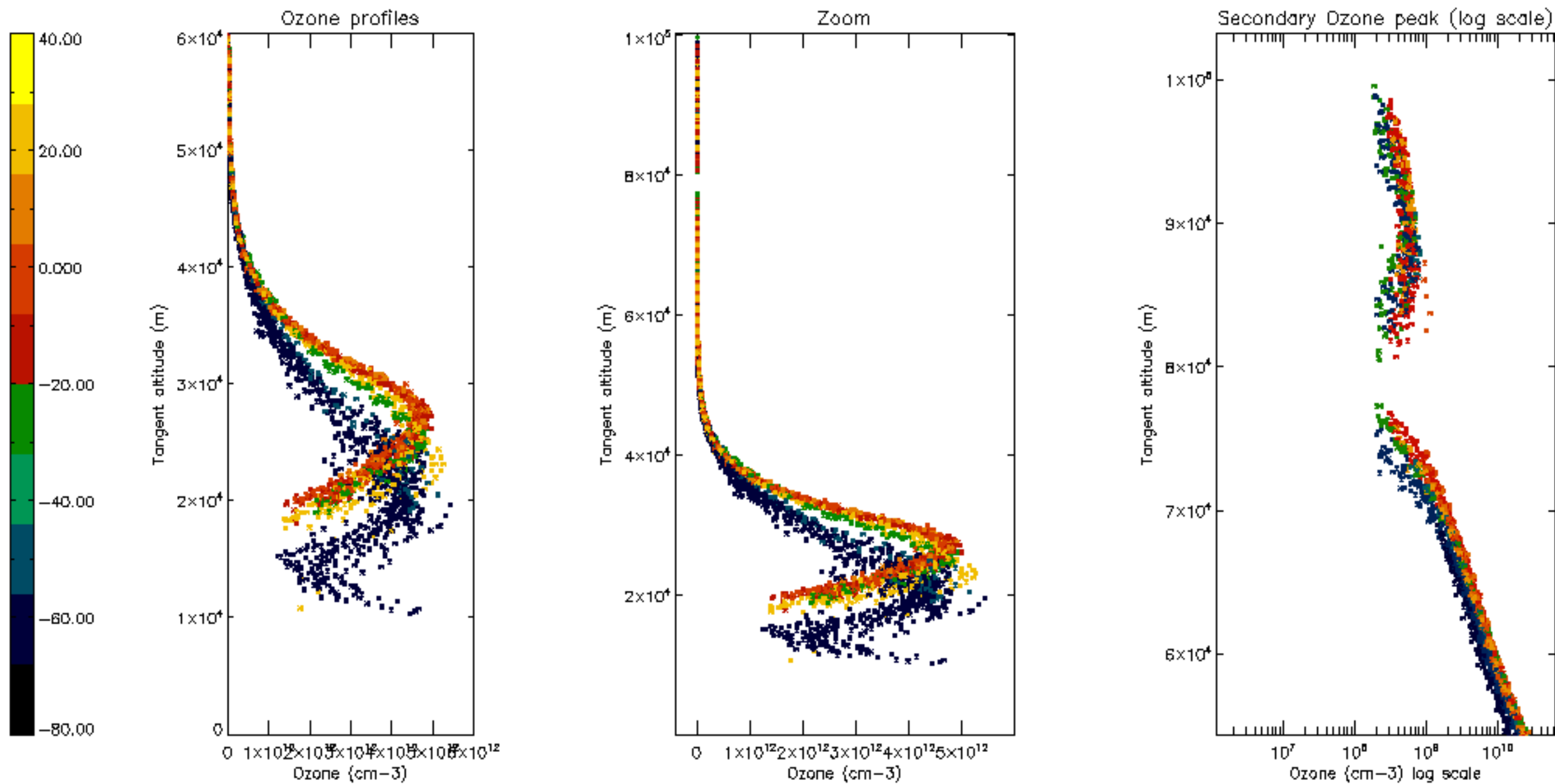


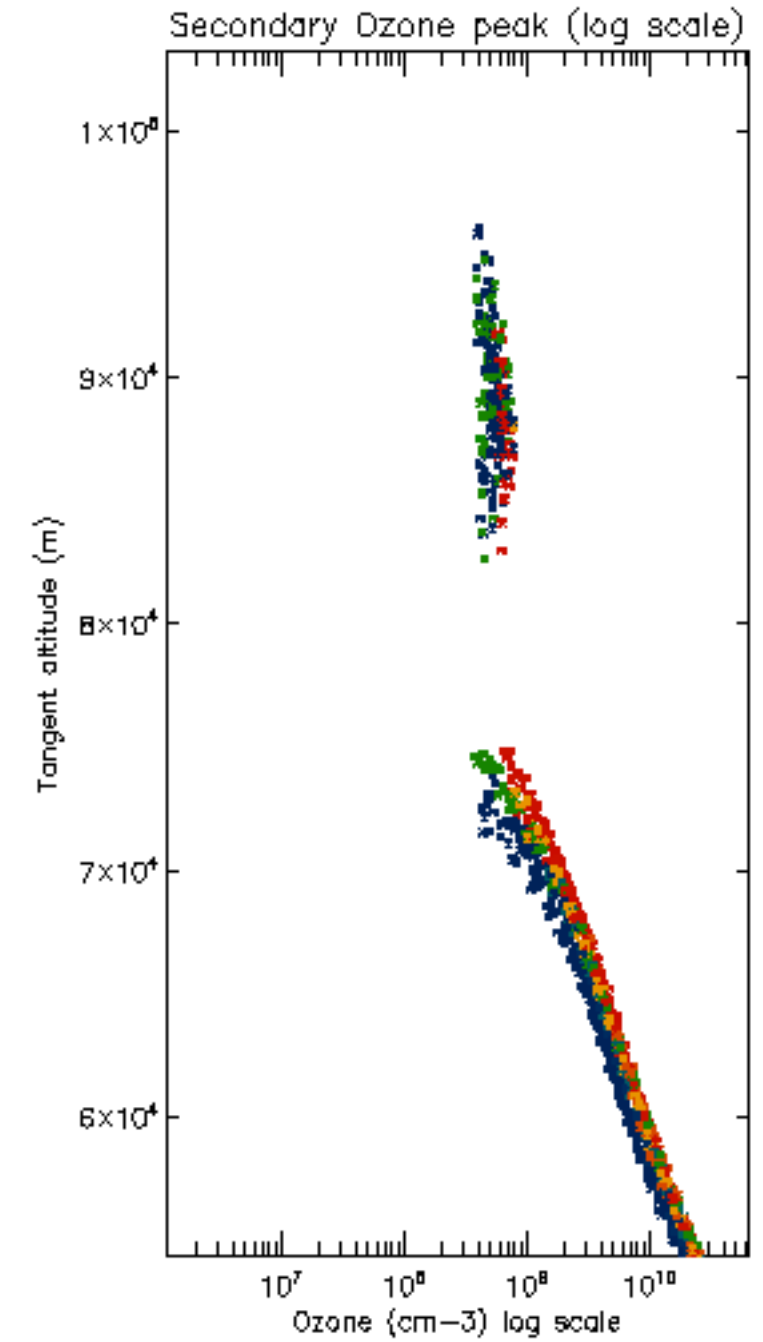
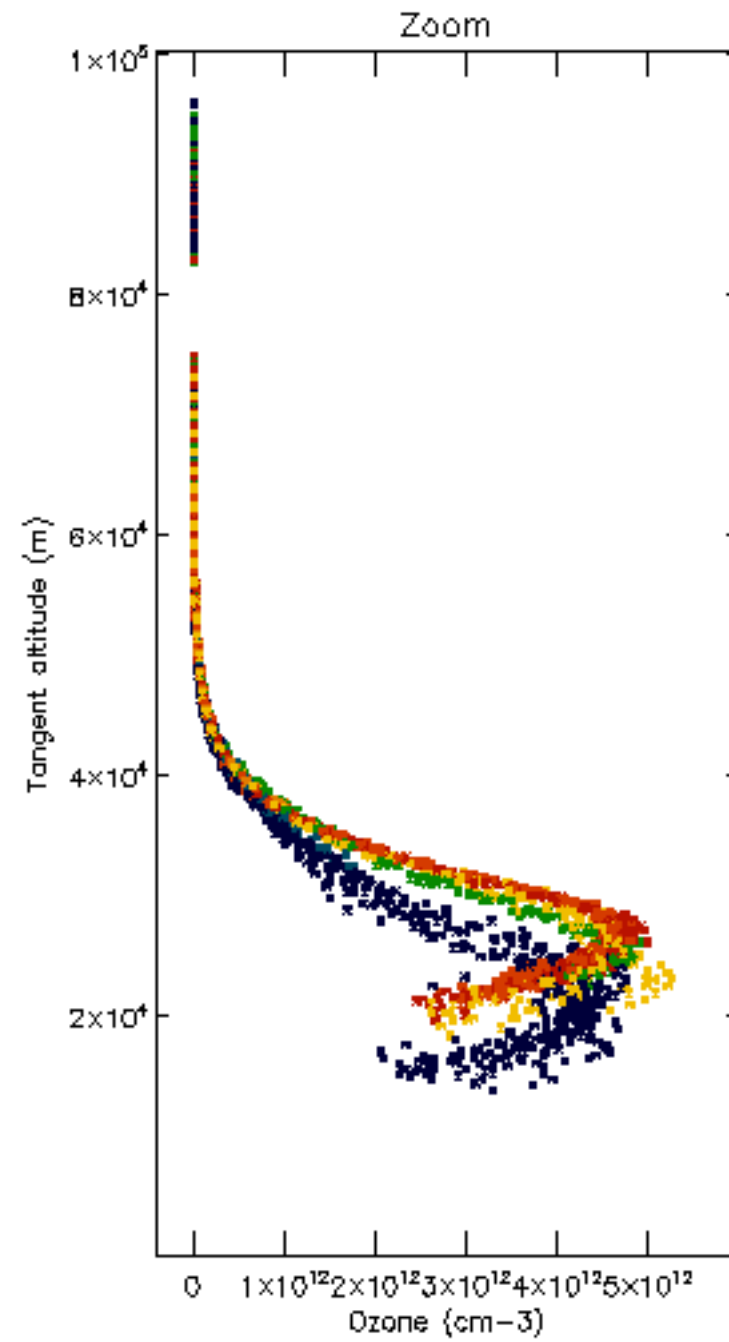
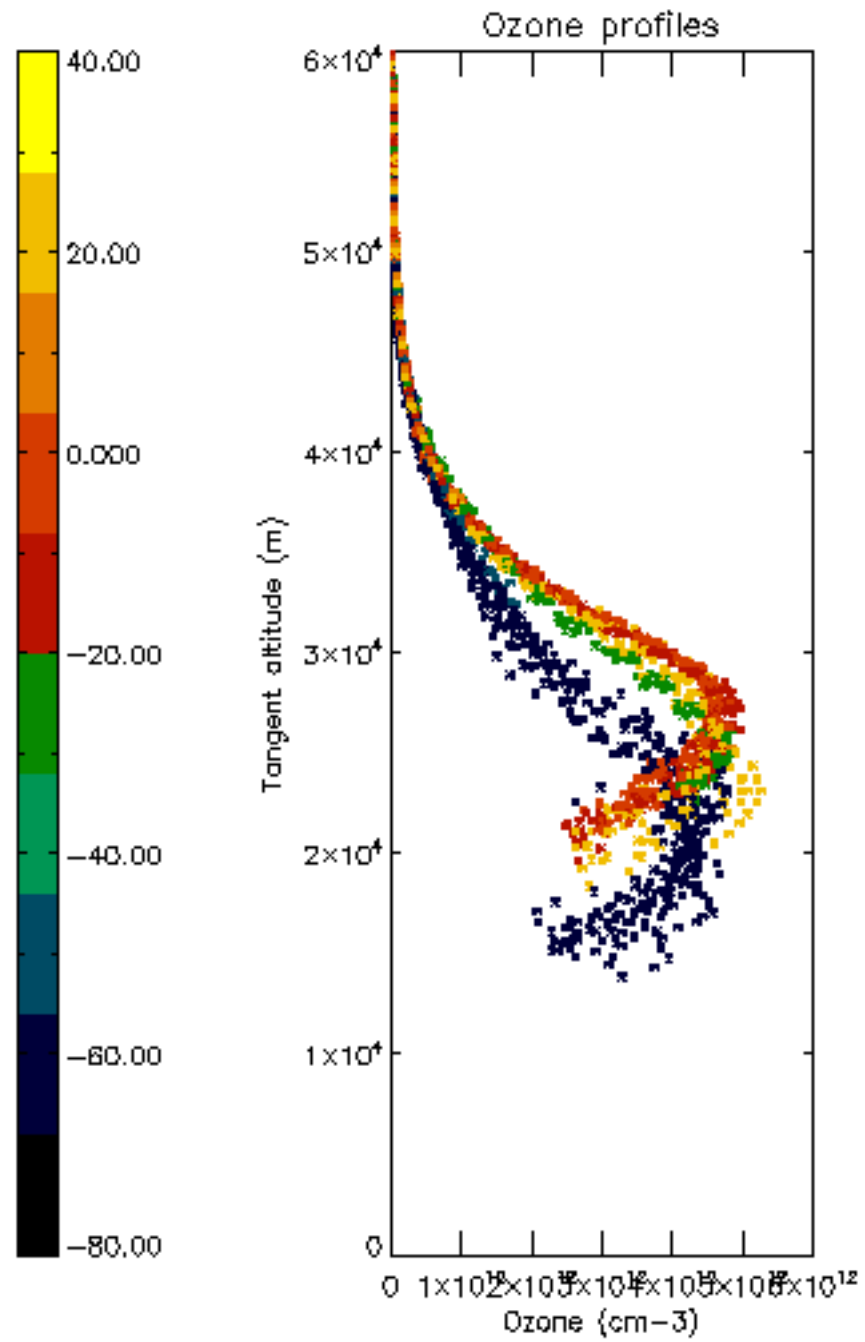
Percentage of saturation errors per profile

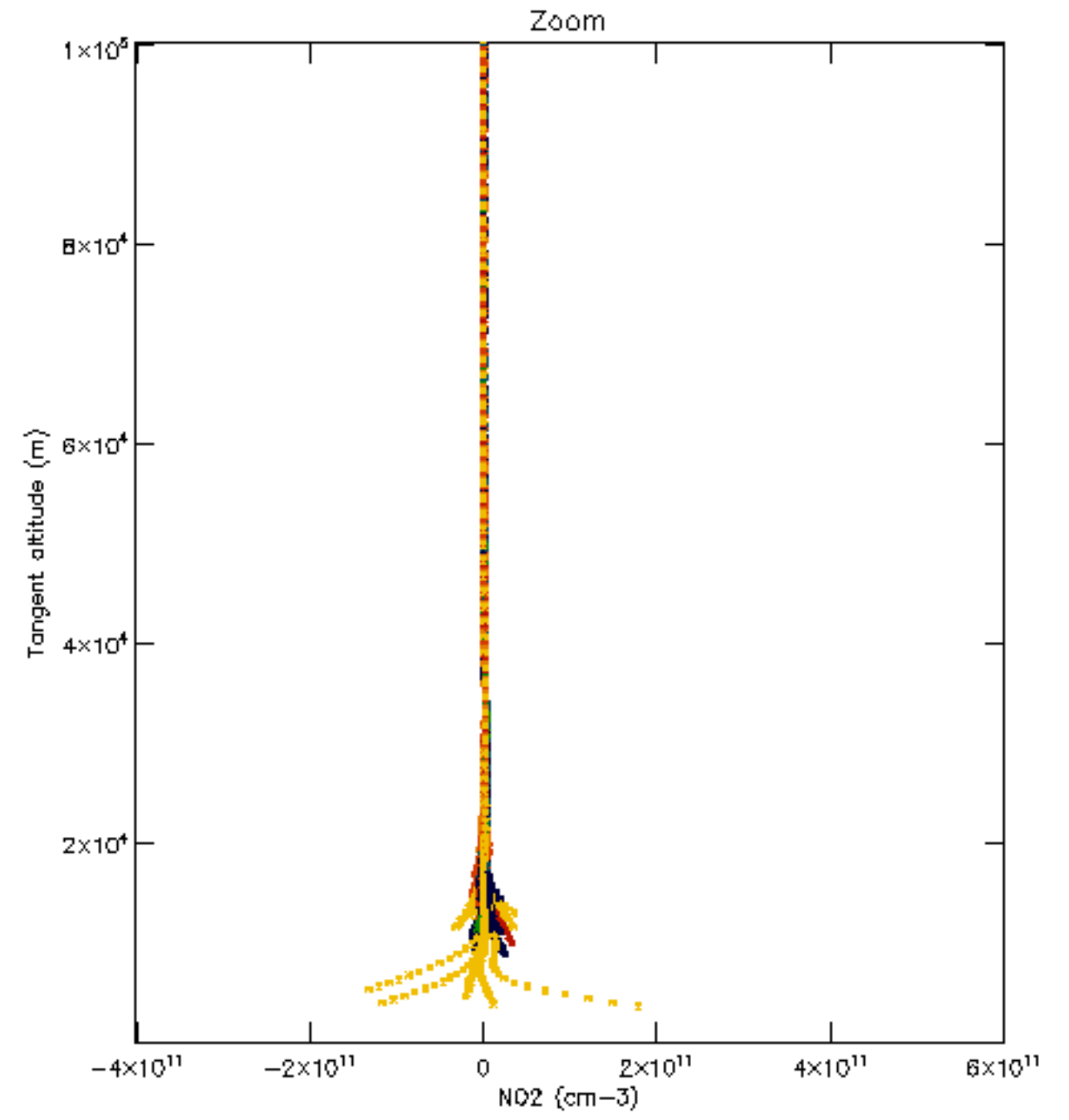
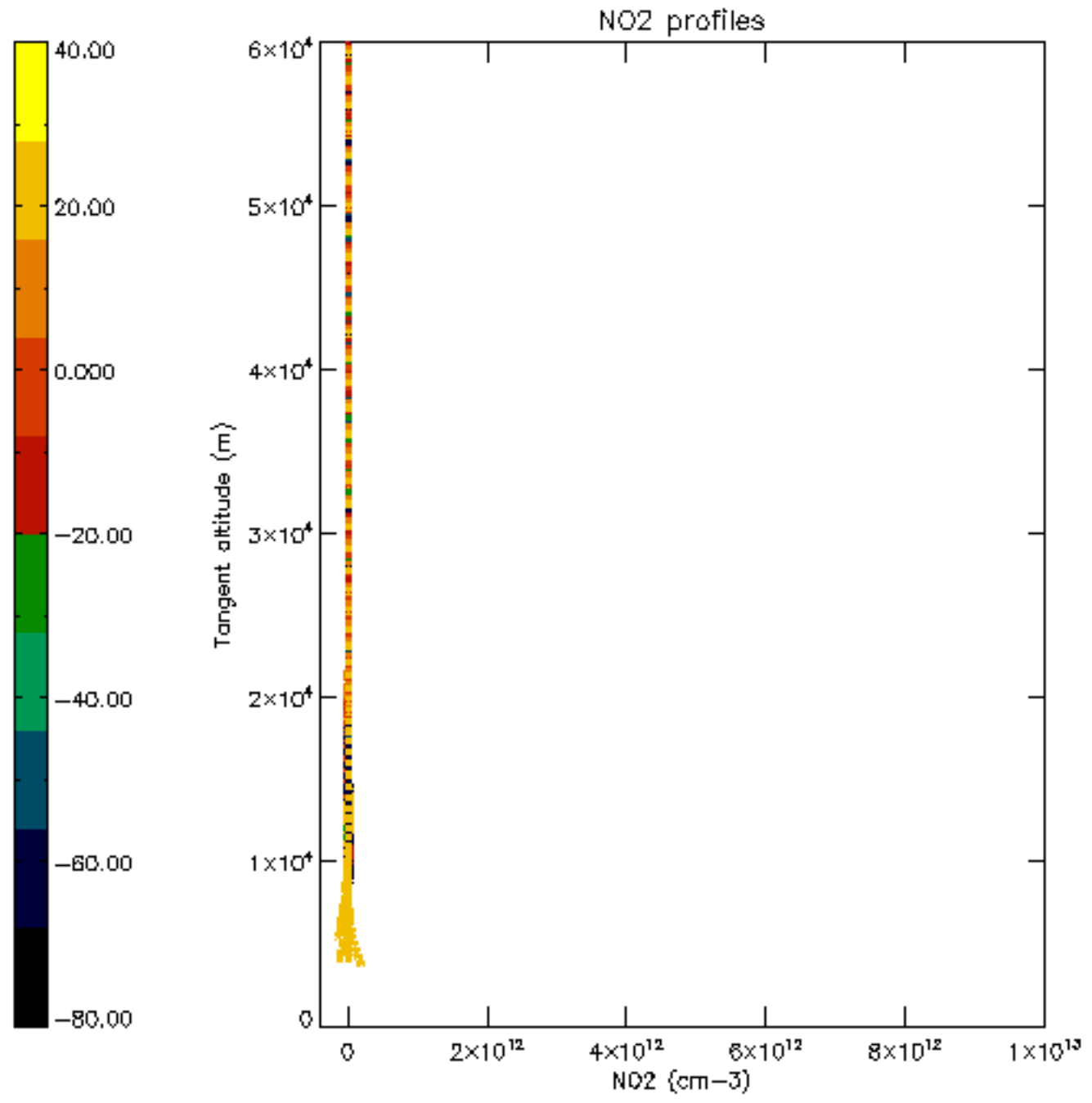


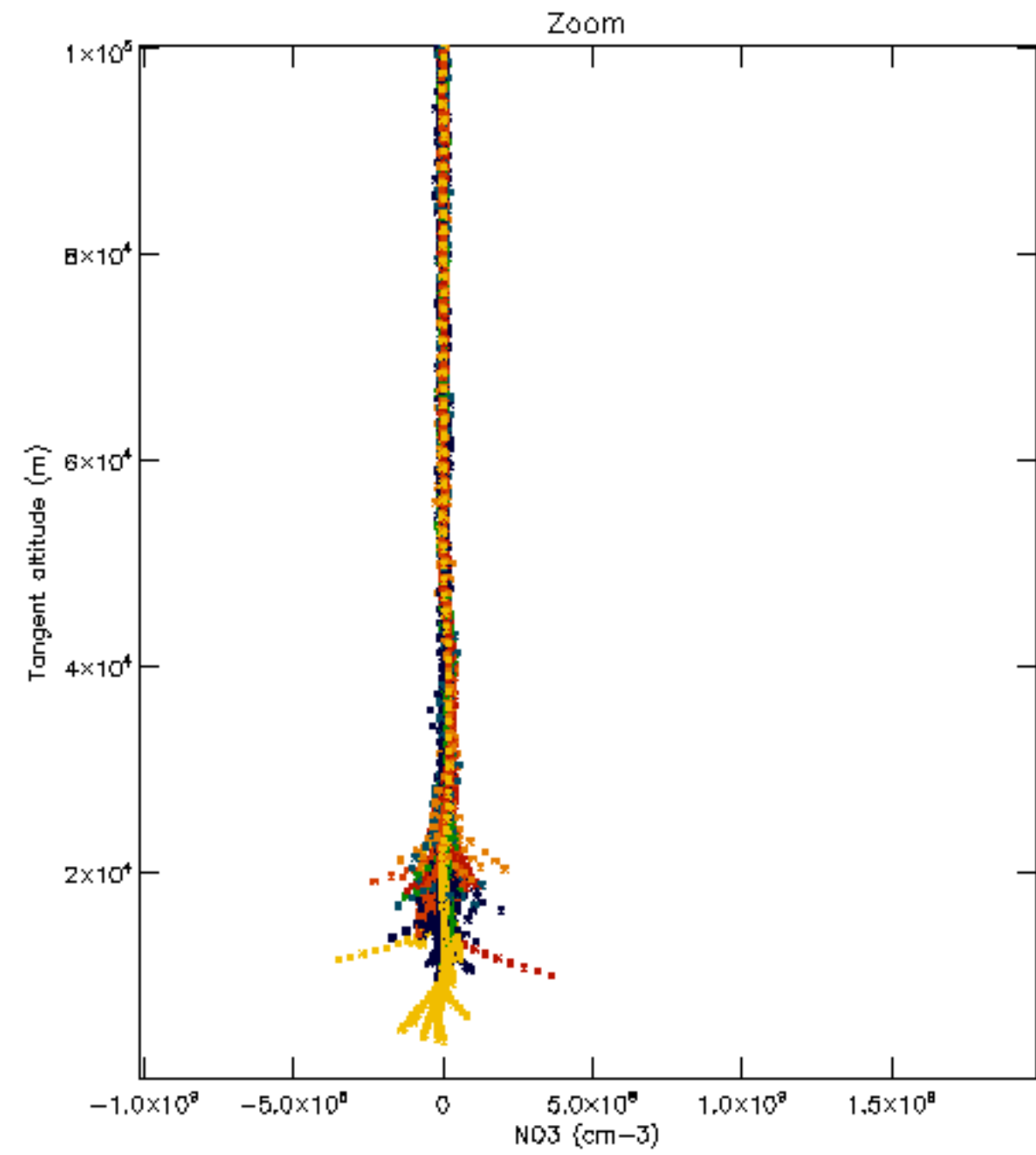
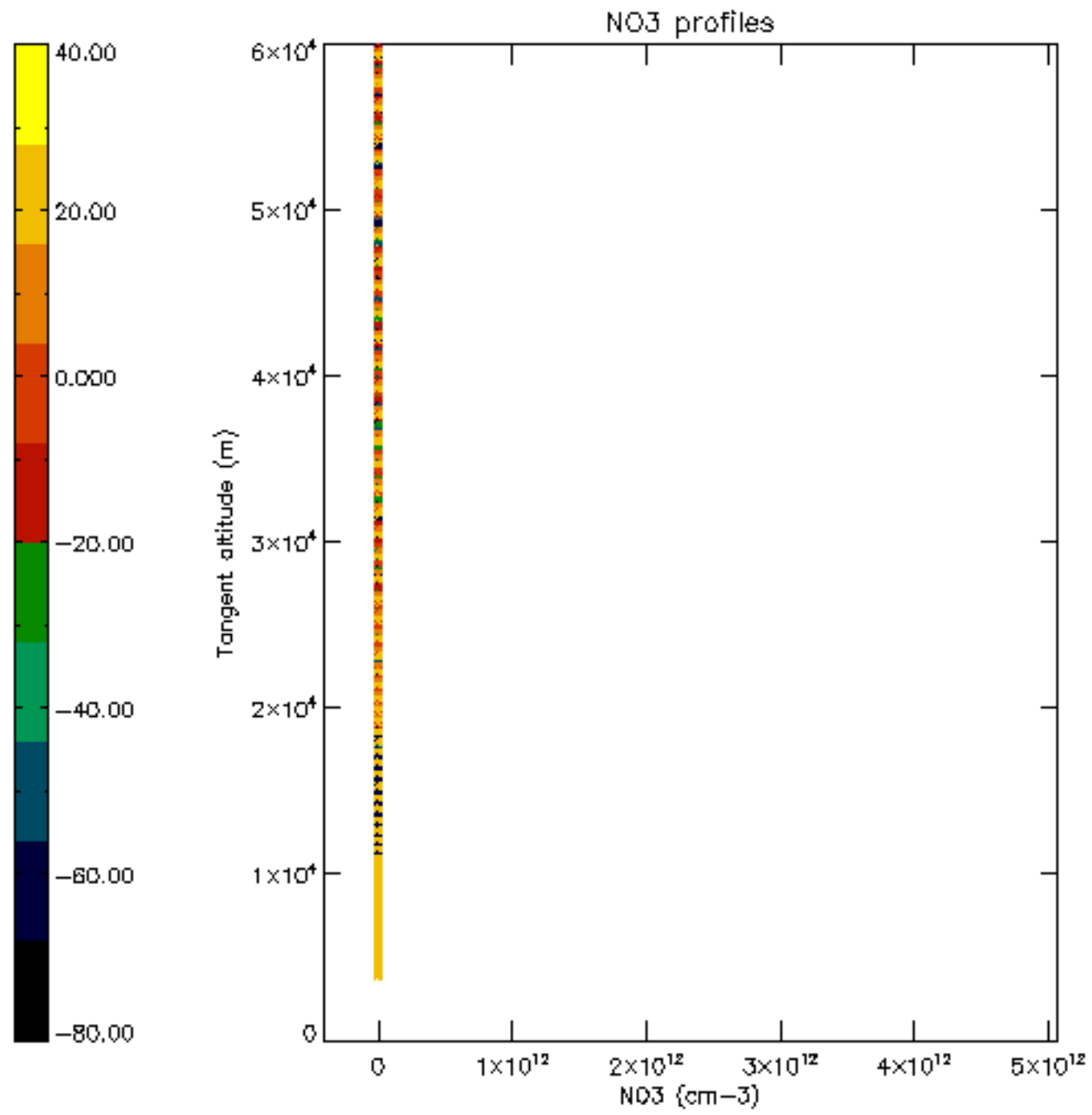


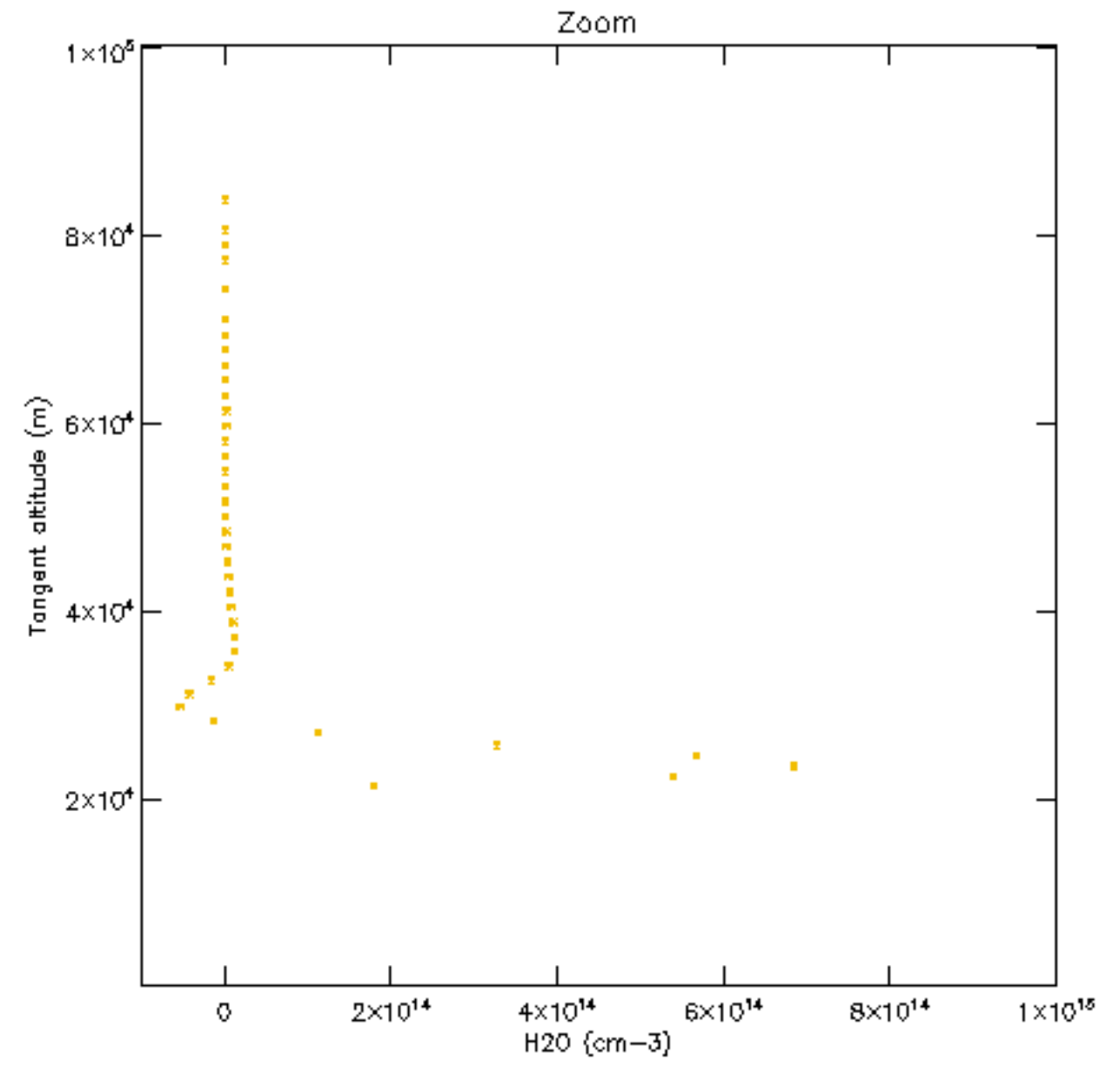
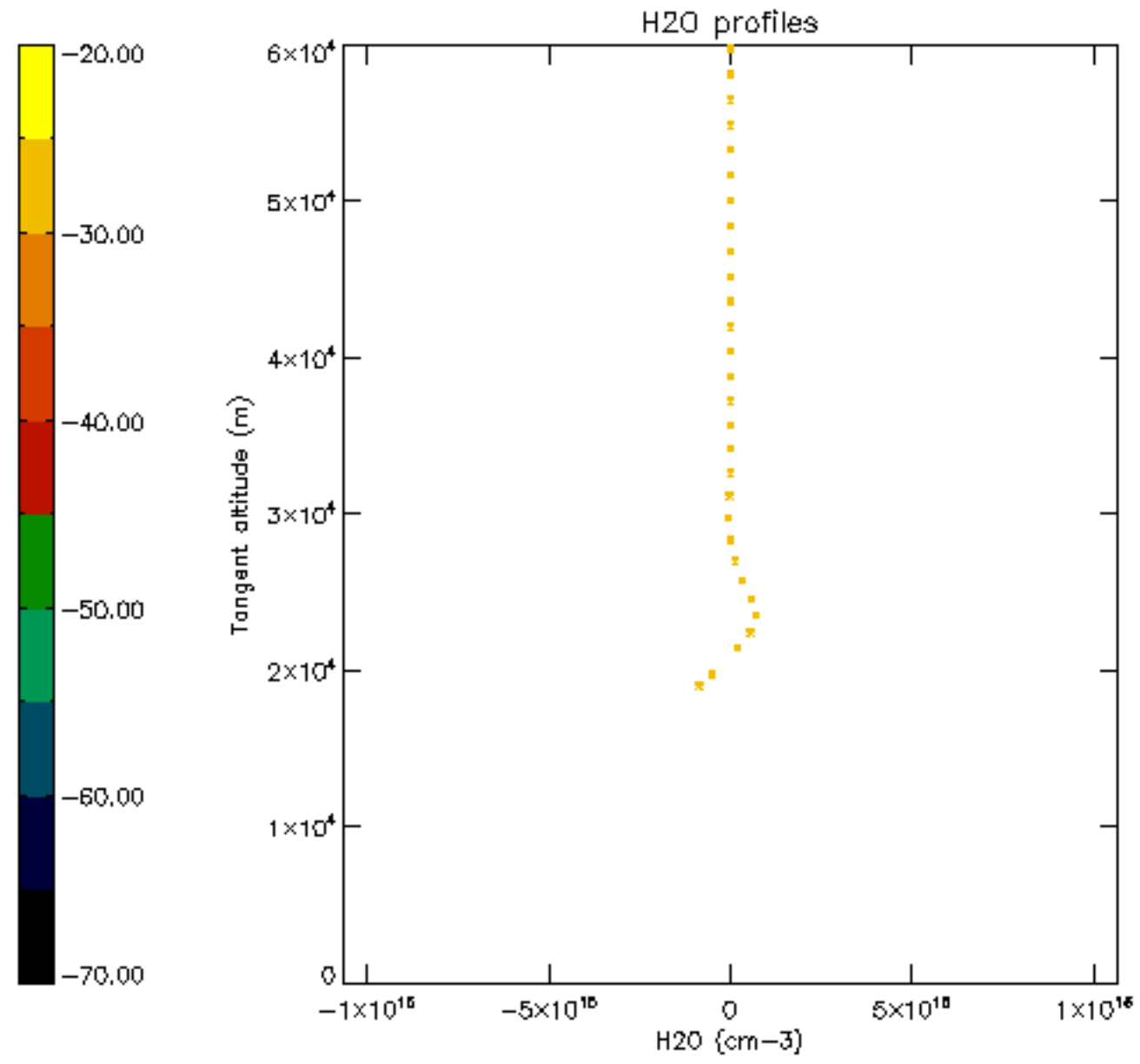


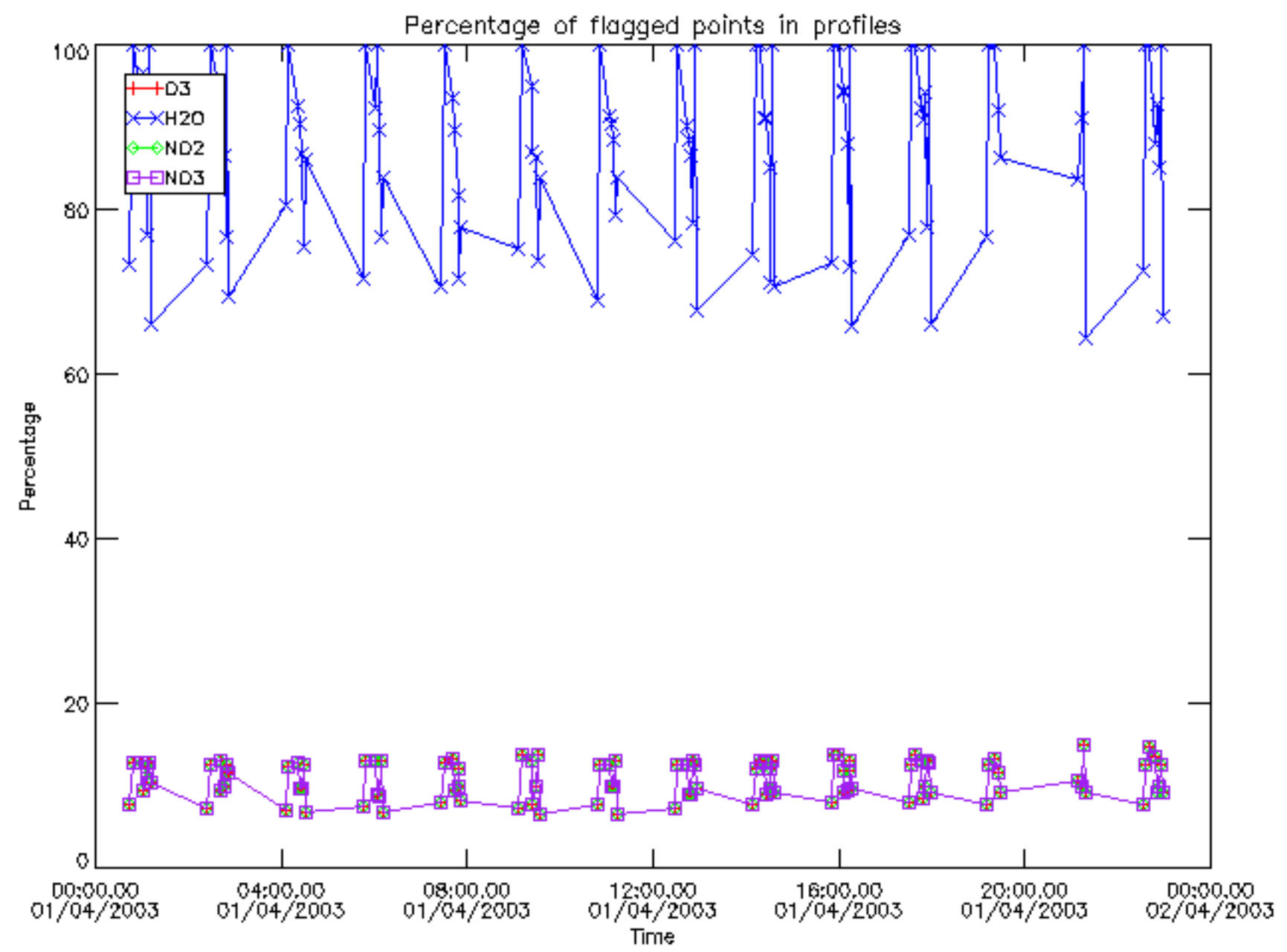




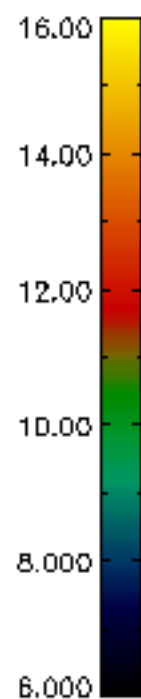
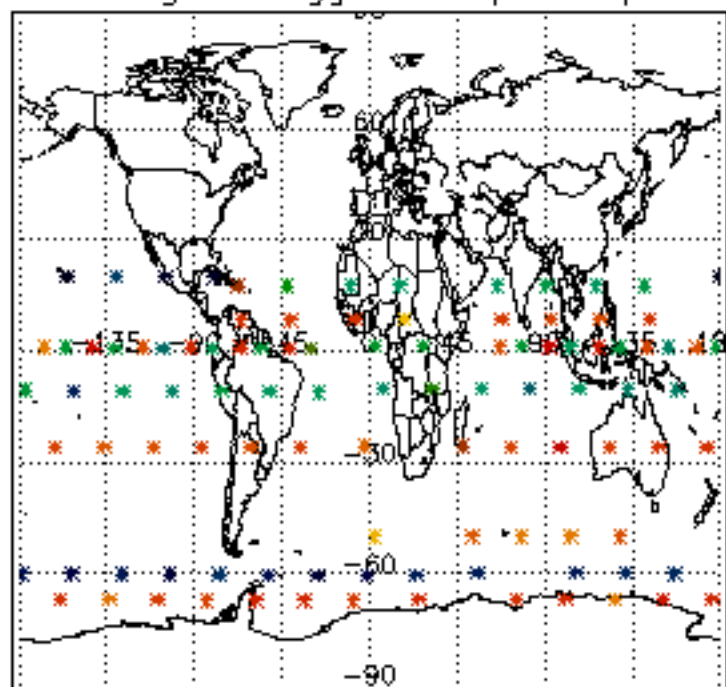




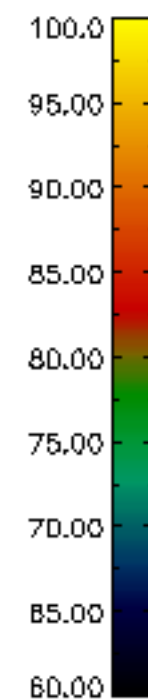
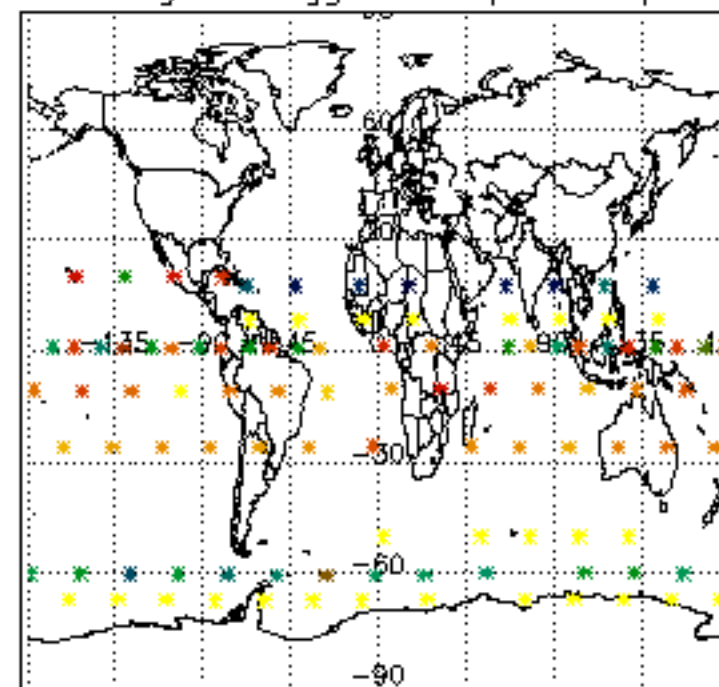




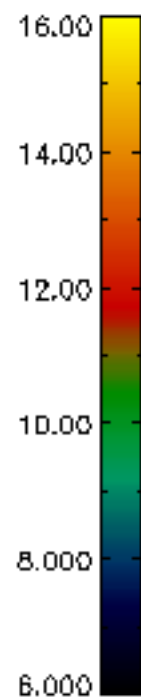
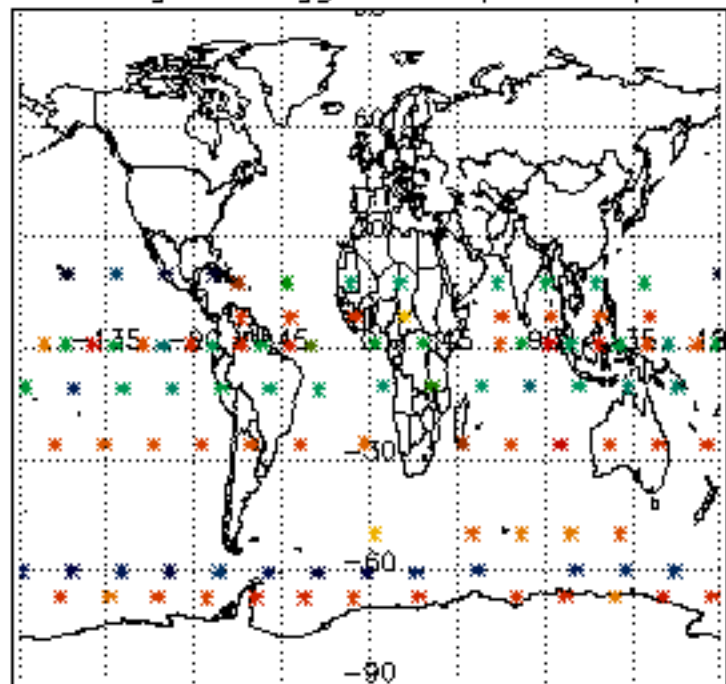
Percentage of flagged data per D3 profile



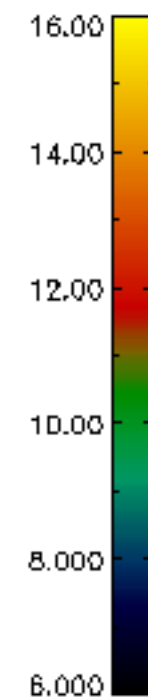
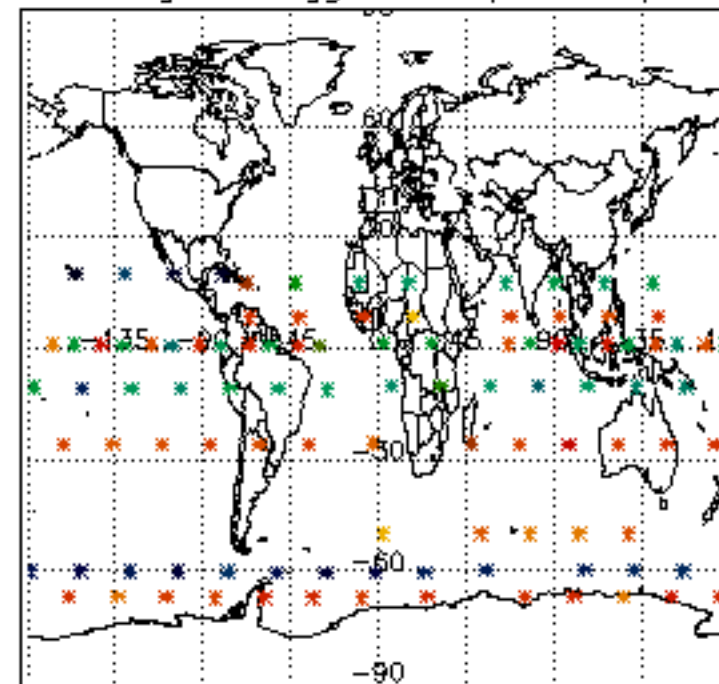
Percentage of flagged data per H2O profile

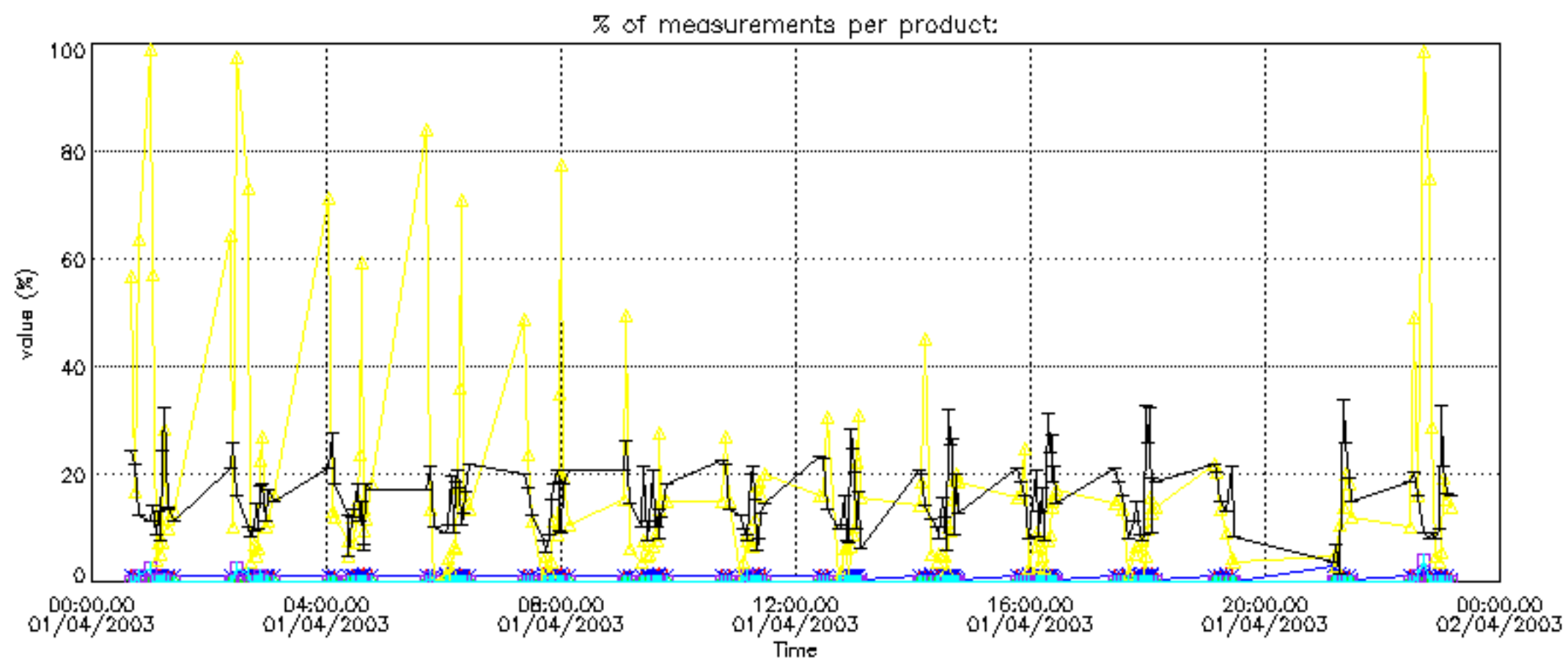


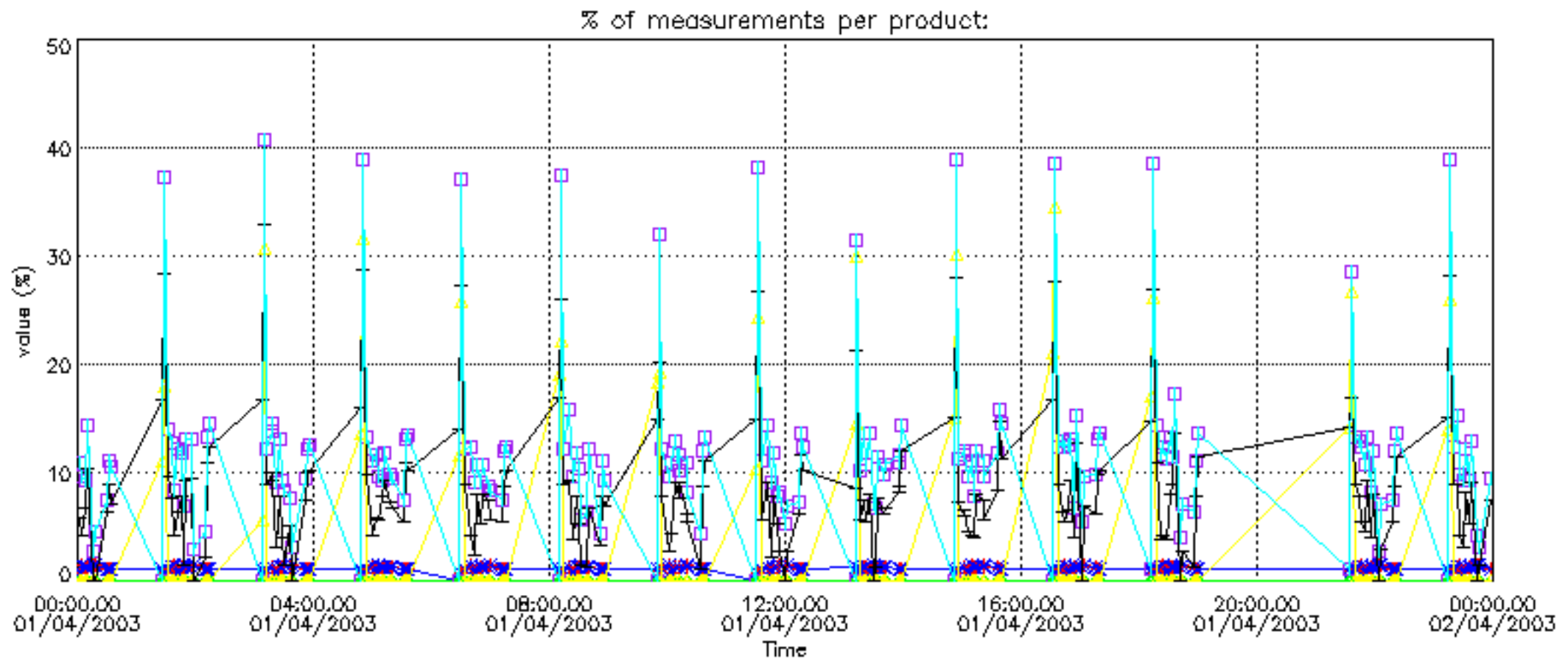
Percentage of flagged data per NO2 profile



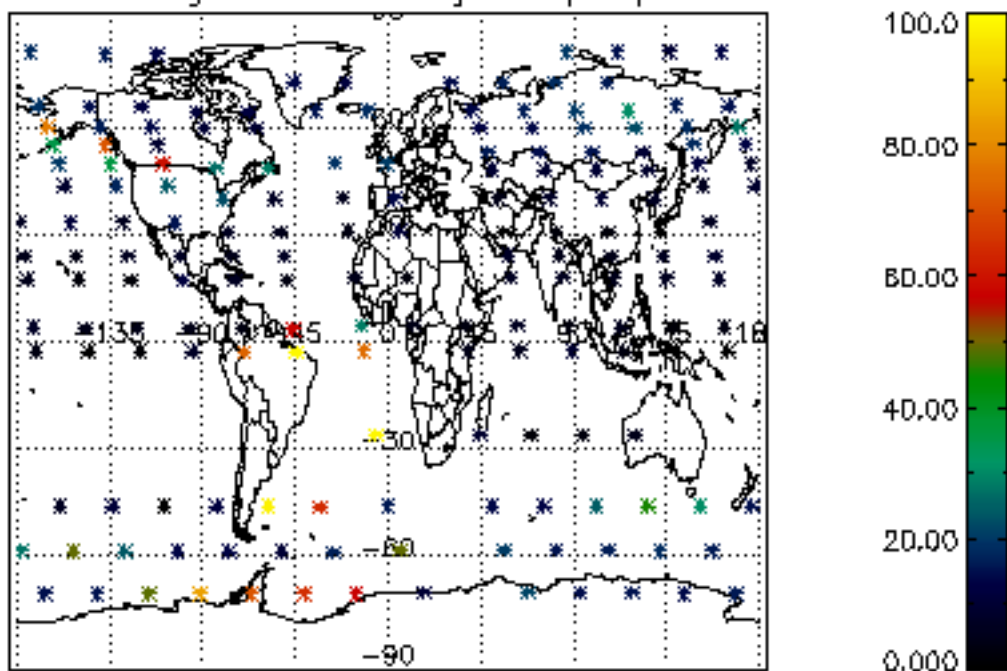
Percentage of flagged data per NO3 profile



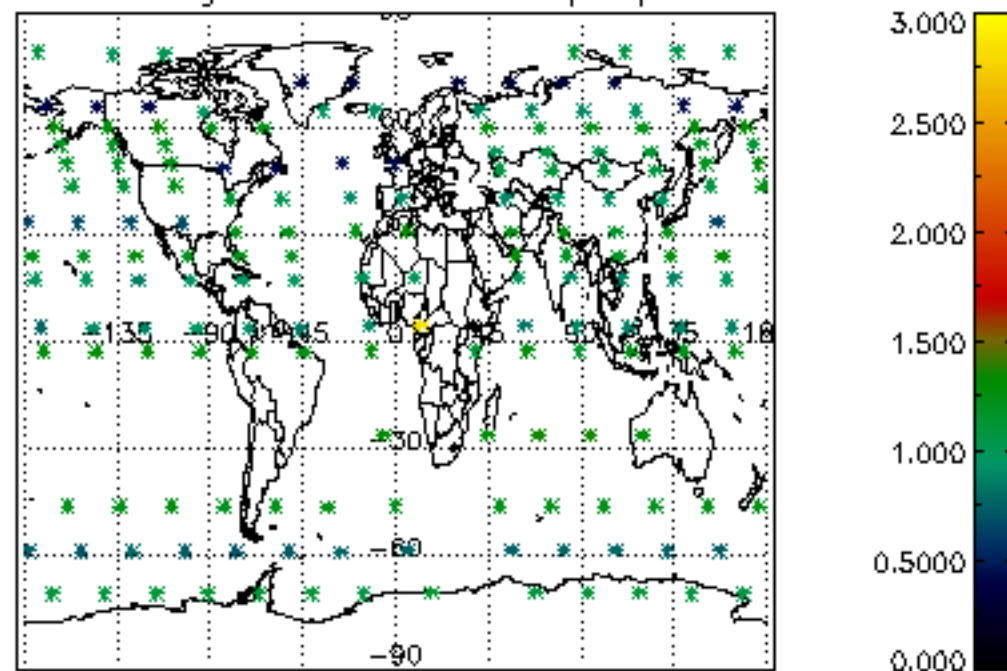




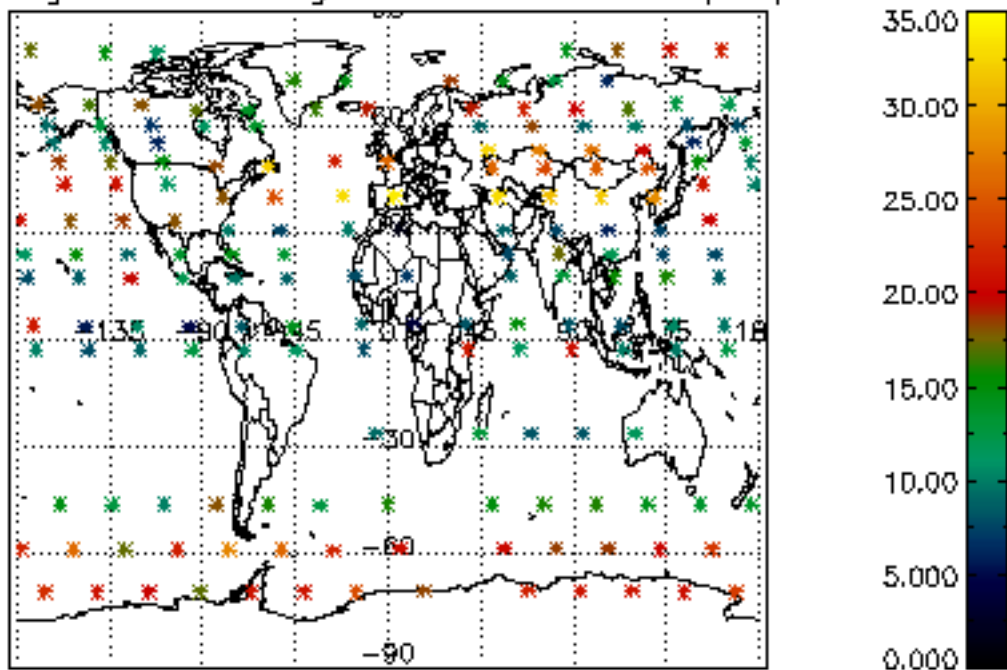
Percentage of cosmic ray hits per profile



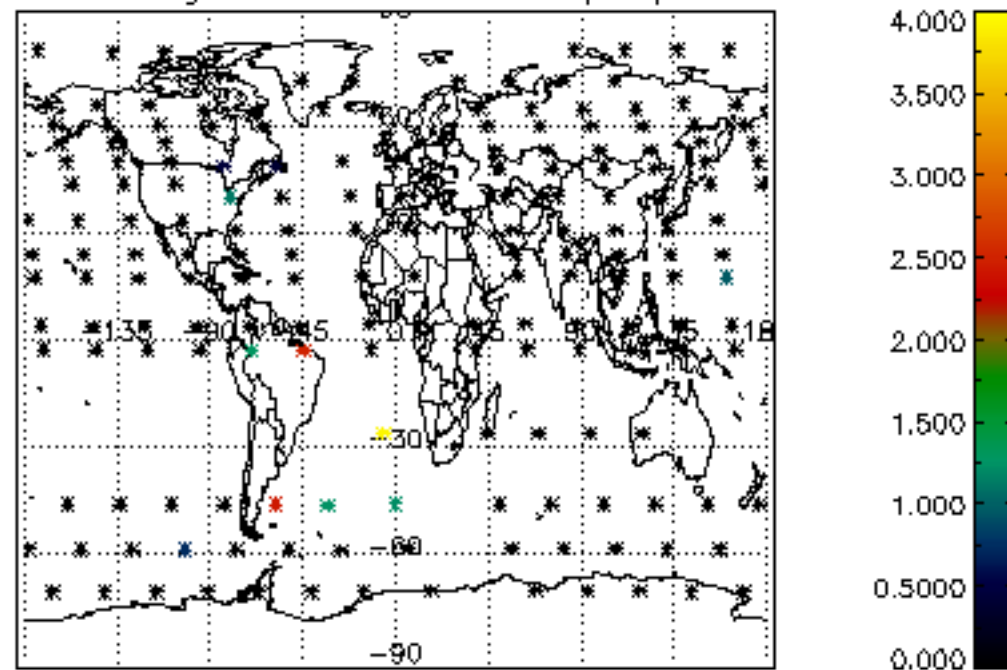
Percentage of datation errors per profile



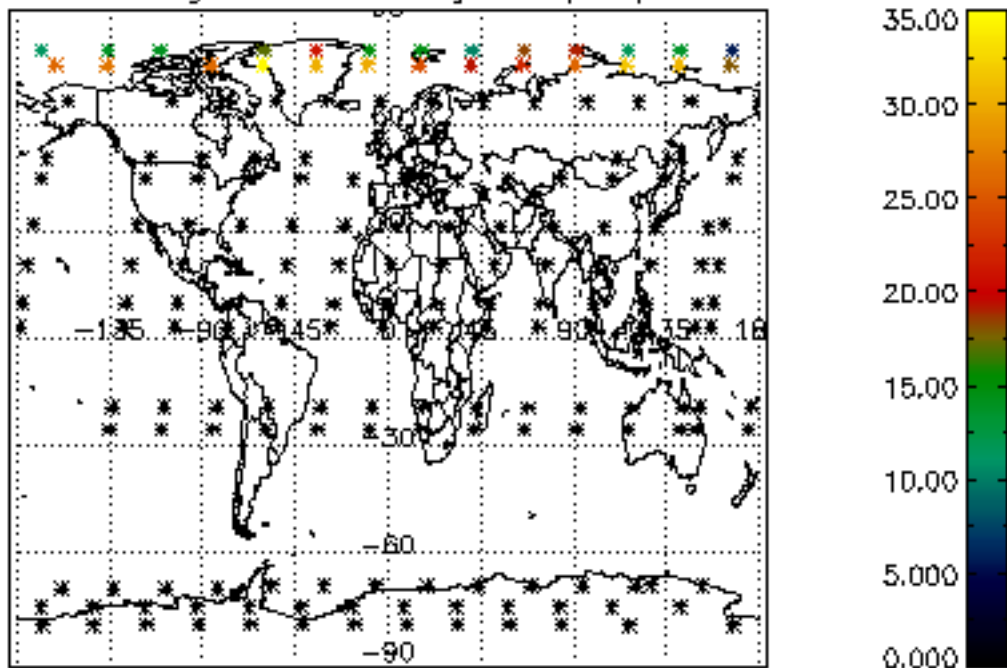
Percentage of star falling outside central band per profile



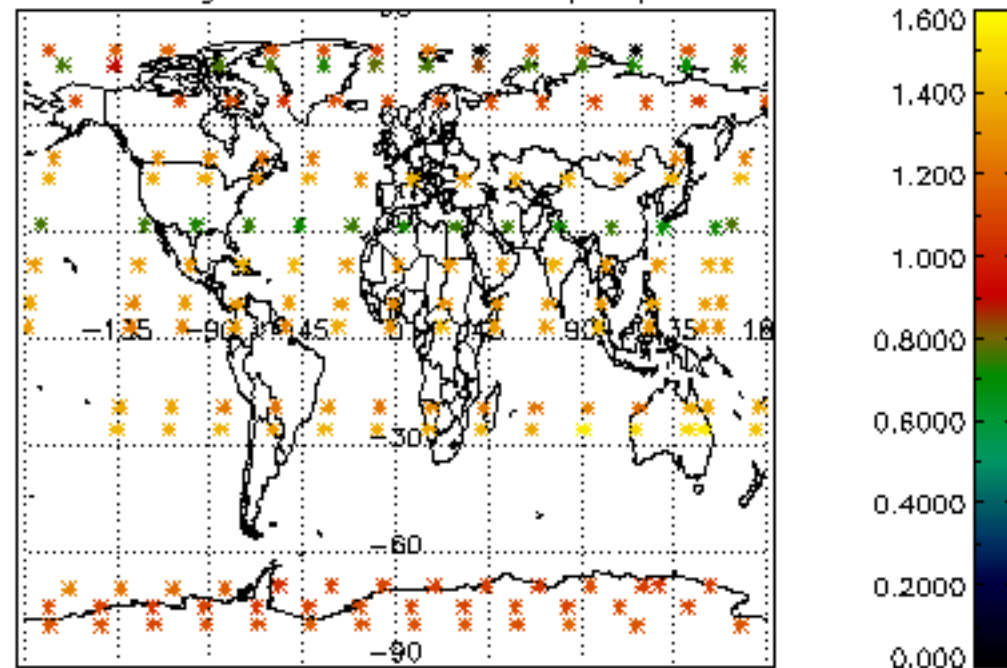
Percentage of saturation errors per profile



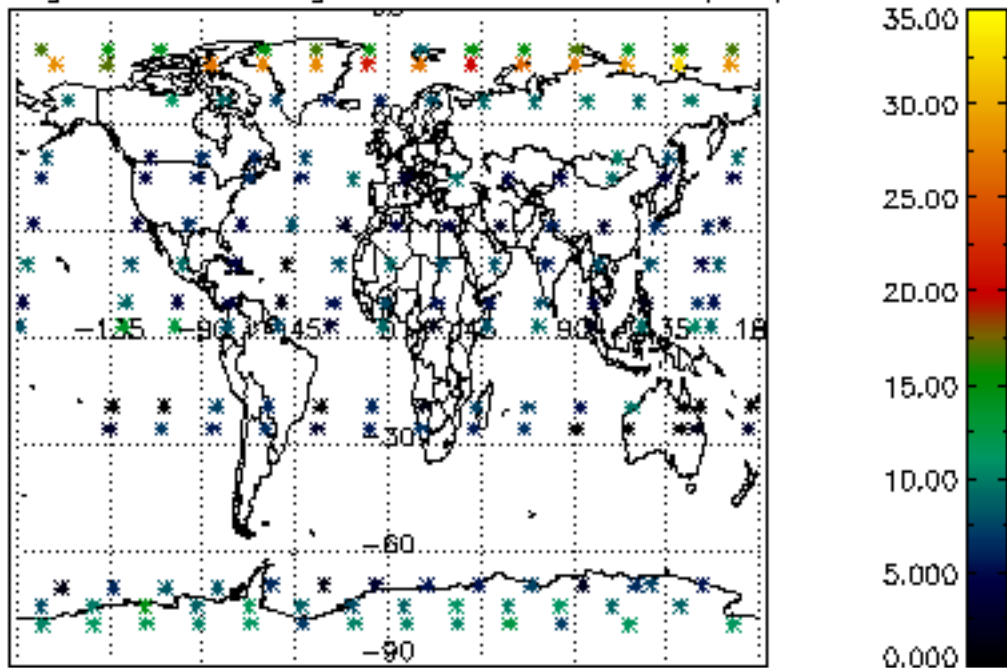
Percentage of cosmic ray hits per profile



Percentage of datation errors per profile



Percentage of star falling outside central band per profile



Percentage of saturation errors per profile

