

GOMOS Level 2 Daily Report

SUMMARY

[1. General Info](#)

[2. Summary of processed GOM_NL_2P products](#)

[3. Level 2 Quality information per product](#)

[3.1 Plot of level 2 quality information per product \(time dependant\)](#)

[3.2 Plot of level 2 quality information per product \(world map\)](#)

[4. Level 1 Quality information per product \(stored on level 2 products\)](#)

[4.1 Plot of level 1 quality information per product \(time dependant\)](#)

[4.1.1 Plot of level 1 quality information per product \(time dependant\): ASCENDING](#)

[4.1.2 Plot of level 1 quality information per product \(time dependant\): DESCENDING](#)

[4.2 Plot of level 1 quality information per product \(world map\)](#)

[4.2.1 Plot of level 1 quality information per product \(world map\): ASCENDING](#)

[4.2.2 Plot of level 1 quality information per product \(world map\): DESCENDING](#)

[5. Ozone profiles based on quality statistics and other trace gas profiles](#)

[5.1 Ozone statistics based on quality of products](#)

[5.2 Plot ozone profiles for all STD \(dark without errors\)](#)

[5.3 Plot ozone profiles where STD < 20% \(dark without errors\)](#)

[5.4. Plot ozone profiles where STD < 10% \(dark without errors\)](#)

[5.5. Plot ozone profiles where STD < 5% \(dark without errors\)](#)

[5.6 Plot NO2 profiles for all STD \(dark without errors\)](#)

[5.7 Plot NO3 profiles for all STD \(dark without errors\)](#)

[5.8 Plot H2O profiles \(only for occultations of stars 1,2,3,4,13,14,16,26,63 dark without errors\) for all STD](#)

[6. Auxiliary Data Files used for the production reported in section 2](#)

This report presents the daily analysis on parameters extracted from GOMOS level 2 data (GOM_NL__2P). It is intended to monitor some important parameters that will impact the quality of these products. A list of level 2 products (and content) that have arrived during the reporting day to the PCF is also given.

Item	Value
Time of report generation	19APR2013 12:24:05
Data source version	GOMOS/6.01
Start time of products	31-03-2003 (31MAR2003 00:00:00)
Stop time of products	01-04-2003 (01APR2003 00:00:00)
Store outputs in DB	Yes
Nb of level 2 prods	409
Nb of prods with errors	0

2. Summary of processed GOM_NL__2P products.

Nr	Filename	UTC Start time	Limb	Duration	Star Id	Star Name	Star Mag	Star Temp	Nb Meas	Orbit	Prod. error
1	GOM_NL__2PRFIN20030331_000033_00000782015_00088_05653_6320.N1	31-MAR-2003 00:00:33	Dark	78.000	75	26Eps Sco	2.2910	4250.0	156	5653	No
2	GOM_NL__2PRFIN20030331_000243_00000502015_00088_05653_6321.N1	31-MAR-2003 00:02:43	Dark	49.500	4	Alp1Cen	-0.010000	5800.0	99	5653	No
3	GOM_NL__2PRFIN20030331_000505_00000392015_00088_05653_6322.N1	31-MAR-2003 00:05:05	Straylight	38.500	12	Alp1Cru	0.77500	30000.	77	5653	No
4	GOM_NL__2PRFIN20030331_000631_00000492015_00088_05653_6323.N1	31-MAR-2003 00:06:31	Straylight	48.500	26	Gam Cru	1.6240	2900.0	97	5653	No
5	GOM_NL__2PRFIN20030331_000947_00000622015_00088_05653_6324.N1	31-MAR-2003 00:09:47	Straylight	62.000	54	5The Cen	2.0550	4500.0	124	5653	No
6	GOM_NL__2PRFIN20030331_001554_00000492015_00088_05653_6325.N1	31-MAR-2003 00:15:54	Twilight_stray	49.000	106	9Bet Crv	2.6480	5600.0	98	5653	No
7	GOM_NL__2PRFIN20030331_001753_00000442015_00088_05653_6326.N1	31-MAR-2003 00:17:53	Twilight_stray	44.000	100	4Gam Crv	2.5800	13100.	88	5653	No
8	GOM_NL__2PRFIN20030331_001946_00000732015_00088_05653_6327.N1	31-MAR-2003 00:19:46	Bright	73.000	15	67Alp Vir	0.97600	28000.	146	5653	No
9	GOM_NL__2PRFIN20030331_002303_00000462015_00088_05653_6328.N1	31-MAR-2003 00:23:03	Bright	46.000	121	29Gam Vir	2.7400	7200.0	92	5653	No
10	GOM_NL__2PRFIN20030331_002741_00000402015_00088_05653_6329.N1	31-MAR-2003 00:27:41	Bright	39.500	62	94Bet Leo	2.1360	9700.0	79	5653	No
11	GOM_NL__2PRFIN20030331_002915_00000362015_00088_05653_6330.N1	31-MAR-2003 00:29:15	Bright	35.500	96	68Del Leo	2.5600	9300.0	71	5653	No
12	GOM_NL__2PRFIN20030331_003326_00000732015_00088_05653_6331.N1	31-MAR-2003 00:33:26	Bright	73.000	111	8Eta Boo	2.6800	6000.0	146	5653	No
13	GOM_NL__2PRFIN20030331_003606_00000372015_00088_05653_6332.N1	31-MAR-2003 00:36:06	Bright	37.000	174	52Psi UMa	3.0040	4400.0	74	5653	No
14	GOM_NL__2PRFIN20030331_003911_00000382015_00088_05653_6333.N1	31-MAR-2003 00:39:11	Bright	38.000	87	64Gam UMa	2.4330	11000.	76	5653	No
15	GOM_NL__2PRFIN20030331_004057_00000372015_00088_05653_6334.N1	31-MAR-2003 00:40:57	Bright	36.500	36	50Alp UMa	1.8000	6300.0	73	5653	No
16	GOM_NL__2PRFIN20030331_004238_00000702015_00088_05653_6335.N1	31-MAR-2003 00:42:38	Bright	70.000	180	27Gam Boo	3.0400	8000.0	140	5653	No
17	GOM_NL__2PRFIN20030331_004722_00000372015_00088_05653_6336.N1	31-MAR-2003 00:47:22	Bright	36.500	60	7Bet UMi	2.0810	3950.0	73	5653	No
18	GOM_NL__2PRFIN20030331_010140_00000452015_00088_05653_6337.N1	31-MAR-2003 01:01:40	Bright	44.500	144	18Del Cyg	2.8600	11000.	89	5653	No
19	GOM_NL__2PRFIN20030331_010330_00000462015_00088_05653_6338.N1	31-MAR-2003 01:03:30	Bright	45.500	66	37Gam Cyg	2.2080	5900.0	91	5653	No
20	GOM_NL__2PRFIN20030331_010530_00000442015_00088_05653_6339.N1	31-MAR-2003 01:05:30	Bright	43.500	92	53Eps Cyg	2.5000	4500.0	87	5653	No
21	GOM_NL__2PRFIN20030331_011200_00000462015_00088_05653_6340.N1	31-MAR-2003 01:12:00	Bright	46.000	61	8Eps Peg	2.1000	3900.0	92	5653	No
22	GOM_NL__2PRFIN20030331_011522_00000682015_00088_05653_6341.N1	31-MAR-2003 01:15:22	Dark	68.000	11	53Alp Aql	0.76500	8000.0	136	5653	No
23	GOM_NL__2PRFIN20030331_011909_00000402015_00088_05653_6342.N1	31-MAR-2003 01:19:09	Dark	39.500	142	49Del Cap	2.8500	8900.0	79	5653	No
24	GOM_NL__2PRFIN20030331_013121_00000402015_00088_05653_6343.N1	31-MAR-2003 01:31:21	Dark	39.500	45	Alp Pav	1.9400	26000.	79	5653	No
25	GOM_NL__2PRFIN20030331_013256_00000602015_00089_05654_6320.N1	31-MAR-2003 01:32:56	Dark	59.500	38	20Eps Sgr	1.8360	11000.	119	5654	No
26	GOM_NL__2PRFIN20030331_013647_00000572015_00089_05654_6321.N1	31-MAR-2003 01:36:47	Dark	56.500	40	The Sco	1.8590	7100.0	113	5654	No
27	GOM_NL__2PRFIN20030331_013851_00000402015_00089_05654_6322.N1	31-MAR-2003 01:38:51	Dark	39.500	43	Alp TrA	1.9100	4250.0	79	5654	No
28	GOM_NL__2PRFIN20030331_014110_00000762015_00089_05654_6323.N1	31-MAR-2003 01:41:10	Dark	76.000	75	26Eps Sco	2.2910	4250.0	152	5654	No
29	GOM_NL__2PRFIN20030331_014319_00000502015_00089_05654_6324.N1	31-MAR-2003 01:43:19	Dark	50.000	4	Alp1Cen	-0.010000	5800.0	100	5654	No
30	GOM_NL__2PRFIN20030331_014541_00000462015_00089_05654_6325.N1	31-MAR-2003 01:45:41	Straylight	45.500	12	Alp1Cru	0.77500	30000.	91	5654	No
31	GOM_NL__2PRFIN20030331_014707_00000512015_00089_05654_6326.N1	31-MAR-2003 01:47:07	Straylight	51.000	26	Gam Cru	1.6240	2900.0	102	5654	No
32	GOM_NL__2PRFIN20030331_015023_00000542015_00089_05654_6327.N1	31-MAR-2003 01:50:23	Straylight	53.500	54	5The Cen	2.0550	4500.0	107	5654	No
33	GOM_NL__2PRFIN20030331_015630_00000482015_00089_05654_6328.N1	31-MAR-2003 01:56:30	Twilight_stray	48.000	106	9Bet Crv	2.6480	5600.0	96	5654	No
34	GOM_NL__2PRFIN20030331_015829_00000412015_00089_05654_6329.N1	31-MAR-2003 01:58:29	Twilight_stray	41.000	100	4Gam Crv	2.5800	13100.	82	5654	No
35	GOM_NL__2PRFIN20030331_020022_00000662015_00089_05654_6330.N1	31-MAR-2003 02:00:22	Bright	66.000	15	67Alp Vir	0.97600	28000.	132	5654	No
36	GOM_NL__2PRFIN20030331_020339_00000472015_00089_05654_6331.N1	31-MAR-2003 02:03:39	Bright	47.000	121	29Gam Vir	2.7400	7200.0	94	5654	No
37	GOM_NL__2PRFIN20030331_020816_00000402015_00089_05654_6332.N1	31-MAR-2003 02:08:16	Bright	39.500	62	94Bet Leo	2.1360	9700.0	79	5654	No
38	GOM_NL__2PRFIN20030331_020951_00000382015_00089_05654_6333.N1	31-MAR-2003 02:09:51	Bright	37.500	96	68Del Leo	2.5600	9300.0	75	5654	No
39	GOM_NL__2PRFIN20030331_021400_00000732015_00089_05654_6334.N1	31-MAR-2003 02:14:00	Bright	72.500	111	8Eta Boo	2.6800	6000.0	145	5654	No
40	GOM_NL__2PRFIN20030331_021641_00000382015_00089_05654_6335.N1	31-MAR-2003 02:16:41	Bright	38.000	174	52Psi UMa	3.0040	4400.0	76	5654	No
41	GOM_NL__2PRFIN20030331_021947_00000382015_00089_05654_6336.N1	31-MAR-2003 02:19:47	Bright	38.000	87	64Gam UMa	2.4330	11000.	76	5654	No
42	GOM_NL__2PRFIN20030331_022133_00000352015_00089_05654_6337.N1	31-MAR-2003 02:21:33	Bright	35.000	36	50Alp UMa	1.8000	6300.0	70	5654	No

43	GOM_NL__2PRFIN20030331_022312_000000702015_00089_05654_6338.N1	31-MAR-2003 02:23:12	Bright	69.500	180	27Gam Boo	3.0400	8000.0	139	5654	No
44	GOM_NL__2PRFIN20030331_022758_000000382015_00089_05654_6339.N1	31-MAR-2003 02:27:58	Bright	38.000	60	7Bet UMi	2.0810	3950.0	76	5654	No
45	GOM_NL__2PRFIN20030331_024216_000000452015_00089_05654_6340.N1	31-MAR-2003 02:42:16	Bright	44.500	144	18Del Cyg	2.8600	11000.	89	5654	No
46	GOM_NL__2PRFIN20030331_024407_000000432015_00089_05654_6341.N1	31-MAR-2003 02:44:07	Bright	43.000	66	37Gam Cyg	2.2080	5900.0	86	5654	No
47	GOM_NL__2PRFIN20030331_024606_000000422015_00089_05654_6342.N1	31-MAR-2003 02:46:06	Bright	42.000	92	53Eps Cyg	2.5000	4500.0	84	5654	No
48	GOM_NL__2PRFIN20030331_025236_000000462015_00089_05654_6343.N1	31-MAR-2003 02:52:36	Bright	46.000	61	8Eps Peg	2.1000	3900.0	92	5654	No
49	GOM_NL__2PRFIN20030331_025559_000000652015_00089_05654_6344.N1	31-MAR-2003 02:55:59	Dark	65.000	11	53Alp Aql	0.76500	8000.0	130	5654	No
50	GOM_NL__2PRFIN20030331_025945_000000362015_00089_05654_6345.N1	31-MAR-2003 02:59:45	Dark	36.000	142	49Del Cap	2.8500	8900.0	72	5654	No
51	GOM_NL__2PRFIN20030331_031158_000000382015_00089_05654_6346.N1	31-MAR-2003 03:11:58	Dark	38.000	45	Alp Pav	1.9400	26000.	76	5654	No
52	GOM_NL__2PRFIN20030331_031333_000000542015_00090_05655_6317.N1	31-MAR-2003 03:13:33	Dark	53.500	38	20Eps Sgr	1.8360	11000.	107	5655	No
53	GOM_NL__2PRFIN20030331_031724_000000542015_00090_05655_6318.N1	31-MAR-2003 03:17:24	Dark	53.500	40	The Sco	1.8590	7100.0	107	5655	No
54	GOM_NL__2PRFIN20030331_031928_000000402015_00090_05655_6319.N1	31-MAR-2003 03:19:28	Dark	39.500	43	Alp TrA	1.9100	4250.0	79	5655	No
55	GOM_NL__2PRFIN20030331_032148_000000812015_00090_05655_6320.N1	31-MAR-2003 03:21:48	Dark	81.000	75	26Eps Sco	2.2910	4250.0	162	5655	No
56	GOM_NL__2PRFIN20030331_032459_000000472015_00090_05655_6321.N1	31-MAR-2003 03:24:59	Straylight	47.000	10	Bet Cen	0.61000	28000.	94	5655	No
57	GOM_NL__2PRFIN20030331_032647_000000392015_00090_05655_6322.N1	31-MAR-2003 03:26:47	Straylight	38.500	20	Bet Cru	1.2530	30000.	77	5655	No
58	GOM_NL__2PRFIN20030331_032814_000000492015_00090_05655_6323.N1	31-MAR-2003 03:28:14	Straylight	49.000	81	Eta Cen	2.3560	28000.	98	5655	No
59	GOM_NL__2PRFIN20030331_033100_000000522015_00090_05655_6324.N1	31-MAR-2003 03:31:00	Straylight	52.000	54	5The Cen	2.0550	4500.0	104	5655	No
60	GOM_NL__2PRFIN20030331_033306_000001692015_00090_05655_6325.N1	31-MAR-2003 03:33:06	Tw_i_and_stray	168.50	97	8Bet1Sco	2.5610	30000.	337	5655	No
61	GOM_NL__2PRFIN20030331_033740_000000552015_00090_05655_6326.N1	31-MAR-2003 03:37:40	Tw_i_and_stray	55.000	171	2Eps Crv	3.0010	4250.0	110	5655	No
62	GOM_NL__2PRFIN20030331_033906_000000452015_00090_05655_6327.N1	31-MAR-2003 03:39:06	Tw_i_and_stray	45.000	100	4Gam Crv	2.5800	13100.	90	5655	No
63	GOM_NL__2PRFIN20030331_034058_000000612015_00090_05655_6328.N1	31-MAR-2003 03:40:58	Bright	60.500	15	67Alp Vir	0.97600	28000.	121	5655	No
64	GOM_NL__2PRFIN20030331_034415_000000472015_00090_05655_6329.N1	31-MAR-2003 03:44:15	Bright	46.500	121	29Gam Vir	2.7400	7200.0	93	5655	No
65	GOM_NL__2PRFIN20030331_034853_000000402015_00090_05655_6330.N1	31-MAR-2003 03:48:53	Bright	40.000	62	94Bet Leo	2.1360	9700.0	80	5655	No
66	GOM_NL__2PRFIN20030331_035027_000000372015_00090_05655_6331.N1	31-MAR-2003 03:50:27	Bright	36.500	96	68Del Leo	2.5600	9300.0	73	5655	No
67	GOM_NL__2PRFIN20030331_035437_000000702015_00090_05655_6332.N1	31-MAR-2003 03:54:37	Bright	70.000	111	8Eta Boo	2.6800	6000.0	140	5655	No
68	GOM_NL__2PRFIN20030331_035718_000000362015_00090_05655_6333.N1	31-MAR-2003 03:57:18	Bright	36.000	174	52Psi UMa	3.0040	4400.0	72	5655	No
69	GOM_NL__2PRFIN20030331_040022_000000382015_00090_05655_6334.N1	31-MAR-2003 04:00:22	Bright	38.000	87	64Gam UMa	2.4330	11000.	76	5655	No
70	GOM_NL__2PRFIN20030331_040209_000000382015_00090_05655_6335.N1	31-MAR-2003 04:02:09	Bright	37.500	36	50Alp UMa	1.8000	6300.0	75	5655	No
71	GOM_NL__2PRFIN20030331_040348_000000692015_00090_05655_6336.N1	31-MAR-2003 04:03:48	Bright	68.500	180	27Gam Boo	3.0400	8000.0	137	5655	No
72	GOM_NL__2PRFIN20030331_040834_000000412015_00090_05655_6337.N1	31-MAR-2003 04:08:34	Bright	41.000	60	7Bet UMi	2.0810	3950.0	82	5655	No
73	GOM_NL__2PRFIN20030331_041009_000000362015_00090_05655_6338.N1	31-MAR-2003 04:10:09	Bright	36.000	49	1Alp UMi	1.9900	6300.0	72	5655	No
74	GOM_NL__2PRFIN20030331_042251_000000452015_00090_05655_6339.N1	31-MAR-2003 04:22:51	Bright	45.000	144	18Del Cyg	2.8600	11000.	90	5655	No
75	GOM_NL__2PRFIN20030331_042442_000000452015_00090_05655_6340.N1	31-MAR-2003 04:24:42	Bright	44.500	66	37Gam Cyg	2.2080	5900.0	89	5655	No
76	GOM_NL__2PRFIN20030331_042642_000000442015_00090_05655_6341.N1	31-MAR-2003 04:26:42	Bright	43.500	92	53Eps Cyg	2.5000	4500.0	87	5655	No
77	GOM_NL__2PRFIN20030331_043312_000000452015_00090_05655_6342.N1	31-MAR-2003 04:33:12	Bright	44.500	61	8Eps Peg	2.1000	3900.0	89	5655	No
78	GOM_NL__2PRFIN20030331_043636_000000672015_00090_05655_6343.N1	31-MAR-2003 04:36:36	Dark	67.000	11	53Alp Aql	0.76500	8000.0	134	5655	No
79	GOM_NL__2PRFIN20030331_044021_000000392015_00090_05655_6344.N1	31-MAR-2003 04:40:21	Dark	38.500	142	49Del Cap	2.8500	8900.0	77	5655	No
80	GOM_NL__2PRFIN20030331_045234_000000392015_00090_05655_6345.N1	31-MAR-2003 04:52:34	Dark	38.500	45	Alp Pav	1.9400	26000.	77	5655	No
81	GOM_NL__2PRFIN20030331_045410_000000542015_00091_05656_6322.N1	31-MAR-2003 04:54:10	Dark	53.500	38	20Eps Sgr	1.8360	11000.	107	5656	No
82	GOM_NL__2PRFIN20030331_045801_000000632015_00091_05656_6323.N1	31-MAR-2003 04:58:01	Dark	62.500	40	The Sco	1.8590	7100.0	125	5656	No
83	GOM_NL__2PRFIN20030331_050004_000000392015_00091_05656_6324.N1	31-MAR-2003 05:00:04	Dark	38.500	43	Alp TrA	1.9100	4250.0	77	5656	No
84	GOM_NL__2PRFIN20030331_050225_000000822015_00091_05656_6325.N1	31-MAR-2003 05:02:25	Dark	81.500	75	26Eps Sco	2.2910	4250.0	163	5656	No
85	GOM_NL__2PRFIN20030331_050536_000000432015_00091_05656_6326.N1	31-MAR-2003 05:05:36	Straylight	42.500	10	Bet Cen	0.61000	28000.	85	5656	No
86	GOM_NL__2PRFIN20030331_050724_000000452015_00091_05656_6327.N1	31-MAR-2003 05:07:24	Straylight	44.500	20	Bet Cru	1.2530	30000.	89	5656	No
87	GOM_NL__2PRFIN20030331_050850_000000502015_00091_05656_6328.N1	31-MAR-2003 05:08:50	Straylight	50.000	81	Eta Cen	2.3560	28000.	100	5656	No
88	GOM_NL__2PRFIN20030331_051136_000000562015_00091_05656_6329.N1	31-MAR-2003 05:11:36	Straylight	55.500	54	5The Cen	2.0550	4500.0	111	5656	No
89	GOM_NL__2PRFIN20030331_051343_000001592015_00091_05656_6330.N1	31-MAR-2003 05:13:43	Tw_i_and_stray	158.50	97	8Bet1Sco	2.5610	30000.	317	5656	No
90	GOM_NL__2PRFIN20030331_051813_000000462015_00091_05656_6331.N1	31-MAR-2003 05:18:13	Tw_i_and_stray	45.500	171	2Eps Crv	3.0010	4250.0	91	5656	No
91	GOM_NL__2PRFIN20030331_051942_000000442015_00091_05656_6332.N1	31-MAR-2003 05:19:42	Tw_i_and_stray	43.500	100	4Gam Crv	2.5800	13100.	87	5656	No
92	GOM_NL__2PRFIN20030331_052134_000000652015_00091_05656_6333.N1	31-MAR-2003 05:21:34	Bright	65.000	15	67Alp Vir	0.97600	28000.	130	5656	No
93	GOM_NL__2PRFIN20030331_052451_000000452015_00091_05656_6334.N1	31-MAR-2003 05:24:51	Bright	45.000	121	29Gam Vir	2.7400	7200.0	90	5656	No
94	GOM_NL__2PRFIN20030331_052928_000000402015_00091_05656_6335.N1	31-MAR-2003 05:29:28	Bright	39.500	62	94Bet Leo	2.1360	9700.0	79	5656	No
95	GOM_NL__2PRFIN20030331_053103_000000372015_00091_05656_6336.N1	31-MAR-2003 05:31:03	Bright	37.000	96	68Del Leo	2.5600	9300.0	74	5656	No
96	GOM_NL__2PRFIN20030331_053511_000000712015_00091_05656_6337.N1	31-MAR-2003 05:35:11	Bright	71.000	111	8Eta Boo	2.6800	6000.0	142	5656	No
97	GOM_NL__2PRFIN20030331_053753_000000372015_00091_05656_6338.N1	31-MAR-2003 05:37:53	Bright	36.500	174	52Psi UMa	3.0040	4400.0	73	5656	No
98	GOM_NL__2PRFIN20030331_054058_000000372015_00091_05656_6339.N1	31-MAR-2003 05:40:58	Bright	37.000	87	64Gam UMa	2.4330	11000.	74	5656	No
99	GOM_NL__2PRFIN20030331_054245_000000372015_00091_05656_6340.N1	31-MAR-2003 05:42:45	Bright	37.000	36	50Alp UMa	1.8000	6300.0	74	5656	No
100	GOM_NL__2PRFIN20030331_054423_000000682015_00091_05656_6341.N1	31-MAR-2003 05:44:23	Bright	68.000	180	27Gam Boo	3.0400	8000.0	136	5656	No
101	GOM_NL__2PRFIN20030331_054909_000000382015_00091_05656_6342.N1	31-MAR-2003 05:49:09	Bright	38.000	60	7Bet UMi	2.0810	3950.0	76	5656	No

102	GOM_NL__2PRFIN20030331_055045_000000382015_00091_05656_6343.N1	31-MAR-2003 05:50:45	Bright	37.500	49	1Alp UMi	1.9900	6300.0	75	5656	No
103	GOM_NL__2PRFIN20030331_060327_000000462015_00091_05656_6344.N1	31-MAR-2003 06:03:27	Bright	46.000	144	18Del Cyg	2.8600	11000.	92	5656	No
104	GOM_NL__2PRFIN20030331_060518_000000462015_00091_05656_6345.N1	31-MAR-2003 06:05:18	Bright	46.000	66	37Gam Cyg	2.2080	5900.0	92	5656	No
105	GOM_NL__2PRFIN20030331_060718_000000432015_00091_05656_6346.N1	31-MAR-2003 06:07:18	Bright	42.500	92	53Eps Cyg	2.5000	4500.0	85	5656	No
106	GOM_NL__2PRFIN20030331_061348_000000462015_00091_05656_6347.N1	31-MAR-2003 06:13:48	Bright	46.000	61	8Eps Peg	2.1000	3900.0	92	5656	No
107	GOM_NL__2PRFIN20030331_061712_000000672015_00091_05656_6348.N1	31-MAR-2003 06:17:12	Dark	67.000	11	53Alp Aql	0.76500	8000.0	134	5656	No
108	GOM_NL__2PRFIN20030331_062057_000000422015_00091_05656_6349.N1	31-MAR-2003 06:20:57	Dark	42.000	142	49Del Cap	2.8500	8900.0	84	5656	No
109	GOM_NL__2PRFIN20030331_063310_000000392015_00091_05656_6350.N1	31-MAR-2003 06:33:10	Dark	38.500	45	Alp Pav	1.9400	26000.	77	5656	No
110	GOM_NL__2PRFIN20030331_063448_000000582015_00092_05657_6325.N1	31-MAR-2003 06:34:48	Dark	57.500	38	20Eps Sgr	1.8360	11000.	115	5657	No
111	GOM_NL__2PRFIN20030331_063838_000000522015_00092_05657_6326.N1	31-MAR-2003 06:38:38	Dark	51.500	40	The Sco	1.8590	7100.0	103	5657	No
112	GOM_NL__2PRFIN20030331_064040_000000392015_00092_05657_6327.N1	31-MAR-2003 06:40:40	Dark	38.500	43	Alp TrA	1.9100	4250.0	77	5657	No
113	GOM_NL__2PRFIN20030331_064302_000000772015_00092_05657_6328.N1	31-MAR-2003 06:43:02	Dark	76.500	75	26Eps Sco	2.2910	4250.0	153	5657	No
114	GOM_NL__2PRFIN20030331_064612_000000452015_00092_05657_6329.N1	31-MAR-2003 06:46:12	Straylight	45.000	10	Bet Cen	0.61000	28000.	90	5657	No
115	GOM_NL__2PRFIN20030331_064800_000000412015_00092_05657_6330.N1	31-MAR-2003 06:48:00	Straylight	40.500	20	Bet Cru	1.2530	30000.	81	5657	No
116	GOM_NL__2PRFIN20030331_064927_000000492015_00092_05657_6331.N1	31-MAR-2003 06:49:27	Straylight	48.500	81	Eta Cen	2.3560	28000.	97	5657	No
117	GOM_NL__2PRFIN20030331_065212_000000542015_00092_05657_6332.N1	31-MAR-2003 06:52:12	Straylight	54.000	54	5The Cen	2.0550	4500.0	108	5657	No
118	GOM_NL__2PRFIN20030331_065420_000001652015_00092_05657_6333.N1	31-MAR-2003 06:54:20	Tw_i_and_stray	164.50	97	8Bet1Sco	2.5610	30000.	329	5657	No
119	GOM_NL__2PRFIN20030331_065849_000000442015_00092_05657_6334.N1	31-MAR-2003 06:58:49	Tw_i_and_stray	43.500	171	2Eps Crv	3.0010	4250.0	87	5657	No
120	GOM_NL__2PRFIN20030331_070018_000000462015_00092_05657_6335.N1	31-MAR-2003 07:00:18	Tw_i_and_stray	45.500	100	4Gam Crv	2.5800	13100.	91	5657	No
121	GOM_NL__2PRFIN20030331_070210_000000612015_00092_05657_6336.N1	31-MAR-2003 07:02:10	Bright	60.500	15	67Alp Vir	0.97600	28000.	121	5657	No
122	GOM_NL__2PRFIN20030331_070527_000000452015_00092_05657_6337.N1	31-MAR-2003 07:05:27	Bright	45.000	121	29Gam Vir	2.7400	7200.0	90	5657	No
123	GOM_NL__2PRFIN20030331_071004_000000412015_00092_05657_6338.N1	31-MAR-2003 07:10:04	Bright	40.500	62	94Bet Leo	2.1360	9700.0	81	5657	No
124	GOM_NL__2PRFIN20030331_071139_000000382015_00092_05657_6339.N1	31-MAR-2003 07:11:39	Bright	38.000	96	68Del Leo	2.5600	9300.0	76	5657	No
125	GOM_NL__2PRFIN20030331_071546_000000722015_00092_05657_6340.N1	31-MAR-2003 07:15:46	Bright	71.500	111	8Eta Boo	2.6800	6000.0	143	5657	No
126	GOM_NL__2PRFIN20030331_071829_000000382015_00092_05657_6341.N1	31-MAR-2003 07:18:29	Bright	37.500	174	52Psi UMa	3.0040	4400.0	75	5657	No
127	GOM_NL__2PRFIN20030331_072134_000000382015_00092_05657_6342.N1	31-MAR-2003 07:21:34	Bright	37.500	87	64Gam UMa	2.4330	11000.	75	5657	No
128	GOM_NL__2PRFIN20030331_072321_000000372015_00092_05657_6343.N1	31-MAR-2003 07:23:21	Bright	36.500	36	50Alp UMa	1.8000	6300.0	73	5657	No
129	GOM_NL__2PRFIN20030331_072457_000000682015_00092_05657_6344.N1	31-MAR-2003 07:24:57	Bright	68.000	180	27Gam Boo	3.0400	8000.0	136	5657	No
130	GOM_NL__2PRFIN20030331_072945_000000412015_00092_05657_6345.N1	31-MAR-2003 07:29:45	Bright	40.500	60	7Bet UMi	2.0810	3950.0	81	5657	No
131	GOM_NL__2PRFIN20030331_073121_000000372015_00092_05657_6346.N1	31-MAR-2003 07:31:21	Bright	36.500	49	1Alp UMi	1.9900	6300.0	73	5657	No
132	GOM_NL__2PRFIN20030331_074403_000000462015_00092_05657_6347.N1	31-MAR-2003 07:44:03	Bright	46.000	144	18Del Cyg	2.8600	11000.	92	5657	No
133	GOM_NL__2PRFIN20030331_074554_000000452015_00092_05657_6348.N1	31-MAR-2003 07:45:54	Bright	45.000	66	37Gam Cyg	2.2080	5900.0	90	5657	No
134	GOM_NL__2PRFIN20030331_074754_000000422015_00092_05657_6349.N1	31-MAR-2003 07:47:54	Bright	42.000	92	53Eps Cyg	2.5000	4500.0	84	5657	No
135	GOM_NL__2PRFIN20030331_075424_000000452015_00092_05657_6350.N1	31-MAR-2003 07:54:24	Bright	44.500	61	8Eps Peg	2.1000	3900.0	89	5657	No
136	GOM_NL__2PRFIN20030331_075748_000000692015_00092_05657_6351.N1	31-MAR-2003 07:57:48	Dark	69.000	11	53Alp Aql	0.76500	8000.0	138	5657	No
137	GOM_NL__2PRFIN20030331_080134_000000412015_00092_05657_6352.N1	31-MAR-2003 08:01:34	Dark	41.000	142	49Del Cap	2.8500	8900.0	82	5657	No
138	GOM_NL__2PRFIN20030331_081346_000000382015_00092_05657_6353.N1	31-MAR-2003 08:13:46	Dark	38.000	45	Alp Pav	1.9400	26000.	76	5657	No
139	GOM_NL__2PRFIN20030331_081525_000000672015_00093_05658_6327.N1	31-MAR-2003 08:15:25	Dark	66.500	38	20Eps Sgr	1.8360	11000.	133	5658	No
140	GOM_NL__2PRFIN20030331_081915_000000512015_00093_05658_6328.N1	31-MAR-2003 08:19:15	Dark	51.000	40	The Sco	1.8590	7100.0	102	5658	No
141	GOM_NL__2PRFIN20030331_082116_000000422015_00093_05658_6329.N1	31-MAR-2003 08:21:16	Dark	42.000	43	Alp TrA	1.9100	4250.0	84	5658	No
142	GOM_NL__2PRFIN20030331_082340_000000692015_00093_05658_6330.N1	31-MAR-2003 08:23:40	Dark	68.500	75	26Eps Sco	2.2910	4250.0	137	5658	No
143	GOM_NL__2PRFIN20030331_082648_000000452015_00093_05658_6331.N1	31-MAR-2003 08:26:48	Straylight	45.000	10	Bet Cen	0.61000	28000.	90	5658	No
144	GOM_NL__2PRFIN20030331_082836_000000392015_00093_05658_6332.N1	31-MAR-2003 08:28:36	Straylight	38.500	20	Bet Cru	1.2530	30000.	77	5658	No
145	GOM_NL__2PRFIN20030331_083003_000000492015_00093_05658_6333.N1	31-MAR-2003 08:30:03	Straylight	49.000	81	Eta Cen	2.3560	28000.	98	5658	No
146	GOM_NL__2PRFIN20030331_083249_000000522015_00093_05658_6334.N1	31-MAR-2003 08:32:49	Straylight	51.500	54	5The Cen	2.0550	4500.0	103	5658	No
147	GOM_NL__2PRFIN20030331_083457_000001722015_00093_05658_6335.N1	31-MAR-2003 08:34:57	Tw_i_and_stray	172.00	97	8Bet1Sco	2.5610	30000.	344	5658	No
148	GOM_NL__2PRFIN20030331_083926_000000472015_00093_05658_6336.N1	31-MAR-2003 08:39:26	Tw_i_and_stray	47.000	171	2Eps Crv	3.0010	4250.0	94	5658	No
149	GOM_NL__2PRFIN20030331_084054_000000452015_00093_05658_6337.N1	31-MAR-2003 08:40:54	Tw_i_and_stray	44.500	100	4Gam Crv	2.5800	13100.	89	5658	No
150	GOM_NL__2PRFIN20030331_084246_000000642015_00093_05658_6338.N1	31-MAR-2003 08:42:46	Bright	63.500	15	67Alp Vir	0.97600	28000.	127	5658	No
151	GOM_NL__2PRFIN20030331_084602_000000462015_00093_05658_6339.N1	31-MAR-2003 08:46:02	Bright	46.000	121	29Gam Vir	2.7400	7200.0	92	5658	No
152	GOM_NL__2PRFIN20030331_085040_000000402015_00093_05658_6340.N1	31-MAR-2003 08:50:40	Bright	39.500	62	94Bet Leo	2.1360	9700.0	79	5658	No
153	GOM_NL__2PRFIN20030331_085215_000000382015_00093_05658_6341.N1	31-MAR-2003 08:52:15	Bright	37.500	96	68Del Leo	2.5600	9300.0	75	5658	No
154	GOM_NL__2PRFIN20030331_085620_000000722015_00093_05658_6342.N1	31-MAR-2003 08:56:20	Bright	71.500	111	8Eta Boo	2.6800	6000.0	143	5658	No
155	GOM_NL__2PRFIN20030331_085905_000000382015_00093_05658_6343.N1	31-MAR-2003 08:59:05	Bright	38.000	174	52Psi UMa	3.0040	4400.0	76	5658	No
156	GOM_NL__2PRFIN20030331_090210_000000382015_00093_05658_6344.N1	31-MAR-2003 09:02:10	Bright	37.500	87	64Gam UMa	2.4330	11000.	75	5658	No
157	GOM_NL__2PRFIN20030331_090357_000000362015_00093_05658_6345.N1	31-MAR-2003 09:03:57	Bright	36.000	36	50Alp UMa	1.8000	6300.0	72	5658	No
158	GOM_NL__2PRFIN20030331_090531_000000682015_00093_05658_6346.N1	31-MAR-2003 09:05:31	Bright	67.500	180	27Gam Boo	3.0400	8000.0	135	5658	No
159	GOM_NL__2PRFIN20030331_091020_000000412015_00093_05658_6347.N1	31-MAR-2003 09:10:20	Bright	41.000	60	7Bet UMi	2.0810	3950.0	82	5658	No
160	GOM_NL__2PRFIN20030331_091157_000000362015_00093_05658_6348.N1	31-MAR-2003 09:11:57	Bright	36.000	49	1Alp UMi	1.9900	6300.0	72	5658	No

161	GOM_NL__2PRFIN20030331_092438_000000452015_00093_05658_6349.N1	31-MAR-2003 09:24:38	Bright	44.500	144	18Del Cyg	2.8600	11000.	89	5658	No
162	GOM_NL__2PRFIN20030331_092630_000000452015_00093_05658_6350.N1	31-MAR-2003 09:26:30	Bright	45.000	66	37Gam Cyg	2.2080	5900.0	90	5658	No
163	GOM_NL__2PRFIN20030331_092830_000000432015_00093_05658_6351.N1	31-MAR-2003 09:28:30	Bright	43.000	92	53Eps Cyg	2.5000	4500.0	86	5658	No
164	GOM_NL__2PRFIN20030331_093500_000000432015_00093_05658_6352.N1	31-MAR-2003 09:35:00	Bright	43.000	61	8Eps Peg	2.1000	3900.0	86	5658	No
165	GOM_NL__2PRFIN20030331_093825_000000672015_00093_05658_6353.N1	31-MAR-2003 09:38:25	Dark	66.500	11	53Alp Aql	0.76500	8000.0	133	5658	No
166	GOM_NL__2PRFIN20030331_094210_000000422015_00093_05658_6354.N1	31-MAR-2003 09:42:10	Dark	42.000	142	49Del Cap	2.8500	8900.0	84	5658	No
167	GOM_NL__2PRFIN20030331_095423_000000402015_00093_05658_6355.N1	31-MAR-2003 09:54:23	Dark	39.500	45	Alp Pav	1.9400	26000.	79	5658	No
168	GOM_NL__2PRFIN20030331_095602_000000652015_00094_05659_6349.N1	31-MAR-2003 09:56:02	Dark	65.000	38	20Eps Sgr	1.8360	11000.	130	5659	No
169	GOM_NL__2PRFIN20030331_095952_000000522015_00094_05659_6350.N1	31-MAR-2003 09:59:52	Dark	52.000	40	The Sco	1.8590	7100.0	104	5659	No
170	GOM_NL__2PRFIN20030331_100153_000000442015_00094_05659_6351.N1	31-MAR-2003 10:01:53	Dark	43.500	43	Alp TrA	1.9100	4250.0	87	5659	No
171	GOM_NL__2PRFIN20030331_100417_000000792015_00094_05659_6352.N1	31-MAR-2003 10:04:17	Dark	79.000	75	26Eps Sco	2.2910	4250.0	158	5659	No
172	GOM_NL__2PRFIN20030331_100724_000000462015_00094_05659_6353.N1	31-MAR-2003 10:07:24	Straylight	45.500	10	Bet Cen	0.61000	28000.	91	5659	No
173	GOM_NL__2PRFIN20030331_100912_000000402015_00094_05659_6354.N1	31-MAR-2003 10:09:12	Straylight	39.500	20	Bet Cru	1.2530	30000.	79	5659	No
174	GOM_NL__2PRFIN20030331_101040_000000502015_00094_05659_6355.N1	31-MAR-2003 10:10:40	Straylight	49.500	81	Eta Cen	2.3560	28000.	99	5659	No
175	GOM_NL__2PRFIN20030331_101325_000000522015_00094_05659_6356.N1	31-MAR-2003 10:13:25	Straylight	51.500	54	5The Cen	2.0550	4500.0	103	5659	No
176	GOM_NL__2PRFIN20030331_101534_000001612015_00094_05659_6357.N1	31-MAR-2003 10:15:34	Tw_i_and_stray	160.50	97	8Bet1Sco	2.5610	30000.	321	5659	No
177	GOM_NL__2PRFIN20030331_102002_000000432015_00094_05659_6358.N1	31-MAR-2003 10:20:02	Tw_i_and_stray	43.000	171	2Eps Crv	3.0010	4250.0	86	5659	No
178	GOM_NL__2PRFIN20030331_102130_000000422015_00094_05659_6359.N1	31-MAR-2003 10:21:30	Tw_i_and_stray	42.000	100	4Gam Crv	2.5800	13100.	84	5659	No
179	GOM_NL__2PRFIN20030331_102322_000000582015_00094_05659_6360.N1	31-MAR-2003 10:23:22	Bright	58.000	15	67Alp Vir	0.97600	28000.	116	5659	No
180	GOM_NL__2PRFIN20030331_102638_000000462015_00094_05659_6361.N1	31-MAR-2003 10:26:38	Bright	45.500	121	29Gam Vir	2.7400	7200.0	91	5659	No
181	GOM_NL__2PRFIN20030331_103116_000000402015_00094_05659_6362.N1	31-MAR-2003 10:31:16	Bright	40.000	62	94Bet Leo	2.1360	9700.0	80	5659	No
182	GOM_NL__2PRFIN20030331_103251_000000362015_00094_05659_6363.N1	31-MAR-2003 10:32:51	Bright	36.000	96	68Del Leo	2.5600	9300.0	72	5659	No
183	GOM_NL__2PRFIN20030331_103654_000000712015_00094_05659_6364.N1	31-MAR-2003 10:36:54	Bright	71.000	111	8Eta Boo	2.6800	6000.0	142	5659	No
184	GOM_NL__2PRFIN20030331_103941_000000392015_00094_05659_6365.N1	31-MAR-2003 10:39:41	Bright	38.500	174	52Psi UMa	3.0040	4400.0	77	5659	No
185	GOM_NL__2PRFIN20030331_104245_000000402015_00094_05659_6366.N1	31-MAR-2003 10:42:45	Bright	40.000	87	64Gam UMa	2.4330	11000.	80	5659	No
186	GOM_NL__2PRFIN20030331_104432_000000402015_00094_05659_6367.N1	31-MAR-2003 10:44:32	Bright	39.500	36	50Alp UMa	1.8000	6300.0	79	5659	No
187	GOM_NL__2PRFIN20030331_104605_000000672015_00094_05659_6368.N1	31-MAR-2003 10:46:05	Bright	66.500	180	27Gam Boo	3.0400	8000.0	133	5659	No
188	GOM_NL__2PRFIN20030331_105056_000000392015_00094_05659_6369.N1	31-MAR-2003 10:50:56	Bright	38.500	60	7Bet UMi	2.0810	3950.0	77	5659	No
189	GOM_NL__2PRFIN20030331_105233_000000372015_00094_05659_6370.N1	31-MAR-2003 10:52:33	Bright	36.500	49	1Alp UMi	1.9900	6300.0	73	5659	No
190	GOM_NL__2PRFIN20030331_110514_000000452015_00094_05659_6371.N1	31-MAR-2003 11:05:14	Bright	45.000	144	18Del Cyg	2.8600	11000.	90	5659	No
191	GOM_NL__2PRFIN20030331_110706_000000462015_00094_05659_6372.N1	31-MAR-2003 11:07:06	Bright	46.000	66	37Gam Cyg	2.2080	5900.0	92	5659	No
192	GOM_NL__2PRFIN20030331_110906_000000432015_00094_05659_6373.N1	31-MAR-2003 11:09:06	Bright	42.500	92	53Eps Cyg	2.5000	4500.0	85	5659	No
193	GOM_NL__2PRFIN20030331_111536_000000442015_00094_05659_6374.N1	31-MAR-2003 11:15:36	Bright	43.500	61	8Eps Peg	2.1000	3900.0	87	5659	No
194	GOM_NL__2PRFIN20030331_111901_000000682015_00094_05659_6375.N1	31-MAR-2003 11:19:01	Dark	68.000	11	53Alp Aql	0.76500	8000.0	136	5659	No
195	GOM_NL__2PRFIN20030331_112246_000000422015_00094_05659_6376.N1	31-MAR-2003 11:22:46	Dark	42.000	142	49Del Cap	2.8500	8900.0	84	5659	No
196	GOM_NL__2PRFIN20030331_113458_000000422015_00094_05659_6377.N1	31-MAR-2003 11:34:58	Dark	41.500	45	Alp Pav	1.9400	26000.	83	5659	No
197	GOM_NL__2PRFIN20030331_113639_000000552015_00095_05660_6350.N1	31-MAR-2003 11:36:39	Dark	55.000	38	20Eps Sgr	1.8360	11000.	110	5660	No
198	GOM_NL__2PRFIN20030331_114029_000000532015_00095_05660_6351.N1	31-MAR-2003 11:40:29	Dark	53.000	40	The Sco	1.8590	7100.0	106	5660	No
199	GOM_NL__2PRFIN20030331_114229_000000422015_00095_05660_6352.N1	31-MAR-2003 11:42:29	Dark	41.500	43	Alp TrA	1.9100	4250.0	83	5660	No
200	GOM_NL__2PRFIN20030331_114418_000000402015_00095_05660_6353.N1	31-MAR-2003 11:44:18	Dark	40.000	134	Bet TrA	2.8100	6600.0	80	5660	No
201	GOM_NL__2PRFIN20030331_114657_000000562015_00095_05660_6354.N1	31-MAR-2003 11:46:57	Dark	56.000	4	Alp1Cen	-0.010000	5800.0	112	5660	No
202	GOM_NL__2PRFIN20030331_114918_000000392015_00095_05660_6355.N1	31-MAR-2003 11:49:18	Straylight	39.000	12	Alp1Cru	0.77500	30000.	78	5660	No
203	GOM_NL__2PRFIN20030331_115044_000000452015_00095_05660_6356.N1	31-MAR-2003 11:50:44	Straylight	44.500	26	Gam Cru	1.6240	2900.0	89	5660	No
204	GOM_NL__2PRFIN20030331_115240_000000382015_00095_05660_6357.N1	31-MAR-2003 11:52:40	Straylight	37.500	64	Gam Cen	2.2000	10600.	75	5660	No
205	GOM_NL__2PRFIN20030331_115402_000000582015_00095_05660_6358.N1	31-MAR-2003 11:54:02	Straylight	58.000	54	5The Cen	2.0550	4500.0	116	5660	No
206	GOM_NL__2PRFIN20030331_115612_000001582015_00095_05660_6359.N1	31-MAR-2003 11:56:12	Tw_i_and_stray	158.00	97	8Bet1Sco	2.5610	30000.	316	5660	No
207	GOM_NL__2PRFIN20030331_120037_000000452015_00095_05660_6360.N1	31-MAR-2003 12:00:37	Tw_i_and_stray	44.500	171	2Eps Crv	3.0010	4250.0	89	5660	No
208	GOM_NL__2PRFIN20030331_120205_000000452015_00095_05660_6361.N1	31-MAR-2003 12:02:05	Tw_i_and_stray	45.000	100	4Gam Crv	2.5800	13100.	90	5660	No
209	GOM_NL__2PRFIN20030331_120357_000000682015_00095_05660_6362.N1	31-MAR-2003 12:03:57	Bright	67.500	15	67Alp Vir	0.97600	28000.	135	5660	No
210	GOM_NL__2PRFIN20030331_120714_000000452015_00095_05660_6363.N1	31-MAR-2003 12:07:14	Bright	45.000	121	29Gam Vir	2.7400	7200.0	90	5660	No
211	GOM_NL__2PRFIN20030331_121151_000000402015_00095_05660_6364.N1	31-MAR-2003 12:11:51	Bright	40.000	62	94Bet Leo	2.1360	9700.0	80	5660	No
212	GOM_NL__2PRFIN20030331_121326_000000372015_00095_05660_6365.N1	31-MAR-2003 12:13:26	Bright	37.000	96	68Del Leo	2.5600	9300.0	74	5660	No
213	GOM_NL__2PRFIN20030331_121727_000000732015_00095_05660_6366.N1	31-MAR-2003 12:17:27	Bright	73.000	111	8Eta Boo	2.6800	6000.0	146	5660	No
214	GOM_NL__2PRFIN20030331_122016_000000382015_00095_05660_6367.N1	31-MAR-2003 12:20:16	Bright	38.000	174	52Psi UMa	3.0040	4400.0	76	5660	No
215	GOM_NL__2PRFIN20030331_122320_000000392015_00095_05660_6368.N1	31-MAR-2003 12:23:20	Bright	39.000	87	64Gam UMa	2.4330	11000.	78	5660	No
216	GOM_NL__2PRFIN20030331_122508_000000402015_00095_05660_6369.N1	31-MAR-2003 12:25:08	Bright	39.500	36	50Alp UMa	1.8000	6300.0	79	5660	No
217	GOM_NL__2PRFIN20030331_123131_000000412015_00095_05660_6370.N1	31-MAR-2003 12:31:31	Bright	40.500	60	7Bet UMi	2.0810	3950.0	81	5660	No
218	GOM_NL__2PRFIN20030331_123309_000000372015_00095_05660_6371.N1	31-MAR-2003 12:33:09	Bright	37.000	49	1Alp UMi	1.9900	6300.0	74	5660	No
219	GOM_NL__2PRFIN20030331_124550_000000472015_00095_05660_6372.N1	31-MAR-2003 12:45:50	Bright	46.500	144	18Del Cyg	2.8600	11000.	93	5660	No

220	GOM_NL__2PRFIN20030331_124741_000000452015_00095_05660_6373.N1	31-MAR-2003 12:47:41	Bright	44.500	66	37Gam Cyg	2.2080	5900.0	89	5660	No
221	GOM_NL__2PRFIN20030331_124942_000000442015_00095_05660_6374.N1	31-MAR-2003 12:49:42	Bright	43.500	92	53Eps Cyg	2.5000	4500.0	87	5660	No
222	GOM_NL__2PRFIN20030331_125612_000000462015_00095_05660_6375.N1	31-MAR-2003 12:56:12	Bright	46.000	61	8Eps Peg	2.1000	3900.0	92	5660	No
223	GOM_NL__2PRFIN20030331_125939_000000662015_00095_05660_6376.N1	31-MAR-2003 12:59:39	Dark	66.000	11	53Alp Aql	0.76500	8000.0	132	5660	No
224	GOM_NL__2PRFIN20030331_130322_000000402015_00095_05660_6377.N1	31-MAR-2003 13:03:22	Dark	39.500	142	49Del Cap	2.8500	8900.0	79	5660	No
225	GOM_NL__2PRFIN20030331_131340_000000572015_00095_05660_6378.N1	31-MAR-2003 13:13:40	Dark	57.000	57	34Sig Sgr	2.0660	26000.	114	5660	No
226	GOM_NL__2PRFIN20030331_131716_000000572015_00096_05661_6352.N1	31-MAR-2003 13:17:16	Dark	56.500	38	20Eps Sgr	1.8360	11000.	113	5661	No
227	GOM_NL__2PRFIN20030331_132105_000000522015_00096_05661_6353.N1	31-MAR-2003 13:21:05	Dark	51.500	40	The Sco	1.8590	7100.0	103	5661	No
228	GOM_NL__2PRFIN20030331_132305_000000412015_00096_05661_6354.N1	31-MAR-2003 13:23:05	Dark	40.500	43	Alp TrA	1.9100	4250.0	81	5661	No
229	GOM_NL__2PRFIN20030331_132454_000000402015_00096_05661_6355.N1	31-MAR-2003 13:24:54	Dark	39.500	134	Bet TrA	2.8100	6600.0	79	5661	No
230	GOM_NL__2PRFIN20030331_132733_000000562015_00096_05661_6356.N1	31-MAR-2003 13:27:33	Dark	55.500	4	Alp1Cen	-0.010000	5800.0	111	5661	No
231	GOM_NL__2PRFIN20030331_132954_000000432015_00096_05661_6357.N1	31-MAR-2003 13:29:54	Straylight	43.000	12	Alp1Cru	0.77500	30000.	86	5661	No
232	GOM_NL__2PRFIN20030331_133120_000000442015_00096_05661_6358.N1	31-MAR-2003 13:31:20	Straylight	44.000	26	Gam Cru	1.6240	2900.0	88	5661	No
233	GOM_NL__2PRFIN20030331_133315_000000422015_00096_05661_6359.N1	31-MAR-2003 13:33:15	Straylight	41.500	64	Gam Cen	2.2000	10600.	83	5661	No
234	GOM_NL__2PRFIN20030331_133438_000000542015_00096_05661_6360.N1	31-MAR-2003 13:34:38	Straylight	53.500	54	5The Cen	2.0550	4500.0	107	5661	No
235	GOM_NL__2PRFIN20030331_133649_000001592015_00096_05661_6361.N1	31-MAR-2003 13:36:49	Tw_i_and_stray	159.00	97	8Bet1Sco	2.5610	30000.	318	5661	No
236	GOM_NL__2PRFIN20030331_134113_000000462015_00096_05661_6362.N1	31-MAR-2003 13:41:13	Tw_i_and_stray	45.500	171	2Eps Crv	3.0010	4250.0	91	5661	No
237	GOM_NL__2PRFIN20030331_134241_000000452015_00096_05661_6363.N1	31-MAR-2003 13:42:41	Tw_i_and_stray	44.500	100	4Gam Crv	2.5800	13100.	89	5661	No
238	GOM_NL__2PRFIN20030331_134433_000000622015_00096_05661_6364.N1	31-MAR-2003 13:44:33	Bright	61.500	15	67Alp Vir	0.97600	28000.	123	5661	No
239	GOM_NL__2PRFIN20030331_134749_000000472015_00096_05661_6365.N1	31-MAR-2003 13:47:49	Bright	47.000	121	29Gam Vir	2.7400	7200.0	94	5661	No
240	GOM_NL__2PRFIN20030331_135226_000000402015_00096_05661_6366.N1	31-MAR-2003 13:52:26	Bright	40.000	62	94Bet Leo	2.1360	9700.0	80	5661	No
241	GOM_NL__2PRFIN20030331_135401_000000372015_00096_05661_6367.N1	31-MAR-2003 13:54:01	Bright	37.000	96	68Del Leo	2.5600	9300.0	74	5661	No
242	GOM_NL__2PRFIN20030331_135804_000000702015_00096_05661_6368.N1	31-MAR-2003 13:58:04	Bright	69.500	111	8Eta Boo	2.6800	6000.0	139	5661	No
243	GOM_NL__2PRFIN20030331_140053_000000342015_00096_05661_6369.N1	31-MAR-2003 14:00:53	Bright	34.000	174	52Psi UMa	3.0040	4400.0	68	5661	No
244	GOM_NL__2PRFIN20030331_140357_000000362015_00096_05661_6370.N1	31-MAR-2003 14:03:57	Bright	35.500	87	64Gam UMa	2.4330	11000.	71	5661	No
245	GOM_NL__2PRFIN20030331_140544_000000382015_00096_05661_6371.N1	31-MAR-2003 14:05:44	Bright	37.500	36	50Alp UMa	1.8000	6300.0	75	5661	No
246	GOM_NL__2PRFIN20030331_141207_000000392015_00096_05661_6372.N1	31-MAR-2003 14:12:07	Bright	38.500	60	7Bet UMi	2.0810	3950.0	77	5661	No
247	GOM_NL__2PRFIN20030331_141345_000000352015_00096_05661_6373.N1	31-MAR-2003 14:13:45	Bright	34.500	49	1Alp UMi	1.9900	6300.0	69	5661	No
248	GOM_NL__2PRFIN20030331_142626_000000462015_00096_05661_6374.N1	31-MAR-2003 14:26:26	Bright	45.500	144	18Del Cyg	2.8600	11000.	91	5661	No
249	GOM_NL__2PRFIN20030331_142818_000000452015_00096_05661_6375.N1	31-MAR-2003 14:28:18	Bright	45.000	66	37Gam Cyg	2.2080	5900.0	90	5661	No
250	GOM_NL__2PRFIN20030331_143018_000000432015_00096_05661_6376.N1	31-MAR-2003 14:30:18	Bright	42.500	92	53Eps Cyg	2.5000	4500.0	85	5661	No
251	GOM_NL__2PRFIN20030331_143649_000000452015_00096_05661_6377.N1	31-MAR-2003 14:36:49	Bright	44.500	61	8Eps Peg	2.1000	3900.0	89	5661	No
252	GOM_NL__2PRFIN20030331_144016_000000662015_00096_05661_6378.N1	31-MAR-2003 14:40:16	Dark	66.000	11	53Alp Aql	0.76500	8000.0	132	5661	No
253	GOM_NL__2PRFIN20030331_144359_000000402015_00096_05661_6379.N1	31-MAR-2003 14:43:59	Dark	40.000	142	49Del Cap	2.8500	8900.0	80	5661	No
254	GOM_NL__2PRFIN20030331_145419_000000572015_00096_05661_6380.N1	31-MAR-2003 14:54:19	Dark	56.500	57	34Sig Sgr	2.0660	26000.	113	5661	No
255	GOM_NL__2PRFIN20030331_145754_000000542015_00097_05662_6354.N1	31-MAR-2003 14:57:54	Dark	53.500	38	20Eps Sgr	1.8360	11000.	107	5662	No
256	GOM_NL__2PRFIN20030331_150144_000000552015_00097_05662_6355.N1	31-MAR-2003 15:01:44	Dark	55.000	40	The Sco	1.8590	7100.0	110	5662	No
257	GOM_NL__2PRFIN20030331_150342_000000432015_00097_05662_6356.N1	31-MAR-2003 15:03:42	Dark	42.500	43	Alp TrA	1.9100	4250.0	85	5662	No
258	GOM_NL__2PRFIN20030331_150532_000000402015_00097_05662_6357.N1	31-MAR-2003 15:05:32	Dark	39.500	134	Bet TrA	2.8100	6600.0	79	5662	No
259	GOM_NL__2PRFIN20030331_150811_000000442015_00097_05662_6358.N1	31-MAR-2003 15:08:11	Dark	44.000	4	Alp1Cen	-0.010000	5800.0	88	5662	No
260	GOM_NL__2PRFIN20030331_151030_000000462015_00097_05662_6359.N1	31-MAR-2003 15:10:30	Straylight	45.500	12	Alp1Cru	0.77500	30000.	91	5662	No
261	GOM_NL__2PRFIN20030331_151157_000000452015_00097_05662_6360.N1	31-MAR-2003 15:11:57	Straylight	45.000	26	Gam Cru	1.6240	2900.0	90	5662	No
262	GOM_NL__2PRFIN20030331_151353_000000422015_00097_05662_6361.N1	31-MAR-2003 15:13:53	Straylight	41.500	64	Gam Cen	2.2000	10600.	83	5662	No
263	GOM_NL__2PRFIN20030331_151515_000000542015_00097_05662_6362.N1	31-MAR-2003 15:15:15	Straylight	54.000	54	5The Cen	2.0550	4500.0	108	5662	No
264	GOM_NL__2PRFIN20030331_151727_000001512015_00097_05662_6363.N1	31-MAR-2003 15:17:27	Tw_i_and_stray	151.00	97	8Bet1Sco	2.5610	30000.	302	5662	No
265	GOM_NL__2PRFIN20030331_152150_000000462015_00097_05662_6364.N1	31-MAR-2003 15:21:50	Tw_i_and_stray	46.000	171	2Eps Crv	3.0010	4250.0	92	5662	No
266	GOM_NL__2PRFIN20030331_152318_000000422015_00097_05662_6365.N1	31-MAR-2003 15:23:18	Tw_i_and_stray	42.000	100	4Gam Crv	2.5800	13100.	84	5662	No
267	GOM_NL__2PRFIN20030331_152510_000000602015_00097_05662_6366.N1	31-MAR-2003 15:25:10	Bright	60.000	15	67Alp Vir	0.97600	28000.	120	5662	No
268	GOM_NL__2PRFIN20030331_152826_000000462015_00097_05662_6367.N1	31-MAR-2003 15:28:26	Bright	46.000	121	29Gam Vir	2.7400	7200.0	92	5662	No
269	GOM_NL__2PRFIN20030331_153303_000000402015_00097_05662_6368.N1	31-MAR-2003 15:33:03	Bright	39.500	62	94Bet Leo	2.1360	9700.0	79	5662	No
270	GOM_NL__2PRFIN20030331_153439_000000372015_00097_05662_6369.N1	31-MAR-2003 15:34:39	Bright	36.500	96	68Del Leo	2.5600	9300.0	73	5662	No
271	GOM_NL__2PRFIN20030331_153839_000000692015_00097_05662_6370.N1	31-MAR-2003 15:38:39	Bright	68.500	111	8Eta Boo	2.6800	6000.0	137	5662	No
272	GOM_NL__2PRFIN20030331_154128_000000372015_00097_05662_6371.N1	31-MAR-2003 15:41:28	Bright	36.500	174	52Psi UMa	3.0040	4400.0	73	5662	No
273	GOM_NL__2PRFIN20030331_154432_000000382015_00097_05662_6372.N1	31-MAR-2003 15:44:32	Bright	38.000	87	64Gam UMa	2.4330	11000.	76	5662	No
274	GOM_NL__2PRFIN20030331_154620_000000392015_00097_05662_6373.N1	31-MAR-2003 15:46:20	Bright	38.500	36	50Alp UMa	1.8000	6300.0	77	5662	No
275	GOM_NL__2PRFIN20030331_155243_000000432015_00097_05662_6374.N1	31-MAR-2003 15:52:43	Bright	43.000	60	7Bet UMi	2.0810	3950.0	86	5662	No
276	GOM_NL__2PRFIN20030331_155421_000000362015_00097_05662_6375.N1	31-MAR-2003 15:54:21	Bright	36.000	49	1Alp UMi	1.9900	6300.0	72	5662	No
277	GOM_NL__2PRFIN20030331_160702_000000462015_00097_05662_6376.N1	31-MAR-2003 16:07:02	Bright	45.500	144	18Del Cyg	2.8600	11000.	91	5662	No
278	GOM_NL__2PRFIN20030331_160854_000000462015_00097_05662_6377.N1	31-MAR-2003 16:08:54	Bright	45.500	66	37Gam Cyg	2.2080	5900.0	91	5662	No

279	GOM_NL__2PRFIN20030331_161054_000000452015_00097_05662_6378.N1	31-MAR-2003 16:10:54	Bright	44.500	92	53Eps Cyg	2.5000	4500.0	89	5662	No
280	GOM_NL__2PRFIN20030331_161725_000000442015_00097_05662_6379.N1	31-MAR-2003 16:17:25	Bright	43.500	61	8Eps Peg	2.1000	3900.0	87	5662	No
281	GOM_NL__2PRFIN20030331_162053_000000632015_00097_05662_6380.N1	31-MAR-2003 16:20:53	Dark	62.500	11	53Alp Aql	0.76500	8000.0	125	5662	No
282	GOM_NL__2PRFIN20030331_162435_000000412015_00097_05662_6381.N1	31-MAR-2003 16:24:35	Dark	41.000	142	49Del Cap	2.8500	8900.0	82	5662	No
283	GOM_NL__2PRFIN20030331_163456_000000552015_00097_05662_6382.N1	31-MAR-2003 16:34:56	Dark	55.000	57	34Sig Sgr	2.0660	26000.	110	5662	No
284	GOM_NL__2PRFIN20030331_163831_000000552015_00098_05663_6356.N1	31-MAR-2003 16:38:31	Dark	55.000	38	20Eps Sgr	1.8360	11000.	110	5663	No
285	GOM_NL__2PRFIN20030331_164221_000000532015_00098_05663_6357.N1	31-MAR-2003 16:42:21	Dark	53.000	40	The Sco	1.8590	7100.0	106	5663	No
286	GOM_NL__2PRFIN20030331_164418_000000422015_00098_05663_6358.N1	31-MAR-2003 16:44:18	Dark	42.000	43	Alp TrA	1.9100	4250.0	84	5663	No
287	GOM_NL__2PRFIN20030331_164608_000000392015_00098_05663_6359.N1	31-MAR-2003 16:46:08	Dark	39.000	134	Bet TrA	2.8100	6600.0	78	5663	No
288	GOM_NL__2PRFIN20030331_164847_000000552015_00098_05663_6360.N1	31-MAR-2003 16:48:47	Dark	54.500	4	Alp1Cen	-0.010000	5800.0	109	5663	No
289	GOM_NL__2PRFIN20030331_165106_000000482015_00098_05663_6361.N1	31-MAR-2003 16:51:06	Straylight	47.500	12	Alp1Cru	0.77500	30000.	95	5663	No
290	GOM_NL__2PRFIN20030331_165233_000000502015_00098_05663_6362.N1	31-MAR-2003 16:52:33	Straylight	49.500	26	Gam Cru	1.6240	2900.0	99	5663	No
291	GOM_NL__2PRFIN20030331_165429_000000402015_00098_05663_6363.N1	31-MAR-2003 16:54:29	Straylight	39.500	64	Gam Cen	2.2000	10600.	79	5663	No
292	GOM_NL__2PRFIN20030331_165551_000000532015_00098_05663_6364.N1	31-MAR-2003 16:55:51	Straylight	53.000	54	5The Cen	2.0550	4500.0	106	5663	No
293	GOM_NL__2PRFIN20030331_165804_000001712015_00098_05663_6365.N1	31-MAR-2003 16:58:04	Tw_i_and_stray	170.50	97	8Bet1Sco	2.5610	30000.	341	5663	No
294	GOM_NL__2PRFIN20030331_170226_000000472015_00098_05663_6366.N1	31-MAR-2003 17:02:26	Tw_i_and_stray	46.500	171	2Eps Crv	3.0010	4250.0	93	5663	No
295	GOM_NL__2PRFIN20030331_170354_000000472015_00098_05663_6367.N1	31-MAR-2003 17:03:54	Tw_i_and_stray	46.500	100	4Gam Crv	2.5800	13100.	93	5663	No
296	GOM_NL__2PRFIN20030331_170545_000000552015_00098_05663_6368.N1	31-MAR-2003 17:05:45	Bright	54.500	15	67Alp Vir	0.97600	28000.	109	5663	No
297	GOM_NL__2PRFIN20030331_170901_000000452015_00098_05663_6369.N1	31-MAR-2003 17:09:01	Bright	44.500	121	29Gam Vir	2.7400	7200.0	89	5663	No
298	GOM_NL__2PRFIN20030331_171339_000000402015_00098_05663_6370.N1	31-MAR-2003 17:13:39	Bright	39.500	62	94Bet Leo	2.1360	9700.0	79	5663	No
299	GOM_NL__2PRFIN20030331_171514_000000372015_00098_05663_6371.N1	31-MAR-2003 17:15:14	Bright	37.000	96	68Del Leo	2.5600	9300.0	74	5663	No
300	GOM_NL__2PRFIN20030331_171914_000000712015_00098_05663_6372.N1	31-MAR-2003 17:19:14	Bright	70.500	111	8Eta Boo	2.6800	6000.0	141	5663	No
301	GOM_NL__2PRFIN20030331_172204_000000372015_00098_05663_6373.N1	31-MAR-2003 17:22:04	Bright	36.500	174	52Psi UMa	3.0040	4400.0	73	5663	No
302	GOM_NL__2PRFIN20030331_172508_000000392015_00098_05663_6374.N1	31-MAR-2003 17:25:08	Bright	38.500	87	64Gam UMa	2.4330	11000.	77	5663	No
303	GOM_NL__2PRFIN20030331_172656_000000382015_00098_05663_6375.N1	31-MAR-2003 17:26:56	Bright	38.000	36	50Alp UMa	1.8000	6300.0	76	5663	No
304	GOM_NL__2PRFIN20030331_173318_000000422015_00098_05663_6376.N1	31-MAR-2003 17:33:18	Bright	41.500	60	7Bet UMi	2.0810	3950.0	83	5663	No
305	GOM_NL__2PRFIN20030331_173457_000000382015_00098_05663_6377.N1	31-MAR-2003 17:34:57	Bright	37.500	49	1Alp UMi	1.9900	6300.0	75	5663	No
306	GOM_NL__2PRFIN20030331_174738_000000452015_00098_05663_6378.N1	31-MAR-2003 17:47:38	Bright	44.500	144	18Del Cyg	2.8600	11000.	89	5663	No
307	GOM_NL__2PRFIN20030331_174930_000000442015_00098_05663_6379.N1	31-MAR-2003 17:49:30	Bright	44.000	66	37Gam Cyg	2.2080	5900.0	88	5663	No
308	GOM_NL__2PRFIN20030331_175130_000000442015_00098_05663_6380.N1	31-MAR-2003 17:51:30	Bright	43.500	92	53Eps Cyg	2.5000	4500.0	87	5663	No
309	GOM_NL__2PRFIN20030331_175802_000000452015_00098_05663_6381.N1	31-MAR-2003 17:58:02	Bright	44.500	61	8Eps Peg	2.1000	3900.0	89	5663	No
310	GOM_NL__2PRFIN20030331_180129_000000672015_00098_05663_6382.N1	31-MAR-2003 18:01:29	Dark	66.500	11	53Alp Aql	0.76500	8000.0	133	5663	No
311	GOM_NL__2PRFIN20030331_180511_000000412015_00098_05663_6383.N1	31-MAR-2003 18:05:11	Dark	41.000	142	49Del Cap	2.8500	8900.0	82	5663	No
312	GOM_NL__2PRFIN20030331_181533_000000572015_00098_05663_6384.N1	31-MAR-2003 18:15:33	Dark	57.000	57	34Sig Sgr	2.0660	26000.	114	5663	No
313	GOM_NL__2PRFIN20030331_181908_000000552015_00099_05664_6358.N1	31-MAR-2003 18:19:08	Dark	54.500	38	20Eps Sgr	1.8360	11000.	109	5664	No
314	GOM_NL__2PRFIN20030331_182258_000000572015_00099_05664_6359.N1	31-MAR-2003 18:22:58	Dark	57.000	40	The Sco	1.8590	7100.0	114	5664	No
315	GOM_NL__2PRFIN20030331_182455_000000492015_00099_05664_6360.N1	31-MAR-2003 18:24:55	Dark	48.500	43	Alp TrA	1.9100	4250.0	97	5664	No
316	GOM_NL__2PRFIN20030331_182644_000000402015_00099_05664_6361.N1	31-MAR-2003 18:26:44	Dark	40.000	134	Bet TrA	2.8100	6600.0	80	5664	No
317	GOM_NL__2PRFIN20030331_182923_000000552015_00099_05664_6362.N1	31-MAR-2003 18:29:23	Dark	54.500	4	Alp1Cen	-0.010000	5800.0	109	5664	No
318	GOM_NL__2PRFIN20030331_183143_000000412015_00099_05664_6363.N1	31-MAR-2003 18:31:43	Straylight	41.000	12	Alp1Cru	0.77500	30000.	82	5664	No
319	GOM_NL__2PRFIN20030331_183309_000000492015_00099_05664_6364.N1	31-MAR-2003 18:33:09	Straylight	49.000	26	Gam Cru	1.6240	2900.0	98	5664	No
320	GOM_NL__2PRFIN20030331_183505_000000432015_00099_05664_6365.N1	31-MAR-2003 18:35:05	Straylight	42.500	64	Gam Cen	2.2000	10600.	85	5664	No
321	GOM_NL__2PRFIN20030331_183628_000000552015_00099_05664_6366.N1	31-MAR-2003 18:36:28	Straylight	55.000	54	5The Cen	2.0550	4500.0	110	5664	No
322	GOM_NL__2PRFIN20030331_183841_000001692015_00099_05664_6367.N1	31-MAR-2003 18:38:41	Tw_i_and_stray	168.50	97	8Bet1Sco	2.5610	30000.	337	5664	No
323	GOM_NL__2PRFIN20030331_184302_000000462015_00099_05664_6368.N1	31-MAR-2003 18:43:02	Tw_i_and_stray	46.000	171	2Eps Crv	3.0010	4250.0	92	5664	No
324	GOM_NL__2PRFIN20030331_184430_000000442015_00099_05664_6369.N1	31-MAR-2003 18:44:30	Tw_i_and_stray	43.500	100	4Gam Crv	2.5800	13100.	87	5664	No
325	GOM_NL__2PRFIN20030331_184621_000000672015_00099_05664_6370.N1	31-MAR-2003 18:46:21	Bright	66.500	15	67Alp Vir	0.97600	28000.	133	5664	No
326	GOM_NL__2PRFIN20030331_184937_000000432015_00099_05664_6371.N1	31-MAR-2003 18:49:37	Bright	43.000	121	29Gam Vir	2.7400	7200.0	86	5664	No
327	GOM_NL__2PRFIN20030331_185415_000000402015_00099_05664_6372.N1	31-MAR-2003 18:54:15	Bright	39.500	62	94Bet Leo	2.1360	9700.0	79	5664	No
328	GOM_NL__2PRFIN20030331_185550_000000372015_00099_05664_6373.N1	31-MAR-2003 18:55:50	Bright	36.500	96	68Del Leo	2.5600	9300.0	73	5664	No
329	GOM_NL__2PRFIN20030331_185948_000000712015_00099_05664_6374.N1	31-MAR-2003 18:59:48	Bright	71.000	111	8Eta Boo	2.6800	6000.0	142	5664	No
330	GOM_NL__2PRFIN20030331_190240_000000382015_00099_05664_6375.N1	31-MAR-2003 19:02:40	Bright	37.500	174	52Psi UMa	3.0040	4400.0	75	5664	No
331	GOM_NL__2PRFIN20030331_190544_000000382015_00099_05664_6376.N1	31-MAR-2003 19:05:44	Bright	38.000	87	64Gam UMa	2.4330	11000.	76	5664	No
332	GOM_NL__2PRFIN20030331_190732_000000362015_00099_05664_6377.N1	31-MAR-2003 19:07:32	Bright	35.500	36	50Alp UMa	1.8000	6300.0	71	5664	No
333	GOM_NL__2PRFIN20030331_191354_000000412015_00099_05664_6378.N1	31-MAR-2003 19:13:54	Bright	40.500	60	7Bet UMi	2.0810	3950.0	81	5664	No
334	GOM_NL__2PRFIN20030331_191533_000000362015_00099_05664_6379.N1	31-MAR-2003 19:15:33	Bright	35.500	49	1Alp UMi	1.9900	6300.0	71	5664	No
335	GOM_NL__2PRFIN20030331_192813_000000482015_00099_05664_6380.N1	31-MAR-2003 19:28:13	Bright	48.000	144	18Del Cyg	2.8600	11000.	96	5664	No
336	GOM_NL__2PRFIN20030331_193006_000000432015_00099_05664_6381.N1	31-MAR-2003 19:30:06	Bright	43.000	66	37Gam Cyg	2.2080	5900.0	86	5664	No
337	GOM_NL__2PRFIN20030331_193206_000000432015_00099_05664_6382.N1	31-MAR-2003 19:32:06	Bright	42.500	92	53Eps Cyg	2.5000	4500.0	85	5664	No

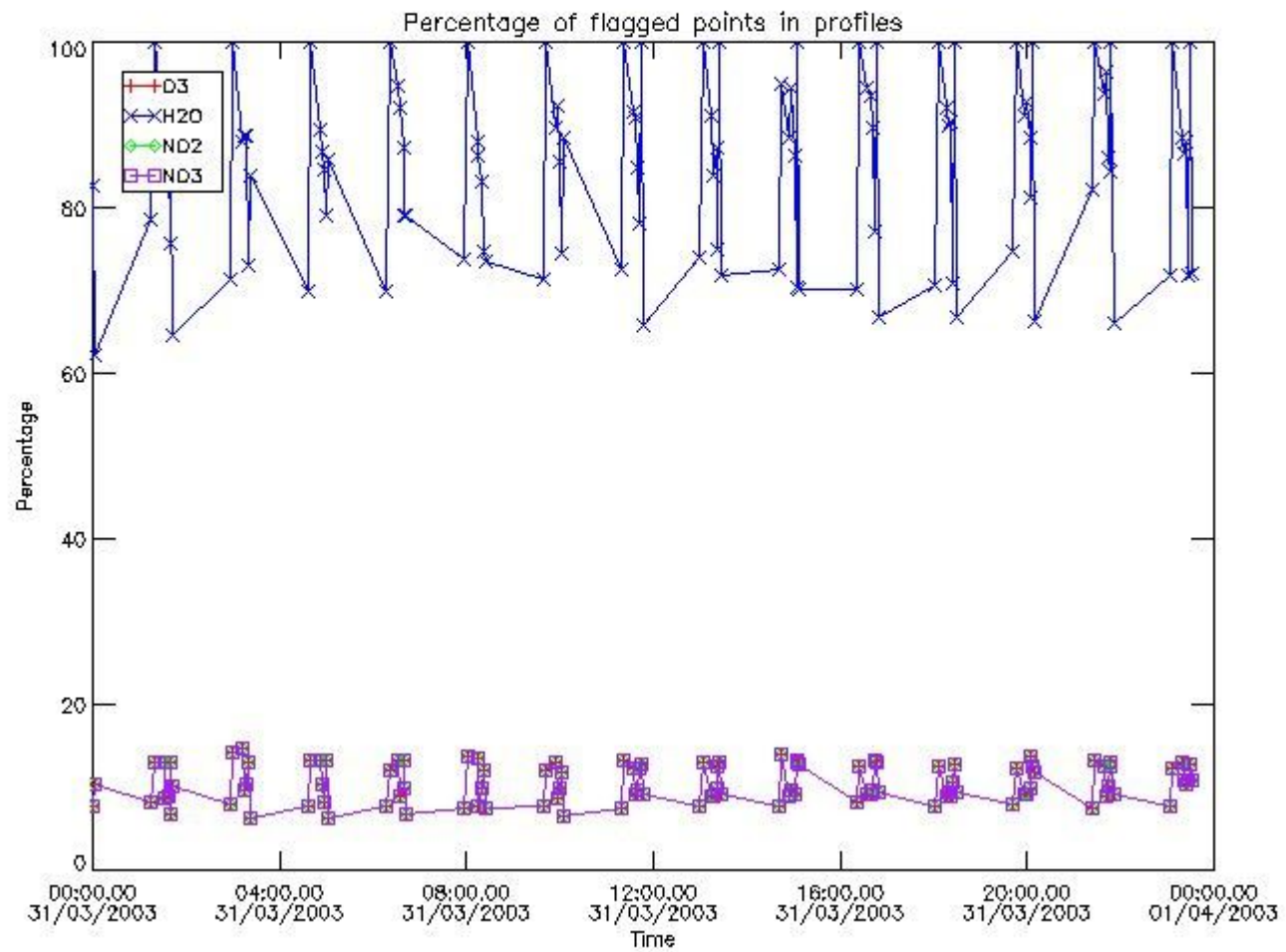
338	GOM_NL__2PRFIN20030331_193838_000000452015_00099_05664_6383.N1	31-MAR-2003 19:38:38	Bright	45.000	61	8Eps Peg	2.1000	3900.0	90	5664	No
339	GOM_NL__2PRFIN20030331_194206_000000642015_00099_05664_6384.N1	31-MAR-2003 19:42:06	Dark	63.500	11	53Alp Aql	0.76500	8000.0	127	5664	No
340	GOM_NL__2PRFIN20030331_194547_000000422015_00099_05664_6385.N1	31-MAR-2003 19:45:47	Dark	41.500	142	49Del Cap	2.8500	8900.0	83	5664	No
341	GOM_NL__2PRFIN20030331_195610_000000562015_00099_05664_6386.N1	31-MAR-2003 19:56:10	Dark	56.000	57	34Sig Sgr	2.0660	26000.	112	5664	No
342	GOM_NL__2PRFIN20030331_195945_000000562015_00100_05665_6361.N1	31-MAR-2003 19:59:45	Dark	56.000	38	20Eps Sgr	1.8360	11000.	112	5665	No
343	GOM_NL__2PRFIN20030331_200335_000000522015_00100_05665_6362.N1	31-MAR-2003 20:03:35	Dark	52.000	40	The Sco	1.8590	7100.0	104	5665	No
344	GOM_NL__2PRFIN20030331_200531_000000412015_00100_05665_6363.N1	31-MAR-2003 20:05:31	Dark	40.500	43	Alp TrA	1.9100	4250.0	81	5665	No
345	GOM_NL__2PRFIN20030331_200721_000000412015_00100_05665_6364.N1	31-MAR-2003 20:07:21	Dark	40.500	134	Bet TrA	2.8100	6600.0	81	5665	No
346	GOM_NL__2PRFIN20030331_201000_000000442015_00100_05665_6365.N1	31-MAR-2003 20:10:00	Dark	43.500	4	Alp1Cen	-0.010000	5800.0	87	5665	No
347	GOM_NL__2PRFIN20030331_201226_000001312015_00100_05665_6366.N1	31-MAR-2003 20:12:26	Straylight	131.00	16	21Alp Sco	1.0200	3000.0	262	5665	No
348	GOM_NL__2PRFIN20030331_201541_000000432015_00100_05665_6367.N1	31-MAR-2003 20:15:41	Straylight	43.000	64	Gam Cen	2.2000	10600.	86	5665	No
349	GOM_NL__2PRFIN20030331_201704_000000562015_00100_05665_6368.N1	31-MAR-2003 20:17:04	Straylight	56.000	54	5The Cen	2.0550	4500.0	112	5665	No
350	GOM_NL__2PRFIN20030331_202237_000000522015_00100_05665_6369.N1	31-MAR-2003 20:22:37	Twi_and_stray	52.000	169	46Gam Hya	2.9910	4700.0	104	5665	No
351	GOM_NL__2PRFIN20030331_202506_000000462015_00100_05665_6370.N1	31-MAR-2003 20:25:06	Twi_and_stray	45.500	100	4Gam Crv	2.5800	13100.	91	5665	No
352	GOM_NL__2PRFIN20030331_202657_000000622015_00100_05665_6371.N1	31-MAR-2003 20:26:57	Bright	62.000	15	67Alp Vir	0.97600	28000.	124	5665	No
353	GOM_NL__2PRFIN20030331_203013_000000442015_00100_05665_6372.N1	31-MAR-2003 20:30:13	Bright	44.000	121	29Gam Vir	2.7400	7200.0	88	5665	No
354	GOM_NL__2PRFIN20030331_203451_000000392015_00100_05665_6373.N1	31-MAR-2003 20:34:51	Bright	39.000	62	94Bet Leo	2.1360	9700.0	78	5665	No
355	GOM_NL__2PRFIN20030331_203626_000000372015_00100_05665_6374.N1	31-MAR-2003 20:36:26	Bright	36.500	96	68Del Leo	2.5600	9300.0	73	5665	No
356	GOM_NL__2PRFIN20030331_204023_000000672015_00100_05665_6375.N1	31-MAR-2003 20:40:23	Bright	67.000	111	8Eta Boo	2.6800	6000.0	134	5665	No
357	GOM_NL__2PRFIN20030331_204316_000000372015_00100_05665_6376.N1	31-MAR-2003 20:43:16	Bright	37.000	174	52Psi UMa	3.0040	4400.0	74	5665	No
358	GOM_NL__2PRFIN20030331_204619_000000372015_00100_05665_6377.N1	31-MAR-2003 20:46:19	Bright	36.500	87	64Gam UMa	2.4330	11000.	73	5665	No
359	GOM_NL__2PRFIN20030331_204808_000000362015_00100_05665_6378.N1	31-MAR-2003 20:48:08	Bright	35.500	36	50Alp UMa	1.8000	6300.0	71	5665	No
360	GOM_NL__2PRFIN20030331_205429_000000402015_00100_05665_6379.N1	31-MAR-2003 20:54:29	Bright	40.000	60	7Bet UMi	2.0810	3950.0	80	5665	No
361	GOM_NL__2PRFIN20030331_205609_000000372015_00100_05665_6380.N1	31-MAR-2003 20:56:09	Bright	36.500	49	1Alp UMi	1.9900	6300.0	73	5665	No
362	GOM_NL__2PRFIN20030331_210849_000000462015_00100_05665_6381.N1	31-MAR-2003 21:08:49	Bright	45.500	144	18Del Cyg	2.8600	11000.	91	5665	No
363	GOM_NL__2PRFIN20030331_211041_000000452015_00100_05665_6382.N1	31-MAR-2003 21:10:41	Bright	45.000	66	37Gam Cyg	2.2080	5900.0	90	5665	No
364	GOM_NL__2PRFIN20030331_211242_000000452015_00100_05665_6383.N1	31-MAR-2003 21:12:42	Bright	44.500	92	53Eps Cyg	2.5000	4500.0	89	5665	No
365	GOM_NL__2PRFIN20030331_211914_000000462015_00100_05665_6384.N1	31-MAR-2003 21:19:14	Bright	45.500	61	8Eps Peg	2.1000	3900.0	91	5665	No
366	GOM_NL__2PRFIN20030331_212243_000000682015_00100_05665_6385.N1	31-MAR-2003 21:22:43	Dark	68.000	11	53Alp Aql	0.76500	8000.0	136	5665	No
367	GOM_NL__2PRFIN20030331_212623_000000432015_00100_05665_6386.N1	31-MAR-2003 21:26:23	Dark	42.500	142	49Del Cap	2.8500	8900.0	85	5665	No
368	GOM_NL__2PRFIN20030331_213837_000000412015_00100_05665_6387.N1	31-MAR-2003 21:38:37	Dark	41.000	45	Alp Pav	1.9400	26000.	82	5665	No
369	GOM_NL__2PRFIN20030331_214023_000000582015_00101_05666_6266.N1	31-MAR-2003 21:40:23	Dark	57.500	38	20Eps Sgr	1.8360	11000.	115	5666	No
370	GOM_NL__2PRFIN20030331_214412_000000512015_00101_05666_6267.N1	31-MAR-2003 21:44:12	Dark	50.500	40	The Sco	1.8590	7100.0	101	5666	No
371	GOM_NL__2PRFIN20030331_214607_000000392015_00101_05666_6268.N1	31-MAR-2003 21:46:07	Dark	39.000	43	Alp TrA	1.9100	4250.0	78	5666	No
372	GOM_NL__2PRFIN20030331_214757_000000412015_00101_05666_6269.N1	31-MAR-2003 21:47:57	Dark	40.500	134	Bet TrA	2.8100	6600.0	81	5666	No
373	GOM_NL__2PRFIN20030331_215036_000000552015_00101_05666_6270.N1	31-MAR-2003 21:50:36	Dark	55.000	4	Alp1Cen	-0.010000	5800.0	110	5666	No
374	GOM_NL__2PRFIN20030331_215303_000001152015_00101_05666_6271.N1	31-MAR-2003 21:53:03	Straylight	114.50	16	21Alp Sco	1.0200	3000.0	229	5666	No
375	GOM_NL__2PRFIN20030331_215617_000000432015_00101_05666_6272.N1	31-MAR-2003 21:56:17	Straylight	42.500	64	Gam Cen	2.2000	10600.	85	5666	No
376	GOM_NL__2PRFIN20030331_215741_000000552015_00101_05666_6273.N1	31-MAR-2003 21:57:41	Straylight	55.000	54	5The Cen	2.0550	4500.0	110	5666	No
377	GOM_NL__2PRFIN20030331_220313_000000512015_00101_05666_6274.N1	31-MAR-2003 22:03:13	Twi_and_stray	51.000	169	46Gam Hya	2.9910	4700.0	102	5666	No
378	GOM_NL__2PRFIN20030331_220542_000000452015_00101_05666_6275.N1	31-MAR-2003 22:05:42	Twi_and_stray	45.000	100	4Gam Crv	2.5800	13100.	90	5666	No
379	GOM_NL__2PRFIN20030331_220733_000000652015_00101_05666_6276.N1	31-MAR-2003 22:07:33	Bright	64.500	15	67Alp Vir	0.97600	28000.	129	5666	No
380	GOM_NL__2PRFIN20030331_221049_000000462015_00101_05666_6277.N1	31-MAR-2003 22:10:49	Bright	46.000	121	29Gam Vir	2.7400	7200.0	92	5666	No
381	GOM_NL__2PRFIN20030331_221526_000000392015_00101_05666_6278.N1	31-MAR-2003 22:15:26	Bright	39.000	62	94Bet Leo	2.1360	9700.0	78	5666	No
382	GOM_NL__2PRFIN20030331_221702_000000372015_00101_05666_6279.N1	31-MAR-2003 22:17:02	Bright	36.500	96	68Del Leo	2.5600	9300.0	73	5666	No
383	GOM_NL__2PRFIN20030331_222057_000000692015_00101_05666_6280.N1	31-MAR-2003 22:20:57	Bright	68.500	111	8Eta Boo	2.6800	6000.0	137	5666	No
384	GOM_NL__2PRFIN20030331_222352_000000372015_00101_05666_6281.N1	31-MAR-2003 22:23:52	Bright	36.500	174	52Psi UMa	3.0040	4400.0	73	5666	No
385	GOM_NL__2PRFIN20030331_222655_000000382015_00101_05666_6282.N1	31-MAR-2003 22:26:55	Bright	38.000	87	64Gam UMa	2.4330	11000.	76	5666	No
386	GOM_NL__2PRFIN20030331_222843_000000382015_00101_05666_6283.N1	31-MAR-2003 22:28:43	Bright	38.000	36	50Alp UMa	1.8000	6300.0	76	5666	No
387	GOM_NL__2PRFIN20030331_223505_000000392015_00101_05666_6284.N1	31-MAR-2003 22:35:05	Bright	38.500	60	7Bet UMi	2.0810	3950.0	77	5666	No
388	GOM_NL__2PRFIN20030331_223645_000000332015_00101_05666_6285.N1	31-MAR-2003 22:36:45	Bright	32.500	49	1Alp UMi	1.9900	6300.0	65	5666	No
389	GOM_NL__2PRFIN20030331_224925_000000472015_00101_05666_6286.N1	31-MAR-2003 22:49:25	Bright	47.000	144	18Del Cyg	2.8600	11000.	94	5666	No
390	GOM_NL__2PRFIN20030331_225117_000000452015_00101_05666_6287.N1	31-MAR-2003 22:51:17	Bright	45.000	66	37Gam Cyg	2.2080	5900.0	90	5666	No
391	GOM_NL__2PRFIN20030331_225318_000000432015_00101_05666_6288.N1	31-MAR-2003 22:53:18	Bright	43.000	92	53Eps Cyg	2.5000	4500.0	86	5666	No
392	GOM_NL__2PRFIN20030331_225950_000000472015_00101_05666_6289.N1	31-MAR-2003 22:59:50	Bright	46.500	61	8Eps Peg	2.1000	3900.0	93	5666	No
393	GOM_NL__2PRFIN20030331_230319_000000662015_00101_05666_6290.N1	31-MAR-2003 23:03:19	Dark	66.000	11	53Alp Aql	0.76500	8000.0	132	5666	No
394	GOM_NL__2PRFIN20030331_230700_000000422015_00101_05666_6291.N1	31-MAR-2003 23:07:00	Dark	41.500	142	49Del Cap	2.8500	8900.0	83	5666	No
395	GOM_NL__2PRFIN20030331_231913_000000392015_00101_05666_6292.N1	31-MAR-2003 23:19:13	Dark	39.000	45	Alp Pav	1.9400	26000.	78	5666	No
396	GOM_NL__2PRFIN20030331_232100_000000562015_00102_05667_6364.N1	31-MAR-2003 23:21:00	Dark	56.000	38	20Eps Sgr	1.8360	11000.	112	5667	No

397	GOM_NL__2PRFIN20030331_232449_000000552015_00102_05667_6365.N1	31-MAR-2003 23:24:49	Dark	54.500	40	The Sco	1.8590	7100.0	109	5667	No
398	GOM_NL__2PRFIN20030331_232643_000000472015_00102_05667_6366.N1	31-MAR-2003 23:26:43	Dark	46.500	43	Alp TrA	1.9100	4250.0	93	5667	No
399	GOM_NL__2PRFIN20030331_232834_000000402015_00102_05667_6367.N1	31-MAR-2003 23:28:34	Dark	40.000	134	Bet TrA	2.8100	6600.0	80	5667	No
400	GOM_NL__2PRFIN20030331_233112_000000472015_00102_05667_6368.N1	31-MAR-2003 23:31:12	Dark	47.000	4	Alp1Cen	-0.010000	5800.0	94	5667	No
401	GOM_NL__2PRFIN20030331_233339_000001312015_00102_05667_6369.N1	31-MAR-2003 23:33:39	Straylight	131.00	16	21Alp Sco	1.0200	3000.0	262	5667	No
402	GOM_NL__2PRFIN20030331_233653_000000432015_00102_05667_6370.N1	31-MAR-2003 23:36:53	Straylight	42.500	64	Gam Cen	2.2000	10600.	85	5667	No
403	GOM_NL__2PRFIN20030331_233817_000000542015_00102_05667_6371.N1	31-MAR-2003 23:38:17	Straylight	54.000	54	5The Cen	2.0550	4500.0	108	5667	No
404	GOM_NL__2PRFIN20030331_234348_000000522015_00102_05667_6372.N1	31-MAR-2003 23:43:48	Twilight_stray	52.000	169	46Gam Hya	2.9910	4700.0	104	5667	No
405	GOM_NL__2PRFIN20030331_234618_000000452015_00102_05667_6373.N1	31-MAR-2003 23:46:18	Twilight_stray	45.000	100	4Gam Crv	2.5800	13100.	90	5667	No
406	GOM_NL__2PRFIN20030331_234808_000000722015_00102_05667_6374.N1	31-MAR-2003 23:48:08	Bright	71.500	15	67Alp Vir	0.97600	28000.	143	5667	No
407	GOM_NL__2PRFIN20030331_235124_000000462015_00102_05667_6375.N1	31-MAR-2003 23:51:24	Bright	46.000	121	29Gam Vir	2.7400	7200.0	92	5667	No
408	GOM_NL__2PRFIN20030331_235602_000000392015_00102_05667_6376.N1	31-MAR-2003 23:56:02	Bright	39.000	62	94Bet Leo	2.1360	9700.0	78	5667	No
409	GOM_NL__2PRFIN20030331_235738_000000362015_00102_05667_6377.N1	31-MAR-2003 23:57:38	Bright	36.000	96	68Del Leo	2.5600	9300.0	72	5667	No

3. Quality information per product

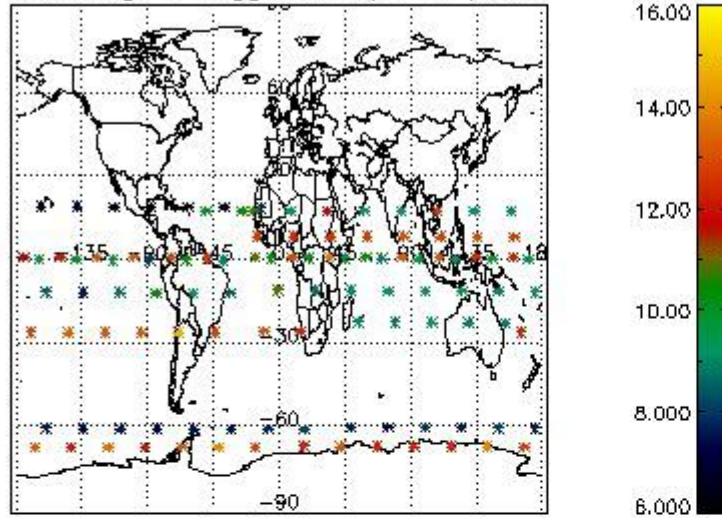
In this section it is plotted some information contained in the Quality Summary data set of the level 2 products. Only products in dark limb conditions and without errors (error flag in the MPH set to "0") are used.

3.1 Plot quality information per product (time dependant)

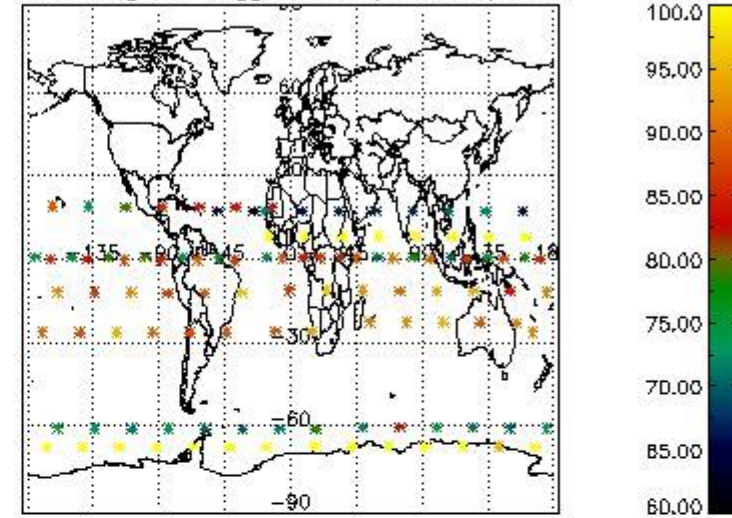


3.2 Plot quality information per product (world map)

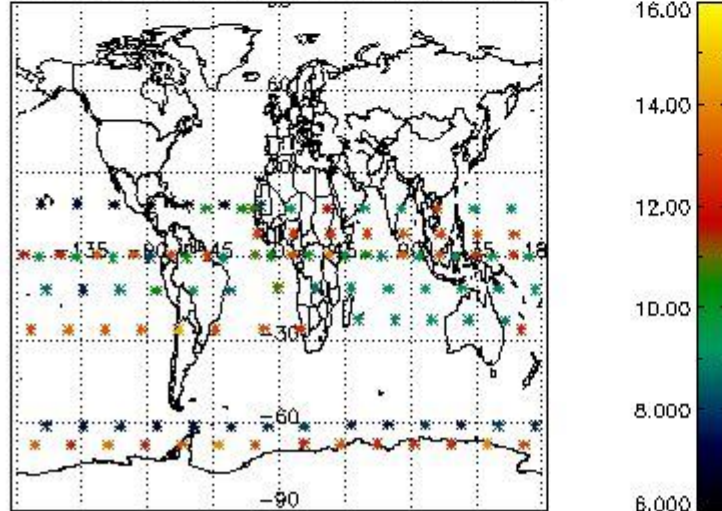
Percentage of flagged data per O3 profile



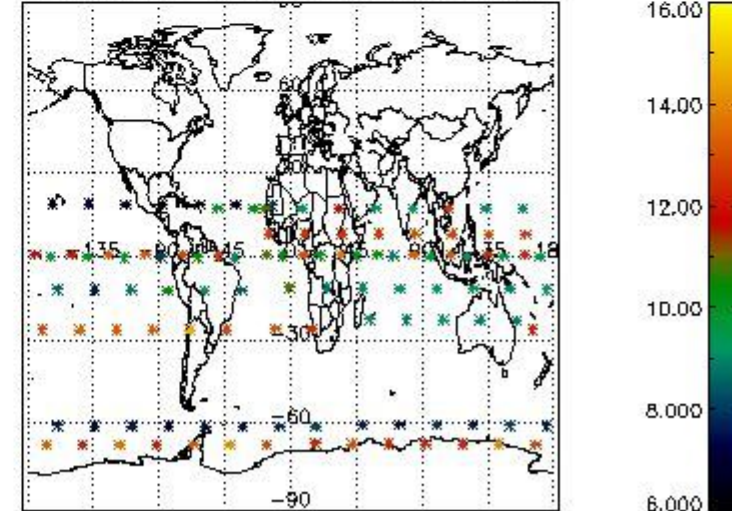
Percentage of flagged data per H2O profile



Percentage of flagged data per NO2 profile



Percentage of flagged data per NO3 profile

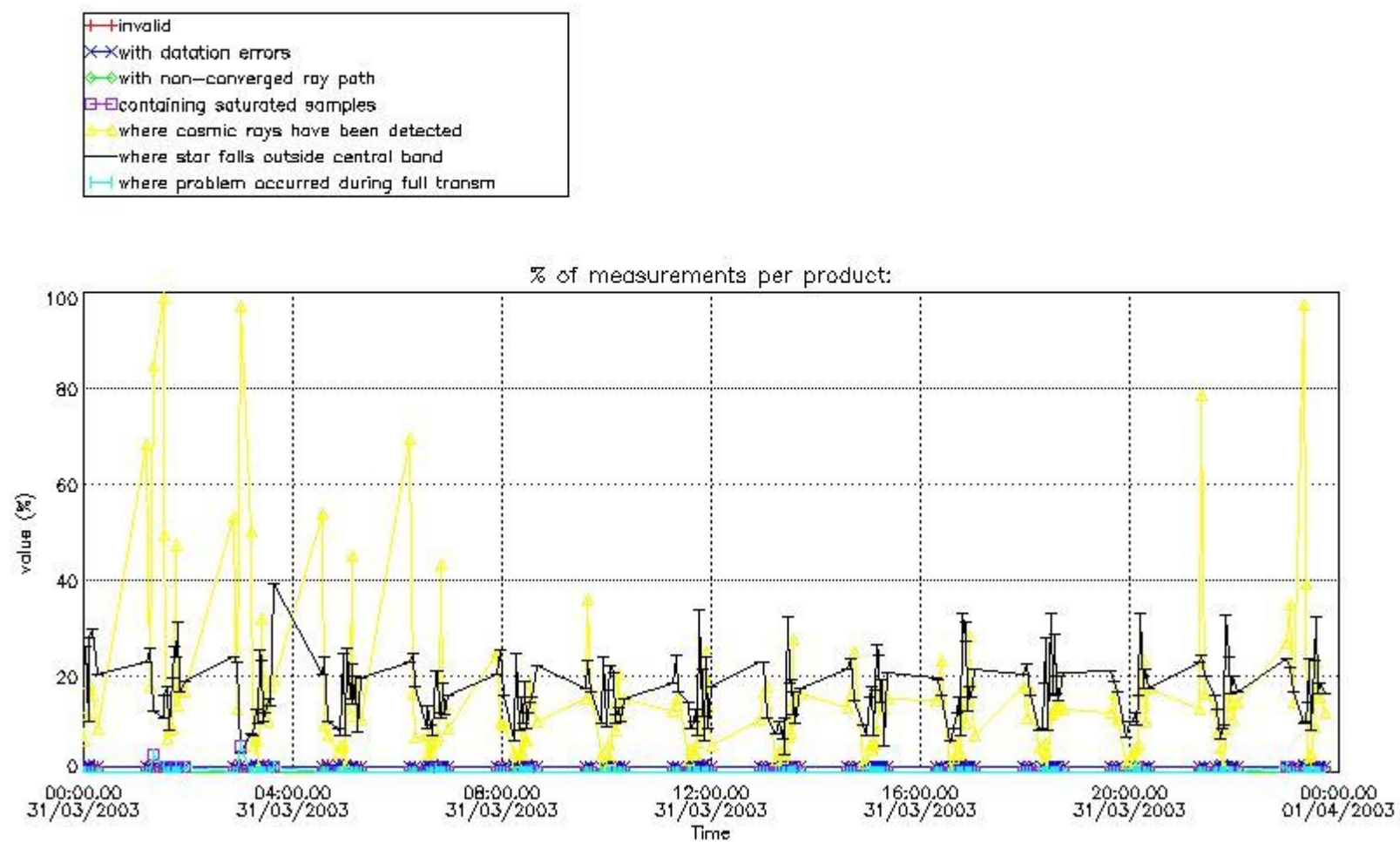


4. Level 1 quality information per product

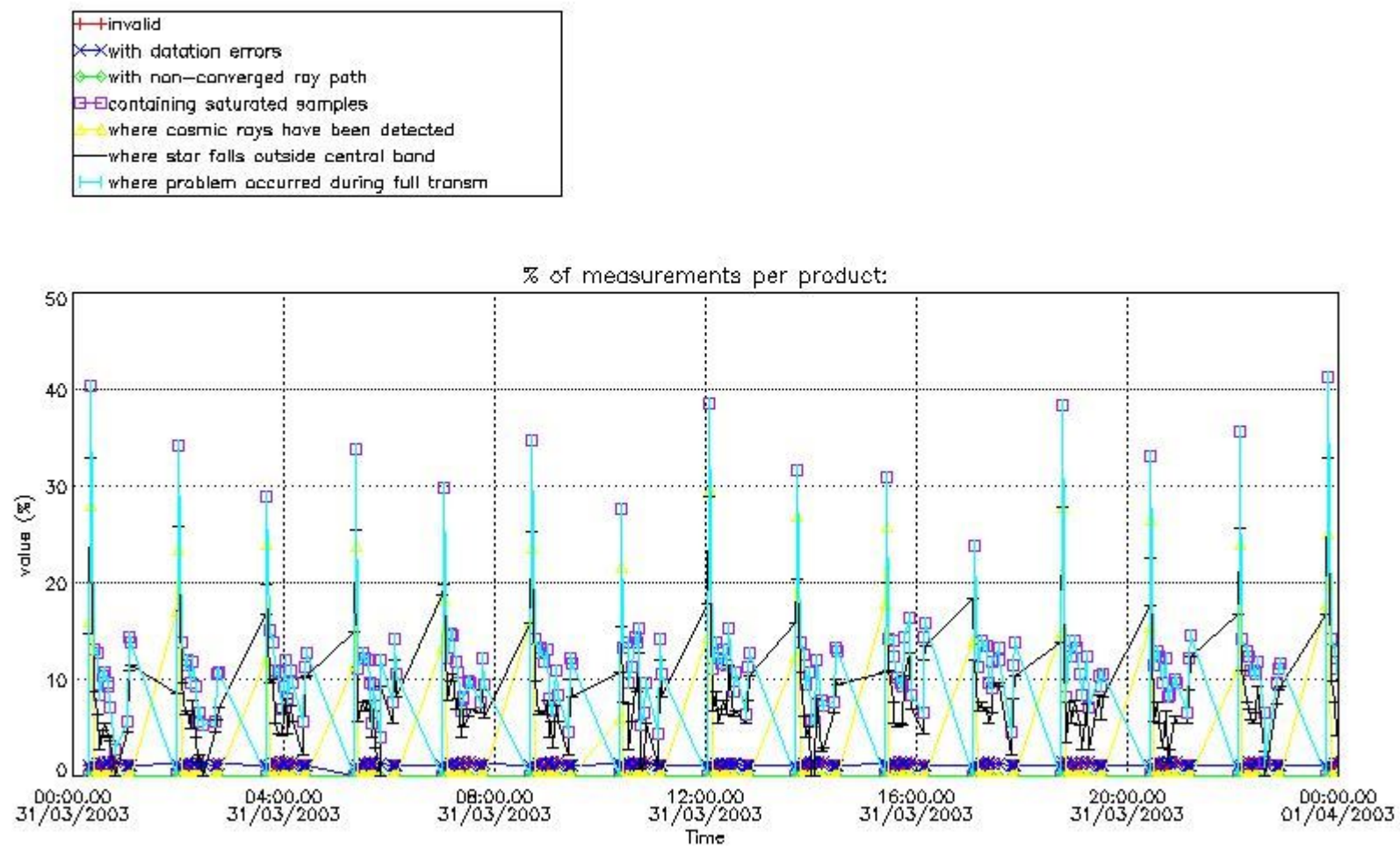
In this section it is plotted some information contained in the Quality Summary data set of the level 2 products that comes from the level 1b processing. Products without errors (error flag in the MPH set to "0") are used.

4.1 Plot quality information per product (time dependant) coming from level 1b processing

4.1.1 Plot level 1 quality information per product (time dependant): ENVISAT ASCENDING passes

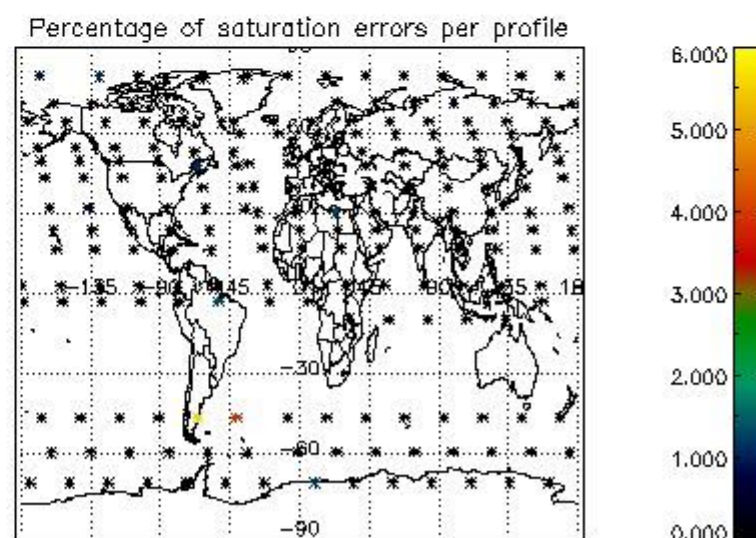
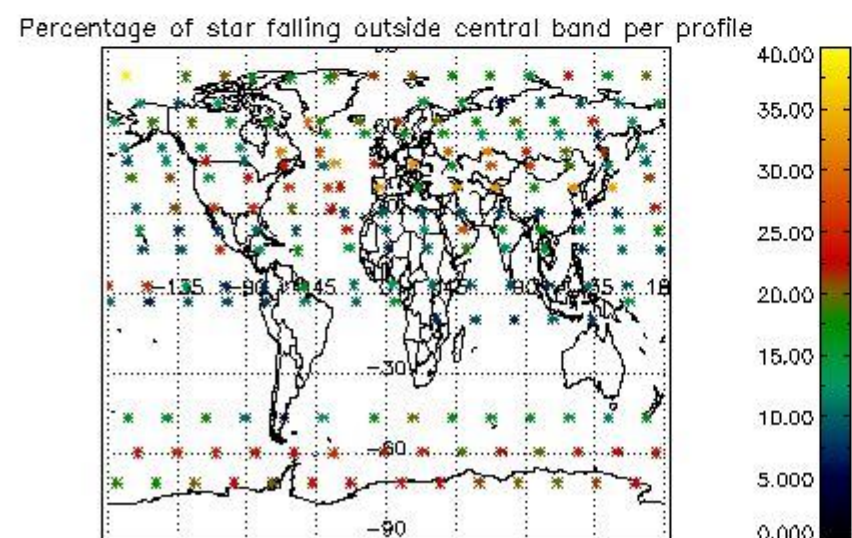
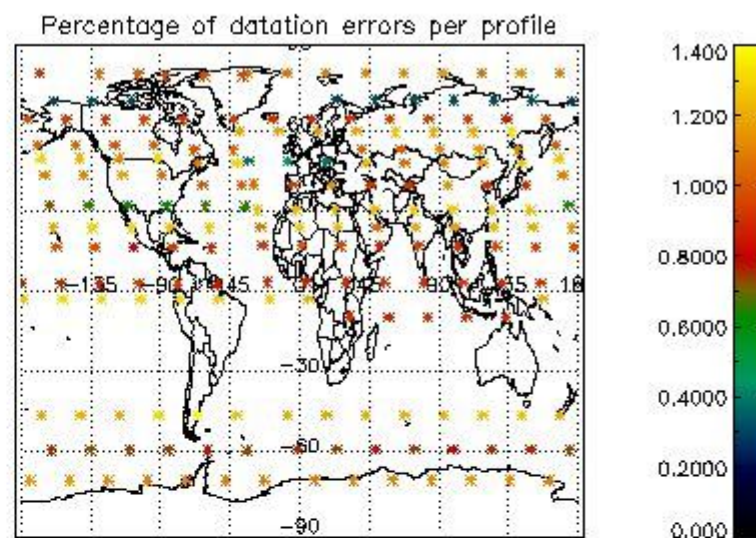
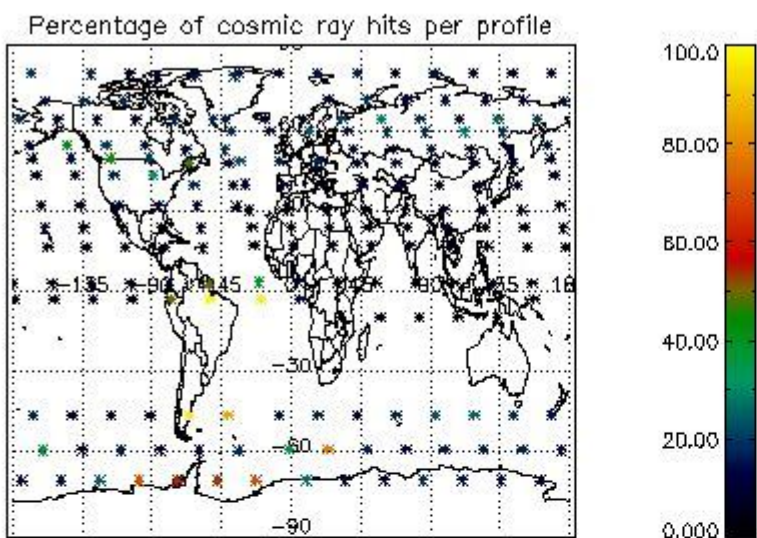


4.1.2 Plot level 1 quality information per product (time dependant): ENVI SAT DESCENDING passes

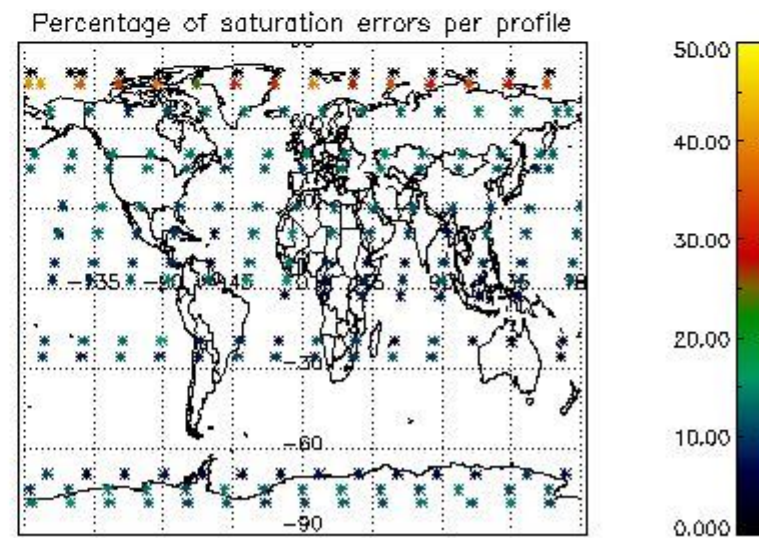
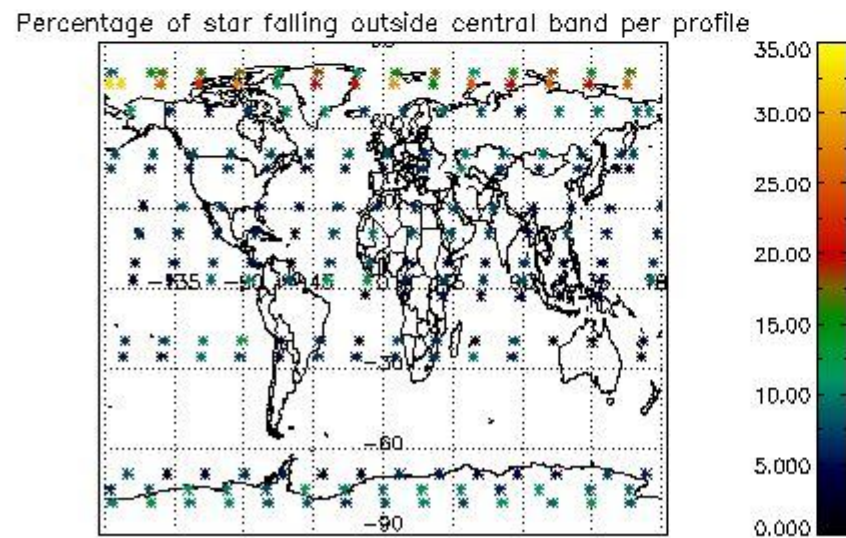
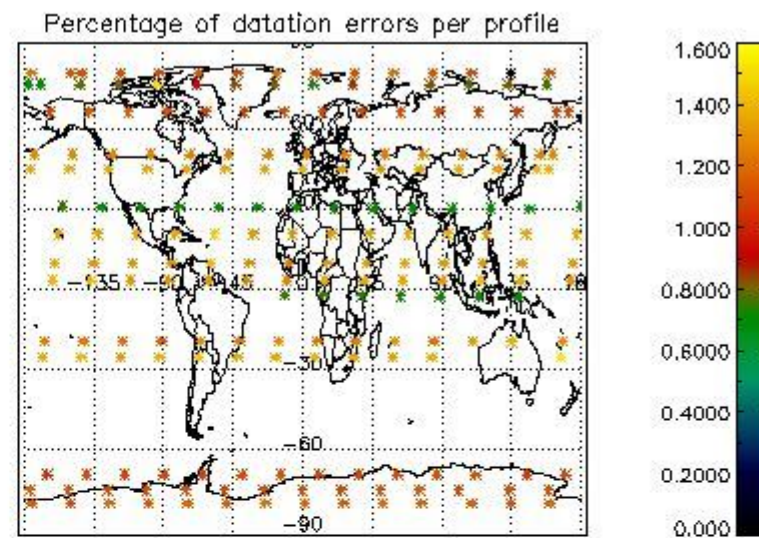
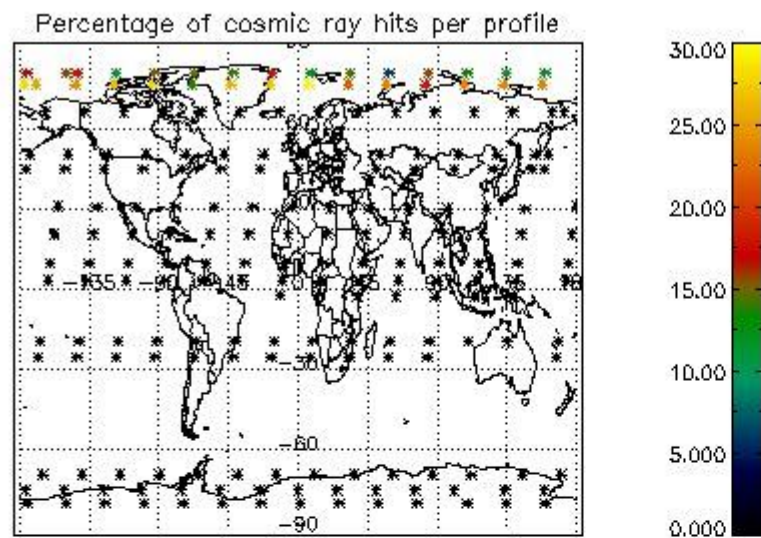


4.2 Plot quality information per product coming from level 1b processing (world map)

4.2.1 Plot level 1 quality information per product (world map): ENVISAT ASCENDING passes



4.2.2 Plot level 1 quality information per product (world map): ENVISAT DESCENDING passes



5. Trace gas profiles

5.1 Ozone statistics based on quality of products

The final quality of the products can be "measured" using the STD (Standard Deviation) attached to every point profile. This information is written to the parameter GOM_NL__2P/NL_LOCAL_SPECIES_DENSITY/o3_std of the level 2 products. The table below shows the statistics for given STD ranges.

The statistics are given with respect to the overall valid production:

- Products without fatal errors: GOM_NL__2P/MPH/PRODUCT_ERR=0
- Valid point profile: GOM_NL__2P/NL_LOCAL_SPECIES_DENSITY/pcd(0)=0

The 'Criteria' is applied to valid points of dark limb products:

- Products in dark limb illumination condition: GOM_NL__2P/NL_SUMMARY_QUALITY/obs_ill_cond=0
- Products without fatal errors: GOM_NL__2P/MPH/PRODUCT_ERR=0
- Valid point profile: GOM_NL__2P/NL_LOCAL_SPECIES_DENSITY/pcd(0)=0

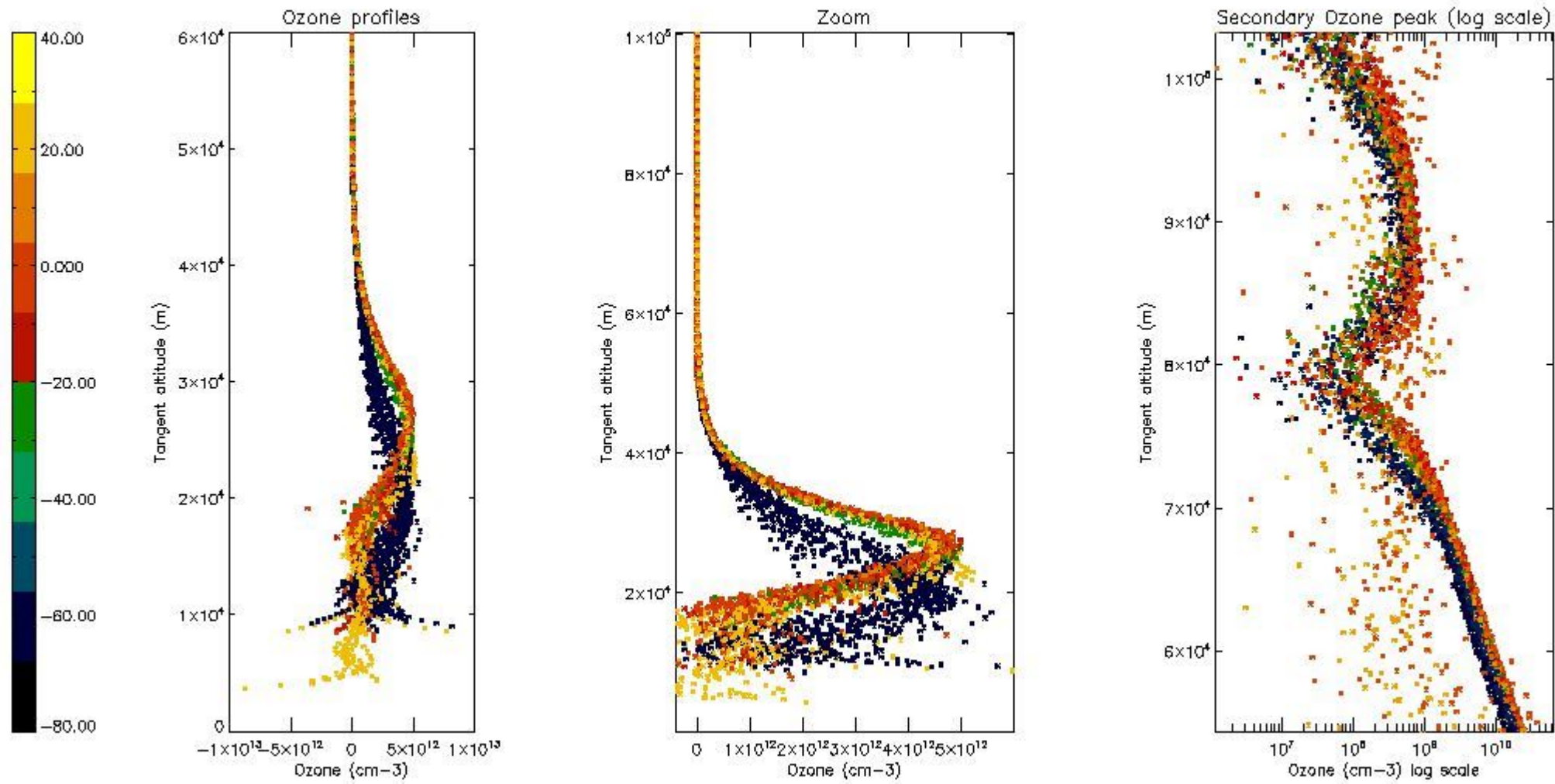
So, the table below shows the percentage of dark limb and valid observations for each criteria with respect to the overall valid daily observations.

Criteria	% of total production
All STD	28
STD < 20	17

STD < 10	14
STD < 5	10

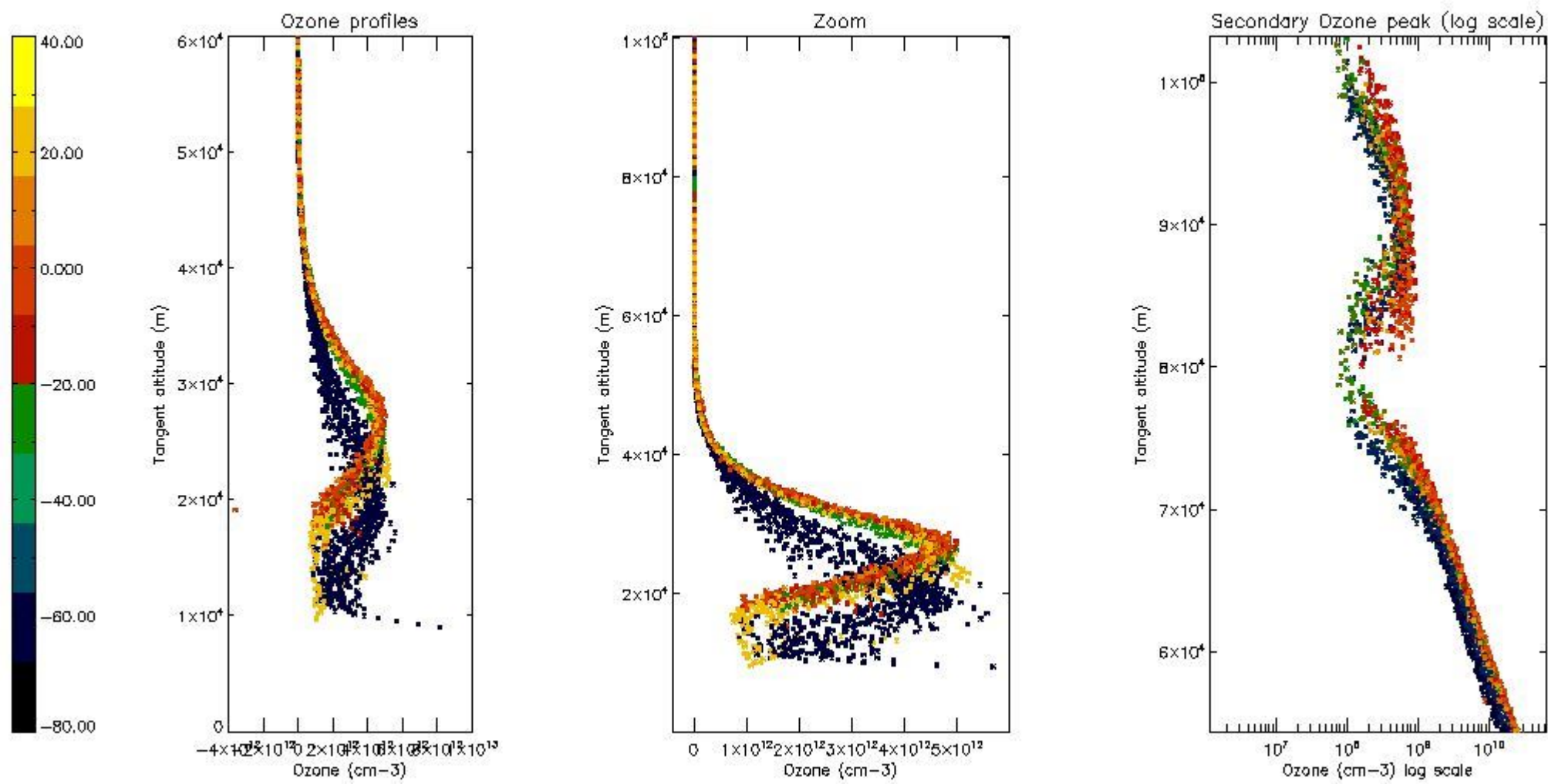
5.2 Plot ozone profiles for all STD (dark without errors)

The colorbar represents the latitude.



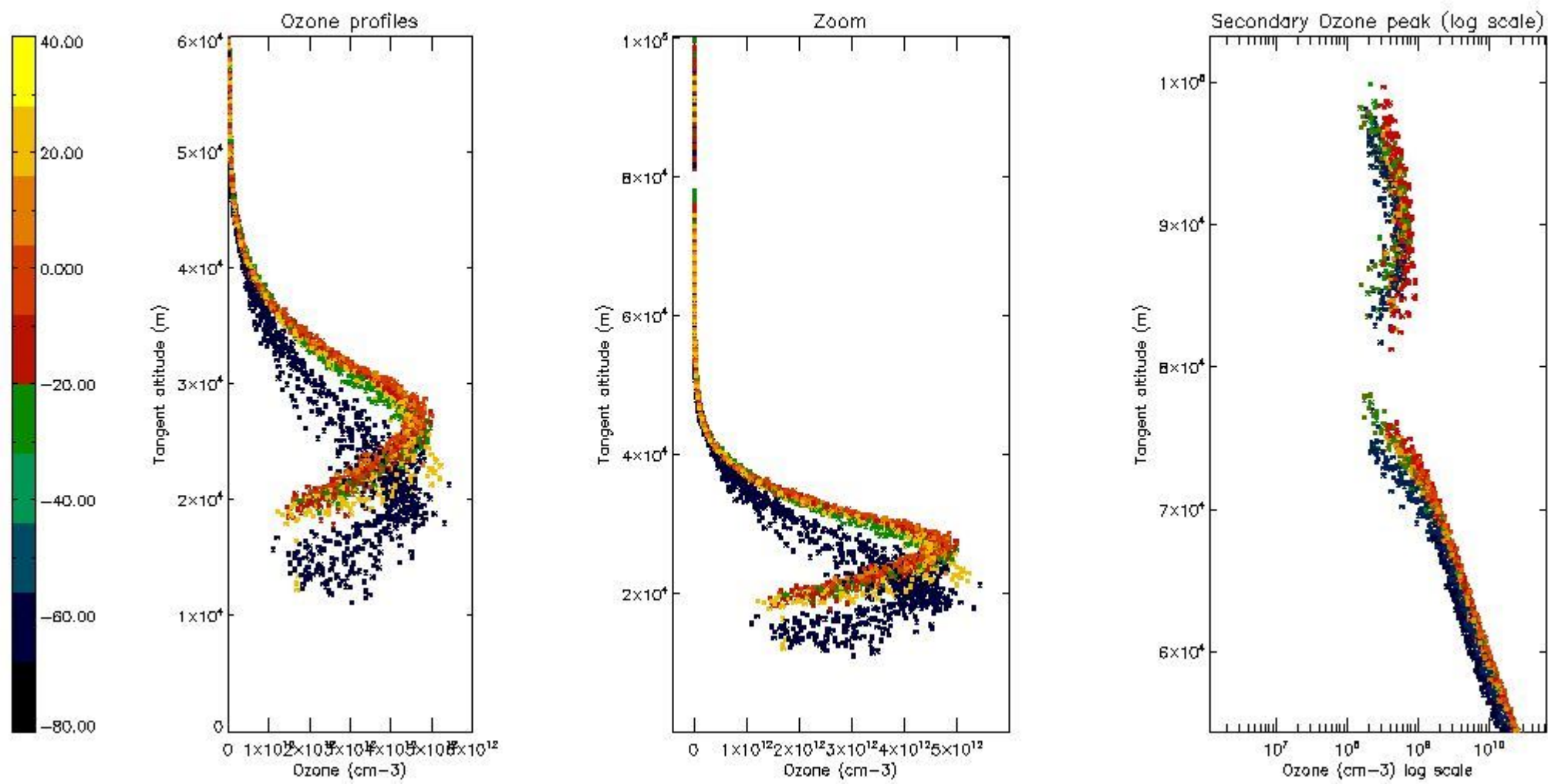
5.3 Plot ozone profiles where STD < 20% (dark without errors)

The colorbar represents the latitude.



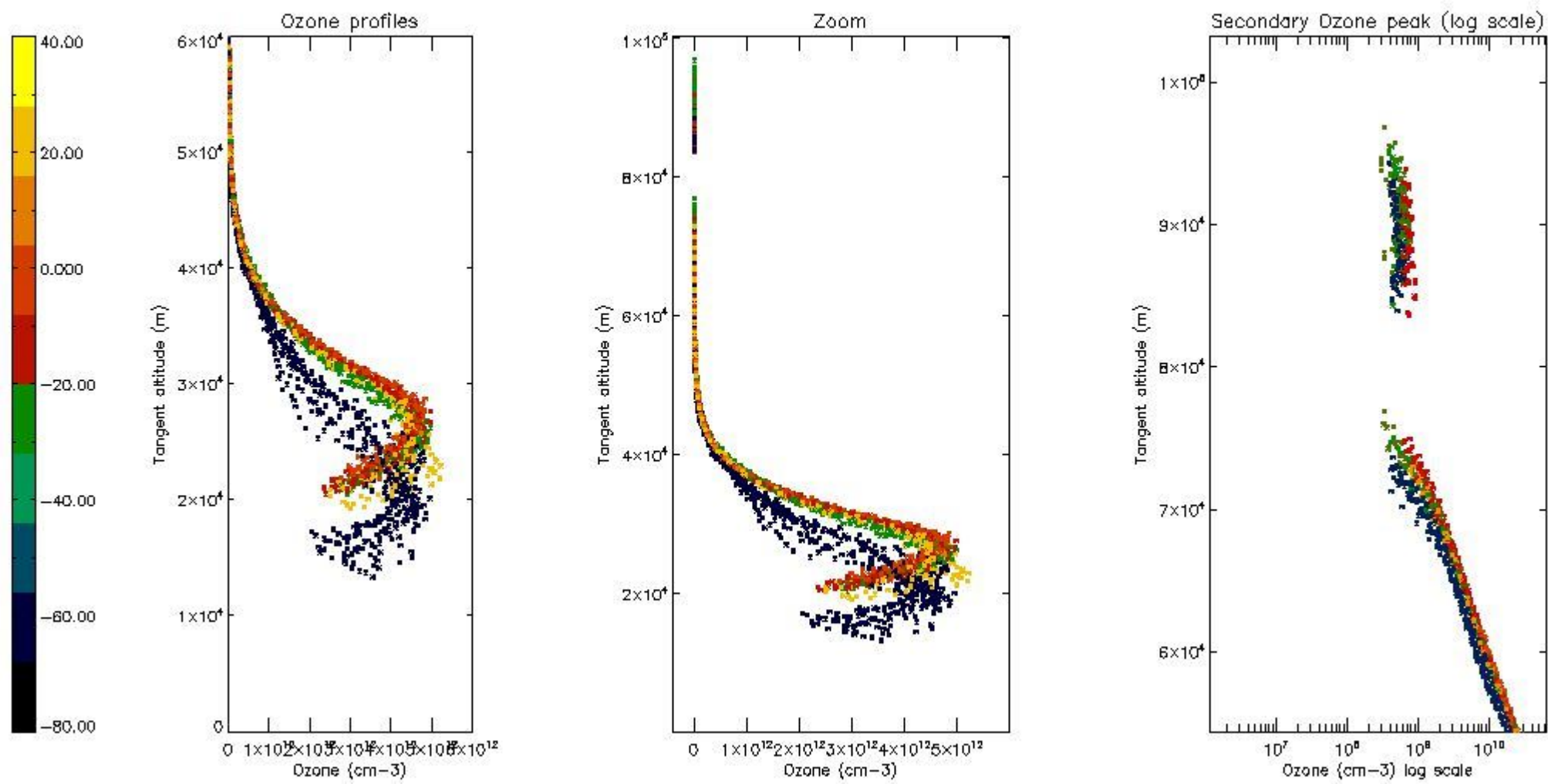
5.4 Plot ozone profiles where STD < 10% (dark without errors)

The colorbar represents the latitude.



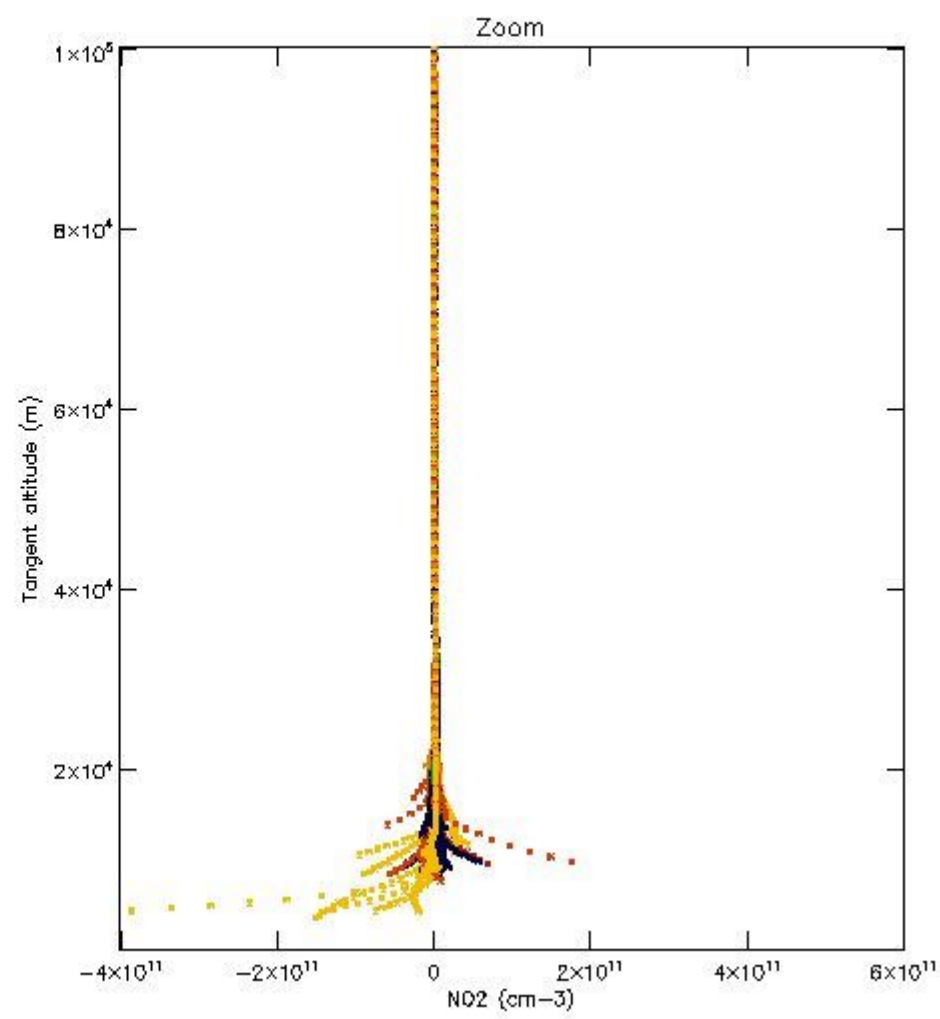
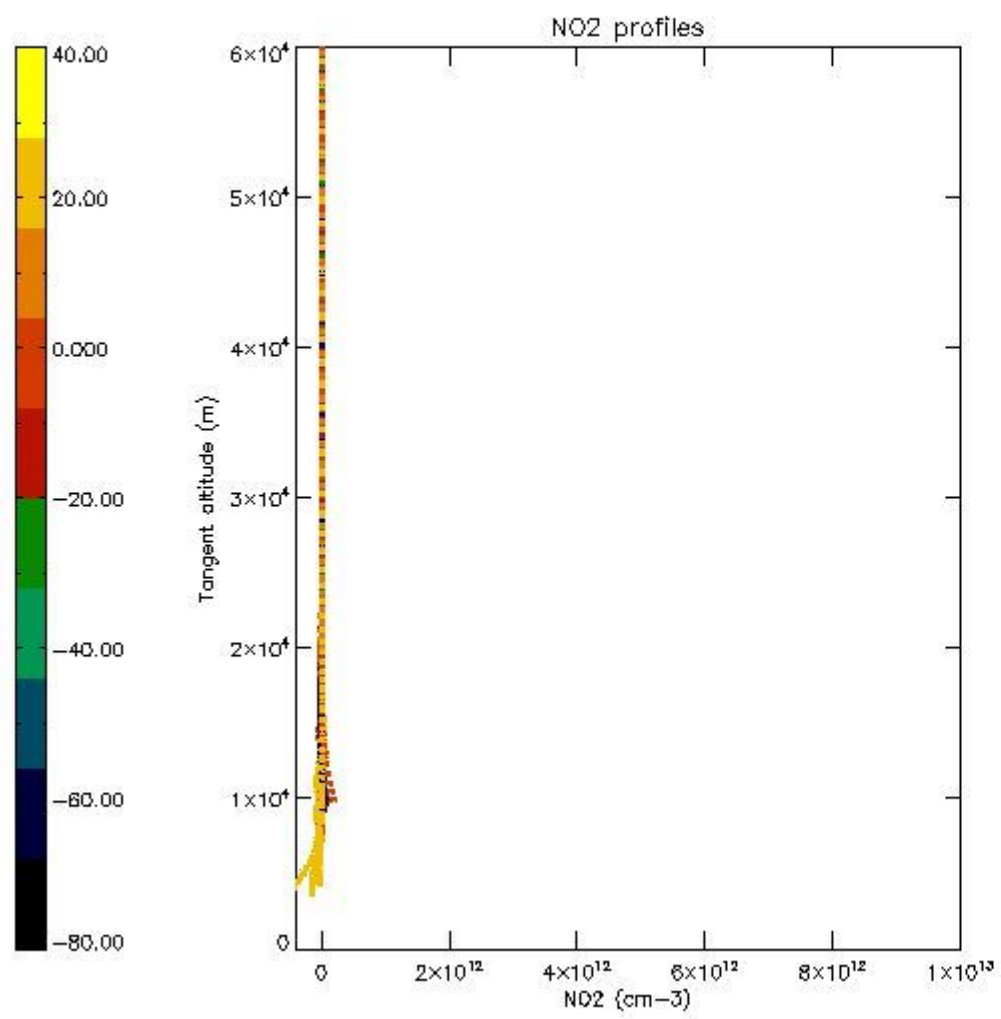
5.5 Plot ozone profiles where STD < 5% (dark without errors)

The colorbar represents the latitude.



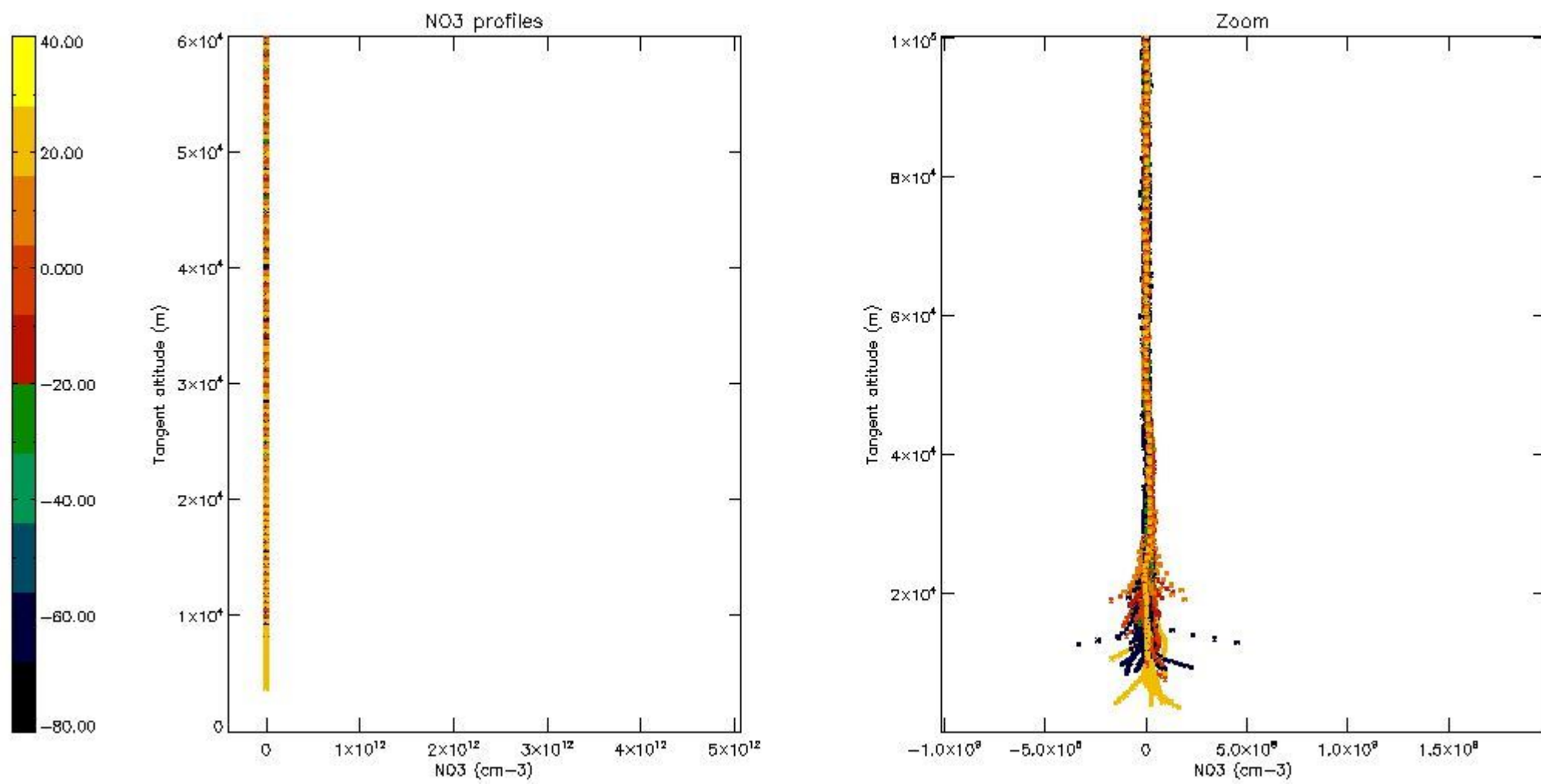
5.6 Plot NO₂ profiles for all STD (dark without errors)

The colorbar represents the latitude.



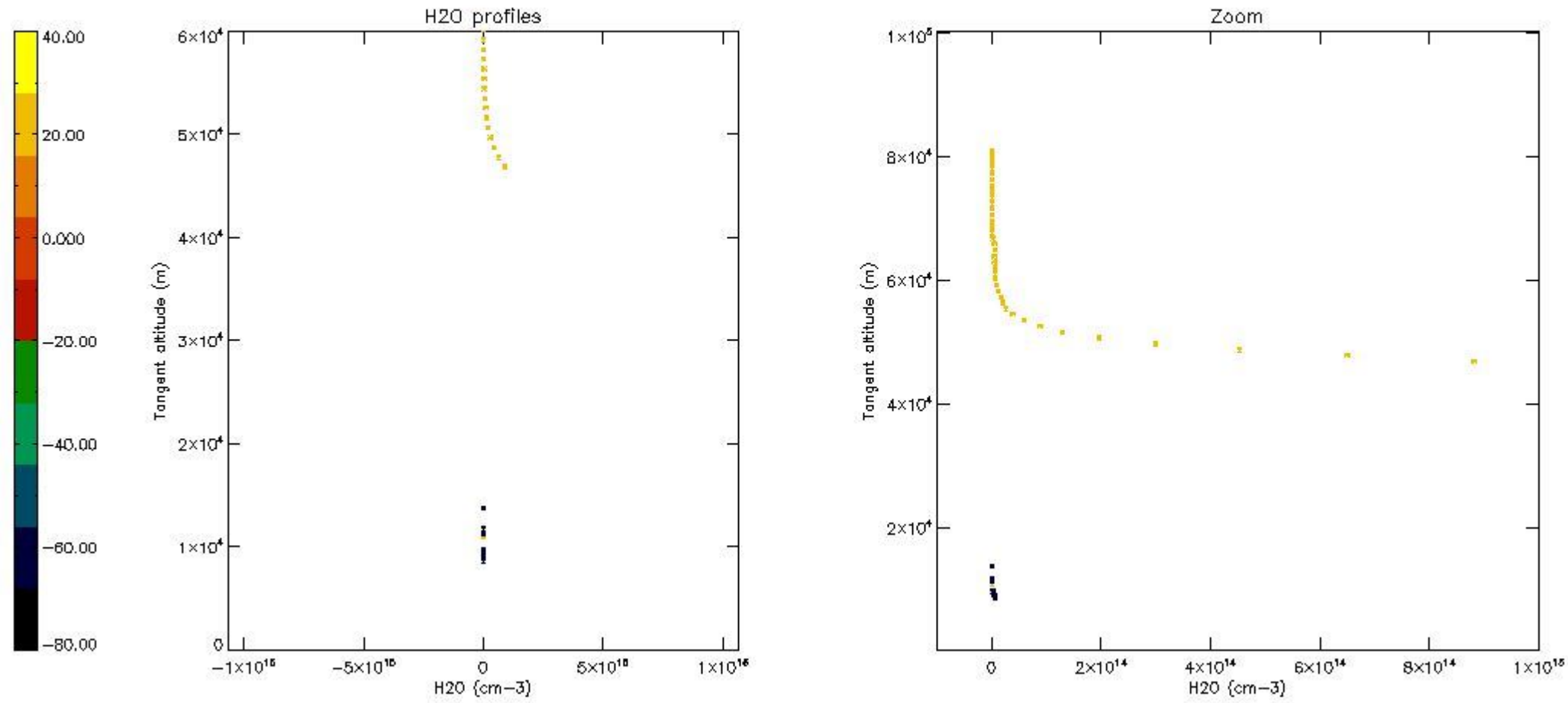
5.7 Plot NO3 profiles for all STD (dark without errors)

The colorbar represents the latitude.



5.8 Plot H₂O profiles for all STD (only for occultations of stars 1,2,3,4,13,14,16,26,63 dark without errors)

The colorbar represents the latitude.



6. Auxiliary Data Files used for the production reported in section 2

The number reported in the third column indicates since which file (see list in section 2) the corresponding auxiliary file has been used. The fourth column is the date of those product files.

Type	Auxiliary Filename	Used since product	Used since product date
INST_PHYS_CHARACTERISTICS	GOM_INS_AXNIEC20050627_150440_20020301_000000_20100101_000000	1	31-MAR-2003 00:00:33
LEVEL-2_PROC_CONFIG	GOM_PR2_AXVIEC20091111_152718_20020301_000000_20500101_000000	1	31-MAR-2003 00:00:33
CROSS_SECTIONS_FILE	GOM_CRS_AXVIEC20091111_154832_20020301_000000_20500101_000000	1	31-MAR-2003 00:00:33

GOMOS Level 2 Daily Report

SUMMARY

[1. General Info](#)

[2. Summary of processed GOM_NL_2P products](#)

[3. Level 2 Quality information per product](#)

[3.1 Plot of level 2 quality information per product \(time dependant\)](#)

[3.2 Plot of level 2 quality information per product \(world map\)](#)

[4. Level 1 Quality information per product \(stored on level 2 products\)](#)

[4.1 Plot of level 1 quality information per product \(time dependant\)](#)

[4.1.1 Plot of level 1 quality information per product \(time dependant\): ASCENDING](#)

[4.1.2 Plot of level 1 quality information per product \(time dependant\): DESCENDING](#)

[4.2 Plot of level 1 quality information per product \(world map\)](#)

[4.2.1 Plot of level 1 quality information per product \(world map\): ASCENDING](#)

[4.2.2 Plot of level 1 quality information per product \(world map\): DESCENDING](#)

[5. Ozone profiles based on quality statistics and other trace gas profiles](#)

[5.1 Ozone statistics based on quality of products](#)

[5.2 Plot ozone profiles for all STD \(dark without errors\)](#)

[5.3 Plot ozone profiles where STD < 20% \(dark without errors\)](#)

[5.4. Plot ozone profiles where STD < 10% \(dark without errors\)](#)

[5.5. Plot ozone profiles where STD < 5% \(dark without errors\)](#)

[5.6 Plot NO2 profiles for all STD \(dark without errors\)](#)

[5.7 Plot NO3 profiles for all STD \(dark without errors\)](#)

[5.8 Plot H2O profiles \(only for occultations of stars 1,2,3,4,13,14,16,26,63 dark without errors\) for all STD](#)

[6. Auxiliary Data Files used for the production reported in section 2](#)

This report presents the daily analysis on parameters extracted from GOMOS level 2 data (GOM_NL__2P). It is intended to monitor some important parameters that will impact the quality of these products. A list of level 2 products (and content) that have arrived during the reporting day to the PCF is also given.

Item	Value
Time of report generation	19APR2013 12:24:05
Data source version	GOMOS/6.01
Start time of products	31-03-2003 (31MAR2003 00:00:00)
Stop time of products	01-04-2003 (01APR2003 00:00:00)
Store outputs in DB	Yes
Nb of level 2 prods	409
Nb of prods with errors	0

2. Summary of processed GOM_NL__2P products.

Nr	Filename	UTC Start time	Limb	Duration	Star Id	Star Name	Star Mag	Star Temp	Nb Meas	Orbit	Prod. error
1	GOM_NL__2PRFIN20030331_000033_00000782015_00088_05653_6320.N1	31-MAR-2003 00:00:33	Dark	78.000	75	26Eps Sco	2.2910	4250.0	156	5653	No
2	GOM_NL__2PRFIN20030331_000243_00000502015_00088_05653_6321.N1	31-MAR-2003 00:02:43	Dark	49.500	4	Alp1Cen	-0.010000	5800.0	99	5653	No
3	GOM_NL__2PRFIN20030331_000505_00000392015_00088_05653_6322.N1	31-MAR-2003 00:05:05	Straylight	38.500	12	Alp1Cru	0.77500	30000.	77	5653	No
4	GOM_NL__2PRFIN20030331_000631_00000492015_00088_05653_6323.N1	31-MAR-2003 00:06:31	Straylight	48.500	26	Gam Cru	1.6240	2900.0	97	5653	No
5	GOM_NL__2PRFIN20030331_000947_00000622015_00088_05653_6324.N1	31-MAR-2003 00:09:47	Straylight	62.000	54	5The Cen	2.0550	4500.0	124	5653	No
6	GOM_NL__2PRFIN20030331_001554_00000492015_00088_05653_6325.N1	31-MAR-2003 00:15:54	Twilight_stray	49.000	106	9Bet Crv	2.6480	5600.0	98	5653	No
7	GOM_NL__2PRFIN20030331_001753_00000442015_00088_05653_6326.N1	31-MAR-2003 00:17:53	Twilight_stray	44.000	100	4Gam Crv	2.5800	13100.	88	5653	No
8	GOM_NL__2PRFIN20030331_001946_00000732015_00088_05653_6327.N1	31-MAR-2003 00:19:46	Bright	73.000	15	67Alp Vir	0.97600	28000.	146	5653	No
9	GOM_NL__2PRFIN20030331_002303_00000462015_00088_05653_6328.N1	31-MAR-2003 00:23:03	Bright	46.000	121	29Gam Vir	2.7400	7200.0	92	5653	No
10	GOM_NL__2PRFIN20030331_002741_00000402015_00088_05653_6329.N1	31-MAR-2003 00:27:41	Bright	39.500	62	94Bet Leo	2.1360	9700.0	79	5653	No
11	GOM_NL__2PRFIN20030331_002915_00000362015_00088_05653_6330.N1	31-MAR-2003 00:29:15	Bright	35.500	96	68Del Leo	2.5600	9300.0	71	5653	No
12	GOM_NL__2PRFIN20030331_003326_00000732015_00088_05653_6331.N1	31-MAR-2003 00:33:26	Bright	73.000	111	8Eta Boo	2.6800	6000.0	146	5653	No
13	GOM_NL__2PRFIN20030331_003606_00000372015_00088_05653_6332.N1	31-MAR-2003 00:36:06	Bright	37.000	174	52Psi UMa	3.0040	4400.0	74	5653	No
14	GOM_NL__2PRFIN20030331_003911_00000382015_00088_05653_6333.N1	31-MAR-2003 00:39:11	Bright	38.000	87	64Gam UMa	2.4330	11000.	76	5653	No
15	GOM_NL__2PRFIN20030331_004057_00000372015_00088_05653_6334.N1	31-MAR-2003 00:40:57	Bright	36.500	36	50Alp UMa	1.8000	6300.0	73	5653	No
16	GOM_NL__2PRFIN20030331_004238_00000702015_00088_05653_6335.N1	31-MAR-2003 00:42:38	Bright	70.000	180	27Gam Boo	3.0400	8000.0	140	5653	No
17	GOM_NL__2PRFIN20030331_004722_00000372015_00088_05653_6336.N1	31-MAR-2003 00:47:22	Bright	36.500	60	7Bet UMi	2.0810	3950.0	73	5653	No
18	GOM_NL__2PRFIN20030331_010140_00000452015_00088_05653_6337.N1	31-MAR-2003 01:01:40	Bright	44.500	144	18Del Cyg	2.8600	11000.	89	5653	No
19	GOM_NL__2PRFIN20030331_010330_00000462015_00088_05653_6338.N1	31-MAR-2003 01:03:30	Bright	45.500	66	37Gam Cyg	2.2080	5900.0	91	5653	No
20	GOM_NL__2PRFIN20030331_010530_00000442015_00088_05653_6339.N1	31-MAR-2003 01:05:30	Bright	43.500	92	53Eps Cyg	2.5000	4500.0	87	5653	No
21	GOM_NL__2PRFIN20030331_011200_00000462015_00088_05653_6340.N1	31-MAR-2003 01:12:00	Bright	46.000	61	8Eps Peg	2.1000	3900.0	92	5653	No
22	GOM_NL__2PRFIN20030331_011522_00000682015_00088_05653_6341.N1	31-MAR-2003 01:15:22	Dark	68.000	11	53Alp Aql	0.76500	8000.0	136	5653	No
23	GOM_NL__2PRFIN20030331_011909_00000402015_00088_05653_6342.N1	31-MAR-2003 01:19:09	Dark	39.500	142	49Del Cap	2.8500	8900.0	79	5653	No
24	GOM_NL__2PRFIN20030331_013121_00000402015_00088_05653_6343.N1	31-MAR-2003 01:31:21	Dark	39.500	45	Alp Pav	1.9400	26000.	79	5653	No
25	GOM_NL__2PRFIN20030331_013256_00000602015_00089_05654_6320.N1	31-MAR-2003 01:32:56	Dark	59.500	38	20Eps Sgr	1.8360	11000.	119	5654	No
26	GOM_NL__2PRFIN20030331_013647_00000572015_00089_05654_6321.N1	31-MAR-2003 01:36:47	Dark	56.500	40	The Sco	1.8590	7100.0	113	5654	No
27	GOM_NL__2PRFIN20030331_013851_00000402015_00089_05654_6322.N1	31-MAR-2003 01:38:51	Dark	39.500	43	Alp TrA	1.9100	4250.0	79	5654	No
28	GOM_NL__2PRFIN20030331_014110_00000762015_00089_05654_6323.N1	31-MAR-2003 01:41:10	Dark	76.000	75	26Eps Sco	2.2910	4250.0	152	5654	No
29	GOM_NL__2PRFIN20030331_014319_00000502015_00089_05654_6324.N1	31-MAR-2003 01:43:19	Dark	50.000	4	Alp1Cen	-0.010000	5800.0	100	5654	No
30	GOM_NL__2PRFIN20030331_014541_00000462015_00089_05654_6325.N1	31-MAR-2003 01:45:41	Straylight	45.500	12	Alp1Cru	0.77500	30000.	91	5654	No
31	GOM_NL__2PRFIN20030331_014707_00000512015_00089_05654_6326.N1	31-MAR-2003 01:47:07	Straylight	51.000	26	Gam Cru	1.6240	2900.0	102	5654	No
32	GOM_NL__2PRFIN20030331_015023_00000542015_00089_05654_6327.N1	31-MAR-2003 01:50:23	Straylight	53.500	54	5The Cen	2.0550	4500.0	107	5654	No
33	GOM_NL__2PRFIN20030331_015630_00000482015_00089_05654_6328.N1	31-MAR-2003 01:56:30	Twilight_stray	48.000	106	9Bet Crv	2.6480	5600.0	96	5654	No
34	GOM_NL__2PRFIN20030331_015829_00000412015_00089_05654_6329.N1	31-MAR-2003 01:58:29	Twilight_stray	41.000	100	4Gam Crv	2.5800	13100.	82	5654	No
35	GOM_NL__2PRFIN20030331_020022_00000662015_00089_05654_6330.N1	31-MAR-2003 02:00:22	Bright	66.000	15	67Alp Vir	0.97600	28000.	132	5654	No
36	GOM_NL__2PRFIN20030331_020339_00000472015_00089_05654_6331.N1	31-MAR-2003 02:03:39	Bright	47.000	121	29Gam Vir	2.7400	7200.0	94	5654	No
37	GOM_NL__2PRFIN20030331_020816_00000402015_00089_05654_6332.N1	31-MAR-2003 02:08:16	Bright	39.500	62	94Bet Leo	2.1360	9700.0	79	5654	No
38	GOM_NL__2PRFIN20030331_020951_00000382015_00089_05654_6333.N1	31-MAR-2003 02:09:51	Bright	37.500	96	68Del Leo	2.5600	9300.0	75	5654	No
39	GOM_NL__2PRFIN20030331_021400_00000732015_00089_05654_6334.N1	31-MAR-2003 02:14:00	Bright	72.500	111	8Eta Boo	2.6800	6000.0	145	5654	No
40	GOM_NL__2PRFIN20030331_021641_00000382015_00089_05654_6335.N1	31-MAR-2003 02:16:41	Bright	38.000	174	52Psi UMa	3.0040	4400.0	76	5654	No
41	GOM_NL__2PRFIN20030331_021947_00000382015_00089_05654_6336.N1	31-MAR-2003 02:19:47	Bright	38.000	87	64Gam UMa	2.4330	11000.	76	5654	No
42	GOM_NL__2PRFIN20030331_022133_00000352015_00089_05654_6337.N1	31-MAR-2003 02:21:33	Bright	35.000	36	50Alp UMa	1.8000	6300.0	70	5654	No

43	GOM_NL__2PRFIN20030331_022312_000000702015_00089_05654_6338.N1	31-MAR-2003 02:23:12	Bright	69.500	180	27Gam Boo	3.0400	8000.0	139	5654	No
44	GOM_NL__2PRFIN20030331_022758_000000382015_00089_05654_6339.N1	31-MAR-2003 02:27:58	Bright	38.000	60	7Bet UMi	2.0810	3950.0	76	5654	No
45	GOM_NL__2PRFIN20030331_024216_000000452015_00089_05654_6340.N1	31-MAR-2003 02:42:16	Bright	44.500	144	18Del Cyg	2.8600	11000.	89	5654	No
46	GOM_NL__2PRFIN20030331_024407_000000432015_00089_05654_6341.N1	31-MAR-2003 02:44:07	Bright	43.000	66	37Gam Cyg	2.2080	5900.0	86	5654	No
47	GOM_NL__2PRFIN20030331_024606_000000422015_00089_05654_6342.N1	31-MAR-2003 02:46:06	Bright	42.000	92	53Eps Cyg	2.5000	4500.0	84	5654	No
48	GOM_NL__2PRFIN20030331_025236_000000462015_00089_05654_6343.N1	31-MAR-2003 02:52:36	Bright	46.000	61	8Eps Peg	2.1000	3900.0	92	5654	No
49	GOM_NL__2PRFIN20030331_025559_000000652015_00089_05654_6344.N1	31-MAR-2003 02:55:59	Dark	65.000	11	53Alp Aql	0.76500	8000.0	130	5654	No
50	GOM_NL__2PRFIN20030331_025945_000000362015_00089_05654_6345.N1	31-MAR-2003 02:59:45	Dark	36.000	142	49Del Cap	2.8500	8900.0	72	5654	No
51	GOM_NL__2PRFIN20030331_031158_000000382015_00089_05654_6346.N1	31-MAR-2003 03:11:58	Dark	38.000	45	Alp Pav	1.9400	26000.	76	5654	No
52	GOM_NL__2PRFIN20030331_031333_000000542015_00090_05655_6317.N1	31-MAR-2003 03:13:33	Dark	53.500	38	20Eps Sgr	1.8360	11000.	107	5655	No
53	GOM_NL__2PRFIN20030331_031724_000000542015_00090_05655_6318.N1	31-MAR-2003 03:17:24	Dark	53.500	40	The Sco	1.8590	7100.0	107	5655	No
54	GOM_NL__2PRFIN20030331_031928_000000402015_00090_05655_6319.N1	31-MAR-2003 03:19:28	Dark	39.500	43	Alp TrA	1.9100	4250.0	79	5655	No
55	GOM_NL__2PRFIN20030331_032148_000000812015_00090_05655_6320.N1	31-MAR-2003 03:21:48	Dark	81.000	75	26Eps Sco	2.2910	4250.0	162	5655	No
56	GOM_NL__2PRFIN20030331_032459_000000472015_00090_05655_6321.N1	31-MAR-2003 03:24:59	Straylight	47.000	10	Bet Cen	0.61000	28000.	94	5655	No
57	GOM_NL__2PRFIN20030331_032647_000000392015_00090_05655_6322.N1	31-MAR-2003 03:26:47	Straylight	38.500	20	Bet Cru	1.2530	30000.	77	5655	No
58	GOM_NL__2PRFIN20030331_032814_000000492015_00090_05655_6323.N1	31-MAR-2003 03:28:14	Straylight	49.000	81	Eta Cen	2.3560	28000.	98	5655	No
59	GOM_NL__2PRFIN20030331_033100_000000522015_00090_05655_6324.N1	31-MAR-2003 03:31:00	Straylight	52.000	54	5The Cen	2.0550	4500.0	104	5655	No
60	GOM_NL__2PRFIN20030331_033306_000001692015_00090_05655_6325.N1	31-MAR-2003 03:33:06	Tw_i_and_stray	168.50	97	8Bet1Sco	2.5610	30000.	337	5655	No
61	GOM_NL__2PRFIN20030331_033740_000000552015_00090_05655_6326.N1	31-MAR-2003 03:37:40	Tw_i_and_stray	55.000	171	2Eps Crv	3.0010	4250.0	110	5655	No
62	GOM_NL__2PRFIN20030331_033906_000000452015_00090_05655_6327.N1	31-MAR-2003 03:39:06	Tw_i_and_stray	45.000	100	4Gam Crv	2.5800	13100.	90	5655	No
63	GOM_NL__2PRFIN20030331_034058_000000612015_00090_05655_6328.N1	31-MAR-2003 03:40:58	Bright	60.500	15	67Alp Vir	0.97600	28000.	121	5655	No
64	GOM_NL__2PRFIN20030331_034415_000000472015_00090_05655_6329.N1	31-MAR-2003 03:44:15	Bright	46.500	121	29Gam Vir	2.7400	7200.0	93	5655	No
65	GOM_NL__2PRFIN20030331_034853_000000402015_00090_05655_6330.N1	31-MAR-2003 03:48:53	Bright	40.000	62	94Bet Leo	2.1360	9700.0	80	5655	No
66	GOM_NL__2PRFIN20030331_035027_000000372015_00090_05655_6331.N1	31-MAR-2003 03:50:27	Bright	36.500	96	68Del Leo	2.5600	9300.0	73	5655	No
67	GOM_NL__2PRFIN20030331_035437_000000702015_00090_05655_6332.N1	31-MAR-2003 03:54:37	Bright	70.000	111	8Eta Boo	2.6800	6000.0	140	5655	No
68	GOM_NL__2PRFIN20030331_035718_000000362015_00090_05655_6333.N1	31-MAR-2003 03:57:18	Bright	36.000	174	52Psi UMa	3.0040	4400.0	72	5655	No
69	GOM_NL__2PRFIN20030331_040022_000000382015_00090_05655_6334.N1	31-MAR-2003 04:00:22	Bright	38.000	87	64Gam UMa	2.4330	11000.	76	5655	No
70	GOM_NL__2PRFIN20030331_040209_000000382015_00090_05655_6335.N1	31-MAR-2003 04:02:09	Bright	37.500	36	50Alp UMa	1.8000	6300.0	75	5655	No
71	GOM_NL__2PRFIN20030331_040348_000000692015_00090_05655_6336.N1	31-MAR-2003 04:03:48	Bright	68.500	180	27Gam Boo	3.0400	8000.0	137	5655	No
72	GOM_NL__2PRFIN20030331_040834_000000412015_00090_05655_6337.N1	31-MAR-2003 04:08:34	Bright	41.000	60	7Bet UMi	2.0810	3950.0	82	5655	No
73	GOM_NL__2PRFIN20030331_041009_000000362015_00090_05655_6338.N1	31-MAR-2003 04:10:09	Bright	36.000	49	1Alp UMi	1.9900	6300.0	72	5655	No
74	GOM_NL__2PRFIN20030331_042251_000000452015_00090_05655_6339.N1	31-MAR-2003 04:22:51	Bright	45.000	144	18Del Cyg	2.8600	11000.	90	5655	No
75	GOM_NL__2PRFIN20030331_042442_000000452015_00090_05655_6340.N1	31-MAR-2003 04:24:42	Bright	44.500	66	37Gam Cyg	2.2080	5900.0	89	5655	No
76	GOM_NL__2PRFIN20030331_042642_000000442015_00090_05655_6341.N1	31-MAR-2003 04:26:42	Bright	43.500	92	53Eps Cyg	2.5000	4500.0	87	5655	No
77	GOM_NL__2PRFIN20030331_043312_000000452015_00090_05655_6342.N1	31-MAR-2003 04:33:12	Bright	44.500	61	8Eps Peg	2.1000	3900.0	89	5655	No
78	GOM_NL__2PRFIN20030331_043636_000000672015_00090_05655_6343.N1	31-MAR-2003 04:36:36	Dark	67.000	11	53Alp Aql	0.76500	8000.0	134	5655	No
79	GOM_NL__2PRFIN20030331_044021_000000392015_00090_05655_6344.N1	31-MAR-2003 04:40:21	Dark	38.500	142	49Del Cap	2.8500	8900.0	77	5655	No
80	GOM_NL__2PRFIN20030331_045234_000000392015_00090_05655_6345.N1	31-MAR-2003 04:52:34	Dark	38.500	45	Alp Pav	1.9400	26000.	77	5655	No
81	GOM_NL__2PRFIN20030331_045410_000000542015_00091_05656_6322.N1	31-MAR-2003 04:54:10	Dark	53.500	38	20Eps Sgr	1.8360	11000.	107	5656	No
82	GOM_NL__2PRFIN20030331_045801_000000632015_00091_05656_6323.N1	31-MAR-2003 04:58:01	Dark	62.500	40	The Sco	1.8590	7100.0	125	5656	No
83	GOM_NL__2PRFIN20030331_050004_000000392015_00091_05656_6324.N1	31-MAR-2003 05:00:04	Dark	38.500	43	Alp TrA	1.9100	4250.0	77	5656	No
84	GOM_NL__2PRFIN20030331_050225_000000822015_00091_05656_6325.N1	31-MAR-2003 05:02:25	Dark	81.500	75	26Eps Sco	2.2910	4250.0	163	5656	No
85	GOM_NL__2PRFIN20030331_050536_000000432015_00091_05656_6326.N1	31-MAR-2003 05:05:36	Straylight	42.500	10	Bet Cen	0.61000	28000.	85	5656	No
86	GOM_NL__2PRFIN20030331_050724_000000452015_00091_05656_6327.N1	31-MAR-2003 05:07:24	Straylight	44.500	20	Bet Cru	1.2530	30000.	89	5656	No
87	GOM_NL__2PRFIN20030331_050850_000000502015_00091_05656_6328.N1	31-MAR-2003 05:08:50	Straylight	50.000	81	Eta Cen	2.3560	28000.	100	5656	No
88	GOM_NL__2PRFIN20030331_051136_000000562015_00091_05656_6329.N1	31-MAR-2003 05:11:36	Straylight	55.500	54	5The Cen	2.0550	4500.0	111	5656	No
89	GOM_NL__2PRFIN20030331_051343_000001592015_00091_05656_6330.N1	31-MAR-2003 05:13:43	Tw_i_and_stray	158.50	97	8Bet1Sco	2.5610	30000.	317	5656	No
90	GOM_NL__2PRFIN20030331_051813_000000462015_00091_05656_6331.N1	31-MAR-2003 05:18:13	Tw_i_and_stray	45.500	171	2Eps Crv	3.0010	4250.0	91	5656	No
91	GOM_NL__2PRFIN20030331_051942_000000442015_00091_05656_6332.N1	31-MAR-2003 05:19:42	Tw_i_and_stray	43.500	100	4Gam Crv	2.5800	13100.	87	5656	No
92	GOM_NL__2PRFIN20030331_052134_000000652015_00091_05656_6333.N1	31-MAR-2003 05:21:34	Bright	65.000	15	67Alp Vir	0.97600	28000.	130	5656	No
93	GOM_NL__2PRFIN20030331_052451_000000452015_00091_05656_6334.N1	31-MAR-2003 05:24:51	Bright	45.000	121	29Gam Vir	2.7400	7200.0	90	5656	No
94	GOM_NL__2PRFIN20030331_052928_000000402015_00091_05656_6335.N1	31-MAR-2003 05:29:28	Bright	39.500	62	94Bet Leo	2.1360	9700.0	79	5656	No
95	GOM_NL__2PRFIN20030331_053103_000000372015_00091_05656_6336.N1	31-MAR-2003 05:31:03	Bright	37.000	96	68Del Leo	2.5600	9300.0	74	5656	No
96	GOM_NL__2PRFIN20030331_053511_000000712015_00091_05656_6337.N1	31-MAR-2003 05:35:11	Bright	71.000	111	8Eta Boo	2.6800	6000.0	142	5656	No
97	GOM_NL__2PRFIN20030331_053753_000000372015_00091_05656_6338.N1	31-MAR-2003 05:37:53	Bright	36.500	174	52Psi UMa	3.0040	4400.0	73	5656	No
98	GOM_NL__2PRFIN20030331_054058_000000372015_00091_05656_6339.N1	31-MAR-2003 05:40:58	Bright	37.000	87	64Gam UMa	2.4330	11000.	74	5656	No
99	GOM_NL__2PRFIN20030331_054245_000000372015_00091_05656_6340.N1	31-MAR-2003 05:42:45	Bright	37.000	36	50Alp UMa	1.8000	6300.0	74	5656	No
100	GOM_NL__2PRFIN20030331_054423_000000682015_00091_05656_6341.N1	31-MAR-2003 05:44:23	Bright	68.000	180	27Gam Boo	3.0400	8000.0	136	5656	No
101	GOM_NL__2PRFIN20030331_054909_000000382015_00091_05656_6342.N1	31-MAR-2003 05:49:09	Bright	38.000	60	7Bet UMi	2.0810	3950.0	76	5656	No

102	GOM_NL__2PRFIN20030331_055045_000000382015_00091_05656_6343.N1	31-MAR-2003 05:50:45	Bright	37.500	49	1Alp UMi	1.9900	6300.0	75	5656	No
103	GOM_NL__2PRFIN20030331_060327_000000462015_00091_05656_6344.N1	31-MAR-2003 06:03:27	Bright	46.000	144	18Del Cyg	2.8600	11000.	92	5656	No
104	GOM_NL__2PRFIN20030331_060518_000000462015_00091_05656_6345.N1	31-MAR-2003 06:05:18	Bright	46.000	66	37Gam Cyg	2.2080	5900.0	92	5656	No
105	GOM_NL__2PRFIN20030331_060718_000000432015_00091_05656_6346.N1	31-MAR-2003 06:07:18	Bright	42.500	92	53Eps Cyg	2.5000	4500.0	85	5656	No
106	GOM_NL__2PRFIN20030331_061348_000000462015_00091_05656_6347.N1	31-MAR-2003 06:13:48	Bright	46.000	61	8Eps Peg	2.1000	3900.0	92	5656	No
107	GOM_NL__2PRFIN20030331_061712_000000672015_00091_05656_6348.N1	31-MAR-2003 06:17:12	Dark	67.000	11	53Alp Aql	0.76500	8000.0	134	5656	No
108	GOM_NL__2PRFIN20030331_062057_000000422015_00091_05656_6349.N1	31-MAR-2003 06:20:57	Dark	42.000	142	49Del Cap	2.8500	8900.0	84	5656	No
109	GOM_NL__2PRFIN20030331_063310_000000392015_00091_05656_6350.N1	31-MAR-2003 06:33:10	Dark	38.500	45	Alp Pav	1.9400	26000.	77	5656	No
110	GOM_NL__2PRFIN20030331_063448_000000582015_00092_05657_6325.N1	31-MAR-2003 06:34:48	Dark	57.500	38	20Eps Sgr	1.8360	11000.	115	5657	No
111	GOM_NL__2PRFIN20030331_063838_000000522015_00092_05657_6326.N1	31-MAR-2003 06:38:38	Dark	51.500	40	The Sco	1.8590	7100.0	103	5657	No
112	GOM_NL__2PRFIN20030331_064040_000000392015_00092_05657_6327.N1	31-MAR-2003 06:40:40	Dark	38.500	43	Alp TrA	1.9100	4250.0	77	5657	No
113	GOM_NL__2PRFIN20030331_064302_000000772015_00092_05657_6328.N1	31-MAR-2003 06:43:02	Dark	76.500	75	26Eps Sco	2.2910	4250.0	153	5657	No
114	GOM_NL__2PRFIN20030331_064612_000000452015_00092_05657_6329.N1	31-MAR-2003 06:46:12	Straylight	45.000	10	Bet Cen	0.61000	28000.	90	5657	No
115	GOM_NL__2PRFIN20030331_064800_000000412015_00092_05657_6330.N1	31-MAR-2003 06:48:00	Straylight	40.500	20	Bet Cru	1.2530	30000.	81	5657	No
116	GOM_NL__2PRFIN20030331_064927_000000492015_00092_05657_6331.N1	31-MAR-2003 06:49:27	Straylight	48.500	81	Eta Cen	2.3560	28000.	97	5657	No
117	GOM_NL__2PRFIN20030331_065212_000000542015_00092_05657_6332.N1	31-MAR-2003 06:52:12	Straylight	54.000	54	5The Cen	2.0550	4500.0	108	5657	No
118	GOM_NL__2PRFIN20030331_065420_000001652015_00092_05657_6333.N1	31-MAR-2003 06:54:20	Tw_i_and_stray	164.50	97	8Bet1Sco	2.5610	30000.	329	5657	No
119	GOM_NL__2PRFIN20030331_065849_000000442015_00092_05657_6334.N1	31-MAR-2003 06:58:49	Tw_i_and_stray	43.500	171	2Eps Crv	3.0010	4250.0	87	5657	No
120	GOM_NL__2PRFIN20030331_070018_000000462015_00092_05657_6335.N1	31-MAR-2003 07:00:18	Tw_i_and_stray	45.500	100	4Gam Crv	2.5800	13100.	91	5657	No
121	GOM_NL__2PRFIN20030331_070210_000000612015_00092_05657_6336.N1	31-MAR-2003 07:02:10	Bright	60.500	15	67Alp Vir	0.97600	28000.	121	5657	No
122	GOM_NL__2PRFIN20030331_070527_000000452015_00092_05657_6337.N1	31-MAR-2003 07:05:27	Bright	45.000	121	29Gam Vir	2.7400	7200.0	90	5657	No
123	GOM_NL__2PRFIN20030331_071004_000000412015_00092_05657_6338.N1	31-MAR-2003 07:10:04	Bright	40.500	62	94Bet Leo	2.1360	9700.0	81	5657	No
124	GOM_NL__2PRFIN20030331_071139_000000382015_00092_05657_6339.N1	31-MAR-2003 07:11:39	Bright	38.000	96	68Del Leo	2.5600	9300.0	76	5657	No
125	GOM_NL__2PRFIN20030331_071546_000000722015_00092_05657_6340.N1	31-MAR-2003 07:15:46	Bright	71.500	111	8Eta Boo	2.6800	6000.0	143	5657	No
126	GOM_NL__2PRFIN20030331_071829_000000382015_00092_05657_6341.N1	31-MAR-2003 07:18:29	Bright	37.500	174	52Psi UMa	3.0040	4400.0	75	5657	No
127	GOM_NL__2PRFIN20030331_072134_000000382015_00092_05657_6342.N1	31-MAR-2003 07:21:34	Bright	37.500	87	64Gam UMa	2.4330	11000.	75	5657	No
128	GOM_NL__2PRFIN20030331_072321_000000372015_00092_05657_6343.N1	31-MAR-2003 07:23:21	Bright	36.500	36	50Alp UMa	1.8000	6300.0	73	5657	No
129	GOM_NL__2PRFIN20030331_072457_000000682015_00092_05657_6344.N1	31-MAR-2003 07:24:57	Bright	68.000	180	27Gam Boo	3.0400	8000.0	136	5657	No
130	GOM_NL__2PRFIN20030331_072945_000000412015_00092_05657_6345.N1	31-MAR-2003 07:29:45	Bright	40.500	60	7Bet UMi	2.0810	3950.0	81	5657	No
131	GOM_NL__2PRFIN20030331_073121_000000372015_00092_05657_6346.N1	31-MAR-2003 07:31:21	Bright	36.500	49	1Alp UMi	1.9900	6300.0	73	5657	No
132	GOM_NL__2PRFIN20030331_074403_000000462015_00092_05657_6347.N1	31-MAR-2003 07:44:03	Bright	46.000	144	18Del Cyg	2.8600	11000.	92	5657	No
133	GOM_NL__2PRFIN20030331_074554_000000452015_00092_05657_6348.N1	31-MAR-2003 07:45:54	Bright	45.000	66	37Gam Cyg	2.2080	5900.0	90	5657	No
134	GOM_NL__2PRFIN20030331_074754_000000422015_00092_05657_6349.N1	31-MAR-2003 07:47:54	Bright	42.000	92	53Eps Cyg	2.5000	4500.0	84	5657	No
135	GOM_NL__2PRFIN20030331_075424_000000452015_00092_05657_6350.N1	31-MAR-2003 07:54:24	Bright	44.500	61	8Eps Peg	2.1000	3900.0	89	5657	No
136	GOM_NL__2PRFIN20030331_075748_000000692015_00092_05657_6351.N1	31-MAR-2003 07:57:48	Dark	69.000	11	53Alp Aql	0.76500	8000.0	138	5657	No
137	GOM_NL__2PRFIN20030331_080134_000000412015_00092_05657_6352.N1	31-MAR-2003 08:01:34	Dark	41.000	142	49Del Cap	2.8500	8900.0	82	5657	No
138	GOM_NL__2PRFIN20030331_081346_000000382015_00092_05657_6353.N1	31-MAR-2003 08:13:46	Dark	38.000	45	Alp Pav	1.9400	26000.	76	5657	No
139	GOM_NL__2PRFIN20030331_081525_000000672015_00093_05658_6327.N1	31-MAR-2003 08:15:25	Dark	66.500	38	20Eps Sgr	1.8360	11000.	133	5658	No
140	GOM_NL__2PRFIN20030331_081915_000000512015_00093_05658_6328.N1	31-MAR-2003 08:19:15	Dark	51.000	40	The Sco	1.8590	7100.0	102	5658	No
141	GOM_NL__2PRFIN20030331_082116_000000422015_00093_05658_6329.N1	31-MAR-2003 08:21:16	Dark	42.000	43	Alp TrA	1.9100	4250.0	84	5658	No
142	GOM_NL__2PRFIN20030331_082340_000000692015_00093_05658_6330.N1	31-MAR-2003 08:23:40	Dark	68.500	75	26Eps Sco	2.2910	4250.0	137	5658	No
143	GOM_NL__2PRFIN20030331_082648_000000452015_00093_05658_6331.N1	31-MAR-2003 08:26:48	Straylight	45.000	10	Bet Cen	0.61000	28000.	90	5658	No
144	GOM_NL__2PRFIN20030331_082836_000000392015_00093_05658_6332.N1	31-MAR-2003 08:28:36	Straylight	38.500	20	Bet Cru	1.2530	30000.	77	5658	No
145	GOM_NL__2PRFIN20030331_083003_000000492015_00093_05658_6333.N1	31-MAR-2003 08:30:03	Straylight	49.000	81	Eta Cen	2.3560	28000.	98	5658	No
146	GOM_NL__2PRFIN20030331_083249_000000522015_00093_05658_6334.N1	31-MAR-2003 08:32:49	Straylight	51.500	54	5The Cen	2.0550	4500.0	103	5658	No
147	GOM_NL__2PRFIN20030331_083457_000001722015_00093_05658_6335.N1	31-MAR-2003 08:34:57	Tw_i_and_stray	172.00	97	8Bet1Sco	2.5610	30000.	344	5658	No
148	GOM_NL__2PRFIN20030331_083926_000000472015_00093_05658_6336.N1	31-MAR-2003 08:39:26	Tw_i_and_stray	47.000	171	2Eps Crv	3.0010	4250.0	94	5658	No
149	GOM_NL__2PRFIN20030331_084054_000000452015_00093_05658_6337.N1	31-MAR-2003 08:40:54	Tw_i_and_stray	44.500	100	4Gam Crv	2.5800	13100.	89	5658	No
150	GOM_NL__2PRFIN20030331_084246_000000642015_00093_05658_6338.N1	31-MAR-2003 08:42:46	Bright	63.500	15	67Alp Vir	0.97600	28000.	127	5658	No
151	GOM_NL__2PRFIN20030331_084602_000000462015_00093_05658_6339.N1	31-MAR-2003 08:46:02	Bright	46.000	121	29Gam Vir	2.7400	7200.0	92	5658	No
152	GOM_NL__2PRFIN20030331_085040_000000402015_00093_05658_6340.N1	31-MAR-2003 08:50:40	Bright	39.500	62	94Bet Leo	2.1360	9700.0	79	5658	No
153	GOM_NL__2PRFIN20030331_085215_000000382015_00093_05658_6341.N1	31-MAR-2003 08:52:15	Bright	37.500	96	68Del Leo	2.5600	9300.0	75	5658	No
154	GOM_NL__2PRFIN20030331_085620_000000722015_00093_05658_6342.N1	31-MAR-2003 08:56:20	Bright	71.500	111	8Eta Boo	2.6800	6000.0	143	5658	No
155	GOM_NL__2PRFIN20030331_085905_000000382015_00093_05658_6343.N1	31-MAR-2003 08:59:05	Bright	38.000	174	52Psi UMa	3.0040	4400.0	76	5658	No
156	GOM_NL__2PRFIN20030331_090210_000000382015_00093_05658_6344.N1	31-MAR-2003 09:02:10	Bright	37.500	87	64Gam UMa	2.4330	11000.	75	5658	No
157	GOM_NL__2PRFIN20030331_090357_000000362015_00093_05658_6345.N1	31-MAR-2003 09:03:57	Bright	36.000	36	50Alp UMa	1.8000	6300.0	72	5658	No
158	GOM_NL__2PRFIN20030331_090531_000000682015_00093_05658_6346.N1	31-MAR-2003 09:05:31	Bright	67.500	180	27Gam Boo	3.0400	8000.0	135	5658	No
159	GOM_NL__2PRFIN20030331_091020_000000412015_00093_05658_6347.N1	31-MAR-2003 09:10:20	Bright	41.000	60	7Bet UMi	2.0810	3950.0	82	5658	No
160	GOM_NL__2PRFIN20030331_091157_000000362015_00093_05658_6348.N1	31-MAR-2003 09:11:57	Bright	36.000	49	1Alp UMi	1.9900	6300.0	72	5658	No

161	GOM_NL__2PRFIN20030331_092438_000000452015_00093_05658_6349.N1	31-MAR-2003 09:24:38	Bright	44.500	144	18Del Cyg	2.8600	11000.	89	5658	No
162	GOM_NL__2PRFIN20030331_092630_000000452015_00093_05658_6350.N1	31-MAR-2003 09:26:30	Bright	45.000	66	37Gam Cyg	2.2080	5900.0	90	5658	No
163	GOM_NL__2PRFIN20030331_092830_000000432015_00093_05658_6351.N1	31-MAR-2003 09:28:30	Bright	43.000	92	53Eps Cyg	2.5000	4500.0	86	5658	No
164	GOM_NL__2PRFIN20030331_093500_000000432015_00093_05658_6352.N1	31-MAR-2003 09:35:00	Bright	43.000	61	8Eps Peg	2.1000	3900.0	86	5658	No
165	GOM_NL__2PRFIN20030331_093825_000000672015_00093_05658_6353.N1	31-MAR-2003 09:38:25	Dark	66.500	11	53Alp Aql	0.76500	8000.0	133	5658	No
166	GOM_NL__2PRFIN20030331_094210_000000422015_00093_05658_6354.N1	31-MAR-2003 09:42:10	Dark	42.000	142	49Del Cap	2.8500	8900.0	84	5658	No
167	GOM_NL__2PRFIN20030331_095423_000000402015_00093_05658_6355.N1	31-MAR-2003 09:54:23	Dark	39.500	45	Alp Pav	1.9400	26000.	79	5658	No
168	GOM_NL__2PRFIN20030331_095602_000000652015_00094_05659_6349.N1	31-MAR-2003 09:56:02	Dark	65.000	38	20Eps Sgr	1.8360	11000.	130	5659	No
169	GOM_NL__2PRFIN20030331_095952_000000522015_00094_05659_6350.N1	31-MAR-2003 09:59:52	Dark	52.000	40	The Sco	1.8590	7100.0	104	5659	No
170	GOM_NL__2PRFIN20030331_100153_000000442015_00094_05659_6351.N1	31-MAR-2003 10:01:53	Dark	43.500	43	Alp TrA	1.9100	4250.0	87	5659	No
171	GOM_NL__2PRFIN20030331_100417_000000792015_00094_05659_6352.N1	31-MAR-2003 10:04:17	Dark	79.000	75	26Eps Sco	2.2910	4250.0	158	5659	No
172	GOM_NL__2PRFIN20030331_100724_000000462015_00094_05659_6353.N1	31-MAR-2003 10:07:24	Straylight	45.500	10	Bet Cen	0.61000	28000.	91	5659	No
173	GOM_NL__2PRFIN20030331_100912_000000402015_00094_05659_6354.N1	31-MAR-2003 10:09:12	Straylight	39.500	20	Bet Cru	1.2530	30000.	79	5659	No
174	GOM_NL__2PRFIN20030331_101040_000000502015_00094_05659_6355.N1	31-MAR-2003 10:10:40	Straylight	49.500	81	Eta Cen	2.3560	28000.	99	5659	No
175	GOM_NL__2PRFIN20030331_101325_000000522015_00094_05659_6356.N1	31-MAR-2003 10:13:25	Straylight	51.500	54	5The Cen	2.0550	4500.0	103	5659	No
176	GOM_NL__2PRFIN20030331_101534_000001612015_00094_05659_6357.N1	31-MAR-2003 10:15:34	Tw_i_and_stray	160.50	97	8Bet1Sco	2.5610	30000.	321	5659	No
177	GOM_NL__2PRFIN20030331_102002_000000432015_00094_05659_6358.N1	31-MAR-2003 10:20:02	Tw_i_and_stray	43.000	171	2Eps Crv	3.0010	4250.0	86	5659	No
178	GOM_NL__2PRFIN20030331_102130_000000422015_00094_05659_6359.N1	31-MAR-2003 10:21:30	Tw_i_and_stray	42.000	100	4Gam Crv	2.5800	13100.	84	5659	No
179	GOM_NL__2PRFIN20030331_102322_000000582015_00094_05659_6360.N1	31-MAR-2003 10:23:22	Bright	58.000	15	67Alp Vir	0.97600	28000.	116	5659	No
180	GOM_NL__2PRFIN20030331_102638_000000462015_00094_05659_6361.N1	31-MAR-2003 10:26:38	Bright	45.500	121	29Gam Vir	2.7400	7200.0	91	5659	No
181	GOM_NL__2PRFIN20030331_103116_000000402015_00094_05659_6362.N1	31-MAR-2003 10:31:16	Bright	40.000	62	94Bet Leo	2.1360	9700.0	80	5659	No
182	GOM_NL__2PRFIN20030331_103251_000000362015_00094_05659_6363.N1	31-MAR-2003 10:32:51	Bright	36.000	96	68Del Leo	2.5600	9300.0	72	5659	No
183	GOM_NL__2PRFIN20030331_103654_000000712015_00094_05659_6364.N1	31-MAR-2003 10:36:54	Bright	71.000	111	8Eta Boo	2.6800	6000.0	142	5659	No
184	GOM_NL__2PRFIN20030331_103941_000000392015_00094_05659_6365.N1	31-MAR-2003 10:39:41	Bright	38.500	174	52Psi UMa	3.0040	4400.0	77	5659	No
185	GOM_NL__2PRFIN20030331_104245_000000402015_00094_05659_6366.N1	31-MAR-2003 10:42:45	Bright	40.000	87	64Gam UMa	2.4330	11000.	80	5659	No
186	GOM_NL__2PRFIN20030331_104432_000000402015_00094_05659_6367.N1	31-MAR-2003 10:44:32	Bright	39.500	36	50Alp UMa	1.8000	6300.0	79	5659	No
187	GOM_NL__2PRFIN20030331_104605_000000672015_00094_05659_6368.N1	31-MAR-2003 10:46:05	Bright	66.500	180	27Gam Boo	3.0400	8000.0	133	5659	No
188	GOM_NL__2PRFIN20030331_105056_000000392015_00094_05659_6369.N1	31-MAR-2003 10:50:56	Bright	38.500	60	7Bet UMi	2.0810	3950.0	77	5659	No
189	GOM_NL__2PRFIN20030331_105233_000000372015_00094_05659_6370.N1	31-MAR-2003 10:52:33	Bright	36.500	49	1Alp UMi	1.9900	6300.0	73	5659	No
190	GOM_NL__2PRFIN20030331_110514_000000452015_00094_05659_6371.N1	31-MAR-2003 11:05:14	Bright	45.000	144	18Del Cyg	2.8600	11000.	90	5659	No
191	GOM_NL__2PRFIN20030331_110706_000000462015_00094_05659_6372.N1	31-MAR-2003 11:07:06	Bright	46.000	66	37Gam Cyg	2.2080	5900.0	92	5659	No
192	GOM_NL__2PRFIN20030331_110906_000000432015_00094_05659_6373.N1	31-MAR-2003 11:09:06	Bright	42.500	92	53Eps Cyg	2.5000	4500.0	85	5659	No
193	GOM_NL__2PRFIN20030331_111536_000000442015_00094_05659_6374.N1	31-MAR-2003 11:15:36	Bright	43.500	61	8Eps Peg	2.1000	3900.0	87	5659	No
194	GOM_NL__2PRFIN20030331_111901_000000682015_00094_05659_6375.N1	31-MAR-2003 11:19:01	Dark	68.000	11	53Alp Aql	0.76500	8000.0	136	5659	No
195	GOM_NL__2PRFIN20030331_112246_000000422015_00094_05659_6376.N1	31-MAR-2003 11:22:46	Dark	42.000	142	49Del Cap	2.8500	8900.0	84	5659	No
196	GOM_NL__2PRFIN20030331_113458_000000422015_00094_05659_6377.N1	31-MAR-2003 11:34:58	Dark	41.500	45	Alp Pav	1.9400	26000.	83	5659	No
197	GOM_NL__2PRFIN20030331_113639_000000552015_00095_05660_6350.N1	31-MAR-2003 11:36:39	Dark	55.000	38	20Eps Sgr	1.8360	11000.	110	5660	No
198	GOM_NL__2PRFIN20030331_114029_000000532015_00095_05660_6351.N1	31-MAR-2003 11:40:29	Dark	53.000	40	The Sco	1.8590	7100.0	106	5660	No
199	GOM_NL__2PRFIN20030331_114229_000000422015_00095_05660_6352.N1	31-MAR-2003 11:42:29	Dark	41.500	43	Alp TrA	1.9100	4250.0	83	5660	No
200	GOM_NL__2PRFIN20030331_114418_000000402015_00095_05660_6353.N1	31-MAR-2003 11:44:18	Dark	40.000	134	Bet TrA	2.8100	6600.0	80	5660	No
201	GOM_NL__2PRFIN20030331_114657_000000562015_00095_05660_6354.N1	31-MAR-2003 11:46:57	Dark	56.000	4	Alp1Cen	-0.010000	5800.0	112	5660	No
202	GOM_NL__2PRFIN20030331_114918_000000392015_00095_05660_6355.N1	31-MAR-2003 11:49:18	Straylight	39.000	12	Alp1Cru	0.77500	30000.	78	5660	No
203	GOM_NL__2PRFIN20030331_115044_000000452015_00095_05660_6356.N1	31-MAR-2003 11:50:44	Straylight	44.500	26	Gam Cru	1.6240	2900.0	89	5660	No
204	GOM_NL__2PRFIN20030331_115240_000000382015_00095_05660_6357.N1	31-MAR-2003 11:52:40	Straylight	37.500	64	Gam Cen	2.2000	10600.	75	5660	No
205	GOM_NL__2PRFIN20030331_115402_000000582015_00095_05660_6358.N1	31-MAR-2003 11:54:02	Straylight	58.000	54	5The Cen	2.0550	4500.0	116	5660	No
206	GOM_NL__2PRFIN20030331_115612_000001582015_00095_05660_6359.N1	31-MAR-2003 11:56:12	Tw_i_and_stray	158.00	97	8Bet1Sco	2.5610	30000.	316	5660	No
207	GOM_NL__2PRFIN20030331_120037_000000452015_00095_05660_6360.N1	31-MAR-2003 12:00:37	Tw_i_and_stray	44.500	171	2Eps Crv	3.0010	4250.0	89	5660	No
208	GOM_NL__2PRFIN20030331_120205_000000452015_00095_05660_6361.N1	31-MAR-2003 12:02:05	Tw_i_and_stray	45.000	100	4Gam Crv	2.5800	13100.	90	5660	No
209	GOM_NL__2PRFIN20030331_120357_000000682015_00095_05660_6362.N1	31-MAR-2003 12:03:57	Bright	67.500	15	67Alp Vir	0.97600	28000.	135	5660	No
210	GOM_NL__2PRFIN20030331_120714_000000452015_00095_05660_6363.N1	31-MAR-2003 12:07:14	Bright	45.000	121	29Gam Vir	2.7400	7200.0	90	5660	No
211	GOM_NL__2PRFIN20030331_121151_000000402015_00095_05660_6364.N1	31-MAR-2003 12:11:51	Bright	40.000	62	94Bet Leo	2.1360	9700.0	80	5660	No
212	GOM_NL__2PRFIN20030331_121326_000000372015_00095_05660_6365.N1	31-MAR-2003 12:13:26	Bright	37.000	96	68Del Leo	2.5600	9300.0	74	5660	No
213	GOM_NL__2PRFIN20030331_121727_000000732015_00095_05660_6366.N1	31-MAR-2003 12:17:27	Bright	73.000	111	8Eta Boo	2.6800	6000.0	146	5660	No
214	GOM_NL__2PRFIN20030331_122016_000000382015_00095_05660_6367.N1	31-MAR-2003 12:20:16	Bright	38.000	174	52Psi UMa	3.0040	4400.0	76	5660	No
215	GOM_NL__2PRFIN20030331_122320_000000392015_00095_05660_6368.N1	31-MAR-2003 12:23:20	Bright	39.000	87	64Gam UMa	2.4330	11000.	78	5660	No
216	GOM_NL__2PRFIN20030331_122508_000000402015_00095_05660_6369.N1	31-MAR-2003 12:25:08	Bright	39.500	36	50Alp UMa	1.8000	6300.0	79	5660	No
217	GOM_NL__2PRFIN20030331_123131_000000412015_00095_05660_6370.N1	31-MAR-2003 12:31:31	Bright	40.500	60	7Bet UMi	2.0810	3950.0	81	5660	No
218	GOM_NL__2PRFIN20030331_123309_000000372015_00095_05660_6371.N1	31-MAR-2003 12:33:09	Bright	37.000	49	1Alp UMi	1.9900	6300.0	74	5660	No
219	GOM_NL__2PRFIN20030331_124550_000000472015_00095_05660_6372.N1	31-MAR-2003 12:45:50	Bright	46.500	144	18Del Cyg	2.8600	11000.	93	5660	No

220	GOM_NL__2PRFIN20030331_124741_000000452015_00095_05660_6373.N1	31-MAR-2003 12:47:41	Bright	44.500	66	37Gam Cyg	2.2080	5900.0	89	5660	No
221	GOM_NL__2PRFIN20030331_124942_000000442015_00095_05660_6374.N1	31-MAR-2003 12:49:42	Bright	43.500	92	53Eps Cyg	2.5000	4500.0	87	5660	No
222	GOM_NL__2PRFIN20030331_125612_000000462015_00095_05660_6375.N1	31-MAR-2003 12:56:12	Bright	46.000	61	8Eps Peg	2.1000	3900.0	92	5660	No
223	GOM_NL__2PRFIN20030331_125939_000000662015_00095_05660_6376.N1	31-MAR-2003 12:59:39	Dark	66.000	11	53Alp Aql	0.76500	8000.0	132	5660	No
224	GOM_NL__2PRFIN20030331_130322_000000402015_00095_05660_6377.N1	31-MAR-2003 13:03:22	Dark	39.500	142	49Del Cap	2.8500	8900.0	79	5660	No
225	GOM_NL__2PRFIN20030331_131340_000000572015_00095_05660_6378.N1	31-MAR-2003 13:13:40	Dark	57.000	57	34Sig Sgr	2.0660	26000.	114	5660	No
226	GOM_NL__2PRFIN20030331_131716_000000572015_00096_05661_6352.N1	31-MAR-2003 13:17:16	Dark	56.500	38	20Eps Sgr	1.8360	11000.	113	5661	No
227	GOM_NL__2PRFIN20030331_132105_000000522015_00096_05661_6353.N1	31-MAR-2003 13:21:05	Dark	51.500	40	The Sco	1.8590	7100.0	103	5661	No
228	GOM_NL__2PRFIN20030331_132305_000000412015_00096_05661_6354.N1	31-MAR-2003 13:23:05	Dark	40.500	43	Alp TrA	1.9100	4250.0	81	5661	No
229	GOM_NL__2PRFIN20030331_132454_000000402015_00096_05661_6355.N1	31-MAR-2003 13:24:54	Dark	39.500	134	Bet TrA	2.8100	6600.0	79	5661	No
230	GOM_NL__2PRFIN20030331_132733_000000562015_00096_05661_6356.N1	31-MAR-2003 13:27:33	Dark	55.500	4	Alp1Cen	-0.010000	5800.0	111	5661	No
231	GOM_NL__2PRFIN20030331_132954_000000432015_00096_05661_6357.N1	31-MAR-2003 13:29:54	Straylight	43.000	12	Alp1Cru	0.77500	30000.	86	5661	No
232	GOM_NL__2PRFIN20030331_133120_000000442015_00096_05661_6358.N1	31-MAR-2003 13:31:20	Straylight	44.000	26	Gam Cru	1.6240	2900.0	88	5661	No
233	GOM_NL__2PRFIN20030331_133315_000000422015_00096_05661_6359.N1	31-MAR-2003 13:33:15	Straylight	41.500	64	Gam Cen	2.2000	10600.	83	5661	No
234	GOM_NL__2PRFIN20030331_133438_000000542015_00096_05661_6360.N1	31-MAR-2003 13:34:38	Straylight	53.500	54	5The Cen	2.0550	4500.0	107	5661	No
235	GOM_NL__2PRFIN20030331_133649_000001592015_00096_05661_6361.N1	31-MAR-2003 13:36:49	Tw_i_and_stray	159.00	97	8Bet1Sco	2.5610	30000.	318	5661	No
236	GOM_NL__2PRFIN20030331_134113_000000462015_00096_05661_6362.N1	31-MAR-2003 13:41:13	Tw_i_and_stray	45.500	171	2Eps Crv	3.0010	4250.0	91	5661	No
237	GOM_NL__2PRFIN20030331_134241_000000452015_00096_05661_6363.N1	31-MAR-2003 13:42:41	Tw_i_and_stray	44.500	100	4Gam Crv	2.5800	13100.	89	5661	No
238	GOM_NL__2PRFIN20030331_134433_000000622015_00096_05661_6364.N1	31-MAR-2003 13:44:33	Bright	61.500	15	67Alp Vir	0.97600	28000.	123	5661	No
239	GOM_NL__2PRFIN20030331_134749_000000472015_00096_05661_6365.N1	31-MAR-2003 13:47:49	Bright	47.000	121	29Gam Vir	2.7400	7200.0	94	5661	No
240	GOM_NL__2PRFIN20030331_135226_000000402015_00096_05661_6366.N1	31-MAR-2003 13:52:26	Bright	40.000	62	94Bet Leo	2.1360	9700.0	80	5661	No
241	GOM_NL__2PRFIN20030331_135401_000000372015_00096_05661_6367.N1	31-MAR-2003 13:54:01	Bright	37.000	96	68Del Leo	2.5600	9300.0	74	5661	No
242	GOM_NL__2PRFIN20030331_135804_000000702015_00096_05661_6368.N1	31-MAR-2003 13:58:04	Bright	69.500	111	8Eta Boo	2.6800	6000.0	139	5661	No
243	GOM_NL__2PRFIN20030331_140053_000000342015_00096_05661_6369.N1	31-MAR-2003 14:00:53	Bright	34.000	174	52Psi UMa	3.0040	4400.0	68	5661	No
244	GOM_NL__2PRFIN20030331_140357_000000362015_00096_05661_6370.N1	31-MAR-2003 14:03:57	Bright	35.500	87	64Gam UMa	2.4330	11000.	71	5661	No
245	GOM_NL__2PRFIN20030331_140544_000000382015_00096_05661_6371.N1	31-MAR-2003 14:05:44	Bright	37.500	36	50Alp UMa	1.8000	6300.0	75	5661	No
246	GOM_NL__2PRFIN20030331_141207_000000392015_00096_05661_6372.N1	31-MAR-2003 14:12:07	Bright	38.500	60	7Bet UMi	2.0810	3950.0	77	5661	No
247	GOM_NL__2PRFIN20030331_141345_000000352015_00096_05661_6373.N1	31-MAR-2003 14:13:45	Bright	34.500	49	1Alp UMi	1.9900	6300.0	69	5661	No
248	GOM_NL__2PRFIN20030331_142626_000000462015_00096_05661_6374.N1	31-MAR-2003 14:26:26	Bright	45.500	144	18Del Cyg	2.8600	11000.	91	5661	No
249	GOM_NL__2PRFIN20030331_142818_000000452015_00096_05661_6375.N1	31-MAR-2003 14:28:18	Bright	45.000	66	37Gam Cyg	2.2080	5900.0	90	5661	No
250	GOM_NL__2PRFIN20030331_143018_000000432015_00096_05661_6376.N1	31-MAR-2003 14:30:18	Bright	42.500	92	53Eps Cyg	2.5000	4500.0	85	5661	No
251	GOM_NL__2PRFIN20030331_143649_000000452015_00096_05661_6377.N1	31-MAR-2003 14:36:49	Bright	44.500	61	8Eps Peg	2.1000	3900.0	89	5661	No
252	GOM_NL__2PRFIN20030331_144016_000000662015_00096_05661_6378.N1	31-MAR-2003 14:40:16	Dark	66.000	11	53Alp Aql	0.76500	8000.0	132	5661	No
253	GOM_NL__2PRFIN20030331_144359_000000402015_00096_05661_6379.N1	31-MAR-2003 14:43:59	Dark	40.000	142	49Del Cap	2.8500	8900.0	80	5661	No
254	GOM_NL__2PRFIN20030331_145419_000000572015_00096_05661_6380.N1	31-MAR-2003 14:54:19	Dark	56.500	57	34Sig Sgr	2.0660	26000.	113	5661	No
255	GOM_NL__2PRFIN20030331_145754_000000542015_00097_05662_6354.N1	31-MAR-2003 14:57:54	Dark	53.500	38	20Eps Sgr	1.8360	11000.	107	5662	No
256	GOM_NL__2PRFIN20030331_150144_000000552015_00097_05662_6355.N1	31-MAR-2003 15:01:44	Dark	55.000	40	The Sco	1.8590	7100.0	110	5662	No
257	GOM_NL__2PRFIN20030331_150342_000000432015_00097_05662_6356.N1	31-MAR-2003 15:03:42	Dark	42.500	43	Alp TrA	1.9100	4250.0	85	5662	No
258	GOM_NL__2PRFIN20030331_150532_000000402015_00097_05662_6357.N1	31-MAR-2003 15:05:32	Dark	39.500	134	Bet TrA	2.8100	6600.0	79	5662	No
259	GOM_NL__2PRFIN20030331_150811_000000442015_00097_05662_6358.N1	31-MAR-2003 15:08:11	Dark	44.000	4	Alp1Cen	-0.010000	5800.0	88	5662	No
260	GOM_NL__2PRFIN20030331_151030_000000462015_00097_05662_6359.N1	31-MAR-2003 15:10:30	Straylight	45.500	12	Alp1Cru	0.77500	30000.	91	5662	No
261	GOM_NL__2PRFIN20030331_151157_000000452015_00097_05662_6360.N1	31-MAR-2003 15:11:57	Straylight	45.000	26	Gam Cru	1.6240	2900.0	90	5662	No
262	GOM_NL__2PRFIN20030331_151353_000000422015_00097_05662_6361.N1	31-MAR-2003 15:13:53	Straylight	41.500	64	Gam Cen	2.2000	10600.	83	5662	No
263	GOM_NL__2PRFIN20030331_151515_000000542015_00097_05662_6362.N1	31-MAR-2003 15:15:15	Straylight	54.000	54	5The Cen	2.0550	4500.0	108	5662	No
264	GOM_NL__2PRFIN20030331_151727_000001512015_00097_05662_6363.N1	31-MAR-2003 15:17:27	Tw_i_and_stray	151.00	97	8Bet1Sco	2.5610	30000.	302	5662	No
265	GOM_NL__2PRFIN20030331_152150_000000462015_00097_05662_6364.N1	31-MAR-2003 15:21:50	Tw_i_and_stray	46.000	171	2Eps Crv	3.0010	4250.0	92	5662	No
266	GOM_NL__2PRFIN20030331_152318_000000422015_00097_05662_6365.N1	31-MAR-2003 15:23:18	Tw_i_and_stray	42.000	100	4Gam Crv	2.5800	13100.	84	5662	No
267	GOM_NL__2PRFIN20030331_152510_000000602015_00097_05662_6366.N1	31-MAR-2003 15:25:10	Bright	60.000	15	67Alp Vir	0.97600	28000.	120	5662	No
268	GOM_NL__2PRFIN20030331_152826_000000462015_00097_05662_6367.N1	31-MAR-2003 15:28:26	Bright	46.000	121	29Gam Vir	2.7400	7200.0	92	5662	No
269	GOM_NL__2PRFIN20030331_153303_000000402015_00097_05662_6368.N1	31-MAR-2003 15:33:03	Bright	39.500	62	94Bet Leo	2.1360	9700.0	79	5662	No
270	GOM_NL__2PRFIN20030331_153439_000000372015_00097_05662_6369.N1	31-MAR-2003 15:34:39	Bright	36.500	96	68Del Leo	2.5600	9300.0	73	5662	No
271	GOM_NL__2PRFIN20030331_153839_000000692015_00097_05662_6370.N1	31-MAR-2003 15:38:39	Bright	68.500	111	8Eta Boo	2.6800	6000.0	137	5662	No
272	GOM_NL__2PRFIN20030331_154128_000000372015_00097_05662_6371.N1	31-MAR-2003 15:41:28	Bright	36.500	174	52Psi UMa	3.0040	4400.0	73	5662	No
273	GOM_NL__2PRFIN20030331_154432_000000382015_00097_05662_6372.N1	31-MAR-2003 15:44:32	Bright	38.000	87	64Gam UMa	2.4330	11000.	76	5662	No
274	GOM_NL__2PRFIN20030331_154620_000000392015_00097_05662_6373.N1	31-MAR-2003 15:46:20	Bright	38.500	36	50Alp UMa	1.8000	6300.0	77	5662	No
275	GOM_NL__2PRFIN20030331_155243_000000432015_00097_05662_6374.N1	31-MAR-2003 15:52:43	Bright	43.000	60	7Bet UMi	2.0810	3950.0	86	5662	No
276	GOM_NL__2PRFIN20030331_155421_000000362015_00097_05662_6375.N1	31-MAR-2003 15:54:21	Bright	36.000	49	1Alp UMi	1.9900	6300.0	72	5662	No
277	GOM_NL__2PRFIN20030331_160702_000000462015_00097_05662_6376.N1	31-MAR-2003 16:07:02	Bright	45.500	144	18Del Cyg	2.8600	11000.	91	5662	No
278	GOM_NL__2PRFIN20030331_160854_000000462015_00097_05662_6377.N1	31-MAR-2003 16:08:54	Bright	45.500	66	37Gam Cyg	2.2080	5900.0	91	5662	No

279	GOM_NL__2PRFIN20030331_161054_000000452015_00097_05662_6378.N1	31-MAR-2003 16:10:54	Bright	44.500	92	53Eps Cyg	2.5000	4500.0	89	5662	No
280	GOM_NL__2PRFIN20030331_161725_000000442015_00097_05662_6379.N1	31-MAR-2003 16:17:25	Bright	43.500	61	8Eps Peg	2.1000	3900.0	87	5662	No
281	GOM_NL__2PRFIN20030331_162053_000000632015_00097_05662_6380.N1	31-MAR-2003 16:20:53	Dark	62.500	11	53Alp Aql	0.76500	8000.0	125	5662	No
282	GOM_NL__2PRFIN20030331_162435_000000412015_00097_05662_6381.N1	31-MAR-2003 16:24:35	Dark	41.000	142	49Del Cap	2.8500	8900.0	82	5662	No
283	GOM_NL__2PRFIN20030331_163456_000000552015_00097_05662_6382.N1	31-MAR-2003 16:34:56	Dark	55.000	57	34Sig Sgr	2.0660	26000.	110	5662	No
284	GOM_NL__2PRFIN20030331_163831_000000552015_00098_05663_6356.N1	31-MAR-2003 16:38:31	Dark	55.000	38	20Eps Sgr	1.8360	11000.	110	5663	No
285	GOM_NL__2PRFIN20030331_164221_000000532015_00098_05663_6357.N1	31-MAR-2003 16:42:21	Dark	53.000	40	The Sco	1.8590	7100.0	106	5663	No
286	GOM_NL__2PRFIN20030331_164418_000000422015_00098_05663_6358.N1	31-MAR-2003 16:44:18	Dark	42.000	43	Alp TrA	1.9100	4250.0	84	5663	No
287	GOM_NL__2PRFIN20030331_164608_000000392015_00098_05663_6359.N1	31-MAR-2003 16:46:08	Dark	39.000	134	Bet TrA	2.8100	6600.0	78	5663	No
288	GOM_NL__2PRFIN20030331_164847_000000552015_00098_05663_6360.N1	31-MAR-2003 16:48:47	Dark	54.500	4	Alp1Cen	-0.010000	5800.0	109	5663	No
289	GOM_NL__2PRFIN20030331_165106_000000482015_00098_05663_6361.N1	31-MAR-2003 16:51:06	Straylight	47.500	12	Alp1Cru	0.77500	30000.	95	5663	No
290	GOM_NL__2PRFIN20030331_165233_000000502015_00098_05663_6362.N1	31-MAR-2003 16:52:33	Straylight	49.500	26	Gam Cru	1.6240	2900.0	99	5663	No
291	GOM_NL__2PRFIN20030331_165429_000000402015_00098_05663_6363.N1	31-MAR-2003 16:54:29	Straylight	39.500	64	Gam Cen	2.2000	10600.	79	5663	No
292	GOM_NL__2PRFIN20030331_165551_000000532015_00098_05663_6364.N1	31-MAR-2003 16:55:51	Straylight	53.000	54	5The Cen	2.0550	4500.0	106	5663	No
293	GOM_NL__2PRFIN20030331_165804_000001712015_00098_05663_6365.N1	31-MAR-2003 16:58:04	Tw_i_and_stray	170.50	97	8Bet1Sco	2.5610	30000.	341	5663	No
294	GOM_NL__2PRFIN20030331_170226_000000472015_00098_05663_6366.N1	31-MAR-2003 17:02:26	Tw_i_and_stray	46.500	171	2Eps Crv	3.0010	4250.0	93	5663	No
295	GOM_NL__2PRFIN20030331_170354_000000472015_00098_05663_6367.N1	31-MAR-2003 17:03:54	Tw_i_and_stray	46.500	100	4Gam Crv	2.5800	13100.	93	5663	No
296	GOM_NL__2PRFIN20030331_170545_000000552015_00098_05663_6368.N1	31-MAR-2003 17:05:45	Bright	54.500	15	67Alp Vir	0.97600	28000.	109	5663	No
297	GOM_NL__2PRFIN20030331_170901_000000452015_00098_05663_6369.N1	31-MAR-2003 17:09:01	Bright	44.500	121	29Gam Vir	2.7400	7200.0	89	5663	No
298	GOM_NL__2PRFIN20030331_171339_000000402015_00098_05663_6370.N1	31-MAR-2003 17:13:39	Bright	39.500	62	94Bet Leo	2.1360	9700.0	79	5663	No
299	GOM_NL__2PRFIN20030331_171514_000000372015_00098_05663_6371.N1	31-MAR-2003 17:15:14	Bright	37.000	96	68Del Leo	2.5600	9300.0	74	5663	No
300	GOM_NL__2PRFIN20030331_171914_000000712015_00098_05663_6372.N1	31-MAR-2003 17:19:14	Bright	70.500	111	8Eta Boo	2.6800	6000.0	141	5663	No
301	GOM_NL__2PRFIN20030331_172204_000000372015_00098_05663_6373.N1	31-MAR-2003 17:22:04	Bright	36.500	174	52Psi UMa	3.0040	4400.0	73	5663	No
302	GOM_NL__2PRFIN20030331_172508_000000392015_00098_05663_6374.N1	31-MAR-2003 17:25:08	Bright	38.500	87	64Gam UMa	2.4330	11000.	77	5663	No
303	GOM_NL__2PRFIN20030331_172656_000000382015_00098_05663_6375.N1	31-MAR-2003 17:26:56	Bright	38.000	36	50Alp UMa	1.8000	6300.0	76	5663	No
304	GOM_NL__2PRFIN20030331_173318_000000422015_00098_05663_6376.N1	31-MAR-2003 17:33:18	Bright	41.500	60	7Bet UMi	2.0810	3950.0	83	5663	No
305	GOM_NL__2PRFIN20030331_173457_000000382015_00098_05663_6377.N1	31-MAR-2003 17:34:57	Bright	37.500	49	1Alp UMi	1.9900	6300.0	75	5663	No
306	GOM_NL__2PRFIN20030331_174738_000000452015_00098_05663_6378.N1	31-MAR-2003 17:47:38	Bright	44.500	144	18Del Cyg	2.8600	11000.	89	5663	No
307	GOM_NL__2PRFIN20030331_174930_000000442015_00098_05663_6379.N1	31-MAR-2003 17:49:30	Bright	44.000	66	37Gam Cyg	2.2080	5900.0	88	5663	No
308	GOM_NL__2PRFIN20030331_175130_000000442015_00098_05663_6380.N1	31-MAR-2003 17:51:30	Bright	43.500	92	53Eps Cyg	2.5000	4500.0	87	5663	No
309	GOM_NL__2PRFIN20030331_175802_000000452015_00098_05663_6381.N1	31-MAR-2003 17:58:02	Bright	44.500	61	8Eps Peg	2.1000	3900.0	89	5663	No
310	GOM_NL__2PRFIN20030331_180129_000000672015_00098_05663_6382.N1	31-MAR-2003 18:01:29	Dark	66.500	11	53Alp Aql	0.76500	8000.0	133	5663	No
311	GOM_NL__2PRFIN20030331_180511_000000412015_00098_05663_6383.N1	31-MAR-2003 18:05:11	Dark	41.000	142	49Del Cap	2.8500	8900.0	82	5663	No
312	GOM_NL__2PRFIN20030331_181533_000000572015_00098_05663_6384.N1	31-MAR-2003 18:15:33	Dark	57.000	57	34Sig Sgr	2.0660	26000.	114	5663	No
313	GOM_NL__2PRFIN20030331_181908_000000552015_00099_05664_6358.N1	31-MAR-2003 18:19:08	Dark	54.500	38	20Eps Sgr	1.8360	11000.	109	5664	No
314	GOM_NL__2PRFIN20030331_182258_000000572015_00099_05664_6359.N1	31-MAR-2003 18:22:58	Dark	57.000	40	The Sco	1.8590	7100.0	114	5664	No
315	GOM_NL__2PRFIN20030331_182455_000000492015_00099_05664_6360.N1	31-MAR-2003 18:24:55	Dark	48.500	43	Alp TrA	1.9100	4250.0	97	5664	No
316	GOM_NL__2PRFIN20030331_182644_000000402015_00099_05664_6361.N1	31-MAR-2003 18:26:44	Dark	40.000	134	Bet TrA	2.8100	6600.0	80	5664	No
317	GOM_NL__2PRFIN20030331_182923_000000552015_00099_05664_6362.N1	31-MAR-2003 18:29:23	Dark	54.500	4	Alp1Cen	-0.010000	5800.0	109	5664	No
318	GOM_NL__2PRFIN20030331_183143_000000412015_00099_05664_6363.N1	31-MAR-2003 18:31:43	Straylight	41.000	12	Alp1Cru	0.77500	30000.	82	5664	No
319	GOM_NL__2PRFIN20030331_183309_000000492015_00099_05664_6364.N1	31-MAR-2003 18:33:09	Straylight	49.000	26	Gam Cru	1.6240	2900.0	98	5664	No
320	GOM_NL__2PRFIN20030331_183505_000000432015_00099_05664_6365.N1	31-MAR-2003 18:35:05	Straylight	42.500	64	Gam Cen	2.2000	10600.	85	5664	No
321	GOM_NL__2PRFIN20030331_183628_000000552015_00099_05664_6366.N1	31-MAR-2003 18:36:28	Straylight	55.000	54	5The Cen	2.0550	4500.0	110	5664	No
322	GOM_NL__2PRFIN20030331_183841_000001692015_00099_05664_6367.N1	31-MAR-2003 18:38:41	Tw_i_and_stray	168.50	97	8Bet1Sco	2.5610	30000.	337	5664	No
323	GOM_NL__2PRFIN20030331_184302_000000462015_00099_05664_6368.N1	31-MAR-2003 18:43:02	Tw_i_and_stray	46.000	171	2Eps Crv	3.0010	4250.0	92	5664	No
324	GOM_NL__2PRFIN20030331_184430_000000442015_00099_05664_6369.N1	31-MAR-2003 18:44:30	Tw_i_and_stray	43.500	100	4Gam Crv	2.5800	13100.	87	5664	No
325	GOM_NL__2PRFIN20030331_184621_000000672015_00099_05664_6370.N1	31-MAR-2003 18:46:21	Bright	66.500	15	67Alp Vir	0.97600	28000.	133	5664	No
326	GOM_NL__2PRFIN20030331_184937_000000432015_00099_05664_6371.N1	31-MAR-2003 18:49:37	Bright	43.000	121	29Gam Vir	2.7400	7200.0	86	5664	No
327	GOM_NL__2PRFIN20030331_185415_000000402015_00099_05664_6372.N1	31-MAR-2003 18:54:15	Bright	39.500	62	94Bet Leo	2.1360	9700.0	79	5664	No
328	GOM_NL__2PRFIN20030331_185550_000000372015_00099_05664_6373.N1	31-MAR-2003 18:55:50	Bright	36.500	96	68Del Leo	2.5600	9300.0	73	5664	No
329	GOM_NL__2PRFIN20030331_185948_000000712015_00099_05664_6374.N1	31-MAR-2003 18:59:48	Bright	71.000	111	8Eta Boo	2.6800	6000.0	142	5664	No
330	GOM_NL__2PRFIN20030331_190240_000000382015_00099_05664_6375.N1	31-MAR-2003 19:02:40	Bright	37.500	174	52Psi UMa	3.0040	4400.0	75	5664	No
331	GOM_NL__2PRFIN20030331_190544_000000382015_00099_05664_6376.N1	31-MAR-2003 19:05:44	Bright	38.000	87	64Gam UMa	2.4330	11000.	76	5664	No
332	GOM_NL__2PRFIN20030331_190732_000000362015_00099_05664_6377.N1	31-MAR-2003 19:07:32	Bright	35.500	36	50Alp UMa	1.8000	6300.0	71	5664	No
333	GOM_NL__2PRFIN20030331_191354_000000412015_00099_05664_6378.N1	31-MAR-2003 19:13:54	Bright	40.500	60	7Bet UMi	2.0810	3950.0	81	5664	No
334	GOM_NL__2PRFIN20030331_191533_000000362015_00099_05664_6379.N1	31-MAR-2003 19:15:33	Bright	35.500	49	1Alp UMi	1.9900	6300.0	71	5664	No
335	GOM_NL__2PRFIN20030331_192813_000000482015_00099_05664_6380.N1	31-MAR-2003 19:28:13	Bright	48.000	144	18Del Cyg	2.8600	11000.	96	5664	No
336	GOM_NL__2PRFIN20030331_193006_000000432015_00099_05664_6381.N1	31-MAR-2003 19:30:06	Bright	43.000	66	37Gam Cyg	2.2080	5900.0	86	5664	No
337	GOM_NL__2PRFIN20030331_193206_000000432015_00099_05664_6382.N1	31-MAR-2003 19:32:06	Bright	42.500	92	53Eps Cyg	2.5000	4500.0	85	5664	No

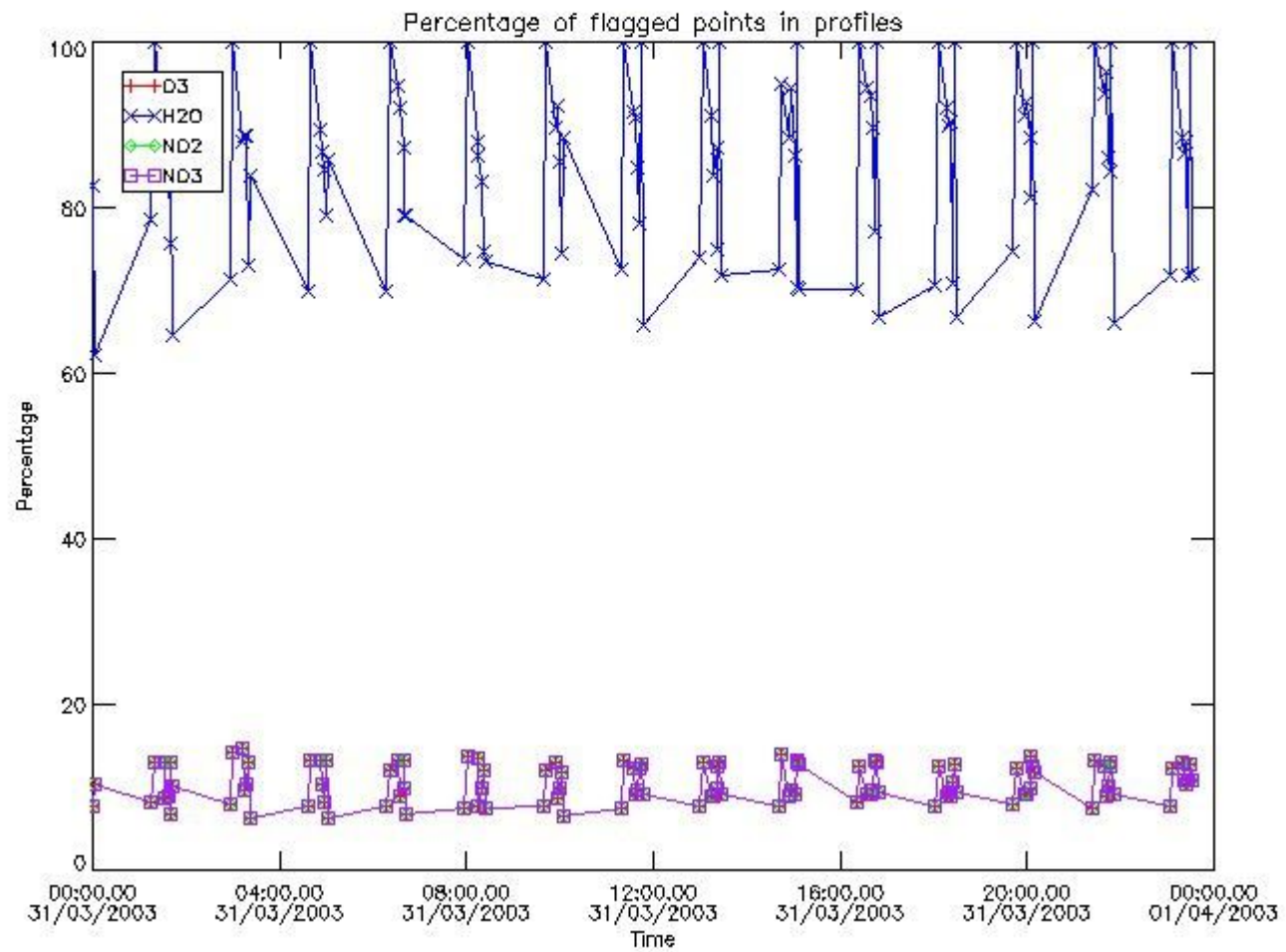
338	GOM_NL__2PRFIN20030331_193838_000000452015_00099_05664_6383.N1	31-MAR-2003 19:38:38	Bright	45.000	61	8Eps Peg	2.1000	3900.0	90	5664	No
339	GOM_NL__2PRFIN20030331_194206_000000642015_00099_05664_6384.N1	31-MAR-2003 19:42:06	Dark	63.500	11	53Alp Aql	0.76500	8000.0	127	5664	No
340	GOM_NL__2PRFIN20030331_194547_000000422015_00099_05664_6385.N1	31-MAR-2003 19:45:47	Dark	41.500	142	49Del Cap	2.8500	8900.0	83	5664	No
341	GOM_NL__2PRFIN20030331_195610_000000562015_00099_05664_6386.N1	31-MAR-2003 19:56:10	Dark	56.000	57	34Sig Sgr	2.0660	26000.	112	5664	No
342	GOM_NL__2PRFIN20030331_195945_000000562015_00100_05665_6361.N1	31-MAR-2003 19:59:45	Dark	56.000	38	20Eps Sgr	1.8360	11000.	112	5665	No
343	GOM_NL__2PRFIN20030331_200335_000000522015_00100_05665_6362.N1	31-MAR-2003 20:03:35	Dark	52.000	40	The Sco	1.8590	7100.0	104	5665	No
344	GOM_NL__2PRFIN20030331_200531_000000412015_00100_05665_6363.N1	31-MAR-2003 20:05:31	Dark	40.500	43	Alp TrA	1.9100	4250.0	81	5665	No
345	GOM_NL__2PRFIN20030331_200721_000000412015_00100_05665_6364.N1	31-MAR-2003 20:07:21	Dark	40.500	134	Bet TrA	2.8100	6600.0	81	5665	No
346	GOM_NL__2PRFIN20030331_201000_000000442015_00100_05665_6365.N1	31-MAR-2003 20:10:00	Dark	43.500	4	Alp1Cen	-0.010000	5800.0	87	5665	No
347	GOM_NL__2PRFIN20030331_201226_000001312015_00100_05665_6366.N1	31-MAR-2003 20:12:26	Straylight	131.00	16	21Alp Sco	1.0200	3000.0	262	5665	No
348	GOM_NL__2PRFIN20030331_201541_000000432015_00100_05665_6367.N1	31-MAR-2003 20:15:41	Straylight	43.000	64	Gam Cen	2.2000	10600.	86	5665	No
349	GOM_NL__2PRFIN20030331_201704_000000562015_00100_05665_6368.N1	31-MAR-2003 20:17:04	Straylight	56.000	54	5The Cen	2.0550	4500.0	112	5665	No
350	GOM_NL__2PRFIN20030331_202237_000000522015_00100_05665_6369.N1	31-MAR-2003 20:22:37	Twi_and_stray	52.000	169	46Gam Hya	2.9910	4700.0	104	5665	No
351	GOM_NL__2PRFIN20030331_202506_000000462015_00100_05665_6370.N1	31-MAR-2003 20:25:06	Twi_and_stray	45.500	100	4Gam Crv	2.5800	13100.	91	5665	No
352	GOM_NL__2PRFIN20030331_202657_000000622015_00100_05665_6371.N1	31-MAR-2003 20:26:57	Bright	62.000	15	67Alp Vir	0.97600	28000.	124	5665	No
353	GOM_NL__2PRFIN20030331_203013_000000442015_00100_05665_6372.N1	31-MAR-2003 20:30:13	Bright	44.000	121	29Gam Vir	2.7400	7200.0	88	5665	No
354	GOM_NL__2PRFIN20030331_203451_000000392015_00100_05665_6373.N1	31-MAR-2003 20:34:51	Bright	39.000	62	94Bet Leo	2.1360	9700.0	78	5665	No
355	GOM_NL__2PRFIN20030331_203626_000000372015_00100_05665_6374.N1	31-MAR-2003 20:36:26	Bright	36.500	96	68Del Leo	2.5600	9300.0	73	5665	No
356	GOM_NL__2PRFIN20030331_204023_000000672015_00100_05665_6375.N1	31-MAR-2003 20:40:23	Bright	67.000	111	8Eta Boo	2.6800	6000.0	134	5665	No
357	GOM_NL__2PRFIN20030331_204316_000000372015_00100_05665_6376.N1	31-MAR-2003 20:43:16	Bright	37.000	174	52Psi UMa	3.0040	4400.0	74	5665	No
358	GOM_NL__2PRFIN20030331_204619_000000372015_00100_05665_6377.N1	31-MAR-2003 20:46:19	Bright	36.500	87	64Gam UMa	2.4330	11000.	73	5665	No
359	GOM_NL__2PRFIN20030331_204808_000000362015_00100_05665_6378.N1	31-MAR-2003 20:48:08	Bright	35.500	36	50Alp UMa	1.8000	6300.0	71	5665	No
360	GOM_NL__2PRFIN20030331_205429_000000402015_00100_05665_6379.N1	31-MAR-2003 20:54:29	Bright	40.000	60	7Bet UMi	2.0810	3950.0	80	5665	No
361	GOM_NL__2PRFIN20030331_205609_000000372015_00100_05665_6380.N1	31-MAR-2003 20:56:09	Bright	36.500	49	1Alp UMi	1.9900	6300.0	73	5665	No
362	GOM_NL__2PRFIN20030331_210849_000000462015_00100_05665_6381.N1	31-MAR-2003 21:08:49	Bright	45.500	144	18Del Cyg	2.8600	11000.	91	5665	No
363	GOM_NL__2PRFIN20030331_211041_000000452015_00100_05665_6382.N1	31-MAR-2003 21:10:41	Bright	45.000	66	37Gam Cyg	2.2080	5900.0	90	5665	No
364	GOM_NL__2PRFIN20030331_211242_000000452015_00100_05665_6383.N1	31-MAR-2003 21:12:42	Bright	44.500	92	53Eps Cyg	2.5000	4500.0	89	5665	No
365	GOM_NL__2PRFIN20030331_211914_000000462015_00100_05665_6384.N1	31-MAR-2003 21:19:14	Bright	45.500	61	8Eps Peg	2.1000	3900.0	91	5665	No
366	GOM_NL__2PRFIN20030331_212243_000000682015_00100_05665_6385.N1	31-MAR-2003 21:22:43	Dark	68.000	11	53Alp Aql	0.76500	8000.0	136	5665	No
367	GOM_NL__2PRFIN20030331_212623_000000432015_00100_05665_6386.N1	31-MAR-2003 21:26:23	Dark	42.500	142	49Del Cap	2.8500	8900.0	85	5665	No
368	GOM_NL__2PRFIN20030331_213837_000000412015_00100_05665_6387.N1	31-MAR-2003 21:38:37	Dark	41.000	45	Alp Pav	1.9400	26000.	82	5665	No
369	GOM_NL__2PRFIN20030331_214023_000000582015_00101_05666_6266.N1	31-MAR-2003 21:40:23	Dark	57.500	38	20Eps Sgr	1.8360	11000.	115	5666	No
370	GOM_NL__2PRFIN20030331_214412_000000512015_00101_05666_6267.N1	31-MAR-2003 21:44:12	Dark	50.500	40	The Sco	1.8590	7100.0	101	5666	No
371	GOM_NL__2PRFIN20030331_214607_000000392015_00101_05666_6268.N1	31-MAR-2003 21:46:07	Dark	39.000	43	Alp TrA	1.9100	4250.0	78	5666	No
372	GOM_NL__2PRFIN20030331_214757_000000412015_00101_05666_6269.N1	31-MAR-2003 21:47:57	Dark	40.500	134	Bet TrA	2.8100	6600.0	81	5666	No
373	GOM_NL__2PRFIN20030331_215036_000000552015_00101_05666_6270.N1	31-MAR-2003 21:50:36	Dark	55.000	4	Alp1Cen	-0.010000	5800.0	110	5666	No
374	GOM_NL__2PRFIN20030331_215303_000001152015_00101_05666_6271.N1	31-MAR-2003 21:53:03	Straylight	114.50	16	21Alp Sco	1.0200	3000.0	229	5666	No
375	GOM_NL__2PRFIN20030331_215617_000000432015_00101_05666_6272.N1	31-MAR-2003 21:56:17	Straylight	42.500	64	Gam Cen	2.2000	10600.	85	5666	No
376	GOM_NL__2PRFIN20030331_215741_000000552015_00101_05666_6273.N1	31-MAR-2003 21:57:41	Straylight	55.000	54	5The Cen	2.0550	4500.0	110	5666	No
377	GOM_NL__2PRFIN20030331_220313_000000512015_00101_05666_6274.N1	31-MAR-2003 22:03:13	Twi_and_stray	51.000	169	46Gam Hya	2.9910	4700.0	102	5666	No
378	GOM_NL__2PRFIN20030331_220542_000000452015_00101_05666_6275.N1	31-MAR-2003 22:05:42	Twi_and_stray	45.000	100	4Gam Crv	2.5800	13100.	90	5666	No
379	GOM_NL__2PRFIN20030331_220733_000000652015_00101_05666_6276.N1	31-MAR-2003 22:07:33	Bright	64.500	15	67Alp Vir	0.97600	28000.	129	5666	No
380	GOM_NL__2PRFIN20030331_221049_000000462015_00101_05666_6277.N1	31-MAR-2003 22:10:49	Bright	46.000	121	29Gam Vir	2.7400	7200.0	92	5666	No
381	GOM_NL__2PRFIN20030331_221526_000000392015_00101_05666_6278.N1	31-MAR-2003 22:15:26	Bright	39.000	62	94Bet Leo	2.1360	9700.0	78	5666	No
382	GOM_NL__2PRFIN20030331_221702_000000372015_00101_05666_6279.N1	31-MAR-2003 22:17:02	Bright	36.500	96	68Del Leo	2.5600	9300.0	73	5666	No
383	GOM_NL__2PRFIN20030331_222057_000000692015_00101_05666_6280.N1	31-MAR-2003 22:20:57	Bright	68.500	111	8Eta Boo	2.6800	6000.0	137	5666	No
384	GOM_NL__2PRFIN20030331_222352_000000372015_00101_05666_6281.N1	31-MAR-2003 22:23:52	Bright	36.500	174	52Psi UMa	3.0040	4400.0	73	5666	No
385	GOM_NL__2PRFIN20030331_222655_000000382015_00101_05666_6282.N1	31-MAR-2003 22:26:55	Bright	38.000	87	64Gam UMa	2.4330	11000.	76	5666	No
386	GOM_NL__2PRFIN20030331_222843_000000382015_00101_05666_6283.N1	31-MAR-2003 22:28:43	Bright	38.000	36	50Alp UMa	1.8000	6300.0	76	5666	No
387	GOM_NL__2PRFIN20030331_223505_000000392015_00101_05666_6284.N1	31-MAR-2003 22:35:05	Bright	38.500	60	7Bet UMi	2.0810	3950.0	77	5666	No
388	GOM_NL__2PRFIN20030331_223645_000000332015_00101_05666_6285.N1	31-MAR-2003 22:36:45	Bright	32.500	49	1Alp UMi	1.9900	6300.0	65	5666	No
389	GOM_NL__2PRFIN20030331_224925_000000472015_00101_05666_6286.N1	31-MAR-2003 22:49:25	Bright	47.000	144	18Del Cyg	2.8600	11000.	94	5666	No
390	GOM_NL__2PRFIN20030331_225117_000000452015_00101_05666_6287.N1	31-MAR-2003 22:51:17	Bright	45.000	66	37Gam Cyg	2.2080	5900.0	90	5666	No
391	GOM_NL__2PRFIN20030331_225318_000000432015_00101_05666_6288.N1	31-MAR-2003 22:53:18	Bright	43.000	92	53Eps Cyg	2.5000	4500.0	86	5666	No
392	GOM_NL__2PRFIN20030331_225950_000000472015_00101_05666_6289.N1	31-MAR-2003 22:59:50	Bright	46.500	61	8Eps Peg	2.1000	3900.0	93	5666	No
393	GOM_NL__2PRFIN20030331_230319_000000662015_00101_05666_6290.N1	31-MAR-2003 23:03:19	Dark	66.000	11	53Alp Aql	0.76500	8000.0	132	5666	No
394	GOM_NL__2PRFIN20030331_230700_000000422015_00101_05666_6291.N1	31-MAR-2003 23:07:00	Dark	41.500	142	49Del Cap	2.8500	8900.0	83	5666	No
395	GOM_NL__2PRFIN20030331_231913_000000392015_00101_05666_6292.N1	31-MAR-2003 23:19:13	Dark	39.000	45	Alp Pav	1.9400	26000.	78	5666	No
396	GOM_NL__2PRFIN20030331_232100_000000562015_00102_05667_6364.N1	31-MAR-2003 23:21:00	Dark	56.000	38	20Eps Sgr	1.8360	11000.	112	5667	No

397	GOM_NL__2PRFIN20030331_232449_000000552015_00102_05667_6365.N1	31-MAR-2003 23:24:49	Dark	54.500	40	The Sco	1.8590	7100.0	109	5667	No
398	GOM_NL__2PRFIN20030331_232643_000000472015_00102_05667_6366.N1	31-MAR-2003 23:26:43	Dark	46.500	43	Alp TrA	1.9100	4250.0	93	5667	No
399	GOM_NL__2PRFIN20030331_232834_000000402015_00102_05667_6367.N1	31-MAR-2003 23:28:34	Dark	40.000	134	Bet TrA	2.8100	6600.0	80	5667	No
400	GOM_NL__2PRFIN20030331_233112_000000472015_00102_05667_6368.N1	31-MAR-2003 23:31:12	Dark	47.000	4	Alp1Cen	-0.010000	5800.0	94	5667	No
401	GOM_NL__2PRFIN20030331_233339_000001312015_00102_05667_6369.N1	31-MAR-2003 23:33:39	Straylight	131.00	16	21Alp Sco	1.0200	3000.0	262	5667	No
402	GOM_NL__2PRFIN20030331_233653_000000432015_00102_05667_6370.N1	31-MAR-2003 23:36:53	Straylight	42.500	64	Gam Cen	2.2000	10600.	85	5667	No
403	GOM_NL__2PRFIN20030331_233817_000000542015_00102_05667_6371.N1	31-MAR-2003 23:38:17	Straylight	54.000	54	5The Cen	2.0550	4500.0	108	5667	No
404	GOM_NL__2PRFIN20030331_234348_000000522015_00102_05667_6372.N1	31-MAR-2003 23:43:48	Twilight_stray	52.000	169	46Gam Hya	2.9910	4700.0	104	5667	No
405	GOM_NL__2PRFIN20030331_234618_000000452015_00102_05667_6373.N1	31-MAR-2003 23:46:18	Twilight_stray	45.000	100	4Gam Crv	2.5800	13100.	90	5667	No
406	GOM_NL__2PRFIN20030331_234808_000000722015_00102_05667_6374.N1	31-MAR-2003 23:48:08	Bright	71.500	15	67Alp Vir	0.97600	28000.	143	5667	No
407	GOM_NL__2PRFIN20030331_235124_000000462015_00102_05667_6375.N1	31-MAR-2003 23:51:24	Bright	46.000	121	29Gam Vir	2.7400	7200.0	92	5667	No
408	GOM_NL__2PRFIN20030331_235602_000000392015_00102_05667_6376.N1	31-MAR-2003 23:56:02	Bright	39.000	62	94Bet Leo	2.1360	9700.0	78	5667	No
409	GOM_NL__2PRFIN20030331_235738_000000362015_00102_05667_6377.N1	31-MAR-2003 23:57:38	Bright	36.000	96	68Del Leo	2.5600	9300.0	72	5667	No

3. Quality information per product

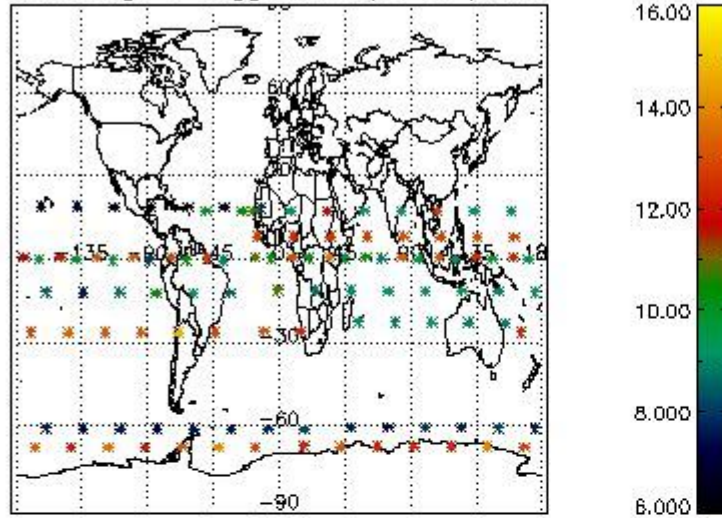
In this section it is plotted some information contained in the Quality Summary data set of the level 2 products. Only products in dark limb conditions and without errors (error flag in the MPH set to "0") are used.

3.1 Plot quality information per product (time dependant)

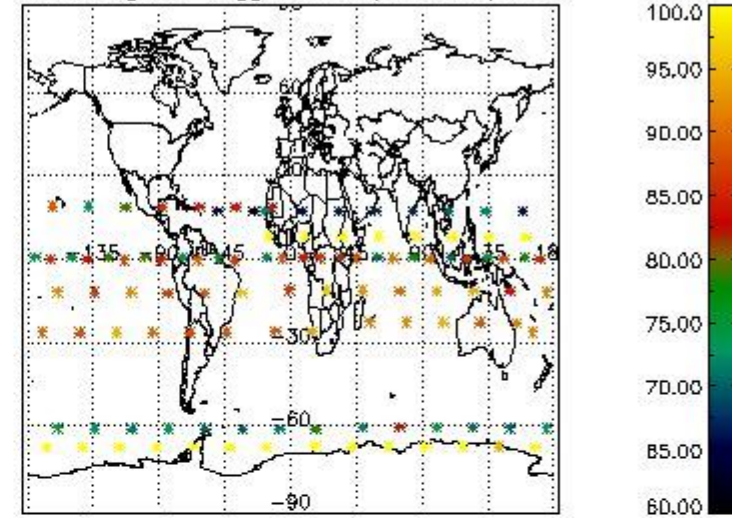


3.2 Plot quality information per product (world map)

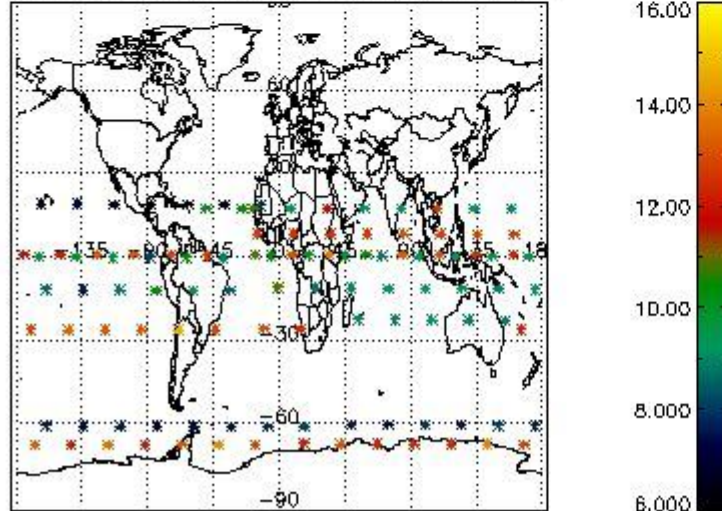
Percentage of flagged data per O3 profile



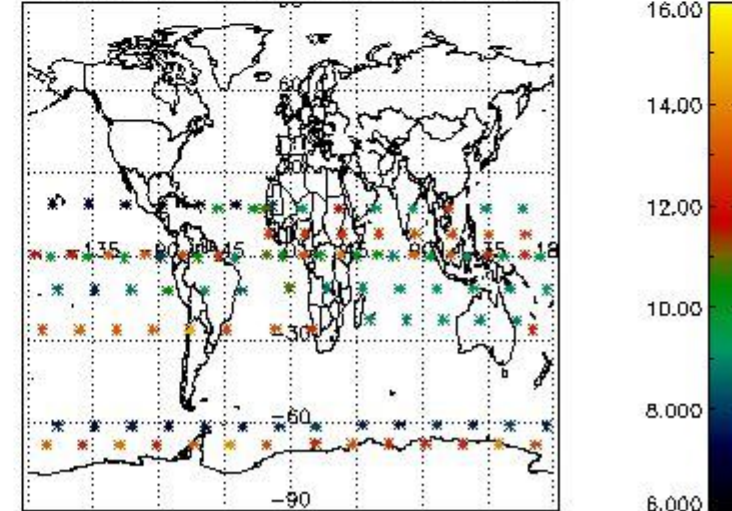
Percentage of flagged data per H2O profile



Percentage of flagged data per NO2 profile



Percentage of flagged data per NO3 profile

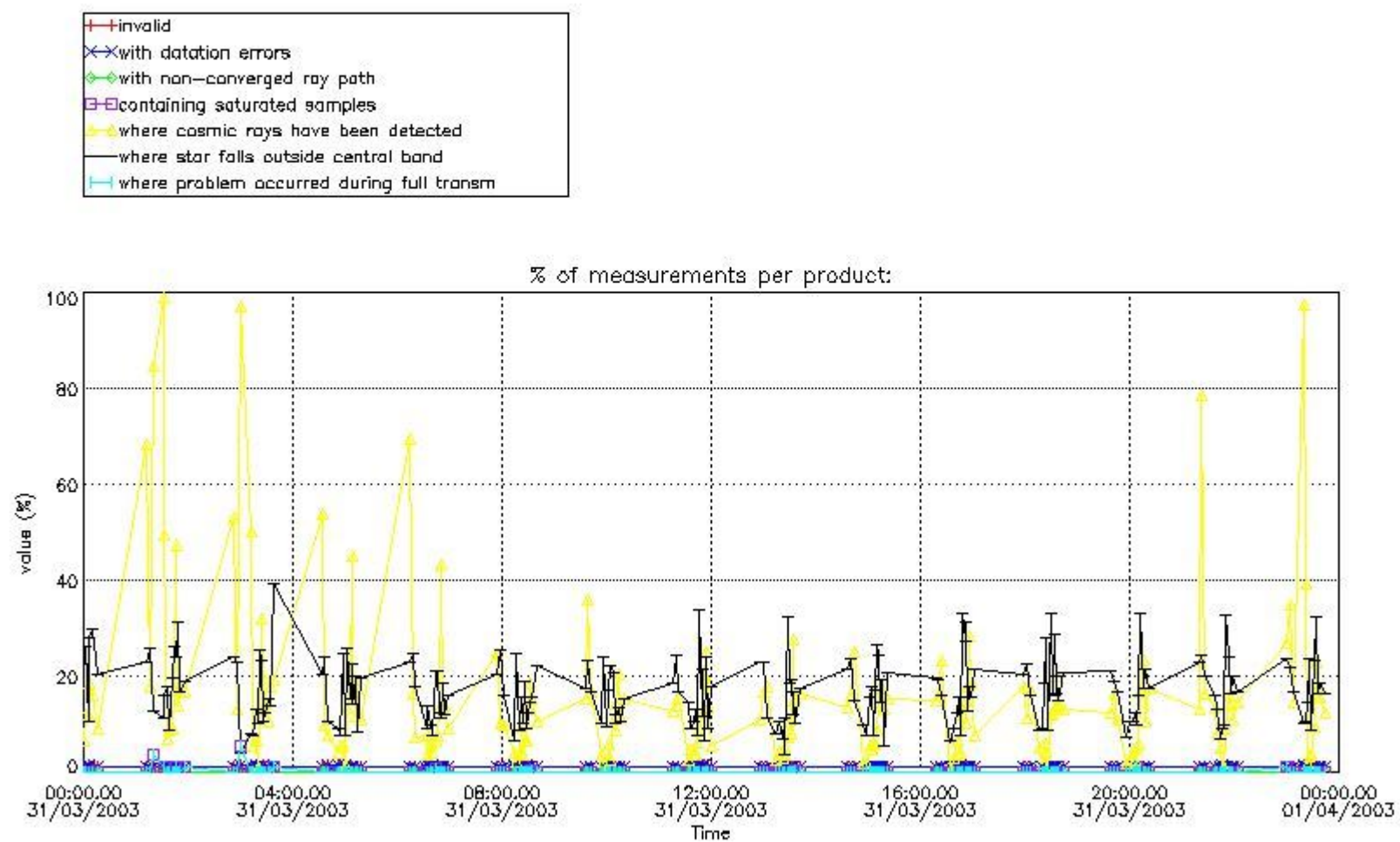


4. Level 1 quality information per product

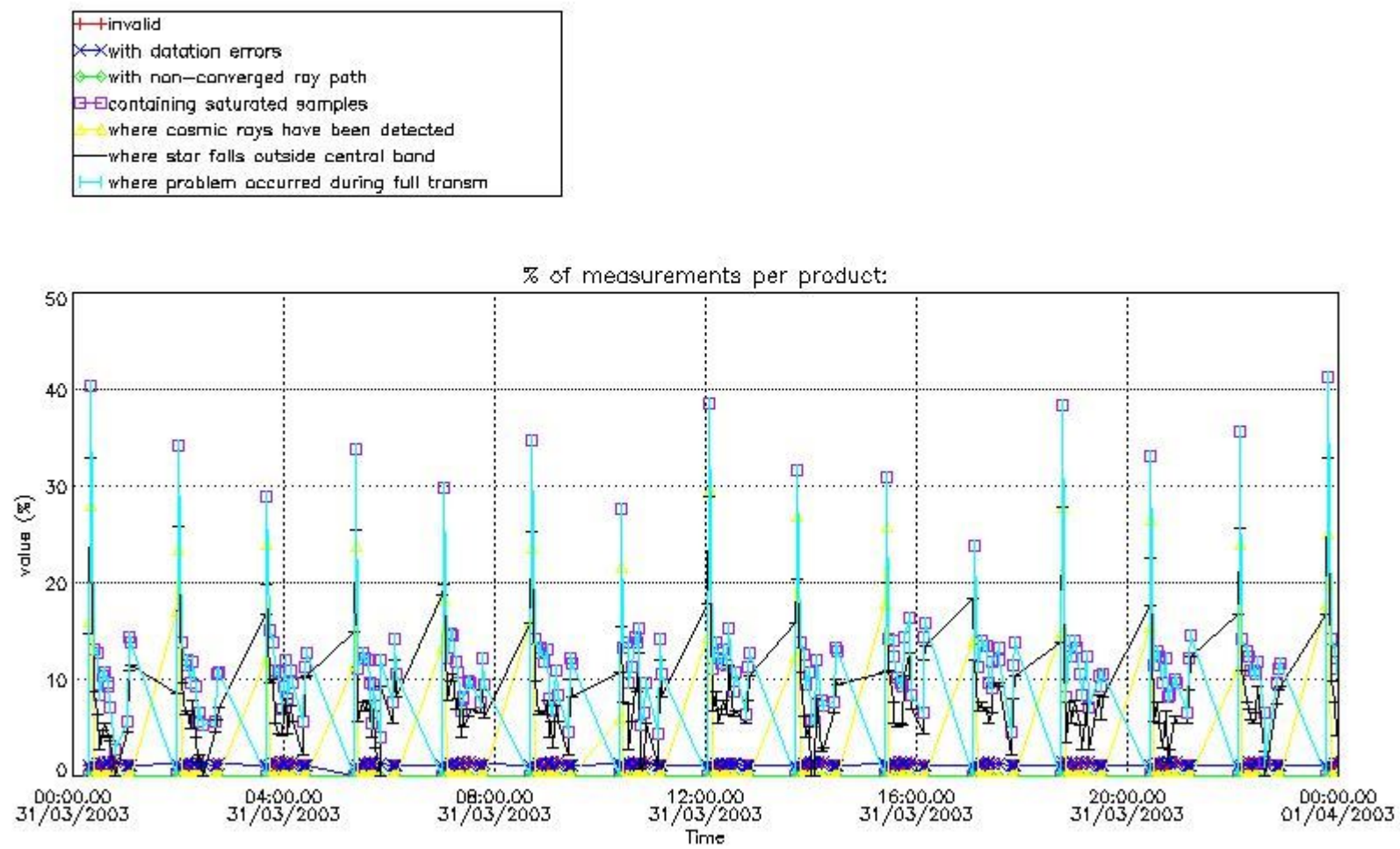
In this section it is plotted some information contained in the Quality Summary data set of the level 2 products that comes from the level 1b processing. Products without errors (error flag in the MPH set to "0") are used.

4.1 Plot quality information per product (time dependant) coming from level 1b processing

4.1.1 Plot level 1 quality information per product (time dependant): ENVISAT ASCENDING passes

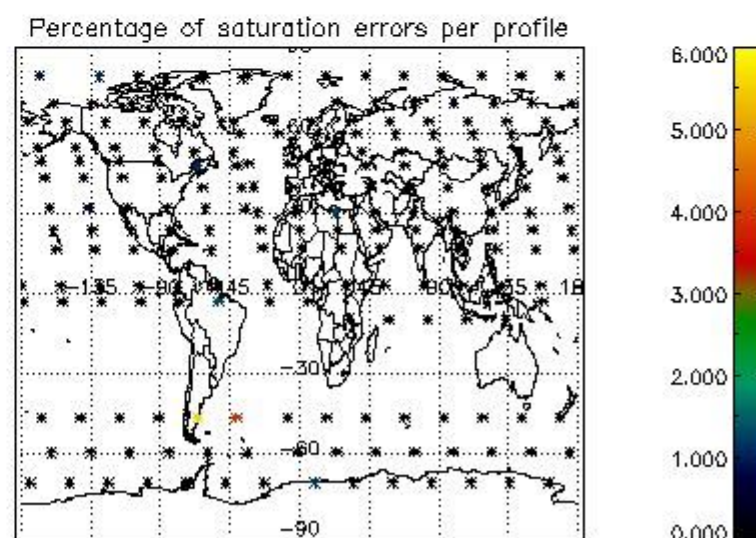
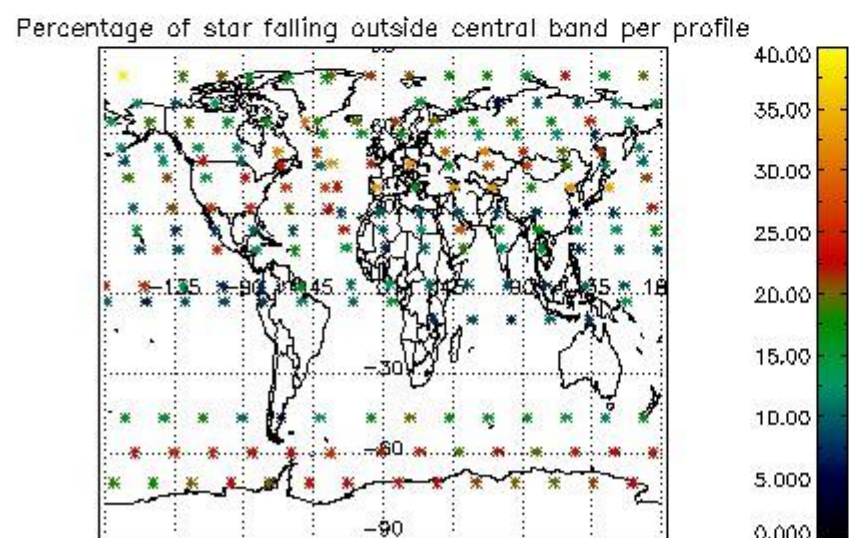
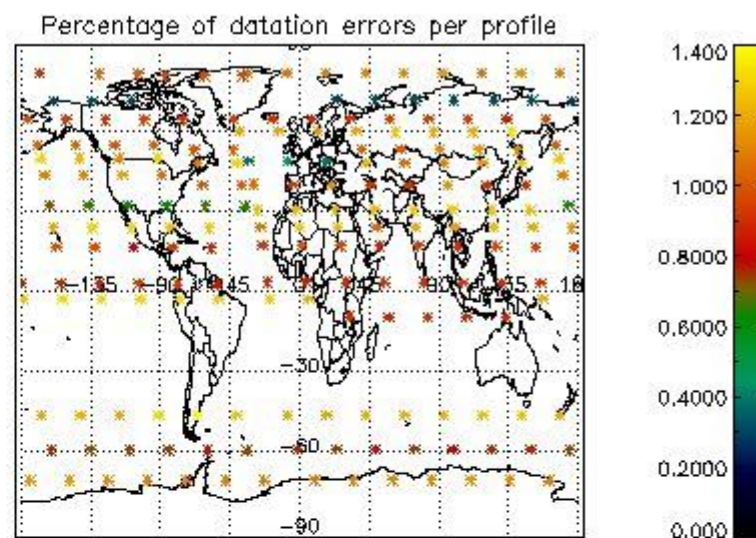
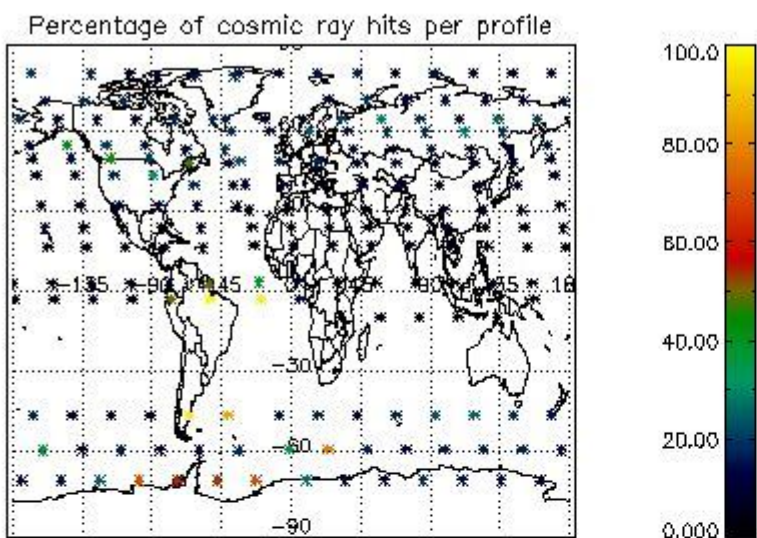


4.1.2 Plot level 1 quality information per product (time dependant): ENVI SAT DESCENDING passes

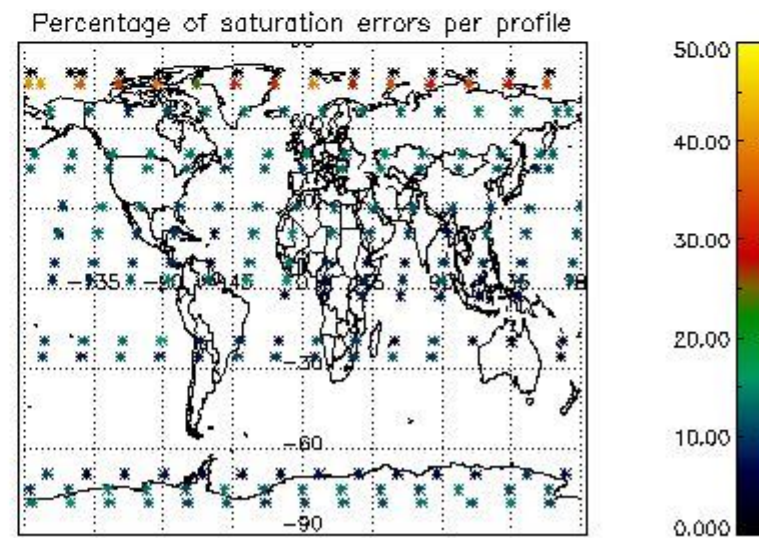
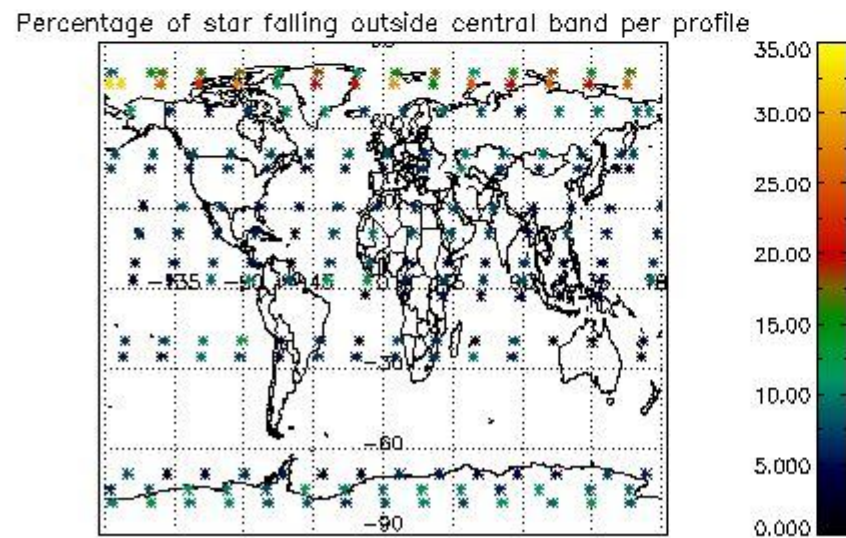
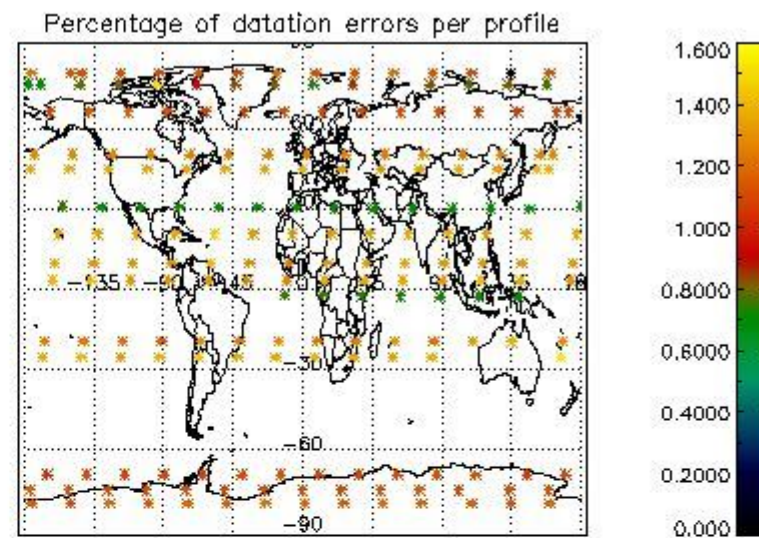
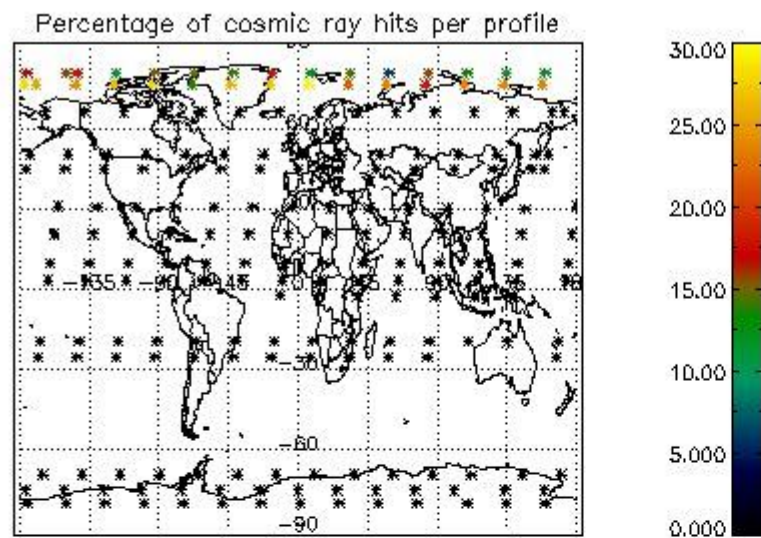


4.2 Plot quality information per product coming from level 1b processing (world map)

4.2.1 Plot level 1 quality information per product (world map): ENVISAT ASCENDING passes



4.2.2 Plot level 1 quality information per product (world map): ENVISAT DESCENDING passes



5. Trace gas profiles

5.1 Ozone statistics based on quality of products

The final quality of the products can be "measured" using the STD (Standard Deviation) attached to every point profile. This information is written to the parameter GOM_NL__2P/NL_LOCAL_SPECIES_DENSITY/o3_std of the level 2 products. The table below shows the statistics for given STD ranges.

The statistics are given with respect to the overall valid production:

- Products without fatal errors: GOM_NL__2P/MPH/PRODUCT_ERR=0
- Valid point profile: GOM_NL__2P/NL_LOCAL_SPECIES_DENSITY/pcd(0)=0

The 'Criteria' is applied to valid points of dark limb products:

- Products in dark limb illumination condition: GOM_NL__2P/NL_SUMMARY_QUALITY/obs_ill_cond=0
- Products without fatal errors: GOM_NL__2P/MPH/PRODUCT_ERR=0
- Valid point profile: GOM_NL__2P/NL_LOCAL_SPECIES_DENSITY/pcd(0)=0

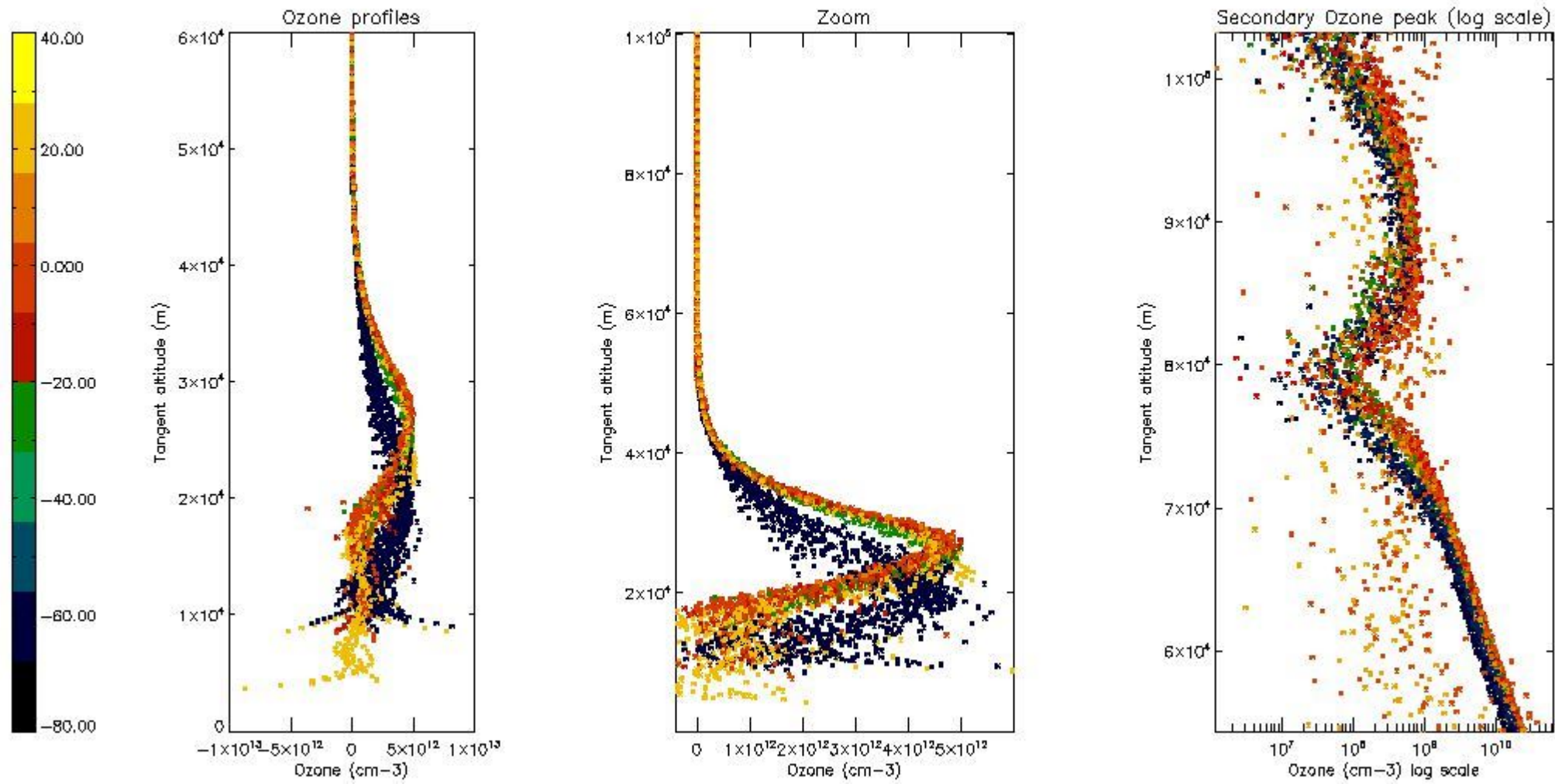
So, the table below shows the percentage of dark limb and valid observations for each criteria with respect to the overall valid daily observations.

Criteria	% of total production
All STD	28
STD < 20	17

STD < 10	14
STD < 5	10

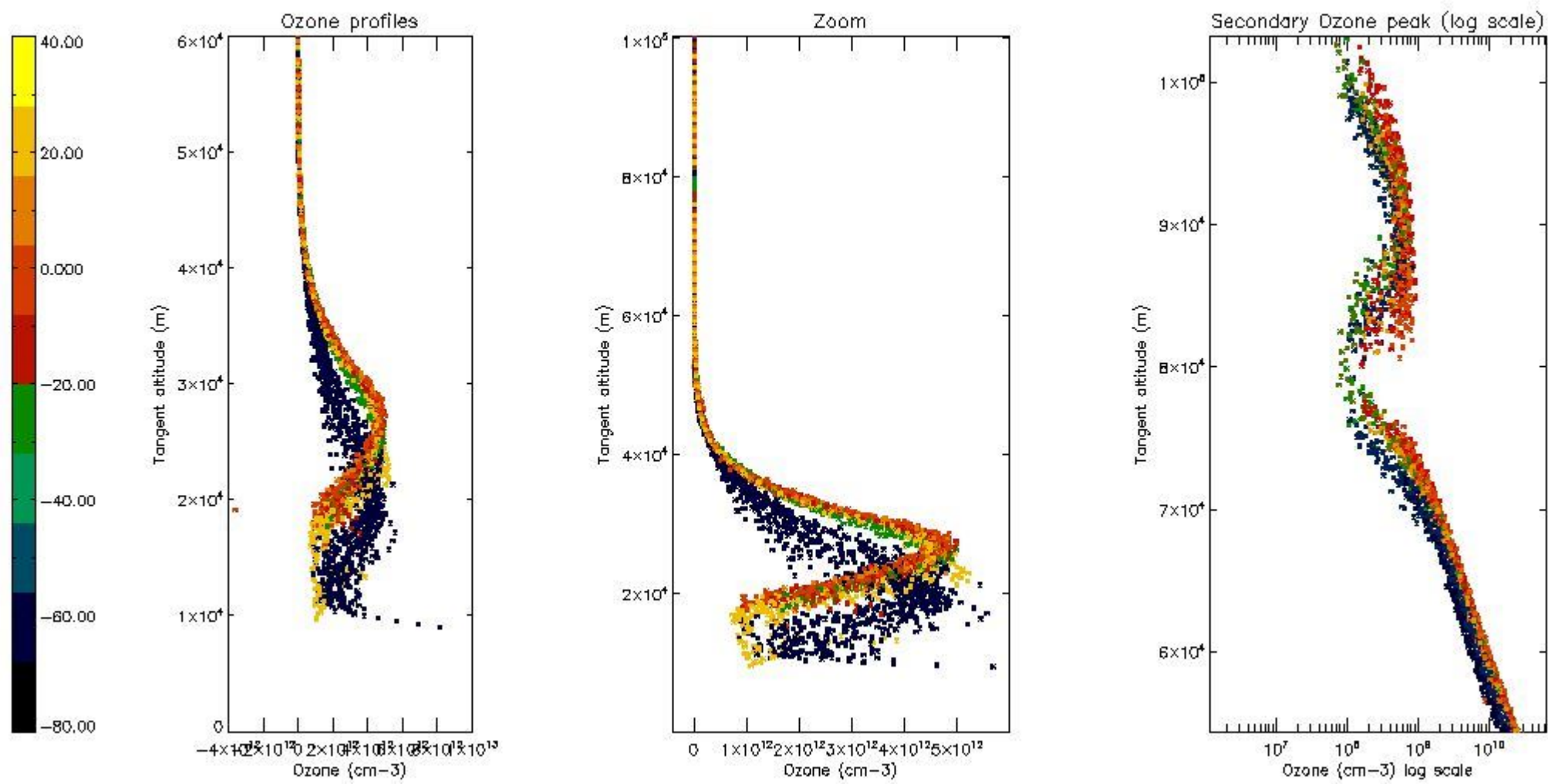
5.2 Plot ozone profiles for all STD (dark without errors)

The colorbar represents the latitude.



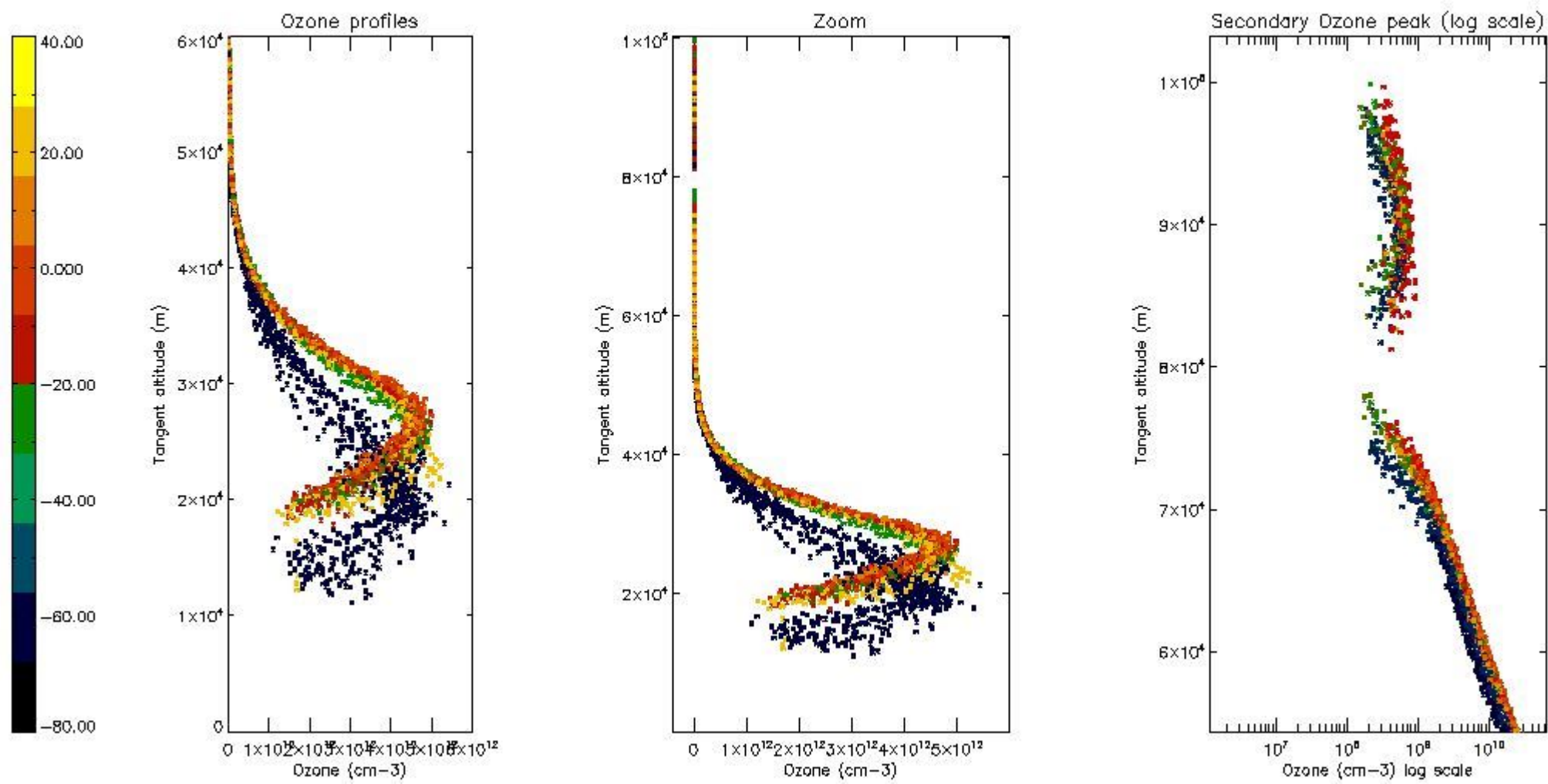
5.3 Plot ozone profiles where STD < 20% (dark without errors)

The colorbar represents the latitude.



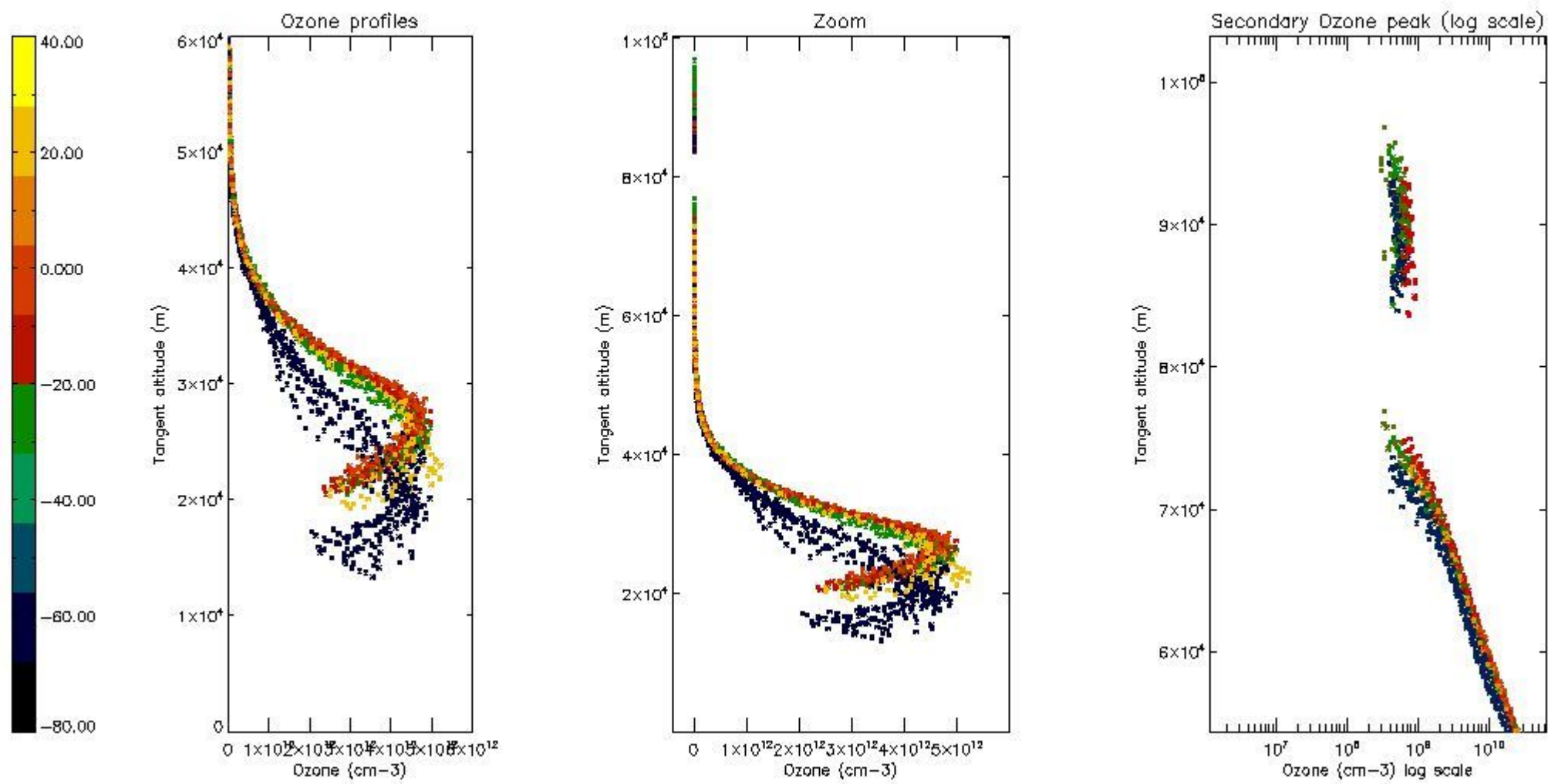
5.4 Plot ozone profiles where STD < 10% (dark without errors)

The colorbar represents the latitude.



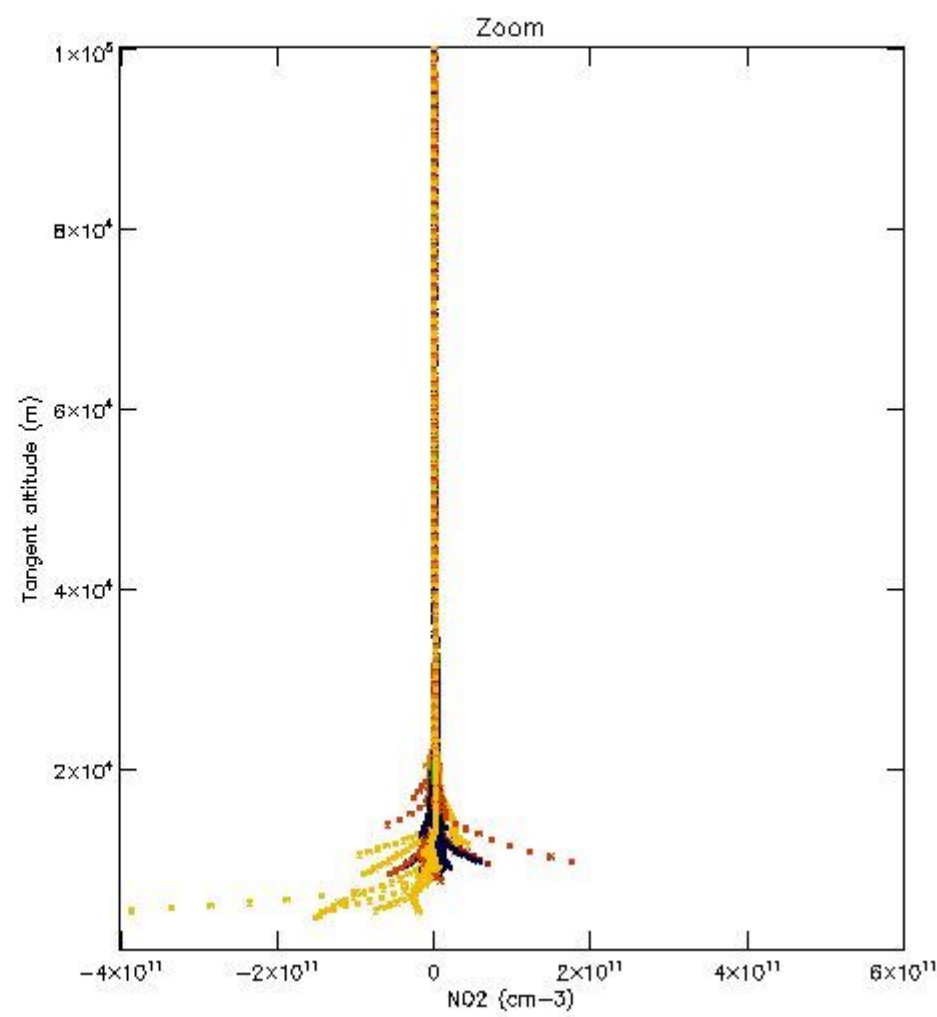
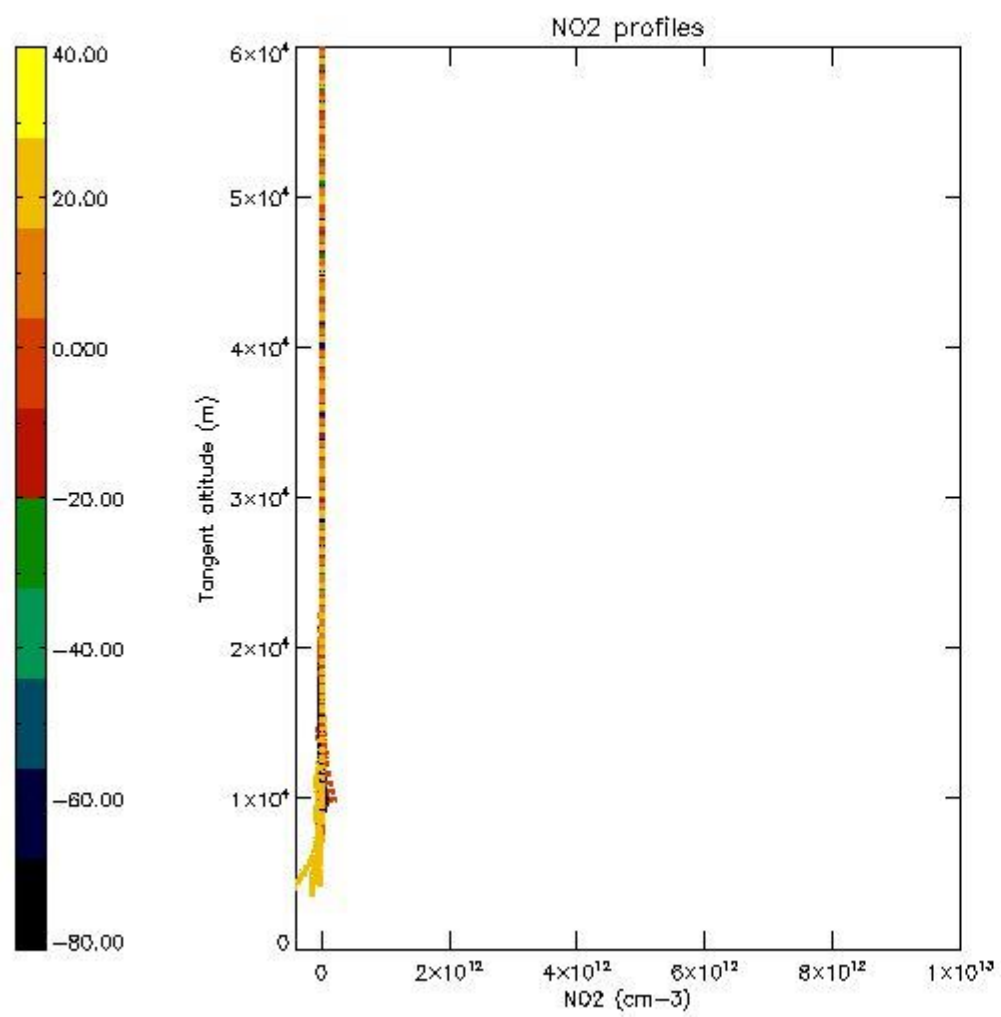
5.5 Plot ozone profiles where STD < 5% (dark without errors)

The colorbar represents the latitude.



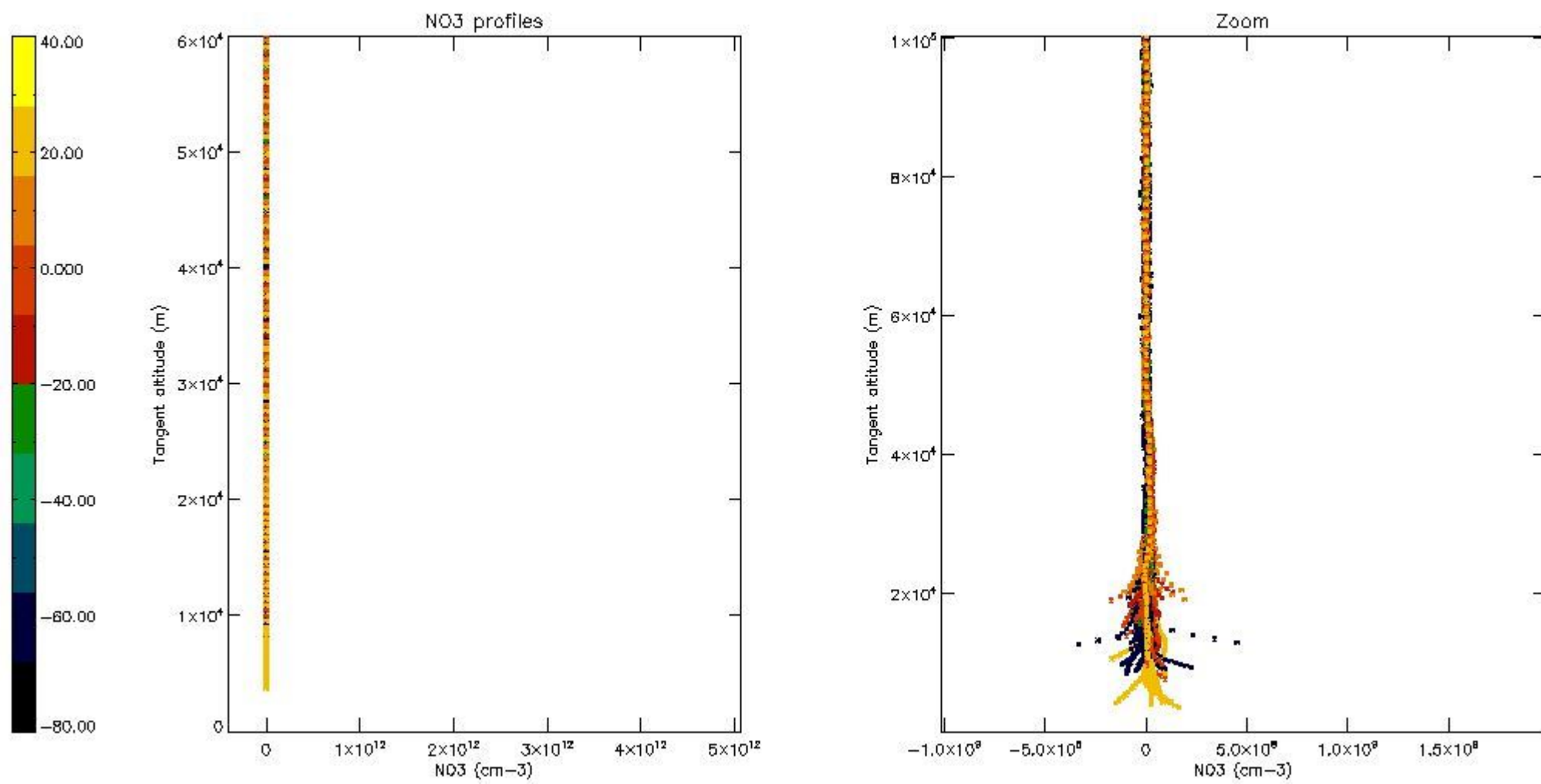
5.6 Plot NO₂ profiles for all STD (dark without errors)

The colorbar represents the latitude.



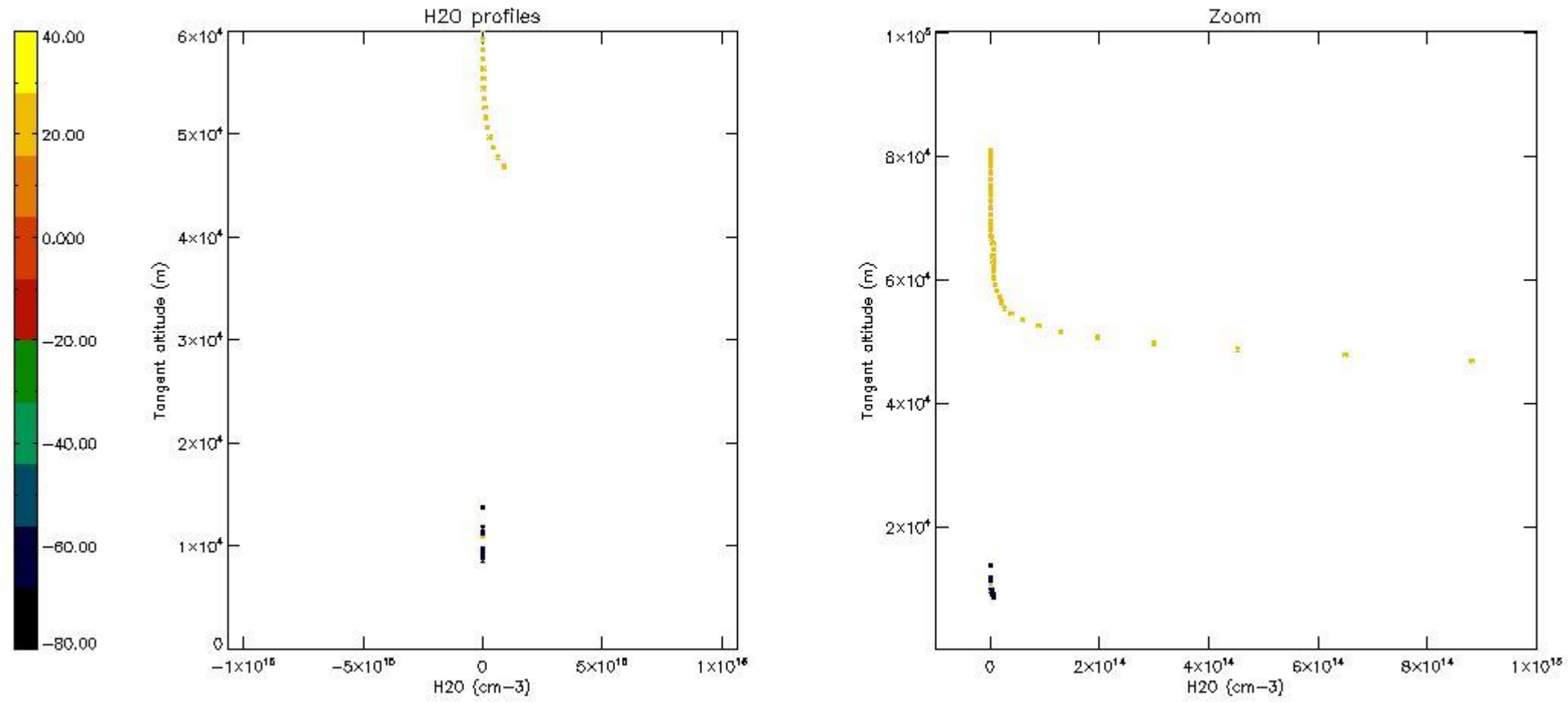
5.7 Plot NO3 profiles for all STD (dark without errors)

The colorbar represents the latitude.



5.8 Plot H₂O profiles for all STD (only for occultations of stars 1,2,3,4,13,14,16,26,63 dark without errors)

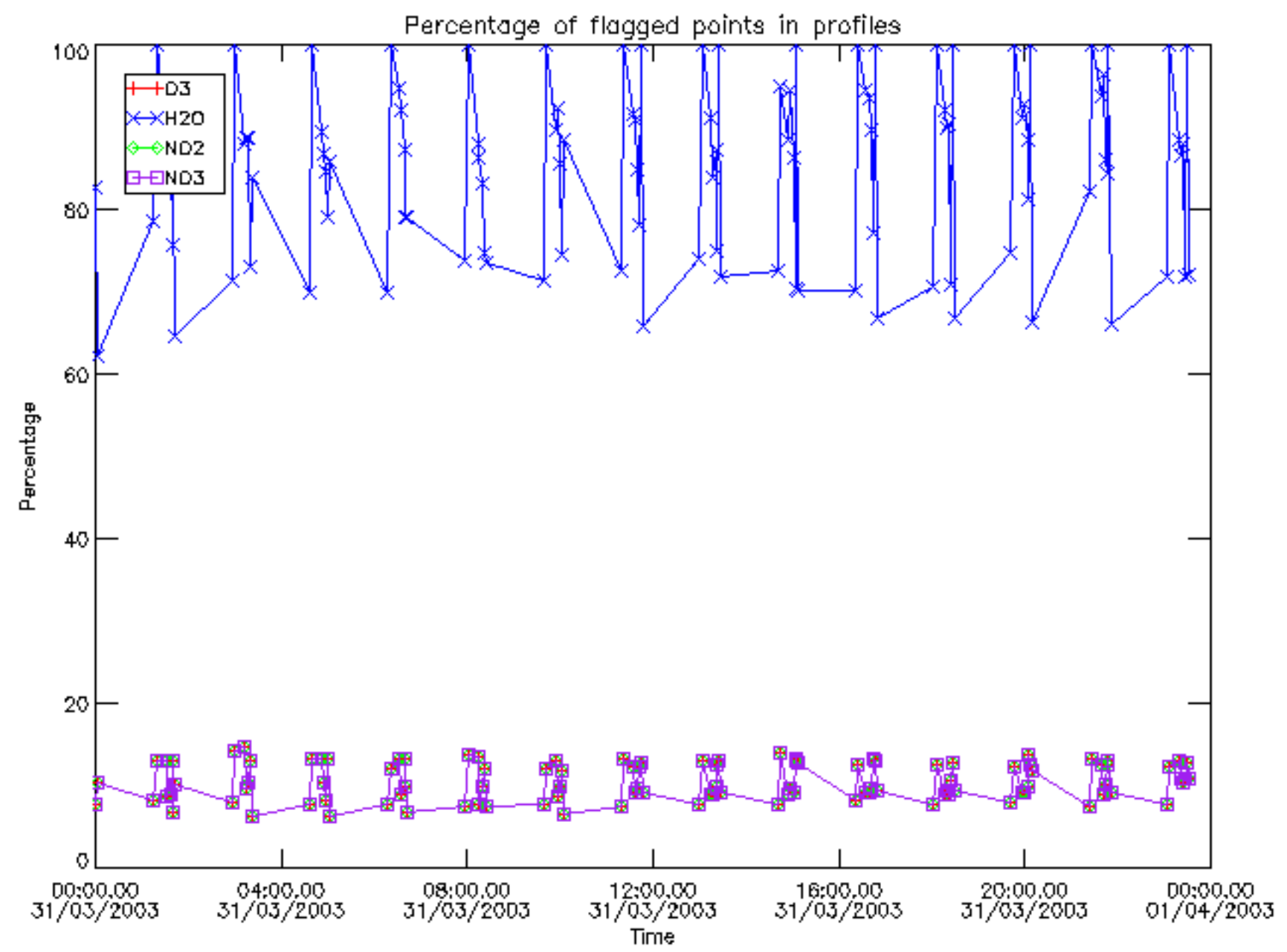
The colorbar represents the latitude.



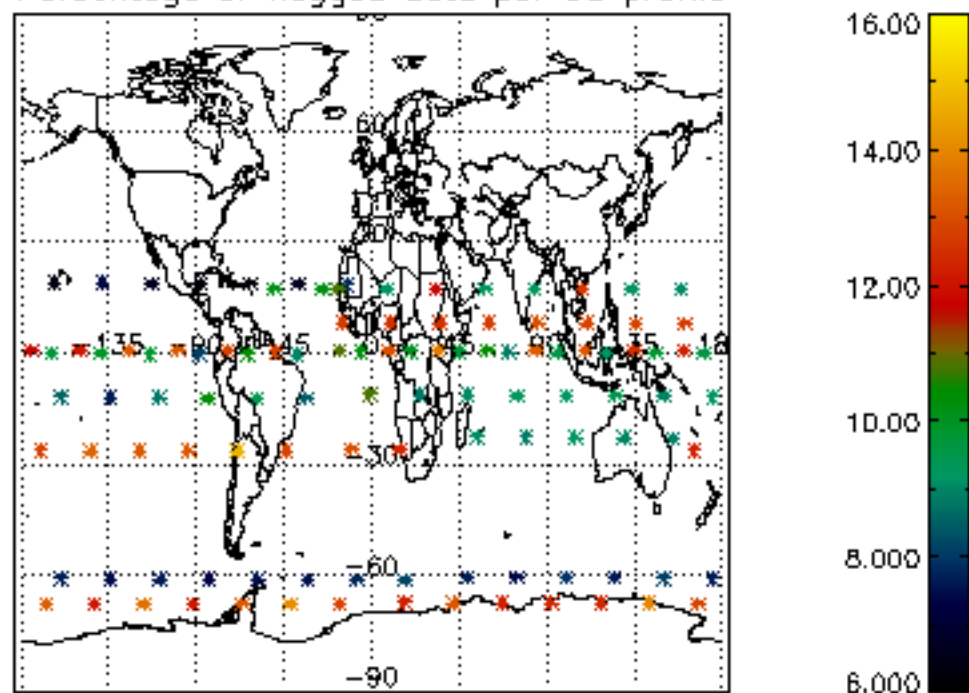
6. Auxiliary Data Files used for the production reported in section 2

The number reported in the third column indicates since which file (see list in section 2) the corresponding auxiliary file has been used. The fourth column is the date of those product files.

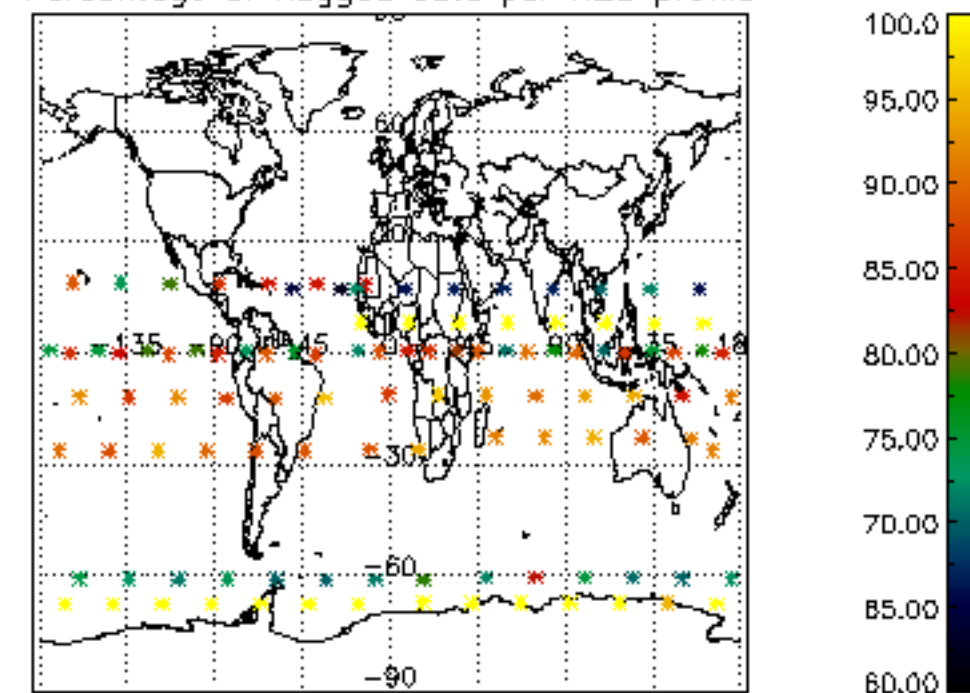
Type	Auxiliary Filename	Used since product	Used since product date
INST_PHYS_CHARACTERISTICS	GOM_INS_AXNIEC20050627_150440_20020301_000000_20100101_000000	1	31-MAR-2003 00:00:33
LEVEL-2_PROC_CONFIG	GOM_PR2_AXVIEC20091111_152718_20020301_000000_20500101_000000	1	31-MAR-2003 00:00:33
CROSS_SECTIONS_FILE	GOM_CRS_AXVIEC20091111_154832_20020301_000000_20500101_000000	1	31-MAR-2003 00:00:33



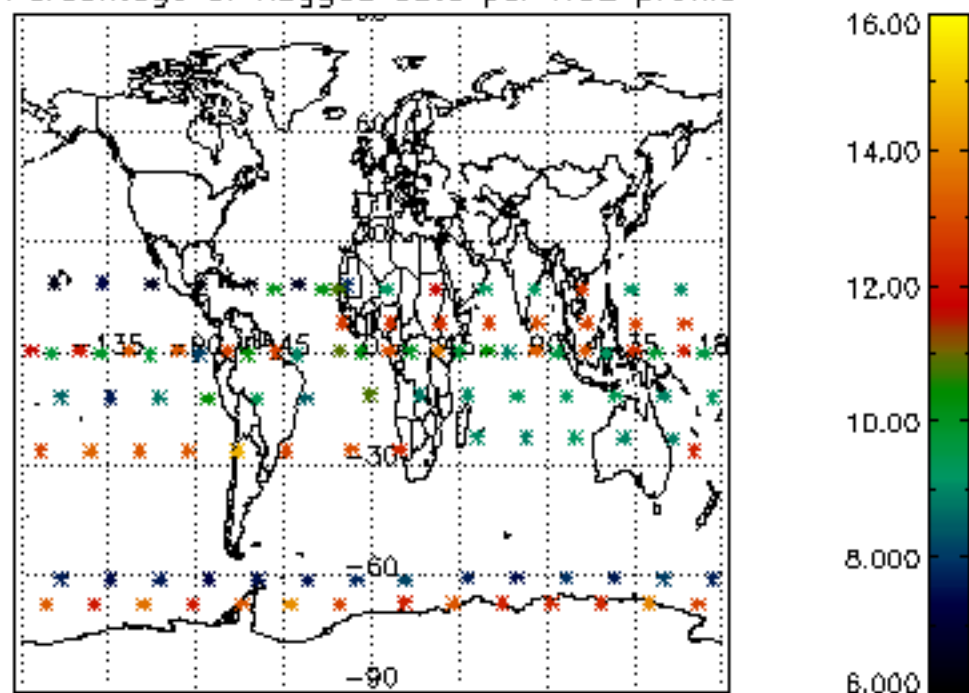
Percentage of flagged data per D3 profile



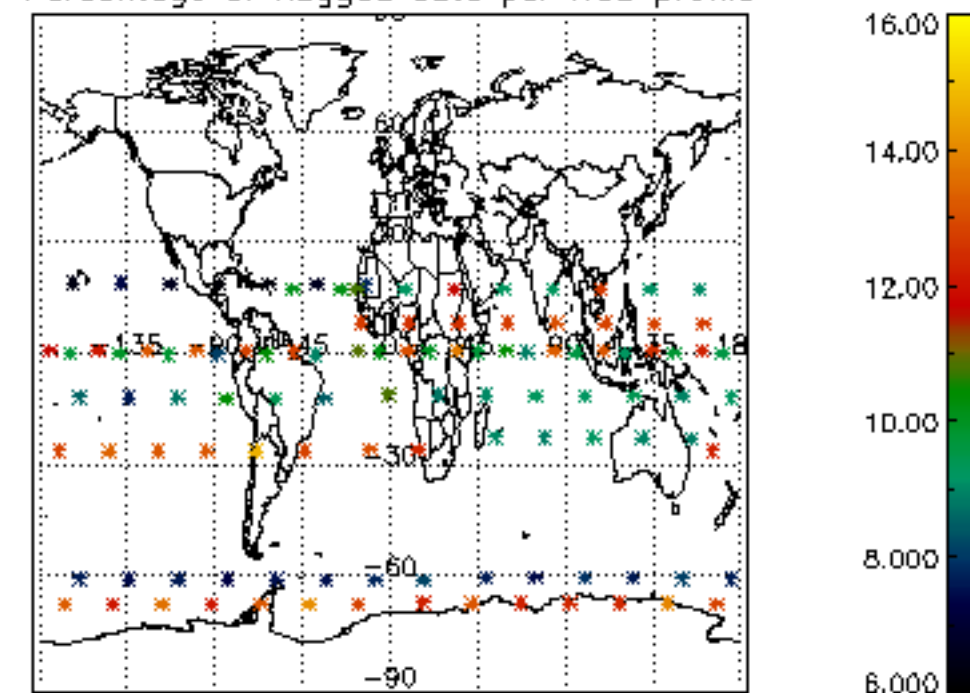
Percentage of flagged data per H2O profile

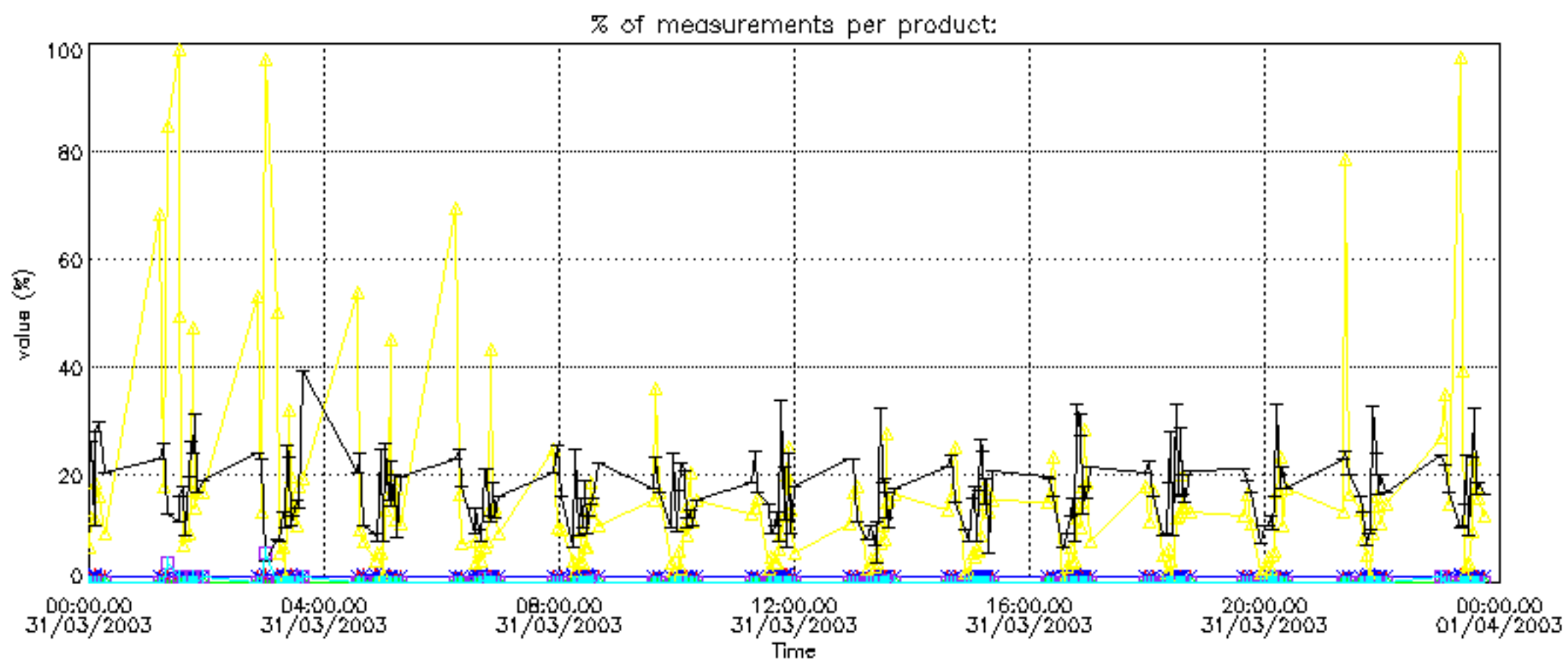


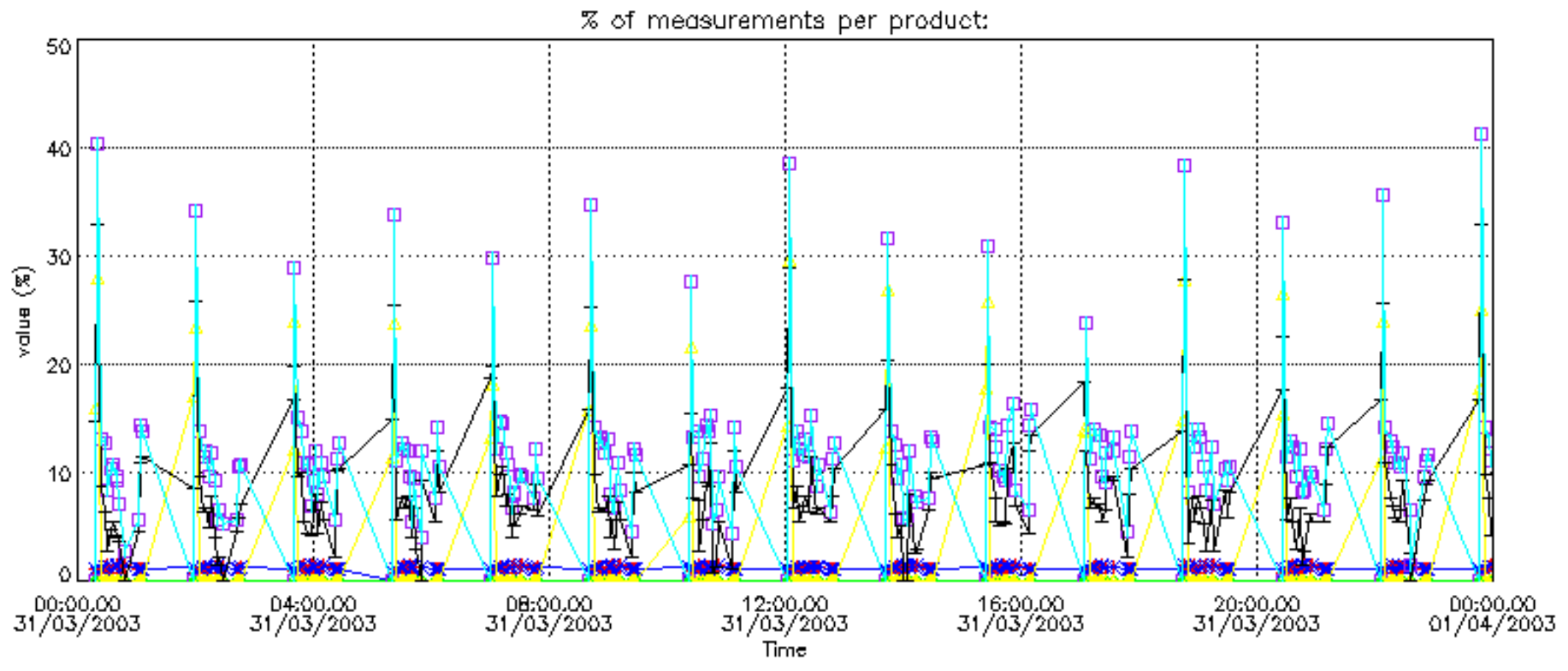
Percentage of flagged data per NO2 profile



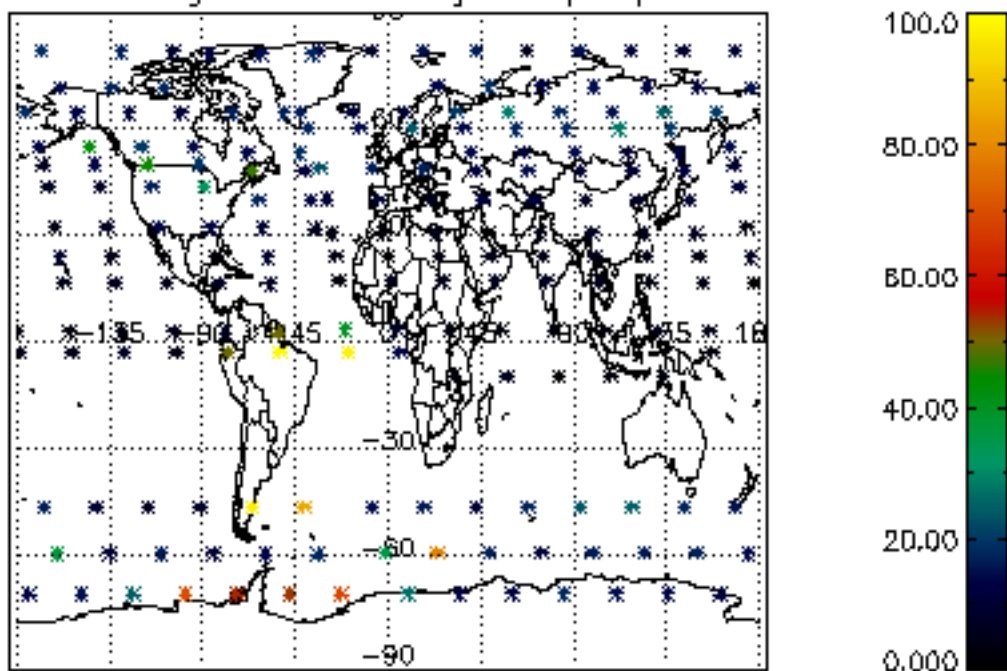
Percentage of flagged data per NO3 profile



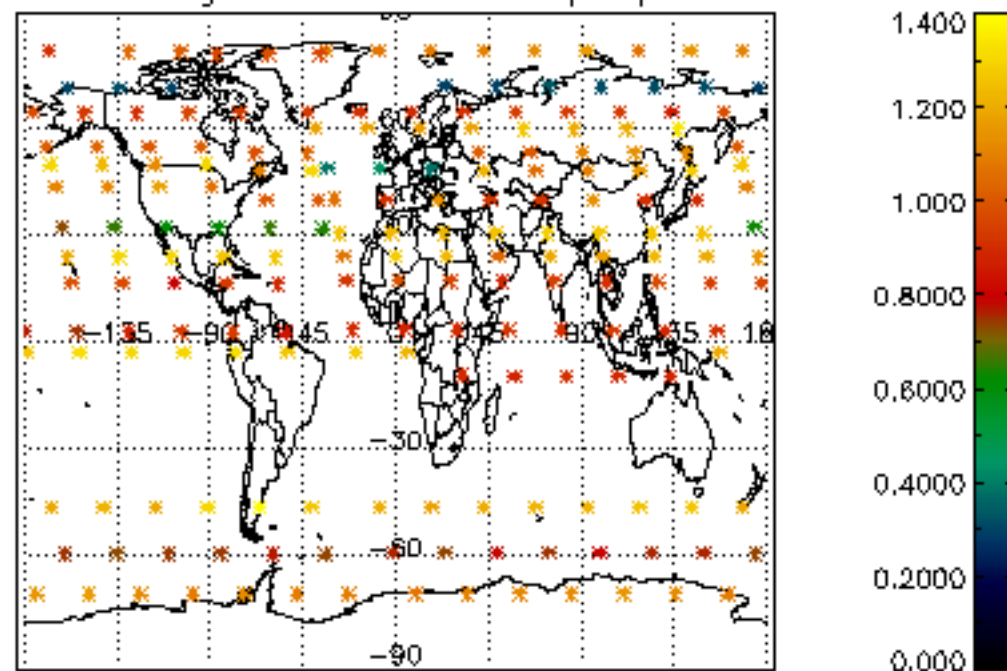




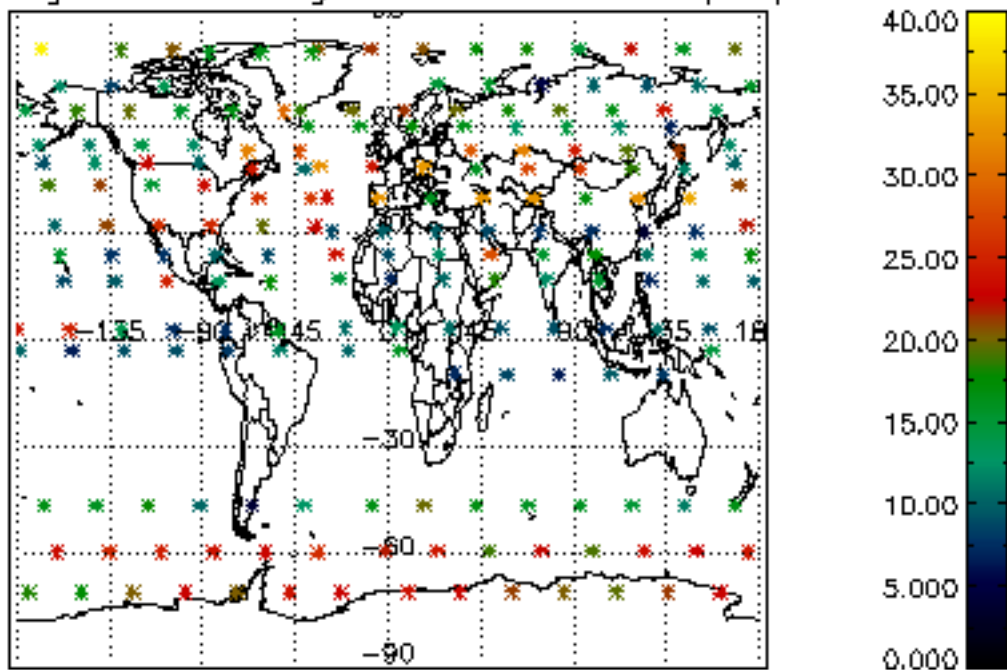
Percentage of cosmic ray hits per profile



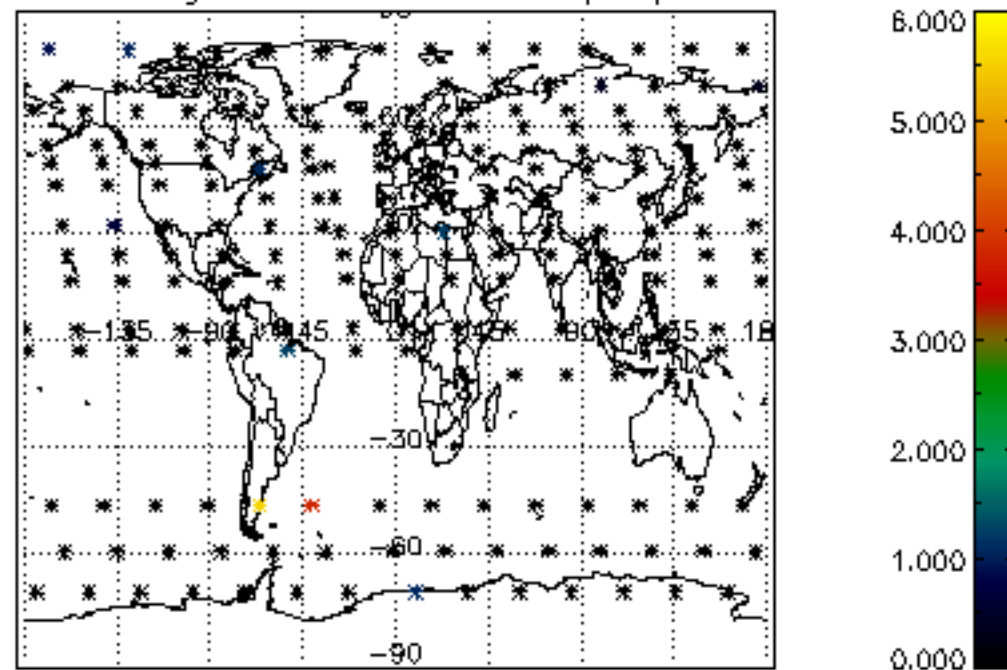
Percentage of datation errors per profile



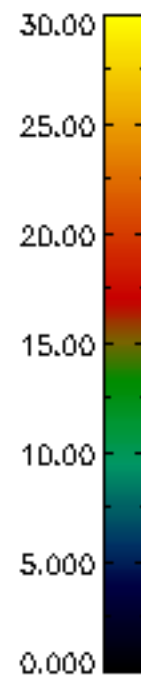
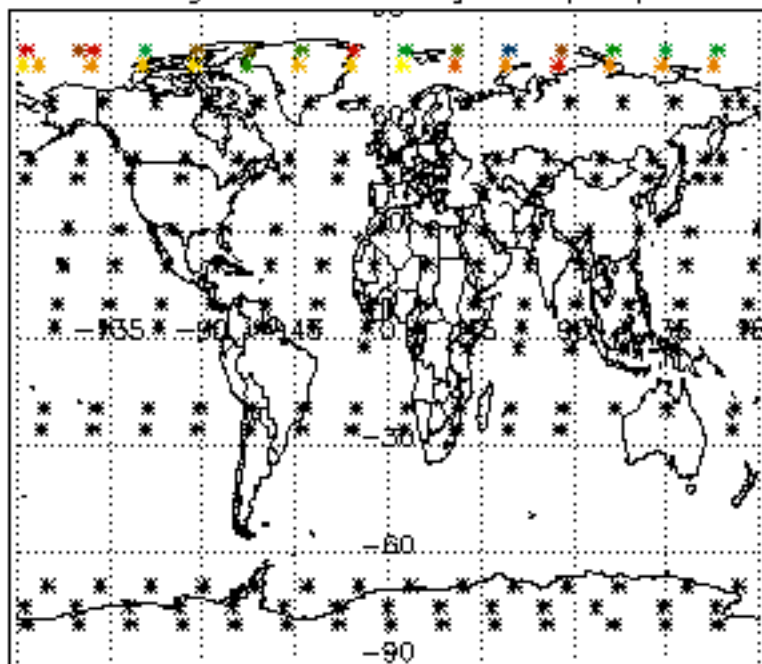
Percentage of star falling outside central band per profile



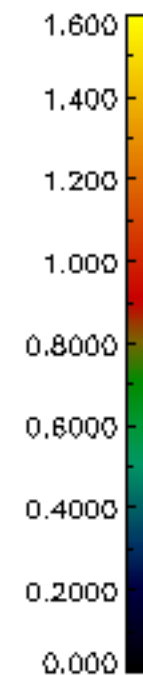
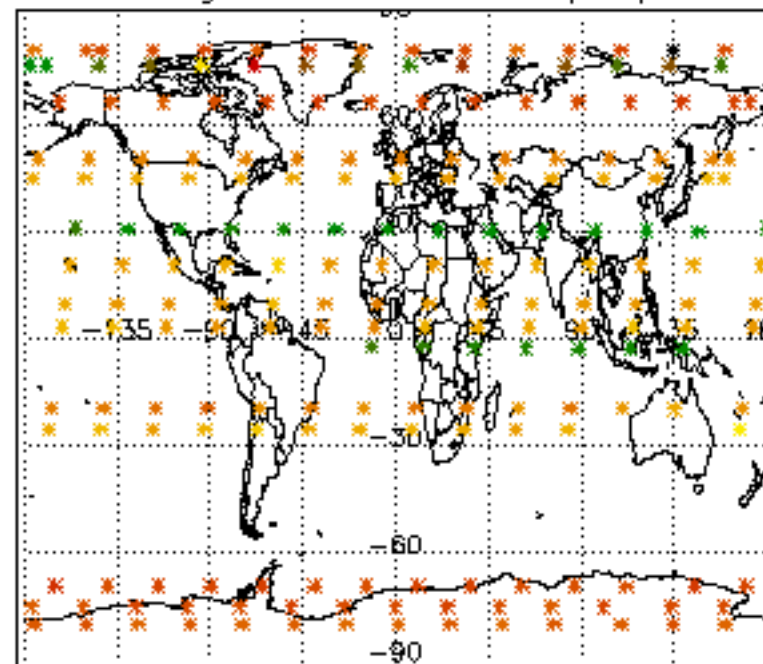
Percentage of saturation errors per profile



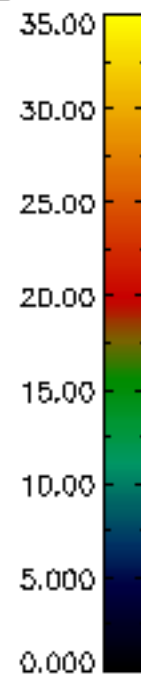
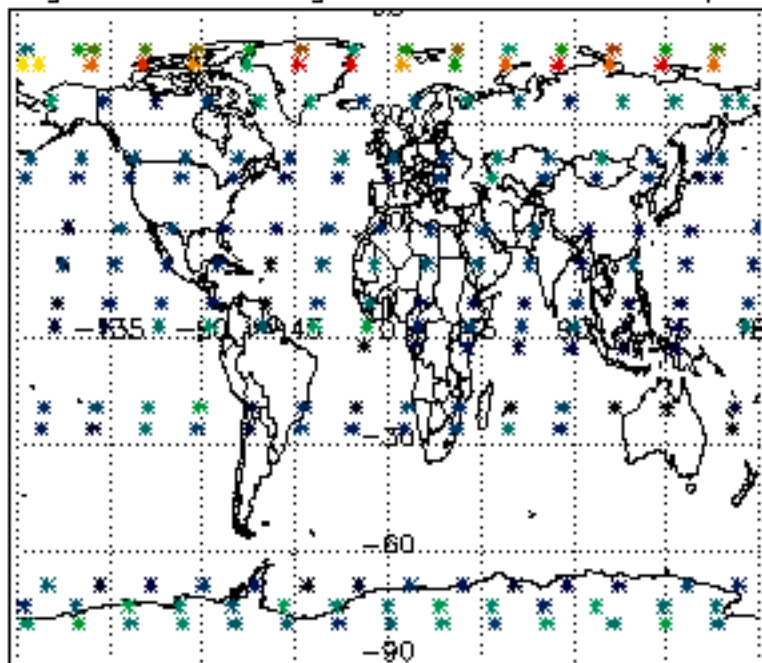
Percentage of cosmic ray hits per profile



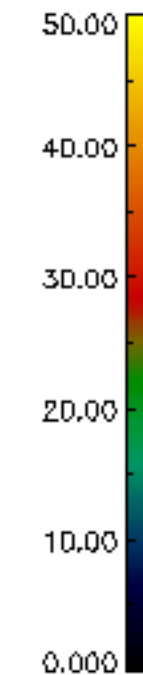
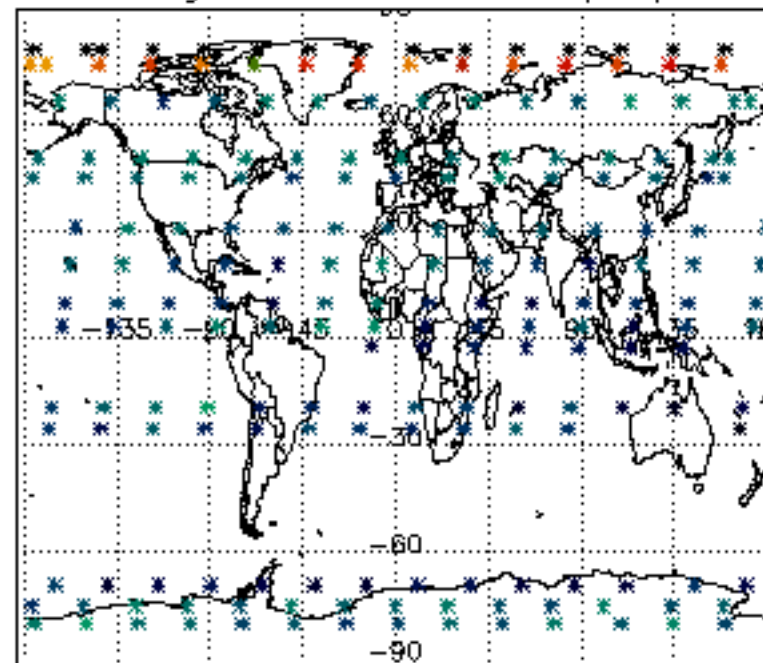
Percentage of datation errors per profile

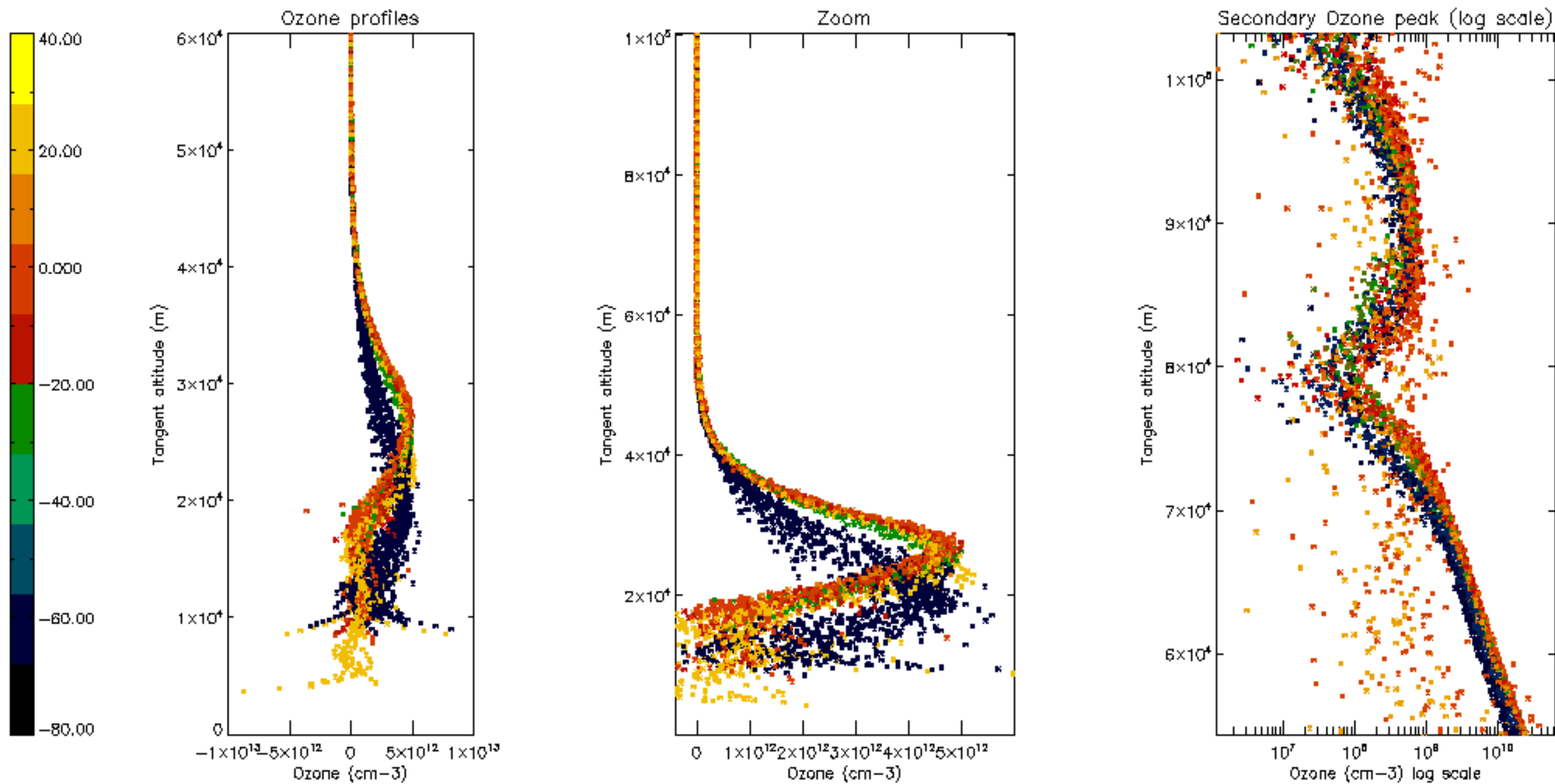


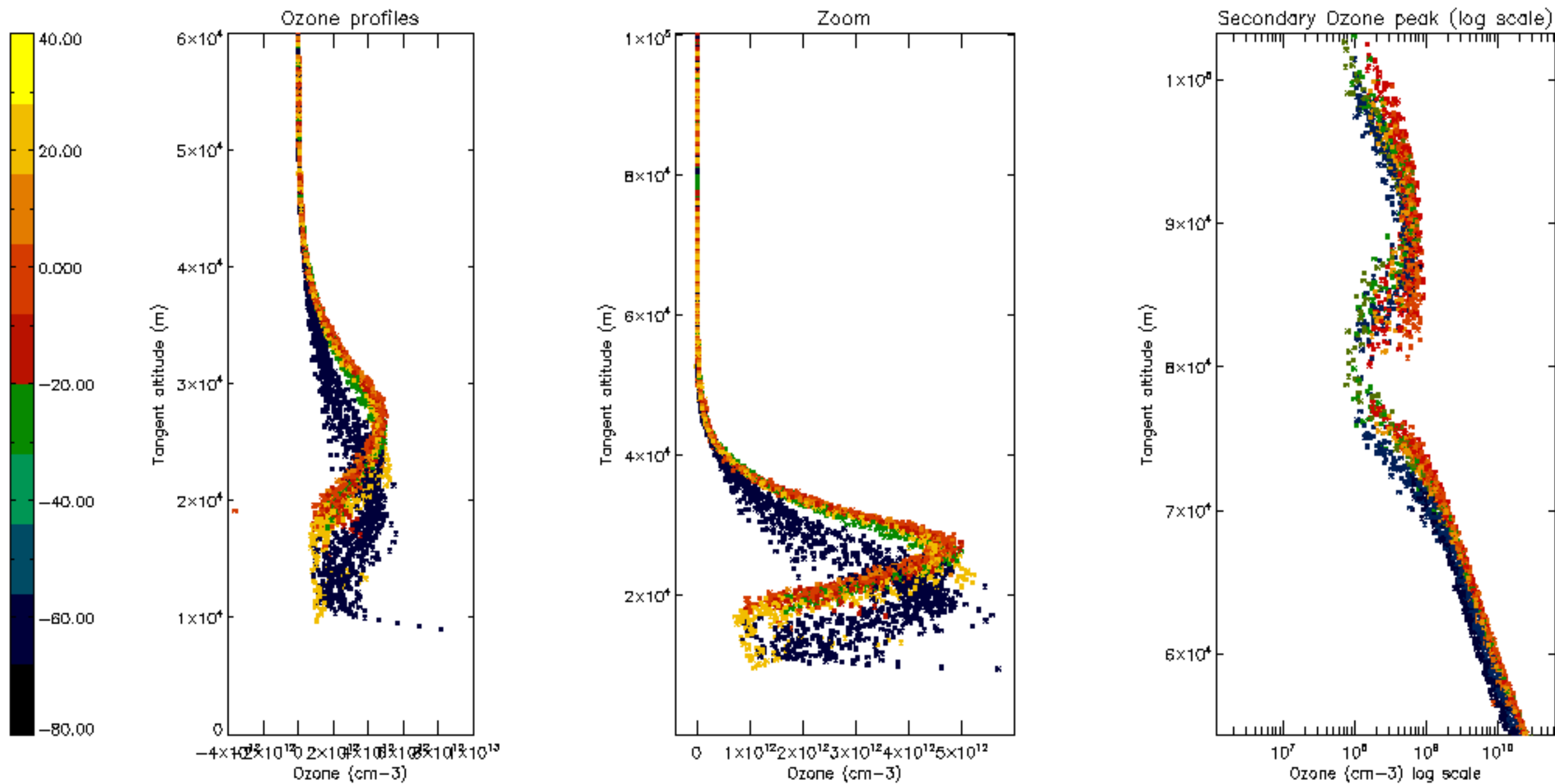
Percentage of star falling outside central band per profile

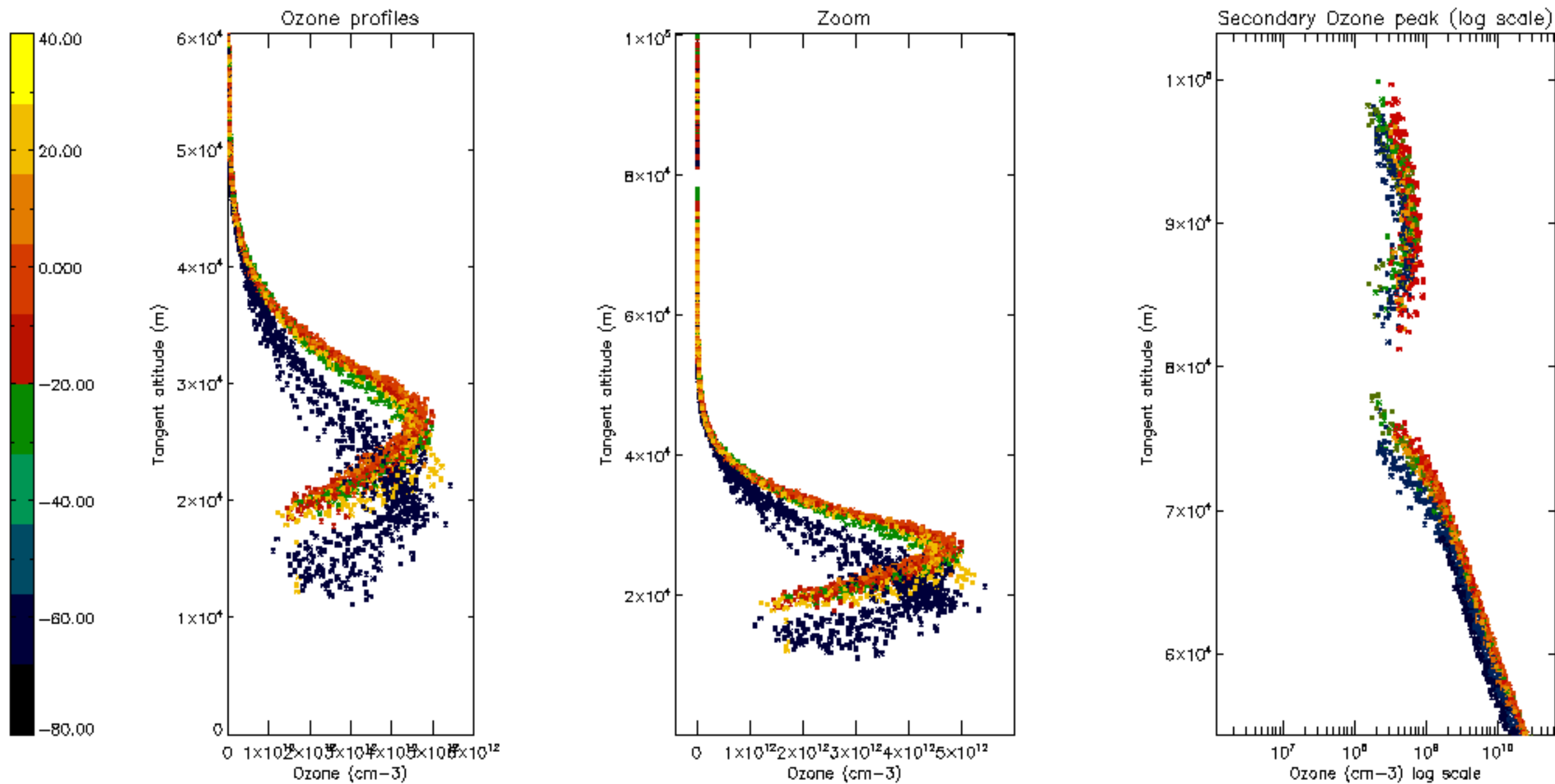


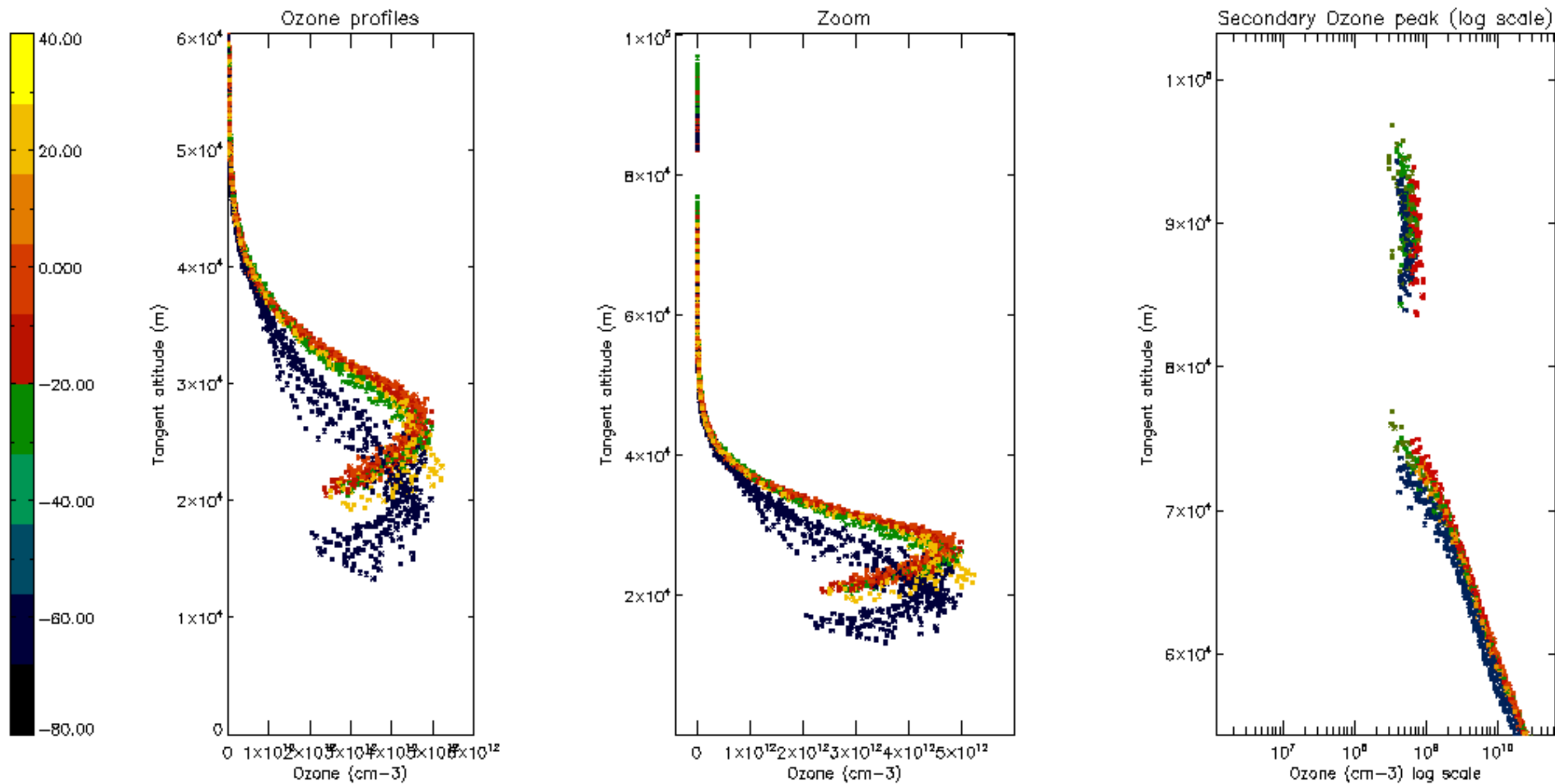
Percentage of saturation errors per profile

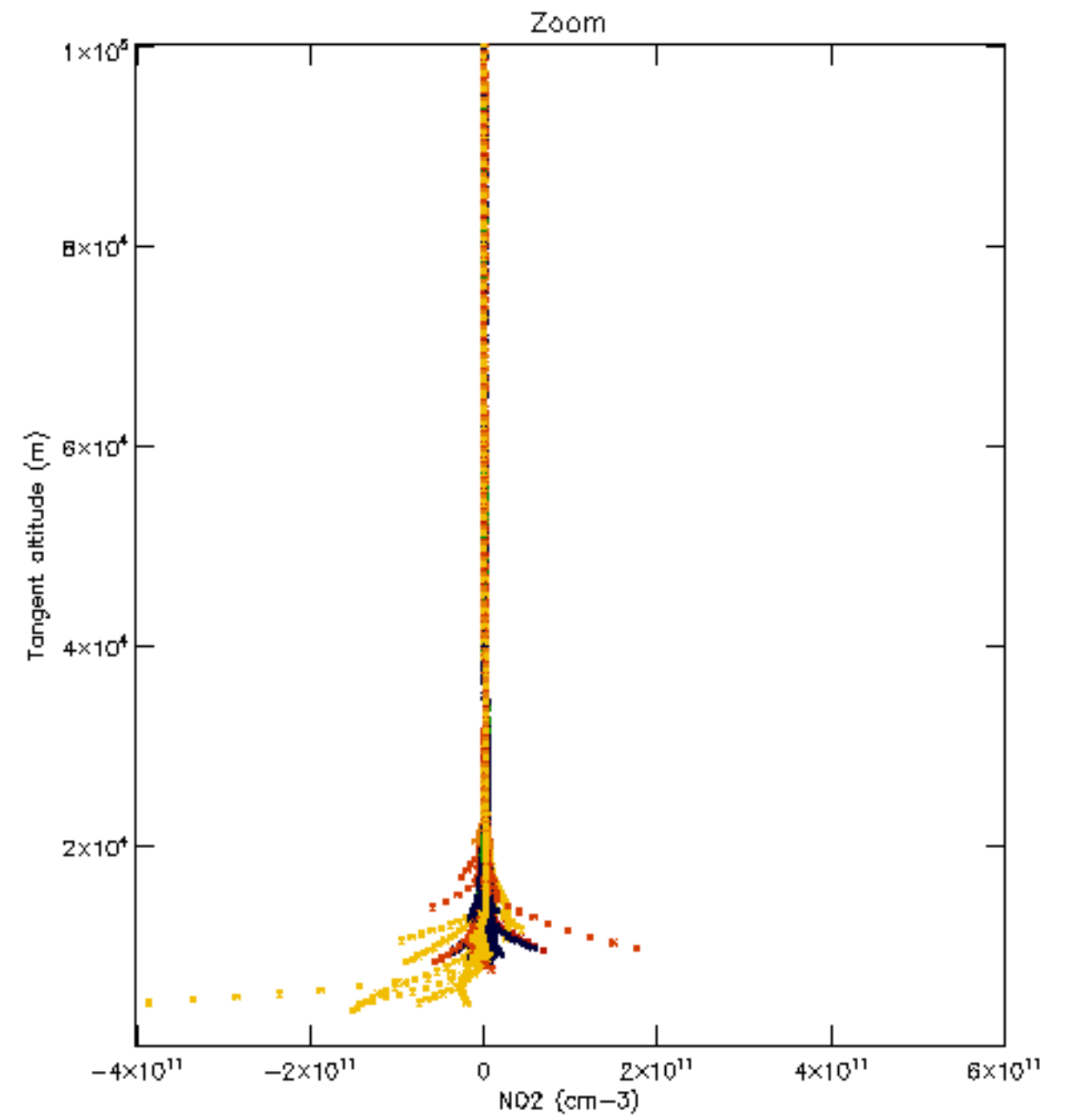
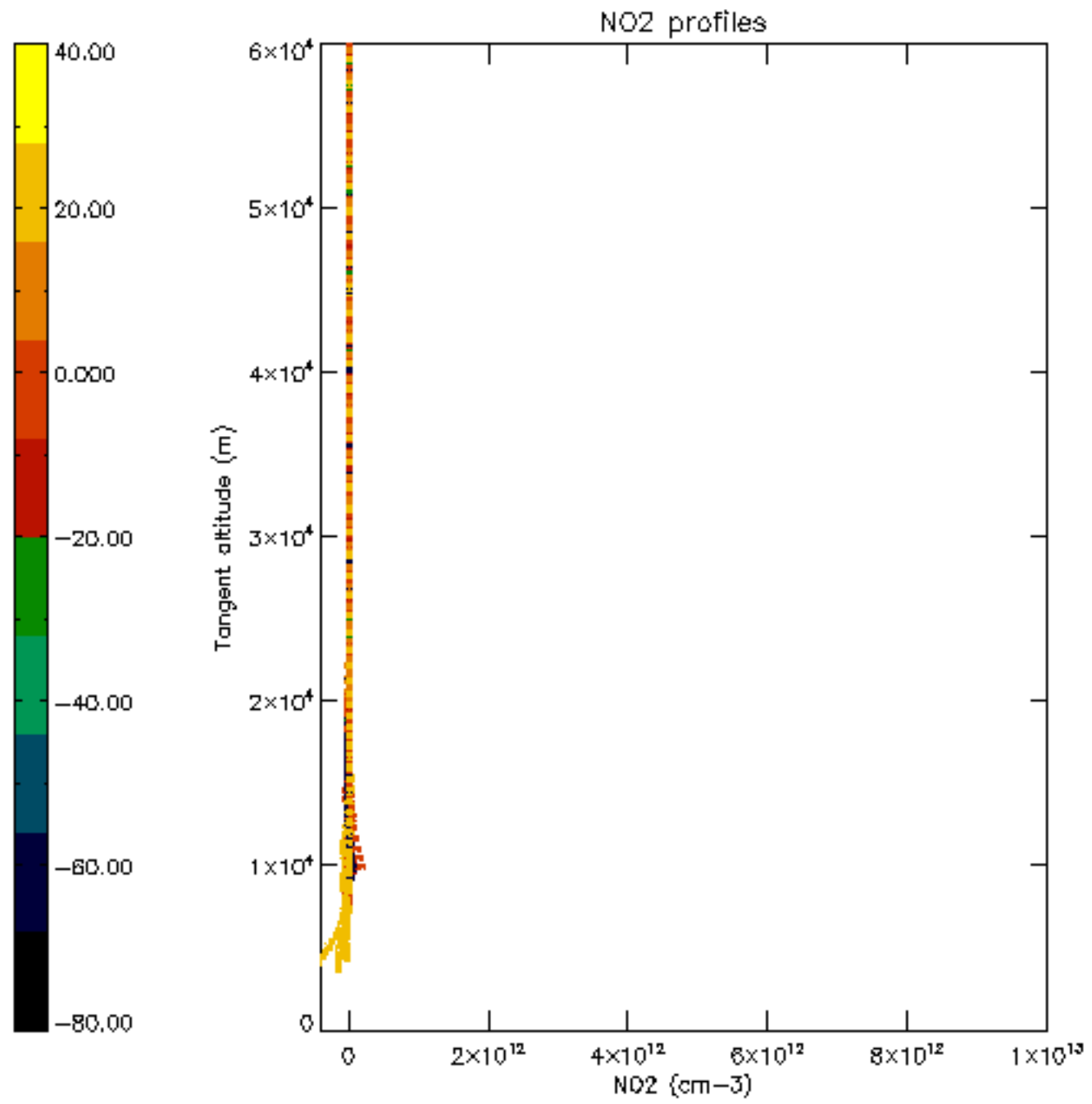


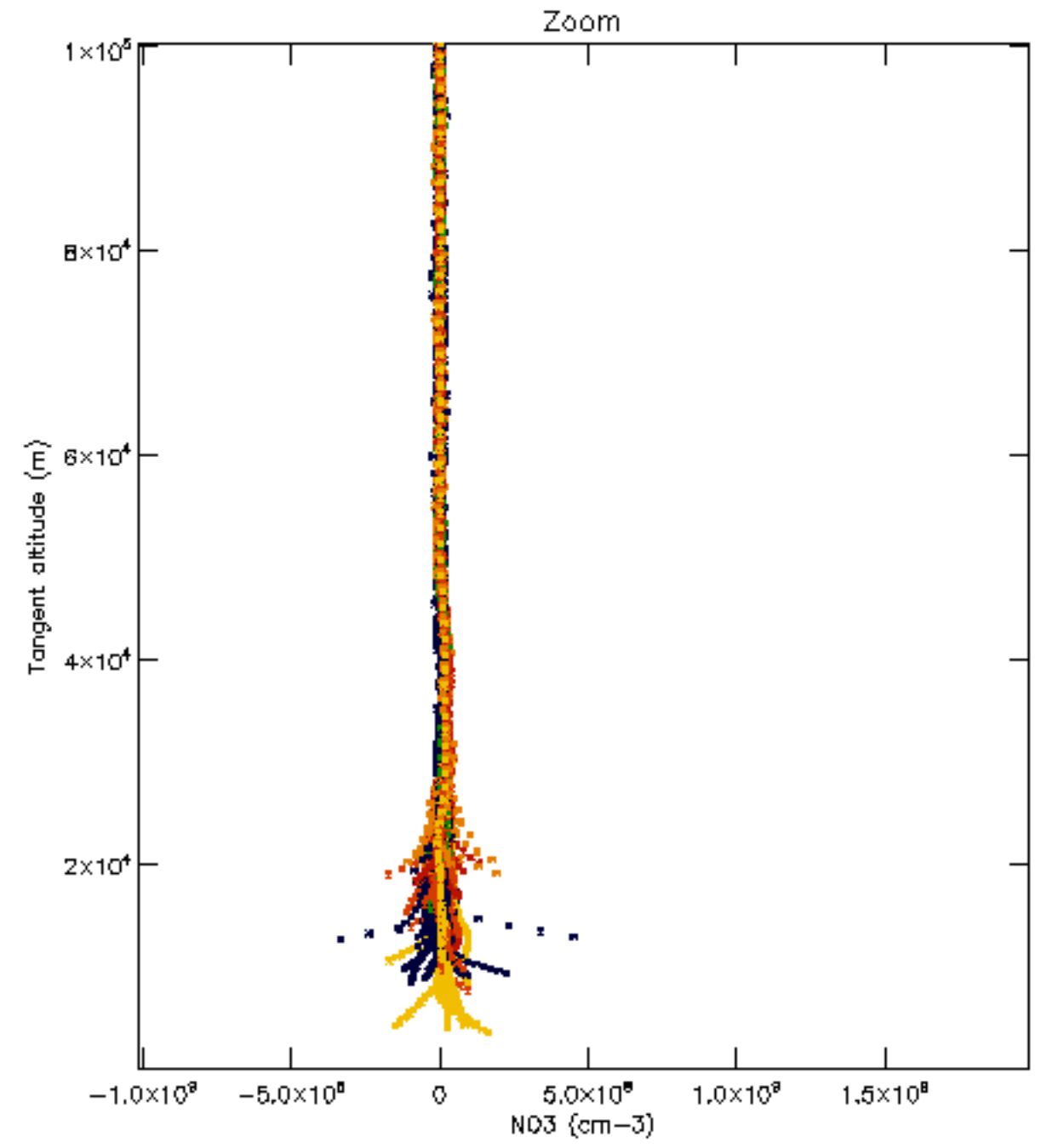
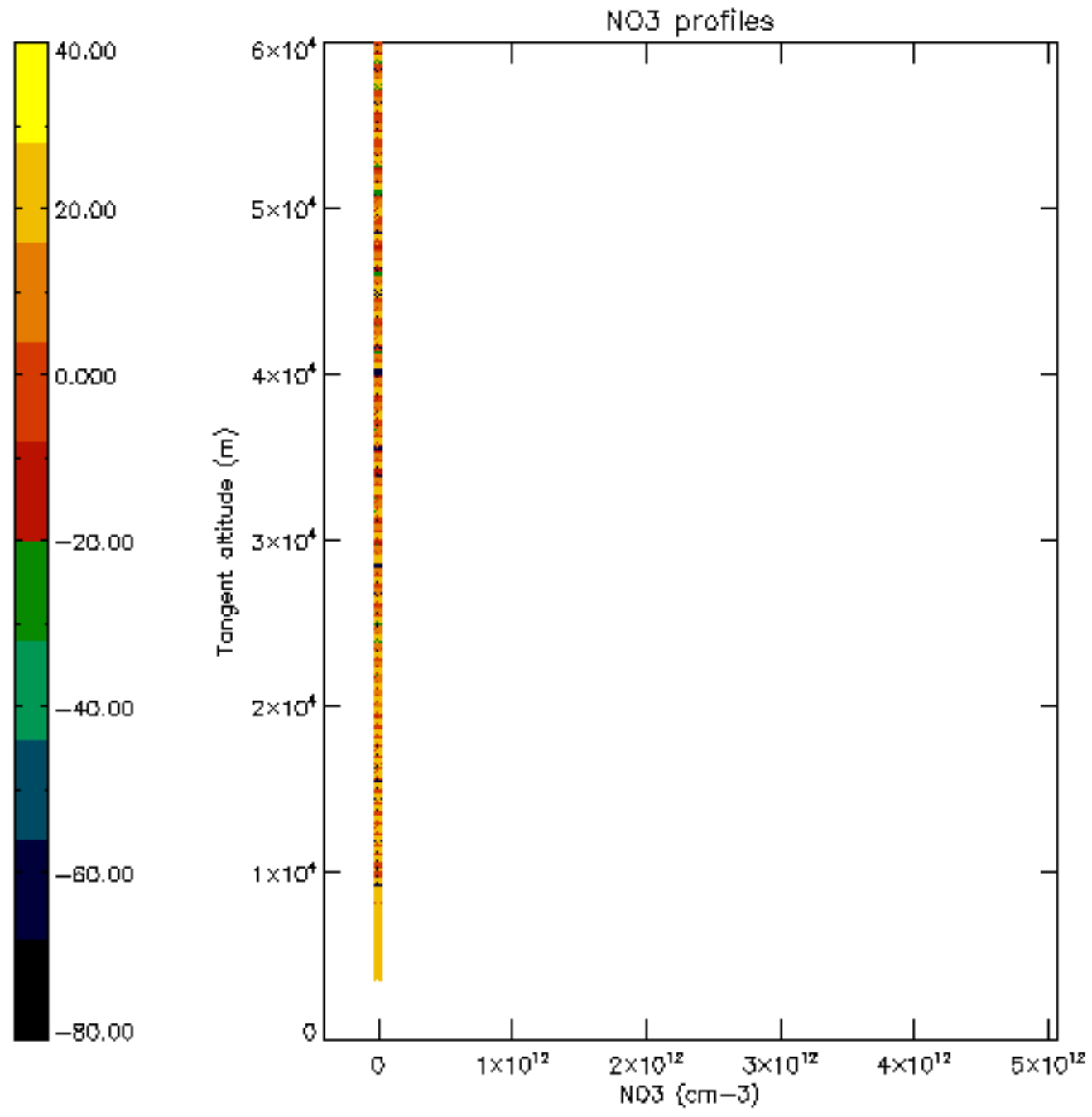


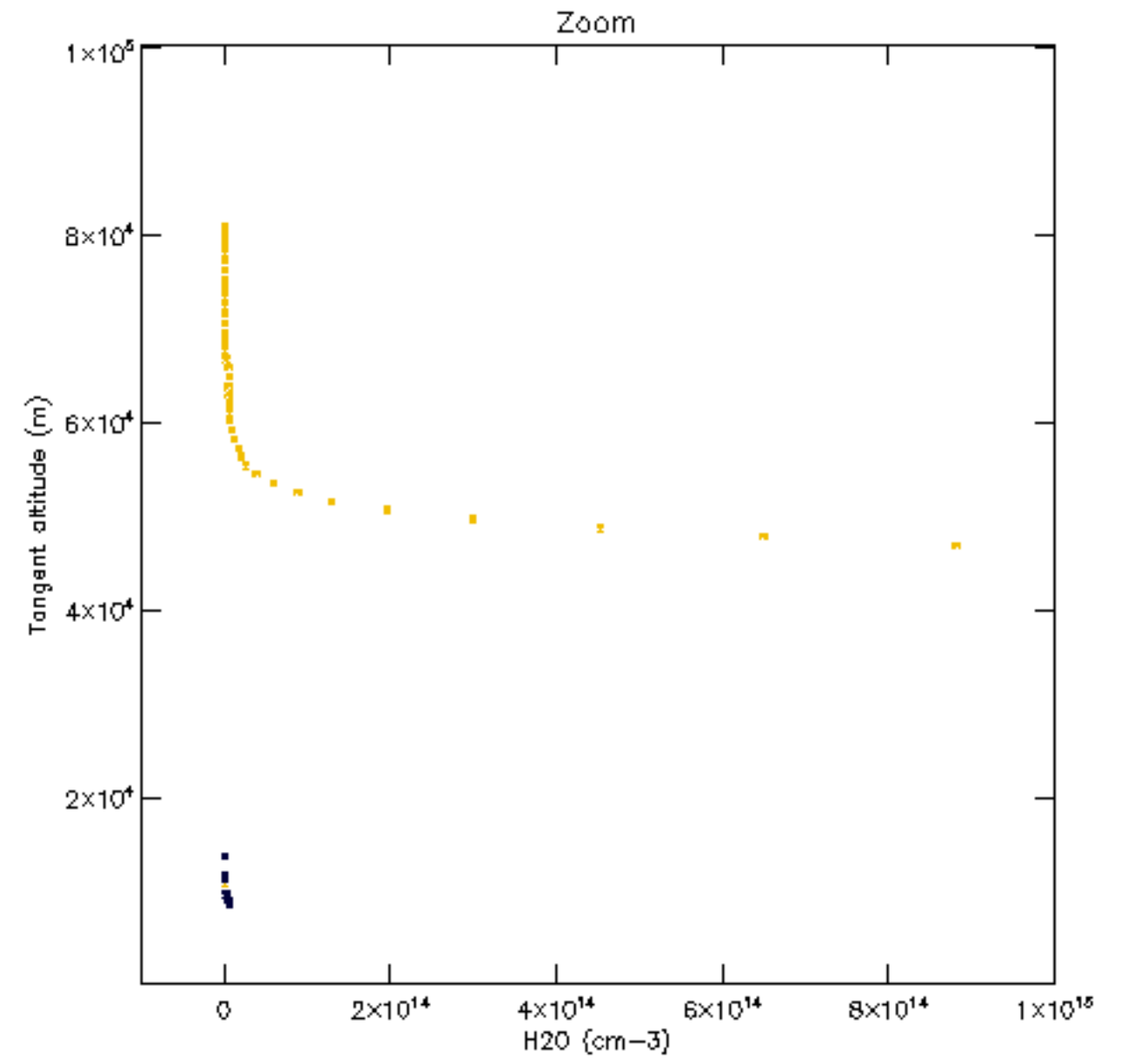
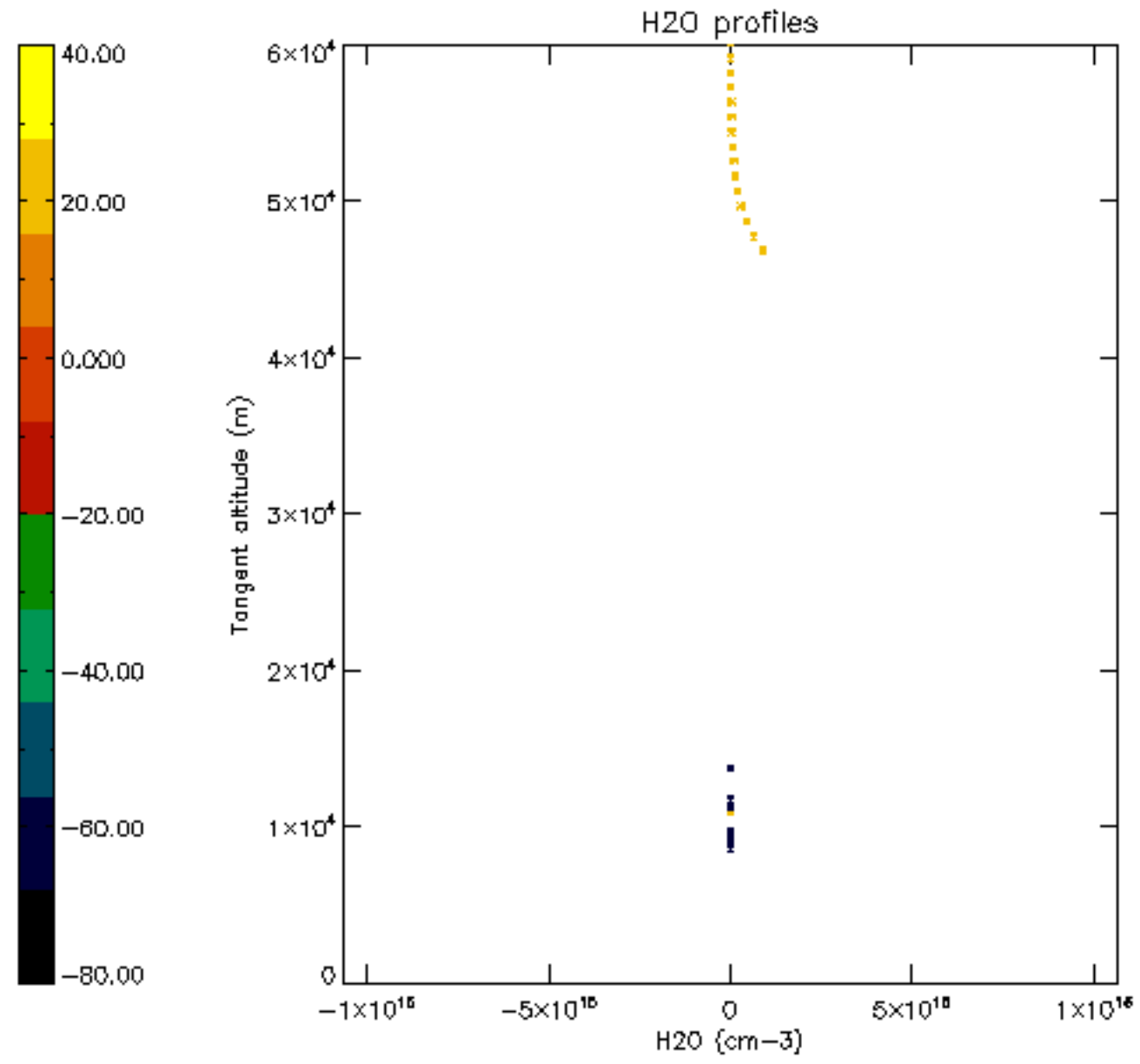


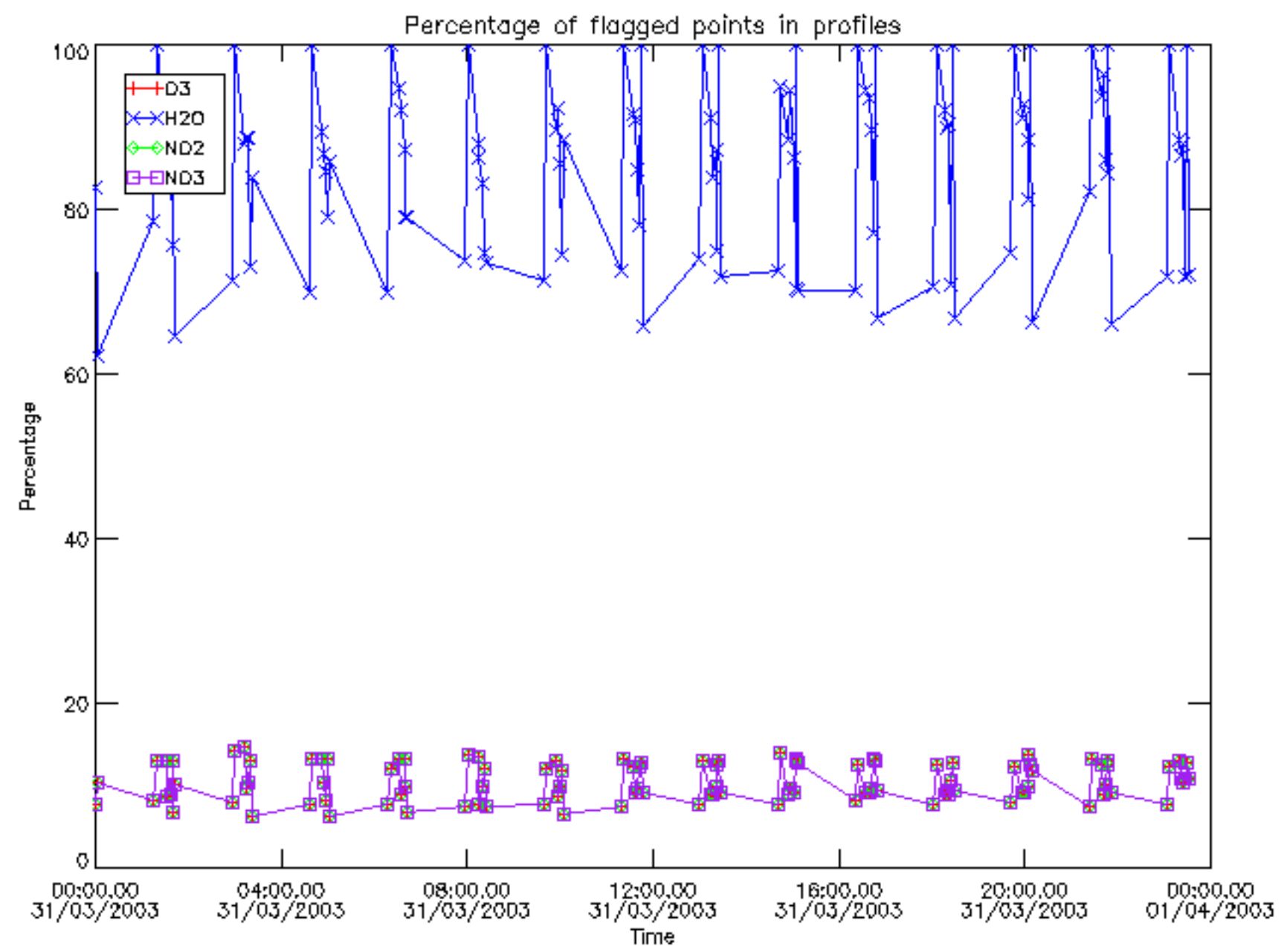




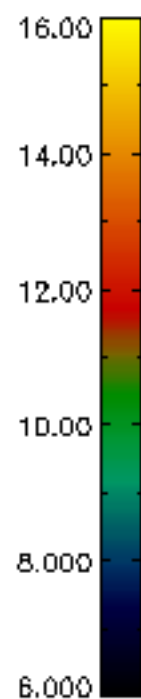
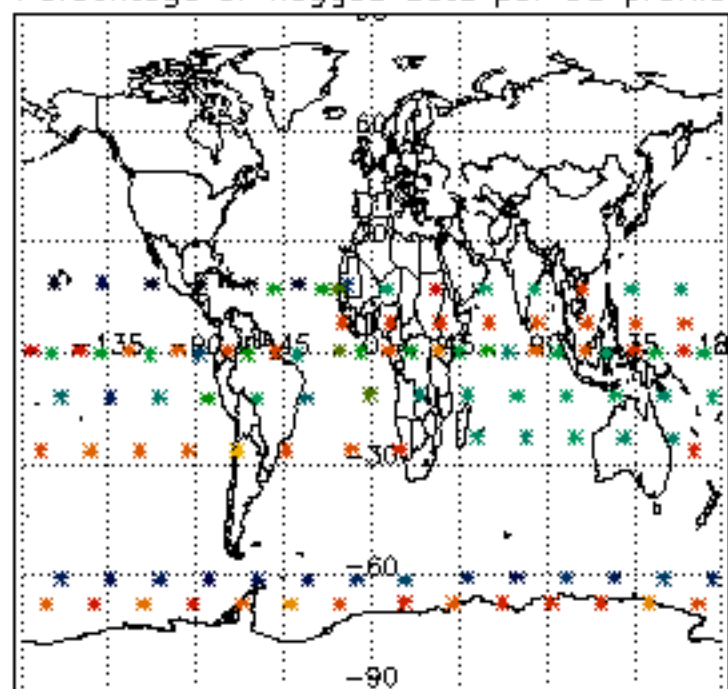




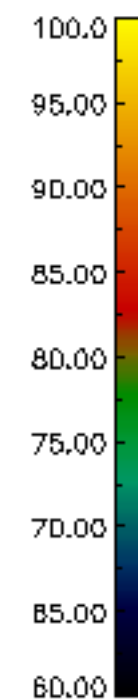
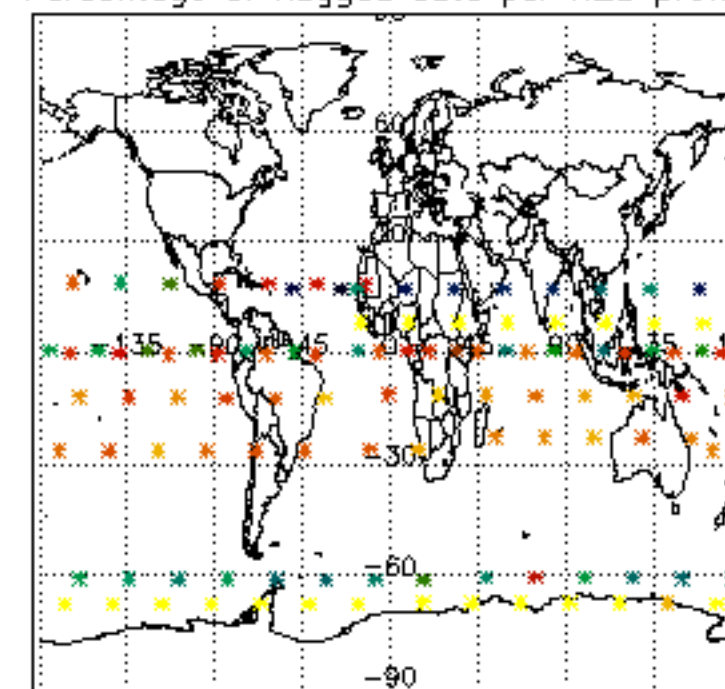




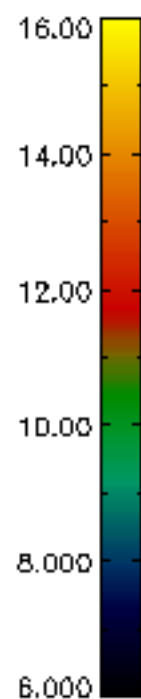
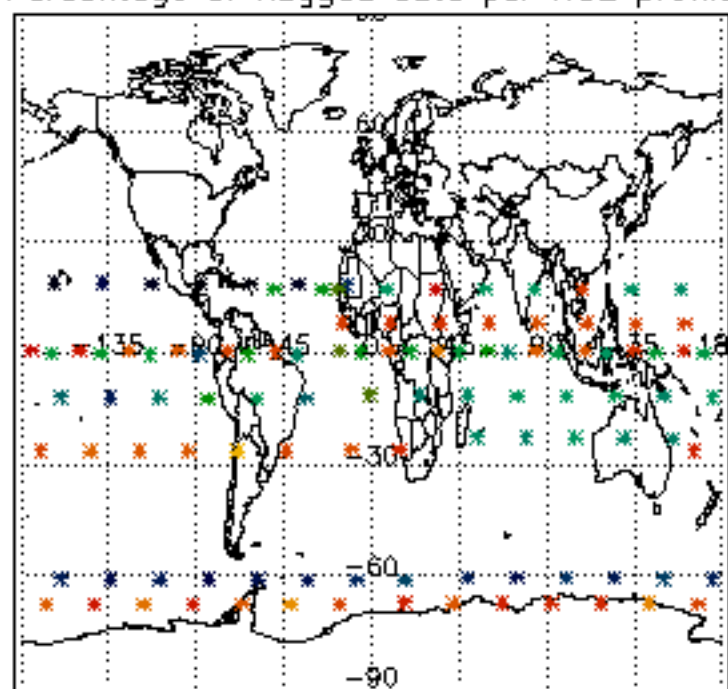
Percentage of flagged data per D3 profile



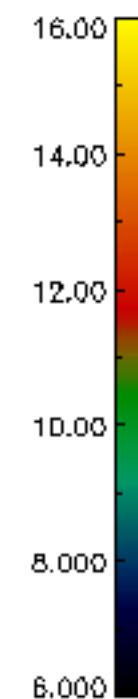
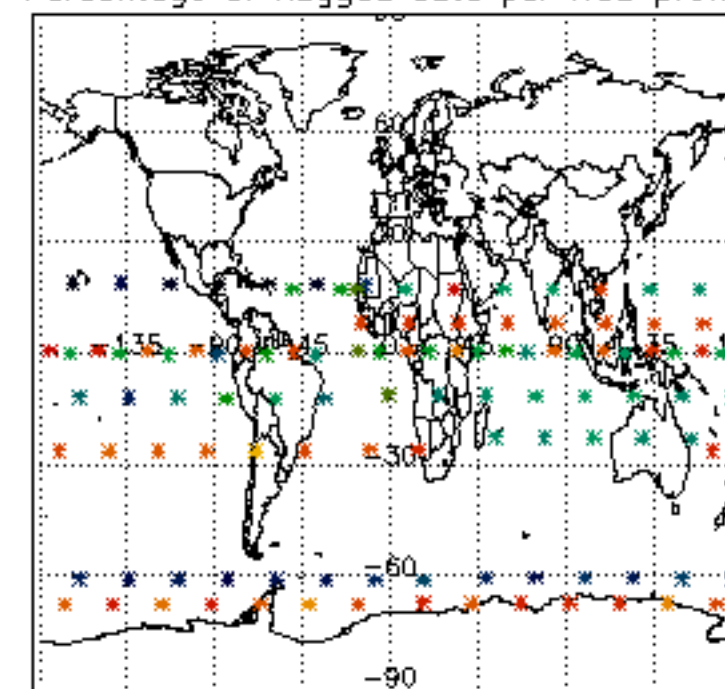
Percentage of flagged data per H2O profile

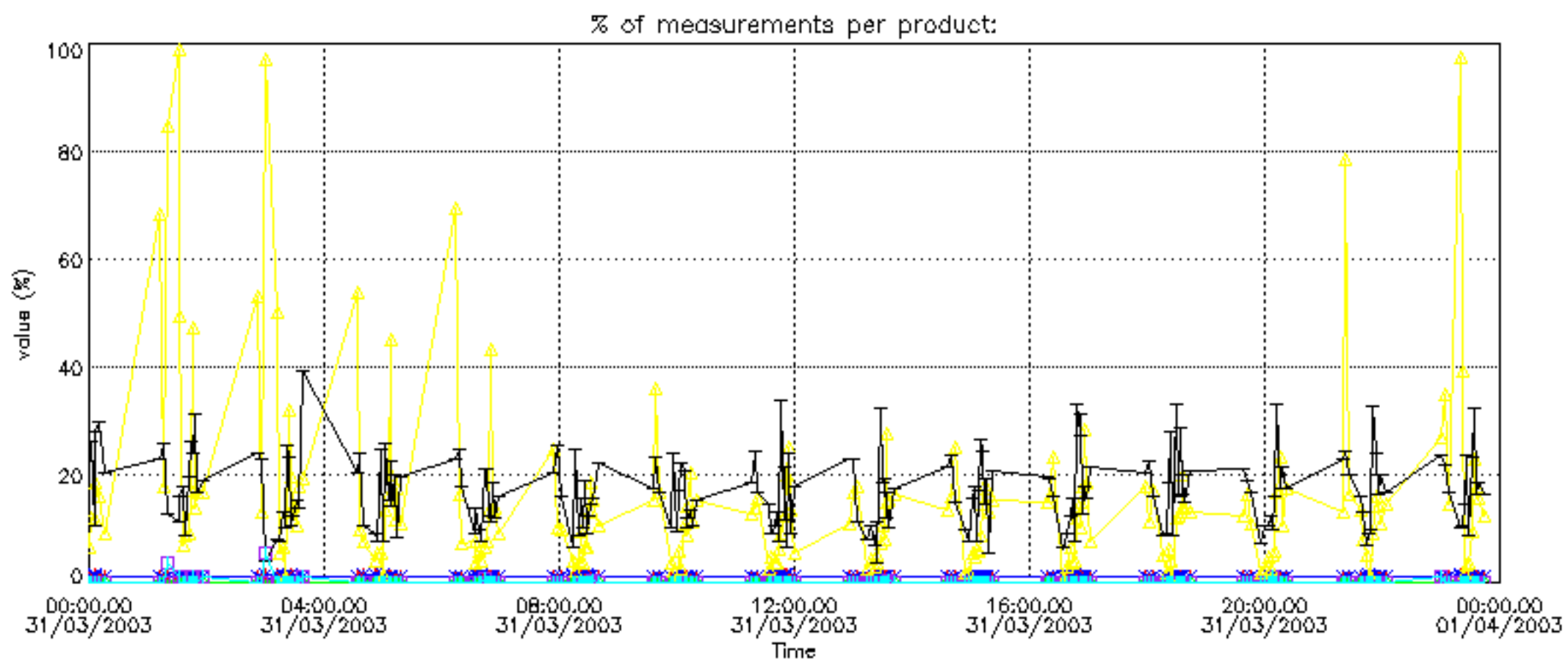


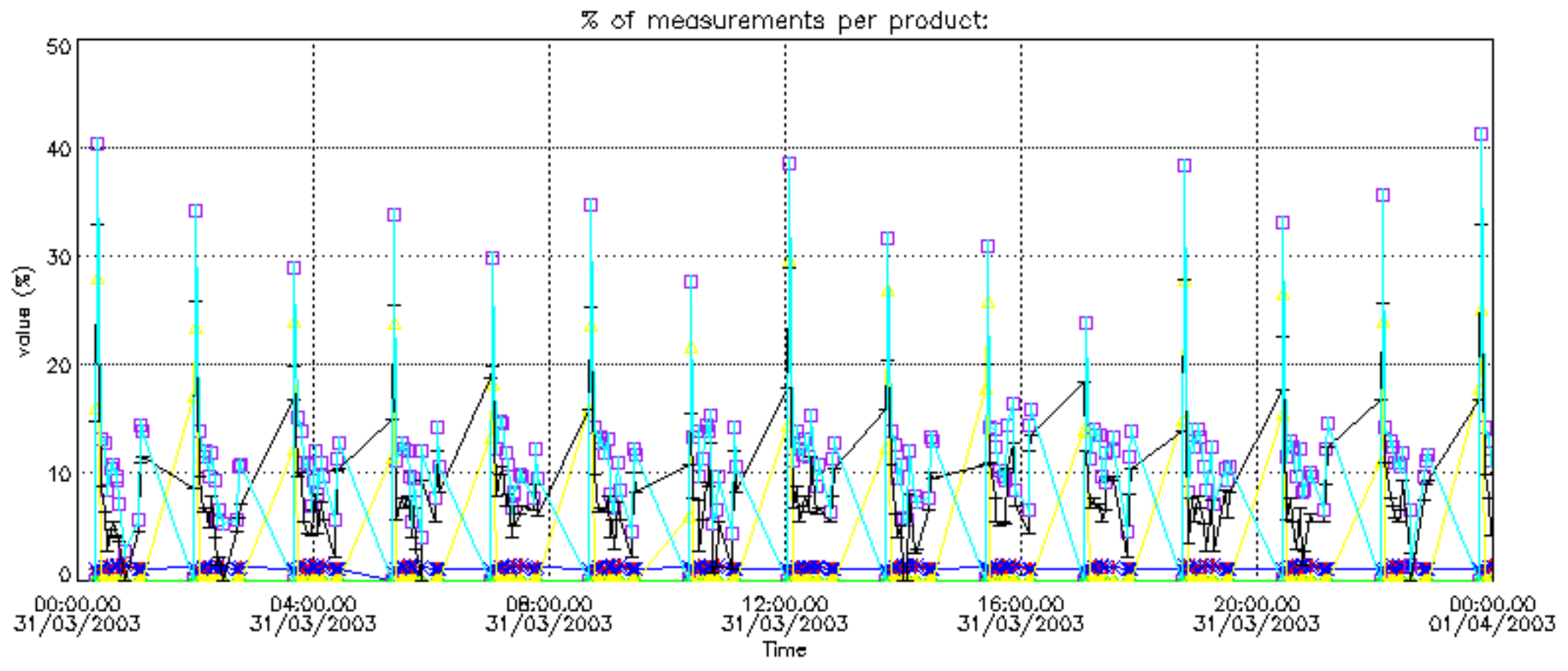
Percentage of flagged data per NO2 profile



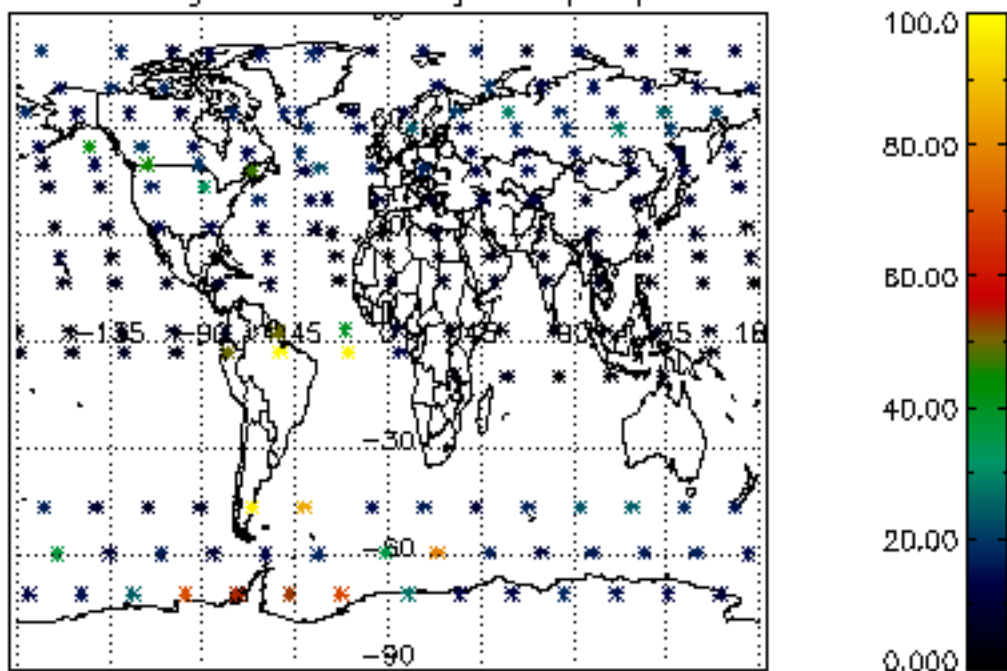
Percentage of flagged data per NO3 profile



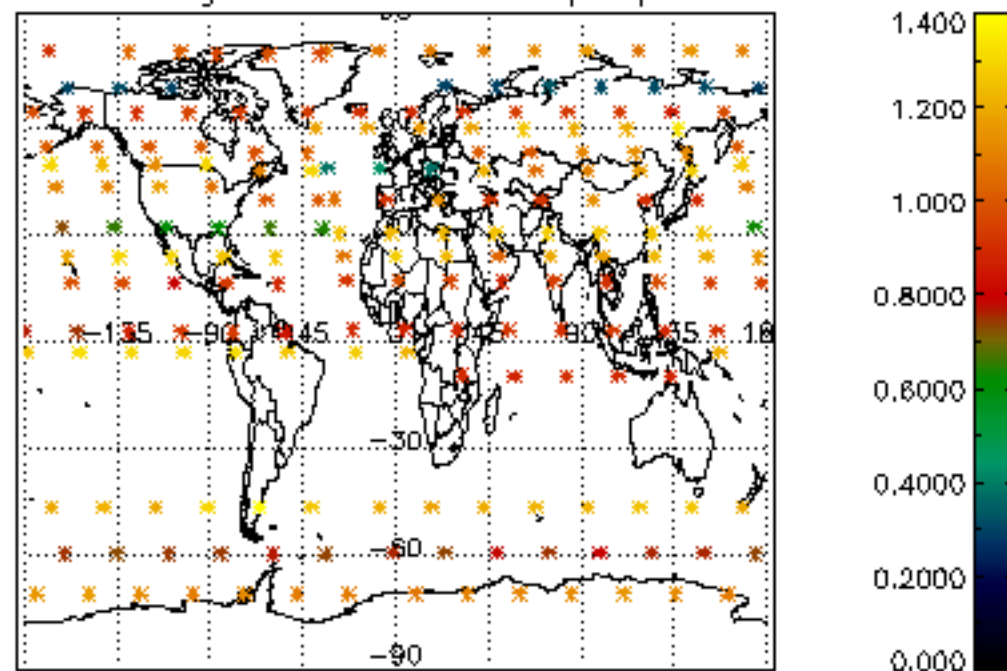




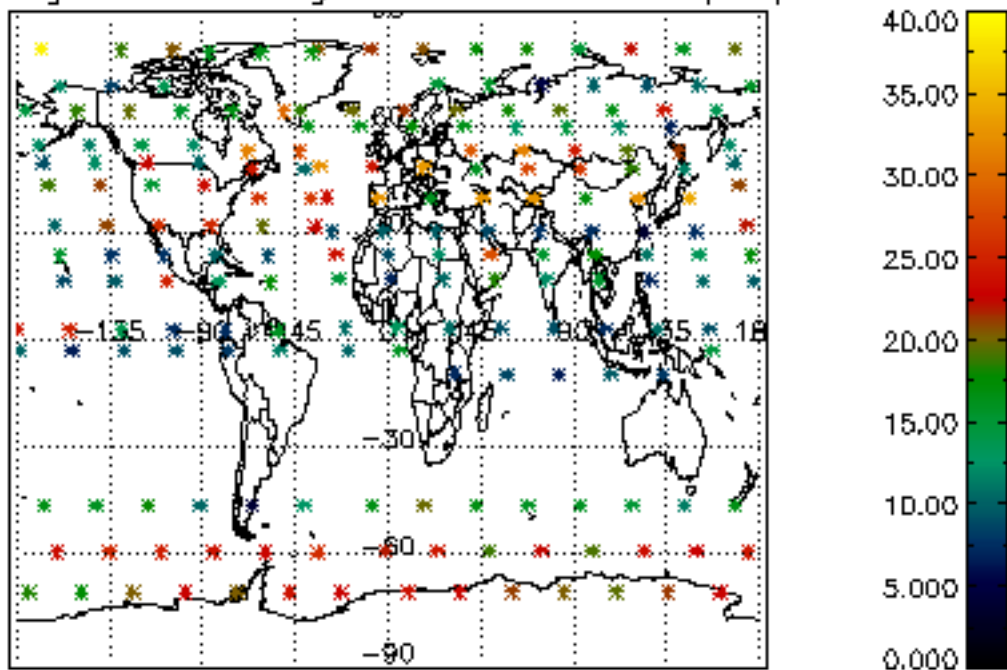
Percentage of cosmic ray hits per profile



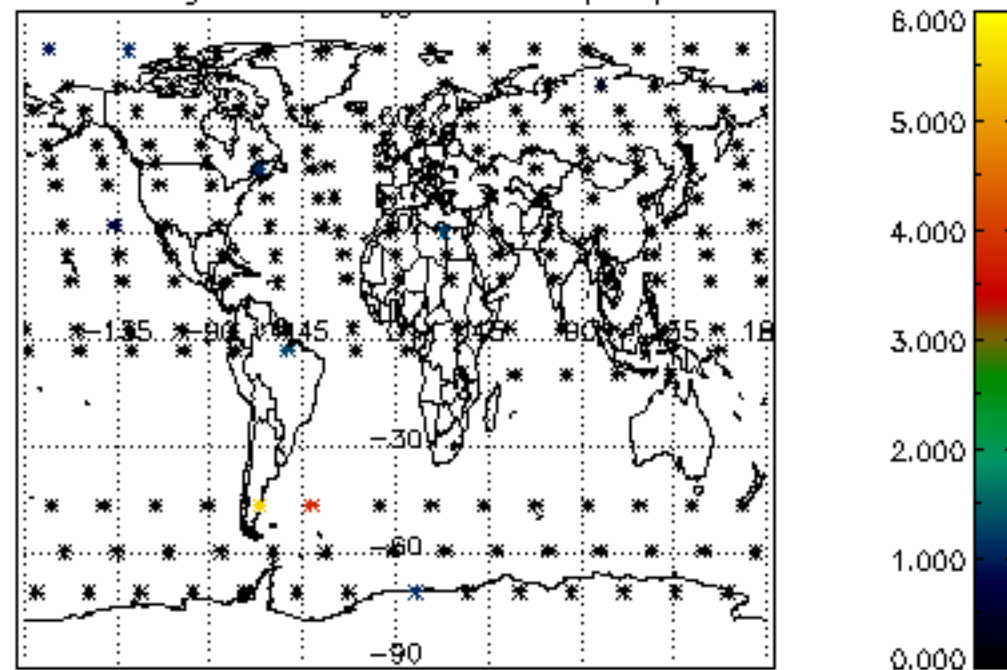
Percentage of datation errors per profile



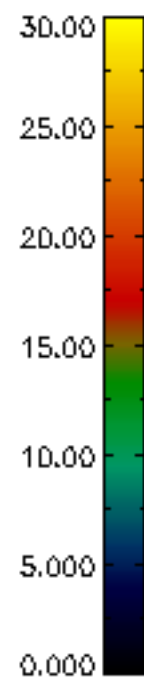
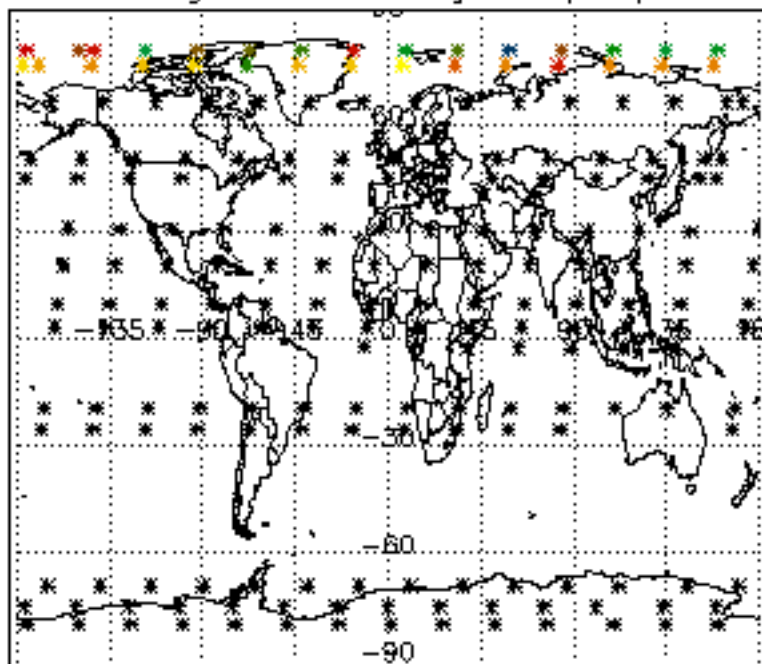
Percentage of star falling outside central band per profile



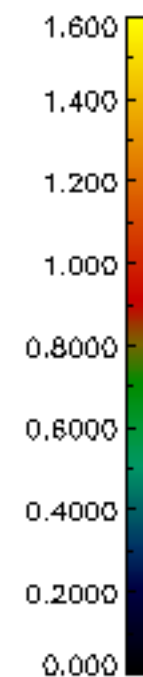
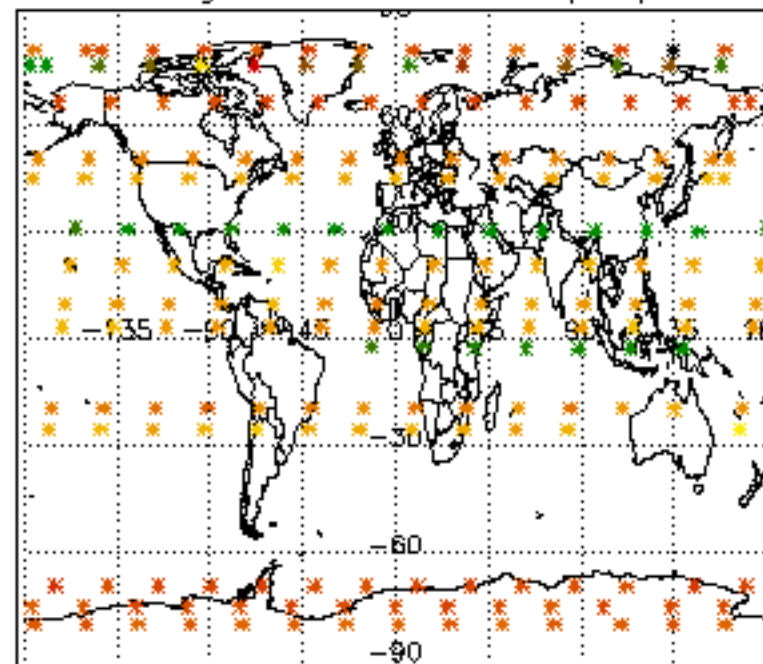
Percentage of saturation errors per profile



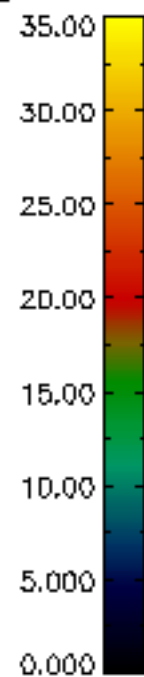
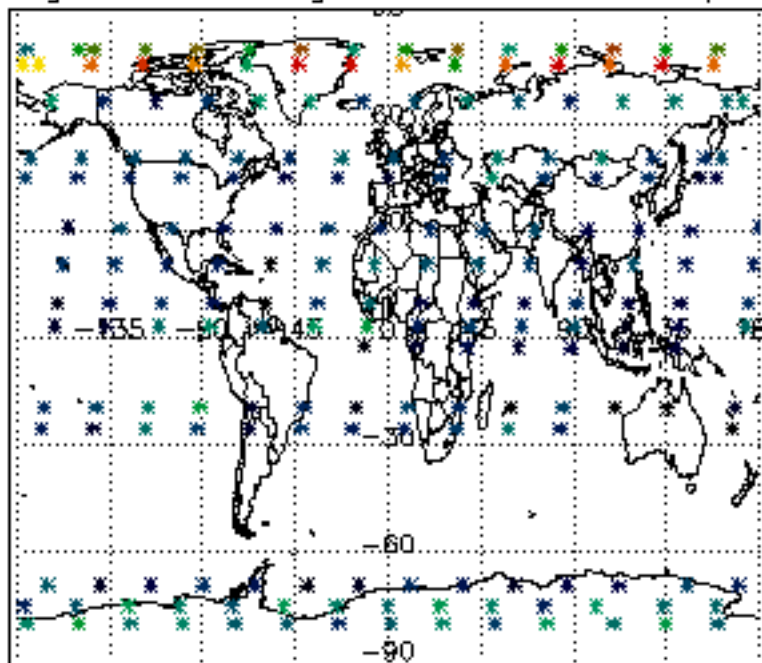
Percentage of cosmic ray hits per profile



Percentage of datation errors per profile



Percentage of star falling outside central band per profile



Percentage of saturation errors per profile

