

GOMOS Level 2 Daily Report

SUMMARY

[1. General Info](#)

[2. Summary of processed GOM_NL_2P products](#)

[3. Level 2 Quality information per product](#)

[3.1 Plot of level 2 quality information per product \(time dependant\)](#)

[3.2 Plot of level 2 quality information per product \(world map\)](#)

[4. Level 1 Quality information per product \(stored on level 2 products\)](#)

[4.1 Plot of level 1 quality information per product \(time dependant\)](#)

[4.1.1 Plot of level 1 quality information per product \(time dependant\): ASCENDING](#)

[4.1.2 Plot of level 1 quality information per product \(time dependant\): DESCENDING](#)

[4.2 Plot of level 1 quality information per product \(world map\)](#)

[4.2.1 Plot of level 1 quality information per product \(world map\): ASCENDING](#)

[4.2.2 Plot of level 1 quality information per product \(world map\): DESCENDING](#)

[5. Ozone profiles based on quality statistics and other trace gas profiles](#)

[5.1 Ozone statistics based on quality of products](#)

[5.2 Plot ozone profiles for all STD \(dark without errors\)](#)

[5.3 Plot ozone profiles where STD < 20% \(dark without errors\)](#)

[5.4. Plot ozone profiles where STD < 10% \(dark without errors\)](#)

[5.5. Plot ozone profiles where STD < 5% \(dark without errors\)](#)

[5.6 Plot NO2 profiles for all STD \(dark without errors\)](#)

[5.7 Plot NO3 profiles for all STD \(dark without errors\)](#)

[5.8 Plot H2O profiles \(only for occultations of stars 1,2,3,4,13,14,16,26,63 dark without errors\) for all STD](#)

[6. Auxiliary Data Files used for the production reported in section 2](#)

This report presents the daily analysis on parameters extracted from GOMOS level 2 data (GOM_NL__2P). It is intended to monitor some important parameters that will impact the quality of these products. A list of level 2 products (and content) that have arrived during the reporting day to the PCF is also given.

Item	Value
Time of report generation	19APR2013 12:16:48
Data source version	GOMOS/6.01
Start time of products	29-03-2003 (29MAR2003 00:00:00)
Stop time of products	30-03-2003 (30MAR2003 00:00:00)
Store outputs in DB	Yes
Nb of level 2 prods	255
Nb of prods with errors	1

2. Summary of processed GOM_NL__2P products.

Nr	Filename	UTC Start time	Limb	Duration	Star Id	Star Name	Star Mag	Star Temp	Nb Meas	Orbit	Prod. error
1	GOM_NL__2PRFIN20030329_000207_000000352015_00059_05624_6209.N1	29-MAR-2003 00:02:07	Bright	35.000	82	48Bet UMa	2.3650	10600.	70	5624	No
2	GOM_NL__2PRFIN20030329_000339_000000382015_00059_05624_6210.N1	29-MAR-2003 00:03:39	Bright	37.500	36	50Alp UMa	1.8000	6300.0	75	5624	No
3	GOM_NL__2PRFIN20030329_000607_000000692015_00059_05624_6211.N1	29-MAR-2003 00:06:07	Bright	69.000	180	27Gam Boo	3.0400	8000.0	138	5624	No
4	GOM_NL__2PRFIN20030329_001321_000000492015_00059_05624_6212.N1	29-MAR-2003 00:13:21	Bright	49.000	119	14Eta Dra	2.7270	4700.0	98	5624	No
5	GOM_NL__2PRFIN20030329_002422_000000442015_00059_05624_6213.N1	29-MAR-2003 00:24:22	Bright	44.000	144	18Del Cyg	2.8600	11000.	88	5624	No
6	GOM_NL__2PRFIN20030329_002609_000000442015_00059_05624_6214.N1	29-MAR-2003 00:26:09	Bright	43.500	66	37Gam Cyg	2.2080	5900.0	87	5624	No
7	GOM_NL__2PRFIN20030329_002805_000000432015_00059_05624_6215.N1	29-MAR-2003 00:28:05	Bright	42.500	92	53Eps Cyg	2.5000	4500.0	85	5624	No
8	GOM_NL__2PRFIN20030329_003431_000000432015_00059_05624_6216.N1	29-MAR-2003 00:34:31	Bright	43.000	61	8Eps Peg	2.1000	3900.0	86	5624	No
9	GOM_NL__2PRFIN20030329_003740_000000622015_00059_05624_6217.N1	29-MAR-2003 00:37:40	Dark	61.500	11	53Alp Aql	0.76500	8000.0	123	5624	No
10	GOM_NL__2PRFIN20030329_005122_000000582015_00059_05624_6218.N1	29-MAR-2003 00:51:22	Dark	58.000	57	34Sig Sgr	2.0660	26000.	116	5624	No
11	GOM_NL__2PRFIN20030329_005606_000000622015_00060_05625_6193.N1	29-MAR-2003 00:56:06	Dark	62.000	167	10Gam2Sgr	2.9840	4500.0	124	5625	No
12	GOM_NL__2PRFIN20030329_005907_000000582015_00060_05625_6194.N1	29-MAR-2003 00:59:07	Dark	58.000	25	35Lam Sco	1.6200	28000.	116	5625	No
13	GOM_NL__2PRFIN20030329_010117_000000402015_00060_05625_6195.N1	29-MAR-2003 01:01:17	Dark	40.000	43	Alp TrA	1.9100	4250.0	80	5625	No
14	GOM_NL__2PRFIN20030329_010305_000000682015_00060_05625_6196.N1	29-MAR-2003 01:03:05	Dark	67.500	75	26Eps Sco	2.2910	4250.0	135	5625	No
15	GOM_NL__2PRFIN20030329_010544_000000552015_00060_05625_6197.N1	29-MAR-2003 01:05:44	Dark	54.500	4	Alp1Cen	-0.010000	5800.0	109	5625	No
16	GOM_NL__2PRFIN20030329_010812_000000442015_00060_05625_6198.N1	29-MAR-2003 01:08:12	Straylight	44.000	12	Alp1Cru	0.77500	30000.	88	5625	No
17	GOM_NL__2PRFIN20030329_010937_000000462015_00060_05625_6199.N1	29-MAR-2003 01:09:37	Straylight	45.500	26	Gam Cru	1.6240	2900.0	91	5625	No
18	GOM_NL__2PRFIN20030329_011131_000000412015_00060_05625_6200.N1	29-MAR-2003 01:11:31	Straylight	41.000	64	Gam Cen	2.2000	10600.	82	5625	No
19	GOM_NL__2PRFIN20030329_011422_000001702015_00060_05625_6201.N1	29-MAR-2003 01:14:22	Twilight_stray	170.00	97	8Bet1Sco	2.5610	30000.	340	5625	No
20	GOM_NL__2PRFIN20030329_011903_000000492015_00060_05625_6202.N1	29-MAR-2003 01:19:03	Straylight	49.000	106	9Bet Crv	2.6480	5600.0	98	5625	No
21	GOM_NL__2PRFIN20030329_012104_000000452015_00060_05625_6203.N1	29-MAR-2003 01:21:04	Twilight_stray	44.500	100	4Gam Crv	2.5800	13100.	89	5625	No
22	GOM_NL__2PRFIN20030329_012302_000000672015_00060_05625_6204.N1	29-MAR-2003 01:23:02	Bright	66.500	15	67Alp Vir	0.97600	28000.	133	5625	No
23	GOM_NL__2PRFIN20030329_012622_000000462015_00060_05625_6205.N1	29-MAR-2003 01:26:22	Bright	46.000	121	29Gam Vir	2.7400	7200.0	92	5625	No
24	GOM_NL__2PRFIN20030329_013231_000000382015_00060_05625_6206.N1	29-MAR-2003 01:32:31	Bright	38.000	96	68Del Leo	2.5600	9300.0	76	5625	No
25	GOM_NL__2PRFIN20030329_013923_000000372015_00060_05625_6207.N1	29-MAR-2003 01:39:23	Bright	36.500	174	52Psi UMa	3.0040	4400.0	73	5625	No
26	GOM_NL__2PRFIN20030329_014242_000000372015_00060_05625_6208.N1	29-MAR-2003 01:42:42	Bright	36.500	82	48Bet UMa	2.3650	10600.	73	5625	No
27	GOM_NL__2PRFIN20030329_014414_000000382015_00060_05625_6209.N1	29-MAR-2003 01:44:14	Bright	37.500	36	50Alp UMa	1.8000	6300.0	75	5625	No
28	GOM_NL__2PRFIN20030329_014642_000000702015_00060_05625_6210.N1	29-MAR-2003 01:46:42	Bright	69.500	180	27Gam Boo	3.0400	8000.0	139	5625	No
29	GOM_NL__2PRFIN20030329_015046_000000402015_00060_05625_6211.N1	29-MAR-2003 01:50:46	Bright	40.000	60	7Bet UMi	2.0810	3950.0	80	5625	No
30	GOM_NL__2PRFIN20030329_015211_000000352015_00060_05625_6212.N1	29-MAR-2003 01:52:11	Bright	35.000	49	1Alp UMi	1.9900	6300.0	70	5625	No
31	GOM_NL__2PRFIN20030329_015356_000000482015_00060_05625_6213.N1	29-MAR-2003 01:53:56	Bright	48.000	119	14Eta Dra	2.7270	4700.0	96	5625	No
32	GOM_NL__2PRFIN20030329_020458_000000442015_00060_05625_6214.N1	29-MAR-2003 02:04:58	Bright	43.500	144	18Del Cyg	2.8600	11000.	87	5625	No
33	GOM_NL__2PRFIN20030329_020645_000000432015_00060_05625_6215.N1	29-MAR-2003 02:06:45	Bright	43.000	66	37Gam Cyg	2.2080	5900.0	86	5625	No
34	GOM_NL__2PRFIN20030329_020841_000000412015_00060_05625_6216.N1	29-MAR-2003 02:08:41	Bright	41.000	92	53Eps Cyg	2.5000	4500.0	82	5625	No
35	GOM_NL__2PRFIN20030329_021507_000000432015_00060_05625_6217.N1	29-MAR-2003 02:15:07	Bright	43.000	61	8Eps Peg	2.1000	3900.0	86	5625	No
36	GOM_NL__2PRFIN20030329_021817_000000632015_00060_05625_6218.N1	29-MAR-2003 02:18:17	Dark	62.500	11	53Alp Aql	0.76500	8000.0	125	5625	No
37	GOM_NL__2PRFIN20030329_022215_000000392015_00060_05625_6219.N1	29-MAR-2003 02:22:15	Dark	38.500	142	49Del Cap	2.8500	8900.0	77	5625	No
38	GOM_NL__2PRFIN20030329_023426_000000432015_00060_05625_6220.N1	29-MAR-2003 02:34:26	Dark	43.000	45	Alp Pav	1.9400	26000.	86	5625	No
39	GOM_NL__2PRFIN20030329_023643_000000612015_00061_05626_6193.N1	29-MAR-2003 02:36:43	Dark	60.500	167	10Gam2Sgr	2.9840	4500.0	121	5626	No
40	GOM_NL__2PRFIN20030329_023944_000000592015_00061_05626_6194.N1	29-MAR-2003 02:39:44	Dark	58.500	25	35Lam Sco	1.6200	28000.	117	5626	No
41	GOM_NL__2PRFIN20030329_024154_000000412015_00061_05626_6195.N1	29-MAR-2003 02:41:54	Dark	40.500	43	Alp TrA	1.9100	4250.0	81	5626	No
42	GOM_NL__2PRFIN20030329_024343_000000832015_00061_05626_6196.N1	29-MAR-2003 02:43:43	Dark	83.000	75	26Eps Sco	2.2910	4250.0	166	5626	No

43	GOM_NL__2PRFIN20030329_024620_000000562015_00061_05626_6197.N1	29-MAR-2003 02:46:20	Dark	56.000	4	Alp1Cen	-0.010000	5800.0	112	5626	No
44	GOM_NL__2PRFIN20030329_024848_000000422015_00061_05626_6198.N1	29-MAR-2003 02:48:48	Straylight	42.000	12	Alp1Cru	0.77500	30000.	84	5626	No
45	GOM_NL__2PRFIN20030329_025013_000000472015_00061_05626_6199.N1	29-MAR-2003 02:50:13	Straylight	46.500	26	Gam Cru	1.6240	2900.0	93	5626	No
46	GOM_NL__2PRFIN20030329_025207_000000412015_00061_05626_6200.N1	29-MAR-2003 02:52:07	Straylight	40.500	64	Gam Cen	2.2000	10600.	81	5626	No
47	GOM_NL__2PRFIN20030329_025459_000001792015_00061_05626_6201.N1	29-MAR-2003 02:54:59	Tw_i_and_stray	179.00	97	8Bet1Sco	2.5610	30000.	358	5626	No
48	GOM_NL__2PRFIN20030329_025939_000000502015_00061_05626_6202.N1	29-MAR-2003 02:59:39	Straylight	49.500	106	9Bet Crv	2.6480	5600.0	99	5626	No
49	GOM_NL__2PRFIN20030329_030140_000000452015_00061_05626_6203.N1	29-MAR-2003 03:01:40	Tw_i_and_stray	45.000	100	4Gam Crv	2.5800	13100.	90	5626	No
50	GOM_NL__2PRFIN20030329_030338_000000652015_00061_05626_6204.N1	29-MAR-2003 03:03:38	Bright	65.000	15	67Alp Vir	0.97600	28000.	130	5626	No
51	GOM_NL__2PRFIN20030329_030658_000000472015_00061_05626_6205.N1	29-MAR-2003 03:06:58	Bright	46.500	121	29Gam Vir	2.7400	7200.0	93	5626	No
52	GOM_NL__2PRFIN20030329_031307_000000392015_00061_05626_6206.N1	29-MAR-2003 03:13:07	Bright	38.500	96	68Del Leo	2.5600	9300.0	77	5626	No
53	GOM_NL__2PRFIN20030329_031959_000000382015_00061_05626_6207.N1	29-MAR-2003 03:19:59	Bright	37.500	174	52Psi UMa	3.0040	4400.0	75	5626	No
54	GOM_NL__2PRFIN20030329_032318_000000372015_00061_05626_6208.N1	29-MAR-2003 03:23:18	Bright	36.500	82	48Bet UMa	2.3650	10600.	73	5626	No
55	GOM_NL__2PRFIN20030329_032450_000000352015_00061_05626_6209.N1	29-MAR-2003 03:24:50	Bright	35.000	36	50Alp UMa	1.8000	6300.0	70	5626	No
56	GOM_NL__2PRFIN20030329_032715_000000702015_00061_05626_6210.N1	29-MAR-2003 03:27:15	Bright	69.500	180	27Gam Boo	3.0400	8000.0	139	5626	No
57	GOM_NL__2PRFIN20030329_033122_000000372015_00061_05626_6211.N1	29-MAR-2003 03:31:22	Bright	36.500	60	7Bet UMi	2.0810	3950.0	73	5626	No
58	GOM_NL__2PRFIN20030329_033247_000000352015_00061_05626_6212.N1	29-MAR-2003 03:32:47	Bright	34.500	49	1Alp UMi	1.9900	6300.0	69	5626	No
59	GOM_NL__2PRFIN20030329_033431_000000482015_00061_05626_6213.N1	29-MAR-2003 03:34:31	Bright	47.500	119	14Eta Dra	2.7270	4700.0	95	5626	No
60	GOM_NL__2PRFIN20030329_034533_000000452015_00061_05626_6214.N1	29-MAR-2003 03:45:33	Bright	45.000	144	18Del Cyg	2.8600	11000.	90	5626	No
61	GOM_NL__2PRFIN20030329_034720_000000442015_00061_05626_6215.N1	29-MAR-2003 03:47:20	Bright	43.500	66	37Gam Cyg	2.2080	5900.0	87	5626	No
62	GOM_NL__2PRFIN20030329_034917_000000422015_00061_05626_6216.N1	29-MAR-2003 03:49:17	Bright	42.000	92	53Eps Cyg	2.5000	4500.0	84	5626	No
63	GOM_NL__2PRFIN20030329_035543_000000432015_00061_05626_6217.N1	29-MAR-2003 03:55:43	Bright	43.000	61	8Eps Peg	2.1000	3900.0	86	5626	No
64	GOM_NL__2PRFIN20030329_035853_000000622015_00061_05626_6218.N1	29-MAR-2003 03:58:53	Dark	62.000	11	53Alp Aql	0.76500	8000.0	124	5626	No
65	GOM_NL__2PRFIN20030329_040251_000000402015_00061_05626_6219.N1	29-MAR-2003 04:02:51	Dark	39.500	142	49Del Cap	2.8500	8900.0	79	5626	No
66	GOM_NL__2PRFIN20030329_041502_000000402015_00061_05626_6220.N1	29-MAR-2003 04:15:02	Dark	40.000	45	Alp Pav	1.9400	26000.	80	5626	No
67	GOM_NL__2PRFIN20030329_041720_000000602015_00062_05627_6193.N1	29-MAR-2003 04:17:20	Dark	59.500	167	10Gam2Sgr	2.9840	4500.0	119	5627	No
68	GOM_NL__2PRFIN20030329_042021_000000572015_00062_05627_6194.N1	29-MAR-2003 04:20:21	Dark	57.000	25	35Lam Sco	1.6200	28000.	114	5627	No
69	GOM_NL__2PRFIN20030329_042230_000000482015_00062_05627_6195.N1	29-MAR-2003 04:22:30	Dark	48.000	43	Alp TrA	1.9100	4250.0	96	5627	No
70	GOM_NL__2PRFIN20030329_042419_000000832015_00062_05627_6196.N1	29-MAR-2003 04:24:19	Dark	82.500	75	26Eps Sco	2.2910	4250.0	165	5627	No
71	GOM_NL__2PRFIN20030329_042657_000000442015_00062_05627_6197.N1	29-MAR-2003 04:26:57	Dark	44.000	4	Alp1Cen	-0.010000	5800.0	88	5627	No
72	GOM_NL__2PRFIN20030329_042924_000000392015_00062_05627_6198.N1	29-MAR-2003 04:29:24	Straylight	39.000	12	Alp1Cru	0.77500	30000.	78	5627	No
73	GOM_NL__2PRFIN20030329_043050_000000522015_00062_05627_6199.N1	29-MAR-2003 04:30:50	Straylight	52.000	26	Gam Cru	1.6240	2900.0	104	5627	No
74	GOM_NL__2PRFIN20030329_043243_000000402015_00062_05627_6200.N1	29-MAR-2003 04:32:43	Straylight	40.000	64	Gam Cen	2.2000	10600.	80	5627	No
75	GOM_NL__2PRFIN20030329_043537_000001742015_00062_05627_6201.N1	29-MAR-2003 04:35:37	Tw_i_and_stray	173.50	97	8Bet1Sco	2.5610	30000.	347	5627	No
76	GOM_NL__2PRFIN20030329_044014_000000472015_00062_05627_6202.N1	29-MAR-2003 04:40:14	Straylight	47.000	106	9Bet Crv	2.6480	5600.0	94	5627	No
77	GOM_NL__2PRFIN20030329_044216_000000472015_00062_05627_6203.N1	29-MAR-2003 04:42:16	Tw_i_and_stray	46.500	100	4Gam Crv	2.5800	13100.	93	5627	No
78	GOM_NL__2PRFIN20030329_044414_000000722015_00062_05627_6204.N1	29-MAR-2003 04:44:14	Bright	71.500	15	67Alp Vir	0.97600	28000.	143	5627	No
79	GOM_NL__2PRFIN20030329_044734_000000462015_00062_05627_6205.N1	29-MAR-2003 04:47:34	Bright	46.000	121	29Gam Vir	2.7400	7200.0	92	5627	No
80	GOM_NL__2PRFIN20030329_045342_000000382015_00062_05627_6206.N1	29-MAR-2003 04:53:42	Bright	37.500	96	68Del Leo	2.5600	9300.0	75	5627	No
81	GOM_NL__2PRFIN20030329_050035_000000372015_00062_05627_6207.N1	29-MAR-2003 05:00:35	Bright	36.500	174	52Psi UMa	3.0040	4400.0	73	5627	No
82	GOM_NL__2PRFIN20030329_050354_000000362015_00062_05627_6208.N1	29-MAR-2003 05:03:54	Bright	36.000	82	48Bet UMa	2.3650	10600.	72	5627	No
83	GOM_NL__2PRFIN20030329_050526_000000382015_00062_05627_6209.N1	29-MAR-2003 05:05:26	Bright	38.000	36	50Alp UMa	1.8000	6300.0	76	5627	No
84	GOM_NL__2PRFIN20030329_050750_000000692015_00062_05627_6210.N1	29-MAR-2003 05:07:50	Bright	69.000	180	27Gam Boo	3.0400	8000.0	138	5627	No
85	GOM_NL__2PRFIN20030329_051157_000000412015_00062_05627_6211.N1	29-MAR-2003 05:11:57	Bright	41.000	60	7Bet UMi	2.0810	3950.0	82	5627	No
86	GOM_NL__2PRFIN20030329_051323_000000372015_00062_05627_6212.N1	29-MAR-2003 05:13:23	Bright	37.000	49	1Alp UMi	1.9900	6300.0	74	5627	No
87	GOM_NL__2PRFIN20030329_051506_000000492015_00062_05627_6213.N1	29-MAR-2003 05:15:06	Bright	49.000	119	14Eta Dra	2.7270	4700.0	98	5627	No
88	GOM_NL__2PRFIN20030329_052609_000000452015_00062_05627_6214.N1	29-MAR-2003 05:26:09	Bright	44.500	144	18Del Cyg	2.8600	11000.	89	5627	No
89	GOM_NL__2PRFIN20030329_052756_000000442015_00062_05627_6215.N1	29-MAR-2003 05:27:56	Bright	44.000	66	37Gam Cyg	2.2080	5900.0	88	5627	No
90	GOM_NL__2PRFIN20030329_052953_000000432015_00062_05627_6216.N1	29-MAR-2003 05:29:53	Bright	42.500	92	53Eps Cyg	2.5000	4500.0	85	5627	No
91	GOM_NL__2PRFIN20030329_053619_000000432015_00062_05627_6217.N1	29-MAR-2003 05:36:19	Bright	42.500	61	8Eps Peg	2.1000	3900.0	85	5627	No
92	GOM_NL__2PRFIN20030329_053929_000000632015_00062_05627_6218.N1	29-MAR-2003 05:39:29	Dark	62.500	11	53Alp Aql	0.76500	8000.0	125	5627	No
93	GOM_NL__2PRFIN20030329_054327_000000402015_00062_05627_6219.N1	29-MAR-2003 05:43:27	Dark	39.500	142	49Del Cap	2.8500	8900.0	79	5627	No
94	GOM_NL__2PRFIN20030329_055538_000000412015_00062_05627_6220.N1	29-MAR-2003 05:55:38	Dark	40.500	45	Alp Pav	1.9400	26000.	81	5627	No
95	GOM_NL__2PRFIN20030329_055758_000000622015_00063_05628_6193.N1	29-MAR-2003 05:57:58	Dark	62.000	167	10Gam2Sgr	2.9840	4500.0	124	5628	No
96	GOM_NL__2PRFIN20030329_060058_000000582015_00063_05628_6194.N1	29-MAR-2003 06:00:58	Dark	58.000	25	35Lam Sco	1.6200	28000.	116	5628	No
97	GOM_NL__2PRFIN20030329_060306_000000502015_00063_05628_6195.N1	29-MAR-2003 06:03:06	Dark	49.500	43	Alp TrA	1.9100	4250.0	99	5628	No
98	GOM_NL__2PRFIN20030329_060456_000000742015_00063_05628_6196.N1	29-MAR-2003 06:04:56	Dark	74.000	75	26Eps Sco	2.2910	4250.0	148	5628	No
99	GOM_NL__2PRFIN20030329_060733_000000452015_00063_05628_6197.N1	29-MAR-2003 06:07:33	Dark	45.000	4	Alp1Cen	-0.010000	5800.0	90	5628	No
100	GOM_NL__2PRFIN20030329_061001_000000502015_00063_05628_6198.N1	29-MAR-2003 06:10:01	Straylight	50.000	12	Alp1Cru	0.77500	30000.	100	5628	No
101	GOM_NL__2PRFIN20030329_061126_000000532015_00063_05628_6199.N1	29-MAR-2003 06:11:26	Straylight	53.000	26	Gam Cru	1.6240	2900.0	106	5628	No

102	GOM_NL__2PRFIN20030329_061320_00000422015_00063_05628_6200.N1	29-MAR-2003 06:13:20	Straylight	42.000	64	Gam Cen	2.2000	10600.	84	5628	No
103	GOM_NL__2PRFIN20030329_061615_000001752015_00063_05628_6201.N1	29-MAR-2003 06:16:15	Twilight_stray	175.00	97	8Bet1Sco	2.5610	30000.	350	5628	No
104	GOM_NL__2PRFIN20030329_062051_000000492015_00063_05628_6202.N1	29-MAR-2003 06:20:51	Straylight	48.500	106	9Bet Crv	2.6480	5600.0	97	5628	No
105	GOM_NL__2PRFIN20030329_062252_000000462015_00063_05628_6203.N1	29-MAR-2003 06:22:52	Twilight_stray	45.500	100	4Gam Crv	2.5800	13100.	91	5628	No
106	GOM_NL__2PRFIN20030329_062450_000000612015_00063_05628_6204.N1	29-MAR-2003 06:24:50	Bright	60.500	15	67Alp Vir	0.97600	28000.	121	5628	No
107	GOM_NL__2PRFIN20030329_062809_000000462015_00063_05628_6205.N1	29-MAR-2003 06:28:09	Bright	46.000	121	29Gam Vir	2.7400	7200.0	92	5628	No
108	GOM_NL__2PRFIN20030329_063418_000000382015_00063_05628_6206.N1	29-MAR-2003 06:34:18	Bright	37.500	96	68Del Leo	2.5600	9300.0	75	5628	No
109	GOM_NL__2PRFIN20030329_064111_000000392015_00063_05628_6207.N1	29-MAR-2003 06:41:11	Bright	38.500	174	52Psi UMa	3.0040	4400.0	77	5628	No
110	GOM_NL__2PRFIN20030329_064430_000000382015_00063_05628_6208.N1	29-MAR-2003 06:44:30	Bright	38.000	82	48Bet UMa	2.3650	10600.	76	5628	No
111	GOM_NL__2PRFIN20030329_064601_000000382015_00063_05628_6209.N1	29-MAR-2003 06:46:01	Bright	37.500	36	50Alp UMa	1.8000	6300.0	75	5628	No
112	GOM_NL__2PRFIN20030329_064824_000000712015_00063_05628_6210.N1	29-MAR-2003 06:48:24	Bright	71.000	180	27Gam Boo	3.0400	8000.0	142	5628	No
113	GOM_NL__2PRFIN20030329_065233_000000412015_00063_05628_6211.N1	29-MAR-2003 06:52:33	Bright	41.000	60	7Bet UMi	2.0810	3950.0	82	5628	No
114	GOM_NL__2PRFIN20030329_065359_000000372015_00063_05628_6212.N1	29-MAR-2003 06:53:59	Bright	36.500	49	1Alp UMi	1.9900	6300.0	73	5628	No
115	GOM_NL__2PRFIN20030329_065541_000000462015_00063_05628_6213.N1	29-MAR-2003 06:55:41	Bright	46.000	119	14Eta Dra	2.7270	4700.0	92	5628	No
116	GOM_NL__2PRFIN20030329_070645_000000452015_00063_05628_6214.N1	29-MAR-2003 07:06:45	Bright	45.000	144	18Del Cyg	2.8600	11000.	90	5628	No
117	GOM_NL__2PRFIN20030329_070831_000000452015_00063_05628_6215.N1	29-MAR-2003 07:08:31	Bright	45.000	66	37Gam Cyg	2.2080	5900.0	90	5628	No
118	GOM_NL__2PRFIN20030329_071029_000000432015_00063_05628_6216.N1	29-MAR-2003 07:10:29	Bright	43.000	92	53Eps Cyg	2.5000	4500.0	86	5628	No
119	GOM_NL__2PRFIN20030329_071655_000000432015_00063_05628_6217.N1	29-MAR-2003 07:16:55	Bright	43.000	61	8Eps Peg	2.1000	3900.0	86	5628	No
120	GOM_NL__2PRFIN20030329_072006_000000602015_00063_05628_6218.N1	29-MAR-2003 07:20:06	Dark	60.000	11	53Alp Aql	0.76500	8000.0	120	5628	No
121	GOM_NL__2PRFIN20030329_072403_000000422015_00063_05628_6219.N1	29-MAR-2003 07:24:03	Dark	42.000	142	49Del Cap	2.8500	8900.0	84	5628	No
122	GOM_NL__2PRFIN20030329_073614_000000402015_00063_05628_6220.N1	29-MAR-2003 07:36:14	Dark	39.500	45	Alp Pav	1.9400	26000.	79	5628	No
123	GOM_NL__2PRFIN20030329_073835_000000622015_00064_05629_6193.N1	29-MAR-2003 07:38:35	Dark	62.000	167	10Gam2Sgr	2.9840	4500.0	124	5629	No
124	GOM_NL__2PRFIN20030329_074135_000000582015_00064_05629_6194.N1	29-MAR-2003 07:41:35	Dark	58.000	25	35Lam Sco	1.6200	28000.	116	5629	No
125	GOM_NL__2PRFIN20030329_074342_000000502015_00064_05629_6195.N1	29-MAR-2003 07:43:42	Dark	49.500	43	Alp TrA	1.9100	4250.0	99	5629	No
126	GOM_NL__2PRFIN20030329_074532_000000792015_00064_05629_6196.N1	29-MAR-2003 07:45:32	Dark	78.500	75	26Eps Sco	2.2910	4250.0	157	5629	No
127	GOM_NL__2PRFIN20030329_074809_000000472015_00064_05629_6197.N1	29-MAR-2003 07:48:09	Dark	47.000	4	Alp1Cen	-0.010000	5800.0	94	5629	No
128	GOM_NL__2PRFIN20030329_075037_000000432015_00064_05629_6198.N1	29-MAR-2003 07:50:37	Straylight	43.000	12	Alp1Cru	0.77500	30000.	86	5629	No
129	GOM_NL__2PRFIN20030329_075202_000000452015_00064_05629_6199.N1	29-MAR-2003 07:52:02	Straylight	44.500	26	Gam Cru	1.6240	2900.0	89	5629	No
130	GOM_NL__2PRFIN20030329_075356_000000402015_00064_05629_6200.N1	29-MAR-2003 07:53:56	Straylight	39.500	64	Gam Cen	2.2000	10600.	79	5629	No
131	GOM_NL__2PRFIN20030329_075652_000001762015_00064_05629_6201.N1	29-MAR-2003 07:56:52	Twilight_stray	175.50	97	8Bet1Sco	2.5610	30000.	351	5629	No
132	GOM_NL__2PRFIN20030329_080127_000000492015_00064_05629_6202.N1	29-MAR-2003 08:01:27	Straylight	48.500	106	9Bet Crv	2.6480	5600.0	97	5629	No
133	GOM_NL__2PRFIN20030329_080328_000000442015_00064_05629_6203.N1	29-MAR-2003 08:03:28	Twilight_stray	44.000	100	4Gam Crv	2.5800	13100.	88	5629	No
134	GOM_NL__2PRFIN20030329_080525_000000632015_00064_05629_6204.N1	29-MAR-2003 08:05:25	Bright	62.500	15	67Alp Vir	0.97600	28000.	125	5629	No
135	GOM_NL__2PRFIN20030329_080845_000000452015_00064_05629_6205.N1	29-MAR-2003 08:08:45	Bright	45.000	121	29Gam Vir	2.7400	7200.0	90	5629	No
136	GOM_NL__2PRFIN20030329_081454_000000382015_00064_05629_6206.N1	29-MAR-2003 08:14:54	Bright	38.000	96	68Del Leo	2.5600	9300.0	76	5629	No
137	GOM_NL__2PRFIN20030329_082146_000000382015_00064_05629_6207.N1	29-MAR-2003 08:21:46	Bright	38.000	174	52Psi UMa	3.0040	4400.0	76	5629	No
138	GOM_NL__2PRFIN20030329_082506_000000382015_00064_05629_6208.N1	29-MAR-2003 08:25:06	Bright	37.500	82	48Bet UMa	2.3650	10600.	75	5629	No
139	GOM_NL__2PRFIN20030329_082637_000000392015_00064_05629_6209.N1	29-MAR-2003 08:26:37	Bright	38.500	36	50Alp UMa	1.8000	6300.0	77	5629	No
140	GOM_NL__2PRFIN20030329_082858_000000692015_00064_05629_6210.N1	29-MAR-2003 08:28:58	Bright	68.500	180	27Gam Boo	3.0400	8000.0	137	5629	No
141	GOM_NL__2PRFIN20030329_083308_000000412015_00064_05629_6211.N1	29-MAR-2003 08:33:08	Bright	41.000	60	7Bet UMi	2.0810	3950.0	82	5629	No
142	GOM_NL__2PRFIN20030329_083435_000000352015_00064_05629_6212.N1	29-MAR-2003 08:34:35	Bright	35.000	49	1Alp UMi	1.9900	6300.0	70	5629	No
143	GOM_NL__2PRFIN20030329_083616_000000492015_00064_05629_6213.N1	29-MAR-2003 08:36:16	Bright	49.000	119	14Eta Dra	2.7270	4700.0	98	5629	No
144	GOM_NL__2PRFIN20030329_084720_000000452015_00064_05629_6214.N1	29-MAR-2003 08:47:20	Bright	44.500	144	18Del Cyg	2.8600	11000.	89	5629	No
145	GOM_NL__2PRFIN20030329_084907_000000432015_00064_05629_6215.N1	29-MAR-2003 08:49:07	Bright	42.500	66	37Gam Cyg	2.2080	5900.0	85	5629	No
146	GOM_NL__2PRFIN20030329_085105_000000432015_00064_05629_6216.N1	29-MAR-2003 08:51:05	Bright	43.000	92	53Eps Cyg	2.5000	4500.0	86	5629	No
147	GOM_NL__2PRFIN20030329_085731_000000412015_00064_05629_6217.N1	29-MAR-2003 08:57:31	Bright	40.500	61	8Eps Peg	2.1000	3900.0	81	5629	No
148	GOM_NL__2PRFIN20030329_090042_000000642015_00064_05629_6218.N1	29-MAR-2003 09:00:42	Dark	64.000	11	53Alp Aql	0.76500	8000.0	128	5629	No
149	GOM_NL__2PRFIN20030329_090439_000000412015_00064_05629_6219.N1	29-MAR-2003 09:04:39	Dark	41.000	142	49Del Cap	2.8500	8900.0	82	5629	No
150	GOM_NL__2PRFIN20030329_091650_000000412015_00064_05629_6220.N1	29-MAR-2003 09:16:50	Dark	41.000	45	Alp Pav	1.9400	26000.	82	5629	No
151	GOM_NL__2PRFIN20030329_091912_000000632015_00065_05630_6213.N1	29-MAR-2003 09:19:12	Dark	62.500	167	10Gam2Sgr	2.9840	4500.0	125	5630	No
152	GOM_NL__2PRFIN20030329_174520_000000592015_00070_05635_6258.N1	29-MAR-2003 17:45:20	Dark	58.500	25	35Lam Sco	1.6200	28000.	117	5635	No
153	GOM_NL__2PRFIN20030329_174721_000000442015_00070_05635_6259.N1	29-MAR-2003 17:47:21	Dark	44.000	43	Alp TrA	1.9100	4250.0	88	5635	No
154	GOM_NL__2PRFIN20030329_174920_000000812015_00070_05635_6260.N1	29-MAR-2003 17:49:20	Dark	80.500	75	26Eps Sco	2.2910	4250.0	161	5635	No
155	GOM_NL__2PRFIN20030329_175148_000000552015_00070_05635_6261.N1	29-MAR-2003 17:51:48	Dark	55.000	4	Alp1Cen	-0.010000	5800.0	110	5635	No
156	GOM_NL__2PRFIN20030329_175414_000000422015_00070_05635_6262.N1	29-MAR-2003 17:54:14	Straylight	42.000	12	Alp1Cru	0.77500	30000.	84	5635	No
157	GOM_NL__2PRFIN20030329_175540_000000452015_00070_05635_6263.N1	29-MAR-2003 17:55:40	Straylight	44.500	26	Gam Cru	1.6240	2900.0	89	5635	No
158	GOM_NL__2PRFIN20030329_175851_000000592015_00070_05635_6264.N1	29-MAR-2003 17:58:51	Straylight	59.000	54	5The Cen	2.0550	4500.0	118	5635	No
159	GOM_NL__2PRFIN20030329_180037_000001812015_00070_05635_6265.N1	29-MAR-2003 18:00:37	Twilight_stray	181.00	97	8Bet1Sco	2.5610	30000.	362	5635	No
160	GOM_NL__2PRFIN20030329_180504_000000462015_00070_05635_6266.N1	29-MAR-2003 18:05:04	Twilight_stray	46.000	106	9Bet Crv	2.6480	5600.0	92	5635	No

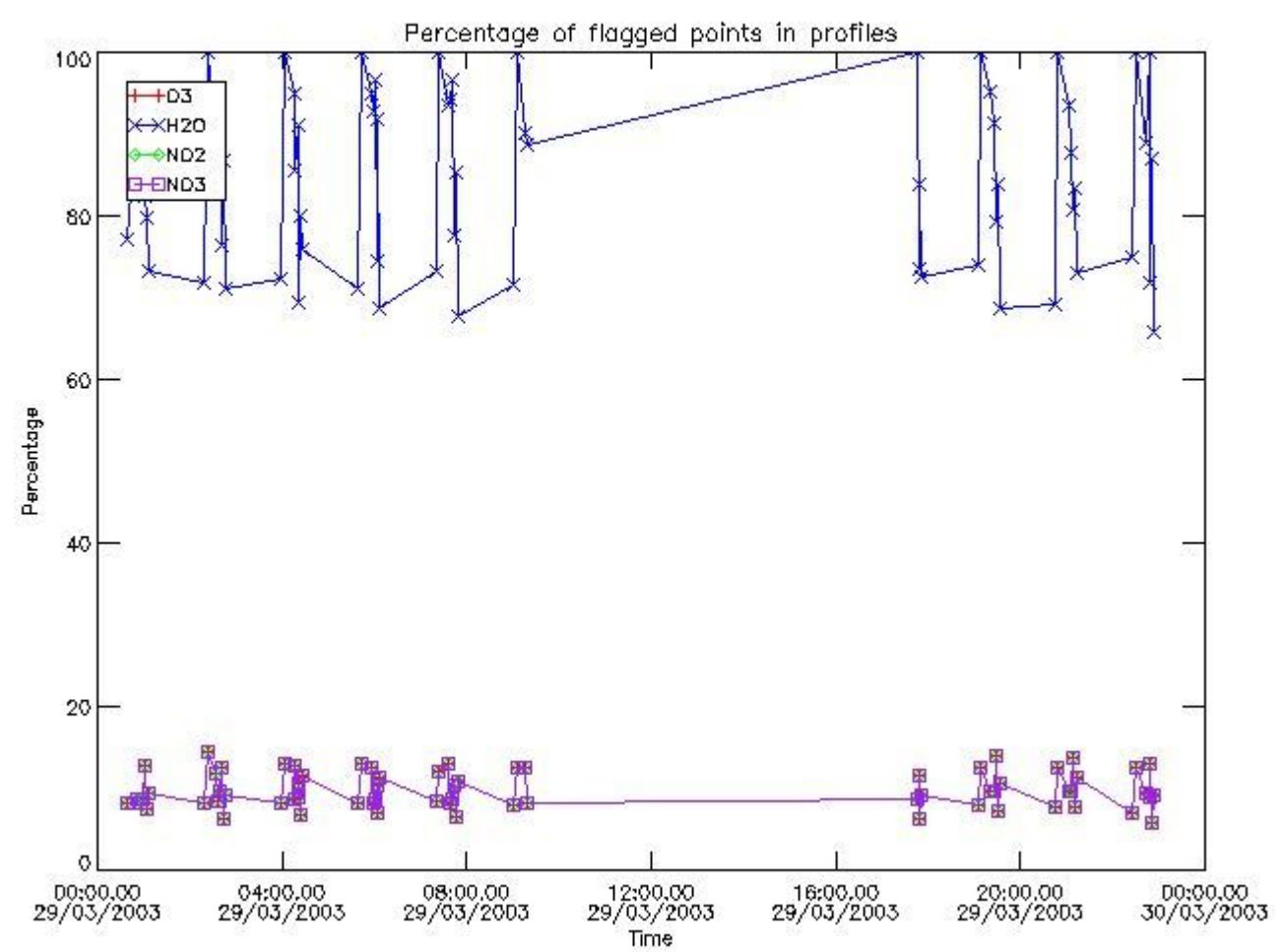
161	GOM_NL__2PRFIN20030329_180705_000000452015_00070_05635_6267.N1	29-MAR-2003 18:07:05	Twilight	45.000	100	4Gam Crv	2.5800	13100.	90	5635	No
162	GOM_NL__2PRFIN20030329_180901_000000752015_00070_05635_6268.N1	29-MAR-2003 18:09:01	Bright	74.500	15	67Alp Vir	0.97600	28000.	149	5635	No
163	GOM_NL__2PRFIN20030329_181220_000000482015_00070_05635_6269.N1	29-MAR-2003 18:12:20	Bright	47.500	121	29Gam Vir	2.7400	7200.0	95	5635	No
164	GOM_NL__2PRFIN20030329_181830_000000372015_00070_05635_6270.N1	29-MAR-2003 18:18:30	Bright	37.000	96	68Del Leo	2.5600	9300.0	74	5635	No
165	GOM_NL__2PRFIN20030329_182522_000000382015_00070_05635_6271.N1	29-MAR-2003 18:25:22	Bright	37.500	174	52Psi UMa	3.0040	4400.0	75	5635	No
166	GOM_NL__2PRFIN20030329_182841_000000372015_00070_05635_6272.N1	29-MAR-2003 18:28:41	Bright	36.500	82	48Bet UMa	2.3650	10600.	73	5635	No
167	GOM_NL__2PRFIN20030329_183012_000000402015_00070_05635_6273.N1	29-MAR-2003 18:30:12	Bright	40.000	36	50Alp UMa	1.8000	6300.0	80	5635	No
168	GOM_NL__2PRFIN20030329_183223_000000712015_00070_05635_6274.N1	29-MAR-2003 18:32:23	Bright	70.500	180	27Gam Boo	3.0400	8000.0	141	5635	No
169	GOM_NL__2PRFIN20030329_183642_000000392015_00070_05635_6275.N1	29-MAR-2003 18:36:42	Bright	39.000	60	7Bet UMi	2.0810	3950.0	78	5635	No
170	GOM_NL__2PRFIN20030329_183811_000000362015_00070_05635_6276.N1	29-MAR-2003 18:38:11	Bright	36.000	49	1Alp UMi	1.9900	6300.0	72	5635	No
171	GOM_NL__2PRFIN20030329_183948_000000492015_00070_05635_6277.N1	29-MAR-2003 18:39:48	Bright	49.000	119	14Eta Dra	2.7270	4700.0	98	5635	No
172	GOM_NL__2PRFIN20030329_185056_000000452015_00070_05635_6278.N1	29-MAR-2003 18:50:56	Bright	45.000	144	18Del Cyg	2.8600	11000.	90	5635	No
173	GOM_NL__2PRFIN20030329_185244_000000432015_00070_05635_6279.N1	29-MAR-2003 18:52:44	Bright	43.000	66	37Gam Cyg	2.2080	5900.0	86	5635	No
174	GOM_NL__2PRFIN20030329_185442_000000432015_00070_05635_6280.N1	29-MAR-2003 18:54:42	Bright	42.500	92	53Eps Cyg	2.5000	4500.0	85	5635	No
175	GOM_NL__2PRFIN20030329_190109_000000432015_00070_05635_6281.N1	29-MAR-2003 19:01:09	Bright	42.500	61	8Eps Peg	2.1000	3900.0	85	5635	No
176	GOM_NL__2PRFIN20030329_190423_000000642015_00070_05635_6282.N1	29-MAR-2003 19:04:23	Dark	64.000	11	53Alp Aql	0.76500	8000.0	128	5635	No
177	GOM_NL__2PRFIN20030329_190817_000000412015_00070_05635_6283.N1	29-MAR-2003 19:08:17	Dark	41.000	142	49Del Cap	2.8500	8900.0	82	5635	No
178	GOM_NL__2PRFIN20030329_192147_000000542015_00071_05636_6259.N1	29-MAR-2003 19:21:47	Dark	53.500	38	20Eps Sgr	1.8360	11000.	107	5636	No
179	GOM_NL__2PRFIN20030329_192557_000000592015_00071_05636_6260.N1	29-MAR-2003 19:25:57	Dark	58.500	25	35Lam Sco	1.6200	28000.	117	5636	No
180	GOM_NL__2PRFIN20030329_192757_000000372015_00071_05636_6261.N1	29-MAR-2003 19:27:57	Dark	36.500	43	Alp TrA	1.9100	4250.0	73	5636	No
181	GOM_NL__2PRFIN20030329_192957_000000782015_00071_05636_6262.N1	29-MAR-2003 19:29:57	Dark	77.500	75	26Eps Sco	2.2910	4250.0	155	5636	No
182	GOM_NL__2PRFIN20030329_193225_000000492015_00071_05636_6263.N1	29-MAR-2003 19:32:25	Dark	48.500	4	Alp1Cen	-0.010000	5800.0	97	5636	No
183	GOM_NL__2PRFIN20030329_193450_000000502015_00071_05636_6264.N1	29-MAR-2003 19:34:50	Straylight	50.000	12	Alp1Cru	0.77500	30000.	100	5636	No
184	GOM_NL__2PRFIN20030329_193616_000000482015_00071_05636_6265.N1	29-MAR-2003 19:36:16	Straylight	47.500	26	Gam Cru	1.6240	2900.0	95	5636	No
185	GOM_NL__2PRFIN20030329_193927_000000542015_00071_05636_6266.N1	29-MAR-2003 19:39:27	Straylight	54.000	54	5The Cen	2.0550	4500.0	108	5636	No
186	GOM_NL__2PRFIN20030329_194114_000001702015_00071_05636_6267.N1	29-MAR-2003 19:41:14	Twilight	170.00	97	8Bet1Sco	2.5610	30000.	340	5636	No
187	GOM_NL__2PRFIN20030329_194540_000000472015_00071_05636_6268.N1	29-MAR-2003 19:45:40	Twilight	47.000	106	9Bet Crv	2.6480	5600.0	94	5636	No
188	GOM_NL__2PRFIN20030329_194741_000000422015_00071_05636_6269.N1	29-MAR-2003 19:47:41	Twilight	42.000	100	4Gam Crv	2.5800	13100.	84	5636	No
189	GOM_NL__2PRFIN20030329_194937_000000632015_00071_05636_6270.N1	29-MAR-2003 19:49:37	Bright	63.000	15	67Alp Vir	0.97600	28000.	126	5636	No
190	GOM_NL__2PRFIN20030329_195256_000000472015_00071_05636_6271.N1	29-MAR-2003 19:52:56	Bright	46.500	121	29Gam Vir	2.7400	7200.0	93	5636	No
191	GOM_NL__2PRFIN20030329_195906_000000372015_00071_05636_6272.N1	29-MAR-2003 19:59:06	Bright	36.500	96	68Del Leo	2.5600	9300.0	73	5636	No
192	GOM_NL__2PRFIN20030329_200558_000000382015_00071_05636_6273.N1	29-MAR-2003 20:05:58	Bright	37.500	174	52Psi UMa	3.0040	4400.0	75	5636	No
193	GOM_NL__2PRFIN20030329_200917_000000372015_00071_05636_6274.N1	29-MAR-2003 20:09:17	Bright	37.000	82	48Bet UMa	2.3650	10600.	74	5636	No
194	GOM_NL__2PRFIN20030329_201048_000000382015_00071_05636_6275.N1	29-MAR-2003 20:10:48	Bright	37.500	36	50Alp UMa	1.8000	6300.0	75	5636	No
195	GOM_NL__2PRFIN20030329_201257_000000712015_00071_05636_6276.N1	29-MAR-2003 20:12:57	Bright	70.500	180	27Gam Boo	3.0400	8000.0	141	5636	No
196	GOM_NL__2PRFIN20030329_201718_000000412015_00071_05636_6277.N1	29-MAR-2003 20:17:18	Bright	41.000	60	7Bet UMi	2.0810	3950.0	82	5636	No
197	GOM_NL__2PRFIN20030329_201847_000000352015_00071_05636_6278.N1	29-MAR-2003 20:18:47	Bright	35.000	49	1Alp UMi	1.9900	6300.0	70	5636	No
198	GOM_NL__2PRFIN20030329_202024_000000462015_00071_05636_6279.N1	29-MAR-2003 20:20:24	Bright	46.000	119	14Eta Dra	2.7270	4700.0	92	5636	No
199	GOM_NL__2PRFIN20030329_203132_000000452015_00071_05636_6280.N1	29-MAR-2003 20:31:32	Bright	45.000	144	18Del Cyg	2.8600	11000.	90	5636	No
200	GOM_NL__2PRFIN20030329_203320_000000432015_00071_05636_6281.N1	29-MAR-2003 20:33:20	Bright	43.000	66	37Gam Cyg	2.2080	5900.0	86	5636	No
201	GOM_NL__2PRFIN20030329_203518_000000432015_00071_05636_6282.N1	29-MAR-2003 20:35:18	Bright	42.500	92	53Eps Cyg	2.5000	4500.0	85	5636	No
202	GOM_NL__2PRFIN20030329_204145_000000422015_00071_05636_6283.N1	29-MAR-2003 20:41:45	Bright	41.500	61	8Eps Peg	2.1000	3900.0	83	5636	No
203	GOM_NL__2PRFIN20030329_204500_000000662015_00071_05636_6284.N1	29-MAR-2003 20:45:00	Dark	65.500	11	53Alp Aql	0.76500	8000.0	131	5636	No
204	GOM_NL__2PRFIN20030329_204854_000000412015_00071_05636_6285.N1	29-MAR-2003 20:48:54	Dark	40.500	142	49Del Cap	2.8500	8900.0	81	5636	No
205	GOM_NL__2PRFIN20030329_210224_000000542015_00072_05637_6260.N1	29-MAR-2003 21:02:24	Dark	53.500	38	20Eps Sgr	1.8360	11000.	107	5637	No
206	GOM_NL__2PRFIN20030329_210634_000000582015_00072_05637_6261.N1	29-MAR-2003 21:06:34	Dark	57.500	25	35Lam Sco	1.6200	28000.	115	5637	No
207	GOM_NL__2PRFIN20030329_210834_000000372015_00072_05637_6262.N1	29-MAR-2003 21:08:34	Dark	37.000	43	Alp TrA	1.9100	4250.0	74	5637	No
208	GOM_NL__2PRFIN20030329_211035_000000672015_00072_05637_6263.N1	29-MAR-2003 21:10:35	Dark	66.500	75	26Eps Sco	2.2910	4250.0	133	5637	No
209	GOM_NL__2PRFIN20030329_211301_000000452015_00072_05637_6264.N1	29-MAR-2003 21:13:01	Dark	45.000	4	Alp1Cen	-0.010000	5800.0	90	5637	No
210	GOM_NL__2PRFIN20030329_211527_000000392015_00072_05637_6265.N1	29-MAR-2003 21:15:27	Straylight	38.500	12	Alp1Cru	0.77500	30000.	77	5637	No
211	GOM_NL__2PRFIN20030329_211652_000000522015_00072_05637_6266.N1	29-MAR-2003 21:16:52	Straylight	51.500	26	Gam Cru	1.6240	2900.0	103	5637	No
212	GOM_NL__2PRFIN20030329_212004_000000552015_00072_05637_6267.N1	29-MAR-2003 21:20:04	Straylight	54.500	54	5The Cen	2.0550	4500.0	109	5637	No
213	GOM_NL__2PRFIN20030329_212152_000001712015_00072_05637_6268.N1	29-MAR-2003 21:21:52	Twilight	170.50	97	8Bet1Sco	2.5610	30000.	341	5637	No
214	GOM_NL__2PRFIN20030329_212617_000000472015_00072_05637_6269.N1	29-MAR-2003 21:26:17	Twilight	46.500	106	9Bet Crv	2.6480	5600.0	93	5637	No
215	GOM_NL__2PRFIN20030329_212817_000000442015_00072_05637_6270.N1	29-MAR-2003 21:28:17	Twilight	43.500	100	4Gam Crv	2.5800	13100.	87	5637	No
216	GOM_NL__2PRFIN20030329_213013_000000602015_00072_05637_6271.N1	29-MAR-2003 21:30:13	Bright	60.000	15	67Alp Vir	0.97600	28000.	120	5637	No
217	GOM_NL__2PRFIN20030329_213331_000000452015_00072_05637_6272.N1	29-MAR-2003 21:33:31	Bright	45.000	121	29Gam Vir	2.7400	7200.0	90	5637	No
218	GOM_NL__2PRFIN20030329_213942_000000372015_00072_05637_6273.N1	29-MAR-2003 21:39:42	Bright	36.500	96	68Del Leo	2.5600	9300.0	73	5637	No
219	GOM_NL__2PRFIN20030329_214633_000000372015_00072_05637_6274.N1	29-MAR-2003 21:46:33	Bright	37.000	174	52Psi UMa	3.0040	4400.0	74	5637	No

220	GOM_NL__2PRFIN20030329_214953_000000372015_00072_05637_6275.N1	29-MAR-2003 21:49:53	Bright	36.500	82	48Bet UMa	2.3650	10600.	73	5637	No
221	GOM_NL__2PRFIN20030329_215124_000000402015_00072_05637_6276.N1	29-MAR-2003 21:51:24	Bright	40.000	36	50Alp UMa	1.8000	6300.0	80	5637	No
222	GOM_NL__2PRFIN20030329_215332_000000692015_00072_05637_6277.N1	29-MAR-2003 21:53:32	Bright	68.500	180	27Gam Boo	3.0400	8000.0	137	5637	No
223	GOM_NL__2PRFIN20030329_215753_000000372015_00072_05637_6278.N1	29-MAR-2003 21:57:53	Bright	36.500	60	7Bet UMi	2.0810	3950.0	73	5637	No
224	GOM_NL__2PRFIN20030329_215923_000000362015_00072_05637_6279.N1	29-MAR-2003 21:59:23	Bright	36.000	49	1Alp UMi	1.9900	6300.0	72	5637	No
225	GOM_NL__2PRFIN20030329_220059_000000492015_00072_05637_6280.N1	29-MAR-2003 22:00:59	Bright	48.500	119	14Eta Dra	2.7270	4700.0	97	5637	No
226	GOM_NL__2PRFIN20030329_221208_000000462015_00072_05637_6281.N1	29-MAR-2003 22:12:08	Bright	45.500	144	18Del Cyg	2.8600	11000.	91	5637	No
227	GOM_NL__2PRFIN20030329_221356_000000442015_00072_05637_6282.N1	29-MAR-2003 22:13:56	Bright	43.500	66	37Gam Cyg	2.2080	5900.0	87	5637	No
228	GOM_NL__2PRFIN20030329_221554_000000422015_00072_05637_6283.N1	29-MAR-2003 22:15:54	Bright	41.500	92	53Eps Cyg	2.5000	4500.0	83	5637	No
229	GOM_NL__2PRFIN20030329_222221_000000432015_00072_05637_6284.N1	29-MAR-2003 22:22:21	Bright	42.500	61	8Eps Peg	2.1000	3900.0	85	5637	No
230	GOM_NL__2PRFIN20030329_222536_000000722015_00072_05637_6285.N1	29-MAR-2003 22:25:36	Dark	72.000	11	53Alp Aql	0.76500	8000.0	144	5637	No
231	GOM_NL__2PRFIN20030329_222930_000000412015_00072_05637_6286.N1	29-MAR-2003 22:29:30	Dark	40.500	142	49Del Cap	2.8500	8900.0	81	5637	No
232	GOM_NL__2PRFIN20030329_224301_000000542015_00073_05638_6261.N1	29-MAR-2003 22:43:01	Dark	54.000	38	20Eps Sgr	1.8360	11000.	108	5638	No
233	GOM_NL__2PRFIN20030329_224711_000000572015_00073_05638_6262.N1	29-MAR-2003 22:47:11	Dark	57.000	25	35Lam Sco	1.6200	28000.	114	5638	No
234	GOM_NL__2PRFIN20030329_224910_000000402015_00073_05638_6263.N1	29-MAR-2003 22:49:10	Dark	39.500	43	Alp TrA	1.9100	4250.0	79	5638	No
235	GOM_NL__2PRFIN20030329_225112_000000882015_00073_05638_6264.N1	29-MAR-2003 22:51:12	Dark	88.000	75	26Eps Sco	2.2910	4250.0	176	5638	No
236	GOM_NL__2PRFIN20030329_225337_000000562015_00073_05638_6265.N1	29-MAR-2003 22:53:37	Dark	56.000	4	Alp1Cen	-0.010000	5800.0	112	5638	No
237	GOM_NL__2PRFIN20030329_225603_000000482015_00073_05638_6266.N1	29-MAR-2003 22:56:03	Straylight	48.000	12	Alp1Cru	0.77500	30000.	96	5638	No
238	GOM_NL__2PRFIN20030329_225728_000000442015_00073_05638_6267.N1	29-MAR-2003 22:57:28	Straylight	44.000	26	Gam Cru	1.6240	2900.0	88	5638	No
239	GOM_NL__2PRFIN20030329_230040_000000552015_00073_05638_6268.N1	29-MAR-2003 23:00:40	Straylight	54.500	54	5The Cen	2.0550	4500.0	109	5638	No
240	GOM_NL__2PRFIN20030329_230230_000001782015_00073_05638_6269.N1	29-MAR-2003 23:02:30	Dark	178.00	97	8Bet1Sco	2.5610	30000.	356	5638	Yes
241	GOM_NL__2PRFIN20030329_230653_000000462015_00073_05638_6270.N1	29-MAR-2003 23:06:53	Twilight_stray	46.000	106	9Bet Crv	2.6480	5600.0	92	5638	No
242	GOM_NL__2PRFIN20030329_230853_000000432015_00073_05638_6271.N1	29-MAR-2003 23:08:53	Twilight_stray	42.500	100	4Gam Crv	2.5800	13100.	85	5638	No
243	GOM_NL__2PRFIN20030329_231049_000000612015_00073_05638_6272.N1	29-MAR-2003 23:10:49	Bright	61.000	15	67Alp Vir	0.97600	28000.	122	5638	No
244	GOM_NL__2PRFIN20030329_231407_000000472015_00073_05638_6273.N1	29-MAR-2003 23:14:07	Bright	46.500	121	29Gam Vir	2.7400	7200.0	93	5638	No
245	GOM_NL__2PRFIN20030329_232018_000000362015_00073_05638_6274.N1	29-MAR-2003 23:20:18	Bright	35.500	96	68Del Leo	2.5600	9300.0	71	5638	No
246	GOM_NL__2PRFIN20030329_232709_000000362015_00073_05638_6275.N1	29-MAR-2003 23:27:09	Bright	35.500	174	52Psi UMa	3.0040	4400.0	71	5638	No
247	GOM_NL__2PRFIN20030329_233028_000000372015_00073_05638_6276.N1	29-MAR-2003 23:30:28	Bright	36.500	82	48Bet UMa	2.3650	10600.	73	5638	No
248	GOM_NL__2PRFIN20030329_233200_000000352015_00073_05638_6277.N1	29-MAR-2003 23:32:00	Bright	35.000	36	50Alp UMa	1.8000	6300.0	70	5638	No
249	GOM_NL__2PRFIN20030329_233406_000000692015_00073_05638_6278.N1	29-MAR-2003 23:34:06	Bright	68.500	180	27Gam Boo	3.0400	8000.0	137	5638	No
250	GOM_NL__2PRFIN20030329_233829_000000402015_00073_05638_6279.N1	29-MAR-2003 23:38:29	Bright	40.000	60	7Bet UMi	2.0810	3950.0	80	5638	No
251	GOM_NL__2PRFIN20030329_233959_000000352015_00073_05638_6280.N1	29-MAR-2003 23:39:59	Bright	35.000	49	1Alp UMi	1.9900	6300.0	70	5638	No
252	GOM_NL__2PRFIN20030329_234134_000000472015_00073_05638_6281.N1	29-MAR-2003 23:41:34	Bright	46.500	119	14Eta Dra	2.7270	4700.0	93	5638	No
253	GOM_NL__2PRFIN20030329_235243_000000462015_00073_05638_6282.N1	29-MAR-2003 23:52:43	Bright	45.500	144	18Del Cyg	2.8600	11000.	91	5638	No
254	GOM_NL__2PRFIN20030329_235432_000000432015_00073_05638_6283.N1	29-MAR-2003 23:54:32	Bright	43.000	66	37Gam Cyg	2.2080	5900.0	86	5638	No
255	GOM_NL__2PRFIN20030329_235630_000000412015_00073_05638_6284.N1	29-MAR-2003 23:56:30	Bright	41.000	92	53Eps Cyg	2.5000	4500.0	82	5638	No

3. Quality information per product

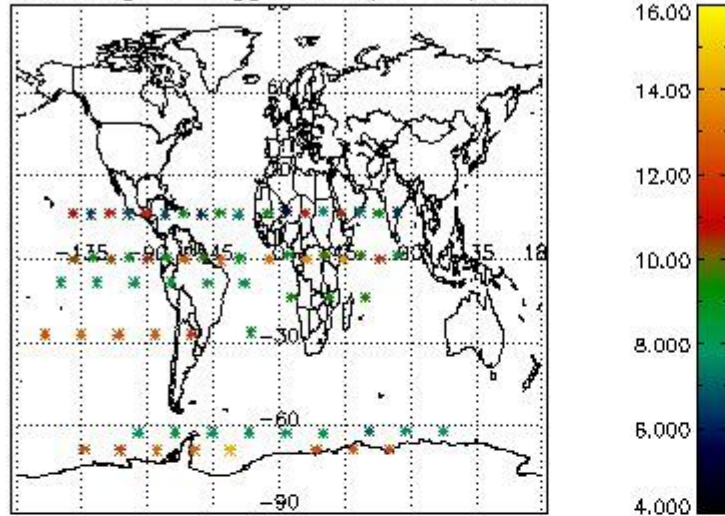
In this section it is plotted some information contained in the Quality Summary data set of the level 2 products. Only products in dark limb conditions and without errors (error flag in the MPH set to "0") are used.

3.1 Plot quality information per product (time dependant)

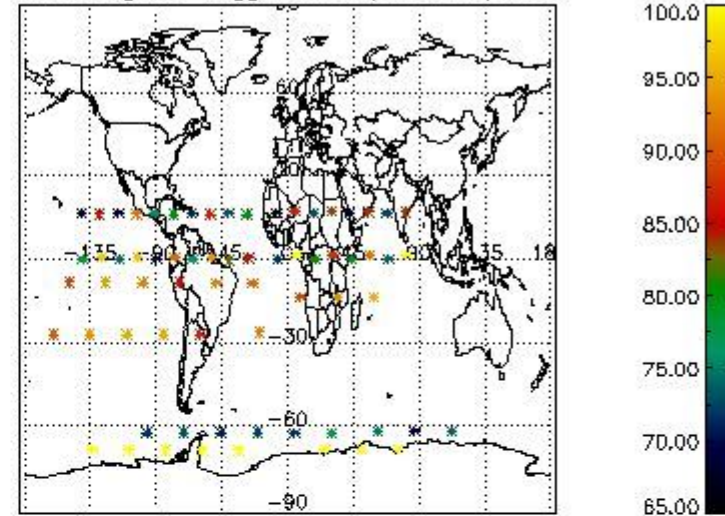


3.2 Plot quality information per product (world map)

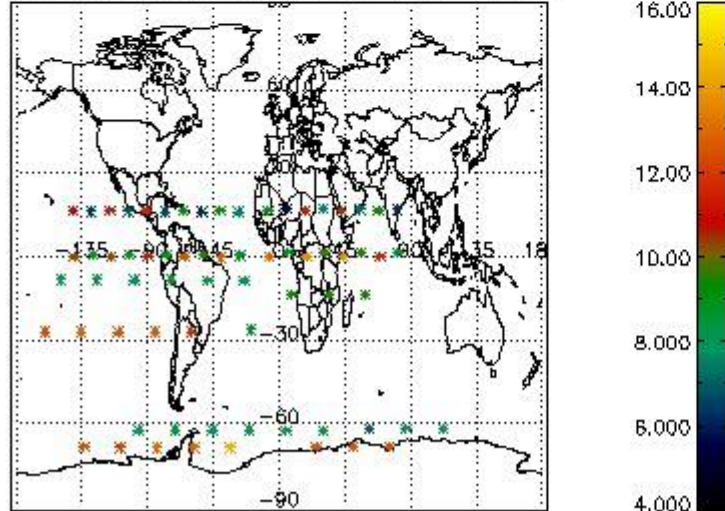
Percentage of flagged data per O3 profile



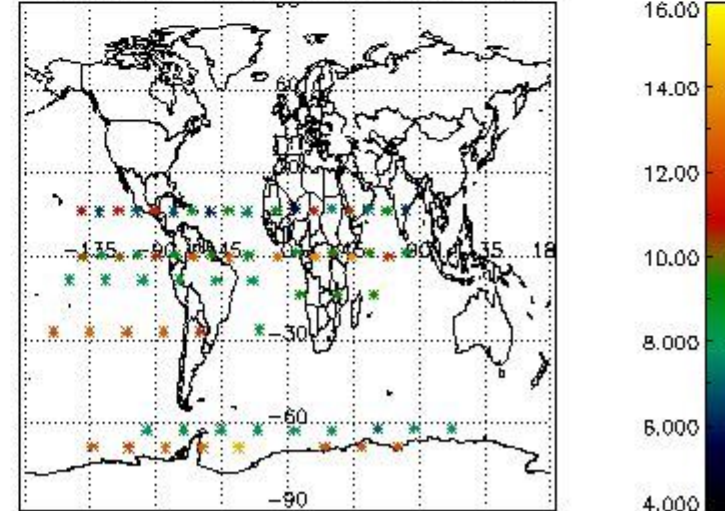
Percentage of flagged data per H2O profile



Percentage of flagged data per NO2 profile



Percentage of flagged data per NO3 profile

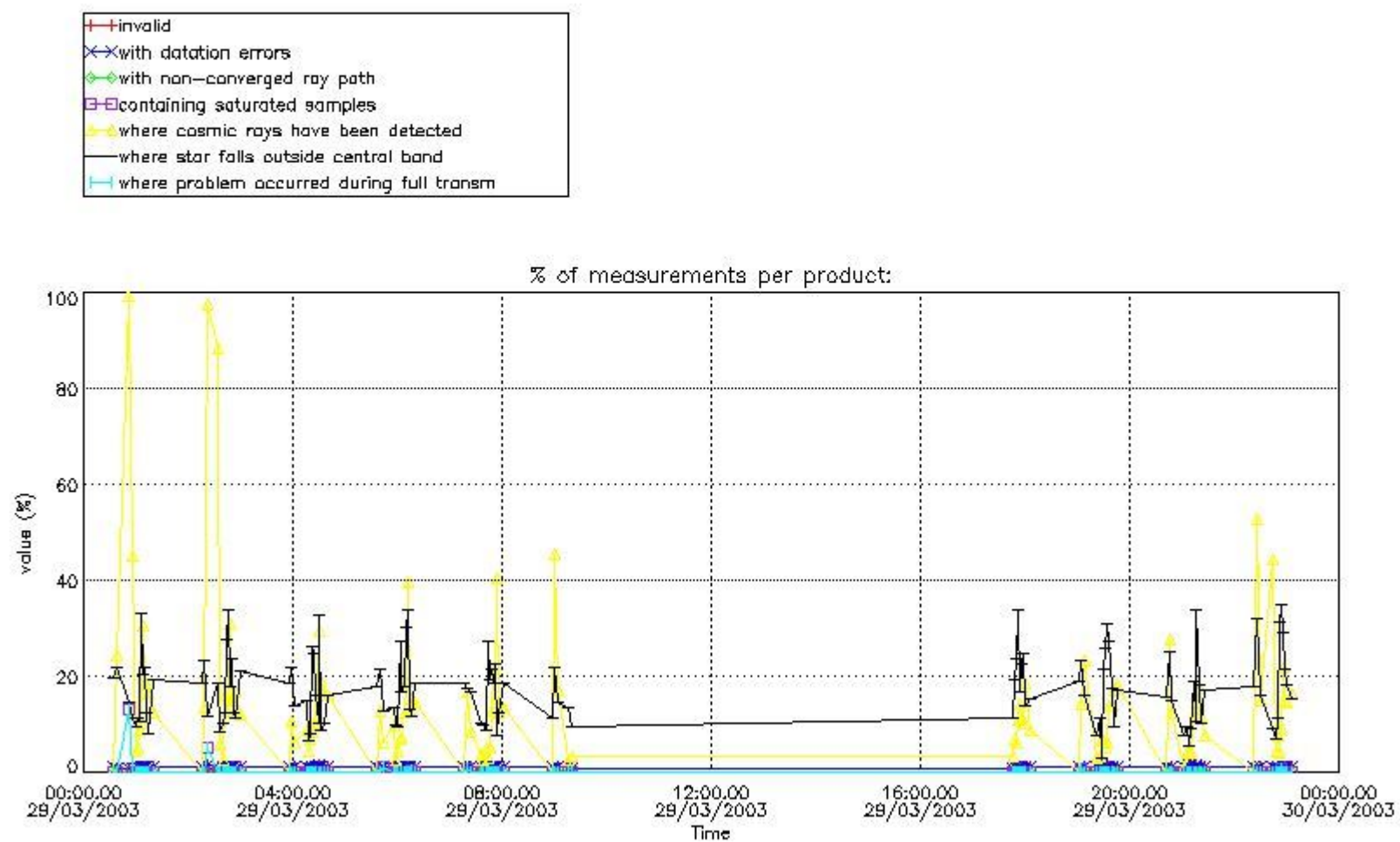


4. Level 1 quality information per product

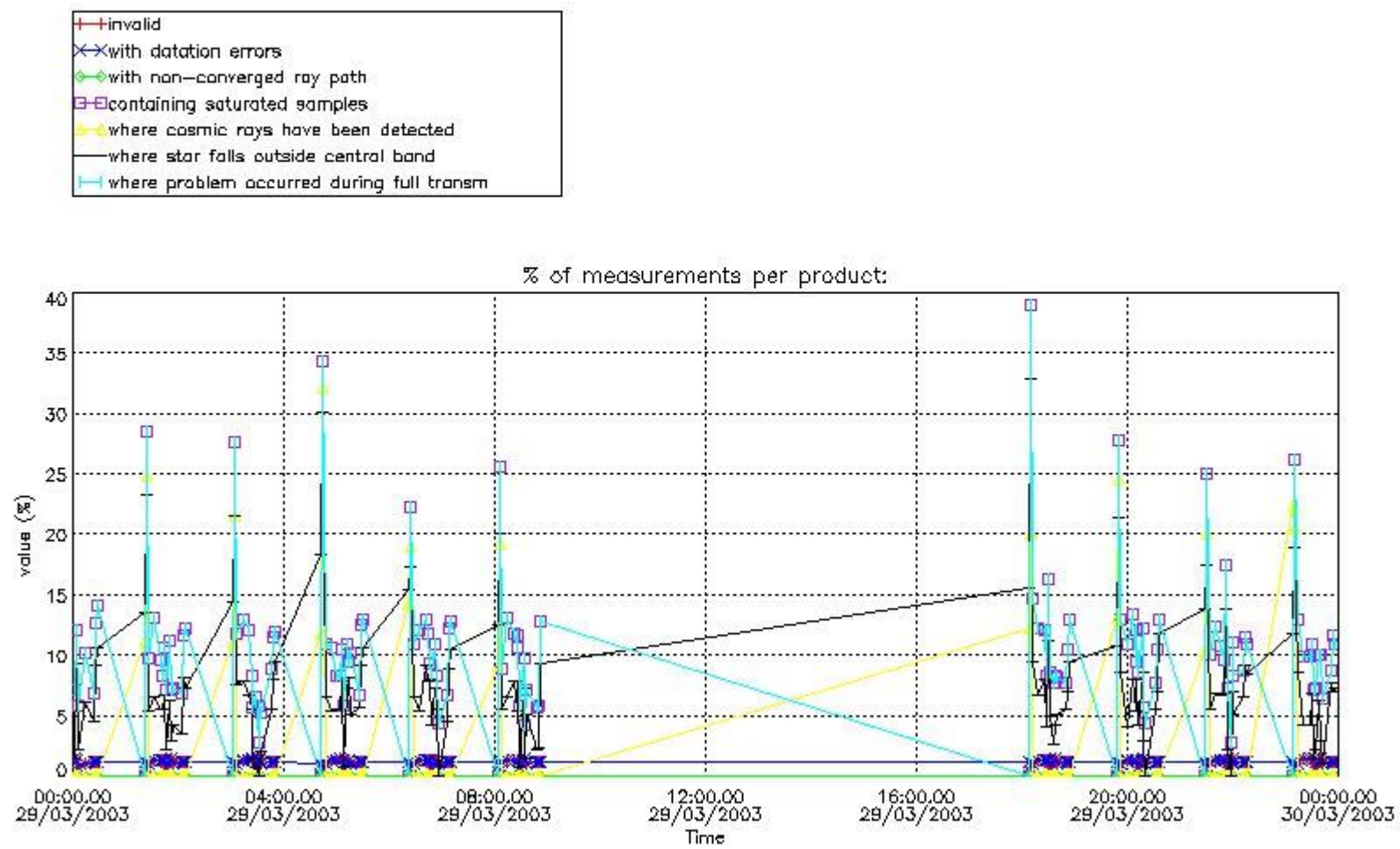
In this section it is plotted some information contained in the Quality Summary data set of the level 2 products that comes from the level 1b processing. Products without errors (error flag in the MPH set to "0") are used.

4.1 Plot quality information per product (time dependant) coming from level 1b processing

4.1.1 Plot level 1 quality information per product (time dependant): ENVISAT ASCENDING passes

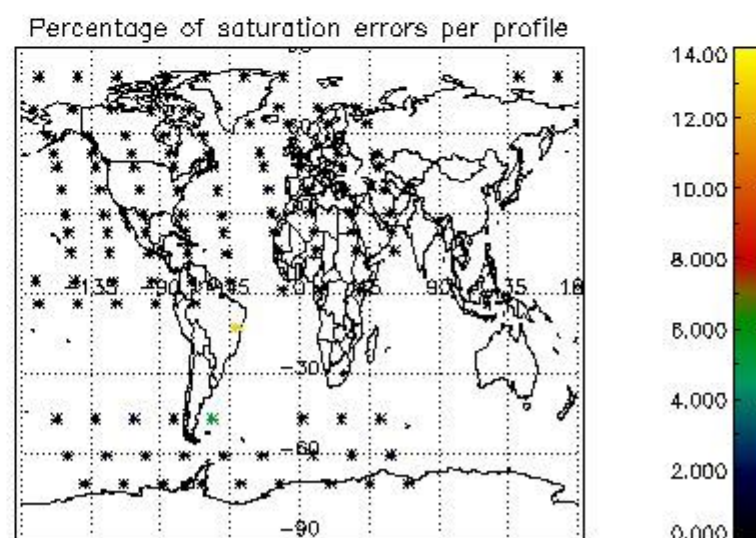
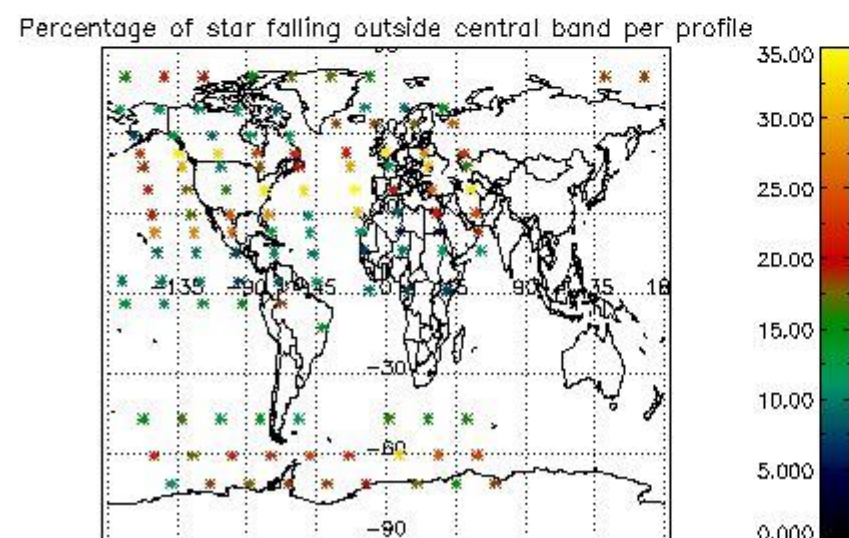
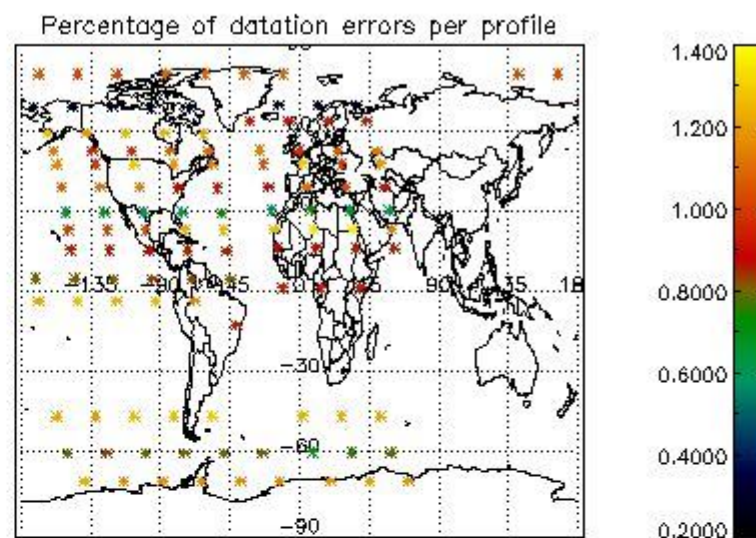
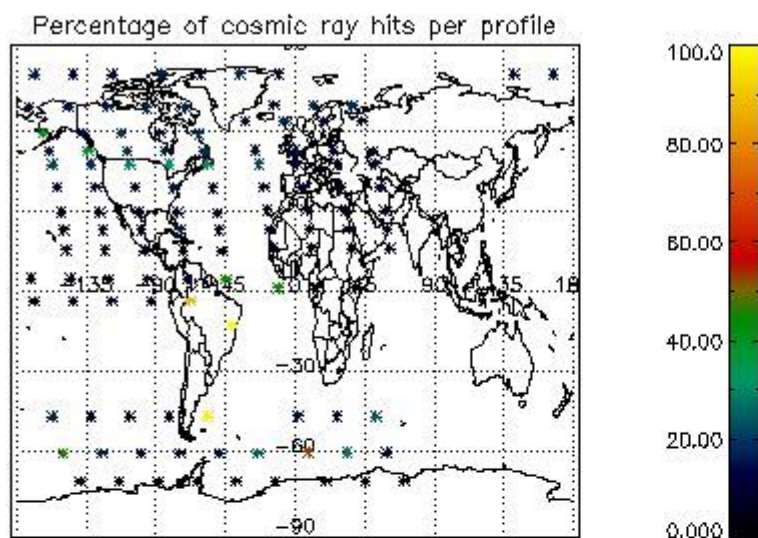


4.1.2 Plot level 1 quality information per product (time dependant): ENVI SAT DESCENDING passes

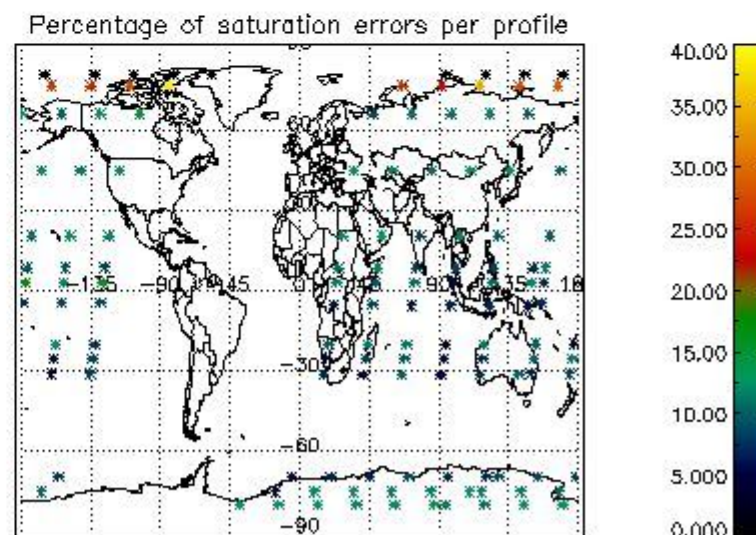
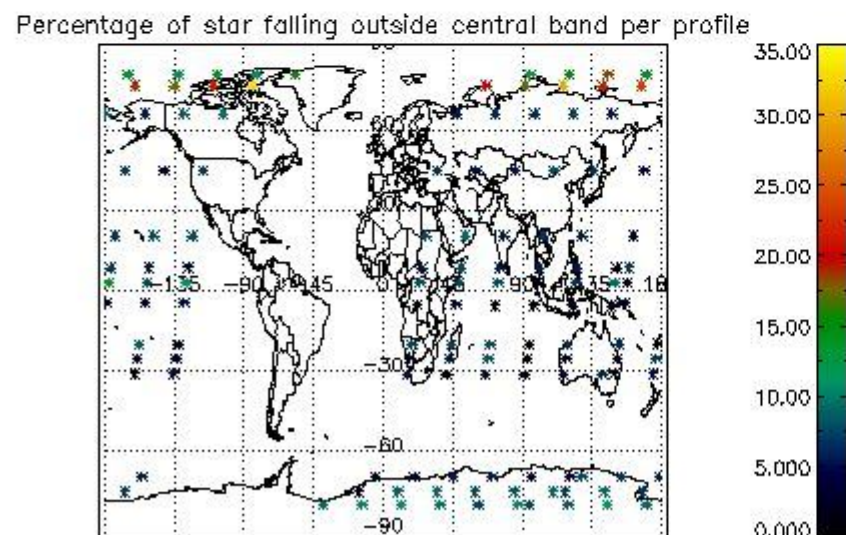
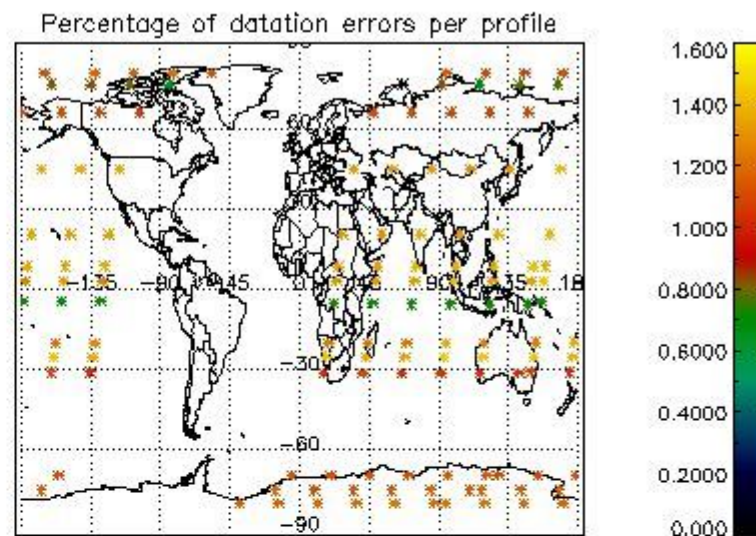
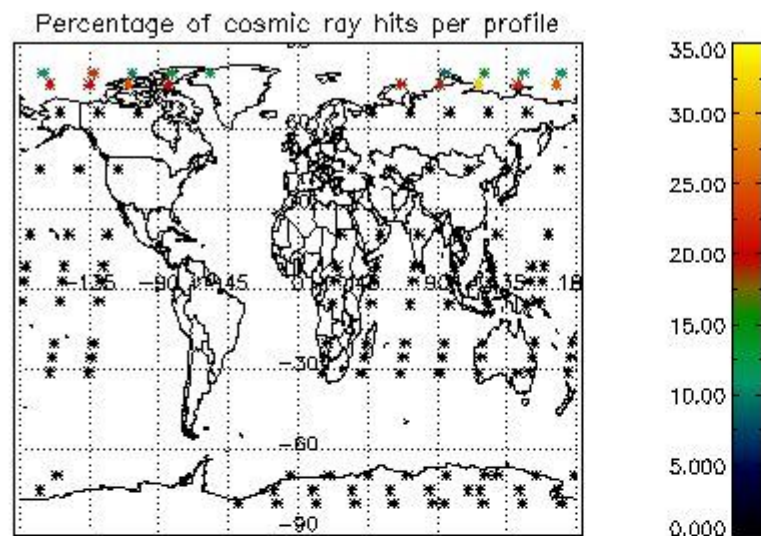


4.2 Plot quality information per product coming from level 1b processing (world map)

4.2.1 Plot level 1 quality information per product (world map): ENVISAT ASCENDING passes



4.2.2 Plot level 1 quality information per product (world map): ENVISAT DESCENDING passes



5. Trace gas profiles

5.1 Ozone statistics based on quality of products

The final quality of the products can be "measured" using the STD (Standard Deviation) attached to every point profile. This information is written to the parameter GOM_NL__2P/NL_LOCAL_SPECIES_DENSITY/o3_std of the level 2 products. The table below shows the statistics for given STD ranges.

The statistics are given with respect to the overall valid production:

- Products without fatal errors: GOM_NL__2P/MPH/PRODUCT_ERR=0
- Valid point profile: GOM_NL__2P/NL_LOCAL_SPECIES_DENSITY/pcd(0)=0

The 'Criteria' is applied to valid points of dark limb products:

- Products in dark limb illumination condition: GOM_NL__2P/NL_SUMMARY_QUALITY/obs_ill_cond=0
- Products without fatal errors: GOM_NL__2P/MPH/PRODUCT_ERR=0
- Valid point profile: GOM_NL__2P/NL_LOCAL_SPECIES_DENSITY/pcd(0)=0

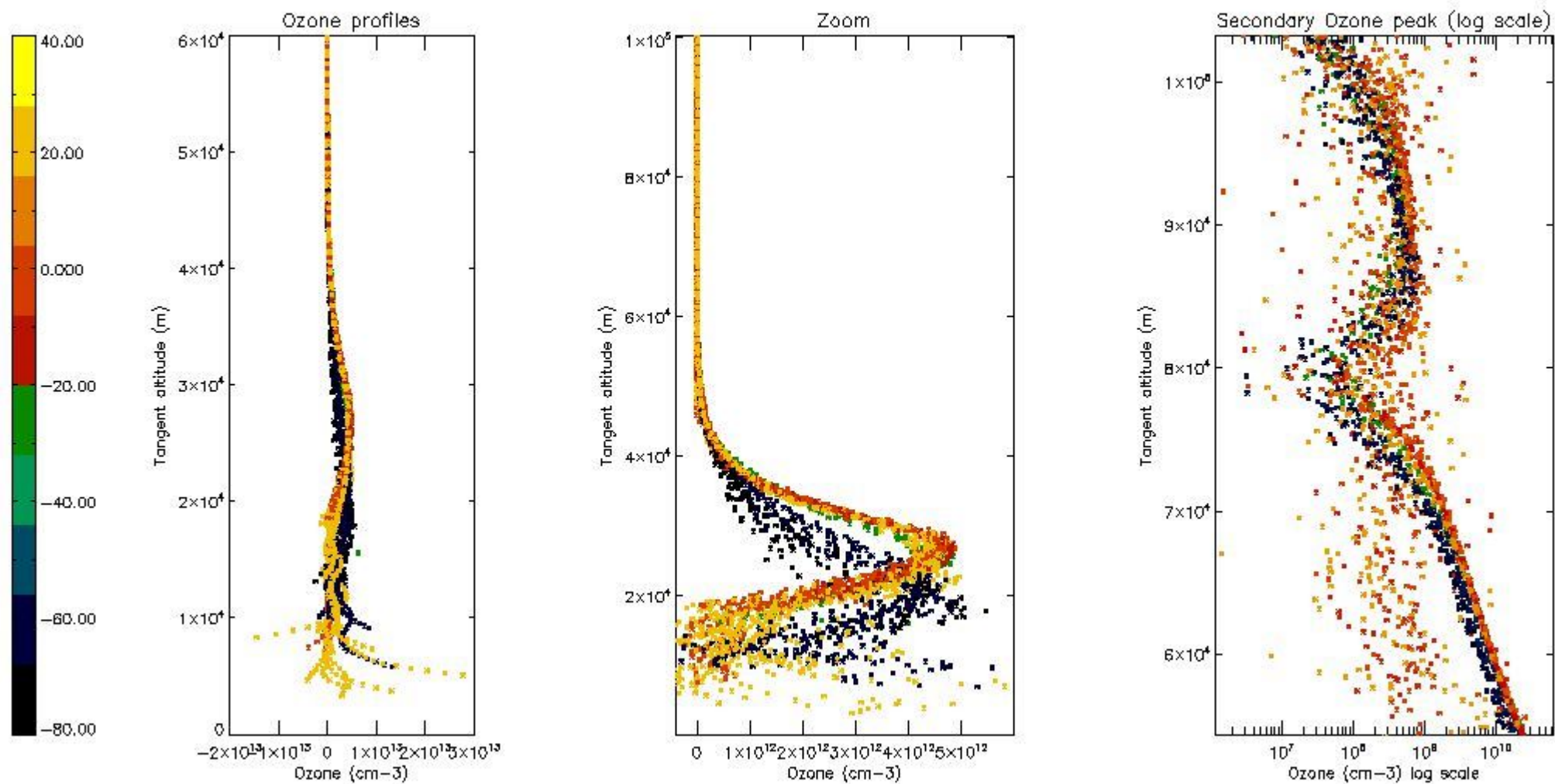
So, the table below shows the percentage of dark limb and valid observations for each criteria with respect to the overall valid daily observations.

Criteria	% of total production
All STD	29
STD < 20	16

STD < 10	13
STD < 5	10

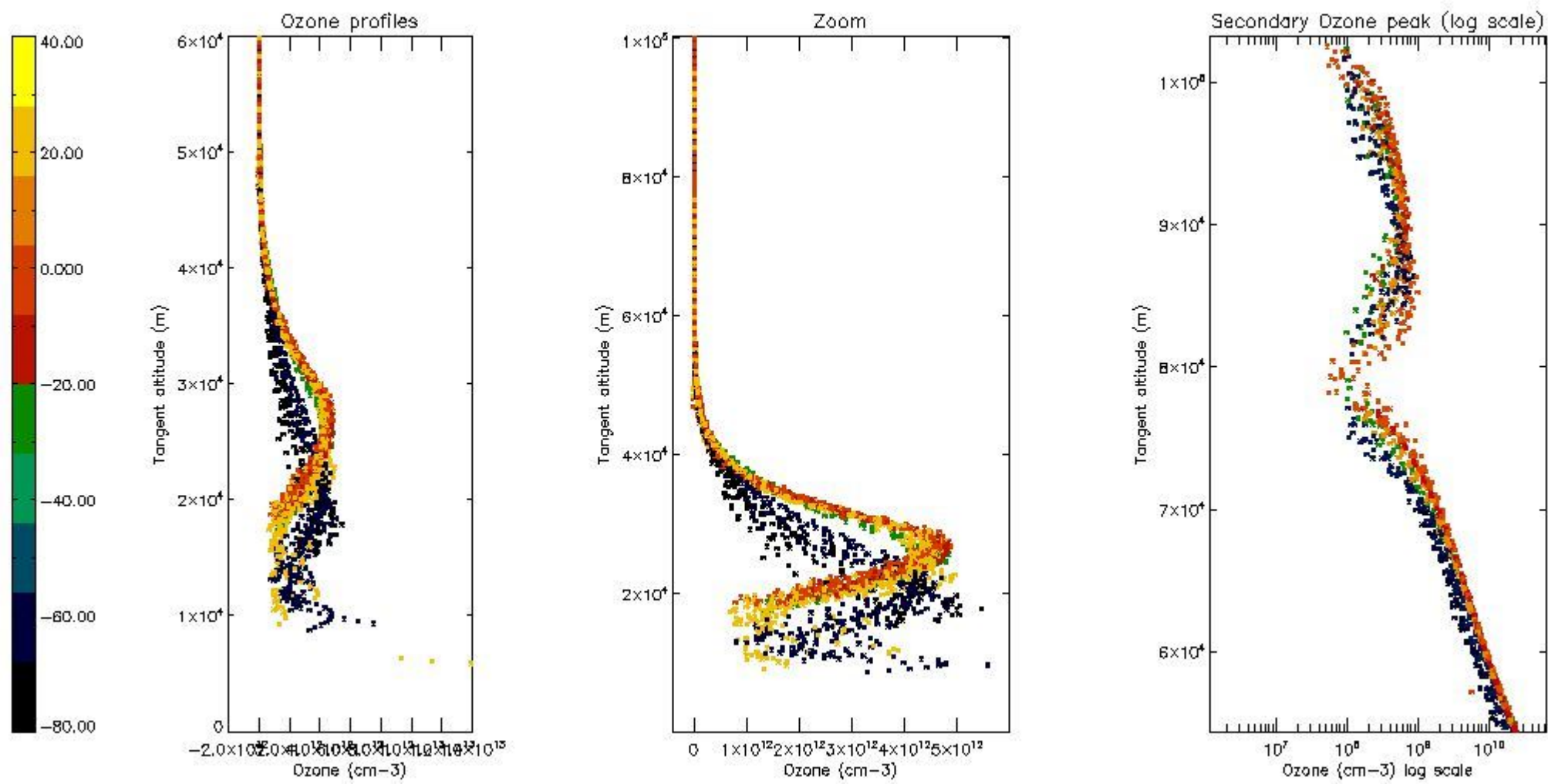
5.2 Plot ozone profiles for all STD (dark without errors)

The colorbar represents the latitude.



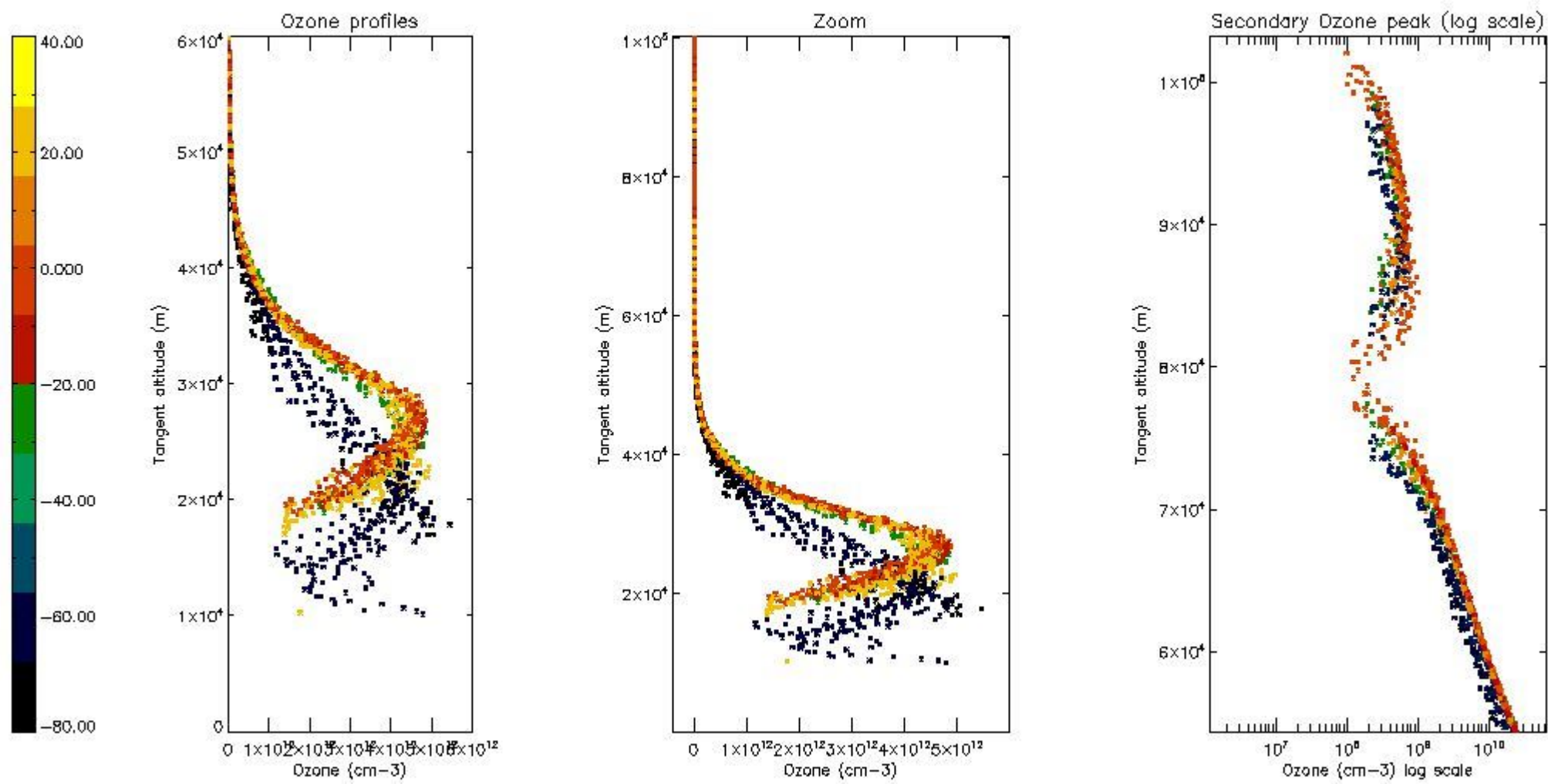
5.3 Plot ozone profiles where STD < 20% (dark without errors)

The colorbar represents the latitude.



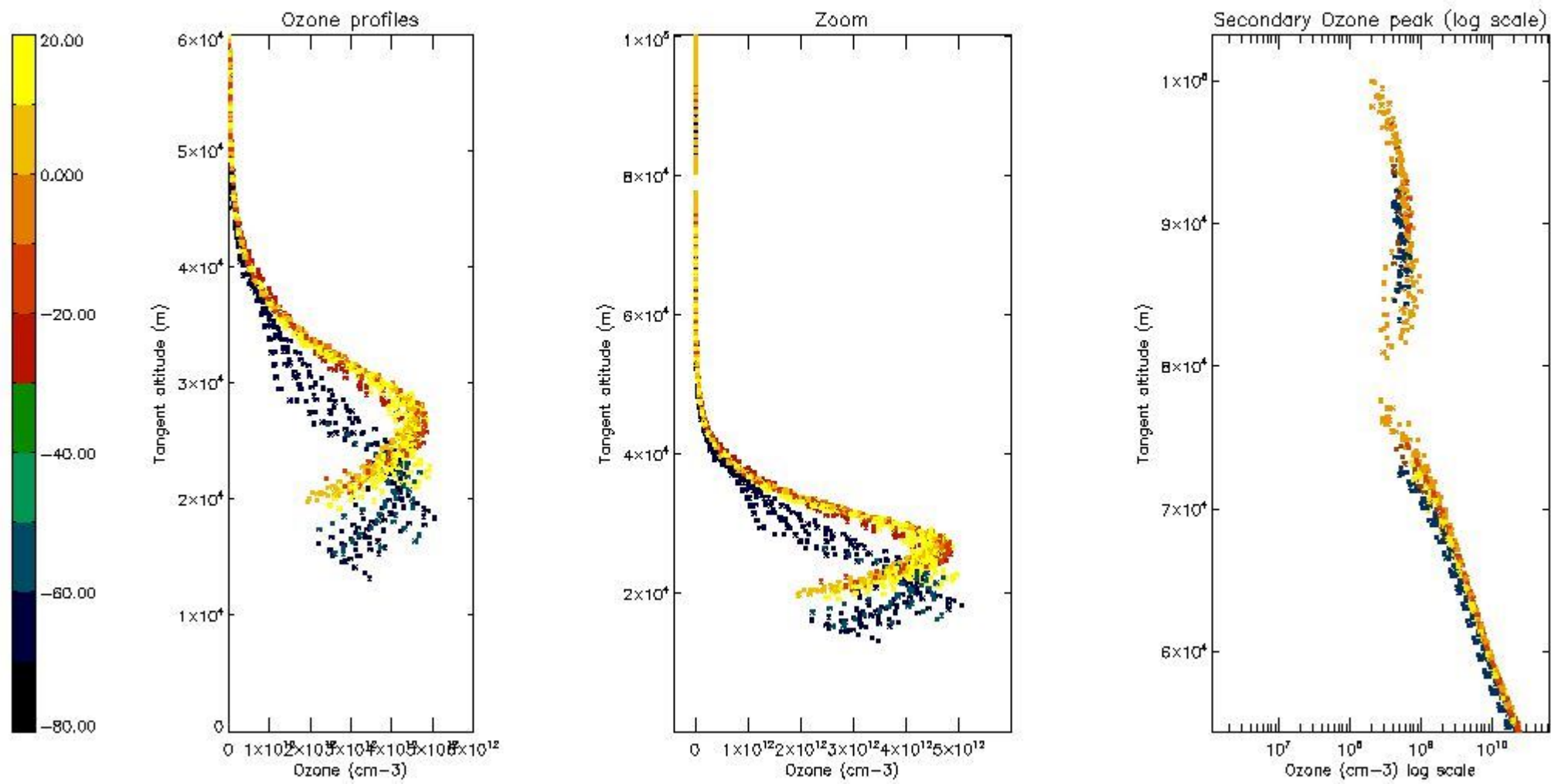
5.4 Plot ozone profiles where STD < 10% (dark without errors)

The colorbar represents the latitude.



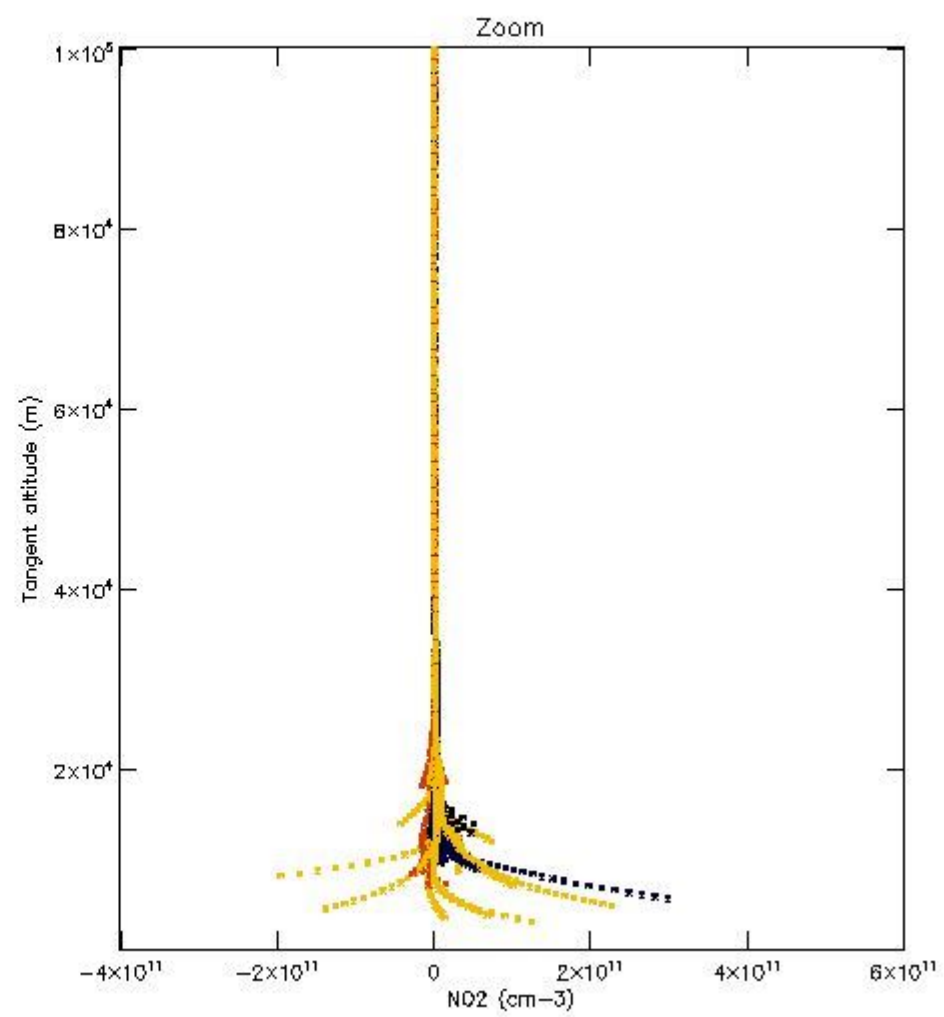
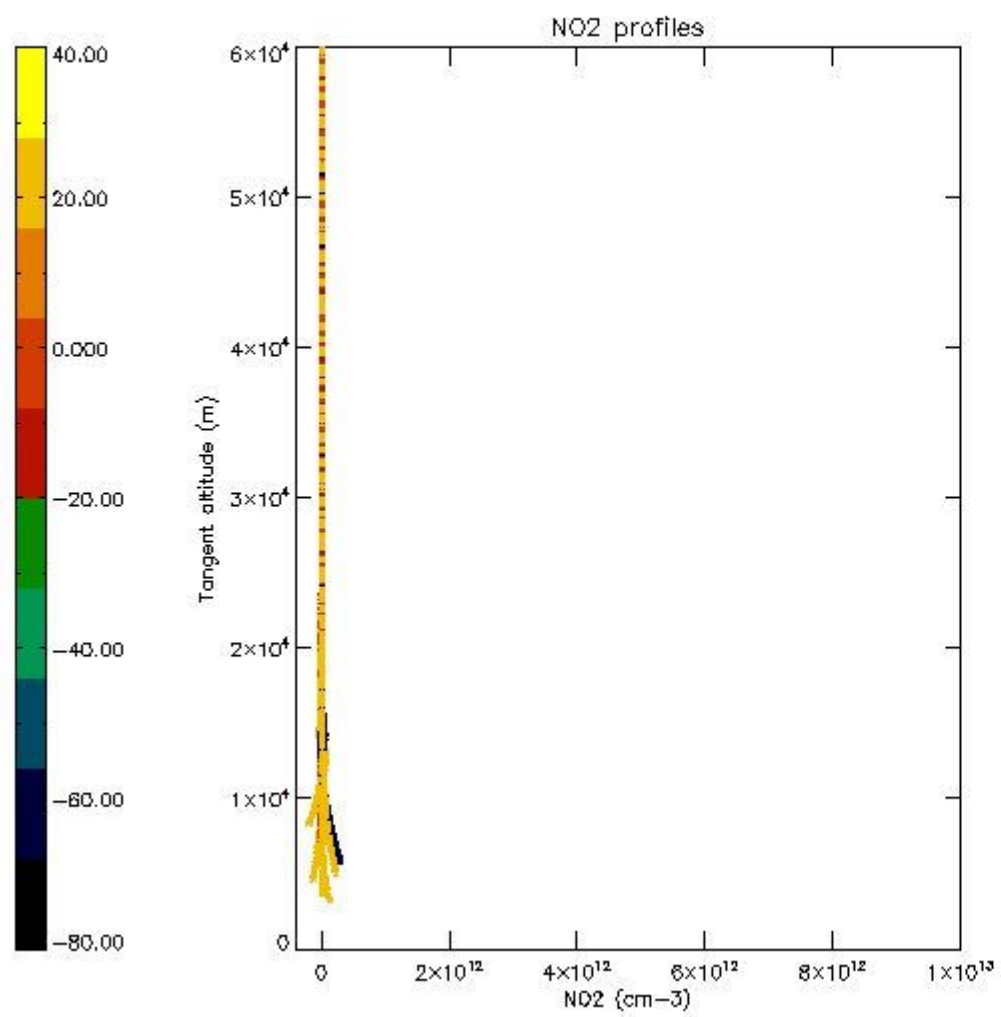
5.5 Plot ozone profiles where STD < 5% (dark without errors)

The colorbar represents the latitude.



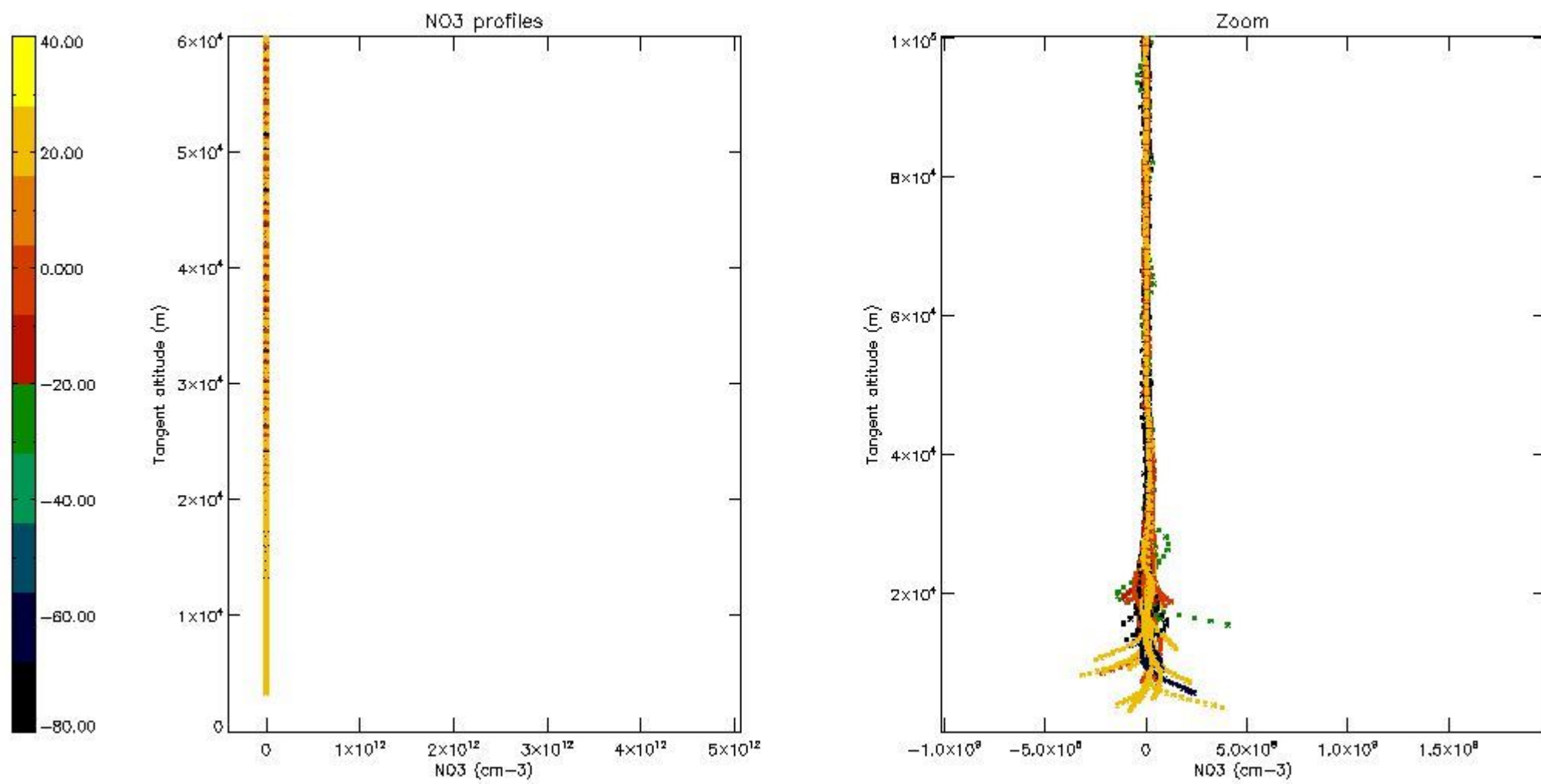
5.6 Plot NO₂ profiles for all STD (dark without errors)

The colorbar represents the latitude.



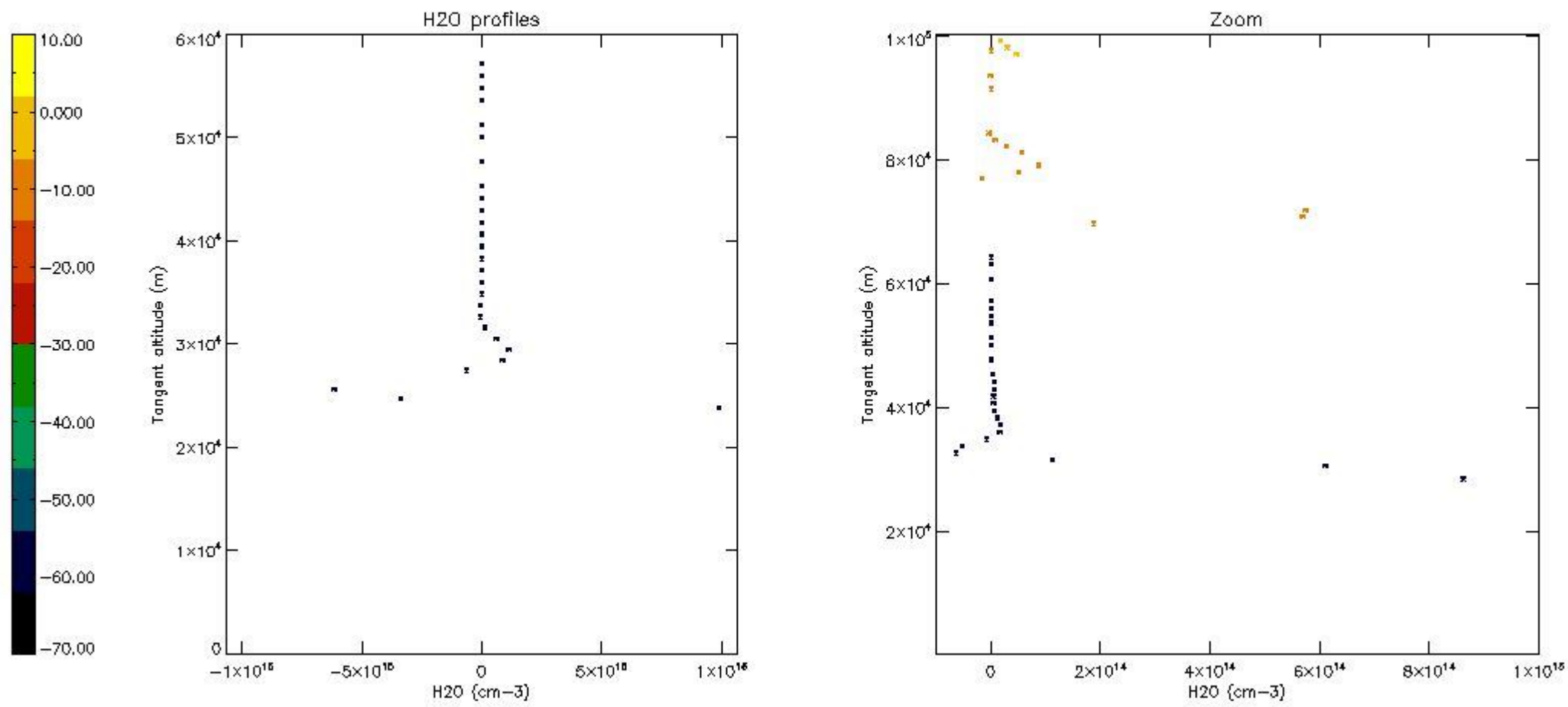
5.7 Plot NO3 profiles for all STD (dark without errors)

The colorbar represents the latitude.



5.8 Plot H₂O profiles for all STD (only for occultations of stars 1,2,3,4,13,14,16,26,63 dark without errors)

The colorbar represents the latitude.



6. Auxiliary Data Files used for the production reported in section 2

The number reported in the third column indicates since which file (see list in section 2) the corresponding auxiliary file has been used. The fourth column is the date of those product files.

Type	Auxiliary Filename	Used since product	Used since product date
INST_PHYS_CHARACTERISTICS	GOM_INS_AXNIEC20050627_150440_20020301_000000_20100101_000000	1	29-MAR-2003 00:02:07
LEVEL-2_PROC_CONFIG	GOM_PR2_AXVIEC20091111_152718_20020301_000000_20500101_000000	1	29-MAR-2003 00:02:07
CROSS_SECTIONS_FILE	GOM_CRS_AXVIEC20091111_154832_20020301_000000_20500101_000000	1	29-MAR-2003 00:02:07

GOMOS Level 2 Daily Report

SUMMARY

[1. General Info](#)

[2. Summary of processed GOM_NL_2P products](#)

[3. Level 2 Quality information per product](#)

[3.1 Plot of level 2 quality information per product \(time dependant\)](#)

[3.2 Plot of level 2 quality information per product \(world map\)](#)

[4. Level 1 Quality information per product \(stored on level 2 products\)](#)

[4.1 Plot of level 1 quality information per product \(time dependant\)](#)

[4.1.1 Plot of level 1 quality information per product \(time dependant\): ASCENDING](#)

[4.1.2 Plot of level 1 quality information per product \(time dependant\): DESCENDING](#)

[4.2 Plot of level 1 quality information per product \(world map\)](#)

[4.2.1 Plot of level 1 quality information per product \(world map\): ASCENDING](#)

[4.2.2 Plot of level 1 quality information per product \(world map\): DESCENDING](#)

[5. Ozone profiles based on quality statistics and other trace gas profiles](#)

[5.1 Ozone statistics based on quality of products](#)

[5.2 Plot ozone profiles for all STD \(dark without errors\)](#)

[5.3 Plot ozone profiles where STD < 20% \(dark without errors\)](#)

[5.4. Plot ozone profiles where STD < 10% \(dark without errors\)](#)

[5.5. Plot ozone profiles where STD < 5% \(dark without errors\)](#)

[5.6 Plot NO2 profiles for all STD \(dark without errors\)](#)

[5.7 Plot NO3 profiles for all STD \(dark without errors\)](#)

[5.8 Plot H2O profiles \(only for occultations of stars 1,2,3,4,13,14,16,26,63 dark without errors\) for all STD](#)

[6. Auxiliary Data Files used for the production reported in section 2](#)

This report presents the daily analysis on parameters extracted from GOMOS level 2 data (GOM_NL__2P). It is intended to monitor some important parameters that will impact the quality of these products. A list of level 2 products (and content) that have arrived during the reporting day to the PCF is also given.

Item	Value
Time of report generation	19APR2013 12:16:48
Data source version	GOMOS/6.01
Start time of products	29-03-2003 (29MAR2003 00:00:00)
Stop time of products	30-03-2003 (30MAR2003 00:00:00)
Store outputs in DB	Yes
Nb of level 2 prods	255
Nb of prods with errors	1

2. Summary of processed GOM_NL__2P products.

Nr	Filename	UTC Start time	Limb	Duration	Star Id	Star Name	Star Mag	Star Temp	Nb Meas	Orbit	Prod. error
1	GOM_NL__2PRFIN20030329_000207_000000352015_00059_05624_6209.N1	29-MAR-2003 00:02:07	Bright	35.000	82	48Bet UMa	2.3650	10600.	70	5624	No
2	GOM_NL__2PRFIN20030329_000339_000000382015_00059_05624_6210.N1	29-MAR-2003 00:03:39	Bright	37.500	36	50Alp UMa	1.8000	6300.0	75	5624	No
3	GOM_NL__2PRFIN20030329_000607_000000692015_00059_05624_6211.N1	29-MAR-2003 00:06:07	Bright	69.000	180	27Gam Boo	3.0400	8000.0	138	5624	No
4	GOM_NL__2PRFIN20030329_001321_000000492015_00059_05624_6212.N1	29-MAR-2003 00:13:21	Bright	49.000	119	14Eta Dra	2.7270	4700.0	98	5624	No
5	GOM_NL__2PRFIN20030329_002422_000000442015_00059_05624_6213.N1	29-MAR-2003 00:24:22	Bright	44.000	144	18Del Cyg	2.8600	11000.	88	5624	No
6	GOM_NL__2PRFIN20030329_002609_000000442015_00059_05624_6214.N1	29-MAR-2003 00:26:09	Bright	43.500	66	37Gam Cyg	2.2080	5900.0	87	5624	No
7	GOM_NL__2PRFIN20030329_002805_000000432015_00059_05624_6215.N1	29-MAR-2003 00:28:05	Bright	42.500	92	53Eps Cyg	2.5000	4500.0	85	5624	No
8	GOM_NL__2PRFIN20030329_003431_000000432015_00059_05624_6216.N1	29-MAR-2003 00:34:31	Bright	43.000	61	8Eps Peg	2.1000	3900.0	86	5624	No
9	GOM_NL__2PRFIN20030329_003740_000000622015_00059_05624_6217.N1	29-MAR-2003 00:37:40	Dark	61.500	11	53Alp Aql	0.76500	8000.0	123	5624	No
10	GOM_NL__2PRFIN20030329_005122_000000582015_00059_05624_6218.N1	29-MAR-2003 00:51:22	Dark	58.000	57	34Sig Sgr	2.0660	26000.	116	5624	No
11	GOM_NL__2PRFIN20030329_005606_000000622015_00060_05625_6193.N1	29-MAR-2003 00:56:06	Dark	62.000	167	10Gam2Sgr	2.9840	4500.0	124	5625	No
12	GOM_NL__2PRFIN20030329_005907_000000582015_00060_05625_6194.N1	29-MAR-2003 00:59:07	Dark	58.000	25	35Lam Sco	1.6200	28000.	116	5625	No
13	GOM_NL__2PRFIN20030329_010117_000000402015_00060_05625_6195.N1	29-MAR-2003 01:01:17	Dark	40.000	43	Alp TrA	1.9100	4250.0	80	5625	No
14	GOM_NL__2PRFIN20030329_010305_000000682015_00060_05625_6196.N1	29-MAR-2003 01:03:05	Dark	67.500	75	26Eps Sco	2.2910	4250.0	135	5625	No
15	GOM_NL__2PRFIN20030329_010544_000000552015_00060_05625_6197.N1	29-MAR-2003 01:05:44	Dark	54.500	4	Alp1Cen	-0.010000	5800.0	109	5625	No
16	GOM_NL__2PRFIN20030329_010812_000000442015_00060_05625_6198.N1	29-MAR-2003 01:08:12	Straylight	44.000	12	Alp1Cru	0.77500	30000.	88	5625	No
17	GOM_NL__2PRFIN20030329_010937_000000462015_00060_05625_6199.N1	29-MAR-2003 01:09:37	Straylight	45.500	26	Gam Cru	1.6240	2900.0	91	5625	No
18	GOM_NL__2PRFIN20030329_011131_000000412015_00060_05625_6200.N1	29-MAR-2003 01:11:31	Straylight	41.000	64	Gam Cen	2.2000	10600.	82	5625	No
19	GOM_NL__2PRFIN20030329_011422_000001702015_00060_05625_6201.N1	29-MAR-2003 01:14:22	Twilight_stray	170.00	97	8Bet1Sco	2.5610	30000.	340	5625	No
20	GOM_NL__2PRFIN20030329_011903_000000492015_00060_05625_6202.N1	29-MAR-2003 01:19:03	Straylight	49.000	106	9Bet Crv	2.6480	5600.0	98	5625	No
21	GOM_NL__2PRFIN20030329_012104_000000452015_00060_05625_6203.N1	29-MAR-2003 01:21:04	Twilight_stray	44.500	100	4Gam Crv	2.5800	13100.	89	5625	No
22	GOM_NL__2PRFIN20030329_012302_000000672015_00060_05625_6204.N1	29-MAR-2003 01:23:02	Bright	66.500	15	67Alp Vir	0.97600	28000.	133	5625	No
23	GOM_NL__2PRFIN20030329_012622_000000462015_00060_05625_6205.N1	29-MAR-2003 01:26:22	Bright	46.000	121	29Gam Vir	2.7400	7200.0	92	5625	No
24	GOM_NL__2PRFIN20030329_013231_000000382015_00060_05625_6206.N1	29-MAR-2003 01:32:31	Bright	38.000	96	68Del Leo	2.5600	9300.0	76	5625	No
25	GOM_NL__2PRFIN20030329_013923_000000372015_00060_05625_6207.N1	29-MAR-2003 01:39:23	Bright	36.500	174	52Psi UMa	3.0040	4400.0	73	5625	No
26	GOM_NL__2PRFIN20030329_014242_000000372015_00060_05625_6208.N1	29-MAR-2003 01:42:42	Bright	36.500	82	48Bet UMa	2.3650	10600.	73	5625	No
27	GOM_NL__2PRFIN20030329_014414_000000382015_00060_05625_6209.N1	29-MAR-2003 01:44:14	Bright	37.500	36	50Alp UMa	1.8000	6300.0	75	5625	No
28	GOM_NL__2PRFIN20030329_014642_000000702015_00060_05625_6210.N1	29-MAR-2003 01:46:42	Bright	69.500	180	27Gam Boo	3.0400	8000.0	139	5625	No
29	GOM_NL__2PRFIN20030329_015046_000000402015_00060_05625_6211.N1	29-MAR-2003 01:50:46	Bright	40.000	60	7Bet UMi	2.0810	3950.0	80	5625	No
30	GOM_NL__2PRFIN20030329_015211_000000352015_00060_05625_6212.N1	29-MAR-2003 01:52:11	Bright	35.000	49	1Alp UMi	1.9900	6300.0	70	5625	No
31	GOM_NL__2PRFIN20030329_015356_000000482015_00060_05625_6213.N1	29-MAR-2003 01:53:56	Bright	48.000	119	14Eta Dra	2.7270	4700.0	96	5625	No
32	GOM_NL__2PRFIN20030329_020458_000000442015_00060_05625_6214.N1	29-MAR-2003 02:04:58	Bright	43.500	144	18Del Cyg	2.8600	11000.	87	5625	No
33	GOM_NL__2PRFIN20030329_020645_000000432015_00060_05625_6215.N1	29-MAR-2003 02:06:45	Bright	43.000	66	37Gam Cyg	2.2080	5900.0	86	5625	No
34	GOM_NL__2PRFIN20030329_020841_000000412015_00060_05625_6216.N1	29-MAR-2003 02:08:41	Bright	41.000	92	53Eps Cyg	2.5000	4500.0	82	5625	No
35	GOM_NL__2PRFIN20030329_021507_000000432015_00060_05625_6217.N1	29-MAR-2003 02:15:07	Bright	43.000	61	8Eps Peg	2.1000	3900.0	86	5625	No
36	GOM_NL__2PRFIN20030329_021817_000000632015_00060_05625_6218.N1	29-MAR-2003 02:18:17	Dark	62.500	11	53Alp Aql	0.76500	8000.0	125	5625	No
37	GOM_NL__2PRFIN20030329_022215_000000392015_00060_05625_6219.N1	29-MAR-2003 02:22:15	Dark	38.500	142	49Del Cap	2.8500	8900.0	77	5625	No
38	GOM_NL__2PRFIN20030329_023426_000000432015_00060_05625_6220.N1	29-MAR-2003 02:34:26	Dark	43.000	45	Alp Pav	1.9400	26000.	86	5625	No
39	GOM_NL__2PRFIN20030329_023643_000000612015_00061_05626_6193.N1	29-MAR-2003 02:36:43	Dark	60.500	167	10Gam2Sgr	2.9840	4500.0	121	5626	No
40	GOM_NL__2PRFIN20030329_023944_000000592015_00061_05626_6194.N1	29-MAR-2003 02:39:44	Dark	58.500	25	35Lam Sco	1.6200	28000.	117	5626	No
41	GOM_NL__2PRFIN20030329_024154_000000412015_00061_05626_6195.N1	29-MAR-2003 02:41:54	Dark	40.500	43	Alp TrA	1.9100	4250.0	81	5626	No
42	GOM_NL__2PRFIN20030329_024343_000000832015_00061_05626_6196.N1	29-MAR-2003 02:43:43	Dark	83.000	75	26Eps Sco	2.2910	4250.0	166	5626	No

43	GOM_NL__2PRFIN20030329_024620_000000562015_00061_05626_6197.N1	29-MAR-2003 02:46:20	Dark	56.000	4	Alp1Cen	-0.010000	5800.0	112	5626	No
44	GOM_NL__2PRFIN20030329_024848_000000422015_00061_05626_6198.N1	29-MAR-2003 02:48:48	Straylight	42.000	12	Alp1Cru	0.77500	30000.	84	5626	No
45	GOM_NL__2PRFIN20030329_025013_000000472015_00061_05626_6199.N1	29-MAR-2003 02:50:13	Straylight	46.500	26	Gam Cru	1.6240	2900.0	93	5626	No
46	GOM_NL__2PRFIN20030329_025207_000000412015_00061_05626_6200.N1	29-MAR-2003 02:52:07	Straylight	40.500	64	Gam Cen	2.2000	10600.	81	5626	No
47	GOM_NL__2PRFIN20030329_025459_000001792015_00061_05626_6201.N1	29-MAR-2003 02:54:59	Tw_i_and_stray	179.00	97	8Bet1Sco	2.5610	30000.	358	5626	No
48	GOM_NL__2PRFIN20030329_025939_000000502015_00061_05626_6202.N1	29-MAR-2003 02:59:39	Straylight	49.500	106	9Bet Crv	2.6480	5600.0	99	5626	No
49	GOM_NL__2PRFIN20030329_030140_000000452015_00061_05626_6203.N1	29-MAR-2003 03:01:40	Tw_i_and_stray	45.000	100	4Gam Crv	2.5800	13100.	90	5626	No
50	GOM_NL__2PRFIN20030329_030338_000000652015_00061_05626_6204.N1	29-MAR-2003 03:03:38	Bright	65.000	15	67Alp Vir	0.97600	28000.	130	5626	No
51	GOM_NL__2PRFIN20030329_030658_000000472015_00061_05626_6205.N1	29-MAR-2003 03:06:58	Bright	46.500	121	29Gam Vir	2.7400	7200.0	93	5626	No
52	GOM_NL__2PRFIN20030329_031307_000000392015_00061_05626_6206.N1	29-MAR-2003 03:13:07	Bright	38.500	96	68Del Leo	2.5600	9300.0	77	5626	No
53	GOM_NL__2PRFIN20030329_031959_000000382015_00061_05626_6207.N1	29-MAR-2003 03:19:59	Bright	37.500	174	52Psi UMa	3.0040	4400.0	75	5626	No
54	GOM_NL__2PRFIN20030329_032318_000000372015_00061_05626_6208.N1	29-MAR-2003 03:23:18	Bright	36.500	82	48Bet UMa	2.3650	10600.	73	5626	No
55	GOM_NL__2PRFIN20030329_032450_000000352015_00061_05626_6209.N1	29-MAR-2003 03:24:50	Bright	35.000	36	50Alp UMa	1.8000	6300.0	70	5626	No
56	GOM_NL__2PRFIN20030329_032715_000000702015_00061_05626_6210.N1	29-MAR-2003 03:27:15	Bright	69.500	180	27Gam Boo	3.0400	8000.0	139	5626	No
57	GOM_NL__2PRFIN20030329_033122_000000372015_00061_05626_6211.N1	29-MAR-2003 03:31:22	Bright	36.500	60	7Bet UMi	2.0810	3950.0	73	5626	No
58	GOM_NL__2PRFIN20030329_033247_000000352015_00061_05626_6212.N1	29-MAR-2003 03:32:47	Bright	34.500	49	1Alp UMi	1.9900	6300.0	69	5626	No
59	GOM_NL__2PRFIN20030329_033431_000000482015_00061_05626_6213.N1	29-MAR-2003 03:34:31	Bright	47.500	119	14Eta Dra	2.7270	4700.0	95	5626	No
60	GOM_NL__2PRFIN20030329_034533_000000452015_00061_05626_6214.N1	29-MAR-2003 03:45:33	Bright	45.000	144	18Del Cyg	2.8600	11000.	90	5626	No
61	GOM_NL__2PRFIN20030329_034720_000000442015_00061_05626_6215.N1	29-MAR-2003 03:47:20	Bright	43.500	66	37Gam Cyg	2.2080	5900.0	87	5626	No
62	GOM_NL__2PRFIN20030329_034917_000000422015_00061_05626_6216.N1	29-MAR-2003 03:49:17	Bright	42.000	92	53Eps Cyg	2.5000	4500.0	84	5626	No
63	GOM_NL__2PRFIN20030329_035543_000000432015_00061_05626_6217.N1	29-MAR-2003 03:55:43	Bright	43.000	61	8Eps Peg	2.1000	3900.0	86	5626	No
64	GOM_NL__2PRFIN20030329_035853_000000622015_00061_05626_6218.N1	29-MAR-2003 03:58:53	Dark	62.000	11	53Alp Aql	0.76500	8000.0	124	5626	No
65	GOM_NL__2PRFIN20030329_040251_000000402015_00061_05626_6219.N1	29-MAR-2003 04:02:51	Dark	39.500	142	49Del Cap	2.8500	8900.0	79	5626	No
66	GOM_NL__2PRFIN20030329_041502_000000402015_00061_05626_6220.N1	29-MAR-2003 04:15:02	Dark	40.000	45	Alp Pav	1.9400	26000.	80	5626	No
67	GOM_NL__2PRFIN20030329_041720_000000602015_00062_05627_6193.N1	29-MAR-2003 04:17:20	Dark	59.500	167	10Gam2Sgr	2.9840	4500.0	119	5627	No
68	GOM_NL__2PRFIN20030329_042021_000000572015_00062_05627_6194.N1	29-MAR-2003 04:20:21	Dark	57.000	25	35Lam Sco	1.6200	28000.	114	5627	No
69	GOM_NL__2PRFIN20030329_042230_000000482015_00062_05627_6195.N1	29-MAR-2003 04:22:30	Dark	48.000	43	Alp TrA	1.9100	4250.0	96	5627	No
70	GOM_NL__2PRFIN20030329_042419_000000832015_00062_05627_6196.N1	29-MAR-2003 04:24:19	Dark	82.500	75	26Eps Sco	2.2910	4250.0	165	5627	No
71	GOM_NL__2PRFIN20030329_042657_000000442015_00062_05627_6197.N1	29-MAR-2003 04:26:57	Dark	44.000	4	Alp1Cen	-0.010000	5800.0	88	5627	No
72	GOM_NL__2PRFIN20030329_042924_000000392015_00062_05627_6198.N1	29-MAR-2003 04:29:24	Straylight	39.000	12	Alp1Cru	0.77500	30000.	78	5627	No
73	GOM_NL__2PRFIN20030329_043050_000000522015_00062_05627_6199.N1	29-MAR-2003 04:30:50	Straylight	52.000	26	Gam Cru	1.6240	2900.0	104	5627	No
74	GOM_NL__2PRFIN20030329_043243_000000402015_00062_05627_6200.N1	29-MAR-2003 04:32:43	Straylight	40.000	64	Gam Cen	2.2000	10600.	80	5627	No
75	GOM_NL__2PRFIN20030329_043537_000001742015_00062_05627_6201.N1	29-MAR-2003 04:35:37	Tw_i_and_stray	173.50	97	8Bet1Sco	2.5610	30000.	347	5627	No
76	GOM_NL__2PRFIN20030329_044014_000000472015_00062_05627_6202.N1	29-MAR-2003 04:40:14	Straylight	47.000	106	9Bet Crv	2.6480	5600.0	94	5627	No
77	GOM_NL__2PRFIN20030329_044216_000000472015_00062_05627_6203.N1	29-MAR-2003 04:42:16	Tw_i_and_stray	46.500	100	4Gam Crv	2.5800	13100.	93	5627	No
78	GOM_NL__2PRFIN20030329_044414_000000722015_00062_05627_6204.N1	29-MAR-2003 04:44:14	Bright	71.500	15	67Alp Vir	0.97600	28000.	143	5627	No
79	GOM_NL__2PRFIN20030329_044734_000000462015_00062_05627_6205.N1	29-MAR-2003 04:47:34	Bright	46.000	121	29Gam Vir	2.7400	7200.0	92	5627	No
80	GOM_NL__2PRFIN20030329_045342_000000382015_00062_05627_6206.N1	29-MAR-2003 04:53:42	Bright	37.500	96	68Del Leo	2.5600	9300.0	75	5627	No
81	GOM_NL__2PRFIN20030329_050035_000000372015_00062_05627_6207.N1	29-MAR-2003 05:00:35	Bright	36.500	174	52Psi UMa	3.0040	4400.0	73	5627	No
82	GOM_NL__2PRFIN20030329_050354_000000362015_00062_05627_6208.N1	29-MAR-2003 05:03:54	Bright	36.000	82	48Bet UMa	2.3650	10600.	72	5627	No
83	GOM_NL__2PRFIN20030329_050526_000000382015_00062_05627_6209.N1	29-MAR-2003 05:05:26	Bright	38.000	36	50Alp UMa	1.8000	6300.0	76	5627	No
84	GOM_NL__2PRFIN20030329_050750_000000692015_00062_05627_6210.N1	29-MAR-2003 05:07:50	Bright	69.000	180	27Gam Boo	3.0400	8000.0	138	5627	No
85	GOM_NL__2PRFIN20030329_051157_000000412015_00062_05627_6211.N1	29-MAR-2003 05:11:57	Bright	41.000	60	7Bet UMi	2.0810	3950.0	82	5627	No
86	GOM_NL__2PRFIN20030329_051323_000000372015_00062_05627_6212.N1	29-MAR-2003 05:13:23	Bright	37.000	49	1Alp UMi	1.9900	6300.0	74	5627	No
87	GOM_NL__2PRFIN20030329_051506_000000492015_00062_05627_6213.N1	29-MAR-2003 05:15:06	Bright	49.000	119	14Eta Dra	2.7270	4700.0	98	5627	No
88	GOM_NL__2PRFIN20030329_052609_000000452015_00062_05627_6214.N1	29-MAR-2003 05:26:09	Bright	44.500	144	18Del Cyg	2.8600	11000.	89	5627	No
89	GOM_NL__2PRFIN20030329_052756_000000442015_00062_05627_6215.N1	29-MAR-2003 05:27:56	Bright	44.000	66	37Gam Cyg	2.2080	5900.0	88	5627	No
90	GOM_NL__2PRFIN20030329_052953_000000432015_00062_05627_6216.N1	29-MAR-2003 05:29:53	Bright	42.500	92	53Eps Cyg	2.5000	4500.0	85	5627	No
91	GOM_NL__2PRFIN20030329_053619_000000432015_00062_05627_6217.N1	29-MAR-2003 05:36:19	Bright	42.500	61	8Eps Peg	2.1000	3900.0	85	5627	No
92	GOM_NL__2PRFIN20030329_053929_000000632015_00062_05627_6218.N1	29-MAR-2003 05:39:29	Dark	62.500	11	53Alp Aql	0.76500	8000.0	125	5627	No
93	GOM_NL__2PRFIN20030329_054327_000000402015_00062_05627_6219.N1	29-MAR-2003 05:43:27	Dark	39.500	142	49Del Cap	2.8500	8900.0	79	5627	No
94	GOM_NL__2PRFIN20030329_055538_000000412015_00062_05627_6220.N1	29-MAR-2003 05:55:38	Dark	40.500	45	Alp Pav	1.9400	26000.	81	5627	No
95	GOM_NL__2PRFIN20030329_055758_000000622015_00063_05628_6193.N1	29-MAR-2003 05:57:58	Dark	62.000	167	10Gam2Sgr	2.9840	4500.0	124	5628	No
96	GOM_NL__2PRFIN20030329_060058_000000582015_00063_05628_6194.N1	29-MAR-2003 06:00:58	Dark	58.000	25	35Lam Sco	1.6200	28000.	116	5628	No
97	GOM_NL__2PRFIN20030329_060306_000000502015_00063_05628_6195.N1	29-MAR-2003 06:03:06	Dark	49.500	43	Alp TrA	1.9100	4250.0	99	5628	No
98	GOM_NL__2PRFIN20030329_060456_000000742015_00063_05628_6196.N1	29-MAR-2003 06:04:56	Dark	74.000	75	26Eps Sco	2.2910	4250.0	148	5628	No
99	GOM_NL__2PRFIN20030329_060733_000000452015_00063_05628_6197.N1	29-MAR-2003 06:07:33	Dark	45.000	4	Alp1Cen	-0.010000	5800.0	90	5628	No
100	GOM_NL__2PRFIN20030329_061001_000000502015_00063_05628_6198.N1	29-MAR-2003 06:10:01	Straylight	50.000	12	Alp1Cru	0.77500	30000.	100	5628	No
101	GOM_NL__2PRFIN20030329_061126_000000532015_00063_05628_6199.N1	29-MAR-2003 06:11:26	Straylight	53.000	26	Gam Cru	1.6240	2900.0	106	5628	No

102	GOM_NL__2PRFIN20030329_061320_00000422015_00063_05628_6200.N1	29-MAR-2003 06:13:20	Straylight	42.000	64	Gam Cen	2.2000	10600.	84	5628	No
103	GOM_NL__2PRFIN20030329_061615_000001752015_00063_05628_6201.N1	29-MAR-2003 06:16:15	Twilight_stray	175.00	97	8Bet1Sco	2.5610	30000.	350	5628	No
104	GOM_NL__2PRFIN20030329_062051_00000492015_00063_05628_6202.N1	29-MAR-2003 06:20:51	Straylight	48.500	106	9Bet Crv	2.6480	5600.0	97	5628	No
105	GOM_NL__2PRFIN20030329_062252_00000462015_00063_05628_6203.N1	29-MAR-2003 06:22:52	Twilight_stray	45.500	100	4Gam Crv	2.5800	13100.	91	5628	No
106	GOM_NL__2PRFIN20030329_062450_00000612015_00063_05628_6204.N1	29-MAR-2003 06:24:50	Bright	60.500	15	67Alp Vir	0.97600	28000.	121	5628	No
107	GOM_NL__2PRFIN20030329_062809_00000462015_00063_05628_6205.N1	29-MAR-2003 06:28:09	Bright	46.000	121	29Gam Vir	2.7400	7200.0	92	5628	No
108	GOM_NL__2PRFIN20030329_063418_00000382015_00063_05628_6206.N1	29-MAR-2003 06:34:18	Bright	37.500	96	68Del Leo	2.5600	9300.0	75	5628	No
109	GOM_NL__2PRFIN20030329_064111_00000392015_00063_05628_6207.N1	29-MAR-2003 06:41:11	Bright	38.500	174	52Psi UMa	3.0040	4400.0	77	5628	No
110	GOM_NL__2PRFIN20030329_064430_00000382015_00063_05628_6208.N1	29-MAR-2003 06:44:30	Bright	38.000	82	48Bet UMa	2.3650	10600.	76	5628	No
111	GOM_NL__2PRFIN20030329_064601_00000382015_00063_05628_6209.N1	29-MAR-2003 06:46:01	Bright	37.500	36	50Alp UMa	1.8000	6300.0	75	5628	No
112	GOM_NL__2PRFIN20030329_064824_00000712015_00063_05628_6210.N1	29-MAR-2003 06:48:24	Bright	71.000	180	27Gam Boo	3.0400	8000.0	142	5628	No
113	GOM_NL__2PRFIN20030329_065233_00000412015_00063_05628_6211.N1	29-MAR-2003 06:52:33	Bright	41.000	60	7Bet UMi	2.0810	3950.0	82	5628	No
114	GOM_NL__2PRFIN20030329_065359_00000372015_00063_05628_6212.N1	29-MAR-2003 06:53:59	Bright	36.500	49	1Alp UMi	1.9900	6300.0	73	5628	No
115	GOM_NL__2PRFIN20030329_065541_00000462015_00063_05628_6213.N1	29-MAR-2003 06:55:41	Bright	46.000	119	14Eta Dra	2.7270	4700.0	92	5628	No
116	GOM_NL__2PRFIN20030329_070645_00000452015_00063_05628_6214.N1	29-MAR-2003 07:06:45	Bright	45.000	144	18Del Cyg	2.8600	11000.	90	5628	No
117	GOM_NL__2PRFIN20030329_070831_00000452015_00063_05628_6215.N1	29-MAR-2003 07:08:31	Bright	45.000	66	37Gam Cyg	2.2080	5900.0	90	5628	No
118	GOM_NL__2PRFIN20030329_071029_00000432015_00063_05628_6216.N1	29-MAR-2003 07:10:29	Bright	43.000	92	53Eps Cyg	2.5000	4500.0	86	5628	No
119	GOM_NL__2PRFIN20030329_071655_00000432015_00063_05628_6217.N1	29-MAR-2003 07:16:55	Bright	43.000	61	8Eps Peg	2.1000	3900.0	86	5628	No
120	GOM_NL__2PRFIN20030329_072006_00000602015_00063_05628_6218.N1	29-MAR-2003 07:20:06	Dark	60.000	11	53Alp Aql	0.76500	8000.0	120	5628	No
121	GOM_NL__2PRFIN20030329_072403_00000422015_00063_05628_6219.N1	29-MAR-2003 07:24:03	Dark	42.000	142	49Del Cap	2.8500	8900.0	84	5628	No
122	GOM_NL__2PRFIN20030329_073614_00000402015_00063_05628_6220.N1	29-MAR-2003 07:36:14	Dark	39.500	45	Alp Pav	1.9400	26000.	79	5628	No
123	GOM_NL__2PRFIN20030329_073835_00000622015_00064_05629_6193.N1	29-MAR-2003 07:38:35	Dark	62.000	167	10Gam2Sgr	2.9840	4500.0	124	5629	No
124	GOM_NL__2PRFIN20030329_074135_00000582015_00064_05629_6194.N1	29-MAR-2003 07:41:35	Dark	58.000	25	35Lam Sco	1.6200	28000.	116	5629	No
125	GOM_NL__2PRFIN20030329_074342_00000502015_00064_05629_6195.N1	29-MAR-2003 07:43:42	Dark	49.500	43	Alp TrA	1.9100	4250.0	99	5629	No
126	GOM_NL__2PRFIN20030329_074532_00000792015_00064_05629_6196.N1	29-MAR-2003 07:45:32	Dark	78.500	75	26Eps Sco	2.2910	4250.0	157	5629	No
127	GOM_NL__2PRFIN20030329_074809_00000472015_00064_05629_6197.N1	29-MAR-2003 07:48:09	Dark	47.000	4	Alp1Cen	-0.010000	5800.0	94	5629	No
128	GOM_NL__2PRFIN20030329_075037_00000432015_00064_05629_6198.N1	29-MAR-2003 07:50:37	Straylight	43.000	12	Alp1Cru	0.77500	30000.	86	5629	No
129	GOM_NL__2PRFIN20030329_075202_00000452015_00064_05629_6199.N1	29-MAR-2003 07:52:02	Straylight	44.500	26	Gam Cru	1.6240	2900.0	89	5629	No
130	GOM_NL__2PRFIN20030329_075356_00000402015_00064_05629_6200.N1	29-MAR-2003 07:53:56	Straylight	39.500	64	Gam Cen	2.2000	10600.	79	5629	No
131	GOM_NL__2PRFIN20030329_075652_00001762015_00064_05629_6201.N1	29-MAR-2003 07:56:52	Twilight_stray	175.50	97	8Bet1Sco	2.5610	30000.	351	5629	No
132	GOM_NL__2PRFIN20030329_080127_00000492015_00064_05629_6202.N1	29-MAR-2003 08:01:27	Straylight	48.500	106	9Bet Crv	2.6480	5600.0	97	5629	No
133	GOM_NL__2PRFIN20030329_080328_00000442015_00064_05629_6203.N1	29-MAR-2003 08:03:28	Twilight_stray	44.000	100	4Gam Crv	2.5800	13100.	88	5629	No
134	GOM_NL__2PRFIN20030329_080525_00000632015_00064_05629_6204.N1	29-MAR-2003 08:05:25	Bright	62.500	15	67Alp Vir	0.97600	28000.	125	5629	No
135	GOM_NL__2PRFIN20030329_080845_00000452015_00064_05629_6205.N1	29-MAR-2003 08:08:45	Bright	45.000	121	29Gam Vir	2.7400	7200.0	90	5629	No
136	GOM_NL__2PRFIN20030329_081454_00000382015_00064_05629_6206.N1	29-MAR-2003 08:14:54	Bright	38.000	96	68Del Leo	2.5600	9300.0	76	5629	No
137	GOM_NL__2PRFIN20030329_082146_00000382015_00064_05629_6207.N1	29-MAR-2003 08:21:46	Bright	38.000	174	52Psi UMa	3.0040	4400.0	76	5629	No
138	GOM_NL__2PRFIN20030329_082506_00000382015_00064_05629_6208.N1	29-MAR-2003 08:25:06	Bright	37.500	82	48Bet UMa	2.3650	10600.	75	5629	No
139	GOM_NL__2PRFIN20030329_082637_00000392015_00064_05629_6209.N1	29-MAR-2003 08:26:37	Bright	38.500	36	50Alp UMa	1.8000	6300.0	77	5629	No
140	GOM_NL__2PRFIN20030329_082858_00000692015_00064_05629_6210.N1	29-MAR-2003 08:28:58	Bright	68.500	180	27Gam Boo	3.0400	8000.0	137	5629	No
141	GOM_NL__2PRFIN20030329_083308_00000412015_00064_05629_6211.N1	29-MAR-2003 08:33:08	Bright	41.000	60	7Bet UMi	2.0810	3950.0	82	5629	No
142	GOM_NL__2PRFIN20030329_083435_00000352015_00064_05629_6212.N1	29-MAR-2003 08:34:35	Bright	35.000	49	1Alp UMi	1.9900	6300.0	70	5629	No
143	GOM_NL__2PRFIN20030329_083616_00000492015_00064_05629_6213.N1	29-MAR-2003 08:36:16	Bright	49.000	119	14Eta Dra	2.7270	4700.0	98	5629	No
144	GOM_NL__2PRFIN20030329_084720_00000452015_00064_05629_6214.N1	29-MAR-2003 08:47:20	Bright	44.500	144	18Del Cyg	2.8600	11000.	89	5629	No
145	GOM_NL__2PRFIN20030329_084907_00000432015_00064_05629_6215.N1	29-MAR-2003 08:49:07	Bright	42.500	66	37Gam Cyg	2.2080	5900.0	85	5629	No
146	GOM_NL__2PRFIN20030329_085105_00000432015_00064_05629_6216.N1	29-MAR-2003 08:51:05	Bright	43.000	92	53Eps Cyg	2.5000	4500.0	86	5629	No
147	GOM_NL__2PRFIN20030329_085731_00000412015_00064_05629_6217.N1	29-MAR-2003 08:57:31	Bright	40.500	61	8Eps Peg	2.1000	3900.0	81	5629	No
148	GOM_NL__2PRFIN20030329_090042_00000642015_00064_05629_6218.N1	29-MAR-2003 09:00:42	Dark	64.000	11	53Alp Aql	0.76500	8000.0	128	5629	No
149	GOM_NL__2PRFIN20030329_090439_00000412015_00064_05629_6219.N1	29-MAR-2003 09:04:39	Dark	41.000	142	49Del Cap	2.8500	8900.0	82	5629	No
150	GOM_NL__2PRFIN20030329_091650_00000412015_00064_05629_6220.N1	29-MAR-2003 09:16:50	Dark	41.000	45	Alp Pav	1.9400	26000.	82	5629	No
151	GOM_NL__2PRFIN20030329_091912_00000632015_00065_05630_6213.N1	29-MAR-2003 09:19:12	Dark	62.500	167	10Gam2Sgr	2.9840	4500.0	125	5630	No
152	GOM_NL__2PRFIN20030329_174520_00000592015_00070_05635_6258.N1	29-MAR-2003 17:45:20	Dark	58.500	25	35Lam Sco	1.6200	28000.	117	5635	No
153	GOM_NL__2PRFIN20030329_174721_00000442015_00070_05635_6259.N1	29-MAR-2003 17:47:21	Dark	44.000	43	Alp TrA	1.9100	4250.0	88	5635	No
154	GOM_NL__2PRFIN20030329_174920_00000812015_00070_05635_6260.N1	29-MAR-2003 17:49:20	Dark	80.500	75	26Eps Sco	2.2910	4250.0	161	5635	No
155	GOM_NL__2PRFIN20030329_175148_00000552015_00070_05635_6261.N1	29-MAR-2003 17:51:48	Dark	55.000	4	Alp1Cen	-0.010000	5800.0	110	5635	No
156	GOM_NL__2PRFIN20030329_175414_00000422015_00070_05635_6262.N1	29-MAR-2003 17:54:14	Straylight	42.000	12	Alp1Cru	0.77500	30000.	84	5635	No
157	GOM_NL__2PRFIN20030329_175540_00000452015_00070_05635_6263.N1	29-MAR-2003 17:55:40	Straylight	44.500	26	Gam Cru	1.6240	2900.0	89	5635	No
158	GOM_NL__2PRFIN20030329_175851_00000592015_00070_05635_6264.N1	29-MAR-2003 17:58:51	Straylight	59.000	54	5The Cen	2.0550	4500.0	118	5635	No
159	GOM_NL__2PRFIN20030329_180037_000001812015_00070_05635_6265.N1	29-MAR-2003 18:00:37	Twilight_stray	181.00	97	8Bet1Sco	2.5610	30000.	362	5635	No
160	GOM_NL__2PRFIN20030329_180504_00000462015_00070_05635_6266.N1	29-MAR-2003 18:05:04	Twilight_stray	46.000	106	9Bet Crv	2.6480	5600.0	92	5635	No

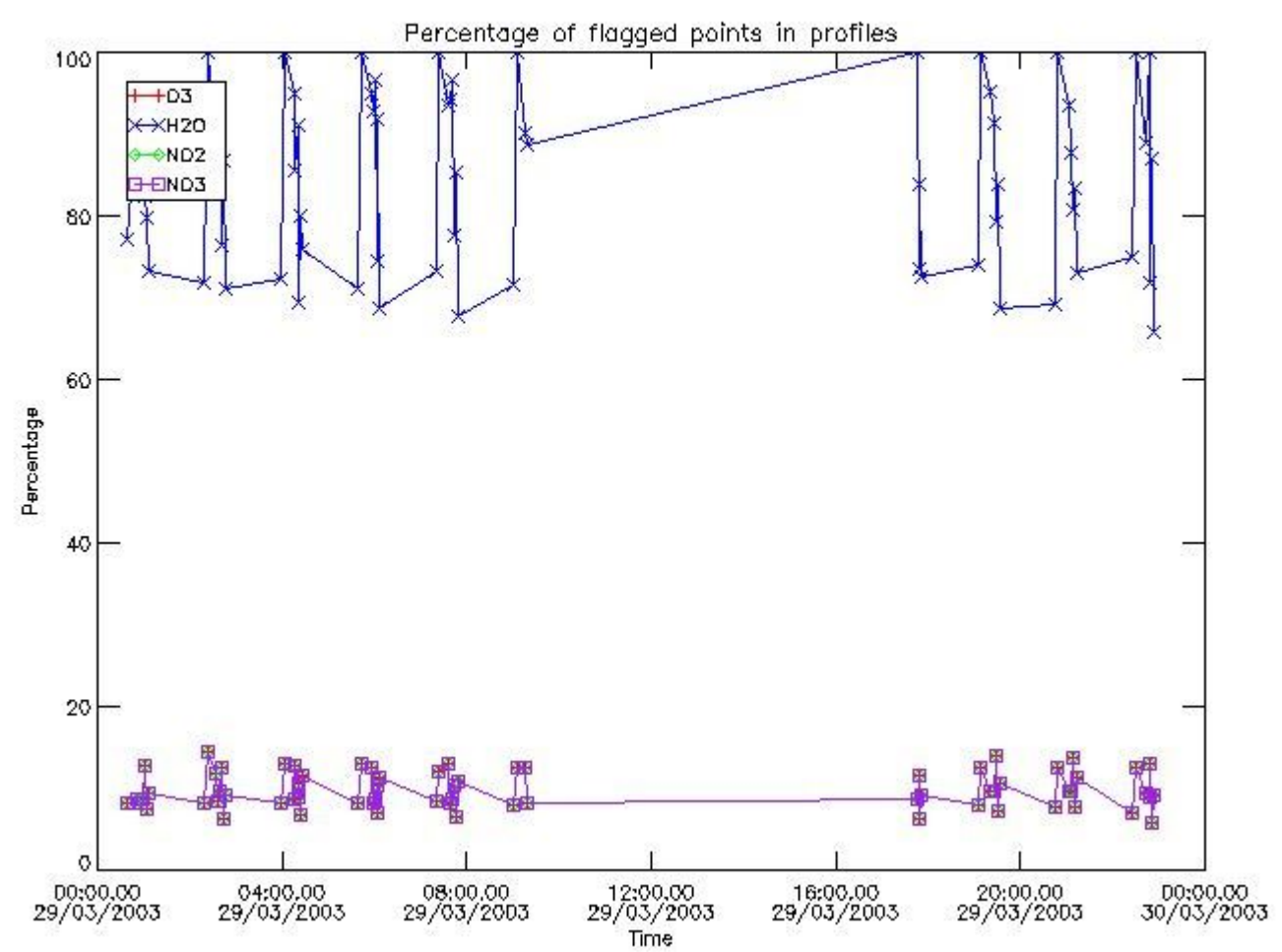
161	GOM_NL__2PRFIN20030329_180705_000000452015_00070_05635_6267.N1	29-MAR-2003 18:07:05	Twilight	45.000	100	4Gam Crv	2.5800	13100.	90	5635	No
162	GOM_NL__2PRFIN20030329_180901_000000752015_00070_05635_6268.N1	29-MAR-2003 18:09:01	Bright	74.500	15	67Alp Vir	0.97600	28000.	149	5635	No
163	GOM_NL__2PRFIN20030329_181220_000000482015_00070_05635_6269.N1	29-MAR-2003 18:12:20	Bright	47.500	121	29Gam Vir	2.7400	7200.0	95	5635	No
164	GOM_NL__2PRFIN20030329_181830_000000372015_00070_05635_6270.N1	29-MAR-2003 18:18:30	Bright	37.000	96	68Del Leo	2.5600	9300.0	74	5635	No
165	GOM_NL__2PRFIN20030329_182522_000000382015_00070_05635_6271.N1	29-MAR-2003 18:25:22	Bright	37.500	174	52Psi UMa	3.0040	4400.0	75	5635	No
166	GOM_NL__2PRFIN20030329_182841_000000372015_00070_05635_6272.N1	29-MAR-2003 18:28:41	Bright	36.500	82	48Bet UMa	2.3650	10600.	73	5635	No
167	GOM_NL__2PRFIN20030329_183012_000000402015_00070_05635_6273.N1	29-MAR-2003 18:30:12	Bright	40.000	36	50Alp UMa	1.8000	6300.0	80	5635	No
168	GOM_NL__2PRFIN20030329_183223_000000712015_00070_05635_6274.N1	29-MAR-2003 18:32:23	Bright	70.500	180	27Gam Boo	3.0400	8000.0	141	5635	No
169	GOM_NL__2PRFIN20030329_183642_000000392015_00070_05635_6275.N1	29-MAR-2003 18:36:42	Bright	39.000	60	7Bet UMi	2.0810	3950.0	78	5635	No
170	GOM_NL__2PRFIN20030329_183811_000000362015_00070_05635_6276.N1	29-MAR-2003 18:38:11	Bright	36.000	49	1Alp UMi	1.9900	6300.0	72	5635	No
171	GOM_NL__2PRFIN20030329_183948_000000492015_00070_05635_6277.N1	29-MAR-2003 18:39:48	Bright	49.000	119	14Eta Dra	2.7270	4700.0	98	5635	No
172	GOM_NL__2PRFIN20030329_185056_000000452015_00070_05635_6278.N1	29-MAR-2003 18:50:56	Bright	45.000	144	18Del Cyg	2.8600	11000.	90	5635	No
173	GOM_NL__2PRFIN20030329_185244_000000432015_00070_05635_6279.N1	29-MAR-2003 18:52:44	Bright	43.000	66	37Gam Cyg	2.2080	5900.0	86	5635	No
174	GOM_NL__2PRFIN20030329_185442_000000432015_00070_05635_6280.N1	29-MAR-2003 18:54:42	Bright	42.500	92	53Eps Cyg	2.5000	4500.0	85	5635	No
175	GOM_NL__2PRFIN20030329_190109_000000432015_00070_05635_6281.N1	29-MAR-2003 19:01:09	Bright	42.500	61	8Eps Peg	2.1000	3900.0	85	5635	No
176	GOM_NL__2PRFIN20030329_190423_000000642015_00070_05635_6282.N1	29-MAR-2003 19:04:23	Dark	64.000	11	53Alp Aql	0.76500	8000.0	128	5635	No
177	GOM_NL__2PRFIN20030329_190817_000000412015_00070_05635_6283.N1	29-MAR-2003 19:08:17	Dark	41.000	142	49Del Cap	2.8500	8900.0	82	5635	No
178	GOM_NL__2PRFIN20030329_192147_000000542015_00071_05636_6259.N1	29-MAR-2003 19:21:47	Dark	53.500	38	20Eps Sgr	1.8360	11000.	107	5636	No
179	GOM_NL__2PRFIN20030329_192557_000000592015_00071_05636_6260.N1	29-MAR-2003 19:25:57	Dark	58.500	25	35Lam Sco	1.6200	28000.	117	5636	No
180	GOM_NL__2PRFIN20030329_192757_000000372015_00071_05636_6261.N1	29-MAR-2003 19:27:57	Dark	36.500	43	Alp TrA	1.9100	4250.0	73	5636	No
181	GOM_NL__2PRFIN20030329_192957_000000782015_00071_05636_6262.N1	29-MAR-2003 19:29:57	Dark	77.500	75	26Eps Sco	2.2910	4250.0	155	5636	No
182	GOM_NL__2PRFIN20030329_193225_000000492015_00071_05636_6263.N1	29-MAR-2003 19:32:25	Dark	48.500	4	Alp1Cen	-0.010000	5800.0	97	5636	No
183	GOM_NL__2PRFIN20030329_193450_000000502015_00071_05636_6264.N1	29-MAR-2003 19:34:50	Straylight	50.000	12	Alp1Cru	0.77500	30000.	100	5636	No
184	GOM_NL__2PRFIN20030329_193616_000000482015_00071_05636_6265.N1	29-MAR-2003 19:36:16	Straylight	47.500	26	Gam Cru	1.6240	2900.0	95	5636	No
185	GOM_NL__2PRFIN20030329_193927_000000542015_00071_05636_6266.N1	29-MAR-2003 19:39:27	Straylight	54.000	54	5The Cen	2.0550	4500.0	108	5636	No
186	GOM_NL__2PRFIN20030329_194114_000001702015_00071_05636_6267.N1	29-MAR-2003 19:41:14	Twilight	170.00	97	8Bet1Sco	2.5610	30000.	340	5636	No
187	GOM_NL__2PRFIN20030329_194540_000000472015_00071_05636_6268.N1	29-MAR-2003 19:45:40	Twilight	47.000	106	9Bet Crv	2.6480	5600.0	94	5636	No
188	GOM_NL__2PRFIN20030329_194741_000000422015_00071_05636_6269.N1	29-MAR-2003 19:47:41	Twilight	42.000	100	4Gam Crv	2.5800	13100.	84	5636	No
189	GOM_NL__2PRFIN20030329_194937_000000632015_00071_05636_6270.N1	29-MAR-2003 19:49:37	Bright	63.000	15	67Alp Vir	0.97600	28000.	126	5636	No
190	GOM_NL__2PRFIN20030329_195256_000000472015_00071_05636_6271.N1	29-MAR-2003 19:52:56	Bright	46.500	121	29Gam Vir	2.7400	7200.0	93	5636	No
191	GOM_NL__2PRFIN20030329_195906_000000372015_00071_05636_6272.N1	29-MAR-2003 19:59:06	Bright	36.500	96	68Del Leo	2.5600	9300.0	73	5636	No
192	GOM_NL__2PRFIN20030329_200558_000000382015_00071_05636_6273.N1	29-MAR-2003 20:05:58	Bright	37.500	174	52Psi UMa	3.0040	4400.0	75	5636	No
193	GOM_NL__2PRFIN20030329_200917_000000372015_00071_05636_6274.N1	29-MAR-2003 20:09:17	Bright	37.000	82	48Bet UMa	2.3650	10600.	74	5636	No
194	GOM_NL__2PRFIN20030329_201048_000000382015_00071_05636_6275.N1	29-MAR-2003 20:10:48	Bright	37.500	36	50Alp UMa	1.8000	6300.0	75	5636	No
195	GOM_NL__2PRFIN20030329_201257_000000712015_00071_05636_6276.N1	29-MAR-2003 20:12:57	Bright	70.500	180	27Gam Boo	3.0400	8000.0	141	5636	No
196	GOM_NL__2PRFIN20030329_201718_000000412015_00071_05636_6277.N1	29-MAR-2003 20:17:18	Bright	41.000	60	7Bet UMi	2.0810	3950.0	82	5636	No
197	GOM_NL__2PRFIN20030329_201847_000000352015_00071_05636_6278.N1	29-MAR-2003 20:18:47	Bright	35.000	49	1Alp UMi	1.9900	6300.0	70	5636	No
198	GOM_NL__2PRFIN20030329_202024_000000462015_00071_05636_6279.N1	29-MAR-2003 20:20:24	Bright	46.000	119	14Eta Dra	2.7270	4700.0	92	5636	No
199	GOM_NL__2PRFIN20030329_203132_000000452015_00071_05636_6280.N1	29-MAR-2003 20:31:32	Bright	45.000	144	18Del Cyg	2.8600	11000.	90	5636	No
200	GOM_NL__2PRFIN20030329_203320_000000432015_00071_05636_6281.N1	29-MAR-2003 20:33:20	Bright	43.000	66	37Gam Cyg	2.2080	5900.0	86	5636	No
201	GOM_NL__2PRFIN20030329_203518_000000432015_00071_05636_6282.N1	29-MAR-2003 20:35:18	Bright	42.500	92	53Eps Cyg	2.5000	4500.0	85	5636	No
202	GOM_NL__2PRFIN20030329_204145_000000422015_00071_05636_6283.N1	29-MAR-2003 20:41:45	Bright	41.500	61	8Eps Peg	2.1000	3900.0	83	5636	No
203	GOM_NL__2PRFIN20030329_204500_000000662015_00071_05636_6284.N1	29-MAR-2003 20:45:00	Dark	65.500	11	53Alp Aql	0.76500	8000.0	131	5636	No
204	GOM_NL__2PRFIN20030329_204854_000000412015_00071_05636_6285.N1	29-MAR-2003 20:48:54	Dark	40.500	142	49Del Cap	2.8500	8900.0	81	5636	No
205	GOM_NL__2PRFIN20030329_210224_000000542015_00072_05637_6260.N1	29-MAR-2003 21:02:24	Dark	53.500	38	20Eps Sgr	1.8360	11000.	107	5637	No
206	GOM_NL__2PRFIN20030329_210634_000000582015_00072_05637_6261.N1	29-MAR-2003 21:06:34	Dark	57.500	25	35Lam Sco	1.6200	28000.	115	5637	No
207	GOM_NL__2PRFIN20030329_210834_000000372015_00072_05637_6262.N1	29-MAR-2003 21:08:34	Dark	37.000	43	Alp TrA	1.9100	4250.0	74	5637	No
208	GOM_NL__2PRFIN20030329_211035_000000672015_00072_05637_6263.N1	29-MAR-2003 21:10:35	Dark	66.500	75	26Eps Sco	2.2910	4250.0	133	5637	No
209	GOM_NL__2PRFIN20030329_211301_000000452015_00072_05637_6264.N1	29-MAR-2003 21:13:01	Dark	45.000	4	Alp1Cen	-0.010000	5800.0	90	5637	No
210	GOM_NL__2PRFIN20030329_211527_000000392015_00072_05637_6265.N1	29-MAR-2003 21:15:27	Straylight	38.500	12	Alp1Cru	0.77500	30000.	77	5637	No
211	GOM_NL__2PRFIN20030329_211652_000000522015_00072_05637_6266.N1	29-MAR-2003 21:16:52	Straylight	51.500	26	Gam Cru	1.6240	2900.0	103	5637	No
212	GOM_NL__2PRFIN20030329_212004_000000552015_00072_05637_6267.N1	29-MAR-2003 21:20:04	Straylight	54.500	54	5The Cen	2.0550	4500.0	109	5637	No
213	GOM_NL__2PRFIN20030329_212152_000001712015_00072_05637_6268.N1	29-MAR-2003 21:21:52	Twilight	170.50	97	8Bet1Sco	2.5610	30000.	341	5637	No
214	GOM_NL__2PRFIN20030329_212617_000000472015_00072_05637_6269.N1	29-MAR-2003 21:26:17	Twilight	46.500	106	9Bet Crv	2.6480	5600.0	93	5637	No
215	GOM_NL__2PRFIN20030329_212817_000000442015_00072_05637_6270.N1	29-MAR-2003 21:28:17	Twilight	43.500	100	4Gam Crv	2.5800	13100.	87	5637	No
216	GOM_NL__2PRFIN20030329_213013_000000602015_00072_05637_6271.N1	29-MAR-2003 21:30:13	Bright	60.000	15	67Alp Vir	0.97600	28000.	120	5637	No
217	GOM_NL__2PRFIN20030329_213331_000000452015_00072_05637_6272.N1	29-MAR-2003 21:33:31	Bright	45.000	121	29Gam Vir	2.7400	7200.0	90	5637	No
218	GOM_NL__2PRFIN20030329_213942_000000372015_00072_05637_6273.N1	29-MAR-2003 21:39:42	Bright	36.500	96	68Del Leo	2.5600	9300.0	73	5637	No
219	GOM_NL__2PRFIN20030329_214633_000000372015_00072_05637_6274.N1	29-MAR-2003 21:46:33	Bright	37.000	174	52Psi UMa	3.0040	4400.0	74	5637	No

220	GOM_NL__2PRFIN20030329_214953_000000372015_00072_05637_6275.N1	29-MAR-2003 21:49:53	Bright	36.500	82	48Bet UMa	2.3650	10600.	73	5637	No
221	GOM_NL__2PRFIN20030329_215124_000000402015_00072_05637_6276.N1	29-MAR-2003 21:51:24	Bright	40.000	36	50Alp UMa	1.8000	6300.0	80	5637	No
222	GOM_NL__2PRFIN20030329_215332_000000692015_00072_05637_6277.N1	29-MAR-2003 21:53:32	Bright	68.500	180	27Gam Boo	3.0400	8000.0	137	5637	No
223	GOM_NL__2PRFIN20030329_215753_000000372015_00072_05637_6278.N1	29-MAR-2003 21:57:53	Bright	36.500	60	7Bet UMi	2.0810	3950.0	73	5637	No
224	GOM_NL__2PRFIN20030329_215923_000000362015_00072_05637_6279.N1	29-MAR-2003 21:59:23	Bright	36.000	49	1Alp UMi	1.9900	6300.0	72	5637	No
225	GOM_NL__2PRFIN20030329_220059_000000492015_00072_05637_6280.N1	29-MAR-2003 22:00:59	Bright	48.500	119	14Eta Dra	2.7270	4700.0	97	5637	No
226	GOM_NL__2PRFIN20030329_221208_000000462015_00072_05637_6281.N1	29-MAR-2003 22:12:08	Bright	45.500	144	18Del Cyg	2.8600	11000.	91	5637	No
227	GOM_NL__2PRFIN20030329_221356_000000442015_00072_05637_6282.N1	29-MAR-2003 22:13:56	Bright	43.500	66	37Gam Cyg	2.2080	5900.0	87	5637	No
228	GOM_NL__2PRFIN20030329_221554_000000422015_00072_05637_6283.N1	29-MAR-2003 22:15:54	Bright	41.500	92	53Eps Cyg	2.5000	4500.0	83	5637	No
229	GOM_NL__2PRFIN20030329_222221_000000432015_00072_05637_6284.N1	29-MAR-2003 22:22:21	Bright	42.500	61	8Eps Peg	2.1000	3900.0	85	5637	No
230	GOM_NL__2PRFIN20030329_222536_000000722015_00072_05637_6285.N1	29-MAR-2003 22:25:36	Dark	72.000	11	53Alp Aql	0.76500	8000.0	144	5637	No
231	GOM_NL__2PRFIN20030329_222930_000000412015_00072_05637_6286.N1	29-MAR-2003 22:29:30	Dark	40.500	142	49Del Cap	2.8500	8900.0	81	5637	No
232	GOM_NL__2PRFIN20030329_224301_000000542015_00073_05638_6261.N1	29-MAR-2003 22:43:01	Dark	54.000	38	20Eps Sgr	1.8360	11000.	108	5638	No
233	GOM_NL__2PRFIN20030329_224711_000000572015_00073_05638_6262.N1	29-MAR-2003 22:47:11	Dark	57.000	25	35Lam Sco	1.6200	28000.	114	5638	No
234	GOM_NL__2PRFIN20030329_224910_000000402015_00073_05638_6263.N1	29-MAR-2003 22:49:10	Dark	39.500	43	Alp TrA	1.9100	4250.0	79	5638	No
235	GOM_NL__2PRFIN20030329_225112_000000882015_00073_05638_6264.N1	29-MAR-2003 22:51:12	Dark	88.000	75	26Eps Sco	2.2910	4250.0	176	5638	No
236	GOM_NL__2PRFIN20030329_225337_000000562015_00073_05638_6265.N1	29-MAR-2003 22:53:37	Dark	56.000	4	Alp1Cen	-0.010000	5800.0	112	5638	No
237	GOM_NL__2PRFIN20030329_225603_000000482015_00073_05638_6266.N1	29-MAR-2003 22:56:03	Straylight	48.000	12	Alp1Cru	0.77500	30000.	96	5638	No
238	GOM_NL__2PRFIN20030329_225728_000000442015_00073_05638_6267.N1	29-MAR-2003 22:57:28	Straylight	44.000	26	Gam Cru	1.6240	2900.0	88	5638	No
239	GOM_NL__2PRFIN20030329_230040_000000552015_00073_05638_6268.N1	29-MAR-2003 23:00:40	Straylight	54.500	54	5The Cen	2.0550	4500.0	109	5638	No
240	GOM_NL__2PRFIN20030329_230230_000001782015_00073_05638_6269.N1	29-MAR-2003 23:02:30	Dark	178.00	97	8Bet1Sco	2.5610	30000.	356	5638	Yes
241	GOM_NL__2PRFIN20030329_230653_000000462015_00073_05638_6270.N1	29-MAR-2003 23:06:53	Twilight_stray	46.000	106	9Bet Crv	2.6480	5600.0	92	5638	No
242	GOM_NL__2PRFIN20030329_230853_000000432015_00073_05638_6271.N1	29-MAR-2003 23:08:53	Twilight_stray	42.500	100	4Gam Crv	2.5800	13100.	85	5638	No
243	GOM_NL__2PRFIN20030329_231049_000000612015_00073_05638_6272.N1	29-MAR-2003 23:10:49	Bright	61.000	15	67Alp Vir	0.97600	28000.	122	5638	No
244	GOM_NL__2PRFIN20030329_231407_000000472015_00073_05638_6273.N1	29-MAR-2003 23:14:07	Bright	46.500	121	29Gam Vir	2.7400	7200.0	93	5638	No
245	GOM_NL__2PRFIN20030329_232018_000000362015_00073_05638_6274.N1	29-MAR-2003 23:20:18	Bright	35.500	96	68Del Leo	2.5600	9300.0	71	5638	No
246	GOM_NL__2PRFIN20030329_232709_000000362015_00073_05638_6275.N1	29-MAR-2003 23:27:09	Bright	35.500	174	52Psi UMa	3.0040	4400.0	71	5638	No
247	GOM_NL__2PRFIN20030329_233028_000000372015_00073_05638_6276.N1	29-MAR-2003 23:30:28	Bright	36.500	82	48Bet UMa	2.3650	10600.	73	5638	No
248	GOM_NL__2PRFIN20030329_233200_000000352015_00073_05638_6277.N1	29-MAR-2003 23:32:00	Bright	35.000	36	50Alp UMa	1.8000	6300.0	70	5638	No
249	GOM_NL__2PRFIN20030329_233406_000000692015_00073_05638_6278.N1	29-MAR-2003 23:34:06	Bright	68.500	180	27Gam Boo	3.0400	8000.0	137	5638	No
250	GOM_NL__2PRFIN20030329_233829_000000402015_00073_05638_6279.N1	29-MAR-2003 23:38:29	Bright	40.000	60	7Bet UMi	2.0810	3950.0	80	5638	No
251	GOM_NL__2PRFIN20030329_233959_000000352015_00073_05638_6280.N1	29-MAR-2003 23:39:59	Bright	35.000	49	1Alp UMi	1.9900	6300.0	70	5638	No
252	GOM_NL__2PRFIN20030329_234134_000000472015_00073_05638_6281.N1	29-MAR-2003 23:41:34	Bright	46.500	119	14Eta Dra	2.7270	4700.0	93	5638	No
253	GOM_NL__2PRFIN20030329_235243_000000462015_00073_05638_6282.N1	29-MAR-2003 23:52:43	Bright	45.500	144	18Del Cyg	2.8600	11000.	91	5638	No
254	GOM_NL__2PRFIN20030329_235432_000000432015_00073_05638_6283.N1	29-MAR-2003 23:54:32	Bright	43.000	66	37Gam Cyg	2.2080	5900.0	86	5638	No
255	GOM_NL__2PRFIN20030329_235630_000000412015_00073_05638_6284.N1	29-MAR-2003 23:56:30	Bright	41.000	92	53Eps Cyg	2.5000	4500.0	82	5638	No

3. Quality information per product

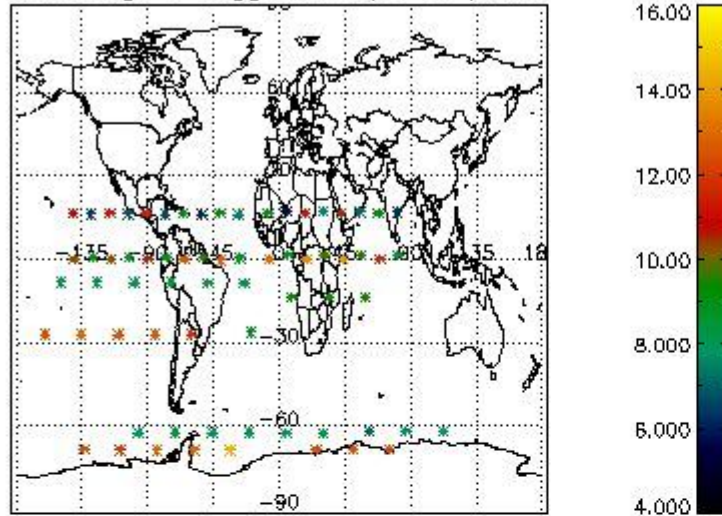
In this section it is plotted some information contained in the Quality Summary data set of the level 2 products. Only products in dark limb conditions and without errors (error flag in the MPH set to "0") are used.

3.1 Plot quality information per product (time dependant)

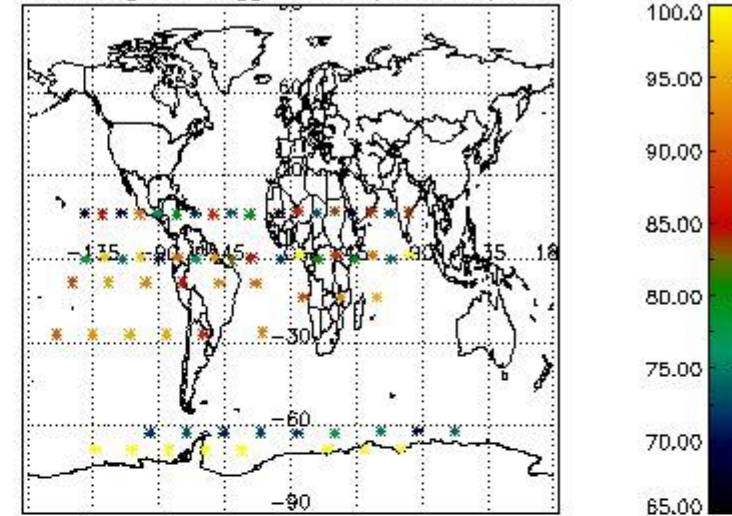


3.2 Plot quality information per product (world map)

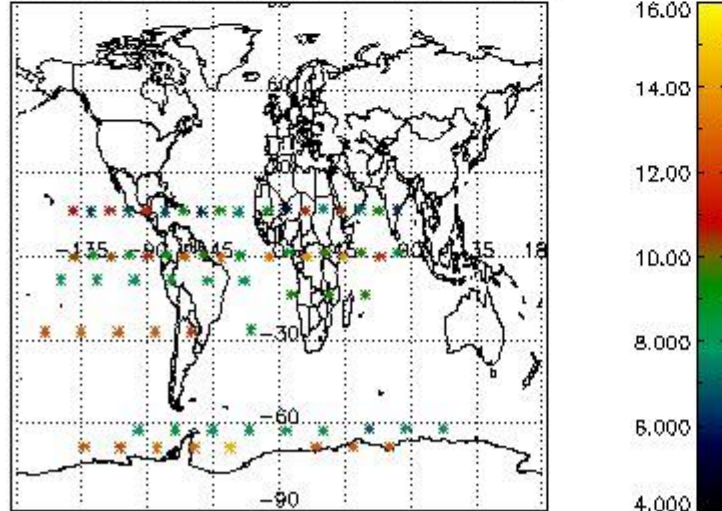
Percentage of flagged data per O3 profile



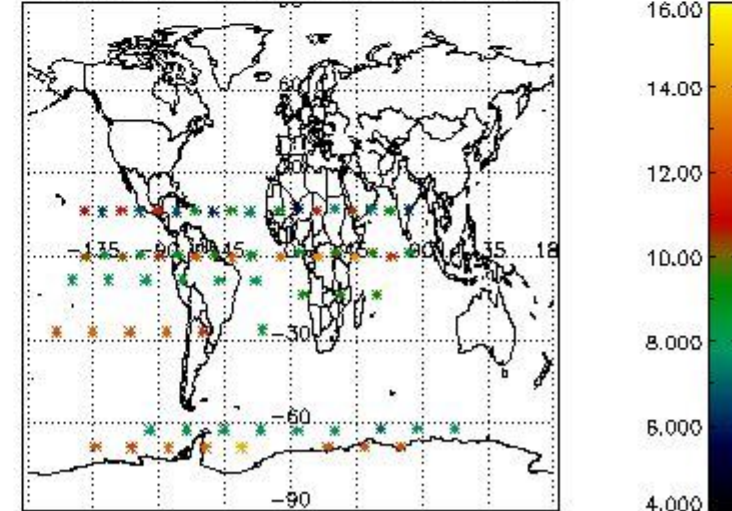
Percentage of flagged data per H2O profile



Percentage of flagged data per NO2 profile



Percentage of flagged data per NO3 profile

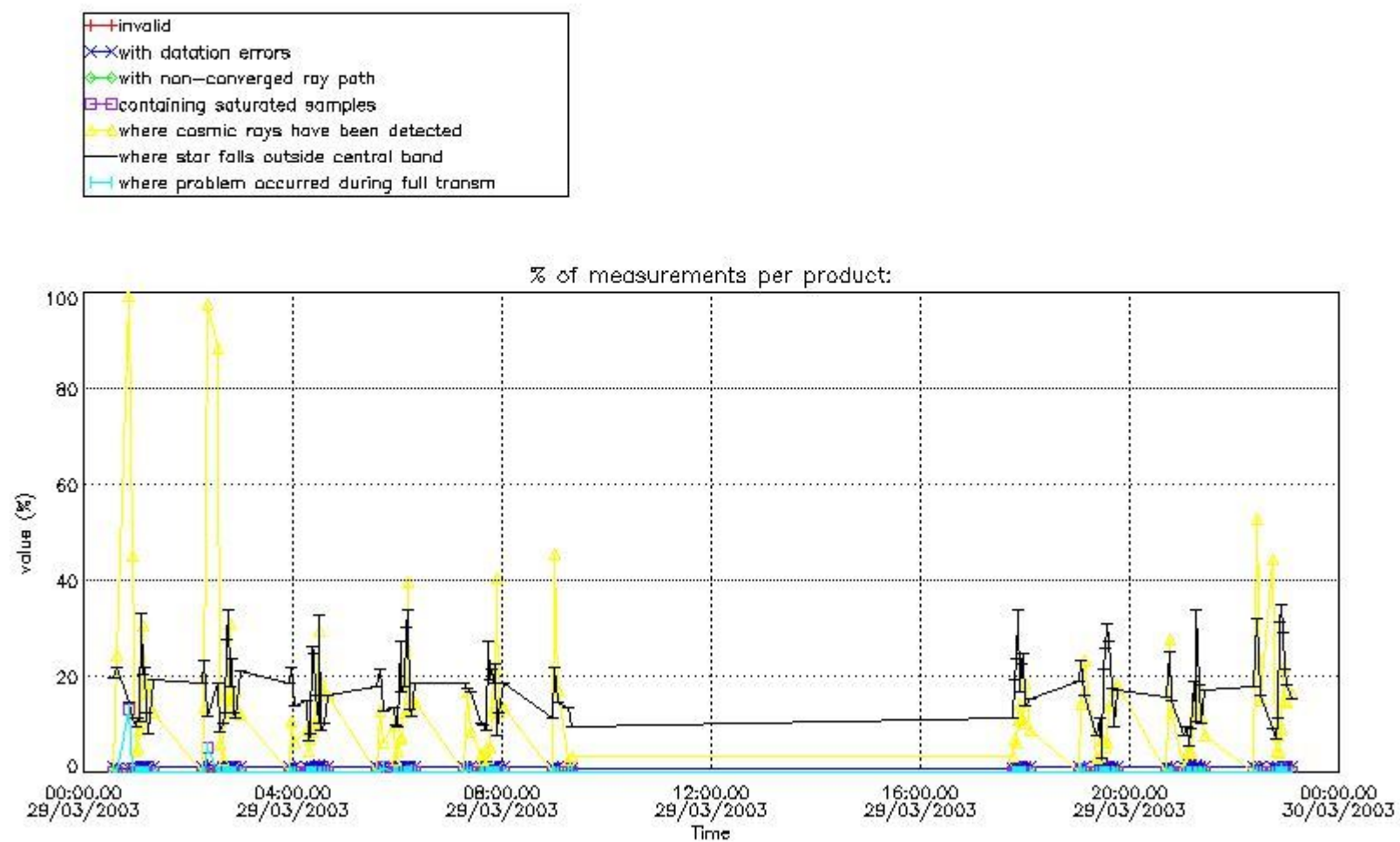


4. Level 1 quality information per product

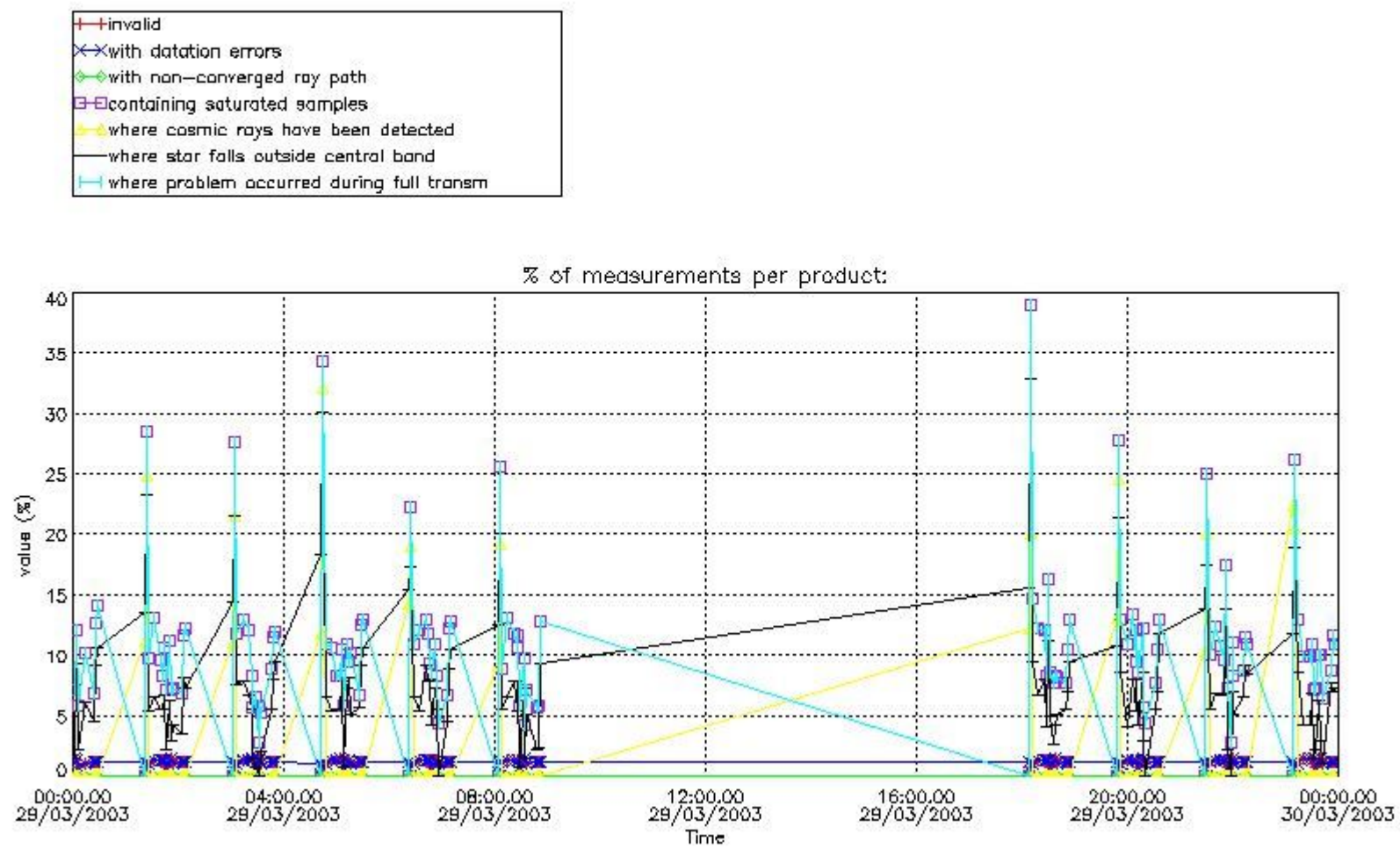
In this section it is plotted some information contained in the Quality Summary data set of the level 2 products that comes from the level 1b processing. Products without errors (error flag in the MPH set to "0") are used.

4.1 Plot quality information per product (time dependant) coming from level 1b processing

4.1.1 Plot level 1 quality information per product (time dependant): ENVISAT ASCENDING passes

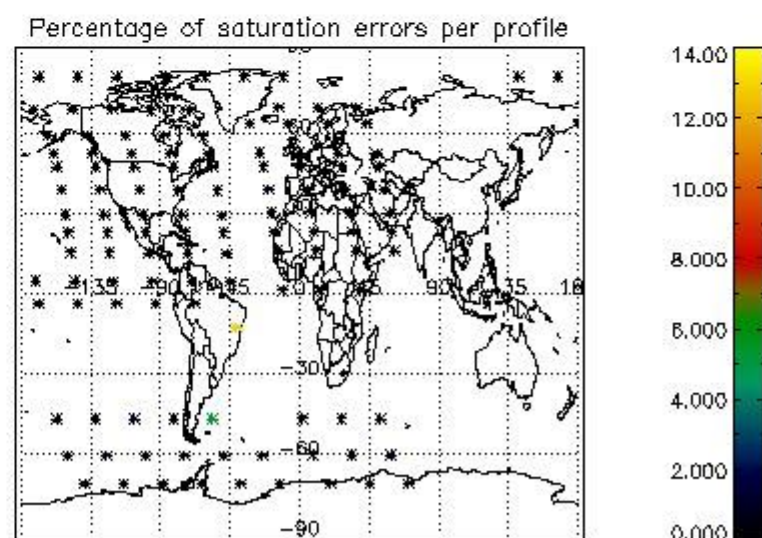
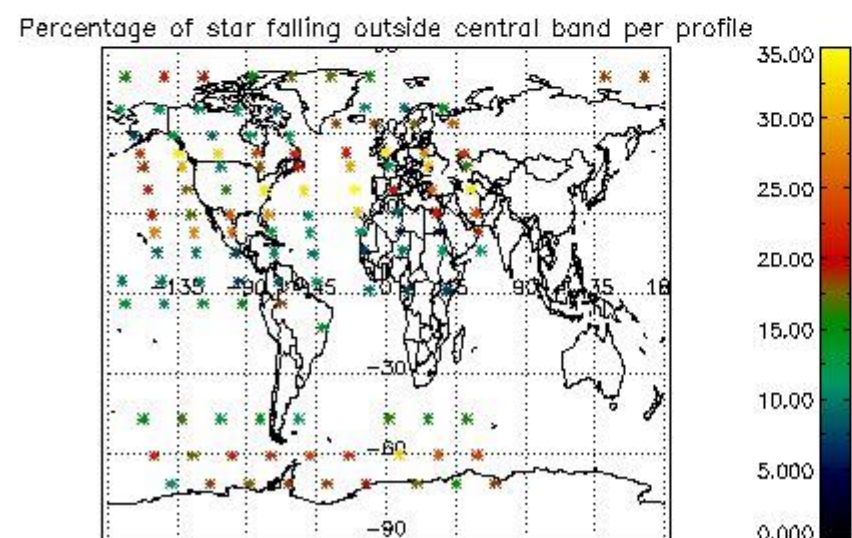
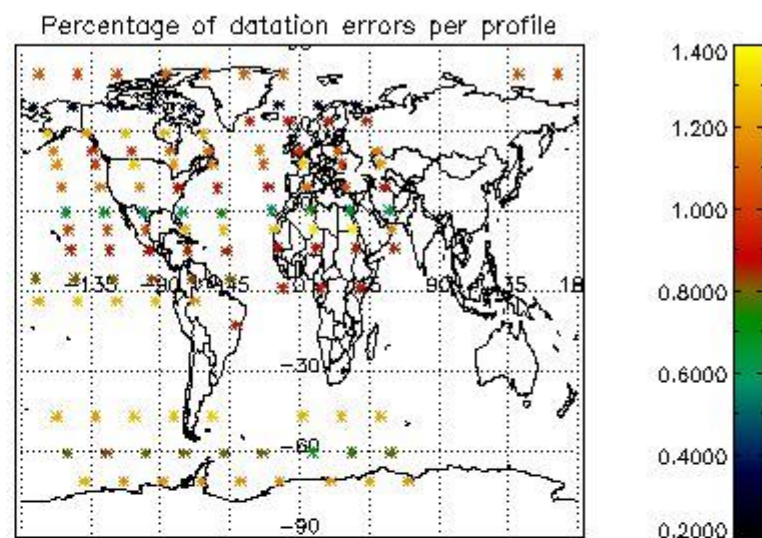
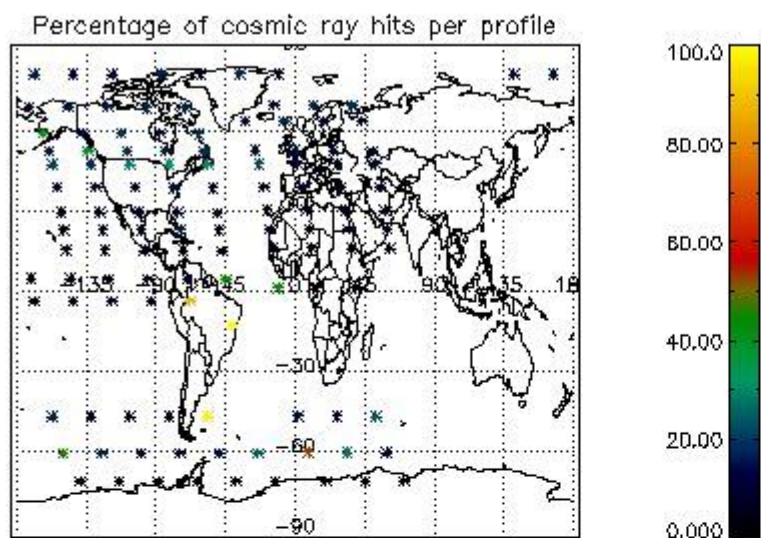


4.1.2 Plot level 1 quality information per product (time dependant): ENVI SAT DESCENDING passes

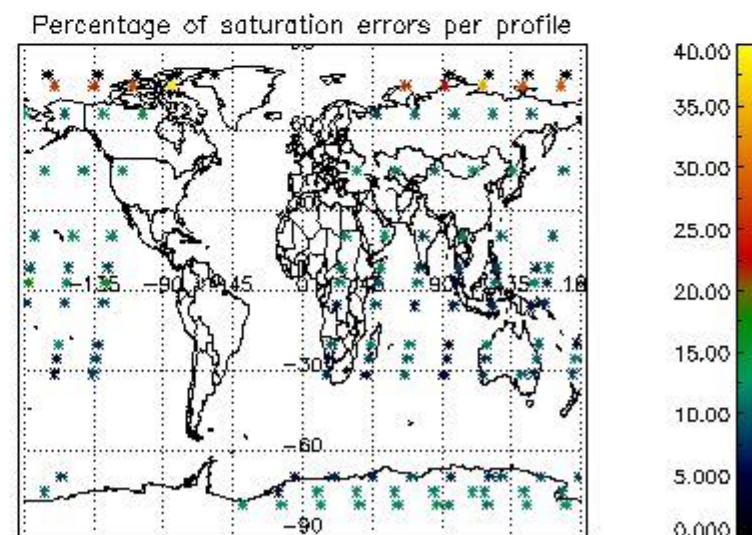
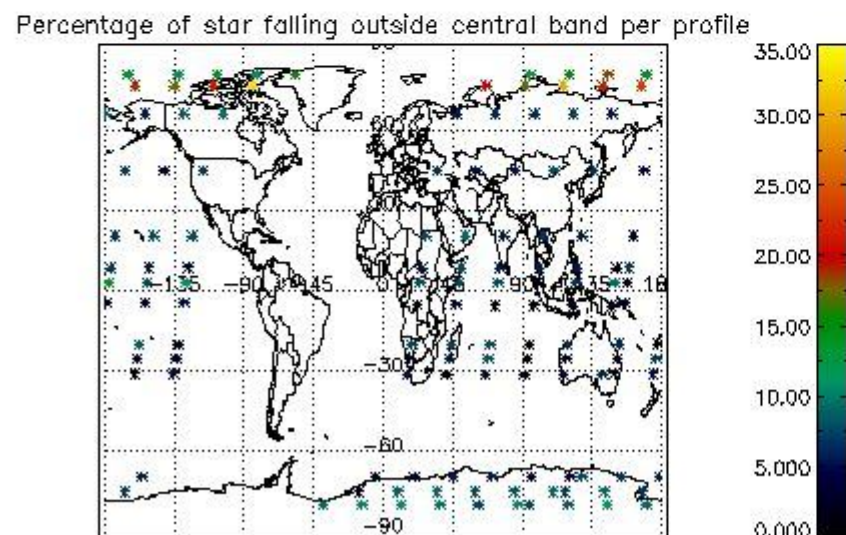
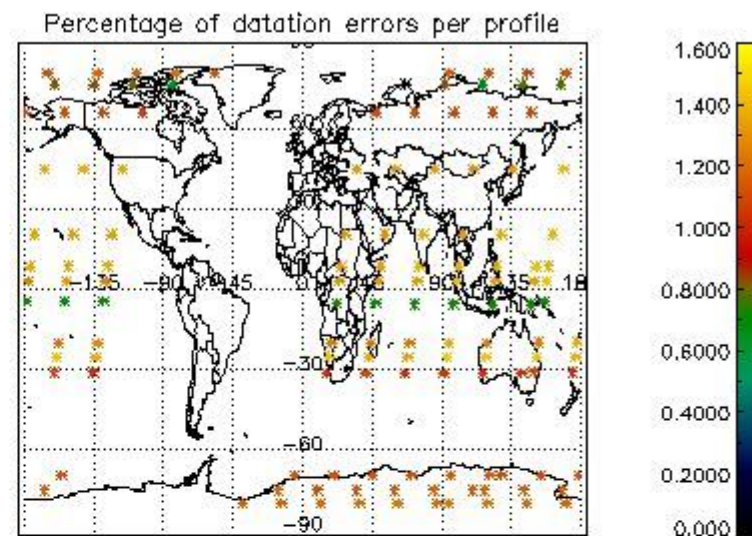
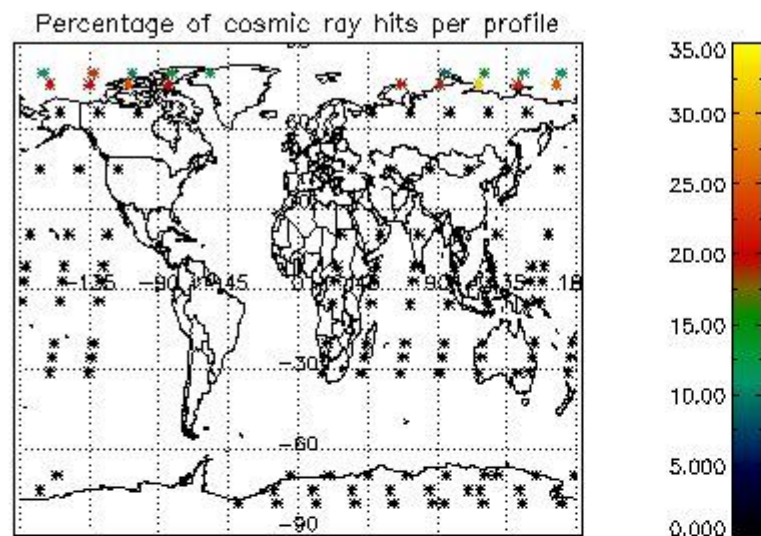


4.2 Plot quality information per product coming from level 1b processing (world map)

4.2.1 Plot level 1 quality information per product (world map): ENVISAT ASCENDING passes



4.2.2 Plot level 1 quality information per product (world map): ENVISAT DESCENDING passes



5. Trace gas profiles

5.1 Ozone statistics based on quality of products

The final quality of the products can be "measured" using the STD (Standard Deviation) attached to every point profile. This information is written to the parameter GOM_NL__2P/NL_LOCAL_SPECIES_DENSITY/o3_std of the level 2 products. The table below shows the statistics for given STD ranges.

The statistics are given with respect to the overall valid production:

- Products without fatal errors: GOM_NL__2P/MPH/PRODUCT_ERR=0
- Valid point profile: GOM_NL__2P/NL_LOCAL_SPECIES_DENSITY/pcd(0)=0

The 'Criteria' is applied to valid points of dark limb products:

- Products in dark limb illumination condition: GOM_NL__2P/NL_SUMMARY_QUALITY/obs_ill_cond=0
- Products without fatal errors: GOM_NL__2P/MPH/PRODUCT_ERR=0
- Valid point profile: GOM_NL__2P/NL_LOCAL_SPECIES_DENSITY/pcd(0)=0

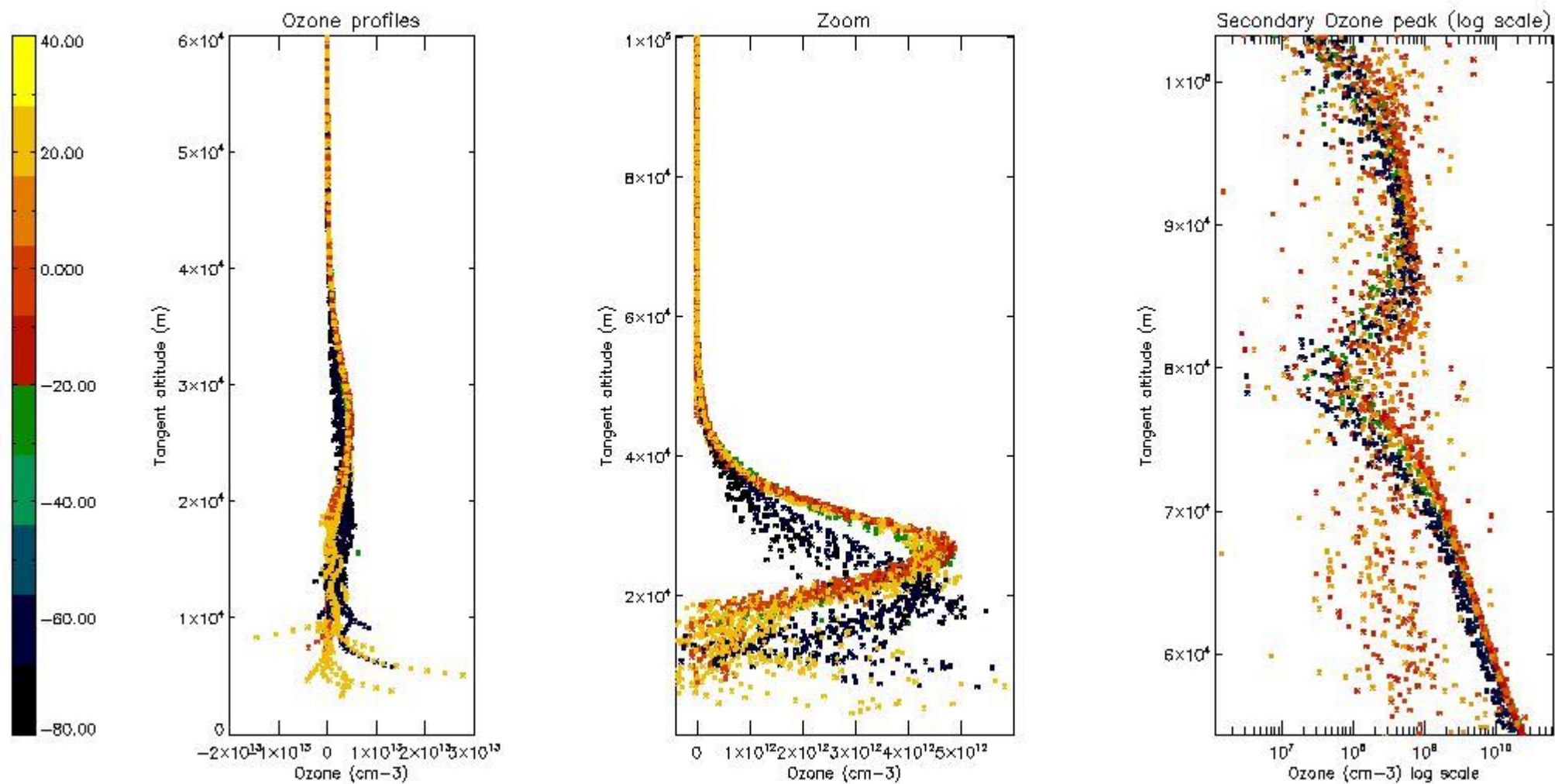
So, the table below shows the percentage of dark limb and valid observations for each criteria with respect to the overall valid daily observations.

Criteria	% of total production
All STD	29
STD < 20	16

STD < 10	13
STD < 5	10

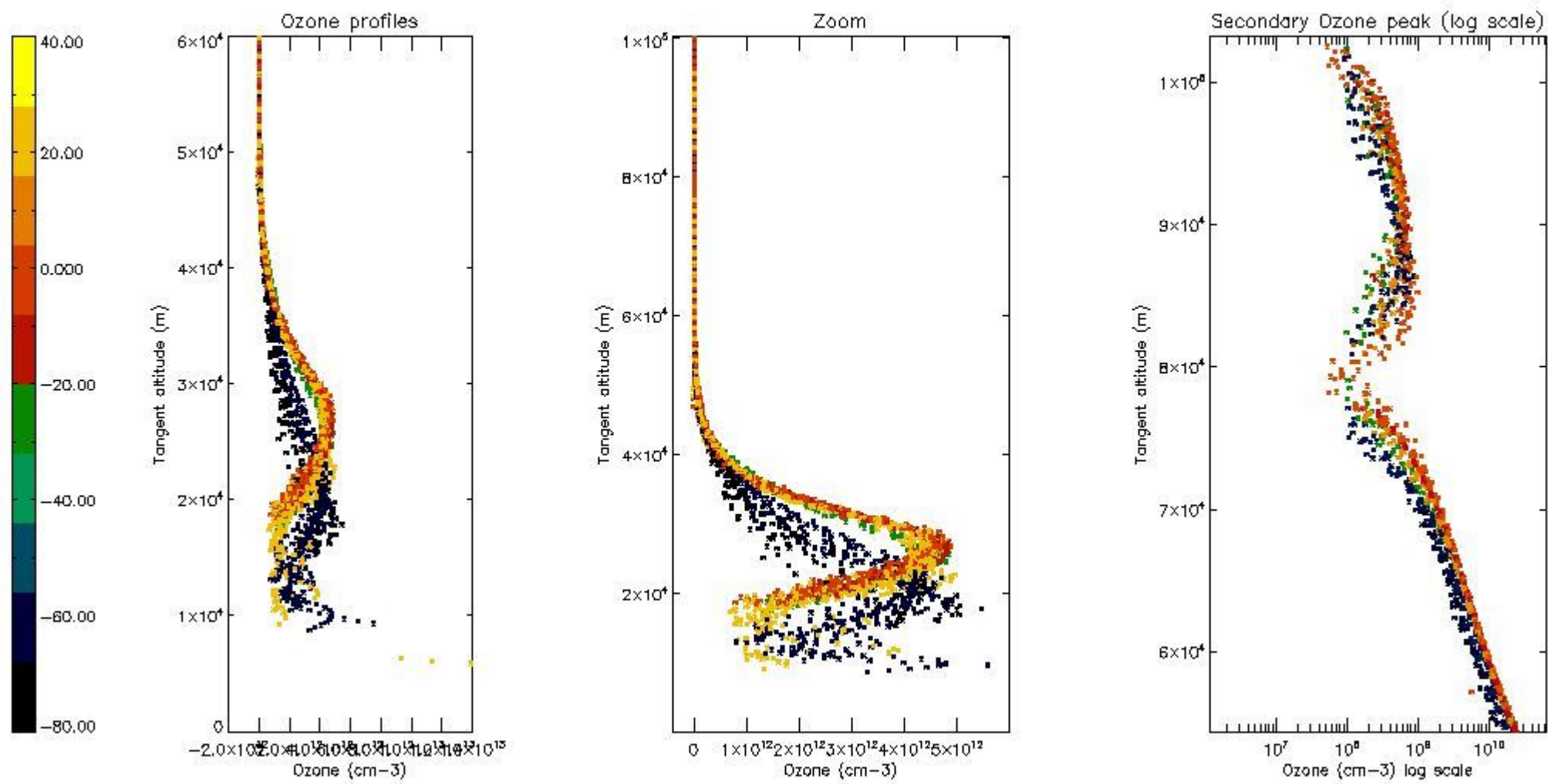
5.2 Plot ozone profiles for all STD (dark without errors)

The colorbar represents the latitude.



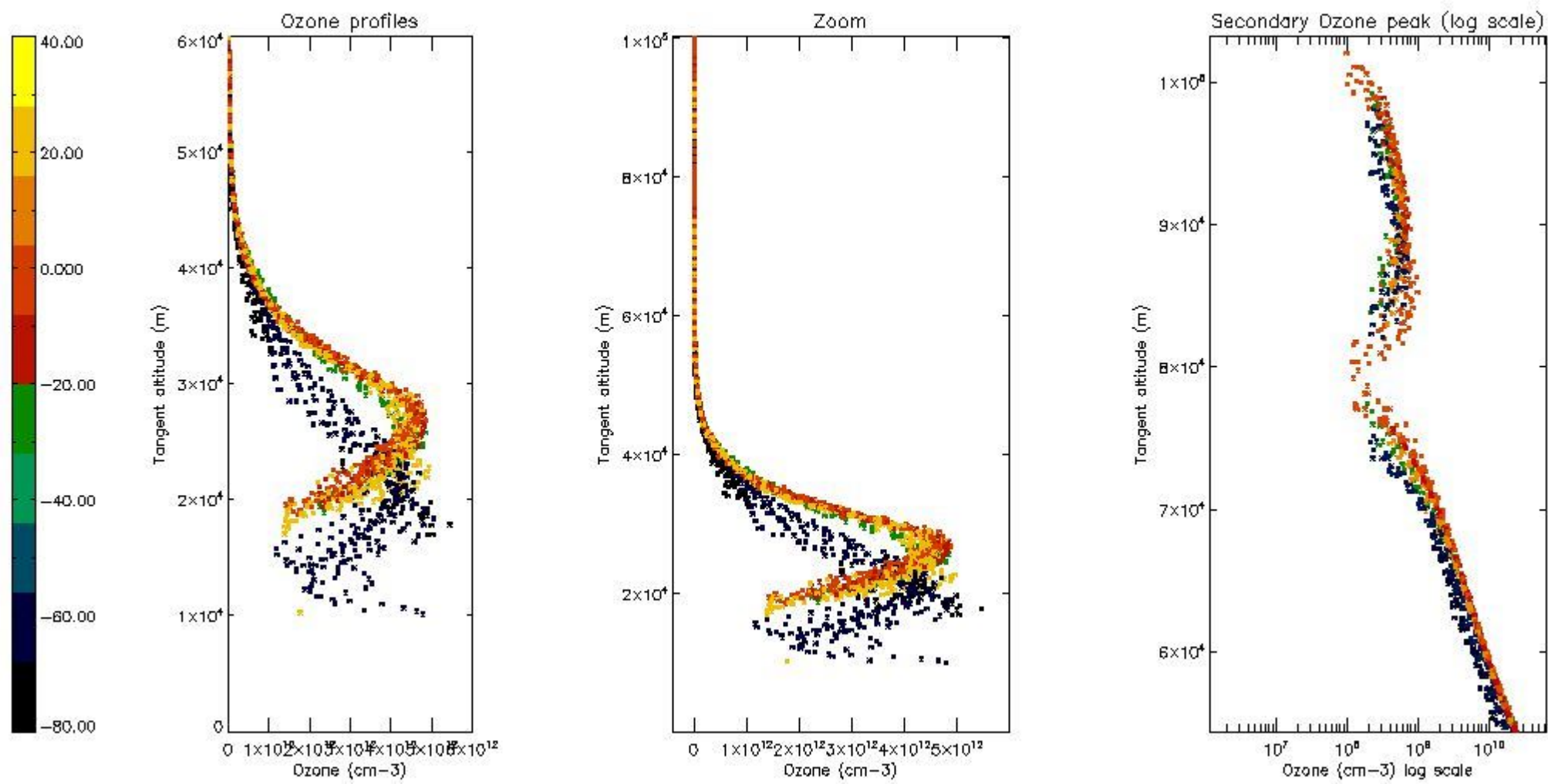
5.3 Plot ozone profiles where STD < 20% (dark without errors)

The colorbar represents the latitude.



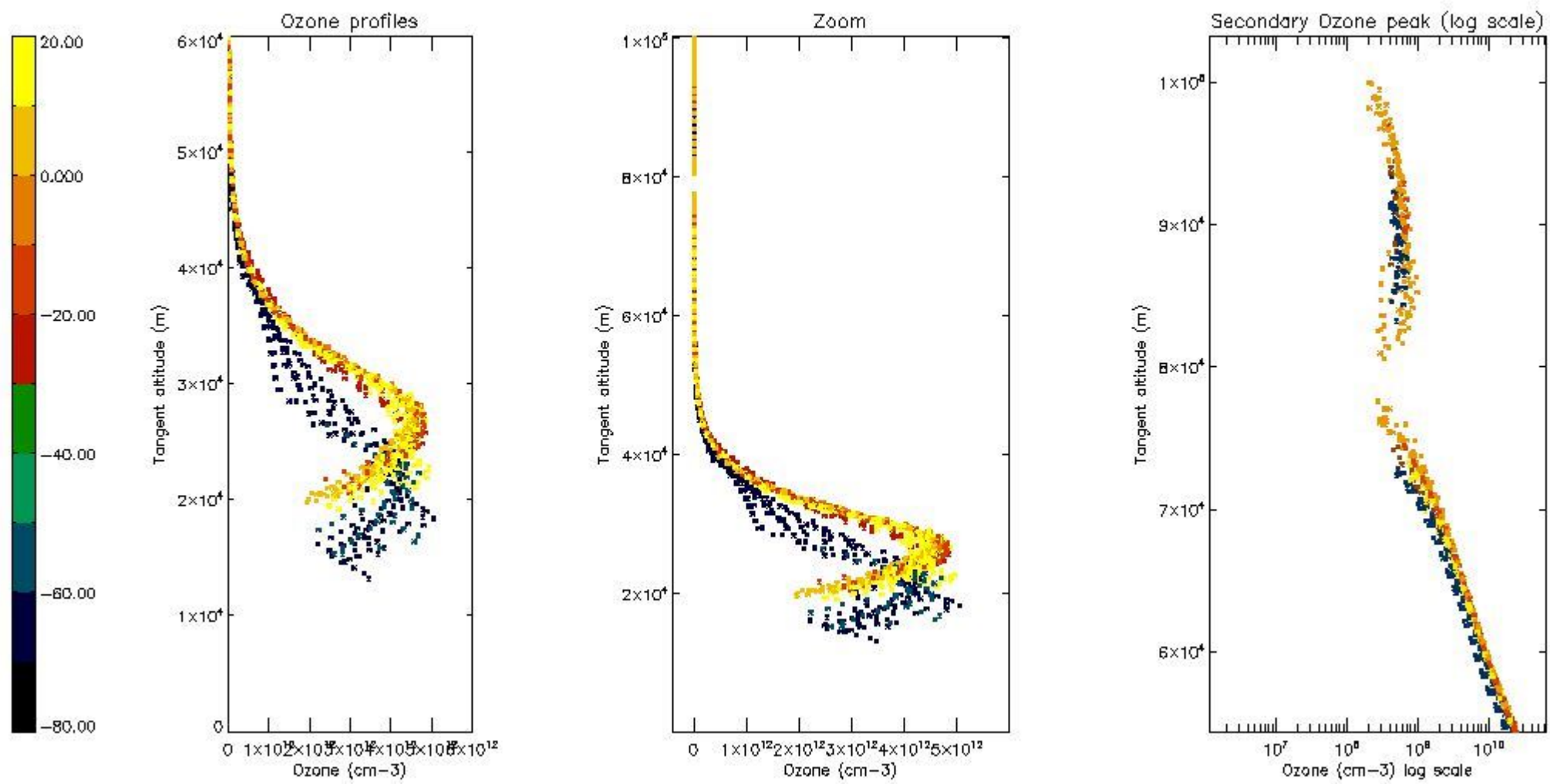
5.4 Plot ozone profiles where STD < 10% (dark without errors)

The colorbar represents the latitude.



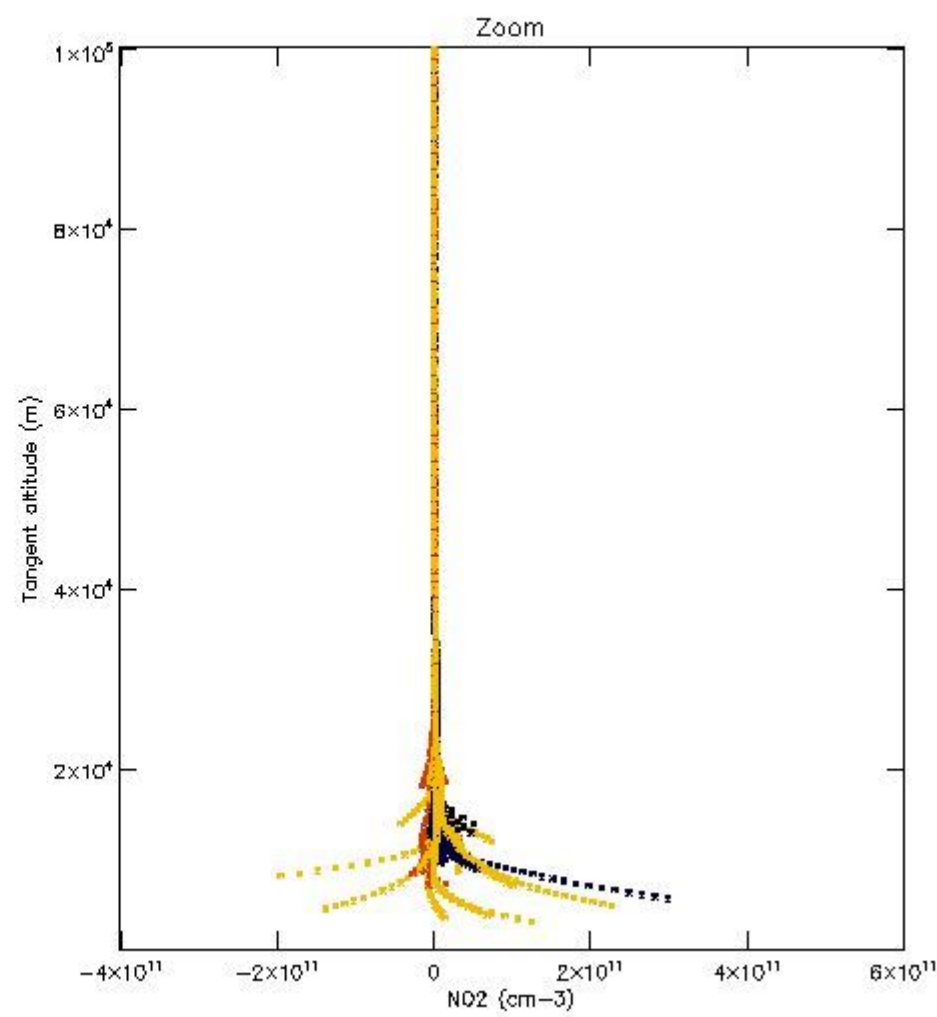
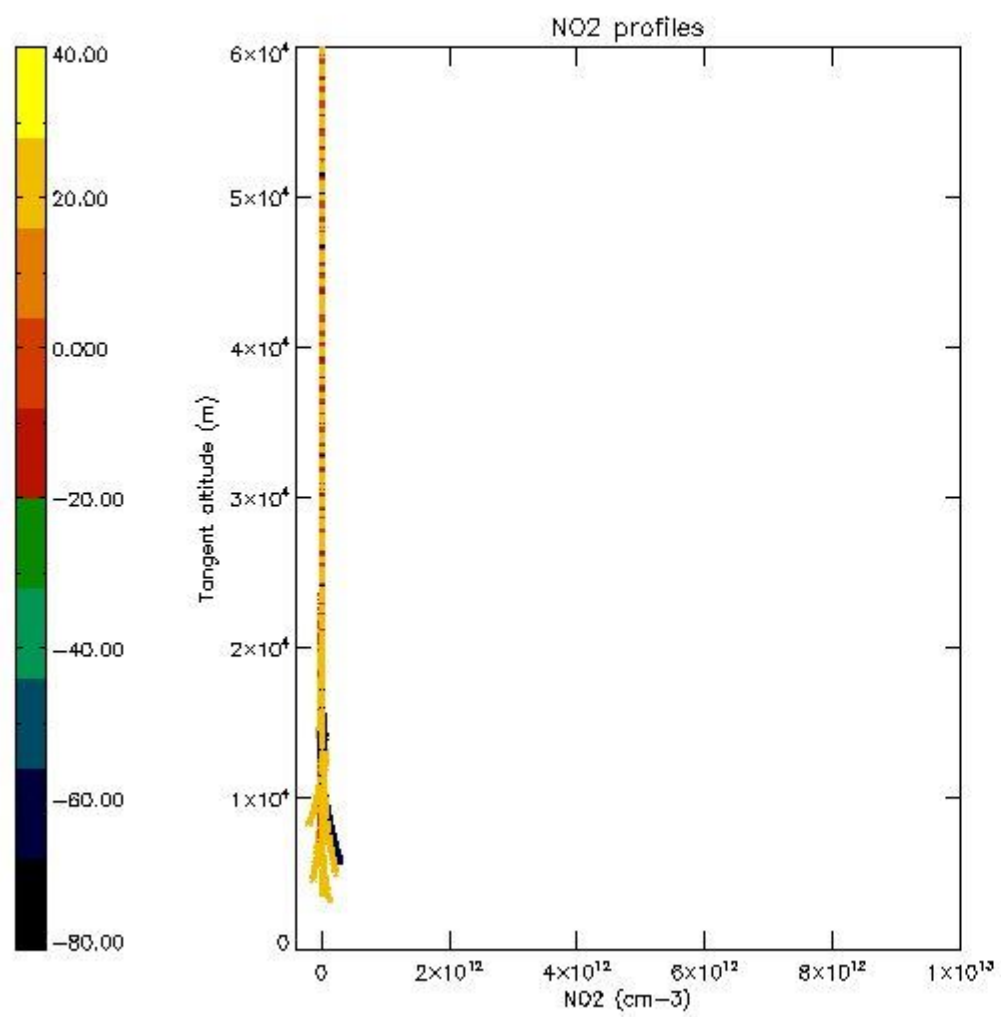
5.5 Plot ozone profiles where STD < 5% (dark without errors)

The colorbar represents the latitude.



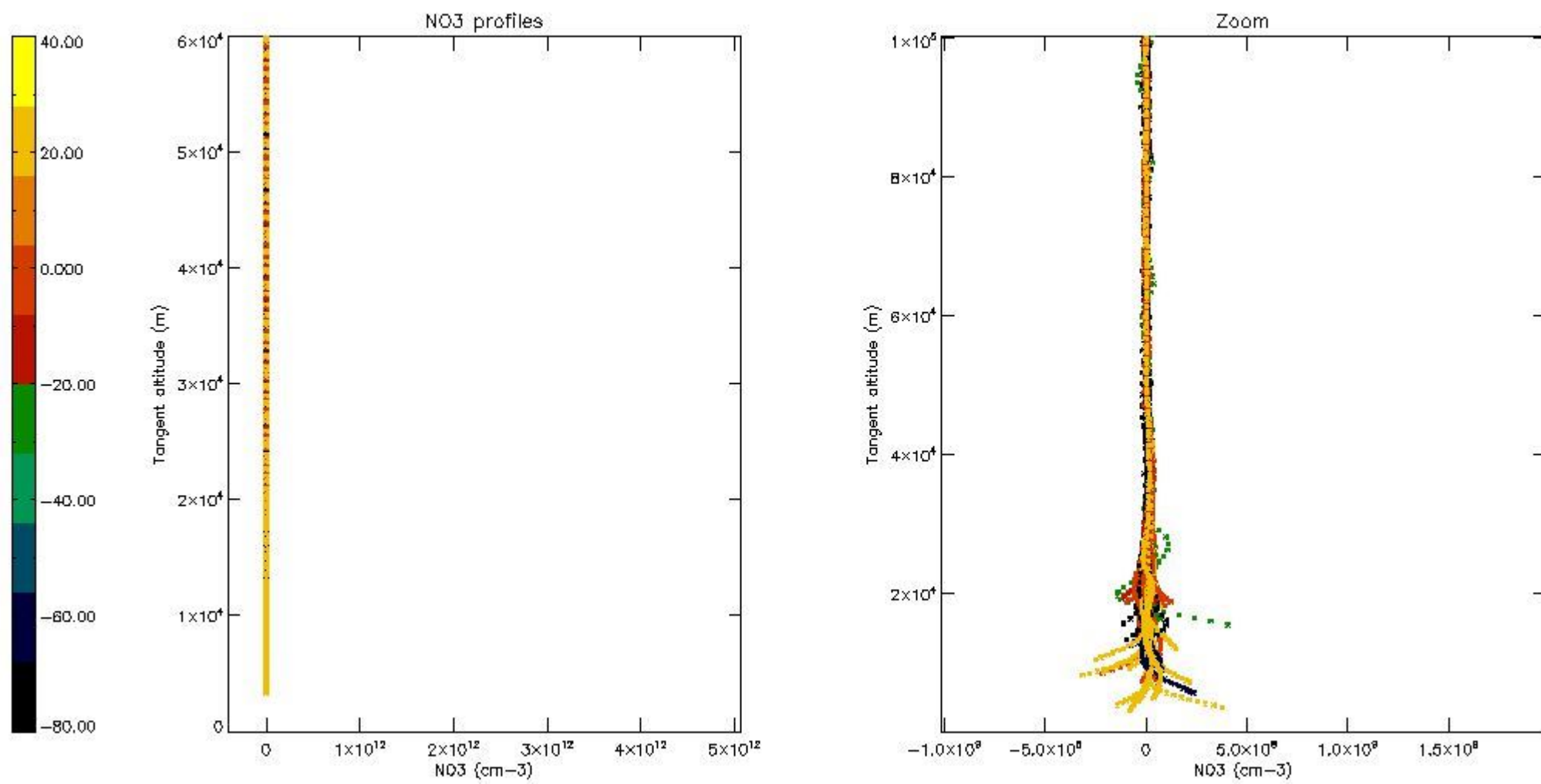
5.6 Plot NO₂ profiles for all STD (dark without errors)

The colorbar represents the latitude.



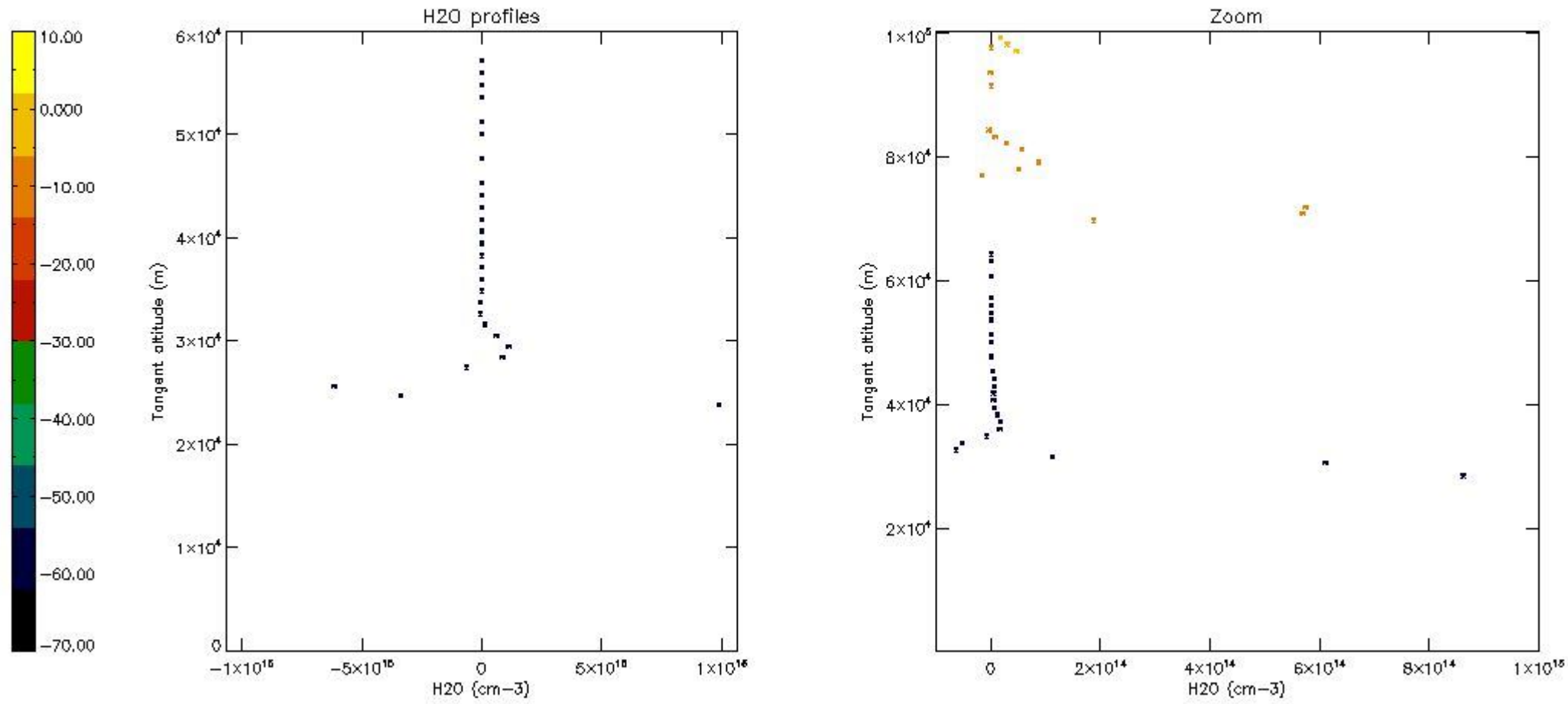
5.7 Plot NO3 profiles for all STD (dark without errors)

The colorbar represents the latitude.



5.8 Plot H₂O profiles for all STD (only for occultations of stars 1,2,3,4,13,14,16,26,63 dark without errors)

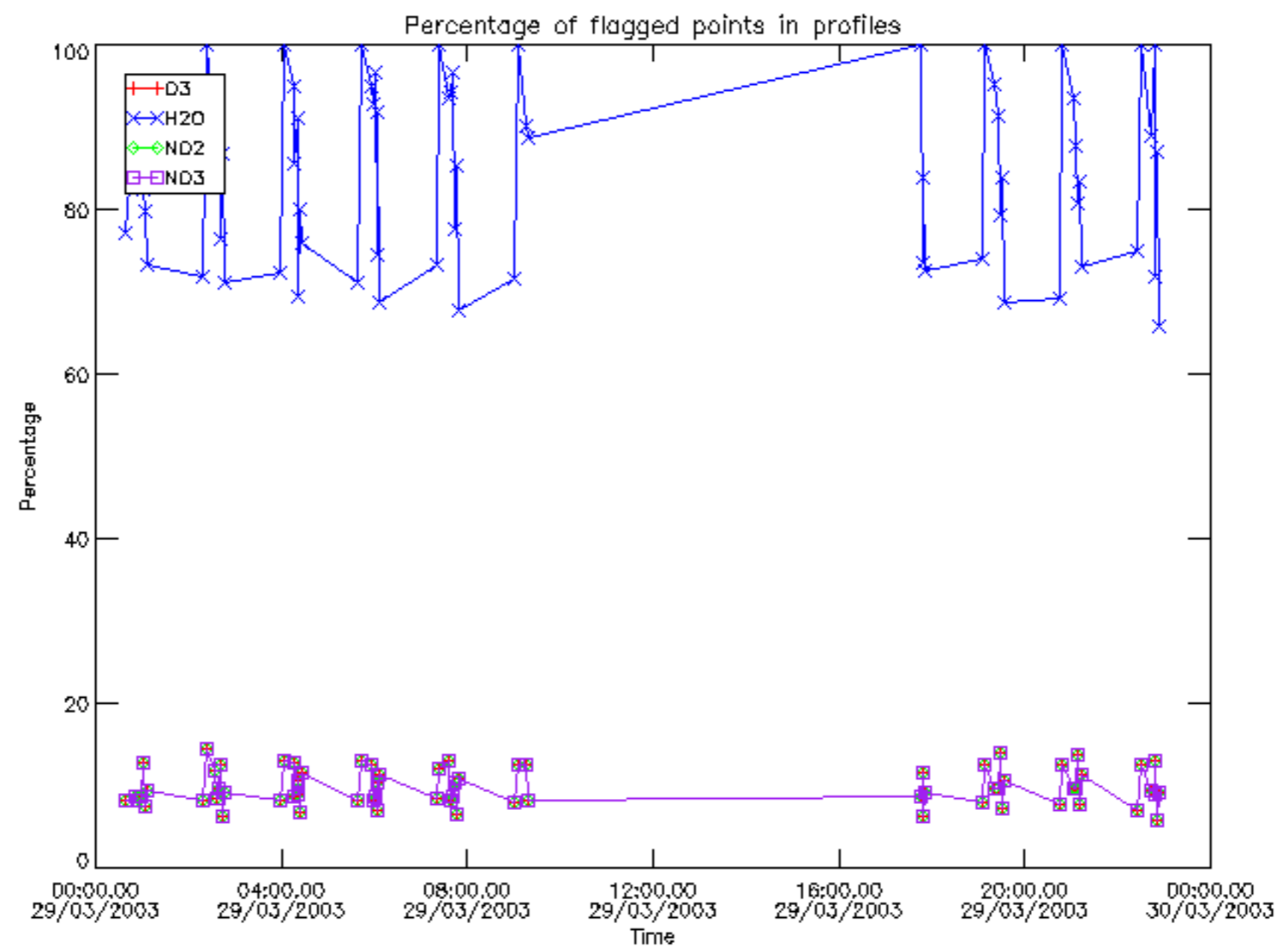
The colorbar represents the latitude.



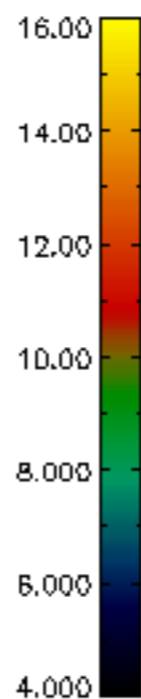
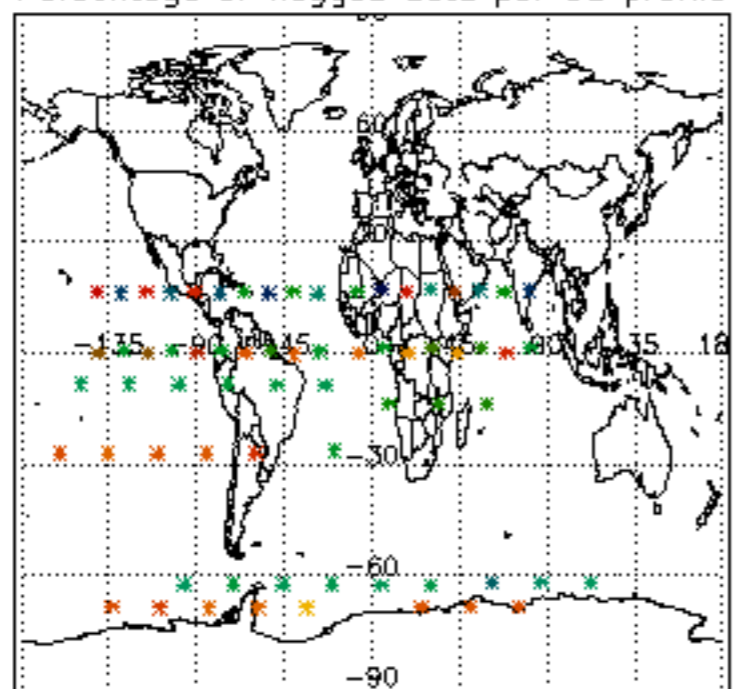
6. Auxiliary Data Files used for the production reported in section 2

The number reported in the third column indicates since which file (see list in section 2) the corresponding auxiliary file has been used. The fourth column is the date of those product files.

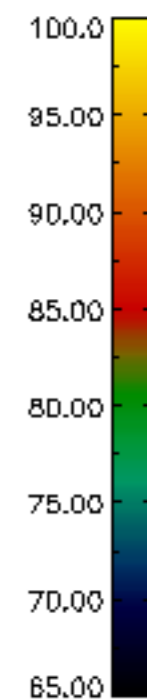
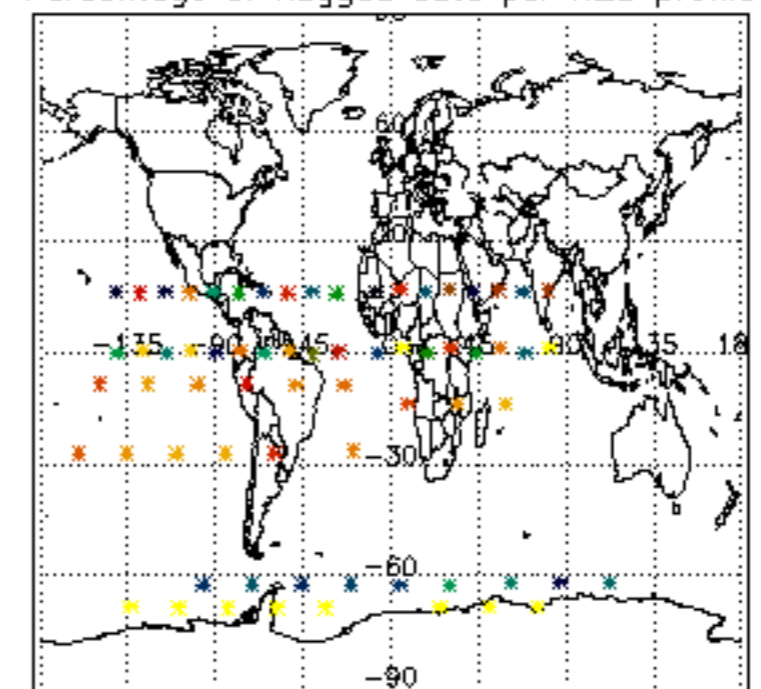
Type	Auxiliary Filename	Used since product	Used since product date
INST_PHYS_CHARACTERISTICS	GOM_INS_AXNIEC20050627_150440_20020301_000000_20100101_000000	1	29-MAR-2003 00:02:07
LEVEL-2_PROC_CONFIG	GOM_PR2_AXVIEC20091111_152718_20020301_000000_20500101_000000	1	29-MAR-2003 00:02:07
CROSS_SECTIONS_FILE	GOM_CRS_AXVIEC20091111_154832_20020301_000000_20500101_000000	1	29-MAR-2003 00:02:07



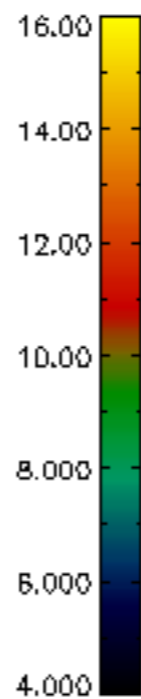
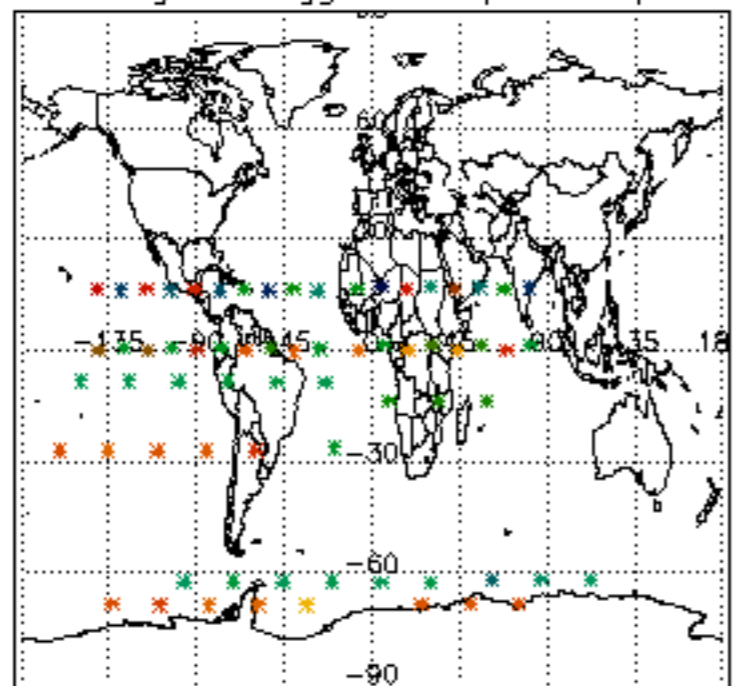
Percentage of flagged data per D3 profile



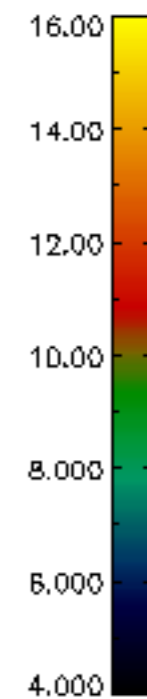
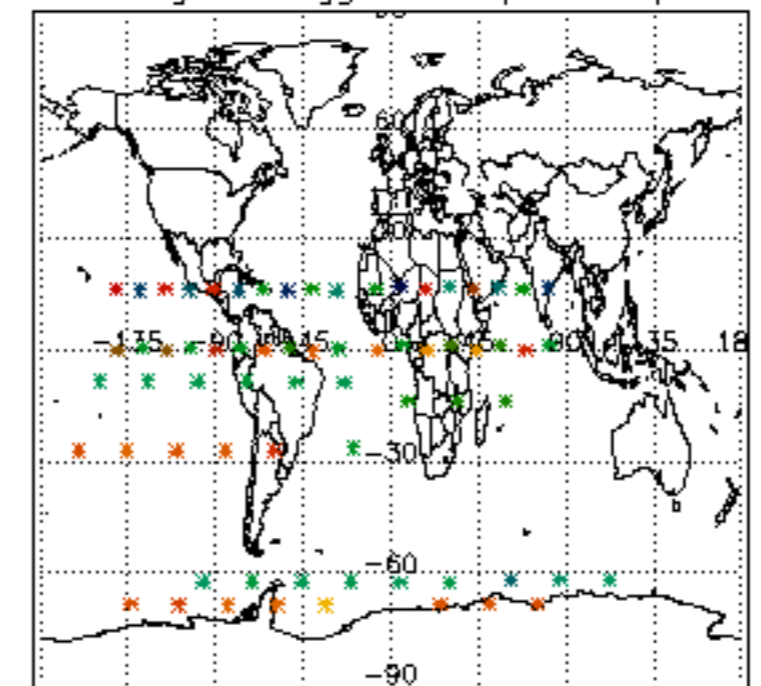
Percentage of flagged data per H2O profile

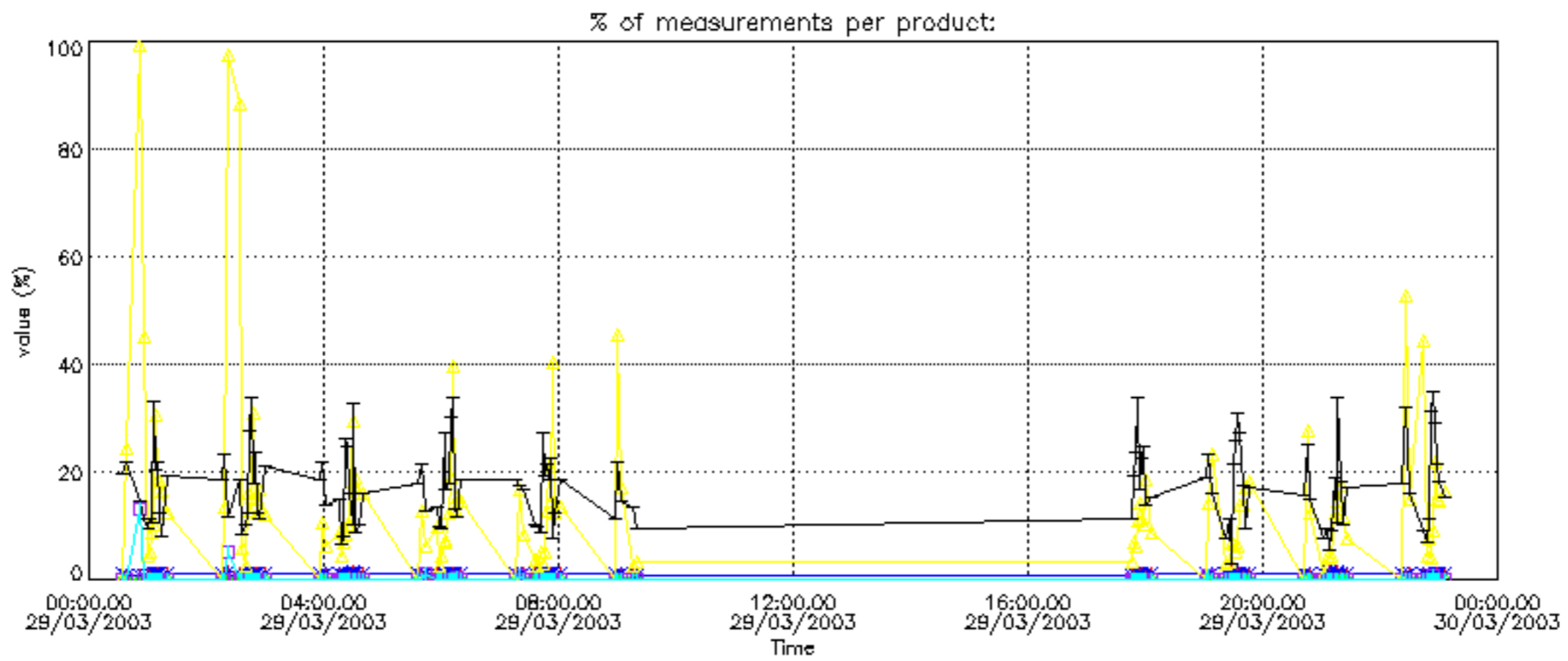


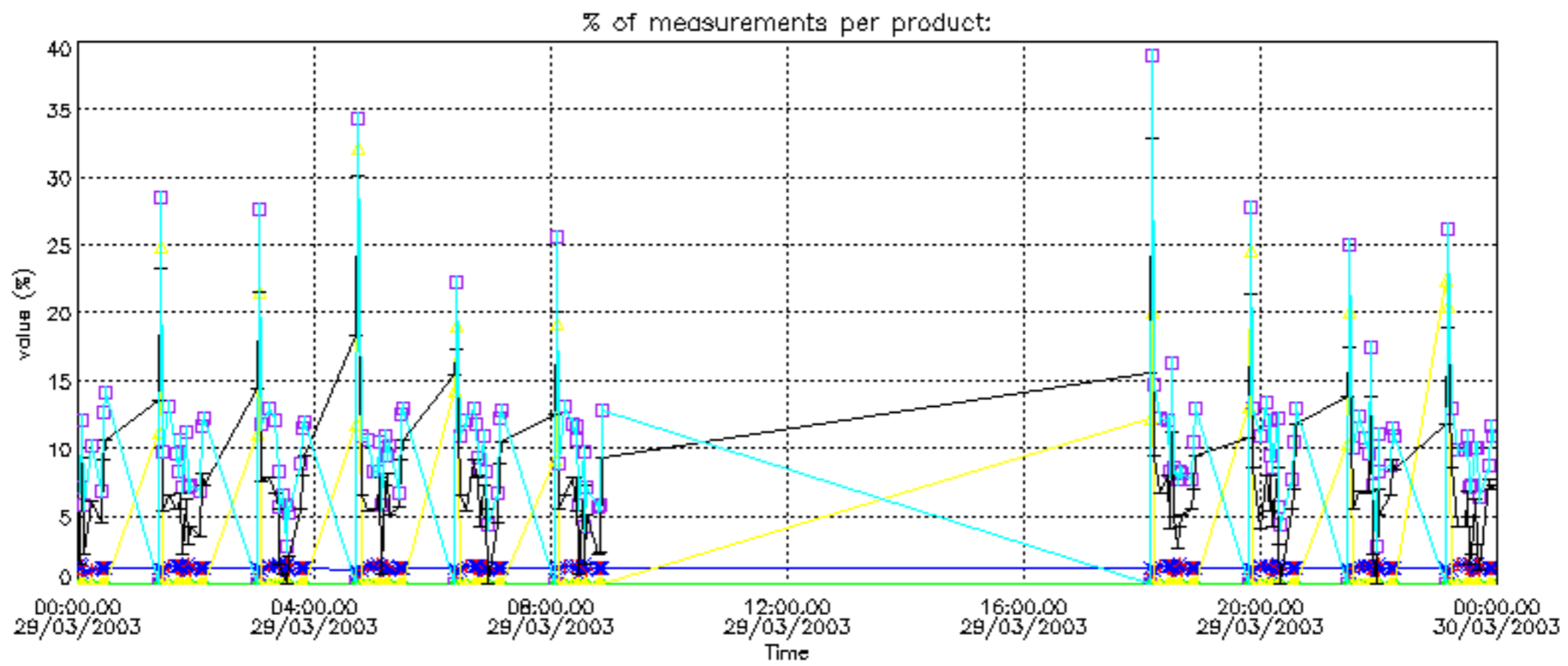
Percentage of flagged data per NO2 profile



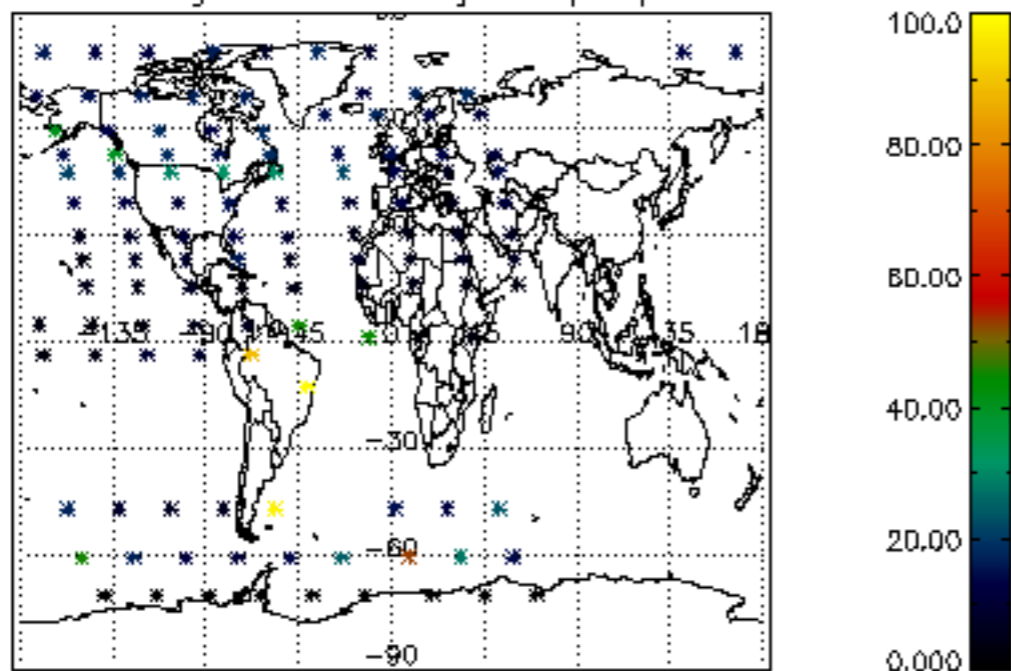
Percentage of flagged data per NO3 profile



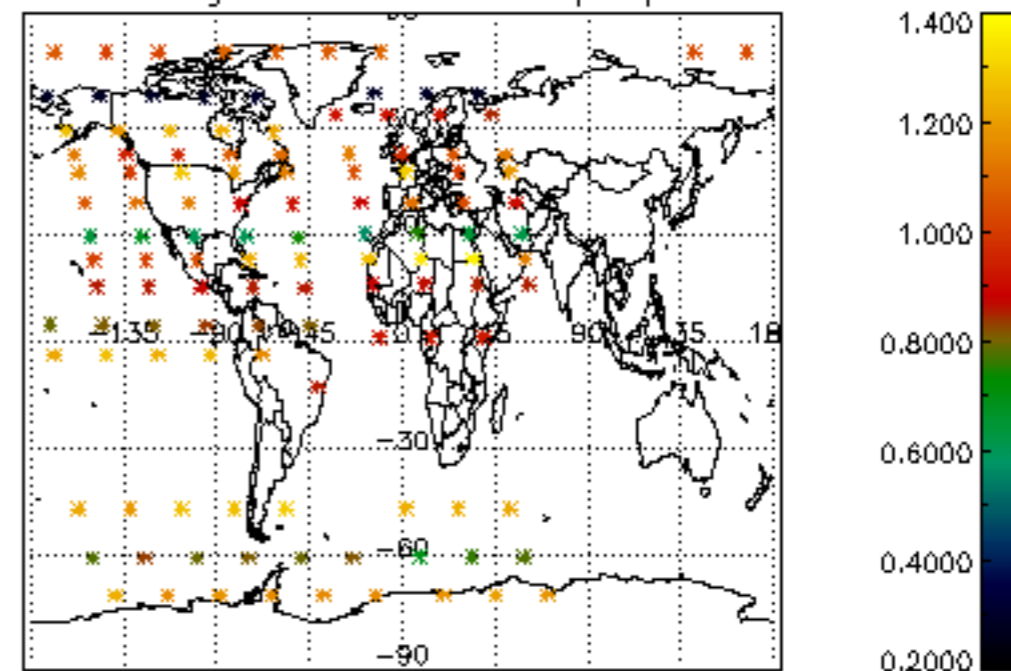




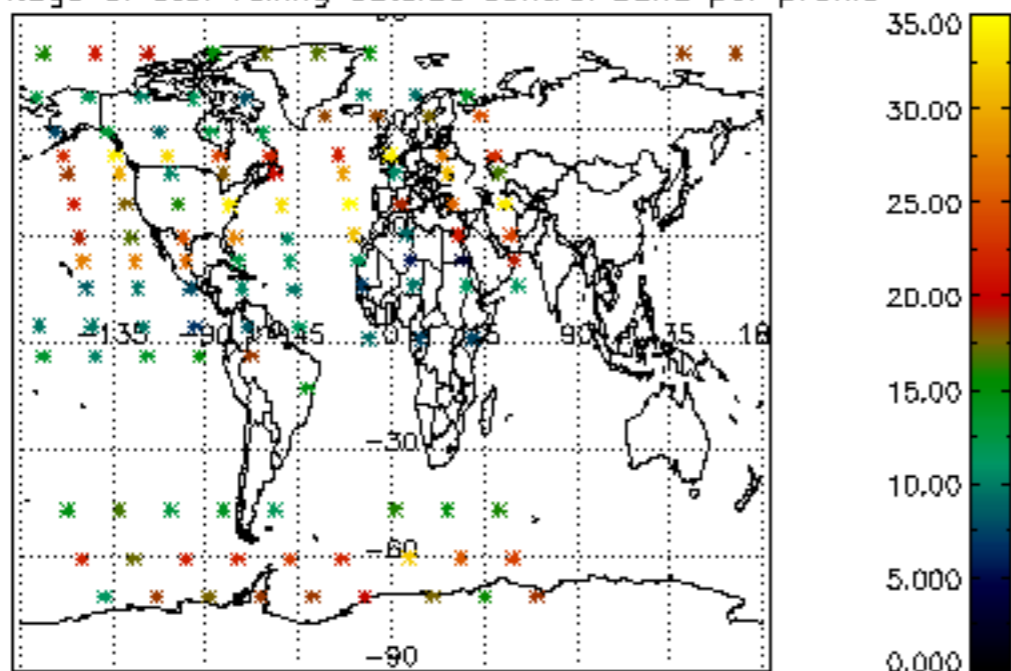
Percentage of cosmic ray hits per profile



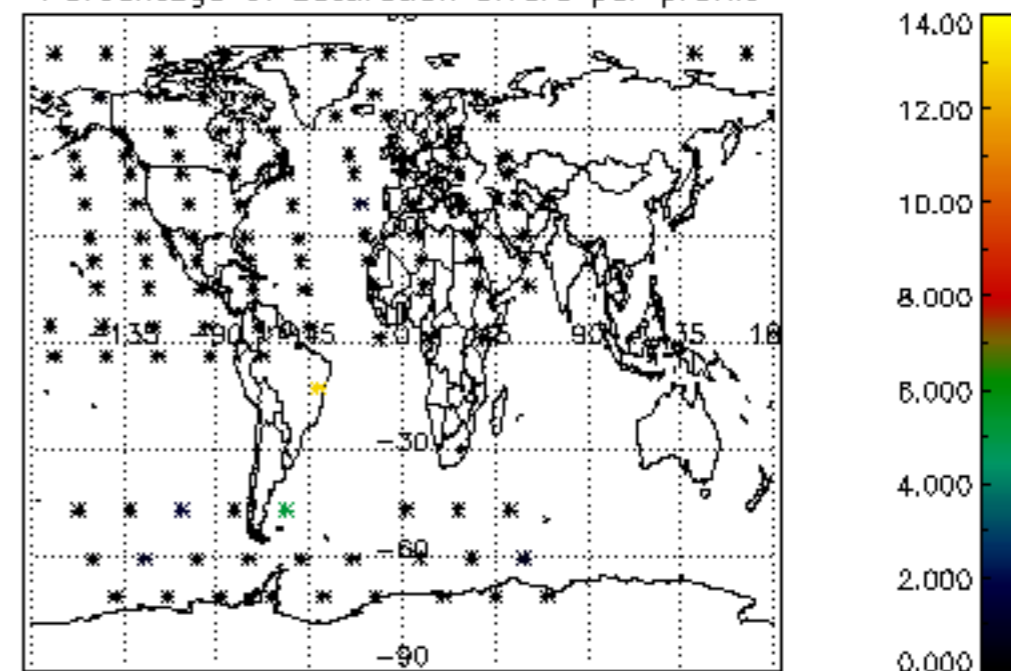
Percentage of datation errors per profile



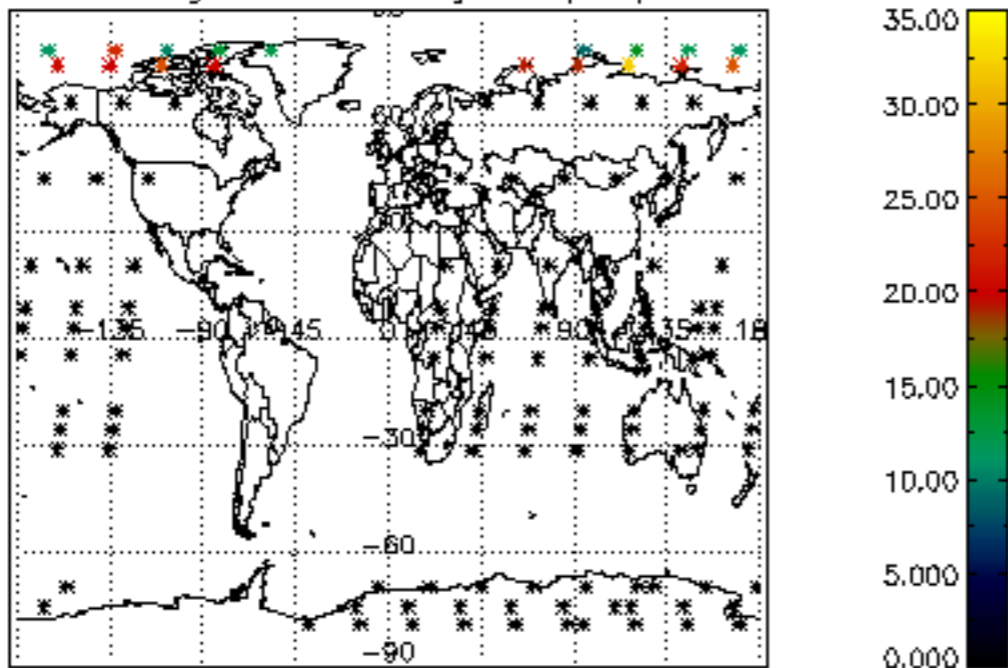
Percentage of star falling outside central band per profile



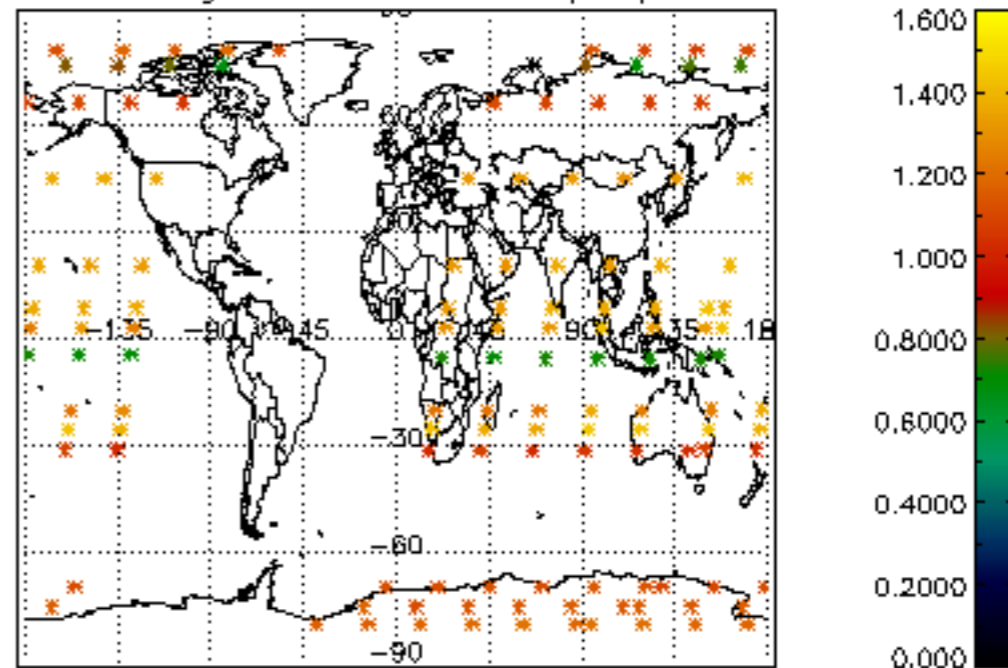
Percentage of saturation errors per profile



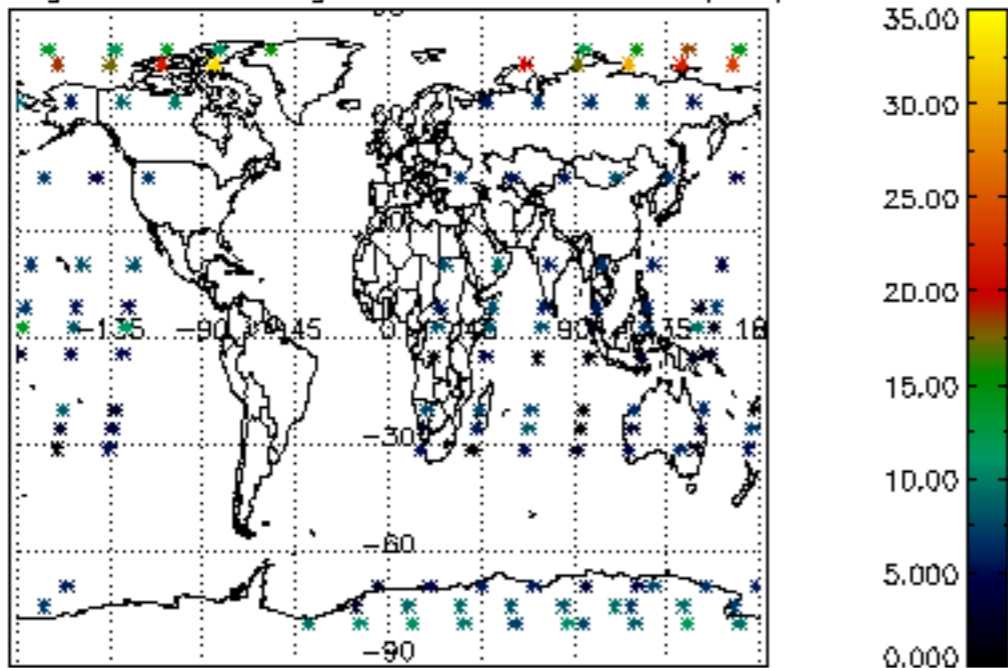
Percentage of cosmic ray hits per profile



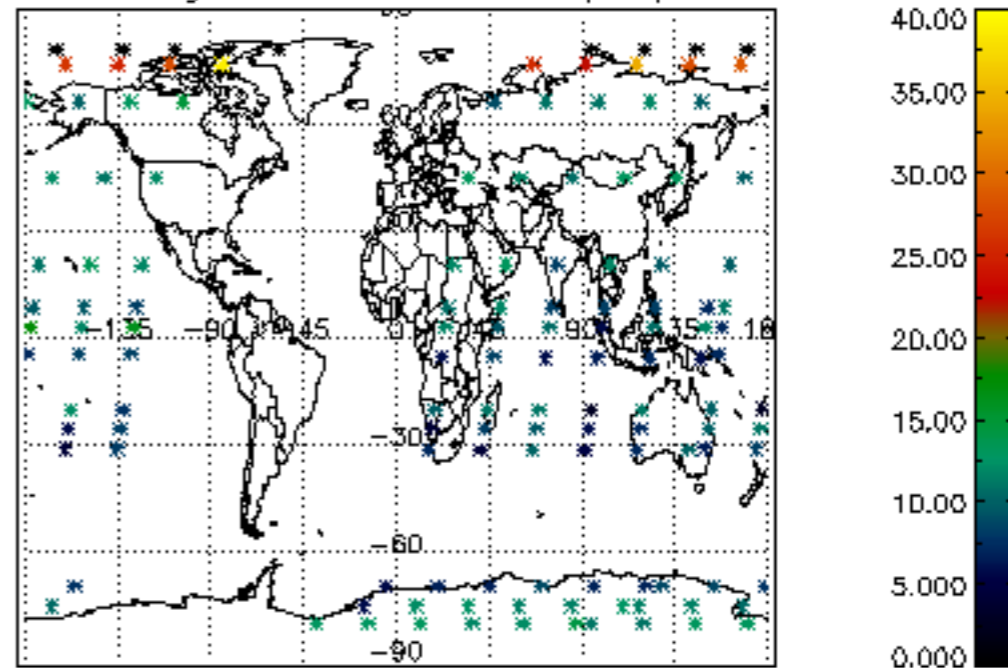
Percentage of datation errors per profile

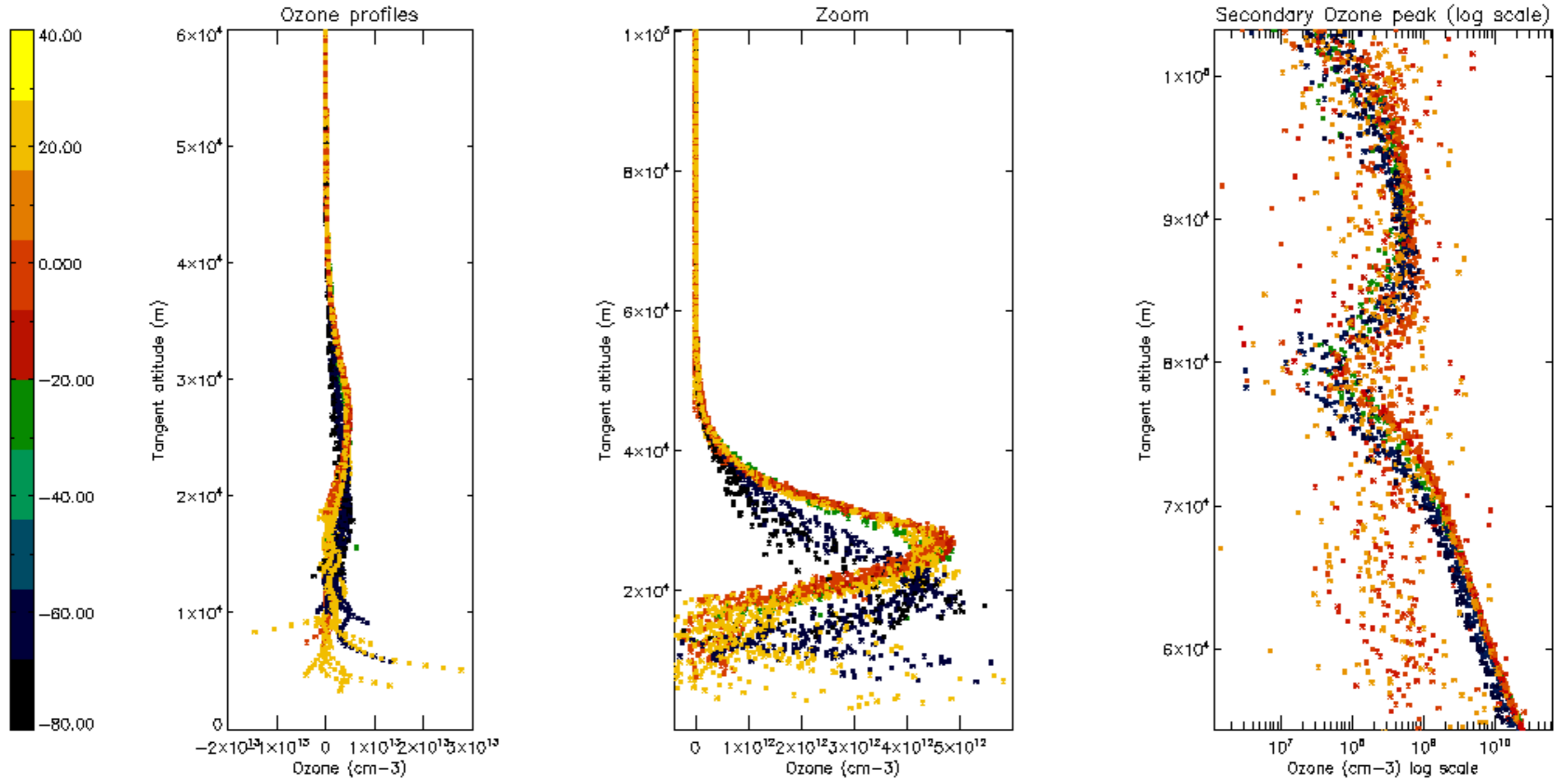


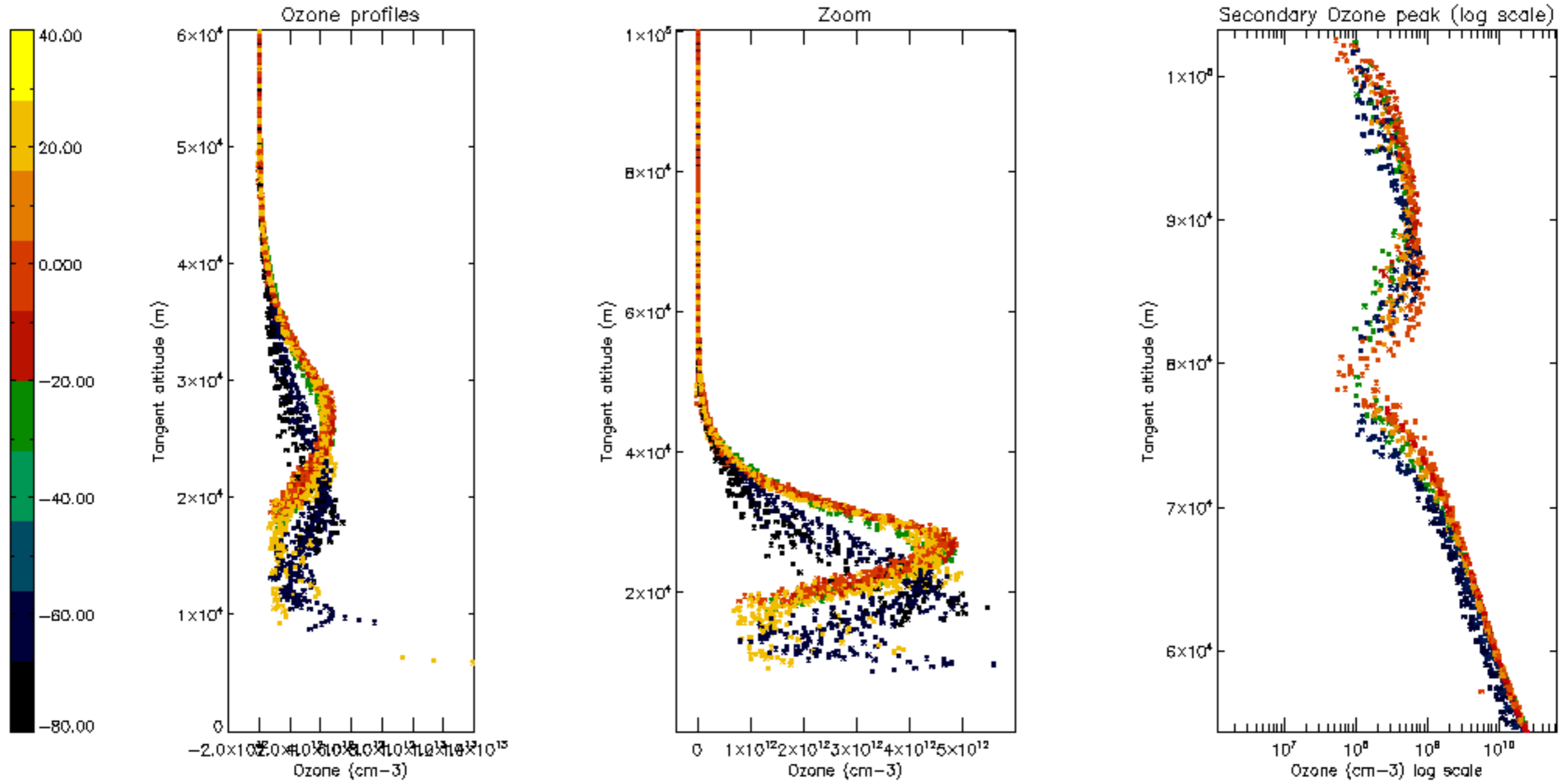
Percentage of star falling outside central band per profile

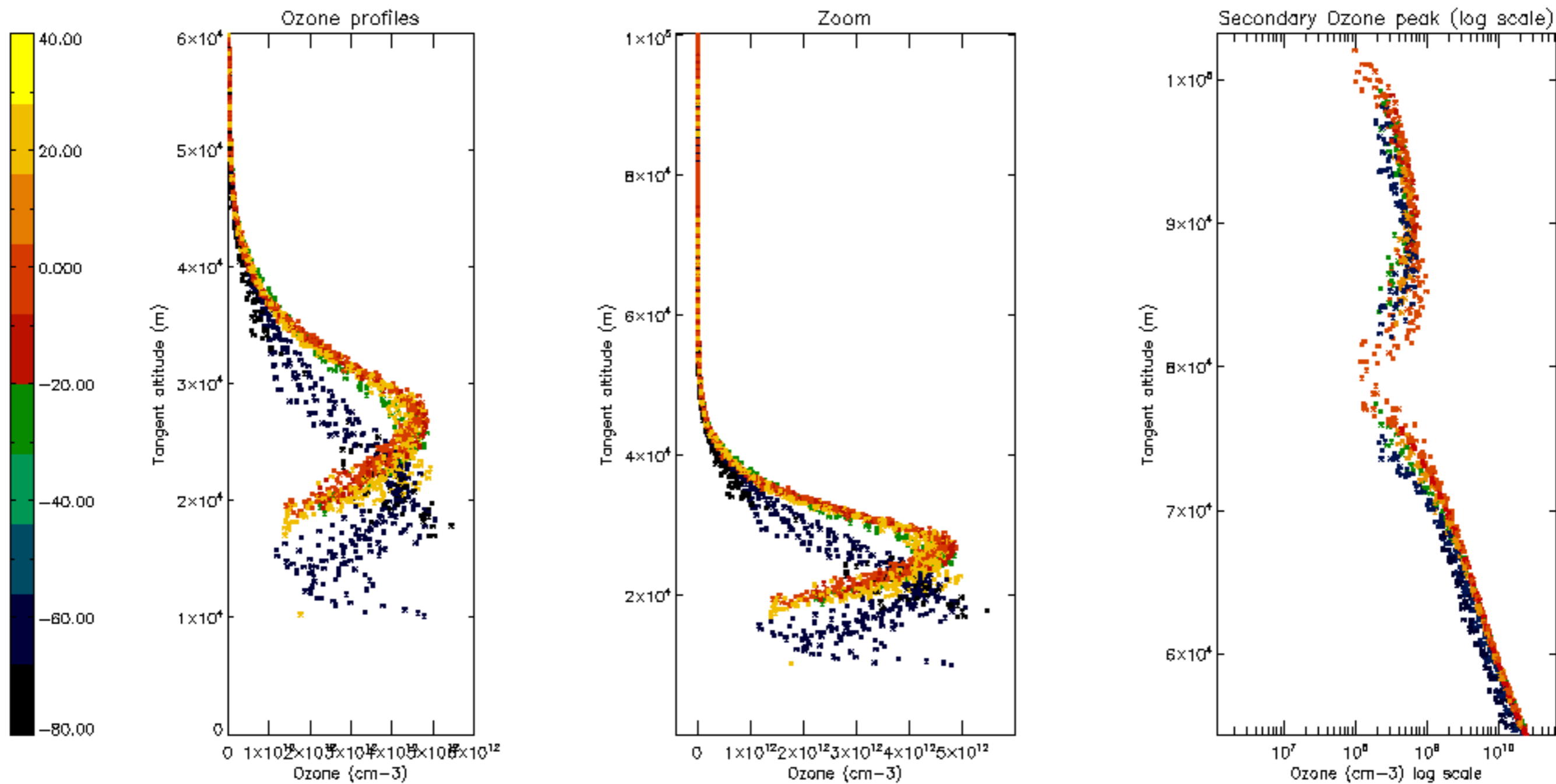


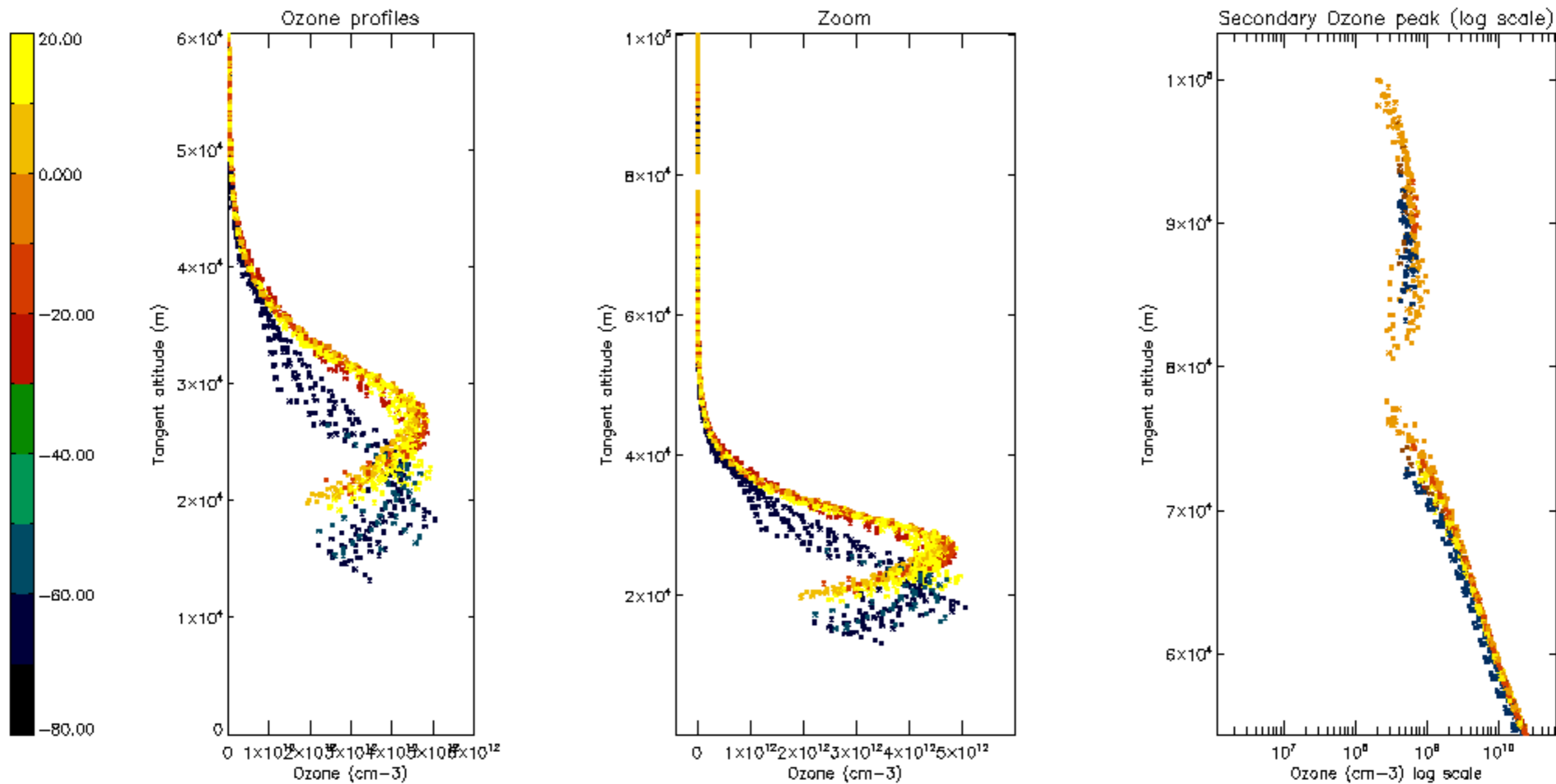
Percentage of saturation errors per profile

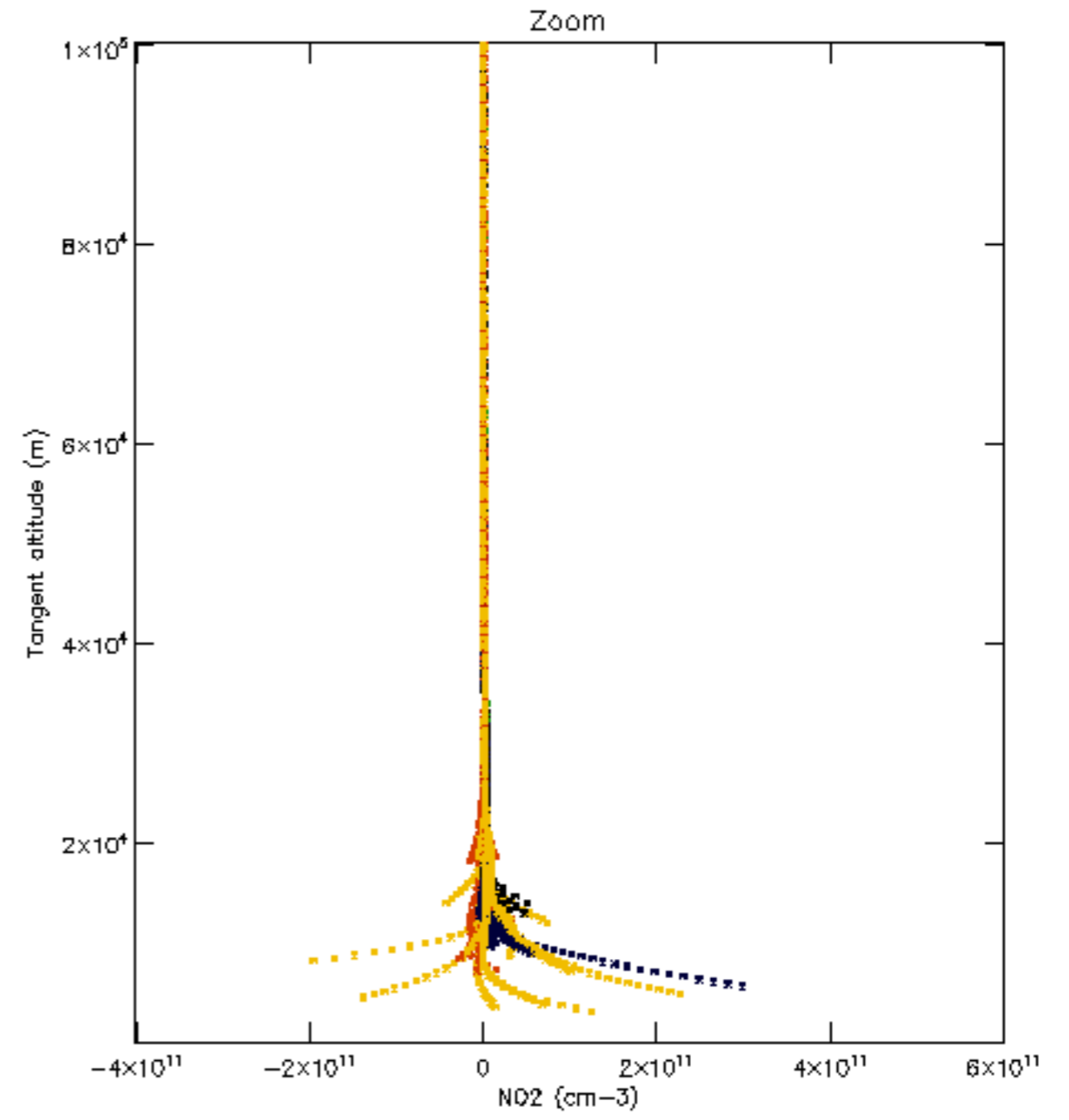
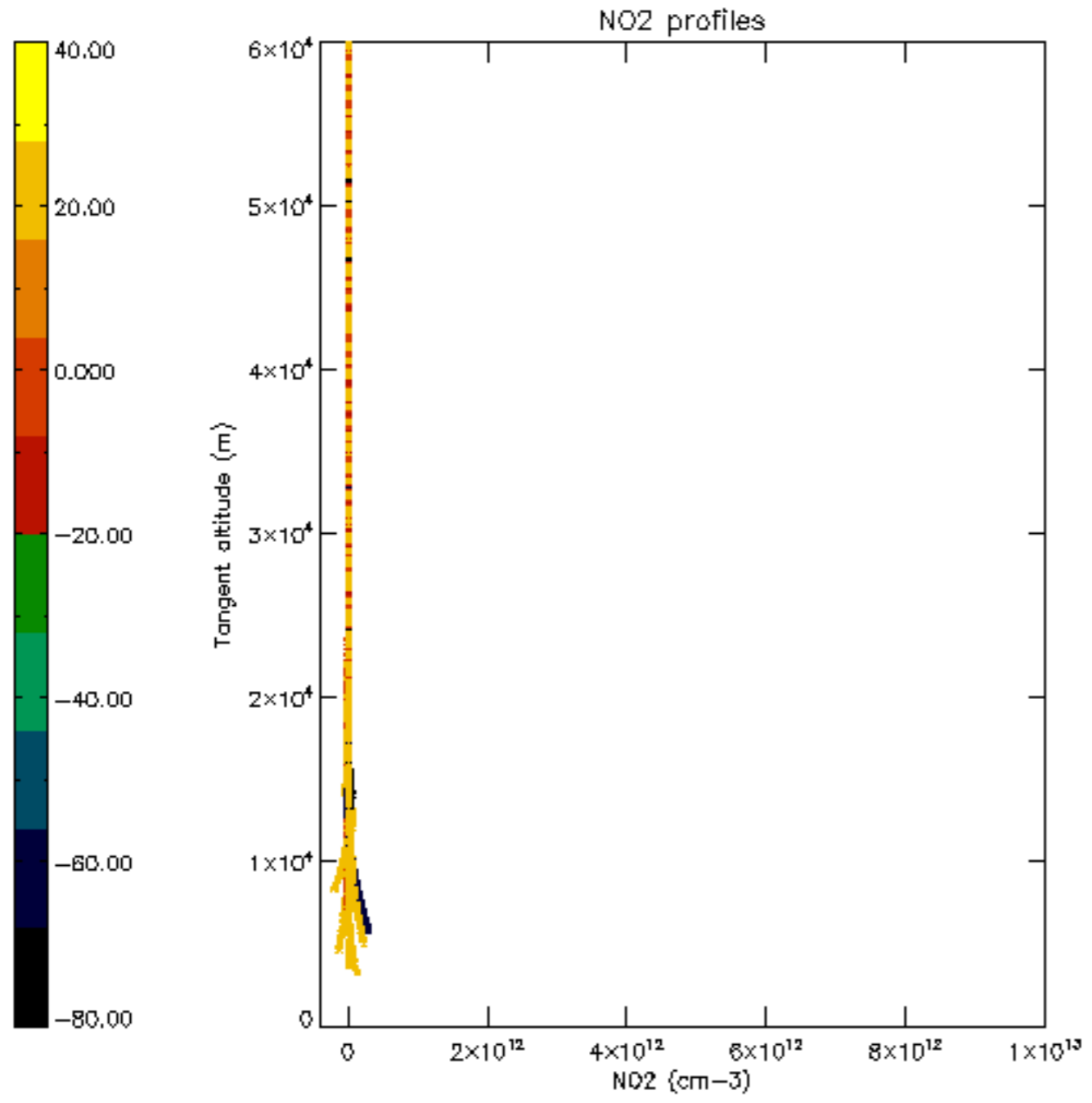


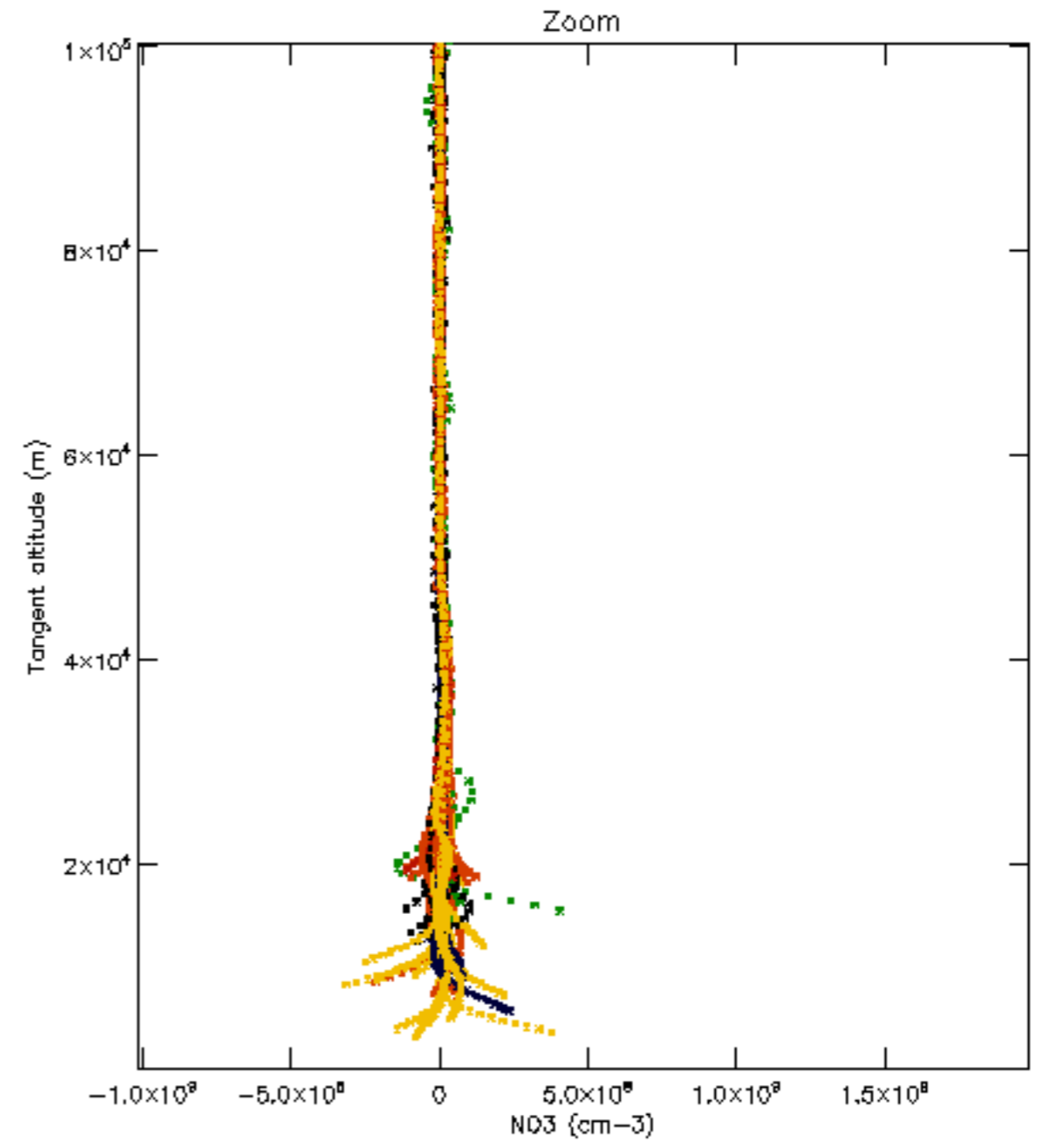
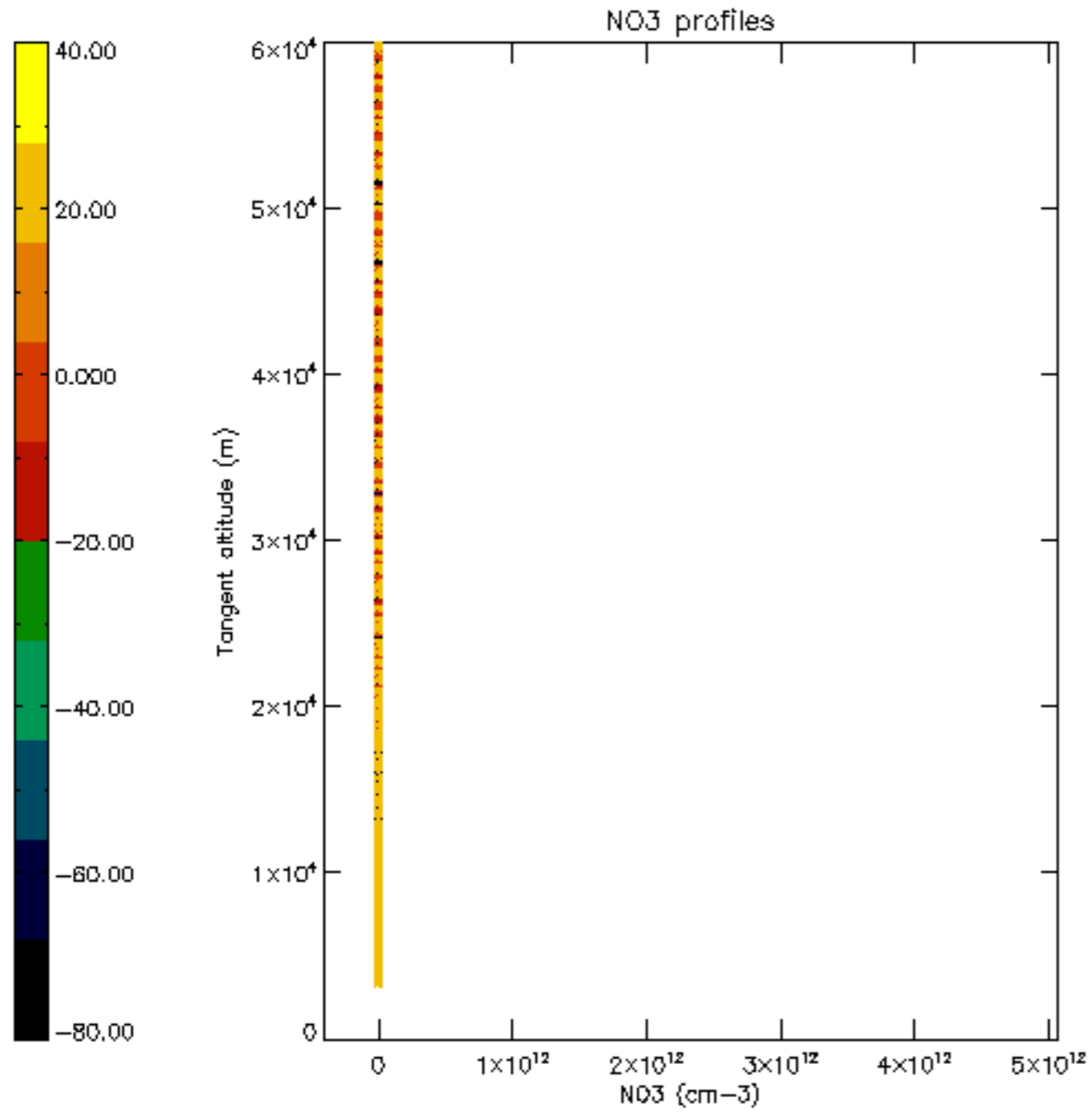


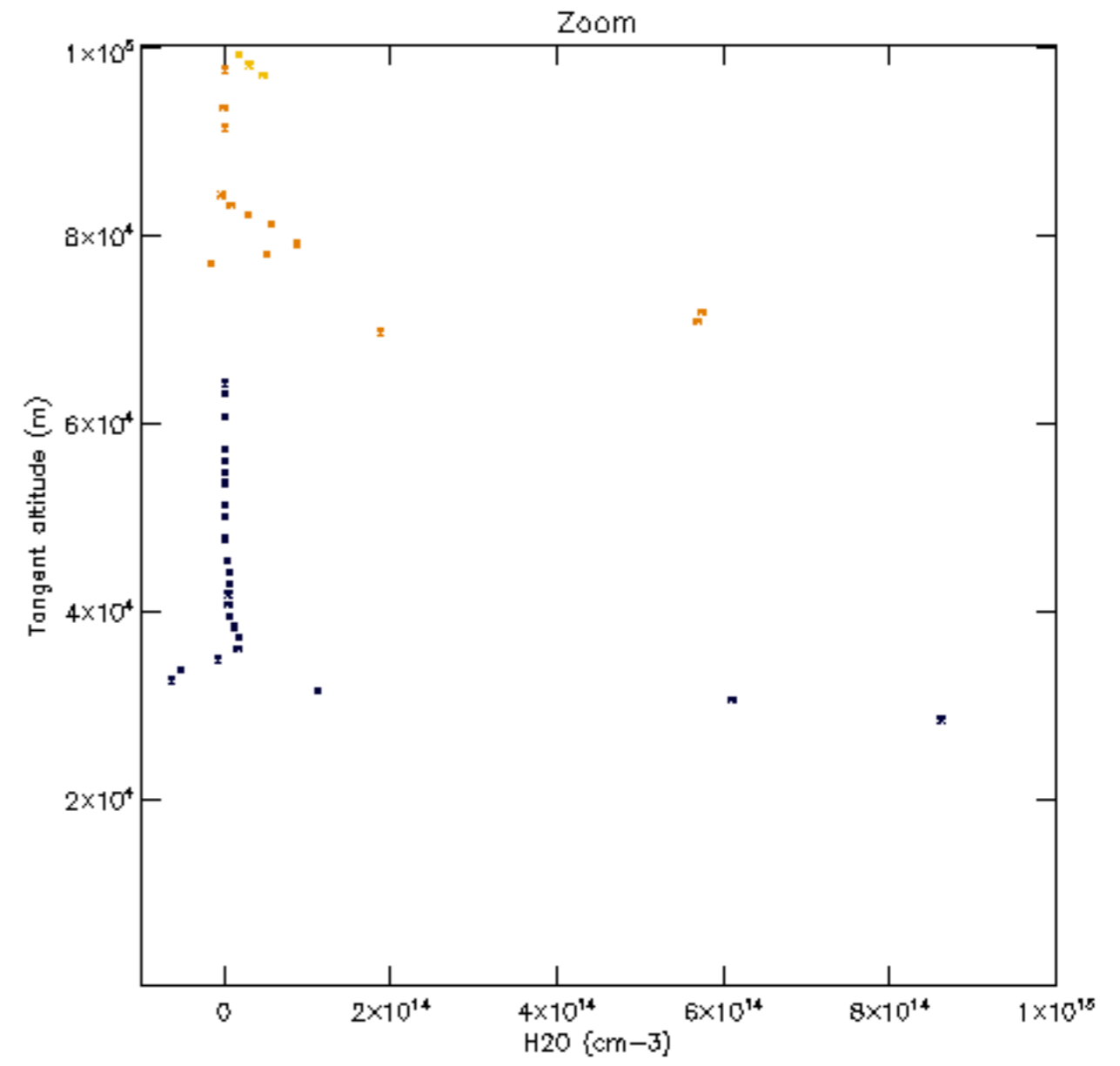
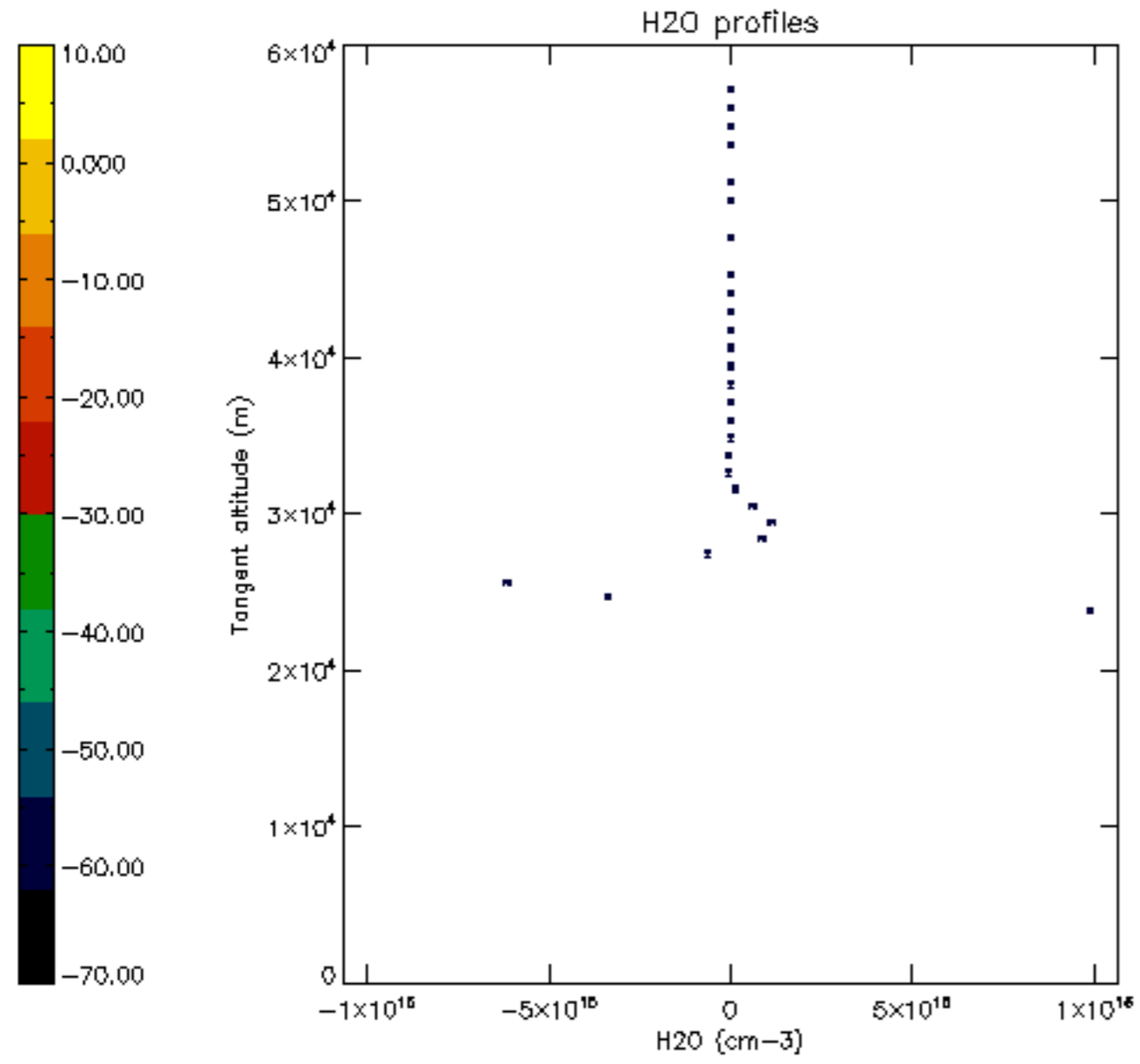


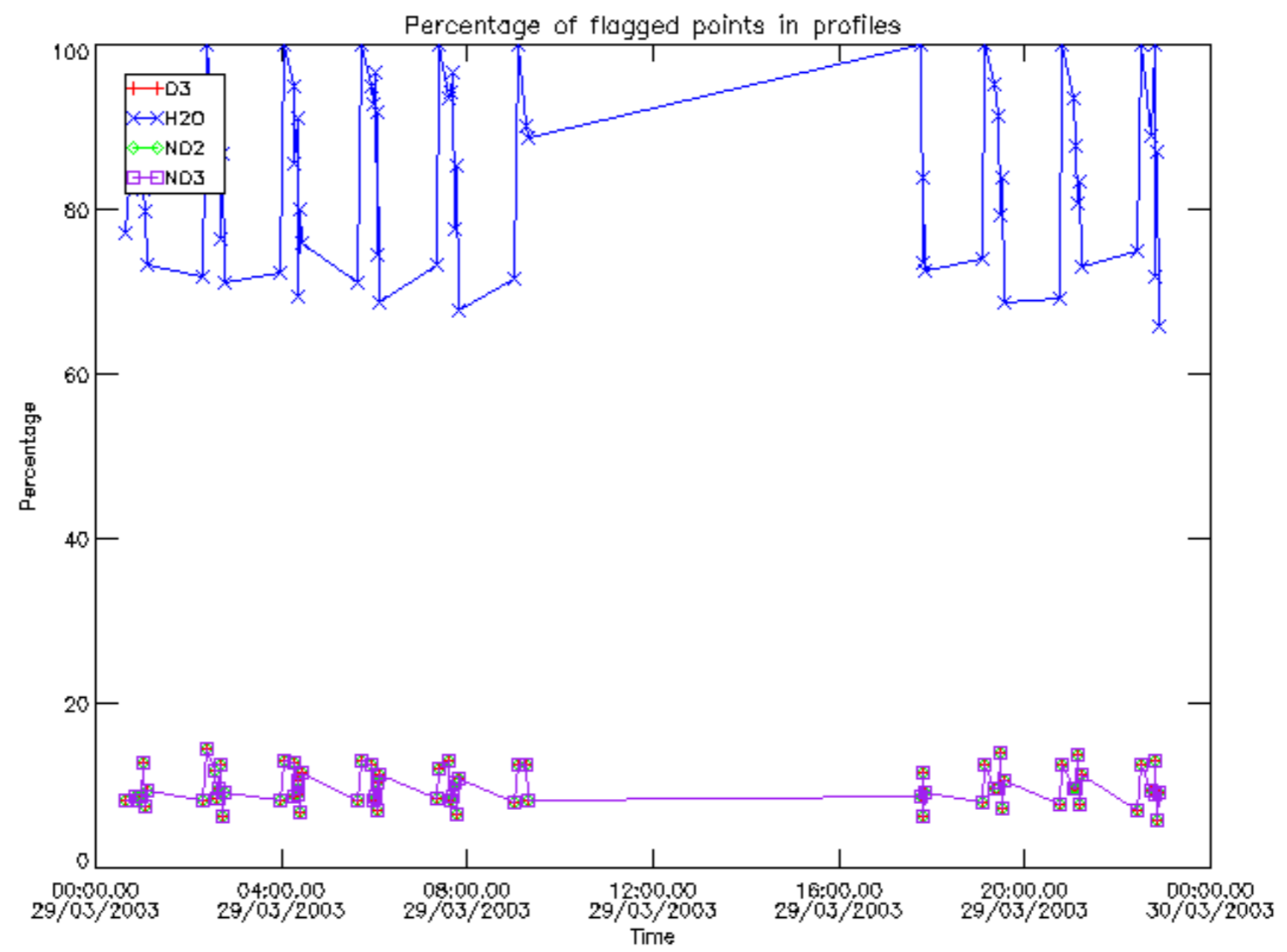




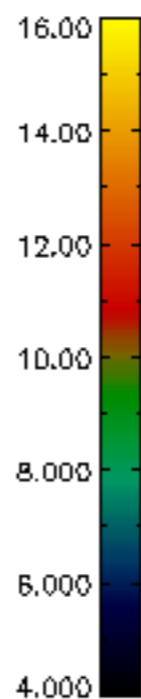
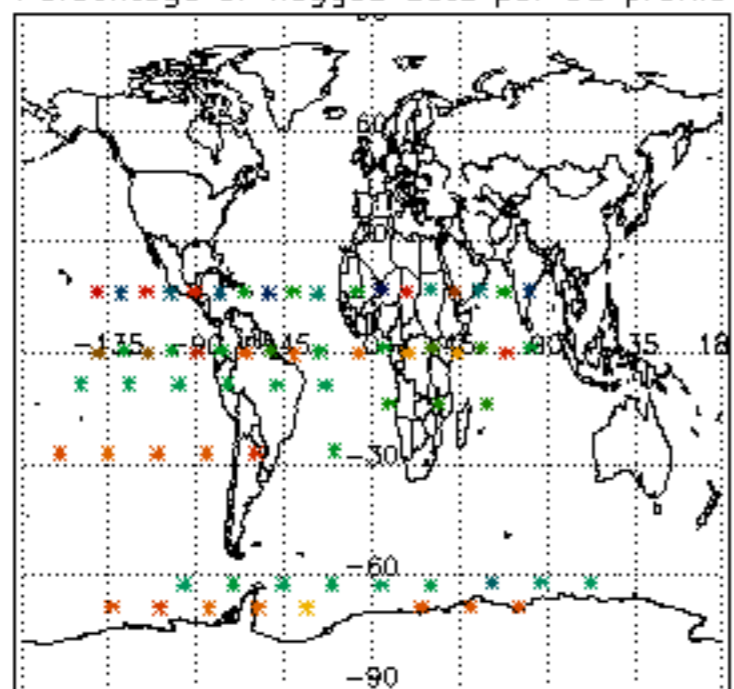




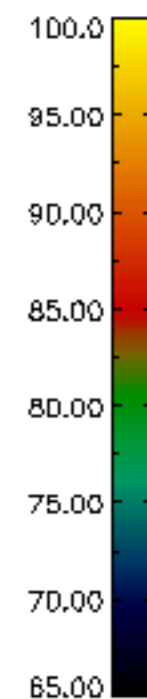
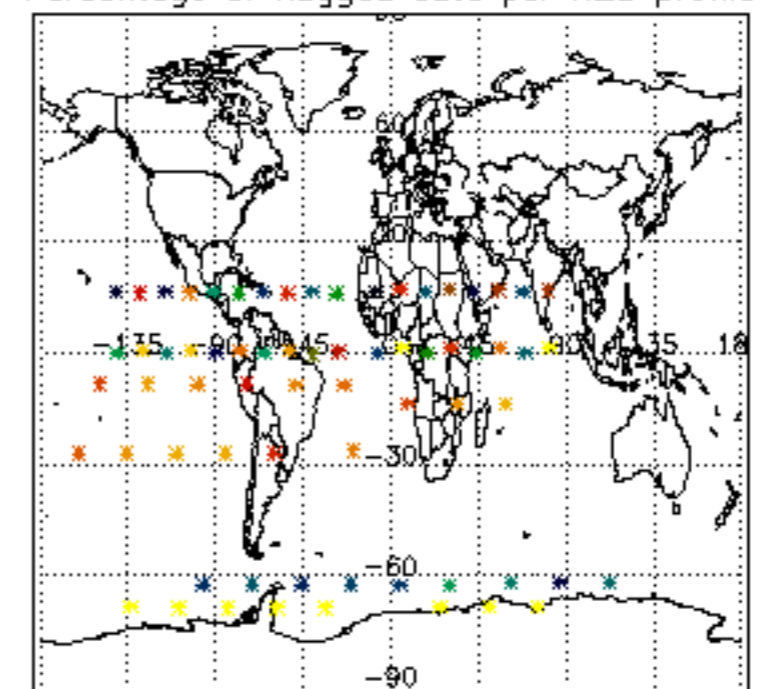




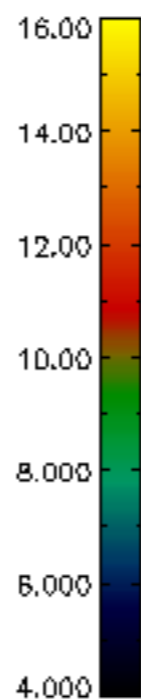
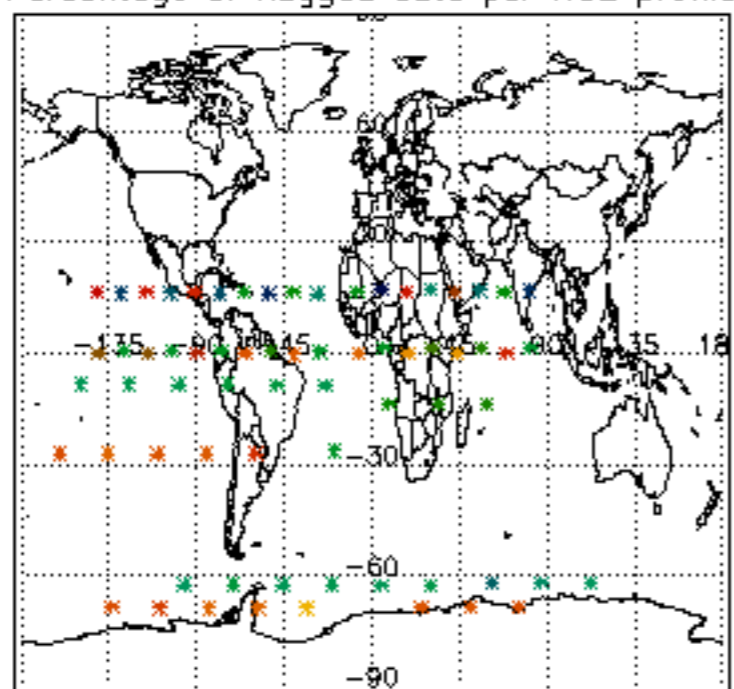
Percentage of flagged data per D3 profile



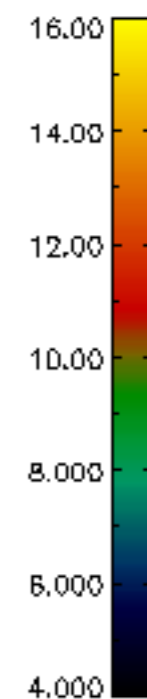
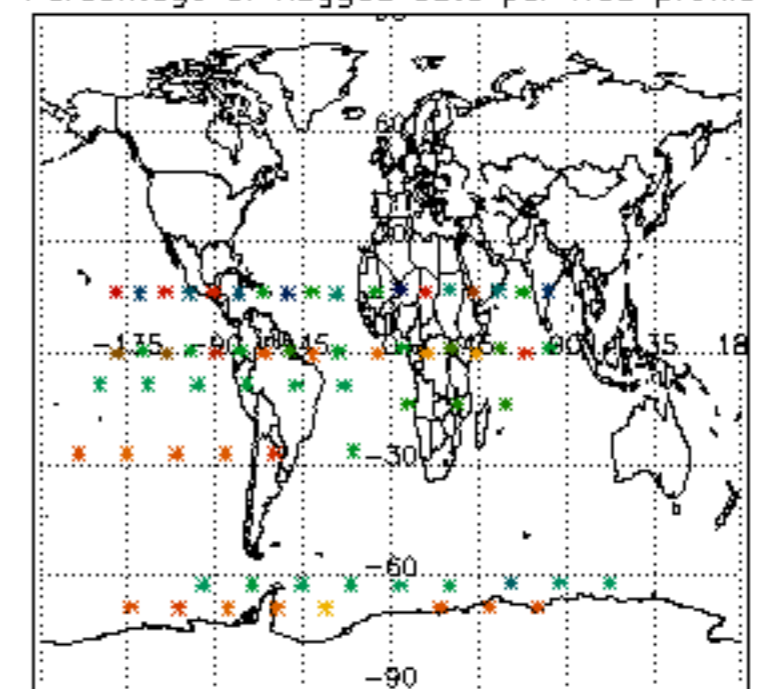
Percentage of flagged data per H2O profile

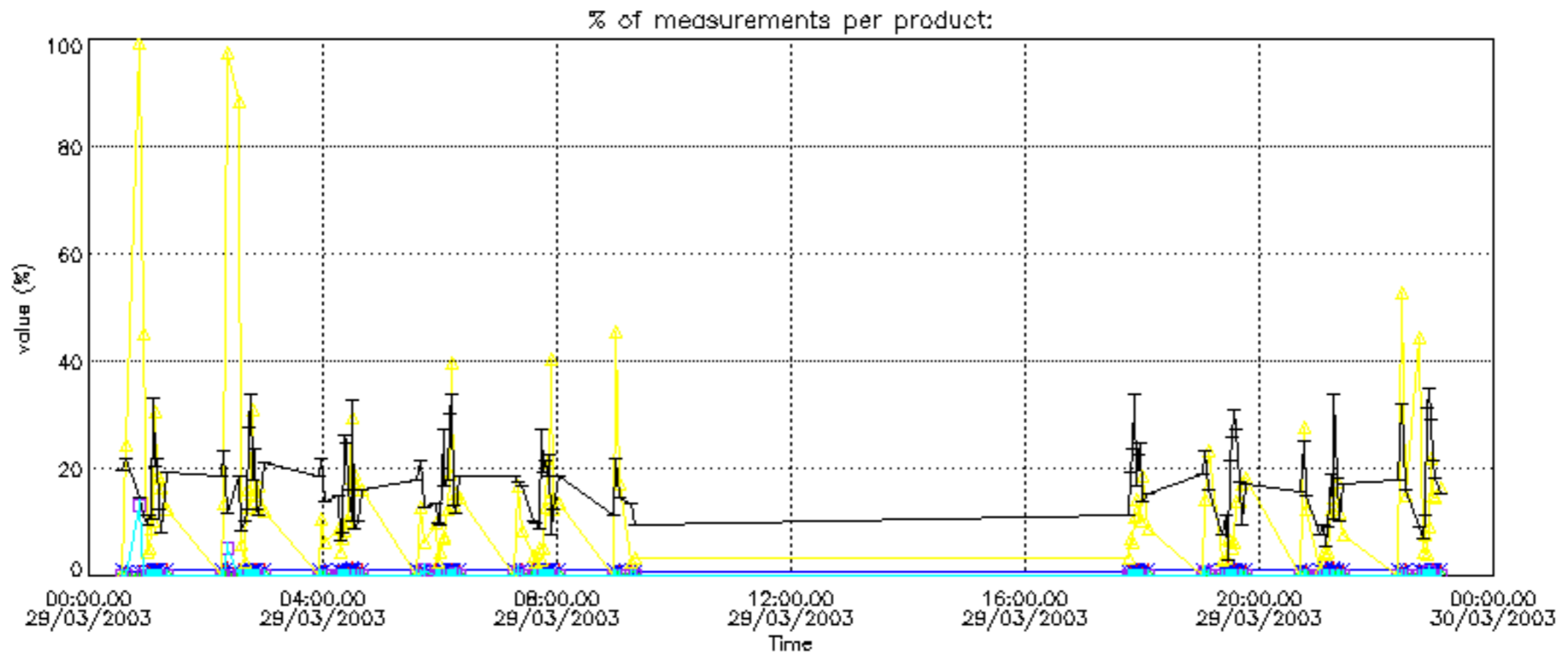


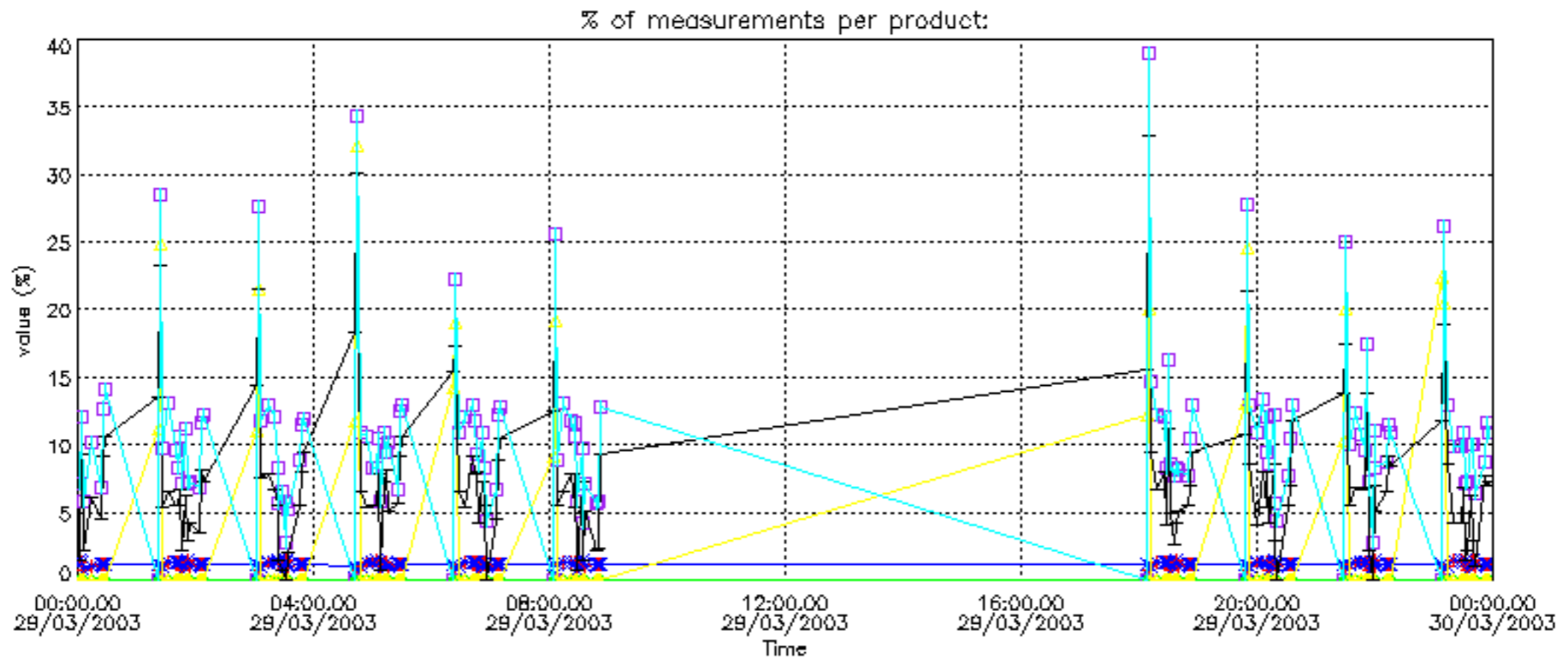
Percentage of flagged data per NO2 profile



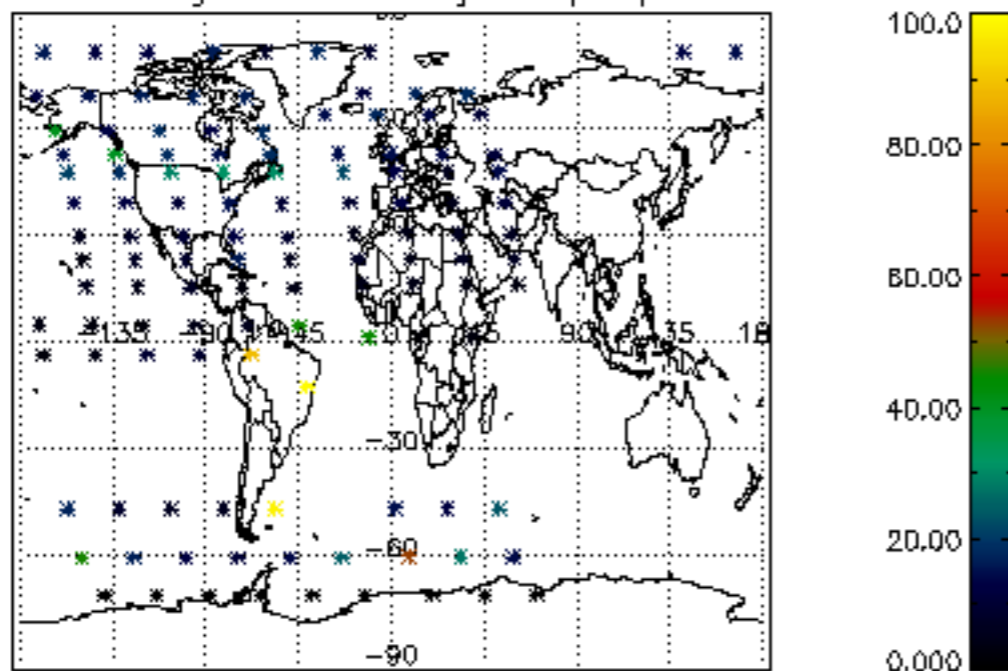
Percentage of flagged data per NO3 profile



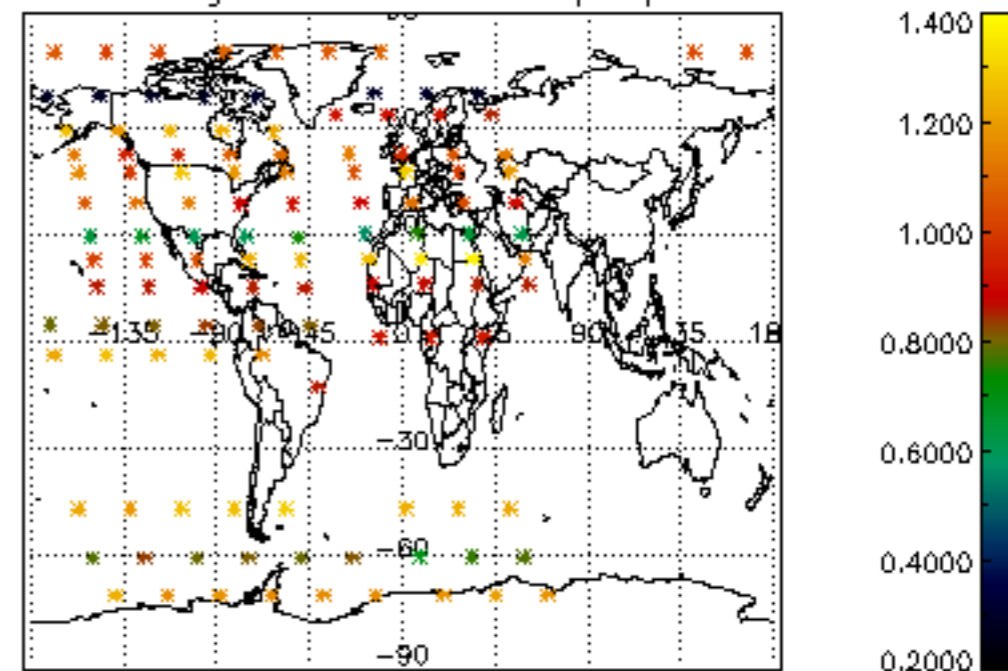




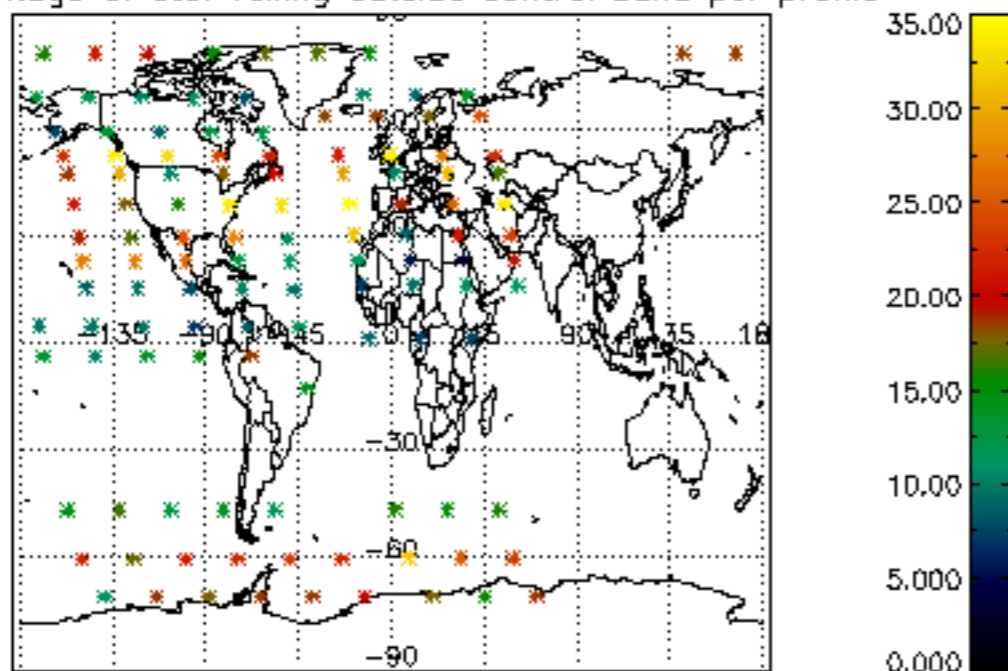
Percentage of cosmic ray hits per profile



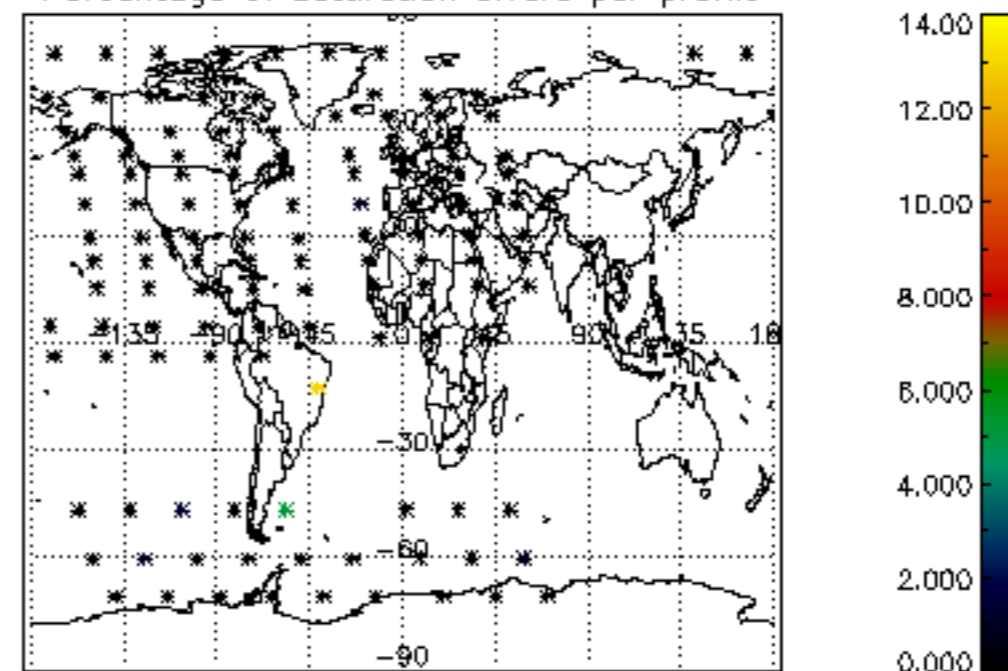
Percentage of datation errors per profile



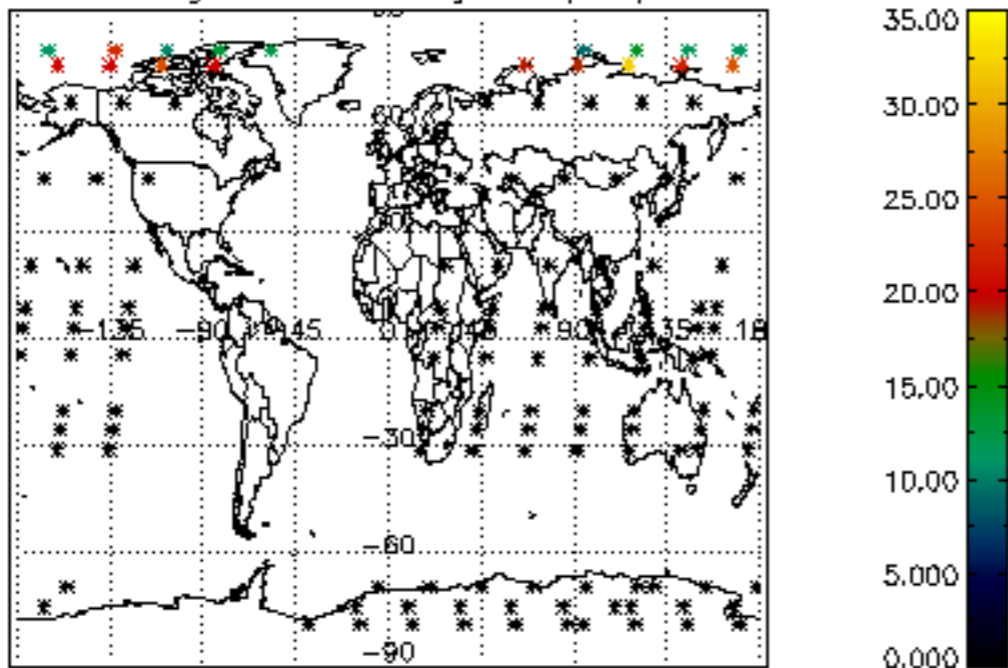
Percentage of star falling outside central band per profile



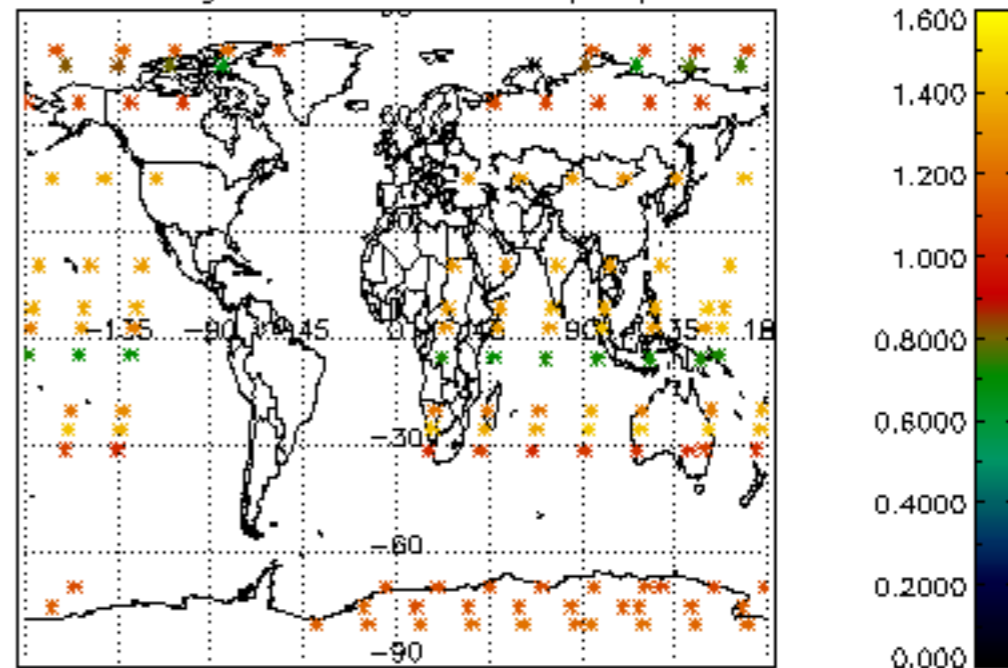
Percentage of saturation errors per profile



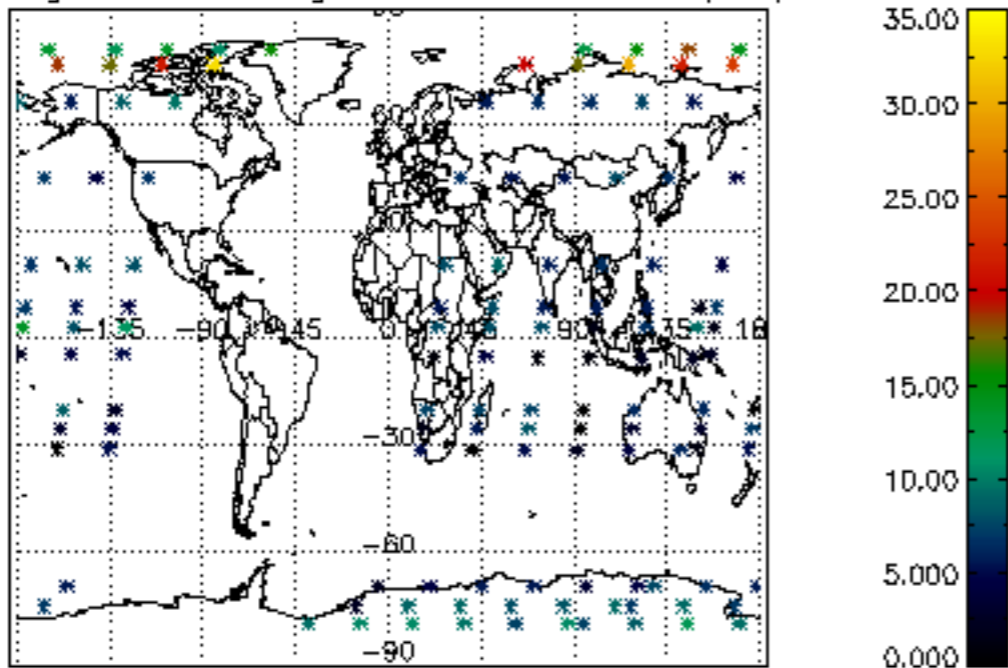
Percentage of cosmic ray hits per profile



Percentage of datation errors per profile



Percentage of star falling outside central band per profile



Percentage of saturation errors per profile

