

GOMOS Level 2 Daily Report

SUMMARY

[1. General Info](#)

[2. Summary of processed GOM_NL_2P products](#)

[3. Level 2 Quality information per product](#)

[3.1 Plot of level 2 quality information per product \(time dependant\)](#)

[3.2 Plot of level 2 quality information per product \(world map\)](#)

[4. Level 1 Quality information per product \(stored on level 2 products\)](#)

[4.1 Plot of level 1 quality information per product \(time dependant\)](#)

[4.1.1 Plot of level 1 quality information per product \(time dependant\): ASCENDING](#)

[4.1.2 Plot of level 1 quality information per product \(time dependant\): DESCENDING](#)

[4.2 Plot of level 1 quality information per product \(world map\)](#)

[4.2.1 Plot of level 1 quality information per product \(world map\): ASCENDING](#)

[4.2.2 Plot of level 1 quality information per product \(world map\): DESCENDING](#)

[5. Ozone profiles based on quality statistics and other trace gas profiles](#)

[5.1 Ozone statistics based on quality of products](#)

[5.2 Plot ozone profiles for all STD \(dark without errors\)](#)

[5.3 Plot ozone profiles where STD < 20% \(dark without errors\)](#)

[5.4. Plot ozone profiles where STD < 10% \(dark without errors\)](#)

[5.5. Plot ozone profiles where STD < 5% \(dark without errors\)](#)

[5.6 Plot NO2 profiles for all STD \(dark without errors\)](#)

[5.7 Plot NO3 profiles for all STD \(dark without errors\)](#)

[5.8 Plot H2O profiles \(only for occultations of stars 1,2,3,4,13,14,16,26,63 dark without errors\) for all STD](#)

[6. Auxiliary Data Files used for the production reported in section 2](#)

This report presents the daily analysis on parameters extracted from GOMOS level 2 data (GOM_NL__2P). It is intended to monitor some important parameters that will impact the quality of these products. A list of level 2 products (and content) that have arrived during the reporting day to the PCF is also given.

Item	Value
Time of report generation	19APR2013 12:08:22
Data source version	GOMOS/6.01
Start time of products	26-03-2003 (26MAR2003 00:00:00)
Stop time of products	27-03-2003 (27MAR2003 00:00:00)
Store outputs in DB	Yes
Nb of level 2 prods	396
Nb of prods with errors	0

2. Summary of processed GOM_NL__2P products.

Nr	Filename	UTC Start time	Limb	Duration	Star Id	Star Name	Star Mag	Star Temp	Nb Meas	Orbit	Prod. error
1	GOM_NL__2PRFIN20030326_000139_000000742015_00016_05581_6098.N1	26-MAR-2003 00:01:39	Bright	74.000	180	27Gam Boo	3.0400	8000.0	148	5581	No
2	GOM_NL__2PRFIN20030326_000441_000000372015_00016_05581_6099.N1	26-MAR-2003 00:04:41	Bright	37.000	60	7Bet UMi	2.0810	3950.0	74	5581	No
3	GOM_NL__2PRFIN20030326_000806_000000482015_00016_05581_6100.N1	26-MAR-2003 00:08:06	Bright	48.000	119	14Eta Dra	2.7270	4700.0	96	5581	No
4	GOM_NL__2PRFIN20030326_001846_000000402015_00016_05581_6101.N1	26-MAR-2003 00:18:46	Bright	40.000	19	50Alp Cyg	1.2460	10500.	80	5581	No
5	GOM_NL__2PRFIN20030326_002023_000000432015_00016_05581_6102.N1	26-MAR-2003 00:20:23	Bright	42.500	66	37Gam Cyg	2.2080	5900.0	85	5581	No
6	GOM_NL__2PRFIN20030326_002216_000000402015_00016_05581_6103.N1	26-MAR-2003 00:22:16	Bright	40.000	92	53Eps Cyg	2.5000	4500.0	80	5581	No
7	GOM_NL__2PRFIN20030326_003127_000000632015_00016_05581_6104.N1	26-MAR-2003 00:31:27	Straylight	62.500	11	53Alp Aql	0.76500	8000.0	125	5581	No
8	GOM_NL__2PRFIN20030326_003544_000000412015_00016_05581_6105.N1	26-MAR-2003 00:35:44	Dark	40.500	142	49Del Cap	2.8500	8900.0	81	5581	No
9	GOM_NL__2PRFIN20030326_004822_000000552015_00016_05581_6106.N1	26-MAR-2003 00:48:22	Dark	54.500	38	20Eps Sgr	1.8360	11000.	109	5581	No
10	GOM_NL__2PRFIN20030326_005149_000000532015_00017_05582_6079.N1	26-MAR-2003 00:51:49	Dark	52.500	85	Kap Sco	2.4070	28000.	105	5582	No
11	GOM_NL__2PRFIN20030326_005335_000000472015_00017_05582_6080.N1	26-MAR-2003 00:53:35	Dark	46.500	141	Bet Ara	2.8400	4600.0	93	5582	No
12	GOM_NL__2PRFIN20030326_005515_000000452015_00017_05582_6081.N1	26-MAR-2003 00:55:15	Dark	45.000	43	Alp TrA	1.9100	4250.0	90	5582	No
13	GOM_NL__2PRFIN20030326_005656_000000402015_00017_05582_6082.N1	26-MAR-2003 00:56:56	Dark	40.000	134	Bet TrA	2.8100	6600.0	80	5582	No
14	GOM_NL__2PRFIN20030326_005938_000000512015_00017_05582_6083.N1	26-MAR-2003 00:59:38	Dark	50.500	4	Alp1Cen	-0.010000	5800.0	101	5582	No
15	GOM_NL__2PRFIN20030326_010216_000000482015_00017_05582_6084.N1	26-MAR-2003 01:02:16	Straylight	47.500	12	Alp1Cru	0.77500	30000.	95	5582	No
16	GOM_NL__2PRFIN20030326_010339_000000532015_00017_05582_6085.N1	26-MAR-2003 01:03:39	Straylight	53.000	26	Gam Cru	1.6240	2900.0	106	5582	No
17	GOM_NL__2PRFIN20030326_010531_000000402015_00017_05582_6086.N1	26-MAR-2003 01:05:31	Straylight	39.500	64	Gam Cen	2.2000	10600.	79	5582	No
18	GOM_NL__2PRFIN20030326_011309_000000502015_00017_05582_6087.N1	26-MAR-2003 01:13:09	Straylight	49.500	106	9Bet Crv	2.6480	5600.0	99	5582	No
19	GOM_NL__2PRFIN20030326_011513_000000482015_00017_05582_6088.N1	26-MAR-2003 01:15:13	Twilight_stray	47.500	100	4Gam Crv	2.5800	13100.	95	5582	No
20	GOM_NL__2PRFIN20030326_011720_000000712015_00017_05582_6089.N1	26-MAR-2003 01:17:20	Bright	70.500	15	67Alp Vir	0.97600	28000.	141	5582	No
21	GOM_NL__2PRFIN20030326_012045_000000512015_00017_05582_6090.N1	26-MAR-2003 01:20:45	Bright	50.500	121	29Gam Vir	2.7400	7200.0	101	5582	No
22	GOM_NL__2PRFIN20030326_012432_000000382015_00017_05582_6091.N1	26-MAR-2003 01:24:32	Bright	37.500	22	32Alp Leo	1.3600	15200.	75	5582	No
23	GOM_NL__2PRFIN20030326_012637_000000382015_00017_05582_6092.N1	26-MAR-2003 01:26:37	Bright	37.500	51	41Gam1Leo	2.0100	4500.0	75	5582	No
24	GOM_NL__2PRFIN20030326_012801_000000372015_00017_05582_6093.N1	26-MAR-2003 01:28:01	Bright	36.500	166	17Eps Leo	2.9800	6000.0	73	5582	No
25	GOM_NL__2PRFIN20030326_013345_000000392015_00017_05582_6094.N1	26-MAR-2003 01:33:45	Bright	38.500	174	52Psi UMa	3.0040	4400.0	77	5582	No
26	GOM_NL__2PRFIN20030326_013703_000000382015_00017_05582_6095.N1	26-MAR-2003 01:37:03	Bright	38.000	82	48Bet UMa	2.3650	10600.	76	5582	No
27	GOM_NL__2PRFIN20030326_013834_000000382015_00017_05582_6096.N1	26-MAR-2003 01:38:34	Bright	37.500	36	50Alp UMa	1.8000	6300.0	75	5582	No
28	GOM_NL__2PRFIN20030326_014004_000000462015_00017_05582_6097.N1	26-MAR-2003 01:40:04	Bright	46.000	55	79Zet UMa	2.0600	10200.	92	5582	No
29	GOM_NL__2PRFIN20030326_014213_000000752015_00017_05582_6098.N1	26-MAR-2003 01:42:13	Bright	74.500	180	27Gam Boo	3.0400	8000.0	149	5582	No
30	GOM_NL__2PRFIN20030326_014516_000000392015_00017_05582_6099.N1	26-MAR-2003 01:45:16	Bright	39.000	60	7Bet UMi	2.0810	3950.0	78	5582	No
31	GOM_NL__2PRFIN20030326_014841_000000512015_00017_05582_6100.N1	26-MAR-2003 01:48:41	Bright	50.500	119	14Eta Dra	2.7270	4700.0	101	5582	No
32	GOM_NL__2PRFIN20030326_015922_000000392015_00017_05582_6101.N1	26-MAR-2003 01:59:22	Bright	39.000	19	50Alp Cyg	1.2460	10500.	78	5582	No
33	GOM_NL__2PRFIN20030326_020059_000000412015_00017_05582_6102.N1	26-MAR-2003 02:00:59	Bright	40.500	66	37Gam Cyg	2.2080	5900.0	81	5582	No
34	GOM_NL__2PRFIN20030326_020252_000000402015_00017_05582_6103.N1	26-MAR-2003 02:02:52	Bright	40.000	92	53Eps Cyg	2.5000	4500.0	80	5582	No
35	GOM_NL__2PRFIN20030326_021204_000000632015_00017_05582_6104.N1	26-MAR-2003 02:12:04	Straylight	62.500	11	53Alp Aql	0.76500	8000.0	125	5582	No
36	GOM_NL__2PRFIN20030326_021620_000000402015_00017_05582_6105.N1	26-MAR-2003 02:16:20	Dark	40.000	142	49Del Cap	2.8500	8900.0	80	5582	No
37	GOM_NL__2PRFIN20030326_022314_000000522015_00017_05582_6106.N1	26-MAR-2003 02:23:14	Dark	51.500	155	41Pi Sgr	2.9000	6600.0	103	5582	No
38	GOM_NL__2PRFIN20030326_022859_000000522015_00017_05582_6107.N1	26-MAR-2003 02:28:59	Dark	51.500	38	20Eps Sgr	1.8360	11000.	103	5582	No
39	GOM_NL__2PRFIN20030326_023227_000000532015_00018_05583_6079.N1	26-MAR-2003 02:32:27	Dark	53.000	85	Kap Sco	2.4070	28000.	106	5583	No
40	GOM_NL__2PRFIN20030326_023411_000000432015_00018_05583_6080.N1	26-MAR-2003 02:34:11	Dark	43.000	141	Bet Ara	2.8400	4600.0	86	5583	No
41	GOM_NL__2PRFIN20030326_023551_000000422015_00018_05583_6081.N1	26-MAR-2003 02:35:51	Dark	41.500	43	Alp TrA	1.9100	4250.0	83	5583	No
42	GOM_NL__2PRFIN20030326_023732_000000402015_00018_05583_6082.N1	26-MAR-2003 02:37:32	Dark	40.000	134	Bet TrA	2.8100	6600.0	80	5583	No

43	GOM_NL__2PRFIN20030326_024014_000000552015_00018_05583_6083.N1	26-MAR-2003 02:40:14	Dark	55.000	4	Alp1Cen	-0.010000	5800.0	110	5583	No
44	GOM_NL__2PRFIN20030326_024252_000000472015_00018_05583_6084.N1	26-MAR-2003 02:42:52	Straylight	47.000	12	Alp1Cru	0.77500	30000.	94	5583	No
45	GOM_NL__2PRFIN20030326_024416_000000532015_00018_05583_6085.N1	26-MAR-2003 02:44:16	Straylight	53.000	26	Gam Cru	1.6240	2900.0	106	5583	No
46	GOM_NL__2PRFIN20030326_024608_000000432015_00018_05583_6086.N1	26-MAR-2003 02:46:08	Straylight	42.500	64	Gam Cen	2.2000	10600.	85	5583	No
47	GOM_NL__2PRFIN20030326_025345_000000482015_00018_05583_6087.N1	26-MAR-2003 02:53:45	Straylight	48.000	106	9Bet Crv	2.6480	5600.0	96	5583	No
48	GOM_NL__2PRFIN20030326_025550_000000462015_00018_05583_6088.N1	26-MAR-2003 02:55:50	Tw_i_and_stray	46.000	100	4Gam Crv	2.5800	13100.	92	5583	No
49	GOM_NL__2PRFIN20030326_025756_000000682015_00018_05583_6089.N1	26-MAR-2003 02:57:56	Bright	68.000	15	67Alp Vir	0.97600	28000.	136	5583	No
50	GOM_NL__2PRFIN20030326_030121_000000502015_00018_05583_6090.N1	26-MAR-2003 03:01:21	Bright	49.500	121	29Gam Vir	2.7400	7200.0	99	5583	No
51	GOM_NL__2PRFIN20030326_030508_000000382015_00018_05583_6091.N1	26-MAR-2003 03:05:08	Bright	37.500	22	32Alp Leo	1.3600	15200.	75	5583	No
52	GOM_NL__2PRFIN20030326_030714_000000382015_00018_05583_6092.N1	26-MAR-2003 03:07:14	Bright	38.000	51	41Gam1Leo	2.0100	4500.0	76	5583	No
53	GOM_NL__2PRFIN20030326_030838_000000372015_00018_05583_6093.N1	26-MAR-2003 03:08:38	Bright	37.000	166	17Eps Leo	2.9800	6000.0	74	5583	No
54	GOM_NL__2PRFIN20030326_031421_000000382015_00018_05583_6094.N1	26-MAR-2003 03:14:21	Bright	38.000	174	52Psi UMa	3.0040	4400.0	76	5583	No
55	GOM_NL__2PRFIN20030326_031739_000000382015_00018_05583_6095.N1	26-MAR-2003 03:17:39	Bright	37.500	82	48Bet UMa	2.3650	10600.	75	5583	No
56	GOM_NL__2PRFIN20030326_031910_000000372015_00018_05583_6096.N1	26-MAR-2003 03:19:10	Bright	37.000	36	50Alp UMa	1.8000	6300.0	74	5583	No
57	GOM_NL__2PRFIN20030326_032039_000000462015_00018_05583_6097.N1	26-MAR-2003 03:20:39	Bright	45.500	55	79Zet UMa	2.0600	10200.	91	5583	No
58	GOM_NL__2PRFIN20030326_032248_000000752015_00018_05583_6098.N1	26-MAR-2003 03:22:48	Bright	74.500	180	27Gam Boo	3.0400	8000.0	149	5583	No
59	GOM_NL__2PRFIN20030326_032552_000000372015_00018_05583_6099.N1	26-MAR-2003 03:25:52	Bright	37.000	60	7Bet UMi	2.0810	3950.0	74	5583	No
60	GOM_NL__2PRFIN20030326_032916_000000482015_00018_05583_6100.N1	26-MAR-2003 03:29:16	Bright	48.000	119	14Eta Dra	2.7270	4700.0	96	5583	No
61	GOM_NL__2PRFIN20030326_033958_000000412015_00018_05583_6101.N1	26-MAR-2003 03:39:58	Bright	41.000	19	50Alp Cyg	1.2460	10500.	82	5583	No
62	GOM_NL__2PRFIN20030326_034135_000000432015_00018_05583_6102.N1	26-MAR-2003 03:41:35	Bright	43.000	66	37Gam Cyg	2.2080	5900.0	86	5583	No
63	GOM_NL__2PRFIN20030326_034328_000000412015_00018_05583_6103.N1	26-MAR-2003 03:43:28	Bright	40.500	92	53Eps Cyg	2.5000	4500.0	81	5583	No
64	GOM_NL__2PRFIN20030326_035240_000000592015_00018_05583_6104.N1	26-MAR-2003 03:52:40	Straylight	58.500	11	53Alp Aql	0.76500	8000.0	117	5583	No
65	GOM_NL__2PRFIN20030326_035656_000000402015_00018_05583_6105.N1	26-MAR-2003 03:56:56	Dark	40.000	142	49Del Cap	2.8500	8900.0	80	5583	No
66	GOM_NL__2PRFIN20030326_040350_000000532015_00018_05583_6106.N1	26-MAR-2003 04:03:50	Dark	52.500	155	41Pi Sgr	2.9000	6600.0	105	5583	No
67	GOM_NL__2PRFIN20030326_040936_000000522015_00018_05583_6107.N1	26-MAR-2003 04:09:36	Dark	52.000	38	20Eps Sgr	1.8360	11000.	104	5583	No
68	GOM_NL__2PRFIN20030326_041304_000000512015_00019_05584_6079.N1	26-MAR-2003 04:13:04	Dark	51.000	85	Kap Sco	2.4070	28000.	102	5584	No
69	GOM_NL__2PRFIN20030326_041448_000000452015_00019_05584_6080.N1	26-MAR-2003 04:14:48	Dark	44.500	141	Bet Ara	2.8400	4600.0	89	5584	No
70	GOM_NL__2PRFIN20030326_041627_000000392015_00019_05584_6081.N1	26-MAR-2003 04:16:27	Dark	38.500	43	Alp TrA	1.9100	4250.0	77	5584	No
71	GOM_NL__2PRFIN20030326_041809_000000402015_00019_05584_6082.N1	26-MAR-2003 04:18:09	Dark	39.500	134	Bet TrA	2.8100	6600.0	79	5584	No
72	GOM_NL__2PRFIN20030326_042051_000000452015_00019_05584_6083.N1	26-MAR-2003 04:20:51	Dark	44.500	4	Alp1Cen	-0.010000	5800.0	89	5584	No
73	GOM_NL__2PRFIN20030326_042328_000000432015_00019_05584_6084.N1	26-MAR-2003 04:23:28	Straylight	42.500	12	Alp1Cru	0.77500	30000.	85	5584	No
74	GOM_NL__2PRFIN20030326_042452_000000452015_00019_05584_6085.N1	26-MAR-2003 04:24:52	Straylight	45.000	26	Gam Cru	1.6240	2900.0	90	5584	No
75	GOM_NL__2PRFIN20030326_042644_000000442015_00019_05584_6086.N1	26-MAR-2003 04:26:44	Straylight	43.500	64	Gam Cen	2.2000	10600.	87	5584	No
76	GOM_NL__2PRFIN20030326_043421_000000502015_00019_05584_6087.N1	26-MAR-2003 04:34:21	Straylight	49.500	106	9Bet Crv	2.6480	5600.0	99	5584	No
77	GOM_NL__2PRFIN20030326_043626_000000452015_00019_05584_6088.N1	26-MAR-2003 04:36:26	Tw_i_and_stray	45.000	100	4Gam Crv	2.5800	13100.	90	5584	No
78	GOM_NL__2PRFIN20030326_043832_000000812015_00019_05584_6089.N1	26-MAR-2003 04:38:32	Bright	81.000	15	67Alp Vir	0.97600	28000.	162	5584	No
79	GOM_NL__2PRFIN20030326_044157_000000502015_00019_05584_6090.N1	26-MAR-2003 04:41:57	Bright	50.000	121	29Gam Vir	2.7400	7200.0	100	5584	No
80	GOM_NL__2PRFIN20030326_044544_000000382015_00019_05584_6091.N1	26-MAR-2003 04:45:44	Bright	37.500	22	32Alp Leo	1.3600	15200.	75	5584	No
81	GOM_NL__2PRFIN20030326_044750_000000372015_00019_05584_6092.N1	26-MAR-2003 04:47:50	Bright	36.500	51	41Gam1Leo	2.0100	4500.0	73	5584	No
82	GOM_NL__2PRFIN20030326_044914_000000362015_00019_05584_6093.N1	26-MAR-2003 04:49:14	Bright	36.000	166	17Eps Leo	2.9800	6000.0	72	5584	No
83	GOM_NL__2PRFIN20030326_045457_000000362015_00019_05584_6094.N1	26-MAR-2003 04:54:57	Bright	36.000	174	52Psi UMa	3.0040	4400.0	72	5584	No
84	GOM_NL__2PRFIN20030326_045814_000000382015_00019_05584_6095.N1	26-MAR-2003 04:58:14	Bright	38.000	82	48Bet UMa	2.3650	10600.	76	5584	No
85	GOM_NL__2PRFIN20030326_045946_000000382015_00019_05584_6096.N1	26-MAR-2003 04:59:46	Bright	38.000	36	50Alp UMa	1.8000	6300.0	76	5584	No
86	GOM_NL__2PRFIN20030326_050115_000000462015_00019_05584_6097.N1	26-MAR-2003 05:01:15	Bright	45.500	55	79Zet UMa	2.0600	10200.	91	5584	No
87	GOM_NL__2PRFIN20030326_050322_000000742015_00019_05584_6098.N1	26-MAR-2003 05:03:22	Bright	73.500	180	27Gam Boo	3.0400	8000.0	147	5584	No
88	GOM_NL__2PRFIN20030326_050627_000000432015_00019_05584_6099.N1	26-MAR-2003 05:06:27	Bright	42.500	60	7Bet UMi	2.0810	3950.0	85	5584	No
89	GOM_NL__2PRFIN20030326_050951_000000502015_00019_05584_6100.N1	26-MAR-2003 05:09:51	Bright	49.500	119	14Eta Dra	2.7270	4700.0	99	5584	No
90	GOM_NL__2PRFIN20030326_052034_000000392015_00019_05584_6101.N1	26-MAR-2003 05:20:34	Bright	39.000	19	50Alp Cyg	1.2460	10500.	78	5584	No
91	GOM_NL__2PRFIN20030326_052211_000000422015_00019_05584_6102.N1	26-MAR-2003 05:22:11	Bright	42.000	66	37Gam Cyg	2.2080	5900.0	84	5584	No
92	GOM_NL__2PRFIN20030326_052403_000000412015_00019_05584_6103.N1	26-MAR-2003 05:24:03	Bright	41.000	92	53Eps Cyg	2.5000	4500.0	82	5584	No
93	GOM_NL__2PRFIN20030326_053317_000000582015_00019_05584_6104.N1	26-MAR-2003 05:33:17	Straylight	58.000	11	53Alp Aql	0.76500	8000.0	116	5584	No
94	GOM_NL__2PRFIN20030326_053732_000000402015_00019_05584_6105.N1	26-MAR-2003 05:37:32	Dark	40.000	142	49Del Cap	2.8500	8900.0	80	5584	No
95	GOM_NL__2PRFIN20030326_054427_000000542015_00019_05584_6106.N1	26-MAR-2003 05:44:27	Dark	53.500	155	41Pi Sgr	2.9000	6600.0	107	5584	No
96	GOM_NL__2PRFIN20030326_055013_000000532015_00019_05584_6107.N1	26-MAR-2003 05:50:13	Dark	53.000	38	20Eps Sgr	1.8360	11000.	106	5584	No
97	GOM_NL__2PRFIN20030326_055341_000000522015_00020_05585_6099.N1	26-MAR-2003 05:53:41	Dark	51.500	85	Kap Sco	2.4070	28000.	103	5585	No
98	GOM_NL__2PRFIN20030326_055524_000000452015_00020_05585_6100.N1	26-MAR-2003 05:55:24	Dark	45.000	141	Bet Ara	2.8400	4600.0	90	5585	No
99	GOM_NL__2PRFIN20030326_055703_000000522015_00020_05585_6101.N1	26-MAR-2003 05:57:03	Dark	51.500	43	Alp TrA	1.9100	4250.0	103	5585	No
100	GOM_NL__2PRFIN20030326_055845_000000402015_00020_05585_6102.N1	26-MAR-2003 05:58:45	Dark	40.000	134	Bet TrA	2.8100	6600.0	80	5585	No
101	GOM_NL__2PRFIN20030326_060200_000001202015_00020_05585_6103.N1	26-MAR-2003 06:02:00	Dark	119.50	16	21Alp Sco	1.0200	3000.0	239	5585	No

102	GOM_NL__2PRFIN20030326_060528_000000482015_00020_05585_6104.N1	26-MAR-2003 06:05:28	Straylight	47.500	26	Gam Cru	1.6240	2900.0	95	5585	No
103	GOM_NL__2PRFIN20030326_060720_000000442015_00020_05585_6105.N1	26-MAR-2003 06:07:20	Straylight	44.000	64	Gam Cen	2.2000	10600.	88	5585	No
104	GOM_NL__2PRFIN20030326_061457_000000512015_00020_05585_6106.N1	26-MAR-2003 06:14:57	Straylight	50.500	106	9Bet Crv	2.6480	5600.0	101	5585	No
105	GOM_NL__2PRFIN20030326_061702_000000452015_00020_05585_6107.N1	26-MAR-2003 06:17:02	Tw_i_and_stray	44.500	100	4Gam Crv	2.5800	13100.	89	5585	No
106	GOM_NL__2PRFIN20030326_061908_000000672015_00020_05585_6108.N1	26-MAR-2003 06:19:08	Bright	66.500	15	67Alp Vir	0.97600	28000.	133	5585	No
107	GOM_NL__2PRFIN20030326_062232_000000512015_00020_05585_6109.N1	26-MAR-2003 06:22:32	Bright	51.000	121	29Gam Vir	2.7400	7200.0	102	5585	No
108	GOM_NL__2PRFIN20030326_062620_000000382015_00020_05585_6110.N1	26-MAR-2003 06:26:20	Bright	38.000	22	32Alp Leo	1.3600	15200.	76	5585	No
109	GOM_NL__2PRFIN20030326_062826_000000372015_00020_05585_6111.N1	26-MAR-2003 06:28:26	Bright	37.000	51	41Gam1Leo	2.0100	4500.0	74	5585	No
110	GOM_NL__2PRFIN20030326_063532_000000372015_00020_05585_6112.N1	26-MAR-2003 06:35:32	Bright	36.500	174	52Psi UMa	3.0040	4400.0	73	5585	No
111	GOM_NL__2PRFIN20030326_063850_000000362015_00020_05585_6113.N1	26-MAR-2003 06:38:50	Bright	36.000	82	48Bet UMa	2.3650	10600.	72	5585	No
112	GOM_NL__2PRFIN20030326_064022_000000372015_00020_05585_6114.N1	26-MAR-2003 06:40:22	Bright	37.000	36	50Alp UMa	1.8000	6300.0	74	5585	No
113	GOM_NL__2PRFIN20030326_064150_000000452015_00020_05585_6115.N1	26-MAR-2003 06:41:50	Bright	45.000	55	79Zet UMa	2.0600	10200.	90	5585	No
114	GOM_NL__2PRFIN20030326_064356_000000752015_00020_05585_6116.N1	26-MAR-2003 06:43:56	Bright	74.500	180	27Gam Boo	3.0400	8000.0	149	5585	No
115	GOM_NL__2PRFIN20030326_064703_000000392015_00020_05585_6117.N1	26-MAR-2003 06:47:03	Bright	39.000	60	7Bet UMi	2.0810	3950.0	78	5585	No
116	GOM_NL__2PRFIN20030326_065026_000000502015_00020_05585_6118.N1	26-MAR-2003 06:50:26	Bright	49.500	119	14Eta Dra	2.7270	4700.0	99	5585	No
117	GOM_NL__2PRFIN20030326_065600_000000382015_00020_05585_6119.N1	26-MAR-2003 06:56:00	Bright	37.500	89	5Alp Cep	2.4510	8000.0	75	5585	No
118	GOM_NL__2PRFIN20030326_070110_000000402015_00020_05585_6120.N1	26-MAR-2003 07:01:10	Bright	39.500	19	50Alp Cyg	1.2460	10500.	79	5585	No
119	GOM_NL__2PRFIN20030326_070246_000000442015_00020_05585_6121.N1	26-MAR-2003 07:02:46	Bright	44.000	66	37Gam Cyg	2.2080	5900.0	88	5585	No
120	GOM_NL__2PRFIN20030326_070439_000000422015_00020_05585_6122.N1	26-MAR-2003 07:04:39	Bright	41.500	92	53Eps Cyg	2.5000	4500.0	83	5585	No
121	GOM_NL__2PRFIN20030326_071353_000000662015_00020_05585_6123.N1	26-MAR-2003 07:13:53	Straylight	65.500	11	53Alp Aql	0.76500	8000.0	131	5585	No
122	GOM_NL__2PRFIN20030326_071808_000000412015_00020_05585_6124.N1	26-MAR-2003 07:18:08	Dark	41.000	142	49Del Cap	2.8500	8900.0	82	5585	No
123	GOM_NL__2PRFIN20030326_073050_000000522015_00020_05585_6125.N1	26-MAR-2003 07:30:50	Dark	52.000	38	20Eps Sgr	1.8360	11000.	104	5585	No
124	GOM_NL__2PRFIN20030326_073418_000000532015_00021_05586_6099.N1	26-MAR-2003 07:34:18	Dark	52.500	85	Kap Sco	2.4070	28000.	105	5586	No
125	GOM_NL__2PRFIN20030326_073601_000000442015_00021_05586_6100.N1	26-MAR-2003 07:36:01	Dark	44.000	141	Bet Ara	2.8400	4600.0	88	5586	No
126	GOM_NL__2PRFIN20030326_073740_000000412015_00021_05586_6101.N1	26-MAR-2003 07:37:40	Dark	40.500	43	Alp TrA	1.9100	4250.0	81	5586	No
127	GOM_NL__2PRFIN20030326_073921_000000392015_00021_05586_6102.N1	26-MAR-2003 07:39:21	Dark	39.000	134	Bet TrA	2.8100	6600.0	78	5586	No
128	GOM_NL__2PRFIN20030326_074238_000001132015_00021_05586_6103.N1	26-MAR-2003 07:42:38	Dark	112.50	16	21Alp Sco	1.0200	3000.0	225	5586	No
129	GOM_NL__2PRFIN20030326_074604_000000452015_00021_05586_6104.N1	26-MAR-2003 07:46:04	Straylight	45.000	26	Gam Cru	1.6240	2900.0	90	5586	No
130	GOM_NL__2PRFIN20030326_074756_000000412015_00021_05586_6105.N1	26-MAR-2003 07:47:56	Straylight	40.500	64	Gam Cen	2.2000	10600.	81	5586	No
131	GOM_NL__2PRFIN20030326_075533_000000502015_00021_05586_6106.N1	26-MAR-2003 07:55:33	Straylight	50.000	106	9Bet Crv	2.6480	5600.0	100	5586	No
132	GOM_NL__2PRFIN20030326_075738_000000462015_00021_05586_6107.N1	26-MAR-2003 07:57:38	Tw_i_and_stray	45.500	100	4Gam Crv	2.5800	13100.	91	5586	No
133	GOM_NL__2PRFIN20030326_075944_000000672015_00021_05586_6108.N1	26-MAR-2003 07:59:44	Bright	67.000	15	67Alp Vir	0.97600	28000.	134	5586	No
134	GOM_NL__2PRFIN20030326_080308_000000492015_00021_05586_6109.N1	26-MAR-2003 08:03:08	Bright	49.000	121	29Gam Vir	2.7400	7200.0	98	5586	No
135	GOM_NL__2PRFIN20030326_080656_000000382015_00021_05586_6110.N1	26-MAR-2003 08:06:56	Bright	38.000	22	32Alp Leo	1.3600	15200.	76	5586	No
136	GOM_NL__2PRFIN20030326_080902_000000372015_00021_05586_6111.N1	26-MAR-2003 08:09:02	Bright	37.000	51	41Gam1Leo	2.0100	4500.0	74	5586	No
137	GOM_NL__2PRFIN20030326_081608_000000392015_00021_05586_6112.N1	26-MAR-2003 08:16:08	Bright	39.000	174	52Psi UMa	3.0040	4400.0	78	5586	No
138	GOM_NL__2PRFIN20030326_081926_000000382015_00021_05586_6113.N1	26-MAR-2003 08:19:26	Bright	37.500	82	48Bet UMa	2.3650	10600.	75	5586	No
139	GOM_NL__2PRFIN20030326_082057_000000382015_00021_05586_6114.N1	26-MAR-2003 08:20:57	Bright	38.000	36	50Alp UMa	1.8000	6300.0	76	5586	No
140	GOM_NL__2PRFIN20030326_082225_000000452015_00021_05586_6115.N1	26-MAR-2003 08:22:25	Bright	45.000	55	79Zet UMa	2.0600	10200.	90	5586	No
141	GOM_NL__2PRFIN20030326_082430_000000732015_00021_05586_6116.N1	26-MAR-2003 08:24:30	Bright	73.000	180	27Gam Boo	3.0400	8000.0	146	5586	No
142	GOM_NL__2PRFIN20030326_082738_000000412015_00021_05586_6117.N1	26-MAR-2003 08:27:38	Bright	41.000	60	7Bet UMi	2.0810	3950.0	82	5586	No
143	GOM_NL__2PRFIN20030326_083102_000000502015_00021_05586_6118.N1	26-MAR-2003 08:31:02	Bright	50.000	119	14Eta Dra	2.7270	4700.0	100	5586	No
144	GOM_NL__2PRFIN20030326_083636_000000372015_00021_05586_6119.N1	26-MAR-2003 08:36:36	Bright	37.000	89	5Alp Cep	2.4510	8000.0	74	5586	No
145	GOM_NL__2PRFIN20030326_084146_000000402015_00021_05586_6120.N1	26-MAR-2003 08:41:46	Bright	40.000	19	50Alp Cyg	1.2460	10500.	80	5586	No
146	GOM_NL__2PRFIN20030326_084322_000000432015_00021_05586_6121.N1	26-MAR-2003 08:43:22	Bright	43.000	66	37Gam Cyg	2.2080	5900.0	86	5586	No
147	GOM_NL__2PRFIN20030326_084515_000000402015_00021_05586_6122.N1	26-MAR-2003 08:45:15	Bright	39.500	92	53Eps Cyg	2.5000	4500.0	79	5586	No
148	GOM_NL__2PRFIN20030326_085430_000000602015_00021_05586_6123.N1	26-MAR-2003 08:54:30	Straylight	59.500	11	53Alp Aql	0.76500	8000.0	119	5586	No
149	GOM_NL__2PRFIN20030326_085844_000000412015_00021_05586_6124.N1	26-MAR-2003 08:58:44	Dark	40.500	142	49Del Cap	2.8500	8900.0	81	5586	No
150	GOM_NL__2PRFIN20030326_091127_000000592015_00021_05586_6125.N1	26-MAR-2003 09:11:27	Dark	58.500	38	20Eps Sgr	1.8360	11000.	117	5586	No
151	GOM_NL__2PRFIN20030326_091455_000000522015_00022_05587_6099.N1	26-MAR-2003 09:14:55	Dark	52.000	85	Kap Sco	2.4070	28000.	104	5587	No
152	GOM_NL__2PRFIN20030326_091638_000000432015_00022_05587_6100.N1	26-MAR-2003 09:16:38	Dark	43.000	141	Bet Ara	2.8400	4600.0	86	5587	No
153	GOM_NL__2PRFIN20030326_091816_000000422015_00022_05587_6101.N1	26-MAR-2003 09:18:16	Dark	42.000	43	Alp TrA	1.9100	4250.0	84	5587	No
154	GOM_NL__2PRFIN20030326_091958_000000402015_00022_05587_6102.N1	26-MAR-2003 09:19:58	Dark	40.000	134	Bet TrA	2.8100	6600.0	80	5587	No
155	GOM_NL__2PRFIN20030326_092316_000001112015_00022_05587_6103.N1	26-MAR-2003 09:23:16	Dark	110.50	16	21Alp Sco	1.0200	3000.0	221	5587	No
156	GOM_NL__2PRFIN20030326_092641_000000482015_00022_05587_6104.N1	26-MAR-2003 09:26:41	Straylight	48.000	26	Gam Cru	1.6240	2900.0	96	5587	No
157	GOM_NL__2PRFIN20030326_092833_000000442015_00022_05587_6105.N1	26-MAR-2003 09:28:33	Straylight	44.000	64	Gam Cen	2.2000	10600.	88	5587	No
158	GOM_NL__2PRFIN20030326_093609_000000512015_00022_05587_6106.N1	26-MAR-2003 09:36:09	Straylight	50.500	106	9Bet Crv	2.6480	5600.0	101	5587	No
159	GOM_NL__2PRFIN20030326_093814_000000472015_00022_05587_6107.N1	26-MAR-2003 09:38:14	Tw_i_and_stray	46.500	100	4Gam Crv	2.5800	13100.	93	5587	No
160	GOM_NL__2PRFIN20030326_094019_000000772015_00022_05587_6108.N1	26-MAR-2003 09:40:19	Bright	77.000	15	67Alp Vir	0.97600	28000.	154	5587	No

161	GOM_NL__2PRFIN20030326_094344_000000502015_00022_05587_6109.N1	26-MAR-2003 09:43:44	Bright	50.000	121	29Gam Vir	2.7400	7200.0	100	5587	No
162	GOM_NL__2PRFIN20030326_094732_000000382015_00022_05587_6110.N1	26-MAR-2003 09:47:32	Bright	37.500	22	32Alp Leo	1.3600	15200.	75	5587	No
163	GOM_NL__2PRFIN20030326_094938_000000372015_00022_05587_6111.N1	26-MAR-2003 09:49:38	Bright	37.000	51	41Gam1Leo	2.0100	4500.0	74	5587	No
164	GOM_NL__2PRFIN20030326_095644_000000382015_00022_05587_6112.N1	26-MAR-2003 09:56:44	Bright	38.000	174	52Psi UMa	3.0040	4400.0	76	5587	No
165	GOM_NL__2PRFIN20030326_100001_000000382015_00022_05587_6113.N1	26-MAR-2003 10:00:01	Bright	37.500	82	48Bet UMa	2.3650	10600.	75	5587	No
166	GOM_NL__2PRFIN20030326_100133_000000412015_00022_05587_6114.N1	26-MAR-2003 10:01:33	Bright	40.500	36	50Alp UMa	1.8000	6300.0	81	5587	No
167	GOM_NL__2PRFIN20030326_100300_000000472015_00022_05587_6115.N1	26-MAR-2003 10:03:00	Bright	46.500	55	79Zet UMa	2.0600	10200.	93	5587	No
168	GOM_NL__2PRFIN20030326_100504_000000752015_00022_05587_6116.N1	26-MAR-2003 10:05:04	Bright	75.000	180	27Gam Boo	3.0400	8000.0	150	5587	No
169	GOM_NL__2PRFIN20030326_100814_000000372015_00022_05587_6117.N1	26-MAR-2003 10:08:14	Bright	37.000	60	7Bet UMi	2.0810	3950.0	74	5587	No
170	GOM_NL__2PRFIN20030326_101137_000000502015_00022_05587_6118.N1	26-MAR-2003 10:11:37	Bright	49.500	119	14Eta Dra	2.7270	4700.0	99	5587	No
171	GOM_NL__2PRFIN20030326_101712_000000372015_00022_05587_6119.N1	26-MAR-2003 10:17:12	Bright	36.500	89	5Alp Cep	2.4510	8000.0	73	5587	No
172	GOM_NL__2PRFIN20030326_102222_000000392015_00022_05587_6120.N1	26-MAR-2003 10:22:22	Bright	39.000	19	50Alp Cyg	1.2460	10500.	78	5587	No
173	GOM_NL__2PRFIN20030326_102358_000000412015_00022_05587_6121.N1	26-MAR-2003 10:23:58	Bright	41.000	66	37Gam Cyg	2.2080	5900.0	82	5587	No
174	GOM_NL__2PRFIN20030326_102551_000000402015_00022_05587_6122.N1	26-MAR-2003 10:25:51	Bright	40.000	92	53Eps Cyg	2.5000	4500.0	80	5587	No
175	GOM_NL__2PRFIN20030326_103506_000000632015_00022_05587_6123.N1	26-MAR-2003 10:35:06	Straylight	62.500	11	53Alp Aql	0.76500	8000.0	125	5587	No
176	GOM_NL__2PRFIN20030326_103920_000000412015_00022_05587_6124.N1	26-MAR-2003 10:39:20	Dark	40.500	142	49Del Cap	2.8500	8900.0	81	5587	No
177	GOM_NL__2PRFIN20030326_105204_000000572015_00022_05587_6125.N1	26-MAR-2003 10:52:04	Dark	56.500	38	20Eps Sgr	1.8360	11000.	113	5587	No
178	GOM_NL__2PRFIN20030326_105531_000000542015_00023_05588_6099.N1	26-MAR-2003 10:55:31	Dark	54.000	85	Kap Sco	2.4070	28000.	108	5588	No
179	GOM_NL__2PRFIN20030326_105714_000000442015_00023_05588_6100.N1	26-MAR-2003 10:57:14	Dark	44.000	141	Bet Ara	2.8400	4600.0	88	5588	No
180	GOM_NL__2PRFIN20030326_105852_000000422015_00023_05588_6101.N1	26-MAR-2003 10:58:52	Dark	42.000	43	Alp TrA	1.9100	4250.0	84	5588	No
181	GOM_NL__2PRFIN20030326_110034_000000402015_00023_05588_6102.N1	26-MAR-2003 11:00:34	Dark	40.000	134	Bet TrA	2.8100	6600.0	80	5588	No
182	GOM_NL__2PRFIN20030326_110354_000001182015_00023_05588_6103.N1	26-MAR-2003 11:03:54	Straylight	117.50	16	21Alp Sco	1.0200	3000.0	235	5588	No
183	GOM_NL__2PRFIN20030326_110716_000000452015_00023_05588_6104.N1	26-MAR-2003 11:07:16	Straylight	44.500	26	Gam Cru	1.6240	2900.0	89	5588	No
184	GOM_NL__2PRFIN20030326_110909_000000422015_00023_05588_6105.N1	26-MAR-2003 11:09:09	Straylight	42.000	64	Gam Cen	2.2000	10600.	84	5588	No
185	GOM_NL__2PRFIN20030326_111645_000000502015_00023_05588_6106.N1	26-MAR-2003 11:16:45	Straylight	50.000	106	9Bet Crv	2.6480	5600.0	100	5588	No
186	GOM_NL__2PRFIN20030326_111850_000000482015_00023_05588_6107.N1	26-MAR-2003 11:18:50	Twilight_stray	47.500	100	4Gam Crv	2.5800	13100.	95	5588	No
187	GOM_NL__2PRFIN20030326_112055_000000702015_00023_05588_6108.N1	26-MAR-2003 11:20:55	Bright	70.000	15	67Alp Vir	0.97600	28000.	140	5588	No
188	GOM_NL__2PRFIN20030326_112419_000000512015_00023_05588_6109.N1	26-MAR-2003 11:24:19	Bright	50.500	121	29Gam Vir	2.7400	7200.0	101	5588	No
189	GOM_NL__2PRFIN20030326_112808_000000382015_00023_05588_6110.N1	26-MAR-2003 11:28:08	Bright	37.500	22	32Alp Leo	1.3600	15200.	75	5588	No
190	GOM_NL__2PRFIN20030326_113013_000000392015_00023_05588_6111.N1	26-MAR-2003 11:30:13	Bright	38.500	51	41Gam1Leo	2.0100	4500.0	77	5588	No
191	GOM_NL__2PRFIN20030326_113719_000000402015_00023_05588_6112.N1	26-MAR-2003 11:37:19	Bright	39.500	174	52Psi UMa	3.0040	4400.0	79	5588	No
192	GOM_NL__2PRFIN20030326_114037_000000392015_00023_05588_6113.N1	26-MAR-2003 11:40:37	Bright	38.500	82	48Bet UMa	2.3650	10600.	77	5588	No
193	GOM_NL__2PRFIN20030326_114209_000000392015_00023_05588_6114.N1	26-MAR-2003 11:42:09	Bright	39.000	36	50Alp UMa	1.8000	6300.0	78	5588	No
194	GOM_NL__2PRFIN20030326_114335_000000452015_00023_05588_6115.N1	26-MAR-2003 11:43:35	Bright	45.000	55	79Zet UMa	2.0600	10200.	90	5588	No
195	GOM_NL__2PRFIN20030326_114538_000000742015_00023_05588_6116.N1	26-MAR-2003 11:45:38	Bright	73.500	180	27Gam Boo	3.0400	8000.0	147	5588	No
196	GOM_NL__2PRFIN20030326_114849_000000422015_00023_05588_6117.N1	26-MAR-2003 11:48:49	Bright	41.500	60	7Bet UMi	2.0810	3950.0	83	5588	No
197	GOM_NL__2PRFIN20030326_115212_000000472015_00023_05588_6118.N1	26-MAR-2003 11:52:12	Bright	46.500	119	14Eta Dra	2.7270	4700.0	93	5588	No
198	GOM_NL__2PRFIN20030326_115748_000000382015_00023_05588_6119.N1	26-MAR-2003 11:57:48	Bright	37.500	89	5Alp Cep	2.4510	8000.0	75	5588	No
199	GOM_NL__2PRFIN20030326_120257_000000402015_00023_05588_6120.N1	26-MAR-2003 12:02:57	Bright	39.500	19	50Alp Cyg	1.2460	10500.	79	5588	No
200	GOM_NL__2PRFIN20030326_120434_000000432015_00023_05588_6121.N1	26-MAR-2003 12:04:34	Bright	43.000	66	37Gam Cyg	2.2080	5900.0	86	5588	No
201	GOM_NL__2PRFIN20030326_120627_000000402015_00023_05588_6122.N1	26-MAR-2003 12:06:27	Bright	39.500	92	53Eps Cyg	2.5000	4500.0	79	5588	No
202	GOM_NL__2PRFIN20030326_121542_000000612015_00023_05588_6123.N1	26-MAR-2003 12:15:42	Straylight	61.000	11	53Alp Aql	0.76500	8000.0	122	5588	No
203	GOM_NL__2PRFIN20030326_121956_000000392015_00023_05588_6124.N1	26-MAR-2003 12:19:56	Dark	38.500	142	49Del Cap	2.8500	8900.0	77	5588	No
204	GOM_NL__2PRFIN20030326_123241_000000532015_00023_05588_6125.N1	26-MAR-2003 12:32:41	Dark	52.500	38	20Eps Sgr	1.8360	11000.	105	5588	No
205	GOM_NL__2PRFIN20030326_123608_000000522015_00024_05589_6099.N1	26-MAR-2003 12:36:08	Dark	52.000	85	Kap Sco	2.4070	28000.	104	5589	No
206	GOM_NL__2PRFIN20030326_123750_000000472015_00024_05589_6100.N1	26-MAR-2003 12:37:50	Dark	46.500	141	Bet Ara	2.8400	4600.0	93	5589	No
207	GOM_NL__2PRFIN20030326_123928_000000402015_00024_05589_6101.N1	26-MAR-2003 12:39:28	Dark	40.000	43	Alp TrA	1.9100	4250.0	80	5589	No
208	GOM_NL__2PRFIN20030326_124110_000000422015_00024_05589_6102.N1	26-MAR-2003 12:41:10	Dark	41.500	134	Bet TrA	2.8100	6600.0	83	5589	No
209	GOM_NL__2PRFIN20030326_124433_000001142015_00024_05589_6103.N1	26-MAR-2003 12:44:33	Straylight	113.50	16	21Alp Sco	1.0200	3000.0	227	5589	No
210	GOM_NL__2PRFIN20030326_124752_000000512015_00024_05589_6104.N1	26-MAR-2003 12:47:52	Straylight	51.000	26	Gam Cru	1.6240	2900.0	102	5589	No
211	GOM_NL__2PRFIN20030326_124945_000000432015_00024_05589_6105.N1	26-MAR-2003 12:49:45	Straylight	43.000	64	Gam Cen	2.2000	10600.	86	5589	No
212	GOM_NL__2PRFIN20030326_125721_000000522015_00024_05589_6106.N1	26-MAR-2003 12:57:21	Straylight	51.500	106	9Bet Crv	2.6480	5600.0	103	5589	No
213	GOM_NL__2PRFIN20030326_125925_000000452015_00024_05589_6107.N1	26-MAR-2003 12:59:25	Twilight_stray	45.000	100	4Gam Crv	2.5800	13100.	90	5589	No
214	GOM_NL__2PRFIN20030326_130131_000000682015_00024_05589_6108.N1	26-MAR-2003 13:01:31	Bright	68.000	15	67Alp Vir	0.97600	28000.	136	5589	No
215	GOM_NL__2PRFIN20030326_130454_000000522015_00024_05589_6109.N1	26-MAR-2003 13:04:54	Bright	52.000	121	29Gam Vir	2.7400	7200.0	104	5589	No
216	GOM_NL__2PRFIN20030326_130844_000000382015_00024_05589_6110.N1	26-MAR-2003 13:08:44	Bright	38.000	22	32Alp Leo	1.3600	15200.	76	5589	No
217	GOM_NL__2PRFIN20030326_131049_000000382015_00024_05589_6111.N1	26-MAR-2003 13:10:49	Bright	38.000	51	41Gam1Leo	2.0100	4500.0	76	5589	No
218	GOM_NL__2PRFIN20030326_131754_000000402015_00024_05589_6112.N1	26-MAR-2003 13:17:54	Bright	40.000	174	52Psi UMa	3.0040	4400.0	80	5589	No
219	GOM_NL__2PRFIN20030326_132112_000000372015_00024_05589_6113.N1	26-MAR-2003 13:21:12	Bright	36.500	82	48Bet UMa	2.3650	10600.	73	5589	No

220	GOM_NL__2PRFIN20030326_132244_000000392015_00024_05589_6114.N1	26-MAR-2003 13:22:44	Bright	39.000	36	50Alp UMa	1.8000	6300.0	78	5589	No
221	GOM_NL__2PRFIN20030326_132410_000000472015_00024_05589_6115.N1	26-MAR-2003 13:24:10	Bright	46.500	55	79Zet UMa	2.0600	10200.	93	5589	No
222	GOM_NL__2PRFIN20030326_132612_000000722015_00024_05589_6116.N1	26-MAR-2003 13:26:12	Bright	71.500	180	27Gam Boo	3.0400	8000.0	143	5589	No
223	GOM_NL__2PRFIN20030326_132925_000000402015_00024_05589_6117.N1	26-MAR-2003 13:29:25	Bright	40.000	60	7Bet UMi	2.0810	3950.0	80	5589	No
224	GOM_NL__2PRFIN20030326_133247_000000482015_00024_05589_6118.N1	26-MAR-2003 13:32:47	Bright	48.000	119	14Eta Dra	2.7270	4700.0	96	5589	No
225	GOM_NL__2PRFIN20030326_133823_000000382015_00024_05589_6119.N1	26-MAR-2003 13:38:23	Bright	38.000	89	5Alp Cep	2.4510	8000.0	76	5589	No
226	GOM_NL__2PRFIN20030326_134333_000000412015_00024_05589_6120.N1	26-MAR-2003 13:43:33	Bright	40.500	19	50Alp Cyg	1.2460	10500.	81	5589	No
227	GOM_NL__2PRFIN20030326_134509_000000452015_00024_05589_6121.N1	26-MAR-2003 13:45:09	Bright	44.500	66	37Gam Cyg	2.2080	5900.0	89	5589	No
228	GOM_NL__2PRFIN20030326_134703_000000422015_00024_05589_6122.N1	26-MAR-2003 13:47:03	Bright	41.500	92	53Eps Cyg	2.5000	4500.0	83	5589	No
229	GOM_NL__2PRFIN20030326_135619_000000672015_00024_05589_6123.N1	26-MAR-2003 13:56:19	Straylight	66.500	11	53Alp Aql	0.76500	8000.0	133	5589	No
230	GOM_NL__2PRFIN20030326_140032_000000432015_00024_05589_6124.N1	26-MAR-2003 14:00:32	Dark	42.500	142	49Del Cap	2.8500	8900.0	85	5589	No
231	GOM_NL__2PRFIN20030326_141318_000000542015_00024_05589_6125.N1	26-MAR-2003 14:13:18	Dark	53.500	38	20Eps Sgr	1.8360	11000.	107	5589	No
232	GOM_NL__2PRFIN20030326_141646_000000522015_00025_05590_6099.N1	26-MAR-2003 14:16:46	Dark	51.500	85	Kap Sco	2.4070	28000.	103	5590	No
233	GOM_NL__2PRFIN20030326_142004_000000412015_00025_05590_6100.N1	26-MAR-2003 14:20:04	Dark	41.000	43	Alp TrA	1.9100	4250.0	82	5590	No
234	GOM_NL__2PRFIN20030326_142146_000000422015_00025_05590_6101.N1	26-MAR-2003 14:21:46	Dark	41.500	134	Bet TrA	2.8100	6600.0	83	5590	No
235	GOM_NL__2PRFIN20030326_142428_000000562015_00025_05590_6102.N1	26-MAR-2003 14:24:28	Dark	56.000	4	Alp1Cen	-0.010000	5800.0	112	5590	No
236	GOM_NL__2PRFIN20030326_142705_000000482015_00025_05590_6103.N1	26-MAR-2003 14:27:05	Straylight	48.000	12	Alp1Cru	0.77500	30000.	96	5590	No
237	GOM_NL__2PRFIN20030326_142828_000000472015_00025_05590_6104.N1	26-MAR-2003 14:28:28	Straylight	46.500	26	Gam Cru	1.6240	2900.0	93	5590	No
238	GOM_NL__2PRFIN20030326_143020_000000432015_00025_05590_6105.N1	26-MAR-2003 14:30:20	Straylight	43.000	64	Gam Cen	2.2000	10600.	86	5590	No
239	GOM_NL__2PRFIN20030326_143221_000001882015_00025_05590_6106.N1	26-MAR-2003 14:32:21	Straylight	188.00	97	8Bet1Sco	2.5610	30000.	376	5590	No
240	GOM_NL__2PRFIN20030326_143756_000000542015_00025_05590_6107.N1	26-MAR-2003 14:37:56	Straylight	53.500	106	9Bet Crv	2.6480	5600.0	107	5590	No
241	GOM_NL__2PRFIN20030326_144000_000000462015_00025_05590_6108.N1	26-MAR-2003 14:40:00	Tw_i_and_stray	46.000	100	4Gam Crv	2.5800	13100.	92	5590	No
242	GOM_NL__2PRFIN20030326_144206_000000692015_00025_05590_6109.N1	26-MAR-2003 14:42:06	Bright	69.000	15	67Alp Vir	0.97600	28000.	138	5590	No
243	GOM_NL__2PRFIN20030326_144528_000000542015_00025_05590_6110.N1	26-MAR-2003 14:45:28	Bright	53.500	121	29Gam Vir	2.7400	7200.0	107	5590	No
244	GOM_NL__2PRFIN20030326_144920_000000382015_00025_05590_6111.N1	26-MAR-2003 14:49:20	Bright	37.500	22	32Alp Leo	1.3600	15200.	75	5590	No
245	GOM_NL__2PRFIN20030326_145124_000000392015_00025_05590_6112.N1	26-MAR-2003 14:51:24	Bright	39.000	51	41Gam1Leo	2.0100	4500.0	78	5590	No
246	GOM_NL__2PRFIN20030326_145831_000000372015_00025_05590_6113.N1	26-MAR-2003 14:58:31	Bright	36.500	174	52Psi UMa	3.0040	4400.0	73	5590	No
247	GOM_NL__2PRFIN20030326_150150_000000382015_00025_05590_6114.N1	26-MAR-2003 15:01:50	Bright	38.000	82	48Bet UMa	2.3650	10600.	76	5590	No
248	GOM_NL__2PRFIN20030326_150321_000000372015_00025_05590_6115.N1	26-MAR-2003 15:03:21	Bright	37.000	36	50Alp UMa	1.8000	6300.0	74	5590	No
249	GOM_NL__2PRFIN20030326_150447_000000442015_00025_05590_6116.N1	26-MAR-2003 15:04:47	Bright	44.000	55	79Zet UMa	2.0600	10200.	88	5590	No
250	GOM_NL__2PRFIN20030326_150646_000000742015_00025_05590_6117.N1	26-MAR-2003 15:06:46	Bright	73.500	180	27Gam Boo	3.0400	8000.0	147	5590	No
251	GOM_NL__2PRFIN20030326_151001_000000392015_00025_05590_6118.N1	26-MAR-2003 15:10:01	Bright	39.000	60	7Bet UMi	2.0810	3950.0	78	5590	No
252	GOM_NL__2PRFIN20030326_151323_000000482015_00025_05590_6119.N1	26-MAR-2003 15:13:23	Bright	48.000	119	14Eta Dra	2.7270	4700.0	96	5590	No
253	GOM_NL__2PRFIN20030326_151901_000000372015_00025_05590_6120.N1	26-MAR-2003 15:19:01	Bright	36.500	89	5Alp Cep	2.4510	8000.0	73	5590	No
254	GOM_NL__2PRFIN20030326_152410_000000392015_00025_05590_6121.N1	26-MAR-2003 15:24:10	Bright	38.500	19	50Alp Cyg	1.2460	10500.	77	5590	No
255	GOM_NL__2PRFIN20030326_152547_000000412015_00025_05590_6122.N1	26-MAR-2003 15:25:47	Bright	41.000	66	37Gam Cyg	2.2080	5900.0	82	5590	No
256	GOM_NL__2PRFIN20030326_152740_000000392015_00025_05590_6123.N1	26-MAR-2003 15:27:40	Bright	38.500	92	53Eps Cyg	2.5000	4500.0	77	5590	No
257	GOM_NL__2PRFIN20030326_153657_000000652015_00025_05590_6124.N1	26-MAR-2003 15:36:57	Straylight	65.000	11	53Alp Aql	0.76500	8000.0	130	5590	No
258	GOM_NL__2PRFIN20030326_154110_000000382015_00025_05590_6125.N1	26-MAR-2003 15:41:10	Dark	38.000	142	49Del Cap	2.8500	8900.0	76	5590	No
259	GOM_NL__2PRFIN20030326_155356_000000542015_00025_05590_6126.N1	26-MAR-2003 15:53:56	Dark	53.500	38	20Eps Sgr	1.8360	11000.	107	5590	No
260	GOM_NL__2PRFIN20030326_155724_000000522015_00026_05591_6099.N1	26-MAR-2003 15:57:24	Dark	52.000	85	Kap Sco	2.4070	28000.	104	5591	No
261	GOM_NL__2PRFIN20030326_160042_000000422015_00026_05591_6100.N1	26-MAR-2003 16:00:42	Dark	41.500	43	Alp TrA	1.9100	4250.0	83	5591	No
262	GOM_NL__2PRFIN20030326_160224_000000412015_00026_05591_6101.N1	26-MAR-2003 16:02:24	Dark	41.000	134	Bet TrA	2.8100	6600.0	82	5591	No
263	GOM_NL__2PRFIN20030326_160506_000000452015_00026_05591_6102.N1	26-MAR-2003 16:05:06	Dark	44.500	4	Alp1Cen	-0.010000	5800.0	89	5591	No
264	GOM_NL__2PRFIN20030326_160742_000000462015_00026_05591_6103.N1	26-MAR-2003 16:07:42	Straylight	45.500	12	Alp1Cru	0.77500	30000.	91	5591	No
265	GOM_NL__2PRFIN20030326_160906_000000452015_00026_05591_6104.N1	26-MAR-2003 16:09:06	Straylight	45.000	26	Gam Cru	1.6240	2900.0	90	5591	No
266	GOM_NL__2PRFIN20030326_161058_000000412015_00026_05591_6105.N1	26-MAR-2003 16:10:58	Straylight	40.500	64	Gam Cen	2.2000	10600.	81	5591	No
267	GOM_NL__2PRFIN20030326_161258_000001972015_00026_05591_6106.N1	26-MAR-2003 16:12:58	Straylight	197.00	97	8Bet1Sco	2.5610	30000.	394	5591	No
268	GOM_NL__2PRFIN20030326_161834_000000502015_00026_05591_6107.N1	26-MAR-2003 16:18:34	Straylight	49.500	106	9Bet Crv	2.6480	5600.0	99	5591	No
269	GOM_NL__2PRFIN20030326_162038_000000472015_00026_05591_6108.N1	26-MAR-2003 16:20:38	Tw_i_and_stray	46.500	100	4Gam Crv	2.5800	13100.	93	5591	No
270	GOM_NL__2PRFIN20030326_162243_000000722015_00026_05591_6109.N1	26-MAR-2003 16:22:43	Bright	72.000	15	67Alp Vir	0.97600	28000.	144	5591	No
271	GOM_NL__2PRFIN20030326_162607_000000482015_00026_05591_6110.N1	26-MAR-2003 16:26:07	Bright	47.500	121	29Gam Vir	2.7400	7200.0	95	5591	No
272	GOM_NL__2PRFIN20030326_162957_000000382015_00026_05591_6111.N1	26-MAR-2003 16:29:57	Bright	37.500	22	32Alp Leo	1.3600	15200.	75	5591	No
273	GOM_NL__2PRFIN20030326_163202_000000372015_00026_05591_6112.N1	26-MAR-2003 16:32:02	Bright	36.500	51	41Gam1Leo	2.0100	4500.0	73	5591	No
274	GOM_NL__2PRFIN20030326_163907_000000392015_00026_05591_6113.N1	26-MAR-2003 16:39:07	Bright	38.500	174	52Psi UMa	3.0040	4400.0	77	5591	No
275	GOM_NL__2PRFIN20030326_164226_000000372015_00026_05591_6114.N1	26-MAR-2003 16:42:26	Bright	37.000	82	48Bet UMa	2.3650	10600.	74	5591	No
276	GOM_NL__2PRFIN20030326_164357_000000382015_00026_05591_6115.N1	26-MAR-2003 16:43:57	Bright	37.500	36	50Alp UMa	1.8000	6300.0	75	5591	No
277	GOM_NL__2PRFIN20030326_164522_000000452015_00026_05591_6116.N1	26-MAR-2003 16:45:22	Bright	45.000	55	79Zet UMa	2.0600	10200.	90	5591	No
278	GOM_NL__2PRFIN20030326_164720_000000722015_00026_05591_6117.N1	26-MAR-2003 16:47:20	Bright	72.000	180	27Gam Boo	3.0400	8000.0	144	5591	No

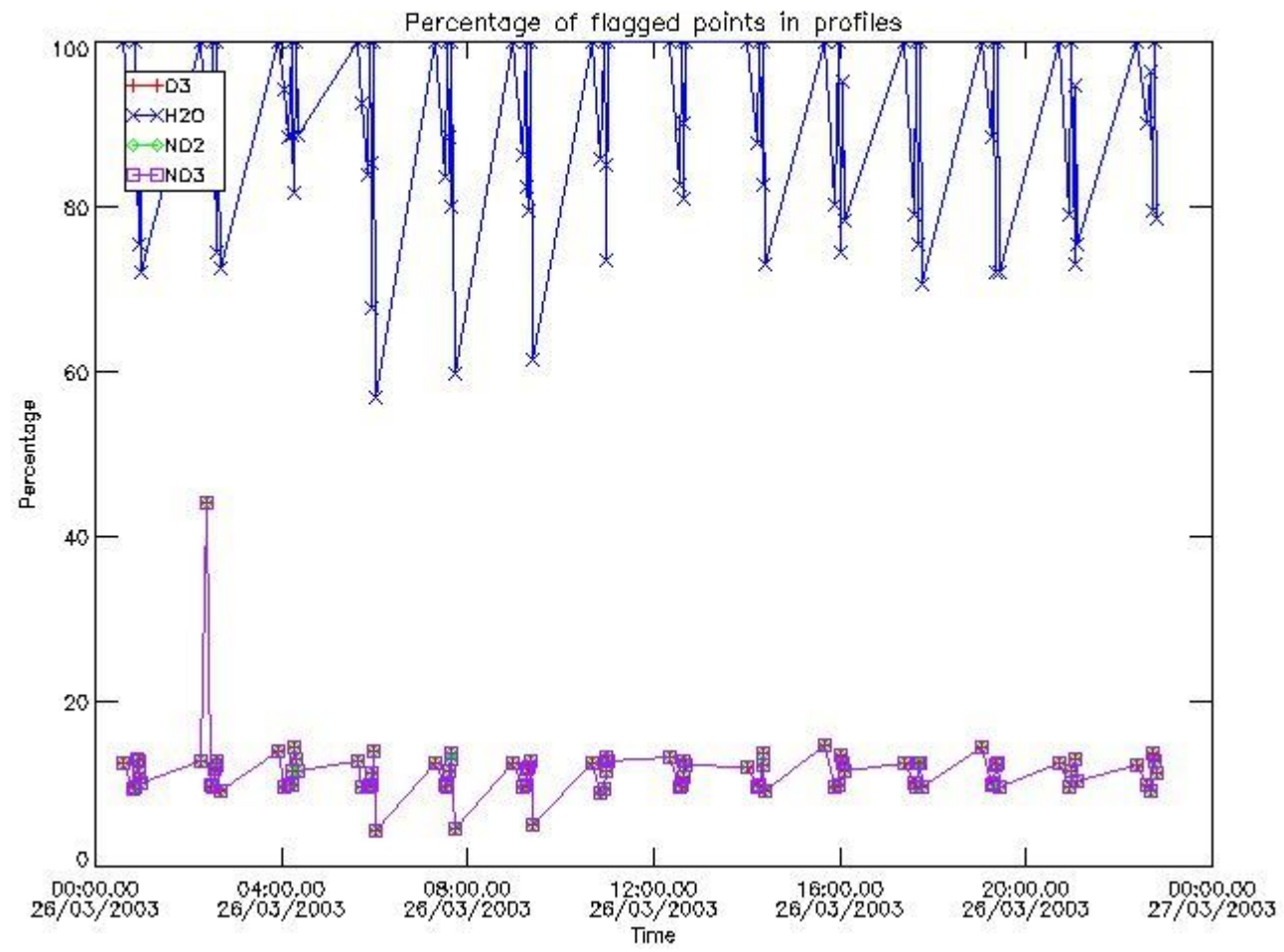
279	GOM_NL__2PRFIN20030326_165037_000000412015_00026_05591_6118.N1	26-MAR-2003 16:50:37	Bright	41.000	60	7Bet UMi	2.0810	3950.0	82	5591	No
280	GOM_NL__2PRFIN20030326_165359_000000492015_00026_05591_6119.N1	26-MAR-2003 16:53:59	Bright	48.500	119	14Eta Dra	2.7270	4700.0	97	5591	No
281	GOM_NL__2PRFIN20030326_165937_000000382015_00026_05591_6120.N1	26-MAR-2003 16:59:37	Bright	38.000	89	5Alp Cep	2.4510	8000.0	76	5591	No
282	GOM_NL__2PRFIN20030326_170446_000000402015_00026_05591_6121.N1	26-MAR-2003 17:04:46	Bright	40.000	19	50Alp Cyg	1.2460	10500.	80	5591	No
283	GOM_NL__2PRFIN20030326_170623_000000442015_00026_05591_6122.N1	26-MAR-2003 17:06:23	Bright	43.500	66	37Gam Cyg	2.2080	5900.0	87	5591	No
284	GOM_NL__2PRFIN20030326_170817_000000412015_00026_05591_6123.N1	26-MAR-2003 17:08:17	Bright	41.000	92	53Eps Cyg	2.5000	4500.0	82	5591	No
285	GOM_NL__2PRFIN20030326_171733_000000692015_00026_05591_6124.N1	26-MAR-2003 17:17:33	Straylight	68.500	11	53Alp Aql	0.76500	8000.0	137	5591	No
286	GOM_NL__2PRFIN20030326_172146_000000412015_00026_05591_6125.N1	26-MAR-2003 17:21:46	Dark	41.000	142	49Del Cap	2.8500	8900.0	82	5591	No
287	GOM_NL__2PRFIN20030326_173434_000000512015_00026_05591_6126.N1	26-MAR-2003 17:34:34	Dark	50.500	38	20Eps Sgr	1.8360	11000.	101	5591	No
288	GOM_NL__2PRFIN20030326_173801_000000532015_00027_05592_6099.N1	26-MAR-2003 17:38:01	Dark	52.500	85	Kap Sco	2.4070	28000.	105	5592	No
289	GOM_NL__2PRFIN20030326_174118_000000412015_00027_05592_6100.N1	26-MAR-2003 17:41:18	Dark	41.000	43	Alp TrA	1.9100	4250.0	82	5592	No
290	GOM_NL__2PRFIN20030326_174301_000000412015_00027_05592_6101.N1	26-MAR-2003 17:43:01	Dark	41.000	134	Bet TrA	2.8100	6600.0	82	5592	No
291	GOM_NL__2PRFIN20030326_174543_000000532015_00027_05592_6102.N1	26-MAR-2003 17:45:43	Dark	53.000	4	Alp1Cen	-0.010000	5800.0	106	5592	No
292	GOM_NL__2PRFIN20030326_174818_000000482015_00027_05592_6103.N1	26-MAR-2003 17:48:18	Straylight	48.000	12	Alp1Cru	0.77500	30000.	96	5592	No
293	GOM_NL__2PRFIN20030326_174942_000000452015_00027_05592_6104.N1	26-MAR-2003 17:49:42	Straylight	44.500	26	Gam Cru	1.6240	2900.0	89	5592	No
294	GOM_NL__2PRFIN20030326_175135_000000382015_00027_05592_6105.N1	26-MAR-2003 17:51:35	Straylight	38.000	64	Gam Cen	2.2000	10600.	76	5592	No
295	GOM_NL__2PRFIN20030326_175336_000002042015_00027_05592_6106.N1	26-MAR-2003 17:53:36	Tw_i_and_stray	204.00	97	8Bet1Sco	2.5610	30000.	408	5592	No
296	GOM_NL__2PRFIN20030326_175911_000000512015_00027_05592_6107.N1	26-MAR-2003 17:59:11	Straylight	50.500	106	9Bet Crv	2.6480	5600.0	101	5592	No
297	GOM_NL__2PRFIN20030326_180114_000000462015_00027_05592_6108.N1	26-MAR-2003 18:01:14	Tw_i_and_stray	46.000	100	4Gam Crv	2.5800	13100.	92	5592	No
298	GOM_NL__2PRFIN20030326_180319_000000692015_00027_05592_6109.N1	26-MAR-2003 18:03:19	Bright	69.000	15	67Alp Vir	0.97600	28000.	138	5592	No
299	GOM_NL__2PRFIN20030326_180643_000000492015_00027_05592_6110.N1	26-MAR-2003 18:06:43	Bright	49.000	121	29Gam Vir	2.7400	7200.0	98	5592	No
300	GOM_NL__2PRFIN20030326_181033_000000372015_00027_05592_6111.N1	26-MAR-2003 18:10:33	Bright	36.500	22	32Alp Leo	1.3600	15200.	73	5592	No
301	GOM_NL__2PRFIN20030326_181238_000000362015_00027_05592_6112.N1	26-MAR-2003 18:12:38	Bright	36.000	51	41Gam1Leo	2.0100	4500.0	72	5592	No
302	GOM_NL__2PRFIN20030326_181943_000000392015_00027_05592_6113.N1	26-MAR-2003 18:19:43	Bright	38.500	174	52Psi UMa	3.0040	4400.0	77	5592	No
303	GOM_NL__2PRFIN20030326_182301_000000542015_00027_05592_6114.N1	26-MAR-2003 18:23:01	Bright	54.000	82	48Bet UMa	2.3650	10600.	108	5592	No
304	GOM_NL__2PRFIN20030326_182433_000000412015_00027_05592_6115.N1	26-MAR-2003 18:24:33	Bright	40.500	36	50Alp UMa	1.8000	6300.0	81	5592	No
305	GOM_NL__2PRFIN20030326_182557_000000462015_00027_05592_6116.N1	26-MAR-2003 18:25:57	Bright	45.500	55	79Zet UMa	2.0600	10200.	91	5592	No
306	GOM_NL__2PRFIN20030326_182754_000000722015_00027_05592_6117.N1	26-MAR-2003 18:27:54	Bright	71.500	180	27Gam Boo	3.0400	8000.0	143	5592	No
307	GOM_NL__2PRFIN20030326_183113_000000422015_00027_05592_6118.N1	26-MAR-2003 18:31:13	Bright	41.500	60	7Bet UMi	2.0810	3950.0	83	5592	No
308	GOM_NL__2PRFIN20030326_183434_000000502015_00027_05592_6119.N1	26-MAR-2003 18:34:34	Bright	50.000	119	14Eta Dra	2.7270	4700.0	100	5592	No
309	GOM_NL__2PRFIN20030326_184012_000000362015_00027_05592_6120.N1	26-MAR-2003 18:40:12	Bright	36.000	89	5Alp Cep	2.4510	8000.0	72	5592	No
310	GOM_NL__2PRFIN20030326_184522_000000402015_00027_05592_6121.N1	26-MAR-2003 18:45:22	Bright	39.500	19	50Alp Cyg	1.2460	10500.	79	5592	No
311	GOM_NL__2PRFIN20030326_184659_000000422015_00027_05592_6122.N1	26-MAR-2003 18:46:59	Bright	42.000	66	37Gam Cyg	2.2080	5900.0	84	5592	No
312	GOM_NL__2PRFIN20030326_184853_000000402015_00027_05592_6123.N1	26-MAR-2003 18:48:53	Bright	39.500	92	53Eps Cyg	2.5000	4500.0	79	5592	No
313	GOM_NL__2PRFIN20030326_185810_000000602015_00027_05592_6124.N1	26-MAR-2003 18:58:10	Straylight	59.500	11	53Alp Aql	0.76500	8000.0	119	5592	No
314	GOM_NL__2PRFIN20030326_190222_000000392015_00027_05592_6125.N1	26-MAR-2003 19:02:22	Dark	38.500	142	49Del Cap	2.8500	8900.0	77	5592	No
315	GOM_NL__2PRFIN20030326_191511_000000522015_00027_05592_6126.N1	26-MAR-2003 19:15:11	Dark	52.000	38	20Eps Sgr	1.8360	11000.	104	5592	No
316	GOM_NL__2PRFIN20030326_191839_000000502015_00028_05593_6099.N1	26-MAR-2003 19:18:39	Dark	50.000	85	Kap Sco	2.4070	28000.	100	5593	No
317	GOM_NL__2PRFIN20030326_192155_000000422015_00028_05593_6100.N1	26-MAR-2003 19:21:55	Dark	41.500	43	Alp TrA	1.9100	4250.0	83	5593	No
318	GOM_NL__2PRFIN20030326_192337_000000412015_00028_05593_6101.N1	26-MAR-2003 19:23:37	Dark	40.500	134	Bet TrA	2.8100	6600.0	81	5593	No
319	GOM_NL__2PRFIN20030326_192619_000000532015_00028_05593_6102.N1	26-MAR-2003 19:26:19	Dark	52.500	4	Alp1Cen	-0.010000	5800.0	105	5593	No
320	GOM_NL__2PRFIN20030326_192855_000000442015_00028_05593_6103.N1	26-MAR-2003 19:28:55	Straylight	44.000	12	Alp1Cru	0.77500	30000.	88	5593	No
321	GOM_NL__2PRFIN20030326_193019_000000532015_00028_05593_6104.N1	26-MAR-2003 19:30:19	Straylight	52.500	26	Gam Cru	1.6240	2900.0	105	5593	No
322	GOM_NL__2PRFIN20030326_193211_000000392015_00028_05593_6105.N1	26-MAR-2003 19:32:11	Straylight	39.000	64	Gam Cen	2.2000	10600.	78	5593	No
323	GOM_NL__2PRFIN20030326_193414_000001892015_00028_05593_6106.N1	26-MAR-2003 19:34:14	Straylight	188.50	97	8Bet1Sco	2.5610	30000.	377	5593	No
324	GOM_NL__2PRFIN20030326_193947_000000482015_00028_05593_6107.N1	26-MAR-2003 19:39:47	Straylight	47.500	106	9Bet Crv	2.6480	5600.0	95	5593	No
325	GOM_NL__2PRFIN20030326_194150_000000462015_00028_05593_6108.N1	26-MAR-2003 19:41:50	Tw_i_and_stray	45.500	100	4Gam Crv	2.5800	13100.	91	5593	No
326	GOM_NL__2PRFIN20030326_194355_000000692015_00028_05593_6109.N1	26-MAR-2003 19:43:55	Bright	68.500	15	67Alp Vir	0.97600	28000.	137	5593	No
327	GOM_NL__2PRFIN20030326_194719_000000482015_00028_05593_6110.N1	26-MAR-2003 19:47:19	Bright	47.500	121	29Gam Vir	2.7400	7200.0	95	5593	No
328	GOM_NL__2PRFIN20030326_195110_000000372015_00028_05593_6111.N1	26-MAR-2003 19:51:10	Bright	37.000	22	32Alp Leo	1.3600	15200.	74	5593	No
329	GOM_NL__2PRFIN20030326_195314_000000362015_00028_05593_6112.N1	26-MAR-2003 19:53:14	Bright	36.000	51	41Gam1Leo	2.0100	4500.0	72	5593	No
330	GOM_NL__2PRFIN20030326_200019_000000362015_00028_05593_6113.N1	26-MAR-2003 20:00:19	Bright	35.500	174	52Psi UMa	3.0040	4400.0	71	5593	No
331	GOM_NL__2PRFIN20030326_200337_000000352015_00028_05593_6114.N1	26-MAR-2003 20:03:37	Bright	35.000	82	48Bet UMa	2.3650	10600.	70	5593	No
332	GOM_NL__2PRFIN20030326_200509_000000362015_00028_05593_6115.N1	26-MAR-2003 20:05:09	Bright	35.500	36	50Alp UMa	1.8000	6300.0	71	5593	No
333	GOM_NL__2PRFIN20030326_200632_000000462015_00028_05593_6116.N1	26-MAR-2003 20:06:32	Bright	46.000	55	79Zet UMa	2.0600	10200.	92	5593	No
334	GOM_NL__2PRFIN20030326_200829_000000732015_00028_05593_6117.N1	26-MAR-2003 20:08:29	Bright	73.000	180	27Gam Boo	3.0400	8000.0	146	5593	No
335	GOM_NL__2PRFIN20030326_201148_000000402015_00028_05593_6118.N1	26-MAR-2003 20:11:48	Bright	40.000	60	7Bet UMi	2.0810	3950.0	80	5593	No
336	GOM_NL__2PRFIN20030326_201509_000000512015_00028_05593_6119.N1	26-MAR-2003 20:15:09	Bright	50.500	119	14Eta Dra	2.7270	4700.0	101	5593	No
337	GOM_NL__2PRFIN20030326_202048_000000372015_00028_05593_6120.N1	26-MAR-2003 20:20:48	Bright	37.000	89	5Alp Cep	2.4510	8000.0	74	5593	No

338	GOM_NL__2PRFIN20030326_202558_000000382015_00028_05593_6121.N1	26-MAR-2003 20:25:58	Bright	38.000	19	50Alp Cyg	1.2460	10500.	76	5593	No
339	GOM_NL__2PRFIN20030326_202735_000000432015_00028_05593_6122.N1	26-MAR-2003 20:27:35	Bright	42.500	66	37Gam Cyg	2.2080	5900.0	85	5593	No
340	GOM_NL__2PRFIN20030326_202928_000000412015_00028_05593_6123.N1	26-MAR-2003 20:29:28	Bright	40.500	92	53Eps Cyg	2.5000	4500.0	81	5593	No
341	GOM_NL__2PRFIN20030326_203846_000000602015_00028_05593_6124.N1	26-MAR-2003 20:38:46	Straylight	60.000	11	53Alp Aql	0.76500	8000.0	120	5593	No
342	GOM_NL__2PRFIN20030326_204258_000000412015_00028_05593_6125.N1	26-MAR-2003 20:42:58	Dark	40.500	142	49Del Cap	2.8500	8900.0	81	5593	No
343	GOM_NL__2PRFIN20030326_205548_000000532015_00028_05593_6126.N1	26-MAR-2003 20:55:48	Dark	53.000	38	20Eps Sgr	1.8360	11000.	106	5593	No
344	GOM_NL__2PRFIN20030326_205916_000000532015_00029_05594_6099.N1	26-MAR-2003 20:59:16	Dark	53.000	85	Kap Sco	2.4070	28000.	106	5594	No
345	GOM_NL__2PRFIN20030326_210231_000000402015_00029_05594_6100.N1	26-MAR-2003 21:02:31	Dark	39.500	43	Alp TrA	1.9100	4250.0	79	5594	No
346	GOM_NL__2PRFIN20030326_210414_000000392015_00029_05594_6101.N1	26-MAR-2003 21:04:14	Dark	39.000	134	Bet TrA	2.8100	6600.0	78	5594	No
347	GOM_NL__2PRFIN20030326_210655_000000542015_00029_05594_6102.N1	26-MAR-2003 21:06:55	Dark	53.500	4	Alp1Cen	-0.010000	5800.0	107	5594	No
348	GOM_NL__2PRFIN20030326_210931_000000402015_00029_05594_6103.N1	26-MAR-2003 21:09:31	Straylight	39.500	12	Alp1Cru	0.77500	30000.	79	5594	No
349	GOM_NL__2PRFIN20030326_211055_000000532015_00029_05594_6104.N1	26-MAR-2003 21:10:55	Straylight	52.500	26	Gam Cru	1.6240	2900.0	105	5594	No
350	GOM_NL__2PRFIN20030326_211247_000000412015_00029_05594_6105.N1	26-MAR-2003 21:12:47	Straylight	40.500	64	Gam Cen	2.2000	10600.	81	5594	No
351	GOM_NL__2PRFIN20030326_211452_000001982015_00029_05594_6106.N1	26-MAR-2003 21:14:52	Straylight	198.00	97	8Bet1Sco	2.5610	30000.	396	5594	No
352	GOM_NL__2PRFIN20030326_212023_000000482015_00029_05594_6107.N1	26-MAR-2003 21:20:23	Straylight	47.500	106	9Bet Crv	2.6480	5600.0	95	5594	No
353	GOM_NL__2PRFIN20030326_212226_000000432015_00029_05594_6108.N1	26-MAR-2003 21:22:26	Twl_and_stray	43.000	100	4Gam Crv	2.5800	13100.	86	5594	No
354	GOM_NL__2PRFIN20030326_212431_000000672015_00029_05594_6109.N1	26-MAR-2003 21:24:31	Bright	67.000	15	67Alp Vir	0.97600	28000.	134	5594	No
355	GOM_NL__2PRFIN20030326_212755_000000482015_00029_05594_6110.N1	26-MAR-2003 21:27:55	Bright	47.500	121	29Gam Vir	2.7400	7200.0	95	5594	No
356	GOM_NL__2PRFIN20030326_213146_000000372015_00029_05594_6111.N1	26-MAR-2003 21:31:46	Bright	37.000	22	32Alp Leo	1.3600	15200.	74	5594	No
357	GOM_NL__2PRFIN20030326_213351_000000362015_00029_05594_6112.N1	26-MAR-2003 21:33:51	Bright	36.000	51	41Gam1Leo	2.0100	4500.0	72	5594	No
358	GOM_NL__2PRFIN20030326_214054_000000392015_00029_05594_6113.N1	26-MAR-2003 21:40:54	Bright	38.500	174	52Psi UMa	3.0040	4400.0	77	5594	No
359	GOM_NL__2PRFIN20030326_214413_000000372015_00029_05594_6114.N1	26-MAR-2003 21:44:13	Bright	37.000	82	48Bet UMa	2.3650	10600.	74	5594	No
360	GOM_NL__2PRFIN20030326_214544_000000382015_00029_05594_6115.N1	26-MAR-2003 21:45:44	Bright	38.000	36	50Alp UMa	1.8000	6300.0	76	5594	No
361	GOM_NL__2PRFIN20030326_214708_000000462015_00029_05594_6116.N1	26-MAR-2003 21:47:08	Bright	45.500	55	79Zet UMa	2.0600	10200.	91	5594	No
362	GOM_NL__2PRFIN20030326_214903_000000722015_00029_05594_6117.N1	26-MAR-2003 21:49:03	Bright	72.000	180	27Gam Boo	3.0400	8000.0	144	5594	No
363	GOM_NL__2PRFIN20030326_215224_000000392015_00029_05594_6118.N1	26-MAR-2003 21:52:24	Bright	38.500	60	7Bet UMi	2.0810	3950.0	77	5594	No
364	GOM_NL__2PRFIN20030326_215544_000000502015_00029_05594_6119.N1	26-MAR-2003 21:55:44	Bright	50.000	119	14Eta Dra	2.7270	4700.0	100	5594	No
365	GOM_NL__2PRFIN20030326_220124_000000372015_00029_05594_6120.N1	26-MAR-2003 22:01:24	Bright	36.500	89	5Alp Cep	2.4510	8000.0	73	5594	No
366	GOM_NL__2PRFIN20030326_220634_000000422015_00029_05594_6121.N1	26-MAR-2003 22:06:34	Bright	41.500	19	50Alp Cyg	1.2460	10500.	83	5594	No
367	GOM_NL__2PRFIN20030326_220811_000000412015_00029_05594_6122.N1	26-MAR-2003 22:08:11	Bright	40.500	66	37Gam Cyg	2.2080	5900.0	81	5594	No
368	GOM_NL__2PRFIN20030326_221004_000000402015_00029_05594_6123.N1	26-MAR-2003 22:10:04	Bright	39.500	92	53Eps Cyg	2.5000	4500.0	79	5594	No
369	GOM_NL__2PRFIN20030326_221923_000000632015_00029_05594_6124.N1	26-MAR-2003 22:19:23	Straylight	62.500	11	53Alp Aql	0.76500	8000.0	125	5594	No
370	GOM_NL__2PRFIN20030326_222334_000000422015_00029_05594_6125.N1	26-MAR-2003 22:23:34	Dark	41.500	142	49Del Cap	2.8500	8900.0	83	5594	No
371	GOM_NL__2PRFIN20030326_223625_000000512015_00029_05594_6126.N1	26-MAR-2003 22:36:25	Dark	51.000	38	20Eps Sgr	1.8360	11000.	102	5594	No
372	GOM_NL__2PRFIN20030326_224030_000000552015_00030_05595_6119.N1	26-MAR-2003 22:40:30	Dark	55.000	25	35Lam Sco	1.6200	28000.	110	5595	No
373	GOM_NL__2PRFIN20030326_224307_000000372015_00030_05595_6120.N1	26-MAR-2003 22:43:07	Dark	37.000	43	Alp TrA	1.9100	4250.0	74	5595	No
374	GOM_NL__2PRFIN20030326_224450_000000402015_00030_05595_6121.N1	26-MAR-2003 22:44:50	Dark	40.000	134	Bet TrA	2.8100	6600.0	80	5595	No
375	GOM_NL__2PRFIN20030326_224732_000000452015_00030_05595_6122.N1	26-MAR-2003 22:47:32	Dark	45.000	4	Alp1Cen	-0.010000	5800.0	90	5595	No
376	GOM_NL__2PRFIN20030326_225007_000000462015_00030_05595_6123.N1	26-MAR-2003 22:50:07	Straylight	45.500	12	Alp1Cru	0.77500	30000.	91	5595	No
377	GOM_NL__2PRFIN20030326_225131_000000442015_00030_05595_6124.N1	26-MAR-2003 22:51:31	Straylight	44.000	26	Gam Cru	1.6240	2900.0	88	5595	No
378	GOM_NL__2PRFIN20030326_225430_000000552015_00030_05595_6125.N1	26-MAR-2003 22:54:30	Straylight	54.500	54	5The Cen	2.0550	4500.0	109	5595	No
379	GOM_NL__2PRFIN20030326_230059_000000462015_00030_05595_6126.N1	26-MAR-2003 23:00:59	Straylight	45.500	106	9Bet Crv	2.6480	5600.0	91	5595	No
380	GOM_NL__2PRFIN20030326_230303_000000442015_00030_05595_6127.N1	26-MAR-2003 23:03:03	Twl_and_stray	44.000	100	4Gam Crv	2.5800	13100.	88	5595	No
381	GOM_NL__2PRFIN20030326_230507_000000672015_00030_05595_6128.N1	26-MAR-2003 23:05:07	Bright	67.000	15	67Alp Vir	0.97600	28000.	134	5595	No
382	GOM_NL__2PRFIN20030326_230830_000000482015_00030_05595_6129.N1	26-MAR-2003 23:08:30	Bright	47.500	121	29Gam Vir	2.7400	7200.0	95	5595	No
383	GOM_NL__2PRFIN20030326_231222_000000382015_00030_05595_6130.N1	26-MAR-2003 23:12:22	Bright	37.500	22	32Alp Leo	1.3600	15200.	75	5595	No
384	GOM_NL__2PRFIN20030326_231427_000000362015_00030_05595_6131.N1	26-MAR-2003 23:14:27	Bright	35.500	51	41Gam1Leo	2.0100	4500.0	71	5595	No
385	GOM_NL__2PRFIN20030326_232130_000000372015_00030_05595_6132.N1	26-MAR-2003 23:21:30	Bright	37.000	174	52Psi UMa	3.0040	4400.0	74	5595	No
386	GOM_NL__2PRFIN20030326_232449_000000372015_00030_05595_6133.N1	26-MAR-2003 23:24:49	Bright	36.500	82	48Bet UMa	2.3650	10600.	73	5595	No
387	GOM_NL__2PRFIN20030326_232620_000000382015_00030_05595_6134.N1	26-MAR-2003 23:26:20	Bright	37.500	36	50Alp UMa	1.8000	6300.0	75	5595	No
388	GOM_NL__2PRFIN20030326_232743_000000462015_00030_05595_6135.N1	26-MAR-2003 23:27:43	Bright	46.000	55	79Zet UMa	2.0600	10200.	92	5595	No
389	GOM_NL__2PRFIN20030326_232937_000000702015_00030_05595_6136.N1	26-MAR-2003 23:29:37	Bright	70.000	180	27Gam Boo	3.0400	8000.0	140	5595	No
390	GOM_NL__2PRFIN20030326_233259_000000382015_00030_05595_6137.N1	26-MAR-2003 23:32:59	Bright	38.000	60	7Bet UMi	2.0810	3950.0	76	5595	No
391	GOM_NL__2PRFIN20030326_233619_000000442015_00030_05595_6138.N1	26-MAR-2003 23:36:19	Bright	44.000	119	14Eta Dra	2.7270	4700.0	88	5595	No
392	GOM_NL__2PRFIN20030326_234200_000000362015_00030_05595_6139.N1	26-MAR-2003 23:42:00	Bright	35.500	89	5Alp Cep	2.4510	8000.0	71	5595	No
393	GOM_NL__2PRFIN20030326_234710_000000402015_00030_05595_6140.N1	26-MAR-2003 23:47:10	Bright	40.000	19	50Alp Cyg	1.2460	10500.	80	5595	No
394	GOM_NL__2PRFIN20030326_234846_000000412015_00030_05595_6141.N1	26-MAR-2003 23:48:46	Bright	40.500	66	37Gam Cyg	2.2080	5900.0	81	5595	No
395	GOM_NL__2PRFIN20030326_235041_000000392015_00030_05595_6142.N1	26-MAR-2003 23:50:41	Bright	38.500	92	53Eps Cyg	2.5000	4500.0	77	5595	No
396	GOM_NL__2PRFIN20030326_235959_000000612015_00030_05595_6143.N1	26-MAR-2003 23:59:59	Straylight	60.500	11	53Alp Aql	0.76500	8000.0	121	5595	No

3. Quality information per product


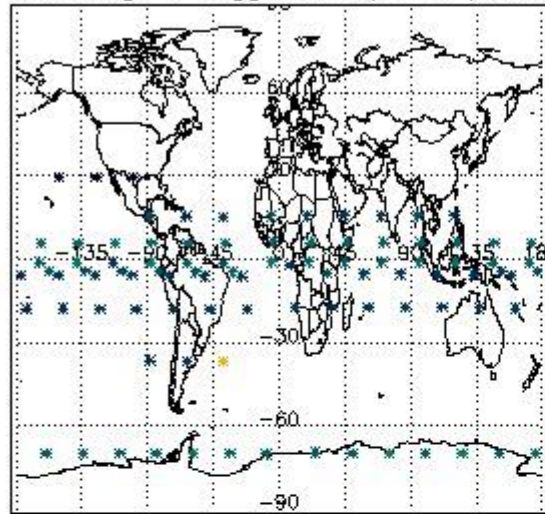
In this section it is plotted some information contained in the Quality Summary data set of the level 2 products. Only products in dark limb conditions and without errors (error flag in the MPH set to "0") are used.

3.1 Plot quality information per product (time dependant)

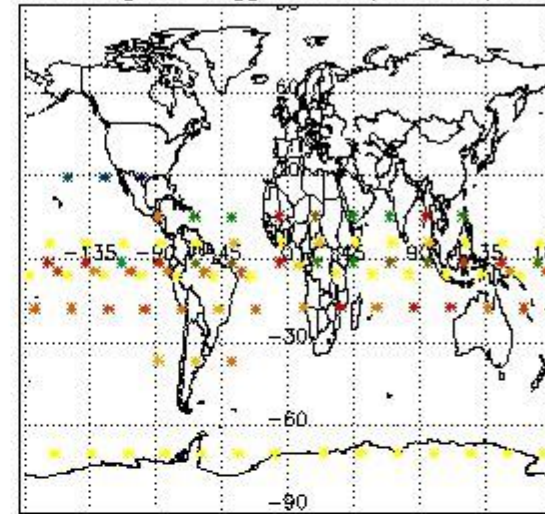


3.2 Plot quality information per product (world map)

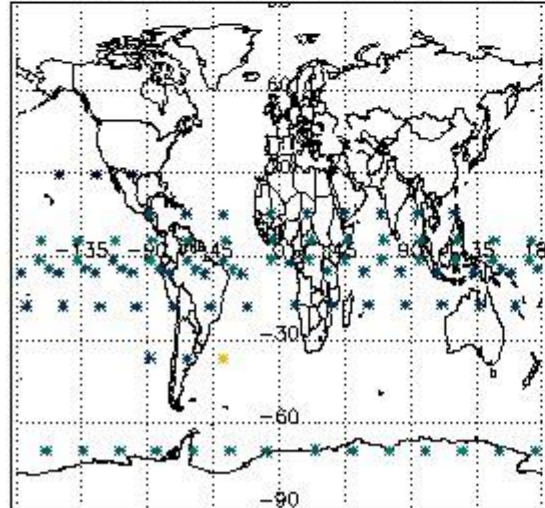
Percentage of flagged data per O3 profile



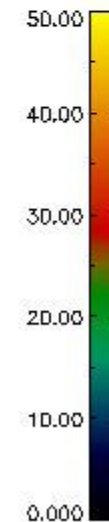
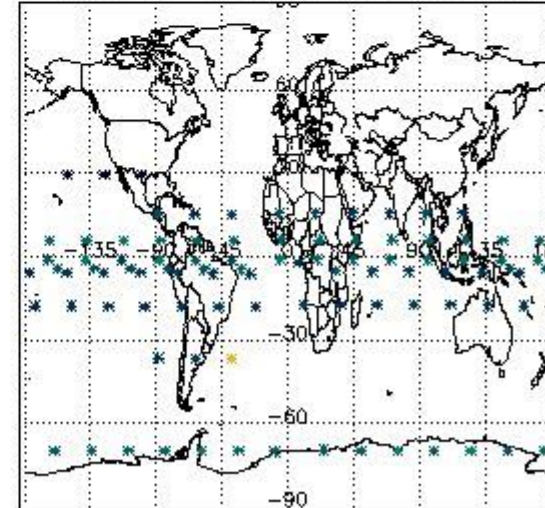
Percentage of flagged data per H2O profile



Percentage of flagged data per NO2 profile



Percentage of flagged data per NO3 profile

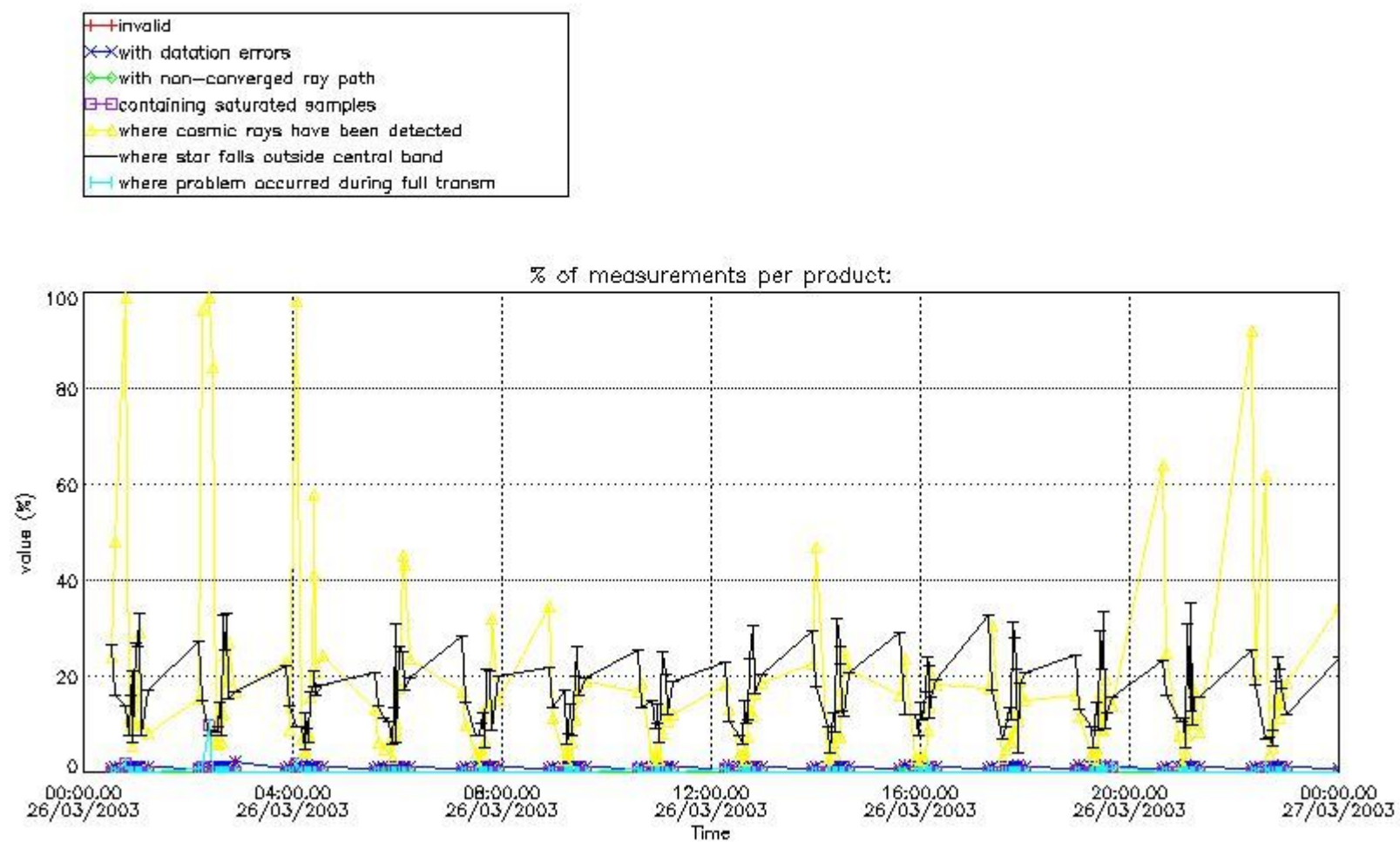


4. Level 1 quality information per product

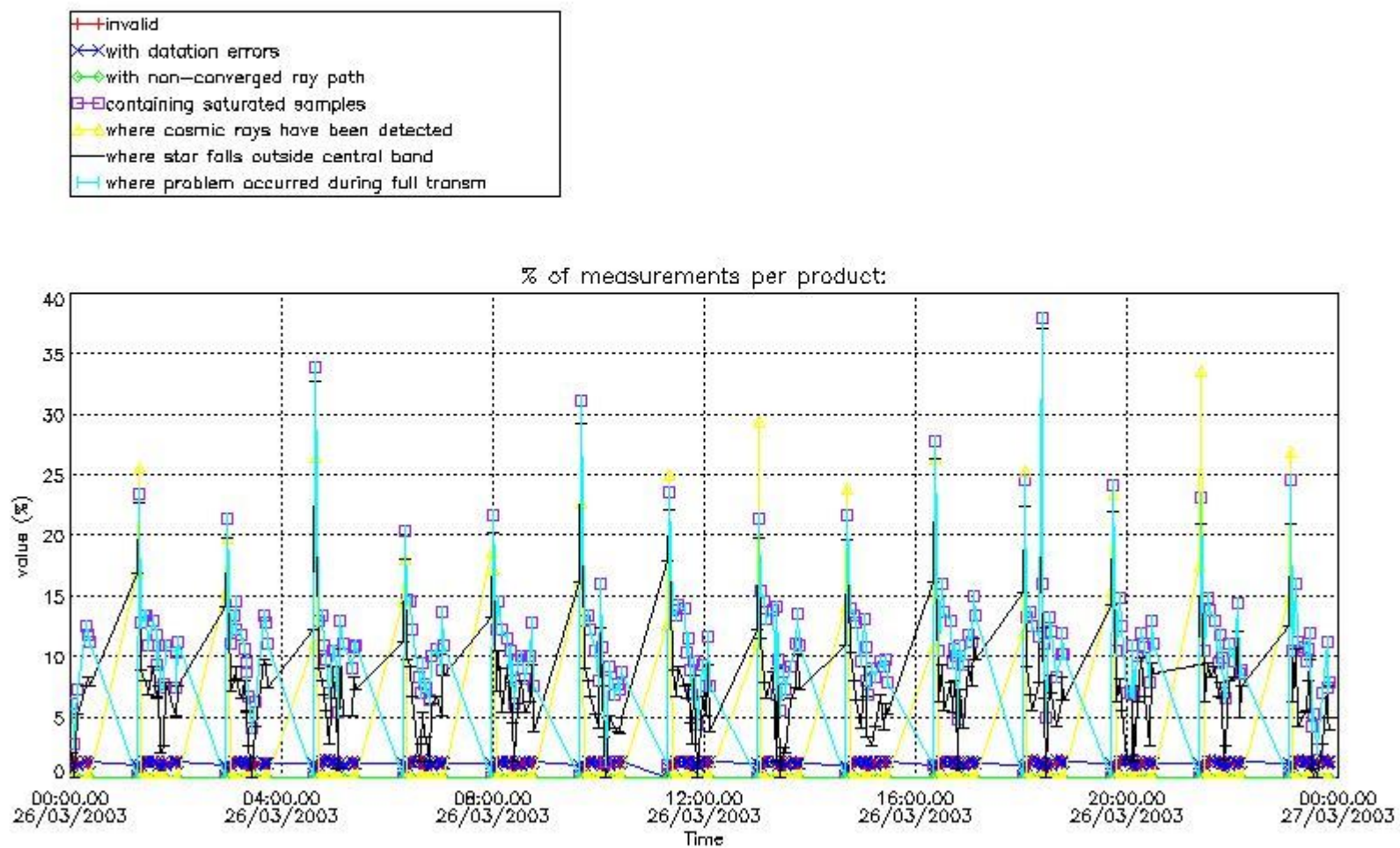
In this section it is plotted some information contained in the Quality Summary data set of the level 2 products that comes from the level 1b processing. Products without errors (error flag in the MPH set to "0") are used.

4.1 Plot quality information per product (time dependant) coming from level 1b processing

4.1.1 Plot level 1 quality information per product (time dependant): ENVISAT ASCENDING passes

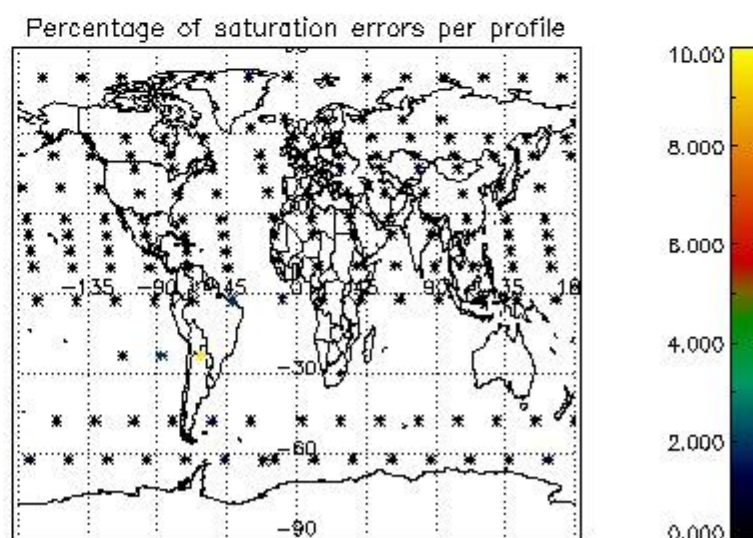
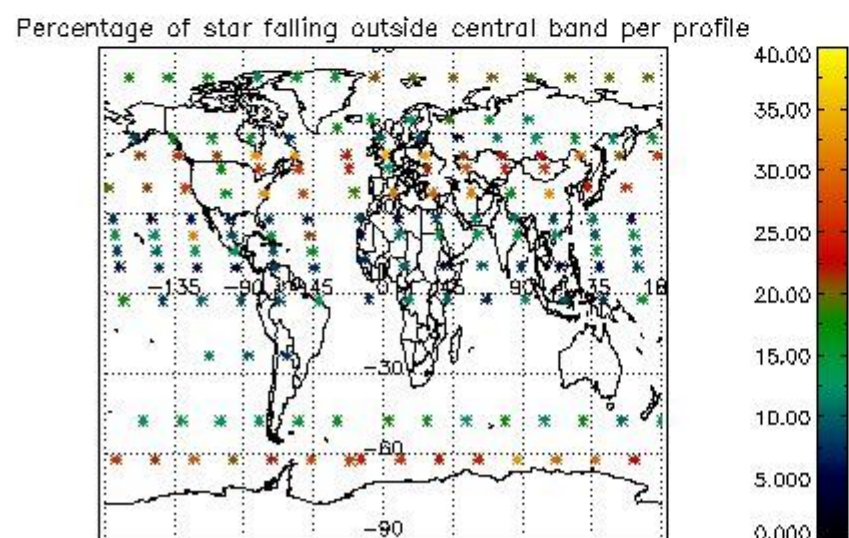
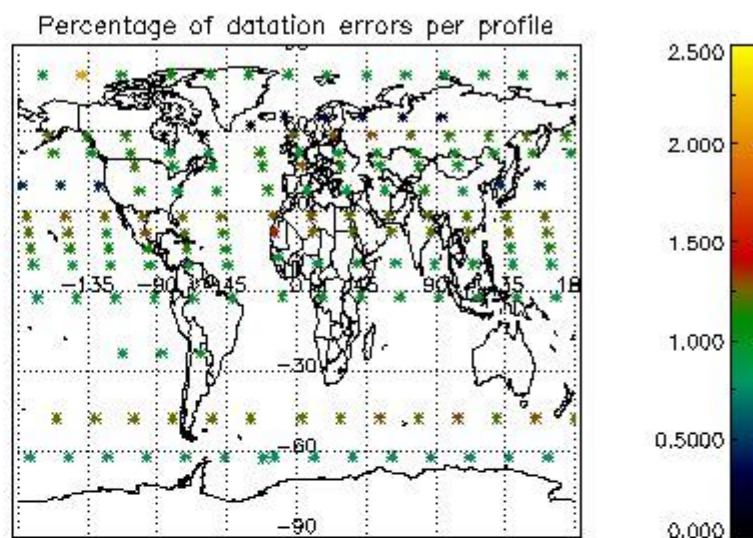
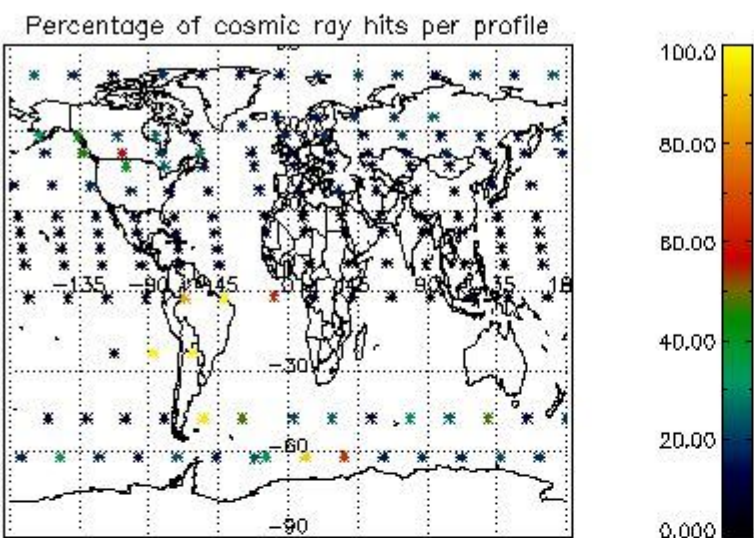


4.1.2 Plot level 1 quality information per product (time dependant): ENVI SAT DESCENDING passes

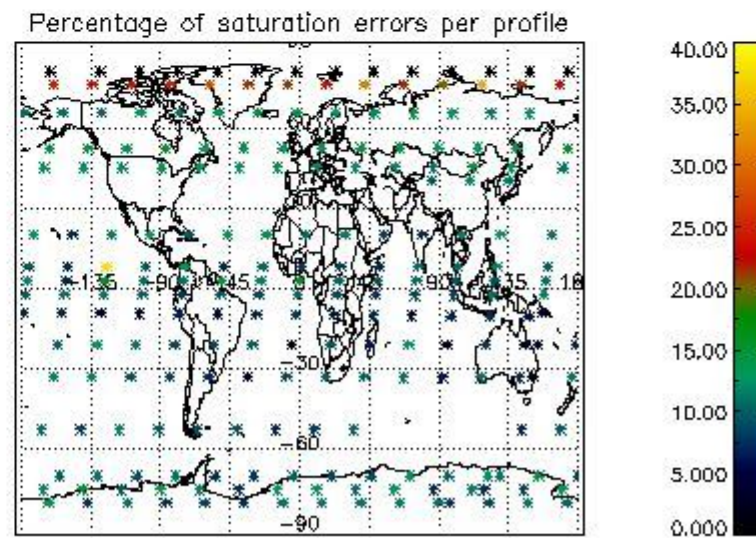
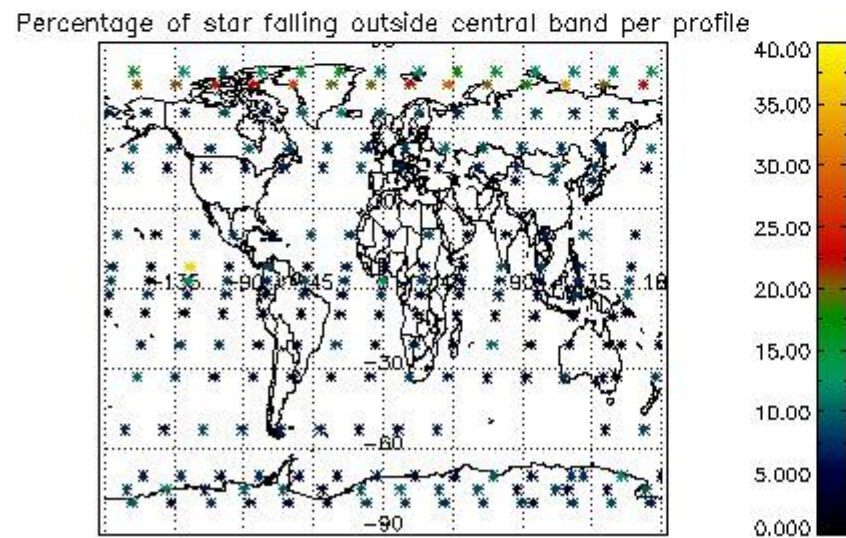
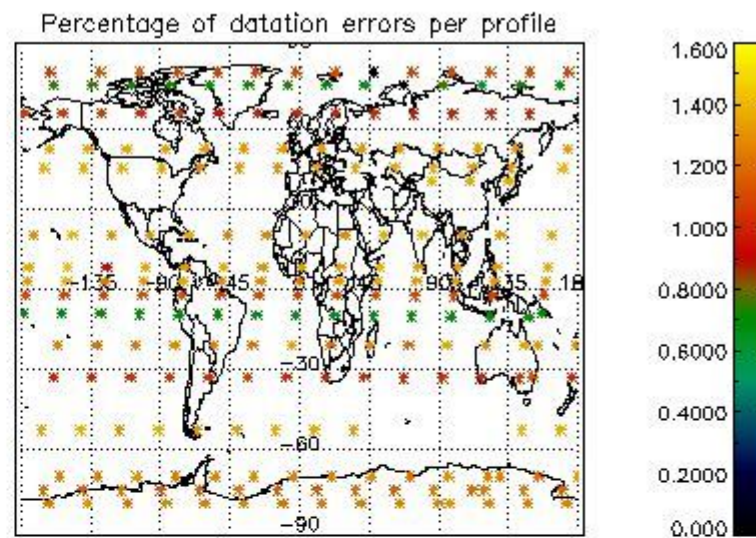
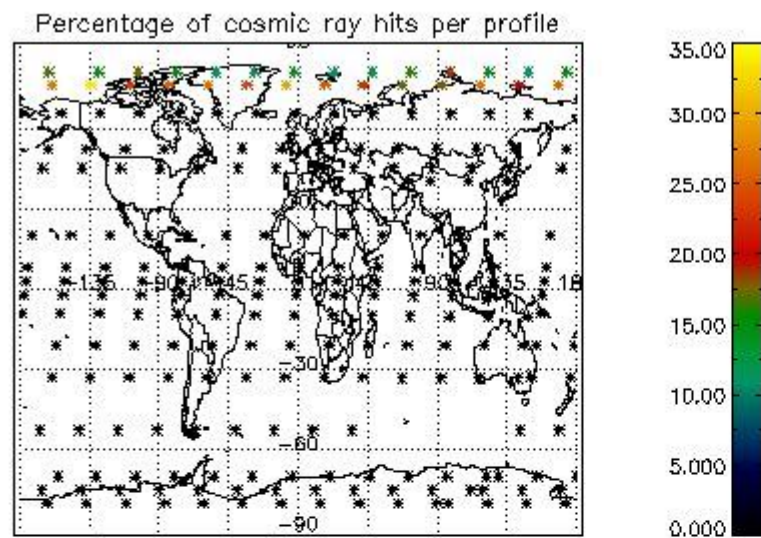


4.2 Plot quality information per product coming from level 1b processing (world map)

4.2.1 Plot level 1 quality information per product (world map): ENVISAT ASCENDING passes



4.2.2 Plot level 1 quality information per product (world map): ENVISAT DESCENDING passes



5. Trace gas profiles

5.1 Ozone statistics based on quality of products

The final quality of the products can be "measured" using the STD (Standard Deviation) attached to every point profile. This information is written to the parameter GOM_NL__2P/NL_LOCAL_SPECIES_DENSITY/o3_std of the level 2 products. The table below shows the statistics for given STD ranges.

The statistics are given with respect to the overall valid production:

- Products without fatal errors: GOM_NL__2P/MPH/PRODUCT_ERR=0
- Valid point profile: GOM_NL__2P/NL_LOCAL_SPECIES_DENSITY/pcd(0)=0

The 'Criteria' is applied to valid points of dark limb products:

- Products in dark limb illumination condition: GOM_NL__2P/NL_SUMMARY_QUALITY/obs_ill_cond=0
- Products without fatal errors: GOM_NL__2P/MPH/PRODUCT_ERR=0
- Valid point profile: GOM_NL__2P/NL_LOCAL_SPECIES_DENSITY/pcd(0)=0

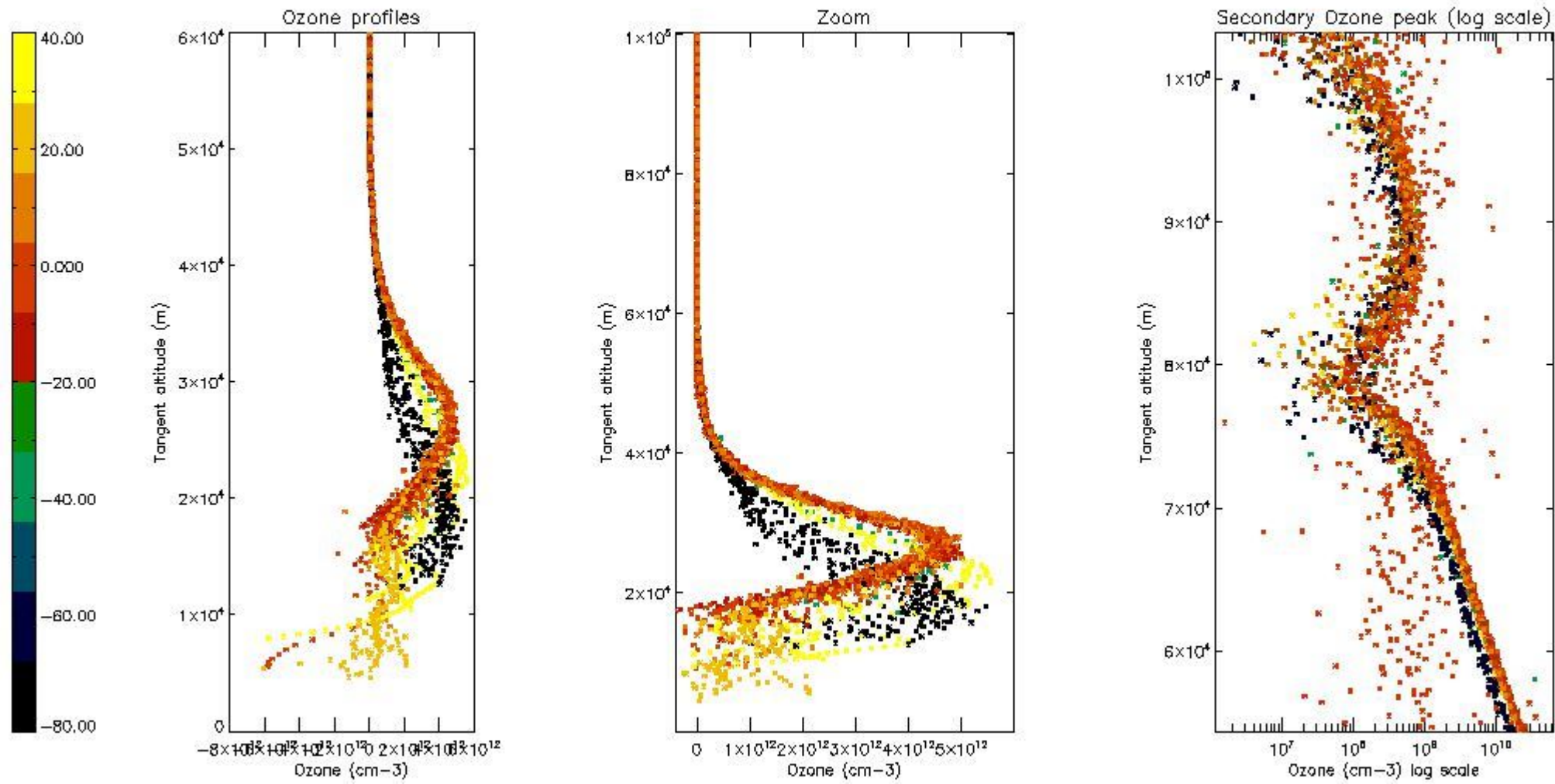
So, the table below shows the percentage of dark limb and valid observations for each criteria with respect to the overall valid daily observations.

Criteria	% of total production
All STD	23
STD < 20	14

STD < 10	11
STD < 5	7

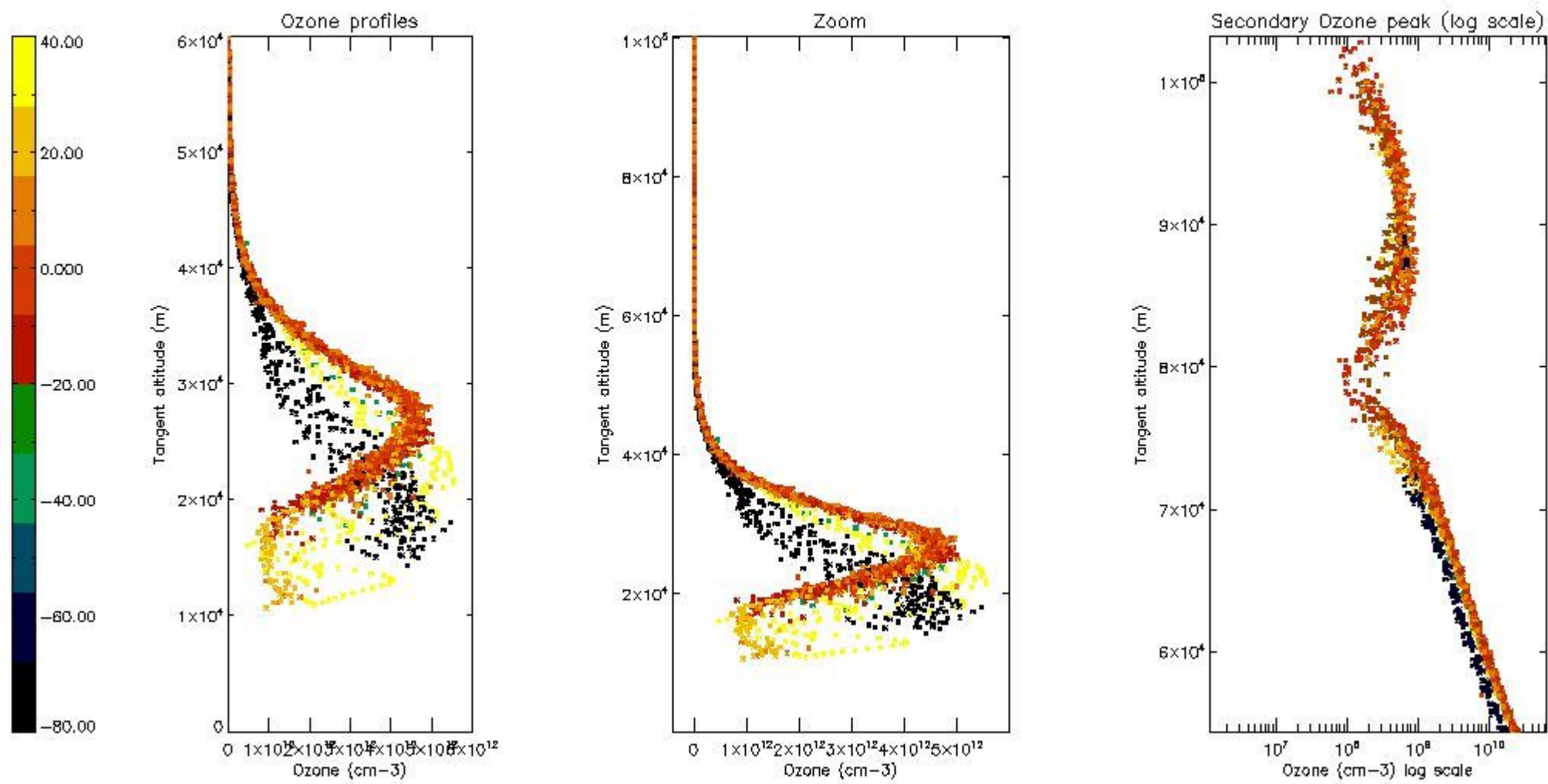
5.2 Plot ozone profiles for all STD (dark without errors)

The colorbar represents the latitude.



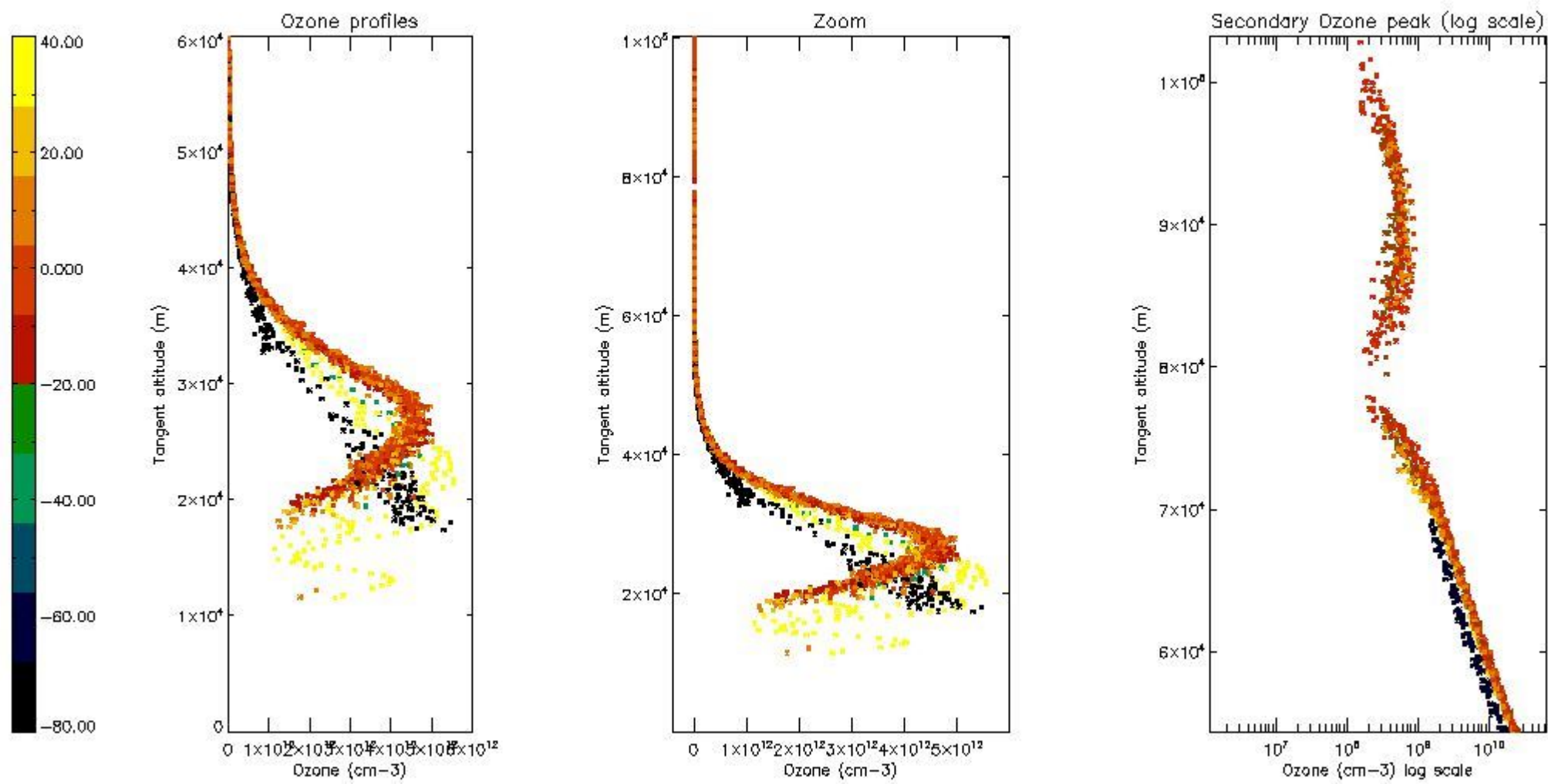
5.3 Plot ozone profiles where STD < 20% (dark without errors)

The colorbar represents the latitude.



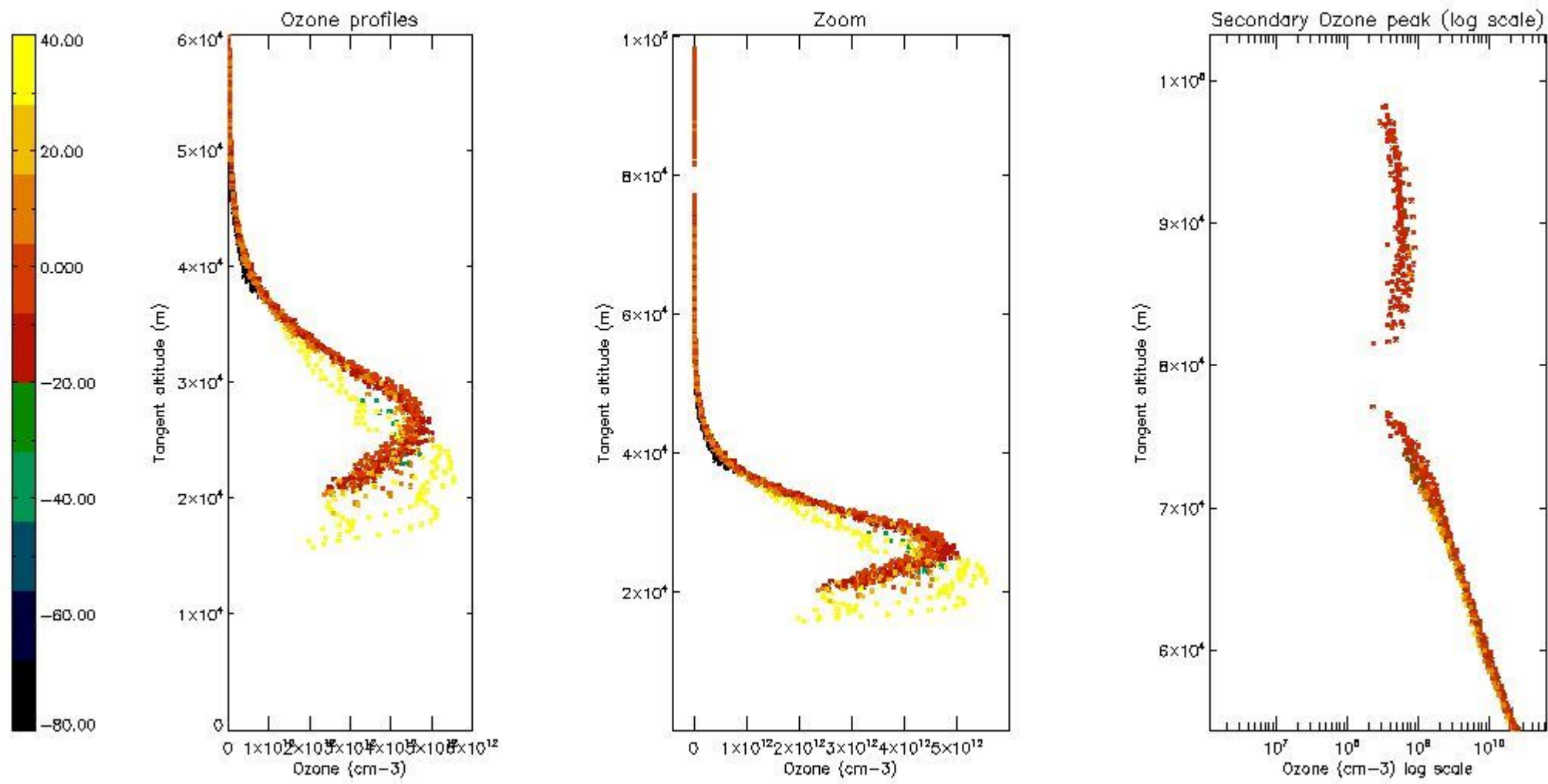
5.4 Plot ozone profiles where STD < 10% (dark without errors)

The colorbar represents the latitude.



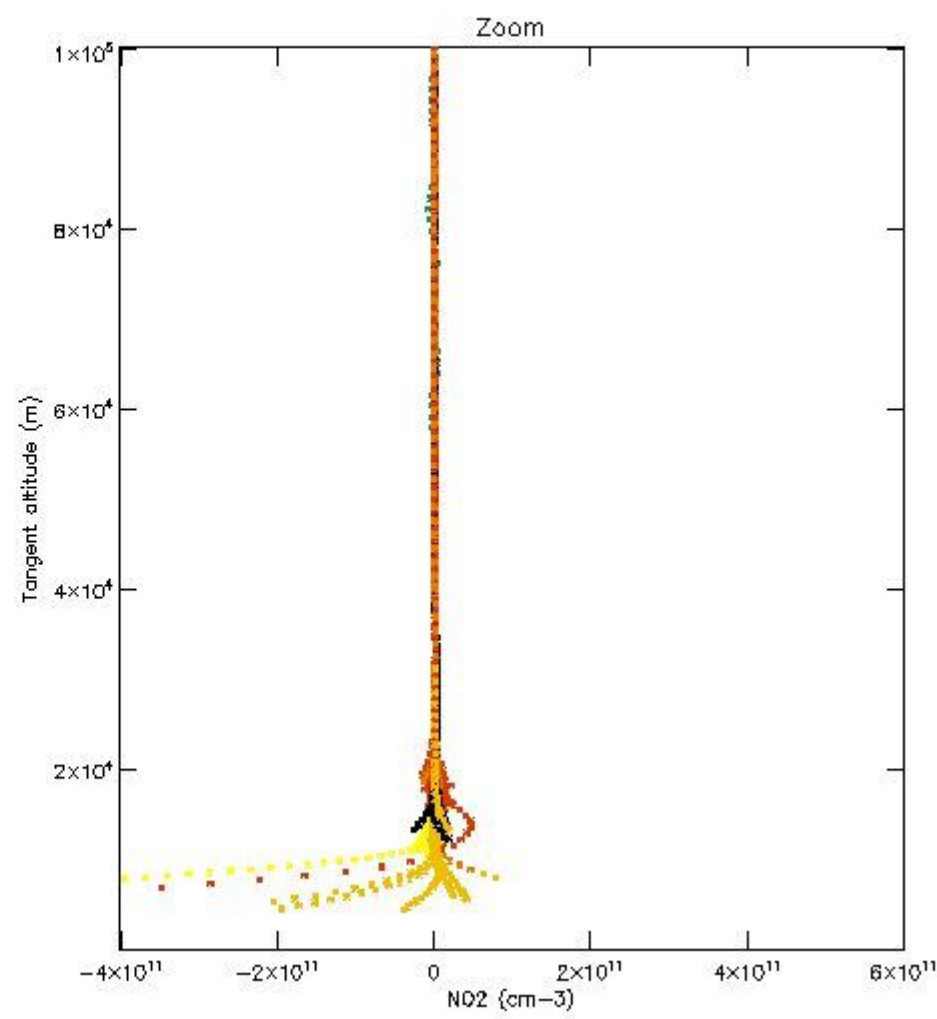
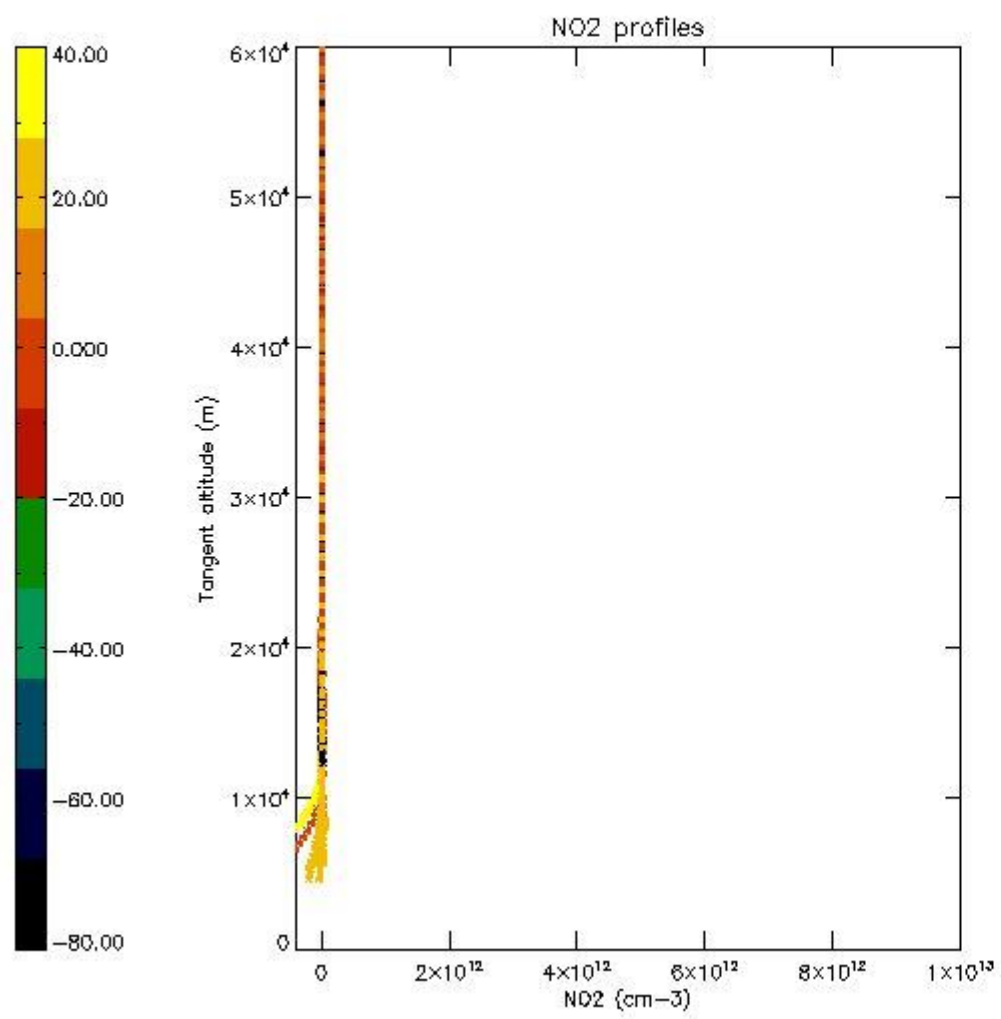
5.5 Plot ozone profiles where STD < 5% (dark without errors)

The colorbar represents the latitude.



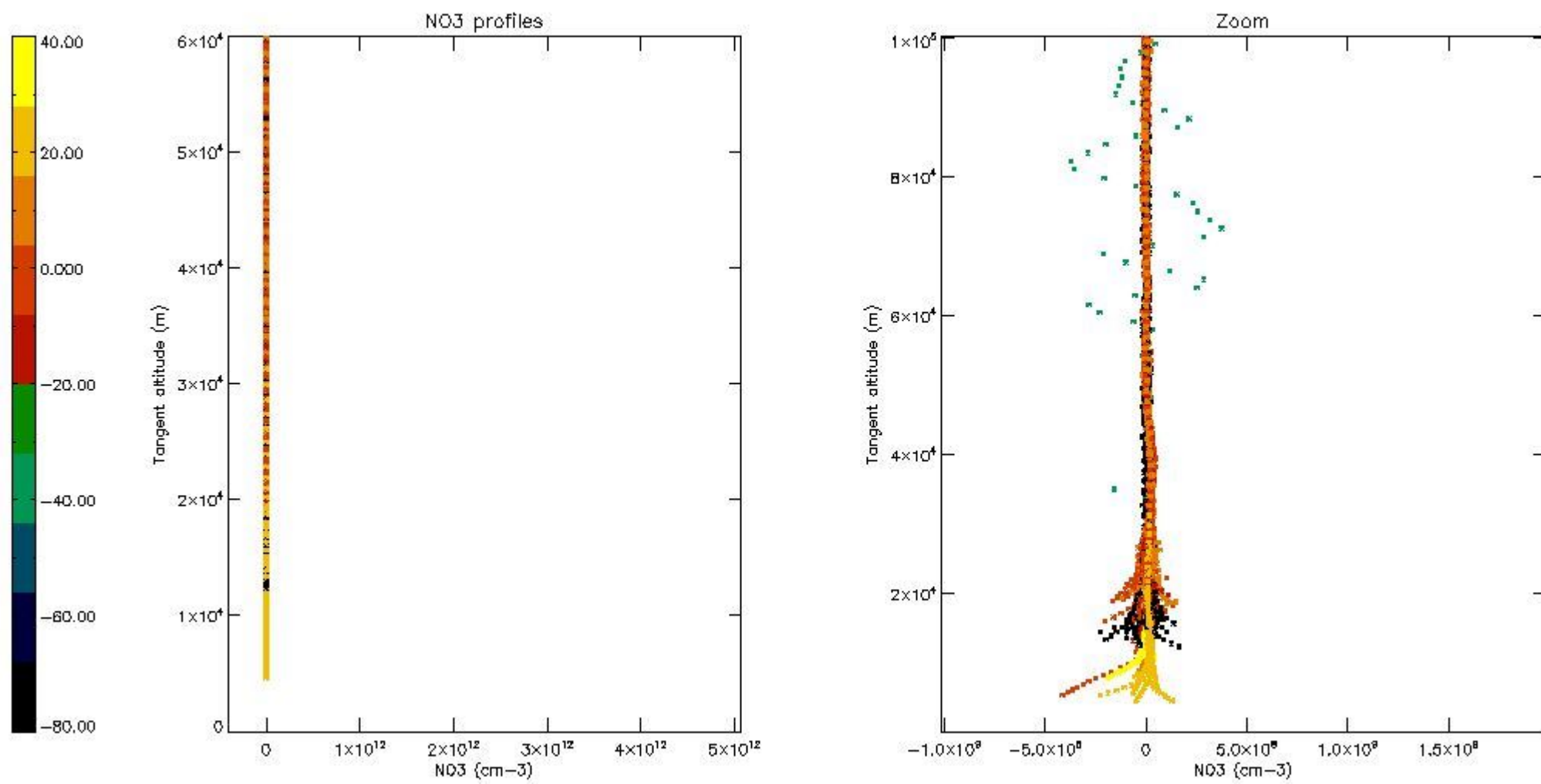
5.6 Plot NO₂ profiles for all STD (dark without errors)

The colorbar represents the latitude.



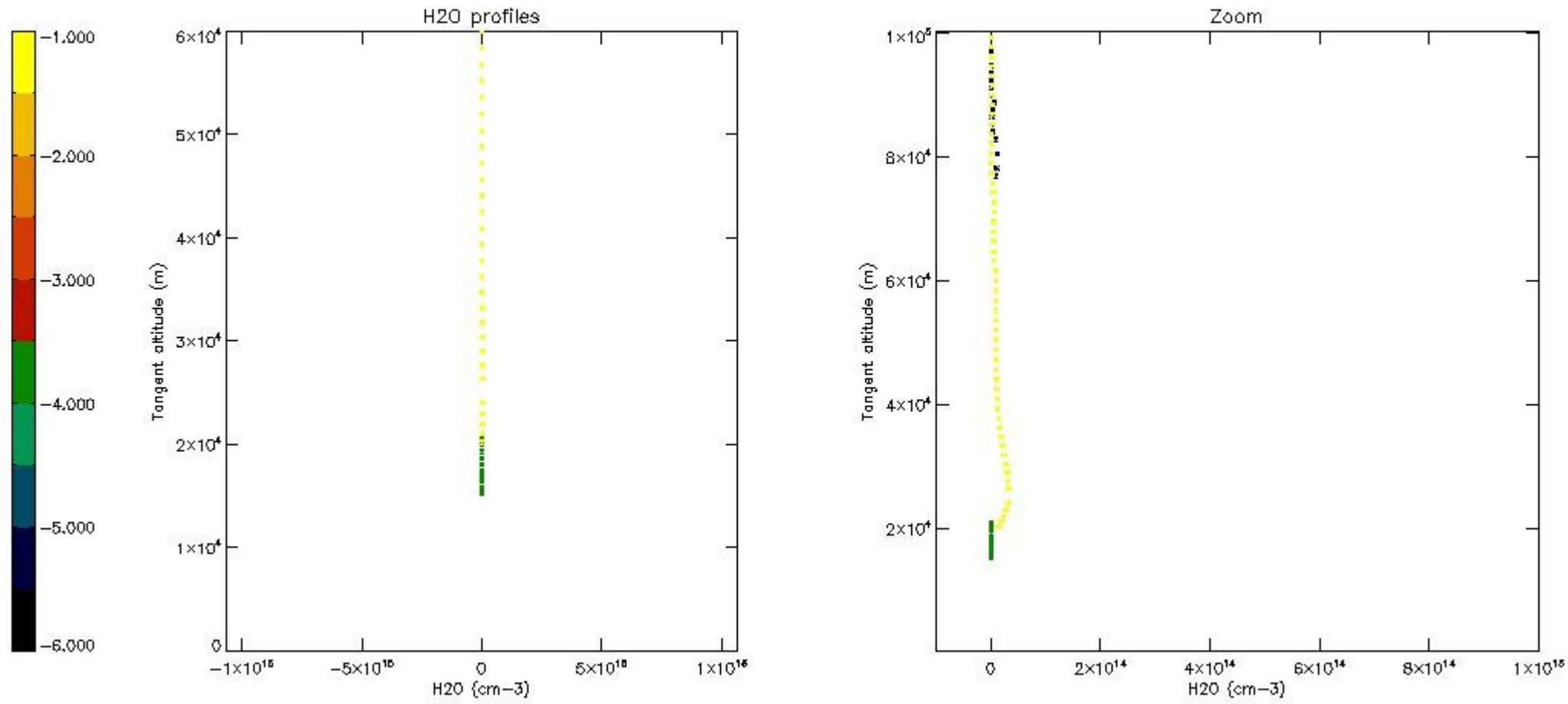
5.7 Plot NO3 profiles for all STD (dark without errors)

The colorbar represents the latitude.



5.8 Plot H2O profiles for all STD (only for occultations of stars 1,2,3,4,13,14,16,26,63 dark without errors)

The colorbar represents the latitude.



6. Auxiliary Data Files used for the production reported in section 2

The number reported in the third column indicates since which file (see list in section 2) the corresponding auxiliary file has been used. The fourth column is the date of those product files.

Type	Auxiliary Filename	Used since product	Used since product date
INST_PHYS_CHARACTERISTICS	GOM_INS_AXNIEC20050627_150440_20020301_000000_20100101_000000	1	26-MAR-2003 00:01:39
LEVEL-2_PROC_CONFIG	GOM_PR2_AXVIEC20091111_152718_20020301_000000_20500101_000000	1	26-MAR-2003 00:01:39
CROSS_SECTIONS_FILE	GOM_CRS_AXVIEC20091111_154832_20020301_000000_20500101_000000	1	26-MAR-2003 00:01:39

GOMOS Level 2 Daily Report

SUMMARY

[1. General Info](#)

[2. Summary of processed GOM_NL_2P products](#)

[3. Level 2 Quality information per product](#)

[3.1 Plot of level 2 quality information per product \(time dependant\)](#)

[3.2 Plot of level 2 quality information per product \(world map\)](#)

[4. Level 1 Quality information per product \(stored on level 2 products\)](#)

[4.1 Plot of level 1 quality information per product \(time dependant\)](#)

[4.1.1 Plot of level 1 quality information per product \(time dependant\): ASCENDING](#)

[4.1.2 Plot of level 1 quality information per product \(time dependant\): DESCENDING](#)

[4.2 Plot of level 1 quality information per product \(world map\)](#)

[4.2.1 Plot of level 1 quality information per product \(world map\): ASCENDING](#)

[4.2.2 Plot of level 1 quality information per product \(world map\): DESCENDING](#)

[5. Ozone profiles based on quality statistics and other trace gas profiles](#)

[5.1 Ozone statistics based on quality of products](#)

[5.2 Plot ozone profiles for all STD \(dark without errors\)](#)

[5.3 Plot ozone profiles where STD < 20% \(dark without errors\)](#)

[5.4. Plot ozone profiles where STD < 10% \(dark without errors\)](#)

[5.5. Plot ozone profiles where STD < 5% \(dark without errors\)](#)

[5.6 Plot NO2 profiles for all STD \(dark without errors\)](#)

[5.7 Plot NO3 profiles for all STD \(dark without errors\)](#)

[5.8 Plot H2O profiles \(only for occultations of stars 1,2,3,4,13,14,16,26,63 dark without errors\) for all STD](#)

[6. Auxiliary Data Files used for the production reported in section 2](#)

This report presents the daily analysis on parameters extracted from GOMOS level 2 data (GOM_NL__2P). It is intended to monitor some important parameters that will impact the quality of these products. A list of level 2 products (and content) that have arrived during the reporting day to the PCF is also given.

Item	Value
Time of report generation	19APR2013 12:08:22
Data source version	GOMOS/6.01
Start time of products	26-03-2003 (26MAR2003 00:00:00)
Stop time of products	27-03-2003 (27MAR2003 00:00:00)
Store outputs in DB	Yes
Nb of level 2 prods	396
Nb of prods with errors	0

2. Summary of processed GOM_NL__2P products.

Nr	Filename	UTC Start time	Limb	Duration	Star Id	Star Name	Star Mag	Star Temp	Nb Meas	Orbit	Prod. error
1	GOM_NL__2PRFIN20030326_000139_000000742015_00016_05581_6098.N1	26-MAR-2003 00:01:39	Bright	74.000	180	27Gam Boo	3.0400	8000.0	148	5581	No
2	GOM_NL__2PRFIN20030326_000441_000000372015_00016_05581_6099.N1	26-MAR-2003 00:04:41	Bright	37.000	60	7Bet UMi	2.0810	3950.0	74	5581	No
3	GOM_NL__2PRFIN20030326_000806_000000482015_00016_05581_6100.N1	26-MAR-2003 00:08:06	Bright	48.000	119	14Eta Dra	2.7270	4700.0	96	5581	No
4	GOM_NL__2PRFIN20030326_001846_000000402015_00016_05581_6101.N1	26-MAR-2003 00:18:46	Bright	40.000	19	50Alp Cyg	1.2460	10500.	80	5581	No
5	GOM_NL__2PRFIN20030326_002023_000000432015_00016_05581_6102.N1	26-MAR-2003 00:20:23	Bright	42.500	66	37Gam Cyg	2.2080	5900.0	85	5581	No
6	GOM_NL__2PRFIN20030326_002216_000000402015_00016_05581_6103.N1	26-MAR-2003 00:22:16	Bright	40.000	92	53Eps Cyg	2.5000	4500.0	80	5581	No
7	GOM_NL__2PRFIN20030326_003127_000000632015_00016_05581_6104.N1	26-MAR-2003 00:31:27	Straylight	62.500	11	53Alp Aql	0.76500	8000.0	125	5581	No
8	GOM_NL__2PRFIN20030326_003544_000000412015_00016_05581_6105.N1	26-MAR-2003 00:35:44	Dark	40.500	142	49Del Cap	2.8500	8900.0	81	5581	No
9	GOM_NL__2PRFIN20030326_004822_000000552015_00016_05581_6106.N1	26-MAR-2003 00:48:22	Dark	54.500	38	20Eps Sgr	1.8360	11000.	109	5581	No
10	GOM_NL__2PRFIN20030326_005149_000000532015_00017_05582_6079.N1	26-MAR-2003 00:51:49	Dark	52.500	85	Kap Sco	2.4070	28000.	105	5582	No
11	GOM_NL__2PRFIN20030326_005335_000000472015_00017_05582_6080.N1	26-MAR-2003 00:53:35	Dark	46.500	141	Bet Ara	2.8400	4600.0	93	5582	No
12	GOM_NL__2PRFIN20030326_005515_000000452015_00017_05582_6081.N1	26-MAR-2003 00:55:15	Dark	45.000	43	Alp TrA	1.9100	4250.0	90	5582	No
13	GOM_NL__2PRFIN20030326_005656_000000402015_00017_05582_6082.N1	26-MAR-2003 00:56:56	Dark	40.000	134	Bet TrA	2.8100	6600.0	80	5582	No
14	GOM_NL__2PRFIN20030326_005938_000000512015_00017_05582_6083.N1	26-MAR-2003 00:59:38	Dark	50.500	4	Alp1Cen	-0.010000	5800.0	101	5582	No
15	GOM_NL__2PRFIN20030326_010216_000000482015_00017_05582_6084.N1	26-MAR-2003 01:02:16	Straylight	47.500	12	Alp1Cru	0.77500	30000.	95	5582	No
16	GOM_NL__2PRFIN20030326_010339_000000532015_00017_05582_6085.N1	26-MAR-2003 01:03:39	Straylight	53.000	26	Gam Cru	1.6240	2900.0	106	5582	No
17	GOM_NL__2PRFIN20030326_010531_000000402015_00017_05582_6086.N1	26-MAR-2003 01:05:31	Straylight	39.500	64	Gam Cen	2.2000	10600.	79	5582	No
18	GOM_NL__2PRFIN20030326_011309_000000502015_00017_05582_6087.N1	26-MAR-2003 01:13:09	Straylight	49.500	106	9Bet Crv	2.6480	5600.0	99	5582	No
19	GOM_NL__2PRFIN20030326_011513_000000482015_00017_05582_6088.N1	26-MAR-2003 01:15:13	Twilight_stray	47.500	100	4Gam Crv	2.5800	13100.	95	5582	No
20	GOM_NL__2PRFIN20030326_011720_000000712015_00017_05582_6089.N1	26-MAR-2003 01:17:20	Bright	70.500	15	67Alp Vir	0.97600	28000.	141	5582	No
21	GOM_NL__2PRFIN20030326_012045_000000512015_00017_05582_6090.N1	26-MAR-2003 01:20:45	Bright	50.500	121	29Gam Vir	2.7400	7200.0	101	5582	No
22	GOM_NL__2PRFIN20030326_012432_000000382015_00017_05582_6091.N1	26-MAR-2003 01:24:32	Bright	37.500	22	32Alp Leo	1.3600	15200.	75	5582	No
23	GOM_NL__2PRFIN20030326_012637_000000382015_00017_05582_6092.N1	26-MAR-2003 01:26:37	Bright	37.500	51	41Gam1Leo	2.0100	4500.0	75	5582	No
24	GOM_NL__2PRFIN20030326_012801_000000372015_00017_05582_6093.N1	26-MAR-2003 01:28:01	Bright	36.500	166	17Eps Leo	2.9800	6000.0	73	5582	No
25	GOM_NL__2PRFIN20030326_013345_000000392015_00017_05582_6094.N1	26-MAR-2003 01:33:45	Bright	38.500	174	52Psi UMa	3.0040	4400.0	77	5582	No
26	GOM_NL__2PRFIN20030326_013703_000000382015_00017_05582_6095.N1	26-MAR-2003 01:37:03	Bright	38.000	82	48Bet UMa	2.3650	10600.	76	5582	No
27	GOM_NL__2PRFIN20030326_013834_000000382015_00017_05582_6096.N1	26-MAR-2003 01:38:34	Bright	37.500	36	50Alp UMa	1.8000	6300.0	75	5582	No
28	GOM_NL__2PRFIN20030326_014004_000000462015_00017_05582_6097.N1	26-MAR-2003 01:40:04	Bright	46.000	55	79Zet UMa	2.0600	10200.	92	5582	No
29	GOM_NL__2PRFIN20030326_014213_000000752015_00017_05582_6098.N1	26-MAR-2003 01:42:13	Bright	74.500	180	27Gam Boo	3.0400	8000.0	149	5582	No
30	GOM_NL__2PRFIN20030326_014516_000000392015_00017_05582_6099.N1	26-MAR-2003 01:45:16	Bright	39.000	60	7Bet UMi	2.0810	3950.0	78	5582	No
31	GOM_NL__2PRFIN20030326_014841_000000512015_00017_05582_6100.N1	26-MAR-2003 01:48:41	Bright	50.500	119	14Eta Dra	2.7270	4700.0	101	5582	No
32	GOM_NL__2PRFIN20030326_015922_000000392015_00017_05582_6101.N1	26-MAR-2003 01:59:22	Bright	39.000	19	50Alp Cyg	1.2460	10500.	78	5582	No
33	GOM_NL__2PRFIN20030326_020059_000000412015_00017_05582_6102.N1	26-MAR-2003 02:00:59	Bright	40.500	66	37Gam Cyg	2.2080	5900.0	81	5582	No
34	GOM_NL__2PRFIN20030326_020252_000000402015_00017_05582_6103.N1	26-MAR-2003 02:02:52	Bright	40.000	92	53Eps Cyg	2.5000	4500.0	80	5582	No
35	GOM_NL__2PRFIN20030326_021204_000000632015_00017_05582_6104.N1	26-MAR-2003 02:12:04	Straylight	62.500	11	53Alp Aql	0.76500	8000.0	125	5582	No
36	GOM_NL__2PRFIN20030326_021620_000000402015_00017_05582_6105.N1	26-MAR-2003 02:16:20	Dark	40.000	142	49Del Cap	2.8500	8900.0	80	5582	No
37	GOM_NL__2PRFIN20030326_022314_000000522015_00017_05582_6106.N1	26-MAR-2003 02:23:14	Dark	51.500	155	41Pi Sgr	2.9000	6600.0	103	5582	No
38	GOM_NL__2PRFIN20030326_022859_000000522015_00017_05582_6107.N1	26-MAR-2003 02:28:59	Dark	51.500	38	20Eps Sgr	1.8360	11000.	103	5582	No
39	GOM_NL__2PRFIN20030326_023227_000000532015_00018_05583_6079.N1	26-MAR-2003 02:32:27	Dark	53.000	85	Kap Sco	2.4070	28000.	106	5583	No
40	GOM_NL__2PRFIN20030326_023411_000000432015_00018_05583_6080.N1	26-MAR-2003 02:34:11	Dark	43.000	141	Bet Ara	2.8400	4600.0	86	5583	No
41	GOM_NL__2PRFIN20030326_023551_000000422015_00018_05583_6081.N1	26-MAR-2003 02:35:51	Dark	41.500	43	Alp TrA	1.9100	4250.0	83	5583	No
42	GOM_NL__2PRFIN20030326_023732_000000402015_00018_05583_6082.N1	26-MAR-2003 02:37:32	Dark	40.000	134	Bet TrA	2.8100	6600.0	80	5583	No

43	GOM_NL__2PRFIN20030326_024014_000000552015_00018_05583_6083.N1	26-MAR-2003 02:40:14	Dark	55.000	4	Alp1Cen	-0.010000	5800.0	110	5583	No
44	GOM_NL__2PRFIN20030326_024252_000000472015_00018_05583_6084.N1	26-MAR-2003 02:42:52	Straylight	47.000	12	Alp1Cru	0.77500	30000.	94	5583	No
45	GOM_NL__2PRFIN20030326_024416_000000532015_00018_05583_6085.N1	26-MAR-2003 02:44:16	Straylight	53.000	26	Gam Cru	1.6240	2900.0	106	5583	No
46	GOM_NL__2PRFIN20030326_024608_000000432015_00018_05583_6086.N1	26-MAR-2003 02:46:08	Straylight	42.500	64	Gam Cen	2.2000	10600.	85	5583	No
47	GOM_NL__2PRFIN20030326_025345_000000482015_00018_05583_6087.N1	26-MAR-2003 02:53:45	Straylight	48.000	106	9Bet Crv	2.6480	5600.0	96	5583	No
48	GOM_NL__2PRFIN20030326_025550_000000462015_00018_05583_6088.N1	26-MAR-2003 02:55:50	Tw_i_and_stray	46.000	100	4Gam Crv	2.5800	13100.	92	5583	No
49	GOM_NL__2PRFIN20030326_025756_000000682015_00018_05583_6089.N1	26-MAR-2003 02:57:56	Bright	68.000	15	67Alp Vir	0.97600	28000.	136	5583	No
50	GOM_NL__2PRFIN20030326_030121_000000502015_00018_05583_6090.N1	26-MAR-2003 03:01:21	Bright	49.500	121	29Gam Vir	2.7400	7200.0	99	5583	No
51	GOM_NL__2PRFIN20030326_030508_000000382015_00018_05583_6091.N1	26-MAR-2003 03:05:08	Bright	37.500	22	32Alp Leo	1.3600	15200.	75	5583	No
52	GOM_NL__2PRFIN20030326_030714_000000382015_00018_05583_6092.N1	26-MAR-2003 03:07:14	Bright	38.000	51	41Gam1Leo	2.0100	4500.0	76	5583	No
53	GOM_NL__2PRFIN20030326_030838_000000372015_00018_05583_6093.N1	26-MAR-2003 03:08:38	Bright	37.000	166	17Eps Leo	2.9800	6000.0	74	5583	No
54	GOM_NL__2PRFIN20030326_031421_000000382015_00018_05583_6094.N1	26-MAR-2003 03:14:21	Bright	38.000	174	52Psi UMa	3.0040	4400.0	76	5583	No
55	GOM_NL__2PRFIN20030326_031739_000000382015_00018_05583_6095.N1	26-MAR-2003 03:17:39	Bright	37.500	82	48Bet UMa	2.3650	10600.	75	5583	No
56	GOM_NL__2PRFIN20030326_031910_000000372015_00018_05583_6096.N1	26-MAR-2003 03:19:10	Bright	37.000	36	50Alp UMa	1.8000	6300.0	74	5583	No
57	GOM_NL__2PRFIN20030326_032039_000000462015_00018_05583_6097.N1	26-MAR-2003 03:20:39	Bright	45.500	55	79Zet UMa	2.0600	10200.	91	5583	No
58	GOM_NL__2PRFIN20030326_032248_000000752015_00018_05583_6098.N1	26-MAR-2003 03:22:48	Bright	74.500	180	27Gam Boo	3.0400	8000.0	149	5583	No
59	GOM_NL__2PRFIN20030326_032552_000000372015_00018_05583_6099.N1	26-MAR-2003 03:25:52	Bright	37.000	60	7Bet UMi	2.0810	3950.0	74	5583	No
60	GOM_NL__2PRFIN20030326_032916_000000482015_00018_05583_6100.N1	26-MAR-2003 03:29:16	Bright	48.000	119	14Eta Dra	2.7270	4700.0	96	5583	No
61	GOM_NL__2PRFIN20030326_033958_000000412015_00018_05583_6101.N1	26-MAR-2003 03:39:58	Bright	41.000	19	50Alp Cyg	1.2460	10500.	82	5583	No
62	GOM_NL__2PRFIN20030326_034135_000000432015_00018_05583_6102.N1	26-MAR-2003 03:41:35	Bright	43.000	66	37Gam Cyg	2.2080	5900.0	86	5583	No
63	GOM_NL__2PRFIN20030326_034328_000000412015_00018_05583_6103.N1	26-MAR-2003 03:43:28	Bright	40.500	92	53Eps Cyg	2.5000	4500.0	81	5583	No
64	GOM_NL__2PRFIN20030326_035240_000000592015_00018_05583_6104.N1	26-MAR-2003 03:52:40	Straylight	58.500	11	53Alp Aql	0.76500	8000.0	117	5583	No
65	GOM_NL__2PRFIN20030326_035656_000000402015_00018_05583_6105.N1	26-MAR-2003 03:56:56	Dark	40.000	142	49Del Cap	2.8500	8900.0	80	5583	No
66	GOM_NL__2PRFIN20030326_040350_000000532015_00018_05583_6106.N1	26-MAR-2003 04:03:50	Dark	52.500	155	41Pi Sgr	2.9000	6600.0	105	5583	No
67	GOM_NL__2PRFIN20030326_040936_000000522015_00018_05583_6107.N1	26-MAR-2003 04:09:36	Dark	52.000	38	20Eps Sgr	1.8360	11000.	104	5583	No
68	GOM_NL__2PRFIN20030326_041304_000000512015_00019_05584_6079.N1	26-MAR-2003 04:13:04	Dark	51.000	85	Kap Sco	2.4070	28000.	102	5584	No
69	GOM_NL__2PRFIN20030326_041448_000000452015_00019_05584_6080.N1	26-MAR-2003 04:14:48	Dark	44.500	141	Bet Ara	2.8400	4600.0	89	5584	No
70	GOM_NL__2PRFIN20030326_041627_000000392015_00019_05584_6081.N1	26-MAR-2003 04:16:27	Dark	38.500	43	Alp TrA	1.9100	4250.0	77	5584	No
71	GOM_NL__2PRFIN20030326_041809_000000402015_00019_05584_6082.N1	26-MAR-2003 04:18:09	Dark	39.500	134	Bet TrA	2.8100	6600.0	79	5584	No
72	GOM_NL__2PRFIN20030326_042051_000000452015_00019_05584_6083.N1	26-MAR-2003 04:20:51	Dark	44.500	4	Alp1Cen	-0.010000	5800.0	89	5584	No
73	GOM_NL__2PRFIN20030326_042328_000000432015_00019_05584_6084.N1	26-MAR-2003 04:23:28	Straylight	42.500	12	Alp1Cru	0.77500	30000.	85	5584	No
74	GOM_NL__2PRFIN20030326_042452_000000452015_00019_05584_6085.N1	26-MAR-2003 04:24:52	Straylight	45.000	26	Gam Cru	1.6240	2900.0	90	5584	No
75	GOM_NL__2PRFIN20030326_042644_000000442015_00019_05584_6086.N1	26-MAR-2003 04:26:44	Straylight	43.500	64	Gam Cen	2.2000	10600.	87	5584	No
76	GOM_NL__2PRFIN20030326_043421_000000502015_00019_05584_6087.N1	26-MAR-2003 04:34:21	Straylight	49.500	106	9Bet Crv	2.6480	5600.0	99	5584	No
77	GOM_NL__2PRFIN20030326_043626_000000452015_00019_05584_6088.N1	26-MAR-2003 04:36:26	Tw_i_and_stray	45.000	100	4Gam Crv	2.5800	13100.	90	5584	No
78	GOM_NL__2PRFIN20030326_043832_000000812015_00019_05584_6089.N1	26-MAR-2003 04:38:32	Bright	81.000	15	67Alp Vir	0.97600	28000.	162	5584	No
79	GOM_NL__2PRFIN20030326_044157_000000502015_00019_05584_6090.N1	26-MAR-2003 04:41:57	Bright	50.000	121	29Gam Vir	2.7400	7200.0	100	5584	No
80	GOM_NL__2PRFIN20030326_044544_000000382015_00019_05584_6091.N1	26-MAR-2003 04:45:44	Bright	37.500	22	32Alp Leo	1.3600	15200.	75	5584	No
81	GOM_NL__2PRFIN20030326_044750_000000372015_00019_05584_6092.N1	26-MAR-2003 04:47:50	Bright	36.500	51	41Gam1Leo	2.0100	4500.0	73	5584	No
82	GOM_NL__2PRFIN20030326_044914_000000362015_00019_05584_6093.N1	26-MAR-2003 04:49:14	Bright	36.000	166	17Eps Leo	2.9800	6000.0	72	5584	No
83	GOM_NL__2PRFIN20030326_045457_000000362015_00019_05584_6094.N1	26-MAR-2003 04:54:57	Bright	36.000	174	52Psi UMa	3.0040	4400.0	72	5584	No
84	GOM_NL__2PRFIN20030326_045814_000000382015_00019_05584_6095.N1	26-MAR-2003 04:58:14	Bright	38.000	82	48Bet UMa	2.3650	10600.	76	5584	No
85	GOM_NL__2PRFIN20030326_045946_000000382015_00019_05584_6096.N1	26-MAR-2003 04:59:46	Bright	38.000	36	50Alp UMa	1.8000	6300.0	76	5584	No
86	GOM_NL__2PRFIN20030326_050115_000000462015_00019_05584_6097.N1	26-MAR-2003 05:01:15	Bright	45.500	55	79Zet UMa	2.0600	10200.	91	5584	No
87	GOM_NL__2PRFIN20030326_050322_000000742015_00019_05584_6098.N1	26-MAR-2003 05:03:22	Bright	73.500	180	27Gam Boo	3.0400	8000.0	147	5584	No
88	GOM_NL__2PRFIN20030326_050627_000000432015_00019_05584_6099.N1	26-MAR-2003 05:06:27	Bright	42.500	60	7Bet UMi	2.0810	3950.0	85	5584	No
89	GOM_NL__2PRFIN20030326_050951_000000502015_00019_05584_6100.N1	26-MAR-2003 05:09:51	Bright	49.500	119	14Eta Dra	2.7270	4700.0	99	5584	No
90	GOM_NL__2PRFIN20030326_052034_000000392015_00019_05584_6101.N1	26-MAR-2003 05:20:34	Bright	39.000	19	50Alp Cyg	1.2460	10500.	78	5584	No
91	GOM_NL__2PRFIN20030326_052211_000000422015_00019_05584_6102.N1	26-MAR-2003 05:22:11	Bright	42.000	66	37Gam Cyg	2.2080	5900.0	84	5584	No
92	GOM_NL__2PRFIN20030326_052403_000000412015_00019_05584_6103.N1	26-MAR-2003 05:24:03	Bright	41.000	92	53Eps Cyg	2.5000	4500.0	82	5584	No
93	GOM_NL__2PRFIN20030326_053317_000000582015_00019_05584_6104.N1	26-MAR-2003 05:33:17	Straylight	58.000	11	53Alp Aql	0.76500	8000.0	116	5584	No
94	GOM_NL__2PRFIN20030326_053732_000000402015_00019_05584_6105.N1	26-MAR-2003 05:37:32	Dark	40.000	142	49Del Cap	2.8500	8900.0	80	5584	No
95	GOM_NL__2PRFIN20030326_054427_000000542015_00019_05584_6106.N1	26-MAR-2003 05:44:27	Dark	53.500	155	41Pi Sgr	2.9000	6600.0	107	5584	No
96	GOM_NL__2PRFIN20030326_055013_000000532015_00019_05584_6107.N1	26-MAR-2003 05:50:13	Dark	53.000	38	20Eps Sgr	1.8360	11000.	106	5584	No
97	GOM_NL__2PRFIN20030326_055341_000000522015_00020_05585_6099.N1	26-MAR-2003 05:53:41	Dark	51.500	85	Kap Sco	2.4070	28000.	103	5585	No
98	GOM_NL__2PRFIN20030326_055524_000000452015_00020_05585_6100.N1	26-MAR-2003 05:55:24	Dark	45.000	141	Bet Ara	2.8400	4600.0	90	5585	No
99	GOM_NL__2PRFIN20030326_055703_000000522015_00020_05585_6101.N1	26-MAR-2003 05:57:03	Dark	51.500	43	Alp TrA	1.9100	4250.0	103	5585	No
100	GOM_NL__2PRFIN20030326_055845_000000402015_00020_05585_6102.N1	26-MAR-2003 05:58:45	Dark	40.000	134	Bet TrA	2.8100	6600.0	80	5585	No
101	GOM_NL__2PRFIN20030326_060200_000001202015_00020_05585_6103.N1	26-MAR-2003 06:02:00	Dark	119.50	16	21Alp Sco	1.0200	3000.0	239	5585	No

102	GOM_NL__2PRFIN20030326_060528_000000482015_00020_05585_6104.N1	26-MAR-2003 06:05:28	Straylight	47.500	26	Gam Cru	1.6240	2900.0	95	5585	No
103	GOM_NL__2PRFIN20030326_060720_000000442015_00020_05585_6105.N1	26-MAR-2003 06:07:20	Straylight	44.000	64	Gam Cen	2.2000	10600.	88	5585	No
104	GOM_NL__2PRFIN20030326_061457_000000512015_00020_05585_6106.N1	26-MAR-2003 06:14:57	Straylight	50.500	106	9Bet Crv	2.6480	5600.0	101	5585	No
105	GOM_NL__2PRFIN20030326_061702_000000452015_00020_05585_6107.N1	26-MAR-2003 06:17:02	Tw_i_and_stray	44.500	100	4Gam Crv	2.5800	13100.	89	5585	No
106	GOM_NL__2PRFIN20030326_061908_000000672015_00020_05585_6108.N1	26-MAR-2003 06:19:08	Bright	66.500	15	67Alp Vir	0.97600	28000.	133	5585	No
107	GOM_NL__2PRFIN20030326_062232_000000512015_00020_05585_6109.N1	26-MAR-2003 06:22:32	Bright	51.000	121	29Gam Vir	2.7400	7200.0	102	5585	No
108	GOM_NL__2PRFIN20030326_062620_000000382015_00020_05585_6110.N1	26-MAR-2003 06:26:20	Bright	38.000	22	32Alp Leo	1.3600	15200.	76	5585	No
109	GOM_NL__2PRFIN20030326_062826_000000372015_00020_05585_6111.N1	26-MAR-2003 06:28:26	Bright	37.000	51	41Gam1Leo	2.0100	4500.0	74	5585	No
110	GOM_NL__2PRFIN20030326_063532_000000372015_00020_05585_6112.N1	26-MAR-2003 06:35:32	Bright	36.500	174	52Psi UMa	3.0040	4400.0	73	5585	No
111	GOM_NL__2PRFIN20030326_063850_000000362015_00020_05585_6113.N1	26-MAR-2003 06:38:50	Bright	36.000	82	48Bet UMa	2.3650	10600.	72	5585	No
112	GOM_NL__2PRFIN20030326_064022_000000372015_00020_05585_6114.N1	26-MAR-2003 06:40:22	Bright	37.000	36	50Alp UMa	1.8000	6300.0	74	5585	No
113	GOM_NL__2PRFIN20030326_064150_000000452015_00020_05585_6115.N1	26-MAR-2003 06:41:50	Bright	45.000	55	79Zet UMa	2.0600	10200.	90	5585	No
114	GOM_NL__2PRFIN20030326_064356_000000752015_00020_05585_6116.N1	26-MAR-2003 06:43:56	Bright	74.500	180	27Gam Boo	3.0400	8000.0	149	5585	No
115	GOM_NL__2PRFIN20030326_064703_000000392015_00020_05585_6117.N1	26-MAR-2003 06:47:03	Bright	39.000	60	7Bet UMi	2.0810	3950.0	78	5585	No
116	GOM_NL__2PRFIN20030326_065026_000000502015_00020_05585_6118.N1	26-MAR-2003 06:50:26	Bright	49.500	119	14Eta Dra	2.7270	4700.0	99	5585	No
117	GOM_NL__2PRFIN20030326_065600_000000382015_00020_05585_6119.N1	26-MAR-2003 06:56:00	Bright	37.500	89	5Alp Cep	2.4510	8000.0	75	5585	No
118	GOM_NL__2PRFIN20030326_070110_000000402015_00020_05585_6120.N1	26-MAR-2003 07:01:10	Bright	39.500	19	50Alp Cyg	1.2460	10500.	79	5585	No
119	GOM_NL__2PRFIN20030326_070246_000000442015_00020_05585_6121.N1	26-MAR-2003 07:02:46	Bright	44.000	66	37Gam Cyg	2.2080	5900.0	88	5585	No
120	GOM_NL__2PRFIN20030326_070439_000000422015_00020_05585_6122.N1	26-MAR-2003 07:04:39	Bright	41.500	92	53Eps Cyg	2.5000	4500.0	83	5585	No
121	GOM_NL__2PRFIN20030326_071353_000000662015_00020_05585_6123.N1	26-MAR-2003 07:13:53	Straylight	65.500	11	53Alp Aql	0.76500	8000.0	131	5585	No
122	GOM_NL__2PRFIN20030326_071808_000000412015_00020_05585_6124.N1	26-MAR-2003 07:18:08	Dark	41.000	142	49Del Cap	2.8500	8900.0	82	5585	No
123	GOM_NL__2PRFIN20030326_073050_000000522015_00020_05585_6125.N1	26-MAR-2003 07:30:50	Dark	52.000	38	20Eps Sgr	1.8360	11000.	104	5585	No
124	GOM_NL__2PRFIN20030326_073418_000000532015_00021_05586_6099.N1	26-MAR-2003 07:34:18	Dark	52.500	85	Kap Sco	2.4070	28000.	105	5586	No
125	GOM_NL__2PRFIN20030326_073601_000000442015_00021_05586_6100.N1	26-MAR-2003 07:36:01	Dark	44.000	141	Bet Ara	2.8400	4600.0	88	5586	No
126	GOM_NL__2PRFIN20030326_073740_000000412015_00021_05586_6101.N1	26-MAR-2003 07:37:40	Dark	40.500	43	Alp TrA	1.9100	4250.0	81	5586	No
127	GOM_NL__2PRFIN20030326_073921_000000392015_00021_05586_6102.N1	26-MAR-2003 07:39:21	Dark	39.000	134	Bet TrA	2.8100	6600.0	78	5586	No
128	GOM_NL__2PRFIN20030326_074238_000001132015_00021_05586_6103.N1	26-MAR-2003 07:42:38	Dark	112.50	16	21Alp Sco	1.0200	3000.0	225	5586	No
129	GOM_NL__2PRFIN20030326_074604_000000452015_00021_05586_6104.N1	26-MAR-2003 07:46:04	Straylight	45.000	26	Gam Cru	1.6240	2900.0	90	5586	No
130	GOM_NL__2PRFIN20030326_074756_000000412015_00021_05586_6105.N1	26-MAR-2003 07:47:56	Straylight	40.500	64	Gam Cen	2.2000	10600.	81	5586	No
131	GOM_NL__2PRFIN20030326_075533_000000502015_00021_05586_6106.N1	26-MAR-2003 07:55:33	Straylight	50.000	106	9Bet Crv	2.6480	5600.0	100	5586	No
132	GOM_NL__2PRFIN20030326_075738_000000462015_00021_05586_6107.N1	26-MAR-2003 07:57:38	Tw_i_and_stray	45.500	100	4Gam Crv	2.5800	13100.	91	5586	No
133	GOM_NL__2PRFIN20030326_075944_000000672015_00021_05586_6108.N1	26-MAR-2003 07:59:44	Bright	67.000	15	67Alp Vir	0.97600	28000.	134	5586	No
134	GOM_NL__2PRFIN20030326_080308_000000492015_00021_05586_6109.N1	26-MAR-2003 08:03:08	Bright	49.000	121	29Gam Vir	2.7400	7200.0	98	5586	No
135	GOM_NL__2PRFIN20030326_080656_000000382015_00021_05586_6110.N1	26-MAR-2003 08:06:56	Bright	38.000	22	32Alp Leo	1.3600	15200.	76	5586	No
136	GOM_NL__2PRFIN20030326_080902_000000372015_00021_05586_6111.N1	26-MAR-2003 08:09:02	Bright	37.000	51	41Gam1Leo	2.0100	4500.0	74	5586	No
137	GOM_NL__2PRFIN20030326_081608_000000392015_00021_05586_6112.N1	26-MAR-2003 08:16:08	Bright	39.000	174	52Psi UMa	3.0040	4400.0	78	5586	No
138	GOM_NL__2PRFIN20030326_081926_000000382015_00021_05586_6113.N1	26-MAR-2003 08:19:26	Bright	37.500	82	48Bet UMa	2.3650	10600.	75	5586	No
139	GOM_NL__2PRFIN20030326_082057_000000382015_00021_05586_6114.N1	26-MAR-2003 08:20:57	Bright	38.000	36	50Alp UMa	1.8000	6300.0	76	5586	No
140	GOM_NL__2PRFIN20030326_082225_000000452015_00021_05586_6115.N1	26-MAR-2003 08:22:25	Bright	45.000	55	79Zet UMa	2.0600	10200.	90	5586	No
141	GOM_NL__2PRFIN20030326_082430_000000732015_00021_05586_6116.N1	26-MAR-2003 08:24:30	Bright	73.000	180	27Gam Boo	3.0400	8000.0	146	5586	No
142	GOM_NL__2PRFIN20030326_082738_000000412015_00021_05586_6117.N1	26-MAR-2003 08:27:38	Bright	41.000	60	7Bet UMi	2.0810	3950.0	82	5586	No
143	GOM_NL__2PRFIN20030326_083102_000000502015_00021_05586_6118.N1	26-MAR-2003 08:31:02	Bright	50.000	119	14Eta Dra	2.7270	4700.0	100	5586	No
144	GOM_NL__2PRFIN20030326_083636_000000372015_00021_05586_6119.N1	26-MAR-2003 08:36:36	Bright	37.000	89	5Alp Cep	2.4510	8000.0	74	5586	No
145	GOM_NL__2PRFIN20030326_084146_000000402015_00021_05586_6120.N1	26-MAR-2003 08:41:46	Bright	40.000	19	50Alp Cyg	1.2460	10500.	80	5586	No
146	GOM_NL__2PRFIN20030326_084322_000000432015_00021_05586_6121.N1	26-MAR-2003 08:43:22	Bright	43.000	66	37Gam Cyg	2.2080	5900.0	86	5586	No
147	GOM_NL__2PRFIN20030326_084515_000000402015_00021_05586_6122.N1	26-MAR-2003 08:45:15	Bright	39.500	92	53Eps Cyg	2.5000	4500.0	79	5586	No
148	GOM_NL__2PRFIN20030326_085430_000000602015_00021_05586_6123.N1	26-MAR-2003 08:54:30	Straylight	59.500	11	53Alp Aql	0.76500	8000.0	119	5586	No
149	GOM_NL__2PRFIN20030326_085844_000000412015_00021_05586_6124.N1	26-MAR-2003 08:58:44	Dark	40.500	142	49Del Cap	2.8500	8900.0	81	5586	No
150	GOM_NL__2PRFIN20030326_091127_000000592015_00021_05586_6125.N1	26-MAR-2003 09:11:27	Dark	58.500	38	20Eps Sgr	1.8360	11000.	117	5586	No
151	GOM_NL__2PRFIN20030326_091455_000000522015_00022_05587_6099.N1	26-MAR-2003 09:14:55	Dark	52.000	85	Kap Sco	2.4070	28000.	104	5587	No
152	GOM_NL__2PRFIN20030326_091638_000000432015_00022_05587_6100.N1	26-MAR-2003 09:16:38	Dark	43.000	141	Bet Ara	2.8400	4600.0	86	5587	No
153	GOM_NL__2PRFIN20030326_091816_000000422015_00022_05587_6101.N1	26-MAR-2003 09:18:16	Dark	42.000	43	Alp TrA	1.9100	4250.0	84	5587	No
154	GOM_NL__2PRFIN20030326_091958_000000402015_00022_05587_6102.N1	26-MAR-2003 09:19:58	Dark	40.000	134	Bet TrA	2.8100	6600.0	80	5587	No
155	GOM_NL__2PRFIN20030326_092316_00000112015_00022_05587_6103.N1	26-MAR-2003 09:23:16	Dark	110.50	16	21Alp Sco	1.0200	3000.0	221	5587	No
156	GOM_NL__2PRFIN20030326_092641_000000482015_00022_05587_6104.N1	26-MAR-2003 09:26:41	Straylight	48.000	26	Gam Cru	1.6240	2900.0	96	5587	No
157	GOM_NL__2PRFIN20030326_092833_000000442015_00022_05587_6105.N1	26-MAR-2003 09:28:33	Straylight	44.000	64	Gam Cen	2.2000	10600.	88	5587	No
158	GOM_NL__2PRFIN20030326_093609_000000512015_00022_05587_6106.N1	26-MAR-2003 09:36:09	Straylight	50.500	106	9Bet Crv	2.6480	5600.0	101	5587	No
159	GOM_NL__2PRFIN20030326_093814_000000472015_00022_05587_6107.N1	26-MAR-2003 09:38:14	Tw_i_and_stray	46.500	100	4Gam Crv	2.5800	13100.	93	5587	No
160	GOM_NL__2PRFIN20030326_094019_000000772015_00022_05587_6108.N1	26-MAR-2003 09:40:19	Bright	77.000	15	67Alp Vir	0.97600	28000.	154	5587	No

161	GOM_NL__2PRFIN20030326_094344_000000502015_00022_05587_6109.N1	26-MAR-2003 09:43:44	Bright	50.000	121	29Gam Vir	2.7400	7200.0	100	5587	No
162	GOM_NL__2PRFIN20030326_094732_000000382015_00022_05587_6110.N1	26-MAR-2003 09:47:32	Bright	37.500	22	32Alp Leo	1.3600	15200.	75	5587	No
163	GOM_NL__2PRFIN20030326_094938_000000372015_00022_05587_6111.N1	26-MAR-2003 09:49:38	Bright	37.000	51	41Gam1Leo	2.0100	4500.0	74	5587	No
164	GOM_NL__2PRFIN20030326_095644_000000382015_00022_05587_6112.N1	26-MAR-2003 09:56:44	Bright	38.000	174	52Psi UMa	3.0040	4400.0	76	5587	No
165	GOM_NL__2PRFIN20030326_100001_000000382015_00022_05587_6113.N1	26-MAR-2003 10:00:01	Bright	37.500	82	48Bet UMa	2.3650	10600.	75	5587	No
166	GOM_NL__2PRFIN20030326_100133_000000412015_00022_05587_6114.N1	26-MAR-2003 10:01:33	Bright	40.500	36	50Alp UMa	1.8000	6300.0	81	5587	No
167	GOM_NL__2PRFIN20030326_100300_000000472015_00022_05587_6115.N1	26-MAR-2003 10:03:00	Bright	46.500	55	79Zet UMa	2.0600	10200.	93	5587	No
168	GOM_NL__2PRFIN20030326_100504_000000752015_00022_05587_6116.N1	26-MAR-2003 10:05:04	Bright	75.000	180	27Gam Boo	3.0400	8000.0	150	5587	No
169	GOM_NL__2PRFIN20030326_100814_000000372015_00022_05587_6117.N1	26-MAR-2003 10:08:14	Bright	37.000	60	7Bet UMi	2.0810	3950.0	74	5587	No
170	GOM_NL__2PRFIN20030326_101137_000000502015_00022_05587_6118.N1	26-MAR-2003 10:11:37	Bright	49.500	119	14Eta Dra	2.7270	4700.0	99	5587	No
171	GOM_NL__2PRFIN20030326_101712_000000372015_00022_05587_6119.N1	26-MAR-2003 10:17:12	Bright	36.500	89	5Alp Cep	2.4510	8000.0	73	5587	No
172	GOM_NL__2PRFIN20030326_102222_000000392015_00022_05587_6120.N1	26-MAR-2003 10:22:22	Bright	39.000	19	50Alp Cyg	1.2460	10500.	78	5587	No
173	GOM_NL__2PRFIN20030326_102358_000000412015_00022_05587_6121.N1	26-MAR-2003 10:23:58	Bright	41.000	66	37Gam Cyg	2.2080	5900.0	82	5587	No
174	GOM_NL__2PRFIN20030326_102551_000000402015_00022_05587_6122.N1	26-MAR-2003 10:25:51	Bright	40.000	92	53Eps Cyg	2.5000	4500.0	80	5587	No
175	GOM_NL__2PRFIN20030326_103506_000000632015_00022_05587_6123.N1	26-MAR-2003 10:35:06	Straylight	62.500	11	53Alp Aql	0.76500	8000.0	125	5587	No
176	GOM_NL__2PRFIN20030326_103920_000000412015_00022_05587_6124.N1	26-MAR-2003 10:39:20	Dark	40.500	142	49Del Cap	2.8500	8900.0	81	5587	No
177	GOM_NL__2PRFIN20030326_105204_000000572015_00022_05587_6125.N1	26-MAR-2003 10:52:04	Dark	56.500	38	20Eps Sgr	1.8360	11000.	113	5587	No
178	GOM_NL__2PRFIN20030326_105531_000000542015_00023_05588_6099.N1	26-MAR-2003 10:55:31	Dark	54.000	85	Kap Sco	2.4070	28000.	108	5588	No
179	GOM_NL__2PRFIN20030326_105714_000000442015_00023_05588_6100.N1	26-MAR-2003 10:57:14	Dark	44.000	141	Bet Ara	2.8400	4600.0	88	5588	No
180	GOM_NL__2PRFIN20030326_105852_000000422015_00023_05588_6101.N1	26-MAR-2003 10:58:52	Dark	42.000	43	Alp TrA	1.9100	4250.0	84	5588	No
181	GOM_NL__2PRFIN20030326_110034_000000402015_00023_05588_6102.N1	26-MAR-2003 11:00:34	Dark	40.000	134	Bet TrA	2.8100	6600.0	80	5588	No
182	GOM_NL__2PRFIN20030326_110354_000001182015_00023_05588_6103.N1	26-MAR-2003 11:03:54	Straylight	117.50	16	21Alp Sco	1.0200	3000.0	235	5588	No
183	GOM_NL__2PRFIN20030326_110716_000000452015_00023_05588_6104.N1	26-MAR-2003 11:07:16	Straylight	44.500	26	Gam Cru	1.6240	2900.0	89	5588	No
184	GOM_NL__2PRFIN20030326_110909_000000422015_00023_05588_6105.N1	26-MAR-2003 11:09:09	Straylight	42.000	64	Gam Cen	2.2000	10600.	84	5588	No
185	GOM_NL__2PRFIN20030326_111645_000000502015_00023_05588_6106.N1	26-MAR-2003 11:16:45	Straylight	50.000	106	9Bet Crv	2.6480	5600.0	100	5588	No
186	GOM_NL__2PRFIN20030326_111850_000000482015_00023_05588_6107.N1	26-MAR-2003 11:18:50	Twilight_stray	47.500	100	4Gam Crv	2.5800	13100.	95	5588	No
187	GOM_NL__2PRFIN20030326_112055_000000702015_00023_05588_6108.N1	26-MAR-2003 11:20:55	Bright	70.000	15	67Alp Vir	0.97600	28000.	140	5588	No
188	GOM_NL__2PRFIN20030326_112419_000000512015_00023_05588_6109.N1	26-MAR-2003 11:24:19	Bright	50.500	121	29Gam Vir	2.7400	7200.0	101	5588	No
189	GOM_NL__2PRFIN20030326_112808_000000382015_00023_05588_6110.N1	26-MAR-2003 11:28:08	Bright	37.500	22	32Alp Leo	1.3600	15200.	75	5588	No
190	GOM_NL__2PRFIN20030326_113013_000000392015_00023_05588_6111.N1	26-MAR-2003 11:30:13	Bright	38.500	51	41Gam1Leo	2.0100	4500.0	77	5588	No
191	GOM_NL__2PRFIN20030326_113719_000000402015_00023_05588_6112.N1	26-MAR-2003 11:37:19	Bright	39.500	174	52Psi UMa	3.0040	4400.0	79	5588	No
192	GOM_NL__2PRFIN20030326_114037_000000392015_00023_05588_6113.N1	26-MAR-2003 11:40:37	Bright	38.500	82	48Bet UMa	2.3650	10600.	77	5588	No
193	GOM_NL__2PRFIN20030326_114209_000000392015_00023_05588_6114.N1	26-MAR-2003 11:42:09	Bright	39.000	36	50Alp UMa	1.8000	6300.0	78	5588	No
194	GOM_NL__2PRFIN20030326_114335_000000452015_00023_05588_6115.N1	26-MAR-2003 11:43:35	Bright	45.000	55	79Zet UMa	2.0600	10200.	90	5588	No
195	GOM_NL__2PRFIN20030326_114538_000000742015_00023_05588_6116.N1	26-MAR-2003 11:45:38	Bright	73.500	180	27Gam Boo	3.0400	8000.0	147	5588	No
196	GOM_NL__2PRFIN20030326_114849_000000422015_00023_05588_6117.N1	26-MAR-2003 11:48:49	Bright	41.500	60	7Bet UMi	2.0810	3950.0	83	5588	No
197	GOM_NL__2PRFIN20030326_115212_000000472015_00023_05588_6118.N1	26-MAR-2003 11:52:12	Bright	46.500	119	14Eta Dra	2.7270	4700.0	93	5588	No
198	GOM_NL__2PRFIN20030326_115748_000000382015_00023_05588_6119.N1	26-MAR-2003 11:57:48	Bright	37.500	89	5Alp Cep	2.4510	8000.0	75	5588	No
199	GOM_NL__2PRFIN20030326_120257_000000402015_00023_05588_6120.N1	26-MAR-2003 12:02:57	Bright	39.500	19	50Alp Cyg	1.2460	10500.	79	5588	No
200	GOM_NL__2PRFIN20030326_120434_000000432015_00023_05588_6121.N1	26-MAR-2003 12:04:34	Bright	43.000	66	37Gam Cyg	2.2080	5900.0	86	5588	No
201	GOM_NL__2PRFIN20030326_120627_000000402015_00023_05588_6122.N1	26-MAR-2003 12:06:27	Bright	39.500	92	53Eps Cyg	2.5000	4500.0	79	5588	No
202	GOM_NL__2PRFIN20030326_121542_000000612015_00023_05588_6123.N1	26-MAR-2003 12:15:42	Straylight	61.000	11	53Alp Aql	0.76500	8000.0	122	5588	No
203	GOM_NL__2PRFIN20030326_121956_000000392015_00023_05588_6124.N1	26-MAR-2003 12:19:56	Dark	38.500	142	49Del Cap	2.8500	8900.0	77	5588	No
204	GOM_NL__2PRFIN20030326_123241_000000532015_00023_05588_6125.N1	26-MAR-2003 12:32:41	Dark	52.500	38	20Eps Sgr	1.8360	11000.	105	5588	No
205	GOM_NL__2PRFIN20030326_123608_000000522015_00024_05589_6099.N1	26-MAR-2003 12:36:08	Dark	52.000	85	Kap Sco	2.4070	28000.	104	5589	No
206	GOM_NL__2PRFIN20030326_123750_000000472015_00024_05589_6100.N1	26-MAR-2003 12:37:50	Dark	46.500	141	Bet Ara	2.8400	4600.0	93	5589	No
207	GOM_NL__2PRFIN20030326_123928_000000402015_00024_05589_6101.N1	26-MAR-2003 12:39:28	Dark	40.000	43	Alp TrA	1.9100	4250.0	80	5589	No
208	GOM_NL__2PRFIN20030326_124110_000000422015_00024_05589_6102.N1	26-MAR-2003 12:41:10	Dark	41.500	134	Bet TrA	2.8100	6600.0	83	5589	No
209	GOM_NL__2PRFIN20030326_124433_000001142015_00024_05589_6103.N1	26-MAR-2003 12:44:33	Straylight	113.50	16	21Alp Sco	1.0200	3000.0	227	5589	No
210	GOM_NL__2PRFIN20030326_124752_000000512015_00024_05589_6104.N1	26-MAR-2003 12:47:52	Straylight	51.000	26	Gam Cru	1.6240	2900.0	102	5589	No
211	GOM_NL__2PRFIN20030326_124945_000000432015_00024_05589_6105.N1	26-MAR-2003 12:49:45	Straylight	43.000	64	Gam Cen	2.2000	10600.	86	5589	No
212	GOM_NL__2PRFIN20030326_125721_000000522015_00024_05589_6106.N1	26-MAR-2003 12:57:21	Straylight	51.500	106	9Bet Crv	2.6480	5600.0	103	5589	No
213	GOM_NL__2PRFIN20030326_125925_000000452015_00024_05589_6107.N1	26-MAR-2003 12:59:25	Twilight_stray	45.000	100	4Gam Crv	2.5800	13100.	90	5589	No
214	GOM_NL__2PRFIN20030326_130131_000000682015_00024_05589_6108.N1	26-MAR-2003 13:01:31	Bright	68.000	15	67Alp Vir	0.97600	28000.	136	5589	No
215	GOM_NL__2PRFIN20030326_130454_000000522015_00024_05589_6109.N1	26-MAR-2003 13:04:54	Bright	52.000	121	29Gam Vir	2.7400	7200.0	104	5589	No
216	GOM_NL__2PRFIN20030326_130844_000000382015_00024_05589_6110.N1	26-MAR-2003 13:08:44	Bright	38.000	22	32Alp Leo	1.3600	15200.	76	5589	No
217	GOM_NL__2PRFIN20030326_131049_000000382015_00024_05589_6111.N1	26-MAR-2003 13:10:49	Bright	38.000	51	41Gam1Leo	2.0100	4500.0	76	5589	No
218	GOM_NL__2PRFIN20030326_131754_000000402015_00024_05589_6112.N1	26-MAR-2003 13:17:54	Bright	40.000	174	52Psi UMa	3.0040	4400.0	80	5589	No
219	GOM_NL__2PRFIN20030326_132112_000000372015_00024_05589_6113.N1	26-MAR-2003 13:21:12	Bright	36.500	82	48Bet UMa	2.3650	10600.	73	5589	No

220	GOM_NL__2PRFIN20030326_132244_000000392015_00024_05589_6114.N1	26-MAR-2003 13:22:44	Bright	39.000	36	50Alp UMa	1.8000	6300.0	78	5589	No
221	GOM_NL__2PRFIN20030326_132410_000000472015_00024_05589_6115.N1	26-MAR-2003 13:24:10	Bright	46.500	55	79Zet UMa	2.0600	10200.	93	5589	No
222	GOM_NL__2PRFIN20030326_132612_000000722015_00024_05589_6116.N1	26-MAR-2003 13:26:12	Bright	71.500	180	27Gam Boo	3.0400	8000.0	143	5589	No
223	GOM_NL__2PRFIN20030326_132925_000000402015_00024_05589_6117.N1	26-MAR-2003 13:29:25	Bright	40.000	60	7Bet UMi	2.0810	3950.0	80	5589	No
224	GOM_NL__2PRFIN20030326_133247_000000482015_00024_05589_6118.N1	26-MAR-2003 13:32:47	Bright	48.000	119	14Eta Dra	2.7270	4700.0	96	5589	No
225	GOM_NL__2PRFIN20030326_133823_000000382015_00024_05589_6119.N1	26-MAR-2003 13:38:23	Bright	38.000	89	5Alp Cep	2.4510	8000.0	76	5589	No
226	GOM_NL__2PRFIN20030326_134333_000000412015_00024_05589_6120.N1	26-MAR-2003 13:43:33	Bright	40.500	19	50Alp Cyg	1.2460	10500.	81	5589	No
227	GOM_NL__2PRFIN20030326_134509_000000452015_00024_05589_6121.N1	26-MAR-2003 13:45:09	Bright	44.500	66	37Gam Cyg	2.2080	5900.0	89	5589	No
228	GOM_NL__2PRFIN20030326_134703_000000422015_00024_05589_6122.N1	26-MAR-2003 13:47:03	Bright	41.500	92	53Eps Cyg	2.5000	4500.0	83	5589	No
229	GOM_NL__2PRFIN20030326_135619_000000672015_00024_05589_6123.N1	26-MAR-2003 13:56:19	Straylight	66.500	11	53Alp Aql	0.76500	8000.0	133	5589	No
230	GOM_NL__2PRFIN20030326_140032_000000432015_00024_05589_6124.N1	26-MAR-2003 14:00:32	Dark	42.500	142	49Del Cap	2.8500	8900.0	85	5589	No
231	GOM_NL__2PRFIN20030326_141318_000000542015_00024_05589_6125.N1	26-MAR-2003 14:13:18	Dark	53.500	38	20Eps Sgr	1.8360	11000.	107	5589	No
232	GOM_NL__2PRFIN20030326_141646_000000522015_00025_05590_6099.N1	26-MAR-2003 14:16:46	Dark	51.500	85	Kap Sco	2.4070	28000.	103	5590	No
233	GOM_NL__2PRFIN20030326_142004_000000412015_00025_05590_6100.N1	26-MAR-2003 14:20:04	Dark	41.000	43	Alp TrA	1.9100	4250.0	82	5590	No
234	GOM_NL__2PRFIN20030326_142146_000000422015_00025_05590_6101.N1	26-MAR-2003 14:21:46	Dark	41.500	134	Bet TrA	2.8100	6600.0	83	5590	No
235	GOM_NL__2PRFIN20030326_142428_000000562015_00025_05590_6102.N1	26-MAR-2003 14:24:28	Dark	56.000	4	Alp1Cen	-0.010000	5800.0	112	5590	No
236	GOM_NL__2PRFIN20030326_142705_000000482015_00025_05590_6103.N1	26-MAR-2003 14:27:05	Straylight	48.000	12	Alp1Cru	0.77500	30000.	96	5590	No
237	GOM_NL__2PRFIN20030326_142828_000000472015_00025_05590_6104.N1	26-MAR-2003 14:28:28	Straylight	46.500	26	Gam Cru	1.6240	2900.0	93	5590	No
238	GOM_NL__2PRFIN20030326_143020_000000432015_00025_05590_6105.N1	26-MAR-2003 14:30:20	Straylight	43.000	64	Gam Cen	2.2000	10600.	86	5590	No
239	GOM_NL__2PRFIN20030326_143221_000001882015_00025_05590_6106.N1	26-MAR-2003 14:32:21	Straylight	188.00	97	8Bet1Sco	2.5610	30000.	376	5590	No
240	GOM_NL__2PRFIN20030326_143756_000000542015_00025_05590_6107.N1	26-MAR-2003 14:37:56	Straylight	53.500	106	9Bet Crv	2.6480	5600.0	107	5590	No
241	GOM_NL__2PRFIN20030326_144000_000000462015_00025_05590_6108.N1	26-MAR-2003 14:40:00	Tw_i_and_stray	46.000	100	4Gam Crv	2.5800	13100.	92	5590	No
242	GOM_NL__2PRFIN20030326_144206_000000692015_00025_05590_6109.N1	26-MAR-2003 14:42:06	Bright	69.000	15	67Alp Vir	0.97600	28000.	138	5590	No
243	GOM_NL__2PRFIN20030326_144528_000000542015_00025_05590_6110.N1	26-MAR-2003 14:45:28	Bright	53.500	121	29Gam Vir	2.7400	7200.0	107	5590	No
244	GOM_NL__2PRFIN20030326_144920_000000382015_00025_05590_6111.N1	26-MAR-2003 14:49:20	Bright	37.500	22	32Alp Leo	1.3600	15200.	75	5590	No
245	GOM_NL__2PRFIN20030326_145124_000000392015_00025_05590_6112.N1	26-MAR-2003 14:51:24	Bright	39.000	51	41Gam1Leo	2.0100	4500.0	78	5590	No
246	GOM_NL__2PRFIN20030326_145831_000000372015_00025_05590_6113.N1	26-MAR-2003 14:58:31	Bright	36.500	174	52Psi UMa	3.0040	4400.0	73	5590	No
247	GOM_NL__2PRFIN20030326_150150_000000382015_00025_05590_6114.N1	26-MAR-2003 15:01:50	Bright	38.000	82	48Bet UMa	2.3650	10600.	76	5590	No
248	GOM_NL__2PRFIN20030326_150321_000000372015_00025_05590_6115.N1	26-MAR-2003 15:03:21	Bright	37.000	36	50Alp UMa	1.8000	6300.0	74	5590	No
249	GOM_NL__2PRFIN20030326_150447_000000442015_00025_05590_6116.N1	26-MAR-2003 15:04:47	Bright	44.000	55	79Zet UMa	2.0600	10200.	88	5590	No
250	GOM_NL__2PRFIN20030326_150646_000000742015_00025_05590_6117.N1	26-MAR-2003 15:06:46	Bright	73.500	180	27Gam Boo	3.0400	8000.0	147	5590	No
251	GOM_NL__2PRFIN20030326_151001_000000392015_00025_05590_6118.N1	26-MAR-2003 15:10:01	Bright	39.000	60	7Bet UMi	2.0810	3950.0	78	5590	No
252	GOM_NL__2PRFIN20030326_151323_000000482015_00025_05590_6119.N1	26-MAR-2003 15:13:23	Bright	48.000	119	14Eta Dra	2.7270	4700.0	96	5590	No
253	GOM_NL__2PRFIN20030326_151901_000000372015_00025_05590_6120.N1	26-MAR-2003 15:19:01	Bright	36.500	89	5Alp Cep	2.4510	8000.0	73	5590	No
254	GOM_NL__2PRFIN20030326_152410_000000392015_00025_05590_6121.N1	26-MAR-2003 15:24:10	Bright	38.500	19	50Alp Cyg	1.2460	10500.	77	5590	No
255	GOM_NL__2PRFIN20030326_152547_000000412015_00025_05590_6122.N1	26-MAR-2003 15:25:47	Bright	41.000	66	37Gam Cyg	2.2080	5900.0	82	5590	No
256	GOM_NL__2PRFIN20030326_152740_000000392015_00025_05590_6123.N1	26-MAR-2003 15:27:40	Bright	38.500	92	53Eps Cyg	2.5000	4500.0	77	5590	No
257	GOM_NL__2PRFIN20030326_153657_000000652015_00025_05590_6124.N1	26-MAR-2003 15:36:57	Straylight	65.000	11	53Alp Aql	0.76500	8000.0	130	5590	No
258	GOM_NL__2PRFIN20030326_154110_000000382015_00025_05590_6125.N1	26-MAR-2003 15:41:10	Dark	38.000	142	49Del Cap	2.8500	8900.0	76	5590	No
259	GOM_NL__2PRFIN20030326_155356_000000542015_00025_05590_6126.N1	26-MAR-2003 15:53:56	Dark	53.500	38	20Eps Sgr	1.8360	11000.	107	5590	No
260	GOM_NL__2PRFIN20030326_155724_000000522015_00026_05591_6099.N1	26-MAR-2003 15:57:24	Dark	52.000	85	Kap Sco	2.4070	28000.	104	5591	No
261	GOM_NL__2PRFIN20030326_160042_000000422015_00026_05591_6100.N1	26-MAR-2003 16:00:42	Dark	41.500	43	Alp TrA	1.9100	4250.0	83	5591	No
262	GOM_NL__2PRFIN20030326_160224_000000412015_00026_05591_6101.N1	26-MAR-2003 16:02:24	Dark	41.000	134	Bet TrA	2.8100	6600.0	82	5591	No
263	GOM_NL__2PRFIN20030326_160506_000000452015_00026_05591_6102.N1	26-MAR-2003 16:05:06	Dark	44.500	4	Alp1Cen	-0.010000	5800.0	89	5591	No
264	GOM_NL__2PRFIN20030326_160742_000000462015_00026_05591_6103.N1	26-MAR-2003 16:07:42	Straylight	45.500	12	Alp1Cru	0.77500	30000.	91	5591	No
265	GOM_NL__2PRFIN20030326_160906_000000452015_00026_05591_6104.N1	26-MAR-2003 16:09:06	Straylight	45.000	26	Gam Cru	1.6240	2900.0	90	5591	No
266	GOM_NL__2PRFIN20030326_161058_000000412015_00026_05591_6105.N1	26-MAR-2003 16:10:58	Straylight	40.500	64	Gam Cen	2.2000	10600.	81	5591	No
267	GOM_NL__2PRFIN20030326_161258_000001972015_00026_05591_6106.N1	26-MAR-2003 16:12:58	Straylight	197.00	97	8Bet1Sco	2.5610	30000.	394	5591	No
268	GOM_NL__2PRFIN20030326_161834_000000502015_00026_05591_6107.N1	26-MAR-2003 16:18:34	Straylight	49.500	106	9Bet Crv	2.6480	5600.0	99	5591	No
269	GOM_NL__2PRFIN20030326_162038_000000472015_00026_05591_6108.N1	26-MAR-2003 16:20:38	Tw_i_and_stray	46.500	100	4Gam Crv	2.5800	13100.	93	5591	No
270	GOM_NL__2PRFIN20030326_162243_000000722015_00026_05591_6109.N1	26-MAR-2003 16:22:43	Bright	72.000	15	67Alp Vir	0.97600	28000.	144	5591	No
271	GOM_NL__2PRFIN20030326_162607_000000482015_00026_05591_6110.N1	26-MAR-2003 16:26:07	Bright	47.500	121	29Gam Vir	2.7400	7200.0	95	5591	No
272	GOM_NL__2PRFIN20030326_162957_000000382015_00026_05591_6111.N1	26-MAR-2003 16:29:57	Bright	37.500	22	32Alp Leo	1.3600	15200.	75	5591	No
273	GOM_NL__2PRFIN20030326_163202_000000372015_00026_05591_6112.N1	26-MAR-2003 16:32:02	Bright	36.500	51	41Gam1Leo	2.0100	4500.0	73	5591	No
274	GOM_NL__2PRFIN20030326_163907_000000392015_00026_05591_6113.N1	26-MAR-2003 16:39:07	Bright	38.500	174	52Psi UMa	3.0040	4400.0	77	5591	No
275	GOM_NL__2PRFIN20030326_164226_000000372015_00026_05591_6114.N1	26-MAR-2003 16:42:26	Bright	37.000	82	48Bet UMa	2.3650	10600.	74	5591	No
276	GOM_NL__2PRFIN20030326_164357_000000382015_00026_05591_6115.N1	26-MAR-2003 16:43:57	Bright	37.500	36	50Alp UMa	1.8000	6300.0	75	5591	No
277	GOM_NL__2PRFIN20030326_164522_000000452015_00026_05591_6116.N1	26-MAR-2003 16:45:22	Bright	45.000	55	79Zet UMa	2.0600	10200.	90	5591	No
278	GOM_NL__2PRFIN20030326_164720_000000722015_00026_05591_6117.N1	26-MAR-2003 16:47:20	Bright	72.000	180	27Gam Boo	3.0400	8000.0	144	5591	No

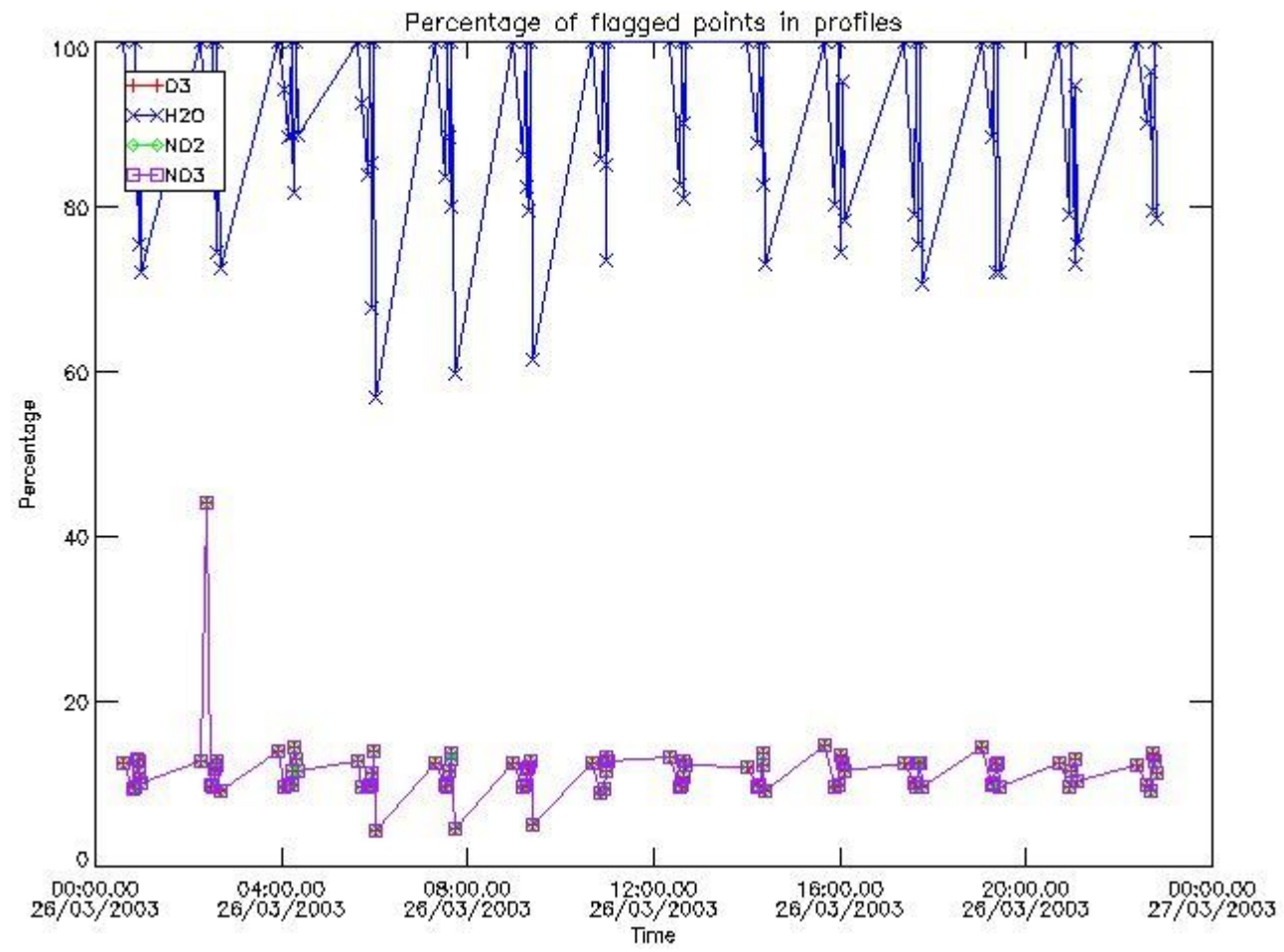
279	GOM_NL__2PRFIN20030326_165037_000000412015_00026_05591_6118.N1	26-MAR-2003 16:50:37	Bright	41.000	60	7Bet UMi	2.0810	3950.0	82	5591	No
280	GOM_NL__2PRFIN20030326_165359_000000492015_00026_05591_6119.N1	26-MAR-2003 16:53:59	Bright	48.500	119	14Eta Dra	2.7270	4700.0	97	5591	No
281	GOM_NL__2PRFIN20030326_165937_000000382015_00026_05591_6120.N1	26-MAR-2003 16:59:37	Bright	38.000	89	5Alp Cep	2.4510	8000.0	76	5591	No
282	GOM_NL__2PRFIN20030326_170446_000000402015_00026_05591_6121.N1	26-MAR-2003 17:04:46	Bright	40.000	19	50Alp Cyg	1.2460	10500.	80	5591	No
283	GOM_NL__2PRFIN20030326_170623_000000442015_00026_05591_6122.N1	26-MAR-2003 17:06:23	Bright	43.500	66	37Gam Cyg	2.2080	5900.0	87	5591	No
284	GOM_NL__2PRFIN20030326_170817_000000412015_00026_05591_6123.N1	26-MAR-2003 17:08:17	Bright	41.000	92	53Eps Cyg	2.5000	4500.0	82	5591	No
285	GOM_NL__2PRFIN20030326_171733_000000692015_00026_05591_6124.N1	26-MAR-2003 17:17:33	Straylight	68.500	11	53Alp Aql	0.76500	8000.0	137	5591	No
286	GOM_NL__2PRFIN20030326_172146_000000412015_00026_05591_6125.N1	26-MAR-2003 17:21:46	Dark	41.000	142	49Del Cap	2.8500	8900.0	82	5591	No
287	GOM_NL__2PRFIN20030326_173434_000000512015_00026_05591_6126.N1	26-MAR-2003 17:34:34	Dark	50.500	38	20Eps Sgr	1.8360	11000.	101	5591	No
288	GOM_NL__2PRFIN20030326_173801_000000532015_00027_05592_6099.N1	26-MAR-2003 17:38:01	Dark	52.500	85	Kap Sco	2.4070	28000.	105	5592	No
289	GOM_NL__2PRFIN20030326_174118_000000412015_00027_05592_6100.N1	26-MAR-2003 17:41:18	Dark	41.000	43	Alp TrA	1.9100	4250.0	82	5592	No
290	GOM_NL__2PRFIN20030326_174301_000000412015_00027_05592_6101.N1	26-MAR-2003 17:43:01	Dark	41.000	134	Bet TrA	2.8100	6600.0	82	5592	No
291	GOM_NL__2PRFIN20030326_174543_000000532015_00027_05592_6102.N1	26-MAR-2003 17:45:43	Dark	53.000	4	Alp1Cen	-0.010000	5800.0	106	5592	No
292	GOM_NL__2PRFIN20030326_174818_000000482015_00027_05592_6103.N1	26-MAR-2003 17:48:18	Straylight	48.000	12	Alp1Cru	0.77500	30000.	96	5592	No
293	GOM_NL__2PRFIN20030326_174942_000000452015_00027_05592_6104.N1	26-MAR-2003 17:49:42	Straylight	44.500	26	Gam Cru	1.6240	2900.0	89	5592	No
294	GOM_NL__2PRFIN20030326_175135_000000382015_00027_05592_6105.N1	26-MAR-2003 17:51:35	Straylight	38.000	64	Gam Cen	2.2000	10600.	76	5592	No
295	GOM_NL__2PRFIN20030326_175336_000002042015_00027_05592_6106.N1	26-MAR-2003 17:53:36	Tw_i_and_stray	204.00	97	8Bet1Sco	2.5610	30000.	408	5592	No
296	GOM_NL__2PRFIN20030326_175911_000000512015_00027_05592_6107.N1	26-MAR-2003 17:59:11	Straylight	50.500	106	9Bet Crv	2.6480	5600.0	101	5592	No
297	GOM_NL__2PRFIN20030326_180114_000000462015_00027_05592_6108.N1	26-MAR-2003 18:01:14	Tw_i_and_stray	46.000	100	4Gam Crv	2.5800	13100.	92	5592	No
298	GOM_NL__2PRFIN20030326_180319_000000692015_00027_05592_6109.N1	26-MAR-2003 18:03:19	Bright	69.000	15	67Alp Vir	0.97600	28000.	138	5592	No
299	GOM_NL__2PRFIN20030326_180643_000000492015_00027_05592_6110.N1	26-MAR-2003 18:06:43	Bright	49.000	121	29Gam Vir	2.7400	7200.0	98	5592	No
300	GOM_NL__2PRFIN20030326_181033_000000372015_00027_05592_6111.N1	26-MAR-2003 18:10:33	Bright	36.500	22	32Alp Leo	1.3600	15200.	73	5592	No
301	GOM_NL__2PRFIN20030326_181238_000000362015_00027_05592_6112.N1	26-MAR-2003 18:12:38	Bright	36.000	51	41Gam1Leo	2.0100	4500.0	72	5592	No
302	GOM_NL__2PRFIN20030326_181943_000000392015_00027_05592_6113.N1	26-MAR-2003 18:19:43	Bright	38.500	174	52Psi UMa	3.0040	4400.0	77	5592	No
303	GOM_NL__2PRFIN20030326_182301_000000542015_00027_05592_6114.N1	26-MAR-2003 18:23:01	Bright	54.000	82	48Bet UMa	2.3650	10600.	108	5592	No
304	GOM_NL__2PRFIN20030326_182433_000000412015_00027_05592_6115.N1	26-MAR-2003 18:24:33	Bright	40.500	36	50Alp UMa	1.8000	6300.0	81	5592	No
305	GOM_NL__2PRFIN20030326_182557_000000462015_00027_05592_6116.N1	26-MAR-2003 18:25:57	Bright	45.500	55	79Zet UMa	2.0600	10200.	91	5592	No
306	GOM_NL__2PRFIN20030326_182754_000000722015_00027_05592_6117.N1	26-MAR-2003 18:27:54	Bright	71.500	180	27Gam Boo	3.0400	8000.0	143	5592	No
307	GOM_NL__2PRFIN20030326_183113_000000422015_00027_05592_6118.N1	26-MAR-2003 18:31:13	Bright	41.500	60	7Bet UMi	2.0810	3950.0	83	5592	No
308	GOM_NL__2PRFIN20030326_183434_000000502015_00027_05592_6119.N1	26-MAR-2003 18:34:34	Bright	50.000	119	14Eta Dra	2.7270	4700.0	100	5592	No
309	GOM_NL__2PRFIN20030326_184012_000000362015_00027_05592_6120.N1	26-MAR-2003 18:40:12	Bright	36.000	89	5Alp Cep	2.4510	8000.0	72	5592	No
310	GOM_NL__2PRFIN20030326_184522_000000402015_00027_05592_6121.N1	26-MAR-2003 18:45:22	Bright	39.500	19	50Alp Cyg	1.2460	10500.	79	5592	No
311	GOM_NL__2PRFIN20030326_184659_000000422015_00027_05592_6122.N1	26-MAR-2003 18:46:59	Bright	42.000	66	37Gam Cyg	2.2080	5900.0	84	5592	No
312	GOM_NL__2PRFIN20030326_184853_000000402015_00027_05592_6123.N1	26-MAR-2003 18:48:53	Bright	39.500	92	53Eps Cyg	2.5000	4500.0	79	5592	No
313	GOM_NL__2PRFIN20030326_185810_000000602015_00027_05592_6124.N1	26-MAR-2003 18:58:10	Straylight	59.500	11	53Alp Aql	0.76500	8000.0	119	5592	No
314	GOM_NL__2PRFIN20030326_190222_000000392015_00027_05592_6125.N1	26-MAR-2003 19:02:22	Dark	38.500	142	49Del Cap	2.8500	8900.0	77	5592	No
315	GOM_NL__2PRFIN20030326_191511_000000522015_00027_05592_6126.N1	26-MAR-2003 19:15:11	Dark	52.000	38	20Eps Sgr	1.8360	11000.	104	5592	No
316	GOM_NL__2PRFIN20030326_191839_000000502015_00028_05593_6099.N1	26-MAR-2003 19:18:39	Dark	50.000	85	Kap Sco	2.4070	28000.	100	5593	No
317	GOM_NL__2PRFIN20030326_192155_000000422015_00028_05593_6100.N1	26-MAR-2003 19:21:55	Dark	41.500	43	Alp TrA	1.9100	4250.0	83	5593	No
318	GOM_NL__2PRFIN20030326_192337_000000412015_00028_05593_6101.N1	26-MAR-2003 19:23:37	Dark	40.500	134	Bet TrA	2.8100	6600.0	81	5593	No
319	GOM_NL__2PRFIN20030326_192619_000000532015_00028_05593_6102.N1	26-MAR-2003 19:26:19	Dark	52.500	4	Alp1Cen	-0.010000	5800.0	105	5593	No
320	GOM_NL__2PRFIN20030326_192855_000000442015_00028_05593_6103.N1	26-MAR-2003 19:28:55	Straylight	44.000	12	Alp1Cru	0.77500	30000.	88	5593	No
321	GOM_NL__2PRFIN20030326_193019_000000532015_00028_05593_6104.N1	26-MAR-2003 19:30:19	Straylight	52.500	26	Gam Cru	1.6240	2900.0	105	5593	No
322	GOM_NL__2PRFIN20030326_193211_000000392015_00028_05593_6105.N1	26-MAR-2003 19:32:11	Straylight	39.000	64	Gam Cen	2.2000	10600.	78	5593	No
323	GOM_NL__2PRFIN20030326_193414_000001892015_00028_05593_6106.N1	26-MAR-2003 19:34:14	Straylight	188.50	97	8Bet1Sco	2.5610	30000.	377	5593	No
324	GOM_NL__2PRFIN20030326_193947_000000482015_00028_05593_6107.N1	26-MAR-2003 19:39:47	Straylight	47.500	106	9Bet Crv	2.6480	5600.0	95	5593	No
325	GOM_NL__2PRFIN20030326_194150_000000462015_00028_05593_6108.N1	26-MAR-2003 19:41:50	Tw_i_and_stray	45.500	100	4Gam Crv	2.5800	13100.	91	5593	No
326	GOM_NL__2PRFIN20030326_194355_000000692015_00028_05593_6109.N1	26-MAR-2003 19:43:55	Bright	68.500	15	67Alp Vir	0.97600	28000.	137	5593	No
327	GOM_NL__2PRFIN20030326_194719_000000482015_00028_05593_6110.N1	26-MAR-2003 19:47:19	Bright	47.500	121	29Gam Vir	2.7400	7200.0	95	5593	No
328	GOM_NL__2PRFIN20030326_195110_000000372015_00028_05593_6111.N1	26-MAR-2003 19:51:10	Bright	37.000	22	32Alp Leo	1.3600	15200.	74	5593	No
329	GOM_NL__2PRFIN20030326_195314_000000362015_00028_05593_6112.N1	26-MAR-2003 19:53:14	Bright	36.000	51	41Gam1Leo	2.0100	4500.0	72	5593	No
330	GOM_NL__2PRFIN20030326_200019_000000362015_00028_05593_6113.N1	26-MAR-2003 20:00:19	Bright	35.500	174	52Psi UMa	3.0040	4400.0	71	5593	No
331	GOM_NL__2PRFIN20030326_200337_000000352015_00028_05593_6114.N1	26-MAR-2003 20:03:37	Bright	35.000	82	48Bet UMa	2.3650	10600.	70	5593	No
332	GOM_NL__2PRFIN20030326_200509_000000362015_00028_05593_6115.N1	26-MAR-2003 20:05:09	Bright	35.500	36	50Alp UMa	1.8000	6300.0	71	5593	No
333	GOM_NL__2PRFIN20030326_200632_000000462015_00028_05593_6116.N1	26-MAR-2003 20:06:32	Bright	46.000	55	79Zet UMa	2.0600	10200.	92	5593	No
334	GOM_NL__2PRFIN20030326_200829_000000732015_00028_05593_6117.N1	26-MAR-2003 20:08:29	Bright	73.000	180	27Gam Boo	3.0400	8000.0	146	5593	No
335	GOM_NL__2PRFIN20030326_201148_000000402015_00028_05593_6118.N1	26-MAR-2003 20:11:48	Bright	40.000	60	7Bet UMi	2.0810	3950.0	80	5593	No
336	GOM_NL__2PRFIN20030326_201509_000000512015_00028_05593_6119.N1	26-MAR-2003 20:15:09	Bright	50.500	119	14Eta Dra	2.7270	4700.0	101	5593	No
337	GOM_NL__2PRFIN20030326_202048_000000372015_00028_05593_6120.N1	26-MAR-2003 20:20:48	Bright	37.000	89	5Alp Cep	2.4510	8000.0	74	5593	No

338	GOM_NL__2PRFIN20030326_202558_000000382015_00028_05593_6121.N1	26-MAR-2003 20:25:58	Bright	38.000	19	50Alp Cyg	1.2460	10500.	76	5593	No
339	GOM_NL__2PRFIN20030326_202735_000000432015_00028_05593_6122.N1	26-MAR-2003 20:27:35	Bright	42.500	66	37Gam Cyg	2.2080	5900.0	85	5593	No
340	GOM_NL__2PRFIN20030326_202928_000000412015_00028_05593_6123.N1	26-MAR-2003 20:29:28	Bright	40.500	92	53Eps Cyg	2.5000	4500.0	81	5593	No
341	GOM_NL__2PRFIN20030326_203846_000000602015_00028_05593_6124.N1	26-MAR-2003 20:38:46	Straylight	60.000	11	53Alp Aql	0.76500	8000.0	120	5593	No
342	GOM_NL__2PRFIN20030326_204258_000000412015_00028_05593_6125.N1	26-MAR-2003 20:42:58	Dark	40.500	142	49Del Cap	2.8500	8900.0	81	5593	No
343	GOM_NL__2PRFIN20030326_205548_000000532015_00028_05593_6126.N1	26-MAR-2003 20:55:48	Dark	53.000	38	20Eps Sgr	1.8360	11000.	106	5593	No
344	GOM_NL__2PRFIN20030326_205916_000000532015_00029_05594_6099.N1	26-MAR-2003 20:59:16	Dark	53.000	85	Kap Sco	2.4070	28000.	106	5594	No
345	GOM_NL__2PRFIN20030326_210231_000000402015_00029_05594_6100.N1	26-MAR-2003 21:02:31	Dark	39.500	43	Alp TrA	1.9100	4250.0	79	5594	No
346	GOM_NL__2PRFIN20030326_210414_000000392015_00029_05594_6101.N1	26-MAR-2003 21:04:14	Dark	39.000	134	Bet TrA	2.8100	6600.0	78	5594	No
347	GOM_NL__2PRFIN20030326_210655_000000542015_00029_05594_6102.N1	26-MAR-2003 21:06:55	Dark	53.500	4	Alp1Cen	-0.010000	5800.0	107	5594	No
348	GOM_NL__2PRFIN20030326_210931_000000402015_00029_05594_6103.N1	26-MAR-2003 21:09:31	Straylight	39.500	12	Alp1Cru	0.77500	30000.	79	5594	No
349	GOM_NL__2PRFIN20030326_211055_000000532015_00029_05594_6104.N1	26-MAR-2003 21:10:55	Straylight	52.500	26	Gam Cru	1.6240	2900.0	105	5594	No
350	GOM_NL__2PRFIN20030326_211247_000000412015_00029_05594_6105.N1	26-MAR-2003 21:12:47	Straylight	40.500	64	Gam Cen	2.2000	10600.	81	5594	No
351	GOM_NL__2PRFIN20030326_211452_000001982015_00029_05594_6106.N1	26-MAR-2003 21:14:52	Straylight	198.00	97	8Bet1Sco	2.5610	30000.	396	5594	No
352	GOM_NL__2PRFIN20030326_212023_000000482015_00029_05594_6107.N1	26-MAR-2003 21:20:23	Straylight	47.500	106	9Bet Crv	2.6480	5600.0	95	5594	No
353	GOM_NL__2PRFIN20030326_212226_000000432015_00029_05594_6108.N1	26-MAR-2003 21:22:26	Twl_and_stray	43.000	100	4Gam Crv	2.5800	13100.	86	5594	No
354	GOM_NL__2PRFIN20030326_212431_000000672015_00029_05594_6109.N1	26-MAR-2003 21:24:31	Bright	67.000	15	67Alp Vir	0.97600	28000.	134	5594	No
355	GOM_NL__2PRFIN20030326_212755_000000482015_00029_05594_6110.N1	26-MAR-2003 21:27:55	Bright	47.500	121	29Gam Vir	2.7400	7200.0	95	5594	No
356	GOM_NL__2PRFIN20030326_213146_000000372015_00029_05594_6111.N1	26-MAR-2003 21:31:46	Bright	37.000	22	32Alp Leo	1.3600	15200.	74	5594	No
357	GOM_NL__2PRFIN20030326_213351_000000362015_00029_05594_6112.N1	26-MAR-2003 21:33:51	Bright	36.000	51	41Gam1Leo	2.0100	4500.0	72	5594	No
358	GOM_NL__2PRFIN20030326_214054_000000392015_00029_05594_6113.N1	26-MAR-2003 21:40:54	Bright	38.500	174	52Psi UMa	3.0040	4400.0	77	5594	No
359	GOM_NL__2PRFIN20030326_214413_000000372015_00029_05594_6114.N1	26-MAR-2003 21:44:13	Bright	37.000	82	48Bet UMa	2.3650	10600.	74	5594	No
360	GOM_NL__2PRFIN20030326_214544_000000382015_00029_05594_6115.N1	26-MAR-2003 21:45:44	Bright	38.000	36	50Alp UMa	1.8000	6300.0	76	5594	No
361	GOM_NL__2PRFIN20030326_214708_000000462015_00029_05594_6116.N1	26-MAR-2003 21:47:08	Bright	45.500	55	79Zet UMa	2.0600	10200.	91	5594	No
362	GOM_NL__2PRFIN20030326_214903_000000722015_00029_05594_6117.N1	26-MAR-2003 21:49:03	Bright	72.000	180	27Gam Boo	3.0400	8000.0	144	5594	No
363	GOM_NL__2PRFIN20030326_215224_000000392015_00029_05594_6118.N1	26-MAR-2003 21:52:24	Bright	38.500	60	7Bet UMi	2.0810	3950.0	77	5594	No
364	GOM_NL__2PRFIN20030326_215544_000000502015_00029_05594_6119.N1	26-MAR-2003 21:55:44	Bright	50.000	119	14Eta Dra	2.7270	4700.0	100	5594	No
365	GOM_NL__2PRFIN20030326_220124_000000372015_00029_05594_6120.N1	26-MAR-2003 22:01:24	Bright	36.500	89	5Alp Cep	2.4510	8000.0	73	5594	No
366	GOM_NL__2PRFIN20030326_220634_000000422015_00029_05594_6121.N1	26-MAR-2003 22:06:34	Bright	41.500	19	50Alp Cyg	1.2460	10500.	83	5594	No
367	GOM_NL__2PRFIN20030326_220811_000000412015_00029_05594_6122.N1	26-MAR-2003 22:08:11	Bright	40.500	66	37Gam Cyg	2.2080	5900.0	81	5594	No
368	GOM_NL__2PRFIN20030326_221004_000000402015_00029_05594_6123.N1	26-MAR-2003 22:10:04	Bright	39.500	92	53Eps Cyg	2.5000	4500.0	79	5594	No
369	GOM_NL__2PRFIN20030326_221923_000000632015_00029_05594_6124.N1	26-MAR-2003 22:19:23	Straylight	62.500	11	53Alp Aql	0.76500	8000.0	125	5594	No
370	GOM_NL__2PRFIN20030326_222334_000000422015_00029_05594_6125.N1	26-MAR-2003 22:23:34	Dark	41.500	142	49Del Cap	2.8500	8900.0	83	5594	No
371	GOM_NL__2PRFIN20030326_223625_000000512015_00029_05594_6126.N1	26-MAR-2003 22:36:25	Dark	51.000	38	20Eps Sgr	1.8360	11000.	102	5594	No
372	GOM_NL__2PRFIN20030326_224030_000000552015_00030_05595_6119.N1	26-MAR-2003 22:40:30	Dark	55.000	25	35Lam Sco	1.6200	28000.	110	5595	No
373	GOM_NL__2PRFIN20030326_224307_000000372015_00030_05595_6120.N1	26-MAR-2003 22:43:07	Dark	37.000	43	Alp TrA	1.9100	4250.0	74	5595	No
374	GOM_NL__2PRFIN20030326_224450_000000402015_00030_05595_6121.N1	26-MAR-2003 22:44:50	Dark	40.000	134	Bet TrA	2.8100	6600.0	80	5595	No
375	GOM_NL__2PRFIN20030326_224732_000000452015_00030_05595_6122.N1	26-MAR-2003 22:47:32	Dark	45.000	4	Alp1Cen	-0.010000	5800.0	90	5595	No
376	GOM_NL__2PRFIN20030326_225007_000000462015_00030_05595_6123.N1	26-MAR-2003 22:50:07	Straylight	45.500	12	Alp1Cru	0.77500	30000.	91	5595	No
377	GOM_NL__2PRFIN20030326_225131_000000442015_00030_05595_6124.N1	26-MAR-2003 22:51:31	Straylight	44.000	26	Gam Cru	1.6240	2900.0	88	5595	No
378	GOM_NL__2PRFIN20030326_225430_000000552015_00030_05595_6125.N1	26-MAR-2003 22:54:30	Straylight	54.500	54	5The Cen	2.0550	4500.0	109	5595	No
379	GOM_NL__2PRFIN20030326_230059_000000462015_00030_05595_6126.N1	26-MAR-2003 23:00:59	Straylight	45.500	106	9Bet Crv	2.6480	5600.0	91	5595	No
380	GOM_NL__2PRFIN20030326_230303_000000442015_00030_05595_6127.N1	26-MAR-2003 23:03:03	Twl_and_stray	44.000	100	4Gam Crv	2.5800	13100.	88	5595	No
381	GOM_NL__2PRFIN20030326_230507_000000672015_00030_05595_6128.N1	26-MAR-2003 23:05:07	Bright	67.000	15	67Alp Vir	0.97600	28000.	134	5595	No
382	GOM_NL__2PRFIN20030326_230830_000000482015_00030_05595_6129.N1	26-MAR-2003 23:08:30	Bright	47.500	121	29Gam Vir	2.7400	7200.0	95	5595	No
383	GOM_NL__2PRFIN20030326_231222_000000382015_00030_05595_6130.N1	26-MAR-2003 23:12:22	Bright	37.500	22	32Alp Leo	1.3600	15200.	75	5595	No
384	GOM_NL__2PRFIN20030326_231427_000000362015_00030_05595_6131.N1	26-MAR-2003 23:14:27	Bright	35.500	51	41Gam1Leo	2.0100	4500.0	71	5595	No
385	GOM_NL__2PRFIN20030326_232130_000000372015_00030_05595_6132.N1	26-MAR-2003 23:21:30	Bright	37.000	174	52Psi UMa	3.0040	4400.0	74	5595	No
386	GOM_NL__2PRFIN20030326_232449_000000372015_00030_05595_6133.N1	26-MAR-2003 23:24:49	Bright	36.500	82	48Bet UMa	2.3650	10600.	73	5595	No
387	GOM_NL__2PRFIN20030326_232620_000000382015_00030_05595_6134.N1	26-MAR-2003 23:26:20	Bright	37.500	36	50Alp UMa	1.8000	6300.0	75	5595	No
388	GOM_NL__2PRFIN20030326_232743_000000462015_00030_05595_6135.N1	26-MAR-2003 23:27:43	Bright	46.000	55	79Zet UMa	2.0600	10200.	92	5595	No
389	GOM_NL__2PRFIN20030326_232937_000000702015_00030_05595_6136.N1	26-MAR-2003 23:29:37	Bright	70.000	180	27Gam Boo	3.0400	8000.0	140	5595	No
390	GOM_NL__2PRFIN20030326_233259_000000382015_00030_05595_6137.N1	26-MAR-2003 23:32:59	Bright	38.000	60	7Bet UMi	2.0810	3950.0	76	5595	No
391	GOM_NL__2PRFIN20030326_233619_000000442015_00030_05595_6138.N1	26-MAR-2003 23:36:19	Bright	44.000	119	14Eta Dra	2.7270	4700.0	88	5595	No
392	GOM_NL__2PRFIN20030326_234200_000000362015_00030_05595_6139.N1	26-MAR-2003 23:42:00	Bright	35.500	89	5Alp Cep	2.4510	8000.0	71	5595	No
393	GOM_NL__2PRFIN20030326_234710_000000402015_00030_05595_6140.N1	26-MAR-2003 23:47:10	Bright	40.000	19	50Alp Cyg	1.2460	10500.	80	5595	No
394	GOM_NL__2PRFIN20030326_234846_000000412015_00030_05595_6141.N1	26-MAR-2003 23:48:46	Bright	40.500	66	37Gam Cyg	2.2080	5900.0	81	5595	No
395	GOM_NL__2PRFIN20030326_235041_000000392015_00030_05595_6142.N1	26-MAR-2003 23:50:41	Bright	38.500	92	53Eps Cyg	2.5000	4500.0	77	5595	No
396	GOM_NL__2PRFIN20030326_235959_000000612015_00030_05595_6143.N1	26-MAR-2003 23:59:59	Straylight	60.500	11	53Alp Aql	0.76500	8000.0	121	5595	No

3. Quality information per product


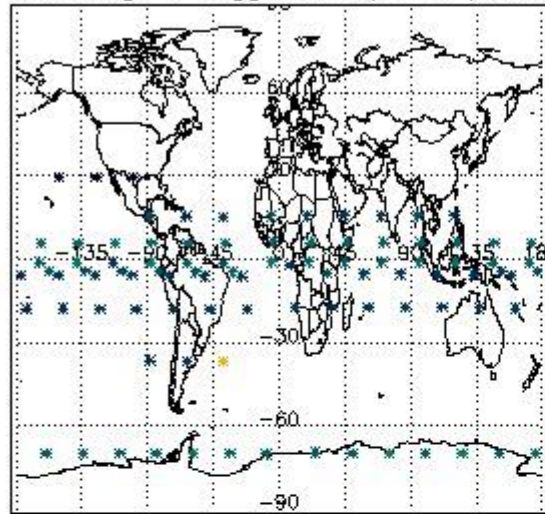
In this section it is plotted some information contained in the Quality Summary data set of the level 2 products. Only products in dark limb conditions and without errors (error flag in the MPH set to "0") are used.

3.1 Plot quality information per product (time dependant)

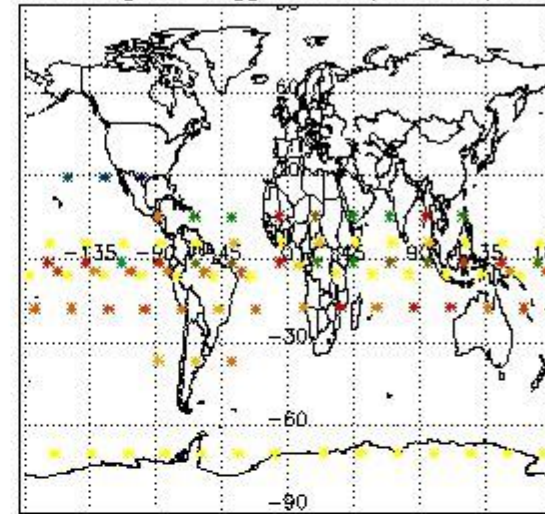


3.2 Plot quality information per product (world map)


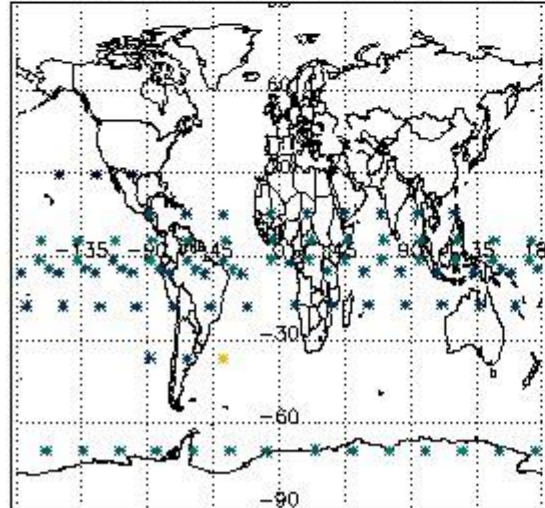
Percentage of flagged data per O3 profile



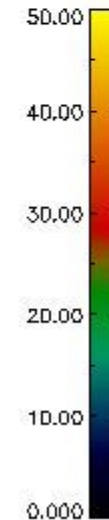
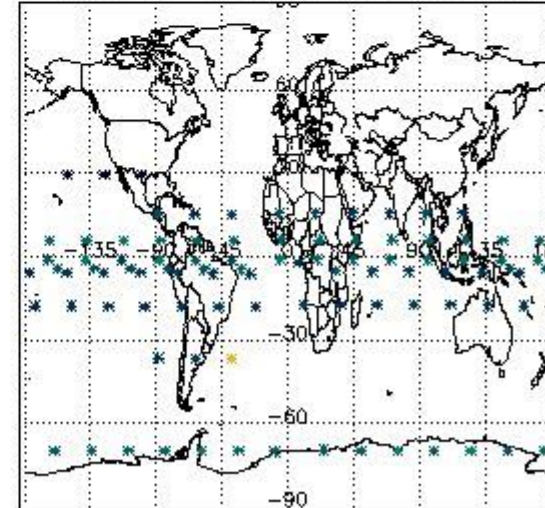
Percentage of flagged data per H2O profile



Percentage of flagged data per NO2 profile



Percentage of flagged data per NO3 profile

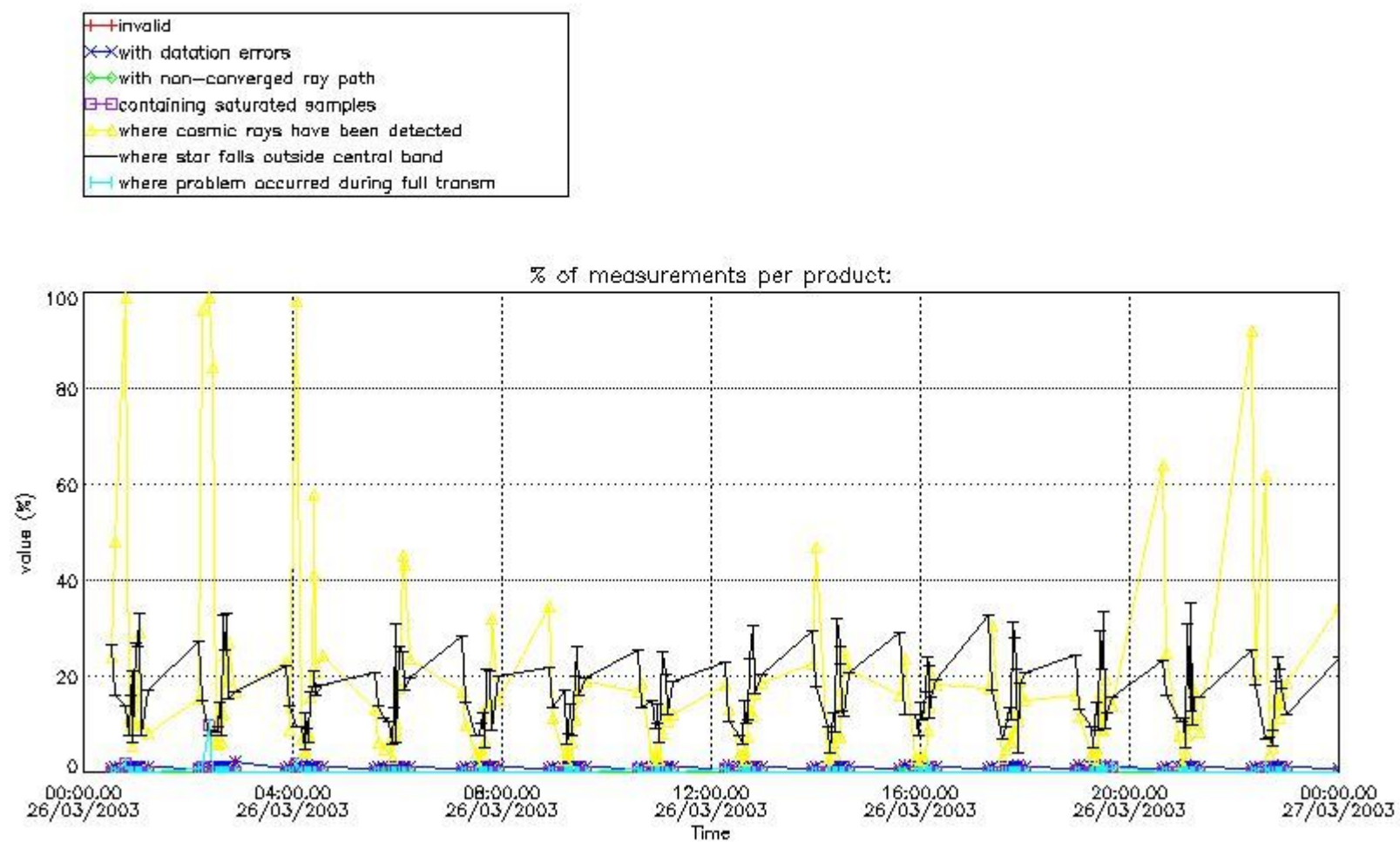


4. Level 1 quality information per product

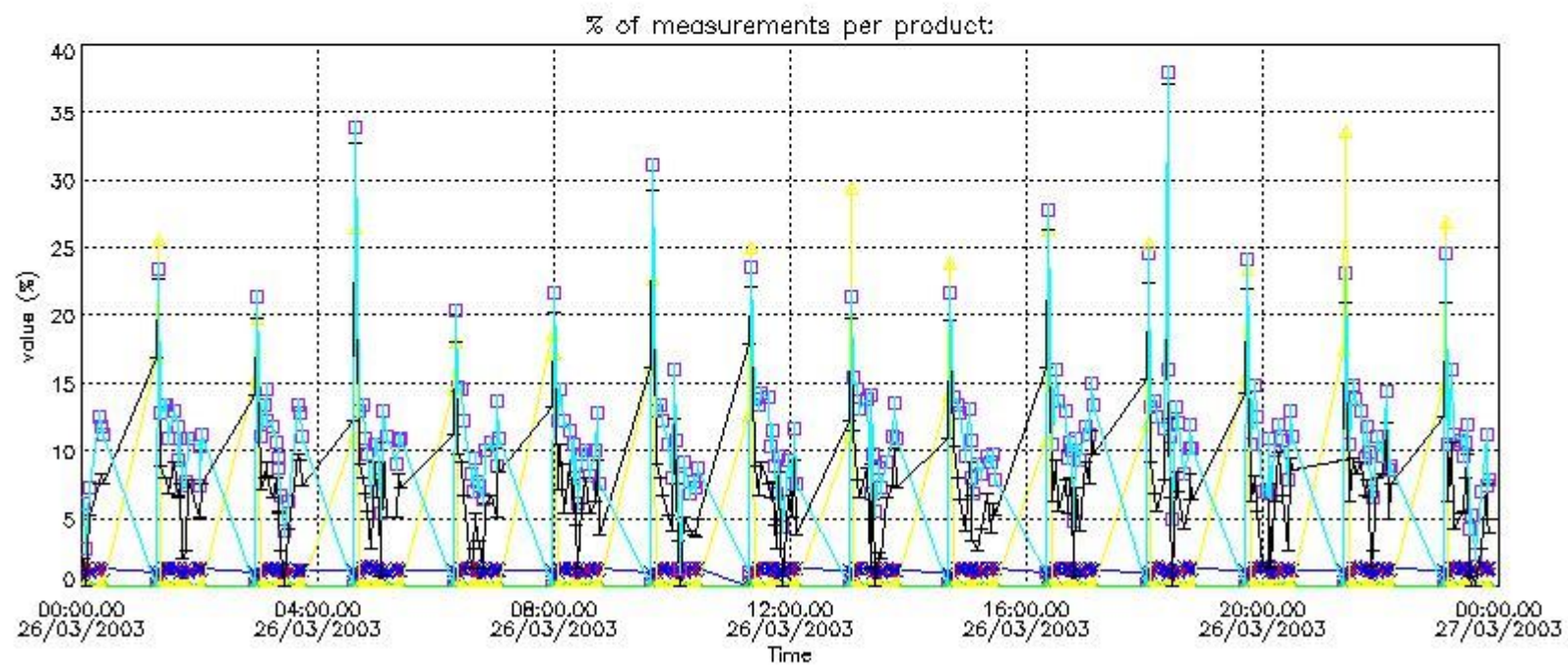
In this section it is plotted some information contained in the Quality Summary data set of the level 2 products that comes from the level 1b processing. Products without errors (error flag in the MPH set to "0") are used.

4.1 Plot quality information per product (time dependant) coming from level 1b processing

4.1.1 Plot level 1 quality information per product (time dependant): ENVISAT ASCENDING passes

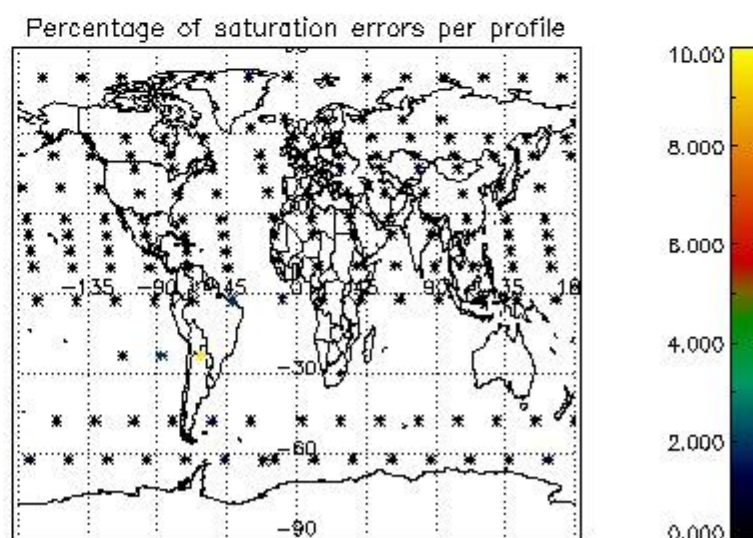
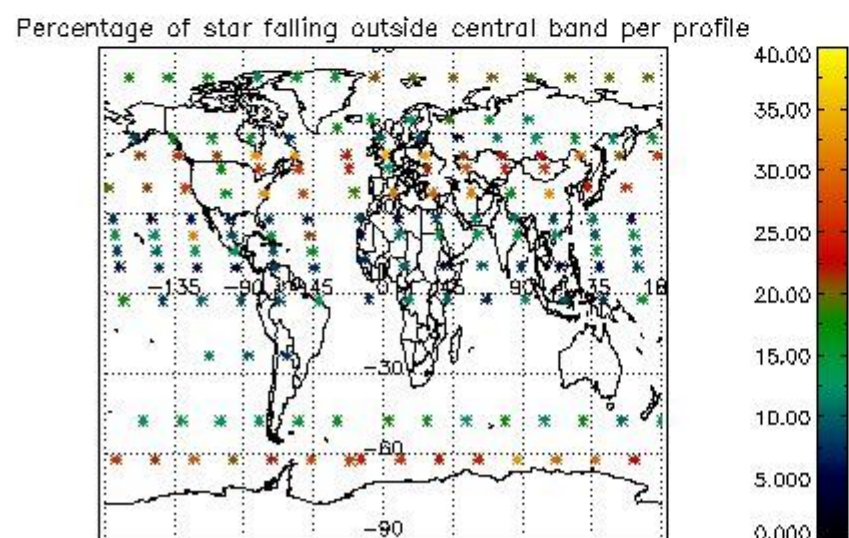
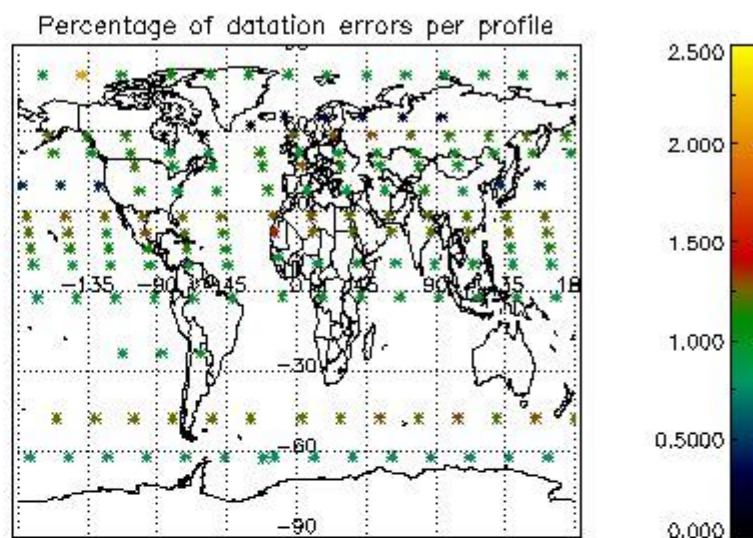
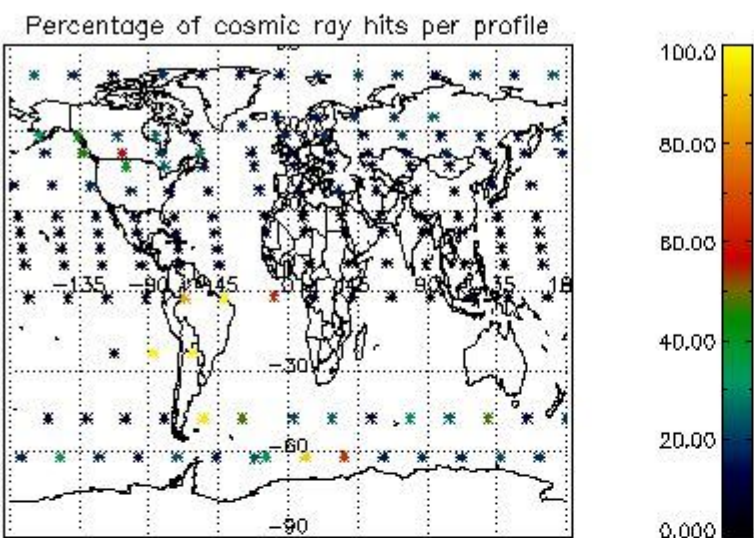


4.1.2 Plot level 1 quality information per product (time dependant): ENVI SAT DESCENDING passes

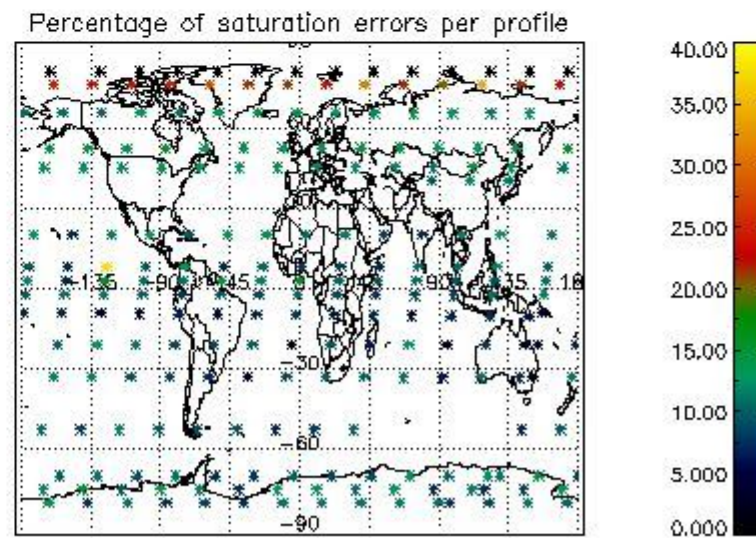
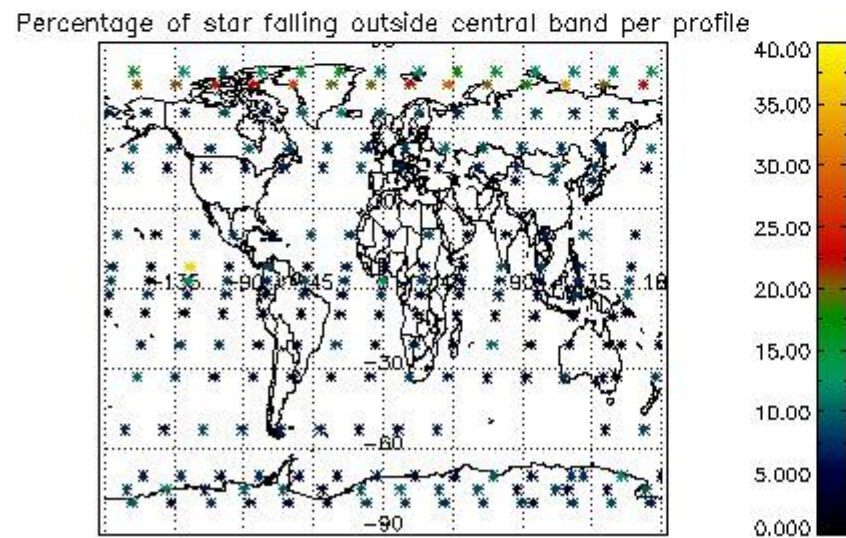
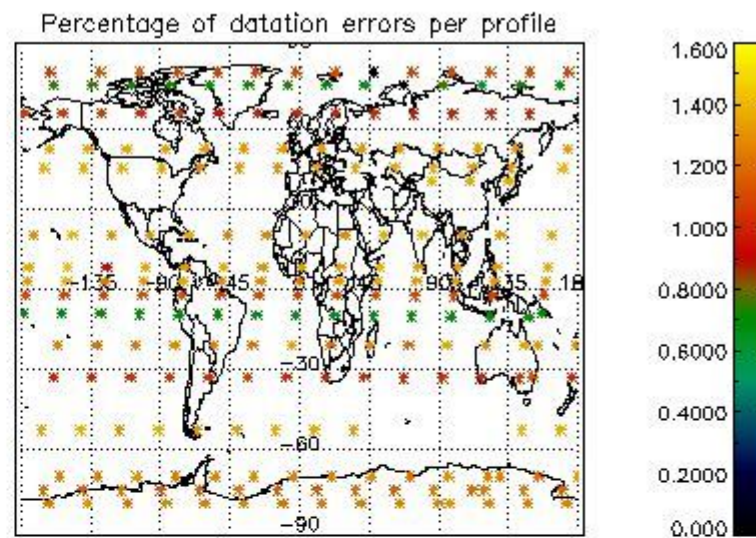
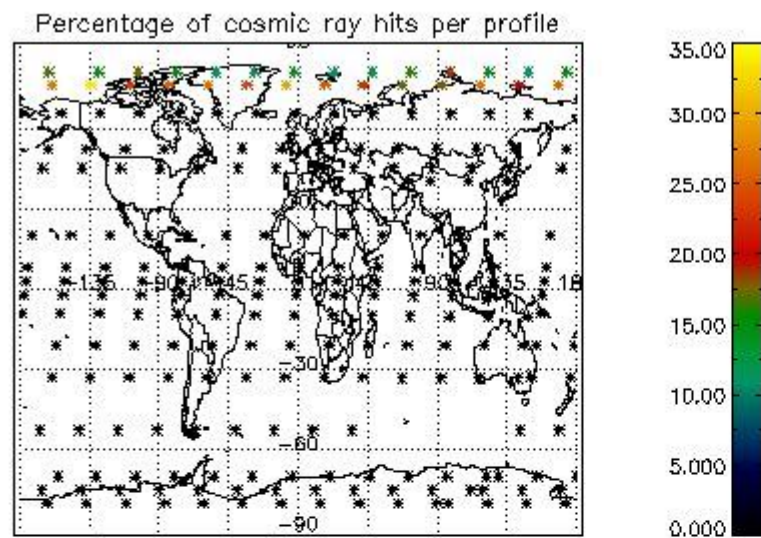


4.2 Plot quality information per product coming from level 1b processing (world map)

4.2.1 Plot level 1 quality information per product (world map): ENVISAT ASCENDING passes



4.2.2 Plot level 1 quality information per product (world map): ENVISAT DESCENDING passes



5. Trace gas profiles

5.1 Ozone statistics based on quality of products

The final quality of the products can be "measured" using the STD (Standard Deviation) attached to every point profile. This information is written to the parameter GOM_NL__2P/NL_LOCAL_SPECIES_DENSITY/o3_std of the level 2 products. The table below shows the statistics for given STD ranges.

The statistics are given with respect to the overall valid production:

- Products without fatal errors: GOM_NL__2P/MPH/PRODUCT_ERR=0
- Valid point profile: GOM_NL__2P/NL_LOCAL_SPECIES_DENSITY/pcd(0)=0

The 'Criteria' is applied to valid points of dark limb products:

- Products in dark limb illumination condition: GOM_NL__2P/NL_SUMMARY_QUALITY/obs_ill_cond=0
- Products without fatal errors: GOM_NL__2P/MPH/PRODUCT_ERR=0
- Valid point profile: GOM_NL__2P/NL_LOCAL_SPECIES_DENSITY/pcd(0)=0

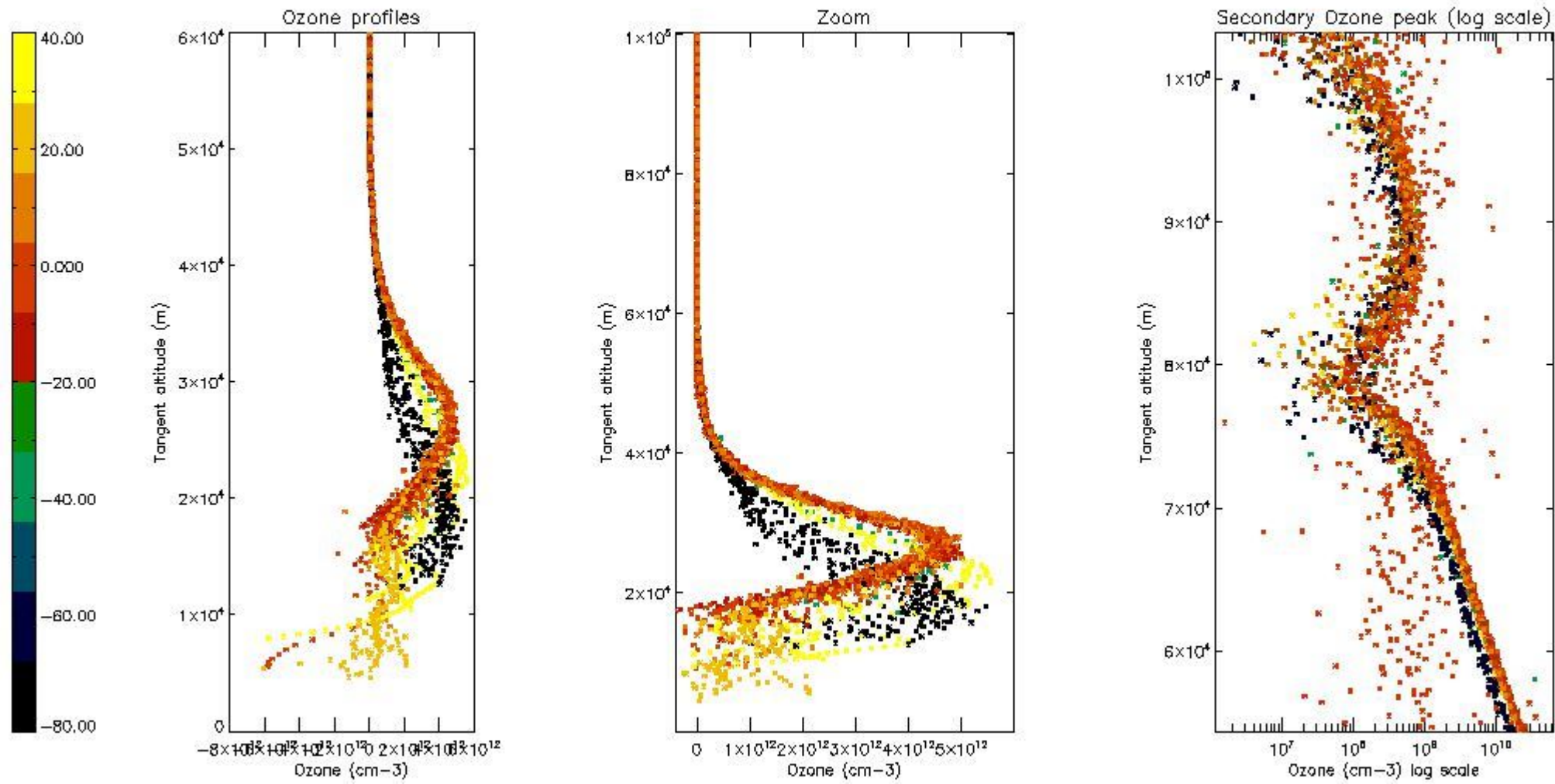
So, the table below shows the percentage of dark limb and valid observations for each criteria with respect to the overall valid daily observations.

Criteria	% of total production
All STD	23
STD < 20	14

STD < 10	11
STD < 5	7

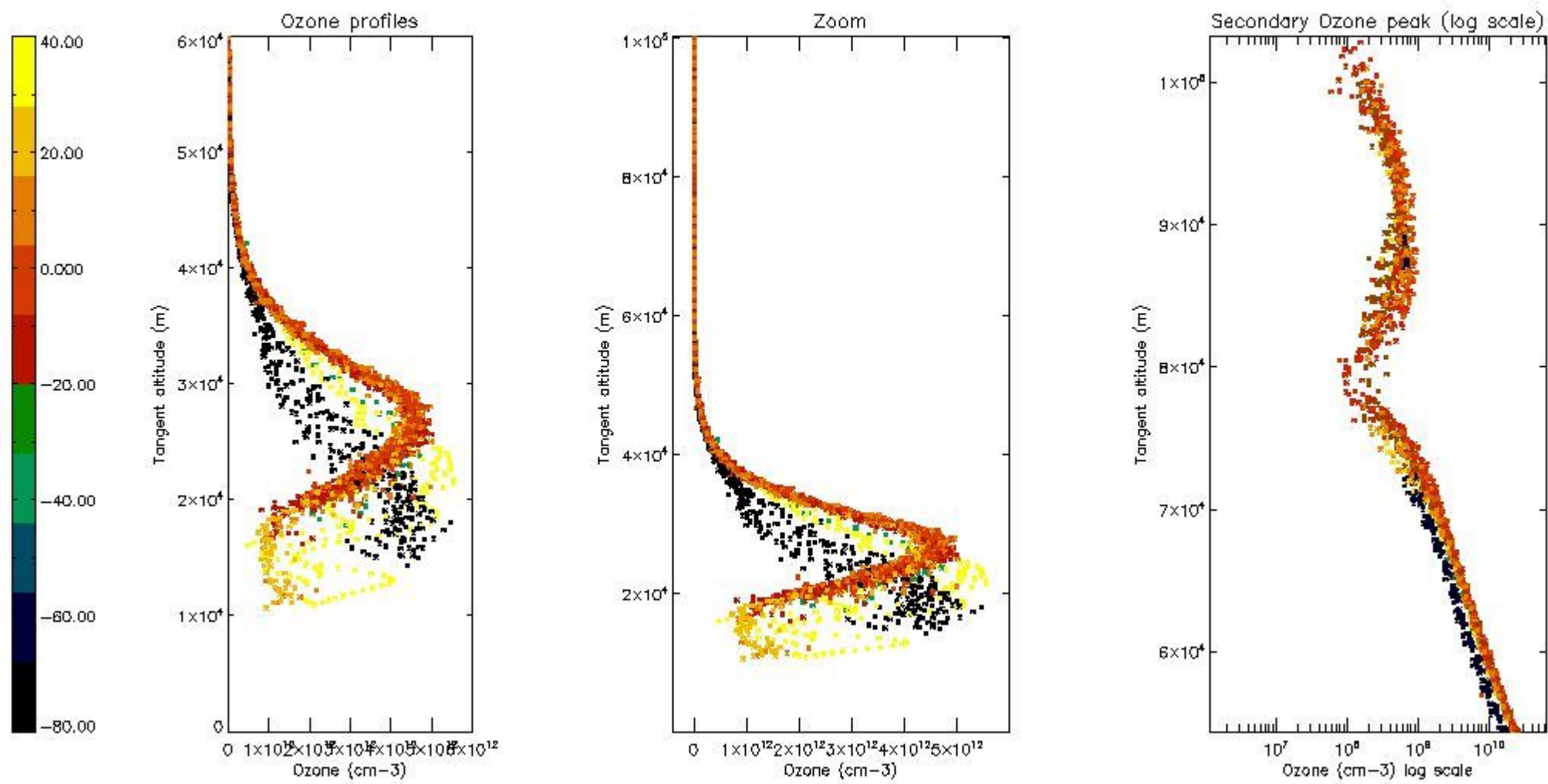
5.2 Plot ozone profiles for all STD (dark without errors)

The colorbar represents the latitude.



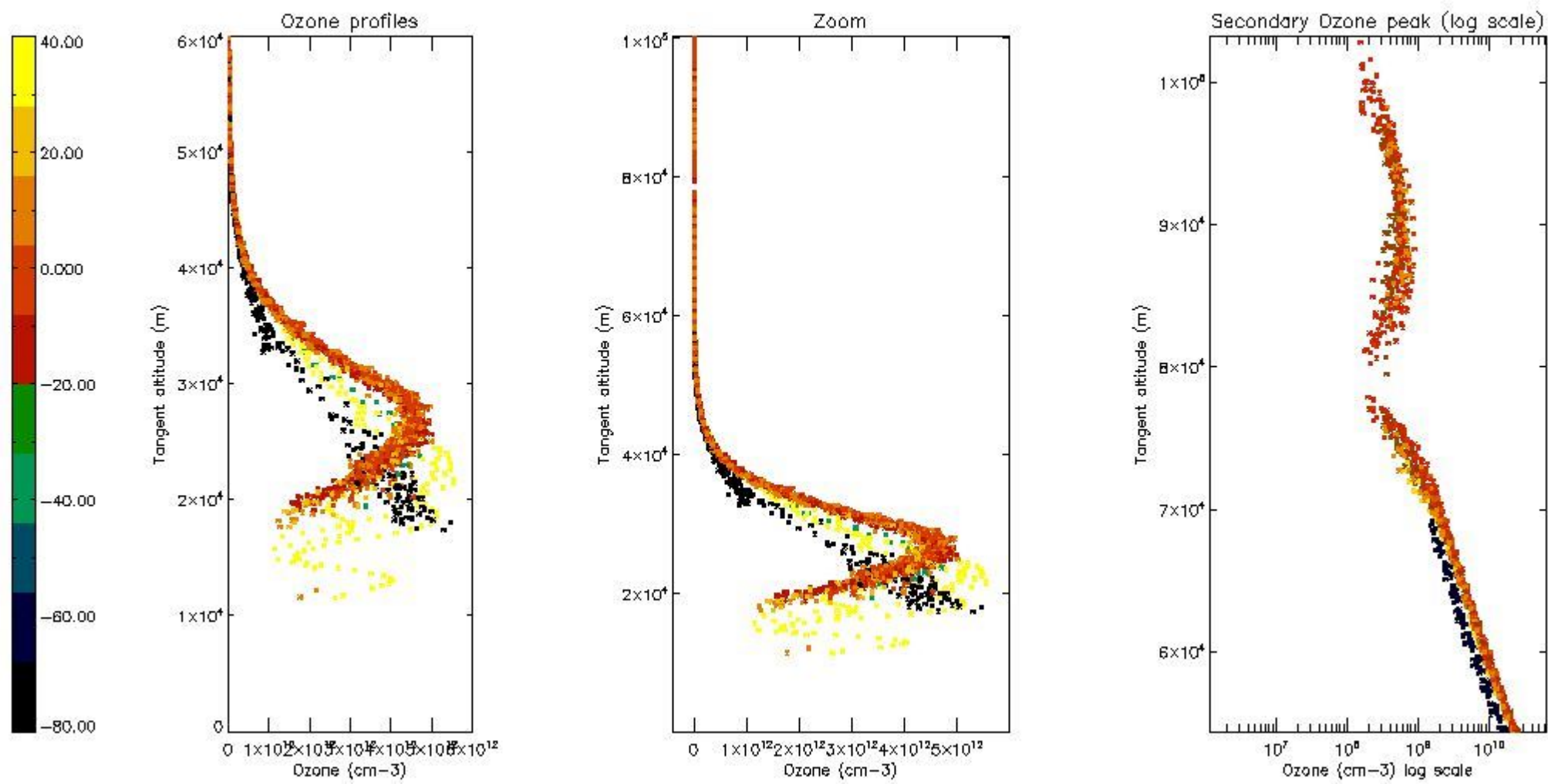
5.3 Plot ozone profiles where STD < 20% (dark without errors)

The colorbar represents the latitude.



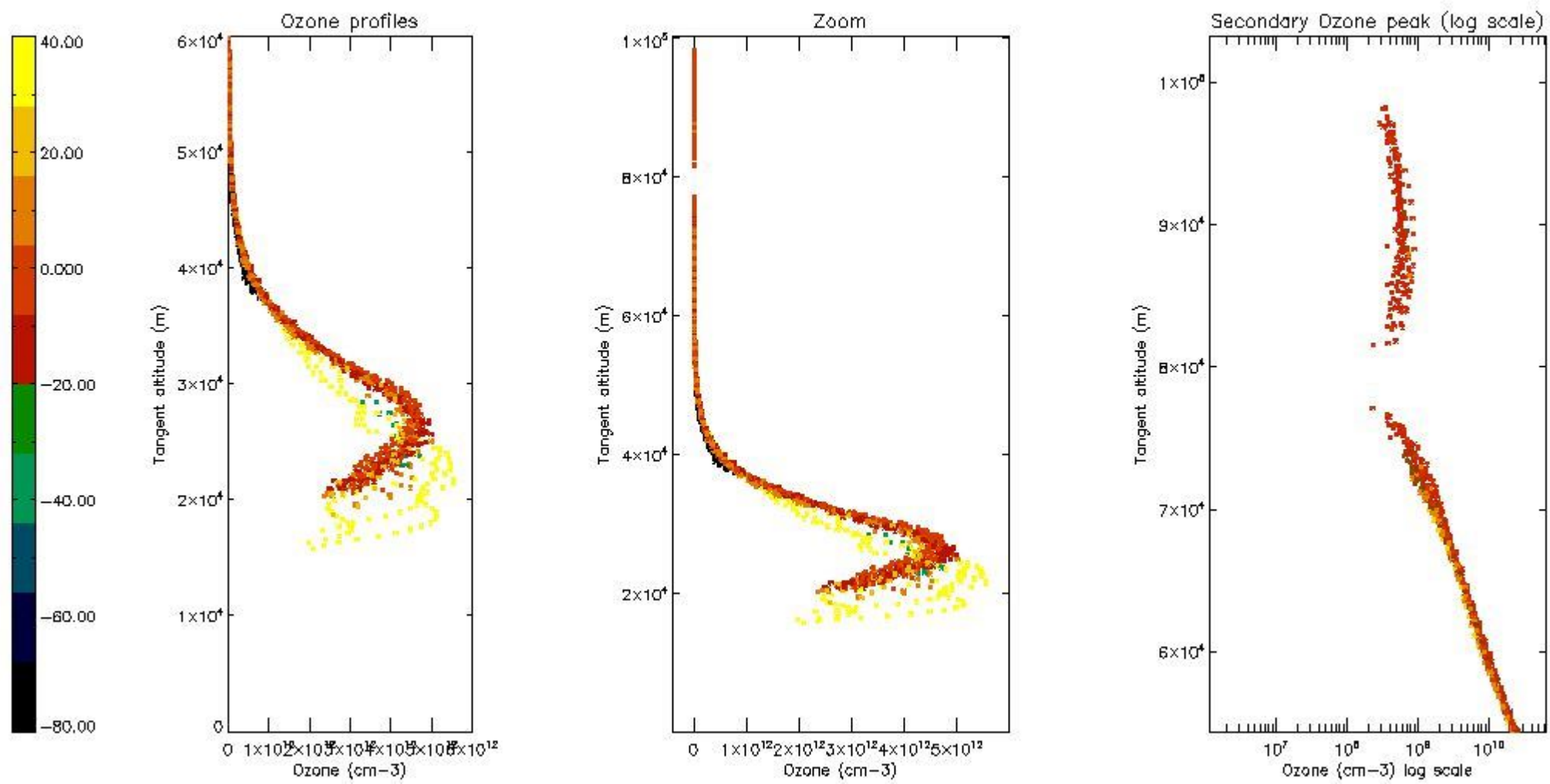
5.4 Plot ozone profiles where STD < 10% (dark without errors)

The colorbar represents the latitude.



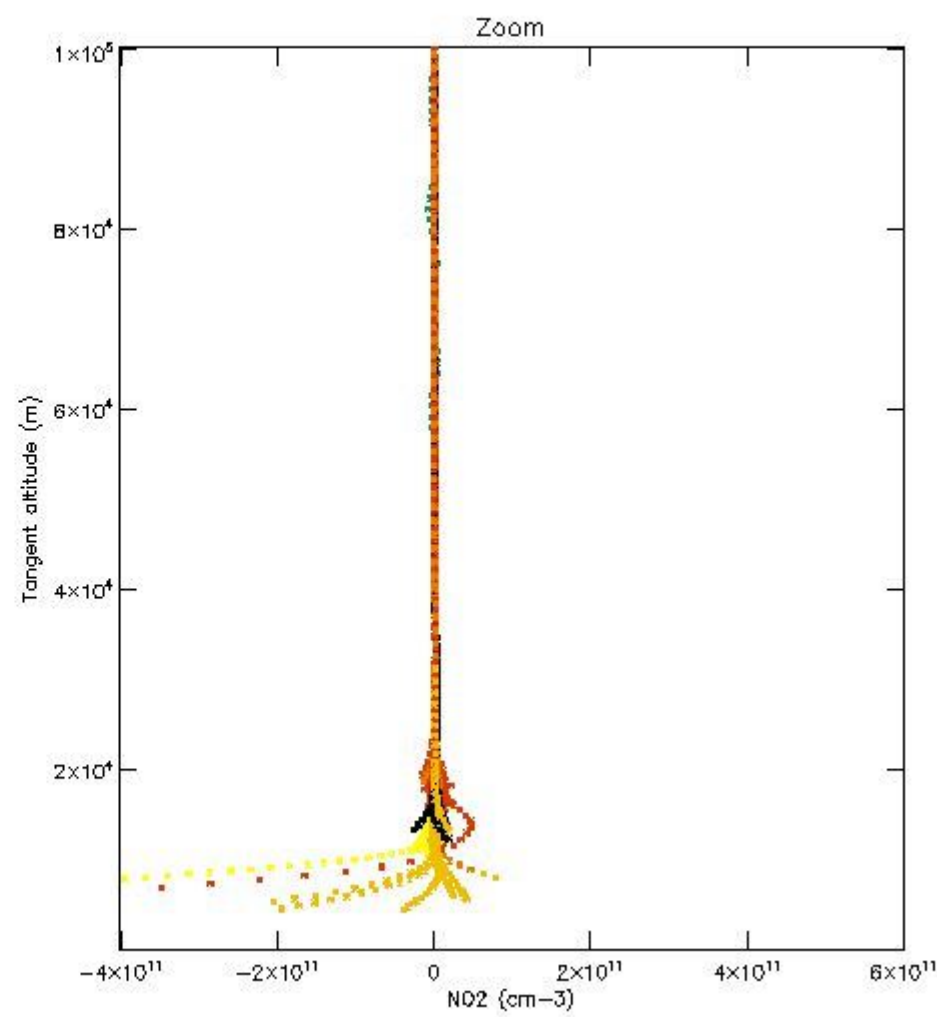
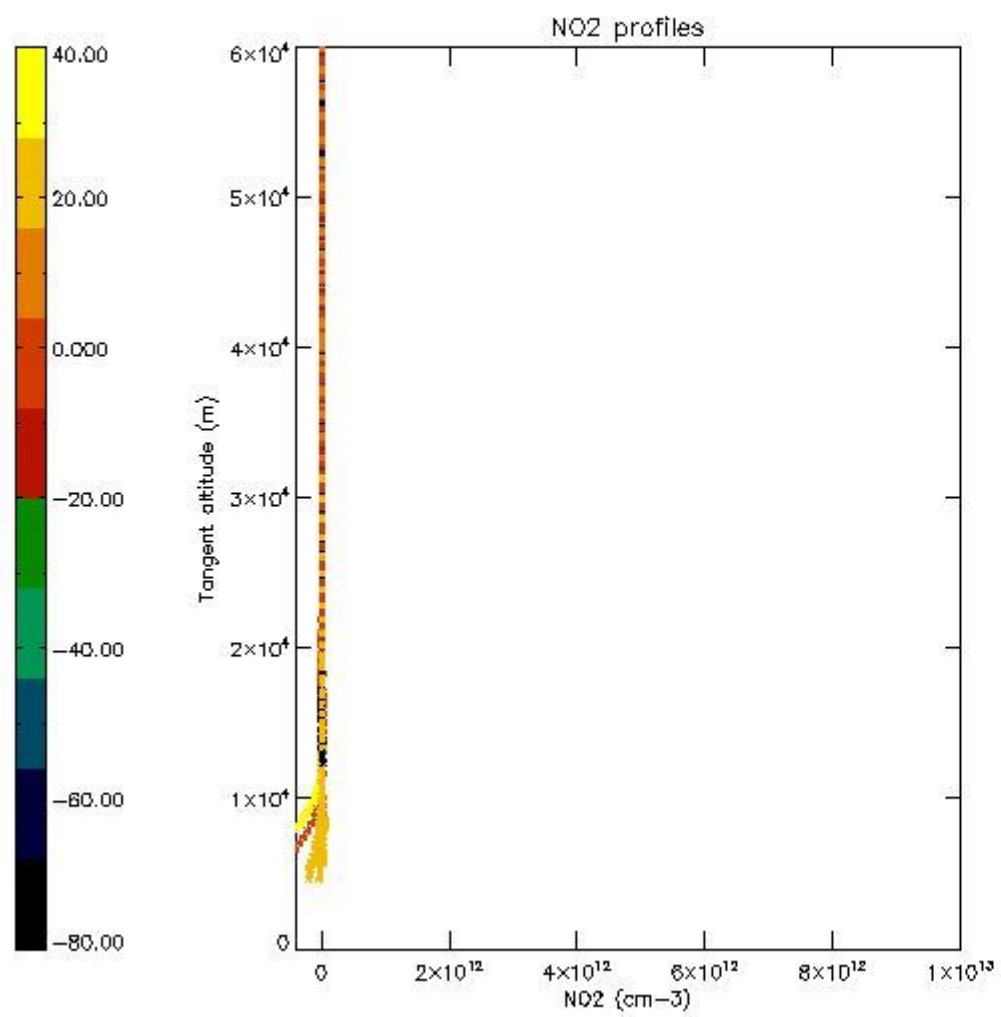
5.5 Plot ozone profiles where STD < 5% (dark without errors)

The colorbar represents the latitude.



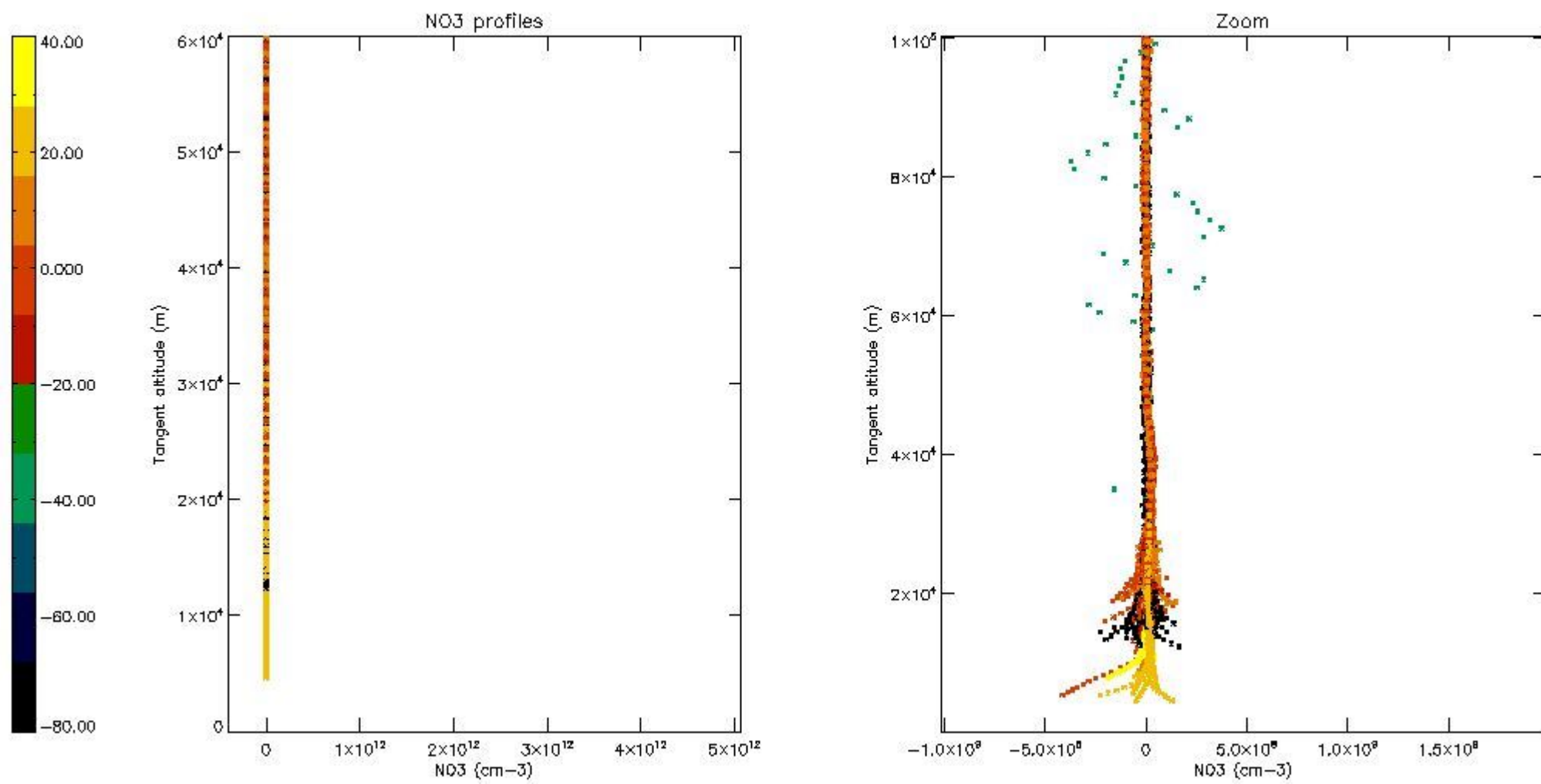
5.6 Plot NO₂ profiles for all STD (dark without errors)

The colorbar represents the latitude.



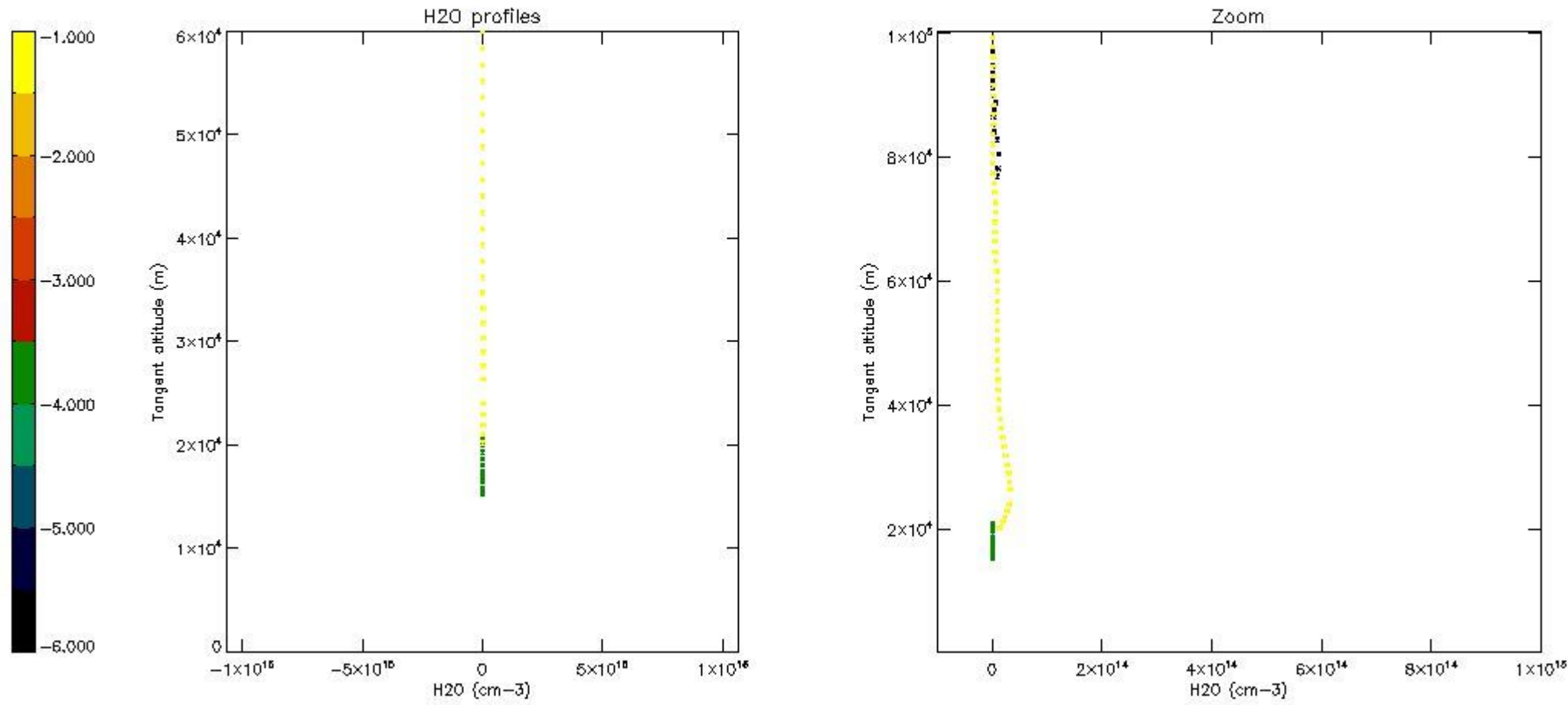
5.7 Plot NO3 profiles for all STD (dark without errors)

The colorbar represents the latitude.



5.8 Plot H2O profiles for all STD (only for occultations of stars 1,2,3,4,13,14,16,26,63 dark without errors)

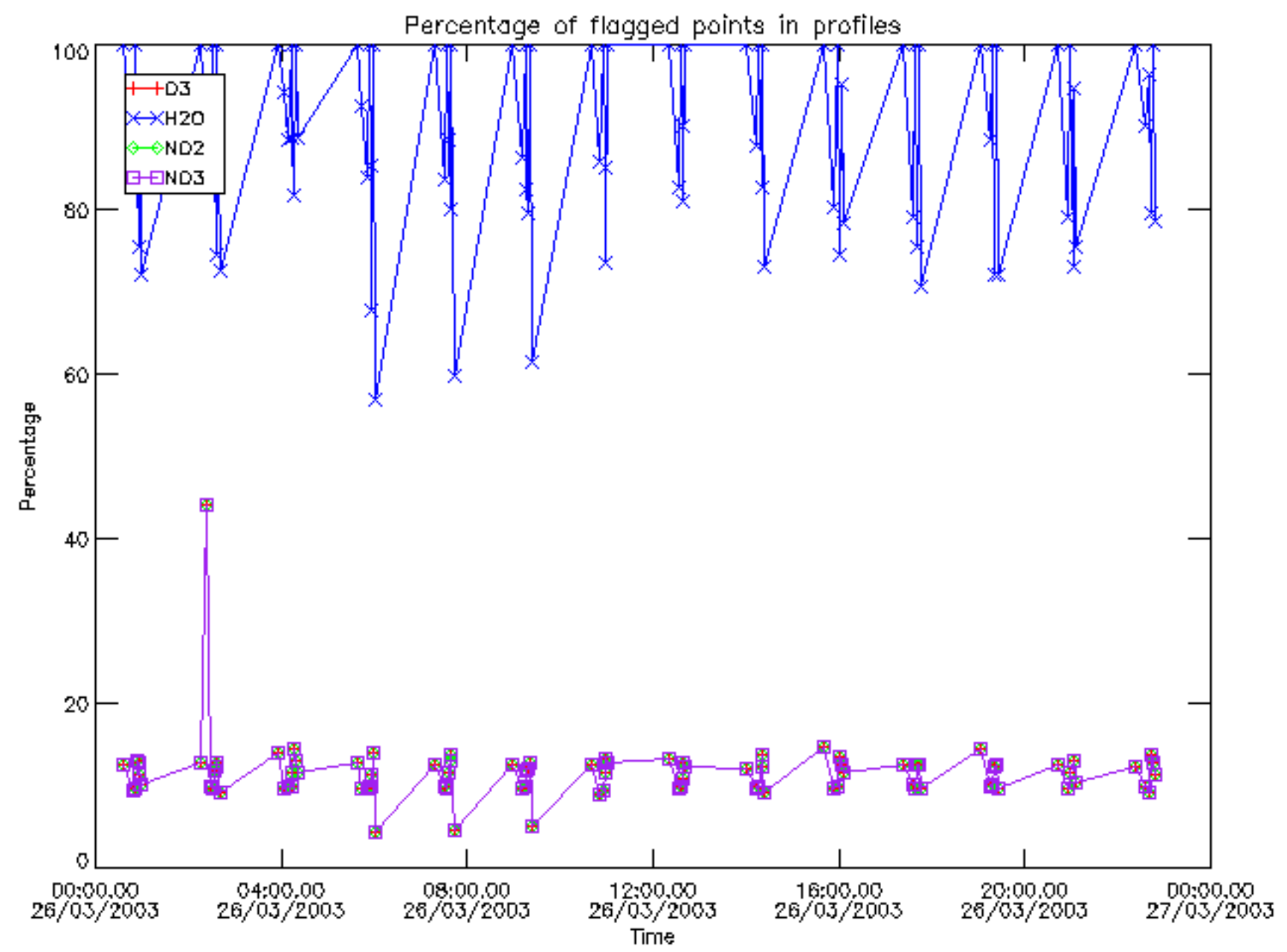
The colorbar represents the latitude.



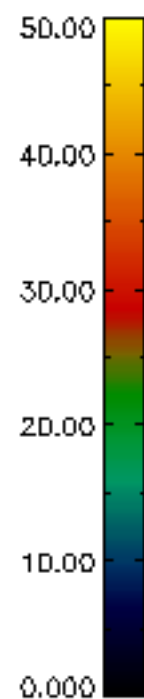
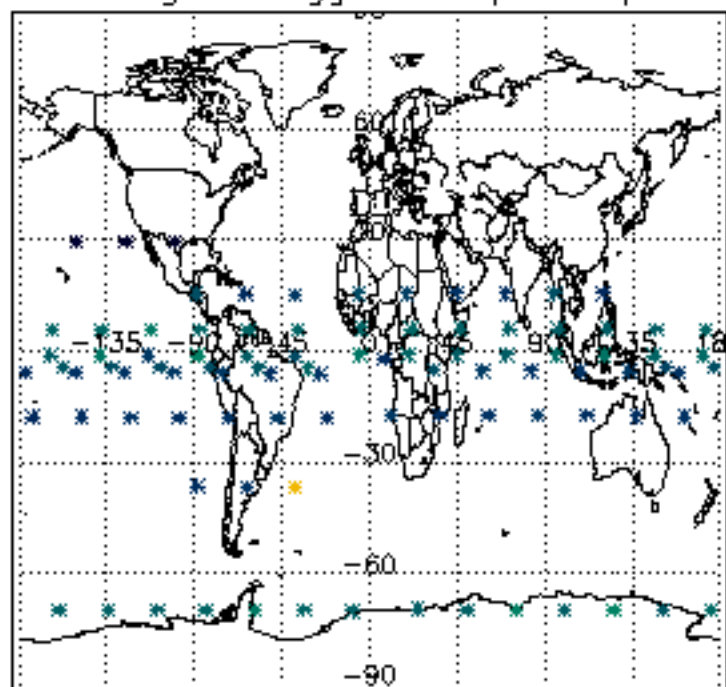
6. Auxiliary Data Files used for the production reported in section 2

The number reported in the third column indicates since which file (see list in section 2) the corresponding auxiliary file has been used. The fourth column is the date of those product files.

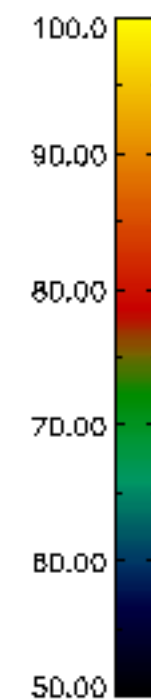
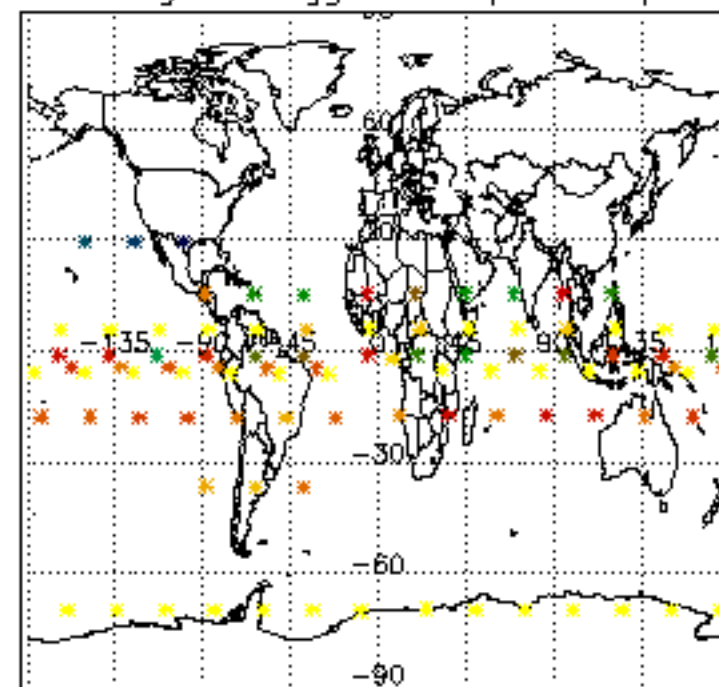
Type	Auxiliary Filename	Used since product	Used since product date
INST_PHYS_CHARACTERISTICS	GOM_INS_AXNIEC20050627_150440_20020301_000000_20100101_000000	1	26-MAR-2003 00:01:39
LEVEL-2_PROC_CONFIG	GOM_PR2_AXVIEC20091111_152718_20020301_000000_20500101_000000	1	26-MAR-2003 00:01:39
CROSS_SECTIONS_FILE	GOM_CRS_AXVIEC20091111_154832_20020301_000000_20500101_000000	1	26-MAR-2003 00:01:39



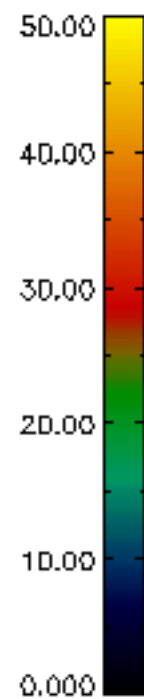
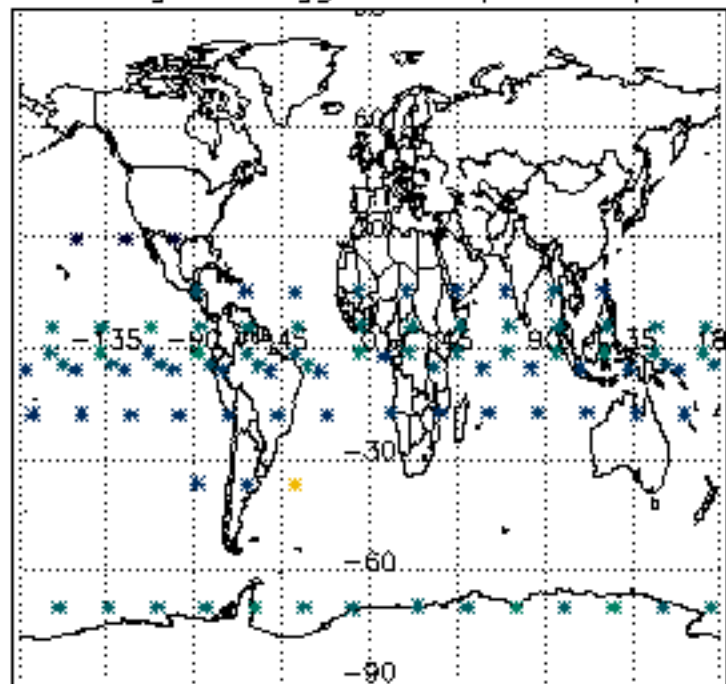
Percentage of flagged data per D3 profile



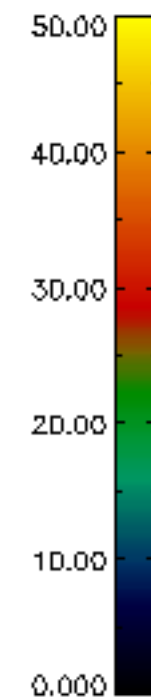
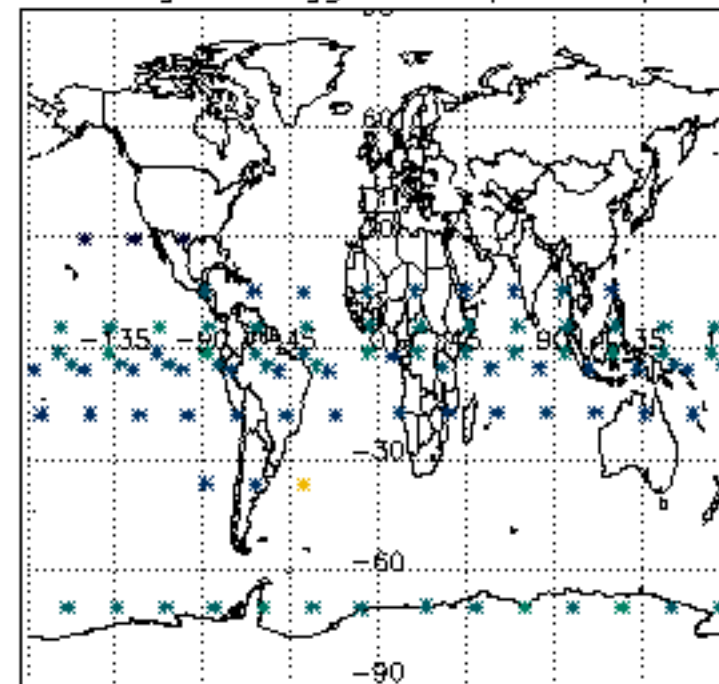
Percentage of flagged data per H2O profile

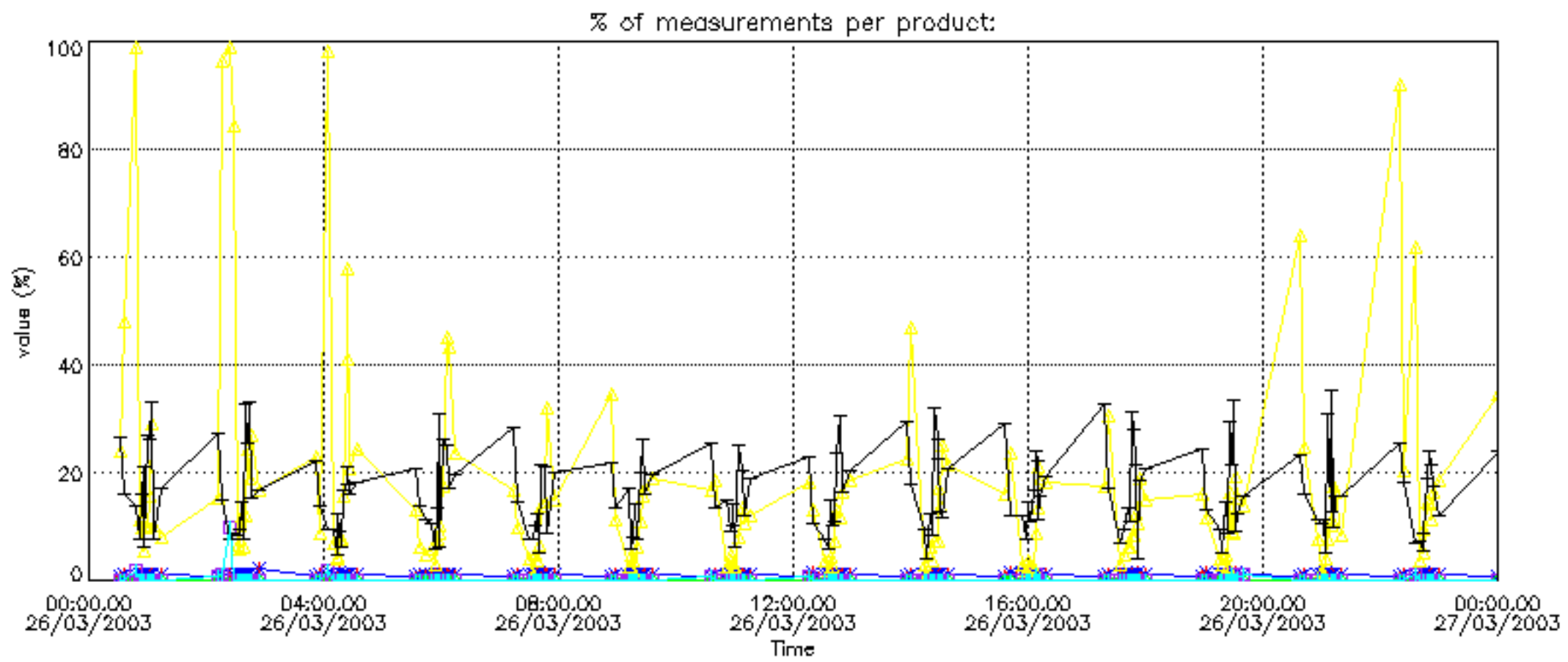


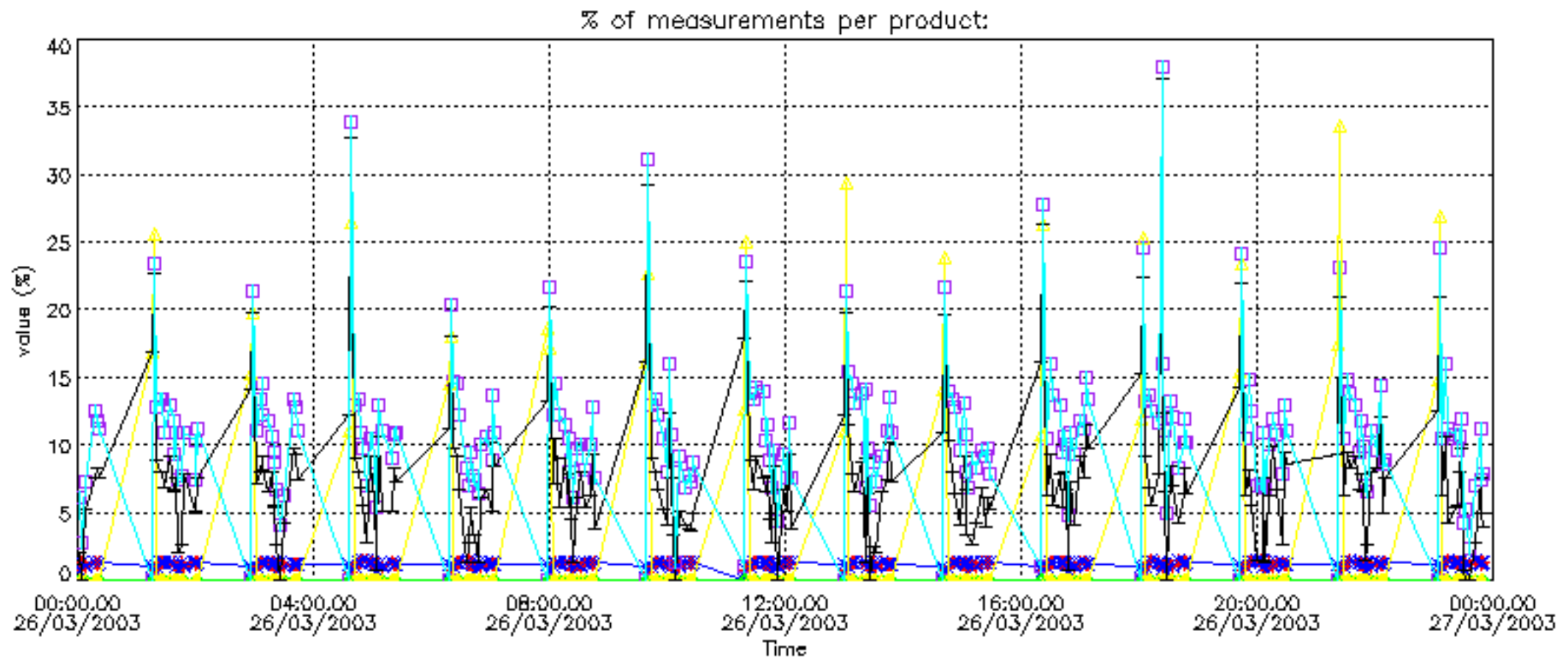
Percentage of flagged data per NO2 profile



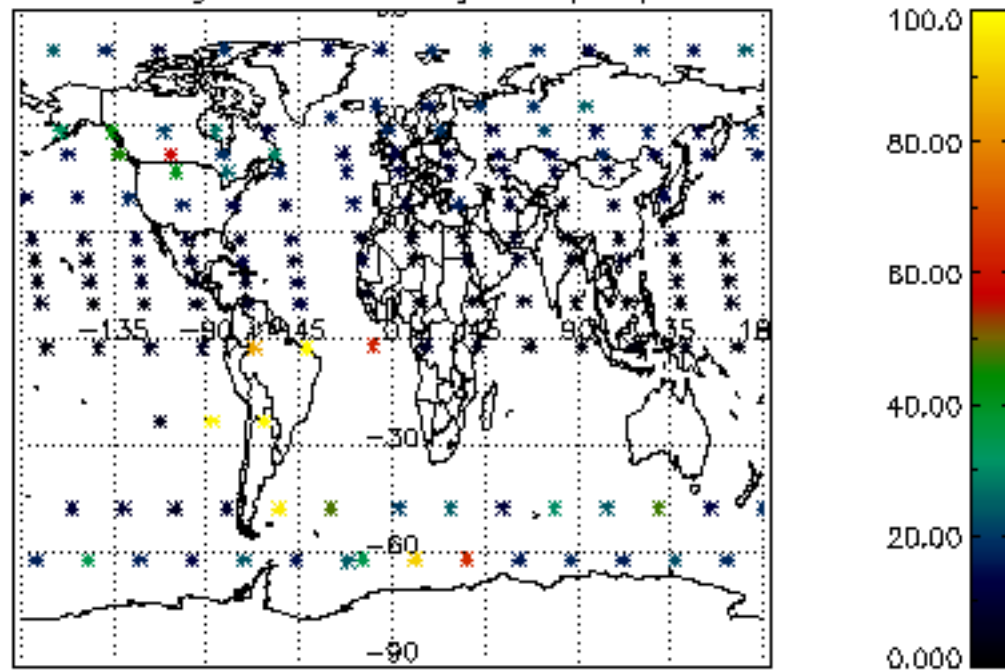
Percentage of flagged data per NO3 profile



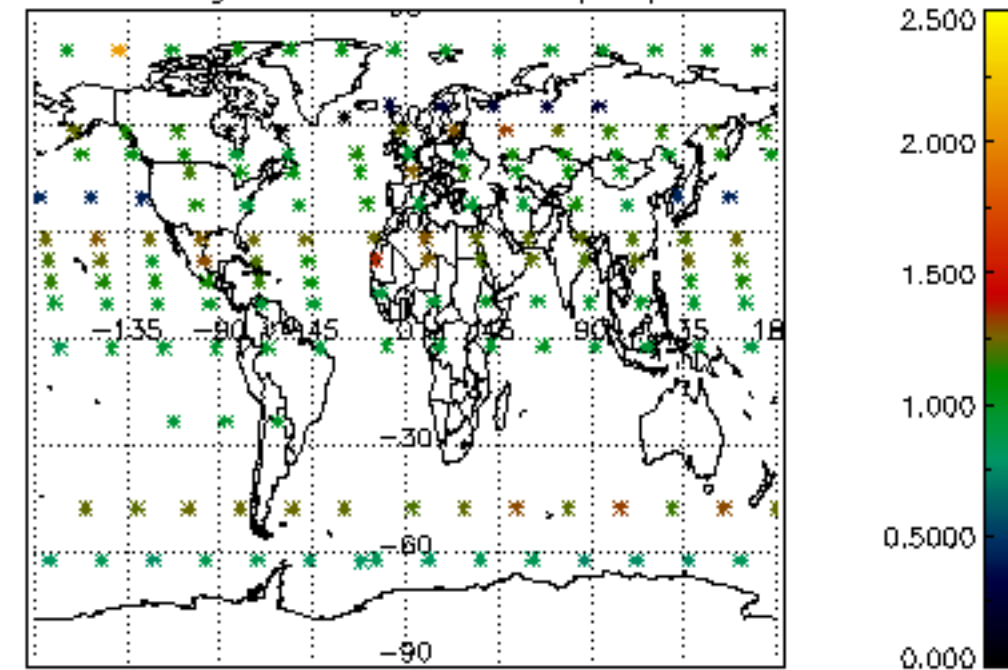




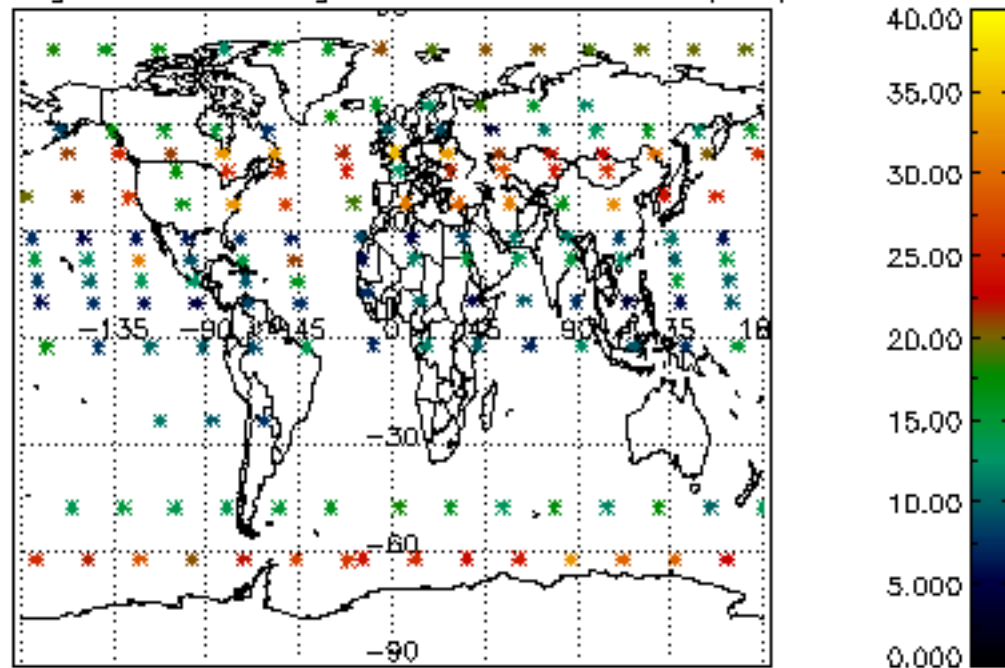
Percentage of cosmic ray hits per profile



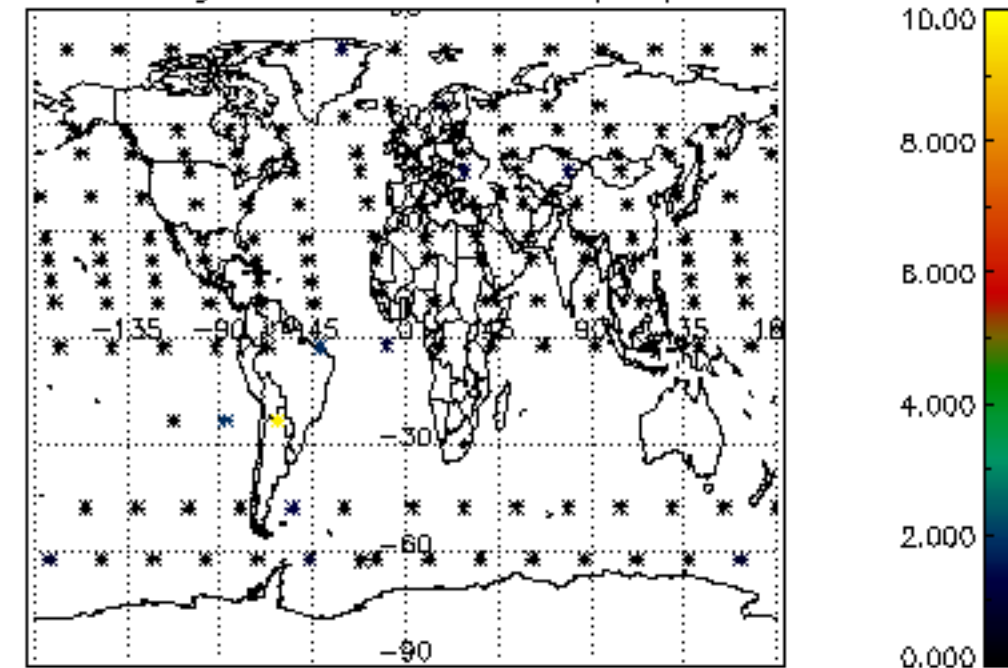
Percentage of datation errors per profile



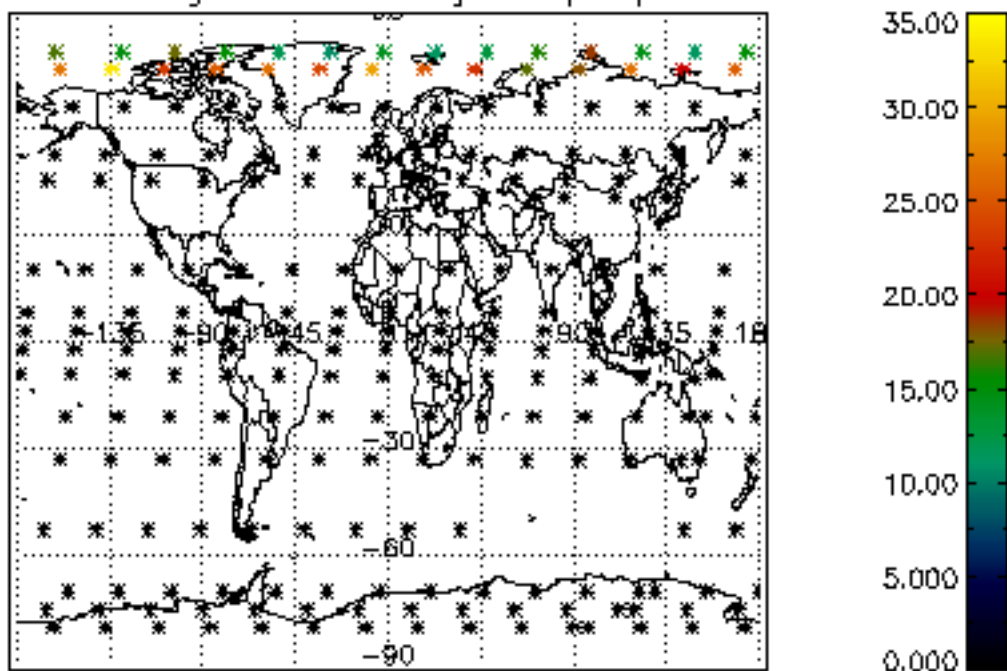
Percentage of star falling outside central band per profile



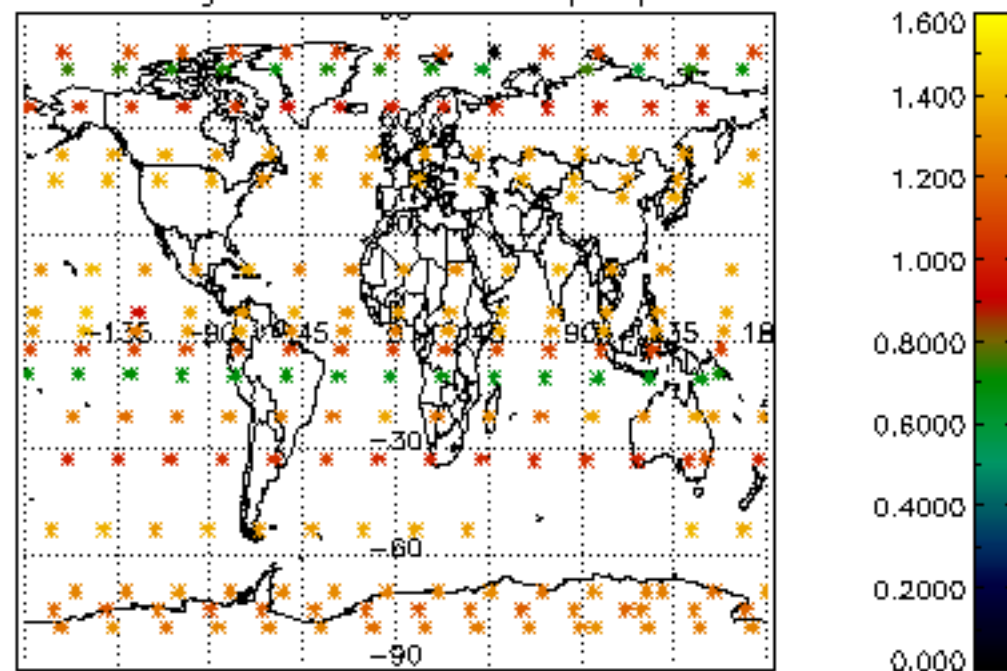
Percentage of saturation errors per profile



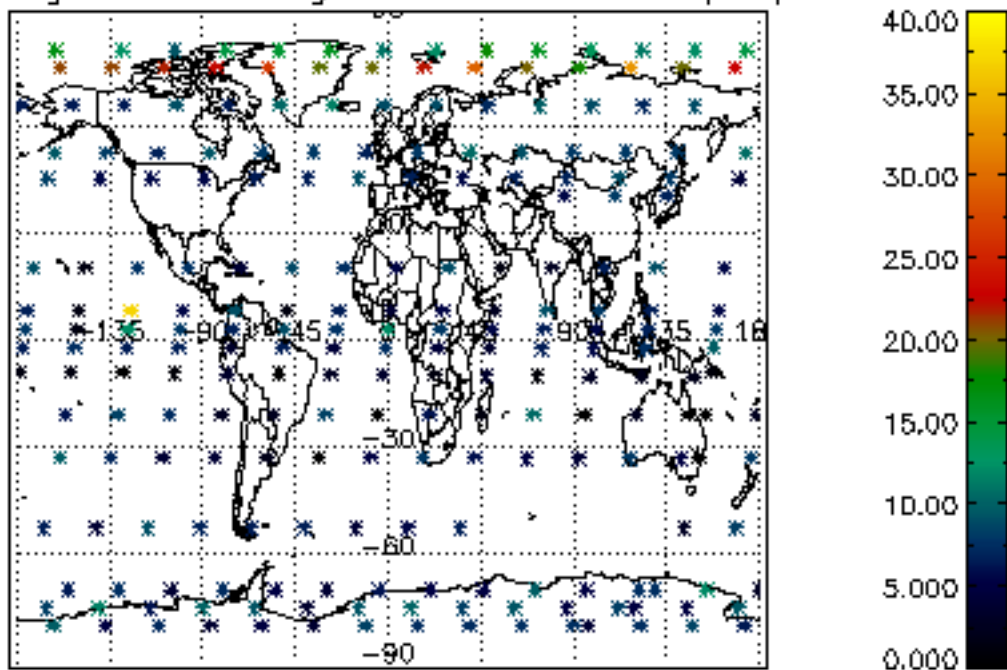
Percentage of cosmic ray hits per profile



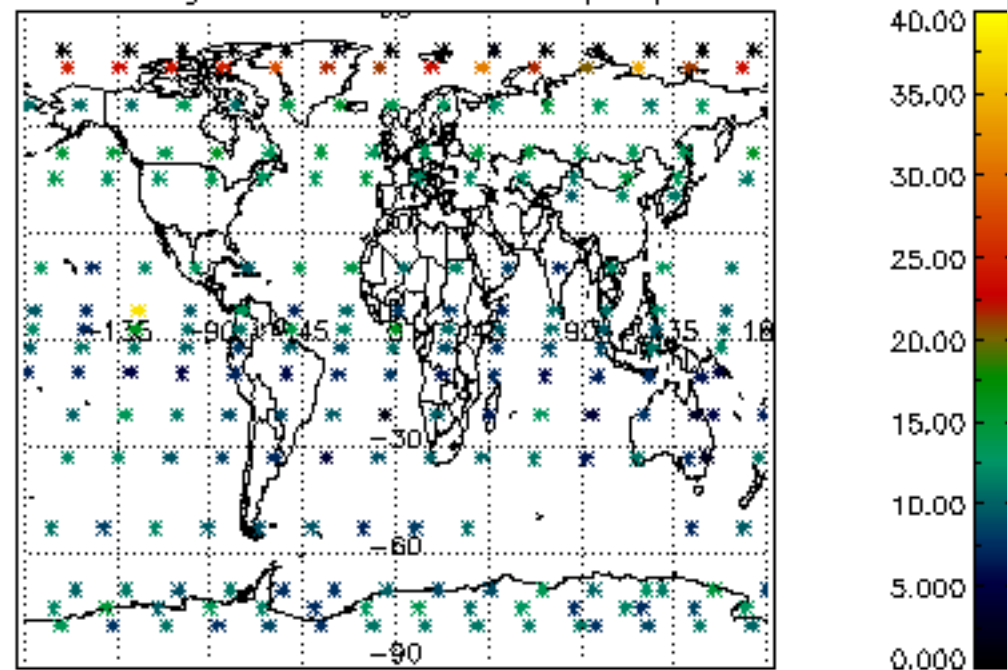
Percentage of datation errors per profile

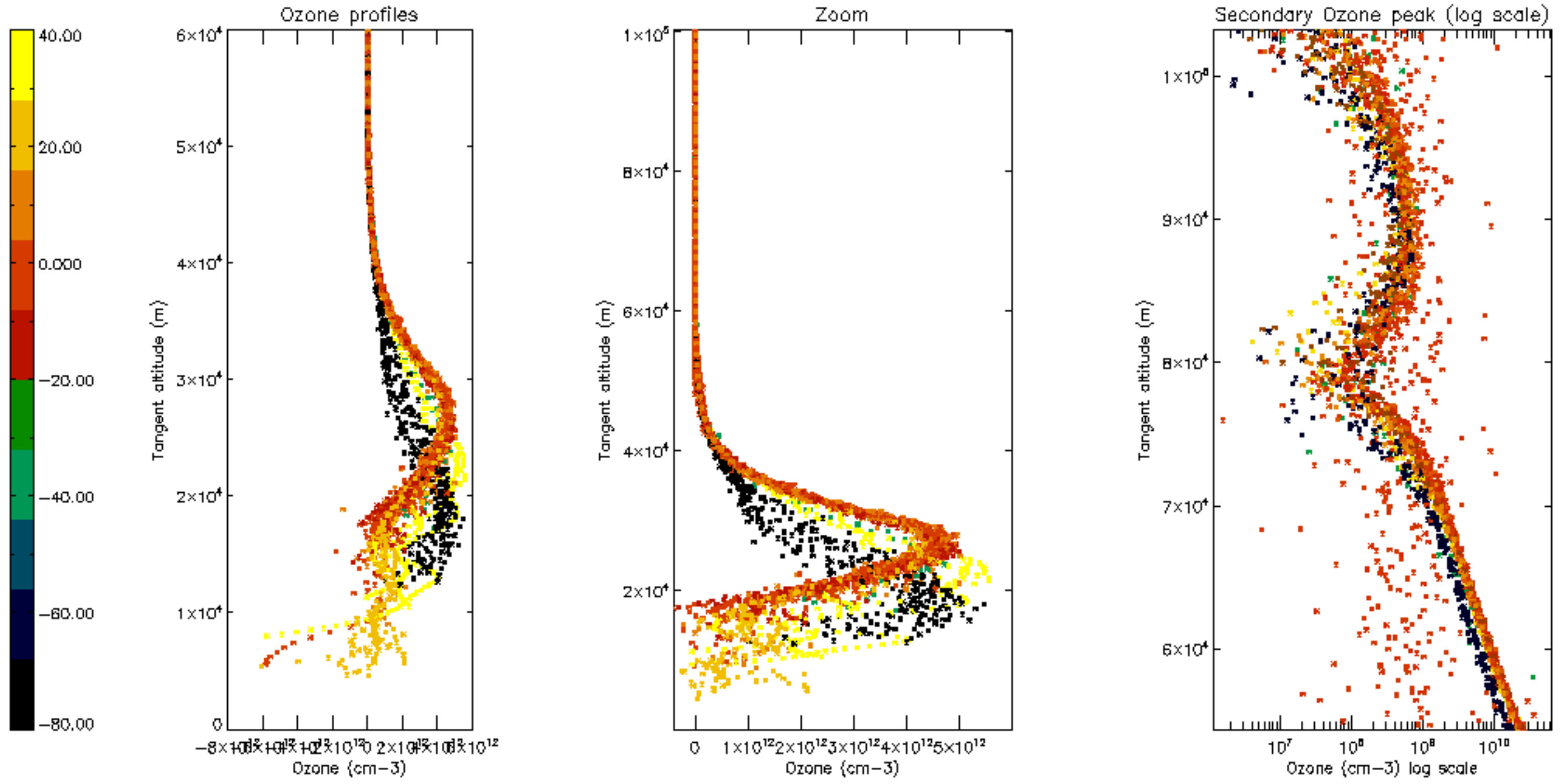


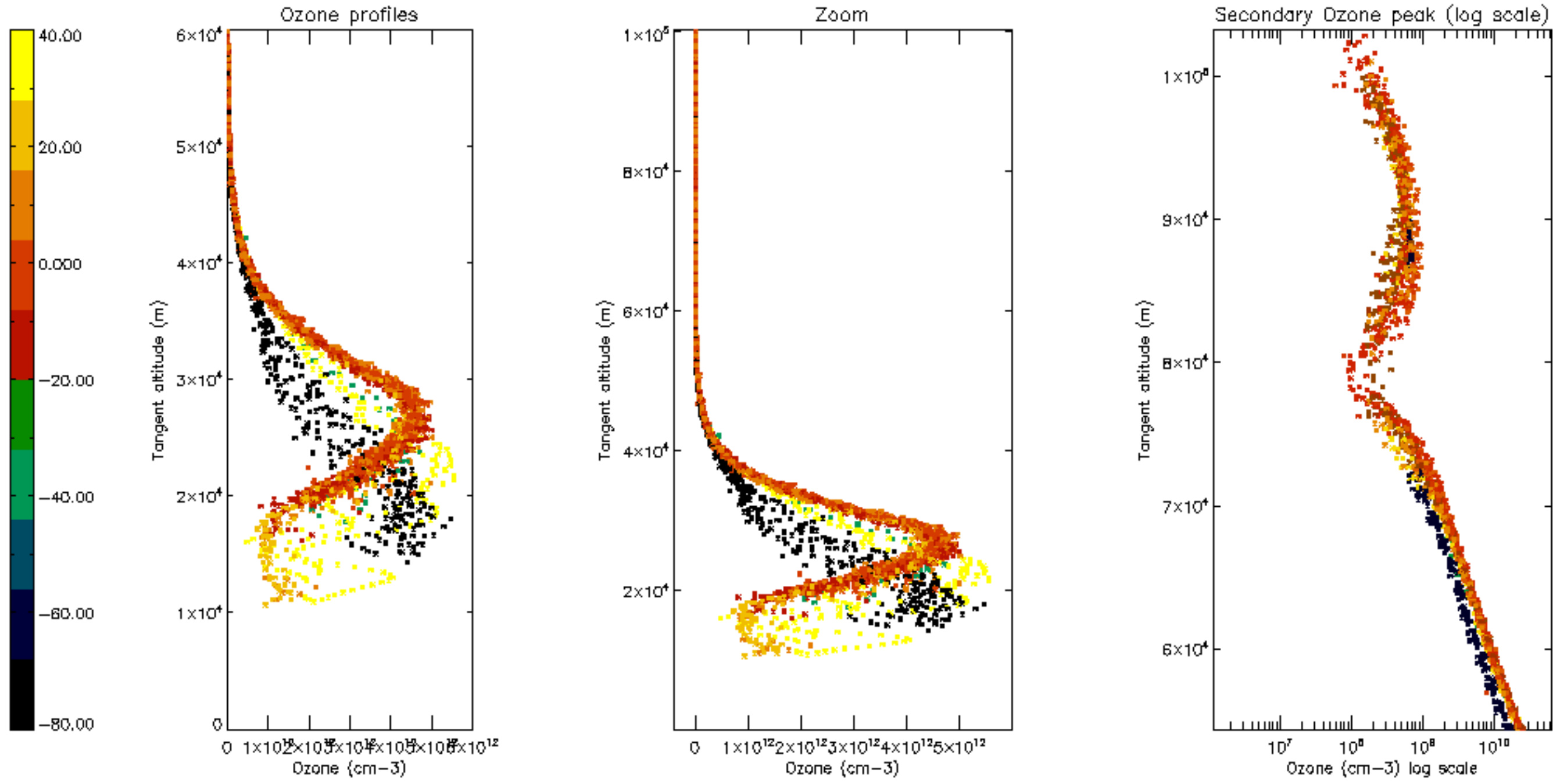
Percentage of star falling outside central band per profile

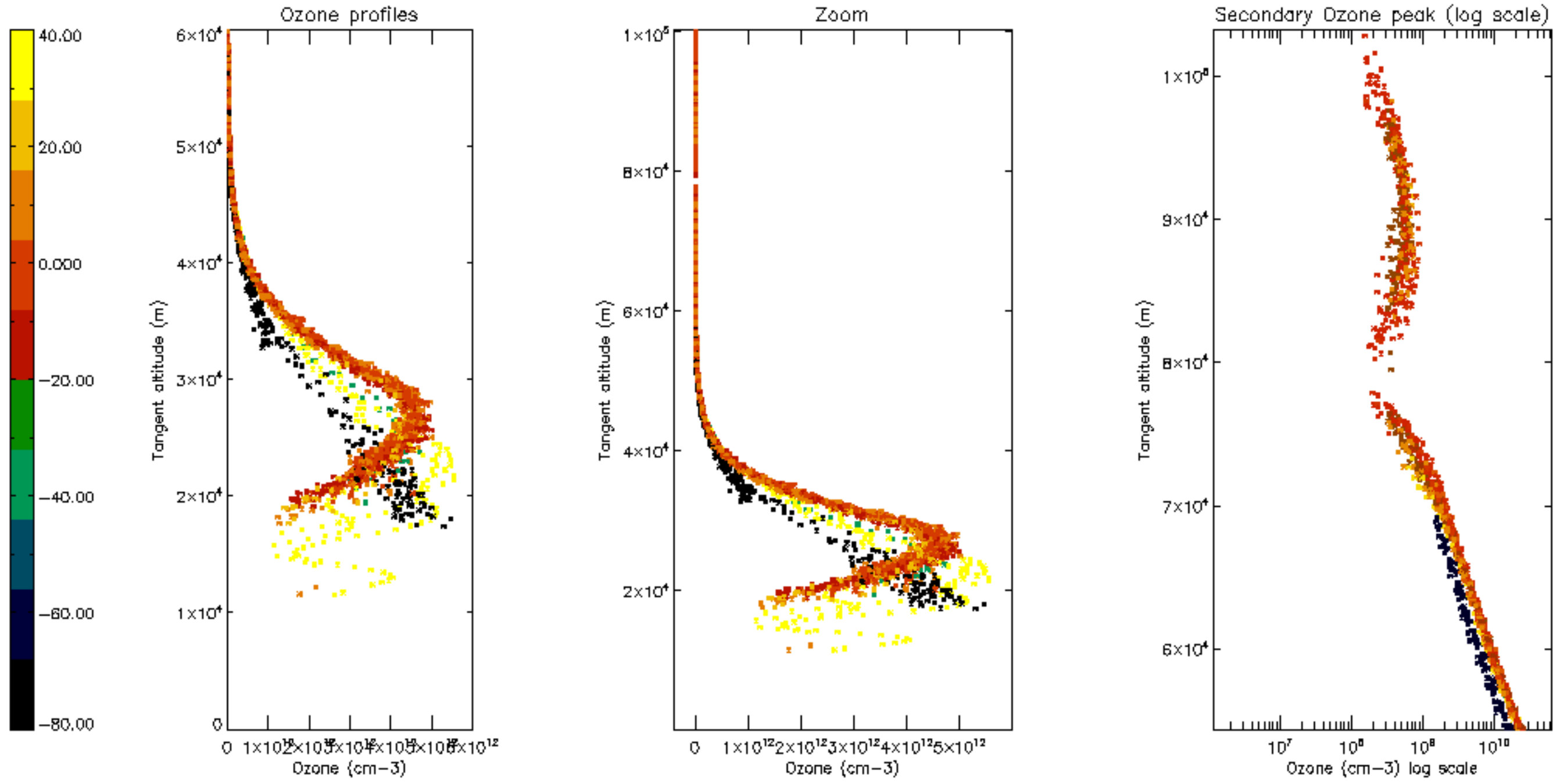


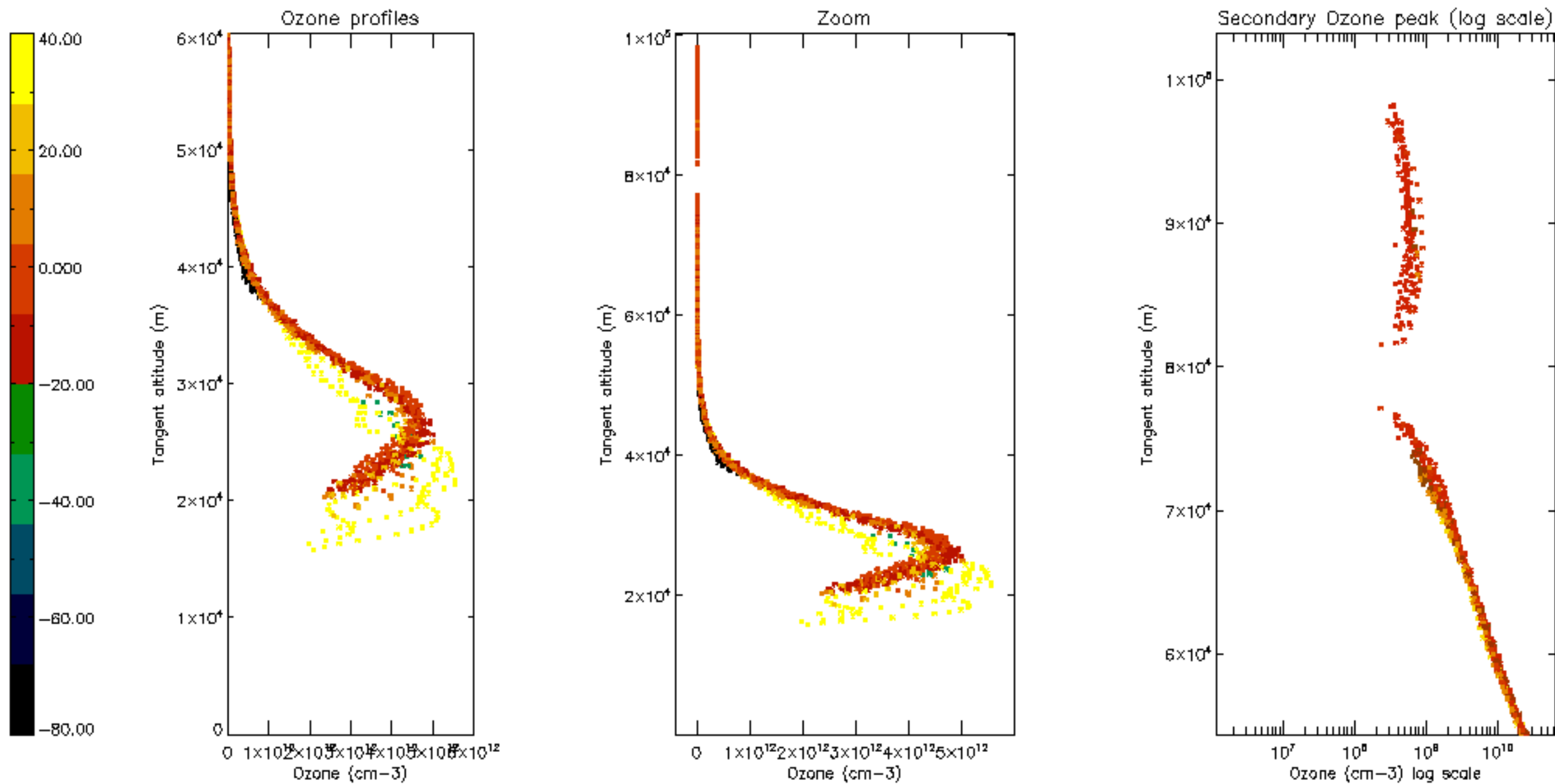
Percentage of saturation errors per profile

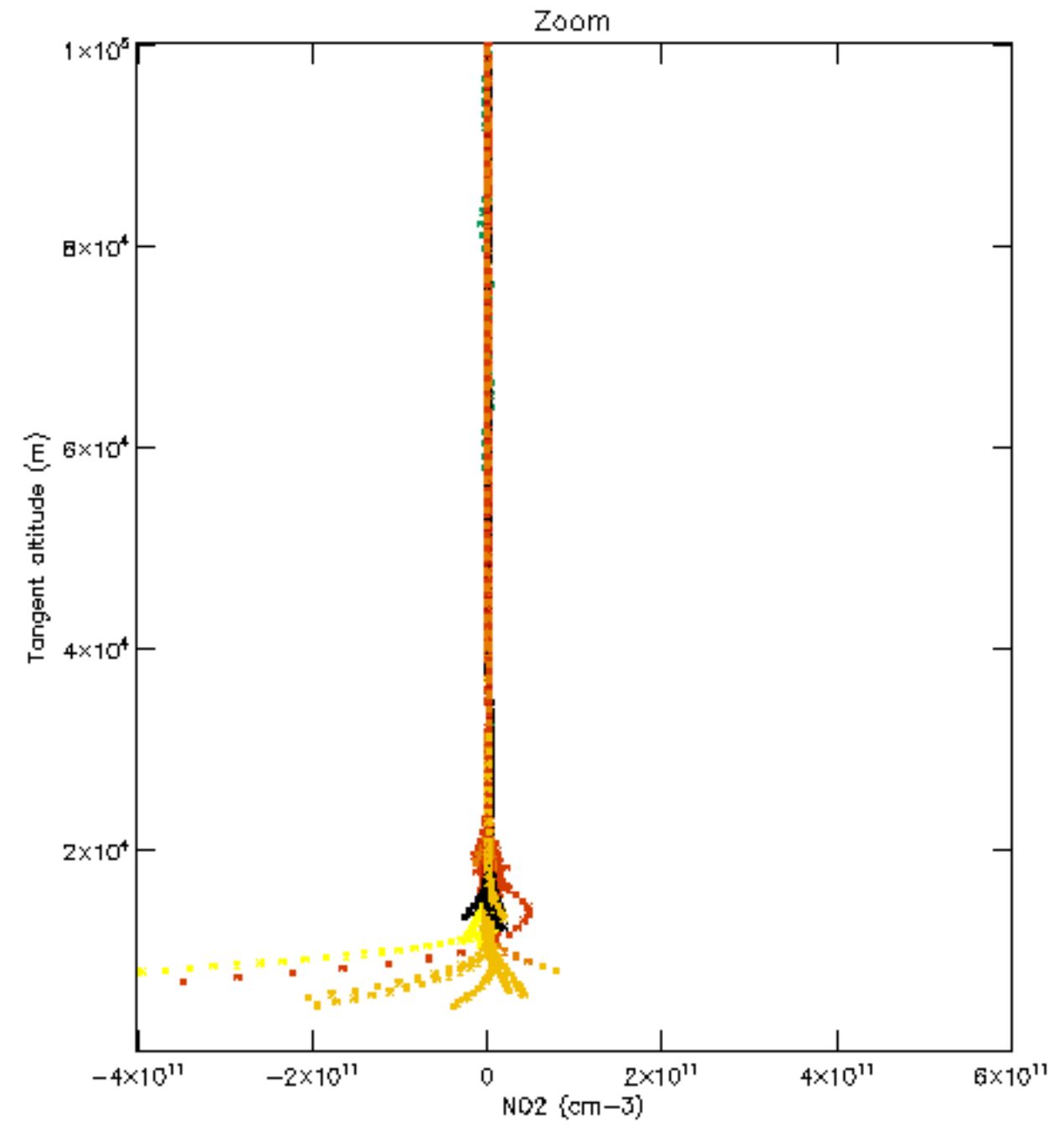
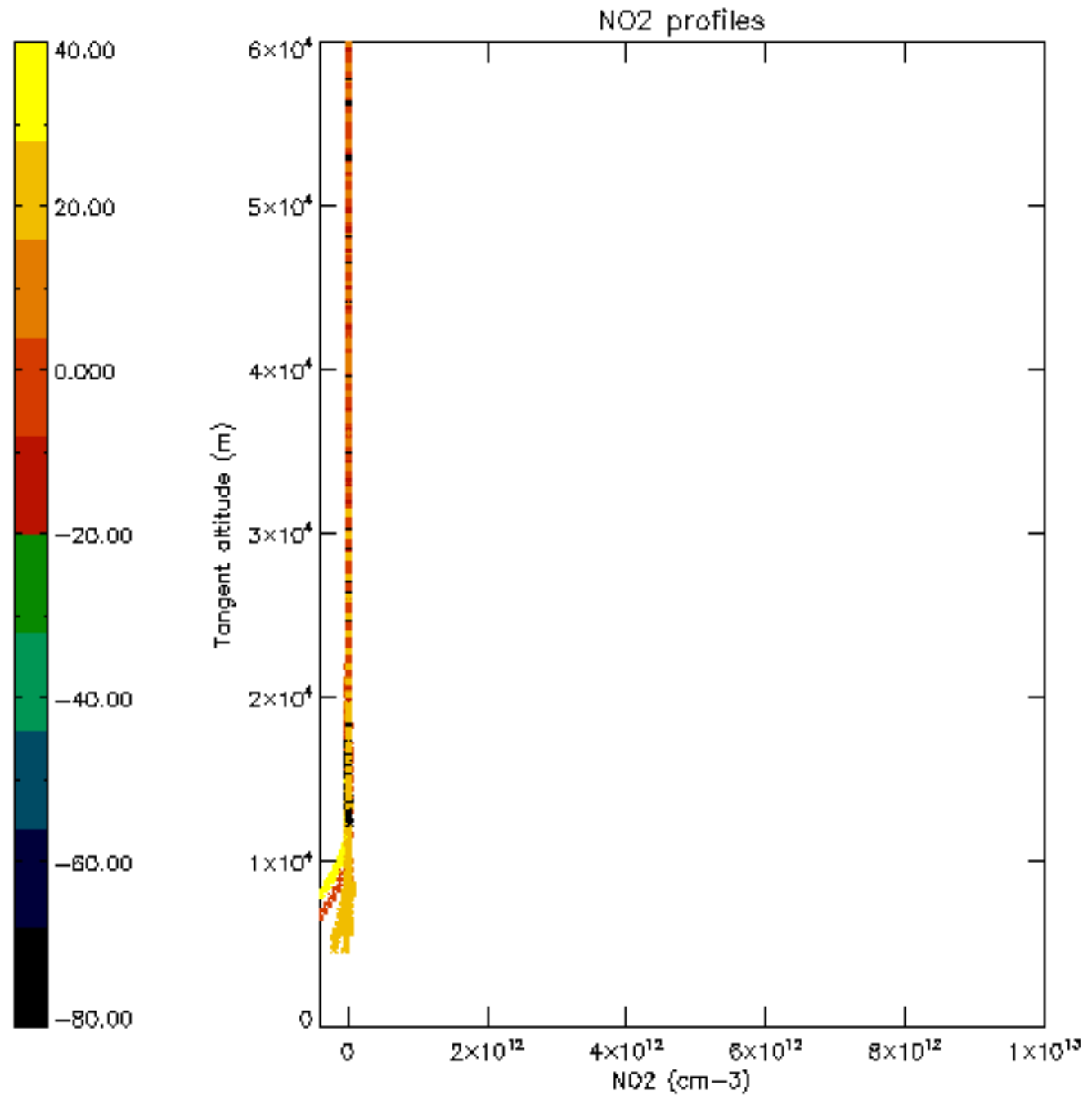


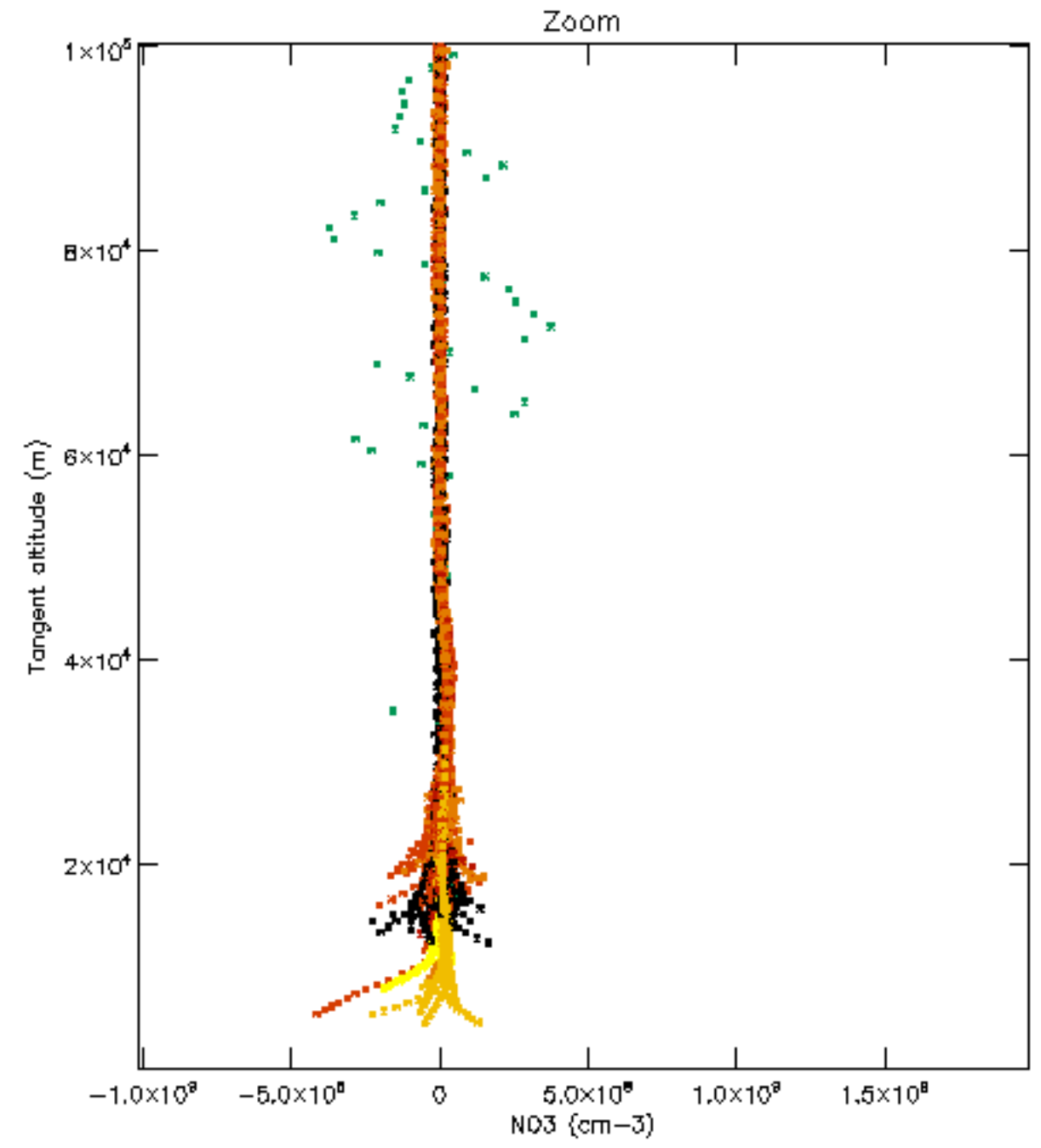
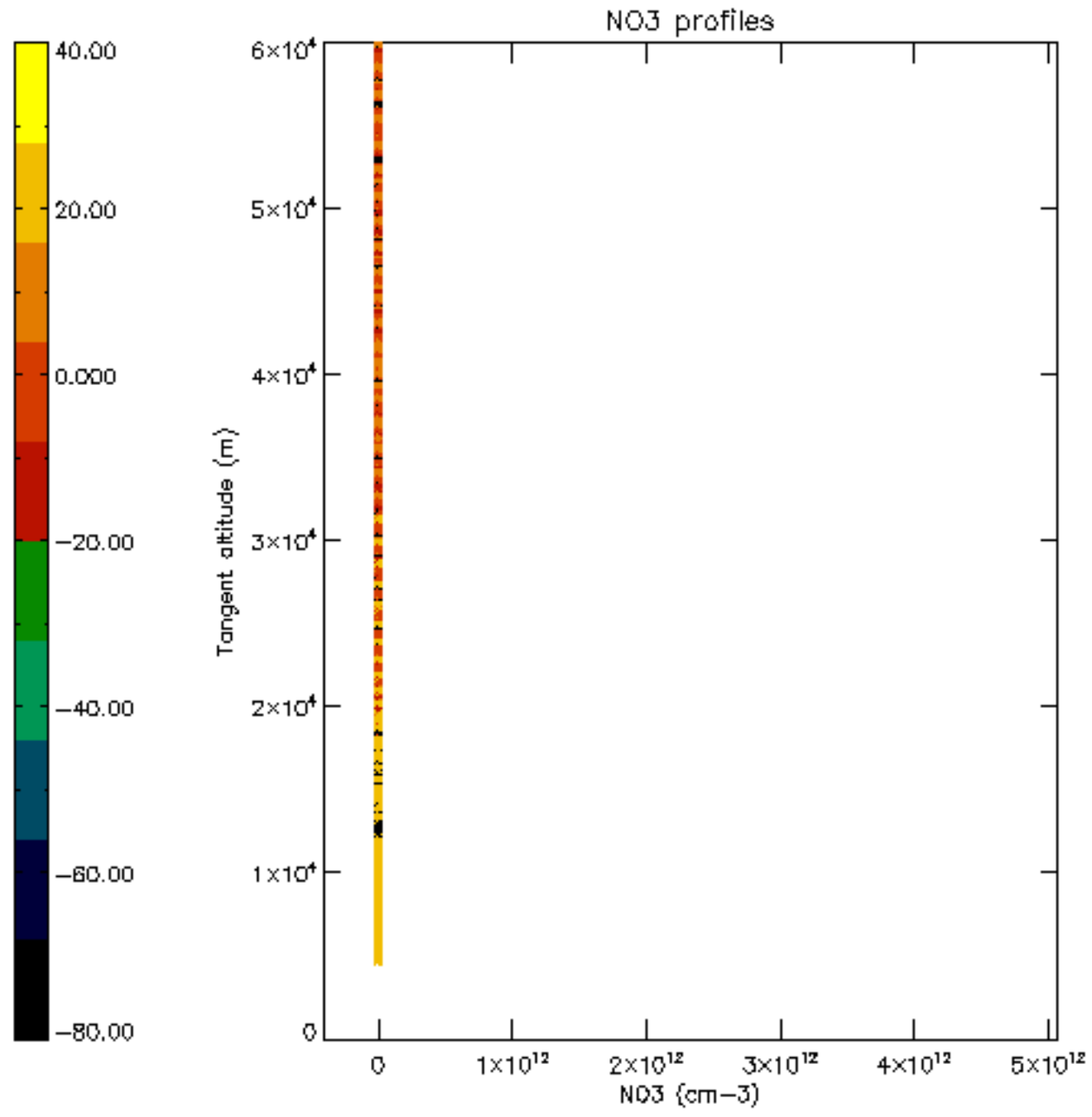


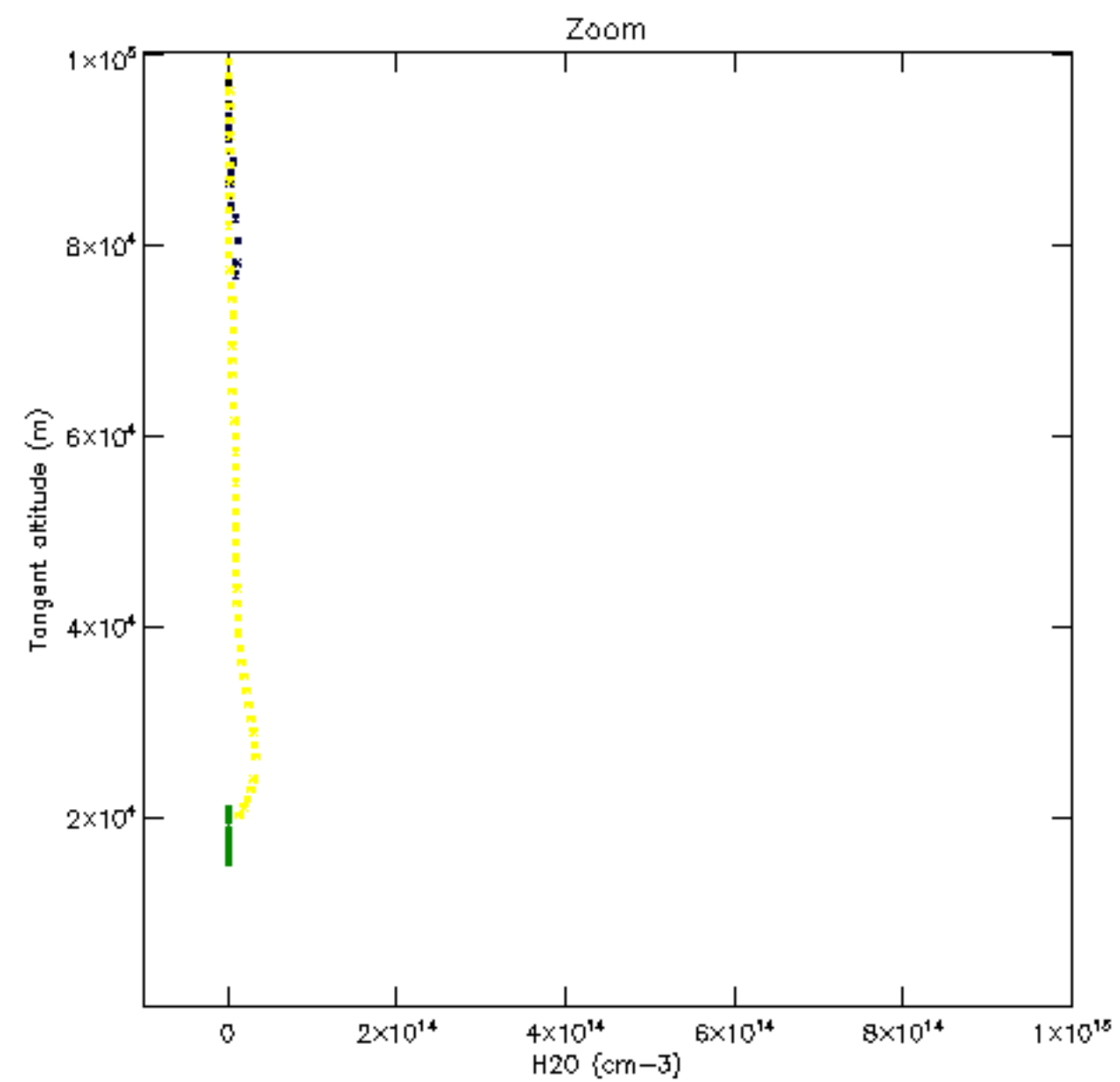
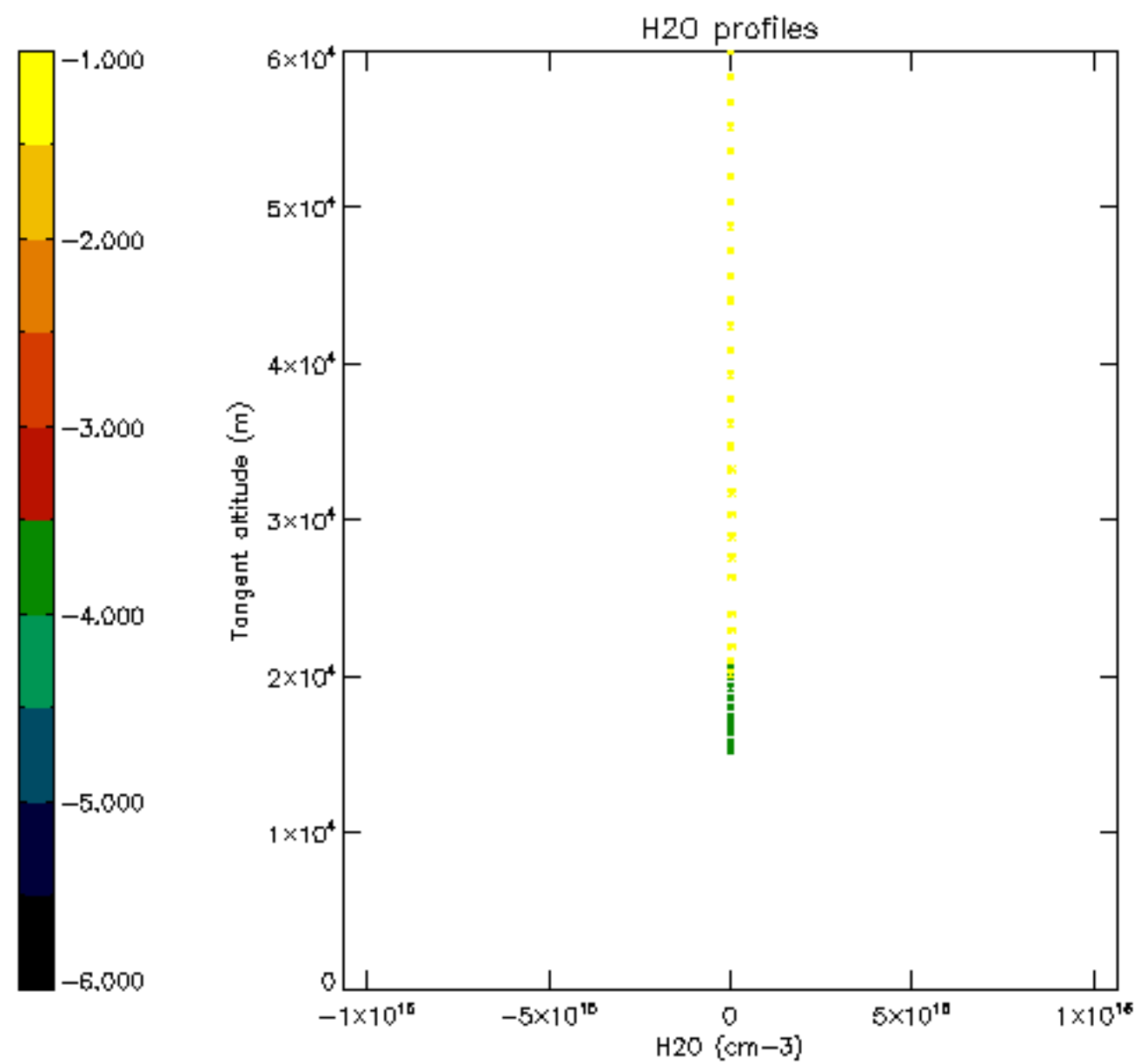


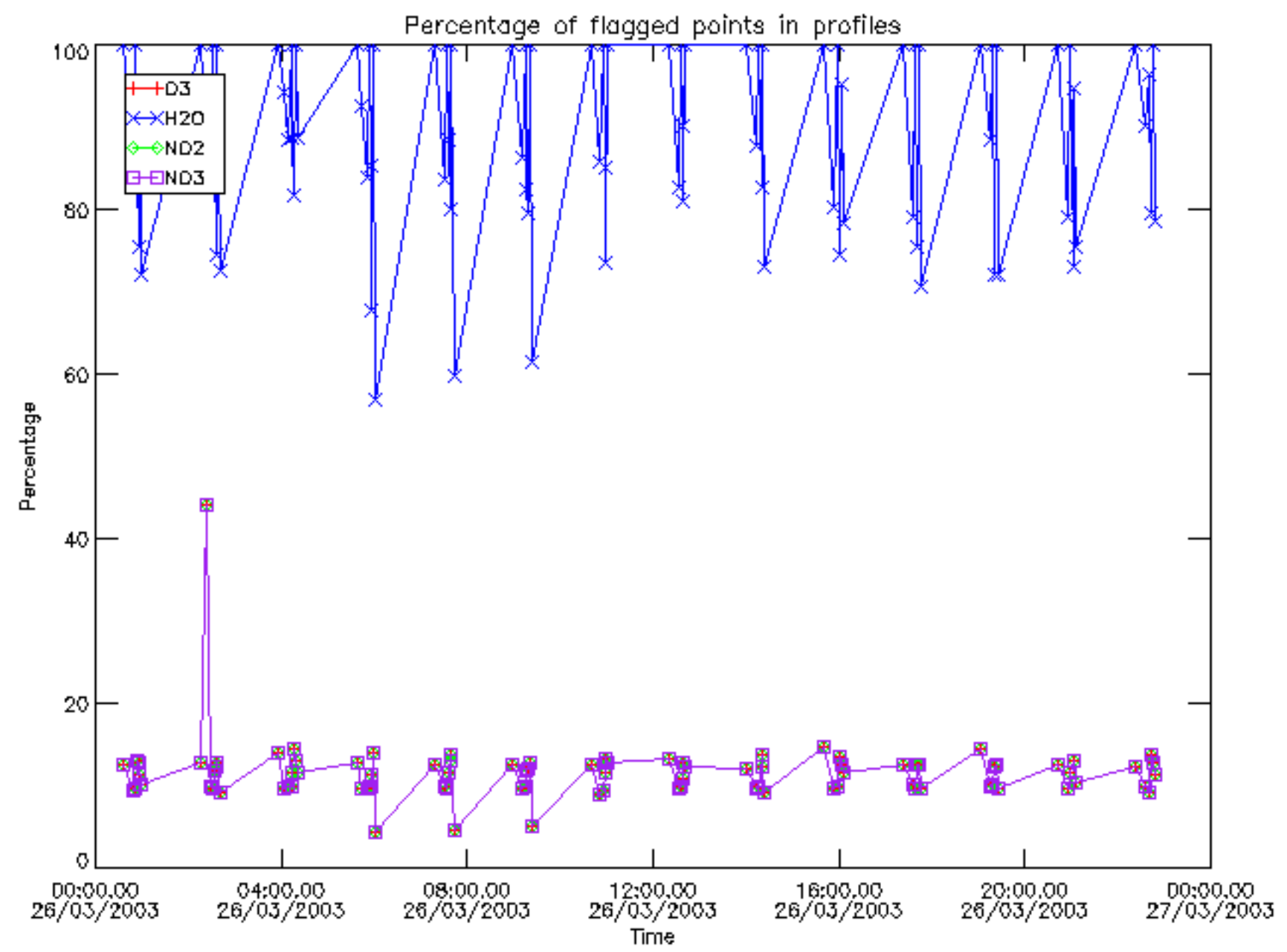




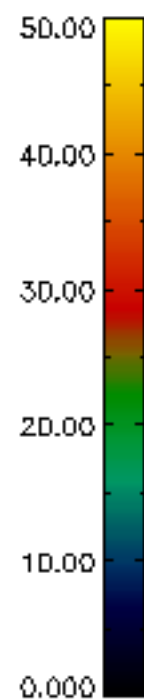
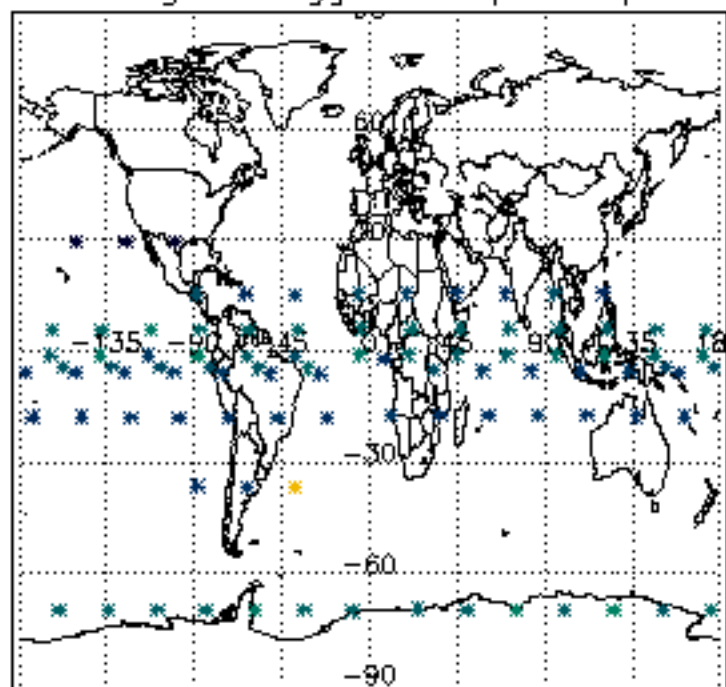




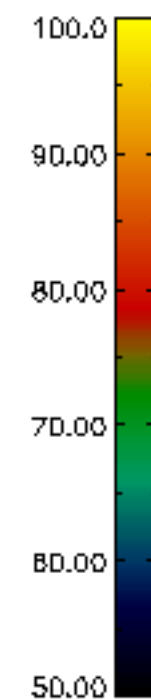
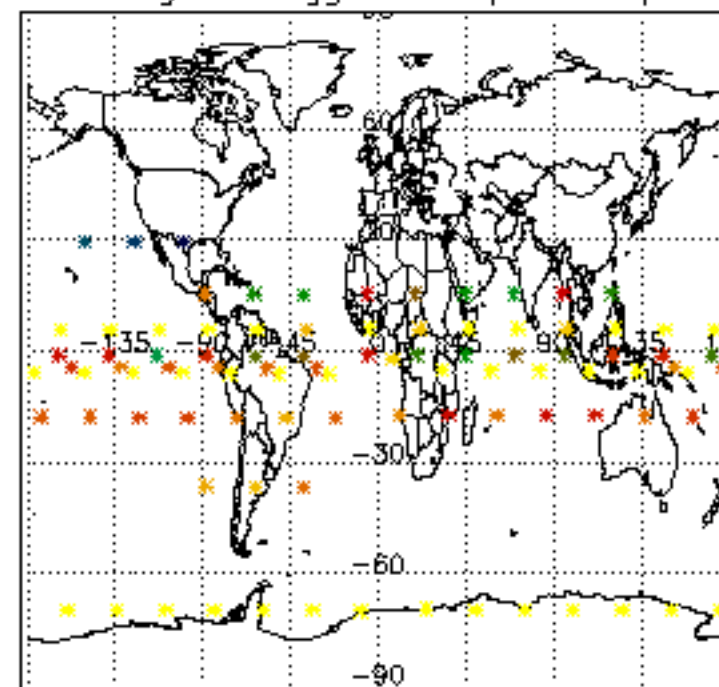




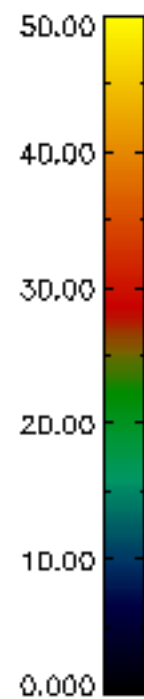
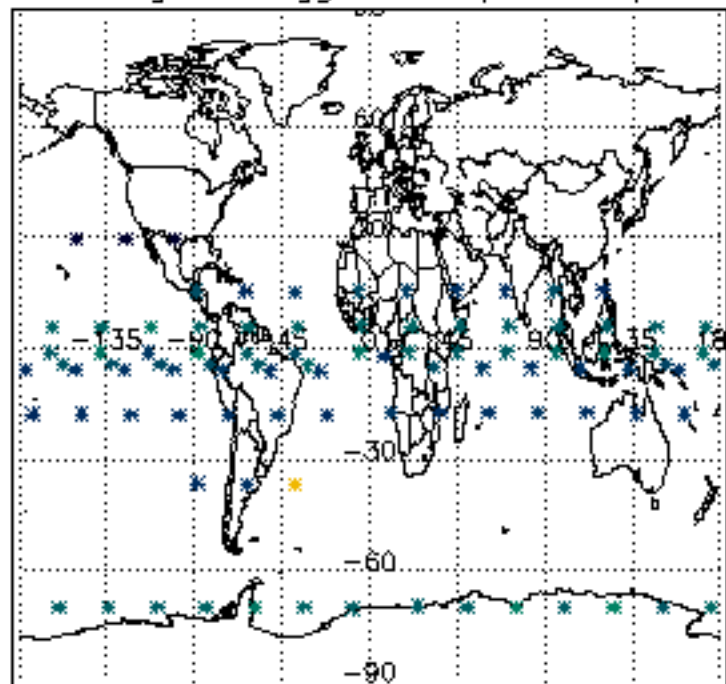
Percentage of flagged data per D3 profile



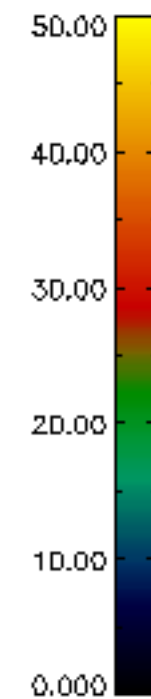
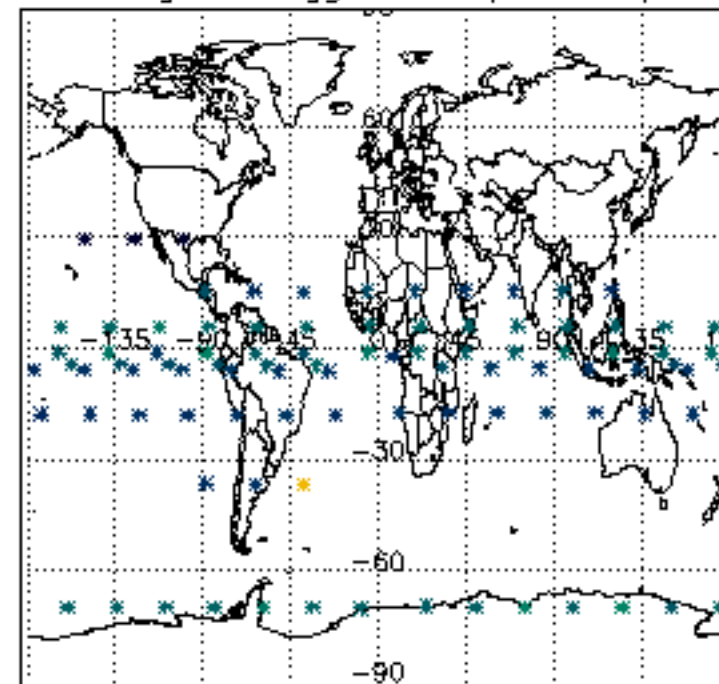
Percentage of flagged data per H2O profile

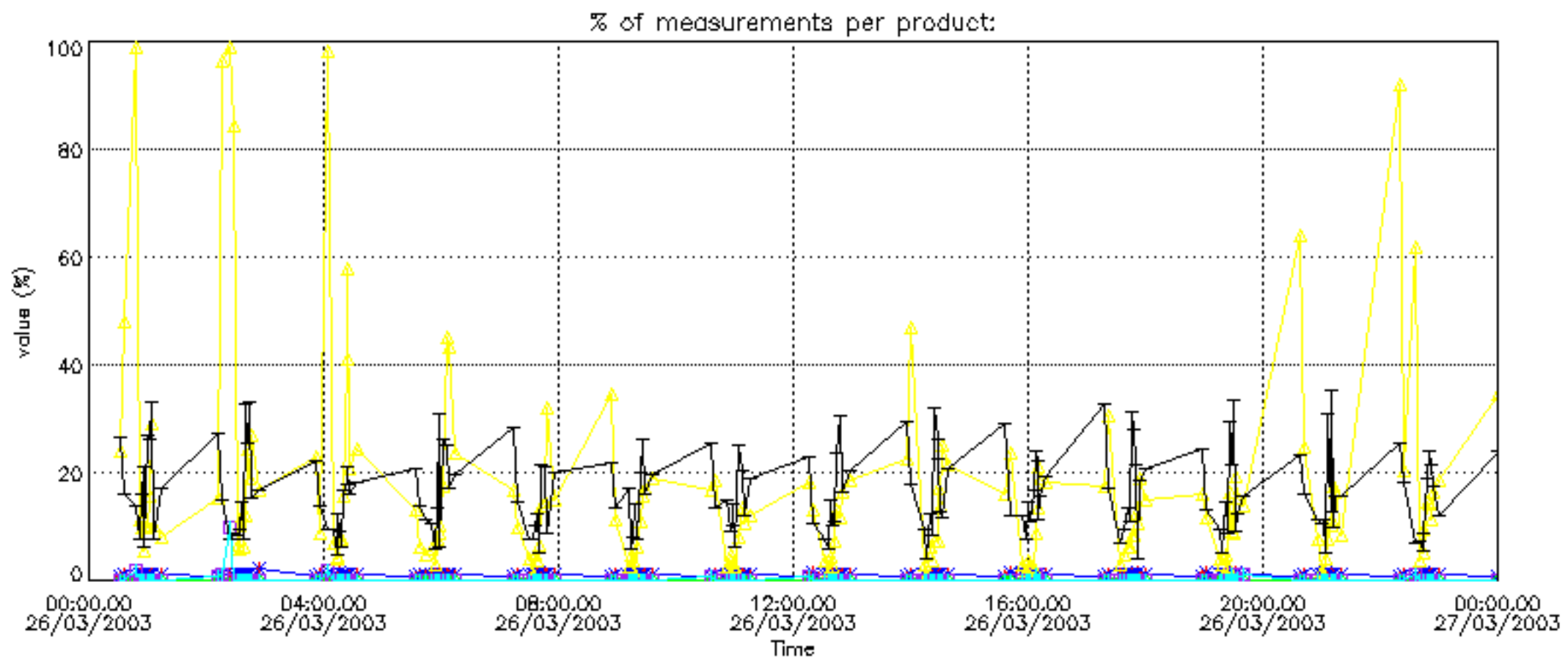


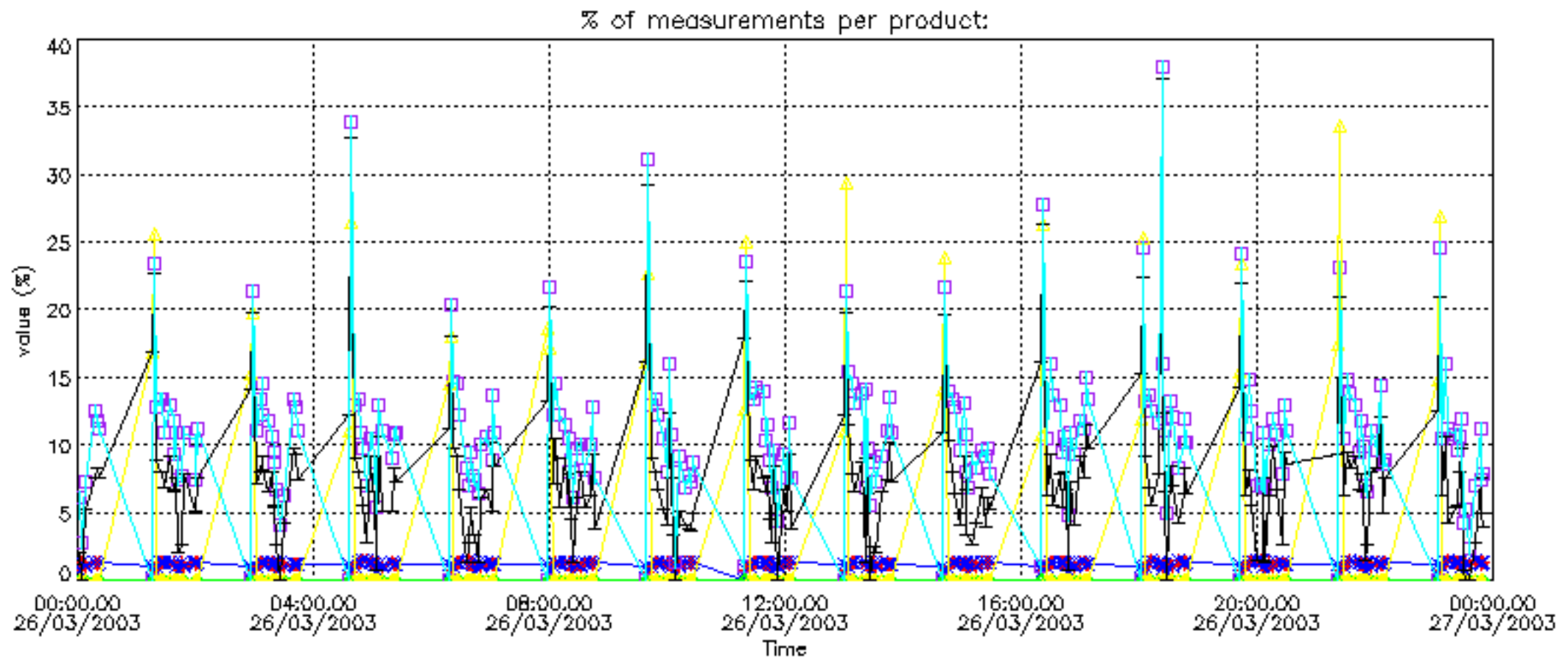
Percentage of flagged data per NO2 profile



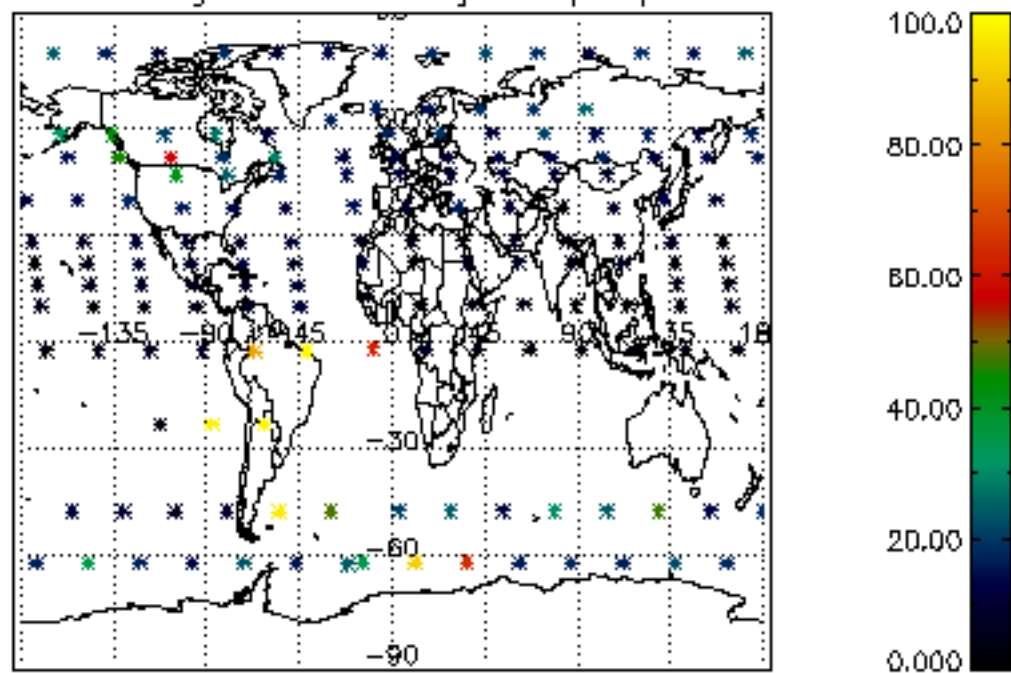
Percentage of flagged data per NO3 profile



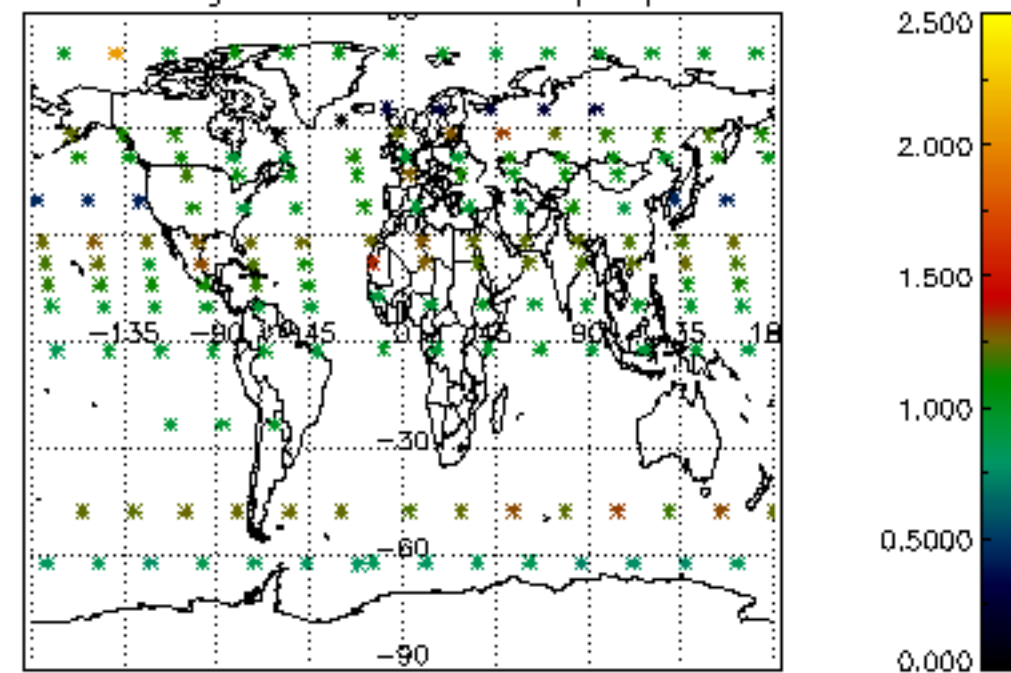




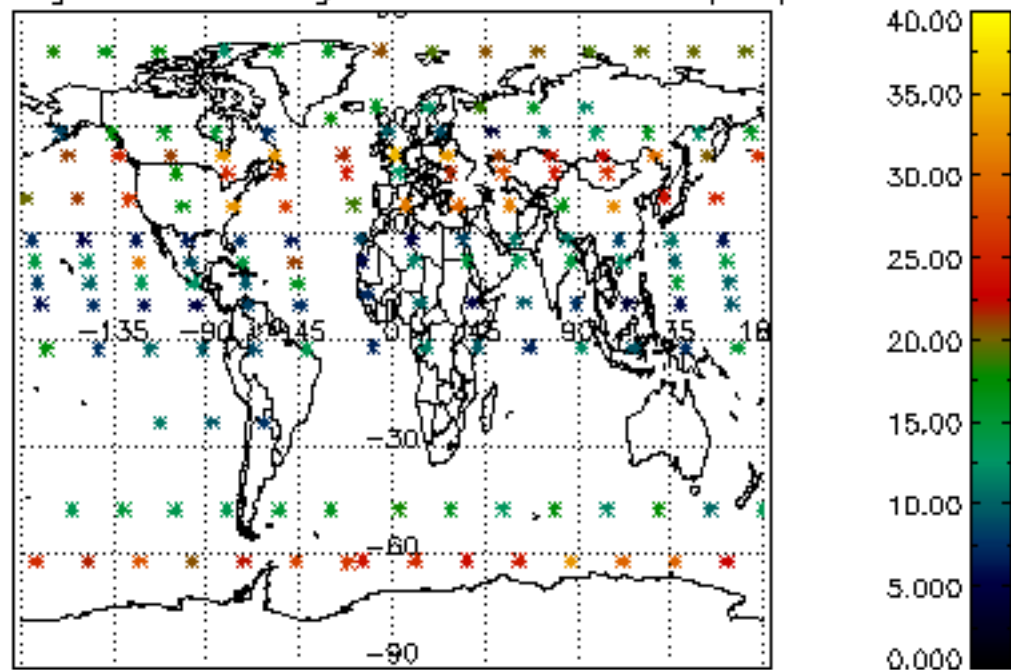
Percentage of cosmic ray hits per profile



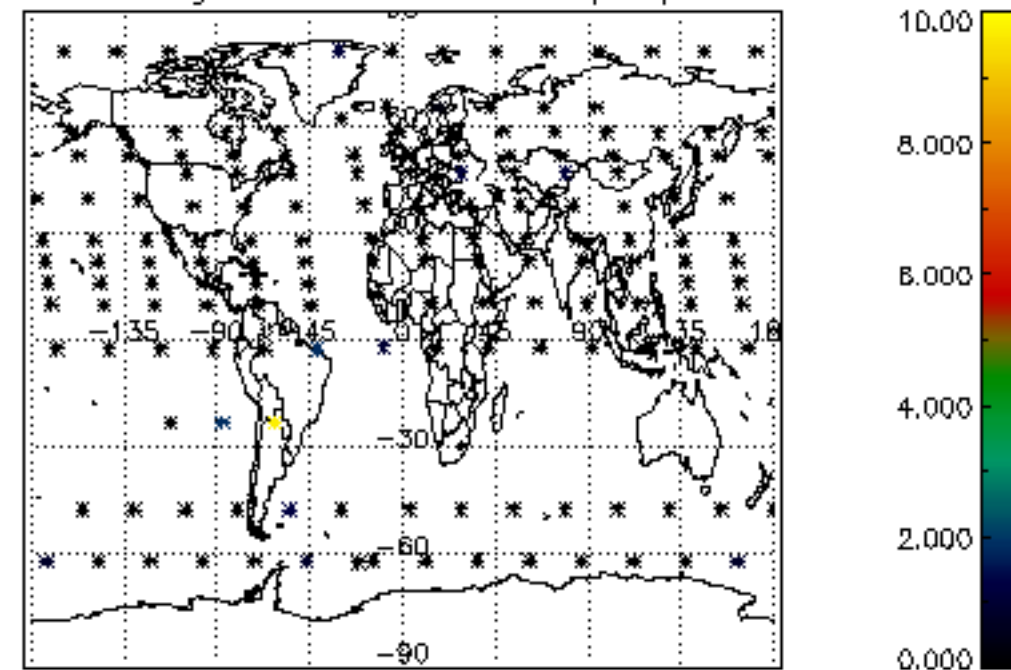
Percentage of datation errors per profile



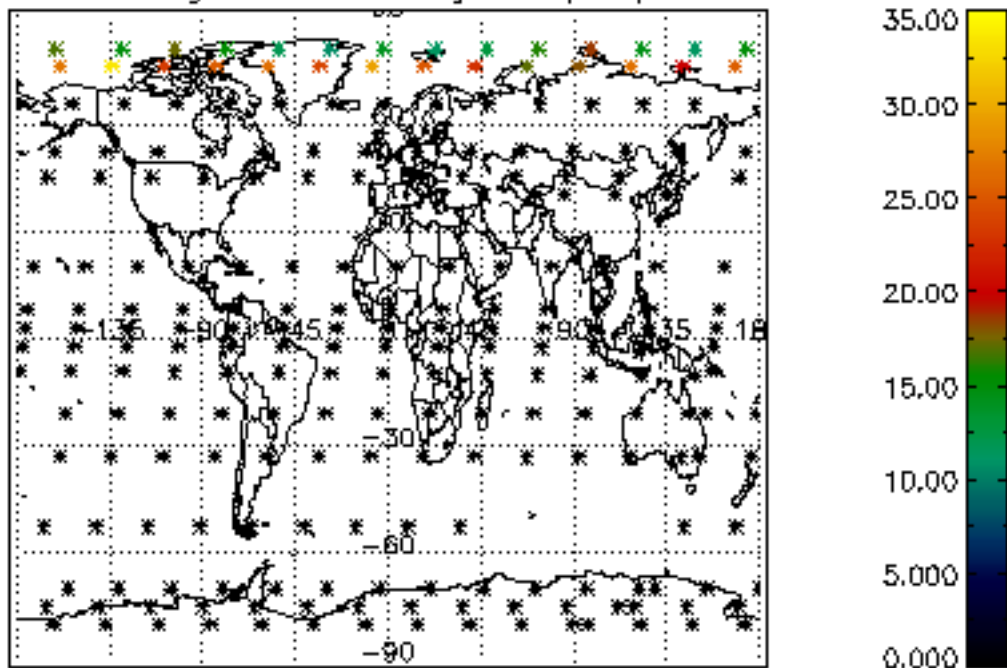
Percentage of star falling outside central band per profile



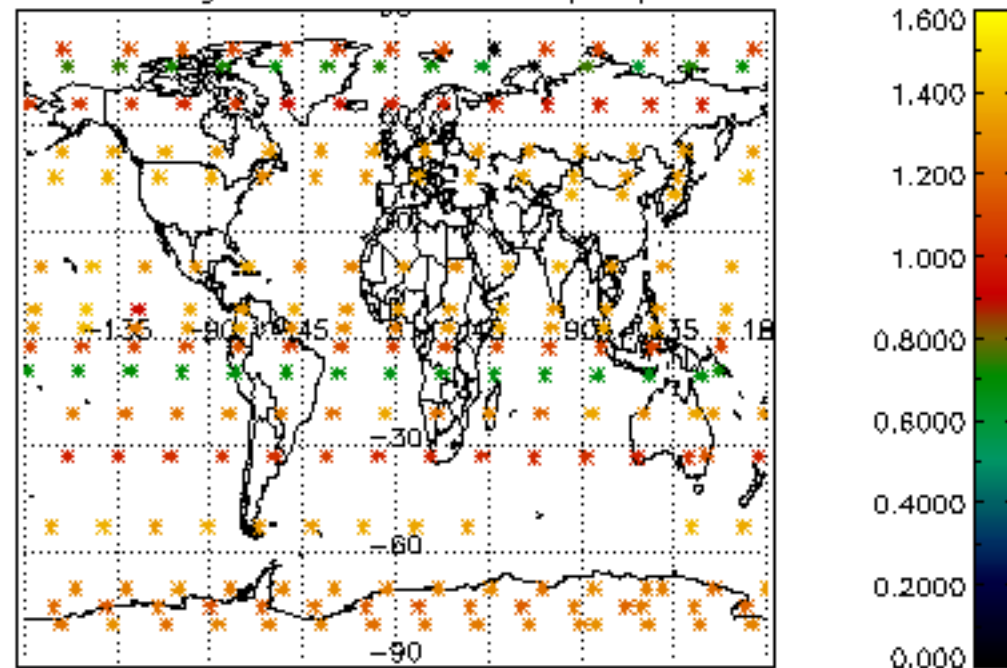
Percentage of saturation errors per profile



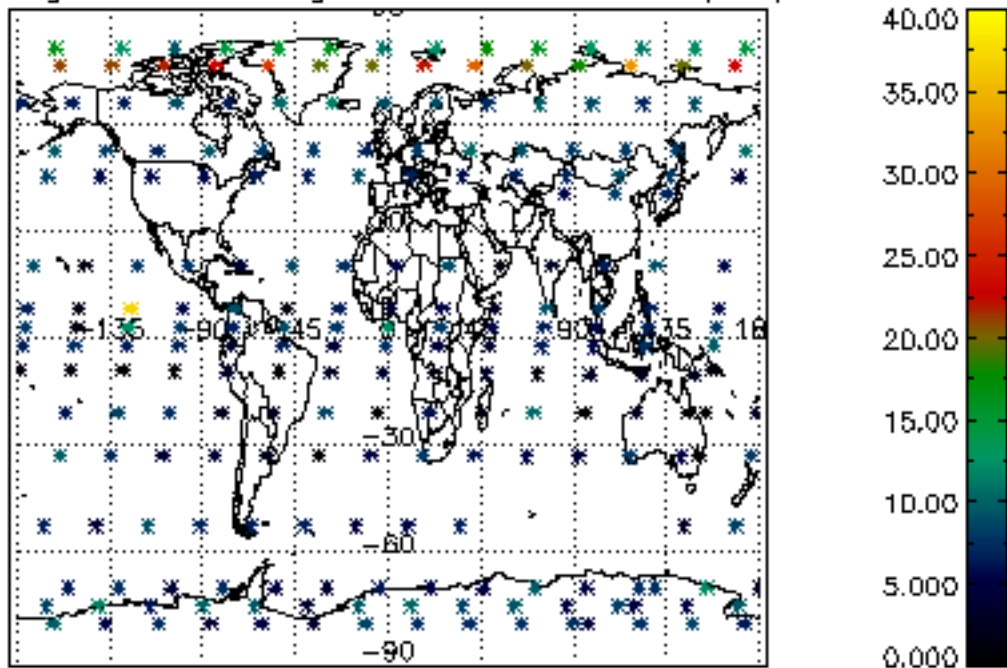
Percentage of cosmic ray hits per profile



Percentage of datation errors per profile



Percentage of star falling outside central band per profile



Percentage of saturation errors per profile

