

GOMOS Level 2 Daily Report

SUMMARY

[1. General Info](#)

[2. Summary of processed GOM_NL_2P products](#)

[3. Level 2 Quality information per product](#)

[3.1 Plot of level 2 quality information per product \(time dependant\)](#)

[3.2 Plot of level 2 quality information per product \(world map\)](#)

[4. Level 1 Quality information per product \(stored on level 2 products\)](#)

[4.1 Plot of level 1 quality information per product \(time dependant\)](#)

[4.1.1 Plot of level 1 quality information per product \(time dependant\): ASCENDING](#)

[4.1.2 Plot of level 1 quality information per product \(time dependant\): DESCENDING](#)

[4.2 Plot of level 1 quality information per product \(world map\)](#)

[4.2.1 Plot of level 1 quality information per product \(world map\): ASCENDING](#)

[4.2.2 Plot of level 1 quality information per product \(world map\): DESCENDING](#)

[5. Ozone profiles based on quality statistics and other trace gas profiles](#)

[5.1 Ozone statistics based on quality of products](#)

[5.2 Plot ozone profiles for all STD \(dark without errors\)](#)

[5.3 Plot ozone profiles where STD < 20% \(dark without errors\)](#)

[5.4. Plot ozone profiles where STD < 10% \(dark without errors\)](#)

[5.5. Plot ozone profiles where STD < 5% \(dark without errors\)](#)

[5.6 Plot NO2 profiles for all STD \(dark without errors\)](#)

[5.7 Plot NO3 profiles for all STD \(dark without errors\)](#)

[5.8 Plot H2O profiles \(only for occultations of stars 1,2,3,4,13,14,16,26,63 dark without errors\) for all STD](#)

[6. Auxiliary Data Files used for the production reported in section 2](#)

This report presents the daily analysis on parameters extracted from GOMOS level 2 data (GOM_NL__2P). It is intended to monitor some important parameters that will impact the quality of these products. A list of level 2 products (and content) that have arrived during the reporting day to the PCF is also given.

Item	Value
Time of report generation	19APR2013 11:59:47
Data source version	GOMOS/6.01
Start time of products	21-03-2003 (21MAR2003 00:00:00)
Stop time of products	22-03-2003 (22MAR2003 00:00:00)
Store outputs in DB	Yes
Nb of level 2 prods	432
Nb of prods with errors	15

2. Summary of processed GOM_NL__2P products.

Nr	Filename	UTC Start time	Limb	Duration	Star Id	Star Name	Star Mag	Star Temp	Nb Meas	Orbit	Prod. error
1	GOM_NL__2PRFIN20030321_000027_000000692014_00445_05509_6343.N1	21-MAR-2003 00:00:27	Dark	69.000	1014	Mars	0.0000	0.0000	138	5509	Yes
2	GOM_NL__2PRFIN20030321_000201_000000602014_00445_05509_6344.N1	21-MAR-2003 00:02:01	Dark	60.000	137	22Lam Sgr	2.8240	4400.0	120	5509	No
3	GOM_NL__2PRFIN20030321_000706_000000502014_00446_05510_6040.N1	21-MAR-2003 00:07:06	Dark	49.500	178	Iot1Sco	3.0220	6550.0	99	5510	No
4	GOM_NL__2PRFIN20030321_000937_000000452014_00446_05510_6041.N1	21-MAR-2003 00:09:37	Dark	44.500	141	Bet Ara	2.8400	4600.0	89	5510	No
5	GOM_NL__2PRFIN20030321_001138_000000402014_00446_05510_6042.N1	21-MAR-2003 00:11:38	Dark	40.000	43	Alp TrA	1.9100	4250.0	80	5510	No
6	GOM_NL__2PRFIN20030321_001311_000000402014_00446_05510_6043.N1	21-MAR-2003 00:13:11	Dark	39.500	134	Bet TrA	2.8100	6600.0	79	5510	No
7	GOM_NL__2PRFIN20030321_001554_000000442014_00446_05510_6044.N1	21-MAR-2003 00:15:54	Dark	44.000	4	Alp1Cen	-0.010000	5800.0	88	5510	No
8	GOM_NL__2PRFIN20030321_001807_000000472014_00446_05510_6045.N1	21-MAR-2003 00:18:07	Dark	46.500	78	Alp Lup	2.3040	28000.	93	5510	No
9	GOM_NL__2PRFIN20030321_001938_000000512014_00446_05510_6046.N1	21-MAR-2003 00:19:38	Straylight	50.500	81	Eta Cen	2.3560	28000.	101	5510	No
10	GOM_NL__2PRFIN20030321_002240_000000602014_00446_05510_6047.N1	21-MAR-2003 00:22:40	Straylight	59.500	54	5The Cen	2.0550	4500.0	119	5510	No
11	GOM_NL__2PRFIN20030321_002416_000000472014_00446_05510_6048.N1	21-MAR-2003 00:24:16	Straylight	47.000	123	Iot Cen	2.7500	10200.	94	5510	No
12	GOM_NL__2PRFIN20030321_002946_000000522014_00446_05510_6049.N1	21-MAR-2003 00:29:46	Straylight	52.000	106	9Bet Crv	2.6480	5600.0	104	5510	No
13	GOM_NL__2PRFIN20030321_003157_000000472014_00446_05510_6050.N1	21-MAR-2003 00:31:57	Tw_i_and_stray	47.000	100	4Gam Crv	2.5800	13100.	94	5510	No
14	GOM_NL__2PRFIN20030321_003423_000000762014_00446_05510_6051.N1	21-MAR-2003 00:34:23	Bright	76.000	15	67Alp Vir	0.97600	28000.	152	5510	No
15	GOM_NL__2PRFIN20030321_003759_000000542014_00446_05510_6052.N1	21-MAR-2003 00:37:59	Bright	54.000	121	29Gam Vir	2.7400	7200.0	108	5510	No
16	GOM_NL__2PRFIN20030321_004117_000000382014_00446_05510_6053.N1	21-MAR-2003 00:41:17	Bright	38.000	22	32Alp Leo	1.3600	15200.	76	5510	No
17	GOM_NL__2PRFIN20030321_004327_000000392014_00446_05510_6054.N1	21-MAR-2003 00:43:27	Bright	38.500	51	41Gam1Leo	2.0100	4500.0	77	5510	No
18	GOM_NL__2PRFIN20030321_004443_000000372014_00446_05510_6055.N1	21-MAR-2003 00:44:43	Bright	37.000	166	17Eps Leo	2.9800	6000.0	74	5510	No
19	GOM_NL__2PRFIN20030321_005054_000000402014_00446_05510_6056.N1	21-MAR-2003 00:50:54	Bright	40.000	174	52Psi UMa	3.0040	4400.0	80	5510	No
20	GOM_NL__2PRFIN20030321_005409_000000392014_00446_05510_6057.N1	21-MAR-2003 00:54:09	Bright	38.500	82	48Bet UMa	2.3650	10600.	77	5510	No
21	GOM_NL__2PRFIN20030321_005540_000000382014_00446_05510_6058.N1	21-MAR-2003 00:55:40	Bright	38.000	36	50Alp UMa	1.8000	6300.0	76	5510	No
22	GOM_NL__2PRFIN20030321_005749_000000472014_00446_05510_6059.N1	21-MAR-2003 00:57:49	Bright	47.000	55	79Zet UMa	2.0600	10200.	94	5510	No
23	GOM_NL__2PRFIN20030321_010235_000000412014_00446_05510_6060.N1	21-MAR-2003 01:02:35	Bright	40.500	60	7Bet UMi	2.0810	3950.0	81	5510	No
24	GOM_NL__2PRFIN20030321_010622_000000492014_00446_05510_6061.N1	21-MAR-2003 01:06:22	Bright	49.000	119	14Eta Dra	2.7270	4700.0	98	5510	No
25	GOM_NL__2PRFIN20030321_011024_000000372014_00446_05510_6062.N1	21-MAR-2003 01:10:24	Bright	37.000	74	11Bet Cas	2.2680	6600.0	74	5510	No
26	GOM_NL__2PRFIN20030321_011232_000000562014_00446_05510_6063.N1	21-MAR-2003 01:12:32	Bright	55.500	69	33Gam Dra	2.2310	3800.0	111	5510	No
27	GOM_NL__2PRFIN20030321_011614_000000402014_00446_05510_6064.N1	21-MAR-2003 01:16:14	Bright	39.500	19	50Alp Cyg	1.2460	10500.	79	5510	No
28	GOM_NL__2PRFIN20030321_011750_000000372014_00446_05510_6065.N1	21-MAR-2003 01:17:50	Bright	37.000	66	37Gam Cyg	2.2080	5900.0	74	5510	No
29	GOM_NL__2PRFIN20030321_011937_000000392014_00446_05510_6066.N1	21-MAR-2003 01:19:37	Bright	38.500	92	53Eps Cyg	2.5000	4500.0	77	5510	No
30	GOM_NL__2PRFIN20030321_012818_000000582014_00446_05510_6067.N1	21-MAR-2003 01:28:18	Tw_i_and_stray	58.000	11	53Alp Aql	0.76500	8000.0	116	5510	No
31	GOM_NL__2PRFIN20030321_013854_000000512014_00446_05510_6068.N1	21-MAR-2003 01:38:54	Dark	51.000	155	41Pi Sgr	2.9000	6600.0	102	5510	No
32	GOM_NL__2PRFIN20030321_014103_000000612014_00446_05510_6069.N1	21-MAR-2003 01:41:03	Dark	60.500	1014	Mars	0.0000	0.0000	121	5510	Yes
33	GOM_NL__2PRFIN20030321_014238_000000532014_00446_05510_6070.N1	21-MAR-2003 01:42:38	Dark	53.000	137	22Lam Sgr	2.8240	4400.0	106	5510	No
34	GOM_NL__2PRFIN20030321_015014_000000452014_00447_05511_6041.N1	21-MAR-2003 01:50:14	Dark	44.500	141	Bet Ara	2.8400	4600.0	89	5511	No
35	GOM_NL__2PRFIN20030321_015214_000000412014_00447_05511_6042.N1	21-MAR-2003 01:52:14	Dark	40.500	43	Alp TrA	1.9100	4250.0	81	5511	No
36	GOM_NL__2PRFIN20030321_015347_000000402014_00447_05511_6043.N1	21-MAR-2003 01:53:47	Dark	40.000	134	Bet TrA	2.8100	6600.0	80	5511	No
37	GOM_NL__2PRFIN20030321_015631_000000572014_00447_05511_6044.N1	21-MAR-2003 01:56:31	Dark	57.000	4	Alp1Cen	-0.010000	5800.0	114	5511	No
38	GOM_NL__2PRFIN20030321_015843_000000492014_00447_05511_6045.N1	21-MAR-2003 01:58:43	Dark	48.500	78	Alp Lup	2.3040	28000.	97	5511	No
39	GOM_NL__2PRFIN20030321_020014_000000522014_00447_05511_6046.N1	21-MAR-2003 02:00:14	Straylight	52.000	81	Eta Cen	2.3560	28000.	104	5511	No
40	GOM_NL__2PRFIN20030321_020316_000000602014_00447_05511_6047.N1	21-MAR-2003 02:03:16	Straylight	60.000	54	5The Cen	2.0550	4500.0	120	5511	No
41	GOM_NL__2PRFIN20030321_020453_000000472014_00447_05511_6048.N1	21-MAR-2003 02:04:53	Straylight	46.500	123	Iot Cen	2.7500	10200.	93	5511	No
42	GOM_NL__2PRFIN20030321_021022_000000522014_00447_05511_6049.N1	21-MAR-2003 02:10:22	Straylight	51.500	106	9Bet Crv	2.6480	5600.0	103	5511	No

43	GOM_NL__2PRFIN20030321_021233_000000492014_00447_05511_6050.N1	21-MAR-2003 02:12:33	Twilight	48.500	100	4Gam Crv	2.5800	13100.	97	5511	No
44	GOM_NL__2PRFIN20030321_021458_000000762014_00447_05511_6051.N1	21-MAR-2003 02:14:58	Bright	75.500	15	67Alp Vir	0.97600	28000.	151	5511	No
45	GOM_NL__2PRFIN20030321_021834_000000552014_00447_05511_6052.N1	21-MAR-2003 02:18:34	Bright	55.000	121	29Gam Vir	2.7400	7200.0	110	5511	No
46	GOM_NL__2PRFIN20030321_022152_000000382014_00447_05511_6053.N1	21-MAR-2003 02:21:52	Bright	38.000	22	32Alp Leo	1.3600	15200.	76	5511	No
47	GOM_NL__2PRFIN20030321_022402_000000392014_00447_05511_6054.N1	21-MAR-2003 02:24:02	Bright	38.500	51	41Gam1Leo	2.0100	4500.0	77	5511	No
48	GOM_NL__2PRFIN20030321_022519_000000362014_00447_05511_6055.N1	21-MAR-2003 02:25:19	Bright	36.000	166	17Eps Leo	2.9800	6000.0	72	5511	No
49	GOM_NL__2PRFIN20030321_023129_000000392014_00447_05511_6056.N1	21-MAR-2003 02:31:29	Bright	39.000	174	52Psi UMa	3.0040	4400.0	78	5511	No
50	GOM_NL__2PRFIN20030321_023444_000000372014_00447_05511_6057.N1	21-MAR-2003 02:34:44	Bright	37.000	82	48Bet UMa	2.3650	10600.	74	5511	No
51	GOM_NL__2PRFIN20030321_023615_000000362014_00447_05511_6058.N1	21-MAR-2003 02:36:15	Bright	36.000	36	50Alp UMa	1.8000	6300.0	72	5511	No
52	GOM_NL__2PRFIN20030321_023824_000000472014_00447_05511_6059.N1	21-MAR-2003 02:38:24	Bright	47.000	55	79Zet UMa	2.0600	10200.	94	5511	No
53	GOM_NL__2PRFIN20030321_024310_000000412014_00447_05511_6060.N1	21-MAR-2003 02:43:10	Bright	40.500	60	7Bet UMi	2.0810	3950.0	81	5511	No
54	GOM_NL__2PRFIN20030321_024657_000000502014_00447_05511_6061.N1	21-MAR-2003 02:46:57	Bright	50.000	119	14Eta Dra	2.7270	4700.0	100	5511	No
55	GOM_NL__2PRFIN20030321_025101_000000362014_00447_05511_6062.N1	21-MAR-2003 02:51:01	Bright	36.000	74	11Bet Cas	2.2680	6600.0	72	5511	No
56	GOM_NL__2PRFIN20030321_025307_000000522014_00447_05511_6063.N1	21-MAR-2003 02:53:07	Bright	52.000	69	33Gam Dra	2.2310	3800.0	104	5511	No
57	GOM_NL__2PRFIN20030321_025650_000000392014_00447_05511_6064.N1	21-MAR-2003 02:56:50	Bright	39.000	19	50Alp Cyg	1.2460	10500.	78	5511	No
58	GOM_NL__2PRFIN20030321_025825_000000382014_00447_05511_6065.N1	21-MAR-2003 02:58:25	Bright	38.000	66	37Gam Cyg	2.2080	5900.0	76	5511	No
59	GOM_NL__2PRFIN20030321_030013_000000382014_00447_05511_6066.N1	21-MAR-2003 03:00:13	Bright	37.500	92	53Eps Cyg	2.5000	4500.0	75	5511	No
60	GOM_NL__2PRFIN20030321_030855_000000572014_00447_05511_6067.N1	21-MAR-2003 03:08:55	Twilight	56.500	11	53Alp Aql	0.76500	8000.0	113	5511	No
61	GOM_NL__2PRFIN20030321_031931_000000492014_00447_05511_6068.N1	21-MAR-2003 03:19:31	Dark	48.500	155	41Pi Sgr	2.9000	6600.0	97	5511	No
62	GOM_NL__2PRFIN20030321_032140_000000622014_00447_05511_6069.N1	21-MAR-2003 03:21:40	Dark	61.500	1014	Mars	0.0000	0.0000	123	5511	Yes
63	GOM_NL__2PRFIN20030321_032315_000000592014_00447_05511_6070.N1	21-MAR-2003 03:23:15	Dark	58.500	137	22Lam Sgr	2.8240	4400.0	117	5511	No
64	GOM_NL__2PRFIN20030321_033050_000000442014_00448_05512_6343.N1	21-MAR-2003 03:30:50	Dark	43.500	141	Bet Ara	2.8400	4600.0	87	5512	No
65	GOM_NL__2PRFIN20030321_033250_000000422014_00448_05512_6344.N1	21-MAR-2003 03:32:50	Dark	41.500	43	Alp TrA	1.9100	4250.0	83	5512	No
66	GOM_NL__2PRFIN20030321_033424_000000382014_00448_05512_6345.N1	21-MAR-2003 03:34:24	Dark	38.000	134	Bet TrA	2.8100	6600.0	76	5512	No
67	GOM_NL__2PRFIN20030321_033707_000000552014_00448_05512_6346.N1	21-MAR-2003 03:37:07	Dark	55.000	4	Alp1Cen	-0.010000	5800.0	110	5512	No
68	GOM_NL__2PRFIN20030321_033920_000000482014_00448_05512_6347.N1	21-MAR-2003 03:39:20	Dark	47.500	78	Alp Lup	2.3040	28000.	95	5512	No
69	GOM_NL__2PRFIN20030321_034051_000000512014_00448_05512_6348.N1	21-MAR-2003 03:40:51	Straylight	51.000	81	Eta Cen	2.3560	28000.	102	5512	No
70	GOM_NL__2PRFIN20030321_034353_000000592014_00448_05512_6349.N1	21-MAR-2003 03:43:53	Straylight	59.000	54	5The Cen	2.0550	4500.0	118	5512	No
71	GOM_NL__2PRFIN20030321_034529_000000482014_00448_05512_6350.N1	21-MAR-2003 03:45:29	Straylight	48.000	123	lot Cen	2.7500	10200.	96	5512	No
72	GOM_NL__2PRFIN20030321_035058_000000552014_00448_05512_6351.N1	21-MAR-2003 03:50:58	Straylight	54.500	106	9Bet Crv	2.6480	5600.0	109	5512	No
73	GOM_NL__2PRFIN20030321_035309_000000502014_00448_05512_6352.N1	21-MAR-2003 03:53:09	Twilight	49.500	100	4Gam Crv	2.5800	13100.	99	5512	No
74	GOM_NL__2PRFIN20030321_035534_000000762014_00448_05512_6353.N1	21-MAR-2003 03:55:34	Bright	76.000	15	67Alp Vir	0.97600	28000.	152	5512	No
75	GOM_NL__2PRFIN20030321_035910_000000552014_00448_05512_6354.N1	21-MAR-2003 03:59:10	Bright	54.500	121	29Gam Vir	2.7400	7200.0	109	5512	No
76	GOM_NL__2PRFIN20030321_040229_000000382014_00448_05512_6355.N1	21-MAR-2003 04:02:29	Bright	38.000	22	32Alp Leo	1.3600	15200.	76	5512	No
77	GOM_NL__2PRFIN20030321_040439_000000372014_00448_05512_6356.N1	21-MAR-2003 04:04:39	Bright	36.500	51	41Gam1Leo	2.0100	4500.0	73	5512	No
78	GOM_NL__2PRFIN20030321_040555_000000372014_00448_05512_6357.N1	21-MAR-2003 04:05:55	Bright	36.500	166	17Eps Leo	2.9800	6000.0	73	5512	No
79	GOM_NL__2PRFIN20030321_041205_000000382014_00448_05512_6358.N1	21-MAR-2003 04:12:05	Bright	38.000	174	52Psi UMa	3.0040	4400.0	76	5512	No
80	GOM_NL__2PRFIN20030321_041520_000000382014_00448_05512_6359.N1	21-MAR-2003 04:15:20	Bright	37.500	82	48Bet UMa	2.3650	10600.	75	5512	No
81	GOM_NL__2PRFIN20030321_041651_000000392014_00448_05512_6360.N1	21-MAR-2003 04:16:51	Bright	39.000	36	50Alp UMa	1.8000	6300.0	78	5512	No
82	GOM_NL__2PRFIN20030321_041859_000000472014_00448_05512_6361.N1	21-MAR-2003 04:18:59	Bright	47.000	55	79Zet UMa	2.0600	10200.	94	5512	No
83	GOM_NL__2PRFIN20030321_042346_000000432014_00448_05512_6362.N1	21-MAR-2003 04:23:46	Bright	42.500	60	7Bet UMi	2.0810	3950.0	85	5512	No
84	GOM_NL__2PRFIN20030321_042732_000000502014_00448_05512_6363.N1	21-MAR-2003 04:27:32	Bright	49.500	119	14Eta Dra	2.7270	4700.0	99	5512	No
85	GOM_NL__2PRFIN20030321_043137_000000362014_00448_05512_6364.N1	21-MAR-2003 04:31:37	Bright	36.000	74	11Bet Cas	2.2680	6600.0	72	5512	No
86	GOM_NL__2PRFIN20030321_043342_000000552014_00448_05512_6365.N1	21-MAR-2003 04:33:42	Bright	54.500	69	33Gam Dra	2.2310	3800.0	109	5512	No
87	GOM_NL__2PRFIN20030321_043726_000000392014_00448_05512_6366.N1	21-MAR-2003 04:37:26	Bright	39.000	19	50Alp Cyg	1.2460	10500.	78	5512	No
88	GOM_NL__2PRFIN20030321_043901_000000402014_00448_05512_6367.N1	21-MAR-2003 04:39:01	Bright	40.000	66	37Gam Cyg	2.2080	5900.0	80	5512	No
89	GOM_NL__2PRFIN20030321_044048_000000372014_00448_05512_6368.N1	21-MAR-2003 04:40:48	Bright	37.000	92	53Eps Cyg	2.5000	4500.0	74	5512	No
90	GOM_NL__2PRFIN20030321_044931_000000542014_00448_05512_6369.N1	21-MAR-2003 04:49:31	Twilight	53.500	11	53Alp Aql	0.76500	8000.0	107	5512	No
91	GOM_NL__2PRFIN20030321_050008_000000482014_00448_05512_6370.N1	21-MAR-2003 05:00:08	Dark	48.000	155	41Pi Sgr	2.9000	6600.0	96	5512	No
92	GOM_NL__2PRFIN20030321_050216_000000692014_00448_05512_6371.N1	21-MAR-2003 05:02:16	Dark	69.000	1014	Mars	0.0000	0.0000	138	5512	Yes
93	GOM_NL__2PRFIN20030321_050352_000000642014_00448_05512_6372.N1	21-MAR-2003 05:03:52	Dark	63.500	137	22Lam Sgr	2.8240	4400.0	127	5512	No
94	GOM_NL__2PRFIN20030321_051127_000000452014_00449_05513_6343.N1	21-MAR-2003 05:11:27	Dark	44.500	141	Bet Ara	2.8400	4600.0	89	5513	No
95	GOM_NL__2PRFIN20030321_051327_000000522014_00449_05513_6344.N1	21-MAR-2003 05:13:27	Dark	52.000	43	Alp TrA	1.9100	4250.0	104	5513	No
96	GOM_NL__2PRFIN20030321_051500_000000402014_00449_05513_6345.N1	21-MAR-2003 05:15:00	Dark	39.500	134	Bet TrA	2.8100	6600.0	79	5513	No
97	GOM_NL__2PRFIN20030321_051744_000000472014_00449_05513_6346.N1	21-MAR-2003 05:17:44	Dark	46.500	4	Alp1Cen	-0.010000	5800.0	93	5513	No
98	GOM_NL__2PRFIN20030321_051957_000000472014_00449_05513_6347.N1	21-MAR-2003 05:19:57	Dark	46.500	78	Alp Lup	2.3040	28000.	93	5513	No
99	GOM_NL__2PRFIN20030321_052128_000000512014_00449_05513_6348.N1	21-MAR-2003 05:21:28	Straylight	51.000	81	Eta Cen	2.3560	28000.	102	5513	No
100	GOM_NL__2PRFIN20030321_052430_000000632014_00449_05513_6349.N1	21-MAR-2003 05:24:30	Straylight	63.000	54	5The Cen	2.0550	4500.0	126	5513	No
101	GOM_NL__2PRFIN20030321_052606_000000512014_00449_05513_6350.N1	21-MAR-2003 05:26:06	Straylight	51.000	123	lot Cen	2.7500	10200.	102	5513	No

102	GOM_NL__2PRFIN20030321_053134_000000542014_00449_05513_6351.N1	21-MAR-2003 05:31:34	Straylight	53.500	106	9Bet Crv	2.6480	5600.0	107	5513	No
103	GOM_NL__2PRFIN20030321_053345_000000462014_00449_05513_6352.N1	21-MAR-2003 05:33:45	Tw_i_and_stray	46.000	100	4Gam Crv	2.5800	13100.	92	5513	No
104	GOM_NL__2PRFIN20030321_053610_000000772014_00449_05513_6353.N1	21-MAR-2003 05:36:10	Bright	76.500	15	67Alp Vir	0.97600	28000.	153	5513	No
105	GOM_NL__2PRFIN20030321_053946_000000542014_00449_05513_6354.N1	21-MAR-2003 05:39:46	Bright	53.500	121	29Gam Vir	2.7400	7200.0	107	5513	No
106	GOM_NL__2PRFIN20030321_054305_000000392014_00449_05513_6355.N1	21-MAR-2003 05:43:05	Bright	38.500	22	32Alp Leo	1.3600	15200.	77	5513	No
107	GOM_NL__2PRFIN20030321_054515_000000382014_00449_05513_6356.N1	21-MAR-2003 05:45:15	Bright	37.500	51	41Gam1Leo	2.0100	4500.0	75	5513	No
108	GOM_NL__2PRFIN20030321_054631_000000372014_00449_05513_6357.N1	21-MAR-2003 05:46:31	Bright	36.500	166	17Eps Leo	2.9800	6000.0	73	5513	No
109	GOM_NL__2PRFIN20030321_055241_000000382014_00449_05513_6358.N1	21-MAR-2003 05:52:41	Bright	37.500	174	52Psi UMa	3.0040	4400.0	75	5513	No
110	GOM_NL__2PRFIN20030321_055556_000000372014_00449_05513_6359.N1	21-MAR-2003 05:55:56	Bright	36.500	82	48Bet UMa	2.3650	10600.	73	5513	No
111	GOM_NL__2PRFIN20030321_055727_000000362014_00449_05513_6360.N1	21-MAR-2003 05:57:27	Bright	36.000	36	50Alp UMa	1.8000	6300.0	72	5513	No
112	GOM_NL__2PRFIN20030321_055935_000000482014_00449_05513_6361.N1	21-MAR-2003 05:59:35	Bright	47.500	55	79Zet UMa	2.0600	10200.	95	5513	No
113	GOM_NL__2PRFIN20030321_060422_000000412014_00449_05513_6362.N1	21-MAR-2003 06:04:22	Bright	41.000	60	7Bet UMi	2.0810	3950.0	82	5513	No
114	GOM_NL__2PRFIN20030321_060808_000000492014_00449_05513_6363.N1	21-MAR-2003 06:08:08	Bright	48.500	119	14Eta Dra	2.7270	4700.0	97	5513	No
115	GOM_NL__2PRFIN20030321_061213_000000382014_00449_05513_6364.N1	21-MAR-2003 06:12:13	Bright	37.500	74	11Bet Cas	2.2680	6600.0	75	5513	No
116	GOM_NL__2PRFIN20030321_061418_000000532014_00449_05513_6365.N1	21-MAR-2003 06:14:18	Bright	52.500	69	33Gam Dra	2.2310	3800.0	105	5513	No
117	GOM_NL__2PRFIN20030321_061802_000000402014_00449_05513_6366.N1	21-MAR-2003 06:18:02	Bright	39.500	19	50Alp Cyg	1.2460	10500.	79	5513	No
118	GOM_NL__2PRFIN20030321_061937_000000412014_00449_05513_6367.N1	21-MAR-2003 06:19:37	Bright	40.500	66	37Gam Cyg	2.2080	5900.0	81	5513	No
119	GOM_NL__2PRFIN20030321_062124_000000392014_00449_05513_6368.N1	21-MAR-2003 06:21:24	Bright	39.000	92	53Eps Cyg	2.5000	4500.0	78	5513	No
120	GOM_NL__2PRFIN20030321_063007_000000602014_00449_05513_6369.N1	21-MAR-2003 06:30:07	Tw_i_and_stray	60.000	11	53Alp Aql	0.76500	8000.0	120	5513	No
121	GOM_NL__2PRFIN20030321_064045_000000522014_00449_05513_6370.N1	21-MAR-2003 06:40:45	Dark	51.500	155	41Pi Sgr	2.9000	6600.0	103	5513	No
122	GOM_NL__2PRFIN20030321_064252_000000692014_00449_05513_6371.N1	21-MAR-2003 06:42:52	Dark	69.000	1014	Mars	0.0000	0.0000	138	5513	Yes
123	GOM_NL__2PRFIN20030321_064429_000000552014_00449_05513_6372.N1	21-MAR-2003 06:44:29	Dark	54.500	137	22Lam Sgr	2.8240	4400.0	109	5513	No
124	GOM_NL__2PRFIN20030321_065204_000000472014_00450_05514_5954.N1	21-MAR-2003 06:52:04	Dark	46.500	141	Bet Ara	2.8400	4600.0	93	5514	No
125	GOM_NL__2PRFIN20030321_065403_000000402014_00450_05514_5955.N1	21-MAR-2003 06:54:03	Dark	39.500	43	Alp TrA	1.9100	4250.0	79	5514	No
126	GOM_NL__2PRFIN20030321_065536_000000402014_00450_05514_5956.N1	21-MAR-2003 06:55:36	Dark	40.000	134	Bet TrA	2.8100	6600.0	80	5514	No
127	GOM_NL__2PRFIN20030321_065820_000000572014_00450_05514_5957.N1	21-MAR-2003 06:58:20	Dark	57.000	4	Alp1Cen	-0.010000	5800.0	114	5514	No
128	GOM_NL__2PRFIN20030321_070033_000000492014_00450_05514_5958.N1	21-MAR-2003 07:00:33	Dark	48.500	78	Alp Lup	2.3040	28000.	97	5514	No
129	GOM_NL__2PRFIN20030321_070204_000000512014_00450_05514_5959.N1	21-MAR-2003 07:02:04	Straylight	51.000	81	Eta Cen	2.3560	28000.	102	5514	No
130	GOM_NL__2PRFIN20030321_070506_000000582014_00450_05514_5960.N1	21-MAR-2003 07:05:06	Straylight	58.000	54	5The Cen	2.0550	4500.0	116	5514	No
131	GOM_NL__2PRFIN20030321_070642_000000492014_00450_05514_5961.N1	21-MAR-2003 07:06:42	Straylight	49.000	123	lot Cen	2.7500	10200.	98	5514	No
132	GOM_NL__2PRFIN20030321_071210_000000542014_00450_05514_5962.N1	21-MAR-2003 07:12:10	Straylight	53.500	106	9Bet Crv	2.6480	5600.0	107	5514	No
133	GOM_NL__2PRFIN20030321_071421_000000472014_00450_05514_5963.N1	21-MAR-2003 07:14:21	Tw_i_and_stray	46.500	100	4Gam Crv	2.5800	13100.	93	5514	No
134	GOM_NL__2PRFIN20030321_071646_000000782014_00450_05514_5964.N1	21-MAR-2003 07:16:46	Bright	77.500	15	67Alp Vir	0.97600	28000.	155	5514	No
135	GOM_NL__2PRFIN20030321_072021_000000562014_00450_05514_5965.N1	21-MAR-2003 07:20:21	Bright	56.000	121	29Gam Vir	2.7400	7200.0	112	5514	No
136	GOM_NL__2PRFIN20030321_072341_000000392014_00450_05514_5966.N1	21-MAR-2003 07:23:41	Bright	38.500	22	32Alp Leo	1.3600	15200.	77	5514	No
137	GOM_NL__2PRFIN20030321_072551_000000382014_00450_05514_5967.N1	21-MAR-2003 07:25:51	Bright	37.500	51	41Gam1Leo	2.0100	4500.0	75	5514	No
138	GOM_NL__2PRFIN20030321_072707_000000372014_00450_05514_5968.N1	21-MAR-2003 07:27:07	Bright	36.500	166	17Eps Leo	2.9800	6000.0	73	5514	No
139	GOM_NL__2PRFIN20030321_073316_000000392014_00450_05514_5969.N1	21-MAR-2003 07:33:16	Bright	38.500	174	52Psi UMa	3.0040	4400.0	77	5514	No
140	GOM_NL__2PRFIN20030321_073632_000000392014_00450_05514_5970.N1	21-MAR-2003 07:36:32	Bright	38.500	82	48Bet UMa	2.3650	10600.	77	5514	No
141	GOM_NL__2PRFIN20030321_073802_000000392014_00450_05514_5971.N1	21-MAR-2003 07:38:02	Bright	38.500	36	50Alp UMa	1.8000	6300.0	77	5514	No
142	GOM_NL__2PRFIN20030321_074010_000000472014_00450_05514_5972.N1	21-MAR-2003 07:40:10	Bright	47.000	55	79Zet UMa	2.0600	10200.	94	5514	No
143	GOM_NL__2PRFIN20030321_074457_000000392014_00450_05514_5973.N1	21-MAR-2003 07:44:57	Bright	38.500	60	7Bet UMi	2.0810	3950.0	77	5514	No
144	GOM_NL__2PRFIN20030321_074843_000000492014_00450_05514_5974.N1	21-MAR-2003 07:48:43	Bright	49.000	119	14Eta Dra	2.7270	4700.0	98	5514	No
145	GOM_NL__2PRFIN20030321_075249_000000372014_00450_05514_5975.N1	21-MAR-2003 07:52:49	Bright	36.500	74	11Bet Cas	2.2680	6600.0	73	5514	No
146	GOM_NL__2PRFIN20030321_075453_000000552014_00450_05514_5976.N1	21-MAR-2003 07:54:53	Bright	54.500	69	33Gam Dra	2.2310	3800.0	109	5514	No
147	GOM_NL__2PRFIN20030321_075838_000000402014_00450_05514_5977.N1	21-MAR-2003 07:58:38	Bright	40.000	19	50Alp Cyg	1.2460	10500.	80	5514	No
148	GOM_NL__2PRFIN20030321_080013_000000432014_00450_05514_5978.N1	21-MAR-2003 08:00:13	Bright	43.000	66	37Gam Cyg	2.2080	5900.0	86	5514	No
149	GOM_NL__2PRFIN20030321_080200_000000392014_00450_05514_5979.N1	21-MAR-2003 08:02:00	Bright	39.000	92	53Eps Cyg	2.5000	4500.0	78	5514	No
150	GOM_NL__2PRFIN20030321_081044_000000562014_00450_05514_5980.N1	21-MAR-2003 08:10:44	Tw_i_and_stray	56.000	11	53Alp Aql	0.76500	8000.0	112	5514	No
151	GOM_NL__2PRFIN20030321_082122_000000492014_00450_05514_5981.N1	21-MAR-2003 08:21:22	Dark	49.000	155	41Pi Sgr	2.9000	6600.0	98	5514	No
152	GOM_NL__2PRFIN20030321_082328_000000672014_00450_05514_5982.N1	21-MAR-2003 08:23:28	Dark	67.000	1014	Mars	0.0000	0.0000	134	5514	Yes
153	GOM_NL__2PRFIN20030321_082507_000000572014_00450_05514_5983.N1	21-MAR-2003 08:25:07	Dark	56.500	137	22Lam Sgr	2.8240	4400.0	113	5514	No
154	GOM_NL__2PRFIN20030321_083053_000000582014_00451_05515_5955.N1	21-MAR-2003 08:30:53	Dark	57.500	25	35Lam Sco	1.6200	28000.	115	5515	No
155	GOM_NL__2PRFIN20030321_083240_000000432014_00451_05515_5956.N1	21-MAR-2003 08:32:40	Dark	42.500	141	Bet Ara	2.8400	4600.0	85	5515	No
156	GOM_NL__2PRFIN20030321_083439_000000412014_00451_05515_5957.N1	21-MAR-2003 08:34:39	Dark	40.500	43	Alp TrA	1.9100	4250.0	81	5515	No
157	GOM_NL__2PRFIN20030321_083613_000000442014_00451_05515_5958.N1	21-MAR-2003 08:36:13	Dark	44.000	134	Bet TrA	2.8100	6600.0	88	5515	No
158	GOM_NL__2PRFIN20030321_084007_000000532014_00451_05515_5959.N1	21-MAR-2003 08:40:07	Dark	52.500	10	Bet Cen	0.61000	28000.	105	5515	No
159	GOM_NL__2PRFIN20030321_084150_000000432014_00451_05515_5960.N1	21-MAR-2003 08:41:50	Dark	43.000	12	Alp1Cru	0.77500	30000.	86	5515	No
160	GOM_NL__2PRFIN20030321_084310_000000462014_00451_05515_5961.N1	21-MAR-2003 08:43:10	Straylight	45.500	26	Gam Cru	1.6240	2900.0	91	5515	No

161	GOM_NL__2PRFIN20030321_084543_000000612014_00451_05515_5962.N1	21-MAR-2003 08:45:43	Straylight	60.500	54	5The Cen	2.0550	4500.0	121	5515	No
162	GOM_NL__2PRFIN20030321_085247_000000522014_00451_05515_5963.N1	21-MAR-2003 08:52:47	Straylight	51.500	106	9Bet Crv	2.6480	5600.0	103	5515	No
163	GOM_NL__2PRFIN20030321_085458_000000492014_00451_05515_5964.N1	21-MAR-2003 08:54:58	Tw_i_and_stray	49.000	100	4Gam Crv	2.5800	13100.	98	5515	No
164	GOM_NL__2PRFIN20030321_085721_000000782014_00451_05515_5965.N1	21-MAR-2003 08:57:21	Bright	77.500	15	67Alp Vir	0.97600	28000.	155	5515	No
165	GOM_NL__2PRFIN20030321_090057_000000552014_00451_05515_5966.N1	21-MAR-2003 09:00:57	Bright	55.000	121	29Gam Vir	2.7400	7200.0	110	5515	No
166	GOM_NL__2PRFIN20030321_090417_000000382014_00451_05515_5967.N1	21-MAR-2003 09:04:17	Bright	38.000	22	32Alp Leo	1.3600	15200.	76	5515	No
167	GOM_NL__2PRFIN20030321_090626_000000382014_00451_05515_5968.N1	21-MAR-2003 09:06:26	Bright	37.500	51	41Gam1Leo	2.0100	4500.0	75	5515	No
168	GOM_NL__2PRFIN20030321_090743_000000372014_00451_05515_5969.N1	21-MAR-2003 09:07:43	Bright	36.500	166	17Eps Leo	2.9800	6000.0	73	5515	No
169	GOM_NL__2PRFIN20030321_091352_000000412014_00451_05515_5970.N1	21-MAR-2003 09:13:52	Bright	40.500	174	52Psi UMa	3.0040	4400.0	81	5515	No
170	GOM_NL__2PRFIN20030321_091707_000000382014_00451_05515_5971.N1	21-MAR-2003 09:17:07	Bright	38.000	82	48Bet UMa	2.3650	10600.	76	5515	No
171	GOM_NL__2PRFIN20030321_091838_000000392014_00451_05515_5972.N1	21-MAR-2003 09:18:38	Bright	39.000	36	50Alp UMa	1.8000	6300.0	78	5515	No
172	GOM_NL__2PRFIN20030321_092045_000000472014_00451_05515_5973.N1	21-MAR-2003 09:20:45	Bright	47.000	55	79Zet UMa	2.0600	10200.	94	5515	No
173	GOM_NL__2PRFIN20030321_092532_000000432014_00451_05515_5974.N1	21-MAR-2003 09:25:32	Bright	42.500	60	7Bet UMi	2.0810	3950.0	85	5515	No
174	GOM_NL__2PRFIN20030321_092918_000000502014_00451_05515_5975.N1	21-MAR-2003 09:29:18	Bright	50.000	119	14Eta Dra	2.7270	4700.0	100	5515	No
175	GOM_NL__2PRFIN20030321_093325_000000382014_00451_05515_5976.N1	21-MAR-2003 09:33:25	Bright	38.000	74	11Bet Cas	2.2680	6600.0	76	5515	No
176	GOM_NL__2PRFIN20030321_093528_000000562014_00451_05515_5977.N1	21-MAR-2003 09:35:28	Bright	56.000	69	33Gam Dra	2.2310	3800.0	112	5515	No
177	GOM_NL__2PRFIN20030321_093914_000000392014_00451_05515_5978.N1	21-MAR-2003 09:39:14	Bright	38.500	19	50Alp Cyg	1.2460	10500.	77	5515	No
178	GOM_NL__2PRFIN20030321_094049_000000372014_00451_05515_5979.N1	21-MAR-2003 09:40:49	Bright	37.000	66	37Gam Cyg	2.2080	5900.0	74	5515	No
179	GOM_NL__2PRFIN20030321_094236_000000372014_00451_05515_5980.N1	21-MAR-2003 09:42:36	Bright	36.500	92	53Eps Cyg	2.5000	4500.0	73	5515	No
180	GOM_NL__2PRFIN20030321_095120_000000572014_00451_05515_5981.N1	21-MAR-2003 09:51:20	Tw_i_and_stray	56.500	11	53Alp Aql	0.76500	8000.0	113	5515	No
181	GOM_NL__2PRFIN20030321_100158_000000492014_00451_05515_5982.N1	21-MAR-2003 10:01:58	Dark	48.500	155	41Pi Sgr	2.9000	6600.0	97	5515	No
182	GOM_NL__2PRFIN20030321_100404_000000692014_00451_05515_5983.N1	21-MAR-2003 10:04:04	Dark	69.000	1014	Mars	0.0000	0.0000	138	5515	Yes
183	GOM_NL__2PRFIN20030321_100544_000000552014_00451_05515_5984.N1	21-MAR-2003 10:05:44	Dark	54.500	137	22Lam Sgr	2.8240	4400.0	109	5515	No
184	GOM_NL__2PRFIN20030321_101130_000000562014_00452_05516_6343.N1	21-MAR-2003 10:11:30	Dark	56.000	25	35Lam Sco	1.6200	28000.	112	5516	No
185	GOM_NL__2PRFIN20030321_101317_000000442014_00452_05516_6344.N1	21-MAR-2003 10:13:17	Dark	44.000	141	Bet Ara	2.8400	4600.0	88	5516	No
186	GOM_NL__2PRFIN20030321_101515_000000392014_00452_05516_6345.N1	21-MAR-2003 10:15:15	Dark	39.000	43	Alp TrA	1.9100	4250.0	78	5516	No
187	GOM_NL__2PRFIN20030321_101649_000000392014_00452_05516_6346.N1	21-MAR-2003 10:16:49	Dark	39.000	134	Bet TrA	2.8100	6600.0	78	5516	No
188	GOM_NL__2PRFIN20030321_102043_000000552014_00452_05516_6347.N1	21-MAR-2003 10:20:43	Dark	55.000	10	Bet Cen	0.61000	28000.	110	5516	No
189	GOM_NL__2PRFIN20030321_102226_000000392014_00452_05516_6348.N1	21-MAR-2003 10:22:26	Dark	38.500	12	Alp1Cru	0.77500	30000.	77	5516	No
190	GOM_NL__2PRFIN20030321_102346_000000452014_00452_05516_6349.N1	21-MAR-2003 10:23:46	Straylight	45.000	26	Gam Cru	1.6240	2900.0	90	5516	No
191	GOM_NL__2PRFIN20030321_102619_000000602014_00452_05516_6350.N1	21-MAR-2003 10:26:19	Straylight	60.000	54	5The Cen	2.0550	4500.0	120	5516	No
192	GOM_NL__2PRFIN20030321_103323_000000542014_00452_05516_6351.N1	21-MAR-2003 10:33:23	Straylight	53.500	106	9Bet Crv	2.6480	5600.0	107	5516	No
193	GOM_NL__2PRFIN20030321_103533_000000492014_00452_05516_6352.N1	21-MAR-2003 10:35:33	Tw_i_and_stray	48.500	100	4Gam Crv	2.5800	13100.	97	5516	No
194	GOM_NL__2PRFIN20030321_103757_000000782014_00452_05516_6353.N1	21-MAR-2003 10:37:57	Bright	78.000	15	67Alp Vir	0.97600	28000.	156	5516	No
195	GOM_NL__2PRFIN20030321_104132_000000552014_00452_05516_6354.N1	21-MAR-2003 10:41:32	Bright	54.500	121	29Gam Vir	2.7400	7200.0	109	5516	No
196	GOM_NL__2PRFIN20030321_104452_000000382014_00452_05516_6355.N1	21-MAR-2003 10:44:52	Bright	37.500	22	32Alp Leo	1.3600	15200.	75	5516	No
197	GOM_NL__2PRFIN20030321_104702_000000372014_00452_05516_6356.N1	21-MAR-2003 10:47:02	Bright	36.500	51	41Gam1Leo	2.0100	4500.0	73	5516	No
198	GOM_NL__2PRFIN20030321_104819_000000362014_00452_05516_6357.N1	21-MAR-2003 10:48:19	Bright	35.500	166	17Eps Leo	2.9800	6000.0	71	5516	No
199	GOM_NL__2PRFIN20030321_105427_000000402014_00452_05516_6358.N1	21-MAR-2003 10:54:27	Bright	39.500	174	52Psi UMa	3.0040	4400.0	79	5516	No
200	GOM_NL__2PRFIN20030321_105743_000000392014_00452_05516_6359.N1	21-MAR-2003 10:57:43	Bright	38.500	82	48Bet UMa	2.3650	10600.	77	5516	No
201	GOM_NL__2PRFIN20030321_105914_000000412014_00452_05516_6360.N1	21-MAR-2003 10:59:14	Bright	40.500	36	50Alp UMa	1.8000	6300.0	81	5516	No
202	GOM_NL__2PRFIN20030321_110120_000000482014_00452_05516_6361.N1	21-MAR-2003 11:01:20	Bright	47.500	55	79Zet UMa	2.0600	10200.	95	5516	No
203	GOM_NL__2PRFIN20030321_110608_000000412014_00452_05516_6362.N1	21-MAR-2003 11:06:08	Bright	41.000	60	7Bet UMi	2.0810	3950.0	82	5516	No
204	GOM_NL__2PRFIN20030321_110953_000000512014_00452_05516_6363.N1	21-MAR-2003 11:09:53	Bright	50.500	119	14Eta Dra	2.7270	4700.0	101	5516	No
205	GOM_NL__2PRFIN20030321_111401_000000382014_00452_05516_6364.N1	21-MAR-2003 11:14:01	Bright	37.500	74	11Bet Cas	2.2680	6600.0	75	5516	No
206	GOM_NL__2PRFIN20030321_111603_000000572014_00452_05516_6365.N1	21-MAR-2003 11:16:03	Bright	56.500	69	33Gam Dra	2.2310	3800.0	113	5516	No
207	GOM_NL__2PRFIN20030321_111949_000000402014_00452_05516_6366.N1	21-MAR-2003 11:19:49	Bright	40.000	19	50Alp Cyg	1.2460	10500.	80	5516	No
208	GOM_NL__2PRFIN20030321_112124_000000422014_00452_05516_6367.N1	21-MAR-2003 11:21:24	Bright	41.500	66	37Gam Cyg	2.2080	5900.0	83	5516	No
209	GOM_NL__2PRFIN20030321_112312_000000402014_00452_05516_6368.N1	21-MAR-2003 11:23:12	Bright	39.500	92	53Eps Cyg	2.5000	4500.0	79	5516	No
210	GOM_NL__2PRFIN20030321_113155_000000562014_00452_05516_6369.N1	21-MAR-2003 11:31:55	Tw_i_and_stray	56.000	11	53Alp Aql	0.76500	8000.0	112	5516	No
211	GOM_NL__2PRFIN20030321_114235_000000502014_00452_05516_6370.N1	21-MAR-2003 11:42:35	Dark	50.000	155	41Pi Sgr	2.9000	6600.0	100	5516	No
212	GOM_NL__2PRFIN20030321_114440_000000612014_00452_05516_6371.N1	21-MAR-2003 11:44:40	Dark	60.500	1014	Mars	0.0000	0.0000	121	5516	Yes
213	GOM_NL__2PRFIN20030321_114621_000000632014_00452_05516_6372.N1	21-MAR-2003 11:46:21	Dark	63.000	137	22Lam Sgr	2.8240	4400.0	126	5516	No
214	GOM_NL__2PRFIN20030321_115207_000000562014_00453_05517_5959.N1	21-MAR-2003 11:52:07	Dark	55.500	25	35Lam Sco	1.6200	28000.	111	5517	No
215	GOM_NL__2PRFIN20030321_115353_000000442014_00453_05517_5960.N1	21-MAR-2003 11:53:53	Dark	43.500	141	Bet Ara	2.8400	4600.0	87	5517	No
216	GOM_NL__2PRFIN20030321_115552_000000422014_00453_05517_5961.N1	21-MAR-2003 11:55:52	Dark	41.500	43	Alp TrA	1.9100	4250.0	83	5517	No
217	GOM_NL__2PRFIN20030321_115725_000000412014_00453_05517_5962.N1	21-MAR-2003 11:57:25	Dark	40.500	134	Bet TrA	2.8100	6600.0	81	5517	No
218	GOM_NL__2PRFIN20030321_120119_000000522014_00453_05517_5963.N1	21-MAR-2003 12:01:19	Dark	52.000	10	Bet Cen	0.61000	28000.	104	5517	No
219	GOM_NL__2PRFIN20030321_120302_000000442014_00453_05517_5964.N1	21-MAR-2003 12:03:02	Dark	44.000	12	Alp1Cru	0.77500	30000.	88	5517	No

220	GOM_NL__2PRFIN20030321_120422_000000472014_00453_05517_5965.N1	21-MAR-2003 12:04:22	Straylight	47.000	26	Gam Cru	1.6240	2900.0	94	5517	No
221	GOM_NL__2PRFIN20030321_120656_000000672014_00453_05517_5966.N1	21-MAR-2003 12:06:56	Straylight	66.500	54	5The Cen	2.0550	4500.0	133	5517	No
222	GOM_NL__2PRFIN20030321_121358_000000542014_00453_05517_5967.N1	21-MAR-2003 12:13:58	Straylight	53.500	106	9Bet Crv	2.6480	5600.0	107	5517	No
223	GOM_NL__2PRFIN20030321_121609_000000492014_00453_05517_5968.N1	21-MAR-2003 12:16:09	Tw_i_and_stray	49.000	100	4Gam Crv	2.5800	13100.	98	5517	No
224	GOM_NL__2PRFIN20030321_121830_000000822014_00453_05517_5969.N1	21-MAR-2003 12:18:30	Bright	82.000	15	67Alp Vir	0.97600	28000.	164	5517	No
225	GOM_NL__2PRFIN20030321_122206_000000572014_00453_05517_5970.N1	21-MAR-2003 12:22:06	Bright	56.500	121	29Gam Vir	2.7400	7200.0	113	5517	No
226	GOM_NL__2PRFIN20030321_122528_000000402014_00453_05517_5971.N1	21-MAR-2003 12:25:28	Bright	39.500	22	32Alp Leo	1.3600	15200.	79	5517	No
227	GOM_NL__2PRFIN20030321_122738_000000382014_00453_05517_5972.N1	21-MAR-2003 12:27:38	Bright	38.000	51	41Gam1Leo	2.0100	4500.0	76	5517	No
228	GOM_NL__2PRFIN20030321_122854_000000382014_00453_05517_5973.N1	21-MAR-2003 12:28:54	Bright	37.500	166	17Eps Leo	2.9800	6000.0	75	5517	No
229	GOM_NL__2PRFIN20030321_123503_000000402014_00453_05517_5974.N1	21-MAR-2003 12:35:03	Bright	40.000	174	52Psi UMa	3.0040	4400.0	80	5517	No
230	GOM_NL__2PRFIN20030321_123818_000000372014_00453_05517_5975.N1	21-MAR-2003 12:38:18	Bright	37.000	82	48Bet UMa	2.3650	10600.	74	5517	No
231	GOM_NL__2PRFIN20030321_123949_000000402014_00453_05517_5976.N1	21-MAR-2003 12:39:49	Bright	39.500	36	50Alp UMa	1.8000	6300.0	79	5517	No
232	GOM_NL__2PRFIN20030321_124154_000000572014_00453_05517_5977.N1	21-MAR-2003 12:41:54	Bright	56.500	55	79Zet UMa	2.0600	10200.	113	5517	No
233	GOM_NL__2PRFIN20030321_124642_000000432014_00453_05517_5978.N1	21-MAR-2003 12:46:42	Bright	42.500	60	7Bet UMi	2.0810	3950.0	85	5517	No
234	GOM_NL__2PRFIN20030321_125028_000000462014_00453_05517_5979.N1	21-MAR-2003 12:50:28	Bright	45.500	119	14Eta Dra	2.7270	4700.0	91	5517	No
235	GOM_NL__2PRFIN20030321_125437_000000342014_00453_05517_5980.N1	21-MAR-2003 12:54:37	Bright	33.500	74	11Bet Cas	2.2680	6600.0	67	5517	No
236	GOM_NL__2PRFIN20030321_125639_000000572014_00453_05517_5981.N1	21-MAR-2003 12:56:39	Bright	57.000	69	33Gam Dra	2.2310	3800.0	114	5517	No
237	GOM_NL__2PRFIN20030321_130024_000000392014_00453_05517_5982.N1	21-MAR-2003 13:00:24	Bright	38.500	19	50Alp Cyg	1.2460	10500.	77	5517	No
238	GOM_NL__2PRFIN20030321_130200_000000412014_00453_05517_5983.N1	21-MAR-2003 13:02:00	Bright	41.000	66	37Gam Cyg	2.2080	5900.0	82	5517	No
239	GOM_NL__2PRFIN20030321_130347_000000412014_00453_05517_5984.N1	21-MAR-2003 13:03:47	Bright	40.500	92	53Eps Cyg	2.5000	4500.0	81	5517	No
240	GOM_NL__2PRFIN20030321_131229_000000592014_00453_05517_5985.N1	21-MAR-2003 13:12:29	Tw_i_and_stray	58.500	11	53Alp Aql	0.76500	8000.0	117	5517	No
241	GOM_NL__2PRFIN20030321_132312_000000522014_00453_05517_5986.N1	21-MAR-2003 13:23:12	Dark	51.500	155	41Pi Sgr	2.9000	6600.0	103	5517	No
242	GOM_NL__2PRFIN20030321_132516_000000622014_00453_05517_5987.N1	21-MAR-2003 13:25:16	Dark	61.500	1014	Mars	0.0000	0.0000	123	5517	Yes
243	GOM_NL__2PRFIN20030321_132657_000000572014_00453_05517_5988.N1	21-MAR-2003 13:26:57	Dark	57.000	137	22Lam Sgr	2.8240	4400.0	114	5517	No
244	GOM_NL__2PRFIN20030321_133244_000000542014_00454_05518_5960.N1	21-MAR-2003 13:32:44	Dark	53.500	25	35Lam Sco	1.6200	28000.	107	5518	No
245	GOM_NL__2PRFIN20030321_133429_000000432014_00454_05518_5961.N1	21-MAR-2003 13:34:29	Dark	43.000	141	Bet Ara	2.8400	4600.0	86	5518	No
246	GOM_NL__2PRFIN20030321_133628_000000422014_00454_05518_5962.N1	21-MAR-2003 13:36:28	Dark	42.000	43	Alp TrA	1.9100	4250.0	84	5518	No
247	GOM_NL__2PRFIN20030321_133802_000000412014_00454_05518_5963.N1	21-MAR-2003 13:38:02	Dark	41.000	134	Bet TrA	2.8100	6600.0	82	5518	No
248	GOM_NL__2PRFIN20030321_134155_000000462014_00454_05518_5964.N1	21-MAR-2003 13:41:55	Dark	46.000	10	Bet Cen	0.61000	28000.	92	5518	No
249	GOM_NL__2PRFIN20030321_134338_000000462014_00454_05518_5965.N1	21-MAR-2003 13:43:38	Dark	45.500	12	Alp1Cru	0.77500	30000.	91	5518	No
250	GOM_NL__2PRFIN20030321_134458_000000492014_00454_05518_5966.N1	21-MAR-2003 13:44:58	Straylight	49.000	26	Gam Cru	1.6240	2900.0	98	5518	No
251	GOM_NL__2PRFIN20030321_134731_000000602014_00454_05518_5967.N1	21-MAR-2003 13:47:31	Straylight	59.500	54	5The Cen	2.0550	4500.0	119	5518	No
252	GOM_NL__2PRFIN20030321_135434_000000542014_00454_05518_5968.N1	21-MAR-2003 13:54:34	Straylight	53.500	106	9Bet Crv	2.6480	5600.0	107	5518	No
253	GOM_NL__2PRFIN20030321_135645_000000482014_00454_05518_5969.N1	21-MAR-2003 13:56:45	Tw_i_and_stray	47.500	100	4Gam Crv	2.5800	13100.	95	5518	No
254	GOM_NL__2PRFIN20030321_135906_000000802014_00454_05518_5970.N1	21-MAR-2003 13:59:06	Bright	80.000	15	67Alp Vir	0.97600	28000.	160	5518	No
255	GOM_NL__2PRFIN20030321_140242_000000562014_00454_05518_5971.N1	21-MAR-2003 14:02:42	Bright	55.500	121	29Gam Vir	2.7400	7200.0	111	5518	No
256	GOM_NL__2PRFIN20030321_140603_000000402014_00454_05518_5972.N1	21-MAR-2003 14:06:03	Bright	39.500	22	32Alp Leo	1.3600	15200.	79	5518	No
257	GOM_NL__2PRFIN20030321_140813_000000392014_00454_05518_5973.N1	21-MAR-2003 14:08:13	Bright	38.500	51	41Gam1Leo	2.0100	4500.0	77	5518	No
258	GOM_NL__2PRFIN20030321_140930_000000372014_00454_05518_5974.N1	21-MAR-2003 14:09:30	Bright	36.500	166	17Eps Leo	2.9800	6000.0	73	5518	No
259	GOM_NL__2PRFIN20030321_141540_000000382014_00454_05518_5975.N1	21-MAR-2003 14:15:40	Bright	37.500	174	52Psi UMa	3.0040	4400.0	75	5518	No
260	GOM_NL__2PRFIN20030321_141855_000000382014_00454_05518_5976.N1	21-MAR-2003 14:18:55	Bright	38.000	82	48Bet UMa	2.3650	10600.	76	5518	No
261	GOM_NL__2PRFIN20030321_142026_000000392014_00454_05518_5977.N1	21-MAR-2003 14:20:26	Bright	38.500	36	50Alp UMa	1.8000	6300.0	77	5518	No
262	GOM_NL__2PRFIN20030321_142231_000000472014_00454_05518_5978.N1	21-MAR-2003 14:22:31	Bright	46.500	55	79Zet UMa	2.0600	10200.	93	5518	No
263	GOM_NL__2PRFIN20030321_142720_000000412014_00454_05518_5979.N1	21-MAR-2003 14:27:20	Bright	40.500	60	7Bet UMi	2.0810	3950.0	81	5518	No
264	GOM_NL__2PRFIN20030321_143104_000000482014_00454_05518_5980.N1	21-MAR-2003 14:31:04	Bright	48.000	119	14Eta Dra	2.7270	4700.0	96	5518	No
265	GOM_NL__2PRFIN20030321_143514_000000362014_00454_05518_5981.N1	21-MAR-2003 14:35:14	Bright	35.500	74	11Bet Cas	2.2680	6600.0	71	5518	No
266	GOM_NL__2PRFIN20030321_143716_000000552014_00454_05518_5982.N1	21-MAR-2003 14:37:16	Bright	55.000	69	33Gam Dra	2.2310	3800.0	110	5518	No
267	GOM_NL__2PRFIN20030321_144102_000000392014_00454_05518_5983.N1	21-MAR-2003 14:41:02	Bright	38.500	19	50Alp Cyg	1.2460	10500.	77	5518	No
268	GOM_NL__2PRFIN20030321_144237_000000392014_00454_05518_5984.N1	21-MAR-2003 14:42:37	Bright	38.500	66	37Gam Cyg	2.2080	5900.0	77	5518	No
269	GOM_NL__2PRFIN20030321_144425_000000392014_00454_05518_5985.N1	21-MAR-2003 14:44:25	Bright	39.000	92	53Eps Cyg	2.5000	4500.0	78	5518	No
270	GOM_NL__2PRFIN20030321_145310_000000572014_00454_05518_5986.N1	21-MAR-2003 14:53:10	Tw_i_and_stray	57.000	11	53Alp Aql	0.76500	8000.0	114	5518	No
271	GOM_NL__2PRFIN20030321_150350_000000482014_00454_05518_5987.N1	21-MAR-2003 15:03:50	Dark	47.500	155	41Pi Sgr	2.9000	6600.0	95	5518	No
272	GOM_NL__2PRFIN20030321_150553_000000692014_00454_05518_5988.N1	21-MAR-2003 15:05:53	Dark	69.000	1014	Mars	0.0000	0.0000	138	5518	Yes
273	GOM_NL__2PRFIN20030321_150736_000000562014_00454_05518_5989.N1	21-MAR-2003 15:07:36	Dark	56.000	137	22Lam Sgr	2.8240	4400.0	112	5518	No
274	GOM_NL__2PRFIN20030321_151322_000000542014_00455_05519_6343.N1	21-MAR-2003 15:13:22	Dark	53.500	25	35Lam Sco	1.6200	28000.	107	5519	No
275	GOM_NL__2PRFIN20030321_151507_000000412014_00455_05519_6344.N1	21-MAR-2003 15:15:07	Dark	41.000	141	Bet Ara	2.8400	4600.0	82	5519	No
276	GOM_NL__2PRFIN20030321_151705_000000412014_00455_05519_6345.N1	21-MAR-2003 15:17:05	Dark	40.500	43	Alp TrA	1.9100	4250.0	81	5519	No
277	GOM_NL__2PRFIN20030321_151839_000000402014_00455_05519_6346.N1	21-MAR-2003 15:18:39	Dark	39.500	134	Bet TrA	2.8100	6600.0	79	5519	No
278	GOM_NL__2PRFIN20030321_152233_000000442014_00455_05519_6347.N1	21-MAR-2003 15:22:33	Dark	44.000	10	Bet Cen	0.61000	28000.	88	5519	No

279	GOM_NL__2PRFIN20030321_152415_000000382014_00455_05519_6348.N1	21-MAR-2003 15:24:15	Dark	38.000	12	Alp1Cru	0.77500	30000.	76	5519	No
280	GOM_NL__2PRFIN20030321_152536_000000472014_00455_05519_6349.N1	21-MAR-2003 15:25:36	Straylight	46.500	26	Gam Cru	1.6240	2900.0	93	5519	No
281	GOM_NL__2PRFIN20030321_152810_000000592014_00455_05519_6350.N1	21-MAR-2003 15:28:10	Straylight	58.500	54	5The Cen	2.0550	4500.0	117	5519	No
282	GOM_NL__2PRFIN20030321_153511_000000512014_00455_05519_6351.N1	21-MAR-2003 15:35:11	Straylight	50.500	106	9Bet Crv	2.6480	5600.0	101	5519	No
283	GOM_NL__2PRFIN20030321_153722_000000462014_00455_05519_6352.N1	21-MAR-2003 15:37:22	Tw_i_and_stray	46.000	100	4Gam Crv	2.5800	13100.	92	5519	No
284	GOM_NL__2PRFIN20030321_153945_000000832014_00455_05519_6353.N1	21-MAR-2003 15:39:45	Bright	83.000	15	67Alp Vir	0.97600	28000.	166	5519	No
285	GOM_NL__2PRFIN20030321_154319_000000552014_00455_05519_6354.N1	21-MAR-2003 15:43:19	Bright	55.000	121	29Gam Vir	2.7400	7200.0	110	5519	No
286	GOM_NL__2PRFIN20030321_154641_000000382014_00455_05519_6355.N1	21-MAR-2003 15:46:41	Bright	37.500	22	32Alp Leo	1.3600	15200.	75	5519	No
287	GOM_NL__2PRFIN20030321_154851_000000372014_00455_05519_6356.N1	21-MAR-2003 15:48:51	Bright	36.500	51	41Gam1Leo	2.0100	4500.0	73	5519	No
288	GOM_NL__2PRFIN20030321_155008_000000362014_00455_05519_6357.N1	21-MAR-2003 15:50:08	Bright	36.000	166	17Eps Leo	2.9800	6000.0	72	5519	No
289	GOM_NL__2PRFIN20030321_155615_000000402014_00455_05519_6358.N1	21-MAR-2003 15:56:15	Bright	39.500	174	52Psi UMa	3.0040	4400.0	79	5519	No
290	GOM_NL__2PRFIN20030321_155931_000000382014_00455_05519_6359.N1	21-MAR-2003 15:59:31	Bright	37.500	82	48Bet UMa	2.3650	10600.	75	5519	No
291	GOM_NL__2PRFIN20030321_160102_000000382014_00455_05519_6360.N1	21-MAR-2003 16:01:02	Bright	38.000	36	50Alp UMa	1.8000	6300.0	76	5519	No
292	GOM_NL__2PRFIN20030321_160306_000000472014_00455_05519_6361.N1	21-MAR-2003 16:03:06	Bright	47.000	55	79Zet UMa	2.0600	10200.	94	5519	No
293	GOM_NL__2PRFIN20030321_160755_000000422014_00455_05519_6362.N1	21-MAR-2003 16:07:55	Bright	42.000	60	7Bet UMi	2.0810	3950.0	84	5519	No
294	GOM_NL__2PRFIN20030321_161140_000000492014_00455_05519_6363.N1	21-MAR-2003 16:11:40	Bright	48.500	119	14Eta Dra	2.7270	4700.0	97	5519	No
295	GOM_NL__2PRFIN20030321_161550_000000372014_00455_05519_6364.N1	21-MAR-2003 16:15:50	Bright	37.000	74	11Bet Cas	2.2680	6600.0	74	5519	No
296	GOM_NL__2PRFIN20030321_161751_000000552014_00455_05519_6365.N1	21-MAR-2003 16:17:51	Bright	54.500	69	33Gam Dra	2.2310	3800.0	109	5519	No
297	GOM_NL__2PRFIN20030321_162138_000000392014_00455_05519_6366.N1	21-MAR-2003 16:21:38	Bright	39.000	19	50Alp Cyg	1.2460	10500.	78	5519	No
298	GOM_NL__2PRFIN20030321_162313_000000392014_00455_05519_6367.N1	21-MAR-2003 16:23:13	Bright	38.500	66	37Gam Cyg	2.2080	5900.0	77	5519	No
299	GOM_NL__2PRFIN20030321_162501_000000372014_00455_05519_6368.N1	21-MAR-2003 16:25:01	Bright	37.000	92	53Eps Cyg	2.5000	4500.0	74	5519	No
300	GOM_NL__2PRFIN20030321_163346_000000572014_00455_05519_6369.N1	21-MAR-2003 16:33:46	Tw_i_and_stray	56.500	11	53Alp Aql	0.76500	8000.0	113	5519	No
301	GOM_NL__2PRFIN20030321_164426_000000522014_00455_05519_6370.N1	21-MAR-2003 16:44:26	Dark	52.000	155	41Pi Sgr	2.9000	6600.0	104	5519	No
302	GOM_NL__2PRFIN20030321_164630_000000692014_00455_05519_6371.N1	21-MAR-2003 16:46:30	Dark	69.000	1014	Mars	0.0000	0.0000	138	5519	Yes
303	GOM_NL__2PRFIN20030321_164813_000000572014_00455_05519_6372.N1	21-MAR-2003 16:48:13	Dark	57.000	137	22Lam Sgr	2.8240	4400.0	114	5519	No
304	GOM_NL__2PRFIN20030321_165359_000000512014_00456_05520_6363.N1	21-MAR-2003 16:53:59	Dark	51.000	25	35Lam Sco	1.6200	28000.	102	5520	No
305	GOM_NL__2PRFIN20030321_165741_000000512014_00456_05520_6364.N1	21-MAR-2003 16:57:41	Dark	51.000	43	Alp TrA	1.9100	4250.0	102	5520	No
306	GOM_NL__2PRFIN20030321_165916_000000402014_00456_05520_6365.N1	21-MAR-2003 16:59:16	Dark	40.000	134	Bet TrA	2.8100	6600.0	80	5520	No
307	GOM_NL__2PRFIN20030321_170159_000000492014_00456_05520_6366.N1	21-MAR-2003 17:01:59	Dark	48.500	4	Alp1Cen	-0.010000	5800.0	97	5520	No
308	GOM_NL__2PRFIN20030321_170451_000000432014_00456_05520_6367.N1	21-MAR-2003 17:04:51	Dark	43.000	12	Alp1Cru	0.77500	30000.	86	5520	No
309	GOM_NL__2PRFIN20030321_170612_000000532014_00456_05520_6368.N1	21-MAR-2003 17:06:12	Straylight	53.000	26	Gam Cru	1.6240	2900.0	106	5520	No
310	GOM_NL__2PRFIN20030321_170801_000000392014_00456_05520_6369.N1	21-MAR-2003 17:08:01	Straylight	39.000	64	Gam Cen	2.2000	10600.	78	5520	No
311	GOM_NL__2PRFIN20030321_170953_000000382014_00456_05520_6370.N1	21-MAR-2003 17:09:53	Straylight	38.000	113	Mu Vel	2.6920	5000.0	76	5520	No
312	GOM_NL__2PRFIN20030321_171548_000000532014_00456_05520_6371.N1	21-MAR-2003 17:15:48	Straylight	52.500	106	9Bet Crv	2.6480	5600.0	105	5520	No
313	GOM_NL__2PRFIN20030321_171758_000000492014_00456_05520_6372.N1	21-MAR-2003 17:17:58	Tw_i_and_stray	48.500	100	4Gam Crv	2.5800	13100.	97	5520	No
314	GOM_NL__2PRFIN20030321_172020_000000792014_00456_05520_6373.N1	21-MAR-2003 17:20:20	Bright	79.000	15	67Alp Vir	0.97600	28000.	158	5520	No
315	GOM_NL__2PRFIN20030321_172355_000000552014_00456_05520_6374.N1	21-MAR-2003 17:23:55	Bright	54.500	121	29Gam Vir	2.7400	7200.0	109	5520	No
316	GOM_NL__2PRFIN20030321_172717_000000382014_00456_05520_6375.N1	21-MAR-2003 17:27:17	Bright	38.000	22	32Alp Leo	1.3600	15200.	76	5520	No
317	GOM_NL__2PRFIN20030321_172926_000000372014_00456_05520_6376.N1	21-MAR-2003 17:29:26	Bright	37.000	51	41Gam1Leo	2.0100	4500.0	74	5520	No
318	GOM_NL__2PRFIN20030321_173043_000000362014_00456_05520_6377.N1	21-MAR-2003 17:30:43	Bright	36.000	166	17Eps Leo	2.9800	6000.0	72	5520	No
319	GOM_NL__2PRFIN20030321_173651_000000382014_00456_05520_6378.N1	21-MAR-2003 17:36:51	Bright	38.000	174	52Psi UMa	3.0040	4400.0	76	5520	No
320	GOM_NL__2PRFIN20030321_174006_000000382014_00456_05520_6379.N1	21-MAR-2003 17:40:06	Bright	38.000	82	48Bet UMa	2.3650	10600.	76	5520	No
321	GOM_NL__2PRFIN20030321_174137_000000412014_00456_05520_6380.N1	21-MAR-2003 17:41:37	Bright	40.500	36	50Alp UMa	1.8000	6300.0	81	5520	No
322	GOM_NL__2PRFIN20030321_174341_000000452014_00456_05520_6381.N1	21-MAR-2003 17:43:41	Bright	44.500	55	79Zet UMa	2.0600	10200.	89	5520	No
323	GOM_NL__2PRFIN20030321_174831_000000402014_00456_05520_6382.N1	21-MAR-2003 17:48:31	Bright	39.500	60	7Bet UMi	2.0810	3950.0	79	5520	No
324	GOM_NL__2PRFIN20030321_175215_000000482014_00456_05520_6383.N1	21-MAR-2003 17:52:15	Bright	48.000	119	14Eta Dra	2.7270	4700.0	96	5520	No
325	GOM_NL__2PRFIN20030321_175627_000000382014_00456_05520_6384.N1	21-MAR-2003 17:56:27	Bright	37.500	74	11Bet Cas	2.2680	6600.0	75	5520	No
326	GOM_NL__2PRFIN20030321_175826_000000542014_00456_05520_6385.N1	21-MAR-2003 17:58:26	Bright	54.000	69	33Gam Dra	2.2310	3800.0	108	5520	No
327	GOM_NL__2PRFIN20030321_180214_000000402014_00456_05520_6386.N1	21-MAR-2003 18:02:14	Bright	39.500	19	50Alp Cyg	1.2460	10500.	79	5520	No
328	GOM_NL__2PRFIN20030321_180349_000000412014_00456_05520_6387.N1	21-MAR-2003 18:03:49	Bright	41.000	66	37Gam Cyg	2.2080	5900.0	82	5520	No
329	GOM_NL__2PRFIN20030321_180537_000000382014_00456_05520_6388.N1	21-MAR-2003 18:05:37	Bright	38.000	92	53Eps Cyg	2.5000	4500.0	76	5520	No
330	GOM_NL__2PRFIN20030321_181423_000000592014_00456_05520_6389.N1	21-MAR-2003 18:14:23	Tw_i_and_stray	58.500	11	53Alp Aql	0.76500	8000.0	117	5520	No
331	GOM_NL__2PRFIN20030321_182503_000000482014_00456_05520_6390.N1	21-MAR-2003 18:25:03	Dark	48.000	155	41Pi Sgr	2.9000	6600.0	96	5520	No
332	GOM_NL__2PRFIN20030321_182706_000000692014_00456_05520_6391.N1	21-MAR-2003 18:27:06	Dark	69.000	1014	Mars	0.0000	0.0000	138	5520	Yes
333	GOM_NL__2PRFIN20030321_182850_000000592014_00456_05520_6392.N1	21-MAR-2003 18:28:50	Dark	59.000	137	22Lam Sgr	2.8240	4400.0	118	5520	No
334	GOM_NL__2PRFIN20030321_183436_000000552014_00457_05521_6363.N1	21-MAR-2003 18:34:36	Dark	54.500	25	35Lam Sco	1.6200	28000.	109	5521	No
335	GOM_NL__2PRFIN20030321_183818_000000412014_00457_05521_6364.N1	21-MAR-2003 18:38:18	Dark	41.000	43	Alp TrA	1.9100	4250.0	82	5521	No
336	GOM_NL__2PRFIN20030321_183952_000000412014_00457_05521_6365.N1	21-MAR-2003 18:39:52	Dark	40.500	134	Bet TrA	2.8100	6600.0	81	5521	No
337	GOM_NL__2PRFIN20030321_184236_000000502014_00457_05521_6366.N1	21-MAR-2003 18:42:36	Dark	49.500	4	Alp1Cen	-0.010000	5800.0	99	5521	No

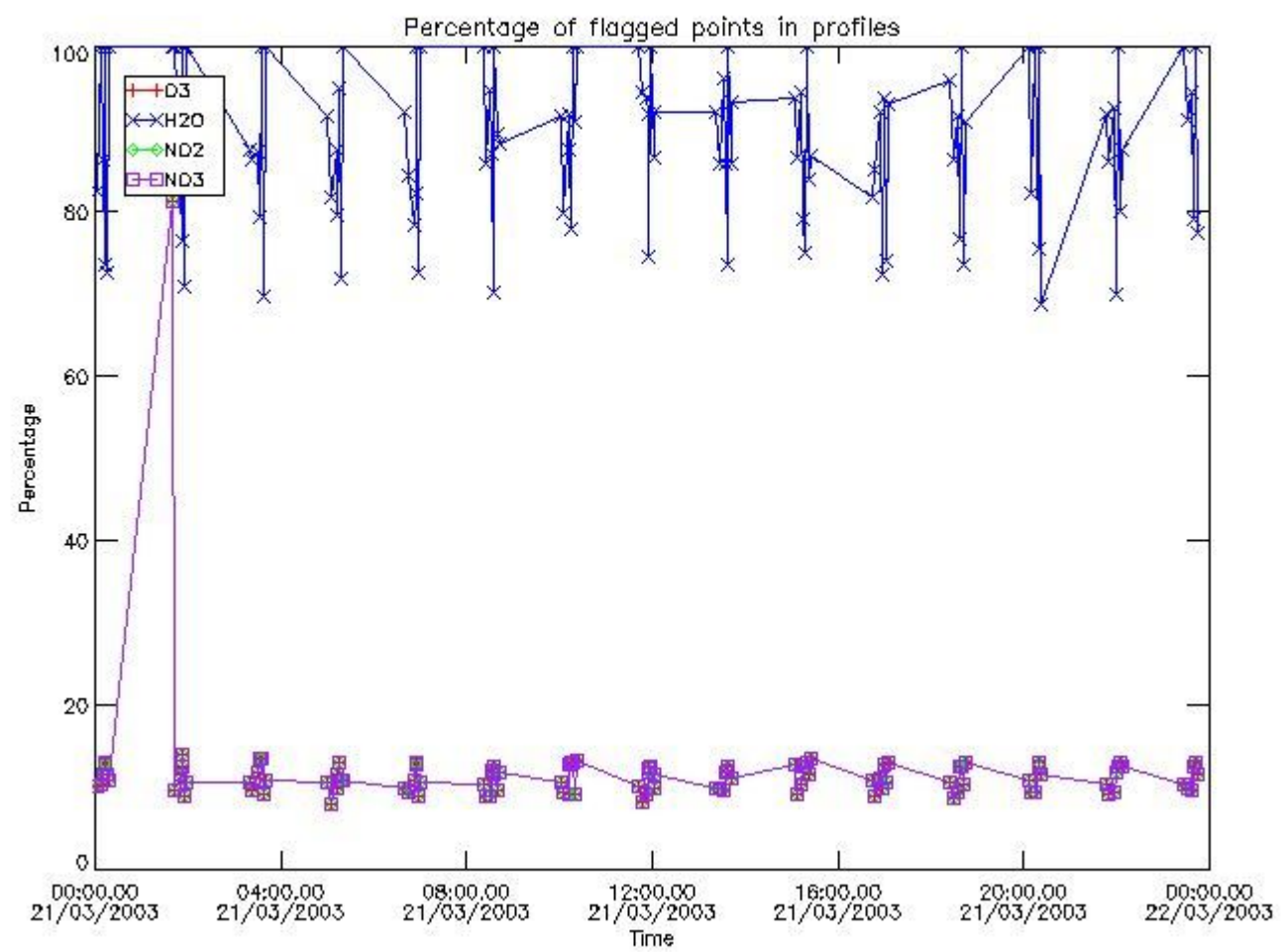
338	GOM_NL__2PRFIN20030321_184528_000000392014_00457_05521_6367.N1	21-MAR-2003 18:45:28	Dark	39.000	12	Alp1Cru	0.77500	30000.	78	5521	No
339	GOM_NL__2PRFIN20030321_184648_000000532014_00457_05521_6368.N1	21-MAR-2003 18:46:48	Straylight	52.500	26	Gam Cru	1.6240	2900.0	105	5521	No
340	GOM_NL__2PRFIN20030321_184837_000000422014_00457_05521_6369.N1	21-MAR-2003 18:48:37	Straylight	41.500	64	Gam Cen	2.2000	10600.	83	5521	No
341	GOM_NL__2PRFIN20030321_185030_000000422014_00457_05521_6370.N1	21-MAR-2003 18:50:30	Straylight	42.000	113	Mu Vel	2.6920	5000.0	84	5521	No
342	GOM_NL__2PRFIN20030321_185624_000000522014_00457_05521_6371.N1	21-MAR-2003 18:56:24	Straylight	52.000	106	9Bet Crv	2.6480	5600.0	104	5521	No
343	GOM_NL__2PRFIN20030321_185834_000000472014_00457_05521_6372.N1	21-MAR-2003 18:58:34	Tw_i_and_stray	47.000	100	4Gam Crv	2.5800	13100.	94	5521	No
344	GOM_NL__2PRFIN20030321_190056_000000802014_00457_05521_6373.N1	21-MAR-2003 19:00:56	Bright	79.500	15	67Alp Vir	0.97600	28000.	159	5521	No
345	GOM_NL__2PRFIN20030321_190431_000000532014_00457_05521_6374.N1	21-MAR-2003 19:04:31	Bright	52.500	121	29Gam Vir	2.7400	7200.0	105	5521	No
346	GOM_NL__2PRFIN20030321_190753_000000392014_00457_05521_6375.N1	21-MAR-2003 19:07:53	Bright	38.500	22	32Alp Leo	1.3600	15200.	77	5521	No
347	GOM_NL__2PRFIN20030321_191002_000000372014_00457_05521_6376.N1	21-MAR-2003 19:10:02	Bright	36.500	51	41Gam1Leo	2.0100	4500.0	73	5521	No
348	GOM_NL__2PRFIN20030321_191120_000000362014_00457_05521_6377.N1	21-MAR-2003 19:11:20	Bright	36.000	166	17Eps Leo	2.9800	6000.0	72	5521	No
349	GOM_NL__2PRFIN20030321_191727_000000402014_00457_05521_6378.N1	21-MAR-2003 19:17:27	Bright	40.000	174	52Psi UMa	3.0040	4400.0	80	5521	No
350	GOM_NL__2PRFIN20030321_192042_000000382014_00457_05521_6379.N1	21-MAR-2003 19:20:42	Bright	38.000	82	48Bet UMa	2.3650	10600.	76	5521	No
351	GOM_NL__2PRFIN20030321_192213_000000402014_00457_05521_6380.N1	21-MAR-2003 19:22:13	Bright	40.000	36	50Alp UMa	1.8000	6300.0	80	5521	No
352	GOM_NL__2PRFIN20030321_192417_000000462014_00457_05521_6381.N1	21-MAR-2003 19:24:17	Bright	45.500	55	79Zet UMa	2.0600	10200.	91	5521	No
353	GOM_NL__2PRFIN20030321_192906_000000412014_00457_05521_6382.N1	21-MAR-2003 19:29:06	Bright	41.000	60	7Bet UMi	2.0810	3950.0	82	5521	No
354	GOM_NL__2PRFIN20030321_193250_000000482014_00457_05521_6383.N1	21-MAR-2003 19:32:50	Bright	47.500	119	14Eta Dra	2.7270	4700.0	95	5521	No
355	GOM_NL__2PRFIN20030321_193703_000000342014_00457_05521_6384.N1	21-MAR-2003 19:37:03	Bright	34.000	74	11Bet Cas	2.2680	6600.0	68	5521	No
356	GOM_NL__2PRFIN20030321_193902_000000562014_00457_05521_6385.N1	21-MAR-2003 19:39:02	Bright	55.500	69	33Gam Dra	2.2310	3800.0	111	5521	No
357	GOM_NL__2PRFIN20030321_194250_000000392014_00457_05521_6386.N1	21-MAR-2003 19:42:50	Bright	39.000	19	50Alp Cyg	1.2460	10500.	78	5521	No
358	GOM_NL__2PRFIN20030321_194425_000000392014_00457_05521_6387.N1	21-MAR-2003 19:44:25	Bright	39.000	66	37Gam Cyg	2.2080	5900.0	78	5521	No
359	GOM_NL__2PRFIN20030321_194613_000000392014_00457_05521_6388.N1	21-MAR-2003 19:46:13	Bright	39.000	92	53Eps Cyg	2.5000	4500.0	78	5521	No
360	GOM_NL__2PRFIN20030321_195459_000000562014_00457_05521_6389.N1	21-MAR-2003 19:54:59	Tw_i_and_stray	56.000	11	53Alp Aql	0.76500	8000.0	112	5521	No
361	GOM_NL__2PRFIN20030321_200540_000000472014_00457_05521_6390.N1	21-MAR-2003 20:05:40	Dark	47.000	155	41Pi Sgr	2.9000	6600.0	94	5521	No
362	GOM_NL__2PRFIN20030321_200742_000000582014_00457_05521_6391.N1	21-MAR-2003 20:07:42	Dark	57.500	1014	Mars	0.0000	0.0000	115	5521	Yes
363	GOM_NL__2PRFIN20030321_200927_000000602014_00457_05521_6392.N1	21-MAR-2003 20:09:27	Dark	59.500	137	22Lam Sgr	2.8240	4400.0	119	5521	No
364	GOM_NL__2PRFIN20030321_201514_000000542014_00458_05522_6363.N1	21-MAR-2003 20:15:14	Dark	54.000	25	35Lam Sco	1.6200	28000.	108	5522	No
365	GOM_NL__2PRFIN20030321_201854_000000392014_00458_05522_6364.N1	21-MAR-2003 20:18:54	Dark	39.000	43	Alp TrA	1.9100	4250.0	78	5522	No
366	GOM_NL__2PRFIN20030321_202029_000000412014_00458_05522_6365.N1	21-MAR-2003 20:20:29	Dark	40.500	134	Bet TrA	2.8100	6600.0	81	5522	No
367	GOM_NL__2PRFIN20030321_202312_000000532014_00458_05522_6366.N1	21-MAR-2003 20:23:12	Dark	53.000	4	Alp1Cen	-0.010000	5800.0	106	5522	No
368	GOM_NL__2PRFIN20030321_202604_000000422014_00458_05522_6367.N1	21-MAR-2003 20:26:04	Straylight	42.000	12	Alp1Cru	0.77500	30000.	84	5522	No
369	GOM_NL__2PRFIN20030321_202725_000000532014_00458_05522_6368.N1	21-MAR-2003 20:27:25	Straylight	52.500	26	Gam Cru	1.6240	2900.0	105	5522	No
370	GOM_NL__2PRFIN20030321_202913_000000442014_00458_05522_6369.N1	21-MAR-2003 20:29:13	Straylight	43.500	64	Gam Cen	2.2000	10600.	87	5522	No
371	GOM_NL__2PRFIN20030321_203106_000000402014_00458_05522_6370.N1	21-MAR-2003 20:31:06	Straylight	40.000	113	Mu Vel	2.6920	5000.0	80	5522	No
372	GOM_NL__2PRFIN20030321_203700_000000522014_00458_05522_6371.N1	21-MAR-2003 20:37:00	Straylight	51.500	106	9Bet Crv	2.6480	5600.0	103	5522	No
373	GOM_NL__2PRFIN20030321_203910_000000502014_00458_05522_6372.N1	21-MAR-2003 20:39:10	Tw_i_and_stray	49.500	100	4Gam Crv	2.5800	13100.	99	5522	No
374	GOM_NL__2PRFIN20030321_204132_000000772014_00458_05522_6373.N1	21-MAR-2003 20:41:32	Bright	76.500	15	67Alp Vir	0.97600	28000.	153	5522	No
375	GOM_NL__2PRFIN20030321_204506_000000542014_00458_05522_6374.N1	21-MAR-2003 20:45:06	Bright	53.500	121	29Gam Vir	2.7400	7200.0	107	5522	No
376	GOM_NL__2PRFIN20030321_204829_000000382014_00458_05522_6375.N1	21-MAR-2003 20:48:29	Bright	38.000	22	32Alp Leo	1.3600	15200.	76	5522	No
377	GOM_NL__2PRFIN20030321_205038_000000372014_00458_05522_6376.N1	21-MAR-2003 20:50:38	Bright	37.000	51	41Gam1Leo	2.0100	4500.0	74	5522	No
378	GOM_NL__2PRFIN20030321_205156_000000372014_00458_05522_6377.N1	21-MAR-2003 20:51:56	Bright	36.500	166	17Eps Leo	2.9800	6000.0	73	5522	No
379	GOM_NL__2PRFIN20030321_205802_000000372014_00458_05522_6378.N1	21-MAR-2003 20:58:02	Bright	37.000	174	52Psi UMa	3.0040	4400.0	74	5522	No
380	GOM_NL__2PRFIN20030321_210118_000000382014_00458_05522_6379.N1	21-MAR-2003 21:01:18	Bright	37.500	82	48Bet UMa	2.3650	10600.	75	5522	No
381	GOM_NL__2PRFIN20030321_210249_000000412014_00458_05522_6380.N1	21-MAR-2003 21:02:49	Bright	41.000	36	50Alp UMa	1.8000	6300.0	82	5522	No
382	GOM_NL__2PRFIN20030321_210451_000000482014_00458_05522_6381.N1	21-MAR-2003 21:04:51	Bright	47.500	55	79Zet UMa	2.0600	10200.	95	5522	No
383	GOM_NL__2PRFIN20030321_210942_000000412014_00458_05522_6382.N1	21-MAR-2003 21:09:42	Bright	41.000	60	7Bet UMi	2.0810	3950.0	82	5522	No
384	GOM_NL__2PRFIN20030321_211325_000000492014_00458_05522_6383.N1	21-MAR-2003 21:13:25	Bright	49.000	119	14Eta Dra	2.7270	4700.0	98	5522	No
385	GOM_NL__2PRFIN20030321_211739_000000362014_00458_05522_6384.N1	21-MAR-2003 21:17:39	Bright	36.000	74	11Bet Cas	2.2680	6600.0	72	5522	No
386	GOM_NL__2PRFIN20030321_211937_000000532014_00458_05522_6385.N1	21-MAR-2003 21:19:37	Bright	53.000	69	33Gam Dra	2.2310	3800.0	106	5522	No
387	GOM_NL__2PRFIN20030321_212326_000000392014_00458_05522_6386.N1	21-MAR-2003 21:23:26	Bright	39.000	19	50Alp Cyg	1.2460	10500.	78	5522	No
388	GOM_NL__2PRFIN20030321_212501_000000392014_00458_05522_6387.N1	21-MAR-2003 21:25:01	Bright	38.500	66	37Gam Cyg	2.2080	5900.0	77	5522	No
389	GOM_NL__2PRFIN20030321_212649_000000382014_00458_05522_6388.N1	21-MAR-2003 21:26:49	Bright	38.000	92	53Eps Cyg	2.5000	4500.0	76	5522	No
390	GOM_NL__2PRFIN20030321_213535_000000572014_00458_05522_6389.N1	21-MAR-2003 21:35:35	Tw_i_and_stray	57.000	11	53Alp Aql	0.76500	8000.0	114	5522	No
391	GOM_NL__2PRFIN20030321_214617_000000502014_00458_05522_6390.N1	21-MAR-2003 21:46:17	Dark	49.500	155	41Pi Sgr	2.9000	6600.0	99	5522	No
392	GOM_NL__2PRFIN20030321_214818_000000632014_00458_05522_6391.N1	21-MAR-2003 21:48:18	Dark	62.500	1014	Mars	0.0000	0.0000	125	5522	Yes
393	GOM_NL__2PRFIN20030321_215004_000000622014_00458_05522_6392.N1	21-MAR-2003 21:50:04	Dark	61.500	137	22Lam Sgr	2.8240	4400.0	123	5522	No
394	GOM_NL__2PRFIN20030321_215551_000000552014_00459_05523_6363.N1	21-MAR-2003 21:55:51	Dark	54.500	25	35Lam Sco	1.6200	28000.	109	5523	No
395	GOM_NL__2PRFIN20030321_215930_000000442014_00459_05523_6364.N1	21-MAR-2003 21:59:30	Dark	43.500	43	Alp TrA	1.9100	4250.0	87	5523	No
396	GOM_NL__2PRFIN20030321_220105_000000412014_00459_05523_6365.N1	21-MAR-2003 22:01:05	Dark	41.000	134	Bet TrA	2.8100	6600.0	82	5523	No

397	GOM_NL__2PRFIN20030321_220348_000000432014_00459_05523_6366.N1	21-MAR-2003 22:03:48	Dark	43.000	4	Alp1Cen	-0.010000	5800.0	86	5523	No
398	GOM_NL__2PRFIN20030321_220640_000000412014_00459_05523_6367.N1	21-MAR-2003 22:06:40	Dark	40.500	12	Alp1Cru	0.77500	30000.	81	5523	No
399	GOM_NL__2PRFIN20030321_220801_000000472014_00459_05523_6368.N1	21-MAR-2003 22:08:01	Straylight	47.000	26	Gam Cru	1.6240	2900.0	94	5523	No
400	GOM_NL__2PRFIN20030321_220950_000000412014_00459_05523_6369.N1	21-MAR-2003 22:09:50	Straylight	41.000	64	Gam Cen	2.2000	10600.	82	5523	No
401	GOM_NL__2PRFIN20030321_221142_000000402014_00459_05523_6370.N1	21-MAR-2003 22:11:42	Straylight	40.000	113	Mu Vel	2.6920	5000.0	80	5523	No
402	GOM_NL__2PRFIN20030321_221736_000000502014_00459_05523_6371.N1	21-MAR-2003 22:17:36	Straylight	50.000	106	9Bet Crv	2.6480	5600.0	100	5523	No
403	GOM_NL__2PRFIN20030321_221947_000000472014_00459_05523_6372.N1	21-MAR-2003 22:19:47	Twl_and_stray	47.000	100	4Gam Crv	2.5800	13100.	94	5523	No
404	GOM_NL__2PRFIN20030321_222208_000000792014_00459_05523_6373.N1	21-MAR-2003 22:22:08	Bright	79.000	15	67Alp Vir	0.97600	28000.	158	5523	No
405	GOM_NL__2PRFIN20030321_222542_000000542014_00459_05523_6374.N1	21-MAR-2003 22:25:42	Bright	53.500	121	29Gam Vir	2.7400	7200.0	107	5523	No
406	GOM_NL__2PRFIN20030321_222905_000000372014_00459_05523_6375.N1	21-MAR-2003 22:29:05	Bright	37.000	22	32Alp Leo	1.3600	15200.	74	5523	No
407	GOM_NL__2PRFIN20030321_223114_000000372014_00459_05523_6376.N1	21-MAR-2003 22:31:14	Bright	37.000	51	41Gam1Leo	2.0100	4500.0	74	5523	No
408	GOM_NL__2PRFIN20030321_223232_000000362014_00459_05523_6377.N1	21-MAR-2003 22:32:32	Bright	36.000	166	17Eps Leo	2.9800	6000.0	72	5523	No
409	GOM_NL__2PRFIN20030321_223838_000000392014_00459_05523_6378.N1	21-MAR-2003 22:38:38	Bright	38.500	174	52Psi UMa	3.0040	4400.0	77	5523	No
410	GOM_NL__2PRFIN20030321_224153_000000392014_00459_05523_6379.N1	21-MAR-2003 22:41:53	Bright	39.000	82	48Bet UMa	2.3650	10600.	78	5523	No
411	GOM_NL__2PRFIN20030321_224324_000000382014_00459_05523_6380.N1	21-MAR-2003 22:43:24	Bright	37.500	36	50Alp UMa	1.8000	6300.0	75	5523	No
412	GOM_NL__2PRFIN20030321_224527_000000472014_00459_05523_6381.N1	21-MAR-2003 22:45:27	Bright	46.500	55	79Zet UMa	2.0600	10200.	93	5523	No
413	GOM_NL__2PRFIN20030321_225018_000000412014_00459_05523_6382.N1	21-MAR-2003 22:50:18	Bright	41.000	60	7Bet UMi	2.0810	3950.0	82	5523	No
414	GOM_NL__2PRFIN20030321_225401_000000502014_00459_05523_6383.N1	21-MAR-2003 22:54:01	Bright	49.500	119	14Eta Dra	2.7270	4700.0	99	5523	No
415	GOM_NL__2PRFIN20030321_225815_000000362014_00459_05523_6384.N1	21-MAR-2003 22:58:15	Bright	36.000	74	11Bet Cas	2.2680	6600.0	72	5523	No
416	GOM_NL__2PRFIN20030321_230013_000000582014_00459_05523_6385.N1	21-MAR-2003 23:00:13	Bright	57.500	69	33Gam Dra	2.2310	3800.0	115	5523	No
417	GOM_NL__2PRFIN20030321_230402_000000392014_00459_05523_6386.N1	21-MAR-2003 23:04:02	Bright	39.000	19	50Alp Cyg	1.2460	10500.	78	5523	No
418	GOM_NL__2PRFIN20030321_230537_000000402014_00459_05523_6387.N1	21-MAR-2003 23:05:37	Bright	39.500	66	37Gam Cyg	2.2080	5900.0	79	5523	No
419	GOM_NL__2PRFIN20030321_230725_000000372014_00459_05523_6388.N1	21-MAR-2003 23:07:25	Bright	36.500	92	53Eps Cyg	2.5000	4500.0	73	5523	No
420	GOM_NL__2PRFIN20030321_231612_000000612014_00459_05523_6389.N1	21-MAR-2003 23:16:12	Twl_and_stray	60.500	11	53Alp Aql	0.76500	8000.0	121	5523	No
421	GOM_NL__2PRFIN20030321_232654_000000492014_00459_05523_6390.N1	21-MAR-2003 23:26:54	Dark	49.000	155	41Pi Sgr	2.9000	6600.0	98	5523	No
422	GOM_NL__2PRFIN20030321_232855_000000692014_00459_05523_6391.N1	21-MAR-2003 23:28:55	Dark	69.000	1014	Mars	0.0000	0.0000	138	5523	Yes
423	GOM_NL__2PRFIN20030321_233041_000000562014_00459_05523_6392.N1	21-MAR-2003 23:30:41	Dark	56.000	137	22Lam Sgr	2.8240	4400.0	112	5523	No
424	GOM_NL__2PRFIN20030321_233628_000000542014_00460_05524_6364.N1	21-MAR-2003 23:36:28	Dark	53.500	25	35Lam Sco	1.6200	28000.	107	5524	No
425	GOM_NL__2PRFIN20030321_234006_000000412014_00460_05524_6365.N1	21-MAR-2003 23:40:06	Dark	41.000	43	Alp TrA	1.9100	4250.0	82	5524	No
426	GOM_NL__2PRFIN20030321_234141_000000402014_00460_05524_6366.N1	21-MAR-2003 23:41:41	Dark	39.500	134	Bet TrA	2.8100	6600.0	79	5524	No
427	GOM_NL__2PRFIN20030321_234425_000000452014_00460_05524_6367.N1	21-MAR-2003 23:44:25	Dark	44.500	4	Alp1Cen	-0.010000	5800.0	89	5524	No
428	GOM_NL__2PRFIN20030321_234716_000000482014_00460_05524_6368.N1	21-MAR-2003 23:47:16	Straylight	48.000	12	Alp1Cru	0.77500	30000.	96	5524	No
429	GOM_NL__2PRFIN20030321_234837_000000532014_00460_05524_6369.N1	21-MAR-2003 23:48:37	Straylight	52.500	26	Gam Cru	1.6240	2900.0	105	5524	No
430	GOM_NL__2PRFIN20030321_235026_000000412014_00460_05524_6370.N1	21-MAR-2003 23:50:26	Straylight	40.500	64	Gam Cen	2.2000	10600.	81	5524	No
431	GOM_NL__2PRFIN20030321_235218_000000422014_00460_05524_6371.N1	21-MAR-2003 23:52:18	Straylight	41.500	113	Mu Vel	2.6920	5000.0	83	5524	No
432	GOM_NL__2PRFIN20030321_235812_000000532014_00460_05524_6372.N1	21-MAR-2003 23:58:12	Straylight	52.500	106	9Bet Crv	2.6480	5600.0	105	5524	No

3. Quality information per product

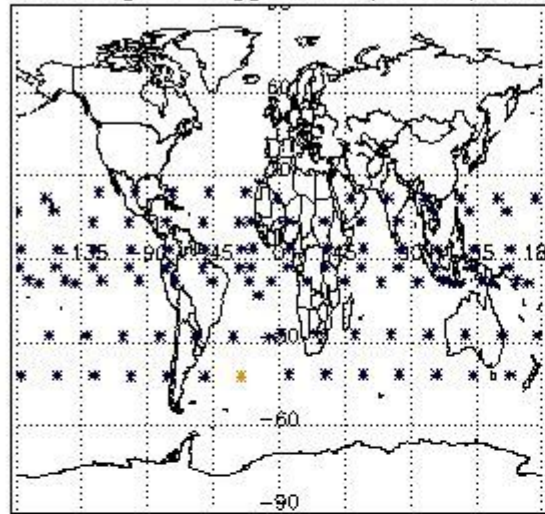
In this section it is plotted some information contained in the Quality Summary data set of the level 2 products. Only products in dark limb conditions and without errors (error flag in the MPH set to "0") are used.

3.1 Plot quality information per product (time dependant)

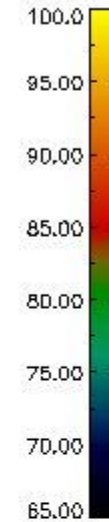
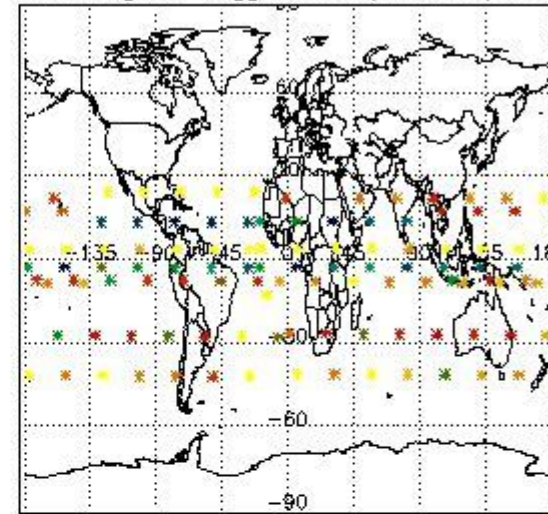


3.2 Plot quality information per product (world map)


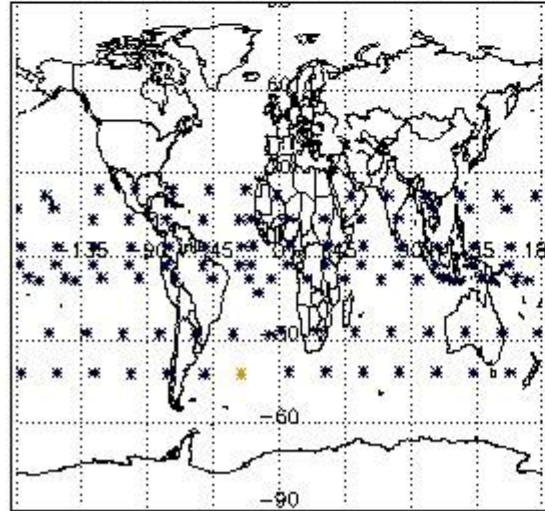
Percentage of flagged data per O3 profile



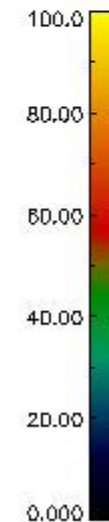
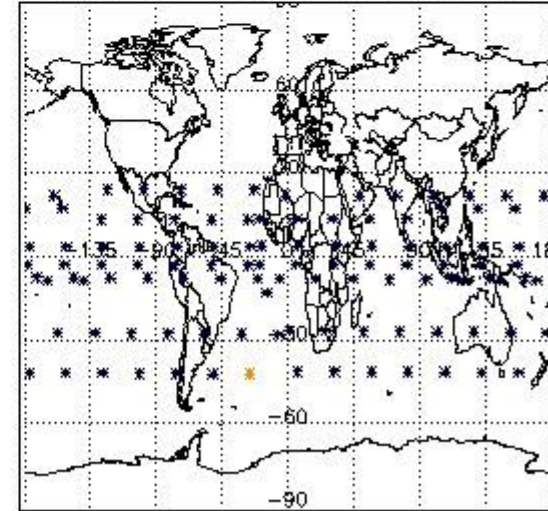
Percentage of flagged data per H2O profile



Percentage of flagged data per NO2 profile



Percentage of flagged data per NO3 profile

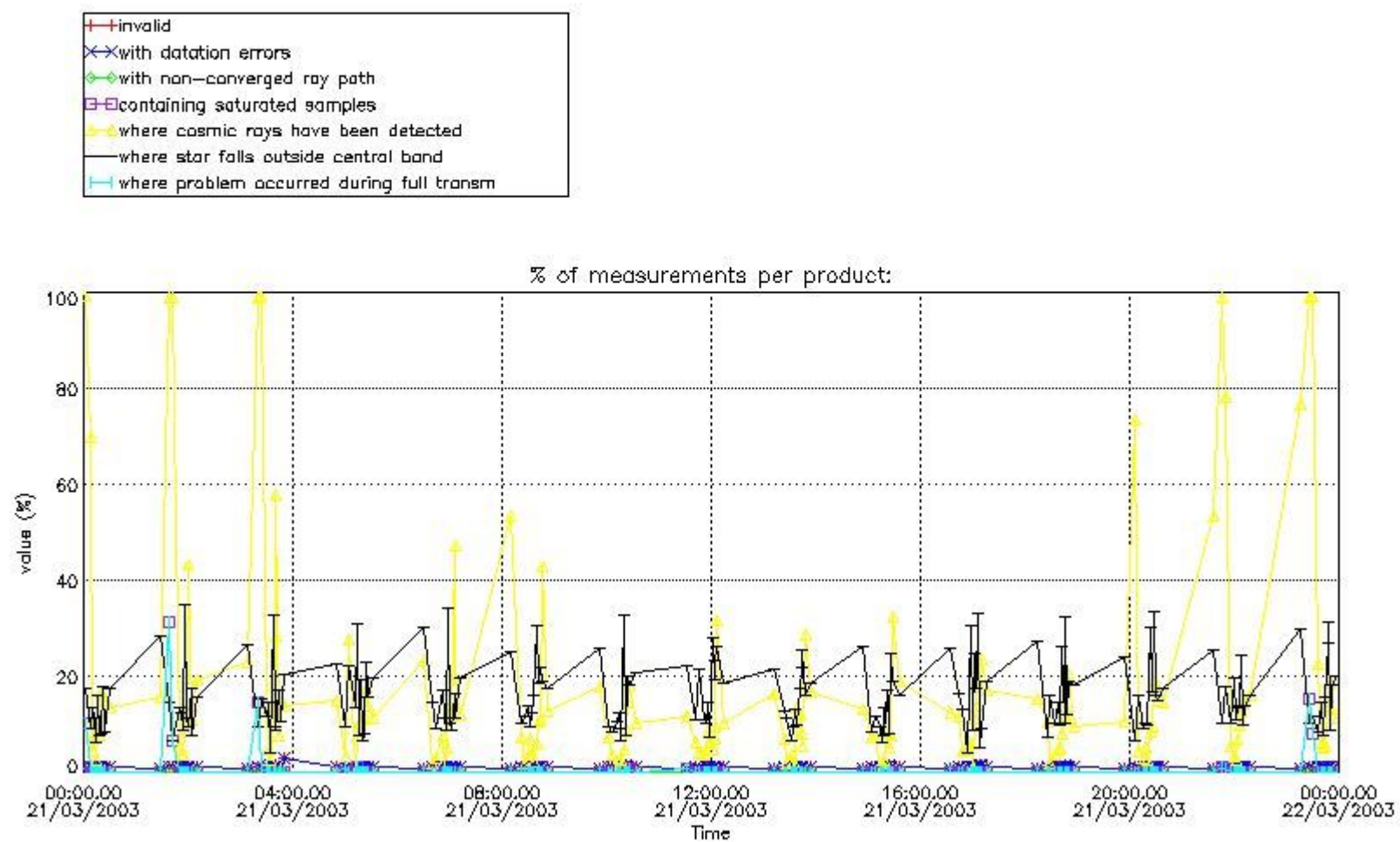


4. Level 1 quality information per product

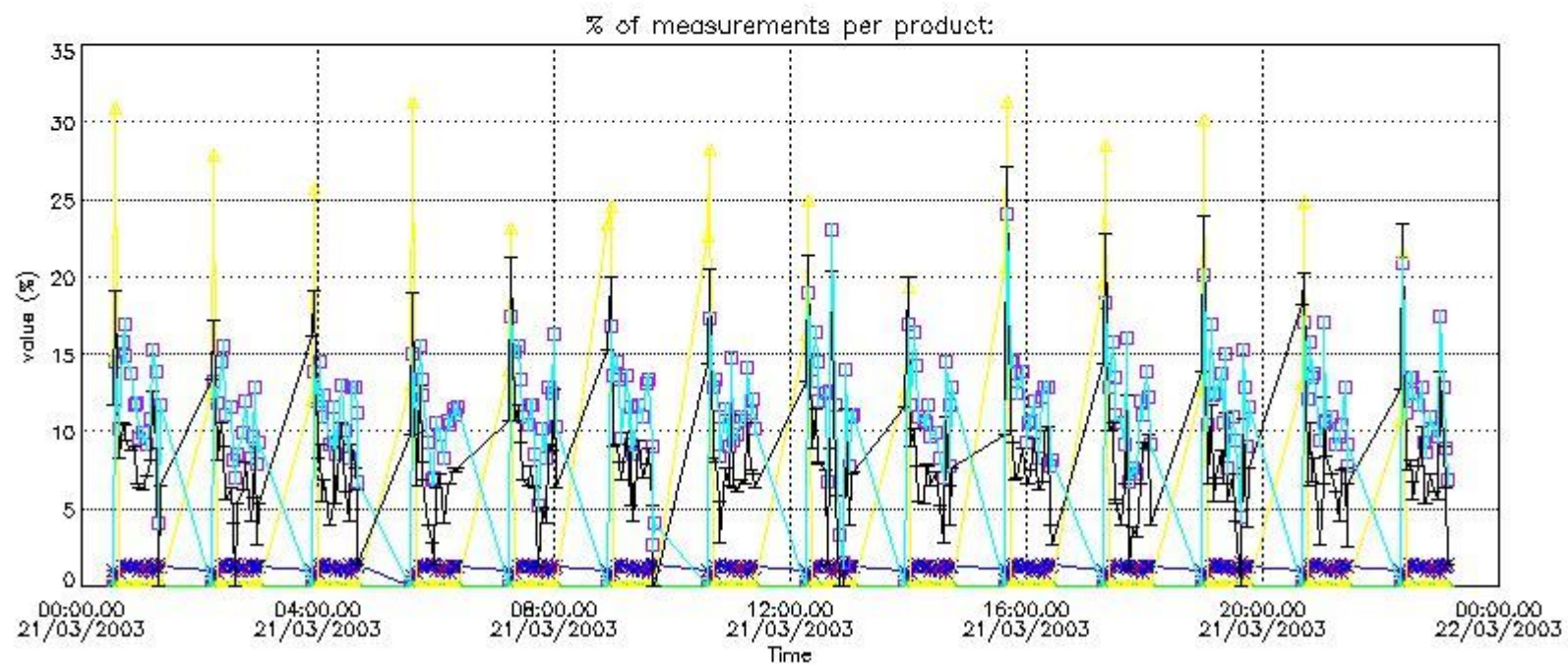
In this section it is plotted some information contained in the Quality Summary data set of the level 2 products that comes from the level 1b processing. Products without errors (error flag in the MPH set to "0") are used.

4.1 Plot quality information per product (time dependant) coming from level 1b processing

4.1.1 Plot level 1 quality information per product (time dependant): ENVISAT ASCENDING passes

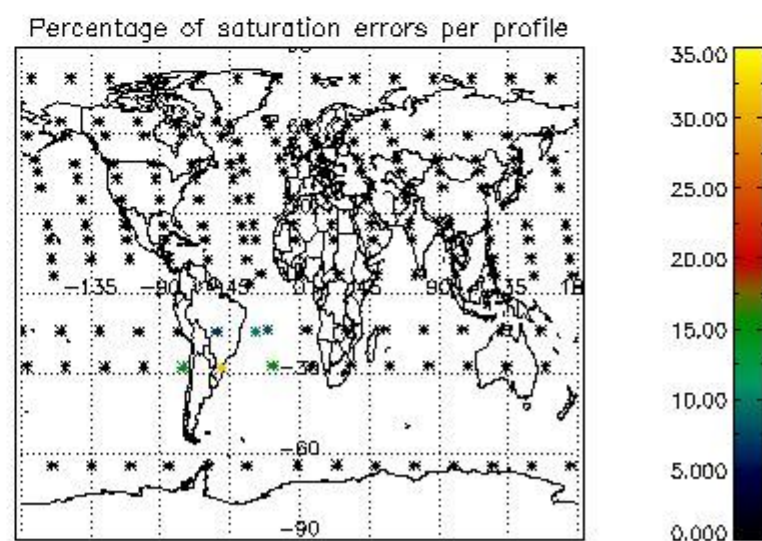
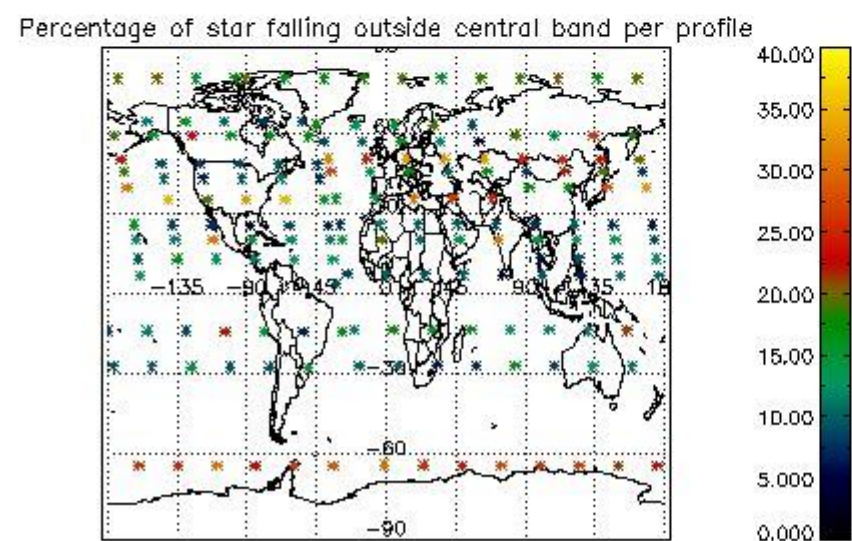
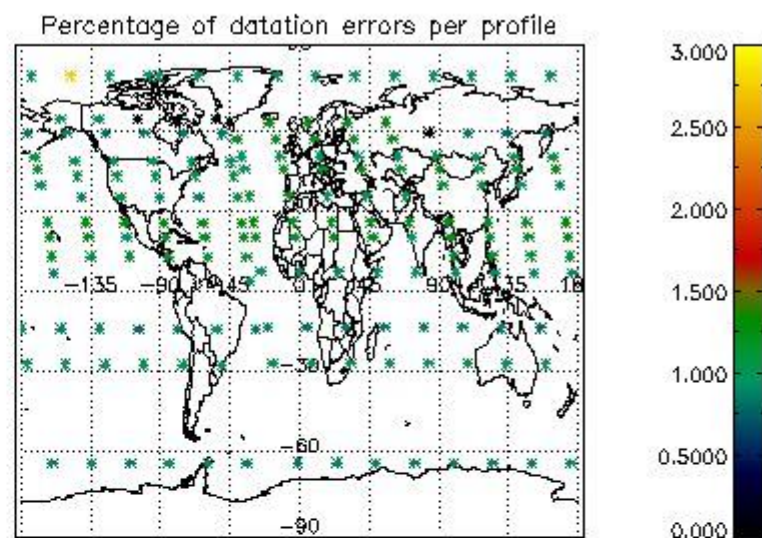
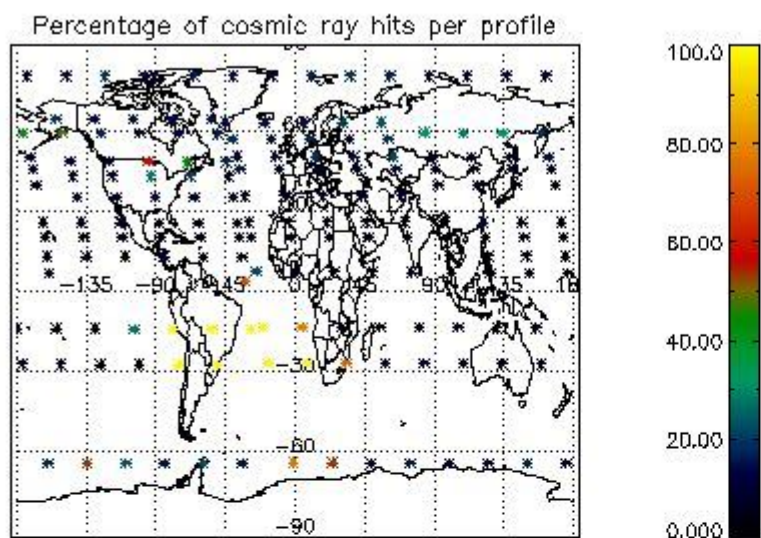


4.1.2 Plot level 1 quality information per product (time dependant): ENVI SAT DESCENDING passes

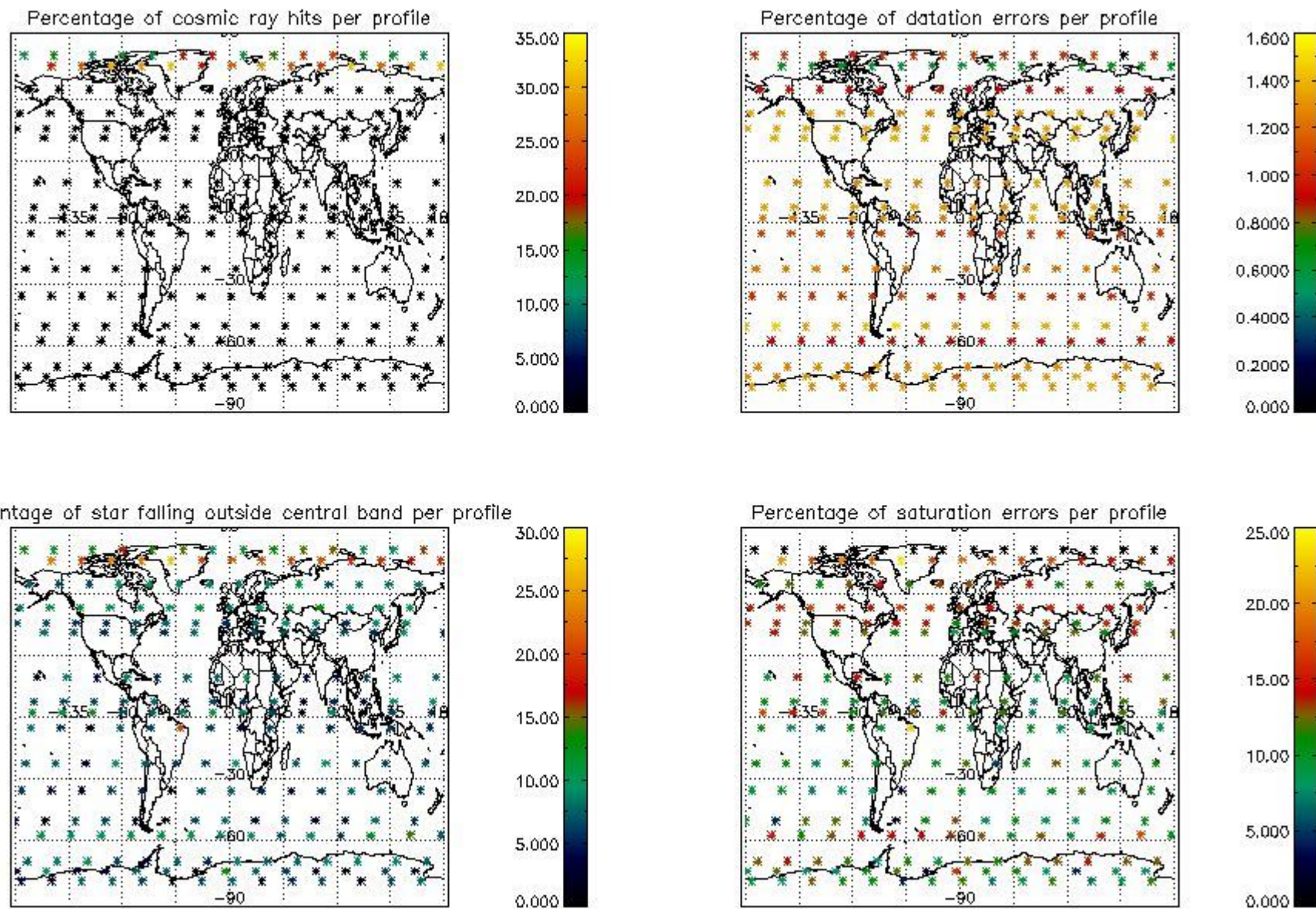


4.2 Plot quality information per product coming from level 1b processing (world map)

4.2.1 Plot level 1 quality information per product (world map): ENVISAT ASCENDING passes



4.2.2 Plot level 1 quality information per product (world map): ENVISAT DESCENDING passes



5. Trace gas profiles

5.1 Ozone statistics based on quality of products

The final quality of the products can be "measured" using the STD (Standard Deviation) attached to every point profile. This information is written to the parameter GOM_NL__2P/NL_LOCAL_SPECIES_DENSITY/o3_std of the level 2 products. The table below shows the statistics for given STD ranges.

The statistics are given with respect to the overall valid production:

- Products without fatal errors: GOM_NL__2P/MPH/PRODUCT_ERR=0
- Valid point profile: GOM_NL__2P/NL_LOCAL_SPECIES_DENSITY/pcd(0)=0

The 'Criteria' is applied to valid points of dark limb products:

- Products in dark limb illumination condition: GOM_NL__2P/NL_SUMMARY_QUALITY/obs_ill_cond=0
- Products without fatal errors: GOM_NL__2P/MPH/PRODUCT_ERR=0
- Valid point profile: GOM_NL__2P/NL_LOCAL_SPECIES_DENSITY/pcd(0)=0

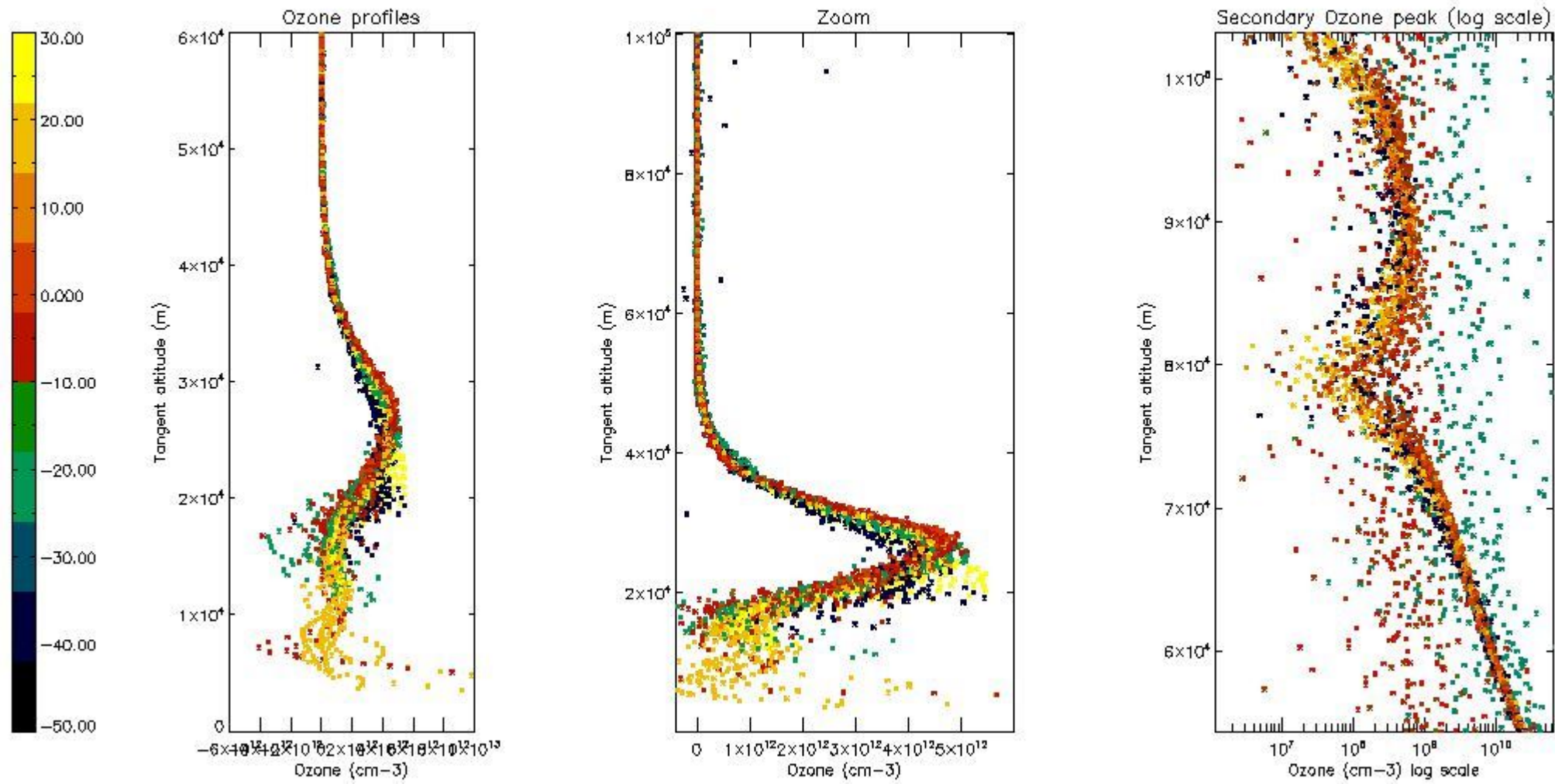
So, the table below shows the percentage of dark limb and valid observations for each criteria with respect to the overall valid daily observations.

Criteria	% of total production
All STD	27
STD < 20	14

STD < 10	11
STD < 5	7

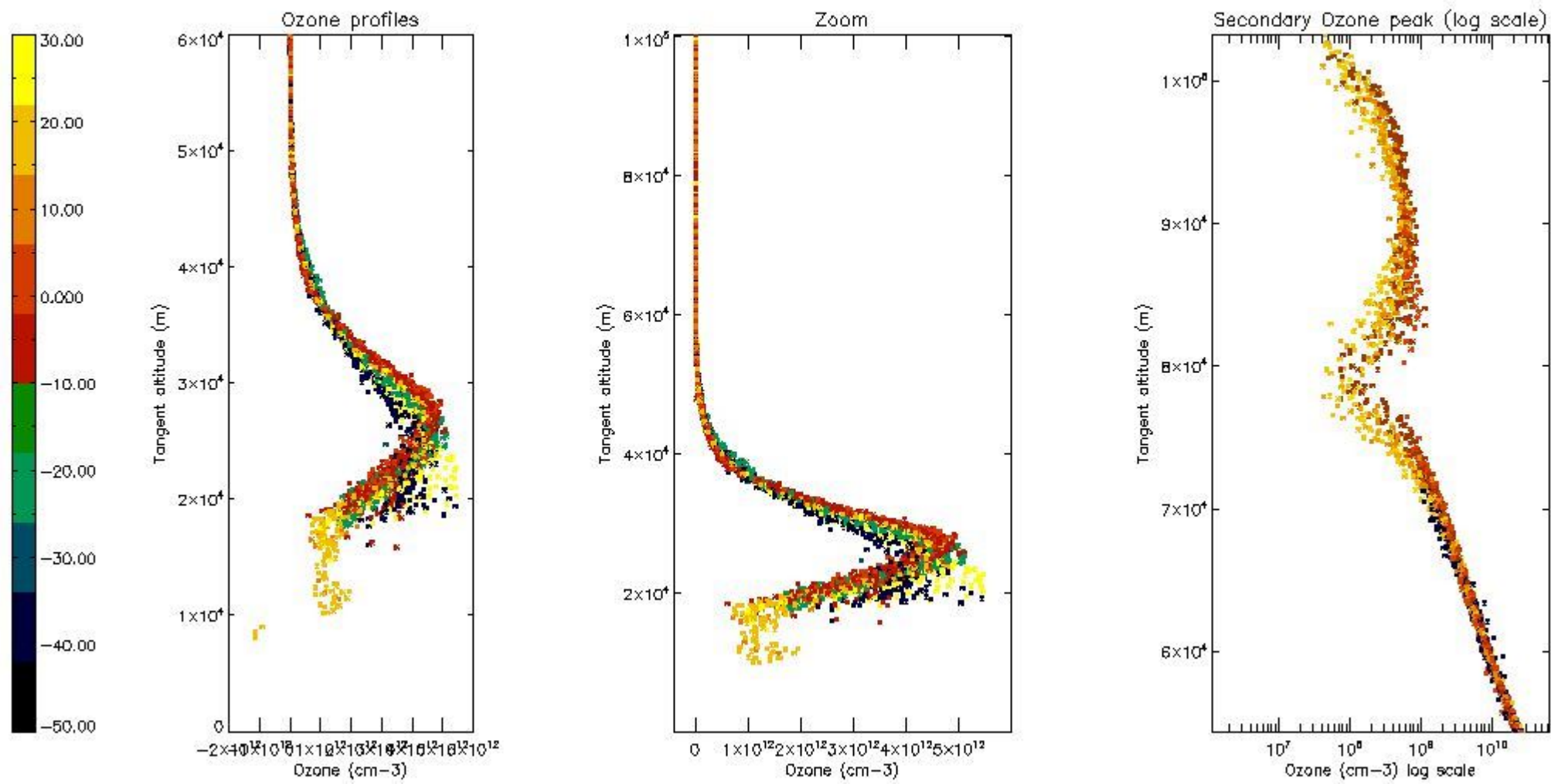
5.2 Plot ozone profiles for all STD (dark without errors)

The colorbar represents the latitude.



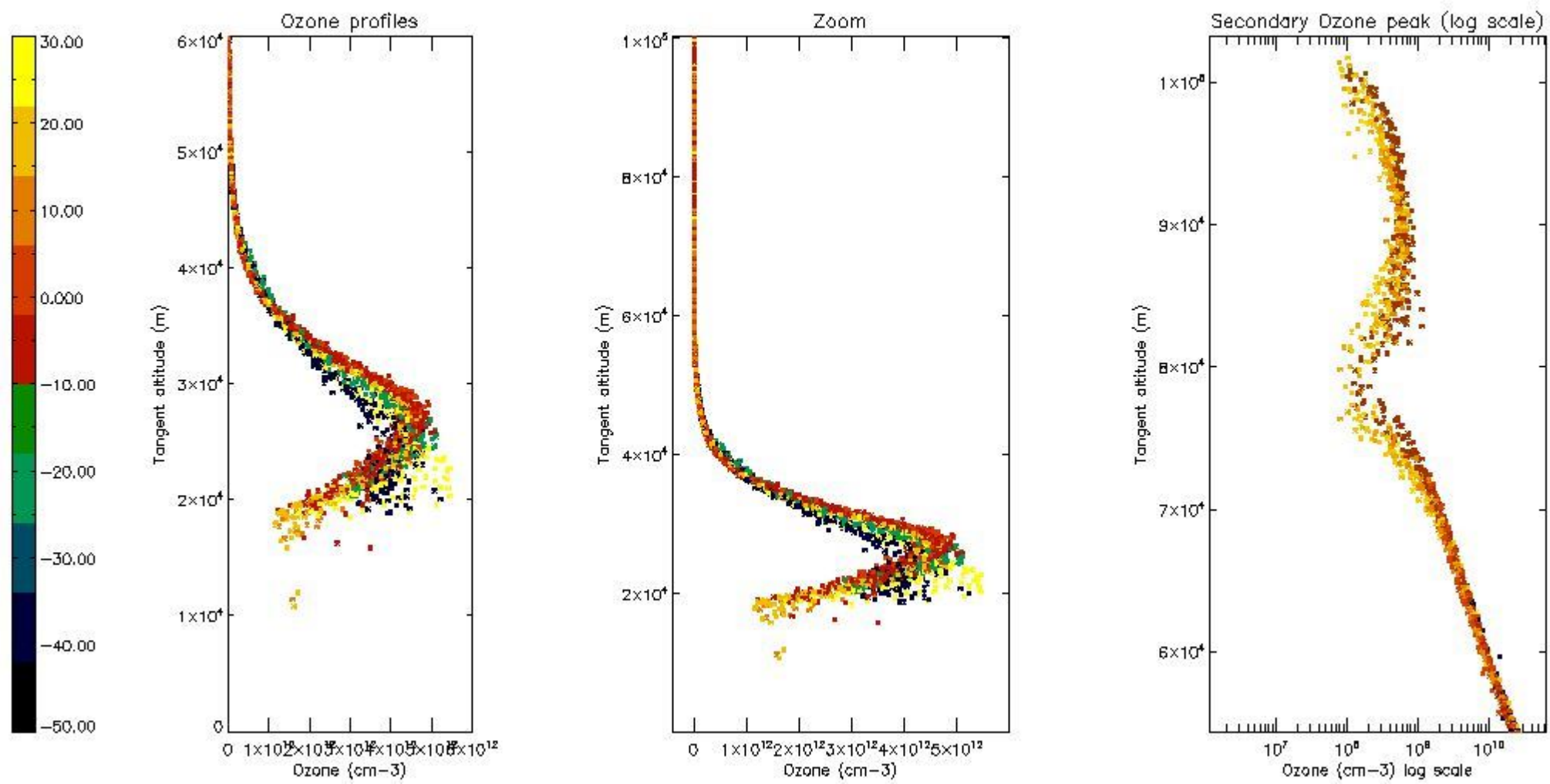
5.3 Plot ozone profiles where STD < 20% (dark without errors)

The colorbar represents the latitude.



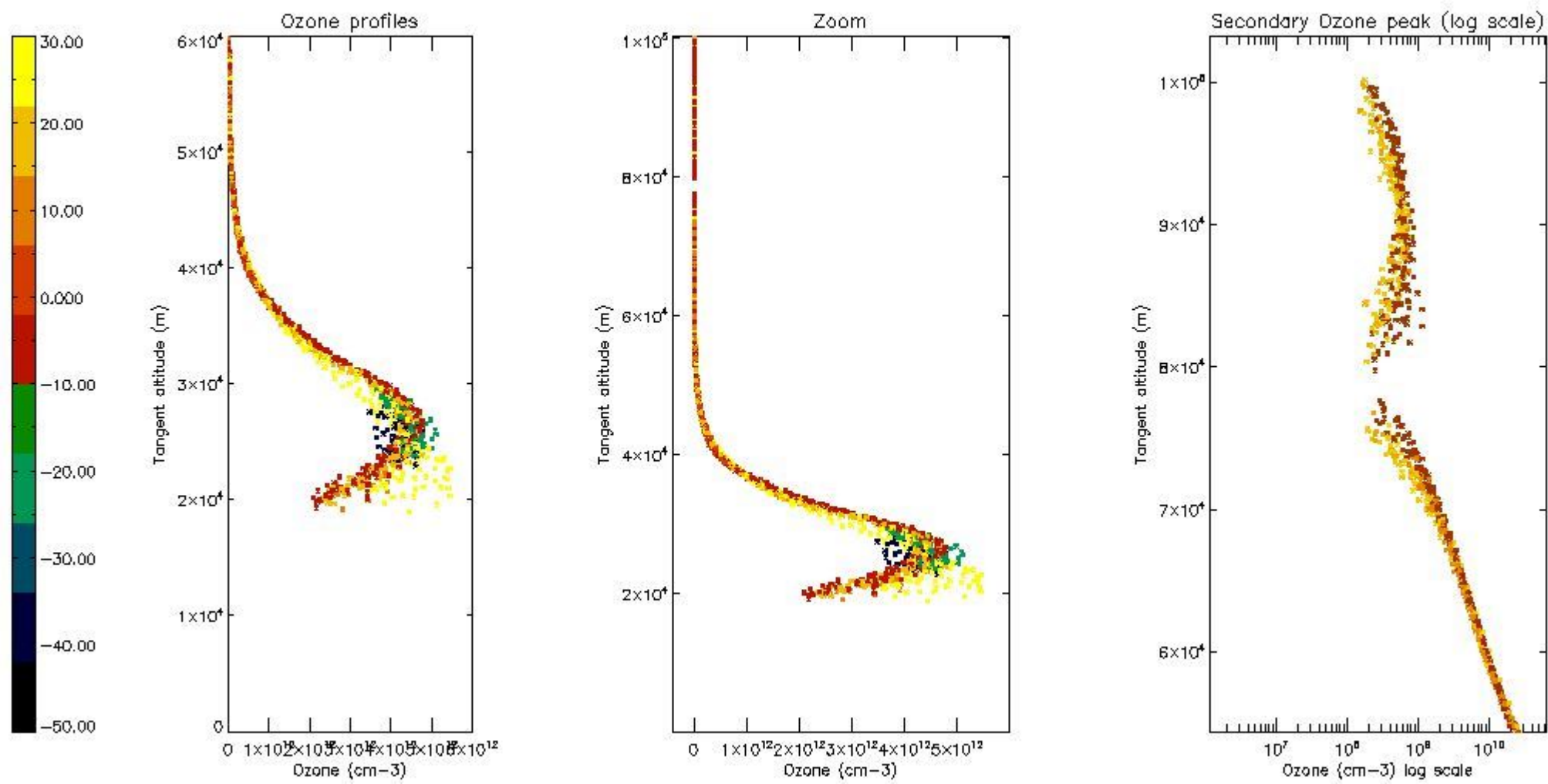
5.4 Plot ozone profiles where $STD < 10\%$ (dark without errors)

The colorbar represents the latitude.



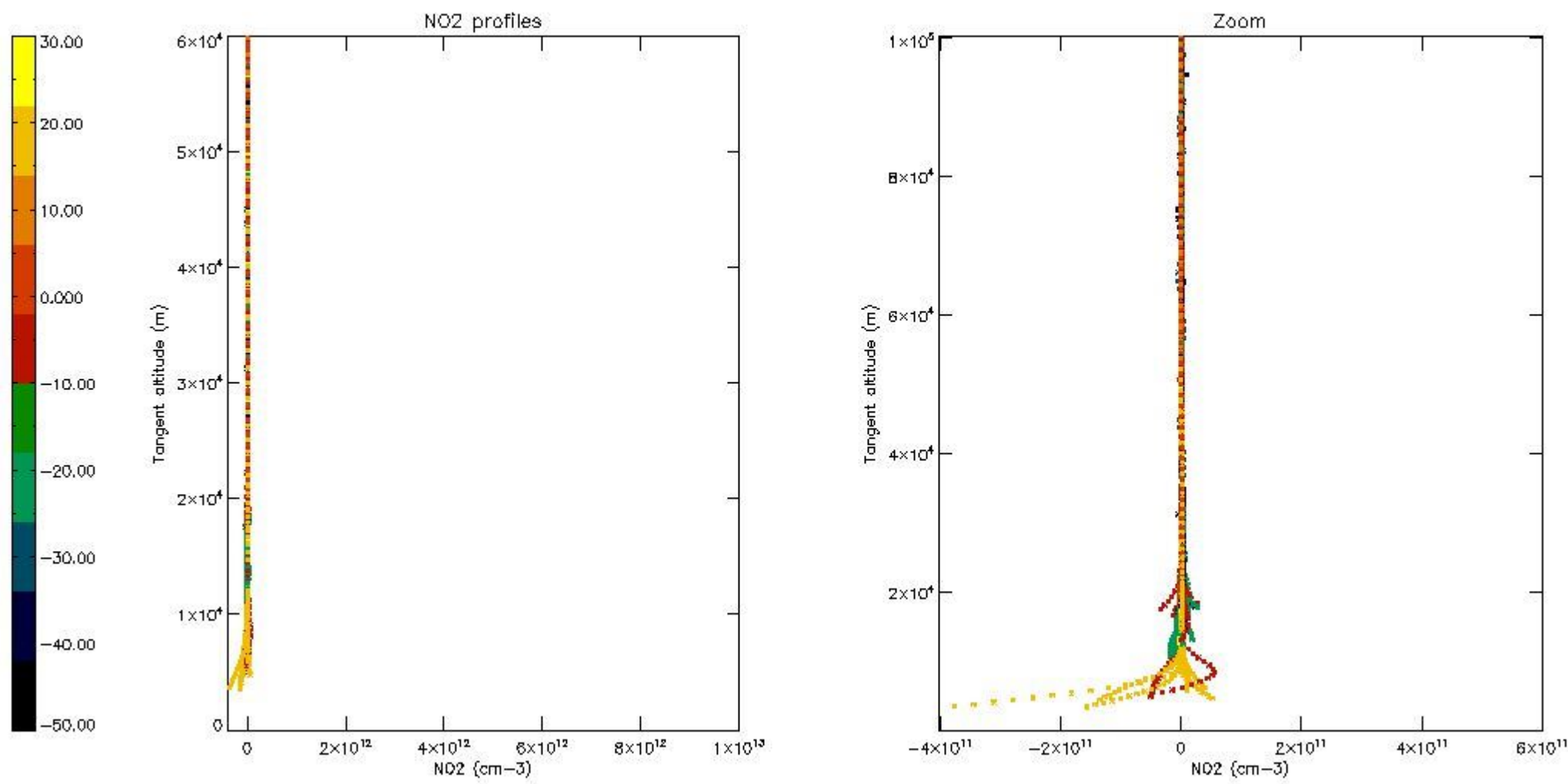
5.5 Plot ozone profiles where STD < 5% (dark without errors)

The colorbar represents the latitude.



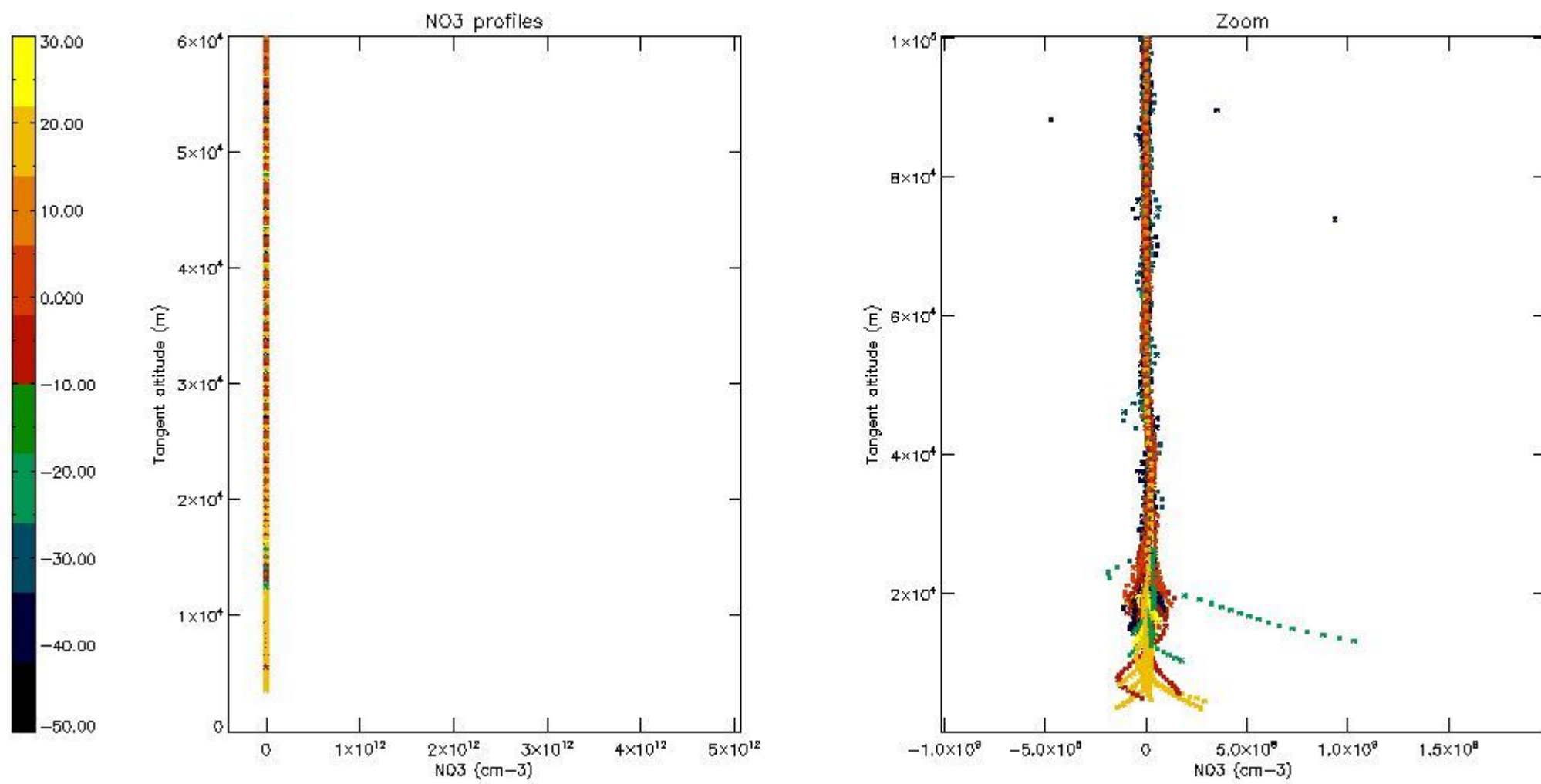
5.6 Plot NO₂ profiles for all STD (dark without errors)

The colorbar represents the latitude.



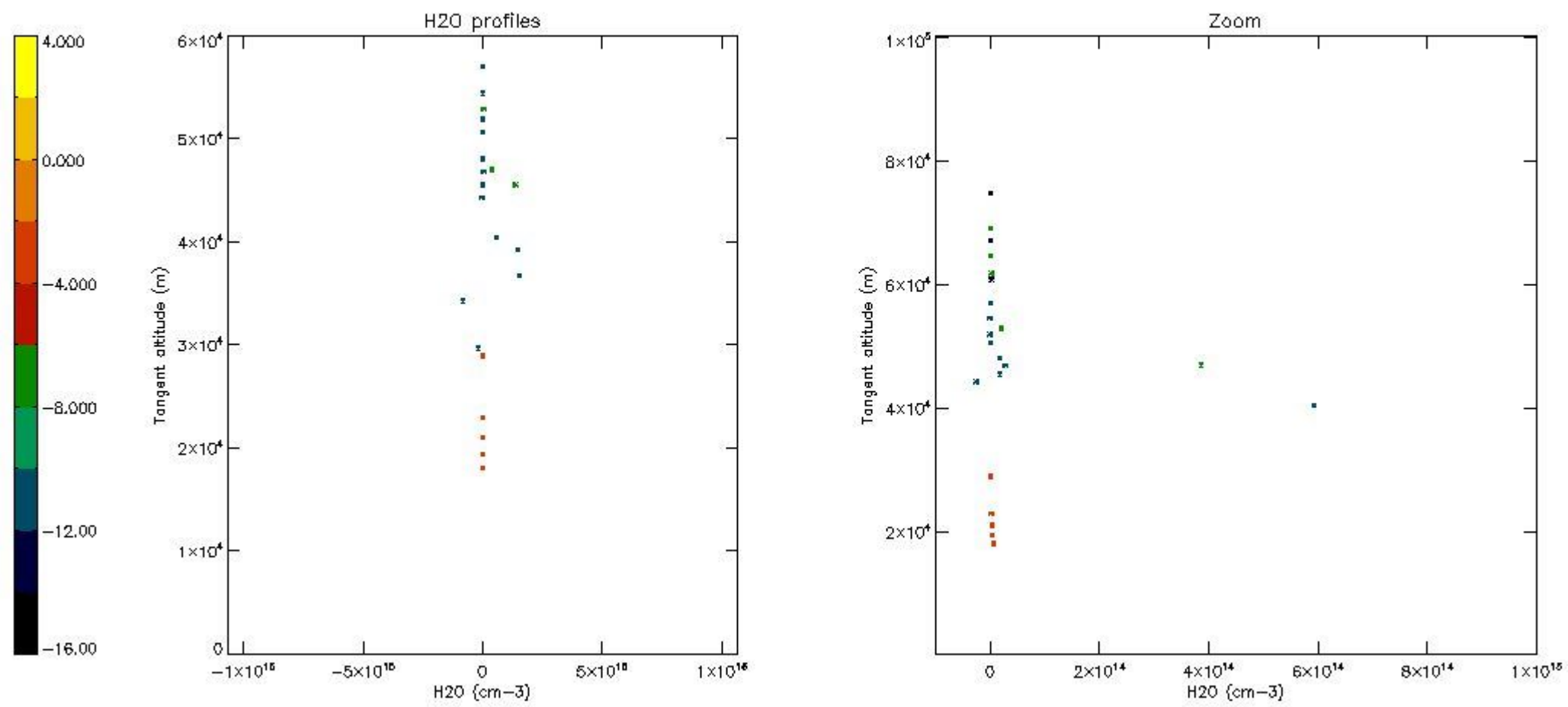
5.7 Plot NO3 profiles for all STD (dark without errors)

The colorbar represents the latitude.



5.8 Plot H2O profiles for all STD (only for occultations of stars 1,2,3,4,13,14,16,26,63 dark without errors)

The colorbar represents the latitude.



6. Auxiliary Data Files used for the production reported in section 2

The number reported in the third column indicates since which file (see list in section 2) the corresponding auxiliary file has been used. The fourth column is the date of those product files.

Type	Auxiliary Filename	Used since product	Used since product date
INST_PHYS_CHARACTERISTICS	GOM_INS_AXNIEC20050627_150440_20020301_000000_20100101_000000	1	21-MAR-2003 00:00:27
LEVEL-2_PROC_CONFIG	GOM_PR2_AXVIEC20091111_152718_20020301_000000_20500101_000000	1	21-MAR-2003 00:00:27
CROSS_SECTIONS_FILE	GOM_CRS_AXVIEC20091111_154832_20020301_000000_20500101_000000	1	21-MAR-2003 00:00:27

GOMOS Level 2 Daily Report

SUMMARY

[1. General Info](#)

[2. Summary of processed GOM_NL_2P products](#)

[3. Level 2 Quality information per product](#)

[3.1 Plot of level 2 quality information per product \(time dependant\)](#)

[3.2 Plot of level 2 quality information per product \(world map\)](#)

[4. Level 1 Quality information per product \(stored on level 2 products\)](#)

[4.1 Plot of level 1 quality information per product \(time dependant\)](#)

[4.1.1 Plot of level 1 quality information per product \(time dependant\): ASCENDING](#)

[4.1.2 Plot of level 1 quality information per product \(time dependant\): DESCENDING](#)

[4.2 Plot of level 1 quality information per product \(world map\)](#)

[4.2.1 Plot of level 1 quality information per product \(world map\): ASCENDING](#)

[4.2.2 Plot of level 1 quality information per product \(world map\): DESCENDING](#)

[5. Ozone profiles based on quality statistics and other trace gas profiles](#)

[5.1 Ozone statistics based on quality of products](#)

[5.2 Plot ozone profiles for all STD \(dark without errors\)](#)

[5.3 Plot ozone profiles where STD < 20% \(dark without errors\)](#)

[5.4. Plot ozone profiles where STD < 10% \(dark without errors\)](#)

[5.5. Plot ozone profiles where STD < 5% \(dark without errors\)](#)

[5.6 Plot NO2 profiles for all STD \(dark without errors\)](#)

[5.7 Plot NO3 profiles for all STD \(dark without errors\)](#)

[5.8 Plot H2O profiles \(only for occultations of stars 1,2,3,4,13,14,16,26,63 dark without errors\) for all STD](#)

[6. Auxiliary Data Files used for the production reported in section 2](#)

This report presents the daily analysis on parameters extracted from GOMOS level 2 data (GOM_NL__2P). It is intended to monitor some important parameters that will impact the quality of these products. A list of level 2 products (and content) that have arrived during the reporting day to the PCF is also given.

Item	Value
Time of report generation	19APR2013 11:59:47
Data source version	GOMOS/6.01
Start time of products	21-03-2003 (21MAR2003 00:00:00)
Stop time of products	22-03-2003 (22MAR2003 00:00:00)
Store outputs in DB	Yes
Nb of level 2 prods	432
Nb of prods with errors	15

2. Summary of processed GOM_NL__2P products.

Nr	Filename	UTC Start time	Limb	Duration	Star Id	Star Name	Star Mag	Star Temp	Nb Meas	Orbit	Prod. error
1	GOM_NL__2PRFIN20030321_000027_000000692014_00445_05509_6343.N1	21-MAR-2003 00:00:27	Dark	69.000	1014	Mars	0.0000	0.0000	138	5509	Yes
2	GOM_NL__2PRFIN20030321_000201_000000602014_00445_05509_6344.N1	21-MAR-2003 00:02:01	Dark	60.000	137	22Lam Sgr	2.8240	4400.0	120	5509	No
3	GOM_NL__2PRFIN20030321_000706_000000502014_00446_05510_6040.N1	21-MAR-2003 00:07:06	Dark	49.500	178	Iot1Sco	3.0220	6550.0	99	5510	No
4	GOM_NL__2PRFIN20030321_000937_000000452014_00446_05510_6041.N1	21-MAR-2003 00:09:37	Dark	44.500	141	Bet Ara	2.8400	4600.0	89	5510	No
5	GOM_NL__2PRFIN20030321_001138_000000402014_00446_05510_6042.N1	21-MAR-2003 00:11:38	Dark	40.000	43	Alp TrA	1.9100	4250.0	80	5510	No
6	GOM_NL__2PRFIN20030321_001311_000000402014_00446_05510_6043.N1	21-MAR-2003 00:13:11	Dark	39.500	134	Bet TrA	2.8100	6600.0	79	5510	No
7	GOM_NL__2PRFIN20030321_001554_000000442014_00446_05510_6044.N1	21-MAR-2003 00:15:54	Dark	44.000	4	Alp1Cen	-0.010000	5800.0	88	5510	No
8	GOM_NL__2PRFIN20030321_001807_000000472014_00446_05510_6045.N1	21-MAR-2003 00:18:07	Dark	46.500	78	Alp Lup	2.3040	28000.	93	5510	No
9	GOM_NL__2PRFIN20030321_001938_000000512014_00446_05510_6046.N1	21-MAR-2003 00:19:38	Straylight	50.500	81	Eta Cen	2.3560	28000.	101	5510	No
10	GOM_NL__2PRFIN20030321_002240_000000602014_00446_05510_6047.N1	21-MAR-2003 00:22:40	Straylight	59.500	54	5The Cen	2.0550	4500.0	119	5510	No
11	GOM_NL__2PRFIN20030321_002416_000000472014_00446_05510_6048.N1	21-MAR-2003 00:24:16	Straylight	47.000	123	Iot Cen	2.7500	10200.	94	5510	No
12	GOM_NL__2PRFIN20030321_002946_000000522014_00446_05510_6049.N1	21-MAR-2003 00:29:46	Straylight	52.000	106	9Bet Crv	2.6480	5600.0	104	5510	No
13	GOM_NL__2PRFIN20030321_003157_000000472014_00446_05510_6050.N1	21-MAR-2003 00:31:57	Tw_i_and_stray	47.000	100	4Gam Crv	2.5800	13100.	94	5510	No
14	GOM_NL__2PRFIN20030321_003423_000000762014_00446_05510_6051.N1	21-MAR-2003 00:34:23	Bright	76.000	15	67Alp Vir	0.97600	28000.	152	5510	No
15	GOM_NL__2PRFIN20030321_003759_000000542014_00446_05510_6052.N1	21-MAR-2003 00:37:59	Bright	54.000	121	29Gam Vir	2.7400	7200.0	108	5510	No
16	GOM_NL__2PRFIN20030321_004117_000000382014_00446_05510_6053.N1	21-MAR-2003 00:41:17	Bright	38.000	22	32Alp Leo	1.3600	15200.	76	5510	No
17	GOM_NL__2PRFIN20030321_004327_000000392014_00446_05510_6054.N1	21-MAR-2003 00:43:27	Bright	38.500	51	41Gam1Leo	2.0100	4500.0	77	5510	No
18	GOM_NL__2PRFIN20030321_004443_000000372014_00446_05510_6055.N1	21-MAR-2003 00:44:43	Bright	37.000	166	17Eps Leo	2.9800	6000.0	74	5510	No
19	GOM_NL__2PRFIN20030321_005054_000000402014_00446_05510_6056.N1	21-MAR-2003 00:50:54	Bright	40.000	174	52Psi UMa	3.0040	4400.0	80	5510	No
20	GOM_NL__2PRFIN20030321_005409_000000392014_00446_05510_6057.N1	21-MAR-2003 00:54:09	Bright	38.500	82	48Bet UMa	2.3650	10600.	77	5510	No
21	GOM_NL__2PRFIN20030321_005540_000000382014_00446_05510_6058.N1	21-MAR-2003 00:55:40	Bright	38.000	36	50Alp UMa	1.8000	6300.0	76	5510	No
22	GOM_NL__2PRFIN20030321_005749_000000472014_00446_05510_6059.N1	21-MAR-2003 00:57:49	Bright	47.000	55	79Zet UMa	2.0600	10200.	94	5510	No
23	GOM_NL__2PRFIN20030321_010235_000000412014_00446_05510_6060.N1	21-MAR-2003 01:02:35	Bright	40.500	60	7Bet UMi	2.0810	3950.0	81	5510	No
24	GOM_NL__2PRFIN20030321_010622_000000492014_00446_05510_6061.N1	21-MAR-2003 01:06:22	Bright	49.000	119	14Eta Dra	2.7270	4700.0	98	5510	No
25	GOM_NL__2PRFIN20030321_011024_000000372014_00446_05510_6062.N1	21-MAR-2003 01:10:24	Bright	37.000	74	11Bet Cas	2.2680	6600.0	74	5510	No
26	GOM_NL__2PRFIN20030321_011232_000000562014_00446_05510_6063.N1	21-MAR-2003 01:12:32	Bright	55.500	69	33Gam Dra	2.2310	3800.0	111	5510	No
27	GOM_NL__2PRFIN20030321_011614_000000402014_00446_05510_6064.N1	21-MAR-2003 01:16:14	Bright	39.500	19	50Alp Cyg	1.2460	10500.	79	5510	No
28	GOM_NL__2PRFIN20030321_011750_000000372014_00446_05510_6065.N1	21-MAR-2003 01:17:50	Bright	37.000	66	37Gam Cyg	2.2080	5900.0	74	5510	No
29	GOM_NL__2PRFIN20030321_011937_000000392014_00446_05510_6066.N1	21-MAR-2003 01:19:37	Bright	38.500	92	53Eps Cyg	2.5000	4500.0	77	5510	No
30	GOM_NL__2PRFIN20030321_012818_000000582014_00446_05510_6067.N1	21-MAR-2003 01:28:18	Tw_i_and_stray	58.000	11	53Alp Aql	0.76500	8000.0	116	5510	No
31	GOM_NL__2PRFIN20030321_013854_000000512014_00446_05510_6068.N1	21-MAR-2003 01:38:54	Dark	51.000	155	41Pi Sgr	2.9000	6600.0	102	5510	No
32	GOM_NL__2PRFIN20030321_014103_000000612014_00446_05510_6069.N1	21-MAR-2003 01:41:03	Dark	60.500	1014	Mars	0.0000	0.0000	121	5510	Yes
33	GOM_NL__2PRFIN20030321_014238_000000532014_00446_05510_6070.N1	21-MAR-2003 01:42:38	Dark	53.000	137	22Lam Sgr	2.8240	4400.0	106	5510	No
34	GOM_NL__2PRFIN20030321_015014_000000452014_00447_05511_6041.N1	21-MAR-2003 01:50:14	Dark	44.500	141	Bet Ara	2.8400	4600.0	89	5511	No
35	GOM_NL__2PRFIN20030321_015214_000000412014_00447_05511_6042.N1	21-MAR-2003 01:52:14	Dark	40.500	43	Alp TrA	1.9100	4250.0	81	5511	No
36	GOM_NL__2PRFIN20030321_015347_000000402014_00447_05511_6043.N1	21-MAR-2003 01:53:47	Dark	40.000	134	Bet TrA	2.8100	6600.0	80	5511	No
37	GOM_NL__2PRFIN20030321_015631_000000572014_00447_05511_6044.N1	21-MAR-2003 01:56:31	Dark	57.000	4	Alp1Cen	-0.010000	5800.0	114	5511	No
38	GOM_NL__2PRFIN20030321_015843_000000492014_00447_05511_6045.N1	21-MAR-2003 01:58:43	Dark	48.500	78	Alp Lup	2.3040	28000.	97	5511	No
39	GOM_NL__2PRFIN20030321_020014_000000522014_00447_05511_6046.N1	21-MAR-2003 02:00:14	Straylight	52.000	81	Eta Cen	2.3560	28000.	104	5511	No
40	GOM_NL__2PRFIN20030321_020316_000000602014_00447_05511_6047.N1	21-MAR-2003 02:03:16	Straylight	60.000	54	5The Cen	2.0550	4500.0	120	5511	No
41	GOM_NL__2PRFIN20030321_020453_000000472014_00447_05511_6048.N1	21-MAR-2003 02:04:53	Straylight	46.500	123	Iot Cen	2.7500	10200.	93	5511	No
42	GOM_NL__2PRFIN20030321_021022_000000522014_00447_05511_6049.N1	21-MAR-2003 02:10:22	Straylight	51.500	106	9Bet Crv	2.6480	5600.0	103	5511	No

43	GOM_NL__2PRFIN20030321_021233_000000492014_00447_05511_6050.N1	21-MAR-2003 02:12:33	Twilight	48.500	100	4Gam Crv	2.5800	13100.	97	5511	No
44	GOM_NL__2PRFIN20030321_021458_000000762014_00447_05511_6051.N1	21-MAR-2003 02:14:58	Bright	75.500	15	67Alp Vir	0.97600	28000.	151	5511	No
45	GOM_NL__2PRFIN20030321_021834_000000552014_00447_05511_6052.N1	21-MAR-2003 02:18:34	Bright	55.000	121	29Gam Vir	2.7400	7200.0	110	5511	No
46	GOM_NL__2PRFIN20030321_022152_000000382014_00447_05511_6053.N1	21-MAR-2003 02:21:52	Bright	38.000	22	32Alp Leo	1.3600	15200.	76	5511	No
47	GOM_NL__2PRFIN20030321_022402_000000392014_00447_05511_6054.N1	21-MAR-2003 02:24:02	Bright	38.500	51	41Gam1Leo	2.0100	4500.0	77	5511	No
48	GOM_NL__2PRFIN20030321_022519_000000362014_00447_05511_6055.N1	21-MAR-2003 02:25:19	Bright	36.000	166	17Eps Leo	2.9800	6000.0	72	5511	No
49	GOM_NL__2PRFIN20030321_023129_000000392014_00447_05511_6056.N1	21-MAR-2003 02:31:29	Bright	39.000	174	52Psi UMa	3.0040	4400.0	78	5511	No
50	GOM_NL__2PRFIN20030321_023444_000000372014_00447_05511_6057.N1	21-MAR-2003 02:34:44	Bright	37.000	82	48Bet UMa	2.3650	10600.	74	5511	No
51	GOM_NL__2PRFIN20030321_023615_000000362014_00447_05511_6058.N1	21-MAR-2003 02:36:15	Bright	36.000	36	50Alp UMa	1.8000	6300.0	72	5511	No
52	GOM_NL__2PRFIN20030321_023824_000000472014_00447_05511_6059.N1	21-MAR-2003 02:38:24	Bright	47.000	55	79Zet UMa	2.0600	10200.	94	5511	No
53	GOM_NL__2PRFIN20030321_024310_000000412014_00447_05511_6060.N1	21-MAR-2003 02:43:10	Bright	40.500	60	7Bet UMi	2.0810	3950.0	81	5511	No
54	GOM_NL__2PRFIN20030321_024657_000000502014_00447_05511_6061.N1	21-MAR-2003 02:46:57	Bright	50.000	119	14Eta Dra	2.7270	4700.0	100	5511	No
55	GOM_NL__2PRFIN20030321_025101_000000362014_00447_05511_6062.N1	21-MAR-2003 02:51:01	Bright	36.000	74	11Bet Cas	2.2680	6600.0	72	5511	No
56	GOM_NL__2PRFIN20030321_025307_000000522014_00447_05511_6063.N1	21-MAR-2003 02:53:07	Bright	52.000	69	33Gam Dra	2.2310	3800.0	104	5511	No
57	GOM_NL__2PRFIN20030321_025650_000000392014_00447_05511_6064.N1	21-MAR-2003 02:56:50	Bright	39.000	19	50Alp Cyg	1.2460	10500.	78	5511	No
58	GOM_NL__2PRFIN20030321_025825_000000382014_00447_05511_6065.N1	21-MAR-2003 02:58:25	Bright	38.000	66	37Gam Cyg	2.2080	5900.0	76	5511	No
59	GOM_NL__2PRFIN20030321_030013_000000382014_00447_05511_6066.N1	21-MAR-2003 03:00:13	Bright	37.500	92	53Eps Cyg	2.5000	4500.0	75	5511	No
60	GOM_NL__2PRFIN20030321_030855_000000572014_00447_05511_6067.N1	21-MAR-2003 03:08:55	Twilight	56.500	11	53Alp Aql	0.76500	8000.0	113	5511	No
61	GOM_NL__2PRFIN20030321_031931_000000492014_00447_05511_6068.N1	21-MAR-2003 03:19:31	Dark	48.500	155	41Pi Sgr	2.9000	6600.0	97	5511	No
62	GOM_NL__2PRFIN20030321_032140_000000622014_00447_05511_6069.N1	21-MAR-2003 03:21:40	Dark	61.500	1014	Mars	0.0000	0.0000	123	5511	Yes
63	GOM_NL__2PRFIN20030321_032315_000000592014_00447_05511_6070.N1	21-MAR-2003 03:23:15	Dark	58.500	137	22Lam Sgr	2.8240	4400.0	117	5511	No
64	GOM_NL__2PRFIN20030321_033050_000000442014_00448_05512_6343.N1	21-MAR-2003 03:30:50	Dark	43.500	141	Bet Ara	2.8400	4600.0	87	5512	No
65	GOM_NL__2PRFIN20030321_033250_000000422014_00448_05512_6344.N1	21-MAR-2003 03:32:50	Dark	41.500	43	Alp TrA	1.9100	4250.0	83	5512	No
66	GOM_NL__2PRFIN20030321_033424_000000382014_00448_05512_6345.N1	21-MAR-2003 03:34:24	Dark	38.000	134	Bet TrA	2.8100	6600.0	76	5512	No
67	GOM_NL__2PRFIN20030321_033707_000000552014_00448_05512_6346.N1	21-MAR-2003 03:37:07	Dark	55.000	4	Alp1Cen	-0.010000	5800.0	110	5512	No
68	GOM_NL__2PRFIN20030321_033920_000000482014_00448_05512_6347.N1	21-MAR-2003 03:39:20	Dark	47.500	78	Alp Lup	2.3040	28000.	95	5512	No
69	GOM_NL__2PRFIN20030321_034051_000000512014_00448_05512_6348.N1	21-MAR-2003 03:40:51	Straylight	51.000	81	Eta Cen	2.3560	28000.	102	5512	No
70	GOM_NL__2PRFIN20030321_034353_000000592014_00448_05512_6349.N1	21-MAR-2003 03:43:53	Straylight	59.000	54	5The Cen	2.0550	4500.0	118	5512	No
71	GOM_NL__2PRFIN20030321_034529_000000482014_00448_05512_6350.N1	21-MAR-2003 03:45:29	Straylight	48.000	123	lot Cen	2.7500	10200.	96	5512	No
72	GOM_NL__2PRFIN20030321_035058_000000552014_00448_05512_6351.N1	21-MAR-2003 03:50:58	Straylight	54.500	106	9Bet Crv	2.6480	5600.0	109	5512	No
73	GOM_NL__2PRFIN20030321_035309_000000502014_00448_05512_6352.N1	21-MAR-2003 03:53:09	Twilight	49.500	100	4Gam Crv	2.5800	13100.	99	5512	No
74	GOM_NL__2PRFIN20030321_035534_000000762014_00448_05512_6353.N1	21-MAR-2003 03:55:34	Bright	76.000	15	67Alp Vir	0.97600	28000.	152	5512	No
75	GOM_NL__2PRFIN20030321_035910_000000552014_00448_05512_6354.N1	21-MAR-2003 03:59:10	Bright	54.500	121	29Gam Vir	2.7400	7200.0	109	5512	No
76	GOM_NL__2PRFIN20030321_040229_000000382014_00448_05512_6355.N1	21-MAR-2003 04:02:29	Bright	38.000	22	32Alp Leo	1.3600	15200.	76	5512	No
77	GOM_NL__2PRFIN20030321_040439_000000372014_00448_05512_6356.N1	21-MAR-2003 04:04:39	Bright	36.500	51	41Gam1Leo	2.0100	4500.0	73	5512	No
78	GOM_NL__2PRFIN20030321_040555_000000372014_00448_05512_6357.N1	21-MAR-2003 04:05:55	Bright	36.500	166	17Eps Leo	2.9800	6000.0	73	5512	No
79	GOM_NL__2PRFIN20030321_041205_000000382014_00448_05512_6358.N1	21-MAR-2003 04:12:05	Bright	38.000	174	52Psi UMa	3.0040	4400.0	76	5512	No
80	GOM_NL__2PRFIN20030321_041520_000000382014_00448_05512_6359.N1	21-MAR-2003 04:15:20	Bright	37.500	82	48Bet UMa	2.3650	10600.	75	5512	No
81	GOM_NL__2PRFIN20030321_041651_000000392014_00448_05512_6360.N1	21-MAR-2003 04:16:51	Bright	39.000	36	50Alp UMa	1.8000	6300.0	78	5512	No
82	GOM_NL__2PRFIN20030321_041859_000000472014_00448_05512_6361.N1	21-MAR-2003 04:18:59	Bright	47.000	55	79Zet UMa	2.0600	10200.	94	5512	No
83	GOM_NL__2PRFIN20030321_042346_000000432014_00448_05512_6362.N1	21-MAR-2003 04:23:46	Bright	42.500	60	7Bet UMi	2.0810	3950.0	85	5512	No
84	GOM_NL__2PRFIN20030321_042732_000000502014_00448_05512_6363.N1	21-MAR-2003 04:27:32	Bright	49.500	119	14Eta Dra	2.7270	4700.0	99	5512	No
85	GOM_NL__2PRFIN20030321_043137_000000362014_00448_05512_6364.N1	21-MAR-2003 04:31:37	Bright	36.000	74	11Bet Cas	2.2680	6600.0	72	5512	No
86	GOM_NL__2PRFIN20030321_043342_000000552014_00448_05512_6365.N1	21-MAR-2003 04:33:42	Bright	54.500	69	33Gam Dra	2.2310	3800.0	109	5512	No
87	GOM_NL__2PRFIN20030321_043726_000000392014_00448_05512_6366.N1	21-MAR-2003 04:37:26	Bright	39.000	19	50Alp Cyg	1.2460	10500.	78	5512	No
88	GOM_NL__2PRFIN20030321_043901_000000402014_00448_05512_6367.N1	21-MAR-2003 04:39:01	Bright	40.000	66	37Gam Cyg	2.2080	5900.0	80	5512	No
89	GOM_NL__2PRFIN20030321_044048_000000372014_00448_05512_6368.N1	21-MAR-2003 04:40:48	Bright	37.000	92	53Eps Cyg	2.5000	4500.0	74	5512	No
90	GOM_NL__2PRFIN20030321_044931_000000542014_00448_05512_6369.N1	21-MAR-2003 04:49:31	Twilight	53.500	11	53Alp Aql	0.76500	8000.0	107	5512	No
91	GOM_NL__2PRFIN20030321_050008_000000482014_00448_05512_6370.N1	21-MAR-2003 05:00:08	Dark	48.000	155	41Pi Sgr	2.9000	6600.0	96	5512	No
92	GOM_NL__2PRFIN20030321_050216_000000692014_00448_05512_6371.N1	21-MAR-2003 05:02:16	Dark	69.000	1014	Mars	0.0000	0.0000	138	5512	Yes
93	GOM_NL__2PRFIN20030321_050352_000000642014_00448_05512_6372.N1	21-MAR-2003 05:03:52	Dark	63.500	137	22Lam Sgr	2.8240	4400.0	127	5512	No
94	GOM_NL__2PRFIN20030321_051127_000000452014_00449_05513_6343.N1	21-MAR-2003 05:11:27	Dark	44.500	141	Bet Ara	2.8400	4600.0	89	5513	No
95	GOM_NL__2PRFIN20030321_051327_000000522014_00449_05513_6344.N1	21-MAR-2003 05:13:27	Dark	52.000	43	Alp TrA	1.9100	4250.0	104	5513	No
96	GOM_NL__2PRFIN20030321_051500_000000402014_00449_05513_6345.N1	21-MAR-2003 05:15:00	Dark	39.500	134	Bet TrA	2.8100	6600.0	79	5513	No
97	GOM_NL__2PRFIN20030321_051744_000000472014_00449_05513_6346.N1	21-MAR-2003 05:17:44	Dark	46.500	4	Alp1Cen	-0.010000	5800.0	93	5513	No
98	GOM_NL__2PRFIN20030321_051957_000000472014_00449_05513_6347.N1	21-MAR-2003 05:19:57	Dark	46.500	78	Alp Lup	2.3040	28000.	93	5513	No
99	GOM_NL__2PRFIN20030321_052128_000000512014_00449_05513_6348.N1	21-MAR-2003 05:21:28	Straylight	51.000	81	Eta Cen	2.3560	28000.	102	5513	No
100	GOM_NL__2PRFIN20030321_052430_000000632014_00449_05513_6349.N1	21-MAR-2003 05:24:30	Straylight	63.000	54	5The Cen	2.0550	4500.0	126	5513	No
101	GOM_NL__2PRFIN20030321_052606_000000512014_00449_05513_6350.N1	21-MAR-2003 05:26:06	Straylight	51.000	123	lot Cen	2.7500	10200.	102	5513	No

102	GOM_NL__2PRFIN20030321_053134_000000542014_00449_05513_6351.N1	21-MAR-2003 05:31:34	Straylight	53.500	106	9Bet Crv	2.6480	5600.0	107	5513	No
103	GOM_NL__2PRFIN20030321_053345_000000462014_00449_05513_6352.N1	21-MAR-2003 05:33:45	Tw_i_and_stray	46.000	100	4Gam Crv	2.5800	13100.	92	5513	No
104	GOM_NL__2PRFIN20030321_053610_000000772014_00449_05513_6353.N1	21-MAR-2003 05:36:10	Bright	76.500	15	67Alp Vir	0.97600	28000.	153	5513	No
105	GOM_NL__2PRFIN20030321_053946_000000542014_00449_05513_6354.N1	21-MAR-2003 05:39:46	Bright	53.500	121	29Gam Vir	2.7400	7200.0	107	5513	No
106	GOM_NL__2PRFIN20030321_054305_000000392014_00449_05513_6355.N1	21-MAR-2003 05:43:05	Bright	38.500	22	32Alp Leo	1.3600	15200.	77	5513	No
107	GOM_NL__2PRFIN20030321_054515_000000382014_00449_05513_6356.N1	21-MAR-2003 05:45:15	Bright	37.500	51	41Gam1Leo	2.0100	4500.0	75	5513	No
108	GOM_NL__2PRFIN20030321_054631_000000372014_00449_05513_6357.N1	21-MAR-2003 05:46:31	Bright	36.500	166	17Eps Leo	2.9800	6000.0	73	5513	No
109	GOM_NL__2PRFIN20030321_055241_000000382014_00449_05513_6358.N1	21-MAR-2003 05:52:41	Bright	37.500	174	52Psi UMa	3.0040	4400.0	75	5513	No
110	GOM_NL__2PRFIN20030321_055556_000000372014_00449_05513_6359.N1	21-MAR-2003 05:55:56	Bright	36.500	82	48Bet UMa	2.3650	10600.	73	5513	No
111	GOM_NL__2PRFIN20030321_055727_000000362014_00449_05513_6360.N1	21-MAR-2003 05:57:27	Bright	36.000	36	50Alp UMa	1.8000	6300.0	72	5513	No
112	GOM_NL__2PRFIN20030321_055935_000000482014_00449_05513_6361.N1	21-MAR-2003 05:59:35	Bright	47.500	55	79Zet UMa	2.0600	10200.	95	5513	No
113	GOM_NL__2PRFIN20030321_060422_000000412014_00449_05513_6362.N1	21-MAR-2003 06:04:22	Bright	41.000	60	7Bet UMi	2.0810	3950.0	82	5513	No
114	GOM_NL__2PRFIN20030321_060808_000000492014_00449_05513_6363.N1	21-MAR-2003 06:08:08	Bright	48.500	119	14Eta Dra	2.7270	4700.0	97	5513	No
115	GOM_NL__2PRFIN20030321_061213_000000382014_00449_05513_6364.N1	21-MAR-2003 06:12:13	Bright	37.500	74	11Bet Cas	2.2680	6600.0	75	5513	No
116	GOM_NL__2PRFIN20030321_061418_000000532014_00449_05513_6365.N1	21-MAR-2003 06:14:18	Bright	52.500	69	33Gam Dra	2.2310	3800.0	105	5513	No
117	GOM_NL__2PRFIN20030321_061802_000000402014_00449_05513_6366.N1	21-MAR-2003 06:18:02	Bright	39.500	19	50Alp Cyg	1.2460	10500.	79	5513	No
118	GOM_NL__2PRFIN20030321_061937_000000412014_00449_05513_6367.N1	21-MAR-2003 06:19:37	Bright	40.500	66	37Gam Cyg	2.2080	5900.0	81	5513	No
119	GOM_NL__2PRFIN20030321_062124_000000392014_00449_05513_6368.N1	21-MAR-2003 06:21:24	Bright	39.000	92	53Eps Cyg	2.5000	4500.0	78	5513	No
120	GOM_NL__2PRFIN20030321_063007_000000602014_00449_05513_6369.N1	21-MAR-2003 06:30:07	Tw_i_and_stray	60.000	11	53Alp Aql	0.76500	8000.0	120	5513	No
121	GOM_NL__2PRFIN20030321_064045_000000522014_00449_05513_6370.N1	21-MAR-2003 06:40:45	Dark	51.500	155	41Pi Sgr	2.9000	6600.0	103	5513	No
122	GOM_NL__2PRFIN20030321_064252_000000692014_00449_05513_6371.N1	21-MAR-2003 06:42:52	Dark	69.000	1014	Mars	0.0000	0.0000	138	5513	Yes
123	GOM_NL__2PRFIN20030321_064429_000000552014_00449_05513_6372.N1	21-MAR-2003 06:44:29	Dark	54.500	137	22Lam Sgr	2.8240	4400.0	109	5513	No
124	GOM_NL__2PRFIN20030321_065204_000000472014_00450_05514_5954.N1	21-MAR-2003 06:52:04	Dark	46.500	141	Bet Ara	2.8400	4600.0	93	5514	No
125	GOM_NL__2PRFIN20030321_065403_000000402014_00450_05514_5955.N1	21-MAR-2003 06:54:03	Dark	39.500	43	Alp TrA	1.9100	4250.0	79	5514	No
126	GOM_NL__2PRFIN20030321_065536_000000402014_00450_05514_5956.N1	21-MAR-2003 06:55:36	Dark	40.000	134	Bet TrA	2.8100	6600.0	80	5514	No
127	GOM_NL__2PRFIN20030321_065820_000000572014_00450_05514_5957.N1	21-MAR-2003 06:58:20	Dark	57.000	4	Alp1Cen	-0.010000	5800.0	114	5514	No
128	GOM_NL__2PRFIN20030321_070033_000000492014_00450_05514_5958.N1	21-MAR-2003 07:00:33	Dark	48.500	78	Alp Lup	2.3040	28000.	97	5514	No
129	GOM_NL__2PRFIN20030321_070204_000000512014_00450_05514_5959.N1	21-MAR-2003 07:02:04	Straylight	51.000	81	Eta Cen	2.3560	28000.	102	5514	No
130	GOM_NL__2PRFIN20030321_070506_000000582014_00450_05514_5960.N1	21-MAR-2003 07:05:06	Straylight	58.000	54	5The Cen	2.0550	4500.0	116	5514	No
131	GOM_NL__2PRFIN20030321_070642_000000492014_00450_05514_5961.N1	21-MAR-2003 07:06:42	Straylight	49.000	123	lot Cen	2.7500	10200.	98	5514	No
132	GOM_NL__2PRFIN20030321_071210_000000542014_00450_05514_5962.N1	21-MAR-2003 07:12:10	Straylight	53.500	106	9Bet Crv	2.6480	5600.0	107	5514	No
133	GOM_NL__2PRFIN20030321_071421_000000472014_00450_05514_5963.N1	21-MAR-2003 07:14:21	Tw_i_and_stray	46.500	100	4Gam Crv	2.5800	13100.	93	5514	No
134	GOM_NL__2PRFIN20030321_071646_000000782014_00450_05514_5964.N1	21-MAR-2003 07:16:46	Bright	77.500	15	67Alp Vir	0.97600	28000.	155	5514	No
135	GOM_NL__2PRFIN20030321_072021_000000562014_00450_05514_5965.N1	21-MAR-2003 07:20:21	Bright	56.000	121	29Gam Vir	2.7400	7200.0	112	5514	No
136	GOM_NL__2PRFIN20030321_072341_000000392014_00450_05514_5966.N1	21-MAR-2003 07:23:41	Bright	38.500	22	32Alp Leo	1.3600	15200.	77	5514	No
137	GOM_NL__2PRFIN20030321_072551_000000382014_00450_05514_5967.N1	21-MAR-2003 07:25:51	Bright	37.500	51	41Gam1Leo	2.0100	4500.0	75	5514	No
138	GOM_NL__2PRFIN20030321_072707_000000372014_00450_05514_5968.N1	21-MAR-2003 07:27:07	Bright	36.500	166	17Eps Leo	2.9800	6000.0	73	5514	No
139	GOM_NL__2PRFIN20030321_073316_000000392014_00450_05514_5969.N1	21-MAR-2003 07:33:16	Bright	38.500	174	52Psi UMa	3.0040	4400.0	77	5514	No
140	GOM_NL__2PRFIN20030321_073632_000000392014_00450_05514_5970.N1	21-MAR-2003 07:36:32	Bright	38.500	82	48Bet UMa	2.3650	10600.	77	5514	No
141	GOM_NL__2PRFIN20030321_073802_000000392014_00450_05514_5971.N1	21-MAR-2003 07:38:02	Bright	38.500	36	50Alp UMa	1.8000	6300.0	77	5514	No
142	GOM_NL__2PRFIN20030321_074010_000000472014_00450_05514_5972.N1	21-MAR-2003 07:40:10	Bright	47.000	55	79Zet UMa	2.0600	10200.	94	5514	No
143	GOM_NL__2PRFIN20030321_074457_000000392014_00450_05514_5973.N1	21-MAR-2003 07:44:57	Bright	38.500	60	7Bet UMi	2.0810	3950.0	77	5514	No
144	GOM_NL__2PRFIN20030321_074843_000000492014_00450_05514_5974.N1	21-MAR-2003 07:48:43	Bright	49.000	119	14Eta Dra	2.7270	4700.0	98	5514	No
145	GOM_NL__2PRFIN20030321_075249_000000372014_00450_05514_5975.N1	21-MAR-2003 07:52:49	Bright	36.500	74	11Bet Cas	2.2680	6600.0	73	5514	No
146	GOM_NL__2PRFIN20030321_075453_000000552014_00450_05514_5976.N1	21-MAR-2003 07:54:53	Bright	54.500	69	33Gam Dra	2.2310	3800.0	109	5514	No
147	GOM_NL__2PRFIN20030321_075838_000000402014_00450_05514_5977.N1	21-MAR-2003 07:58:38	Bright	40.000	19	50Alp Cyg	1.2460	10500.	80	5514	No
148	GOM_NL__2PRFIN20030321_080013_000000432014_00450_05514_5978.N1	21-MAR-2003 08:00:13	Bright	43.000	66	37Gam Cyg	2.2080	5900.0	86	5514	No
149	GOM_NL__2PRFIN20030321_080200_000000392014_00450_05514_5979.N1	21-MAR-2003 08:02:00	Bright	39.000	92	53Eps Cyg	2.5000	4500.0	78	5514	No
150	GOM_NL__2PRFIN20030321_081044_000000562014_00450_05514_5980.N1	21-MAR-2003 08:10:44	Tw_i_and_stray	56.000	11	53Alp Aql	0.76500	8000.0	112	5514	No
151	GOM_NL__2PRFIN20030321_082122_000000492014_00450_05514_5981.N1	21-MAR-2003 08:21:22	Dark	49.000	155	41Pi Sgr	2.9000	6600.0	98	5514	No
152	GOM_NL__2PRFIN20030321_082328_000000672014_00450_05514_5982.N1	21-MAR-2003 08:23:28	Dark	67.000	1014	Mars	0.0000	0.0000	134	5514	Yes
153	GOM_NL__2PRFIN20030321_082507_000000572014_00450_05514_5983.N1	21-MAR-2003 08:25:07	Dark	56.500	137	22Lam Sgr	2.8240	4400.0	113	5514	No
154	GOM_NL__2PRFIN20030321_083053_000000582014_00451_05515_5955.N1	21-MAR-2003 08:30:53	Dark	57.500	25	35Lam Sco	1.6200	28000.	115	5515	No
155	GOM_NL__2PRFIN20030321_083240_000000432014_00451_05515_5956.N1	21-MAR-2003 08:32:40	Dark	42.500	141	Bet Ara	2.8400	4600.0	85	5515	No
156	GOM_NL__2PRFIN20030321_083439_000000412014_00451_05515_5957.N1	21-MAR-2003 08:34:39	Dark	40.500	43	Alp TrA	1.9100	4250.0	81	5515	No
157	GOM_NL__2PRFIN20030321_083613_000000442014_00451_05515_5958.N1	21-MAR-2003 08:36:13	Dark	44.000	134	Bet TrA	2.8100	6600.0	88	5515	No
158	GOM_NL__2PRFIN20030321_084007_000000532014_00451_05515_5959.N1	21-MAR-2003 08:40:07	Dark	52.500	10	Bet Cen	0.61000	28000.	105	5515	No
159	GOM_NL__2PRFIN20030321_084150_000000432014_00451_05515_5960.N1	21-MAR-2003 08:41:50	Dark	43.000	12	Alp1Cru	0.77500	30000.	86	5515	No
160	GOM_NL__2PRFIN20030321_084310_000000462014_00451_05515_5961.N1	21-MAR-2003 08:43:10	Straylight	45.500	26	Gam Cru	1.6240	2900.0	91	5515	No

161	GOM_NL__2PRFIN20030321_084543_000000612014_00451_05515_5962.N1	21-MAR-2003 08:45:43	Straylight	60.500	54	5The Cen	2.0550	4500.0	121	5515	No
162	GOM_NL__2PRFIN20030321_085247_000000522014_00451_05515_5963.N1	21-MAR-2003 08:52:47	Straylight	51.500	106	9Bet Crv	2.6480	5600.0	103	5515	No
163	GOM_NL__2PRFIN20030321_085458_000000492014_00451_05515_5964.N1	21-MAR-2003 08:54:58	Tw_i_and_stray	49.000	100	4Gam Crv	2.5800	13100.	98	5515	No
164	GOM_NL__2PRFIN20030321_085721_000000782014_00451_05515_5965.N1	21-MAR-2003 08:57:21	Bright	77.500	15	67Alp Vir	0.97600	28000.	155	5515	No
165	GOM_NL__2PRFIN20030321_090057_000000552014_00451_05515_5966.N1	21-MAR-2003 09:00:57	Bright	55.000	121	29Gam Vir	2.7400	7200.0	110	5515	No
166	GOM_NL__2PRFIN20030321_090417_000000382014_00451_05515_5967.N1	21-MAR-2003 09:04:17	Bright	38.000	22	32Alp Leo	1.3600	15200.	76	5515	No
167	GOM_NL__2PRFIN20030321_090626_000000382014_00451_05515_5968.N1	21-MAR-2003 09:06:26	Bright	37.500	51	41Gam1Leo	2.0100	4500.0	75	5515	No
168	GOM_NL__2PRFIN20030321_090743_000000372014_00451_05515_5969.N1	21-MAR-2003 09:07:43	Bright	36.500	166	17Eps Leo	2.9800	6000.0	73	5515	No
169	GOM_NL__2PRFIN20030321_091352_000000412014_00451_05515_5970.N1	21-MAR-2003 09:13:52	Bright	40.500	174	52Psi UMa	3.0040	4400.0	81	5515	No
170	GOM_NL__2PRFIN20030321_091707_000000382014_00451_05515_5971.N1	21-MAR-2003 09:17:07	Bright	38.000	82	48Bet UMa	2.3650	10600.	76	5515	No
171	GOM_NL__2PRFIN20030321_091838_000000392014_00451_05515_5972.N1	21-MAR-2003 09:18:38	Bright	39.000	36	50Alp UMa	1.8000	6300.0	78	5515	No
172	GOM_NL__2PRFIN20030321_092045_000000472014_00451_05515_5973.N1	21-MAR-2003 09:20:45	Bright	47.000	55	79Zet UMa	2.0600	10200.	94	5515	No
173	GOM_NL__2PRFIN20030321_092532_000000432014_00451_05515_5974.N1	21-MAR-2003 09:25:32	Bright	42.500	60	7Bet UMi	2.0810	3950.0	85	5515	No
174	GOM_NL__2PRFIN20030321_092918_000000502014_00451_05515_5975.N1	21-MAR-2003 09:29:18	Bright	50.000	119	14Eta Dra	2.7270	4700.0	100	5515	No
175	GOM_NL__2PRFIN20030321_093325_000000382014_00451_05515_5976.N1	21-MAR-2003 09:33:25	Bright	38.000	74	11Bet Cas	2.2680	6600.0	76	5515	No
176	GOM_NL__2PRFIN20030321_093528_000000562014_00451_05515_5977.N1	21-MAR-2003 09:35:28	Bright	56.000	69	33Gam Dra	2.2310	3800.0	112	5515	No
177	GOM_NL__2PRFIN20030321_093914_000000392014_00451_05515_5978.N1	21-MAR-2003 09:39:14	Bright	38.500	19	50Alp Cyg	1.2460	10500.	77	5515	No
178	GOM_NL__2PRFIN20030321_094049_000000372014_00451_05515_5979.N1	21-MAR-2003 09:40:49	Bright	37.000	66	37Gam Cyg	2.2080	5900.0	74	5515	No
179	GOM_NL__2PRFIN20030321_094236_000000372014_00451_05515_5980.N1	21-MAR-2003 09:42:36	Bright	36.500	92	53Eps Cyg	2.5000	4500.0	73	5515	No
180	GOM_NL__2PRFIN20030321_095120_000000572014_00451_05515_5981.N1	21-MAR-2003 09:51:20	Tw_i_and_stray	56.500	11	53Alp Aql	0.76500	8000.0	113	5515	No
181	GOM_NL__2PRFIN20030321_100158_000000492014_00451_05515_5982.N1	21-MAR-2003 10:01:58	Dark	48.500	155	41Pi Sgr	2.9000	6600.0	97	5515	No
182	GOM_NL__2PRFIN20030321_100404_000000692014_00451_05515_5983.N1	21-MAR-2003 10:04:04	Dark	69.000	1014	Mars	0.0000	0.0000	138	5515	Yes
183	GOM_NL__2PRFIN20030321_100544_000000552014_00451_05515_5984.N1	21-MAR-2003 10:05:44	Dark	54.500	137	22Lam Sgr	2.8240	4400.0	109	5515	No
184	GOM_NL__2PRFIN20030321_101130_000000562014_00452_05516_6343.N1	21-MAR-2003 10:11:30	Dark	56.000	25	35Lam Sco	1.6200	28000.	112	5516	No
185	GOM_NL__2PRFIN20030321_101317_000000442014_00452_05516_6344.N1	21-MAR-2003 10:13:17	Dark	44.000	141	Bet Ara	2.8400	4600.0	88	5516	No
186	GOM_NL__2PRFIN20030321_101515_000000392014_00452_05516_6345.N1	21-MAR-2003 10:15:15	Dark	39.000	43	Alp TrA	1.9100	4250.0	78	5516	No
187	GOM_NL__2PRFIN20030321_101649_000000392014_00452_05516_6346.N1	21-MAR-2003 10:16:49	Dark	39.000	134	Bet TrA	2.8100	6600.0	78	5516	No
188	GOM_NL__2PRFIN20030321_102043_000000552014_00452_05516_6347.N1	21-MAR-2003 10:20:43	Dark	55.000	10	Bet Cen	0.61000	28000.	110	5516	No
189	GOM_NL__2PRFIN20030321_102226_000000392014_00452_05516_6348.N1	21-MAR-2003 10:22:26	Dark	38.500	12	Alp1Cru	0.77500	30000.	77	5516	No
190	GOM_NL__2PRFIN20030321_102346_000000452014_00452_05516_6349.N1	21-MAR-2003 10:23:46	Straylight	45.000	26	Gam Cru	1.6240	2900.0	90	5516	No
191	GOM_NL__2PRFIN20030321_102619_000000602014_00452_05516_6350.N1	21-MAR-2003 10:26:19	Straylight	60.000	54	5The Cen	2.0550	4500.0	120	5516	No
192	GOM_NL__2PRFIN20030321_103323_000000542014_00452_05516_6351.N1	21-MAR-2003 10:33:23	Straylight	53.500	106	9Bet Crv	2.6480	5600.0	107	5516	No
193	GOM_NL__2PRFIN20030321_103533_000000492014_00452_05516_6352.N1	21-MAR-2003 10:35:33	Tw_i_and_stray	48.500	100	4Gam Crv	2.5800	13100.	97	5516	No
194	GOM_NL__2PRFIN20030321_103757_000000782014_00452_05516_6353.N1	21-MAR-2003 10:37:57	Bright	78.000	15	67Alp Vir	0.97600	28000.	156	5516	No
195	GOM_NL__2PRFIN20030321_104132_000000552014_00452_05516_6354.N1	21-MAR-2003 10:41:32	Bright	54.500	121	29Gam Vir	2.7400	7200.0	109	5516	No
196	GOM_NL__2PRFIN20030321_104452_000000382014_00452_05516_6355.N1	21-MAR-2003 10:44:52	Bright	37.500	22	32Alp Leo	1.3600	15200.	75	5516	No
197	GOM_NL__2PRFIN20030321_104702_000000372014_00452_05516_6356.N1	21-MAR-2003 10:47:02	Bright	36.500	51	41Gam1Leo	2.0100	4500.0	73	5516	No
198	GOM_NL__2PRFIN20030321_104819_000000362014_00452_05516_6357.N1	21-MAR-2003 10:48:19	Bright	35.500	166	17Eps Leo	2.9800	6000.0	71	5516	No
199	GOM_NL__2PRFIN20030321_105427_000000402014_00452_05516_6358.N1	21-MAR-2003 10:54:27	Bright	39.500	174	52Psi UMa	3.0040	4400.0	79	5516	No
200	GOM_NL__2PRFIN20030321_105743_000000392014_00452_05516_6359.N1	21-MAR-2003 10:57:43	Bright	38.500	82	48Bet UMa	2.3650	10600.	77	5516	No
201	GOM_NL__2PRFIN20030321_105914_000000412014_00452_05516_6360.N1	21-MAR-2003 10:59:14	Bright	40.500	36	50Alp UMa	1.8000	6300.0	81	5516	No
202	GOM_NL__2PRFIN20030321_110120_000000482014_00452_05516_6361.N1	21-MAR-2003 11:01:20	Bright	47.500	55	79Zet UMa	2.0600	10200.	95	5516	No
203	GOM_NL__2PRFIN20030321_110608_000000412014_00452_05516_6362.N1	21-MAR-2003 11:06:08	Bright	41.000	60	7Bet UMi	2.0810	3950.0	82	5516	No
204	GOM_NL__2PRFIN20030321_110953_000000512014_00452_05516_6363.N1	21-MAR-2003 11:09:53	Bright	50.500	119	14Eta Dra	2.7270	4700.0	101	5516	No
205	GOM_NL__2PRFIN20030321_111401_000000382014_00452_05516_6364.N1	21-MAR-2003 11:14:01	Bright	37.500	74	11Bet Cas	2.2680	6600.0	75	5516	No
206	GOM_NL__2PRFIN20030321_111603_000000572014_00452_05516_6365.N1	21-MAR-2003 11:16:03	Bright	56.500	69	33Gam Dra	2.2310	3800.0	113	5516	No
207	GOM_NL__2PRFIN20030321_111949_000000402014_00452_05516_6366.N1	21-MAR-2003 11:19:49	Bright	40.000	19	50Alp Cyg	1.2460	10500.	80	5516	No
208	GOM_NL__2PRFIN20030321_112124_000000422014_00452_05516_6367.N1	21-MAR-2003 11:21:24	Bright	41.500	66	37Gam Cyg	2.2080	5900.0	83	5516	No
209	GOM_NL__2PRFIN20030321_112312_000000402014_00452_05516_6368.N1	21-MAR-2003 11:23:12	Bright	39.500	92	53Eps Cyg	2.5000	4500.0	79	5516	No
210	GOM_NL__2PRFIN20030321_113155_000000562014_00452_05516_6369.N1	21-MAR-2003 11:31:55	Tw_i_and_stray	56.000	11	53Alp Aql	0.76500	8000.0	112	5516	No
211	GOM_NL__2PRFIN20030321_114235_000000502014_00452_05516_6370.N1	21-MAR-2003 11:42:35	Dark	50.000	155	41Pi Sgr	2.9000	6600.0	100	5516	No
212	GOM_NL__2PRFIN20030321_114440_000000612014_00452_05516_6371.N1	21-MAR-2003 11:44:40	Dark	60.500	1014	Mars	0.0000	0.0000	121	5516	Yes
213	GOM_NL__2PRFIN20030321_114621_000000632014_00452_05516_6372.N1	21-MAR-2003 11:46:21	Dark	63.000	137	22Lam Sgr	2.8240	4400.0	126	5516	No
214	GOM_NL__2PRFIN20030321_115207_000000562014_00453_05517_5959.N1	21-MAR-2003 11:52:07	Dark	55.500	25	35Lam Sco	1.6200	28000.	111	5517	No
215	GOM_NL__2PRFIN20030321_115353_000000442014_00453_05517_5960.N1	21-MAR-2003 11:53:53	Dark	43.500	141	Bet Ara	2.8400	4600.0	87	5517	No
216	GOM_NL__2PRFIN20030321_115552_000000422014_00453_05517_5961.N1	21-MAR-2003 11:55:52	Dark	41.500	43	Alp TrA	1.9100	4250.0	83	5517	No
217	GOM_NL__2PRFIN20030321_115725_000000412014_00453_05517_5962.N1	21-MAR-2003 11:57:25	Dark	40.500	134	Bet TrA	2.8100	6600.0	81	5517	No
218	GOM_NL__2PRFIN20030321_120119_000000522014_00453_05517_5963.N1	21-MAR-2003 12:01:19	Dark	52.000	10	Bet Cen	0.61000	28000.	104	5517	No
219	GOM_NL__2PRFIN20030321_120302_000000442014_00453_05517_5964.N1	21-MAR-2003 12:03:02	Dark	44.000	12	Alp1Cru	0.77500	30000.	88	5517	No

220	GOM_NL__2PRFIN20030321_120422_000000472014_00453_05517_5965.N1	21-MAR-2003 12:04:22	Straylight	47.000	26	Gam Cru	1.6240	2900.0	94	5517	No
221	GOM_NL__2PRFIN20030321_120656_000000672014_00453_05517_5966.N1	21-MAR-2003 12:06:56	Straylight	66.500	54	5The Cen	2.0550	4500.0	133	5517	No
222	GOM_NL__2PRFIN20030321_121358_000000542014_00453_05517_5967.N1	21-MAR-2003 12:13:58	Straylight	53.500	106	9Bet Crv	2.6480	5600.0	107	5517	No
223	GOM_NL__2PRFIN20030321_121609_000000492014_00453_05517_5968.N1	21-MAR-2003 12:16:09	Tw_i_and_stray	49.000	100	4Gam Crv	2.5800	13100.	98	5517	No
224	GOM_NL__2PRFIN20030321_121830_000000822014_00453_05517_5969.N1	21-MAR-2003 12:18:30	Bright	82.000	15	67Alp Vir	0.97600	28000.	164	5517	No
225	GOM_NL__2PRFIN20030321_122206_000000572014_00453_05517_5970.N1	21-MAR-2003 12:22:06	Bright	56.500	121	29Gam Vir	2.7400	7200.0	113	5517	No
226	GOM_NL__2PRFIN20030321_122528_000000402014_00453_05517_5971.N1	21-MAR-2003 12:25:28	Bright	39.500	22	32Alp Leo	1.3600	15200.	79	5517	No
227	GOM_NL__2PRFIN20030321_122738_000000382014_00453_05517_5972.N1	21-MAR-2003 12:27:38	Bright	38.000	51	41Gam1Leo	2.0100	4500.0	76	5517	No
228	GOM_NL__2PRFIN20030321_122854_000000382014_00453_05517_5973.N1	21-MAR-2003 12:28:54	Bright	37.500	166	17Eps Leo	2.9800	6000.0	75	5517	No
229	GOM_NL__2PRFIN20030321_123503_000000402014_00453_05517_5974.N1	21-MAR-2003 12:35:03	Bright	40.000	174	52Psi UMa	3.0040	4400.0	80	5517	No
230	GOM_NL__2PRFIN20030321_123818_000000372014_00453_05517_5975.N1	21-MAR-2003 12:38:18	Bright	37.000	82	48Bet UMa	2.3650	10600.	74	5517	No
231	GOM_NL__2PRFIN20030321_123949_000000402014_00453_05517_5976.N1	21-MAR-2003 12:39:49	Bright	39.500	36	50Alp UMa	1.8000	6300.0	79	5517	No
232	GOM_NL__2PRFIN20030321_124154_000000572014_00453_05517_5977.N1	21-MAR-2003 12:41:54	Bright	56.500	55	79Zet UMa	2.0600	10200.	113	5517	No
233	GOM_NL__2PRFIN20030321_124642_000000432014_00453_05517_5978.N1	21-MAR-2003 12:46:42	Bright	42.500	60	7Bet UMi	2.0810	3950.0	85	5517	No
234	GOM_NL__2PRFIN20030321_125028_000000462014_00453_05517_5979.N1	21-MAR-2003 12:50:28	Bright	45.500	119	14Eta Dra	2.7270	4700.0	91	5517	No
235	GOM_NL__2PRFIN20030321_125437_000000342014_00453_05517_5980.N1	21-MAR-2003 12:54:37	Bright	33.500	74	11Bet Cas	2.2680	6600.0	67	5517	No
236	GOM_NL__2PRFIN20030321_125639_000000572014_00453_05517_5981.N1	21-MAR-2003 12:56:39	Bright	57.000	69	33Gam Dra	2.2310	3800.0	114	5517	No
237	GOM_NL__2PRFIN20030321_130024_000000392014_00453_05517_5982.N1	21-MAR-2003 13:00:24	Bright	38.500	19	50Alp Cyg	1.2460	10500.	77	5517	No
238	GOM_NL__2PRFIN20030321_130200_000000412014_00453_05517_5983.N1	21-MAR-2003 13:02:00	Bright	41.000	66	37Gam Cyg	2.2080	5900.0	82	5517	No
239	GOM_NL__2PRFIN20030321_130347_000000412014_00453_05517_5984.N1	21-MAR-2003 13:03:47	Bright	40.500	92	53Eps Cyg	2.5000	4500.0	81	5517	No
240	GOM_NL__2PRFIN20030321_131229_000000592014_00453_05517_5985.N1	21-MAR-2003 13:12:29	Tw_i_and_stray	58.500	11	53Alp Aql	0.76500	8000.0	117	5517	No
241	GOM_NL__2PRFIN20030321_132312_000000522014_00453_05517_5986.N1	21-MAR-2003 13:23:12	Dark	51.500	155	41Pi Sgr	2.9000	6600.0	103	5517	No
242	GOM_NL__2PRFIN20030321_132516_000000622014_00453_05517_5987.N1	21-MAR-2003 13:25:16	Dark	61.500	1014	Mars	0.0000	0.0000	123	5517	Yes
243	GOM_NL__2PRFIN20030321_132657_000000572014_00453_05517_5988.N1	21-MAR-2003 13:26:57	Dark	57.000	137	22Lam Sgr	2.8240	4400.0	114	5517	No
244	GOM_NL__2PRFIN20030321_133244_000000542014_00454_05518_5960.N1	21-MAR-2003 13:32:44	Dark	53.500	25	35Lam Sco	1.6200	28000.	107	5518	No
245	GOM_NL__2PRFIN20030321_133429_000000432014_00454_05518_5961.N1	21-MAR-2003 13:34:29	Dark	43.000	141	Bet Ara	2.8400	4600.0	86	5518	No
246	GOM_NL__2PRFIN20030321_133628_000000422014_00454_05518_5962.N1	21-MAR-2003 13:36:28	Dark	42.000	43	Alp TrA	1.9100	4250.0	84	5518	No
247	GOM_NL__2PRFIN20030321_133802_000000412014_00454_05518_5963.N1	21-MAR-2003 13:38:02	Dark	41.000	134	Bet TrA	2.8100	6600.0	82	5518	No
248	GOM_NL__2PRFIN20030321_134155_000000462014_00454_05518_5964.N1	21-MAR-2003 13:41:55	Dark	46.000	10	Bet Cen	0.61000	28000.	92	5518	No
249	GOM_NL__2PRFIN20030321_134338_000000462014_00454_05518_5965.N1	21-MAR-2003 13:43:38	Dark	45.500	12	Alp1Cru	0.77500	30000.	91	5518	No
250	GOM_NL__2PRFIN20030321_134458_000000492014_00454_05518_5966.N1	21-MAR-2003 13:44:58	Straylight	49.000	26	Gam Cru	1.6240	2900.0	98	5518	No
251	GOM_NL__2PRFIN20030321_134731_000000602014_00454_05518_5967.N1	21-MAR-2003 13:47:31	Straylight	59.500	54	5The Cen	2.0550	4500.0	119	5518	No
252	GOM_NL__2PRFIN20030321_135434_000000542014_00454_05518_5968.N1	21-MAR-2003 13:54:34	Straylight	53.500	106	9Bet Crv	2.6480	5600.0	107	5518	No
253	GOM_NL__2PRFIN20030321_135645_000000482014_00454_05518_5969.N1	21-MAR-2003 13:56:45	Tw_i_and_stray	47.500	100	4Gam Crv	2.5800	13100.	95	5518	No
254	GOM_NL__2PRFIN20030321_135906_000000802014_00454_05518_5970.N1	21-MAR-2003 13:59:06	Bright	80.000	15	67Alp Vir	0.97600	28000.	160	5518	No
255	GOM_NL__2PRFIN20030321_140242_000000562014_00454_05518_5971.N1	21-MAR-2003 14:02:42	Bright	55.500	121	29Gam Vir	2.7400	7200.0	111	5518	No
256	GOM_NL__2PRFIN20030321_140603_000000402014_00454_05518_5972.N1	21-MAR-2003 14:06:03	Bright	39.500	22	32Alp Leo	1.3600	15200.	79	5518	No
257	GOM_NL__2PRFIN20030321_140813_000000392014_00454_05518_5973.N1	21-MAR-2003 14:08:13	Bright	38.500	51	41Gam1Leo	2.0100	4500.0	77	5518	No
258	GOM_NL__2PRFIN20030321_140930_000000372014_00454_05518_5974.N1	21-MAR-2003 14:09:30	Bright	36.500	166	17Eps Leo	2.9800	6000.0	73	5518	No
259	GOM_NL__2PRFIN20030321_141540_000000382014_00454_05518_5975.N1	21-MAR-2003 14:15:40	Bright	37.500	174	52Psi UMa	3.0040	4400.0	75	5518	No
260	GOM_NL__2PRFIN20030321_141855_000000382014_00454_05518_5976.N1	21-MAR-2003 14:18:55	Bright	38.000	82	48Bet UMa	2.3650	10600.	76	5518	No
261	GOM_NL__2PRFIN20030321_142026_000000392014_00454_05518_5977.N1	21-MAR-2003 14:20:26	Bright	38.500	36	50Alp UMa	1.8000	6300.0	77	5518	No
262	GOM_NL__2PRFIN20030321_142231_000000472014_00454_05518_5978.N1	21-MAR-2003 14:22:31	Bright	46.500	55	79Zet UMa	2.0600	10200.	93	5518	No
263	GOM_NL__2PRFIN20030321_142720_000000412014_00454_05518_5979.N1	21-MAR-2003 14:27:20	Bright	40.500	60	7Bet UMi	2.0810	3950.0	81	5518	No
264	GOM_NL__2PRFIN20030321_143104_000000482014_00454_05518_5980.N1	21-MAR-2003 14:31:04	Bright	48.000	119	14Eta Dra	2.7270	4700.0	96	5518	No
265	GOM_NL__2PRFIN20030321_143514_000000362014_00454_05518_5981.N1	21-MAR-2003 14:35:14	Bright	35.500	74	11Bet Cas	2.2680	6600.0	71	5518	No
266	GOM_NL__2PRFIN20030321_143716_000000552014_00454_05518_5982.N1	21-MAR-2003 14:37:16	Bright	55.000	69	33Gam Dra	2.2310	3800.0	110	5518	No
267	GOM_NL__2PRFIN20030321_144102_000000392014_00454_05518_5983.N1	21-MAR-2003 14:41:02	Bright	38.500	19	50Alp Cyg	1.2460	10500.	77	5518	No
268	GOM_NL__2PRFIN20030321_144237_000000392014_00454_05518_5984.N1	21-MAR-2003 14:42:37	Bright	38.500	66	37Gam Cyg	2.2080	5900.0	77	5518	No
269	GOM_NL__2PRFIN20030321_144425_000000392014_00454_05518_5985.N1	21-MAR-2003 14:44:25	Bright	39.000	92	53Eps Cyg	2.5000	4500.0	78	5518	No
270	GOM_NL__2PRFIN20030321_145310_000000572014_00454_05518_5986.N1	21-MAR-2003 14:53:10	Tw_i_and_stray	57.000	11	53Alp Aql	0.76500	8000.0	114	5518	No
271	GOM_NL__2PRFIN20030321_150350_000000482014_00454_05518_5987.N1	21-MAR-2003 15:03:50	Dark	47.500	155	41Pi Sgr	2.9000	6600.0	95	5518	No
272	GOM_NL__2PRFIN20030321_150553_000000692014_00454_05518_5988.N1	21-MAR-2003 15:05:53	Dark	69.000	1014	Mars	0.0000	0.0000	138	5518	Yes
273	GOM_NL__2PRFIN20030321_150736_000000562014_00454_05518_5989.N1	21-MAR-2003 15:07:36	Dark	56.000	137	22Lam Sgr	2.8240	4400.0	112	5518	No
274	GOM_NL__2PRFIN20030321_151322_000000542014_00455_05519_6343.N1	21-MAR-2003 15:13:22	Dark	53.500	25	35Lam Sco	1.6200	28000.	107	5519	No
275	GOM_NL__2PRFIN20030321_151507_000000412014_00455_05519_6344.N1	21-MAR-2003 15:15:07	Dark	41.000	141	Bet Ara	2.8400	4600.0	82	5519	No
276	GOM_NL__2PRFIN20030321_151705_000000412014_00455_05519_6345.N1	21-MAR-2003 15:17:05	Dark	40.500	43	Alp TrA	1.9100	4250.0	81	5519	No
277	GOM_NL__2PRFIN20030321_151839_000000402014_00455_05519_6346.N1	21-MAR-2003 15:18:39	Dark	39.500	134	Bet TrA	2.8100	6600.0	79	5519	No
278	GOM_NL__2PRFIN20030321_152233_000000442014_00455_05519_6347.N1	21-MAR-2003 15:22:33	Dark	44.000	10	Bet Cen	0.61000	28000.	88	5519	No

279	GOM_NL__2PRFIN20030321_152415_000000382014_00455_05519_6348.N1	21-MAR-2003 15:24:15	Dark	38.000	12	Alp1Cru	0.77500	30000.	76	5519	No
280	GOM_NL__2PRFIN20030321_152536_000000472014_00455_05519_6349.N1	21-MAR-2003 15:25:36	Straylight	46.500	26	Gam Cru	1.6240	2900.0	93	5519	No
281	GOM_NL__2PRFIN20030321_152810_000000592014_00455_05519_6350.N1	21-MAR-2003 15:28:10	Straylight	58.500	54	5The Cen	2.0550	4500.0	117	5519	No
282	GOM_NL__2PRFIN20030321_153511_000000512014_00455_05519_6351.N1	21-MAR-2003 15:35:11	Straylight	50.500	106	9Bet Crv	2.6480	5600.0	101	5519	No
283	GOM_NL__2PRFIN20030321_153722_000000462014_00455_05519_6352.N1	21-MAR-2003 15:37:22	Tw_i_and_stray	46.000	100	4Gam Crv	2.5800	13100.	92	5519	No
284	GOM_NL__2PRFIN20030321_153945_000000832014_00455_05519_6353.N1	21-MAR-2003 15:39:45	Bright	83.000	15	67Alp Vir	0.97600	28000.	166	5519	No
285	GOM_NL__2PRFIN20030321_154319_000000552014_00455_05519_6354.N1	21-MAR-2003 15:43:19	Bright	55.000	121	29Gam Vir	2.7400	7200.0	110	5519	No
286	GOM_NL__2PRFIN20030321_154641_000000382014_00455_05519_6355.N1	21-MAR-2003 15:46:41	Bright	37.500	22	32Alp Leo	1.3600	15200.	75	5519	No
287	GOM_NL__2PRFIN20030321_154851_000000372014_00455_05519_6356.N1	21-MAR-2003 15:48:51	Bright	36.500	51	41Gam1Leo	2.0100	4500.0	73	5519	No
288	GOM_NL__2PRFIN20030321_155008_000000362014_00455_05519_6357.N1	21-MAR-2003 15:50:08	Bright	36.000	166	17Eps Leo	2.9800	6000.0	72	5519	No
289	GOM_NL__2PRFIN20030321_155615_000000402014_00455_05519_6358.N1	21-MAR-2003 15:56:15	Bright	39.500	174	52Psi UMa	3.0040	4400.0	79	5519	No
290	GOM_NL__2PRFIN20030321_155931_000000382014_00455_05519_6359.N1	21-MAR-2003 15:59:31	Bright	37.500	82	48Bet UMa	2.3650	10600.	75	5519	No
291	GOM_NL__2PRFIN20030321_160102_000000382014_00455_05519_6360.N1	21-MAR-2003 16:01:02	Bright	38.000	36	50Alp UMa	1.8000	6300.0	76	5519	No
292	GOM_NL__2PRFIN20030321_160306_000000472014_00455_05519_6361.N1	21-MAR-2003 16:03:06	Bright	47.000	55	79Zet UMa	2.0600	10200.	94	5519	No
293	GOM_NL__2PRFIN20030321_160755_000000422014_00455_05519_6362.N1	21-MAR-2003 16:07:55	Bright	42.000	60	7Bet UMi	2.0810	3950.0	84	5519	No
294	GOM_NL__2PRFIN20030321_161140_000000492014_00455_05519_6363.N1	21-MAR-2003 16:11:40	Bright	48.500	119	14Eta Dra	2.7270	4700.0	97	5519	No
295	GOM_NL__2PRFIN20030321_161550_000000372014_00455_05519_6364.N1	21-MAR-2003 16:15:50	Bright	37.000	74	11Bet Cas	2.2680	6600.0	74	5519	No
296	GOM_NL__2PRFIN20030321_161751_000000552014_00455_05519_6365.N1	21-MAR-2003 16:17:51	Bright	54.500	69	33Gam Dra	2.2310	3800.0	109	5519	No
297	GOM_NL__2PRFIN20030321_162138_000000392014_00455_05519_6366.N1	21-MAR-2003 16:21:38	Bright	39.000	19	50Alp Cyg	1.2460	10500.	78	5519	No
298	GOM_NL__2PRFIN20030321_162313_000000392014_00455_05519_6367.N1	21-MAR-2003 16:23:13	Bright	38.500	66	37Gam Cyg	2.2080	5900.0	77	5519	No
299	GOM_NL__2PRFIN20030321_162501_000000372014_00455_05519_6368.N1	21-MAR-2003 16:25:01	Bright	37.000	92	53Eps Cyg	2.5000	4500.0	74	5519	No
300	GOM_NL__2PRFIN20030321_163346_000000572014_00455_05519_6369.N1	21-MAR-2003 16:33:46	Tw_i_and_stray	56.500	11	53Alp Aql	0.76500	8000.0	113	5519	No
301	GOM_NL__2PRFIN20030321_164426_000000522014_00455_05519_6370.N1	21-MAR-2003 16:44:26	Dark	52.000	155	41Pi Sgr	2.9000	6600.0	104	5519	No
302	GOM_NL__2PRFIN20030321_164630_000000692014_00455_05519_6371.N1	21-MAR-2003 16:46:30	Dark	69.000	1014	Mars	0.0000	0.0000	138	5519	Yes
303	GOM_NL__2PRFIN20030321_164813_000000572014_00455_05519_6372.N1	21-MAR-2003 16:48:13	Dark	57.000	137	22Lam Sgr	2.8240	4400.0	114	5519	No
304	GOM_NL__2PRFIN20030321_165359_000000512014_00456_05520_6363.N1	21-MAR-2003 16:53:59	Dark	51.000	25	35Lam Sco	1.6200	28000.	102	5520	No
305	GOM_NL__2PRFIN20030321_165741_000000512014_00456_05520_6364.N1	21-MAR-2003 16:57:41	Dark	51.000	43	Alp TrA	1.9100	4250.0	102	5520	No
306	GOM_NL__2PRFIN20030321_165916_000000402014_00456_05520_6365.N1	21-MAR-2003 16:59:16	Dark	40.000	134	Bet TrA	2.8100	6600.0	80	5520	No
307	GOM_NL__2PRFIN20030321_170159_000000492014_00456_05520_6366.N1	21-MAR-2003 17:01:59	Dark	48.500	4	Alp1Cen	-0.010000	5800.0	97	5520	No
308	GOM_NL__2PRFIN20030321_170451_000000432014_00456_05520_6367.N1	21-MAR-2003 17:04:51	Dark	43.000	12	Alp1Cru	0.77500	30000.	86	5520	No
309	GOM_NL__2PRFIN20030321_170612_000000532014_00456_05520_6368.N1	21-MAR-2003 17:06:12	Straylight	53.000	26	Gam Cru	1.6240	2900.0	106	5520	No
310	GOM_NL__2PRFIN20030321_170801_000000392014_00456_05520_6369.N1	21-MAR-2003 17:08:01	Straylight	39.000	64	Gam Cen	2.2000	10600.	78	5520	No
311	GOM_NL__2PRFIN20030321_170953_000000382014_00456_05520_6370.N1	21-MAR-2003 17:09:53	Straylight	38.000	113	Mu Vel	2.6920	5000.0	76	5520	No
312	GOM_NL__2PRFIN20030321_171548_000000532014_00456_05520_6371.N1	21-MAR-2003 17:15:48	Straylight	52.500	106	9Bet Crv	2.6480	5600.0	105	5520	No
313	GOM_NL__2PRFIN20030321_171758_000000492014_00456_05520_6372.N1	21-MAR-2003 17:17:58	Tw_i_and_stray	48.500	100	4Gam Crv	2.5800	13100.	97	5520	No
314	GOM_NL__2PRFIN20030321_172020_000000792014_00456_05520_6373.N1	21-MAR-2003 17:20:20	Bright	79.000	15	67Alp Vir	0.97600	28000.	158	5520	No
315	GOM_NL__2PRFIN20030321_172355_000000552014_00456_05520_6374.N1	21-MAR-2003 17:23:55	Bright	54.500	121	29Gam Vir	2.7400	7200.0	109	5520	No
316	GOM_NL__2PRFIN20030321_172717_000000382014_00456_05520_6375.N1	21-MAR-2003 17:27:17	Bright	38.000	22	32Alp Leo	1.3600	15200.	76	5520	No
317	GOM_NL__2PRFIN20030321_172926_000000372014_00456_05520_6376.N1	21-MAR-2003 17:29:26	Bright	37.000	51	41Gam1Leo	2.0100	4500.0	74	5520	No
318	GOM_NL__2PRFIN20030321_173043_000000362014_00456_05520_6377.N1	21-MAR-2003 17:30:43	Bright	36.000	166	17Eps Leo	2.9800	6000.0	72	5520	No
319	GOM_NL__2PRFIN20030321_173651_000000382014_00456_05520_6378.N1	21-MAR-2003 17:36:51	Bright	38.000	174	52Psi UMa	3.0040	4400.0	76	5520	No
320	GOM_NL__2PRFIN20030321_174006_000000382014_00456_05520_6379.N1	21-MAR-2003 17:40:06	Bright	38.000	82	48Bet UMa	2.3650	10600.	76	5520	No
321	GOM_NL__2PRFIN20030321_174137_000000412014_00456_05520_6380.N1	21-MAR-2003 17:41:37	Bright	40.500	36	50Alp UMa	1.8000	6300.0	81	5520	No
322	GOM_NL__2PRFIN20030321_174341_000000452014_00456_05520_6381.N1	21-MAR-2003 17:43:41	Bright	44.500	55	79Zet UMa	2.0600	10200.	89	5520	No
323	GOM_NL__2PRFIN20030321_174831_000000402014_00456_05520_6382.N1	21-MAR-2003 17:48:31	Bright	39.500	60	7Bet UMi	2.0810	3950.0	79	5520	No
324	GOM_NL__2PRFIN20030321_175215_000000482014_00456_05520_6383.N1	21-MAR-2003 17:52:15	Bright	48.000	119	14Eta Dra	2.7270	4700.0	96	5520	No
325	GOM_NL__2PRFIN20030321_175627_000000382014_00456_05520_6384.N1	21-MAR-2003 17:56:27	Bright	37.500	74	11Bet Cas	2.2680	6600.0	75	5520	No
326	GOM_NL__2PRFIN20030321_175826_000000542014_00456_05520_6385.N1	21-MAR-2003 17:58:26	Bright	54.000	69	33Gam Dra	2.2310	3800.0	108	5520	No
327	GOM_NL__2PRFIN20030321_180214_000000402014_00456_05520_6386.N1	21-MAR-2003 18:02:14	Bright	39.500	19	50Alp Cyg	1.2460	10500.	79	5520	No
328	GOM_NL__2PRFIN20030321_180349_000000412014_00456_05520_6387.N1	21-MAR-2003 18:03:49	Bright	41.000	66	37Gam Cyg	2.2080	5900.0	82	5520	No
329	GOM_NL__2PRFIN20030321_180537_000000382014_00456_05520_6388.N1	21-MAR-2003 18:05:37	Bright	38.000	92	53Eps Cyg	2.5000	4500.0	76	5520	No
330	GOM_NL__2PRFIN20030321_181423_000000592014_00456_05520_6389.N1	21-MAR-2003 18:14:23	Tw_i_and_stray	58.500	11	53Alp Aql	0.76500	8000.0	117	5520	No
331	GOM_NL__2PRFIN20030321_182503_000000482014_00456_05520_6390.N1	21-MAR-2003 18:25:03	Dark	48.000	155	41Pi Sgr	2.9000	6600.0	96	5520	No
332	GOM_NL__2PRFIN20030321_182706_000000692014_00456_05520_6391.N1	21-MAR-2003 18:27:06	Dark	69.000	1014	Mars	0.0000	0.0000	138	5520	Yes
333	GOM_NL__2PRFIN20030321_182850_000000592014_00456_05520_6392.N1	21-MAR-2003 18:28:50	Dark	59.000	137	22Lam Sgr	2.8240	4400.0	118	5520	No
334	GOM_NL__2PRFIN20030321_183436_000000552014_00457_05521_6363.N1	21-MAR-2003 18:34:36	Dark	54.500	25	35Lam Sco	1.6200	28000.	109	5521	No
335	GOM_NL__2PRFIN20030321_183818_000000412014_00457_05521_6364.N1	21-MAR-2003 18:38:18	Dark	41.000	43	Alp TrA	1.9100	4250.0	82	5521	No
336	GOM_NL__2PRFIN20030321_183952_000000412014_00457_05521_6365.N1	21-MAR-2003 18:39:52	Dark	40.500	134	Bet TrA	2.8100	6600.0	81	5521	No
337	GOM_NL__2PRFIN20030321_184236_000000502014_00457_05521_6366.N1	21-MAR-2003 18:42:36	Dark	49.500	4	Alp1Cen	-0.010000	5800.0	99	5521	No

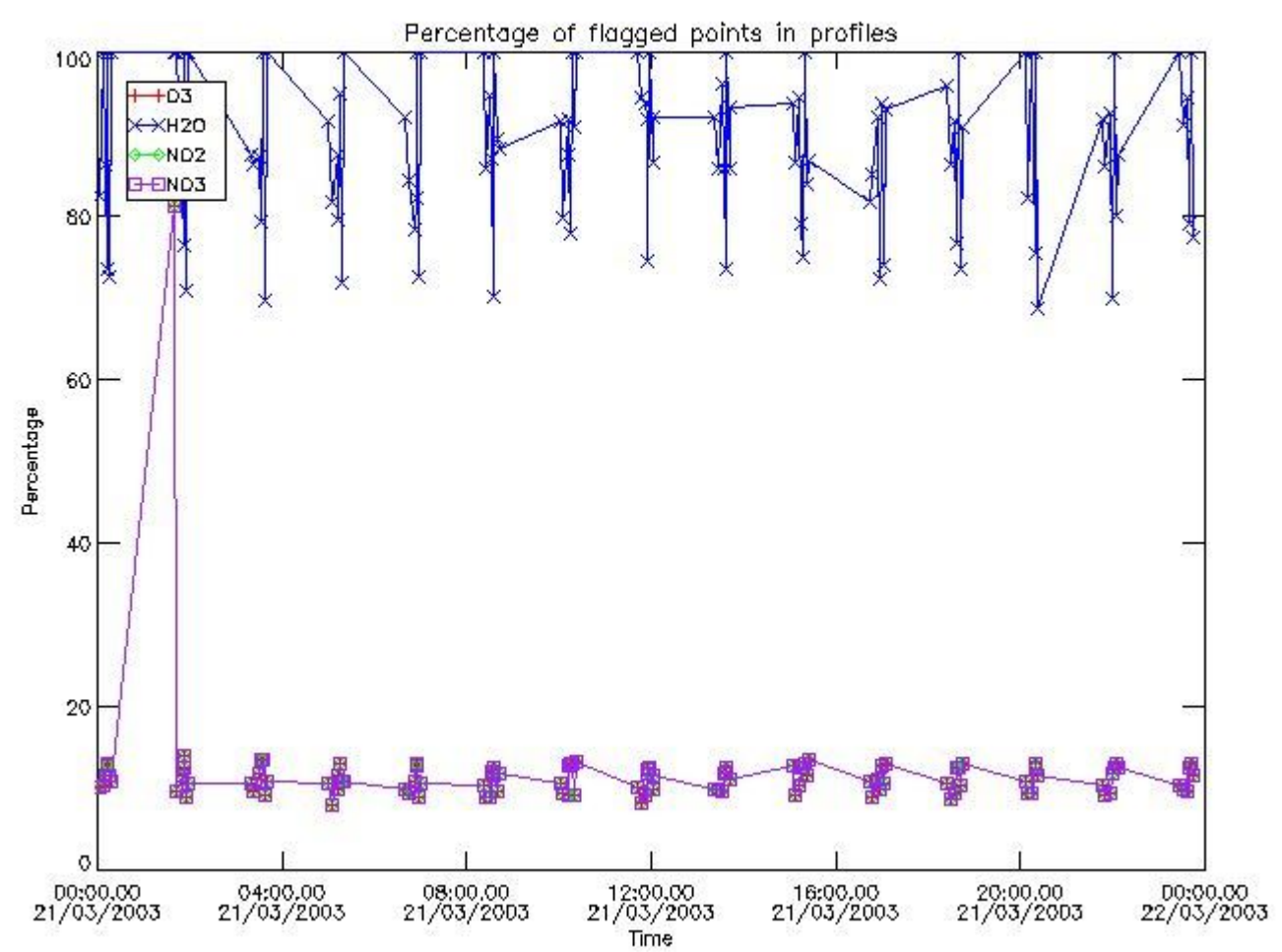
338	GOM_NL__2PRFIN20030321_184528_000000392014_00457_05521_6367.N1	21-MAR-2003 18:45:28	Dark	39.000	12	Alp1Cru	0.77500	30000.	78	5521	No
339	GOM_NL__2PRFIN20030321_184648_000000532014_00457_05521_6368.N1	21-MAR-2003 18:46:48	Straylight	52.500	26	Gam Cru	1.6240	2900.0	105	5521	No
340	GOM_NL__2PRFIN20030321_184837_000000422014_00457_05521_6369.N1	21-MAR-2003 18:48:37	Straylight	41.500	64	Gam Cen	2.2000	10600.	83	5521	No
341	GOM_NL__2PRFIN20030321_185030_000000422014_00457_05521_6370.N1	21-MAR-2003 18:50:30	Straylight	42.000	113	Mu Vel	2.6920	5000.0	84	5521	No
342	GOM_NL__2PRFIN20030321_185624_000000522014_00457_05521_6371.N1	21-MAR-2003 18:56:24	Straylight	52.000	106	9Bet Crv	2.6480	5600.0	104	5521	No
343	GOM_NL__2PRFIN20030321_185834_000000472014_00457_05521_6372.N1	21-MAR-2003 18:58:34	Twl_and_stray	47.000	100	4Gam Crv	2.5800	13100.	94	5521	No
344	GOM_NL__2PRFIN20030321_190056_000000802014_00457_05521_6373.N1	21-MAR-2003 19:00:56	Bright	79.500	15	67Alp Vir	0.97600	28000.	159	5521	No
345	GOM_NL__2PRFIN20030321_190431_000000532014_00457_05521_6374.N1	21-MAR-2003 19:04:31	Bright	52.500	121	29Gam Vir	2.7400	7200.0	105	5521	No
346	GOM_NL__2PRFIN20030321_190753_000000392014_00457_05521_6375.N1	21-MAR-2003 19:07:53	Bright	38.500	22	32Alp Leo	1.3600	15200.	77	5521	No
347	GOM_NL__2PRFIN20030321_191002_000000372014_00457_05521_6376.N1	21-MAR-2003 19:10:02	Bright	36.500	51	41Gam1Leo	2.0100	4500.0	73	5521	No
348	GOM_NL__2PRFIN20030321_191120_000000362014_00457_05521_6377.N1	21-MAR-2003 19:11:20	Bright	36.000	166	17Eps Leo	2.9800	6000.0	72	5521	No
349	GOM_NL__2PRFIN20030321_191727_000000402014_00457_05521_6378.N1	21-MAR-2003 19:17:27	Bright	40.000	174	52Psi UMa	3.0040	4400.0	80	5521	No
350	GOM_NL__2PRFIN20030321_192042_000000382014_00457_05521_6379.N1	21-MAR-2003 19:20:42	Bright	38.000	82	48Bet UMa	2.3650	10600.	76	5521	No
351	GOM_NL__2PRFIN20030321_192213_000000402014_00457_05521_6380.N1	21-MAR-2003 19:22:13	Bright	40.000	36	50Alp UMa	1.8000	6300.0	80	5521	No
352	GOM_NL__2PRFIN20030321_192417_000000462014_00457_05521_6381.N1	21-MAR-2003 19:24:17	Bright	45.500	55	79Zet UMa	2.0600	10200.	91	5521	No
353	GOM_NL__2PRFIN20030321_192906_000000412014_00457_05521_6382.N1	21-MAR-2003 19:29:06	Bright	41.000	60	7Bet UMi	2.0810	3950.0	82	5521	No
354	GOM_NL__2PRFIN20030321_193250_000000482014_00457_05521_6383.N1	21-MAR-2003 19:32:50	Bright	47.500	119	14Eta Dra	2.7270	4700.0	95	5521	No
355	GOM_NL__2PRFIN20030321_193703_000000342014_00457_05521_6384.N1	21-MAR-2003 19:37:03	Bright	34.000	74	11Bet Cas	2.2680	6600.0	68	5521	No
356	GOM_NL__2PRFIN20030321_193902_000000562014_00457_05521_6385.N1	21-MAR-2003 19:39:02	Bright	55.500	69	33Gam Dra	2.2310	3800.0	111	5521	No
357	GOM_NL__2PRFIN20030321_194250_000000392014_00457_05521_6386.N1	21-MAR-2003 19:42:50	Bright	39.000	19	50Alp Cyg	1.2460	10500.	78	5521	No
358	GOM_NL__2PRFIN20030321_194425_000000392014_00457_05521_6387.N1	21-MAR-2003 19:44:25	Bright	39.000	66	37Gam Cyg	2.2080	5900.0	78	5521	No
359	GOM_NL__2PRFIN20030321_194613_000000392014_00457_05521_6388.N1	21-MAR-2003 19:46:13	Bright	39.000	92	53Eps Cyg	2.5000	4500.0	78	5521	No
360	GOM_NL__2PRFIN20030321_195459_000000562014_00457_05521_6389.N1	21-MAR-2003 19:54:59	Twl_and_stray	56.000	11	53Alp Aql	0.76500	8000.0	112	5521	No
361	GOM_NL__2PRFIN20030321_200540_000000472014_00457_05521_6390.N1	21-MAR-2003 20:05:40	Dark	47.000	155	41Pi Sgr	2.9000	6600.0	94	5521	No
362	GOM_NL__2PRFIN20030321_200742_000000582014_00457_05521_6391.N1	21-MAR-2003 20:07:42	Dark	57.500	1014	Mars	0.0000	0.0000	115	5521	Yes
363	GOM_NL__2PRFIN20030321_200927_000000602014_00457_05521_6392.N1	21-MAR-2003 20:09:27	Dark	59.500	137	22Lam Sgr	2.8240	4400.0	119	5521	No
364	GOM_NL__2PRFIN20030321_201514_000000542014_00458_05522_6363.N1	21-MAR-2003 20:15:14	Dark	54.000	25	35Lam Sco	1.6200	28000.	108	5522	No
365	GOM_NL__2PRFIN20030321_201854_000000392014_00458_05522_6364.N1	21-MAR-2003 20:18:54	Dark	39.000	43	Alp TrA	1.9100	4250.0	78	5522	No
366	GOM_NL__2PRFIN20030321_202029_000000412014_00458_05522_6365.N1	21-MAR-2003 20:20:29	Dark	40.500	134	Bet TrA	2.8100	6600.0	81	5522	No
367	GOM_NL__2PRFIN20030321_202312_000000532014_00458_05522_6366.N1	21-MAR-2003 20:23:12	Dark	53.000	4	Alp1Cen	-0.010000	5800.0	106	5522	No
368	GOM_NL__2PRFIN20030321_202604_000000422014_00458_05522_6367.N1	21-MAR-2003 20:26:04	Straylight	42.000	12	Alp1Cru	0.77500	30000.	84	5522	No
369	GOM_NL__2PRFIN20030321_202725_000000532014_00458_05522_6368.N1	21-MAR-2003 20:27:25	Straylight	52.500	26	Gam Cru	1.6240	2900.0	105	5522	No
370	GOM_NL__2PRFIN20030321_202913_000000442014_00458_05522_6369.N1	21-MAR-2003 20:29:13	Straylight	43.500	64	Gam Cen	2.2000	10600.	87	5522	No
371	GOM_NL__2PRFIN20030321_203106_000000402014_00458_05522_6370.N1	21-MAR-2003 20:31:06	Straylight	40.000	113	Mu Vel	2.6920	5000.0	80	5522	No
372	GOM_NL__2PRFIN20030321_203700_000000522014_00458_05522_6371.N1	21-MAR-2003 20:37:00	Straylight	51.500	106	9Bet Crv	2.6480	5600.0	103	5522	No
373	GOM_NL__2PRFIN20030321_203910_000000502014_00458_05522_6372.N1	21-MAR-2003 20:39:10	Twl_and_stray	49.500	100	4Gam Crv	2.5800	13100.	99	5522	No
374	GOM_NL__2PRFIN20030321_204132_000000772014_00458_05522_6373.N1	21-MAR-2003 20:41:32	Bright	76.500	15	67Alp Vir	0.97600	28000.	153	5522	No
375	GOM_NL__2PRFIN20030321_204506_000000542014_00458_05522_6374.N1	21-MAR-2003 20:45:06	Bright	53.500	121	29Gam Vir	2.7400	7200.0	107	5522	No
376	GOM_NL__2PRFIN20030321_204829_000000382014_00458_05522_6375.N1	21-MAR-2003 20:48:29	Bright	38.000	22	32Alp Leo	1.3600	15200.	76	5522	No
377	GOM_NL__2PRFIN20030321_205038_000000372014_00458_05522_6376.N1	21-MAR-2003 20:50:38	Bright	37.000	51	41Gam1Leo	2.0100	4500.0	74	5522	No
378	GOM_NL__2PRFIN20030321_205156_000000372014_00458_05522_6377.N1	21-MAR-2003 20:51:56	Bright	36.500	166	17Eps Leo	2.9800	6000.0	73	5522	No
379	GOM_NL__2PRFIN20030321_205802_000000372014_00458_05522_6378.N1	21-MAR-2003 20:58:02	Bright	37.000	174	52Psi UMa	3.0040	4400.0	74	5522	No
380	GOM_NL__2PRFIN20030321_210118_000000382014_00458_05522_6379.N1	21-MAR-2003 21:01:18	Bright	37.500	82	48Bet UMa	2.3650	10600.	75	5522	No
381	GOM_NL__2PRFIN20030321_210249_000000412014_00458_05522_6380.N1	21-MAR-2003 21:02:49	Bright	41.000	36	50Alp UMa	1.8000	6300.0	82	5522	No
382	GOM_NL__2PRFIN20030321_210451_000000482014_00458_05522_6381.N1	21-MAR-2003 21:04:51	Bright	47.500	55	79Zet UMa	2.0600	10200.	95	5522	No
383	GOM_NL__2PRFIN20030321_210942_000000412014_00458_05522_6382.N1	21-MAR-2003 21:09:42	Bright	41.000	60	7Bet UMi	2.0810	3950.0	82	5522	No
384	GOM_NL__2PRFIN20030321_211325_000000492014_00458_05522_6383.N1	21-MAR-2003 21:13:25	Bright	49.000	119	14Eta Dra	2.7270	4700.0	98	5522	No
385	GOM_NL__2PRFIN20030321_211739_000000362014_00458_05522_6384.N1	21-MAR-2003 21:17:39	Bright	36.000	74	11Bet Cas	2.2680	6600.0	72	5522	No
386	GOM_NL__2PRFIN20030321_211937_000000532014_00458_05522_6385.N1	21-MAR-2003 21:19:37	Bright	53.000	69	33Gam Dra	2.2310	3800.0	106	5522	No
387	GOM_NL__2PRFIN20030321_212326_000000392014_00458_05522_6386.N1	21-MAR-2003 21:23:26	Bright	39.000	19	50Alp Cyg	1.2460	10500.	78	5522	No
388	GOM_NL__2PRFIN20030321_212501_000000392014_00458_05522_6387.N1	21-MAR-2003 21:25:01	Bright	38.500	66	37Gam Cyg	2.2080	5900.0	77	5522	No
389	GOM_NL__2PRFIN20030321_212649_000000382014_00458_05522_6388.N1	21-MAR-2003 21:26:49	Bright	38.000	92	53Eps Cyg	2.5000	4500.0	76	5522	No
390	GOM_NL__2PRFIN20030321_213535_000000572014_00458_05522_6389.N1	21-MAR-2003 21:35:35	Twl_and_stray	57.000	11	53Alp Aql	0.76500	8000.0	114	5522	No
391	GOM_NL__2PRFIN20030321_214617_000000502014_00458_05522_6390.N1	21-MAR-2003 21:46:17	Dark	49.500	155	41Pi Sgr	2.9000	6600.0	99	5522	No
392	GOM_NL__2PRFIN20030321_214818_000000632014_00458_05522_6391.N1	21-MAR-2003 21:48:18	Dark	62.500	1014	Mars	0.0000	0.0000	125	5522	Yes
393	GOM_NL__2PRFIN20030321_215004_000000622014_00458_05522_6392.N1	21-MAR-2003 21:50:04	Dark	61.500	137	22Lam Sgr	2.8240	4400.0	123	5522	No
394	GOM_NL__2PRFIN20030321_215551_000000552014_00459_05523_6363.N1	21-MAR-2003 21:55:51	Dark	54.500	25	35Lam Sco	1.6200	28000.	109	5523	No
395	GOM_NL__2PRFIN20030321_215930_000000442014_00459_05523_6364.N1	21-MAR-2003 21:59:30	Dark	43.500	43	Alp TrA	1.9100	4250.0	87	5523	No
396	GOM_NL__2PRFIN20030321_220105_000000412014_00459_05523_6365.N1	21-MAR-2003 22:01:05	Dark	41.000	134	Bet TrA	2.8100	6600.0	82	5523	No

397	GOM_NL__2PRFIN20030321_220348_000000432014_00459_05523_6366.N1	21-MAR-2003 22:03:48	Dark	43.000	4	Alp1Cen	-0.010000	5800.0	86	5523	No
398	GOM_NL__2PRFIN20030321_220640_000000412014_00459_05523_6367.N1	21-MAR-2003 22:06:40	Dark	40.500	12	Alp1Cru	0.77500	30000.	81	5523	No
399	GOM_NL__2PRFIN20030321_220801_000000472014_00459_05523_6368.N1	21-MAR-2003 22:08:01	Straylight	47.000	26	Gam Cru	1.6240	2900.0	94	5523	No
400	GOM_NL__2PRFIN20030321_220950_000000412014_00459_05523_6369.N1	21-MAR-2003 22:09:50	Straylight	41.000	64	Gam Cen	2.2000	10600.	82	5523	No
401	GOM_NL__2PRFIN20030321_221142_000000402014_00459_05523_6370.N1	21-MAR-2003 22:11:42	Straylight	40.000	113	Mu Vel	2.6920	5000.0	80	5523	No
402	GOM_NL__2PRFIN20030321_221736_000000502014_00459_05523_6371.N1	21-MAR-2003 22:17:36	Straylight	50.000	106	9Bet Crv	2.6480	5600.0	100	5523	No
403	GOM_NL__2PRFIN20030321_221947_000000472014_00459_05523_6372.N1	21-MAR-2003 22:19:47	Twl_and_stray	47.000	100	4Gam Crv	2.5800	13100.	94	5523	No
404	GOM_NL__2PRFIN20030321_222208_000000792014_00459_05523_6373.N1	21-MAR-2003 22:22:08	Bright	79.000	15	67Alp Vir	0.97600	28000.	158	5523	No
405	GOM_NL__2PRFIN20030321_222542_000000542014_00459_05523_6374.N1	21-MAR-2003 22:25:42	Bright	53.500	121	29Gam Vir	2.7400	7200.0	107	5523	No
406	GOM_NL__2PRFIN20030321_222905_000000372014_00459_05523_6375.N1	21-MAR-2003 22:29:05	Bright	37.000	22	32Alp Leo	1.3600	15200.	74	5523	No
407	GOM_NL__2PRFIN20030321_223114_000000372014_00459_05523_6376.N1	21-MAR-2003 22:31:14	Bright	37.000	51	41Gam1Leo	2.0100	4500.0	74	5523	No
408	GOM_NL__2PRFIN20030321_223232_000000362014_00459_05523_6377.N1	21-MAR-2003 22:32:32	Bright	36.000	166	17Eps Leo	2.9800	6000.0	72	5523	No
409	GOM_NL__2PRFIN20030321_223838_000000392014_00459_05523_6378.N1	21-MAR-2003 22:38:38	Bright	38.500	174	52Psi UMa	3.0040	4400.0	77	5523	No
410	GOM_NL__2PRFIN20030321_224153_000000392014_00459_05523_6379.N1	21-MAR-2003 22:41:53	Bright	39.000	82	48Bet UMa	2.3650	10600.	78	5523	No
411	GOM_NL__2PRFIN20030321_224324_000000382014_00459_05523_6380.N1	21-MAR-2003 22:43:24	Bright	37.500	36	50Alp UMa	1.8000	6300.0	75	5523	No
412	GOM_NL__2PRFIN20030321_224527_000000472014_00459_05523_6381.N1	21-MAR-2003 22:45:27	Bright	46.500	55	79Zet UMa	2.0600	10200.	93	5523	No
413	GOM_NL__2PRFIN20030321_225018_000000412014_00459_05523_6382.N1	21-MAR-2003 22:50:18	Bright	41.000	60	7Bet UMi	2.0810	3950.0	82	5523	No
414	GOM_NL__2PRFIN20030321_225401_000000502014_00459_05523_6383.N1	21-MAR-2003 22:54:01	Bright	49.500	119	14Eta Dra	2.7270	4700.0	99	5523	No
415	GOM_NL__2PRFIN20030321_225815_000000362014_00459_05523_6384.N1	21-MAR-2003 22:58:15	Bright	36.000	74	11Bet Cas	2.2680	6600.0	72	5523	No
416	GOM_NL__2PRFIN20030321_230013_000000582014_00459_05523_6385.N1	21-MAR-2003 23:00:13	Bright	57.500	69	33Gam Dra	2.2310	3800.0	115	5523	No
417	GOM_NL__2PRFIN20030321_230402_000000392014_00459_05523_6386.N1	21-MAR-2003 23:04:02	Bright	39.000	19	50Alp Cyg	1.2460	10500.	78	5523	No
418	GOM_NL__2PRFIN20030321_230537_000000402014_00459_05523_6387.N1	21-MAR-2003 23:05:37	Bright	39.500	66	37Gam Cyg	2.2080	5900.0	79	5523	No
419	GOM_NL__2PRFIN20030321_230725_000000372014_00459_05523_6388.N1	21-MAR-2003 23:07:25	Bright	36.500	92	53Eps Cyg	2.5000	4500.0	73	5523	No
420	GOM_NL__2PRFIN20030321_231612_000000612014_00459_05523_6389.N1	21-MAR-2003 23:16:12	Twl_and_stray	60.500	11	53Alp Aql	0.76500	8000.0	121	5523	No
421	GOM_NL__2PRFIN20030321_232654_000000492014_00459_05523_6390.N1	21-MAR-2003 23:26:54	Dark	49.000	155	41Pi Sgr	2.9000	6600.0	98	5523	No
422	GOM_NL__2PRFIN20030321_232855_000000692014_00459_05523_6391.N1	21-MAR-2003 23:28:55	Dark	69.000	1014	Mars	0.0000	0.0000	138	5523	Yes
423	GOM_NL__2PRFIN20030321_233041_000000562014_00459_05523_6392.N1	21-MAR-2003 23:30:41	Dark	56.000	137	22Lam Sgr	2.8240	4400.0	112	5523	No
424	GOM_NL__2PRFIN20030321_233628_000000542014_00460_05524_6364.N1	21-MAR-2003 23:36:28	Dark	53.500	25	35Lam Sco	1.6200	28000.	107	5524	No
425	GOM_NL__2PRFIN20030321_234006_000000412014_00460_05524_6365.N1	21-MAR-2003 23:40:06	Dark	41.000	43	Alp TrA	1.9100	4250.0	82	5524	No
426	GOM_NL__2PRFIN20030321_234141_000000402014_00460_05524_6366.N1	21-MAR-2003 23:41:41	Dark	39.500	134	Bet TrA	2.8100	6600.0	79	5524	No
427	GOM_NL__2PRFIN20030321_234425_000000452014_00460_05524_6367.N1	21-MAR-2003 23:44:25	Dark	44.500	4	Alp1Cen	-0.010000	5800.0	89	5524	No
428	GOM_NL__2PRFIN20030321_234716_000000482014_00460_05524_6368.N1	21-MAR-2003 23:47:16	Straylight	48.000	12	Alp1Cru	0.77500	30000.	96	5524	No
429	GOM_NL__2PRFIN20030321_234837_000000532014_00460_05524_6369.N1	21-MAR-2003 23:48:37	Straylight	52.500	26	Gam Cru	1.6240	2900.0	105	5524	No
430	GOM_NL__2PRFIN20030321_235026_000000412014_00460_05524_6370.N1	21-MAR-2003 23:50:26	Straylight	40.500	64	Gam Cen	2.2000	10600.	81	5524	No
431	GOM_NL__2PRFIN20030321_235218_000000422014_00460_05524_6371.N1	21-MAR-2003 23:52:18	Straylight	41.500	113	Mu Vel	2.6920	5000.0	83	5524	No
432	GOM_NL__2PRFIN20030321_235812_000000532014_00460_05524_6372.N1	21-MAR-2003 23:58:12	Straylight	52.500	106	9Bet Crv	2.6480	5600.0	105	5524	No

3. Quality information per product

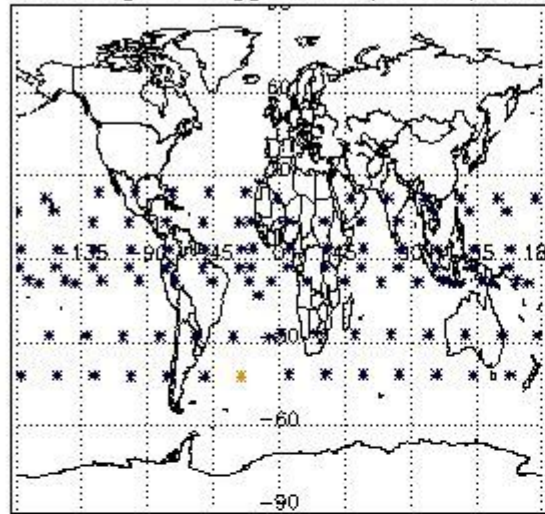
In this section it is plotted some information contained in the Quality Summary data set of the level 2 products. Only products in dark limb conditions and without errors (error flag in the MPH set to "0") are used.

3.1 Plot quality information per product (time dependant)

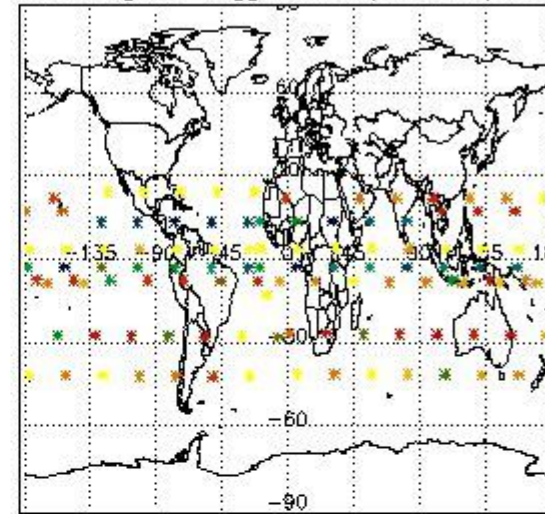


3.2 Plot quality information per product (world map)

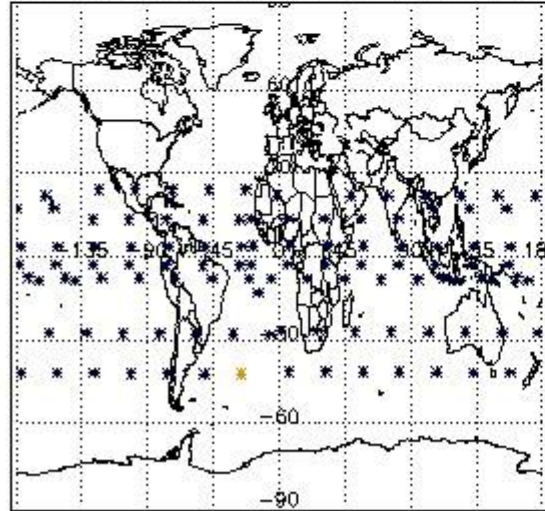
Percentage of flagged data per O3 profile



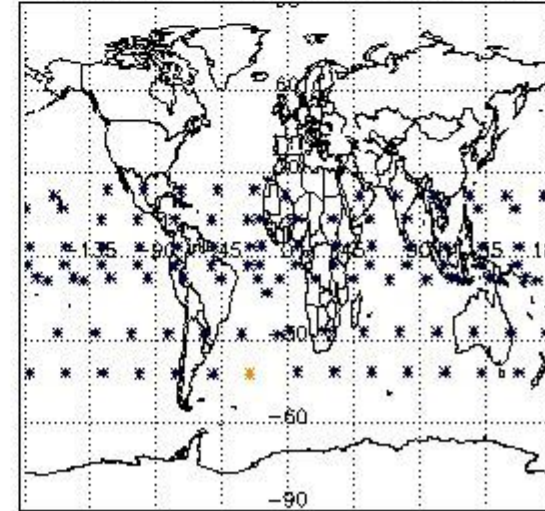
Percentage of flagged data per H2O profile



Percentage of flagged data per NO2 profile



Percentage of flagged data per NO3 profile

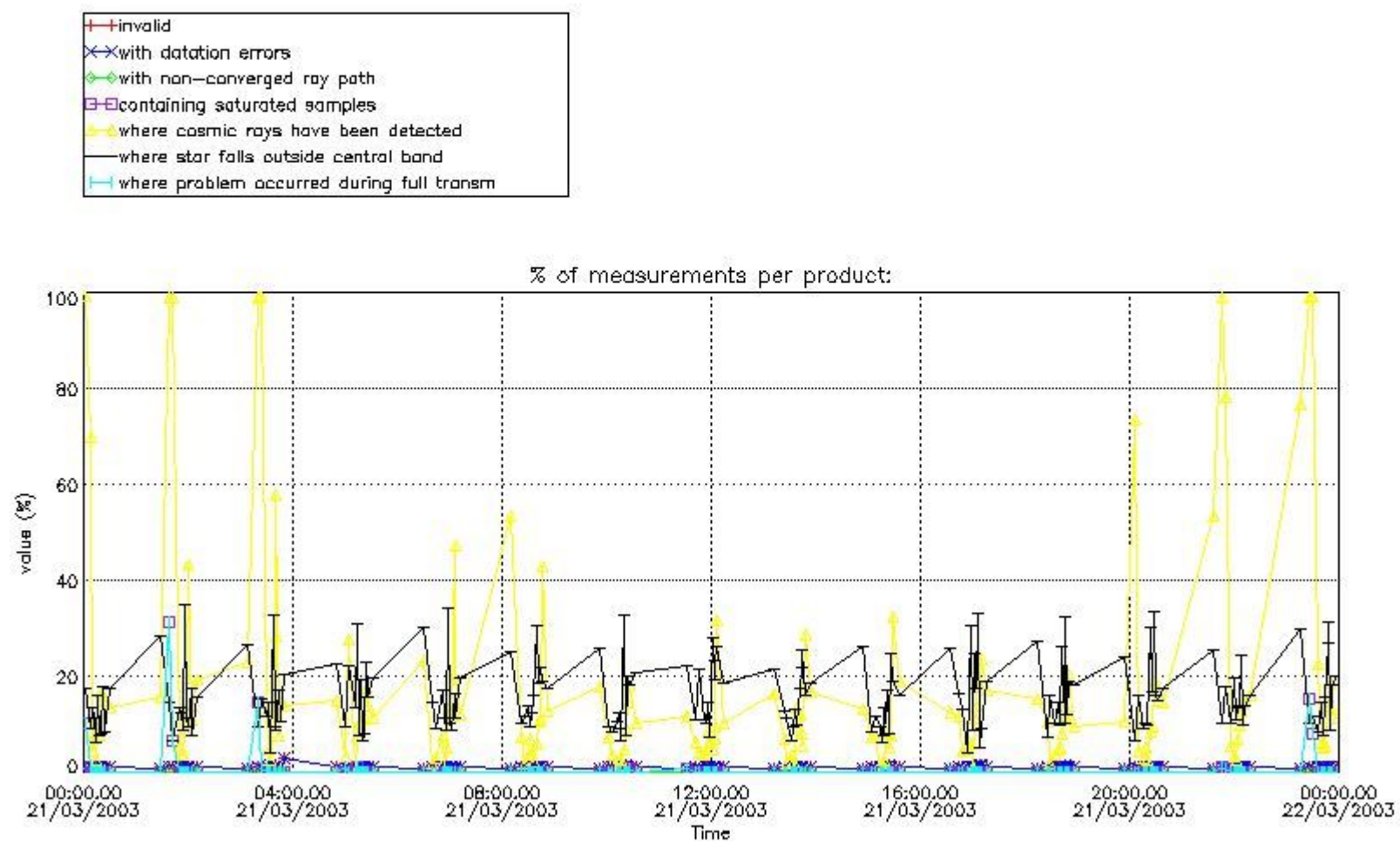


4. Level 1 quality information per product

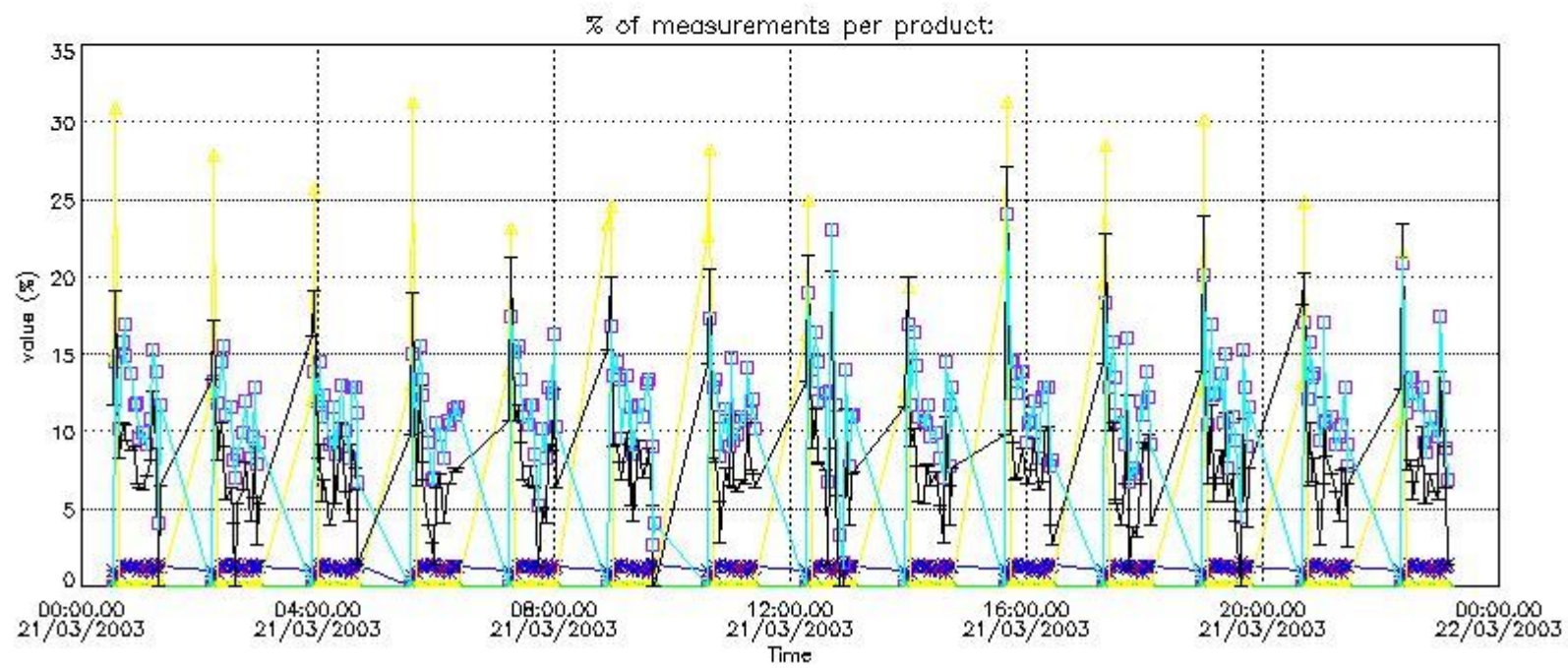
In this section it is plotted some information contained in the Quality Summary data set of the level 2 products that comes from the level 1b processing. Products without errors (error flag in the MPH set to "0") are used.

4.1 Plot quality information per product (time dependant) coming from level 1b processing

4.1.1 Plot level 1 quality information per product (time dependant): ENVISAT ASCENDING passes

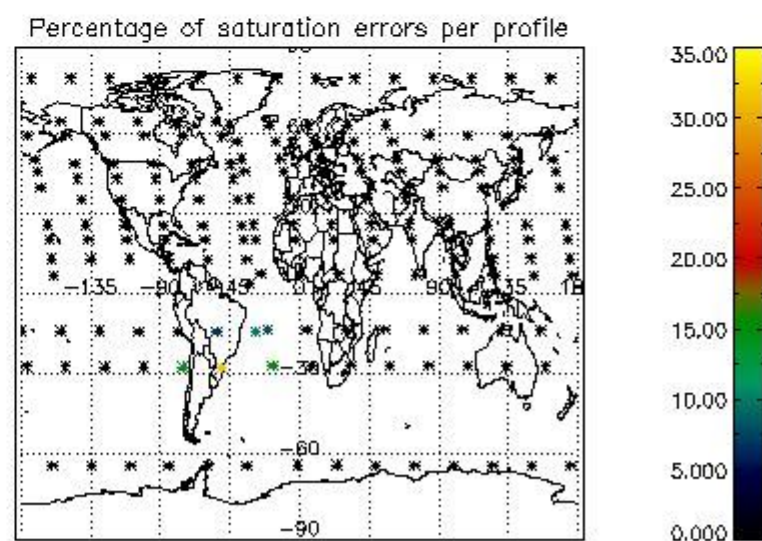
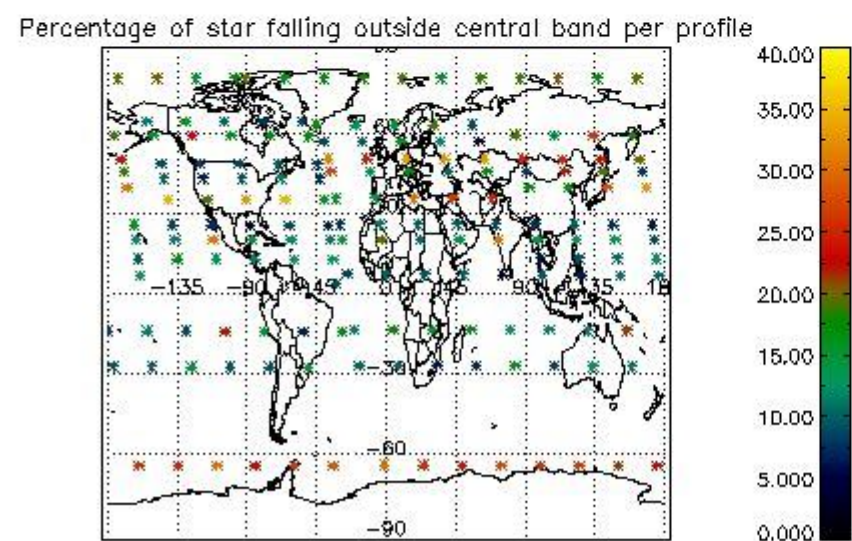
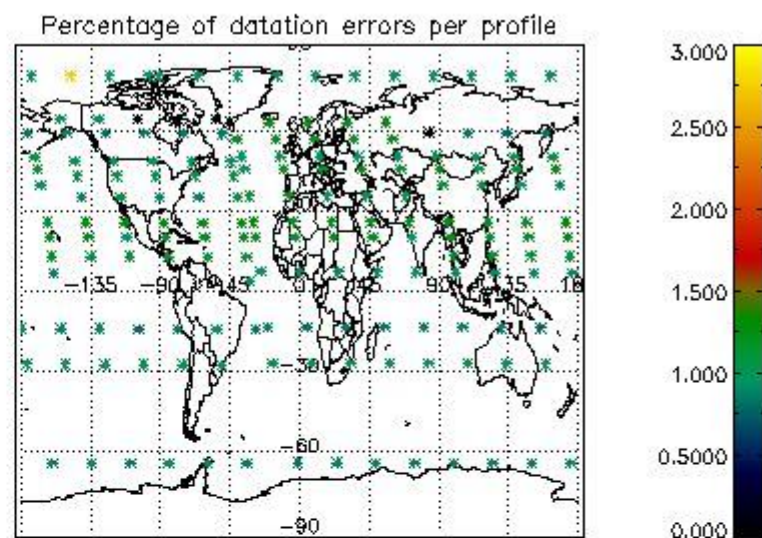
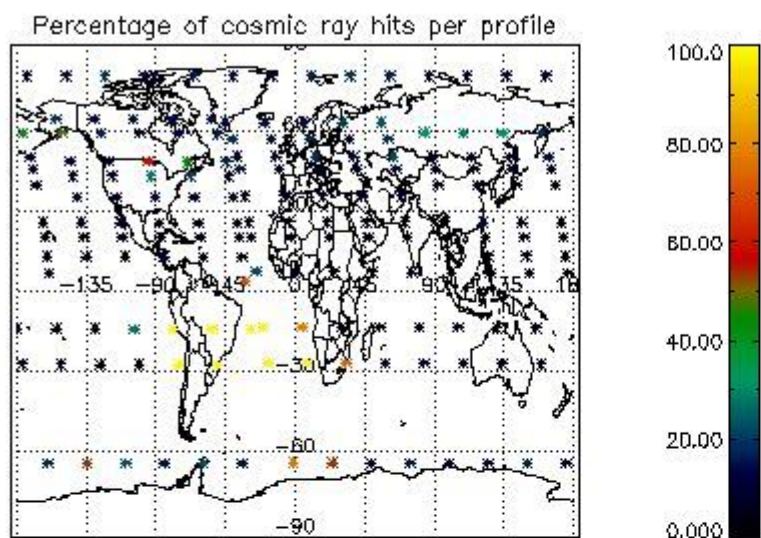


4.1.2 Plot level 1 quality information per product (time dependant): ENVI SAT DESCENDING passes

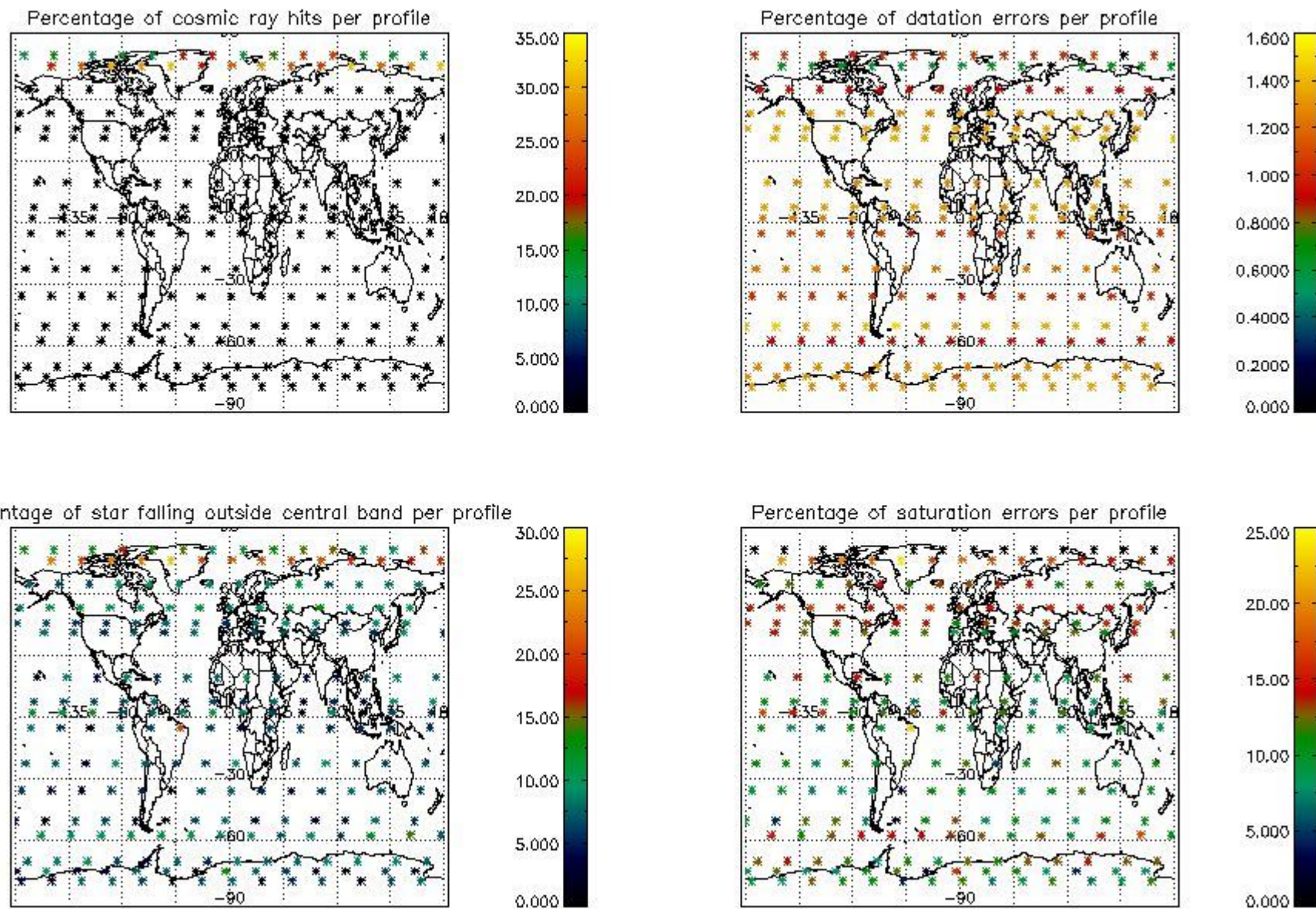


4.2 Plot quality information per product coming from level 1b processing (world map)

4.2.1 Plot level 1 quality information per product (world map): ENVISAT ASCENDING passes



4.2.2 Plot level 1 quality information per product (world map): ENVISAT DESCENDING passes



5. Trace gas profiles

5.1 Ozone statistics based on quality of products

The final quality of the products can be "measured" using the STD (Standard Deviation) attached to every point profile. This information is written to the parameter GOM_NL__2P/NL_LOCAL_SPECIES_DENSITY/o3_std of the level 2 products. The table below shows the statistics for given STD ranges.

The statistics are given with respect to the overall valid production:

- Products without fatal errors: GOM_NL__2P/MPH/PRODUCT_ERR=0
- Valid point profile: GOM_NL__2P/NL_LOCAL_SPECIES_DENSITY/pcd(0)=0

The 'Criteria' is applied to valid points of dark limb products:

- Products in dark limb illumination condition: GOM_NL__2P/NL_SUMMARY_QUALITY/obs_ill_cond=0
- Products without fatal errors: GOM_NL__2P/MPH/PRODUCT_ERR=0
- Valid point profile: GOM_NL__2P/NL_LOCAL_SPECIES_DENSITY/pcd(0)=0

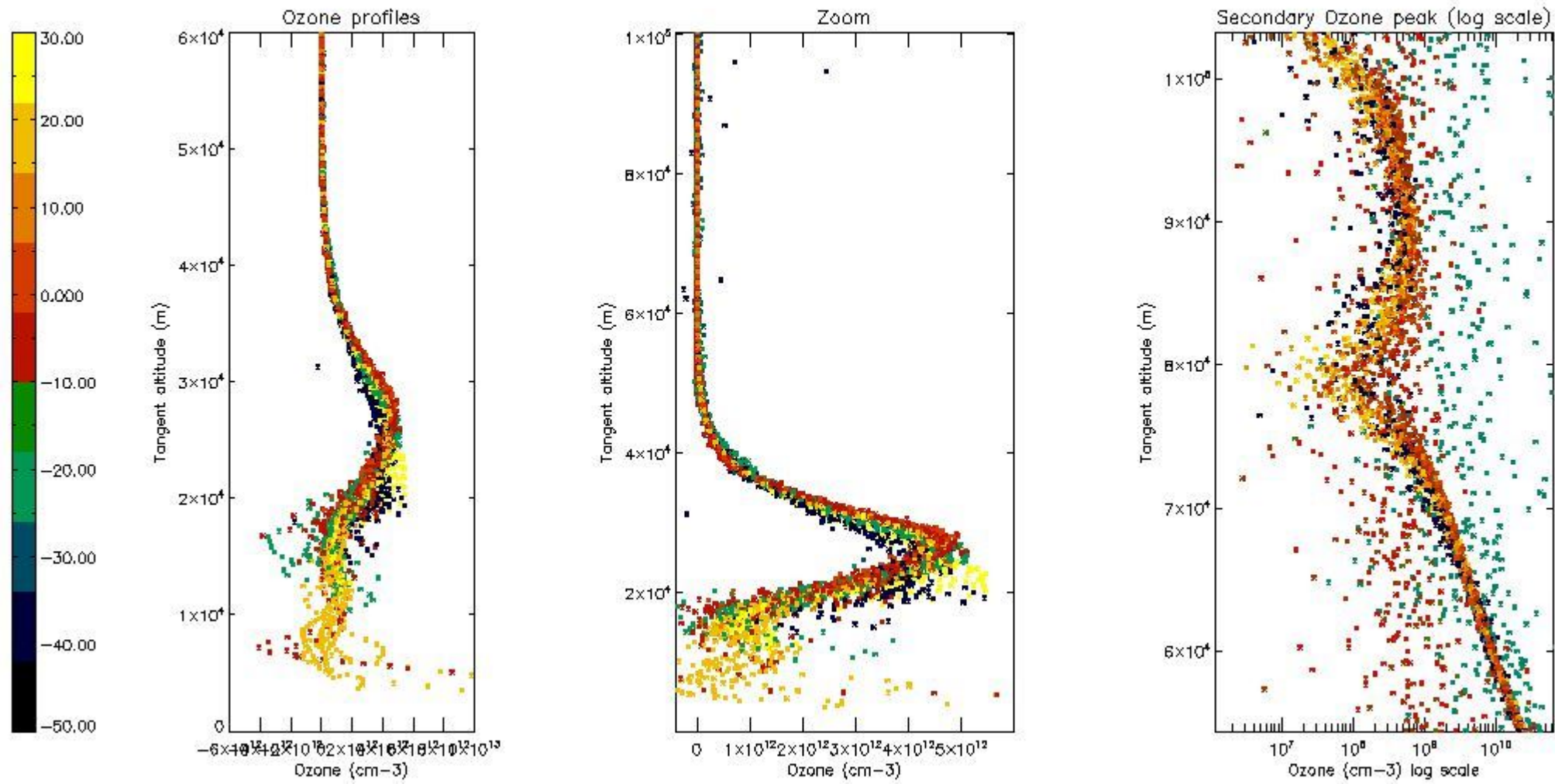
So, the table below shows the percentage of dark limb and valid observations for each criteria with respect to the overall valid daily observations.

Criteria	% of total production
All STD	27
STD < 20	14

STD < 10	11
STD < 5	7

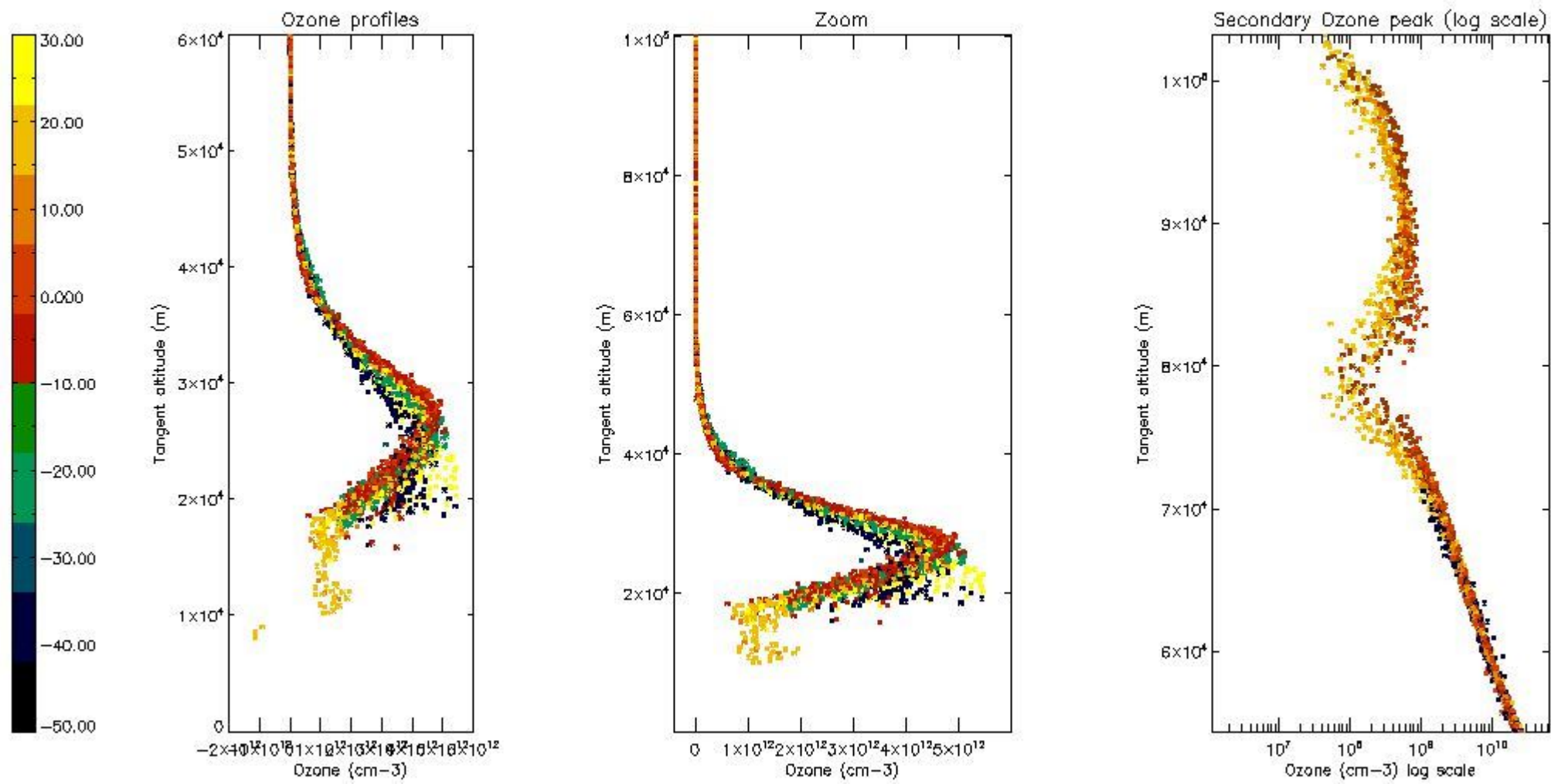
5.2 Plot ozone profiles for all STD (dark without errors)

The colorbar represents the latitude.



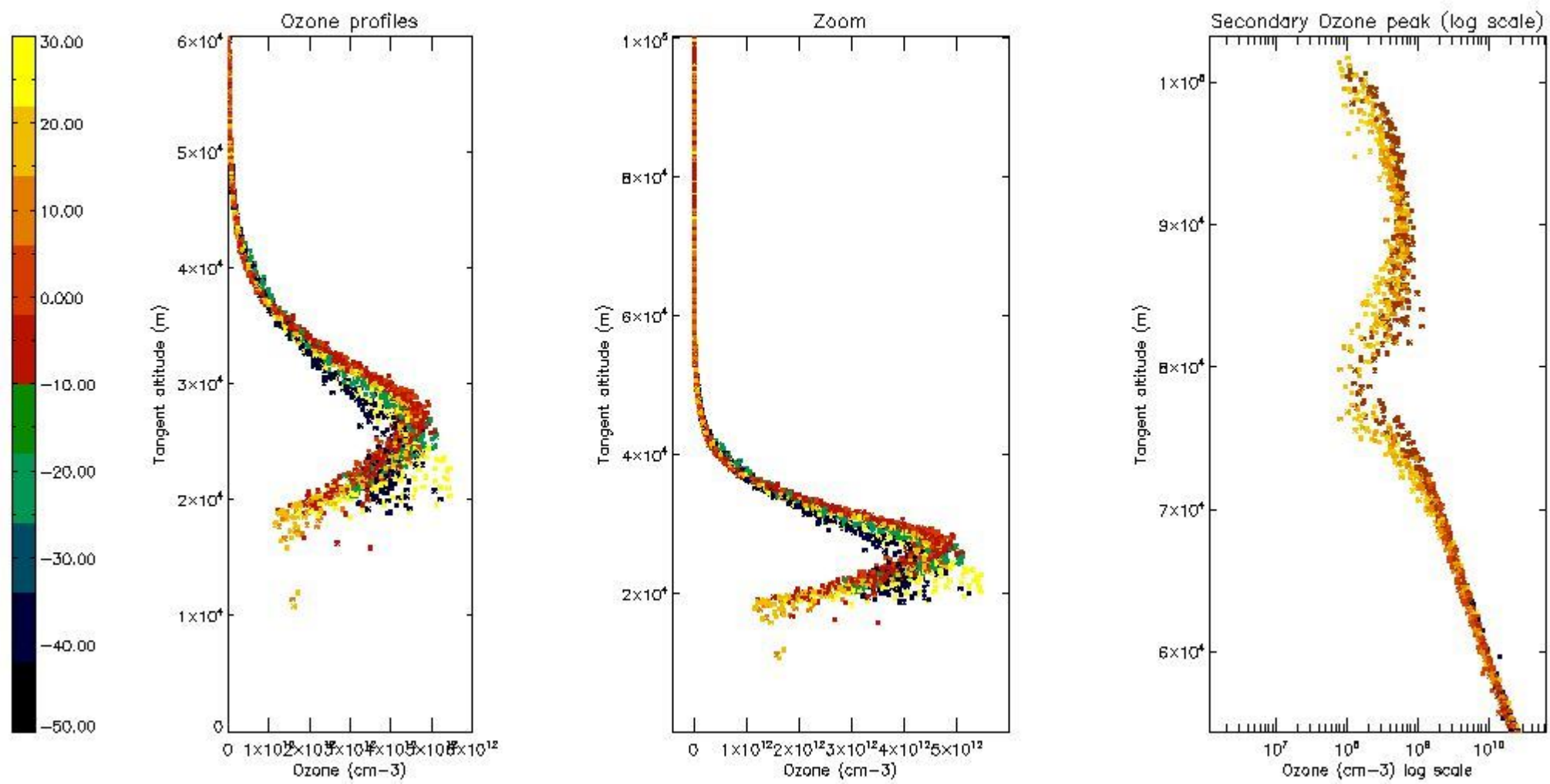
5.3 Plot ozone profiles where STD < 20% (dark without errors)

The colorbar represents the latitude.



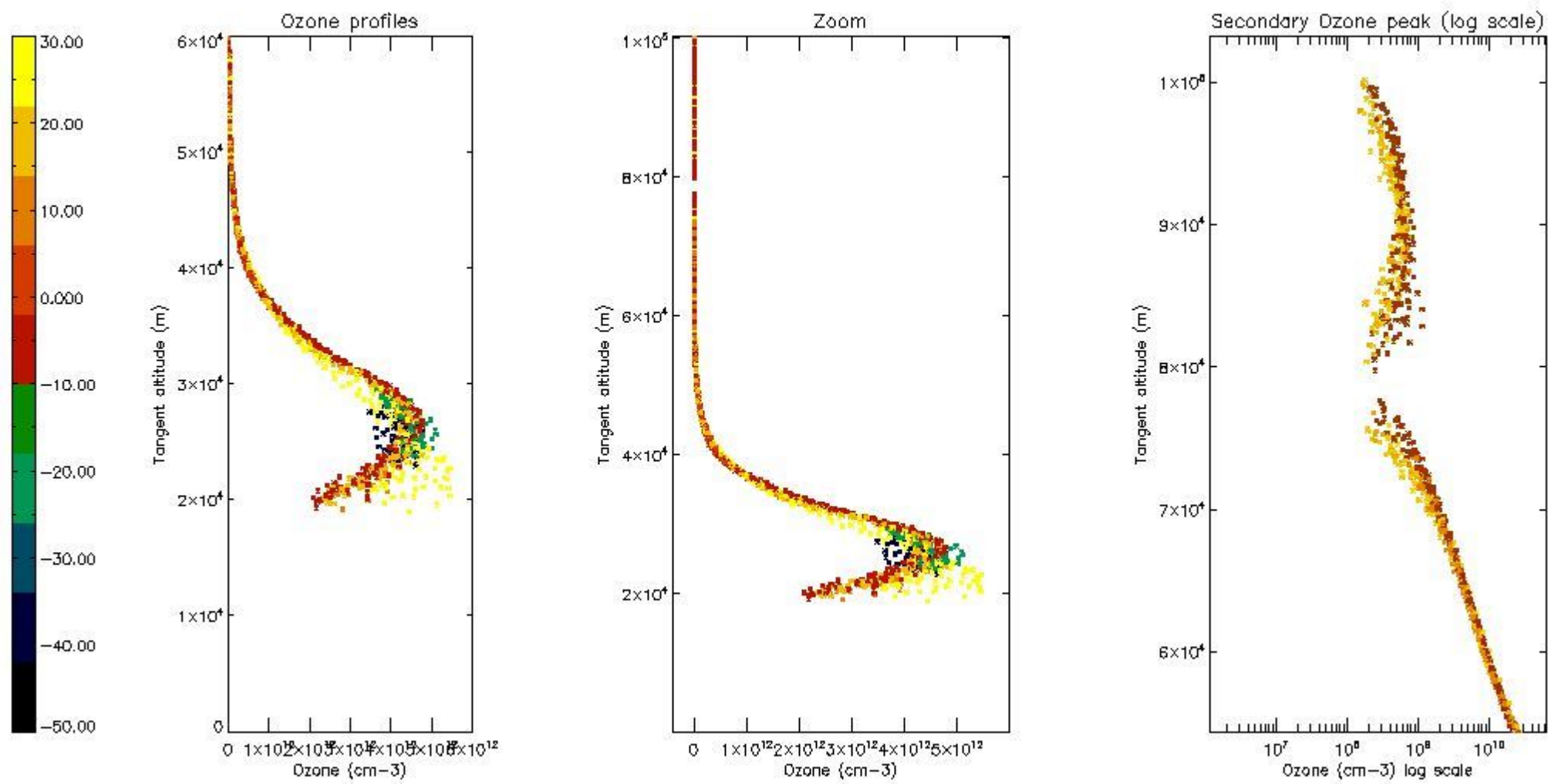
5.4 Plot ozone profiles where STD < 10% (dark without errors)

The colorbar represents the latitude.



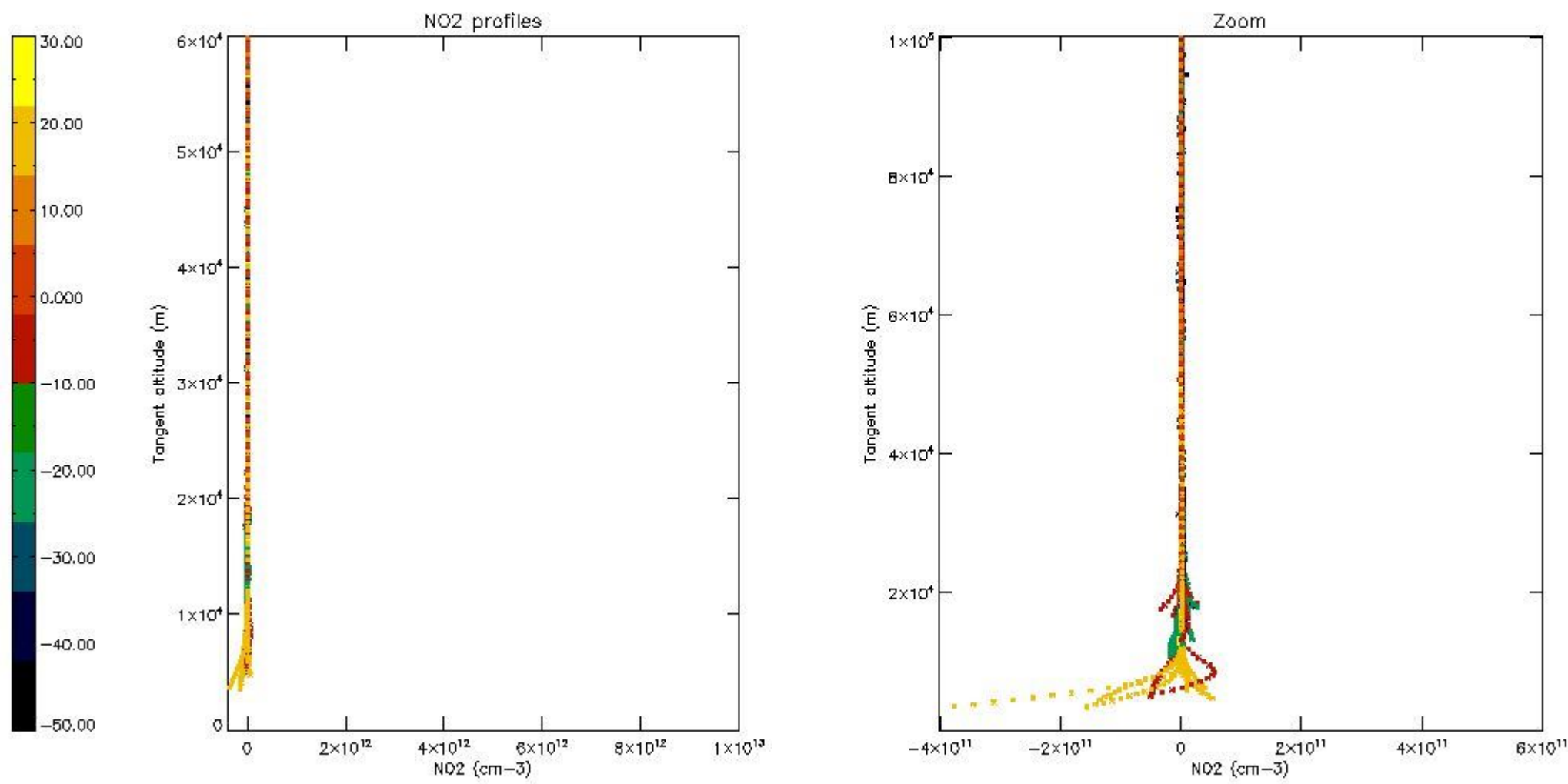
5.5 Plot ozone profiles where STD < 5% (dark without errors)

The colorbar represents the latitude.



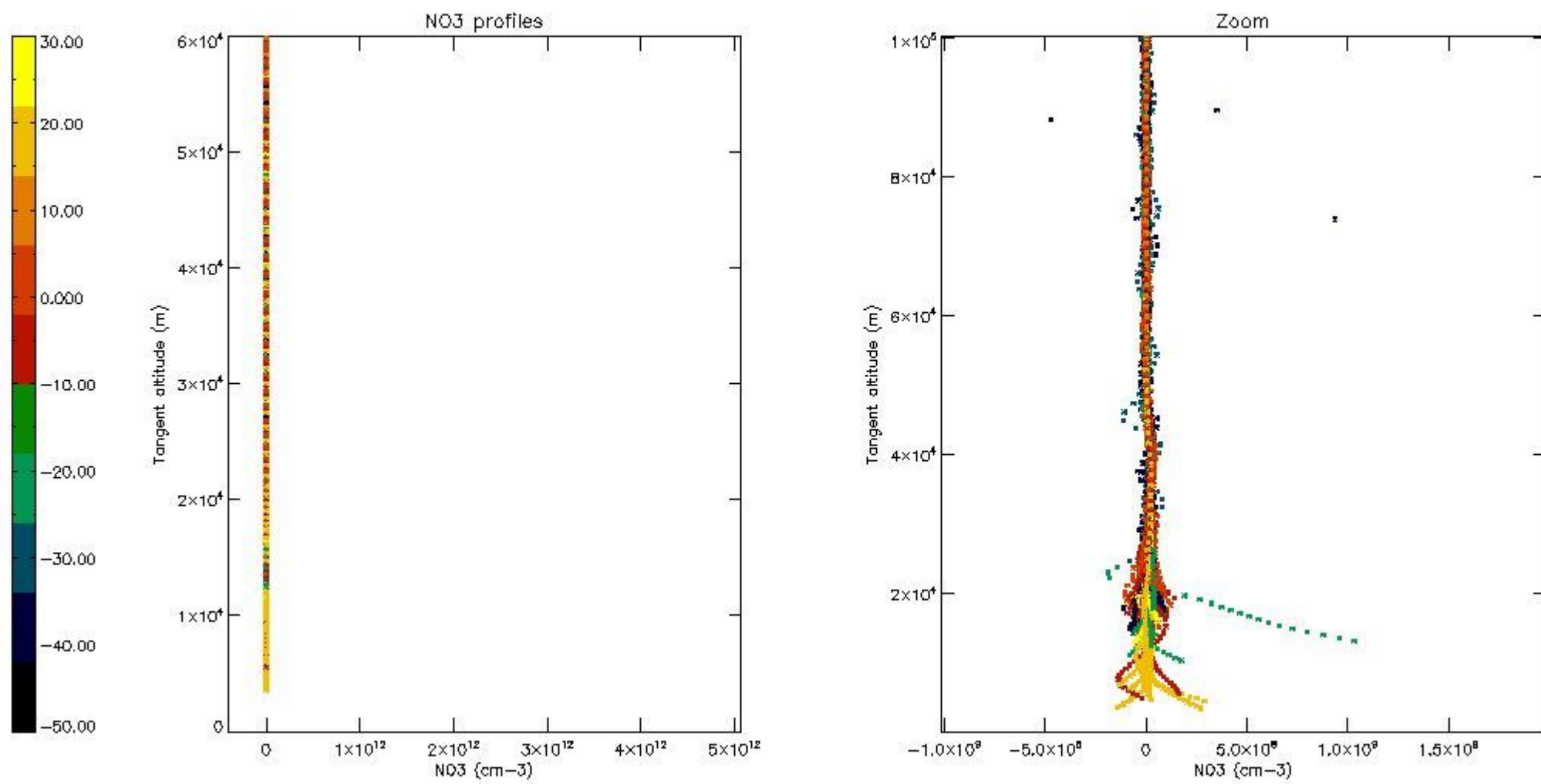
5.6 Plot NO₂ profiles for all STD (dark without errors)

The colorbar represents the latitude.



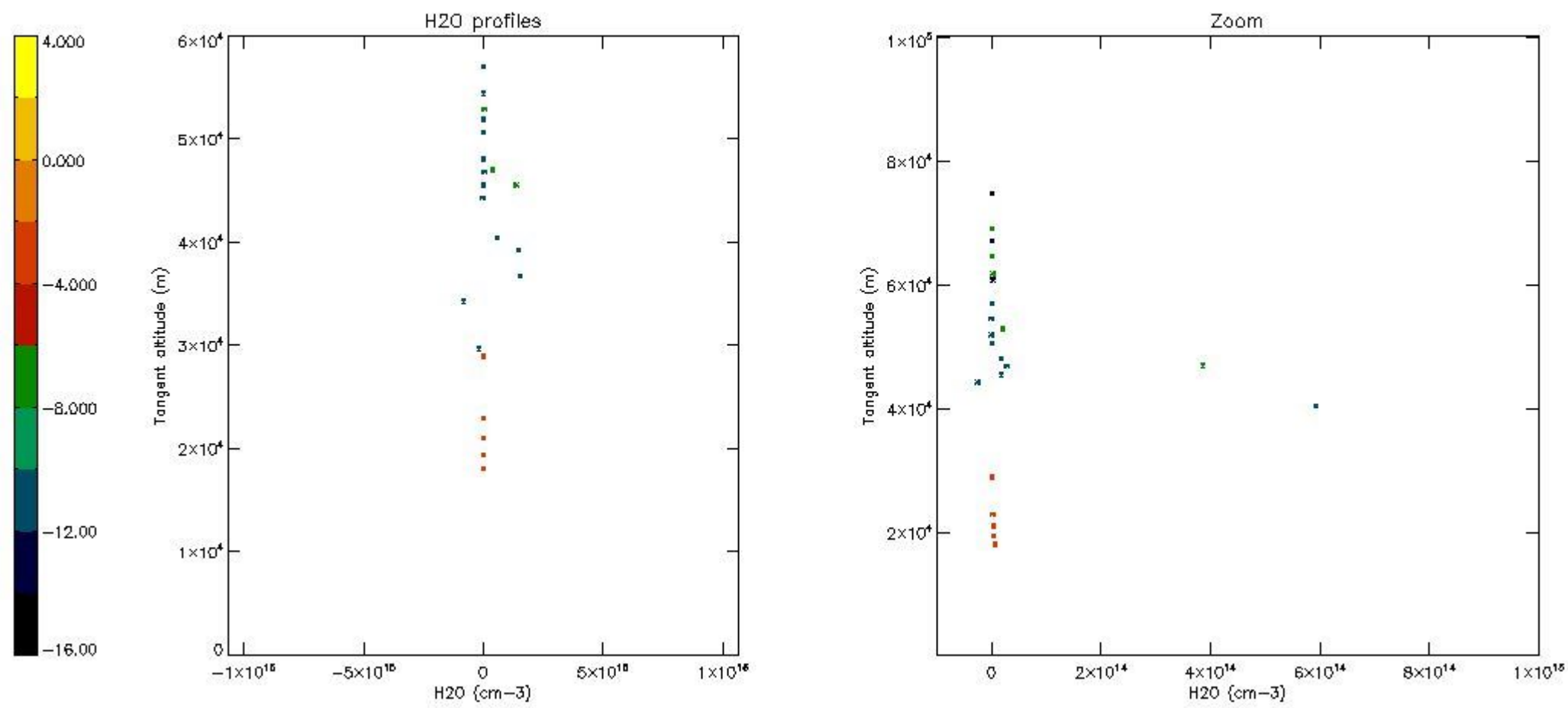
5.7 Plot NO3 profiles for all STD (dark without errors)

The colorbar represents the latitude.



5.8 Plot H2O profiles for all STD (only for occultations of stars 1,2,3,4,13,14,16,26,63 dark without errors)

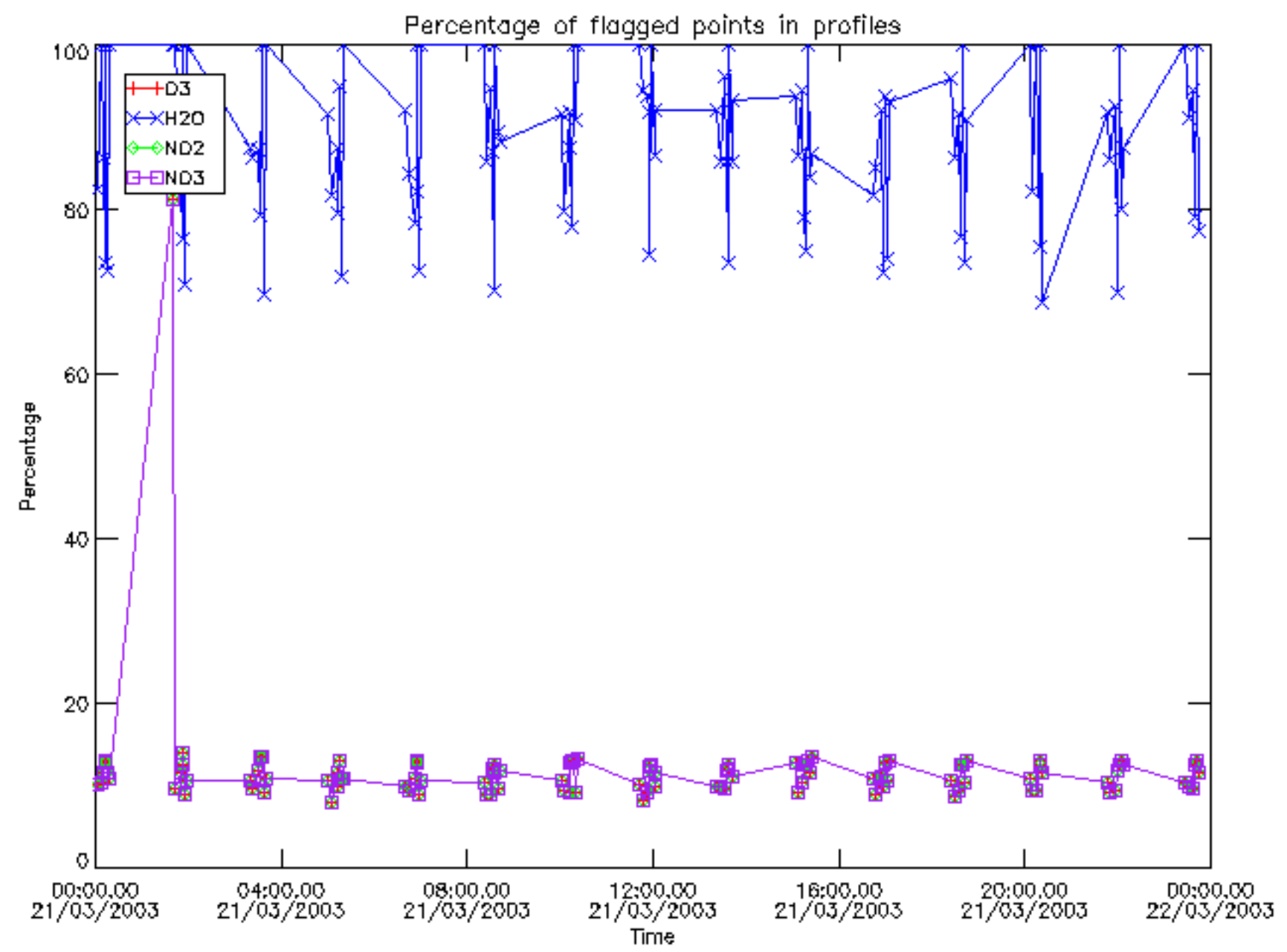
The colorbar represents the latitude.



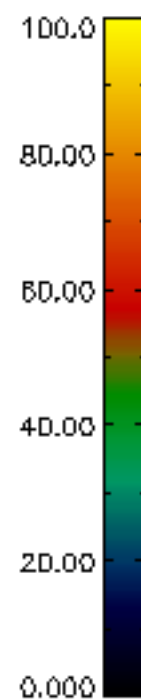
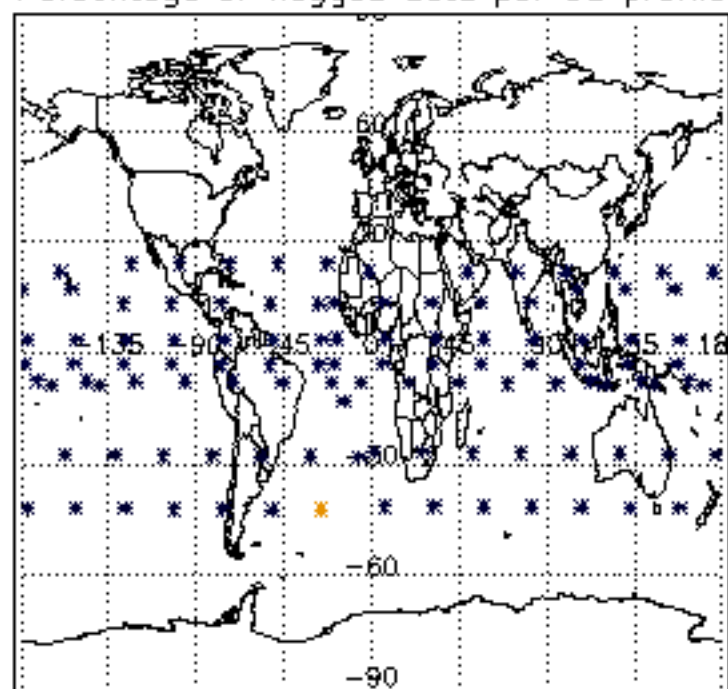
6. Auxiliary Data Files used for the production reported in section 2

The number reported in the third column indicates since which file (see list in section 2) the corresponding auxiliary file has been used. The fourth column is the date of those product files.

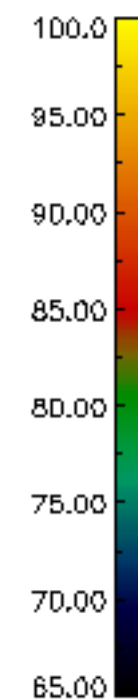
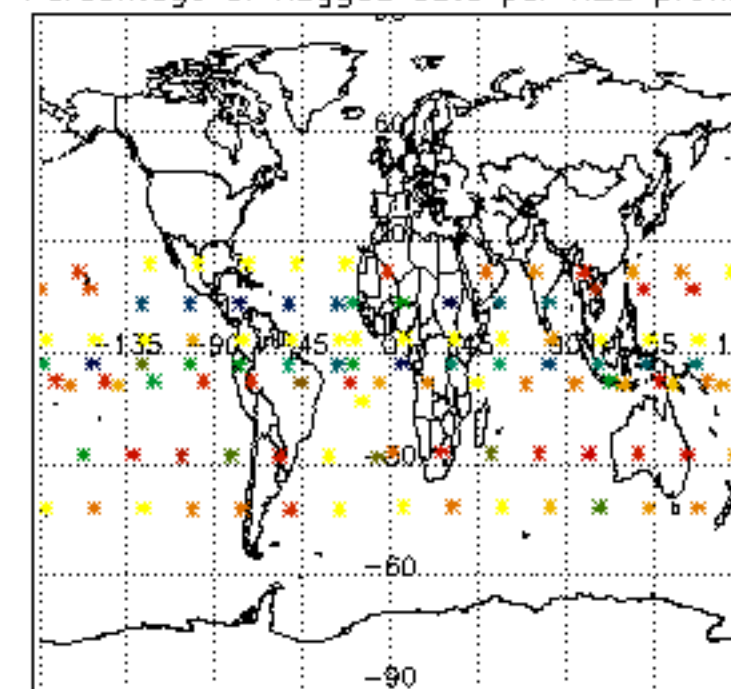
Type	Auxiliary Filename	Used since product	Used since product date
INST_PHYS_CHARACTERISTICS	GOM_INS_AXNIEC20050627_150440_20020301_000000_20100101_000000	1	21-MAR-2003 00:00:27
LEVEL-2_PROC_CONFIG	GOM_PR2_AXVIEC20091111_152718_20020301_000000_20500101_000000	1	21-MAR-2003 00:00:27
CROSS_SECTIONS_FILE	GOM_CRS_AXVIEC20091111_154832_20020301_000000_20500101_000000	1	21-MAR-2003 00:00:27



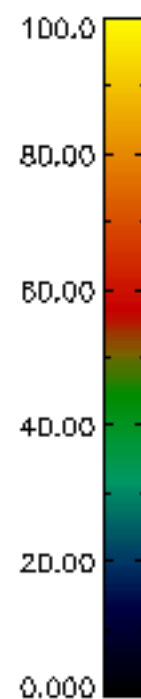
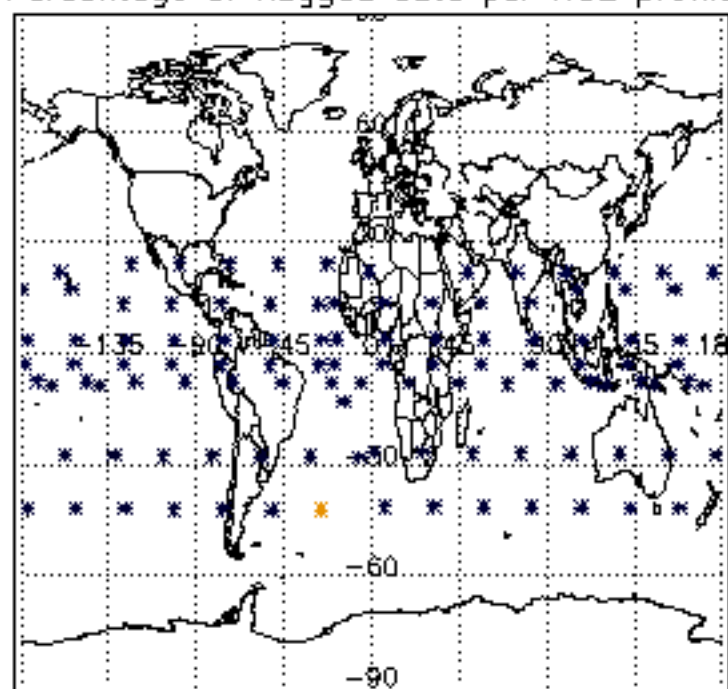
Percentage of flagged data per D3 profile



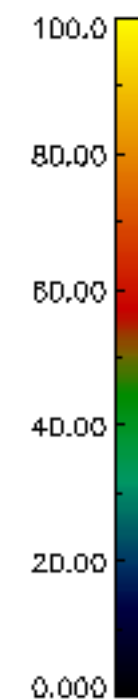
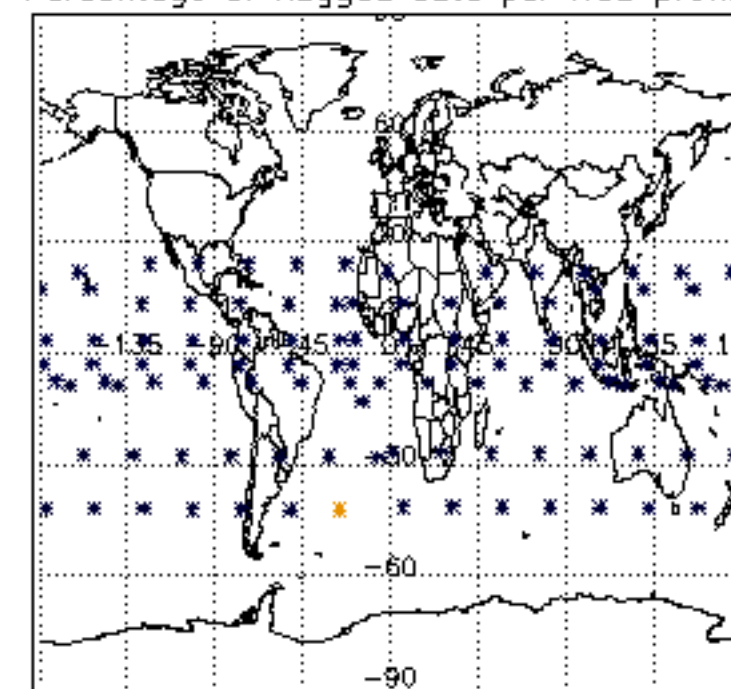
Percentage of flagged data per H2O profile

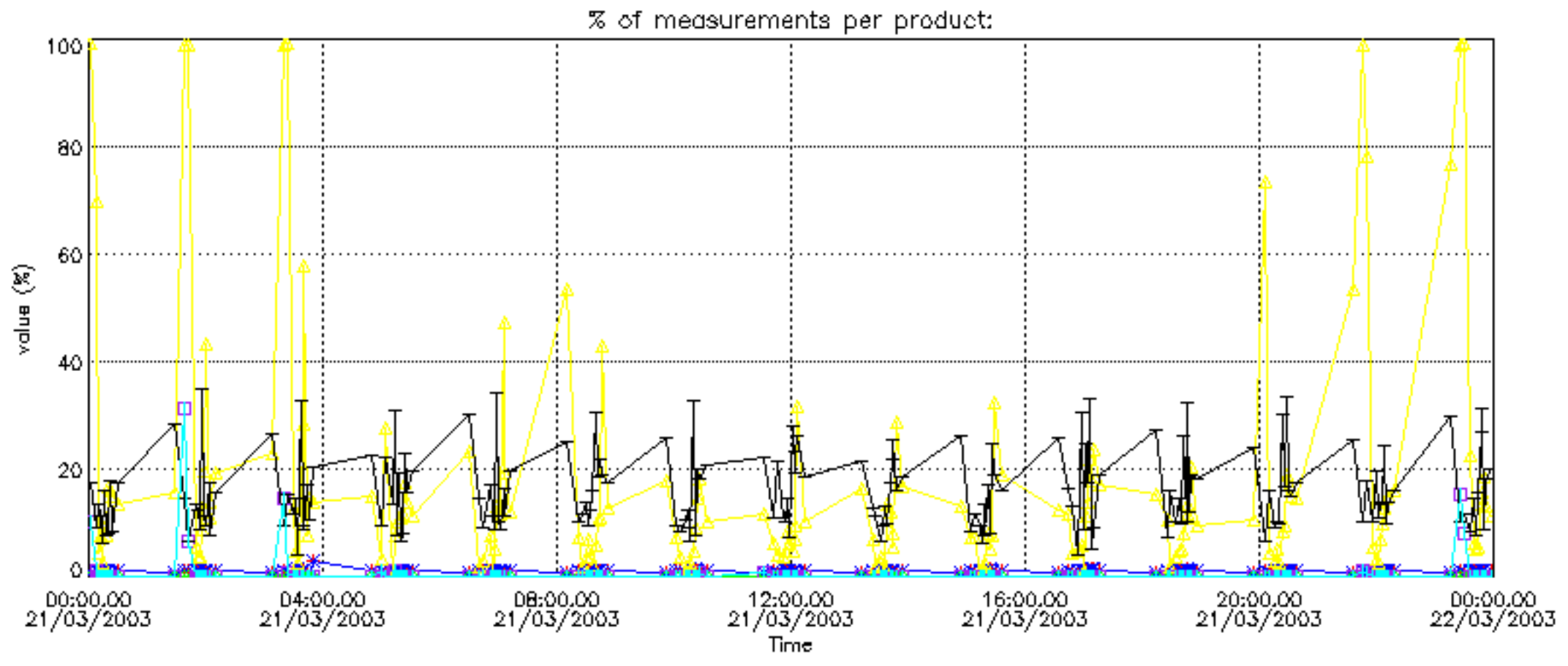


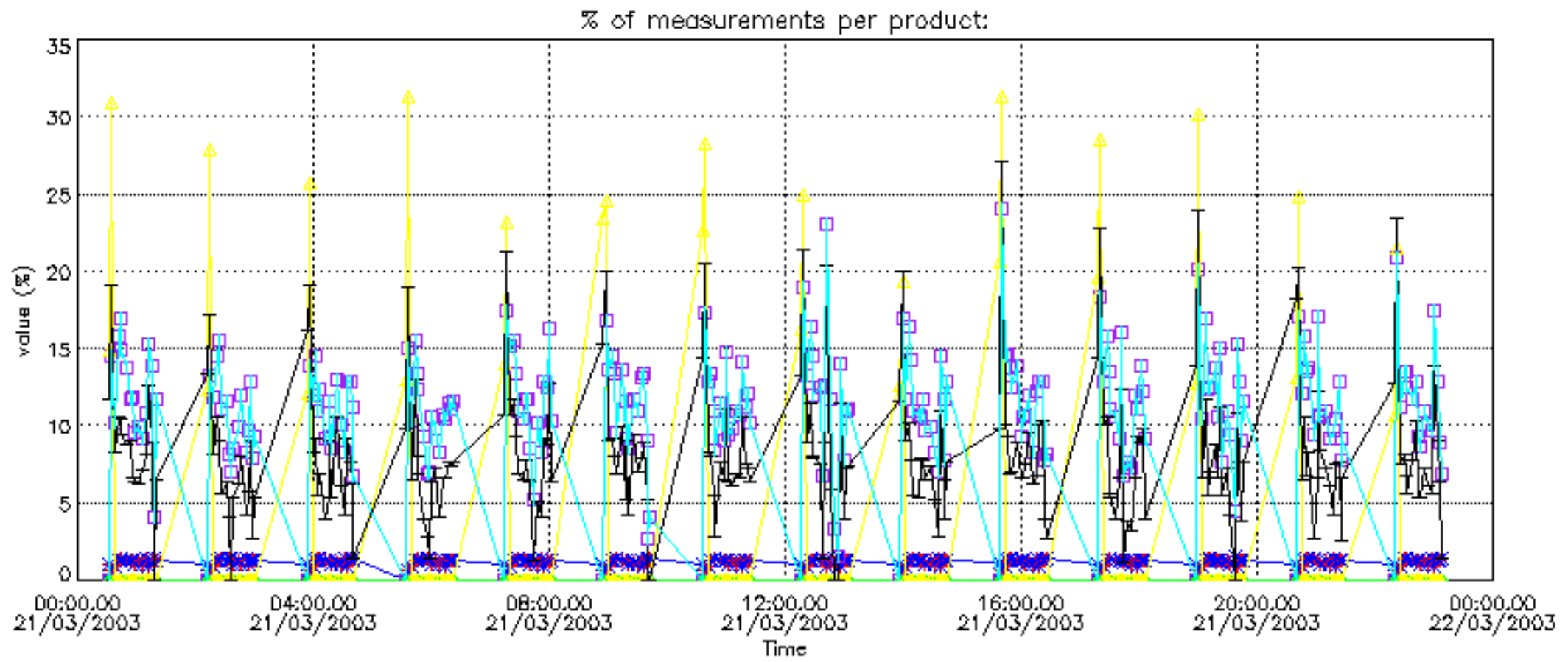
Percentage of flagged data per NO2 profile



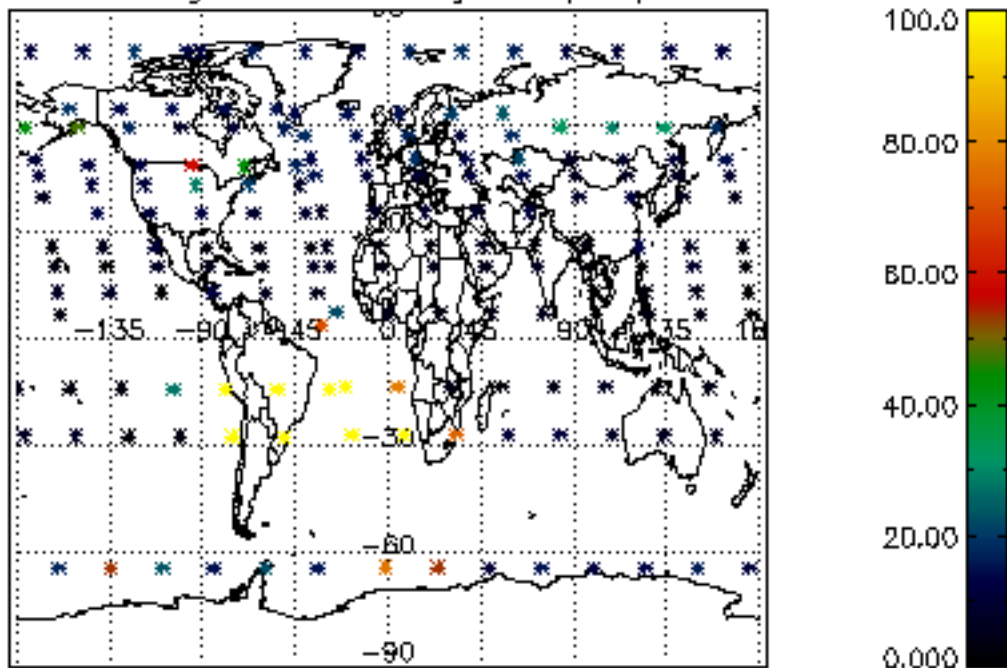
Percentage of flagged data per NO3 profile



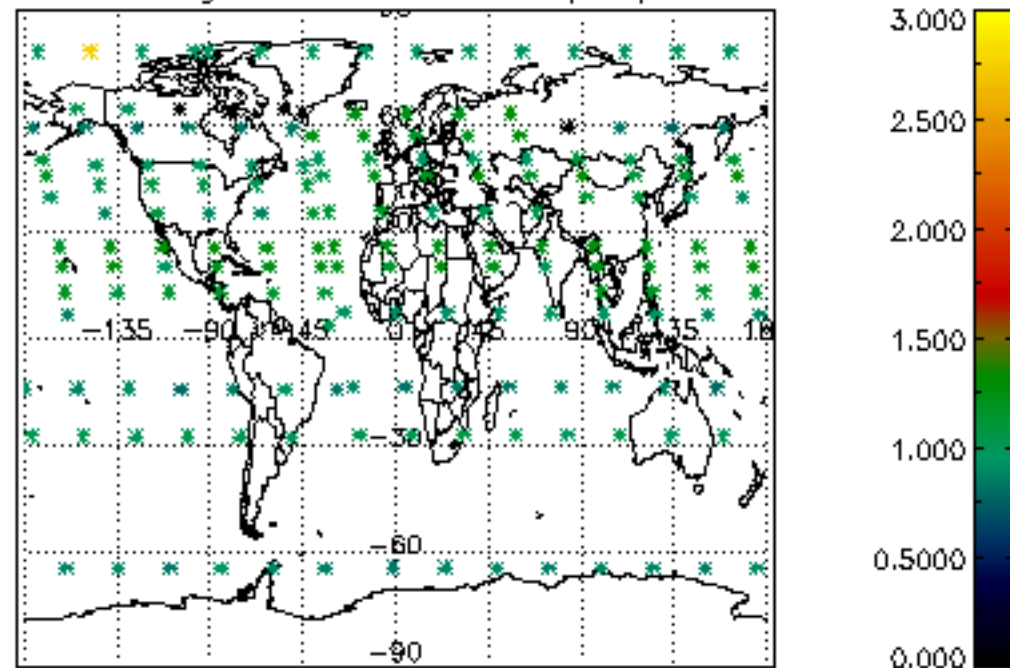




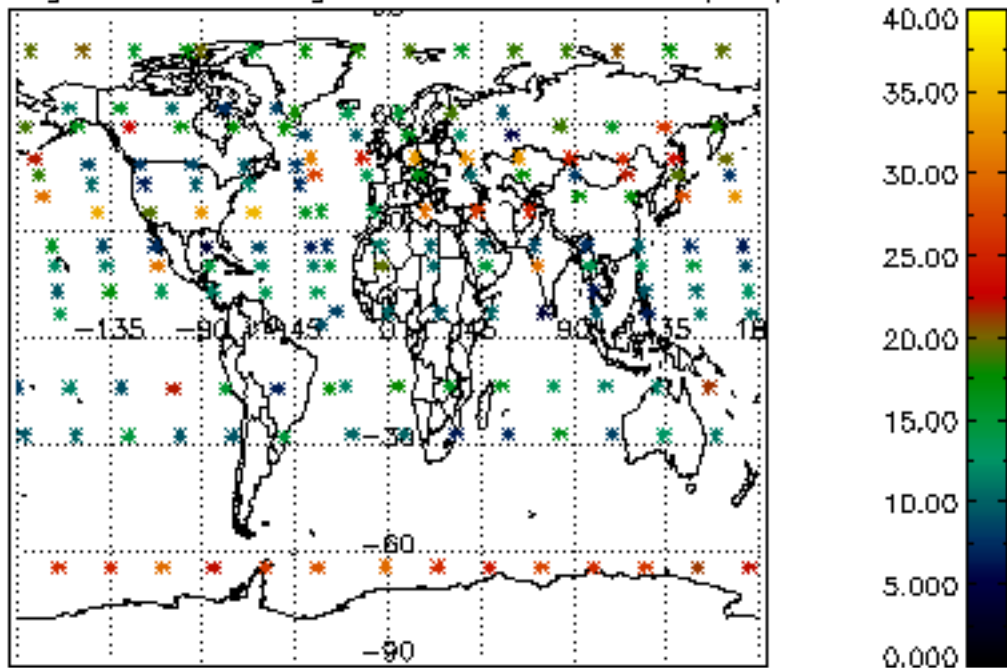
Percentage of cosmic ray hits per profile



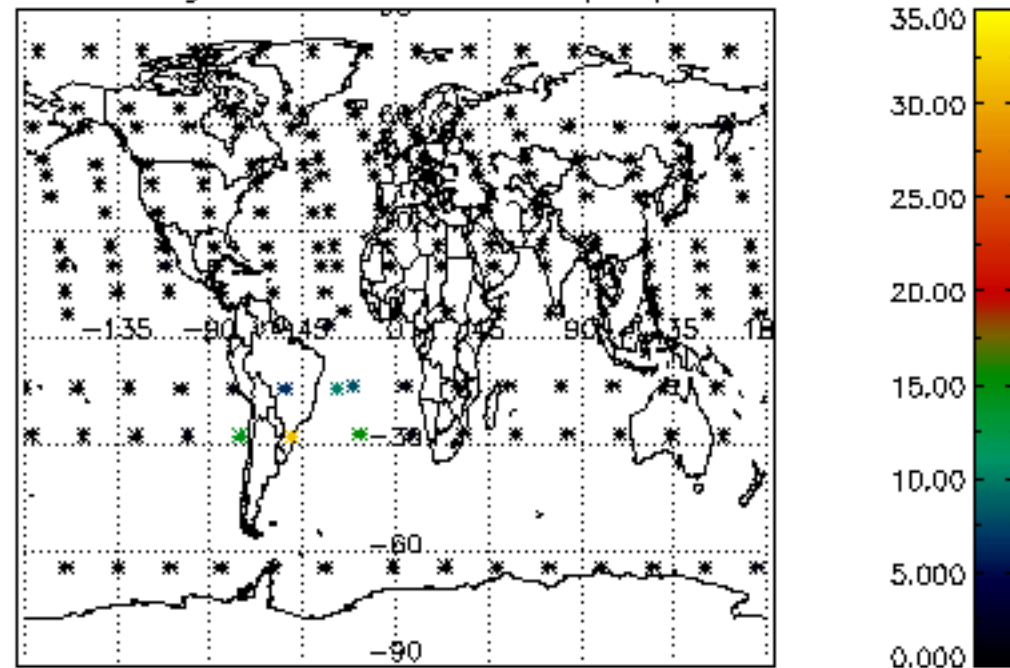
Percentage of datation errors per profile



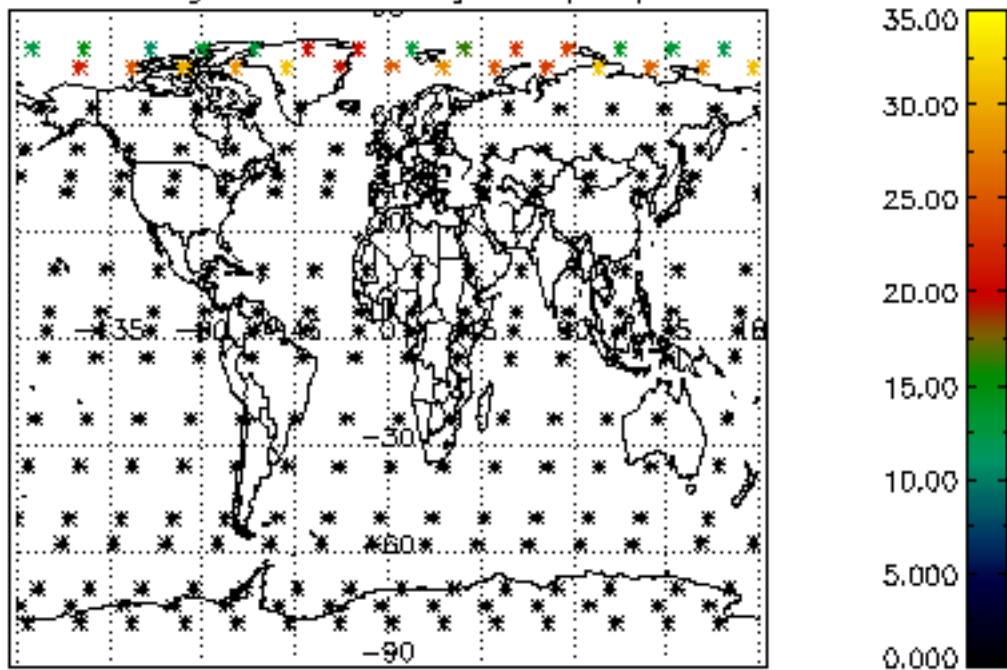
Percentage of star falling outside central band per profile



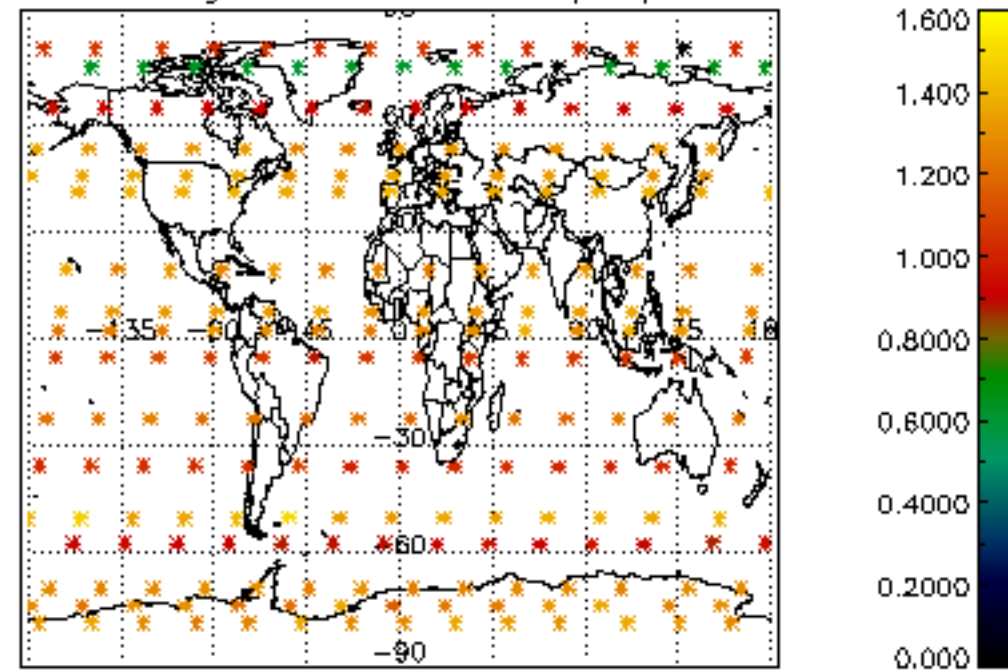
Percentage of saturation errors per profile



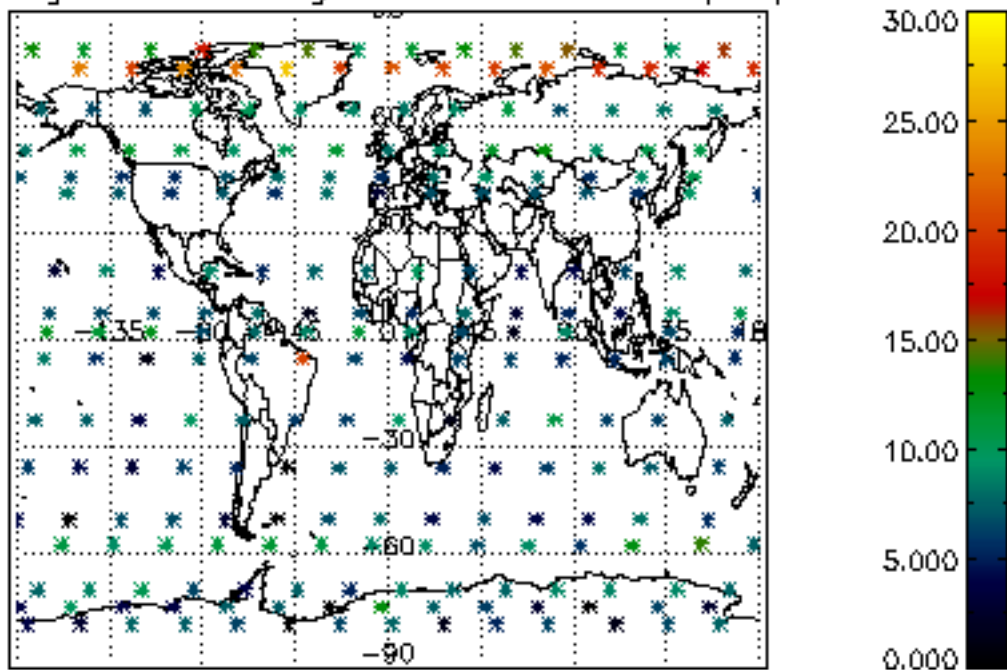
Percentage of cosmic ray hits per profile



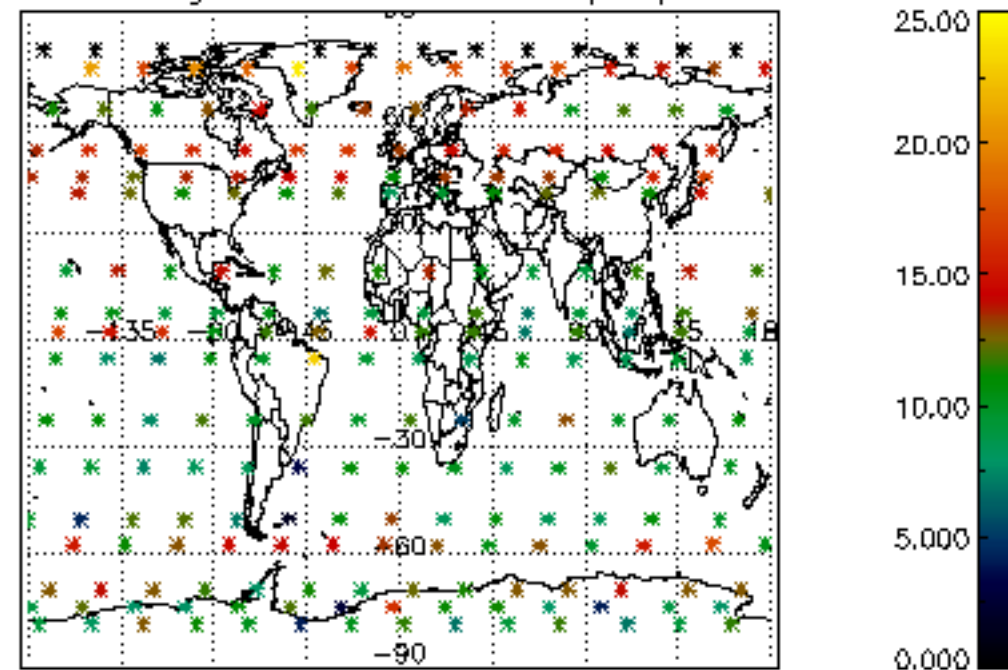
Percentage of datation errors per profile

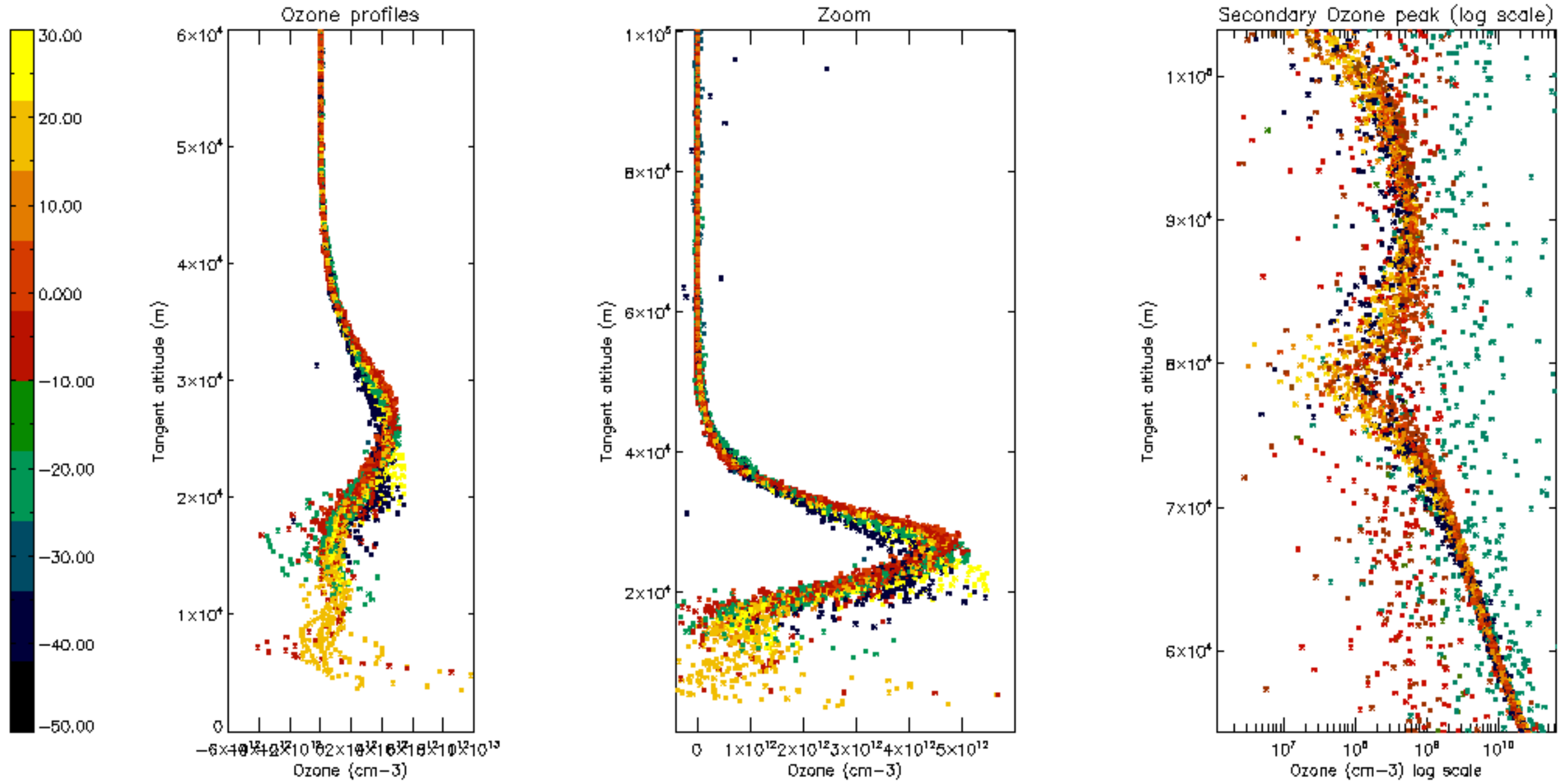


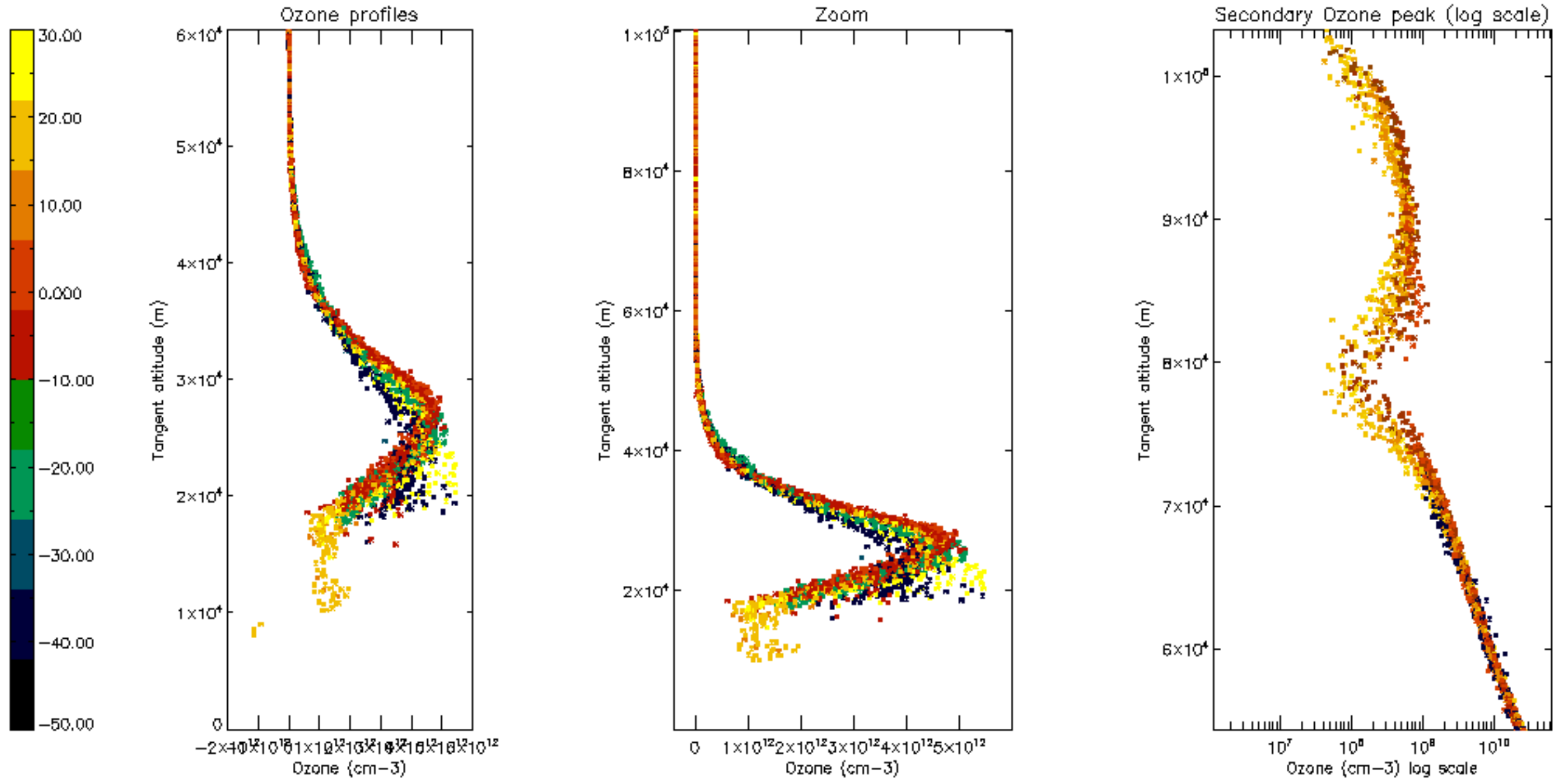
Percentage of star falling outside central band per profile

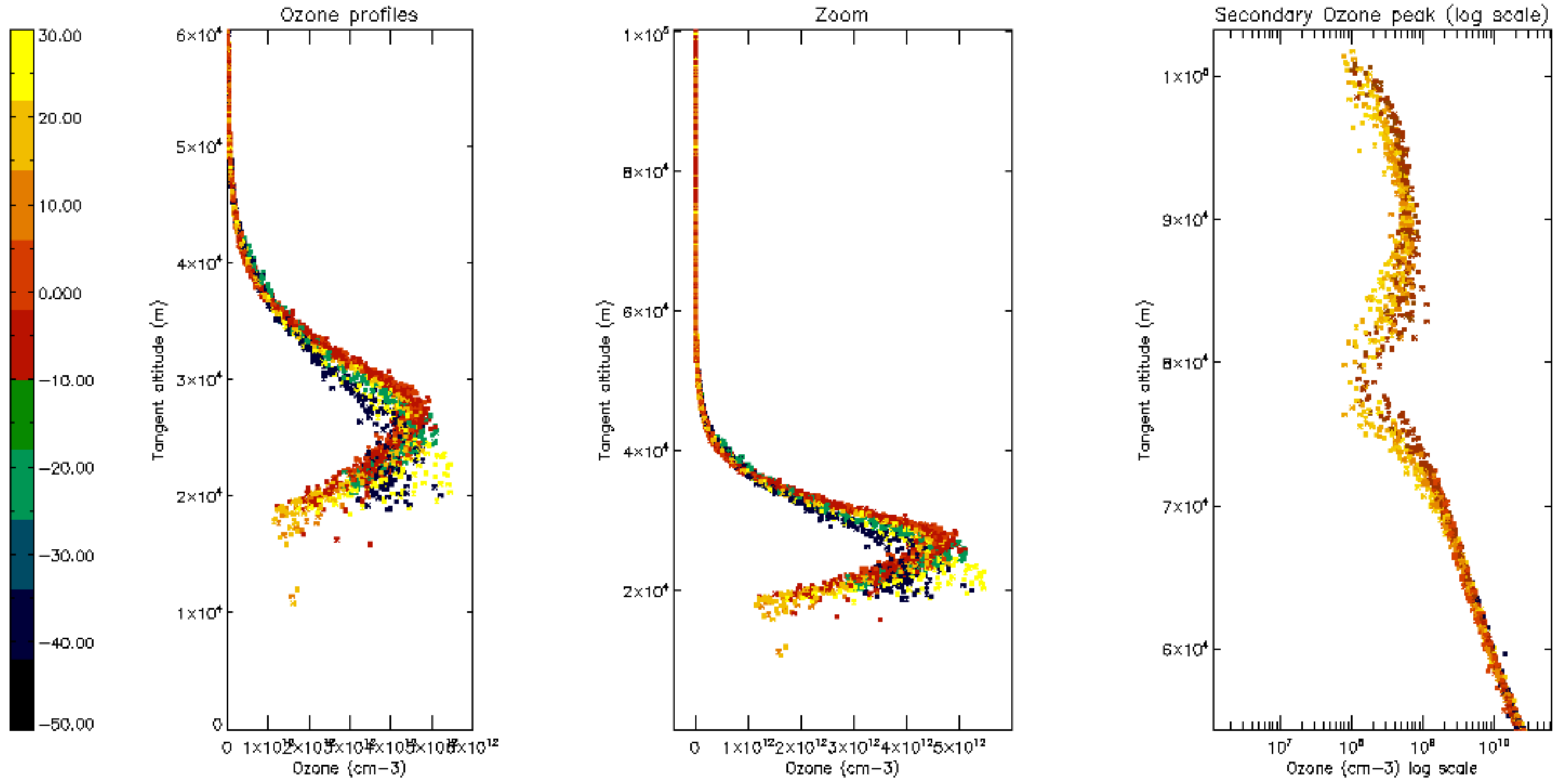


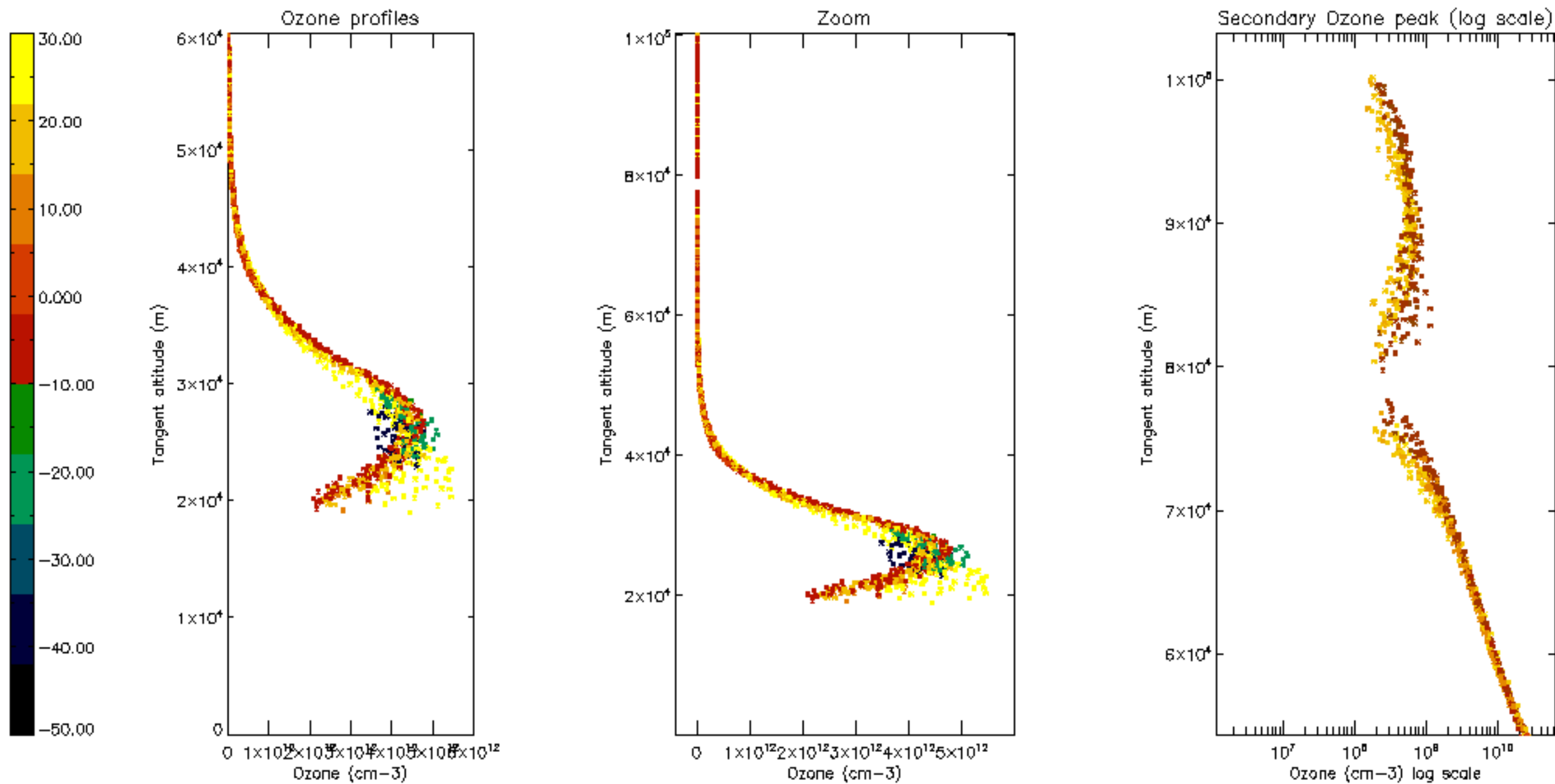
Percentage of saturation errors per profile

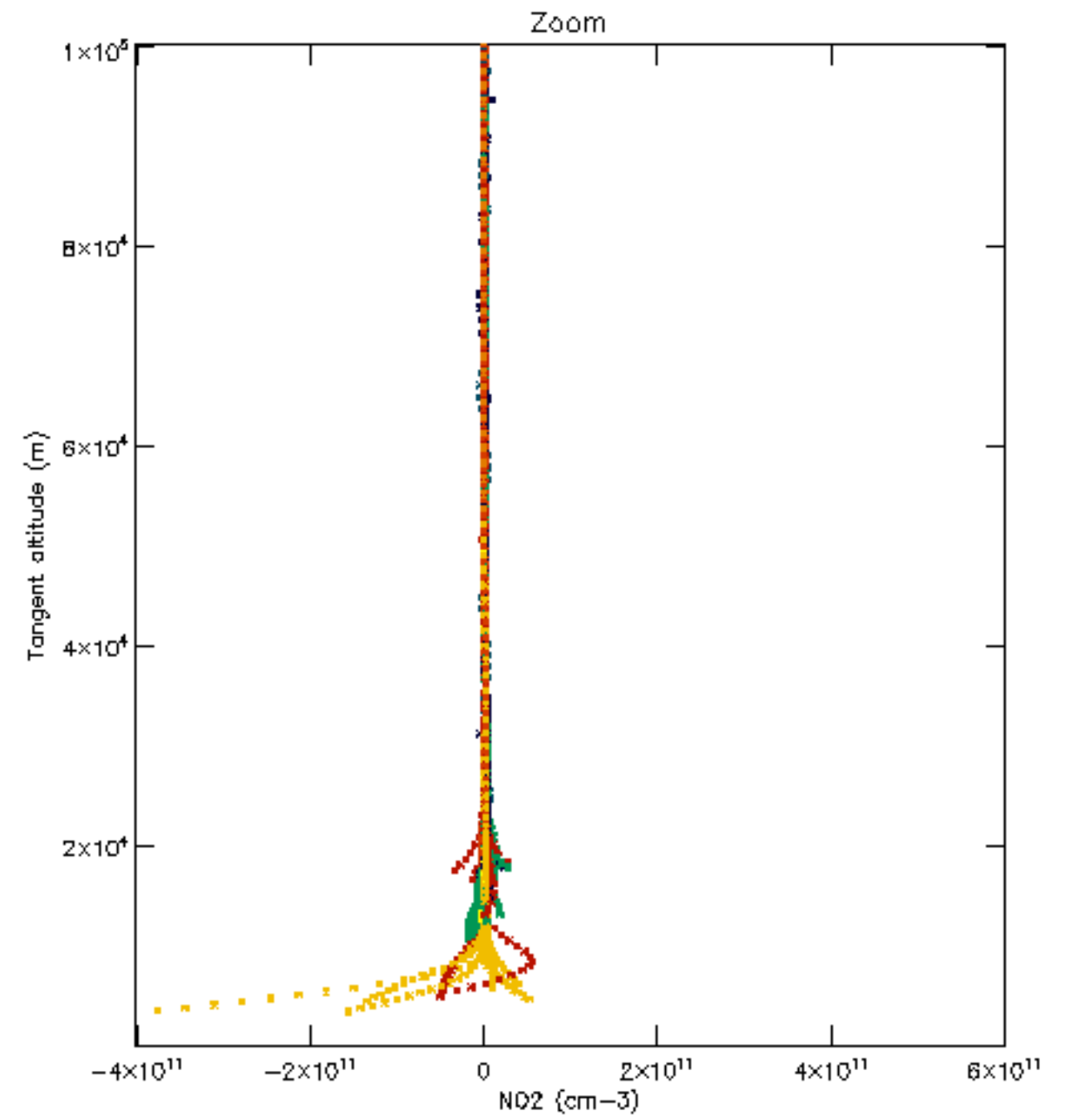
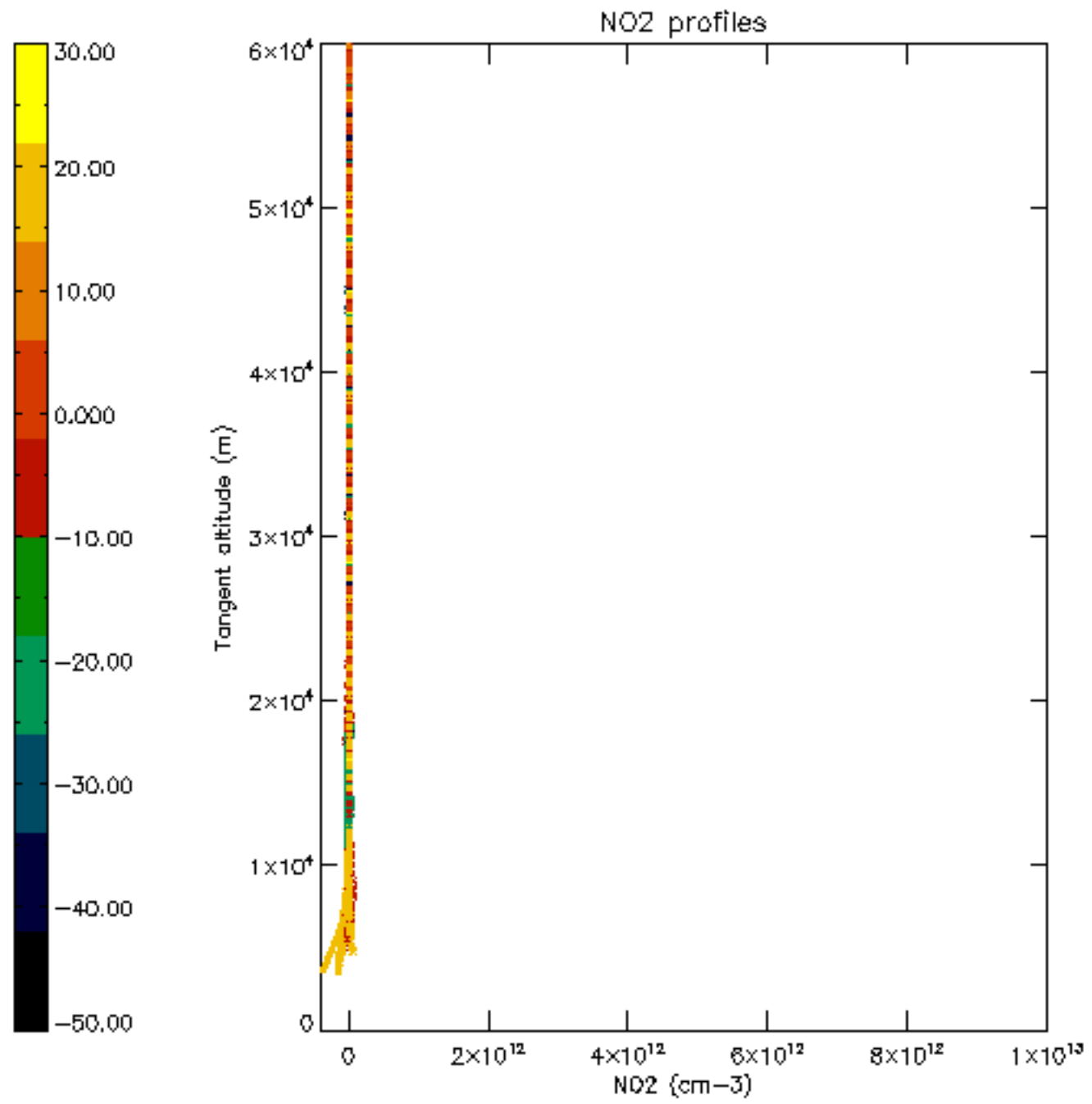


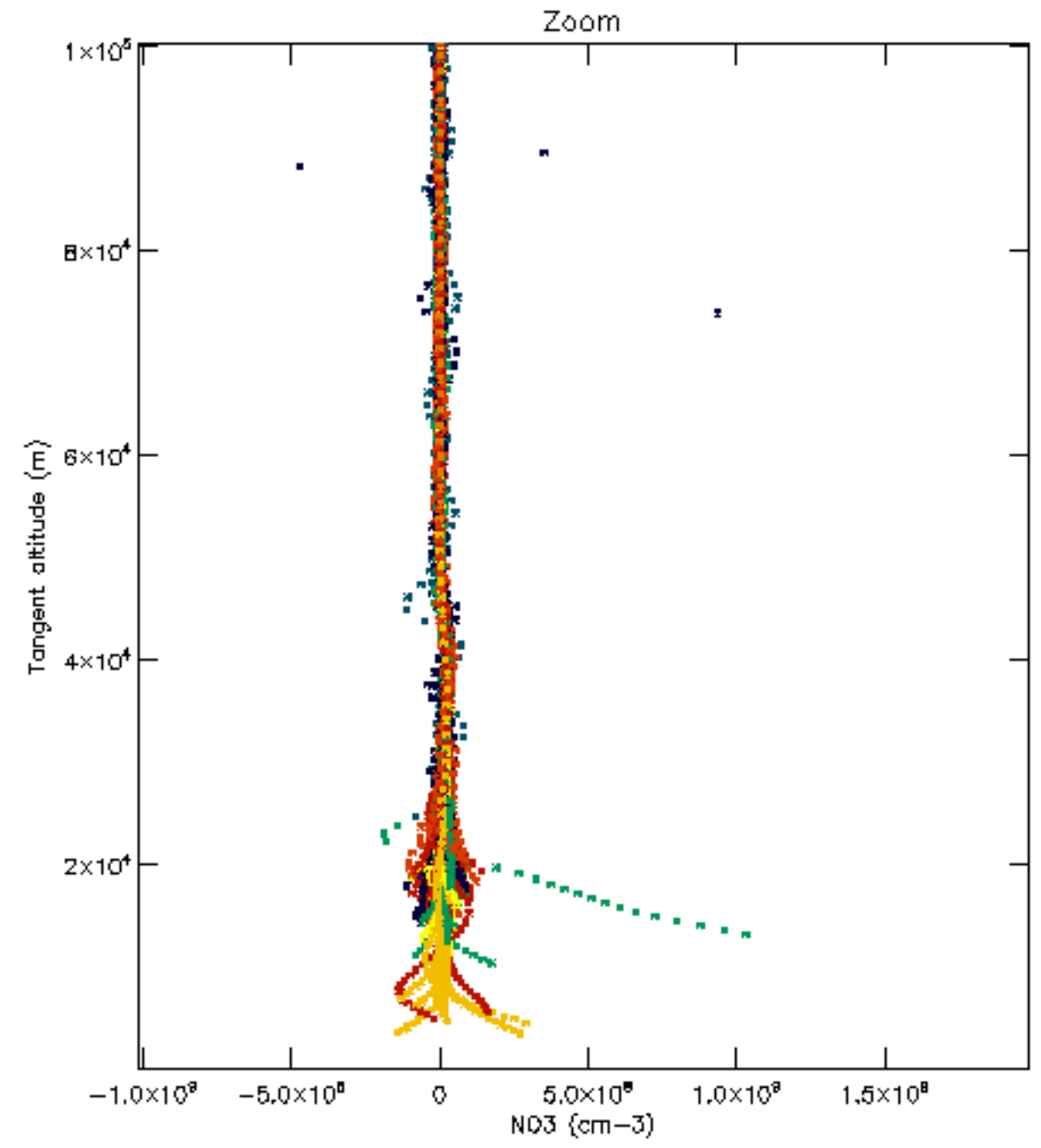
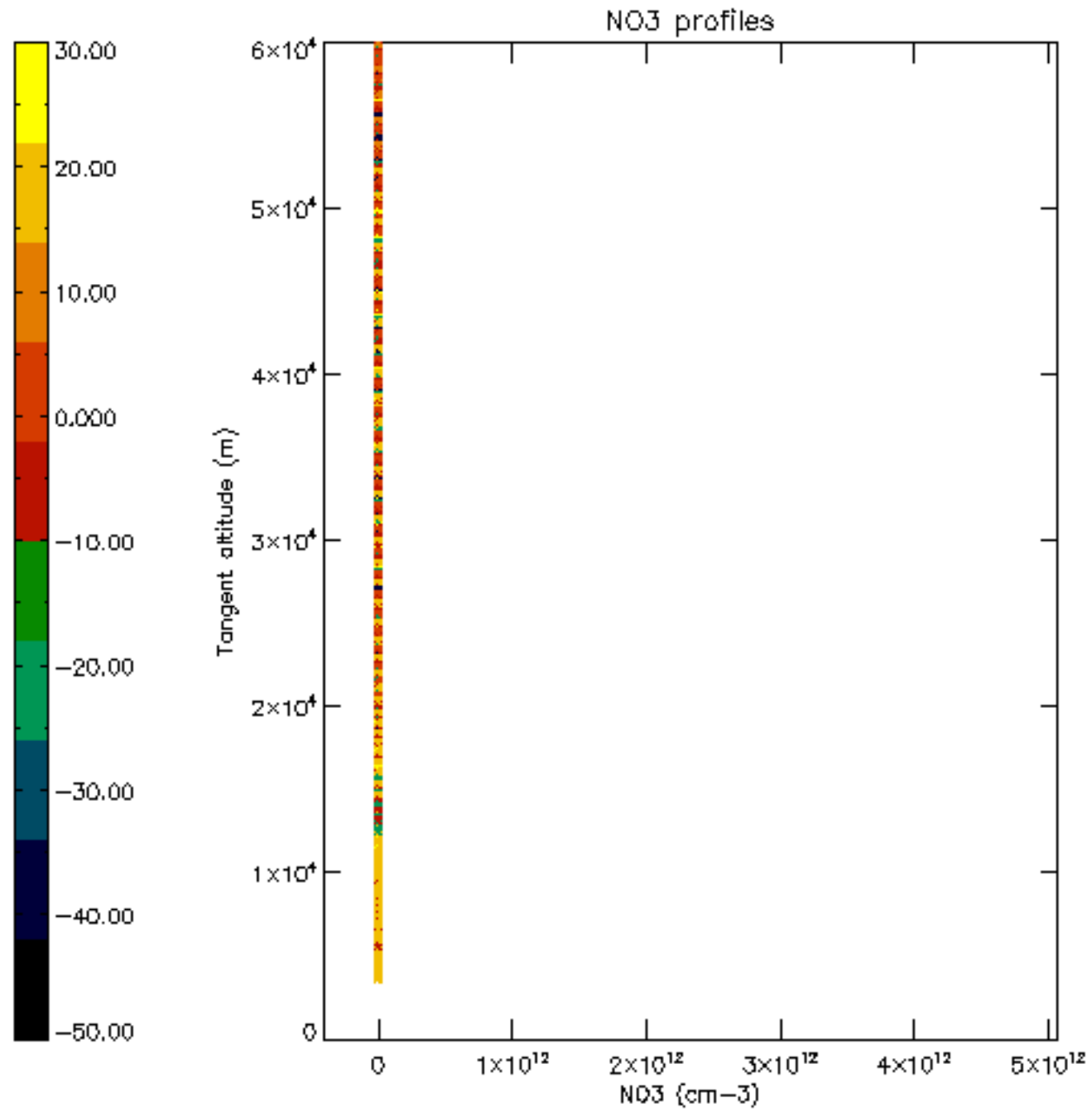


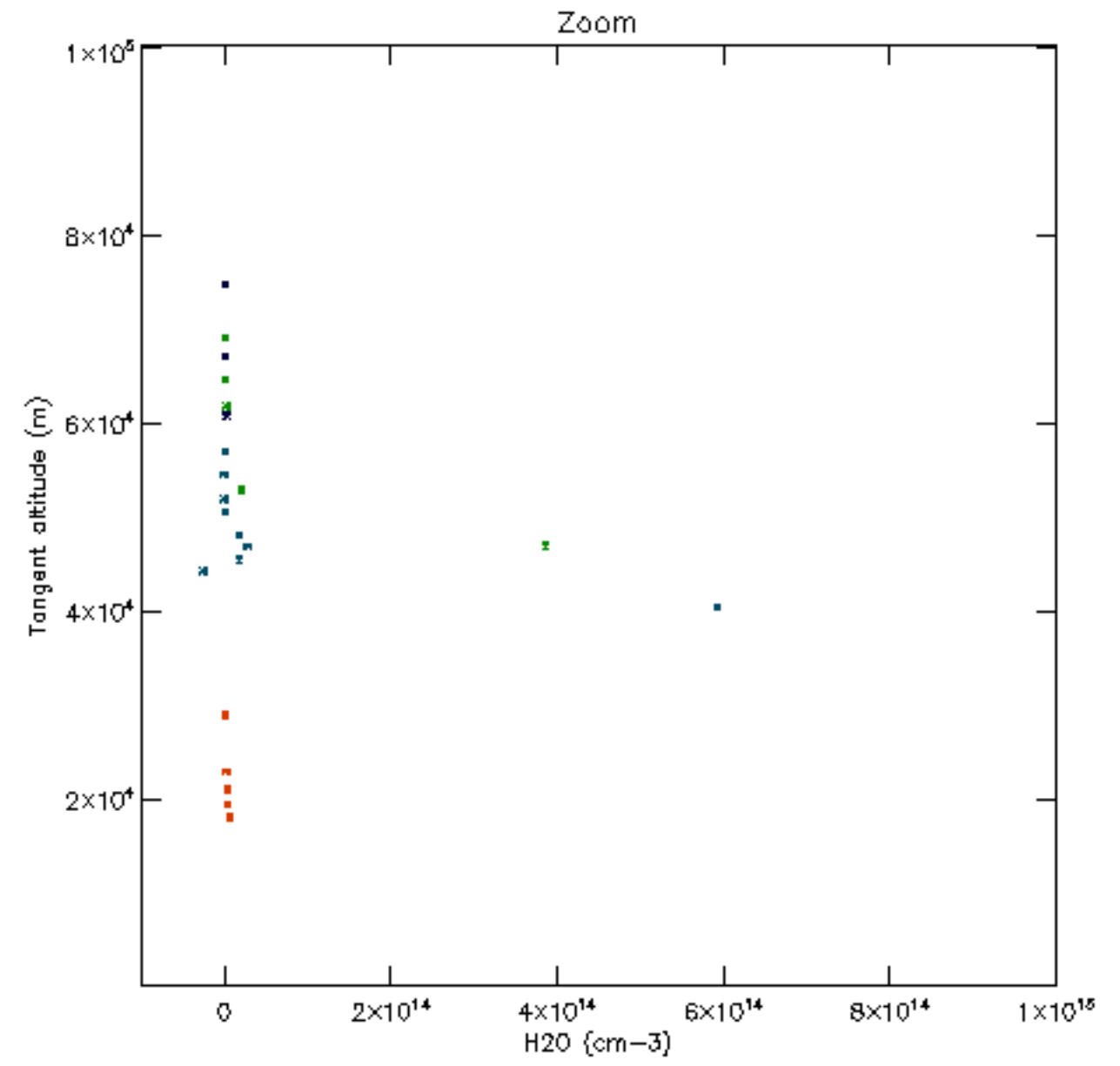
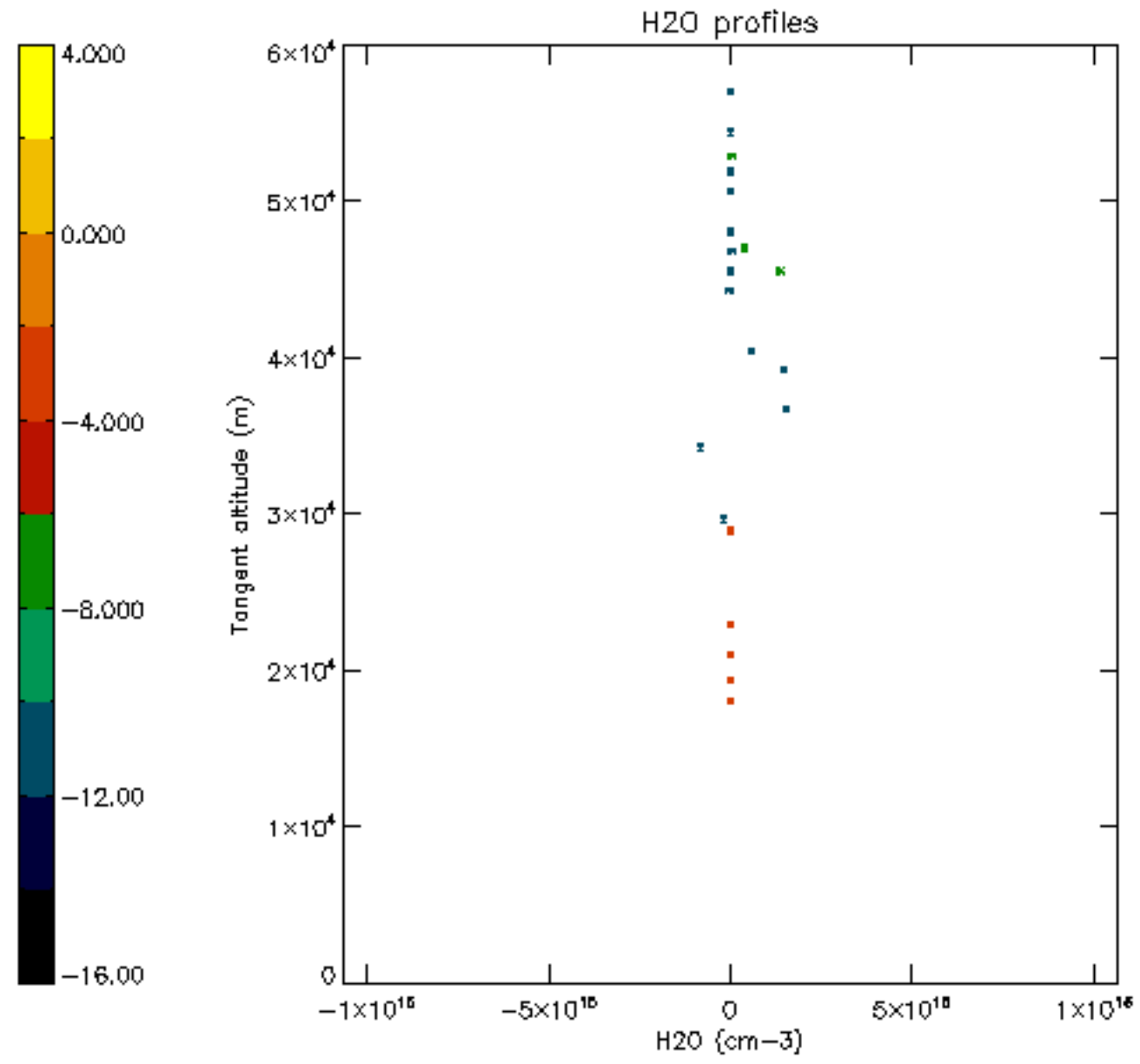


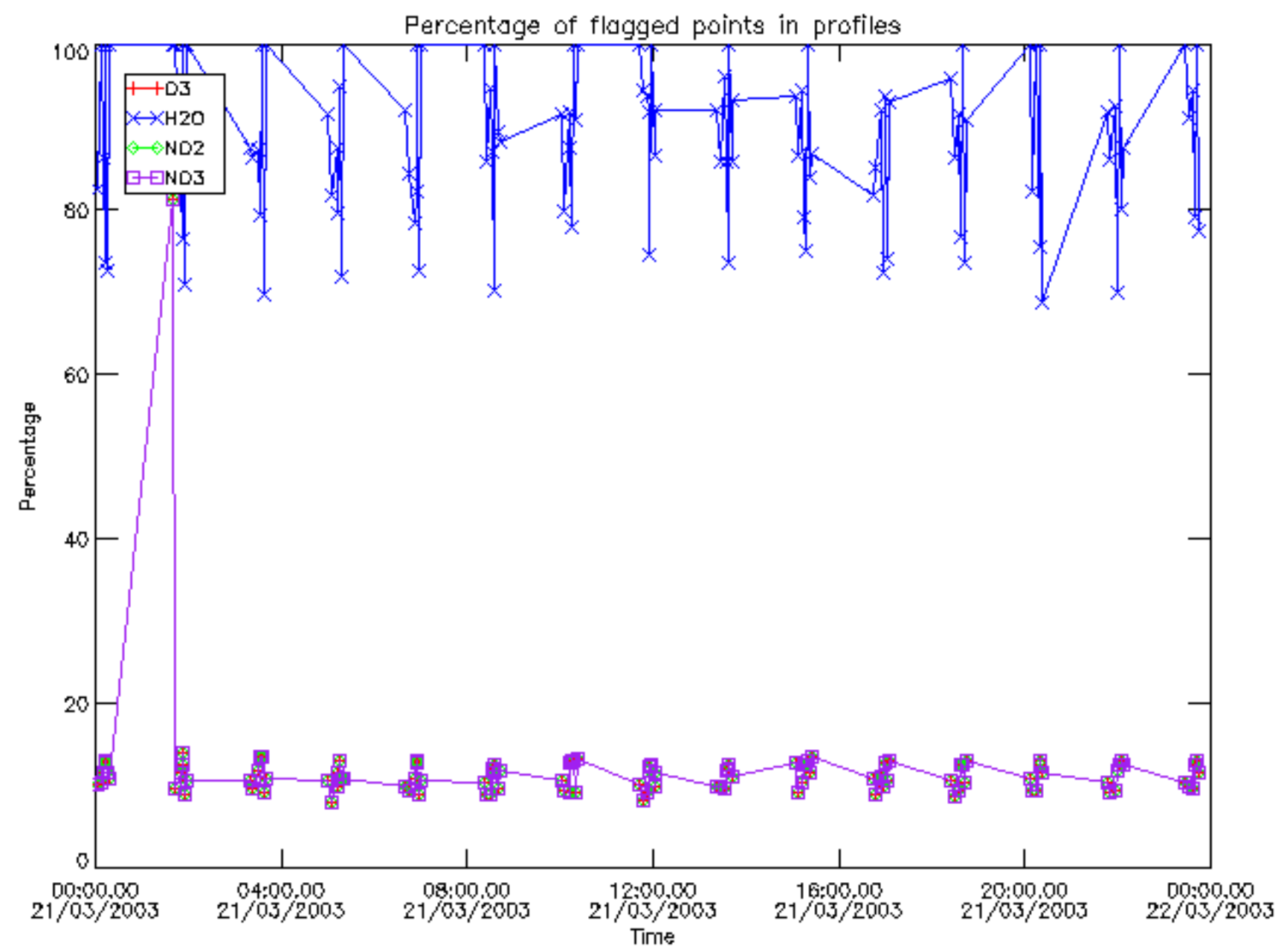




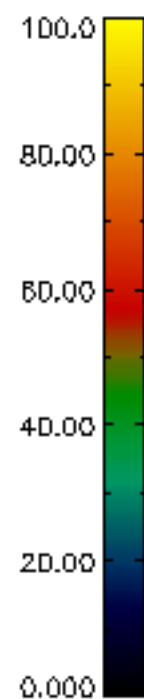
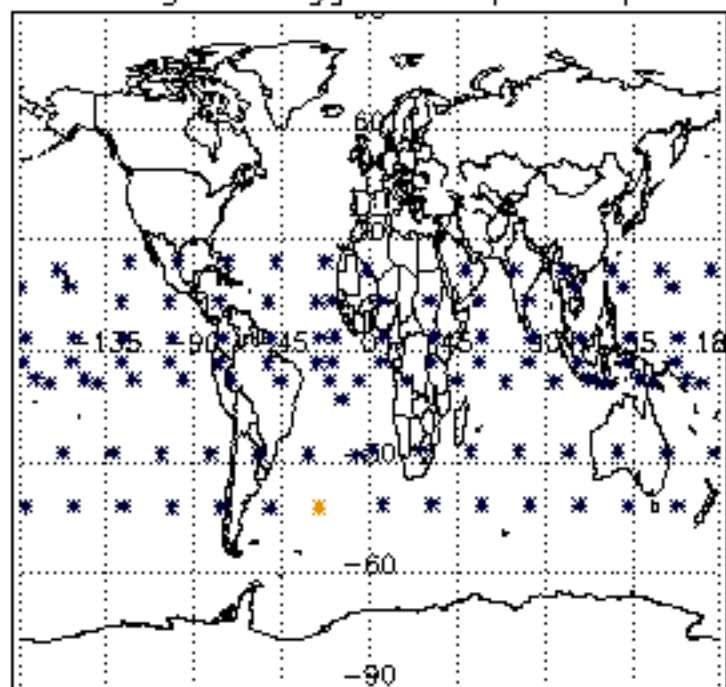




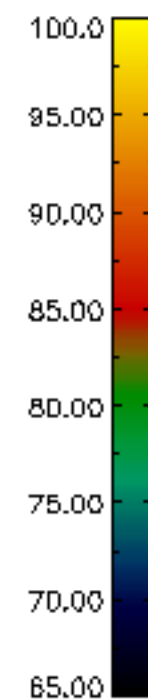
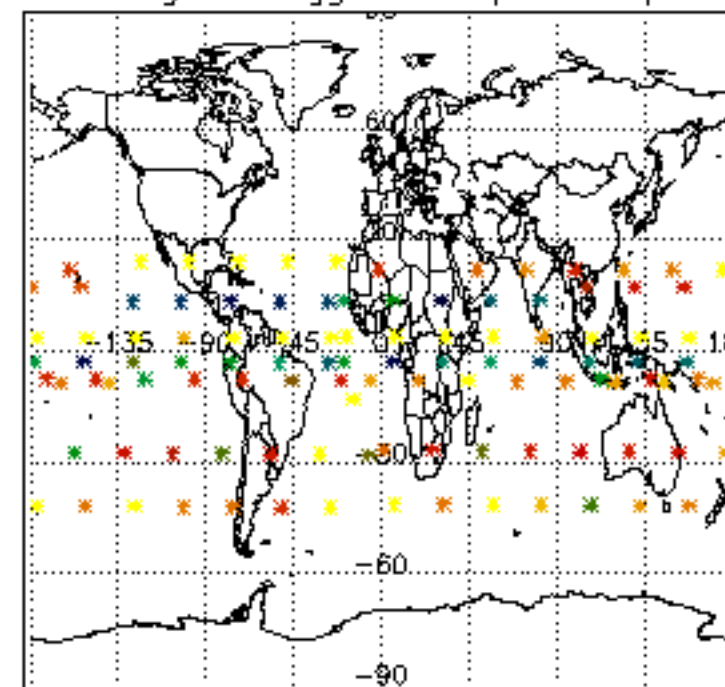




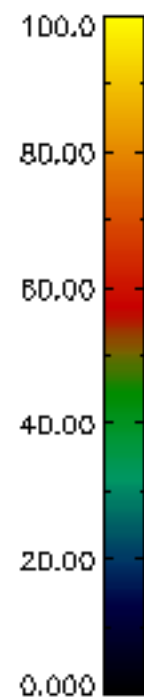
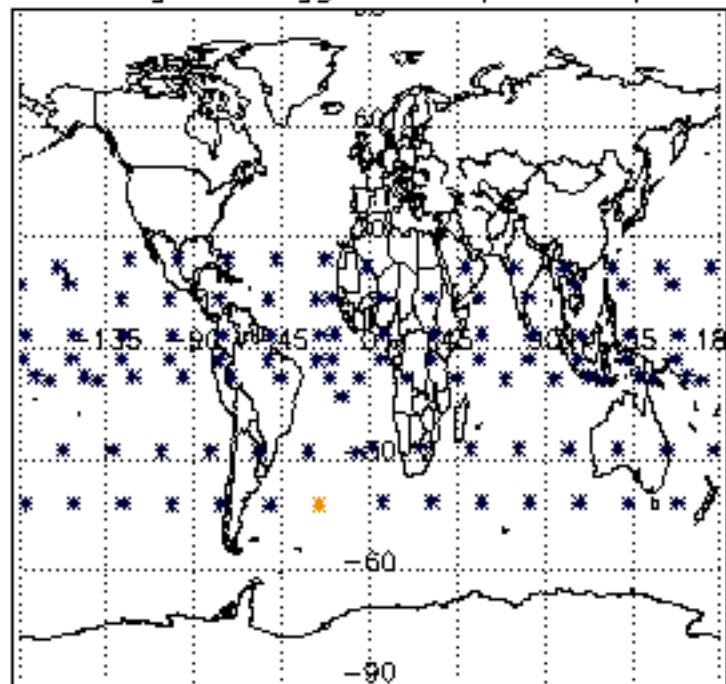
Percentage of flagged data per D3 profile



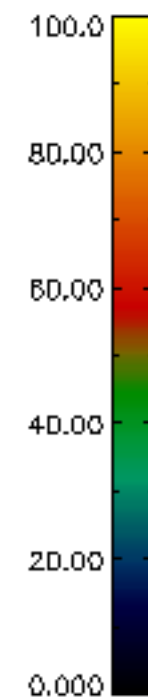
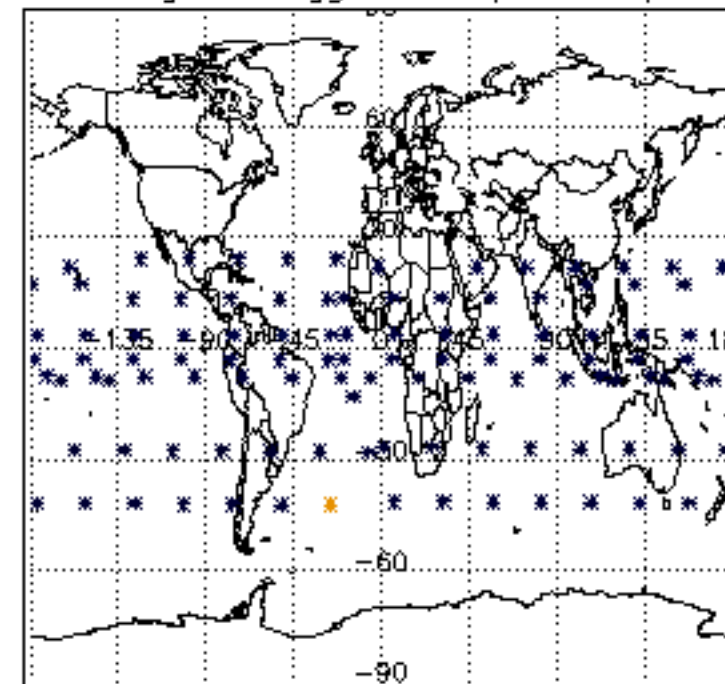
Percentage of flagged data per H2O profile

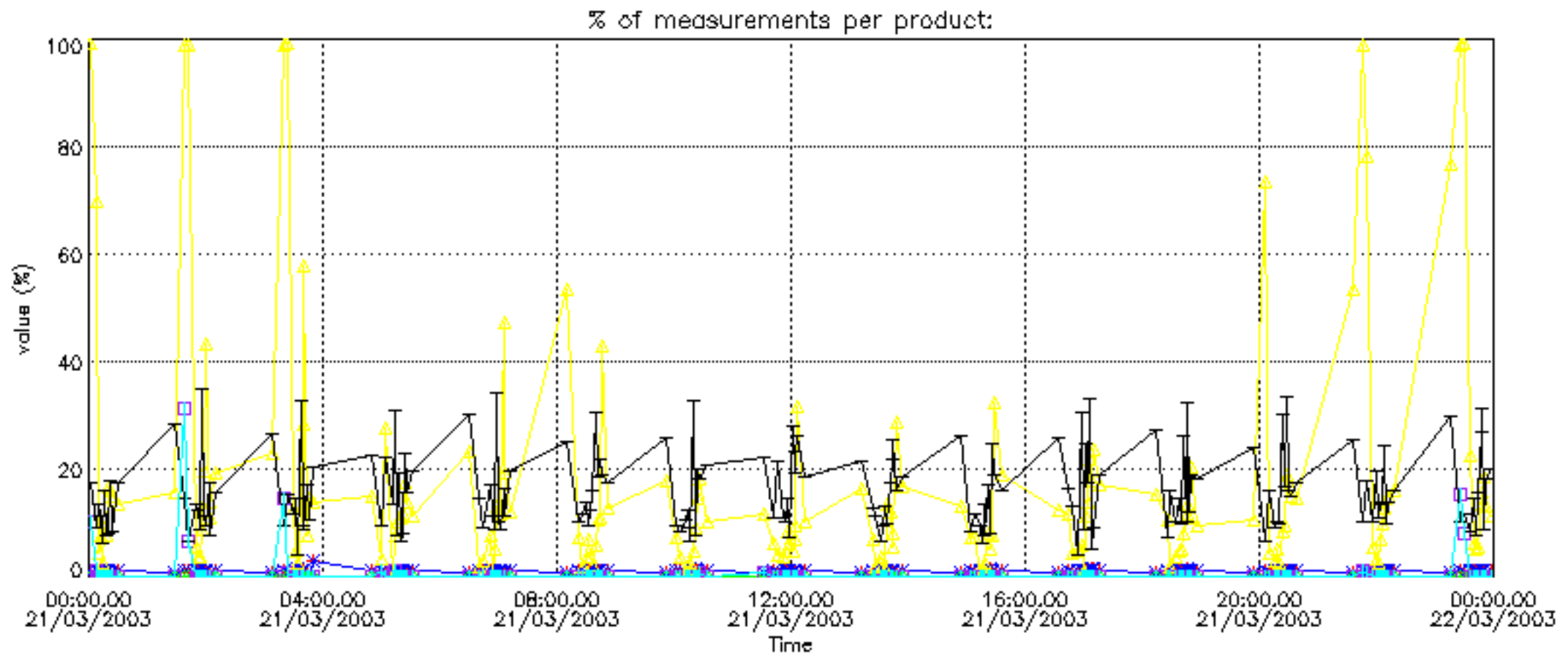


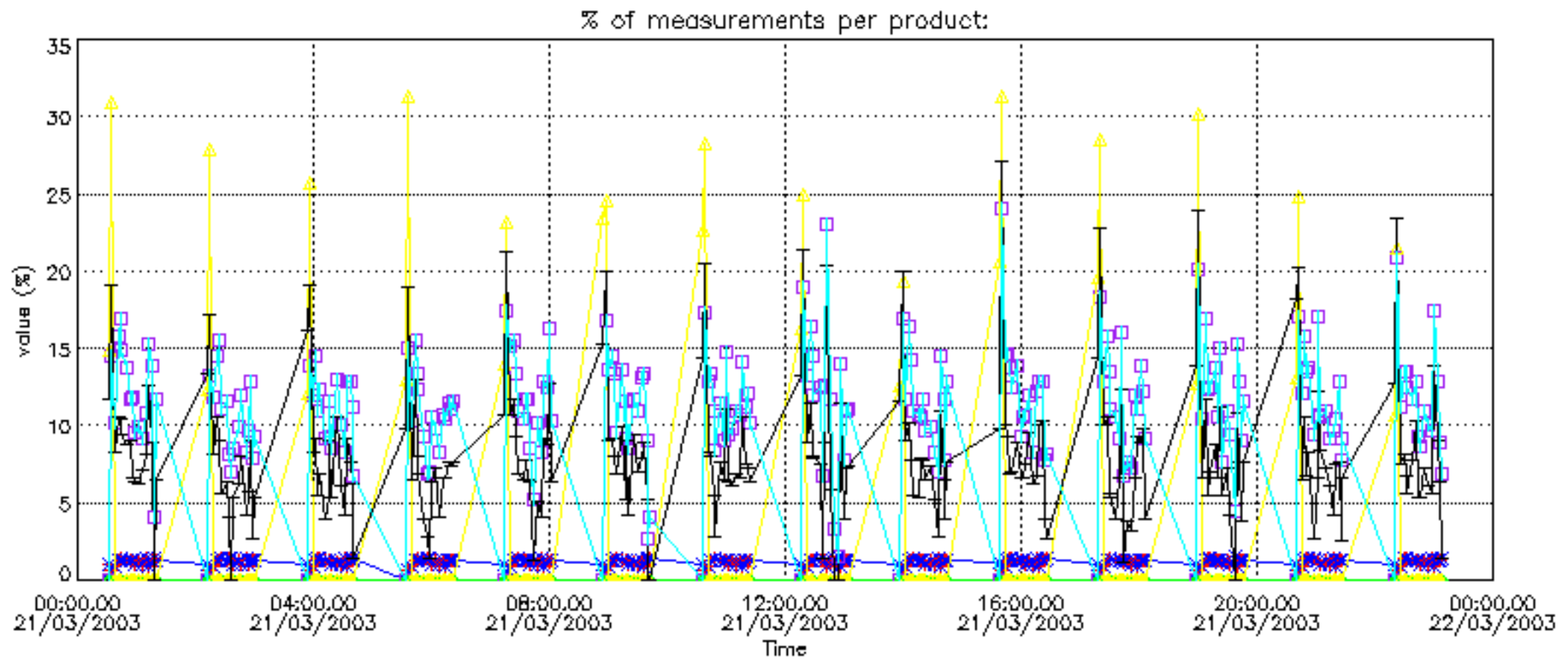
Percentage of flagged data per NO2 profile



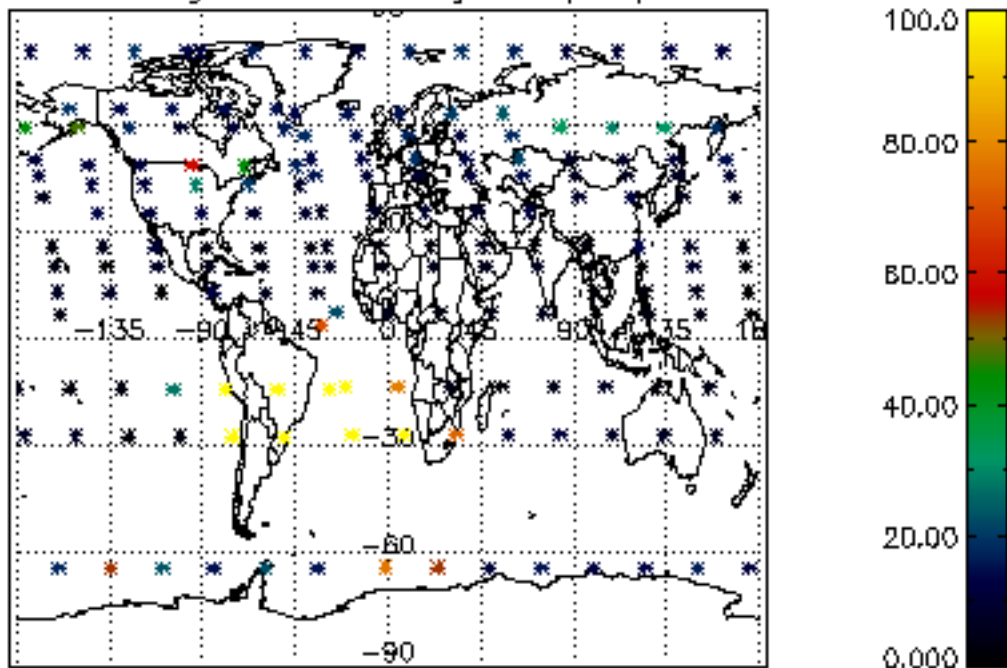
Percentage of flagged data per NO3 profile



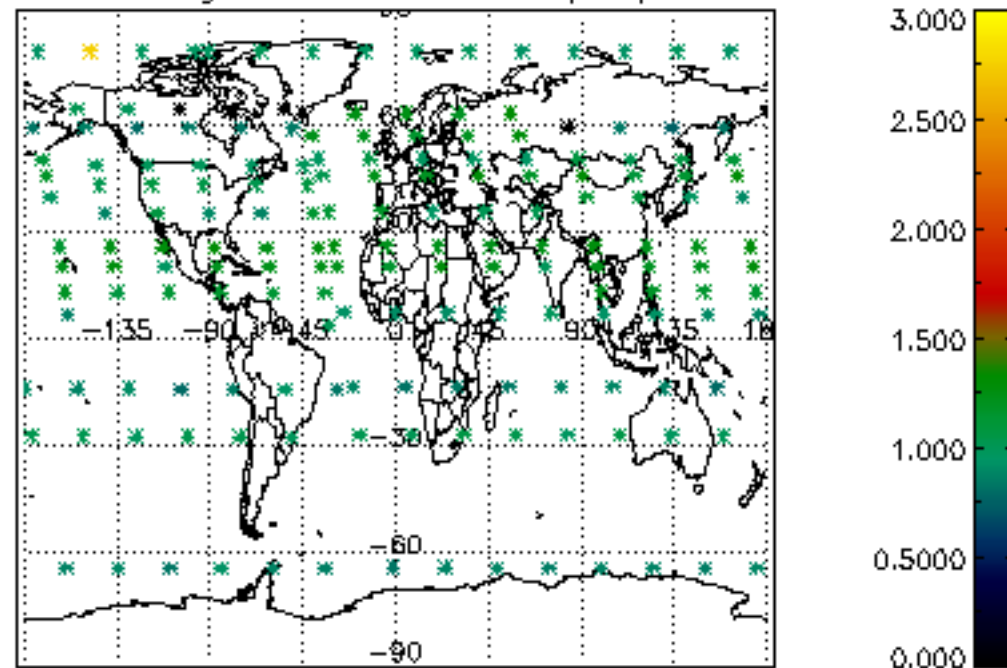




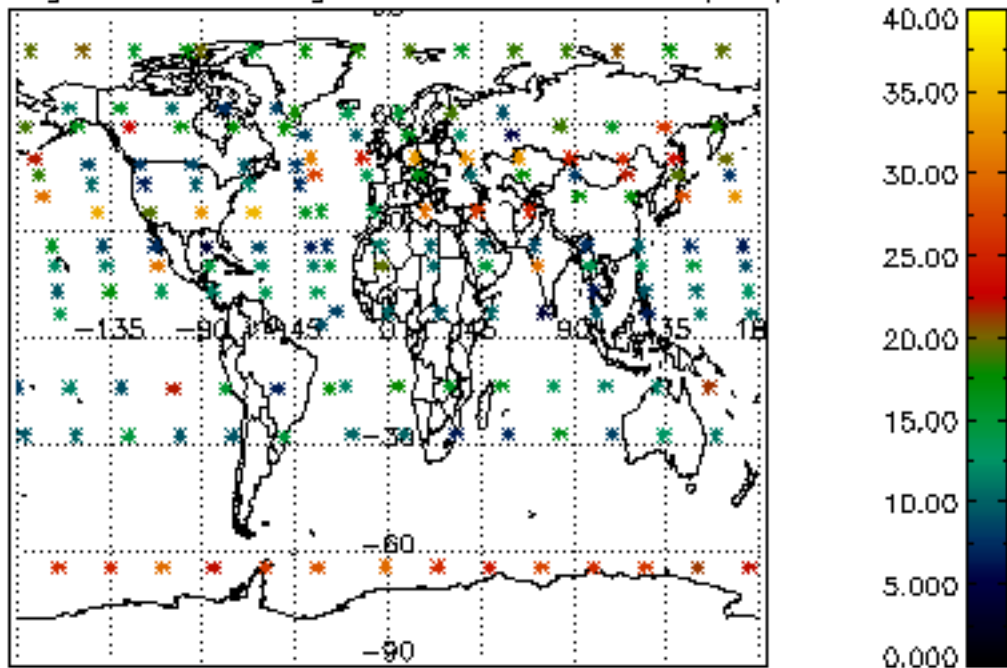
Percentage of cosmic ray hits per profile



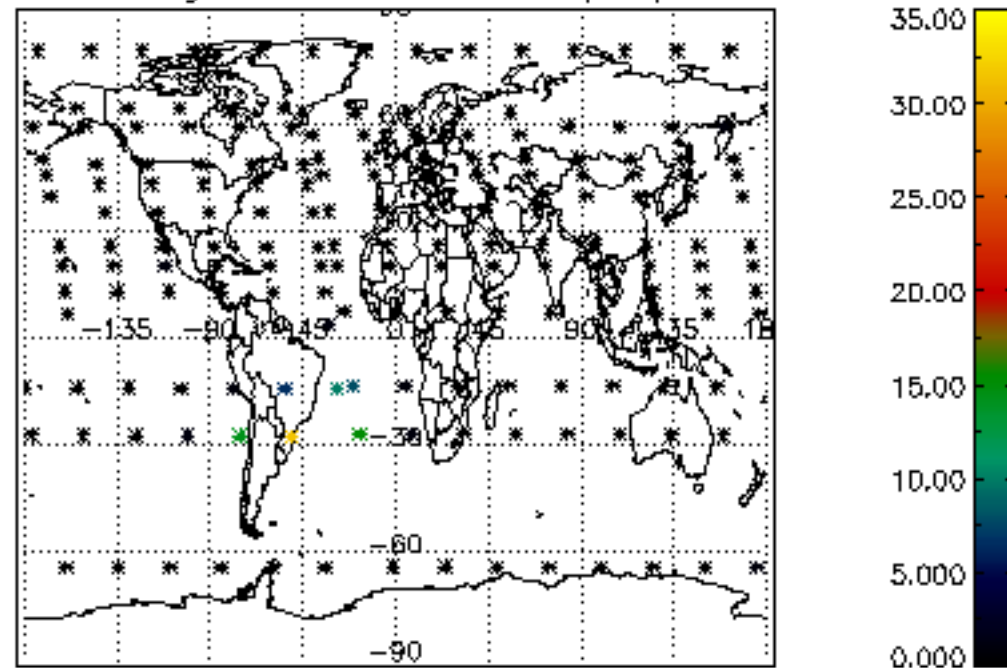
Percentage of datation errors per profile



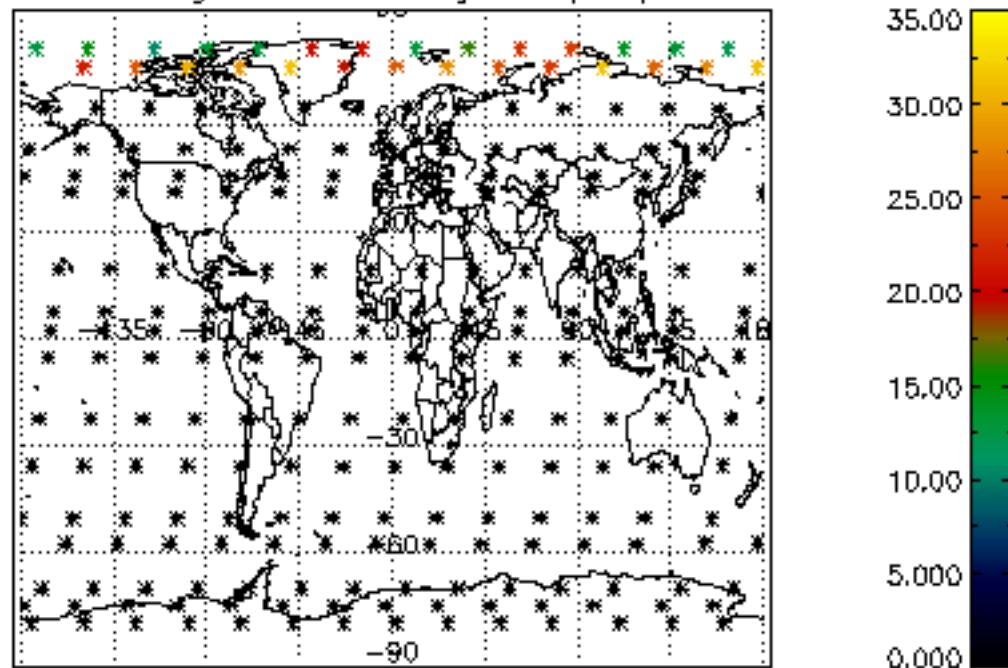
Percentage of star falling outside central band per profile



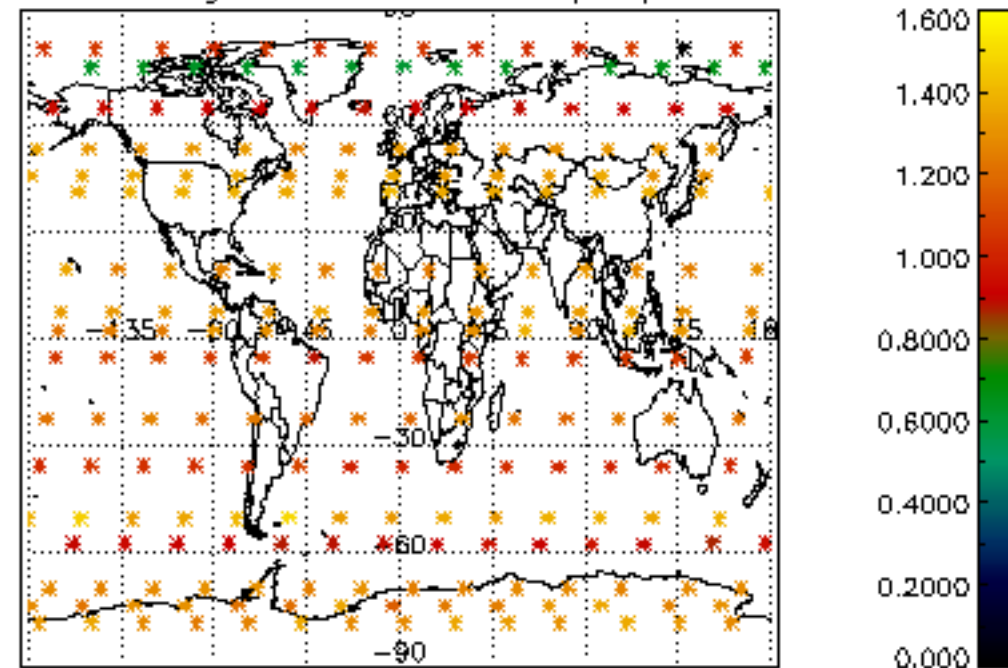
Percentage of saturation errors per profile



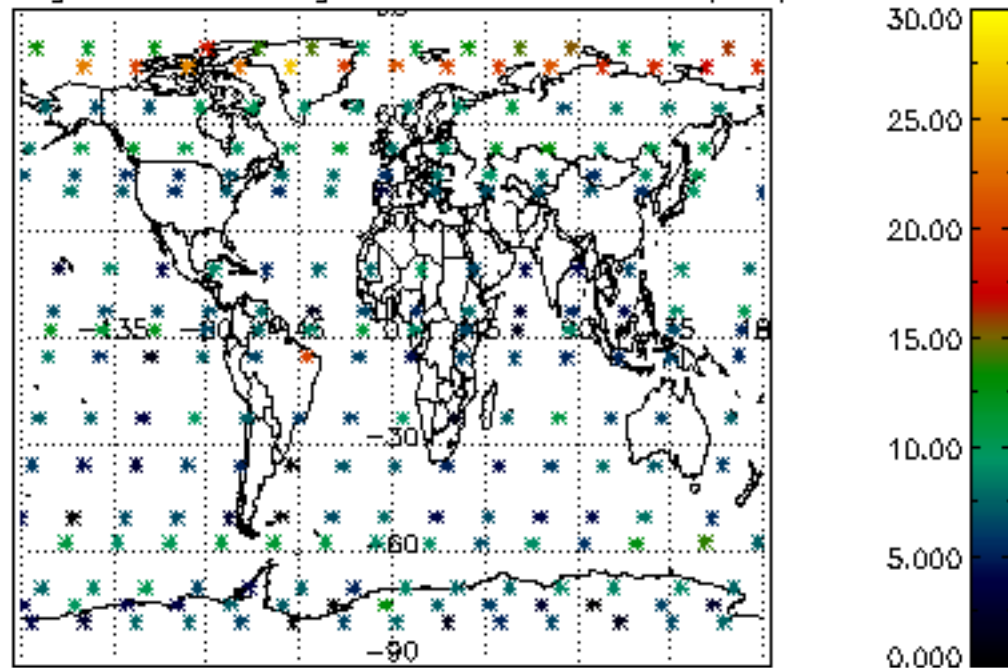
Percentage of cosmic ray hits per profile



Percentage of datation errors per profile



Percentage of star falling outside central band per profile



Percentage of saturation errors per profile

