

GOMOS Level 2 Daily Report

SUMMARY

[1. General Info](#)

[2. Summary of processed GOM_NL_2P products](#)

[3. Level 2 Quality information per product](#)

[3.1 Plot of level 2 quality information per product \(time dependant\)](#)

[3.2 Plot of level 2 quality information per product \(world map\)](#)

[4. Level 1 Quality information per product \(stored on level 2 products\)](#)

[4.1 Plot of level 1 quality information per product \(time dependant\)](#)

[4.1.1 Plot of level 1 quality information per product \(time dependant\): ASCENDING](#)

[4.1.2 Plot of level 1 quality information per product \(time dependant\): DESCENDING](#)

[4.2 Plot of level 1 quality information per product \(world map\)](#)

[4.2.1 Plot of level 1 quality information per product \(world map\): ASCENDING](#)

[4.2.2 Plot of level 1 quality information per product \(world map\): DESCENDING](#)

[5. Ozone profiles based on quality statistics and other trace gas profiles](#)

[5.1 Ozone statistics based on quality of products](#)

[5.2 Plot ozone profiles for all STD \(dark without errors\)](#)

[5.3 Plot ozone profiles where STD < 20% \(dark without errors\)](#)

[5.4. Plot ozone profiles where STD < 10% \(dark without errors\)](#)

[5.5. Plot ozone profiles where STD < 5% \(dark without errors\)](#)

[5.6 Plot NO2 profiles for all STD \(dark without errors\)](#)

[5.7 Plot NO3 profiles for all STD \(dark without errors\)](#)

[5.8 Plot H2O profiles \(only for occultations of stars 1,2,3,4,13,14,16,26,63 dark without errors\) for all STD](#)

[6. Auxiliary Data Files used for the production reported in section 2](#)

This report presents the daily analysis on parameters extracted from GOMOS level 2 data (GOM_NL__2P). It is intended to monitor some important parameters that will impact the quality of these products. A list of level 2 products (and content) that have arrived during the reporting day to the PCF is also given.

Item	Value
Time of report generation	19APR2013 11:55:05
Data source version	GOMOS/6.01
Start time of products	19-03-2003 (19MAR2003 00:00:00)
Stop time of products	20-03-2003 (20MAR2003 00:00:00)
Store outputs in DB	Yes
Nb of level 2 prods	177
Nb of prods with errors	5

2. Summary of processed GOM_NL__2P products.

Nr	Filename	UTC Start time	Limb	Duration	Star Id	Star Name	Star Mag	Star Temp	Nb Meas	Orbit	Prod. error
1	GOM_NL__2PRFIN20030319_143932_000000412014_00426_05490_5555.N1	19-MAR-2003 14:39:32	Dark	40.500	43	Alp TrA	1.9100	4250.0	81	5490	No
2	GOM_NL__2PRFIN20030319_144102_000000392014_00426_05490_5556.N1	19-MAR-2003 14:41:02	Dark	38.500	134	Bet TrA	2.8100	6600.0	77	5490	No
3	GOM_NL__2PRFIN20030319_144346_000000472014_00426_05490_5557.N1	19-MAR-2003 14:43:46	Dark	46.500	4	Alp1Cen	-0.010000	5800.0	93	5490	No
4	GOM_NL__2PRFIN20030319_144514_000000362014_00426_05490_5558.N1	19-MAR-2003 14:45:14	Dark	35.500	112	Alp Mus	2.6880	26000.	71	5490	No
5	GOM_NL__2PRFIN20030319_144645_000000372014_00426_05490_5559.N1	19-MAR-2003 14:46:45	Dark	37.000	12	Alp1Cru	0.77500	30000.	74	5490	No
6	GOM_NL__2PRFIN20030319_144804_000000492014_00426_05490_5560.N1	19-MAR-2003 14:48:04	Straylight	49.000	26	Gam Cru	1.6240	2900.0	98	5490	No
7	GOM_NL__2PRFIN20030319_145028_000000582014_00426_05490_5561.N1	19-MAR-2003 14:50:28	Straylight	58.000	54	5The Cen	2.0550	4500.0	116	5490	No
8	GOM_NL__2PRFIN20030319_145209_000000452014_00426_05490_5562.N1	19-MAR-2003 14:52:09	Straylight	44.500	123	lot Cen	2.7500	10200.	89	5490	No
9	GOM_NL__2PRFIN20030319_145744_000000472014_00426_05490_5563.N1	19-MAR-2003 14:57:44	Straylight	46.500	106	9Bet Crv	2.6480	5600.0	93	5490	No
10	GOM_NL__2PRFIN20030319_145958_000000492014_00426_05490_5564.N1	19-MAR-2003 14:59:58	Tw_i_and_stray	49.000	100	4Gam Crv	2.5800	13100.	98	5490	No
11	GOM_NL__2PRFIN20030319_150230_000000822014_00426_05490_5565.N1	19-MAR-2003 15:02:30	Bright	81.500	15	67Alp Vir	0.97600	28000.	163	5490	No
12	GOM_NL__2PRFIN20030319_150609_000000532014_00426_05490_5566.N1	19-MAR-2003 15:06:09	Bright	53.000	121	29Gam Vir	2.7400	7200.0	106	5490	No
13	GOM_NL__2PRFIN20030319_150916_000000382014_00426_05490_5567.N1	19-MAR-2003 15:09:16	Bright	38.000	22	32Alp Leo	1.3600	15200.	76	5490	No
14	GOM_NL__2PRFIN20030319_151128_000000372014_00426_05490_5568.N1	19-MAR-2003 15:11:28	Bright	37.000	51	41Gam1Leo	2.0100	4500.0	74	5490	No
15	GOM_NL__2PRFIN20030319_151242_000000362014_00426_05490_5569.N1	19-MAR-2003 15:12:42	Bright	35.500	166	17Eps Leo	2.9800	6000.0	71	5490	No
16	GOM_NL__2PRFIN20030319_151902_000000382014_00426_05490_5570.N1	19-MAR-2003 15:19:02	Bright	38.000	174	52Psi UMa	3.0040	4400.0	76	5490	No
17	GOM_NL__2PRFIN20030319_152216_000000382014_00426_05490_5571.N1	19-MAR-2003 15:22:16	Bright	37.500	82	48Bet UMa	2.3650	10600.	75	5490	No
18	GOM_NL__2PRFIN20030319_152346_000000382014_00426_05490_5572.N1	19-MAR-2003 15:23:46	Bright	38.000	36	50Alp UMa	1.8000	6300.0	76	5490	No
19	GOM_NL__2PRFIN20030319_152608_000000462014_00426_05490_5573.N1	19-MAR-2003 15:26:08	Bright	46.000	55	79Zet UMa	2.0600	10200.	92	5490	No
20	GOM_NL__2PRFIN20030319_153045_000000422014_00426_05490_5574.N1	19-MAR-2003 15:30:45	Bright	41.500	60	7Bet UMi	2.0810	3950.0	83	5490	No
21	GOM_NL__2PRFIN20030319_153438_000000462014_00426_05490_5575.N1	19-MAR-2003 15:34:38	Bright	46.000	119	14Eta Dra	2.7270	4700.0	92	5490	No
22	GOM_NL__2PRFIN20030319_153820_000000372014_00426_05490_5576.N1	19-MAR-2003 15:38:20	Bright	36.500	74	11Bet Cas	2.2680	6600.0	73	5490	No
23	GOM_NL__2PRFIN20030319_154043_000000542014_00426_05490_5577.N1	19-MAR-2003 15:40:43	Bright	54.000	69	33Gam Dra	2.2310	3800.0	108	5490	No
24	GOM_NL__2PRFIN20030319_154416_000000392014_00426_05490_5578.N1	19-MAR-2003 15:44:16	Bright	38.500	19	50Alp Cyg	1.2460	10500.	77	5490	No
25	GOM_NL__2PRFIN20030319_154551_000000392014_00426_05490_5579.N1	19-MAR-2003 15:45:51	Bright	38.500	66	37Gam Cyg	2.2080	5900.0	77	5490	No
26	GOM_NL__2PRFIN20030319_154737_000000372014_00426_05490_5580.N1	19-MAR-2003 15:47:37	Bright	37.000	92	53Eps Cyg	2.5000	4500.0	74	5490	No
27	GOM_NL__2PRFIN20030319_155611_000000542014_00426_05490_5581.N1	19-MAR-2003 15:56:11	Tw_i_and_stray	53.500	11	53Alp Aql	0.76500	8000.0	107	5490	No
28	GOM_NL__2PRFIN20030319_160639_000000502014_00426_05490_5582.N1	19-MAR-2003 16:06:39	Dark	49.500	155	41Pi Sgr	2.9000	6600.0	99	5490	No
29	GOM_NL__2PRFIN20030319_160900_000000682014_00426_05490_5583.N1	19-MAR-2003 16:09:00	Dark	68.000	1014	Mars	0.0000	0.0000	136	5490	Yes
30	GOM_NL__2PRFIN20030319_161215_000000482014_00426_05490_5584.N1	19-MAR-2003 16:12:15	Dark	47.500	38	20Eps Sgr	1.8360	11000.	95	5490	No
31	GOM_NL__2PRFIN20030319_161537_000000482014_00427_05491_6318.N1	19-MAR-2003 16:15:37	Dark	48.000	85	Kap Sco	2.4070	28000.	96	5491	No
32	GOM_NL__2PRFIN20030319_162008_000000432014_00427_05491_6319.N1	19-MAR-2003 16:20:08	Dark	42.500	43	Alp TrA	1.9100	4250.0	85	5491	No
33	GOM_NL__2PRFIN20030319_162139_000000402014_00427_05491_6320.N1	19-MAR-2003 16:21:39	Dark	39.500	134	Bet TrA	2.8100	6600.0	79	5491	No
34	GOM_NL__2PRFIN20030319_162422_000000542014_00427_05491_6321.N1	19-MAR-2003 16:24:22	Dark	53.500	4	Alp1Cen	-0.010000	5800.0	107	5491	No
35	GOM_NL__2PRFIN20030319_162550_000000382014_00427_05491_6322.N1	19-MAR-2003 16:25:50	Dark	37.500	112	Alp Mus	2.6880	26000.	75	5491	No
36	GOM_NL__2PRFIN20030319_162722_000000432014_00427_05491_6323.N1	19-MAR-2003 16:27:22	Dark	42.500	12	Alp1Cru	0.77500	30000.	85	5491	No
37	GOM_NL__2PRFIN20030319_162841_000000472014_00427_05491_6324.N1	19-MAR-2003 16:28:41	Straylight	47.000	26	Gam Cru	1.6240	2900.0	94	5491	No
38	GOM_NL__2PRFIN20030319_163105_000000582014_00427_05491_6325.N1	19-MAR-2003 16:31:05	Straylight	57.500	54	5The Cen	2.0550	4500.0	115	5491	No
39	GOM_NL__2PRFIN20030319_163245_000000452014_00427_05491_6326.N1	19-MAR-2003 16:32:45	Straylight	45.000	123	lot Cen	2.7500	10200.	90	5491	No
40	GOM_NL__2PRFIN20030319_163820_000000532014_00427_05491_6327.N1	19-MAR-2003 16:38:20	Straylight	52.500	106	9Bet Crv	2.6480	5600.0	105	5491	No
41	GOM_NL__2PRFIN20030319_164034_000000492014_00427_05491_6328.N1	19-MAR-2003 16:40:34	Tw_i_and_stray	48.500	100	4Gam Crv	2.5800	13100.	97	5491	No
42	GOM_NL__2PRFIN20030319_164306_000000782014_00427_05491_6329.N1	19-MAR-2003 16:43:06	Bright	78.000	15	67Alp Vir	0.97600	28000.	156	5491	No

43	GOM_NL__2PRFIN20030319_164645_000000552014_00427_05491_6330.N1	19-MAR-2003 16:46:45	Bright	55.000	121	29Gam Vir	2.7400	7200.0	110	5491	No
44	GOM_NL__2PRFIN20030319_164953_000000372014_00427_05491_6331.N1	19-MAR-2003 16:49:53	Bright	36.500	22	32Alp Leo	1.3600	15200.	73	5491	No
45	GOM_NL__2PRFIN20030319_165205_000000372014_00427_05491_6332.N1	19-MAR-2003 16:52:05	Bright	36.500	51	41Gam1Leo	2.0100	4500.0	73	5491	No
46	GOM_NL__2PRFIN20030319_165319_000000362014_00427_05491_6333.N1	19-MAR-2003 16:53:19	Bright	35.500	166	17Eps Leo	2.9800	6000.0	71	5491	No
47	GOM_NL__2PRFIN20030319_165938_000000372014_00427_05491_6334.N1	19-MAR-2003 16:59:38	Bright	37.000	174	52Psi UMa	3.0040	4400.0	74	5491	No
48	GOM_NL__2PRFIN20030319_170252_000000372014_00427_05491_6335.N1	19-MAR-2003 17:02:52	Bright	37.000	82	48Bet UMa	2.3650	10600.	74	5491	No
49	GOM_NL__2PRFIN20030319_170422_000000372014_00427_05491_6336.N1	19-MAR-2003 17:04:22	Bright	36.500	36	50Alp UMa	1.8000	6300.0	73	5491	No
50	GOM_NL__2PRFIN20030319_170643_000000452014_00427_05491_6337.N1	19-MAR-2003 17:06:43	Bright	45.000	55	79Zet UMa	2.0600	10200.	90	5491	No
51	GOM_NL__2PRFIN20030319_171120_000000412014_00427_05491_6338.N1	19-MAR-2003 17:11:20	Bright	40.500	60	7Bet UMi	2.0810	3950.0	81	5491	No
52	GOM_NL__2PRFIN20030319_171513_000000442014_00427_05491_6339.N1	19-MAR-2003 17:15:13	Bright	44.000	119	14Eta Dra	2.7270	4700.0	88	5491	No
53	GOM_NL__2PRFIN20030319_171857_000000342014_00427_05491_6340.N1	19-MAR-2003 17:18:57	Bright	34.000	74	11Bet Cas	2.2680	6600.0	68	5491	No
54	GOM_NL__2PRFIN20030319_172119_000000532014_00427_05491_6341.N1	19-MAR-2003 17:21:19	Bright	52.500	69	33Gam Dra	2.2310	3800.0	105	5491	No
55	GOM_NL__2PRFIN20030319_172452_000000372014_00427_05491_6342.N1	19-MAR-2003 17:24:52	Bright	37.000	19	50Alp Cyg	1.2460	10500.	74	5491	No
56	GOM_NL__2PRFIN20030319_172627_000000382014_00427_05491_6343.N1	19-MAR-2003 17:26:27	Bright	38.000	66	37Gam Cyg	2.2080	5900.0	76	5491	No
57	GOM_NL__2PRFIN20030319_172813_000000362014_00427_05491_6344.N1	19-MAR-2003 17:28:13	Bright	35.500	92	53Eps Cyg	2.5000	4500.0	71	5491	No
58	GOM_NL__2PRFIN20030319_173648_000000512014_00427_05491_6345.N1	19-MAR-2003 17:36:48	Twl_and_stray	50.500	11	53Alp Aql	0.76500	8000.0	101	5491	No
59	GOM_NL__2PRFIN20030319_174716_000000472014_00427_05491_6346.N1	19-MAR-2003 17:47:16	Dark	46.500	155	41Pi Sgr	2.9000	6600.0	93	5491	No
60	GOM_NL__2PRFIN20030319_174936_000000682014_00427_05491_6347.N1	19-MAR-2003 17:49:36	Dark	68.000	1014	Mars	0.0000	0.0000	136	5491	Yes
61	GOM_NL__2PRFIN20030319_175252_000000502014_00427_05491_6348.N1	19-MAR-2003 17:52:52	Dark	50.000	38	20Eps Sgr	1.8360	11000.	100	5491	No
62	GOM_NL__2PRFIN20030319_175614_000000482014_00428_05492_6318.N1	19-MAR-2003 17:56:14	Dark	47.500	85	Kap Sco	2.4070	28000.	95	5492	No
63	GOM_NL__2PRFIN20030319_180045_000000402014_00428_05492_6319.N1	19-MAR-2003 18:00:45	Dark	40.000	43	Alp TrA	1.9100	4250.0	80	5492	No
64	GOM_NL__2PRFIN20030319_180215_000000392014_00428_05492_6320.N1	19-MAR-2003 18:02:15	Dark	39.000	134	Bet TrA	2.8100	6600.0	78	5492	No
65	GOM_NL__2PRFIN20030319_180459_000000572014_00428_05492_6321.N1	19-MAR-2003 18:04:59	Dark	57.000	4	Alp1Cen	-0.010000	5800.0	114	5492	No
66	GOM_NL__2PRFIN20030319_180626_000000372014_00428_05492_6322.N1	19-MAR-2003 18:06:26	Dark	36.500	112	Alp Mus	2.6880	26000.	73	5492	No
67	GOM_NL__2PRFIN20030319_180758_000000482014_00428_05492_6323.N1	19-MAR-2003 18:07:58	Dark	47.500	12	Alp1Cru	0.77500	30000.	95	5492	No
68	GOM_NL__2PRFIN20030319_180917_000000452014_00428_05492_6324.N1	19-MAR-2003 18:09:17	Straylight	44.500	26	Gam Cru	1.6240	2900.0	89	5492	No
69	GOM_NL__2PRFIN20030319_181142_000000592014_00428_05492_6325.N1	19-MAR-2003 18:11:42	Straylight	59.000	54	5The Cen	2.0550	4500.0	118	5492	No
70	GOM_NL__2PRFIN20030319_181322_000000422014_00428_05492_6326.N1	19-MAR-2003 18:13:22	Straylight	42.000	123	lot Cen	2.7500	10200.	84	5492	No
71	GOM_NL__2PRFIN20030319_181855_000000502014_00428_05492_6327.N1	19-MAR-2003 18:18:55	Straylight	50.000	106	9Bet Crv	2.6480	5600.0	100	5492	No
72	GOM_NL__2PRFIN20030319_182108_000000512014_00428_05492_6328.N1	19-MAR-2003 18:21:08	Twl_and_stray	51.000	100	4Gam Crv	2.5800	13100.	102	5492	No
73	GOM_NL__2PRFIN20030319_182340_000000812014_00428_05492_6329.N1	19-MAR-2003 18:23:40	Bright	81.000	15	67Alp Vir	0.97600	28000.	162	5492	No
74	GOM_NL__2PRFIN20030319_182718_000000562014_00428_05492_6330.N1	19-MAR-2003 18:27:18	Bright	55.500	121	29Gam Vir	2.7400	7200.0	111	5492	No
75	GOM_NL__2PRFIN20030319_183028_000000372014_00428_05492_6331.N1	19-MAR-2003 18:30:28	Bright	36.500	22	32Alp Leo	1.3600	15200.	73	5492	No
76	GOM_NL__2PRFIN20030319_183240_000000382014_00428_05492_6332.N1	19-MAR-2003 18:32:40	Bright	37.500	51	41Gam1Leo	2.0100	4500.0	75	5492	No
77	GOM_NL__2PRFIN20030319_183354_000000362014_00428_05492_6333.N1	19-MAR-2003 18:33:54	Bright	36.000	166	17Eps Leo	2.9800	6000.0	72	5492	No
78	GOM_NL__2PRFIN20030319_184012_000000402014_00428_05492_6334.N1	19-MAR-2003 18:40:12	Bright	39.500	174	52Psi UMa	3.0040	4400.0	79	5492	No
79	GOM_NL__2PRFIN20030319_184326_000000382014_00428_05492_6335.N1	19-MAR-2003 18:43:26	Bright	38.000	82	48Bet UMa	2.3650	10600.	76	5492	No
80	GOM_NL__2PRFIN20030319_184457_000000382014_00428_05492_6336.N1	19-MAR-2003 18:44:57	Bright	37.500	36	50Alp UMa	1.8000	6300.0	75	5492	No
81	GOM_NL__2PRFIN20030319_184716_000000472014_00428_05492_6337.N1	19-MAR-2003 18:47:16	Bright	47.000	55	79Zet UMa	2.0600	10200.	94	5492	No
82	GOM_NL__2PRFIN20030319_185155_000000422014_00428_05492_6338.N1	19-MAR-2003 18:51:55	Bright	41.500	60	7Bet UMi	2.0810	3950.0	83	5492	No
83	GOM_NL__2PRFIN20030319_185547_000000492014_00428_05492_6339.N1	19-MAR-2003 18:55:47	Bright	49.000	119	14Eta Dra	2.7270	4700.0	98	5492	No
84	GOM_NL__2PRFIN20030319_185932_000000382014_00428_05492_6340.N1	19-MAR-2003 18:59:32	Bright	37.500	74	11Bet Cas	2.2680	6600.0	75	5492	No
85	GOM_NL__2PRFIN20030319_190153_000000562014_00428_05492_6341.N1	19-MAR-2003 19:01:53	Bright	55.500	69	33Gam Dra	2.2310	3800.0	111	5492	No
86	GOM_NL__2PRFIN20030319_190527_000000362014_00428_05492_6342.N1	19-MAR-2003 19:05:27	Bright	36.000	19	50Alp Cyg	1.2460	10500.	72	5492	No
87	GOM_NL__2PRFIN20030319_190702_000000372014_00428_05492_6343.N1	19-MAR-2003 19:07:02	Bright	37.000	66	37Gam Cyg	2.2080	5900.0	74	5492	No
88	GOM_NL__2PRFIN20030319_190848_000000362014_00428_05492_6344.N1	19-MAR-2003 19:08:48	Bright	35.500	92	53Eps Cyg	2.5000	4500.0	71	5492	No
89	GOM_NL__2PRFIN20030319_191723_000000542014_00428_05492_6345.N1	19-MAR-2003 19:17:23	Twl_and_stray	53.500	11	53Alp Aql	0.76500	8000.0	107	5492	No
90	GOM_NL__2PRFIN20030319_192752_000000472014_00428_05492_6346.N1	19-MAR-2003 19:27:52	Dark	46.500	155	41Pi Sgr	2.9000	6600.0	93	5492	No
91	GOM_NL__2PRFIN20030319_193011_000000682014_00428_05492_6347.N1	19-MAR-2003 19:30:11	Dark	68.000	1014	Mars	0.0000	0.0000	136	5492	Yes
92	GOM_NL__2PRFIN20030319_193328_000000522014_00428_05492_6348.N1	19-MAR-2003 19:33:28	Dark	52.000	38	20Eps Sgr	1.8360	11000.	104	5492	No
93	GOM_NL__2PRFIN20030319_193650_000000502014_00429_05493_6318.N1	19-MAR-2003 19:36:50	Dark	50.000	85	Kap Sco	2.4070	28000.	100	5493	No
94	GOM_NL__2PRFIN20030319_194120_000000422014_00429_05493_6319.N1	19-MAR-2003 19:41:20	Dark	41.500	43	Alp TrA	1.9100	4250.0	83	5493	No
95	GOM_NL__2PRFIN20030319_194251_000000402014_00429_05493_6320.N1	19-MAR-2003 19:42:51	Dark	39.500	134	Bet TrA	2.8100	6600.0	79	5493	No
96	GOM_NL__2PRFIN20030319_194535_000000432014_00429_05493_6321.N1	19-MAR-2003 19:45:35	Dark	43.000	4	Alp1Cen	-0.010000	5800.0	86	5493	No
97	GOM_NL__2PRFIN20030319_194702_000000372014_00429_05493_6322.N1	19-MAR-2003 19:47:02	Dark	37.000	112	Alp Mus	2.6880	26000.	74	5493	No
98	GOM_NL__2PRFIN20030319_194833_000000432014_00429_05493_6323.N1	19-MAR-2003 19:48:33	Dark	43.000	12	Alp1Cru	0.77500	30000.	86	5493	No
99	GOM_NL__2PRFIN20030319_194952_000000522014_00429_05493_6324.N1	19-MAR-2003 19:49:52	Straylight	52.000	26	Gam Cru	1.6240	2900.0	104	5493	No
100	GOM_NL__2PRFIN20030319_195217_000000642014_00429_05493_6325.N1	19-MAR-2003 19:52:17	Straylight	63.500	54	5The Cen	2.0550	4500.0	127	5493	No
101	GOM_NL__2PRFIN20030319_195357_000000502014_00429_05493_6326.N1	19-MAR-2003 19:53:57	Straylight	50.000	123	lot Cen	2.7500	10200.	100	5493	No

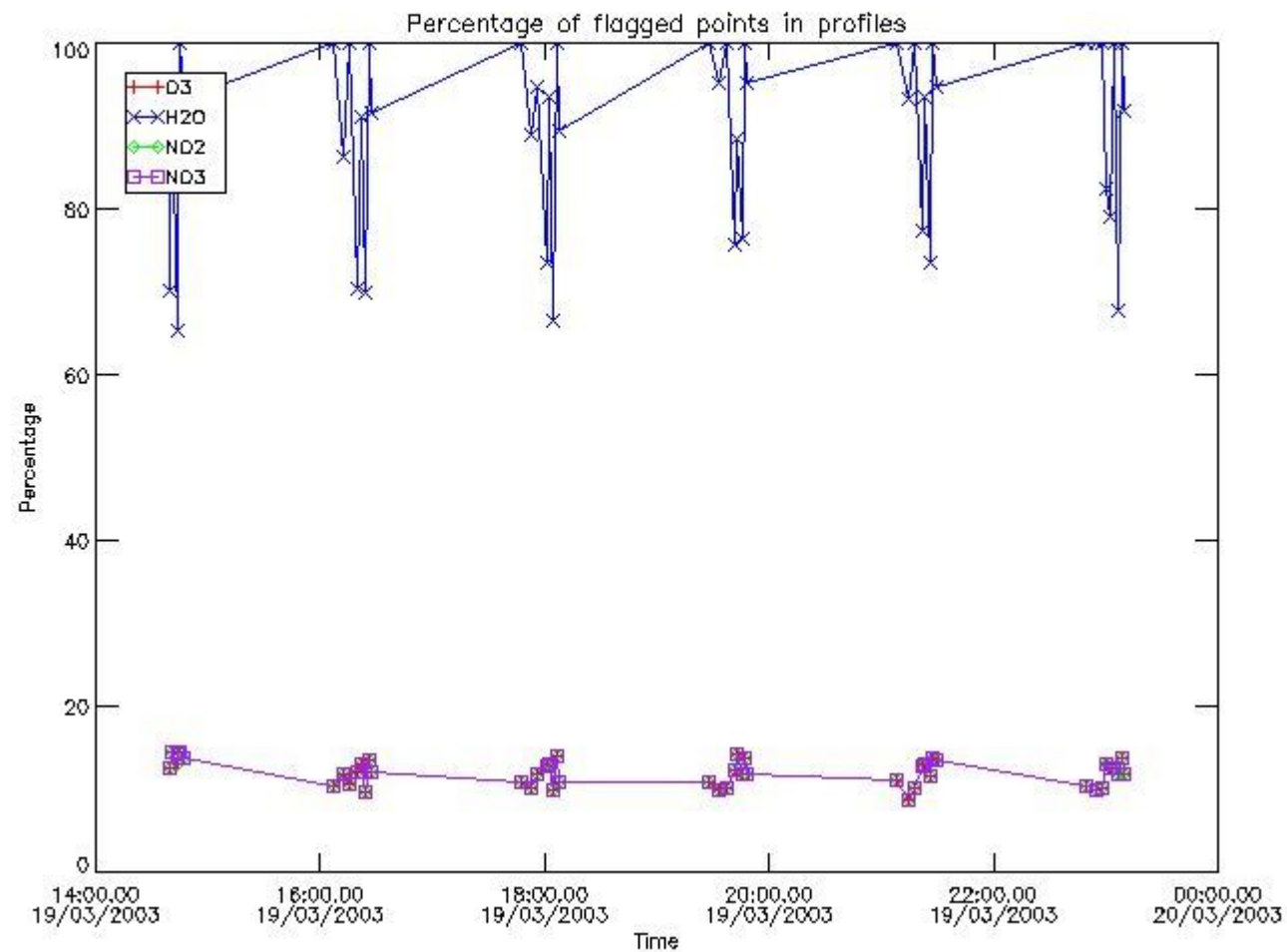
102	GOM_NL__2PRFIN20030319_195931_000000552014_00429_05493_6327.N1	19-MAR-2003 19:59:31	Straylight	54.500	106	9Bet Crv	2.6480	5600.0	109	5493	No
103	GOM_NL__2PRFIN20030319_200145_000000492014_00429_05493_6328.N1	19-MAR-2003 20:01:45	Tw_i_and_stray	48.500	100	4Gam Crv	2.5800	13100.	97	5493	No
104	GOM_NL__2PRFIN20030319_200416_000000812014_00429_05493_6329.N1	19-MAR-2003 20:04:16	Bright	80.500	15	67Alp Vir	0.97600	28000.	161	5493	No
105	GOM_NL__2PRFIN20030319_200754_000000562014_00429_05493_6330.N1	19-MAR-2003 20:07:54	Bright	55.500	121	29Gam Vir	2.7400	7200.0	111	5493	No
106	GOM_NL__2PRFIN20030319_201105_000000372014_00429_05493_6331.N1	19-MAR-2003 20:11:05	Bright	37.000	22	32Alp Leo	1.3600	15200.	74	5493	No
107	GOM_NL__2PRFIN20030319_201316_000000382014_00429_05493_6332.N1	19-MAR-2003 20:13:16	Bright	37.500	51	41Gam1Leo	2.0100	4500.0	75	5493	No
108	GOM_NL__2PRFIN20030319_201430_000000372014_00429_05493_6333.N1	19-MAR-2003 20:14:30	Bright	37.000	166	17Eps Leo	2.9800	6000.0	74	5493	No
109	GOM_NL__2PRFIN20030319_202048_000000402014_00429_05493_6334.N1	19-MAR-2003 20:20:48	Bright	39.500	174	52Psi UMa	3.0040	4400.0	79	5493	No
110	GOM_NL__2PRFIN20030319_202402_000000382014_00429_05493_6335.N1	19-MAR-2003 20:24:02	Bright	38.000	82	48Bet UMa	2.3650	10600.	76	5493	No
111	GOM_NL__2PRFIN20030319_202532_000000392014_00429_05493_6336.N1	19-MAR-2003 20:25:32	Bright	38.500	36	50Alp UMa	1.8000	6300.0	77	5493	No
112	GOM_NL__2PRFIN20030319_202752_000000492014_00429_05493_6337.N1	19-MAR-2003 20:27:52	Bright	48.500	55	79Zet UMa	2.0600	10200.	97	5493	No
113	GOM_NL__2PRFIN20030319_203230_000000372014_00429_05493_6338.N1	19-MAR-2003 20:32:30	Bright	37.000	60	7Bet UMi	2.0810	3950.0	74	5493	No
114	GOM_NL__2PRFIN20030319_203622_000000482014_00429_05493_6339.N1	19-MAR-2003 20:36:22	Bright	47.500	119	14Eta Dra	2.7270	4700.0	95	5493	No
115	GOM_NL__2PRFIN20030319_204009_000000372014_00429_05493_6340.N1	19-MAR-2003 20:40:09	Bright	37.000	74	11Bet Cas	2.2680	6600.0	74	5493	No
116	GOM_NL__2PRFIN20030319_204228_000000532014_00429_05493_6341.N1	19-MAR-2003 20:42:28	Bright	52.500	69	33Gam Dra	2.2310	3800.0	105	5493	No
117	GOM_NL__2PRFIN20030319_204603_000000402014_00429_05493_6342.N1	19-MAR-2003 20:46:03	Bright	39.500	19	50Alp Cyg	1.2460	10500.	79	5493	No
118	GOM_NL__2PRFIN20030319_204738_000000382014_00429_05493_6343.N1	19-MAR-2003 20:47:38	Bright	38.000	66	37Gam Cyg	2.2080	5900.0	76	5493	No
119	GOM_NL__2PRFIN20030319_204924_000000362014_00429_05493_6344.N1	19-MAR-2003 20:49:24	Bright	35.500	92	53Eps Cyg	2.5000	4500.0	71	5493	No
120	GOM_NL__2PRFIN20030319_205759_000000492014_00429_05493_6345.N1	19-MAR-2003 20:57:59	Tw_i_and_stray	48.500	11	53Alp Aql	0.76500	8000.0	97	5493	No
121	GOM_NL__2PRFIN20030319_210828_000000462014_00429_05493_6346.N1	19-MAR-2003 21:08:28	Dark	45.500	155	41Pi Sgr	2.9000	6600.0	91	5493	No
122	GOM_NL__2PRFIN20030319_211047_000000572014_00429_05493_6347.N1	19-MAR-2003 21:10:47	Dark	56.500	1014	Mars	0.0000	0.0000	113	5493	Yes
123	GOM_NL__2PRFIN20030319_211405_000000602014_00429_05493_6348.N1	19-MAR-2003 21:14:05	Dark	59.500	38	20Eps Sgr	1.8360	11000.	119	5493	No
124	GOM_NL__2PRFIN20030319_211727_000000502014_00430_05494_6318.N1	19-MAR-2003 21:17:27	Dark	50.000	85	Kap Sco	2.4070	28000.	100	5494	No
125	GOM_NL__2PRFIN20030319_212156_000000402014_00430_05494_6319.N1	19-MAR-2003 21:21:56	Dark	40.000	43	Alp TrA	1.9100	4250.0	80	5494	No
126	GOM_NL__2PRFIN20030319_212327_000000402014_00430_05494_6320.N1	19-MAR-2003 21:23:27	Dark	39.500	134	Bet TrA	2.8100	6600.0	79	5494	No
127	GOM_NL__2PRFIN20030319_212611_000000442014_00430_05494_6321.N1	19-MAR-2003 21:26:11	Dark	44.000	4	Alp1Cen	-0.010000	5800.0	88	5494	No
128	GOM_NL__2PRFIN20030319_212738_000000372014_00430_05494_6322.N1	19-MAR-2003 21:27:38	Dark	37.000	112	Alp Mus	2.6880	26000.	74	5494	No
129	GOM_NL__2PRFIN20030319_212910_000000382014_00430_05494_6323.N1	19-MAR-2003 21:29:10	Dark	38.000	12	Alp1Cru	0.77500	30000.	76	5494	No
130	GOM_NL__2PRFIN20030319_213029_000000542014_00430_05494_6324.N1	19-MAR-2003 21:30:29	Straylight	54.000	26	Gam Cru	1.6240	2900.0	108	5494	No
131	GOM_NL__2PRFIN20030319_213254_000000612014_00430_05494_6325.N1	19-MAR-2003 21:32:54	Straylight	60.500	54	5The Cen	2.0550	4500.0	121	5494	No
132	GOM_NL__2PRFIN20030319_213433_000000492014_00430_05494_6326.N1	19-MAR-2003 21:34:33	Straylight	49.000	123	lot Cen	2.7500	10200.	98	5494	No
133	GOM_NL__2PRFIN20030319_214007_000000522014_00430_05494_6327.N1	19-MAR-2003 21:40:07	Straylight	52.000	106	9Bet Crv	2.6480	5600.0	104	5494	No
134	GOM_NL__2PRFIN20030319_214220_000000502014_00430_05494_6328.N1	19-MAR-2003 21:42:20	Tw_i_and_stray	50.000	100	4Gam Crv	2.5800	13100.	100	5494	No
135	GOM_NL__2PRFIN20030319_214451_000000792014_00430_05494_6329.N1	19-MAR-2003 21:44:51	Bright	79.000	15	67Alp Vir	0.97600	28000.	158	5494	No
136	GOM_NL__2PRFIN20030319_214830_000000572014_00430_05494_6330.N1	19-MAR-2003 21:48:30	Bright	56.500	121	29Gam Vir	2.7400	7200.0	113	5494	No
137	GOM_NL__2PRFIN20030319_215140_000000392014_00430_05494_6331.N1	19-MAR-2003 21:51:40	Bright	38.500	22	32Alp Leo	1.3600	15200.	77	5494	No
138	GOM_NL__2PRFIN20030319_215352_000000382014_00430_05494_6332.N1	19-MAR-2003 21:53:52	Bright	37.500	51	41Gam1Leo	2.0100	4500.0	75	5494	No
139	GOM_NL__2PRFIN20030319_215506_000000372014_00430_05494_6333.N1	19-MAR-2003 21:55:06	Bright	36.500	166	17Eps Leo	2.9800	6000.0	73	5494	No
140	GOM_NL__2PRFIN20030319_220123_000000412014_00430_05494_6334.N1	19-MAR-2003 22:01:23	Bright	40.500	174	52Psi UMa	3.0040	4400.0	81	5494	No
141	GOM_NL__2PRFIN20030319_220437_000000382014_00430_05494_6335.N1	19-MAR-2003 22:04:37	Bright	37.500	82	48Bet UMa	2.3650	10600.	75	5494	No
142	GOM_NL__2PRFIN20030319_220608_000000412014_00430_05494_6336.N1	19-MAR-2003 22:06:08	Bright	41.000	36	50Alp UMa	1.8000	6300.0	82	5494	No
143	GOM_NL__2PRFIN20030319_220827_000000482014_00430_05494_6337.N1	19-MAR-2003 22:08:27	Bright	47.500	55	79Zet UMa	2.0600	10200.	95	5494	No
144	GOM_NL__2PRFIN20030319_221306_000000392014_00430_05494_6338.N1	19-MAR-2003 22:13:06	Bright	39.000	60	7Bet UMi	2.0810	3950.0	78	5494	No
145	GOM_NL__2PRFIN20030319_221658_000000482014_00430_05494_6339.N1	19-MAR-2003 22:16:58	Bright	47.500	119	14Eta Dra	2.7270	4700.0	95	5494	No
146	GOM_NL__2PRFIN20030319_222045_000000342014_00430_05494_6340.N1	19-MAR-2003 22:20:45	Bright	34.000	74	11Bet Cas	2.2680	6600.0	68	5494	No
147	GOM_NL__2PRFIN20030319_222304_000000562014_00430_05494_6341.N1	19-MAR-2003 22:23:04	Bright	55.500	69	33Gam Dra	2.2310	3800.0	111	5494	No
148	GOM_NL__2PRFIN20030319_222639_000000362014_00430_05494_6342.N1	19-MAR-2003 22:26:39	Bright	35.500	19	50Alp Cyg	1.2460	10500.	71	5494	No
149	GOM_NL__2PRFIN20030319_222814_000000402014_00430_05494_6343.N1	19-MAR-2003 22:28:14	Bright	40.000	66	37Gam Cyg	2.2080	5900.0	80	5494	No
150	GOM_NL__2PRFIN20030319_223000_000000372014_00430_05494_6344.N1	19-MAR-2003 22:30:00	Bright	37.000	92	53Eps Cyg	2.5000	4500.0	74	5494	No
151	GOM_NL__2PRFIN20030319_223836_000000542014_00430_05494_6345.N1	19-MAR-2003 22:38:36	Tw_i_and_stray	54.000	11	53Alp Aql	0.76500	8000.0	108	5494	No
152	GOM_NL__2PRFIN20030319_224905_000000492014_00430_05494_6346.N1	19-MAR-2003 22:49:05	Dark	49.000	155	41Pi Sgr	2.9000	6600.0	98	5494	No
153	GOM_NL__2PRFIN20030319_225124_000000642014_00430_05494_6347.N1	19-MAR-2003 22:51:24	Dark	63.500	1014	Mars	0.0000	0.0000	127	5494	Yes
154	GOM_NL__2PRFIN20030319_225442_000000522014_00430_05494_6348.N1	19-MAR-2003 22:54:42	Dark	51.500	38	20Eps Sgr	1.8360	11000.	103	5494	No
155	GOM_NL__2PRFIN20030319_225804_000000502014_00431_05495_6318.N1	19-MAR-2003 22:58:04	Dark	50.000	85	Kap Sco	2.4070	28000.	100	5495	No
156	GOM_NL__2PRFIN20030319_230028_000000432014_00431_05495_6319.N1	19-MAR-2003 23:00:28	Dark	43.000	141	Bet Ara	2.8400	4600.0	86	5495	No
157	GOM_NL__2PRFIN20030319_230233_000000412014_00431_05495_6320.N1	19-MAR-2003 23:02:33	Dark	41.000	43	Alp TrA	1.9100	4250.0	82	5495	No
158	GOM_NL__2PRFIN20030319_230404_000000412014_00431_05495_6321.N1	19-MAR-2003 23:04:04	Dark	40.500	134	Bet TrA	2.8100	6600.0	81	5495	No
159	GOM_NL__2PRFIN20030319_230648_000000472014_00431_05495_6322.N1	19-MAR-2003 23:06:48	Dark	47.000	4	Alp1Cen	-0.010000	5800.0	94	5495	No
160	GOM_NL__2PRFIN20030319_230814_000000372014_00431_05495_6323.N1	19-MAR-2003 23:08:14	Dark	37.000	112	Alp Mus	2.6880	26000.	74	5495	No

161	GOM_NL__2PRFIN20030319_230946_000000442014_00431_05495_6324.N1	19-MAR-2003 23:09:46	Dark	43.500	12	Alp1Cru	0.77500	30000.	87	5495	No
162	GOM_NL__2PRFIN20030319_231105_000000482014_00431_05495_6325.N1	19-MAR-2003 23:11:05	Straylight	48.000	26	Gam Cru	1.6240	2900.0	96	5495	No
163	GOM_NL__2PRFIN20030319_231252_000000452014_00431_05495_6326.N1	19-MAR-2003 23:12:52	Straylight	45.000	64	Gam Cen	2.2000	10600.	90	5495	No
164	GOM_NL__2PRFIN20030319_231450_000000382014_00431_05495_6327.N1	19-MAR-2003 23:14:50	Straylight	38.000	113	Mu Vel	2.6920	5000.0	76	5495	No
165	GOM_NL__2PRFIN20030319_232043_000000512014_00431_05495_6328.N1	19-MAR-2003 23:20:43	Straylight	50.500	106	9Bet Crv	2.6480	5600.0	101	5495	No
166	GOM_NL__2PRFIN20030319_232256_000000492014_00431_05495_6329.N1	19-MAR-2003 23:22:56	Twl_and_stray	49.000	100	4Gam Crv	2.5800	13100.	98	5495	No
167	GOM_NL__2PRFIN20030319_232527_000000802014_00431_05495_6330.N1	19-MAR-2003 23:25:27	Bright	79.500	15	67Alp Vir	0.97600	28000.	159	5495	No
168	GOM_NL__2PRFIN20030319_232905_000000562014_00431_05495_6331.N1	19-MAR-2003 23:29:05	Bright	56.000	121	29Gam Vir	2.7400	7200.0	112	5495	No
169	GOM_NL__2PRFIN20030319_233216_000000382014_00431_05495_6332.N1	19-MAR-2003 23:32:16	Bright	38.000	22	32Alp Leo	1.3600	15200.	76	5495	No
170	GOM_NL__2PRFIN20030319_233428_000000382014_00431_05495_6333.N1	19-MAR-2003 23:34:28	Bright	38.000	51	41Gam1Leo	2.0100	4500.0	76	5495	No
171	GOM_NL__2PRFIN20030319_233542_000000372014_00431_05495_6334.N1	19-MAR-2003 23:35:42	Bright	36.500	166	17Eps Leo	2.9800	6000.0	73	5495	No
172	GOM_NL__2PRFIN20030319_234159_000000392014_00431_05495_6335.N1	19-MAR-2003 23:41:59	Bright	39.000	174	52Psi UMa	3.0040	4400.0	78	5495	No
173	GOM_NL__2PRFIN20030319_234513_000000372014_00431_05495_6336.N1	19-MAR-2003 23:45:13	Bright	36.500	82	48Bet UMa	2.3650	10600.	73	5495	No
174	GOM_NL__2PRFIN20030319_234644_000000382014_00431_05495_6337.N1	19-MAR-2003 23:46:44	Bright	38.000	36	50Alp UMa	1.8000	6300.0	76	5495	No
175	GOM_NL__2PRFIN20030319_234902_000000472014_00431_05495_6338.N1	19-MAR-2003 23:49:02	Bright	47.000	55	79Zet UMa	2.0600	10200.	94	5495	No
176	GOM_NL__2PRFIN20030319_235341_000000572014_00431_05495_6339.N1	19-MAR-2003 23:53:41	Bright	57.000	60	7Bet UMi	2.0810	3950.0	114	5495	No
177	GOM_NL__2PRFIN20030319_235733_000000492014_00431_05495_6340.N1	19-MAR-2003 23:57:33	Bright	48.500	119	14Eta Dra	2.7270	4700.0	97	5495	No

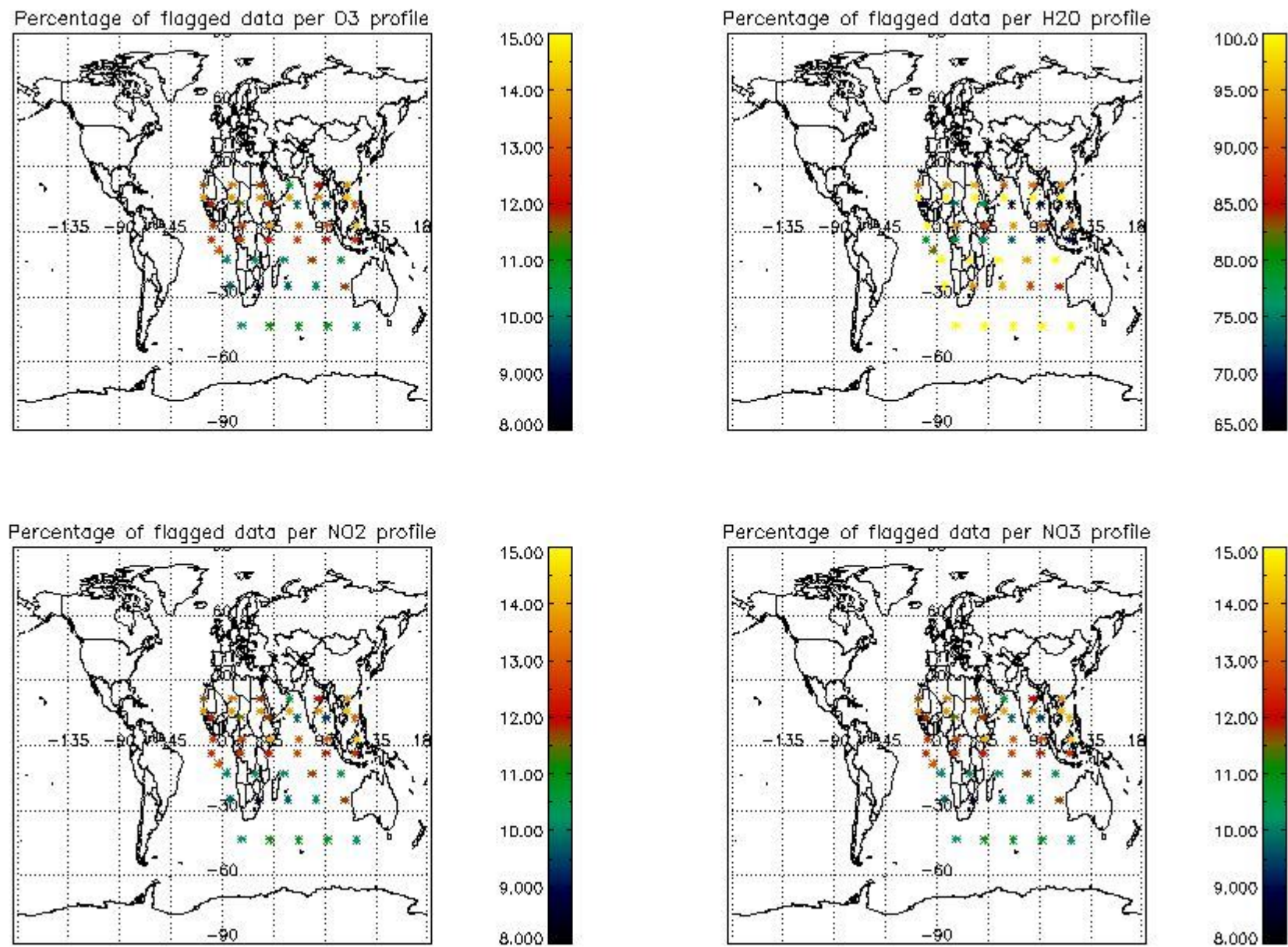
3. Quality information per product

In this section it is plotted some information contained in the Quality Summary data set of the level 2 products. Only products in dark limb conditions and without errors (error flag in the MPH set to "0") are used.

3.1 Plot quality information per product (time dependant)



3.2 Plot quality information per product (world map)

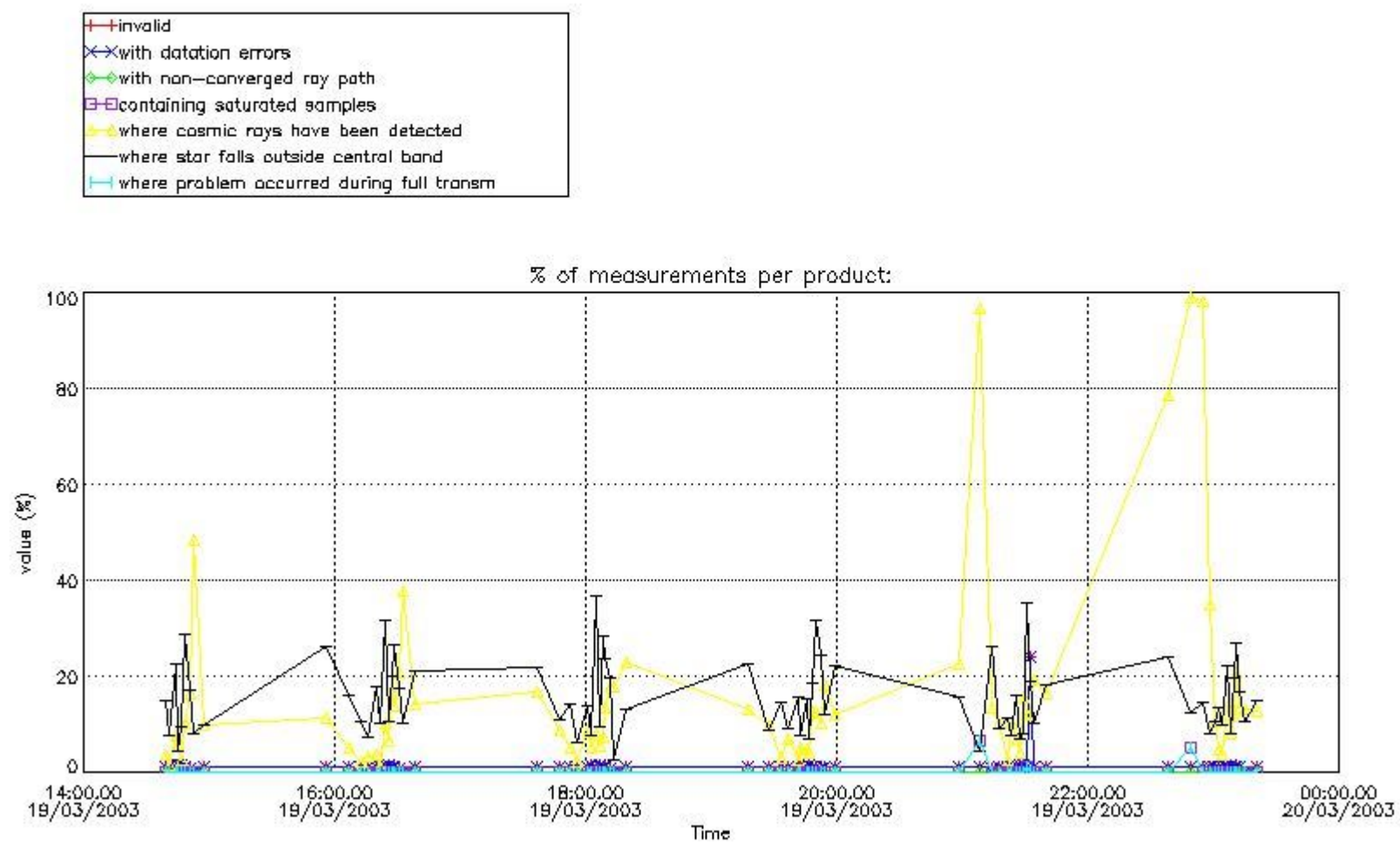


4. Level 1 quality information per product

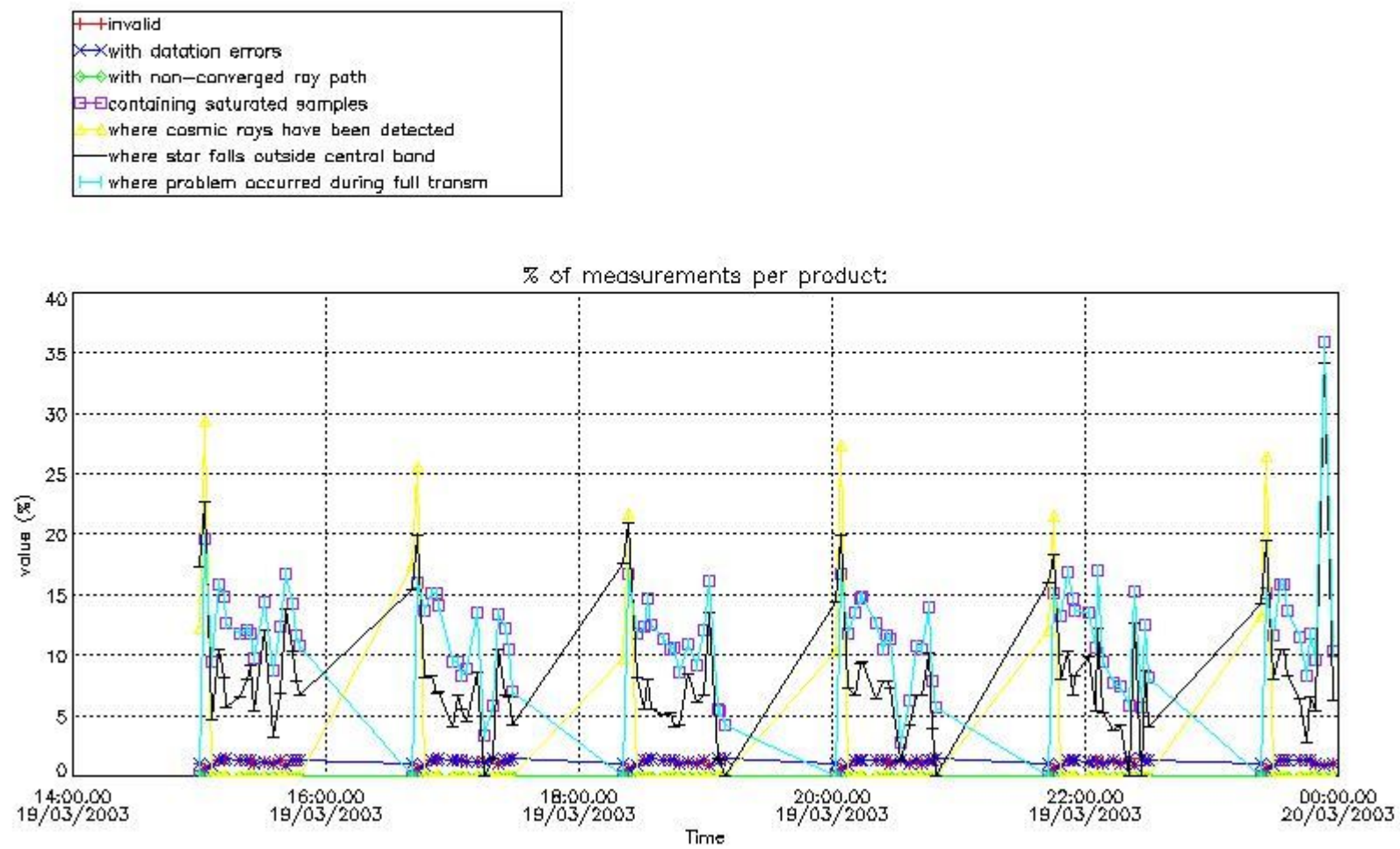
In this section it is plotted some information contained in the Quality Summary data set of the level 2 products that comes from the level 1b processing. Products without errors (error flag in the MPH set to "0") are used.

4.1 Plot quality information per product (time dependant) coming from level 1b processing

4.1.1 Plot level 1 quality information per product (time dependant): ENVISAT ASCENDING passes



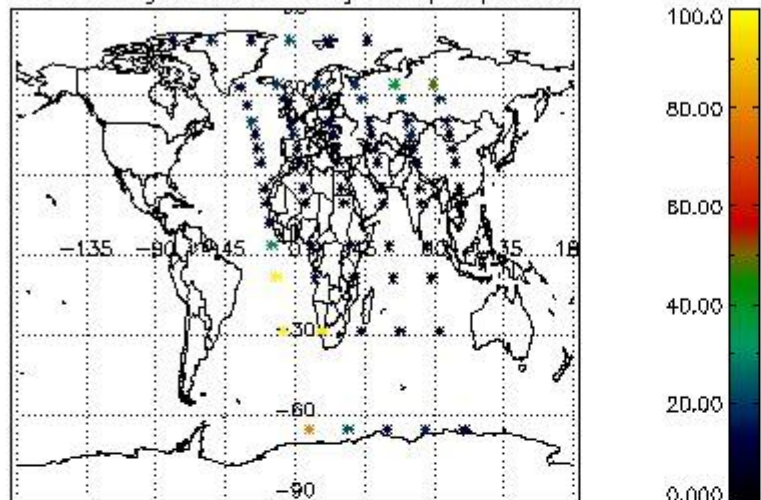
4.1.2 Plot level 1 quality information per product (time dependant): ENVISAT DESCENDING passes



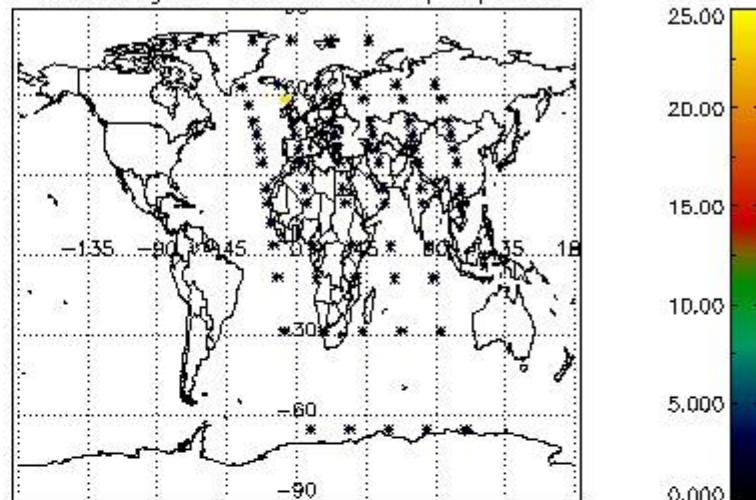
4.2 Plot quality information per product coming from level 1b processing (world map)

4.2.1 Plot level 1 quality information per product (world map): ENVISAT ASCENDING passes

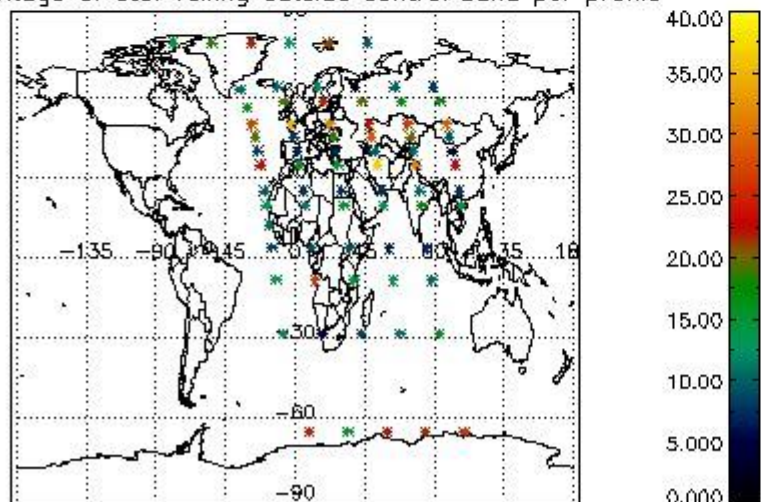
Percentage of cosmic ray hits per profile



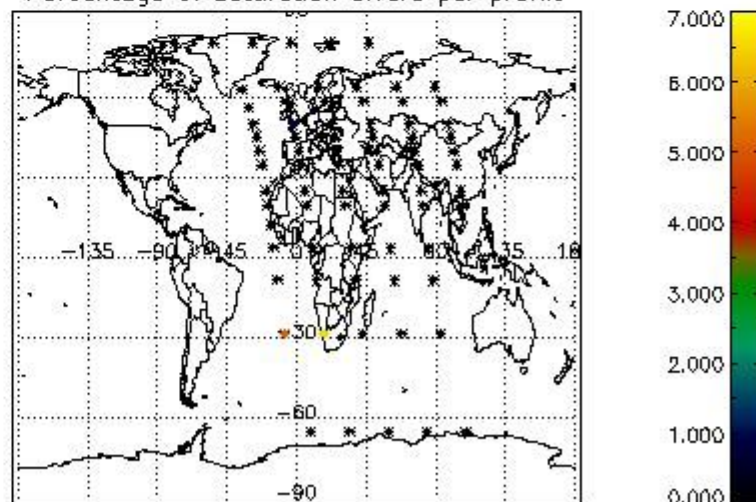
Percentage of datation errors per profile



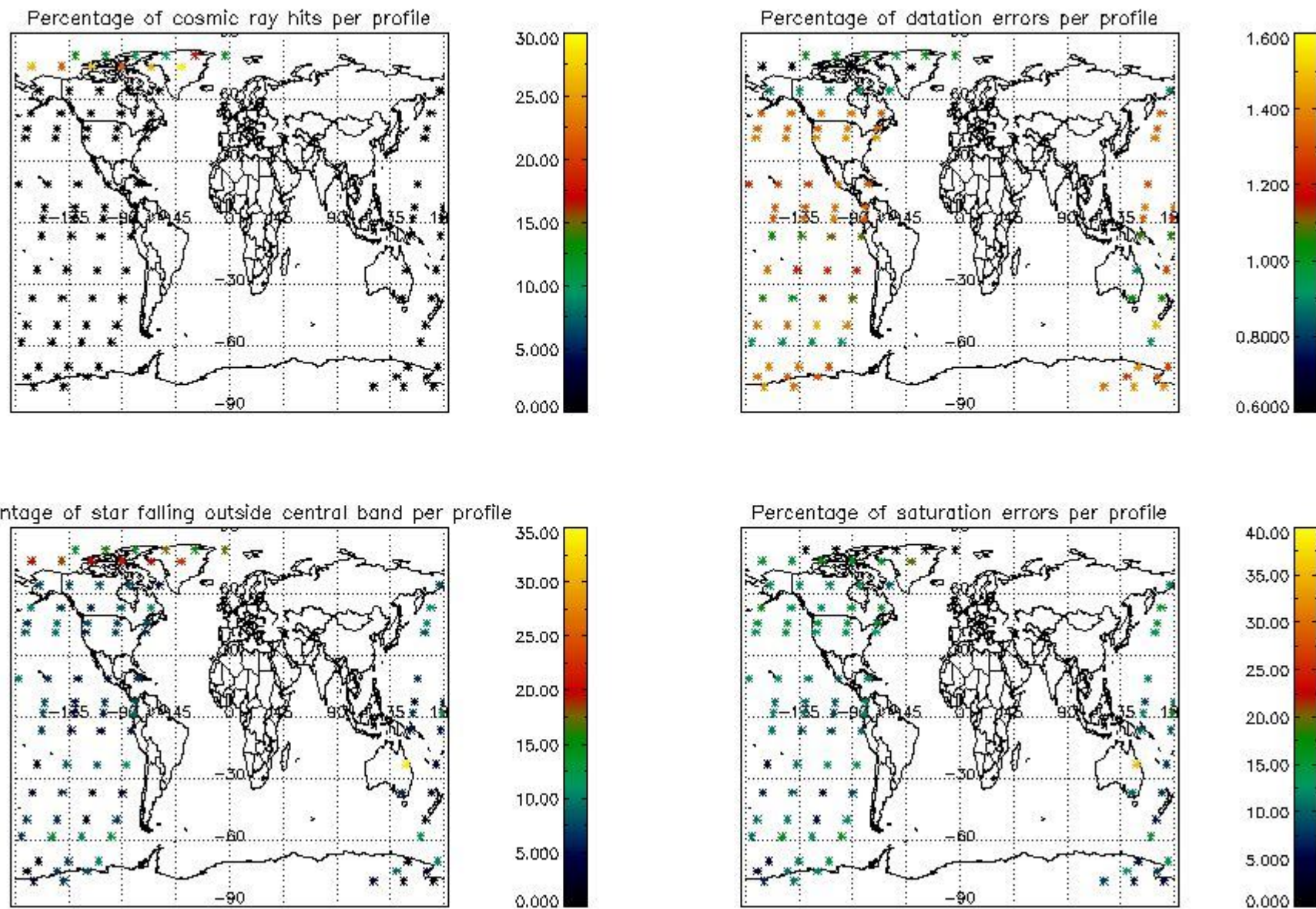
Percentage of star falling outside central band per profile



Percentage of saturation errors per profile



4.2.2 Plot level 1 quality information per product (world map): ENVISAT DESCENDING passes



5. Trace gas profiles

5.1 Ozone statistics based on quality of products

The final quality of the products can be "measured" using the STD (Standard Deviation) attached to every point profile. This information is written to the parameter GOM_NL__2P/NL_LOCAL_SPECIES_DENSITY/o3_std of the level 2 products. The table below shows the statistics for given STD ranges.

The statistics are given with respect to the overall valid production:

- Products without fatal errors: GOM_NL__2P/MPH/PRODUCT_ERR=0
- Valid point profile: GOM_NL__2P/NL_LOCAL_SPECIES_DENSITY/pcd(0)=0

The 'Criteria' is applied to valid points of dark limb products:

- Products in dark limb illumination condition: GOM_NL__2P/NL_SUMMARY_QUALITY/obs_ill_cond=0
- Products without fatal errors: GOM_NL__2P/MPH/PRODUCT_ERR=0
- Valid point profile: GOM_NL__2P/NL_LOCAL_SPECIES_DENSITY/pcd(0)=0

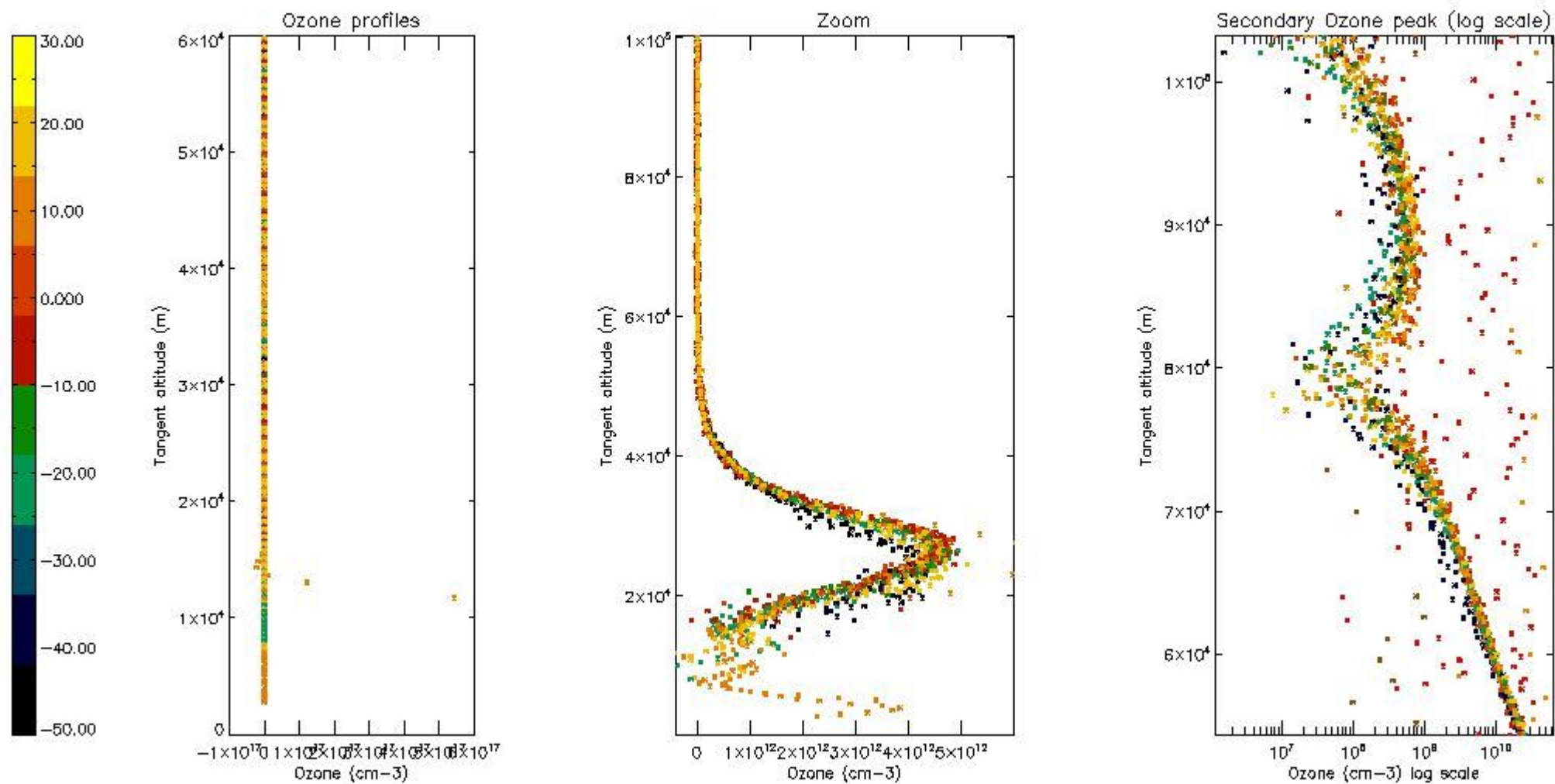
So, the table below shows the percentage of dark limb and valid observations for each criteria with respect to the overall valid daily observations.

Criteria	% of total production
All STD	26
STD < 20	17

STD < 10	14
STD < 5	9

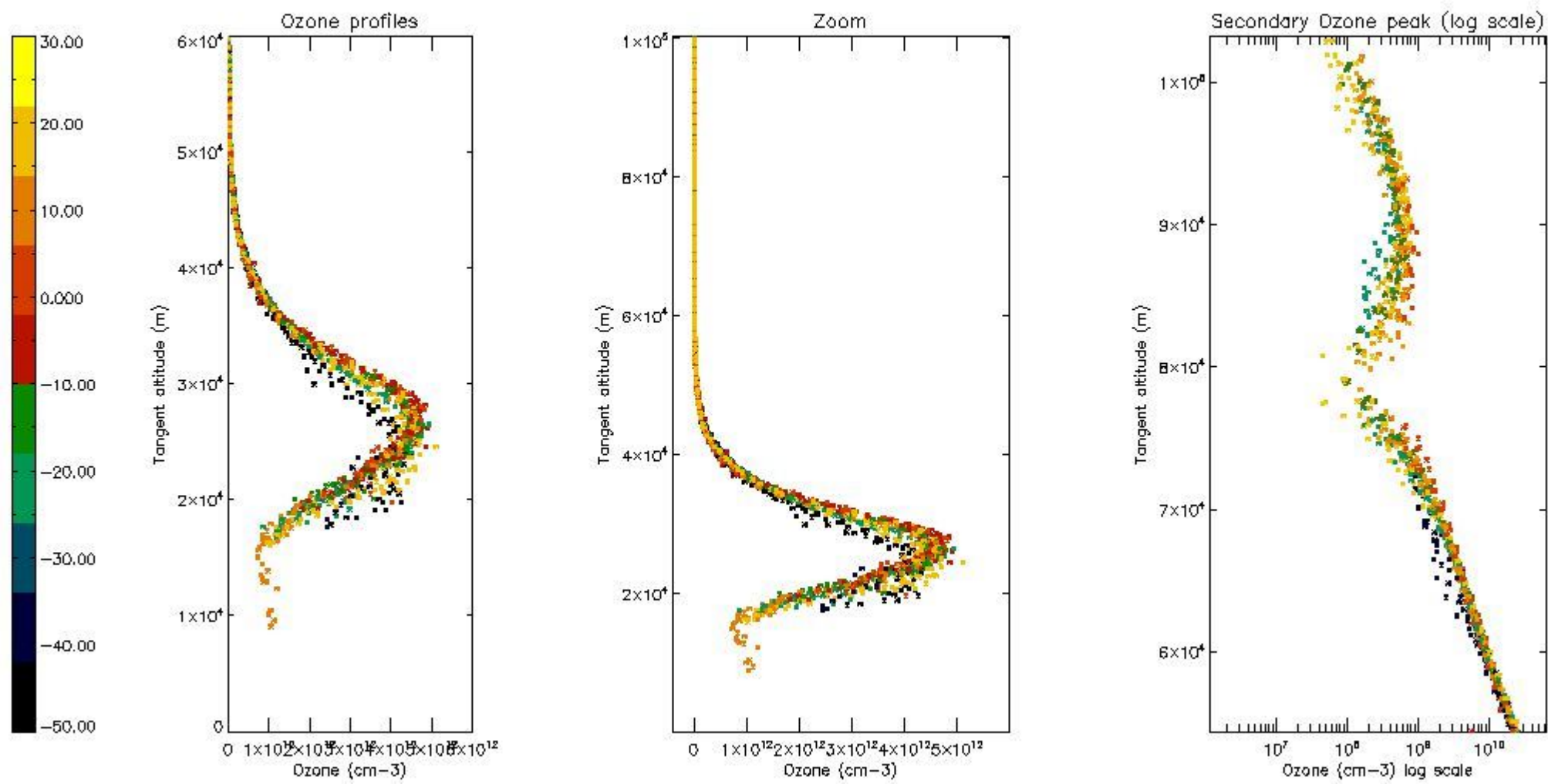
5.2 Plot ozone profiles for all STD (dark without errors)

The colorbar represents the latitude.



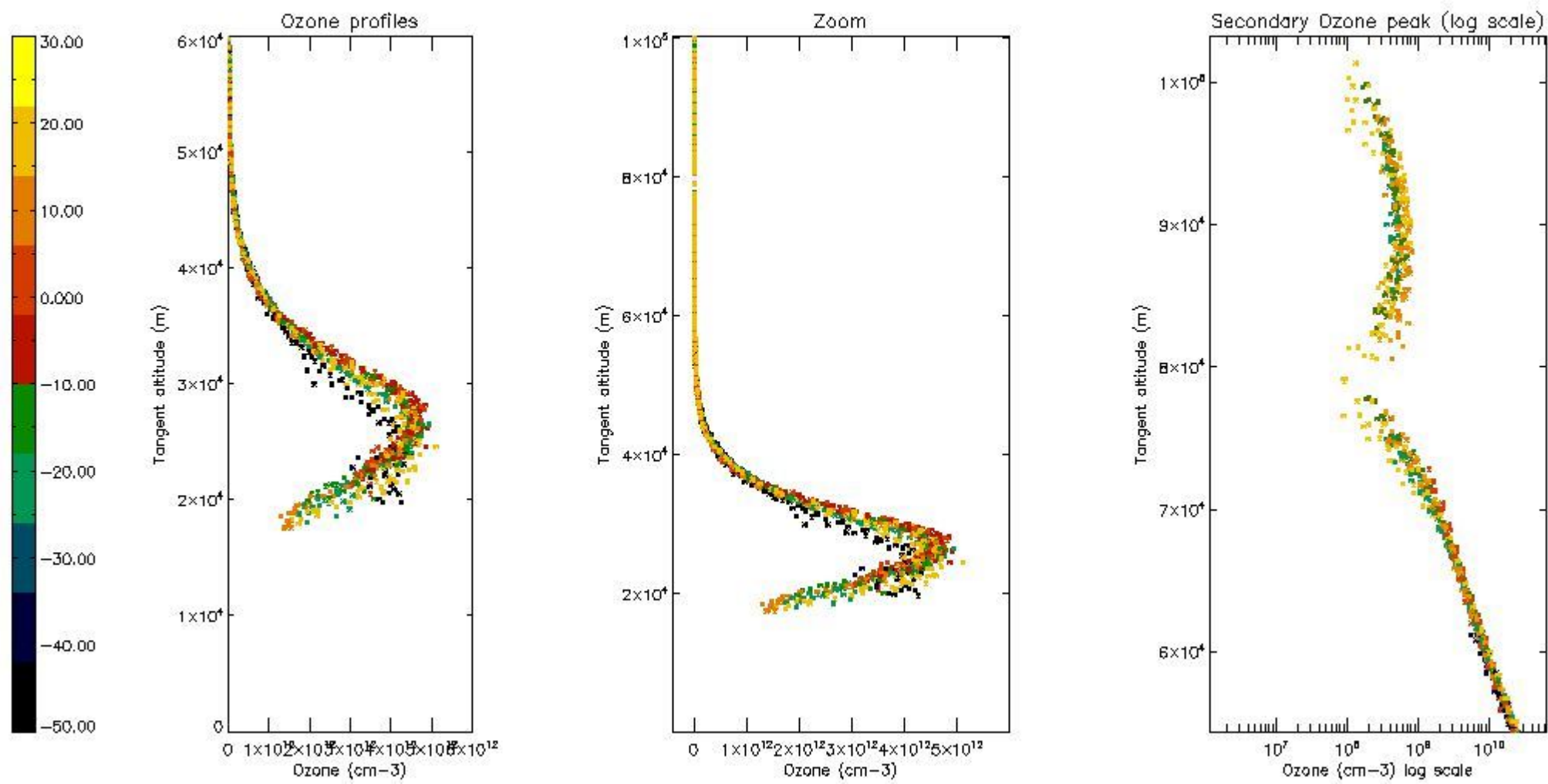
5.3 Plot ozone profiles where STD < 20% (dark without errors)

The colorbar represents the latitude.



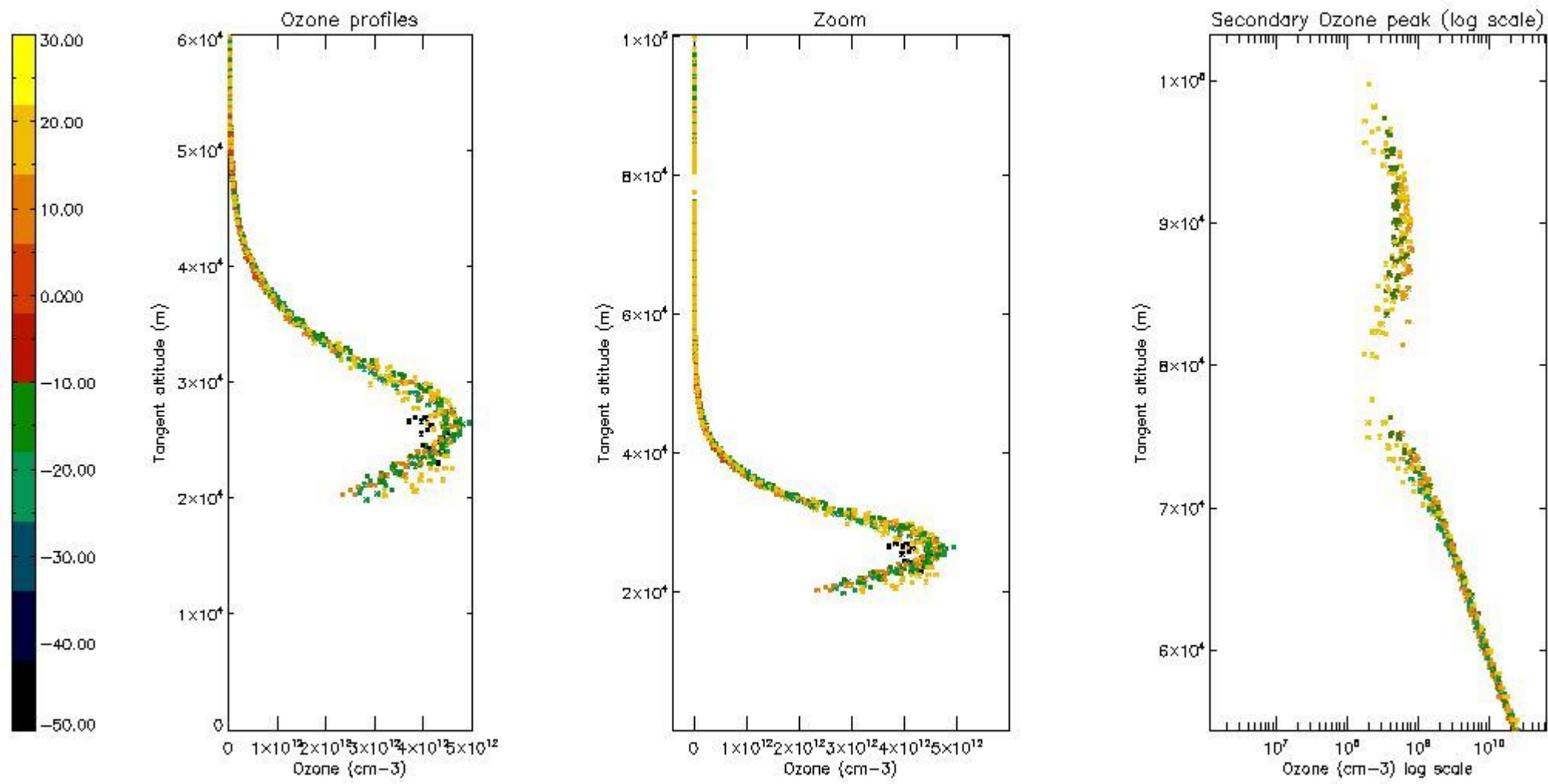
5.4 Plot ozone profiles where STD < 10% (dark without errors)

The colorbar represents the latitude.



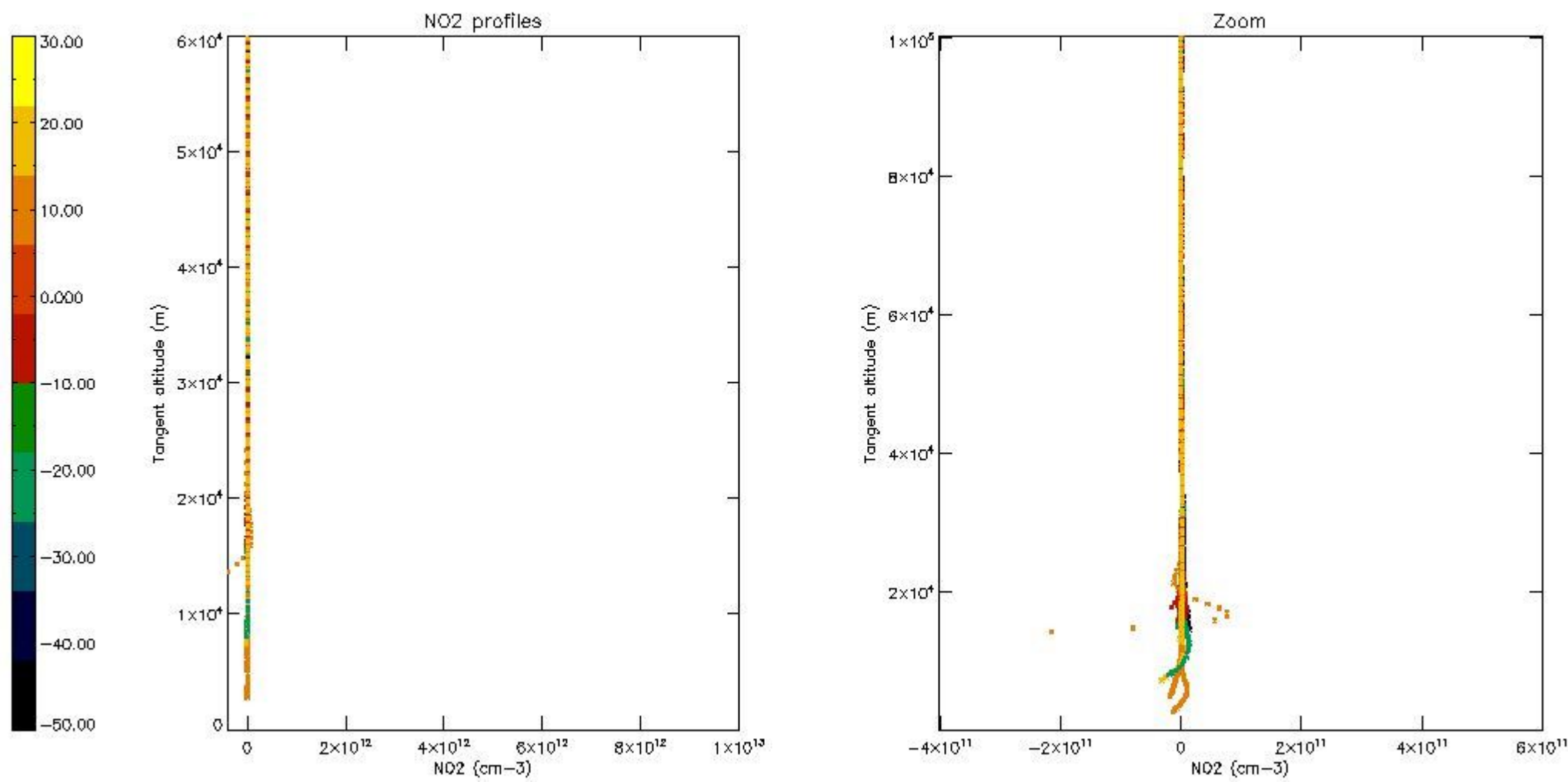
5.5 Plot ozone profiles where STD < 5% (dark without errors)

The colorbar represents the latitude.



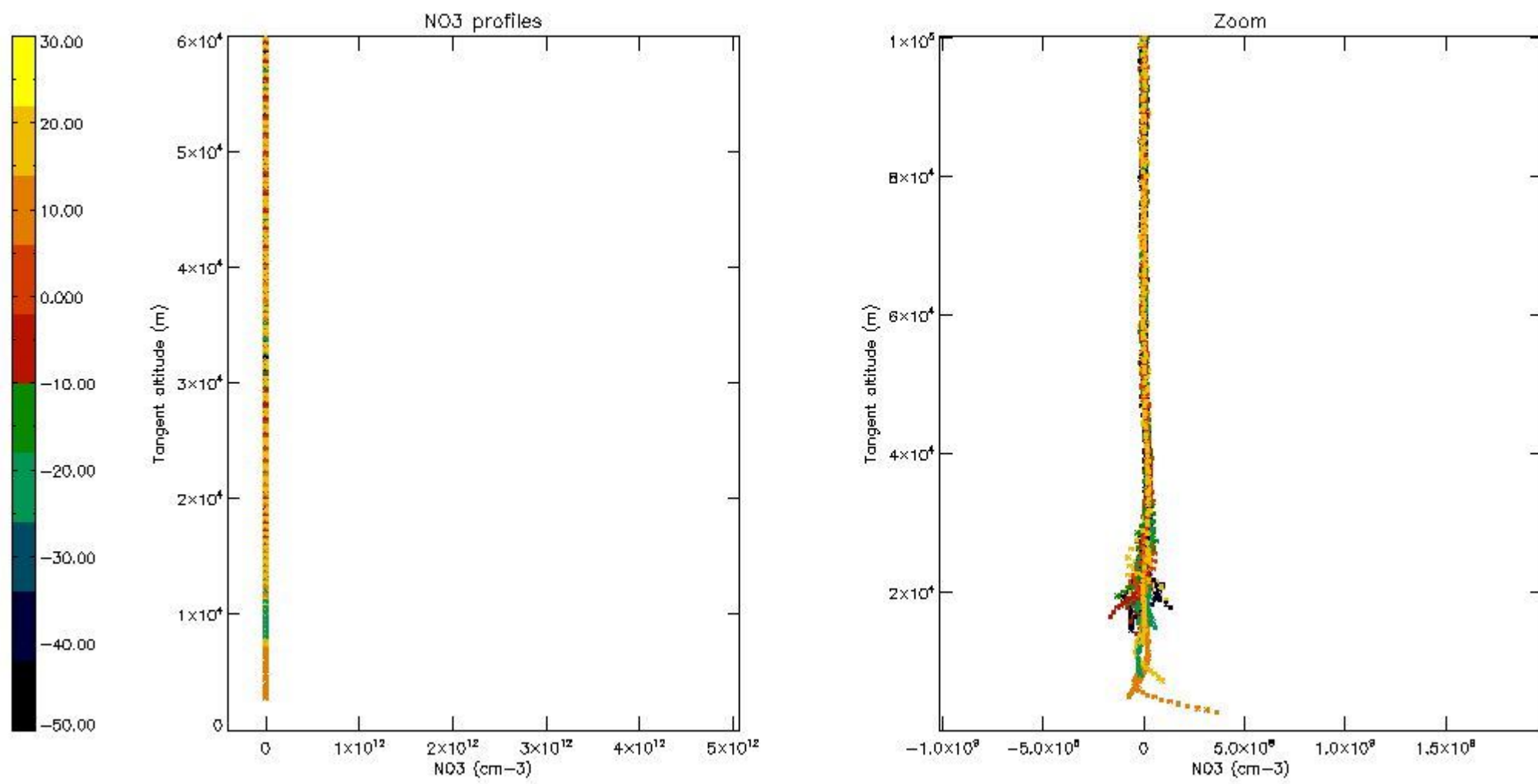
5.6 Plot NO₂ profiles for all STD (dark without errors)

The colorbar represents the latitude.



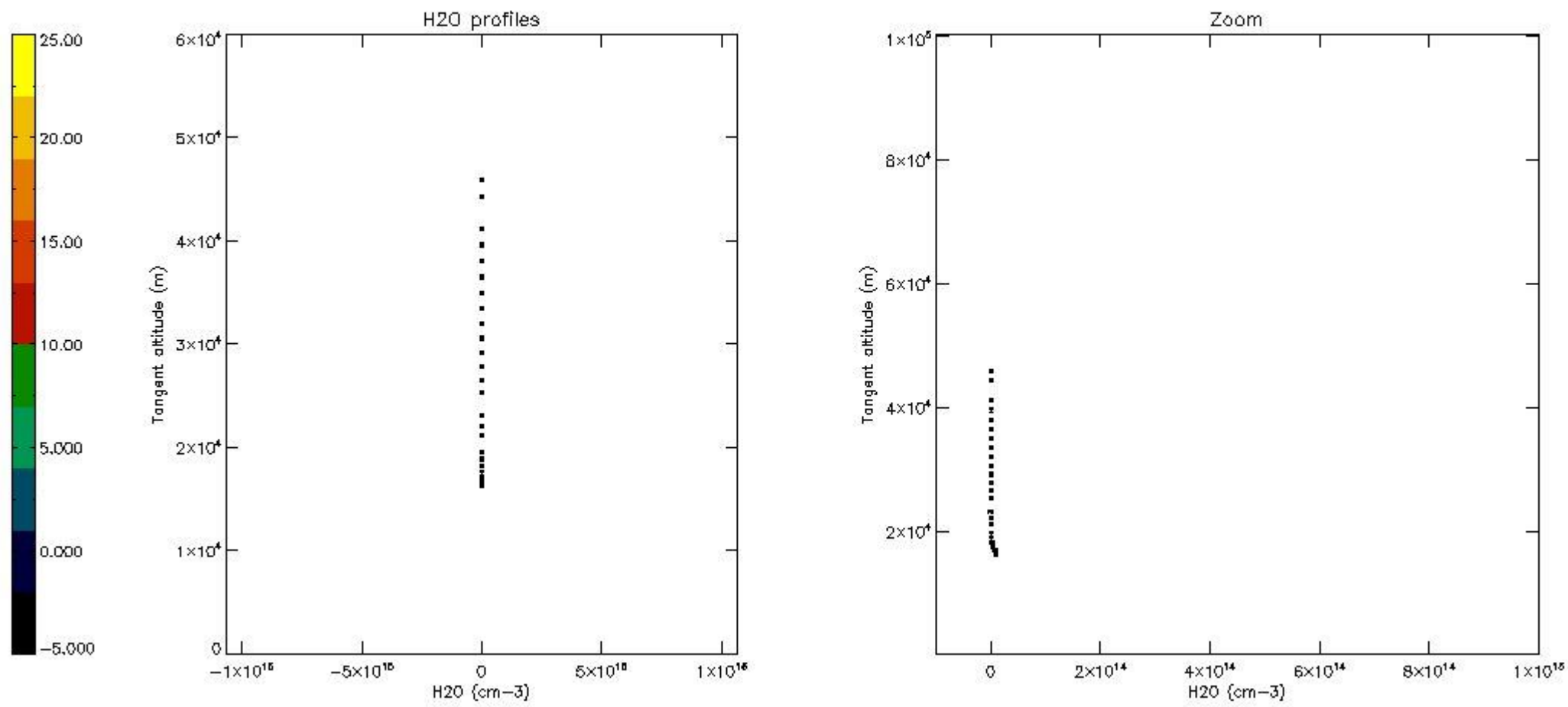
5.7 Plot NO3 profiles for all STD (dark without errors)

The colorbar represents the latitude.



5.8 Plot H2O profiles for all STD (only for occultations of stars 1,2,3,4,13,14,16,26,63 dark without errors)

The colorbar represents the latitude.



6. Auxiliary Data Files used for the production reported in section 2

The number reported in the third column indicates since which file (see list in section 2) the corresponding auxiliary file has been used. The fourth column is the date of those product files.

Type	Auxiliary Filename	Used since product	Used since product date
INST_PHYS_CHARACTERISTICS	GOM_INS_AXNIEC20050627_150440_20020301_000000_20100101_000000	1	19-MAR-2003 14:39:32
LEVEL-2_PROC_CONFIG	GOM_PR2_AXVIEC20091111_152718_20020301_000000_20500101_000000	1	19-MAR-2003 14:39:32
CROSS_SECTIONS_FILE	GOM_CRS_AXVIEC20091111_154832_20020301_000000_20500101_000000	1	19-MAR-2003 14:39:32

GOMOS Level 2 Daily Report

SUMMARY

[1. General Info](#)

[2. Summary of processed GOM_NL_2P products](#)

[3. Level 2 Quality information per product](#)

[3.1 Plot of level 2 quality information per product \(time dependant\)](#)

[3.2 Plot of level 2 quality information per product \(world map\)](#)

[4. Level 1 Quality information per product \(stored on level 2 products\)](#)

[4.1 Plot of level 1 quality information per product \(time dependant\)](#)

[4.1.1 Plot of level 1 quality information per product \(time dependant\): ASCENDING](#)

[4.1.2 Plot of level 1 quality information per product \(time dependant\): DESCENDING](#)

[4.2 Plot of level 1 quality information per product \(world map\)](#)

[4.2.1 Plot of level 1 quality information per product \(world map\): ASCENDING](#)

[4.2.2 Plot of level 1 quality information per product \(world map\): DESCENDING](#)

[5. Ozone profiles based on quality statistics and other trace gas profiles](#)

[5.1 Ozone statistics based on quality of products](#)

[5.2 Plot ozone profiles for all STD \(dark without errors\)](#)

[5.3 Plot ozone profiles where STD < 20% \(dark without errors\)](#)

[5.4. Plot ozone profiles where STD < 10% \(dark without errors\)](#)

[5.5. Plot ozone profiles where STD < 5% \(dark without errors\)](#)

[5.6 Plot NO2 profiles for all STD \(dark without errors\)](#)

[5.7 Plot NO3 profiles for all STD \(dark without errors\)](#)

[5.8 Plot H2O profiles \(only for occultations of stars 1,2,3,4,13,14,16,26,63 dark without errors\) for all STD](#)

[6. Auxiliary Data Files used for the production reported in section 2](#)

This report presents the daily analysis on parameters extracted from GOMOS level 2 data (GOM_NL__2P). It is intended to monitor some important parameters that will impact the quality of these products. A list of level 2 products (and content) that have arrived during the reporting day to the PCF is also given.

Item	Value
Time of report generation	19APR2013 11:55:05
Data source version	GOMOS/6.01
Start time of products	19-03-2003 (19MAR2003 00:00:00)
Stop time of products	20-03-2003 (20MAR2003 00:00:00)
Store outputs in DB	Yes
Nb of level 2 prods	177
Nb of prods with errors	5

2. Summary of processed GOM_NL__2P products.

Nr	Filename	UTC Start time	Limb	Duration	Star Id	Star Name	Star Mag	Star Temp	Nb Meas	Orbit	Prod. error
1	GOM_NL__2PRFIN20030319_143932_000000412014_00426_05490_5555.N1	19-MAR-2003 14:39:32	Dark	40.500	43	Alp TrA	1.9100	4250.0	81	5490	No
2	GOM_NL__2PRFIN20030319_144102_000000392014_00426_05490_5556.N1	19-MAR-2003 14:41:02	Dark	38.500	134	Bet TrA	2.8100	6600.0	77	5490	No
3	GOM_NL__2PRFIN20030319_144346_000000472014_00426_05490_5557.N1	19-MAR-2003 14:43:46	Dark	46.500	4	Alp1Cen	-0.010000	5800.0	93	5490	No
4	GOM_NL__2PRFIN20030319_144514_000000362014_00426_05490_5558.N1	19-MAR-2003 14:45:14	Dark	35.500	112	Alp Mus	2.6880	26000.	71	5490	No
5	GOM_NL__2PRFIN20030319_144645_000000372014_00426_05490_5559.N1	19-MAR-2003 14:46:45	Dark	37.000	12	Alp1Cru	0.77500	30000.	74	5490	No
6	GOM_NL__2PRFIN20030319_144804_000000492014_00426_05490_5560.N1	19-MAR-2003 14:48:04	Straylight	49.000	26	Gam Cru	1.6240	2900.0	98	5490	No
7	GOM_NL__2PRFIN20030319_145028_000000582014_00426_05490_5561.N1	19-MAR-2003 14:50:28	Straylight	58.000	54	5The Cen	2.0550	4500.0	116	5490	No
8	GOM_NL__2PRFIN20030319_145209_000000452014_00426_05490_5562.N1	19-MAR-2003 14:52:09	Straylight	44.500	123	lot Cen	2.7500	10200.	89	5490	No
9	GOM_NL__2PRFIN20030319_145744_000000472014_00426_05490_5563.N1	19-MAR-2003 14:57:44	Straylight	46.500	106	9Bet Crv	2.6480	5600.0	93	5490	No
10	GOM_NL__2PRFIN20030319_145958_000000492014_00426_05490_5564.N1	19-MAR-2003 14:59:58	Tw_i_and_stray	49.000	100	4Gam Crv	2.5800	13100.	98	5490	No
11	GOM_NL__2PRFIN20030319_150230_000000822014_00426_05490_5565.N1	19-MAR-2003 15:02:30	Bright	81.500	15	67Alp Vir	0.97600	28000.	163	5490	No
12	GOM_NL__2PRFIN20030319_150609_000000532014_00426_05490_5566.N1	19-MAR-2003 15:06:09	Bright	53.000	121	29Gam Vir	2.7400	7200.0	106	5490	No
13	GOM_NL__2PRFIN20030319_150916_000000382014_00426_05490_5567.N1	19-MAR-2003 15:09:16	Bright	38.000	22	32Alp Leo	1.3600	15200.	76	5490	No
14	GOM_NL__2PRFIN20030319_151128_000000372014_00426_05490_5568.N1	19-MAR-2003 15:11:28	Bright	37.000	51	41Gam1Leo	2.0100	4500.0	74	5490	No
15	GOM_NL__2PRFIN20030319_151242_000000362014_00426_05490_5569.N1	19-MAR-2003 15:12:42	Bright	35.500	166	17Eps Leo	2.9800	6000.0	71	5490	No
16	GOM_NL__2PRFIN20030319_151902_000000382014_00426_05490_5570.N1	19-MAR-2003 15:19:02	Bright	38.000	174	52Psi UMa	3.0040	4400.0	76	5490	No
17	GOM_NL__2PRFIN20030319_152216_000000382014_00426_05490_5571.N1	19-MAR-2003 15:22:16	Bright	37.500	82	48Bet UMa	2.3650	10600.	75	5490	No
18	GOM_NL__2PRFIN20030319_152346_000000382014_00426_05490_5572.N1	19-MAR-2003 15:23:46	Bright	38.000	36	50Alp UMa	1.8000	6300.0	76	5490	No
19	GOM_NL__2PRFIN20030319_152608_000000462014_00426_05490_5573.N1	19-MAR-2003 15:26:08	Bright	46.000	55	79Zet UMa	2.0600	10200.	92	5490	No
20	GOM_NL__2PRFIN20030319_153045_000000422014_00426_05490_5574.N1	19-MAR-2003 15:30:45	Bright	41.500	60	7Bet UMi	2.0810	3950.0	83	5490	No
21	GOM_NL__2PRFIN20030319_153438_000000462014_00426_05490_5575.N1	19-MAR-2003 15:34:38	Bright	46.000	119	14Eta Dra	2.7270	4700.0	92	5490	No
22	GOM_NL__2PRFIN20030319_153820_000000372014_00426_05490_5576.N1	19-MAR-2003 15:38:20	Bright	36.500	74	11Bet Cas	2.2680	6600.0	73	5490	No
23	GOM_NL__2PRFIN20030319_154043_000000542014_00426_05490_5577.N1	19-MAR-2003 15:40:43	Bright	54.000	69	33Gam Dra	2.2310	3800.0	108	5490	No
24	GOM_NL__2PRFIN20030319_154416_000000392014_00426_05490_5578.N1	19-MAR-2003 15:44:16	Bright	38.500	19	50Alp Cyg	1.2460	10500.	77	5490	No
25	GOM_NL__2PRFIN20030319_154551_000000392014_00426_05490_5579.N1	19-MAR-2003 15:45:51	Bright	38.500	66	37Gam Cyg	2.2080	5900.0	77	5490	No
26	GOM_NL__2PRFIN20030319_154737_000000372014_00426_05490_5580.N1	19-MAR-2003 15:47:37	Bright	37.000	92	53Eps Cyg	2.5000	4500.0	74	5490	No
27	GOM_NL__2PRFIN20030319_155611_000000542014_00426_05490_5581.N1	19-MAR-2003 15:56:11	Tw_i_and_stray	53.500	11	53Alp Aql	0.76500	8000.0	107	5490	No
28	GOM_NL__2PRFIN20030319_160639_000000502014_00426_05490_5582.N1	19-MAR-2003 16:06:39	Dark	49.500	155	41Pi Sgr	2.9000	6600.0	99	5490	No
29	GOM_NL__2PRFIN20030319_160900_000000682014_00426_05490_5583.N1	19-MAR-2003 16:09:00	Dark	68.000	1014	Mars	0.0000	0.0000	136	5490	Yes
30	GOM_NL__2PRFIN20030319_161215_000000482014_00426_05490_5584.N1	19-MAR-2003 16:12:15	Dark	47.500	38	20Eps Sgr	1.8360	11000.	95	5490	No
31	GOM_NL__2PRFIN20030319_161537_000000482014_00427_05491_6318.N1	19-MAR-2003 16:15:37	Dark	48.000	85	Kap Sco	2.4070	28000.	96	5491	No
32	GOM_NL__2PRFIN20030319_162008_000000432014_00427_05491_6319.N1	19-MAR-2003 16:20:08	Dark	42.500	43	Alp TrA	1.9100	4250.0	85	5491	No
33	GOM_NL__2PRFIN20030319_162139_000000402014_00427_05491_6320.N1	19-MAR-2003 16:21:39	Dark	39.500	134	Bet TrA	2.8100	6600.0	79	5491	No
34	GOM_NL__2PRFIN20030319_162422_000000542014_00427_05491_6321.N1	19-MAR-2003 16:24:22	Dark	53.500	4	Alp1Cen	-0.010000	5800.0	107	5491	No
35	GOM_NL__2PRFIN20030319_162550_000000382014_00427_05491_6322.N1	19-MAR-2003 16:25:50	Dark	37.500	112	Alp Mus	2.6880	26000.	75	5491	No
36	GOM_NL__2PRFIN20030319_162722_000000432014_00427_05491_6323.N1	19-MAR-2003 16:27:22	Dark	42.500	12	Alp1Cru	0.77500	30000.	85	5491	No
37	GOM_NL__2PRFIN20030319_162841_000000472014_00427_05491_6324.N1	19-MAR-2003 16:28:41	Straylight	47.000	26	Gam Cru	1.6240	2900.0	94	5491	No
38	GOM_NL__2PRFIN20030319_163105_000000582014_00427_05491_6325.N1	19-MAR-2003 16:31:05	Straylight	57.500	54	5The Cen	2.0550	4500.0	115	5491	No
39	GOM_NL__2PRFIN20030319_163245_000000452014_00427_05491_6326.N1	19-MAR-2003 16:32:45	Straylight	45.000	123	lot Cen	2.7500	10200.	90	5491	No
40	GOM_NL__2PRFIN20030319_163820_000000532014_00427_05491_6327.N1	19-MAR-2003 16:38:20	Straylight	52.500	106	9Bet Crv	2.6480	5600.0	105	5491	No
41	GOM_NL__2PRFIN20030319_164034_000000492014_00427_05491_6328.N1	19-MAR-2003 16:40:34	Tw_i_and_stray	48.500	100	4Gam Crv	2.5800	13100.	97	5491	No
42	GOM_NL__2PRFIN20030319_164306_000000782014_00427_05491_6329.N1	19-MAR-2003 16:43:06	Bright	78.000	15	67Alp Vir	0.97600	28000.	156	5491	No

43	GOM_NL__2PRFIN20030319_164645_000000552014_00427_05491_6330.N1	19-MAR-2003 16:46:45	Bright	55.000	121	29Gam Vir	2.7400	7200.0	110	5491	No
44	GOM_NL__2PRFIN20030319_164953_000000372014_00427_05491_6331.N1	19-MAR-2003 16:49:53	Bright	36.500	22	32Alp Leo	1.3600	15200.	73	5491	No
45	GOM_NL__2PRFIN20030319_165205_000000372014_00427_05491_6332.N1	19-MAR-2003 16:52:05	Bright	36.500	51	41Gam1Leo	2.0100	4500.0	73	5491	No
46	GOM_NL__2PRFIN20030319_165319_000000362014_00427_05491_6333.N1	19-MAR-2003 16:53:19	Bright	35.500	166	17Eps Leo	2.9800	6000.0	71	5491	No
47	GOM_NL__2PRFIN20030319_165938_000000372014_00427_05491_6334.N1	19-MAR-2003 16:59:38	Bright	37.000	174	52Psi UMa	3.0040	4400.0	74	5491	No
48	GOM_NL__2PRFIN20030319_170252_000000372014_00427_05491_6335.N1	19-MAR-2003 17:02:52	Bright	37.000	82	48Bet UMa	2.3650	10600.	74	5491	No
49	GOM_NL__2PRFIN20030319_170422_000000372014_00427_05491_6336.N1	19-MAR-2003 17:04:22	Bright	36.500	36	50Alp UMa	1.8000	6300.0	73	5491	No
50	GOM_NL__2PRFIN20030319_170643_000000452014_00427_05491_6337.N1	19-MAR-2003 17:06:43	Bright	45.000	55	79Zet UMa	2.0600	10200.	90	5491	No
51	GOM_NL__2PRFIN20030319_171120_000000412014_00427_05491_6338.N1	19-MAR-2003 17:11:20	Bright	40.500	60	7Bet UMi	2.0810	3950.0	81	5491	No
52	GOM_NL__2PRFIN20030319_171513_000000442014_00427_05491_6339.N1	19-MAR-2003 17:15:13	Bright	44.000	119	14Eta Dra	2.7270	4700.0	88	5491	No
53	GOM_NL__2PRFIN20030319_171857_000000342014_00427_05491_6340.N1	19-MAR-2003 17:18:57	Bright	34.000	74	11Bet Cas	2.2680	6600.0	68	5491	No
54	GOM_NL__2PRFIN20030319_172119_000000532014_00427_05491_6341.N1	19-MAR-2003 17:21:19	Bright	52.500	69	33Gam Dra	2.2310	3800.0	105	5491	No
55	GOM_NL__2PRFIN20030319_172452_000000372014_00427_05491_6342.N1	19-MAR-2003 17:24:52	Bright	37.000	19	50Alp Cyg	1.2460	10500.	74	5491	No
56	GOM_NL__2PRFIN20030319_172627_000000382014_00427_05491_6343.N1	19-MAR-2003 17:26:27	Bright	38.000	66	37Gam Cyg	2.2080	5900.0	76	5491	No
57	GOM_NL__2PRFIN20030319_172813_000000362014_00427_05491_6344.N1	19-MAR-2003 17:28:13	Bright	35.500	92	53Eps Cyg	2.5000	4500.0	71	5491	No
58	GOM_NL__2PRFIN20030319_173648_000000512014_00427_05491_6345.N1	19-MAR-2003 17:36:48	Twl_and_stray	50.500	11	53Alp Aql	0.76500	8000.0	101	5491	No
59	GOM_NL__2PRFIN20030319_174716_000000472014_00427_05491_6346.N1	19-MAR-2003 17:47:16	Dark	46.500	155	41Pi Sgr	2.9000	6600.0	93	5491	No
60	GOM_NL__2PRFIN20030319_174936_000000682014_00427_05491_6347.N1	19-MAR-2003 17:49:36	Dark	68.000	1014	Mars	0.0000	0.0000	136	5491	Yes
61	GOM_NL__2PRFIN20030319_175252_000000502014_00427_05491_6348.N1	19-MAR-2003 17:52:52	Dark	50.000	38	20Eps Sgr	1.8360	11000.	100	5491	No
62	GOM_NL__2PRFIN20030319_175614_000000482014_00428_05492_6318.N1	19-MAR-2003 17:56:14	Dark	47.500	85	Kap Sco	2.4070	28000.	95	5492	No
63	GOM_NL__2PRFIN20030319_180045_000000402014_00428_05492_6319.N1	19-MAR-2003 18:00:45	Dark	40.000	43	Alp TrA	1.9100	4250.0	80	5492	No
64	GOM_NL__2PRFIN20030319_180215_000000392014_00428_05492_6320.N1	19-MAR-2003 18:02:15	Dark	39.000	134	Bet TrA	2.8100	6600.0	78	5492	No
65	GOM_NL__2PRFIN20030319_180459_000000572014_00428_05492_6321.N1	19-MAR-2003 18:04:59	Dark	57.000	4	Alp1Cen	-0.010000	5800.0	114	5492	No
66	GOM_NL__2PRFIN20030319_180626_000000372014_00428_05492_6322.N1	19-MAR-2003 18:06:26	Dark	36.500	112	Alp Mus	2.6880	26000.	73	5492	No
67	GOM_NL__2PRFIN20030319_180758_000000482014_00428_05492_6323.N1	19-MAR-2003 18:07:58	Dark	47.500	12	Alp1Cru	0.77500	30000.	95	5492	No
68	GOM_NL__2PRFIN20030319_180917_000000452014_00428_05492_6324.N1	19-MAR-2003 18:09:17	Straylight	44.500	26	Gam Cru	1.6240	2900.0	89	5492	No
69	GOM_NL__2PRFIN20030319_181142_000000592014_00428_05492_6325.N1	19-MAR-2003 18:11:42	Straylight	59.000	54	5The Cen	2.0550	4500.0	118	5492	No
70	GOM_NL__2PRFIN20030319_181322_000000422014_00428_05492_6326.N1	19-MAR-2003 18:13:22	Straylight	42.000	123	lot Cen	2.7500	10200.	84	5492	No
71	GOM_NL__2PRFIN20030319_181855_000000502014_00428_05492_6327.N1	19-MAR-2003 18:18:55	Straylight	50.000	106	9Bet Crv	2.6480	5600.0	100	5492	No
72	GOM_NL__2PRFIN20030319_182108_000000512014_00428_05492_6328.N1	19-MAR-2003 18:21:08	Twl_and_stray	51.000	100	4Gam Crv	2.5800	13100.	102	5492	No
73	GOM_NL__2PRFIN20030319_182340_000000812014_00428_05492_6329.N1	19-MAR-2003 18:23:40	Bright	81.000	15	67Alp Vir	0.97600	28000.	162	5492	No
74	GOM_NL__2PRFIN20030319_182718_000000562014_00428_05492_6330.N1	19-MAR-2003 18:27:18	Bright	55.500	121	29Gam Vir	2.7400	7200.0	111	5492	No
75	GOM_NL__2PRFIN20030319_183028_000000372014_00428_05492_6331.N1	19-MAR-2003 18:30:28	Bright	36.500	22	32Alp Leo	1.3600	15200.	73	5492	No
76	GOM_NL__2PRFIN20030319_183240_000000382014_00428_05492_6332.N1	19-MAR-2003 18:32:40	Bright	37.500	51	41Gam1Leo	2.0100	4500.0	75	5492	No
77	GOM_NL__2PRFIN20030319_183354_000000362014_00428_05492_6333.N1	19-MAR-2003 18:33:54	Bright	36.000	166	17Eps Leo	2.9800	6000.0	72	5492	No
78	GOM_NL__2PRFIN20030319_184012_000000402014_00428_05492_6334.N1	19-MAR-2003 18:40:12	Bright	39.500	174	52Psi UMa	3.0040	4400.0	79	5492	No
79	GOM_NL__2PRFIN20030319_184326_000000382014_00428_05492_6335.N1	19-MAR-2003 18:43:26	Bright	38.000	82	48Bet UMa	2.3650	10600.	76	5492	No
80	GOM_NL__2PRFIN20030319_184457_000000382014_00428_05492_6336.N1	19-MAR-2003 18:44:57	Bright	37.500	36	50Alp UMa	1.8000	6300.0	75	5492	No
81	GOM_NL__2PRFIN20030319_184716_000000472014_00428_05492_6337.N1	19-MAR-2003 18:47:16	Bright	47.000	55	79Zet UMa	2.0600	10200.	94	5492	No
82	GOM_NL__2PRFIN20030319_185155_000000422014_00428_05492_6338.N1	19-MAR-2003 18:51:55	Bright	41.500	60	7Bet UMi	2.0810	3950.0	83	5492	No
83	GOM_NL__2PRFIN20030319_185547_000000492014_00428_05492_6339.N1	19-MAR-2003 18:55:47	Bright	49.000	119	14Eta Dra	2.7270	4700.0	98	5492	No
84	GOM_NL__2PRFIN20030319_185932_000000382014_00428_05492_6340.N1	19-MAR-2003 18:59:32	Bright	37.500	74	11Bet Cas	2.2680	6600.0	75	5492	No
85	GOM_NL__2PRFIN20030319_190153_000000562014_00428_05492_6341.N1	19-MAR-2003 19:01:53	Bright	55.500	69	33Gam Dra	2.2310	3800.0	111	5492	No
86	GOM_NL__2PRFIN20030319_190527_000000362014_00428_05492_6342.N1	19-MAR-2003 19:05:27	Bright	36.000	19	50Alp Cyg	1.2460	10500.	72	5492	No
87	GOM_NL__2PRFIN20030319_190702_000000372014_00428_05492_6343.N1	19-MAR-2003 19:07:02	Bright	37.000	66	37Gam Cyg	2.2080	5900.0	74	5492	No
88	GOM_NL__2PRFIN20030319_190848_000000362014_00428_05492_6344.N1	19-MAR-2003 19:08:48	Bright	35.500	92	53Eps Cyg	2.5000	4500.0	71	5492	No
89	GOM_NL__2PRFIN20030319_191723_000000542014_00428_05492_6345.N1	19-MAR-2003 19:17:23	Twl_and_stray	53.500	11	53Alp Aql	0.76500	8000.0	107	5492	No
90	GOM_NL__2PRFIN20030319_192752_000000472014_00428_05492_6346.N1	19-MAR-2003 19:27:52	Dark	46.500	155	41Pi Sgr	2.9000	6600.0	93	5492	No
91	GOM_NL__2PRFIN20030319_193011_000000682014_00428_05492_6347.N1	19-MAR-2003 19:30:11	Dark	68.000	1014	Mars	0.0000	0.0000	136	5492	Yes
92	GOM_NL__2PRFIN20030319_193328_000000522014_00428_05492_6348.N1	19-MAR-2003 19:33:28	Dark	52.000	38	20Eps Sgr	1.8360	11000.	104	5492	No
93	GOM_NL__2PRFIN20030319_193650_000000502014_00429_05493_6318.N1	19-MAR-2003 19:36:50	Dark	50.000	85	Kap Sco	2.4070	28000.	100	5493	No
94	GOM_NL__2PRFIN20030319_194120_000000422014_00429_05493_6319.N1	19-MAR-2003 19:41:20	Dark	41.500	43	Alp TrA	1.9100	4250.0	83	5493	No
95	GOM_NL__2PRFIN20030319_194251_000000402014_00429_05493_6320.N1	19-MAR-2003 19:42:51	Dark	39.500	134	Bet TrA	2.8100	6600.0	79	5493	No
96	GOM_NL__2PRFIN20030319_194535_000000432014_00429_05493_6321.N1	19-MAR-2003 19:45:35	Dark	43.000	4	Alp1Cen	-0.010000	5800.0	86	5493	No
97	GOM_NL__2PRFIN20030319_194702_000000372014_00429_05493_6322.N1	19-MAR-2003 19:47:02	Dark	37.000	112	Alp Mus	2.6880	26000.	74	5493	No
98	GOM_NL__2PRFIN20030319_194833_000000432014_00429_05493_6323.N1	19-MAR-2003 19:48:33	Dark	43.000	12	Alp1Cru	0.77500	30000.	86	5493	No
99	GOM_NL__2PRFIN20030319_194952_000000522014_00429_05493_6324.N1	19-MAR-2003 19:49:52	Straylight	52.000	26	Gam Cru	1.6240	2900.0	104	5493	No
100	GOM_NL__2PRFIN20030319_195217_000000642014_00429_05493_6325.N1	19-MAR-2003 19:52:17	Straylight	63.500	54	5The Cen	2.0550	4500.0	127	5493	No
101	GOM_NL__2PRFIN20030319_195357_000000502014_00429_05493_6326.N1	19-MAR-2003 19:53:57	Straylight	50.000	123	lot Cen	2.7500	10200.	100	5493	No

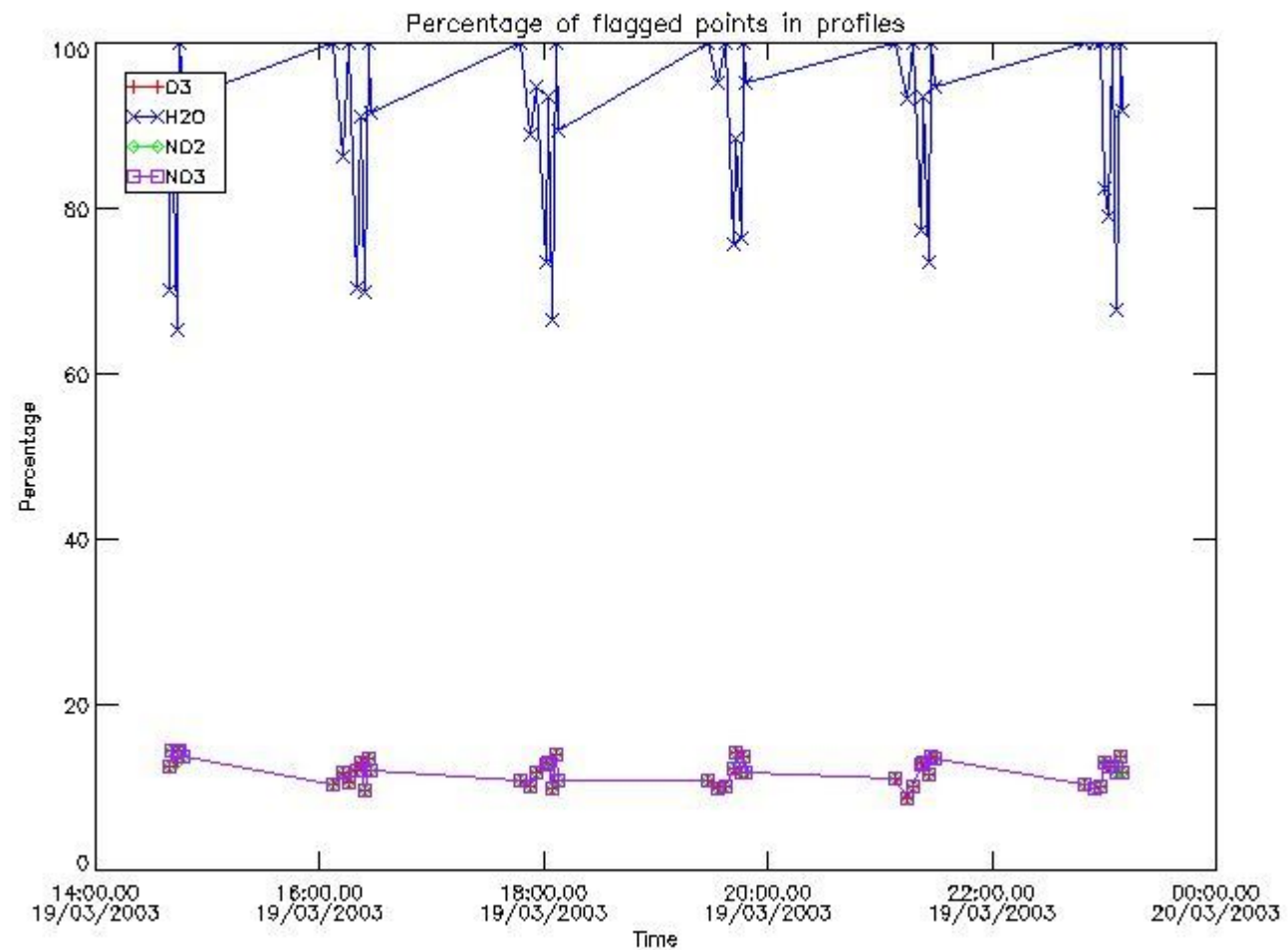
102	GOM_NL__2PRFIN20030319_195931_000000552014_00429_05493_6327.N1	19-MAR-2003 19:59:31	Straylight	54.500	106	9Bet Crv	2.6480	5600.0	109	5493	No
103	GOM_NL__2PRFIN20030319_200145_000000492014_00429_05493_6328.N1	19-MAR-2003 20:01:45	Twilight_stray	48.500	100	4Gam Crv	2.5800	13100.	97	5493	No
104	GOM_NL__2PRFIN20030319_200416_000000812014_00429_05493_6329.N1	19-MAR-2003 20:04:16	Bright	80.500	15	67Alp Vir	0.97600	28000.	161	5493	No
105	GOM_NL__2PRFIN20030319_200754_000000562014_00429_05493_6330.N1	19-MAR-2003 20:07:54	Bright	55.500	121	29Gam Vir	2.7400	7200.0	111	5493	No
106	GOM_NL__2PRFIN20030319_201105_000000372014_00429_05493_6331.N1	19-MAR-2003 20:11:05	Bright	37.000	22	32Alp Leo	1.3600	15200.	74	5493	No
107	GOM_NL__2PRFIN20030319_201316_000000382014_00429_05493_6332.N1	19-MAR-2003 20:13:16	Bright	37.500	51	41Gam1Leo	2.0100	4500.0	75	5493	No
108	GOM_NL__2PRFIN20030319_201430_000000372014_00429_05493_6333.N1	19-MAR-2003 20:14:30	Bright	37.000	166	17Eps Leo	2.9800	6000.0	74	5493	No
109	GOM_NL__2PRFIN20030319_202048_000000402014_00429_05493_6334.N1	19-MAR-2003 20:20:48	Bright	39.500	174	52Psi UMa	3.0040	4400.0	79	5493	No
110	GOM_NL__2PRFIN20030319_202402_000000382014_00429_05493_6335.N1	19-MAR-2003 20:24:02	Bright	38.000	82	48Bet UMa	2.3650	10600.	76	5493	No
111	GOM_NL__2PRFIN20030319_202532_000000392014_00429_05493_6336.N1	19-MAR-2003 20:25:32	Bright	38.500	36	50Alp UMa	1.8000	6300.0	77	5493	No
112	GOM_NL__2PRFIN20030319_202752_000000492014_00429_05493_6337.N1	19-MAR-2003 20:27:52	Bright	48.500	55	79Zet UMa	2.0600	10200.	97	5493	No
113	GOM_NL__2PRFIN20030319_203230_000000372014_00429_05493_6338.N1	19-MAR-2003 20:32:30	Bright	37.000	60	7Bet UMi	2.0810	3950.0	74	5493	No
114	GOM_NL__2PRFIN20030319_203622_000000482014_00429_05493_6339.N1	19-MAR-2003 20:36:22	Bright	47.500	119	14Eta Dra	2.7270	4700.0	95	5493	No
115	GOM_NL__2PRFIN20030319_204009_000000372014_00429_05493_6340.N1	19-MAR-2003 20:40:09	Bright	37.000	74	11Bet Cas	2.2680	6600.0	74	5493	No
116	GOM_NL__2PRFIN20030319_204228_000000532014_00429_05493_6341.N1	19-MAR-2003 20:42:28	Bright	52.500	69	33Gam Dra	2.2310	3800.0	105	5493	No
117	GOM_NL__2PRFIN20030319_204603_000000402014_00429_05493_6342.N1	19-MAR-2003 20:46:03	Bright	39.500	19	50Alp Cyg	1.2460	10500.	79	5493	No
118	GOM_NL__2PRFIN20030319_204738_000000382014_00429_05493_6343.N1	19-MAR-2003 20:47:38	Bright	38.000	66	37Gam Cyg	2.2080	5900.0	76	5493	No
119	GOM_NL__2PRFIN20030319_204924_000000362014_00429_05493_6344.N1	19-MAR-2003 20:49:24	Bright	35.500	92	53Eps Cyg	2.5000	4500.0	71	5493	No
120	GOM_NL__2PRFIN20030319_205759_000000492014_00429_05493_6345.N1	19-MAR-2003 20:57:59	Twilight_stray	48.500	11	53Alp Aql	0.76500	8000.0	97	5493	No
121	GOM_NL__2PRFIN20030319_210828_000000462014_00429_05493_6346.N1	19-MAR-2003 21:08:28	Dark	45.500	155	41Pi Sgr	2.9000	6600.0	91	5493	No
122	GOM_NL__2PRFIN20030319_211047_000000572014_00429_05493_6347.N1	19-MAR-2003 21:10:47	Dark	56.500	1014	Mars	0.0000	0.0000	113	5493	Yes
123	GOM_NL__2PRFIN20030319_211405_000000602014_00429_05493_6348.N1	19-MAR-2003 21:14:05	Dark	59.500	38	20Eps Sgr	1.8360	11000.	119	5493	No
124	GOM_NL__2PRFIN20030319_211727_000000502014_00430_05494_6318.N1	19-MAR-2003 21:17:27	Dark	50.000	85	Kap Sco	2.4070	28000.	100	5494	No
125	GOM_NL__2PRFIN20030319_212156_000000402014_00430_05494_6319.N1	19-MAR-2003 21:21:56	Dark	40.000	43	Alp TrA	1.9100	4250.0	80	5494	No
126	GOM_NL__2PRFIN20030319_212327_000000402014_00430_05494_6320.N1	19-MAR-2003 21:23:27	Dark	39.500	134	Bet TrA	2.8100	6600.0	79	5494	No
127	GOM_NL__2PRFIN20030319_212611_000000442014_00430_05494_6321.N1	19-MAR-2003 21:26:11	Dark	44.000	4	Alp1Cen	-0.010000	5800.0	88	5494	No
128	GOM_NL__2PRFIN20030319_212738_000000372014_00430_05494_6322.N1	19-MAR-2003 21:27:38	Dark	37.000	112	Alp Mus	2.6880	26000.	74	5494	No
129	GOM_NL__2PRFIN20030319_212910_000000382014_00430_05494_6323.N1	19-MAR-2003 21:29:10	Dark	38.000	12	Alp1Cru	0.77500	30000.	76	5494	No
130	GOM_NL__2PRFIN20030319_213029_000000542014_00430_05494_6324.N1	19-MAR-2003 21:30:29	Straylight	54.000	26	Gam Cru	1.6240	2900.0	108	5494	No
131	GOM_NL__2PRFIN20030319_213254_000000612014_00430_05494_6325.N1	19-MAR-2003 21:32:54	Straylight	60.500	54	5The Cen	2.0550	4500.0	121	5494	No
132	GOM_NL__2PRFIN20030319_213433_000000492014_00430_05494_6326.N1	19-MAR-2003 21:34:33	Straylight	49.000	123	lot Cen	2.7500	10200.	98	5494	No
133	GOM_NL__2PRFIN20030319_214007_000000522014_00430_05494_6327.N1	19-MAR-2003 21:40:07	Straylight	52.000	106	9Bet Crv	2.6480	5600.0	104	5494	No
134	GOM_NL__2PRFIN20030319_214220_000000502014_00430_05494_6328.N1	19-MAR-2003 21:42:20	Twilight_stray	50.000	100	4Gam Crv	2.5800	13100.	100	5494	No
135	GOM_NL__2PRFIN20030319_214451_000000792014_00430_05494_6329.N1	19-MAR-2003 21:44:51	Bright	79.000	15	67Alp Vir	0.97600	28000.	158	5494	No
136	GOM_NL__2PRFIN20030319_214830_000000572014_00430_05494_6330.N1	19-MAR-2003 21:48:30	Bright	56.500	121	29Gam Vir	2.7400	7200.0	113	5494	No
137	GOM_NL__2PRFIN20030319_215140_000000392014_00430_05494_6331.N1	19-MAR-2003 21:51:40	Bright	38.500	22	32Alp Leo	1.3600	15200.	77	5494	No
138	GOM_NL__2PRFIN20030319_215352_000000382014_00430_05494_6332.N1	19-MAR-2003 21:53:52	Bright	37.500	51	41Gam1Leo	2.0100	4500.0	75	5494	No
139	GOM_NL__2PRFIN20030319_215506_000000372014_00430_05494_6333.N1	19-MAR-2003 21:55:06	Bright	36.500	166	17Eps Leo	2.9800	6000.0	73	5494	No
140	GOM_NL__2PRFIN20030319_220123_000000412014_00430_05494_6334.N1	19-MAR-2003 22:01:23	Bright	40.500	174	52Psi UMa	3.0040	4400.0	81	5494	No
141	GOM_NL__2PRFIN20030319_220437_000000382014_00430_05494_6335.N1	19-MAR-2003 22:04:37	Bright	37.500	82	48Bet UMa	2.3650	10600.	75	5494	No
142	GOM_NL__2PRFIN20030319_220608_000000412014_00430_05494_6336.N1	19-MAR-2003 22:06:08	Bright	41.000	36	50Alp UMa	1.8000	6300.0	82	5494	No
143	GOM_NL__2PRFIN20030319_220827_000000482014_00430_05494_6337.N1	19-MAR-2003 22:08:27	Bright	47.500	55	79Zet UMa	2.0600	10200.	95	5494	No
144	GOM_NL__2PRFIN20030319_221306_000000392014_00430_05494_6338.N1	19-MAR-2003 22:13:06	Bright	39.000	60	7Bet UMi	2.0810	3950.0	78	5494	No
145	GOM_NL__2PRFIN20030319_221658_000000482014_00430_05494_6339.N1	19-MAR-2003 22:16:58	Bright	47.500	119	14Eta Dra	2.7270	4700.0	95	5494	No
146	GOM_NL__2PRFIN20030319_222045_000000342014_00430_05494_6340.N1	19-MAR-2003 22:20:45	Bright	34.000	74	11Bet Cas	2.2680	6600.0	68	5494	No
147	GOM_NL__2PRFIN20030319_222304_000000562014_00430_05494_6341.N1	19-MAR-2003 22:23:04	Bright	55.500	69	33Gam Dra	2.2310	3800.0	111	5494	No
148	GOM_NL__2PRFIN20030319_222639_000000362014_00430_05494_6342.N1	19-MAR-2003 22:26:39	Bright	35.500	19	50Alp Cyg	1.2460	10500.	71	5494	No
149	GOM_NL__2PRFIN20030319_222814_000000402014_00430_05494_6343.N1	19-MAR-2003 22:28:14	Bright	40.000	66	37Gam Cyg	2.2080	5900.0	80	5494	No
150	GOM_NL__2PRFIN20030319_223000_000000372014_00430_05494_6344.N1	19-MAR-2003 22:30:00	Bright	37.000	92	53Eps Cyg	2.5000	4500.0	74	5494	No
151	GOM_NL__2PRFIN20030319_223836_000000542014_00430_05494_6345.N1	19-MAR-2003 22:38:36	Twilight_stray	54.000	11	53Alp Aql	0.76500	8000.0	108	5494	No
152	GOM_NL__2PRFIN20030319_224905_000000492014_00430_05494_6346.N1	19-MAR-2003 22:49:05	Dark	49.000	155	41Pi Sgr	2.9000	6600.0	98	5494	No
153	GOM_NL__2PRFIN20030319_225124_000000642014_00430_05494_6347.N1	19-MAR-2003 22:51:24	Dark	63.500	1014	Mars	0.0000	0.0000	127	5494	Yes
154	GOM_NL__2PRFIN20030319_225442_000000522014_00430_05494_6348.N1	19-MAR-2003 22:54:42	Dark	51.500	38	20Eps Sgr	1.8360	11000.	103	5494	No
155	GOM_NL__2PRFIN20030319_225804_000000502014_00431_05495_6318.N1	19-MAR-2003 22:58:04	Dark	50.000	85	Kap Sco	2.4070	28000.	100	5495	No
156	GOM_NL__2PRFIN20030319_230028_000000432014_00431_05495_6319.N1	19-MAR-2003 23:00:28	Dark	43.000	141	Bet Ara	2.8400	4600.0	86	5495	No
157	GOM_NL__2PRFIN20030319_230233_000000412014_00431_05495_6320.N1	19-MAR-2003 23:02:33	Dark	41.000	43	Alp TrA	1.9100	4250.0	82	5495	No
158	GOM_NL__2PRFIN20030319_230404_000000412014_00431_05495_6321.N1	19-MAR-2003 23:04:04	Dark	40.500	134	Bet TrA	2.8100	6600.0	81	5495	No
159	GOM_NL__2PRFIN20030319_230648_000000472014_00431_05495_6322.N1	19-MAR-2003 23:06:48	Dark	47.000	4	Alp1Cen	-0.010000	5800.0	94	5495	No
160	GOM_NL__2PRFIN20030319_230814_000000372014_00431_05495_6323.N1	19-MAR-2003 23:08:14	Dark	37.000	112	Alp Mus	2.6880	26000.	74	5495	No

161	GOM_NL__2PRFIN20030319_230946_000000442014_00431_05495_6324.N1	19-MAR-2003 23:09:46	Dark	43.500	12	Alp1Cru	0.77500	30000.	87	5495	No
162	GOM_NL__2PRFIN20030319_231105_000000482014_00431_05495_6325.N1	19-MAR-2003 23:11:05	Straylight	48.000	26	Gam Cru	1.6240	2900.0	96	5495	No
163	GOM_NL__2PRFIN20030319_231252_000000452014_00431_05495_6326.N1	19-MAR-2003 23:12:52	Straylight	45.000	64	Gam Cen	2.2000	10600.	90	5495	No
164	GOM_NL__2PRFIN20030319_231450_000000382014_00431_05495_6327.N1	19-MAR-2003 23:14:50	Straylight	38.000	113	Mu Vel	2.6920	5000.0	76	5495	No
165	GOM_NL__2PRFIN20030319_232043_000000512014_00431_05495_6328.N1	19-MAR-2003 23:20:43	Straylight	50.500	106	9Bet Crv	2.6480	5600.0	101	5495	No
166	GOM_NL__2PRFIN20030319_232256_000000492014_00431_05495_6329.N1	19-MAR-2003 23:22:56	Twilight_stray	49.000	100	4Gam Crv	2.5800	13100.	98	5495	No
167	GOM_NL__2PRFIN20030319_232527_000000802014_00431_05495_6330.N1	19-MAR-2003 23:25:27	Bright	79.500	15	67Alp Vir	0.97600	28000.	159	5495	No
168	GOM_NL__2PRFIN20030319_232905_000000562014_00431_05495_6331.N1	19-MAR-2003 23:29:05	Bright	56.000	121	29Gam Vir	2.7400	7200.0	112	5495	No
169	GOM_NL__2PRFIN20030319_233216_000000382014_00431_05495_6332.N1	19-MAR-2003 23:32:16	Bright	38.000	22	32Alp Leo	1.3600	15200.	76	5495	No
170	GOM_NL__2PRFIN20030319_233428_000000382014_00431_05495_6333.N1	19-MAR-2003 23:34:28	Bright	38.000	51	41Gam1Leo	2.0100	4500.0	76	5495	No
171	GOM_NL__2PRFIN20030319_233542_000000372014_00431_05495_6334.N1	19-MAR-2003 23:35:42	Bright	36.500	166	17Eps Leo	2.9800	6000.0	73	5495	No
172	GOM_NL__2PRFIN20030319_234159_000000392014_00431_05495_6335.N1	19-MAR-2003 23:41:59	Bright	39.000	174	52Psi UMa	3.0040	4400.0	78	5495	No
173	GOM_NL__2PRFIN20030319_234513_000000372014_00431_05495_6336.N1	19-MAR-2003 23:45:13	Bright	36.500	82	48Bet UMa	2.3650	10600.	73	5495	No
174	GOM_NL__2PRFIN20030319_234644_000000382014_00431_05495_6337.N1	19-MAR-2003 23:46:44	Bright	38.000	36	50Alp UMa	1.8000	6300.0	76	5495	No
175	GOM_NL__2PRFIN20030319_234902_000000472014_00431_05495_6338.N1	19-MAR-2003 23:49:02	Bright	47.000	55	79Zet UMa	2.0600	10200.	94	5495	No
176	GOM_NL__2PRFIN20030319_235341_000000572014_00431_05495_6339.N1	19-MAR-2003 23:53:41	Bright	57.000	60	7Bet UMi	2.0810	3950.0	114	5495	No
177	GOM_NL__2PRFIN20030319_235733_000000492014_00431_05495_6340.N1	19-MAR-2003 23:57:33	Bright	48.500	119	14Eta Dra	2.7270	4700.0	97	5495	No

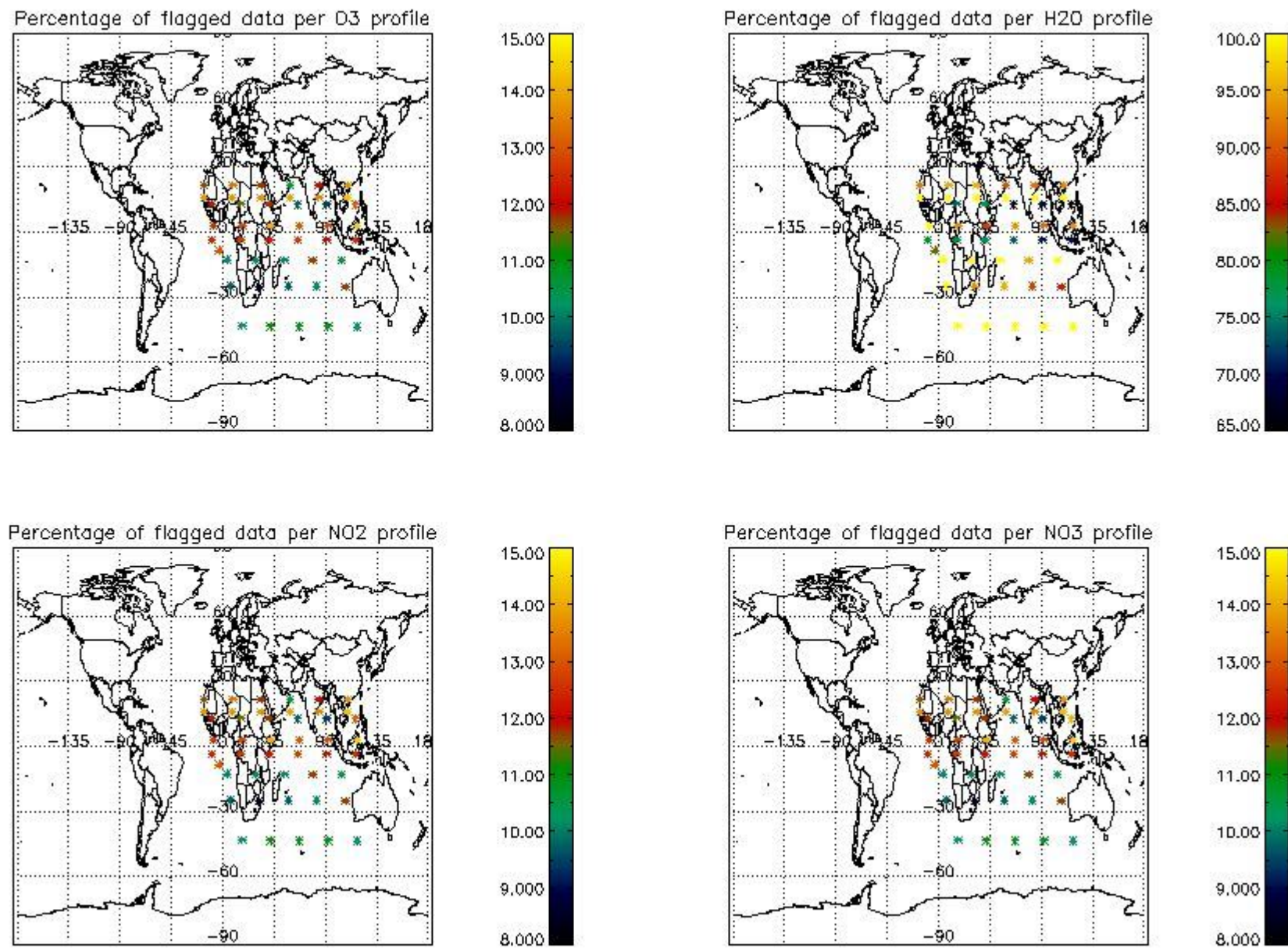
3. Quality information per product

In this section it is plotted some information contained in the Quality Summary data set of the level 2 products. Only products in dark limb conditions and without errors (error flag in the MPH set to "0") are used.

3.1 Plot quality information per product (time dependant)



3.2 Plot quality information per product (world map)

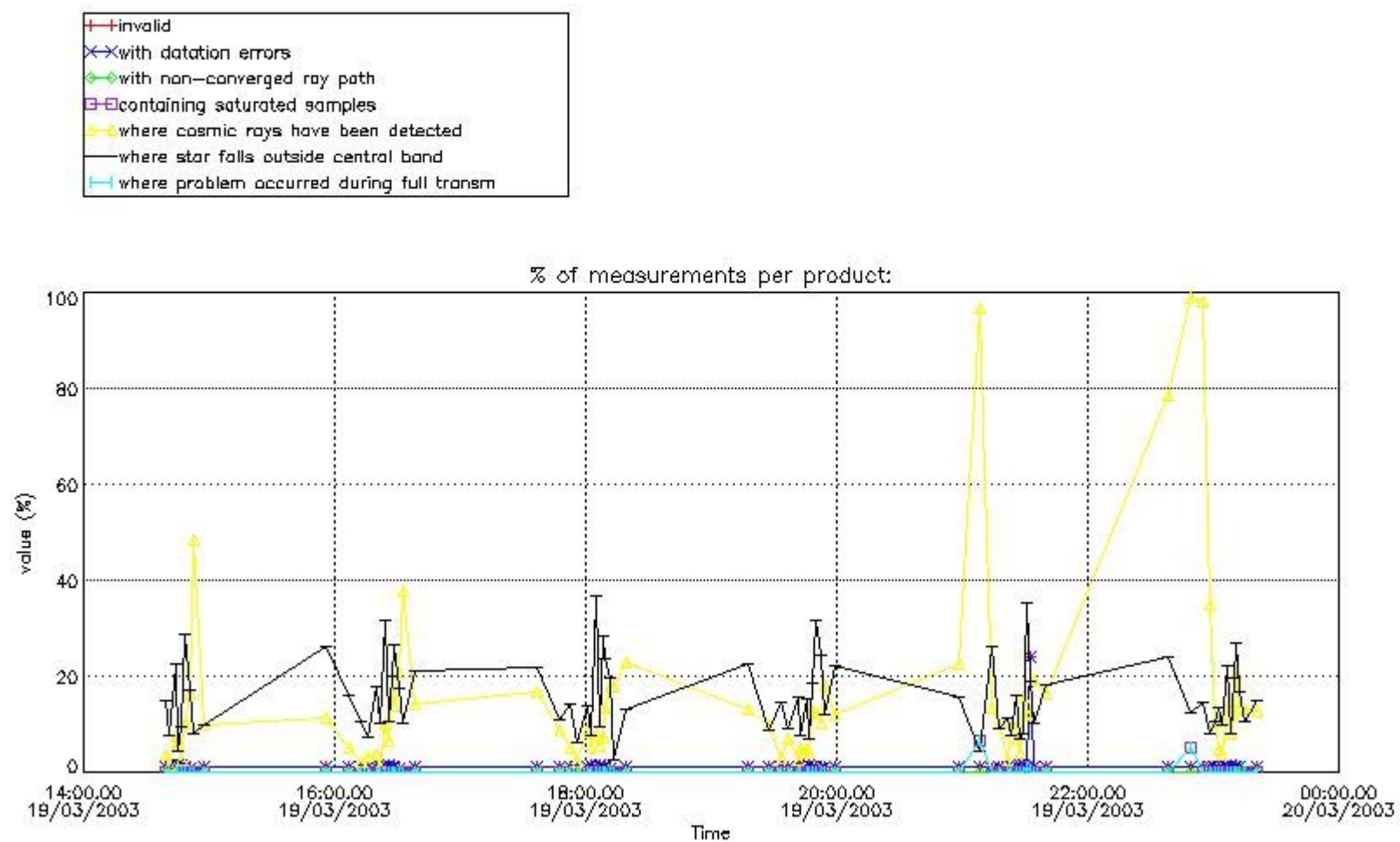


4. Level 1 quality information per product

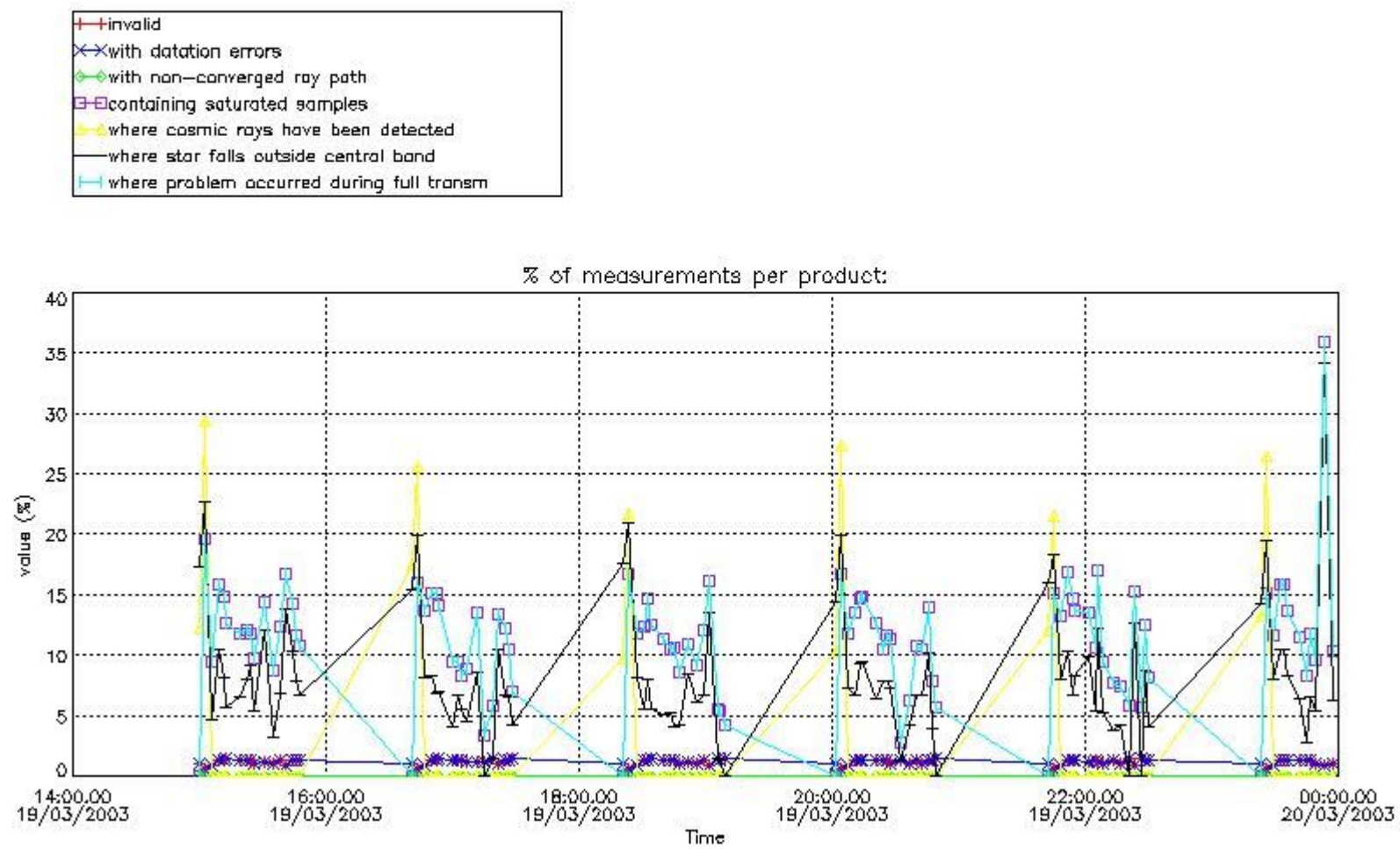
In this section it is plotted some information contained in the Quality Summary data set of the level 2 products that comes from the level 1b processing. Products without errors (error flag in the MPH set to "0") are used.

4.1 Plot quality information per product (time dependant) coming from level 1b processing

4.1.1 Plot level 1 quality information per product (time dependant): ENVISAT ASCENDING passes



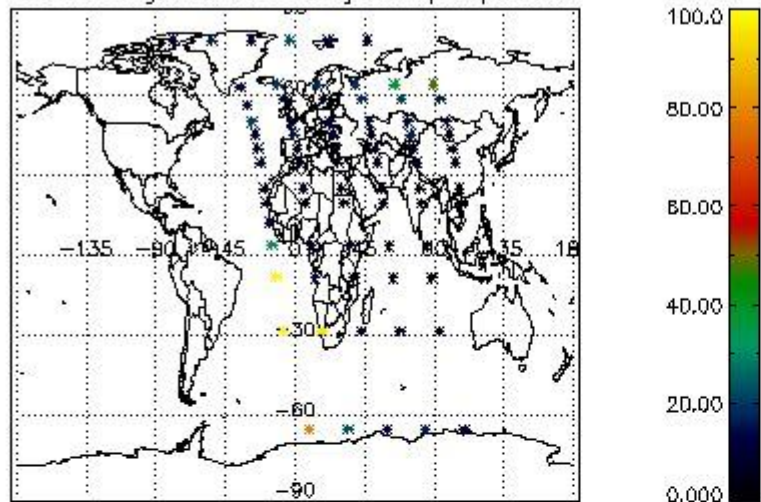
4.1.2 Plot level 1 quality information per product (time dependant): ENVISAT DESCENDING passes



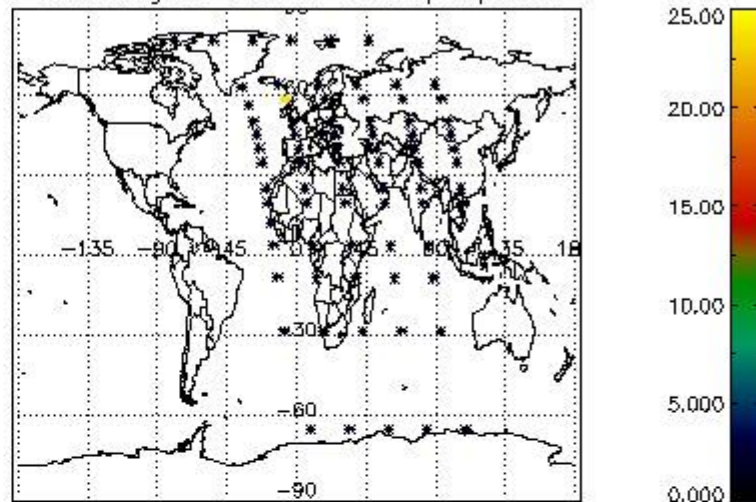
4.2 Plot quality information per product coming from level 1b processing (world map)

4.2.1 Plot level 1 quality information per product (world map): ENVISAT ASCENDING passes

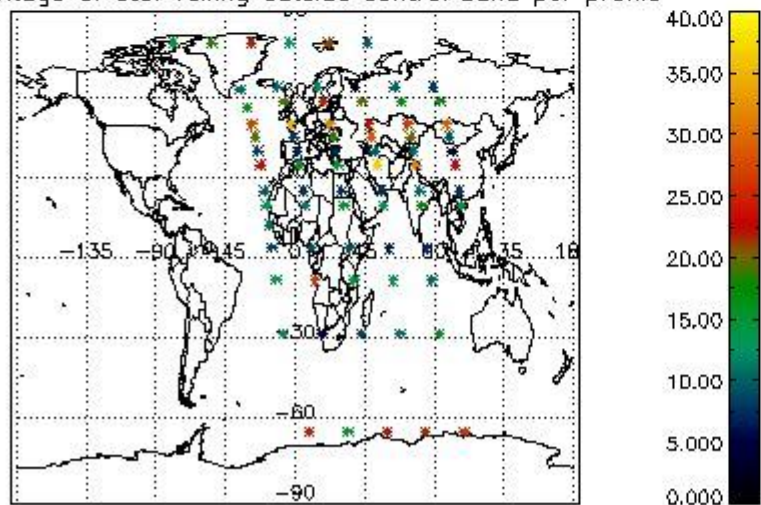
Percentage of cosmic ray hits per profile



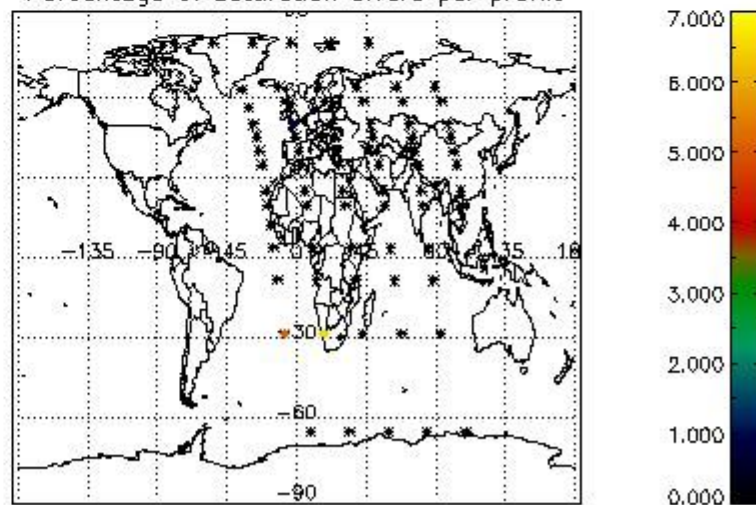
Percentage of datation errors per profile



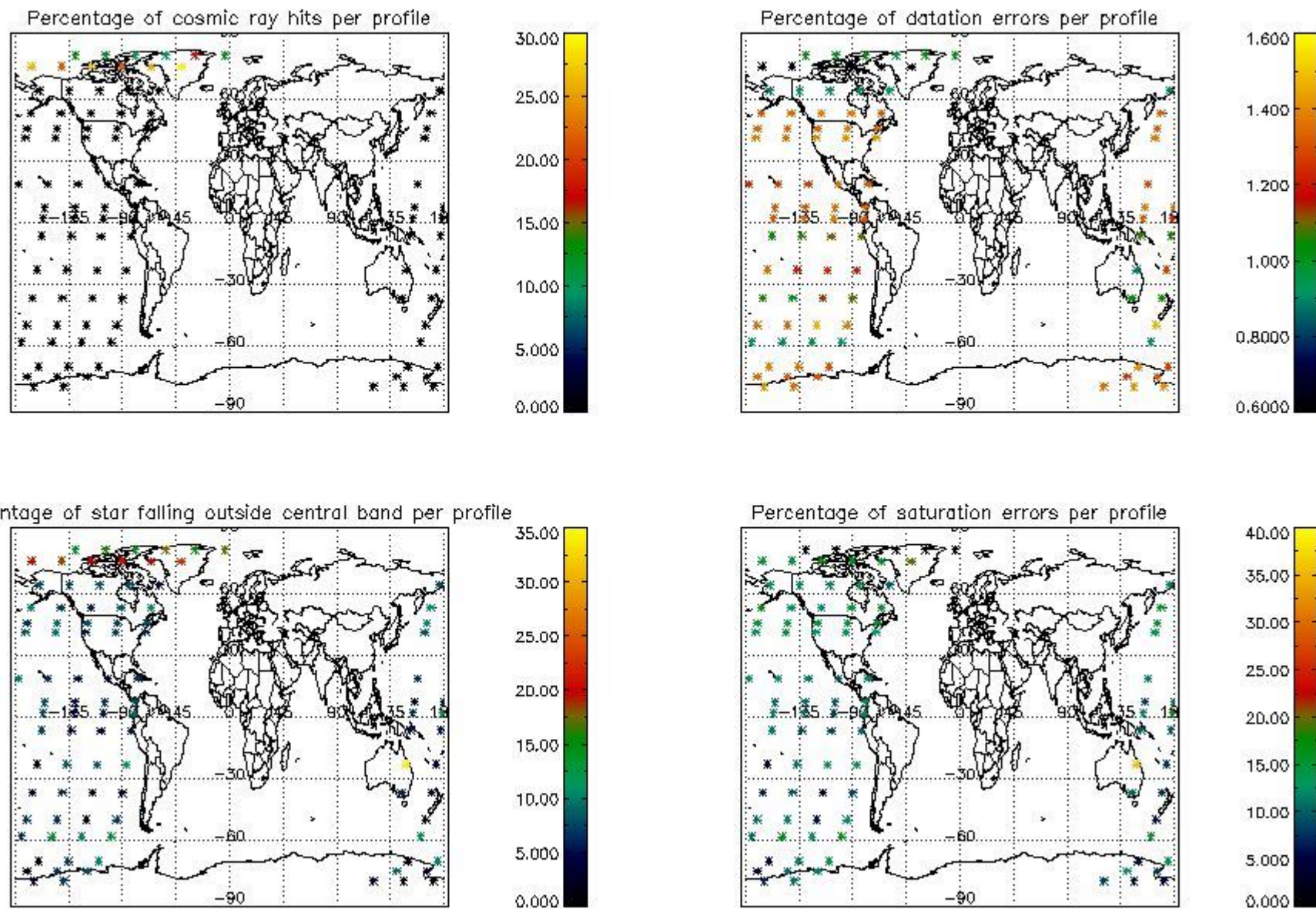
Percentage of star falling outside central band per profile



Percentage of saturation errors per profile



4.2.2 Plot level 1 quality information per product (world map): ENVISAT DESCENDING passes



5. Trace gas profiles

5.1 Ozone statistics based on quality of products

The final quality of the products can be "measured" using the STD (Standard Deviation) attached to every point profile. This information is written to the parameter GOM_NL__2P/NL_LOCAL_SPECIES_DENSITY/o3_std of the level 2 products. The table below shows the statistics for given STD ranges.

The statistics are given with respect to the overall valid production:

- Products without fatal errors: GOM_NL__2P/MPH/PRODUCT_ERR=0
- Valid point profile: GOM_NL__2P/NL_LOCAL_SPECIES_DENSITY/pcd(0)=0

The 'Criteria' is applied to valid points of dark limb products:

- Products in dark limb illumination condition: GOM_NL__2P/NL_SUMMARY_QUALITY/obs_ill_cond=0
- Products without fatal errors: GOM_NL__2P/MPH/PRODUCT_ERR=0
- Valid point profile: GOM_NL__2P/NL_LOCAL_SPECIES_DENSITY/pcd(0)=0

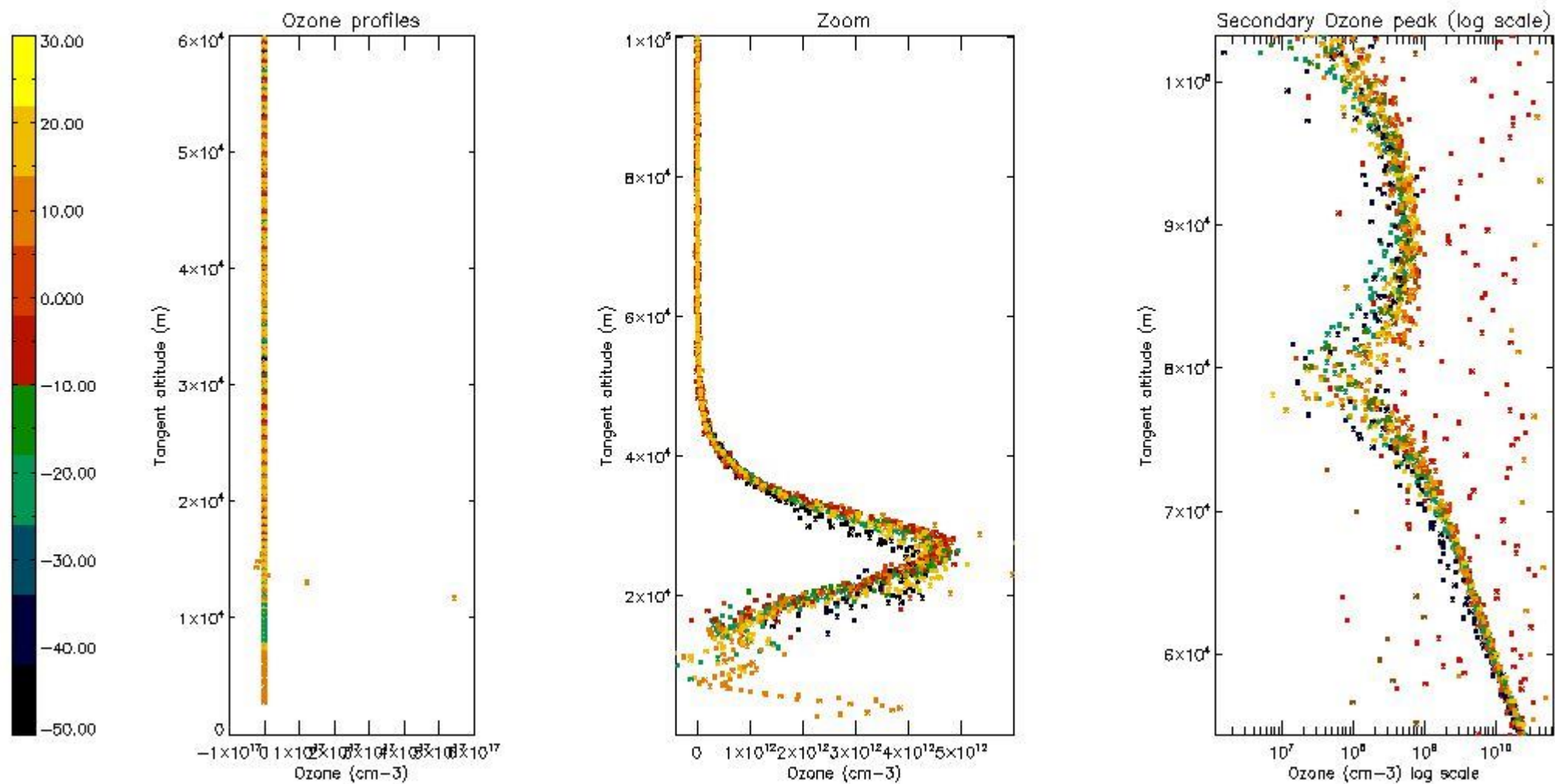
So, the table below shows the percentage of dark limb and valid observations for each criteria with respect to the overall valid daily observations.

Criteria	% of total production
All STD	26
STD < 20	17

STD < 10	14
STD < 5	9

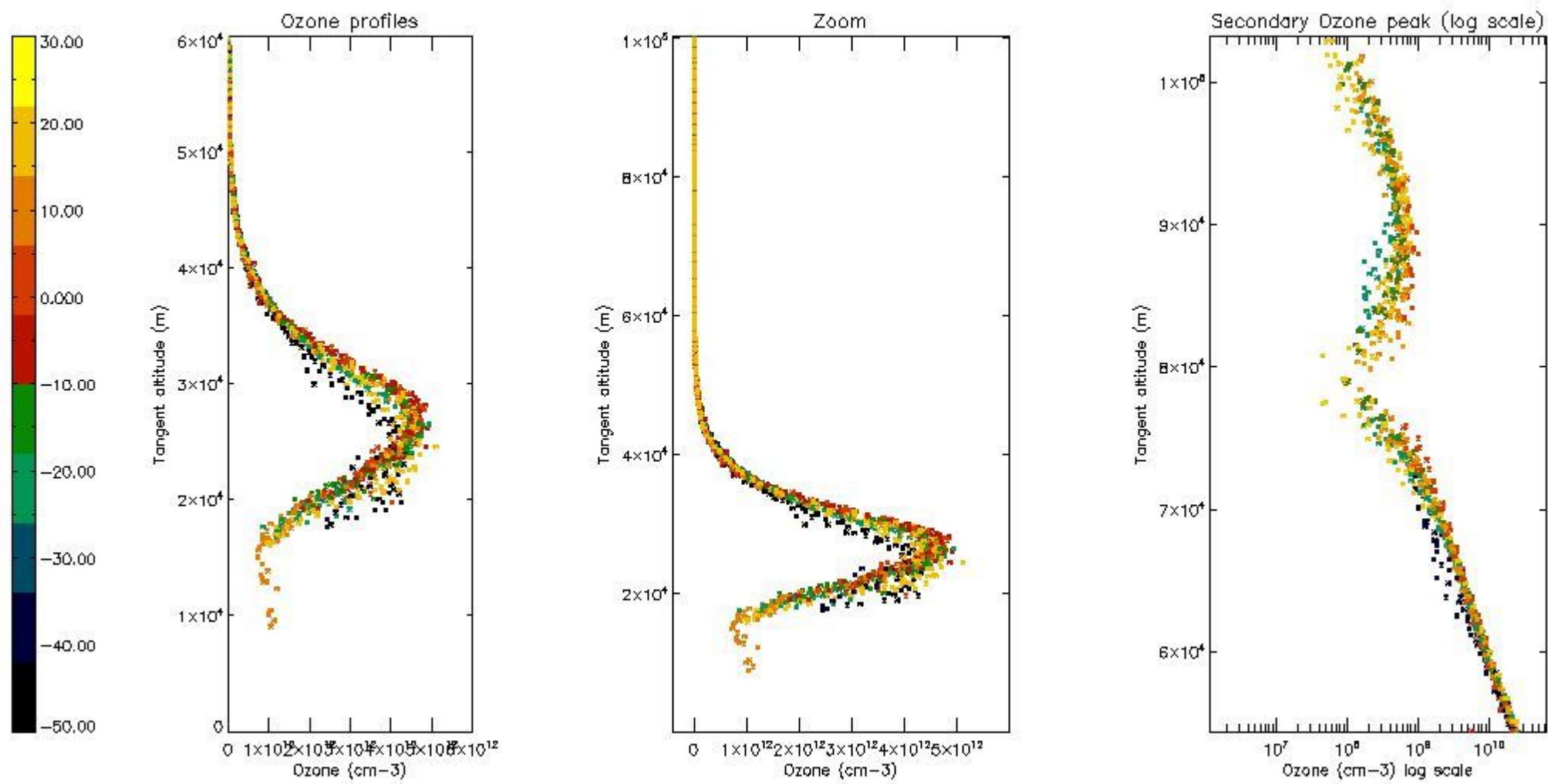
5.2 Plot ozone profiles for all STD (dark without errors)

The colorbar represents the latitude.



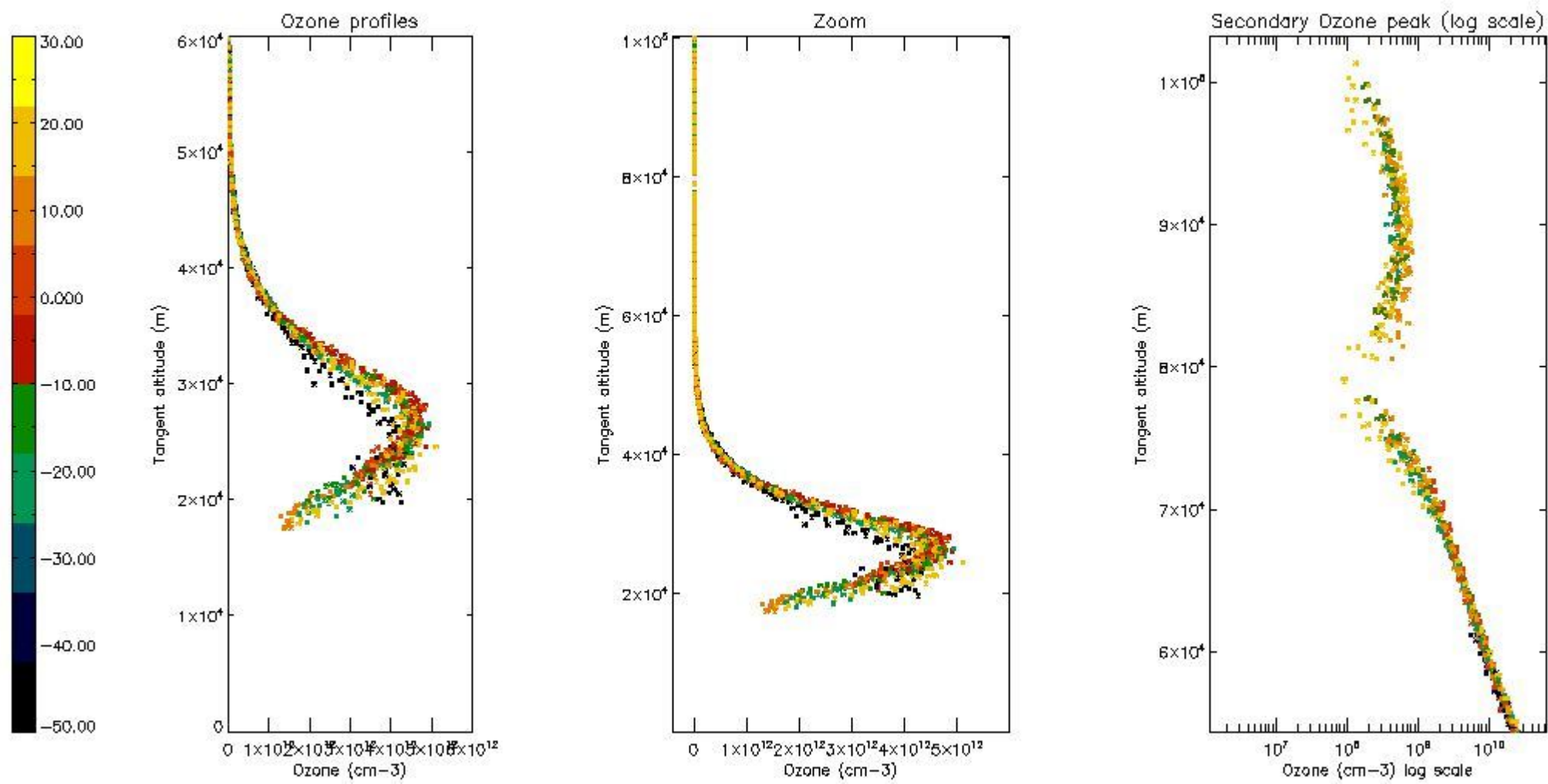
5.3 Plot ozone profiles where STD < 20% (dark without errors)

The colorbar represents the latitude.



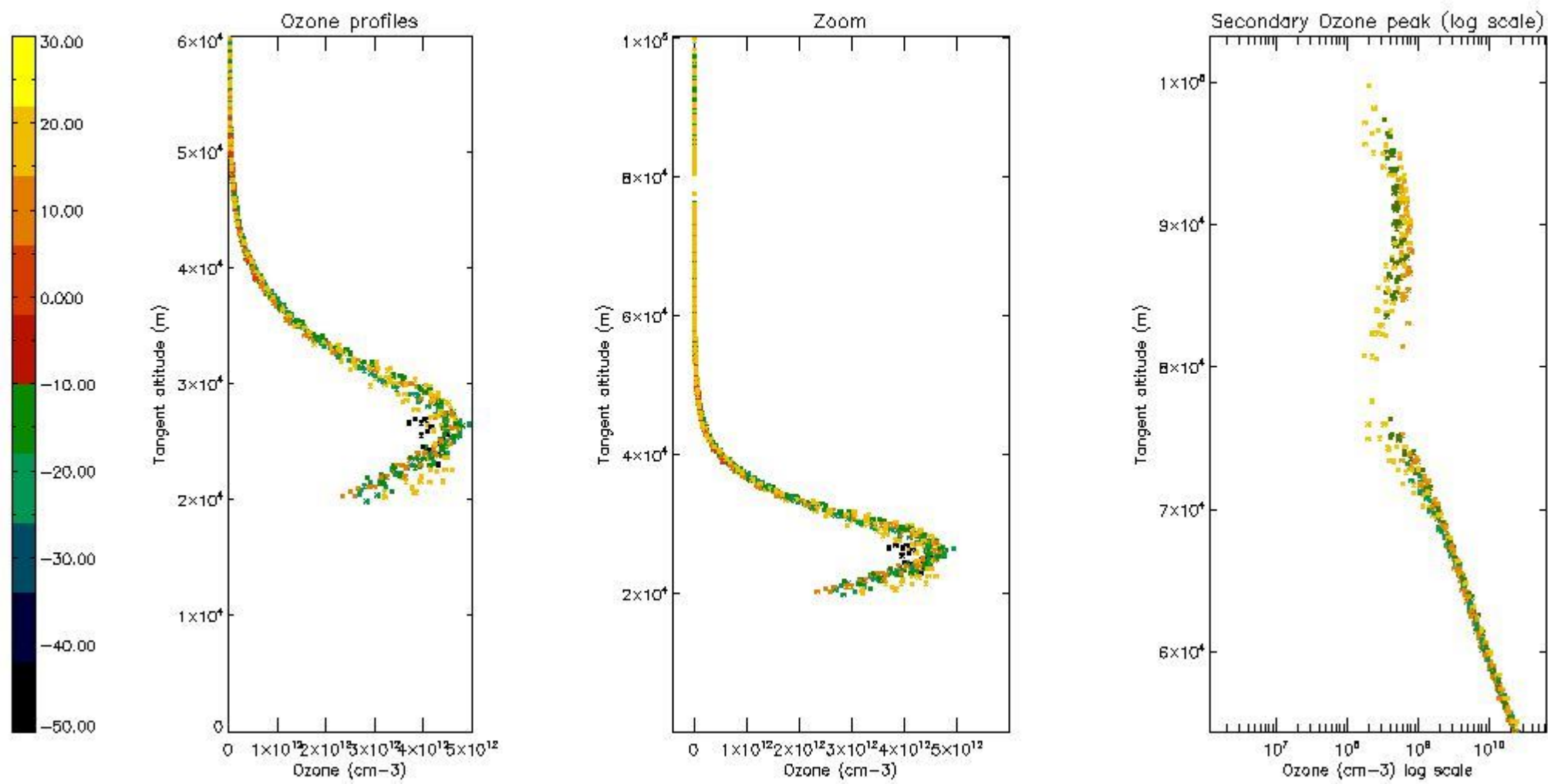
5.4 Plot ozone profiles where STD < 10% (dark without errors)

The colorbar represents the latitude.



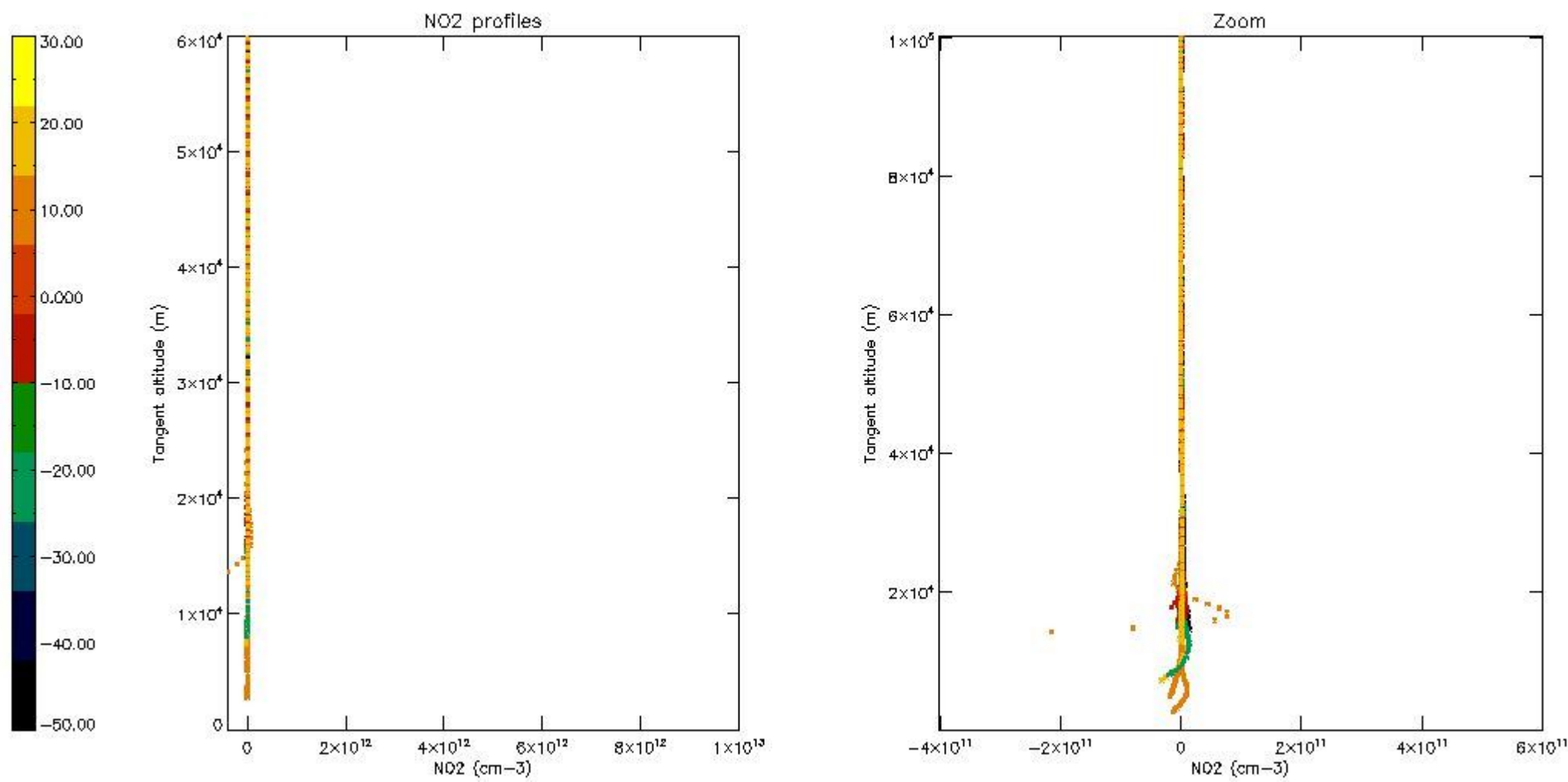
5.5 Plot ozone profiles where STD < 5% (dark without errors)

The colorbar represents the latitude.



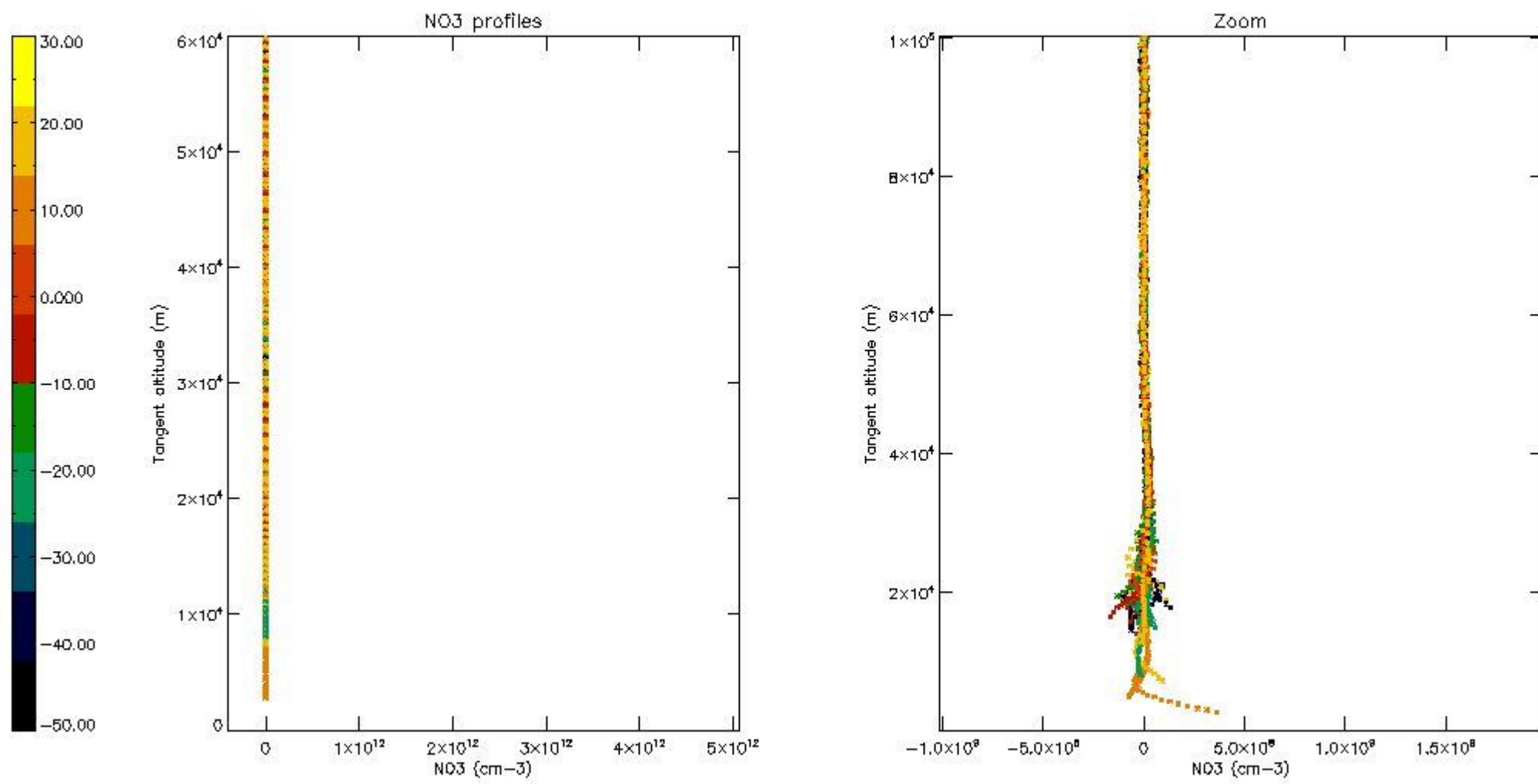
5.6 Plot NO₂ profiles for all STD (dark without errors)

The colorbar represents the latitude.



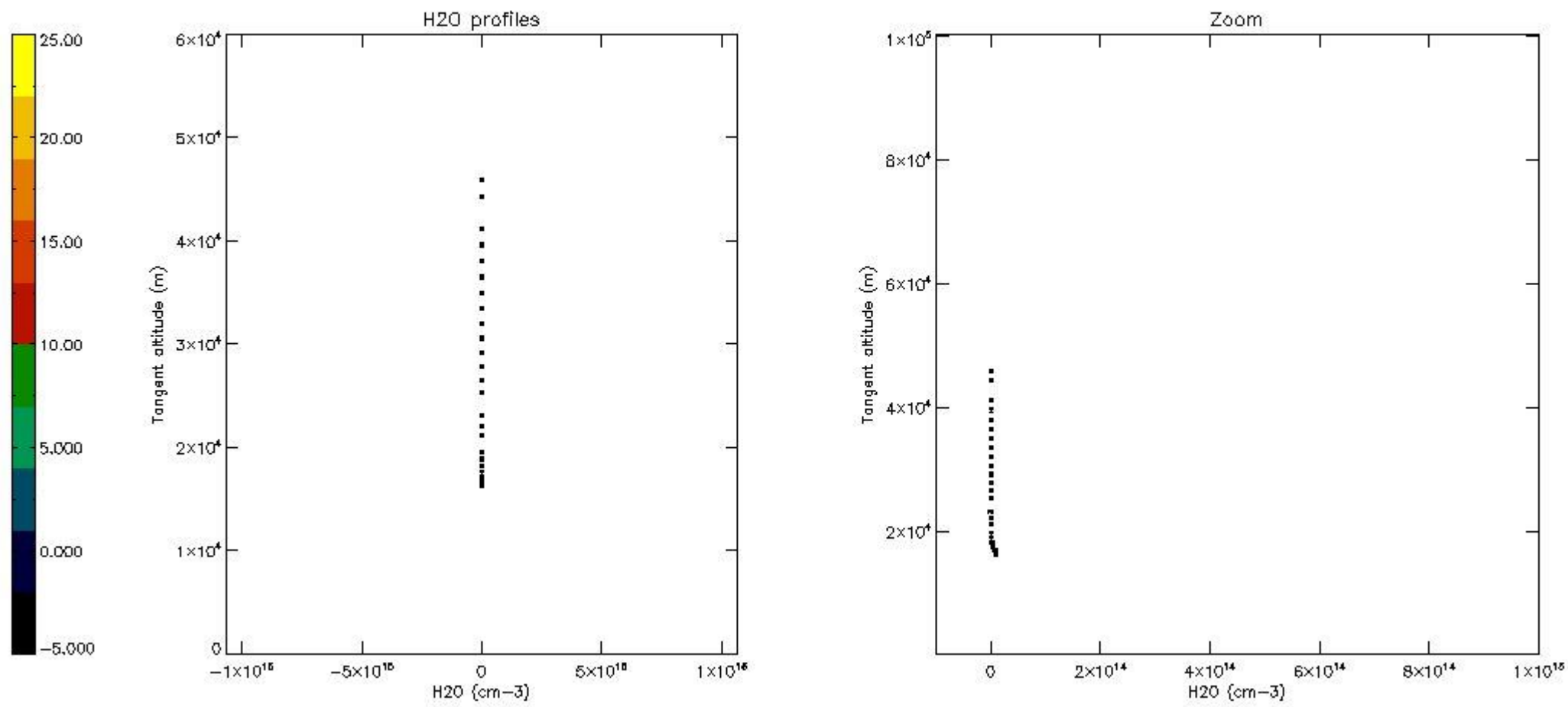
5.7 Plot NO3 profiles for all STD (dark without errors)

The colorbar represents the latitude.



5.8 Plot H2O profiles for all STD (only for occultations of stars 1,2,3,4,13,14,16,26,63 dark without errors)

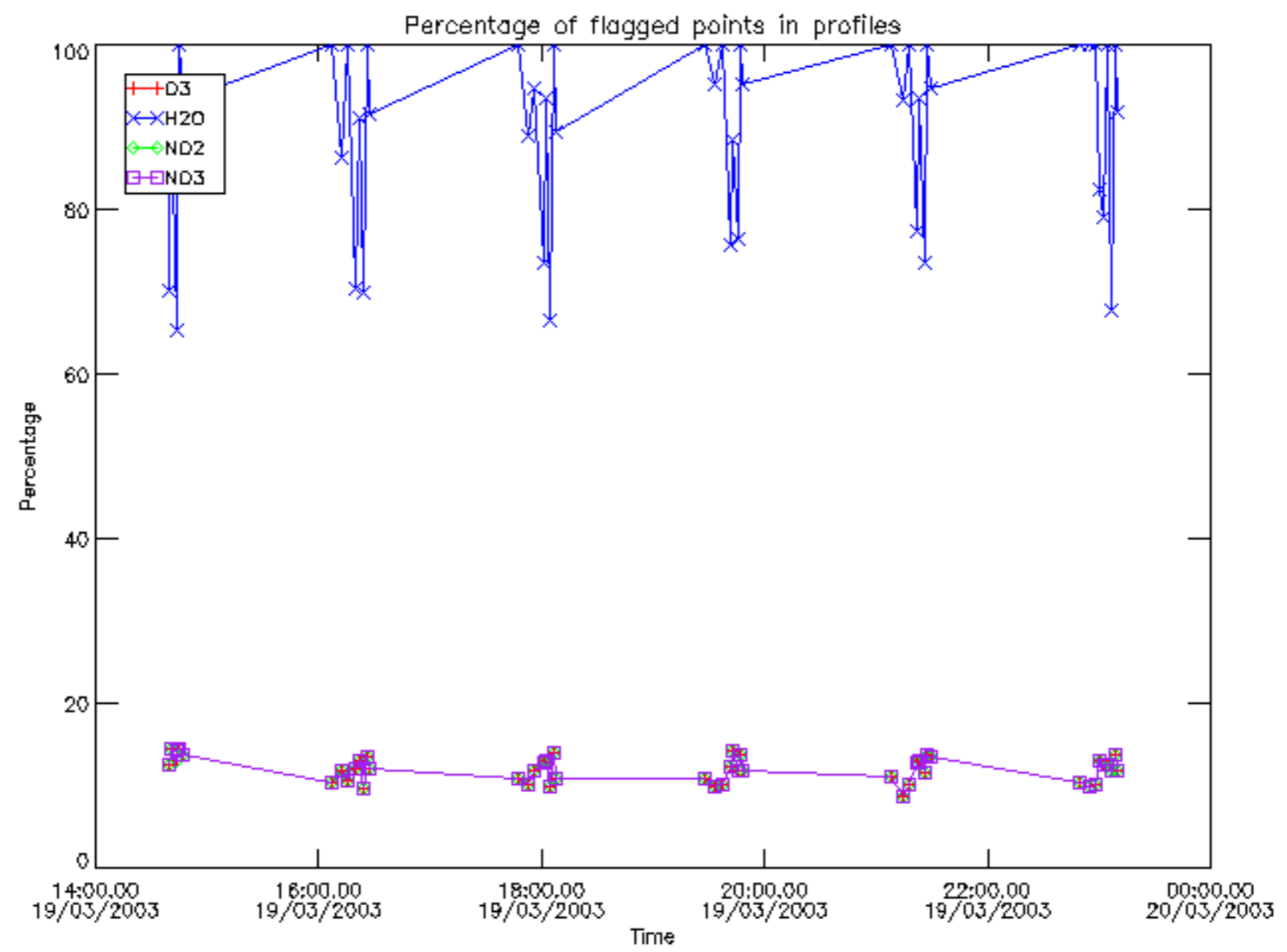
The colorbar represents the latitude.



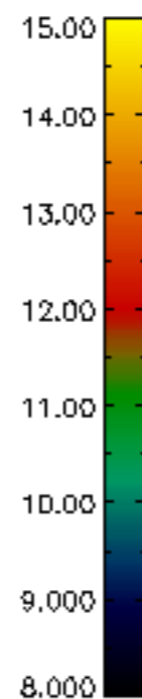
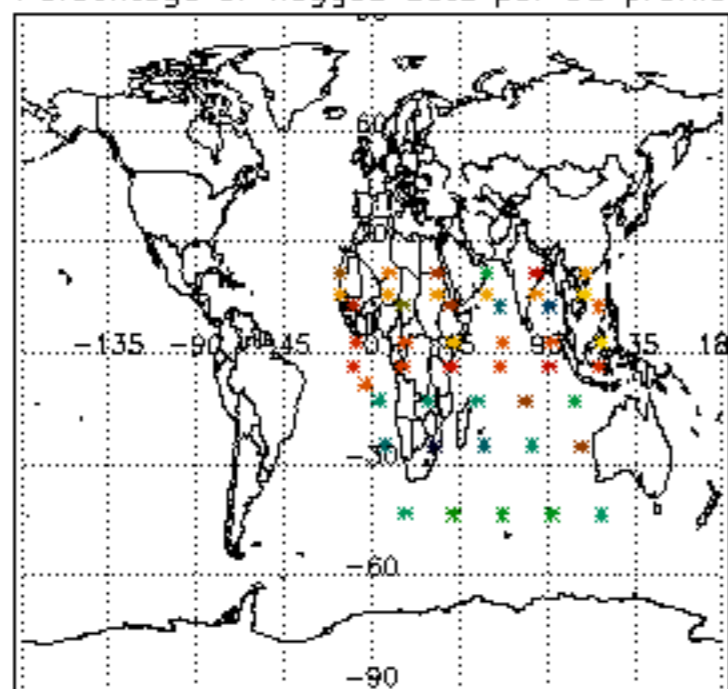
6. Auxiliary Data Files used for the production reported in section 2

The number reported in the third column indicates since which file (see list in section 2) the corresponding auxiliary file has been used. The fourth column is the date of those product files.

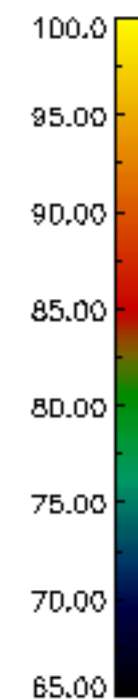
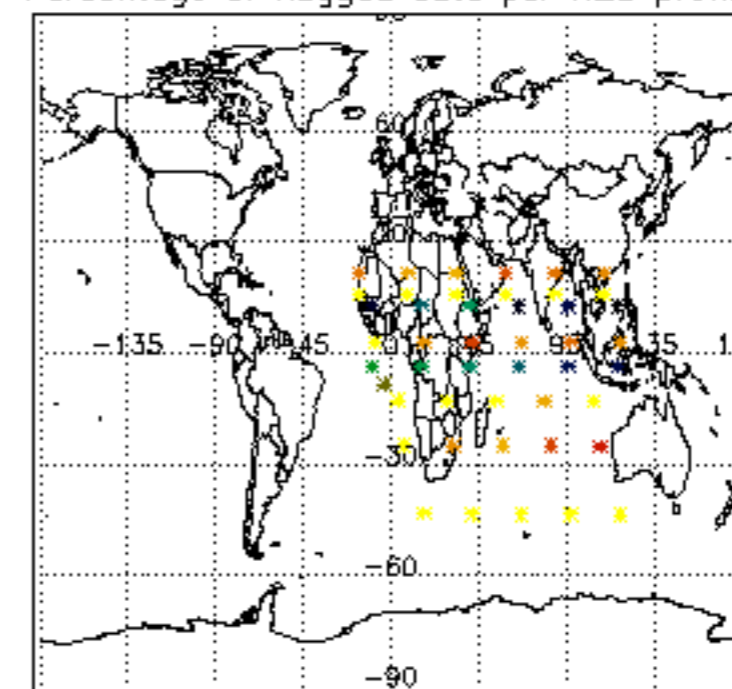
Type	Auxiliary Filename	Used since product	Used since product date
INST_PHYS_CHARACTERISTICS	GOM_INS_AXNIEC20050627_150440_20020301_000000_20100101_000000	1	19-MAR-2003 14:39:32
LEVEL-2_PROC_CONFIG	GOM_PR2_AXVIEC20091111_152718_20020301_000000_20500101_000000	1	19-MAR-2003 14:39:32
CROSS_SECTIONS_FILE	GOM_CRS_AXVIEC20091111_154832_20020301_000000_20500101_000000	1	19-MAR-2003 14:39:32



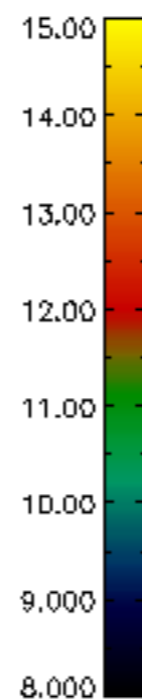
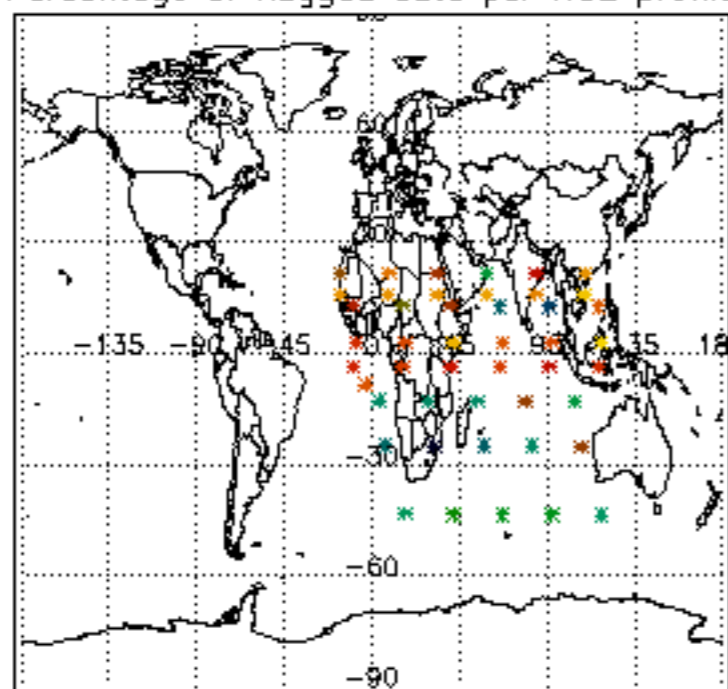
Percentage of flagged data per D3 profile



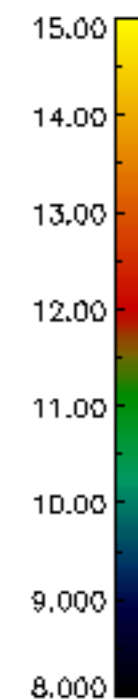
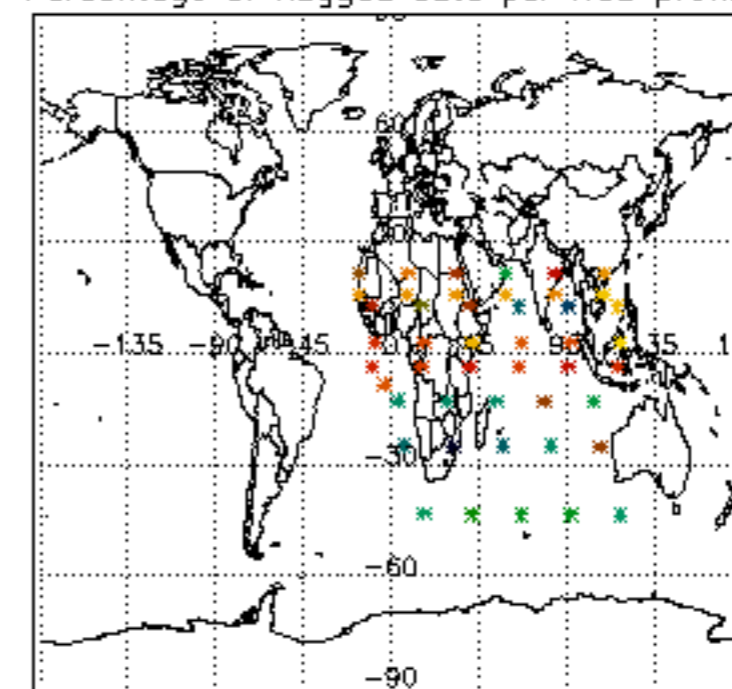
Percentage of flagged data per H2O profile

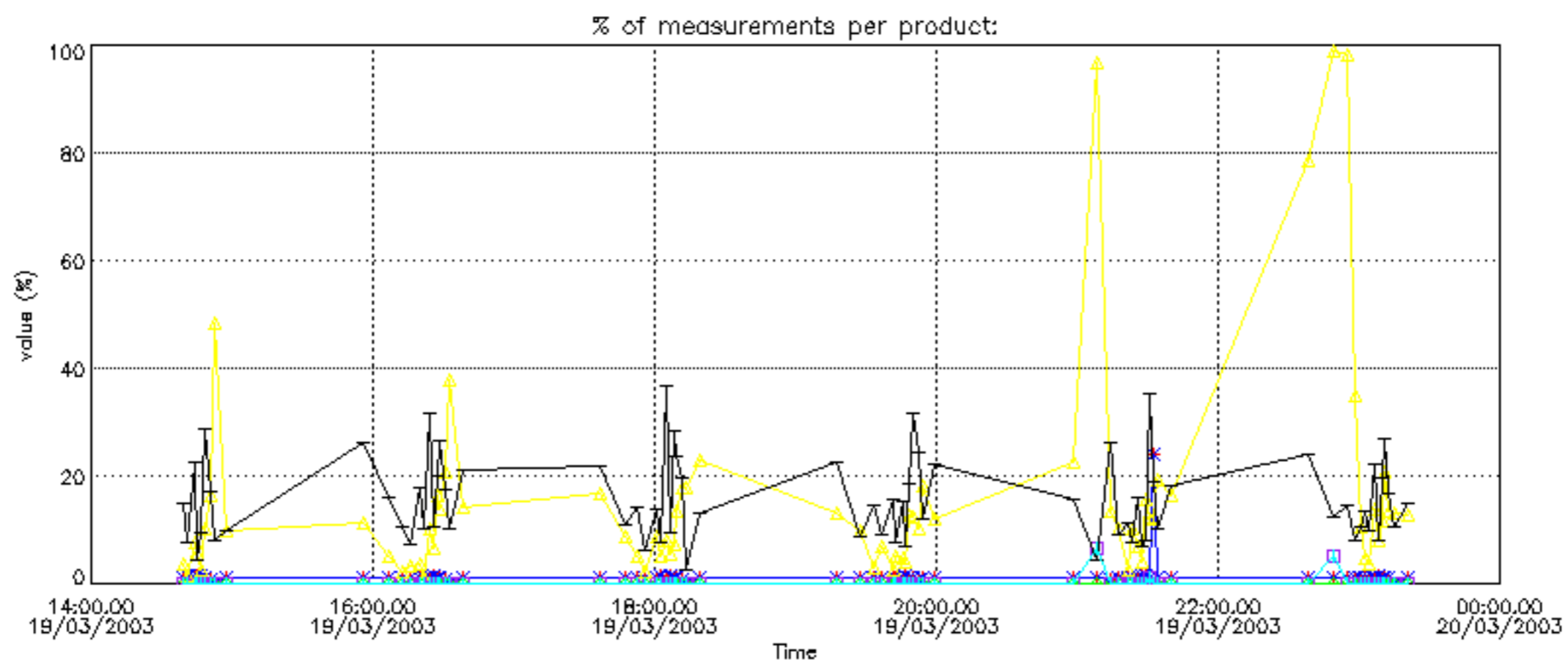
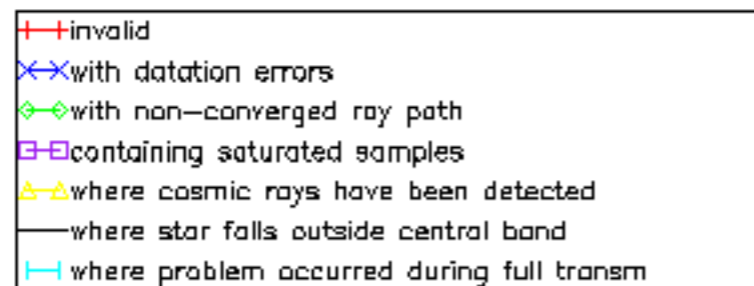


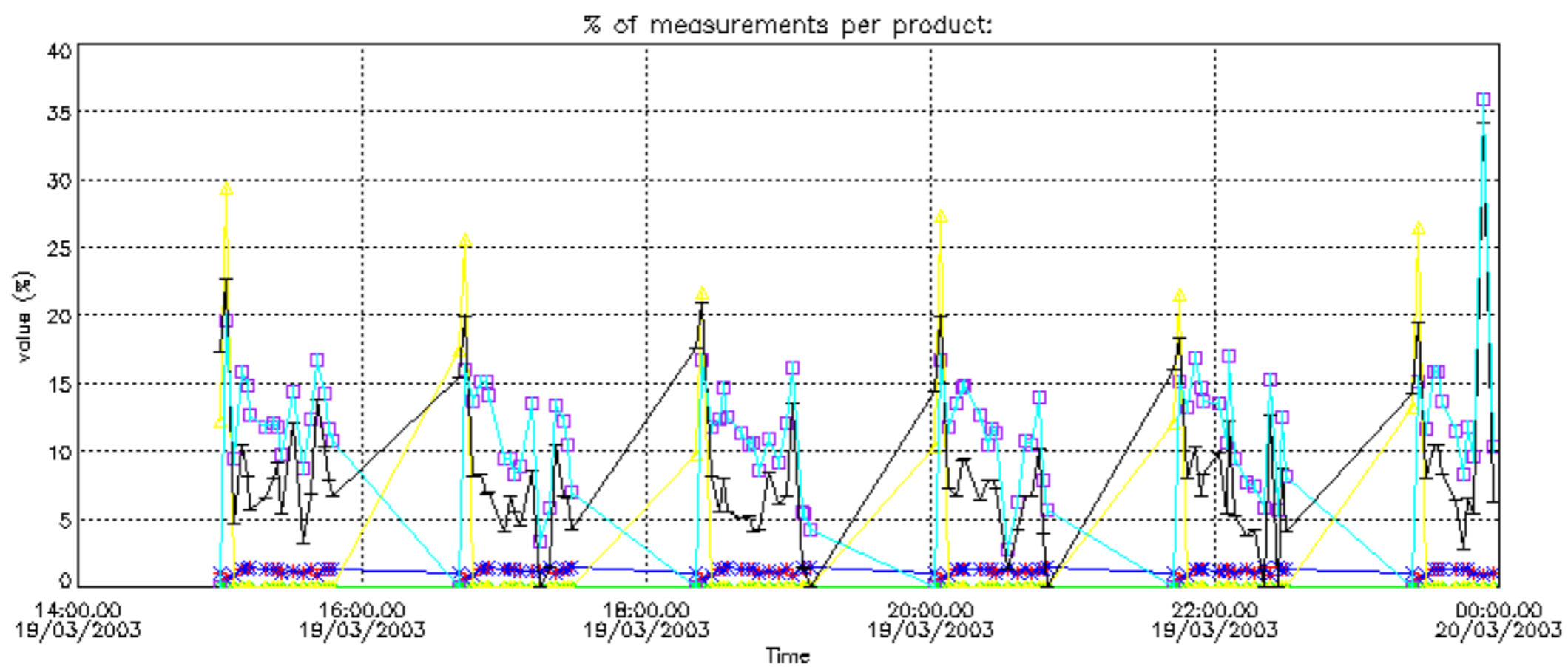
Percentage of flagged data per NO2 profile



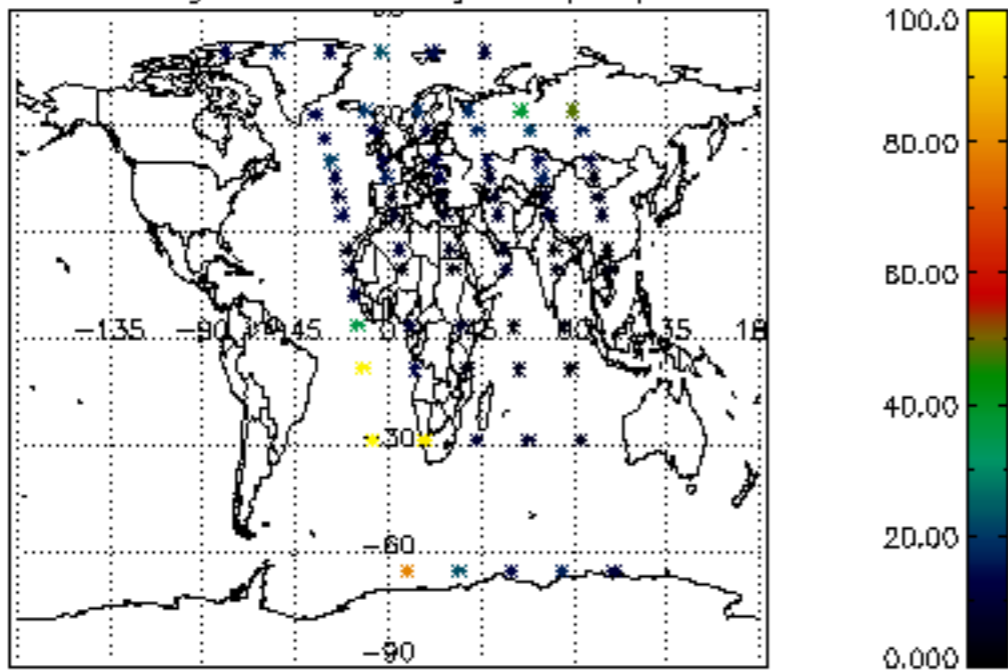
Percentage of flagged data per NO3 profile



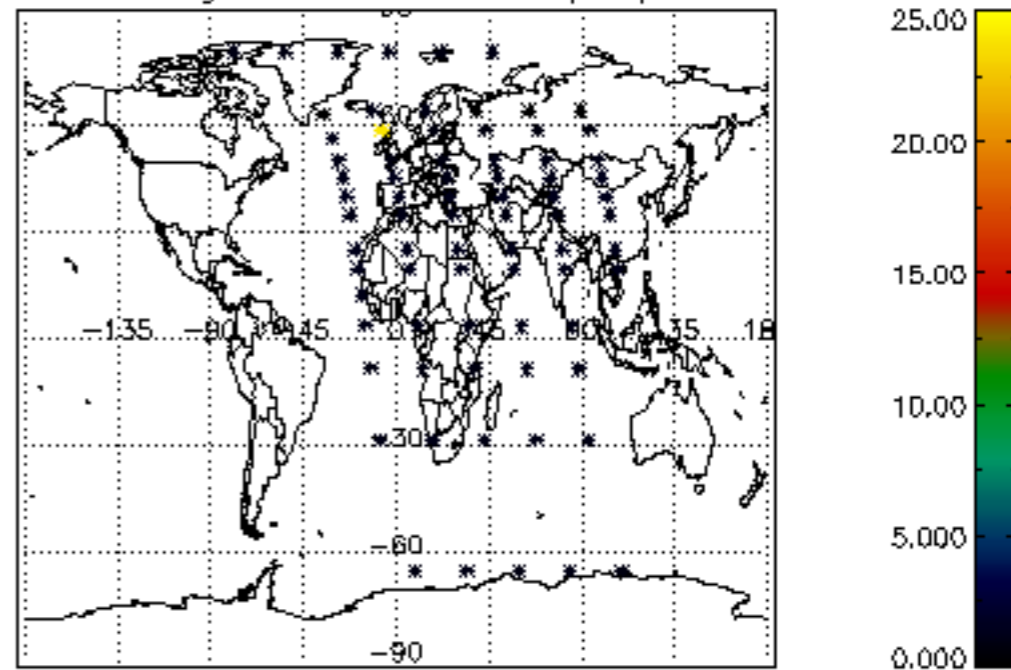




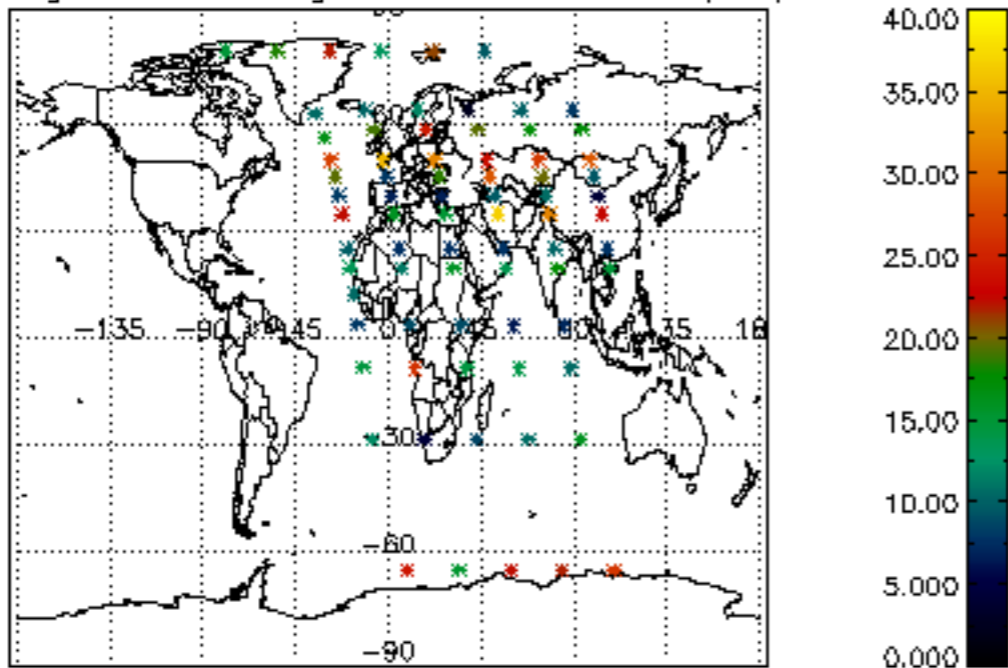
Percentage of cosmic ray hits per profile



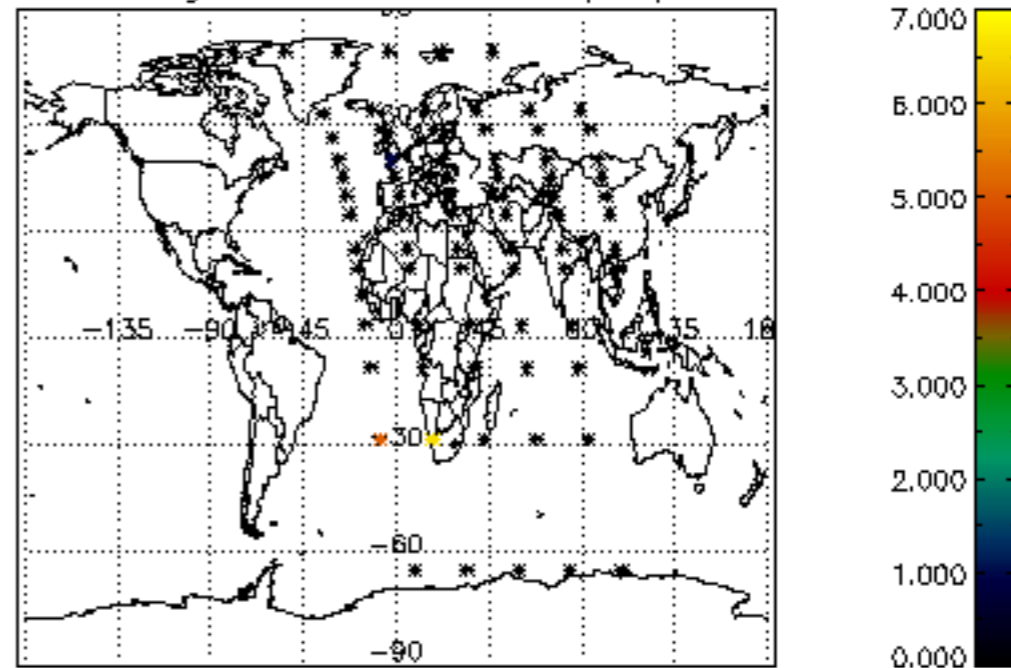
Percentage of datation errors per profile



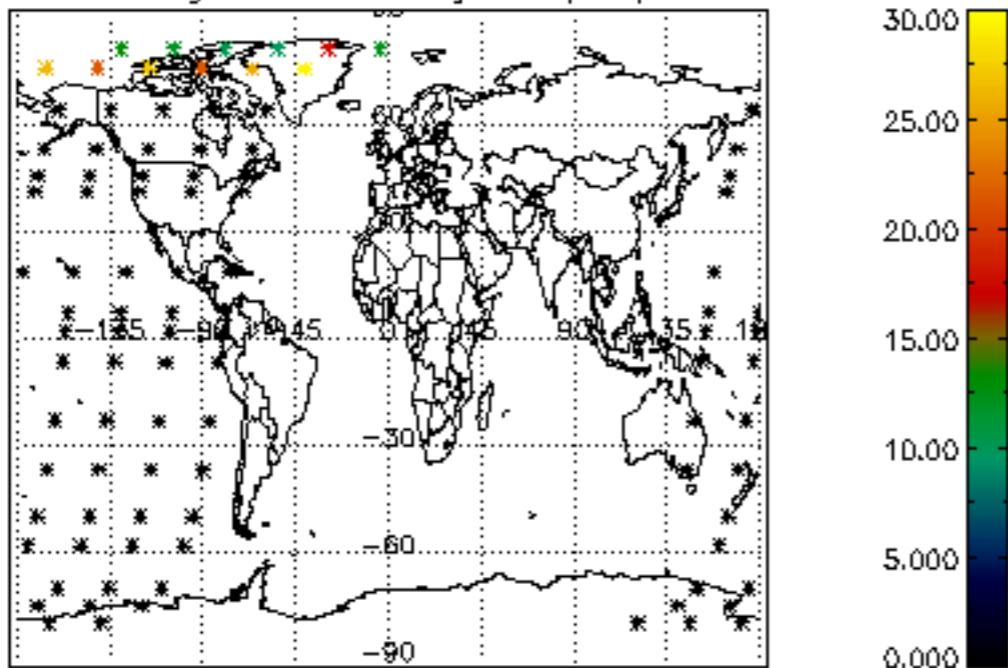
Percentage of star falling outside central band per profile



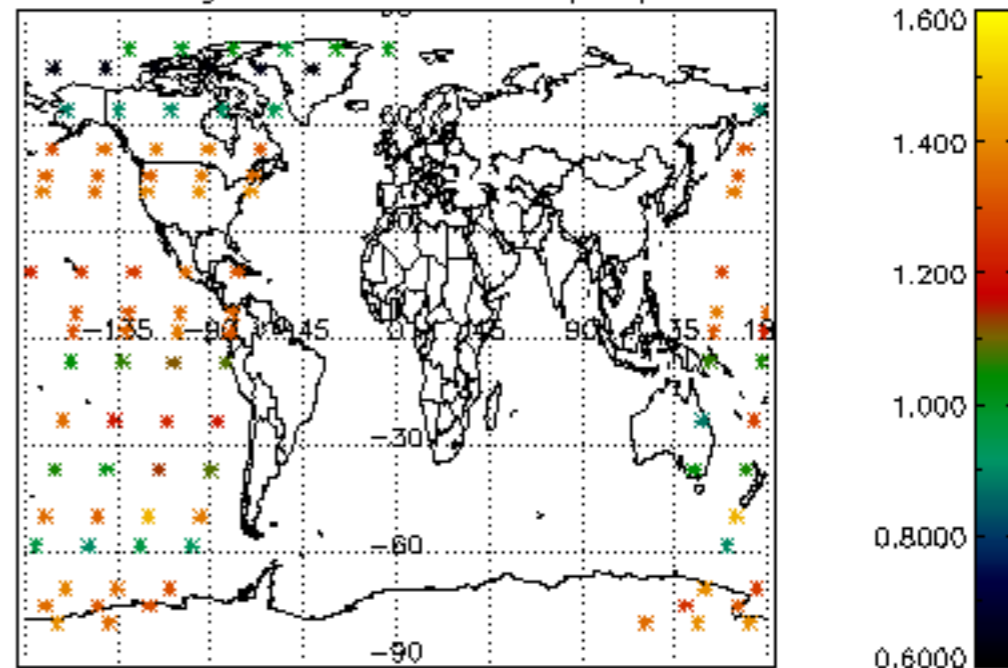
Percentage of saturation errors per profile



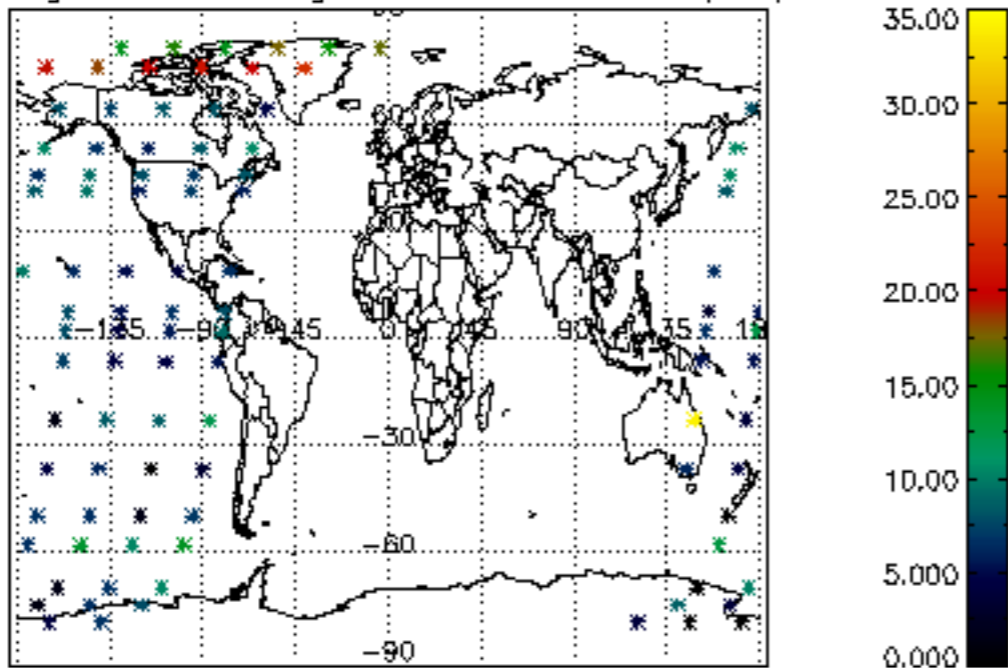
Percentage of cosmic ray hits per profile



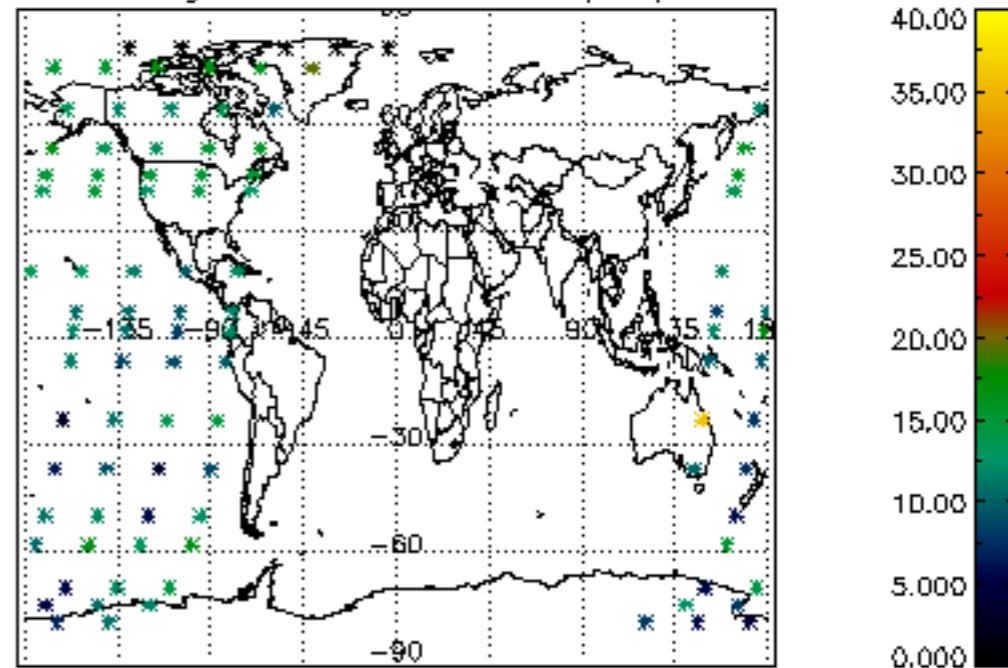
Percentage of datation errors per profile

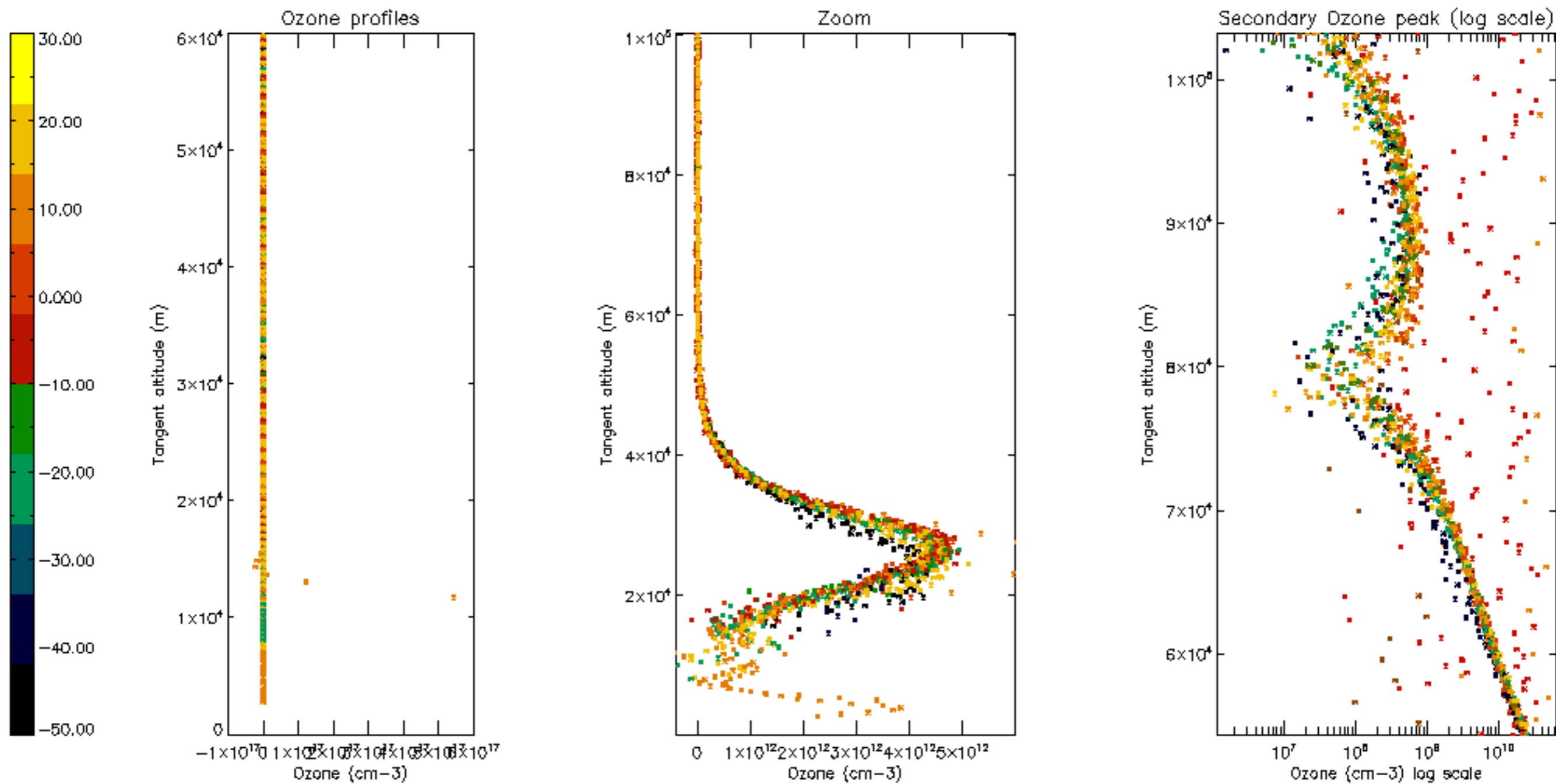


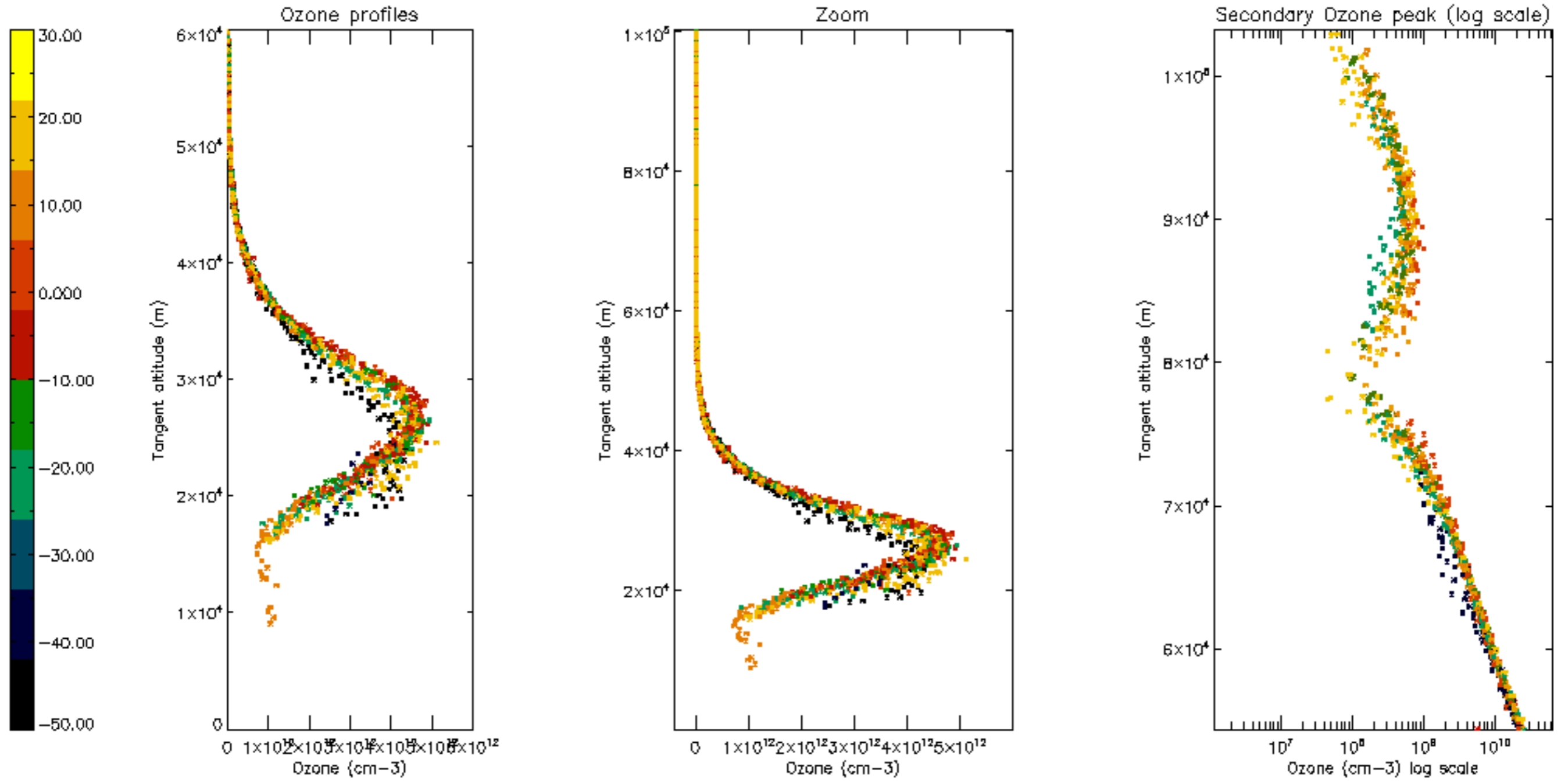
Percentage of star falling outside central band per profile

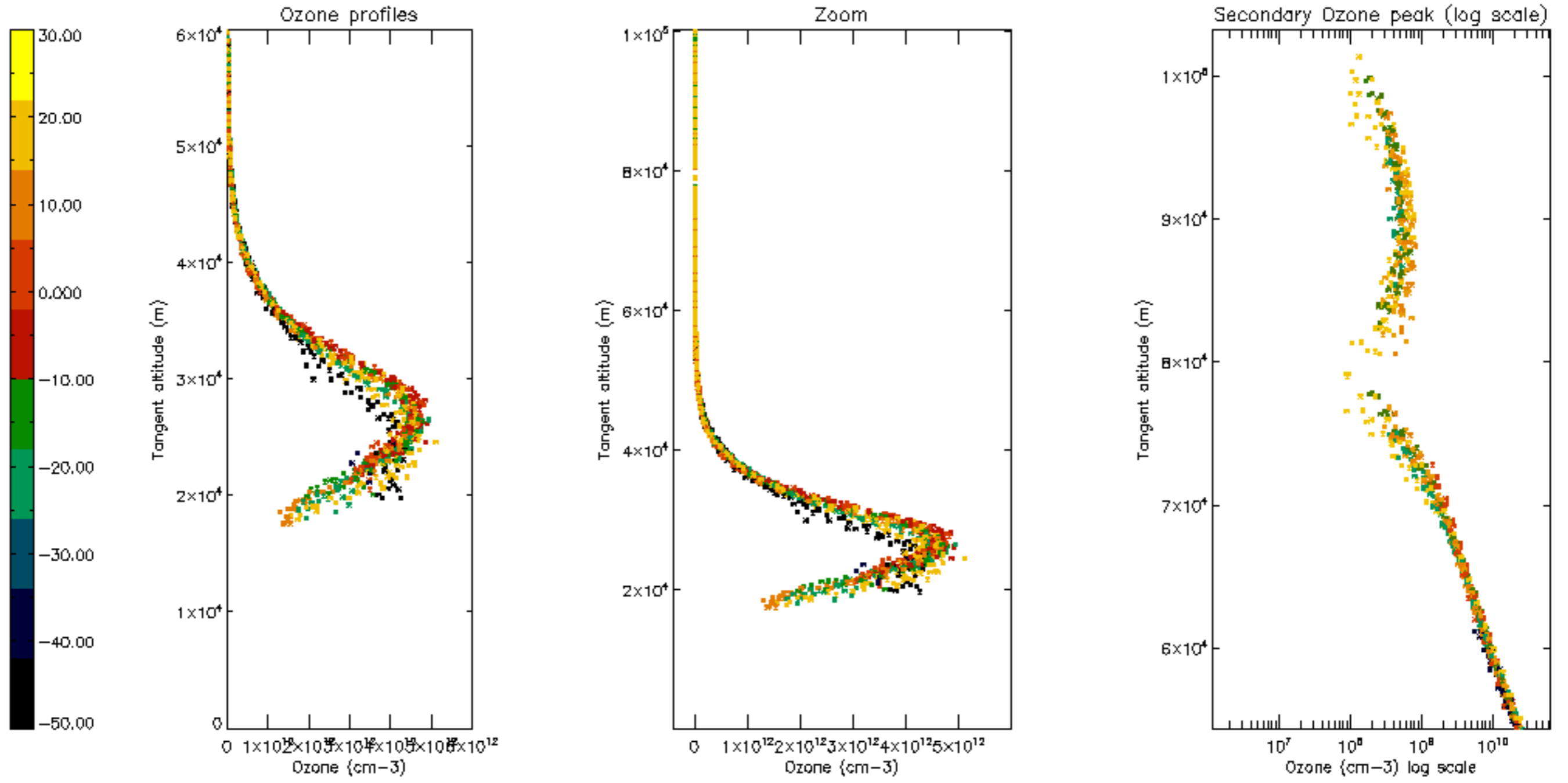


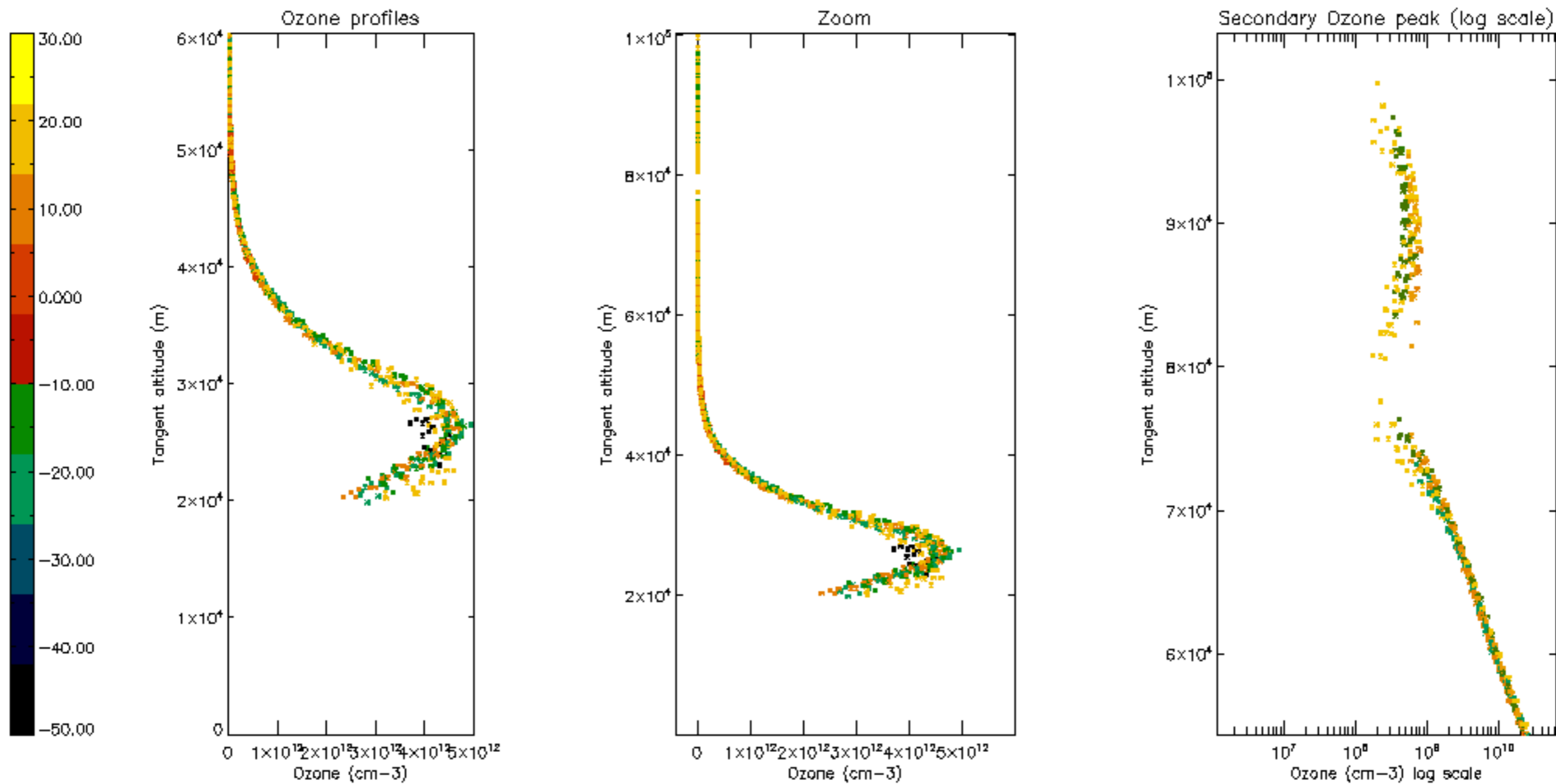
Percentage of saturation errors per profile

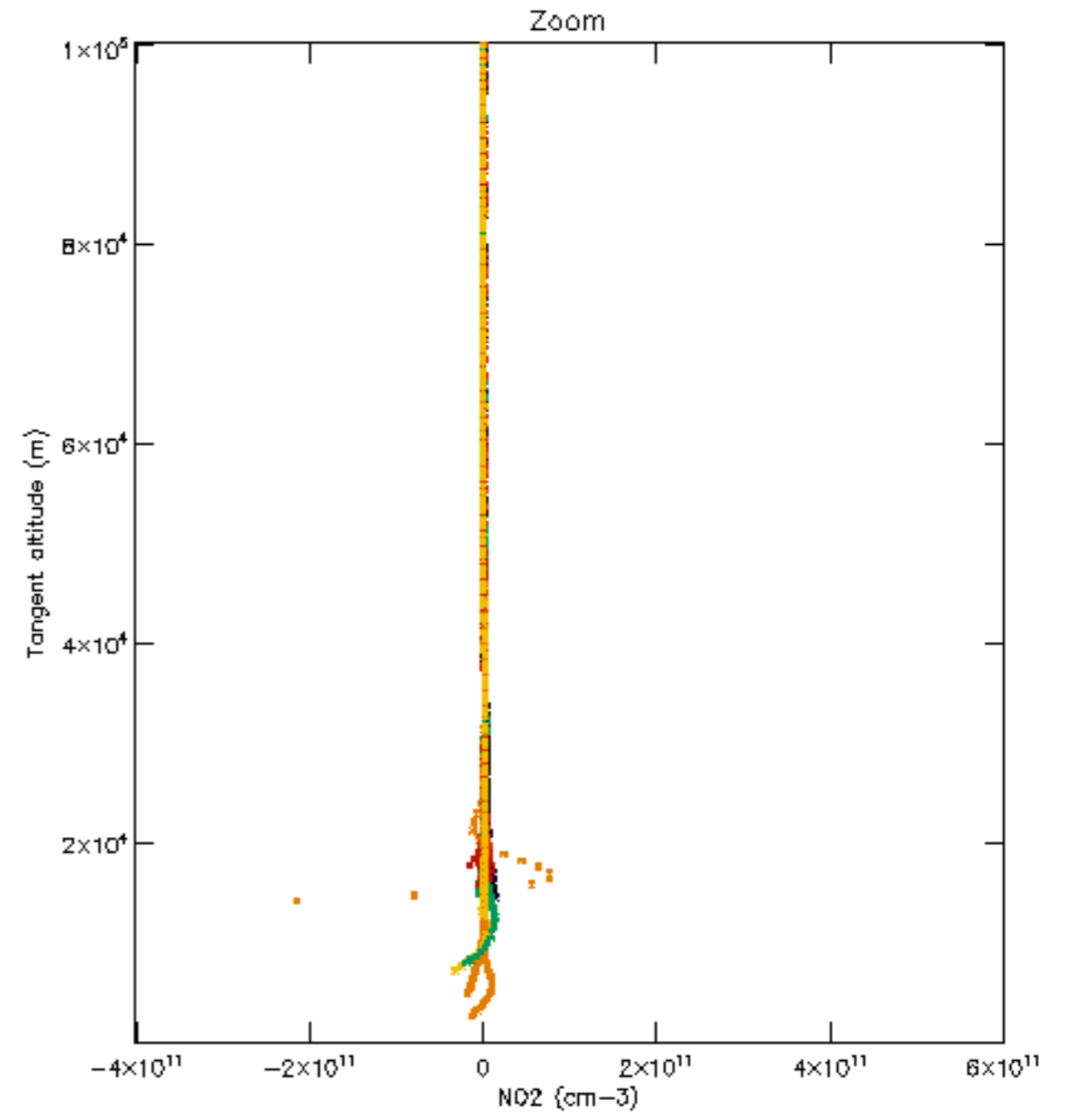
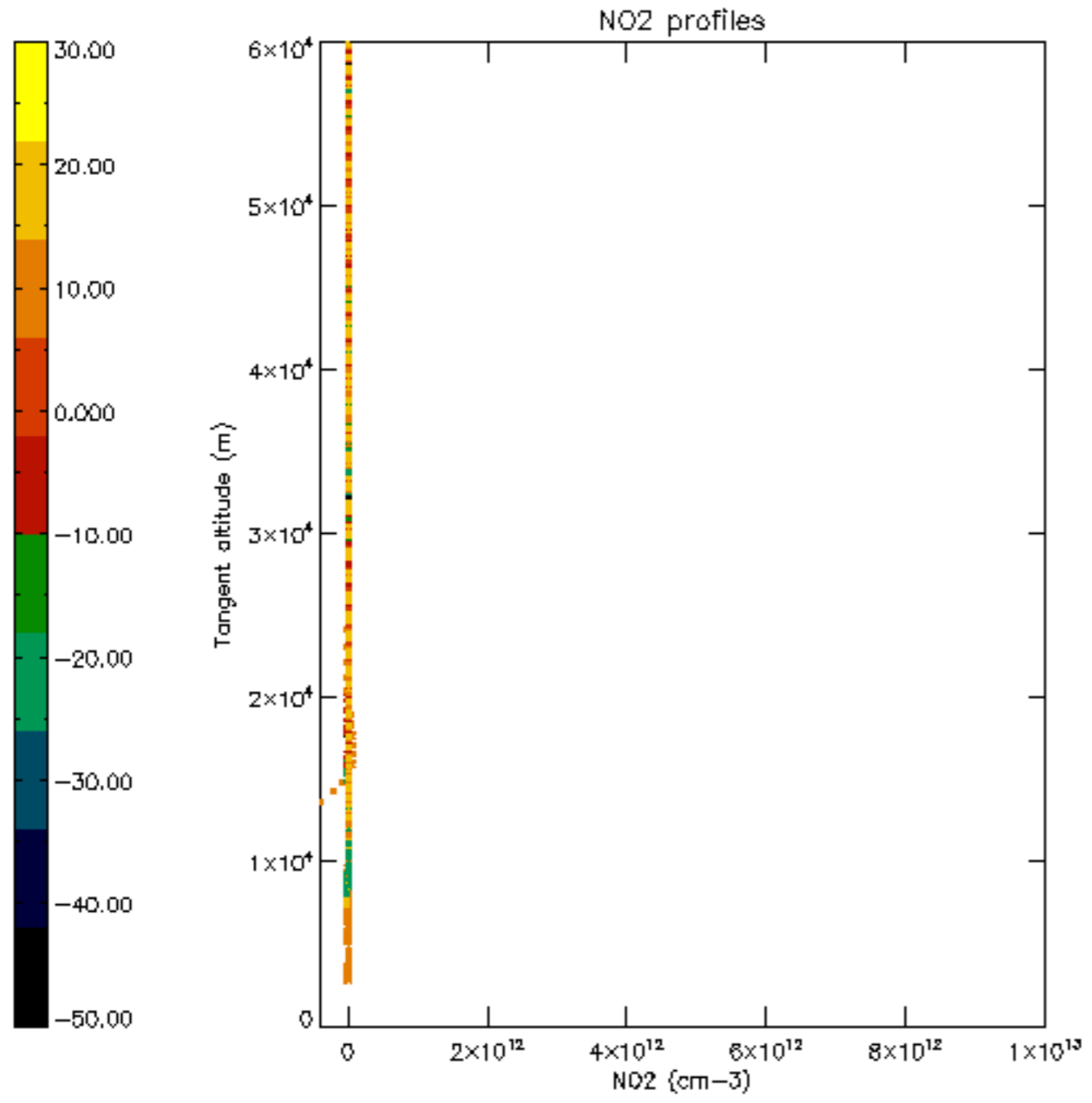


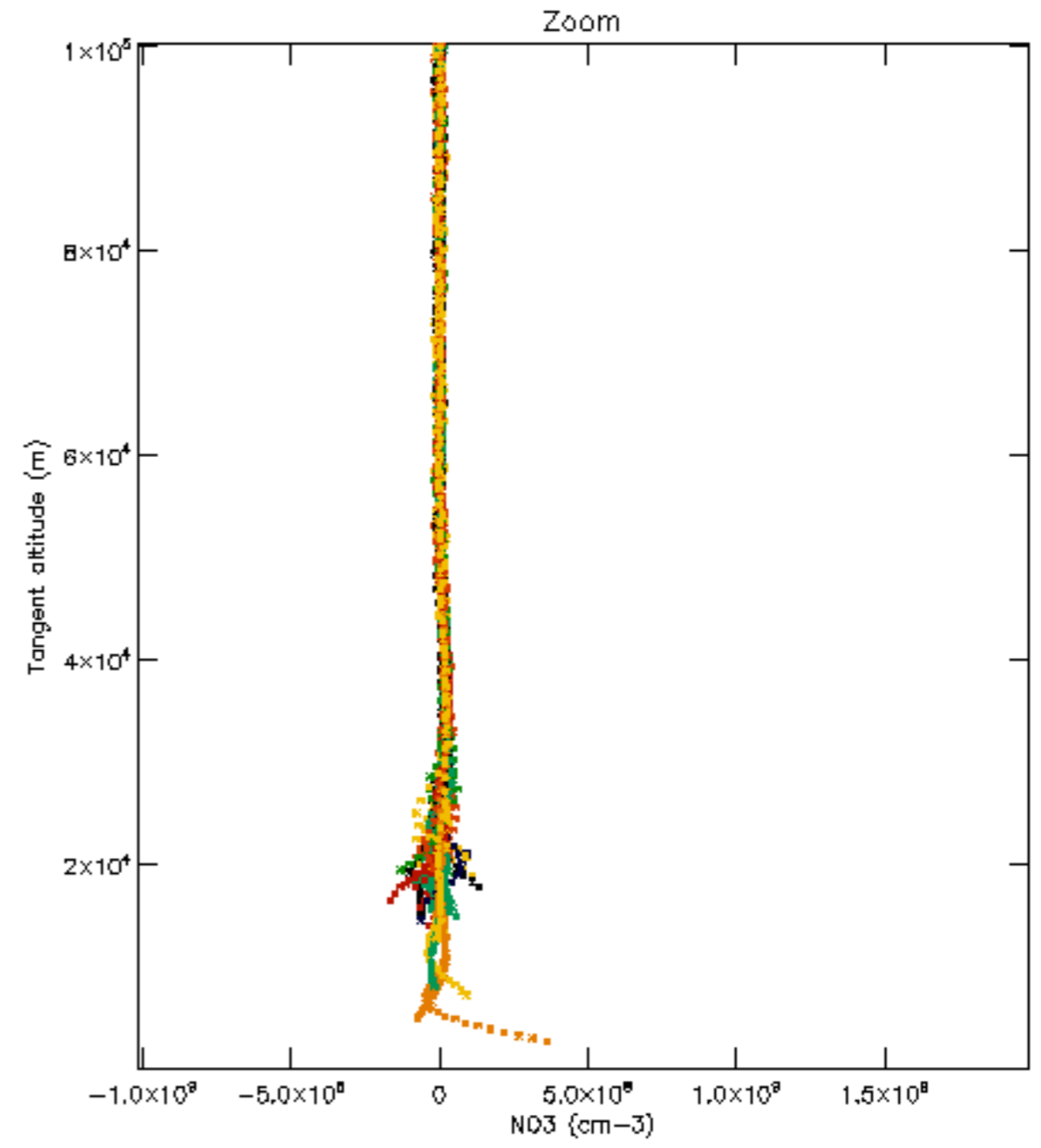
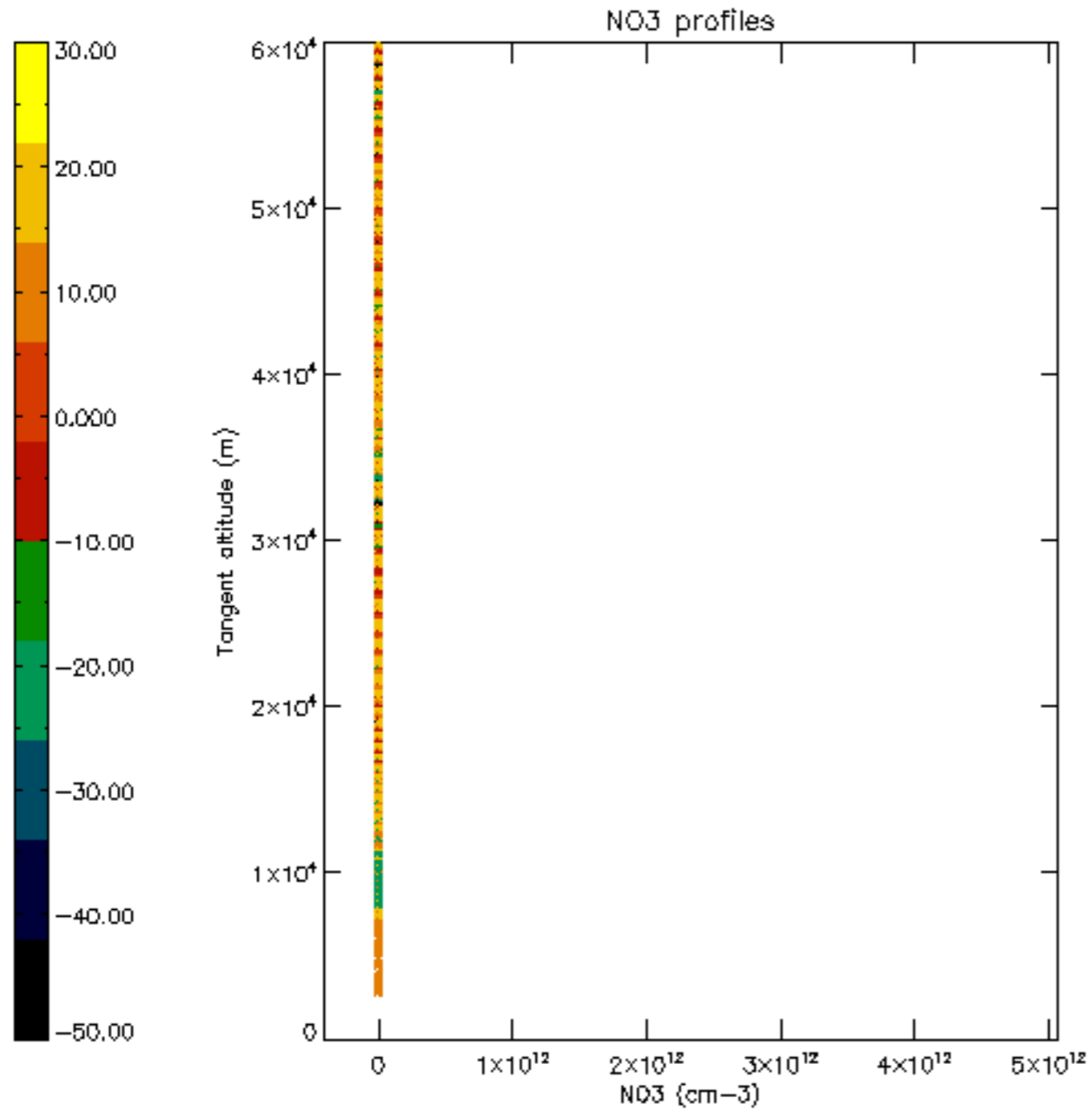


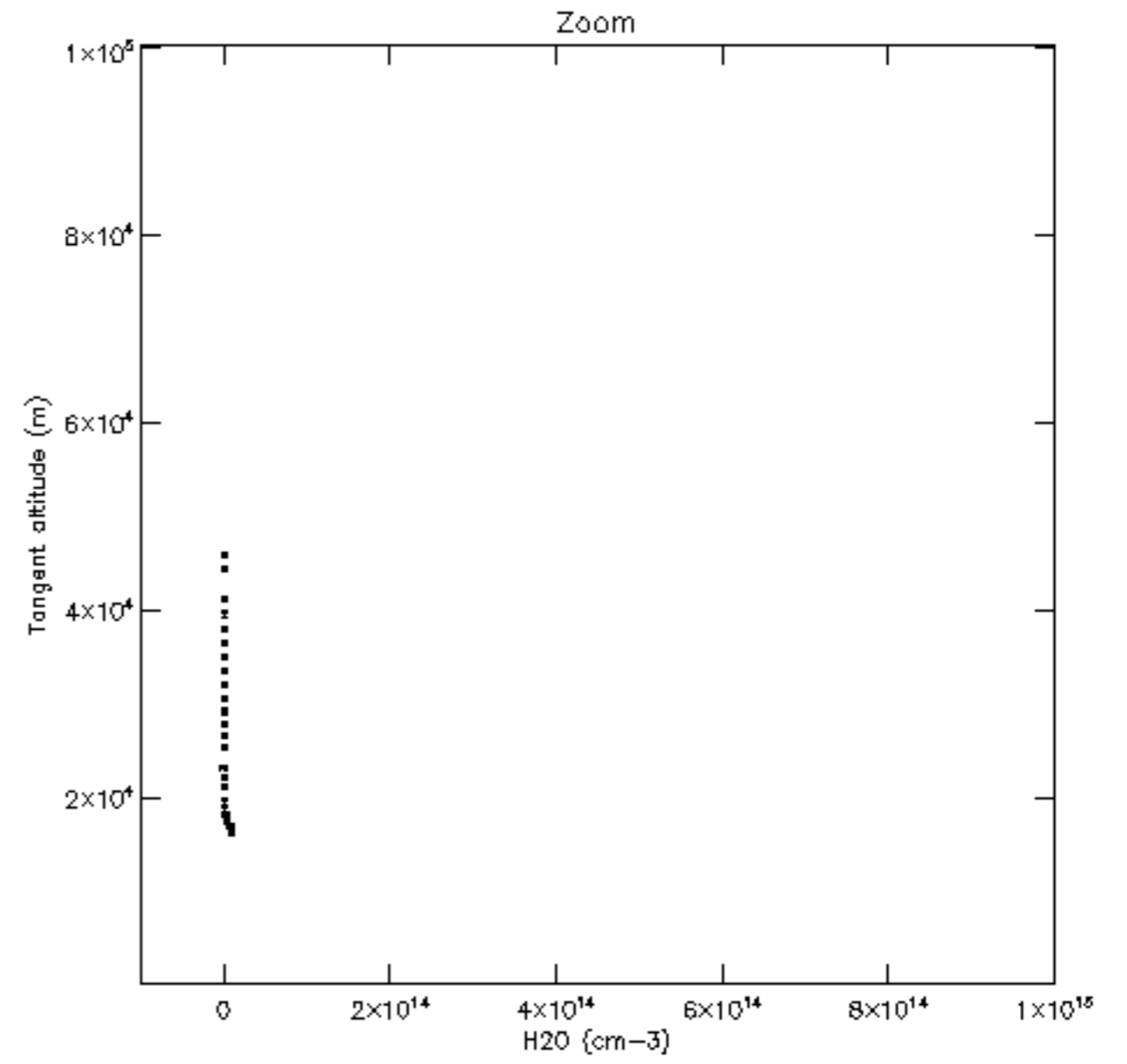
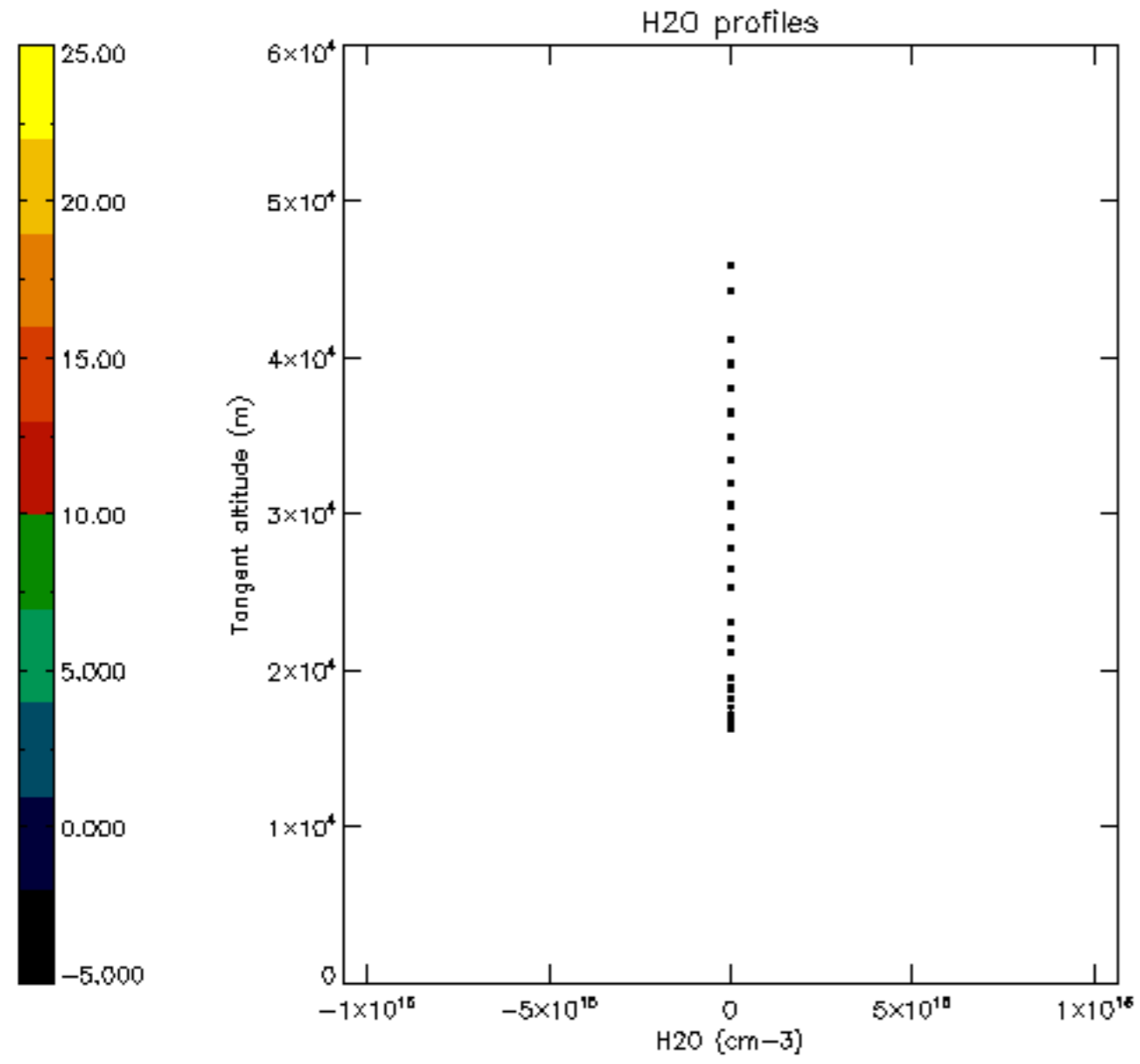


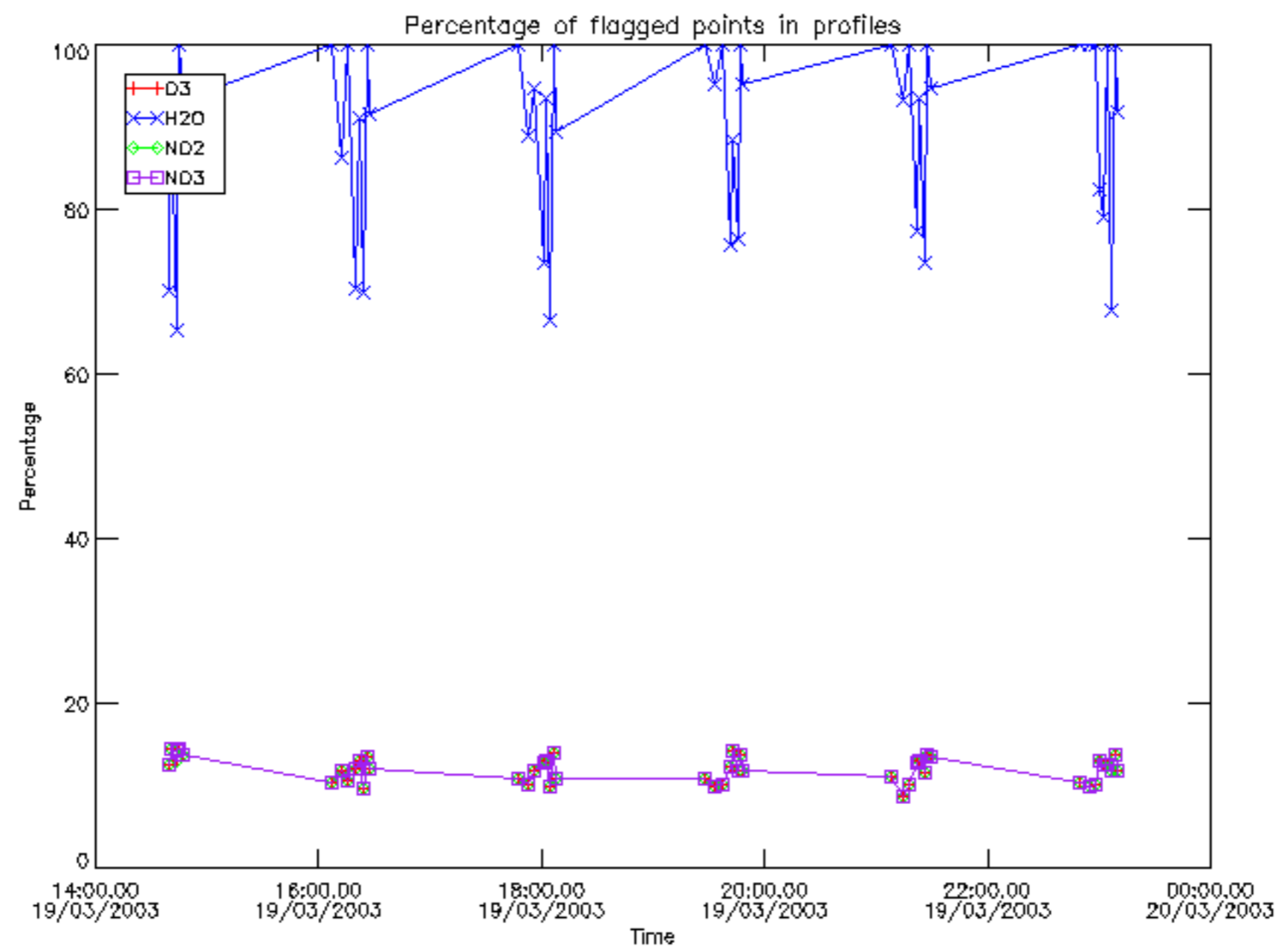




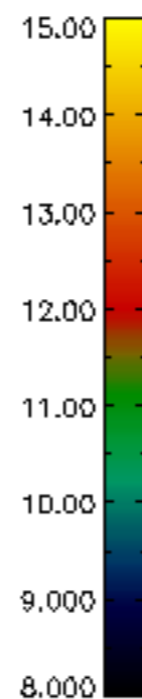
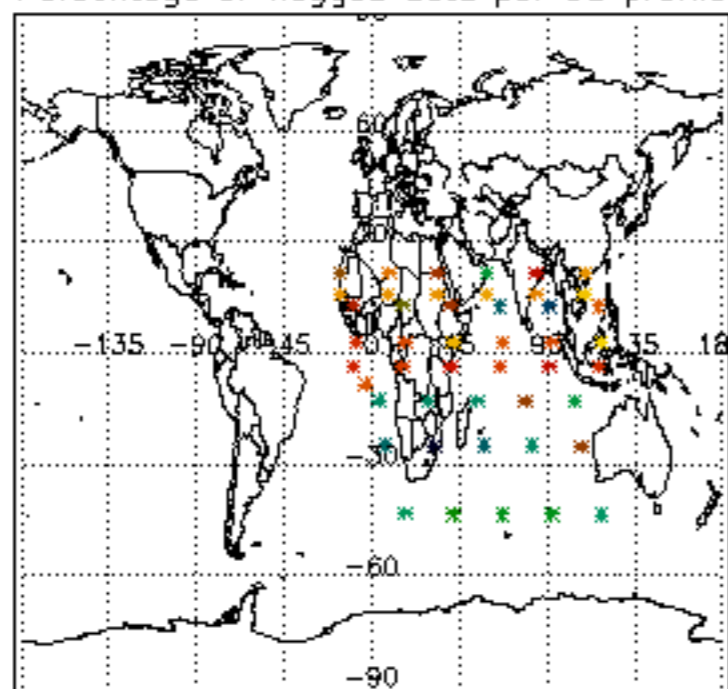




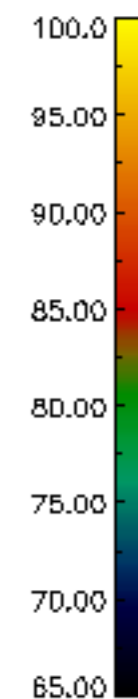
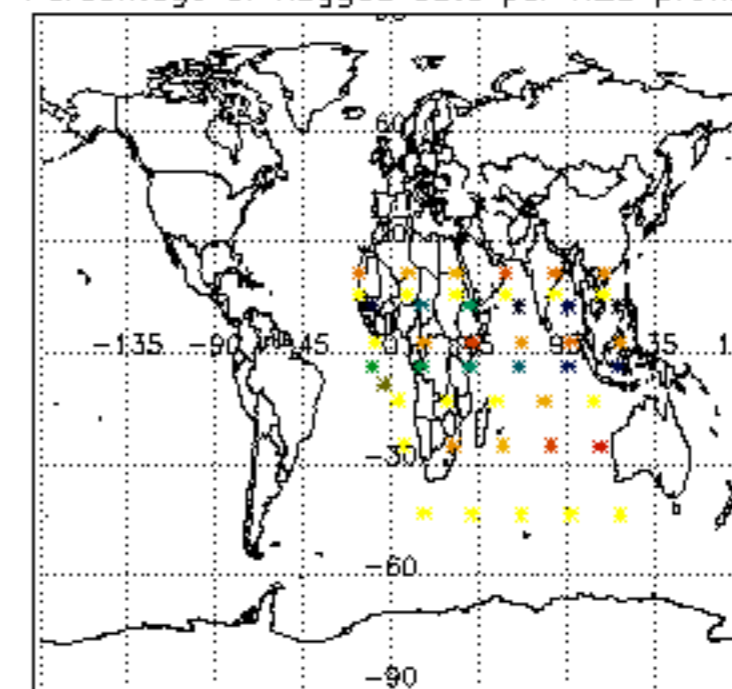




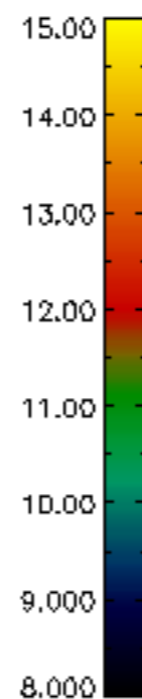
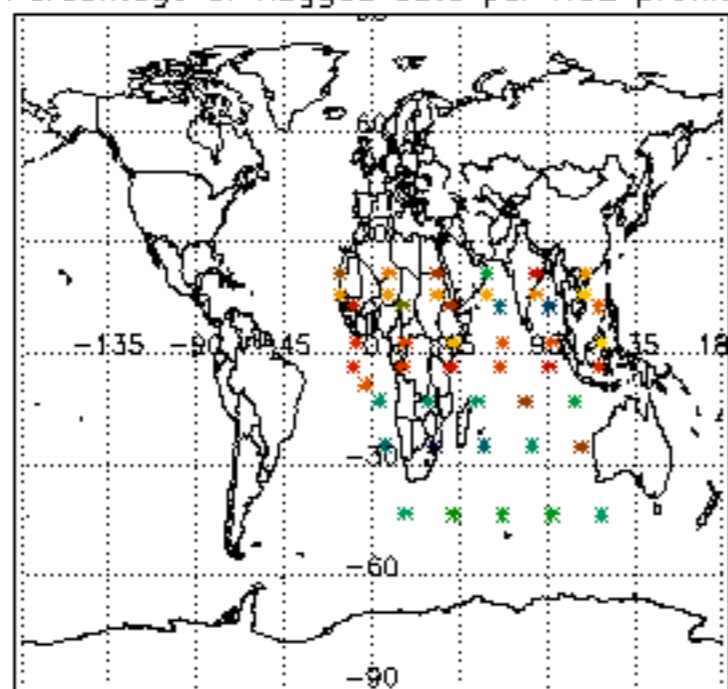
Percentage of flagged data per D3 profile



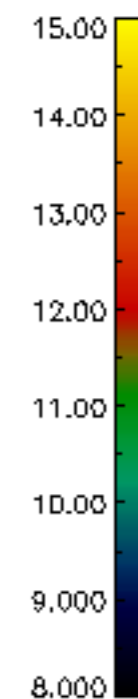
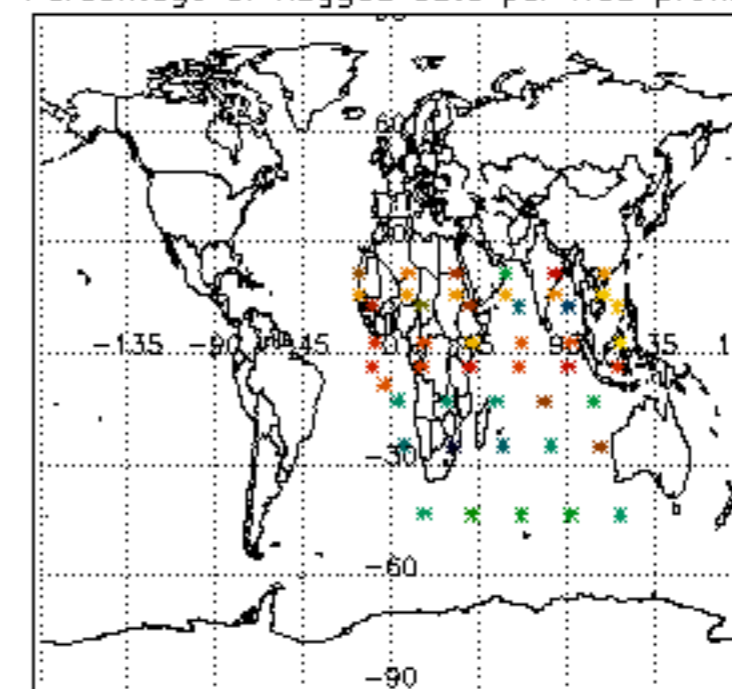
Percentage of flagged data per H2O profile

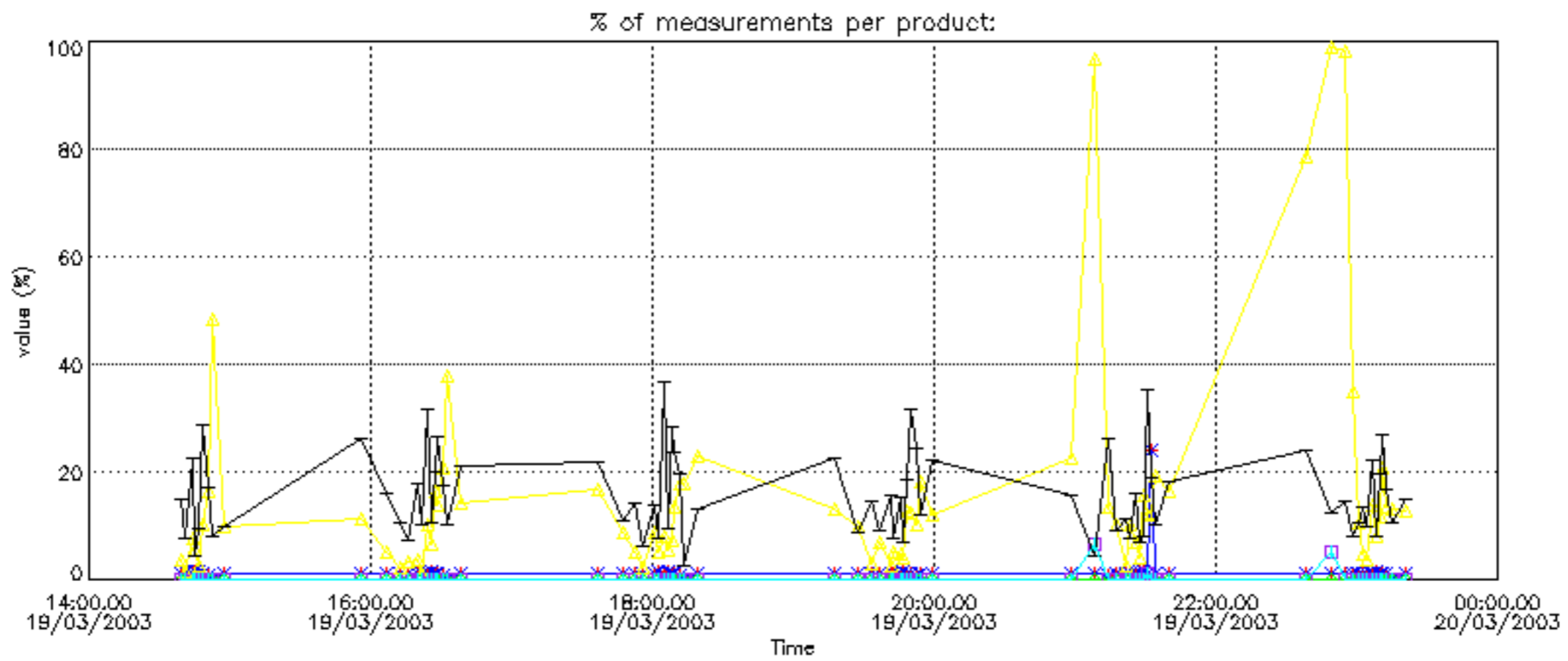


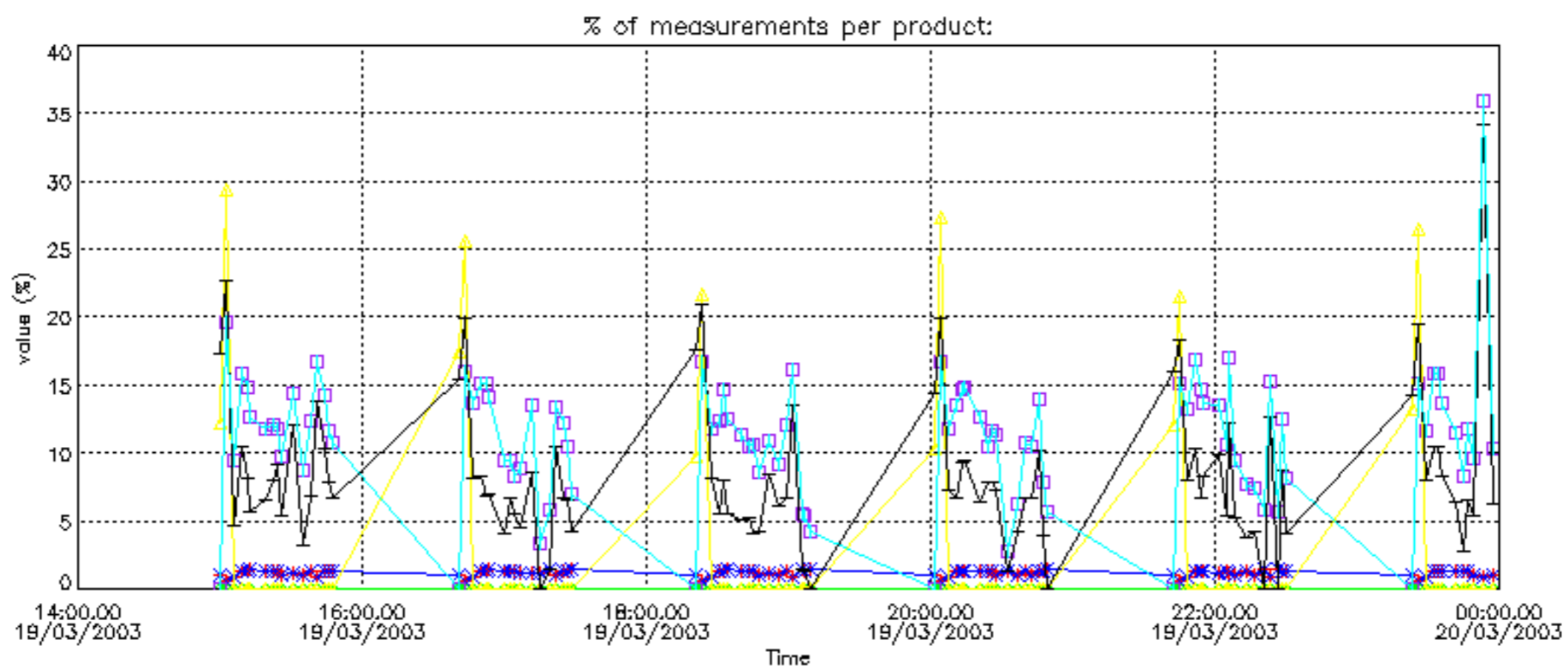
Percentage of flagged data per NO2 profile



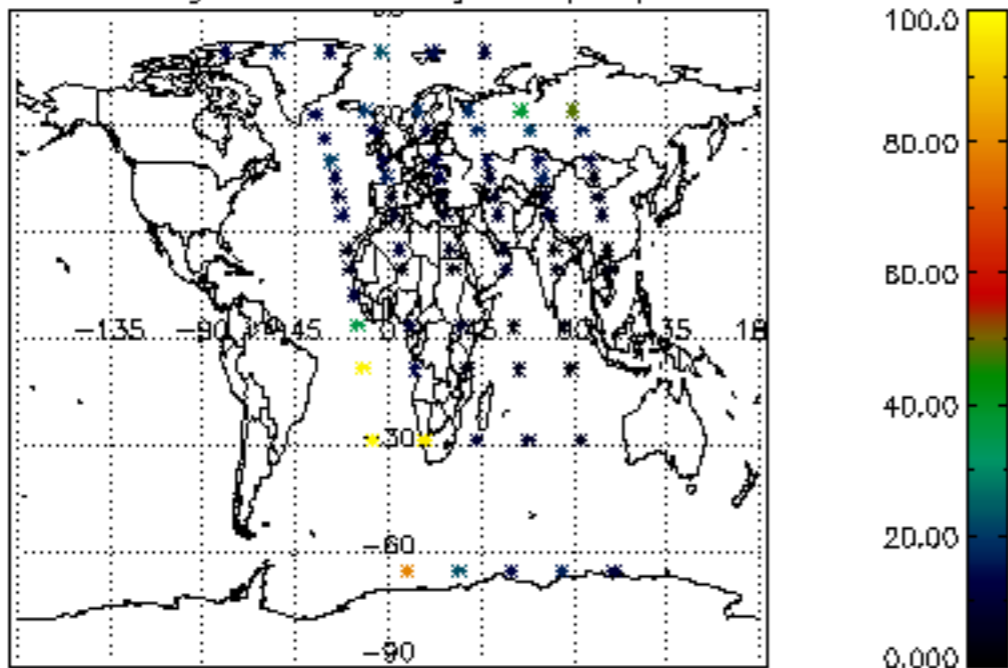
Percentage of flagged data per NO3 profile



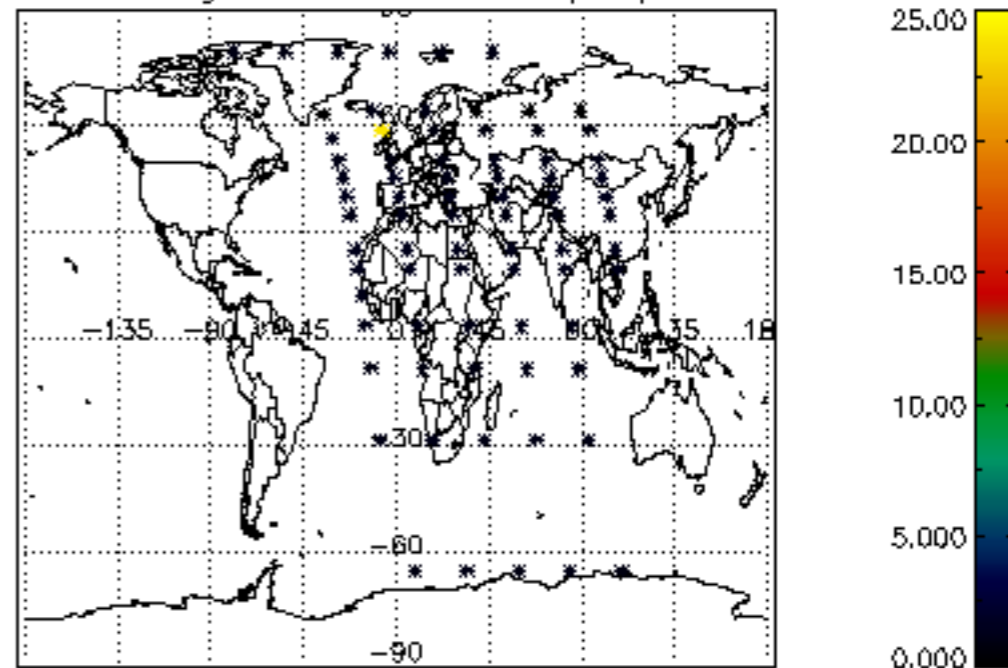




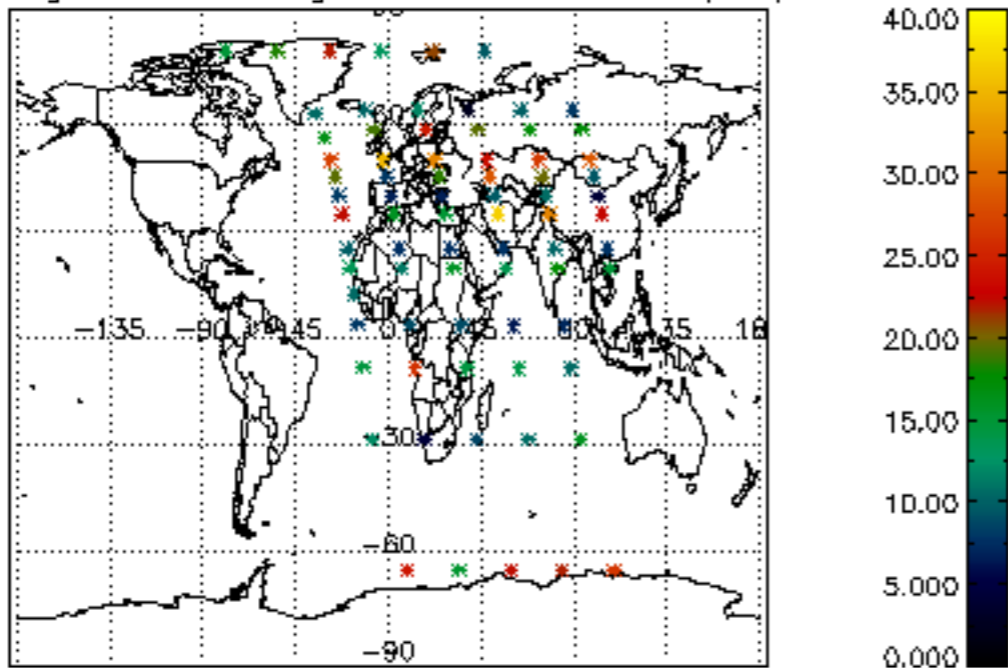
Percentage of cosmic ray hits per profile



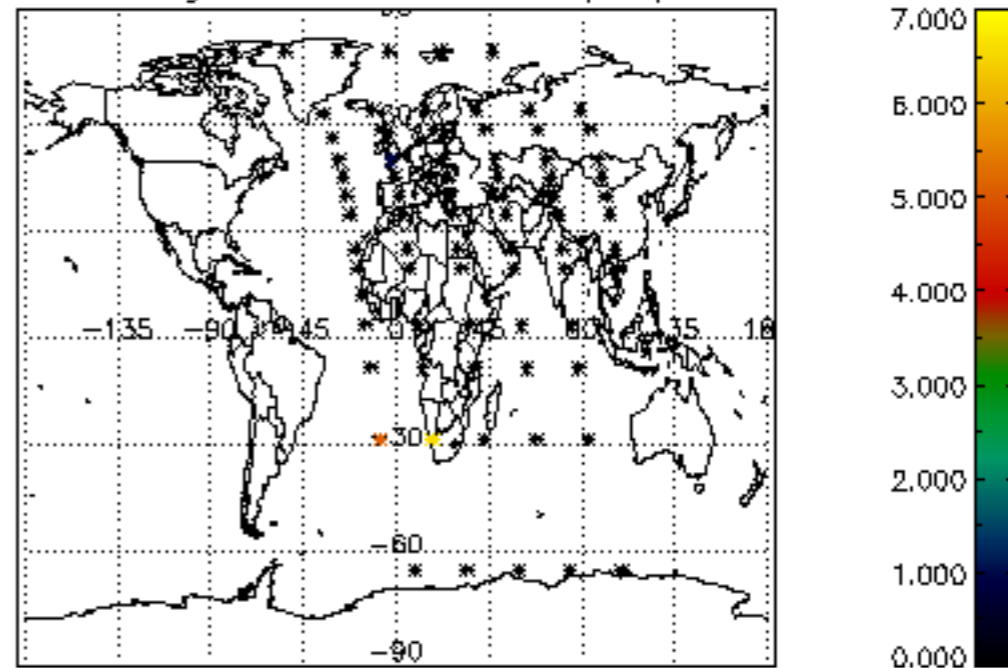
Percentage of datation errors per profile



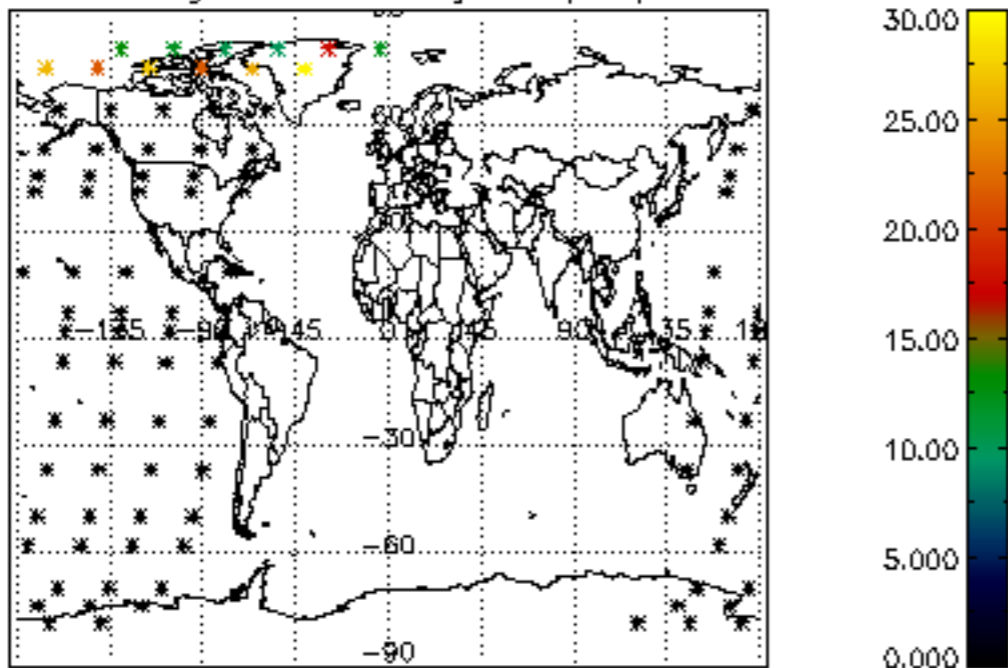
Percentage of star falling outside central band per profile



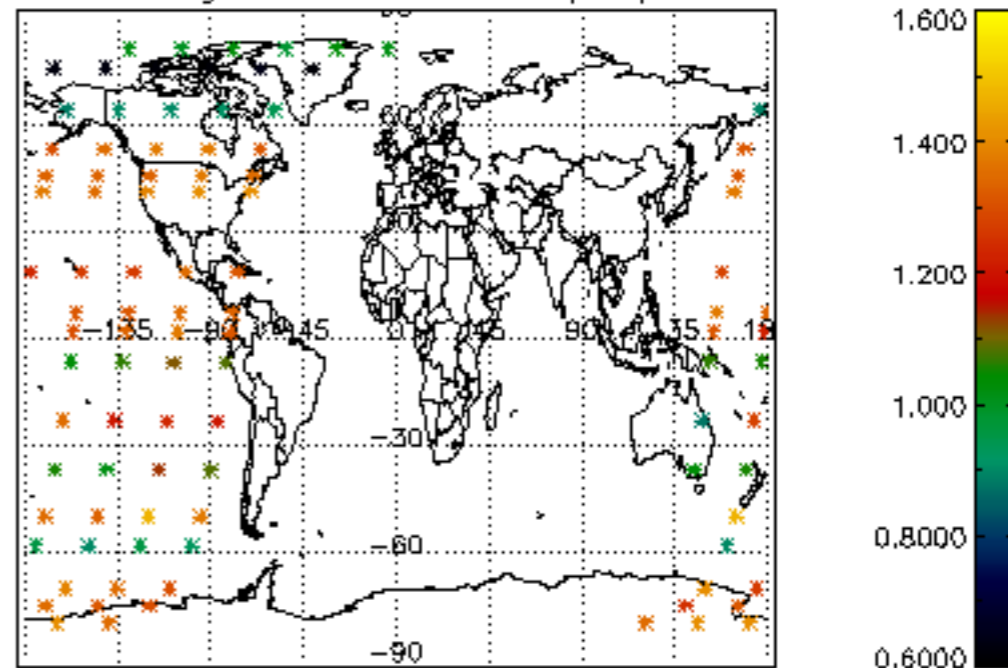
Percentage of saturation errors per profile



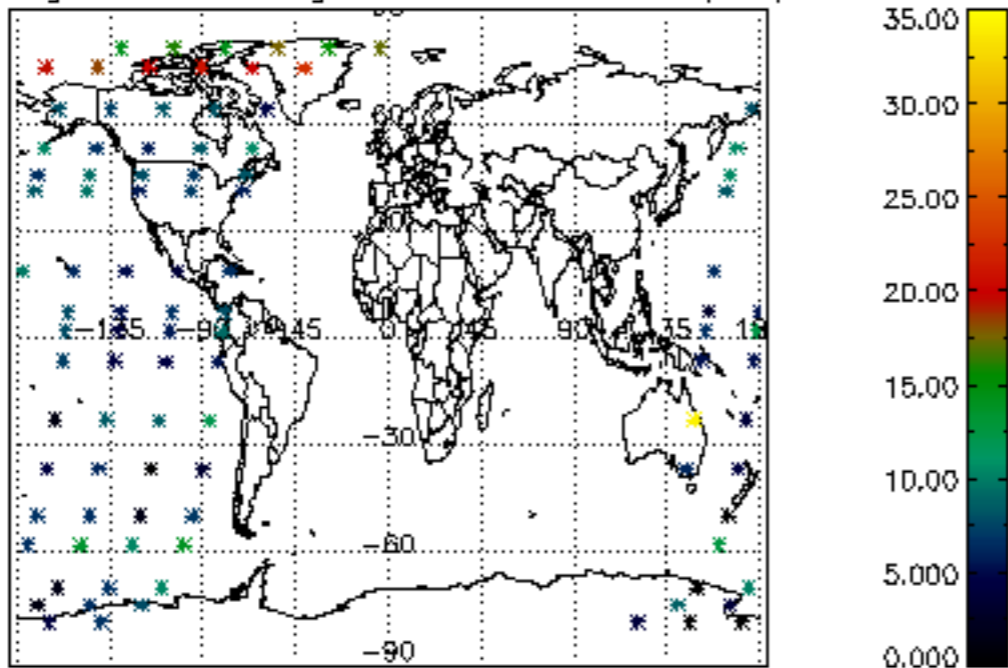
Percentage of cosmic ray hits per profile



Percentage of datation errors per profile



Percentage of star falling outside central band per profile



Percentage of saturation errors per profile

