

# GOMOS Level 2 Daily Report

## SUMMARY

### [1. General Info](#)

### [2. Summary of processed GOM\\_NL\\_2P products](#)

### [3. Level 2 Quality information per product](#)

#### [3.1 Plot of level 2 quality information per product \(time dependant\)](#)

#### [3.2 Plot of level 2 quality information per product \(world map\)](#)

### [4. Level 1 Quality information per product \(stored on level 2 products\)](#)

#### [4.1 Plot of level 1 quality information per product \(time dependant\)](#)

##### [4.1.1 Plot of level 1 quality information per product \(time dependant\): ASCENDING](#)

##### [4.1.2 Plot of level 1 quality information per product \(time dependant\): DESCENDING](#)

#### [4.2 Plot of level 1 quality information per product \(world map\)](#)

##### [4.2.1 Plot of level 1 quality information per product \(world map\): ASCENDING](#)

##### [4.2.2 Plot of level 1 quality information per product \(world map\): DESCENDING](#)

### [5. Ozone profiles based on quality statistics and other trace gas profiles](#)

#### [5.1 Ozone statistics based on quality of products](#)

#### [5.2 Plot ozone profiles for all STD \(dark without errors\)](#)

#### [5.3 Plot ozone profiles where STD < 20% \(dark without errors\)](#)

#### [5.4. Plot ozone profiles where STD < 10% \(dark without errors\)](#)

#### [5.5. Plot ozone profiles where STD < 5% \(dark without errors\)](#)

#### [5.6 Plot NO2 profiles for all STD \(dark without errors\)](#)

#### [5.7 Plot NO3 profiles for all STD \(dark without errors\)](#)

#### [5.8 Plot H2O profiles \(only for occultations of stars 1,2,3,4,13,14,16,26,63 dark without errors\) for all STD](#)

### [6. Auxiliary Data Files used for the production reported in section 2](#)

This report presents the daily analysis on parameters extracted from GOMOS level 2 data (GOM\_NL\_\_2P). It is intended to monitor some important parameters that will impact the quality of these products. A list of level 2 products (and content) that have arrived during the reporting day to the PCF is also given.

Item	Value
Time of report generation	19APR2013 11:50:48
Data source version	GOMOS/6.01
Start time of products	14-03-2003 (14MAR2003 00:00:00)
Stop time of products	15-03-2003 (15MAR2003 00:00:00)
Store outputs in DB	Yes
Nb of level 2 prods	443
Nb of prods with errors	0

## 2. Summary of processed GOM\_NL\_\_2P products.

Nr	Filename	UTC Start time	Limb	Duration	Star Id	Star Name	Star Mag	Star Temp	Nb Meas	Orbit	Prod. error
1	GOM_NL__2PRFIN20030314_000705_000000512014_00345_05409_5950.N1	14-MAR-2003 00:07:05	Twilight	51.000	11	53Alp Aql	0.76500	8000.0	102	5409	No
2	GOM_NL__2PRFIN20030314_001243_000001212014_00345_05409_5951.N1	14-MAR-2003 00:12:43	Dark	121.00	59	55Alp Oph	2.0800	8900.0	242	5409	No
3	GOM_NL__2PRFIN20030314_001702_000000462014_00345_05409_5952.N1	14-MAR-2003 00:17:02	Dark	45.500	155	41Pi Sgr	2.9000	6600.0	91	5409	No
4	GOM_NL__2PRFIN20030314_002140_000000532014_00345_05409_5953.N1	14-MAR-2003 00:21:40	Dark	53.000	116	19Del Sgr	2.7000	4100.0	106	5409	No
5	GOM_NL__2PRFIN20030314_002539_000000472014_00345_05409_5954.N1	14-MAR-2003 00:25:39	Dark	47.000	85	Kap Sco	2.4070	28000.	94	5409	No
6	GOM_NL__2PRFIN20030314_002901_000000672014_00346_05410_6256.N1	14-MAR-2003 00:29:01	Dark	66.500	75	26Eps Sco	2.2910	4250.0	133	5410	No
7	GOM_NL__2PRFIN20030314_003116_000000992014_00346_05410_6257.N1	14-MAR-2003 00:31:16	Dark	98.500	16	21Alp Sco	1.0200	3000.0	197	5410	No
8	GOM_NL__2PRFIN20030314_003604_000001172014_00346_05410_6258.N1	14-MAR-2003 00:36:04	Dark	117.00	80	7Del Sco	2.3160	30000.	234	5410	No
9	GOM_NL__2PRFIN20030314_004127_000000642014_00346_05410_6259.N1	14-MAR-2003 00:41:27	Straylight	63.500	54	5The Cen	2.0550	4500.0	127	5410	No
10	GOM_NL__2PRFIN20030314_004337_000000412014_00346_05410_6260.N1	14-MAR-2003 00:43:37	Straylight	40.500	113	Mu Vel	2.6920	5000.0	81	5410	No
11	GOM_NL__2PRFIN20030314_004926_000000532014_00346_05410_6261.N1	14-MAR-2003 00:49:26	Straylight	53.000	106	9Bet Crv	2.6480	5600.0	106	5410	No
12	GOM_NL__2PRFIN20030314_005151_000000522014_00346_05410_6262.N1	14-MAR-2003 00:51:51	Straylight	51.500	100	4Gam Crv	2.5800	13100.	103	5410	No
13	GOM_NL__2PRFIN20030314_005453_000001092014_00346_05410_6263.N1	14-MAR-2003 00:54:53	Bright	109.00	15	67Alp Vir	0.97600	28000.	218	5410	No
14	GOM_NL__2PRFIN20030314_005849_000000632014_00346_05410_6264.N1	14-MAR-2003 00:58:49	Bright	62.500	121	29Gam Vir	2.7400	7200.0	125	5410	No
15	GOM_NL__2PRFIN20030314_010118_000000392014_00346_05410_6265.N1	14-MAR-2003 01:01:18	Bright	39.000	22	32Alp Leo	1.3600	15200.	78	5410	No
16	GOM_NL__2PRFIN20030314_010336_000000412014_00346_05410_6266.N1	14-MAR-2003 01:03:36	Bright	40.500	51	41Gam1Leo	2.0100	4500.0	81	5410	No
17	GOM_NL__2PRFIN20030314_010608_000000872014_00346_05410_6267.N1	14-MAR-2003 01:06:08	Bright	87.000	138	47Eps Vir	2.8280	4700.0	174	5410	No
18	GOM_NL__2PRFIN20030314_011132_000000412014_00346_05410_6268.N1	14-MAR-2003 01:11:32	Bright	41.000	174	52Psi UMa	3.0040	4400.0	82	5410	No
19	GOM_NL__2PRFIN20030314_011441_000000392014_00346_05410_6269.N1	14-MAR-2003 01:14:41	Bright	38.500	82	48Bet UMa	2.3650	10600.	77	5410	No
20	GOM_NL__2PRFIN20030314_011609_000000402014_00346_05410_6270.N1	14-MAR-2003 01:16:09	Bright	40.000	36	50Alp UMa	1.8000	6300.0	80	5410	No
21	GOM_NL__2PRFIN20030314_011800_000000472014_00346_05410_6271.N1	14-MAR-2003 01:18:00	Bright	47.000	32	77Eps UMa	1.7630	11000.	94	5410	No
22	GOM_NL__2PRFIN20030314_012011_000000582014_00346_05410_6272.N1	14-MAR-2003 01:20:11	Bright	57.500	39	85Eta UMa	1.8540	24000.	115	5410	No
23	GOM_NL__2PRFIN20030314_012324_000000342014_00346_05410_6273.N1	14-MAR-2003 01:23:24	Bright	33.500	49	1Alp UMi	1.9900	6300.0	67	5410	No
24	GOM_NL__2PRFIN20030314_012729_000000482014_00346_05410_6274.N1	14-MAR-2003 01:27:29	Bright	48.000	119	14Eta Dra	2.7270	4700.0	96	5410	No
25	GOM_NL__2PRFIN20030314_013109_000000362014_00346_05410_6275.N1	14-MAR-2003 01:31:09	Bright	35.500	89	5Alp Cep	2.4510	8000.0	71	5410	No
26	GOM_NL__2PRFIN20030314_013317_000000522014_00346_05410_6276.N1	14-MAR-2003 01:33:17	Bright	52.000	69	33Gam Dra	2.2310	3800.0	104	5410	No
27	GOM_NL__2PRFIN20030314_013616_000000382014_00346_05410_6277.N1	14-MAR-2003 01:36:16	Bright	38.000	19	50Alp Cyg	1.2460	10500.	76	5410	No
28	GOM_NL__2PRFIN20030314_013749_000000372014_00346_05410_6278.N1	14-MAR-2003 01:37:49	Bright	37.000	66	37Gam Cyg	2.2080	5900.0	74	5410	No
29	GOM_NL__2PRFIN20030314_013930_000000382014_00346_05410_6279.N1	14-MAR-2003 01:39:30	Bright	37.500	92	53Eps Cyg	2.5000	4500.0	75	5410	No
30	GOM_NL__2PRFIN20030314_014741_000000482014_00346_05410_6280.N1	14-MAR-2003 01:47:41	Twilight	47.500	11	53Alp Aql	0.76500	8000.0	95	5410	No
31	GOM_NL__2PRFIN20030314_015324_000001142014_00346_05410_6281.N1	14-MAR-2003 01:53:24	Dark	114.00	59	55Alp Oph	2.0800	8900.0	228	5410	No
32	GOM_NL__2PRFIN20030314_015939_000000432014_00346_05410_6282.N1	14-MAR-2003 01:59:39	Dark	43.000	57	34Sig Sgr	2.0660	26000.	86	5410	No
33	GOM_NL__2PRFIN20030314_020217_000000492014_00346_05410_6283.N1	14-MAR-2003 02:02:17	Dark	49.000	116	19Del Sgr	2.7000	4100.0	98	5410	No
34	GOM_NL__2PRFIN20030314_020938_000000632014_00347_05411_6257.N1	14-MAR-2003 02:09:38	Dark	63.000	75	26Eps Sco	2.2910	4250.0	126	5411	No
35	GOM_NL__2PRFIN20030314_021154_000001102014_00347_05411_6258.N1	14-MAR-2003 02:11:54	Dark	110.00	16	21Alp Sco	1.0200	3000.0	220	5411	No
36	GOM_NL__2PRFIN20030314_021640_000001252014_00347_05411_6259.N1	14-MAR-2003 02:16:40	Dark	125.00	80	7Del Sco	2.3160	30000.	250	5411	No
37	GOM_NL__2PRFIN20030314_022203_000000652014_00347_05411_6260.N1	14-MAR-2003 02:22:03	Straylight	65.000	54	5The Cen	2.0550	4500.0	130	5411	No
38	GOM_NL__2PRFIN20030314_022413_000000432014_00347_05411_6261.N1	14-MAR-2003 02:24:13	Straylight	43.000	113	Mu Vel	2.6920	5000.0	86	5411	No
39	GOM_NL__2PRFIN20030314_023002_000000502014_00347_05411_6262.N1	14-MAR-2003 02:30:02	Straylight	49.500	106	9Bet Crv	2.6480	5600.0	99	5411	No
40	GOM_NL__2PRFIN20030314_023227_000000532014_00347_05411_6263.N1	14-MAR-2003 02:32:27	Straylight	52.500	100	4Gam Crv	2.5800	13100.	105	5411	No
41	GOM_NL__2PRFIN20030314_023528_000001002014_00347_05411_6264.N1	14-MAR-2003 02:35:28	Bright	99.500	15	67Alp Vir	0.97600	28000.	199	5411	No
42	GOM_NL__2PRFIN20030314_023924_000000632014_00347_05411_6265.N1	14-MAR-2003 02:39:24	Bright	63.000	121	29Gam Vir	2.7400	7200.0	126	5411	No

43	GOM_NL__2PRFIN20030314_024154_000000392014_00347_05411_6266.N1	14-MAR-2003 02:41:54	Bright	39.000	22	32Alp Leo	1.3600	15200.	78	5411	No
44	GOM_NL__2PRFIN20030314_024412_000000392014_00347_05411_6267.N1	14-MAR-2003 02:44:12	Bright	39.000	51	41Gam1Leo	2.0100	4500.0	78	5411	No
45	GOM_NL__2PRFIN20030314_024641_000000902014_00347_05411_6268.N1	14-MAR-2003 02:46:41	Bright	89.500	138	47Eps Vir	2.8280	4700.0	179	5411	No
46	GOM_NL__2PRFIN20030314_025208_000000412014_00347_05411_6269.N1	14-MAR-2003 02:52:08	Bright	40.500	174	52Psi UMa	3.0040	4400.0	81	5411	No
47	GOM_NL__2PRFIN20030314_025516_000000382014_00347_05411_6270.N1	14-MAR-2003 02:55:16	Bright	38.000	82	48Bet UMa	2.3650	10600.	76	5411	No
48	GOM_NL__2PRFIN20030314_025645_000000402014_00347_05411_6271.N1	14-MAR-2003 02:56:45	Bright	39.500	36	50Alp UMa	1.8000	6300.0	79	5411	No
49	GOM_NL__2PRFIN20030314_025835_000000482014_00347_05411_6272.N1	14-MAR-2003 02:58:35	Bright	47.500	32	77Eps UMa	1.7630	11000.	95	5411	No
50	GOM_NL__2PRFIN20030314_030045_000000572014_00347_05411_6273.N1	14-MAR-2003 03:00:45	Bright	56.500	39	85Eta UMa	1.8540	24000.	113	5411	No
51	GOM_NL__2PRFIN20030314_030400_000000332014_00347_05411_6274.N1	14-MAR-2003 03:04:00	Bright	33.000	49	1Alp UMi	1.9900	6300.0	66	5411	No
52	GOM_NL__2PRFIN20030314_030805_000000482014_00347_05411_6275.N1	14-MAR-2003 03:08:05	Bright	48.000	119	14Eta Dra	2.7270	4700.0	96	5411	No
53	GOM_NL__2PRFIN20030314_031145_000000372014_00347_05411_6276.N1	14-MAR-2003 03:11:45	Bright	36.500	89	5Alp Cep	2.4510	8000.0	73	5411	No
54	GOM_NL__2PRFIN20030314_031352_000000512014_00347_05411_6277.N1	14-MAR-2003 03:13:52	Bright	50.500	69	33Gam Dra	2.2310	3800.0	101	5411	No
55	GOM_NL__2PRFIN20030314_031652_000000352014_00347_05411_6278.N1	14-MAR-2003 03:16:52	Bright	34.500	19	50Alp Cyg	1.2460	10500.	69	5411	No
56	GOM_NL__2PRFIN20030314_031826_000000372014_00347_05411_6279.N1	14-MAR-2003 03:18:26	Bright	36.500	66	37Gam Cyg	2.2080	5900.0	73	5411	No
57	GOM_NL__2PRFIN20030314_032006_000000372014_00347_05411_6280.N1	14-MAR-2003 03:20:06	Bright	37.000	92	53Eps Cyg	2.5000	4500.0	74	5411	No
58	GOM_NL__2PRFIN20030314_032817_000000502014_00347_05411_6281.N1	14-MAR-2003 03:28:17	Twl_and_stray	50.000	11	53Alp Aql	0.76500	8000.0	100	5411	No
59	GOM_NL__2PRFIN20030314_033402_000001142014_00347_05411_6282.N1	14-MAR-2003 03:34:02	Dark	113.50	59	55Alp Oph	2.0800	8900.0	227	5411	No
60	GOM_NL__2PRFIN20030314_033815_000000482014_00347_05411_6283.N1	14-MAR-2003 03:38:15	Dark	47.500	155	41Pi Sgr	2.9000	6600.0	95	5411	No
61	GOM_NL__2PRFIN20030314_034015_000000492014_00347_05411_6284.N1	14-MAR-2003 03:40:15	Dark	49.000	57	34Sig Sgr	2.0660	26000.	98	5411	No
62	GOM_NL__2PRFIN20030314_034254_000000482014_00347_05411_6285.N1	14-MAR-2003 03:42:54	Dark	48.000	116	19Del Sgr	2.7000	4100.0	96	5411	No
63	GOM_NL__2PRFIN20030314_035015_000000642014_00348_05412_6258.N1	14-MAR-2003 03:50:15	Dark	63.500	75	26Eps Sco	2.2910	4250.0	127	5412	No
64	GOM_NL__2PRFIN20030314_035231_000000872014_00348_05412_6259.N1	14-MAR-2003 03:52:31	Dark	87.000	16	21Alp Sco	1.0200	3000.0	174	5412	No
65	GOM_NL__2PRFIN20030314_035718_000001272014_00348_05412_6260.N1	14-MAR-2003 03:57:18	Dark	126.50	80	7Del Sco	2.3160	30000.	253	5412	No
66	GOM_NL__2PRFIN20030314_040240_000000622014_00348_05412_6261.N1	14-MAR-2003 04:02:40	Straylight	61.500	54	5The Cen	2.0550	4500.0	123	5412	No
67	GOM_NL__2PRFIN20030314_040450_000000392014_00348_05412_6262.N1	14-MAR-2003 04:04:50	Straylight	39.000	113	Mu Vel	2.6920	5000.0	78	5412	No
68	GOM_NL__2PRFIN20030314_041038_000000602014_00348_05412_6263.N1	14-MAR-2003 04:10:38	Straylight	59.500	106	9Bet Crv	2.6480	5600.0	119	5412	No
69	GOM_NL__2PRFIN20030314_041303_000000552014_00348_05412_6264.N1	14-MAR-2003 04:13:03	Straylight	54.500	100	4Gam Crv	2.5800	13100.	109	5412	No
70	GOM_NL__2PRFIN20030314_041605_000001102014_00348_05412_6265.N1	14-MAR-2003 04:16:05	Bright	109.50	15	67Alp Vir	0.97600	28000.	219	5412	No
71	GOM_NL__2PRFIN20030314_042000_000000642014_00348_05412_6266.N1	14-MAR-2003 04:20:00	Bright	64.000	121	29Gam Vir	2.7400	7200.0	128	5412	No
72	GOM_NL__2PRFIN20030314_042230_000000382014_00348_05412_6267.N1	14-MAR-2003 04:22:30	Bright	37.500	22	32Alp Leo	1.3600	15200.	75	5412	No
73	GOM_NL__2PRFIN20030314_042448_000000382014_00348_05412_6268.N1	14-MAR-2003 04:24:48	Bright	38.000	51	41Gam1Leo	2.0100	4500.0	76	5412	No
74	GOM_NL__2PRFIN20030314_042715_000000882014_00348_05412_6269.N1	14-MAR-2003 04:27:15	Bright	88.000	138	47Eps Vir	2.8280	4700.0	176	5412	No
75	GOM_NL__2PRFIN20030314_043243_000000392014_00348_05412_6270.N1	14-MAR-2003 04:32:43	Bright	38.500	174	52Psi UMa	3.0040	4400.0	77	5412	No
76	GOM_NL__2PRFIN20030314_043552_000000372014_00348_05412_6271.N1	14-MAR-2003 04:35:52	Bright	37.000	82	48Bet UMa	2.3650	10600.	74	5412	No
77	GOM_NL__2PRFIN20030314_043720_000000412014_00348_05412_6272.N1	14-MAR-2003 04:37:20	Bright	41.000	36	50Alp UMa	1.8000	6300.0	82	5412	No
78	GOM_NL__2PRFIN20030314_043911_000000462014_00348_05412_6273.N1	14-MAR-2003 04:39:11	Bright	45.500	32	77Eps UMa	1.7630	11000.	91	5412	No
79	GOM_NL__2PRFIN20030314_044120_000000582014_00348_05412_6274.N1	14-MAR-2003 04:41:20	Bright	58.000	39	85Eta UMa	1.8540	24000.	116	5412	No
80	GOM_NL__2PRFIN20030314_044436_000000372014_00348_05412_6275.N1	14-MAR-2003 04:44:36	Bright	37.000	49	1Alp UMi	1.9900	6300.0	74	5412	No
81	GOM_NL__2PRFIN20030314_044840_000000492014_00348_05412_6276.N1	14-MAR-2003 04:48:40	Bright	49.000	119	14Eta Dra	2.7270	4700.0	98	5412	No
82	GOM_NL__2PRFIN20030314_045221_000000332014_00348_05412_6277.N1	14-MAR-2003 04:52:21	Bright	33.000	89	5Alp Cep	2.4510	8000.0	66	5412	No
83	GOM_NL__2PRFIN20030314_045428_000000512014_00348_05412_6278.N1	14-MAR-2003 04:54:28	Bright	50.500	69	33Gam Dra	2.2310	3800.0	101	5412	No
84	GOM_NL__2PRFIN20030314_045728_000000382014_00348_05412_6279.N1	14-MAR-2003 04:57:28	Bright	37.500	19	50Alp Cyg	1.2460	10500.	75	5412	No
85	GOM_NL__2PRFIN20030314_045901_000000392014_00348_05412_6280.N1	14-MAR-2003 04:59:01	Bright	39.000	66	37Gam Cyg	2.2080	5900.0	78	5412	No
86	GOM_NL__2PRFIN20030314_050042_000000372014_00348_05412_6281.N1	14-MAR-2003 05:00:42	Bright	37.000	92	53Eps Cyg	2.5000	4500.0	74	5412	No
87	GOM_NL__2PRFIN20030314_050853_000000502014_00348_05412_6282.N1	14-MAR-2003 05:08:53	Twl_and_stray	50.000	11	53Alp Aql	0.76500	8000.0	100	5412	No
88	GOM_NL__2PRFIN20030314_051439_000001172014_00348_05412_6283.N1	14-MAR-2003 05:14:39	Dark	116.50	59	55Alp Oph	2.0800	8900.0	233	5412	No
89	GOM_NL__2PRFIN20030314_051852_000000462014_00348_05412_6284.N1	14-MAR-2003 05:18:52	Dark	46.000	155	41Pi Sgr	2.9000	6600.0	92	5412	No
90	GOM_NL__2PRFIN20030314_052052_000000492014_00348_05412_6285.N1	14-MAR-2003 05:20:52	Dark	49.000	57	34Sig Sgr	2.0660	26000.	98	5412	No
91	GOM_NL__2PRFIN20030314_052331_000000542014_00348_05412_6286.N1	14-MAR-2003 05:23:31	Dark	53.500	116	19Del Sgr	2.7000	4100.0	107	5412	No
92	GOM_NL__2PRFIN20030314_053053_000000612014_00349_05413_6280.N1	14-MAR-2003 05:30:53	Dark	61.000	75	26Eps Sco	2.2910	4250.0	122	5413	No
93	GOM_NL__2PRFIN20030314_053309_000000982014_00349_05413_6281.N1	14-MAR-2003 05:33:09	Dark	98.000	16	21Alp Sco	1.0200	3000.0	196	5413	No
94	GOM_NL__2PRFIN20030314_053757_000001212014_00349_05413_6282.N1	14-MAR-2003 05:37:57	Dark	120.50	80	7Del Sco	2.3160	30000.	241	5413	No
95	GOM_NL__2PRFIN20030314_054317_000000642014_00349_05413_6283.N1	14-MAR-2003 05:43:17	Straylight	64.000	54	5The Cen	2.0550	4500.0	128	5413	No
96	GOM_NL__2PRFIN20030314_054526_000000422014_00349_05413_6284.N1	14-MAR-2003 05:45:26	Straylight	41.500	113	Mu Vel	2.6920	5000.0	83	5413	No
97	GOM_NL__2PRFIN20030314_055115_000000552014_00349_05413_6285.N1	14-MAR-2003 05:51:15	Straylight	54.500	106	9Bet Crv	2.6480	5600.0	109	5413	No
98	GOM_NL__2PRFIN20030314_055339_000000552014_00349_05413_6286.N1	14-MAR-2003 05:53:39	Straylight	54.500	100	4Gam Crv	2.5800	13100.	109	5413	No
99	GOM_NL__2PRFIN20030314_055640_000001162014_00349_05413_6287.N1	14-MAR-2003 05:56:40	Bright	116.00	15	67Alp Vir	0.97600	28000.	232	5413	No
100	GOM_NL__2PRFIN20030314_060035_000000632014_00349_05413_6288.N1	14-MAR-2003 06:00:35	Bright	63.000	121	29Gam Vir	2.7400	7200.0	126	5413	No
101	GOM_NL__2PRFIN20030314_060306_000000392014_00349_05413_6289.N1	14-MAR-2003 06:03:06	Bright	38.500	22	32Alp Leo	1.3600	15200.	77	5413	No

102	GOM_NL__2PRFIN20030314_060523_000000382014_00349_05413_6290.N1	14-MAR-2003 06:05:23	Bright	38.000	51	41Gam1Leo	2.0100	4500.0	76	5413	No
103	GOM_NL__2PRFIN20030314_060749_000000892014_00349_05413_6291.N1	14-MAR-2003 06:07:49	Bright	89.000	138	47Eps Vir	2.8280	4700.0	178	5413	No
104	GOM_NL__2PRFIN20030314_061319_000000412014_00349_05413_6292.N1	14-MAR-2003 06:13:19	Bright	41.000	174	52Psi UMa	3.0040	4400.0	82	5413	No
105	GOM_NL__2PRFIN20030314_061628_000000382014_00349_05413_6293.N1	14-MAR-2003 06:16:28	Bright	37.500	82	48Bet UMa	2.3650	10600.	75	5413	No
106	GOM_NL__2PRFIN20030314_061756_000000402014_00349_05413_6294.N1	14-MAR-2003 06:17:56	Bright	39.500	36	50Alp UMa	1.8000	6300.0	79	5413	No
107	GOM_NL__2PRFIN20030314_061946_000000592014_00349_05413_6295.N1	14-MAR-2003 06:19:46	Bright	59.000	32	77Eps UMa	1.7630	11000.	118	5413	No
108	GOM_NL__2PRFIN20030314_062155_000000582014_00349_05413_6296.N1	14-MAR-2003 06:21:55	Bright	58.000	39	85Eta UMa	1.8540	24000.	116	5413	No
109	GOM_NL__2PRFIN20030314_062512_000000372014_00349_05413_6297.N1	14-MAR-2003 06:25:12	Bright	36.500	49	1Alp UMi	1.9900	6300.0	73	5413	No
110	GOM_NL__2PRFIN20030314_062915_000000492014_00349_05413_6298.N1	14-MAR-2003 06:29:15	Bright	48.500	119	14Eta Dra	2.7270	4700.0	97	5413	No
111	GOM_NL__2PRFIN20030314_063257_000000372014_00349_05413_6299.N1	14-MAR-2003 06:32:57	Bright	36.500	89	5Alp Cep	2.4510	8000.0	73	5413	No
112	GOM_NL__2PRFIN20030314_063503_000000512014_00349_05413_6300.N1	14-MAR-2003 06:35:03	Bright	50.500	69	33Gam Dra	2.2310	3800.0	101	5413	No
113	GOM_NL__2PRFIN20030314_063804_000000402014_00349_05413_6301.N1	14-MAR-2003 06:38:04	Bright	39.500	19	50Alp Cyg	1.2460	10500.	79	5413	No
114	GOM_NL__2PRFIN20030314_063938_000000392014_00349_05413_6302.N1	14-MAR-2003 06:39:38	Bright	38.500	66	37Gam Cyg	2.2080	5900.0	77	5413	No
115	GOM_NL__2PRFIN20030314_064119_000000362014_00349_05413_6303.N1	14-MAR-2003 06:41:19	Bright	36.000	92	53Eps Cyg	2.5000	4500.0	72	5413	No
116	GOM_NL__2PRFIN20030314_064930_000000492014_00349_05413_6304.N1	14-MAR-2003 06:49:30	Tw_i_and_stray	48.500	11	53Alp Aql	0.76500	8000.0	97	5413	No
117	GOM_NL__2PRFIN20030314_065517_000001162014_00349_05413_6305.N1	14-MAR-2003 06:55:17	Dark	115.50	59	55Alp Oph	2.0800	8900.0	231	5413	No
118	GOM_NL__2PRFIN20030314_065929_000000482014_00349_05413_6306.N1	14-MAR-2003 06:59:29	Dark	47.500	155	41Pi Sgr	2.9000	6600.0	95	5413	No
119	GOM_NL__2PRFIN20030314_070129_000000452014_00349_05413_6307.N1	14-MAR-2003 07:01:29	Dark	45.000	57	34Sig Sgr	2.0660	26000.	90	5413	No
120	GOM_NL__2PRFIN20030314_070408_000000522014_00349_05413_6308.N1	14-MAR-2003 07:04:08	Dark	52.000	116	19Del Sgr	2.7000	4100.0	104	5413	No
121	GOM_NL__2PRFIN20030314_071130_000000582014_00350_05414_5288.N1	14-MAR-2003 07:11:30	Dark	58.000	75	26Eps Sco	2.2910	4250.0	116	5414	No
122	GOM_NL__2PRFIN20030314_071347_000000872014_00350_05414_5289.N1	14-MAR-2003 07:13:47	Dark	87.000	16	21Alp Sco	1.0200	3000.0	174	5414	No
123	GOM_NL__2PRFIN20030314_071835_000001372014_00350_05414_5290.N1	14-MAR-2003 07:18:35	Dark	136.50	80	7Del Sco	2.3160	30000.	273	5414	No
124	GOM_NL__2PRFIN20030314_072354_000000672014_00350_05414_5291.N1	14-MAR-2003 07:23:54	Straylight	66.500	54	5The Cen	2.0550	4500.0	133	5414	No
125	GOM_NL__2PRFIN20030314_072602_000000392014_00350_05414_5292.N1	14-MAR-2003 07:26:02	Straylight	38.500	113	Mu Vel	2.6920	5000.0	77	5414	No
126	GOM_NL__2PRFIN20030314_073151_000000582014_00350_05414_5293.N1	14-MAR-2003 07:31:51	Straylight	57.500	106	9Bet Crv	2.6480	5600.0	115	5414	No
127	GOM_NL__2PRFIN20030314_073415_000000522014_00350_05414_5294.N1	14-MAR-2003 07:34:15	Straylight	51.500	100	4Gam Crv	2.5800	13100.	103	5414	No
128	GOM_NL__2PRFIN20030314_073715_000000982014_00350_05414_5295.N1	14-MAR-2003 07:37:15	Bright	97.500	15	67Alp Vir	0.97600	28000.	195	5414	No
129	GOM_NL__2PRFIN20030314_074110_000000672014_00350_05414_5296.N1	14-MAR-2003 07:41:10	Bright	66.500	121	29Gam Vir	2.7400	7200.0	133	5414	No
130	GOM_NL__2PRFIN20030314_074342_000000392014_00350_05414_5297.N1	14-MAR-2003 07:43:42	Bright	38.500	22	32Alp Leo	1.3600	15200.	77	5414	No
131	GOM_NL__2PRFIN20030314_074559_000000392014_00350_05414_5298.N1	14-MAR-2003 07:45:59	Bright	38.500	51	41Gam1Leo	2.0100	4500.0	77	5414	No
132	GOM_NL__2PRFIN20030314_074825_000000872014_00350_05414_5299.N1	14-MAR-2003 07:48:25	Bright	86.500	138	47Eps Vir	2.8280	4700.0	173	5414	No
133	GOM_NL__2PRFIN20030314_075355_000000412014_00350_05414_5300.N1	14-MAR-2003 07:53:55	Bright	41.000	174	52Psi UMa	3.0040	4400.0	82	5414	No
134	GOM_NL__2PRFIN20030314_075703_000000392014_00350_05414_5301.N1	14-MAR-2003 07:57:03	Bright	38.500	82	48Bet UMa	2.3650	10600.	77	5414	No
135	GOM_NL__2PRFIN20030314_075832_000000392014_00350_05414_5302.N1	14-MAR-2003 07:58:32	Bright	39.000	36	50Alp UMa	1.8000	6300.0	78	5414	No
136	GOM_NL__2PRFIN20030314_080021_000000472014_00350_05414_5303.N1	14-MAR-2003 08:00:21	Bright	46.500	32	77Eps UMa	1.7630	11000.	93	5414	No
137	GOM_NL__2PRFIN20030314_080230_000000572014_00350_05414_5304.N1	14-MAR-2003 08:02:30	Bright	57.000	39	85Eta UMa	1.8540	24000.	114	5414	No
138	GOM_NL__2PRFIN20030314_080548_000000372014_00350_05414_5305.N1	14-MAR-2003 08:05:48	Bright	37.000	49	1Alp UMi	1.9900	6300.0	74	5414	No
139	GOM_NL__2PRFIN20030314_080951_000000482014_00350_05414_5306.N1	14-MAR-2003 08:09:51	Bright	47.500	119	14Eta Dra	2.7270	4700.0	95	5414	No
140	GOM_NL__2PRFIN20030314_081333_000000362014_00350_05414_5307.N1	14-MAR-2003 08:13:33	Bright	36.000	89	5Alp Cep	2.4510	8000.0	72	5414	No
141	GOM_NL__2PRFIN20030314_081539_000000492014_00350_05414_5308.N1	14-MAR-2003 08:15:39	Bright	49.000	69	33Gam Dra	2.2310	3800.0	98	5414	No
142	GOM_NL__2PRFIN20030314_081839_000000382014_00350_05414_5309.N1	14-MAR-2003 08:18:39	Bright	37.500	19	50Alp Cyg	1.2460	10500.	75	5414	No
143	GOM_NL__2PRFIN20030314_082013_000000392014_00350_05414_5310.N1	14-MAR-2003 08:20:13	Bright	38.500	66	37Gam Cyg	2.2080	5900.0	77	5414	No
144	GOM_NL__2PRFIN20030314_082154_000000382014_00350_05414_5311.N1	14-MAR-2003 08:21:54	Bright	37.500	92	53Eps Cyg	2.5000	4500.0	75	5414	No
145	GOM_NL__2PRFIN20030314_083006_000000532014_00350_05414_5312.N1	14-MAR-2003 08:30:06	Tw_i_and_stray	52.500	11	53Alp Aql	0.76500	8000.0	105	5414	No
146	GOM_NL__2PRFIN20030314_083556_000001202014_00350_05414_5313.N1	14-MAR-2003 08:35:56	Dark	119.50	59	55Alp Oph	2.0800	8900.0	239	5414	No
147	GOM_NL__2PRFIN20030314_084005_000000462014_00350_05414_5314.N1	14-MAR-2003 08:40:05	Dark	45.500	155	41Pi Sgr	2.9000	6600.0	91	5414	No
148	GOM_NL__2PRFIN20030314_084205_000000492014_00350_05414_5315.N1	14-MAR-2003 08:42:05	Dark	48.500	57	34Sig Sgr	2.0660	26000.	97	5414	No
149	GOM_NL__2PRFIN20030314_084445_000000512014_00350_05414_5316.N1	14-MAR-2003 08:44:45	Dark	51.000	116	19Del Sgr	2.7000	4100.0	102	5414	No
150	GOM_NL__2PRFIN20030314_085207_000000722014_00351_05415_6284.N1	14-MAR-2003 08:52:07	Dark	71.500	75	26Eps Sco	2.2910	4250.0	143	5415	No
151	GOM_NL__2PRFIN20030314_085426_000001122014_00351_05415_6285.N1	14-MAR-2003 08:54:26	Dark	112.00	16	21Alp Sco	1.0200	3000.0	224	5415	No
152	GOM_NL__2PRFIN20030314_085809_000000532014_00351_05415_6286.N1	14-MAR-2003 08:58:09	Dark	53.000	4	Alp1Cen	-0.010000	5800.0	106	5415	No
153	GOM_NL__2PRFIN20030314_085923_000000532014_00351_05415_6287.N1	14-MAR-2003 08:59:23	Dark	52.500	10	Bet Cen	0.61000	28000.	105	5415	No
154	GOM_NL__2PRFIN20030314_090126_000000442014_00351_05415_6288.N1	14-MAR-2003 09:01:26	Dark	44.000	77	Eps Cen	2.3030	28000.	88	5415	No
155	GOM_NL__2PRFIN20030314_090446_000000392014_00351_05415_6289.N1	14-MAR-2003 09:04:46	Straylight	38.500	99	Del Cen	2.5750	26000.	77	5415	No
156	GOM_NL__2PRFIN20030314_090638_000000382014_00351_05415_6290.N1	14-MAR-2003 09:06:38	Straylight	37.500	113	Mu Vel	2.6920	5000.0	75	5415	No
157	GOM_NL__2PRFIN20030314_091227_000000572014_00351_05415_6291.N1	14-MAR-2003 09:12:27	Straylight	56.500	106	9Bet Crv	2.6480	5600.0	113	5415	No
158	GOM_NL__2PRFIN20030314_091451_000000532014_00351_05415_6292.N1	14-MAR-2003 09:14:51	Straylight	53.000	100	4Gam Crv	2.5800	13100.	106	5415	No
159	GOM_NL__2PRFIN20030314_091751_000001042014_00351_05415_6293.N1	14-MAR-2003 09:17:51	Bright	103.50	15	67Alp Vir	0.97600	28000.	207	5415	No
160	GOM_NL__2PRFIN20030314_092145_000000662014_00351_05415_6294.N1	14-MAR-2003 09:21:45	Bright	65.500	121	29Gam Vir	2.7400	7200.0	131	5415	No

161	GOM_NL__2PRFIN20030314_092418_000000392014_00351_05415_6295.N1	14-MAR-2003 09:24:18	Bright	38.500	22	32Alp Leo	1.3600	15200.	77	5415	No
162	GOM_NL__2PRFIN20030314_092635_000000392014_00351_05415_6296.N1	14-MAR-2003 09:26:35	Bright	39.000	51	41Gam1Leo	2.0100	4500.0	78	5415	No
163	GOM_NL__2PRFIN20030314_092858_000000862014_00351_05415_6297.N1	14-MAR-2003 09:28:58	Bright	86.000	138	47Eps Vir	2.8280	4700.0	172	5415	No
164	GOM_NL__2PRFIN20030314_093430_000000432014_00351_05415_6298.N1	14-MAR-2003 09:34:30	Bright	42.500	174	52Psi UMa	3.0040	4400.0	85	5415	No
165	GOM_NL__2PRFIN20030314_093738_000000392014_00351_05415_6299.N1	14-MAR-2003 09:37:38	Bright	39.000	82	48Bet UMa	2.3650	10600.	78	5415	No
166	GOM_NL__2PRFIN20030314_093907_000000392014_00351_05415_6300.N1	14-MAR-2003 09:39:07	Bright	39.000	36	50Alp UMa	1.8000	6300.0	78	5415	No
167	GOM_NL__2PRFIN20030314_094056_000000472014_00351_05415_6301.N1	14-MAR-2003 09:40:56	Bright	46.500	32	77Eps UMa	1.7630	11000.	93	5415	No
168	GOM_NL__2PRFIN20030314_094305_000000562014_00351_05415_6302.N1	14-MAR-2003 09:43:05	Bright	56.000	39	85Eta UMa	1.8540	24000.	112	5415	No
169	GOM_NL__2PRFIN20030314_094623_000000372014_00351_05415_6303.N1	14-MAR-2003 09:46:23	Bright	36.500	49	1Alp UMi	1.9900	6300.0	73	5415	No
170	GOM_NL__2PRFIN20030314_095026_000000482014_00351_05415_6304.N1	14-MAR-2003 09:50:26	Bright	48.000	119	14Eta Dra	2.7270	4700.0	96	5415	No
171	GOM_NL__2PRFIN20030314_095409_000000362014_00351_05415_6305.N1	14-MAR-2003 09:54:09	Bright	35.500	89	5Alp Cep	2.4510	8000.0	71	5415	No
172	GOM_NL__2PRFIN20030314_095614_000000512014_00351_05415_6306.N1	14-MAR-2003 09:56:14	Bright	51.000	69	33Gam Dra	2.2310	3800.0	102	5415	No
173	GOM_NL__2PRFIN20030314_095915_000000362014_00351_05415_6307.N1	14-MAR-2003 09:59:15	Bright	35.500	19	50Alp Cyg	1.2460	10500.	71	5415	No
174	GOM_NL__2PRFIN20030314_100049_000000382014_00351_05415_6308.N1	14-MAR-2003 10:00:49	Bright	37.500	66	37Gam Cyg	2.2080	5900.0	75	5415	No
175	GOM_NL__2PRFIN20030314_100230_000000362014_00351_05415_6309.N1	14-MAR-2003 10:02:30	Bright	36.000	92	53Eps Cyg	2.5000	4500.0	72	5415	No
176	GOM_NL__2PRFIN20030314_101042_000000502014_00351_05415_6310.N1	14-MAR-2003 10:10:42	Twl_and_stray	50.000	11	53Alp Aql	0.76500	8000.0	100	5415	No
177	GOM_NL__2PRFIN20030314_101634_000001202014_00351_05415_6311.N1	14-MAR-2003 10:16:34	Dark	120.00	59	55Alp Oph	2.0800	8900.0	240	5415	No
178	GOM_NL__2PRFIN20030314_102042_000000472014_00351_05415_6312.N1	14-MAR-2003 10:20:42	Dark	46.500	155	41Pi Sgr	2.9000	6600.0	93	5415	No
179	GOM_NL__2PRFIN20030314_102242_000000472014_00351_05415_6313.N1	14-MAR-2003 10:22:42	Dark	47.000	57	34Sig Sgr	2.0660	26000.	94	5415	No
180	GOM_NL__2PRFIN20030314_102522_000000592014_00351_05415_6314.N1	14-MAR-2003 10:25:22	Dark	58.500	116	19Del Sgr	2.7000	4100.0	117	5415	No
181	GOM_NL__2PRFIN20030314_102744_000000392014_00351_05415_6315.N1	14-MAR-2003 10:27:44	Dark	39.000	45	Alp Pav	1.9400	26000.	78	5415	No
182	GOM_NL__2PRFIN20030314_103244_000000592014_00352_05416_6286.N1	14-MAR-2003 10:32:44	Dark	59.000	75	26Eps Sco	2.2910	4250.0	118	5416	No
183	GOM_NL__2PRFIN20030314_103503_000001122014_00352_05416_6287.N1	14-MAR-2003 10:35:03	Dark	112.00	16	21Alp Sco	1.0200	3000.0	224	5416	No
184	GOM_NL__2PRFIN20030314_103845_000000572014_00352_05416_6288.N1	14-MAR-2003 10:38:45	Dark	57.000	4	Alp1Cen	-0.010000	5800.0	114	5416	No
185	GOM_NL__2PRFIN20030314_104000_000000522014_00352_05416_6289.N1	14-MAR-2003 10:40:00	Dark	51.500	10	Bet Cen	0.61000	28000.	103	5416	No
186	GOM_NL__2PRFIN20030314_104202_000000432014_00352_05416_6290.N1	14-MAR-2003 10:42:02	Dark	43.000	77	Eps Cen	2.3030	28000.	86	5416	No
187	GOM_NL__2PRFIN20030314_104522_000000402014_00352_05416_6291.N1	14-MAR-2003 10:45:22	Straylight	40.000	99	Del Cen	2.5750	26000.	80	5416	No
188	GOM_NL__2PRFIN20030314_104714_000000432014_00352_05416_6292.N1	14-MAR-2003 10:47:14	Straylight	42.500	113	Mu Vel	2.6920	5000.0	85	5416	No
189	GOM_NL__2PRFIN20030314_105303_000000562014_00352_05416_6293.N1	14-MAR-2003 10:53:03	Straylight	55.500	106	9Bet Crv	2.6480	5600.0	111	5416	No
190	GOM_NL__2PRFIN20030314_105527_000000532014_00352_05416_6294.N1	14-MAR-2003 10:55:27	Straylight	53.000	100	4Gam Crv	2.5800	13100.	106	5416	No
191	GOM_NL__2PRFIN20030314_105824_000001162014_00352_05416_6295.N1	14-MAR-2003 10:58:24	Bright	116.00	15	67Alp Vir	0.97600	28000.	232	5416	No
192	GOM_NL__2PRFIN20030314_110221_000000662014_00352_05416_6296.N1	14-MAR-2003 11:02:21	Bright	65.500	121	29Gam Vir	2.7400	7200.0	131	5416	No
193	GOM_NL__2PRFIN20030314_110453_000000382014_00352_05416_6297.N1	14-MAR-2003 11:04:53	Bright	38.000	22	32Alp Leo	1.3600	15200.	76	5416	No
194	GOM_NL__2PRFIN20030314_110711_000000402014_00352_05416_6298.N1	14-MAR-2003 11:07:11	Bright	40.000	51	41Gam1Leo	2.0100	4500.0	80	5416	No
195	GOM_NL__2PRFIN20030314_110932_000000862014_00352_05416_6299.N1	14-MAR-2003 11:09:32	Bright	86.000	138	47Eps Vir	2.8280	4700.0	172	5416	No
196	GOM_NL__2PRFIN20030314_111505_000000412014_00352_05416_6300.N1	14-MAR-2003 11:15:05	Bright	41.000	174	52Psi UMa	3.0040	4400.0	82	5416	No
197	GOM_NL__2PRFIN20030314_111814_000000402014_00352_05416_6301.N1	14-MAR-2003 11:18:14	Bright	39.500	82	48Bet UMa	2.3650	10600.	79	5416	No
198	GOM_NL__2PRFIN20030314_111943_000000402014_00352_05416_6302.N1	14-MAR-2003 11:19:43	Bright	40.000	36	50Alp UMa	1.8000	6300.0	80	5416	No
199	GOM_NL__2PRFIN20030314_112131_000000462014_00352_05416_6303.N1	14-MAR-2003 11:21:31	Bright	46.000	32	77Eps UMa	1.7630	11000.	92	5416	No
200	GOM_NL__2PRFIN20030314_112339_000000582014_00352_05416_6304.N1	14-MAR-2003 11:23:39	Bright	57.500	39	85Eta UMa	1.8540	24000.	115	5416	No
201	GOM_NL__2PRFIN20030314_112659_000000342014_00352_05416_6305.N1	14-MAR-2003 11:26:59	Bright	34.000	49	1Alp UMi	1.9900	6300.0	68	5416	No
202	GOM_NL__2PRFIN20030314_113101_000000482014_00352_05416_6306.N1	14-MAR-2003 11:31:01	Bright	47.500	119	14Eta Dra	2.7270	4700.0	95	5416	No
203	GOM_NL__2PRFIN20030314_113445_000000342014_00352_05416_6307.N1	14-MAR-2003 11:34:45	Bright	33.500	89	5Alp Cep	2.4510	8000.0	67	5416	No
204	GOM_NL__2PRFIN20030314_113650_000000532014_00352_05416_6308.N1	14-MAR-2003 11:36:50	Bright	53.000	69	33Gam Dra	2.2310	3800.0	106	5416	No
205	GOM_NL__2PRFIN20030314_113951_000000402014_00352_05416_6309.N1	14-MAR-2003 11:39:51	Bright	39.500	19	50Alp Cyg	1.2460	10500.	79	5416	No
206	GOM_NL__2PRFIN20030314_114125_000000382014_00352_05416_6310.N1	14-MAR-2003 11:41:25	Bright	37.500	66	37Gam Cyg	2.2080	5900.0	75	5416	No
207	GOM_NL__2PRFIN20030314_114306_000000382014_00352_05416_6311.N1	14-MAR-2003 11:43:06	Bright	37.500	92	53Eps Cyg	2.5000	4500.0	75	5416	No
208	GOM_NL__2PRFIN20030314_115118_000000512014_00352_05416_6312.N1	14-MAR-2003 11:51:18	Twl_and_stray	51.000	11	53Alp Aql	0.76500	8000.0	102	5416	No
209	GOM_NL__2PRFIN20030314_115713_000001372014_00352_05416_6313.N1	14-MAR-2003 11:57:13	Dark	137.00	59	55Alp Oph	2.0800	8900.0	274	5416	No
210	GOM_NL__2PRFIN20030314_120118_000000442014_00352_05416_6314.N1	14-MAR-2003 12:01:18	Dark	44.000	155	41Pi Sgr	2.9000	6600.0	88	5416	No
211	GOM_NL__2PRFIN20030314_120319_000000492014_00352_05416_6315.N1	14-MAR-2003 12:03:19	Dark	49.000	57	34Sig Sgr	2.0660	26000.	98	5416	No
212	GOM_NL__2PRFIN20030314_120558_000000512014_00352_05416_6316.N1	14-MAR-2003 12:05:58	Dark	50.500	116	19Del Sgr	2.7000	4100.0	101	5416	No
213	GOM_NL__2PRFIN20030314_120820_000000392014_00352_05416_6317.N1	14-MAR-2003 12:08:20	Dark	39.000	45	Alp Pav	1.9400	26000.	78	5416	No
214	GOM_NL__2PRFIN20030314_121321_000000652014_00353_05417_6287.N1	14-MAR-2003 12:13:21	Dark	64.500	75	26Eps Sco	2.2910	4250.0	129	5417	No
215	GOM_NL__2PRFIN20030314_121541_000000942014_00353_05417_6288.N1	14-MAR-2003 12:15:41	Dark	94.000	16	21Alp Sco	1.0200	3000.0	188	5417	No
216	GOM_NL__2PRFIN20030314_121921_000000462014_00353_05417_6289.N1	14-MAR-2003 12:19:21	Dark	45.500	4	Alp1Cen	-0.010000	5800.0	91	5417	No
217	GOM_NL__2PRFIN20030314_122036_000000432014_00353_05417_6290.N1	14-MAR-2003 12:20:36	Dark	43.000	10	Bet Cen	0.61000	28000.	86	5417	No
218	GOM_NL__2PRFIN20030314_122238_000000422014_00353_05417_6291.N1	14-MAR-2003 12:22:38	Dark	41.500	77	Eps Cen	2.3030	28000.	83	5417	No
219	GOM_NL__2PRFIN20030314_122558_000000432014_00353_05417_6292.N1	14-MAR-2003 12:25:58	Straylight	43.000	99	Del Cen	2.5750	26000.	86	5417	No

220	GOM_NL__2PRFIN20030314_122750_000000412014_00353_05417_6293.N1	14-MAR-2003 12:27:50	Straylight	40.500	113	Mu Vel	2.6920	5000.0	81	5417	No
221	GOM_NL__2PRFIN20030314_123339_000000552014_00353_05417_6294.N1	14-MAR-2003 12:33:39	Straylight	55.000	106	9Bet Crv	2.6480	5600.0	110	5417	No
222	GOM_NL__2PRFIN20030314_123602_000000562014_00353_05417_6295.N1	14-MAR-2003 12:36:02	Straylight	55.500	100	4Gam Crv	2.5800	13100.	111	5417	No
223	GOM_NL__2PRFIN20030314_123902_000000982014_00353_05417_6296.N1	14-MAR-2003 12:39:02	Bright	97.500	15	67Alp Vir	0.97600	28000.	195	5417	No
224	GOM_NL__2PRFIN20030314_124255_000000672014_00353_05417_6297.N1	14-MAR-2003 12:42:55	Bright	66.500	121	29Gam Vir	2.7400	7200.0	133	5417	No
225	GOM_NL__2PRFIN20030314_124529_000000382014_00353_05417_6298.N1	14-MAR-2003 12:45:29	Bright	37.500	22	32Alp Leo	1.3600	15200.	75	5417	No
226	GOM_NL__2PRFIN20030314_124746_000000392014_00353_05417_6299.N1	14-MAR-2003 12:47:46	Bright	39.000	51	41Gam1Leo	2.0100	4500.0	78	5417	No
227	GOM_NL__2PRFIN20030314_125009_000000862014_00353_05417_6300.N1	14-MAR-2003 12:50:09	Bright	86.000	138	47Eps Vir	2.8280	4700.0	172	5417	No
228	GOM_NL__2PRFIN20030314_125541_000000422014_00353_05417_6301.N1	14-MAR-2003 12:55:41	Bright	42.000	174	52Psi UMa	3.0040	4400.0	84	5417	No
229	GOM_NL__2PRFIN20030314_125849_000000402014_00353_05417_6302.N1	14-MAR-2003 12:58:49	Bright	40.000	82	48Bet UMa	2.3650	10600.	80	5417	No
230	GOM_NL__2PRFIN20030314_130018_000000402014_00353_05417_6303.N1	14-MAR-2003 13:00:18	Bright	39.500	36	50Alp UMa	1.8000	6300.0	79	5417	No
231	GOM_NL__2PRFIN20030314_130206_000000492014_00353_05417_6304.N1	14-MAR-2003 13:02:06	Bright	48.500	32	77Eps UMa	1.7630	11000.	97	5417	No
232	GOM_NL__2PRFIN20030314_130413_000000582014_00353_05417_6305.N1	14-MAR-2003 13:04:13	Bright	58.000	39	85Eta UMa	1.8540	24000.	116	5417	No
233	GOM_NL__2PRFIN20030314_130735_000000352014_00353_05417_6306.N1	14-MAR-2003 13:07:35	Bright	35.000	49	1Alp UMi	1.9900	6300.0	70	5417	No
234	GOM_NL__2PRFIN20030314_131136_000000492014_00353_05417_6307.N1	14-MAR-2003 13:11:36	Bright	49.000	119	14Eta Dra	2.7270	4700.0	98	5417	No
235	GOM_NL__2PRFIN20030314_131520_000000342014_00353_05417_6308.N1	14-MAR-2003 13:15:20	Bright	33.500	89	5Alp Cep	2.4510	8000.0	67	5417	No
236	GOM_NL__2PRFIN20030314_131724_000000532014_00353_05417_6309.N1	14-MAR-2003 13:17:24	Bright	52.500	69	33Gam Dra	2.2310	3800.0	105	5417	No
237	GOM_NL__2PRFIN20030314_132027_000000402014_00353_05417_6310.N1	14-MAR-2003 13:20:27	Bright	39.500	19	50Alp Cyg	1.2460	10500.	79	5417	No
238	GOM_NL__2PRFIN20030314_132201_000000392014_00353_05417_6311.N1	14-MAR-2003 13:22:01	Bright	39.000	66	37Gam Cyg	2.2080	5900.0	78	5417	No
239	GOM_NL__2PRFIN20030314_132342_000000392014_00353_05417_6312.N1	14-MAR-2003 13:23:42	Bright	38.500	92	53Eps Cyg	2.5000	4500.0	77	5417	No
240	GOM_NL__2PRFIN20030314_133154_000000502014_00353_05417_6313.N1	14-MAR-2003 13:31:54	Tw_i_and_stray	49.500	11	53Alp Aql	0.76500	8000.0	99	5417	No
241	GOM_NL__2PRFIN20030314_133751_000001172014_00353_05417_6314.N1	14-MAR-2003 13:37:51	Dark	116.50	59	55Alp Oph	2.0800	8900.0	233	5417	No
242	GOM_NL__2PRFIN20030314_134155_000000472014_00353_05417_6315.N1	14-MAR-2003 13:41:55	Dark	47.000	155	41Pi Sgr	2.9000	6600.0	94	5417	No
243	GOM_NL__2PRFIN20030314_134355_000000452014_00353_05417_6316.N1	14-MAR-2003 13:43:55	Dark	44.500	57	34Sig Sgr	2.0660	26000.	89	5417	No
244	GOM_NL__2PRFIN20030314_134635_000000482014_00353_05417_6317.N1	14-MAR-2003 13:46:35	Dark	48.000	116	19Del Sgr	2.7000	4100.0	96	5417	No
245	GOM_NL__2PRFIN20030314_134856_000000412014_00353_05417_6318.N1	14-MAR-2003 13:48:56	Dark	40.500	45	Alp Pav	1.9400	26000.	81	5417	No
246	GOM_NL__2PRFIN20030314_135359_000000602014_00354_05418_6288.N1	14-MAR-2003 13:53:59	Dark	60.000	75	26Eps Sco	2.2910	4250.0	120	5418	No
247	GOM_NL__2PRFIN20030314_135619_000000912014_00354_05418_6289.N1	14-MAR-2003 13:56:19	Dark	90.500	16	21Alp Sco	1.0200	3000.0	181	5418	No
248	GOM_NL__2PRFIN20030314_135957_000000572014_00354_05418_6290.N1	14-MAR-2003 13:59:57	Dark	56.500	4	Alp1Cen	-0.010000	5800.0	113	5418	No
249	GOM_NL__2PRFIN20030314_140112_000000452014_00354_05418_6291.N1	14-MAR-2003 14:01:12	Dark	45.000	10	Bet Cen	0.61000	28000.	90	5418	No
250	GOM_NL__2PRFIN20030314_140315_000000422014_00354_05418_6292.N1	14-MAR-2003 14:03:15	Dark	41.500	77	Eps Cen	2.3030	28000.	83	5418	No
251	GOM_NL__2PRFIN20030314_140634_000000402014_00354_05418_6293.N1	14-MAR-2003 14:06:34	Straylight	40.000	99	Del Cen	2.5750	26000.	80	5418	No
252	GOM_NL__2PRFIN20030314_140826_000000392014_00354_05418_6294.N1	14-MAR-2003 14:08:26	Straylight	39.000	113	Mu Vel	2.6920	5000.0	78	5418	No
253	GOM_NL__2PRFIN20030314_141414_000000612014_00354_05418_6295.N1	14-MAR-2003 14:14:14	Straylight	60.500	106	9Bet Crv	2.6480	5600.0	121	5418	No
254	GOM_NL__2PRFIN20030314_141638_000000542014_00354_05418_6296.N1	14-MAR-2003 14:16:38	Straylight	53.500	100	4Gam Crv	2.5800	13100.	107	5418	No
255	GOM_NL__2PRFIN20030314_141937_000001122014_00354_05418_6297.N1	14-MAR-2003 14:19:37	Bright	111.50	15	67Alp Vir	0.97600	28000.	223	5418	No
256	GOM_NL__2PRFIN20030314_142329_000000682014_00354_05418_6298.N1	14-MAR-2003 14:23:29	Bright	67.500	121	29Gam Vir	2.7400	7200.0	135	5418	No
257	GOM_NL__2PRFIN20030314_142604_000000412014_00354_05418_6299.N1	14-MAR-2003 14:26:04	Bright	40.500	22	32Alp Leo	1.3600	15200.	81	5418	No
258	GOM_NL__2PRFIN20030314_142822_000000392014_00354_05418_6300.N1	14-MAR-2003 14:28:22	Bright	39.000	51	41Gam1Leo	2.0100	4500.0	78	5418	No
259	GOM_NL__2PRFIN20030314_143044_000000852014_00354_05418_6301.N1	14-MAR-2003 14:30:44	Bright	84.500	138	47Eps Vir	2.8280	4700.0	169	5418	No
260	GOM_NL__2PRFIN20030314_143617_000000422014_00354_05418_6302.N1	14-MAR-2003 14:36:17	Bright	41.500	174	52Psi UMa	3.0040	4400.0	83	5418	No
261	GOM_NL__2PRFIN20030314_143926_000000402014_00354_05418_6303.N1	14-MAR-2003 14:39:26	Bright	39.500	82	48Bet UMa	2.3650	10600.	79	5418	No
262	GOM_NL__2PRFIN20030314_144055_000000402014_00354_05418_6304.N1	14-MAR-2003 14:40:55	Bright	40.000	36	50Alp UMa	1.8000	6300.0	80	5418	No
263	GOM_NL__2PRFIN20030314_144242_000000452014_00354_05418_6305.N1	14-MAR-2003 14:42:42	Bright	45.000	32	77Eps UMa	1.7630	11000.	90	5418	No
264	GOM_NL__2PRFIN20030314_144449_000000552014_00354_05418_6306.N1	14-MAR-2003 14:44:49	Bright	55.000	39	85Eta UMa	1.8540	24000.	110	5418	No
265	GOM_NL__2PRFIN20030314_144812_000000352014_00354_05418_6307.N1	14-MAR-2003 14:48:12	Bright	34.500	49	1Alp UMi	1.9900	6300.0	69	5418	No
266	GOM_NL__2PRFIN20030314_145213_000000482014_00354_05418_6308.N1	14-MAR-2003 14:52:13	Bright	48.000	119	14Eta Dra	2.7270	4700.0	96	5418	No
267	GOM_NL__2PRFIN20030314_145557_000000372014_00354_05418_6309.N1	14-MAR-2003 14:55:57	Bright	36.500	89	5Alp Cep	2.4510	8000.0	73	5418	No
268	GOM_NL__2PRFIN20030314_145802_000000522014_00354_05418_6310.N1	14-MAR-2003 14:58:02	Bright	52.000	69	33Gam Dra	2.2310	3800.0	104	5418	No
269	GOM_NL__2PRFIN20030314_150104_000000352014_00354_05418_6311.N1	14-MAR-2003 15:01:04	Bright	34.500	19	50Alp Cyg	1.2460	10500.	69	5418	No
270	GOM_NL__2PRFIN20030314_150238_000000392014_00354_05418_6312.N1	14-MAR-2003 15:02:38	Bright	39.000	66	37Gam Cyg	2.2080	5900.0	78	5418	No
271	GOM_NL__2PRFIN20030314_150419_000000382014_00354_05418_6313.N1	14-MAR-2003 15:04:19	Bright	37.500	92	53Eps Cyg	2.5000	4500.0	75	5418	No
272	GOM_NL__2PRFIN20030314_151232_000000522014_00354_05418_6314.N1	14-MAR-2003 15:12:32	Tw_i_and_stray	51.500	11	53Alp Aql	0.76500	8000.0	103	5418	No
273	GOM_NL__2PRFIN20030314_151826_000001202014_00354_05418_6315.N1	14-MAR-2003 15:18:26	Dark	120.00	59	55Alp Oph	2.0800	8900.0	240	5418	No
274	GOM_NL__2PRFIN20030314_152232_000000452014_00354_05418_6316.N1	14-MAR-2003 15:22:32	Dark	45.000	155	41Pi Sgr	2.9000	6600.0	90	5418	No
275	GOM_NL__2PRFIN20030314_152433_000000452014_00354_05418_6317.N1	14-MAR-2003 15:24:33	Dark	44.500	57	34Sig Sgr	2.0660	26000.	89	5418	No
276	GOM_NL__2PRFIN20030314_152713_000000502014_00354_05418_6318.N1	14-MAR-2003 15:27:13	Dark	50.000	116	19Del Sgr	2.7000	4100.0	100	5418	No
277	GOM_NL__2PRFIN20030314_152932_000000382014_00354_05418_6319.N1	14-MAR-2003 15:29:32	Dark	38.000	45	Alp Pav	1.9400	26000.	76	5418	No
278	GOM_NL__2PRFIN20030314_153437_000000662014_00355_05419_6289.N1	14-MAR-2003 15:34:37	Dark	66.000	75	26Eps Sco	2.2910	4250.0	132	5419	No

279	GOM_NL__2PRFIN20030314_153658_000001112014_00355_05419_6290.N1	14-MAR-2003 15:36:58	Dark	111.00	16	21Alp Sco	1.0200	3000.0	222	5419	No
280	GOM_NL__2PRFIN20030314_154035_000000462014_00355_05419_6291.N1	14-MAR-2003 15:40:35	Dark	45.500	4	Alp1Cen	-0.010000	5800.0	91	5419	No
281	GOM_NL__2PRFIN20030314_154149_000000452014_00355_05419_6292.N1	14-MAR-2003 15:41:49	Dark	44.500	10	Bet Cen	0.61000	28000.	89	5419	No
282	GOM_NL__2PRFIN20030314_154352_000000452014_00355_05419_6293.N1	14-MAR-2003 15:43:52	Dark	44.500	77	Eps Cen	2.3030	28000.	89	5419	No
283	GOM_NL__2PRFIN20030314_154712_000000412014_00355_05419_6294.N1	14-MAR-2003 15:47:12	Straylight	41.000	99	Del Cen	2.5750	26000.	82	5419	No
284	GOM_NL__2PRFIN20030314_154903_000000382014_00355_05419_6295.N1	14-MAR-2003 15:49:03	Straylight	38.000	113	Mu Vel	2.6920	5000.0	76	5419	No
285	GOM_NL__2PRFIN20030314_155452_000000552014_00355_05419_6296.N1	14-MAR-2003 15:54:52	Straylight	54.500	106	9Bet Crv	2.6480	5600.0	109	5419	No
286	GOM_NL__2PRFIN20030314_155715_000000522014_00355_05419_6297.N1	14-MAR-2003 15:57:15	Straylight	51.500	100	4Gam Crv	2.5800	13100.	103	5419	No
287	GOM_NL__2PRFIN20030314_160014_000001202014_00355_05419_6298.N1	14-MAR-2003 16:00:14	Bright	119.50	15	67Alp Vir	0.97600	28000.	239	5419	No
288	GOM_NL__2PRFIN20030314_160408_000000632014_00355_05419_6299.N1	14-MAR-2003 16:04:08	Bright	63.000	121	29Gam Vir	2.7400	7200.0	126	5419	No
289	GOM_NL__2PRFIN20030314_160642_000000392014_00355_05419_6300.N1	14-MAR-2003 16:06:42	Bright	39.000	22	32Alp Leo	1.3600	15200.	78	5419	No
290	GOM_NL__2PRFIN20030314_160859_000000392014_00355_05419_6301.N1	14-MAR-2003 16:08:59	Bright	38.500	51	41Gam1Leo	2.0100	4500.0	77	5419	No
291	GOM_NL__2PRFIN20030314_161115_000000872014_00355_05419_6302.N1	14-MAR-2003 16:11:15	Bright	86.500	138	47Eps Vir	2.8280	4700.0	173	5419	No
292	GOM_NL__2PRFIN20030314_161652_000000422014_00355_05419_6303.N1	14-MAR-2003 16:16:52	Bright	41.500	174	52Psi UMa	3.0040	4400.0	83	5419	No
293	GOM_NL__2PRFIN20030314_162001_000000392014_00355_05419_6304.N1	14-MAR-2003 16:20:01	Bright	38.500	82	48Bet UMa	2.3650	10600.	77	5419	No
294	GOM_NL__2PRFIN20030314_162130_000000392014_00355_05419_6305.N1	14-MAR-2003 16:21:30	Bright	38.500	36	50Alp UMa	1.8000	6300.0	77	5419	No
295	GOM_NL__2PRFIN20030314_162317_000000462014_00355_05419_6306.N1	14-MAR-2003 16:23:17	Bright	45.500	32	77Eps UMa	1.7630	11000.	91	5419	No
296	GOM_NL__2PRFIN20030314_162524_000000562014_00355_05419_6307.N1	14-MAR-2003 16:25:24	Bright	56.000	39	85Eta UMa	1.8540	24000.	112	5419	No
297	GOM_NL__2PRFIN20030314_162848_000000342014_00355_05419_6308.N1	14-MAR-2003 16:28:48	Bright	34.000	49	1Alp UMi	1.9900	6300.0	68	5419	No
298	GOM_NL__2PRFIN20030314_163248_000000492014_00355_05419_6309.N1	14-MAR-2003 16:32:48	Bright	48.500	119	14Eta Dra	2.7270	4700.0	97	5419	No
299	GOM_NL__2PRFIN20030314_163633_000000362014_00355_05419_6310.N1	14-MAR-2003 16:36:33	Bright	36.000	89	5Alp Cep	2.4510	8000.0	72	5419	No
300	GOM_NL__2PRFIN20030314_163837_000000512014_00355_05419_6311.N1	14-MAR-2003 16:38:37	Bright	51.000	69	33Gam Dra	2.2310	3800.0	102	5419	No
301	GOM_NL__2PRFIN20030314_164140_000000352014_00355_05419_6312.N1	14-MAR-2003 16:41:40	Bright	34.500	19	50Alp Cyg	1.2460	10500.	69	5419	No
302	GOM_NL__2PRFIN20030314_164314_000000362014_00355_05419_6313.N1	14-MAR-2003 16:43:14	Bright	36.000	66	37Gam Cyg	2.2080	5900.0	72	5419	No
303	GOM_NL__2PRFIN20030314_164455_000000372014_00355_05419_6314.N1	14-MAR-2003 16:44:55	Bright	36.500	92	53Eps Cyg	2.5000	4500.0	73	5419	No
304	GOM_NL__2PRFIN20030314_165308_000000492014_00355_05419_6315.N1	14-MAR-2003 16:53:08	Tw_i_and_stray	49.000	11	53Alp Aql	0.76500	8000.0	98	5419	No
305	GOM_NL__2PRFIN20030314_165906_000001172014_00355_05419_6316.N1	14-MAR-2003 16:59:06	Dark	117.00	59	55Alp Oph	2.0800	8900.0	234	5419	No
306	GOM_NL__2PRFIN20030314_170309_000000462014_00355_05419_6317.N1	14-MAR-2003 17:03:09	Dark	46.000	155	41Pi Sgr	2.9000	6600.0	92	5419	No
307	GOM_NL__2PRFIN20030314_170509_000000462014_00355_05419_6318.N1	14-MAR-2003 17:05:09	Dark	46.000	57	34Sig Sgr	2.0660	26000.	92	5419	No
308	GOM_NL__2PRFIN20030314_170750_000000602014_00355_05419_6319.N1	14-MAR-2003 17:07:50	Dark	60.000	116	19Del Sgr	2.7000	4100.0	120	5419	No
309	GOM_NL__2PRFIN20030314_171008_000000382014_00355_05419_6320.N1	14-MAR-2003 17:10:08	Dark	37.500	45	Alp Pav	1.9400	26000.	75	5419	No
310	GOM_NL__2PRFIN20030314_171347_000000442014_00356_05420_6289.N1	14-MAR-2003 17:13:47	Dark	43.500	147	Alp Ara	2.8770	26000.	87	5420	No
311	GOM_NL__2PRFIN20030314_171515_000000632014_00356_05420_6290.N1	14-MAR-2003 17:15:15	Dark	62.500	75	26Eps Sco	2.2910	4250.0	125	5420	No
312	GOM_NL__2PRFIN20030314_171736_000000972014_00356_05420_6291.N1	14-MAR-2003 17:17:36	Dark	97.000	16	21Alp Sco	1.0200	3000.0	194	5420	No
313	GOM_NL__2PRFIN20030314_172111_000000442014_00356_05420_6292.N1	14-MAR-2003 17:21:11	Dark	43.500	4	Alp1Cen	-0.010000	5800.0	87	5420	No
314	GOM_NL__2PRFIN20030314_172226_000000452014_00356_05420_6293.N1	14-MAR-2003 17:22:26	Dark	44.500	10	Bet Cen	0.61000	28000.	89	5420	No
315	GOM_NL__2PRFIN20030314_172426_000000392014_00356_05420_6294.N1	14-MAR-2003 17:24:26	Dark	38.500	12	Alp1Cru	0.77500	30000.	77	5420	No
316	GOM_NL__2PRFIN20030314_172541_000000442014_00356_05420_6295.N1	14-MAR-2003 17:25:41	Dark	44.000	26	Gam Cru	1.6240	2900.0	88	5420	No
317	GOM_NL__2PRFIN20030314_172735_000000632014_00356_05420_6296.N1	14-MAR-2003 17:27:35	Straylight	63.000	54	5The Cen	2.0550	4500.0	126	5420	No
318	GOM_NL__2PRFIN20030314_172939_000000412014_00356_05420_6297.N1	14-MAR-2003 17:29:39	Straylight	40.500	113	Mu Vel	2.6920	5000.0	81	5420	No
319	GOM_NL__2PRFIN20030314_173528_000000582014_00356_05420_6298.N1	14-MAR-2003 17:35:28	Straylight	57.500	106	9Bet Crv	2.6480	5600.0	115	5420	No
320	GOM_NL__2PRFIN20030314_173752_000000502014_00356_05420_6299.N1	14-MAR-2003 17:37:52	Straylight	49.500	100	4Gam Crv	2.5800	13100.	99	5420	No
321	GOM_NL__2PRFIN20030314_174050_000001162014_00356_05420_6300.N1	14-MAR-2003 17:40:50	Bright	115.50	15	67Alp Vir	0.97600	28000.	231	5420	No
322	GOM_NL__2PRFIN20030314_174443_000000622014_00356_05420_6301.N1	14-MAR-2003 17:44:43	Bright	62.000	121	29Gam Vir	2.7400	7200.0	124	5420	No
323	GOM_NL__2PRFIN20030314_174717_000000382014_00356_05420_6302.N1	14-MAR-2003 17:47:17	Bright	38.000	22	32Alp Leo	1.3600	15200.	76	5420	No
324	GOM_NL__2PRFIN20030314_174935_000000392014_00356_05420_6303.N1	14-MAR-2003 17:49:35	Bright	38.500	51	41Gam1Leo	2.0100	4500.0	77	5420	No
325	GOM_NL__2PRFIN20030314_175151_000000872014_00356_05420_6304.N1	14-MAR-2003 17:51:51	Bright	86.500	138	47Eps Vir	2.8280	4700.0	173	5420	No
326	GOM_NL__2PRFIN20030314_175728_000000392014_00356_05420_6305.N1	14-MAR-2003 17:57:28	Bright	39.000	174	52Psi UMa	3.0040	4400.0	78	5420	No
327	GOM_NL__2PRFIN20030314_180037_000000392014_00356_05420_6306.N1	14-MAR-2003 18:00:37	Bright	39.000	82	48Bet UMa	2.3650	10600.	78	5420	No
328	GOM_NL__2PRFIN20030314_180206_000000412014_00356_05420_6307.N1	14-MAR-2003 18:02:06	Bright	41.000	36	50Alp UMa	1.8000	6300.0	82	5420	No
329	GOM_NL__2PRFIN20030314_180352_000000462014_00356_05420_6308.N1	14-MAR-2003 18:03:52	Bright	46.000	32	77Eps UMa	1.7630	11000.	92	5420	No
330	GOM_NL__2PRFIN20030314_180558_000000552014_00356_05420_6309.N1	14-MAR-2003 18:05:58	Bright	55.000	39	85Eta UMa	1.8540	24000.	110	5420	No
331	GOM_NL__2PRFIN20030314_180923_000000372014_00356_05420_6310.N1	14-MAR-2003 18:09:23	Bright	37.000	49	1Alp UMi	1.9900	6300.0	74	5420	No
332	GOM_NL__2PRFIN20030314_181323_000000512014_00356_05420_6311.N1	14-MAR-2003 18:13:23	Bright	50.500	119	14Eta Dra	2.7270	4700.0	101	5420	No
333	GOM_NL__2PRFIN20030314_181709_000000372014_00356_05420_6312.N1	14-MAR-2003 18:17:09	Bright	36.500	89	5Alp Cep	2.4510	8000.0	73	5420	No
334	GOM_NL__2PRFIN20030314_181913_000000472014_00356_05420_6313.N1	14-MAR-2003 18:19:13	Bright	47.000	69	33Gam Dra	2.2310	3800.0	94	5420	No
335	GOM_NL__2PRFIN20030314_182216_000000372014_00356_05420_6314.N1	14-MAR-2003 18:22:16	Bright	37.000	19	50Alp Cyg	1.2460	10500.	74	5420	No
336	GOM_NL__2PRFIN20030314_182350_000000362014_00356_05420_6315.N1	14-MAR-2003 18:23:50	Bright	36.000	66	37Gam Cyg	2.2080	5900.0	72	5420	No
337	GOM_NL__2PRFIN20030314_182531_000000372014_00356_05420_6316.N1	14-MAR-2003 18:25:31	Bright	37.000	92	53Eps Cyg	2.5000	4500.0	74	5420	No

338	GOM_NL__2PRFIN20030314_183344_000000512014_00356_05420_6317.N1	14-MAR-2003 18:33:44	Twilight	51.000	11	53Alp Aql	0.76500	8000.0	102	5420	No
339	GOM_NL__2PRFIN20030314_183945_000001252014_00356_05420_6318.N1	14-MAR-2003 18:39:45	Dark	124.50	59	55Alp Oph	2.0800	8900.0	249	5420	No
340	GOM_NL__2PRFIN20030314_184346_000000472014_00356_05420_6319.N1	14-MAR-2003 18:43:46	Dark	46.500	155	41Pi Sgr	2.9000	6600.0	93	5420	No
341	GOM_NL__2PRFIN20030314_184546_000000462014_00356_05420_6320.N1	14-MAR-2003 18:45:46	Dark	46.000	57	34Sig Sgr	2.0660	26000.	92	5420	No
342	GOM_NL__2PRFIN20030314_185245_000000522014_00357_05421_6291.N1	14-MAR-2003 18:52:45	Dark	51.500	25	35Lam Sco	1.6200	28000.	103	5421	No
343	GOM_NL__2PRFIN20030314_185423_000000422014_00357_05421_6292.N1	14-MAR-2003 18:54:23	Dark	42.000	147	Alp Ara	2.8770	26000.	84	5421	No
344	GOM_NL__2PRFIN20030314_185552_000000732014_00357_05421_6293.N1	14-MAR-2003 18:55:52	Dark	73.000	75	26Eps Sco	2.2910	4250.0	146	5421	No
345	GOM_NL__2PRFIN20030314_185814_000001132014_00357_05421_6294.N1	14-MAR-2003 18:58:14	Dark	113.00	16	21Alp Sco	1.0200	3000.0	226	5421	No
346	GOM_NL__2PRFIN20030314_190148_000000572014_00357_05421_6295.N1	14-MAR-2003 19:01:48	Dark	57.000	4	Alp1Cen	-0.010000	5800.0	114	5421	No
347	GOM_NL__2PRFIN20030314_190302_000000412014_00357_05421_6296.N1	14-MAR-2003 19:03:02	Dark	40.500	10	Bet Cen	0.61000	28000.	81	5421	No
348	GOM_NL__2PRFIN20030314_190503_000000432014_00357_05421_6297.N1	14-MAR-2003 19:05:03	Dark	43.000	12	Alp1Cru	0.77500	30000.	86	5421	No
349	GOM_NL__2PRFIN20030314_190618_000000552014_00357_05421_6298.N1	14-MAR-2003 19:06:18	Straylight	55.000	26	Gam Cru	1.6240	2900.0	110	5421	No
350	GOM_NL__2PRFIN20030314_190812_000000652014_00357_05421_6299.N1	14-MAR-2003 19:08:12	Straylight	64.500	54	5The Cen	2.0550	4500.0	129	5421	No
351	GOM_NL__2PRFIN20030314_191015_000000432014_00357_05421_6300.N1	14-MAR-2003 19:10:15	Straylight	42.500	113	Mu Vel	2.6920	5000.0	85	5421	No
352	GOM_NL__2PRFIN20030314_191605_000000582014_00357_05421_6301.N1	14-MAR-2003 19:16:05	Straylight	58.000	106	9Bet Crv	2.6480	5600.0	116	5421	No
353	GOM_NL__2PRFIN20030314_191828_000000532014_00357_05421_6302.N1	14-MAR-2003 19:18:28	Straylight	52.500	100	4Gam Crv	2.5800	13100.	105	5421	No
354	GOM_NL__2PRFIN20030314_192125_000001002014_00357_05421_6303.N1	14-MAR-2003 19:21:25	Bright	99.500	15	67Alp Vir	0.97600	28000.	199	5421	No
355	GOM_NL__2PRFIN20030314_192518_000000642014_00357_05421_6304.N1	14-MAR-2003 19:25:18	Bright	63.500	121	29Gam Vir	2.7400	7200.0	127	5421	No
356	GOM_NL__2PRFIN20030314_192754_000000392014_00357_05421_6305.N1	14-MAR-2003 19:27:54	Bright	39.000	22	32Alp Leo	1.3600	15200.	78	5421	No
357	GOM_NL__2PRFIN20030314_193011_000000392014_00357_05421_6306.N1	14-MAR-2003 19:30:11	Bright	39.000	51	41Gam1Leo	2.0100	4500.0	78	5421	No
358	GOM_NL__2PRFIN20030314_193226_000000842014_00357_05421_6307.N1	14-MAR-2003 19:32:26	Bright	83.500	138	47Eps Vir	2.8280	4700.0	167	5421	No
359	GOM_NL__2PRFIN20030314_193804_000000422014_00357_05421_6308.N1	14-MAR-2003 19:38:04	Bright	42.000	174	52Psi UMa	3.0040	4400.0	84	5421	No
360	GOM_NL__2PRFIN20030314_194113_000000392014_00357_05421_6309.N1	14-MAR-2003 19:41:13	Bright	38.500	82	48Bet UMa	2.3650	10600.	77	5421	No
361	GOM_NL__2PRFIN20030314_194241_000000412014_00357_05421_6310.N1	14-MAR-2003 19:42:41	Bright	40.500	36	50Alp UMa	1.8000	6300.0	81	5421	No
362	GOM_NL__2PRFIN20030314_194428_000000472014_00357_05421_6311.N1	14-MAR-2003 19:44:28	Bright	46.500	32	77Eps UMa	1.7630	11000.	93	5421	No
363	GOM_NL__2PRFIN20030314_194633_000000572014_00357_05421_6312.N1	14-MAR-2003 19:46:33	Bright	56.500	39	85Eta UMa	1.8540	24000.	113	5421	No
364	GOM_NL__2PRFIN20030314_195000_000000372014_00357_05421_6313.N1	14-MAR-2003 19:50:00	Bright	37.000	49	1Alp UMi	1.9900	6300.0	74	5421	No
365	GOM_NL__2PRFIN20030314_195359_000000492014_00357_05421_6314.N1	14-MAR-2003 19:53:59	Bright	48.500	119	14Eta Dra	2.7270	4700.0	97	5421	No
366	GOM_NL__2PRFIN20030314_195745_000000372014_00357_05421_6315.N1	14-MAR-2003 19:57:45	Bright	36.500	89	5Alp Cep	2.4510	8000.0	73	5421	No
367	GOM_NL__2PRFIN20030314_195948_000000522014_00357_05421_6316.N1	14-MAR-2003 19:59:48	Bright	51.500	69	33Gam Dra	2.2310	3800.0	103	5421	No
368	GOM_NL__2PRFIN20030314_200252_000000392014_00357_05421_6317.N1	14-MAR-2003 20:02:52	Bright	38.500	19	50Alp Cyg	1.2460	10500.	77	5421	No
369	GOM_NL__2PRFIN20030314_200426_000000402014_00357_05421_6318.N1	14-MAR-2003 20:04:26	Bright	39.500	66	37Gam Cyg	2.2080	5900.0	79	5421	No
370	GOM_NL__2PRFIN20030314_200607_000000382014_00357_05421_6319.N1	14-MAR-2003 20:06:07	Bright	37.500	92	53Eps Cyg	2.5000	4500.0	75	5421	No
371	GOM_NL__2PRFIN20030314_201421_000000492014_00357_05421_6320.N1	14-MAR-2003 20:14:21	Twilight	49.000	11	53Alp Aql	0.76500	8000.0	98	5421	No
372	GOM_NL__2PRFIN20030314_202021_000001312014_00357_05421_6321.N1	14-MAR-2003 20:20:21	Dark	131.00	59	55Alp Oph	2.0800	8900.0	262	5421	No
373	GOM_NL__2PRFIN20030314_202422_000000452014_00357_05421_6322.N1	14-MAR-2003 20:24:22	Dark	44.500	155	41Pi Sgr	2.9000	6600.0	89	5421	No
374	GOM_NL__2PRFIN20030314_202623_000000472014_00357_05421_6323.N1	14-MAR-2003 20:26:23	Dark	47.000	57	34Sig Sgr	2.0660	26000.	94	5421	No
375	GOM_NL__2PRFIN20030314_203322_000000512014_00358_05422_6292.N1	14-MAR-2003 20:33:22	Dark	50.500	25	35Lam Sco	1.6200	28000.	101	5422	No
376	GOM_NL__2PRFIN20030314_203500_000000422014_00358_05422_6293.N1	14-MAR-2003 20:35:00	Dark	41.500	147	Alp Ara	2.8770	26000.	83	5422	No
377	GOM_NL__2PRFIN20030314_203629_000000632014_00358_05422_6294.N1	14-MAR-2003 20:36:29	Dark	62.500	75	26Eps Sco	2.2910	4250.0	125	5422	No
378	GOM_NL__2PRFIN20030314_203852_000000832014_00358_05422_6295.N1	14-MAR-2003 20:38:52	Dark	83.000	16	21Alp Sco	1.0200	3000.0	166	5422	No
379	GOM_NL__2PRFIN20030314_204224_000000502014_00358_05422_6296.N1	14-MAR-2003 20:42:24	Dark	50.000	4	Alp1Cen	-0.010000	5800.0	100	5422	No
380	GOM_NL__2PRFIN20030314_204339_000000492014_00358_05422_6297.N1	14-MAR-2003 20:43:39	Dark	49.000	10	Bet Cen	0.61000	28000.	98	5422	No
381	GOM_NL__2PRFIN20030314_204539_000000392014_00358_05422_6298.N1	14-MAR-2003 20:45:39	Dark	39.000	12	Alp1Cru	0.77500	30000.	78	5422	No
382	GOM_NL__2PRFIN20030314_204654_000000472014_00358_05422_6299.N1	14-MAR-2003 20:46:54	Straylight	47.000	26	Gam Cru	1.6240	2900.0	94	5422	No
383	GOM_NL__2PRFIN20030314_204849_000000642014_00358_05422_6300.N1	14-MAR-2003 20:48:49	Straylight	64.000	54	5The Cen	2.0550	4500.0	128	5422	No
384	GOM_NL__2PRFIN20030314_205052_000000432014_00358_05422_6301.N1	14-MAR-2003 20:50:52	Straylight	42.500	113	Mu Vel	2.6920	5000.0	85	5422	No
385	GOM_NL__2PRFIN20030314_205641_000000562014_00358_05422_6302.N1	14-MAR-2003 20:56:41	Straylight	55.500	106	9Bet Crv	2.6480	5600.0	111	5422	No
386	GOM_NL__2PRFIN20030314_205904_000000522014_00358_05422_6303.N1	14-MAR-2003 20:59:04	Straylight	52.000	100	4Gam Crv	2.5800	13100.	104	5422	No
387	GOM_NL__2PRFIN20030314_210201_000001052014_00358_05422_6304.N1	14-MAR-2003 21:02:01	Bright	105.00	15	67Alp Vir	0.97600	28000.	210	5422	No
388	GOM_NL__2PRFIN20030314_210554_000000632014_00358_05422_6305.N1	14-MAR-2003 21:05:54	Bright	62.500	121	29Gam Vir	2.7400	7200.0	125	5422	No
389	GOM_NL__2PRFIN20030314_210830_000000402014_00358_05422_6306.N1	14-MAR-2003 21:08:30	Bright	39.500	22	32Alp Leo	1.3600	15200.	79	5422	No
390	GOM_NL__2PRFIN20030314_211047_000000392014_00358_05422_6307.N1	14-MAR-2003 21:10:47	Bright	39.000	51	41Gam1Leo	2.0100	4500.0	78	5422	No
391	GOM_NL__2PRFIN20030314_211301_000000832014_00358_05422_6308.N1	14-MAR-2003 21:13:01	Bright	83.000	138	47Eps Vir	2.8280	4700.0	166	5422	No
392	GOM_NL__2PRFIN20030314_211839_000000412014_00358_05422_6309.N1	14-MAR-2003 21:18:39	Bright	40.500	174	52Psi UMa	3.0040	4400.0	81	5422	No
393	GOM_NL__2PRFIN20030314_212148_000000402014_00358_05422_6310.N1	14-MAR-2003 21:21:48	Bright	39.500	82	48Bet UMa	2.3650	10600.	79	5422	No
394	GOM_NL__2PRFIN20030314_212317_000000402014_00358_05422_6311.N1	14-MAR-2003 21:23:17	Bright	40.000	36	50Alp UMa	1.8000	6300.0	80	5422	No
395	GOM_NL__2PRFIN20030314_212503_000000472014_00358_05422_6312.N1	14-MAR-2003 21:25:03	Bright	46.500	32	77Eps UMa	1.7630	11000.	93	5422	No
396	GOM_NL__2PRFIN20030314_212708_000000572014_00358_05422_6313.N1	14-MAR-2003 21:27:08	Bright	57.000	39	85Eta UMa	1.8540	24000.	114	5422	No

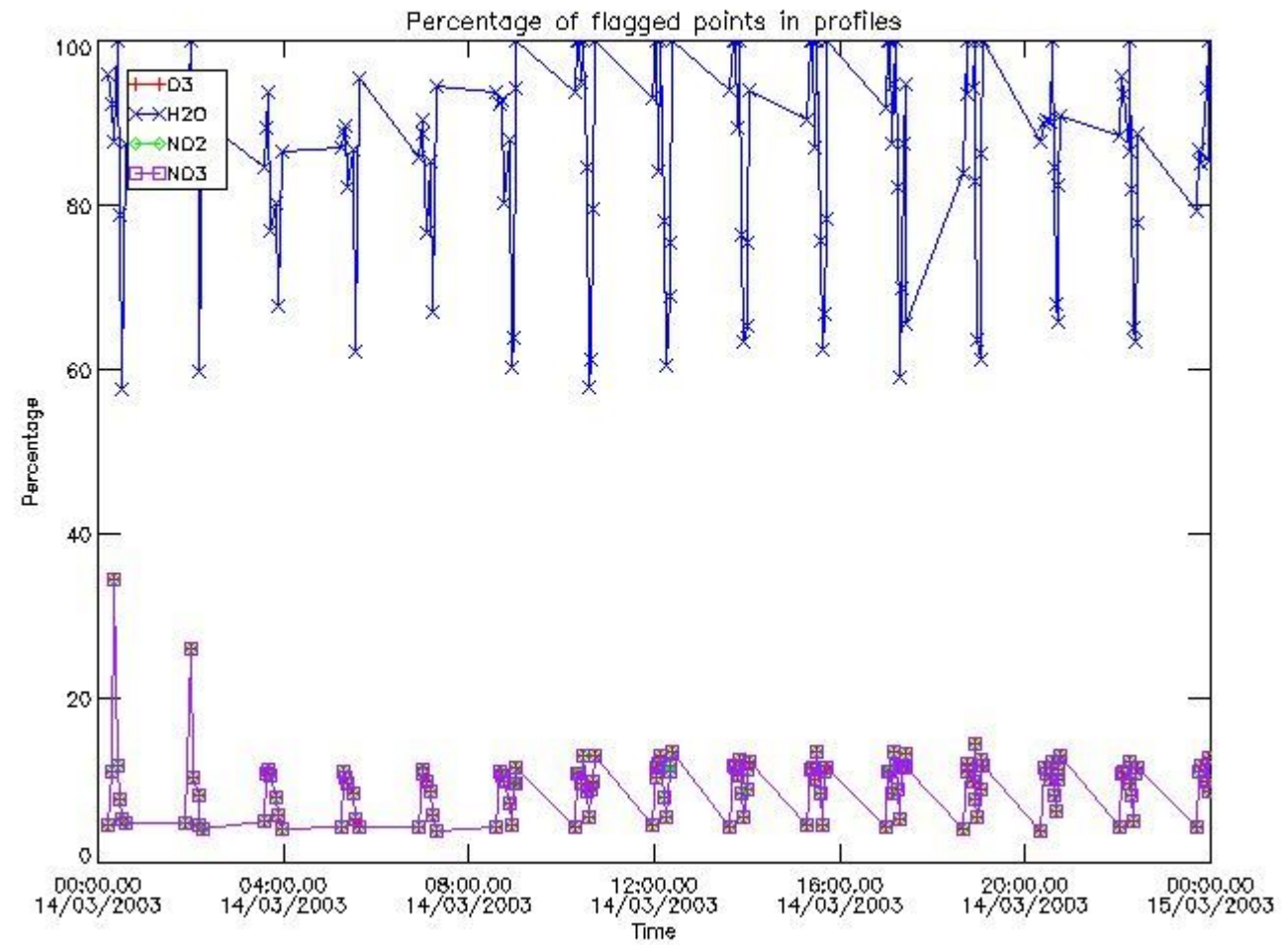


397	GOM_NL__2PRFIN20030314_213036_000000362014_00358_05422_6314.N1	14-MAR-2003 21:30:36	Bright	35.500	49	1Alp UMi	1.9900	6300.0	71	5422	No
398	GOM_NL__2PRFIN20030314_213434_000000492014_00358_05422_6315.N1	14-MAR-2003 21:34:34	Bright	49.000	119	14Eta Dra	2.7270	4700.0	98	5422	No
399	GOM_NL__2PRFIN20030314_213821_000000332014_00358_05422_6316.N1	14-MAR-2003 21:38:21	Bright	32.500	89	5Alp Cep	2.4510	8000.0	65	5422	No
400	GOM_NL__2PRFIN20030314_214024_000000512014_00358_05422_6317.N1	14-MAR-2003 21:40:24	Bright	50.500	69	33Gam Dra	2.2310	3800.0	101	5422	No
401	GOM_NL__2PRFIN20030314_214328_000000392014_00358_05422_6318.N1	14-MAR-2003 21:43:28	Bright	38.500	19	50Alp Cyg	1.2460	10500.	77	5422	No
402	GOM_NL__2PRFIN20030314_214502_000000402014_00358_05422_6319.N1	14-MAR-2003 21:45:02	Bright	39.500	66	37Gam Cyg	2.2080	5900.0	79	5422	No
403	GOM_NL__2PRFIN20030314_214643_000000372014_00358_05422_6320.N1	14-MAR-2003 21:46:43	Bright	37.000	92	53Eps Cyg	2.5000	4500.0	74	5422	No
404	GOM_NL__2PRFIN20030314_215457_000000512014_00358_05422_6321.N1	14-MAR-2003 21:54:57	Twilight_stray	51.000	11	53Alp Aql	0.76500	8000.0	102	5422	No
405	GOM_NL__2PRFIN20030314_220102_000001222014_00358_05422_6322.N1	14-MAR-2003 22:01:02	Dark	121.50	59	55Alp Oph	2.0800	8900.0	243	5422	No
406	GOM_NL__2PRFIN20030314_220459_000000472014_00358_05422_6323.N1	14-MAR-2003 22:04:59	Dark	47.000	155	41Pi Sgr	2.9000	6600.0	94	5422	No
407	GOM_NL__2PRFIN20030314_220700_000000462014_00358_05422_6324.N1	14-MAR-2003 22:07:00	Dark	46.000	57	34Sig Sgr	2.0660	26000.	92	5422	No
408	GOM_NL__2PRFIN20030314_221359_000000532014_00359_05423_6294.N1	14-MAR-2003 22:13:59	Dark	52.500	25	35Lam Sco	1.6200	28000.	105	5423	No
409	GOM_NL__2PRFIN20030314_221537_000000422014_00359_05423_6295.N1	14-MAR-2003 22:15:37	Dark	41.500	147	Alp Ara	2.8770	26000.	83	5423	No
410	GOM_NL__2PRFIN20030314_221707_000000622014_00359_05423_6296.N1	14-MAR-2003 22:17:07	Dark	61.500	75	26Eps Sco	2.2910	4250.0	123	5423	No
411	GOM_NL__2PRFIN20030314_221930_000001112014_00359_05423_6297.N1	14-MAR-2003 22:19:30	Dark	110.50	16	21Alp Sco	1.0200	3000.0	221	5423	No
412	GOM_NL__2PRFIN20030314_222301_000000472014_00359_05423_6298.N1	14-MAR-2003 22:23:01	Dark	47.000	4	Alp1Cen	-0.010000	5800.0	94	5423	No
413	GOM_NL__2PRFIN20030314_222415_000000482014_00359_05423_6299.N1	14-MAR-2003 22:24:15	Dark	48.000	10	Bet Cen	0.61000	28000.	96	5423	No
414	GOM_NL__2PRFIN20030314_222615_000000452014_00359_05423_6300.N1	14-MAR-2003 22:26:15	Dark	44.500	12	Alp1Cru	0.77500	30000.	89	5423	No
415	GOM_NL__2PRFIN20030314_222730_000000452014_00359_05423_6301.N1	14-MAR-2003 22:27:30	Straylight	45.000	26	Gam Cru	1.6240	2900.0	90	5423	No
416	GOM_NL__2PRFIN20030314_222926_000000622014_00359_05423_6302.N1	14-MAR-2003 22:29:26	Straylight	62.000	54	5The Cen	2.0550	4500.0	124	5423	No
417	GOM_NL__2PRFIN20030314_223128_000000402014_00359_05423_6303.N1	14-MAR-2003 22:31:28	Straylight	39.500	113	Mu Vel	2.6920	5000.0	79	5423	No
418	GOM_NL__2PRFIN20030314_223717_000000562014_00359_05423_6304.N1	14-MAR-2003 22:37:17	Straylight	55.500	106	9Bet Crv	2.6480	5600.0	111	5423	No
419	GOM_NL__2PRFIN20030314_223940_000000512014_00359_05423_6305.N1	14-MAR-2003 22:39:40	Straylight	50.500	100	4Gam Crv	2.5800	13100.	101	5423	No
420	GOM_NL__2PRFIN20030314_224237_000000982014_00359_05423_6306.N1	14-MAR-2003 22:42:37	Bright	97.500	15	67Alp Vir	0.97600	28000.	195	5423	No
421	GOM_NL__2PRFIN20030314_224629_000000632014_00359_05423_6307.N1	14-MAR-2003 22:46:29	Bright	62.500	121	29Gam Vir	2.7400	7200.0	125	5423	No
422	GOM_NL__2PRFIN20030314_224906_000000382014_00359_05423_6308.N1	14-MAR-2003 22:49:06	Bright	37.500	22	32Alp Leo	1.3600	15200.	75	5423	No
423	GOM_NL__2PRFIN20030314_225122_000000392014_00359_05423_6309.N1	14-MAR-2003 22:51:22	Bright	39.000	51	41Gam1Leo	2.0100	4500.0	78	5423	No
424	GOM_NL__2PRFIN20030314_225335_000000812014_00359_05423_6310.N1	14-MAR-2003 22:53:35	Bright	81.000	138	47Eps Vir	2.8280	4700.0	162	5423	No
425	GOM_NL__2PRFIN20030314_225915_000000412014_00359_05423_6311.N1	14-MAR-2003 22:59:15	Bright	41.000	174	52Psi UMa	3.0040	4400.0	82	5423	No
426	GOM_NL__2PRFIN20030314_230224_000000382014_00359_05423_6312.N1	14-MAR-2003 23:02:24	Bright	37.500	82	48Bet UMa	2.3650	10600.	75	5423	No
427	GOM_NL__2PRFIN20030314_230353_000000412014_00359_05423_6313.N1	14-MAR-2003 23:03:53	Bright	41.000	36	50Alp UMa	1.8000	6300.0	82	5423	No
428	GOM_NL__2PRFIN20030314_230539_000000472014_00359_05423_6314.N1	14-MAR-2003 23:05:39	Bright	46.500	32	77Eps UMa	1.7630	11000.	93	5423	No
429	GOM_NL__2PRFIN20030314_230743_000000562014_00359_05423_6315.N1	14-MAR-2003 23:07:43	Bright	55.500	39	85Eta UMa	1.8540	24000.	111	5423	No
430	GOM_NL__2PRFIN20030314_231111_000000362014_00359_05423_6316.N1	14-MAR-2003 23:11:11	Bright	36.000	49	1Alp UMi	1.9900	6300.0	72	5423	No
431	GOM_NL__2PRFIN20030314_231509_000000482014_00359_05423_6317.N1	14-MAR-2003 23:15:09	Bright	48.000	119	14Eta Dra	2.7270	4700.0	96	5423	No
432	GOM_NL__2PRFIN20030314_231857_000000362014_00359_05423_6318.N1	14-MAR-2003 23:18:57	Bright	35.500	89	5Alp Cep	2.4510	8000.0	71	5423	No
433	GOM_NL__2PRFIN20030314_232059_000000522014_00359_05423_6319.N1	14-MAR-2003 23:20:59	Bright	51.500	69	33Gam Dra	2.2310	3800.0	103	5423	No
434	GOM_NL__2PRFIN20030314_232404_000000372014_00359_05423_6320.N1	14-MAR-2003 23:24:04	Bright	36.500	19	50Alp Cyg	1.2460	10500.	73	5423	No
435	GOM_NL__2PRFIN20030314_232538_000000392014_00359_05423_6321.N1	14-MAR-2003 23:25:38	Bright	38.500	66	37Gam Cyg	2.2080	5900.0	77	5423	No
436	GOM_NL__2PRFIN20030314_232719_000000372014_00359_05423_6322.N1	14-MAR-2003 23:27:19	Bright	37.000	92	53Eps Cyg	2.5000	4500.0	74	5423	No
437	GOM_NL__2PRFIN20030314_233533_000000482014_00359_05423_6323.N1	14-MAR-2003 23:35:33	Twilight_stray	47.500	11	53Alp Aql	0.76500	8000.0	95	5423	No
438	GOM_NL__2PRFIN20030314_234140_000001182014_00359_05423_6324.N1	14-MAR-2003 23:41:40	Dark	118.00	59	55Alp Oph	2.0800	8900.0	236	5423	No
439	GOM_NL__2PRFIN20030314_234536_000000462014_00359_05423_6325.N1	14-MAR-2003 23:45:36	Dark	45.500	155	41Pi Sgr	2.9000	6600.0	91	5423	No
440	GOM_NL__2PRFIN20030314_234736_000000482014_00359_05423_6326.N1	14-MAR-2003 23:47:36	Dark	47.500	57	34Sig Sgr	2.0660	26000.	95	5423	No
441	GOM_NL__2PRFIN20030314_235436_000000522014_00360_05424_5987.N1	14-MAR-2003 23:54:36	Dark	51.500	25	35Lam Sco	1.6200	28000.	103	5424	No
442	GOM_NL__2PRFIN20030314_235613_000000442014_00360_05424_5988.N1	14-MAR-2003 23:56:13	Dark	43.500	147	Alp Ara	2.8770	26000.	87	5424	No
443	GOM_NL__2PRFIN20030314_235744_000000582014_00360_05424_5989.N1	14-MAR-2003 23:57:44	Dark	58.000	75	26Eps Sco	2.2910	4250.0	116	5424	No

### 3. Quality information per product

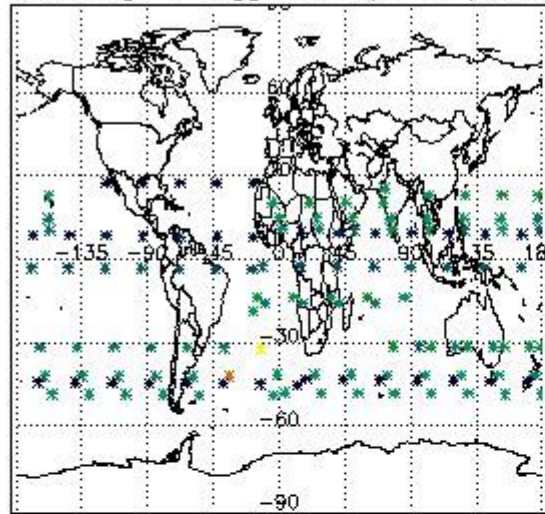
In this section it is plotted some information contained in the Quality Summary data set of the level 2 products. Only products in dark limb conditions and without errors (error flag in the MPH set to "0") are used.

#### 3.1 Plot quality information per product (time dependant)

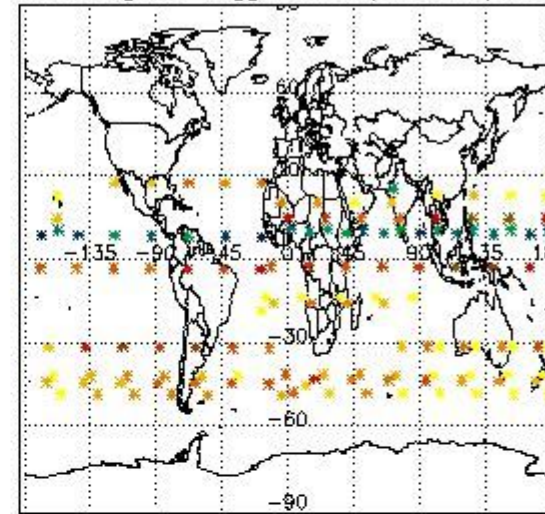


*3.2 Plot quality information per product (world map)*

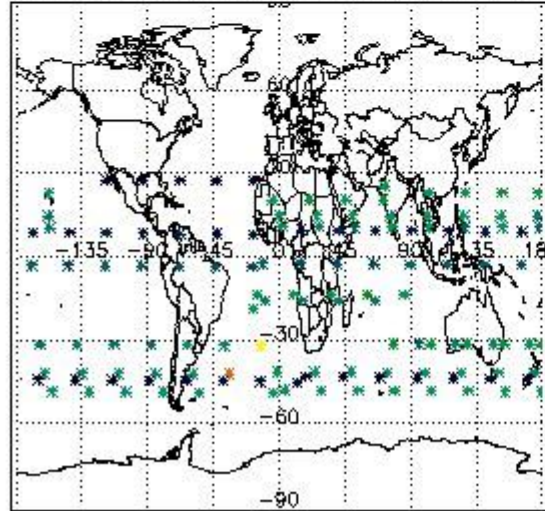
Percentage of flagged data per O3 profile



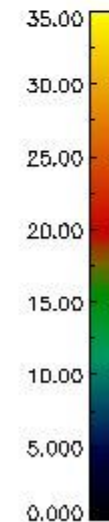
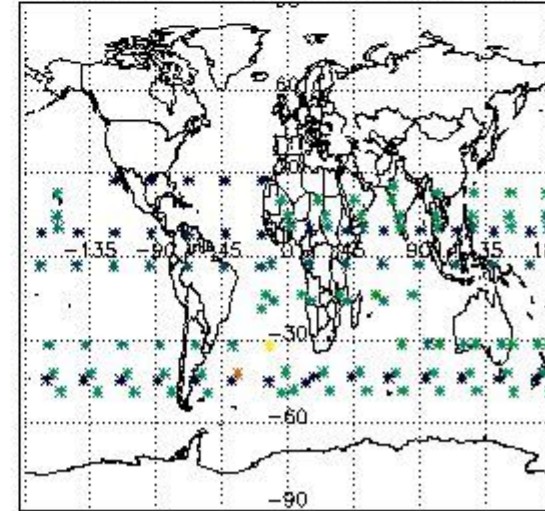
Percentage of flagged data per H2O profile



Percentage of flagged data per NO2 profile



Percentage of flagged data per NO3 profile

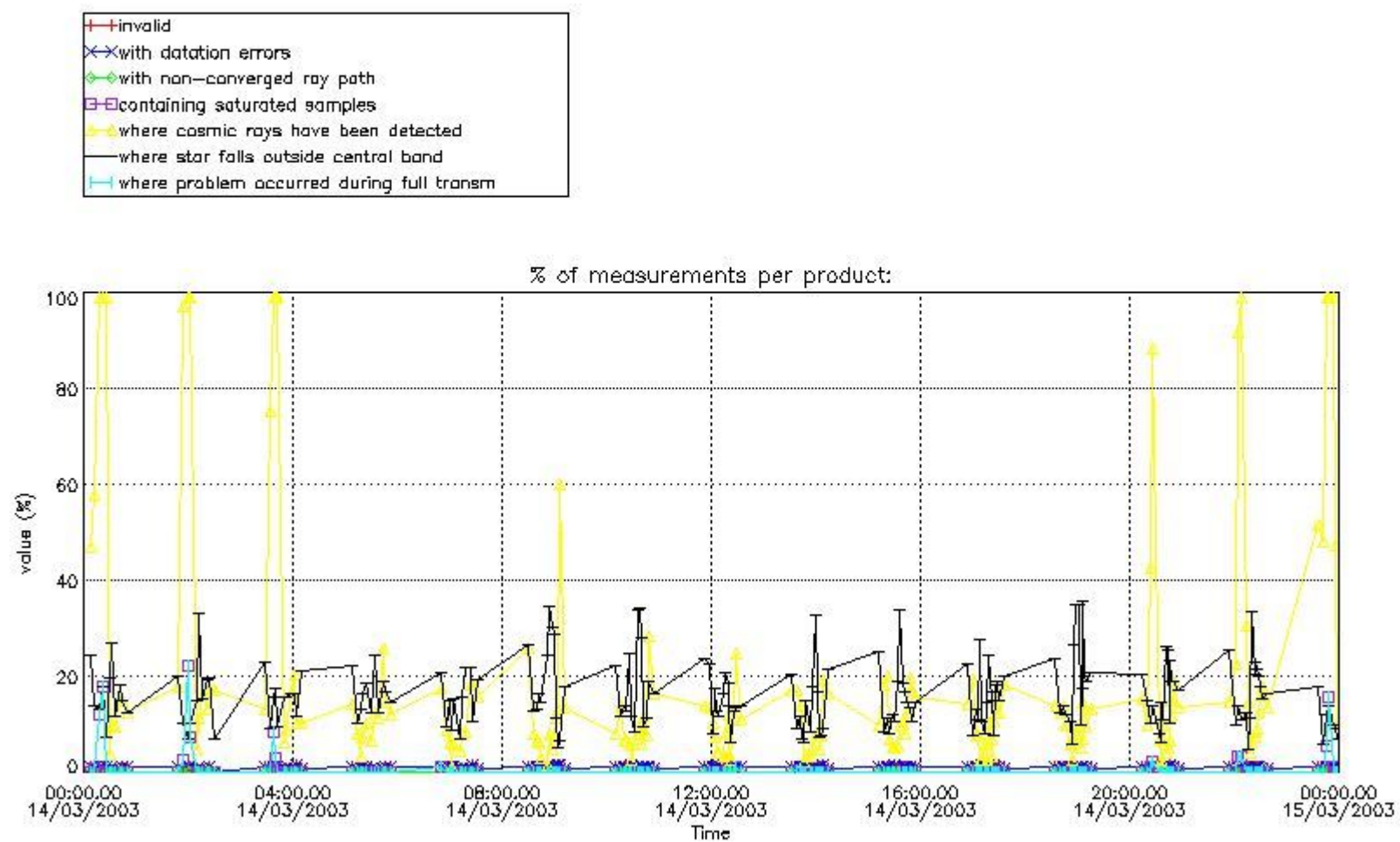


#### 4. Level 1 quality information per product

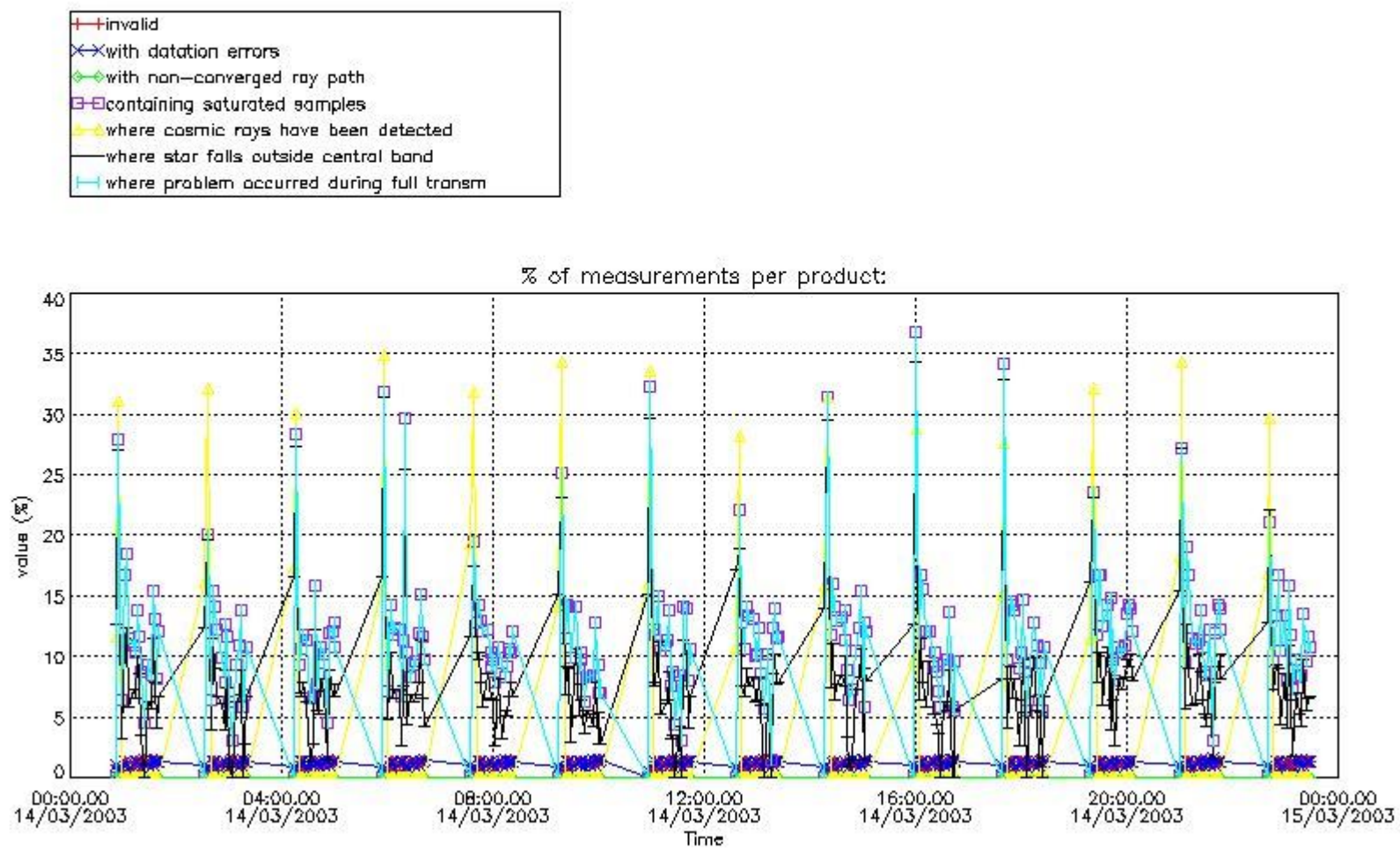
In this section it is plotted some information contained in the Quality Summary data set of the level 2 products that comes from the level 1b processing. Products without errors (error flag in the MPH set to "0") are used.

##### 4.1 Plot quality information per product (time dependant) coming from level 1b processing

###### 4.1.1 Plot level 1 quality information per product (time dependant): ENVISAT ASCENDING passes

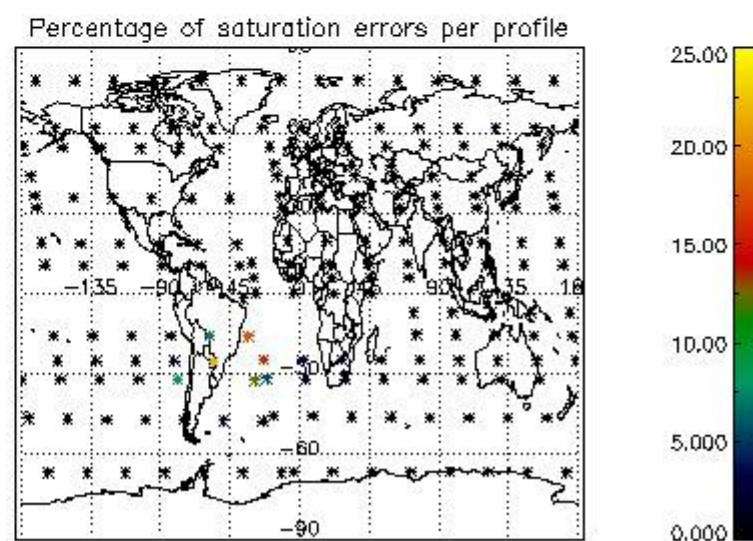
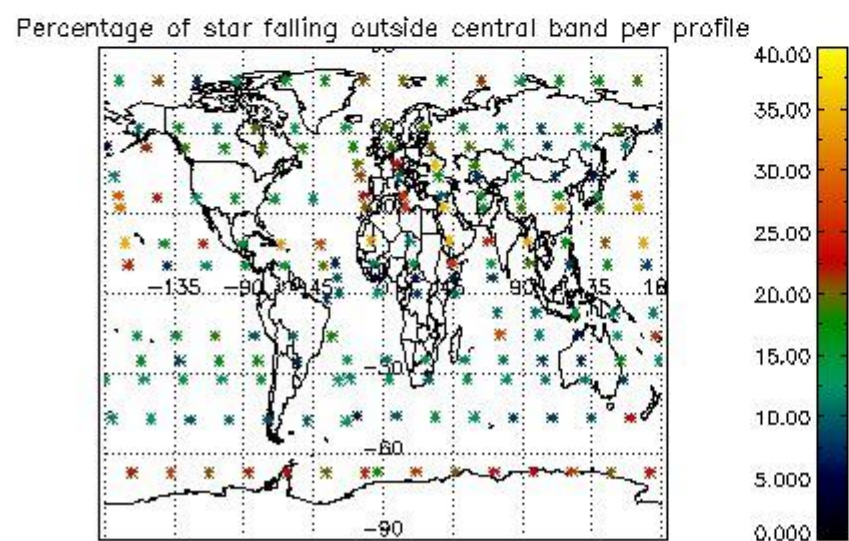
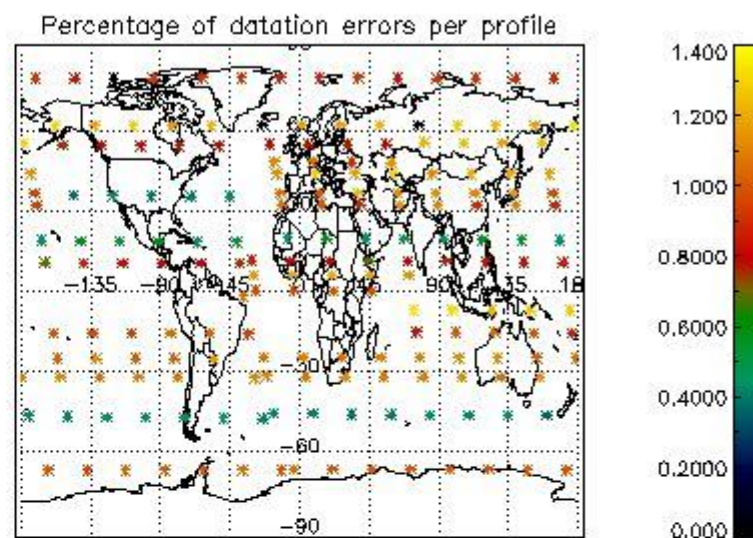
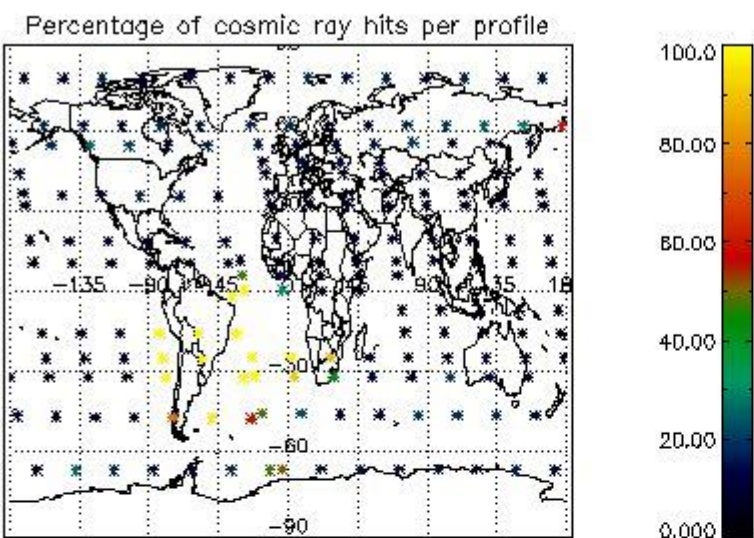


4.1.2 Plot level 1 quality information per product (time dependant): ENVI SAT DESCENDING passes

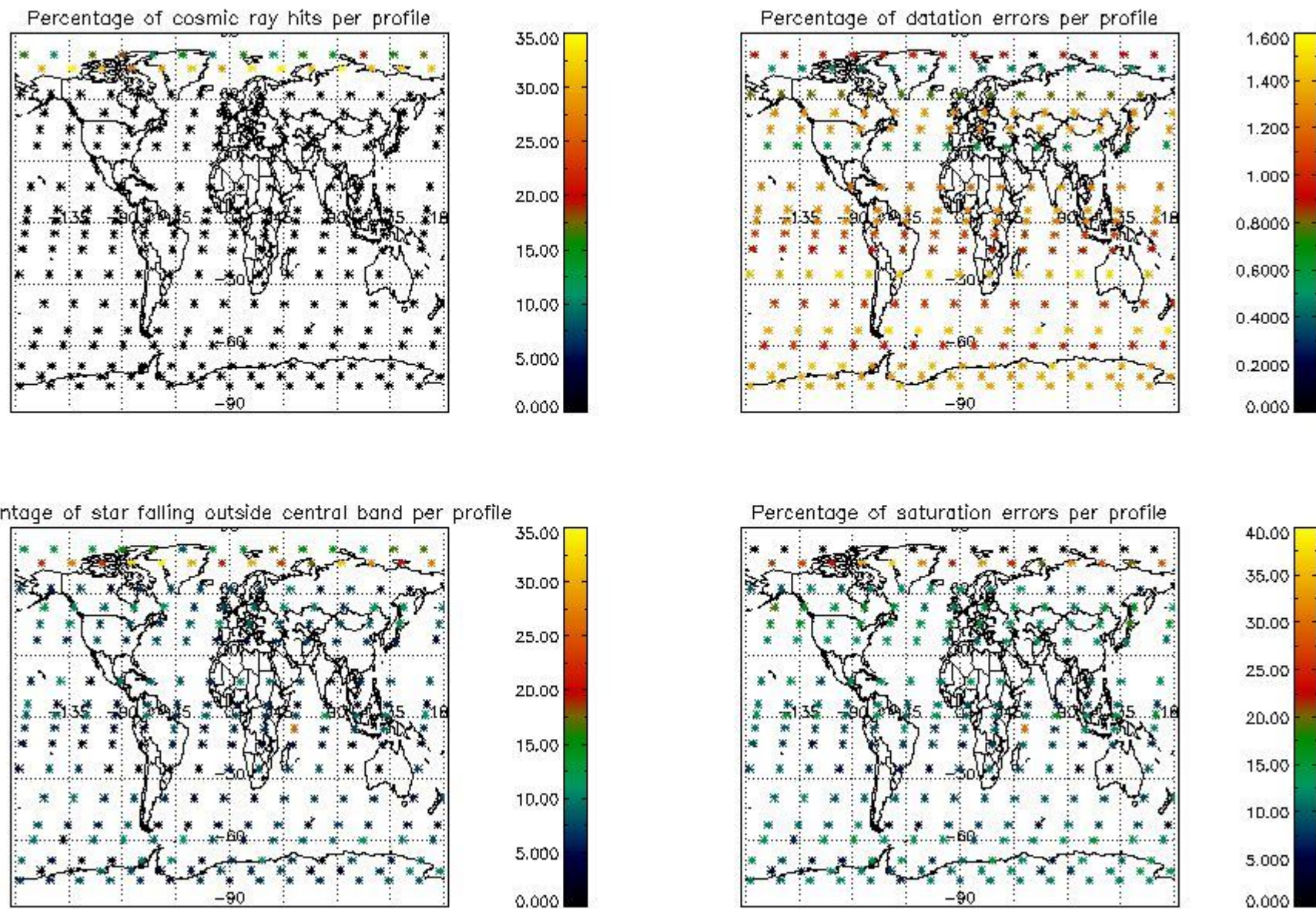


4.2 Plot quality information per product coming from level 1b processing (world map)

4.2.1 Plot level 1 quality information per product (world map): ENVISAT ASCENDING passes



4.2.2 Plot level 1 quality information per product (world map): ENVISAT DESCENDING passes



## 5. Trace gas profiles

### 5.1 Ozone statistics based on quality of products

The final quality of the products can be "measured" using the STD (Standard Deviation) attached to every point profile. This information is written to the parameter GOM\_NL\_\_2P/NL\_LOCAL\_SPECIES\_DENSITY/o3\_std of the level 2 products. The table below shows the statistics for given STD ranges.

The statistics are given with respect to the overall valid production:

- Products without fatal errors: GOM\_NL\_\_2P/MPH/PRODUCT\_ERR=0
- Valid point profile: GOM\_NL\_\_2P/NL\_LOCAL\_SPECIES\_DENSITY/pcd(0)=0

The 'Criteria' is applied to valid points of dark limb products:

- Products in dark limb illumination condition: GOM\_NL\_\_2P/NL\_SUMMARY\_QUALITY/obs\_ill\_cond=0
- Products without fatal errors: GOM\_NL\_\_2P/MPH/PRODUCT\_ERR=0
- Valid point profile: GOM\_NL\_\_2P/NL\_LOCAL\_SPECIES\_DENSITY/pcd(0)=0

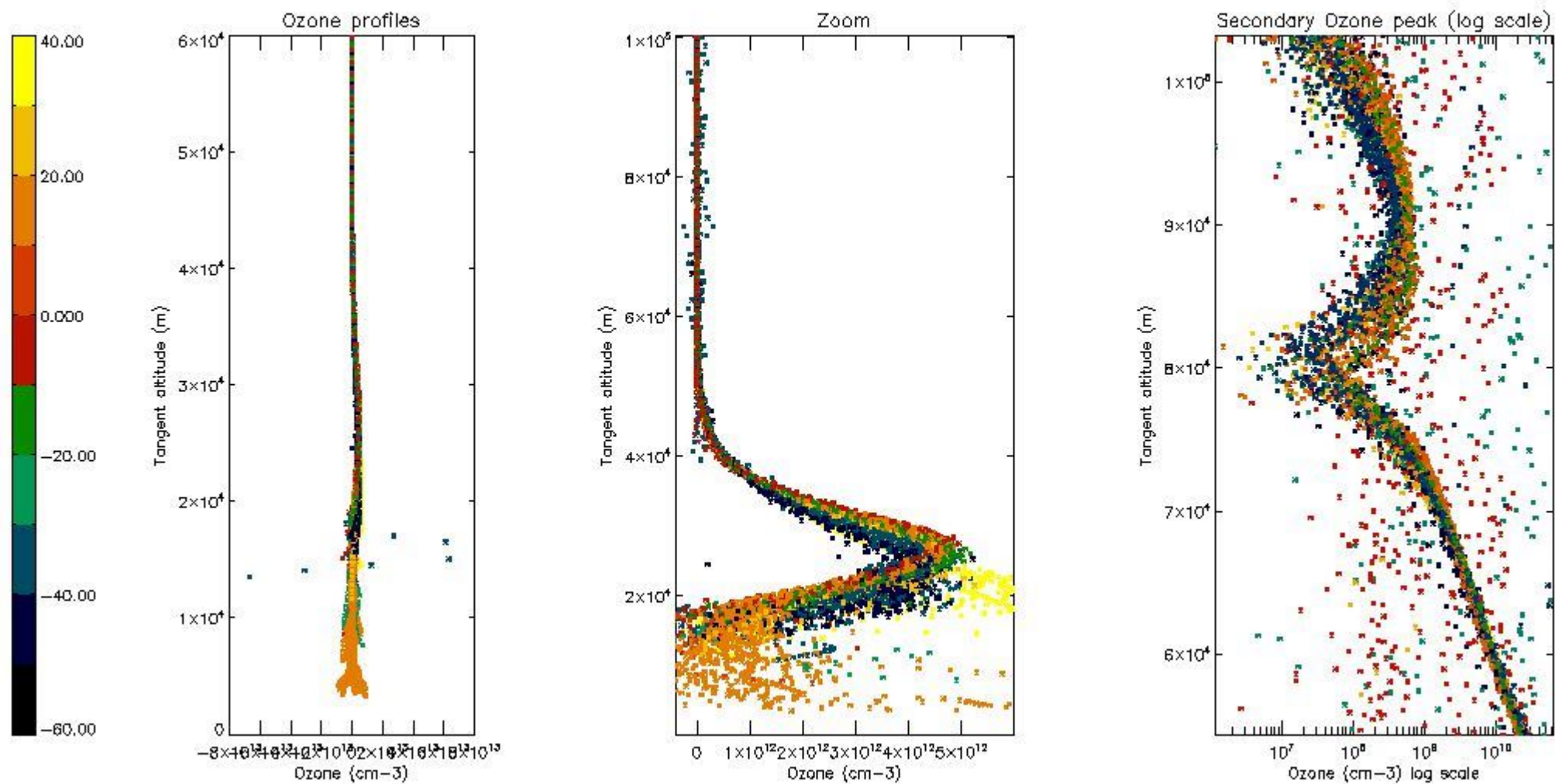
So, the table below shows the percentage of dark limb and valid observations for each criteria with respect to the overall valid daily observations.

Criteria	% of total production
All STD	37
STD < 20	22

STD < 10	19
STD < 5	14

5.2 Plot ozone profiles for all STD (dark without errors)

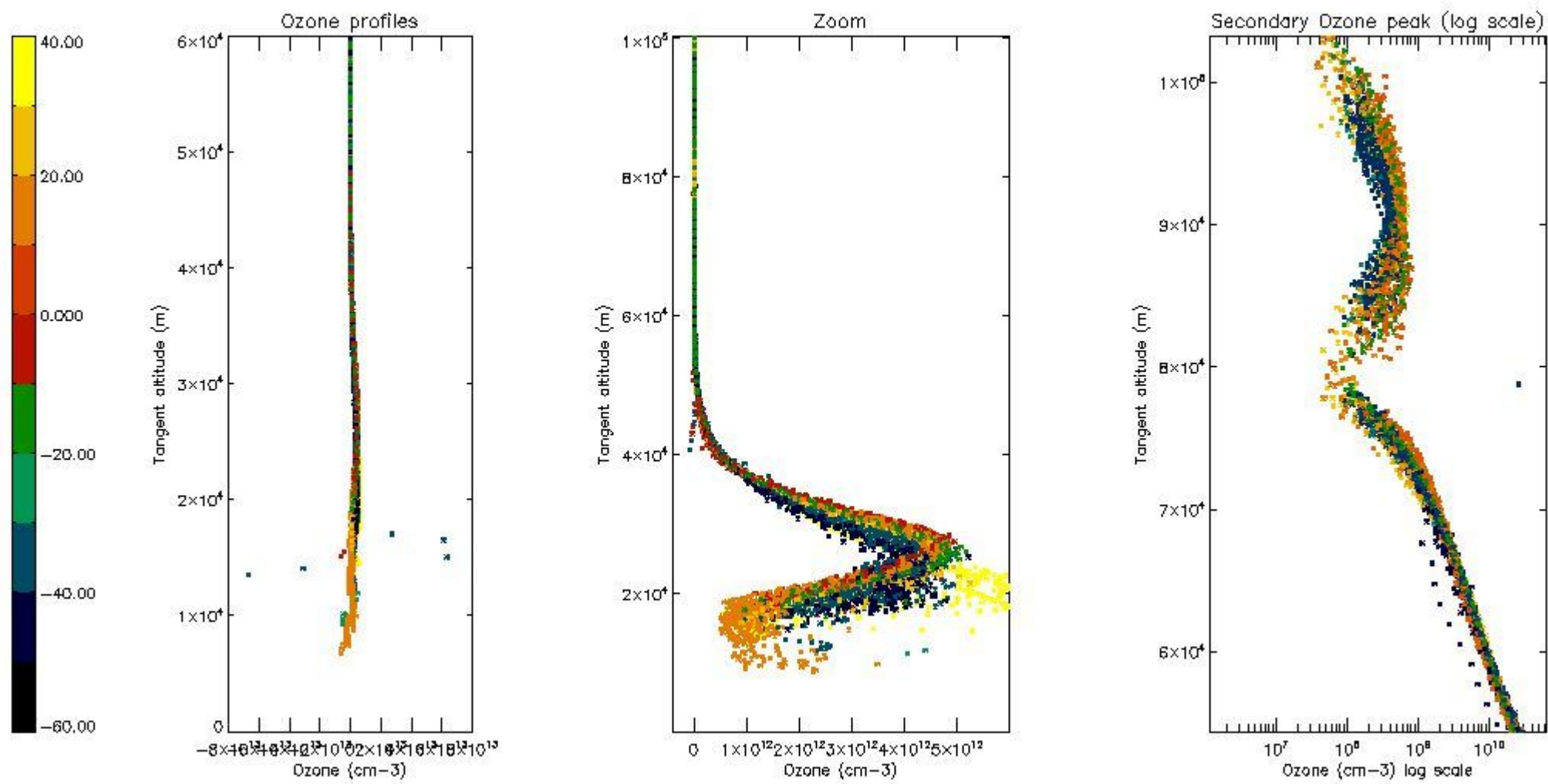
The colorbar represents the latitude.



5.3 Plot ozone profiles where STD < 20% (dark without errors)

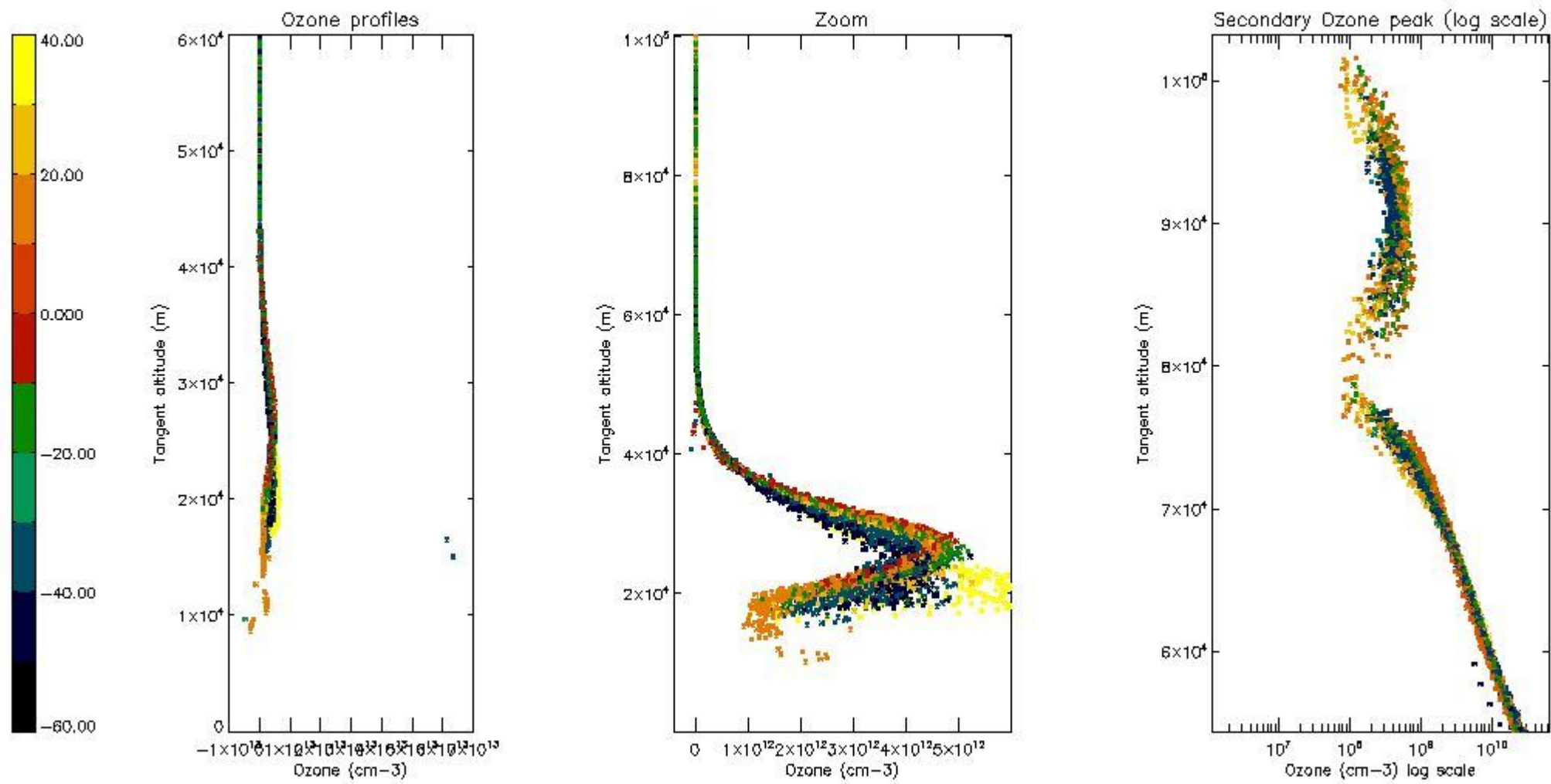
The colorbar represents the latitude.





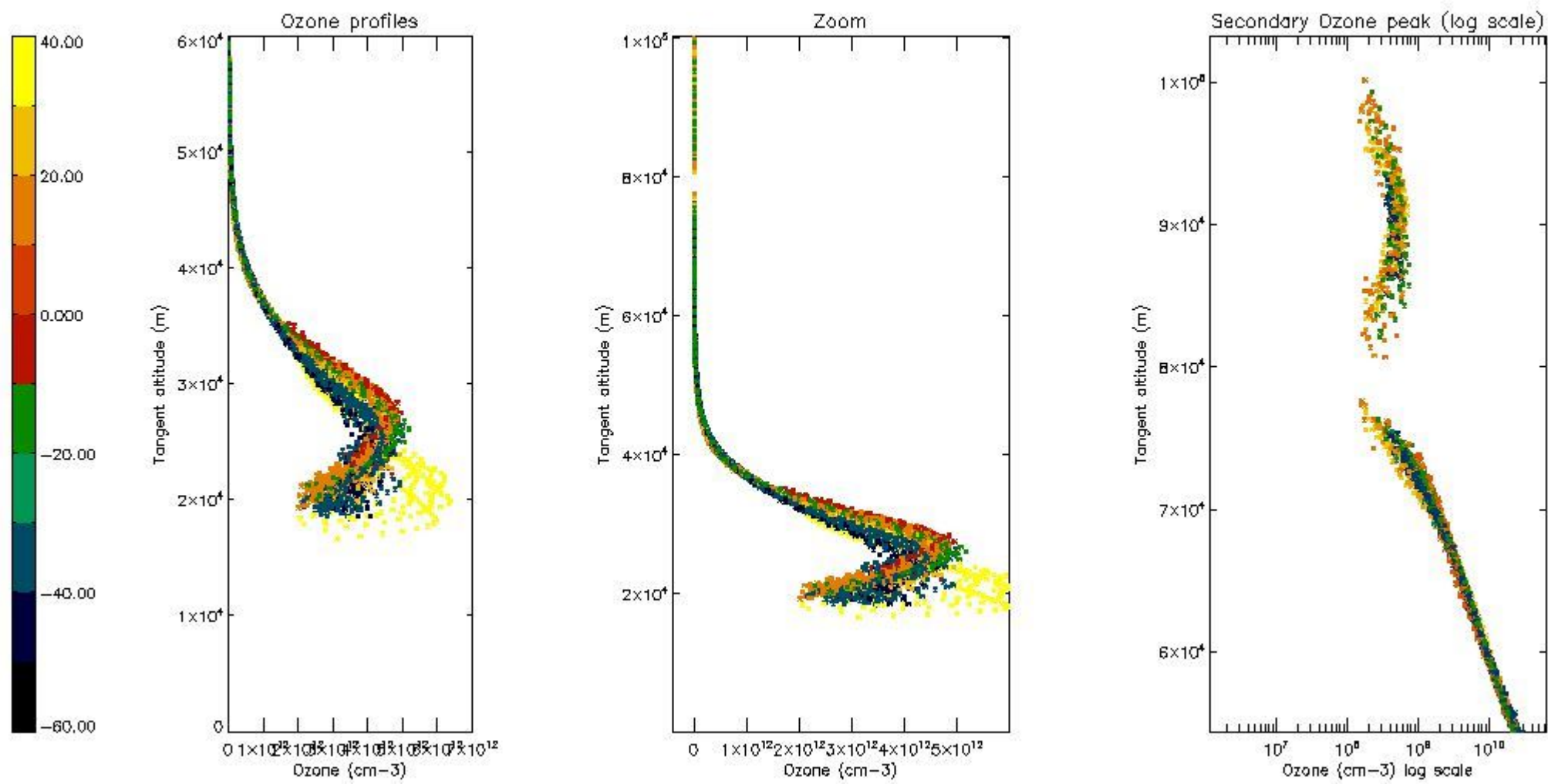
*5.4 Plot ozone profiles where STD < 10% (dark without errors)*

The colorbar represents the latitude.



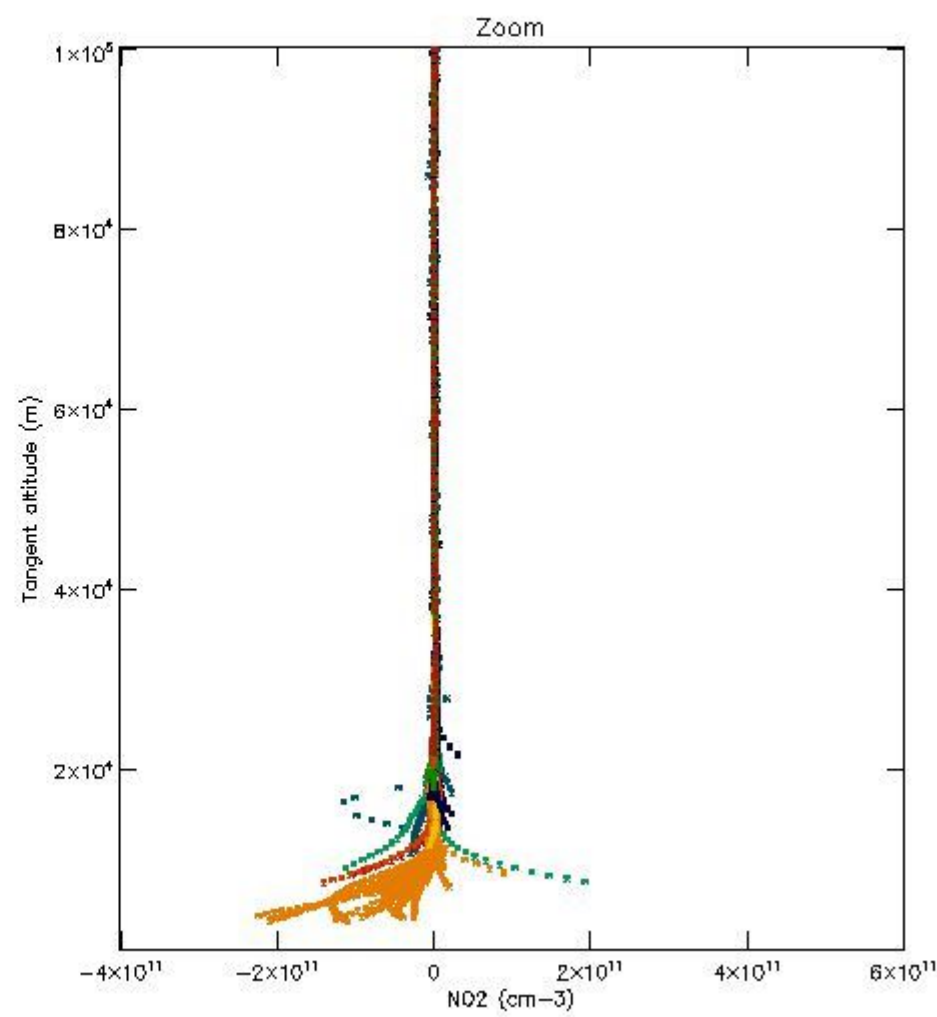
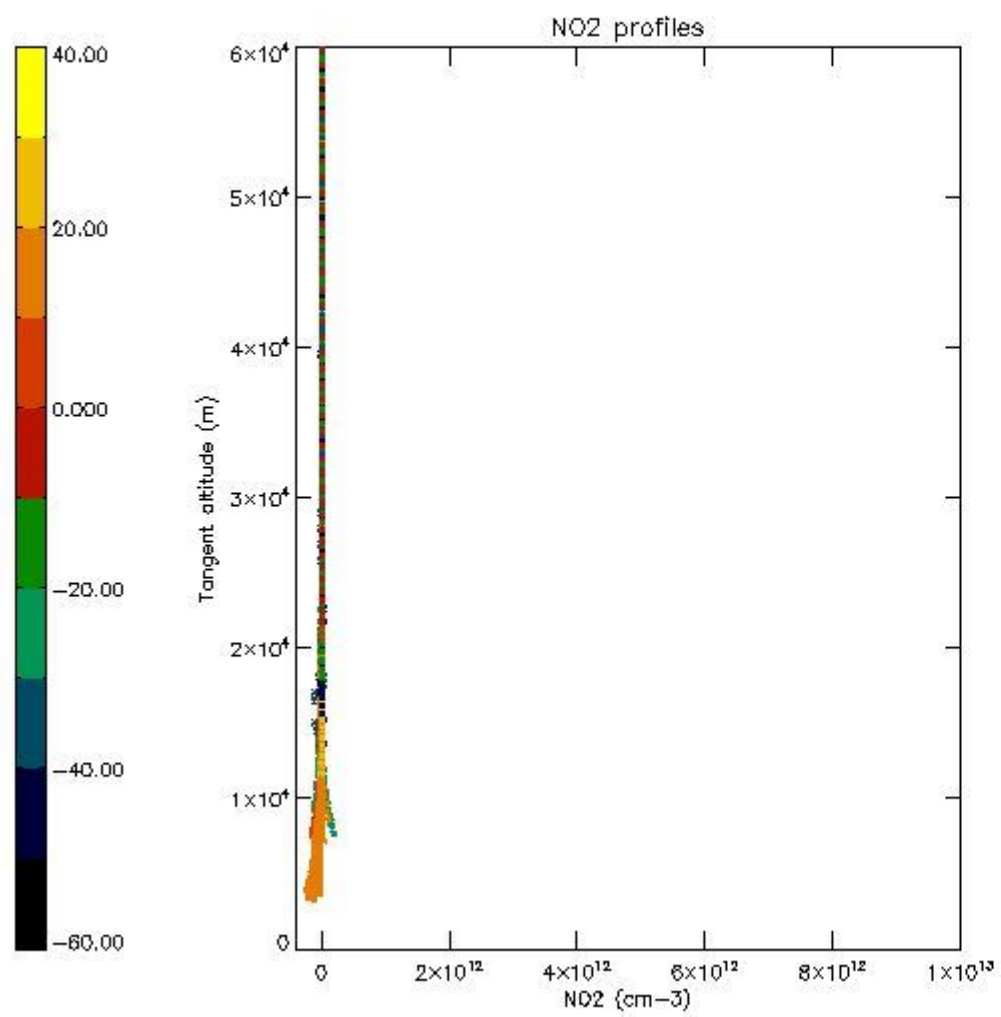
*5.5 Plot ozone profiles where STD < 5% (dark without errors)*

The colorbar represents the latitude.



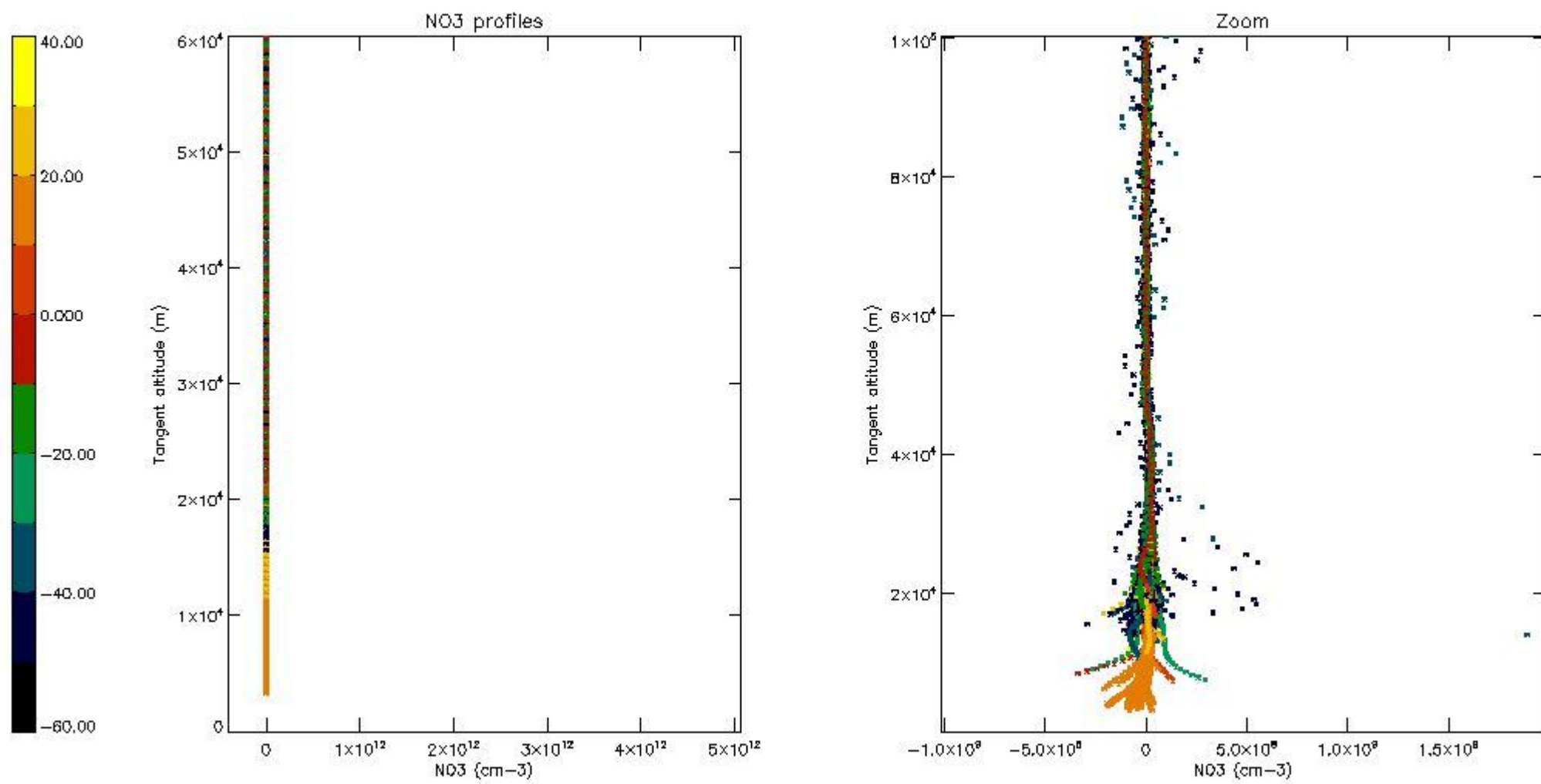
*5.6 Plot NO<sub>2</sub> profiles for all STD (dark without errors)*

The colorbar represents the latitude.



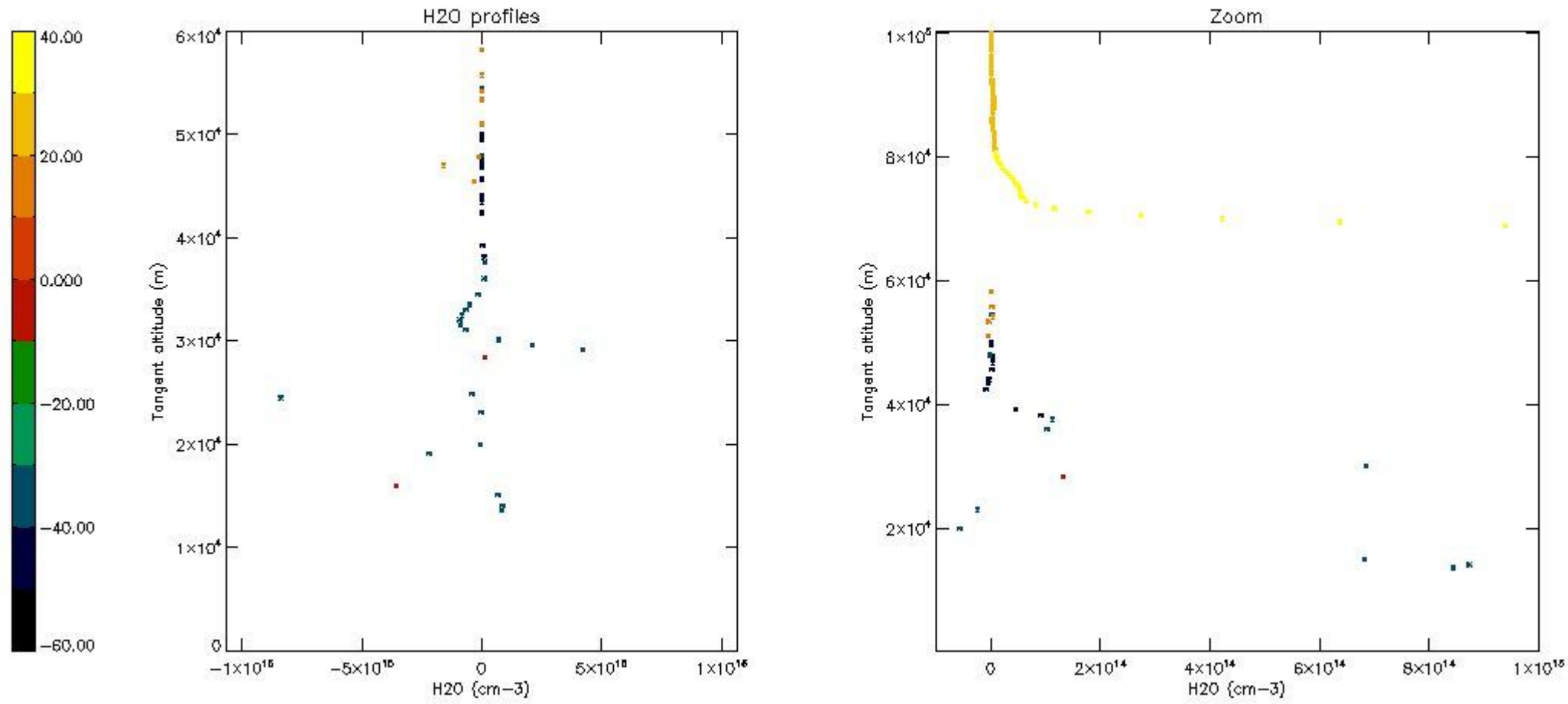
*5.7 Plot NO3 profiles for all STD (dark without errors)*

The colorbar represents the latitude.



*5.8 Plot H2O profiles for all STD (only for occultations of stars 1,2,3,4,13,14,16,26,63 dark without errors)*

The colorbar represents the latitude.



## 6. Auxiliary Data Files used for the production reported in section 2

The number reported in the third column indicates since which file (see list in section 2) the corresponding auxiliary file has been used. The fourth column is the date of those product files.

Type	Auxiliary Filename	Used since product	Used since product date
INST_PHYS_CHARACTERISTICS	GOM_INS_AXNIEC20050627_150440_20020301_000000_20100101_000000	1	14-MAR-2003 00:07:05
LEVEL-2_PROC_CONFIG	GOM_PR2_AXVIEC20091111_152718_20020301_000000_20500101_000000	1	14-MAR-2003 00:07:05
CROSS_SECTIONS_FILE	GOM_CRS_AXVIEC20091111_154832_20020301_000000_20500101_000000	1	14-MAR-2003 00:07:05

# GOMOS Level 2 Daily Report

## SUMMARY

### [1. General Info](#)

### [2. Summary of processed GOM\\_NL\\_2P products](#)

### [3. Level 2 Quality information per product](#)

#### [3.1 Plot of level 2 quality information per product \(time dependant\)](#)

#### [3.2 Plot of level 2 quality information per product \(world map\)](#)

### [4. Level 1 Quality information per product \(stored on level 2 products\)](#)

#### [4.1 Plot of level 1 quality information per product \(time dependant\)](#)

##### [4.1.1 Plot of level 1 quality information per product \(time dependant\): ASCENDING](#)

##### [4.1.2 Plot of level 1 quality information per product \(time dependant\): DESCENDING](#)

#### [4.2 Plot of level 1 quality information per product \(world map\)](#)

##### [4.2.1 Plot of level 1 quality information per product \(world map\): ASCENDING](#)

##### [4.2.2 Plot of level 1 quality information per product \(world map\): DESCENDING](#)

### [5. Ozone profiles based on quality statistics and other trace gas profiles](#)

#### [5.1 Ozone statistics based on quality of products](#)

#### [5.2 Plot ozone profiles for all STD \(dark without errors\)](#)

#### [5.3 Plot ozone profiles where STD < 20% \(dark without errors\)](#)

#### [5.4. Plot ozone profiles where STD < 10% \(dark without errors\)](#)

#### [5.5. Plot ozone profiles where STD < 5% \(dark without errors\)](#)

#### [5.6 Plot NO2 profiles for all STD \(dark without errors\)](#)

#### [5.7 Plot NO3 profiles for all STD \(dark without errors\)](#)

#### [5.8 Plot H2O profiles \(only for occultations of stars 1,2,3,4,13,14,16,26,63 dark without errors\) for all STD](#)

### [6. Auxiliary Data Files used for the production reported in section 2](#)

This report presents the daily analysis on parameters extracted from GOMOS level 2 data (GOM\_NL\_\_2P). It is intended to monitor some important parameters that will impact the quality of these products. A list of level 2 products (and content) that have arrived during the reporting day to the PCF is also given.

Item	Value
Time of report generation	19APR2013 11:50:48
Data source version	GOMOS/6.01
Start time of products	14-03-2003 (14MAR2003 00:00:00)
Stop time of products	15-03-2003 (15MAR2003 00:00:00)
Store outputs in DB	Yes
Nb of level 2 prods	443
Nb of prods with errors	0

## 2. Summary of processed GOM\_NL\_\_2P products.

Nr	Filename	UTC Start time	Limb	Duration	Star Id	Star Name	Star Mag	Star Temp	Nb Meas	Orbit	Prod. error
1	GOM_NL__2PRFIN20030314_000705_000000512014_00345_05409_5950.N1	14-MAR-2003 00:07:05	Twilight	51.000	11	53Alp Aql	0.76500	8000.0	102	5409	No
2	GOM_NL__2PRFIN20030314_001243_000001212014_00345_05409_5951.N1	14-MAR-2003 00:12:43	Dark	121.00	59	55Alp Oph	2.0800	8900.0	242	5409	No
3	GOM_NL__2PRFIN20030314_001702_000000462014_00345_05409_5952.N1	14-MAR-2003 00:17:02	Dark	45.500	155	41Pi Sgr	2.9000	6600.0	91	5409	No
4	GOM_NL__2PRFIN20030314_002140_000000532014_00345_05409_5953.N1	14-MAR-2003 00:21:40	Dark	53.000	116	19Del Sgr	2.7000	4100.0	106	5409	No
5	GOM_NL__2PRFIN20030314_002539_000000472014_00345_05409_5954.N1	14-MAR-2003 00:25:39	Dark	47.000	85	Kap Sco	2.4070	28000.	94	5409	No
6	GOM_NL__2PRFIN20030314_002901_000000672014_00346_05410_6256.N1	14-MAR-2003 00:29:01	Dark	66.500	75	26Eps Sco	2.2910	4250.0	133	5410	No
7	GOM_NL__2PRFIN20030314_003116_000000992014_00346_05410_6257.N1	14-MAR-2003 00:31:16	Dark	98.500	16	21Alp Sco	1.0200	3000.0	197	5410	No
8	GOM_NL__2PRFIN20030314_003604_000001172014_00346_05410_6258.N1	14-MAR-2003 00:36:04	Dark	117.00	80	7Del Sco	2.3160	30000.	234	5410	No
9	GOM_NL__2PRFIN20030314_004127_000000642014_00346_05410_6259.N1	14-MAR-2003 00:41:27	Straylight	63.500	54	5The Cen	2.0550	4500.0	127	5410	No
10	GOM_NL__2PRFIN20030314_004337_000000412014_00346_05410_6260.N1	14-MAR-2003 00:43:37	Straylight	40.500	113	Mu Vel	2.6920	5000.0	81	5410	No
11	GOM_NL__2PRFIN20030314_004926_000000532014_00346_05410_6261.N1	14-MAR-2003 00:49:26	Straylight	53.000	106	9Bet Crv	2.6480	5600.0	106	5410	No
12	GOM_NL__2PRFIN20030314_005151_000000522014_00346_05410_6262.N1	14-MAR-2003 00:51:51	Straylight	51.500	100	4Gam Crv	2.5800	13100.	103	5410	No
13	GOM_NL__2PRFIN20030314_005453_000001092014_00346_05410_6263.N1	14-MAR-2003 00:54:53	Bright	109.00	15	67Alp Vir	0.97600	28000.	218	5410	No
14	GOM_NL__2PRFIN20030314_005849_000000632014_00346_05410_6264.N1	14-MAR-2003 00:58:49	Bright	62.500	121	29Gam Vir	2.7400	7200.0	125	5410	No
15	GOM_NL__2PRFIN20030314_010118_000000392014_00346_05410_6265.N1	14-MAR-2003 01:01:18	Bright	39.000	22	32Alp Leo	1.3600	15200.	78	5410	No
16	GOM_NL__2PRFIN20030314_010336_000000412014_00346_05410_6266.N1	14-MAR-2003 01:03:36	Bright	40.500	51	41Gam1Leo	2.0100	4500.0	81	5410	No
17	GOM_NL__2PRFIN20030314_010608_000000872014_00346_05410_6267.N1	14-MAR-2003 01:06:08	Bright	87.000	138	47Eps Vir	2.8280	4700.0	174	5410	No
18	GOM_NL__2PRFIN20030314_011132_000000412014_00346_05410_6268.N1	14-MAR-2003 01:11:32	Bright	41.000	174	52Psi UMa	3.0040	4400.0	82	5410	No
19	GOM_NL__2PRFIN20030314_011441_000000392014_00346_05410_6269.N1	14-MAR-2003 01:14:41	Bright	38.500	82	48Bet UMa	2.3650	10600.	77	5410	No
20	GOM_NL__2PRFIN20030314_011609_000000402014_00346_05410_6270.N1	14-MAR-2003 01:16:09	Bright	40.000	36	50Alp UMa	1.8000	6300.0	80	5410	No
21	GOM_NL__2PRFIN20030314_011800_000000472014_00346_05410_6271.N1	14-MAR-2003 01:18:00	Bright	47.000	32	77Eps UMa	1.7630	11000.	94	5410	No
22	GOM_NL__2PRFIN20030314_012011_000000582014_00346_05410_6272.N1	14-MAR-2003 01:20:11	Bright	57.500	39	85Eta UMa	1.8540	24000.	115	5410	No
23	GOM_NL__2PRFIN20030314_012324_000000342014_00346_05410_6273.N1	14-MAR-2003 01:23:24	Bright	33.500	49	1Alp UMi	1.9900	6300.0	67	5410	No
24	GOM_NL__2PRFIN20030314_012729_000000482014_00346_05410_6274.N1	14-MAR-2003 01:27:29	Bright	48.000	119	14Eta Dra	2.7270	4700.0	96	5410	No
25	GOM_NL__2PRFIN20030314_013109_000000362014_00346_05410_6275.N1	14-MAR-2003 01:31:09	Bright	35.500	89	5Alp Cep	2.4510	8000.0	71	5410	No
26	GOM_NL__2PRFIN20030314_013317_000000522014_00346_05410_6276.N1	14-MAR-2003 01:33:17	Bright	52.000	69	33Gam Dra	2.2310	3800.0	104	5410	No
27	GOM_NL__2PRFIN20030314_013616_000000382014_00346_05410_6277.N1	14-MAR-2003 01:36:16	Bright	38.000	19	50Alp Cyg	1.2460	10500.	76	5410	No
28	GOM_NL__2PRFIN20030314_013749_000000372014_00346_05410_6278.N1	14-MAR-2003 01:37:49	Bright	37.000	66	37Gam Cyg	2.2080	5900.0	74	5410	No
29	GOM_NL__2PRFIN20030314_013930_000000382014_00346_05410_6279.N1	14-MAR-2003 01:39:30	Bright	37.500	92	53Eps Cyg	2.5000	4500.0	75	5410	No
30	GOM_NL__2PRFIN20030314_014741_000000482014_00346_05410_6280.N1	14-MAR-2003 01:47:41	Twilight	47.500	11	53Alp Aql	0.76500	8000.0	95	5410	No
31	GOM_NL__2PRFIN20030314_015324_000001142014_00346_05410_6281.N1	14-MAR-2003 01:53:24	Dark	114.00	59	55Alp Oph	2.0800	8900.0	228	5410	No
32	GOM_NL__2PRFIN20030314_015939_000000432014_00346_05410_6282.N1	14-MAR-2003 01:59:39	Dark	43.000	57	34Sig Sgr	2.0660	26000.	86	5410	No
33	GOM_NL__2PRFIN20030314_020217_000000492014_00346_05410_6283.N1	14-MAR-2003 02:02:17	Dark	49.000	116	19Del Sgr	2.7000	4100.0	98	5410	No
34	GOM_NL__2PRFIN20030314_020938_000000632014_00347_05411_6257.N1	14-MAR-2003 02:09:38	Dark	63.000	75	26Eps Sco	2.2910	4250.0	126	5411	No
35	GOM_NL__2PRFIN20030314_021154_000001102014_00347_05411_6258.N1	14-MAR-2003 02:11:54	Dark	110.00	16	21Alp Sco	1.0200	3000.0	220	5411	No
36	GOM_NL__2PRFIN20030314_021640_000001252014_00347_05411_6259.N1	14-MAR-2003 02:16:40	Dark	125.00	80	7Del Sco	2.3160	30000.	250	5411	No
37	GOM_NL__2PRFIN20030314_022203_000000652014_00347_05411_6260.N1	14-MAR-2003 02:22:03	Straylight	65.000	54	5The Cen	2.0550	4500.0	130	5411	No
38	GOM_NL__2PRFIN20030314_022413_000000432014_00347_05411_6261.N1	14-MAR-2003 02:24:13	Straylight	43.000	113	Mu Vel	2.6920	5000.0	86	5411	No
39	GOM_NL__2PRFIN20030314_023002_000000502014_00347_05411_6262.N1	14-MAR-2003 02:30:02	Straylight	49.500	106	9Bet Crv	2.6480	5600.0	99	5411	No
40	GOM_NL__2PRFIN20030314_023227_000000532014_00347_05411_6263.N1	14-MAR-2003 02:32:27	Straylight	52.500	100	4Gam Crv	2.5800	13100.	105	5411	No
41	GOM_NL__2PRFIN20030314_023528_000001002014_00347_05411_6264.N1	14-MAR-2003 02:35:28	Bright	99.500	15	67Alp Vir	0.97600	28000.	199	5411	No
42	GOM_NL__2PRFIN20030314_023924_000000632014_00347_05411_6265.N1	14-MAR-2003 02:39:24	Bright	63.000	121	29Gam Vir	2.7400	7200.0	126	5411	No



43	GOM_NL__2PRFIN20030314_024154_000000392014_00347_05411_6266.N1	14-MAR-2003 02:41:54	Bright	39.000	22	32Alp Leo	1.3600	15200.	78	5411	No
44	GOM_NL__2PRFIN20030314_024412_000000392014_00347_05411_6267.N1	14-MAR-2003 02:44:12	Bright	39.000	51	41Gam1Leo	2.0100	4500.0	78	5411	No
45	GOM_NL__2PRFIN20030314_024641_000000902014_00347_05411_6268.N1	14-MAR-2003 02:46:41	Bright	89.500	138	47Eps Vir	2.8280	4700.0	179	5411	No
46	GOM_NL__2PRFIN20030314_025208_000000412014_00347_05411_6269.N1	14-MAR-2003 02:52:08	Bright	40.500	174	52Psi UMa	3.0040	4400.0	81	5411	No
47	GOM_NL__2PRFIN20030314_025516_000000382014_00347_05411_6270.N1	14-MAR-2003 02:55:16	Bright	38.000	82	48Bet UMa	2.3650	10600.	76	5411	No
48	GOM_NL__2PRFIN20030314_025645_000000402014_00347_05411_6271.N1	14-MAR-2003 02:56:45	Bright	39.500	36	50Alp UMa	1.8000	6300.0	79	5411	No
49	GOM_NL__2PRFIN20030314_025835_000000482014_00347_05411_6272.N1	14-MAR-2003 02:58:35	Bright	47.500	32	77Eps UMa	1.7630	11000.	95	5411	No
50	GOM_NL__2PRFIN20030314_030045_000000572014_00347_05411_6273.N1	14-MAR-2003 03:00:45	Bright	56.500	39	85Eta UMa	1.8540	24000.	113	5411	No
51	GOM_NL__2PRFIN20030314_030400_000000332014_00347_05411_6274.N1	14-MAR-2003 03:04:00	Bright	33.000	49	1Alp UMi	1.9900	6300.0	66	5411	No
52	GOM_NL__2PRFIN20030314_030805_000000482014_00347_05411_6275.N1	14-MAR-2003 03:08:05	Bright	48.000	119	14Eta Dra	2.7270	4700.0	96	5411	No
53	GOM_NL__2PRFIN20030314_031145_000000372014_00347_05411_6276.N1	14-MAR-2003 03:11:45	Bright	36.500	89	5Alp Cep	2.4510	8000.0	73	5411	No
54	GOM_NL__2PRFIN20030314_031352_000000512014_00347_05411_6277.N1	14-MAR-2003 03:13:52	Bright	50.500	69	33Gam Dra	2.2310	3800.0	101	5411	No
55	GOM_NL__2PRFIN20030314_031652_000000352014_00347_05411_6278.N1	14-MAR-2003 03:16:52	Bright	34.500	19	50Alp Cyg	1.2460	10500.	69	5411	No
56	GOM_NL__2PRFIN20030314_031826_000000372014_00347_05411_6279.N1	14-MAR-2003 03:18:26	Bright	36.500	66	37Gam Cyg	2.2080	5900.0	73	5411	No
57	GOM_NL__2PRFIN20030314_032006_000000372014_00347_05411_6280.N1	14-MAR-2003 03:20:06	Bright	37.000	92	53Eps Cyg	2.5000	4500.0	74	5411	No
58	GOM_NL__2PRFIN20030314_032817_000000502014_00347_05411_6281.N1	14-MAR-2003 03:28:17	Twl_and_stray	50.000	11	53Alp Aql	0.76500	8000.0	100	5411	No
59	GOM_NL__2PRFIN20030314_033402_000001142014_00347_05411_6282.N1	14-MAR-2003 03:34:02	Dark	113.50	59	55Alp Oph	2.0800	8900.0	227	5411	No
60	GOM_NL__2PRFIN20030314_033815_000000482014_00347_05411_6283.N1	14-MAR-2003 03:38:15	Dark	47.500	155	41Pi Sgr	2.9000	6600.0	95	5411	No
61	GOM_NL__2PRFIN20030314_034015_000000492014_00347_05411_6284.N1	14-MAR-2003 03:40:15	Dark	49.000	57	34Sig Sgr	2.0660	26000.	98	5411	No
62	GOM_NL__2PRFIN20030314_034254_000000482014_00347_05411_6285.N1	14-MAR-2003 03:42:54	Dark	48.000	116	19Del Sgr	2.7000	4100.0	96	5411	No
63	GOM_NL__2PRFIN20030314_035015_000000642014_00348_05412_6258.N1	14-MAR-2003 03:50:15	Dark	63.500	75	26Eps Sco	2.2910	4250.0	127	5412	No
64	GOM_NL__2PRFIN20030314_035231_000000872014_00348_05412_6259.N1	14-MAR-2003 03:52:31	Dark	87.000	16	21Alp Sco	1.0200	3000.0	174	5412	No
65	GOM_NL__2PRFIN20030314_035718_000001272014_00348_05412_6260.N1	14-MAR-2003 03:57:18	Dark	126.50	80	7Del Sco	2.3160	30000.	253	5412	No
66	GOM_NL__2PRFIN20030314_040240_000000622014_00348_05412_6261.N1	14-MAR-2003 04:02:40	Straylight	61.500	54	5The Cen	2.0550	4500.0	123	5412	No
67	GOM_NL__2PRFIN20030314_040450_000000392014_00348_05412_6262.N1	14-MAR-2003 04:04:50	Straylight	39.000	113	Mu Vel	2.6920	5000.0	78	5412	No
68	GOM_NL__2PRFIN20030314_041038_000000602014_00348_05412_6263.N1	14-MAR-2003 04:10:38	Straylight	59.500	106	9Bet Crv	2.6480	5600.0	119	5412	No
69	GOM_NL__2PRFIN20030314_041303_000000552014_00348_05412_6264.N1	14-MAR-2003 04:13:03	Straylight	54.500	100	4Gam Crv	2.5800	13100.	109	5412	No
70	GOM_NL__2PRFIN20030314_041605_000001102014_00348_05412_6265.N1	14-MAR-2003 04:16:05	Bright	109.50	15	67Alp Vir	0.97600	28000.	219	5412	No
71	GOM_NL__2PRFIN20030314_042000_000000642014_00348_05412_6266.N1	14-MAR-2003 04:20:00	Bright	64.000	121	29Gam Vir	2.7400	7200.0	128	5412	No
72	GOM_NL__2PRFIN20030314_042230_000000382014_00348_05412_6267.N1	14-MAR-2003 04:22:30	Bright	37.500	22	32Alp Leo	1.3600	15200.	75	5412	No
73	GOM_NL__2PRFIN20030314_042448_000000382014_00348_05412_6268.N1	14-MAR-2003 04:24:48	Bright	38.000	51	41Gam1Leo	2.0100	4500.0	76	5412	No
74	GOM_NL__2PRFIN20030314_042715_000000882014_00348_05412_6269.N1	14-MAR-2003 04:27:15	Bright	88.000	138	47Eps Vir	2.8280	4700.0	176	5412	No
75	GOM_NL__2PRFIN20030314_043243_000000392014_00348_05412_6270.N1	14-MAR-2003 04:32:43	Bright	38.500	174	52Psi UMa	3.0040	4400.0	77	5412	No
76	GOM_NL__2PRFIN20030314_043552_000000372014_00348_05412_6271.N1	14-MAR-2003 04:35:52	Bright	37.000	82	48Bet UMa	2.3650	10600.	74	5412	No
77	GOM_NL__2PRFIN20030314_043720_000000412014_00348_05412_6272.N1	14-MAR-2003 04:37:20	Bright	41.000	36	50Alp UMa	1.8000	6300.0	82	5412	No
78	GOM_NL__2PRFIN20030314_043911_000000462014_00348_05412_6273.N1	14-MAR-2003 04:39:11	Bright	45.500	32	77Eps UMa	1.7630	11000.	91	5412	No
79	GOM_NL__2PRFIN20030314_044120_000000582014_00348_05412_6274.N1	14-MAR-2003 04:41:20	Bright	58.000	39	85Eta UMa	1.8540	24000.	116	5412	No
80	GOM_NL__2PRFIN20030314_044436_000000372014_00348_05412_6275.N1	14-MAR-2003 04:44:36	Bright	37.000	49	1Alp UMi	1.9900	6300.0	74	5412	No
81	GOM_NL__2PRFIN20030314_044840_000000492014_00348_05412_6276.N1	14-MAR-2003 04:48:40	Bright	49.000	119	14Eta Dra	2.7270	4700.0	98	5412	No
82	GOM_NL__2PRFIN20030314_045221_000000332014_00348_05412_6277.N1	14-MAR-2003 04:52:21	Bright	33.000	89	5Alp Cep	2.4510	8000.0	66	5412	No
83	GOM_NL__2PRFIN20030314_045428_000000512014_00348_05412_6278.N1	14-MAR-2003 04:54:28	Bright	50.500	69	33Gam Dra	2.2310	3800.0	101	5412	No
84	GOM_NL__2PRFIN20030314_045728_000000382014_00348_05412_6279.N1	14-MAR-2003 04:57:28	Bright	37.500	19	50Alp Cyg	1.2460	10500.	75	5412	No
85	GOM_NL__2PRFIN20030314_045901_000000392014_00348_05412_6280.N1	14-MAR-2003 04:59:01	Bright	39.000	66	37Gam Cyg	2.2080	5900.0	78	5412	No
86	GOM_NL__2PRFIN20030314_050042_000000372014_00348_05412_6281.N1	14-MAR-2003 05:00:42	Bright	37.000	92	53Eps Cyg	2.5000	4500.0	74	5412	No
87	GOM_NL__2PRFIN20030314_050853_000000502014_00348_05412_6282.N1	14-MAR-2003 05:08:53	Twl_and_stray	50.000	11	53Alp Aql	0.76500	8000.0	100	5412	No
88	GOM_NL__2PRFIN20030314_051439_000001172014_00348_05412_6283.N1	14-MAR-2003 05:14:39	Dark	116.50	59	55Alp Oph	2.0800	8900.0	233	5412	No
89	GOM_NL__2PRFIN20030314_051852_000000462014_00348_05412_6284.N1	14-MAR-2003 05:18:52	Dark	46.000	155	41Pi Sgr	2.9000	6600.0	92	5412	No
90	GOM_NL__2PRFIN20030314_052052_000000492014_00348_05412_6285.N1	14-MAR-2003 05:20:52	Dark	49.000	57	34Sig Sgr	2.0660	26000.	98	5412	No
91	GOM_NL__2PRFIN20030314_052331_000000542014_00348_05412_6286.N1	14-MAR-2003 05:23:31	Dark	53.500	116	19Del Sgr	2.7000	4100.0	107	5412	No
92	GOM_NL__2PRFIN20030314_053053_000000612014_00349_05413_6280.N1	14-MAR-2003 05:30:53	Dark	61.000	75	26Eps Sco	2.2910	4250.0	122	5413	No
93	GOM_NL__2PRFIN20030314_053309_000000982014_00349_05413_6281.N1	14-MAR-2003 05:33:09	Dark	98.000	16	21Alp Sco	1.0200	3000.0	196	5413	No
94	GOM_NL__2PRFIN20030314_053757_000001212014_00349_05413_6282.N1	14-MAR-2003 05:37:57	Dark	120.50	80	7Del Sco	2.3160	30000.	241	5413	No
95	GOM_NL__2PRFIN20030314_054317_000000642014_00349_05413_6283.N1	14-MAR-2003 05:43:17	Straylight	64.000	54	5The Cen	2.0550	4500.0	128	5413	No
96	GOM_NL__2PRFIN20030314_054526_000000422014_00349_05413_6284.N1	14-MAR-2003 05:45:26	Straylight	41.500	113	Mu Vel	2.6920	5000.0	83	5413	No
97	GOM_NL__2PRFIN20030314_055115_000000552014_00349_05413_6285.N1	14-MAR-2003 05:51:15	Straylight	54.500	106	9Bet Crv	2.6480	5600.0	109	5413	No
98	GOM_NL__2PRFIN20030314_055339_000000552014_00349_05413_6286.N1	14-MAR-2003 05:53:39	Straylight	54.500	100	4Gam Crv	2.5800	13100.	109	5413	No
99	GOM_NL__2PRFIN20030314_055640_000001162014_00349_05413_6287.N1	14-MAR-2003 05:56:40	Bright	116.00	15	67Alp Vir	0.97600	28000.	232	5413	No
100	GOM_NL__2PRFIN20030314_060035_000000632014_00349_05413_6288.N1	14-MAR-2003 06:00:35	Bright	63.000	121	29Gam Vir	2.7400	7200.0	126	5413	No
101	GOM_NL__2PRFIN20030314_060306_000000392014_00349_05413_6289.N1	14-MAR-2003 06:03:06	Bright	38.500	22	32Alp Leo	1.3600	15200.	77	5413	No

102	GOM_NL__2PRFIN20030314_060523_000000382014_00349_05413_6290.N1	14-MAR-2003 06:05:23	Bright	38.000	51	41Gam1Leo	2.0100	4500.0	76	5413	No
103	GOM_NL__2PRFIN20030314_060749_000000892014_00349_05413_6291.N1	14-MAR-2003 06:07:49	Bright	89.000	138	47Eps Vir	2.8280	4700.0	178	5413	No
104	GOM_NL__2PRFIN20030314_061319_000000412014_00349_05413_6292.N1	14-MAR-2003 06:13:19	Bright	41.000	174	52Psi UMa	3.0040	4400.0	82	5413	No
105	GOM_NL__2PRFIN20030314_061628_000000382014_00349_05413_6293.N1	14-MAR-2003 06:16:28	Bright	37.500	82	48Bet UMa	2.3650	10600.	75	5413	No
106	GOM_NL__2PRFIN20030314_061756_000000402014_00349_05413_6294.N1	14-MAR-2003 06:17:56	Bright	39.500	36	50Alp UMa	1.8000	6300.0	79	5413	No
107	GOM_NL__2PRFIN20030314_061946_000000592014_00349_05413_6295.N1	14-MAR-2003 06:19:46	Bright	59.000	32	77Eps UMa	1.7630	11000.	118	5413	No
108	GOM_NL__2PRFIN20030314_062155_000000582014_00349_05413_6296.N1	14-MAR-2003 06:21:55	Bright	58.000	39	85Eta UMa	1.8540	24000.	116	5413	No
109	GOM_NL__2PRFIN20030314_062512_000000372014_00349_05413_6297.N1	14-MAR-2003 06:25:12	Bright	36.500	49	1Alp UMi	1.9900	6300.0	73	5413	No
110	GOM_NL__2PRFIN20030314_062915_000000492014_00349_05413_6298.N1	14-MAR-2003 06:29:15	Bright	48.500	119	14Eta Dra	2.7270	4700.0	97	5413	No
111	GOM_NL__2PRFIN20030314_063257_000000372014_00349_05413_6299.N1	14-MAR-2003 06:32:57	Bright	36.500	89	5Alp Cep	2.4510	8000.0	73	5413	No
112	GOM_NL__2PRFIN20030314_063503_000000512014_00349_05413_6300.N1	14-MAR-2003 06:35:03	Bright	50.500	69	33Gam Dra	2.2310	3800.0	101	5413	No
113	GOM_NL__2PRFIN20030314_063804_000000402014_00349_05413_6301.N1	14-MAR-2003 06:38:04	Bright	39.500	19	50Alp Cyg	1.2460	10500.	79	5413	No
114	GOM_NL__2PRFIN20030314_063938_000000392014_00349_05413_6302.N1	14-MAR-2003 06:39:38	Bright	38.500	66	37Gam Cyg	2.2080	5900.0	77	5413	No
115	GOM_NL__2PRFIN20030314_064119_000000362014_00349_05413_6303.N1	14-MAR-2003 06:41:19	Bright	36.000	92	53Eps Cyg	2.5000	4500.0	72	5413	No
116	GOM_NL__2PRFIN20030314_064930_000000492014_00349_05413_6304.N1	14-MAR-2003 06:49:30	Tw_i_and_stray	48.500	11	53Alp Aql	0.76500	8000.0	97	5413	No
117	GOM_NL__2PRFIN20030314_065517_000001162014_00349_05413_6305.N1	14-MAR-2003 06:55:17	Dark	115.50	59	55Alp Oph	2.0800	8900.0	231	5413	No
118	GOM_NL__2PRFIN20030314_065929_000000482014_00349_05413_6306.N1	14-MAR-2003 06:59:29	Dark	47.500	155	41Pi Sgr	2.9000	6600.0	95	5413	No
119	GOM_NL__2PRFIN20030314_070129_000000452014_00349_05413_6307.N1	14-MAR-2003 07:01:29	Dark	45.000	57	34Sig Sgr	2.0660	26000.	90	5413	No
120	GOM_NL__2PRFIN20030314_070408_000000522014_00349_05413_6308.N1	14-MAR-2003 07:04:08	Dark	52.000	116	19Del Sgr	2.7000	4100.0	104	5413	No
121	GOM_NL__2PRFIN20030314_071130_000000582014_00350_05414_5288.N1	14-MAR-2003 07:11:30	Dark	58.000	75	26Eps Sco	2.2910	4250.0	116	5414	No
122	GOM_NL__2PRFIN20030314_071347_000000872014_00350_05414_5289.N1	14-MAR-2003 07:13:47	Dark	87.000	16	21Alp Sco	1.0200	3000.0	174	5414	No
123	GOM_NL__2PRFIN20030314_071835_000001372014_00350_05414_5290.N1	14-MAR-2003 07:18:35	Dark	136.50	80	7Del Sco	2.3160	30000.	273	5414	No
124	GOM_NL__2PRFIN20030314_072354_000000672014_00350_05414_5291.N1	14-MAR-2003 07:23:54	Straylight	66.500	54	5The Cen	2.0550	4500.0	133	5414	No
125	GOM_NL__2PRFIN20030314_072602_000000392014_00350_05414_5292.N1	14-MAR-2003 07:26:02	Straylight	38.500	113	Mu Vel	2.6920	5000.0	77	5414	No
126	GOM_NL__2PRFIN20030314_073151_000000582014_00350_05414_5293.N1	14-MAR-2003 07:31:51	Straylight	57.500	106	9Bet Crv	2.6480	5600.0	115	5414	No
127	GOM_NL__2PRFIN20030314_073415_000000522014_00350_05414_5294.N1	14-MAR-2003 07:34:15	Straylight	51.500	100	4Gam Crv	2.5800	13100.	103	5414	No
128	GOM_NL__2PRFIN20030314_073715_000000982014_00350_05414_5295.N1	14-MAR-2003 07:37:15	Bright	97.500	15	67Alp Vir	0.97600	28000.	195	5414	No
129	GOM_NL__2PRFIN20030314_074110_000000672014_00350_05414_5296.N1	14-MAR-2003 07:41:10	Bright	66.500	121	29Gam Vir	2.7400	7200.0	133	5414	No
130	GOM_NL__2PRFIN20030314_074342_000000392014_00350_05414_5297.N1	14-MAR-2003 07:43:42	Bright	38.500	22	32Alp Leo	1.3600	15200.	77	5414	No
131	GOM_NL__2PRFIN20030314_074559_000000392014_00350_05414_5298.N1	14-MAR-2003 07:45:59	Bright	38.500	51	41Gam1Leo	2.0100	4500.0	77	5414	No
132	GOM_NL__2PRFIN20030314_074825_000000872014_00350_05414_5299.N1	14-MAR-2003 07:48:25	Bright	86.500	138	47Eps Vir	2.8280	4700.0	173	5414	No
133	GOM_NL__2PRFIN20030314_075355_000000412014_00350_05414_5300.N1	14-MAR-2003 07:53:55	Bright	41.000	174	52Psi UMa	3.0040	4400.0	82	5414	No
134	GOM_NL__2PRFIN20030314_075703_000000392014_00350_05414_5301.N1	14-MAR-2003 07:57:03	Bright	38.500	82	48Bet UMa	2.3650	10600.	77	5414	No
135	GOM_NL__2PRFIN20030314_075832_000000392014_00350_05414_5302.N1	14-MAR-2003 07:58:32	Bright	39.000	36	50Alp UMa	1.8000	6300.0	78	5414	No
136	GOM_NL__2PRFIN20030314_080021_000000472014_00350_05414_5303.N1	14-MAR-2003 08:00:21	Bright	46.500	32	77Eps UMa	1.7630	11000.	93	5414	No
137	GOM_NL__2PRFIN20030314_080230_000000572014_00350_05414_5304.N1	14-MAR-2003 08:02:30	Bright	57.000	39	85Eta UMa	1.8540	24000.	114	5414	No
138	GOM_NL__2PRFIN20030314_080548_000000372014_00350_05414_5305.N1	14-MAR-2003 08:05:48	Bright	37.000	49	1Alp UMi	1.9900	6300.0	74	5414	No
139	GOM_NL__2PRFIN20030314_080951_000000482014_00350_05414_5306.N1	14-MAR-2003 08:09:51	Bright	47.500	119	14Eta Dra	2.7270	4700.0	95	5414	No
140	GOM_NL__2PRFIN20030314_081333_000000362014_00350_05414_5307.N1	14-MAR-2003 08:13:33	Bright	36.000	89	5Alp Cep	2.4510	8000.0	72	5414	No
141	GOM_NL__2PRFIN20030314_081539_000000492014_00350_05414_5308.N1	14-MAR-2003 08:15:39	Bright	49.000	69	33Gam Dra	2.2310	3800.0	98	5414	No
142	GOM_NL__2PRFIN20030314_081839_000000382014_00350_05414_5309.N1	14-MAR-2003 08:18:39	Bright	37.500	19	50Alp Cyg	1.2460	10500.	75	5414	No
143	GOM_NL__2PRFIN20030314_082013_000000392014_00350_05414_5310.N1	14-MAR-2003 08:20:13	Bright	38.500	66	37Gam Cyg	2.2080	5900.0	77	5414	No
144	GOM_NL__2PRFIN20030314_082154_000000382014_00350_05414_5311.N1	14-MAR-2003 08:21:54	Bright	37.500	92	53Eps Cyg	2.5000	4500.0	75	5414	No
145	GOM_NL__2PRFIN20030314_083006_000000532014_00350_05414_5312.N1	14-MAR-2003 08:30:06	Tw_i_and_stray	52.500	11	53Alp Aql	0.76500	8000.0	105	5414	No
146	GOM_NL__2PRFIN20030314_083556_000001202014_00350_05414_5313.N1	14-MAR-2003 08:35:56	Dark	119.50	59	55Alp Oph	2.0800	8900.0	239	5414	No
147	GOM_NL__2PRFIN20030314_084005_000000462014_00350_05414_5314.N1	14-MAR-2003 08:40:05	Dark	45.500	155	41Pi Sgr	2.9000	6600.0	91	5414	No
148	GOM_NL__2PRFIN20030314_084205_000000492014_00350_05414_5315.N1	14-MAR-2003 08:42:05	Dark	48.500	57	34Sig Sgr	2.0660	26000.	97	5414	No
149	GOM_NL__2PRFIN20030314_084445_000000512014_00350_05414_5316.N1	14-MAR-2003 08:44:45	Dark	51.000	116	19Del Sgr	2.7000	4100.0	102	5414	No
150	GOM_NL__2PRFIN20030314_085207_000000722014_00351_05415_6284.N1	14-MAR-2003 08:52:07	Dark	71.500	75	26Eps Sco	2.2910	4250.0	143	5415	No
151	GOM_NL__2PRFIN20030314_085426_000001122014_00351_05415_6285.N1	14-MAR-2003 08:54:26	Dark	112.00	16	21Alp Sco	1.0200	3000.0	224	5415	No
152	GOM_NL__2PRFIN20030314_085809_000000532014_00351_05415_6286.N1	14-MAR-2003 08:58:09	Dark	53.000	4	Alp1Cen	-0.010000	5800.0	106	5415	No
153	GOM_NL__2PRFIN20030314_085923_000000532014_00351_05415_6287.N1	14-MAR-2003 08:59:23	Dark	52.500	10	Bet Cen	0.61000	28000.	105	5415	No
154	GOM_NL__2PRFIN20030314_090126_000000442014_00351_05415_6288.N1	14-MAR-2003 09:01:26	Dark	44.000	77	Eps Cen	2.3030	28000.	88	5415	No
155	GOM_NL__2PRFIN20030314_090446_000000392014_00351_05415_6289.N1	14-MAR-2003 09:04:46	Straylight	38.500	99	Del Cen	2.5750	26000.	77	5415	No
156	GOM_NL__2PRFIN20030314_090638_000000382014_00351_05415_6290.N1	14-MAR-2003 09:06:38	Straylight	37.500	113	Mu Vel	2.6920	5000.0	75	5415	No
157	GOM_NL__2PRFIN20030314_091227_000000572014_00351_05415_6291.N1	14-MAR-2003 09:12:27	Straylight	56.500	106	9Bet Crv	2.6480	5600.0	113	5415	No
158	GOM_NL__2PRFIN20030314_091451_000000532014_00351_05415_6292.N1	14-MAR-2003 09:14:51	Straylight	53.000	100	4Gam Crv	2.5800	13100.	106	5415	No
159	GOM_NL__2PRFIN20030314_091751_000001042014_00351_05415_6293.N1	14-MAR-2003 09:17:51	Bright	103.50	15	67Alp Vir	0.97600	28000.	207	5415	No
160	GOM_NL__2PRFIN20030314_092145_000000662014_00351_05415_6294.N1	14-MAR-2003 09:21:45	Bright	65.500	121	29Gam Vir	2.7400	7200.0	131	5415	No

161	GOM_NL__2PRFIN20030314_092418_000000392014_00351_05415_6295.N1	14-MAR-2003 09:24:18	Bright	38.500	22	32Alp Leo	1.3600	15200.	77	5415	No
162	GOM_NL__2PRFIN20030314_092635_000000392014_00351_05415_6296.N1	14-MAR-2003 09:26:35	Bright	39.000	51	41Gam1Leo	2.0100	4500.0	78	5415	No
163	GOM_NL__2PRFIN20030314_092858_000000862014_00351_05415_6297.N1	14-MAR-2003 09:28:58	Bright	86.000	138	47Eps Vir	2.8280	4700.0	172	5415	No
164	GOM_NL__2PRFIN20030314_093430_000000432014_00351_05415_6298.N1	14-MAR-2003 09:34:30	Bright	42.500	174	52Psi UMa	3.0040	4400.0	85	5415	No
165	GOM_NL__2PRFIN20030314_093738_000000392014_00351_05415_6299.N1	14-MAR-2003 09:37:38	Bright	39.000	82	48Bet UMa	2.3650	10600.	78	5415	No
166	GOM_NL__2PRFIN20030314_093907_000000392014_00351_05415_6300.N1	14-MAR-2003 09:39:07	Bright	39.000	36	50Alp UMa	1.8000	6300.0	78	5415	No
167	GOM_NL__2PRFIN20030314_094056_000000472014_00351_05415_6301.N1	14-MAR-2003 09:40:56	Bright	46.500	32	77Eps UMa	1.7630	11000.	93	5415	No
168	GOM_NL__2PRFIN20030314_094305_000000562014_00351_05415_6302.N1	14-MAR-2003 09:43:05	Bright	56.000	39	85Eta UMa	1.8540	24000.	112	5415	No
169	GOM_NL__2PRFIN20030314_094623_000000372014_00351_05415_6303.N1	14-MAR-2003 09:46:23	Bright	36.500	49	1Alp UMi	1.9900	6300.0	73	5415	No
170	GOM_NL__2PRFIN20030314_095026_000000482014_00351_05415_6304.N1	14-MAR-2003 09:50:26	Bright	48.000	119	14Eta Dra	2.7270	4700.0	96	5415	No
171	GOM_NL__2PRFIN20030314_095409_000000362014_00351_05415_6305.N1	14-MAR-2003 09:54:09	Bright	35.500	89	5Alp Cep	2.4510	8000.0	71	5415	No
172	GOM_NL__2PRFIN20030314_095614_000000512014_00351_05415_6306.N1	14-MAR-2003 09:56:14	Bright	51.000	69	33Gam Dra	2.2310	3800.0	102	5415	No
173	GOM_NL__2PRFIN20030314_095915_000000362014_00351_05415_6307.N1	14-MAR-2003 09:59:15	Bright	35.500	19	50Alp Cyg	1.2460	10500.	71	5415	No
174	GOM_NL__2PRFIN20030314_100049_000000382014_00351_05415_6308.N1	14-MAR-2003 10:00:49	Bright	37.500	66	37Gam Cyg	2.2080	5900.0	75	5415	No
175	GOM_NL__2PRFIN20030314_100230_000000362014_00351_05415_6309.N1	14-MAR-2003 10:02:30	Bright	36.000	92	53Eps Cyg	2.5000	4500.0	72	5415	No
176	GOM_NL__2PRFIN20030314_101042_000000502014_00351_05415_6310.N1	14-MAR-2003 10:10:42	Twl_and_stray	50.000	11	53Alp Aql	0.76500	8000.0	100	5415	No
177	GOM_NL__2PRFIN20030314_101634_000001202014_00351_05415_6311.N1	14-MAR-2003 10:16:34	Dark	120.00	59	55Alp Oph	2.0800	8900.0	240	5415	No
178	GOM_NL__2PRFIN20030314_102042_000000472014_00351_05415_6312.N1	14-MAR-2003 10:20:42	Dark	46.500	155	41Pi Sgr	2.9000	6600.0	93	5415	No
179	GOM_NL__2PRFIN20030314_102242_000000472014_00351_05415_6313.N1	14-MAR-2003 10:22:42	Dark	47.000	57	34Sig Sgr	2.0660	26000.	94	5415	No
180	GOM_NL__2PRFIN20030314_102522_000000592014_00351_05415_6314.N1	14-MAR-2003 10:25:22	Dark	58.500	116	19Del Sgr	2.7000	4100.0	117	5415	No
181	GOM_NL__2PRFIN20030314_102744_000000392014_00351_05415_6315.N1	14-MAR-2003 10:27:44	Dark	39.000	45	Alp Pav	1.9400	26000.	78	5415	No
182	GOM_NL__2PRFIN20030314_103244_000000592014_00352_05416_6286.N1	14-MAR-2003 10:32:44	Dark	59.000	75	26Eps Sco	2.2910	4250.0	118	5416	No
183	GOM_NL__2PRFIN20030314_103503_000001122014_00352_05416_6287.N1	14-MAR-2003 10:35:03	Dark	112.00	16	21Alp Sco	1.0200	3000.0	224	5416	No
184	GOM_NL__2PRFIN20030314_103845_000000572014_00352_05416_6288.N1	14-MAR-2003 10:38:45	Dark	57.000	4	Alp1Cen	-0.010000	5800.0	114	5416	No
185	GOM_NL__2PRFIN20030314_104000_000000522014_00352_05416_6289.N1	14-MAR-2003 10:40:00	Dark	51.500	10	Bet Cen	0.61000	28000.	103	5416	No
186	GOM_NL__2PRFIN20030314_104202_000000432014_00352_05416_6290.N1	14-MAR-2003 10:42:02	Dark	43.000	77	Eps Cen	2.3030	28000.	86	5416	No
187	GOM_NL__2PRFIN20030314_104522_000000402014_00352_05416_6291.N1	14-MAR-2003 10:45:22	Straylight	40.000	99	Del Cen	2.5750	26000.	80	5416	No
188	GOM_NL__2PRFIN20030314_104714_000000432014_00352_05416_6292.N1	14-MAR-2003 10:47:14	Straylight	42.500	113	Mu Vel	2.6920	5000.0	85	5416	No
189	GOM_NL__2PRFIN20030314_105303_000000562014_00352_05416_6293.N1	14-MAR-2003 10:53:03	Straylight	55.500	106	9Bet Crv	2.6480	5600.0	111	5416	No
190	GOM_NL__2PRFIN20030314_105527_000000532014_00352_05416_6294.N1	14-MAR-2003 10:55:27	Straylight	53.000	100	4Gam Crv	2.5800	13100.	106	5416	No
191	GOM_NL__2PRFIN20030314_105824_000001162014_00352_05416_6295.N1	14-MAR-2003 10:58:24	Bright	116.00	15	67Alp Vir	0.97600	28000.	232	5416	No
192	GOM_NL__2PRFIN20030314_110221_000000662014_00352_05416_6296.N1	14-MAR-2003 11:02:21	Bright	65.500	121	29Gam Vir	2.7400	7200.0	131	5416	No
193	GOM_NL__2PRFIN20030314_110453_000000382014_00352_05416_6297.N1	14-MAR-2003 11:04:53	Bright	38.000	22	32Alp Leo	1.3600	15200.	76	5416	No
194	GOM_NL__2PRFIN20030314_110711_000000402014_00352_05416_6298.N1	14-MAR-2003 11:07:11	Bright	40.000	51	41Gam1Leo	2.0100	4500.0	80	5416	No
195	GOM_NL__2PRFIN20030314_110932_000000862014_00352_05416_6299.N1	14-MAR-2003 11:09:32	Bright	86.000	138	47Eps Vir	2.8280	4700.0	172	5416	No
196	GOM_NL__2PRFIN20030314_111505_000000412014_00352_05416_6300.N1	14-MAR-2003 11:15:05	Bright	41.000	174	52Psi UMa	3.0040	4400.0	82	5416	No
197	GOM_NL__2PRFIN20030314_111814_000000402014_00352_05416_6301.N1	14-MAR-2003 11:18:14	Bright	39.500	82	48Bet UMa	2.3650	10600.	79	5416	No
198	GOM_NL__2PRFIN20030314_111943_000000402014_00352_05416_6302.N1	14-MAR-2003 11:19:43	Bright	40.000	36	50Alp UMa	1.8000	6300.0	80	5416	No
199	GOM_NL__2PRFIN20030314_112131_000000462014_00352_05416_6303.N1	14-MAR-2003 11:21:31	Bright	46.000	32	77Eps UMa	1.7630	11000.	92	5416	No
200	GOM_NL__2PRFIN20030314_112339_000000582014_00352_05416_6304.N1	14-MAR-2003 11:23:39	Bright	57.500	39	85Eta UMa	1.8540	24000.	115	5416	No
201	GOM_NL__2PRFIN20030314_112659_000000342014_00352_05416_6305.N1	14-MAR-2003 11:26:59	Bright	34.000	49	1Alp UMi	1.9900	6300.0	68	5416	No
202	GOM_NL__2PRFIN20030314_113101_000000482014_00352_05416_6306.N1	14-MAR-2003 11:31:01	Bright	47.500	119	14Eta Dra	2.7270	4700.0	95	5416	No
203	GOM_NL__2PRFIN20030314_113445_000000342014_00352_05416_6307.N1	14-MAR-2003 11:34:45	Bright	33.500	89	5Alp Cep	2.4510	8000.0	67	5416	No
204	GOM_NL__2PRFIN20030314_113650_000000532014_00352_05416_6308.N1	14-MAR-2003 11:36:50	Bright	53.000	69	33Gam Dra	2.2310	3800.0	106	5416	No
205	GOM_NL__2PRFIN20030314_113951_000000402014_00352_05416_6309.N1	14-MAR-2003 11:39:51	Bright	39.500	19	50Alp Cyg	1.2460	10500.	79	5416	No
206	GOM_NL__2PRFIN20030314_114125_000000382014_00352_05416_6310.N1	14-MAR-2003 11:41:25	Bright	37.500	66	37Gam Cyg	2.2080	5900.0	75	5416	No
207	GOM_NL__2PRFIN20030314_114306_000000382014_00352_05416_6311.N1	14-MAR-2003 11:43:06	Bright	37.500	92	53Eps Cyg	2.5000	4500.0	75	5416	No
208	GOM_NL__2PRFIN20030314_115118_000000512014_00352_05416_6312.N1	14-MAR-2003 11:51:18	Twl_and_stray	51.000	11	53Alp Aql	0.76500	8000.0	102	5416	No
209	GOM_NL__2PRFIN20030314_115713_000001372014_00352_05416_6313.N1	14-MAR-2003 11:57:13	Dark	137.00	59	55Alp Oph	2.0800	8900.0	274	5416	No
210	GOM_NL__2PRFIN20030314_120118_000000442014_00352_05416_6314.N1	14-MAR-2003 12:01:18	Dark	44.000	155	41Pi Sgr	2.9000	6600.0	88	5416	No
211	GOM_NL__2PRFIN20030314_120319_000000492014_00352_05416_6315.N1	14-MAR-2003 12:03:19	Dark	49.000	57	34Sig Sgr	2.0660	26000.	98	5416	No
212	GOM_NL__2PRFIN20030314_120558_000000512014_00352_05416_6316.N1	14-MAR-2003 12:05:58	Dark	50.500	116	19Del Sgr	2.7000	4100.0	101	5416	No
213	GOM_NL__2PRFIN20030314_120820_000000392014_00352_05416_6317.N1	14-MAR-2003 12:08:20	Dark	39.000	45	Alp Pav	1.9400	26000.	78	5416	No
214	GOM_NL__2PRFIN20030314_121321_000000652014_00353_05417_6287.N1	14-MAR-2003 12:13:21	Dark	64.500	75	26Eps Sco	2.2910	4250.0	129	5417	No
215	GOM_NL__2PRFIN20030314_121541_000000942014_00353_05417_6288.N1	14-MAR-2003 12:15:41	Dark	94.000	16	21Alp Sco	1.0200	3000.0	188	5417	No
216	GOM_NL__2PRFIN20030314_121921_000000462014_00353_05417_6289.N1	14-MAR-2003 12:19:21	Dark	45.500	4	Alp1Cen	-0.010000	5800.0	91	5417	No
217	GOM_NL__2PRFIN20030314_122036_000000432014_00353_05417_6290.N1	14-MAR-2003 12:20:36	Dark	43.000	10	Bet Cen	0.61000	28000.	86	5417	No
218	GOM_NL__2PRFIN20030314_122238_000000422014_00353_05417_6291.N1	14-MAR-2003 12:22:38	Dark	41.500	77	Eps Cen	2.3030	28000.	83	5417	No
219	GOM_NL__2PRFIN20030314_122558_000000432014_00353_05417_6292.N1	14-MAR-2003 12:25:58	Straylight	43.000	99	Del Cen	2.5750	26000.	86	5417	No

220	GOM_NL__2PRFIN20030314_122750_000000412014_00353_05417_6293.N1	14-MAR-2003 12:27:50	Straylight	40.500	113	Mu Vel	2.6920	5000.0	81	5417	No
221	GOM_NL__2PRFIN20030314_123339_000000552014_00353_05417_6294.N1	14-MAR-2003 12:33:39	Straylight	55.000	106	9Bet Crv	2.6480	5600.0	110	5417	No
222	GOM_NL__2PRFIN20030314_123602_000000562014_00353_05417_6295.N1	14-MAR-2003 12:36:02	Straylight	55.500	100	4Gam Crv	2.5800	13100.	111	5417	No
223	GOM_NL__2PRFIN20030314_123902_000000982014_00353_05417_6296.N1	14-MAR-2003 12:39:02	Bright	97.500	15	67Alp Vir	0.97600	28000.	195	5417	No
224	GOM_NL__2PRFIN20030314_124255_000000672014_00353_05417_6297.N1	14-MAR-2003 12:42:55	Bright	66.500	121	29Gam Vir	2.7400	7200.0	133	5417	No
225	GOM_NL__2PRFIN20030314_124529_000000382014_00353_05417_6298.N1	14-MAR-2003 12:45:29	Bright	37.500	22	32Alp Leo	1.3600	15200.	75	5417	No
226	GOM_NL__2PRFIN20030314_124746_000000392014_00353_05417_6299.N1	14-MAR-2003 12:47:46	Bright	39.000	51	41Gam1Leo	2.0100	4500.0	78	5417	No
227	GOM_NL__2PRFIN20030314_125009_000000862014_00353_05417_6300.N1	14-MAR-2003 12:50:09	Bright	86.000	138	47Eps Vir	2.8280	4700.0	172	5417	No
228	GOM_NL__2PRFIN20030314_125541_000000422014_00353_05417_6301.N1	14-MAR-2003 12:55:41	Bright	42.000	174	52Psi UMa	3.0040	4400.0	84	5417	No
229	GOM_NL__2PRFIN20030314_125849_000000402014_00353_05417_6302.N1	14-MAR-2003 12:58:49	Bright	40.000	82	48Bet UMa	2.3650	10600.	80	5417	No
230	GOM_NL__2PRFIN20030314_130018_000000402014_00353_05417_6303.N1	14-MAR-2003 13:00:18	Bright	39.500	36	50Alp UMa	1.8000	6300.0	79	5417	No
231	GOM_NL__2PRFIN20030314_130206_000000492014_00353_05417_6304.N1	14-MAR-2003 13:02:06	Bright	48.500	32	77Eps UMa	1.7630	11000.	97	5417	No
232	GOM_NL__2PRFIN20030314_130413_000000582014_00353_05417_6305.N1	14-MAR-2003 13:04:13	Bright	58.000	39	85Eta UMa	1.8540	24000.	116	5417	No
233	GOM_NL__2PRFIN20030314_130735_000000352014_00353_05417_6306.N1	14-MAR-2003 13:07:35	Bright	35.000	49	1Alp UMi	1.9900	6300.0	70	5417	No
234	GOM_NL__2PRFIN20030314_131136_000000492014_00353_05417_6307.N1	14-MAR-2003 13:11:36	Bright	49.000	119	14Eta Dra	2.7270	4700.0	98	5417	No
235	GOM_NL__2PRFIN20030314_131520_000000342014_00353_05417_6308.N1	14-MAR-2003 13:15:20	Bright	33.500	89	5Alp Cep	2.4510	8000.0	67	5417	No
236	GOM_NL__2PRFIN20030314_131724_000000532014_00353_05417_6309.N1	14-MAR-2003 13:17:24	Bright	52.500	69	33Gam Dra	2.2310	3800.0	105	5417	No
237	GOM_NL__2PRFIN20030314_132027_000000402014_00353_05417_6310.N1	14-MAR-2003 13:20:27	Bright	39.500	19	50Alp Cyg	1.2460	10500.	79	5417	No
238	GOM_NL__2PRFIN20030314_132201_000000392014_00353_05417_6311.N1	14-MAR-2003 13:22:01	Bright	39.000	66	37Gam Cyg	2.2080	5900.0	78	5417	No
239	GOM_NL__2PRFIN20030314_132342_000000392014_00353_05417_6312.N1	14-MAR-2003 13:23:42	Bright	38.500	92	53Eps Cyg	2.5000	4500.0	77	5417	No
240	GOM_NL__2PRFIN20030314_133154_000000502014_00353_05417_6313.N1	14-MAR-2003 13:31:54	Tw_i_and_stray	49.500	11	53Alp Aql	0.76500	8000.0	99	5417	No
241	GOM_NL__2PRFIN20030314_133751_000001172014_00353_05417_6314.N1	14-MAR-2003 13:37:51	Dark	116.50	59	55Alp Oph	2.0800	8900.0	233	5417	No
242	GOM_NL__2PRFIN20030314_134155_000000472014_00353_05417_6315.N1	14-MAR-2003 13:41:55	Dark	47.000	155	41Pi Sgr	2.9000	6600.0	94	5417	No
243	GOM_NL__2PRFIN20030314_134355_000000452014_00353_05417_6316.N1	14-MAR-2003 13:43:55	Dark	44.500	57	34Sig Sgr	2.0660	26000.	89	5417	No
244	GOM_NL__2PRFIN20030314_134635_000000482014_00353_05417_6317.N1	14-MAR-2003 13:46:35	Dark	48.000	116	19Del Sgr	2.7000	4100.0	96	5417	No
245	GOM_NL__2PRFIN20030314_134856_000000412014_00353_05417_6318.N1	14-MAR-2003 13:48:56	Dark	40.500	45	Alp Pav	1.9400	26000.	81	5417	No
246	GOM_NL__2PRFIN20030314_135359_000000602014_00354_05418_6288.N1	14-MAR-2003 13:53:59	Dark	60.000	75	26Eps Sco	2.2910	4250.0	120	5418	No
247	GOM_NL__2PRFIN20030314_135619_000000912014_00354_05418_6289.N1	14-MAR-2003 13:56:19	Dark	90.500	16	21Alp Sco	1.0200	3000.0	181	5418	No
248	GOM_NL__2PRFIN20030314_135957_000000572014_00354_05418_6290.N1	14-MAR-2003 13:59:57	Dark	56.500	4	Alp1Cen	-0.010000	5800.0	113	5418	No
249	GOM_NL__2PRFIN20030314_140112_000000452014_00354_05418_6291.N1	14-MAR-2003 14:01:12	Dark	45.000	10	Bet Cen	0.61000	28000.	90	5418	No
250	GOM_NL__2PRFIN20030314_140315_000000422014_00354_05418_6292.N1	14-MAR-2003 14:03:15	Dark	41.500	77	Eps Cen	2.3030	28000.	83	5418	No
251	GOM_NL__2PRFIN20030314_140634_000000402014_00354_05418_6293.N1	14-MAR-2003 14:06:34	Straylight	40.000	99	Del Cen	2.5750	26000.	80	5418	No
252	GOM_NL__2PRFIN20030314_140826_000000392014_00354_05418_6294.N1	14-MAR-2003 14:08:26	Straylight	39.000	113	Mu Vel	2.6920	5000.0	78	5418	No
253	GOM_NL__2PRFIN20030314_141414_000000612014_00354_05418_6295.N1	14-MAR-2003 14:14:14	Straylight	60.500	106	9Bet Crv	2.6480	5600.0	121	5418	No
254	GOM_NL__2PRFIN20030314_141638_000000542014_00354_05418_6296.N1	14-MAR-2003 14:16:38	Straylight	53.500	100	4Gam Crv	2.5800	13100.	107	5418	No
255	GOM_NL__2PRFIN20030314_141937_000001122014_00354_05418_6297.N1	14-MAR-2003 14:19:37	Bright	111.50	15	67Alp Vir	0.97600	28000.	223	5418	No
256	GOM_NL__2PRFIN20030314_142329_000000682014_00354_05418_6298.N1	14-MAR-2003 14:23:29	Bright	67.500	121	29Gam Vir	2.7400	7200.0	135	5418	No
257	GOM_NL__2PRFIN20030314_142604_000000412014_00354_05418_6299.N1	14-MAR-2003 14:26:04	Bright	40.500	22	32Alp Leo	1.3600	15200.	81	5418	No
258	GOM_NL__2PRFIN20030314_142822_000000392014_00354_05418_6300.N1	14-MAR-2003 14:28:22	Bright	39.000	51	41Gam1Leo	2.0100	4500.0	78	5418	No
259	GOM_NL__2PRFIN20030314_143044_000000852014_00354_05418_6301.N1	14-MAR-2003 14:30:44	Bright	84.500	138	47Eps Vir	2.8280	4700.0	169	5418	No
260	GOM_NL__2PRFIN20030314_143617_000000422014_00354_05418_6302.N1	14-MAR-2003 14:36:17	Bright	41.500	174	52Psi UMa	3.0040	4400.0	83	5418	No
261	GOM_NL__2PRFIN20030314_143926_000000402014_00354_05418_6303.N1	14-MAR-2003 14:39:26	Bright	39.500	82	48Bet UMa	2.3650	10600.	79	5418	No
262	GOM_NL__2PRFIN20030314_144055_000000402014_00354_05418_6304.N1	14-MAR-2003 14:40:55	Bright	40.000	36	50Alp UMa	1.8000	6300.0	80	5418	No
263	GOM_NL__2PRFIN20030314_144242_000000452014_00354_05418_6305.N1	14-MAR-2003 14:42:42	Bright	45.000	32	77Eps UMa	1.7630	11000.	90	5418	No
264	GOM_NL__2PRFIN20030314_144449_000000552014_00354_05418_6306.N1	14-MAR-2003 14:44:49	Bright	55.000	39	85Eta UMa	1.8540	24000.	110	5418	No
265	GOM_NL__2PRFIN20030314_144812_000000352014_00354_05418_6307.N1	14-MAR-2003 14:48:12	Bright	34.500	49	1Alp UMi	1.9900	6300.0	69	5418	No
266	GOM_NL__2PRFIN20030314_145213_000000482014_00354_05418_6308.N1	14-MAR-2003 14:52:13	Bright	48.000	119	14Eta Dra	2.7270	4700.0	96	5418	No
267	GOM_NL__2PRFIN20030314_145557_000000372014_00354_05418_6309.N1	14-MAR-2003 14:55:57	Bright	36.500	89	5Alp Cep	2.4510	8000.0	73	5418	No
268	GOM_NL__2PRFIN20030314_145802_000000522014_00354_05418_6310.N1	14-MAR-2003 14:58:02	Bright	52.000	69	33Gam Dra	2.2310	3800.0	104	5418	No
269	GOM_NL__2PRFIN20030314_150104_000000352014_00354_05418_6311.N1	14-MAR-2003 15:01:04	Bright	34.500	19	50Alp Cyg	1.2460	10500.	69	5418	No
270	GOM_NL__2PRFIN20030314_150238_000000392014_00354_05418_6312.N1	14-MAR-2003 15:02:38	Bright	39.000	66	37Gam Cyg	2.2080	5900.0	78	5418	No
271	GOM_NL__2PRFIN20030314_150419_000000382014_00354_05418_6313.N1	14-MAR-2003 15:04:19	Bright	37.500	92	53Eps Cyg	2.5000	4500.0	75	5418	No
272	GOM_NL__2PRFIN20030314_151232_000000522014_00354_05418_6314.N1	14-MAR-2003 15:12:32	Tw_i_and_stray	51.500	11	53Alp Aql	0.76500	8000.0	103	5418	No
273	GOM_NL__2PRFIN20030314_151826_000001202014_00354_05418_6315.N1	14-MAR-2003 15:18:26	Dark	120.00	59	55Alp Oph	2.0800	8900.0	240	5418	No
274	GOM_NL__2PRFIN20030314_152232_000000452014_00354_05418_6316.N1	14-MAR-2003 15:22:32	Dark	45.000	155	41Pi Sgr	2.9000	6600.0	90	5418	No
275	GOM_NL__2PRFIN20030314_152433_000000452014_00354_05418_6317.N1	14-MAR-2003 15:24:33	Dark	44.500	57	34Sig Sgr	2.0660	26000.	89	5418	No
276	GOM_NL__2PRFIN20030314_152713_000000502014_00354_05418_6318.N1	14-MAR-2003 15:27:13	Dark	50.000	116	19Del Sgr	2.7000	4100.0	100	5418	No
277	GOM_NL__2PRFIN20030314_152932_000000382014_00354_05418_6319.N1	14-MAR-2003 15:29:32	Dark	38.000	45	Alp Pav	1.9400	26000.	76	5418	No
278	GOM_NL__2PRFIN20030314_153437_000000662014_00355_05419_6289.N1	14-MAR-2003 15:34:37	Dark	66.000	75	26Eps Sco	2.2910	4250.0	132	5419	No

279	GOM_NL__2PRFIN20030314_153658_000001112014_00355_05419_6290.N1	14-MAR-2003 15:36:58	Dark	111.00	16	21Alp Sco	1.0200	3000.0	222	5419	No
280	GOM_NL__2PRFIN20030314_154035_000000462014_00355_05419_6291.N1	14-MAR-2003 15:40:35	Dark	45.500	4	Alp1Cen	-0.010000	5800.0	91	5419	No
281	GOM_NL__2PRFIN20030314_154149_000000452014_00355_05419_6292.N1	14-MAR-2003 15:41:49	Dark	44.500	10	Bet Cen	0.61000	28000.	89	5419	No
282	GOM_NL__2PRFIN20030314_154352_000000452014_00355_05419_6293.N1	14-MAR-2003 15:43:52	Dark	44.500	77	Eps Cen	2.3030	28000.	89	5419	No
283	GOM_NL__2PRFIN20030314_154712_000000412014_00355_05419_6294.N1	14-MAR-2003 15:47:12	Straylight	41.000	99	Del Cen	2.5750	26000.	82	5419	No
284	GOM_NL__2PRFIN20030314_154903_000000382014_00355_05419_6295.N1	14-MAR-2003 15:49:03	Straylight	38.000	113	Mu Vel	2.6920	5000.0	76	5419	No
285	GOM_NL__2PRFIN20030314_155452_000000552014_00355_05419_6296.N1	14-MAR-2003 15:54:52	Straylight	54.500	106	9Bet Crv	2.6480	5600.0	109	5419	No
286	GOM_NL__2PRFIN20030314_155715_000000522014_00355_05419_6297.N1	14-MAR-2003 15:57:15	Straylight	51.500	100	4Gam Crv	2.5800	13100.	103	5419	No
287	GOM_NL__2PRFIN20030314_160014_000001202014_00355_05419_6298.N1	14-MAR-2003 16:00:14	Bright	119.50	15	67Alp Vir	0.97600	28000.	239	5419	No
288	GOM_NL__2PRFIN20030314_160408_000000632014_00355_05419_6299.N1	14-MAR-2003 16:04:08	Bright	63.000	121	29Gam Vir	2.7400	7200.0	126	5419	No
289	GOM_NL__2PRFIN20030314_160642_000000392014_00355_05419_6300.N1	14-MAR-2003 16:06:42	Bright	39.000	22	32Alp Leo	1.3600	15200.	78	5419	No
290	GOM_NL__2PRFIN20030314_160859_000000392014_00355_05419_6301.N1	14-MAR-2003 16:08:59	Bright	38.500	51	41Gam1Leo	2.0100	4500.0	77	5419	No
291	GOM_NL__2PRFIN20030314_161115_000000872014_00355_05419_6302.N1	14-MAR-2003 16:11:15	Bright	86.500	138	47Eps Vir	2.8280	4700.0	173	5419	No
292	GOM_NL__2PRFIN20030314_161652_000000422014_00355_05419_6303.N1	14-MAR-2003 16:16:52	Bright	41.500	174	52Psi UMa	3.0040	4400.0	83	5419	No
293	GOM_NL__2PRFIN20030314_162001_000000392014_00355_05419_6304.N1	14-MAR-2003 16:20:01	Bright	38.500	82	48Bet UMa	2.3650	10600.	77	5419	No
294	GOM_NL__2PRFIN20030314_162130_000000392014_00355_05419_6305.N1	14-MAR-2003 16:21:30	Bright	38.500	36	50Alp UMa	1.8000	6300.0	77	5419	No
295	GOM_NL__2PRFIN20030314_162317_000000462014_00355_05419_6306.N1	14-MAR-2003 16:23:17	Bright	45.500	32	77Eps UMa	1.7630	11000.	91	5419	No
296	GOM_NL__2PRFIN20030314_162524_000000562014_00355_05419_6307.N1	14-MAR-2003 16:25:24	Bright	56.000	39	85Eta UMa	1.8540	24000.	112	5419	No
297	GOM_NL__2PRFIN20030314_162848_000000342014_00355_05419_6308.N1	14-MAR-2003 16:28:48	Bright	34.000	49	1Alp UMi	1.9900	6300.0	68	5419	No
298	GOM_NL__2PRFIN20030314_163248_000000492014_00355_05419_6309.N1	14-MAR-2003 16:32:48	Bright	48.500	119	14Eta Dra	2.7270	4700.0	97	5419	No
299	GOM_NL__2PRFIN20030314_163633_000000362014_00355_05419_6310.N1	14-MAR-2003 16:36:33	Bright	36.000	89	5Alp Cep	2.4510	8000.0	72	5419	No
300	GOM_NL__2PRFIN20030314_163837_000000512014_00355_05419_6311.N1	14-MAR-2003 16:38:37	Bright	51.000	69	33Gam Dra	2.2310	3800.0	102	5419	No
301	GOM_NL__2PRFIN20030314_164140_000000352014_00355_05419_6312.N1	14-MAR-2003 16:41:40	Bright	34.500	19	50Alp Cyg	1.2460	10500.	69	5419	No
302	GOM_NL__2PRFIN20030314_164314_000000362014_00355_05419_6313.N1	14-MAR-2003 16:43:14	Bright	36.000	66	37Gam Cyg	2.2080	5900.0	72	5419	No
303	GOM_NL__2PRFIN20030314_164455_000000372014_00355_05419_6314.N1	14-MAR-2003 16:44:55	Bright	36.500	92	53Eps Cyg	2.5000	4500.0	73	5419	No
304	GOM_NL__2PRFIN20030314_165308_000000492014_00355_05419_6315.N1	14-MAR-2003 16:53:08	Tw_i_and_stray	49.000	11	53Alp Aql	0.76500	8000.0	98	5419	No
305	GOM_NL__2PRFIN20030314_165906_000001172014_00355_05419_6316.N1	14-MAR-2003 16:59:06	Dark	117.00	59	55Alp Oph	2.0800	8900.0	234	5419	No
306	GOM_NL__2PRFIN20030314_170309_000000462014_00355_05419_6317.N1	14-MAR-2003 17:03:09	Dark	46.000	155	41Pi Sgr	2.9000	6600.0	92	5419	No
307	GOM_NL__2PRFIN20030314_170509_000000462014_00355_05419_6318.N1	14-MAR-2003 17:05:09	Dark	46.000	57	34Sig Sgr	2.0660	26000.	92	5419	No
308	GOM_NL__2PRFIN20030314_170750_000000602014_00355_05419_6319.N1	14-MAR-2003 17:07:50	Dark	60.000	116	19Del Sgr	2.7000	4100.0	120	5419	No
309	GOM_NL__2PRFIN20030314_171008_000000382014_00355_05419_6320.N1	14-MAR-2003 17:10:08	Dark	37.500	45	Alp Pav	1.9400	26000.	75	5419	No
310	GOM_NL__2PRFIN20030314_171347_000000442014_00356_05420_6289.N1	14-MAR-2003 17:13:47	Dark	43.500	147	Alp Ara	2.8770	26000.	87	5420	No
311	GOM_NL__2PRFIN20030314_171515_000000632014_00356_05420_6290.N1	14-MAR-2003 17:15:15	Dark	62.500	75	26Eps Sco	2.2910	4250.0	125	5420	No
312	GOM_NL__2PRFIN20030314_171736_000000972014_00356_05420_6291.N1	14-MAR-2003 17:17:36	Dark	97.000	16	21Alp Sco	1.0200	3000.0	194	5420	No
313	GOM_NL__2PRFIN20030314_172111_000000442014_00356_05420_6292.N1	14-MAR-2003 17:21:11	Dark	43.500	4	Alp1Cen	-0.010000	5800.0	87	5420	No
314	GOM_NL__2PRFIN20030314_172226_000000452014_00356_05420_6293.N1	14-MAR-2003 17:22:26	Dark	44.500	10	Bet Cen	0.61000	28000.	89	5420	No
315	GOM_NL__2PRFIN20030314_172426_000000392014_00356_05420_6294.N1	14-MAR-2003 17:24:26	Dark	38.500	12	Alp1Cru	0.77500	30000.	77	5420	No
316	GOM_NL__2PRFIN20030314_172541_000000442014_00356_05420_6295.N1	14-MAR-2003 17:25:41	Dark	44.000	26	Gam Cru	1.6240	2900.0	88	5420	No
317	GOM_NL__2PRFIN20030314_172735_000000632014_00356_05420_6296.N1	14-MAR-2003 17:27:35	Straylight	63.000	54	5The Cen	2.0550	4500.0	126	5420	No
318	GOM_NL__2PRFIN20030314_172939_000000412014_00356_05420_6297.N1	14-MAR-2003 17:29:39	Straylight	40.500	113	Mu Vel	2.6920	5000.0	81	5420	No
319	GOM_NL__2PRFIN20030314_173528_000000582014_00356_05420_6298.N1	14-MAR-2003 17:35:28	Straylight	57.500	106	9Bet Crv	2.6480	5600.0	115	5420	No
320	GOM_NL__2PRFIN20030314_173752_000000502014_00356_05420_6299.N1	14-MAR-2003 17:37:52	Straylight	49.500	100	4Gam Crv	2.5800	13100.	99	5420	No
321	GOM_NL__2PRFIN20030314_174050_000001162014_00356_05420_6300.N1	14-MAR-2003 17:40:50	Bright	115.50	15	67Alp Vir	0.97600	28000.	231	5420	No
322	GOM_NL__2PRFIN20030314_174443_000000622014_00356_05420_6301.N1	14-MAR-2003 17:44:43	Bright	62.000	121	29Gam Vir	2.7400	7200.0	124	5420	No
323	GOM_NL__2PRFIN20030314_174717_000000382014_00356_05420_6302.N1	14-MAR-2003 17:47:17	Bright	38.000	22	32Alp Leo	1.3600	15200.	76	5420	No
324	GOM_NL__2PRFIN20030314_174935_000000392014_00356_05420_6303.N1	14-MAR-2003 17:49:35	Bright	38.500	51	41Gam1Leo	2.0100	4500.0	77	5420	No
325	GOM_NL__2PRFIN20030314_175151_000000872014_00356_05420_6304.N1	14-MAR-2003 17:51:51	Bright	86.500	138	47Eps Vir	2.8280	4700.0	173	5420	No
326	GOM_NL__2PRFIN20030314_175728_000000392014_00356_05420_6305.N1	14-MAR-2003 17:57:28	Bright	39.000	174	52Psi UMa	3.0040	4400.0	78	5420	No
327	GOM_NL__2PRFIN20030314_180037_000000392014_00356_05420_6306.N1	14-MAR-2003 18:00:37	Bright	39.000	82	48Bet UMa	2.3650	10600.	78	5420	No
328	GOM_NL__2PRFIN20030314_180206_000000412014_00356_05420_6307.N1	14-MAR-2003 18:02:06	Bright	41.000	36	50Alp UMa	1.8000	6300.0	82	5420	No
329	GOM_NL__2PRFIN20030314_180352_000000462014_00356_05420_6308.N1	14-MAR-2003 18:03:52	Bright	46.000	32	77Eps UMa	1.7630	11000.	92	5420	No
330	GOM_NL__2PRFIN20030314_180558_000000552014_00356_05420_6309.N1	14-MAR-2003 18:05:58	Bright	55.000	39	85Eta UMa	1.8540	24000.	110	5420	No
331	GOM_NL__2PRFIN20030314_180923_000000372014_00356_05420_6310.N1	14-MAR-2003 18:09:23	Bright	37.000	49	1Alp UMi	1.9900	6300.0	74	5420	No
332	GOM_NL__2PRFIN20030314_181323_000000512014_00356_05420_6311.N1	14-MAR-2003 18:13:23	Bright	50.500	119	14Eta Dra	2.7270	4700.0	101	5420	No
333	GOM_NL__2PRFIN20030314_181709_000000372014_00356_05420_6312.N1	14-MAR-2003 18:17:09	Bright	36.500	89	5Alp Cep	2.4510	8000.0	73	5420	No
334	GOM_NL__2PRFIN20030314_181913_000000472014_00356_05420_6313.N1	14-MAR-2003 18:19:13	Bright	47.000	69	33Gam Dra	2.2310	3800.0	94	5420	No
335	GOM_NL__2PRFIN20030314_182216_000000372014_00356_05420_6314.N1	14-MAR-2003 18:22:16	Bright	37.000	19	50Alp Cyg	1.2460	10500.	74	5420	No
336	GOM_NL__2PRFIN20030314_182350_000000362014_00356_05420_6315.N1	14-MAR-2003 18:23:50	Bright	36.000	66	37Gam Cyg	2.2080	5900.0	72	5420	No
337	GOM_NL__2PRFIN20030314_182531_000000372014_00356_05420_6316.N1	14-MAR-2003 18:25:31	Bright	37.000	92	53Eps Cyg	2.5000	4500.0	74	5420	No

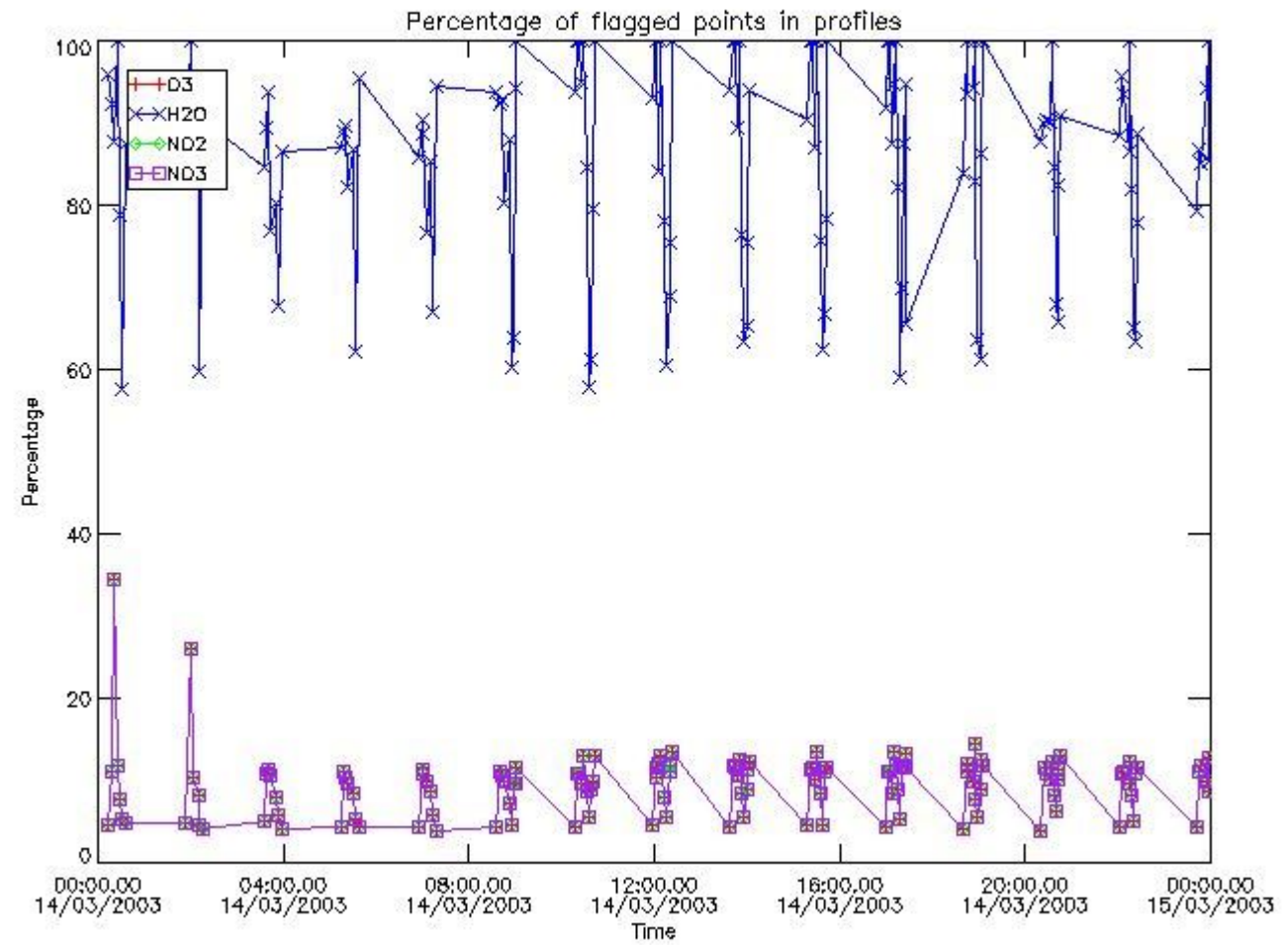
338	GOM_NL__2PRFIN20030314_183344_000000512014_00356_05420_6317.N1	14-MAR-2003 18:33:44	Twilight	51.000	11	53Alp Aql	0.76500	8000.0	102	5420	No
339	GOM_NL__2PRFIN20030314_183945_000001252014_00356_05420_6318.N1	14-MAR-2003 18:39:45	Dark	124.50	59	55Alp Oph	2.0800	8900.0	249	5420	No
340	GOM_NL__2PRFIN20030314_184346_000000472014_00356_05420_6319.N1	14-MAR-2003 18:43:46	Dark	46.500	155	41Pi Sgr	2.9000	6600.0	93	5420	No
341	GOM_NL__2PRFIN20030314_184546_000000462014_00356_05420_6320.N1	14-MAR-2003 18:45:46	Dark	46.000	57	34Sig Sgr	2.0660	26000.	92	5420	No
342	GOM_NL__2PRFIN20030314_185245_000000522014_00357_05421_6291.N1	14-MAR-2003 18:52:45	Dark	51.500	25	35Lam Sco	1.6200	28000.	103	5421	No
343	GOM_NL__2PRFIN20030314_185423_000000422014_00357_05421_6292.N1	14-MAR-2003 18:54:23	Dark	42.000	147	Alp Ara	2.8770	26000.	84	5421	No
344	GOM_NL__2PRFIN20030314_185552_000000732014_00357_05421_6293.N1	14-MAR-2003 18:55:52	Dark	73.000	75	26Eps Sco	2.2910	4250.0	146	5421	No
345	GOM_NL__2PRFIN20030314_185814_000001132014_00357_05421_6294.N1	14-MAR-2003 18:58:14	Dark	113.00	16	21Alp Sco	1.0200	3000.0	226	5421	No
346	GOM_NL__2PRFIN20030314_190148_000000572014_00357_05421_6295.N1	14-MAR-2003 19:01:48	Dark	57.000	4	Alp1Cen	-0.010000	5800.0	114	5421	No
347	GOM_NL__2PRFIN20030314_190302_000000412014_00357_05421_6296.N1	14-MAR-2003 19:03:02	Dark	40.500	10	Bet Cen	0.61000	28000.	81	5421	No
348	GOM_NL__2PRFIN20030314_190503_000000432014_00357_05421_6297.N1	14-MAR-2003 19:05:03	Dark	43.000	12	Alp1Cru	0.77500	30000.	86	5421	No
349	GOM_NL__2PRFIN20030314_190618_000000552014_00357_05421_6298.N1	14-MAR-2003 19:06:18	Straylight	55.000	26	Gam Cru	1.6240	2900.0	110	5421	No
350	GOM_NL__2PRFIN20030314_190812_000000652014_00357_05421_6299.N1	14-MAR-2003 19:08:12	Straylight	64.500	54	5The Cen	2.0550	4500.0	129	5421	No
351	GOM_NL__2PRFIN20030314_191015_000000432014_00357_05421_6300.N1	14-MAR-2003 19:10:15	Straylight	42.500	113	Mu Vel	2.6920	5000.0	85	5421	No
352	GOM_NL__2PRFIN20030314_191605_000000582014_00357_05421_6301.N1	14-MAR-2003 19:16:05	Straylight	58.000	106	9Bet Crv	2.6480	5600.0	116	5421	No
353	GOM_NL__2PRFIN20030314_191828_000000532014_00357_05421_6302.N1	14-MAR-2003 19:18:28	Straylight	52.500	100	4Gam Crv	2.5800	13100.	105	5421	No
354	GOM_NL__2PRFIN20030314_192125_000001002014_00357_05421_6303.N1	14-MAR-2003 19:21:25	Bright	99.500	15	67Alp Vir	0.97600	28000.	199	5421	No
355	GOM_NL__2PRFIN20030314_192518_000000642014_00357_05421_6304.N1	14-MAR-2003 19:25:18	Bright	63.500	121	29Gam Vir	2.7400	7200.0	127	5421	No
356	GOM_NL__2PRFIN20030314_192754_000000392014_00357_05421_6305.N1	14-MAR-2003 19:27:54	Bright	39.000	22	32Alp Leo	1.3600	15200.	78	5421	No
357	GOM_NL__2PRFIN20030314_193011_000000392014_00357_05421_6306.N1	14-MAR-2003 19:30:11	Bright	39.000	51	41Gam1Leo	2.0100	4500.0	78	5421	No
358	GOM_NL__2PRFIN20030314_193226_000000842014_00357_05421_6307.N1	14-MAR-2003 19:32:26	Bright	83.500	138	47Eps Vir	2.8280	4700.0	167	5421	No
359	GOM_NL__2PRFIN20030314_193804_000000422014_00357_05421_6308.N1	14-MAR-2003 19:38:04	Bright	42.000	174	52Psi UMa	3.0040	4400.0	84	5421	No
360	GOM_NL__2PRFIN20030314_194113_000000392014_00357_05421_6309.N1	14-MAR-2003 19:41:13	Bright	38.500	82	48Bet UMa	2.3650	10600.	77	5421	No
361	GOM_NL__2PRFIN20030314_194241_000000412014_00357_05421_6310.N1	14-MAR-2003 19:42:41	Bright	40.500	36	50Alp UMa	1.8000	6300.0	81	5421	No
362	GOM_NL__2PRFIN20030314_194428_000000472014_00357_05421_6311.N1	14-MAR-2003 19:44:28	Bright	46.500	32	77Eps UMa	1.7630	11000.	93	5421	No
363	GOM_NL__2PRFIN20030314_194633_000000572014_00357_05421_6312.N1	14-MAR-2003 19:46:33	Bright	56.500	39	85Eta UMa	1.8540	24000.	113	5421	No
364	GOM_NL__2PRFIN20030314_195000_000000372014_00357_05421_6313.N1	14-MAR-2003 19:50:00	Bright	37.000	49	1Alp UMi	1.9900	6300.0	74	5421	No
365	GOM_NL__2PRFIN20030314_195359_000000492014_00357_05421_6314.N1	14-MAR-2003 19:53:59	Bright	48.500	119	14Eta Dra	2.7270	4700.0	97	5421	No
366	GOM_NL__2PRFIN20030314_195745_000000372014_00357_05421_6315.N1	14-MAR-2003 19:57:45	Bright	36.500	89	5Alp Cep	2.4510	8000.0	73	5421	No
367	GOM_NL__2PRFIN20030314_195948_000000522014_00357_05421_6316.N1	14-MAR-2003 19:59:48	Bright	51.500	69	33Gam Dra	2.2310	3800.0	103	5421	No
368	GOM_NL__2PRFIN20030314_200252_000000392014_00357_05421_6317.N1	14-MAR-2003 20:02:52	Bright	38.500	19	50Alp Cyg	1.2460	10500.	77	5421	No
369	GOM_NL__2PRFIN20030314_200426_000000402014_00357_05421_6318.N1	14-MAR-2003 20:04:26	Bright	39.500	66	37Gam Cyg	2.2080	5900.0	79	5421	No
370	GOM_NL__2PRFIN20030314_200607_000000382014_00357_05421_6319.N1	14-MAR-2003 20:06:07	Bright	37.500	92	53Eps Cyg	2.5000	4500.0	75	5421	No
371	GOM_NL__2PRFIN20030314_201421_000000492014_00357_05421_6320.N1	14-MAR-2003 20:14:21	Twilight	49.000	11	53Alp Aql	0.76500	8000.0	98	5421	No
372	GOM_NL__2PRFIN20030314_202021_000001312014_00357_05421_6321.N1	14-MAR-2003 20:20:21	Dark	131.00	59	55Alp Oph	2.0800	8900.0	262	5421	No
373	GOM_NL__2PRFIN20030314_202422_000000452014_00357_05421_6322.N1	14-MAR-2003 20:24:22	Dark	44.500	155	41Pi Sgr	2.9000	6600.0	89	5421	No
374	GOM_NL__2PRFIN20030314_202623_000000472014_00357_05421_6323.N1	14-MAR-2003 20:26:23	Dark	47.000	57	34Sig Sgr	2.0660	26000.	94	5421	No
375	GOM_NL__2PRFIN20030314_203322_000000512014_00358_05422_6292.N1	14-MAR-2003 20:33:22	Dark	50.500	25	35Lam Sco	1.6200	28000.	101	5422	No
376	GOM_NL__2PRFIN20030314_203500_000000422014_00358_05422_6293.N1	14-MAR-2003 20:35:00	Dark	41.500	147	Alp Ara	2.8770	26000.	83	5422	No
377	GOM_NL__2PRFIN20030314_203629_000000632014_00358_05422_6294.N1	14-MAR-2003 20:36:29	Dark	62.500	75	26Eps Sco	2.2910	4250.0	125	5422	No
378	GOM_NL__2PRFIN20030314_203852_000000832014_00358_05422_6295.N1	14-MAR-2003 20:38:52	Dark	83.000	16	21Alp Sco	1.0200	3000.0	166	5422	No
379	GOM_NL__2PRFIN20030314_204224_000000502014_00358_05422_6296.N1	14-MAR-2003 20:42:24	Dark	50.000	4	Alp1Cen	-0.010000	5800.0	100	5422	No
380	GOM_NL__2PRFIN20030314_204339_000000492014_00358_05422_6297.N1	14-MAR-2003 20:43:39	Dark	49.000	10	Bet Cen	0.61000	28000.	98	5422	No
381	GOM_NL__2PRFIN20030314_204539_000000392014_00358_05422_6298.N1	14-MAR-2003 20:45:39	Dark	39.000	12	Alp1Cru	0.77500	30000.	78	5422	No
382	GOM_NL__2PRFIN20030314_204654_000000472014_00358_05422_6299.N1	14-MAR-2003 20:46:54	Straylight	47.000	26	Gam Cru	1.6240	2900.0	94	5422	No
383	GOM_NL__2PRFIN20030314_204849_000000642014_00358_05422_6300.N1	14-MAR-2003 20:48:49	Straylight	64.000	54	5The Cen	2.0550	4500.0	128	5422	No
384	GOM_NL__2PRFIN20030314_205052_000000432014_00358_05422_6301.N1	14-MAR-2003 20:50:52	Straylight	42.500	113	Mu Vel	2.6920	5000.0	85	5422	No
385	GOM_NL__2PRFIN20030314_205641_000000562014_00358_05422_6302.N1	14-MAR-2003 20:56:41	Straylight	55.500	106	9Bet Crv	2.6480	5600.0	111	5422	No
386	GOM_NL__2PRFIN20030314_205904_000000522014_00358_05422_6303.N1	14-MAR-2003 20:59:04	Straylight	52.000	100	4Gam Crv	2.5800	13100.	104	5422	No
387	GOM_NL__2PRFIN20030314_210201_000001052014_00358_05422_6304.N1	14-MAR-2003 21:02:01	Bright	105.00	15	67Alp Vir	0.97600	28000.	210	5422	No
388	GOM_NL__2PRFIN20030314_210554_000000632014_00358_05422_6305.N1	14-MAR-2003 21:05:54	Bright	62.500	121	29Gam Vir	2.7400	7200.0	125	5422	No
389	GOM_NL__2PRFIN20030314_210830_000000402014_00358_05422_6306.N1	14-MAR-2003 21:08:30	Bright	39.500	22	32Alp Leo	1.3600	15200.	79	5422	No
390	GOM_NL__2PRFIN20030314_211047_000000392014_00358_05422_6307.N1	14-MAR-2003 21:10:47	Bright	39.000	51	41Gam1Leo	2.0100	4500.0	78	5422	No
391	GOM_NL__2PRFIN20030314_211301_000000832014_00358_05422_6308.N1	14-MAR-2003 21:13:01	Bright	83.000	138	47Eps Vir	2.8280	4700.0	166	5422	No
392	GOM_NL__2PRFIN20030314_211839_000000412014_00358_05422_6309.N1	14-MAR-2003 21:18:39	Bright	40.500	174	52Psi UMa	3.0040	4400.0	81	5422	No
393	GOM_NL__2PRFIN20030314_212148_000000402014_00358_05422_6310.N1	14-MAR-2003 21:21:48	Bright	39.500	82	48Bet UMa	2.3650	10600.	79	5422	No
394	GOM_NL__2PRFIN20030314_212317_000000402014_00358_05422_6311.N1	14-MAR-2003 21:23:17	Bright	40.000	36	50Alp UMa	1.8000	6300.0	80	5422	No
395	GOM_NL__2PRFIN20030314_212503_000000472014_00358_05422_6312.N1	14-MAR-2003 21:25:03	Bright	46.500	32	77Eps UMa	1.7630	11000.	93	5422	No
396	GOM_NL__2PRFIN20030314_212708_000000572014_00358_05422_6313.N1	14-MAR-2003 21:27:08	Bright	57.000	39	85Eta UMa	1.8540	24000.	114	5422	No

397	GOM_NL__2PRFIN20030314_213036_000000362014_00358_05422_6314.N1	14-MAR-2003 21:30:36	Bright	35.500	49	1Alp UMi	1.9900	6300.0	71	5422	No
398	GOM_NL__2PRFIN20030314_213434_000000492014_00358_05422_6315.N1	14-MAR-2003 21:34:34	Bright	49.000	119	14Eta Dra	2.7270	4700.0	98	5422	No
399	GOM_NL__2PRFIN20030314_213821_000000332014_00358_05422_6316.N1	14-MAR-2003 21:38:21	Bright	32.500	89	5Alp Cep	2.4510	8000.0	65	5422	No
400	GOM_NL__2PRFIN20030314_214024_000000512014_00358_05422_6317.N1	14-MAR-2003 21:40:24	Bright	50.500	69	33Gam Dra	2.2310	3800.0	101	5422	No
401	GOM_NL__2PRFIN20030314_214328_000000392014_00358_05422_6318.N1	14-MAR-2003 21:43:28	Bright	38.500	19	50Alp Cyg	1.2460	10500.	77	5422	No
402	GOM_NL__2PRFIN20030314_214502_000000402014_00358_05422_6319.N1	14-MAR-2003 21:45:02	Bright	39.500	66	37Gam Cyg	2.2080	5900.0	79	5422	No
403	GOM_NL__2PRFIN20030314_214643_000000372014_00358_05422_6320.N1	14-MAR-2003 21:46:43	Bright	37.000	92	53Eps Cyg	2.5000	4500.0	74	5422	No
404	GOM_NL__2PRFIN20030314_215457_000000512014_00358_05422_6321.N1	14-MAR-2003 21:54:57	Twilight	51.000	11	53Alp Aql	0.76500	8000.0	102	5422	No
405	GOM_NL__2PRFIN20030314_220102_000001222014_00358_05422_6322.N1	14-MAR-2003 22:01:02	Dark	121.50	59	55Alp Oph	2.0800	8900.0	243	5422	No
406	GOM_NL__2PRFIN20030314_220459_000000472014_00358_05422_6323.N1	14-MAR-2003 22:04:59	Dark	47.000	155	41Pi Sgr	2.9000	6600.0	94	5422	No
407	GOM_NL__2PRFIN20030314_220700_000000462014_00358_05422_6324.N1	14-MAR-2003 22:07:00	Dark	46.000	57	34Sig Sgr	2.0660	26000.	92	5422	No
408	GOM_NL__2PRFIN20030314_221359_000000532014_00359_05423_6294.N1	14-MAR-2003 22:13:59	Dark	52.500	25	35Lam Sco	1.6200	28000.	105	5423	No
409	GOM_NL__2PRFIN20030314_221537_000000422014_00359_05423_6295.N1	14-MAR-2003 22:15:37	Dark	41.500	147	Alp Ara	2.8770	26000.	83	5423	No
410	GOM_NL__2PRFIN20030314_221707_000000622014_00359_05423_6296.N1	14-MAR-2003 22:17:07	Dark	61.500	75	26Eps Sco	2.2910	4250.0	123	5423	No
411	GOM_NL__2PRFIN20030314_221930_000001112014_00359_05423_6297.N1	14-MAR-2003 22:19:30	Dark	110.50	16	21Alp Sco	1.0200	3000.0	221	5423	No
412	GOM_NL__2PRFIN20030314_222301_000000472014_00359_05423_6298.N1	14-MAR-2003 22:23:01	Dark	47.000	4	Alp1Cen	-0.010000	5800.0	94	5423	No
413	GOM_NL__2PRFIN20030314_222415_000000482014_00359_05423_6299.N1	14-MAR-2003 22:24:15	Dark	48.000	10	Bet Cen	0.61000	28000.	96	5423	No
414	GOM_NL__2PRFIN20030314_222615_000000452014_00359_05423_6300.N1	14-MAR-2003 22:26:15	Dark	44.500	12	Alp1Cru	0.77500	30000.	89	5423	No
415	GOM_NL__2PRFIN20030314_222730_000000452014_00359_05423_6301.N1	14-MAR-2003 22:27:30	Straylight	45.000	26	Gam Cru	1.6240	2900.0	90	5423	No
416	GOM_NL__2PRFIN20030314_222926_000000622014_00359_05423_6302.N1	14-MAR-2003 22:29:26	Straylight	62.000	54	5The Cen	2.0550	4500.0	124	5423	No
417	GOM_NL__2PRFIN20030314_223128_000000402014_00359_05423_6303.N1	14-MAR-2003 22:31:28	Straylight	39.500	113	Mu Vel	2.6920	5000.0	79	5423	No
418	GOM_NL__2PRFIN20030314_223717_000000562014_00359_05423_6304.N1	14-MAR-2003 22:37:17	Straylight	55.500	106	9Bet Crv	2.6480	5600.0	111	5423	No
419	GOM_NL__2PRFIN20030314_223940_000000512014_00359_05423_6305.N1	14-MAR-2003 22:39:40	Straylight	50.500	100	4Gam Crv	2.5800	13100.	101	5423	No
420	GOM_NL__2PRFIN20030314_224237_000000982014_00359_05423_6306.N1	14-MAR-2003 22:42:37	Bright	97.500	15	67Alp Vir	0.97600	28000.	195	5423	No
421	GOM_NL__2PRFIN20030314_224629_000000632014_00359_05423_6307.N1	14-MAR-2003 22:46:29	Bright	62.500	121	29Gam Vir	2.7400	7200.0	125	5423	No
422	GOM_NL__2PRFIN20030314_224906_000000382014_00359_05423_6308.N1	14-MAR-2003 22:49:06	Bright	37.500	22	32Alp Leo	1.3600	15200.	75	5423	No
423	GOM_NL__2PRFIN20030314_225122_000000392014_00359_05423_6309.N1	14-MAR-2003 22:51:22	Bright	39.000	51	41Gam1Leo	2.0100	4500.0	78	5423	No
424	GOM_NL__2PRFIN20030314_225335_000000812014_00359_05423_6310.N1	14-MAR-2003 22:53:35	Bright	81.000	138	47Eps Vir	2.8280	4700.0	162	5423	No
425	GOM_NL__2PRFIN20030314_225915_000000412014_00359_05423_6311.N1	14-MAR-2003 22:59:15	Bright	41.000	174	52Psi UMa	3.0040	4400.0	82	5423	No
426	GOM_NL__2PRFIN20030314_230224_000000382014_00359_05423_6312.N1	14-MAR-2003 23:02:24	Bright	37.500	82	48Bet UMa	2.3650	10600.	75	5423	No
427	GOM_NL__2PRFIN20030314_230353_000000412014_00359_05423_6313.N1	14-MAR-2003 23:03:53	Bright	41.000	36	50Alp UMa	1.8000	6300.0	82	5423	No
428	GOM_NL__2PRFIN20030314_230539_000000472014_00359_05423_6314.N1	14-MAR-2003 23:05:39	Bright	46.500	32	77Eps UMa	1.7630	11000.	93	5423	No
429	GOM_NL__2PRFIN20030314_230743_000000562014_00359_05423_6315.N1	14-MAR-2003 23:07:43	Bright	55.500	39	85Eta UMa	1.8540	24000.	111	5423	No
430	GOM_NL__2PRFIN20030314_231111_000000362014_00359_05423_6316.N1	14-MAR-2003 23:11:11	Bright	36.000	49	1Alp UMi	1.9900	6300.0	72	5423	No
431	GOM_NL__2PRFIN20030314_231509_000000482014_00359_05423_6317.N1	14-MAR-2003 23:15:09	Bright	48.000	119	14Eta Dra	2.7270	4700.0	96	5423	No
432	GOM_NL__2PRFIN20030314_231857_000000362014_00359_05423_6318.N1	14-MAR-2003 23:18:57	Bright	35.500	89	5Alp Cep	2.4510	8000.0	71	5423	No
433	GOM_NL__2PRFIN20030314_232059_000000522014_00359_05423_6319.N1	14-MAR-2003 23:20:59	Bright	51.500	69	33Gam Dra	2.2310	3800.0	103	5423	No
434	GOM_NL__2PRFIN20030314_232404_000000372014_00359_05423_6320.N1	14-MAR-2003 23:24:04	Bright	36.500	19	50Alp Cyg	1.2460	10500.	73	5423	No
435	GOM_NL__2PRFIN20030314_232538_000000392014_00359_05423_6321.N1	14-MAR-2003 23:25:38	Bright	38.500	66	37Gam Cyg	2.2080	5900.0	77	5423	No
436	GOM_NL__2PRFIN20030314_232719_000000372014_00359_05423_6322.N1	14-MAR-2003 23:27:19	Bright	37.000	92	53Eps Cyg	2.5000	4500.0	74	5423	No
437	GOM_NL__2PRFIN20030314_233533_000000482014_00359_05423_6323.N1	14-MAR-2003 23:35:33	Twilight	47.500	11	53Alp Aql	0.76500	8000.0	95	5423	No
438	GOM_NL__2PRFIN20030314_234140_000001182014_00359_05423_6324.N1	14-MAR-2003 23:41:40	Dark	118.00	59	55Alp Oph	2.0800	8900.0	236	5423	No
439	GOM_NL__2PRFIN20030314_234536_000000462014_00359_05423_6325.N1	14-MAR-2003 23:45:36	Dark	45.500	155	41Pi Sgr	2.9000	6600.0	91	5423	No
440	GOM_NL__2PRFIN20030314_234736_000000482014_00359_05423_6326.N1	14-MAR-2003 23:47:36	Dark	47.500	57	34Sig Sgr	2.0660	26000.	95	5423	No
441	GOM_NL__2PRFIN20030314_235436_000000522014_00360_05424_5987.N1	14-MAR-2003 23:54:36	Dark	51.500	25	35Lam Sco	1.6200	28000.	103	5424	No
442	GOM_NL__2PRFIN20030314_235613_000000442014_00360_05424_5988.N1	14-MAR-2003 23:56:13	Dark	43.500	147	Alp Ara	2.8770	26000.	87	5424	No
443	GOM_NL__2PRFIN20030314_235744_000000582014_00360_05424_5989.N1	14-MAR-2003 23:57:44	Dark	58.000	75	26Eps Sco	2.2910	4250.0	116	5424	No

### 3. Quality information per product

In this section it is plotted some information contained in the Quality Summary data set of the level 2 products. Only products in dark limb conditions and without errors (error flag in the MPH set to "0") are used.

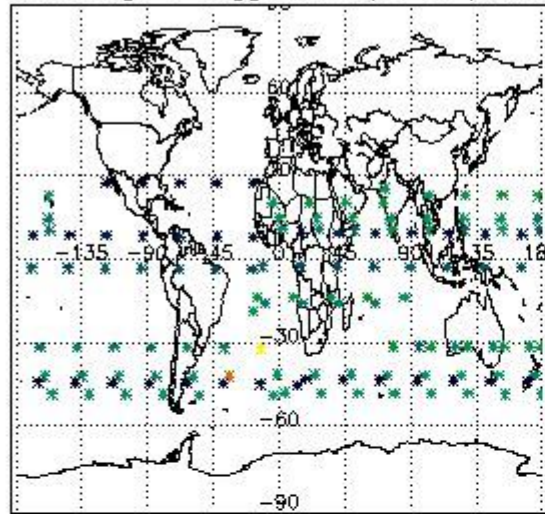
#### 3.1 Plot quality information per product (time dependant)



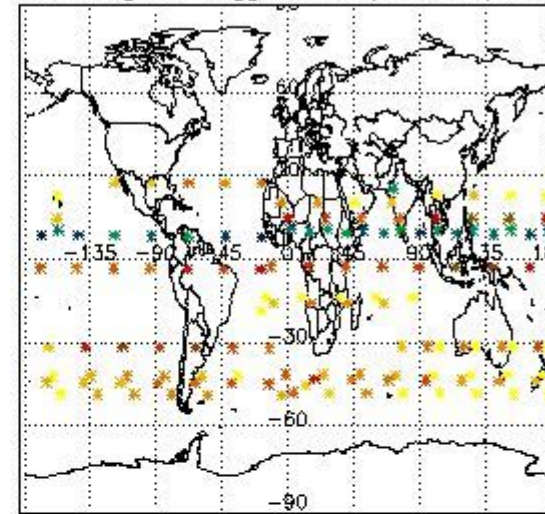
3.2 Plot quality information per product (world map)



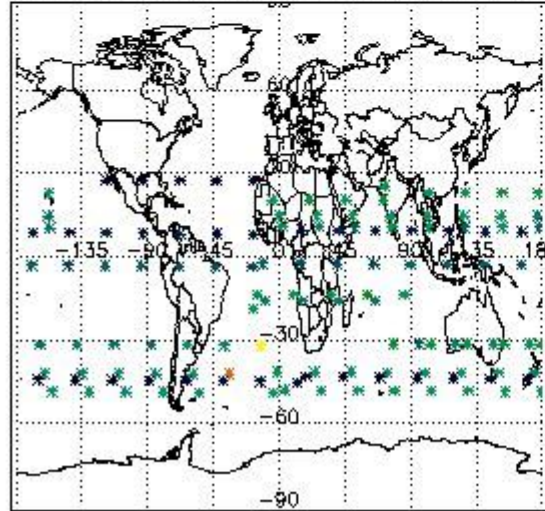
Percentage of flagged data per O3 profile



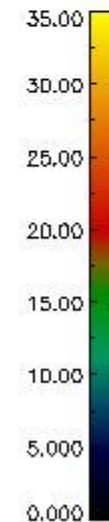
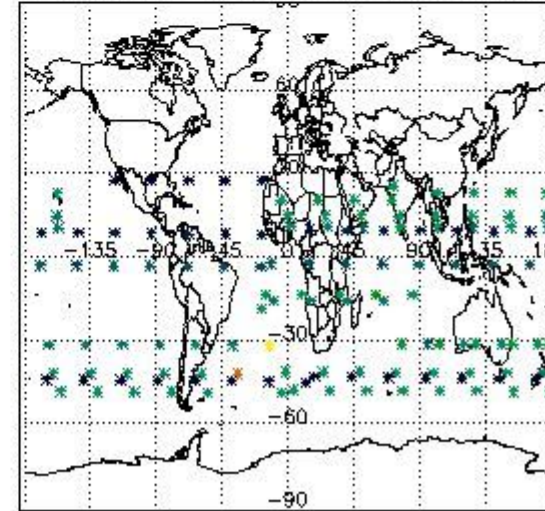
Percentage of flagged data per H2O profile



Percentage of flagged data per NO2 profile



Percentage of flagged data per NO3 profile

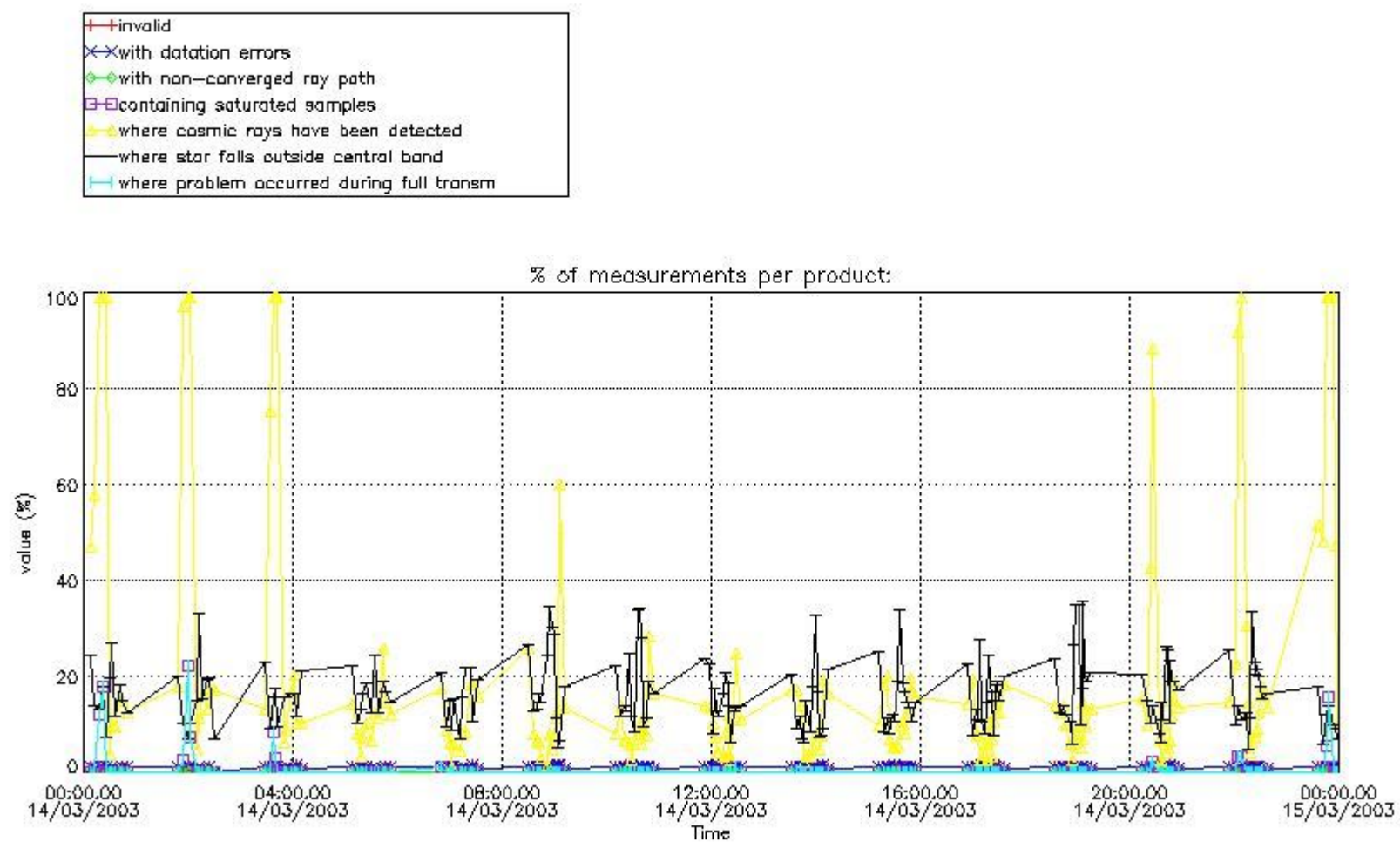


#### 4. Level 1 quality information per product

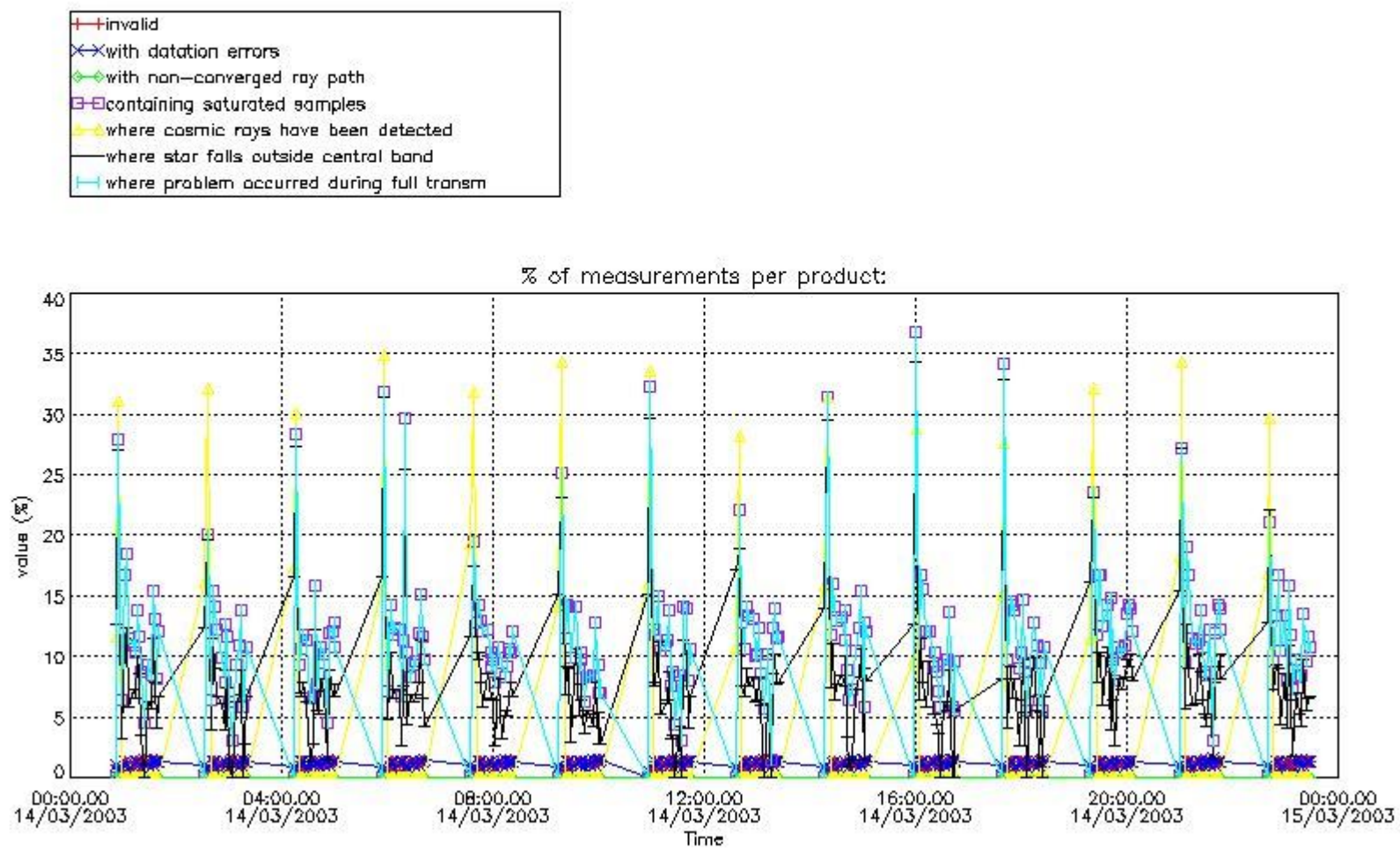
In this section it is plotted some information contained in the Quality Summary data set of the level 2 products that comes from the level 1b processing. Products without errors (error flag in the MPH set to "0") are used.

##### 4.1 Plot quality information per product (time dependant) coming from level 1b processing

###### 4.1.1 Plot level 1 quality information per product (time dependant): ENVISAT ASCENDING passes

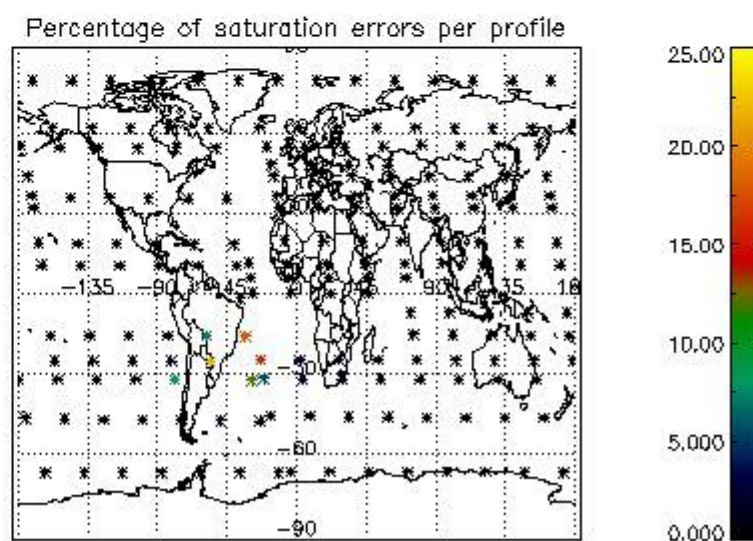
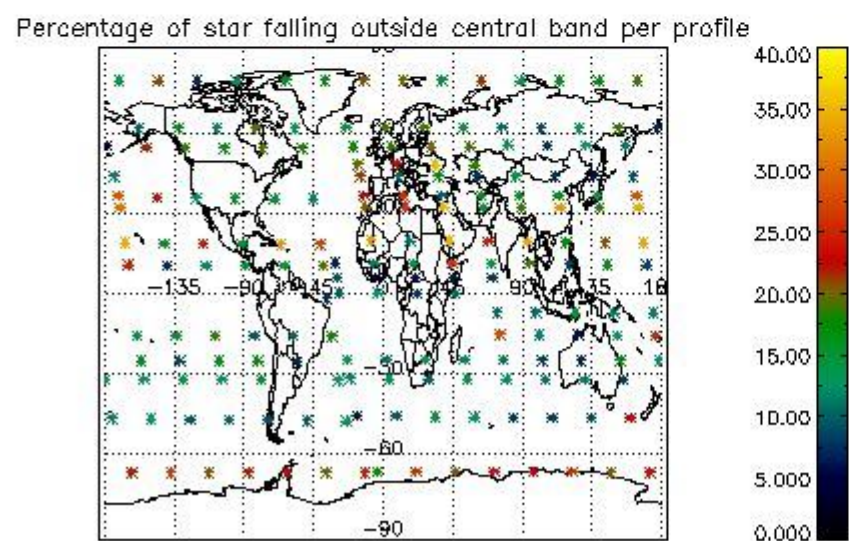
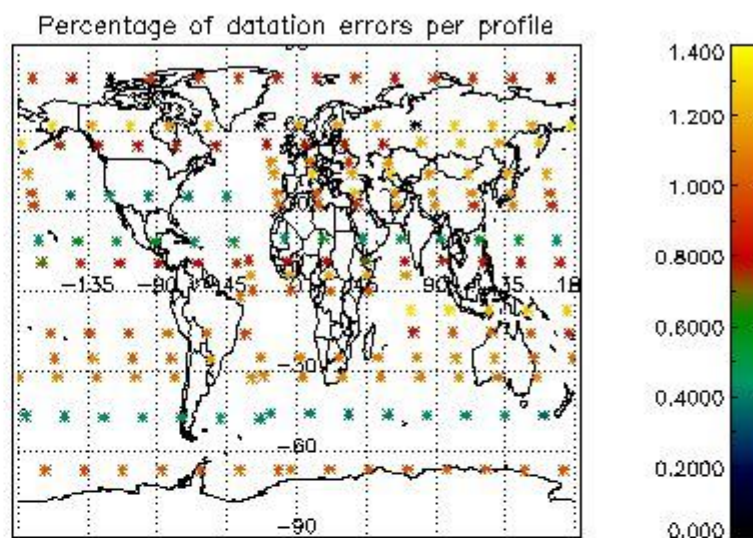
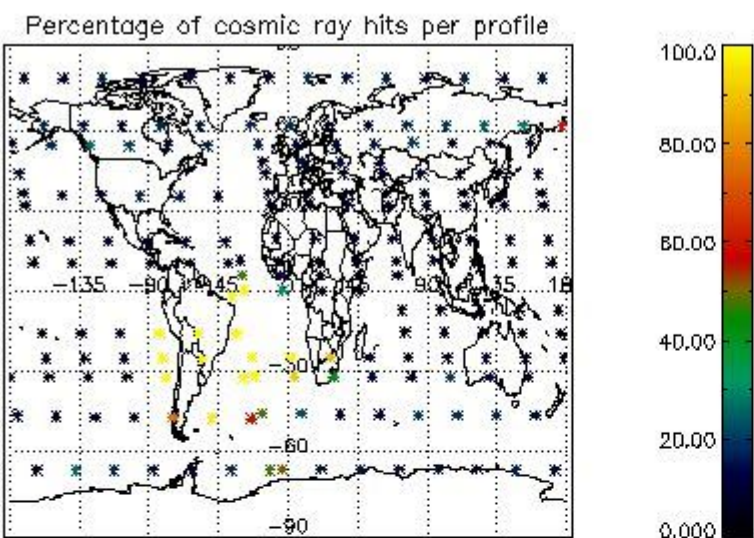


4.1.2 Plot level 1 quality information per product (time dependant): ENVI SAT DESCENDING passes

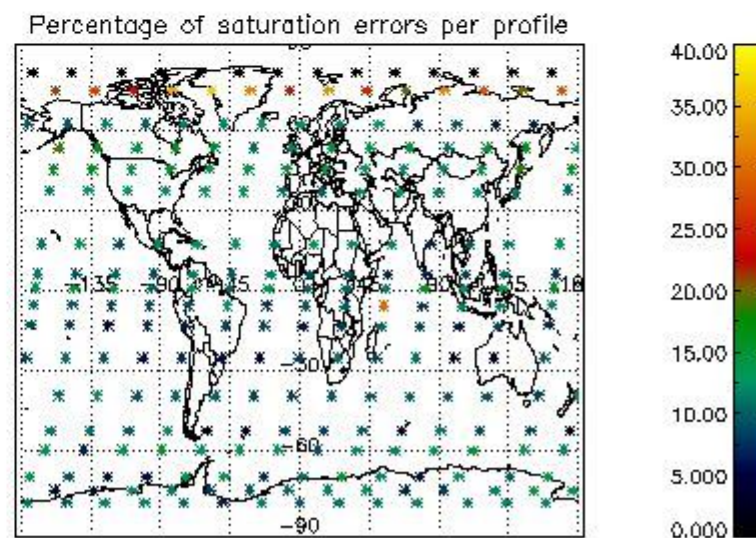
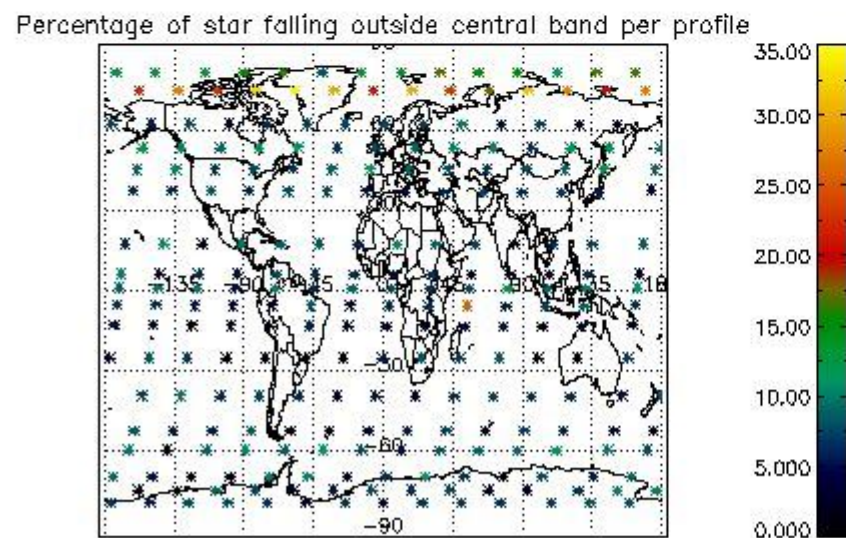
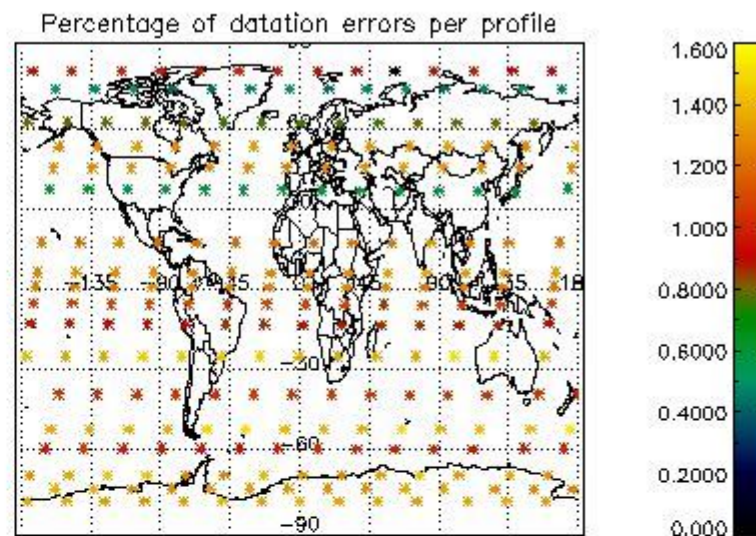
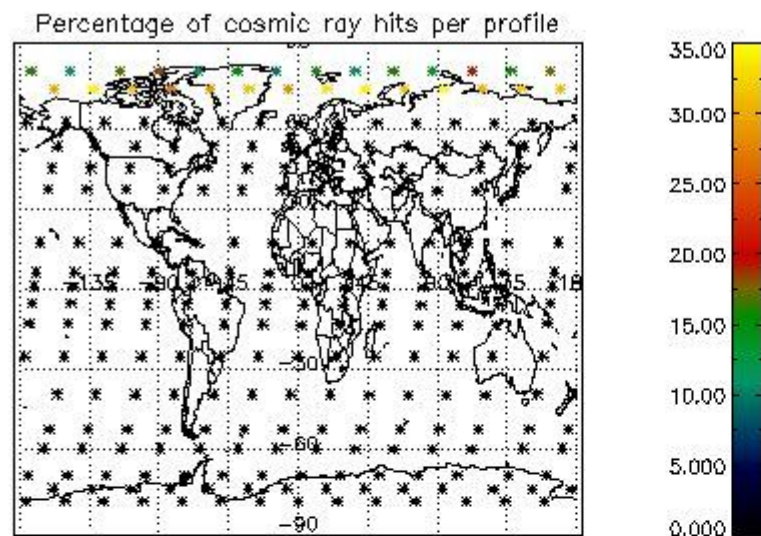


4.2 Plot quality information per product coming from level 1b processing (world map)

4.2.1 Plot level 1 quality information per product (world map): ENVISAT ASCENDING passes



4.2.2 Plot level 1 quality information per product (world map): ENVISAT DESCENDING passes



## 5. Trace gas profiles

### 5.1 Ozone statistics based on quality of products

The final quality of the products can be "measured" using the STD (Standard Deviation) attached to every point profile. This information is written to the parameter GOM\_NL\_\_2P/NL\_LOCAL\_SPECIES\_DENSITY/o3\_std of the level 2 products. The table below shows the statistics for given STD ranges.

The statistics are given with respect to the overall valid production:

- Products without fatal errors: GOM\_NL\_\_2P/MPH/PRODUCT\_ERR=0
- Valid point profile: GOM\_NL\_\_2P/NL\_LOCAL\_SPECIES\_DENSITY/pcd(0)=0

The 'Criteria' is applied to valid points of dark limb products:

- Products in dark limb illumination condition: GOM\_NL\_\_2P/NL\_SUMMARY\_QUALITY/obs\_ill\_cond=0
- Products without fatal errors: GOM\_NL\_\_2P/MPH/PRODUCT\_ERR=0
- Valid point profile: GOM\_NL\_\_2P/NL\_LOCAL\_SPECIES\_DENSITY/pcd(0)=0

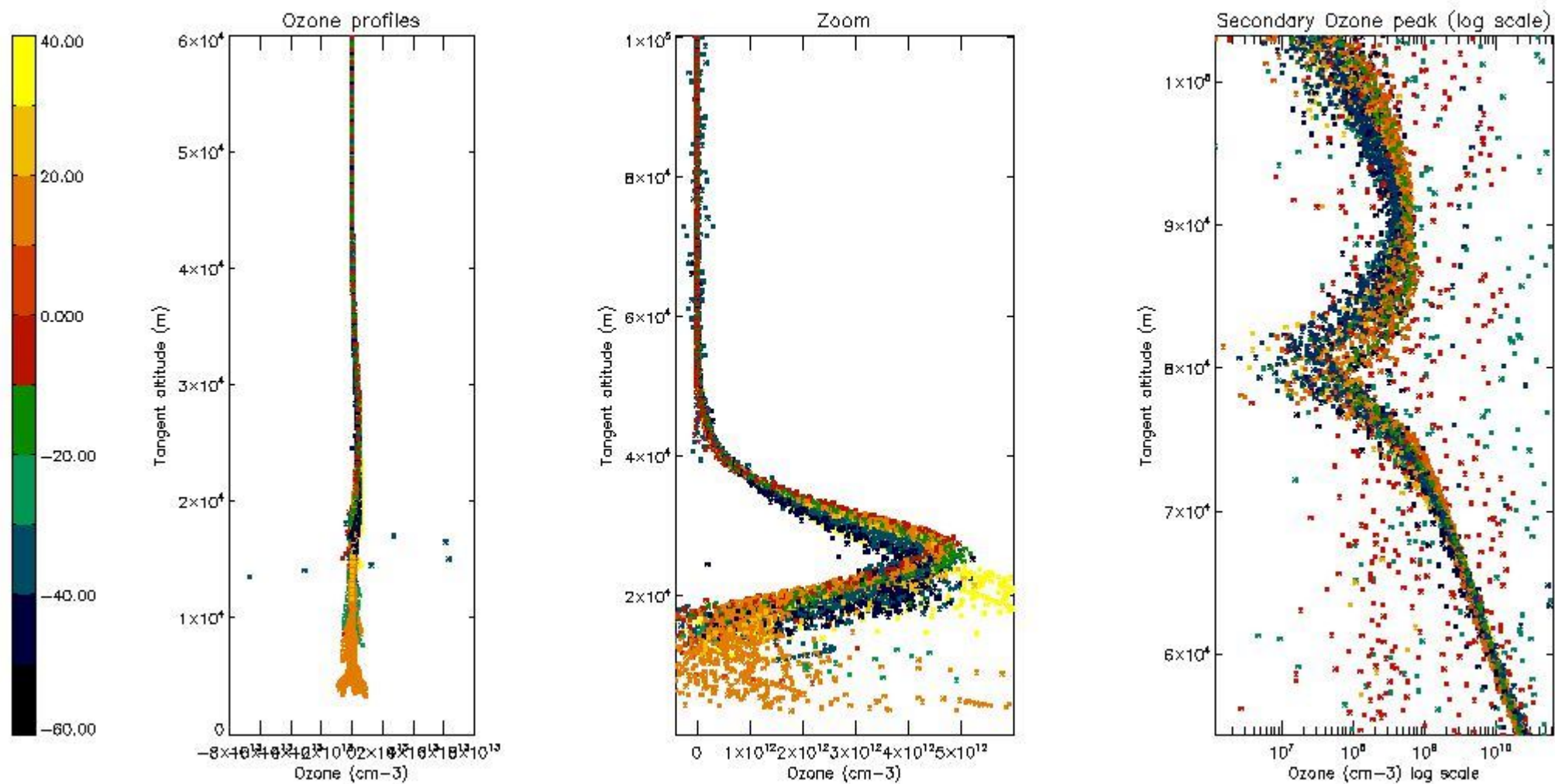
So, the table below shows the percentage of dark limb and valid observations for each criteria with respect to the overall valid daily observations.

Criteria	% of total production
All STD	37
STD < 20	22

STD < 10	19
STD < 5	14

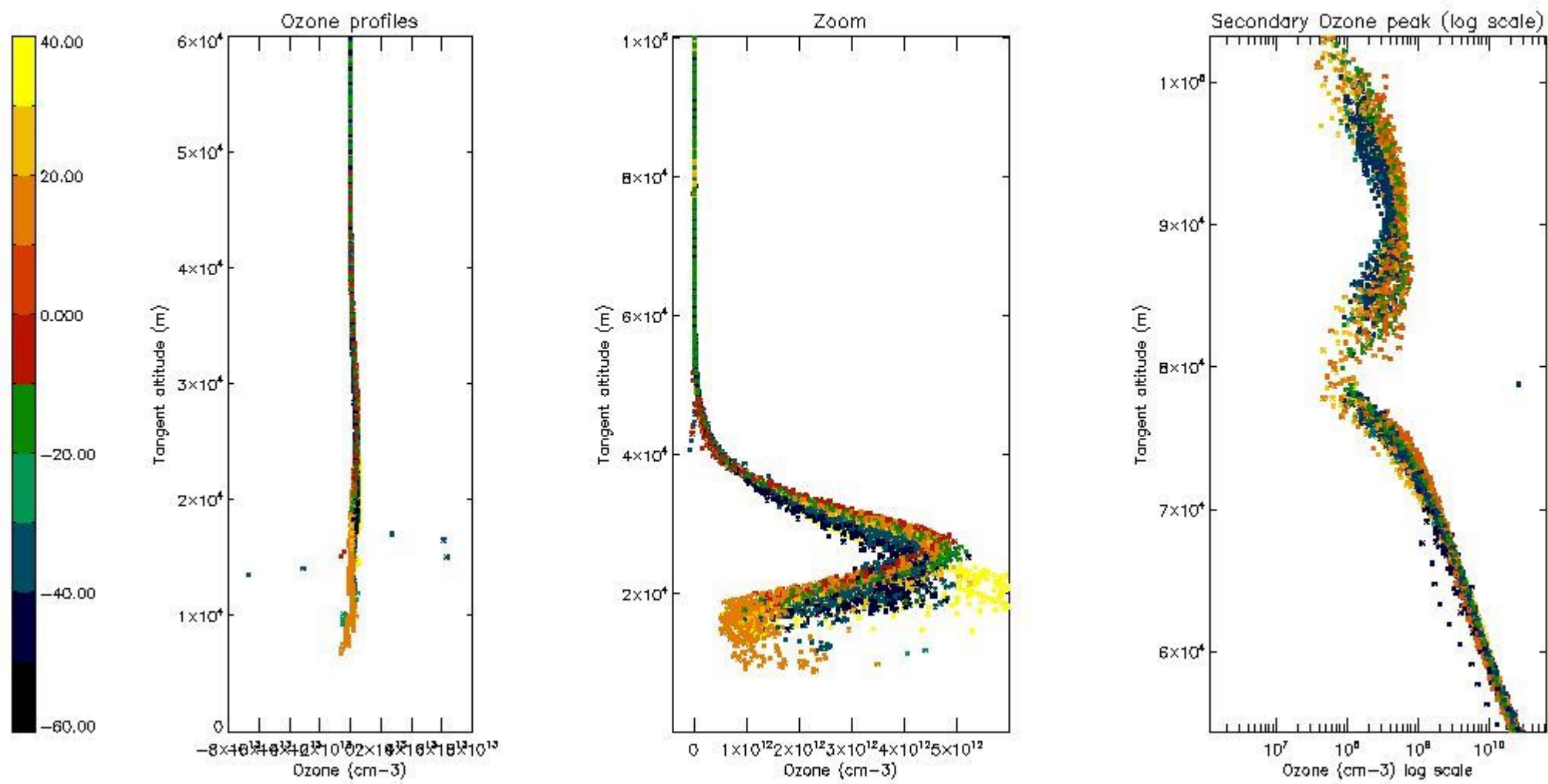
5.2 Plot ozone profiles for all STD (dark without errors)

The colorbar represents the latitude.



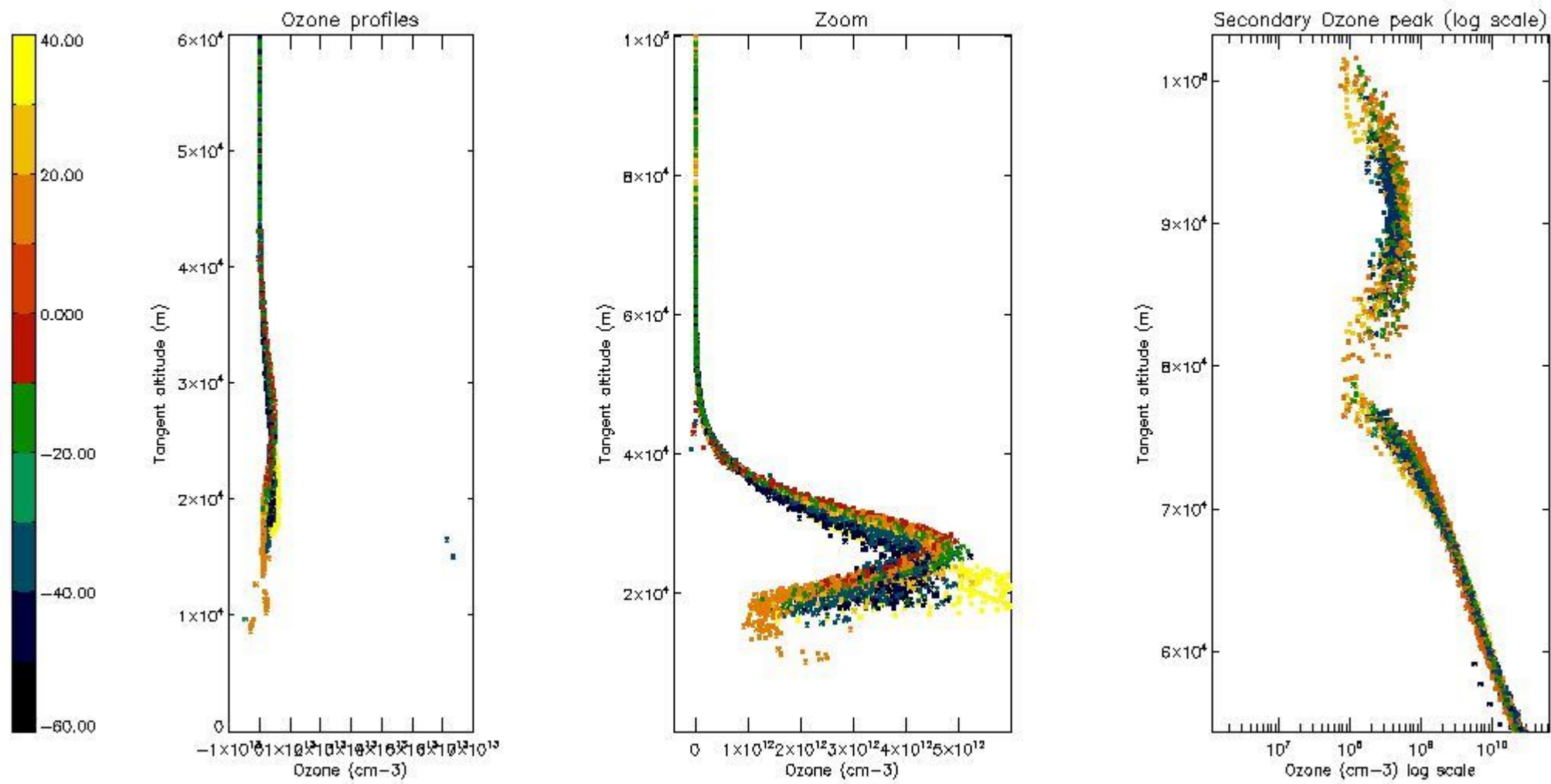
5.3 Plot ozone profiles where STD < 20% (dark without errors)

The colorbar represents the latitude.



5.4 Plot ozone profiles where  $STD < 10\%$  (dark without errors)

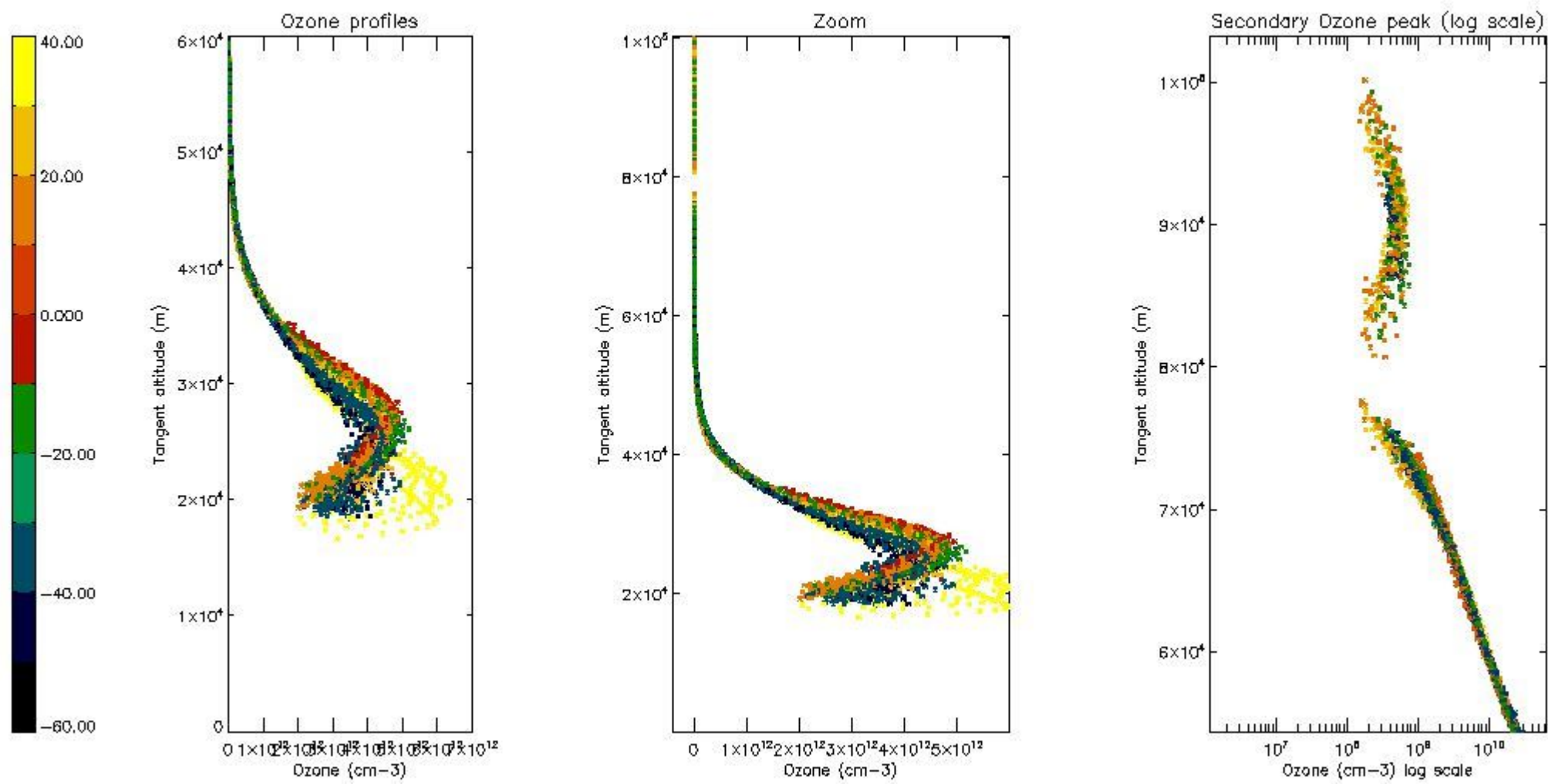
The colorbar represents the latitude.



*5.5 Plot ozone profiles where  $STD < 5\%$  (dark without errors)*

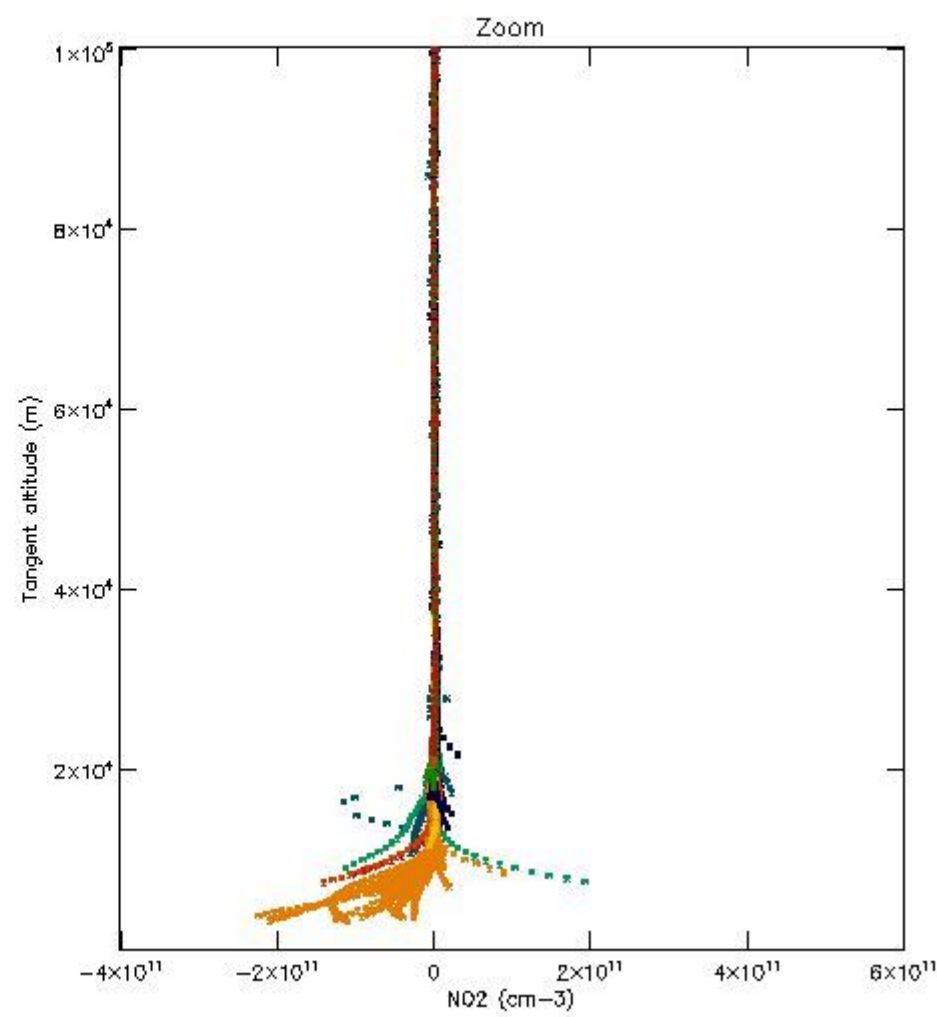
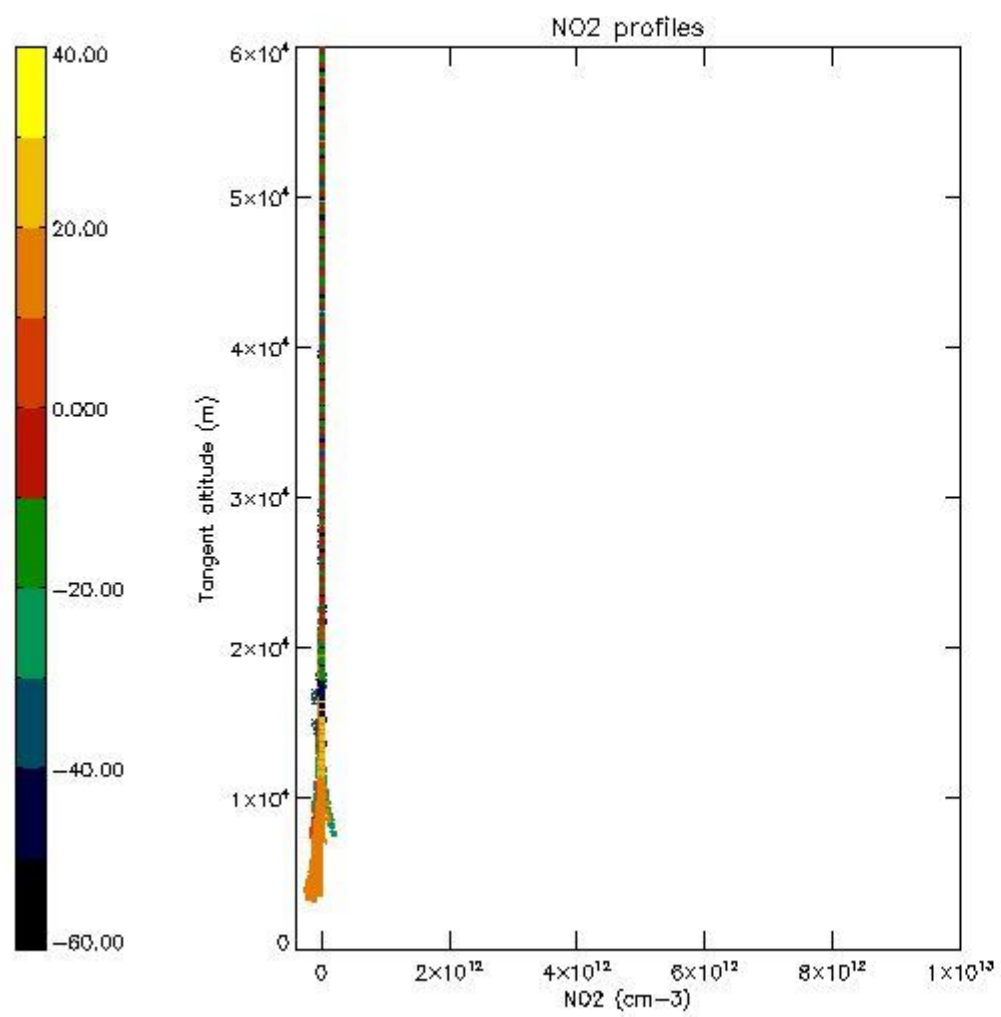
The colorbar represents the latitude.





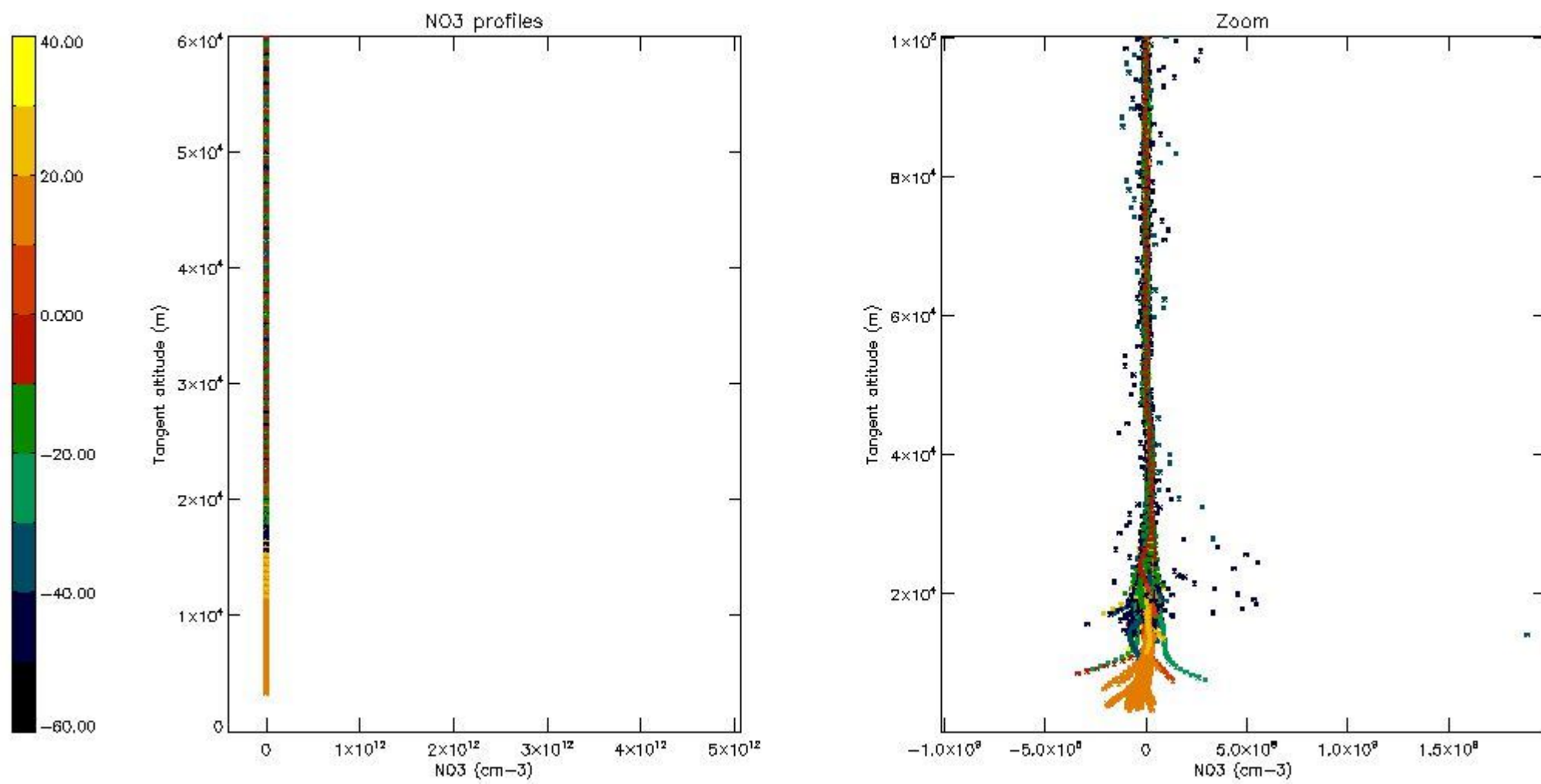
*5.6 Plot NO<sub>2</sub> profiles for all STD (dark without errors)*

The colorbar represents the latitude.



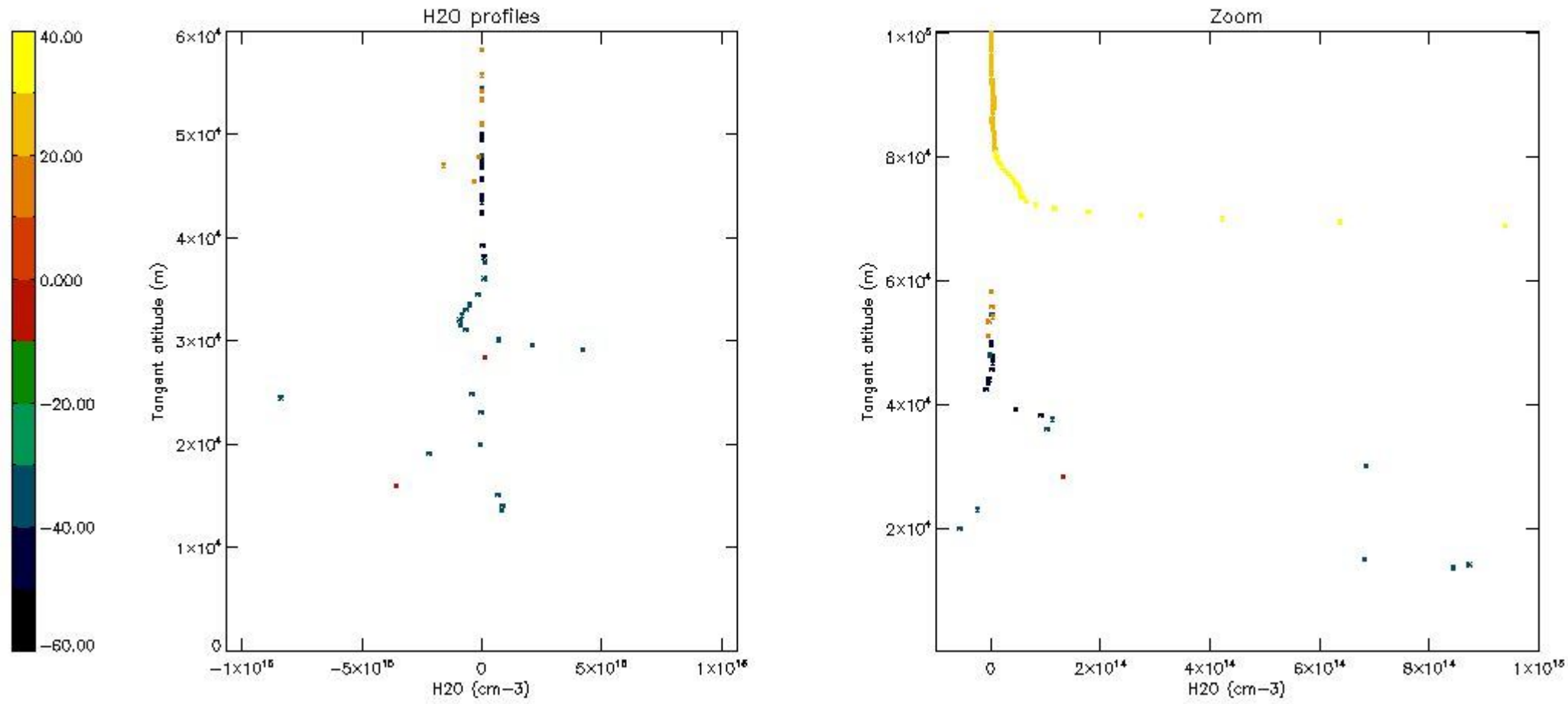
*5.7 Plot NO3 profiles for all STD (dark without errors)*

The colorbar represents the latitude.



*5.8 Plot H2O profiles for all STD (only for occultations of stars 1,2,3,4,13,14,16,26,63 dark without errors)*

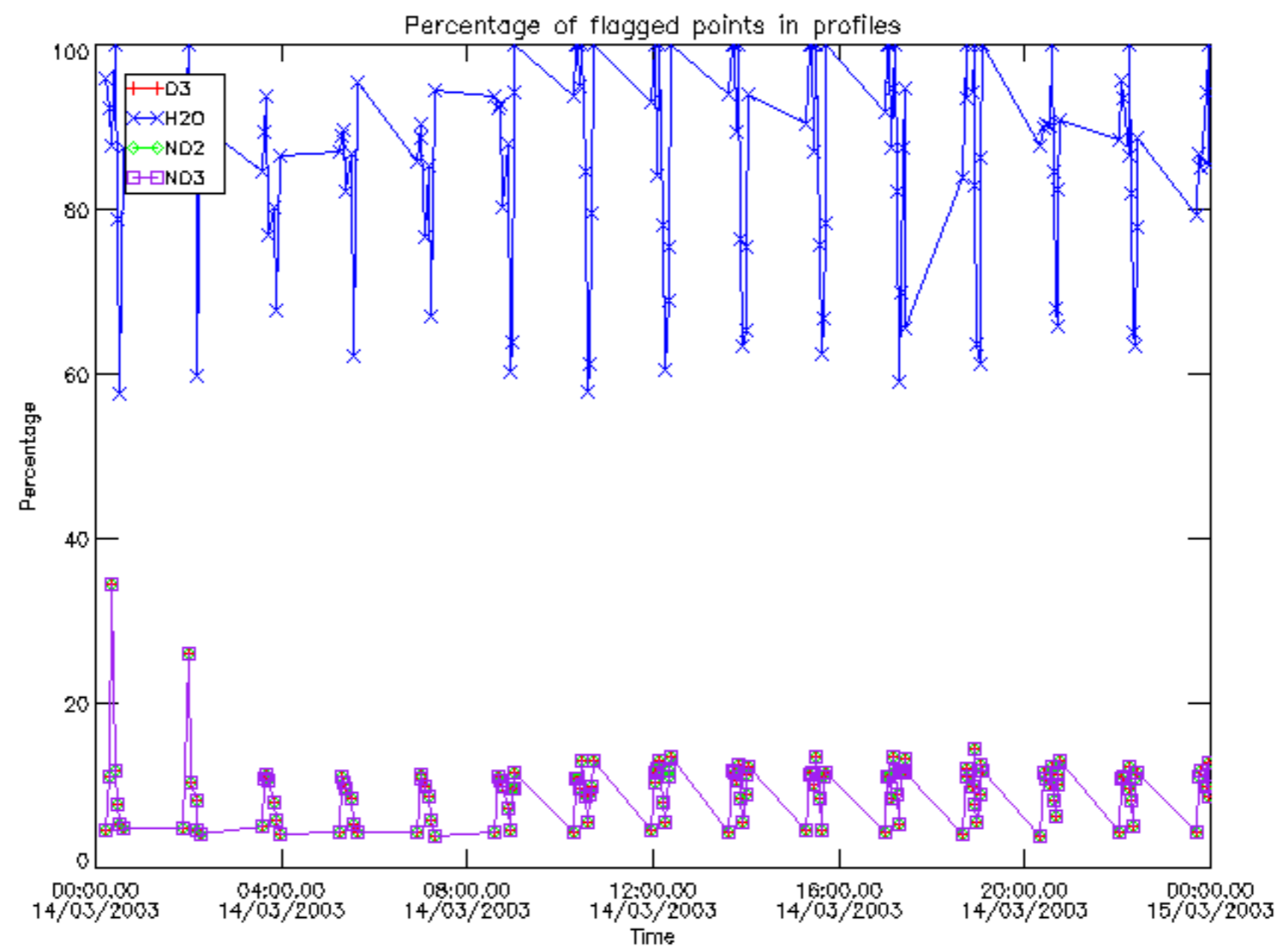
The colorbar represents the latitude.



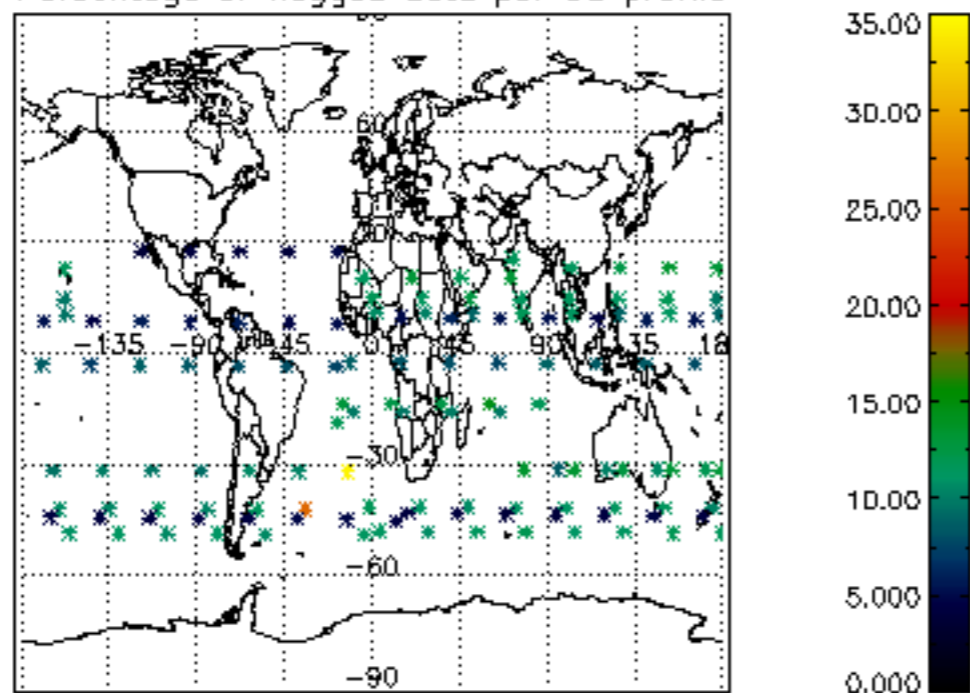
## 6. Auxiliary Data Files used for the production reported in section 2

The number reported in the third column indicates since which file (see list in section 2) the corresponding auxiliary file has been used. The fourth column is the date of those product files.

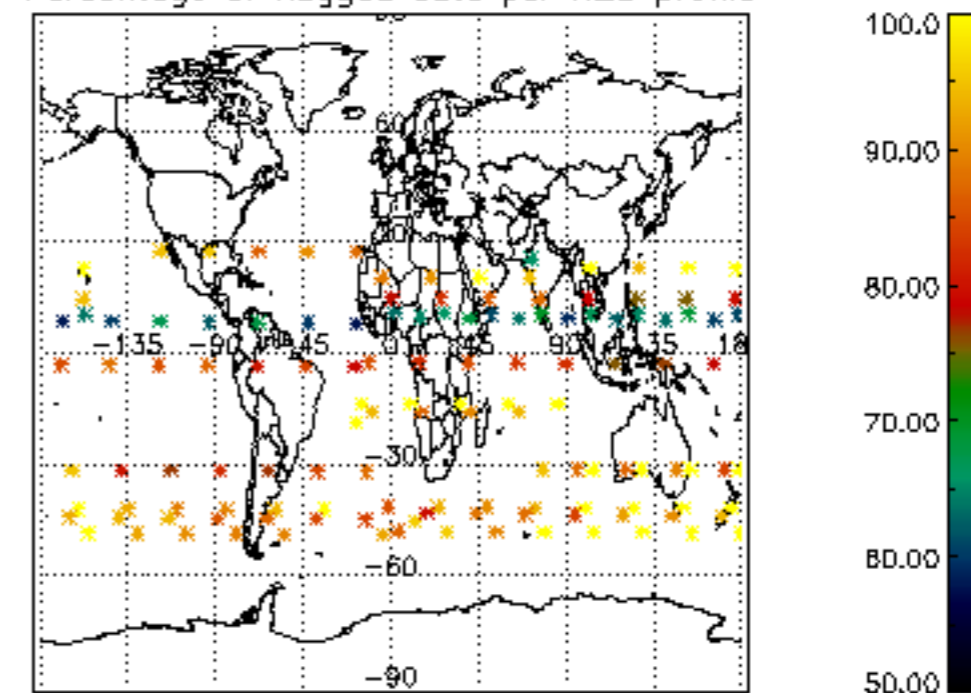
Type	Auxiliary Filename	Used since product	Used since product date
INST_PHYS_CHARACTERISTICS	GOM_INS_AXNIEC20050627_150440_20020301_000000_20100101_000000	1	14-MAR-2003 00:07:05
LEVEL-2_PROC_CONFIG	GOM_PR2_AXVIEC20091111_152718_20020301_000000_20500101_000000	1	14-MAR-2003 00:07:05
CROSS_SECTIONS_FILE	GOM_CRS_AXVIEC20091111_154832_20020301_000000_20500101_000000	1	14-MAR-2003 00:07:05



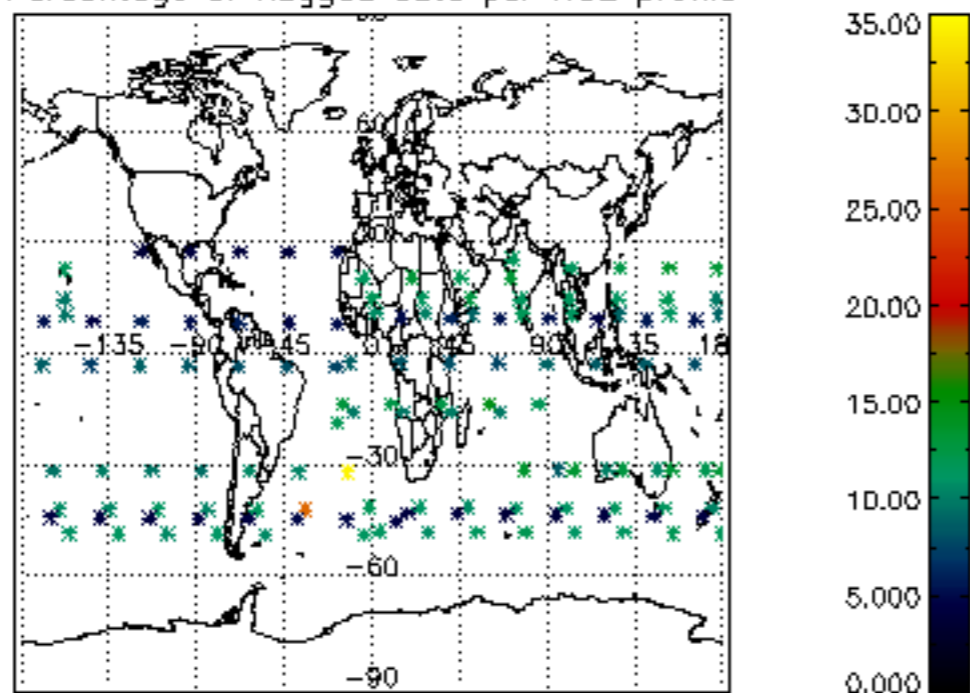
Percentage of flagged data per D3 profile



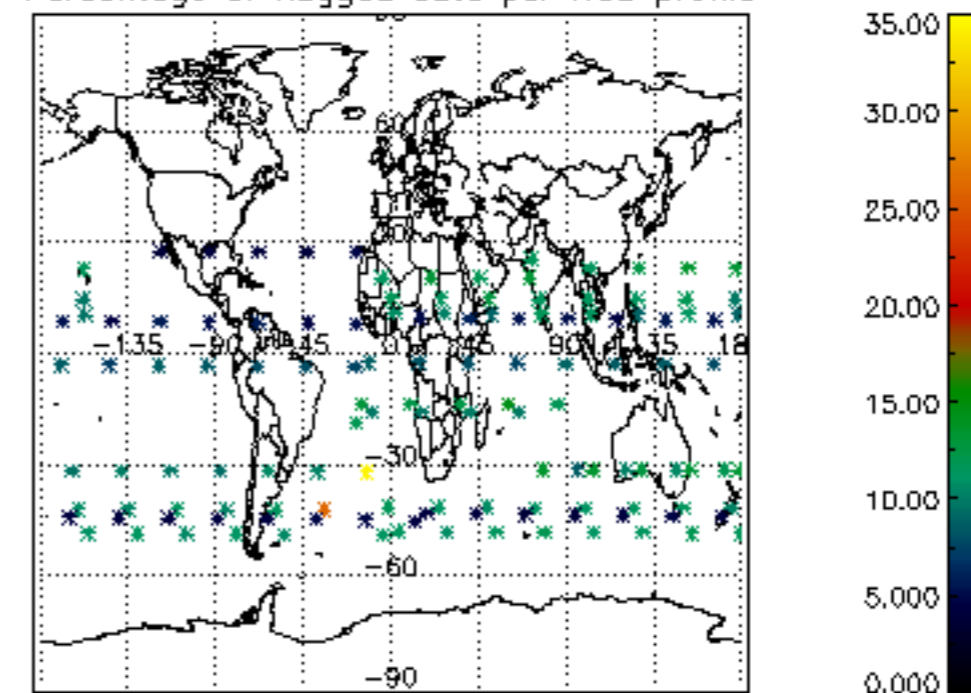
Percentage of flagged data per H2O profile

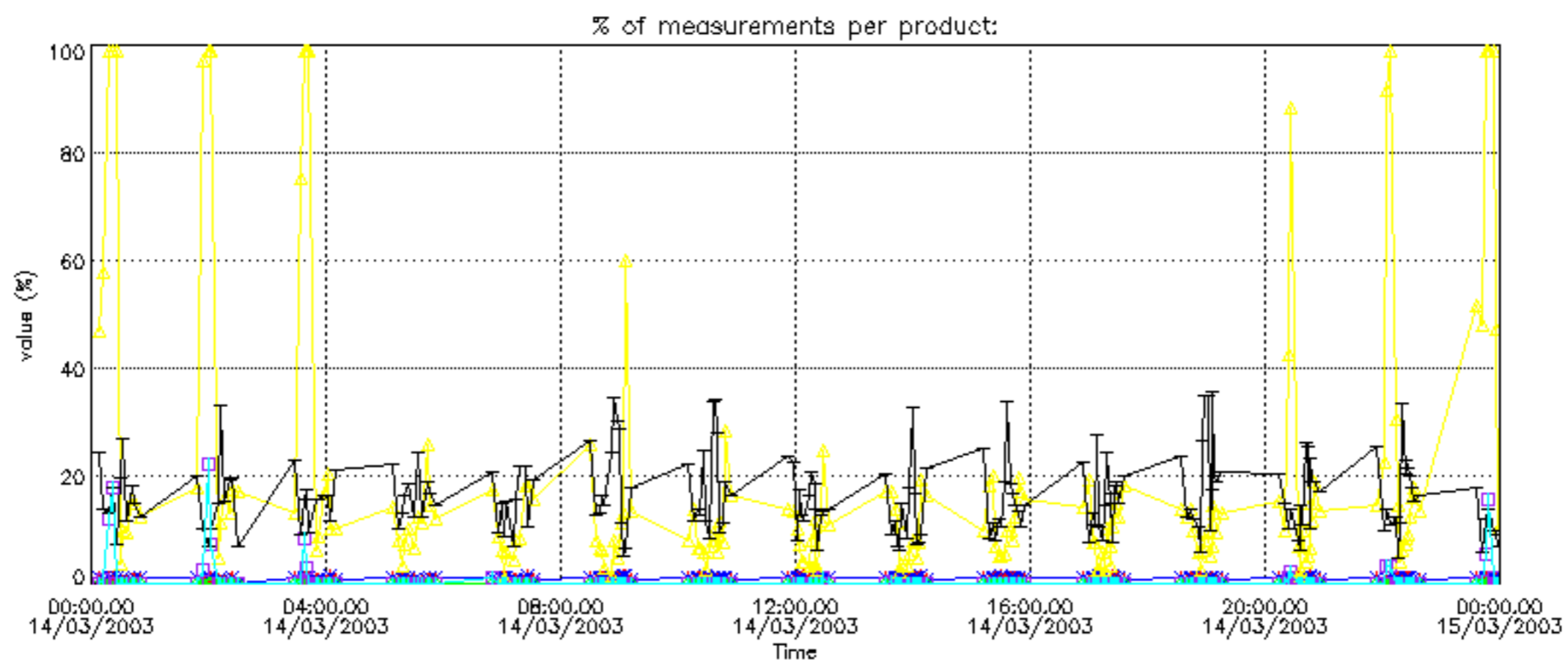
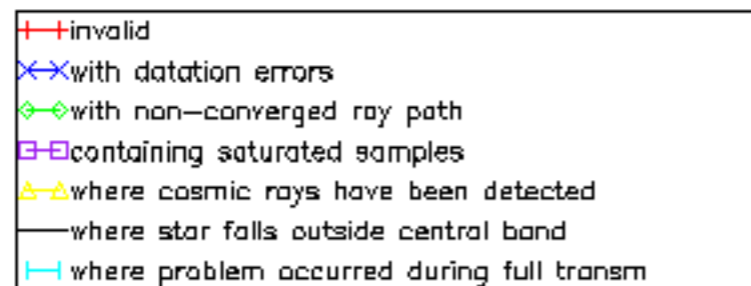


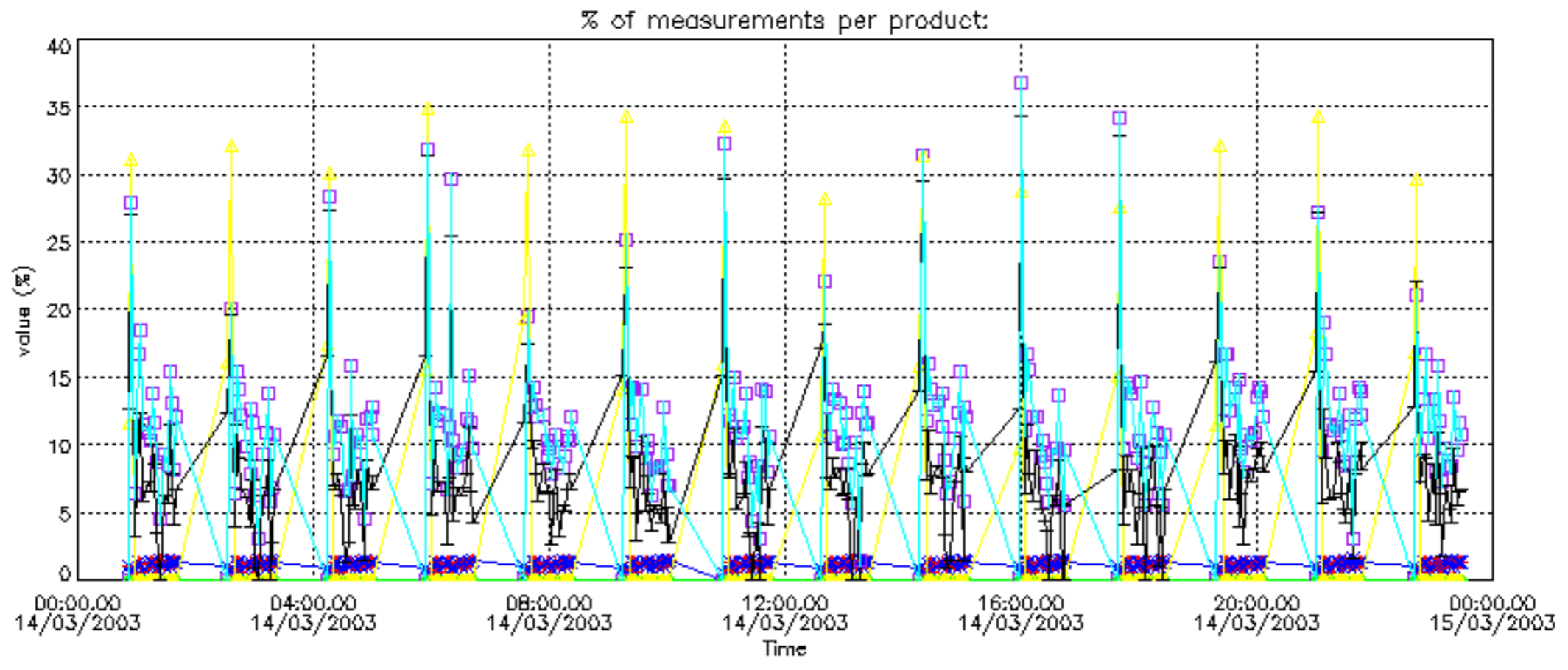
Percentage of flagged data per NO2 profile



Percentage of flagged data per NO3 profile

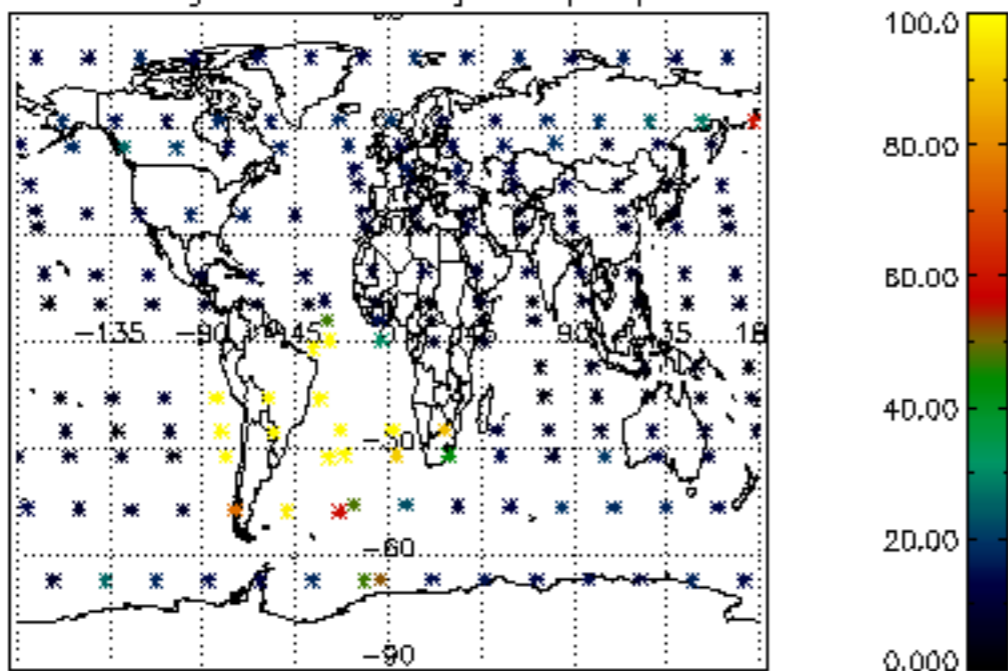




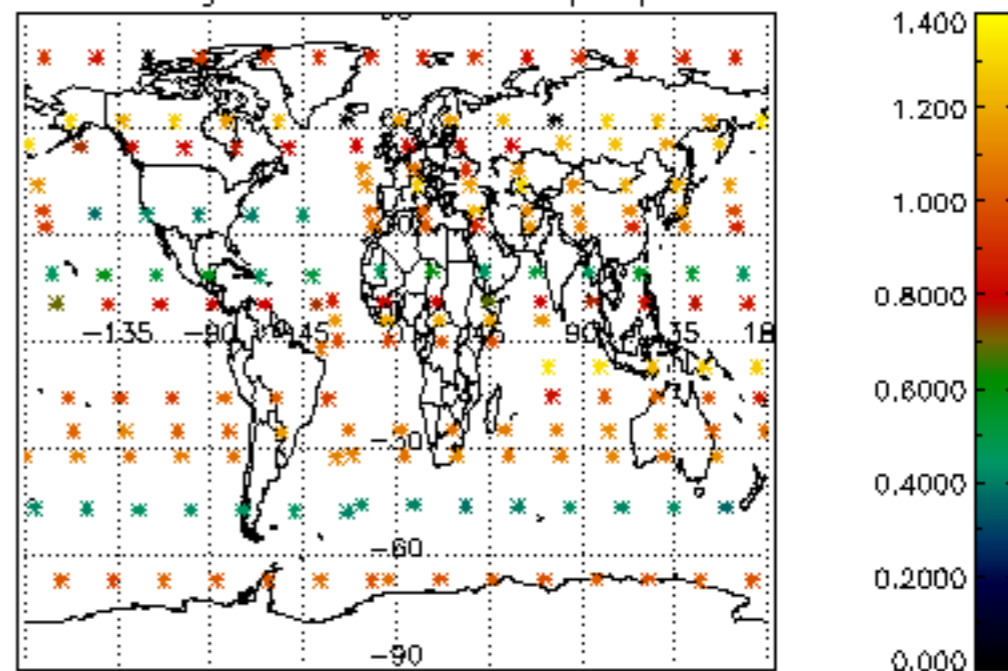




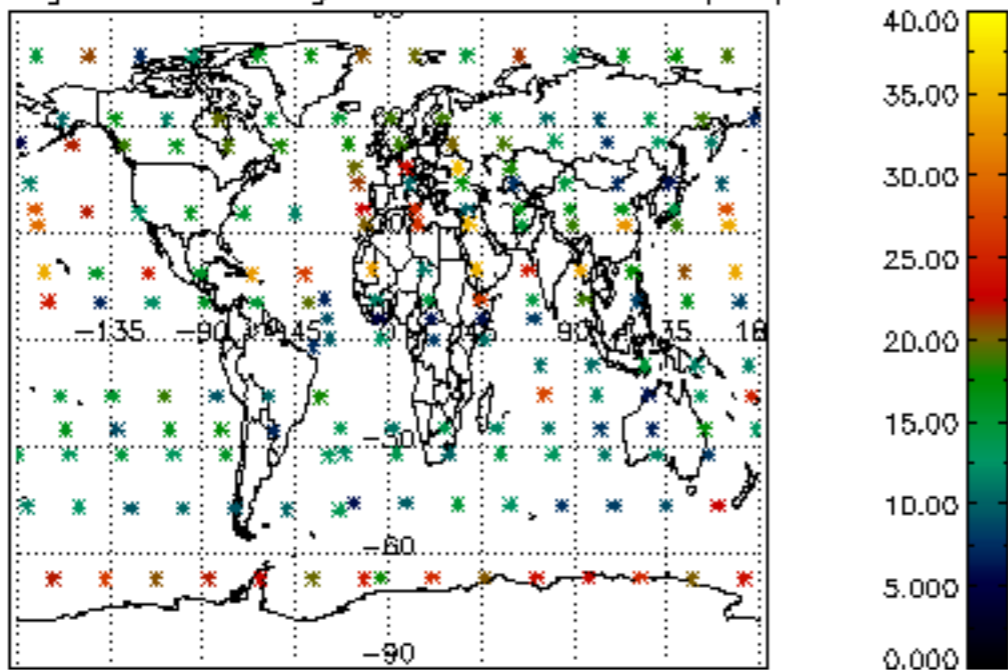
Percentage of cosmic ray hits per profile



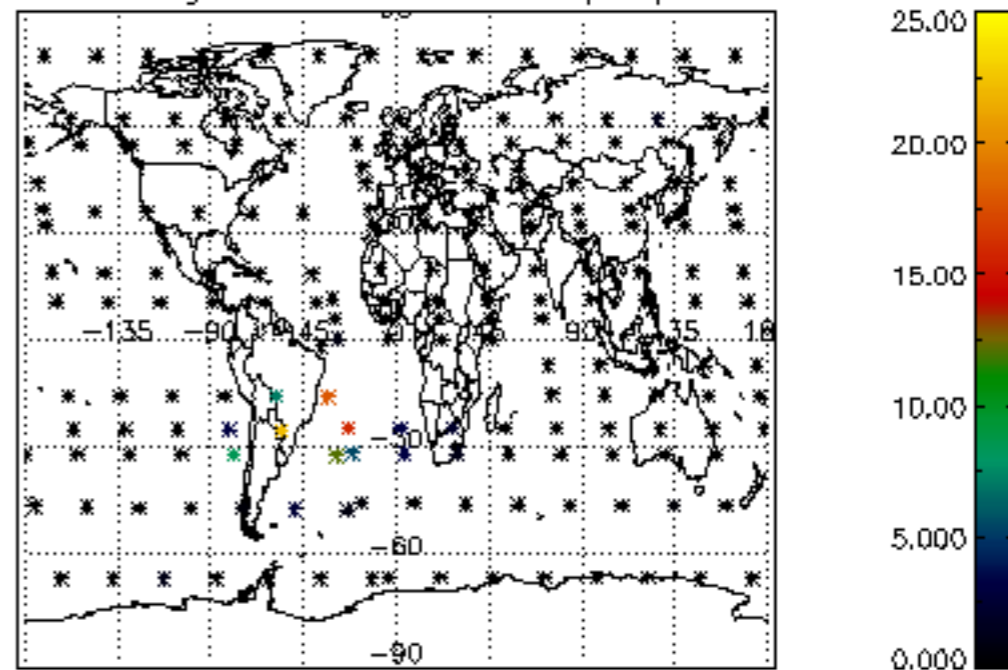
Percentage of datation errors per profile



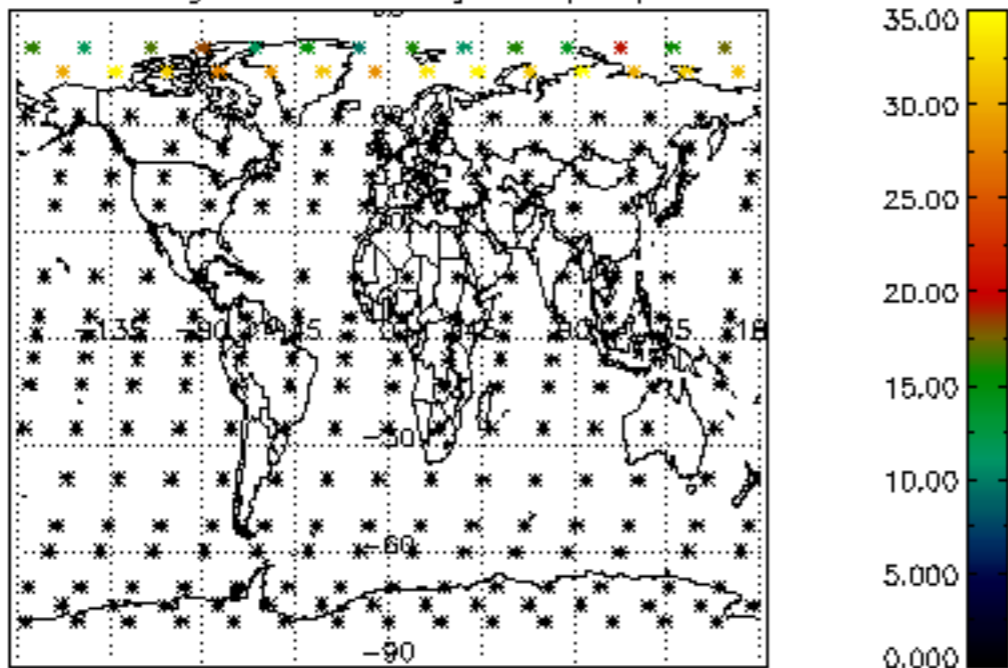
Percentage of star falling outside central band per profile



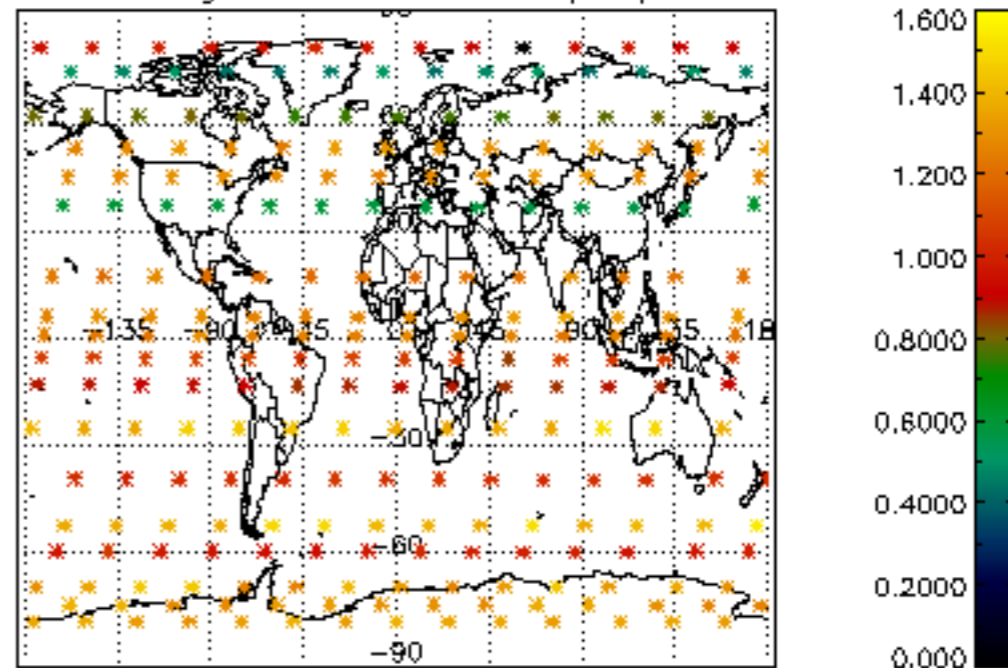
Percentage of saturation errors per profile



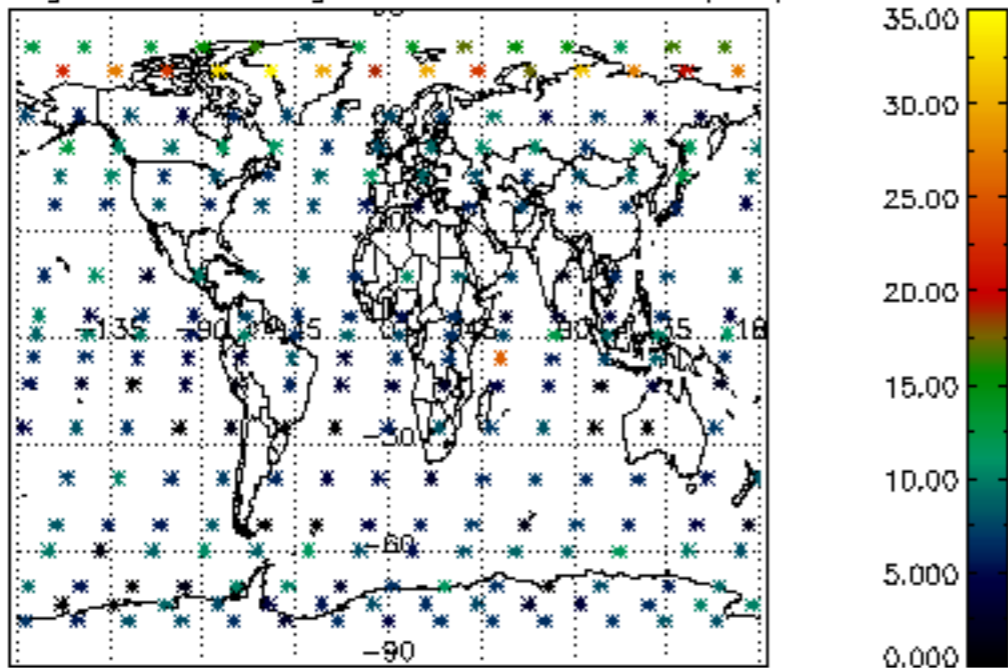
Percentage of cosmic ray hits per profile



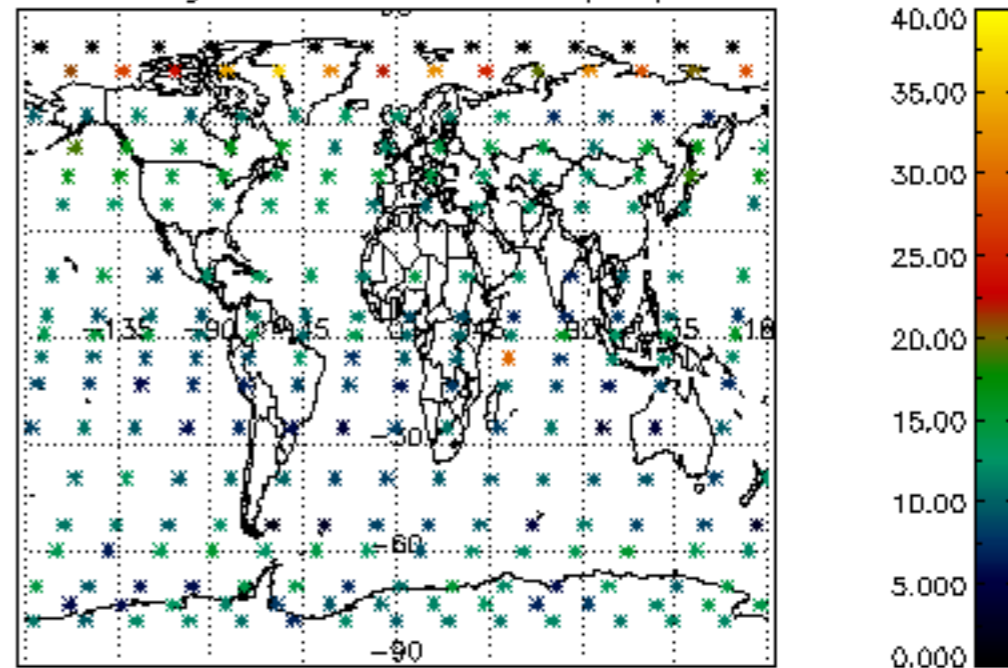
Percentage of datation errors per profile

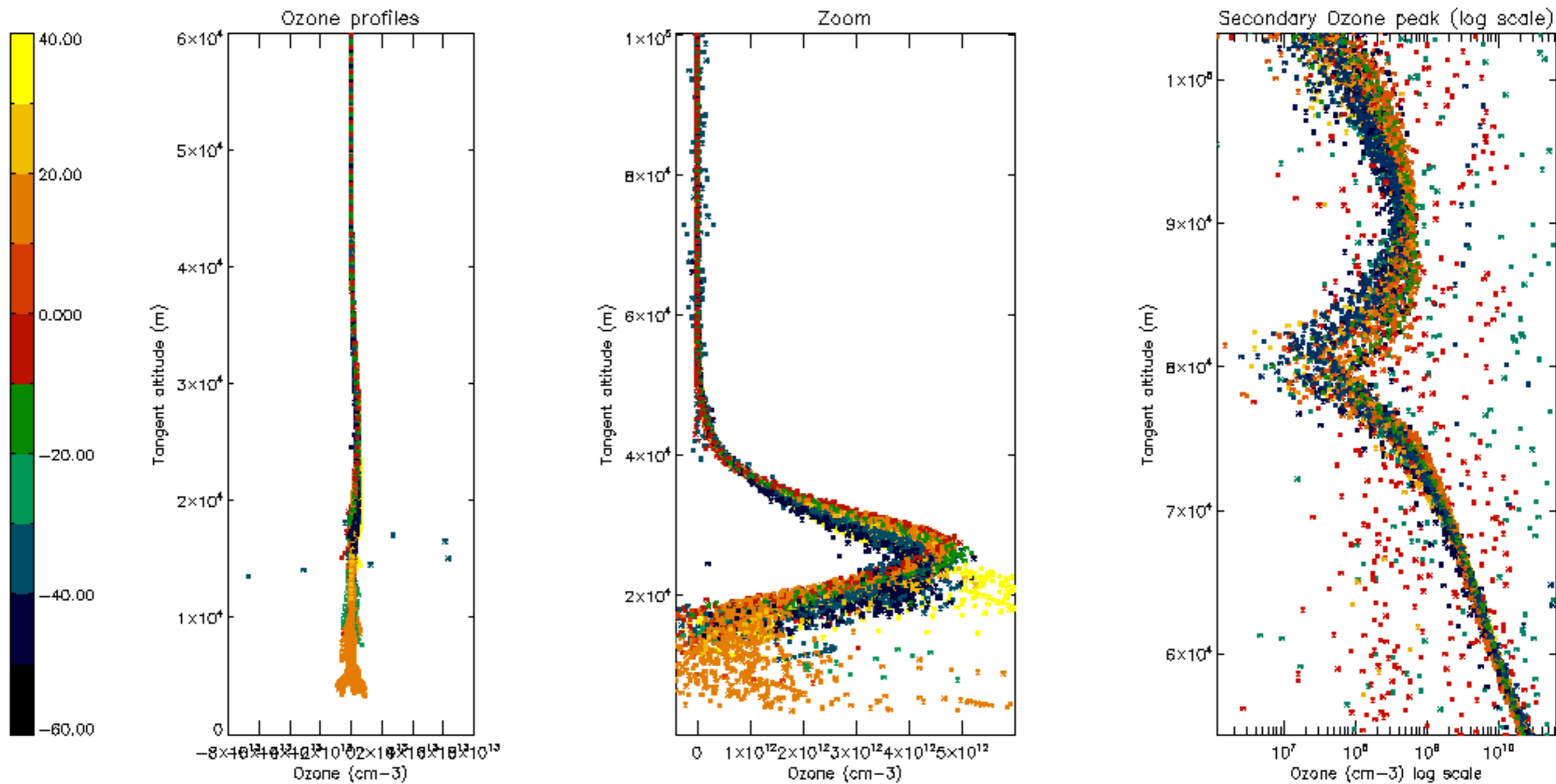


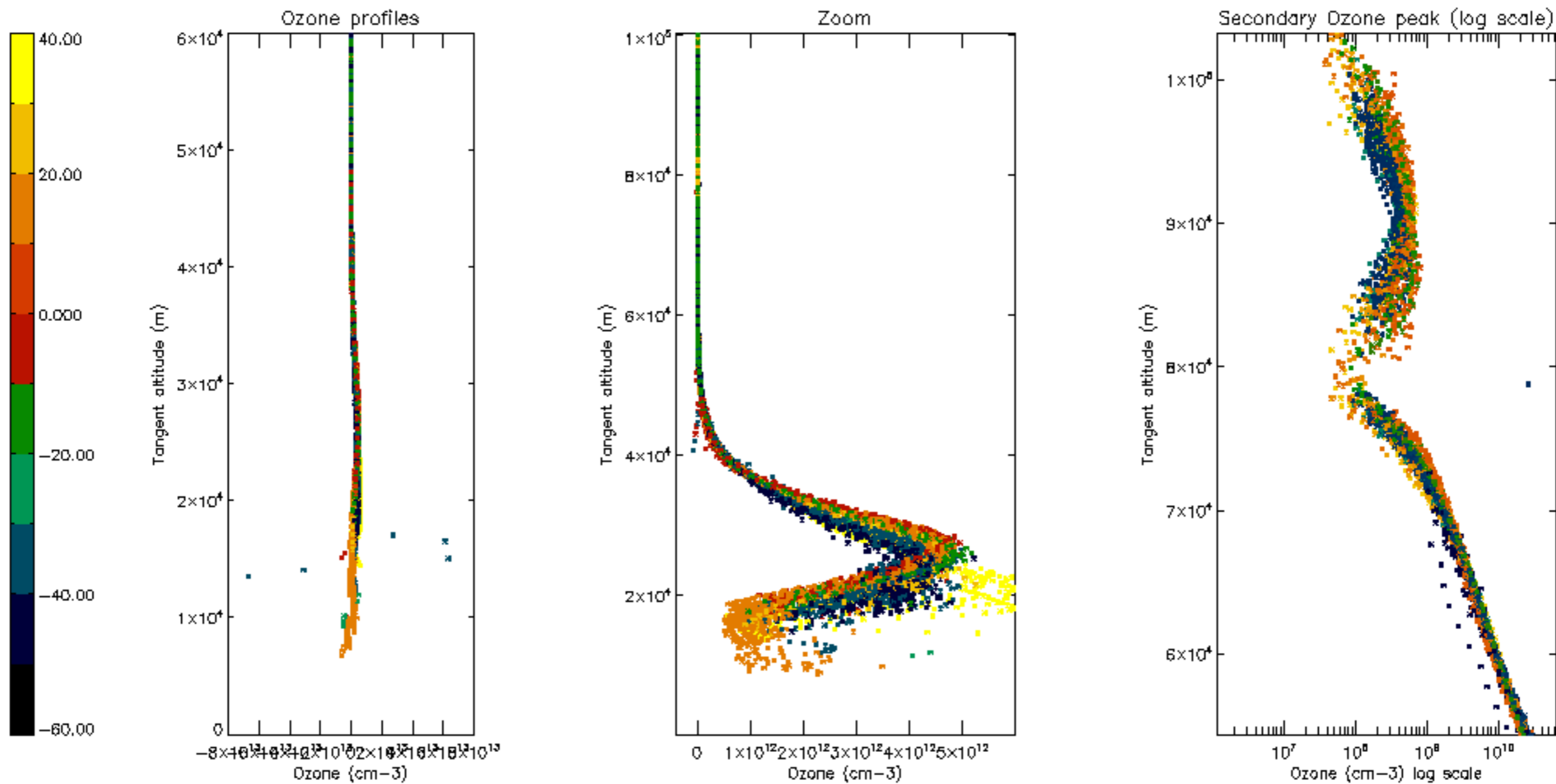
Percentage of star falling outside central band per profile

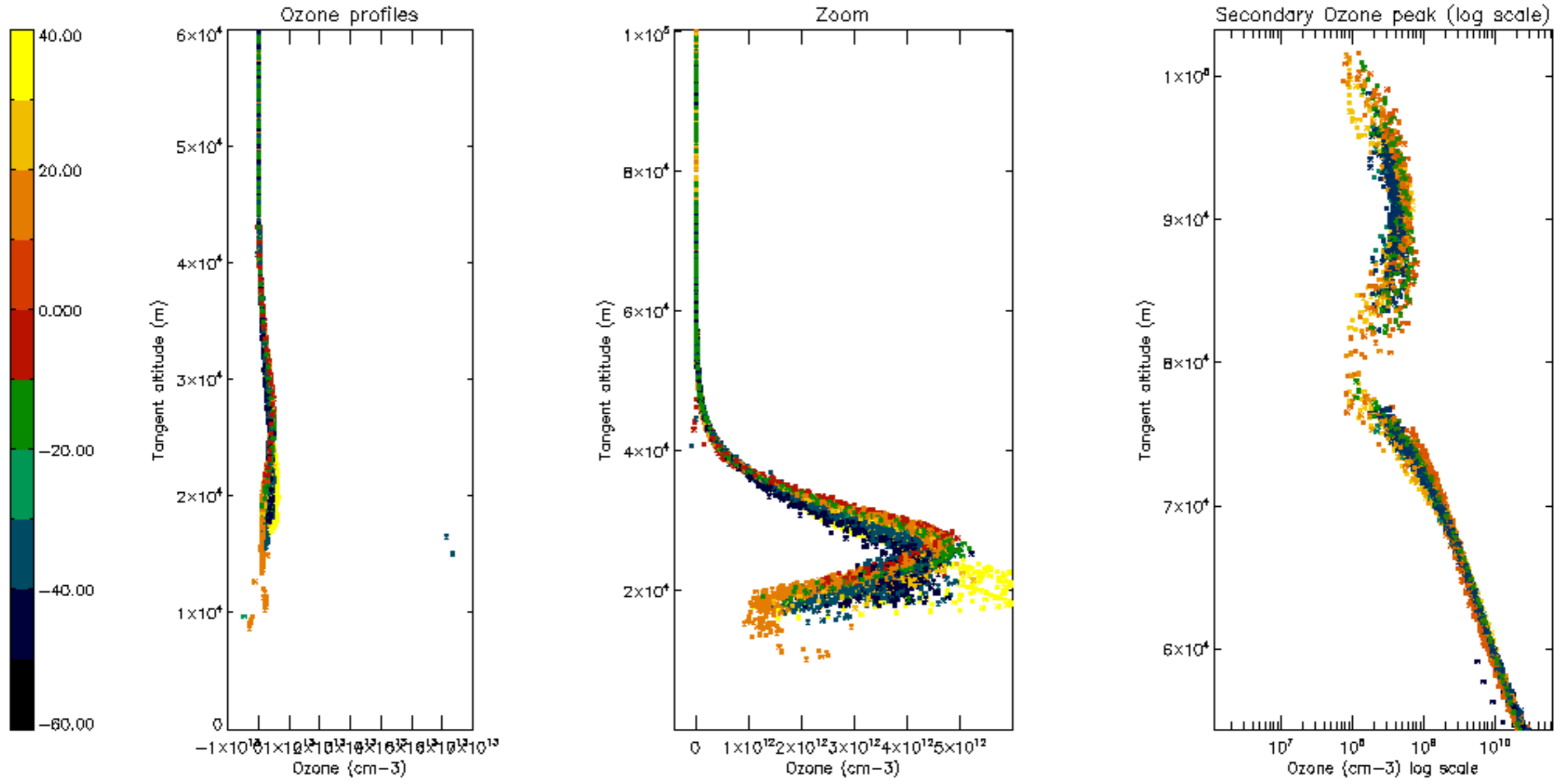


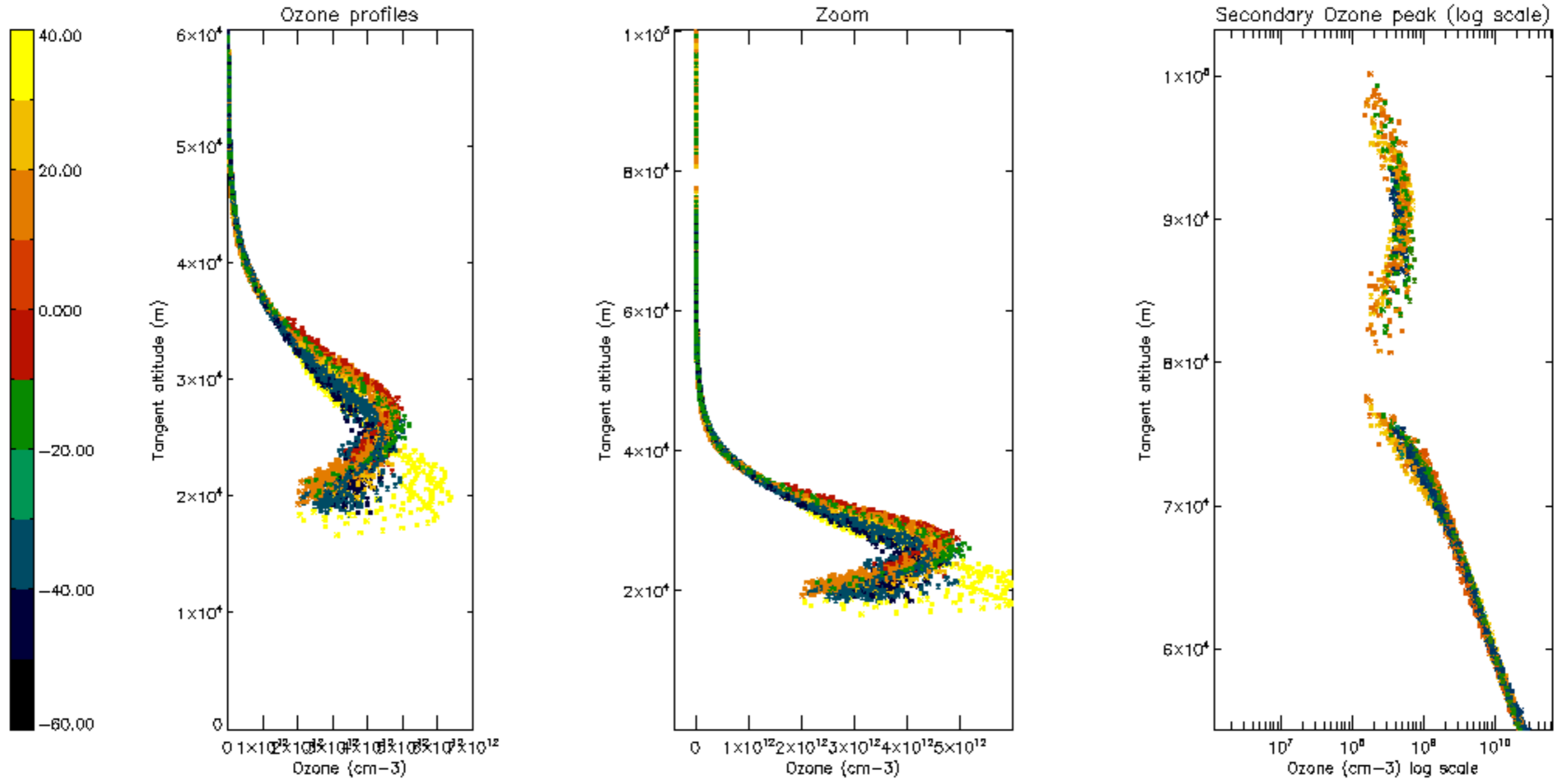
Percentage of saturation errors per profile

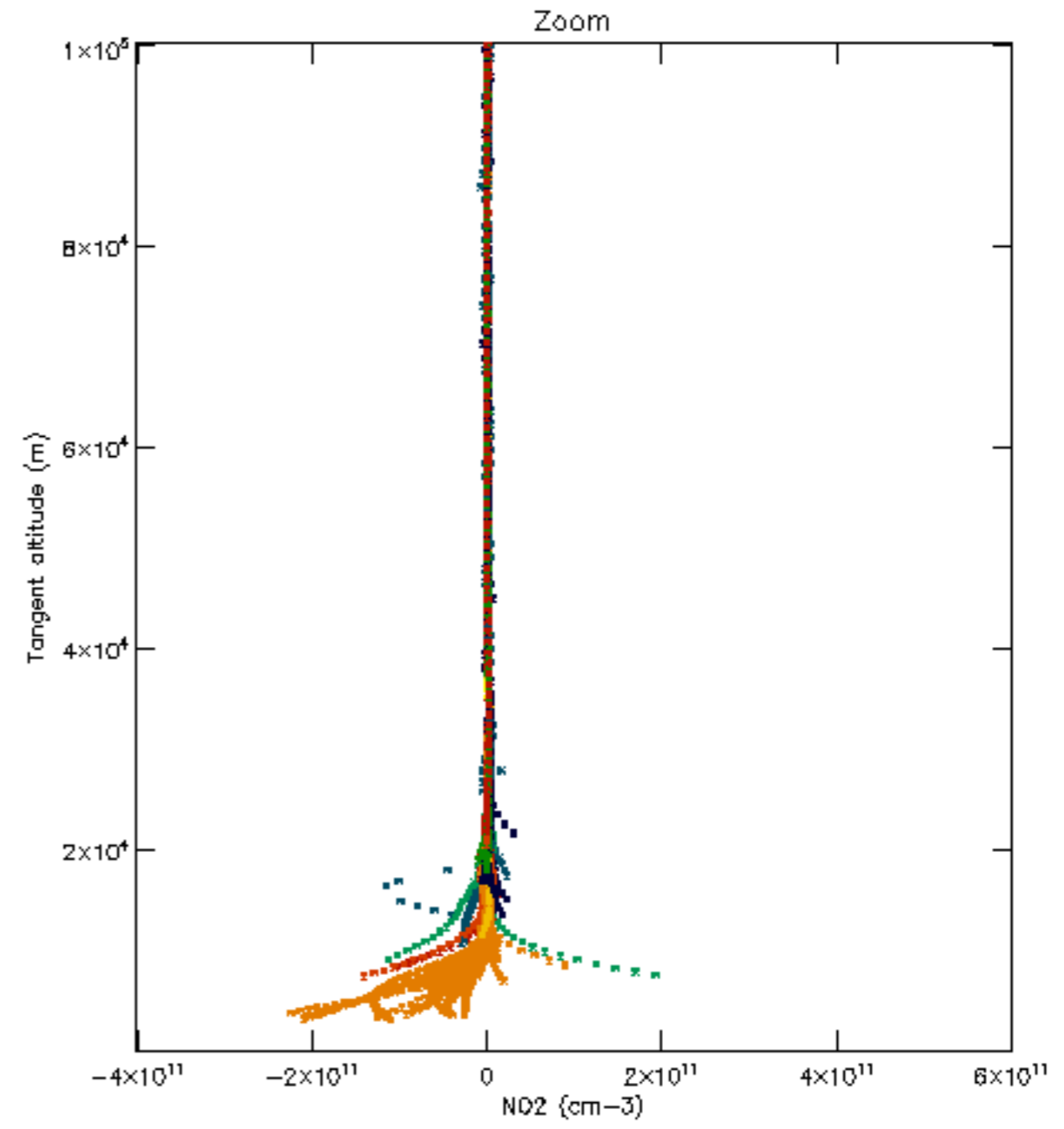
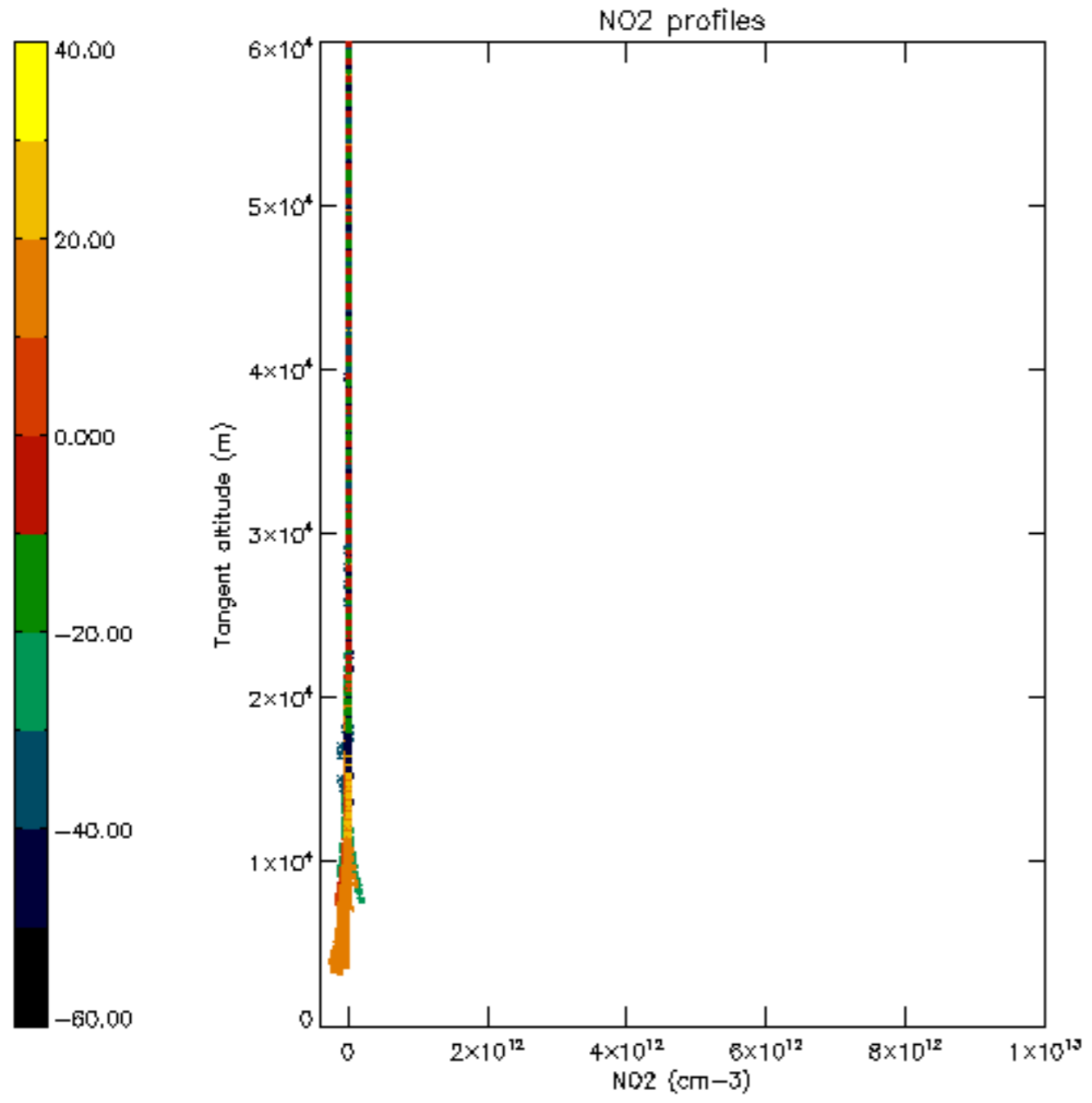


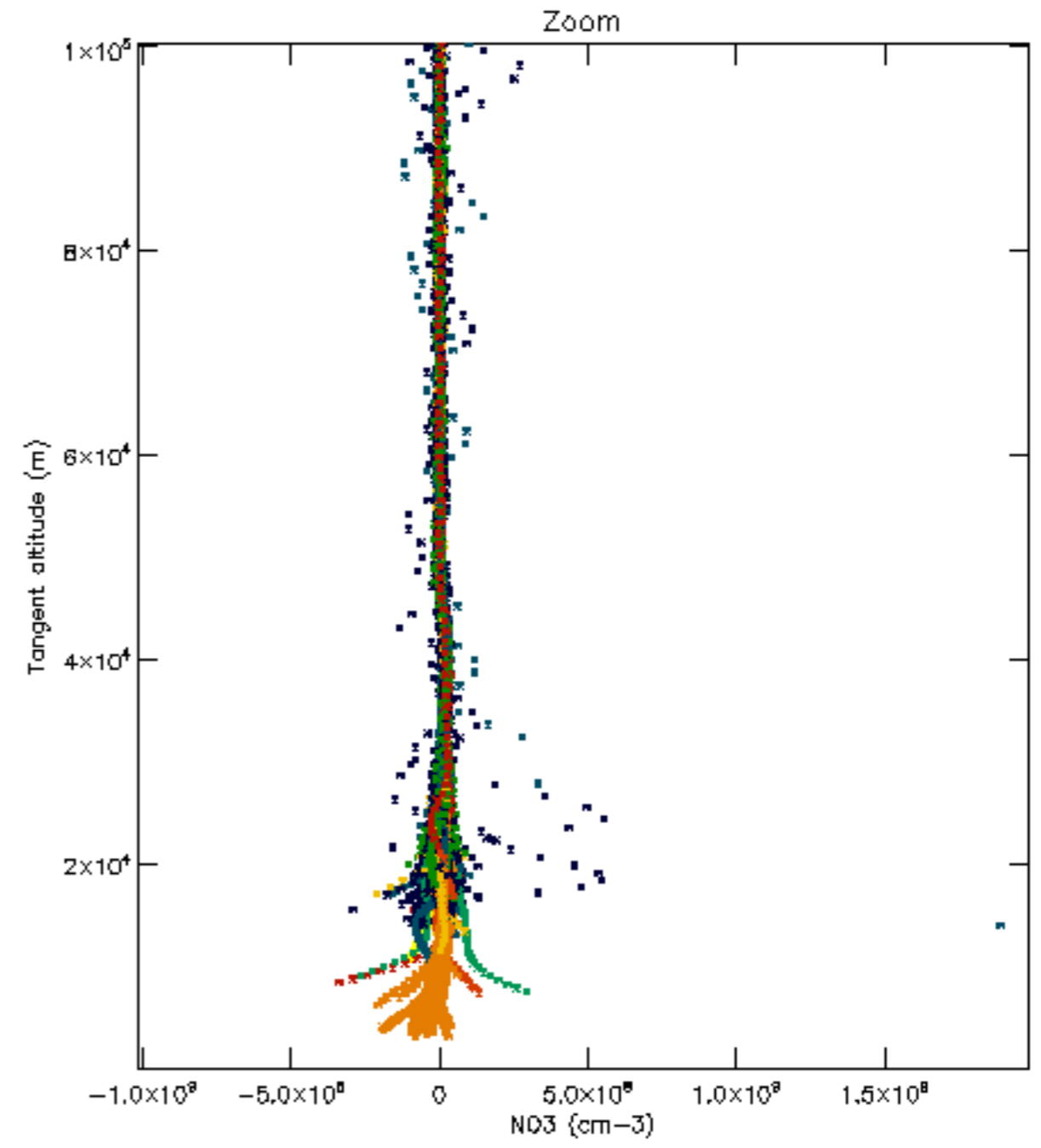
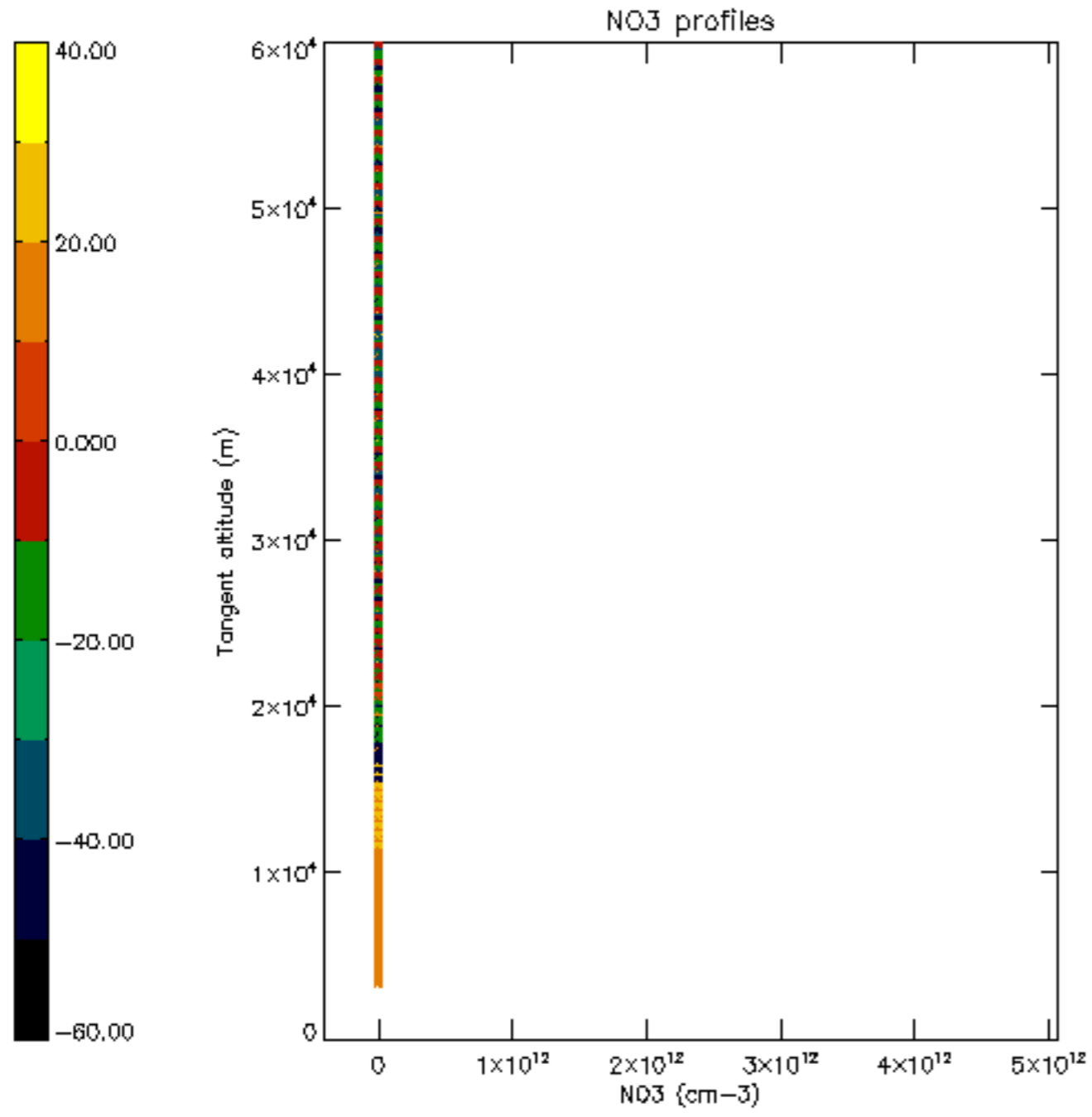




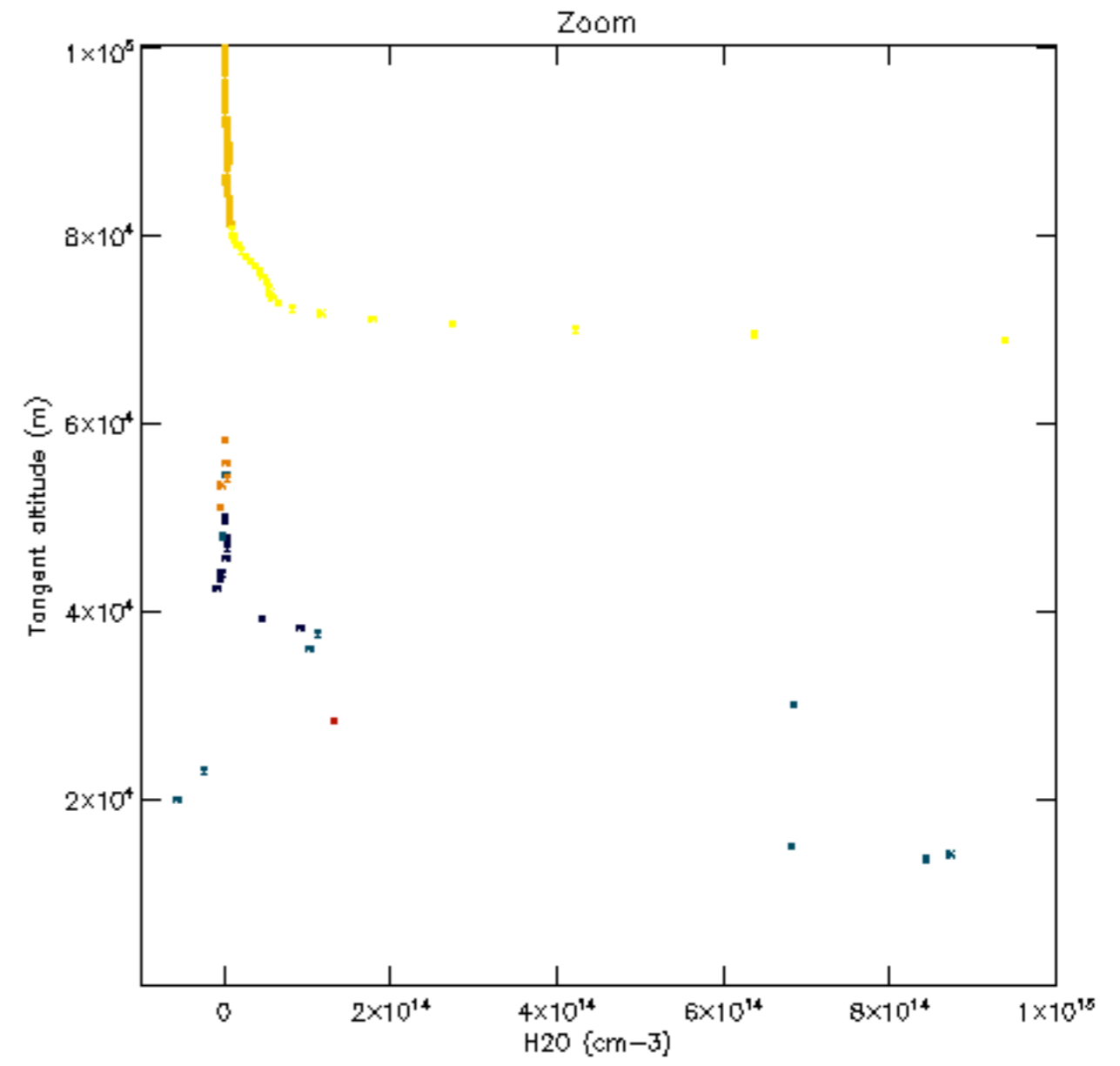
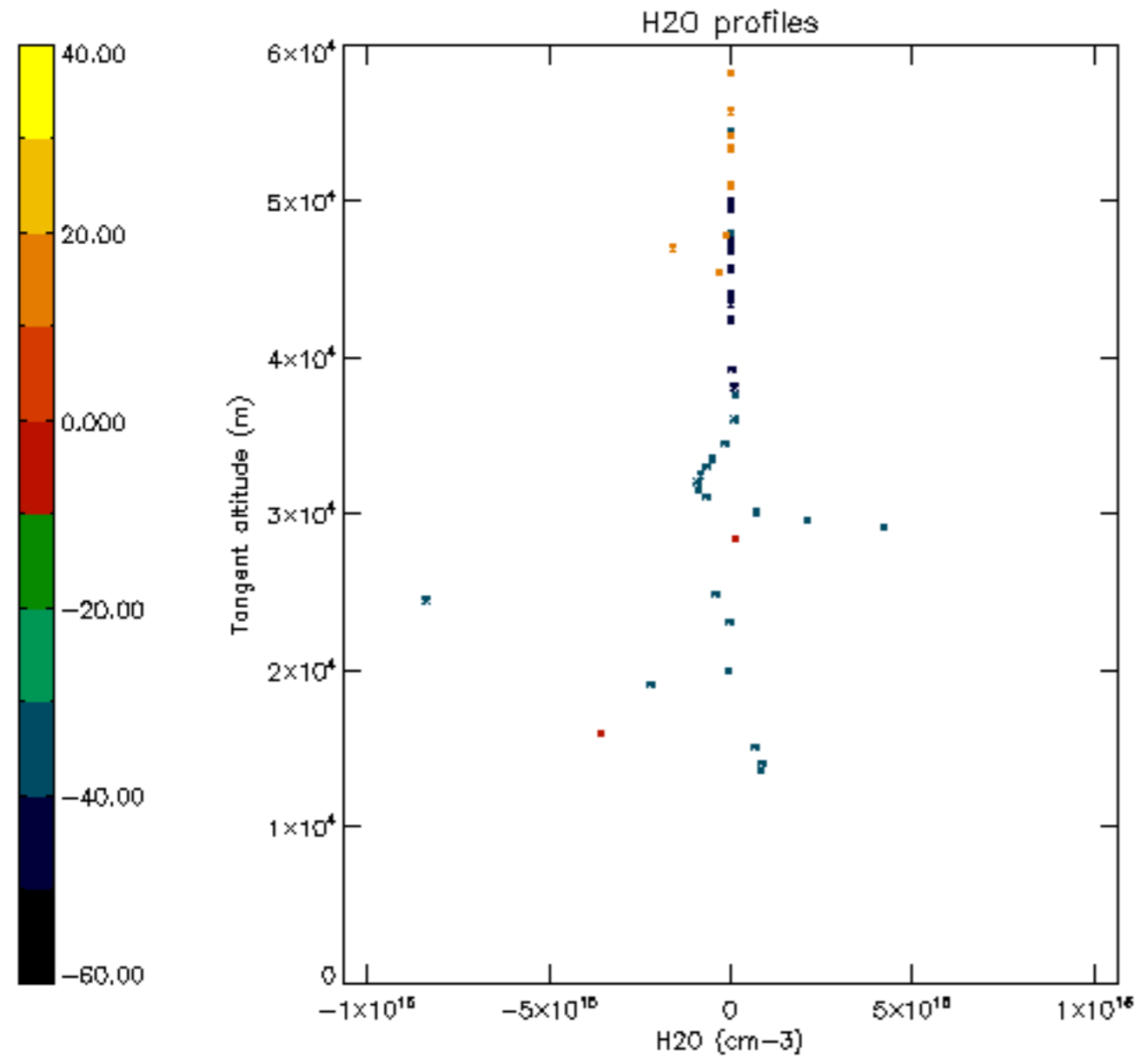


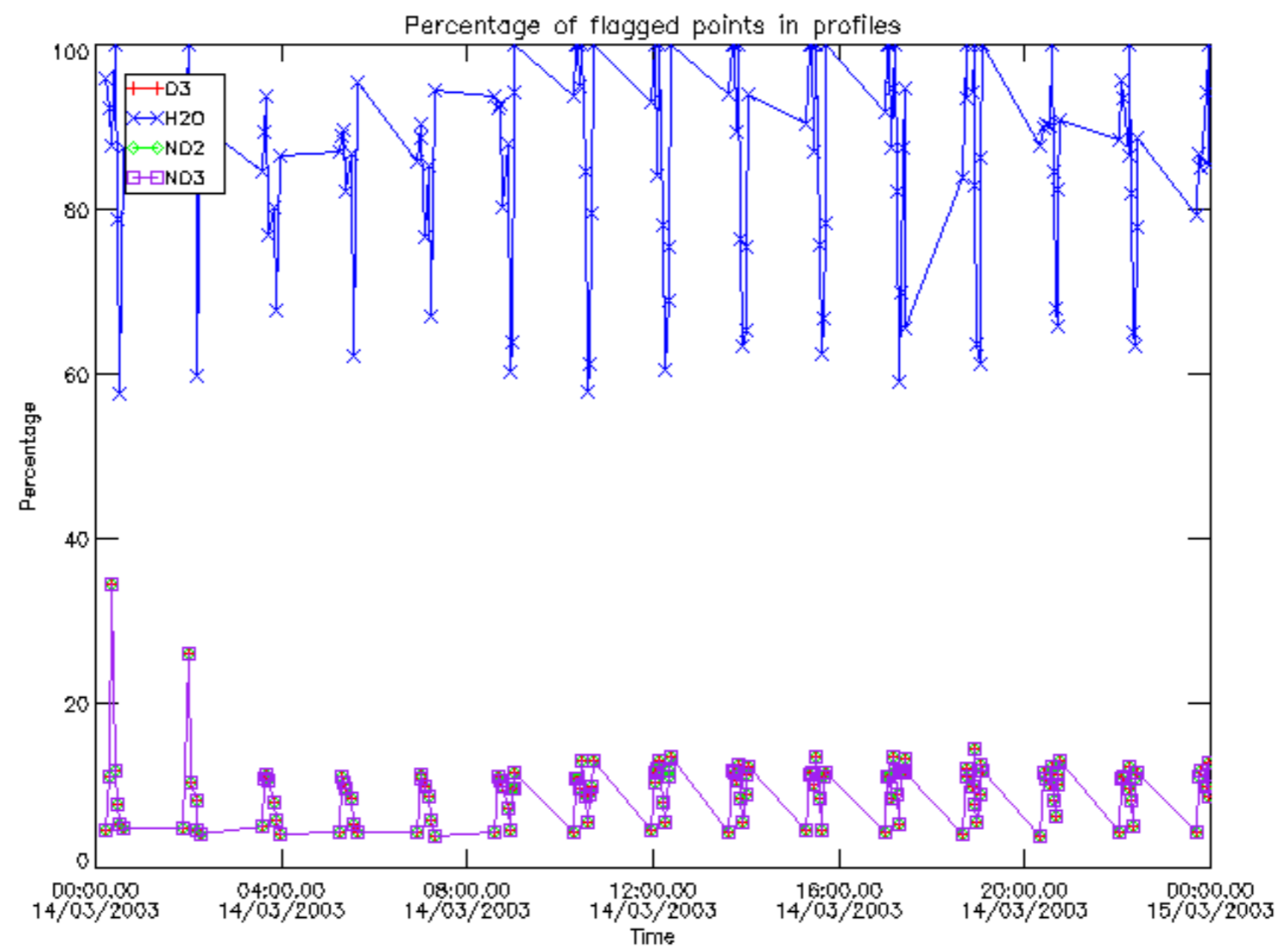




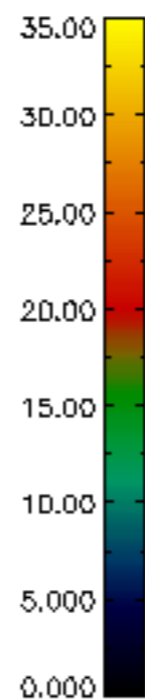
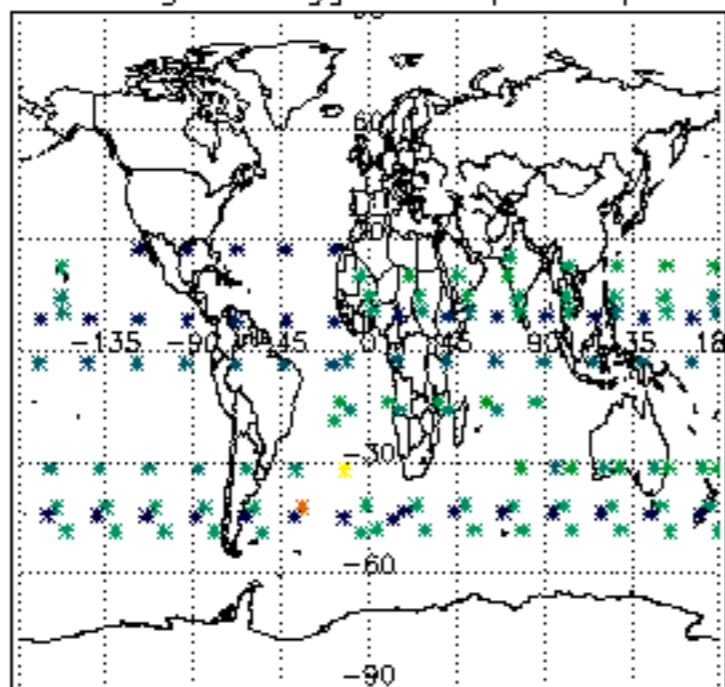




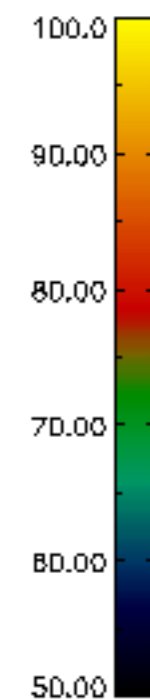
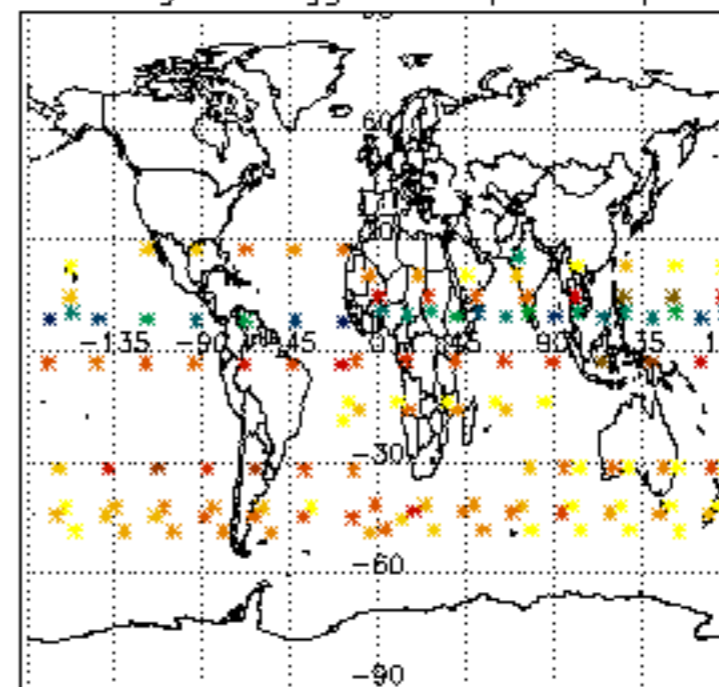




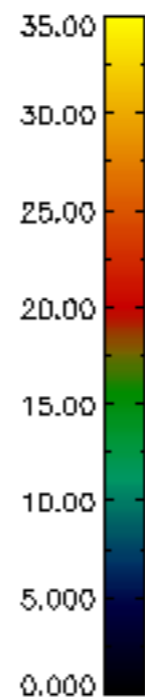
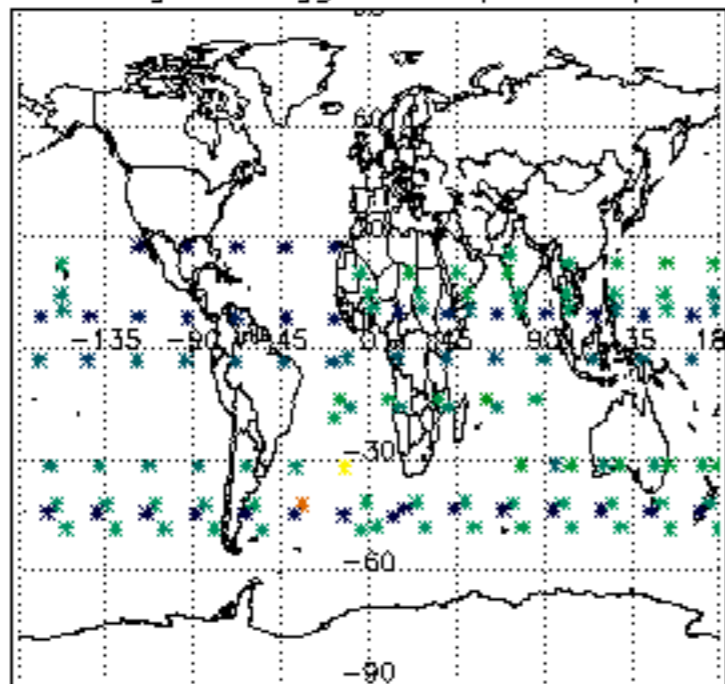
Percentage of flagged data per D3 profile



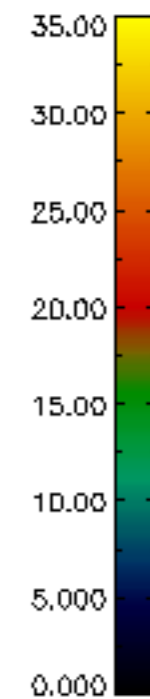
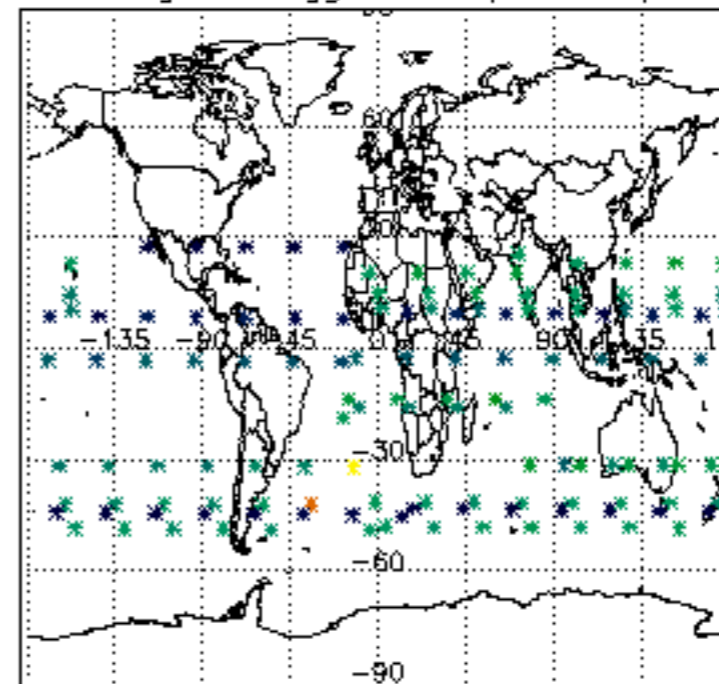
Percentage of flagged data per H2O profile

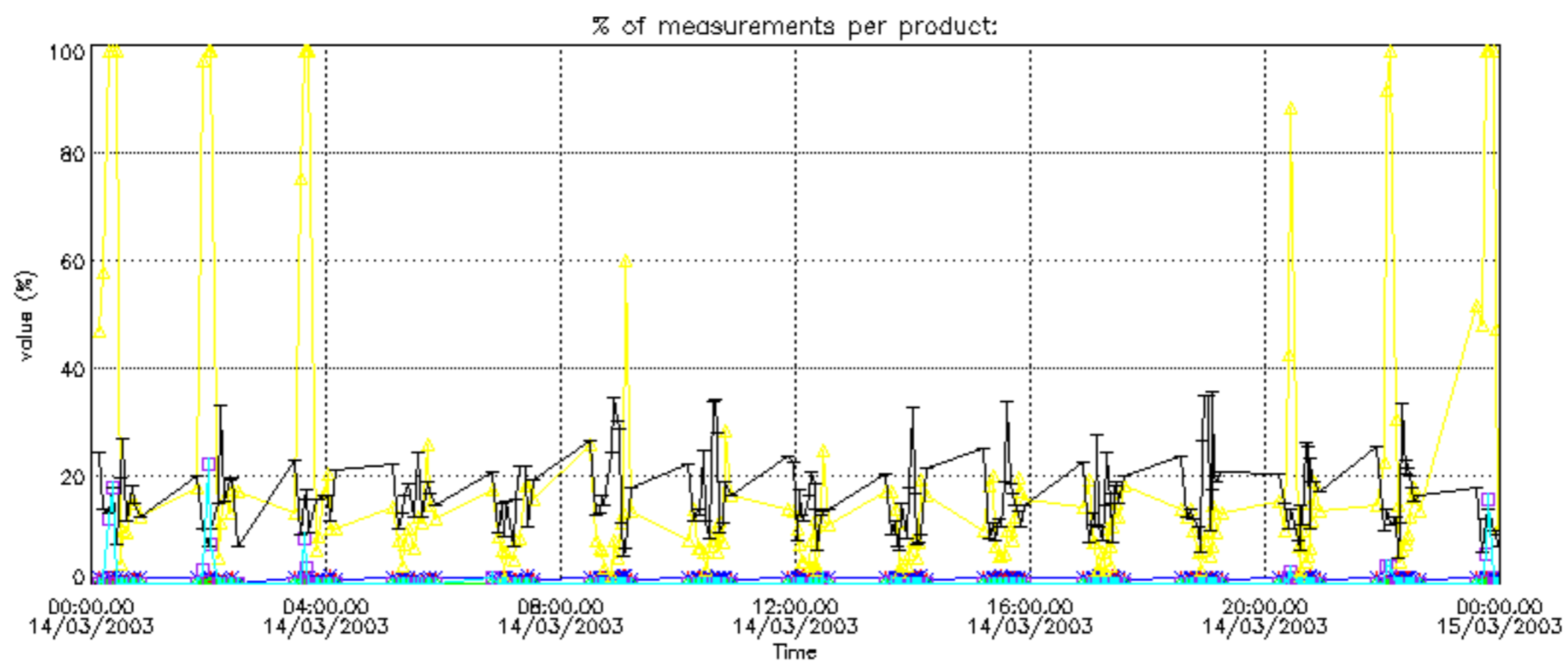


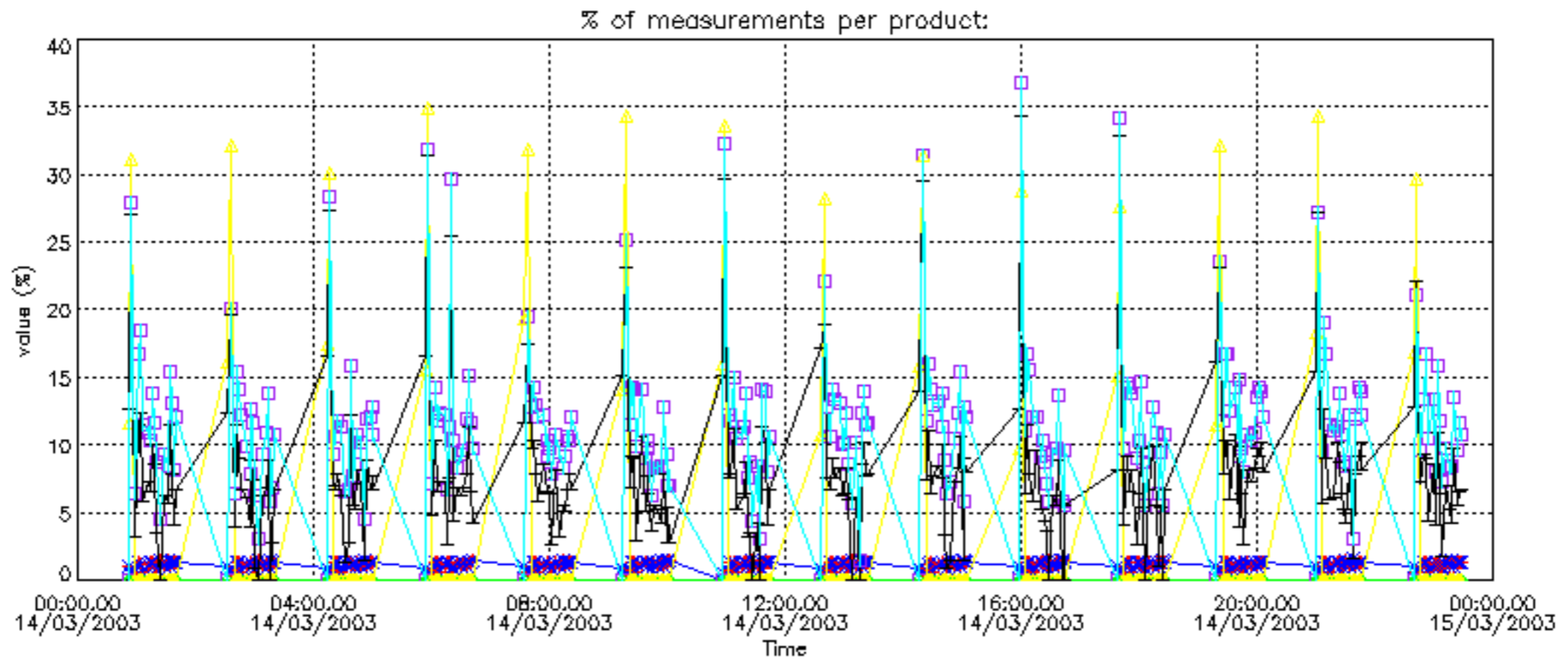
Percentage of flagged data per NO2 profile



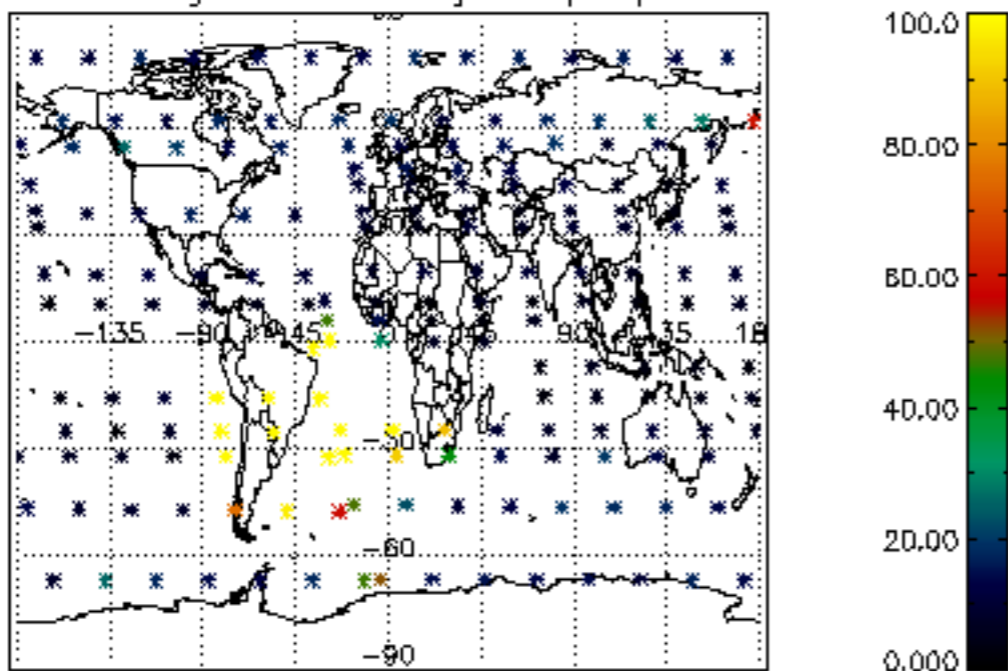
Percentage of flagged data per NO3 profile



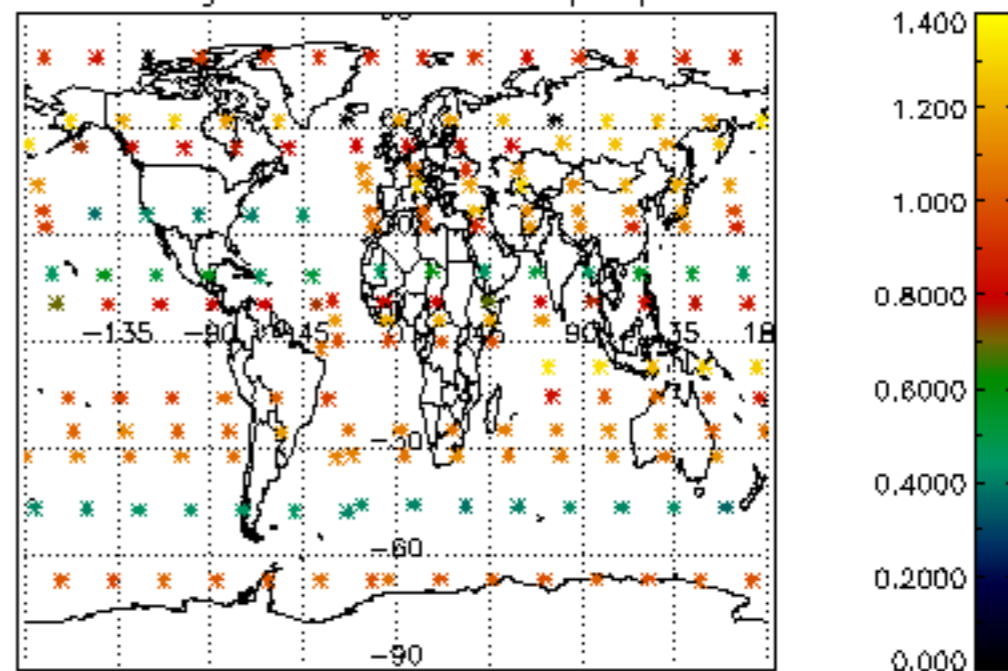




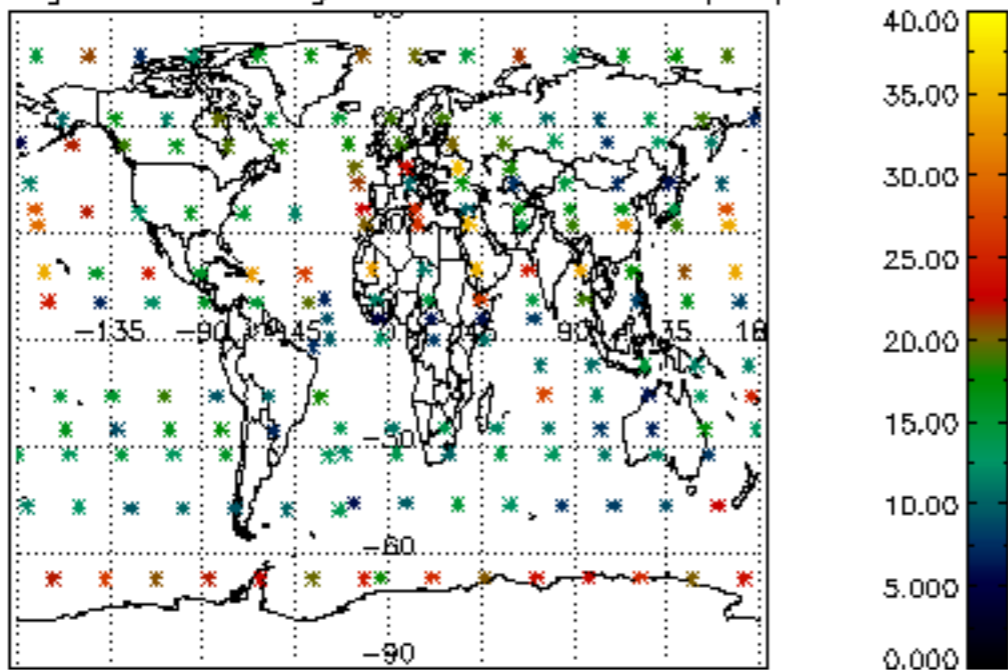
Percentage of cosmic ray hits per profile



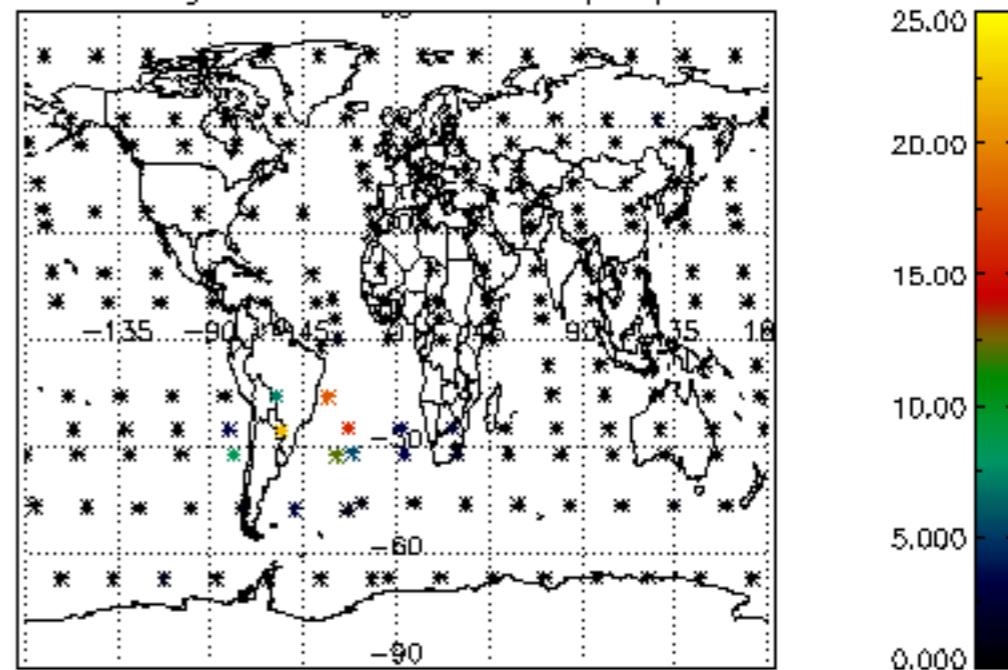
Percentage of datation errors per profile



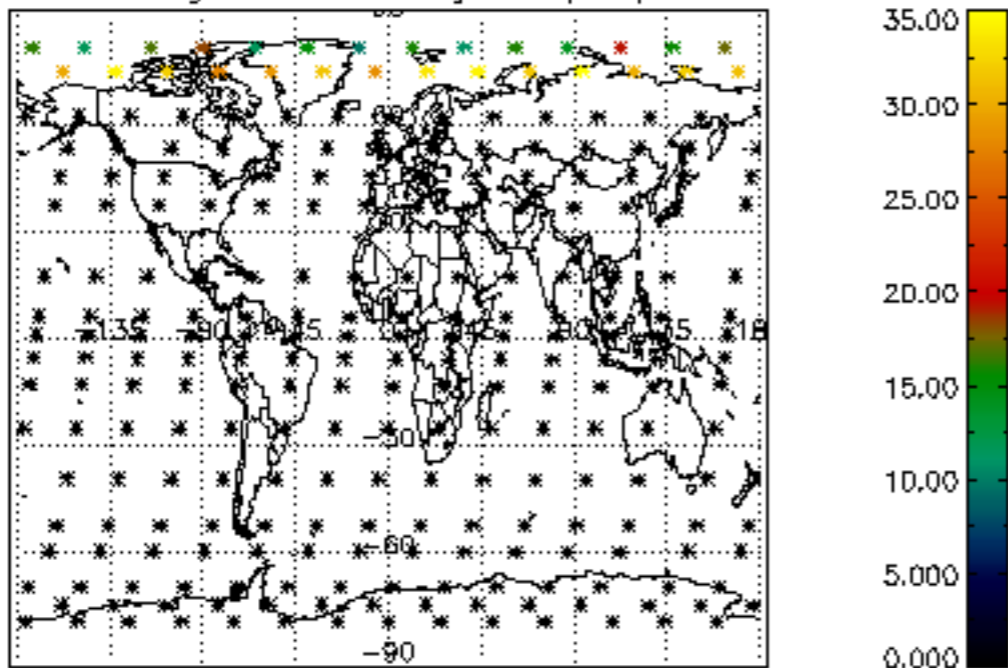
Percentage of star falling outside central band per profile



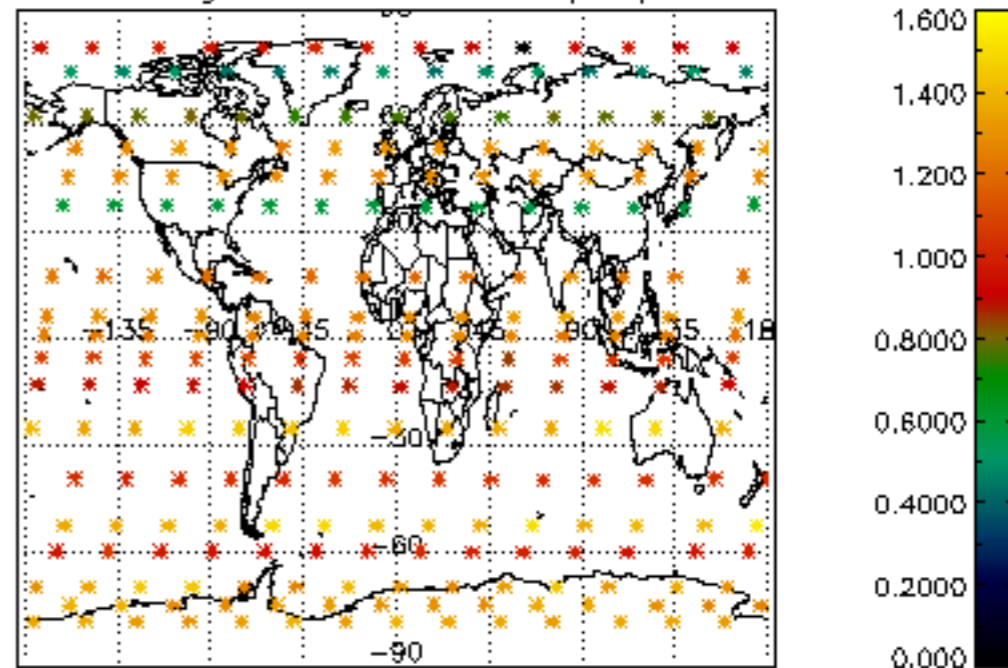
Percentage of saturation errors per profile



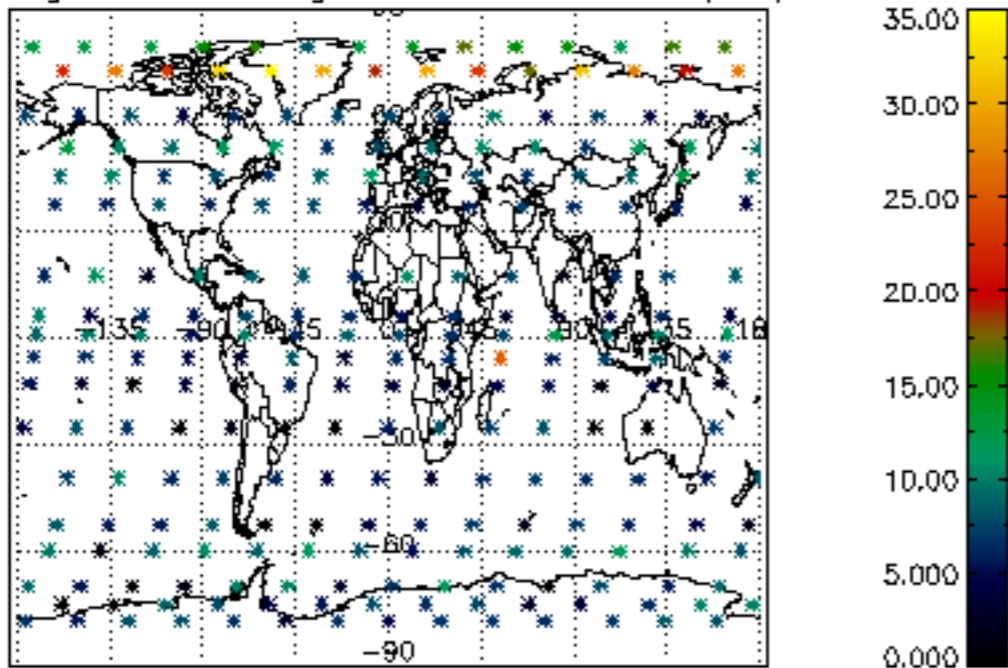
Percentage of cosmic ray hits per profile



Percentage of datation errors per profile



Percentage of star falling outside central band per profile



Percentage of saturation errors per profile

