

GOMOS Level 2 Daily Report

SUMMARY

[1. General Info](#)

[2. Summary of processed GOM_NL_2P products](#)

[3. Level 2 Quality information per product](#)

[3.1 Plot of level 2 quality information per product \(time dependant\)](#)

[3.2 Plot of level 2 quality information per product \(world map\)](#)

[4. Level 1 Quality information per product \(stored on level 2 products\)](#)

[4.1 Plot of level 1 quality information per product \(time dependant\)](#)

[4.1.1 Plot of level 1 quality information per product \(time dependant\): ASCENDING](#)

[4.1.2 Plot of level 1 quality information per product \(time dependant\): DESCENDING](#)

[4.2 Plot of level 1 quality information per product \(world map\)](#)

[4.2.1 Plot of level 1 quality information per product \(world map\): ASCENDING](#)

[4.2.2 Plot of level 1 quality information per product \(world map\): DESCENDING](#)

[5. Ozone profiles based on quality statistics and other trace gas profiles](#)

[5.1 Ozone statistics based on quality of products](#)

[5.2 Plot ozone profiles for all STD \(dark without errors\)](#)

[5.3 Plot ozone profiles where STD < 20% \(dark without errors\)](#)

[5.4. Plot ozone profiles where STD < 10% \(dark without errors\)](#)

[5.5. Plot ozone profiles where STD < 5% \(dark without errors\)](#)

[5.6 Plot NO2 profiles for all STD \(dark without errors\)](#)

[5.7 Plot NO3 profiles for all STD \(dark without errors\)](#)

[5.8 Plot H2O profiles \(only for occultations of stars 1,2,3,4,13,14,16,26,63 dark without errors\) for all STD](#)

[6. Auxiliary Data Files used for the production reported in section 2](#)

This report presents the daily analysis on parameters extracted from GOMOS level 2 data (GOM_NL__2P). It is intended to monitor some important parameters that will impact the quality of these products. A list of level 2 products (and content) that have arrived during the reporting day to the PCF is also given.

Item	Value
Time of report generation	19APR2013 11:43:31
Data source version	GOMOS/6.01
Start time of products	12-03-2003 (12MAR2003 00:00:00)
Stop time of products	13-03-2003 (13MAR2003 00:00:00)
Store outputs in DB	Yes
Nb of level 2 prods	471
Nb of prods with errors	0

2. Summary of processed GOM_NL__2P products.

Nr	Filename	UTC Start time	Limb	Duration	Star Id	Star Name	Star Mag	Star Temp	Nb Meas	Orbit	Prod. error
1	GOM_NL__2PRFIN20030312_000051_000000432014_00317_05381_5443.N1	12-MAR-2003 00:00:51	Dark	42.500	12	Alp1Cru	0.77500	30000.	85	5381	No
2	GOM_NL__2PRFIN20030312_000215_000000372014_00317_05381_5444.N1	12-MAR-2003 00:02:15	Dark	37.000	124	The Car	2.7640	30000.	74	5381	No
3	GOM_NL__2PRFIN20030312_000343_000000442014_00317_05381_5445.N1	12-MAR-2003 00:03:43	Straylight	43.500	64	Gam Cen	2.2000	10600.	87	5381	No
4	GOM_NL__2PRFIN20030312_000531_000000392014_00317_05381_5446.N1	12-MAR-2003 00:05:31	Straylight	38.500	91	Kap Vel	2.4900	26000.	77	5381	No
5	GOM_NL__2PRFIN20030312_000850_000000492014_00317_05381_5447.N1	12-MAR-2003 00:08:50	Straylight	48.500	65	Lam Vel	2.2040	4400.0	97	5381	No
6	GOM_NL__2PRFIN20030312_001155_000000552014_00317_05381_5448.N1	12-MAR-2003 00:11:55	Straylight	55.000	106	9Bet Crv	2.6480	5600.0	110	5381	No
7	GOM_NL__2PRFIN20030312_001424_000000542014_00317_05381_5449.N1	12-MAR-2003 00:14:24	Straylight	53.500	100	4Gam Crv	2.5800	13100.	107	5381	No
8	GOM_NL__2PRFIN20030312_001742_000001132014_00317_05381_5450.N1	12-MAR-2003 00:17:42	Bright	113.00	15	67Alp Vir	0.97600	28000.	226	5381	No
9	GOM_NL__2PRFIN20030312_002355_000000392014_00317_05381_5451.N1	12-MAR-2003 00:23:55	Bright	38.500	22	32Alp Leo	1.3600	15200.	77	5381	No
10	GOM_NL__2PRFIN20030312_002616_000000412014_00317_05381_5452.N1	12-MAR-2003 00:26:16	Bright	40.500	51	41Gam1Leo	2.0100	4500.0	81	5381	No
11	GOM_NL__2PRFIN20030312_002940_000000962014_00317_05381_5453.N1	12-MAR-2003 00:29:40	Bright	96.000	138	47Eps Vir	2.8280	4700.0	192	5381	No
12	GOM_NL__2PRFIN20030312_003422_000000412014_00317_05381_5454.N1	12-MAR-2003 00:34:22	Bright	41.000	174	52Psi UMa	3.0040	4400.0	82	5381	No
13	GOM_NL__2PRFIN20030312_003727_000000392014_00317_05381_5455.N1	12-MAR-2003 00:37:27	Bright	39.000	82	48Bet UMa	2.3650	10600.	78	5381	No
14	GOM_NL__2PRFIN20030312_003854_000000412014_00317_05381_5456.N1	12-MAR-2003 00:38:54	Bright	40.500	36	50Alp UMa	1.8000	6300.0	81	5381	No
15	GOM_NL__2PRFIN20030312_004059_000000462014_00317_05381_5457.N1	12-MAR-2003 00:40:59	Bright	45.500	32	77Eps UMa	1.7630	11000.	91	5381	No
16	GOM_NL__2PRFIN20030312_004322_000000592014_00317_05381_5458.N1	12-MAR-2003 00:43:22	Bright	59.000	39	85Eta UMa	1.8540	24000.	118	5381	No
17	GOM_NL__2PRFIN20030312_004601_000000372014_00317_05381_5459.N1	12-MAR-2003 00:46:01	Bright	36.500	49	1Alp UMi	1.9900	6300.0	73	5381	No
18	GOM_NL__2PRFIN20030312_005023_000000482014_00317_05381_5460.N1	12-MAR-2003 00:50:23	Bright	47.500	119	14Eta Dra	2.7270	4700.0	95	5381	No
19	GOM_NL__2PRFIN20030312_005344_000000372014_00317_05381_5461.N1	12-MAR-2003 00:53:44	Bright	36.500	89	5Alp Cep	2.4510	8000.0	73	5381	No
20	GOM_NL__2PRFIN20030312_005512_000000532014_00317_05381_5462.N1	12-MAR-2003 00:55:12	Bright	53.000	130	23Bet Dra	2.7990	5800.0	106	5381	No
21	GOM_NL__2PRFIN20030312_005851_000000382014_00317_05381_5463.N1	12-MAR-2003 00:58:51	Bright	38.000	19	50Alp Cyg	1.2460	10500.	76	5381	No
22	GOM_NL__2PRFIN20030312_010024_000000362014_00317_05381_5464.N1	12-MAR-2003 01:00:24	Bright	35.500	66	37Gam Cyg	2.2080	5900.0	71	5381	No
23	GOM_NL__2PRFIN20030312_010204_000000352014_00317_05381_5465.N1	12-MAR-2003 01:02:04	Bright	35.000	92	53Eps Cyg	2.5000	4500.0	70	5381	No
24	GOM_NL__2PRFIN20030312_010530_000001362014_00317_05381_5466.N1	12-MAR-2003 01:05:30	Twilight	136.00	133	40Zet Her	2.8070	6000.0	272	5381	No
25	GOM_NL__2PRFIN20030312_010942_000000492014_00317_05381_5467.N1	12-MAR-2003 01:09:42	Twilight	49.000	168	17Zet Aql	2.9860	11000.	98	5381	No
26	GOM_NL__2PRFIN20030312_011505_000001052014_00317_05381_5468.N1	12-MAR-2003 01:15:05	Dark	104.50	59	55Alp Oph	2.0800	8900.0	209	5381	No
27	GOM_NL__2PRFIN20030312_011748_000000932014_00317_05381_5469.N1	12-MAR-2003 01:17:48	Dark	93.000	126	60Bet Oph	2.7700	4250.0	186	5381	No
28	GOM_NL__2PRFIN20030312_012154_000000462014_00317_05381_5470.N1	12-MAR-2003 01:21:54	Dark	45.500	57	34Sig Sgr	2.0660	26000.	91	5381	No
29	GOM_NL__2PRFIN20030312_012516_000000442014_00317_05381_5471.N1	12-MAR-2003 01:25:16	Dark	44.000	38	20Eps Sgr	1.8360	11000.	88	5381	No
30	GOM_NL__2PRFIN20030312_012716_000000382014_00317_05381_5472.N1	12-MAR-2003 01:27:16	Dark	38.000	45	Alp Pav	1.9400	26000.	76	5381	No
31	GOM_NL__2PRFIN20030312_012918_000000492014_00318_05382_5473.N1	12-MAR-2003 01:29:18	Dark	49.000	40	The Sco	1.8590	7100.0	98	5382	No
32	GOM_NL__2PRFIN20030312_013405_000000422014_00318_05382_5440.N1	12-MAR-2003 01:34:05	Dark	41.500	43	Alp TrA	1.9100	4250.0	83	5382	No
33	GOM_NL__2PRFIN20030312_013521_000000402014_00318_05382_5441.N1	12-MAR-2003 01:35:21	Dark	39.500	134	Bet TrA	2.8100	6600.0	79	5382	No
34	GOM_NL__2PRFIN20030312_013803_000000572014_00318_05382_5442.N1	12-MAR-2003 01:38:03	Dark	57.000	4	Alp1Cen	-0.010000	5800.0	114	5382	No
35	GOM_NL__2PRFIN20030312_013919_000000542014_00318_05382_5443.N1	12-MAR-2003 01:39:19	Dark	53.500	10	Bet Cen	0.61000	28000.	107	5382	No
36	GOM_NL__2PRFIN20030312_014127_000000412014_00318_05382_5444.N1	12-MAR-2003 01:41:27	Dark	40.500	12	Alp1Cru	0.77500	30000.	81	5382	No
37	GOM_NL__2PRFIN20030312_014251_000000372014_00318_05382_5445.N1	12-MAR-2003 01:42:51	Dark	37.000	124	The Car	2.7640	30000.	74	5382	No
38	GOM_NL__2PRFIN20030312_014419_000000432014_00318_05382_5446.N1	12-MAR-2003 01:44:19	Straylight	43.000	64	Gam Cen	2.2000	10600.	86	5382	No
39	GOM_NL__2PRFIN20030312_014607_000000392014_00318_05382_5447.N1	12-MAR-2003 01:46:07	Straylight	38.500	91	Kap Vel	2.4900	26000.	77	5382	No
40	GOM_NL__2PRFIN20030312_014927_000000442014_00318_05382_5448.N1	12-MAR-2003 01:49:27	Straylight	44.000	65	Lam Vel	2.2040	4400.0	88	5382	No
41	GOM_NL__2PRFIN20030312_015229_000000582014_00318_05382_5449.N1	12-MAR-2003 01:52:29	Straylight	58.000	106	9Bet Crv	2.6480	5600.0	116	5382	No
42	GOM_NL__2PRFIN20030312_015500_000000512014_00318_05382_5450.N1	12-MAR-2003 01:55:00	Straylight	51.000	100	4Gam Crv	2.5800	13100.	102	5382	No

43	GOM_NL__2PRFIN20030312_015818_000001122014_00318_05382_5451.N1	12-MAR-2003 01:58:18	Bright	112.00	15	67Alp Vir	0.97600	28000.	224	5382	No
44	GOM_NL__2PRFIN20030312_020431_000000402014_00318_05382_5452.N1	12-MAR-2003 02:04:31	Bright	39.500	22	32Alp Leo	1.3600	15200.	79	5382	No
45	GOM_NL__2PRFIN20030312_020652_000000412014_00318_05382_5453.N1	12-MAR-2003 02:06:52	Bright	41.000	51	41Gam1Leo	2.0100	4500.0	82	5382	No
46	GOM_NL__2PRFIN20030312_021015_000000922014_00318_05382_5454.N1	12-MAR-2003 02:10:15	Bright	92.000	138	47Eps Vir	2.8280	4700.0	184	5382	No
47	GOM_NL__2PRFIN20030312_021457_000000432014_00318_05382_5455.N1	12-MAR-2003 02:14:57	Bright	42.500	174	52Psi UMa	3.0040	4400.0	85	5382	No
48	GOM_NL__2PRFIN20030312_021802_000000392014_00318_05382_5456.N1	12-MAR-2003 02:18:02	Bright	38.500	82	48Bet UMa	2.3650	10600.	77	5382	No
49	GOM_NL__2PRFIN20030312_021930_000000392014_00318_05382_5457.N1	12-MAR-2003 02:19:30	Bright	38.500	36	50Alp UMa	1.8000	6300.0	77	5382	No
50	GOM_NL__2PRFIN20030312_022134_000000442014_00318_05382_5458.N1	12-MAR-2003 02:21:34	Bright	44.000	32	77Eps UMa	1.7630	11000.	88	5382	No
51	GOM_NL__2PRFIN20030312_022357_000000582014_00318_05382_5459.N1	12-MAR-2003 02:23:57	Bright	58.000	39	85Eta UMa	1.8540	24000.	116	5382	No
52	GOM_NL__2PRFIN20030312_022637_000000352014_00318_05382_5460.N1	12-MAR-2003 02:26:37	Bright	34.500	49	1Alp UMi	1.9900	6300.0	69	5382	No
53	GOM_NL__2PRFIN20030312_023059_000000452014_00318_05382_5461.N1	12-MAR-2003 02:30:59	Bright	44.500	119	14Eta Dra	2.7270	4700.0	89	5382	No
54	GOM_NL__2PRFIN20030312_023421_000000342014_00318_05382_5462.N1	12-MAR-2003 02:34:21	Bright	34.000	89	5Alp Cep	2.4510	8000.0	68	5382	No
55	GOM_NL__2PRFIN20030312_023548_000000512014_00318_05382_5463.N1	12-MAR-2003 02:35:48	Bright	50.500	130	23Bet Dra	2.7990	5800.0	101	5382	No
56	GOM_NL__2PRFIN20030312_023927_000000352014_00318_05382_5464.N1	12-MAR-2003 02:39:27	Bright	34.500	19	50Alp Cyg	1.2460	10500.	69	5382	No
57	GOM_NL__2PRFIN20030312_024100_000000372014_00318_05382_5465.N1	12-MAR-2003 02:41:00	Bright	37.000	66	37Gam Cyg	2.2080	5900.0	74	5382	No
58	GOM_NL__2PRFIN20030312_024240_000000362014_00318_05382_5466.N1	12-MAR-2003 02:42:40	Bright	36.000	92	53Eps Cyg	2.5000	4500.0	72	5382	No
59	GOM_NL__2PRFIN20030312_024607_000001472014_00318_05382_5467.N1	12-MAR-2003 02:46:07	Twi_and_stray	147.00	133	40Zet Her	2.8070	6000.0	294	5382	No
60	GOM_NL__2PRFIN20030312_025018_000000502014_00318_05382_5468.N1	12-MAR-2003 02:50:18	Twi_and_stray	49.500	168	17Zet Aql	2.9860	11000.	99	5382	No
61	GOM_NL__2PRFIN20030312_025541_000000952014_00318_05382_5469.N1	12-MAR-2003 02:55:41	Dark	94.500	59	55Alp Oph	2.0800	8900.0	189	5382	No
62	GOM_NL__2PRFIN20030312_025827_000000932014_00318_05382_5470.N1	12-MAR-2003 02:58:27	Dark	93.000	126	60Bet Oph	2.7700	4250.0	186	5382	No
63	GOM_NL__2PRFIN20030312_030231_000000472014_00318_05382_5471.N1	12-MAR-2003 03:02:31	Dark	46.500	57	34Sig Sgr	2.0660	26000.	93	5382	No
64	GOM_NL__2PRFIN20030312_030553_000000502014_00318_05382_5472.N1	12-MAR-2003 03:05:53	Dark	50.000	38	20Eps Sgr	1.8360	11000.	100	5382	No
65	GOM_NL__2PRFIN20030312_030752_000000372014_00318_05382_5473.N1	12-MAR-2003 03:07:52	Dark	37.000	45	Alp Pav	1.9400	26000.	74	5382	No
66	GOM_NL__2PRFIN20030312_030955_000000482014_00319_05383_5474.N1	12-MAR-2003 03:09:55	Dark	47.500	40	The Sco	1.8590	7100.0	95	5383	No
67	GOM_NL__2PRFIN20030312_031442_000000402014_00319_05383_5440.N1	12-MAR-2003 03:14:42	Dark	39.500	43	Alp TrA	1.9100	4250.0	79	5383	No
68	GOM_NL__2PRFIN20030312_031558_000000412014_00319_05383_5441.N1	12-MAR-2003 03:15:58	Dark	41.000	134	Bet TrA	2.8100	6600.0	82	5383	No
69	GOM_NL__2PRFIN20030312_031840_000000552014_00319_05383_5442.N1	12-MAR-2003 03:18:40	Dark	54.500	4	Alp1Cen	-0.010000	5800.0	109	5383	No
70	GOM_NL__2PRFIN20030312_031956_000000532014_00319_05383_5443.N1	12-MAR-2003 03:19:56	Dark	53.000	10	Bet Cen	0.61000	28000.	106	5383	No
71	GOM_NL__2PRFIN20030312_032203_000000462014_00319_05383_5444.N1	12-MAR-2003 03:22:03	Dark	45.500	12	Alp1Cru	0.77500	30000.	91	5383	No
72	GOM_NL__2PRFIN20030312_032327_000000372014_00319_05383_5445.N1	12-MAR-2003 03:23:27	Dark	37.000	124	The Car	2.7640	30000.	74	5383	No
73	GOM_NL__2PRFIN20030312_032455_000000422014_00319_05383_5446.N1	12-MAR-2003 03:24:55	Straylight	41.500	64	Gam Cen	2.2000	10600.	83	5383	No
74	GOM_NL__2PRFIN20030312_032643_000000372014_00319_05383_5447.N1	12-MAR-2003 03:26:43	Straylight	37.000	91	Kap Vel	2.4900	26000.	74	5383	No
75	GOM_NL__2PRFIN20030312_033003_000000442014_00319_05383_5448.N1	12-MAR-2003 03:30:03	Straylight	44.000	65	Lam Vel	2.2040	4400.0	88	5383	No
76	GOM_NL__2PRFIN20030312_033307_000000592014_00319_05383_5449.N1	12-MAR-2003 03:33:07	Straylight	58.500	106	9Bet Crv	2.6480	5600.0	117	5383	No
77	GOM_NL__2PRFIN20030312_033536_000000552014_00319_05383_5450.N1	12-MAR-2003 03:35:36	Straylight	54.500	100	4Gam Crv	2.5800	13100.	109	5383	No
78	GOM_NL__2PRFIN20030312_033851_000001362014_00319_05383_5451.N1	12-MAR-2003 03:38:51	Bright	136.00	15	67Alp Vir	0.97600	28000.	272	5383	No
79	GOM_NL__2PRFIN20030312_034507_000000392014_00319_05383_5452.N1	12-MAR-2003 03:45:07	Bright	38.500	22	32Alp Leo	1.3600	15200.	77	5383	No
80	GOM_NL__2PRFIN20030312_034728_000000392014_00319_05383_5453.N1	12-MAR-2003 03:47:28	Bright	39.000	51	41Gam1Leo	2.0100	4500.0	78	5383	No
81	GOM_NL__2PRFIN20030312_035048_000000972014_00319_05383_5454.N1	12-MAR-2003 03:50:48	Bright	97.000	138	47Eps Vir	2.8280	4700.0	194	5383	No
82	GOM_NL__2PRFIN20030312_035533_000000422014_00319_05383_5455.N1	12-MAR-2003 03:55:33	Bright	41.500	174	52Psi UMa	3.0040	4400.0	83	5383	No
83	GOM_NL__2PRFIN20030312_035838_000000392014_00319_05383_5456.N1	12-MAR-2003 03:58:38	Bright	38.500	82	48Bet UMa	2.3650	10600.	77	5383	No
84	GOM_NL__2PRFIN20030312_040006_000000402014_00319_05383_5457.N1	12-MAR-2003 04:00:06	Bright	39.500	36	50Alp UMa	1.8000	6300.0	79	5383	No
85	GOM_NL__2PRFIN20030312_040209_000000492014_00319_05383_5458.N1	12-MAR-2003 04:02:09	Bright	48.500	32	77Eps UMa	1.7630	11000.	97	5383	No
86	GOM_NL__2PRFIN20030312_040432_000000602014_00319_05383_5459.N1	12-MAR-2003 04:04:32	Bright	59.500	39	85Eta UMa	1.8540	24000.	119	5383	No
87	GOM_NL__2PRFIN20030312_040713_000000362014_00319_05383_5460.N1	12-MAR-2003 04:07:13	Bright	35.500	49	1Alp UMi	1.9900	6300.0	71	5383	No
88	GOM_NL__2PRFIN20030312_041134_000000442014_00319_05383_5461.N1	12-MAR-2003 04:11:34	Bright	43.500	119	14Eta Dra	2.7270	4700.0	87	5383	No
89	GOM_NL__2PRFIN20030312_041457_000000372014_00319_05383_5462.N1	12-MAR-2003 04:14:57	Bright	36.500	89	5Alp Cep	2.4510	8000.0	73	5383	No
90	GOM_NL__2PRFIN20030312_041624_000000522014_00319_05383_5463.N1	12-MAR-2003 04:16:24	Bright	52.000	130	23Bet Dra	2.7990	5800.0	104	5383	No
91	GOM_NL__2PRFIN20030312_042003_000000362014_00319_05383_5464.N1	12-MAR-2003 04:20:03	Bright	36.000	19	50Alp Cyg	1.2460	10500.	72	5383	No
92	GOM_NL__2PRFIN20030312_042136_000000372014_00319_05383_5465.N1	12-MAR-2003 04:21:36	Bright	36.500	66	37Gam Cyg	2.2080	5900.0	73	5383	No
93	GOM_NL__2PRFIN20030312_042316_000000372014_00319_05383_5466.N1	12-MAR-2003 04:23:16	Bright	36.500	92	53Eps Cyg	2.5000	4500.0	73	5383	No
94	GOM_NL__2PRFIN20030312_042643_000001532014_00319_05383_5467.N1	12-MAR-2003 04:26:43	Twi_and_stray	153.00	133	40Zet Her	2.8070	6000.0	306	5383	No
95	GOM_NL__2PRFIN20030312_043054_000000512014_00319_05383_5468.N1	12-MAR-2003 04:30:54	Twi_and_stray	51.000	168	17Zet Aql	2.9860	11000.	102	5383	No
96	GOM_NL__2PRFIN20030312_043619_000000992014_00319_05383_5469.N1	12-MAR-2003 04:36:19	Dark	98.500	59	55Alp Oph	2.0800	8900.0	197	5383	No
97	GOM_NL__2PRFIN20030312_043903_000000882014_00319_05383_5470.N1	12-MAR-2003 04:39:03	Dark	88.000	126	60Bet Oph	2.7700	4250.0	176	5383	No
98	GOM_NL__2PRFIN20030312_044307_000000422014_00319_05383_5471.N1	12-MAR-2003 04:43:07	Dark	42.000	57	34Sig Sgr	2.0660	26000.	84	5383	No
99	GOM_NL__2PRFIN20030312_044629_000000472014_00319_05383_5472.N1	12-MAR-2003 04:46:29	Dark	47.000	38	20Eps Sgr	1.8360	11000.	94	5383	No
100	GOM_NL__2PRFIN20030312_044828_000000392014_00319_05383_5473.N1	12-MAR-2003 04:48:28	Dark	39.000	45	Alp Pav	1.9400	26000.	78	5383	No
101	GOM_NL__2PRFIN20030312_045032_000000462014_00320_05384_5474.N1	12-MAR-2003 04:50:32	Dark	46.000	40	The Sco	1.8590	7100.0	92	5384	No

102	GOM_NL__2PRFIN20030312_045518_000000412014_00320_05384_5440.N1	12-MAR-2003 04:55:18	Dark	41.000	43	Alp TrA	1.9100	4250.0	82	5384	No
103	GOM_NL__2PRFIN20030312_045634_000000392014_00320_05384_5441.N1	12-MAR-2003 04:56:34	Dark	38.500	134	Bet TrA	2.8100	6600.0	77	5384	No
104	GOM_NL__2PRFIN20030312_045917_000000532014_00320_05384_5442.N1	12-MAR-2003 04:59:17	Dark	53.000	4	Alp1Cen	-0.010000	5800.0	106	5384	No
105	GOM_NL__2PRFIN20030312_050032_000000522014_00320_05384_5443.N1	12-MAR-2003 05:00:32	Dark	51.500	10	Bet Cen	0.61000	28000.	103	5384	No
106	GOM_NL__2PRFIN20030312_050240_000000432014_00320_05384_5444.N1	12-MAR-2003 05:02:40	Dark	43.000	12	Alp1Cru	0.77500	30000.	86	5384	No
107	GOM_NL__2PRFIN20030312_050403_000000362014_00320_05384_5445.N1	12-MAR-2003 05:04:03	Dark	36.000	124	The Car	2.7640	30000.	72	5384	No
108	GOM_NL__2PRFIN20030312_050532_000000462014_00320_05384_5446.N1	12-MAR-2003 05:05:32	Straylight	45.500	64	Gam Cen	2.2000	10600.	91	5384	No
109	GOM_NL__2PRFIN20030312_050719_000000402014_00320_05384_5447.N1	12-MAR-2003 05:07:19	Straylight	39.500	91	Kap Vel	2.4900	26000.	79	5384	No
110	GOM_NL__2PRFIN20030312_051039_000000392014_00320_05384_5448.N1	12-MAR-2003 05:10:39	Straylight	38.500	65	Lam Vel	2.2040	4400.0	77	5384	No
111	GOM_NL__2PRFIN20030312_051343_000000562014_00320_05384_5449.N1	12-MAR-2003 05:13:43	Straylight	55.500	106	9Bet Crv	2.6480	5600.0	111	5384	No
112	GOM_NL__2PRFIN20030312_051612_000000562014_00320_05384_5450.N1	12-MAR-2003 05:16:12	Straylight	56.000	100	4Gam Crv	2.5800	13100.	112	5384	No
113	GOM_NL__2PRFIN20030312_051928_000001132014_00320_05384_5451.N1	12-MAR-2003 05:19:28	Bright	113.00	15	67Alp Vir	0.97600	28000.	226	5384	No
114	GOM_NL__2PRFIN20030312_052543_000000392014_00320_05384_5452.N1	12-MAR-2003 05:25:43	Bright	39.000	22	32Alp Leo	1.3600	15200.	78	5384	No
115	GOM_NL__2PRFIN20030312_052804_000000392014_00320_05384_5453.N1	12-MAR-2003 05:28:04	Bright	39.000	51	41Gam1Leo	2.0100	4500.0	78	5384	No
116	GOM_NL__2PRFIN20030312_053122_000000932014_00320_05384_5454.N1	12-MAR-2003 05:31:22	Bright	93.000	138	47Eps Vir	2.8280	4700.0	186	5384	No
117	GOM_NL__2PRFIN20030312_053608_000000412014_00320_05384_5455.N1	12-MAR-2003 05:36:08	Bright	40.500	174	52Psi UMa	3.0040	4400.0	81	5384	No
118	GOM_NL__2PRFIN20030312_053914_000000392014_00320_05384_5456.N1	12-MAR-2003 05:39:14	Bright	39.000	82	48Bet UMa	2.3650	10600.	78	5384	No
119	GOM_NL__2PRFIN20030312_054041_000000412014_00320_05384_5457.N1	12-MAR-2003 05:40:41	Bright	40.500	36	50Alp UMa	1.8000	6300.0	81	5384	No
120	GOM_NL__2PRFIN20030312_054245_000000472014_00320_05384_5458.N1	12-MAR-2003 05:42:45	Bright	47.000	32	77Eps UMa	1.7630	11000.	94	5384	No
121	GOM_NL__2PRFIN20030312_054507_000000592014_00320_05384_5459.N1	12-MAR-2003 05:45:07	Bright	58.500	39	85Eta UMa	1.8540	24000.	117	5384	No
122	GOM_NL__2PRFIN20030312_054749_000000372014_00320_05384_5460.N1	12-MAR-2003 05:47:49	Bright	37.000	49	1Alp UMi	1.9900	6300.0	74	5384	No
123	GOM_NL__2PRFIN20030312_055209_000000482014_00320_05384_5461.N1	12-MAR-2003 05:52:09	Bright	48.000	119	14Eta Dra	2.7270	4700.0	96	5384	No
124	GOM_NL__2PRFIN20030312_055532_000000372014_00320_05384_5462.N1	12-MAR-2003 05:55:32	Bright	37.000	89	5Alp Cep	2.4510	8000.0	74	5384	No
125	GOM_NL__2PRFIN20030312_055659_000000522014_00320_05384_5463.N1	12-MAR-2003 05:56:59	Bright	51.500	130	23Bet Dra	2.7990	5800.0	103	5384	No
126	GOM_NL__2PRFIN20030312_060039_000000372014_00320_05384_5464.N1	12-MAR-2003 06:00:39	Bright	37.000	19	50Alp Cyg	1.2460	10500.	74	5384	No
127	GOM_NL__2PRFIN20030312_060212_000000362014_00320_05384_5465.N1	12-MAR-2003 06:02:12	Bright	36.000	66	37Gam Cyg	2.2080	5900.0	72	5384	No
128	GOM_NL__2PRFIN20030312_060352_000000352014_00320_05384_5466.N1	12-MAR-2003 06:03:52	Bright	35.000	92	53Eps Cyg	2.5000	4500.0	70	5384	No
129	GOM_NL__2PRFIN20030312_060720_000001442014_00320_05384_5467.N1	12-MAR-2003 06:07:20	Tw_i_and_stray	144.00	133	40Zet Her	2.8070	6000.0	288	5384	No
130	GOM_NL__2PRFIN20030312_061131_000000512014_00320_05384_5468.N1	12-MAR-2003 06:11:31	Tw_i_and_stray	50.500	168	17Zet Aql	2.9860	11000.	101	5384	No
131	GOM_NL__2PRFIN20030312_061656_000001122014_00320_05384_5469.N1	12-MAR-2003 06:16:56	Dark	112.00	59	55Alp Oph	2.0800	8900.0	224	5384	No
132	GOM_NL__2PRFIN20030312_061941_000000912014_00320_05384_5470.N1	12-MAR-2003 06:19:41	Dark	91.000	126	60Bet Oph	2.7700	4250.0	182	5384	No
133	GOM_NL__2PRFIN20030312_062344_000000452014_00320_05384_5471.N1	12-MAR-2003 06:23:44	Dark	45.000	57	34Sig Sgr	2.0660	26000.	90	5384	No
134	GOM_NL__2PRFIN20030312_062706_000000472014_00320_05384_5472.N1	12-MAR-2003 06:27:06	Dark	46.500	38	20Eps Sgr	1.8360	11000.	93	5384	No
135	GOM_NL__2PRFIN20030312_062904_000000382014_00320_05384_5473.N1	12-MAR-2003 06:29:04	Dark	37.500	45	Alp Pav	1.9400	26000.	75	5384	No
136	GOM_NL__2PRFIN20030312_063109_000000592014_00321_05385_5474.N1	12-MAR-2003 06:31:09	Dark	58.500	40	The Sco	1.8590	7100.0	117	5385	No
137	GOM_NL__2PRFIN20030312_063327_000000582014_00321_05385_5440.N1	12-MAR-2003 06:33:27	Dark	58.000	75	26Eps Sco	2.2910	4250.0	116	5385	No
138	GOM_NL__2PRFIN20030312_063527_000001082014_00321_05385_5441.N1	12-MAR-2003 06:35:27	Dark	108.00	16	21Alp Sco	1.0200	3000.0	216	5385	No
139	GOM_NL__2PRFIN20030312_063811_000000382014_00321_05385_5442.N1	12-MAR-2003 06:38:11	Dark	37.500	145	Gam TrA	2.8720	10600.	75	5385	No
140	GOM_NL__2PRFIN20030312_063953_000000462014_00321_05385_5443.N1	12-MAR-2003 06:39:53	Dark	45.500	4	Alp1Cen	-0.010000	5800.0	91	5385	No
141	GOM_NL__2PRFIN20030312_064108_000000442014_00321_05385_5444.N1	12-MAR-2003 06:41:08	Dark	44.000	10	Bet Cen	0.61000	28000.	88	5385	No
142	GOM_NL__2PRFIN20030312_064316_000000402014_00321_05385_5445.N1	12-MAR-2003 06:43:16	Dark	40.000	12	Alp1Cru	0.77500	30000.	80	5385	No
143	GOM_NL__2PRFIN20030312_064439_000000382014_00321_05385_5446.N1	12-MAR-2003 06:44:39	Dark	38.000	124	The Car	2.7640	30000.	76	5385	No
144	GOM_NL__2PRFIN20030312_064609_000000462014_00321_05385_5447.N1	12-MAR-2003 06:46:09	Straylight	45.500	64	Gam Cen	2.2000	10600.	91	5385	No
145	GOM_NL__2PRFIN20030312_064755_000000392014_00321_05385_5448.N1	12-MAR-2003 06:47:55	Straylight	39.000	91	Kap Vel	2.4900	26000.	78	5385	No
146	GOM_NL__2PRFIN20030312_065115_000000462014_00321_05385_5449.N1	12-MAR-2003 06:51:15	Straylight	46.000	65	Lam Vel	2.2040	4400.0	92	5385	No
147	GOM_NL__2PRFIN20030312_065419_000000612014_00321_05385_5450.N1	12-MAR-2003 06:54:19	Straylight	60.500	106	9Bet Crv	2.6480	5600.0	121	5385	No
148	GOM_NL__2PRFIN20030312_065648_000000542014_00321_05385_5451.N1	12-MAR-2003 06:56:48	Straylight	53.500	100	4Gam Crv	2.5800	13100.	107	5385	No
149	GOM_NL__2PRFIN20030312_070002_000001162014_00321_05385_5452.N1	12-MAR-2003 07:00:02	Bright	116.00	15	67Alp Vir	0.97600	28000.	232	5385	No
150	GOM_NL__2PRFIN20030312_070619_000000402014_00321_05385_5453.N1	12-MAR-2003 07:06:19	Bright	39.500	22	32Alp Leo	1.3600	15200.	79	5385	No
151	GOM_NL__2PRFIN20030312_070839_000000412014_00321_05385_5454.N1	12-MAR-2003 07:08:39	Bright	40.500	51	41Gam1Leo	2.0100	4500.0	81	5385	No
152	GOM_NL__2PRFIN20030312_071156_000000972014_00321_05385_5455.N1	12-MAR-2003 07:11:56	Bright	96.500	138	47Eps Vir	2.8280	4700.0	193	5385	No
153	GOM_NL__2PRFIN20030312_071644_000000422014_00321_05385_5456.N1	12-MAR-2003 07:16:44	Bright	42.000	174	52Psi UMa	3.0040	4400.0	84	5385	No
154	GOM_NL__2PRFIN20030312_071949_000000402014_00321_05385_5457.N1	12-MAR-2003 07:19:49	Bright	39.500	82	48Bet UMa	2.3650	10600.	79	5385	No
155	GOM_NL__2PRFIN20030312_072117_000000412014_00321_05385_5458.N1	12-MAR-2003 07:21:17	Bright	40.500	36	50Alp UMa	1.8000	6300.0	81	5385	No
156	GOM_NL__2PRFIN20030312_072320_000000472014_00321_05385_5459.N1	12-MAR-2003 07:23:20	Bright	47.000	32	77Eps UMa	1.7630	11000.	94	5385	No
157	GOM_NL__2PRFIN20030312_072542_000000582014_00321_05385_5460.N1	12-MAR-2003 07:25:42	Bright	58.000	39	85Eta UMa	1.8540	24000.	116	5385	No
158	GOM_NL__2PRFIN20030312_072825_000000362014_00321_05385_5461.N1	12-MAR-2003 07:28:25	Bright	35.500	49	1Alp UMi	1.9900	6300.0	71	5385	No
159	GOM_NL__2PRFIN20030312_073245_000000502014_00321_05385_5462.N1	12-MAR-2003 07:32:45	Bright	49.500	119	14Eta Dra	2.7270	4700.0	99	5385	No
160	GOM_NL__2PRFIN20030312_073608_000000382014_00321_05385_5463.N1	12-MAR-2003 07:36:08	Bright	37.500	89	5Alp Cep	2.4510	8000.0	75	5385	No

161	GOM_NL__2PRFIN20030312_073825_000000532014_00321_05385_5464.N1	12-MAR-2003 07:38:25	Bright	52.500	69	33Gam Dra	2.2310	3800.0	105	5385	No
162	GOM_NL__2PRFIN20030312_074115_000000362014_00321_05385_5465.N1	12-MAR-2003 07:41:15	Bright	36.000	19	50Alp Cyg	1.2460	10500.	72	5385	No
163	GOM_NL__2PRFIN20030312_074248_000000392014_00321_05385_5466.N1	12-MAR-2003 07:42:48	Bright	38.500	66	37Gam Cyg	2.2080	5900.0	77	5385	No
164	GOM_NL__2PRFIN20030312_074428_000000382014_00321_05385_5467.N1	12-MAR-2003 07:44:28	Bright	37.500	92	53Eps Cyg	2.5000	4500.0	75	5385	No
165	GOM_NL__2PRFIN20030312_074757_000001462014_00321_05385_5468.N1	12-MAR-2003 07:47:57	Tw_i_and_stray	145.50	133	40Zet Her	2.8070	6000.0	291	5385	No
166	GOM_NL__2PRFIN20030312_075207_000000512014_00321_05385_5469.N1	12-MAR-2003 07:52:07	Tw_i_and_stray	51.000	168	17Zet Aql	2.9860	11000.	102	5385	No
167	GOM_NL__2PRFIN20030312_075736_000001092014_00321_05385_5470.N1	12-MAR-2003 07:57:36	Dark	109.00	59	55Alp Oph	2.0800	8900.0	218	5385	No
168	GOM_NL__2PRFIN20030312_080019_000000892014_00321_05385_5471.N1	12-MAR-2003 08:00:19	Dark	89.000	126	60Bet Oph	2.7700	4250.0	178	5385	No
169	GOM_NL__2PRFIN20030312_080421_000000452014_00321_05385_5472.N1	12-MAR-2003 08:04:21	Dark	45.000	57	34Sig Sgr	2.0660	26000.	90	5385	No
170	GOM_NL__2PRFIN20030312_081108_000000592014_00321_05385_5473.N1	12-MAR-2003 08:11:08	Dark	58.500	25	35Lam Sco	1.6200	28000.	117	5385	No
171	GOM_NL__2PRFIN20030312_081404_000000652014_00322_05386_5345.N1	12-MAR-2003 08:14:04	Dark	65.000	75	26Eps Sco	2.2910	4250.0	130	5386	No
172	GOM_NL__2PRFIN20030312_081604_000000872014_00322_05386_5346.N1	12-MAR-2003 08:16:04	Dark	86.500	16	21Alp Sco	1.0200	3000.0	173	5386	No
173	GOM_NL__2PRFIN20030312_081848_000000382014_00322_05386_5347.N1	12-MAR-2003 08:18:48	Dark	38.000	145	Gam TrA	2.8720	10600.	76	5386	No
174	GOM_NL__2PRFIN20030312_082030_000000512014_00322_05386_5348.N1	12-MAR-2003 08:20:30	Dark	51.000	4	Alp1Cen	-0.010000	5800.0	102	5386	No
175	GOM_NL__2PRFIN20030312_082145_000000522014_00322_05386_5349.N1	12-MAR-2003 08:21:45	Dark	51.500	10	Bet Cen	0.61000	28000.	103	5386	No
176	GOM_NL__2PRFIN20030312_082352_000000472014_00322_05386_5350.N1	12-MAR-2003 08:23:52	Dark	47.000	12	Alp1Cru	0.77500	30000.	94	5386	No
177	GOM_NL__2PRFIN20030312_082516_000000372014_00322_05386_5351.N1	12-MAR-2003 08:25:16	Dark	37.000	124	The Car	2.7640	30000.	74	5386	No
178	GOM_NL__2PRFIN20030312_082645_000000442014_00322_05386_5352.N1	12-MAR-2003 08:26:45	Straylight	43.500	64	Gam Cen	2.2000	10600.	87	5386	No
179	GOM_NL__2PRFIN20030312_082831_000000382014_00322_05386_5353.N1	12-MAR-2003 08:28:31	Straylight	37.500	91	Kap Vel	2.4900	26000.	75	5386	No
180	GOM_NL__2PRFIN20030312_083151_000000452014_00322_05386_5354.N1	12-MAR-2003 08:31:51	Straylight	45.000	65	Lam Vel	2.2040	4400.0	90	5386	No
181	GOM_NL__2PRFIN20030312_083456_000000592014_00322_05386_5355.N1	12-MAR-2003 08:34:56	Straylight	59.000	106	9Bet Crv	2.6480	5600.0	118	5386	No
182	GOM_NL__2PRFIN20030312_083725_000000532014_00322_05386_5356.N1	12-MAR-2003 08:37:25	Straylight	53.000	100	4Gam Crv	2.5800	13100.	106	5386	No
183	GOM_NL__2PRFIN20030312_084037_000001272014_00322_05386_5357.N1	12-MAR-2003 08:40:37	Bright	127.00	15	67Alp Vir	0.97600	28000.	254	5386	No
184	GOM_NL__2PRFIN20030312_084655_000000392014_00322_05386_5358.N1	12-MAR-2003 08:46:55	Bright	38.500	22	32Alp Leo	1.3600	15200.	77	5386	No
185	GOM_NL__2PRFIN20030312_084915_000000412014_00322_05386_5359.N1	12-MAR-2003 08:49:15	Bright	41.000	51	41Gam1Leo	2.0100	4500.0	82	5386	No
186	GOM_NL__2PRFIN20030312_085229_000000962014_00322_05386_5360.N1	12-MAR-2003 08:52:29	Bright	95.500	138	47Eps Vir	2.8280	4700.0	191	5386	No
187	GOM_NL__2PRFIN20030312_085719_000000422014_00322_05386_5361.N1	12-MAR-2003 08:57:19	Bright	42.000	174	52Psi UMa	3.0040	4400.0	84	5386	No
188	GOM_NL__2PRFIN20030312_090025_000000392014_00322_05386_5362.N1	12-MAR-2003 09:00:25	Bright	38.500	82	48Bet UMa	2.3650	10600.	77	5386	No
189	GOM_NL__2PRFIN20030312_090153_000000402014_00322_05386_5363.N1	12-MAR-2003 09:01:53	Bright	40.000	36	50Alp UMa	1.8000	6300.0	80	5386	No
190	GOM_NL__2PRFIN20030312_090355_000000472014_00322_05386_5364.N1	12-MAR-2003 09:03:55	Bright	46.500	32	77Eps UMa	1.7630	11000.	93	5386	No
191	GOM_NL__2PRFIN20030312_090617_000000602014_00322_05386_5365.N1	12-MAR-2003 09:06:17	Bright	59.500	39	85Eta UMa	1.8540	24000.	119	5386	No
192	GOM_NL__2PRFIN20030312_090901_000000362014_00322_05386_5366.N1	12-MAR-2003 09:09:01	Bright	36.000	49	1Alp UMi	1.9900	6300.0	72	5386	No
193	GOM_NL__2PRFIN20030312_091320_000000492014_00322_05386_5367.N1	12-MAR-2003 09:13:20	Bright	48.500	119	14Eta Dra	2.7270	4700.0	97	5386	No
194	GOM_NL__2PRFIN20030312_091644_000000362014_00322_05386_5368.N1	12-MAR-2003 09:16:44	Bright	36.000	89	5Alp Cep	2.4510	8000.0	72	5386	No
195	GOM_NL__2PRFIN20030312_091901_000000512014_00322_05386_5369.N1	12-MAR-2003 09:19:01	Bright	51.000	69	33Gam Dra	2.2310	3800.0	102	5386	No
196	GOM_NL__2PRFIN20030312_092151_000000352014_00322_05386_5370.N1	12-MAR-2003 09:21:51	Bright	34.500	19	50Alp Cyg	1.2460	10500.	69	5386	No
197	GOM_NL__2PRFIN20030312_092324_000000372014_00322_05386_5371.N1	12-MAR-2003 09:23:24	Bright	37.000	66	37Gam Cyg	2.2080	5900.0	74	5386	No
198	GOM_NL__2PRFIN20030312_092504_000000362014_00322_05386_5372.N1	12-MAR-2003 09:25:04	Bright	36.000	92	53Eps Cyg	2.5000	4500.0	72	5386	No
199	GOM_NL__2PRFIN20030312_092833_000001402014_00322_05386_5373.N1	12-MAR-2003 09:28:33	Tw_i_and_stray	139.50	133	40Zet Her	2.8070	6000.0	279	5386	No
200	GOM_NL__2PRFIN20030312_093244_000000502014_00322_05386_5374.N1	12-MAR-2003 09:32:44	Tw_i_and_stray	49.500	168	17Zet Aql	2.9860	11000.	99	5386	No
201	GOM_NL__2PRFIN20030312_093813_000001002014_00322_05386_5375.N1	12-MAR-2003 09:38:13	Dark	100.00	59	55Alp Oph	2.0800	8900.0	200	5386	No
202	GOM_NL__2PRFIN20030312_094057_000001002014_00322_05386_5376.N1	12-MAR-2003 09:40:57	Dark	100.00	126	60Bet Oph	2.7700	4250.0	200	5386	No
203	GOM_NL__2PRFIN20030312_094457_000000482014_00322_05386_5377.N1	12-MAR-2003 09:44:57	Dark	48.000	57	34Sig Sgr	2.0660	26000.	96	5386	No
204	GOM_NL__2PRFIN20030312_095145_000000512014_00322_05386_5378.N1	12-MAR-2003 09:51:45	Dark	51.000	25	35Lam Sco	1.6200	28000.	102	5386	No
205	GOM_NL__2PRFIN20030312_095442_000000612014_00323_05387_5345.N1	12-MAR-2003 09:54:42	Dark	61.000	75	26Eps Sco	2.2910	4250.0	122	5387	No
206	GOM_NL__2PRFIN20030312_095642_000001082014_00323_05387_5346.N1	12-MAR-2003 09:56:42	Dark	108.00	16	21Alp Sco	1.0200	3000.0	216	5387	No
207	GOM_NL__2PRFIN20030312_095924_000000362014_00323_05387_5347.N1	12-MAR-2003 09:59:24	Dark	35.500	145	Gam TrA	2.8720	10600.	71	5387	No
208	GOM_NL__2PRFIN20030312_100106_000000572014_00323_05387_5348.N1	12-MAR-2003 10:01:06	Dark	57.000	4	Alp1Cen	-0.010000	5800.0	114	5387	No
209	GOM_NL__2PRFIN20030312_100221_000000492014_00323_05387_5349.N1	12-MAR-2003 10:02:21	Dark	49.000	10	Bet Cen	0.61000	28000.	98	5387	No
210	GOM_NL__2PRFIN20030312_100429_000000502014_00323_05387_5350.N1	12-MAR-2003 10:04:29	Dark	49.500	12	Alp1Cru	0.77500	30000.	99	5387	No
211	GOM_NL__2PRFIN20030312_100552_000000372014_00323_05387_5351.N1	12-MAR-2003 10:05:52	Dark	37.000	124	The Car	2.7640	30000.	74	5387	No
212	GOM_NL__2PRFIN20030312_100721_000000442014_00323_05387_5352.N1	12-MAR-2003 10:07:21	Straylight	43.500	64	Gam Cen	2.2000	10600.	87	5387	No
213	GOM_NL__2PRFIN20030312_100907_000000372014_00323_05387_5353.N1	12-MAR-2003 10:09:07	Straylight	37.000	91	Kap Vel	2.4900	26000.	74	5387	No
214	GOM_NL__2PRFIN20030312_101227_000000442014_00323_05387_5354.N1	12-MAR-2003 10:12:27	Straylight	44.000	65	Lam Vel	2.2040	4400.0	88	5387	No
215	GOM_NL__2PRFIN20030312_101531_000000552014_00323_05387_5355.N1	12-MAR-2003 10:15:31	Straylight	55.000	106	9Bet Crv	2.6480	5600.0	110	5387	No
216	GOM_NL__2PRFIN20030312_101801_000000562014_00323_05387_5356.N1	12-MAR-2003 10:18:01	Straylight	55.500	100	4Gam Crv	2.5800	13100.	111	5387	No
217	GOM_NL__2PRFIN20030312_102113_000001132014_00323_05387_5357.N1	12-MAR-2003 10:21:13	Bright	112.50	15	67Alp Vir	0.97600	28000.	225	5387	No
218	GOM_NL__2PRFIN20030312_102731_000000412014_00323_05387_5358.N1	12-MAR-2003 10:27:31	Bright	40.500	22	32Alp Leo	1.3600	15200.	81	5387	No
219	GOM_NL__2PRFIN20030312_102951_000000392014_00323_05387_5359.N1	12-MAR-2003 10:29:51	Bright	38.500	51	41Gam1Leo	2.0100	4500.0	77	5387	No

220	GOM_NL__2PRFIN20030312_103304_000000952014_00323_05387_5360.N1	12-MAR-2003 10:33:04	Bright	94.500	138	47Eps Vir	2.8280	4700.0	189	5387	No
221	GOM_NL__2PRFIN20030312_103755_000000422014_00323_05387_5361.N1	12-MAR-2003 10:37:55	Bright	42.000	174	52Psi UMa	3.0040	4400.0	84	5387	No
222	GOM_NL__2PRFIN20030312_104101_000000412014_00323_05387_5362.N1	12-MAR-2003 10:41:01	Bright	41.000	82	48Bet UMa	2.3650	10600.	82	5387	No
223	GOM_NL__2PRFIN20030312_104228_000000432014_00323_05387_5363.N1	12-MAR-2003 10:42:28	Bright	43.000	36	50Alp UMa	1.8000	6300.0	86	5387	No
224	GOM_NL__2PRFIN20030312_104430_000000482014_00323_05387_5364.N1	12-MAR-2003 10:44:30	Bright	47.500	32	77Eps UMa	1.7630	11000.	95	5387	No
225	GOM_NL__2PRFIN20030312_104650_000000622014_00323_05387_5365.N1	12-MAR-2003 10:46:50	Bright	61.500	39	85Eta UMa	1.8540	24000.	123	5387	No
226	GOM_NL__2PRFIN20030312_104936_000000372014_00323_05387_5366.N1	12-MAR-2003 10:49:36	Bright	36.500	49	1Alp UMi	1.9900	6300.0	73	5387	No
227	GOM_NL__2PRFIN20030312_105355_000000482014_00323_05387_5367.N1	12-MAR-2003 10:53:55	Bright	48.000	119	14Eta Dra	2.7270	4700.0	96	5387	No
228	GOM_NL__2PRFIN20030312_105720_000000362014_00323_05387_5368.N1	12-MAR-2003 10:57:20	Bright	36.000	89	5Alp Cep	2.4510	8000.0	72	5387	No
229	GOM_NL__2PRFIN20030312_105937_000000522014_00323_05387_5369.N1	12-MAR-2003 10:59:37	Bright	51.500	69	33Gam Dra	2.2310	3800.0	103	5387	No
230	GOM_NL__2PRFIN20030312_110227_000000342014_00323_05387_5370.N1	12-MAR-2003 11:02:27	Bright	34.000	19	50Alp Cyg	1.2460	10500.	68	5387	No
231	GOM_NL__2PRFIN20030312_110400_000000392014_00323_05387_5371.N1	12-MAR-2003 11:04:00	Bright	38.500	66	37Gam Cyg	2.2080	5900.0	77	5387	No
232	GOM_NL__2PRFIN20030312_110540_000000372014_00323_05387_5372.N1	12-MAR-2003 11:05:40	Bright	37.000	92	53Eps Cyg	2.5000	4500.0	74	5387	No
233	GOM_NL__2PRFIN20030312_110909_000001432014_00323_05387_5373.N1	12-MAR-2003 11:09:09	Tw_i_and_stray	143.00	133	40Zet Her	2.8070	6000.0	286	5387	No
234	GOM_NL__2PRFIN20030312_111320_000000502014_00323_05387_5374.N1	12-MAR-2003 11:13:20	Tw_i_and_stray	49.500	168	17Zet Aql	2.9860	11000.	99	5387	No
235	GOM_NL__2PRFIN20030312_111849_000001092014_00323_05387_5375.N1	12-MAR-2003 11:18:49	Dark	109.00	59	55Alp Oph	2.0800	8900.0	218	5387	No
236	GOM_NL__2PRFIN20030312_112136_000000922014_00323_05387_5376.N1	12-MAR-2003 11:21:36	Dark	91.500	126	60Bet Oph	2.7700	4250.0	183	5387	No
237	GOM_NL__2PRFIN20030312_112534_000000462014_00323_05387_5377.N1	12-MAR-2003 11:25:34	Dark	45.500	57	34Sig Sgr	2.0660	26000.	91	5387	No
238	GOM_NL__2PRFIN20030312_113222_000000502014_00323_05387_5378.N1	12-MAR-2003 11:32:22	Dark	50.000	25	35Lam Sco	1.6200	28000.	100	5387	No
239	GOM_NL__2PRFIN20030312_113519_000000642014_00324_05388_5802.N1	12-MAR-2003 11:35:19	Dark	64.000	75	26Eps Sco	2.2910	4250.0	128	5388	No
240	GOM_NL__2PRFIN20030312_113721_000001082014_00324_05388_5803.N1	12-MAR-2003 11:37:21	Dark	108.00	16	21Alp Sco	1.0200	3000.0	216	5388	No
241	GOM_NL__2PRFIN20030312_114000_000000392014_00324_05388_5804.N1	12-MAR-2003 11:40:00	Dark	39.000	145	Gam TrA	2.8720	10600.	78	5388	No
242	GOM_NL__2PRFIN20030312_114142_000000442014_00324_05388_5805.N1	12-MAR-2003 11:41:42	Dark	44.000	4	Alp1Cen	-0.010000	5800.0	88	5388	No
243	GOM_NL__2PRFIN20030312_114258_000000452014_00324_05388_5806.N1	12-MAR-2003 11:42:58	Dark	44.500	10	Bet Cen	0.61000	28000.	89	5388	No
244	GOM_NL__2PRFIN20030312_114505_000000492014_00324_05388_5807.N1	12-MAR-2003 11:45:05	Dark	49.000	12	Alp1Cru	0.77500	30000.	98	5388	No
245	GOM_NL__2PRFIN20030312_114627_000000382014_00324_05388_5808.N1	12-MAR-2003 11:46:27	Dark	38.000	124	The Car	2.7640	30000.	76	5388	No
246	GOM_NL__2PRFIN20030312_114757_000000442014_00324_05388_5809.N1	12-MAR-2003 11:47:57	Straylight	43.500	64	Gam Cen	2.2000	10600.	87	5388	No
247	GOM_NL__2PRFIN20030312_114943_000000402014_00324_05388_5810.N1	12-MAR-2003 11:49:43	Straylight	39.500	91	Kap Vel	2.4900	26000.	79	5388	No
248	GOM_NL__2PRFIN20030312_115303_000000452014_00324_05388_5811.N1	12-MAR-2003 11:53:03	Straylight	45.000	65	Lam Vel	2.2040	4400.0	90	5388	No
249	GOM_NL__2PRFIN20030312_115608_000000602014_00324_05388_5812.N1	12-MAR-2003 11:56:08	Straylight	60.000	106	9Bet Crv	2.6480	5600.0	120	5388	No
250	GOM_NL__2PRFIN20030312_115836_000000542014_00324_05388_5813.N1	12-MAR-2003 11:58:36	Straylight	53.500	100	4Gam Crv	2.5800	13100.	107	5388	No
251	GOM_NL__2PRFIN20030312_120150_000001082014_00324_05388_5814.N1	12-MAR-2003 12:01:50	Bright	108.00	15	67Alp Vir	0.97600	28000.	216	5388	No
252	GOM_NL__2PRFIN20030312_120807_000000392014_00324_05388_5815.N1	12-MAR-2003 12:08:07	Bright	38.500	22	32Alp Leo	1.3600	15200.	77	5388	No
253	GOM_NL__2PRFIN20030312_121027_000000402014_00324_05388_5816.N1	12-MAR-2003 12:10:27	Bright	39.500	51	41Gam1Leo	2.0100	4500.0	79	5388	No
254	GOM_NL__2PRFIN20030312_121338_000000942014_00324_05388_5817.N1	12-MAR-2003 12:13:38	Bright	94.000	138	47Eps Vir	2.8280	4700.0	188	5388	No
255	GOM_NL__2PRFIN20030312_121830_000000432014_00324_05388_5818.N1	12-MAR-2003 12:18:30	Bright	42.500	174	52Psi UMa	3.0040	4400.0	85	5388	No
256	GOM_NL__2PRFIN20030312_122136_000000402014_00324_05388_5819.N1	12-MAR-2003 12:21:36	Bright	39.500	82	48Bet UMa	2.3650	10600.	79	5388	No
257	GOM_NL__2PRFIN20030312_122303_000000422014_00324_05388_5820.N1	12-MAR-2003 12:23:03	Bright	42.000	36	50Alp UMa	1.8000	6300.0	84	5388	No
258	GOM_NL__2PRFIN20030312_122505_000000472014_00324_05388_5821.N1	12-MAR-2003 12:25:05	Bright	47.000	32	77Eps UMa	1.7630	11000.	94	5388	No
259	GOM_NL__2PRFIN20030312_122725_000000602014_00324_05388_5822.N1	12-MAR-2003 12:27:25	Bright	60.000	39	85Eta UMa	1.8540	24000.	120	5388	No
260	GOM_NL__2PRFIN20030312_123012_000000352014_00324_05388_5823.N1	12-MAR-2003 12:30:12	Bright	35.000	49	1Alp UMi	1.9900	6300.0	70	5388	No
261	GOM_NL__2PRFIN20030312_123431_000000492014_00324_05388_5824.N1	12-MAR-2003 12:34:31	Bright	48.500	119	14Eta Dra	2.7270	4700.0	97	5388	No
262	GOM_NL__2PRFIN20030312_123756_000000362014_00324_05388_5825.N1	12-MAR-2003 12:37:56	Bright	36.000	89	5Alp Cep	2.4510	8000.0	72	5388	No
263	GOM_NL__2PRFIN20030312_124012_000000522014_00324_05388_5826.N1	12-MAR-2003 12:40:12	Bright	51.500	69	33Gam Dra	2.2310	3800.0	103	5388	No
264	GOM_NL__2PRFIN20030312_124303_000000372014_00324_05388_5827.N1	12-MAR-2003 12:43:03	Bright	37.000	19	50Alp Cyg	1.2460	10500.	74	5388	No
265	GOM_NL__2PRFIN20030312_124436_000000382014_00324_05388_5828.N1	12-MAR-2003 12:44:36	Bright	37.500	66	37Gam Cyg	2.2080	5900.0	75	5388	No
266	GOM_NL__2PRFIN20030312_124616_000000362014_00324_05388_5829.N1	12-MAR-2003 12:46:16	Bright	36.000	92	53Eps Cyg	2.5000	4500.0	72	5388	No
267	GOM_NL__2PRFIN20030312_124945_000001542014_00324_05388_5830.N1	12-MAR-2003 12:49:45	Tw_i_and_stray	153.50	133	40Zet Her	2.8070	6000.0	307	5388	No
268	GOM_NL__2PRFIN20030312_125356_000000512014_00324_05388_5831.N1	12-MAR-2003 12:53:56	Tw_i_and_stray	50.500	168	17Zet Aql	2.9860	11000.	101	5388	No
269	GOM_NL__2PRFIN20030312_125927_000001102014_00324_05388_5832.N1	12-MAR-2003 12:59:27	Dark	109.50	59	55Alp Oph	2.0800	8900.0	219	5388	No
270	GOM_NL__2PRFIN20030312_130214_000000942014_00324_05388_5833.N1	12-MAR-2003 13:02:14	Dark	94.000	126	60Bet Oph	2.7700	4250.0	188	5388	No
271	GOM_NL__2PRFIN20030312_130610_000000472014_00324_05388_5834.N1	12-MAR-2003 13:06:10	Dark	46.500	57	34Sig Sgr	2.0660	26000.	93	5388	No
272	GOM_NL__2PRFIN20030312_131258_000000502014_00324_05388_5835.N1	12-MAR-2003 13:12:58	Dark	50.000	25	35Lam Sco	1.6200	28000.	100	5388	No
273	GOM_NL__2PRFIN20030312_131556_000000632014_00325_05389_5803.N1	12-MAR-2003 13:15:56	Dark	62.500	75	26Eps Sco	2.2910	4250.0	125	5389	No
274	GOM_NL__2PRFIN20030312_131758_000000852014_00325_05389_5804.N1	12-MAR-2003 13:17:58	Dark	85.000	16	21Alp Sco	1.0200	3000.0	170	5389	No
275	GOM_NL__2PRFIN20030312_132036_000000382014_00325_05389_5805.N1	12-MAR-2003 13:20:36	Dark	38.000	145	Gam TrA	2.8720	10600.	76	5389	No
276	GOM_NL__2PRFIN20030312_132219_000000472014_00325_05389_5806.N1	12-MAR-2003 13:22:19	Dark	47.000	4	Alp1Cen	-0.010000	5800.0	94	5389	No
277	GOM_NL__2PRFIN20030312_132334_000000422014_00325_05389_5807.N1	12-MAR-2003 13:23:34	Dark	41.500	10	Bet Cen	0.61000	28000.	83	5389	No
278	GOM_NL__2PRFIN20030312_132541_000000442014_00325_05389_5808.N1	12-MAR-2003 13:25:41	Dark	44.000	12	Alp1Cru	0.77500	30000.	88	5389	No

279	GOM_NL__2PRFIN20030312_132704_000000372014_00325_05389_5809.N1	12-MAR-2003 13:27:04	Dark	36.500	124	The Car	2.7640	30000.	73	5389	No
280	GOM_NL__2PRFIN20030312_132834_000000422014_00325_05389_5810.N1	12-MAR-2003 13:28:34	Straylight	41.500	64	Gam Cen	2.2000	10600.	83	5389	No
281	GOM_NL__2PRFIN20030312_133019_000000392014_00325_05389_5811.N1	12-MAR-2003 13:30:19	Straylight	39.000	91	Kap Vel	2.4900	26000.	78	5389	No
282	GOM_NL__2PRFIN20030312_133339_000000442014_00325_05389_5812.N1	12-MAR-2003 13:33:39	Straylight	44.000	65	Lam Vel	2.2040	4400.0	88	5389	No
283	GOM_NL__2PRFIN20030312_133644_000000612014_00325_05389_5813.N1	12-MAR-2003 13:36:44	Straylight	60.500	106	9Bet Crv	2.6480	5600.0	121	5389	No
284	GOM_NL__2PRFIN20030312_133912_000000532014_00325_05389_5814.N1	12-MAR-2003 13:39:12	Straylight	53.000	100	4Gam Crv	2.5800	13100.	106	5389	No
285	GOM_NL__2PRFIN20030312_134226_000001142014_00325_05389_5815.N1	12-MAR-2003 13:42:26	Bright	114.00	15	67Alp Vir	0.97600	28000.	228	5389	No
286	GOM_NL__2PRFIN20030312_134842_000000412014_00325_05389_5816.N1	12-MAR-2003 13:48:42	Bright	40.500	22	32Alp Leo	1.3600	15200.	81	5389	No
287	GOM_NL__2PRFIN20030312_135102_000000402014_00325_05389_5817.N1	12-MAR-2003 13:51:02	Bright	40.000	51	41Gam1Leo	2.0100	4500.0	80	5389	No
288	GOM_NL__2PRFIN20030312_135412_000000922014_00325_05389_5818.N1	12-MAR-2003 13:54:12	Bright	91.500	138	47Eps Vir	2.8280	4700.0	183	5389	No
289	GOM_NL__2PRFIN20030312_135906_000000402014_00325_05389_5819.N1	12-MAR-2003 13:59:06	Bright	39.500	174	52Psi UMa	3.0040	4400.0	79	5389	No
290	GOM_NL__2PRFIN20030312_140212_000000382014_00325_05389_5820.N1	12-MAR-2003 14:02:12	Bright	38.000	82	48Bet UMa	2.3650	10600.	76	5389	No
291	GOM_NL__2PRFIN20030312_140340_000000402014_00325_05389_5821.N1	12-MAR-2003 14:03:40	Bright	39.500	36	50Alp UMa	1.8000	6300.0	79	5389	No
292	GOM_NL__2PRFIN20030312_140541_000000472014_00325_05389_5822.N1	12-MAR-2003 14:05:41	Bright	47.000	32	77Eps UMa	1.7630	11000.	94	5389	No
293	GOM_NL__2PRFIN20030312_140801_000000582014_00325_05389_5823.N1	12-MAR-2003 14:08:01	Bright	58.000	39	85Eta UMa	1.8540	24000.	116	5389	No
294	GOM_NL__2PRFIN20030312_141049_000000352014_00325_05389_5824.N1	12-MAR-2003 14:10:49	Bright	34.500	49	1Alp UMi	1.9900	6300.0	69	5389	No
295	GOM_NL__2PRFIN20030312_141507_000000472014_00325_05389_5825.N1	12-MAR-2003 14:15:07	Bright	47.000	119	14Eta Dra	2.7270	4700.0	94	5389	No
296	GOM_NL__2PRFIN20030312_141833_000000342014_00325_05389_5826.N1	12-MAR-2003 14:18:33	Bright	34.000	89	5Alp Cep	2.4510	8000.0	68	5389	No
297	GOM_NL__2PRFIN20030312_142049_000000502014_00325_05389_5827.N1	12-MAR-2003 14:20:49	Bright	49.500	69	33Gam Dra	2.2310	3800.0	99	5389	No
298	GOM_NL__2PRFIN20030312_142340_000000342014_00325_05389_5828.N1	12-MAR-2003 14:23:40	Bright	34.000	19	50Alp Cyg	1.2460	10500.	68	5389	No
299	GOM_NL__2PRFIN20030312_142513_000000362014_00325_05389_5829.N1	12-MAR-2003 14:25:13	Bright	35.500	66	37Gam Cyg	2.2080	5900.0	71	5389	No
300	GOM_NL__2PRFIN20030312_142653_000000372014_00325_05389_5830.N1	12-MAR-2003 14:26:53	Bright	36.500	92	53Eps Cyg	2.5000	4500.0	73	5389	No
301	GOM_NL__2PRFIN20030312_143019_000001512014_00325_05389_5831.N1	12-MAR-2003 14:30:19	Twilight_stray	151.00	133	40Zet Her	2.8070	6000.0	302	5389	No
302	GOM_NL__2PRFIN20030312_143434_000000512014_00325_05389_5832.N1	12-MAR-2003 14:34:34	Twilight_stray	50.500	168	17Zet Aql	2.9860	11000.	101	5389	No
303	GOM_NL__2PRFIN20030312_144008_000001052014_00325_05389_5833.N1	12-MAR-2003 14:40:08	Dark	105.00	59	55Alp Oph	2.0800	8900.0	210	5389	No
304	GOM_NL__2PRFIN20030312_144253_000000922014_00325_05389_5834.N1	12-MAR-2003 14:42:53	Dark	92.000	126	60Bet Oph	2.7700	4250.0	184	5389	No
305	GOM_NL__2PRFIN20030312_144648_000000442014_00325_05389_5835.N1	12-MAR-2003 14:46:48	Dark	44.000	57	34Sig Sgr	2.0660	26000.	88	5389	No
306	GOM_NL__2PRFIN20030312_145337_000000512014_00325_05389_5836.N1	12-MAR-2003 14:53:37	Dark	51.000	25	35Lam Sco	1.6200	28000.	102	5389	No
307	GOM_NL__2PRFIN20030312_145634_000000582014_00326_05390_5804.N1	12-MAR-2003 14:56:34	Dark	58.000	75	26Eps Sco	2.2910	4250.0	116	5390	No
308	GOM_NL__2PRFIN20030312_145838_000001082014_00326_05390_5805.N1	12-MAR-2003 14:58:38	Dark	107.50	16	21Alp Sco	1.0200	3000.0	215	5390	No
309	GOM_NL__2PRFIN20030312_150256_000000442014_00326_05390_5806.N1	12-MAR-2003 15:02:56	Dark	44.000	4	Alp1Cen	-0.010000	5800.0	88	5390	No
310	GOM_NL__2PRFIN20030312_150411_000000452014_00326_05390_5807.N1	12-MAR-2003 15:04:11	Dark	44.500	10	Bet Cen	0.61000	28000.	89	5390	No
311	GOM_NL__2PRFIN20030312_150618_000000482014_00326_05390_5808.N1	12-MAR-2003 15:06:18	Dark	47.500	12	Alp1Cru	0.77500	30000.	95	5390	No
312	GOM_NL__2PRFIN20030312_150911_000000422014_00326_05390_5809.N1	12-MAR-2003 15:09:11	Straylight	41.500	64	Gam Cen	2.2000	10600.	83	5390	No
313	GOM_NL__2PRFIN20030312_151056_000000362014_00326_05390_5810.N1	12-MAR-2003 15:10:56	Straylight	36.000	91	Kap Vel	2.4900	26000.	72	5390	No
314	GOM_NL__2PRFIN20030312_151721_000000532014_00326_05390_5811.N1	12-MAR-2003 15:17:21	Straylight	53.000	106	9Bet Crv	2.6480	5600.0	106	5390	No
315	GOM_NL__2PRFIN20030312_151949_000000532014_00326_05390_5812.N1	12-MAR-2003 15:19:49	Straylight	52.500	100	4Gam Crv	2.5800	13100.	105	5390	No
316	GOM_NL__2PRFIN20030312_152302_000001132014_00326_05390_5813.N1	12-MAR-2003 15:23:02	Bright	112.50	15	67Alp Vir	0.97600	28000.	225	5390	No
317	GOM_NL__2PRFIN20030312_153139_000000392014_00326_05390_5814.N1	12-MAR-2003 15:31:39	Bright	38.500	51	41Gam1Leo	2.0100	4500.0	77	5390	No
318	GOM_NL__2PRFIN20030312_153444_000000992014_00326_05390_5815.N1	12-MAR-2003 15:34:44	Bright	99.000	138	47Eps Vir	2.8280	4700.0	198	5390	No
319	GOM_NL__2PRFIN20030312_153942_000000422014_00326_05390_5816.N1	12-MAR-2003 15:39:42	Bright	41.500	174	52Psi UMa	3.0040	4400.0	83	5390	No
320	GOM_NL__2PRFIN20030312_154248_000000392014_00326_05390_5817.N1	12-MAR-2003 15:42:48	Bright	39.000	82	48Bet UMa	2.3650	10600.	78	5390	No
321	GOM_NL__2PRFIN20030312_154416_000000422014_00326_05390_5818.N1	12-MAR-2003 15:44:16	Bright	41.500	36	50Alp UMa	1.8000	6300.0	83	5390	No
322	GOM_NL__2PRFIN20030312_154616_000000472014_00326_05390_5819.N1	12-MAR-2003 15:46:16	Bright	47.000	32	77Eps UMa	1.7630	11000.	94	5390	No
323	GOM_NL__2PRFIN20030312_154836_000000592014_00326_05390_5820.N1	12-MAR-2003 15:48:36	Bright	59.000	39	85Eta UMa	1.8540	24000.	118	5390	No
324	GOM_NL__2PRFIN20030312_155125_000000372014_00326_05390_5821.N1	12-MAR-2003 15:51:25	Bright	36.500	49	1Alp UMi	1.9900	6300.0	73	5390	No
325	GOM_NL__2PRFIN20030312_155542_000000492014_00326_05390_5822.N1	12-MAR-2003 15:55:42	Bright	49.000	119	14Eta Dra	2.7270	4700.0	98	5390	No
326	GOM_NL__2PRFIN20030312_155909_000000362014_00326_05390_5823.N1	12-MAR-2003 15:59:09	Bright	36.000	89	5Alp Cep	2.4510	8000.0	72	5390	No
327	GOM_NL__2PRFIN20030312_160125_000000492014_00326_05390_5824.N1	12-MAR-2003 16:01:25	Bright	48.500	69	33Gam Dra	2.2310	3800.0	97	5390	No
328	GOM_NL__2PRFIN20030312_160415_000000352014_00326_05390_5825.N1	12-MAR-2003 16:04:15	Bright	34.500	19	50Alp Cyg	1.2460	10500.	69	5390	No
329	GOM_NL__2PRFIN20030312_160549_000000382014_00326_05390_5826.N1	12-MAR-2003 16:05:49	Bright	37.500	66	37Gam Cyg	2.2080	5900.0	75	5390	No
330	GOM_NL__2PRFIN20030312_160729_000000532014_00326_05390_5827.N1	12-MAR-2003 16:07:29	Bright	53.000	92	53Eps Cyg	2.5000	4500.0	106	5390	No
331	GOM_NL__2PRFIN20030312_161058_000001422014_00326_05390_5828.N1	12-MAR-2003 16:10:58	Twilight_stray	142.00	133	40Zet Her	2.8070	6000.0	284	5390	No
332	GOM_NL__2PRFIN20030312_161535_000000512014_00326_05390_5829.N1	12-MAR-2003 16:15:35	Bright	51.000	11	53Alp Aql	0.76500	8000.0	102	5390	No
333	GOM_NL__2PRFIN20030312_162045_000001022014_00326_05390_5830.N1	12-MAR-2003 16:20:45	Dark	102.00	59	55Alp Oph	2.0800	8900.0	204	5390	No
334	GOM_NL__2PRFIN20030312_162526_000000472014_00326_05390_5831.N1	12-MAR-2003 16:25:26	Dark	46.500	155	41Pi Sgr	2.9000	6600.0	93	5390	No
335	GOM_NL__2PRFIN20030312_162725_000000452014_00326_05390_5832.N1	12-MAR-2003 16:27:25	Dark	44.500	57	34Sig Sgr	2.0660	26000.	89	5390	No
336	GOM_NL__2PRFIN20030312_163414_000000482014_00326_05390_5833.N1	12-MAR-2003 16:34:14	Dark	48.000	25	35Lam Sco	1.6200	28000.	96	5390	No
337	GOM_NL__2PRFIN20030312_163711_000000622014_00327_05391_5806.N1	12-MAR-2003 16:37:11	Dark	61.500	75	26Eps Sco	2.2910	4250.0	123	5391	No

338	GOM_NL__2PRFIN20030312_163916_000000842014_00327_05391_5807.N1	12-MAR-2003 16:39:16	Dark	84.000	16	21Alp Sco	1.0200	3000.0	168	5391	No
339	GOM_NL__2PRFIN20030312_164333_000000462014_00327_05391_5808.N1	12-MAR-2003 16:43:33	Dark	46.000	4	Alp1Cen	-0.010000	5800.0	92	5391	No
340	GOM_NL__2PRFIN20030312_164448_000000422014_00327_05391_5809.N1	12-MAR-2003 16:44:48	Dark	42.000	10	Bet Cen	0.61000	28000.	84	5391	No
341	GOM_NL__2PRFIN20030312_164654_000000432014_00327_05391_5810.N1	12-MAR-2003 16:46:54	Dark	42.500	12	Alp1Cru	0.77500	30000.	85	5391	No
342	GOM_NL__2PRFIN20030312_164947_000000432014_00327_05391_5811.N1	12-MAR-2003 16:49:47	Straylight	42.500	64	Gam Cen	2.2000	10600.	85	5391	No
343	GOM_NL__2PRFIN20030312_165132_000000372014_00327_05391_5812.N1	12-MAR-2003 16:51:32	Straylight	36.500	91	Kap Vel	2.4900	26000.	73	5391	No
344	GOM_NL__2PRFIN20030312_165757_000000572014_00327_05391_5813.N1	12-MAR-2003 16:57:57	Straylight	56.500	106	9Bet Crv	2.6480	5600.0	113	5391	No
345	GOM_NL__2PRFIN20030312_170025_000000532014_00327_05391_5814.N1	12-MAR-2003 17:00:25	Straylight	53.000	100	4Gam Crv	2.5800	13100.	106	5391	No
346	GOM_NL__2PRFIN20030312_170337_000001242014_00327_05391_5815.N1	12-MAR-2003 17:03:37	Bright	123.50	15	67Alp Vir	0.97600	28000.	247	5391	No
347	GOM_NL__2PRFIN20030312_171215_000000402014_00327_05391_5816.N1	12-MAR-2003 17:12:15	Bright	39.500	51	41Gam1Leo	2.0100	4500.0	79	5391	No
348	GOM_NL__2PRFIN20030312_171518_000000932014_00327_05391_5817.N1	12-MAR-2003 17:15:18	Bright	93.000	138	47Eps Vir	2.8280	4700.0	186	5391	No
349	GOM_NL__2PRFIN20030312_172017_000000412014_00327_05391_5818.N1	12-MAR-2003 17:20:17	Bright	41.000	174	52Psi UMa	3.0040	4400.0	82	5391	No
350	GOM_NL__2PRFIN20030312_172324_000000382014_00327_05391_5819.N1	12-MAR-2003 17:23:24	Bright	38.000	82	48Bet UMa	2.3650	10600.	76	5391	No
351	GOM_NL__2PRFIN20030312_172451_000000392014_00327_05391_5820.N1	12-MAR-2003 17:24:51	Bright	38.500	36	50Alp UMa	1.8000	6300.0	77	5391	No
352	GOM_NL__2PRFIN20030312_172652_000000452014_00327_05391_5821.N1	12-MAR-2003 17:26:52	Bright	44.500	32	77Eps UMa	1.7630	11000.	89	5391	No
353	GOM_NL__2PRFIN20030312_172911_000000592014_00327_05391_5822.N1	12-MAR-2003 17:29:11	Bright	58.500	39	85Eta UMa	1.8540	24000.	117	5391	No
354	GOM_NL__2PRFIN20030312_173201_000000362014_00327_05391_5823.N1	12-MAR-2003 17:32:01	Bright	35.500	49	1Alp UMi	1.9900	6300.0	71	5391	No
355	GOM_NL__2PRFIN20030312_173618_000000482014_00327_05391_5824.N1	12-MAR-2003 17:36:18	Bright	48.000	119	14Eta Dra	2.7270	4700.0	96	5391	No
356	GOM_NL__2PRFIN20030312_173945_000000372014_00327_05391_5825.N1	12-MAR-2003 17:39:45	Bright	37.000	89	5Alp Cep	2.4510	8000.0	74	5391	No
357	GOM_NL__2PRFIN20030312_174200_000000482014_00327_05391_5826.N1	12-MAR-2003 17:42:00	Bright	48.000	69	33Gam Dra	2.2310	3800.0	96	5391	No
358	GOM_NL__2PRFIN20030312_174451_000000372014_00327_05391_5827.N1	12-MAR-2003 17:44:51	Bright	36.500	19	50Alp Cyg	1.2460	10500.	73	5391	No
359	GOM_NL__2PRFIN20030312_174625_000000372014_00327_05391_5828.N1	12-MAR-2003 17:46:25	Bright	37.000	66	37Gam Cyg	2.2080	5900.0	74	5391	No
360	GOM_NL__2PRFIN20030312_174805_000000372014_00327_05391_5829.N1	12-MAR-2003 17:48:05	Bright	36.500	92	53Eps Cyg	2.5000	4500.0	73	5391	No
361	GOM_NL__2PRFIN20030312_175134_000001442014_00327_05391_5830.N1	12-MAR-2003 17:51:34	Tw_i_and_stray	143.50	133	40Zet Her	2.8070	6000.0	287	5391	No
362	GOM_NL__2PRFIN20030312_175611_000000512014_00327_05391_5831.N1	12-MAR-2003 17:56:11	Bright	51.000	11	53Alp Aql	0.76500	8000.0	102	5391	No
363	GOM_NL__2PRFIN20030312_180122_000001082014_00327_05391_5832.N1	12-MAR-2003 18:01:22	Dark	108.00	59	55Alp Oph	2.0800	8900.0	216	5391	No
364	GOM_NL__2PRFIN20030312_180602_000000452014_00327_05391_5833.N1	12-MAR-2003 18:06:02	Dark	44.500	155	41Pi Sgr	2.9000	6600.0	89	5391	No
365	GOM_NL__2PRFIN20030312_180801_000000462014_00327_05391_5834.N1	12-MAR-2003 18:08:01	Dark	45.500	57	34Sig Sgr	2.0660	26000.	91	5391	No
366	GOM_NL__2PRFIN20030312_181451_000000512014_00327_05391_5835.N1	12-MAR-2003 18:14:51	Dark	50.500	25	35Lam Sco	1.6200	28000.	101	5391	No
367	GOM_NL__2PRFIN20030312_181749_000000602014_00328_05392_6194.N1	12-MAR-2003 18:17:49	Dark	60.000	75	26Eps Sco	2.2910	4250.0	120	5392	No
368	GOM_NL__2PRFIN20030312_181953_000000862014_00328_05392_5812.N1	12-MAR-2003 18:19:53	Dark	85.500	16	21Alp Sco	1.0200	3000.0	171	5392	No
369	GOM_NL__2PRFIN20030312_182409_000000572014_00328_05392_5813.N1	12-MAR-2003 18:24:09	Dark	57.000	4	Alp1Cen	-0.010000	5800.0	114	5392	No
370	GOM_NL__2PRFIN20030312_182524_000000412014_00328_05392_5814.N1	12-MAR-2003 18:25:24	Dark	40.500	10	Bet Cen	0.61000	28000.	81	5392	No
371	GOM_NL__2PRFIN20030312_182731_000000442014_00328_05392_5815.N1	12-MAR-2003 18:27:31	Dark	43.500	12	Alp1Cru	0.77500	30000.	87	5392	No
372	GOM_NL__2PRFIN20030312_183024_000000442014_00328_05392_5816.N1	12-MAR-2003 18:30:24	Straylight	43.500	64	Gam Cen	2.2000	10600.	87	5392	No
373	GOM_NL__2PRFIN20030312_183208_000000392014_00328_05392_5817.N1	12-MAR-2003 18:32:08	Straylight	39.000	91	Kap Vel	2.4900	26000.	78	5392	No
374	GOM_NL__2PRFIN20030312_183834_000000592014_00328_05392_5818.N1	12-MAR-2003 18:38:34	Straylight	59.000	106	9Bet Crv	2.6480	5600.0	118	5392	No
375	GOM_NL__2PRFIN20030312_184102_000000542014_00328_05392_5819.N1	12-MAR-2003 18:41:02	Straylight	53.500	100	4Gam Crv	2.5800	13100.	107	5392	No
376	GOM_NL__2PRFIN20030312_184413_000001072014_00328_05392_5820.N1	12-MAR-2003 18:44:13	Bright	106.50	15	67Alp Vir	0.97600	28000.	213	5392	No
377	GOM_NL__2PRFIN20030312_185251_000000402014_00328_05392_5821.N1	12-MAR-2003 18:52:51	Bright	40.000	51	41Gam1Leo	2.0100	4500.0	80	5392	No
378	GOM_NL__2PRFIN20030312_185552_000000952014_00328_05392_5822.N1	12-MAR-2003 18:55:52	Bright	95.000	138	47Eps Vir	2.8280	4700.0	190	5392	No
379	GOM_NL__2PRFIN20030312_190053_000000412014_00328_05392_5823.N1	12-MAR-2003 19:00:53	Bright	40.500	174	52Psi UMa	3.0040	4400.0	81	5392	No
380	GOM_NL__2PRFIN20030312_190359_000000392014_00328_05392_5824.N1	12-MAR-2003 19:03:59	Bright	39.000	82	48Bet UMa	2.3650	10600.	78	5392	No
381	GOM_NL__2PRFIN20030312_190527_000000412014_00328_05392_5825.N1	12-MAR-2003 19:05:27	Bright	40.500	36	50Alp UMa	1.8000	6300.0	81	5392	No
382	GOM_NL__2PRFIN20030312_190727_000000472014_00328_05392_5826.N1	12-MAR-2003 19:07:27	Bright	46.500	32	77Eps UMa	1.7630	11000.	93	5392	No
383	GOM_NL__2PRFIN20030312_190945_000000582014_00328_05392_5827.N1	12-MAR-2003 19:09:45	Bright	58.000	39	85Eta UMa	1.8540	24000.	116	5392	No
384	GOM_NL__2PRFIN20030312_191237_000000372014_00328_05392_5828.N1	12-MAR-2003 19:12:37	Bright	36.500	49	1Alp UMi	1.9900	6300.0	73	5392	No
385	GOM_NL__2PRFIN20030312_191653_000000492014_00328_05392_5829.N1	12-MAR-2003 19:16:53	Bright	49.000	119	14Eta Dra	2.7270	4700.0	98	5392	No
386	GOM_NL__2PRFIN20030312_192021_000000332014_00328_05392_5830.N1	12-MAR-2003 19:20:21	Bright	33.000	89	5Alp Cep	2.4510	8000.0	66	5392	No
387	GOM_NL__2PRFIN20030312_192236_000000462014_00328_05392_5831.N1	12-MAR-2003 19:22:36	Bright	45.500	69	33Gam Dra	2.2310	3800.0	91	5392	No
388	GOM_NL__2PRFIN20030312_192527_000000392014_00328_05392_5832.N1	12-MAR-2003 19:25:27	Bright	38.500	19	50Alp Cyg	1.2460	10500.	77	5392	No
389	GOM_NL__2PRFIN20030312_192701_000000392014_00328_05392_5833.N1	12-MAR-2003 19:27:01	Bright	38.500	66	37Gam Cyg	2.2080	5900.0	77	5392	No
390	GOM_NL__2PRFIN20030312_192841_000000352014_00328_05392_5834.N1	12-MAR-2003 19:28:41	Bright	34.500	92	53Eps Cyg	2.5000	4500.0	69	5392	No
391	GOM_NL__2PRFIN20030312_193211_000001472014_00328_05392_5835.N1	12-MAR-2003 19:32:11	Tw_i_and_stray	146.50	133	40Zet Her	2.8070	6000.0	293	5392	No
392	GOM_NL__2PRFIN20030312_193647_000000522014_00328_05392_5836.N1	12-MAR-2003 19:36:47	Bright	51.500	11	53Alp Aql	0.76500	8000.0	103	5392	No
393	GOM_NL__2PRFIN20030312_194200_000001092014_00328_05392_5837.N1	12-MAR-2003 19:42:00	Dark	108.50	59	55Alp Oph	2.0800	8900.0	217	5392	No
394	GOM_NL__2PRFIN20030312_194639_000000472014_00328_05392_5838.N1	12-MAR-2003 19:46:39	Dark	46.500	155	41Pi Sgr	2.9000	6600.0	93	5392	No
395	GOM_NL__2PRFIN20030312_194838_000000432014_00328_05392_5839.N1	12-MAR-2003 19:48:38	Dark	43.000	57	34Sig Sgr	2.0660	26000.	86	5392	No
396	GOM_NL__2PRFIN20030312_195528_000000502014_00328_05392_5840.N1	12-MAR-2003 19:55:28	Dark	49.500	25	35Lam Sco	1.6200	28000.	99	5392	No

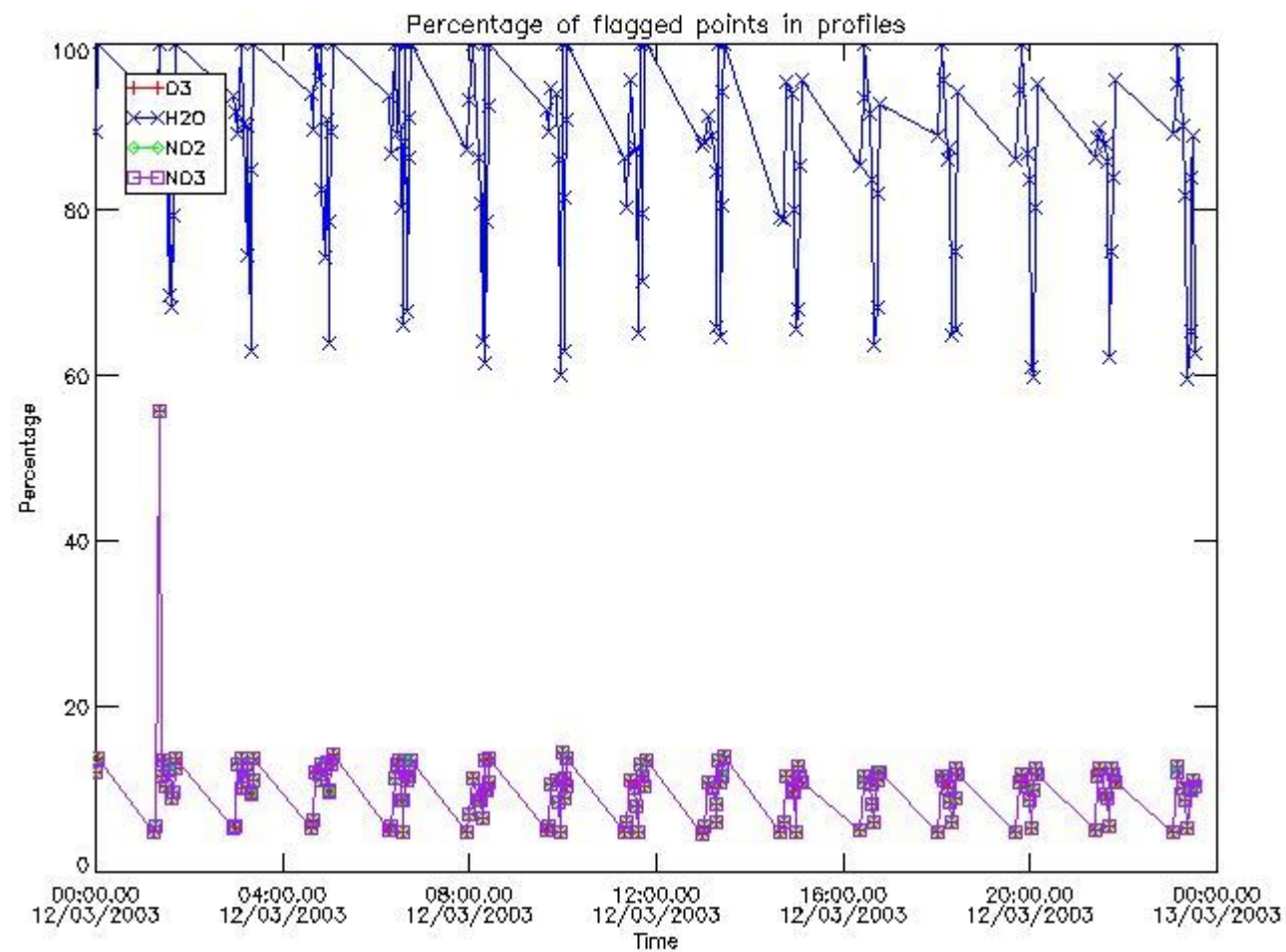
397	GOM_NL__2PRFIN20030312_195826_00000592014_00329_05393_5813.N1	12-MAR-2003 19:58:26	Dark	58.500	75	26Eps Sco	2.2910	4250.0	117	5393	No
398	GOM_NL__2PRFIN20030312_200031_000001082014_00329_05393_5814.N1	12-MAR-2003 20:00:31	Dark	108.00	16	21Alp Sco	1.0200	3000.0	216	5393	No
399	GOM_NL__2PRFIN20030312_200446_00000522014_00329_05393_5815.N1	12-MAR-2003 20:04:46	Dark	51.500	4	Alp1Cen	-0.010000	5800.0	103	5393	No
400	GOM_NL__2PRFIN20030312_200601_00000412014_00329_05393_5816.N1	12-MAR-2003 20:06:01	Dark	41.000	10	Bet Cen	0.61000	28000.	82	5393	No
401	GOM_NL__2PRFIN20030312_200807_00000432014_00329_05393_5817.N1	12-MAR-2003 20:08:07	Dark	43.000	12	Alp1Cru	0.77500	30000.	86	5393	No
402	GOM_NL__2PRFIN20030312_201100_00000442014_00329_05393_5818.N1	12-MAR-2003 20:11:00	Straylight	43.500	64	Gam Cen	2.2000	10600.	87	5393	No
403	GOM_NL__2PRFIN20030312_201244_00000392014_00329_05393_5819.N1	12-MAR-2003 20:12:44	Straylight	38.500	91	Kap Vel	2.4900	26000.	77	5393	No
404	GOM_NL__2PRFIN20030312_201910_00000542014_00329_05393_5820.N1	12-MAR-2003 20:19:10	Straylight	53.500	106	9Bet Crv	2.6480	5600.0	107	5393	No
405	GOM_NL__2PRFIN20030312_202138_00000542014_00329_05393_5821.N1	12-MAR-2003 20:21:38	Straylight	53.500	100	4Gam Crv	2.5800	13100.	107	5393	No
406	GOM_NL__2PRFIN20030312_202449_000001122014_00329_05393_5822.N1	12-MAR-2003 20:24:49	Bright	111.50	15	67Alp Vir	0.97600	28000.	223	5393	No
407	GOM_NL__2PRFIN20030312_203327_00000392014_00329_05393_5823.N1	12-MAR-2003 20:33:27	Bright	39.000	51	41Gam1Leo	2.0100	4500.0	78	5393	No
408	GOM_NL__2PRFIN20030312_203626_00000962014_00329_05393_5824.N1	12-MAR-2003 20:36:26	Bright	95.500	138	47Eps Vir	2.8280	4700.0	191	5393	No
409	GOM_NL__2PRFIN20030312_204128_00000422014_00329_05393_5825.N1	12-MAR-2003 20:41:28	Bright	42.000	174	52Psi UMa	3.0040	4400.0	84	5393	No
410	GOM_NL__2PRFIN20030312_204435_00000382014_00329_05393_5826.N1	12-MAR-2003 20:44:35	Bright	38.000	82	48Bet UMa	2.3650	10600.	76	5393	No
411	GOM_NL__2PRFIN20030312_204603_00000402014_00329_05393_5827.N1	12-MAR-2003 20:46:03	Bright	40.000	36	50Alp UMa	1.8000	6300.0	80	5393	No
412	GOM_NL__2PRFIN20030312_204802_00000472014_00329_05393_5828.N1	12-MAR-2003 20:48:02	Bright	47.000	32	77Eps UMa	1.7630	11000.	94	5393	No
413	GOM_NL__2PRFIN20030312_205020_00000562014_00329_05393_5829.N1	12-MAR-2003 20:50:20	Bright	55.500	39	85Eta UMa	1.8540	24000.	111	5393	No
414	GOM_NL__2PRFIN20030312_205313_00000362014_00329_05393_5830.N1	12-MAR-2003 20:53:13	Bright	35.500	49	1Alp UMi	1.9900	6300.0	71	5393	No
415	GOM_NL__2PRFIN20030312_205728_00000482014_00329_05393_5831.N1	12-MAR-2003 20:57:28	Bright	48.000	119	14Eta Dra	2.7270	4700.0	96	5393	No
416	GOM_NL__2PRFIN20030312_210057_00000332014_00329_05393_5832.N1	12-MAR-2003 21:00:57	Bright	33.000	89	5Alp Cep	2.4510	8000.0	66	5393	No
417	GOM_NL__2PRFIN20030312_210311_00000502014_00329_05393_5833.N1	12-MAR-2003 21:03:11	Bright	50.000	69	33Gam Dra	2.2310	3800.0	100	5393	No
418	GOM_NL__2PRFIN20030312_210603_00000382014_00329_05393_5834.N1	12-MAR-2003 21:06:03	Bright	37.500	19	50Alp Cyg	1.2460	10500.	75	5393	No
419	GOM_NL__2PRFIN20030312_210737_00000382014_00329_05393_5835.N1	12-MAR-2003 21:07:37	Bright	37.500	66	37Gam Cyg	2.2080	5900.0	75	5393	No
420	GOM_NL__2PRFIN20030312_210917_00000352014_00329_05393_5836.N1	12-MAR-2003 21:09:17	Bright	34.500	92	53Eps Cyg	2.5000	4500.0	69	5393	No
421	GOM_NL__2PRFIN20030312_211247_000001542014_00329_05393_5837.N1	12-MAR-2003 21:12:47	Tw_i_and_stray	154.00	133	40Zet Her	2.8070	6000.0	308	5393	No
422	GOM_NL__2PRFIN20030312_211723_00000492014_00329_05393_5838.N1	12-MAR-2003 21:17:23	Bright	48.500	11	53Alp Aql	0.76500	8000.0	97	5393	No
423	GOM_NL__2PRFIN20030312_212239_000001032014_00329_05393_5839.N1	12-MAR-2003 21:22:39	Dark	102.50	59	55Alp Oph	2.0800	8900.0	205	5393	No
424	GOM_NL__2PRFIN20030312_212716_00000452014_00329_05393_5840.N1	12-MAR-2003 21:27:16	Dark	44.500	155	41Pi Sgr	2.9000	6600.0	89	5393	No
425	GOM_NL__2PRFIN20030312_212915_00000452014_00329_05393_5841.N1	12-MAR-2003 21:29:15	Dark	44.500	57	34Sig Sgr	2.0660	26000.	89	5393	No
426	GOM_NL__2PRFIN20030312_213605_00000552014_00329_05393_5842.N1	12-MAR-2003 21:36:05	Dark	54.500	25	35Lam Sco	1.6200	28000.	109	5393	No
427	GOM_NL__2PRFIN20030312_213903_00000572014_00330_05394_5814.N1	12-MAR-2003 21:39:03	Dark	57.000	75	26Eps Sco	2.2910	4250.0	114	5394	No
428	GOM_NL__2PRFIN20030312_214109_000001012014_00330_05394_5815.N1	12-MAR-2003 21:41:09	Dark	101.00	16	21Alp Sco	1.0200	3000.0	202	5394	No
429	GOM_NL__2PRFIN20030312_214522_00000412014_00330_05394_5816.N1	12-MAR-2003 21:45:22	Dark	40.500	4	Alp1Cen	-0.010000	5800.0	81	5394	No
430	GOM_NL__2PRFIN20030312_214637_00000442014_00330_05394_5817.N1	12-MAR-2003 21:46:37	Dark	43.500	10	Bet Cen	0.61000	28000.	87	5394	No
431	GOM_NL__2PRFIN20030312_214843_00000482014_00330_05394_5818.N1	12-MAR-2003 21:48:43	Dark	47.500	12	Alp1Cru	0.77500	30000.	95	5394	No
432	GOM_NL__2PRFIN20030312_215137_00000422014_00330_05394_5819.N1	12-MAR-2003 21:51:37	Straylight	42.000	64	Gam Cen	2.2000	10600.	84	5394	No
433	GOM_NL__2PRFIN20030312_215320_00000382014_00330_05394_5820.N1	12-MAR-2003 21:53:20	Straylight	37.500	91	Kap Vel	2.4900	26000.	75	5394	No
434	GOM_NL__2PRFIN20030312_215946_00000562014_00330_05394_5821.N1	12-MAR-2003 21:59:46	Straylight	55.500	106	9Bet Crv	2.6480	5600.0	111	5394	No
435	GOM_NL__2PRFIN20030312_220213_00000522014_00330_05394_5822.N1	12-MAR-2003 22:02:13	Straylight	51.500	100	4Gam Crv	2.5800	13100.	103	5394	No
436	GOM_NL__2PRFIN20030312_220524_000001102014_00330_05394_5823.N1	12-MAR-2003 22:05:24	Bright	109.50	15	67Alp Vir	0.97600	28000.	219	5394	No
437	GOM_NL__2PRFIN20030312_221402_00000382014_00330_05394_5824.N1	12-MAR-2003 22:14:02	Bright	37.500	51	41Gam1Leo	2.0100	4500.0	75	5394	No
438	GOM_NL__2PRFIN20030312_221700_00000962014_00330_05394_5825.N1	12-MAR-2003 22:17:00	Bright	95.500	138	47Eps Vir	2.8280	4700.0	191	5394	No
439	GOM_NL__2PRFIN20030312_222204_00000422014_00330_05394_5826.N1	12-MAR-2003 22:22:04	Bright	42.000	174	52Psi UMa	3.0040	4400.0	84	5394	No
440	GOM_NL__2PRFIN20030312_222510_00000402014_00330_05394_5827.N1	12-MAR-2003 22:25:10	Bright	39.500	82	48Bet UMa	2.3650	10600.	79	5394	No
441	GOM_NL__2PRFIN20030312_222638_00000402014_00330_05394_5828.N1	12-MAR-2003 22:26:38	Bright	39.500	36	50Alp UMa	1.8000	6300.0	79	5394	No
442	GOM_NL__2PRFIN20030312_222837_00000472014_00330_05394_5829.N1	12-MAR-2003 22:28:37	Bright	46.500	32	77Eps UMa	1.7630	11000.	93	5394	No
443	GOM_NL__2PRFIN20030312_223055_00000552014_00330_05394_5830.N1	12-MAR-2003 22:30:55	Bright	54.500	39	85Eta UMa	1.8540	24000.	109	5394	No
444	GOM_NL__2PRFIN20030312_223349_00000362014_00330_05394_5831.N1	12-MAR-2003 22:33:49	Bright	36.000	49	1Alp UMi	1.9900	6300.0	72	5394	No
445	GOM_NL__2PRFIN20030312_223803_00000462014_00330_05394_5832.N1	12-MAR-2003 22:38:03	Bright	46.000	119	14Eta Dra	2.7270	4700.0	92	5394	No
446	GOM_NL__2PRFIN20030312_224133_00000362014_00330_05394_5833.N1	12-MAR-2003 22:41:33	Bright	35.500	89	5Alp Cep	2.4510	8000.0	71	5394	No
447	GOM_NL__2PRFIN20030312_224347_00000512014_00330_05394_5834.N1	12-MAR-2003 22:43:47	Bright	50.500	69	33Gam Dra	2.2310	3800.0	101	5394	No
448	GOM_NL__2PRFIN20030312_224639_00000382014_00330_05394_5835.N1	12-MAR-2003 22:46:39	Bright	37.500	19	50Alp Cyg	1.2460	10500.	75	5394	No
449	GOM_NL__2PRFIN20030312_224813_00000382014_00330_05394_5836.N1	12-MAR-2003 22:48:13	Bright	38.000	66	37Gam Cyg	2.2080	5900.0	76	5394	No
450	GOM_NL__2PRFIN20030312_224953_00000362014_00330_05394_5837.N1	12-MAR-2003 22:49:53	Bright	36.000	92	53Eps Cyg	2.5000	4500.0	72	5394	No
451	GOM_NL__2PRFIN20030312_225324_000001492014_00330_05394_5838.N1	12-MAR-2003 22:53:24	Tw_i_and_stray	148.50	133	40Zet Her	2.8070	6000.0	297	5394	No
452	GOM_NL__2PRFIN20030312_225800_00000502014_00330_05394_5839.N1	12-MAR-2003 22:58:00	Bright	49.500	11	53Alp Aql	0.76500	8000.0	99	5394	No
453	GOM_NL__2PRFIN20030312_230316_000001082014_00330_05394_5840.N1	12-MAR-2003 23:03:16	Dark	107.50	59	55Alp Oph	2.0800	8900.0	215	5394	No
454	GOM_NL__2PRFIN20030312_230752_00000432014_00330_05394_5841.N1	12-MAR-2003 23:07:52	Dark	42.500	155	41Pi Sgr	2.9000	6600.0	85	5394	No
455	GOM_NL__2PRFIN20030312_230951_00000442014_00330_05394_5842.N1	12-MAR-2003 23:09:51	Dark	43.500	57	34Sig Sgr	2.0660	26000.	87	5394	No

456	GOM_NL__2PRFIN20030312_231642_000000512014_00330_05394_5843.N1	12-MAR-2003 23:16:42	Dark	50.500	25	35Lam Sco	1.6200	28000.	101	5394	No
457	GOM_NL__2PRFIN20030312_231940_000000582014_00331_05395_5889.N1	12-MAR-2003 23:19:40	Dark	58.000	75	26Eps Sco	2.2910	4250.0	116	5395	No
458	GOM_NL__2PRFIN20030312_232147_000000952014_00331_05395_5890.N1	12-MAR-2003 23:21:47	Dark	94.500	16	21Alp Sco	1.0200	3000.0	189	5395	No
459	GOM_NL__2PRFIN20030312_232559_000000512014_00331_05395_5891.N1	12-MAR-2003 23:25:59	Dark	51.000	4	Alp1Cen	-0.010000	5800.0	102	5395	No
460	GOM_NL__2PRFIN20030312_232714_000000502014_00331_05395_5892.N1	12-MAR-2003 23:27:14	Dark	50.000	10	Bet Cen	0.61000	28000.	100	5395	No
461	GOM_NL__2PRFIN20030312_232919_000000462014_00331_05395_5893.N1	12-MAR-2003 23:29:19	Dark	45.500	12	Alp1Cru	0.77500	30000.	91	5395	No
462	GOM_NL__2PRFIN20030312_233033_000000542014_00331_05395_5894.N1	12-MAR-2003 23:30:33	Dark	54.000	26	Gam Cru	1.6240	2900.0	108	5395	No
463	GOM_NL__2PRFIN20030312_233213_000000432014_00331_05395_5895.N1	12-MAR-2003 23:32:13	Straylight	43.000	64	Gam Cen	2.2000	10600.	86	5395	No
464	GOM_NL__2PRFIN20030312_233355_000000392014_00331_05395_5896.N1	12-MAR-2003 23:33:55	Straylight	38.500	91	Kap Vel	2.4900	26000.	77	5395	No
465	GOM_NL__2PRFIN20030312_234022_000000572014_00331_05395_5897.N1	12-MAR-2003 23:40:22	Straylight	56.500	106	9Bet Crv	2.6480	5600.0	113	5395	No
466	GOM_NL__2PRFIN20030312_234249_000000552014_00331_05395_5898.N1	12-MAR-2003 23:42:49	Straylight	54.500	100	4Gam Crv	2.5800	13100.	109	5395	No
467	GOM_NL__2PRFIN20030312_234559_000001112014_00331_05395_5899.N1	12-MAR-2003 23:45:59	Bright	110.50	15	67Alp Vir	0.97600	28000.	221	5395	No
468	GOM_NL__2PRFIN20030312_234958_000000682014_00331_05395_5900.N1	12-MAR-2003 23:49:58	Bright	68.000	121	29Gam Vir	2.7400	7200.0	136	5395	No
469	GOM_NL__2PRFIN20030312_235219_000000392014_00331_05395_5901.N1	12-MAR-2003 23:52:19	Bright	38.500	22	32Alp Leo	1.3600	15200.	77	5395	No
470	GOM_NL__2PRFIN20030312_235438_000000402014_00331_05395_5902.N1	12-MAR-2003 23:54:38	Bright	40.000	51	41Gam1Leo	2.0100	4500.0	80	5395	No
471	GOM_NL__2PRFIN20030312_235734_000000952014_00331_05395_5903.N1	12-MAR-2003 23:57:34	Bright	95.000	138	47Eps Vir	2.8280	4700.0	190	5395	No

3. Quality information per product

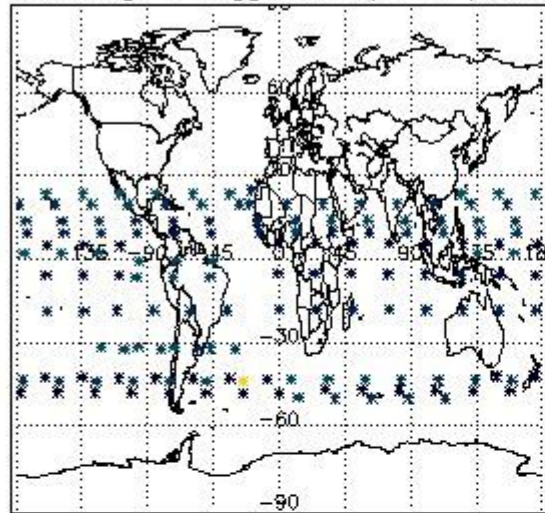
In this section it is plotted some information contained in the Quality Summary data set of the level 2 products. Only products in dark limb conditions and without errors (error flag in the MPH set to "0") are used.

3.1 Plot quality information per product (time dependant)

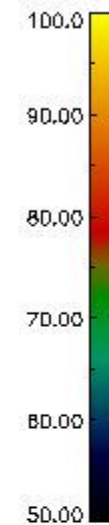
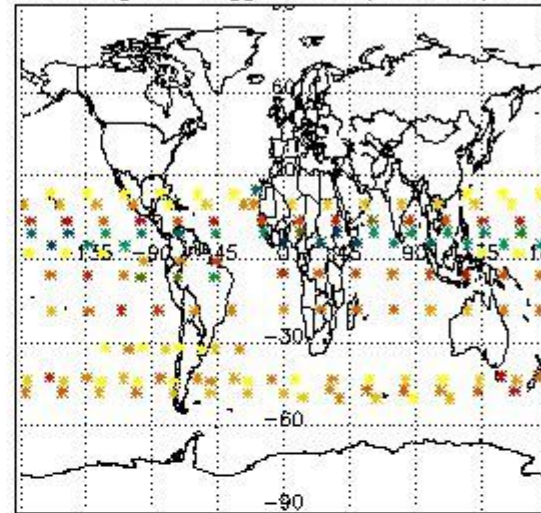


3.2 Plot quality information per product (world map)


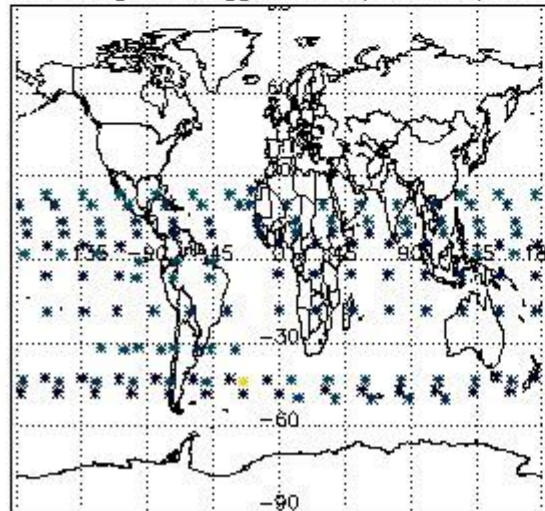
Percentage of flagged data per O3 profile



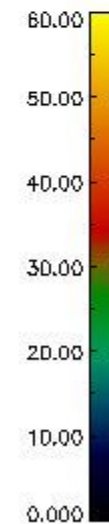
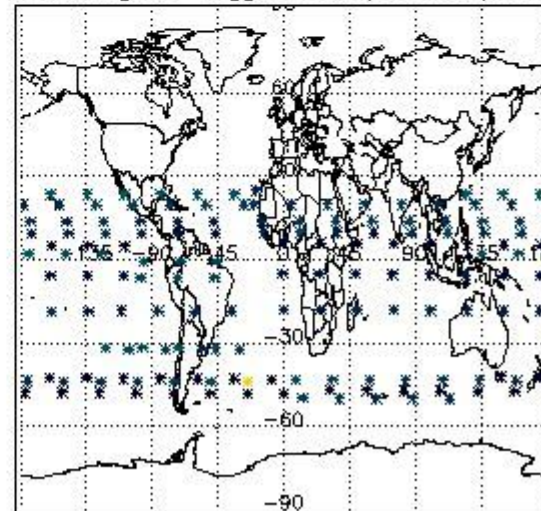
Percentage of flagged data per H2O profile



Percentage of flagged data per NO2 profile



Percentage of flagged data per NO3 profile

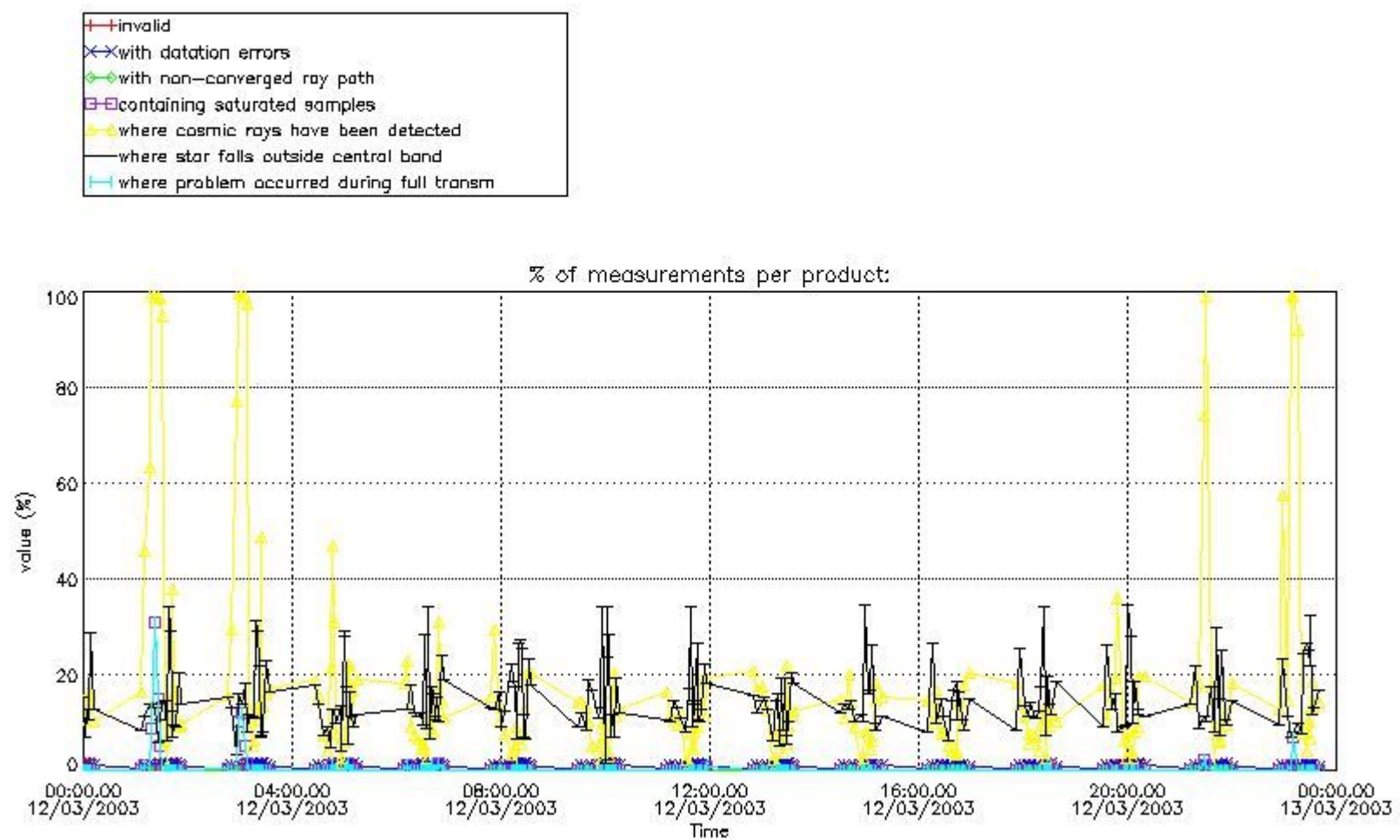


4. Level 1 quality information per product

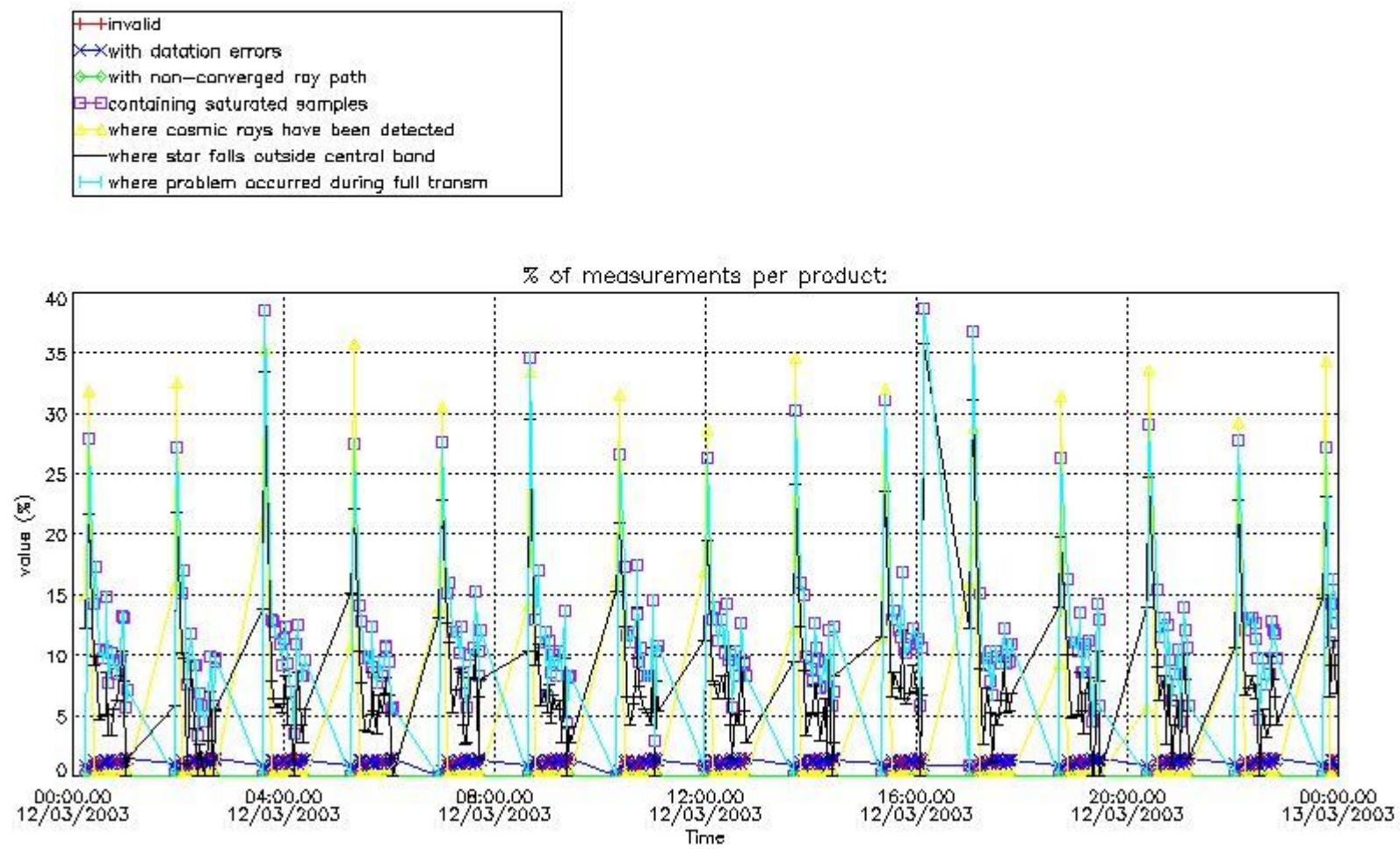
In this section it is plotted some information contained in the Quality Summary data set of the level 2 products that comes from the level 1b processing. Products without errors (error flag in the MPH set to "0") are used.

4.1 Plot quality information per product (time dependant) coming from level 1b processing

4.1.1 Plot level 1 quality information per product (time dependant): ENVISAT ASCENDING passes



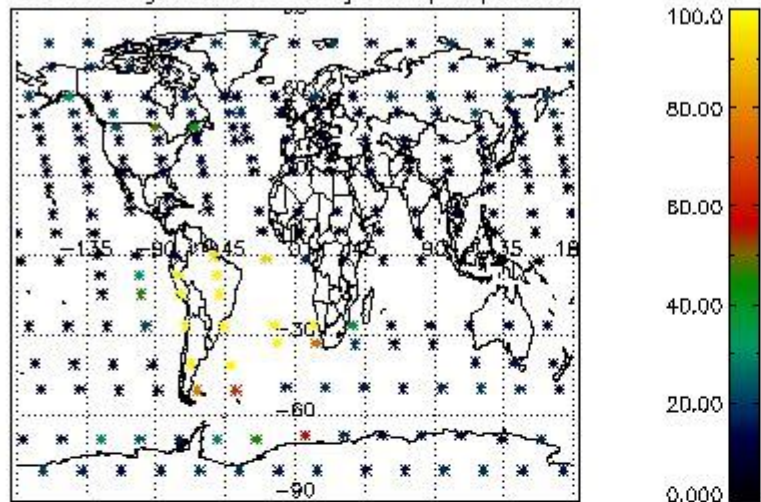
4.1.2 Plot level 1 quality information per product (time dependant): ENVI SAT DESCENDING passes



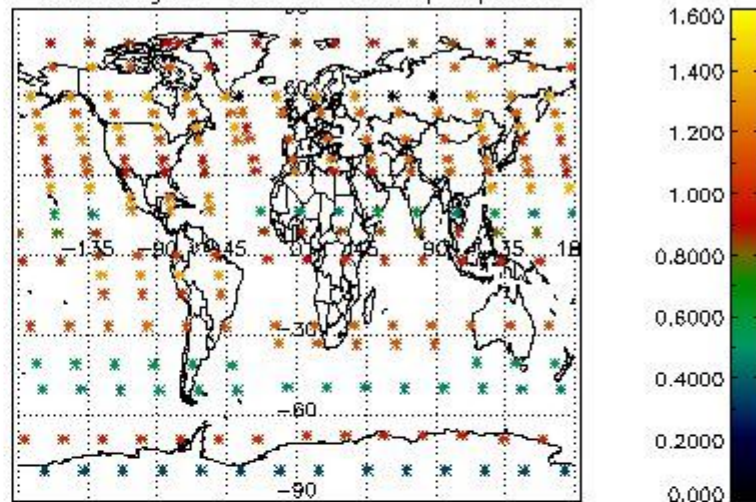
4.2 Plot quality information per product coming from level 1b processing (world map)

4.2.1 Plot level 1 quality information per product (world map): ENVISAT ASCENDING passes

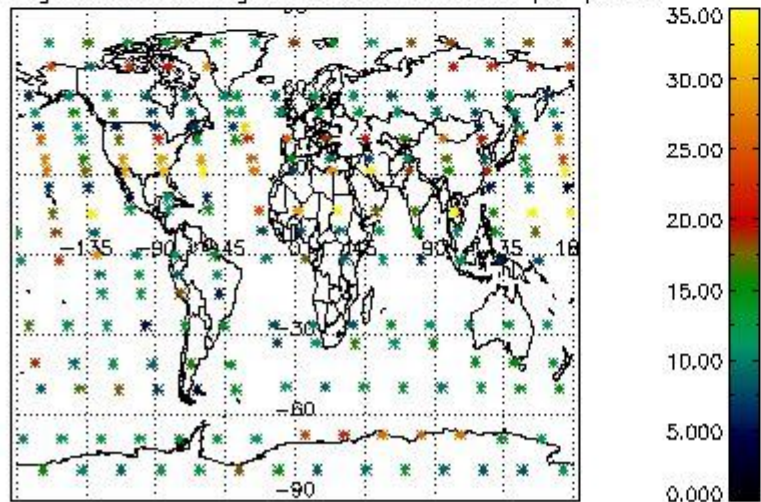
Percentage of cosmic ray hits per profile



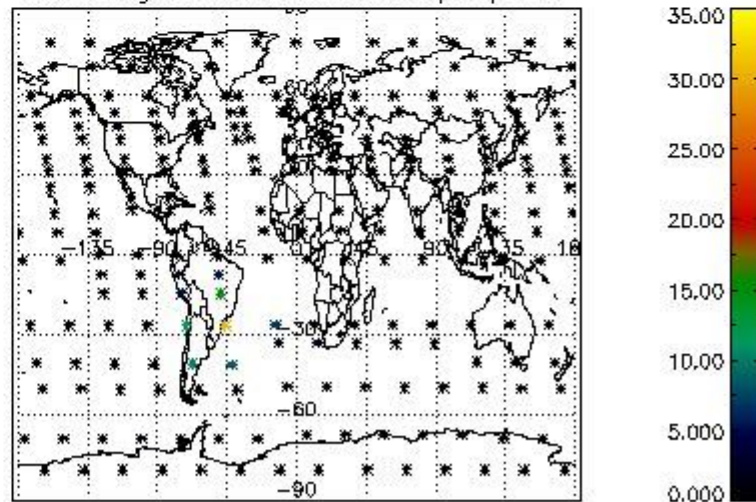
Percentage of datation errors per profile



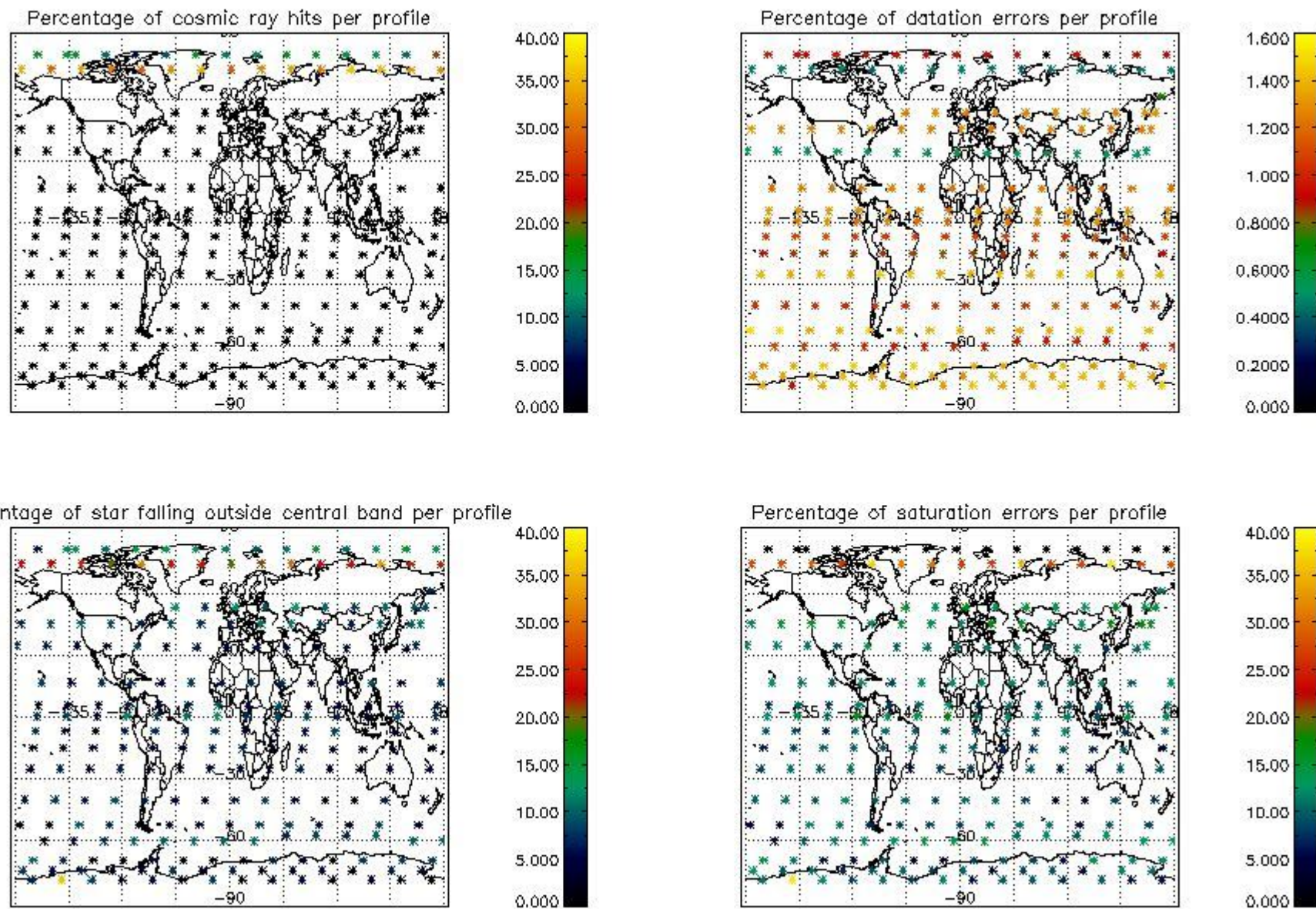
Percentage of star falling outside central band per profile



Percentage of saturation errors per profile



4.2.2 Plot level 1 quality information per product (world map): ENVISAT DESCENDING passes



5. Trace gas profiles

5.1 Ozone statistics based on quality of products

The final quality of the products can be "measured" using the STD (Standard Deviation) attached to every point profile. This information is written to the parameter GOM_NL__2P/NL_LOCAL_SPECIES_DENSITY/o3_std of the level 2 products. The table below shows the statistics for given STD ranges.

The statistics are given with respect to the overall valid production:

- Products without fatal errors: GOM_NL__2P/MPH/PRODUCT_ERR=0
- Valid point profile: GOM_NL__2P/NL_LOCAL_SPECIES_DENSITY/pcd(0)=0

The 'Criteria' is applied to valid points of dark limb products:

- Products in dark limb illumination condition: GOM_NL__2P/NL_SUMMARY_QUALITY/obs_ill_cond=0
- Products without fatal errors: GOM_NL__2P/MPH/PRODUCT_ERR=0
- Valid point profile: GOM_NL__2P/NL_LOCAL_SPECIES_DENSITY/pcd(0)=0

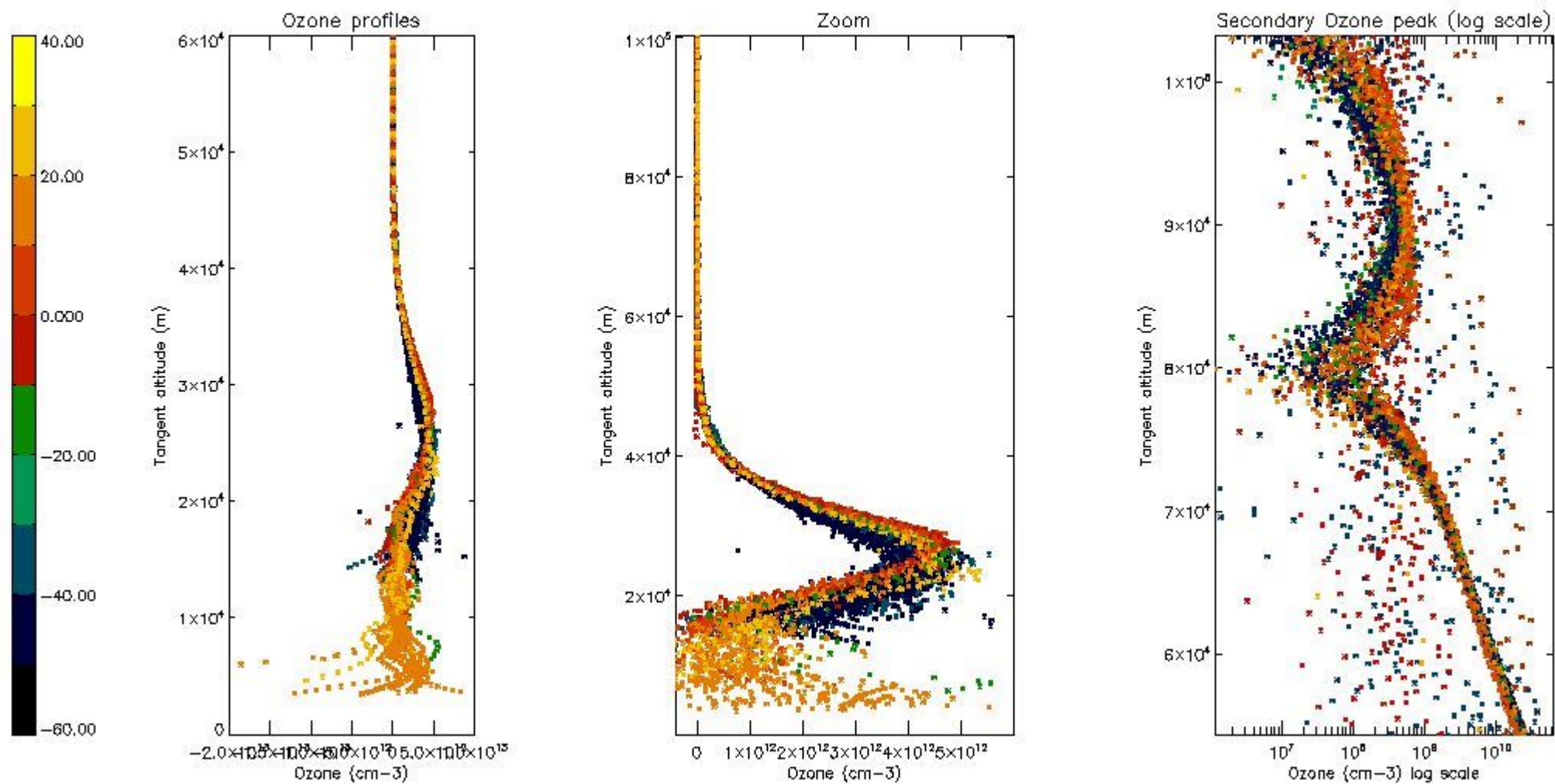
So, the table below shows the percentage of dark limb and valid observations for each criteria with respect to the overall valid daily observations.

Criteria	% of total production
All STD	34
STD < 20	21

STD < 10	18
STD < 5	13

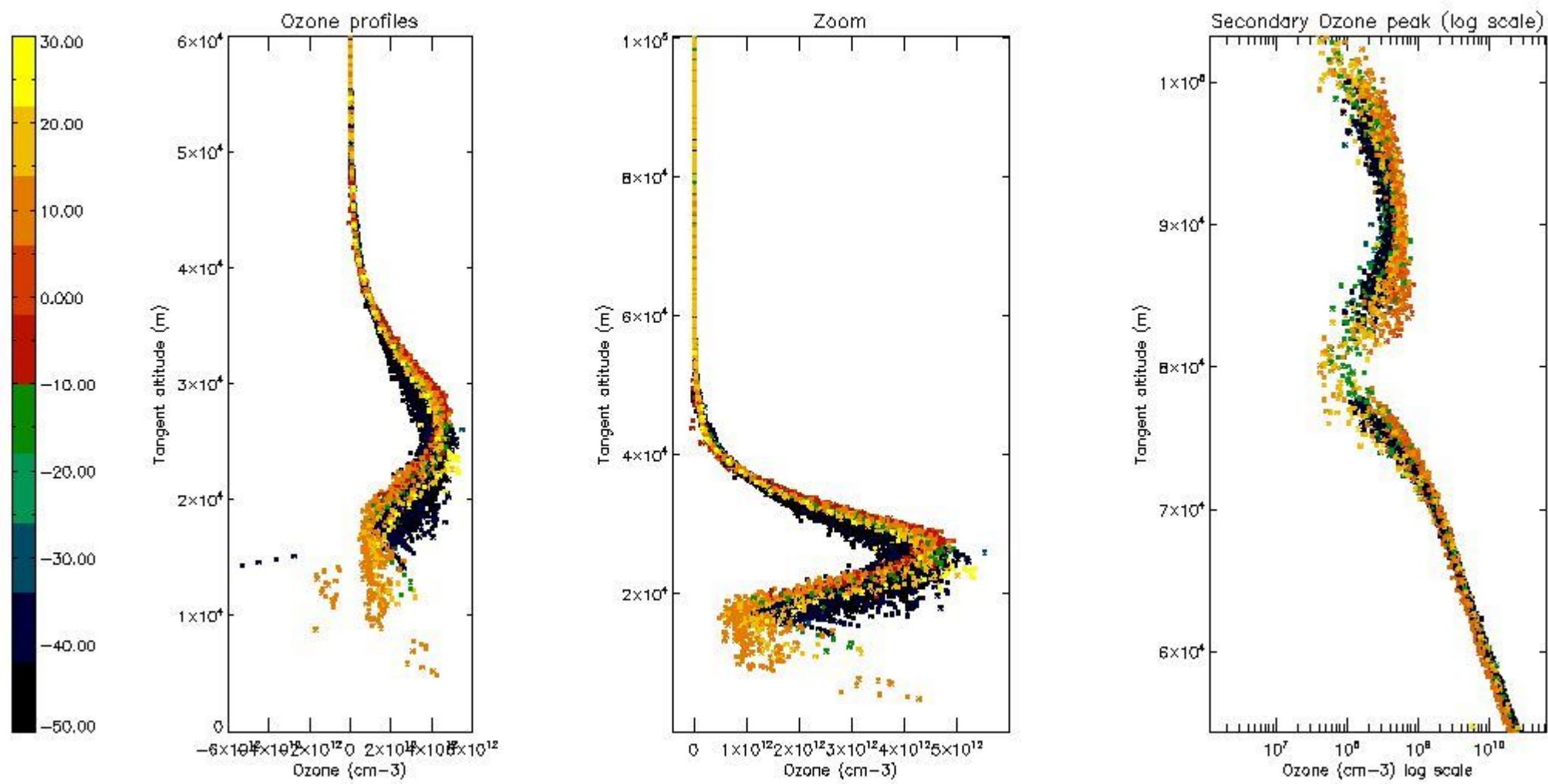
5.2 Plot ozone profiles for all STD (dark without errors)

The colorbar represents the latitude.



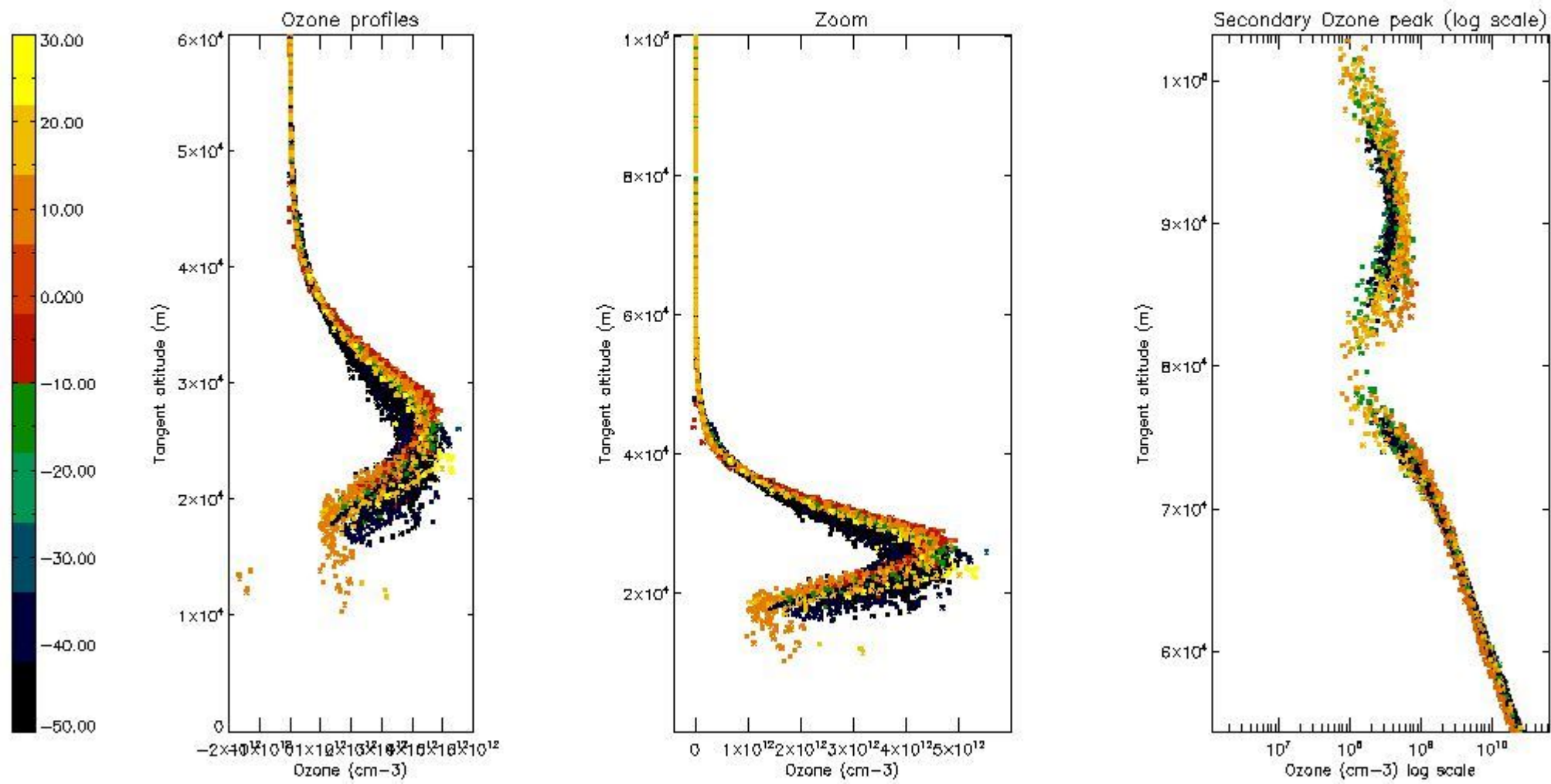
5.3 Plot ozone profiles where STD < 20% (dark without errors)

The colorbar represents the latitude.



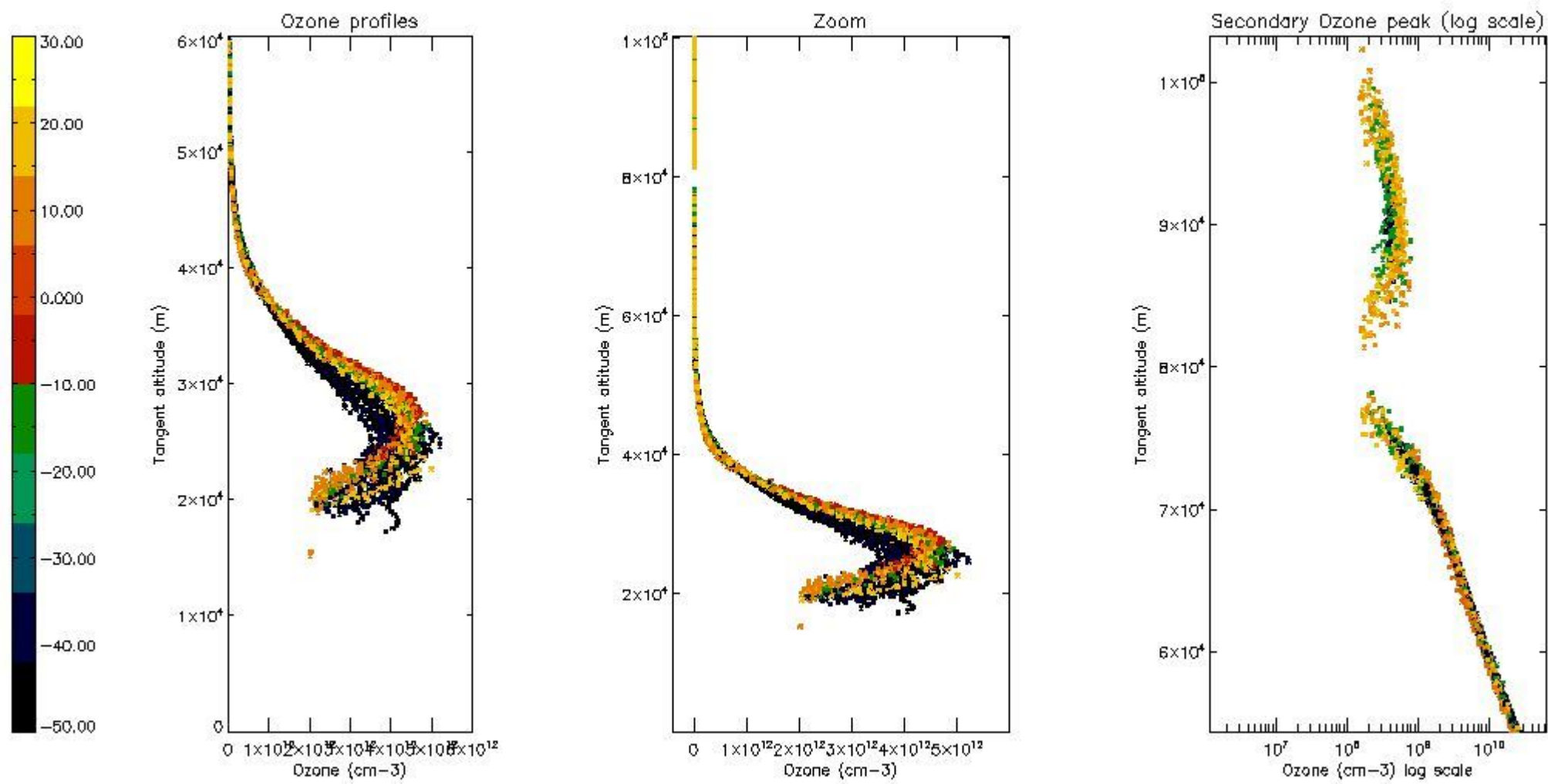
5.4 Plot ozone profiles where STD < 10% (dark without errors)

The colorbar represents the latitude.



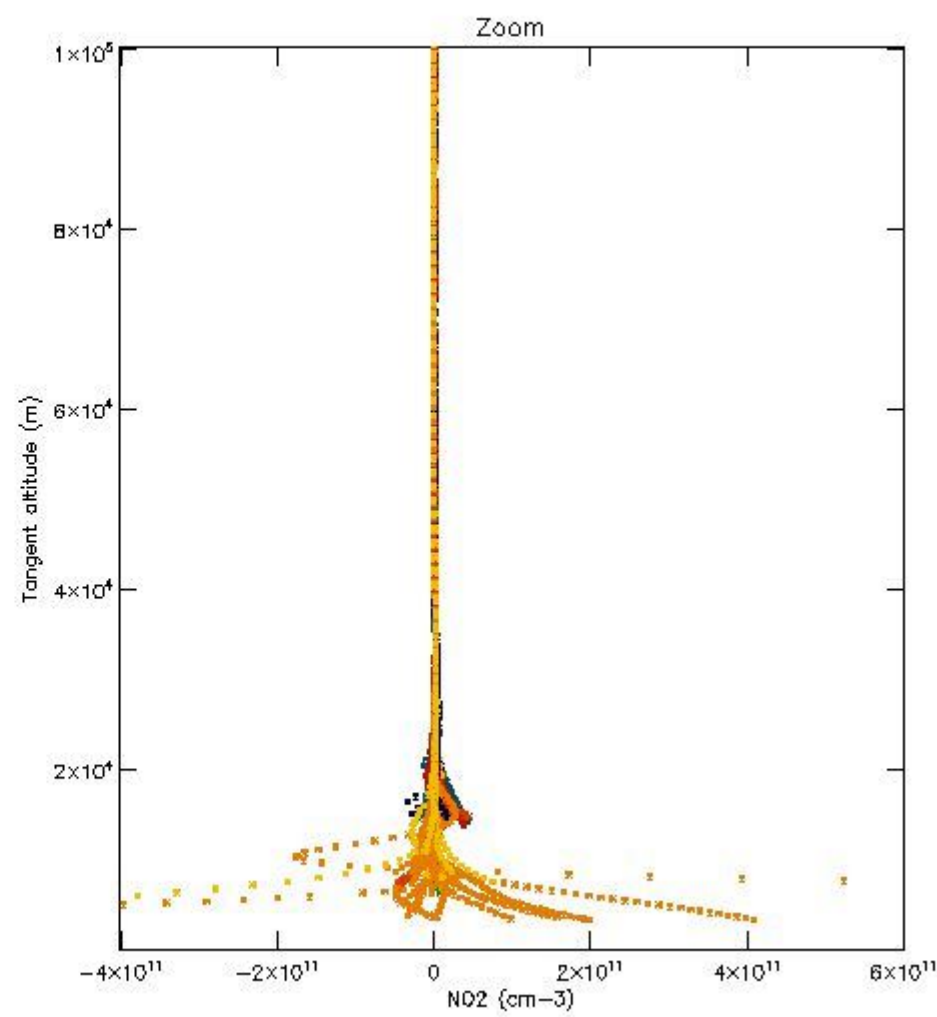
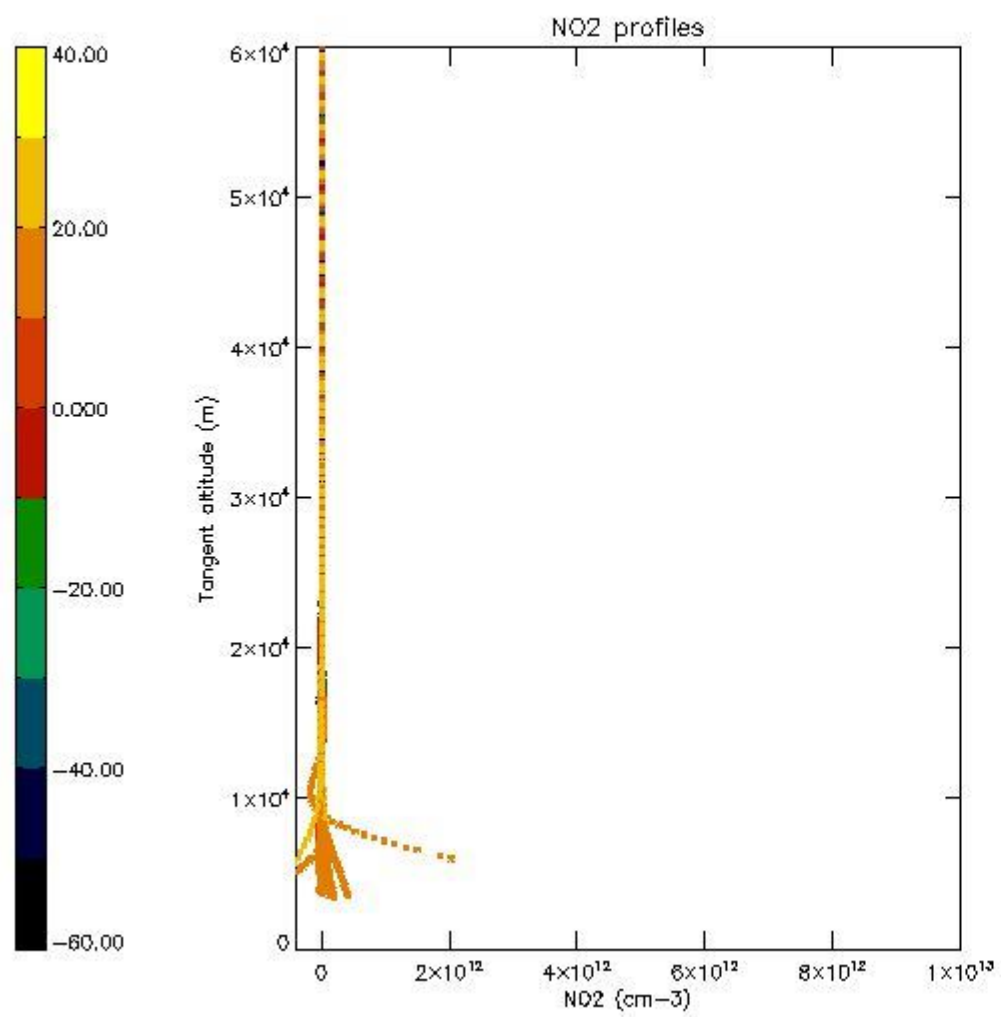
5.5 Plot ozone profiles where STD < 5% (dark without errors)

The colorbar represents the latitude.



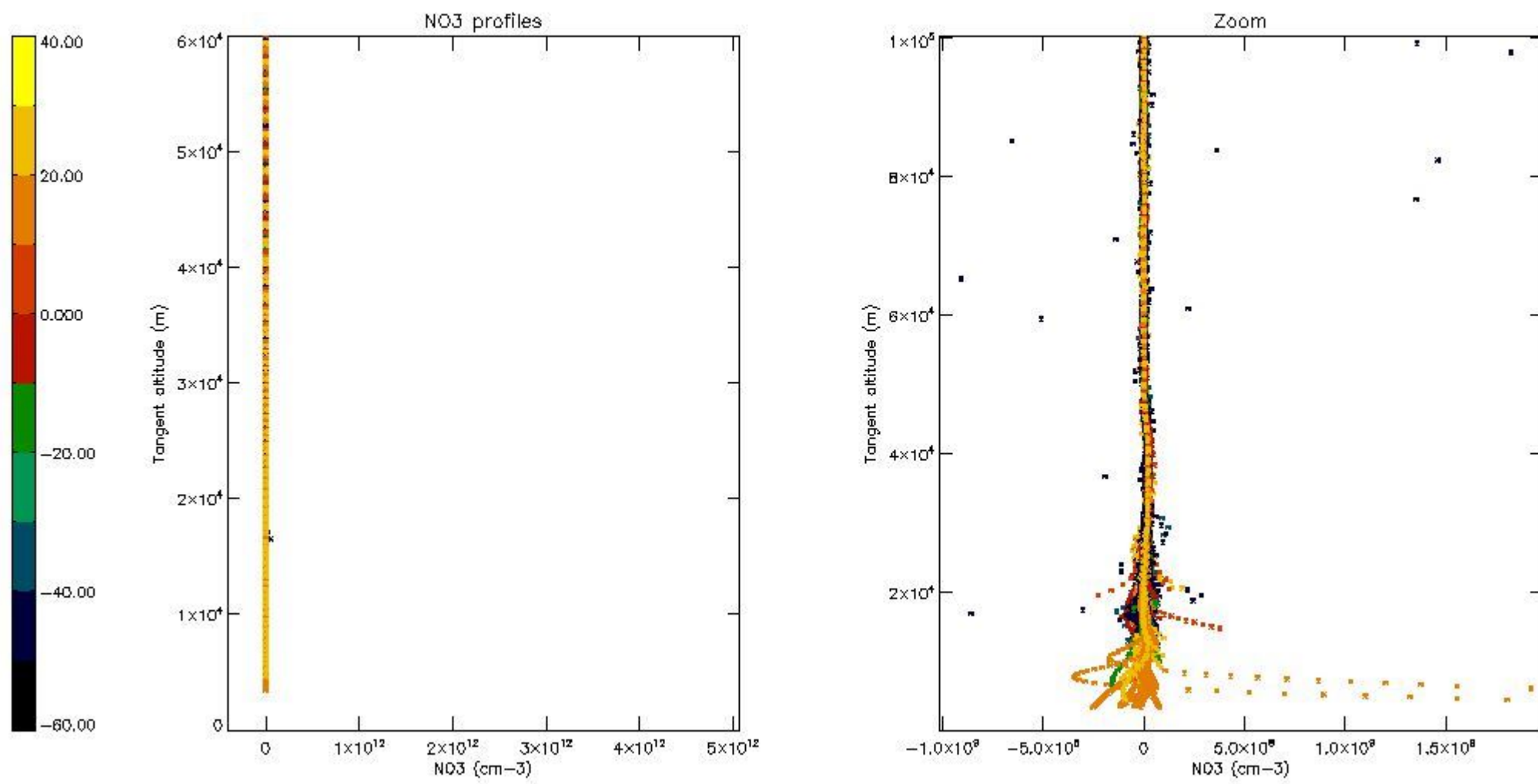
5.6 Plot NO₂ profiles for all STD (dark without errors)

The colorbar represents the latitude.



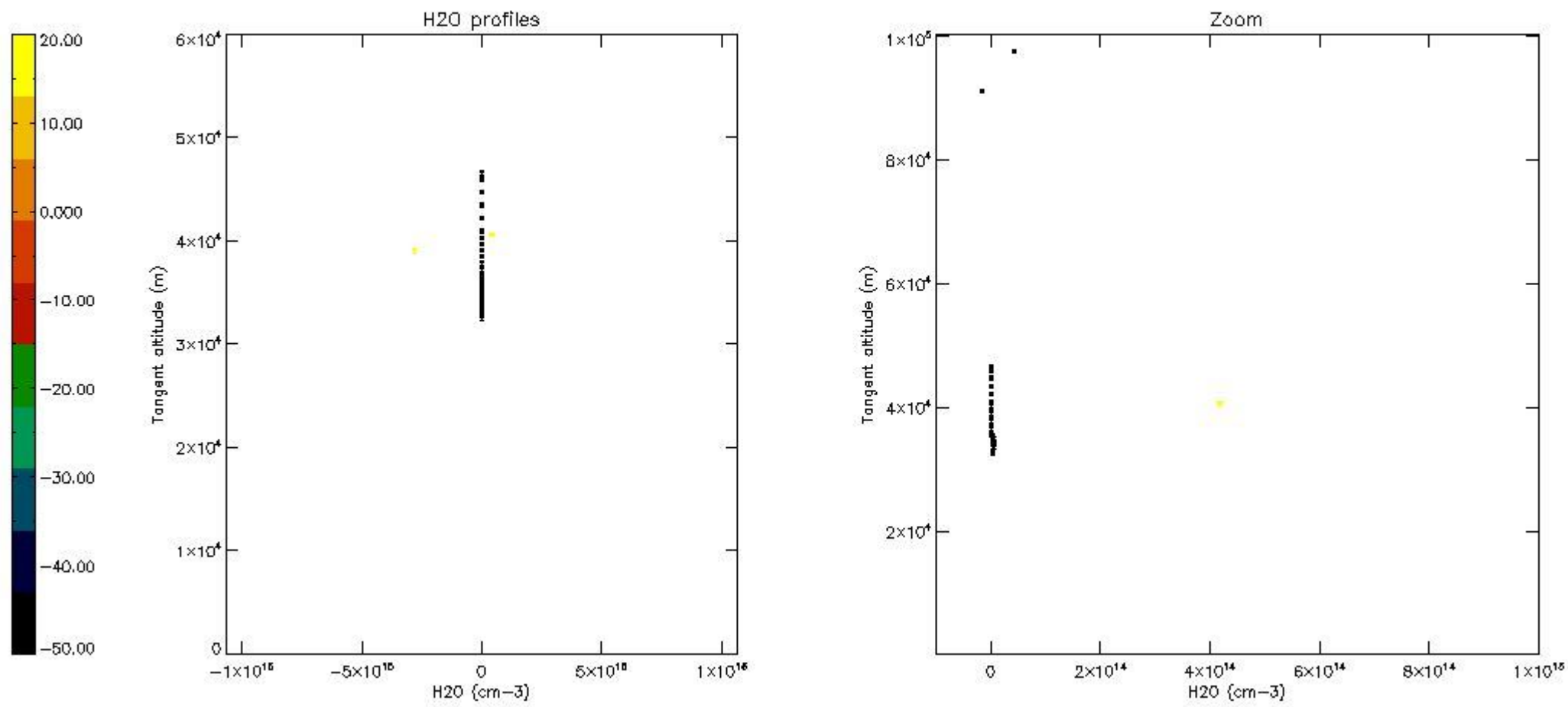
5.7 Plot NO3 profiles for all STD (dark without errors)

The colorbar represents the latitude.



5.8 Plot H₂O profiles for all STD (only for occultations of stars 1,2,3,4,13,14,16,26,63 dark without errors)

The colorbar represents the latitude.



6. Auxiliary Data Files used for the production reported in section 2

The number reported in the third column indicates since which file (see list in section 2) the corresponding auxiliary file has been used. The fourth column is the date of those product files.

Type	Auxiliary Filename	Used since product	Used since product date
INST_PHYS_CHARACTERISTICS	GOM_INS_AXNIEC20050627_150440_20020301_000000_20100101_000000	1	12-MAR-2003 00:00:51
LEVEL-2_PROC_CONFIG	GOM_PR2_AXVIEC20091111_152718_20020301_000000_20500101_000000	1	12-MAR-2003 00:00:51
CROSS_SECTIONS_FILE	GOM_CRS_AXVIEC20091111_154832_20020301_000000_20500101_000000	1	12-MAR-2003 00:00:51

GOMOS Level 2 Daily Report

SUMMARY

[1. General Info](#)

[2. Summary of processed GOM_NL_2P products](#)

[3. Level 2 Quality information per product](#)

[3.1 Plot of level 2 quality information per product \(time dependant\)](#)

[3.2 Plot of level 2 quality information per product \(world map\)](#)

[4. Level 1 Quality information per product \(stored on level 2 products\)](#)

[4.1 Plot of level 1 quality information per product \(time dependant\)](#)

[4.1.1 Plot of level 1 quality information per product \(time dependant\): ASCENDING](#)

[4.1.2 Plot of level 1 quality information per product \(time dependant\): DESCENDING](#)

[4.2 Plot of level 1 quality information per product \(world map\)](#)

[4.2.1 Plot of level 1 quality information per product \(world map\): ASCENDING](#)

[4.2.2 Plot of level 1 quality information per product \(world map\): DESCENDING](#)

[5. Ozone profiles based on quality statistics and other trace gas profiles](#)

[5.1 Ozone statistics based on quality of products](#)

[5.2 Plot ozone profiles for all STD \(dark without errors\)](#)

[5.3 Plot ozone profiles where STD < 20% \(dark without errors\)](#)

[5.4. Plot ozone profiles where STD < 10% \(dark without errors\)](#)

[5.5. Plot ozone profiles where STD < 5% \(dark without errors\)](#)

[5.6 Plot NO2 profiles for all STD \(dark without errors\)](#)

[5.7 Plot NO3 profiles for all STD \(dark without errors\)](#)

[5.8 Plot H2O profiles \(only for occultations of stars 1,2,3,4,13,14,16,26,63 dark without errors\) for all STD](#)

[6. Auxiliary Data Files used for the production reported in section 2](#)

This report presents the daily analysis on parameters extracted from GOMOS level 2 data (GOM_NL__2P). It is intended to monitor some important parameters that will impact the quality of these products. A list of level 2 products (and content) that have arrived during the reporting day to the PCF is also given.

Item	Value
Time of report generation	19APR2013 11:43:31
Data source version	GOMOS/6.01
Start time of products	12-03-2003 (12MAR2003 00:00:00)
Stop time of products	13-03-2003 (13MAR2003 00:00:00)
Store outputs in DB	Yes
Nb of level 2 prods	471
Nb of prods with errors	0

2. Summary of processed GOM_NL__2P products.

Nr	Filename	UTC Start time	Limb	Duration	Star Id	Star Name	Star Mag	Star Temp	Nb Meas	Orbit	Prod. error
1	GOM_NL__2PRFIN20030312_000051_000000432014_00317_05381_5443.N1	12-MAR-2003 00:00:51	Dark	42.500	12	Alp1Cru	0.77500	30000.	85	5381	No
2	GOM_NL__2PRFIN20030312_000215_000000372014_00317_05381_5444.N1	12-MAR-2003 00:02:15	Dark	37.000	124	The Car	2.7640	30000.	74	5381	No
3	GOM_NL__2PRFIN20030312_000343_000000442014_00317_05381_5445.N1	12-MAR-2003 00:03:43	Straylight	43.500	64	Gam Cen	2.2000	10600.	87	5381	No
4	GOM_NL__2PRFIN20030312_000531_000000392014_00317_05381_5446.N1	12-MAR-2003 00:05:31	Straylight	38.500	91	Kap Vel	2.4900	26000.	77	5381	No
5	GOM_NL__2PRFIN20030312_000850_000000492014_00317_05381_5447.N1	12-MAR-2003 00:08:50	Straylight	48.500	65	Lam Vel	2.2040	4400.0	97	5381	No
6	GOM_NL__2PRFIN20030312_001155_000000552014_00317_05381_5448.N1	12-MAR-2003 00:11:55	Straylight	55.000	106	9Bet Crv	2.6480	5600.0	110	5381	No
7	GOM_NL__2PRFIN20030312_001424_000000542014_00317_05381_5449.N1	12-MAR-2003 00:14:24	Straylight	53.500	100	4Gam Crv	2.5800	13100.	107	5381	No
8	GOM_NL__2PRFIN20030312_001742_000001132014_00317_05381_5450.N1	12-MAR-2003 00:17:42	Bright	113.00	15	67Alp Vir	0.97600	28000.	226	5381	No
9	GOM_NL__2PRFIN20030312_002355_000000392014_00317_05381_5451.N1	12-MAR-2003 00:23:55	Bright	38.500	22	32Alp Leo	1.3600	15200.	77	5381	No
10	GOM_NL__2PRFIN20030312_002616_000000412014_00317_05381_5452.N1	12-MAR-2003 00:26:16	Bright	40.500	51	41Gam1Leo	2.0100	4500.0	81	5381	No
11	GOM_NL__2PRFIN20030312_002940_000000962014_00317_05381_5453.N1	12-MAR-2003 00:29:40	Bright	96.000	138	47Eps Vir	2.8280	4700.0	192	5381	No
12	GOM_NL__2PRFIN20030312_003422_000000412014_00317_05381_5454.N1	12-MAR-2003 00:34:22	Bright	41.000	174	52Psi UMa	3.0040	4400.0	82	5381	No
13	GOM_NL__2PRFIN20030312_003727_000000392014_00317_05381_5455.N1	12-MAR-2003 00:37:27	Bright	39.000	82	48Bet UMa	2.3650	10600.	78	5381	No
14	GOM_NL__2PRFIN20030312_003854_000000412014_00317_05381_5456.N1	12-MAR-2003 00:38:54	Bright	40.500	36	50Alp UMa	1.8000	6300.0	81	5381	No
15	GOM_NL__2PRFIN20030312_004059_000000462014_00317_05381_5457.N1	12-MAR-2003 00:40:59	Bright	45.500	32	77Eps UMa	1.7630	11000.	91	5381	No
16	GOM_NL__2PRFIN20030312_004322_000000592014_00317_05381_5458.N1	12-MAR-2003 00:43:22	Bright	59.000	39	85Eta UMa	1.8540	24000.	118	5381	No
17	GOM_NL__2PRFIN20030312_004601_000000372014_00317_05381_5459.N1	12-MAR-2003 00:46:01	Bright	36.500	49	1Alp UMi	1.9900	6300.0	73	5381	No
18	GOM_NL__2PRFIN20030312_005023_000000482014_00317_05381_5460.N1	12-MAR-2003 00:50:23	Bright	47.500	119	14Eta Dra	2.7270	4700.0	95	5381	No
19	GOM_NL__2PRFIN20030312_005344_000000372014_00317_05381_5461.N1	12-MAR-2003 00:53:44	Bright	36.500	89	5Alp Cep	2.4510	8000.0	73	5381	No
20	GOM_NL__2PRFIN20030312_005512_000000532014_00317_05381_5462.N1	12-MAR-2003 00:55:12	Bright	53.000	130	23Bet Dra	2.7990	5800.0	106	5381	No
21	GOM_NL__2PRFIN20030312_005851_000000382014_00317_05381_5463.N1	12-MAR-2003 00:58:51	Bright	38.000	19	50Alp Cyg	1.2460	10500.	76	5381	No
22	GOM_NL__2PRFIN20030312_010024_000000362014_00317_05381_5464.N1	12-MAR-2003 01:00:24	Bright	35.500	66	37Gam Cyg	2.2080	5900.0	71	5381	No
23	GOM_NL__2PRFIN20030312_010204_000000352014_00317_05381_5465.N1	12-MAR-2003 01:02:04	Bright	35.000	92	53Eps Cyg	2.5000	4500.0	70	5381	No
24	GOM_NL__2PRFIN20030312_010530_000001362014_00317_05381_5466.N1	12-MAR-2003 01:05:30	Twilight	136.00	133	40Zet Her	2.8070	6000.0	272	5381	No
25	GOM_NL__2PRFIN20030312_010942_000000492014_00317_05381_5467.N1	12-MAR-2003 01:09:42	Twilight	49.000	168	17Zet Aql	2.9860	11000.	98	5381	No
26	GOM_NL__2PRFIN20030312_011505_000001052014_00317_05381_5468.N1	12-MAR-2003 01:15:05	Dark	104.50	59	55Alp Oph	2.0800	8900.0	209	5381	No
27	GOM_NL__2PRFIN20030312_011748_000000932014_00317_05381_5469.N1	12-MAR-2003 01:17:48	Dark	93.000	126	60Bet Oph	2.7700	4250.0	186	5381	No
28	GOM_NL__2PRFIN20030312_012154_000000462014_00317_05381_5470.N1	12-MAR-2003 01:21:54	Dark	45.500	57	34Sig Sgr	2.0660	26000.	91	5381	No
29	GOM_NL__2PRFIN20030312_012516_000000442014_00317_05381_5471.N1	12-MAR-2003 01:25:16	Dark	44.000	38	20Eps Sgr	1.8360	11000.	88	5381	No
30	GOM_NL__2PRFIN20030312_012716_000000382014_00317_05381_5472.N1	12-MAR-2003 01:27:16	Dark	38.000	45	Alp Pav	1.9400	26000.	76	5381	No
31	GOM_NL__2PRFIN20030312_012918_000000492014_00318_05382_5473.N1	12-MAR-2003 01:29:18	Dark	49.000	40	The Sco	1.8590	7100.0	98	5382	No
32	GOM_NL__2PRFIN20030312_013405_000000422014_00318_05382_5440.N1	12-MAR-2003 01:34:05	Dark	41.500	43	Alp TrA	1.9100	4250.0	83	5382	No
33	GOM_NL__2PRFIN20030312_013521_000000402014_00318_05382_5441.N1	12-MAR-2003 01:35:21	Dark	39.500	134	Bet TrA	2.8100	6600.0	79	5382	No
34	GOM_NL__2PRFIN20030312_013803_000000572014_00318_05382_5442.N1	12-MAR-2003 01:38:03	Dark	57.000	4	Alp1Cen	-0.010000	5800.0	114	5382	No
35	GOM_NL__2PRFIN20030312_013919_000000542014_00318_05382_5443.N1	12-MAR-2003 01:39:19	Dark	53.500	10	Bet Cen	0.61000	28000.	107	5382	No
36	GOM_NL__2PRFIN20030312_014127_000000412014_00318_05382_5444.N1	12-MAR-2003 01:41:27	Dark	40.500	12	Alp1Cru	0.77500	30000.	81	5382	No
37	GOM_NL__2PRFIN20030312_014251_000000372014_00318_05382_5445.N1	12-MAR-2003 01:42:51	Dark	37.000	124	The Car	2.7640	30000.	74	5382	No
38	GOM_NL__2PRFIN20030312_014419_000000432014_00318_05382_5446.N1	12-MAR-2003 01:44:19	Straylight	43.000	64	Gam Cen	2.2000	10600.	86	5382	No
39	GOM_NL__2PRFIN20030312_014607_000000392014_00318_05382_5447.N1	12-MAR-2003 01:46:07	Straylight	38.500	91	Kap Vel	2.4900	26000.	77	5382	No
40	GOM_NL__2PRFIN20030312_014927_000000442014_00318_05382_5448.N1	12-MAR-2003 01:49:27	Straylight	44.000	65	Lam Vel	2.2040	4400.0	88	5382	No
41	GOM_NL__2PRFIN20030312_015229_000000582014_00318_05382_5449.N1	12-MAR-2003 01:52:29	Straylight	58.000	106	9Bet Crv	2.6480	5600.0	116	5382	No
42	GOM_NL__2PRFIN20030312_015500_000000512014_00318_05382_5450.N1	12-MAR-2003 01:55:00	Straylight	51.000	100	4Gam Crv	2.5800	13100.	102	5382	No

43	GOM_NL__2PRFIN20030312_015818_000001122014_00318_05382_5451.N1	12-MAR-2003 01:58:18	Bright	112.00	15	67Alp Vir	0.97600	28000.	224	5382	No
44	GOM_NL__2PRFIN20030312_020431_000000402014_00318_05382_5452.N1	12-MAR-2003 02:04:31	Bright	39.500	22	32Alp Leo	1.3600	15200.	79	5382	No
45	GOM_NL__2PRFIN20030312_020652_000000412014_00318_05382_5453.N1	12-MAR-2003 02:06:52	Bright	41.000	51	41Gam1Leo	2.0100	4500.0	82	5382	No
46	GOM_NL__2PRFIN20030312_021015_000000922014_00318_05382_5454.N1	12-MAR-2003 02:10:15	Bright	92.000	138	47Eps Vir	2.8280	4700.0	184	5382	No
47	GOM_NL__2PRFIN20030312_021457_000000432014_00318_05382_5455.N1	12-MAR-2003 02:14:57	Bright	42.500	174	52Psi UMa	3.0040	4400.0	85	5382	No
48	GOM_NL__2PRFIN20030312_021802_000000392014_00318_05382_5456.N1	12-MAR-2003 02:18:02	Bright	38.500	82	48Bet UMa	2.3650	10600.	77	5382	No
49	GOM_NL__2PRFIN20030312_021930_000000392014_00318_05382_5457.N1	12-MAR-2003 02:19:30	Bright	38.500	36	50Alp UMa	1.8000	6300.0	77	5382	No
50	GOM_NL__2PRFIN20030312_022134_000000442014_00318_05382_5458.N1	12-MAR-2003 02:21:34	Bright	44.000	32	77Eps UMa	1.7630	11000.	88	5382	No
51	GOM_NL__2PRFIN20030312_022357_000000582014_00318_05382_5459.N1	12-MAR-2003 02:23:57	Bright	58.000	39	85Eta UMa	1.8540	24000.	116	5382	No
52	GOM_NL__2PRFIN20030312_022637_000000352014_00318_05382_5460.N1	12-MAR-2003 02:26:37	Bright	34.500	49	1Alp UMi	1.9900	6300.0	69	5382	No
53	GOM_NL__2PRFIN20030312_023059_000000452014_00318_05382_5461.N1	12-MAR-2003 02:30:59	Bright	44.500	119	14Eta Dra	2.7270	4700.0	89	5382	No
54	GOM_NL__2PRFIN20030312_023421_000000342014_00318_05382_5462.N1	12-MAR-2003 02:34:21	Bright	34.000	89	5Alp Cep	2.4510	8000.0	68	5382	No
55	GOM_NL__2PRFIN20030312_023548_000000512014_00318_05382_5463.N1	12-MAR-2003 02:35:48	Bright	50.500	130	23Bet Dra	2.7990	5800.0	101	5382	No
56	GOM_NL__2PRFIN20030312_023927_000000352014_00318_05382_5464.N1	12-MAR-2003 02:39:27	Bright	34.500	19	50Alp Cyg	1.2460	10500.	69	5382	No
57	GOM_NL__2PRFIN20030312_024100_000000372014_00318_05382_5465.N1	12-MAR-2003 02:41:00	Bright	37.000	66	37Gam Cyg	2.2080	5900.0	74	5382	No
58	GOM_NL__2PRFIN20030312_024240_000000362014_00318_05382_5466.N1	12-MAR-2003 02:42:40	Bright	36.000	92	53Eps Cyg	2.5000	4500.0	72	5382	No
59	GOM_NL__2PRFIN20030312_024607_000001472014_00318_05382_5467.N1	12-MAR-2003 02:46:07	Twi_and_stray	147.00	133	40Zet Her	2.8070	6000.0	294	5382	No
60	GOM_NL__2PRFIN20030312_025018_000000502014_00318_05382_5468.N1	12-MAR-2003 02:50:18	Twi_and_stray	49.500	168	17Zet Aql	2.9860	11000.	99	5382	No
61	GOM_NL__2PRFIN20030312_025541_000000952014_00318_05382_5469.N1	12-MAR-2003 02:55:41	Dark	94.500	59	55Alp Oph	2.0800	8900.0	189	5382	No
62	GOM_NL__2PRFIN20030312_025827_000000932014_00318_05382_5470.N1	12-MAR-2003 02:58:27	Dark	93.000	126	60Bet Oph	2.7700	4250.0	186	5382	No
63	GOM_NL__2PRFIN20030312_030231_000000472014_00318_05382_5471.N1	12-MAR-2003 03:02:31	Dark	46.500	57	34Sig Sgr	2.0660	26000.	93	5382	No
64	GOM_NL__2PRFIN20030312_030553_000000502014_00318_05382_5472.N1	12-MAR-2003 03:05:53	Dark	50.000	38	20Eps Sgr	1.8360	11000.	100	5382	No
65	GOM_NL__2PRFIN20030312_030752_000000372014_00318_05382_5473.N1	12-MAR-2003 03:07:52	Dark	37.000	45	Alp Pav	1.9400	26000.	74	5382	No
66	GOM_NL__2PRFIN20030312_030955_000000482014_00319_05383_5474.N1	12-MAR-2003 03:09:55	Dark	47.500	40	The Sco	1.8590	7100.0	95	5383	No
67	GOM_NL__2PRFIN20030312_031442_000000402014_00319_05383_5440.N1	12-MAR-2003 03:14:42	Dark	39.500	43	Alp TrA	1.9100	4250.0	79	5383	No
68	GOM_NL__2PRFIN20030312_031558_000000412014_00319_05383_5441.N1	12-MAR-2003 03:15:58	Dark	41.000	134	Bet TrA	2.8100	6600.0	82	5383	No
69	GOM_NL__2PRFIN20030312_031840_000000552014_00319_05383_5442.N1	12-MAR-2003 03:18:40	Dark	54.500	4	Alp1Cen	-0.010000	5800.0	109	5383	No
70	GOM_NL__2PRFIN20030312_031956_000000532014_00319_05383_5443.N1	12-MAR-2003 03:19:56	Dark	53.000	10	Bet Cen	0.61000	28000.	106	5383	No
71	GOM_NL__2PRFIN20030312_032203_000000462014_00319_05383_5444.N1	12-MAR-2003 03:22:03	Dark	45.500	12	Alp1Cru	0.77500	30000.	91	5383	No
72	GOM_NL__2PRFIN20030312_032327_000000372014_00319_05383_5445.N1	12-MAR-2003 03:23:27	Dark	37.000	124	The Car	2.7640	30000.	74	5383	No
73	GOM_NL__2PRFIN20030312_032455_000000422014_00319_05383_5446.N1	12-MAR-2003 03:24:55	Straylight	41.500	64	Gam Cen	2.2000	10600.	83	5383	No
74	GOM_NL__2PRFIN20030312_032643_000000372014_00319_05383_5447.N1	12-MAR-2003 03:26:43	Straylight	37.000	91	Kap Vel	2.4900	26000.	74	5383	No
75	GOM_NL__2PRFIN20030312_033003_000000442014_00319_05383_5448.N1	12-MAR-2003 03:30:03	Straylight	44.000	65	Lam Vel	2.2040	4400.0	88	5383	No
76	GOM_NL__2PRFIN20030312_033307_000000592014_00319_05383_5449.N1	12-MAR-2003 03:33:07	Straylight	58.500	106	9Bet Crv	2.6480	5600.0	117	5383	No
77	GOM_NL__2PRFIN20030312_033536_000000552014_00319_05383_5450.N1	12-MAR-2003 03:35:36	Straylight	54.500	100	4Gam Crv	2.5800	13100.	109	5383	No
78	GOM_NL__2PRFIN20030312_033851_000001362014_00319_05383_5451.N1	12-MAR-2003 03:38:51	Bright	136.00	15	67Alp Vir	0.97600	28000.	272	5383	No
79	GOM_NL__2PRFIN20030312_034507_000000392014_00319_05383_5452.N1	12-MAR-2003 03:45:07	Bright	38.500	22	32Alp Leo	1.3600	15200.	77	5383	No
80	GOM_NL__2PRFIN20030312_034728_000000392014_00319_05383_5453.N1	12-MAR-2003 03:47:28	Bright	39.000	51	41Gam1Leo	2.0100	4500.0	78	5383	No
81	GOM_NL__2PRFIN20030312_035048_000000972014_00319_05383_5454.N1	12-MAR-2003 03:50:48	Bright	97.000	138	47Eps Vir	2.8280	4700.0	194	5383	No
82	GOM_NL__2PRFIN20030312_035533_000000422014_00319_05383_5455.N1	12-MAR-2003 03:55:33	Bright	41.500	174	52Psi UMa	3.0040	4400.0	83	5383	No
83	GOM_NL__2PRFIN20030312_035838_000000392014_00319_05383_5456.N1	12-MAR-2003 03:58:38	Bright	38.500	82	48Bet UMa	2.3650	10600.	77	5383	No
84	GOM_NL__2PRFIN20030312_040006_000000402014_00319_05383_5457.N1	12-MAR-2003 04:00:06	Bright	39.500	36	50Alp UMa	1.8000	6300.0	79	5383	No
85	GOM_NL__2PRFIN20030312_040209_000000492014_00319_05383_5458.N1	12-MAR-2003 04:02:09	Bright	48.500	32	77Eps UMa	1.7630	11000.	97	5383	No
86	GOM_NL__2PRFIN20030312_040432_000000602014_00319_05383_5459.N1	12-MAR-2003 04:04:32	Bright	59.500	39	85Eta UMa	1.8540	24000.	119	5383	No
87	GOM_NL__2PRFIN20030312_040713_000000362014_00319_05383_5460.N1	12-MAR-2003 04:07:13	Bright	35.500	49	1Alp UMi	1.9900	6300.0	71	5383	No
88	GOM_NL__2PRFIN20030312_041134_000000442014_00319_05383_5461.N1	12-MAR-2003 04:11:34	Bright	43.500	119	14Eta Dra	2.7270	4700.0	87	5383	No
89	GOM_NL__2PRFIN20030312_041457_000000372014_00319_05383_5462.N1	12-MAR-2003 04:14:57	Bright	36.500	89	5Alp Cep	2.4510	8000.0	73	5383	No
90	GOM_NL__2PRFIN20030312_041624_000000522014_00319_05383_5463.N1	12-MAR-2003 04:16:24	Bright	52.000	130	23Bet Dra	2.7990	5800.0	104	5383	No
91	GOM_NL__2PRFIN20030312_042003_000000362014_00319_05383_5464.N1	12-MAR-2003 04:20:03	Bright	36.000	19	50Alp Cyg	1.2460	10500.	72	5383	No
92	GOM_NL__2PRFIN20030312_042136_000000372014_00319_05383_5465.N1	12-MAR-2003 04:21:36	Bright	36.500	66	37Gam Cyg	2.2080	5900.0	73	5383	No
93	GOM_NL__2PRFIN20030312_042316_000000372014_00319_05383_5466.N1	12-MAR-2003 04:23:16	Bright	36.500	92	53Eps Cyg	2.5000	4500.0	73	5383	No
94	GOM_NL__2PRFIN20030312_042643_000001532014_00319_05383_5467.N1	12-MAR-2003 04:26:43	Twi_and_stray	153.00	133	40Zet Her	2.8070	6000.0	306	5383	No
95	GOM_NL__2PRFIN20030312_043054_000000512014_00319_05383_5468.N1	12-MAR-2003 04:30:54	Twi_and_stray	51.000	168	17Zet Aql	2.9860	11000.	102	5383	No
96	GOM_NL__2PRFIN20030312_043619_000000992014_00319_05383_5469.N1	12-MAR-2003 04:36:19	Dark	98.500	59	55Alp Oph	2.0800	8900.0	197	5383	No
97	GOM_NL__2PRFIN20030312_043903_000000882014_00319_05383_5470.N1	12-MAR-2003 04:39:03	Dark	88.000	126	60Bet Oph	2.7700	4250.0	176	5383	No
98	GOM_NL__2PRFIN20030312_044307_000000422014_00319_05383_5471.N1	12-MAR-2003 04:43:07	Dark	42.000	57	34Sig Sgr	2.0660	26000.	84	5383	No
99	GOM_NL__2PRFIN20030312_044629_000000472014_00319_05383_5472.N1	12-MAR-2003 04:46:29	Dark	47.000	38	20Eps Sgr	1.8360	11000.	94	5383	No
100	GOM_NL__2PRFIN20030312_044828_000000392014_00319_05383_5473.N1	12-MAR-2003 04:48:28	Dark	39.000	45	Alp Pav	1.9400	26000.	78	5383	No
101	GOM_NL__2PRFIN20030312_045032_000000462014_00320_05384_5474.N1	12-MAR-2003 04:50:32	Dark	46.000	40	The Sco	1.8590	7100.0	92	5384	No

102	GOM_NL__2PRFIN20030312_045518_000000412014_00320_05384_5440.N1	12-MAR-2003 04:55:18	Dark	41.000	43	Alp TrA	1.9100	4250.0	82	5384	No
103	GOM_NL__2PRFIN20030312_045634_000000392014_00320_05384_5441.N1	12-MAR-2003 04:56:34	Dark	38.500	134	Bet TrA	2.8100	6600.0	77	5384	No
104	GOM_NL__2PRFIN20030312_045917_000000532014_00320_05384_5442.N1	12-MAR-2003 04:59:17	Dark	53.000	4	Alp1Cen	-0.010000	5800.0	106	5384	No
105	GOM_NL__2PRFIN20030312_050032_000000522014_00320_05384_5443.N1	12-MAR-2003 05:00:32	Dark	51.500	10	Bet Cen	0.61000	28000.	103	5384	No
106	GOM_NL__2PRFIN20030312_050240_000000432014_00320_05384_5444.N1	12-MAR-2003 05:02:40	Dark	43.000	12	Alp1Cru	0.77500	30000.	86	5384	No
107	GOM_NL__2PRFIN20030312_050403_000000362014_00320_05384_5445.N1	12-MAR-2003 05:04:03	Dark	36.000	124	The Car	2.7640	30000.	72	5384	No
108	GOM_NL__2PRFIN20030312_050532_000000462014_00320_05384_5446.N1	12-MAR-2003 05:05:32	Straylight	45.500	64	Gam Cen	2.2000	10600.	91	5384	No
109	GOM_NL__2PRFIN20030312_050719_000000402014_00320_05384_5447.N1	12-MAR-2003 05:07:19	Straylight	39.500	91	Kap Vel	2.4900	26000.	79	5384	No
110	GOM_NL__2PRFIN20030312_051039_000000392014_00320_05384_5448.N1	12-MAR-2003 05:10:39	Straylight	38.500	65	Lam Vel	2.2040	4400.0	77	5384	No
111	GOM_NL__2PRFIN20030312_051343_000000562014_00320_05384_5449.N1	12-MAR-2003 05:13:43	Straylight	55.500	106	9Bet Crv	2.6480	5600.0	111	5384	No
112	GOM_NL__2PRFIN20030312_051612_000000562014_00320_05384_5450.N1	12-MAR-2003 05:16:12	Straylight	56.000	100	4Gam Crv	2.5800	13100.	112	5384	No
113	GOM_NL__2PRFIN20030312_051928_000001132014_00320_05384_5451.N1	12-MAR-2003 05:19:28	Bright	113.00	15	67Alp Vir	0.97600	28000.	226	5384	No
114	GOM_NL__2PRFIN20030312_052543_000000392014_00320_05384_5452.N1	12-MAR-2003 05:25:43	Bright	39.000	22	32Alp Leo	1.3600	15200.	78	5384	No
115	GOM_NL__2PRFIN20030312_052804_000000392014_00320_05384_5453.N1	12-MAR-2003 05:28:04	Bright	39.000	51	41Gam1Leo	2.0100	4500.0	78	5384	No
116	GOM_NL__2PRFIN20030312_053122_000000932014_00320_05384_5454.N1	12-MAR-2003 05:31:22	Bright	93.000	138	47Eps Vir	2.8280	4700.0	186	5384	No
117	GOM_NL__2PRFIN20030312_053608_000000412014_00320_05384_5455.N1	12-MAR-2003 05:36:08	Bright	40.500	174	52Psi UMa	3.0040	4400.0	81	5384	No
118	GOM_NL__2PRFIN20030312_053914_000000392014_00320_05384_5456.N1	12-MAR-2003 05:39:14	Bright	39.000	82	48Bet UMa	2.3650	10600.	78	5384	No
119	GOM_NL__2PRFIN20030312_054041_000000412014_00320_05384_5457.N1	12-MAR-2003 05:40:41	Bright	40.500	36	50Alp UMa	1.8000	6300.0	81	5384	No
120	GOM_NL__2PRFIN20030312_054245_000000472014_00320_05384_5458.N1	12-MAR-2003 05:42:45	Bright	47.000	32	77Eps UMa	1.7630	11000.	94	5384	No
121	GOM_NL__2PRFIN20030312_054507_000000592014_00320_05384_5459.N1	12-MAR-2003 05:45:07	Bright	58.500	39	85Eta UMa	1.8540	24000.	117	5384	No
122	GOM_NL__2PRFIN20030312_054749_000000372014_00320_05384_5460.N1	12-MAR-2003 05:47:49	Bright	37.000	49	1Alp UMi	1.9900	6300.0	74	5384	No
123	GOM_NL__2PRFIN20030312_055209_000000482014_00320_05384_5461.N1	12-MAR-2003 05:52:09	Bright	48.000	119	14Eta Dra	2.7270	4700.0	96	5384	No
124	GOM_NL__2PRFIN20030312_055532_000000372014_00320_05384_5462.N1	12-MAR-2003 05:55:32	Bright	37.000	89	5Alp Cep	2.4510	8000.0	74	5384	No
125	GOM_NL__2PRFIN20030312_055659_000000522014_00320_05384_5463.N1	12-MAR-2003 05:56:59	Bright	51.500	130	23Bet Dra	2.7990	5800.0	103	5384	No
126	GOM_NL__2PRFIN20030312_060039_000000372014_00320_05384_5464.N1	12-MAR-2003 06:00:39	Bright	37.000	19	50Alp Cyg	1.2460	10500.	74	5384	No
127	GOM_NL__2PRFIN20030312_060212_000000362014_00320_05384_5465.N1	12-MAR-2003 06:02:12	Bright	36.000	66	37Gam Cyg	2.2080	5900.0	72	5384	No
128	GOM_NL__2PRFIN20030312_060352_000000352014_00320_05384_5466.N1	12-MAR-2003 06:03:52	Bright	35.000	92	53Eps Cyg	2.5000	4500.0	70	5384	No
129	GOM_NL__2PRFIN20030312_060720_000001442014_00320_05384_5467.N1	12-MAR-2003 06:07:20	Tw_i_and_stray	144.00	133	40Zet Her	2.8070	6000.0	288	5384	No
130	GOM_NL__2PRFIN20030312_061131_000000512014_00320_05384_5468.N1	12-MAR-2003 06:11:31	Tw_i_and_stray	50.500	168	17Zet Aql	2.9860	11000.	101	5384	No
131	GOM_NL__2PRFIN20030312_061656_000001122014_00320_05384_5469.N1	12-MAR-2003 06:16:56	Dark	112.00	59	55Alp Oph	2.0800	8900.0	224	5384	No
132	GOM_NL__2PRFIN20030312_061941_000000912014_00320_05384_5470.N1	12-MAR-2003 06:19:41	Dark	91.000	126	60Bet Oph	2.7700	4250.0	182	5384	No
133	GOM_NL__2PRFIN20030312_062344_000000452014_00320_05384_5471.N1	12-MAR-2003 06:23:44	Dark	45.000	57	34Sig Sgr	2.0660	26000.	90	5384	No
134	GOM_NL__2PRFIN20030312_062706_000000472014_00320_05384_5472.N1	12-MAR-2003 06:27:06	Dark	46.500	38	20Eps Sgr	1.8360	11000.	93	5384	No
135	GOM_NL__2PRFIN20030312_062904_000000382014_00320_05384_5473.N1	12-MAR-2003 06:29:04	Dark	37.500	45	Alp Pav	1.9400	26000.	75	5384	No
136	GOM_NL__2PRFIN20030312_063109_000000592014_00321_05385_5474.N1	12-MAR-2003 06:31:09	Dark	58.500	40	The Sco	1.8590	7100.0	117	5385	No
137	GOM_NL__2PRFIN20030312_063327_000000582014_00321_05385_5440.N1	12-MAR-2003 06:33:27	Dark	58.000	75	26Eps Sco	2.2910	4250.0	116	5385	No
138	GOM_NL__2PRFIN20030312_063527_000001082014_00321_05385_5441.N1	12-MAR-2003 06:35:27	Dark	108.00	16	21Alp Sco	1.0200	3000.0	216	5385	No
139	GOM_NL__2PRFIN20030312_063811_000000382014_00321_05385_5442.N1	12-MAR-2003 06:38:11	Dark	37.500	145	Gam TrA	2.8720	10600.	75	5385	No
140	GOM_NL__2PRFIN20030312_063953_000000462014_00321_05385_5443.N1	12-MAR-2003 06:39:53	Dark	45.500	4	Alp1Cen	-0.010000	5800.0	91	5385	No
141	GOM_NL__2PRFIN20030312_064108_000000442014_00321_05385_5444.N1	12-MAR-2003 06:41:08	Dark	44.000	10	Bet Cen	0.61000	28000.	88	5385	No
142	GOM_NL__2PRFIN20030312_064316_000000402014_00321_05385_5445.N1	12-MAR-2003 06:43:16	Dark	40.000	12	Alp1Cru	0.77500	30000.	80	5385	No
143	GOM_NL__2PRFIN20030312_064439_000000382014_00321_05385_5446.N1	12-MAR-2003 06:44:39	Dark	38.000	124	The Car	2.7640	30000.	76	5385	No
144	GOM_NL__2PRFIN20030312_064609_000000462014_00321_05385_5447.N1	12-MAR-2003 06:46:09	Straylight	45.500	64	Gam Cen	2.2000	10600.	91	5385	No
145	GOM_NL__2PRFIN20030312_064755_000000392014_00321_05385_5448.N1	12-MAR-2003 06:47:55	Straylight	39.000	91	Kap Vel	2.4900	26000.	78	5385	No
146	GOM_NL__2PRFIN20030312_065115_000000462014_00321_05385_5449.N1	12-MAR-2003 06:51:15	Straylight	46.000	65	Lam Vel	2.2040	4400.0	92	5385	No
147	GOM_NL__2PRFIN20030312_065419_000000612014_00321_05385_5450.N1	12-MAR-2003 06:54:19	Straylight	60.500	106	9Bet Crv	2.6480	5600.0	121	5385	No
148	GOM_NL__2PRFIN20030312_065648_000000542014_00321_05385_5451.N1	12-MAR-2003 06:56:48	Straylight	53.500	100	4Gam Crv	2.5800	13100.	107	5385	No
149	GOM_NL__2PRFIN20030312_070002_000001162014_00321_05385_5452.N1	12-MAR-2003 07:00:02	Bright	116.00	15	67Alp Vir	0.97600	28000.	232	5385	No
150	GOM_NL__2PRFIN20030312_070619_000000402014_00321_05385_5453.N1	12-MAR-2003 07:06:19	Bright	39.500	22	32Alp Leo	1.3600	15200.	79	5385	No
151	GOM_NL__2PRFIN20030312_070839_000000412014_00321_05385_5454.N1	12-MAR-2003 07:08:39	Bright	40.500	51	41Gam1Leo	2.0100	4500.0	81	5385	No
152	GOM_NL__2PRFIN20030312_071156_000000972014_00321_05385_5455.N1	12-MAR-2003 07:11:56	Bright	96.500	138	47Eps Vir	2.8280	4700.0	193	5385	No
153	GOM_NL__2PRFIN20030312_071644_000000422014_00321_05385_5456.N1	12-MAR-2003 07:16:44	Bright	42.000	174	52Psi UMa	3.0040	4400.0	84	5385	No
154	GOM_NL__2PRFIN20030312_071949_000000402014_00321_05385_5457.N1	12-MAR-2003 07:19:49	Bright	39.500	82	48Bet UMa	2.3650	10600.	79	5385	No
155	GOM_NL__2PRFIN20030312_072117_000000412014_00321_05385_5458.N1	12-MAR-2003 07:21:17	Bright	40.500	36	50Alp UMa	1.8000	6300.0	81	5385	No
156	GOM_NL__2PRFIN20030312_072320_000000472014_00321_05385_5459.N1	12-MAR-2003 07:23:20	Bright	47.000	32	77Eps UMa	1.7630	11000.	94	5385	No
157	GOM_NL__2PRFIN20030312_072542_000000582014_00321_05385_5460.N1	12-MAR-2003 07:25:42	Bright	58.000	39	85Eta UMa	1.8540	24000.	116	5385	No
158	GOM_NL__2PRFIN20030312_072825_000000362014_00321_05385_5461.N1	12-MAR-2003 07:28:25	Bright	35.500	49	1Alp UMi	1.9900	6300.0	71	5385	No
159	GOM_NL__2PRFIN20030312_073245_000000502014_00321_05385_5462.N1	12-MAR-2003 07:32:45	Bright	49.500	119	14Eta Dra	2.7270	4700.0	99	5385	No
160	GOM_NL__2PRFIN20030312_073608_000000382014_00321_05385_5463.N1	12-MAR-2003 07:36:08	Bright	37.500	89	5Alp Cep	2.4510	8000.0	75	5385	No

161	GOM_NL__2PRFIN20030312_073825_000000532014_00321_05385_5464.N1	12-MAR-2003 07:38:25	Bright	52.500	69	33Gam Dra	2.2310	3800.0	105	5385	No
162	GOM_NL__2PRFIN20030312_074115_000000362014_00321_05385_5465.N1	12-MAR-2003 07:41:15	Bright	36.000	19	50Alp Cyg	1.2460	10500.	72	5385	No
163	GOM_NL__2PRFIN20030312_074248_000000392014_00321_05385_5466.N1	12-MAR-2003 07:42:48	Bright	38.500	66	37Gam Cyg	2.2080	5900.0	77	5385	No
164	GOM_NL__2PRFIN20030312_074428_000000382014_00321_05385_5467.N1	12-MAR-2003 07:44:28	Bright	37.500	92	53Eps Cyg	2.5000	4500.0	75	5385	No
165	GOM_NL__2PRFIN20030312_074757_000001462014_00321_05385_5468.N1	12-MAR-2003 07:47:57	Tw_i_and_stray	145.50	133	40Zet Her	2.8070	6000.0	291	5385	No
166	GOM_NL__2PRFIN20030312_075207_000000512014_00321_05385_5469.N1	12-MAR-2003 07:52:07	Tw_i_and_stray	51.000	168	17Zet Aql	2.9860	11000.	102	5385	No
167	GOM_NL__2PRFIN20030312_075736_000001092014_00321_05385_5470.N1	12-MAR-2003 07:57:36	Dark	109.00	59	55Alp Oph	2.0800	8900.0	218	5385	No
168	GOM_NL__2PRFIN20030312_080019_000000892014_00321_05385_5471.N1	12-MAR-2003 08:00:19	Dark	89.000	126	60Bet Oph	2.7700	4250.0	178	5385	No
169	GOM_NL__2PRFIN20030312_080421_000000452014_00321_05385_5472.N1	12-MAR-2003 08:04:21	Dark	45.000	57	34Sig Sgr	2.0660	26000.	90	5385	No
170	GOM_NL__2PRFIN20030312_081108_000000592014_00321_05385_5473.N1	12-MAR-2003 08:11:08	Dark	58.500	25	35Lam Sco	1.6200	28000.	117	5385	No
171	GOM_NL__2PRFIN20030312_081404_000000652014_00322_05386_5345.N1	12-MAR-2003 08:14:04	Dark	65.000	75	26Eps Sco	2.2910	4250.0	130	5386	No
172	GOM_NL__2PRFIN20030312_081604_000000872014_00322_05386_5346.N1	12-MAR-2003 08:16:04	Dark	86.500	16	21Alp Sco	1.0200	3000.0	173	5386	No
173	GOM_NL__2PRFIN20030312_081848_000000382014_00322_05386_5347.N1	12-MAR-2003 08:18:48	Dark	38.000	145	Gam TrA	2.8720	10600.	76	5386	No
174	GOM_NL__2PRFIN20030312_082030_000000512014_00322_05386_5348.N1	12-MAR-2003 08:20:30	Dark	51.000	4	Alp1Cen	-0.010000	5800.0	102	5386	No
175	GOM_NL__2PRFIN20030312_082145_000000522014_00322_05386_5349.N1	12-MAR-2003 08:21:45	Dark	51.500	10	Bet Cen	0.61000	28000.	103	5386	No
176	GOM_NL__2PRFIN20030312_082352_000000472014_00322_05386_5350.N1	12-MAR-2003 08:23:52	Dark	47.000	12	Alp1Cru	0.77500	30000.	94	5386	No
177	GOM_NL__2PRFIN20030312_082516_000000372014_00322_05386_5351.N1	12-MAR-2003 08:25:16	Dark	37.000	124	The Car	2.7640	30000.	74	5386	No
178	GOM_NL__2PRFIN20030312_082645_000000442014_00322_05386_5352.N1	12-MAR-2003 08:26:45	Straylight	43.500	64	Gam Cen	2.2000	10600.	87	5386	No
179	GOM_NL__2PRFIN20030312_082831_000000382014_00322_05386_5353.N1	12-MAR-2003 08:28:31	Straylight	37.500	91	Kap Vel	2.4900	26000.	75	5386	No
180	GOM_NL__2PRFIN20030312_083151_000000452014_00322_05386_5354.N1	12-MAR-2003 08:31:51	Straylight	45.000	65	Lam Vel	2.2040	4400.0	90	5386	No
181	GOM_NL__2PRFIN20030312_083456_000000592014_00322_05386_5355.N1	12-MAR-2003 08:34:56	Straylight	59.000	106	9Bet Crv	2.6480	5600.0	118	5386	No
182	GOM_NL__2PRFIN20030312_083725_000000532014_00322_05386_5356.N1	12-MAR-2003 08:37:25	Straylight	53.000	100	4Gam Crv	2.5800	13100.	106	5386	No
183	GOM_NL__2PRFIN20030312_084037_000001272014_00322_05386_5357.N1	12-MAR-2003 08:40:37	Bright	127.00	15	67Alp Vir	0.97600	28000.	254	5386	No
184	GOM_NL__2PRFIN20030312_084655_000000392014_00322_05386_5358.N1	12-MAR-2003 08:46:55	Bright	38.500	22	32Alp Leo	1.3600	15200.	77	5386	No
185	GOM_NL__2PRFIN20030312_084915_000000412014_00322_05386_5359.N1	12-MAR-2003 08:49:15	Bright	41.000	51	41Gam1Leo	2.0100	4500.0	82	5386	No
186	GOM_NL__2PRFIN20030312_085229_000000962014_00322_05386_5360.N1	12-MAR-2003 08:52:29	Bright	95.500	138	47Eps Vir	2.8280	4700.0	191	5386	No
187	GOM_NL__2PRFIN20030312_085719_000000422014_00322_05386_5361.N1	12-MAR-2003 08:57:19	Bright	42.000	174	52Psi UMa	3.0040	4400.0	84	5386	No
188	GOM_NL__2PRFIN20030312_090025_000000392014_00322_05386_5362.N1	12-MAR-2003 09:00:25	Bright	38.500	82	48Bet UMa	2.3650	10600.	77	5386	No
189	GOM_NL__2PRFIN20030312_090153_000000402014_00322_05386_5363.N1	12-MAR-2003 09:01:53	Bright	40.000	36	50Alp UMa	1.8000	6300.0	80	5386	No
190	GOM_NL__2PRFIN20030312_090355_000000472014_00322_05386_5364.N1	12-MAR-2003 09:03:55	Bright	46.500	32	77Eps UMa	1.7630	11000.	93	5386	No
191	GOM_NL__2PRFIN20030312_090617_000000602014_00322_05386_5365.N1	12-MAR-2003 09:06:17	Bright	59.500	39	85Eta UMa	1.8540	24000.	119	5386	No
192	GOM_NL__2PRFIN20030312_090901_000000362014_00322_05386_5366.N1	12-MAR-2003 09:09:01	Bright	36.000	49	1Alp UMi	1.9900	6300.0	72	5386	No
193	GOM_NL__2PRFIN20030312_091320_000000492014_00322_05386_5367.N1	12-MAR-2003 09:13:20	Bright	48.500	119	14Eta Dra	2.7270	4700.0	97	5386	No
194	GOM_NL__2PRFIN20030312_091644_000000362014_00322_05386_5368.N1	12-MAR-2003 09:16:44	Bright	36.000	89	5Alp Cep	2.4510	8000.0	72	5386	No
195	GOM_NL__2PRFIN20030312_091901_000000512014_00322_05386_5369.N1	12-MAR-2003 09:19:01	Bright	51.000	69	33Gam Dra	2.2310	3800.0	102	5386	No
196	GOM_NL__2PRFIN20030312_092151_000000352014_00322_05386_5370.N1	12-MAR-2003 09:21:51	Bright	34.500	19	50Alp Cyg	1.2460	10500.	69	5386	No
197	GOM_NL__2PRFIN20030312_092324_000000372014_00322_05386_5371.N1	12-MAR-2003 09:23:24	Bright	37.000	66	37Gam Cyg	2.2080	5900.0	74	5386	No
198	GOM_NL__2PRFIN20030312_092504_000000362014_00322_05386_5372.N1	12-MAR-2003 09:25:04	Bright	36.000	92	53Eps Cyg	2.5000	4500.0	72	5386	No
199	GOM_NL__2PRFIN20030312_092833_000001402014_00322_05386_5373.N1	12-MAR-2003 09:28:33	Tw_i_and_stray	139.50	133	40Zet Her	2.8070	6000.0	279	5386	No
200	GOM_NL__2PRFIN20030312_093244_000000502014_00322_05386_5374.N1	12-MAR-2003 09:32:44	Tw_i_and_stray	49.500	168	17Zet Aql	2.9860	11000.	99	5386	No
201	GOM_NL__2PRFIN20030312_093813_000001002014_00322_05386_5375.N1	12-MAR-2003 09:38:13	Dark	100.00	59	55Alp Oph	2.0800	8900.0	200	5386	No
202	GOM_NL__2PRFIN20030312_094057_000001002014_00322_05386_5376.N1	12-MAR-2003 09:40:57	Dark	100.00	126	60Bet Oph	2.7700	4250.0	200	5386	No
203	GOM_NL__2PRFIN20030312_094457_000000482014_00322_05386_5377.N1	12-MAR-2003 09:44:57	Dark	48.000	57	34Sig Sgr	2.0660	26000.	96	5386	No
204	GOM_NL__2PRFIN20030312_095145_000000512014_00322_05386_5378.N1	12-MAR-2003 09:51:45	Dark	51.000	25	35Lam Sco	1.6200	28000.	102	5386	No
205	GOM_NL__2PRFIN20030312_095442_000000612014_00323_05387_5345.N1	12-MAR-2003 09:54:42	Dark	61.000	75	26Eps Sco	2.2910	4250.0	122	5387	No
206	GOM_NL__2PRFIN20030312_095642_000001082014_00323_05387_5346.N1	12-MAR-2003 09:56:42	Dark	108.00	16	21Alp Sco	1.0200	3000.0	216	5387	No
207	GOM_NL__2PRFIN20030312_095924_000000362014_00323_05387_5347.N1	12-MAR-2003 09:59:24	Dark	35.500	145	Gam TrA	2.8720	10600.	71	5387	No
208	GOM_NL__2PRFIN20030312_100106_000000572014_00323_05387_5348.N1	12-MAR-2003 10:01:06	Dark	57.000	4	Alp1Cen	-0.010000	5800.0	114	5387	No
209	GOM_NL__2PRFIN20030312_100221_000000492014_00323_05387_5349.N1	12-MAR-2003 10:02:21	Dark	49.000	10	Bet Cen	0.61000	28000.	98	5387	No
210	GOM_NL__2PRFIN20030312_100429_000000502014_00323_05387_5350.N1	12-MAR-2003 10:04:29	Dark	49.500	12	Alp1Cru	0.77500	30000.	99	5387	No
211	GOM_NL__2PRFIN20030312_100552_000000372014_00323_05387_5351.N1	12-MAR-2003 10:05:52	Dark	37.000	124	The Car	2.7640	30000.	74	5387	No
212	GOM_NL__2PRFIN20030312_100721_000000442014_00323_05387_5352.N1	12-MAR-2003 10:07:21	Straylight	43.500	64	Gam Cen	2.2000	10600.	87	5387	No
213	GOM_NL__2PRFIN20030312_100907_000000372014_00323_05387_5353.N1	12-MAR-2003 10:09:07	Straylight	37.000	91	Kap Vel	2.4900	26000.	74	5387	No
214	GOM_NL__2PRFIN20030312_101227_000000442014_00323_05387_5354.N1	12-MAR-2003 10:12:27	Straylight	44.000	65	Lam Vel	2.2040	4400.0	88	5387	No
215	GOM_NL__2PRFIN20030312_101531_000000552014_00323_05387_5355.N1	12-MAR-2003 10:15:31	Straylight	55.000	106	9Bet Crv	2.6480	5600.0	110	5387	No
216	GOM_NL__2PRFIN20030312_101801_000000562014_00323_05387_5356.N1	12-MAR-2003 10:18:01	Straylight	55.500	100	4Gam Crv	2.5800	13100.	111	5387	No
217	GOM_NL__2PRFIN20030312_102113_000001132014_00323_05387_5357.N1	12-MAR-2003 10:21:13	Bright	112.50	15	67Alp Vir	0.97600	28000.	225	5387	No
218	GOM_NL__2PRFIN20030312_102731_000000412014_00323_05387_5358.N1	12-MAR-2003 10:27:31	Bright	40.500	22	32Alp Leo	1.3600	15200.	81	5387	No
219	GOM_NL__2PRFIN20030312_102951_000000392014_00323_05387_5359.N1	12-MAR-2003 10:29:51	Bright	38.500	51	41Gam1Leo	2.0100	4500.0	77	5387	No

220	GOM_NL__2PRFIN20030312_103304_000000952014_00323_05387_5360.N1	12-MAR-2003 10:33:04	Bright	94.500	138	47Eps Vir	2.8280	4700.0	189	5387	No
221	GOM_NL__2PRFIN20030312_103755_000000422014_00323_05387_5361.N1	12-MAR-2003 10:37:55	Bright	42.000	174	52Psi UMa	3.0040	4400.0	84	5387	No
222	GOM_NL__2PRFIN20030312_104101_000000412014_00323_05387_5362.N1	12-MAR-2003 10:41:01	Bright	41.000	82	48Bet UMa	2.3650	10600.	82	5387	No
223	GOM_NL__2PRFIN20030312_104228_000000432014_00323_05387_5363.N1	12-MAR-2003 10:42:28	Bright	43.000	36	50Alp UMa	1.8000	6300.0	86	5387	No
224	GOM_NL__2PRFIN20030312_104430_000000482014_00323_05387_5364.N1	12-MAR-2003 10:44:30	Bright	47.500	32	77Eps UMa	1.7630	11000.	95	5387	No
225	GOM_NL__2PRFIN20030312_104650_000000622014_00323_05387_5365.N1	12-MAR-2003 10:46:50	Bright	61.500	39	85Eta UMa	1.8540	24000.	123	5387	No
226	GOM_NL__2PRFIN20030312_104936_000000372014_00323_05387_5366.N1	12-MAR-2003 10:49:36	Bright	36.500	49	1Alp UMi	1.9900	6300.0	73	5387	No
227	GOM_NL__2PRFIN20030312_105355_000000482014_00323_05387_5367.N1	12-MAR-2003 10:53:55	Bright	48.000	119	14Eta Dra	2.7270	4700.0	96	5387	No
228	GOM_NL__2PRFIN20030312_105720_000000362014_00323_05387_5368.N1	12-MAR-2003 10:57:20	Bright	36.000	89	5Alp Cep	2.4510	8000.0	72	5387	No
229	GOM_NL__2PRFIN20030312_105937_000000522014_00323_05387_5369.N1	12-MAR-2003 10:59:37	Bright	51.500	69	33Gam Dra	2.2310	3800.0	103	5387	No
230	GOM_NL__2PRFIN20030312_110227_000000342014_00323_05387_5370.N1	12-MAR-2003 11:02:27	Bright	34.000	19	50Alp Cyg	1.2460	10500.	68	5387	No
231	GOM_NL__2PRFIN20030312_110400_000000392014_00323_05387_5371.N1	12-MAR-2003 11:04:00	Bright	38.500	66	37Gam Cyg	2.2080	5900.0	77	5387	No
232	GOM_NL__2PRFIN20030312_110540_000000372014_00323_05387_5372.N1	12-MAR-2003 11:05:40	Bright	37.000	92	53Eps Cyg	2.5000	4500.0	74	5387	No
233	GOM_NL__2PRFIN20030312_110909_000001432014_00323_05387_5373.N1	12-MAR-2003 11:09:09	Tw_i_and_stray	143.00	133	40Zet Her	2.8070	6000.0	286	5387	No
234	GOM_NL__2PRFIN20030312_111320_000000502014_00323_05387_5374.N1	12-MAR-2003 11:13:20	Tw_i_and_stray	49.500	168	17Zet Aql	2.9860	11000.	99	5387	No
235	GOM_NL__2PRFIN20030312_111849_000001092014_00323_05387_5375.N1	12-MAR-2003 11:18:49	Dark	109.00	59	55Alp Oph	2.0800	8900.0	218	5387	No
236	GOM_NL__2PRFIN20030312_112136_000000922014_00323_05387_5376.N1	12-MAR-2003 11:21:36	Dark	91.500	126	60Bet Oph	2.7700	4250.0	183	5387	No
237	GOM_NL__2PRFIN20030312_112534_000000462014_00323_05387_5377.N1	12-MAR-2003 11:25:34	Dark	45.500	57	34Sig Sgr	2.0660	26000.	91	5387	No
238	GOM_NL__2PRFIN20030312_113222_000000502014_00323_05387_5378.N1	12-MAR-2003 11:32:22	Dark	50.000	25	35Lam Sco	1.6200	28000.	100	5387	No
239	GOM_NL__2PRFIN20030312_113519_000000642014_00324_05388_5802.N1	12-MAR-2003 11:35:19	Dark	64.000	75	26Eps Sco	2.2910	4250.0	128	5388	No
240	GOM_NL__2PRFIN20030312_113721_000001082014_00324_05388_5803.N1	12-MAR-2003 11:37:21	Dark	108.00	16	21Alp Sco	1.0200	3000.0	216	5388	No
241	GOM_NL__2PRFIN20030312_114000_000000392014_00324_05388_5804.N1	12-MAR-2003 11:40:00	Dark	39.000	145	Gam TrA	2.8720	10600.	78	5388	No
242	GOM_NL__2PRFIN20030312_114142_000000442014_00324_05388_5805.N1	12-MAR-2003 11:41:42	Dark	44.000	4	Alp1Cen	-0.010000	5800.0	88	5388	No
243	GOM_NL__2PRFIN20030312_114258_000000452014_00324_05388_5806.N1	12-MAR-2003 11:42:58	Dark	44.500	10	Bet Cen	0.61000	28000.	89	5388	No
244	GOM_NL__2PRFIN20030312_114505_000000492014_00324_05388_5807.N1	12-MAR-2003 11:45:05	Dark	49.000	12	Alp1Cru	0.77500	30000.	98	5388	No
245	GOM_NL__2PRFIN20030312_114627_000000382014_00324_05388_5808.N1	12-MAR-2003 11:46:27	Dark	38.000	124	The Car	2.7640	30000.	76	5388	No
246	GOM_NL__2PRFIN20030312_114757_000000442014_00324_05388_5809.N1	12-MAR-2003 11:47:57	Straylight	43.500	64	Gam Cen	2.2000	10600.	87	5388	No
247	GOM_NL__2PRFIN20030312_114943_000000402014_00324_05388_5810.N1	12-MAR-2003 11:49:43	Straylight	39.500	91	Kap Vel	2.4900	26000.	79	5388	No
248	GOM_NL__2PRFIN20030312_115303_000000452014_00324_05388_5811.N1	12-MAR-2003 11:53:03	Straylight	45.000	65	Lam Vel	2.2040	4400.0	90	5388	No
249	GOM_NL__2PRFIN20030312_115608_000000602014_00324_05388_5812.N1	12-MAR-2003 11:56:08	Straylight	60.000	106	9Bet Crv	2.6480	5600.0	120	5388	No
250	GOM_NL__2PRFIN20030312_115836_000000542014_00324_05388_5813.N1	12-MAR-2003 11:58:36	Straylight	53.500	100	4Gam Crv	2.5800	13100.	107	5388	No
251	GOM_NL__2PRFIN20030312_120150_000001082014_00324_05388_5814.N1	12-MAR-2003 12:01:50	Bright	108.00	15	67Alp Vir	0.97600	28000.	216	5388	No
252	GOM_NL__2PRFIN20030312_120807_000000392014_00324_05388_5815.N1	12-MAR-2003 12:08:07	Bright	38.500	22	32Alp Leo	1.3600	15200.	77	5388	No
253	GOM_NL__2PRFIN20030312_121027_000000402014_00324_05388_5816.N1	12-MAR-2003 12:10:27	Bright	39.500	51	41Gam1Leo	2.0100	4500.0	79	5388	No
254	GOM_NL__2PRFIN20030312_121338_000000942014_00324_05388_5817.N1	12-MAR-2003 12:13:38	Bright	94.000	138	47Eps Vir	2.8280	4700.0	188	5388	No
255	GOM_NL__2PRFIN20030312_121830_000000432014_00324_05388_5818.N1	12-MAR-2003 12:18:30	Bright	42.500	174	52Psi UMa	3.0040	4400.0	85	5388	No
256	GOM_NL__2PRFIN20030312_122136_000000402014_00324_05388_5819.N1	12-MAR-2003 12:21:36	Bright	39.500	82	48Bet UMa	2.3650	10600.	79	5388	No
257	GOM_NL__2PRFIN20030312_122303_000000422014_00324_05388_5820.N1	12-MAR-2003 12:23:03	Bright	42.000	36	50Alp UMa	1.8000	6300.0	84	5388	No
258	GOM_NL__2PRFIN20030312_122505_000000472014_00324_05388_5821.N1	12-MAR-2003 12:25:05	Bright	47.000	32	77Eps UMa	1.7630	11000.	94	5388	No
259	GOM_NL__2PRFIN20030312_122725_000000602014_00324_05388_5822.N1	12-MAR-2003 12:27:25	Bright	60.000	39	85Eta UMa	1.8540	24000.	120	5388	No
260	GOM_NL__2PRFIN20030312_123012_000000352014_00324_05388_5823.N1	12-MAR-2003 12:30:12	Bright	35.000	49	1Alp UMi	1.9900	6300.0	70	5388	No
261	GOM_NL__2PRFIN20030312_123431_000000492014_00324_05388_5824.N1	12-MAR-2003 12:34:31	Bright	48.500	119	14Eta Dra	2.7270	4700.0	97	5388	No
262	GOM_NL__2PRFIN20030312_123756_000000362014_00324_05388_5825.N1	12-MAR-2003 12:37:56	Bright	36.000	89	5Alp Cep	2.4510	8000.0	72	5388	No
263	GOM_NL__2PRFIN20030312_124012_000000522014_00324_05388_5826.N1	12-MAR-2003 12:40:12	Bright	51.500	69	33Gam Dra	2.2310	3800.0	103	5388	No
264	GOM_NL__2PRFIN20030312_124303_000000372014_00324_05388_5827.N1	12-MAR-2003 12:43:03	Bright	37.000	19	50Alp Cyg	1.2460	10500.	74	5388	No
265	GOM_NL__2PRFIN20030312_124436_000000382014_00324_05388_5828.N1	12-MAR-2003 12:44:36	Bright	37.500	66	37Gam Cyg	2.2080	5900.0	75	5388	No
266	GOM_NL__2PRFIN20030312_124616_000000362014_00324_05388_5829.N1	12-MAR-2003 12:46:16	Bright	36.000	92	53Eps Cyg	2.5000	4500.0	72	5388	No
267	GOM_NL__2PRFIN20030312_124945_000001542014_00324_05388_5830.N1	12-MAR-2003 12:49:45	Tw_i_and_stray	153.50	133	40Zet Her	2.8070	6000.0	307	5388	No
268	GOM_NL__2PRFIN20030312_125356_000000512014_00324_05388_5831.N1	12-MAR-2003 12:53:56	Tw_i_and_stray	50.500	168	17Zet Aql	2.9860	11000.	101	5388	No
269	GOM_NL__2PRFIN20030312_125927_000001102014_00324_05388_5832.N1	12-MAR-2003 12:59:27	Dark	109.50	59	55Alp Oph	2.0800	8900.0	219	5388	No
270	GOM_NL__2PRFIN20030312_130214_000000942014_00324_05388_5833.N1	12-MAR-2003 13:02:14	Dark	94.000	126	60Bet Oph	2.7700	4250.0	188	5388	No
271	GOM_NL__2PRFIN20030312_130610_000000472014_00324_05388_5834.N1	12-MAR-2003 13:06:10	Dark	46.500	57	34Sig Sgr	2.0660	26000.	93	5388	No
272	GOM_NL__2PRFIN20030312_131258_000000502014_00324_05388_5835.N1	12-MAR-2003 13:12:58	Dark	50.000	25	35Lam Sco	1.6200	28000.	100	5388	No
273	GOM_NL__2PRFIN20030312_131556_000000632014_00325_05389_5803.N1	12-MAR-2003 13:15:56	Dark	62.500	75	26Eps Sco	2.2910	4250.0	125	5389	No
274	GOM_NL__2PRFIN20030312_131758_000000852014_00325_05389_5804.N1	12-MAR-2003 13:17:58	Dark	85.000	16	21Alp Sco	1.0200	3000.0	170	5389	No
275	GOM_NL__2PRFIN20030312_132036_000000382014_00325_05389_5805.N1	12-MAR-2003 13:20:36	Dark	38.000	145	Gam TrA	2.8720	10600.	76	5389	No
276	GOM_NL__2PRFIN20030312_132219_000000472014_00325_05389_5806.N1	12-MAR-2003 13:22:19	Dark	47.000	4	Alp1Cen	-0.010000	5800.0	94	5389	No
277	GOM_NL__2PRFIN20030312_132334_000000422014_00325_05389_5807.N1	12-MAR-2003 13:23:34	Dark	41.500	10	Bet Cen	0.61000	28000.	83	5389	No
278	GOM_NL__2PRFIN20030312_132541_000000442014_00325_05389_5808.N1	12-MAR-2003 13:25:41	Dark	44.000	12	Alp1Cru	0.77500	30000.	88	5389	No

279	GOM_NL__2PRFIN20030312_132704_000000372014_00325_05389_5809.N1	12-MAR-2003 13:27:04	Dark	36.500	124	The Car	2.7640	30000.	73	5389	No
280	GOM_NL__2PRFIN20030312_132834_000000422014_00325_05389_5810.N1	12-MAR-2003 13:28:34	Straylight	41.500	64	Gam Cen	2.2000	10600.	83	5389	No
281	GOM_NL__2PRFIN20030312_133019_000000392014_00325_05389_5811.N1	12-MAR-2003 13:30:19	Straylight	39.000	91	Kap Vel	2.4900	26000.	78	5389	No
282	GOM_NL__2PRFIN20030312_133339_000000442014_00325_05389_5812.N1	12-MAR-2003 13:33:39	Straylight	44.000	65	Lam Vel	2.2040	4400.0	88	5389	No
283	GOM_NL__2PRFIN20030312_133644_000000612014_00325_05389_5813.N1	12-MAR-2003 13:36:44	Straylight	60.500	106	9Bet Crv	2.6480	5600.0	121	5389	No
284	GOM_NL__2PRFIN20030312_133912_000000532014_00325_05389_5814.N1	12-MAR-2003 13:39:12	Straylight	53.000	100	4Gam Crv	2.5800	13100.	106	5389	No
285	GOM_NL__2PRFIN20030312_134226_000001142014_00325_05389_5815.N1	12-MAR-2003 13:42:26	Bright	114.00	15	67Alp Vir	0.97600	28000.	228	5389	No
286	GOM_NL__2PRFIN20030312_134842_000000412014_00325_05389_5816.N1	12-MAR-2003 13:48:42	Bright	40.500	22	32Alp Leo	1.3600	15200.	81	5389	No
287	GOM_NL__2PRFIN20030312_135102_000000402014_00325_05389_5817.N1	12-MAR-2003 13:51:02	Bright	40.000	51	41Gam1Leo	2.0100	4500.0	80	5389	No
288	GOM_NL__2PRFIN20030312_135412_000000922014_00325_05389_5818.N1	12-MAR-2003 13:54:12	Bright	91.500	138	47Eps Vir	2.8280	4700.0	183	5389	No
289	GOM_NL__2PRFIN20030312_135906_000000402014_00325_05389_5819.N1	12-MAR-2003 13:59:06	Bright	39.500	174	52Psi UMa	3.0040	4400.0	79	5389	No
290	GOM_NL__2PRFIN20030312_140212_000000382014_00325_05389_5820.N1	12-MAR-2003 14:02:12	Bright	38.000	82	48Bet UMa	2.3650	10600.	76	5389	No
291	GOM_NL__2PRFIN20030312_140340_000000402014_00325_05389_5821.N1	12-MAR-2003 14:03:40	Bright	39.500	36	50Alp UMa	1.8000	6300.0	79	5389	No
292	GOM_NL__2PRFIN20030312_140541_000000472014_00325_05389_5822.N1	12-MAR-2003 14:05:41	Bright	47.000	32	77Eps UMa	1.7630	11000.	94	5389	No
293	GOM_NL__2PRFIN20030312_140801_000000582014_00325_05389_5823.N1	12-MAR-2003 14:08:01	Bright	58.000	39	85Eta UMa	1.8540	24000.	116	5389	No
294	GOM_NL__2PRFIN20030312_141049_000000352014_00325_05389_5824.N1	12-MAR-2003 14:10:49	Bright	34.500	49	1Alp UMi	1.9900	6300.0	69	5389	No
295	GOM_NL__2PRFIN20030312_141507_000000472014_00325_05389_5825.N1	12-MAR-2003 14:15:07	Bright	47.000	119	14Eta Dra	2.7270	4700.0	94	5389	No
296	GOM_NL__2PRFIN20030312_141833_000000342014_00325_05389_5826.N1	12-MAR-2003 14:18:33	Bright	34.000	89	5Alp Cep	2.4510	8000.0	68	5389	No
297	GOM_NL__2PRFIN20030312_142049_000000502014_00325_05389_5827.N1	12-MAR-2003 14:20:49	Bright	49.500	69	33Gam Dra	2.2310	3800.0	99	5389	No
298	GOM_NL__2PRFIN20030312_142340_000000342014_00325_05389_5828.N1	12-MAR-2003 14:23:40	Bright	34.000	19	50Alp Cyg	1.2460	10500.	68	5389	No
299	GOM_NL__2PRFIN20030312_142513_000000362014_00325_05389_5829.N1	12-MAR-2003 14:25:13	Bright	35.500	66	37Gam Cyg	2.2080	5900.0	71	5389	No
300	GOM_NL__2PRFIN20030312_142653_000000372014_00325_05389_5830.N1	12-MAR-2003 14:26:53	Bright	36.500	92	53Eps Cyg	2.5000	4500.0	73	5389	No
301	GOM_NL__2PRFIN20030312_143019_000001512014_00325_05389_5831.N1	12-MAR-2003 14:30:19	Twilight_stray	151.00	133	40Zet Her	2.8070	6000.0	302	5389	No
302	GOM_NL__2PRFIN20030312_143434_000000512014_00325_05389_5832.N1	12-MAR-2003 14:34:34	Twilight_stray	50.500	168	17Zet Aql	2.9860	11000.	101	5389	No
303	GOM_NL__2PRFIN20030312_144008_000001052014_00325_05389_5833.N1	12-MAR-2003 14:40:08	Dark	105.00	59	55Alp Oph	2.0800	8900.0	210	5389	No
304	GOM_NL__2PRFIN20030312_144253_000000922014_00325_05389_5834.N1	12-MAR-2003 14:42:53	Dark	92.000	126	60Bet Oph	2.7700	4250.0	184	5389	No
305	GOM_NL__2PRFIN20030312_144648_000000442014_00325_05389_5835.N1	12-MAR-2003 14:46:48	Dark	44.000	57	34Sig Sgr	2.0660	26000.	88	5389	No
306	GOM_NL__2PRFIN20030312_145337_000000512014_00325_05389_5836.N1	12-MAR-2003 14:53:37	Dark	51.000	25	35Lam Sco	1.6200	28000.	102	5389	No
307	GOM_NL__2PRFIN20030312_145634_000000582014_00326_05390_5804.N1	12-MAR-2003 14:56:34	Dark	58.000	75	26Eps Sco	2.2910	4250.0	116	5390	No
308	GOM_NL__2PRFIN20030312_145838_000001082014_00326_05390_5805.N1	12-MAR-2003 14:58:38	Dark	107.50	16	21Alp Sco	1.0200	3000.0	215	5390	No
309	GOM_NL__2PRFIN20030312_150256_000000442014_00326_05390_5806.N1	12-MAR-2003 15:02:56	Dark	44.000	4	Alp1Cen	-0.010000	5800.0	88	5390	No
310	GOM_NL__2PRFIN20030312_150411_000000452014_00326_05390_5807.N1	12-MAR-2003 15:04:11	Dark	44.500	10	Bet Cen	0.61000	28000.	89	5390	No
311	GOM_NL__2PRFIN20030312_150618_000000482014_00326_05390_5808.N1	12-MAR-2003 15:06:18	Dark	47.500	12	Alp1Cru	0.77500	30000.	95	5390	No
312	GOM_NL__2PRFIN20030312_150911_000000422014_00326_05390_5809.N1	12-MAR-2003 15:09:11	Straylight	41.500	64	Gam Cen	2.2000	10600.	83	5390	No
313	GOM_NL__2PRFIN20030312_151056_000000362014_00326_05390_5810.N1	12-MAR-2003 15:10:56	Straylight	36.000	91	Kap Vel	2.4900	26000.	72	5390	No
314	GOM_NL__2PRFIN20030312_151721_000000532014_00326_05390_5811.N1	12-MAR-2003 15:17:21	Straylight	53.000	106	9Bet Crv	2.6480	5600.0	106	5390	No
315	GOM_NL__2PRFIN20030312_151949_000000532014_00326_05390_5812.N1	12-MAR-2003 15:19:49	Straylight	52.500	100	4Gam Crv	2.5800	13100.	105	5390	No
316	GOM_NL__2PRFIN20030312_152302_000001132014_00326_05390_5813.N1	12-MAR-2003 15:23:02	Bright	112.50	15	67Alp Vir	0.97600	28000.	225	5390	No
317	GOM_NL__2PRFIN20030312_153139_000000392014_00326_05390_5814.N1	12-MAR-2003 15:31:39	Bright	38.500	51	41Gam1Leo	2.0100	4500.0	77	5390	No
318	GOM_NL__2PRFIN20030312_153444_000000992014_00326_05390_5815.N1	12-MAR-2003 15:34:44	Bright	99.000	138	47Eps Vir	2.8280	4700.0	198	5390	No
319	GOM_NL__2PRFIN20030312_153942_000000422014_00326_05390_5816.N1	12-MAR-2003 15:39:42	Bright	41.500	174	52Psi UMa	3.0040	4400.0	83	5390	No
320	GOM_NL__2PRFIN20030312_154248_000000392014_00326_05390_5817.N1	12-MAR-2003 15:42:48	Bright	39.000	82	48Bet UMa	2.3650	10600.	78	5390	No
321	GOM_NL__2PRFIN20030312_154416_000000422014_00326_05390_5818.N1	12-MAR-2003 15:44:16	Bright	41.500	36	50Alp UMa	1.8000	6300.0	83	5390	No
322	GOM_NL__2PRFIN20030312_154616_000000472014_00326_05390_5819.N1	12-MAR-2003 15:46:16	Bright	47.000	32	77Eps UMa	1.7630	11000.	94	5390	No
323	GOM_NL__2PRFIN20030312_154836_000000592014_00326_05390_5820.N1	12-MAR-2003 15:48:36	Bright	59.000	39	85Eta UMa	1.8540	24000.	118	5390	No
324	GOM_NL__2PRFIN20030312_155125_000000372014_00326_05390_5821.N1	12-MAR-2003 15:51:25	Bright	36.500	49	1Alp UMi	1.9900	6300.0	73	5390	No
325	GOM_NL__2PRFIN20030312_155542_000000492014_00326_05390_5822.N1	12-MAR-2003 15:55:42	Bright	49.000	119	14Eta Dra	2.7270	4700.0	98	5390	No
326	GOM_NL__2PRFIN20030312_155909_000000362014_00326_05390_5823.N1	12-MAR-2003 15:59:09	Bright	36.000	89	5Alp Cep	2.4510	8000.0	72	5390	No
327	GOM_NL__2PRFIN20030312_160125_000000492014_00326_05390_5824.N1	12-MAR-2003 16:01:25	Bright	48.500	69	33Gam Dra	2.2310	3800.0	97	5390	No
328	GOM_NL__2PRFIN20030312_160415_000000352014_00326_05390_5825.N1	12-MAR-2003 16:04:15	Bright	34.500	19	50Alp Cyg	1.2460	10500.	69	5390	No
329	GOM_NL__2PRFIN20030312_160549_000000382014_00326_05390_5826.N1	12-MAR-2003 16:05:49	Bright	37.500	66	37Gam Cyg	2.2080	5900.0	75	5390	No
330	GOM_NL__2PRFIN20030312_160729_000000532014_00326_05390_5827.N1	12-MAR-2003 16:07:29	Bright	53.000	92	53Eps Cyg	2.5000	4500.0	106	5390	No
331	GOM_NL__2PRFIN20030312_161058_000001422014_00326_05390_5828.N1	12-MAR-2003 16:10:58	Twilight_stray	142.00	133	40Zet Her	2.8070	6000.0	284	5390	No
332	GOM_NL__2PRFIN20030312_161535_000000512014_00326_05390_5829.N1	12-MAR-2003 16:15:35	Bright	51.000	11	53Alp Aql	0.76500	8000.0	102	5390	No
333	GOM_NL__2PRFIN20030312_162045_000001022014_00326_05390_5830.N1	12-MAR-2003 16:20:45	Dark	102.00	59	55Alp Oph	2.0800	8900.0	204	5390	No
334	GOM_NL__2PRFIN20030312_162526_000000472014_00326_05390_5831.N1	12-MAR-2003 16:25:26	Dark	46.500	155	41Pi Sgr	2.9000	6600.0	93	5390	No
335	GOM_NL__2PRFIN20030312_162725_000000452014_00326_05390_5832.N1	12-MAR-2003 16:27:25	Dark	44.500	57	34Sig Sgr	2.0660	26000.	89	5390	No
336	GOM_NL__2PRFIN20030312_163414_000000482014_00326_05390_5833.N1	12-MAR-2003 16:34:14	Dark	48.000	25	35Lam Sco	1.6200	28000.	96	5390	No
337	GOM_NL__2PRFIN20030312_163711_000000622014_00327_05391_5806.N1	12-MAR-2003 16:37:11	Dark	61.500	75	26Eps Sco	2.2910	4250.0	123	5391	No

338	GOM_NL__2PRFIN20030312_163916_000000842014_00327_05391_5807.N1	12-MAR-2003 16:39:16	Dark	84.000	16	21Alp Sco	1.0200	3000.0	168	5391	No
339	GOM_NL__2PRFIN20030312_164333_000000462014_00327_05391_5808.N1	12-MAR-2003 16:43:33	Dark	46.000	4	Alp1Cen	-0.010000	5800.0	92	5391	No
340	GOM_NL__2PRFIN20030312_164448_000000422014_00327_05391_5809.N1	12-MAR-2003 16:44:48	Dark	42.000	10	Bet Cen	0.61000	28000.	84	5391	No
341	GOM_NL__2PRFIN20030312_164654_000000432014_00327_05391_5810.N1	12-MAR-2003 16:46:54	Dark	42.500	12	Alp1Cru	0.77500	30000.	85	5391	No
342	GOM_NL__2PRFIN20030312_164947_000000432014_00327_05391_5811.N1	12-MAR-2003 16:49:47	Straylight	42.500	64	Gam Cen	2.2000	10600.	85	5391	No
343	GOM_NL__2PRFIN20030312_165132_000000372014_00327_05391_5812.N1	12-MAR-2003 16:51:32	Straylight	36.500	91	Kap Vel	2.4900	26000.	73	5391	No
344	GOM_NL__2PRFIN20030312_165757_000000572014_00327_05391_5813.N1	12-MAR-2003 16:57:57	Straylight	56.500	106	9Bet Crv	2.6480	5600.0	113	5391	No
345	GOM_NL__2PRFIN20030312_170025_000000532014_00327_05391_5814.N1	12-MAR-2003 17:00:25	Straylight	53.000	100	4Gam Crv	2.5800	13100.	106	5391	No
346	GOM_NL__2PRFIN20030312_170337_000001242014_00327_05391_5815.N1	12-MAR-2003 17:03:37	Bright	123.50	15	67Alp Vir	0.97600	28000.	247	5391	No
347	GOM_NL__2PRFIN20030312_171215_000000402014_00327_05391_5816.N1	12-MAR-2003 17:12:15	Bright	39.500	51	41Gam1Leo	2.0100	4500.0	79	5391	No
348	GOM_NL__2PRFIN20030312_171518_000000932014_00327_05391_5817.N1	12-MAR-2003 17:15:18	Bright	93.000	138	47Eps Vir	2.8280	4700.0	186	5391	No
349	GOM_NL__2PRFIN20030312_172017_000000412014_00327_05391_5818.N1	12-MAR-2003 17:20:17	Bright	41.000	174	52Psi UMa	3.0040	4400.0	82	5391	No
350	GOM_NL__2PRFIN20030312_172324_000000382014_00327_05391_5819.N1	12-MAR-2003 17:23:24	Bright	38.000	82	48Bet UMa	2.3650	10600.	76	5391	No
351	GOM_NL__2PRFIN20030312_172451_000000392014_00327_05391_5820.N1	12-MAR-2003 17:24:51	Bright	38.500	36	50Alp UMa	1.8000	6300.0	77	5391	No
352	GOM_NL__2PRFIN20030312_172652_000000452014_00327_05391_5821.N1	12-MAR-2003 17:26:52	Bright	44.500	32	77Eps UMa	1.7630	11000.	89	5391	No
353	GOM_NL__2PRFIN20030312_172911_000000592014_00327_05391_5822.N1	12-MAR-2003 17:29:11	Bright	58.500	39	85Eta UMa	1.8540	24000.	117	5391	No
354	GOM_NL__2PRFIN20030312_173201_000000362014_00327_05391_5823.N1	12-MAR-2003 17:32:01	Bright	35.500	49	1Alp UMi	1.9900	6300.0	71	5391	No
355	GOM_NL__2PRFIN20030312_173618_000000482014_00327_05391_5824.N1	12-MAR-2003 17:36:18	Bright	48.000	119	14Eta Dra	2.7270	4700.0	96	5391	No
356	GOM_NL__2PRFIN20030312_173945_000000372014_00327_05391_5825.N1	12-MAR-2003 17:39:45	Bright	37.000	89	5Alp Cep	2.4510	8000.0	74	5391	No
357	GOM_NL__2PRFIN20030312_174200_000000482014_00327_05391_5826.N1	12-MAR-2003 17:42:00	Bright	48.000	69	33Gam Dra	2.2310	3800.0	96	5391	No
358	GOM_NL__2PRFIN20030312_174451_000000372014_00327_05391_5827.N1	12-MAR-2003 17:44:51	Bright	36.500	19	50Alp Cyg	1.2460	10500.	73	5391	No
359	GOM_NL__2PRFIN20030312_174625_000000372014_00327_05391_5828.N1	12-MAR-2003 17:46:25	Bright	37.000	66	37Gam Cyg	2.2080	5900.0	74	5391	No
360	GOM_NL__2PRFIN20030312_174805_000000372014_00327_05391_5829.N1	12-MAR-2003 17:48:05	Bright	36.500	92	53Eps Cyg	2.5000	4500.0	73	5391	No
361	GOM_NL__2PRFIN20030312_175134_000001442014_00327_05391_5830.N1	12-MAR-2003 17:51:34	Tw_i_and_stray	143.50	133	40Zet Her	2.8070	6000.0	287	5391	No
362	GOM_NL__2PRFIN20030312_175611_000000512014_00327_05391_5831.N1	12-MAR-2003 17:56:11	Bright	51.000	11	53Alp Aql	0.76500	8000.0	102	5391	No
363	GOM_NL__2PRFIN20030312_180122_000001082014_00327_05391_5832.N1	12-MAR-2003 18:01:22	Dark	108.00	59	55Alp Oph	2.0800	8900.0	216	5391	No
364	GOM_NL__2PRFIN20030312_180602_000000452014_00327_05391_5833.N1	12-MAR-2003 18:06:02	Dark	44.500	155	41Pi Sgr	2.9000	6600.0	89	5391	No
365	GOM_NL__2PRFIN20030312_180801_000000462014_00327_05391_5834.N1	12-MAR-2003 18:08:01	Dark	45.500	57	34Sig Sgr	2.0660	26000.	91	5391	No
366	GOM_NL__2PRFIN20030312_181451_000000512014_00327_05391_5835.N1	12-MAR-2003 18:14:51	Dark	50.500	25	35Lam Sco	1.6200	28000.	101	5391	No
367	GOM_NL__2PRFIN20030312_181749_000000602014_00328_05392_6194.N1	12-MAR-2003 18:17:49	Dark	60.000	75	26Eps Sco	2.2910	4250.0	120	5392	No
368	GOM_NL__2PRFIN20030312_181953_000000862014_00328_05392_5812.N1	12-MAR-2003 18:19:53	Dark	85.500	16	21Alp Sco	1.0200	3000.0	171	5392	No
369	GOM_NL__2PRFIN20030312_182409_000000572014_00328_05392_5813.N1	12-MAR-2003 18:24:09	Dark	57.000	4	Alp1Cen	-0.010000	5800.0	114	5392	No
370	GOM_NL__2PRFIN20030312_182524_000000412014_00328_05392_5814.N1	12-MAR-2003 18:25:24	Dark	40.500	10	Bet Cen	0.61000	28000.	81	5392	No
371	GOM_NL__2PRFIN20030312_182731_000000442014_00328_05392_5815.N1	12-MAR-2003 18:27:31	Dark	43.500	12	Alp1Cru	0.77500	30000.	87	5392	No
372	GOM_NL__2PRFIN20030312_183024_000000442014_00328_05392_5816.N1	12-MAR-2003 18:30:24	Straylight	43.500	64	Gam Cen	2.2000	10600.	87	5392	No
373	GOM_NL__2PRFIN20030312_183208_000000392014_00328_05392_5817.N1	12-MAR-2003 18:32:08	Straylight	39.000	91	Kap Vel	2.4900	26000.	78	5392	No
374	GOM_NL__2PRFIN20030312_183834_000000592014_00328_05392_5818.N1	12-MAR-2003 18:38:34	Straylight	59.000	106	9Bet Crv	2.6480	5600.0	118	5392	No
375	GOM_NL__2PRFIN20030312_184102_000000542014_00328_05392_5819.N1	12-MAR-2003 18:41:02	Straylight	53.500	100	4Gam Crv	2.5800	13100.	107	5392	No
376	GOM_NL__2PRFIN20030312_184413_000001072014_00328_05392_5820.N1	12-MAR-2003 18:44:13	Bright	106.50	15	67Alp Vir	0.97600	28000.	213	5392	No
377	GOM_NL__2PRFIN20030312_185251_000000402014_00328_05392_5821.N1	12-MAR-2003 18:52:51	Bright	40.000	51	41Gam1Leo	2.0100	4500.0	80	5392	No
378	GOM_NL__2PRFIN20030312_185552_000000952014_00328_05392_5822.N1	12-MAR-2003 18:55:52	Bright	95.000	138	47Eps Vir	2.8280	4700.0	190	5392	No
379	GOM_NL__2PRFIN20030312_190053_000000412014_00328_05392_5823.N1	12-MAR-2003 19:00:53	Bright	40.500	174	52Psi UMa	3.0040	4400.0	81	5392	No
380	GOM_NL__2PRFIN20030312_190359_000000392014_00328_05392_5824.N1	12-MAR-2003 19:03:59	Bright	39.000	82	48Bet UMa	2.3650	10600.	78	5392	No
381	GOM_NL__2PRFIN20030312_190527_000000412014_00328_05392_5825.N1	12-MAR-2003 19:05:27	Bright	40.500	36	50Alp UMa	1.8000	6300.0	81	5392	No
382	GOM_NL__2PRFIN20030312_190727_000000472014_00328_05392_5826.N1	12-MAR-2003 19:07:27	Bright	46.500	32	77Eps UMa	1.7630	11000.	93	5392	No
383	GOM_NL__2PRFIN20030312_190945_000000582014_00328_05392_5827.N1	12-MAR-2003 19:09:45	Bright	58.000	39	85Eta UMa	1.8540	24000.	116	5392	No
384	GOM_NL__2PRFIN20030312_191237_000000372014_00328_05392_5828.N1	12-MAR-2003 19:12:37	Bright	36.500	49	1Alp UMi	1.9900	6300.0	73	5392	No
385	GOM_NL__2PRFIN20030312_191653_000000492014_00328_05392_5829.N1	12-MAR-2003 19:16:53	Bright	49.000	119	14Eta Dra	2.7270	4700.0	98	5392	No
386	GOM_NL__2PRFIN20030312_192021_000000332014_00328_05392_5830.N1	12-MAR-2003 19:20:21	Bright	33.000	89	5Alp Cep	2.4510	8000.0	66	5392	No
387	GOM_NL__2PRFIN20030312_192236_000000462014_00328_05392_5831.N1	12-MAR-2003 19:22:36	Bright	45.500	69	33Gam Dra	2.2310	3800.0	91	5392	No
388	GOM_NL__2PRFIN20030312_192527_000000392014_00328_05392_5832.N1	12-MAR-2003 19:25:27	Bright	38.500	19	50Alp Cyg	1.2460	10500.	77	5392	No
389	GOM_NL__2PRFIN20030312_192701_000000392014_00328_05392_5833.N1	12-MAR-2003 19:27:01	Bright	38.500	66	37Gam Cyg	2.2080	5900.0	77	5392	No
390	GOM_NL__2PRFIN20030312_192841_000000352014_00328_05392_5834.N1	12-MAR-2003 19:28:41	Bright	34.500	92	53Eps Cyg	2.5000	4500.0	69	5392	No
391	GOM_NL__2PRFIN20030312_193211_000001472014_00328_05392_5835.N1	12-MAR-2003 19:32:11	Tw_i_and_stray	146.50	133	40Zet Her	2.8070	6000.0	293	5392	No
392	GOM_NL__2PRFIN20030312_193647_000000522014_00328_05392_5836.N1	12-MAR-2003 19:36:47	Bright	51.500	11	53Alp Aql	0.76500	8000.0	103	5392	No
393	GOM_NL__2PRFIN20030312_194200_000001092014_00328_05392_5837.N1	12-MAR-2003 19:42:00	Dark	108.50	59	55Alp Oph	2.0800	8900.0	217	5392	No
394	GOM_NL__2PRFIN20030312_194639_000000472014_00328_05392_5838.N1	12-MAR-2003 19:46:39	Dark	46.500	155	41Pi Sgr	2.9000	6600.0	93	5392	No
395	GOM_NL__2PRFIN20030312_194838_000000432014_00328_05392_5839.N1	12-MAR-2003 19:48:38	Dark	43.000	57	34Sig Sgr	2.0660	26000.	86	5392	No
396	GOM_NL__2PRFIN20030312_195528_000000502014_00328_05392_5840.N1	12-MAR-2003 19:55:28	Dark	49.500	25	35Lam Sco	1.6200	28000.	99	5392	No

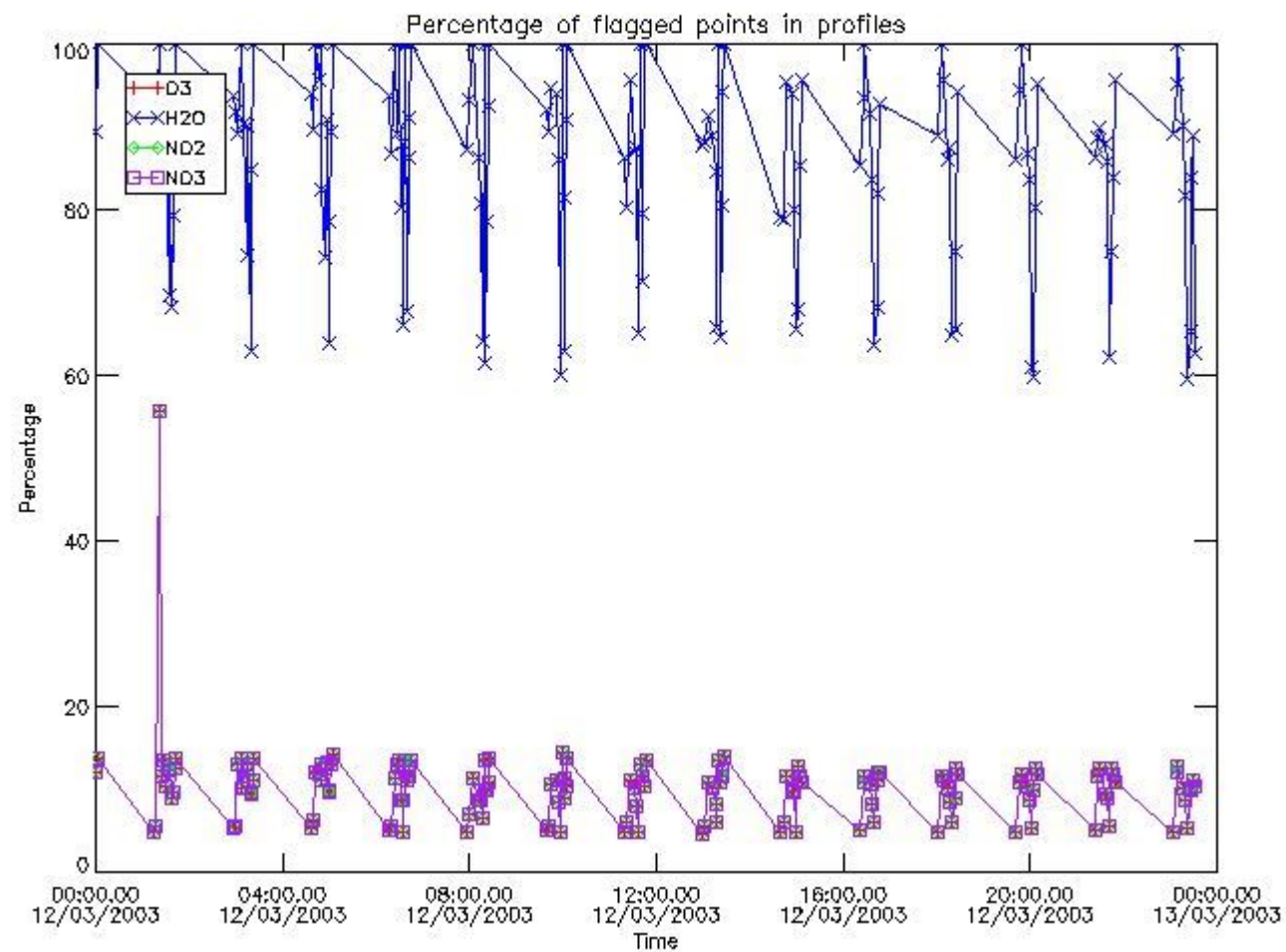
397	GOM_NL__2PRFIN20030312_195826_00000592014_00329_05393_5813.N1	12-MAR-2003 19:58:26	Dark	58.500	75	26Eps Sco	2.2910	4250.0	117	5393	No
398	GOM_NL__2PRFIN20030312_200031_000001082014_00329_05393_5814.N1	12-MAR-2003 20:00:31	Dark	108.00	16	21Alp Sco	1.0200	3000.0	216	5393	No
399	GOM_NL__2PRFIN20030312_200446_00000522014_00329_05393_5815.N1	12-MAR-2003 20:04:46	Dark	51.500	4	Alp1Cen	-0.010000	5800.0	103	5393	No
400	GOM_NL__2PRFIN20030312_200601_00000412014_00329_05393_5816.N1	12-MAR-2003 20:06:01	Dark	41.000	10	Bet Cen	0.61000	28000.	82	5393	No
401	GOM_NL__2PRFIN20030312_200807_00000432014_00329_05393_5817.N1	12-MAR-2003 20:08:07	Dark	43.000	12	Alp1Cru	0.77500	30000.	86	5393	No
402	GOM_NL__2PRFIN20030312_201100_00000442014_00329_05393_5818.N1	12-MAR-2003 20:11:00	Straylight	43.500	64	Gam Cen	2.2000	10600.	87	5393	No
403	GOM_NL__2PRFIN20030312_201244_00000392014_00329_05393_5819.N1	12-MAR-2003 20:12:44	Straylight	38.500	91	Kap Vel	2.4900	26000.	77	5393	No
404	GOM_NL__2PRFIN20030312_201910_00000542014_00329_05393_5820.N1	12-MAR-2003 20:19:10	Straylight	53.500	106	9Bet Crv	2.6480	5600.0	107	5393	No
405	GOM_NL__2PRFIN20030312_202138_00000542014_00329_05393_5821.N1	12-MAR-2003 20:21:38	Straylight	53.500	100	4Gam Crv	2.5800	13100.	107	5393	No
406	GOM_NL__2PRFIN20030312_202449_000001122014_00329_05393_5822.N1	12-MAR-2003 20:24:49	Bright	111.50	15	67Alp Vir	0.97600	28000.	223	5393	No
407	GOM_NL__2PRFIN20030312_203327_00000392014_00329_05393_5823.N1	12-MAR-2003 20:33:27	Bright	39.000	51	41Gam1Leo	2.0100	4500.0	78	5393	No
408	GOM_NL__2PRFIN20030312_203626_00000962014_00329_05393_5824.N1	12-MAR-2003 20:36:26	Bright	95.500	138	47Eps Vir	2.8280	4700.0	191	5393	No
409	GOM_NL__2PRFIN20030312_204128_00000422014_00329_05393_5825.N1	12-MAR-2003 20:41:28	Bright	42.000	174	52Psi UMa	3.0040	4400.0	84	5393	No
410	GOM_NL__2PRFIN20030312_204435_00000382014_00329_05393_5826.N1	12-MAR-2003 20:44:35	Bright	38.000	82	48Bet UMa	2.3650	10600.	76	5393	No
411	GOM_NL__2PRFIN20030312_204603_00000402014_00329_05393_5827.N1	12-MAR-2003 20:46:03	Bright	40.000	36	50Alp UMa	1.8000	6300.0	80	5393	No
412	GOM_NL__2PRFIN20030312_204802_00000472014_00329_05393_5828.N1	12-MAR-2003 20:48:02	Bright	47.000	32	77Eps UMa	1.7630	11000.	94	5393	No
413	GOM_NL__2PRFIN20030312_205020_00000562014_00329_05393_5829.N1	12-MAR-2003 20:50:20	Bright	55.500	39	85Eta UMa	1.8540	24000.	111	5393	No
414	GOM_NL__2PRFIN20030312_205313_00000362014_00329_05393_5830.N1	12-MAR-2003 20:53:13	Bright	35.500	49	1Alp UMi	1.9900	6300.0	71	5393	No
415	GOM_NL__2PRFIN20030312_205728_00000482014_00329_05393_5831.N1	12-MAR-2003 20:57:28	Bright	48.000	119	14Eta Dra	2.7270	4700.0	96	5393	No
416	GOM_NL__2PRFIN20030312_210057_00000332014_00329_05393_5832.N1	12-MAR-2003 21:00:57	Bright	33.000	89	5Alp Cep	2.4510	8000.0	66	5393	No
417	GOM_NL__2PRFIN20030312_210311_00000502014_00329_05393_5833.N1	12-MAR-2003 21:03:11	Bright	50.000	69	33Gam Dra	2.2310	3800.0	100	5393	No
418	GOM_NL__2PRFIN20030312_210603_00000382014_00329_05393_5834.N1	12-MAR-2003 21:06:03	Bright	37.500	19	50Alp Cyg	1.2460	10500.	75	5393	No
419	GOM_NL__2PRFIN20030312_210737_00000382014_00329_05393_5835.N1	12-MAR-2003 21:07:37	Bright	37.500	66	37Gam Cyg	2.2080	5900.0	75	5393	No
420	GOM_NL__2PRFIN20030312_210917_00000352014_00329_05393_5836.N1	12-MAR-2003 21:09:17	Bright	34.500	92	53Eps Cyg	2.5000	4500.0	69	5393	No
421	GOM_NL__2PRFIN20030312_211247_000001542014_00329_05393_5837.N1	12-MAR-2003 21:12:47	Tw_i_and_stray	154.00	133	40Zet Her	2.8070	6000.0	308	5393	No
422	GOM_NL__2PRFIN20030312_211723_00000492014_00329_05393_5838.N1	12-MAR-2003 21:17:23	Bright	48.500	11	53Alp Aql	0.76500	8000.0	97	5393	No
423	GOM_NL__2PRFIN20030312_212239_000001032014_00329_05393_5839.N1	12-MAR-2003 21:22:39	Dark	102.50	59	55Alp Oph	2.0800	8900.0	205	5393	No
424	GOM_NL__2PRFIN20030312_212716_00000452014_00329_05393_5840.N1	12-MAR-2003 21:27:16	Dark	44.500	155	41Pi Sgr	2.9000	6600.0	89	5393	No
425	GOM_NL__2PRFIN20030312_212915_00000452014_00329_05393_5841.N1	12-MAR-2003 21:29:15	Dark	44.500	57	34Sig Sgr	2.0660	26000.	89	5393	No
426	GOM_NL__2PRFIN20030312_213605_00000552014_00329_05393_5842.N1	12-MAR-2003 21:36:05	Dark	54.500	25	35Lam Sco	1.6200	28000.	109	5393	No
427	GOM_NL__2PRFIN20030312_213903_00000572014_00330_05394_5814.N1	12-MAR-2003 21:39:03	Dark	57.000	75	26Eps Sco	2.2910	4250.0	114	5394	No
428	GOM_NL__2PRFIN20030312_214109_000001012014_00330_05394_5815.N1	12-MAR-2003 21:41:09	Dark	101.00	16	21Alp Sco	1.0200	3000.0	202	5394	No
429	GOM_NL__2PRFIN20030312_214522_00000412014_00330_05394_5816.N1	12-MAR-2003 21:45:22	Dark	40.500	4	Alp1Cen	-0.010000	5800.0	81	5394	No
430	GOM_NL__2PRFIN20030312_214637_00000442014_00330_05394_5817.N1	12-MAR-2003 21:46:37	Dark	43.500	10	Bet Cen	0.61000	28000.	87	5394	No
431	GOM_NL__2PRFIN20030312_214843_00000482014_00330_05394_5818.N1	12-MAR-2003 21:48:43	Dark	47.500	12	Alp1Cru	0.77500	30000.	95	5394	No
432	GOM_NL__2PRFIN20030312_215137_00000422014_00330_05394_5819.N1	12-MAR-2003 21:51:37	Straylight	42.000	64	Gam Cen	2.2000	10600.	84	5394	No
433	GOM_NL__2PRFIN20030312_215320_00000382014_00330_05394_5820.N1	12-MAR-2003 21:53:20	Straylight	37.500	91	Kap Vel	2.4900	26000.	75	5394	No
434	GOM_NL__2PRFIN20030312_215946_00000562014_00330_05394_5821.N1	12-MAR-2003 21:59:46	Straylight	55.500	106	9Bet Crv	2.6480	5600.0	111	5394	No
435	GOM_NL__2PRFIN20030312_220213_00000522014_00330_05394_5822.N1	12-MAR-2003 22:02:13	Straylight	51.500	100	4Gam Crv	2.5800	13100.	103	5394	No
436	GOM_NL__2PRFIN20030312_220524_000001102014_00330_05394_5823.N1	12-MAR-2003 22:05:24	Bright	109.50	15	67Alp Vir	0.97600	28000.	219	5394	No
437	GOM_NL__2PRFIN20030312_221402_00000382014_00330_05394_5824.N1	12-MAR-2003 22:14:02	Bright	37.500	51	41Gam1Leo	2.0100	4500.0	75	5394	No
438	GOM_NL__2PRFIN20030312_221700_00000962014_00330_05394_5825.N1	12-MAR-2003 22:17:00	Bright	95.500	138	47Eps Vir	2.8280	4700.0	191	5394	No
439	GOM_NL__2PRFIN20030312_222204_00000422014_00330_05394_5826.N1	12-MAR-2003 22:22:04	Bright	42.000	174	52Psi UMa	3.0040	4400.0	84	5394	No
440	GOM_NL__2PRFIN20030312_222510_00000402014_00330_05394_5827.N1	12-MAR-2003 22:25:10	Bright	39.500	82	48Bet UMa	2.3650	10600.	79	5394	No
441	GOM_NL__2PRFIN20030312_222638_00000402014_00330_05394_5828.N1	12-MAR-2003 22:26:38	Bright	39.500	36	50Alp UMa	1.8000	6300.0	79	5394	No
442	GOM_NL__2PRFIN20030312_222837_00000472014_00330_05394_5829.N1	12-MAR-2003 22:28:37	Bright	46.500	32	77Eps UMa	1.7630	11000.	93	5394	No
443	GOM_NL__2PRFIN20030312_223055_00000552014_00330_05394_5830.N1	12-MAR-2003 22:30:55	Bright	54.500	39	85Eta UMa	1.8540	24000.	109	5394	No
444	GOM_NL__2PRFIN20030312_223349_00000362014_00330_05394_5831.N1	12-MAR-2003 22:33:49	Bright	36.000	49	1Alp UMi	1.9900	6300.0	72	5394	No
445	GOM_NL__2PRFIN20030312_223803_00000462014_00330_05394_5832.N1	12-MAR-2003 22:38:03	Bright	46.000	119	14Eta Dra	2.7270	4700.0	92	5394	No
446	GOM_NL__2PRFIN20030312_224133_00000362014_00330_05394_5833.N1	12-MAR-2003 22:41:33	Bright	35.500	89	5Alp Cep	2.4510	8000.0	71	5394	No
447	GOM_NL__2PRFIN20030312_224347_00000512014_00330_05394_5834.N1	12-MAR-2003 22:43:47	Bright	50.500	69	33Gam Dra	2.2310	3800.0	101	5394	No
448	GOM_NL__2PRFIN20030312_224639_00000382014_00330_05394_5835.N1	12-MAR-2003 22:46:39	Bright	37.500	19	50Alp Cyg	1.2460	10500.	75	5394	No
449	GOM_NL__2PRFIN20030312_224813_00000382014_00330_05394_5836.N1	12-MAR-2003 22:48:13	Bright	38.000	66	37Gam Cyg	2.2080	5900.0	76	5394	No
450	GOM_NL__2PRFIN20030312_224953_00000362014_00330_05394_5837.N1	12-MAR-2003 22:49:53	Bright	36.000	92	53Eps Cyg	2.5000	4500.0	72	5394	No
451	GOM_NL__2PRFIN20030312_225324_000001492014_00330_05394_5838.N1	12-MAR-2003 22:53:24	Tw_i_and_stray	148.50	133	40Zet Her	2.8070	6000.0	297	5394	No
452	GOM_NL__2PRFIN20030312_225800_00000502014_00330_05394_5839.N1	12-MAR-2003 22:58:00	Bright	49.500	11	53Alp Aql	0.76500	8000.0	99	5394	No
453	GOM_NL__2PRFIN20030312_230316_000001082014_00330_05394_5840.N1	12-MAR-2003 23:03:16	Dark	107.50	59	55Alp Oph	2.0800	8900.0	215	5394	No
454	GOM_NL__2PRFIN20030312_230752_00000432014_00330_05394_5841.N1	12-MAR-2003 23:07:52	Dark	42.500	155	41Pi Sgr	2.9000	6600.0	85	5394	No
455	GOM_NL__2PRFIN20030312_230951_00000442014_00330_05394_5842.N1	12-MAR-2003 23:09:51	Dark	43.500	57	34Sig Sgr	2.0660	26000.	87	5394	No

456	GOM_NL__2PRFIN20030312_231642_000000512014_00330_05394_5843.N1	12-MAR-2003 23:16:42	Dark	50.500	25	35Lam Sco	1.6200	28000.	101	5394	No
457	GOM_NL__2PRFIN20030312_231940_000000582014_00331_05395_5889.N1	12-MAR-2003 23:19:40	Dark	58.000	75	26Eps Sco	2.2910	4250.0	116	5395	No
458	GOM_NL__2PRFIN20030312_232147_000000952014_00331_05395_5890.N1	12-MAR-2003 23:21:47	Dark	94.500	16	21Alp Sco	1.0200	3000.0	189	5395	No
459	GOM_NL__2PRFIN20030312_232559_000000512014_00331_05395_5891.N1	12-MAR-2003 23:25:59	Dark	51.000	4	Alp1Cen	-0.010000	5800.0	102	5395	No
460	GOM_NL__2PRFIN20030312_232714_000000502014_00331_05395_5892.N1	12-MAR-2003 23:27:14	Dark	50.000	10	Bet Cen	0.61000	28000.	100	5395	No
461	GOM_NL__2PRFIN20030312_232919_000000462014_00331_05395_5893.N1	12-MAR-2003 23:29:19	Dark	45.500	12	Alp1Cru	0.77500	30000.	91	5395	No
462	GOM_NL__2PRFIN20030312_233033_000000542014_00331_05395_5894.N1	12-MAR-2003 23:30:33	Dark	54.000	26	Gam Cru	1.6240	2900.0	108	5395	No
463	GOM_NL__2PRFIN20030312_233213_000000432014_00331_05395_5895.N1	12-MAR-2003 23:32:13	Straylight	43.000	64	Gam Cen	2.2000	10600.	86	5395	No
464	GOM_NL__2PRFIN20030312_233355_000000392014_00331_05395_5896.N1	12-MAR-2003 23:33:55	Straylight	38.500	91	Kap Vel	2.4900	26000.	77	5395	No
465	GOM_NL__2PRFIN20030312_234022_000000572014_00331_05395_5897.N1	12-MAR-2003 23:40:22	Straylight	56.500	106	9Bet Crv	2.6480	5600.0	113	5395	No
466	GOM_NL__2PRFIN20030312_234249_000000552014_00331_05395_5898.N1	12-MAR-2003 23:42:49	Straylight	54.500	100	4Gam Crv	2.5800	13100.	109	5395	No
467	GOM_NL__2PRFIN20030312_234559_000001112014_00331_05395_5899.N1	12-MAR-2003 23:45:59	Bright	110.50	15	67Alp Vir	0.97600	28000.	221	5395	No
468	GOM_NL__2PRFIN20030312_234958_000000682014_00331_05395_5900.N1	12-MAR-2003 23:49:58	Bright	68.000	121	29Gam Vir	2.7400	7200.0	136	5395	No
469	GOM_NL__2PRFIN20030312_235219_000000392014_00331_05395_5901.N1	12-MAR-2003 23:52:19	Bright	38.500	22	32Alp Leo	1.3600	15200.	77	5395	No
470	GOM_NL__2PRFIN20030312_235438_000000402014_00331_05395_5902.N1	12-MAR-2003 23:54:38	Bright	40.000	51	41Gam1Leo	2.0100	4500.0	80	5395	No
471	GOM_NL__2PRFIN20030312_235734_000000952014_00331_05395_5903.N1	12-MAR-2003 23:57:34	Bright	95.000	138	47Eps Vir	2.8280	4700.0	190	5395	No

3. Quality information per product

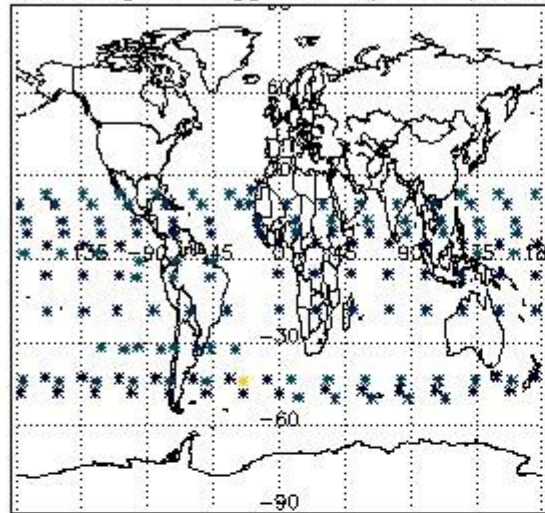
In this section it is plotted some information contained in the Quality Summary data set of the level 2 products. Only products in dark limb conditions and without errors (error flag in the MPH set to "0") are used.

3.1 Plot quality information per product (time dependant)

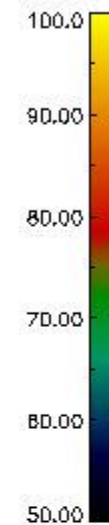
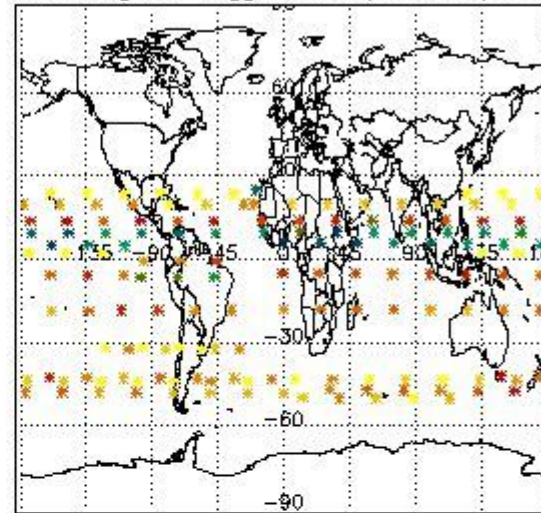


3.2 Plot quality information per product (world map)


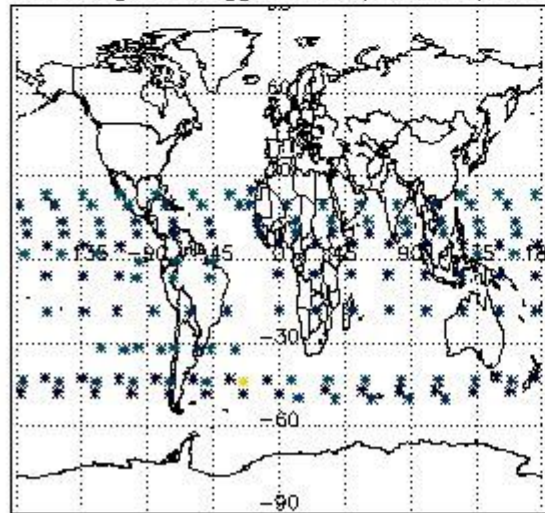
Percentage of flagged data per O3 profile



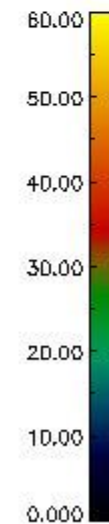
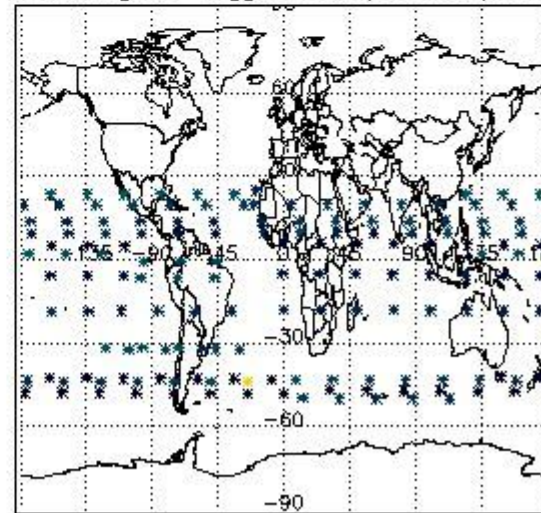
Percentage of flagged data per H2O profile



Percentage of flagged data per NO2 profile



Percentage of flagged data per NO3 profile

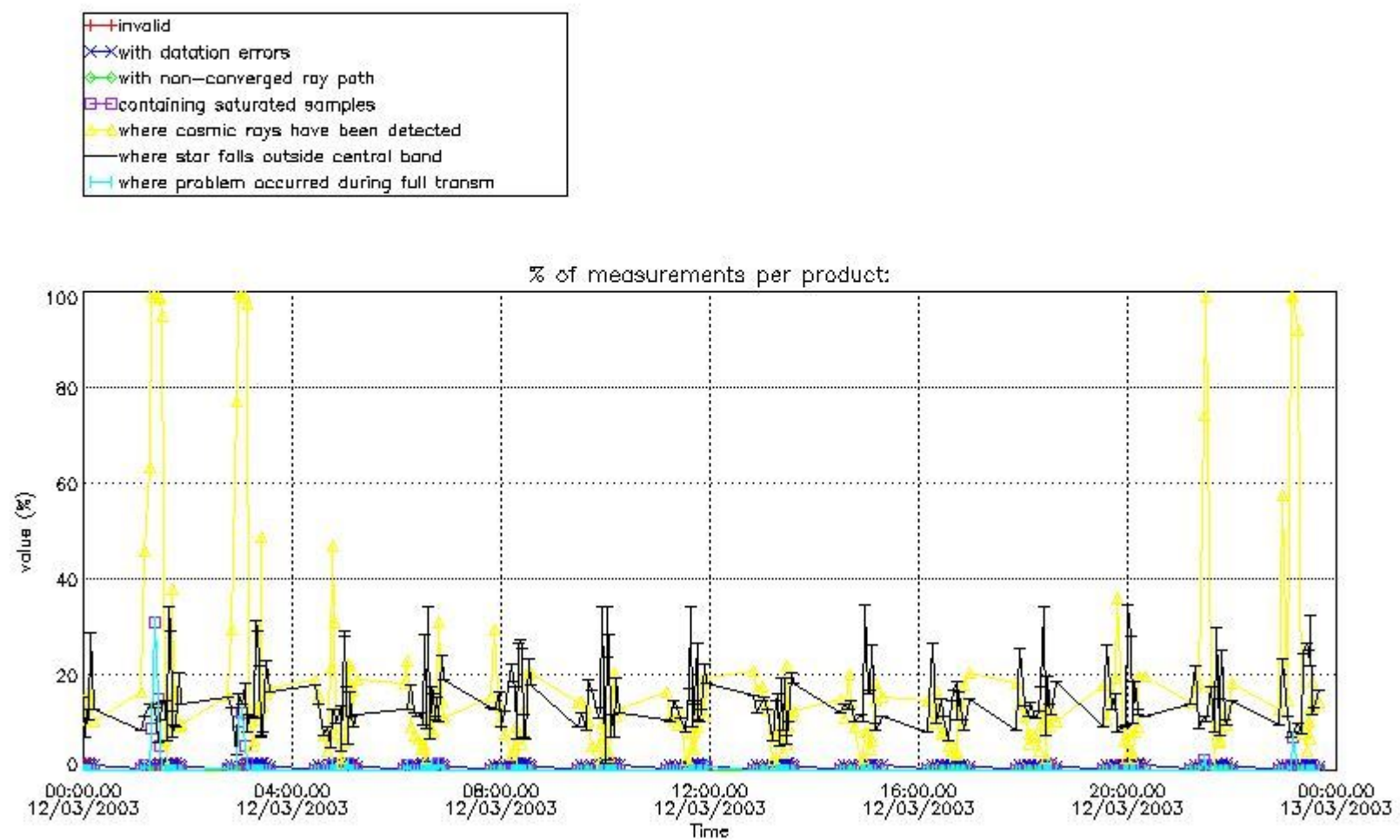


4. Level 1 quality information per product

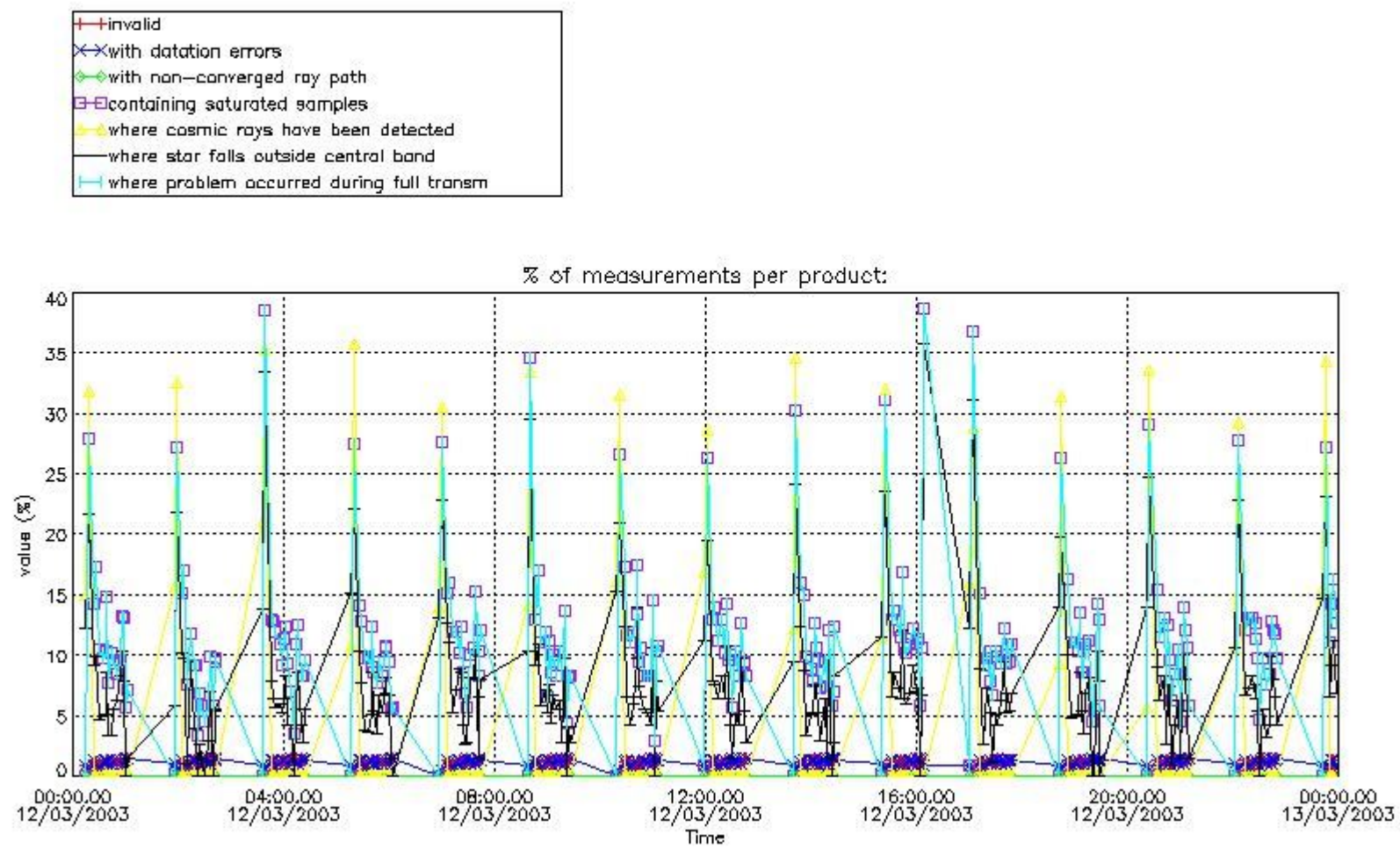
In this section it is plotted some information contained in the Quality Summary data set of the level 2 products that comes from the level 1b processing. Products without errors (error flag in the MPH set to "0") are used.

4.1 Plot quality information per product (time dependant) coming from level 1b processing

4.1.1 Plot level 1 quality information per product (time dependant): ENVISAT ASCENDING passes



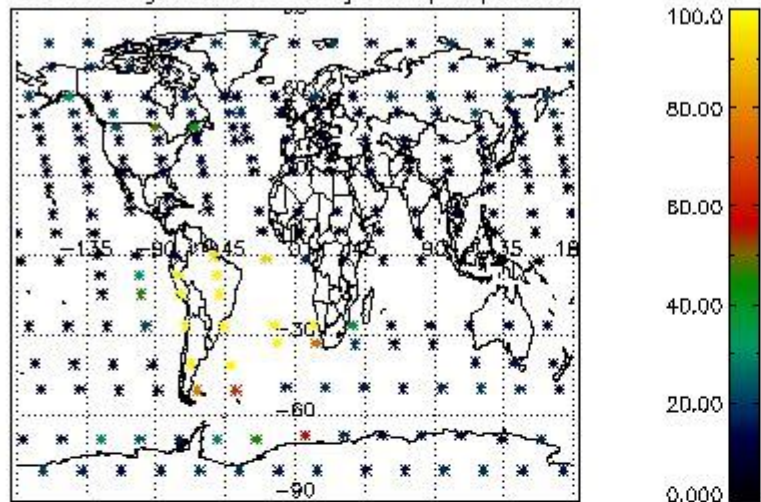
4.1.2 Plot level 1 quality information per product (time dependant): ENVI SAT DESCENDING passes



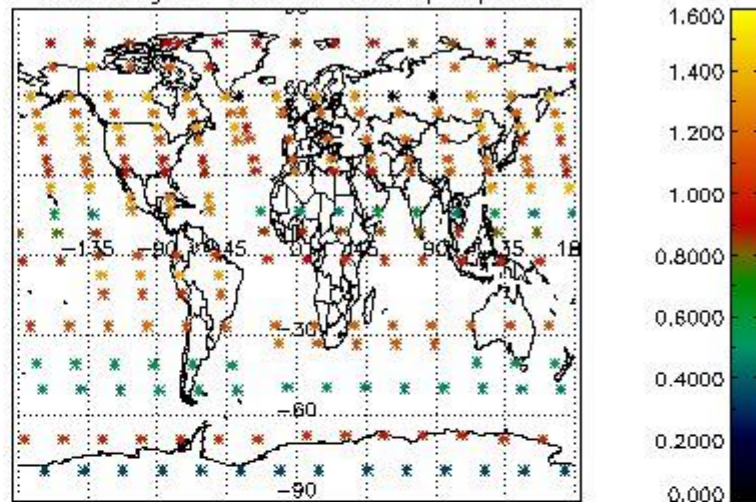
4.2 Plot quality information per product coming from level 1b processing (world map)

4.2.1 Plot level 1 quality information per product (world map): ENVISAT ASCENDING passes

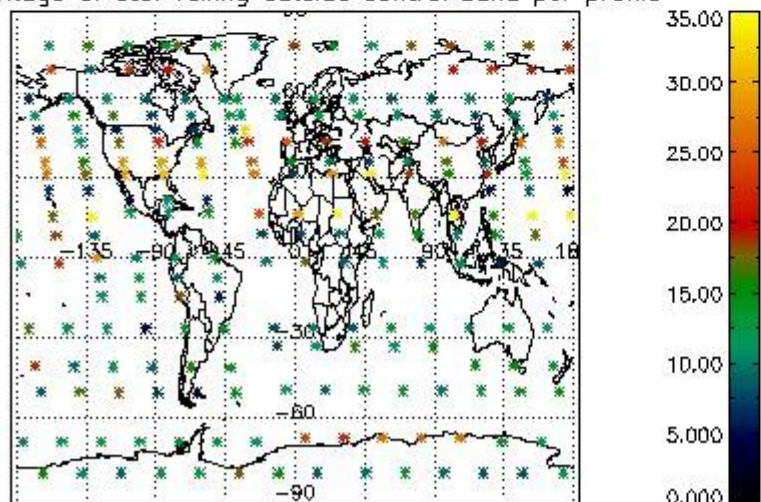
Percentage of cosmic ray hits per profile



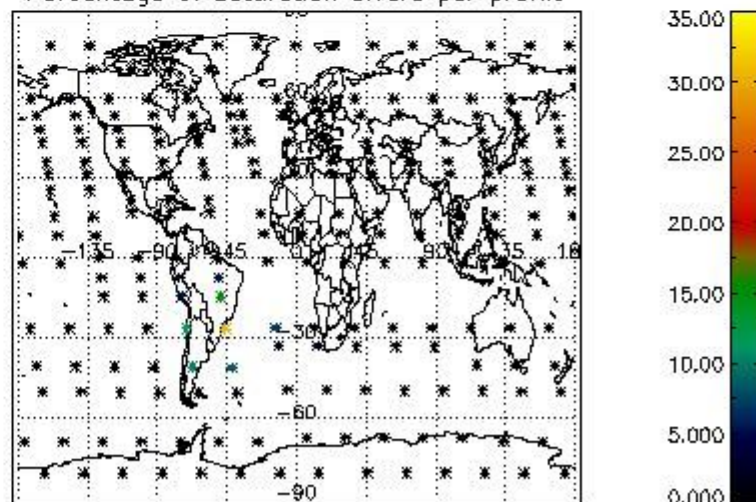
Percentage of datation errors per profile



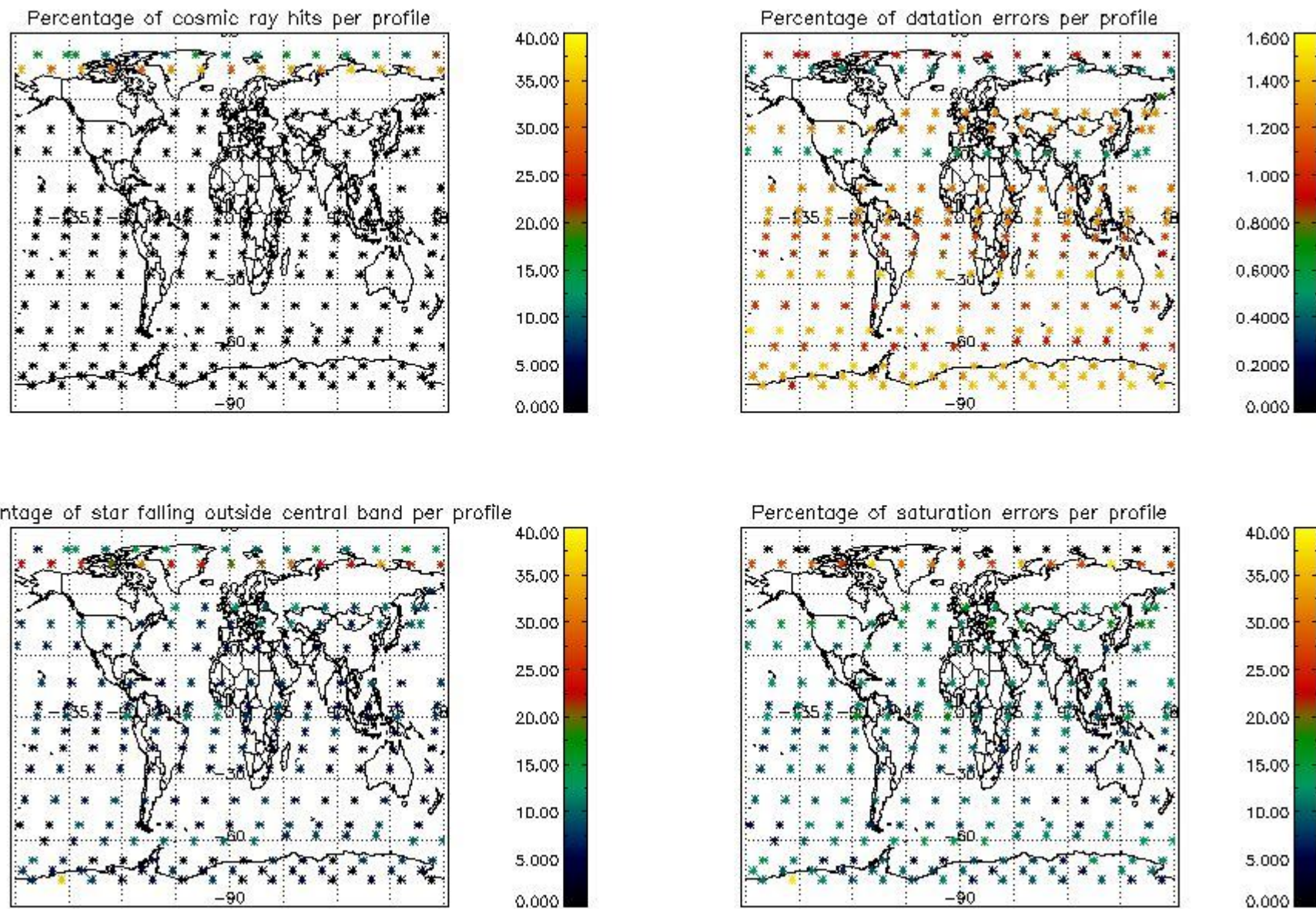
Percentage of star falling outside central band per profile



Percentage of saturation errors per profile



4.2.2 Plot level 1 quality information per product (world map): ENVISAT DESCENDING passes



5. Trace gas profiles

5.1 Ozone statistics based on quality of products

The final quality of the products can be "measured" using the STD (Standard Deviation) attached to every point profile. This information is written to the parameter GOM_NL__2P/NL_LOCAL_SPECIES_DENSITY/o3_std of the level 2 products. The table below shows the statistics for given STD ranges.

The statistics are given with respect to the overall valid production:

- Products without fatal errors: GOM_NL__2P/MPH/PRODUCT_ERR=0
- Valid point profile: GOM_NL__2P/NL_LOCAL_SPECIES_DENSITY/pcd(0)=0

The 'Criteria' is applied to valid points of dark limb products:

- Products in dark limb illumination condition: GOM_NL__2P/NL_SUMMARY_QUALITY/obs_ill_cond=0
- Products without fatal errors: GOM_NL__2P/MPH/PRODUCT_ERR=0
- Valid point profile: GOM_NL__2P/NL_LOCAL_SPECIES_DENSITY/pcd(0)=0

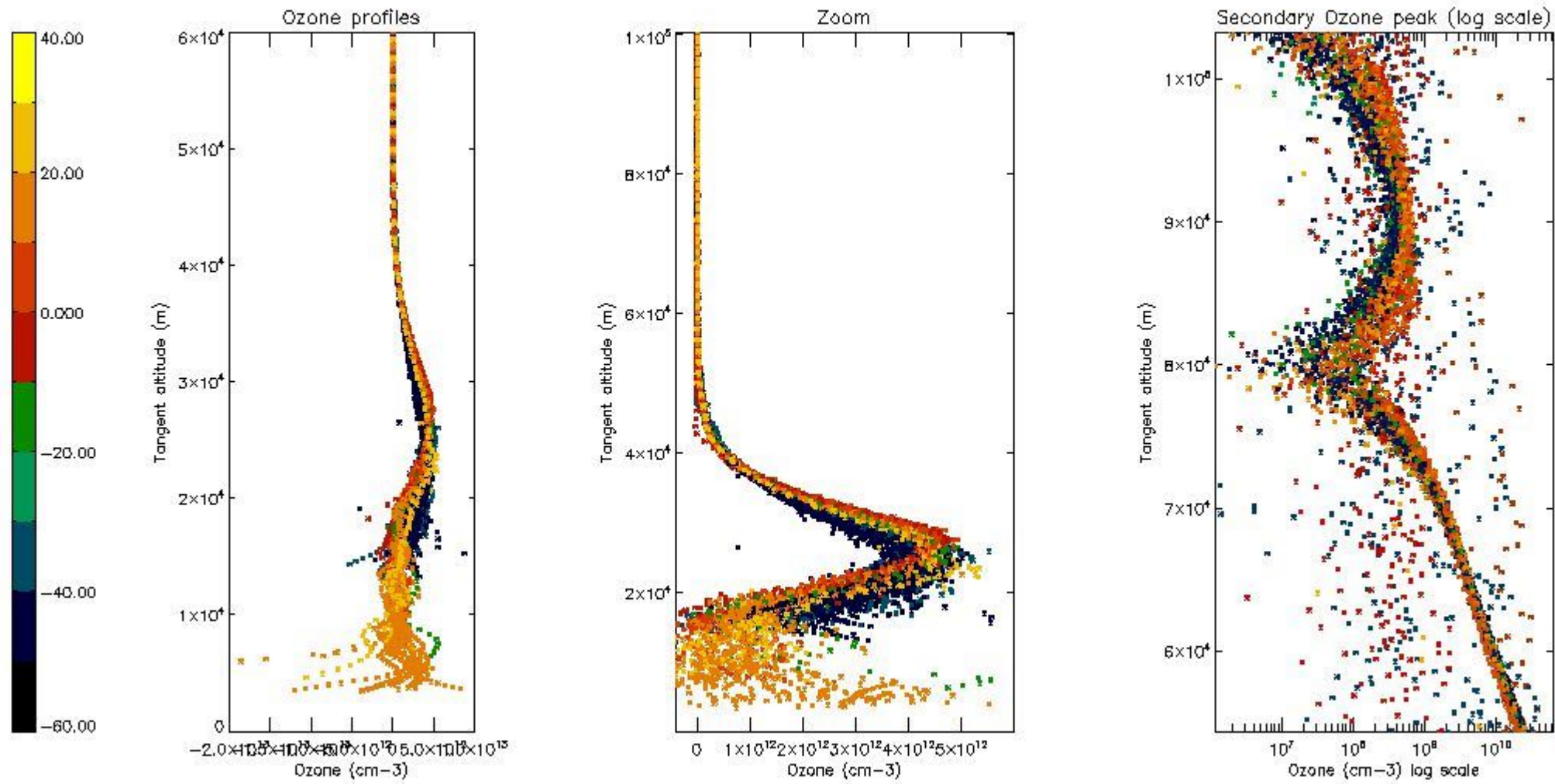
So, the table below shows the percentage of dark limb and valid observations for each criteria with respect to the overall valid daily observations.

Criteria	% of total production
All STD	34
STD < 20	21

STD < 10	18
STD < 5	13

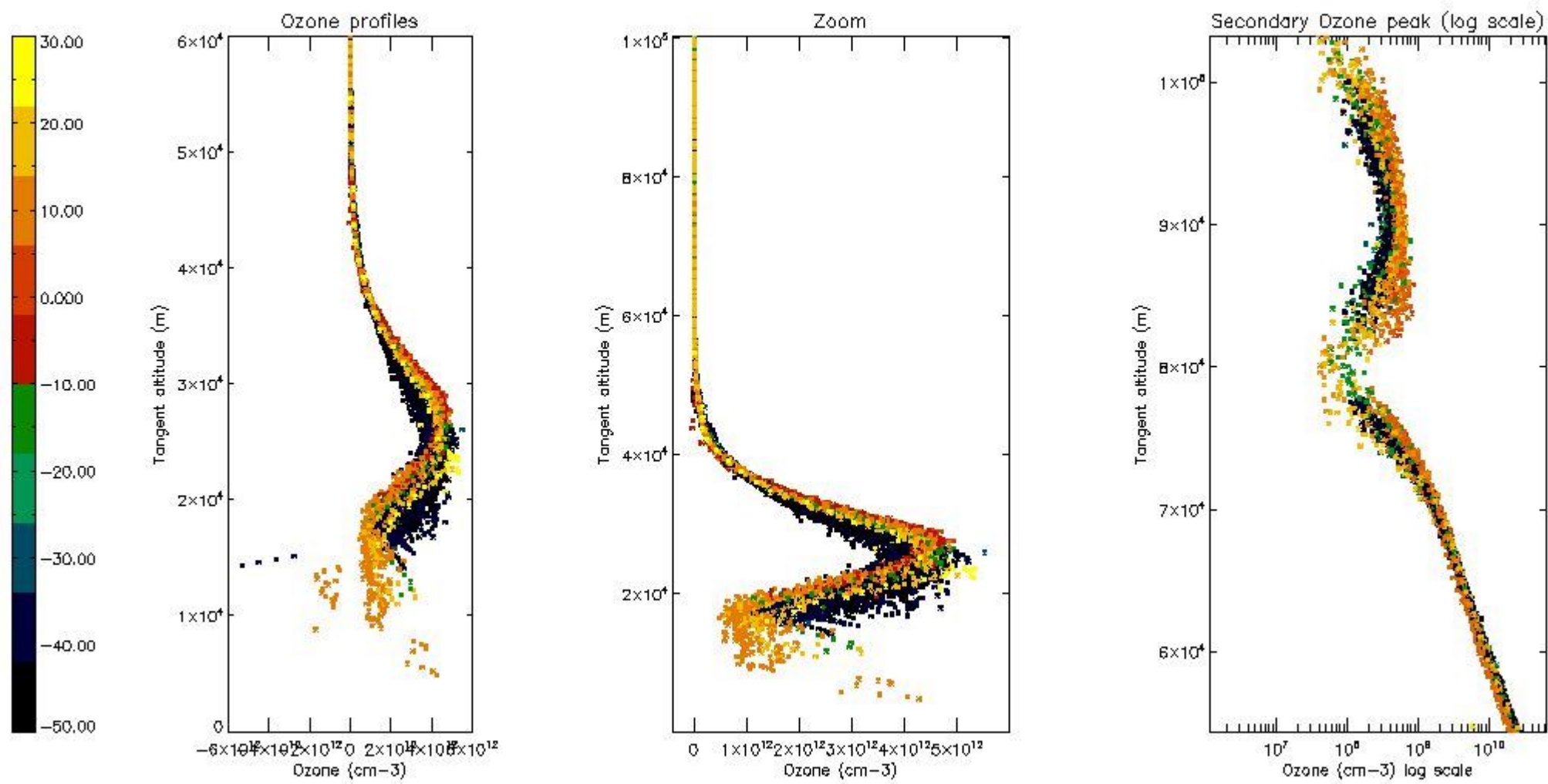
5.2 Plot ozone profiles for all STD (dark without errors)

The colorbar represents the latitude.



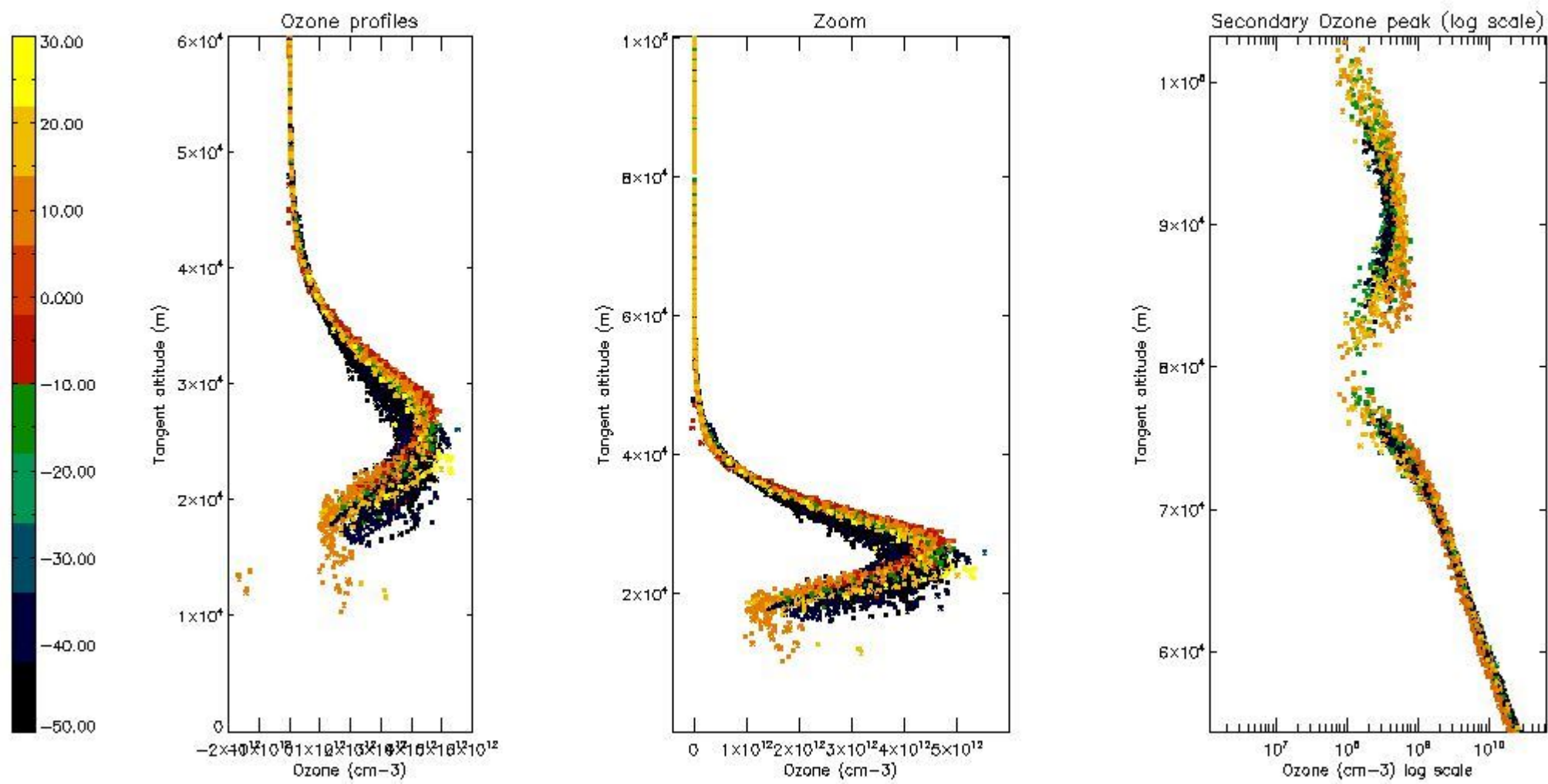
5.3 Plot ozone profiles where STD < 20% (dark without errors)

The colorbar represents the latitude.



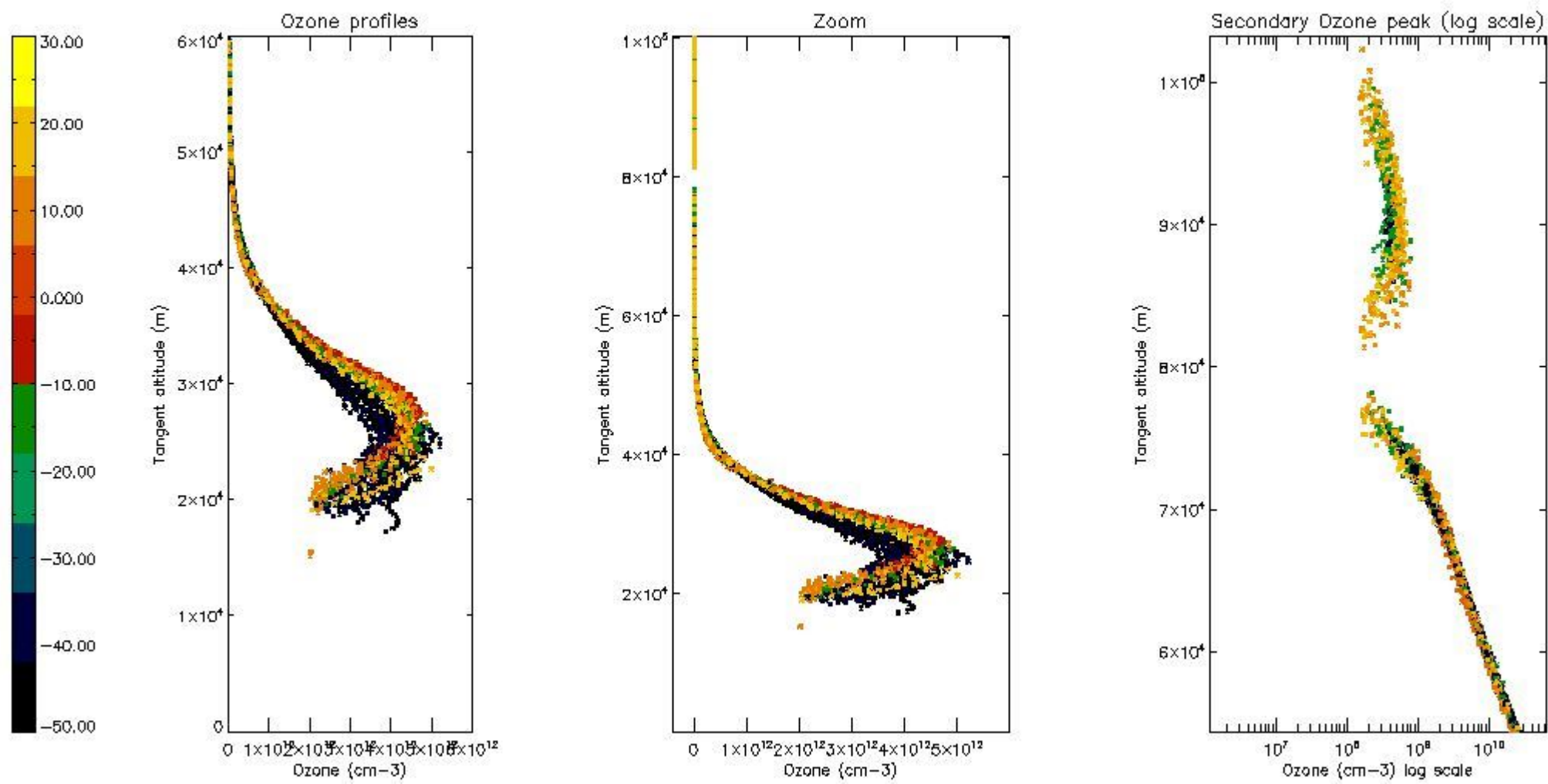
5.4 Plot ozone profiles where STD < 10% (dark without errors)

The colorbar represents the latitude.



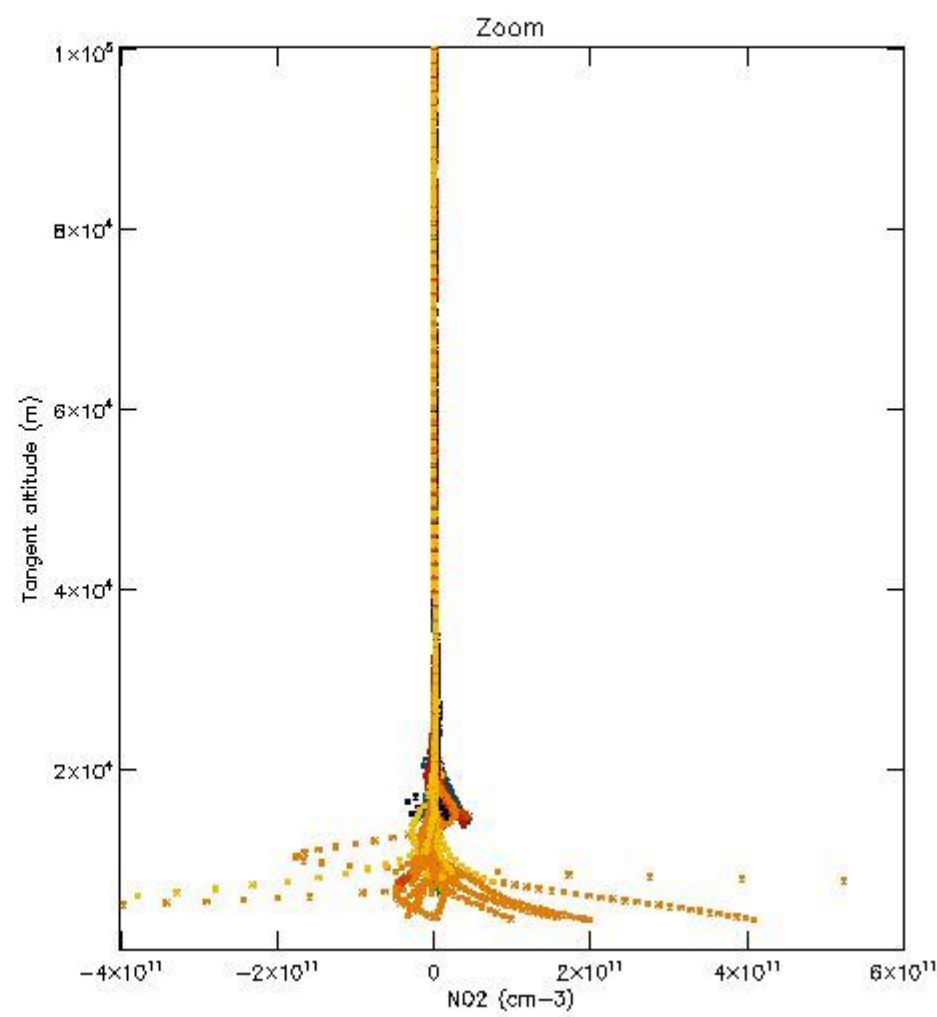
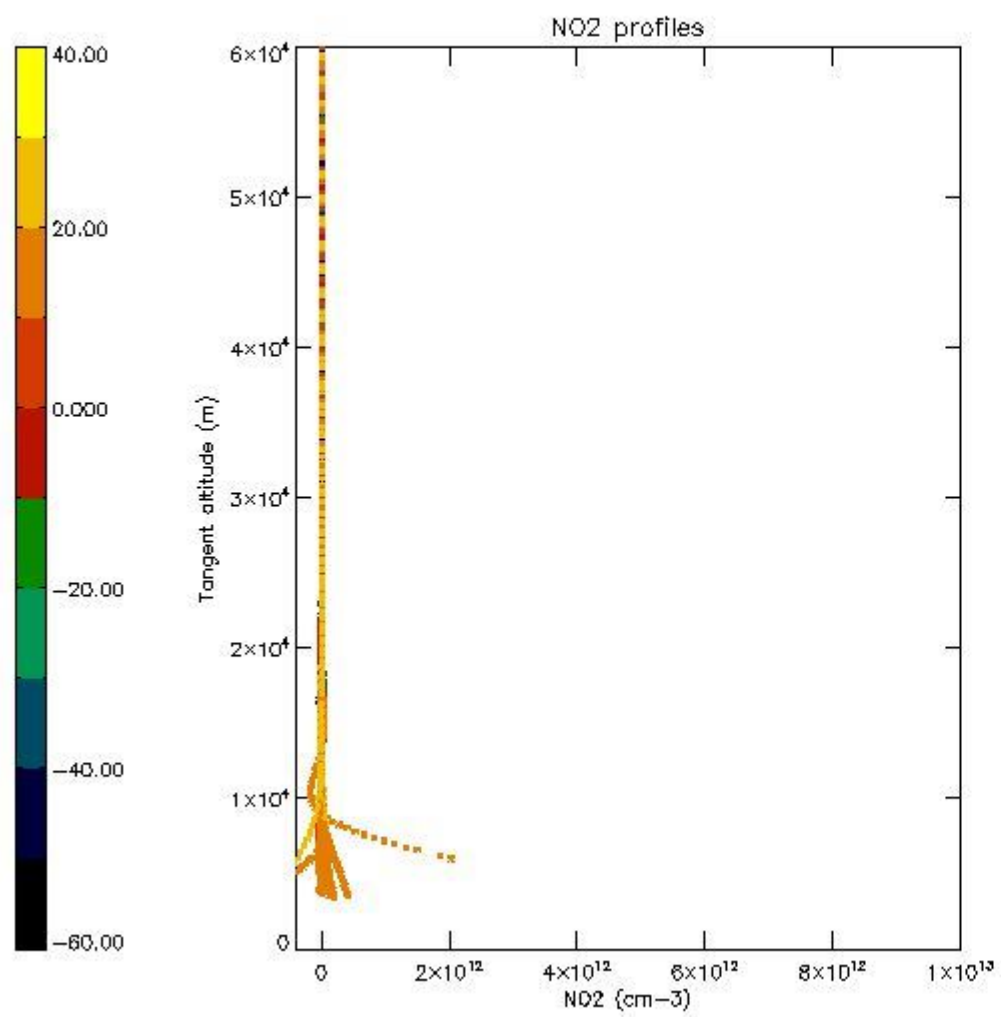
5.5 Plot ozone profiles where STD < 5% (dark without errors)

The colorbar represents the latitude.



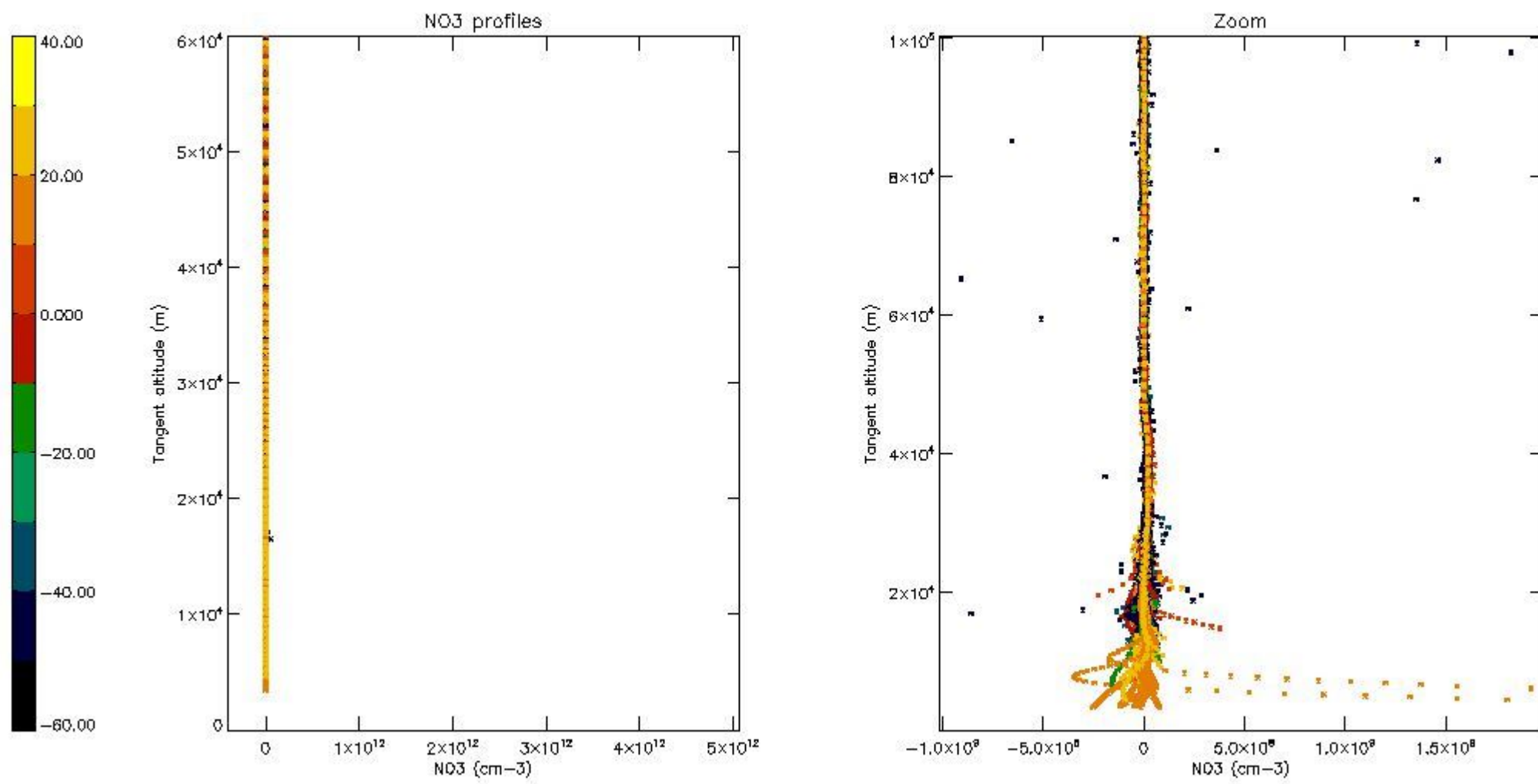
5.6 Plot NO₂ profiles for all STD (dark without errors)

The colorbar represents the latitude.



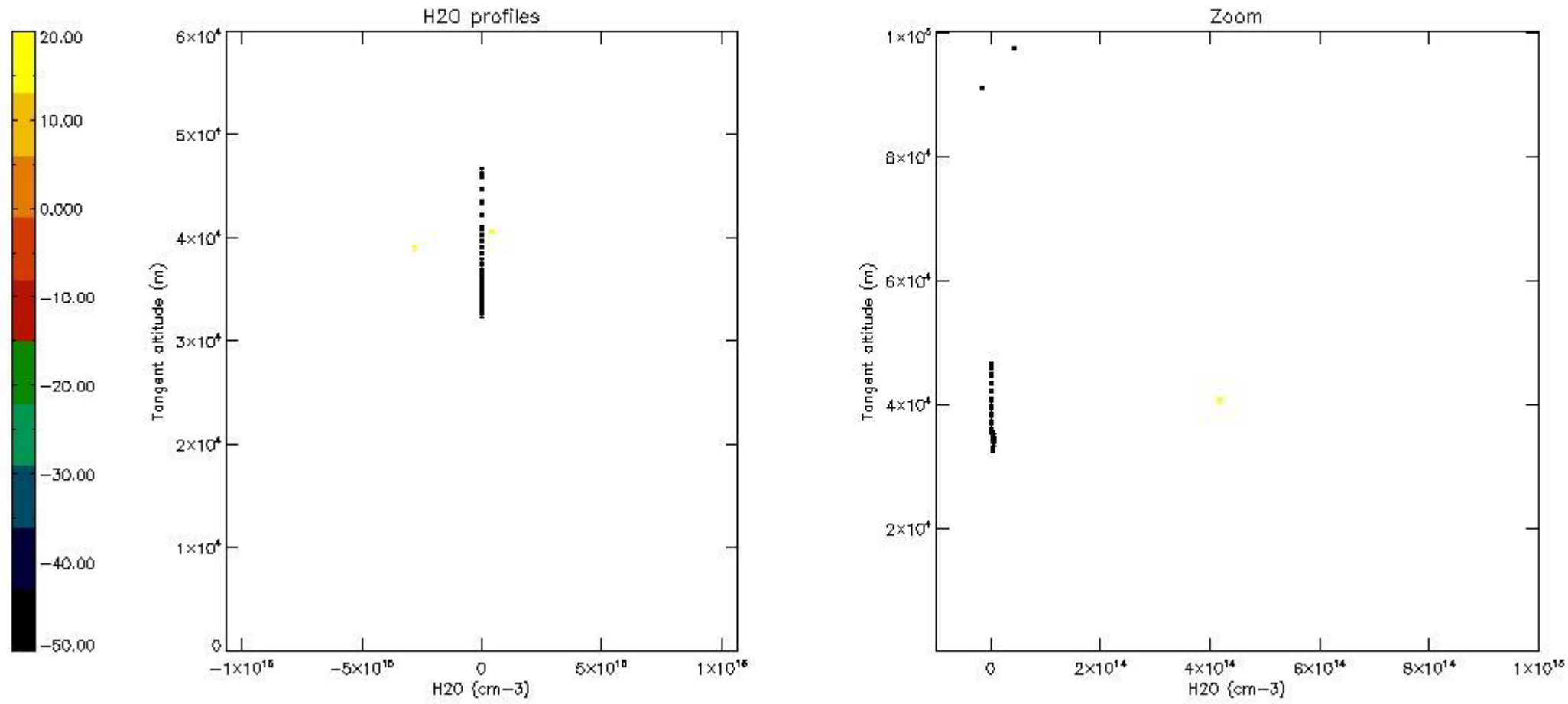
5.7 Plot NO3 profiles for all STD (dark without errors)

The colorbar represents the latitude.



5.8 Plot H₂O profiles for all STD (only for occultations of stars 1,2,3,4,13,14,16,26,63 dark without errors)

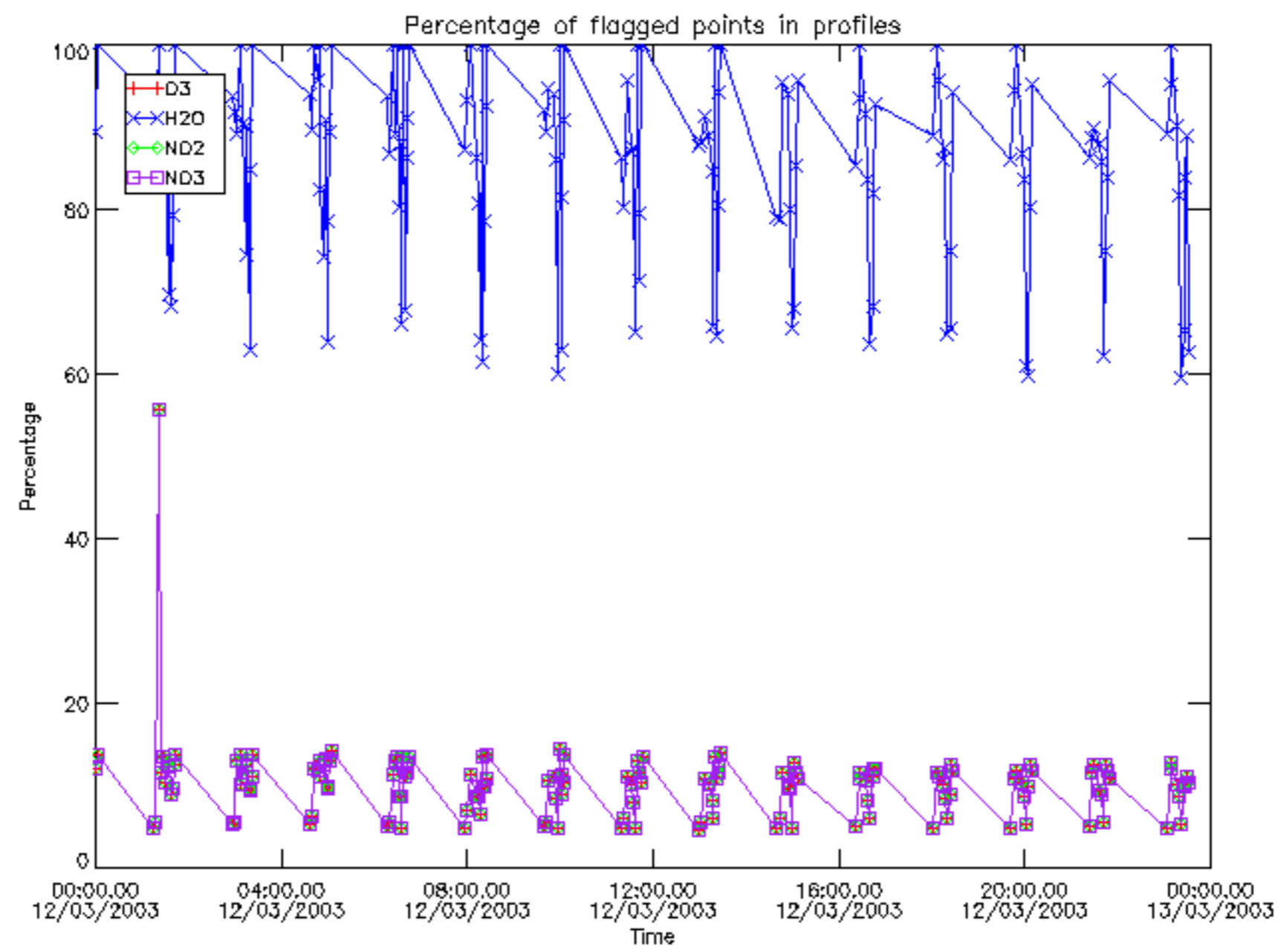
The colorbar represents the latitude.



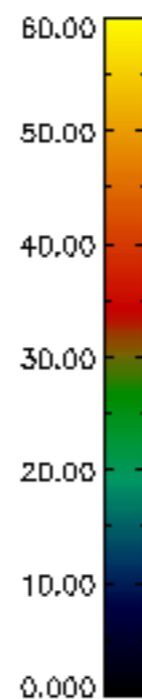
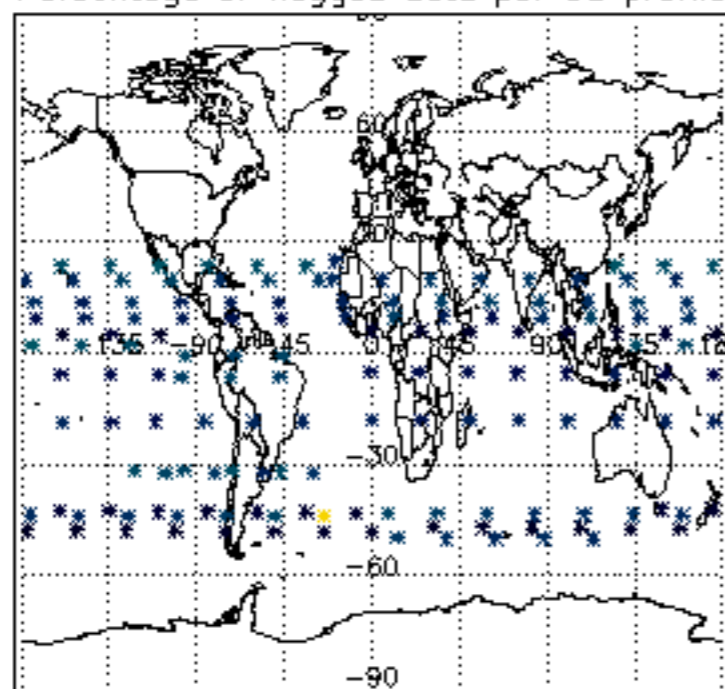
6. Auxiliary Data Files used for the production reported in section 2

The number reported in the third column indicates since which file (see list in section 2) the corresponding auxiliary file has been used. The fourth column is the date of those product files.

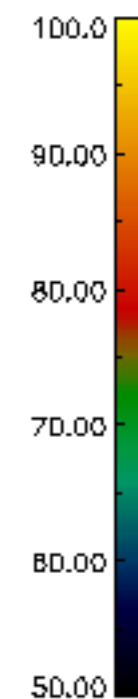
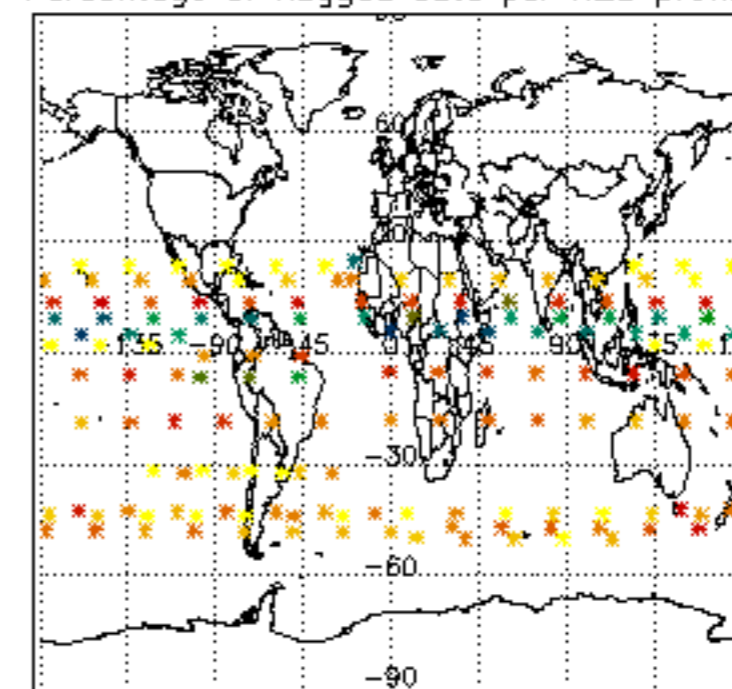
Type	Auxiliary Filename	Used since product	Used since product date
INST_PHYS_CHARACTERISTICS	GOM_INS_AXNIEC20050627_150440_20020301_000000_20100101_000000	1	12-MAR-2003 00:00:51
LEVEL-2_PROC_CONFIG	GOM_PR2_AXVIEC20091111_152718_20020301_000000_20500101_000000	1	12-MAR-2003 00:00:51
CROSS_SECTIONS_FILE	GOM_CRS_AXVIEC20091111_154832_20020301_000000_20500101_000000	1	12-MAR-2003 00:00:51



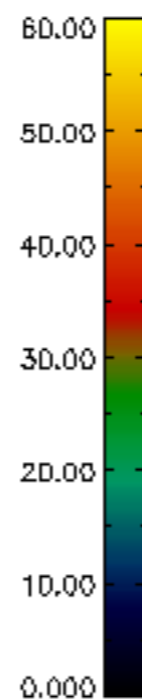
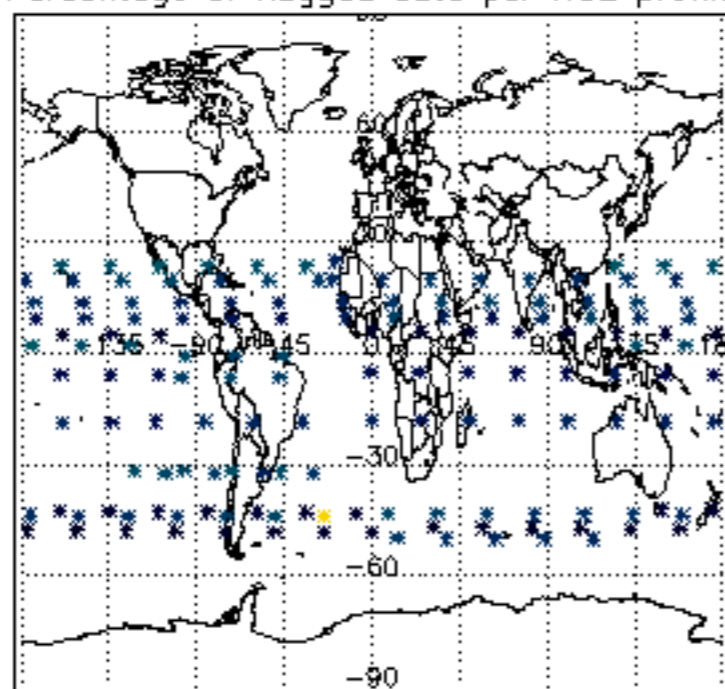
Percentage of flagged data per D3 profile



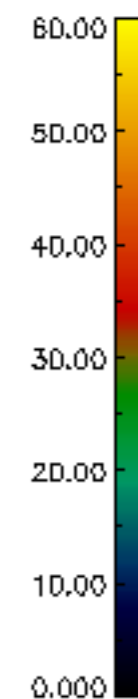
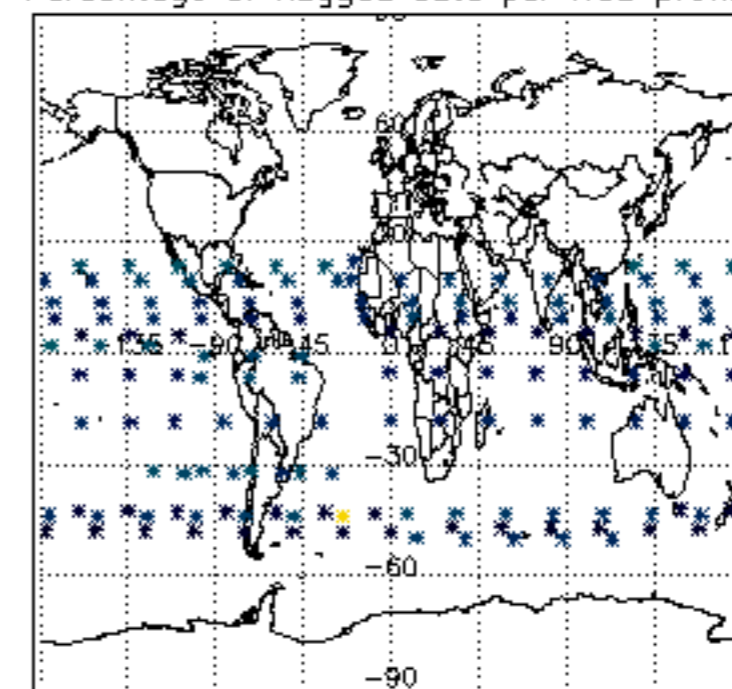
Percentage of flagged data per H2O profile

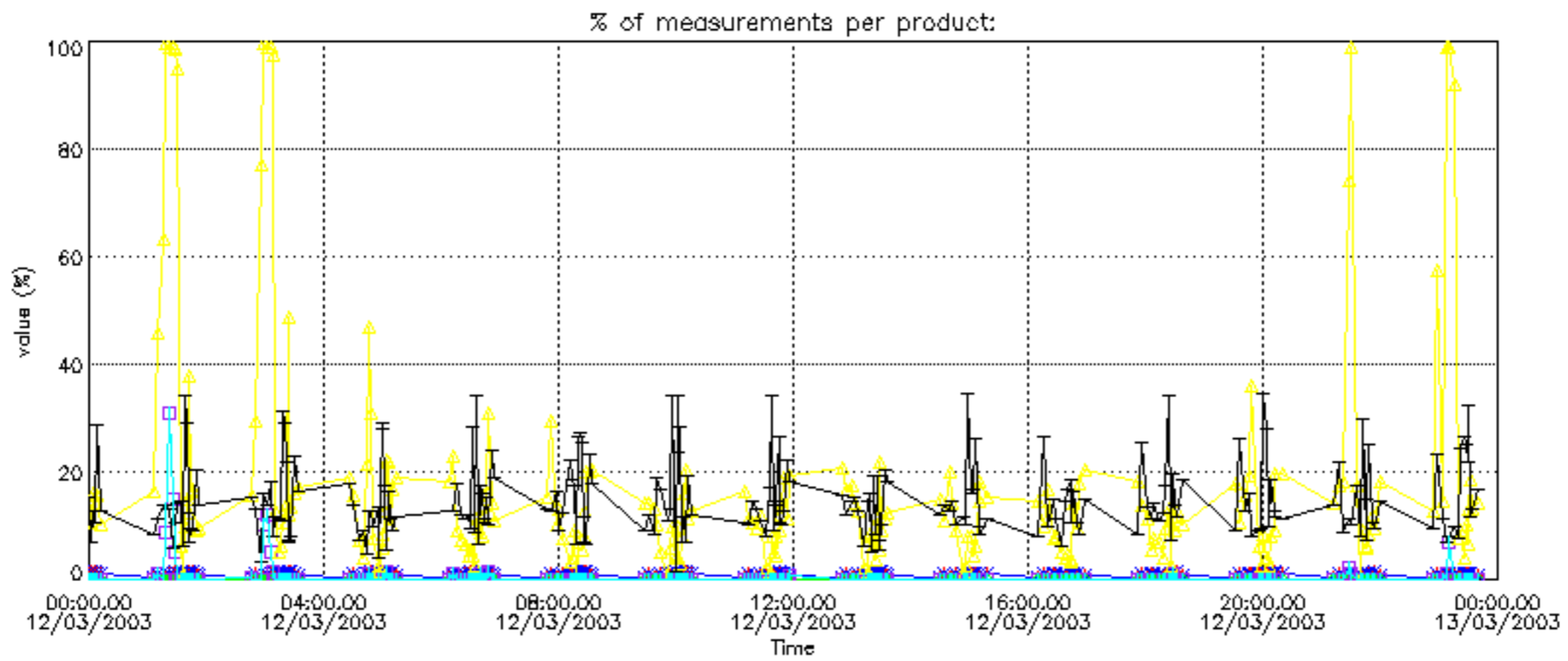


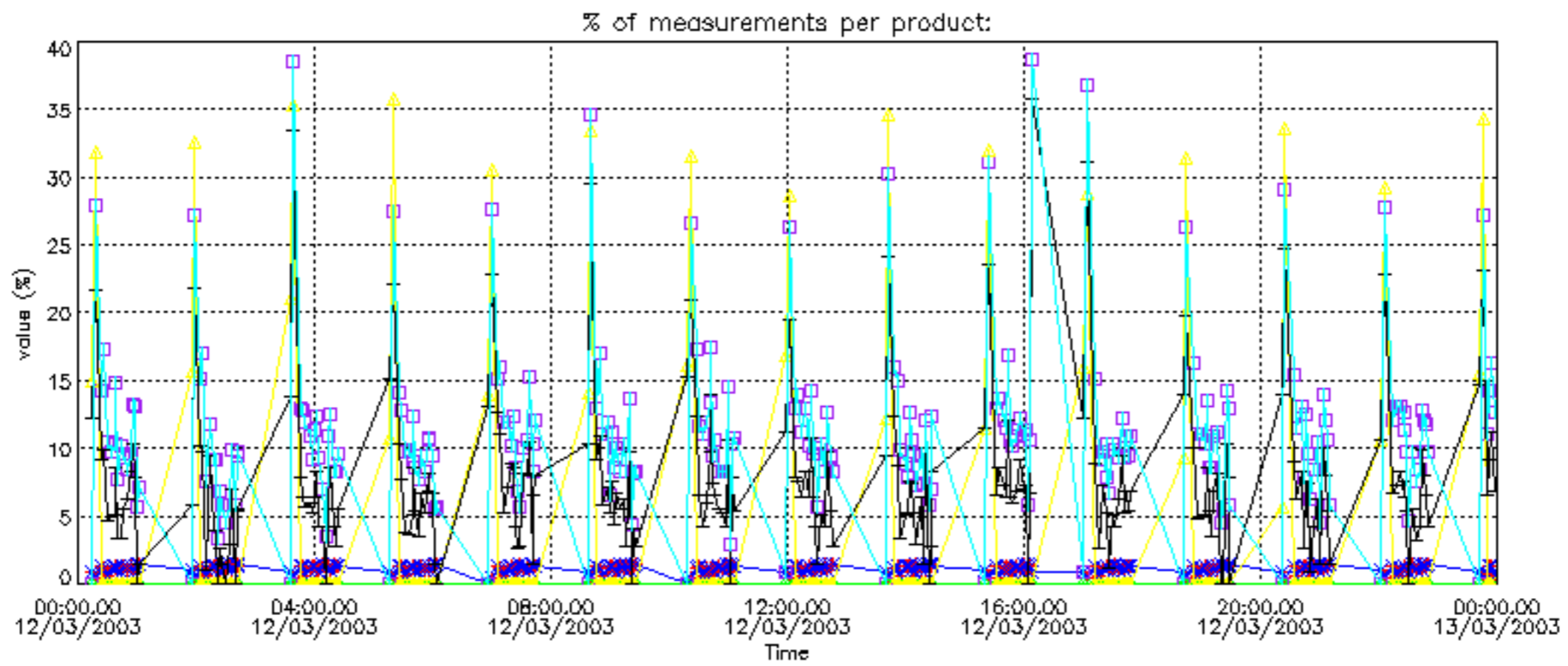
Percentage of flagged data per NO2 profile



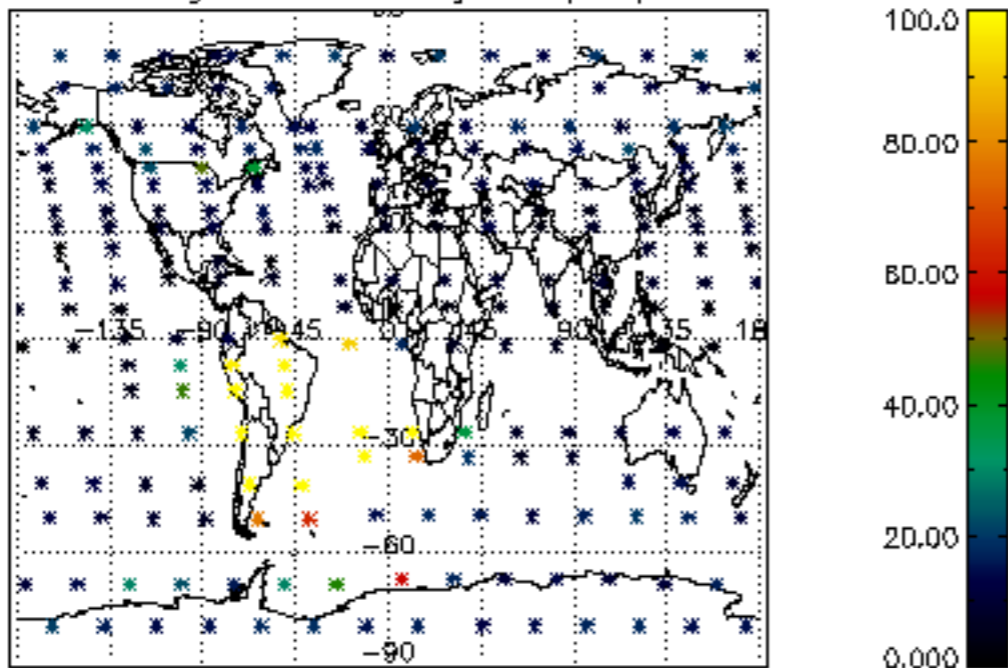
Percentage of flagged data per NO3 profile



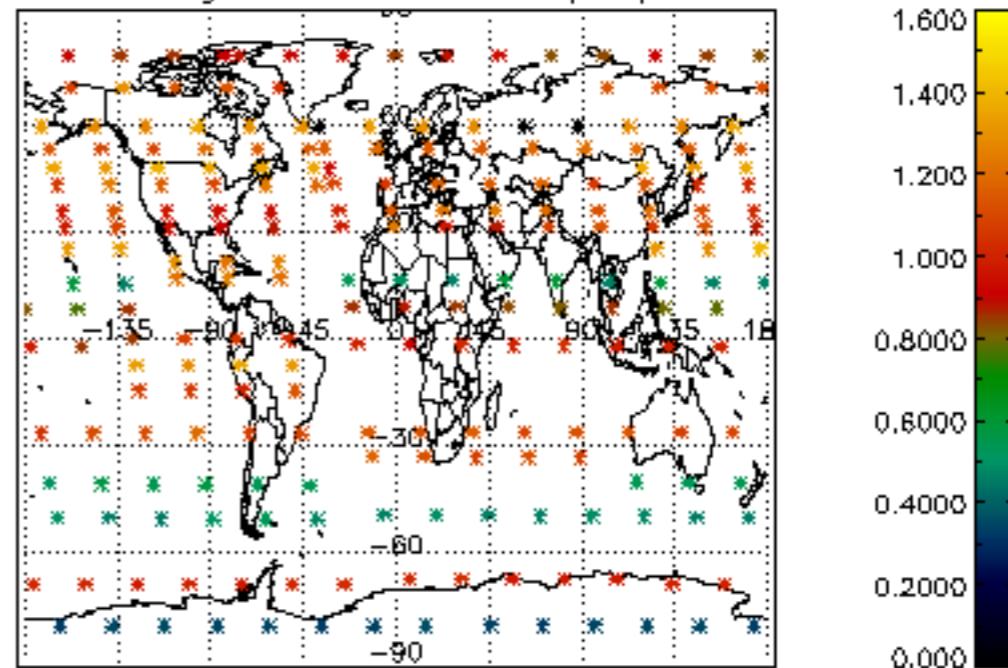




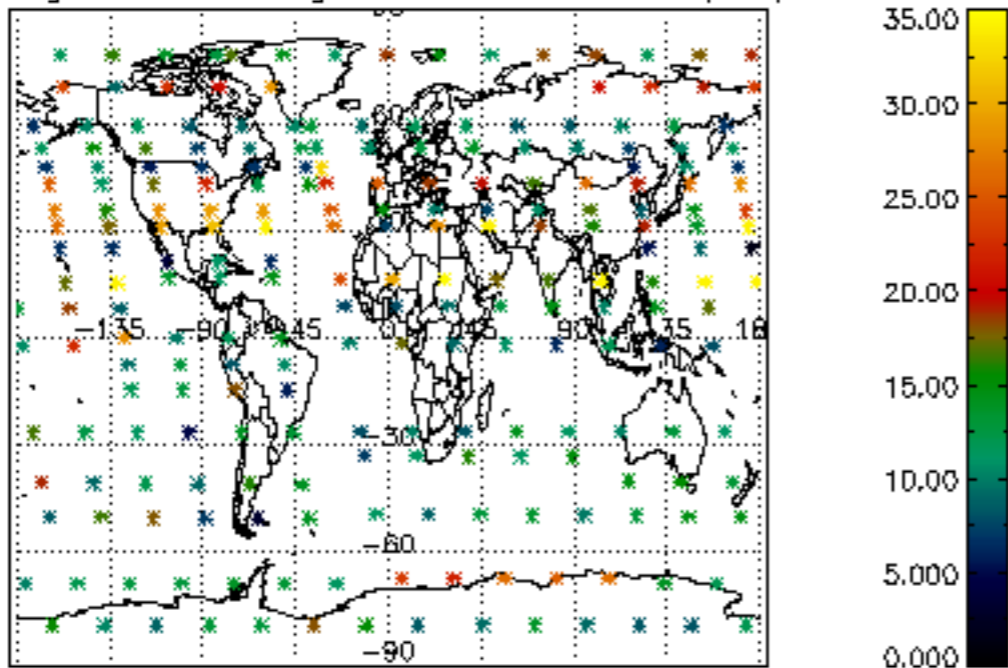
Percentage of cosmic ray hits per profile



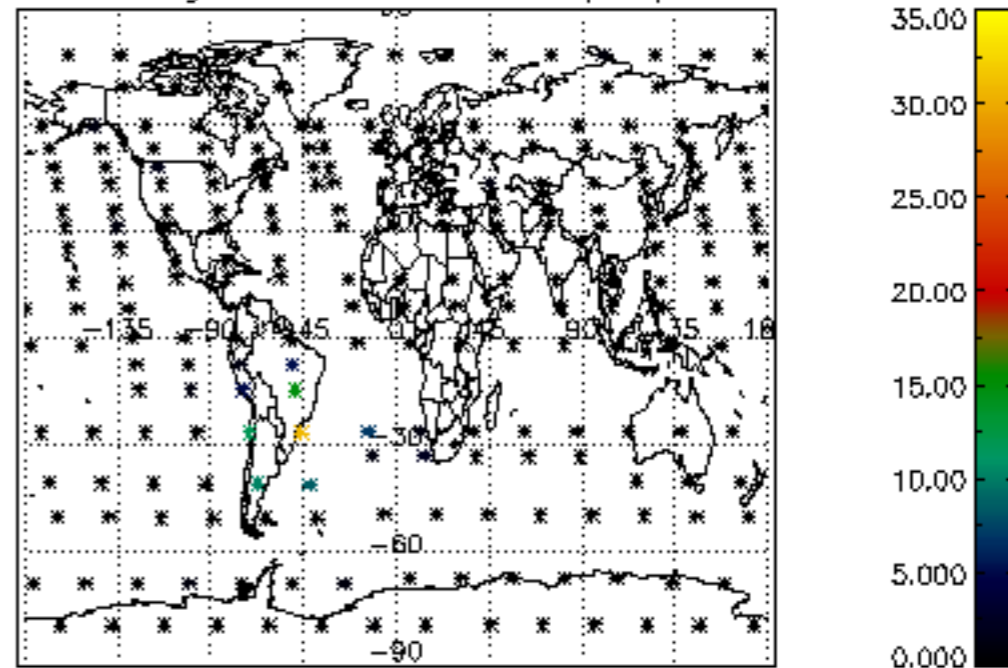
Percentage of datation errors per profile



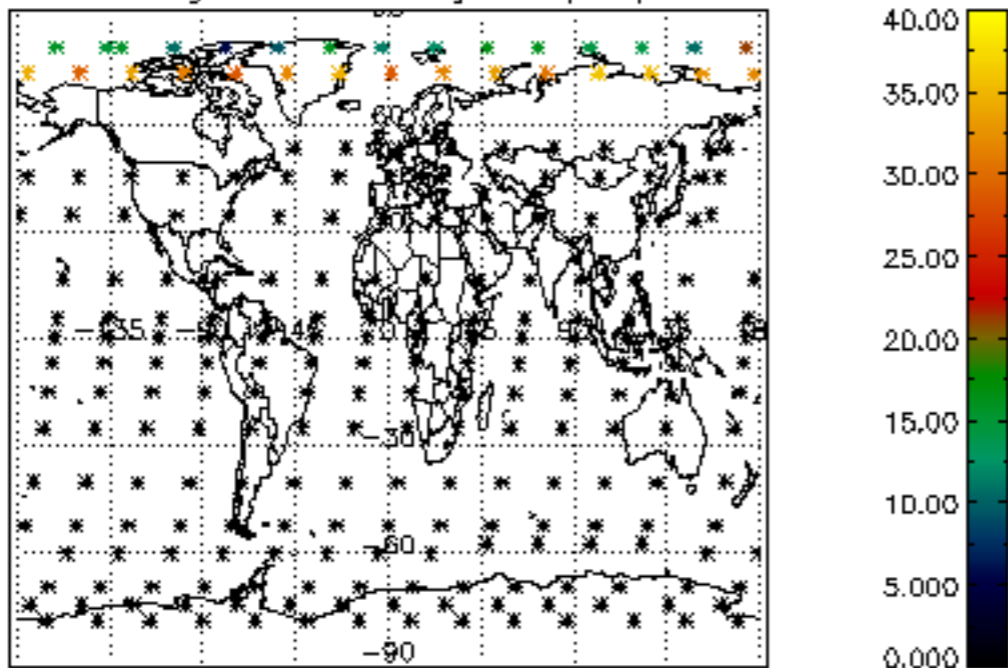
Percentage of star falling outside central band per profile



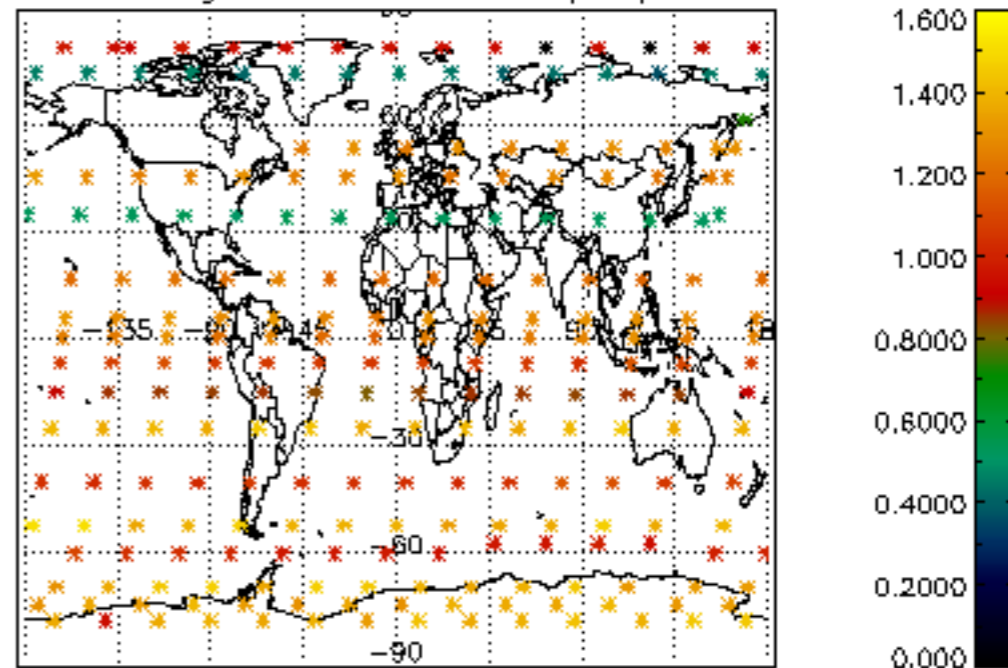
Percentage of saturation errors per profile



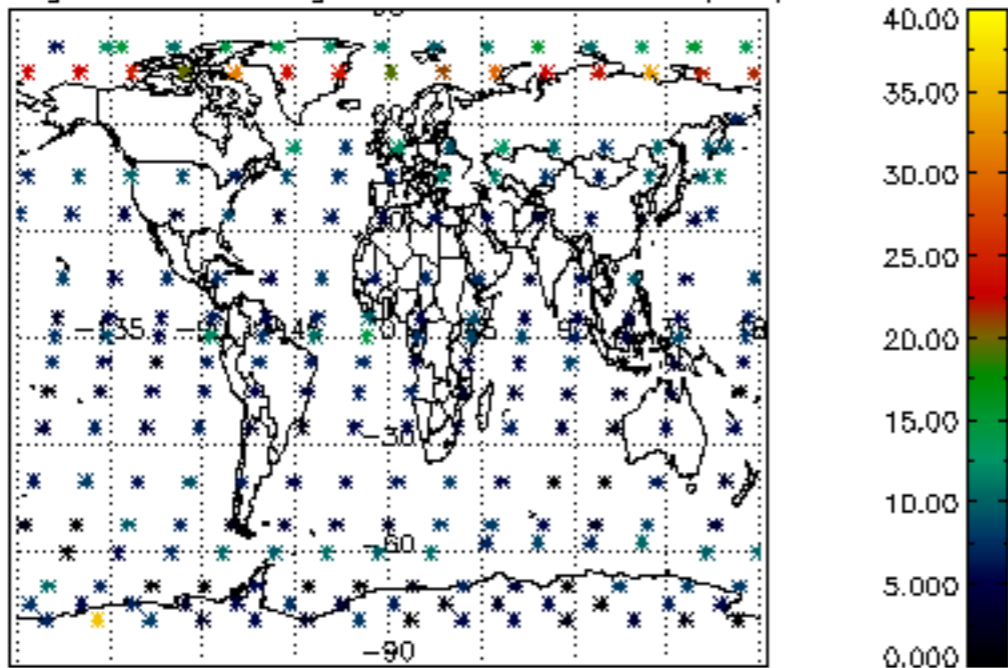
Percentage of cosmic ray hits per profile



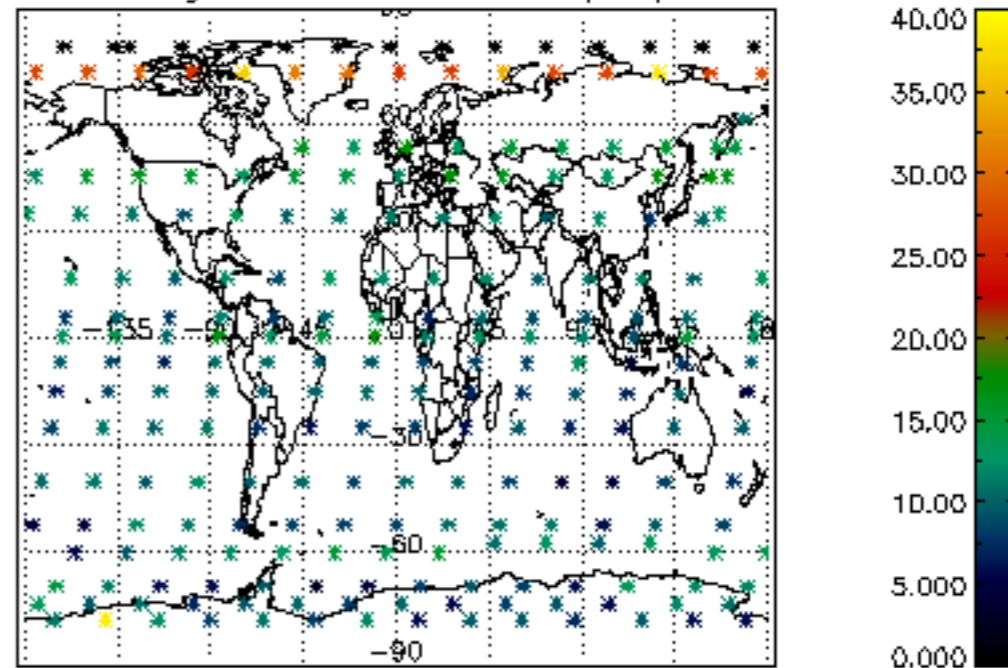
Percentage of datation errors per profile

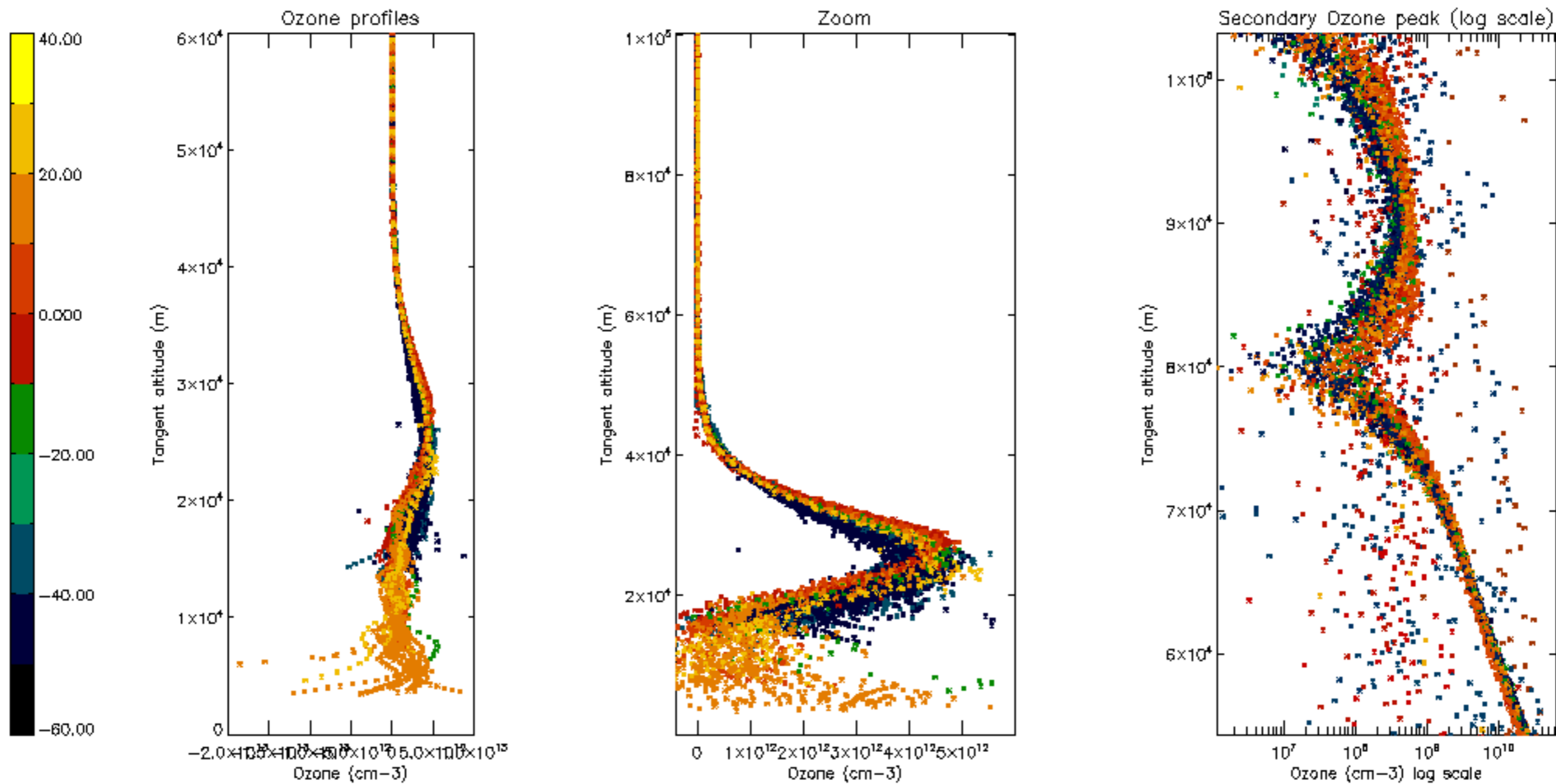


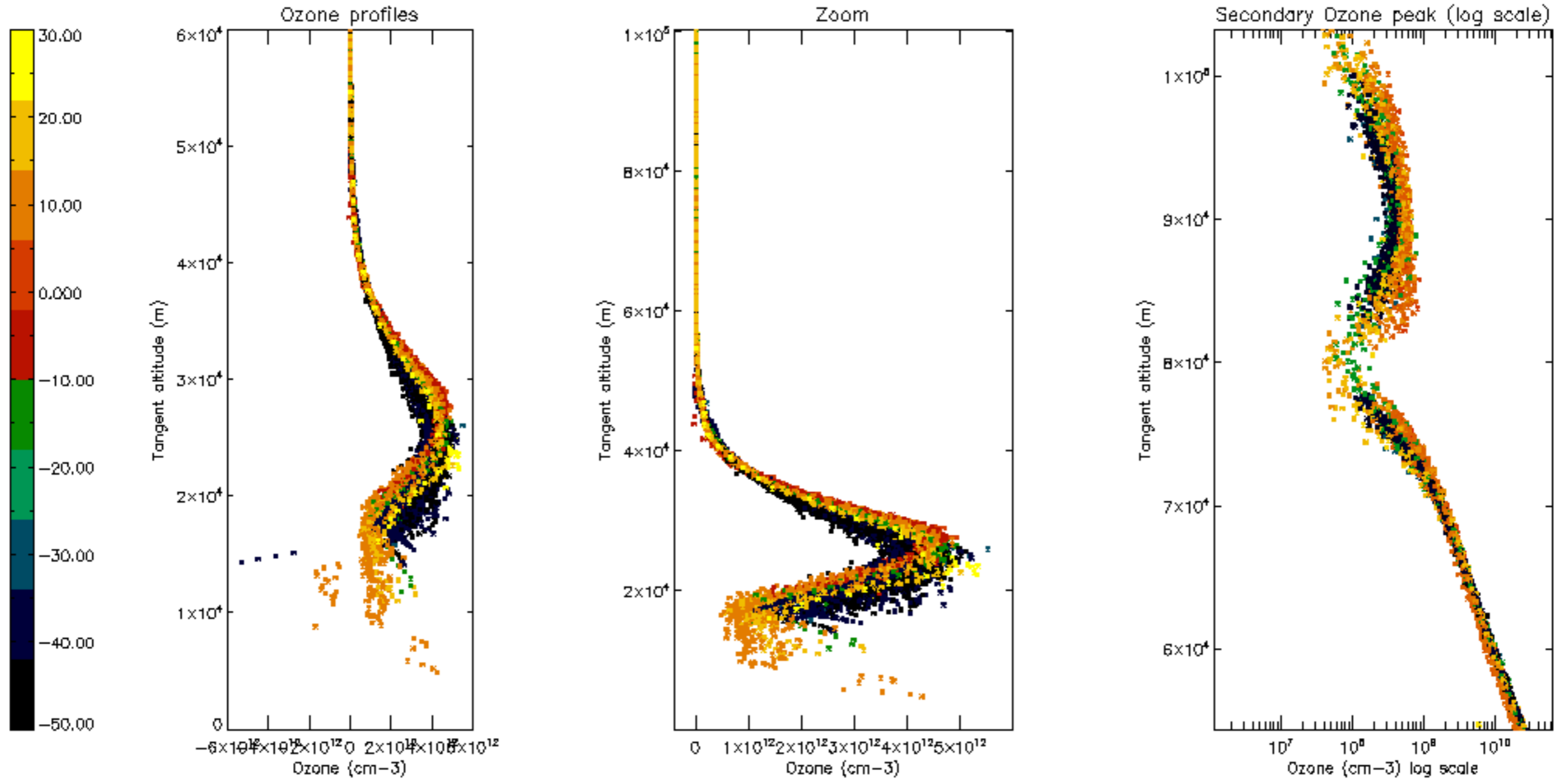
Percentage of star falling outside central band per profile

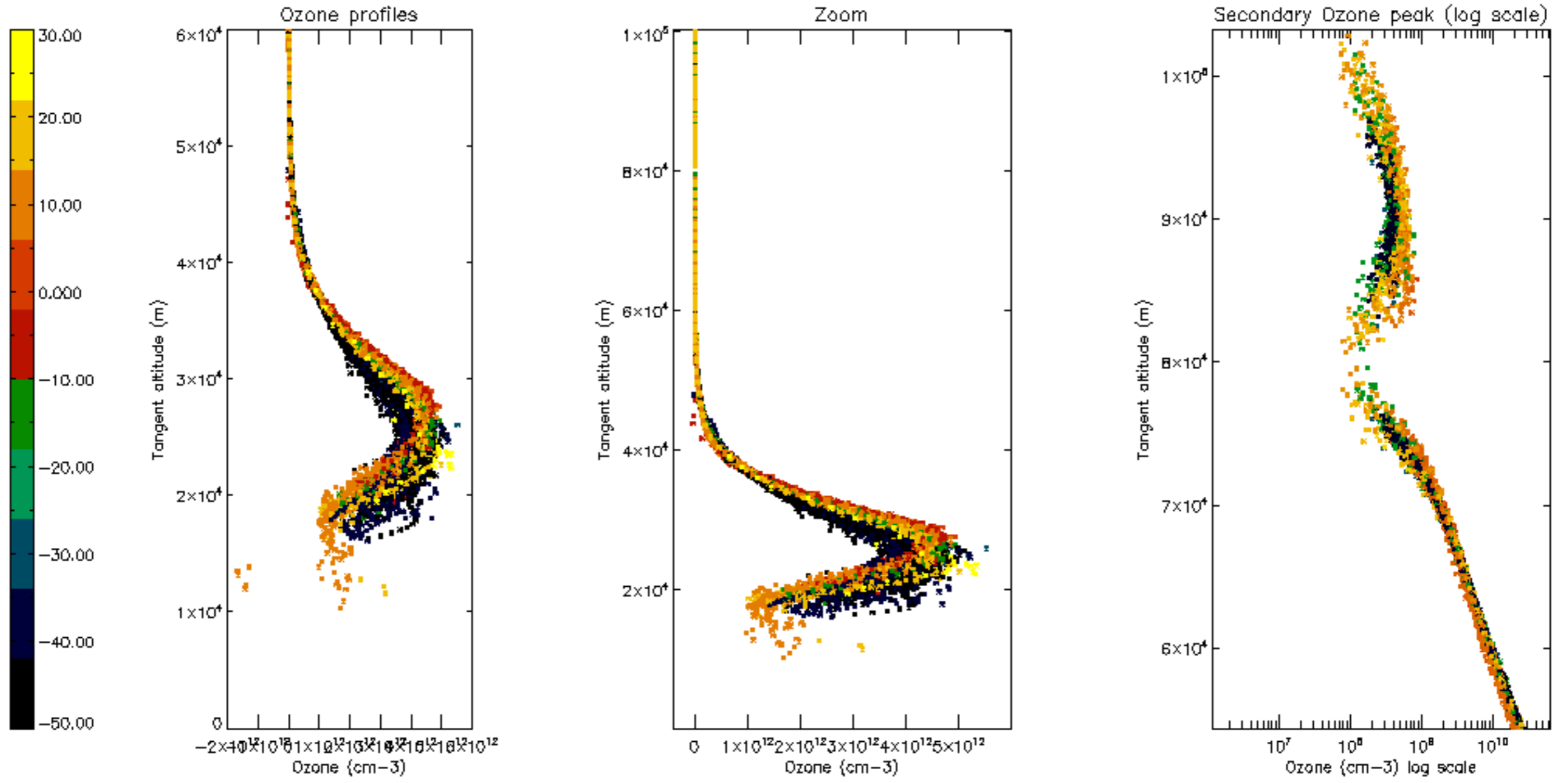


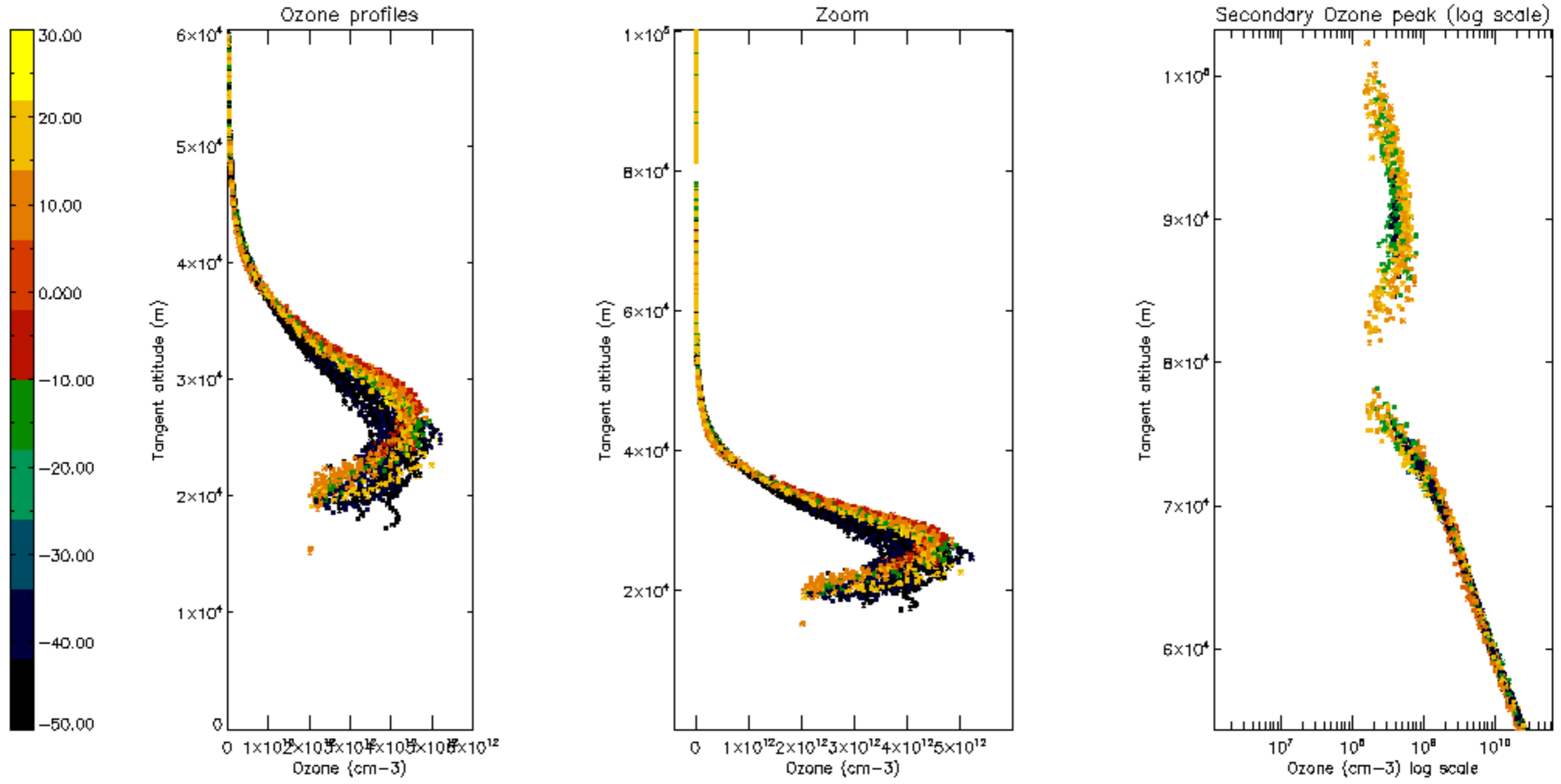
Percentage of saturation errors per profile

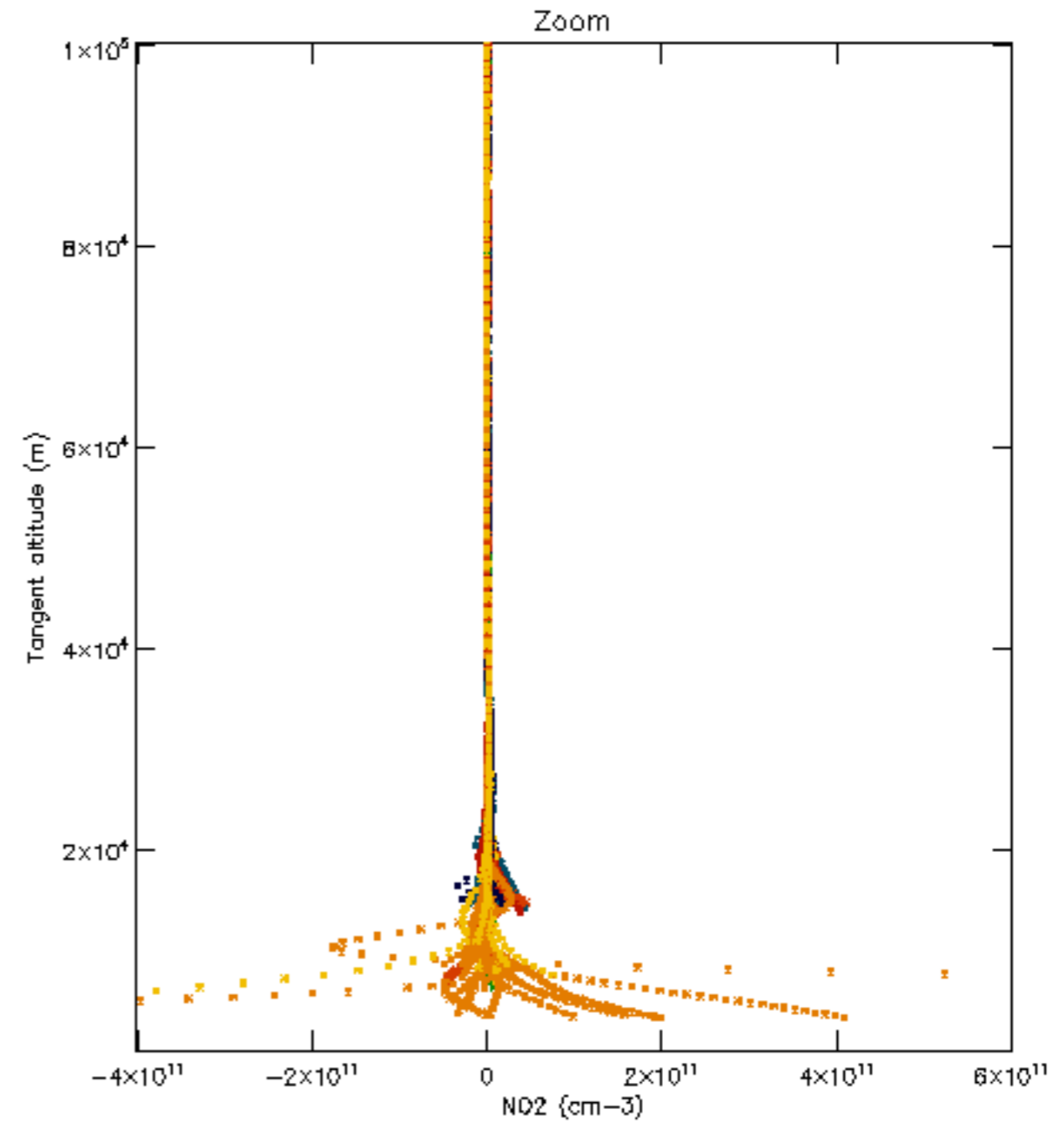
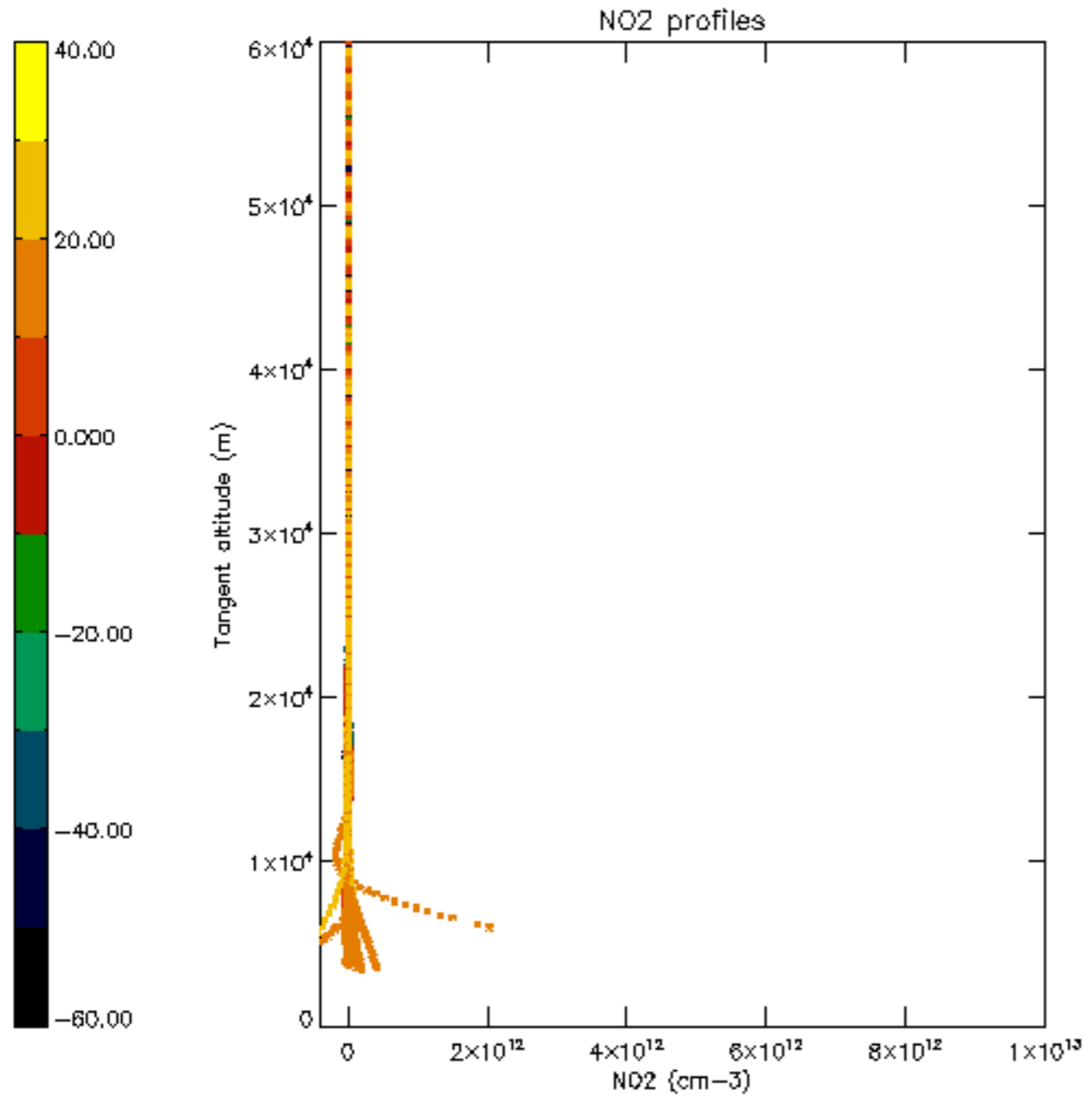


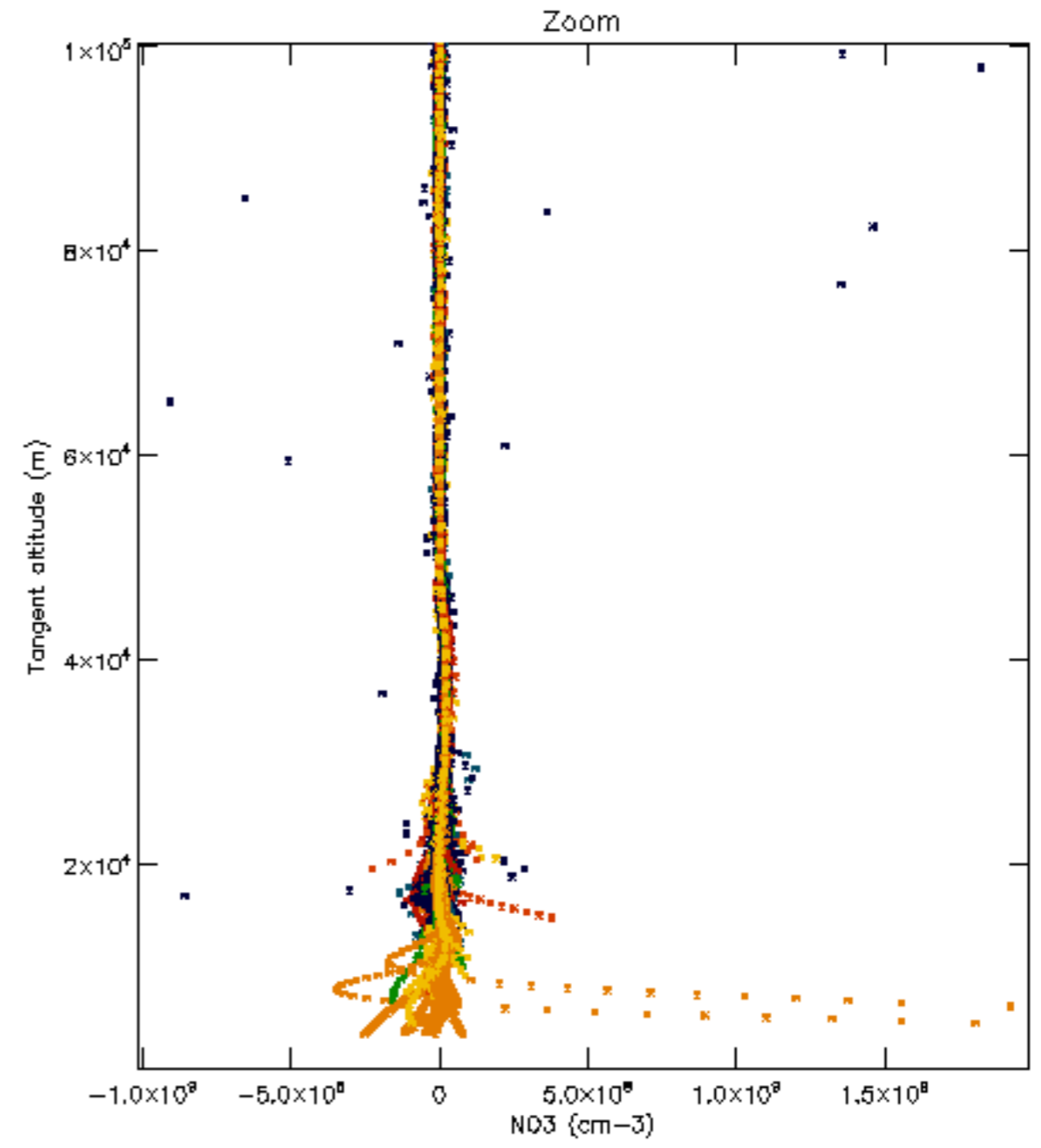
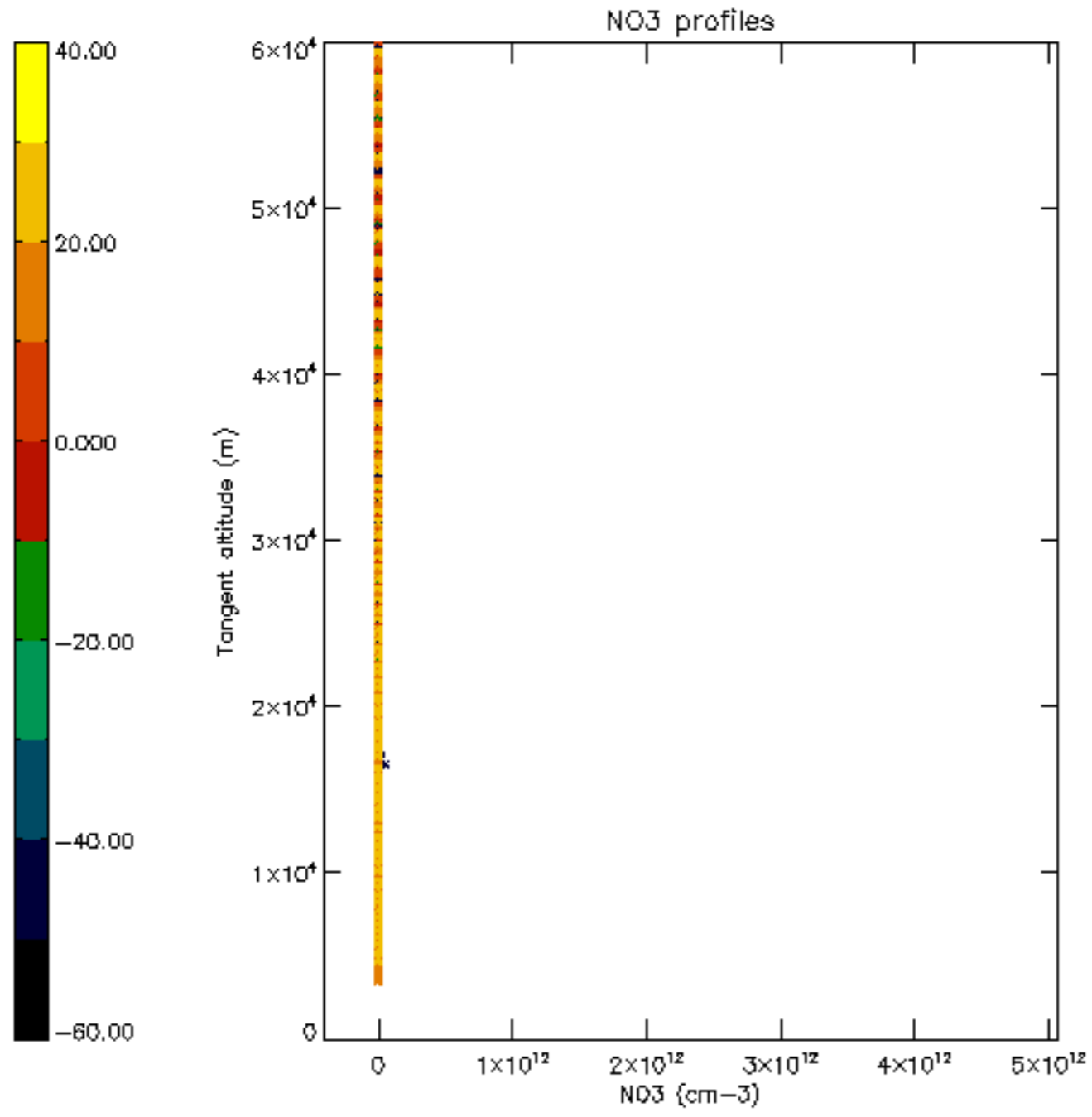


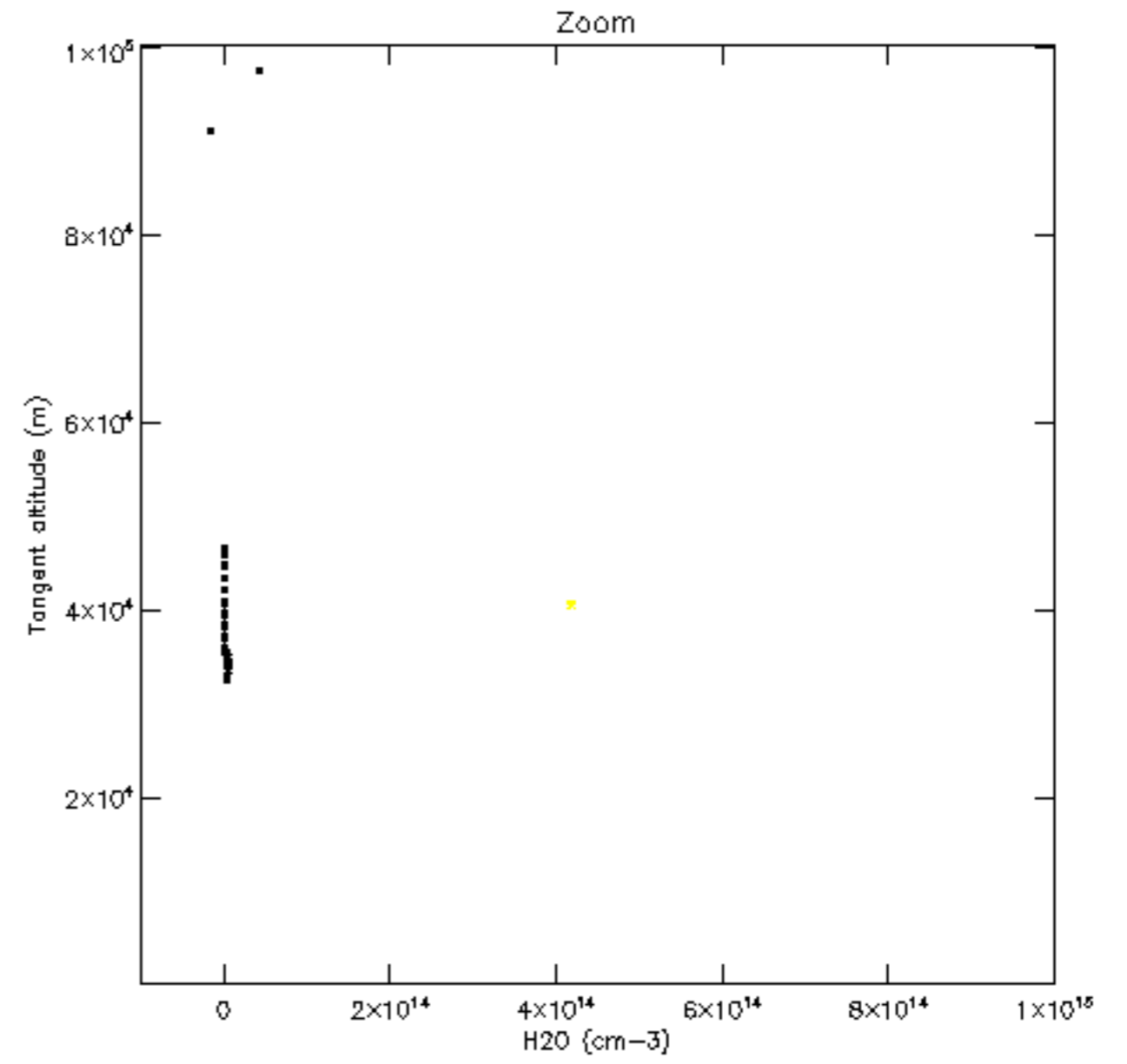
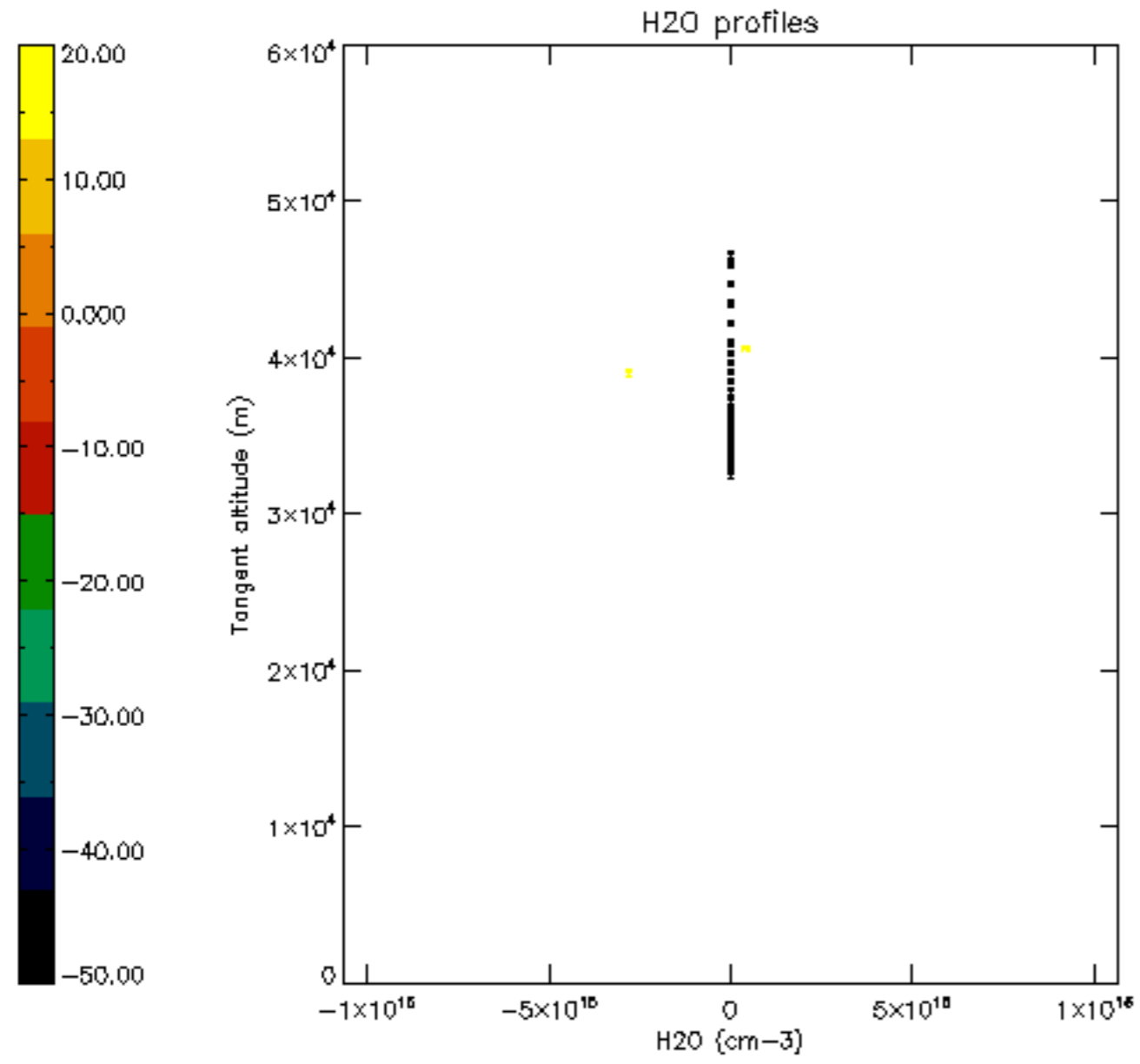


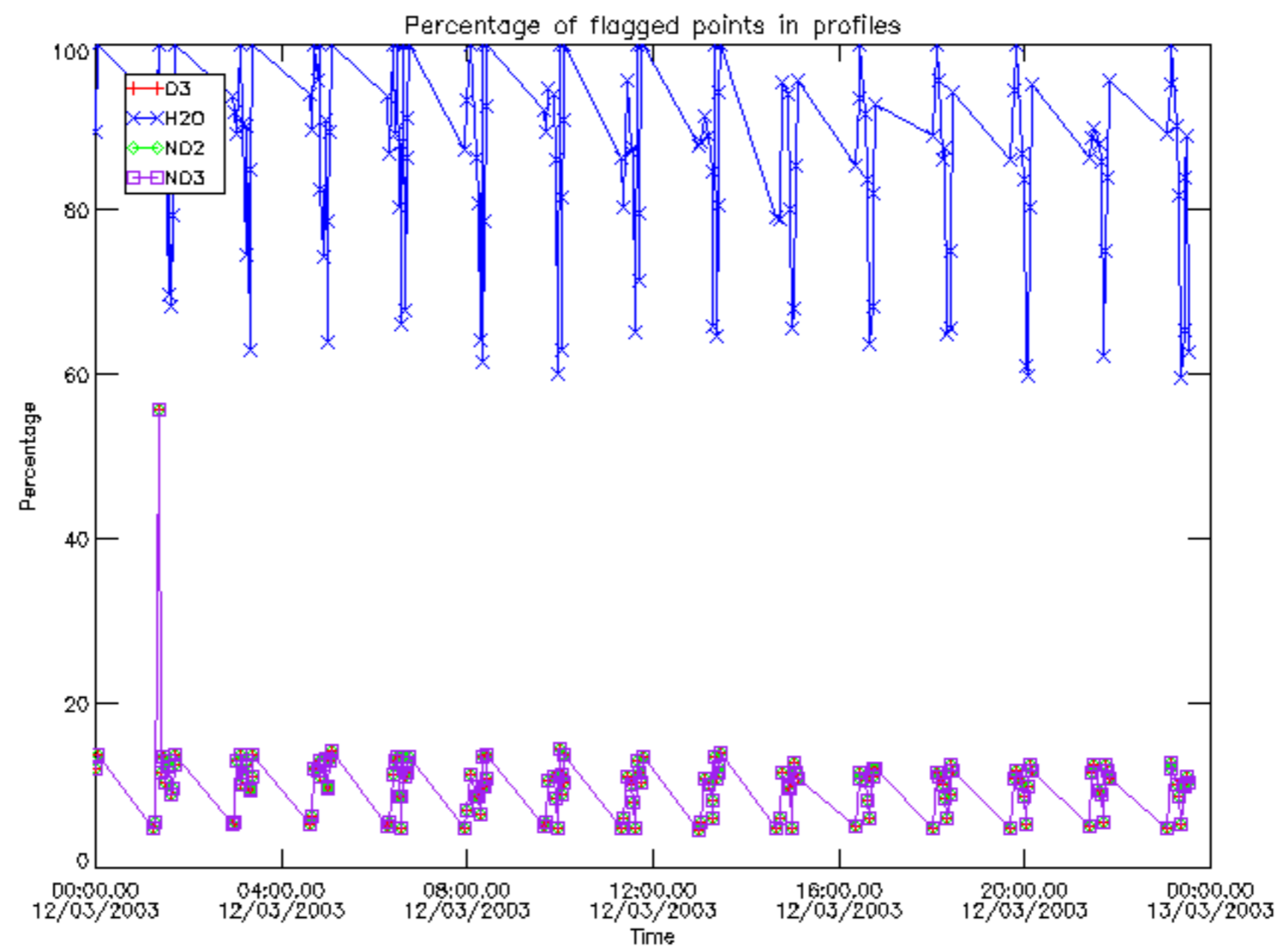




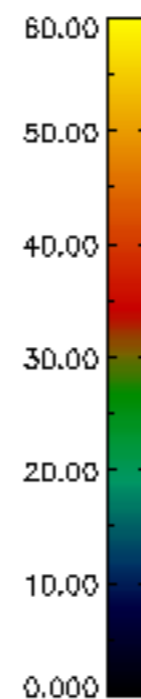
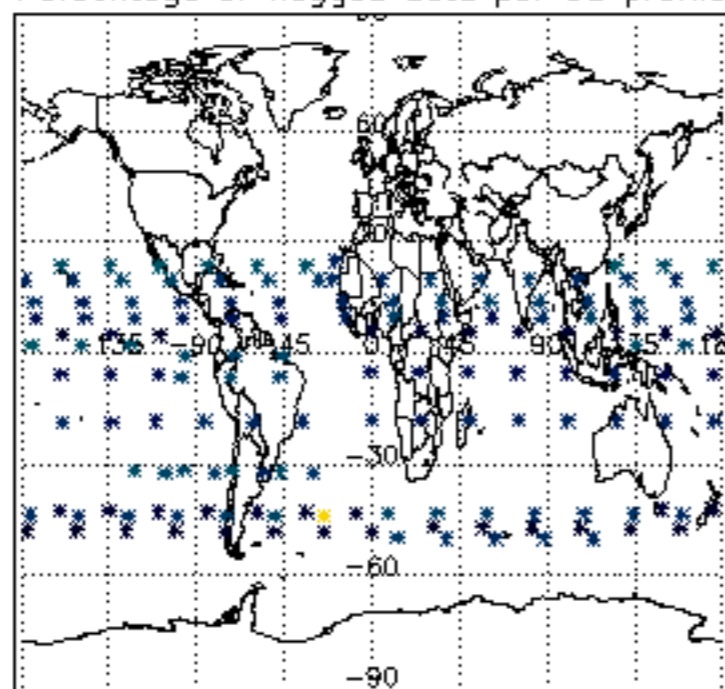




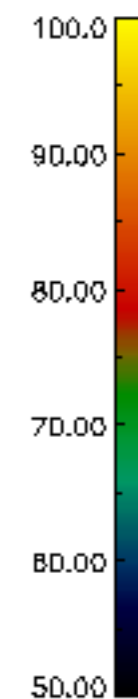
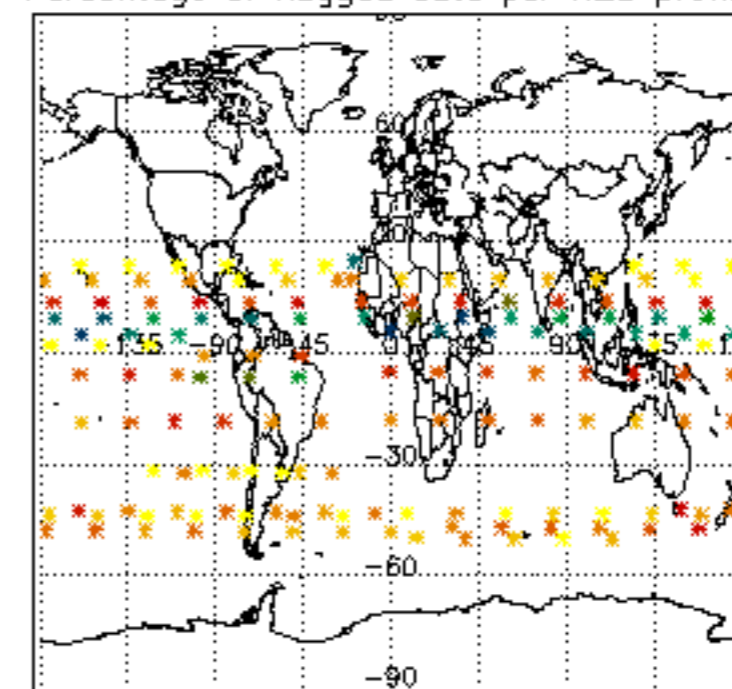




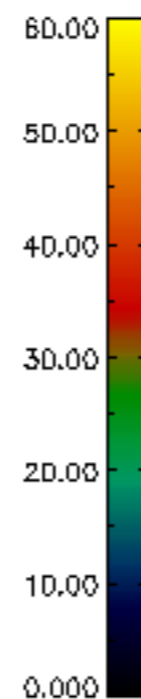
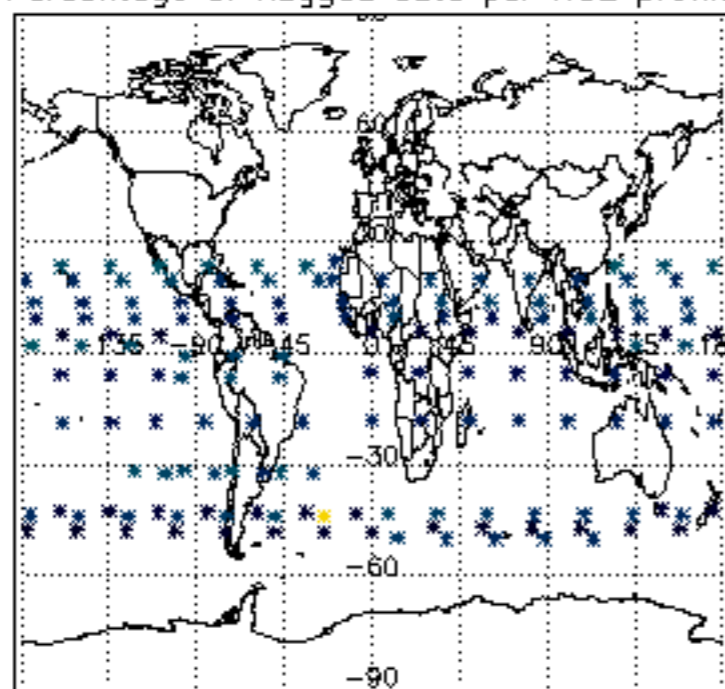
Percentage of flagged data per D3 profile



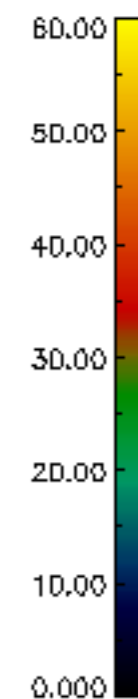
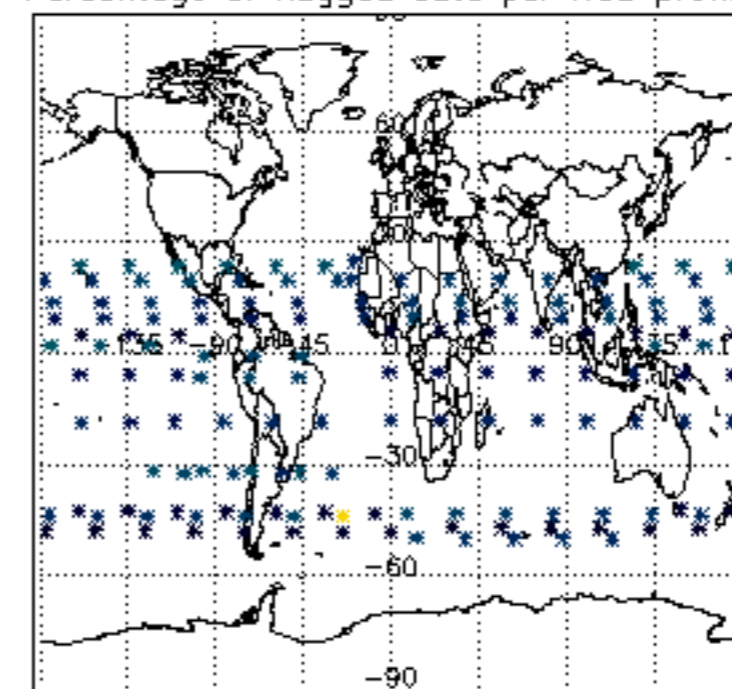
Percentage of flagged data per H2O profile

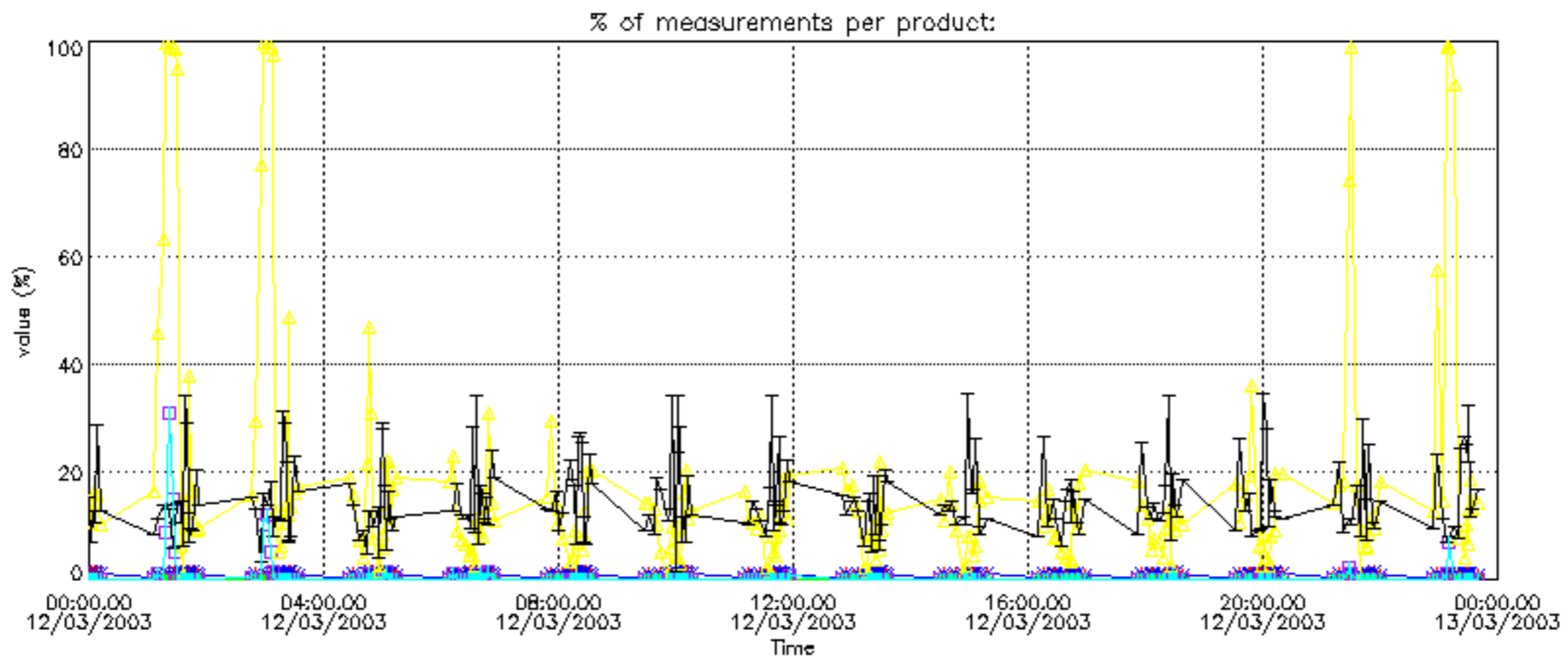


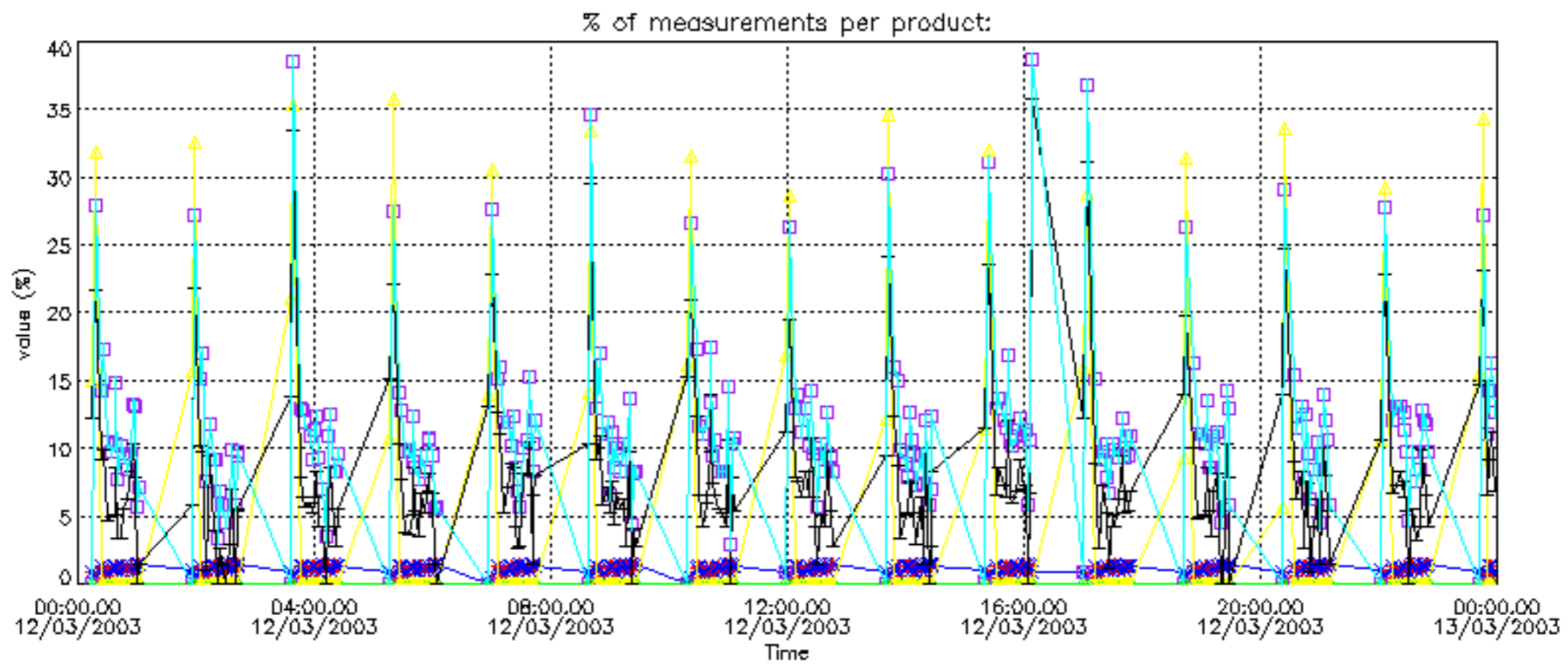
Percentage of flagged data per NO2 profile



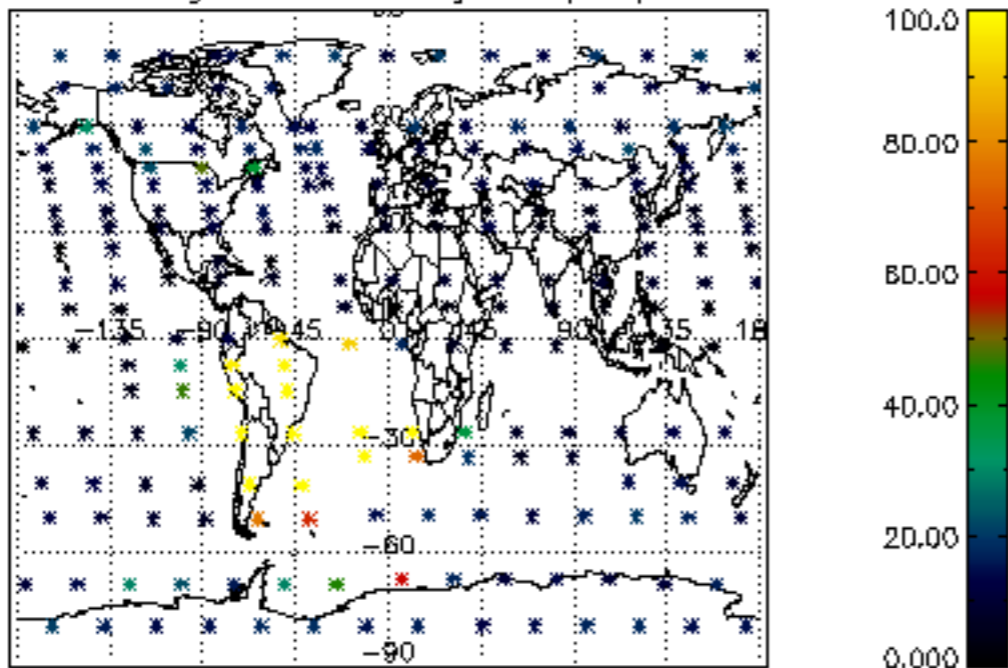
Percentage of flagged data per NO3 profile



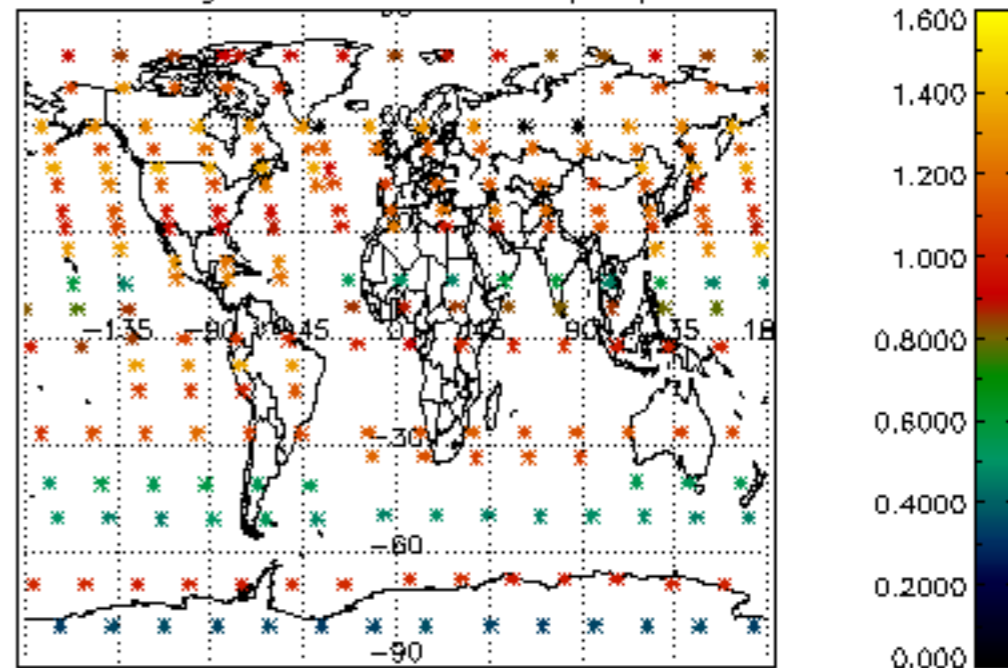




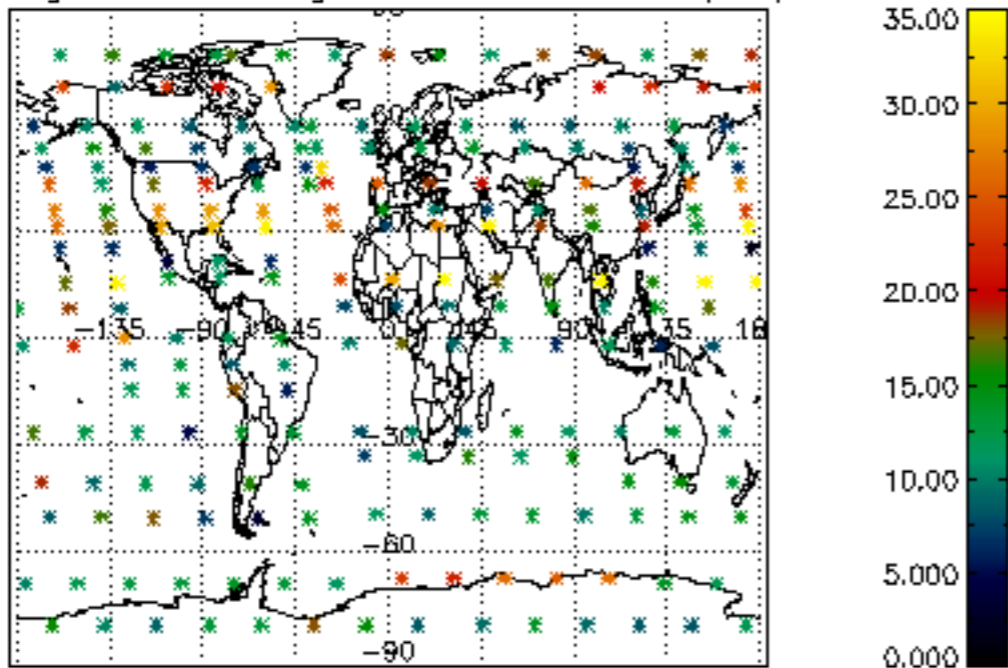
Percentage of cosmic ray hits per profile



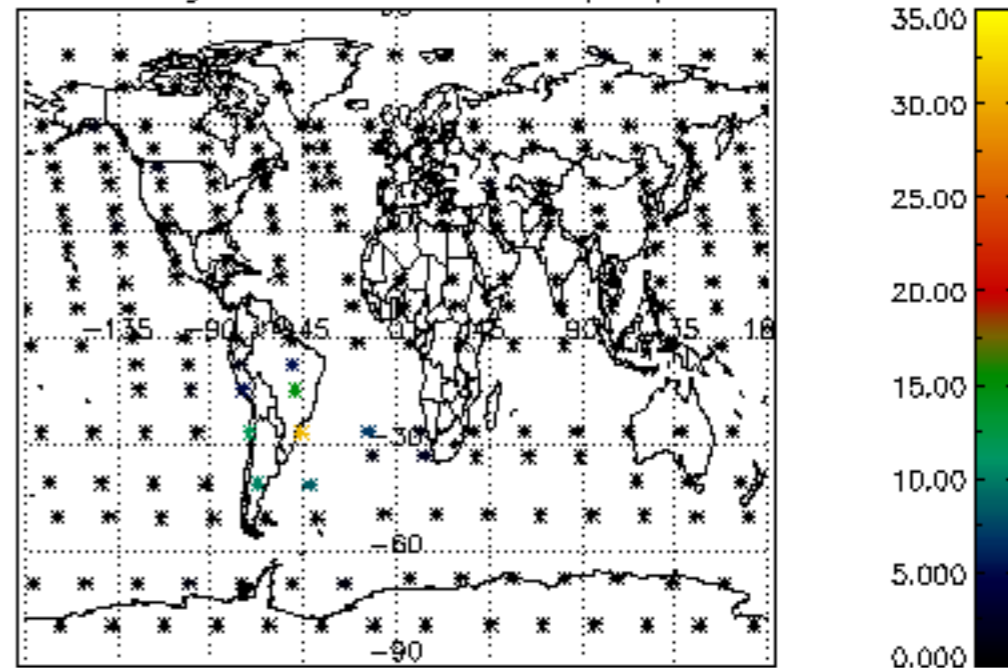
Percentage of datation errors per profile



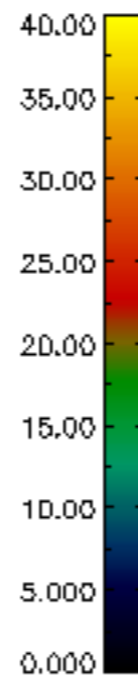
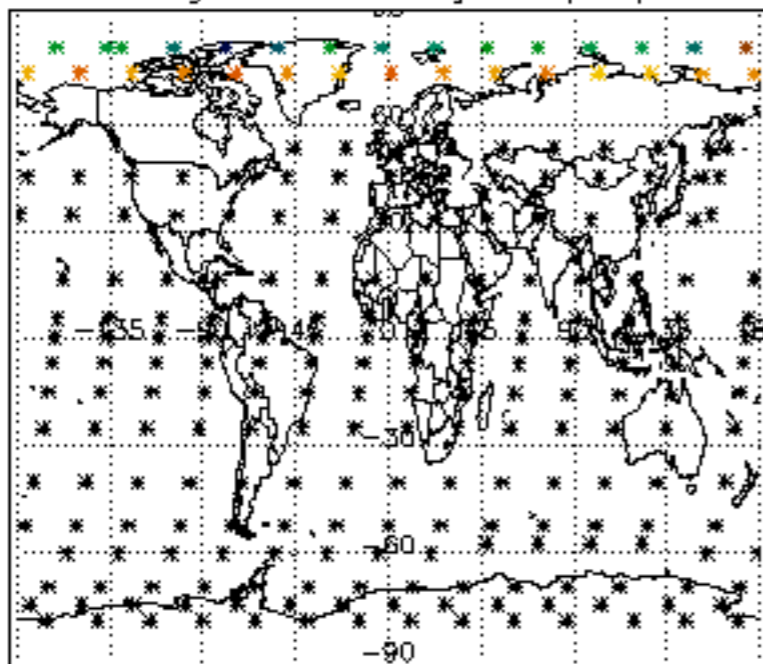
Percentage of star falling outside central band per profile



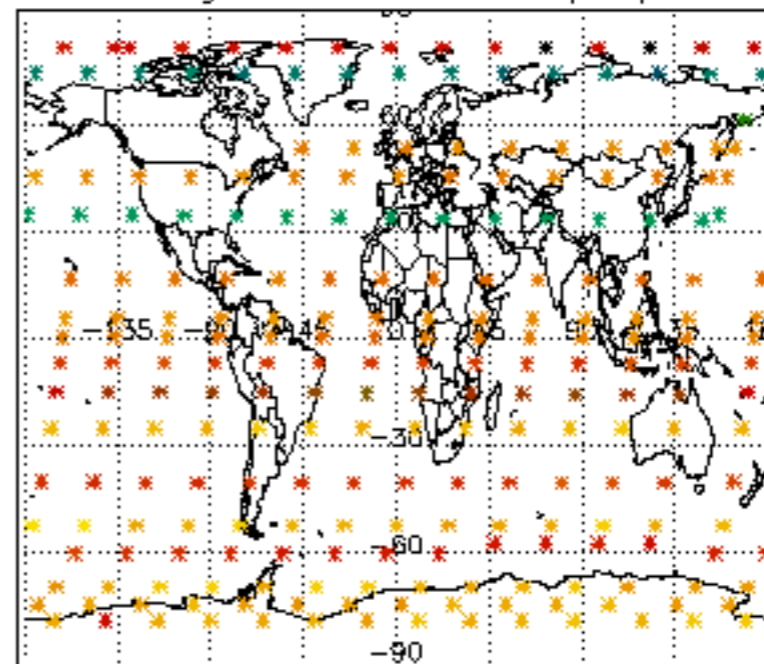
Percentage of saturation errors per profile



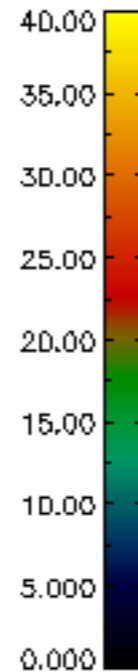
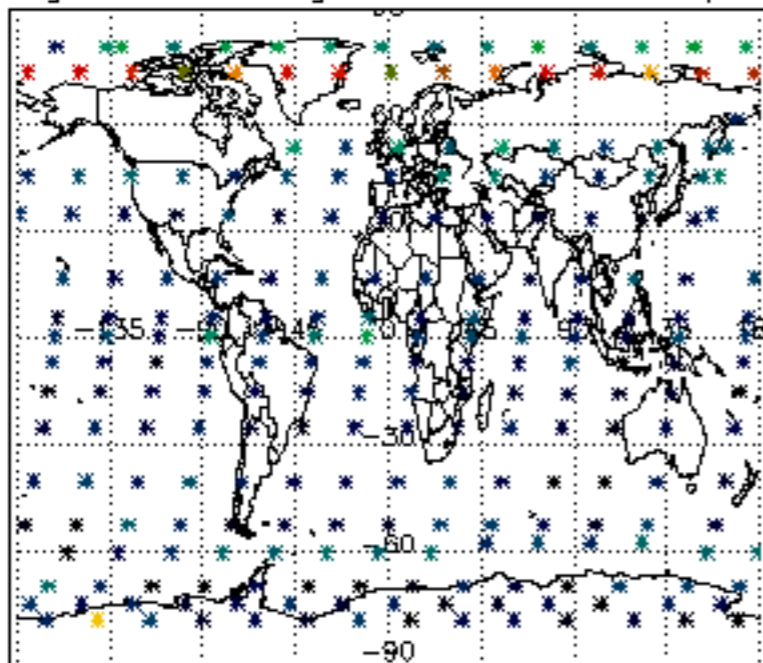
Percentage of cosmic ray hits per profile



Percentage of datation errors per profile



Percentage of star falling outside central band per profile



Percentage of saturation errors per profile

