

GOMOS Level 2 Daily Report

SUMMARY

[1. General Info](#)

[2. Summary of processed GOM_NL_2P products](#)

[3. Level 2 Quality information per product](#)

[3.1 Plot of level 2 quality information per product \(time dependant\)](#)

[3.2 Plot of level 2 quality information per product \(world map\)](#)

[4. Level 1 Quality information per product \(stored on level 2 products\)](#)

[4.1 Plot of level 1 quality information per product \(time dependant\)](#)

[4.1.1 Plot of level 1 quality information per product \(time dependant\): ASCENDING](#)

[4.1.2 Plot of level 1 quality information per product \(time dependant\): DESCENDING](#)

[4.2 Plot of level 1 quality information per product \(world map\)](#)

[4.2.1 Plot of level 1 quality information per product \(world map\): ASCENDING](#)

[4.2.2 Plot of level 1 quality information per product \(world map\): DESCENDING](#)

[5. Ozone profiles based on quality statistics and other trace gas profiles](#)

[5.1 Ozone statistics based on quality of products](#)

[5.2 Plot ozone profiles for all STD \(dark without errors\)](#)

[5.3 Plot ozone profiles where STD < 20% \(dark without errors\)](#)

[5.4. Plot ozone profiles where STD < 10% \(dark without errors\)](#)

[5.5. Plot ozone profiles where STD < 5% \(dark without errors\)](#)

[5.6 Plot NO2 profiles for all STD \(dark without errors\)](#)

[5.7 Plot NO3 profiles for all STD \(dark without errors\)](#)

[5.8 Plot H2O profiles \(only for occultations of stars 1,2,3,4,13,14,16,26,63 dark without errors\) for all STD](#)

[6. Auxiliary Data Files used for the production reported in section 2](#)

This report presents the daily analysis on parameters extracted from GOMOS level 2 data (GOM_NL__2P). It is intended to monitor some important parameters that will impact the quality of these products. A list of level 2 products (and content) that have arrived during the reporting day to the PCF is also given.

Item	Value
Time of report generation	19APR2013 11:38:41
Data source version	GOMOS/6.01
Start time of products	11-03-2003 (11MAR2003 00:00:00)
Stop time of products	12-03-2003 (12MAR2003 00:00:00)
Store outputs in DB	Yes
Nb of level 2 prods	495
Nb of prods with errors	2

2. Summary of processed GOM_NL__2P products.

Nr	Filename	UTC Start time	Limb	Duration	Star Id	Star Name	Star Mag	Star Temp	Nb Meas	Orbit	Prod. error
1	GOM_NL__2PRFIN20030311_000036_000000482014_00302_05366_5385.N1	11-MAR-2003 00:00:36	Twilight	47.500	168	17Zet Aql	2.9860	11000.	95	5366	No
2	GOM_NL__2PRFIN20030311_000541_000000962014_00302_05366_5386.N1	11-MAR-2003 00:05:41	Dark	95.500	59	55Alp Oph	2.0800	8900.0	191	5366	No
3	GOM_NL__2PRFIN20030311_000826_000000792014_00302_05366_5387.N1	11-MAR-2003 00:08:26	Dark	78.500	126	60Bet Oph	2.7700	4250.0	157	5366	No
4	GOM_NL__2PRFIN20030311_001244_000000452014_00302_05366_5388.N1	11-MAR-2003 00:12:44	Dark	45.000	57	34Sig Sgr	2.0660	26000.	90	5366	No
5	GOM_NL__2PRFIN20030311_001604_000000502014_00302_05366_5389.N1	11-MAR-2003 00:16:04	Dark	49.500	38	20Eps Sgr	1.8360	11000.	99	5366	No
6	GOM_NL__2PRFIN20030311_001814_000000432014_00302_05366_5390.N1	11-MAR-2003 00:18:14	Dark	42.500	45	Alp Pav	1.9400	26000.	85	5366	No
7	GOM_NL__2PRFIN20030311_002006_000000462014_00302_05366_5391.N1	11-MAR-2003 00:20:06	Dark	45.500	40	The Sco	1.8590	7100.0	91	5366	No
8	GOM_NL__2PRFIN20030311_002500_000000432014_00303_05367_5357.N1	11-MAR-2003 00:25:00	Dark	42.500	43	Alp TrA	1.9100	4250.0	85	5367	No
9	GOM_NL__2PRFIN20030311_002716_000000362014_00303_05367_5358.N1	11-MAR-2003 00:27:16	Dark	36.000	145	Gam TrA	2.8720	10600.	72	5367	No
10	GOM_NL__2PRFIN20030311_002856_000000572014_00303_05367_5359.N1	11-MAR-2003 00:28:56	Dark	57.000	4	Alp1Cen	-0.010000	5800.0	114	5367	No
11	GOM_NL__2PRFIN20030311_003012_000000412014_00303_05367_5360.N1	11-MAR-2003 00:30:12	Dark	41.000	10	Bet Cen	0.61000	28000.	82	5367	No
12	GOM_NL__2PRFIN20030311_003222_000000502014_00303_05367_5361.N1	11-MAR-2003 00:32:22	Dark	50.000	12	Alp1Cru	0.77500	30000.	100	5367	No
13	GOM_NL__2PRFIN20030311_003349_000000372014_00303_05367_5362.N1	11-MAR-2003 00:33:49	Dark	37.000	124	The Car	2.7640	30000.	74	5367	No
14	GOM_NL__2PRFIN20030311_003512_000000432014_00303_05367_5363.N1	11-MAR-2003 00:35:12	Straylight	42.500	64	Gam Cen	2.2000	10600.	85	5367	No
15	GOM_NL__2PRFIN20030311_003706_000000382014_00303_05367_5364.N1	11-MAR-2003 00:37:06	Straylight	37.500	91	Kap Vel	2.4900	26000.	75	5367	No
16	GOM_NL__2PRFIN20030311_004026_000000462014_00303_05367_5365.N1	11-MAR-2003 00:40:26	Straylight	46.000	65	Lam Vel	2.2040	4400.0	92	5367	No
17	GOM_NL__2PRFIN20030311_004326_000000632014_00303_05367_5366.N1	11-MAR-2003 00:43:26	Straylight	63.000	106	9Bet Crv	2.6480	5600.0	126	5367	No
18	GOM_NL__2PRFIN20030311_004559_000000542014_00303_05367_5367.N1	11-MAR-2003 00:45:59	Straylight	54.000	100	4Gam Crv	2.5800	13100.	108	5367	No
19	GOM_NL__2PRFIN20030311_004953_000000442014_00303_05367_5368.N1	11-MAR-2003 00:49:53	Twilight	43.500	48	30Alp Hya	1.9770	4100.0	87	5367	No
20	GOM_NL__2PRFIN20030311_005532_000000392014_00303_05367_5369.N1	11-MAR-2003 00:55:32	Bright	38.500	22	32Alp Leo	1.3600	15200.	77	5367	No
21	GOM_NL__2PRFIN20030311_005754_000000402014_00303_05367_5370.N1	11-MAR-2003 00:57:54	Bright	40.000	51	41Gam1Leo	2.0100	4500.0	80	5367	No
22	GOM_NL__2PRFIN20030311_010146_000001052014_00303_05367_5371.N1	11-MAR-2003 01:01:46	Bright	104.50	138	47Eps Vir	2.8280	4700.0	209	5367	No
23	GOM_NL__2PRFIN20030311_010604_000000422014_00303_05367_5372.N1	11-MAR-2003 01:06:04	Bright	41.500	174	52Psi UMa	3.0040	4400.0	83	5367	No
24	GOM_NL__2PRFIN20030311_010908_000000412014_00303_05367_5373.N1	11-MAR-2003 01:09:08	Bright	41.000	82	48Bet UMa	2.3650	10600.	82	5367	No
25	GOM_NL__2PRFIN20030311_011035_000000412014_00303_05367_5374.N1	11-MAR-2003 01:10:35	Bright	40.500	36	50Alp UMa	1.8000	6300.0	81	5367	No
26	GOM_NL__2PRFIN20030311_011246_000000482014_00303_05367_5375.N1	11-MAR-2003 01:12:46	Bright	48.000	32	77Eps UMa	1.7630	11000.	96	5367	No
27	GOM_NL__2PRFIN20030311_011516_000000582014_00303_05367_5376.N1	11-MAR-2003 01:15:16	Bright	57.500	39	85Eta UMa	1.8540	24000.	115	5367	No
28	GOM_NL__2PRFIN20030311_011737_000000362014_00303_05367_5377.N1	11-MAR-2003 01:17:37	Bright	36.000	49	1Alp UMi	1.9900	6300.0	72	5367	No
29	GOM_NL__2PRFIN20030311_012208_000000492014_00303_05367_5378.N1	11-MAR-2003 01:22:08	Bright	48.500	119	14Eta Dra	2.7270	4700.0	97	5367	No
30	GOM_NL__2PRFIN20030311_012520_000000372014_00303_05367_5379.N1	11-MAR-2003 01:25:20	Bright	36.500	89	5Alp Cep	2.4510	8000.0	73	5367	No
31	GOM_NL__2PRFIN20030311_012655_000000522014_00303_05367_5380.N1	11-MAR-2003 01:26:55	Bright	52.000	130	23Bet Dra	2.7990	5800.0	104	5367	No
32	GOM_NL__2PRFIN20030311_013026_000000372014_00303_05367_5381.N1	11-MAR-2003 01:30:26	Bright	37.000	19	50Alp Cyg	1.2460	10500.	74	5367	No
33	GOM_NL__2PRFIN20030311_013200_000000402014_00303_05367_5382.N1	11-MAR-2003 01:32:00	Bright	39.500	66	37Gam Cyg	2.2080	5900.0	79	5367	No
34	GOM_NL__2PRFIN20030311_013338_000000372014_00303_05367_5383.N1	11-MAR-2003 01:33:38	Bright	36.500	92	53Eps Cyg	2.5000	4500.0	73	5367	No
35	GOM_NL__2PRFIN20030311_013701_000001302014_00303_05367_5384.N1	11-MAR-2003 01:37:01	Twilight	129.50	133	40Zet Her	2.8070	6000.0	259	5367	No
36	GOM_NL__2PRFIN20030311_014112_000000512014_00303_05367_5385.N1	11-MAR-2003 01:41:12	Twilight	50.500	168	17Zet Aql	2.9860	11000.	101	5367	No
37	GOM_NL__2PRFIN20030311_014616_000001052014_00303_05367_5386.N1	11-MAR-2003 01:46:16	Dark	105.00	59	55Alp Oph	2.0800	8900.0	210	5367	No
38	GOM_NL__2PRFIN20030311_014903_000000932014_00303_05367_5387.N1	11-MAR-2003 01:49:03	Dark	93.000	126	60Bet Oph	2.7700	4250.0	186	5367	No
39	GOM_NL__2PRFIN20030311_015641_000000452014_00303_05367_5388.N1	11-MAR-2003 01:56:41	Dark	45.000	38	20Eps Sgr	1.8360	11000.	90	5367	No
40	GOM_NL__2PRFIN20030311_015850_000000402014_00303_05367_5389.N1	11-MAR-2003 01:58:50	Dark	40.000	45	Alp Pav	1.9400	26000.	80	5367	No
41	GOM_NL__2PRFIN20030311_020042_000000502014_00303_05367_5390.N1	11-MAR-2003 02:00:42	Dark	49.500	40	The Sco	1.8590	7100.0	99	5367	No
42	GOM_NL__2PRFIN20030311_020536_000000412014_00304_05368_5357.N1	11-MAR-2003 02:05:36	Dark	41.000	43	Alp TrA	1.9100	4250.0	82	5368	No

43	GOM_NL__2PRFIN20030311_020753_000000372014_00304_05368_5358.N1	11-MAR-2003 02:07:53	Dark	36.500	145	Gam TrA	2.8720	10600.	73	5368	No
44	GOM_NL__2PRFIN20030311_020932_000000502014_00304_05368_5359.N1	11-MAR-2003 02:09:32	Dark	49.500	4	Alp1Cen	-0.010000	5800.0	99	5368	No
45	GOM_NL__2PRFIN20030311_021048_000000422014_00304_05368_5360.N1	11-MAR-2003 02:10:48	Dark	42.000	10	Bet Cen	0.61000	28000.	84	5368	No
46	GOM_NL__2PRFIN20030311_021259_000000402014_00304_05368_5361.N1	11-MAR-2003 02:12:59	Dark	40.000	12	Alp1Cru	0.77500	30000.	80	5368	No
47	GOM_NL__2PRFIN20030311_021425_000000382014_00304_05368_5362.N1	11-MAR-2003 02:14:25	Dark	37.500	124	The Car	2.7640	30000.	75	5368	No
48	GOM_NL__2PRFIN20030311_021549_000000452014_00304_05368_5363.N1	11-MAR-2003 02:15:49	Straylight	45.000	64	Gam Cen	2.2000	10600.	90	5368	No
49	GOM_NL__2PRFIN20030311_021742_000000382014_00304_05368_5364.N1	11-MAR-2003 02:17:42	Straylight	38.000	91	Kap Vel	2.4900	26000.	76	5368	No
50	GOM_NL__2PRFIN20030311_022102_000000462014_00304_05368_5365.N1	11-MAR-2003 02:21:02	Straylight	46.000	65	Lam Vel	2.2040	4400.0	92	5368	No
51	GOM_NL__2PRFIN20030311_022403_000000592014_00304_05368_5366.N1	11-MAR-2003 02:24:03	Straylight	58.500	106	9Bet Crv	2.6480	5600.0	117	5368	No
52	GOM_NL__2PRFIN20030311_022635_000000542014_00304_05368_5367.N1	11-MAR-2003 02:26:35	Straylight	54.000	100	4Gam Crv	2.5800	13100.	108	5368	No
53	GOM_NL__2PRFIN20030311_023029_000000442014_00304_05368_5368.N1	11-MAR-2003 02:30:29	Tw_i_and_stray	44.000	48	30Alp Hya	1.9770	4100.0	88	5368	No
54	GOM_NL__2PRFIN20030311_023608_000000372014_00304_05368_5369.N1	11-MAR-2003 02:36:08	Bright	37.000	22	32Alp Leo	1.3600	15200.	74	5368	No
55	GOM_NL__2PRFIN20030311_023830_000000412014_00304_05368_5370.N1	11-MAR-2003 02:38:30	Bright	41.000	51	41Gam1Leo	2.0100	4500.0	82	5368	No
56	GOM_NL__2PRFIN20030311_024220_000001042014_00304_05368_5371.N1	11-MAR-2003 02:42:20	Bright	104.00	138	47Eps Vir	2.8280	4700.0	208	5368	No
57	GOM_NL__2PRFIN20030311_024640_000000432014_00304_05368_5372.N1	11-MAR-2003 02:46:40	Bright	42.500	174	52Psi UMa	3.0040	4400.0	85	5368	No
58	GOM_NL__2PRFIN20030311_024944_000000402014_00304_05368_5373.N1	11-MAR-2003 02:49:44	Bright	40.000	82	48Bet UMa	2.3650	10600.	80	5368	No
59	GOM_NL__2PRFIN20030311_025111_000000412014_00304_05368_5374.N1	11-MAR-2003 02:51:11	Bright	40.500	36	50Alp UMa	1.8000	6300.0	81	5368	No
60	GOM_NL__2PRFIN20030311_025321_000000492014_00304_05368_5375.N1	11-MAR-2003 02:53:21	Bright	49.000	32	77Eps UMa	1.7630	11000.	98	5368	No
61	GOM_NL__2PRFIN20030311_025550_000000592014_00304_05368_5376.N1	11-MAR-2003 02:55:50	Bright	58.500	39	85Eta UMa	1.8540	24000.	117	5368	No
62	GOM_NL__2PRFIN20030311_025813_000000342014_00304_05368_5377.N1	11-MAR-2003 02:58:13	Bright	34.000	49	1Alp UMi	1.9900	6300.0	68	5368	No
63	GOM_NL__2PRFIN20030311_030243_000000492014_00304_05368_5378.N1	11-MAR-2003 03:02:43	Bright	49.000	119	14Eta Dra	2.7270	4700.0	98	5368	No
64	GOM_NL__2PRFIN20030311_030556_000000372014_00304_05368_5379.N1	11-MAR-2003 03:05:56	Bright	36.500	89	5Alp Cep	2.4510	8000.0	73	5368	No
65	GOM_NL__2PRFIN20030311_030730_000000502014_00304_05368_5380.N1	11-MAR-2003 03:07:30	Bright	50.000	130	23Bet Dra	2.7990	5800.0	100	5368	No
66	GOM_NL__2PRFIN20030311_031102_000000352014_00304_05368_5381.N1	11-MAR-2003 03:11:02	Bright	35.000	19	50Alp Cyg	1.2460	10500.	70	5368	No
67	GOM_NL__2PRFIN20030311_031236_000000352014_00304_05368_5382.N1	11-MAR-2003 03:12:36	Bright	34.500	66	37Gam Cyg	2.2080	5900.0	69	5368	No
68	GOM_NL__2PRFIN20030311_031415_000000342014_00304_05368_5383.N1	11-MAR-2003 03:14:15	Bright	34.000	92	53Eps Cyg	2.5000	4500.0	68	5368	No
69	GOM_NL__2PRFIN20030311_031737_000001332014_00304_05368_5384.N1	11-MAR-2003 03:17:37	Tw_i_and_stray	133.00	133	40Zet Her	2.8070	6000.0	266	5368	No
70	GOM_NL__2PRFIN20030311_032149_000000492014_00304_05368_5385.N1	11-MAR-2003 03:21:49	Tw_i_and_stray	48.500	168	17Zet Aql	2.9860	11000.	97	5368	No
71	GOM_NL__2PRFIN20030311_032656_000000992014_00304_05368_5386.N1	11-MAR-2003 03:26:56	Dark	99.000	59	55Alp Oph	2.0800	8900.0	198	5368	No
72	GOM_NL__2PRFIN20030311_032940_000000902014_00304_05368_5387.N1	11-MAR-2003 03:29:40	Dark	90.000	126	60Bet Oph	2.7700	4250.0	180	5368	No
73	GOM_NL__2PRFIN20030311_033357_000000442014_00304_05368_5388.N1	11-MAR-2003 03:33:57	Dark	43.500	57	34Sig Sgr	2.0660	26000.	87	5368	No
74	GOM_NL__2PRFIN20030311_033718_000000512014_00304_05368_5389.N1	11-MAR-2003 03:37:18	Dark	50.500	38	20Eps Sgr	1.8360	11000.	101	5368	No
75	GOM_NL__2PRFIN20030311_033926_000000392014_00304_05368_5390.N1	11-MAR-2003 03:39:26	Dark	39.000	45	Alp Pav	1.9400	26000.	78	5368	No
76	GOM_NL__2PRFIN20030311_034119_000000482014_00304_05368_5391.N1	11-MAR-2003 03:41:19	Dark	47.500	40	The Sco	1.8590	7100.0	95	5368	No
77	GOM_NL__2PRFIN20030311_034613_000000402014_00305_05369_5357.N1	11-MAR-2003 03:46:13	Dark	39.500	43	Alp TrA	1.9100	4250.0	79	5369	No
78	GOM_NL__2PRFIN20030311_034829_000000382014_00305_05369_5358.N1	11-MAR-2003 03:48:29	Dark	37.500	145	Gam TrA	2.8720	10600.	75	5369	No
79	GOM_NL__2PRFIN20030311_035009_000000562014_00305_05369_5359.N1	11-MAR-2003 03:50:09	Dark	55.500	4	Alp1Cen	-0.010000	5800.0	111	5369	No
80	GOM_NL__2PRFIN20030311_035125_000000432014_00305_05369_5360.N1	11-MAR-2003 03:51:25	Dark	42.500	10	Bet Cen	0.61000	28000.	85	5369	No
81	GOM_NL__2PRFIN20030311_035335_000000492014_00305_05369_5361.N1	11-MAR-2003 03:53:35	Dark	48.500	12	Alp1Cru	0.77500	30000.	97	5369	No
82	GOM_NL__2PRFIN20030311_035501_000000362014_00305_05369_5362.N1	11-MAR-2003 03:55:01	Dark	35.500	124	The Car	2.7640	30000.	71	5369	No
83	GOM_NL__2PRFIN20030311_035625_000000432014_00305_05369_5363.N1	11-MAR-2003 03:56:25	Straylight	43.000	64	Gam Cen	2.2000	10600.	86	5369	No
84	GOM_NL__2PRFIN20030311_035818_000000362014_00305_05369_5364.N1	11-MAR-2003 03:58:18	Straylight	36.000	91	Kap Vel	2.4900	26000.	72	5369	No
85	GOM_NL__2PRFIN20030311_040138_000000432014_00305_05369_5365.N1	11-MAR-2003 04:01:38	Straylight	43.000	65	Lam Vel	2.2040	4400.0	86	5369	No
86	GOM_NL__2PRFIN20030311_040439_000000622014_00305_05369_5366.N1	11-MAR-2003 04:04:39	Straylight	61.500	106	9Bet Crv	2.6480	5600.0	123	5369	No
87	GOM_NL__2PRFIN20030311_040711_000000522014_00305_05369_5367.N1	11-MAR-2003 04:07:11	Straylight	51.500	100	4Gam Crv	2.5800	13100.	103	5369	No
88	GOM_NL__2PRFIN20030311_041106_000000462014_00305_05369_5368.N1	11-MAR-2003 04:11:06	Tw_i_and_stray	45.500	48	30Alp Hya	1.9770	4100.0	91	5369	No
89	GOM_NL__2PRFIN20030311_041644_000000402014_00305_05369_5369.N1	11-MAR-2003 04:16:44	Bright	39.500	22	32Alp Leo	1.3600	15200.	79	5369	No
90	GOM_NL__2PRFIN20030311_041906_000000412014_00305_05369_5370.N1	11-MAR-2003 04:19:06	Bright	40.500	51	41Gam1Leo	2.0100	4500.0	81	5369	No
91	GOM_NL__2PRFIN20030311_042252_000001082014_00305_05369_5371.N1	11-MAR-2003 04:22:52	Bright	107.50	138	47Eps Vir	2.8280	4700.0	215	5369	No
92	GOM_NL__2PRFIN20030311_042716_000000402014_00305_05369_5372.N1	11-MAR-2003 04:27:16	Bright	40.000	174	52Psi UMa	3.0040	4400.0	80	5369	No
93	GOM_NL__2PRFIN20030311_043020_000000402014_00305_05369_5373.N1	11-MAR-2003 04:30:20	Bright	39.500	82	48Bet UMa	2.3650	10600.	79	5369	No
94	GOM_NL__2PRFIN20030311_043147_000000412014_00305_05369_5374.N1	11-MAR-2003 04:31:47	Bright	41.000	36	50Alp UMa	1.8000	6300.0	82	5369	No
95	GOM_NL__2PRFIN20030311_043357_000000482014_00305_05369_5375.N1	11-MAR-2003 04:33:57	Bright	47.500	32	77Eps UMa	1.7630	11000.	95	5369	No
96	GOM_NL__2PRFIN20030311_043626_000000612014_00305_05369_5376.N1	11-MAR-2003 04:36:26	Bright	61.000	39	85Eta UMa	1.8540	24000.	122	5369	No
97	GOM_NL__2PRFIN20030311_043849_000000372014_00305_05369_5377.N1	11-MAR-2003 04:38:49	Bright	37.000	49	1Alp UMi	1.9900	6300.0	74	5369	No
98	GOM_NL__2PRFIN20030311_044318_000000492014_00305_05369_5378.N1	11-MAR-2003 04:43:18	Bright	48.500	119	14Eta Dra	2.7270	4700.0	97	5369	No
99	GOM_NL__2PRFIN20030311_044632_000000352014_00305_05369_5379.N1	11-MAR-2003 04:46:32	Bright	35.000	89	5Alp Cep	2.4510	8000.0	70	5369	No
100	GOM_NL__2PRFIN20030311_044806_000000512014_00305_05369_5380.N1	11-MAR-2003 04:48:06	Bright	50.500	130	23Bet Dra	2.7990	5800.0	101	5369	No
101	GOM_NL__2PRFIN20030311_045138_000000372014_00305_05369_5381.N1	11-MAR-2003 04:51:38	Bright	36.500	19	50Alp Cyg	1.2460	10500.	73	5369	No

102	GOM_NL__2PRFIN20030311_045312_000000362014_00305_05369_5382.N1	11-MAR-2003 04:53:12	Bright	35.500	66	37Gam Cyg	2.2080	5900.0	71	5369	No
103	GOM_NL__2PRFIN20030311_045451_000000362014_00305_05369_5383.N1	11-MAR-2003 04:54:51	Bright	35.500	92	53Eps Cyg	2.5000	4500.0	71	5369	No
104	GOM_NL__2PRFIN20030311_045813_000001332014_00305_05369_5384.N1	11-MAR-2003 04:58:13	Twilight	133.00	133	40Zet Her	2.8070	6000.0	266	5369	No
105	GOM_NL__2PRFIN20030311_050225_000000512014_00305_05369_5385.N1	11-MAR-2003 05:02:25	Twilight	51.000	168	17Zet Aql	2.9860	11000.	102	5369	No
106	GOM_NL__2PRFIN20030311_050733_000000922014_00305_05369_5386.N1	11-MAR-2003 05:07:33	Dark	91.500	59	55Alp Oph	2.0800	8900.0	183	5369	No
107	GOM_NL__2PRFIN20030311_051018_000000902014_00305_05369_5387.N1	11-MAR-2003 05:10:18	Dark	89.500	126	60Bet Oph	2.7700	4250.0	179	5369	No
108	GOM_NL__2PRFIN20030311_051434_000000452014_00305_05369_5388.N1	11-MAR-2003 05:14:34	Dark	44.500	57	34Sig Sgr	2.0660	26000.	89	5369	No
109	GOM_NL__2PRFIN20030311_051754_000000502014_00305_05369_5389.N1	11-MAR-2003 05:17:54	Dark	50.000	38	20Eps Sgr	1.8360	11000.	100	5369	No
110	GOM_NL__2PRFIN20030311_052002_000000402014_00305_05369_5390.N1	11-MAR-2003 05:20:02	Dark	39.500	45	Alp Pav	1.9400	26000.	79	5369	No
111	GOM_NL__2PRFIN20030311_052156_000000472014_00305_05369_5391.N1	11-MAR-2003 05:21:56	Dark	46.500	40	The Sco	1.8590	7100.0	93	5369	No
112	GOM_NL__2PRFIN20030311_052649_000000472014_00306_05370_5707.N1	11-MAR-2003 05:26:49	Dark	46.500	43	Alp TrA	1.9100	4250.0	93	5370	No
113	GOM_NL__2PRFIN20030311_053046_000000572014_00306_05370_5708.N1	11-MAR-2003 05:30:46	Dark	57.000	4	Alp1Cen	-0.010000	5800.0	114	5370	No
114	GOM_NL__2PRFIN20030311_053201_000000552014_00306_05370_5709.N1	11-MAR-2003 05:32:01	Dark	54.500	10	Bet Cen	0.61000	28000.	109	5370	No
115	GOM_NL__2PRFIN20030311_053424_000000402014_00306_05370_5710.N1	11-MAR-2003 05:34:24	Dark	39.500	20	Bet Cru	1.2530	30000.	79	5370	No
116	GOM_NL__2PRFIN20030311_053558_000000402014_00306_05370_5711.N1	11-MAR-2003 05:35:58	Dark	39.500	159	Ups Car	2.9200	7200.0	79	5370	No
117	GOM_NL__2PRFIN20030311_053730_000000402014_00306_05370_5712.N1	11-MAR-2003 05:37:30	Straylight	39.500	99	Del Cen	2.5750	26000.	79	5370	No
118	GOM_NL__2PRFIN20030311_053929_000000412014_00306_05370_5713.N1	11-MAR-2003 05:39:29	Straylight	40.500	113	Mu Vel	2.6920	5000.0	81	5370	No
119	GOM_NL__2PRFIN20030311_054214_000000432014_00306_05370_5714.N1	11-MAR-2003 05:42:14	Straylight	43.000	65	Lam Vel	2.2040	4400.0	86	5370	No
120	GOM_NL__2PRFIN20030311_054516_000000602014_00306_05370_5715.N1	11-MAR-2003 05:45:16	Straylight	59.500	106	9Bet Crv	2.6480	5600.0	119	5370	No
121	GOM_NL__2PRFIN20030311_054747_000000562014_00306_05370_5716.N1	11-MAR-2003 05:47:47	Dark	55.500	100	4Gam Crv	2.5800	13100.	111	5370	Yes
122	GOM_NL__2PRFIN20030311_055142_000000452014_00306_05370_5717.N1	11-MAR-2003 05:51:42	Twilight	45.000	48	30Alp Hya	1.9770	4100.0	90	5370	No
123	GOM_NL__2PRFIN20030311_055720_000000392014_00306_05370_5718.N1	11-MAR-2003 05:57:20	Bright	38.500	22	32Alp Leo	1.3600	15200.	77	5370	No
124	GOM_NL__2PRFIN20030311_055942_000000402014_00306_05370_5719.N1	11-MAR-2003 05:59:42	Bright	39.500	51	41Gam1Leo	2.0100	4500.0	79	5370	No
125	GOM_NL__2PRFIN20030311_060326_000001022014_00306_05370_5720.N1	11-MAR-2003 06:03:26	Bright	101.50	138	47Eps Vir	2.8280	4700.0	203	5370	No
126	GOM_NL__2PRFIN20030311_060751_000000402014_00306_05370_5721.N1	11-MAR-2003 06:07:51	Bright	40.000	174	52Psi UMa	3.0040	4400.0	80	5370	No
127	GOM_NL__2PRFIN20030311_061055_000000392014_00306_05370_5722.N1	11-MAR-2003 06:10:55	Bright	39.000	82	48Bet UMa	2.3650	10600.	78	5370	No
128	GOM_NL__2PRFIN20030311_061222_000000392014_00306_05370_5723.N1	11-MAR-2003 06:12:22	Bright	38.500	36	50Alp UMa	1.8000	6300.0	77	5370	No
129	GOM_NL__2PRFIN20030311_061432_000000482014_00306_05370_5724.N1	11-MAR-2003 06:14:32	Bright	47.500	32	77Eps UMa	1.7630	11000.	95	5370	No
130	GOM_NL__2PRFIN20030311_061700_000000592014_00306_05370_5725.N1	11-MAR-2003 06:17:00	Bright	59.000	39	85Eta UMa	1.8540	24000.	118	5370	No
131	GOM_NL__2PRFIN20030311_061925_000000362014_00306_05370_5726.N1	11-MAR-2003 06:19:25	Bright	36.000	49	1Alp UMi	1.9900	6300.0	72	5370	No
132	GOM_NL__2PRFIN20030311_062354_000000502014_00306_05370_5727.N1	11-MAR-2003 06:23:54	Bright	49.500	119	14Eta Dra	2.7270	4700.0	99	5370	No
133	GOM_NL__2PRFIN20030311_062708_000000372014_00306_05370_5728.N1	11-MAR-2003 06:27:08	Bright	36.500	89	5Alp Cep	2.4510	8000.0	73	5370	No
134	GOM_NL__2PRFIN20030311_062841_000000522014_00306_05370_5729.N1	11-MAR-2003 06:28:41	Bright	51.500	130	23Bet Dra	2.7990	5800.0	103	5370	No
135	GOM_NL__2PRFIN20030311_063214_000000382014_00306_05370_5730.N1	11-MAR-2003 06:32:14	Bright	38.000	19	50Alp Cyg	1.2460	10500.	76	5370	No
136	GOM_NL__2PRFIN20030311_063348_000000372014_00306_05370_5731.N1	11-MAR-2003 06:33:48	Bright	36.500	66	37Gam Cyg	2.2080	5900.0	73	5370	No
137	GOM_NL__2PRFIN20030311_063527_000000362014_00306_05370_5732.N1	11-MAR-2003 06:35:27	Bright	35.500	92	53Eps Cyg	2.5000	4500.0	71	5370	No
138	GOM_NL__2PRFIN20030311_063850_000001302014_00306_05370_5733.N1	11-MAR-2003 06:38:50	Twilight	130.00	133	40Zet Her	2.8070	6000.0	260	5370	No
139	GOM_NL__2PRFIN20030311_064301_000000502014_00306_05370_5734.N1	11-MAR-2003 06:43:01	Twilight	49.500	168	17Zet Aql	2.9860	11000.	99	5370	No
140	GOM_NL__2PRFIN20030311_064811_000000992014_00306_05370_5735.N1	11-MAR-2003 06:48:11	Dark	99.000	59	55Alp Oph	2.0800	8900.0	198	5370	No
141	GOM_NL__2PRFIN20030311_065055_000000902014_00306_05370_5736.N1	11-MAR-2003 06:50:55	Dark	89.500	126	60Bet Oph	2.7700	4250.0	179	5370	No
142	GOM_NL__2PRFIN20030311_065510_000000462014_00306_05370_5737.N1	11-MAR-2003 06:55:10	Dark	45.500	57	34Sig Sgr	2.0660	26000.	91	5370	No
143	GOM_NL__2PRFIN20030311_065831_000000562014_00306_05370_5738.N1	11-MAR-2003 06:58:31	Dark	56.000	38	20Eps Sgr	1.8360	11000.	112	5370	No
144	GOM_NL__2PRFIN20030311_070038_000000402014_00306_05370_5739.N1	11-MAR-2003 07:00:38	Dark	39.500	45	Alp Pav	1.9400	26000.	79	5370	No
145	GOM_NL__2PRFIN20030311_070233_000000482014_00306_05370_5740.N1	11-MAR-2003 07:02:33	Dark	47.500	40	The Sco	1.8590	7100.0	95	5370	No
146	GOM_NL__2PRFIN20030311_070726_000000402014_00307_05371_5709.N1	11-MAR-2003 07:07:26	Dark	40.000	43	Alp TrA	1.9100	4250.0	80	5371	No
147	GOM_NL__2PRFIN20030311_071122_000000462014_00307_05371_5710.N1	11-MAR-2003 07:11:22	Dark	45.500	4	Alp1Cen	-0.010000	5800.0	91	5371	No
148	GOM_NL__2PRFIN20030311_071238_000000442014_00307_05371_5711.N1	11-MAR-2003 07:12:38	Dark	43.500	10	Bet Cen	0.61000	28000.	87	5371	No
149	GOM_NL__2PRFIN20030311_071501_000000422014_00307_05371_5712.N1	11-MAR-2003 07:15:01	Dark	42.000	20	Bet Cru	1.2530	30000.	84	5371	No
150	GOM_NL__2PRFIN20030311_071634_000000382014_00307_05371_5713.N1	11-MAR-2003 07:16:34	Dark	38.000	159	Ups Car	2.9200	7200.0	76	5371	No
151	GOM_NL__2PRFIN20030311_071807_000000412014_00307_05371_5714.N1	11-MAR-2003 07:18:07	Straylight	41.000	99	Del Cen	2.5750	26000.	82	5371	No
152	GOM_NL__2PRFIN20030311_072006_000000422014_00307_05371_5715.N1	11-MAR-2003 07:20:06	Straylight	42.000	113	Mu Vel	2.6920	5000.0	84	5371	No
153	GOM_NL__2PRFIN20030311_072250_000000442014_00307_05371_5716.N1	11-MAR-2003 07:22:50	Straylight	44.000	65	Lam Vel	2.2040	4400.0	88	5371	No
154	GOM_NL__2PRFIN20030311_072552_000000612014_00307_05371_5717.N1	11-MAR-2003 07:25:52	Straylight	60.500	106	9Bet Crv	2.6480	5600.0	121	5371	No
155	GOM_NL__2PRFIN20030311_072823_000000562014_00307_05371_5718.N1	11-MAR-2003 07:28:23	Straylight	56.000	100	4Gam Crv	2.5800	13100.	112	5371	No
156	GOM_NL__2PRFIN20030311_073218_000000412014_00307_05371_5719.N1	11-MAR-2003 07:32:18	Twilight	41.000	48	30Alp Hya	1.9770	4100.0	82	5371	No
157	GOM_NL__2PRFIN20030311_073756_000000412014_00307_05371_5720.N1	11-MAR-2003 07:37:56	Bright	40.500	22	32Alp Leo	1.3600	15200.	81	5371	No
158	GOM_NL__2PRFIN20030311_074018_000000402014_00307_05371_5721.N1	11-MAR-2003 07:40:18	Bright	40.000	51	41Gam1Leo	2.0100	4500.0	80	5371	No
159	GOM_NL__2PRFIN20030311_074400_000001062014_00307_05371_5722.N1	11-MAR-2003 07:44:00	Bright	105.50	138	47Eps Vir	2.8280	4700.0	211	5371	No
160	GOM_NL__2PRFIN20030311_074827_000000422014_00307_05371_5723.N1	11-MAR-2003 07:48:27	Bright	41.500	174	52Psi UMa	3.0040	4400.0	83	5371	No

161	GOM_NL__2PRFIN20030311_075131_000000402014_00307_05371_5724.N1	11-MAR-2003 07:51:31	Bright	39.500	82	48Bet UMa	2.3650	10600.	79	5371	No
162	GOM_NL__2PRFIN20030311_075258_000000412014_00307_05371_5725.N1	11-MAR-2003 07:52:58	Bright	40.500	36	50Alp UMa	1.8000	6300.0	81	5371	No
163	GOM_NL__2PRFIN20030311_075507_000000482014_00307_05371_5726.N1	11-MAR-2003 07:55:07	Bright	47.500	32	77Eps UMa	1.7630	11000.	95	5371	No
164	GOM_NL__2PRFIN20030311_075735_000000582014_00307_05371_5727.N1	11-MAR-2003 07:57:35	Bright	58.000	39	85Eta UMa	1.8540	24000.	116	5371	No
165	GOM_NL__2PRFIN20030311_080001_000000352014_00307_05371_5728.N1	11-MAR-2003 08:00:01	Bright	34.500	49	1Alp UMi	1.9900	6300.0	69	5371	No
166	GOM_NL__2PRFIN20030311_080429_000000492014_00307_05371_5729.N1	11-MAR-2003 08:04:29	Bright	49.000	119	14Eta Dra	2.7270	4700.0	98	5371	No
167	GOM_NL__2PRFIN20030311_080744_000000362014_00307_05371_5730.N1	11-MAR-2003 08:07:44	Bright	36.000	89	5Alp Cep	2.4510	8000.0	72	5371	No
168	GOM_NL__2PRFIN20030311_080917_000000512014_00307_05371_5731.N1	11-MAR-2003 08:09:17	Bright	51.000	130	23Bet Dra	2.7990	5800.0	102	5371	No
169	GOM_NL__2PRFIN20030311_081250_000000372014_00307_05371_5732.N1	11-MAR-2003 08:12:50	Bright	36.500	19	50Alp Cyg	1.2460	10500.	73	5371	No
170	GOM_NL__2PRFIN20030311_081424_000000392014_00307_05371_5733.N1	11-MAR-2003 08:14:24	Bright	39.000	66	37Gam Cyg	2.2080	5900.0	78	5371	No
171	GOM_NL__2PRFIN20030311_081603_000000362014_00307_05371_5734.N1	11-MAR-2003 08:16:03	Bright	36.000	92	53Eps Cyg	2.5000	4500.0	72	5371	No
172	GOM_NL__2PRFIN20030311_081926_000001392014_00307_05371_5735.N1	11-MAR-2003 08:19:26	Tw_i_and_stray	139.00	133	40Zet Her	2.8070	6000.0	278	5371	No
173	GOM_NL__2PRFIN20030311_082338_000000512014_00307_05371_5736.N1	11-MAR-2003 08:23:38	Tw_i_and_stray	51.000	168	17Zet Aql	2.9860	11000.	102	5371	No
174	GOM_NL__2PRFIN20030311_082849_000000982014_00307_05371_5737.N1	11-MAR-2003 08:28:49	Dark	97.500	59	55Alp Oph	2.0800	8900.0	195	5371	No
175	GOM_NL__2PRFIN20030311_083133_000000882014_00307_05371_5738.N1	11-MAR-2003 08:31:33	Dark	87.500	126	60Bet Oph	2.7700	4250.0	175	5371	No
176	GOM_NL__2PRFIN20030311_083547_000000492014_00307_05371_5739.N1	11-MAR-2003 08:35:47	Dark	48.500	57	34Sig Sgr	2.0660	26000.	97	5371	No
177	GOM_NL__2PRFIN20030311_083908_000000492014_00307_05371_5740.N1	11-MAR-2003 08:39:08	Dark	48.500	38	20Eps Sgr	1.8360	11000.	97	5371	No
178	GOM_NL__2PRFIN20030311_084114_000000392014_00307_05371_5741.N1	11-MAR-2003 08:41:14	Dark	38.500	45	Alp Pav	1.9400	26000.	77	5371	No
179	GOM_NL__2PRFIN20030311_084310_000000472014_00307_05371_5742.N1	11-MAR-2003 08:43:10	Dark	46.500	40	The Sco	1.8590	7100.0	93	5371	No
180	GOM_NL__2PRFIN20030311_084802_000000412014_00308_05372_5717.N1	11-MAR-2003 08:48:02	Dark	40.500	43	Alp TrA	1.9100	4250.0	81	5372	No
181	GOM_NL__2PRFIN20030311_085159_000000532014_00308_05372_5718.N1	11-MAR-2003 08:51:59	Dark	53.000	4	Alp1Cen	-0.010000	5800.0	106	5372	No
182	GOM_NL__2PRFIN20030311_085314_000000522014_00308_05372_5719.N1	11-MAR-2003 08:53:14	Dark	51.500	10	Bet Cen	0.61000	28000.	103	5372	No
183	GOM_NL__2PRFIN20030311_085537_000000462014_00308_05372_5720.N1	11-MAR-2003 08:55:37	Dark	46.000	20	Bet Cru	1.2530	30000.	92	5372	No
184	GOM_NL__2PRFIN20030311_085710_000000372014_00308_05372_5721.N1	11-MAR-2003 08:57:10	Dark	36.500	159	Ups Car	2.9200	7200.0	73	5372	No
185	GOM_NL__2PRFIN20030311_085843_000000422014_00308_05372_5722.N1	11-MAR-2003 08:58:43	Straylight	41.500	99	Del Cen	2.5750	26000.	83	5372	No
186	GOM_NL__2PRFIN20030311_090042_000000392014_00308_05372_5723.N1	11-MAR-2003 09:00:42	Straylight	39.000	113	Mu Vel	2.6920	5000.0	78	5372	No
187	GOM_NL__2PRFIN20030311_090326_000000462014_00308_05372_5724.N1	11-MAR-2003 09:03:26	Straylight	46.000	65	Lam Vel	2.2040	4400.0	92	5372	No
188	GOM_NL__2PRFIN20030311_090628_000000592014_00308_05372_5725.N1	11-MAR-2003 09:06:28	Straylight	58.500	106	9Bet Crv	2.6480	5600.0	117	5372	No
189	GOM_NL__2PRFIN20030311_090900_000000532014_00308_05372_5726.N1	11-MAR-2003 09:09:00	Straylight	53.000	100	4Gam Crv	2.5800	13100.	106	5372	No
190	GOM_NL__2PRFIN20030311_091254_000000442014_00308_05372_5727.N1	11-MAR-2003 09:12:54	Tw_i_and_stray	43.500	48	30Alp Hya	1.9770	4100.0	87	5372	No
191	GOM_NL__2PRFIN20030311_091832_000000402014_00308_05372_5728.N1	11-MAR-2003 09:18:32	Bright	39.500	22	32Alp Leo	1.3600	15200.	79	5372	No
192	GOM_NL__2PRFIN20030311_092054_000000412014_00308_05372_5729.N1	11-MAR-2003 09:20:54	Bright	40.500	51	41Gam1Leo	2.0100	4500.0	81	5372	No
193	GOM_NL__2PRFIN20030311_092435_000000972014_00308_05372_5730.N1	11-MAR-2003 09:24:35	Bright	97.000	138	47Eps Vir	2.8280	4700.0	194	5372	No
194	GOM_NL__2PRFIN20030311_092902_000000422014_00308_05372_5731.N1	11-MAR-2003 09:29:02	Bright	42.000	174	52Psi UMa	3.0040	4400.0	84	5372	No
195	GOM_NL__2PRFIN20030311_093206_000000392014_00308_05372_5732.N1	11-MAR-2003 09:32:06	Bright	39.000	82	48Bet UMa	2.3650	10600.	78	5372	No
196	GOM_NL__2PRFIN20030311_093333_000000402014_00308_05372_5733.N1	11-MAR-2003 09:33:33	Bright	39.500	36	50Alp UMa	1.8000	6300.0	79	5372	No
197	GOM_NL__2PRFIN20030311_093542_000000482014_00308_05372_5734.N1	11-MAR-2003 09:35:42	Bright	48.000	32	77Eps UMa	1.7630	11000.	96	5372	No
198	GOM_NL__2PRFIN20030311_093810_000000602014_00308_05372_5735.N1	11-MAR-2003 09:38:10	Bright	59.500	39	85Eta UMa	1.8540	24000.	119	5372	No
199	GOM_NL__2PRFIN20030311_094037_000000522014_00308_05372_5736.N1	11-MAR-2003 09:40:37	Bright	52.000	49	1Alp UMi	1.9900	6300.0	104	5372	No
200	GOM_NL__2PRFIN20030311_094505_000000492014_00308_05372_5737.N1	11-MAR-2003 09:45:05	Bright	48.500	119	14Eta Dra	2.7270	4700.0	97	5372	No
201	GOM_NL__2PRFIN20030311_094820_000000362014_00308_05372_5738.N1	11-MAR-2003 09:48:20	Bright	36.000	89	5Alp Cep	2.4510	8000.0	72	5372	No
202	GOM_NL__2PRFIN20030311_094953_000000512014_00308_05372_5739.N1	11-MAR-2003 09:49:53	Bright	50.500	130	23Bet Dra	2.7990	5800.0	101	5372	No
203	GOM_NL__2PRFIN20030311_095326_000000362014_00308_05372_5740.N1	11-MAR-2003 09:53:26	Bright	35.500	19	50Alp Cyg	1.2460	10500.	71	5372	No
204	GOM_NL__2PRFIN20030311_095500_000000362014_00308_05372_5741.N1	11-MAR-2003 09:55:00	Bright	35.500	66	37Gam Cyg	2.2080	5900.0	71	5372	No
205	GOM_NL__2PRFIN20030311_095639_000000352014_00308_05372_5742.N1	11-MAR-2003 09:56:39	Bright	34.500	92	53Eps Cyg	2.5000	4500.0	69	5372	No
206	GOM_NL__2PRFIN20030311_100003_000001402014_00308_05372_5743.N1	11-MAR-2003 10:00:03	Tw_i_and_stray	139.50	133	40Zet Her	2.8070	6000.0	279	5372	No
207	GOM_NL__2PRFIN20030311_100414_000000492014_00308_05372_5744.N1	11-MAR-2003 10:04:14	Tw_i_and_stray	49.000	168	17Zet Aql	2.9860	11000.	98	5372	No
208	GOM_NL__2PRFIN20030311_100926_000001042014_00308_05372_5745.N1	11-MAR-2003 10:09:26	Dark	104.00	59	55Alp Oph	2.0800	8900.0	208	5372	No
209	GOM_NL__2PRFIN20030311_101211_000000892014_00308_05372_5746.N1	11-MAR-2003 10:12:11	Dark	88.500	126	60Bet Oph	2.7700	4250.0	177	5372	No
210	GOM_NL__2PRFIN20030311_101624_000000482014_00308_05372_5747.N1	11-MAR-2003 10:16:24	Dark	47.500	57	34Sig Sgr	2.0660	26000.	95	5372	No
211	GOM_NL__2PRFIN20030311_101945_000000452014_00308_05372_5748.N1	11-MAR-2003 10:19:45	Dark	45.000	38	20Eps Sgr	1.8360	11000.	90	5372	No
212	GOM_NL__2PRFIN20030311_102150_000000372014_00308_05372_5749.N1	11-MAR-2003 10:21:50	Dark	37.000	45	Alp Pav	1.9400	26000.	74	5372	No
213	GOM_NL__2PRFIN20030311_102347_000000462014_00308_05372_5750.N1	11-MAR-2003 10:23:47	Dark	45.500	40	The Sco	1.8590	7100.0	91	5372	No
214	GOM_NL__2PRFIN20030311_102839_000000462014_00309_05373_5710.N1	11-MAR-2003 10:28:39	Dark	46.000	43	Alp TrA	1.9100	4250.0	92	5373	No
215	GOM_NL__2PRFIN20030311_103235_000000452014_00309_05373_5711.N1	11-MAR-2003 10:32:35	Dark	44.500	4	Alp1Cen	-0.010000	5800.0	89	5373	No
216	GOM_NL__2PRFIN20030311_103351_000000432014_00309_05373_5712.N1	11-MAR-2003 10:33:51	Dark	43.000	10	Bet Cen	0.61000	28000.	86	5373	No
217	GOM_NL__2PRFIN20030311_103613_000000462014_00309_05373_5713.N1	11-MAR-2003 10:36:13	Dark	46.000	20	Bet Cru	1.2530	30000.	92	5373	No
218	GOM_NL__2PRFIN20030311_103746_000000382014_00309_05373_5714.N1	11-MAR-2003 10:37:46	Dark	37.500	159	Ups Car	2.9200	7200.0	75	5373	No
219	GOM_NL__2PRFIN20030311_103920_000000402014_00309_05373_5715.N1	11-MAR-2003 10:39:20	Straylight	39.500	99	Del Cen	2.5750	26000.	79	5373	No

220	GOM_NL__2PRFIN20030311_104118_000000462014_00309_05373_5716.N1	11-MAR-2003 10:41:18	Straylight	45.500	113	Mu Vel	2.6920	5000.0	91	5373	No
221	GOM_NL__2PRFIN20030311_104402_000000482014_00309_05373_5717.N1	11-MAR-2003 10:44:02	Straylight	48.000	65	Lam Vel	2.2040	4400.0	96	5373	No
222	GOM_NL__2PRFIN20030311_104704_000000572014_00309_05373_5718.N1	11-MAR-2003 10:47:04	Straylight	57.000	106	9Bet Crv	2.6480	5600.0	114	5373	No
223	GOM_NL__2PRFIN20030311_104936_000000532014_00309_05373_5719.N1	11-MAR-2003 10:49:36	Straylight	52.500	100	4Gam Crv	2.5800	13100.	105	5373	No
224	GOM_NL__2PRFIN20030311_105330_000000442014_00309_05373_5720.N1	11-MAR-2003 10:53:30	Tw_i_and_stray	43.500	48	30Alp Hya	1.9770	4100.0	87	5373	No
225	GOM_NL__2PRFIN20030311_105908_000000412014_00309_05373_5721.N1	11-MAR-2003 10:59:08	Bright	41.000	22	32Alp Leo	1.3600	15200.	82	5373	No
226	GOM_NL__2PRFIN20030311_110129_000000402014_00309_05373_5722.N1	11-MAR-2003 11:01:29	Bright	39.500	51	41Gam1Leo	2.0100	4500.0	79	5373	No
227	GOM_NL__2PRFIN20030311_110509_000001012014_00309_05373_5723.N1	11-MAR-2003 11:05:09	Bright	101.00	138	47Eps Vir	2.8280	4700.0	202	5373	No
228	GOM_NL__2PRFIN20030311_110938_000000422014_00309_05373_5724.N1	11-MAR-2003 11:09:38	Bright	42.000	174	52Psi UMa	3.0040	4400.0	84	5373	No
229	GOM_NL__2PRFIN20030311_111242_000000402014_00309_05373_5725.N1	11-MAR-2003 11:12:42	Bright	40.000	82	48Bet UMa	2.3650	10600.	80	5373	No
230	GOM_NL__2PRFIN20030311_111409_000000422014_00309_05373_5726.N1	11-MAR-2003 11:14:09	Bright	41.500	36	50Alp UMa	1.8000	6300.0	83	5373	No
231	GOM_NL__2PRFIN20030311_111617_000000492014_00309_05373_5727.N1	11-MAR-2003 11:16:17	Bright	49.000	32	77Eps UMa	1.7630	11000.	98	5373	No
232	GOM_NL__2PRFIN20030311_111845_000000592014_00309_05373_5728.N1	11-MAR-2003 11:18:45	Bright	59.000	39	85Eta UMa	1.8540	24000.	118	5373	No
233	GOM_NL__2PRFIN20030311_112113_000000372014_00309_05373_5729.N1	11-MAR-2003 11:21:13	Bright	37.000	49	1Alp UMi	1.9900	6300.0	74	5373	No
234	GOM_NL__2PRFIN20030311_112540_000000472014_00309_05373_5730.N1	11-MAR-2003 11:25:40	Bright	47.000	119	14Eta Dra	2.7270	4700.0	94	5373	No
235	GOM_NL__2PRFIN20030311_112856_000000372014_00309_05373_5731.N1	11-MAR-2003 11:28:56	Bright	36.500	89	5Alp Cep	2.4510	8000.0	73	5373	No
236	GOM_NL__2PRFIN20030311_113028_000000492014_00309_05373_5732.N1	11-MAR-2003 11:30:28	Bright	49.000	130	23Bet Dra	2.7990	5800.0	98	5373	No
237	GOM_NL__2PRFIN20030311_113402_000000352014_00309_05373_5733.N1	11-MAR-2003 11:34:02	Bright	34.500	19	50Alp Cyg	1.2460	10500.	69	5373	No
238	GOM_NL__2PRFIN20030311_113536_000000382014_00309_05373_5734.N1	11-MAR-2003 11:35:36	Bright	37.500	66	37Gam Cyg	2.2080	5900.0	75	5373	No
239	GOM_NL__2PRFIN20030311_113715_000000372014_00309_05373_5735.N1	11-MAR-2003 11:37:15	Bright	36.500	92	53Eps Cyg	2.5000	4500.0	73	5373	No
240	GOM_NL__2PRFIN20030311_114039_000001472014_00309_05373_5736.N1	11-MAR-2003 11:40:39	Tw_i_and_stray	146.50	133	40Zet Her	2.8070	6000.0	293	5373	No
241	GOM_NL__2PRFIN20030311_114451_000000522014_00309_05373_5737.N1	11-MAR-2003 11:44:51	Tw_i_and_stray	51.500	168	17Zet Aql	2.9860	11000.	103	5373	No
242	GOM_NL__2PRFIN20030311_115004_000001012014_00309_05373_5738.N1	11-MAR-2003 11:50:04	Dark	100.50	59	55Alp Oph	2.0800	8900.0	201	5373	No
243	GOM_NL__2PRFIN20030311_115248_000000862014_00309_05373_5739.N1	11-MAR-2003 11:52:48	Dark	85.500	126	60Bet Oph	2.7700	4250.0	171	5373	No
244	GOM_NL__2PRFIN20030311_115700_000000452014_00309_05373_5740.N1	11-MAR-2003 11:57:00	Dark	44.500	57	34Sig Sgr	2.0660	26000.	89	5373	No
245	GOM_NL__2PRFIN20030311_120021_000000452014_00309_05373_5741.N1	11-MAR-2003 12:00:21	Dark	44.500	38	20Eps Sgr	1.8360	11000.	89	5373	No
246	GOM_NL__2PRFIN20030311_120227_000000412014_00309_05373_5742.N1	11-MAR-2003 12:02:27	Dark	40.500	45	Alp Pav	1.9400	26000.	81	5373	No
247	GOM_NL__2PRFIN20030311_120423_000000492014_00309_05373_5743.N1	11-MAR-2003 12:04:23	Dark	48.500	40	The Sco	1.8590	7100.0	97	5373	No
248	GOM_NL__2PRFIN20030311_120915_000000412014_00310_05374_5440.N1	11-MAR-2003 12:09:15	Dark	41.000	43	Alp TrA	1.9100	4250.0	82	5374	No
249	GOM_NL__2PRFIN20030311_121311_000000442014_00310_05374_5441.N1	11-MAR-2003 12:13:11	Dark	44.000	4	Alp1Cen	-0.010000	5800.0	88	5374	No
250	GOM_NL__2PRFIN20030311_121427_000000442014_00310_05374_5442.N1	11-MAR-2003 12:14:27	Dark	44.000	10	Bet Cen	0.61000	28000.	88	5374	No
251	GOM_NL__2PRFIN20030311_121649_000000402014_00310_05374_5443.N1	11-MAR-2003 12:16:49	Dark	40.000	20	Bet Cru	1.2530	30000.	80	5374	No
252	GOM_NL__2PRFIN20030311_121822_000000392014_00310_05374_5444.N1	11-MAR-2003 12:18:22	Dark	38.500	159	Ups Car	2.9200	7200.0	77	5374	No
253	GOM_NL__2PRFIN20030311_121956_000000402014_00310_05374_5445.N1	11-MAR-2003 12:19:56	Straylight	39.500	99	Del Cen	2.5750	26000.	79	5374	No
254	GOM_NL__2PRFIN20030311_122154_000000412014_00310_05374_5446.N1	11-MAR-2003 12:21:54	Straylight	40.500	113	Mu Vel	2.6920	5000.0	81	5374	No
255	GOM_NL__2PRFIN20030311_122438_000000482014_00310_05374_5447.N1	11-MAR-2003 12:24:38	Straylight	47.500	65	Lam Vel	2.2040	4400.0	95	5374	No
256	GOM_NL__2PRFIN20030311_122740_000000562014_00310_05374_5448.N1	11-MAR-2003 12:27:40	Straylight	56.000	106	9Bet Crv	2.6480	5600.0	112	5374	No
257	GOM_NL__2PRFIN20030311_123012_000000522014_00310_05374_5449.N1	11-MAR-2003 12:30:12	Straylight	51.500	100	4Gam Crv	2.5800	13100.	103	5374	No
258	GOM_NL__2PRFIN20030311_123406_000000452014_00310_05374_5450.N1	11-MAR-2003 12:34:06	Tw_i_and_stray	45.000	48	30Alp Hya	1.9770	4100.0	90	5374	No
259	GOM_NL__2PRFIN20030311_123944_000000402014_00310_05374_5451.N1	11-MAR-2003 12:39:44	Bright	40.000	22	32Alp Leo	1.3600	15200.	80	5374	No
260	GOM_NL__2PRFIN20030311_124205_000000402014_00310_05374_5452.N1	11-MAR-2003 12:42:05	Bright	40.000	51	41Gam1Leo	2.0100	4500.0	80	5374	No
261	GOM_NL__2PRFIN20030311_124543_000000982014_00310_05374_5453.N1	11-MAR-2003 12:45:43	Bright	97.500	138	47Eps Vir	2.8280	4700.0	195	5374	No
262	GOM_NL__2PRFIN20030311_125013_000000422014_00310_05374_5454.N1	11-MAR-2003 12:50:13	Bright	41.500	174	52Psi UMa	3.0040	4400.0	83	5374	No
263	GOM_NL__2PRFIN20030311_125317_000000402014_00310_05374_5455.N1	11-MAR-2003 12:53:17	Bright	39.500	82	48Bet UMa	2.3650	10600.	79	5374	No
264	GOM_NL__2PRFIN20030311_125444_000000422014_00310_05374_5456.N1	11-MAR-2003 12:54:44	Bright	41.500	36	50Alp UMa	1.8000	6300.0	83	5374	No
265	GOM_NL__2PRFIN20030311_125652_000000482014_00310_05374_5457.N1	11-MAR-2003 12:56:52	Bright	47.500	32	77Eps UMa	1.7630	11000.	95	5374	No
266	GOM_NL__2PRFIN20030311_125919_000000582014_00310_05374_5458.N1	11-MAR-2003 12:59:19	Bright	57.500	39	85Eta UMa	1.8540	24000.	115	5374	No
267	GOM_NL__2PRFIN20030311_130149_000000362014_00310_05374_5459.N1	11-MAR-2003 13:01:49	Bright	36.000	49	1Alp UMi	1.9900	6300.0	72	5374	No
268	GOM_NL__2PRFIN20030311_130615_000000492014_00310_05374_5460.N1	11-MAR-2003 13:06:15	Bright	48.500	119	14Eta Dra	2.7270	4700.0	97	5374	No
269	GOM_NL__2PRFIN20030311_130932_000000342014_00310_05374_5461.N1	11-MAR-2003 13:09:32	Bright	33.500	89	5Alp Cep	2.4510	8000.0	67	5374	No
270	GOM_NL__2PRFIN20030311_131103_000000502014_00310_05374_5462.N1	11-MAR-2003 13:11:03	Bright	50.000	130	23Bet Dra	2.7990	5800.0	100	5374	No
271	GOM_NL__2PRFIN20030311_131438_000000392014_00310_05374_5463.N1	11-MAR-2003 13:14:38	Bright	39.000	19	50Alp Cyg	1.2460	10500.	78	5374	No
272	GOM_NL__2PRFIN20030311_131612_000000392014_00310_05374_5464.N1	11-MAR-2003 13:16:12	Bright	38.500	66	37Gam Cyg	2.2080	5900.0	77	5374	No
273	GOM_NL__2PRFIN20030311_131751_000000362014_00310_05374_5465.N1	11-MAR-2003 13:17:51	Bright	35.500	92	53Eps Cyg	2.5000	4500.0	71	5374	No
274	GOM_NL__2PRFIN20030311_132115_000001382014_00310_05374_5466.N1	11-MAR-2003 13:21:15	Tw_i_and_stray	137.50	133	40Zet Her	2.8070	6000.0	275	5374	No
275	GOM_NL__2PRFIN20030311_132527_000000522014_00310_05374_5467.N1	11-MAR-2003 13:25:27	Tw_i_and_stray	52.000	168	17Zet Aql	2.9860	11000.	104	5374	No
276	GOM_NL__2PRFIN20030311_133042_000001022014_00310_05374_5468.N1	11-MAR-2003 13:30:42	Dark	101.50	59	55Alp Oph	2.0800	8900.0	203	5374	No
277	GOM_NL__2PRFIN20030311_133326_000000942014_00310_05374_5469.N1	11-MAR-2003 13:33:26	Dark	94.000	126	60Bet Oph	2.7700	4250.0	188	5374	No
278	GOM_NL__2PRFIN20030311_133737_000000442014_00310_05374_5470.N1	11-MAR-2003 13:37:37	Dark	43.500	57	34Sig Sgr	2.0660	26000.	87	5374	No

279	GOM_NL__2PRFIN20030311_134058_000000492014_00310_05374_5471.N1	11-MAR-2003 13:40:58	Dark	48.500	38	20Eps Sgr	1.8360	11000.	97	5374	No
280	GOM_NL__2PRFIN20030311_134303_000000392014_00310_05374_5472.N1	11-MAR-2003 13:43:03	Dark	39.000	45	Alp Pav	1.9400	26000.	78	5374	No
281	GOM_NL__2PRFIN20030311_134500_000000472014_00310_05374_5473.N1	11-MAR-2003 13:45:00	Dark	46.500	40	The Sco	1.8590	7100.0	93	5374	No
282	GOM_NL__2PRFIN20030311_134951_000000432014_00311_05375_5356.N1	11-MAR-2003 13:49:51	Dark	42.500	43	Alp TrA	1.9100	4250.0	85	5375	No
283	GOM_NL__2PRFIN20030311_135105_000000402014_00311_05375_5357.N1	11-MAR-2003 13:51:05	Dark	40.000	134	Bet TrA	2.8100	6600.0	80	5375	No
284	GOM_NL__2PRFIN20030311_135348_000000482014_00311_05375_5358.N1	11-MAR-2003 13:53:48	Dark	48.000	4	Alp1Cen	-0.010000	5800.0	96	5375	No
285	GOM_NL__2PRFIN20030311_135503_000000522014_00311_05375_5359.N1	11-MAR-2003 13:55:03	Dark	51.500	10	Bet Cen	0.61000	28000.	103	5375	No
286	GOM_NL__2PRFIN20030311_135712_000000492014_00311_05375_5360.N1	11-MAR-2003 13:57:12	Dark	48.500	12	Alp1Cru	0.77500	30000.	97	5375	No
287	GOM_NL__2PRFIN20030311_135838_000000382014_00311_05375_5361.N1	11-MAR-2003 13:58:38	Dark	37.500	124	The Car	2.7640	30000.	75	5375	No
288	GOM_NL__2PRFIN20030311_140004_000000442014_00311_05375_5362.N1	11-MAR-2003 14:00:04	Straylight	43.500	64	Gam Cen	2.2000	10600.	87	5375	No
289	GOM_NL__2PRFIN20030311_140154_000000402014_00311_05375_5363.N1	11-MAR-2003 14:01:54	Straylight	39.500	91	Kap Vel	2.4900	26000.	79	5375	No
290	GOM_NL__2PRFIN20030311_140514_000000462014_00311_05375_5364.N1	11-MAR-2003 14:05:14	Straylight	46.000	65	Lam Vel	2.2040	4400.0	92	5375	No
291	GOM_NL__2PRFIN20030311_140816_000000572014_00311_05375_5365.N1	11-MAR-2003 14:08:16	Straylight	56.500	106	9Bet Crv	2.6480	5600.0	113	5375	No
292	GOM_NL__2PRFIN20030311_141047_000000552014_00311_05375_5366.N1	11-MAR-2003 14:10:47	Straylight	54.500	100	4Gam Crv	2.5800	13100.	109	5375	No
293	GOM_NL__2PRFIN20030311_141408_000001162014_00311_05375_5367.N1	11-MAR-2003 14:14:08	Bright	115.50	15	67Alp Vir	0.97600	28000.	231	5375	No
294	GOM_NL__2PRFIN20030311_142019_000000402014_00311_05375_5368.N1	11-MAR-2003 14:20:19	Bright	40.000	22	32Alp Leo	1.3600	15200.	80	5375	No
295	GOM_NL__2PRFIN20030311_142241_000000412014_00311_05375_5369.N1	11-MAR-2003 14:22:41	Bright	40.500	51	41Gam1Leo	2.0100	4500.0	81	5375	No
296	GOM_NL__2PRFIN20030311_142618_000001002014_00311_05375_5370.N1	11-MAR-2003 14:26:18	Bright	99.500	138	47Eps Vir	2.8280	4700.0	199	5375	No
297	GOM_NL__2PRFIN20030311_143049_000000412014_00311_05375_5371.N1	11-MAR-2003 14:30:49	Bright	40.500	174	52Psi UMa	3.0040	4400.0	81	5375	No
298	GOM_NL__2PRFIN20030311_143354_000000382014_00311_05375_5372.N1	11-MAR-2003 14:33:54	Bright	38.000	82	48Bet UMa	2.3650	10600.	76	5375	No
299	GOM_NL__2PRFIN20030311_143521_000000402014_00311_05375_5373.N1	11-MAR-2003 14:35:21	Bright	39.500	36	50Alp UMa	1.8000	6300.0	79	5375	No
300	GOM_NL__2PRFIN20030311_143728_000000462014_00311_05375_5374.N1	11-MAR-2003 14:37:28	Bright	46.000	32	77Eps UMa	1.7630	11000.	92	5375	No
301	GOM_NL__2PRFIN20030311_143955_000000582014_00311_05375_5375.N1	11-MAR-2003 14:39:55	Bright	57.500	39	85Eta UMa	1.8540	24000.	115	5375	No
302	GOM_NL__2PRFIN20030311_144226_000000352014_00311_05375_5376.N1	11-MAR-2003 14:42:26	Bright	34.500	49	1Alp UMi	1.9900	6300.0	69	5375	No
303	GOM_NL__2PRFIN20030311_144651_000000472014_00311_05375_5377.N1	11-MAR-2003 14:46:51	Bright	47.000	119	14Eta Dra	2.7270	4700.0	94	5375	No
304	GOM_NL__2PRFIN20030311_145009_000000352014_00311_05375_5378.N1	11-MAR-2003 14:50:09	Bright	35.000	89	5Alp Cep	2.4510	8000.0	70	5375	No
305	GOM_NL__2PRFIN20030311_145140_000000502014_00311_05375_5379.N1	11-MAR-2003 14:51:40	Bright	49.500	130	23Bet Dra	2.7990	5800.0	99	5375	No
306	GOM_NL__2PRFIN20030311_145515_000000372014_00311_05375_5380.N1	11-MAR-2003 14:55:15	Bright	37.000	19	50Alp Cyg	1.2460	10500.	74	5375	No
307	GOM_NL__2PRFIN20030311_145649_000000382014_00311_05375_5381.N1	11-MAR-2003 14:56:49	Bright	37.500	66	37Gam Cyg	2.2080	5900.0	75	5375	No
308	GOM_NL__2PRFIN20030311_145828_000000372014_00311_05375_5382.N1	11-MAR-2003 14:58:28	Bright	36.500	92	53Eps Cyg	2.5000	4500.0	73	5375	No
309	GOM_NL__2PRFIN20030311_150149_000001442014_00311_05375_5383.N1	11-MAR-2003 15:01:49	Tw_i_and_stray	143.50	133	40Zet Her	2.8070	6000.0	287	5375	No
310	GOM_NL__2PRFIN20030311_150604_000000482014_00311_05375_5384.N1	11-MAR-2003 15:06:04	Tw_i_and_stray	48.000	168	17Zet Aql	2.9860	11000.	96	5375	No
311	GOM_NL__2PRFIN20030311_151120_000000972014_00311_05375_5385.N1	11-MAR-2003 15:11:20	Dark	97.000	59	55Alp Oph	2.0800	8900.0	194	5375	No
312	GOM_NL__2PRFIN20030311_151404_000000892014_00311_05375_5386.N1	11-MAR-2003 15:14:04	Dark	88.500	126	60Bet Oph	2.7700	4250.0	177	5375	No
313	GOM_NL__2PRFIN20030311_151814_000000442014_00311_05375_5387.N1	11-MAR-2003 15:18:14	Dark	44.000	57	34Sig Sgr	2.0660	26000.	88	5375	No
314	GOM_NL__2PRFIN20030311_152136_000000452014_00311_05375_5388.N1	11-MAR-2003 15:21:36	Dark	45.000	38	20Eps Sgr	1.8360	11000.	90	5375	No
315	GOM_NL__2PRFIN20030311_152339_000000382014_00311_05375_5389.N1	11-MAR-2003 15:23:39	Dark	37.500	45	Alp Pav	1.9400	26000.	75	5375	No
316	GOM_NL__2PRFIN20030311_152538_000000462014_00311_05375_5390.N1	11-MAR-2003 15:25:38	Dark	45.500	40	The Sco	1.8590	7100.0	91	5375	No
317	GOM_NL__2PRFIN20030311_153028_000000432014_00312_05376_5356.N1	11-MAR-2003 15:30:28	Dark	43.000	43	Alp TrA	1.9100	4250.0	86	5376	No
318	GOM_NL__2PRFIN20030311_153142_000000412014_00312_05376_5357.N1	11-MAR-2003 15:31:42	Dark	40.500	134	Bet TrA	2.8100	6600.0	81	5376	No
319	GOM_NL__2PRFIN20030311_153425_000000442014_00312_05376_5358.N1	11-MAR-2003 15:34:25	Dark	43.500	4	Alp1Cen	-0.010000	5800.0	87	5376	No
320	GOM_NL__2PRFIN20030311_153541_000000442014_00312_05376_5359.N1	11-MAR-2003 15:35:41	Dark	44.000	10	Bet Cen	0.61000	28000.	88	5376	No
321	GOM_NL__2PRFIN20030311_153750_000000482014_00312_05376_5360.N1	11-MAR-2003 15:37:50	Dark	48.000	12	Alp1Cru	0.77500	30000.	96	5376	No
322	GOM_NL__2PRFIN20030311_153915_000000372014_00312_05376_5361.N1	11-MAR-2003 15:39:15	Dark	37.000	124	The Car	2.7640	30000.	74	5376	No
323	GOM_NL__2PRFIN20030311_154041_000000412014_00312_05376_5362.N1	11-MAR-2003 15:40:41	Straylight	40.500	64	Gam Cen	2.2000	10600.	81	5376	No
324	GOM_NL__2PRFIN20030311_154231_000000382014_00312_05376_5363.N1	11-MAR-2003 15:42:31	Straylight	37.500	91	Kap Vel	2.4900	26000.	75	5376	No
325	GOM_NL__2PRFIN20030311_154551_000000442014_00312_05376_5364.N1	11-MAR-2003 15:45:51	Straylight	43.500	65	Lam Vel	2.2040	4400.0	87	5376	No
326	GOM_NL__2PRFIN20030311_154854_000000612014_00312_05376_5365.N1	11-MAR-2003 15:48:54	Straylight	60.500	106	9Bet Crv	2.6480	5600.0	121	5376	No
327	GOM_NL__2PRFIN20030311_155124_000000532014_00312_05376_5366.N1	11-MAR-2003 15:51:24	Straylight	53.000	100	4Gam Crv	2.5800	13100.	106	5376	No
328	GOM_NL__2PRFIN20030311_155445_000001392014_00312_05376_5367.N1	11-MAR-2003 15:54:45	Bright	139.00	15	67Alp Vir	0.97600	28000.	278	5376	No
329	GOM_NL__2PRFIN20030311_160056_000000402014_00312_05376_5368.N1	11-MAR-2003 16:00:56	Bright	39.500	22	32Alp Leo	1.3600	15200.	79	5376	No
330	GOM_NL__2PRFIN20030311_160317_000000392014_00312_05376_5369.N1	11-MAR-2003 16:03:17	Bright	39.000	51	41Gam1Leo	2.0100	4500.0	78	5376	No
331	GOM_NL__2PRFIN20030311_160650_000001002014_00312_05376_5370.N1	11-MAR-2003 16:06:50	Bright	99.500	138	47Eps Vir	2.8280	4700.0	199	5376	No
332	GOM_NL__2PRFIN20030311_161124_000000422014_00312_05376_5371.N1	11-MAR-2003 16:11:24	Bright	42.000	174	52Psi UMa	3.0040	4400.0	84	5376	No
333	GOM_NL__2PRFIN20030311_161429_000000382014_00312_05376_5372.N1	11-MAR-2003 16:14:29	Bright	37.500	82	48Bet UMa	2.3650	10600.	75	5376	No
334	GOM_NL__2PRFIN20030311_161556_000000392014_00312_05376_5373.N1	11-MAR-2003 16:15:56	Bright	38.500	36	50Alp UMa	1.8000	6300.0	77	5376	No
335	GOM_NL__2PRFIN20030311_161803_000000492014_00312_05376_5374.N1	11-MAR-2003 16:18:03	Bright	48.500	32	77Eps UMa	1.7630	11000.	97	5376	No
336	GOM_NL__2PRFIN20030311_162030_000000592014_00312_05376_5375.N1	11-MAR-2003 16:20:30	Bright	59.000	39	85Eta UMa	1.8540	24000.	118	5376	No
337	GOM_NL__2PRFIN20030311_162301_000000372014_00312_05376_5376.N1	11-MAR-2003 16:23:01	Bright	36.500	49	1Alp UMi	1.9900	6300.0	73	5376	No

338	GOM_NL__2PRFIN20030311_162727_000000492014_00312_05376_5377.N1	11-MAR-2003 16:27:27	Bright	49.000	119	14Eta Dra	2.7270	4700.0	98	5376	No
339	GOM_NL__2PRFIN20030311_163045_000000362014_00312_05376_5378.N1	11-MAR-2003 16:30:45	Bright	36.000	89	5Alp Cep	2.4510	8000.0	72	5376	No
340	GOM_NL__2PRFIN20030311_163215_000000492014_00312_05376_5379.N1	11-MAR-2003 16:32:15	Bright	49.000	130	23Bet Dra	2.7990	5800.0	98	5376	No
341	GOM_NL__2PRFIN20030311_163551_000000352014_00312_05376_5380.N1	11-MAR-2003 16:35:51	Bright	34.500	19	50Alp Cyg	1.2460	10500.	69	5376	No
342	GOM_NL__2PRFIN20030311_163725_000000372014_00312_05376_5381.N1	11-MAR-2003 16:37:25	Bright	36.500	66	37Gam Cyg	2.2080	5900.0	73	5376	No
343	GOM_NL__2PRFIN20030311_163904_000000362014_00312_05376_5382.N1	11-MAR-2003 16:39:04	Bright	36.000	92	53Eps Cyg	2.5000	4500.0	72	5376	No
344	GOM_NL__2PRFIN20030311_164227_000001422014_00312_05376_5383.N1	11-MAR-2003 16:42:27	Twilight	141.50	133	40Zet Her	2.8070	6000.0	283	5376	No
345	GOM_NL__2PRFIN20030311_164640_000000492014_00312_05376_5384.N1	11-MAR-2003 16:46:40	Twilight	49.000	168	17Zet Aql	2.9860	11000.	98	5376	No
346	GOM_NL__2PRFIN20030311_165157_000000982014_00312_05376_5385.N1	11-MAR-2003 16:51:57	Dark	97.500	59	55Alp Oph	2.0800	8900.0	195	5376	No
347	GOM_NL__2PRFIN20030311_165442_000000882014_00312_05376_5386.N1	11-MAR-2003 16:54:42	Dark	88.000	126	60Bet Oph	2.7700	4250.0	176	5376	No
348	GOM_NL__2PRFIN20030311_165851_000000432014_00312_05376_5387.N1	11-MAR-2003 16:58:51	Dark	43.000	57	34Sig Sgr	2.0660	26000.	86	5376	No
349	GOM_NL__2PRFIN20030311_170212_000000442014_00312_05376_5388.N1	11-MAR-2003 17:02:12	Dark	44.000	38	20Eps Sgr	1.8360	11000.	88	5376	No
350	GOM_NL__2PRFIN20030311_170415_000000422014_00312_05376_5389.N1	11-MAR-2003 17:04:15	Dark	41.500	45	Alp Pav	1.9400	26000.	83	5376	No
351	GOM_NL__2PRFIN20030311_170614_000000472014_00312_05376_5390.N1	11-MAR-2003 17:06:14	Dark	46.500	40	The Sco	1.8590	7100.0	93	5376	No
352	GOM_NL__2PRFIN20030311_171104_000000372014_00313_05377_5438.N1	11-MAR-2003 17:11:04	Dark	37.000	43	Alp TrA	1.9100	4250.0	74	5377	No
353	GOM_NL__2PRFIN20030311_171219_000000392014_00313_05377_5439.N1	11-MAR-2003 17:12:19	Dark	38.500	134	Bet TrA	2.8100	6600.0	77	5377	No
354	GOM_NL__2PRFIN20030311_171501_000000442014_00313_05377_5440.N1	11-MAR-2003 17:15:01	Dark	44.000	4	Alp1Cen	-0.010000	5800.0	88	5377	No
355	GOM_NL__2PRFIN20030311_171617_000000442014_00313_05377_5441.N1	11-MAR-2003 17:16:17	Dark	43.500	10	Bet Cen	0.61000	28000.	87	5377	No
356	GOM_NL__2PRFIN20030311_171826_000000512014_00313_05377_5442.N1	11-MAR-2003 17:18:26	Dark	50.500	12	Alp1Cru	0.77500	30000.	101	5377	No
357	GOM_NL__2PRFIN20030311_171951_000000362014_00313_05377_5443.N1	11-MAR-2003 17:19:51	Dark	36.000	124	The Car	2.7640	30000.	72	5377	No
358	GOM_NL__2PRFIN20030311_172117_000000472014_00313_05377_5444.N1	11-MAR-2003 17:21:17	Straylight	46.500	64	Gam Cen	2.2000	10600.	93	5377	No
359	GOM_NL__2PRFIN20030311_172307_000000382014_00313_05377_5445.N1	11-MAR-2003 17:23:07	Straylight	37.500	91	Kap Vel	2.4900	26000.	75	5377	No
360	GOM_NL__2PRFIN20030311_172627_000000462014_00313_05377_5446.N1	11-MAR-2003 17:26:27	Straylight	45.500	65	Lam Vel	2.2040	4400.0	91	5377	No
361	GOM_NL__2PRFIN20030311_172930_000000592014_00313_05377_5447.N1	11-MAR-2003 17:29:30	Straylight	59.000	106	9Bet Crv	2.6480	5600.0	118	5377	No
362	GOM_NL__2PRFIN20030311_173200_000000562014_00313_05377_5448.N1	11-MAR-2003 17:32:00	Straylight	55.500	100	4Gam Crv	2.5800	13100.	111	5377	No
363	GOM_NL__2PRFIN20030311_173521_000001092014_00313_05377_5449.N1	11-MAR-2003 17:35:21	Bright	109.00	15	67Alp Vir	0.97600	28000.	218	5377	No
364	GOM_NL__2PRFIN20030311_174132_000000402014_00313_05377_5450.N1	11-MAR-2003 17:41:32	Bright	39.500	22	32Alp Leo	1.3600	15200.	79	5377	No
365	GOM_NL__2PRFIN20030311_174353_000000402014_00313_05377_5451.N1	11-MAR-2003 17:43:53	Bright	39.500	51	41Gam1Leo	2.0100	4500.0	79	5377	No
366	GOM_NL__2PRFIN20030311_174724_000001002014_00313_05377_5452.N1	11-MAR-2003 17:47:24	Bright	100.00	138	47Eps Vir	2.8280	4700.0	200	5377	No
367	GOM_NL__2PRFIN20030311_175200_000000422014_00313_05377_5453.N1	11-MAR-2003 17:52:00	Bright	42.000	174	52Psi UMa	3.0040	4400.0	84	5377	No
368	GOM_NL__2PRFIN20030311_175505_000000402014_00313_05377_5454.N1	11-MAR-2003 17:55:05	Bright	40.000	82	48Bet UMa	2.3650	10600.	80	5377	No
369	GOM_NL__2PRFIN20030311_175632_000000412014_00313_05377_5455.N1	11-MAR-2003 17:56:32	Bright	40.500	36	50Alp UMa	1.8000	6300.0	81	5377	No
370	GOM_NL__2PRFIN20030311_175838_000000442014_00313_05377_5456.N1	11-MAR-2003 17:58:38	Bright	44.000	32	77Eps UMa	1.7630	11000.	88	5377	No
371	GOM_NL__2PRFIN20030311_180104_000000582014_00313_05377_5457.N1	11-MAR-2003 18:01:04	Bright	57.500	39	85Eta UMa	1.8540	24000.	115	5377	No
372	GOM_NL__2PRFIN20030311_180337_000000372014_00313_05377_5458.N1	11-MAR-2003 18:03:37	Bright	36.500	49	1Alp UMi	1.9900	6300.0	73	5377	No
373	GOM_NL__2PRFIN20030311_180802_000000482014_00313_05377_5459.N1	11-MAR-2003 18:08:02	Bright	48.000	119	14Eta Dra	2.7270	4700.0	96	5377	No
374	GOM_NL__2PRFIN20030311_181121_000000352014_00313_05377_5460.N1	11-MAR-2003 18:11:21	Bright	35.000	89	5Alp Cep	2.4510	8000.0	70	5377	No
375	GOM_NL__2PRFIN20030311_181251_000000502014_00313_05377_5461.N1	11-MAR-2003 18:12:51	Bright	50.000	130	23Bet Dra	2.7990	5800.0	100	5377	No
376	GOM_NL__2PRFIN20030311_181627_000000382014_00313_05377_5462.N1	11-MAR-2003 18:16:27	Bright	38.000	19	50Alp Cyg	1.2460	10500.	76	5377	No
377	GOM_NL__2PRFIN20030311_181801_000000392014_00313_05377_5463.N1	11-MAR-2003 18:18:01	Bright	38.500	66	37Gam Cyg	2.2080	5900.0	77	5377	No
378	GOM_NL__2PRFIN20030311_181940_000000372014_00313_05377_5464.N1	11-MAR-2003 18:19:40	Bright	36.500	92	53Eps Cyg	2.5000	4500.0	73	5377	No
379	GOM_NL__2PRFIN20030311_182304_000001422014_00313_05377_5465.N1	11-MAR-2003 18:23:04	Twilight	142.00	133	40Zet Her	2.8070	6000.0	284	5377	No
380	GOM_NL__2PRFIN20030311_182717_000000492014_00313_05377_5466.N1	11-MAR-2003 18:27:17	Twilight	49.000	168	17Zet Aql	2.9860	11000.	98	5377	No
381	GOM_NL__2PRFIN20030311_183234_000001012014_00313_05377_5467.N1	11-MAR-2003 18:32:34	Dark	101.00	59	55Alp Oph	2.0800	8900.0	202	5377	No
382	GOM_NL__2PRFIN20030311_183520_000000902014_00313_05377_5468.N1	11-MAR-2003 18:35:20	Dark	90.000	126	60Bet Oph	2.7700	4250.0	180	5377	No
383	GOM_NL__2PRFIN20030311_183928_000000452014_00313_05377_5469.N1	11-MAR-2003 18:39:28	Dark	44.500	57	34Sig Sgr	2.0660	26000.	89	5377	No
384	GOM_NL__2PRFIN20030311_184249_000000512014_00313_05377_5470.N1	11-MAR-2003 18:42:49	Dark	51.000	38	20Eps Sgr	1.8360	11000.	102	5377	No
385	GOM_NL__2PRFIN20030311_184452_000000392014_00313_05377_5471.N1	11-MAR-2003 18:44:52	Dark	38.500	45	Alp Pav	1.9400	26000.	77	5377	No
386	GOM_NL__2PRFIN20030311_184651_000000482014_00313_05377_5472.N1	11-MAR-2003 18:46:51	Dark	47.500	40	The Sco	1.8590	7100.0	95	5377	No
387	GOM_NL__2PRFIN20030311_185140_000000402014_00314_05378_5438.N1	11-MAR-2003 18:51:40	Dark	39.500	43	Alp TrA	1.9100	4250.0	79	5378	No
388	GOM_NL__2PRFIN20030311_185255_000000402014_00314_05378_5439.N1	11-MAR-2003 18:52:55	Dark	40.000	134	Bet TrA	2.8100	6600.0	80	5378	No
389	GOM_NL__2PRFIN20030311_185538_000000512014_00314_05378_5440.N1	11-MAR-2003 18:55:38	Dark	51.000	4	Alp1Cen	-0.010000	5800.0	102	5378	No
390	GOM_NL__2PRFIN20030311_185653_000000442014_00314_05378_5441.N1	11-MAR-2003 18:56:53	Dark	44.000	10	Bet Cen	0.61000	28000.	88	5378	No
391	GOM_NL__2PRFIN20030311_185902_000000392014_00314_05378_5442.N1	11-MAR-2003 18:59:02	Dark	38.500	12	Alp1Cru	0.77500	30000.	77	5378	No
392	GOM_NL__2PRFIN20030311_190027_000000352014_00314_05378_5443.N1	11-MAR-2003 19:00:27	Dark	35.000	124	The Car	2.7640	30000.	70	5378	No
393	GOM_NL__2PRFIN20030311_190154_000000432014_00314_05378_5444.N1	11-MAR-2003 19:01:54	Dark	42.500	64	Gam Cen	2.2000	10600.	85	5378	Yes
394	GOM_NL__2PRFIN20030311_190343_000000382014_00314_05378_5445.N1	11-MAR-2003 19:03:43	Straylight	38.000	91	Kap Vel	2.4900	26000.	76	5378	No
395	GOM_NL__2PRFIN20030311_190703_000000432014_00314_05378_5446.N1	11-MAR-2003 19:07:03	Straylight	42.500	65	Lam Vel	2.2040	4400.0	85	5378	No
396	GOM_NL__2PRFIN20030311_191006_000000602014_00314_05378_5447.N1	11-MAR-2003 19:10:06	Straylight	59.500	106	9Bet Crv	2.6480	5600.0	119	5378	No

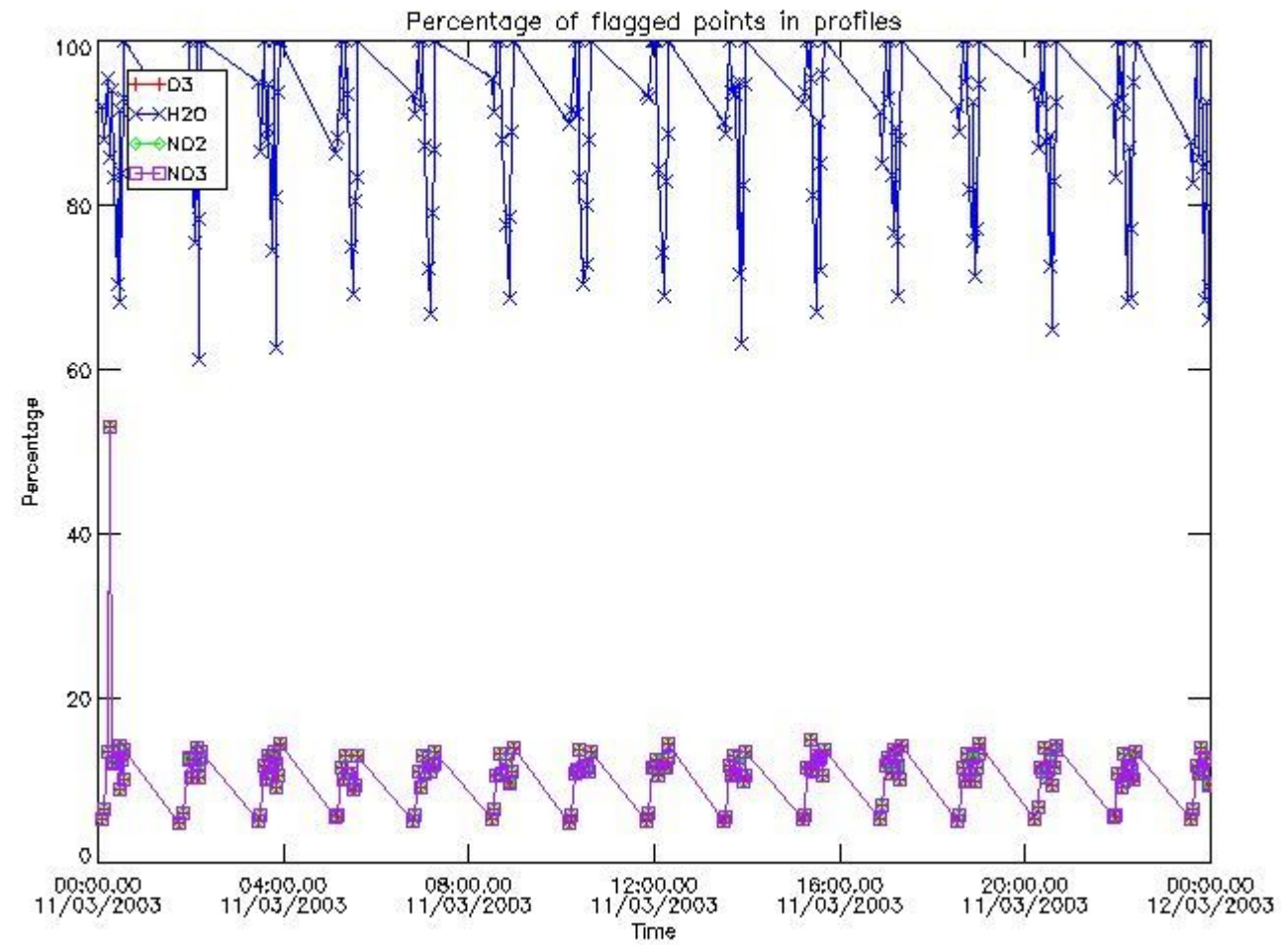
397	GOM_NL__2PRFIN20030311_191236_000000532014_00314_05378_5448.N1	11-MAR-2003 19:12:36	Straylight	53.000	100	4Gam Crv	2.5800	13100.	106	5378	No
398	GOM_NL__2PRFIN20030311_191555_000001092014_00314_05378_5449.N1	11-MAR-2003 19:15:55	Bright	108.50	15	67Alp Vir	0.97600	28000.	217	5378	No
399	GOM_NL__2PRFIN20030311_192208_000000392014_00314_05378_5450.N1	11-MAR-2003 19:22:08	Bright	38.500	22	32Alp Leo	1.3600	15200.	77	5378	No
400	GOM_NL__2PRFIN20030311_192429_000000402014_00314_05378_5451.N1	11-MAR-2003 19:24:29	Bright	39.500	51	41Gam1Leo	2.0100	4500.0	79	5378	No
401	GOM_NL__2PRFIN20030311_192758_000000972014_00314_05378_5452.N1	11-MAR-2003 19:27:58	Bright	97.000	138	47Eps Vir	2.8280	4700.0	194	5378	No
402	GOM_NL__2PRFIN20030311_193235_000000422014_00314_05378_5453.N1	11-MAR-2003 19:32:35	Bright	42.000	174	52Psi UMa	3.0040	4400.0	84	5378	No
403	GOM_NL__2PRFIN20030311_193540_000000392014_00314_05378_5454.N1	11-MAR-2003 19:35:40	Bright	39.000	82	48Bet UMa	2.3650	10600.	78	5378	No
404	GOM_NL__2PRFIN20030311_193708_000000422014_00314_05378_5455.N1	11-MAR-2003 19:37:08	Bright	41.500	36	50Alp UMa	1.8000	6300.0	83	5378	No
405	GOM_NL__2PRFIN20030311_193914_000000482014_00314_05378_5456.N1	11-MAR-2003 19:39:14	Bright	47.500	32	77Eps UMa	1.7630	11000.	95	5378	No
406	GOM_NL__2PRFIN20030311_194139_000000592014_00314_05378_5457.N1	11-MAR-2003 19:41:39	Bright	58.500	39	85Eta UMa	1.8540	24000.	117	5378	No
407	GOM_NL__2PRFIN20030311_194413_000000352014_00314_05378_5458.N1	11-MAR-2003 19:44:13	Bright	35.000	49	1Alp UMi	1.9900	6300.0	70	5378	No
408	GOM_NL__2PRFIN20030311_194837_000000482014_00314_05378_5459.N1	11-MAR-2003 19:48:37	Bright	47.500	119	14Eta Dra	2.7270	4700.0	95	5378	No
409	GOM_NL__2PRFIN20030311_195157_000000362014_00314_05378_5460.N1	11-MAR-2003 19:51:57	Bright	36.000	89	5Alp Cep	2.4510	8000.0	72	5378	No
410	GOM_NL__2PRFIN20030311_195326_000000502014_00314_05378_5461.N1	11-MAR-2003 19:53:26	Bright	49.500	130	23Bet Dra	2.7990	5800.0	99	5378	No
411	GOM_NL__2PRFIN20030311_195703_000000372014_00314_05378_5462.N1	11-MAR-2003 19:57:03	Bright	36.500	19	50Alp Cyg	1.2460	10500.	73	5378	No
412	GOM_NL__2PRFIN20030311_195837_000000372014_00314_05378_5463.N1	11-MAR-2003 19:58:37	Bright	36.500	66	37Gam Cyg	2.2080	5900.0	73	5378	No
413	GOM_NL__2PRFIN20030311_200016_000000372014_00314_05378_5464.N1	11-MAR-2003 20:00:16	Bright	37.000	92	53Eps Cyg	2.5000	4500.0	74	5378	No
414	GOM_NL__2PRFIN20030311_200341_000001402014_00314_05378_5465.N1	11-MAR-2003 20:03:41	Twilight	140.00	133	40Zet Her	2.8070	6000.0	280	5378	No
415	GOM_NL__2PRFIN20030311_200753_000000532014_00314_05378_5466.N1	11-MAR-2003 20:07:53	Twilight	52.500	168	17Zet Aql	2.9860	11000.	105	5378	No
416	GOM_NL__2PRFIN20030311_201312_000000982014_00314_05378_5467.N1	11-MAR-2003 20:13:12	Dark	98.000	59	55Alp Oph	2.0800	8900.0	196	5378	No
417	GOM_NL__2PRFIN20030311_201557_000000902014_00314_05378_5468.N1	11-MAR-2003 20:15:57	Dark	89.500	126	60Bet Oph	2.7700	4250.0	179	5378	No
418	GOM_NL__2PRFIN20030311_202004_000000442014_00314_05378_5469.N1	11-MAR-2003 20:20:04	Dark	44.000	57	34Sig Sgr	2.0660	26000.	88	5378	No
419	GOM_NL__2PRFIN20030311_202326_000000462014_00314_05378_5470.N1	11-MAR-2003 20:23:26	Dark	45.500	38	20Eps Sgr	1.8360	11000.	91	5378	No
420	GOM_NL__2PRFIN20030311_202528_000000372014_00314_05378_5471.N1	11-MAR-2003 20:25:28	Dark	36.500	45	Alp Pav	1.9400	26000.	73	5378	No
421	GOM_NL__2PRFIN20030311_202728_000000502014_00314_05378_5472.N1	11-MAR-2003 20:27:28	Dark	49.500	40	The Sco	1.8590	7100.0	99	5378	No
422	GOM_NL__2PRFIN20030311_203217_000000412014_00315_05379_5438.N1	11-MAR-2003 20:32:17	Dark	40.500	43	Alp TrA	1.9100	4250.0	81	5379	No
423	GOM_NL__2PRFIN20030311_203332_000000392014_00315_05379_5439.N1	11-MAR-2003 20:33:32	Dark	39.000	134	Bet TrA	2.8100	6600.0	78	5379	No
424	GOM_NL__2PRFIN20030311_203614_000000552014_00315_05379_5440.N1	11-MAR-2003 20:36:14	Dark	54.500	4	Alp1Cen	-0.010000	5800.0	109	5379	No
425	GOM_NL__2PRFIN20030311_203730_000000442014_00315_05379_5441.N1	11-MAR-2003 20:37:30	Dark	44.000	10	Bet Cen	0.61000	28000.	88	5379	No
426	GOM_NL__2PRFIN20030311_203938_000000412014_00315_05379_5442.N1	11-MAR-2003 20:39:38	Dark	40.500	12	Alp1Cru	0.77500	30000.	81	5379	No
427	GOM_NL__2PRFIN20030311_204103_000000362014_00315_05379_5443.N1	11-MAR-2003 20:41:03	Dark	36.000	124	The Car	2.7640	30000.	72	5379	No
428	GOM_NL__2PRFIN20030311_204230_000000442014_00315_05379_5444.N1	11-MAR-2003 20:42:30	Straylight	44.000	64	Gam Cen	2.2000	10600.	88	5379	No
429	GOM_NL__2PRFIN20030311_204419_000000412014_00315_05379_5445.N1	11-MAR-2003 20:44:19	Straylight	41.000	91	Kap Vel	2.4900	26000.	82	5379	No
430	GOM_NL__2PRFIN20030311_204739_000000432014_00315_05379_5446.N1	11-MAR-2003 20:47:39	Straylight	42.500	65	Lam Vel	2.2040	4400.0	85	5379	No
431	GOM_NL__2PRFIN20030311_205042_000000602014_00315_05379_5447.N1	11-MAR-2003 20:50:42	Straylight	59.500	106	9Bet Crv	2.6480	5600.0	119	5379	No
432	GOM_NL__2PRFIN20030311_205312_000000562014_00315_05379_5448.N1	11-MAR-2003 20:53:12	Straylight	55.500	100	4Gam Crv	2.5800	13100.	111	5379	No
433	GOM_NL__2PRFIN20030311_205631_000001242014_00315_05379_5449.N1	11-MAR-2003 20:56:31	Bright	124.00	15	67Alp Vir	0.97600	28000.	248	5379	No
434	GOM_NL__2PRFIN20030311_210244_000000382014_00315_05379_5450.N1	11-MAR-2003 21:02:44	Bright	38.000	22	32Alp Leo	1.3600	15200.	76	5379	No
435	GOM_NL__2PRFIN20030311_210505_000000412014_00315_05379_5451.N1	11-MAR-2003 21:05:05	Bright	40.500	51	41Gam1Leo	2.0100	4500.0	81	5379	No
436	GOM_NL__2PRFIN20030311_210832_000000992014_00315_05379_5452.N1	11-MAR-2003 21:08:32	Bright	99.000	138	47Eps Vir	2.8280	4700.0	198	5379	No
437	GOM_NL__2PRFIN20030311_211311_000000422014_00315_05379_5453.N1	11-MAR-2003 21:13:11	Bright	41.500	174	52Psi UMa	3.0040	4400.0	83	5379	No
438	GOM_NL__2PRFIN20030311_211616_000000402014_00315_05379_5454.N1	11-MAR-2003 21:16:16	Bright	39.500	82	48Bet UMa	2.3650	10600.	79	5379	No
439	GOM_NL__2PRFIN20030311_211743_000000392014_00315_05379_5455.N1	11-MAR-2003 21:17:43	Bright	38.500	36	50Alp UMa	1.8000	6300.0	77	5379	No
440	GOM_NL__2PRFIN20030311_211949_000000482014_00315_05379_5456.N1	11-MAR-2003 21:19:49	Bright	47.500	32	77Eps UMa	1.7630	11000.	95	5379	No
441	GOM_NL__2PRFIN20030311_212213_000000612014_00315_05379_5457.N1	11-MAR-2003 21:22:13	Bright	60.500	39	85Eta UMa	1.8540	24000.	121	5379	No
442	GOM_NL__2PRFIN20030311_212449_000000372014_00315_05379_5458.N1	11-MAR-2003 21:24:49	Bright	37.000	49	1Alp UMi	1.9900	6300.0	74	5379	No
443	GOM_NL__2PRFIN20030311_212913_000000482014_00315_05379_5459.N1	11-MAR-2003 21:29:13	Bright	48.000	119	14Eta Dra	2.7270	4700.0	96	5379	No
444	GOM_NL__2PRFIN20030311_213233_000000342014_00315_05379_5460.N1	11-MAR-2003 21:32:33	Bright	34.000	89	5Alp Cep	2.4510	8000.0	68	5379	No
445	GOM_NL__2PRFIN20030311_213402_000000522014_00315_05379_5461.N1	11-MAR-2003 21:34:02	Bright	52.000	130	23Bet Dra	2.7990	5800.0	104	5379	No
446	GOM_NL__2PRFIN20030311_213739_000000372014_00315_05379_5462.N1	11-MAR-2003 21:37:39	Bright	37.000	19	50Alp Cyg	1.2460	10500.	74	5379	No
447	GOM_NL__2PRFIN20030311_213913_000000352014_00315_05379_5463.N1	11-MAR-2003 21:39:13	Bright	35.000	66	37Gam Cyg	2.2080	5900.0	70	5379	No
448	GOM_NL__2PRFIN20030311_214052_000000362014_00315_05379_5464.N1	11-MAR-2003 21:40:52	Bright	35.500	92	53Eps Cyg	2.5000	4500.0	71	5379	No
449	GOM_NL__2PRFIN20030311_214417_000001372014_00315_05379_5465.N1	11-MAR-2003 21:44:17	Twilight	136.50	133	40Zet Her	2.8070	6000.0	273	5379	No
450	GOM_NL__2PRFIN20030311_214829_000000492014_00315_05379_5466.N1	11-MAR-2003 21:48:29	Twilight	48.500	168	17Zet Aql	2.9860	11000.	97	5379	No
451	GOM_NL__2PRFIN20030311_215350_000001022014_00315_05379_5467.N1	11-MAR-2003 21:53:50	Dark	101.50	59	55Alp Oph	2.0800	8900.0	203	5379	No
452	GOM_NL__2PRFIN20030311_215635_000000902014_00315_05379_5468.N1	11-MAR-2003 21:56:35	Dark	90.000	126	60Bet Oph	2.7700	4250.0	180	5379	No
453	GOM_NL__2PRFIN20030311_220041_000000472014_00315_05379_5469.N1	11-MAR-2003 22:00:41	Dark	47.000	57	34Sig Sgr	2.0660	26000.	94	5379	No
454	GOM_NL__2PRFIN20030311_220403_000000552014_00315_05379_5470.N1	11-MAR-2003 22:04:03	Dark	55.000	38	20Eps Sgr	1.8360	11000.	110	5379	No
455	GOM_NL__2PRFIN20030311_220603_000000392014_00315_05379_5471.N1	11-MAR-2003 22:06:03	Dark	38.500	45	Alp Pav	1.9400	26000.	77	5379	No

456	GOM_NL__2PRFIN20030311_220805_000000522014_00315_05379_5472.N1	11-MAR-2003 22:08:05	Dark	51.500	40	The Sco	1.8590	7100.0	103	5379	No
457	GOM_NL__2PRFIN20030311_221253_000000432014_00316_05380_5438.N1	11-MAR-2003 22:12:53	Dark	43.000	43	Alp TrA	1.9100	4250.0	86	5380	No
458	GOM_NL__2PRFIN20030311_221408_000000392014_00316_05380_5439.N1	11-MAR-2003 22:14:08	Dark	39.000	134	Bet TrA	2.8100	6600.0	78	5380	No
459	GOM_NL__2PRFIN20030311_221651_000000452014_00316_05380_5440.N1	11-MAR-2003 22:16:51	Dark	45.000	4	Alp1Cen	-0.010000	5800.0	90	5380	No
460	GOM_NL__2PRFIN20030311_221806_000000492014_00316_05380_5441.N1	11-MAR-2003 22:18:06	Dark	48.500	10	Bet Cen	0.61000	28000.	97	5380	No
461	GOM_NL__2PRFIN20030311_222015_000000512014_00316_05380_5442.N1	11-MAR-2003 22:20:15	Dark	50.500	12	Alp1Cru	0.77500	30000.	101	5380	No
462	GOM_NL__2PRFIN20030311_222139_000000382014_00316_05380_5443.N1	11-MAR-2003 22:21:39	Dark	38.000	124	The Car	2.7640	30000.	76	5380	No
463	GOM_NL__2PRFIN20030311_222306_000000462014_00316_05380_5444.N1	11-MAR-2003 22:23:06	Straylight	45.500	64	Gam Cen	2.2000	10600.	91	5380	No
464	GOM_NL__2PRFIN20030311_222455_000000362014_00316_05380_5445.N1	11-MAR-2003 22:24:55	Straylight	36.000	91	Kap Vel	2.4900	26000.	72	5380	No
465	GOM_NL__2PRFIN20030311_222815_000000472014_00316_05380_5446.N1	11-MAR-2003 22:28:15	Straylight	46.500	65	Lam Vel	2.2040	4400.0	93	5380	No
466	GOM_NL__2PRFIN20030311_223119_000000582014_00316_05380_5447.N1	11-MAR-2003 22:31:19	Straylight	58.000	106	9Bet Crv	2.6480	5600.0	116	5380	No
467	GOM_NL__2PRFIN20030311_223348_000000572014_00316_05380_5448.N1	11-MAR-2003 22:33:48	Straylight	56.500	100	4Gam Crv	2.5800	13100.	113	5380	No
468	GOM_NL__2PRFIN20030311_223707_000001032014_00316_05380_5449.N1	11-MAR-2003 22:37:07	Bright	103.00	15	67Alp Vir	0.97600	28000.	206	5380	No
469	GOM_NL__2PRFIN20030311_224320_000000402014_00316_05380_5450.N1	11-MAR-2003 22:43:20	Bright	40.000	22	32Alp Leo	1.3600	15200.	80	5380	No
470	GOM_NL__2PRFIN20030311_224540_000000402014_00316_05380_5451.N1	11-MAR-2003 22:45:40	Bright	40.000	51	41Gam1Leo	2.0100	4500.0	80	5380	No
471	GOM_NL__2PRFIN20030311_224906_000000992014_00316_05380_5452.N1	11-MAR-2003 22:49:06	Bright	99.000	138	47Eps Vir	2.8280	4700.0	198	5380	No
472	GOM_NL__2PRFIN20030311_225346_000000422014_00316_05380_5453.N1	11-MAR-2003 22:53:46	Bright	42.000	174	52Psi UMa	3.0040	4400.0	84	5380	No
473	GOM_NL__2PRFIN20030311_225651_000000392014_00316_05380_5454.N1	11-MAR-2003 22:56:51	Bright	39.000	82	48Bet UMa	2.3650	10600.	78	5380	No
474	GOM_NL__2PRFIN20030311_225819_000000402014_00316_05380_5455.N1	11-MAR-2003 22:58:19	Bright	40.000	36	50Alp UMa	1.8000	6300.0	80	5380	No
475	GOM_NL__2PRFIN20030311_230024_000000472014_00316_05380_5456.N1	11-MAR-2003 23:00:24	Bright	46.500	32	77Eps UMa	1.7630	11000.	93	5380	No
476	GOM_NL__2PRFIN20030311_230248_000000582014_00316_05380_5457.N1	11-MAR-2003 23:02:48	Bright	58.000	39	85Eta UMa	1.8540	24000.	116	5380	No
477	GOM_NL__2PRFIN20030311_230525_000000362014_00316_05380_5458.N1	11-MAR-2003 23:05:25	Bright	35.500	49	1Alp UMi	1.9900	6300.0	71	5380	No
478	GOM_NL__2PRFIN20030311_230948_000000462014_00316_05380_5459.N1	11-MAR-2003 23:09:48	Bright	46.000	119	14Eta Dra	2.7270	4700.0	92	5380	No
479	GOM_NL__2PRFIN20030311_231309_000000342014_00316_05380_5460.N1	11-MAR-2003 23:13:09	Bright	33.500	89	5Alp Cep	2.4510	8000.0	67	5380	No
480	GOM_NL__2PRFIN20030311_231437_000000542014_00316_05380_5461.N1	11-MAR-2003 23:14:37	Bright	53.500	130	23Bet Dra	2.7990	5800.0	107	5380	No
481	GOM_NL__2PRFIN20030311_231815_000000352014_00316_05380_5462.N1	11-MAR-2003 23:18:15	Bright	34.500	19	50Alp Cyg	1.2460	10500.	69	5380	No
482	GOM_NL__2PRFIN20030311_231949_000000352014_00316_05380_5463.N1	11-MAR-2003 23:19:49	Bright	35.000	66	37Gam Cyg	2.2080	5900.0	70	5380	No
483	GOM_NL__2PRFIN20030311_232128_000000352014_00316_05380_5464.N1	11-MAR-2003 23:21:28	Bright	34.500	92	53Eps Cyg	2.5000	4500.0	69	5380	No
484	GOM_NL__2PRFIN20030311_232453_000001422014_00316_05380_5465.N1	11-MAR-2003 23:24:53	Twilight	142.00	133	40Zet Her	2.8070	6000.0	284	5380	No
485	GOM_NL__2PRFIN20030311_232906_000000482014_00316_05380_5466.N1	11-MAR-2003 23:29:06	Twilight	48.000	168	17Zet Aql	2.9860	11000.	96	5380	No
486	GOM_NL__2PRFIN20030311_233427_000000992014_00316_05380_5467.N1	11-MAR-2003 23:34:27	Dark	98.500	59	55Alp Oph	2.0800	8900.0	197	5380	No
487	GOM_NL__2PRFIN20030311_233712_000000872014_00316_05380_5468.N1	11-MAR-2003 23:37:12	Dark	87.000	126	60Bet Oph	2.7700	4250.0	174	5380	No
488	GOM_NL__2PRFIN20030311_234118_000000432014_00316_05380_5469.N1	11-MAR-2003 23:41:18	Dark	43.000	57	34Sig Sgr	2.0660	26000.	86	5380	No
489	GOM_NL__2PRFIN20030311_234439_000000472014_00316_05380_5470.N1	11-MAR-2003 23:44:39	Dark	46.500	38	20Eps Sgr	1.8360	11000.	93	5380	No
490	GOM_NL__2PRFIN20030311_234639_000000372014_00316_05380_5471.N1	11-MAR-2003 23:46:39	Dark	36.500	45	Alp Pav	1.9400	26000.	73	5380	No
491	GOM_NL__2PRFIN20030311_234841_000000492014_00316_05380_5472.N1	11-MAR-2003 23:48:41	Dark	49.000	40	The Sco	1.8590	7100.0	98	5380	No
492	GOM_NL__2PRFIN20030311_235329_000000402014_00317_05381_5439.N1	11-MAR-2003 23:53:29	Dark	40.000	43	Alp TrA	1.9100	4250.0	80	5381	No
493	GOM_NL__2PRFIN20030311_235444_000000412014_00317_05381_5440.N1	11-MAR-2003 23:54:44	Dark	41.000	134	Bet TrA	2.8100	6600.0	82	5381	No
494	GOM_NL__2PRFIN20030311_235727_000000542014_00317_05381_5441.N1	11-MAR-2003 23:57:27	Dark	53.500	4	Alp1Cen	-0.010000	5800.0	107	5381	No
495	GOM_NL__2PRFIN20030311_235843_000000542014_00317_05381_5442.N1	11-MAR-2003 23:58:43	Dark	54.000	10	Bet Cen	0.61000	28000.	108	5381	No

3. Quality information per product

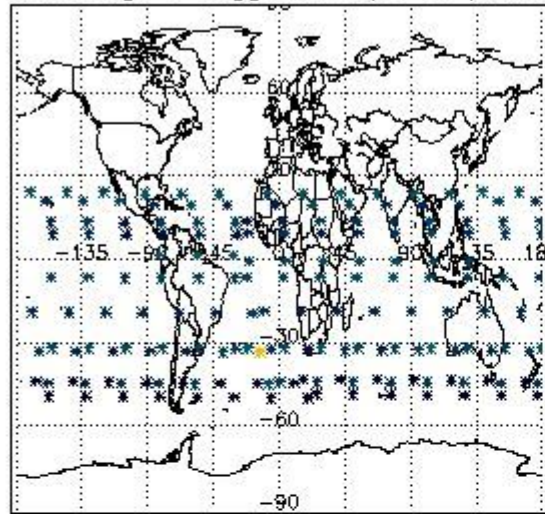
In this section it is plotted some information contained in the Quality Summary data set of the level 2 products. Only products in dark limb conditions and without errors (error flag in the MPH set to "0") are used.

3.1 Plot quality information per product (time dependant)

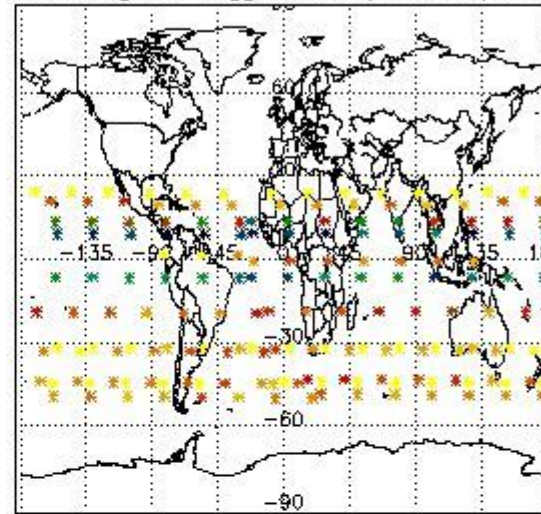


3.2 Plot quality information per product (world map)


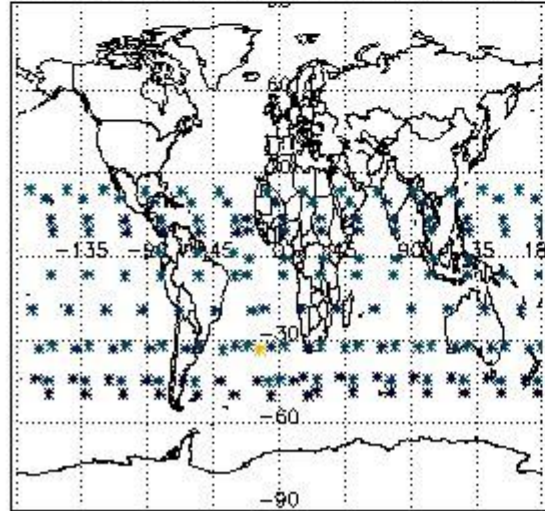
Percentage of flagged data per O3 profile



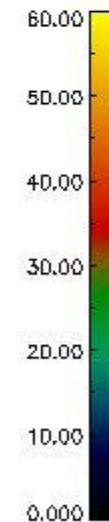
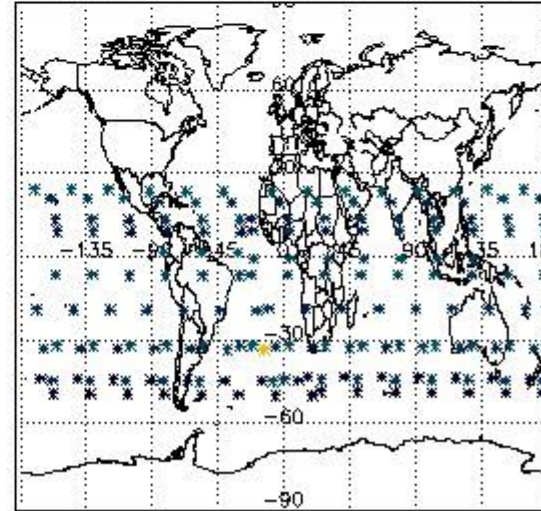
Percentage of flagged data per H2O profile



Percentage of flagged data per NO2 profile



Percentage of flagged data per NO3 profile

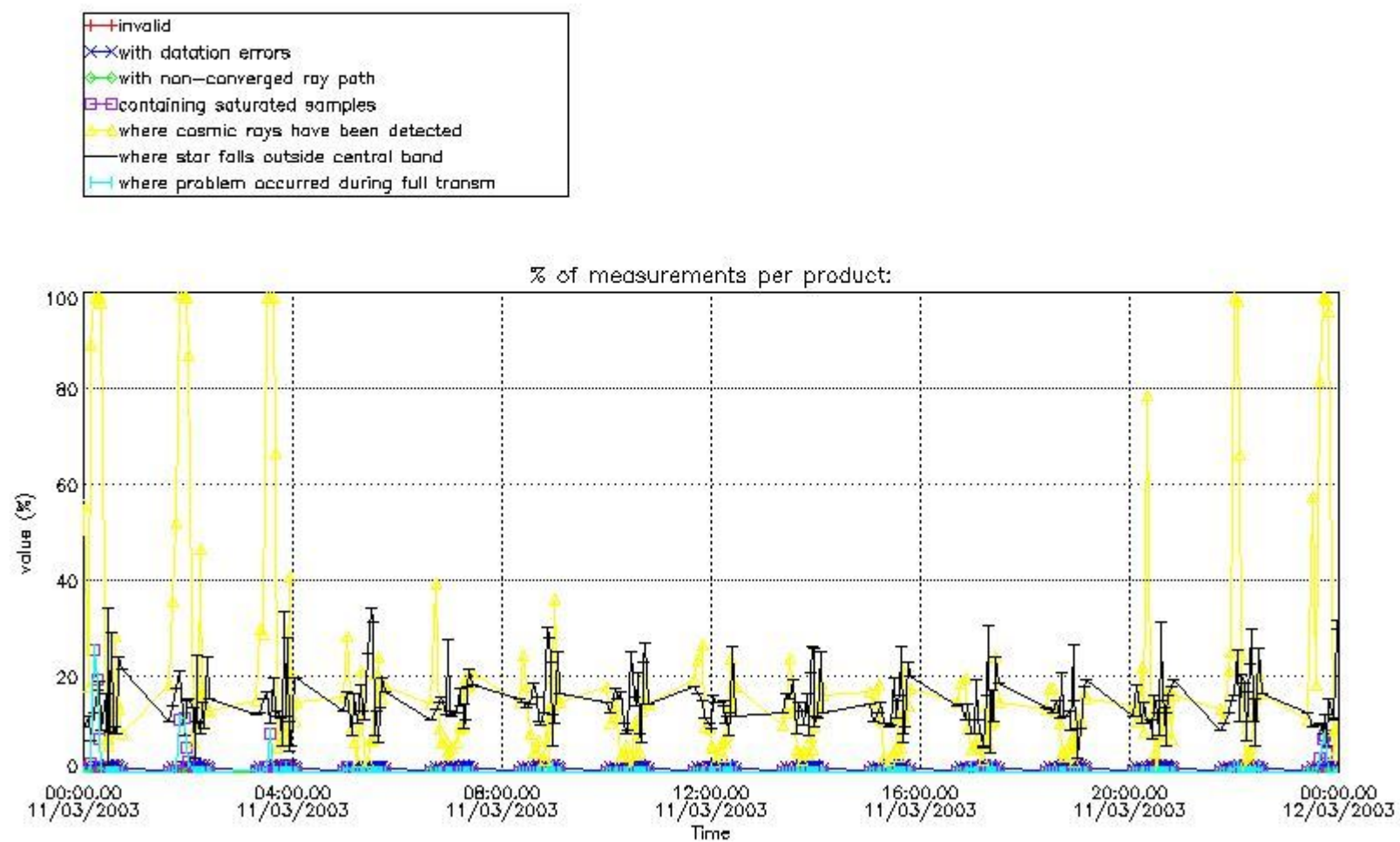


4. Level 1 quality information per product

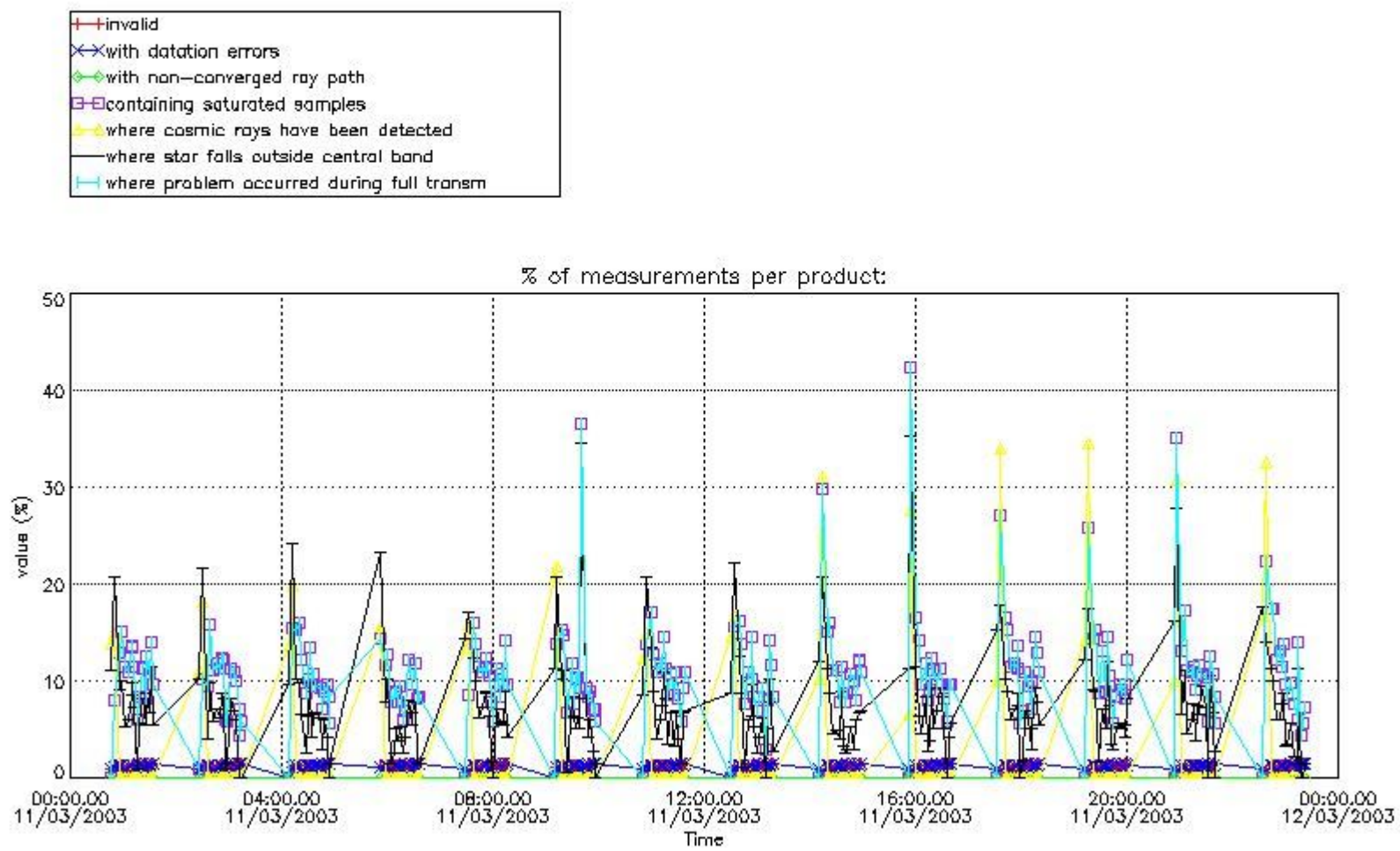
In this section it is plotted some information contained in the Quality Summary data set of the level 2 products that comes from the level 1b processing. Products without errors (error flag in the MPH set to "0") are used.

4.1 Plot quality information per product (time dependant) coming from level 1b processing

4.1.1 Plot level 1 quality information per product (time dependant): ENVISAT ASCENDING passes

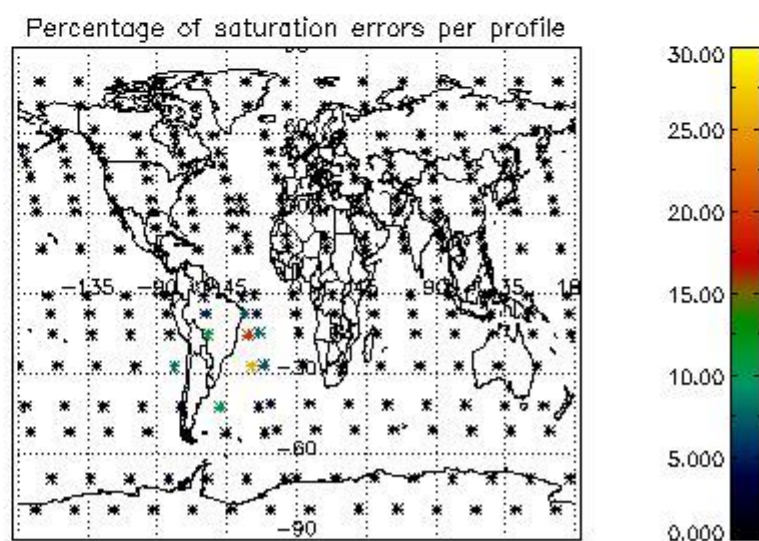
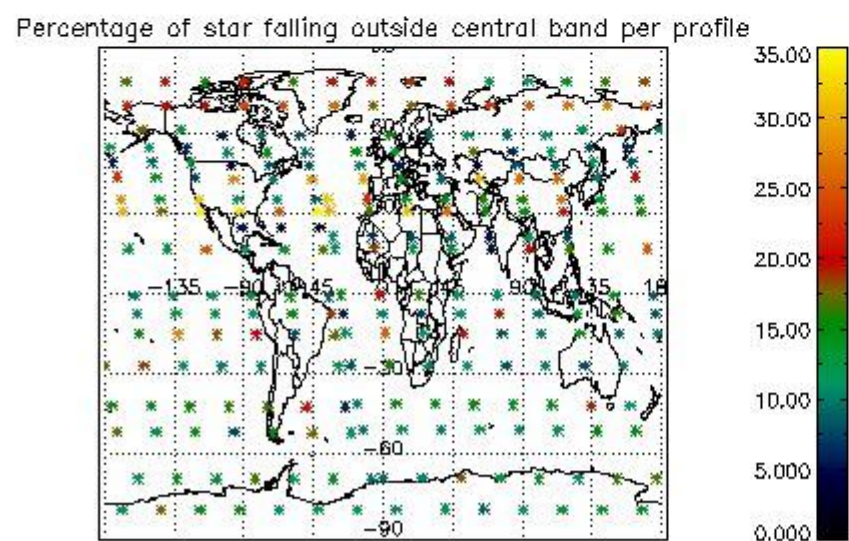
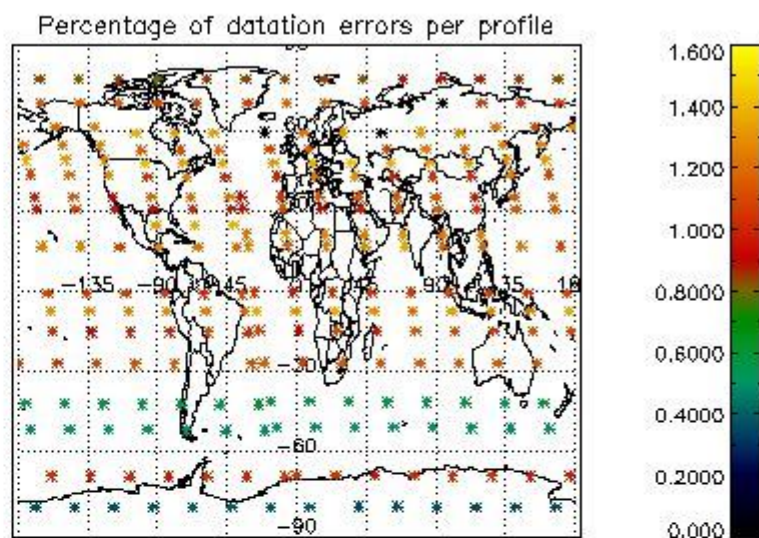
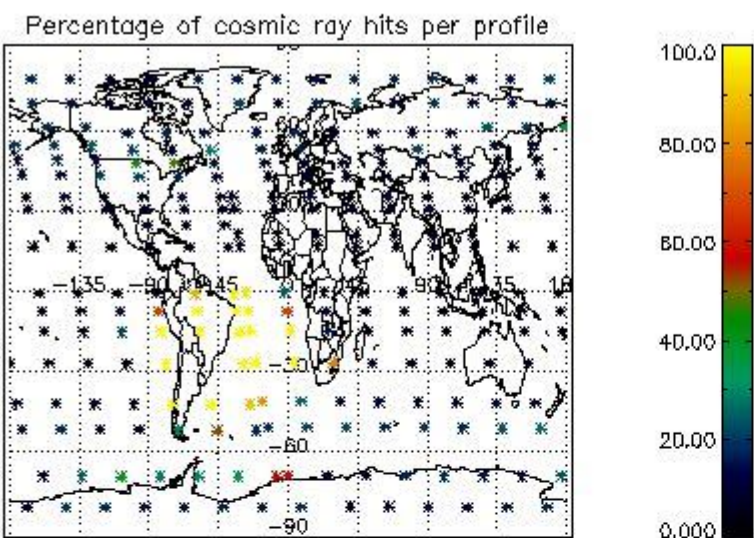


4.1.2 Plot level 1 quality information per product (time dependant): ENVI SAT DESCENDING passes

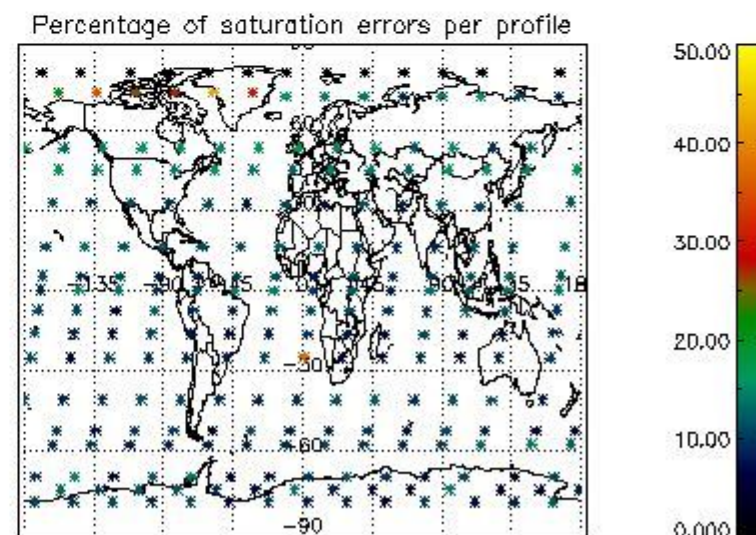
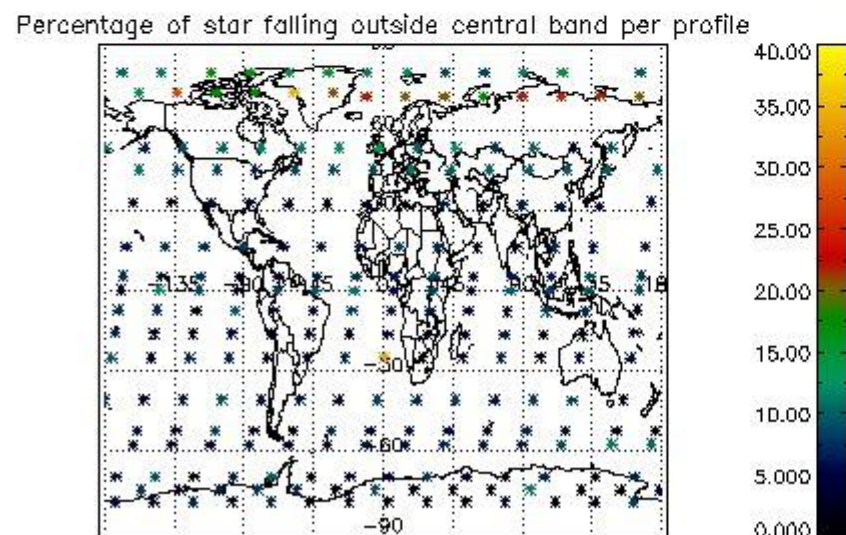
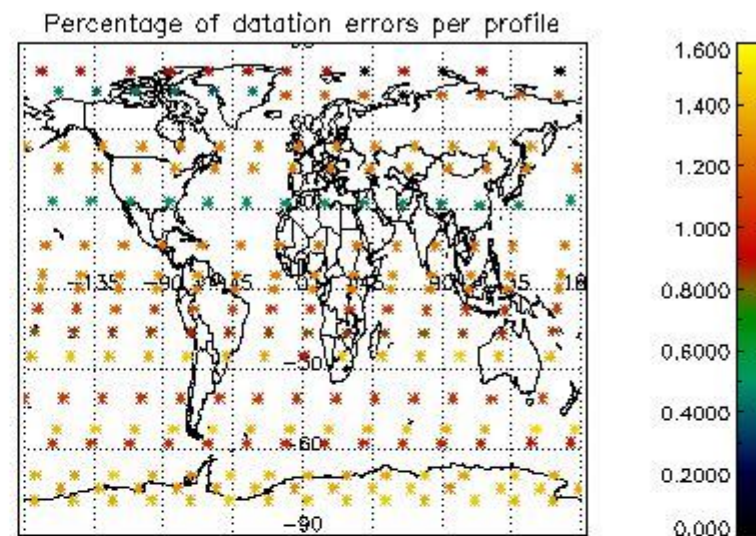
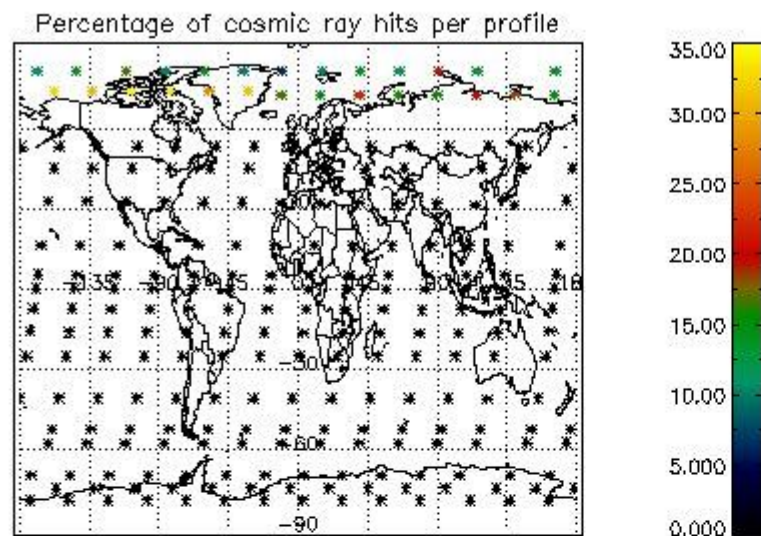


4.2 Plot quality information per product coming from level 1b processing (world map)

4.2.1 Plot level 1 quality information per product (world map): ENVISAT ASCENDING passes



4.2.2 Plot level 1 quality information per product (world map): ENVISAT DESCENDING passes



5. Trace gas profiles

5.1 Ozone statistics based on quality of products

The final quality of the products can be "measured" using the STD (Standard Deviation) attached to every point profile. This information is written to the parameter GOM_NL__2P/NL_LOCAL_SPECIES_DENSITY/o3_std of the level 2 products. The table below shows the statistics for given STD ranges.

The statistics are given with respect to the overall valid production:

- Products without fatal errors: GOM_NL__2P/MPH/PRODUCT_ERR=0
- Valid point profile: GOM_NL__2P/NL_LOCAL_SPECIES_DENSITY/pcd(0)=0

The 'Criteria' is applied to valid points of dark limb products:

- Products in dark limb illumination condition: GOM_NL__2P/NL_SUMMARY_QUALITY/obs_ill_cond=0
- Products without fatal errors: GOM_NL__2P/MPH/PRODUCT_ERR=0
- Valid point profile: GOM_NL__2P/NL_LOCAL_SPECIES_DENSITY/pcd(0)=0

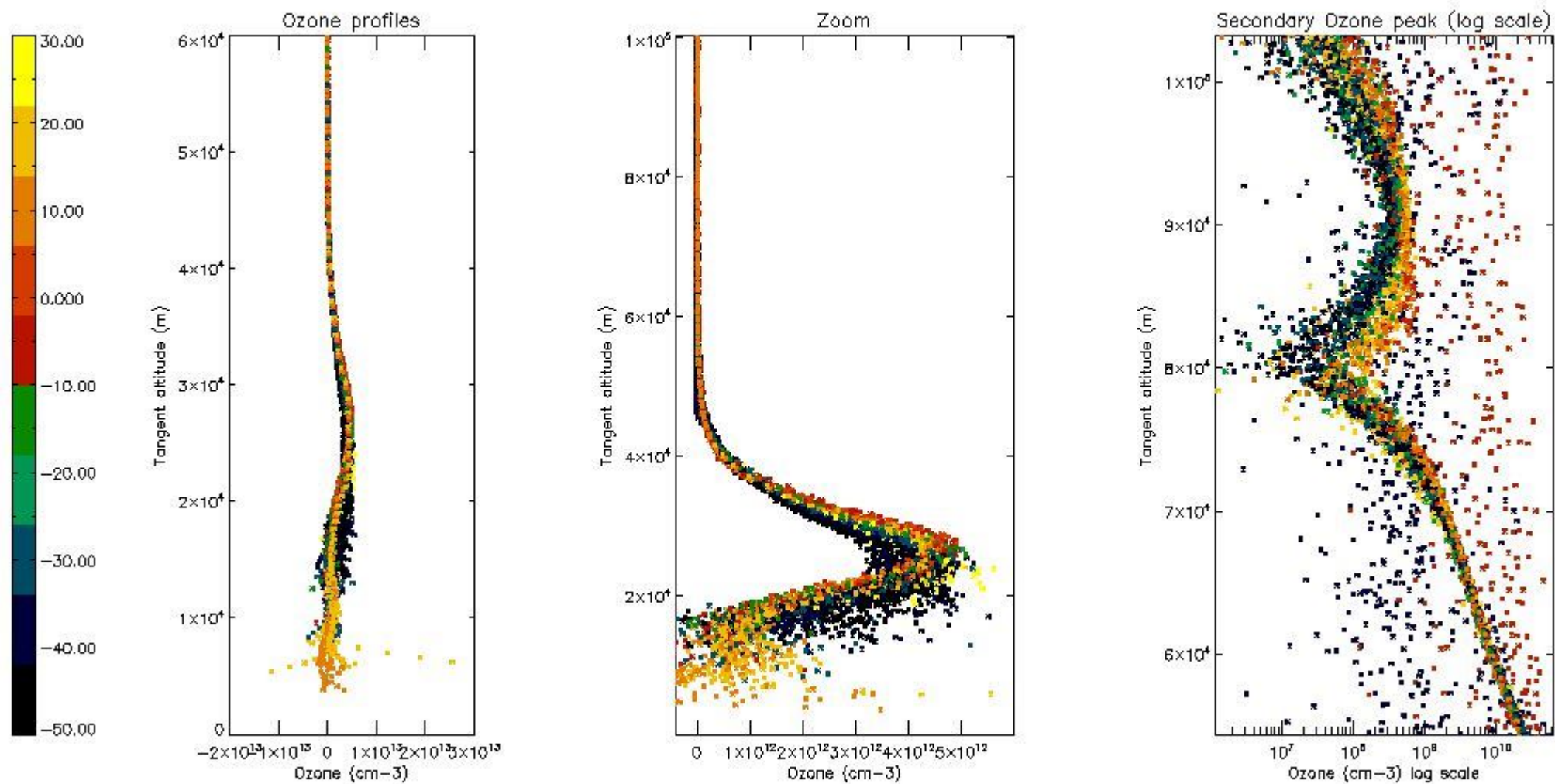
So, the table below shows the percentage of dark limb and valid observations for each criteria with respect to the overall valid daily observations.

Criteria	% of total production
All STD	36
STD < 20	21

STD < 10	18
STD < 5	14

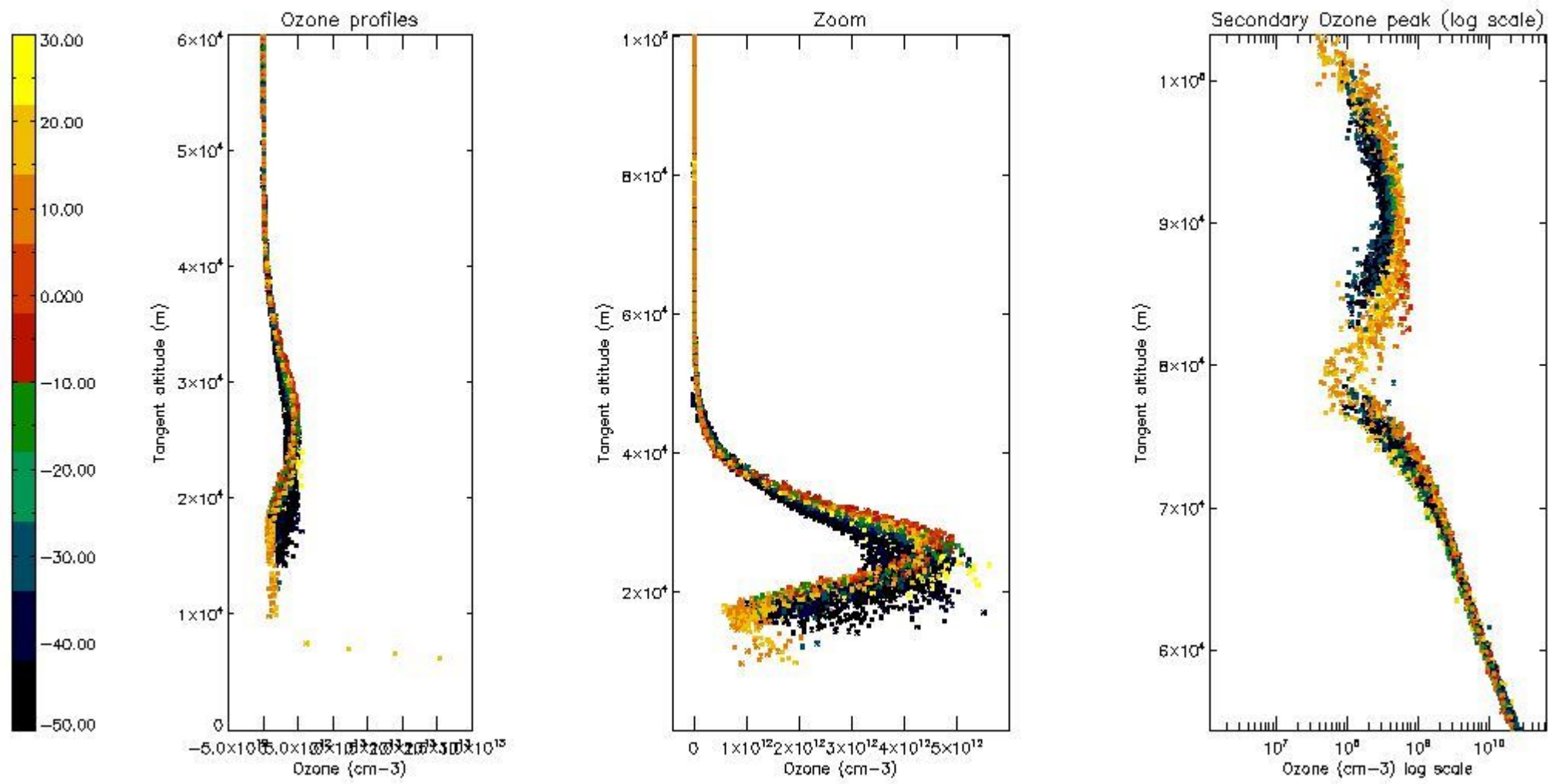
5.2 Plot ozone profiles for all STD (dark without errors)

The colorbar represents the latitude.



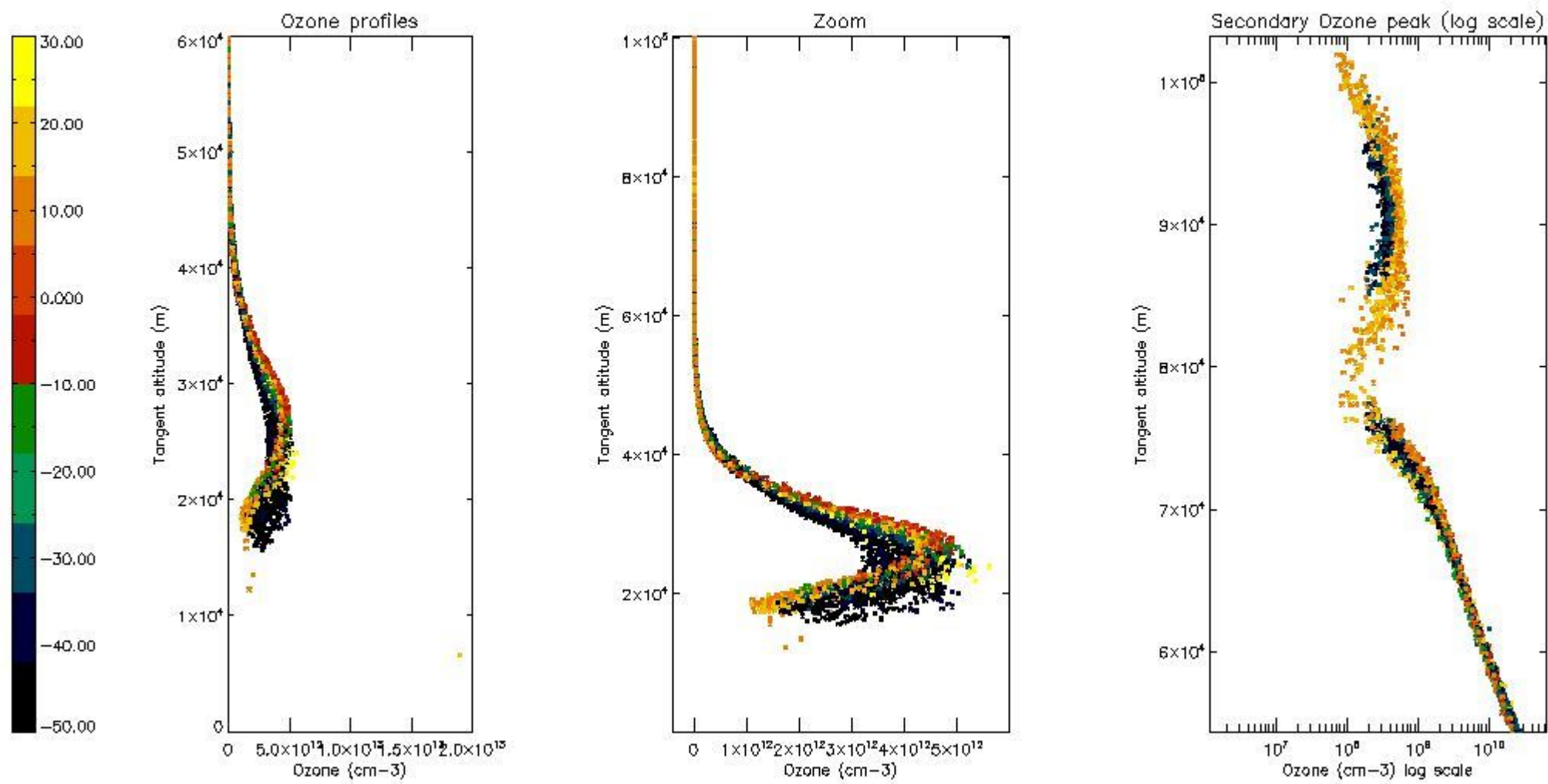
5.3 Plot ozone profiles where STD < 20% (dark without errors)

The colorbar represents the latitude.



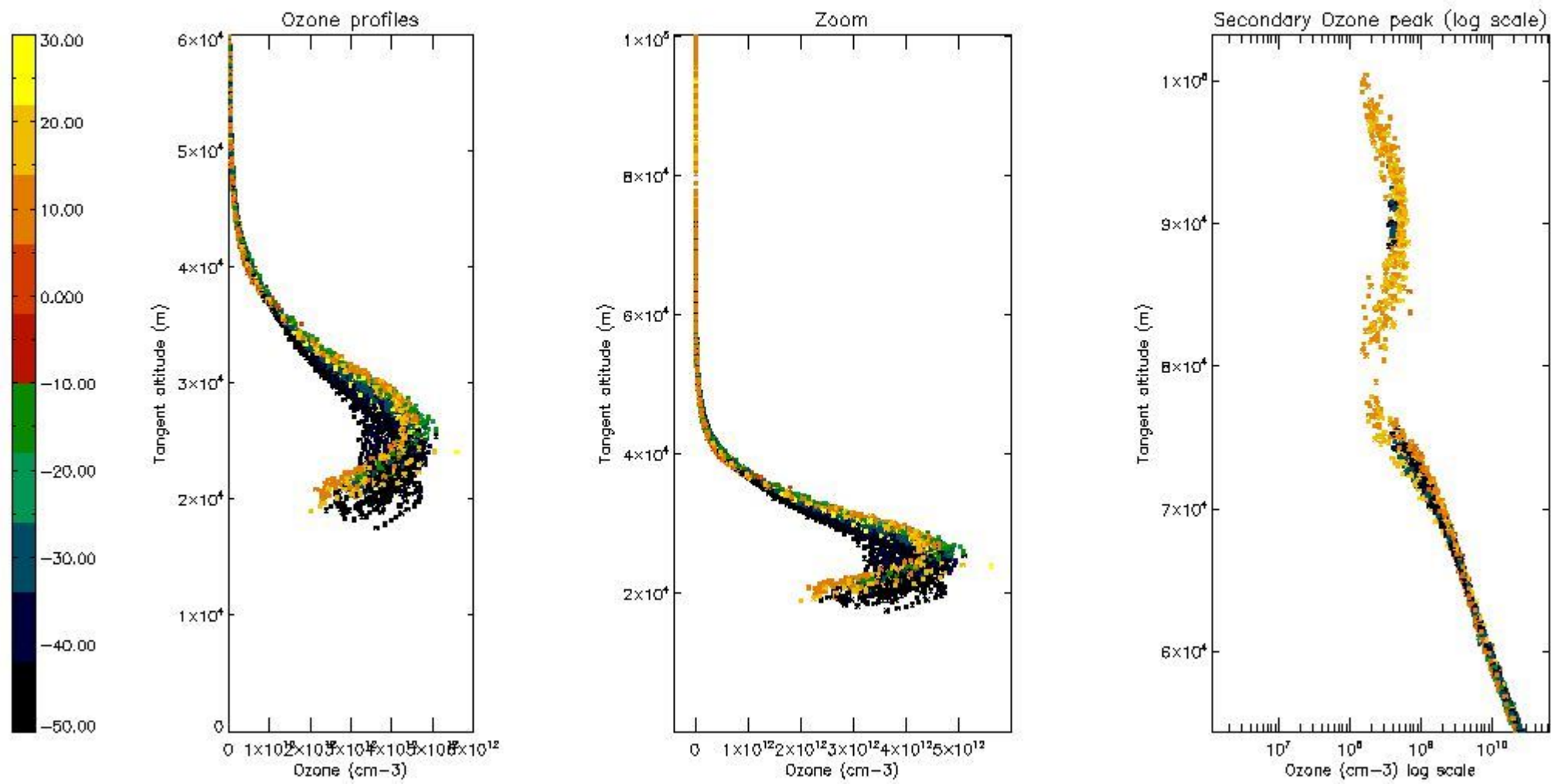
5.4 Plot ozone profiles where STD < 10% (dark without errors)

The colorbar represents the latitude.



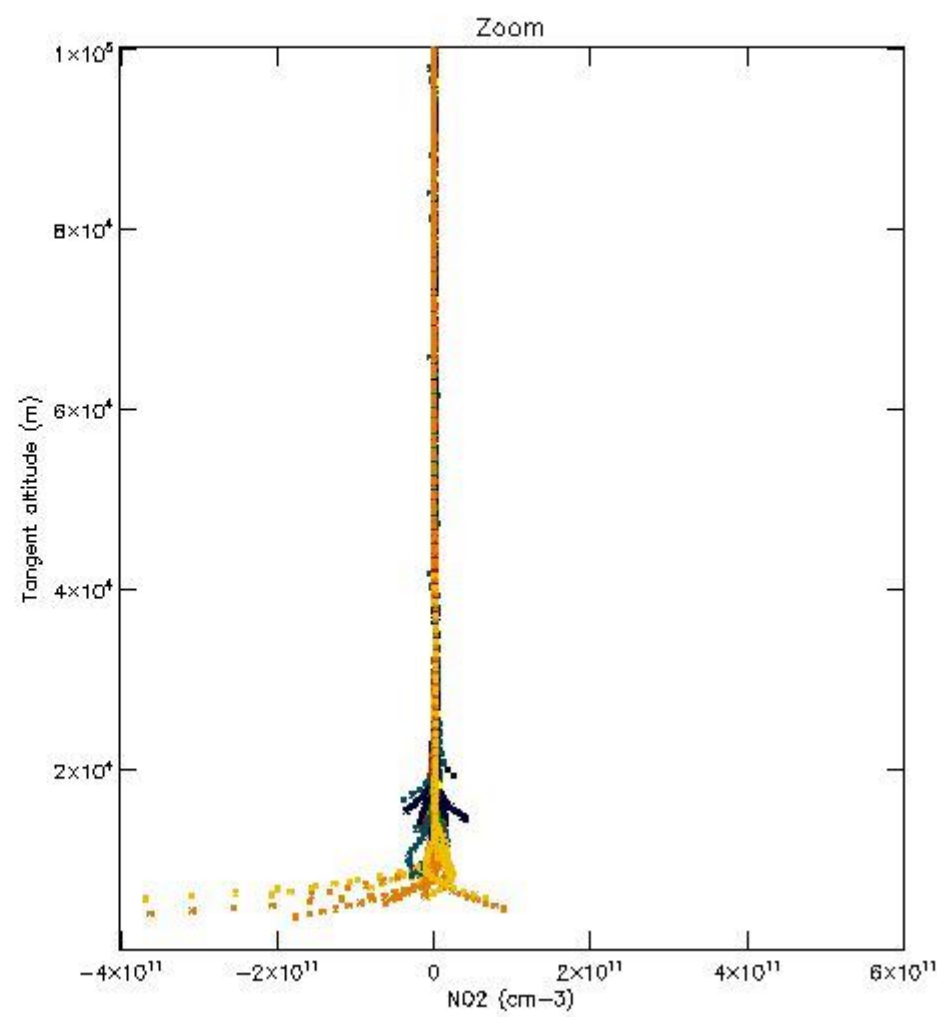
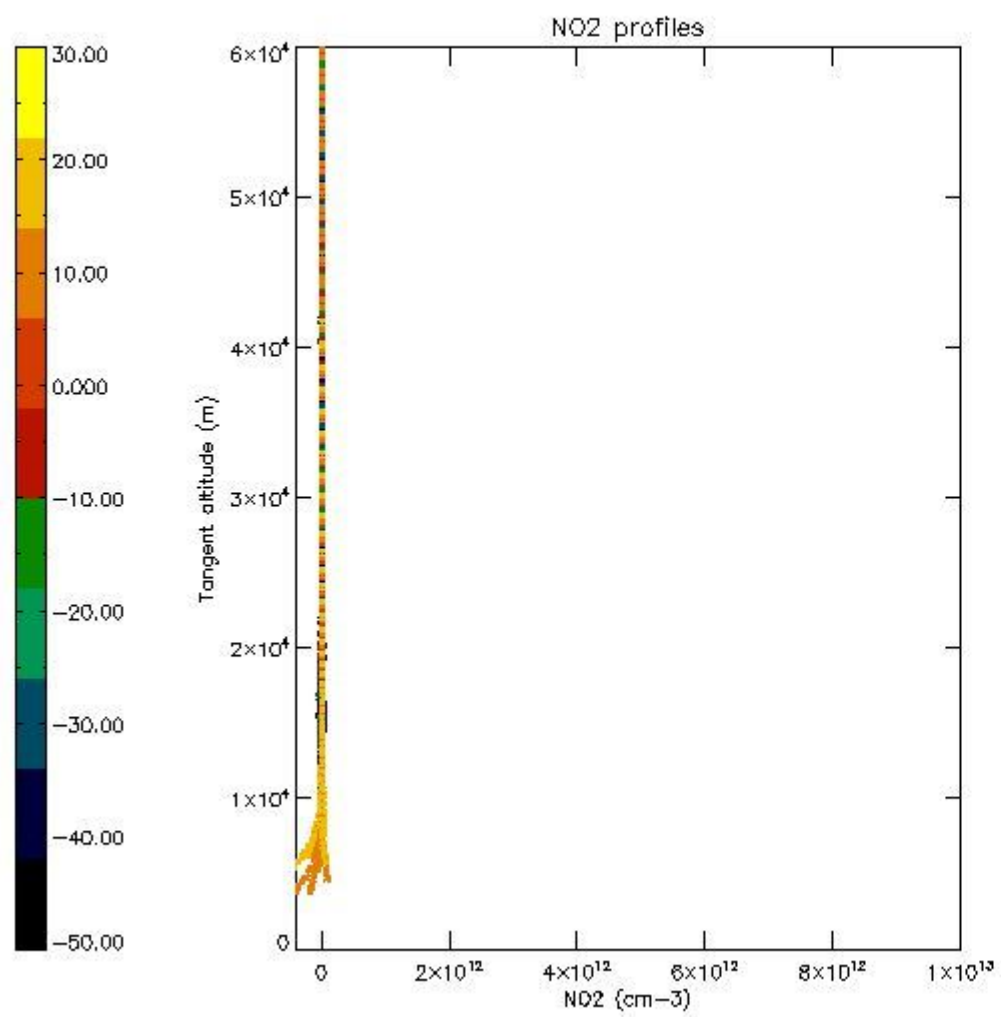
5.5 Plot ozone profiles where STD < 5% (dark without errors)

The colorbar represents the latitude.



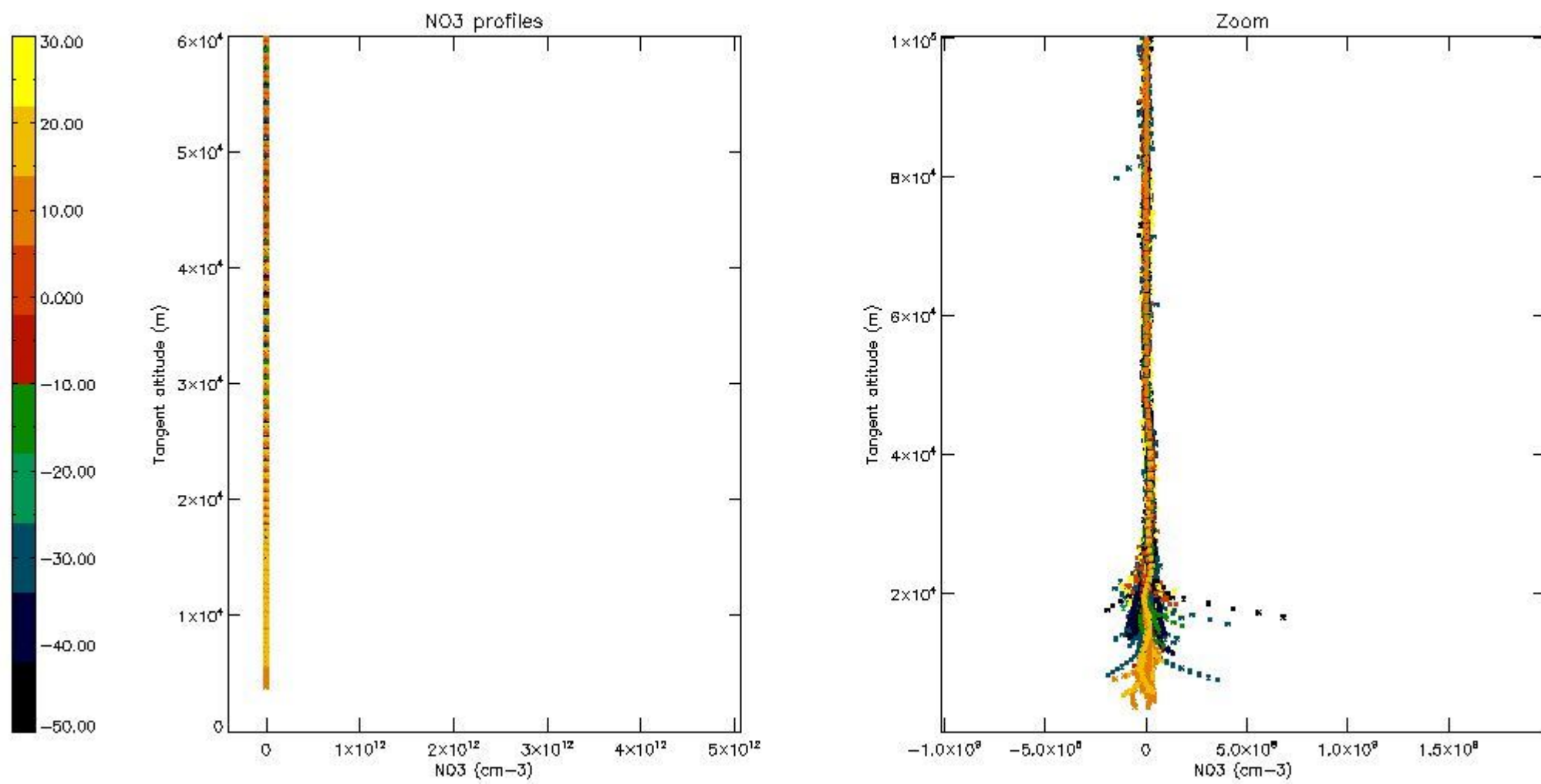
5.6 Plot NO₂ profiles for all STD (dark without errors)

The colorbar represents the latitude.



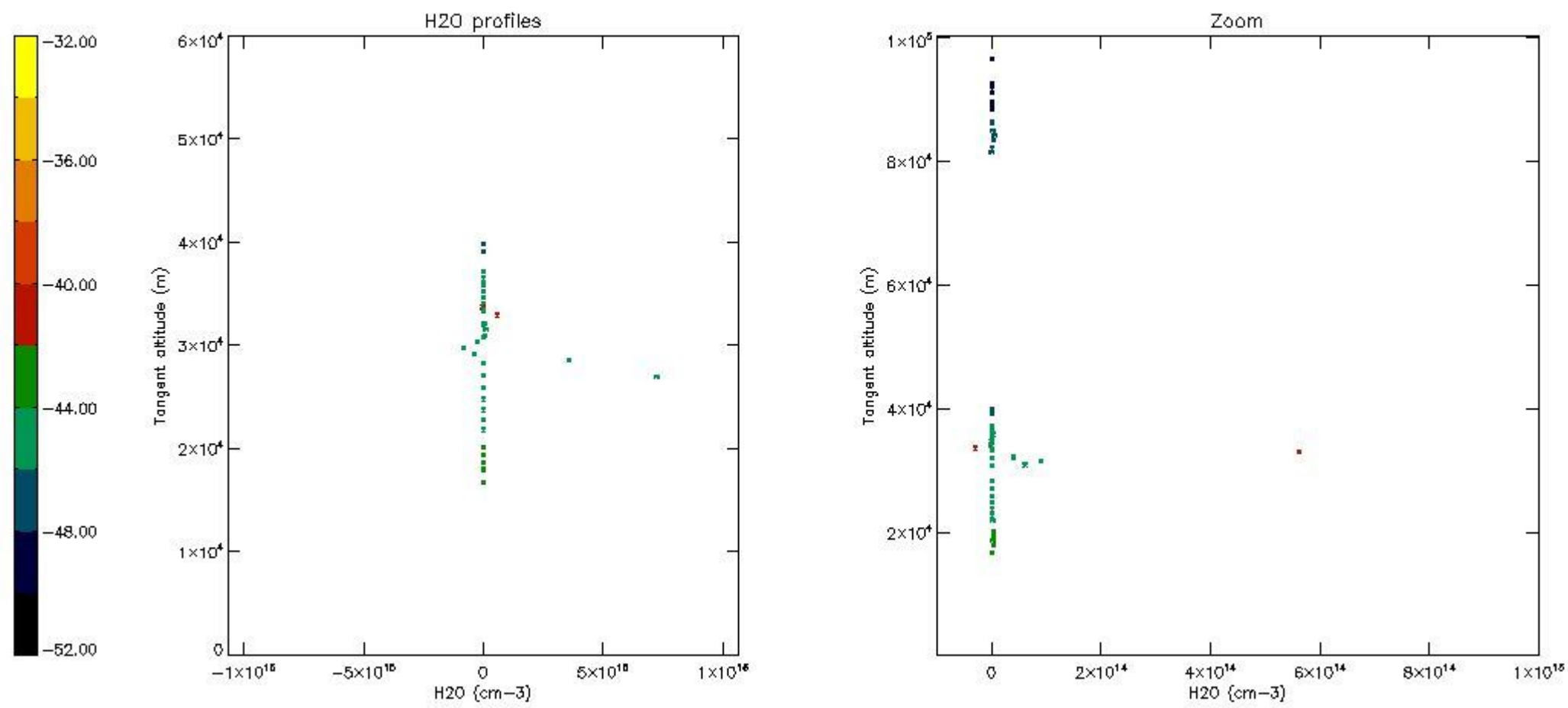
5.7 Plot NO3 profiles for all STD (dark without errors)

The colorbar represents the latitude.



5.8 Plot H2O profiles for all STD (only for occultations of stars 1,2,3,4,13,14,16,26,63 dark without errors)

The colorbar represents the latitude.



6. Auxiliary Data Files used for the production reported in section 2

The number reported in the third column indicates since which file (see list in section 2) the corresponding auxiliary file has been used. The fourth column is the date of those product files.

Type	Auxiliary Filename	Used since product	Used since product date
INST_PHYS_CHARACTERISTICS	GOM_INS_AXNIEC20050627_150440_20020301_000000_20100101_000000	1	11-MAR-2003 00:00:36
LEVEL-2_PROC_CONFIG	GOM_PR2_AXVIEC20091111_152718_20020301_000000_20500101_000000	1	11-MAR-2003 00:00:36
CROSS_SECTIONS_FILE	GOM_CRS_AXVIEC20091111_154832_20020301_000000_20500101_000000	1	11-MAR-2003 00:00:36

GOMOS Level 2 Daily Report

SUMMARY

[1. General Info](#)

[2. Summary of processed GOM_NL_2P products](#)

[3. Level 2 Quality information per product](#)

[3.1 Plot of level 2 quality information per product \(time dependant\)](#)

[3.2 Plot of level 2 quality information per product \(world map\)](#)

[4. Level 1 Quality information per product \(stored on level 2 products\)](#)

[4.1 Plot of level 1 quality information per product \(time dependant\)](#)

[4.1.1 Plot of level 1 quality information per product \(time dependant\): ASCENDING](#)

[4.1.2 Plot of level 1 quality information per product \(time dependant\): DESCENDING](#)

[4.2 Plot of level 1 quality information per product \(world map\)](#)

[4.2.1 Plot of level 1 quality information per product \(world map\): ASCENDING](#)

[4.2.2 Plot of level 1 quality information per product \(world map\): DESCENDING](#)

[5. Ozone profiles based on quality statistics and other trace gas profiles](#)

[5.1 Ozone statistics based on quality of products](#)

[5.2 Plot ozone profiles for all STD \(dark without errors\)](#)

[5.3 Plot ozone profiles where STD < 20% \(dark without errors\)](#)

[5.4. Plot ozone profiles where STD < 10% \(dark without errors\)](#)

[5.5. Plot ozone profiles where STD < 5% \(dark without errors\)](#)

[5.6 Plot NO2 profiles for all STD \(dark without errors\)](#)

[5.7 Plot NO3 profiles for all STD \(dark without errors\)](#)

[5.8 Plot H2O profiles \(only for occultations of stars 1,2,3,4,13,14,16,26,63 dark without errors\) for all STD](#)

[6. Auxiliary Data Files used for the production reported in section 2](#)

This report presents the daily analysis on parameters extracted from GOMOS level 2 data (GOM_NL__2P). It is intended to monitor some important parameters that will impact the quality of these products. A list of level 2 products (and content) that have arrived during the reporting day to the PCF is also given.

Item	Value
Time of report generation	19APR2013 11:38:41
Data source version	GOMOS/6.01
Start time of products	11-03-2003 (11MAR2003 00:00:00)
Stop time of products	12-03-2003 (12MAR2003 00:00:00)
Store outputs in DB	Yes
Nb of level 2 prods	495
Nb of prods with errors	2

2. Summary of processed GOM_NL__2P products.

Nr	Filename	UTC Start time	Limb	Duration	Star Id	Star Name	Star Mag	Star Temp	Nb Meas	Orbit	Prod. error
1	GOM_NL__2PRFIN20030311_000036_000000482014_00302_05366_5385.N1	11-MAR-2003 00:00:36	Twilight	47.500	168	17Zet Aql	2.9860	11000.	95	5366	No
2	GOM_NL__2PRFIN20030311_000541_000000962014_00302_05366_5386.N1	11-MAR-2003 00:05:41	Dark	95.500	59	55Alp Oph	2.0800	8900.0	191	5366	No
3	GOM_NL__2PRFIN20030311_000826_000000792014_00302_05366_5387.N1	11-MAR-2003 00:08:26	Dark	78.500	126	60Bet Oph	2.7700	4250.0	157	5366	No
4	GOM_NL__2PRFIN20030311_001244_000000452014_00302_05366_5388.N1	11-MAR-2003 00:12:44	Dark	45.000	57	34Sig Sgr	2.0660	26000.	90	5366	No
5	GOM_NL__2PRFIN20030311_001604_000000502014_00302_05366_5389.N1	11-MAR-2003 00:16:04	Dark	49.500	38	20Eps Sgr	1.8360	11000.	99	5366	No
6	GOM_NL__2PRFIN20030311_001814_000000432014_00302_05366_5390.N1	11-MAR-2003 00:18:14	Dark	42.500	45	Alp Pav	1.9400	26000.	85	5366	No
7	GOM_NL__2PRFIN20030311_002006_000000462014_00302_05366_5391.N1	11-MAR-2003 00:20:06	Dark	45.500	40	The Sco	1.8590	7100.0	91	5366	No
8	GOM_NL__2PRFIN20030311_002500_000000432014_00303_05367_5357.N1	11-MAR-2003 00:25:00	Dark	42.500	43	Alp TrA	1.9100	4250.0	85	5367	No
9	GOM_NL__2PRFIN20030311_002716_000000362014_00303_05367_5358.N1	11-MAR-2003 00:27:16	Dark	36.000	145	Gam TrA	2.8720	10600.	72	5367	No
10	GOM_NL__2PRFIN20030311_002856_000000572014_00303_05367_5359.N1	11-MAR-2003 00:28:56	Dark	57.000	4	Alp1Cen	-0.010000	5800.0	114	5367	No
11	GOM_NL__2PRFIN20030311_003012_000000412014_00303_05367_5360.N1	11-MAR-2003 00:30:12	Dark	41.000	10	Bet Cen	0.61000	28000.	82	5367	No
12	GOM_NL__2PRFIN20030311_003222_000000502014_00303_05367_5361.N1	11-MAR-2003 00:32:22	Dark	50.000	12	Alp1Cru	0.77500	30000.	100	5367	No
13	GOM_NL__2PRFIN20030311_003349_000000372014_00303_05367_5362.N1	11-MAR-2003 00:33:49	Dark	37.000	124	The Car	2.7640	30000.	74	5367	No
14	GOM_NL__2PRFIN20030311_003512_000000432014_00303_05367_5363.N1	11-MAR-2003 00:35:12	Straylight	42.500	64	Gam Cen	2.2000	10600.	85	5367	No
15	GOM_NL__2PRFIN20030311_003706_000000382014_00303_05367_5364.N1	11-MAR-2003 00:37:06	Straylight	37.500	91	Kap Vel	2.4900	26000.	75	5367	No
16	GOM_NL__2PRFIN20030311_004026_000000462014_00303_05367_5365.N1	11-MAR-2003 00:40:26	Straylight	46.000	65	Lam Vel	2.2040	4400.0	92	5367	No
17	GOM_NL__2PRFIN20030311_004326_000000632014_00303_05367_5366.N1	11-MAR-2003 00:43:26	Straylight	63.000	106	9Bet Crv	2.6480	5600.0	126	5367	No
18	GOM_NL__2PRFIN20030311_004559_000000542014_00303_05367_5367.N1	11-MAR-2003 00:45:59	Straylight	54.000	100	4Gam Crv	2.5800	13100.	108	5367	No
19	GOM_NL__2PRFIN20030311_004953_000000442014_00303_05367_5368.N1	11-MAR-2003 00:49:53	Twilight	43.500	48	30Alp Hya	1.9770	4100.0	87	5367	No
20	GOM_NL__2PRFIN20030311_005532_000000392014_00303_05367_5369.N1	11-MAR-2003 00:55:32	Bright	38.500	22	32Alp Leo	1.3600	15200.	77	5367	No
21	GOM_NL__2PRFIN20030311_005754_000000402014_00303_05367_5370.N1	11-MAR-2003 00:57:54	Bright	40.000	51	41Gam1Leo	2.0100	4500.0	80	5367	No
22	GOM_NL__2PRFIN20030311_010146_000001052014_00303_05367_5371.N1	11-MAR-2003 01:01:46	Bright	104.50	138	47Eps Vir	2.8280	4700.0	209	5367	No
23	GOM_NL__2PRFIN20030311_010604_000000422014_00303_05367_5372.N1	11-MAR-2003 01:06:04	Bright	41.500	174	52Psi UMa	3.0040	4400.0	83	5367	No
24	GOM_NL__2PRFIN20030311_010908_000000412014_00303_05367_5373.N1	11-MAR-2003 01:09:08	Bright	41.000	82	48Bet UMa	2.3650	10600.	82	5367	No
25	GOM_NL__2PRFIN20030311_011035_000000412014_00303_05367_5374.N1	11-MAR-2003 01:10:35	Bright	40.500	36	50Alp UMa	1.8000	6300.0	81	5367	No
26	GOM_NL__2PRFIN20030311_011246_000000482014_00303_05367_5375.N1	11-MAR-2003 01:12:46	Bright	48.000	32	77Eps UMa	1.7630	11000.	96	5367	No
27	GOM_NL__2PRFIN20030311_011516_000000582014_00303_05367_5376.N1	11-MAR-2003 01:15:16	Bright	57.500	39	85Eta UMa	1.8540	24000.	115	5367	No
28	GOM_NL__2PRFIN20030311_011737_000000362014_00303_05367_5377.N1	11-MAR-2003 01:17:37	Bright	36.000	49	1Alp UMi	1.9900	6300.0	72	5367	No
29	GOM_NL__2PRFIN20030311_012208_000000492014_00303_05367_5378.N1	11-MAR-2003 01:22:08	Bright	48.500	119	14Eta Dra	2.7270	4700.0	97	5367	No
30	GOM_NL__2PRFIN20030311_012520_000000372014_00303_05367_5379.N1	11-MAR-2003 01:25:20	Bright	36.500	89	5Alp Cep	2.4510	8000.0	73	5367	No
31	GOM_NL__2PRFIN20030311_012655_000000522014_00303_05367_5380.N1	11-MAR-2003 01:26:55	Bright	52.000	130	23Bet Dra	2.7990	5800.0	104	5367	No
32	GOM_NL__2PRFIN20030311_013026_000000372014_00303_05367_5381.N1	11-MAR-2003 01:30:26	Bright	37.000	19	50Alp Cyg	1.2460	10500.	74	5367	No
33	GOM_NL__2PRFIN20030311_013200_000000402014_00303_05367_5382.N1	11-MAR-2003 01:32:00	Bright	39.500	66	37Gam Cyg	2.2080	5900.0	79	5367	No
34	GOM_NL__2PRFIN20030311_013338_000000372014_00303_05367_5383.N1	11-MAR-2003 01:33:38	Bright	36.500	92	53Eps Cyg	2.5000	4500.0	73	5367	No
35	GOM_NL__2PRFIN20030311_013701_000001302014_00303_05367_5384.N1	11-MAR-2003 01:37:01	Twilight	129.50	133	40Zet Her	2.8070	6000.0	259	5367	No
36	GOM_NL__2PRFIN20030311_014112_000000512014_00303_05367_5385.N1	11-MAR-2003 01:41:12	Twilight	50.500	168	17Zet Aql	2.9860	11000.	101	5367	No
37	GOM_NL__2PRFIN20030311_014616_000001052014_00303_05367_5386.N1	11-MAR-2003 01:46:16	Dark	105.00	59	55Alp Oph	2.0800	8900.0	210	5367	No
38	GOM_NL__2PRFIN20030311_014903_000000932014_00303_05367_5387.N1	11-MAR-2003 01:49:03	Dark	93.000	126	60Bet Oph	2.7700	4250.0	186	5367	No
39	GOM_NL__2PRFIN20030311_015641_000000452014_00303_05367_5388.N1	11-MAR-2003 01:56:41	Dark	45.000	38	20Eps Sgr	1.8360	11000.	90	5367	No
40	GOM_NL__2PRFIN20030311_015850_000000402014_00303_05367_5389.N1	11-MAR-2003 01:58:50	Dark	40.000	45	Alp Pav	1.9400	26000.	80	5367	No
41	GOM_NL__2PRFIN20030311_020042_000000502014_00303_05367_5390.N1	11-MAR-2003 02:00:42	Dark	49.500	40	The Sco	1.8590	7100.0	99	5367	No
42	GOM_NL__2PRFIN20030311_020536_000000412014_00304_05368_5357.N1	11-MAR-2003 02:05:36	Dark	41.000	43	Alp TrA	1.9100	4250.0	82	5368	No

43	GOM_NL__2PRFIN20030311_020753_000000372014_00304_05368_5358.N1	11-MAR-2003 02:07:53	Dark	36.500	145	Gam TrA	2.8720	10600.	73	5368	No
44	GOM_NL__2PRFIN20030311_020932_000000502014_00304_05368_5359.N1	11-MAR-2003 02:09:32	Dark	49.500	4	Alp1Cen	-0.010000	5800.0	99	5368	No
45	GOM_NL__2PRFIN20030311_021048_000000422014_00304_05368_5360.N1	11-MAR-2003 02:10:48	Dark	42.000	10	Bet Cen	0.61000	28000.	84	5368	No
46	GOM_NL__2PRFIN20030311_021259_000000402014_00304_05368_5361.N1	11-MAR-2003 02:12:59	Dark	40.000	12	Alp1Cru	0.77500	30000.	80	5368	No
47	GOM_NL__2PRFIN20030311_021425_000000382014_00304_05368_5362.N1	11-MAR-2003 02:14:25	Dark	37.500	124	The Car	2.7640	30000.	75	5368	No
48	GOM_NL__2PRFIN20030311_021549_000000452014_00304_05368_5363.N1	11-MAR-2003 02:15:49	Straylight	45.000	64	Gam Cen	2.2000	10600.	90	5368	No
49	GOM_NL__2PRFIN20030311_021742_000000382014_00304_05368_5364.N1	11-MAR-2003 02:17:42	Straylight	38.000	91	Kap Vel	2.4900	26000.	76	5368	No
50	GOM_NL__2PRFIN20030311_022102_000000462014_00304_05368_5365.N1	11-MAR-2003 02:21:02	Straylight	46.000	65	Lam Vel	2.2040	4400.0	92	5368	No
51	GOM_NL__2PRFIN20030311_022403_000000592014_00304_05368_5366.N1	11-MAR-2003 02:24:03	Straylight	58.500	106	9Bet Crv	2.6480	5600.0	117	5368	No
52	GOM_NL__2PRFIN20030311_022635_000000542014_00304_05368_5367.N1	11-MAR-2003 02:26:35	Straylight	54.000	100	4Gam Crv	2.5800	13100.	108	5368	No
53	GOM_NL__2PRFIN20030311_023029_000000442014_00304_05368_5368.N1	11-MAR-2003 02:30:29	Tw_i_and_stray	44.000	48	30Alp Hya	1.9770	4100.0	88	5368	No
54	GOM_NL__2PRFIN20030311_023608_000000372014_00304_05368_5369.N1	11-MAR-2003 02:36:08	Bright	37.000	22	32Alp Leo	1.3600	15200.	74	5368	No
55	GOM_NL__2PRFIN20030311_023830_000000412014_00304_05368_5370.N1	11-MAR-2003 02:38:30	Bright	41.000	51	41Gam1Leo	2.0100	4500.0	82	5368	No
56	GOM_NL__2PRFIN20030311_024220_000001042014_00304_05368_5371.N1	11-MAR-2003 02:42:20	Bright	104.00	138	47Eps Vir	2.8280	4700.0	208	5368	No
57	GOM_NL__2PRFIN20030311_024640_000000432014_00304_05368_5372.N1	11-MAR-2003 02:46:40	Bright	42.500	174	52Psi UMa	3.0040	4400.0	85	5368	No
58	GOM_NL__2PRFIN20030311_024944_000000402014_00304_05368_5373.N1	11-MAR-2003 02:49:44	Bright	40.000	82	48Bet UMa	2.3650	10600.	80	5368	No
59	GOM_NL__2PRFIN20030311_025111_000000412014_00304_05368_5374.N1	11-MAR-2003 02:51:11	Bright	40.500	36	50Alp UMa	1.8000	6300.0	81	5368	No
60	GOM_NL__2PRFIN20030311_025321_000000492014_00304_05368_5375.N1	11-MAR-2003 02:53:21	Bright	49.000	32	77Eps UMa	1.7630	11000.	98	5368	No
61	GOM_NL__2PRFIN20030311_025550_000000592014_00304_05368_5376.N1	11-MAR-2003 02:55:50	Bright	58.500	39	85Eta UMa	1.8540	24000.	117	5368	No
62	GOM_NL__2PRFIN20030311_025813_000000342014_00304_05368_5377.N1	11-MAR-2003 02:58:13	Bright	34.000	49	1Alp UMi	1.9900	6300.0	68	5368	No
63	GOM_NL__2PRFIN20030311_030243_000000492014_00304_05368_5378.N1	11-MAR-2003 03:02:43	Bright	49.000	119	14Eta Dra	2.7270	4700.0	98	5368	No
64	GOM_NL__2PRFIN20030311_030556_000000372014_00304_05368_5379.N1	11-MAR-2003 03:05:56	Bright	36.500	89	5Alp Cep	2.4510	8000.0	73	5368	No
65	GOM_NL__2PRFIN20030311_030730_000000502014_00304_05368_5380.N1	11-MAR-2003 03:07:30	Bright	50.000	130	23Bet Dra	2.7990	5800.0	100	5368	No
66	GOM_NL__2PRFIN20030311_031102_000000352014_00304_05368_5381.N1	11-MAR-2003 03:11:02	Bright	35.000	19	50Alp Cyg	1.2460	10500.	70	5368	No
67	GOM_NL__2PRFIN20030311_031236_000000352014_00304_05368_5382.N1	11-MAR-2003 03:12:36	Bright	34.500	66	37Gam Cyg	2.2080	5900.0	69	5368	No
68	GOM_NL__2PRFIN20030311_031415_000000342014_00304_05368_5383.N1	11-MAR-2003 03:14:15	Bright	34.000	92	53Eps Cyg	2.5000	4500.0	68	5368	No
69	GOM_NL__2PRFIN20030311_031737_000001332014_00304_05368_5384.N1	11-MAR-2003 03:17:37	Tw_i_and_stray	133.00	133	40Zet Her	2.8070	6000.0	266	5368	No
70	GOM_NL__2PRFIN20030311_032149_000000492014_00304_05368_5385.N1	11-MAR-2003 03:21:49	Tw_i_and_stray	48.500	168	17Zet Aql	2.9860	11000.	97	5368	No
71	GOM_NL__2PRFIN20030311_032656_000000992014_00304_05368_5386.N1	11-MAR-2003 03:26:56	Dark	99.000	59	55Alp Oph	2.0800	8900.0	198	5368	No
72	GOM_NL__2PRFIN20030311_032940_000000902014_00304_05368_5387.N1	11-MAR-2003 03:29:40	Dark	90.000	126	60Bet Oph	2.7700	4250.0	180	5368	No
73	GOM_NL__2PRFIN20030311_033357_000000442014_00304_05368_5388.N1	11-MAR-2003 03:33:57	Dark	43.500	57	34Sig Sgr	2.0660	26000.	87	5368	No
74	GOM_NL__2PRFIN20030311_033718_000000512014_00304_05368_5389.N1	11-MAR-2003 03:37:18	Dark	50.500	38	20Eps Sgr	1.8360	11000.	101	5368	No
75	GOM_NL__2PRFIN20030311_033926_000000392014_00304_05368_5390.N1	11-MAR-2003 03:39:26	Dark	39.000	45	Alp Pav	1.9400	26000.	78	5368	No
76	GOM_NL__2PRFIN20030311_034119_000000482014_00304_05368_5391.N1	11-MAR-2003 03:41:19	Dark	47.500	40	The Sco	1.8590	7100.0	95	5368	No
77	GOM_NL__2PRFIN20030311_034613_000000402014_00305_05369_5357.N1	11-MAR-2003 03:46:13	Dark	39.500	43	Alp TrA	1.9100	4250.0	79	5369	No
78	GOM_NL__2PRFIN20030311_034829_000000382014_00305_05369_5358.N1	11-MAR-2003 03:48:29	Dark	37.500	145	Gam TrA	2.8720	10600.	75	5369	No
79	GOM_NL__2PRFIN20030311_035009_000000562014_00305_05369_5359.N1	11-MAR-2003 03:50:09	Dark	55.500	4	Alp1Cen	-0.010000	5800.0	111	5369	No
80	GOM_NL__2PRFIN20030311_035125_000000432014_00305_05369_5360.N1	11-MAR-2003 03:51:25	Dark	42.500	10	Bet Cen	0.61000	28000.	85	5369	No
81	GOM_NL__2PRFIN20030311_035335_000000492014_00305_05369_5361.N1	11-MAR-2003 03:53:35	Dark	48.500	12	Alp1Cru	0.77500	30000.	97	5369	No
82	GOM_NL__2PRFIN20030311_035501_000000362014_00305_05369_5362.N1	11-MAR-2003 03:55:01	Dark	35.500	124	The Car	2.7640	30000.	71	5369	No
83	GOM_NL__2PRFIN20030311_035625_000000432014_00305_05369_5363.N1	11-MAR-2003 03:56:25	Straylight	43.000	64	Gam Cen	2.2000	10600.	86	5369	No
84	GOM_NL__2PRFIN20030311_035818_000000362014_00305_05369_5364.N1	11-MAR-2003 03:58:18	Straylight	36.000	91	Kap Vel	2.4900	26000.	72	5369	No
85	GOM_NL__2PRFIN20030311_040138_000000432014_00305_05369_5365.N1	11-MAR-2003 04:01:38	Straylight	43.000	65	Lam Vel	2.2040	4400.0	86	5369	No
86	GOM_NL__2PRFIN20030311_040439_000000622014_00305_05369_5366.N1	11-MAR-2003 04:04:39	Straylight	61.500	106	9Bet Crv	2.6480	5600.0	123	5369	No
87	GOM_NL__2PRFIN20030311_040711_000000522014_00305_05369_5367.N1	11-MAR-2003 04:07:11	Straylight	51.500	100	4Gam Crv	2.5800	13100.	103	5369	No
88	GOM_NL__2PRFIN20030311_041106_000000462014_00305_05369_5368.N1	11-MAR-2003 04:11:06	Tw_i_and_stray	45.500	48	30Alp Hya	1.9770	4100.0	91	5369	No
89	GOM_NL__2PRFIN20030311_041644_000000402014_00305_05369_5369.N1	11-MAR-2003 04:16:44	Bright	39.500	22	32Alp Leo	1.3600	15200.	79	5369	No
90	GOM_NL__2PRFIN20030311_041906_000000412014_00305_05369_5370.N1	11-MAR-2003 04:19:06	Bright	40.500	51	41Gam1Leo	2.0100	4500.0	81	5369	No
91	GOM_NL__2PRFIN20030311_042252_000001082014_00305_05369_5371.N1	11-MAR-2003 04:22:52	Bright	107.50	138	47Eps Vir	2.8280	4700.0	215	5369	No
92	GOM_NL__2PRFIN20030311_042716_000000402014_00305_05369_5372.N1	11-MAR-2003 04:27:16	Bright	40.000	174	52Psi UMa	3.0040	4400.0	80	5369	No
93	GOM_NL__2PRFIN20030311_043020_000000402014_00305_05369_5373.N1	11-MAR-2003 04:30:20	Bright	39.500	82	48Bet UMa	2.3650	10600.	79	5369	No
94	GOM_NL__2PRFIN20030311_043147_000000412014_00305_05369_5374.N1	11-MAR-2003 04:31:47	Bright	41.000	36	50Alp UMa	1.8000	6300.0	82	5369	No
95	GOM_NL__2PRFIN20030311_043357_000000482014_00305_05369_5375.N1	11-MAR-2003 04:33:57	Bright	47.500	32	77Eps UMa	1.7630	11000.	95	5369	No
96	GOM_NL__2PRFIN20030311_043626_000000612014_00305_05369_5376.N1	11-MAR-2003 04:36:26	Bright	61.000	39	85Eta UMa	1.8540	24000.	122	5369	No
97	GOM_NL__2PRFIN20030311_043849_000000372014_00305_05369_5377.N1	11-MAR-2003 04:38:49	Bright	37.000	49	1Alp UMi	1.9900	6300.0	74	5369	No
98	GOM_NL__2PRFIN20030311_044318_000000492014_00305_05369_5378.N1	11-MAR-2003 04:43:18	Bright	48.500	119	14Eta Dra	2.7270	4700.0	97	5369	No
99	GOM_NL__2PRFIN20030311_044632_000000352014_00305_05369_5379.N1	11-MAR-2003 04:46:32	Bright	35.000	89	5Alp Cep	2.4510	8000.0	70	5369	No
100	GOM_NL__2PRFIN20030311_044806_000000512014_00305_05369_5380.N1	11-MAR-2003 04:48:06	Bright	50.500	130	23Bet Dra	2.7990	5800.0	101	5369	No
101	GOM_NL__2PRFIN20030311_045138_000000372014_00305_05369_5381.N1	11-MAR-2003 04:51:38	Bright	36.500	19	50Alp Cyg	1.2460	10500.	73	5369	No

102	GOM_NL__2PRFIN20030311_045312_000000362014_00305_05369_5382.N1	11-MAR-2003 04:53:12	Bright	35.500	66	37Gam Cyg	2.2080	5900.0	71	5369	No
103	GOM_NL__2PRFIN20030311_045451_000000362014_00305_05369_5383.N1	11-MAR-2003 04:54:51	Bright	35.500	92	53Eps Cyg	2.5000	4500.0	71	5369	No
104	GOM_NL__2PRFIN20030311_045813_000001332014_00305_05369_5384.N1	11-MAR-2003 04:58:13	Twilight	133.00	133	40Zet Her	2.8070	6000.0	266	5369	No
105	GOM_NL__2PRFIN20030311_050225_000000512014_00305_05369_5385.N1	11-MAR-2003 05:02:25	Twilight	51.000	168	17Zet Aql	2.9860	11000.	102	5369	No
106	GOM_NL__2PRFIN20030311_050733_000000922014_00305_05369_5386.N1	11-MAR-2003 05:07:33	Dark	91.500	59	55Alp Oph	2.0800	8900.0	183	5369	No
107	GOM_NL__2PRFIN20030311_051018_000000902014_00305_05369_5387.N1	11-MAR-2003 05:10:18	Dark	89.500	126	60Bet Oph	2.7700	4250.0	179	5369	No
108	GOM_NL__2PRFIN20030311_051434_000000452014_00305_05369_5388.N1	11-MAR-2003 05:14:34	Dark	44.500	57	34Sig Sgr	2.0660	26000.	89	5369	No
109	GOM_NL__2PRFIN20030311_051754_000000502014_00305_05369_5389.N1	11-MAR-2003 05:17:54	Dark	50.000	38	20Eps Sgr	1.8360	11000.	100	5369	No
110	GOM_NL__2PRFIN20030311_052002_000000402014_00305_05369_5390.N1	11-MAR-2003 05:20:02	Dark	39.500	45	Alp Pav	1.9400	26000.	79	5369	No
111	GOM_NL__2PRFIN20030311_052156_000000472014_00305_05369_5391.N1	11-MAR-2003 05:21:56	Dark	46.500	40	The Sco	1.8590	7100.0	93	5369	No
112	GOM_NL__2PRFIN20030311_052649_000000472014_00306_05370_5707.N1	11-MAR-2003 05:26:49	Dark	46.500	43	Alp TrA	1.9100	4250.0	93	5370	No
113	GOM_NL__2PRFIN20030311_053046_000000572014_00306_05370_5708.N1	11-MAR-2003 05:30:46	Dark	57.000	4	Alp1Cen	-0.010000	5800.0	114	5370	No
114	GOM_NL__2PRFIN20030311_053201_000000552014_00306_05370_5709.N1	11-MAR-2003 05:32:01	Dark	54.500	10	Bet Cen	0.61000	28000.	109	5370	No
115	GOM_NL__2PRFIN20030311_053424_000000402014_00306_05370_5710.N1	11-MAR-2003 05:34:24	Dark	39.500	20	Bet Cru	1.2530	30000.	79	5370	No
116	GOM_NL__2PRFIN20030311_053558_000000402014_00306_05370_5711.N1	11-MAR-2003 05:35:58	Dark	39.500	159	Ups Car	2.9200	7200.0	79	5370	No
117	GOM_NL__2PRFIN20030311_053730_000000402014_00306_05370_5712.N1	11-MAR-2003 05:37:30	Straylight	39.500	99	Del Cen	2.5750	26000.	79	5370	No
118	GOM_NL__2PRFIN20030311_053929_000000412014_00306_05370_5713.N1	11-MAR-2003 05:39:29	Straylight	40.500	113	Mu Vel	2.6920	5000.0	81	5370	No
119	GOM_NL__2PRFIN20030311_054214_000000432014_00306_05370_5714.N1	11-MAR-2003 05:42:14	Straylight	43.000	65	Lam Vel	2.2040	4400.0	86	5370	No
120	GOM_NL__2PRFIN20030311_054516_000000602014_00306_05370_5715.N1	11-MAR-2003 05:45:16	Straylight	59.500	106	9Bet Crv	2.6480	5600.0	119	5370	No
121	GOM_NL__2PRFIN20030311_054747_000000562014_00306_05370_5716.N1	11-MAR-2003 05:47:47	Dark	55.500	100	4Gam Crv	2.5800	13100.	111	5370	Yes
122	GOM_NL__2PRFIN20030311_055142_000000452014_00306_05370_5717.N1	11-MAR-2003 05:51:42	Twilight	45.000	48	30Alp Hya	1.9770	4100.0	90	5370	No
123	GOM_NL__2PRFIN20030311_055720_000000392014_00306_05370_5718.N1	11-MAR-2003 05:57:20	Bright	38.500	22	32Alp Leo	1.3600	15200.	77	5370	No
124	GOM_NL__2PRFIN20030311_055942_000000402014_00306_05370_5719.N1	11-MAR-2003 05:59:42	Bright	39.500	51	41Gam1Leo	2.0100	4500.0	79	5370	No
125	GOM_NL__2PRFIN20030311_060326_000001022014_00306_05370_5720.N1	11-MAR-2003 06:03:26	Bright	101.50	138	47Eps Vir	2.8280	4700.0	203	5370	No
126	GOM_NL__2PRFIN20030311_060751_000000402014_00306_05370_5721.N1	11-MAR-2003 06:07:51	Bright	40.000	174	52Psi UMa	3.0040	4400.0	80	5370	No
127	GOM_NL__2PRFIN20030311_061055_000000392014_00306_05370_5722.N1	11-MAR-2003 06:10:55	Bright	39.000	82	48Bet UMa	2.3650	10600.	78	5370	No
128	GOM_NL__2PRFIN20030311_061222_000000392014_00306_05370_5723.N1	11-MAR-2003 06:12:22	Bright	38.500	36	50Alp UMa	1.8000	6300.0	77	5370	No
129	GOM_NL__2PRFIN20030311_061432_000000482014_00306_05370_5724.N1	11-MAR-2003 06:14:32	Bright	47.500	32	77Eps UMa	1.7630	11000.	95	5370	No
130	GOM_NL__2PRFIN20030311_061700_000000592014_00306_05370_5725.N1	11-MAR-2003 06:17:00	Bright	59.000	39	85Eta UMa	1.8540	24000.	118	5370	No
131	GOM_NL__2PRFIN20030311_061925_000000362014_00306_05370_5726.N1	11-MAR-2003 06:19:25	Bright	36.000	49	1Alp UMi	1.9900	6300.0	72	5370	No
132	GOM_NL__2PRFIN20030311_062354_000000502014_00306_05370_5727.N1	11-MAR-2003 06:23:54	Bright	49.500	119	14Eta Dra	2.7270	4700.0	99	5370	No
133	GOM_NL__2PRFIN20030311_062708_000000372014_00306_05370_5728.N1	11-MAR-2003 06:27:08	Bright	36.500	89	5Alp Cep	2.4510	8000.0	73	5370	No
134	GOM_NL__2PRFIN20030311_062841_000000522014_00306_05370_5729.N1	11-MAR-2003 06:28:41	Bright	51.500	130	23Bet Dra	2.7990	5800.0	103	5370	No
135	GOM_NL__2PRFIN20030311_063214_000000382014_00306_05370_5730.N1	11-MAR-2003 06:32:14	Bright	38.000	19	50Alp Cyg	1.2460	10500.	76	5370	No
136	GOM_NL__2PRFIN20030311_063348_000000372014_00306_05370_5731.N1	11-MAR-2003 06:33:48	Bright	36.500	66	37Gam Cyg	2.2080	5900.0	73	5370	No
137	GOM_NL__2PRFIN20030311_063527_000000362014_00306_05370_5732.N1	11-MAR-2003 06:35:27	Bright	35.500	92	53Eps Cyg	2.5000	4500.0	71	5370	No
138	GOM_NL__2PRFIN20030311_063850_000001302014_00306_05370_5733.N1	11-MAR-2003 06:38:50	Twilight	130.00	133	40Zet Her	2.8070	6000.0	260	5370	No
139	GOM_NL__2PRFIN20030311_064301_000000502014_00306_05370_5734.N1	11-MAR-2003 06:43:01	Twilight	49.500	168	17Zet Aql	2.9860	11000.	99	5370	No
140	GOM_NL__2PRFIN20030311_064811_000000992014_00306_05370_5735.N1	11-MAR-2003 06:48:11	Dark	99.000	59	55Alp Oph	2.0800	8900.0	198	5370	No
141	GOM_NL__2PRFIN20030311_065055_000000902014_00306_05370_5736.N1	11-MAR-2003 06:50:55	Dark	89.500	126	60Bet Oph	2.7700	4250.0	179	5370	No
142	GOM_NL__2PRFIN20030311_065510_000000462014_00306_05370_5737.N1	11-MAR-2003 06:55:10	Dark	45.500	57	34Sig Sgr	2.0660	26000.	91	5370	No
143	GOM_NL__2PRFIN20030311_065831_000000562014_00306_05370_5738.N1	11-MAR-2003 06:58:31	Dark	56.000	38	20Eps Sgr	1.8360	11000.	112	5370	No
144	GOM_NL__2PRFIN20030311_070038_000000402014_00306_05370_5739.N1	11-MAR-2003 07:00:38	Dark	39.500	45	Alp Pav	1.9400	26000.	79	5370	No
145	GOM_NL__2PRFIN20030311_070233_000000482014_00306_05370_5740.N1	11-MAR-2003 07:02:33	Dark	47.500	40	The Sco	1.8590	7100.0	95	5370	No
146	GOM_NL__2PRFIN20030311_070726_000000402014_00307_05371_5709.N1	11-MAR-2003 07:07:26	Dark	40.000	43	Alp TrA	1.9100	4250.0	80	5371	No
147	GOM_NL__2PRFIN20030311_071122_000000462014_00307_05371_5710.N1	11-MAR-2003 07:11:22	Dark	45.500	4	Alp1Cen	-0.010000	5800.0	91	5371	No
148	GOM_NL__2PRFIN20030311_071238_000000442014_00307_05371_5711.N1	11-MAR-2003 07:12:38	Dark	43.500	10	Bet Cen	0.61000	28000.	87	5371	No
149	GOM_NL__2PRFIN20030311_071501_000000422014_00307_05371_5712.N1	11-MAR-2003 07:15:01	Dark	42.000	20	Bet Cru	1.2530	30000.	84	5371	No
150	GOM_NL__2PRFIN20030311_071634_000000382014_00307_05371_5713.N1	11-MAR-2003 07:16:34	Dark	38.000	159	Ups Car	2.9200	7200.0	76	5371	No
151	GOM_NL__2PRFIN20030311_071807_000000412014_00307_05371_5714.N1	11-MAR-2003 07:18:07	Straylight	41.000	99	Del Cen	2.5750	26000.	82	5371	No
152	GOM_NL__2PRFIN20030311_072006_000000422014_00307_05371_5715.N1	11-MAR-2003 07:20:06	Straylight	42.000	113	Mu Vel	2.6920	5000.0	84	5371	No
153	GOM_NL__2PRFIN20030311_072250_000000442014_00307_05371_5716.N1	11-MAR-2003 07:22:50	Straylight	44.000	65	Lam Vel	2.2040	4400.0	88	5371	No
154	GOM_NL__2PRFIN20030311_072552_000000612014_00307_05371_5717.N1	11-MAR-2003 07:25:52	Straylight	60.500	106	9Bet Crv	2.6480	5600.0	121	5371	No
155	GOM_NL__2PRFIN20030311_072823_000000562014_00307_05371_5718.N1	11-MAR-2003 07:28:23	Straylight	56.000	100	4Gam Crv	2.5800	13100.	112	5371	No
156	GOM_NL__2PRFIN20030311_073218_000000412014_00307_05371_5719.N1	11-MAR-2003 07:32:18	Twilight	41.000	48	30Alp Hya	1.9770	4100.0	82	5371	No
157	GOM_NL__2PRFIN20030311_073756_000000412014_00307_05371_5720.N1	11-MAR-2003 07:37:56	Bright	40.500	22	32Alp Leo	1.3600	15200.	81	5371	No
158	GOM_NL__2PRFIN20030311_074018_000000402014_00307_05371_5721.N1	11-MAR-2003 07:40:18	Bright	40.000	51	41Gam1Leo	2.0100	4500.0	80	5371	No
159	GOM_NL__2PRFIN20030311_074400_000001062014_00307_05371_5722.N1	11-MAR-2003 07:44:00	Bright	105.50	138	47Eps Vir	2.8280	4700.0	211	5371	No
160	GOM_NL__2PRFIN20030311_074827_000000422014_00307_05371_5723.N1	11-MAR-2003 07:48:27	Bright	41.500	174	52Psi UMa	3.0040	4400.0	83	5371	No

161	GOM_NL__2PRFIN20030311_075131_000000402014_00307_05371_5724.N1	11-MAR-2003 07:51:31	Bright	39.500	82	48Bet UMa	2.3650	10600.	79	5371	No
162	GOM_NL__2PRFIN20030311_075258_000000412014_00307_05371_5725.N1	11-MAR-2003 07:52:58	Bright	40.500	36	50Alp UMa	1.8000	6300.0	81	5371	No
163	GOM_NL__2PRFIN20030311_075507_000000482014_00307_05371_5726.N1	11-MAR-2003 07:55:07	Bright	47.500	32	77Eps UMa	1.7630	11000.	95	5371	No
164	GOM_NL__2PRFIN20030311_075735_000000582014_00307_05371_5727.N1	11-MAR-2003 07:57:35	Bright	58.000	39	85Eta UMa	1.8540	24000.	116	5371	No
165	GOM_NL__2PRFIN20030311_080001_000000352014_00307_05371_5728.N1	11-MAR-2003 08:00:01	Bright	34.500	49	1Alp UMi	1.9900	6300.0	69	5371	No
166	GOM_NL__2PRFIN20030311_080429_000000492014_00307_05371_5729.N1	11-MAR-2003 08:04:29	Bright	49.000	119	14Eta Dra	2.7270	4700.0	98	5371	No
167	GOM_NL__2PRFIN20030311_080744_000000362014_00307_05371_5730.N1	11-MAR-2003 08:07:44	Bright	36.000	89	5Alp Cep	2.4510	8000.0	72	5371	No
168	GOM_NL__2PRFIN20030311_080917_000000512014_00307_05371_5731.N1	11-MAR-2003 08:09:17	Bright	51.000	130	23Bet Dra	2.7990	5800.0	102	5371	No
169	GOM_NL__2PRFIN20030311_081250_000000372014_00307_05371_5732.N1	11-MAR-2003 08:12:50	Bright	36.500	19	50Alp Cyg	1.2460	10500.	73	5371	No
170	GOM_NL__2PRFIN20030311_081424_000000392014_00307_05371_5733.N1	11-MAR-2003 08:14:24	Bright	39.000	66	37Gam Cyg	2.2080	5900.0	78	5371	No
171	GOM_NL__2PRFIN20030311_081603_000000362014_00307_05371_5734.N1	11-MAR-2003 08:16:03	Bright	36.000	92	53Eps Cyg	2.5000	4500.0	72	5371	No
172	GOM_NL__2PRFIN20030311_081926_000001392014_00307_05371_5735.N1	11-MAR-2003 08:19:26	Twilight	139.00	133	40Zet Her	2.8070	6000.0	278	5371	No
173	GOM_NL__2PRFIN20030311_082338_000000512014_00307_05371_5736.N1	11-MAR-2003 08:23:38	Twilight	51.000	168	17Zet Aql	2.9860	11000.	102	5371	No
174	GOM_NL__2PRFIN20030311_082849_000000982014_00307_05371_5737.N1	11-MAR-2003 08:28:49	Dark	97.500	59	55Alp Oph	2.0800	8900.0	195	5371	No
175	GOM_NL__2PRFIN20030311_083133_000000882014_00307_05371_5738.N1	11-MAR-2003 08:31:33	Dark	87.500	126	60Bet Oph	2.7700	4250.0	175	5371	No
176	GOM_NL__2PRFIN20030311_083547_000000492014_00307_05371_5739.N1	11-MAR-2003 08:35:47	Dark	48.500	57	34Sig Sgr	2.0660	26000.	97	5371	No
177	GOM_NL__2PRFIN20030311_083908_000000492014_00307_05371_5740.N1	11-MAR-2003 08:39:08	Dark	48.500	38	20Eps Sgr	1.8360	11000.	97	5371	No
178	GOM_NL__2PRFIN20030311_084114_000000392014_00307_05371_5741.N1	11-MAR-2003 08:41:14	Dark	38.500	45	Alp Pav	1.9400	26000.	77	5371	No
179	GOM_NL__2PRFIN20030311_084310_000000472014_00307_05371_5742.N1	11-MAR-2003 08:43:10	Dark	46.500	40	The Sco	1.8590	7100.0	93	5371	No
180	GOM_NL__2PRFIN20030311_084802_000000412014_00308_05372_5717.N1	11-MAR-2003 08:48:02	Dark	40.500	43	Alp TrA	1.9100	4250.0	81	5372	No
181	GOM_NL__2PRFIN20030311_085159_000000532014_00308_05372_5718.N1	11-MAR-2003 08:51:59	Dark	53.000	4	Alp1Cen	-0.010000	5800.0	106	5372	No
182	GOM_NL__2PRFIN20030311_085314_000000522014_00308_05372_5719.N1	11-MAR-2003 08:53:14	Dark	51.500	10	Bet Cen	0.61000	28000.	103	5372	No
183	GOM_NL__2PRFIN20030311_085537_000000462014_00308_05372_5720.N1	11-MAR-2003 08:55:37	Dark	46.000	20	Bet Cru	1.2530	30000.	92	5372	No
184	GOM_NL__2PRFIN20030311_085710_000000372014_00308_05372_5721.N1	11-MAR-2003 08:57:10	Dark	36.500	159	Ups Car	2.9200	7200.0	73	5372	No
185	GOM_NL__2PRFIN20030311_085843_000000422014_00308_05372_5722.N1	11-MAR-2003 08:58:43	Straylight	41.500	99	Del Cen	2.5750	26000.	83	5372	No
186	GOM_NL__2PRFIN20030311_090042_000000392014_00308_05372_5723.N1	11-MAR-2003 09:00:42	Straylight	39.000	113	Mu Vel	2.6920	5000.0	78	5372	No
187	GOM_NL__2PRFIN20030311_090326_000000462014_00308_05372_5724.N1	11-MAR-2003 09:03:26	Straylight	46.000	65	Lam Vel	2.2040	4400.0	92	5372	No
188	GOM_NL__2PRFIN20030311_090628_000000592014_00308_05372_5725.N1	11-MAR-2003 09:06:28	Straylight	58.500	106	9Bet Crv	2.6480	5600.0	117	5372	No
189	GOM_NL__2PRFIN20030311_090900_000000532014_00308_05372_5726.N1	11-MAR-2003 09:09:00	Straylight	53.000	100	4Gam Crv	2.5800	13100.	106	5372	No
190	GOM_NL__2PRFIN20030311_091254_000000442014_00308_05372_5727.N1	11-MAR-2003 09:12:54	Twilight	43.500	48	30Alp Hya	1.9770	4100.0	87	5372	No
191	GOM_NL__2PRFIN20030311_091832_000000402014_00308_05372_5728.N1	11-MAR-2003 09:18:32	Bright	39.500	22	32Alp Leo	1.3600	15200.	79	5372	No
192	GOM_NL__2PRFIN20030311_092054_000000412014_00308_05372_5729.N1	11-MAR-2003 09:20:54	Bright	40.500	51	41Gam1Leo	2.0100	4500.0	81	5372	No
193	GOM_NL__2PRFIN20030311_092435_000000972014_00308_05372_5730.N1	11-MAR-2003 09:24:35	Bright	97.000	138	47Eps Vir	2.8280	4700.0	194	5372	No
194	GOM_NL__2PRFIN20030311_092902_000000422014_00308_05372_5731.N1	11-MAR-2003 09:29:02	Bright	42.000	174	52Psi UMa	3.0040	4400.0	84	5372	No
195	GOM_NL__2PRFIN20030311_093206_000000392014_00308_05372_5732.N1	11-MAR-2003 09:32:06	Bright	39.000	82	48Bet UMa	2.3650	10600.	78	5372	No
196	GOM_NL__2PRFIN20030311_093333_000000402014_00308_05372_5733.N1	11-MAR-2003 09:33:33	Bright	39.500	36	50Alp UMa	1.8000	6300.0	79	5372	No
197	GOM_NL__2PRFIN20030311_093542_000000482014_00308_05372_5734.N1	11-MAR-2003 09:35:42	Bright	48.000	32	77Eps UMa	1.7630	11000.	96	5372	No
198	GOM_NL__2PRFIN20030311_093810_000000602014_00308_05372_5735.N1	11-MAR-2003 09:38:10	Bright	59.500	39	85Eta UMa	1.8540	24000.	119	5372	No
199	GOM_NL__2PRFIN20030311_094037_000000522014_00308_05372_5736.N1	11-MAR-2003 09:40:37	Bright	52.000	49	1Alp UMi	1.9900	6300.0	104	5372	No
200	GOM_NL__2PRFIN20030311_094505_000000492014_00308_05372_5737.N1	11-MAR-2003 09:45:05	Bright	48.500	119	14Eta Dra	2.7270	4700.0	97	5372	No
201	GOM_NL__2PRFIN20030311_094820_000000362014_00308_05372_5738.N1	11-MAR-2003 09:48:20	Bright	36.000	89	5Alp Cep	2.4510	8000.0	72	5372	No
202	GOM_NL__2PRFIN20030311_094953_000000512014_00308_05372_5739.N1	11-MAR-2003 09:49:53	Bright	50.500	130	23Bet Dra	2.7990	5800.0	101	5372	No
203	GOM_NL__2PRFIN20030311_095326_000000362014_00308_05372_5740.N1	11-MAR-2003 09:53:26	Bright	35.500	19	50Alp Cyg	1.2460	10500.	71	5372	No
204	GOM_NL__2PRFIN20030311_095500_000000362014_00308_05372_5741.N1	11-MAR-2003 09:55:00	Bright	35.500	66	37Gam Cyg	2.2080	5900.0	71	5372	No
205	GOM_NL__2PRFIN20030311_095639_000000352014_00308_05372_5742.N1	11-MAR-2003 09:56:39	Bright	34.500	92	53Eps Cyg	2.5000	4500.0	69	5372	No
206	GOM_NL__2PRFIN20030311_100003_000001402014_00308_05372_5743.N1	11-MAR-2003 10:00:03	Twilight	139.50	133	40Zet Her	2.8070	6000.0	279	5372	No
207	GOM_NL__2PRFIN20030311_100414_000000492014_00308_05372_5744.N1	11-MAR-2003 10:04:14	Twilight	49.000	168	17Zet Aql	2.9860	11000.	98	5372	No
208	GOM_NL__2PRFIN20030311_100926_000001042014_00308_05372_5745.N1	11-MAR-2003 10:09:26	Dark	104.00	59	55Alp Oph	2.0800	8900.0	208	5372	No
209	GOM_NL__2PRFIN20030311_101211_000000892014_00308_05372_5746.N1	11-MAR-2003 10:12:11	Dark	88.500	126	60Bet Oph	2.7700	4250.0	177	5372	No
210	GOM_NL__2PRFIN20030311_101624_000000482014_00308_05372_5747.N1	11-MAR-2003 10:16:24	Dark	47.500	57	34Sig Sgr	2.0660	26000.	95	5372	No
211	GOM_NL__2PRFIN20030311_101945_000000452014_00308_05372_5748.N1	11-MAR-2003 10:19:45	Dark	45.000	38	20Eps Sgr	1.8360	11000.	90	5372	No
212	GOM_NL__2PRFIN20030311_102150_000000372014_00308_05372_5749.N1	11-MAR-2003 10:21:50	Dark	37.000	45	Alp Pav	1.9400	26000.	74	5372	No
213	GOM_NL__2PRFIN20030311_102347_000000462014_00308_05372_5750.N1	11-MAR-2003 10:23:47	Dark	45.500	40	The Sco	1.8590	7100.0	91	5372	No
214	GOM_NL__2PRFIN20030311_102839_000000462014_00309_05373_5710.N1	11-MAR-2003 10:28:39	Dark	46.000	43	Alp TrA	1.9100	4250.0	92	5373	No
215	GOM_NL__2PRFIN20030311_103235_000000452014_00309_05373_5711.N1	11-MAR-2003 10:32:35	Dark	44.500	4	Alp1Cen	-0.010000	5800.0	89	5373	No
216	GOM_NL__2PRFIN20030311_103351_000000432014_00309_05373_5712.N1	11-MAR-2003 10:33:51	Dark	43.000	10	Bet Cen	0.61000	28000.	86	5373	No
217	GOM_NL__2PRFIN20030311_103613_000000462014_00309_05373_5713.N1	11-MAR-2003 10:36:13	Dark	46.000	20	Bet Cru	1.2530	30000.	92	5373	No
218	GOM_NL__2PRFIN20030311_103746_000000382014_00309_05373_5714.N1	11-MAR-2003 10:37:46	Dark	37.500	159	Ups Car	2.9200	7200.0	75	5373	No
219	GOM_NL__2PRFIN20030311_103920_000000402014_00309_05373_5715.N1	11-MAR-2003 10:39:20	Straylight	39.500	99	Del Cen	2.5750	26000.	79	5373	No

220	GOM_NL__2PRFIN20030311_104118_000000462014_00309_05373_5716.N1	11-MAR-2003 10:41:18	Straylight	45.500	113	Mu Vel	2.6920	5000.0	91	5373	No
221	GOM_NL__2PRFIN20030311_104402_000000482014_00309_05373_5717.N1	11-MAR-2003 10:44:02	Straylight	48.000	65	Lam Vel	2.2040	4400.0	96	5373	No
222	GOM_NL__2PRFIN20030311_104704_000000572014_00309_05373_5718.N1	11-MAR-2003 10:47:04	Straylight	57.000	106	9Bet Crv	2.6480	5600.0	114	5373	No
223	GOM_NL__2PRFIN20030311_104936_000000532014_00309_05373_5719.N1	11-MAR-2003 10:49:36	Straylight	52.500	100	4Gam Crv	2.5800	13100.	105	5373	No
224	GOM_NL__2PRFIN20030311_105330_000000442014_00309_05373_5720.N1	11-MAR-2003 10:53:30	Tw_i_and_stray	43.500	48	30Alp Hya	1.9770	4100.0	87	5373	No
225	GOM_NL__2PRFIN20030311_105908_000000412014_00309_05373_5721.N1	11-MAR-2003 10:59:08	Bright	41.000	22	32Alp Leo	1.3600	15200.	82	5373	No
226	GOM_NL__2PRFIN20030311_110129_000000402014_00309_05373_5722.N1	11-MAR-2003 11:01:29	Bright	39.500	51	41Gam1Leo	2.0100	4500.0	79	5373	No
227	GOM_NL__2PRFIN20030311_110509_000001012014_00309_05373_5723.N1	11-MAR-2003 11:05:09	Bright	101.00	138	47Eps Vir	2.8280	4700.0	202	5373	No
228	GOM_NL__2PRFIN20030311_110938_000000422014_00309_05373_5724.N1	11-MAR-2003 11:09:38	Bright	42.000	174	52Psi UMa	3.0040	4400.0	84	5373	No
229	GOM_NL__2PRFIN20030311_111242_000000402014_00309_05373_5725.N1	11-MAR-2003 11:12:42	Bright	40.000	82	48Bet UMa	2.3650	10600.	80	5373	No
230	GOM_NL__2PRFIN20030311_111409_000000422014_00309_05373_5726.N1	11-MAR-2003 11:14:09	Bright	41.500	36	50Alp UMa	1.8000	6300.0	83	5373	No
231	GOM_NL__2PRFIN20030311_111617_000000492014_00309_05373_5727.N1	11-MAR-2003 11:16:17	Bright	49.000	32	77Eps UMa	1.7630	11000.	98	5373	No
232	GOM_NL__2PRFIN20030311_111845_000000592014_00309_05373_5728.N1	11-MAR-2003 11:18:45	Bright	59.000	39	85Eta UMa	1.8540	24000.	118	5373	No
233	GOM_NL__2PRFIN20030311_112113_000000372014_00309_05373_5729.N1	11-MAR-2003 11:21:13	Bright	37.000	49	1Alp UMi	1.9900	6300.0	74	5373	No
234	GOM_NL__2PRFIN20030311_112540_000000472014_00309_05373_5730.N1	11-MAR-2003 11:25:40	Bright	47.000	119	14Eta Dra	2.7270	4700.0	94	5373	No
235	GOM_NL__2PRFIN20030311_112856_000000372014_00309_05373_5731.N1	11-MAR-2003 11:28:56	Bright	36.500	89	5Alp Cep	2.4510	8000.0	73	5373	No
236	GOM_NL__2PRFIN20030311_113028_000000492014_00309_05373_5732.N1	11-MAR-2003 11:30:28	Bright	49.000	130	23Bet Dra	2.7990	5800.0	98	5373	No
237	GOM_NL__2PRFIN20030311_113402_000000352014_00309_05373_5733.N1	11-MAR-2003 11:34:02	Bright	34.500	19	50Alp Cyg	1.2460	10500.	69	5373	No
238	GOM_NL__2PRFIN20030311_113536_000000382014_00309_05373_5734.N1	11-MAR-2003 11:35:36	Bright	37.500	66	37Gam Cyg	2.2080	5900.0	75	5373	No
239	GOM_NL__2PRFIN20030311_113715_000000372014_00309_05373_5735.N1	11-MAR-2003 11:37:15	Bright	36.500	92	53Eps Cyg	2.5000	4500.0	73	5373	No
240	GOM_NL__2PRFIN20030311_114039_000001472014_00309_05373_5736.N1	11-MAR-2003 11:40:39	Tw_i_and_stray	146.50	133	40Zet Her	2.8070	6000.0	293	5373	No
241	GOM_NL__2PRFIN20030311_114451_000000522014_00309_05373_5737.N1	11-MAR-2003 11:44:51	Tw_i_and_stray	51.500	168	17Zet Aql	2.9860	11000.	103	5373	No
242	GOM_NL__2PRFIN20030311_115004_000001012014_00309_05373_5738.N1	11-MAR-2003 11:50:04	Dark	100.50	59	55Alp Oph	2.0800	8900.0	201	5373	No
243	GOM_NL__2PRFIN20030311_115248_000000862014_00309_05373_5739.N1	11-MAR-2003 11:52:48	Dark	85.500	126	60Bet Oph	2.7700	4250.0	171	5373	No
244	GOM_NL__2PRFIN20030311_115700_000000452014_00309_05373_5740.N1	11-MAR-2003 11:57:00	Dark	44.500	57	34Sig Sgr	2.0660	26000.	89	5373	No
245	GOM_NL__2PRFIN20030311_120021_000000452014_00309_05373_5741.N1	11-MAR-2003 12:00:21	Dark	44.500	38	20Eps Sgr	1.8360	11000.	89	5373	No
246	GOM_NL__2PRFIN20030311_120227_000000412014_00309_05373_5742.N1	11-MAR-2003 12:02:27	Dark	40.500	45	Alp Pav	1.9400	26000.	81	5373	No
247	GOM_NL__2PRFIN20030311_120423_000000492014_00309_05373_5743.N1	11-MAR-2003 12:04:23	Dark	48.500	40	The Sco	1.8590	7100.0	97	5373	No
248	GOM_NL__2PRFIN20030311_120915_000000412014_00310_05374_5440.N1	11-MAR-2003 12:09:15	Dark	41.000	43	Alp TrA	1.9100	4250.0	82	5374	No
249	GOM_NL__2PRFIN20030311_121311_000000442014_00310_05374_5441.N1	11-MAR-2003 12:13:11	Dark	44.000	4	Alp1Cen	-0.010000	5800.0	88	5374	No
250	GOM_NL__2PRFIN20030311_121427_000000442014_00310_05374_5442.N1	11-MAR-2003 12:14:27	Dark	44.000	10	Bet Cen	0.61000	28000.	88	5374	No
251	GOM_NL__2PRFIN20030311_121649_000000402014_00310_05374_5443.N1	11-MAR-2003 12:16:49	Dark	40.000	20	Bet Cru	1.2530	30000.	80	5374	No
252	GOM_NL__2PRFIN20030311_121822_000000392014_00310_05374_5444.N1	11-MAR-2003 12:18:22	Dark	38.500	159	Ups Car	2.9200	7200.0	77	5374	No
253	GOM_NL__2PRFIN20030311_121956_000000402014_00310_05374_5445.N1	11-MAR-2003 12:19:56	Straylight	39.500	99	Del Cen	2.5750	26000.	79	5374	No
254	GOM_NL__2PRFIN20030311_122154_000000412014_00310_05374_5446.N1	11-MAR-2003 12:21:54	Straylight	40.500	113	Mu Vel	2.6920	5000.0	81	5374	No
255	GOM_NL__2PRFIN20030311_122438_000000482014_00310_05374_5447.N1	11-MAR-2003 12:24:38	Straylight	47.500	65	Lam Vel	2.2040	4400.0	95	5374	No
256	GOM_NL__2PRFIN20030311_122740_000000562014_00310_05374_5448.N1	11-MAR-2003 12:27:40	Straylight	56.000	106	9Bet Crv	2.6480	5600.0	112	5374	No
257	GOM_NL__2PRFIN20030311_123012_000000522014_00310_05374_5449.N1	11-MAR-2003 12:30:12	Straylight	51.500	100	4Gam Crv	2.5800	13100.	103	5374	No
258	GOM_NL__2PRFIN20030311_123406_000000452014_00310_05374_5450.N1	11-MAR-2003 12:34:06	Tw_i_and_stray	45.000	48	30Alp Hya	1.9770	4100.0	90	5374	No
259	GOM_NL__2PRFIN20030311_123944_000000402014_00310_05374_5451.N1	11-MAR-2003 12:39:44	Bright	40.000	22	32Alp Leo	1.3600	15200.	80	5374	No
260	GOM_NL__2PRFIN20030311_124205_000000402014_00310_05374_5452.N1	11-MAR-2003 12:42:05	Bright	40.000	51	41Gam1Leo	2.0100	4500.0	80	5374	No
261	GOM_NL__2PRFIN20030311_124543_000000982014_00310_05374_5453.N1	11-MAR-2003 12:45:43	Bright	97.500	138	47Eps Vir	2.8280	4700.0	195	5374	No
262	GOM_NL__2PRFIN20030311_125013_000000422014_00310_05374_5454.N1	11-MAR-2003 12:50:13	Bright	41.500	174	52Psi UMa	3.0040	4400.0	83	5374	No
263	GOM_NL__2PRFIN20030311_125317_000000402014_00310_05374_5455.N1	11-MAR-2003 12:53:17	Bright	39.500	82	48Bet UMa	2.3650	10600.	79	5374	No
264	GOM_NL__2PRFIN20030311_125444_000000422014_00310_05374_5456.N1	11-MAR-2003 12:54:44	Bright	41.500	36	50Alp UMa	1.8000	6300.0	83	5374	No
265	GOM_NL__2PRFIN20030311_125652_000000482014_00310_05374_5457.N1	11-MAR-2003 12:56:52	Bright	47.500	32	77Eps UMa	1.7630	11000.	95	5374	No
266	GOM_NL__2PRFIN20030311_125919_000000582014_00310_05374_5458.N1	11-MAR-2003 12:59:19	Bright	57.500	39	85Eta UMa	1.8540	24000.	115	5374	No
267	GOM_NL__2PRFIN20030311_130149_000000362014_00310_05374_5459.N1	11-MAR-2003 13:01:49	Bright	36.000	49	1Alp UMi	1.9900	6300.0	72	5374	No
268	GOM_NL__2PRFIN20030311_130615_000000492014_00310_05374_5460.N1	11-MAR-2003 13:06:15	Bright	48.500	119	14Eta Dra	2.7270	4700.0	97	5374	No
269	GOM_NL__2PRFIN20030311_130932_000000342014_00310_05374_5461.N1	11-MAR-2003 13:09:32	Bright	33.500	89	5Alp Cep	2.4510	8000.0	67	5374	No
270	GOM_NL__2PRFIN20030311_131103_000000502014_00310_05374_5462.N1	11-MAR-2003 13:11:03	Bright	50.000	130	23Bet Dra	2.7990	5800.0	100	5374	No
271	GOM_NL__2PRFIN20030311_131438_000000392014_00310_05374_5463.N1	11-MAR-2003 13:14:38	Bright	39.000	19	50Alp Cyg	1.2460	10500.	78	5374	No
272	GOM_NL__2PRFIN20030311_131612_000000392014_00310_05374_5464.N1	11-MAR-2003 13:16:12	Bright	38.500	66	37Gam Cyg	2.2080	5900.0	77	5374	No
273	GOM_NL__2PRFIN20030311_131751_000000362014_00310_05374_5465.N1	11-MAR-2003 13:17:51	Bright	35.500	92	53Eps Cyg	2.5000	4500.0	71	5374	No
274	GOM_NL__2PRFIN20030311_132115_000001382014_00310_05374_5466.N1	11-MAR-2003 13:21:15	Tw_i_and_stray	137.50	133	40Zet Her	2.8070	6000.0	275	5374	No
275	GOM_NL__2PRFIN20030311_132527_000000522014_00310_05374_5467.N1	11-MAR-2003 13:25:27	Tw_i_and_stray	52.000	168	17Zet Aql	2.9860	11000.	104	5374	No
276	GOM_NL__2PRFIN20030311_133042_000001022014_00310_05374_5468.N1	11-MAR-2003 13:30:42	Dark	101.50	59	55Alp Oph	2.0800	8900.0	203	5374	No
277	GOM_NL__2PRFIN20030311_133326_000000942014_00310_05374_5469.N1	11-MAR-2003 13:33:26	Dark	94.000	126	60Bet Oph	2.7700	4250.0	188	5374	No
278	GOM_NL__2PRFIN20030311_133737_000000442014_00310_05374_5470.N1	11-MAR-2003 13:37:37	Dark	43.500	57	34Sig Sgr	2.0660	26000.	87	5374	No

279	GOM_NL__2PRFIN20030311_134058_000000492014_00310_05374_5471.N1	11-MAR-2003 13:40:58	Dark	48.500	38	20Eps Sgr	1.8360	11000.	97	5374	No
280	GOM_NL__2PRFIN20030311_134303_000000392014_00310_05374_5472.N1	11-MAR-2003 13:43:03	Dark	39.000	45	Alp Pav	1.9400	26000.	78	5374	No
281	GOM_NL__2PRFIN20030311_134500_000000472014_00310_05374_5473.N1	11-MAR-2003 13:45:00	Dark	46.500	40	The Sco	1.8590	7100.0	93	5374	No
282	GOM_NL__2PRFIN20030311_134951_000000432014_00311_05375_5356.N1	11-MAR-2003 13:49:51	Dark	42.500	43	Alp TrA	1.9100	4250.0	85	5375	No
283	GOM_NL__2PRFIN20030311_135105_000000402014_00311_05375_5357.N1	11-MAR-2003 13:51:05	Dark	40.000	134	Bet TrA	2.8100	6600.0	80	5375	No
284	GOM_NL__2PRFIN20030311_135348_000000482014_00311_05375_5358.N1	11-MAR-2003 13:53:48	Dark	48.000	4	Alp1Cen	-0.010000	5800.0	96	5375	No
285	GOM_NL__2PRFIN20030311_135503_000000522014_00311_05375_5359.N1	11-MAR-2003 13:55:03	Dark	51.500	10	Bet Cen	0.61000	28000.	103	5375	No
286	GOM_NL__2PRFIN20030311_135712_000000492014_00311_05375_5360.N1	11-MAR-2003 13:57:12	Dark	48.500	12	Alp1Cru	0.77500	30000.	97	5375	No
287	GOM_NL__2PRFIN20030311_135838_000000382014_00311_05375_5361.N1	11-MAR-2003 13:58:38	Dark	37.500	124	The Car	2.7640	30000.	75	5375	No
288	GOM_NL__2PRFIN20030311_140004_000000442014_00311_05375_5362.N1	11-MAR-2003 14:00:04	Straylight	43.500	64	Gam Cen	2.2000	10600.	87	5375	No
289	GOM_NL__2PRFIN20030311_140154_000000402014_00311_05375_5363.N1	11-MAR-2003 14:01:54	Straylight	39.500	91	Kap Vel	2.4900	26000.	79	5375	No
290	GOM_NL__2PRFIN20030311_140514_000000462014_00311_05375_5364.N1	11-MAR-2003 14:05:14	Straylight	46.000	65	Lam Vel	2.2040	4400.0	92	5375	No
291	GOM_NL__2PRFIN20030311_140816_000000572014_00311_05375_5365.N1	11-MAR-2003 14:08:16	Straylight	56.500	106	9Bet Crv	2.6480	5600.0	113	5375	No
292	GOM_NL__2PRFIN20030311_141047_000000552014_00311_05375_5366.N1	11-MAR-2003 14:10:47	Straylight	54.500	100	4Gam Crv	2.5800	13100.	109	5375	No
293	GOM_NL__2PRFIN20030311_141408_000001162014_00311_05375_5367.N1	11-MAR-2003 14:14:08	Bright	115.50	15	67Alp Vir	0.97600	28000.	231	5375	No
294	GOM_NL__2PRFIN20030311_142019_000000402014_00311_05375_5368.N1	11-MAR-2003 14:20:19	Bright	40.000	22	32Alp Leo	1.3600	15200.	80	5375	No
295	GOM_NL__2PRFIN20030311_142241_000000412014_00311_05375_5369.N1	11-MAR-2003 14:22:41	Bright	40.500	51	41Gam1Leo	2.0100	4500.0	81	5375	No
296	GOM_NL__2PRFIN20030311_142618_000001002014_00311_05375_5370.N1	11-MAR-2003 14:26:18	Bright	99.500	138	47Eps Vir	2.8280	4700.0	199	5375	No
297	GOM_NL__2PRFIN20030311_143049_000000412014_00311_05375_5371.N1	11-MAR-2003 14:30:49	Bright	40.500	174	52Psi UMa	3.0040	4400.0	81	5375	No
298	GOM_NL__2PRFIN20030311_143354_000000382014_00311_05375_5372.N1	11-MAR-2003 14:33:54	Bright	38.000	82	48Bet UMa	2.3650	10600.	76	5375	No
299	GOM_NL__2PRFIN20030311_143521_000000402014_00311_05375_5373.N1	11-MAR-2003 14:35:21	Bright	39.500	36	50Alp UMa	1.8000	6300.0	79	5375	No
300	GOM_NL__2PRFIN20030311_143728_000000462014_00311_05375_5374.N1	11-MAR-2003 14:37:28	Bright	46.000	32	77Eps UMa	1.7630	11000.	92	5375	No
301	GOM_NL__2PRFIN20030311_143955_000000582014_00311_05375_5375.N1	11-MAR-2003 14:39:55	Bright	57.500	39	85Eta UMa	1.8540	24000.	115	5375	No
302	GOM_NL__2PRFIN20030311_144226_000000352014_00311_05375_5376.N1	11-MAR-2003 14:42:26	Bright	34.500	49	1Alp UMi	1.9900	6300.0	69	5375	No
303	GOM_NL__2PRFIN20030311_144651_000000472014_00311_05375_5377.N1	11-MAR-2003 14:46:51	Bright	47.000	119	14Eta Dra	2.7270	4700.0	94	5375	No
304	GOM_NL__2PRFIN20030311_145009_000000352014_00311_05375_5378.N1	11-MAR-2003 14:50:09	Bright	35.000	89	5Alp Cep	2.4510	8000.0	70	5375	No
305	GOM_NL__2PRFIN20030311_145140_000000502014_00311_05375_5379.N1	11-MAR-2003 14:51:40	Bright	49.500	130	23Bet Dra	2.7990	5800.0	99	5375	No
306	GOM_NL__2PRFIN20030311_145515_000000372014_00311_05375_5380.N1	11-MAR-2003 14:55:15	Bright	37.000	19	50Alp Cyg	1.2460	10500.	74	5375	No
307	GOM_NL__2PRFIN20030311_145649_000000382014_00311_05375_5381.N1	11-MAR-2003 14:56:49	Bright	37.500	66	37Gam Cyg	2.2080	5900.0	75	5375	No
308	GOM_NL__2PRFIN20030311_145828_000000372014_00311_05375_5382.N1	11-MAR-2003 14:58:28	Bright	36.500	92	53Eps Cyg	2.5000	4500.0	73	5375	No
309	GOM_NL__2PRFIN20030311_150149_000001442014_00311_05375_5383.N1	11-MAR-2003 15:01:49	Tw_i_and_stray	143.50	133	40Zet Her	2.8070	6000.0	287	5375	No
310	GOM_NL__2PRFIN20030311_150604_000000482014_00311_05375_5384.N1	11-MAR-2003 15:06:04	Tw_i_and_stray	48.000	168	17Zet Aql	2.9860	11000.	96	5375	No
311	GOM_NL__2PRFIN20030311_151120_000000972014_00311_05375_5385.N1	11-MAR-2003 15:11:20	Dark	97.000	59	55Alp Oph	2.0800	8900.0	194	5375	No
312	GOM_NL__2PRFIN20030311_151404_000000892014_00311_05375_5386.N1	11-MAR-2003 15:14:04	Dark	88.500	126	60Bet Oph	2.7700	4250.0	177	5375	No
313	GOM_NL__2PRFIN20030311_151814_000000442014_00311_05375_5387.N1	11-MAR-2003 15:18:14	Dark	44.000	57	34Sig Sgr	2.0660	26000.	88	5375	No
314	GOM_NL__2PRFIN20030311_152136_000000452014_00311_05375_5388.N1	11-MAR-2003 15:21:36	Dark	45.000	38	20Eps Sgr	1.8360	11000.	90	5375	No
315	GOM_NL__2PRFIN20030311_152339_000000382014_00311_05375_5389.N1	11-MAR-2003 15:23:39	Dark	37.500	45	Alp Pav	1.9400	26000.	75	5375	No
316	GOM_NL__2PRFIN20030311_152538_000000462014_00311_05375_5390.N1	11-MAR-2003 15:25:38	Dark	45.500	40	The Sco	1.8590	7100.0	91	5375	No
317	GOM_NL__2PRFIN20030311_153028_000000432014_00312_05376_5356.N1	11-MAR-2003 15:30:28	Dark	43.000	43	Alp TrA	1.9100	4250.0	86	5376	No
318	GOM_NL__2PRFIN20030311_153142_000000412014_00312_05376_5357.N1	11-MAR-2003 15:31:42	Dark	40.500	134	Bet TrA	2.8100	6600.0	81	5376	No
319	GOM_NL__2PRFIN20030311_153425_000000442014_00312_05376_5358.N1	11-MAR-2003 15:34:25	Dark	43.500	4	Alp1Cen	-0.010000	5800.0	87	5376	No
320	GOM_NL__2PRFIN20030311_153541_000000442014_00312_05376_5359.N1	11-MAR-2003 15:35:41	Dark	44.000	10	Bet Cen	0.61000	28000.	88	5376	No
321	GOM_NL__2PRFIN20030311_153750_000000482014_00312_05376_5360.N1	11-MAR-2003 15:37:50	Dark	48.000	12	Alp1Cru	0.77500	30000.	96	5376	No
322	GOM_NL__2PRFIN20030311_153915_000000372014_00312_05376_5361.N1	11-MAR-2003 15:39:15	Dark	37.000	124	The Car	2.7640	30000.	74	5376	No
323	GOM_NL__2PRFIN20030311_154041_000000412014_00312_05376_5362.N1	11-MAR-2003 15:40:41	Straylight	40.500	64	Gam Cen	2.2000	10600.	81	5376	No
324	GOM_NL__2PRFIN20030311_154231_000000382014_00312_05376_5363.N1	11-MAR-2003 15:42:31	Straylight	37.500	91	Kap Vel	2.4900	26000.	75	5376	No
325	GOM_NL__2PRFIN20030311_154551_000000442014_00312_05376_5364.N1	11-MAR-2003 15:45:51	Straylight	43.500	65	Lam Vel	2.2040	4400.0	87	5376	No
326	GOM_NL__2PRFIN20030311_154854_000000612014_00312_05376_5365.N1	11-MAR-2003 15:48:54	Straylight	60.500	106	9Bet Crv	2.6480	5600.0	121	5376	No
327	GOM_NL__2PRFIN20030311_155124_000000532014_00312_05376_5366.N1	11-MAR-2003 15:51:24	Straylight	53.000	100	4Gam Crv	2.5800	13100.	106	5376	No
328	GOM_NL__2PRFIN20030311_155445_000001392014_00312_05376_5367.N1	11-MAR-2003 15:54:45	Bright	139.00	15	67Alp Vir	0.97600	28000.	278	5376	No
329	GOM_NL__2PRFIN20030311_160056_000000402014_00312_05376_5368.N1	11-MAR-2003 16:00:56	Bright	39.500	22	32Alp Leo	1.3600	15200.	79	5376	No
330	GOM_NL__2PRFIN20030311_160317_000000392014_00312_05376_5369.N1	11-MAR-2003 16:03:17	Bright	39.000	51	41Gam1Leo	2.0100	4500.0	78	5376	No
331	GOM_NL__2PRFIN20030311_160650_000001002014_00312_05376_5370.N1	11-MAR-2003 16:06:50	Bright	99.500	138	47Eps Vir	2.8280	4700.0	199	5376	No
332	GOM_NL__2PRFIN20030311_161124_000000422014_00312_05376_5371.N1	11-MAR-2003 16:11:24	Bright	42.000	174	52Psi UMa	3.0040	4400.0	84	5376	No
333	GOM_NL__2PRFIN20030311_161429_000000382014_00312_05376_5372.N1	11-MAR-2003 16:14:29	Bright	37.500	82	48Bet UMa	2.3650	10600.	75	5376	No
334	GOM_NL__2PRFIN20030311_161556_000000392014_00312_05376_5373.N1	11-MAR-2003 16:15:56	Bright	38.500	36	50Alp UMa	1.8000	6300.0	77	5376	No
335	GOM_NL__2PRFIN20030311_161803_000000492014_00312_05376_5374.N1	11-MAR-2003 16:18:03	Bright	48.500	32	77Eps UMa	1.7630	11000.	97	5376	No
336	GOM_NL__2PRFIN20030311_162030_000000592014_00312_05376_5375.N1	11-MAR-2003 16:20:30	Bright	59.000	39	85Eta UMa	1.8540	24000.	118	5376	No
337	GOM_NL__2PRFIN20030311_162301_000000372014_00312_05376_5376.N1	11-MAR-2003 16:23:01	Bright	36.500	49	1Alp UMi	1.9900	6300.0	73	5376	No

338	GOM_NL__2PRFIN20030311_162727_000000492014_00312_05376_5377.N1	11-MAR-2003 16:27:27	Bright	49.000	119	14Eta Dra	2.7270	4700.0	98	5376	No
339	GOM_NL__2PRFIN20030311_163045_000000362014_00312_05376_5378.N1	11-MAR-2003 16:30:45	Bright	36.000	89	5Alp Cep	2.4510	8000.0	72	5376	No
340	GOM_NL__2PRFIN20030311_163215_000000492014_00312_05376_5379.N1	11-MAR-2003 16:32:15	Bright	49.000	130	23Bet Dra	2.7990	5800.0	98	5376	No
341	GOM_NL__2PRFIN20030311_163551_000000352014_00312_05376_5380.N1	11-MAR-2003 16:35:51	Bright	34.500	19	50Alp Cyg	1.2460	10500.	69	5376	No
342	GOM_NL__2PRFIN20030311_163725_000000372014_00312_05376_5381.N1	11-MAR-2003 16:37:25	Bright	36.500	66	37Gam Cyg	2.2080	5900.0	73	5376	No
343	GOM_NL__2PRFIN20030311_163904_000000362014_00312_05376_5382.N1	11-MAR-2003 16:39:04	Bright	36.000	92	53Eps Cyg	2.5000	4500.0	72	5376	No
344	GOM_NL__2PRFIN20030311_164227_000001422014_00312_05376_5383.N1	11-MAR-2003 16:42:27	Twilight	141.50	133	40Zet Her	2.8070	6000.0	283	5376	No
345	GOM_NL__2PRFIN20030311_164640_000000492014_00312_05376_5384.N1	11-MAR-2003 16:46:40	Twilight	49.000	168	17Zet Aql	2.9860	11000.	98	5376	No
346	GOM_NL__2PRFIN20030311_165157_000000982014_00312_05376_5385.N1	11-MAR-2003 16:51:57	Dark	97.500	59	55Alp Oph	2.0800	8900.0	195	5376	No
347	GOM_NL__2PRFIN20030311_165442_000000882014_00312_05376_5386.N1	11-MAR-2003 16:54:42	Dark	88.000	126	60Bet Oph	2.7700	4250.0	176	5376	No
348	GOM_NL__2PRFIN20030311_165851_000000432014_00312_05376_5387.N1	11-MAR-2003 16:58:51	Dark	43.000	57	34Sig Sgr	2.0660	26000.	86	5376	No
349	GOM_NL__2PRFIN20030311_170212_000000442014_00312_05376_5388.N1	11-MAR-2003 17:02:12	Dark	44.000	38	20Eps Sgr	1.8360	11000.	88	5376	No
350	GOM_NL__2PRFIN20030311_170415_000000422014_00312_05376_5389.N1	11-MAR-2003 17:04:15	Dark	41.500	45	Alp Pav	1.9400	26000.	83	5376	No
351	GOM_NL__2PRFIN20030311_170614_000000472014_00312_05376_5390.N1	11-MAR-2003 17:06:14	Dark	46.500	40	The Sco	1.8590	7100.0	93	5376	No
352	GOM_NL__2PRFIN20030311_171104_000000372014_00313_05377_5438.N1	11-MAR-2003 17:11:04	Dark	37.000	43	Alp TrA	1.9100	4250.0	74	5377	No
353	GOM_NL__2PRFIN20030311_171219_000000392014_00313_05377_5439.N1	11-MAR-2003 17:12:19	Dark	38.500	134	Bet TrA	2.8100	6600.0	77	5377	No
354	GOM_NL__2PRFIN20030311_171501_000000442014_00313_05377_5440.N1	11-MAR-2003 17:15:01	Dark	44.000	4	Alp1Cen	-0.010000	5800.0	88	5377	No
355	GOM_NL__2PRFIN20030311_171617_000000442014_00313_05377_5441.N1	11-MAR-2003 17:16:17	Dark	43.500	10	Bet Cen	0.61000	28000.	87	5377	No
356	GOM_NL__2PRFIN20030311_171826_000000512014_00313_05377_5442.N1	11-MAR-2003 17:18:26	Dark	50.500	12	Alp1Cru	0.77500	30000.	101	5377	No
357	GOM_NL__2PRFIN20030311_171951_000000362014_00313_05377_5443.N1	11-MAR-2003 17:19:51	Dark	36.000	124	The Car	2.7640	30000.	72	5377	No
358	GOM_NL__2PRFIN20030311_172117_000000472014_00313_05377_5444.N1	11-MAR-2003 17:21:17	Straylight	46.500	64	Gam Cen	2.2000	10600.	93	5377	No
359	GOM_NL__2PRFIN20030311_172307_000000382014_00313_05377_5445.N1	11-MAR-2003 17:23:07	Straylight	37.500	91	Kap Vel	2.4900	26000.	75	5377	No
360	GOM_NL__2PRFIN20030311_172627_000000462014_00313_05377_5446.N1	11-MAR-2003 17:26:27	Straylight	45.500	65	Lam Vel	2.2040	4400.0	91	5377	No
361	GOM_NL__2PRFIN20030311_172930_000000592014_00313_05377_5447.N1	11-MAR-2003 17:29:30	Straylight	59.000	106	9Bet Crv	2.6480	5600.0	118	5377	No
362	GOM_NL__2PRFIN20030311_173200_000000562014_00313_05377_5448.N1	11-MAR-2003 17:32:00	Straylight	55.500	100	4Gam Crv	2.5800	13100.	111	5377	No
363	GOM_NL__2PRFIN20030311_173521_000001092014_00313_05377_5449.N1	11-MAR-2003 17:35:21	Bright	109.00	15	67Alp Vir	0.97600	28000.	218	5377	No
364	GOM_NL__2PRFIN20030311_174132_000000402014_00313_05377_5450.N1	11-MAR-2003 17:41:32	Bright	39.500	22	32Alp Leo	1.3600	15200.	79	5377	No
365	GOM_NL__2PRFIN20030311_174353_000000402014_00313_05377_5451.N1	11-MAR-2003 17:43:53	Bright	39.500	51	41Gam1Leo	2.0100	4500.0	79	5377	No
366	GOM_NL__2PRFIN20030311_174724_000001002014_00313_05377_5452.N1	11-MAR-2003 17:47:24	Bright	100.00	138	47Eps Vir	2.8280	4700.0	200	5377	No
367	GOM_NL__2PRFIN20030311_175200_000000422014_00313_05377_5453.N1	11-MAR-2003 17:52:00	Bright	42.000	174	52Psi UMa	3.0040	4400.0	84	5377	No
368	GOM_NL__2PRFIN20030311_175505_000000402014_00313_05377_5454.N1	11-MAR-2003 17:55:05	Bright	40.000	82	48Bet UMa	2.3650	10600.	80	5377	No
369	GOM_NL__2PRFIN20030311_175632_000000412014_00313_05377_5455.N1	11-MAR-2003 17:56:32	Bright	40.500	36	50Alp UMa	1.8000	6300.0	81	5377	No
370	GOM_NL__2PRFIN20030311_175838_000000442014_00313_05377_5456.N1	11-MAR-2003 17:58:38	Bright	44.000	32	77Eps UMa	1.7630	11000.	88	5377	No
371	GOM_NL__2PRFIN20030311_180104_000000582014_00313_05377_5457.N1	11-MAR-2003 18:01:04	Bright	57.500	39	85Eta UMa	1.8540	24000.	115	5377	No
372	GOM_NL__2PRFIN20030311_180337_000000372014_00313_05377_5458.N1	11-MAR-2003 18:03:37	Bright	36.500	49	1Alp UMi	1.9900	6300.0	73	5377	No
373	GOM_NL__2PRFIN20030311_180802_000000482014_00313_05377_5459.N1	11-MAR-2003 18:08:02	Bright	48.000	119	14Eta Dra	2.7270	4700.0	96	5377	No
374	GOM_NL__2PRFIN20030311_181121_000000352014_00313_05377_5460.N1	11-MAR-2003 18:11:21	Bright	35.000	89	5Alp Cep	2.4510	8000.0	70	5377	No
375	GOM_NL__2PRFIN20030311_181251_000000502014_00313_05377_5461.N1	11-MAR-2003 18:12:51	Bright	50.000	130	23Bet Dra	2.7990	5800.0	100	5377	No
376	GOM_NL__2PRFIN20030311_181627_000000382014_00313_05377_5462.N1	11-MAR-2003 18:16:27	Bright	38.000	19	50Alp Cyg	1.2460	10500.	76	5377	No
377	GOM_NL__2PRFIN20030311_181801_000000392014_00313_05377_5463.N1	11-MAR-2003 18:18:01	Bright	38.500	66	37Gam Cyg	2.2080	5900.0	77	5377	No
378	GOM_NL__2PRFIN20030311_181940_000000372014_00313_05377_5464.N1	11-MAR-2003 18:19:40	Bright	36.500	92	53Eps Cyg	2.5000	4500.0	73	5377	No
379	GOM_NL__2PRFIN20030311_182304_000001422014_00313_05377_5465.N1	11-MAR-2003 18:23:04	Twilight	142.00	133	40Zet Her	2.8070	6000.0	284	5377	No
380	GOM_NL__2PRFIN20030311_182717_000000492014_00313_05377_5466.N1	11-MAR-2003 18:27:17	Twilight	49.000	168	17Zet Aql	2.9860	11000.	98	5377	No
381	GOM_NL__2PRFIN20030311_183234_000001012014_00313_05377_5467.N1	11-MAR-2003 18:32:34	Dark	101.00	59	55Alp Oph	2.0800	8900.0	202	5377	No
382	GOM_NL__2PRFIN20030311_183520_000000902014_00313_05377_5468.N1	11-MAR-2003 18:35:20	Dark	90.000	126	60Bet Oph	2.7700	4250.0	180	5377	No
383	GOM_NL__2PRFIN20030311_183928_000000452014_00313_05377_5469.N1	11-MAR-2003 18:39:28	Dark	44.500	57	34Sig Sgr	2.0660	26000.	89	5377	No
384	GOM_NL__2PRFIN20030311_184249_000000512014_00313_05377_5470.N1	11-MAR-2003 18:42:49	Dark	51.000	38	20Eps Sgr	1.8360	11000.	102	5377	No
385	GOM_NL__2PRFIN20030311_184452_000000392014_00313_05377_5471.N1	11-MAR-2003 18:44:52	Dark	38.500	45	Alp Pav	1.9400	26000.	77	5377	No
386	GOM_NL__2PRFIN20030311_184651_000000482014_00313_05377_5472.N1	11-MAR-2003 18:46:51	Dark	47.500	40	The Sco	1.8590	7100.0	95	5377	No
387	GOM_NL__2PRFIN20030311_185140_000000402014_00314_05378_5438.N1	11-MAR-2003 18:51:40	Dark	39.500	43	Alp TrA	1.9100	4250.0	79	5378	No
388	GOM_NL__2PRFIN20030311_185255_000000402014_00314_05378_5439.N1	11-MAR-2003 18:52:55	Dark	40.000	134	Bet TrA	2.8100	6600.0	80	5378	No
389	GOM_NL__2PRFIN20030311_185538_000000512014_00314_05378_5440.N1	11-MAR-2003 18:55:38	Dark	51.000	4	Alp1Cen	-0.010000	5800.0	102	5378	No
390	GOM_NL__2PRFIN20030311_185653_000000442014_00314_05378_5441.N1	11-MAR-2003 18:56:53	Dark	44.000	10	Bet Cen	0.61000	28000.	88	5378	No
391	GOM_NL__2PRFIN20030311_185902_000000392014_00314_05378_5442.N1	11-MAR-2003 18:59:02	Dark	38.500	12	Alp1Cru	0.77500	30000.	77	5378	No
392	GOM_NL__2PRFIN20030311_190027_000000352014_00314_05378_5443.N1	11-MAR-2003 19:00:27	Dark	35.000	124	The Car	2.7640	30000.	70	5378	No
393	GOM_NL__2PRFIN20030311_190154_000000432014_00314_05378_5444.N1	11-MAR-2003 19:01:54	Dark	42.500	64	Gam Cen	2.2000	10600.	85	5378	Yes
394	GOM_NL__2PRFIN20030311_190343_000000382014_00314_05378_5445.N1	11-MAR-2003 19:03:43	Straylight	38.000	91	Kap Vel	2.4900	26000.	76	5378	No
395	GOM_NL__2PRFIN20030311_190703_000000432014_00314_05378_5446.N1	11-MAR-2003 19:07:03	Straylight	42.500	65	Lam Vel	2.2040	4400.0	85	5378	No
396	GOM_NL__2PRFIN20030311_191006_000000602014_00314_05378_5447.N1	11-MAR-2003 19:10:06	Straylight	59.500	106	9Bet Crv	2.6480	5600.0	119	5378	No

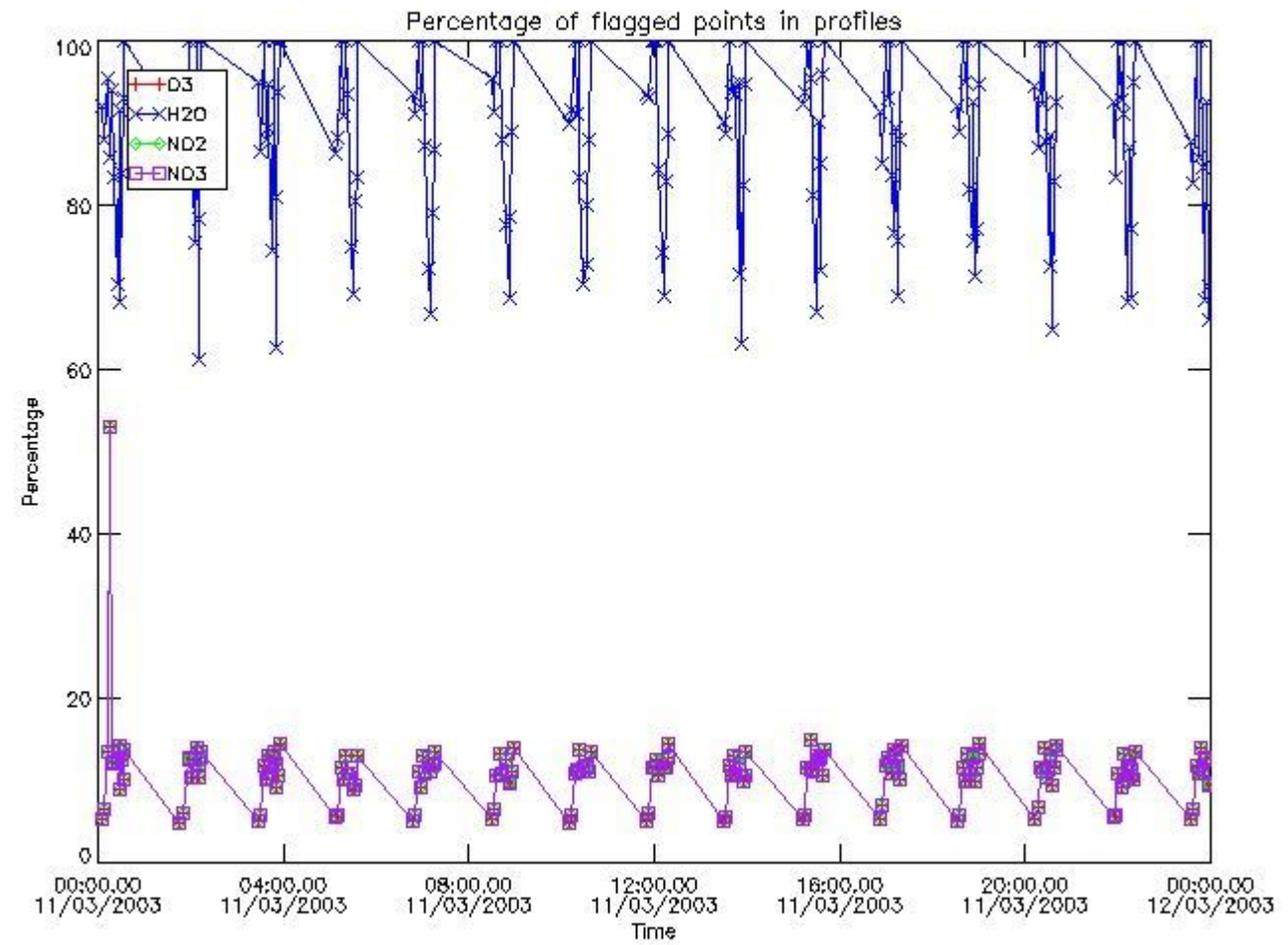
397	GOM_NL__2PRFIN20030311_191236_00000532014_00314_05378_5448.N1	11-MAR-2003 19:12:36	Straylight	53.000	100	4Gam Crv	2.5800	13100.	106	5378	No
398	GOM_NL__2PRFIN20030311_191555_000001092014_00314_05378_5449.N1	11-MAR-2003 19:15:55	Bright	108.50	15	67Alp Vir	0.97600	28000.	217	5378	No
399	GOM_NL__2PRFIN20030311_192208_00000392014_00314_05378_5450.N1	11-MAR-2003 19:22:08	Bright	38.500	22	32Alp Leo	1.3600	15200.	77	5378	No
400	GOM_NL__2PRFIN20030311_192429_00000402014_00314_05378_5451.N1	11-MAR-2003 19:24:29	Bright	39.500	51	41Gam1Leo	2.0100	4500.0	79	5378	No
401	GOM_NL__2PRFIN20030311_192758_00000972014_00314_05378_5452.N1	11-MAR-2003 19:27:58	Bright	97.000	138	47Eps Vir	2.8280	4700.0	194	5378	No
402	GOM_NL__2PRFIN20030311_193235_00000422014_00314_05378_5453.N1	11-MAR-2003 19:32:35	Bright	42.000	174	52Psi UMa	3.0040	4400.0	84	5378	No
403	GOM_NL__2PRFIN20030311_193540_00000392014_00314_05378_5454.N1	11-MAR-2003 19:35:40	Bright	39.000	82	48Bet UMa	2.3650	10600.	78	5378	No
404	GOM_NL__2PRFIN20030311_193708_00000422014_00314_05378_5455.N1	11-MAR-2003 19:37:08	Bright	41.500	36	50Alp UMa	1.8000	6300.0	83	5378	No
405	GOM_NL__2PRFIN20030311_193914_00000482014_00314_05378_5456.N1	11-MAR-2003 19:39:14	Bright	47.500	32	77Eps UMa	1.7630	11000.	95	5378	No
406	GOM_NL__2PRFIN20030311_194139_00000592014_00314_05378_5457.N1	11-MAR-2003 19:41:39	Bright	58.500	39	85Eta UMa	1.8540	24000.	117	5378	No
407	GOM_NL__2PRFIN20030311_194413_00000352014_00314_05378_5458.N1	11-MAR-2003 19:44:13	Bright	35.000	49	1Alp UMi	1.9900	6300.0	70	5378	No
408	GOM_NL__2PRFIN20030311_194837_00000482014_00314_05378_5459.N1	11-MAR-2003 19:48:37	Bright	47.500	119	14Eta Dra	2.7270	4700.0	95	5378	No
409	GOM_NL__2PRFIN20030311_195157_00000362014_00314_05378_5460.N1	11-MAR-2003 19:51:57	Bright	36.000	89	5Alp Cep	2.4510	8000.0	72	5378	No
410	GOM_NL__2PRFIN20030311_195326_00000502014_00314_05378_5461.N1	11-MAR-2003 19:53:26	Bright	49.500	130	23Bet Dra	2.7990	5800.0	99	5378	No
411	GOM_NL__2PRFIN20030311_195703_00000372014_00314_05378_5462.N1	11-MAR-2003 19:57:03	Bright	36.500	19	50Alp Cyg	1.2460	10500.	73	5378	No
412	GOM_NL__2PRFIN20030311_195837_00000372014_00314_05378_5463.N1	11-MAR-2003 19:58:37	Bright	36.500	66	37Gam Cyg	2.2080	5900.0	73	5378	No
413	GOM_NL__2PRFIN20030311_200016_00000372014_00314_05378_5464.N1	11-MAR-2003 20:00:16	Bright	37.000	92	53Eps Cyg	2.5000	4500.0	74	5378	No
414	GOM_NL__2PRFIN20030311_200341_000001402014_00314_05378_5465.N1	11-MAR-2003 20:03:41	Tw_i_and_stray	140.00	133	40Zet Her	2.8070	6000.0	280	5378	No
415	GOM_NL__2PRFIN20030311_200753_00000532014_00314_05378_5466.N1	11-MAR-2003 20:07:53	Tw_i_and_stray	52.500	168	17Zet Aql	2.9860	11000.	105	5378	No
416	GOM_NL__2PRFIN20030311_201312_00000982014_00314_05378_5467.N1	11-MAR-2003 20:13:12	Dark	98.000	59	55Alp Oph	2.0800	8900.0	196	5378	No
417	GOM_NL__2PRFIN20030311_201557_00000902014_00314_05378_5468.N1	11-MAR-2003 20:15:57	Dark	89.500	126	60Bet Oph	2.7700	4250.0	179	5378	No
418	GOM_NL__2PRFIN20030311_202004_00000442014_00314_05378_5469.N1	11-MAR-2003 20:20:04	Dark	44.000	57	34Sig Sgr	2.0660	26000.	88	5378	No
419	GOM_NL__2PRFIN20030311_202326_00000462014_00314_05378_5470.N1	11-MAR-2003 20:23:26	Dark	45.500	38	20Eps Sgr	1.8360	11000.	91	5378	No
420	GOM_NL__2PRFIN20030311_202528_00000372014_00314_05378_5471.N1	11-MAR-2003 20:25:28	Dark	36.500	45	Alp Pav	1.9400	26000.	73	5378	No
421	GOM_NL__2PRFIN20030311_202728_00000502014_00314_05378_5472.N1	11-MAR-2003 20:27:28	Dark	49.500	40	The Sco	1.8590	7100.0	99	5378	No
422	GOM_NL__2PRFIN20030311_203217_00000412014_00315_05379_5438.N1	11-MAR-2003 20:32:17	Dark	40.500	43	Alp TrA	1.9100	4250.0	81	5379	No
423	GOM_NL__2PRFIN20030311_203332_00000392014_00315_05379_5439.N1	11-MAR-2003 20:33:32	Dark	39.000	134	Bet TrA	2.8100	6600.0	78	5379	No
424	GOM_NL__2PRFIN20030311_203614_00000552014_00315_05379_5440.N1	11-MAR-2003 20:36:14	Dark	54.500	4	Alp1Cen	-0.010000	5800.0	109	5379	No
425	GOM_NL__2PRFIN20030311_203730_00000442014_00315_05379_5441.N1	11-MAR-2003 20:37:30	Dark	44.000	10	Bet Cen	0.61000	28000.	88	5379	No
426	GOM_NL__2PRFIN20030311_203938_00000412014_00315_05379_5442.N1	11-MAR-2003 20:39:38	Dark	40.500	12	Alp1Cru	0.77500	30000.	81	5379	No
427	GOM_NL__2PRFIN20030311_204103_00000362014_00315_05379_5443.N1	11-MAR-2003 20:41:03	Dark	36.000	124	The Car	2.7640	30000.	72	5379	No
428	GOM_NL__2PRFIN20030311_204230_00000442014_00315_05379_5444.N1	11-MAR-2003 20:42:30	Straylight	44.000	64	Gam Cen	2.2000	10600.	88	5379	No
429	GOM_NL__2PRFIN20030311_204419_00000412014_00315_05379_5445.N1	11-MAR-2003 20:44:19	Straylight	41.000	91	Kap Vel	2.4900	26000.	82	5379	No
430	GOM_NL__2PRFIN20030311_204739_00000432014_00315_05379_5446.N1	11-MAR-2003 20:47:39	Straylight	42.500	65	Lam Vel	2.2040	4400.0	85	5379	No
431	GOM_NL__2PRFIN20030311_205042_00000602014_00315_05379_5447.N1	11-MAR-2003 20:50:42	Straylight	59.500	106	9Bet Crv	2.6480	5600.0	119	5379	No
432	GOM_NL__2PRFIN20030311_205312_00000562014_00315_05379_5448.N1	11-MAR-2003 20:53:12	Straylight	55.500	100	4Gam Crv	2.5800	13100.	111	5379	No
433	GOM_NL__2PRFIN20030311_205631_000001242014_00315_05379_5449.N1	11-MAR-2003 20:56:31	Bright	124.00	15	67Alp Vir	0.97600	28000.	248	5379	No
434	GOM_NL__2PRFIN20030311_210244_00000382014_00315_05379_5450.N1	11-MAR-2003 21:02:44	Bright	38.000	22	32Alp Leo	1.3600	15200.	76	5379	No
435	GOM_NL__2PRFIN20030311_210505_00000412014_00315_05379_5451.N1	11-MAR-2003 21:05:05	Bright	40.500	51	41Gam1Leo	2.0100	4500.0	81	5379	No
436	GOM_NL__2PRFIN20030311_210832_00000992014_00315_05379_5452.N1	11-MAR-2003 21:08:32	Bright	99.000	138	47Eps Vir	2.8280	4700.0	198	5379	No
437	GOM_NL__2PRFIN20030311_211311_00000422014_00315_05379_5453.N1	11-MAR-2003 21:13:11	Bright	41.500	174	52Psi UMa	3.0040	4400.0	83	5379	No
438	GOM_NL__2PRFIN20030311_211616_00000402014_00315_05379_5454.N1	11-MAR-2003 21:16:16	Bright	39.500	82	48Bet UMa	2.3650	10600.	79	5379	No
439	GOM_NL__2PRFIN20030311_211743_00000392014_00315_05379_5455.N1	11-MAR-2003 21:17:43	Bright	38.500	36	50Alp UMa	1.8000	6300.0	77	5379	No
440	GOM_NL__2PRFIN20030311_211949_00000482014_00315_05379_5456.N1	11-MAR-2003 21:19:49	Bright	47.500	32	77Eps UMa	1.7630	11000.	95	5379	No
441	GOM_NL__2PRFIN20030311_212213_00000612014_00315_05379_5457.N1	11-MAR-2003 21:22:13	Bright	60.500	39	85Eta UMa	1.8540	24000.	121	5379	No
442	GOM_NL__2PRFIN20030311_212449_00000372014_00315_05379_5458.N1	11-MAR-2003 21:24:49	Bright	37.000	49	1Alp UMi	1.9900	6300.0	74	5379	No
443	GOM_NL__2PRFIN20030311_212913_00000482014_00315_05379_5459.N1	11-MAR-2003 21:29:13	Bright	48.000	119	14Eta Dra	2.7270	4700.0	96	5379	No
444	GOM_NL__2PRFIN20030311_213233_00000342014_00315_05379_5460.N1	11-MAR-2003 21:32:33	Bright	34.000	89	5Alp Cep	2.4510	8000.0	68	5379	No
445	GOM_NL__2PRFIN20030311_213402_00000522014_00315_05379_5461.N1	11-MAR-2003 21:34:02	Bright	52.000	130	23Bet Dra	2.7990	5800.0	104	5379	No
446	GOM_NL__2PRFIN20030311_213739_00000372014_00315_05379_5462.N1	11-MAR-2003 21:37:39	Bright	37.000	19	50Alp Cyg	1.2460	10500.	74	5379	No
447	GOM_NL__2PRFIN20030311_213913_00000352014_00315_05379_5463.N1	11-MAR-2003 21:39:13	Bright	35.000	66	37Gam Cyg	2.2080	5900.0	70	5379	No
448	GOM_NL__2PRFIN20030311_214052_00000362014_00315_05379_5464.N1	11-MAR-2003 21:40:52	Bright	35.500	92	53Eps Cyg	2.5000	4500.0	71	5379	No
449	GOM_NL__2PRFIN20030311_214417_000001372014_00315_05379_5465.N1	11-MAR-2003 21:44:17	Tw_i_and_stray	136.50	133	40Zet Her	2.8070	6000.0	273	5379	No
450	GOM_NL__2PRFIN20030311_214829_00000492014_00315_05379_5466.N1	11-MAR-2003 21:48:29	Tw_i_and_stray	48.500	168	17Zet Aql	2.9860	11000.	97	5379	No
451	GOM_NL__2PRFIN20030311_215350_000001022014_00315_05379_5467.N1	11-MAR-2003 21:53:50	Dark	101.50	59	55Alp Oph	2.0800	8900.0	203	5379	No
452	GOM_NL__2PRFIN20030311_215635_00000902014_00315_05379_5468.N1	11-MAR-2003 21:56:35	Dark	90.000	126	60Bet Oph	2.7700	4250.0	180	5379	No
453	GOM_NL__2PRFIN20030311_220041_00000472014_00315_05379_5469.N1	11-MAR-2003 22:00:41	Dark	47.000	57	34Sig Sgr	2.0660	26000.	94	5379	No
454	GOM_NL__2PRFIN20030311_220403_00000552014_00315_05379_5470.N1	11-MAR-2003 22:04:03	Dark	55.000	38	20Eps Sgr	1.8360	11000.	110	5379	No
455	GOM_NL__2PRFIN20030311_220603_00000392014_00315_05379_5471.N1	11-MAR-2003 22:06:03	Dark	38.500	45	Alp Pav	1.9400	26000.	77	5379	No

456	GOM_NL__2PRFIN20030311_220805_000000522014_00315_05379_5472.N1	11-MAR-2003 22:08:05	Dark	51.500	40	The Sco	1.8590	7100.0	103	5379	No
457	GOM_NL__2PRFIN20030311_221253_000000432014_00316_05380_5438.N1	11-MAR-2003 22:12:53	Dark	43.000	43	Alp TrA	1.9100	4250.0	86	5380	No
458	GOM_NL__2PRFIN20030311_221408_000000392014_00316_05380_5439.N1	11-MAR-2003 22:14:08	Dark	39.000	134	Bet TrA	2.8100	6600.0	78	5380	No
459	GOM_NL__2PRFIN20030311_221651_000000452014_00316_05380_5440.N1	11-MAR-2003 22:16:51	Dark	45.000	4	Alp1Cen	-0.010000	5800.0	90	5380	No
460	GOM_NL__2PRFIN20030311_221806_000000492014_00316_05380_5441.N1	11-MAR-2003 22:18:06	Dark	48.500	10	Bet Cen	0.61000	28000.	97	5380	No
461	GOM_NL__2PRFIN20030311_222015_000000512014_00316_05380_5442.N1	11-MAR-2003 22:20:15	Dark	50.500	12	Alp1Cru	0.77500	30000.	101	5380	No
462	GOM_NL__2PRFIN20030311_222139_000000382014_00316_05380_5443.N1	11-MAR-2003 22:21:39	Dark	38.000	124	The Car	2.7640	30000.	76	5380	No
463	GOM_NL__2PRFIN20030311_222306_000000462014_00316_05380_5444.N1	11-MAR-2003 22:23:06	Straylight	45.500	64	Gam Cen	2.2000	10600.	91	5380	No
464	GOM_NL__2PRFIN20030311_222455_000000362014_00316_05380_5445.N1	11-MAR-2003 22:24:55	Straylight	36.000	91	Kap Vel	2.4900	26000.	72	5380	No
465	GOM_NL__2PRFIN20030311_222815_000000472014_00316_05380_5446.N1	11-MAR-2003 22:28:15	Straylight	46.500	65	Lam Vel	2.2040	4400.0	93	5380	No
466	GOM_NL__2PRFIN20030311_223119_000000582014_00316_05380_5447.N1	11-MAR-2003 22:31:19	Straylight	58.000	106	9Bet Crv	2.6480	5600.0	116	5380	No
467	GOM_NL__2PRFIN20030311_223348_000000572014_00316_05380_5448.N1	11-MAR-2003 22:33:48	Straylight	56.500	100	4Gam Crv	2.5800	13100.	113	5380	No
468	GOM_NL__2PRFIN20030311_223707_000001032014_00316_05380_5449.N1	11-MAR-2003 22:37:07	Bright	103.00	15	67Alp Vir	0.97600	28000.	206	5380	No
469	GOM_NL__2PRFIN20030311_224320_000000402014_00316_05380_5450.N1	11-MAR-2003 22:43:20	Bright	40.000	22	32Alp Leo	1.3600	15200.	80	5380	No
470	GOM_NL__2PRFIN20030311_224540_000000402014_00316_05380_5451.N1	11-MAR-2003 22:45:40	Bright	40.000	51	41Gam1Leo	2.0100	4500.0	80	5380	No
471	GOM_NL__2PRFIN20030311_224906_000000992014_00316_05380_5452.N1	11-MAR-2003 22:49:06	Bright	99.000	138	47Eps Vir	2.8280	4700.0	198	5380	No
472	GOM_NL__2PRFIN20030311_225346_000000422014_00316_05380_5453.N1	11-MAR-2003 22:53:46	Bright	42.000	174	52Psi UMa	3.0040	4400.0	84	5380	No
473	GOM_NL__2PRFIN20030311_225651_000000392014_00316_05380_5454.N1	11-MAR-2003 22:56:51	Bright	39.000	82	48Bet UMa	2.3650	10600.	78	5380	No
474	GOM_NL__2PRFIN20030311_225819_000000402014_00316_05380_5455.N1	11-MAR-2003 22:58:19	Bright	40.000	36	50Alp UMa	1.8000	6300.0	80	5380	No
475	GOM_NL__2PRFIN20030311_230024_000000472014_00316_05380_5456.N1	11-MAR-2003 23:00:24	Bright	46.500	32	77Eps UMa	1.7630	11000.	93	5380	No
476	GOM_NL__2PRFIN20030311_230248_000000582014_00316_05380_5457.N1	11-MAR-2003 23:02:48	Bright	58.000	39	85Eta UMa	1.8540	24000.	116	5380	No
477	GOM_NL__2PRFIN20030311_230525_000000362014_00316_05380_5458.N1	11-MAR-2003 23:05:25	Bright	35.500	49	1Alp UMi	1.9900	6300.0	71	5380	No
478	GOM_NL__2PRFIN20030311_230948_000000462014_00316_05380_5459.N1	11-MAR-2003 23:09:48	Bright	46.000	119	14Eta Dra	2.7270	4700.0	92	5380	No
479	GOM_NL__2PRFIN20030311_231309_000000342014_00316_05380_5460.N1	11-MAR-2003 23:13:09	Bright	33.500	89	5Alp Cep	2.4510	8000.0	67	5380	No
480	GOM_NL__2PRFIN20030311_231437_000000542014_00316_05380_5461.N1	11-MAR-2003 23:14:37	Bright	53.500	130	23Bet Dra	2.7990	5800.0	107	5380	No
481	GOM_NL__2PRFIN20030311_231815_000000352014_00316_05380_5462.N1	11-MAR-2003 23:18:15	Bright	34.500	19	50Alp Cyg	1.2460	10500.	69	5380	No
482	GOM_NL__2PRFIN20030311_231949_000000352014_00316_05380_5463.N1	11-MAR-2003 23:19:49	Bright	35.000	66	37Gam Cyg	2.2080	5900.0	70	5380	No
483	GOM_NL__2PRFIN20030311_232128_000000352014_00316_05380_5464.N1	11-MAR-2003 23:21:28	Bright	34.500	92	53Eps Cyg	2.5000	4500.0	69	5380	No
484	GOM_NL__2PRFIN20030311_232453_000001422014_00316_05380_5465.N1	11-MAR-2003 23:24:53	Twilight	142.00	133	40Zet Her	2.8070	6000.0	284	5380	No
485	GOM_NL__2PRFIN20030311_232906_000000482014_00316_05380_5466.N1	11-MAR-2003 23:29:06	Twilight	48.000	168	17Zet Aql	2.9860	11000.	96	5380	No
486	GOM_NL__2PRFIN20030311_233427_000000992014_00316_05380_5467.N1	11-MAR-2003 23:34:27	Dark	98.500	59	55Alp Oph	2.0800	8900.0	197	5380	No
487	GOM_NL__2PRFIN20030311_233712_000000872014_00316_05380_5468.N1	11-MAR-2003 23:37:12	Dark	87.000	126	60Bet Oph	2.7700	4250.0	174	5380	No
488	GOM_NL__2PRFIN20030311_234118_000000432014_00316_05380_5469.N1	11-MAR-2003 23:41:18	Dark	43.000	57	34Sig Sgr	2.0660	26000.	86	5380	No
489	GOM_NL__2PRFIN20030311_234439_000000472014_00316_05380_5470.N1	11-MAR-2003 23:44:39	Dark	46.500	38	20Eps Sgr	1.8360	11000.	93	5380	No
490	GOM_NL__2PRFIN20030311_234639_000000372014_00316_05380_5471.N1	11-MAR-2003 23:46:39	Dark	36.500	45	Alp Pav	1.9400	26000.	73	5380	No
491	GOM_NL__2PRFIN20030311_234841_000000492014_00316_05380_5472.N1	11-MAR-2003 23:48:41	Dark	49.000	40	The Sco	1.8590	7100.0	98	5380	No
492	GOM_NL__2PRFIN20030311_235329_000000402014_00317_05381_5439.N1	11-MAR-2003 23:53:29	Dark	40.000	43	Alp TrA	1.9100	4250.0	80	5381	No
493	GOM_NL__2PRFIN20030311_235444_000000412014_00317_05381_5440.N1	11-MAR-2003 23:54:44	Dark	41.000	134	Bet TrA	2.8100	6600.0	82	5381	No
494	GOM_NL__2PRFIN20030311_235727_000000542014_00317_05381_5441.N1	11-MAR-2003 23:57:27	Dark	53.500	4	Alp1Cen	-0.010000	5800.0	107	5381	No
495	GOM_NL__2PRFIN20030311_235843_000000542014_00317_05381_5442.N1	11-MAR-2003 23:58:43	Dark	54.000	10	Bet Cen	0.61000	28000.	108	5381	No

3. Quality information per product

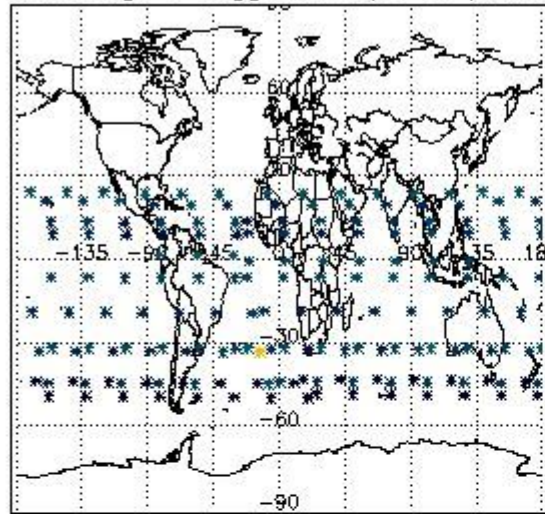
In this section it is plotted some information contained in the Quality Summary data set of the level 2 products. Only products in dark limb conditions and without errors (error flag in the MPH set to "0") are used.

3.1 Plot quality information per product (time dependant)

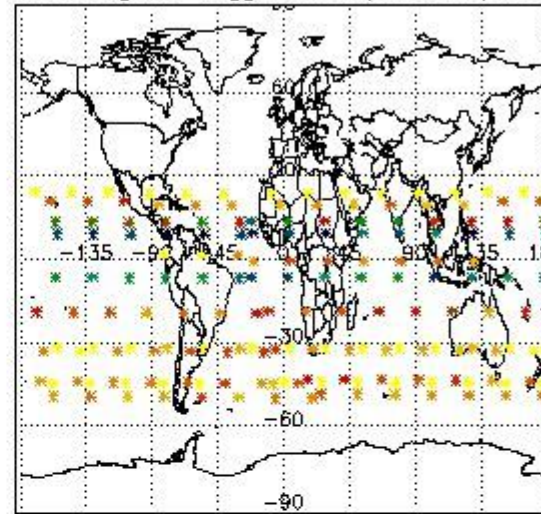


3.2 Plot quality information per product (world map)


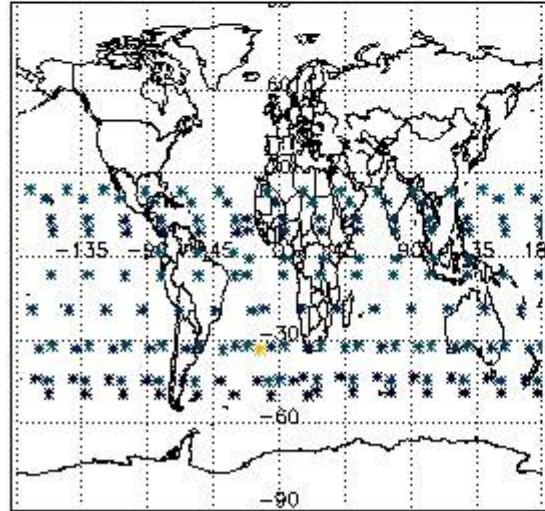
Percentage of flagged data per O3 profile



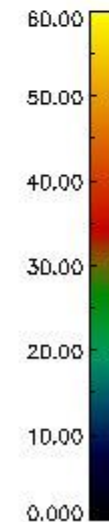
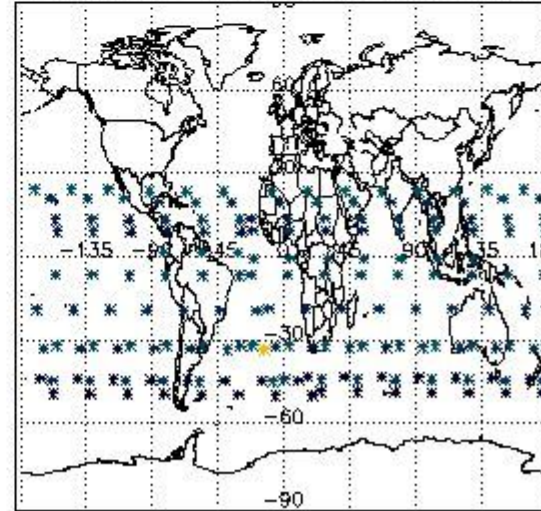
Percentage of flagged data per H2O profile



Percentage of flagged data per NO2 profile



Percentage of flagged data per NO3 profile

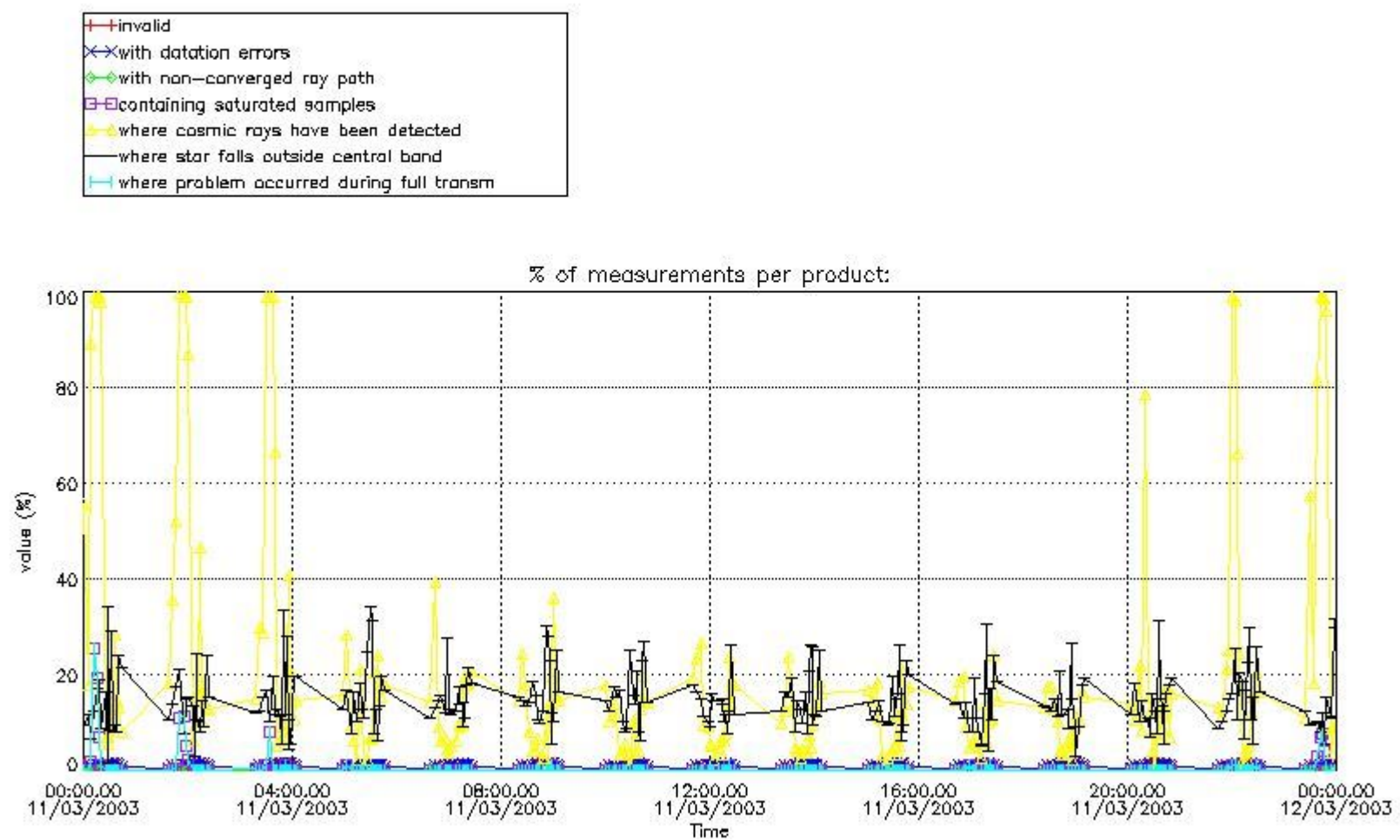


4. Level 1 quality information per product

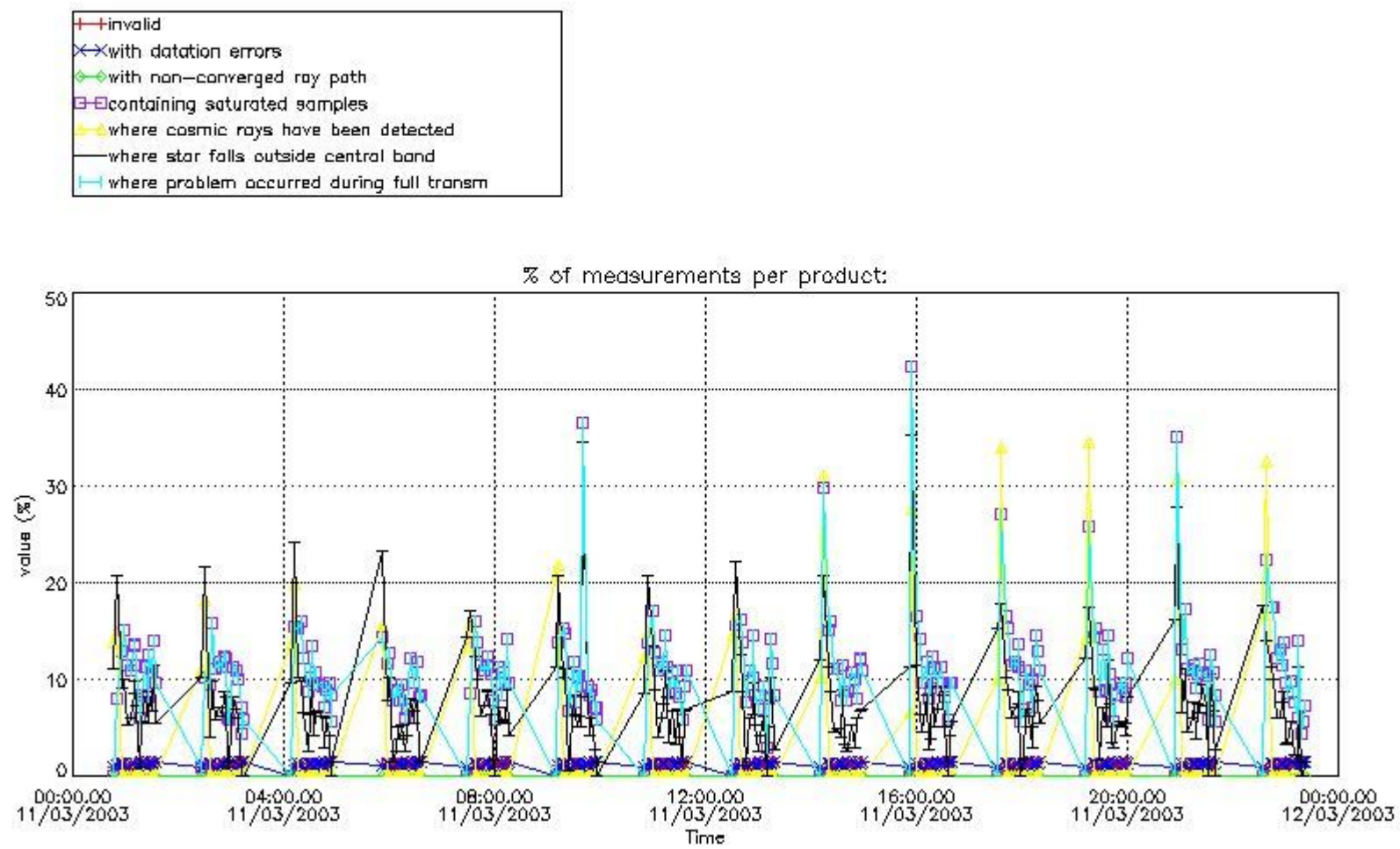
In this section it is plotted some information contained in the Quality Summary data set of the level 2 products that comes from the level 1b processing. Products without errors (error flag in the MPH set to "0") are used.

4.1 Plot quality information per product (time dependant) coming from level 1b processing

4.1.1 Plot level 1 quality information per product (time dependant): ENVISAT ASCENDING passes

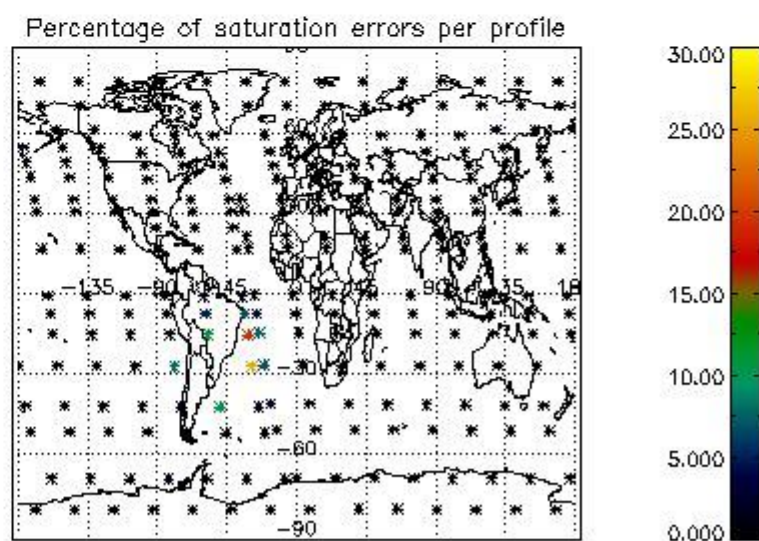
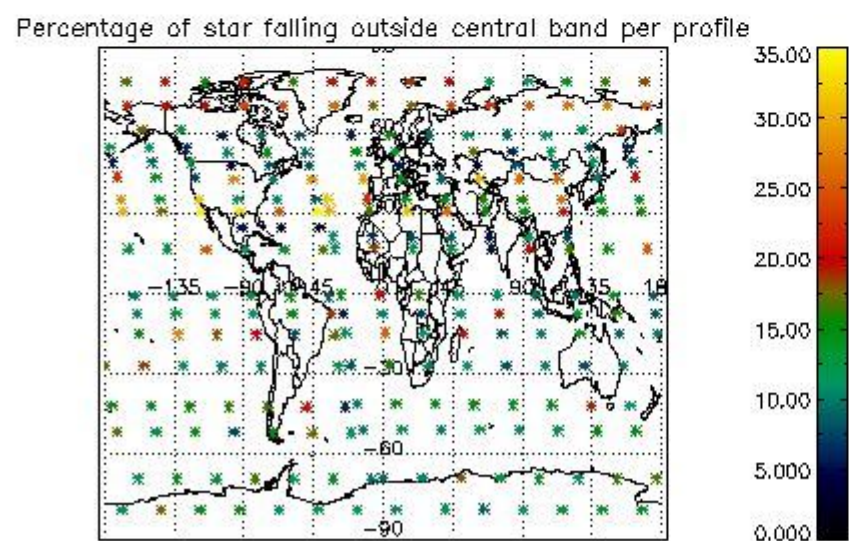
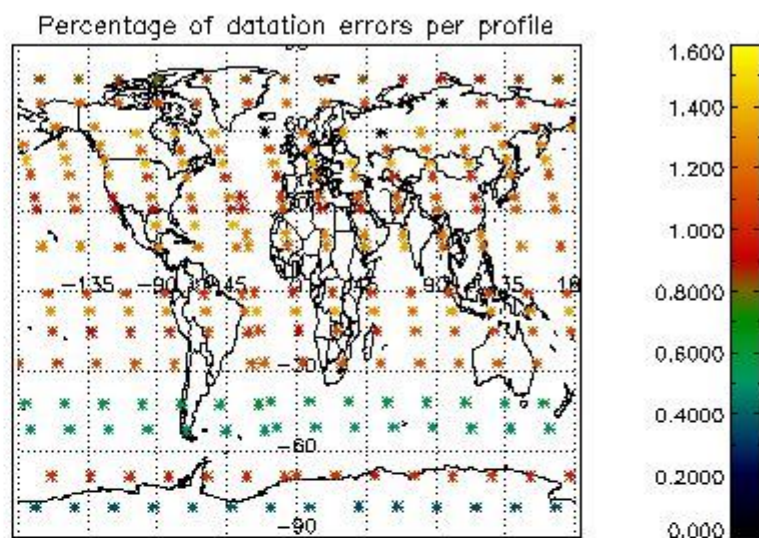
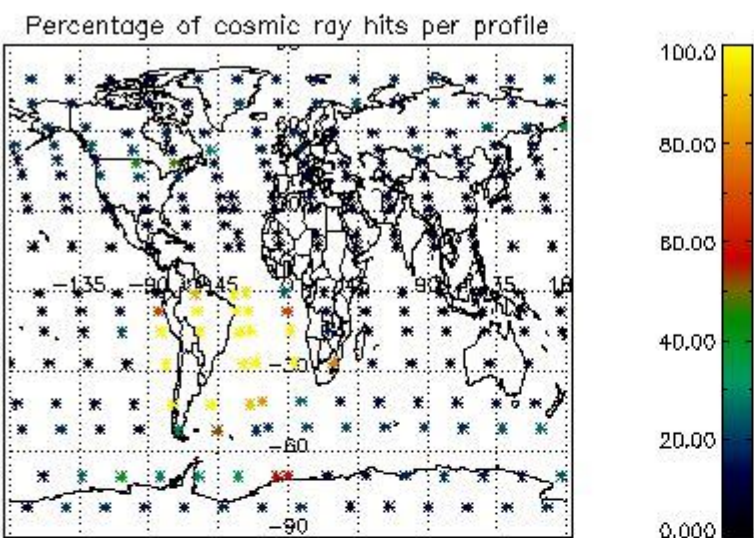


4.1.2 Plot level 1 quality information per product (time dependant): ENVI SAT DESCENDING passes

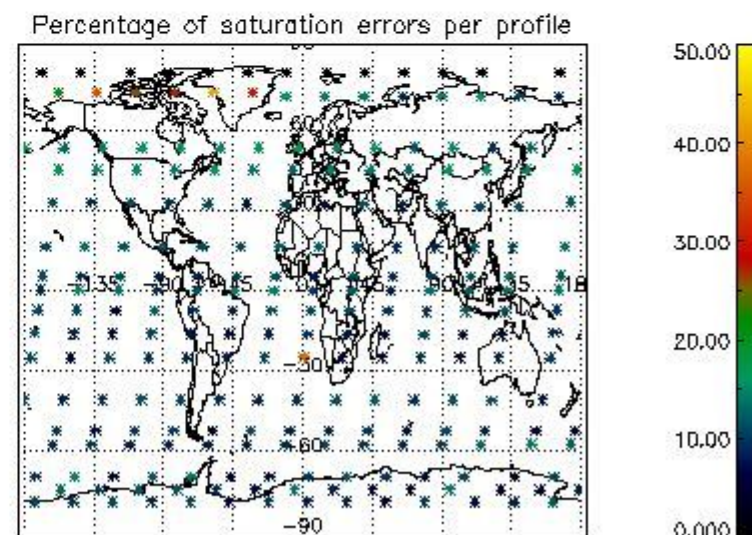
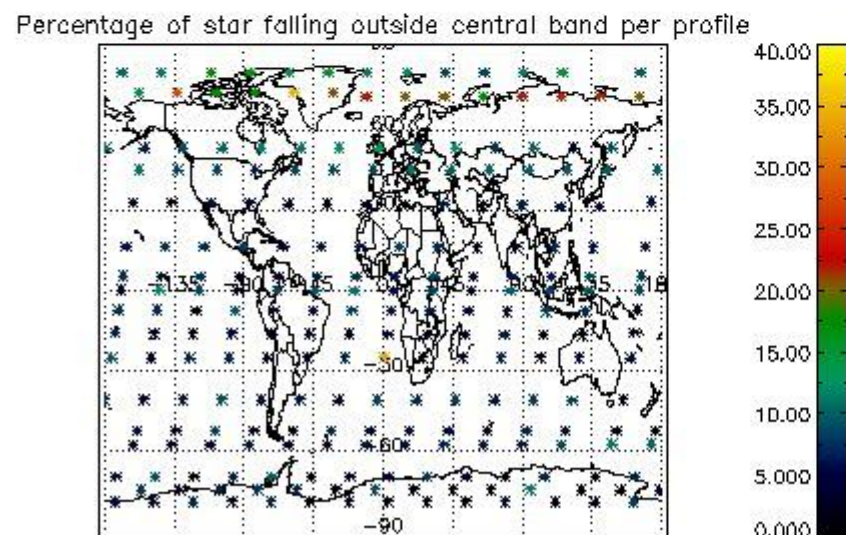
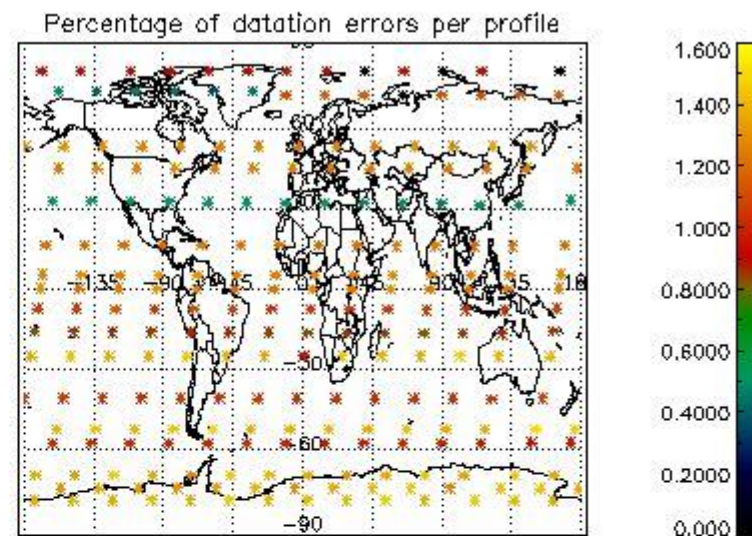
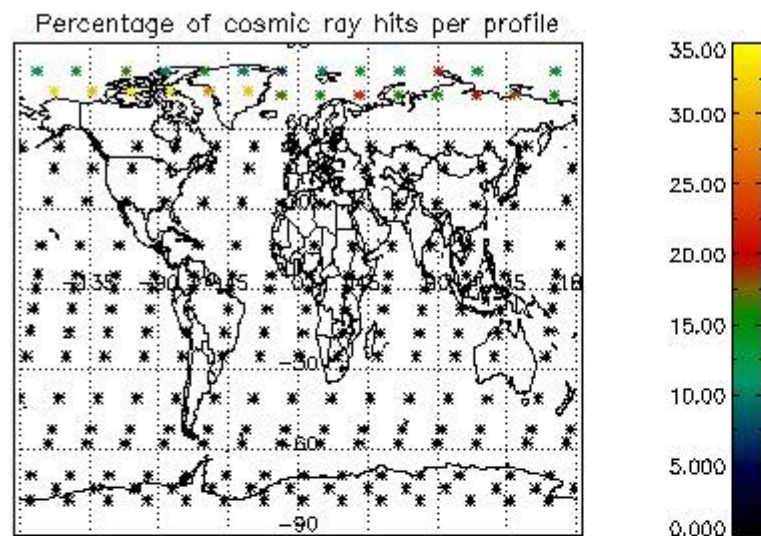


4.2 Plot quality information per product coming from level 1b processing (world map)

4.2.1 Plot level 1 quality information per product (world map): ENVISAT ASCENDING passes



4.2.2 Plot level 1 quality information per product (world map): ENVISAT DESCENDING passes



5. Trace gas profiles

5.1 Ozone statistics based on quality of products

The final quality of the products can be "measured" using the STD (Standard Deviation) attached to every point profile. This information is written to the parameter GOM_NL__2P/NL_LOCAL_SPECIES_DENSITY/o3_std of the level 2 products. The table below shows the statistics for given STD ranges.

The statistics are given with respect to the overall valid production:

- Products without fatal errors: GOM_NL__2P/MPH/PRODUCT_ERR=0
- Valid point profile: GOM_NL__2P/NL_LOCAL_SPECIES_DENSITY/pcd(0)=0

The 'Criteria' is applied to valid points of dark limb products:

- Products in dark limb illumination condition: GOM_NL__2P/NL_SUMMARY_QUALITY/obs_ill_cond=0
- Products without fatal errors: GOM_NL__2P/MPH/PRODUCT_ERR=0
- Valid point profile: GOM_NL__2P/NL_LOCAL_SPECIES_DENSITY/pcd(0)=0

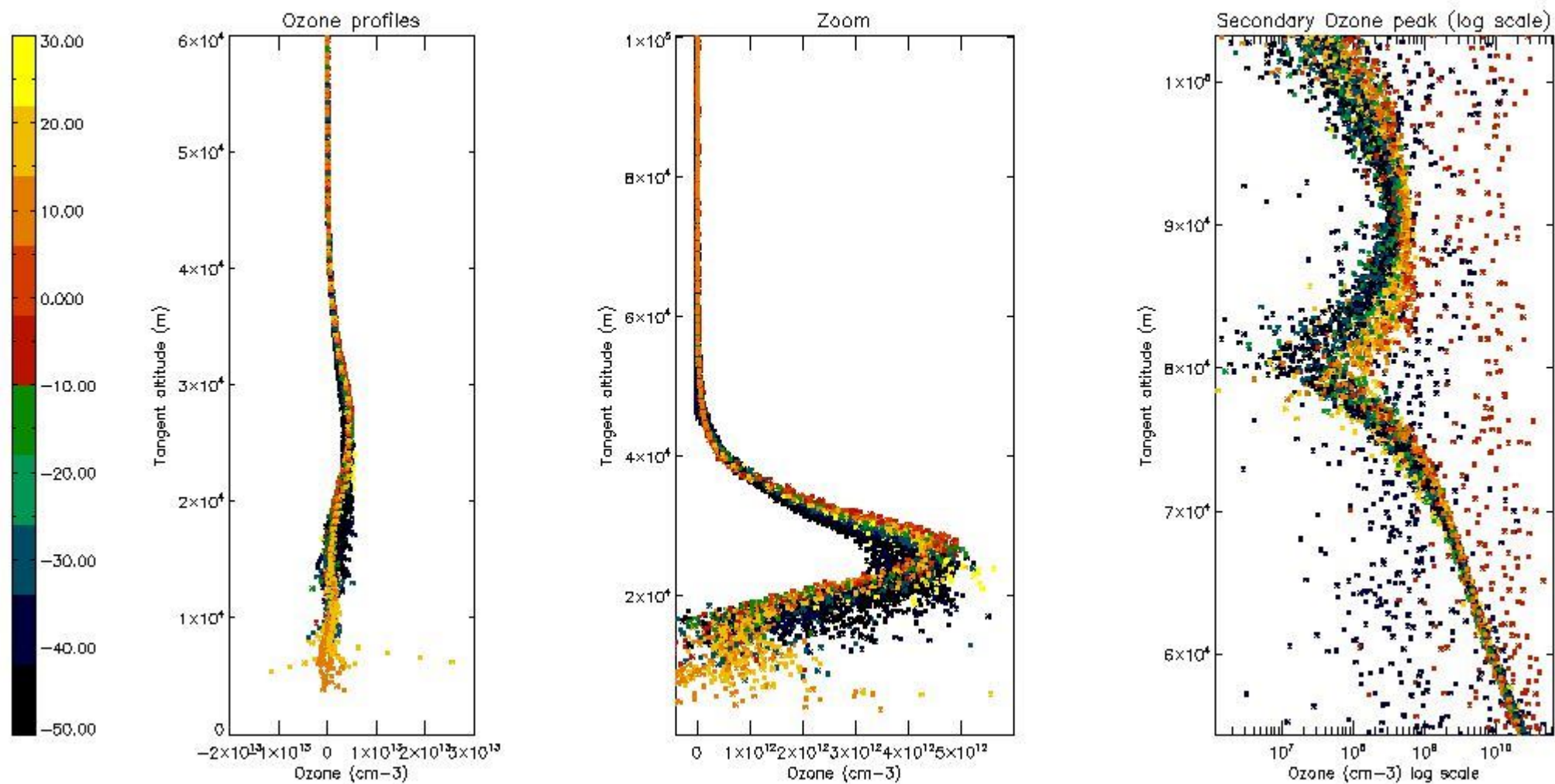
So, the table below shows the percentage of dark limb and valid observations for each criteria with respect to the overall valid daily observations.

Criteria	% of total production
All STD	36
STD < 20	21

STD < 10	18
STD < 5	14

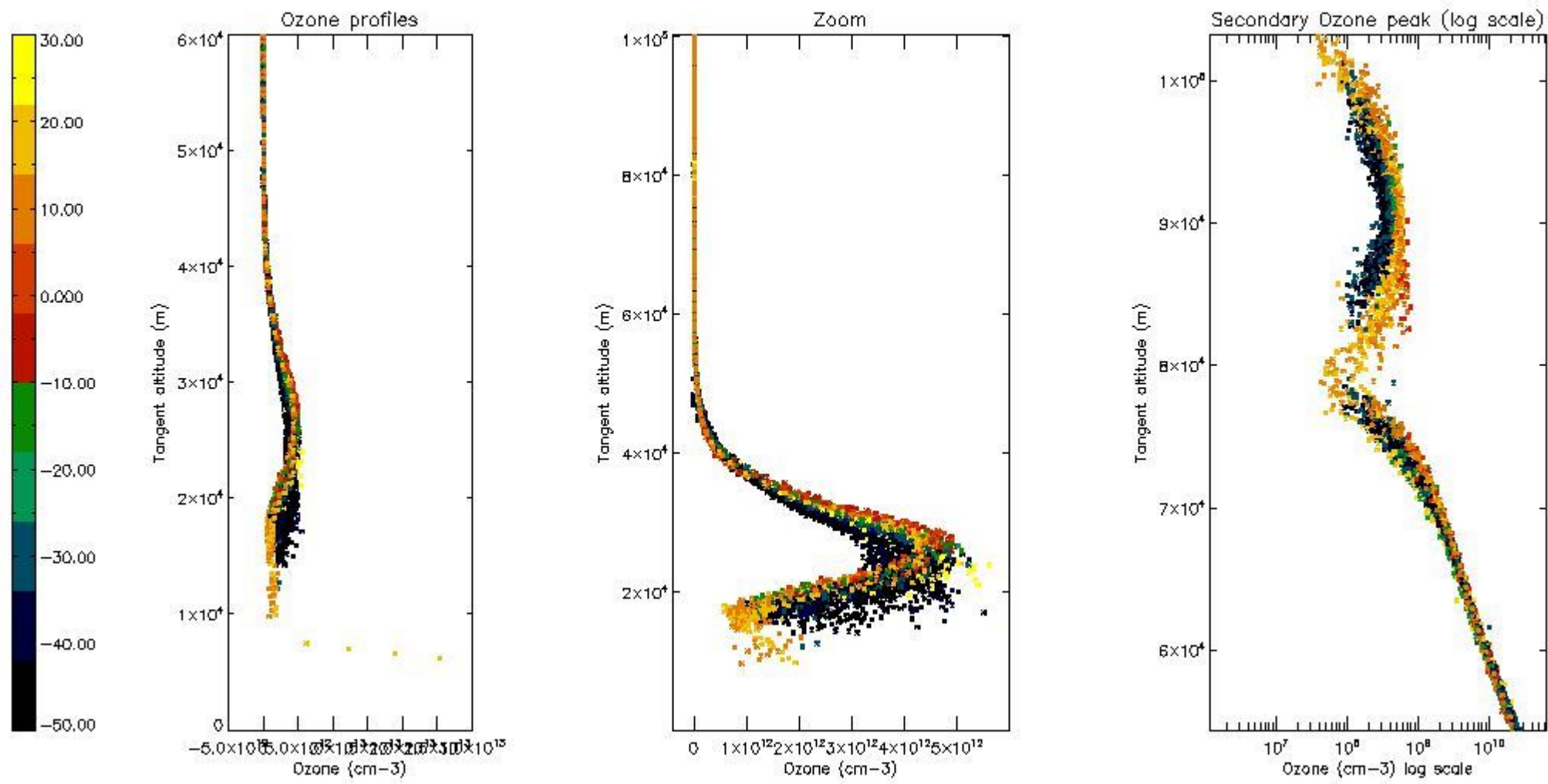
5.2 Plot ozone profiles for all STD (dark without errors)

The colorbar represents the latitude.



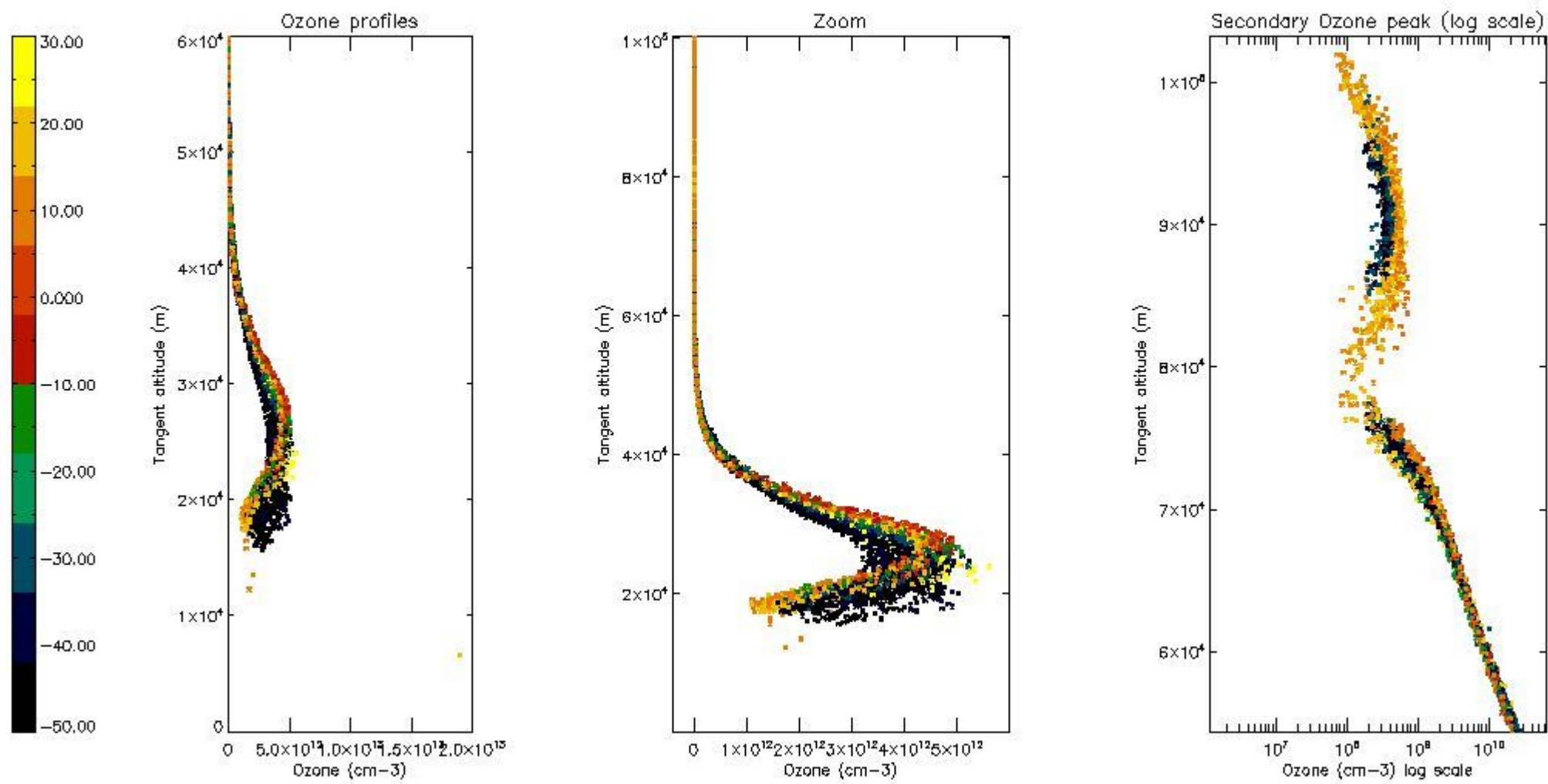
5.3 Plot ozone profiles where STD < 20% (dark without errors)

The colorbar represents the latitude.



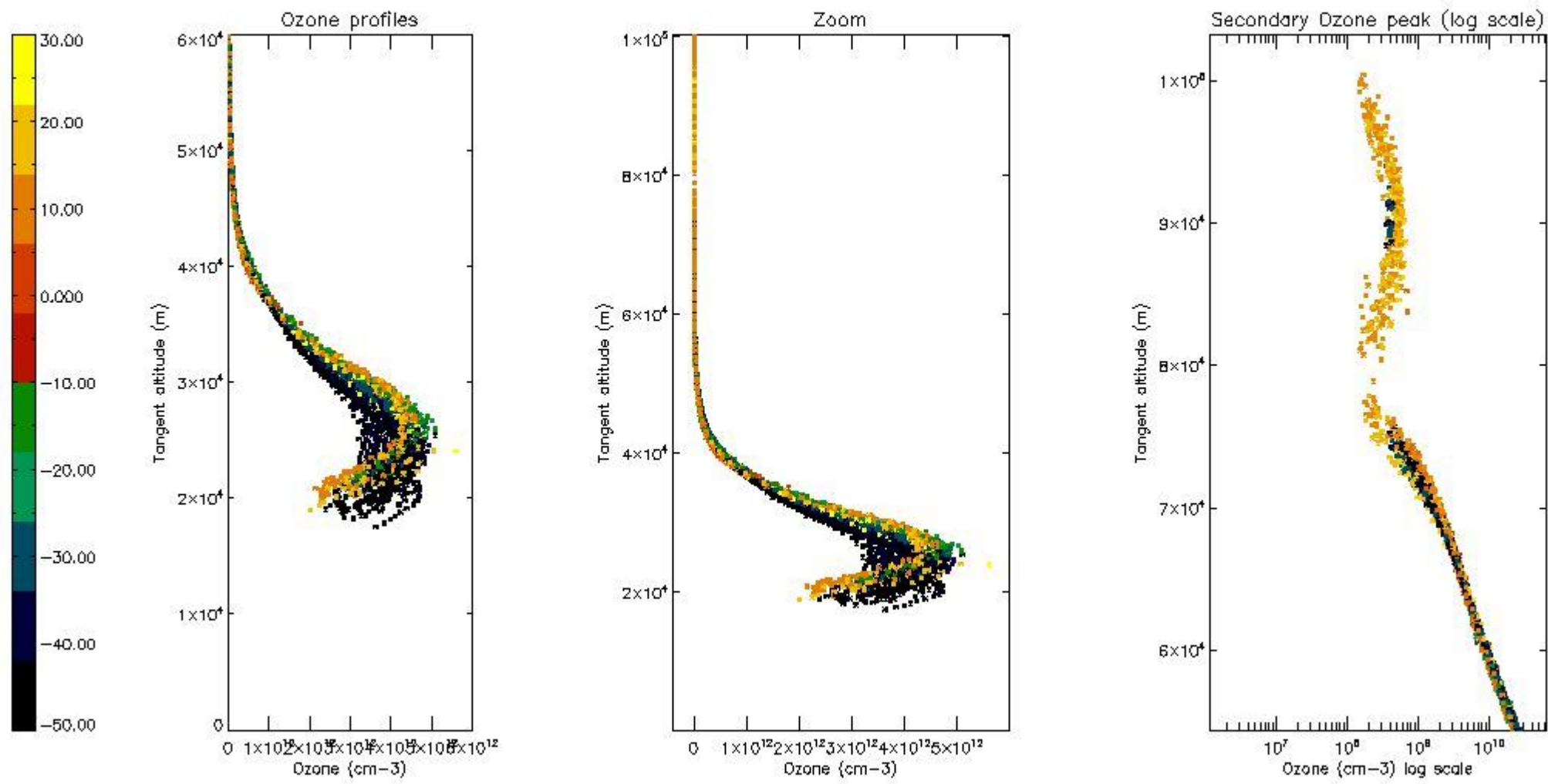
5.4 Plot ozone profiles where STD < 10% (dark without errors)

The colorbar represents the latitude.



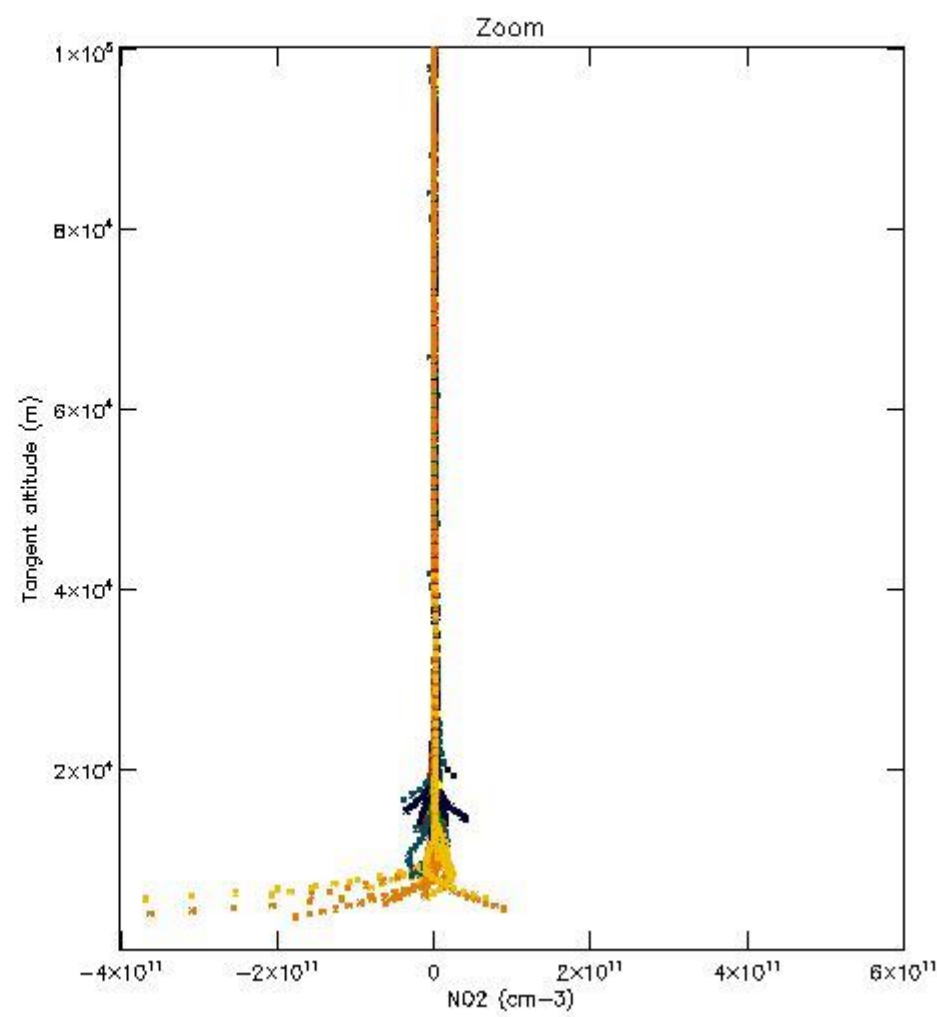
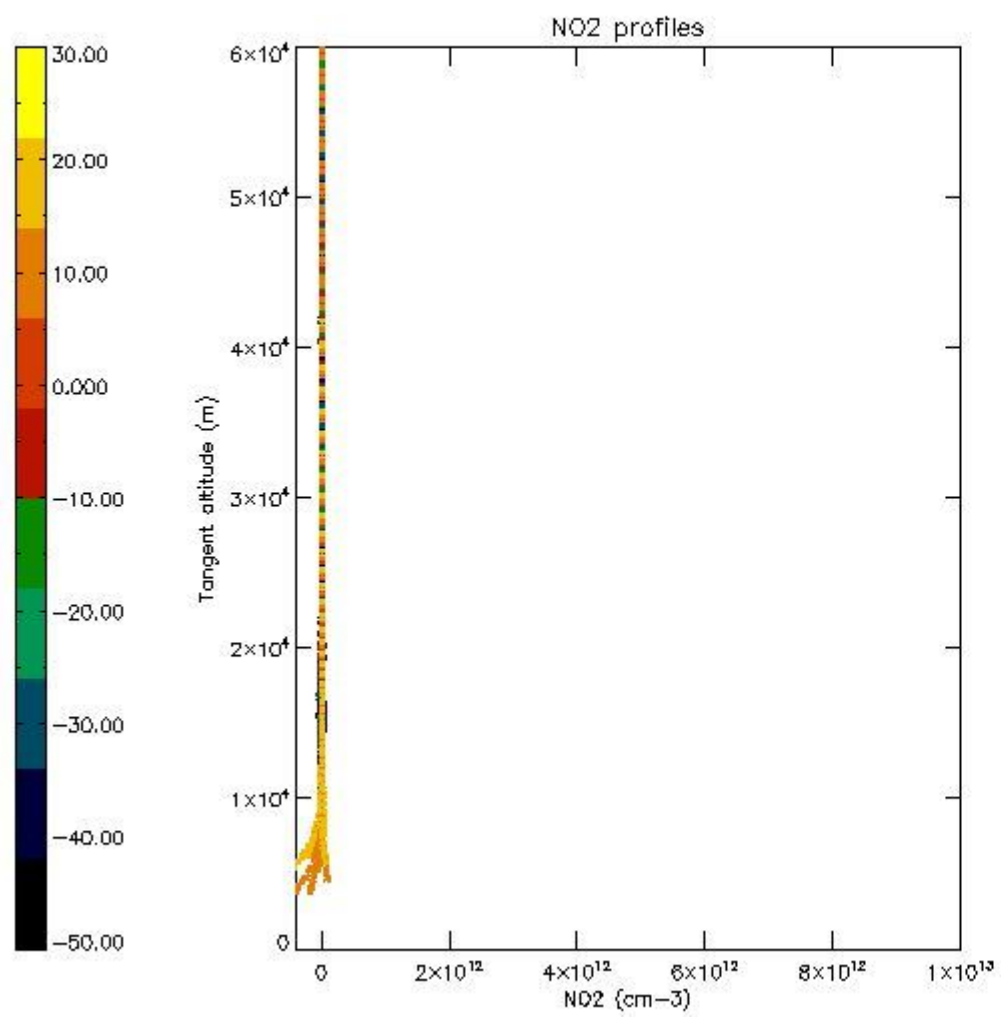
5.5 Plot ozone profiles where STD < 5% (dark without errors)

The colorbar represents the latitude.



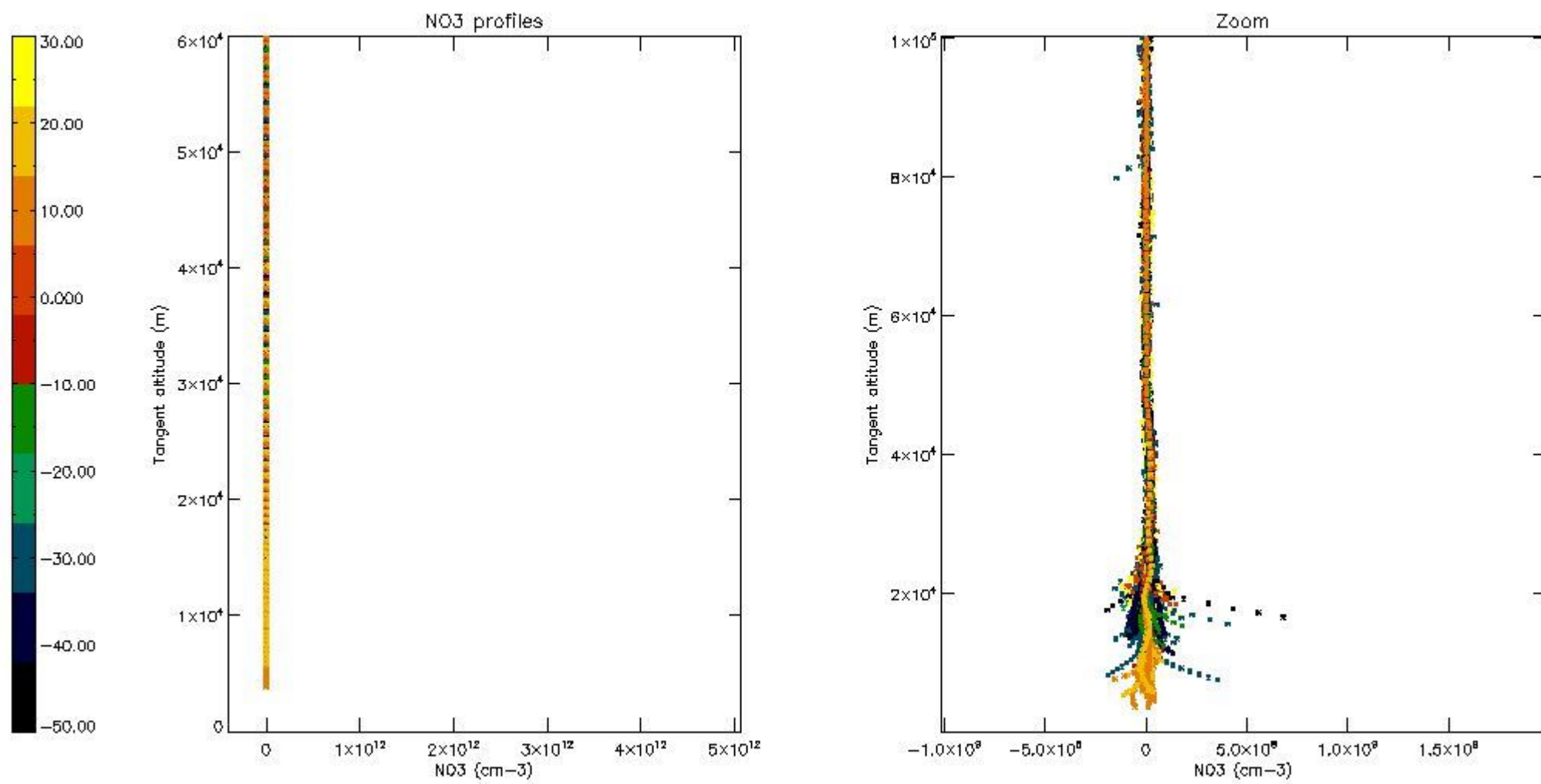
5.6 Plot NO₂ profiles for all STD (dark without errors)

The colorbar represents the latitude.



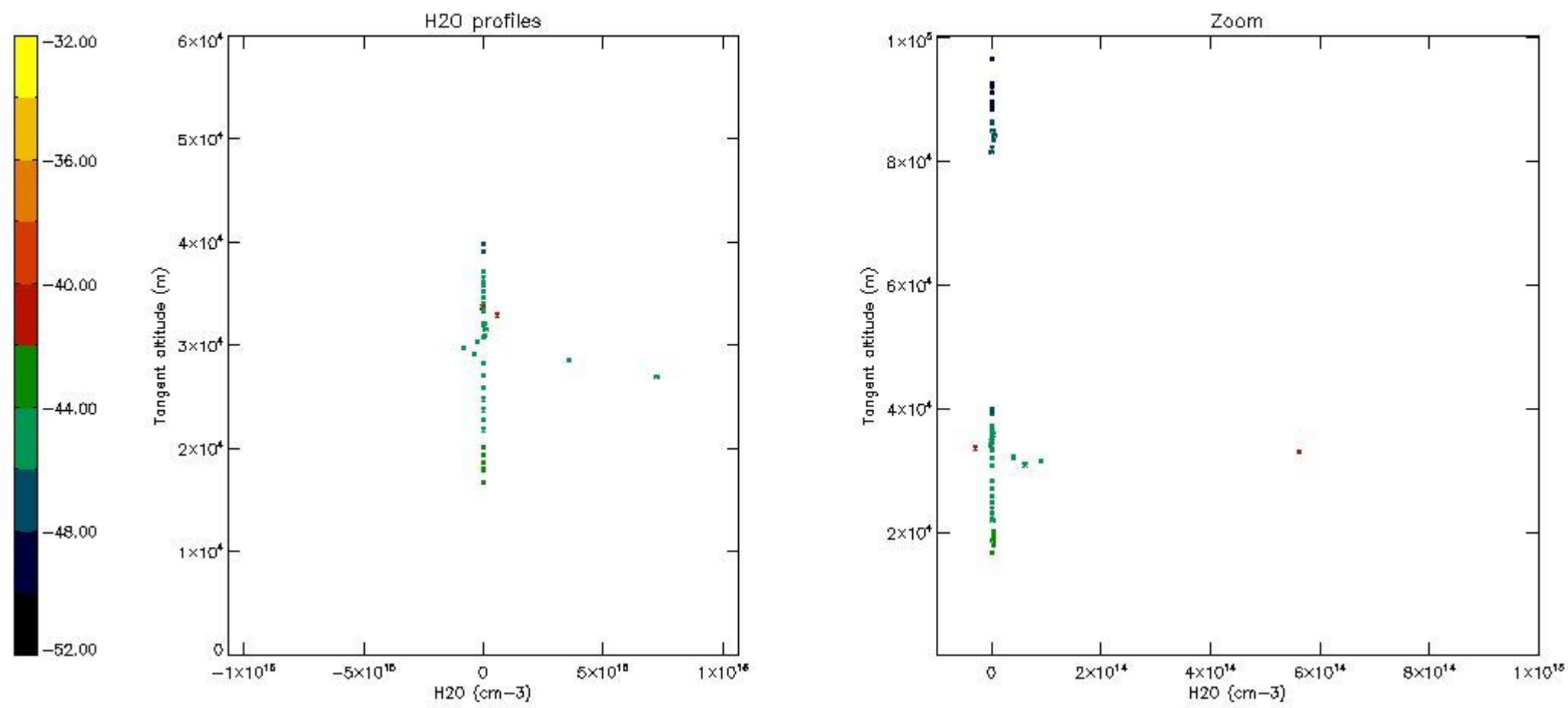
5.7 Plot NO3 profiles for all STD (dark without errors)

The colorbar represents the latitude.



5.8 Plot H2O profiles for all STD (only for occultations of stars 1,2,3,4,13,14,16,26,63 dark without errors)

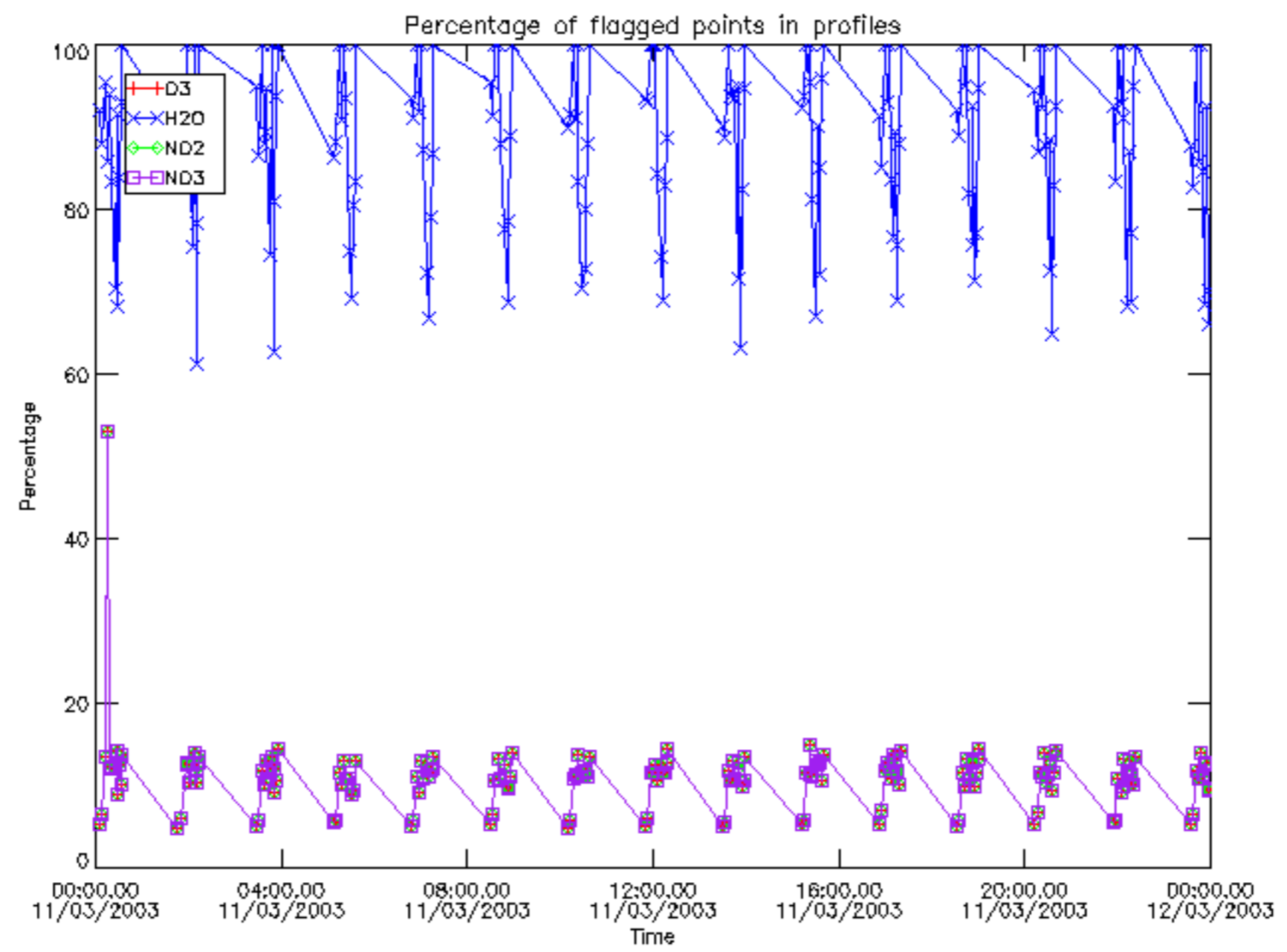
The colorbar represents the latitude.



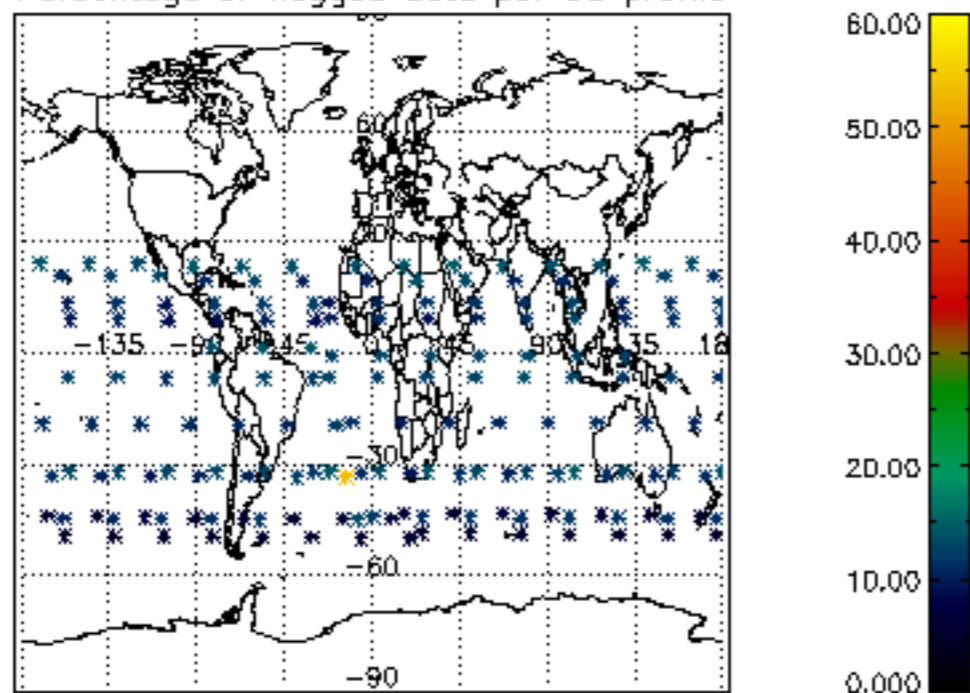
6. Auxiliary Data Files used for the production reported in section 2

The number reported in the third column indicates since which file (see list in section 2) the corresponding auxiliary file has been used. The fourth column is the date of those product files.

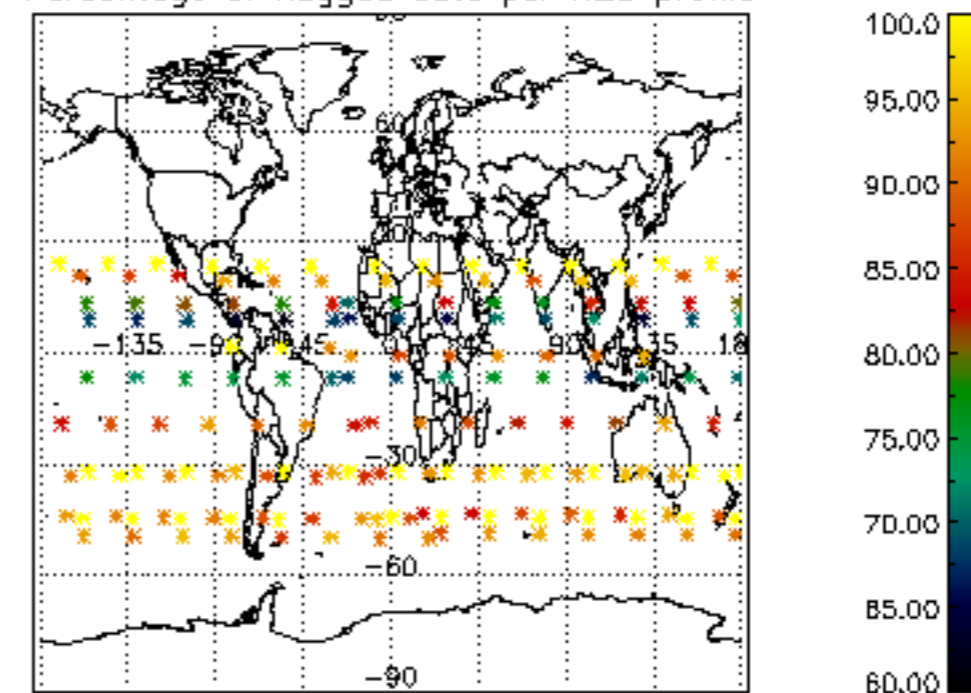
Type	Auxiliary Filename	Used since product	Used since product date
INST_PHYS_CHARACTERISTICS	GOM_INS_AXNIEC20050627_150440_20020301_000000_20100101_000000	1	11-MAR-2003 00:00:36
LEVEL-2_PROC_CONFIG	GOM_PR2_AXVIEC20091111_152718_20020301_000000_20500101_000000	1	11-MAR-2003 00:00:36
CROSS_SECTIONS_FILE	GOM_CRS_AXVIEC20091111_154832_20020301_000000_20500101_000000	1	11-MAR-2003 00:00:36



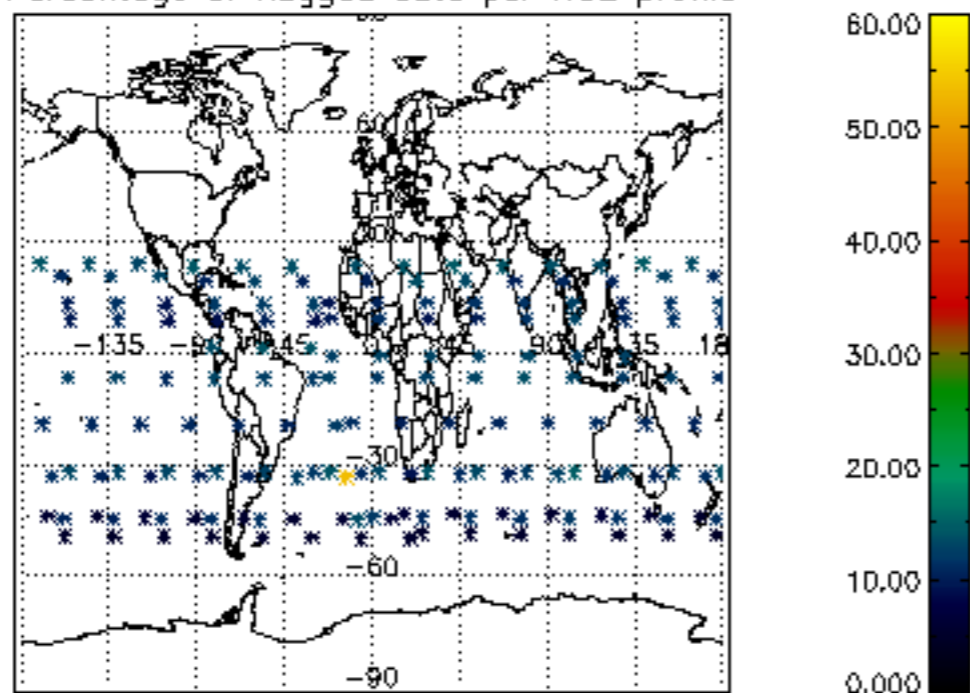
Percentage of flagged data per D3 profile



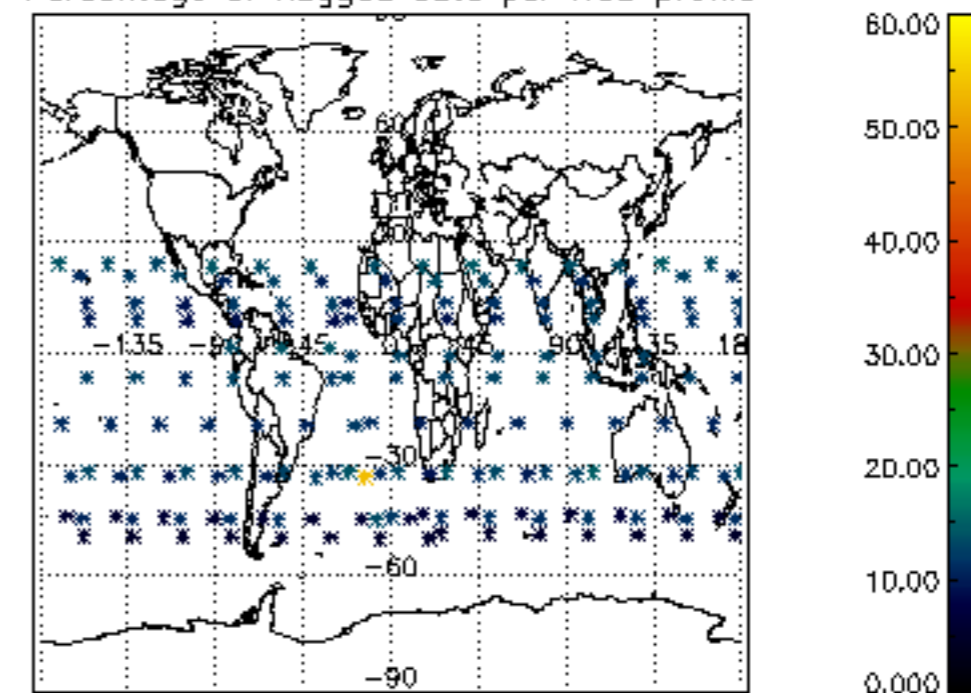
Percentage of flagged data per H2O profile

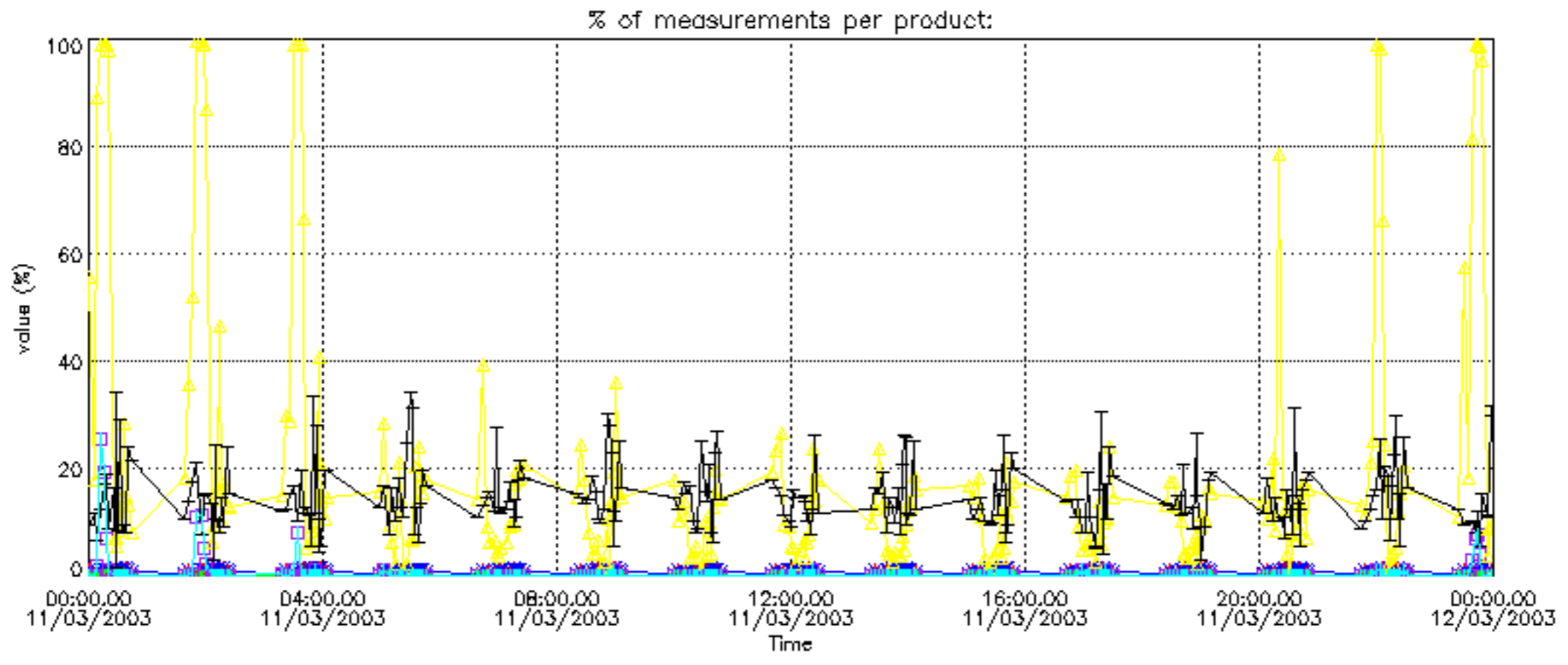


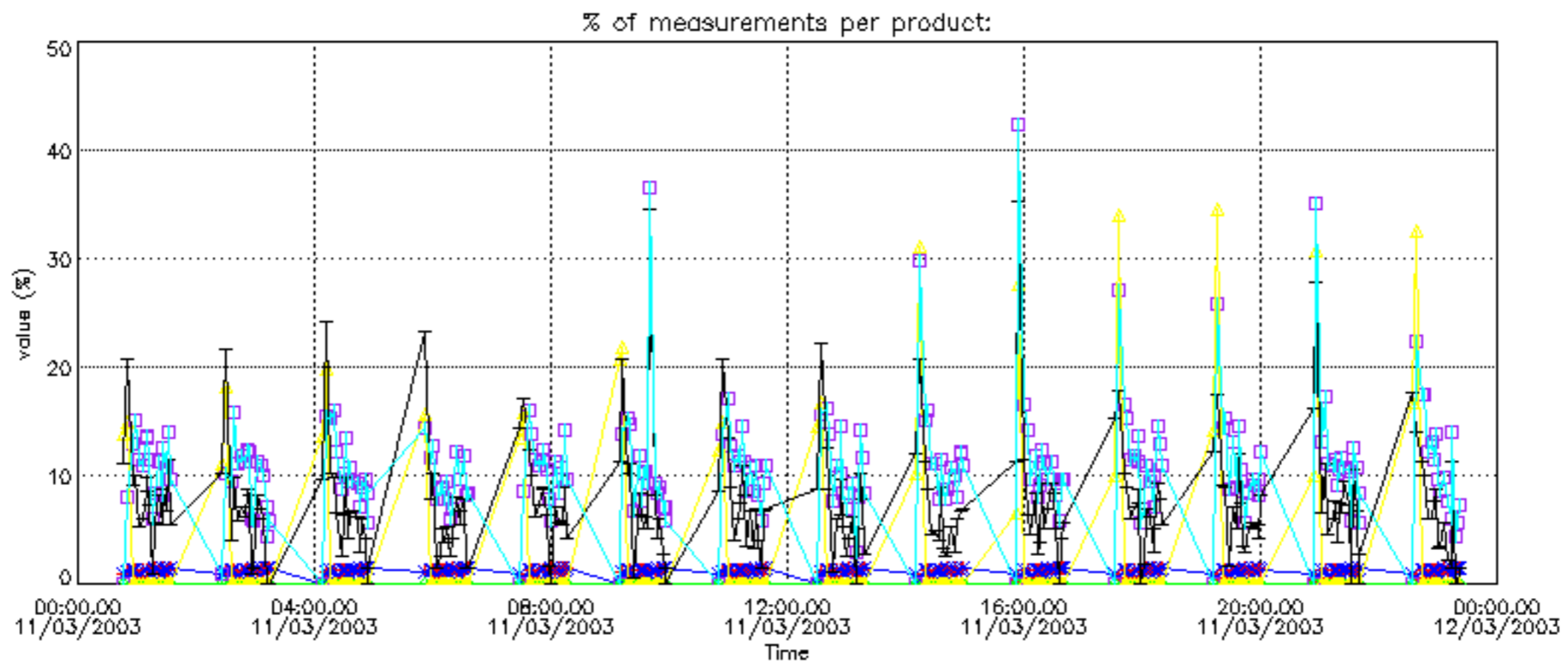
Percentage of flagged data per NO2 profile



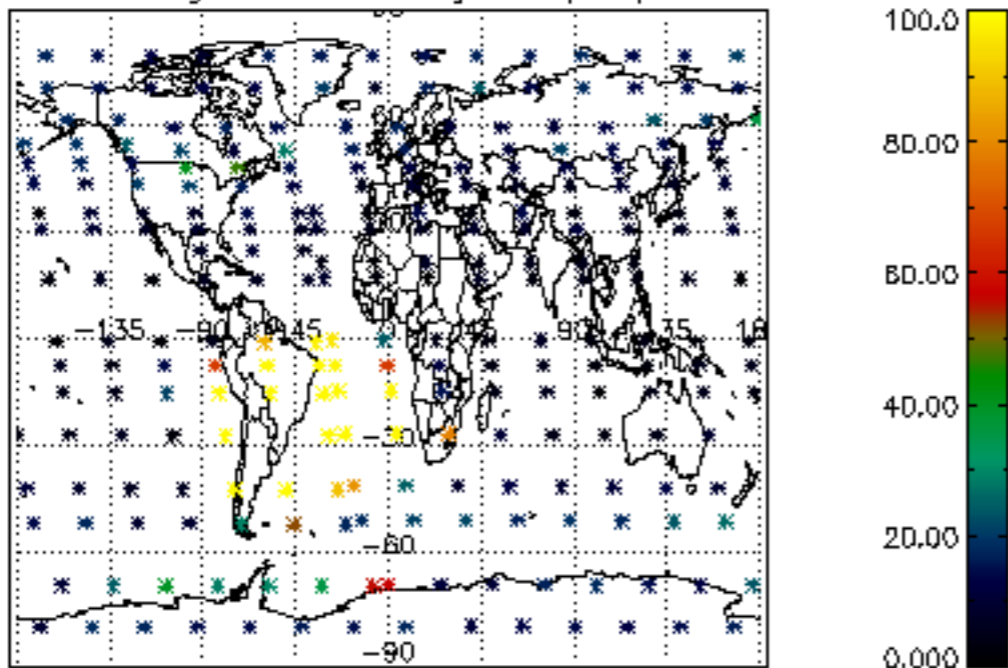
Percentage of flagged data per NO3 profile



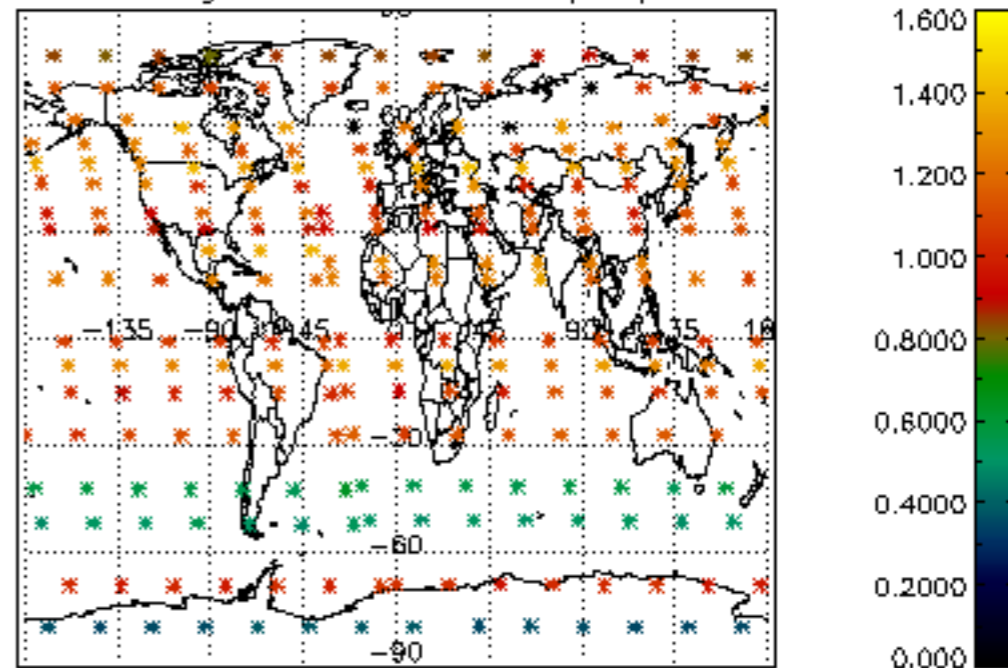




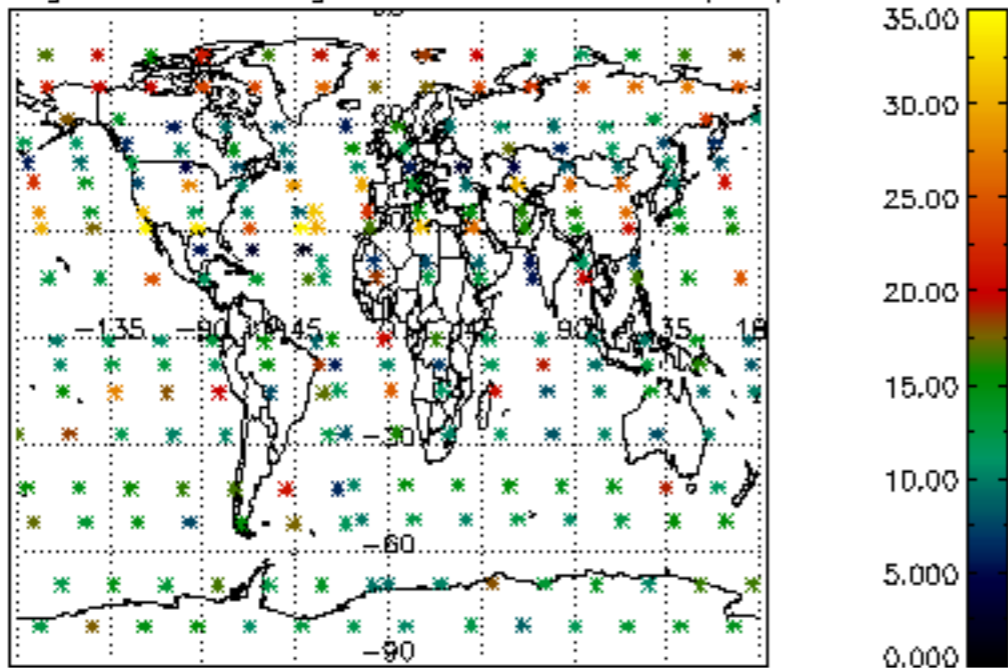
Percentage of cosmic ray hits per profile



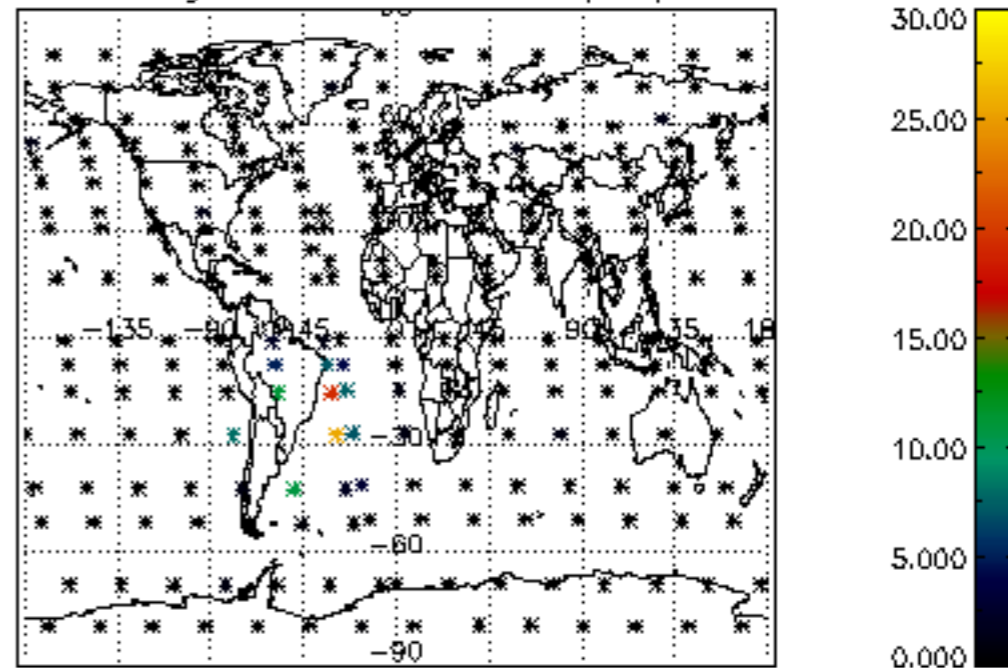
Percentage of datation errors per profile



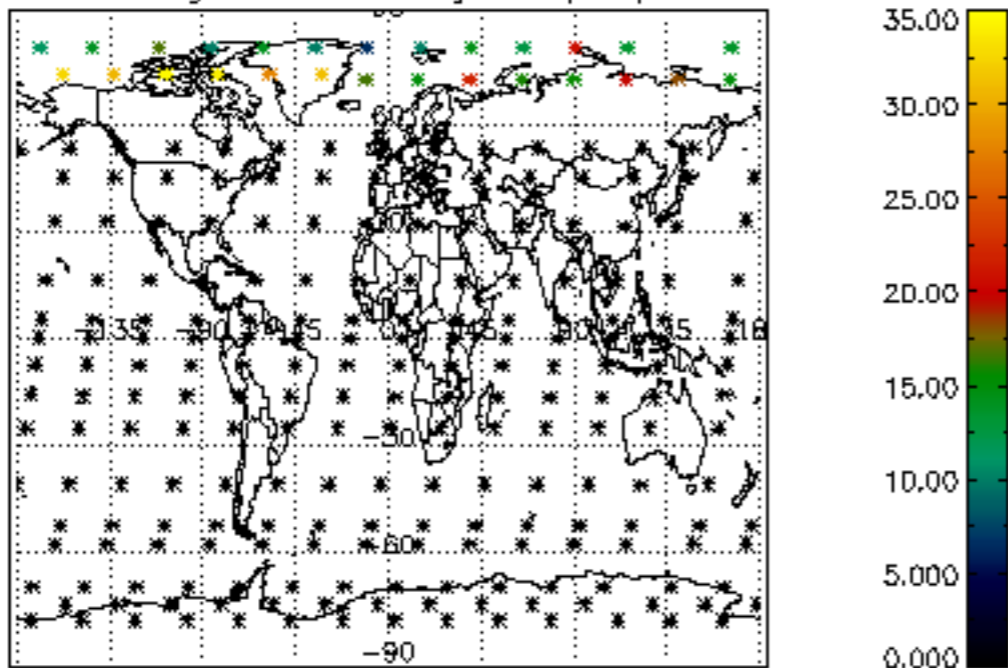
Percentage of star falling outside central band per profile



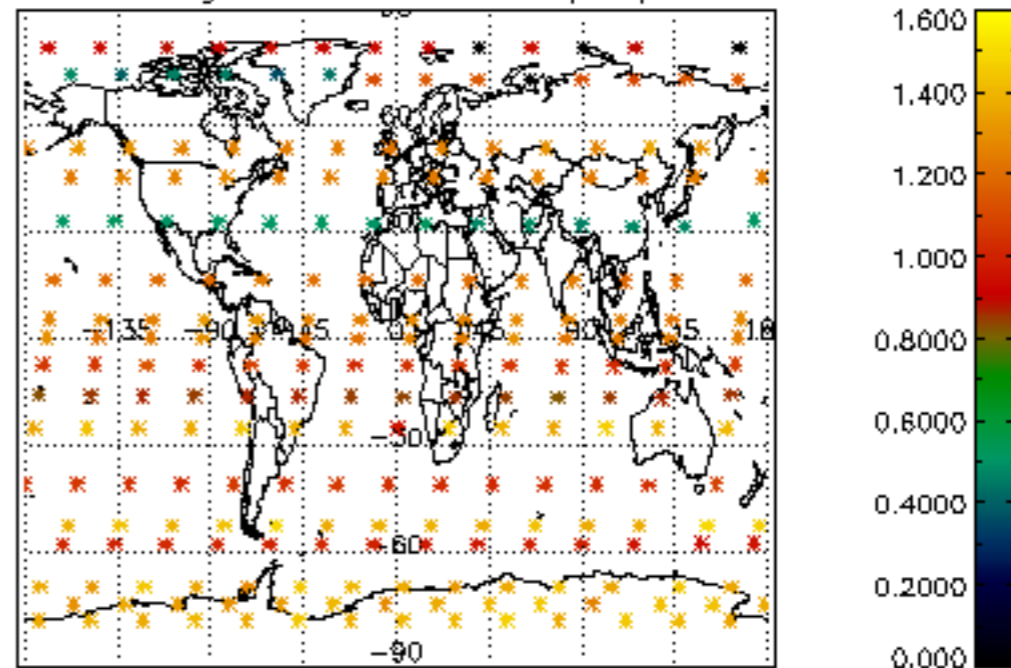
Percentage of saturation errors per profile



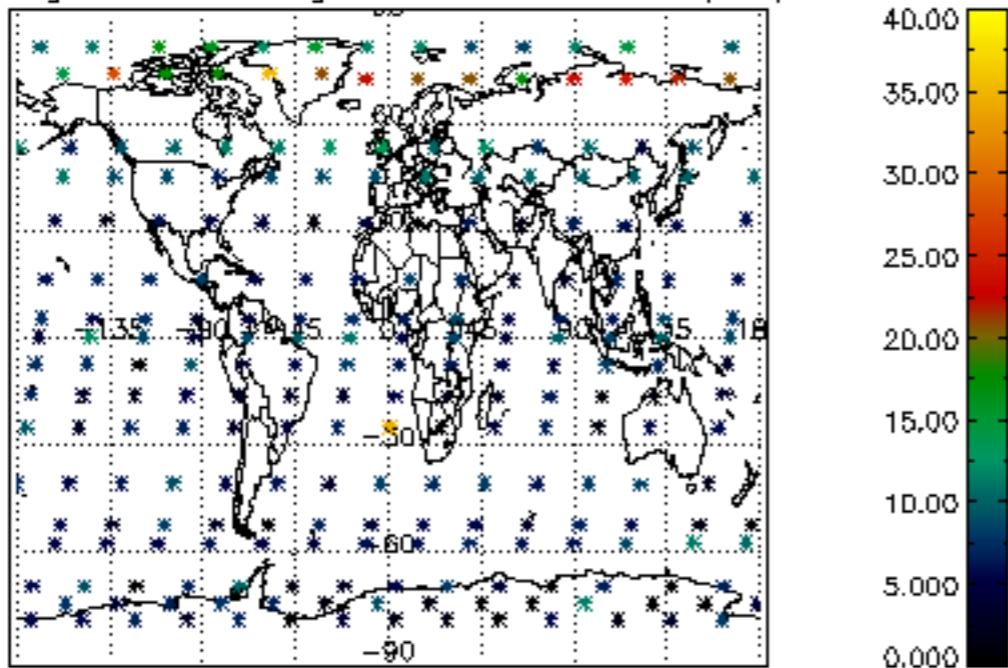
Percentage of cosmic ray hits per profile



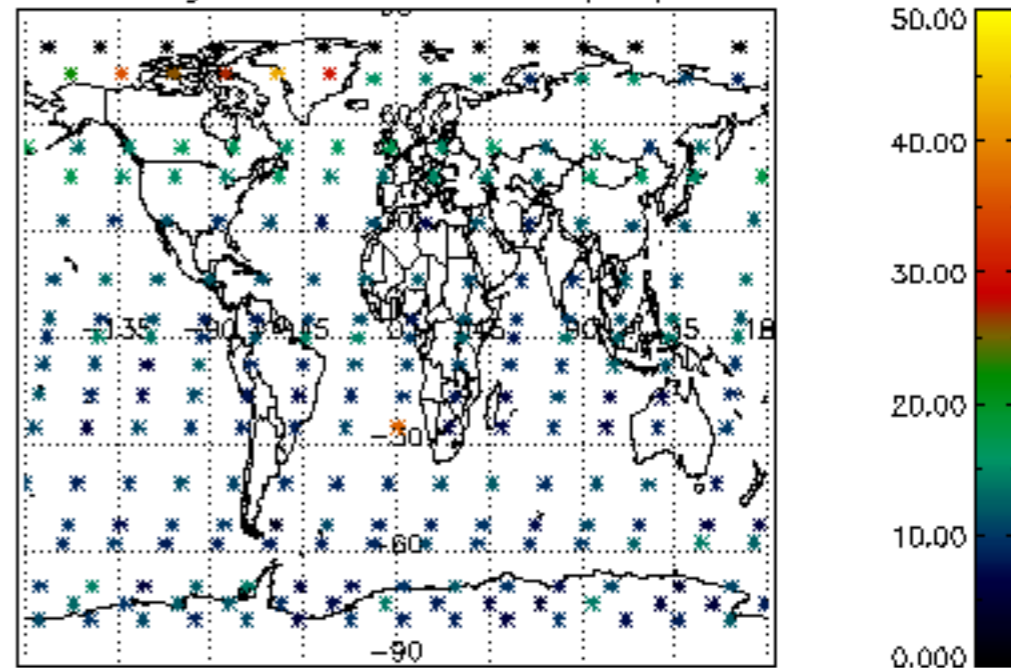
Percentage of datation errors per profile

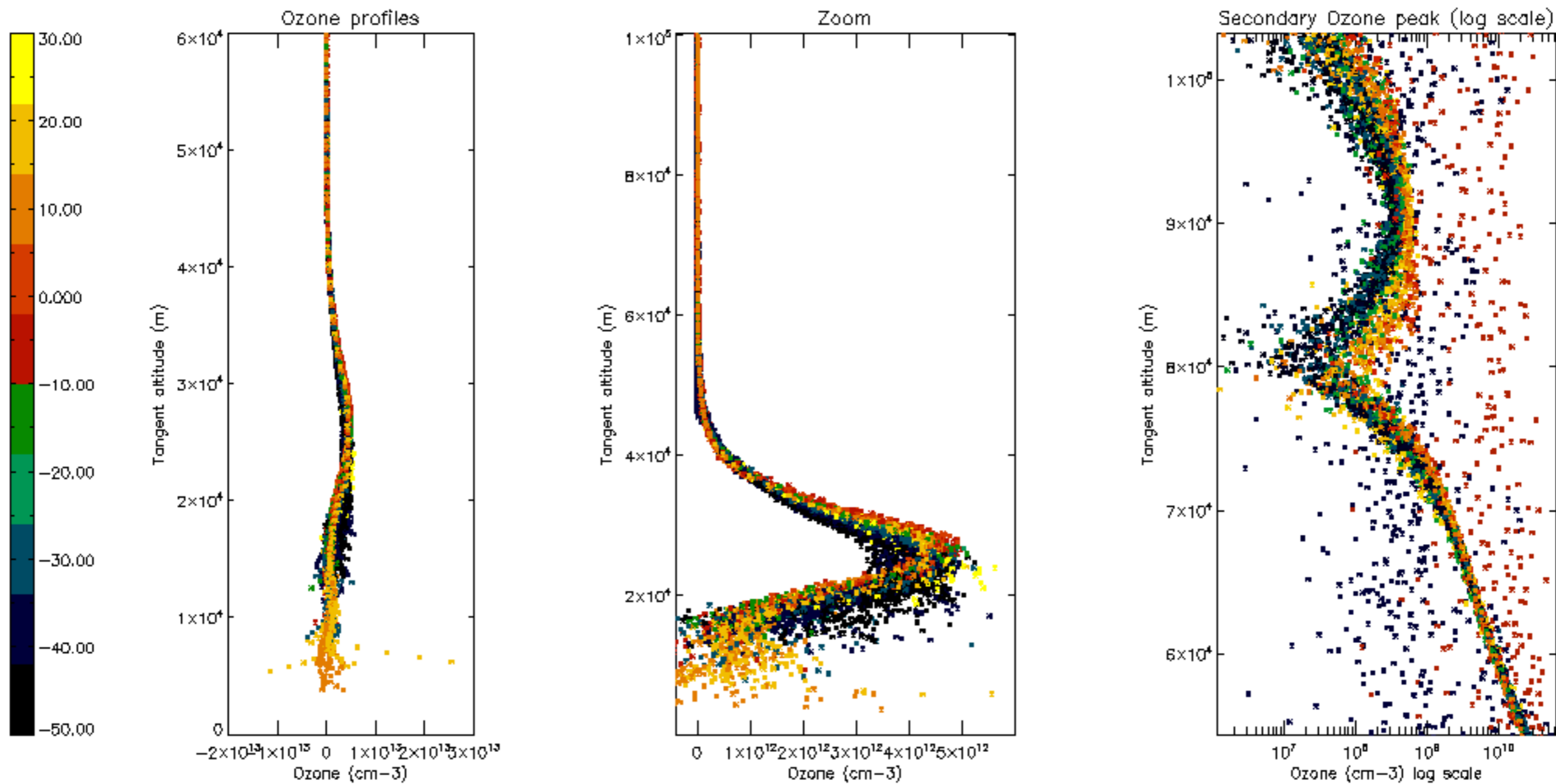


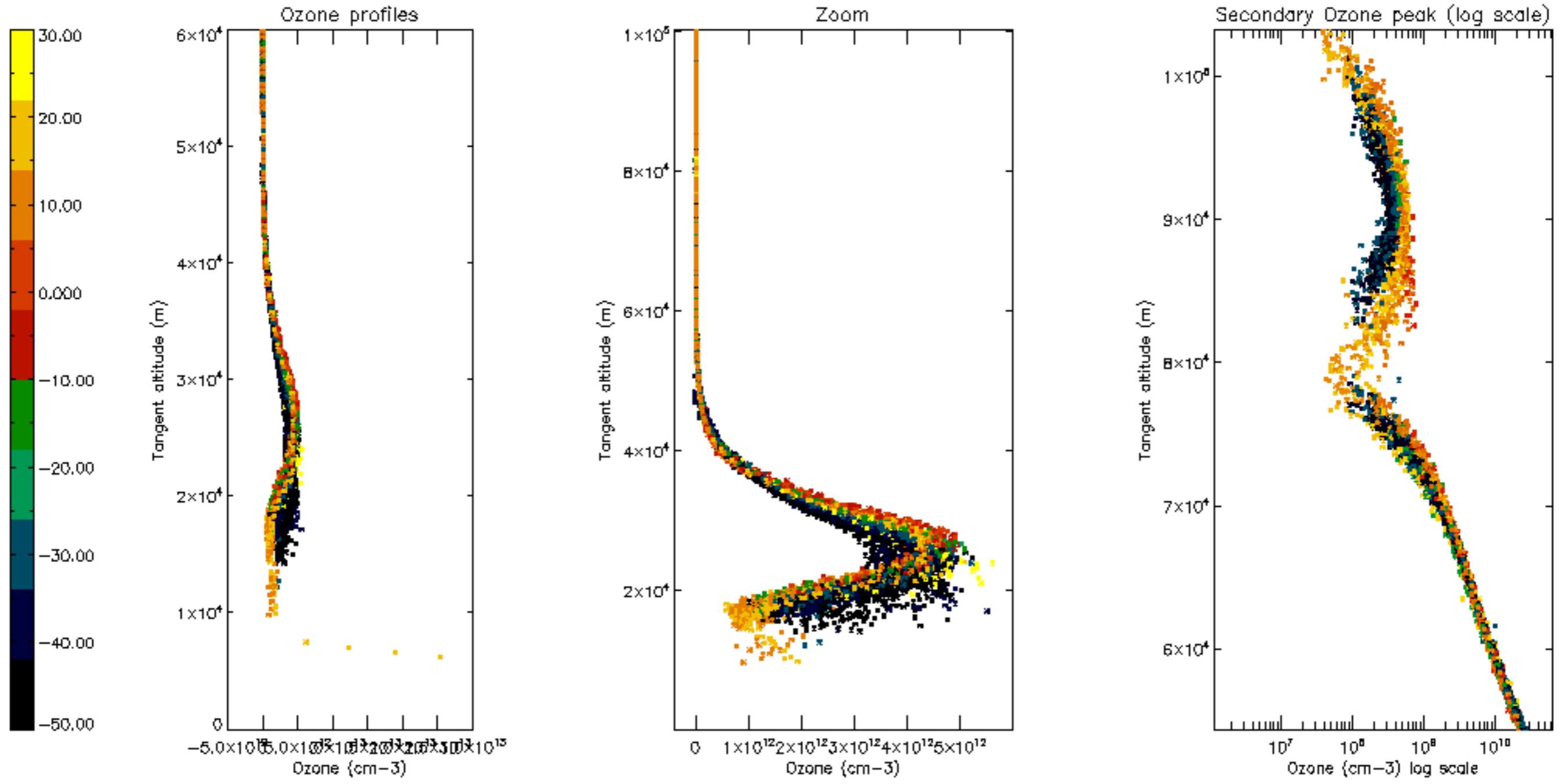
Percentage of star falling outside central band per profile

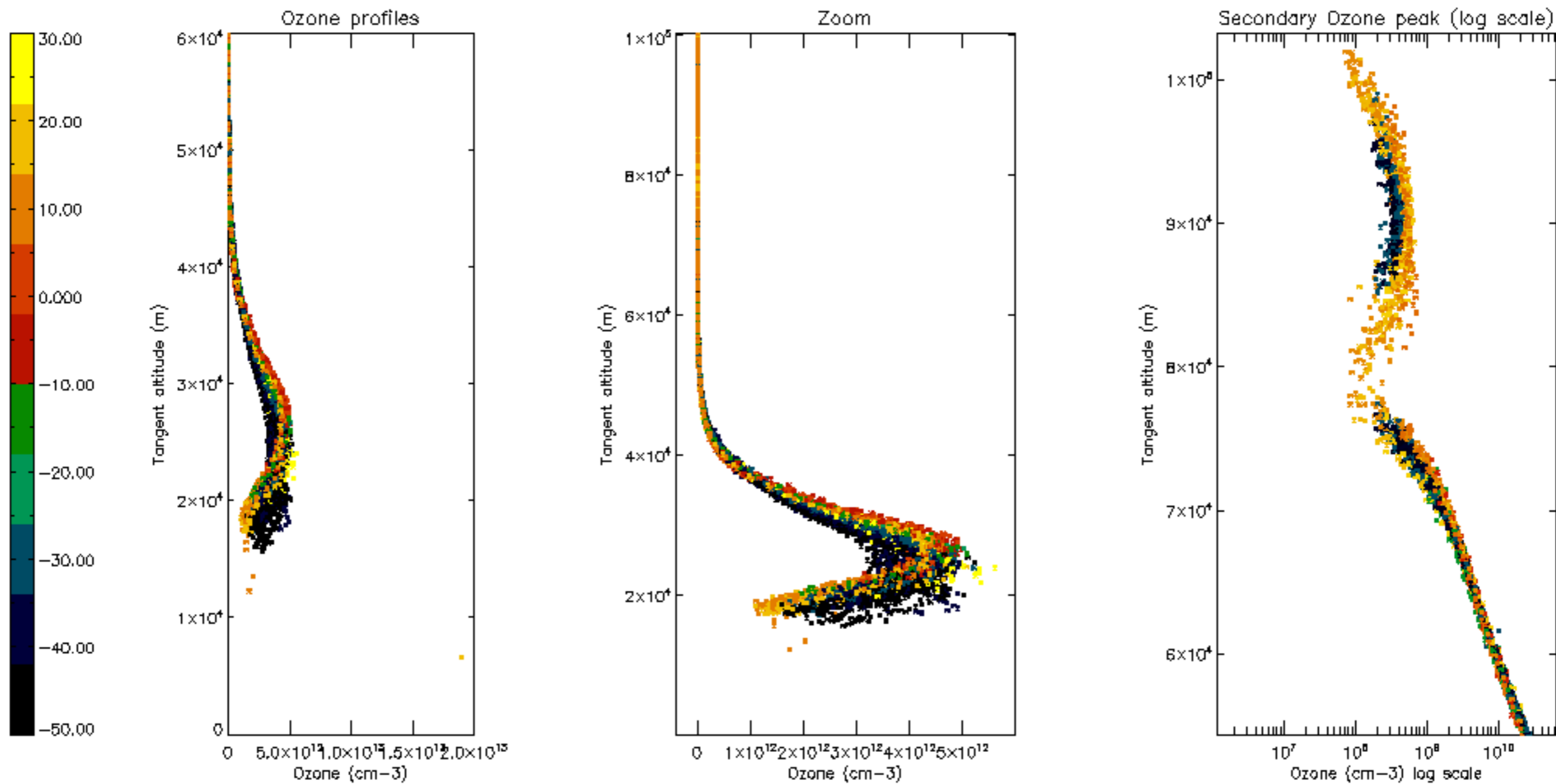


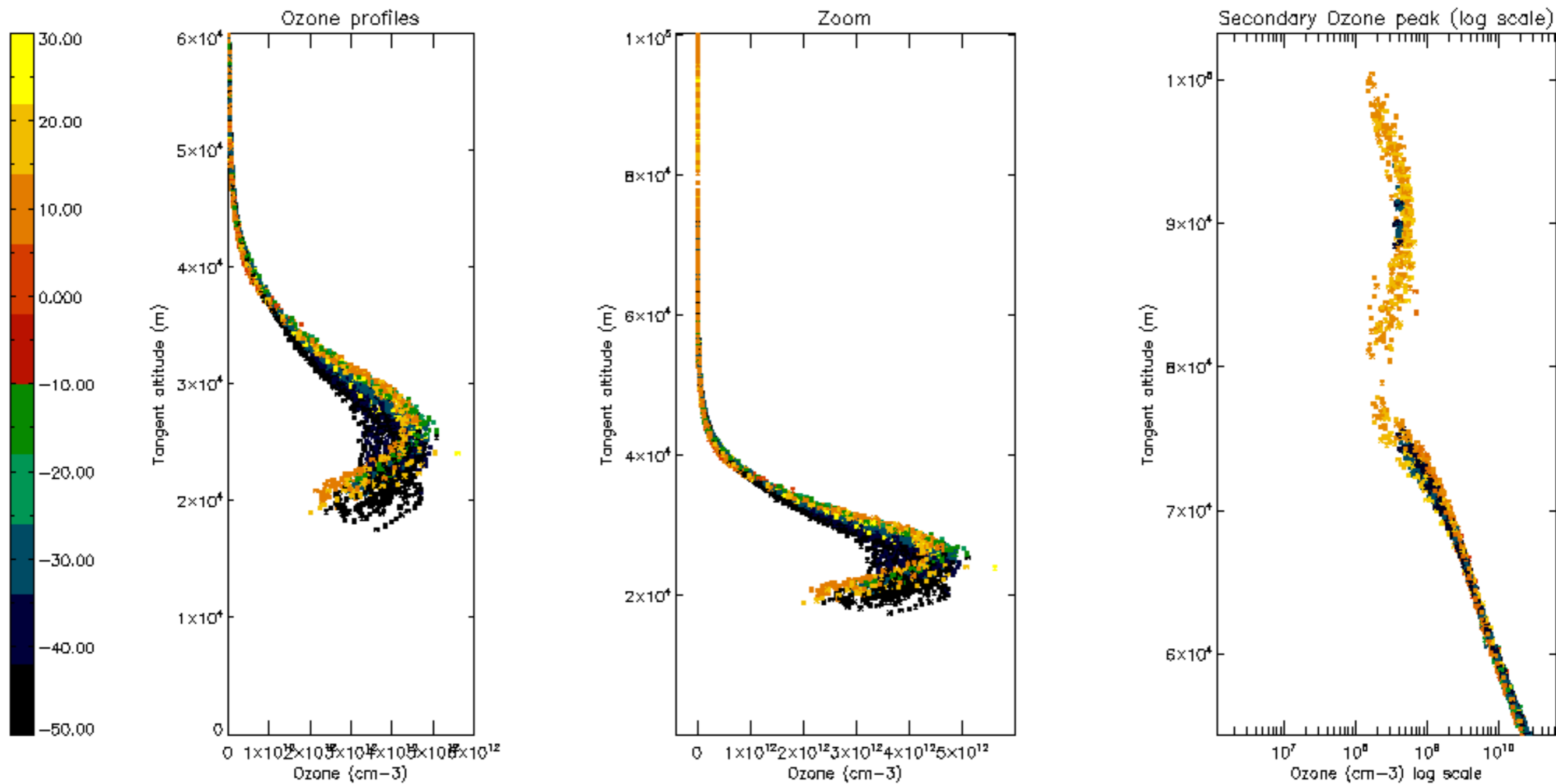
Percentage of saturation errors per profile

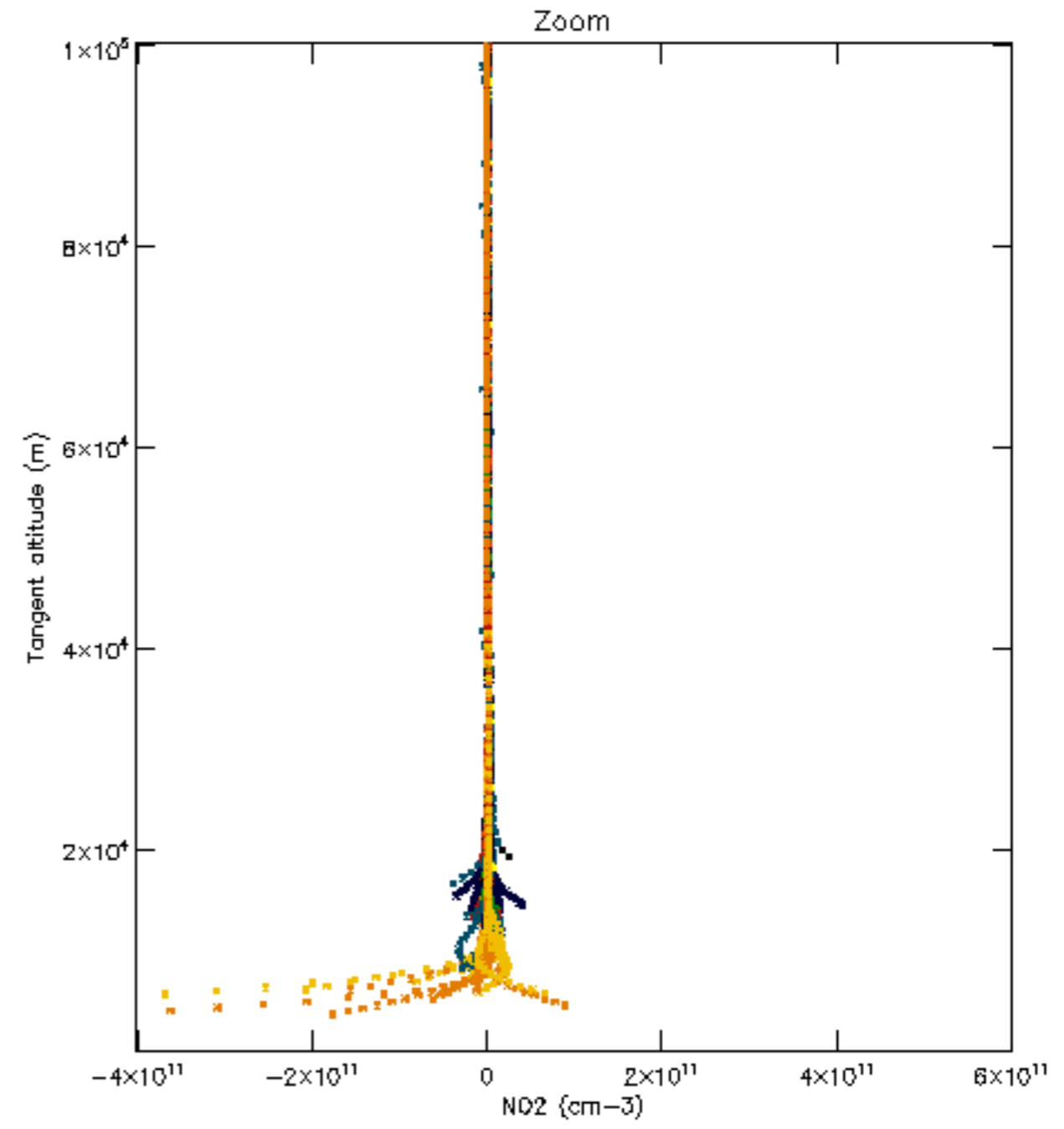
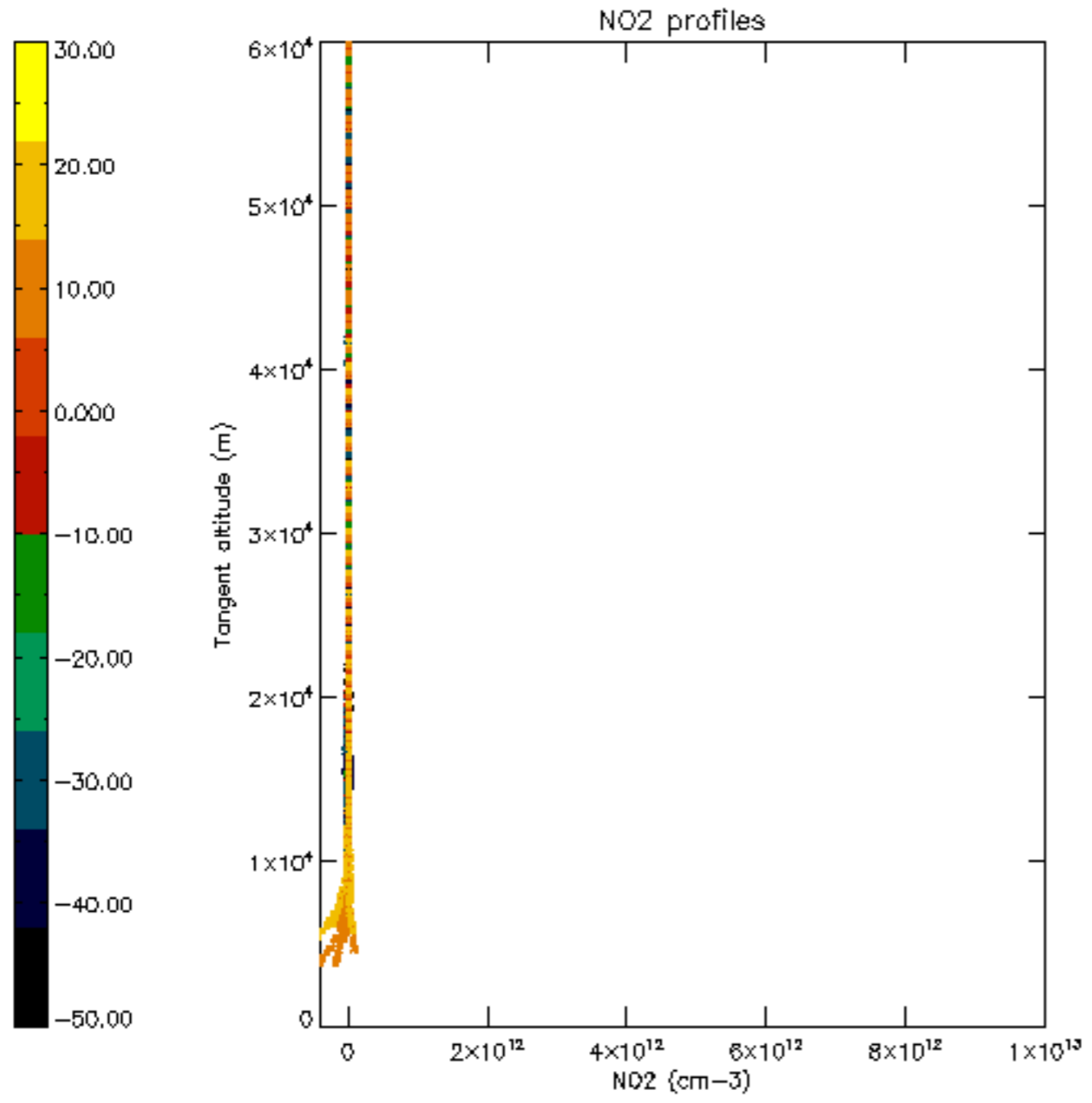


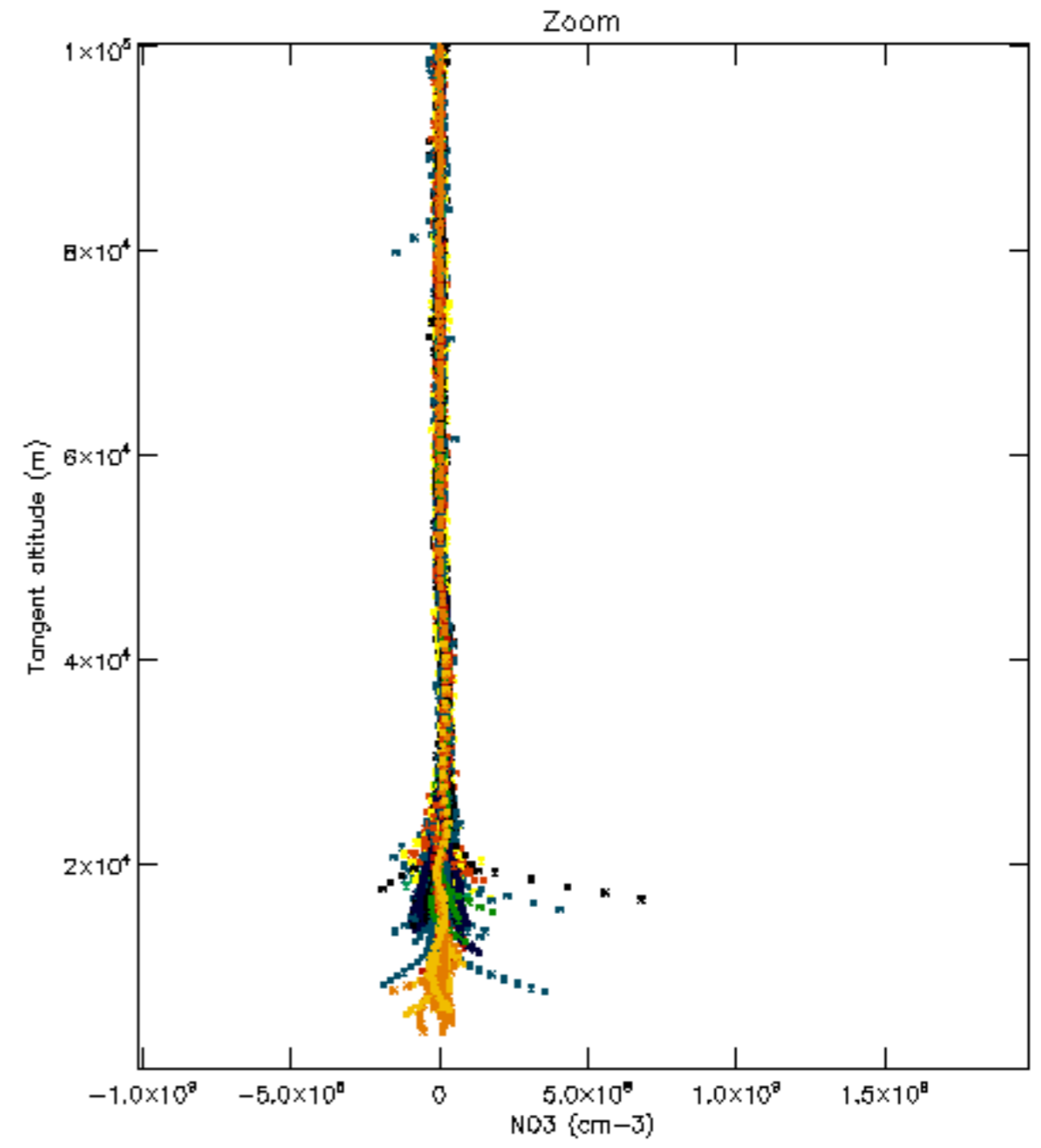
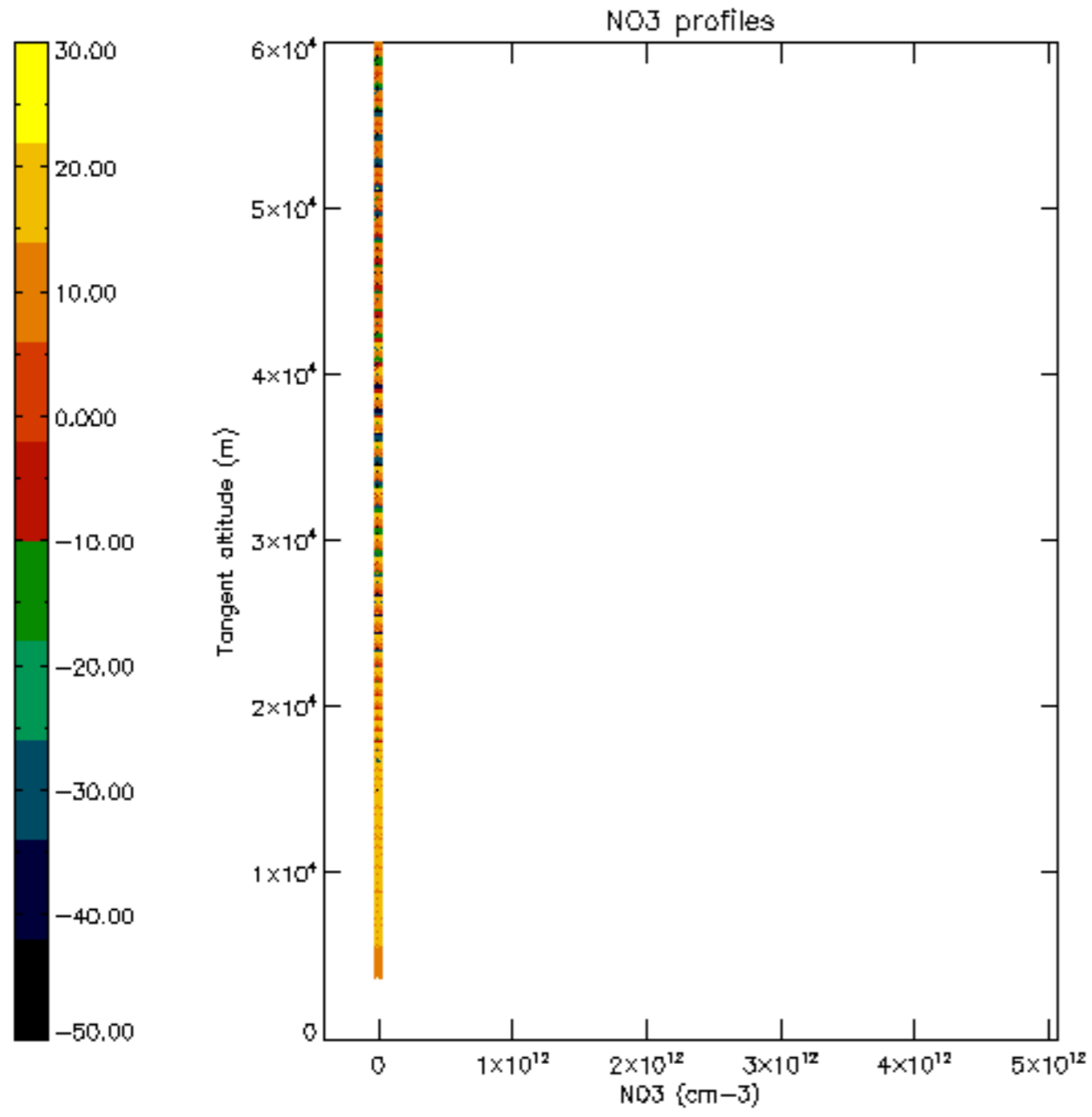


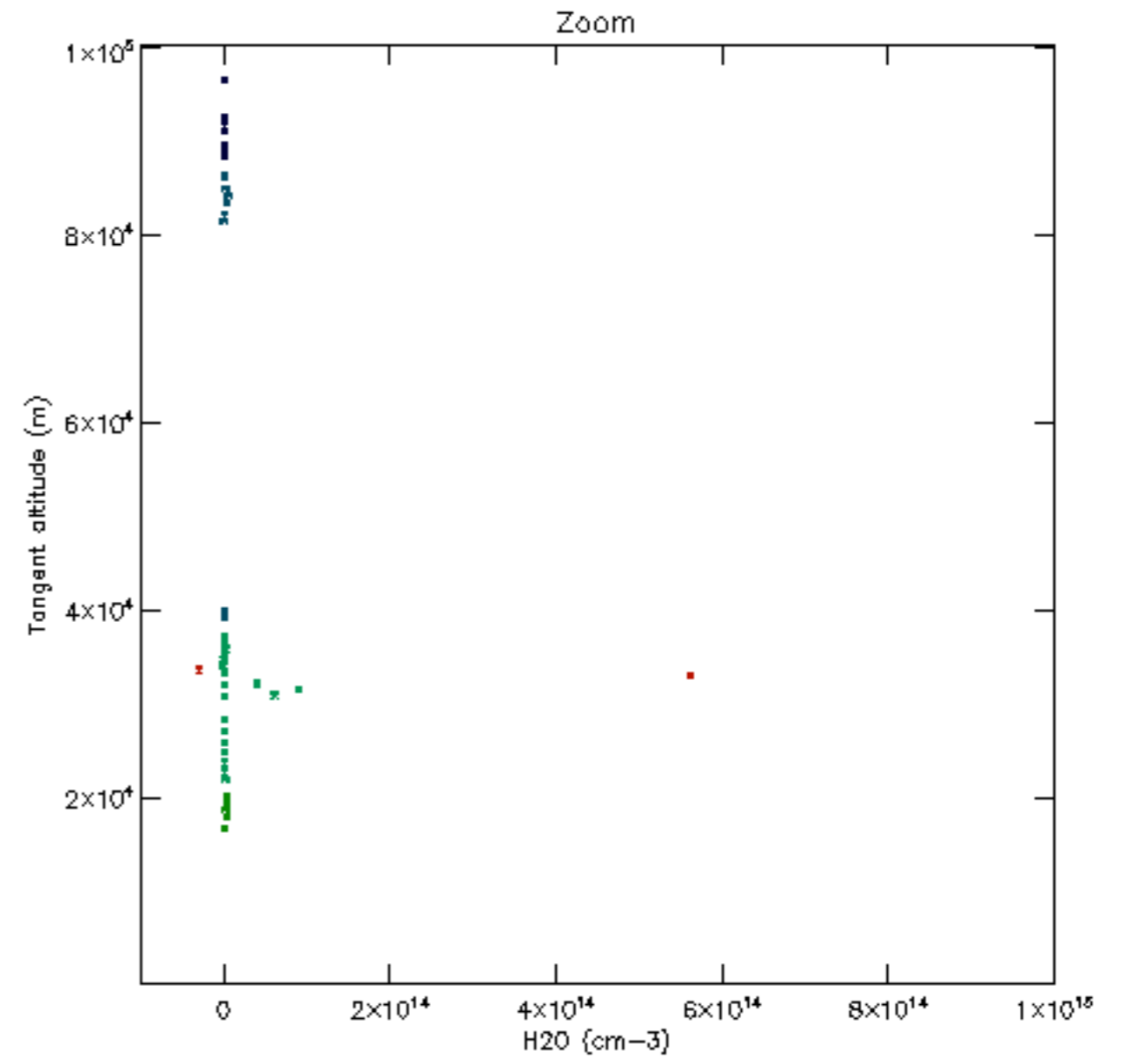
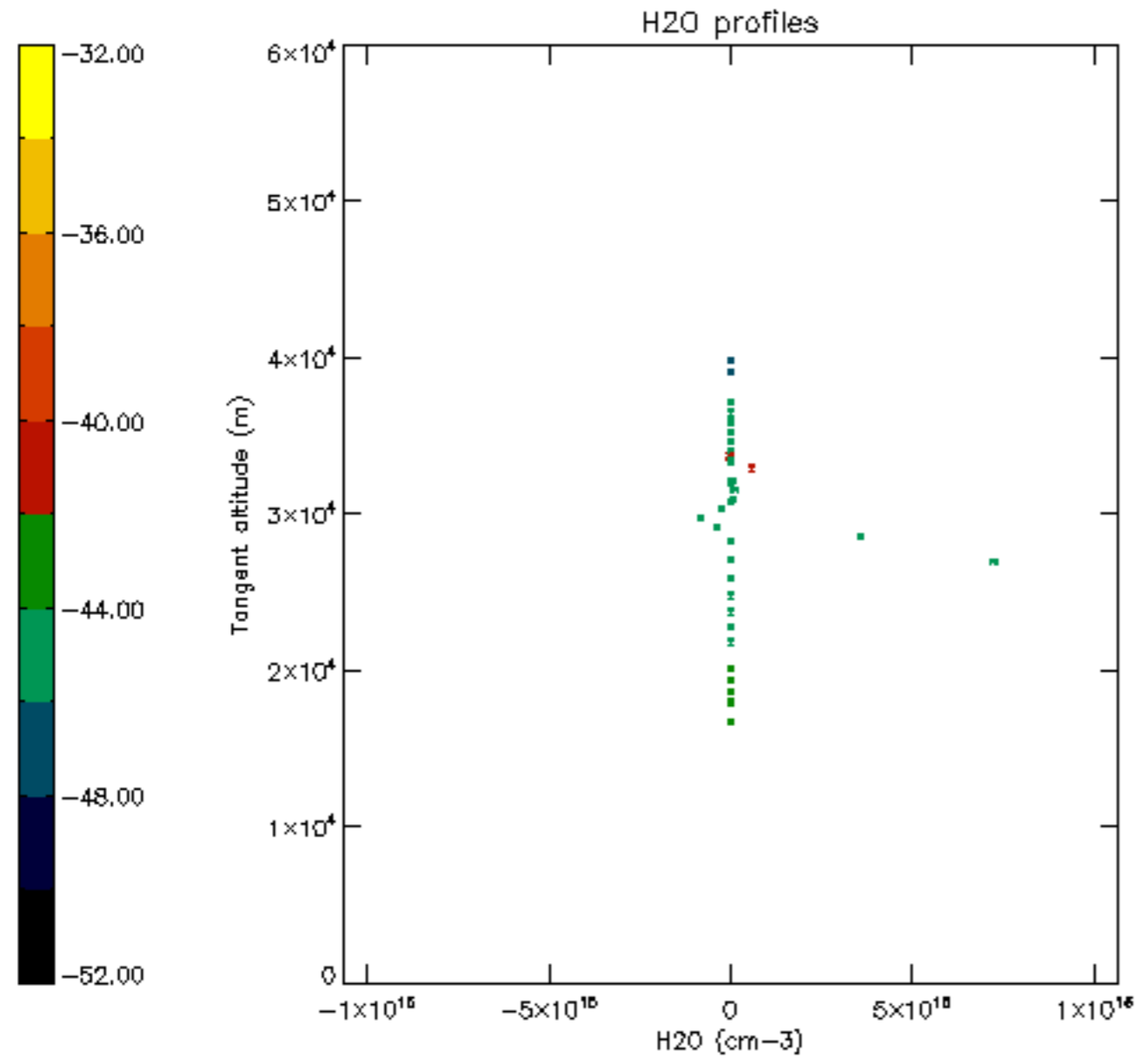


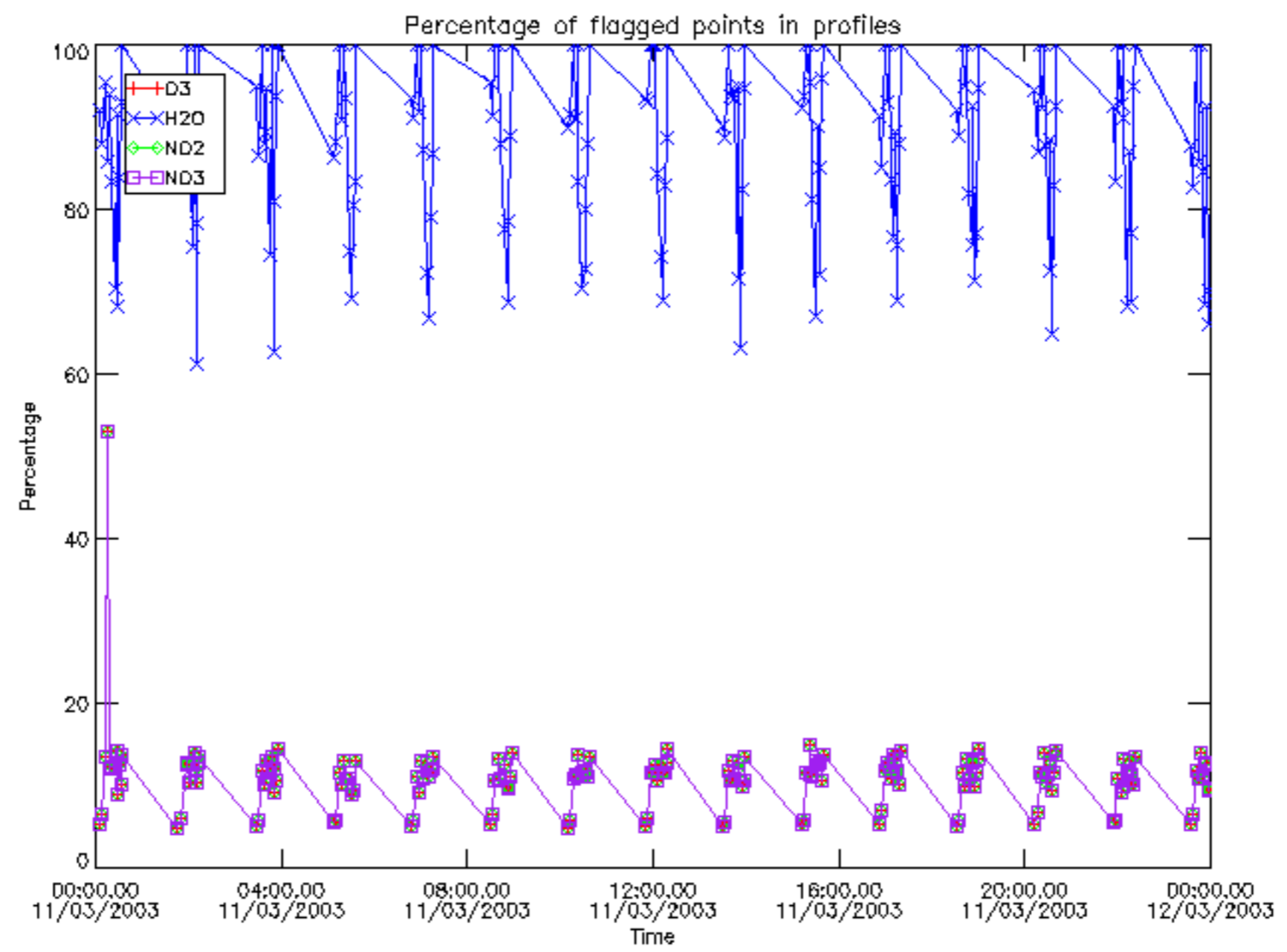




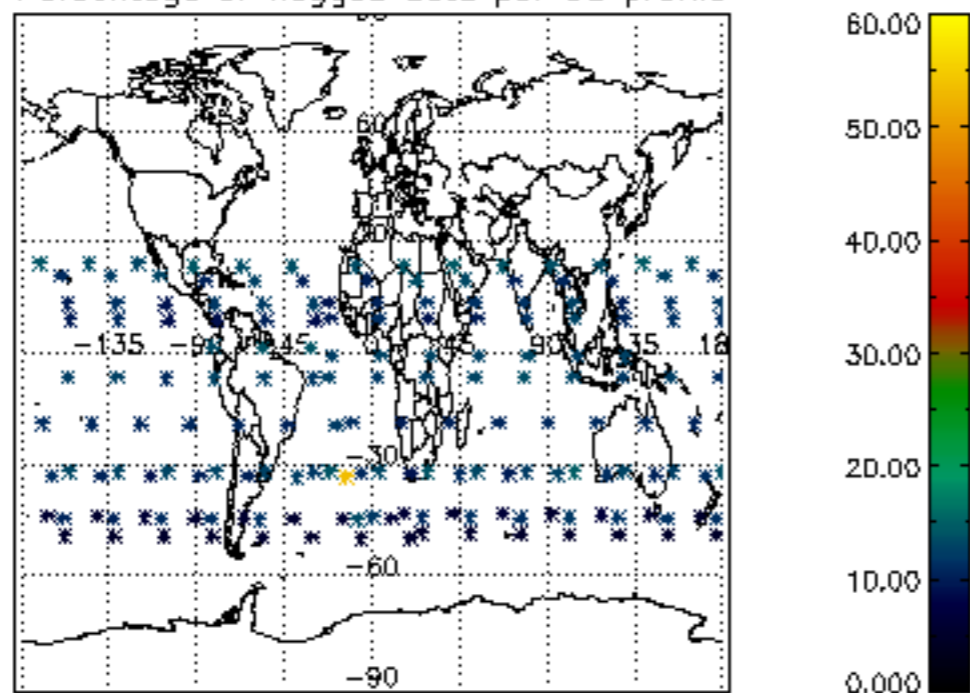




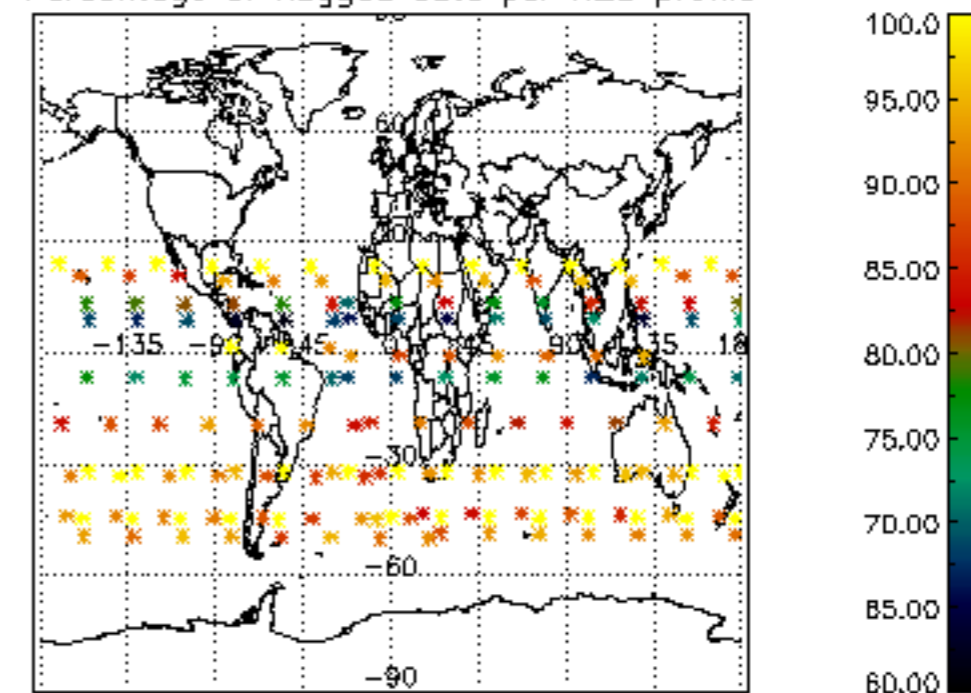




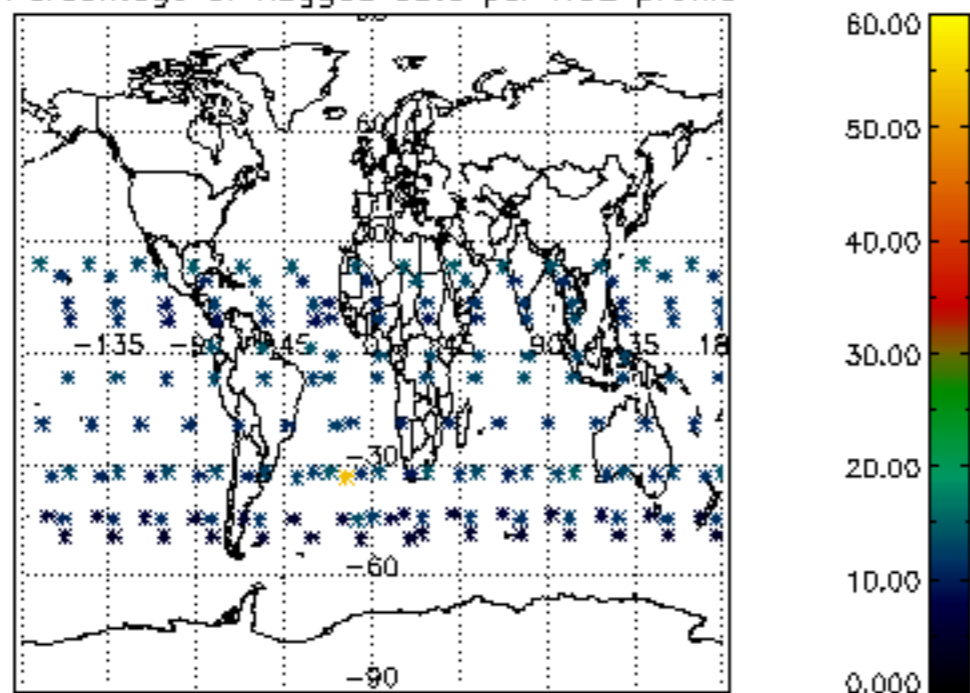
Percentage of flagged data per D3 profile



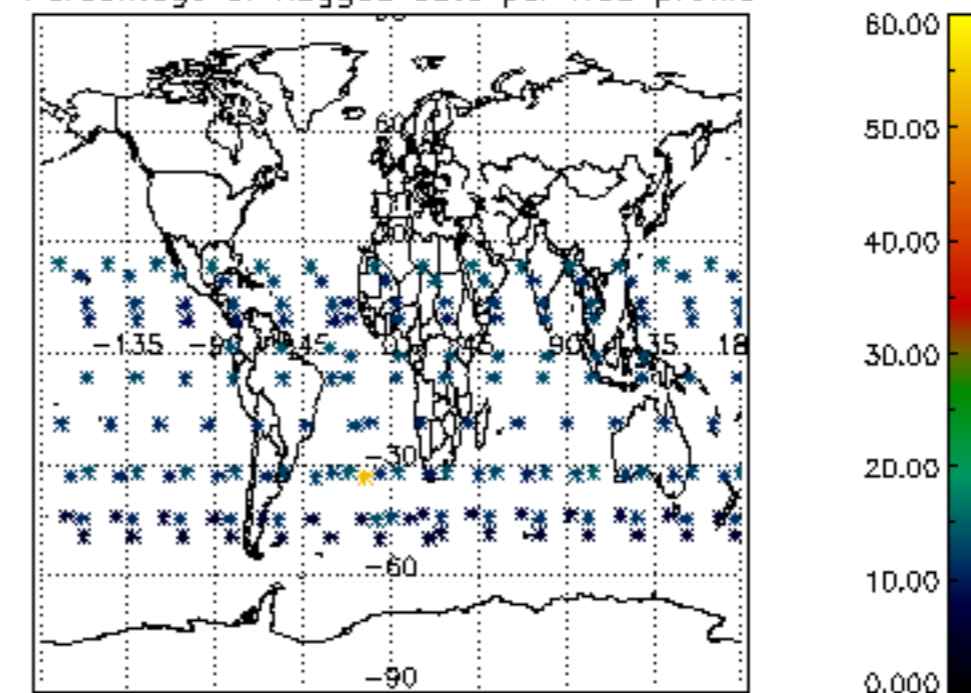
Percentage of flagged data per H2O profile

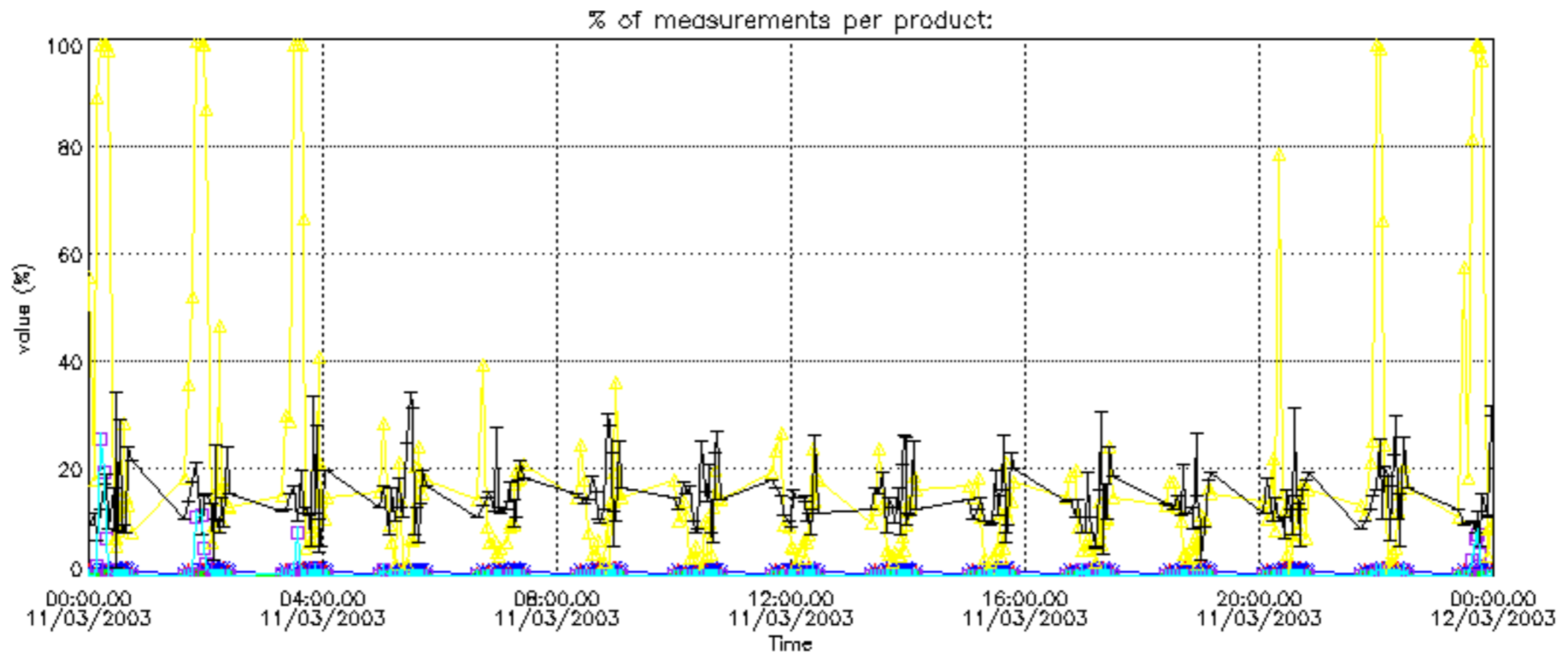


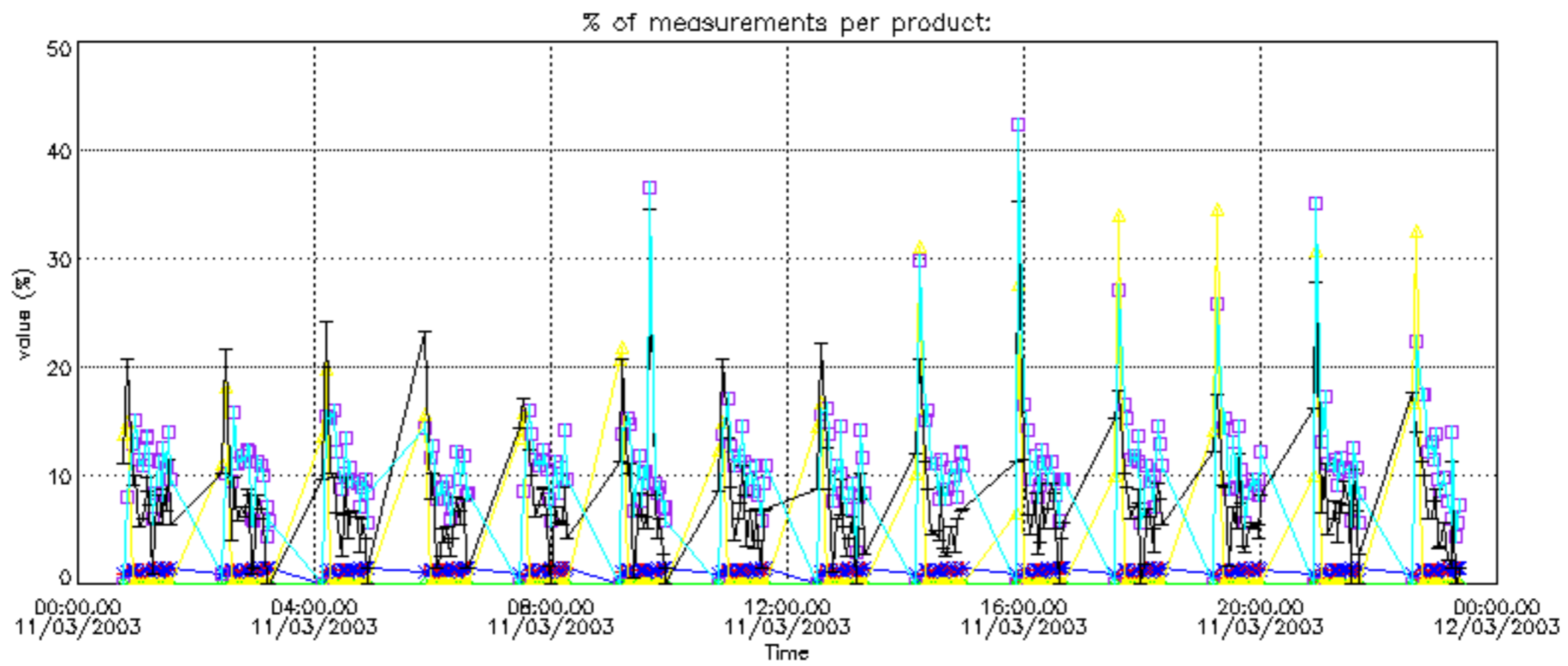
Percentage of flagged data per NO2 profile



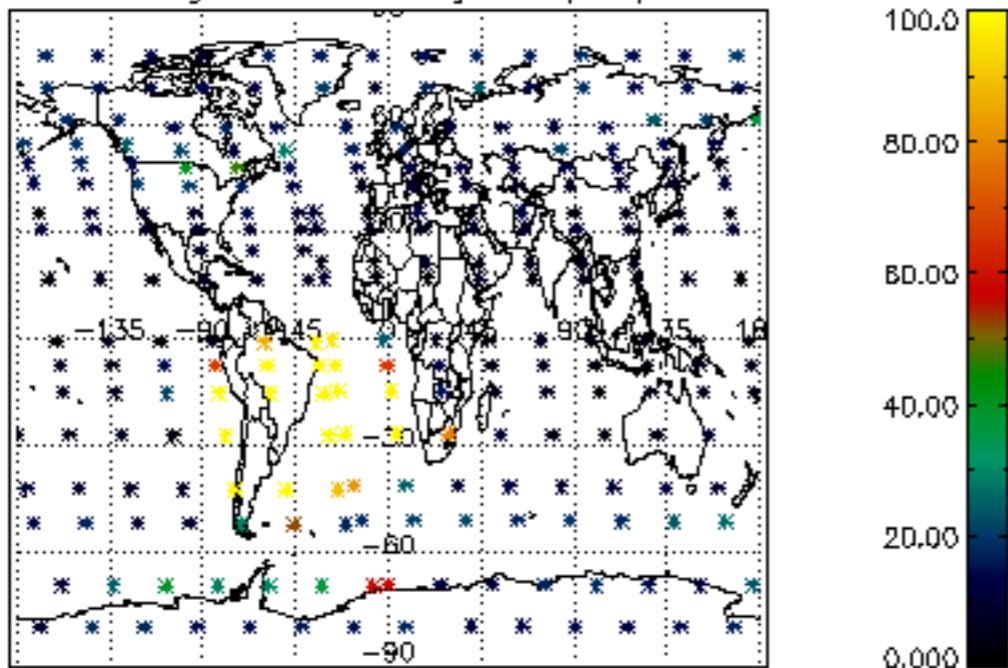
Percentage of flagged data per NO3 profile



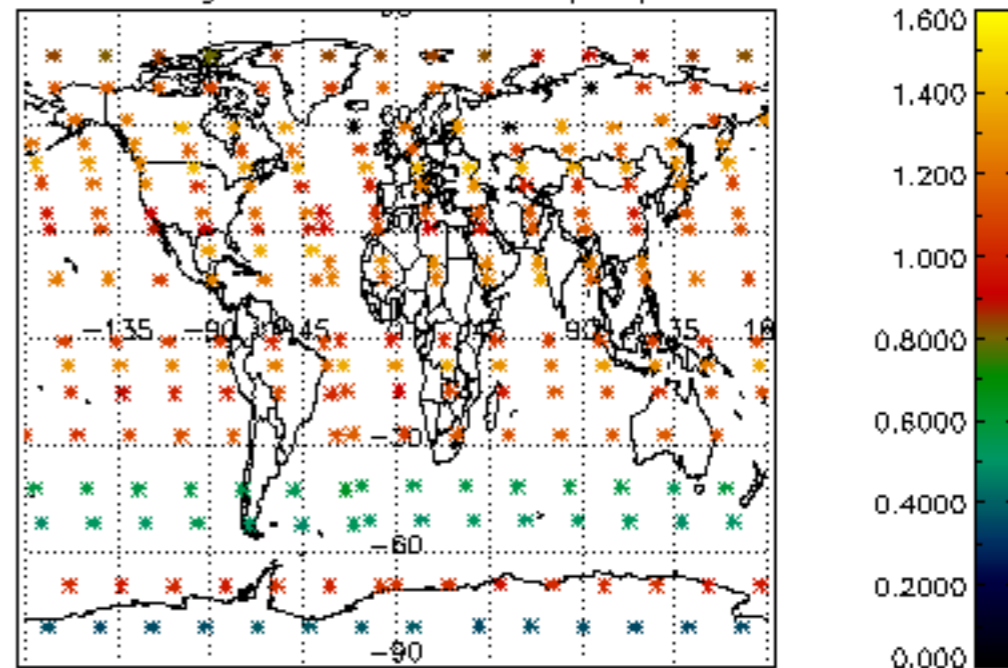




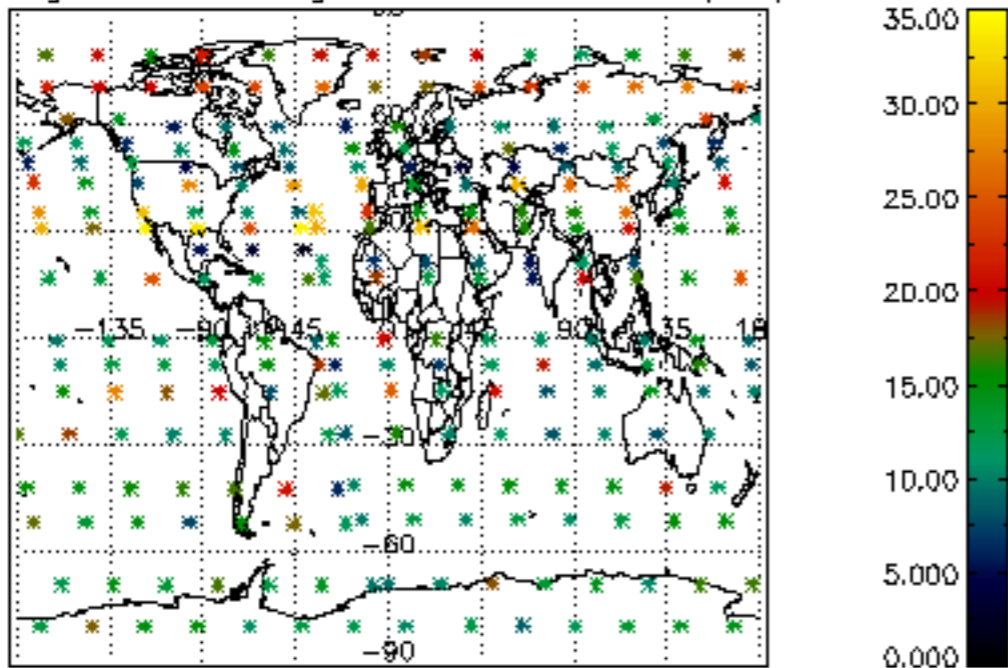
Percentage of cosmic ray hits per profile



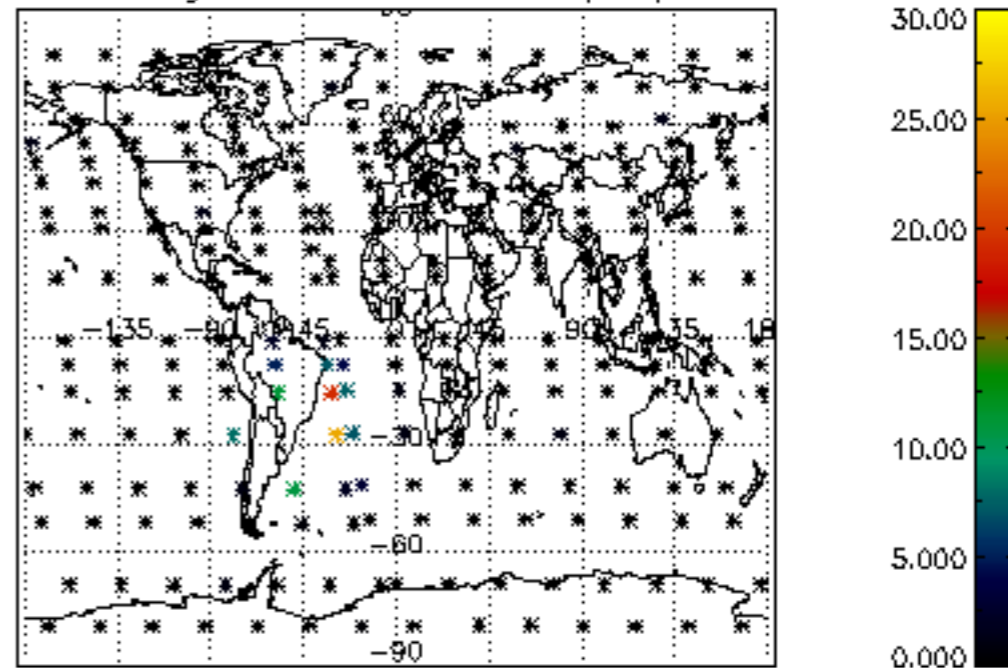
Percentage of datation errors per profile



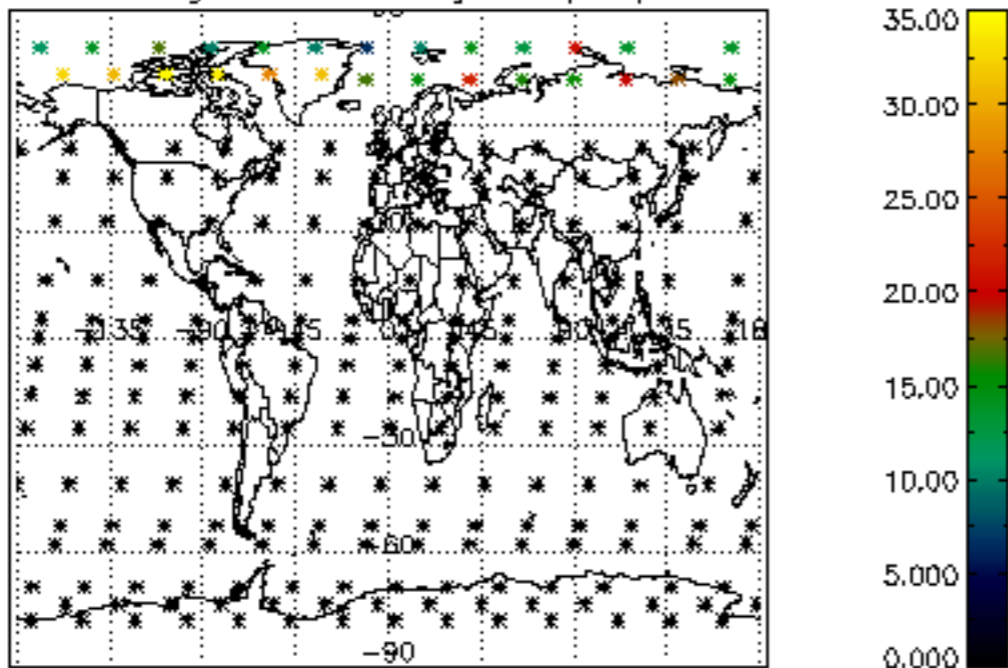
Percentage of star falling outside central band per profile



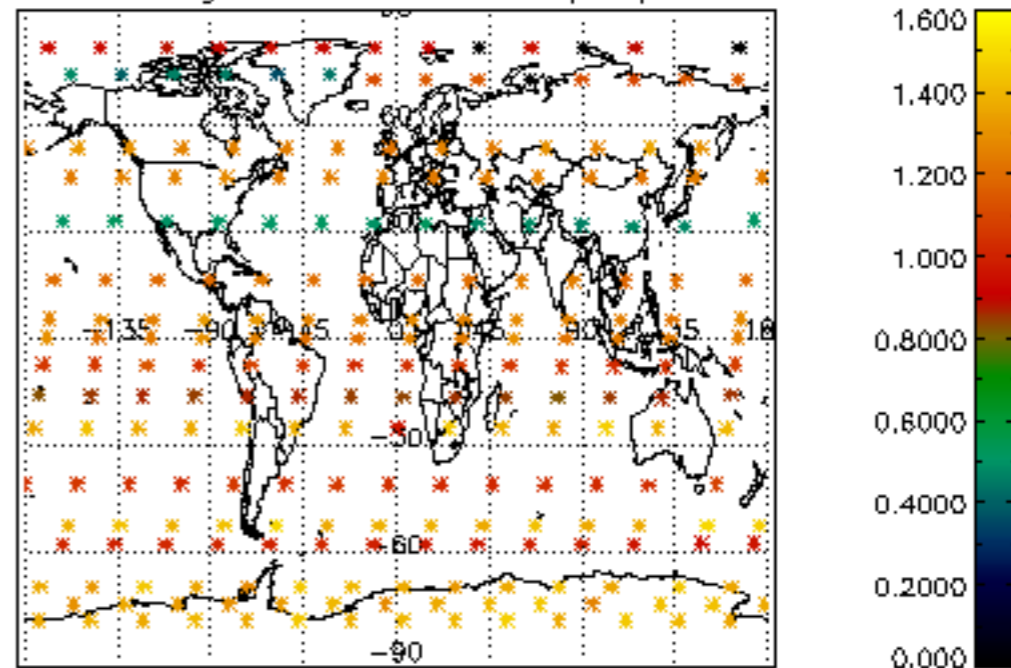
Percentage of saturation errors per profile



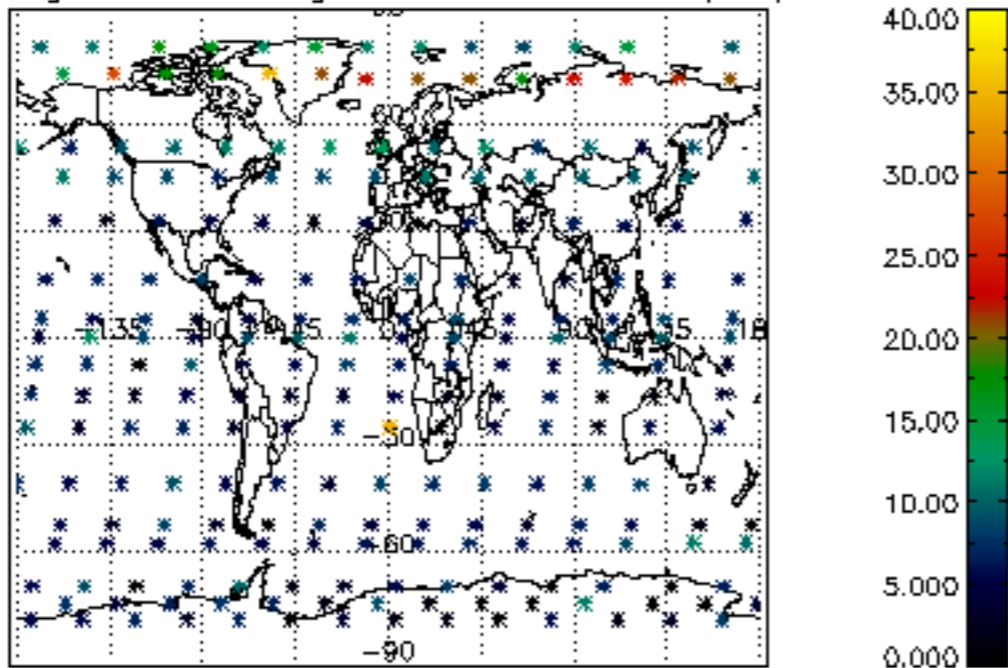
Percentage of cosmic ray hits per profile



Percentage of datation errors per profile



Percentage of star falling outside central band per profile



Percentage of saturation errors per profile

