

GOMOS Level 2 Daily Report

SUMMARY

[1. General Info](#)

[2. Summary of processed GOM_NL_2P products](#)

[3. Level 2 Quality information per product](#)

[3.1 Plot of level 2 quality information per product \(time dependant\)](#)

[3.2 Plot of level 2 quality information per product \(world map\)](#)

[4. Level 1 Quality information per product \(stored on level 2 products\)](#)

[4.1 Plot of level 1 quality information per product \(time dependant\)](#)

[4.1.1 Plot of level 1 quality information per product \(time dependant\): ASCENDING](#)

[4.1.2 Plot of level 1 quality information per product \(time dependant\): DESCENDING](#)

[4.2 Plot of level 1 quality information per product \(world map\)](#)

[4.2.1 Plot of level 1 quality information per product \(world map\): ASCENDING](#)

[4.2.2 Plot of level 1 quality information per product \(world map\): DESCENDING](#)

[5. Ozone profiles based on quality statistics and other trace gas profiles](#)

[5.1 Ozone statistics based on quality of products](#)

[5.2 Plot ozone profiles for all STD \(dark without errors\)](#)

[5.3 Plot ozone profiles where STD < 20% \(dark without errors\)](#)

[5.4. Plot ozone profiles where STD < 10% \(dark without errors\)](#)

[5.5. Plot ozone profiles where STD < 5% \(dark without errors\)](#)

[5.6 Plot NO2 profiles for all STD \(dark without errors\)](#)

[5.7 Plot NO3 profiles for all STD \(dark without errors\)](#)

[5.8 Plot H2O profiles \(only for occultations of stars 1,2,3,4,13,14,16,26,63 dark without errors\) for all STD](#)

[6. Auxiliary Data Files used for the production reported in section 2](#)

This report presents the daily analysis on parameters extracted from GOMOS level 2 data (GOM_NL__2P). It is intended to monitor some important parameters that will impact the quality of these products. A list of level 2 products (and content) that have arrived during the reporting day to the PCF is also given.

Item	Value
Time of report generation	19APR2013 11:33:56
Data source version	GOMOS/6.01
Start time of products	10-03-2003 (10MAR2003 00:00:00)
Stop time of products	11-03-2003 (11MAR2003 00:00:00)
Store outputs in DB	Yes
Nb of level 2 prods	492
Nb of prods with errors	0

2. Summary of processed GOM_NL__2P products.

Nr	Filename	UTC Start time	Limb	Duration	Star Id	Star Name	Star Mag	Star Temp	Nb Meas	Orbit	Prod. error
1	GOM_NL__2PRFIN20030310_000014_000000412014_00288_05352_5373.N1	10-MAR-2003 00:00:14	Bright	40.500	82	48Bet UMa	2.3650	10600.	81	5352	No
2	GOM_NL__2PRFIN20030310_000140_000000402014_00288_05352_5374.N1	10-MAR-2003 00:01:40	Bright	40.000	36	50Alp UMa	1.8000	6300.0	80	5352	No
3	GOM_NL__2PRFIN20030310_000358_000000482014_00288_05352_5375.N1	10-MAR-2003 00:03:58	Bright	48.000	32	77Eps UMa	1.7630	11000.	96	5352	No
4	GOM_NL__2PRFIN20030310_000838_000000352014_00288_05352_5376.N1	10-MAR-2003 00:08:38	Bright	35.000	49	1Alp UMi	1.9900	6300.0	70	5352	No
5	GOM_NL__2PRFIN20030310_001316_000000482014_00288_05352_5377.N1	10-MAR-2003 00:13:16	Bright	48.000	119	14Eta Dra	2.7270	4700.0	96	5352	No
6	GOM_NL__2PRFIN20030310_001620_000000382014_00288_05352_5378.N1	10-MAR-2003 00:16:20	Bright	37.500	89	5Alp Cep	2.4510	8000.0	75	5352	No
7	GOM_NL__2PRFIN20030310_001801_000000502014_00288_05352_5379.N1	10-MAR-2003 00:18:01	Bright	49.500	130	23Bet Dra	2.7990	5800.0	99	5352	No
8	GOM_NL__2PRFIN20030310_002125_000000352014_00288_05352_5380.N1	10-MAR-2003 00:21:25	Bright	34.500	19	50Alp Cyg	1.2460	10500.	69	5352	No
9	GOM_NL__2PRFIN20030310_002259_000000362014_00288_05352_5381.N1	10-MAR-2003 00:22:59	Bright	36.000	66	37Gam Cyg	2.2080	5900.0	72	5352	No
10	GOM_NL__2PRFIN20030310_002437_000000362014_00288_05352_5382.N1	10-MAR-2003 00:24:37	Bright	35.500	92	53Eps Cyg	2.5000	4500.0	71	5352	No
11	GOM_NL__2PRFIN20030310_002755_000001252014_00288_05352_5383.N1	10-MAR-2003 00:27:55	Twilight	125.00	133	40Zet Her	2.8070	6000.0	250	5352	No
12	GOM_NL__2PRFIN20030310_003206_000000502014_00288_05352_5384.N1	10-MAR-2003 00:32:06	Twilight	49.500	168	17Zet Aql	2.9860	11000.	99	5352	No
13	GOM_NL__2PRFIN20030310_003656_000000882014_00288_05352_5385.N1	10-MAR-2003 00:36:56	Straylight	88.000	59	55Alp Oph	2.0800	8900.0	176	5352	No
14	GOM_NL__2PRFIN20030310_003940_000000852014_00288_05352_5386.N1	10-MAR-2003 00:39:40	Dark	84.500	126	60Bet Oph	2.7700	4250.0	169	5352	No
15	GOM_NL__2PRFIN20030310_004214_000000452014_00288_05352_5387.N1	10-MAR-2003 00:42:14	Dark	44.500	155	41Pi Sgr	2.9000	6600.0	89	5352	No
16	GOM_NL__2PRFIN20030310_004410_000000442014_00288_05352_5388.N1	10-MAR-2003 00:44:10	Dark	43.500	57	34Sig Sgr	2.0660	26000.	87	5352	No
17	GOM_NL__2PRFIN20030310_004729_000000452014_00288_05352_5389.N1	10-MAR-2003 00:47:29	Dark	44.500	38	20Eps Sgr	1.8360	11000.	89	5352	No
18	GOM_NL__2PRFIN20030310_004949_000000382014_00288_05352_5390.N1	10-MAR-2003 00:49:49	Dark	37.500	45	Alp Pav	1.9400	26000.	75	5352	No
19	GOM_NL__2PRFIN20030310_005130_000000472014_00288_05352_5391.N1	10-MAR-2003 00:51:30	Dark	46.500	40	The Sco	1.8590	7100.0	93	5352	No
20	GOM_NL__2PRFIN20030310_010024_000000472014_00289_05353_5359.N1	10-MAR-2003 01:00:24	Dark	46.500	4	Alp1Cen	-0.010000	5800.0	93	5353	No
21	GOM_NL__2PRFIN20030310_010141_000000502014_00289_05353_5360.N1	10-MAR-2003 01:01:41	Dark	49.500	10	Bet Cen	0.61000	28000.	99	5353	No
22	GOM_NL__2PRFIN20030310_010354_000000392014_00289_05353_5361.N1	10-MAR-2003 01:03:54	Dark	39.000	12	Alp1Cru	0.77500	30000.	78	5353	No
23	GOM_NL__2PRFIN20030310_010506_000000392014_00289_05353_5362.N1	10-MAR-2003 01:05:06	Dark	38.500	129	Del Cru	2.7930	26000.	77	5353	No
24	GOM_NL__2PRFIN20030310_010641_000000432014_00289_05353_5363.N1	10-MAR-2003 01:06:41	Straylight	43.000	64	Gam Cen	2.2000	10600.	86	5353	No
25	GOM_NL__2PRFIN20030310_010841_000000372014_00289_05353_5364.N1	10-MAR-2003 01:08:41	Straylight	36.500	91	Kap Vel	2.4900	26000.	73	5353	No
26	GOM_NL__2PRFIN20030310_011201_000000462014_00289_05353_5365.N1	10-MAR-2003 01:12:01	Straylight	46.000	65	Lam Vel	2.2040	4400.0	92	5353	No
27	GOM_NL__2PRFIN20030310_011458_000000632014_00289_05353_5366.N1	10-MAR-2003 01:14:58	Straylight	62.500	106	9Bet Crv	2.6480	5600.0	125	5353	No
28	GOM_NL__2PRFIN20030310_011733_000000582014_00289_05353_5367.N1	10-MAR-2003 01:17:33	Straylight	57.500	100	4Gam Crv	2.5800	13100.	115	5353	No
29	GOM_NL__2PRFIN20030310_012128_000000482014_00289_05353_5368.N1	10-MAR-2003 01:21:28	Twilight	47.500	48	30Alp Hya	1.9770	4100.0	95	5353	No
30	GOM_NL__2PRFIN20030310_012709_000000402014_00289_05353_5369.N1	10-MAR-2003 01:27:09	Bright	39.500	22	32Alp Leo	1.3600	15200.	79	5353	No
31	GOM_NL__2PRFIN20030310_012933_000000432014_00289_05353_5370.N1	10-MAR-2003 01:29:33	Bright	42.500	51	41Gam1Leo	2.0100	4500.0	85	5353	No
32	GOM_NL__2PRFIN20030310_013358_000001092014_00289_05353_5371.N1	10-MAR-2003 01:33:58	Bright	108.50	138	47Eps Vir	2.8280	4700.0	217	5353	No
33	GOM_NL__2PRFIN20030310_013747_000000442014_00289_05353_5372.N1	10-MAR-2003 01:37:47	Bright	43.500	174	52Psi UMa	3.0040	4400.0	87	5353	No
34	GOM_NL__2PRFIN20030310_014050_000000412014_00289_05353_5373.N1	10-MAR-2003 01:40:50	Bright	40.500	82	48Bet UMa	2.3650	10600.	81	5353	No
35	GOM_NL__2PRFIN20030310_014216_000000402014_00289_05353_5374.N1	10-MAR-2003 01:42:16	Bright	40.000	36	50Alp UMa	1.8000	6300.0	80	5353	No
36	GOM_NL__2PRFIN20030310_014433_000000502014_00289_05353_5375.N1	10-MAR-2003 01:44:33	Bright	49.500	32	77Eps UMa	1.7630	11000.	99	5353	No
37	GOM_NL__2PRFIN20030310_014913_000000382014_00289_05353_5376.N1	10-MAR-2003 01:49:13	Bright	38.000	49	1Alp UMi	1.9900	6300.0	76	5353	No
38	GOM_NL__2PRFIN20030310_015352_000000482014_00289_05353_5377.N1	10-MAR-2003 01:53:52	Bright	48.000	119	14Eta Dra	2.7270	4700.0	96	5353	No
39	GOM_NL__2PRFIN20030310_015655_000000352014_00289_05353_5378.N1	10-MAR-2003 01:56:55	Bright	35.000	89	5Alp Cep	2.4510	8000.0	70	5353	No
40	GOM_NL__2PRFIN20030310_015837_000000502014_00289_05353_5379.N1	10-MAR-2003 01:58:37	Bright	49.500	130	23Bet Dra	2.7990	5800.0	99	5353	No
41	GOM_NL__2PRFIN20030310_020201_000000362014_00289_05353_5380.N1	10-MAR-2003 02:02:01	Bright	36.000	19	50Alp Cyg	1.2460	10500.	72	5353	No
42	GOM_NL__2PRFIN20030310_020335_000000362014_00289_05353_5381.N1	10-MAR-2003 02:03:35	Bright	35.500	66	37Gam Cyg	2.2080	5900.0	71	5353	No

43	GOM_NL__2PRFIN20030310_020513_000000362014_00289_05353_5382.N1	10-MAR-2003 02:05:13	Bright	35.500	92	53Eps Cyg	2.5000	4500.0	71	5353	No
44	GOM_NL__2PRFIN20030310_020832_000001272014_00289_05353_5383.N1	10-MAR-2003 02:08:32	Twilight	127.00	133	40Zet Her	2.8070	6000.0	254	5353	No
45	GOM_NL__2PRFIN20030310_021243_000000522014_00289_05353_5384.N1	10-MAR-2003 02:12:43	Twilight	51.500	168	17Zet Aql	2.9860	11000.	103	5353	No
46	GOM_NL__2PRFIN20030310_021733_000000982014_00289_05353_5385.N1	10-MAR-2003 02:17:33	Dark	98.000	59	55Alp Oph	2.0800	8900.0	196	5353	No
47	GOM_NL__2PRFIN20030310_022017_000000862014_00289_05353_5386.N1	10-MAR-2003 02:20:17	Dark	86.000	126	60Bet Oph	2.7700	4250.0	172	5353	No
48	GOM_NL__2PRFIN20030310_022251_000000462014_00289_05353_5387.N1	10-MAR-2003 02:22:51	Dark	46.000	155	41Pi Sgr	2.9000	6600.0	92	5353	No
49	GOM_NL__2PRFIN20030310_022447_000000472014_00289_05353_5388.N1	10-MAR-2003 02:24:47	Dark	46.500	57	34Sig Sgr	2.0660	26000.	93	5353	No
50	GOM_NL__2PRFIN20030310_022806_000000472014_00289_05353_5389.N1	10-MAR-2003 02:28:06	Dark	46.500	38	20Eps Sgr	1.8360	11000.	93	5353	No
51	GOM_NL__2PRFIN20030310_023025_000000372014_00289_05353_5390.N1	10-MAR-2003 02:30:25	Dark	37.000	45	Alp Pav	1.9400	26000.	74	5353	No
52	GOM_NL__2PRFIN20030310_023207_000000482014_00289_05353_5391.N1	10-MAR-2003 02:32:07	Dark	48.000	40	The Sco	1.8590	7100.0	96	5353	No
53	GOM_NL__2PRFIN20030310_024101_000000572014_00290_05354_5359.N1	10-MAR-2003 02:41:01	Dark	57.000	4	Alp1Cen	-0.010000	5800.0	114	5354	No
54	GOM_NL__2PRFIN20030310_024217_000000412014_00290_05354_5360.N1	10-MAR-2003 02:42:17	Dark	40.500	10	Bet Cen	0.61000	28000.	81	5354	No
55	GOM_NL__2PRFIN20030310_024430_000000492014_00290_05354_5361.N1	10-MAR-2003 02:44:30	Dark	49.000	12	Alp1Cru	0.77500	30000.	98	5354	No
56	GOM_NL__2PRFIN20030310_024543_000000392014_00290_05354_5362.N1	10-MAR-2003 02:45:43	Dark	38.500	129	Del Cru	2.7930	26000.	77	5354	No
57	GOM_NL__2PRFIN20030310_024718_000000472014_00290_05354_5363.N1	10-MAR-2003 02:47:18	Straylight	47.000	64	Gam Cen	2.2000	10600.	94	5354	No
58	GOM_NL__2PRFIN20030310_024917_000000382014_00290_05354_5364.N1	10-MAR-2003 02:49:17	Straylight	38.000	91	Kap Vel	2.4900	26000.	76	5354	No
59	GOM_NL__2PRFIN20030310_025237_000000472014_00290_05354_5365.N1	10-MAR-2003 02:52:37	Straylight	46.500	65	Lam Vel	2.2040	4400.0	93	5354	No
60	GOM_NL__2PRFIN20030310_025535_000000602014_00290_05354_5366.N1	10-MAR-2003 02:55:35	Straylight	60.000	106	9Bet Crv	2.6480	5600.0	120	5354	No
61	GOM_NL__2PRFIN20030310_025810_000000592014_00290_05354_5367.N1	10-MAR-2003 02:58:10	Straylight	59.000	100	4Gam Crv	2.5800	13100.	118	5354	No
62	GOM_NL__2PRFIN20030310_030204_000000452014_00290_05354_5368.N1	10-MAR-2003 03:02:04	Twilight	45.000	48	30Alp Hya	1.9770	4100.0	90	5354	No
63	GOM_NL__2PRFIN20030310_030745_000000402014_00290_05354_5369.N1	10-MAR-2003 03:07:45	Bright	39.500	22	32Alp Leo	1.3600	15200.	79	5354	No
64	GOM_NL__2PRFIN20030310_031008_000000422014_00290_05354_5370.N1	10-MAR-2003 03:10:08	Bright	42.000	51	41Gam1Leo	2.0100	4500.0	84	5354	No
65	GOM_NL__2PRFIN20030310_031431_000001122014_00290_05354_5371.N1	10-MAR-2003 03:14:31	Bright	111.50	138	47Eps Vir	2.8280	4700.0	223	5354	No
66	GOM_NL__2PRFIN20030310_031823_000000412014_00290_05354_5372.N1	10-MAR-2003 03:18:23	Bright	40.500	174	52Psi UMa	3.0040	4400.0	81	5354	No
67	GOM_NL__2PRFIN20030310_032125_000000402014_00290_05354_5373.N1	10-MAR-2003 03:21:25	Bright	40.000	82	48Bet UMa	2.3650	10600.	80	5354	No
68	GOM_NL__2PRFIN20030310_032252_000000402014_00290_05354_5374.N1	10-MAR-2003 03:22:52	Bright	40.000	36	50Alp UMa	1.8000	6300.0	80	5354	No
69	GOM_NL__2PRFIN20030310_032508_000000482014_00290_05354_5375.N1	10-MAR-2003 03:25:08	Bright	47.500	32	77Eps UMa	1.7630	11000.	95	5354	No
70	GOM_NL__2PRFIN20030310_032950_000000372014_00290_05354_5376.N1	10-MAR-2003 03:29:50	Bright	37.000	49	1Alp UMi	1.9900	6300.0	74	5354	No
71	GOM_NL__2PRFIN20030310_033427_000000452014_00290_05354_5377.N1	10-MAR-2003 03:34:27	Bright	45.000	119	14Eta Dra	2.7270	4700.0	90	5354	No
72	GOM_NL__2PRFIN20030310_033731_000000372014_00290_05354_5378.N1	10-MAR-2003 03:37:31	Bright	37.000	89	5Alp Cep	2.4510	8000.0	74	5354	No
73	GOM_NL__2PRFIN20030310_033912_000000502014_00290_05354_5379.N1	10-MAR-2003 03:39:12	Bright	50.000	130	23Bet Dra	2.7990	5800.0	100	5354	No
74	GOM_NL__2PRFIN20030310_034237_000000372014_00290_05354_5380.N1	10-MAR-2003 03:42:37	Bright	36.500	19	50Alp Cyg	1.2460	10500.	73	5354	No
75	GOM_NL__2PRFIN20030310_034411_000000372014_00290_05354_5381.N1	10-MAR-2003 03:44:11	Bright	37.000	66	37Gam Cyg	2.2080	5900.0	74	5354	No
76	GOM_NL__2PRFIN20030310_034549_000000352014_00290_05354_5382.N1	10-MAR-2003 03:45:49	Bright	34.500	92	53Eps Cyg	2.5000	4500.0	69	5354	No
77	GOM_NL__2PRFIN20030310_034908_000001212014_00290_05354_5383.N1	10-MAR-2003 03:49:08	Twilight	121.00	133	40Zet Her	2.8070	6000.0	242	5354	No
78	GOM_NL__2PRFIN20030310_035319_000000472014_00290_05354_5384.N1	10-MAR-2003 03:53:19	Twilight	46.500	168	17Zet Aql	2.9860	11000.	93	5354	No
79	GOM_NL__2PRFIN20030310_035809_000000992014_00290_05354_5385.N1	10-MAR-2003 03:58:09	Dark	99.000	59	55Alp Oph	2.0800	8900.0	198	5354	No
80	GOM_NL__2PRFIN20030310_040055_000000872014_00290_05354_5386.N1	10-MAR-2003 04:00:55	Dark	86.500	126	60Bet Oph	2.7700	4250.0	173	5354	No
81	GOM_NL__2PRFIN20030310_040327_000000422014_00290_05354_5387.N1	10-MAR-2003 04:03:27	Dark	41.500	155	41Pi Sgr	2.9000	6600.0	83	5354	No
82	GOM_NL__2PRFIN20030310_040524_000000482014_00290_05354_5388.N1	10-MAR-2003 04:05:24	Dark	48.000	57	34Sig Sgr	2.0660	26000.	96	5354	No
83	GOM_NL__2PRFIN20030310_040843_000000482014_00290_05354_5389.N1	10-MAR-2003 04:08:43	Dark	47.500	38	20Eps Sgr	1.8360	11000.	95	5354	No
84	GOM_NL__2PRFIN20030310_041101_000000412014_00290_05354_5390.N1	10-MAR-2003 04:11:01	Dark	40.500	45	Alp Pav	1.9400	26000.	81	5354	No
85	GOM_NL__2PRFIN20030310_041244_000000552014_00290_05354_5391.N1	10-MAR-2003 04:12:44	Dark	54.500	40	The Sco	1.8590	7100.0	109	5354	No
86	GOM_NL__2PRFIN20030310_041744_000000412014_00291_05355_5359.N1	10-MAR-2003 04:17:44	Dark	40.500	43	Alp TrA	1.9100	4250.0	81	5355	No
87	GOM_NL__2PRFIN20030310_042000_000000392014_00291_05355_5360.N1	10-MAR-2003 04:20:00	Dark	38.500	145	Gam TrA	2.8720	10600.	77	5355	No
88	GOM_NL__2PRFIN20030310_042137_000000442014_00291_05355_5361.N1	10-MAR-2003 04:21:37	Dark	44.000	4	Alp1Cen	-0.010000	5800.0	88	5355	No
89	GOM_NL__2PRFIN20030310_042307_000000482014_00291_05355_5362.N1	10-MAR-2003 04:23:07	Dark	47.500	78	Alp Lup	2.3040	28000.	95	5355	No
90	GOM_NL__2PRFIN20030310_042507_000000402014_00291_05355_5363.N1	10-MAR-2003 04:25:07	Dark	39.500	12	Alp1Cru	0.77500	30000.	79	5355	No
91	GOM_NL__2PRFIN20030310_042619_000000392014_00291_05355_5364.N1	10-MAR-2003 04:26:19	Dark	38.500	129	Del Cru	2.7930	26000.	77	5355	No
92	GOM_NL__2PRFIN20030310_042754_000000452014_00291_05355_5365.N1	10-MAR-2003 04:27:54	Straylight	45.000	64	Gam Cen	2.2000	10600.	90	5355	No
93	GOM_NL__2PRFIN20030310_042953_000000392014_00291_05355_5366.N1	10-MAR-2003 04:29:53	Straylight	38.500	91	Kap Vel	2.4900	26000.	77	5355	No
94	GOM_NL__2PRFIN20030310_043312_000000452014_00291_05355_5367.N1	10-MAR-2003 04:33:12	Straylight	45.000	65	Lam Vel	2.2040	4400.0	90	5355	No
95	GOM_NL__2PRFIN20030310_043611_000000592014_00291_05355_5368.N1	10-MAR-2003 04:36:11	Straylight	58.500	106	9Bet Crv	2.6480	5600.0	117	5355	No
96	GOM_NL__2PRFIN20030310_043845_000000572014_00291_05355_5369.N1	10-MAR-2003 04:38:45	Straylight	57.000	100	4Gam Crv	2.5800	13100.	114	5355	No
97	GOM_NL__2PRFIN20030310_044240_000000452014_00291_05355_5370.N1	10-MAR-2003 04:42:40	Twilight	44.500	48	30Alp Hya	1.9770	4100.0	89	5355	No
98	GOM_NL__2PRFIN20030310_044821_000000402014_00291_05355_5371.N1	10-MAR-2003 04:48:21	Bright	39.500	22	32Alp Leo	1.3600	15200.	79	5355	No
99	GOM_NL__2PRFIN20030310_045044_000000412014_00291_05355_5372.N1	10-MAR-2003 04:50:44	Bright	40.500	51	41Gam1Leo	2.0100	4500.0	81	5355	No
100	GOM_NL__2PRFIN20030310_045504_000001122014_00291_05355_5373.N1	10-MAR-2003 04:55:04	Bright	111.50	138	47Eps Vir	2.8280	4700.0	223	5355	No
101	GOM_NL__2PRFIN20030310_045858_000000442014_00291_05355_5374.N1	10-MAR-2003 04:58:58	Bright	43.500	174	52Psi UMa	3.0040	4400.0	87	5355	No

102	GOM_NL__2PRFIN20030310_050201_000000402014_00291_05355_5375.N1	10-MAR-2003 05:02:01	Bright	40.000	82	48Bet UMa	2.3650	10600.	80	5355	No
103	GOM_NL__2PRFIN20030310_050327_000000412014_00291_05355_5376.N1	10-MAR-2003 05:03:27	Bright	41.000	36	50Alp UMa	1.8000	6300.0	82	5355	No
104	GOM_NL__2PRFIN20030310_050544_000000492014_00291_05355_5377.N1	10-MAR-2003 05:05:44	Bright	48.500	32	77Eps UMa	1.7630	11000.	97	5355	No
105	GOM_NL__2PRFIN20030310_051025_000000372014_00291_05355_5378.N1	10-MAR-2003 05:10:25	Bright	37.000	49	1Alp UMi	1.9900	6300.0	74	5355	No
106	GOM_NL__2PRFIN20030310_051502_000000482014_00291_05355_5379.N1	10-MAR-2003 05:15:02	Bright	47.500	119	14Eta Dra	2.7270	4700.0	95	5355	No
107	GOM_NL__2PRFIN20030310_051807_000000382014_00291_05355_5380.N1	10-MAR-2003 05:18:07	Bright	38.000	89	5Alp Cep	2.4510	8000.0	76	5355	No
108	GOM_NL__2PRFIN20030310_051947_000000522014_00291_05355_5381.N1	10-MAR-2003 05:19:47	Bright	52.000	130	23Bet Dra	2.7990	5800.0	104	5355	No
109	GOM_NL__2PRFIN20030310_052313_000000382014_00291_05355_5382.N1	10-MAR-2003 05:23:13	Bright	37.500	19	50Alp Cyg	1.2460	10500.	75	5355	No
110	GOM_NL__2PRFIN20030310_052447_000000372014_00291_05355_5383.N1	10-MAR-2003 05:24:47	Bright	36.500	66	37Gam Cyg	2.2080	5900.0	73	5355	No
111	GOM_NL__2PRFIN20030310_052625_000000362014_00291_05355_5384.N1	10-MAR-2003 05:26:25	Bright	36.000	92	53Eps Cyg	2.5000	4500.0	72	5355	No
112	GOM_NL__2PRFIN20030310_052945_000001272014_00291_05355_5385.N1	10-MAR-2003 05:29:45	Tw_i_and_stray	127.00	133	40Zet Her	2.8070	6000.0	254	5355	No
113	GOM_NL__2PRFIN20030310_053355_000000502014_00291_05355_5386.N1	10-MAR-2003 05:33:55	Tw_i_and_stray	50.000	168	17Zet Aql	2.9860	11000.	100	5355	No
114	GOM_NL__2PRFIN20030310_053848_000001002014_00291_05355_5387.N1	10-MAR-2003 05:38:48	Dark	100.00	59	55Alp Oph	2.0800	8900.0	200	5355	No
115	GOM_NL__2PRFIN20030310_054132_000000782014_00291_05355_5388.N1	10-MAR-2003 05:41:32	Dark	77.500	126	60Bet Oph	2.7700	4250.0	155	5355	No
116	GOM_NL__2PRFIN20030310_054403_000000452014_00291_05355_5389.N1	10-MAR-2003 05:44:03	Dark	45.000	155	41Pi Sgr	2.9000	6600.0	90	5355	No
117	GOM_NL__2PRFIN20030310_054600_000000462014_00291_05355_5390.N1	10-MAR-2003 05:46:00	Dark	45.500	57	34Sig Sgr	2.0660	26000.	91	5355	No
118	GOM_NL__2PRFIN20030310_054919_000000512014_00291_05355_5391.N1	10-MAR-2003 05:49:19	Dark	51.000	38	20Eps Sgr	1.8360	11000.	102	5355	No
119	GOM_NL__2PRFIN20030310_055137_000000402014_00291_05355_5392.N1	10-MAR-2003 05:51:37	Dark	40.000	45	Alp Pav	1.9400	26000.	80	5355	No
120	GOM_NL__2PRFIN20030310_055320_000000522014_00291_05355_5393.N1	10-MAR-2003 05:53:20	Dark	52.000	40	The Sco	1.8590	7100.0	104	5355	No
121	GOM_NL__2PRFIN20030310_055820_000000402014_00292_05356_5359.N1	10-MAR-2003 05:58:20	Dark	40.000	43	Alp TrA	1.9100	4250.0	80	5356	No
122	GOM_NL__2PRFIN20030310_060036_000000382014_00292_05356_5360.N1	10-MAR-2003 06:00:36	Dark	37.500	145	Gam TrA	2.8720	10600.	75	5356	No
123	GOM_NL__2PRFIN20030310_060213_000000542014_00292_05356_5361.N1	10-MAR-2003 06:02:13	Dark	53.500	4	Alp1Cen	-0.010000	5800.0	107	5356	No
124	GOM_NL__2PRFIN20030310_060344_000000482014_00292_05356_5362.N1	10-MAR-2003 06:03:44	Dark	47.500	78	Alp Lup	2.3040	28000.	95	5356	No
125	GOM_NL__2PRFIN20030310_060543_000000452014_00292_05356_5363.N1	10-MAR-2003 06:05:43	Dark	45.000	12	Alp1Cru	0.77500	30000.	90	5356	No
126	GOM_NL__2PRFIN20030310_060656_000000392014_00292_05356_5364.N1	10-MAR-2003 06:06:56	Dark	38.500	129	Del Cru	2.7930	26000.	77	5356	No
127	GOM_NL__2PRFIN20030310_060831_000000442014_00292_05356_5365.N1	10-MAR-2003 06:08:31	Straylight	43.500	64	Gam Cen	2.2000	10600.	87	5356	No
128	GOM_NL__2PRFIN20030310_061348_000000442014_00292_05356_5366.N1	10-MAR-2003 06:13:48	Straylight	44.000	65	Lam Vel	2.2040	4400.0	88	5356	No
129	GOM_NL__2PRFIN20030310_061647_000000622014_00292_05356_5367.N1	10-MAR-2003 06:16:47	Straylight	62.000	106	9Bet Crv	2.6480	5600.0	124	5356	No
130	GOM_NL__2PRFIN20030310_061921_000000592014_00292_05356_5368.N1	10-MAR-2003 06:19:21	Straylight	58.500	100	4Gam Crv	2.5800	13100.	117	5356	No
131	GOM_NL__2PRFIN20030310_062316_000000442014_00292_05356_5369.N1	10-MAR-2003 06:23:16	Tw_i_and_stray	44.000	48	30Alp Hya	1.9770	4100.0	88	5356	No
132	GOM_NL__2PRFIN20030310_062857_000000402014_00292_05356_5370.N1	10-MAR-2003 06:28:57	Bright	39.500	22	32Alp Leo	1.3600	15200.	79	5356	No
133	GOM_NL__2PRFIN20030310_063120_000000422014_00292_05356_5371.N1	10-MAR-2003 06:31:20	Bright	41.500	51	41Gam1Leo	2.0100	4500.0	83	5356	No
134	GOM_NL__2PRFIN20030310_063538_000001142014_00292_05356_5372.N1	10-MAR-2003 06:35:38	Bright	114.00	138	47Eps Vir	2.8280	4700.0	228	5356	No
135	GOM_NL__2PRFIN20030310_063934_000000432014_00292_05356_5373.N1	10-MAR-2003 06:39:34	Bright	43.000	174	52Psi UMa	3.0040	4400.0	86	5356	No
136	GOM_NL__2PRFIN20030310_064236_000000402014_00292_05356_5374.N1	10-MAR-2003 06:42:36	Bright	39.500	82	48Bet UMa	2.3650	10600.	79	5356	No
137	GOM_NL__2PRFIN20030310_064403_000000412014_00292_05356_5375.N1	10-MAR-2003 06:44:03	Bright	40.500	36	50Alp UMa	1.8000	6300.0	81	5356	No
138	GOM_NL__2PRFIN20030310_064619_000000492014_00292_05356_5376.N1	10-MAR-2003 06:46:19	Bright	48.500	32	77Eps UMa	1.7630	11000.	97	5356	No
139	GOM_NL__2PRFIN20030310_065101_000000382014_00292_05356_5377.N1	10-MAR-2003 06:51:01	Bright	37.500	49	1Alp UMi	1.9900	6300.0	75	5356	No
140	GOM_NL__2PRFIN20030310_065538_000000482014_00292_05356_5378.N1	10-MAR-2003 06:55:38	Bright	47.500	119	14Eta Dra	2.7270	4700.0	95	5356	No
141	GOM_NL__2PRFIN20030310_065843_000000382014_00292_05356_5379.N1	10-MAR-2003 06:58:43	Bright	37.500	89	5Alp Cep	2.4510	8000.0	75	5356	No
142	GOM_NL__2PRFIN20030310_070022_000000512014_00292_05356_5380.N1	10-MAR-2003 07:00:22	Bright	51.000	130	23Bet Dra	2.7990	5800.0	102	5356	No
143	GOM_NL__2PRFIN20030310_070349_000000402014_00292_05356_5381.N1	10-MAR-2003 07:03:49	Bright	40.000	19	50Alp Cyg	1.2460	10500.	80	5356	No
144	GOM_NL__2PRFIN20030310_070523_000000362014_00292_05356_5382.N1	10-MAR-2003 07:05:23	Bright	36.000	66	37Gam Cyg	2.2080	5900.0	72	5356	No
145	GOM_NL__2PRFIN20030310_070701_000000362014_00292_05356_5383.N1	10-MAR-2003 07:07:01	Bright	36.000	92	53Eps Cyg	2.5000	4500.0	72	5356	No
146	GOM_NL__2PRFIN20030310_071021_000001212014_00292_05356_5384.N1	10-MAR-2003 07:10:21	Tw_i_and_stray	121.00	133	40Zet Her	2.8070	6000.0	242	5356	No
147	GOM_NL__2PRFIN20030310_071431_000000512014_00292_05356_5385.N1	10-MAR-2003 07:14:31	Tw_i_and_stray	50.500	168	17Zet Aql	2.9860	11000.	101	5356	No
148	GOM_NL__2PRFIN20030310_071926_000000862014_00292_05356_5386.N1	10-MAR-2003 07:19:26	Dark	85.500	59	55Alp Oph	2.0800	8900.0	171	5356	No
149	GOM_NL__2PRFIN20030310_072210_000000822014_00292_05356_5387.N1	10-MAR-2003 07:22:10	Dark	82.000	126	60Bet Oph	2.7700	4250.0	164	5356	No
150	GOM_NL__2PRFIN20030310_072440_000000442014_00292_05356_5388.N1	10-MAR-2003 07:24:40	Dark	43.500	155	41Pi Sgr	2.9000	6600.0	87	5356	No
151	GOM_NL__2PRFIN20030310_072637_000000452014_00292_05356_5389.N1	10-MAR-2003 07:26:37	Dark	44.500	57	34Sig Sgr	2.0660	26000.	89	5356	No
152	GOM_NL__2PRFIN20030310_072956_000000482014_00292_05356_5390.N1	10-MAR-2003 07:29:56	Dark	48.000	38	20Eps Sgr	1.8360	11000.	96	5356	No
153	GOM_NL__2PRFIN20030310_073213_000000382014_00292_05356_5391.N1	10-MAR-2003 07:32:13	Dark	37.500	45	Alp Pav	1.9400	26000.	75	5356	No
154	GOM_NL__2PRFIN20030310_073357_000000482014_00292_05356_5392.N1	10-MAR-2003 07:33:57	Dark	47.500	40	The Sco	1.8590	7100.0	95	5356	No
155	GOM_NL__2PRFIN20030310_073856_000000422014_00293_05357_5359.N1	10-MAR-2003 07:38:56	Dark	41.500	43	Alp TrA	1.9100	4250.0	83	5357	No
156	GOM_NL__2PRFIN20030310_074112_000000382014_00293_05357_5360.N1	10-MAR-2003 07:41:12	Dark	38.000	145	Gam TrA	2.8720	10600.	76	5357	No
157	GOM_NL__2PRFIN20030310_074250_000000452014_00293_05357_5361.N1	10-MAR-2003 07:42:50	Dark	45.000	4	Alp1Cen	-0.010000	5800.0	90	5357	No
158	GOM_NL__2PRFIN20030310_074421_000000522014_00293_05357_5362.N1	10-MAR-2003 07:44:21	Dark	51.500	78	Alp Lup	2.3040	28000.	103	5357	No
159	GOM_NL__2PRFIN20030310_074619_000000472014_00293_05357_5363.N1	10-MAR-2003 07:46:19	Dark	47.000	12	Alp1Cru	0.77500	30000.	94	5357	No
160	GOM_NL__2PRFIN20030310_074732_000000392014_00293_05357_5364.N1	10-MAR-2003 07:47:32	Dark	39.000	129	Del Cru	2.7930	26000.	78	5357	No

161	GOM_NL__2PRFIN20030310_074907_000000462014_00293_05357_5365.N1	10-MAR-2003 07:49:07	Straylight	45.500	64	Gam Cen	2.2000	10600.	91	5357	No
162	GOM_NL__2PRFIN20030310_075105_000000382014_00293_05357_5366.N1	10-MAR-2003 07:51:05	Straylight	38.000	91	Kap Vel	2.4900	26000.	76	5357	No
163	GOM_NL__2PRFIN20030310_075425_000000452014_00293_05357_5367.N1	10-MAR-2003 07:54:25	Straylight	45.000	65	Lam Vel	2.2040	4400.0	90	5357	No
164	GOM_NL__2PRFIN20030310_075723_000000642014_00293_05357_5368.N1	10-MAR-2003 07:57:23	Straylight	63.500	106	9Bet Crv	2.6480	5600.0	127	5357	No
165	GOM_NL__2PRFIN20030310_075957_000000592014_00293_05357_5369.N1	10-MAR-2003 07:59:57	Straylight	59.000	100	4Gam Crv	2.5800	13100.	118	5357	No
166	GOM_NL__2PRFIN20030310_080352_000000452014_00293_05357_5370.N1	10-MAR-2003 08:03:52	Twl_and_stray	45.000	48	30Alp Hya	1.9770	4100.0	90	5357	No
167	GOM_NL__2PRFIN20030310_080933_000000412014_00293_05357_5371.N1	10-MAR-2003 08:09:33	Bright	40.500	22	32Alp Leo	1.3600	15200.	81	5357	No
168	GOM_NL__2PRFIN20030310_081156_000000412014_00293_05357_5372.N1	10-MAR-2003 08:11:56	Bright	41.000	51	41Gam1Leo	2.0100	4500.0	82	5357	No
169	GOM_NL__2PRFIN20030310_081612_000001102014_00293_05357_5373.N1	10-MAR-2003 08:16:12	Bright	110.00	138	47Eps Vir	2.8280	4700.0	220	5357	No
170	GOM_NL__2PRFIN20030310_082009_000000452014_00293_05357_5374.N1	10-MAR-2003 08:20:09	Bright	44.500	174	52Psi UMa	3.0040	4400.0	89	5357	No
171	GOM_NL__2PRFIN20030310_082312_000000402014_00293_05357_5375.N1	10-MAR-2003 08:23:12	Bright	40.000	82	48Bet UMa	2.3650	10600.	80	5357	No
172	GOM_NL__2PRFIN20030310_082438_000000412014_00293_05357_5376.N1	10-MAR-2003 08:24:38	Bright	40.500	36	50Alp UMa	1.8000	6300.0	81	5357	No
173	GOM_NL__2PRFIN20030310_082653_000000492014_00293_05357_5377.N1	10-MAR-2003 08:26:53	Bright	48.500	32	77Eps UMa	1.7630	11000.	97	5357	No
174	GOM_NL__2PRFIN20030310_083137_000000342014_00293_05357_5378.N1	10-MAR-2003 08:31:37	Bright	34.000	49	1Alp UMi	1.9900	6300.0	68	5357	No
175	GOM_NL__2PRFIN20030310_083612_000000492014_00293_05357_5379.N1	10-MAR-2003 08:36:12	Bright	48.500	119	14Eta Dra	2.7270	4700.0	97	5357	No
176	GOM_NL__2PRFIN20030310_083919_000000372014_00293_05357_5380.N1	10-MAR-2003 08:39:19	Bright	36.500	89	5Alp Cep	2.4510	8000.0	73	5357	No
177	GOM_NL__2PRFIN20030310_084058_000000522014_00293_05357_5381.N1	10-MAR-2003 08:40:58	Bright	51.500	130	23Bet Dra	2.7990	5800.0	103	5357	No
178	GOM_NL__2PRFIN20030310_084425_000000362014_00293_05357_5382.N1	10-MAR-2003 08:44:25	Bright	36.000	19	50Alp Cyg	1.2460	10500.	72	5357	No
179	GOM_NL__2PRFIN20030310_084559_000000392014_00293_05357_5383.N1	10-MAR-2003 08:45:59	Bright	38.500	66	37Gam Cyg	2.2080	5900.0	77	5357	No
180	GOM_NL__2PRFIN20030310_084737_000000362014_00293_05357_5384.N1	10-MAR-2003 08:47:37	Bright	36.000	92	53Eps Cyg	2.5000	4500.0	72	5357	No
181	GOM_NL__2PRFIN20030310_085057_000001242014_00293_05357_5385.N1	10-MAR-2003 08:50:57	Twl_and_stray	124.00	133	40Zet Her	2.8070	6000.0	248	5357	No
182	GOM_NL__2PRFIN20030310_085508_000000502014_00293_05357_5386.N1	10-MAR-2003 08:55:08	Twl_and_stray	49.500	168	17Zet Aql	2.9860	11000.	99	5357	No
183	GOM_NL__2PRFIN20030310_090003_000000922014_00293_05357_5387.N1	10-MAR-2003 09:00:03	Dark	92.000	59	55Alp Oph	2.0800	8900.0	184	5357	No
184	GOM_NL__2PRFIN20030310_090247_000000872014_00293_05357_5388.N1	10-MAR-2003 09:02:47	Dark	87.000	126	60Bet Oph	2.7700	4250.0	174	5357	No
185	GOM_NL__2PRFIN20030310_090516_000000452014_00293_05357_5389.N1	10-MAR-2003 09:05:16	Dark	44.500	155	41Pi Sgr	2.9000	6600.0	89	5357	No
186	GOM_NL__2PRFIN20030310_090713_000000472014_00293_05357_5390.N1	10-MAR-2003 09:07:13	Dark	47.000	57	34Sig Sgr	2.0660	26000.	94	5357	No
187	GOM_NL__2PRFIN20030310_091033_000000462014_00293_05357_5391.N1	10-MAR-2003 09:10:33	Dark	45.500	38	20Eps Sgr	1.8360	11000.	91	5357	No
188	GOM_NL__2PRFIN20030310_091249_000000392014_00293_05357_5392.N1	10-MAR-2003 09:12:49	Dark	39.000	45	Alp Pav	1.9400	26000.	78	5357	No
189	GOM_NL__2PRFIN20030310_091433_000000562014_00293_05357_5393.N1	10-MAR-2003 09:14:33	Dark	56.000	40	The Sco	1.8590	7100.0	112	5357	No
190	GOM_NL__2PRFIN20030310_091932_000000442014_00294_05358_5359.N1	10-MAR-2003 09:19:32	Dark	44.000	43	Alp TrA	1.9100	4250.0	88	5358	No
191	GOM_NL__2PRFIN20030310_092148_000000382014_00294_05358_5360.N1	10-MAR-2003 09:21:48	Dark	38.000	145	Gam TrA	2.8720	10600.	76	5358	No
192	GOM_NL__2PRFIN20030310_092327_000000442014_00294_05358_5361.N1	10-MAR-2003 09:23:27	Dark	44.000	4	Alp1Cen	-0.010000	5800.0	88	5358	No
193	GOM_NL__2PRFIN20030310_092457_000000482014_00294_05358_5362.N1	10-MAR-2003 09:24:57	Dark	48.000	78	Alp Lup	2.3040	28000.	96	5358	No
194	GOM_NL__2PRFIN20030310_092655_000000512014_00294_05358_5363.N1	10-MAR-2003 09:26:55	Dark	50.500	12	Alp1Cru	0.77500	30000.	101	5358	No
195	GOM_NL__2PRFIN20030310_092808_000000402014_00294_05358_5364.N1	10-MAR-2003 09:28:08	Dark	39.500	129	Del Cru	2.7930	26000.	79	5358	No
196	GOM_NL__2PRFIN20030310_092944_000000452014_00294_05358_5365.N1	10-MAR-2003 09:29:44	Straylight	45.000	64	Gam Cen	2.2000	10600.	90	5358	No
197	GOM_NL__2PRFIN20030310_093141_000000382014_00294_05358_5366.N1	10-MAR-2003 09:31:41	Straylight	38.000	91	Kap Vel	2.4900	26000.	76	5358	No
198	GOM_NL__2PRFIN20030310_093501_000000452014_00294_05358_5367.N1	10-MAR-2003 09:35:01	Straylight	45.000	65	Lam Vel	2.2040	4400.0	90	5358	No
199	GOM_NL__2PRFIN20030310_093800_000000572014_00294_05358_5368.N1	10-MAR-2003 09:38:00	Straylight	57.000	106	9Bet Crv	2.6480	5600.0	114	5358	No
200	GOM_NL__2PRFIN20030310_094034_000000552014_00294_05358_5369.N1	10-MAR-2003 09:40:34	Straylight	55.000	100	4Gam Crv	2.5800	13100.	110	5358	No
201	GOM_NL__2PRFIN20030310_094428_000000432014_00294_05358_5370.N1	10-MAR-2003 09:44:28	Twl_and_stray	43.000	48	30Alp Hya	1.9770	4100.0	86	5358	No
202	GOM_NL__2PRFIN20030310_095009_000000422014_00294_05358_5371.N1	10-MAR-2003 09:50:09	Bright	42.000	22	32Alp Leo	1.3600	15200.	84	5358	No
203	GOM_NL__2PRFIN20030310_095231_000000432014_00294_05358_5372.N1	10-MAR-2003 09:52:31	Bright	42.500	51	41Gam1Leo	2.0100	4500.0	85	5358	No
204	GOM_NL__2PRFIN20030310_095645_000001082014_00294_05358_5373.N1	10-MAR-2003 09:56:45	Bright	107.50	138	47Eps Vir	2.8280	4700.0	215	5358	No
205	GOM_NL__2PRFIN20030310_100044_000000432014_00294_05358_5374.N1	10-MAR-2003 10:00:44	Bright	43.000	174	52Psi UMa	3.0040	4400.0	86	5358	No
206	GOM_NL__2PRFIN20030310_100347_000000412014_00294_05358_5375.N1	10-MAR-2003 10:03:47	Bright	40.500	82	48Bet UMa	2.3650	10600.	81	5358	No
207	GOM_NL__2PRFIN20030310_100513_000000412014_00294_05358_5376.N1	10-MAR-2003 10:05:13	Bright	40.500	36	50Alp UMa	1.8000	6300.0	81	5358	No
208	GOM_NL__2PRFIN20030310_100728_000000512014_00294_05358_5377.N1	10-MAR-2003 10:07:28	Bright	50.500	32	77Eps UMa	1.7630	11000.	101	5358	No
209	GOM_NL__2PRFIN20030310_101212_000000372014_00294_05358_5378.N1	10-MAR-2003 10:12:12	Bright	37.000	49	1Alp UMi	1.9900	6300.0	74	5358	No
210	GOM_NL__2PRFIN20030310_101646_000000522014_00294_05358_5379.N1	10-MAR-2003 10:16:46	Bright	52.000	119	14Eta Dra	2.7270	4700.0	104	5358	No
211	GOM_NL__2PRFIN20030310_101955_000000372014_00294_05358_5380.N1	10-MAR-2003 10:19:55	Bright	37.000	89	5Alp Cep	2.4510	8000.0	74	5358	No
212	GOM_NL__2PRFIN20030310_102134_000000512014_00294_05358_5381.N1	10-MAR-2003 10:21:34	Bright	50.500	130	23Bet Dra	2.7990	5800.0	101	5358	No
213	GOM_NL__2PRFIN20030310_102500_000000392014_00294_05358_5382.N1	10-MAR-2003 10:25:00	Bright	38.500	19	50Alp Cyg	1.2460	10500.	77	5358	No
214	GOM_NL__2PRFIN20030310_102634_000000392014_00294_05358_5383.N1	10-MAR-2003 10:26:34	Bright	39.000	66	37Gam Cyg	2.2080	5900.0	78	5358	No
215	GOM_NL__2PRFIN20030310_102812_000000372014_00294_05358_5384.N1	10-MAR-2003 10:28:12	Bright	37.000	92	53Eps Cyg	2.5000	4500.0	74	5358	No
216	GOM_NL__2PRFIN20030310_103134_000001312014_00294_05358_5385.N1	10-MAR-2003 10:31:34	Twl_and_stray	130.50	133	40Zet Her	2.8070	6000.0	261	5358	No
217	GOM_NL__2PRFIN20030310_103543_000000512014_00294_05358_5386.N1	10-MAR-2003 10:35:43	Twl_and_stray	51.000	168	17Zet Aql	2.9860	11000.	102	5358	No
218	GOM_NL__2PRFIN20030310_104041_000000982014_00294_05358_5387.N1	10-MAR-2003 10:40:41	Dark	98.000	59	55Alp Oph	2.0800	8900.0	196	5358	No
219	GOM_NL__2PRFIN20030310_104325_000000872014_00294_05358_5388.N1	10-MAR-2003 10:43:25	Dark	87.000	126	60Bet Oph	2.7700	4250.0	174	5358	No

220	GOM_NL__2PRFIN20030310_104553_000000472014_00294_05358_5389.N1	10-MAR-2003 10:45:53	Dark	46.500	155	41Pi Sgr	2.9000	6600.0	93	5358	No
221	GOM_NL__2PRFIN20030310_104750_000000462014_00294_05358_5390.N1	10-MAR-2003 10:47:50	Dark	45.500	57	34Sig Sgr	2.0660	26000.	91	5358	No
222	GOM_NL__2PRFIN20030310_105109_000000522014_00294_05358_5391.N1	10-MAR-2003 10:51:09	Dark	52.000	38	20Eps Sgr	1.8360	11000.	104	5358	No
223	GOM_NL__2PRFIN20030310_105325_000000392014_00294_05358_5392.N1	10-MAR-2003 10:53:25	Dark	38.500	45	Alp Pav	1.9400	26000.	77	5358	No
224	GOM_NL__2PRFIN20030310_105510_000000512014_00294_05358_5393.N1	10-MAR-2003 10:55:10	Dark	50.500	40	The Sco	1.8590	7100.0	101	5358	No
225	GOM_NL__2PRFIN20030310_110008_000000432014_00295_05359_5359.N1	10-MAR-2003 11:00:08	Dark	43.000	43	Alp TrA	1.9100	4250.0	86	5359	No
226	GOM_NL__2PRFIN20030310_110225_000000392014_00295_05359_5360.N1	10-MAR-2003 11:02:25	Dark	38.500	145	Gam TrA	2.8720	10600.	77	5359	No
227	GOM_NL__2PRFIN20030310_110403_000000522014_00295_05359_5361.N1	10-MAR-2003 11:04:03	Dark	52.000	4	Alp1Cen	-0.010000	5800.0	104	5359	No
228	GOM_NL__2PRFIN20030310_110533_000000512014_00295_05359_5362.N1	10-MAR-2003 11:05:33	Dark	51.000	78	Alp Lup	2.3040	28000.	102	5359	No
229	GOM_NL__2PRFIN20030310_110731_000000452014_00295_05359_5363.N1	10-MAR-2003 11:07:31	Dark	44.500	12	Alp1Cru	0.77500	30000.	89	5359	No
230	GOM_NL__2PRFIN20030310_110844_000000392014_00295_05359_5364.N1	10-MAR-2003 11:08:44	Dark	39.000	129	Del Cru	2.7930	26000.	78	5359	No
231	GOM_NL__2PRFIN20030310_111020_000000442014_00295_05359_5365.N1	10-MAR-2003 11:10:20	Straylight	43.500	64	Gam Cen	2.2000	10600.	87	5359	No
232	GOM_NL__2PRFIN20030310_111217_000000402014_00295_05359_5366.N1	10-MAR-2003 11:12:17	Straylight	40.000	91	Kap Vel	2.4900	26000.	80	5359	No
233	GOM_NL__2PRFIN20030310_111537_000000442014_00295_05359_5367.N1	10-MAR-2003 11:15:37	Straylight	44.000	65	Lam Vel	2.2040	4400.0	88	5359	No
234	GOM_NL__2PRFIN20030310_111836_000000582014_00295_05359_5368.N1	10-MAR-2003 11:18:36	Straylight	57.500	106	9Bet Crv	2.6480	5600.0	115	5359	No
235	GOM_NL__2PRFIN20030310_112109_000000542014_00295_05359_5369.N1	10-MAR-2003 11:21:09	Straylight	54.000	100	4Gam Crv	2.5800	13100.	108	5359	No
236	GOM_NL__2PRFIN20030310_112504_000000462014_00295_05359_5370.N1	10-MAR-2003 11:25:04	Tw_i_and_stray	45.500	48	30Alp Hya	1.9770	4100.0	91	5359	No
237	GOM_NL__2PRFIN20030310_113044_000000422014_00295_05359_5371.N1	10-MAR-2003 11:30:44	Bright	41.500	22	32Alp Leo	1.3600	15200.	83	5359	No
238	GOM_NL__2PRFIN20030310_113306_000000412014_00295_05359_5372.N1	10-MAR-2003 11:33:06	Bright	41.000	51	41Gam1Leo	2.0100	4500.0	82	5359	No
239	GOM_NL__2PRFIN20030310_113719_000001122014_00295_05359_5373.N1	10-MAR-2003 11:37:19	Bright	111.50	138	47Eps Vir	2.8280	4700.0	223	5359	No
240	GOM_NL__2PRFIN20030310_114119_000000442014_00295_05359_5374.N1	10-MAR-2003 11:41:19	Bright	44.000	174	52Psi UMa	3.0040	4400.0	88	5359	No
241	GOM_NL__2PRFIN20030310_114422_000000422014_00295_05359_5375.N1	10-MAR-2003 11:44:22	Bright	41.500	82	48Bet UMa	2.3650	10600.	83	5359	No
242	GOM_NL__2PRFIN20030310_114548_000000442014_00295_05359_5376.N1	10-MAR-2003 11:45:48	Bright	43.500	36	50Alp UMa	1.8000	6300.0	87	5359	No
243	GOM_NL__2PRFIN20030310_114801_000000522014_00295_05359_5377.N1	10-MAR-2003 11:48:01	Bright	51.500	32	77Eps UMa	1.7630	11000.	103	5359	No
244	GOM_NL__2PRFIN20030310_115246_000000402014_00295_05359_5378.N1	10-MAR-2003 11:52:46	Bright	39.500	49	1Alp UMi	1.9900	6300.0	79	5359	No
245	GOM_NL__2PRFIN20030310_115723_000000482014_00295_05359_5379.N1	10-MAR-2003 11:57:23	Bright	47.500	119	14Eta Dra	2.7270	4700.0	95	5359	No
246	GOM_NL__2PRFIN20030310_120030_000000362014_00295_05359_5380.N1	10-MAR-2003 12:00:30	Bright	36.000	89	5Alp Cep	2.4510	8000.0	72	5359	No
247	GOM_NL__2PRFIN20030310_120210_000000502014_00295_05359_5381.N1	10-MAR-2003 12:02:10	Bright	50.000	130	23Bet Dra	2.7990	5800.0	100	5359	No
248	GOM_NL__2PRFIN20030310_120537_000000402014_00295_05359_5382.N1	10-MAR-2003 12:05:37	Bright	39.500	19	50Alp Cyg	1.2460	10500.	79	5359	No
249	GOM_NL__2PRFIN20030310_120708_000000402014_00295_05359_5383.N1	10-MAR-2003 12:07:08	Bright	39.500	66	37Gam Cyg	2.2080	5900.0	79	5359	No
250	GOM_NL__2PRFIN20030310_120847_000000372014_00295_05359_5384.N1	10-MAR-2003 12:08:47	Bright	36.500	92	53Eps Cyg	2.5000	4500.0	73	5359	No
251	GOM_NL__2PRFIN20030310_121210_000001292014_00295_05359_5385.N1	10-MAR-2003 12:12:10	Tw_i_and_stray	128.50	133	40Zet Her	2.8070	6000.0	257	5359	No
252	GOM_NL__2PRFIN20030310_121619_000000522014_00295_05359_5386.N1	10-MAR-2003 12:16:19	Tw_i_and_stray	52.000	168	17Zet Aql	2.9860	11000.	104	5359	No
253	GOM_NL__2PRFIN20030310_122119_000001002014_00295_05359_5387.N1	10-MAR-2003 12:21:19	Dark	99.500	59	55Alp Oph	2.0800	8900.0	199	5359	No
254	GOM_NL__2PRFIN20030310_122400_000000872014_00295_05359_5388.N1	10-MAR-2003 12:24:00	Dark	87.000	126	60Bet Oph	2.7700	4250.0	174	5359	No
255	GOM_NL__2PRFIN20030310_122627_000000492014_00295_05359_5389.N1	10-MAR-2003 12:26:27	Dark	48.500	155	41Pi Sgr	2.9000	6600.0	97	5359	No
256	GOM_NL__2PRFIN20030310_122826_000000472014_00295_05359_5390.N1	10-MAR-2003 12:28:26	Dark	46.500	57	34Sig Sgr	2.0660	26000.	93	5359	No
257	GOM_NL__2PRFIN20030310_123145_000000472014_00295_05359_5391.N1	10-MAR-2003 12:31:45	Dark	47.000	38	20Eps Sgr	1.8360	11000.	94	5359	No
258	GOM_NL__2PRFIN20030310_123401_000000392014_00295_05359_5392.N1	10-MAR-2003 12:34:01	Dark	39.000	45	Alp Pav	1.9400	26000.	78	5359	No
259	GOM_NL__2PRFIN20030310_123546_000000482014_00295_05359_5393.N1	10-MAR-2003 12:35:46	Dark	48.000	40	The Sco	1.8590	7100.0	96	5359	No
260	GOM_NL__2PRFIN20030310_124044_000000412014_00296_05360_5448.N1	10-MAR-2003 12:40:44	Dark	41.000	43	Alp TrA	1.9100	4250.0	82	5360	No
261	GOM_NL__2PRFIN20030310_124301_000000402014_00296_05360_5449.N1	10-MAR-2003 12:43:01	Dark	39.500	145	Gam TrA	2.8720	10600.	79	5360	No
262	GOM_NL__2PRFIN20030310_124439_000000462014_00296_05360_5450.N1	10-MAR-2003 12:44:39	Dark	45.500	4	Alp1Cen	-0.010000	5800.0	91	5360	No
263	GOM_NL__2PRFIN20030310_124555_000000462014_00296_05360_5451.N1	10-MAR-2003 12:45:55	Dark	46.000	10	Bet Cen	0.61000	28000.	92	5360	No
264	GOM_NL__2PRFIN20030310_124808_000000482014_00296_05360_5452.N1	10-MAR-2003 12:48:08	Dark	47.500	12	Alp1Cru	0.77500	30000.	95	5360	No
265	GOM_NL__2PRFIN20030310_125055_000000442014_00296_05360_5453.N1	10-MAR-2003 12:50:55	Straylight	43.500	64	Gam Cen	2.2000	10600.	87	5360	No
266	GOM_NL__2PRFIN20030310_125253_000000382014_00296_05360_5454.N1	10-MAR-2003 12:52:53	Straylight	38.000	91	Kap Vel	2.4900	26000.	76	5360	No
267	GOM_NL__2PRFIN20030310_125613_000000462014_00296_05360_5455.N1	10-MAR-2003 12:56:13	Straylight	45.500	65	Lam Vel	2.2040	4400.0	91	5360	No
268	GOM_NL__2PRFIN20030310_125912_000000592014_00296_05360_5456.N1	10-MAR-2003 12:59:12	Straylight	59.000	106	9Bet Crv	2.6480	5600.0	118	5360	No
269	GOM_NL__2PRFIN20030310_130145_000000532014_00296_05360_5457.N1	10-MAR-2003 13:01:45	Straylight	53.000	100	4Gam Crv	2.5800	13100.	106	5360	No
270	GOM_NL__2PRFIN20030310_130540_000000462014_00296_05360_5458.N1	10-MAR-2003 13:05:40	Tw_i_and_stray	45.500	48	30Alp Hya	1.9770	4100.0	91	5360	No
271	GOM_NL__2PRFIN20030310_131119_000000422014_00296_05360_5459.N1	10-MAR-2003 13:11:19	Bright	41.500	22	32Alp Leo	1.3600	15200.	83	5360	No
272	GOM_NL__2PRFIN20030310_131342_000000432014_00296_05360_5460.N1	10-MAR-2003 13:13:42	Bright	42.500	51	41Gam1Leo	2.0100	4500.0	85	5360	No
273	GOM_NL__2PRFIN20030310_131752_000001082014_00296_05360_5461.N1	10-MAR-2003 13:17:52	Bright	108.00	138	47Eps Vir	2.8280	4700.0	216	5360	No
274	GOM_NL__2PRFIN20030310_132154_000000422014_00296_05360_5462.N1	10-MAR-2003 13:21:54	Bright	41.500	174	52Psi UMa	3.0040	4400.0	83	5360	No
275	GOM_NL__2PRFIN20030310_132457_000000422014_00296_05360_5463.N1	10-MAR-2003 13:24:57	Bright	41.500	82	48Bet UMa	2.3650	10600.	83	5360	No
276	GOM_NL__2PRFIN20030310_132624_000000442014_00296_05360_5464.N1	10-MAR-2003 13:26:24	Bright	43.500	36	50Alp UMa	1.8000	6300.0	87	5360	No
277	GOM_NL__2PRFIN20030310_132839_000000482014_00296_05360_5465.N1	10-MAR-2003 13:28:39	Bright	47.500	32	77Eps UMa	1.7630	11000.	95	5360	No
278	GOM_NL__2PRFIN20030310_133113_000000562014_00296_05360_5466.N1	10-MAR-2003 13:31:13	Bright	56.000	39	85Eta UMa	1.8540	24000.	112	5360	No

279	GOM_NL__2PRFIN20030310_133322_000000402014_00296_05360_5467.N1	10-MAR-2003 13:33:22	Bright	39.500	49	1Alp UMi	1.9900	6300.0	79	5360	No
280	GOM_NL__2PRFIN20030310_133759_000000482014_00296_05360_5468.N1	10-MAR-2003 13:37:59	Bright	48.000	119	14Eta Dra	2.7270	4700.0	96	5360	No
281	GOM_NL__2PRFIN20030310_134106_000000382014_00296_05360_5469.N1	10-MAR-2003 13:41:06	Bright	37.500	89	5Alp Cep	2.4510	8000.0	75	5360	No
282	GOM_NL__2PRFIN20030310_134245_000000502014_00296_05360_5470.N1	10-MAR-2003 13:42:45	Bright	49.500	130	23Bet Dra	2.7990	5800.0	99	5360	No
283	GOM_NL__2PRFIN20030310_134612_000000412014_00296_05360_5471.N1	10-MAR-2003 13:46:12	Bright	40.500	19	50Alp Cyg	1.2460	10500.	81	5360	No
284	GOM_NL__2PRFIN20030310_134746_000000412014_00296_05360_5472.N1	10-MAR-2003 13:47:46	Bright	40.500	66	37Gam Cyg	2.2080	5900.0	81	5360	No
285	GOM_NL__2PRFIN20030310_134924_000000372014_00296_05360_5473.N1	10-MAR-2003 13:49:24	Bright	37.000	92	53Eps Cyg	2.5000	4500.0	74	5360	No
286	GOM_NL__2PRFIN20030310_135246_000001242014_00296_05360_5474.N1	10-MAR-2003 13:52:46	Twilight	124.00	133	40Zet Her	2.8070	6000.0	248	5360	No
287	GOM_NL__2PRFIN20030310_135654_000000532014_00296_05360_5475.N1	10-MAR-2003 13:56:54	Twilight	53.000	168	17Zet Aql	2.9860	11000.	106	5360	No
288	GOM_NL__2PRFIN20030310_140156_000000992014_00296_05360_5476.N1	10-MAR-2003 14:01:56	Dark	98.500	59	55Alp Oph	2.0800	8900.0	197	5360	No
289	GOM_NL__2PRFIN20030310_140439_000000902014_00296_05360_5477.N1	10-MAR-2003 14:04:39	Dark	89.500	126	60Bet Oph	2.7700	4250.0	179	5360	No
290	GOM_NL__2PRFIN20030310_140902_000000472014_00296_05360_5478.N1	10-MAR-2003 14:09:02	Dark	46.500	57	34Sig Sgr	2.0660	26000.	93	5360	No
291	GOM_NL__2PRFIN20030310_141220_000000542014_00296_05360_5479.N1	10-MAR-2003 14:12:20	Dark	53.500	38	20Eps Sgr	1.8360	11000.	107	5360	No
292	GOM_NL__2PRFIN20030310_141437_000000392014_00296_05360_5480.N1	10-MAR-2003 14:14:37	Dark	38.500	45	Alp Pav	1.9400	26000.	77	5360	No
293	GOM_NL__2PRFIN20030310_141623_000000492014_00296_05360_5481.N1	10-MAR-2003 14:16:23	Dark	49.000	40	The Sco	1.8590	7100.0	98	5360	No
294	GOM_NL__2PRFIN20030310_142121_000000392014_00297_05361_5448.N1	10-MAR-2003 14:21:21	Dark	39.000	43	Alp TrA	1.9100	4250.0	78	5361	No
295	GOM_NL__2PRFIN20030310_142337_000000402014_00297_05361_5449.N1	10-MAR-2003 14:23:37	Dark	39.500	145	Gam TrA	2.8720	10600.	79	5361	No
296	GOM_NL__2PRFIN20030310_142513_000000522014_00297_05361_5450.N1	10-MAR-2003 14:25:13	Dark	51.500	4	Alp1Cen	-0.010000	5800.0	103	5361	No
297	GOM_NL__2PRFIN20030310_142631_000000542014_00297_05361_5451.N1	10-MAR-2003 14:26:31	Dark	53.500	10	Bet Cen	0.61000	28000.	107	5361	No
298	GOM_NL__2PRFIN20030310_142844_000000482014_00297_05361_5452.N1	10-MAR-2003 14:28:44	Dark	48.000	12	Alp1Cru	0.77500	30000.	96	5361	No
299	GOM_NL__2PRFIN20030310_143131_000000442014_00297_05361_5453.N1	10-MAR-2003 14:31:31	Straylight	44.000	64	Gam Cen	2.2000	10600.	88	5361	No
300	GOM_NL__2PRFIN20030310_143330_000000382014_00297_05361_5454.N1	10-MAR-2003 14:33:30	Straylight	37.500	91	Kap Vel	2.4900	26000.	75	5361	No
301	GOM_NL__2PRFIN20030310_143649_000000442014_00297_05361_5455.N1	10-MAR-2003 14:36:49	Straylight	43.500	65	Lam Vel	2.2040	4400.0	87	5361	No
302	GOM_NL__2PRFIN20030310_143949_000000572014_00297_05361_5456.N1	10-MAR-2003 14:39:49	Straylight	56.500	106	9Bet Crv	2.6480	5600.0	113	5361	No
303	GOM_NL__2PRFIN20030310_144222_000000562014_00297_05361_5457.N1	10-MAR-2003 14:42:22	Straylight	56.000	100	4Gam Crv	2.5800	13100.	112	5361	No
304	GOM_NL__2PRFIN20030310_144616_000000442014_00297_05361_5458.N1	10-MAR-2003 14:46:16	Twilight	44.000	48	30Alp Hya	1.9770	4100.0	88	5361	No
305	GOM_NL__2PRFIN20030310_145156_000000412014_00297_05361_5459.N1	10-MAR-2003 14:51:56	Bright	41.000	22	32Alp Leo	1.3600	15200.	82	5361	No
306	GOM_NL__2PRFIN20030310_145417_000000432014_00297_05361_5460.N1	10-MAR-2003 14:54:17	Bright	43.000	51	41Gam1Leo	2.0100	4500.0	86	5361	No
307	GOM_NL__2PRFIN20030310_145826_000001082014_00297_05361_5461.N1	10-MAR-2003 14:58:26	Bright	107.50	138	47Eps Vir	2.8280	4700.0	215	5361	No
308	GOM_NL__2PRFIN20030310_150232_000000422014_00297_05361_5462.N1	10-MAR-2003 15:02:32	Bright	42.000	174	52Psi UMa	3.0040	4400.0	84	5361	No
309	GOM_NL__2PRFIN20030310_150535_000000392014_00297_05361_5463.N1	10-MAR-2003 15:05:35	Bright	39.000	82	48Bet UMa	2.3650	10600.	78	5361	No
310	GOM_NL__2PRFIN20030310_150702_000000412014_00297_05361_5464.N1	10-MAR-2003 15:07:02	Bright	40.500	36	50Alp UMa	1.8000	6300.0	81	5361	No
311	GOM_NL__2PRFIN20030310_150915_000000472014_00297_05361_5465.N1	10-MAR-2003 15:09:15	Bright	47.000	32	77Eps UMa	1.7630	11000.	94	5361	No
312	GOM_NL__2PRFIN20030310_151148_000000592014_00297_05361_5466.N1	10-MAR-2003 15:11:48	Bright	59.000	39	85Eta UMa	1.8540	24000.	118	5361	No
313	GOM_NL__2PRFIN20030310_151402_000000372014_00297_05361_5467.N1	10-MAR-2003 15:14:02	Bright	37.000	49	1Alp UMi	1.9900	6300.0	74	5361	No
314	GOM_NL__2PRFIN20030310_151836_000000482014_00297_05361_5468.N1	10-MAR-2003 15:18:36	Bright	48.000	119	14Eta Dra	2.7270	4700.0	96	5361	No
315	GOM_NL__2PRFIN20030310_152144_000000362014_00297_05361_5469.N1	10-MAR-2003 15:21:44	Bright	36.000	89	5Alp Cep	2.4510	8000.0	72	5361	No
316	GOM_NL__2PRFIN20030310_152322_000000512014_00297_05361_5470.N1	10-MAR-2003 15:23:22	Bright	51.000	130	23Bet Dra	2.7990	5800.0	102	5361	No
317	GOM_NL__2PRFIN20030310_152650_000000352014_00297_05361_5471.N1	10-MAR-2003 15:26:50	Bright	34.500	19	50Alp Cyg	1.2460	10500.	69	5361	No
318	GOM_NL__2PRFIN20030310_152824_000000382014_00297_05361_5472.N1	10-MAR-2003 15:28:24	Bright	38.000	66	37Gam Cyg	2.2080	5900.0	76	5361	No
319	GOM_NL__2PRFIN20030310_153002_000000352014_00297_05361_5473.N1	10-MAR-2003 15:30:02	Bright	35.000	92	53Eps Cyg	2.5000	4500.0	70	5361	No
320	GOM_NL__2PRFIN20030310_153321_000001292014_00297_05361_5474.N1	10-MAR-2003 15:33:21	Twilight	129.00	133	40Zet Her	2.8070	6000.0	258	5361	No
321	GOM_NL__2PRFIN20030310_153734_000000492014_00297_05361_5475.N1	10-MAR-2003 15:37:34	Twilight	48.500	168	17Zet Aql	2.9860	11000.	97	5361	No
322	GOM_NL__2PRFIN20030310_154233_000000962014_00297_05361_5476.N1	10-MAR-2003 15:42:33	Dark	95.500	59	55Alp Oph	2.0800	8900.0	191	5361	No
323	GOM_NL__2PRFIN20030310_154518_000000822014_00297_05361_5477.N1	10-MAR-2003 15:45:18	Dark	82.000	126	60Bet Oph	2.7700	4250.0	164	5361	No
324	GOM_NL__2PRFIN20030310_154941_000000432014_00297_05361_5478.N1	10-MAR-2003 15:49:41	Dark	42.500	57	34Sig Sgr	2.0660	26000.	85	5361	No
325	GOM_NL__2PRFIN20030310_155301_000000452014_00297_05361_5479.N1	10-MAR-2003 15:53:01	Dark	45.000	38	20Eps Sgr	1.8360	11000.	90	5361	No
326	GOM_NL__2PRFIN20030310_155514_000000382014_00297_05361_5480.N1	10-MAR-2003 15:55:14	Dark	38.000	45	Alp Pav	1.9400	26000.	76	5361	No
327	GOM_NL__2PRFIN20030310_155702_000000462014_00297_05361_5481.N1	10-MAR-2003 15:57:02	Dark	45.500	40	The Sco	1.8590	7100.0	91	5361	No
328	GOM_NL__2PRFIN20030310_160159_000000392014_00298_05362_5357.N1	10-MAR-2003 16:01:59	Dark	38.500	43	Alp TrA	1.9100	4250.0	77	5362	No
329	GOM_NL__2PRFIN20030310_160415_000000392014_00298_05362_5358.N1	10-MAR-2003 16:04:15	Dark	39.000	145	Gam TrA	2.8720	10600.	78	5362	No
330	GOM_NL__2PRFIN20030310_160553_000000492014_00298_05362_5359.N1	10-MAR-2003 16:05:53	Dark	48.500	4	Alp1Cen	-0.010000	5800.0	97	5362	No
331	GOM_NL__2PRFIN20030310_160709_000000452014_00298_05362_5360.N1	10-MAR-2003 16:07:09	Dark	44.500	10	Bet Cen	0.61000	28000.	89	5362	No
332	GOM_NL__2PRFIN20030310_160921_000000482014_00298_05362_5361.N1	10-MAR-2003 16:09:21	Dark	48.000	12	Alp1Cru	0.77500	30000.	96	5362	No
333	GOM_NL__2PRFIN20030310_161210_000000412014_00298_05362_5362.N1	10-MAR-2003 16:12:10	Straylight	41.000	64	Gam Cen	2.2000	10600.	82	5362	No
334	GOM_NL__2PRFIN20030310_161406_000000382014_00298_05362_5363.N1	10-MAR-2003 16:14:06	Straylight	38.000	91	Kap Vel	2.4900	26000.	76	5362	No
335	GOM_NL__2PRFIN20030310_161725_000000452014_00298_05362_5364.N1	10-MAR-2003 16:17:25	Straylight	45.000	65	Lam Vel	2.2040	4400.0	90	5362	No
336	GOM_NL__2PRFIN20030310_162026_000000622014_00298_05362_5365.N1	10-MAR-2003 16:20:26	Straylight	62.000	106	9Bet Crv	2.6480	5600.0	124	5362	No
337	GOM_NL__2PRFIN20030310_162259_000000522014_00298_05362_5366.N1	10-MAR-2003 16:22:59	Straylight	52.000	100	4Gam Crv	2.5800	13100.	104	5362	No

338	GOM_NL__2PRFIN20030310_162653_000000472014_00298_05362_5367.N1	10-MAR-2003 16:26:53	Twilight	46.500	48	30Alp Hya	1.9770	4100.0	93	5362	No
339	GOM_NL__2PRFIN20030310_163233_000000402014_00298_05362_5368.N1	10-MAR-2003 16:32:33	Bright	39.500	22	32Alp Leo	1.3600	15200.	79	5362	No
340	GOM_NL__2PRFIN20030310_163455_000000402014_00298_05362_5369.N1	10-MAR-2003 16:34:55	Bright	40.000	51	41Gam1Leo	2.0100	4500.0	80	5362	No
341	GOM_NL__2PRFIN20030310_163858_000001082014_00298_05362_5370.N1	10-MAR-2003 16:38:58	Bright	107.50	138	47Eps Vir	2.8280	4700.0	215	5362	No
342	GOM_NL__2PRFIN20030310_164307_000000422014_00298_05362_5371.N1	10-MAR-2003 16:43:07	Bright	41.500	174	52Psi UMa	3.0040	4400.0	83	5362	No
343	GOM_NL__2PRFIN20030310_164610_000000392014_00298_05362_5372.N1	10-MAR-2003 16:46:10	Bright	39.000	82	48Bet UMa	2.3650	10600.	78	5362	No
344	GOM_NL__2PRFIN20030310_164737_000000412014_00298_05362_5373.N1	10-MAR-2003 16:47:37	Bright	40.500	36	50Alp UMa	1.8000	6300.0	81	5362	No
345	GOM_NL__2PRFIN20030310_164950_000000482014_00298_05362_5374.N1	10-MAR-2003 16:49:50	Bright	48.000	32	77Eps UMa	1.7630	11000.	96	5362	No
346	GOM_NL__2PRFIN20030310_165222_000000612014_00298_05362_5375.N1	10-MAR-2003 16:52:22	Bright	60.500	39	85Eta UMa	1.8540	24000.	121	5362	No
347	GOM_NL__2PRFIN20030310_165438_000000372014_00298_05362_5376.N1	10-MAR-2003 16:54:38	Bright	36.500	49	1Alp UMi	1.9900	6300.0	73	5362	No
348	GOM_NL__2PRFIN20030310_165911_000000492014_00298_05362_5377.N1	10-MAR-2003 16:59:11	Bright	48.500	119	14Eta Dra	2.7270	4700.0	97	5362	No
349	GOM_NL__2PRFIN20030310_170220_000000382014_00298_05362_5378.N1	10-MAR-2003 17:02:20	Bright	37.500	89	5Alp Cep	2.4510	8000.0	75	5362	No
350	GOM_NL__2PRFIN20030310_170357_000000502014_00298_05362_5379.N1	10-MAR-2003 17:03:57	Bright	50.000	130	23Bet Dra	2.7990	5800.0	100	5362	No
351	GOM_NL__2PRFIN20030310_170726_000000342014_00298_05362_5380.N1	10-MAR-2003 17:07:26	Bright	34.000	19	50Alp Cyg	1.2460	10500.	68	5362	No
352	GOM_NL__2PRFIN20030310_170900_000000372014_00298_05362_5381.N1	10-MAR-2003 17:09:00	Bright	37.000	66	37Gam Cyg	2.2080	5900.0	74	5362	No
353	GOM_NL__2PRFIN20030310_171038_000000382014_00298_05362_5382.N1	10-MAR-2003 17:10:38	Bright	37.500	92	53Eps Cyg	2.5000	4500.0	75	5362	No
354	GOM_NL__2PRFIN20030310_171358_000001262014_00298_05362_5383.N1	10-MAR-2003 17:13:58	Twilight	125.50	133	40Zet Her	2.8070	6000.0	251	5362	No
355	GOM_NL__2PRFIN20030310_171810_000000502014_00298_05362_5384.N1	10-MAR-2003 17:18:10	Twilight	49.500	168	17Zet Aql	2.9860	11000.	99	5362	No
356	GOM_NL__2PRFIN20030310_172309_000000982014_00298_05362_5385.N1	10-MAR-2003 17:23:09	Dark	98.000	59	55Alp Oph	2.0800	8900.0	196	5362	No
357	GOM_NL__2PRFIN20030310_172555_000000822014_00298_05362_5386.N1	10-MAR-2003 17:25:55	Dark	81.500	126	60Bet Oph	2.7700	4250.0	163	5362	No
358	GOM_NL__2PRFIN20030310_173017_000000452014_00298_05362_5387.N1	10-MAR-2003 17:30:17	Dark	45.000	57	34Sig Sgr	2.0660	26000.	90	5362	No
359	GOM_NL__2PRFIN20030310_173337_000000502014_00298_05362_5388.N1	10-MAR-2003 17:33:37	Dark	50.000	38	20Eps Sgr	1.8360	11000.	100	5362	No
360	GOM_NL__2PRFIN20030310_173550_000000382014_00298_05362_5389.N1	10-MAR-2003 17:35:50	Dark	38.000	45	Alp Pav	1.9400	26000.	76	5362	No
361	GOM_NL__2PRFIN20030310_173738_000000452014_00298_05362_5390.N1	10-MAR-2003 17:37:38	Dark	45.000	40	The Sco	1.8590	7100.0	90	5362	No
362	GOM_NL__2PRFIN20030310_174235_000000472014_00299_05363_5357.N1	10-MAR-2003 17:42:35	Dark	47.000	43	Alp TrA	1.9100	4250.0	94	5363	No
363	GOM_NL__2PRFIN20030310_174451_000000382014_00299_05363_5358.N1	10-MAR-2003 17:44:51	Dark	37.500	145	Gam TrA	2.8720	10600.	75	5363	No
364	GOM_NL__2PRFIN20030310_174630_000000552014_00299_05363_5359.N1	10-MAR-2003 17:46:30	Dark	54.500	4	Alp1Cen	-0.010000	5800.0	109	5363	No
365	GOM_NL__2PRFIN20030310_174746_000000422014_00299_05363_5360.N1	10-MAR-2003 17:47:46	Dark	42.000	10	Bet Cen	0.61000	28000.	84	5363	No
366	GOM_NL__2PRFIN20030310_174957_000000402014_00299_05363_5361.N1	10-MAR-2003 17:49:57	Dark	39.500	12	Alp1Cru	0.77500	30000.	79	5363	No
367	GOM_NL__2PRFIN20030310_175247_000000422014_00299_05363_5362.N1	10-MAR-2003 17:52:47	Straylight	42.000	64	Gam Cen	2.2000	10600.	84	5363	No
368	GOM_NL__2PRFIN20030310_175442_000000392014_00299_05363_5363.N1	10-MAR-2003 17:54:42	Straylight	38.500	91	Kap Vel	2.4900	26000.	77	5363	No
369	GOM_NL__2PRFIN20030310_175801_000000462014_00299_05363_5364.N1	10-MAR-2003 17:58:01	Straylight	45.500	65	Lam Vel	2.2040	4400.0	91	5363	No
370	GOM_NL__2PRFIN20030310_180102_000000592014_00299_05363_5365.N1	10-MAR-2003 18:01:02	Straylight	59.000	106	9Bet Crv	2.6480	5600.0	118	5363	No
371	GOM_NL__2PRFIN20030310_180335_000000562014_00299_05363_5366.N1	10-MAR-2003 18:03:35	Straylight	55.500	100	4Gam Crv	2.5800	13100.	111	5363	No
372	GOM_NL__2PRFIN20030310_180729_000000442014_00299_05363_5367.N1	10-MAR-2003 18:07:29	Twilight	44.000	48	30Alp Hya	1.9770	4100.0	88	5363	No
373	GOM_NL__2PRFIN20030310_181309_000000392014_00299_05363_5368.N1	10-MAR-2003 18:13:09	Bright	39.000	22	32Alp Leo	1.3600	15200.	78	5363	No
374	GOM_NL__2PRFIN20030310_181531_000000412014_00299_05363_5369.N1	10-MAR-2003 18:15:31	Bright	40.500	51	41Gam1Leo	2.0100	4500.0	81	5363	No
375	GOM_NL__2PRFIN20030310_181932_000001082014_00299_05363_5370.N1	10-MAR-2003 18:19:32	Bright	107.50	138	47Eps Vir	2.8280	4700.0	215	5363	No
376	GOM_NL__2PRFIN20030310_182343_000000422014_00299_05363_5371.N1	10-MAR-2003 18:23:43	Bright	42.000	174	52Psi UMa	3.0040	4400.0	84	5363	No
377	GOM_NL__2PRFIN20030310_182646_000000402014_00299_05363_5372.N1	10-MAR-2003 18:26:46	Bright	40.000	82	48Bet UMa	2.3650	10600.	80	5363	No
378	GOM_NL__2PRFIN20030310_182813_000000382014_00299_05363_5373.N1	10-MAR-2003 18:28:13	Bright	37.500	36	50Alp UMa	1.8000	6300.0	75	5363	No
379	GOM_NL__2PRFIN20030310_183026_000000482014_00299_05363_5374.N1	10-MAR-2003 18:30:26	Bright	47.500	32	77Eps UMa	1.7630	11000.	95	5363	No
380	GOM_NL__2PRFIN20030310_183256_000000612014_00299_05363_5375.N1	10-MAR-2003 18:32:56	Bright	60.500	39	85Eta UMa	1.8540	24000.	121	5363	No
381	GOM_NL__2PRFIN20030310_183514_000000352014_00299_05363_5376.N1	10-MAR-2003 18:35:14	Bright	35.000	49	1Alp UMi	1.9900	6300.0	70	5363	No
382	GOM_NL__2PRFIN20030310_183946_000000492014_00299_05363_5377.N1	10-MAR-2003 18:39:46	Bright	48.500	119	14Eta Dra	2.7270	4700.0	97	5363	No
383	GOM_NL__2PRFIN20030310_184256_000000352014_00299_05363_5378.N1	10-MAR-2003 18:42:56	Bright	34.500	89	5Alp Cep	2.4510	8000.0	69	5363	No
384	GOM_NL__2PRFIN20030310_184433_000000522014_00299_05363_5379.N1	10-MAR-2003 18:44:33	Bright	51.500	130	23Bet Dra	2.7990	5800.0	103	5363	No
385	GOM_NL__2PRFIN20030310_184802_000000382014_00299_05363_5380.N1	10-MAR-2003 18:48:02	Bright	37.500	19	50Alp Cyg	1.2460	10500.	75	5363	No
386	GOM_NL__2PRFIN20030310_184936_000000372014_00299_05363_5381.N1	10-MAR-2003 18:49:36	Bright	37.000	66	37Gam Cyg	2.2080	5900.0	74	5363	No
387	GOM_NL__2PRFIN20030310_185114_000000362014_00299_05363_5382.N1	10-MAR-2003 18:51:14	Bright	36.000	92	53Eps Cyg	2.5000	4500.0	72	5363	No
388	GOM_NL__2PRFIN20030310_185435_000001322014_00299_05363_5383.N1	10-MAR-2003 18:54:35	Twilight	132.00	133	40Zet Her	2.8070	6000.0	264	5363	No
389	GOM_NL__2PRFIN20030310_185847_000000502014_00299_05363_5384.N1	10-MAR-2003 18:58:47	Twilight	49.500	168	17Zet Aql	2.9860	11000.	99	5363	No
390	GOM_NL__2PRFIN20030310_190346_000000972014_00299_05363_5385.N1	10-MAR-2003 19:03:46	Dark	97.000	59	55Alp Oph	2.0800	8900.0	194	5363	No
391	GOM_NL__2PRFIN20030310_190633_000000842014_00299_05363_5386.N1	10-MAR-2003 19:06:33	Dark	84.000	126	60Bet Oph	2.7700	4250.0	168	5363	No
392	GOM_NL__2PRFIN20030310_191054_000000432014_00299_05363_5387.N1	10-MAR-2003 19:10:54	Dark	42.500	57	34Sig Sgr	2.0660	26000.	85	5363	No
393	GOM_NL__2PRFIN20030310_191414_000000472014_00299_05363_5388.N1	10-MAR-2003 19:14:14	Dark	47.000	38	20Eps Sgr	1.8360	11000.	94	5363	No
394	GOM_NL__2PRFIN20030310_191626_000000382014_00299_05363_5389.N1	10-MAR-2003 19:16:26	Dark	38.000	45	Alp Pav	1.9400	26000.	76	5363	No
395	GOM_NL__2PRFIN20030310_191815_000000492014_00299_05363_5390.N1	10-MAR-2003 19:18:15	Dark	49.000	40	The Sco	1.8590	7100.0	98	5363	No
396	GOM_NL__2PRFIN20030310_192311_000000482014_00300_05364_5357.N1	10-MAR-2003 19:23:11	Dark	48.000	43	Alp TrA	1.9100	4250.0	96	5364	No

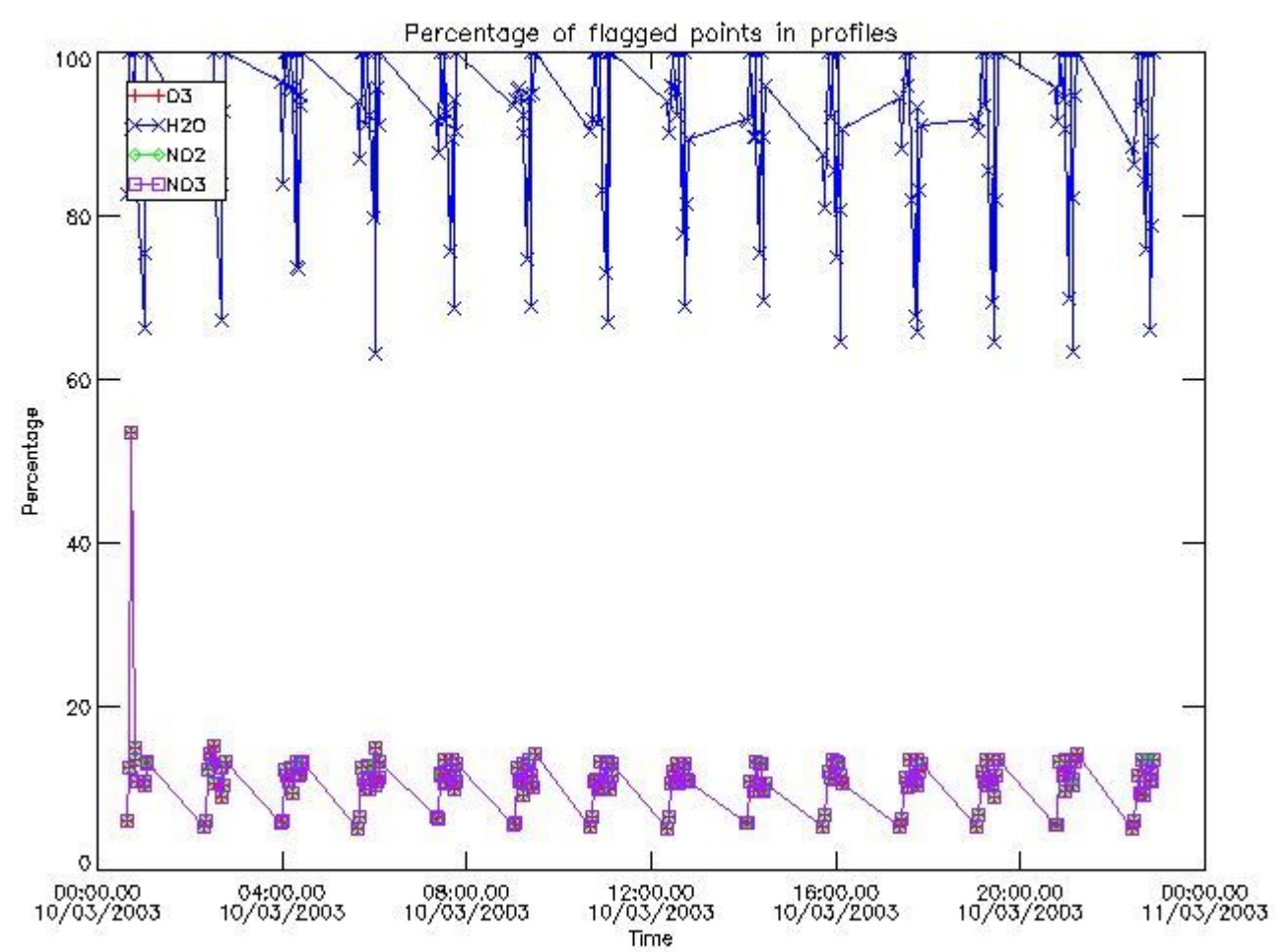
397	GOM_NL__2PRFIN20030310_192527_000000382014_00300_05364_5358.N1	10-MAR-2003 19:25:27	Dark	38.000	145	Gam TrA	2.8720	10600.	76	5364	No
398	GOM_NL__2PRFIN20030310_192706_000000572014_00300_05364_5359.N1	10-MAR-2003 19:27:06	Dark	57.000	4	Alp1Cen	-0.010000	5800.0	114	5364	No
399	GOM_NL__2PRFIN20030310_192822_000000452014_00300_05364_5360.N1	10-MAR-2003 19:28:22	Dark	44.500	10	Bet Cen	0.61000	28000.	89	5364	No
400	GOM_NL__2PRFIN20030310_193034_000000382014_00300_05364_5361.N1	10-MAR-2003 19:30:34	Dark	38.000	12	Alp1Cru	0.77500	30000.	76	5364	No
401	GOM_NL__2PRFIN20030310_193323_000000462014_00300_05364_5362.N1	10-MAR-2003 19:33:23	Straylight	46.000	64	Gam Cen	2.2000	10600.	92	5364	No
402	GOM_NL__2PRFIN20030310_193518_000000402014_00300_05364_5363.N1	10-MAR-2003 19:35:18	Straylight	40.000	91	Kap Vel	2.4900	26000.	80	5364	No
403	GOM_NL__2PRFIN20030310_193837_000000432014_00300_05364_5364.N1	10-MAR-2003 19:38:37	Straylight	42.500	65	Lam Vel	2.2040	4400.0	85	5364	No
404	GOM_NL__2PRFIN20030310_194138_000000582014_00300_05364_5365.N1	10-MAR-2003 19:41:38	Straylight	57.500	106	9Bet Crv	2.6480	5600.0	115	5364	No
405	GOM_NL__2PRFIN20030310_194411_000000572014_00300_05364_5366.N1	10-MAR-2003 19:44:11	Straylight	57.000	100	4Gam Crv	2.5800	13100.	114	5364	No
406	GOM_NL__2PRFIN20030310_194805_000000482014_00300_05364_5367.N1	10-MAR-2003 19:48:05	Twilight_stray	47.500	48	30Alp Hya	1.9770	4100.0	95	5364	No
407	GOM_NL__2PRFIN20030310_195345_000000392014_00300_05364_5368.N1	10-MAR-2003 19:53:45	Bright	39.000	22	32Alp Leo	1.3600	15200.	78	5364	No
408	GOM_NL__2PRFIN20030310_195607_000000412014_00300_05364_5369.N1	10-MAR-2003 19:56:07	Bright	40.500	51	41Gam1Leo	2.0100	4500.0	81	5364	No
409	GOM_NL__2PRFIN20030310_200006_000001072014_00300_05364_5370.N1	10-MAR-2003 20:00:06	Bright	106.50	138	47Eps Vir	2.8280	4700.0	213	5364	No
410	GOM_NL__2PRFIN20030310_200418_000000412014_00300_05364_5371.N1	10-MAR-2003 20:04:18	Bright	41.000	174	52Psi UMa	3.0040	4400.0	82	5364	No
411	GOM_NL__2PRFIN20030310_200722_000000402014_00300_05364_5372.N1	10-MAR-2003 20:07:22	Bright	39.500	82	48Bet UMa	2.3650	10600.	79	5364	No
412	GOM_NL__2PRFIN20030310_200848_000000412014_00300_05364_5373.N1	10-MAR-2003 20:08:48	Bright	40.500	36	50Alp UMa	1.8000	6300.0	81	5364	No
413	GOM_NL__2PRFIN20030310_201101_000000482014_00300_05364_5374.N1	10-MAR-2003 20:11:01	Bright	48.000	32	77Eps UMa	1.7630	11000.	96	5364	No
414	GOM_NL__2PRFIN20030310_201331_000000622014_00300_05364_5375.N1	10-MAR-2003 20:13:31	Bright	62.000	39	85Eta UMa	1.8540	24000.	124	5364	No
415	GOM_NL__2PRFIN20030310_201550_000000362014_00300_05364_5376.N1	10-MAR-2003 20:15:50	Bright	35.500	49	1Alp UMi	1.9900	6300.0	71	5364	No
416	GOM_NL__2PRFIN20030310_202021_000000482014_00300_05364_5377.N1	10-MAR-2003 20:20:21	Bright	47.500	119	14Eta Dra	2.7270	4700.0	95	5364	No
417	GOM_NL__2PRFIN20030310_202332_000000362014_00300_05364_5378.N1	10-MAR-2003 20:23:32	Bright	35.500	89	5Alp Cep	2.4510	8000.0	71	5364	No
418	GOM_NL__2PRFIN20030310_202508_000000512014_00300_05364_5379.N1	10-MAR-2003 20:25:08	Bright	51.000	130	23Bet Dra	2.7990	5800.0	102	5364	No
419	GOM_NL__2PRFIN20030310_202838_000000382014_00300_05364_5380.N1	10-MAR-2003 20:28:38	Bright	38.000	19	50Alp Cyg	1.2460	10500.	76	5364	No
420	GOM_NL__2PRFIN20030310_203012_000000372014_00300_05364_5381.N1	10-MAR-2003 20:30:12	Bright	37.000	66	37Gam Cyg	2.2080	5900.0	74	5364	No
421	GOM_NL__2PRFIN20030310_203150_000000362014_00300_05364_5382.N1	10-MAR-2003 20:31:50	Bright	36.000	92	53Eps Cyg	2.5000	4500.0	72	5364	No
422	GOM_NL__2PRFIN20030310_203512_000001332014_00300_05364_5383.N1	10-MAR-2003 20:35:12	Twilight_stray	133.00	133	40Zet Her	2.8070	6000.0	266	5364	No
423	GOM_NL__2PRFIN20030310_203923_000000482014_00300_05364_5384.N1	10-MAR-2003 20:39:23	Twilight_stray	48.000	168	17Zet Aql	2.9860	11000.	96	5364	No
424	GOM_NL__2PRFIN20030310_204426_000000932014_00300_05364_5385.N1	10-MAR-2003 20:44:26	Dark	93.000	59	55Alp Oph	2.0800	8900.0	186	5364	No
425	GOM_NL__2PRFIN20030310_204710_000000912014_00300_05364_5386.N1	10-MAR-2003 20:47:10	Dark	90.500	126	60Bet Oph	2.7700	4250.0	181	5364	No
426	GOM_NL__2PRFIN20030310_205131_000000432014_00300_05364_5387.N1	10-MAR-2003 20:51:31	Dark	42.500	57	34Sig Sgr	2.0660	26000.	85	5364	No
427	GOM_NL__2PRFIN20030310_205451_000000452014_00300_05364_5388.N1	10-MAR-2003 20:54:51	Dark	44.500	38	20Eps Sgr	1.8360	11000.	89	5364	No
428	GOM_NL__2PRFIN20030310_205702_000000382014_00300_05364_5389.N1	10-MAR-2003 20:57:02	Dark	37.500	45	Alp Pav	1.9400	26000.	75	5364	No
429	GOM_NL__2PRFIN20030310_205852_000000542014_00300_05364_5390.N1	10-MAR-2003 20:58:52	Dark	53.500	40	The Sco	1.8590	7100.0	107	5364	No
430	GOM_NL__2PRFIN20030310_210348_000000422014_00301_05365_5357.N1	10-MAR-2003 21:03:48	Dark	42.000	43	Alp TrA	1.9100	4250.0	84	5365	No
431	GOM_NL__2PRFIN20030310_210604_000000392014_00301_05365_5358.N1	10-MAR-2003 21:06:04	Dark	38.500	145	Gam TrA	2.8720	10600.	77	5365	No
432	GOM_NL__2PRFIN20030310_210743_000000502014_00301_05365_5359.N1	10-MAR-2003 21:07:43	Dark	49.500	4	Alp1Cen	-0.010000	5800.0	99	5365	No
433	GOM_NL__2PRFIN20030310_210859_000000462014_00301_05365_5360.N1	10-MAR-2003 21:08:59	Dark	45.500	10	Bet Cen	0.61000	28000.	91	5365	No
434	GOM_NL__2PRFIN20030310_211110_000000392014_00301_05365_5361.N1	10-MAR-2003 21:11:10	Dark	38.500	12	Alp1Cru	0.77500	30000.	77	5365	No
435	GOM_NL__2PRFIN20030310_211237_000000362014_00301_05365_5362.N1	10-MAR-2003 21:12:37	Dark	36.000	124	The Car	2.7640	30000.	72	5365	No
436	GOM_NL__2PRFIN20030310_211400_000000472014_00301_05365_5363.N1	10-MAR-2003 21:14:00	Straylight	46.500	64	Gam Cen	2.2000	10600.	93	5365	No
437	GOM_NL__2PRFIN20030310_211554_000000402014_00301_05365_5364.N1	10-MAR-2003 21:15:54	Straylight	39.500	91	Kap Vel	2.4900	26000.	79	5365	No
438	GOM_NL__2PRFIN20030310_211914_000000422014_00301_05365_5365.N1	10-MAR-2003 21:19:14	Straylight	41.500	65	Lam Vel	2.2040	4400.0	83	5365	No
439	GOM_NL__2PRFIN20030310_212215_000000612014_00301_05365_5366.N1	10-MAR-2003 21:22:15	Straylight	60.500	106	9Bet Crv	2.6480	5600.0	121	5365	No
440	GOM_NL__2PRFIN20030310_212447_000000582014_00301_05365_5367.N1	10-MAR-2003 21:24:47	Straylight	57.500	100	4Gam Crv	2.5800	13100.	115	5365	No
441	GOM_NL__2PRFIN20030310_212841_000000442014_00301_05365_5368.N1	10-MAR-2003 21:28:41	Twilight_stray	44.000	48	30Alp Hya	1.9770	4100.0	88	5365	No
442	GOM_NL__2PRFIN20030310_213421_000000382014_00301_05365_5369.N1	10-MAR-2003 21:34:21	Bright	38.000	22	32Alp Leo	1.3600	15200.	76	5365	No
443	GOM_NL__2PRFIN20030310_213643_000000402014_00301_05365_5370.N1	10-MAR-2003 21:36:43	Bright	39.500	51	41Gam1Leo	2.0100	4500.0	79	5365	No
444	GOM_NL__2PRFIN20030310_214037_000001082014_00301_05365_5371.N1	10-MAR-2003 21:40:37	Bright	107.50	138	47Eps Vir	2.8280	4700.0	215	5365	No
445	GOM_NL__2PRFIN20030310_214454_000000422014_00301_05365_5372.N1	10-MAR-2003 21:44:54	Bright	42.000	174	52Psi UMa	3.0040	4400.0	84	5365	No
446	GOM_NL__2PRFIN20030310_214758_000000402014_00301_05365_5373.N1	10-MAR-2003 21:47:58	Bright	39.500	82	48Bet UMa	2.3650	10600.	79	5365	No
447	GOM_NL__2PRFIN20030310_214924_000000412014_00301_05365_5374.N1	10-MAR-2003 21:49:24	Bright	41.000	36	50Alp UMa	1.8000	6300.0	82	5365	No
448	GOM_NL__2PRFIN20030310_215136_000000472014_00301_05365_5375.N1	10-MAR-2003 21:51:36	Bright	46.500	32	77Eps UMa	1.7630	11000.	93	5365	No
449	GOM_NL__2PRFIN20030310_215407_000000602014_00301_05365_5376.N1	10-MAR-2003 21:54:07	Bright	59.500	39	85Eta UMa	1.8540	24000.	119	5365	No
450	GOM_NL__2PRFIN20030310_215626_000000382014_00301_05365_5377.N1	10-MAR-2003 21:56:26	Bright	37.500	49	1Alp UMi	1.9900	6300.0	75	5365	No
451	GOM_NL__2PRFIN20030310_220057_000000482014_00301_05365_5378.N1	10-MAR-2003 22:00:57	Bright	48.000	119	14Eta Dra	2.7270	4700.0	96	5365	No
452	GOM_NL__2PRFIN20030310_220408_000000362014_00301_05365_5379.N1	10-MAR-2003 22:04:08	Bright	36.000	89	5Alp Cep	2.4510	8000.0	72	5365	No
453	GOM_NL__2PRFIN20030310_220544_000000502014_00301_05365_5380.N1	10-MAR-2003 22:05:44	Bright	49.500	130	23Bet Dra	2.7990	5800.0	99	5365	No
454	GOM_NL__2PRFIN20030310_220914_000000372014_00301_05365_5381.N1	10-MAR-2003 22:09:14	Bright	37.000	19	50Alp Cyg	1.2460	10500.	74	5365	No
455	GOM_NL__2PRFIN20030310_221048_000000352014_00301_05365_5382.N1	10-MAR-2003 22:10:48	Bright	35.000	66	37Gam Cyg	2.2080	5900.0	70	5365	No

456	GOM_NL__2PRFIN20030310_221226_000000352014_00301_05365_5383.N1	10-MAR-2003 22:12:26	Bright	34.500	92	53Eps Cyg	2.5000	4500.0	69	5365	No
457	GOM_NL__2PRFIN20030310_221548_000001282014_00301_05365_5384.N1	10-MAR-2003 22:15:48	Twilight	127.50	133	40Zet Her	2.8070	6000.0	255	5365	No
458	GOM_NL__2PRFIN20030310_222000_000000502014_00301_05365_5385.N1	10-MAR-2003 22:20:00	Twilight	49.500	168	17Zet Aql	2.9860	11000.	99	5365	No
459	GOM_NL__2PRFIN20030310_222504_000001002014_00301_05365_5386.N1	10-MAR-2003 22:25:04	Dark	99.500	59	55Alp Oph	2.0800	8900.0	199	5365	No
460	GOM_NL__2PRFIN20030310_222748_000000842014_00301_05365_5387.N1	10-MAR-2003 22:27:48	Dark	84.000	126	60Bet Oph	2.7700	4250.0	168	5365	No
461	GOM_NL__2PRFIN20030310_223207_000000442014_00301_05365_5388.N1	10-MAR-2003 22:32:07	Dark	44.000	57	34Sig Sgr	2.0660	26000.	88	5365	No
462	GOM_NL__2PRFIN20030310_223528_000000542014_00301_05365_5389.N1	10-MAR-2003 22:35:28	Dark	54.000	38	20Eps Sgr	1.8360	11000.	108	5365	No
463	GOM_NL__2PRFIN20030310_223738_000000382014_00301_05365_5390.N1	10-MAR-2003 22:37:38	Dark	37.500	45	Alp Pav	1.9400	26000.	75	5365	No
464	GOM_NL__2PRFIN20030310_223929_000000552014_00301_05365_5391.N1	10-MAR-2003 22:39:29	Dark	55.000	40	The Sco	1.8590	7100.0	110	5365	No
465	GOM_NL__2PRFIN20030310_224424_000000402014_00302_05366_5357.N1	10-MAR-2003 22:44:24	Dark	40.000	43	Alp TrA	1.9100	4250.0	80	5366	No
466	GOM_NL__2PRFIN20030310_224640_000000382014_00302_05366_5358.N1	10-MAR-2003 22:46:40	Dark	37.500	145	Gam TrA	2.8720	10600.	75	5366	No
467	GOM_NL__2PRFIN20030310_224820_000000462014_00302_05366_5359.N1	10-MAR-2003 22:48:20	Dark	46.000	4	Alp1Cen	-0.010000	5800.0	92	5366	No
468	GOM_NL__2PRFIN20030310_224935_000000432014_00302_05366_5360.N1	10-MAR-2003 22:49:35	Dark	43.000	10	Bet Cen	0.61000	28000.	86	5366	No
469	GOM_NL__2PRFIN20030310_225146_000000472014_00302_05366_5361.N1	10-MAR-2003 22:51:46	Dark	47.000	12	Alp1Cru	0.77500	30000.	94	5366	No
470	GOM_NL__2PRFIN20030310_225313_000000382014_00302_05366_5362.N1	10-MAR-2003 22:53:13	Dark	37.500	124	The Car	2.7640	30000.	75	5366	No
471	GOM_NL__2PRFIN20030310_225436_000000442014_00302_05366_5363.N1	10-MAR-2003 22:54:36	Straylight	44.000	64	Gam Cen	2.2000	10600.	88	5366	No
472	GOM_NL__2PRFIN20030310_225630_000000382014_00302_05366_5364.N1	10-MAR-2003 22:56:30	Straylight	38.000	91	Kap Vel	2.4900	26000.	76	5366	No
473	GOM_NL__2PRFIN20030310_225950_000000502014_00302_05366_5365.N1	10-MAR-2003 22:59:50	Straylight	49.500	65	Lam Vel	2.2040	4400.0	99	5366	No
474	GOM_NL__2PRFIN20030310_230251_000000612014_00302_05366_5366.N1	10-MAR-2003 23:02:51	Straylight	61.000	106	9Bet Crv	2.6480	5600.0	122	5366	No
475	GOM_NL__2PRFIN20030310_230523_000000562014_00302_05366_5367.N1	10-MAR-2003 23:05:23	Straylight	55.500	100	4Gam Crv	2.5800	13100.	111	5366	No
476	GOM_NL__2PRFIN20030310_230917_000000462014_00302_05366_5368.N1	10-MAR-2003 23:09:17	Twilight	45.500	48	30Alp Hya	1.9770	4100.0	91	5366	No
477	GOM_NL__2PRFIN20030310_231457_000000402014_00302_05366_5369.N1	10-MAR-2003 23:14:57	Bright	39.500	22	32Alp Leo	1.3600	15200.	79	5366	No
478	GOM_NL__2PRFIN20030310_231719_000000412014_00302_05366_5370.N1	10-MAR-2003 23:17:19	Bright	41.000	51	41Gam1Leo	2.0100	4500.0	82	5366	No
479	GOM_NL__2PRFIN20030310_232113_000001072014_00302_05366_5371.N1	10-MAR-2003 23:21:13	Bright	107.00	138	47Eps Vir	2.8280	4700.0	214	5366	No
480	GOM_NL__2PRFIN20030310_232529_000000422014_00302_05366_5372.N1	10-MAR-2003 23:25:29	Bright	41.500	174	52Psi UMa	3.0040	4400.0	83	5366	No
481	GOM_NL__2PRFIN20030310_232833_000000392014_00302_05366_5373.N1	10-MAR-2003 23:28:33	Bright	38.500	82	48Bet UMa	2.3650	10600.	77	5366	No
482	GOM_NL__2PRFIN20030310_233000_000000402014_00302_05366_5374.N1	10-MAR-2003 23:30:00	Bright	40.000	36	50Alp UMa	1.8000	6300.0	80	5366	No
483	GOM_NL__2PRFIN20030310_233211_000000482014_00302_05366_5375.N1	10-MAR-2003 23:32:11	Bright	47.500	32	77Eps UMa	1.7630	11000.	95	5366	No
484	GOM_NL__2PRFIN20030310_233441_000000612014_00302_05366_5376.N1	10-MAR-2003 23:34:41	Bright	60.500	39	85Eta UMa	1.8540	24000.	121	5366	No
485	GOM_NL__2PRFIN20030310_233702_000000342014_00302_05366_5377.N1	10-MAR-2003 23:37:02	Bright	33.500	49	1Alp UMi	1.9900	6300.0	67	5366	No
486	GOM_NL__2PRFIN20030310_234132_000000472014_00302_05366_5378.N1	10-MAR-2003 23:41:32	Bright	47.000	119	14Eta Dra	2.7270	4700.0	94	5366	No
487	GOM_NL__2PRFIN20030310_234444_000000362014_00302_05366_5379.N1	10-MAR-2003 23:44:44	Bright	35.500	89	5Alp Cep	2.4510	8000.0	71	5366	No
488	GOM_NL__2PRFIN20030310_234619_000000502014_00302_05366_5380.N1	10-MAR-2003 23:46:19	Bright	49.500	130	23Bet Dra	2.7990	5800.0	99	5366	No
489	GOM_NL__2PRFIN20030310_234950_000000342014_00302_05366_5381.N1	10-MAR-2003 23:49:50	Bright	34.000	19	50Alp Cyg	1.2460	10500.	68	5366	No
490	GOM_NL__2PRFIN20030310_235124_000000352014_00302_05366_5382.N1	10-MAR-2003 23:51:24	Bright	35.000	66	37Gam Cyg	2.2080	5900.0	70	5366	No
491	GOM_NL__2PRFIN20030310_235302_000000362014_00302_05366_5383.N1	10-MAR-2003 23:53:02	Bright	36.000	92	53Eps Cyg	2.5000	4500.0	72	5366	No
492	GOM_NL__2PRFIN20030310_235624_000001272014_00302_05366_5384.N1	10-MAR-2003 23:56:24	Twilight	126.50	133	40Zet Her	2.8070	6000.0	253	5366	No

3. Quality information per product

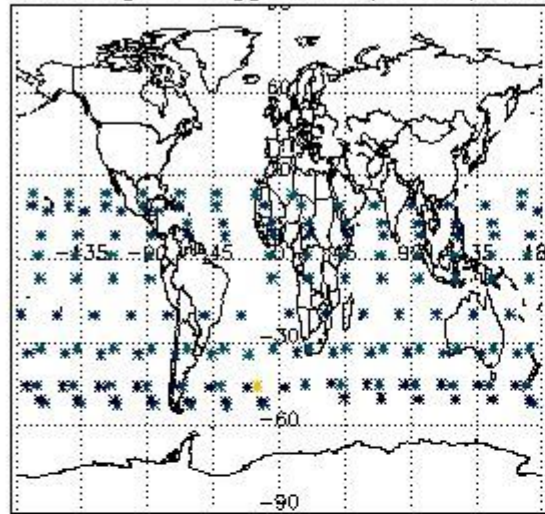
In this section it is plotted some information contained in the Quality Summary data set of the level 2 products. Only products in dark limb conditions and without errors (error flag in the MPH set to "0") are used.

3.1 Plot quality information per product (time dependant)

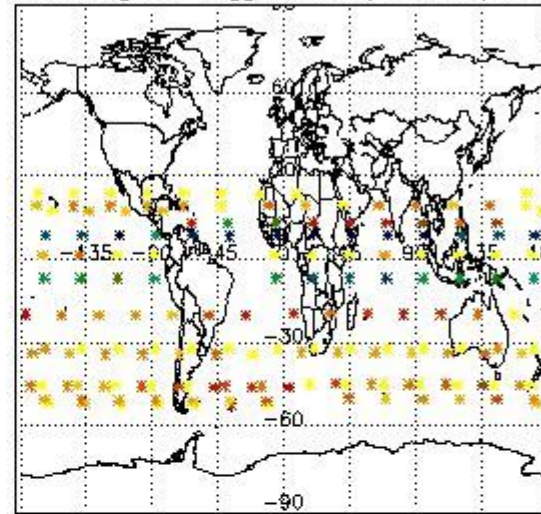


3.2 Plot quality information per product (world map)

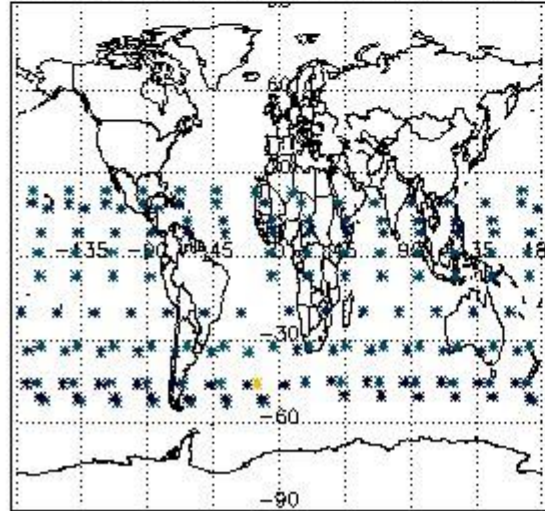
Percentage of flagged data per O3 profile



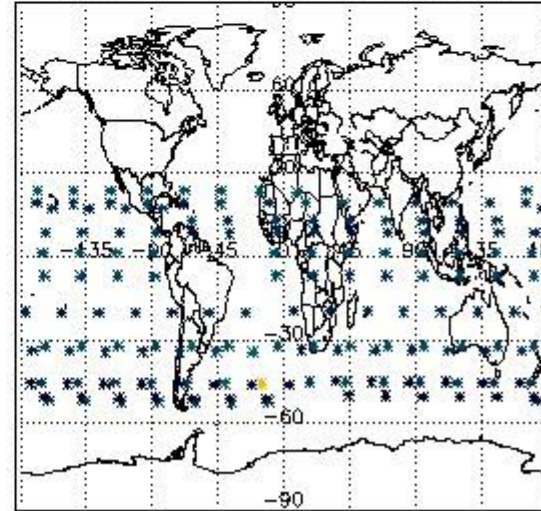
Percentage of flagged data per H2O profile



Percentage of flagged data per NO2 profile



Percentage of flagged data per NO3 profile

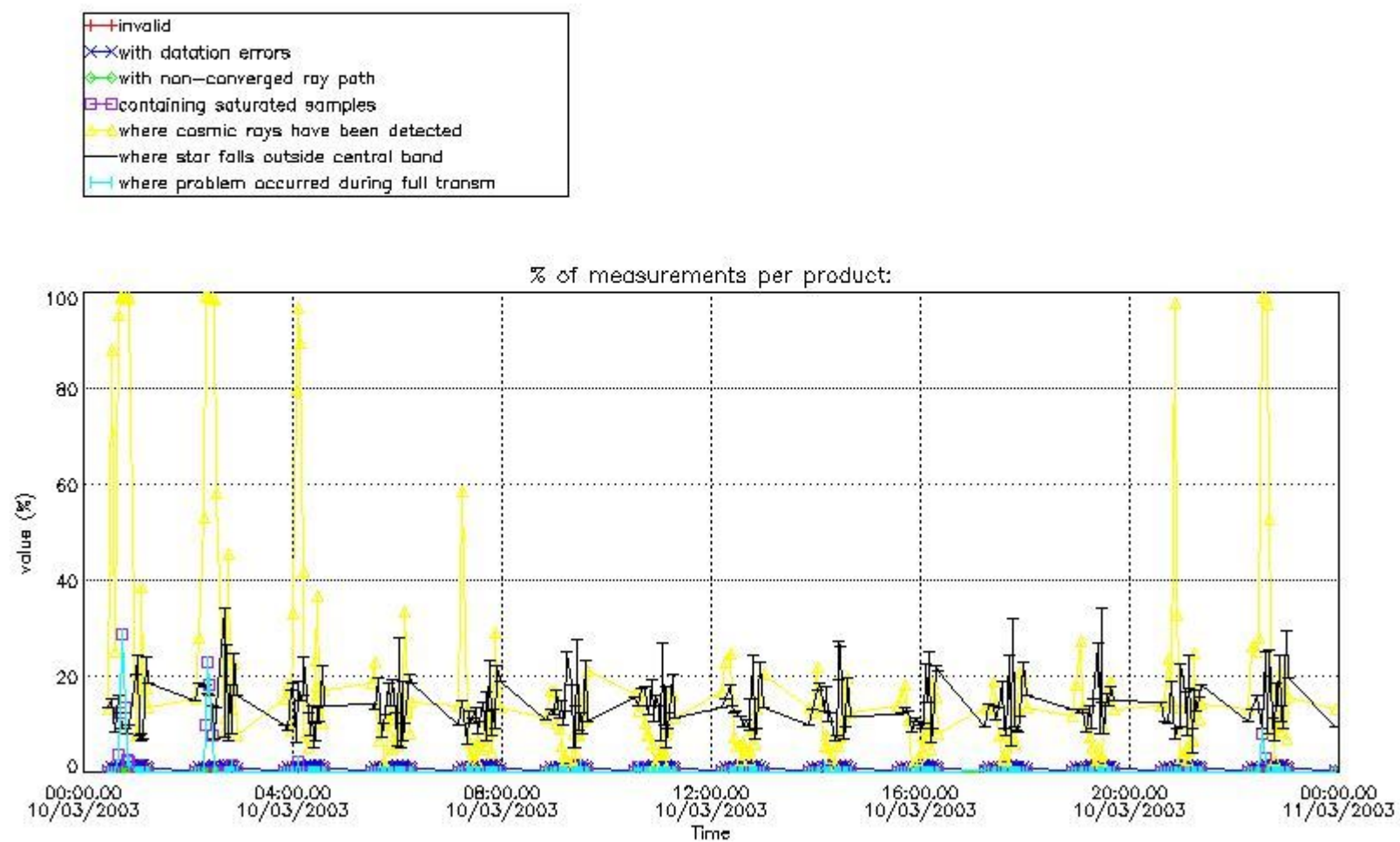


4. Level 1 quality information per product

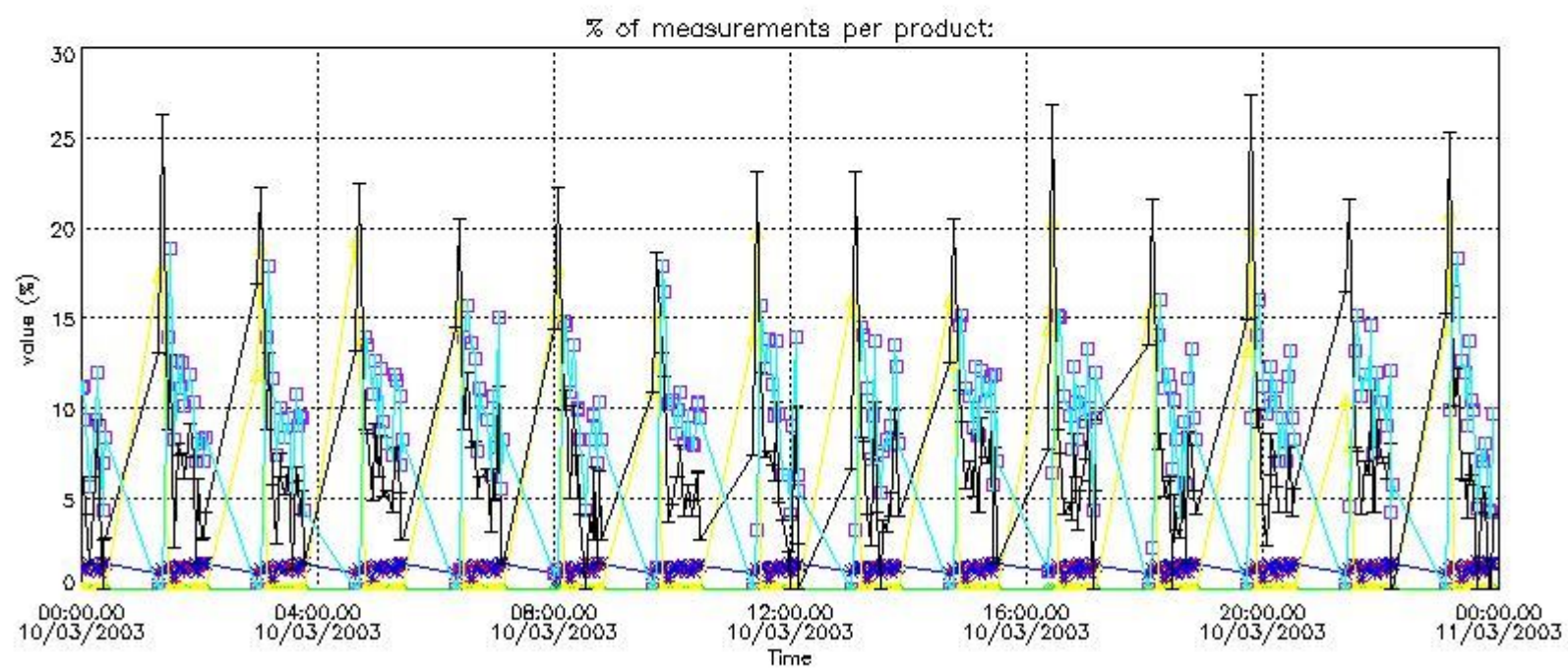
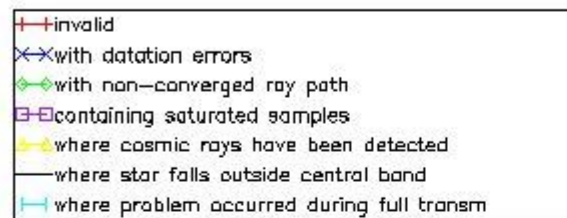
In this section it is plotted some information contained in the Quality Summary data set of the level 2 products that comes from the level 1b processing. Products without errors (error flag in the MPH set to "0") are used.

4.1 Plot quality information per product (time dependant) coming from level 1b processing

4.1.1 Plot level 1 quality information per product (time dependant): ENVISAT ASCENDING passes

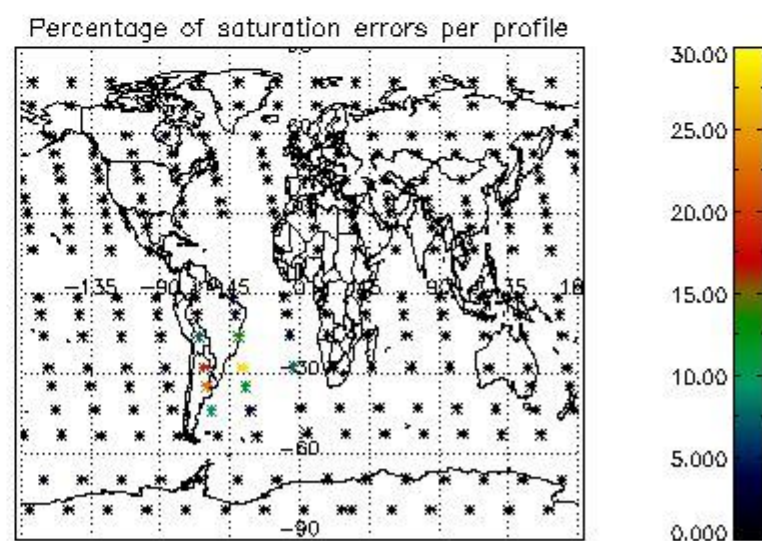
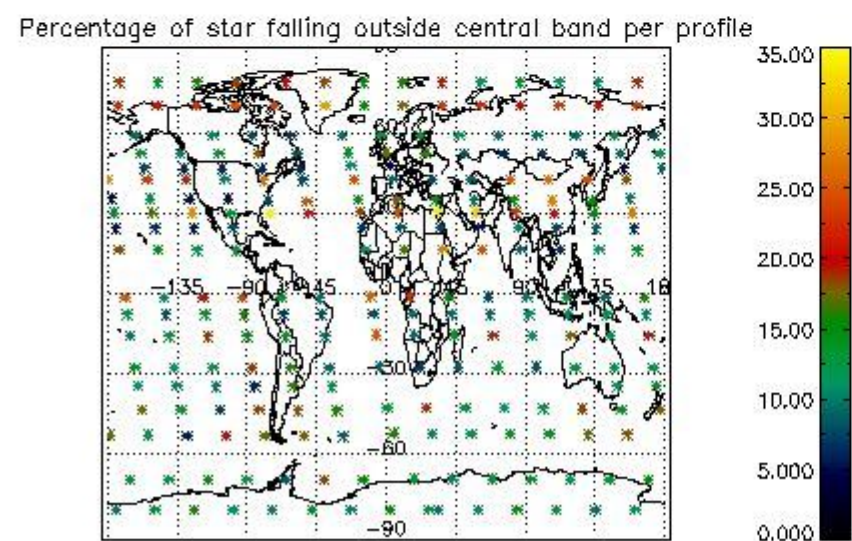
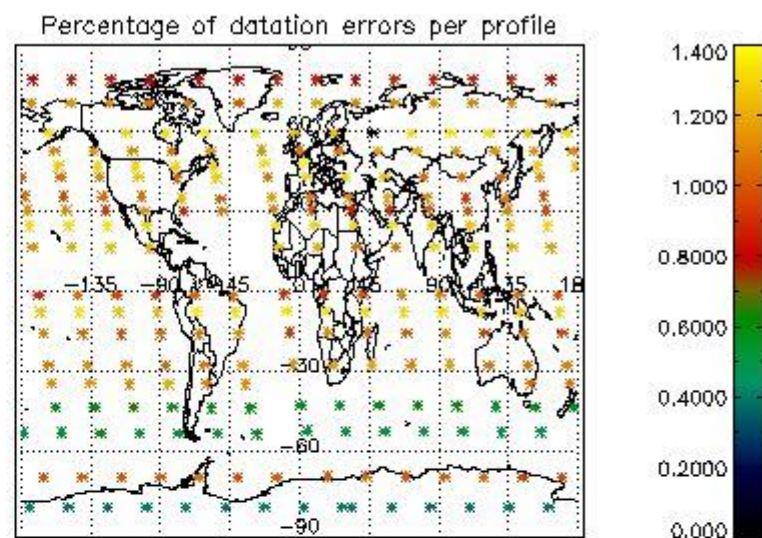
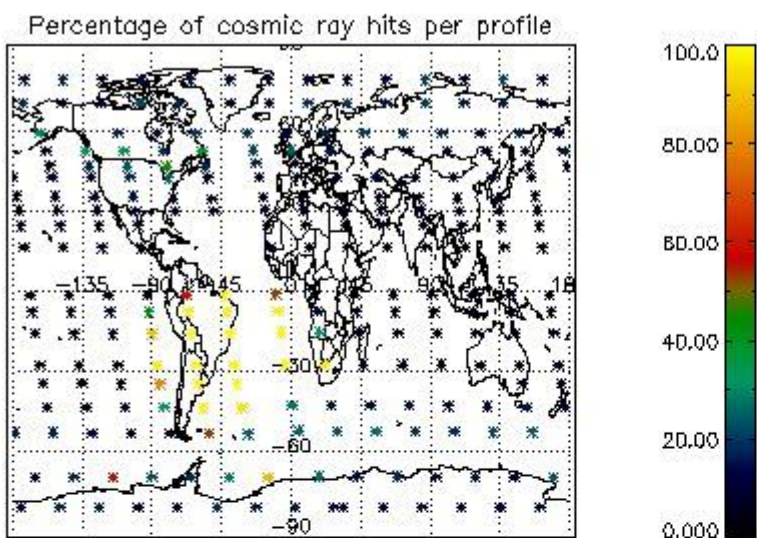


4.1.2 Plot level 1 quality information per product (time dependant): ENVI SAT DESCENDING passes

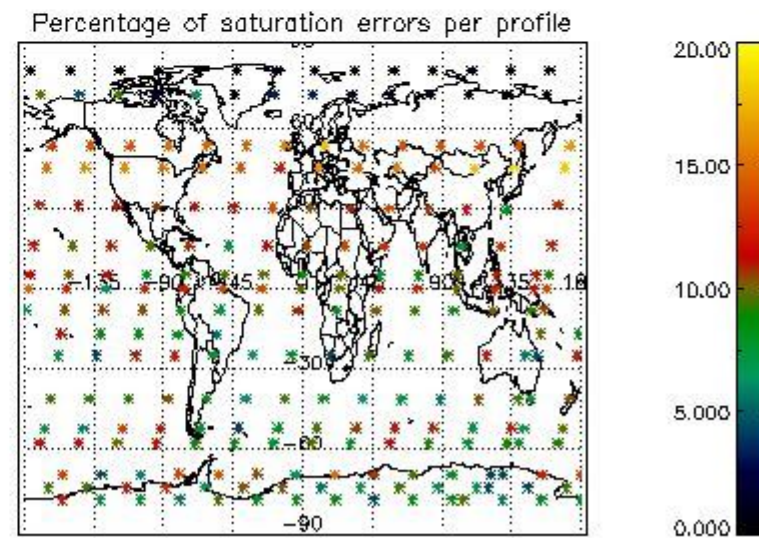
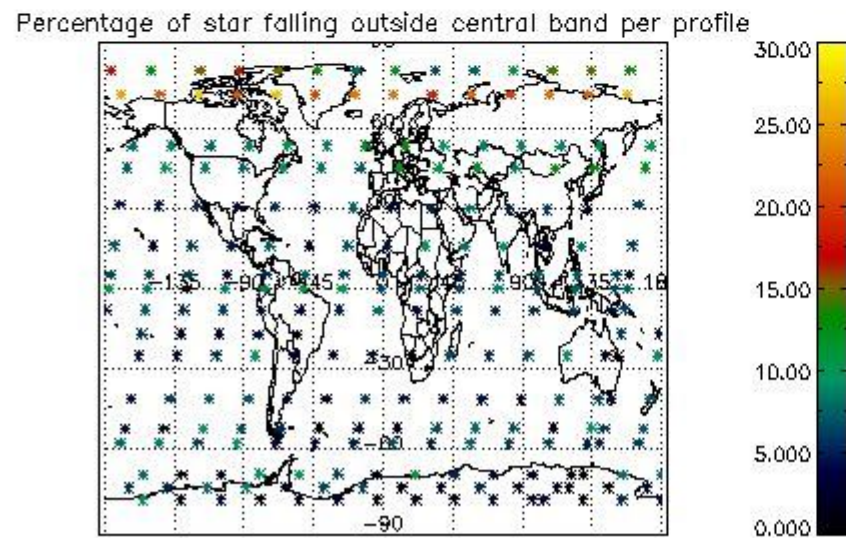
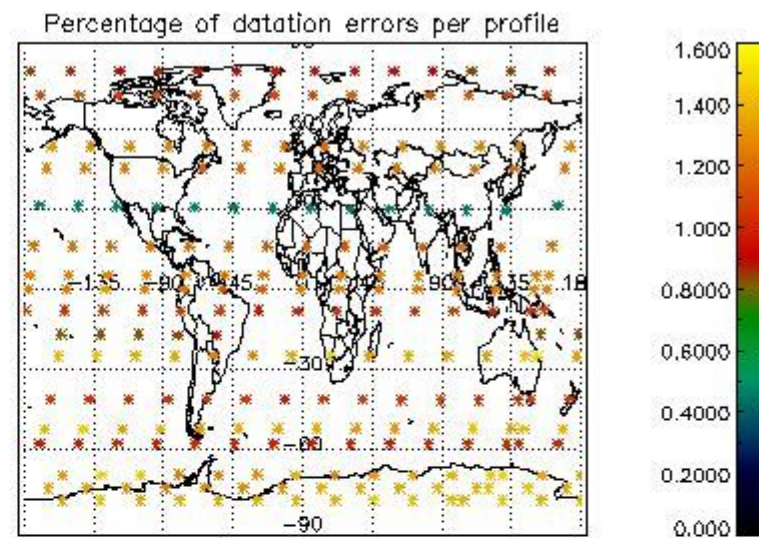
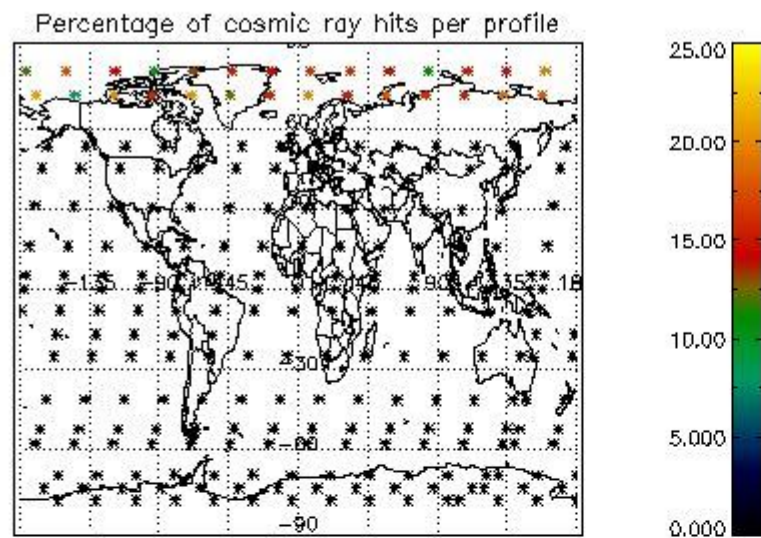


4.2 Plot quality information per product coming from level 1b processing (world map)

4.2.1 Plot level 1 quality information per product (world map): ENVISAT ASCENDING passes



4.2.2 Plot level 1 quality information per product (world map): ENVISAT DESCENDING passes



5. Trace gas profiles

5.1 Ozone statistics based on quality of products

The final quality of the products can be "measured" using the STD (Standard Deviation) attached to every point profile. This information is written to the parameter GOM_NL__2P/NL_LOCAL_SPECIES_DENSITY/o3_std of the level 2 products. The table below shows the statistics for given STD ranges.

The statistics are given with respect to the overall valid production:

- Products without fatal errors: GOM_NL__2P/MPH/PRODUCT_ERR=0
- Valid point profile: GOM_NL__2P/NL_LOCAL_SPECIES_DENSITY/pcd(0)=0

The 'Criteria' is applied to valid points of dark limb products:

- Products in dark limb illumination condition: GOM_NL__2P/NL_SUMMARY_QUALITY/obs_ill_cond=0
- Products without fatal errors: GOM_NL__2P/MPH/PRODUCT_ERR=0
- Valid point profile: GOM_NL__2P/NL_LOCAL_SPECIES_DENSITY/pcd(0)=0

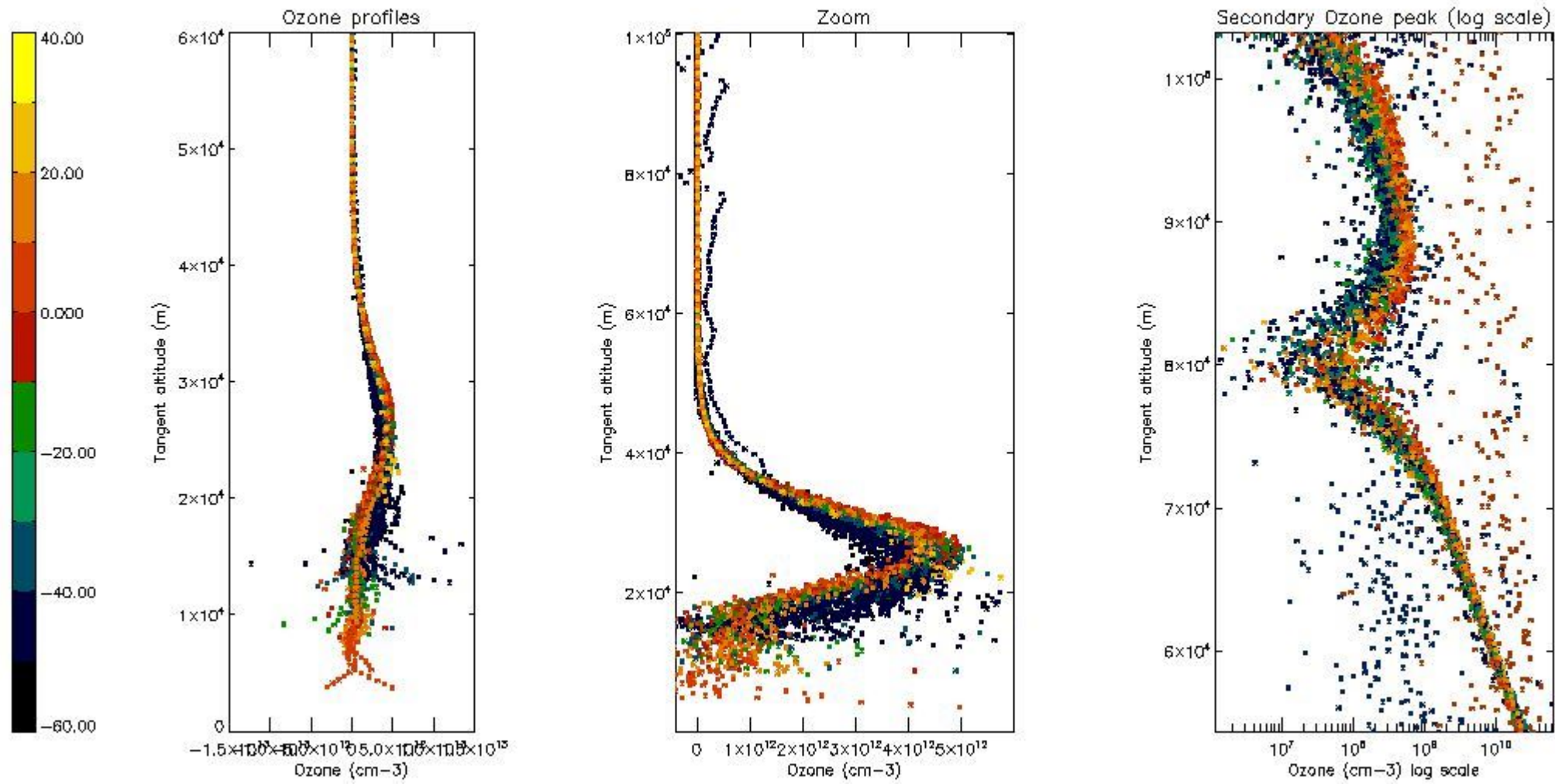
So, the table below shows the percentage of dark limb and valid observations for each criteria with respect to the overall valid daily observations.

Criteria	% of total production
All STD	35
STD < 20	21

STD < 10	17
STD < 5	13

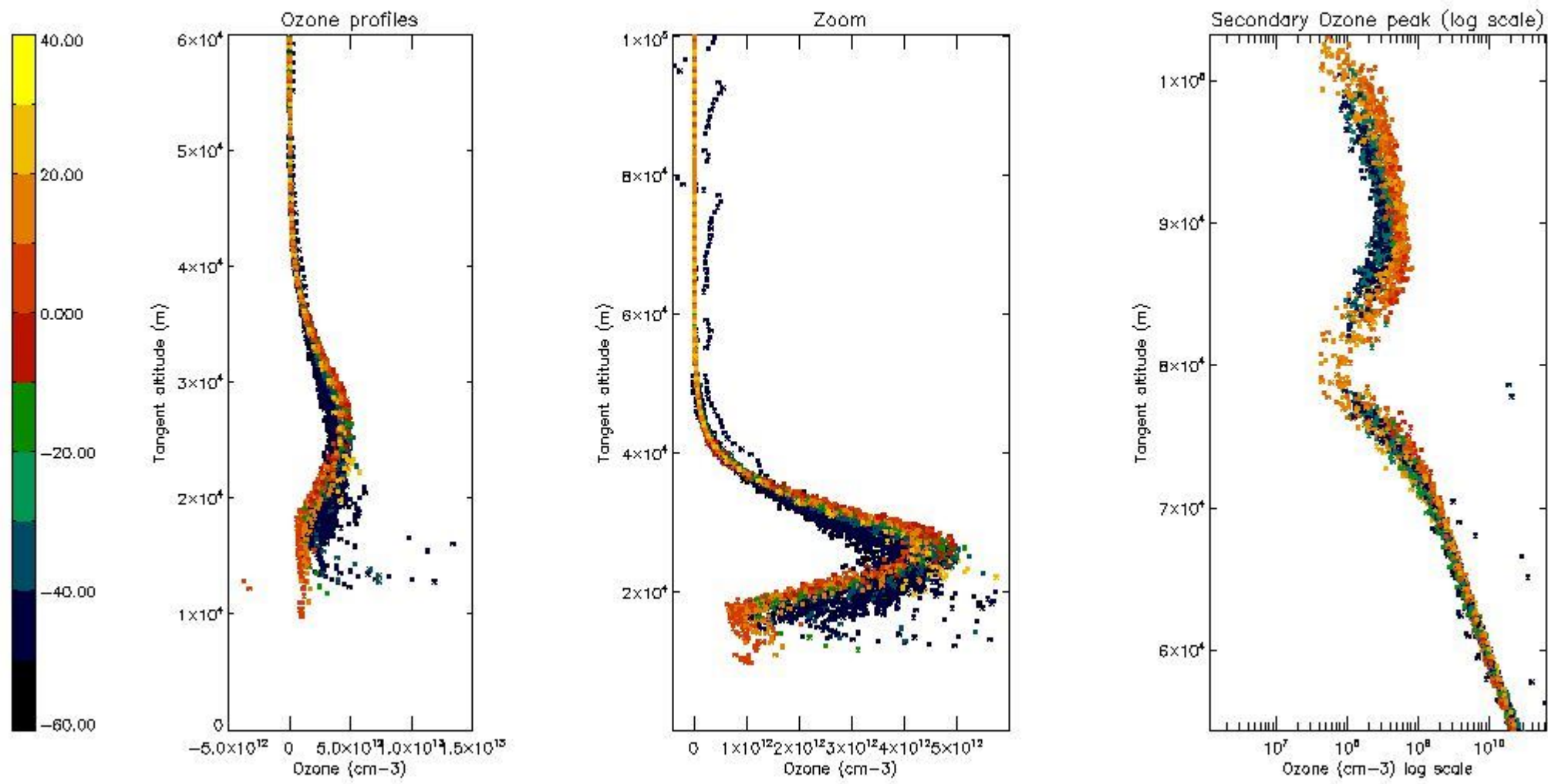
5.2 Plot ozone profiles for all STD (dark without errors)

The colorbar represents the latitude.



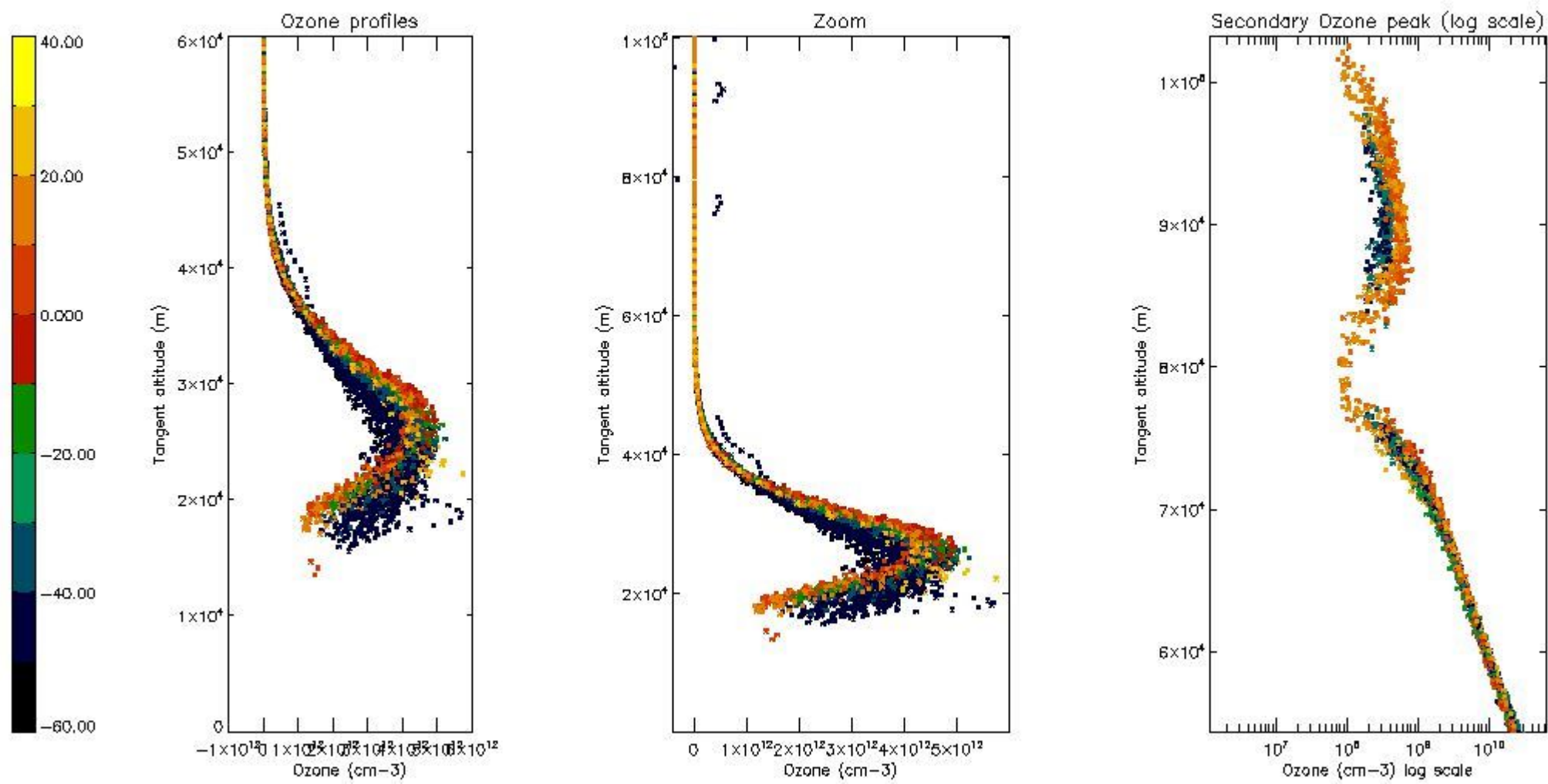
5.3 Plot ozone profiles where STD < 20% (dark without errors)

The colorbar represents the latitude.



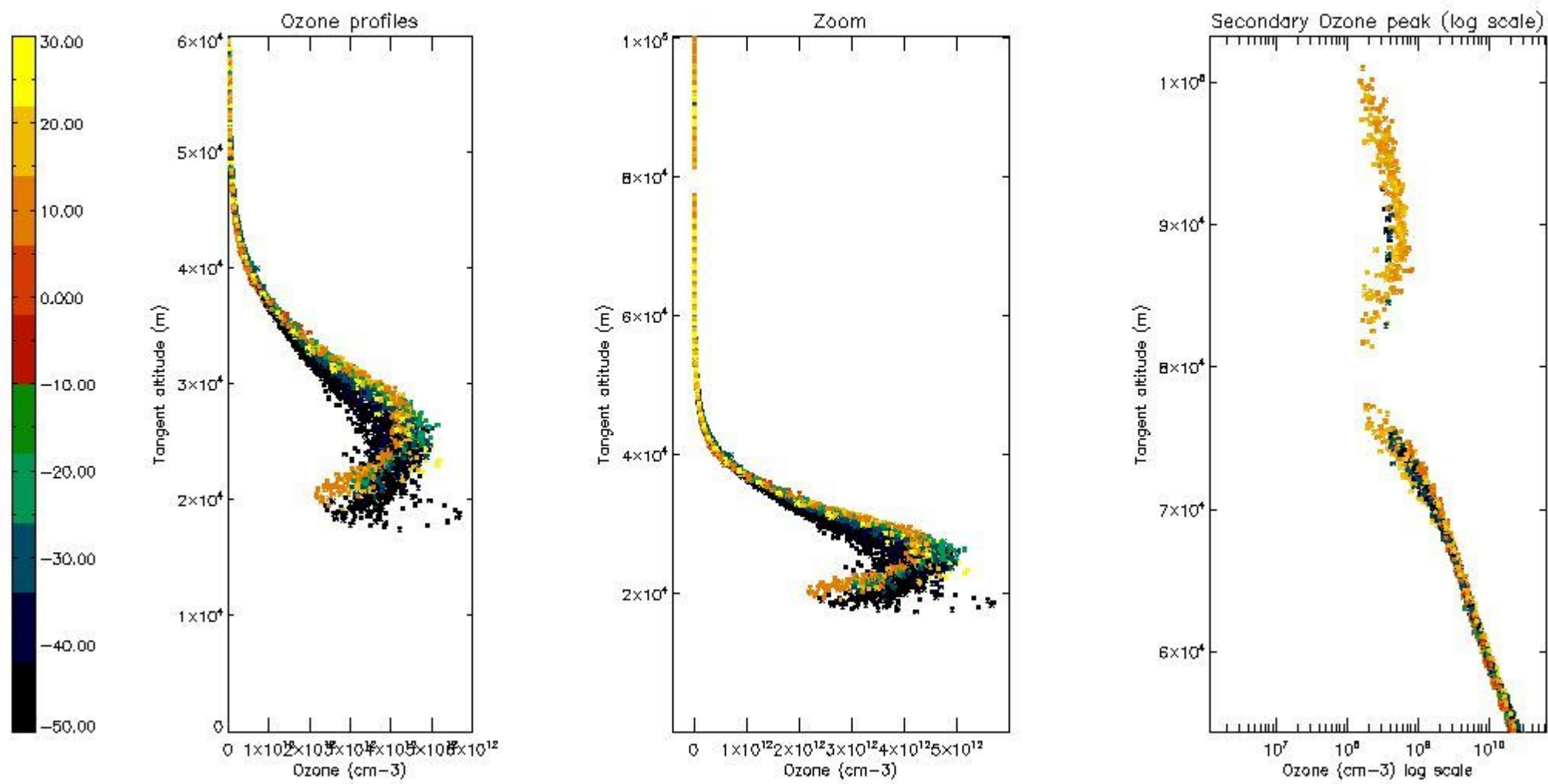
5.4 Plot ozone profiles where STD < 10% (dark without errors)

The colorbar represents the latitude.



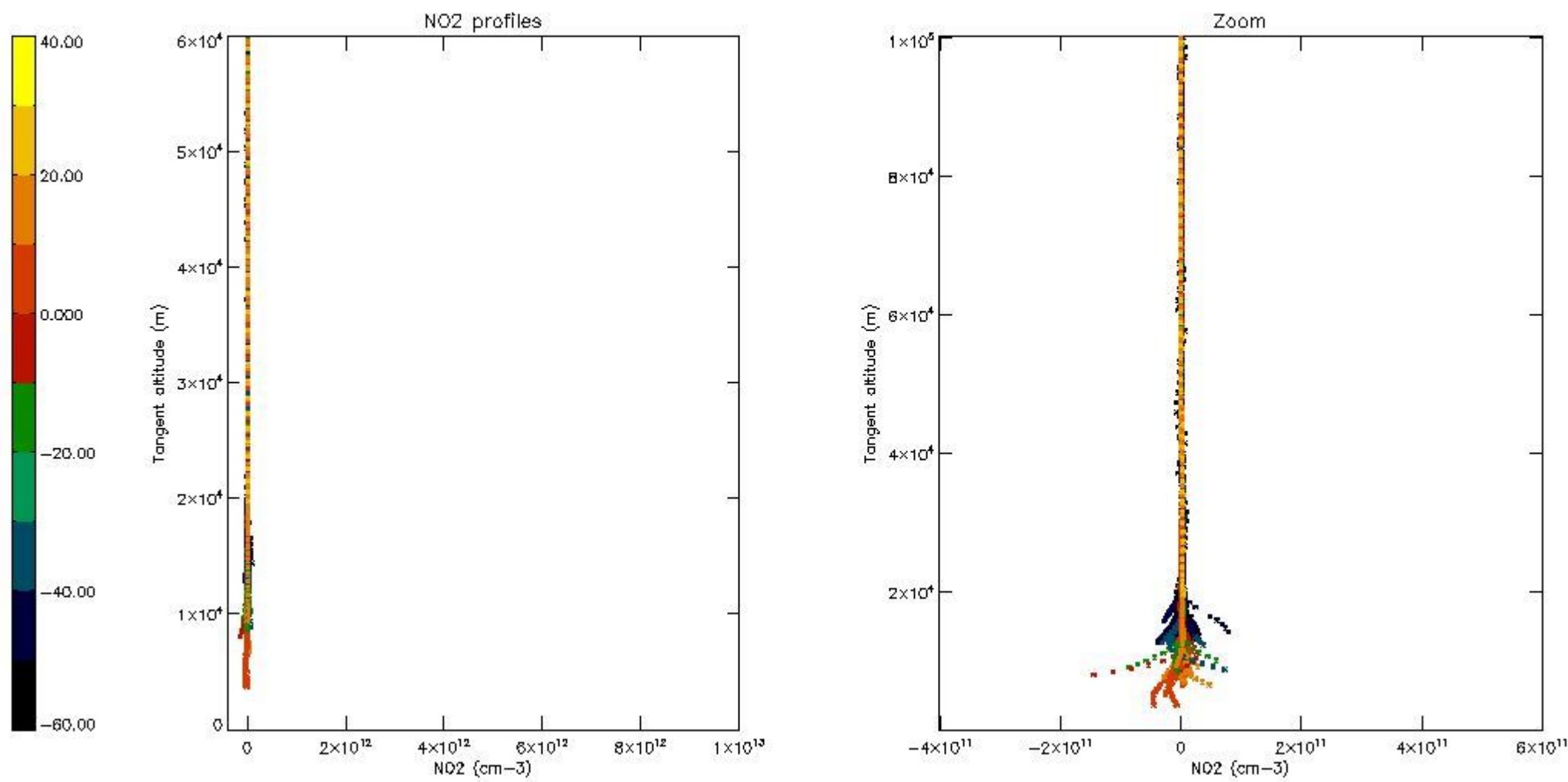
5.5 Plot ozone profiles where STD < 5% (dark without errors)

The colorbar represents the latitude.



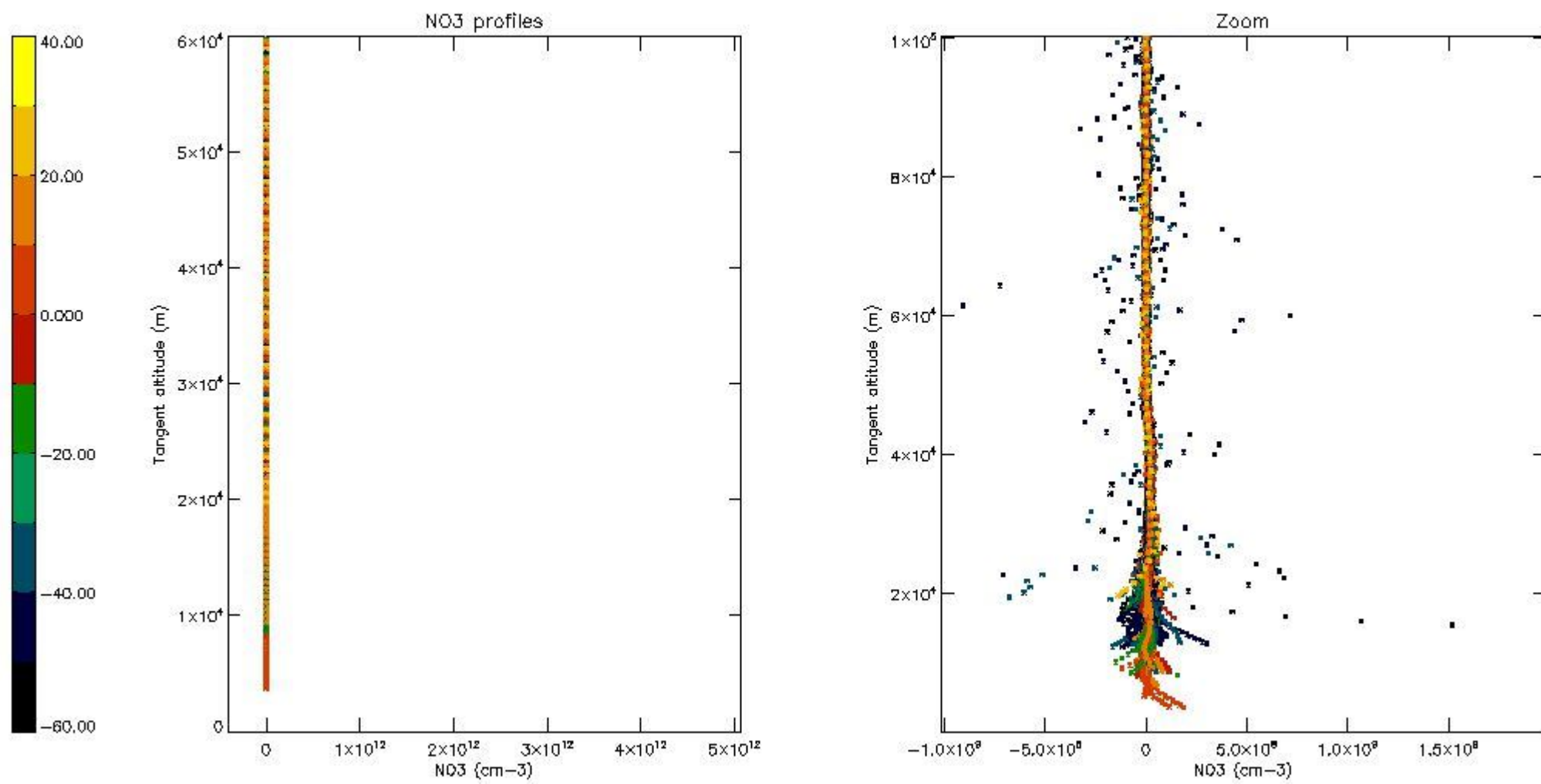
5.6 Plot NO₂ profiles for all STD (dark without errors)

The colorbar represents the latitude.



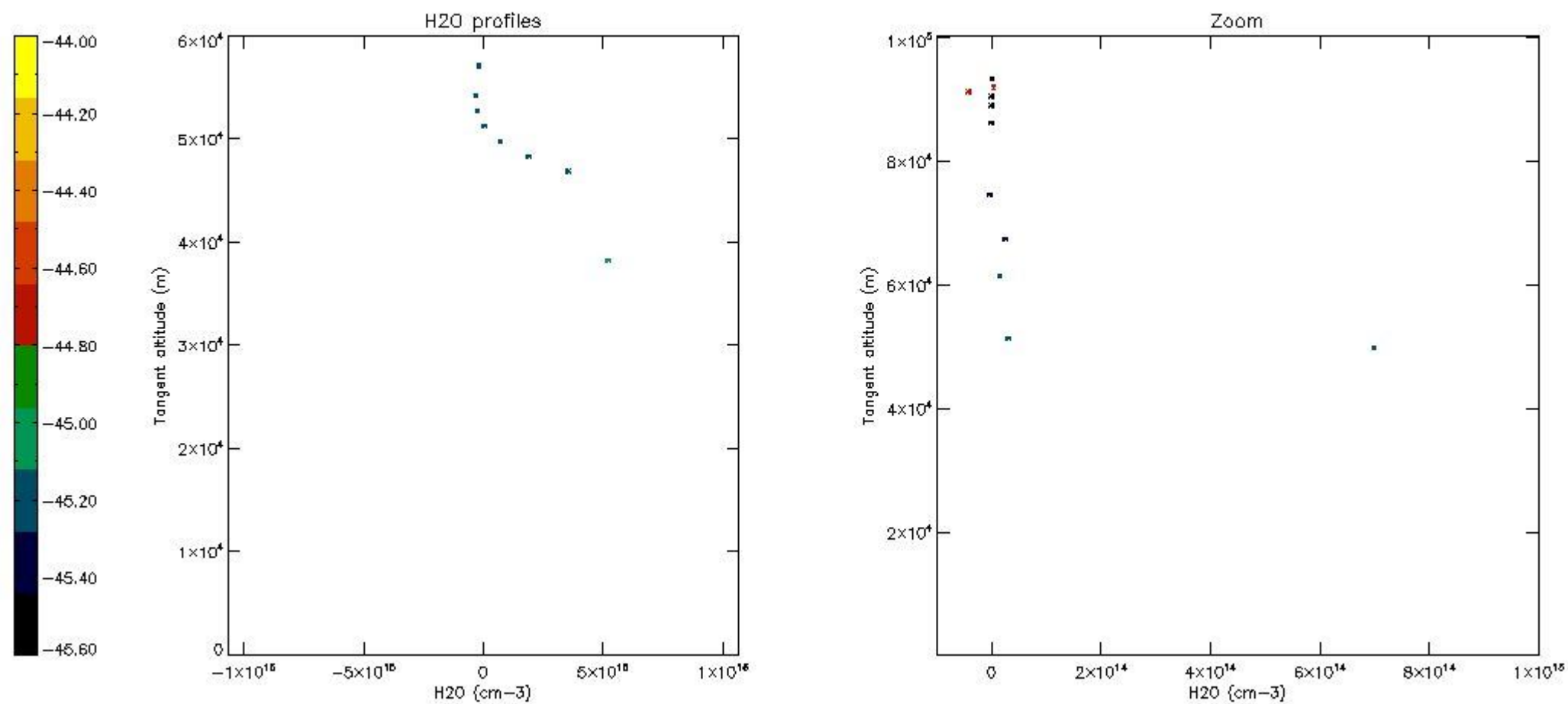
5.7 Plot NO3 profiles for all STD (dark without errors)

The colorbar represents the latitude.



5.8 Plot H₂O profiles for all STD (only for occultations of stars 1,2,3,4,13,14,16,26,63 dark without errors)

The colorbar represents the latitude.



6. Auxiliary Data Files used for the production reported in section 2

The number reported in the third column indicates since which file (see list in section 2) the corresponding auxiliary file has been used. The fourth column is the date of those product files.

Type	Auxiliary Filename	Used since product	Used since product date
INST_PHYS_CHARACTERISTICS	GOM_INS_AXNIEC20050627_150440_20020301_000000_20100101_000000	1	10-MAR-2003 00:00:14
LEVEL-2_PROC_CONFIG	GOM_PR2_AXVIEC20091111_152718_20020301_000000_20500101_000000	1	10-MAR-2003 00:00:14
CROSS_SECTIONS_FILE	GOM_CRS_AXVIEC20091111_154832_20020301_000000_20500101_000000	1	10-MAR-2003 00:00:14

GOMOS Level 2 Daily Report

SUMMARY

[1. General Info](#)

[2. Summary of processed GOM_NL_2P products](#)

[3. Level 2 Quality information per product](#)

[3.1 Plot of level 2 quality information per product \(time dependant\)](#)

[3.2 Plot of level 2 quality information per product \(world map\)](#)

[4. Level 1 Quality information per product \(stored on level 2 products\)](#)

[4.1 Plot of level 1 quality information per product \(time dependant\)](#)

[4.1.1 Plot of level 1 quality information per product \(time dependant\): ASCENDING](#)

[4.1.2 Plot of level 1 quality information per product \(time dependant\): DESCENDING](#)

[4.2 Plot of level 1 quality information per product \(world map\)](#)

[4.2.1 Plot of level 1 quality information per product \(world map\): ASCENDING](#)

[4.2.2 Plot of level 1 quality information per product \(world map\): DESCENDING](#)

[5. Ozone profiles based on quality statistics and other trace gas profiles](#)

[5.1 Ozone statistics based on quality of products](#)

[5.2 Plot ozone profiles for all STD \(dark without errors\)](#)

[5.3 Plot ozone profiles where STD < 20% \(dark without errors\)](#)

[5.4. Plot ozone profiles where STD < 10% \(dark without errors\)](#)

[5.5. Plot ozone profiles where STD < 5% \(dark without errors\)](#)

[5.6 Plot NO2 profiles for all STD \(dark without errors\)](#)

[5.7 Plot NO3 profiles for all STD \(dark without errors\)](#)

[5.8 Plot H2O profiles \(only for occultations of stars 1,2,3,4,13,14,16,26,63 dark without errors\) for all STD](#)

[6. Auxiliary Data Files used for the production reported in section 2](#)

This report presents the daily analysis on parameters extracted from GOMOS level 2 data (GOM_NL__2P). It is intended to monitor some important parameters that will impact the quality of these products. A list of level 2 products (and content) that have arrived during the reporting day to the PCF is also given.

Item	Value
Time of report generation	19APR2013 11:33:56
Data source version	GOMOS/6.01
Start time of products	10-03-2003 (10MAR2003 00:00:00)
Stop time of products	11-03-2003 (11MAR2003 00:00:00)
Store outputs in DB	Yes
Nb of level 2 prods	492
Nb of prods with errors	0

2. Summary of processed GOM_NL__2P products.

Nr	Filename	UTC Start time	Limb	Duration	Star Id	Star Name	Star Mag	Star Temp	Nb Meas	Orbit	Prod. error
1	GOM_NL__2PRFIN20030310_000014_000000412014_00288_05352_5373.N1	10-MAR-2003 00:00:14	Bright	40.500	82	48Bet UMa	2.3650	10600.	81	5352	No
2	GOM_NL__2PRFIN20030310_000140_000000402014_00288_05352_5374.N1	10-MAR-2003 00:01:40	Bright	40.000	36	50Alp UMa	1.8000	6300.0	80	5352	No
3	GOM_NL__2PRFIN20030310_000358_000000482014_00288_05352_5375.N1	10-MAR-2003 00:03:58	Bright	48.000	32	77Eps UMa	1.7630	11000.	96	5352	No
4	GOM_NL__2PRFIN20030310_000838_000000352014_00288_05352_5376.N1	10-MAR-2003 00:08:38	Bright	35.000	49	1Alp UMi	1.9900	6300.0	70	5352	No
5	GOM_NL__2PRFIN20030310_001316_000000482014_00288_05352_5377.N1	10-MAR-2003 00:13:16	Bright	48.000	119	14Eta Dra	2.7270	4700.0	96	5352	No
6	GOM_NL__2PRFIN20030310_001620_000000382014_00288_05352_5378.N1	10-MAR-2003 00:16:20	Bright	37.500	89	5Alp Cep	2.4510	8000.0	75	5352	No
7	GOM_NL__2PRFIN20030310_001801_000000502014_00288_05352_5379.N1	10-MAR-2003 00:18:01	Bright	49.500	130	23Bet Dra	2.7990	5800.0	99	5352	No
8	GOM_NL__2PRFIN20030310_002125_000000352014_00288_05352_5380.N1	10-MAR-2003 00:21:25	Bright	34.500	19	50Alp Cyg	1.2460	10500.	69	5352	No
9	GOM_NL__2PRFIN20030310_002259_000000362014_00288_05352_5381.N1	10-MAR-2003 00:22:59	Bright	36.000	66	37Gam Cyg	2.2080	5900.0	72	5352	No
10	GOM_NL__2PRFIN20030310_002437_000000362014_00288_05352_5382.N1	10-MAR-2003 00:24:37	Bright	35.500	92	53Eps Cyg	2.5000	4500.0	71	5352	No
11	GOM_NL__2PRFIN20030310_002755_000001252014_00288_05352_5383.N1	10-MAR-2003 00:27:55	Twilight	125.00	133	40Zet Her	2.8070	6000.0	250	5352	No
12	GOM_NL__2PRFIN20030310_003206_000000502014_00288_05352_5384.N1	10-MAR-2003 00:32:06	Twilight	49.500	168	17Zet Aql	2.9860	11000.	99	5352	No
13	GOM_NL__2PRFIN20030310_003656_000000882014_00288_05352_5385.N1	10-MAR-2003 00:36:56	Straylight	88.000	59	55Alp Oph	2.0800	8900.0	176	5352	No
14	GOM_NL__2PRFIN20030310_003940_000000852014_00288_05352_5386.N1	10-MAR-2003 00:39:40	Dark	84.500	126	60Bet Oph	2.7700	4250.0	169	5352	No
15	GOM_NL__2PRFIN20030310_004214_000000452014_00288_05352_5387.N1	10-MAR-2003 00:42:14	Dark	44.500	155	41Pi Sgr	2.9000	6600.0	89	5352	No
16	GOM_NL__2PRFIN20030310_004410_000000442014_00288_05352_5388.N1	10-MAR-2003 00:44:10	Dark	43.500	57	34Sig Sgr	2.0660	26000.	87	5352	No
17	GOM_NL__2PRFIN20030310_004729_000000452014_00288_05352_5389.N1	10-MAR-2003 00:47:29	Dark	44.500	38	20Eps Sgr	1.8360	11000.	89	5352	No
18	GOM_NL__2PRFIN20030310_004949_000000382014_00288_05352_5390.N1	10-MAR-2003 00:49:49	Dark	37.500	45	Alp Pav	1.9400	26000.	75	5352	No
19	GOM_NL__2PRFIN20030310_005130_000000472014_00288_05352_5391.N1	10-MAR-2003 00:51:30	Dark	46.500	40	The Sco	1.8590	7100.0	93	5352	No
20	GOM_NL__2PRFIN20030310_010024_000000472014_00289_05353_5359.N1	10-MAR-2003 01:00:24	Dark	46.500	4	Alp1Cen	-0.010000	5800.0	93	5353	No
21	GOM_NL__2PRFIN20030310_010141_000000502014_00289_05353_5360.N1	10-MAR-2003 01:01:41	Dark	49.500	10	Bet Cen	0.61000	28000.	99	5353	No
22	GOM_NL__2PRFIN20030310_010354_000000392014_00289_05353_5361.N1	10-MAR-2003 01:03:54	Dark	39.000	12	Alp1Cru	0.77500	30000.	78	5353	No
23	GOM_NL__2PRFIN20030310_010506_000000392014_00289_05353_5362.N1	10-MAR-2003 01:05:06	Dark	38.500	129	Del Cru	2.7930	26000.	77	5353	No
24	GOM_NL__2PRFIN20030310_010641_000000432014_00289_05353_5363.N1	10-MAR-2003 01:06:41	Straylight	43.000	64	Gam Cen	2.2000	10600.	86	5353	No
25	GOM_NL__2PRFIN20030310_010841_000000372014_00289_05353_5364.N1	10-MAR-2003 01:08:41	Straylight	36.500	91	Kap Vel	2.4900	26000.	73	5353	No
26	GOM_NL__2PRFIN20030310_011201_000000462014_00289_05353_5365.N1	10-MAR-2003 01:12:01	Straylight	46.000	65	Lam Vel	2.2040	4400.0	92	5353	No
27	GOM_NL__2PRFIN20030310_011458_000000632014_00289_05353_5366.N1	10-MAR-2003 01:14:58	Straylight	62.500	106	9Bet Crv	2.6480	5600.0	125	5353	No
28	GOM_NL__2PRFIN20030310_011733_000000582014_00289_05353_5367.N1	10-MAR-2003 01:17:33	Straylight	57.500	100	4Gam Crv	2.5800	13100.	115	5353	No
29	GOM_NL__2PRFIN20030310_012128_000000482014_00289_05353_5368.N1	10-MAR-2003 01:21:28	Twilight	47.500	48	30Alp Hya	1.9770	4100.0	95	5353	No
30	GOM_NL__2PRFIN20030310_012709_000000402014_00289_05353_5369.N1	10-MAR-2003 01:27:09	Bright	39.500	22	32Alp Leo	1.3600	15200.	79	5353	No
31	GOM_NL__2PRFIN20030310_012933_000000432014_00289_05353_5370.N1	10-MAR-2003 01:29:33	Bright	42.500	51	41Gam1Leo	2.0100	4500.0	85	5353	No
32	GOM_NL__2PRFIN20030310_013358_000001092014_00289_05353_5371.N1	10-MAR-2003 01:33:58	Bright	108.50	138	47Eps Vir	2.8280	4700.0	217	5353	No
33	GOM_NL__2PRFIN20030310_013747_000000442014_00289_05353_5372.N1	10-MAR-2003 01:37:47	Bright	43.500	174	52Psi UMa	3.0040	4400.0	87	5353	No
34	GOM_NL__2PRFIN20030310_014050_000000412014_00289_05353_5373.N1	10-MAR-2003 01:40:50	Bright	40.500	82	48Bet UMa	2.3650	10600.	81	5353	No
35	GOM_NL__2PRFIN20030310_014216_000000402014_00289_05353_5374.N1	10-MAR-2003 01:42:16	Bright	40.000	36	50Alp UMa	1.8000	6300.0	80	5353	No
36	GOM_NL__2PRFIN20030310_014433_000000502014_00289_05353_5375.N1	10-MAR-2003 01:44:33	Bright	49.500	32	77Eps UMa	1.7630	11000.	99	5353	No
37	GOM_NL__2PRFIN20030310_014913_000000382014_00289_05353_5376.N1	10-MAR-2003 01:49:13	Bright	38.000	49	1Alp UMi	1.9900	6300.0	76	5353	No
38	GOM_NL__2PRFIN20030310_015352_000000482014_00289_05353_5377.N1	10-MAR-2003 01:53:52	Bright	48.000	119	14Eta Dra	2.7270	4700.0	96	5353	No
39	GOM_NL__2PRFIN20030310_015655_000000352014_00289_05353_5378.N1	10-MAR-2003 01:56:55	Bright	35.000	89	5Alp Cep	2.4510	8000.0	70	5353	No
40	GOM_NL__2PRFIN20030310_015837_000000502014_00289_05353_5379.N1	10-MAR-2003 01:58:37	Bright	49.500	130	23Bet Dra	2.7990	5800.0	99	5353	No
41	GOM_NL__2PRFIN20030310_020201_000000362014_00289_05353_5380.N1	10-MAR-2003 02:02:01	Bright	36.000	19	50Alp Cyg	1.2460	10500.	72	5353	No
42	GOM_NL__2PRFIN20030310_020335_000000362014_00289_05353_5381.N1	10-MAR-2003 02:03:35	Bright	35.500	66	37Gam Cyg	2.2080	5900.0	71	5353	No

43	GOM_NL__2PRFIN20030310_020513_000000362014_00289_05353_5382.N1	10-MAR-2003 02:05:13	Bright	35.500	92	53Eps Cyg	2.5000	4500.0	71	5353	No
44	GOM_NL__2PRFIN20030310_020832_000001272014_00289_05353_5383.N1	10-MAR-2003 02:08:32	Twilight	127.00	133	40Zet Her	2.8070	6000.0	254	5353	No
45	GOM_NL__2PRFIN20030310_021243_000000522014_00289_05353_5384.N1	10-MAR-2003 02:12:43	Twilight	51.500	168	17Zet Aql	2.9860	11000.	103	5353	No
46	GOM_NL__2PRFIN20030310_021733_000000982014_00289_05353_5385.N1	10-MAR-2003 02:17:33	Dark	98.000	59	55Alp Oph	2.0800	8900.0	196	5353	No
47	GOM_NL__2PRFIN20030310_022017_000000862014_00289_05353_5386.N1	10-MAR-2003 02:20:17	Dark	86.000	126	60Bet Oph	2.7700	4250.0	172	5353	No
48	GOM_NL__2PRFIN20030310_022251_000000462014_00289_05353_5387.N1	10-MAR-2003 02:22:51	Dark	46.000	155	41Pi Sgr	2.9000	6600.0	92	5353	No
49	GOM_NL__2PRFIN20030310_022447_000000472014_00289_05353_5388.N1	10-MAR-2003 02:24:47	Dark	46.500	57	34Sig Sgr	2.0660	26000.	93	5353	No
50	GOM_NL__2PRFIN20030310_022806_000000472014_00289_05353_5389.N1	10-MAR-2003 02:28:06	Dark	46.500	38	20Eps Sgr	1.8360	11000.	93	5353	No
51	GOM_NL__2PRFIN20030310_023025_000000372014_00289_05353_5390.N1	10-MAR-2003 02:30:25	Dark	37.000	45	Alp Pav	1.9400	26000.	74	5353	No
52	GOM_NL__2PRFIN20030310_023207_000000482014_00289_05353_5391.N1	10-MAR-2003 02:32:07	Dark	48.000	40	The Sco	1.8590	7100.0	96	5353	No
53	GOM_NL__2PRFIN20030310_024101_000000572014_00290_05354_5359.N1	10-MAR-2003 02:41:01	Dark	57.000	4	Alp1Cen	-0.010000	5800.0	114	5354	No
54	GOM_NL__2PRFIN20030310_024217_000000412014_00290_05354_5360.N1	10-MAR-2003 02:42:17	Dark	40.500	10	Bet Cen	0.61000	28000.	81	5354	No
55	GOM_NL__2PRFIN20030310_024430_000000492014_00290_05354_5361.N1	10-MAR-2003 02:44:30	Dark	49.000	12	Alp1Cru	0.77500	30000.	98	5354	No
56	GOM_NL__2PRFIN20030310_024543_000000392014_00290_05354_5362.N1	10-MAR-2003 02:45:43	Dark	38.500	129	Del Cru	2.7930	26000.	77	5354	No
57	GOM_NL__2PRFIN20030310_024718_000000472014_00290_05354_5363.N1	10-MAR-2003 02:47:18	Straylight	47.000	64	Gam Cen	2.2000	10600.	94	5354	No
58	GOM_NL__2PRFIN20030310_024917_000000382014_00290_05354_5364.N1	10-MAR-2003 02:49:17	Straylight	38.000	91	Kap Vel	2.4900	26000.	76	5354	No
59	GOM_NL__2PRFIN20030310_025237_000000472014_00290_05354_5365.N1	10-MAR-2003 02:52:37	Straylight	46.500	65	Lam Vel	2.2040	4400.0	93	5354	No
60	GOM_NL__2PRFIN20030310_025535_000000602014_00290_05354_5366.N1	10-MAR-2003 02:55:35	Straylight	60.000	106	9Bet Crv	2.6480	5600.0	120	5354	No
61	GOM_NL__2PRFIN20030310_025810_000000592014_00290_05354_5367.N1	10-MAR-2003 02:58:10	Straylight	59.000	100	4Gam Crv	2.5800	13100.	118	5354	No
62	GOM_NL__2PRFIN20030310_030204_000000452014_00290_05354_5368.N1	10-MAR-2003 03:02:04	Twilight	45.000	48	30Alp Hya	1.9770	4100.0	90	5354	No
63	GOM_NL__2PRFIN20030310_030745_000000402014_00290_05354_5369.N1	10-MAR-2003 03:07:45	Bright	39.500	22	32Alp Leo	1.3600	15200.	79	5354	No
64	GOM_NL__2PRFIN20030310_031008_000000422014_00290_05354_5370.N1	10-MAR-2003 03:10:08	Bright	42.000	51	41Gam1Leo	2.0100	4500.0	84	5354	No
65	GOM_NL__2PRFIN20030310_031431_000001122014_00290_05354_5371.N1	10-MAR-2003 03:14:31	Bright	111.50	138	47Eps Vir	2.8280	4700.0	223	5354	No
66	GOM_NL__2PRFIN20030310_031823_000000412014_00290_05354_5372.N1	10-MAR-2003 03:18:23	Bright	40.500	174	52Psi UMa	3.0040	4400.0	81	5354	No
67	GOM_NL__2PRFIN20030310_032125_000000402014_00290_05354_5373.N1	10-MAR-2003 03:21:25	Bright	40.000	82	48Bet UMa	2.3650	10600.	80	5354	No
68	GOM_NL__2PRFIN20030310_032252_000000402014_00290_05354_5374.N1	10-MAR-2003 03:22:52	Bright	40.000	36	50Alp UMa	1.8000	6300.0	80	5354	No
69	GOM_NL__2PRFIN20030310_032508_000000482014_00290_05354_5375.N1	10-MAR-2003 03:25:08	Bright	47.500	32	77Eps UMa	1.7630	11000.	95	5354	No
70	GOM_NL__2PRFIN20030310_032950_000000372014_00290_05354_5376.N1	10-MAR-2003 03:29:50	Bright	37.000	49	1Alp UMi	1.9900	6300.0	74	5354	No
71	GOM_NL__2PRFIN20030310_033427_000000452014_00290_05354_5377.N1	10-MAR-2003 03:34:27	Bright	45.000	119	14Eta Dra	2.7270	4700.0	90	5354	No
72	GOM_NL__2PRFIN20030310_033731_000000372014_00290_05354_5378.N1	10-MAR-2003 03:37:31	Bright	37.000	89	5Alp Cep	2.4510	8000.0	74	5354	No
73	GOM_NL__2PRFIN20030310_033912_000000502014_00290_05354_5379.N1	10-MAR-2003 03:39:12	Bright	50.000	130	23Bet Dra	2.7990	5800.0	100	5354	No
74	GOM_NL__2PRFIN20030310_034237_000000372014_00290_05354_5380.N1	10-MAR-2003 03:42:37	Bright	36.500	19	50Alp Cyg	1.2460	10500.	73	5354	No
75	GOM_NL__2PRFIN20030310_034411_000000372014_00290_05354_5381.N1	10-MAR-2003 03:44:11	Bright	37.000	66	37Gam Cyg	2.2080	5900.0	74	5354	No
76	GOM_NL__2PRFIN20030310_034549_000000352014_00290_05354_5382.N1	10-MAR-2003 03:45:49	Bright	34.500	92	53Eps Cyg	2.5000	4500.0	69	5354	No
77	GOM_NL__2PRFIN20030310_034908_000001212014_00290_05354_5383.N1	10-MAR-2003 03:49:08	Twilight	121.00	133	40Zet Her	2.8070	6000.0	242	5354	No
78	GOM_NL__2PRFIN20030310_035319_000000472014_00290_05354_5384.N1	10-MAR-2003 03:53:19	Twilight	46.500	168	17Zet Aql	2.9860	11000.	93	5354	No
79	GOM_NL__2PRFIN20030310_035809_000000992014_00290_05354_5385.N1	10-MAR-2003 03:58:09	Dark	99.000	59	55Alp Oph	2.0800	8900.0	198	5354	No
80	GOM_NL__2PRFIN20030310_040055_000000872014_00290_05354_5386.N1	10-MAR-2003 04:00:55	Dark	86.500	126	60Bet Oph	2.7700	4250.0	173	5354	No
81	GOM_NL__2PRFIN20030310_040327_000000422014_00290_05354_5387.N1	10-MAR-2003 04:03:27	Dark	41.500	155	41Pi Sgr	2.9000	6600.0	83	5354	No
82	GOM_NL__2PRFIN20030310_040524_000000482014_00290_05354_5388.N1	10-MAR-2003 04:05:24	Dark	48.000	57	34Sig Sgr	2.0660	26000.	96	5354	No
83	GOM_NL__2PRFIN20030310_040843_000000482014_00290_05354_5389.N1	10-MAR-2003 04:08:43	Dark	47.500	38	20Eps Sgr	1.8360	11000.	95	5354	No
84	GOM_NL__2PRFIN20030310_041101_000000412014_00290_05354_5390.N1	10-MAR-2003 04:11:01	Dark	40.500	45	Alp Pav	1.9400	26000.	81	5354	No
85	GOM_NL__2PRFIN20030310_041244_000000552014_00290_05354_5391.N1	10-MAR-2003 04:12:44	Dark	54.500	40	The Sco	1.8590	7100.0	109	5354	No
86	GOM_NL__2PRFIN20030310_041744_000000412014_00291_05355_5359.N1	10-MAR-2003 04:17:44	Dark	40.500	43	Alp TrA	1.9100	4250.0	81	5355	No
87	GOM_NL__2PRFIN20030310_042000_000000392014_00291_05355_5360.N1	10-MAR-2003 04:20:00	Dark	38.500	145	Gam TrA	2.8720	10600.	77	5355	No
88	GOM_NL__2PRFIN20030310_042137_000000442014_00291_05355_5361.N1	10-MAR-2003 04:21:37	Dark	44.000	4	Alp1Cen	-0.010000	5800.0	88	5355	No
89	GOM_NL__2PRFIN20030310_042307_000000482014_00291_05355_5362.N1	10-MAR-2003 04:23:07	Dark	47.500	78	Alp Lup	2.3040	28000.	95	5355	No
90	GOM_NL__2PRFIN20030310_042507_000000402014_00291_05355_5363.N1	10-MAR-2003 04:25:07	Dark	39.500	12	Alp1Cru	0.77500	30000.	79	5355	No
91	GOM_NL__2PRFIN20030310_042619_000000392014_00291_05355_5364.N1	10-MAR-2003 04:26:19	Dark	38.500	129	Del Cru	2.7930	26000.	77	5355	No
92	GOM_NL__2PRFIN20030310_042754_000000452014_00291_05355_5365.N1	10-MAR-2003 04:27:54	Straylight	45.000	64	Gam Cen	2.2000	10600.	90	5355	No
93	GOM_NL__2PRFIN20030310_042953_000000392014_00291_05355_5366.N1	10-MAR-2003 04:29:53	Straylight	38.500	91	Kap Vel	2.4900	26000.	77	5355	No
94	GOM_NL__2PRFIN20030310_043312_000000452014_00291_05355_5367.N1	10-MAR-2003 04:33:12	Straylight	45.000	65	Lam Vel	2.2040	4400.0	90	5355	No
95	GOM_NL__2PRFIN20030310_043611_000000592014_00291_05355_5368.N1	10-MAR-2003 04:36:11	Straylight	58.500	106	9Bet Crv	2.6480	5600.0	117	5355	No
96	GOM_NL__2PRFIN20030310_043845_000000572014_00291_05355_5369.N1	10-MAR-2003 04:38:45	Straylight	57.000	100	4Gam Crv	2.5800	13100.	114	5355	No
97	GOM_NL__2PRFIN20030310_044240_000000452014_00291_05355_5370.N1	10-MAR-2003 04:42:40	Twilight	44.500	48	30Alp Hya	1.9770	4100.0	89	5355	No
98	GOM_NL__2PRFIN20030310_044821_000000402014_00291_05355_5371.N1	10-MAR-2003 04:48:21	Bright	39.500	22	32Alp Leo	1.3600	15200.	79	5355	No
99	GOM_NL__2PRFIN20030310_045044_000000412014_00291_05355_5372.N1	10-MAR-2003 04:50:44	Bright	40.500	51	41Gam1Leo	2.0100	4500.0	81	5355	No
100	GOM_NL__2PRFIN20030310_045504_000001122014_00291_05355_5373.N1	10-MAR-2003 04:55:04	Bright	111.50	138	47Eps Vir	2.8280	4700.0	223	5355	No
101	GOM_NL__2PRFIN20030310_045858_000000442014_00291_05355_5374.N1	10-MAR-2003 04:58:58	Bright	43.500	174	52Psi UMa	3.0040	4400.0	87	5355	No

102	GOM_NL__2PRFIN20030310_050201_000000402014_00291_05355_5375.N1	10-MAR-2003 05:02:01	Bright	40.000	82	48Bet UMa	2.3650	10600.	80	5355	No
103	GOM_NL__2PRFIN20030310_050327_000000412014_00291_05355_5376.N1	10-MAR-2003 05:03:27	Bright	41.000	36	50Alp UMa	1.8000	6300.0	82	5355	No
104	GOM_NL__2PRFIN20030310_050544_000000492014_00291_05355_5377.N1	10-MAR-2003 05:05:44	Bright	48.500	32	77Eps UMa	1.7630	11000.	97	5355	No
105	GOM_NL__2PRFIN20030310_051025_000000372014_00291_05355_5378.N1	10-MAR-2003 05:10:25	Bright	37.000	49	1Alp UMi	1.9900	6300.0	74	5355	No
106	GOM_NL__2PRFIN20030310_051502_000000482014_00291_05355_5379.N1	10-MAR-2003 05:15:02	Bright	47.500	119	14Eta Dra	2.7270	4700.0	95	5355	No
107	GOM_NL__2PRFIN20030310_051807_000000382014_00291_05355_5380.N1	10-MAR-2003 05:18:07	Bright	38.000	89	5Alp Cep	2.4510	8000.0	76	5355	No
108	GOM_NL__2PRFIN20030310_051947_000000522014_00291_05355_5381.N1	10-MAR-2003 05:19:47	Bright	52.000	130	23Bet Dra	2.7990	5800.0	104	5355	No
109	GOM_NL__2PRFIN20030310_052313_000000382014_00291_05355_5382.N1	10-MAR-2003 05:23:13	Bright	37.500	19	50Alp Cyg	1.2460	10500.	75	5355	No
110	GOM_NL__2PRFIN20030310_052447_000000372014_00291_05355_5383.N1	10-MAR-2003 05:24:47	Bright	36.500	66	37Gam Cyg	2.2080	5900.0	73	5355	No
111	GOM_NL__2PRFIN20030310_052625_000000362014_00291_05355_5384.N1	10-MAR-2003 05:26:25	Bright	36.000	92	53Eps Cyg	2.5000	4500.0	72	5355	No
112	GOM_NL__2PRFIN20030310_052945_000001272014_00291_05355_5385.N1	10-MAR-2003 05:29:45	Tw_i_and_stray	127.00	133	40Zet Her	2.8070	6000.0	254	5355	No
113	GOM_NL__2PRFIN20030310_053355_000000502014_00291_05355_5386.N1	10-MAR-2003 05:33:55	Tw_i_and_stray	50.000	168	17Zet Aql	2.9860	11000.	100	5355	No
114	GOM_NL__2PRFIN20030310_053848_000001002014_00291_05355_5387.N1	10-MAR-2003 05:38:48	Dark	100.00	59	55Alp Oph	2.0800	8900.0	200	5355	No
115	GOM_NL__2PRFIN20030310_054132_000000782014_00291_05355_5388.N1	10-MAR-2003 05:41:32	Dark	77.500	126	60Bet Oph	2.7700	4250.0	155	5355	No
116	GOM_NL__2PRFIN20030310_054403_000000452014_00291_05355_5389.N1	10-MAR-2003 05:44:03	Dark	45.000	155	41Pi Sgr	2.9000	6600.0	90	5355	No
117	GOM_NL__2PRFIN20030310_054600_000000462014_00291_05355_5390.N1	10-MAR-2003 05:46:00	Dark	45.500	57	34Sig Sgr	2.0660	26000.	91	5355	No
118	GOM_NL__2PRFIN20030310_054919_000000512014_00291_05355_5391.N1	10-MAR-2003 05:49:19	Dark	51.000	38	20Eps Sgr	1.8360	11000.	102	5355	No
119	GOM_NL__2PRFIN20030310_055137_000000402014_00291_05355_5392.N1	10-MAR-2003 05:51:37	Dark	40.000	45	Alp Pav	1.9400	26000.	80	5355	No
120	GOM_NL__2PRFIN20030310_055320_000000522014_00291_05355_5393.N1	10-MAR-2003 05:53:20	Dark	52.000	40	The Sco	1.8590	7100.0	104	5355	No
121	GOM_NL__2PRFIN20030310_055820_000000402014_00292_05356_5359.N1	10-MAR-2003 05:58:20	Dark	40.000	43	Alp TrA	1.9100	4250.0	80	5356	No
122	GOM_NL__2PRFIN20030310_060036_000000382014_00292_05356_5360.N1	10-MAR-2003 06:00:36	Dark	37.500	145	Gam TrA	2.8720	10600.	75	5356	No
123	GOM_NL__2PRFIN20030310_060213_000000542014_00292_05356_5361.N1	10-MAR-2003 06:02:13	Dark	53.500	4	Alp1Cen	-0.010000	5800.0	107	5356	No
124	GOM_NL__2PRFIN20030310_060344_000000482014_00292_05356_5362.N1	10-MAR-2003 06:03:44	Dark	47.500	78	Alp Lup	2.3040	28000.	95	5356	No
125	GOM_NL__2PRFIN20030310_060543_000000452014_00292_05356_5363.N1	10-MAR-2003 06:05:43	Dark	45.000	12	Alp1Cru	0.77500	30000.	90	5356	No
126	GOM_NL__2PRFIN20030310_060656_000000392014_00292_05356_5364.N1	10-MAR-2003 06:06:56	Dark	38.500	129	Del Cru	2.7930	26000.	77	5356	No
127	GOM_NL__2PRFIN20030310_060831_000000442014_00292_05356_5365.N1	10-MAR-2003 06:08:31	Straylight	43.500	64	Gam Cen	2.2000	10600.	87	5356	No
128	GOM_NL__2PRFIN20030310_061348_000000442014_00292_05356_5366.N1	10-MAR-2003 06:13:48	Straylight	44.000	65	Lam Vel	2.2040	4400.0	88	5356	No
129	GOM_NL__2PRFIN20030310_061647_000000622014_00292_05356_5367.N1	10-MAR-2003 06:16:47	Straylight	62.000	106	9Bet Crv	2.6480	5600.0	124	5356	No
130	GOM_NL__2PRFIN20030310_061921_000000592014_00292_05356_5368.N1	10-MAR-2003 06:19:21	Straylight	58.500	100	4Gam Crv	2.5800	13100.	117	5356	No
131	GOM_NL__2PRFIN20030310_062316_000000442014_00292_05356_5369.N1	10-MAR-2003 06:23:16	Tw_i_and_stray	44.000	48	30Alp Hya	1.9770	4100.0	88	5356	No
132	GOM_NL__2PRFIN20030310_062857_000000402014_00292_05356_5370.N1	10-MAR-2003 06:28:57	Bright	39.500	22	32Alp Leo	1.3600	15200.	79	5356	No
133	GOM_NL__2PRFIN20030310_063120_000000422014_00292_05356_5371.N1	10-MAR-2003 06:31:20	Bright	41.500	51	41Gam1Leo	2.0100	4500.0	83	5356	No
134	GOM_NL__2PRFIN20030310_063538_000001142014_00292_05356_5372.N1	10-MAR-2003 06:35:38	Bright	114.00	138	47Eps Vir	2.8280	4700.0	228	5356	No
135	GOM_NL__2PRFIN20030310_063934_000000432014_00292_05356_5373.N1	10-MAR-2003 06:39:34	Bright	43.000	174	52Psi UMa	3.0040	4400.0	86	5356	No
136	GOM_NL__2PRFIN20030310_064236_000000402014_00292_05356_5374.N1	10-MAR-2003 06:42:36	Bright	39.500	82	48Bet UMa	2.3650	10600.	79	5356	No
137	GOM_NL__2PRFIN20030310_064403_000000412014_00292_05356_5375.N1	10-MAR-2003 06:44:03	Bright	40.500	36	50Alp UMa	1.8000	6300.0	81	5356	No
138	GOM_NL__2PRFIN20030310_064619_000000492014_00292_05356_5376.N1	10-MAR-2003 06:46:19	Bright	48.500	32	77Eps UMa	1.7630	11000.	97	5356	No
139	GOM_NL__2PRFIN20030310_065101_000000382014_00292_05356_5377.N1	10-MAR-2003 06:51:01	Bright	37.500	49	1Alp UMi	1.9900	6300.0	75	5356	No
140	GOM_NL__2PRFIN20030310_065538_000000482014_00292_05356_5378.N1	10-MAR-2003 06:55:38	Bright	47.500	119	14Eta Dra	2.7270	4700.0	95	5356	No
141	GOM_NL__2PRFIN20030310_065843_000000382014_00292_05356_5379.N1	10-MAR-2003 06:58:43	Bright	37.500	89	5Alp Cep	2.4510	8000.0	75	5356	No
142	GOM_NL__2PRFIN20030310_070022_000000512014_00292_05356_5380.N1	10-MAR-2003 07:00:22	Bright	51.000	130	23Bet Dra	2.7990	5800.0	102	5356	No
143	GOM_NL__2PRFIN20030310_070349_000000402014_00292_05356_5381.N1	10-MAR-2003 07:03:49	Bright	40.000	19	50Alp Cyg	1.2460	10500.	80	5356	No
144	GOM_NL__2PRFIN20030310_070523_000000362014_00292_05356_5382.N1	10-MAR-2003 07:05:23	Bright	36.000	66	37Gam Cyg	2.2080	5900.0	72	5356	No
145	GOM_NL__2PRFIN20030310_070701_000000362014_00292_05356_5383.N1	10-MAR-2003 07:07:01	Bright	36.000	92	53Eps Cyg	2.5000	4500.0	72	5356	No
146	GOM_NL__2PRFIN20030310_071021_000001212014_00292_05356_5384.N1	10-MAR-2003 07:10:21	Tw_i_and_stray	121.00	133	40Zet Her	2.8070	6000.0	242	5356	No
147	GOM_NL__2PRFIN20030310_071431_000000512014_00292_05356_5385.N1	10-MAR-2003 07:14:31	Tw_i_and_stray	50.500	168	17Zet Aql	2.9860	11000.	101	5356	No
148	GOM_NL__2PRFIN20030310_071926_000000862014_00292_05356_5386.N1	10-MAR-2003 07:19:26	Dark	85.500	59	55Alp Oph	2.0800	8900.0	171	5356	No
149	GOM_NL__2PRFIN20030310_072210_000000822014_00292_05356_5387.N1	10-MAR-2003 07:22:10	Dark	82.000	126	60Bet Oph	2.7700	4250.0	164	5356	No
150	GOM_NL__2PRFIN20030310_072440_000000442014_00292_05356_5388.N1	10-MAR-2003 07:24:40	Dark	43.500	155	41Pi Sgr	2.9000	6600.0	87	5356	No
151	GOM_NL__2PRFIN20030310_072637_000000452014_00292_05356_5389.N1	10-MAR-2003 07:26:37	Dark	44.500	57	34Sig Sgr	2.0660	26000.	89	5356	No
152	GOM_NL__2PRFIN20030310_072956_000000482014_00292_05356_5390.N1	10-MAR-2003 07:29:56	Dark	48.000	38	20Eps Sgr	1.8360	11000.	96	5356	No
153	GOM_NL__2PRFIN20030310_073213_000000382014_00292_05356_5391.N1	10-MAR-2003 07:32:13	Dark	37.500	45	Alp Pav	1.9400	26000.	75	5356	No
154	GOM_NL__2PRFIN20030310_073357_000000482014_00292_05356_5392.N1	10-MAR-2003 07:33:57	Dark	47.500	40	The Sco	1.8590	7100.0	95	5356	No
155	GOM_NL__2PRFIN20030310_073856_000000422014_00293_05357_5359.N1	10-MAR-2003 07:38:56	Dark	41.500	43	Alp TrA	1.9100	4250.0	83	5357	No
156	GOM_NL__2PRFIN20030310_074112_000000382014_00293_05357_5360.N1	10-MAR-2003 07:41:12	Dark	38.000	145	Gam TrA	2.8720	10600.	76	5357	No
157	GOM_NL__2PRFIN20030310_074250_000000452014_00293_05357_5361.N1	10-MAR-2003 07:42:50	Dark	45.000	4	Alp1Cen	-0.010000	5800.0	90	5357	No
158	GOM_NL__2PRFIN20030310_074421_000000522014_00293_05357_5362.N1	10-MAR-2003 07:44:21	Dark	51.500	78	Alp Lup	2.3040	28000.	103	5357	No
159	GOM_NL__2PRFIN20030310_074619_000000472014_00293_05357_5363.N1	10-MAR-2003 07:46:19	Dark	47.000	12	Alp1Cru	0.77500	30000.	94	5357	No
160	GOM_NL__2PRFIN20030310_074732_000000392014_00293_05357_5364.N1	10-MAR-2003 07:47:32	Dark	39.000	129	Del Cru	2.7930	26000.	78	5357	No

161	GOM_NL__2PRFIN20030310_074907_000000462014_00293_05357_5365.N1	10-MAR-2003 07:49:07	Straylight	45.500	64	Gam Cen	2.2000	10600.	91	5357	No
162	GOM_NL__2PRFIN20030310_075105_000000382014_00293_05357_5366.N1	10-MAR-2003 07:51:05	Straylight	38.000	91	Kap Vel	2.4900	26000.	76	5357	No
163	GOM_NL__2PRFIN20030310_075425_000000452014_00293_05357_5367.N1	10-MAR-2003 07:54:25	Straylight	45.000	65	Lam Vel	2.2040	4400.0	90	5357	No
164	GOM_NL__2PRFIN20030310_075723_000000642014_00293_05357_5368.N1	10-MAR-2003 07:57:23	Straylight	63.500	106	9Bet Crv	2.6480	5600.0	127	5357	No
165	GOM_NL__2PRFIN20030310_075957_000000592014_00293_05357_5369.N1	10-MAR-2003 07:59:57	Straylight	59.000	100	4Gam Crv	2.5800	13100.	118	5357	No
166	GOM_NL__2PRFIN20030310_080352_000000452014_00293_05357_5370.N1	10-MAR-2003 08:03:52	Twl_and_stray	45.000	48	30Alp Hya	1.9770	4100.0	90	5357	No
167	GOM_NL__2PRFIN20030310_080933_000000412014_00293_05357_5371.N1	10-MAR-2003 08:09:33	Bright	40.500	22	32Alp Leo	1.3600	15200.	81	5357	No
168	GOM_NL__2PRFIN20030310_081156_000000412014_00293_05357_5372.N1	10-MAR-2003 08:11:56	Bright	41.000	51	41Gam1Leo	2.0100	4500.0	82	5357	No
169	GOM_NL__2PRFIN20030310_081612_000001102014_00293_05357_5373.N1	10-MAR-2003 08:16:12	Bright	110.00	138	47Eps Vir	2.8280	4700.0	220	5357	No
170	GOM_NL__2PRFIN20030310_082009_000000452014_00293_05357_5374.N1	10-MAR-2003 08:20:09	Bright	44.500	174	52Psi UMa	3.0040	4400.0	89	5357	No
171	GOM_NL__2PRFIN20030310_082312_000000402014_00293_05357_5375.N1	10-MAR-2003 08:23:12	Bright	40.000	82	48Bet UMa	2.3650	10600.	80	5357	No
172	GOM_NL__2PRFIN20030310_082438_000000412014_00293_05357_5376.N1	10-MAR-2003 08:24:38	Bright	40.500	36	50Alp UMa	1.8000	6300.0	81	5357	No
173	GOM_NL__2PRFIN20030310_082653_000000492014_00293_05357_5377.N1	10-MAR-2003 08:26:53	Bright	48.500	32	77Eps UMa	1.7630	11000.	97	5357	No
174	GOM_NL__2PRFIN20030310_083137_000000342014_00293_05357_5378.N1	10-MAR-2003 08:31:37	Bright	34.000	49	1Alp UMi	1.9900	6300.0	68	5357	No
175	GOM_NL__2PRFIN20030310_083612_000000492014_00293_05357_5379.N1	10-MAR-2003 08:36:12	Bright	48.500	119	14Eta Dra	2.7270	4700.0	97	5357	No
176	GOM_NL__2PRFIN20030310_083919_000000372014_00293_05357_5380.N1	10-MAR-2003 08:39:19	Bright	36.500	89	5Alp Cep	2.4510	8000.0	73	5357	No
177	GOM_NL__2PRFIN20030310_084058_000000522014_00293_05357_5381.N1	10-MAR-2003 08:40:58	Bright	51.500	130	23Bet Dra	2.7990	5800.0	103	5357	No
178	GOM_NL__2PRFIN20030310_084425_000000362014_00293_05357_5382.N1	10-MAR-2003 08:44:25	Bright	36.000	19	50Alp Cyg	1.2460	10500.	72	5357	No
179	GOM_NL__2PRFIN20030310_084559_000000392014_00293_05357_5383.N1	10-MAR-2003 08:45:59	Bright	38.500	66	37Gam Cyg	2.2080	5900.0	77	5357	No
180	GOM_NL__2PRFIN20030310_084737_000000362014_00293_05357_5384.N1	10-MAR-2003 08:47:37	Bright	36.000	92	53Eps Cyg	2.5000	4500.0	72	5357	No
181	GOM_NL__2PRFIN20030310_085057_000001242014_00293_05357_5385.N1	10-MAR-2003 08:50:57	Twl_and_stray	124.00	133	40Zet Her	2.8070	6000.0	248	5357	No
182	GOM_NL__2PRFIN20030310_085508_000000502014_00293_05357_5386.N1	10-MAR-2003 08:55:08	Twl_and_stray	49.500	168	17Zet Aql	2.9860	11000.	99	5357	No
183	GOM_NL__2PRFIN20030310_090003_000000922014_00293_05357_5387.N1	10-MAR-2003 09:00:03	Dark	92.000	59	55Alp Oph	2.0800	8900.0	184	5357	No
184	GOM_NL__2PRFIN20030310_090247_000000872014_00293_05357_5388.N1	10-MAR-2003 09:02:47	Dark	87.000	126	60Bet Oph	2.7700	4250.0	174	5357	No
185	GOM_NL__2PRFIN20030310_090516_000000452014_00293_05357_5389.N1	10-MAR-2003 09:05:16	Dark	44.500	155	41Pi Sgr	2.9000	6600.0	89	5357	No
186	GOM_NL__2PRFIN20030310_090713_000000472014_00293_05357_5390.N1	10-MAR-2003 09:07:13	Dark	47.000	57	34Sig Sgr	2.0660	26000.	94	5357	No
187	GOM_NL__2PRFIN20030310_091033_000000462014_00293_05357_5391.N1	10-MAR-2003 09:10:33	Dark	45.500	38	20Eps Sgr	1.8360	11000.	91	5357	No
188	GOM_NL__2PRFIN20030310_091249_000000392014_00293_05357_5392.N1	10-MAR-2003 09:12:49	Dark	39.000	45	Alp Pav	1.9400	26000.	78	5357	No
189	GOM_NL__2PRFIN20030310_091433_000000562014_00293_05357_5393.N1	10-MAR-2003 09:14:33	Dark	56.000	40	The Sco	1.8590	7100.0	112	5357	No
190	GOM_NL__2PRFIN20030310_091932_000000442014_00294_05358_5359.N1	10-MAR-2003 09:19:32	Dark	44.000	43	Alp TrA	1.9100	4250.0	88	5358	No
191	GOM_NL__2PRFIN20030310_092148_000000382014_00294_05358_5360.N1	10-MAR-2003 09:21:48	Dark	38.000	145	Gam TrA	2.8720	10600.	76	5358	No
192	GOM_NL__2PRFIN20030310_092327_000000442014_00294_05358_5361.N1	10-MAR-2003 09:23:27	Dark	44.000	4	Alp1Cen	-0.010000	5800.0	88	5358	No
193	GOM_NL__2PRFIN20030310_092457_000000482014_00294_05358_5362.N1	10-MAR-2003 09:24:57	Dark	48.000	78	Alp Lup	2.3040	28000.	96	5358	No
194	GOM_NL__2PRFIN20030310_092655_000000512014_00294_05358_5363.N1	10-MAR-2003 09:26:55	Dark	50.500	12	Alp1Cru	0.77500	30000.	101	5358	No
195	GOM_NL__2PRFIN20030310_092808_000000402014_00294_05358_5364.N1	10-MAR-2003 09:28:08	Dark	39.500	129	Del Cru	2.7930	26000.	79	5358	No
196	GOM_NL__2PRFIN20030310_092944_000000452014_00294_05358_5365.N1	10-MAR-2003 09:29:44	Straylight	45.000	64	Gam Cen	2.2000	10600.	90	5358	No
197	GOM_NL__2PRFIN20030310_093141_000000382014_00294_05358_5366.N1	10-MAR-2003 09:31:41	Straylight	38.000	91	Kap Vel	2.4900	26000.	76	5358	No
198	GOM_NL__2PRFIN20030310_093501_000000452014_00294_05358_5367.N1	10-MAR-2003 09:35:01	Straylight	45.000	65	Lam Vel	2.2040	4400.0	90	5358	No
199	GOM_NL__2PRFIN20030310_093800_000000572014_00294_05358_5368.N1	10-MAR-2003 09:38:00	Straylight	57.000	106	9Bet Crv	2.6480	5600.0	114	5358	No
200	GOM_NL__2PRFIN20030310_094034_000000552014_00294_05358_5369.N1	10-MAR-2003 09:40:34	Straylight	55.000	100	4Gam Crv	2.5800	13100.	110	5358	No
201	GOM_NL__2PRFIN20030310_094428_000000432014_00294_05358_5370.N1	10-MAR-2003 09:44:28	Twl_and_stray	43.000	48	30Alp Hya	1.9770	4100.0	86	5358	No
202	GOM_NL__2PRFIN20030310_095009_000000422014_00294_05358_5371.N1	10-MAR-2003 09:50:09	Bright	42.000	22	32Alp Leo	1.3600	15200.	84	5358	No
203	GOM_NL__2PRFIN20030310_095231_000000432014_00294_05358_5372.N1	10-MAR-2003 09:52:31	Bright	42.500	51	41Gam1Leo	2.0100	4500.0	85	5358	No
204	GOM_NL__2PRFIN20030310_095645_000001082014_00294_05358_5373.N1	10-MAR-2003 09:56:45	Bright	107.50	138	47Eps Vir	2.8280	4700.0	215	5358	No
205	GOM_NL__2PRFIN20030310_100044_000000432014_00294_05358_5374.N1	10-MAR-2003 10:00:44	Bright	43.000	174	52Psi UMa	3.0040	4400.0	86	5358	No
206	GOM_NL__2PRFIN20030310_100347_000000412014_00294_05358_5375.N1	10-MAR-2003 10:03:47	Bright	40.500	82	48Bet UMa	2.3650	10600.	81	5358	No
207	GOM_NL__2PRFIN20030310_100513_000000412014_00294_05358_5376.N1	10-MAR-2003 10:05:13	Bright	40.500	36	50Alp UMa	1.8000	6300.0	81	5358	No
208	GOM_NL__2PRFIN20030310_100728_000000512014_00294_05358_5377.N1	10-MAR-2003 10:07:28	Bright	50.500	32	77Eps UMa	1.7630	11000.	101	5358	No
209	GOM_NL__2PRFIN20030310_101212_000000372014_00294_05358_5378.N1	10-MAR-2003 10:12:12	Bright	37.000	49	1Alp UMi	1.9900	6300.0	74	5358	No
210	GOM_NL__2PRFIN20030310_101646_000000522014_00294_05358_5379.N1	10-MAR-2003 10:16:46	Bright	52.000	119	14Eta Dra	2.7270	4700.0	104	5358	No
211	GOM_NL__2PRFIN20030310_101955_000000372014_00294_05358_5380.N1	10-MAR-2003 10:19:55	Bright	37.000	89	5Alp Cep	2.4510	8000.0	74	5358	No
212	GOM_NL__2PRFIN20030310_102134_000000512014_00294_05358_5381.N1	10-MAR-2003 10:21:34	Bright	50.500	130	23Bet Dra	2.7990	5800.0	101	5358	No
213	GOM_NL__2PRFIN20030310_102500_000000392014_00294_05358_5382.N1	10-MAR-2003 10:25:00	Bright	38.500	19	50Alp Cyg	1.2460	10500.	77	5358	No
214	GOM_NL__2PRFIN20030310_102634_000000392014_00294_05358_5383.N1	10-MAR-2003 10:26:34	Bright	39.000	66	37Gam Cyg	2.2080	5900.0	78	5358	No
215	GOM_NL__2PRFIN20030310_102812_000000372014_00294_05358_5384.N1	10-MAR-2003 10:28:12	Bright	37.000	92	53Eps Cyg	2.5000	4500.0	74	5358	No
216	GOM_NL__2PRFIN20030310_103134_000001312014_00294_05358_5385.N1	10-MAR-2003 10:31:34	Twl_and_stray	130.50	133	40Zet Her	2.8070	6000.0	261	5358	No
217	GOM_NL__2PRFIN20030310_103543_000000512014_00294_05358_5386.N1	10-MAR-2003 10:35:43	Twl_and_stray	51.000	168	17Zet Aql	2.9860	11000.	102	5358	No
218	GOM_NL__2PRFIN20030310_104041_000000982014_00294_05358_5387.N1	10-MAR-2003 10:40:41	Dark	98.000	59	55Alp Oph	2.0800	8900.0	196	5358	No
219	GOM_NL__2PRFIN20030310_104325_000000872014_00294_05358_5388.N1	10-MAR-2003 10:43:25	Dark	87.000	126	60Bet Oph	2.7700	4250.0	174	5358	No

220	GOM_NL__2PRFIN20030310_104553_000000472014_00294_05358_5389.N1	10-MAR-2003 10:45:53	Dark	46.500	155	41Pi Sgr	2.9000	6600.0	93	5358	No
221	GOM_NL__2PRFIN20030310_104750_000000462014_00294_05358_5390.N1	10-MAR-2003 10:47:50	Dark	45.500	57	34Sig Sgr	2.0660	26000.	91	5358	No
222	GOM_NL__2PRFIN20030310_105109_000000522014_00294_05358_5391.N1	10-MAR-2003 10:51:09	Dark	52.000	38	20Eps Sgr	1.8360	11000.	104	5358	No
223	GOM_NL__2PRFIN20030310_105325_000000392014_00294_05358_5392.N1	10-MAR-2003 10:53:25	Dark	38.500	45	Alp Pav	1.9400	26000.	77	5358	No
224	GOM_NL__2PRFIN20030310_105510_000000512014_00294_05358_5393.N1	10-MAR-2003 10:55:10	Dark	50.500	40	The Sco	1.8590	7100.0	101	5358	No
225	GOM_NL__2PRFIN20030310_110008_000000432014_00295_05359_5359.N1	10-MAR-2003 11:00:08	Dark	43.000	43	Alp TrA	1.9100	4250.0	86	5359	No
226	GOM_NL__2PRFIN20030310_110225_000000392014_00295_05359_5360.N1	10-MAR-2003 11:02:25	Dark	38.500	145	Gam TrA	2.8720	10600.	77	5359	No
227	GOM_NL__2PRFIN20030310_110403_000000522014_00295_05359_5361.N1	10-MAR-2003 11:04:03	Dark	52.000	4	Alp1Cen	-0.010000	5800.0	104	5359	No
228	GOM_NL__2PRFIN20030310_110533_000000512014_00295_05359_5362.N1	10-MAR-2003 11:05:33	Dark	51.000	78	Alp Lup	2.3040	28000.	102	5359	No
229	GOM_NL__2PRFIN20030310_110731_000000452014_00295_05359_5363.N1	10-MAR-2003 11:07:31	Dark	44.500	12	Alp1Cru	0.77500	30000.	89	5359	No
230	GOM_NL__2PRFIN20030310_110844_000000392014_00295_05359_5364.N1	10-MAR-2003 11:08:44	Dark	39.000	129	Del Cru	2.7930	26000.	78	5359	No
231	GOM_NL__2PRFIN20030310_111020_000000442014_00295_05359_5365.N1	10-MAR-2003 11:10:20	Straylight	43.500	64	Gam Cen	2.2000	10600.	87	5359	No
232	GOM_NL__2PRFIN20030310_111217_000000402014_00295_05359_5366.N1	10-MAR-2003 11:12:17	Straylight	40.000	91	Kap Vel	2.4900	26000.	80	5359	No
233	GOM_NL__2PRFIN20030310_111537_000000442014_00295_05359_5367.N1	10-MAR-2003 11:15:37	Straylight	44.000	65	Lam Vel	2.2040	4400.0	88	5359	No
234	GOM_NL__2PRFIN20030310_111836_000000582014_00295_05359_5368.N1	10-MAR-2003 11:18:36	Straylight	57.500	106	9Bet Crv	2.6480	5600.0	115	5359	No
235	GOM_NL__2PRFIN20030310_112109_000000542014_00295_05359_5369.N1	10-MAR-2003 11:21:09	Straylight	54.000	100	4Gam Crv	2.5800	13100.	108	5359	No
236	GOM_NL__2PRFIN20030310_112504_000000462014_00295_05359_5370.N1	10-MAR-2003 11:25:04	Tw_i_and_stray	45.500	48	30Alp Hya	1.9770	4100.0	91	5359	No
237	GOM_NL__2PRFIN20030310_113044_000000422014_00295_05359_5371.N1	10-MAR-2003 11:30:44	Bright	41.500	22	32Alp Leo	1.3600	15200.	83	5359	No
238	GOM_NL__2PRFIN20030310_113306_000000412014_00295_05359_5372.N1	10-MAR-2003 11:33:06	Bright	41.000	51	41Gam1Leo	2.0100	4500.0	82	5359	No
239	GOM_NL__2PRFIN20030310_113719_000001122014_00295_05359_5373.N1	10-MAR-2003 11:37:19	Bright	111.50	138	47Eps Vir	2.8280	4700.0	223	5359	No
240	GOM_NL__2PRFIN20030310_114119_000000442014_00295_05359_5374.N1	10-MAR-2003 11:41:19	Bright	44.000	174	52Psi UMa	3.0040	4400.0	88	5359	No
241	GOM_NL__2PRFIN20030310_114422_000000422014_00295_05359_5375.N1	10-MAR-2003 11:44:22	Bright	41.500	82	48Bet UMa	2.3650	10600.	83	5359	No
242	GOM_NL__2PRFIN20030310_114548_000000442014_00295_05359_5376.N1	10-MAR-2003 11:45:48	Bright	43.500	36	50Alp UMa	1.8000	6300.0	87	5359	No
243	GOM_NL__2PRFIN20030310_114801_000000522014_00295_05359_5377.N1	10-MAR-2003 11:48:01	Bright	51.500	32	77Eps UMa	1.7630	11000.	103	5359	No
244	GOM_NL__2PRFIN20030310_115246_000000402014_00295_05359_5378.N1	10-MAR-2003 11:52:46	Bright	39.500	49	1Alp UMi	1.9900	6300.0	79	5359	No
245	GOM_NL__2PRFIN20030310_115723_000000482014_00295_05359_5379.N1	10-MAR-2003 11:57:23	Bright	47.500	119	14Eta Dra	2.7270	4700.0	95	5359	No
246	GOM_NL__2PRFIN20030310_120030_000000362014_00295_05359_5380.N1	10-MAR-2003 12:00:30	Bright	36.000	89	5Alp Cep	2.4510	8000.0	72	5359	No
247	GOM_NL__2PRFIN20030310_120210_000000502014_00295_05359_5381.N1	10-MAR-2003 12:02:10	Bright	50.000	130	23Bet Dra	2.7990	5800.0	100	5359	No
248	GOM_NL__2PRFIN20030310_120537_000000402014_00295_05359_5382.N1	10-MAR-2003 12:05:37	Bright	39.500	19	50Alp Cyg	1.2460	10500.	79	5359	No
249	GOM_NL__2PRFIN20030310_120708_000000402014_00295_05359_5383.N1	10-MAR-2003 12:07:08	Bright	39.500	66	37Gam Cyg	2.2080	5900.0	79	5359	No
250	GOM_NL__2PRFIN20030310_120847_000000372014_00295_05359_5384.N1	10-MAR-2003 12:08:47	Bright	36.500	92	53Eps Cyg	2.5000	4500.0	73	5359	No
251	GOM_NL__2PRFIN20030310_121210_000001292014_00295_05359_5385.N1	10-MAR-2003 12:12:10	Tw_i_and_stray	128.50	133	40Zet Her	2.8070	6000.0	257	5359	No
252	GOM_NL__2PRFIN20030310_121619_000000522014_00295_05359_5386.N1	10-MAR-2003 12:16:19	Tw_i_and_stray	52.000	168	17Zet Aql	2.9860	11000.	104	5359	No
253	GOM_NL__2PRFIN20030310_122119_000001002014_00295_05359_5387.N1	10-MAR-2003 12:21:19	Dark	99.500	59	55Alp Oph	2.0800	8900.0	199	5359	No
254	GOM_NL__2PRFIN20030310_122400_000000872014_00295_05359_5388.N1	10-MAR-2003 12:24:00	Dark	87.000	126	60Bet Oph	2.7700	4250.0	174	5359	No
255	GOM_NL__2PRFIN20030310_122627_000000492014_00295_05359_5389.N1	10-MAR-2003 12:26:27	Dark	48.500	155	41Pi Sgr	2.9000	6600.0	97	5359	No
256	GOM_NL__2PRFIN20030310_122826_000000472014_00295_05359_5390.N1	10-MAR-2003 12:28:26	Dark	46.500	57	34Sig Sgr	2.0660	26000.	93	5359	No
257	GOM_NL__2PRFIN20030310_123145_000000472014_00295_05359_5391.N1	10-MAR-2003 12:31:45	Dark	47.000	38	20Eps Sgr	1.8360	11000.	94	5359	No
258	GOM_NL__2PRFIN20030310_123401_000000392014_00295_05359_5392.N1	10-MAR-2003 12:34:01	Dark	39.000	45	Alp Pav	1.9400	26000.	78	5359	No
259	GOM_NL__2PRFIN20030310_123546_000000482014_00295_05359_5393.N1	10-MAR-2003 12:35:46	Dark	48.000	40	The Sco	1.8590	7100.0	96	5359	No
260	GOM_NL__2PRFIN20030310_124044_000000412014_00296_05360_5448.N1	10-MAR-2003 12:40:44	Dark	41.000	43	Alp TrA	1.9100	4250.0	82	5360	No
261	GOM_NL__2PRFIN20030310_124301_000000402014_00296_05360_5449.N1	10-MAR-2003 12:43:01	Dark	39.500	145	Gam TrA	2.8720	10600.	79	5360	No
262	GOM_NL__2PRFIN20030310_124439_000000462014_00296_05360_5450.N1	10-MAR-2003 12:44:39	Dark	45.500	4	Alp1Cen	-0.010000	5800.0	91	5360	No
263	GOM_NL__2PRFIN20030310_124555_000000462014_00296_05360_5451.N1	10-MAR-2003 12:45:55	Dark	46.000	10	Bet Cen	0.61000	28000.	92	5360	No
264	GOM_NL__2PRFIN20030310_124808_000000482014_00296_05360_5452.N1	10-MAR-2003 12:48:08	Dark	47.500	12	Alp1Cru	0.77500	30000.	95	5360	No
265	GOM_NL__2PRFIN20030310_125055_000000442014_00296_05360_5453.N1	10-MAR-2003 12:50:55	Straylight	43.500	64	Gam Cen	2.2000	10600.	87	5360	No
266	GOM_NL__2PRFIN20030310_125253_000000382014_00296_05360_5454.N1	10-MAR-2003 12:52:53	Straylight	38.000	91	Kap Vel	2.4900	26000.	76	5360	No
267	GOM_NL__2PRFIN20030310_125613_000000462014_00296_05360_5455.N1	10-MAR-2003 12:56:13	Straylight	45.500	65	Lam Vel	2.2040	4400.0	91	5360	No
268	GOM_NL__2PRFIN20030310_125912_000000592014_00296_05360_5456.N1	10-MAR-2003 12:59:12	Straylight	59.000	106	9Bet Crv	2.6480	5600.0	118	5360	No
269	GOM_NL__2PRFIN20030310_130145_000000532014_00296_05360_5457.N1	10-MAR-2003 13:01:45	Straylight	53.000	100	4Gam Crv	2.5800	13100.	106	5360	No
270	GOM_NL__2PRFIN20030310_130540_000000462014_00296_05360_5458.N1	10-MAR-2003 13:05:40	Tw_i_and_stray	45.500	48	30Alp Hya	1.9770	4100.0	91	5360	No
271	GOM_NL__2PRFIN20030310_131119_000000422014_00296_05360_5459.N1	10-MAR-2003 13:11:19	Bright	41.500	22	32Alp Leo	1.3600	15200.	83	5360	No
272	GOM_NL__2PRFIN20030310_131342_000000432014_00296_05360_5460.N1	10-MAR-2003 13:13:42	Bright	42.500	51	41Gam1Leo	2.0100	4500.0	85	5360	No
273	GOM_NL__2PRFIN20030310_131752_000001082014_00296_05360_5461.N1	10-MAR-2003 13:17:52	Bright	108.00	138	47Eps Vir	2.8280	4700.0	216	5360	No
274	GOM_NL__2PRFIN20030310_132154_000000422014_00296_05360_5462.N1	10-MAR-2003 13:21:54	Bright	41.500	174	52Psi UMa	3.0040	4400.0	83	5360	No
275	GOM_NL__2PRFIN20030310_132457_000000422014_00296_05360_5463.N1	10-MAR-2003 13:24:57	Bright	41.500	82	48Bet UMa	2.3650	10600.	83	5360	No
276	GOM_NL__2PRFIN20030310_132624_000000442014_00296_05360_5464.N1	10-MAR-2003 13:26:24	Bright	43.500	36	50Alp UMa	1.8000	6300.0	87	5360	No
277	GOM_NL__2PRFIN20030310_132839_000000482014_00296_05360_5465.N1	10-MAR-2003 13:28:39	Bright	47.500	32	77Eps UMa	1.7630	11000.	95	5360	No
278	GOM_NL__2PRFIN20030310_133113_000000562014_00296_05360_5466.N1	10-MAR-2003 13:31:13	Bright	56.000	39	85Eta UMa	1.8540	24000.	112	5360	No

279	GOM_NL__2PRFIN20030310_133322_000000402014_00296_05360_5467.N1	10-MAR-2003 13:33:22	Bright	39.500	49	1Alp UMi	1.9900	6300.0	79	5360	No
280	GOM_NL__2PRFIN20030310_133759_000000482014_00296_05360_5468.N1	10-MAR-2003 13:37:59	Bright	48.000	119	14Eta Dra	2.7270	4700.0	96	5360	No
281	GOM_NL__2PRFIN20030310_134106_000000382014_00296_05360_5469.N1	10-MAR-2003 13:41:06	Bright	37.500	89	5Alp Cep	2.4510	8000.0	75	5360	No
282	GOM_NL__2PRFIN20030310_134245_000000502014_00296_05360_5470.N1	10-MAR-2003 13:42:45	Bright	49.500	130	23Bet Dra	2.7990	5800.0	99	5360	No
283	GOM_NL__2PRFIN20030310_134612_000000412014_00296_05360_5471.N1	10-MAR-2003 13:46:12	Bright	40.500	19	50Alp Cyg	1.2460	10500.	81	5360	No
284	GOM_NL__2PRFIN20030310_134746_000000412014_00296_05360_5472.N1	10-MAR-2003 13:47:46	Bright	40.500	66	37Gam Cyg	2.2080	5900.0	81	5360	No
285	GOM_NL__2PRFIN20030310_134924_000000372014_00296_05360_5473.N1	10-MAR-2003 13:49:24	Bright	37.000	92	53Eps Cyg	2.5000	4500.0	74	5360	No
286	GOM_NL__2PRFIN20030310_135246_000001242014_00296_05360_5474.N1	10-MAR-2003 13:52:46	Twilight	124.00	133	40Zet Her	2.8070	6000.0	248	5360	No
287	GOM_NL__2PRFIN20030310_135654_000000532014_00296_05360_5475.N1	10-MAR-2003 13:56:54	Twilight	53.000	168	17Zet Aql	2.9860	11000.	106	5360	No
288	GOM_NL__2PRFIN20030310_140156_000000992014_00296_05360_5476.N1	10-MAR-2003 14:01:56	Dark	98.500	59	55Alp Oph	2.0800	8900.0	197	5360	No
289	GOM_NL__2PRFIN20030310_140439_000000902014_00296_05360_5477.N1	10-MAR-2003 14:04:39	Dark	89.500	126	60Bet Oph	2.7700	4250.0	179	5360	No
290	GOM_NL__2PRFIN20030310_140902_000000472014_00296_05360_5478.N1	10-MAR-2003 14:09:02	Dark	46.500	57	34Sig Sgr	2.0660	26000.	93	5360	No
291	GOM_NL__2PRFIN20030310_141220_000000542014_00296_05360_5479.N1	10-MAR-2003 14:12:20	Dark	53.500	38	20Eps Sgr	1.8360	11000.	107	5360	No
292	GOM_NL__2PRFIN20030310_141437_000000392014_00296_05360_5480.N1	10-MAR-2003 14:14:37	Dark	38.500	45	Alp Pav	1.9400	26000.	77	5360	No
293	GOM_NL__2PRFIN20030310_141623_000000492014_00296_05360_5481.N1	10-MAR-2003 14:16:23	Dark	49.000	40	The Sco	1.8590	7100.0	98	5360	No
294	GOM_NL__2PRFIN20030310_142121_000000392014_00297_05361_5448.N1	10-MAR-2003 14:21:21	Dark	39.000	43	Alp TrA	1.9100	4250.0	78	5361	No
295	GOM_NL__2PRFIN20030310_142337_000000402014_00297_05361_5449.N1	10-MAR-2003 14:23:37	Dark	39.500	145	Gam TrA	2.8720	10600.	79	5361	No
296	GOM_NL__2PRFIN20030310_142513_000000522014_00297_05361_5450.N1	10-MAR-2003 14:25:13	Dark	51.500	4	Alp1Cen	-0.010000	5800.0	103	5361	No
297	GOM_NL__2PRFIN20030310_142631_000000542014_00297_05361_5451.N1	10-MAR-2003 14:26:31	Dark	53.500	10	Bet Cen	0.61000	28000.	107	5361	No
298	GOM_NL__2PRFIN20030310_142844_000000482014_00297_05361_5452.N1	10-MAR-2003 14:28:44	Dark	48.000	12	Alp1Cru	0.77500	30000.	96	5361	No
299	GOM_NL__2PRFIN20030310_143131_000000442014_00297_05361_5453.N1	10-MAR-2003 14:31:31	Straylight	44.000	64	Gam Cen	2.2000	10600.	88	5361	No
300	GOM_NL__2PRFIN20030310_143330_000000382014_00297_05361_5454.N1	10-MAR-2003 14:33:30	Straylight	37.500	91	Kap Vel	2.4900	26000.	75	5361	No
301	GOM_NL__2PRFIN20030310_143649_000000442014_00297_05361_5455.N1	10-MAR-2003 14:36:49	Straylight	43.500	65	Lam Vel	2.2040	4400.0	87	5361	No
302	GOM_NL__2PRFIN20030310_143949_000000572014_00297_05361_5456.N1	10-MAR-2003 14:39:49	Straylight	56.500	106	9Bet Crv	2.6480	5600.0	113	5361	No
303	GOM_NL__2PRFIN20030310_144222_000000562014_00297_05361_5457.N1	10-MAR-2003 14:42:22	Straylight	56.000	100	4Gam Crv	2.5800	13100.	112	5361	No
304	GOM_NL__2PRFIN20030310_144616_000000442014_00297_05361_5458.N1	10-MAR-2003 14:46:16	Twilight	44.000	48	30Alp Hya	1.9770	4100.0	88	5361	No
305	GOM_NL__2PRFIN20030310_145156_000000412014_00297_05361_5459.N1	10-MAR-2003 14:51:56	Bright	41.000	22	32Alp Leo	1.3600	15200.	82	5361	No
306	GOM_NL__2PRFIN20030310_145417_000000432014_00297_05361_5460.N1	10-MAR-2003 14:54:17	Bright	43.000	51	41Gam1Leo	2.0100	4500.0	86	5361	No
307	GOM_NL__2PRFIN20030310_145826_000001082014_00297_05361_5461.N1	10-MAR-2003 14:58:26	Bright	107.50	138	47Eps Vir	2.8280	4700.0	215	5361	No
308	GOM_NL__2PRFIN20030310_150232_000000422014_00297_05361_5462.N1	10-MAR-2003 15:02:32	Bright	42.000	174	52Psi UMa	3.0040	4400.0	84	5361	No
309	GOM_NL__2PRFIN20030310_150535_000000392014_00297_05361_5463.N1	10-MAR-2003 15:05:35	Bright	39.000	82	48Bet UMa	2.3650	10600.	78	5361	No
310	GOM_NL__2PRFIN20030310_150702_000000412014_00297_05361_5464.N1	10-MAR-2003 15:07:02	Bright	40.500	36	50Alp UMa	1.8000	6300.0	81	5361	No
311	GOM_NL__2PRFIN20030310_150915_000000472014_00297_05361_5465.N1	10-MAR-2003 15:09:15	Bright	47.000	32	77Eps UMa	1.7630	11000.	94	5361	No
312	GOM_NL__2PRFIN20030310_151148_000000592014_00297_05361_5466.N1	10-MAR-2003 15:11:48	Bright	59.000	39	85Eta UMa	1.8540	24000.	118	5361	No
313	GOM_NL__2PRFIN20030310_151402_000000372014_00297_05361_5467.N1	10-MAR-2003 15:14:02	Bright	37.000	49	1Alp UMi	1.9900	6300.0	74	5361	No
314	GOM_NL__2PRFIN20030310_151836_000000482014_00297_05361_5468.N1	10-MAR-2003 15:18:36	Bright	48.000	119	14Eta Dra	2.7270	4700.0	96	5361	No
315	GOM_NL__2PRFIN20030310_152144_000000362014_00297_05361_5469.N1	10-MAR-2003 15:21:44	Bright	36.000	89	5Alp Cep	2.4510	8000.0	72	5361	No
316	GOM_NL__2PRFIN20030310_152322_000000512014_00297_05361_5470.N1	10-MAR-2003 15:23:22	Bright	51.000	130	23Bet Dra	2.7990	5800.0	102	5361	No
317	GOM_NL__2PRFIN20030310_152650_000000352014_00297_05361_5471.N1	10-MAR-2003 15:26:50	Bright	34.500	19	50Alp Cyg	1.2460	10500.	69	5361	No
318	GOM_NL__2PRFIN20030310_152824_000000382014_00297_05361_5472.N1	10-MAR-2003 15:28:24	Bright	38.000	66	37Gam Cyg	2.2080	5900.0	76	5361	No
319	GOM_NL__2PRFIN20030310_153002_000000352014_00297_05361_5473.N1	10-MAR-2003 15:30:02	Bright	35.000	92	53Eps Cyg	2.5000	4500.0	70	5361	No
320	GOM_NL__2PRFIN20030310_153321_000001292014_00297_05361_5474.N1	10-MAR-2003 15:33:21	Twilight	129.00	133	40Zet Her	2.8070	6000.0	258	5361	No
321	GOM_NL__2PRFIN20030310_153734_000000492014_00297_05361_5475.N1	10-MAR-2003 15:37:34	Twilight	48.500	168	17Zet Aql	2.9860	11000.	97	5361	No
322	GOM_NL__2PRFIN20030310_154233_000000962014_00297_05361_5476.N1	10-MAR-2003 15:42:33	Dark	95.500	59	55Alp Oph	2.0800	8900.0	191	5361	No
323	GOM_NL__2PRFIN20030310_154518_000000822014_00297_05361_5477.N1	10-MAR-2003 15:45:18	Dark	82.000	126	60Bet Oph	2.7700	4250.0	164	5361	No
324	GOM_NL__2PRFIN20030310_154941_000000432014_00297_05361_5478.N1	10-MAR-2003 15:49:41	Dark	42.500	57	34Sig Sgr	2.0660	26000.	85	5361	No
325	GOM_NL__2PRFIN20030310_155301_000000452014_00297_05361_5479.N1	10-MAR-2003 15:53:01	Dark	45.000	38	20Eps Sgr	1.8360	11000.	90	5361	No
326	GOM_NL__2PRFIN20030310_155514_000000382014_00297_05361_5480.N1	10-MAR-2003 15:55:14	Dark	38.000	45	Alp Pav	1.9400	26000.	76	5361	No
327	GOM_NL__2PRFIN20030310_155702_000000462014_00297_05361_5481.N1	10-MAR-2003 15:57:02	Dark	45.500	40	The Sco	1.8590	7100.0	91	5361	No
328	GOM_NL__2PRFIN20030310_160159_000000392014_00298_05362_5357.N1	10-MAR-2003 16:01:59	Dark	38.500	43	Alp TrA	1.9100	4250.0	77	5362	No
329	GOM_NL__2PRFIN20030310_160415_000000392014_00298_05362_5358.N1	10-MAR-2003 16:04:15	Dark	39.000	145	Gam TrA	2.8720	10600.	78	5362	No
330	GOM_NL__2PRFIN20030310_160553_000000492014_00298_05362_5359.N1	10-MAR-2003 16:05:53	Dark	48.500	4	Alp1Cen	-0.010000	5800.0	97	5362	No
331	GOM_NL__2PRFIN20030310_160709_000000452014_00298_05362_5360.N1	10-MAR-2003 16:07:09	Dark	44.500	10	Bet Cen	0.61000	28000.	89	5362	No
332	GOM_NL__2PRFIN20030310_160921_000000482014_00298_05362_5361.N1	10-MAR-2003 16:09:21	Dark	48.000	12	Alp1Cru	0.77500	30000.	96	5362	No
333	GOM_NL__2PRFIN20030310_161210_000000412014_00298_05362_5362.N1	10-MAR-2003 16:12:10	Straylight	41.000	64	Gam Cen	2.2000	10600.	82	5362	No
334	GOM_NL__2PRFIN20030310_161406_000000382014_00298_05362_5363.N1	10-MAR-2003 16:14:06	Straylight	38.000	91	Kap Vel	2.4900	26000.	76	5362	No
335	GOM_NL__2PRFIN20030310_161725_000000452014_00298_05362_5364.N1	10-MAR-2003 16:17:25	Straylight	45.000	65	Lam Vel	2.2040	4400.0	90	5362	No
336	GOM_NL__2PRFIN20030310_162026_000000622014_00298_05362_5365.N1	10-MAR-2003 16:20:26	Straylight	62.000	106	9Bet Crv	2.6480	5600.0	124	5362	No
337	GOM_NL__2PRFIN20030310_162259_000000522014_00298_05362_5366.N1	10-MAR-2003 16:22:59	Straylight	52.000	100	4Gam Crv	2.5800	13100.	104	5362	No

338	GOM_NL__2PRFIN20030310_162653_000000472014_00298_05362_5367.N1	10-MAR-2003 16:26:53	Twilight	46.500	48	30Alp Hya	1.9770	4100.0	93	5362	No
339	GOM_NL__2PRFIN20030310_163233_000000402014_00298_05362_5368.N1	10-MAR-2003 16:32:33	Bright	39.500	22	32Alp Leo	1.3600	15200.	79	5362	No
340	GOM_NL__2PRFIN20030310_163455_000000402014_00298_05362_5369.N1	10-MAR-2003 16:34:55	Bright	40.000	51	41Gam1Leo	2.0100	4500.0	80	5362	No
341	GOM_NL__2PRFIN20030310_163858_000001082014_00298_05362_5370.N1	10-MAR-2003 16:38:58	Bright	107.50	138	47Eps Vir	2.8280	4700.0	215	5362	No
342	GOM_NL__2PRFIN20030310_164307_000000422014_00298_05362_5371.N1	10-MAR-2003 16:43:07	Bright	41.500	174	52Psi UMa	3.0040	4400.0	83	5362	No
343	GOM_NL__2PRFIN20030310_164610_000000392014_00298_05362_5372.N1	10-MAR-2003 16:46:10	Bright	39.000	82	48Bet UMa	2.3650	10600.	78	5362	No
344	GOM_NL__2PRFIN20030310_164737_000000412014_00298_05362_5373.N1	10-MAR-2003 16:47:37	Bright	40.500	36	50Alp UMa	1.8000	6300.0	81	5362	No
345	GOM_NL__2PRFIN20030310_164950_000000482014_00298_05362_5374.N1	10-MAR-2003 16:49:50	Bright	48.000	32	77Eps UMa	1.7630	11000.	96	5362	No
346	GOM_NL__2PRFIN20030310_165222_000000612014_00298_05362_5375.N1	10-MAR-2003 16:52:22	Bright	60.500	39	85Eta UMa	1.8540	24000.	121	5362	No
347	GOM_NL__2PRFIN20030310_165438_000000372014_00298_05362_5376.N1	10-MAR-2003 16:54:38	Bright	36.500	49	1Alp UMi	1.9900	6300.0	73	5362	No
348	GOM_NL__2PRFIN20030310_165911_000000492014_00298_05362_5377.N1	10-MAR-2003 16:59:11	Bright	48.500	119	14Eta Dra	2.7270	4700.0	97	5362	No
349	GOM_NL__2PRFIN20030310_170220_000000382014_00298_05362_5378.N1	10-MAR-2003 17:02:20	Bright	37.500	89	5Alp Cep	2.4510	8000.0	75	5362	No
350	GOM_NL__2PRFIN20030310_170357_000000502014_00298_05362_5379.N1	10-MAR-2003 17:03:57	Bright	50.000	130	23Bet Dra	2.7990	5800.0	100	5362	No
351	GOM_NL__2PRFIN20030310_170726_000000342014_00298_05362_5380.N1	10-MAR-2003 17:07:26	Bright	34.000	19	50Alp Cyg	1.2460	10500.	68	5362	No
352	GOM_NL__2PRFIN20030310_170900_000000372014_00298_05362_5381.N1	10-MAR-2003 17:09:00	Bright	37.000	66	37Gam Cyg	2.2080	5900.0	74	5362	No
353	GOM_NL__2PRFIN20030310_171038_000000382014_00298_05362_5382.N1	10-MAR-2003 17:10:38	Bright	37.500	92	53Eps Cyg	2.5000	4500.0	75	5362	No
354	GOM_NL__2PRFIN20030310_171358_000001262014_00298_05362_5383.N1	10-MAR-2003 17:13:58	Twilight	125.50	133	40Zet Her	2.8070	6000.0	251	5362	No
355	GOM_NL__2PRFIN20030310_171810_000000502014_00298_05362_5384.N1	10-MAR-2003 17:18:10	Twilight	49.500	168	17Zet Aql	2.9860	11000.	99	5362	No
356	GOM_NL__2PRFIN20030310_172309_000000982014_00298_05362_5385.N1	10-MAR-2003 17:23:09	Dark	98.000	59	55Alp Oph	2.0800	8900.0	196	5362	No
357	GOM_NL__2PRFIN20030310_172555_000000822014_00298_05362_5386.N1	10-MAR-2003 17:25:55	Dark	81.500	126	60Bet Oph	2.7700	4250.0	163	5362	No
358	GOM_NL__2PRFIN20030310_173017_000000452014_00298_05362_5387.N1	10-MAR-2003 17:30:17	Dark	45.000	57	34Sig Sgr	2.0660	26000.	90	5362	No
359	GOM_NL__2PRFIN20030310_173337_000000502014_00298_05362_5388.N1	10-MAR-2003 17:33:37	Dark	50.000	38	20Eps Sgr	1.8360	11000.	100	5362	No
360	GOM_NL__2PRFIN20030310_173550_000000382014_00298_05362_5389.N1	10-MAR-2003 17:35:50	Dark	38.000	45	Alp Pav	1.9400	26000.	76	5362	No
361	GOM_NL__2PRFIN20030310_173738_000000452014_00298_05362_5390.N1	10-MAR-2003 17:37:38	Dark	45.000	40	The Sco	1.8590	7100.0	90	5362	No
362	GOM_NL__2PRFIN20030310_174235_000000472014_00299_05363_5357.N1	10-MAR-2003 17:42:35	Dark	47.000	43	Alp TrA	1.9100	4250.0	94	5363	No
363	GOM_NL__2PRFIN20030310_174451_000000382014_00299_05363_5358.N1	10-MAR-2003 17:44:51	Dark	37.500	145	Gam TrA	2.8720	10600.	75	5363	No
364	GOM_NL__2PRFIN20030310_174630_000000552014_00299_05363_5359.N1	10-MAR-2003 17:46:30	Dark	54.500	4	Alp1Cen	-0.010000	5800.0	109	5363	No
365	GOM_NL__2PRFIN20030310_174746_000000422014_00299_05363_5360.N1	10-MAR-2003 17:47:46	Dark	42.000	10	Bet Cen	0.61000	28000.	84	5363	No
366	GOM_NL__2PRFIN20030310_174957_000000402014_00299_05363_5361.N1	10-MAR-2003 17:49:57	Dark	39.500	12	Alp1Cru	0.77500	30000.	79	5363	No
367	GOM_NL__2PRFIN20030310_175247_000000422014_00299_05363_5362.N1	10-MAR-2003 17:52:47	Straylight	42.000	64	Gam Cen	2.2000	10600.	84	5363	No
368	GOM_NL__2PRFIN20030310_175442_000000392014_00299_05363_5363.N1	10-MAR-2003 17:54:42	Straylight	38.500	91	Kap Vel	2.4900	26000.	77	5363	No
369	GOM_NL__2PRFIN20030310_175801_000000462014_00299_05363_5364.N1	10-MAR-2003 17:58:01	Straylight	45.500	65	Lam Vel	2.2040	4400.0	91	5363	No
370	GOM_NL__2PRFIN20030310_180102_000000592014_00299_05363_5365.N1	10-MAR-2003 18:01:02	Straylight	59.000	106	9Bet Crv	2.6480	5600.0	118	5363	No
371	GOM_NL__2PRFIN20030310_180335_000000562014_00299_05363_5366.N1	10-MAR-2003 18:03:35	Straylight	55.500	100	4Gam Crv	2.5800	13100.	111	5363	No
372	GOM_NL__2PRFIN20030310_180729_000000442014_00299_05363_5367.N1	10-MAR-2003 18:07:29	Twilight	44.000	48	30Alp Hya	1.9770	4100.0	88	5363	No
373	GOM_NL__2PRFIN20030310_181309_000000392014_00299_05363_5368.N1	10-MAR-2003 18:13:09	Bright	39.000	22	32Alp Leo	1.3600	15200.	78	5363	No
374	GOM_NL__2PRFIN20030310_181531_000000412014_00299_05363_5369.N1	10-MAR-2003 18:15:31	Bright	40.500	51	41Gam1Leo	2.0100	4500.0	81	5363	No
375	GOM_NL__2PRFIN20030310_181932_000001082014_00299_05363_5370.N1	10-MAR-2003 18:19:32	Bright	107.50	138	47Eps Vir	2.8280	4700.0	215	5363	No
376	GOM_NL__2PRFIN20030310_182343_000000422014_00299_05363_5371.N1	10-MAR-2003 18:23:43	Bright	42.000	174	52Psi UMa	3.0040	4400.0	84	5363	No
377	GOM_NL__2PRFIN20030310_182646_000000402014_00299_05363_5372.N1	10-MAR-2003 18:26:46	Bright	40.000	82	48Bet UMa	2.3650	10600.	80	5363	No
378	GOM_NL__2PRFIN20030310_182813_000000382014_00299_05363_5373.N1	10-MAR-2003 18:28:13	Bright	37.500	36	50Alp UMa	1.8000	6300.0	75	5363	No
379	GOM_NL__2PRFIN20030310_183026_000000482014_00299_05363_5374.N1	10-MAR-2003 18:30:26	Bright	47.500	32	77Eps UMa	1.7630	11000.	95	5363	No
380	GOM_NL__2PRFIN20030310_183256_000000612014_00299_05363_5375.N1	10-MAR-2003 18:32:56	Bright	60.500	39	85Eta UMa	1.8540	24000.	121	5363	No
381	GOM_NL__2PRFIN20030310_183514_000000352014_00299_05363_5376.N1	10-MAR-2003 18:35:14	Bright	35.000	49	1Alp UMi	1.9900	6300.0	70	5363	No
382	GOM_NL__2PRFIN20030310_183946_000000492014_00299_05363_5377.N1	10-MAR-2003 18:39:46	Bright	48.500	119	14Eta Dra	2.7270	4700.0	97	5363	No
383	GOM_NL__2PRFIN20030310_184256_000000352014_00299_05363_5378.N1	10-MAR-2003 18:42:56	Bright	34.500	89	5Alp Cep	2.4510	8000.0	69	5363	No
384	GOM_NL__2PRFIN20030310_184433_000000522014_00299_05363_5379.N1	10-MAR-2003 18:44:33	Bright	51.500	130	23Bet Dra	2.7990	5800.0	103	5363	No
385	GOM_NL__2PRFIN20030310_184802_000000382014_00299_05363_5380.N1	10-MAR-2003 18:48:02	Bright	37.500	19	50Alp Cyg	1.2460	10500.	75	5363	No
386	GOM_NL__2PRFIN20030310_184936_000000372014_00299_05363_5381.N1	10-MAR-2003 18:49:36	Bright	37.000	66	37Gam Cyg	2.2080	5900.0	74	5363	No
387	GOM_NL__2PRFIN20030310_185114_000000362014_00299_05363_5382.N1	10-MAR-2003 18:51:14	Bright	36.000	92	53Eps Cyg	2.5000	4500.0	72	5363	No
388	GOM_NL__2PRFIN20030310_185435_000001322014_00299_05363_5383.N1	10-MAR-2003 18:54:35	Twilight	132.00	133	40Zet Her	2.8070	6000.0	264	5363	No
389	GOM_NL__2PRFIN20030310_185847_000000502014_00299_05363_5384.N1	10-MAR-2003 18:58:47	Twilight	49.500	168	17Zet Aql	2.9860	11000.	99	5363	No
390	GOM_NL__2PRFIN20030310_190346_000000972014_00299_05363_5385.N1	10-MAR-2003 19:03:46	Dark	97.000	59	55Alp Oph	2.0800	8900.0	194	5363	No
391	GOM_NL__2PRFIN20030310_190633_000000842014_00299_05363_5386.N1	10-MAR-2003 19:06:33	Dark	84.000	126	60Bet Oph	2.7700	4250.0	168	5363	No
392	GOM_NL__2PRFIN20030310_191054_000000432014_00299_05363_5387.N1	10-MAR-2003 19:10:54	Dark	42.500	57	34Sig Sgr	2.0660	26000.	85	5363	No
393	GOM_NL__2PRFIN20030310_191414_000000472014_00299_05363_5388.N1	10-MAR-2003 19:14:14	Dark	47.000	38	20Eps Sgr	1.8360	11000.	94	5363	No
394	GOM_NL__2PRFIN20030310_191626_000000382014_00299_05363_5389.N1	10-MAR-2003 19:16:26	Dark	38.000	45	Alp Pav	1.9400	26000.	76	5363	No
395	GOM_NL__2PRFIN20030310_191815_000000492014_00299_05363_5390.N1	10-MAR-2003 19:18:15	Dark	49.000	40	The Sco	1.8590	7100.0	98	5363	No
396	GOM_NL__2PRFIN20030310_192311_000000482014_00300_05364_5357.N1	10-MAR-2003 19:23:11	Dark	48.000	43	Alp TrA	1.9100	4250.0	96	5364	No

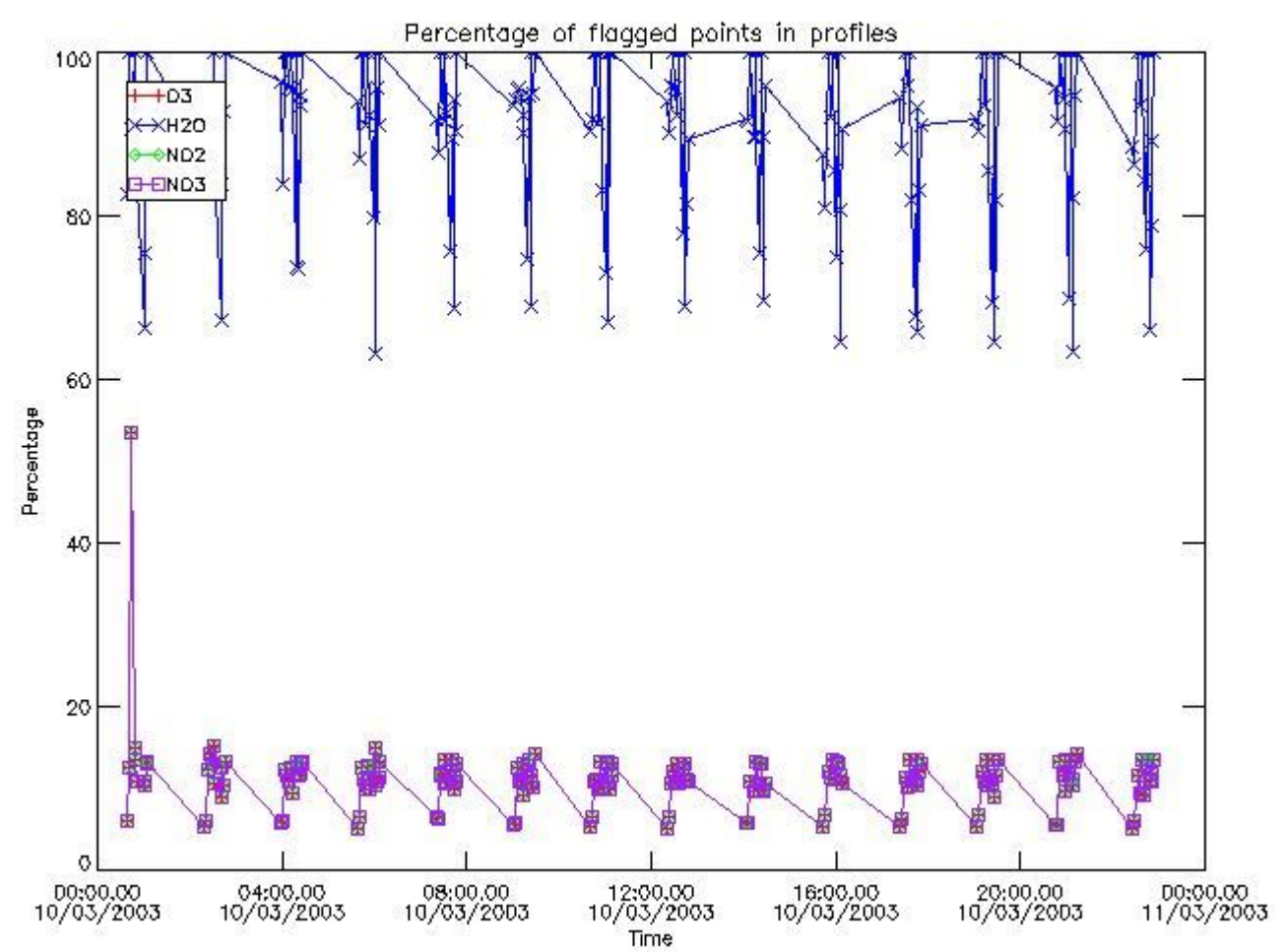
397	GOM_NL__2PRFIN20030310_192527_000000382014_00300_05364_5358.N1	10-MAR-2003 19:25:27	Dark	38.000	145	Gam TrA	2.8720	10600.	76	5364	No
398	GOM_NL__2PRFIN20030310_192706_000000572014_00300_05364_5359.N1	10-MAR-2003 19:27:06	Dark	57.000	4	Alp1Cen	-0.010000	5800.0	114	5364	No
399	GOM_NL__2PRFIN20030310_192822_000000452014_00300_05364_5360.N1	10-MAR-2003 19:28:22	Dark	44.500	10	Bet Cen	0.61000	28000.	89	5364	No
400	GOM_NL__2PRFIN20030310_193034_000000382014_00300_05364_5361.N1	10-MAR-2003 19:30:34	Dark	38.000	12	Alp1Cru	0.77500	30000.	76	5364	No
401	GOM_NL__2PRFIN20030310_193323_000000462014_00300_05364_5362.N1	10-MAR-2003 19:33:23	Straylight	46.000	64	Gam Cen	2.2000	10600.	92	5364	No
402	GOM_NL__2PRFIN20030310_193518_000000402014_00300_05364_5363.N1	10-MAR-2003 19:35:18	Straylight	40.000	91	Kap Vel	2.4900	26000.	80	5364	No
403	GOM_NL__2PRFIN20030310_193837_000000432014_00300_05364_5364.N1	10-MAR-2003 19:38:37	Straylight	42.500	65	Lam Vel	2.2040	4400.0	85	5364	No
404	GOM_NL__2PRFIN20030310_194138_000000582014_00300_05364_5365.N1	10-MAR-2003 19:41:38	Straylight	57.500	106	9Bet Crv	2.6480	5600.0	115	5364	No
405	GOM_NL__2PRFIN20030310_194411_000000572014_00300_05364_5366.N1	10-MAR-2003 19:44:11	Straylight	57.000	100	4Gam Crv	2.5800	13100.	114	5364	No
406	GOM_NL__2PRFIN20030310_194805_000000482014_00300_05364_5367.N1	10-MAR-2003 19:48:05	Twilight_stray	47.500	48	30Alp Hya	1.9770	4100.0	95	5364	No
407	GOM_NL__2PRFIN20030310_195345_000000392014_00300_05364_5368.N1	10-MAR-2003 19:53:45	Bright	39.000	22	32Alp Leo	1.3600	15200.	78	5364	No
408	GOM_NL__2PRFIN20030310_195607_000000412014_00300_05364_5369.N1	10-MAR-2003 19:56:07	Bright	40.500	51	41Gam1Leo	2.0100	4500.0	81	5364	No
409	GOM_NL__2PRFIN20030310_200006_000001072014_00300_05364_5370.N1	10-MAR-2003 20:00:06	Bright	106.50	138	47Eps Vir	2.8280	4700.0	213	5364	No
410	GOM_NL__2PRFIN20030310_200418_000000412014_00300_05364_5371.N1	10-MAR-2003 20:04:18	Bright	41.000	174	52Psi UMa	3.0040	4400.0	82	5364	No
411	GOM_NL__2PRFIN20030310_200722_000000402014_00300_05364_5372.N1	10-MAR-2003 20:07:22	Bright	39.500	82	48Bet UMa	2.3650	10600.	79	5364	No
412	GOM_NL__2PRFIN20030310_200848_000000412014_00300_05364_5373.N1	10-MAR-2003 20:08:48	Bright	40.500	36	50Alp UMa	1.8000	6300.0	81	5364	No
413	GOM_NL__2PRFIN20030310_201101_000000482014_00300_05364_5374.N1	10-MAR-2003 20:11:01	Bright	48.000	32	77Eps UMa	1.7630	11000.	96	5364	No
414	GOM_NL__2PRFIN20030310_201331_000000622014_00300_05364_5375.N1	10-MAR-2003 20:13:31	Bright	62.000	39	85Eta UMa	1.8540	24000.	124	5364	No
415	GOM_NL__2PRFIN20030310_201550_000000362014_00300_05364_5376.N1	10-MAR-2003 20:15:50	Bright	35.500	49	1Alp UMi	1.9900	6300.0	71	5364	No
416	GOM_NL__2PRFIN20030310_202021_000000482014_00300_05364_5377.N1	10-MAR-2003 20:20:21	Bright	47.500	119	14Eta Dra	2.7270	4700.0	95	5364	No
417	GOM_NL__2PRFIN20030310_202332_000000362014_00300_05364_5378.N1	10-MAR-2003 20:23:32	Bright	35.500	89	5Alp Cep	2.4510	8000.0	71	5364	No
418	GOM_NL__2PRFIN20030310_202508_000000512014_00300_05364_5379.N1	10-MAR-2003 20:25:08	Bright	51.000	130	23Bet Dra	2.7990	5800.0	102	5364	No
419	GOM_NL__2PRFIN20030310_202838_000000382014_00300_05364_5380.N1	10-MAR-2003 20:28:38	Bright	38.000	19	50Alp Cyg	1.2460	10500.	76	5364	No
420	GOM_NL__2PRFIN20030310_203012_000000372014_00300_05364_5381.N1	10-MAR-2003 20:30:12	Bright	37.000	66	37Gam Cyg	2.2080	5900.0	74	5364	No
421	GOM_NL__2PRFIN20030310_203150_000000362014_00300_05364_5382.N1	10-MAR-2003 20:31:50	Bright	36.000	92	53Eps Cyg	2.5000	4500.0	72	5364	No
422	GOM_NL__2PRFIN20030310_203512_000001332014_00300_05364_5383.N1	10-MAR-2003 20:35:12	Twilight_stray	133.00	133	40Zet Her	2.8070	6000.0	266	5364	No
423	GOM_NL__2PRFIN20030310_203923_000000482014_00300_05364_5384.N1	10-MAR-2003 20:39:23	Twilight_stray	48.000	168	17Zet Aql	2.9860	11000.	96	5364	No
424	GOM_NL__2PRFIN20030310_204426_000000932014_00300_05364_5385.N1	10-MAR-2003 20:44:26	Dark	93.000	59	55Alp Oph	2.0800	8900.0	186	5364	No
425	GOM_NL__2PRFIN20030310_204710_000000912014_00300_05364_5386.N1	10-MAR-2003 20:47:10	Dark	90.500	126	60Bet Oph	2.7700	4250.0	181	5364	No
426	GOM_NL__2PRFIN20030310_205131_000000432014_00300_05364_5387.N1	10-MAR-2003 20:51:31	Dark	42.500	57	34Sig Sgr	2.0660	26000.	85	5364	No
427	GOM_NL__2PRFIN20030310_205451_000000452014_00300_05364_5388.N1	10-MAR-2003 20:54:51	Dark	44.500	38	20Eps Sgr	1.8360	11000.	89	5364	No
428	GOM_NL__2PRFIN20030310_205702_000000382014_00300_05364_5389.N1	10-MAR-2003 20:57:02	Dark	37.500	45	Alp Pav	1.9400	26000.	75	5364	No
429	GOM_NL__2PRFIN20030310_205852_000000542014_00300_05364_5390.N1	10-MAR-2003 20:58:52	Dark	53.500	40	The Sco	1.8590	7100.0	107	5364	No
430	GOM_NL__2PRFIN20030310_210348_000000422014_00301_05365_5357.N1	10-MAR-2003 21:03:48	Dark	42.000	43	Alp TrA	1.9100	4250.0	84	5365	No
431	GOM_NL__2PRFIN20030310_210604_000000392014_00301_05365_5358.N1	10-MAR-2003 21:06:04	Dark	38.500	145	Gam TrA	2.8720	10600.	77	5365	No
432	GOM_NL__2PRFIN20030310_210743_000000502014_00301_05365_5359.N1	10-MAR-2003 21:07:43	Dark	49.500	4	Alp1Cen	-0.010000	5800.0	99	5365	No
433	GOM_NL__2PRFIN20030310_210859_000000462014_00301_05365_5360.N1	10-MAR-2003 21:08:59	Dark	45.500	10	Bet Cen	0.61000	28000.	91	5365	No
434	GOM_NL__2PRFIN20030310_211110_000000392014_00301_05365_5361.N1	10-MAR-2003 21:11:10	Dark	38.500	12	Alp1Cru	0.77500	30000.	77	5365	No
435	GOM_NL__2PRFIN20030310_211237_000000362014_00301_05365_5362.N1	10-MAR-2003 21:12:37	Dark	36.000	124	The Car	2.7640	30000.	72	5365	No
436	GOM_NL__2PRFIN20030310_211400_000000472014_00301_05365_5363.N1	10-MAR-2003 21:14:00	Straylight	46.500	64	Gam Cen	2.2000	10600.	93	5365	No
437	GOM_NL__2PRFIN20030310_211554_000000402014_00301_05365_5364.N1	10-MAR-2003 21:15:54	Straylight	39.500	91	Kap Vel	2.4900	26000.	79	5365	No
438	GOM_NL__2PRFIN20030310_211914_000000422014_00301_05365_5365.N1	10-MAR-2003 21:19:14	Straylight	41.500	65	Lam Vel	2.2040	4400.0	83	5365	No
439	GOM_NL__2PRFIN20030310_212215_000000612014_00301_05365_5366.N1	10-MAR-2003 21:22:15	Straylight	60.500	106	9Bet Crv	2.6480	5600.0	121	5365	No
440	GOM_NL__2PRFIN20030310_212447_000000582014_00301_05365_5367.N1	10-MAR-2003 21:24:47	Straylight	57.500	100	4Gam Crv	2.5800	13100.	115	5365	No
441	GOM_NL__2PRFIN20030310_212841_000000442014_00301_05365_5368.N1	10-MAR-2003 21:28:41	Twilight_stray	44.000	48	30Alp Hya	1.9770	4100.0	88	5365	No
442	GOM_NL__2PRFIN20030310_213421_000000382014_00301_05365_5369.N1	10-MAR-2003 21:34:21	Bright	38.000	22	32Alp Leo	1.3600	15200.	76	5365	No
443	GOM_NL__2PRFIN20030310_213643_000000402014_00301_05365_5370.N1	10-MAR-2003 21:36:43	Bright	39.500	51	41Gam1Leo	2.0100	4500.0	79	5365	No
444	GOM_NL__2PRFIN20030310_214037_000001082014_00301_05365_5371.N1	10-MAR-2003 21:40:37	Bright	107.50	138	47Eps Vir	2.8280	4700.0	215	5365	No
445	GOM_NL__2PRFIN20030310_214454_000000422014_00301_05365_5372.N1	10-MAR-2003 21:44:54	Bright	42.000	174	52Psi UMa	3.0040	4400.0	84	5365	No
446	GOM_NL__2PRFIN20030310_214758_000000402014_00301_05365_5373.N1	10-MAR-2003 21:47:58	Bright	39.500	82	48Bet UMa	2.3650	10600.	79	5365	No
447	GOM_NL__2PRFIN20030310_214924_000000412014_00301_05365_5374.N1	10-MAR-2003 21:49:24	Bright	41.000	36	50Alp UMa	1.8000	6300.0	82	5365	No
448	GOM_NL__2PRFIN20030310_215136_000000472014_00301_05365_5375.N1	10-MAR-2003 21:51:36	Bright	46.500	32	77Eps UMa	1.7630	11000.	93	5365	No
449	GOM_NL__2PRFIN20030310_215407_000000602014_00301_05365_5376.N1	10-MAR-2003 21:54:07	Bright	59.500	39	85Eta UMa	1.8540	24000.	119	5365	No
450	GOM_NL__2PRFIN20030310_215626_000000382014_00301_05365_5377.N1	10-MAR-2003 21:56:26	Bright	37.500	49	1Alp UMi	1.9900	6300.0	75	5365	No
451	GOM_NL__2PRFIN20030310_220057_000000482014_00301_05365_5378.N1	10-MAR-2003 22:00:57	Bright	48.000	119	14Eta Dra	2.7270	4700.0	96	5365	No
452	GOM_NL__2PRFIN20030310_220408_000000362014_00301_05365_5379.N1	10-MAR-2003 22:04:08	Bright	36.000	89	5Alp Cep	2.4510	8000.0	72	5365	No
453	GOM_NL__2PRFIN20030310_220544_000000502014_00301_05365_5380.N1	10-MAR-2003 22:05:44	Bright	49.500	130	23Bet Dra	2.7990	5800.0	99	5365	No
454	GOM_NL__2PRFIN20030310_220914_000000372014_00301_05365_5381.N1	10-MAR-2003 22:09:14	Bright	37.000	19	50Alp Cyg	1.2460	10500.	74	5365	No
455	GOM_NL__2PRFIN20030310_221048_000000352014_00301_05365_5382.N1	10-MAR-2003 22:10:48	Bright	35.000	66	37Gam Cyg	2.2080	5900.0	70	5365	No

456	GOM_NL__2PRFIN20030310_221226_000000352014_00301_05365_5383.N1	10-MAR-2003 22:12:26	Bright	34.500	92	53Eps Cyg	2.5000	4500.0	69	5365	No
457	GOM_NL__2PRFIN20030310_221548_000001282014_00301_05365_5384.N1	10-MAR-2003 22:15:48	Twilight	127.50	133	40Zet Her	2.8070	6000.0	255	5365	No
458	GOM_NL__2PRFIN20030310_222000_000000502014_00301_05365_5385.N1	10-MAR-2003 22:20:00	Twilight	49.500	168	17Zet Aql	2.9860	11000.	99	5365	No
459	GOM_NL__2PRFIN20030310_222504_000001002014_00301_05365_5386.N1	10-MAR-2003 22:25:04	Dark	99.500	59	55Alp Oph	2.0800	8900.0	199	5365	No
460	GOM_NL__2PRFIN20030310_222748_000000842014_00301_05365_5387.N1	10-MAR-2003 22:27:48	Dark	84.000	126	60Bet Oph	2.7700	4250.0	168	5365	No
461	GOM_NL__2PRFIN20030310_223207_000000442014_00301_05365_5388.N1	10-MAR-2003 22:32:07	Dark	44.000	57	34Sig Sgr	2.0660	26000.	88	5365	No
462	GOM_NL__2PRFIN20030310_223528_000000542014_00301_05365_5389.N1	10-MAR-2003 22:35:28	Dark	54.000	38	20Eps Sgr	1.8360	11000.	108	5365	No
463	GOM_NL__2PRFIN20030310_223738_000000382014_00301_05365_5390.N1	10-MAR-2003 22:37:38	Dark	37.500	45	Alp Pav	1.9400	26000.	75	5365	No
464	GOM_NL__2PRFIN20030310_223929_000000552014_00301_05365_5391.N1	10-MAR-2003 22:39:29	Dark	55.000	40	The Sco	1.8590	7100.0	110	5365	No
465	GOM_NL__2PRFIN20030310_224424_000000402014_00302_05366_5357.N1	10-MAR-2003 22:44:24	Dark	40.000	43	Alp TrA	1.9100	4250.0	80	5366	No
466	GOM_NL__2PRFIN20030310_224640_000000382014_00302_05366_5358.N1	10-MAR-2003 22:46:40	Dark	37.500	145	Gam TrA	2.8720	10600.	75	5366	No
467	GOM_NL__2PRFIN20030310_224820_000000462014_00302_05366_5359.N1	10-MAR-2003 22:48:20	Dark	46.000	4	Alp1Cen	-0.010000	5800.0	92	5366	No
468	GOM_NL__2PRFIN20030310_224935_000000432014_00302_05366_5360.N1	10-MAR-2003 22:49:35	Dark	43.000	10	Bet Cen	0.61000	28000.	86	5366	No
469	GOM_NL__2PRFIN20030310_225146_000000472014_00302_05366_5361.N1	10-MAR-2003 22:51:46	Dark	47.000	12	Alp1Cru	0.77500	30000.	94	5366	No
470	GOM_NL__2PRFIN20030310_225313_000000382014_00302_05366_5362.N1	10-MAR-2003 22:53:13	Dark	37.500	124	The Car	2.7640	30000.	75	5366	No
471	GOM_NL__2PRFIN20030310_225436_000000442014_00302_05366_5363.N1	10-MAR-2003 22:54:36	Straylight	44.000	64	Gam Cen	2.2000	10600.	88	5366	No
472	GOM_NL__2PRFIN20030310_225630_000000382014_00302_05366_5364.N1	10-MAR-2003 22:56:30	Straylight	38.000	91	Kap Vel	2.4900	26000.	76	5366	No
473	GOM_NL__2PRFIN20030310_225950_000000502014_00302_05366_5365.N1	10-MAR-2003 22:59:50	Straylight	49.500	65	Lam Vel	2.2040	4400.0	99	5366	No
474	GOM_NL__2PRFIN20030310_230251_000000612014_00302_05366_5366.N1	10-MAR-2003 23:02:51	Straylight	61.000	106	9Bet Crv	2.6480	5600.0	122	5366	No
475	GOM_NL__2PRFIN20030310_230523_000000562014_00302_05366_5367.N1	10-MAR-2003 23:05:23	Straylight	55.500	100	4Gam Crv	2.5800	13100.	111	5366	No
476	GOM_NL__2PRFIN20030310_230917_000000462014_00302_05366_5368.N1	10-MAR-2003 23:09:17	Twilight	45.500	48	30Alp Hya	1.9770	4100.0	91	5366	No
477	GOM_NL__2PRFIN20030310_231457_000000402014_00302_05366_5369.N1	10-MAR-2003 23:14:57	Bright	39.500	22	32Alp Leo	1.3600	15200.	79	5366	No
478	GOM_NL__2PRFIN20030310_231719_000000412014_00302_05366_5370.N1	10-MAR-2003 23:17:19	Bright	41.000	51	41Gam1Leo	2.0100	4500.0	82	5366	No
479	GOM_NL__2PRFIN20030310_232113_000001072014_00302_05366_5371.N1	10-MAR-2003 23:21:13	Bright	107.00	138	47Eps Vir	2.8280	4700.0	214	5366	No
480	GOM_NL__2PRFIN20030310_232529_000000422014_00302_05366_5372.N1	10-MAR-2003 23:25:29	Bright	41.500	174	52Psi UMa	3.0040	4400.0	83	5366	No
481	GOM_NL__2PRFIN20030310_232833_000000392014_00302_05366_5373.N1	10-MAR-2003 23:28:33	Bright	38.500	82	48Bet UMa	2.3650	10600.	77	5366	No
482	GOM_NL__2PRFIN20030310_233000_000000402014_00302_05366_5374.N1	10-MAR-2003 23:30:00	Bright	40.000	36	50Alp UMa	1.8000	6300.0	80	5366	No
483	GOM_NL__2PRFIN20030310_233211_000000482014_00302_05366_5375.N1	10-MAR-2003 23:32:11	Bright	47.500	32	77Eps UMa	1.7630	11000.	95	5366	No
484	GOM_NL__2PRFIN20030310_233441_000000612014_00302_05366_5376.N1	10-MAR-2003 23:34:41	Bright	60.500	39	85Eta UMa	1.8540	24000.	121	5366	No
485	GOM_NL__2PRFIN20030310_233702_000000342014_00302_05366_5377.N1	10-MAR-2003 23:37:02	Bright	33.500	49	1Alp UMi	1.9900	6300.0	67	5366	No
486	GOM_NL__2PRFIN20030310_234132_000000472014_00302_05366_5378.N1	10-MAR-2003 23:41:32	Bright	47.000	119	14Eta Dra	2.7270	4700.0	94	5366	No
487	GOM_NL__2PRFIN20030310_234444_000000362014_00302_05366_5379.N1	10-MAR-2003 23:44:44	Bright	35.500	89	5Alp Cep	2.4510	8000.0	71	5366	No
488	GOM_NL__2PRFIN20030310_234619_000000502014_00302_05366_5380.N1	10-MAR-2003 23:46:19	Bright	49.500	130	23Bet Dra	2.7990	5800.0	99	5366	No
489	GOM_NL__2PRFIN20030310_234950_000000342014_00302_05366_5381.N1	10-MAR-2003 23:49:50	Bright	34.000	19	50Alp Cyg	1.2460	10500.	68	5366	No
490	GOM_NL__2PRFIN20030310_235124_000000352014_00302_05366_5382.N1	10-MAR-2003 23:51:24	Bright	35.000	66	37Gam Cyg	2.2080	5900.0	70	5366	No
491	GOM_NL__2PRFIN20030310_235302_000000362014_00302_05366_5383.N1	10-MAR-2003 23:53:02	Bright	36.000	92	53Eps Cyg	2.5000	4500.0	72	5366	No
492	GOM_NL__2PRFIN20030310_235624_000001272014_00302_05366_5384.N1	10-MAR-2003 23:56:24	Twilight	126.50	133	40Zet Her	2.8070	6000.0	253	5366	No

3. Quality information per product

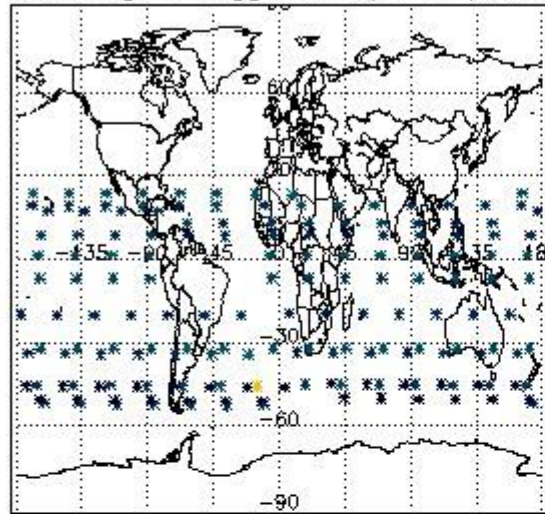
In this section it is plotted some information contained in the Quality Summary data set of the level 2 products. Only products in dark limb conditions and without errors (error flag in the MPH set to "0") are used.

3.1 Plot quality information per product (time dependant)

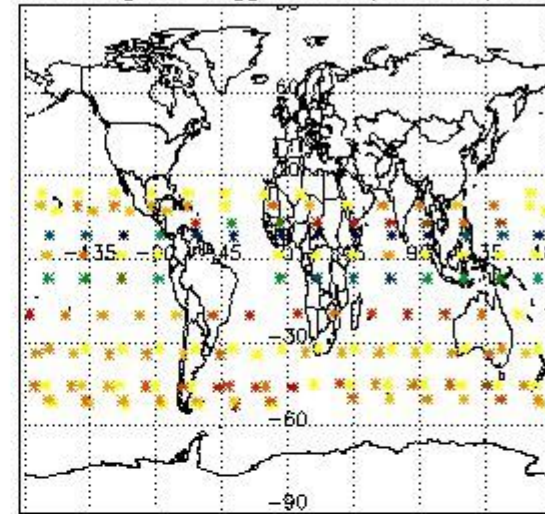


3.2 Plot quality information per product (world map)

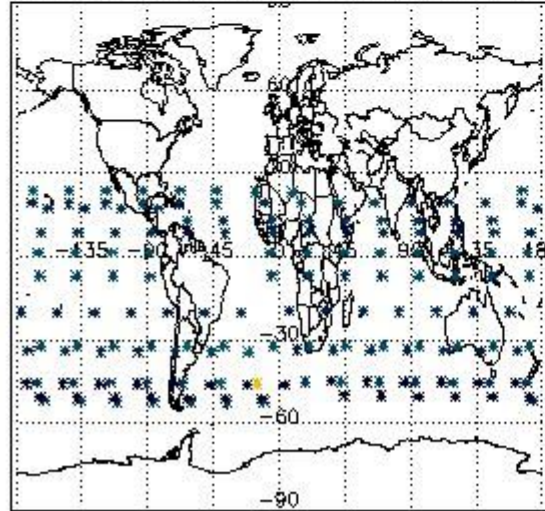
Percentage of flagged data per O3 profile




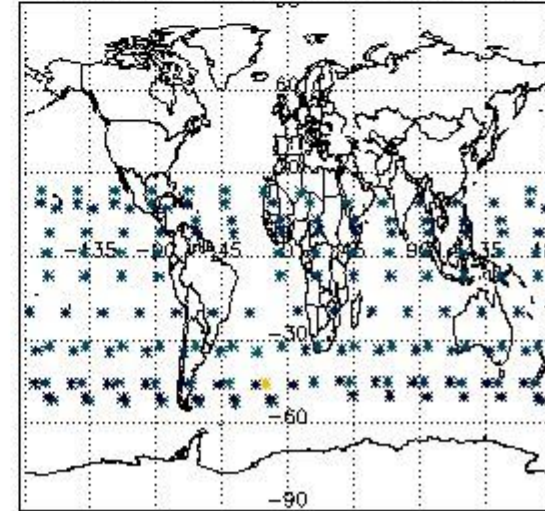
Percentage of flagged data per H2O profile



Percentage of flagged data per NO2 profile



Percentage of flagged data per NO3 profile

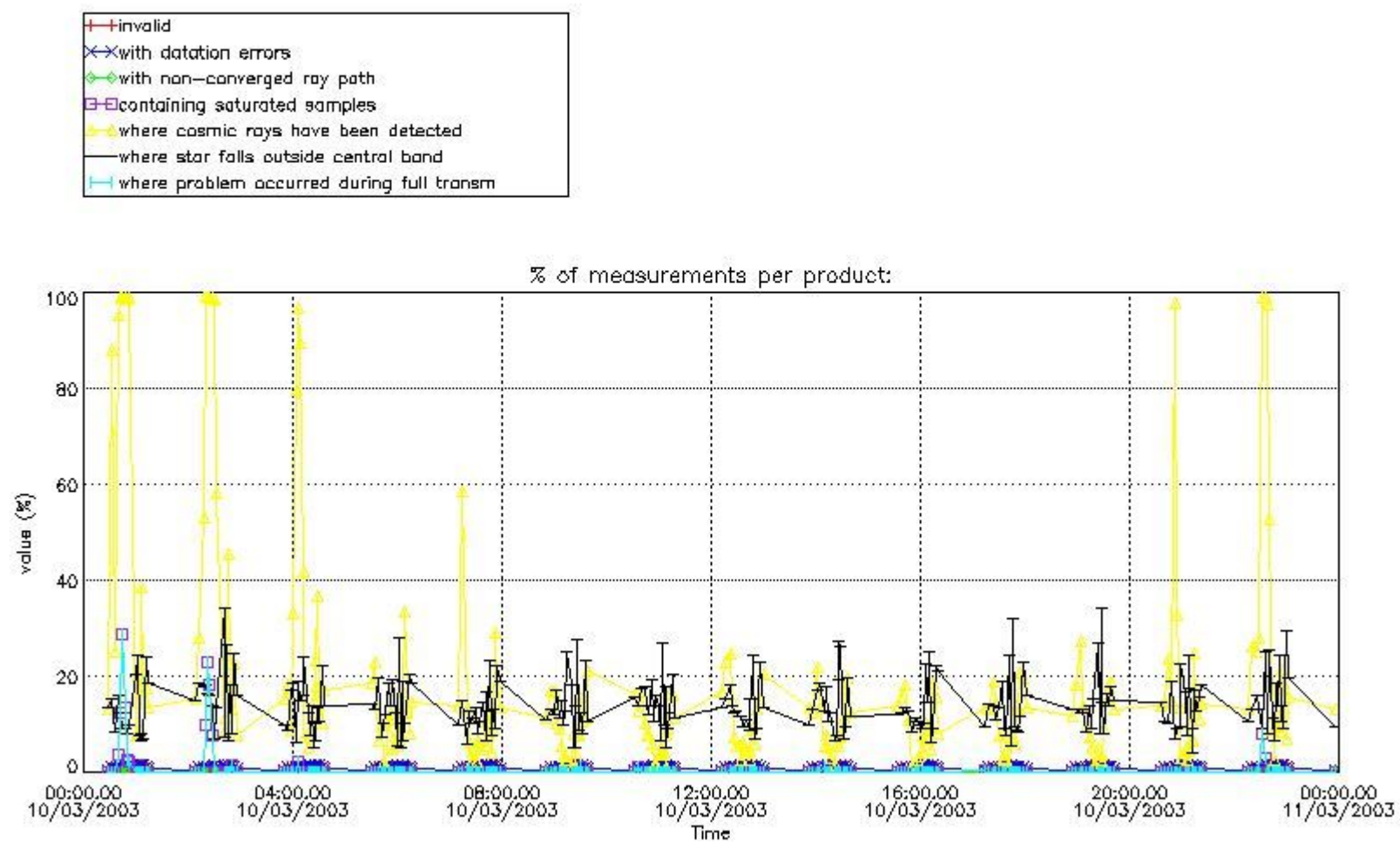


4. Level 1 quality information per product

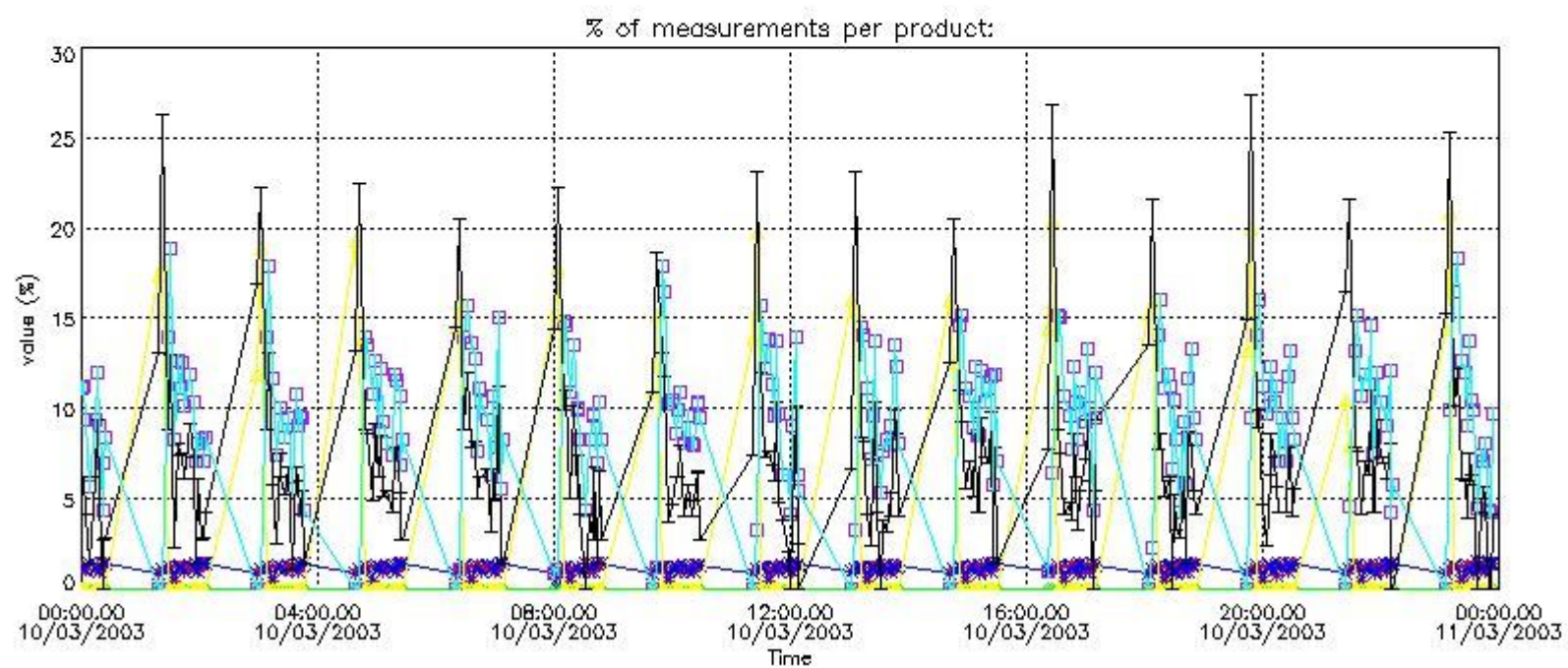
In this section it is plotted some information contained in the Quality Summary data set of the level 2 products that comes from the level 1b processing. Products without errors (error flag in the MPH set to "0") are used.

4.1 Plot quality information per product (time dependant) coming from level 1b processing

4.1.1 Plot level 1 quality information per product (time dependant): ENVISAT ASCENDING passes

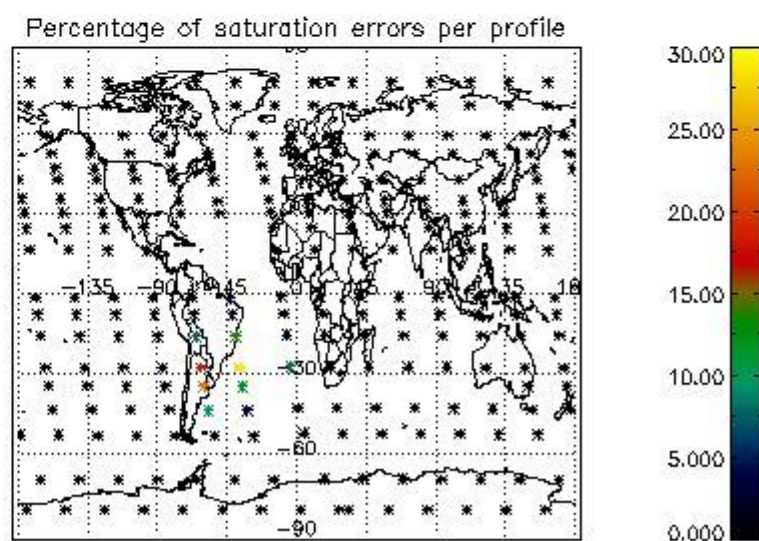
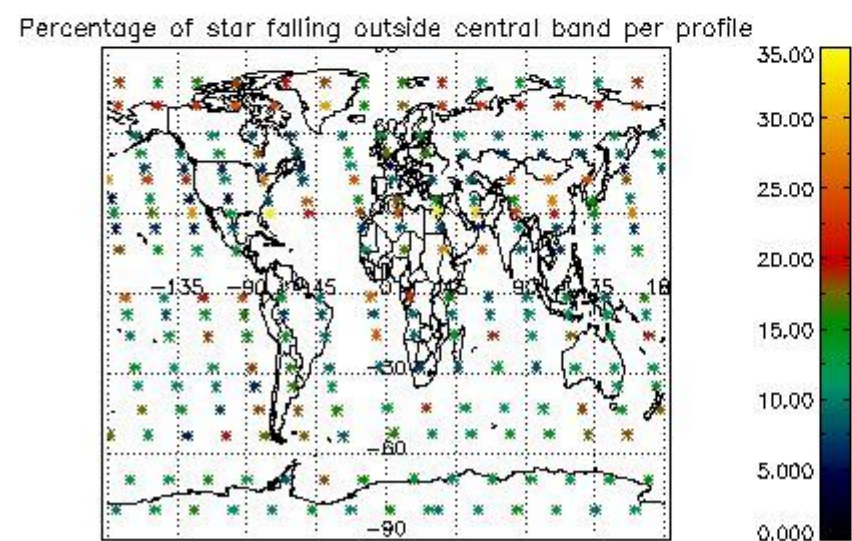
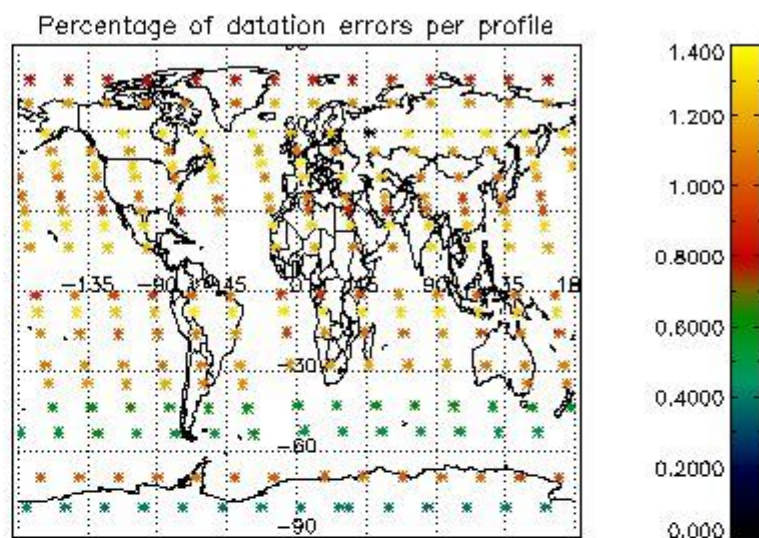
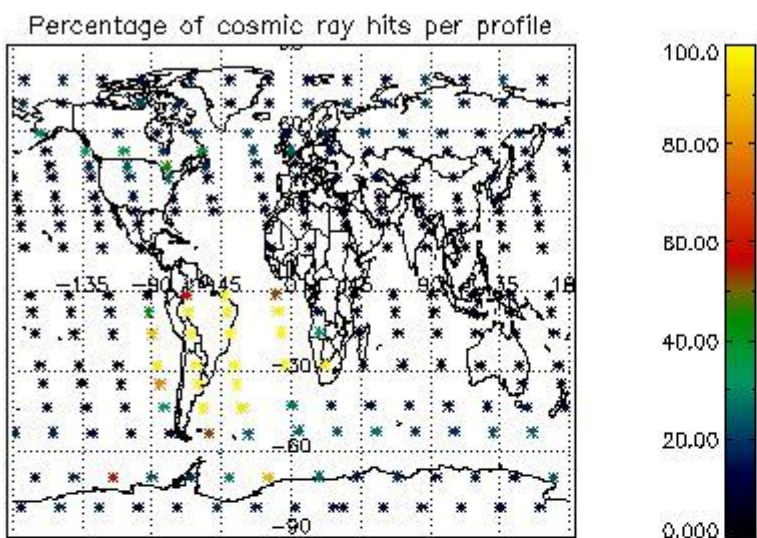


4.1.2 Plot level 1 quality information per product (time dependant): ENVI SAT DESCENDING passes

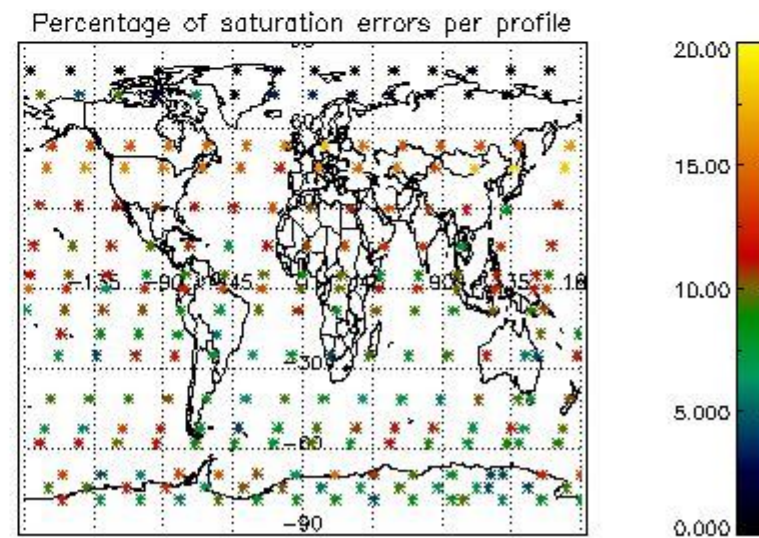
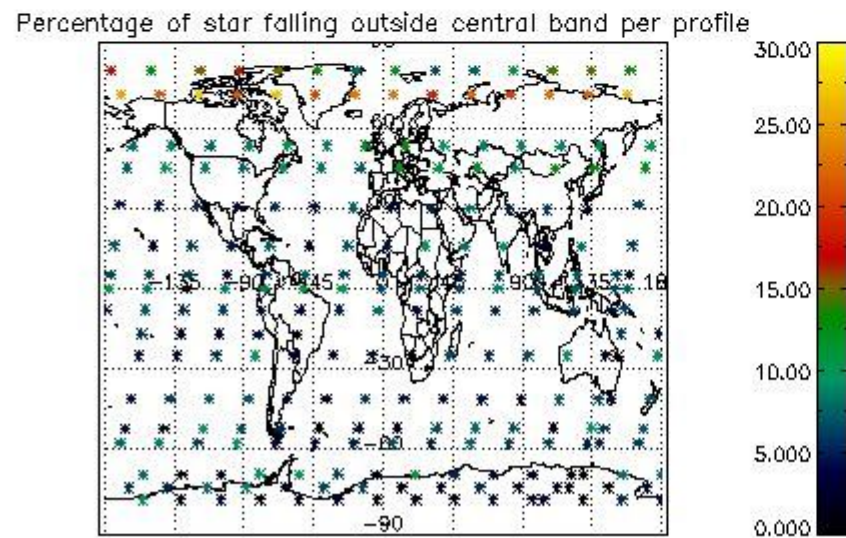
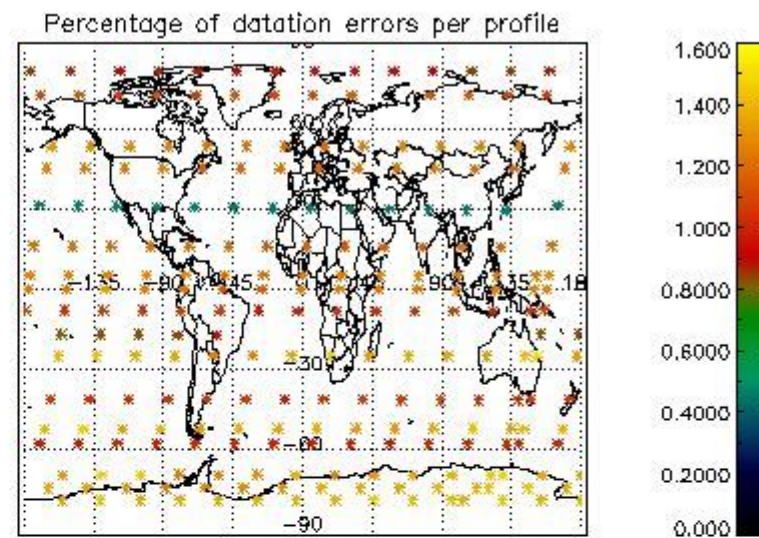
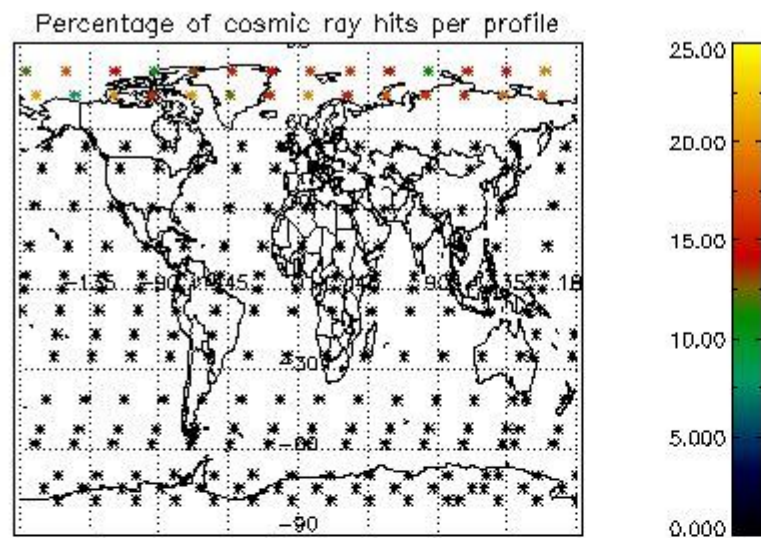


4.2 Plot quality information per product coming from level 1b processing (world map)

4.2.1 Plot level 1 quality information per product (world map): ENVISAT ASCENDING passes



4.2.2 Plot level 1 quality information per product (world map): ENVISAT DESCENDING passes



5. Trace gas profiles

5.1 Ozone statistics based on quality of products

The final quality of the products can be "measured" using the STD (Standard Deviation) attached to every point profile. This information is written to the parameter GOM_NL__2P/NL_LOCAL_SPECIES_DENSITY/o3_std of the level 2 products. The table below shows the statistics for given STD ranges.

The statistics are given with respect to the overall valid production:

- Products without fatal errors: GOM_NL__2P/MPH/PRODUCT_ERR=0
- Valid point profile: GOM_NL__2P/NL_LOCAL_SPECIES_DENSITY/pcd(0)=0

The 'Criteria' is applied to valid points of dark limb products:

- Products in dark limb illumination condition: GOM_NL__2P/NL_SUMMARY_QUALITY/obs_ill_cond=0
- Products without fatal errors: GOM_NL__2P/MPH/PRODUCT_ERR=0
- Valid point profile: GOM_NL__2P/NL_LOCAL_SPECIES_DENSITY/pcd(0)=0

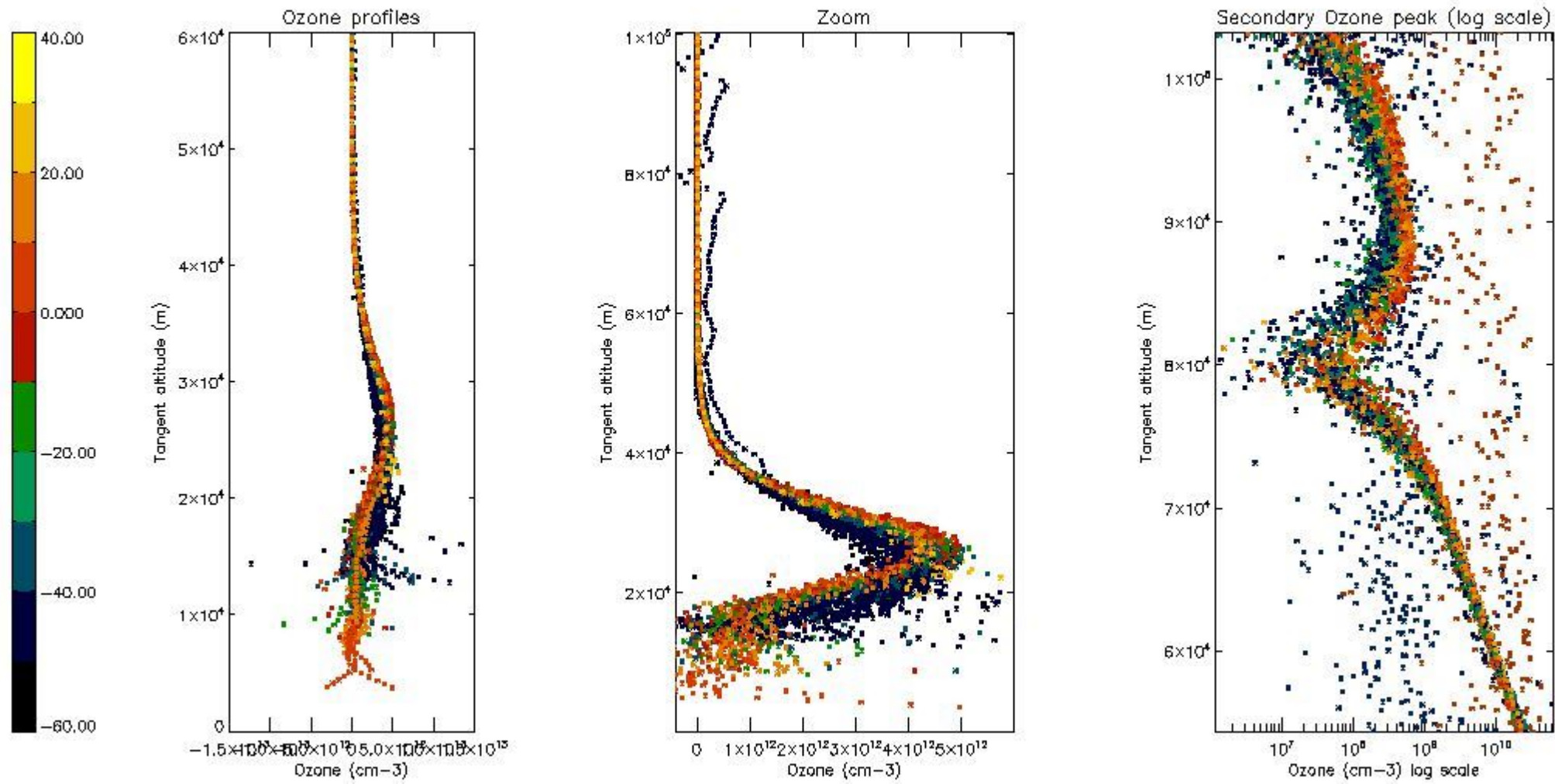
So, the table below shows the percentage of dark limb and valid observations for each criteria with respect to the overall valid daily observations.

Criteria	% of total production
All STD	35
STD < 20	21

STD < 10	17
STD < 5	13

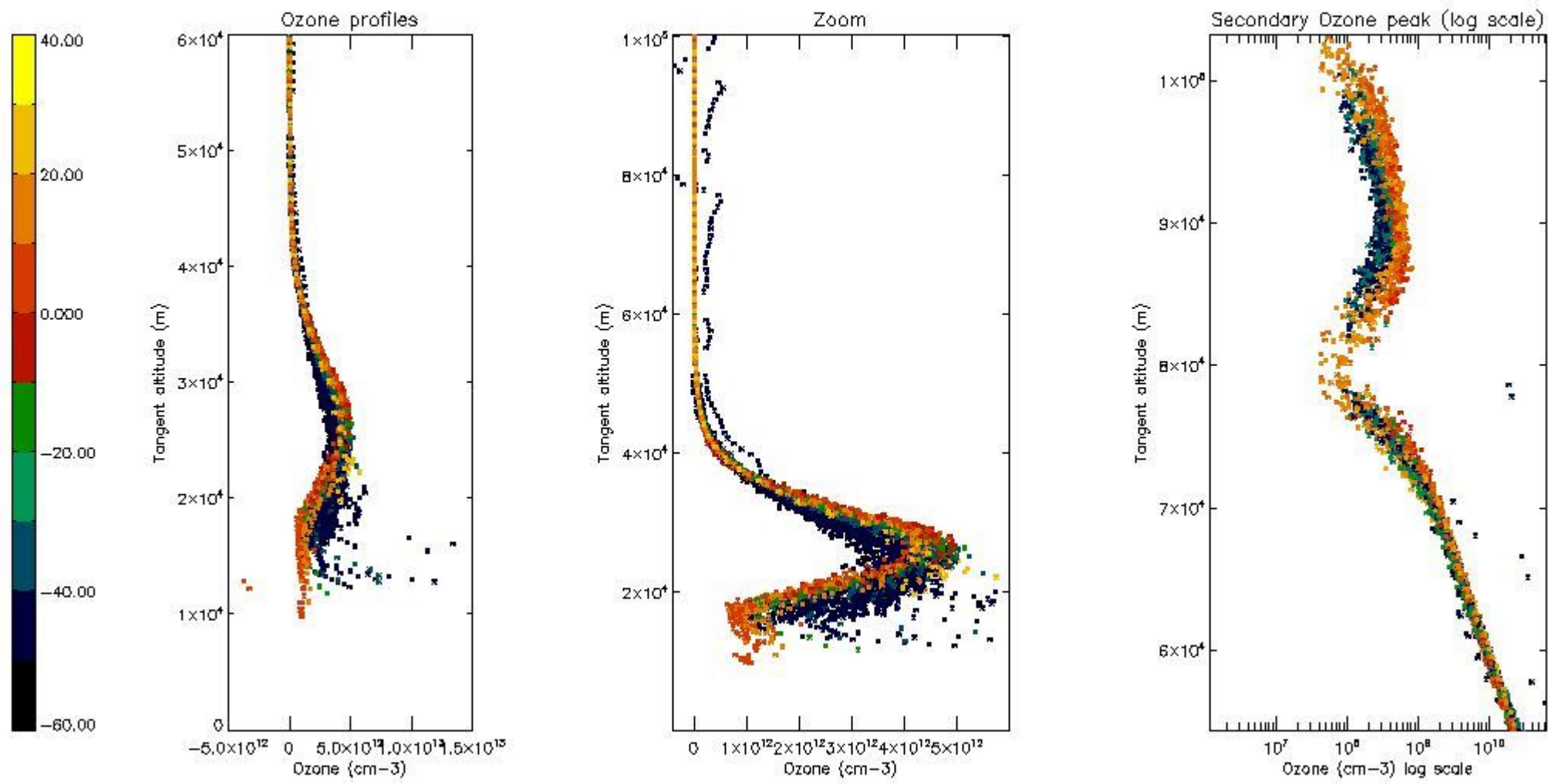
5.2 Plot ozone profiles for all STD (dark without errors)

The colorbar represents the latitude.



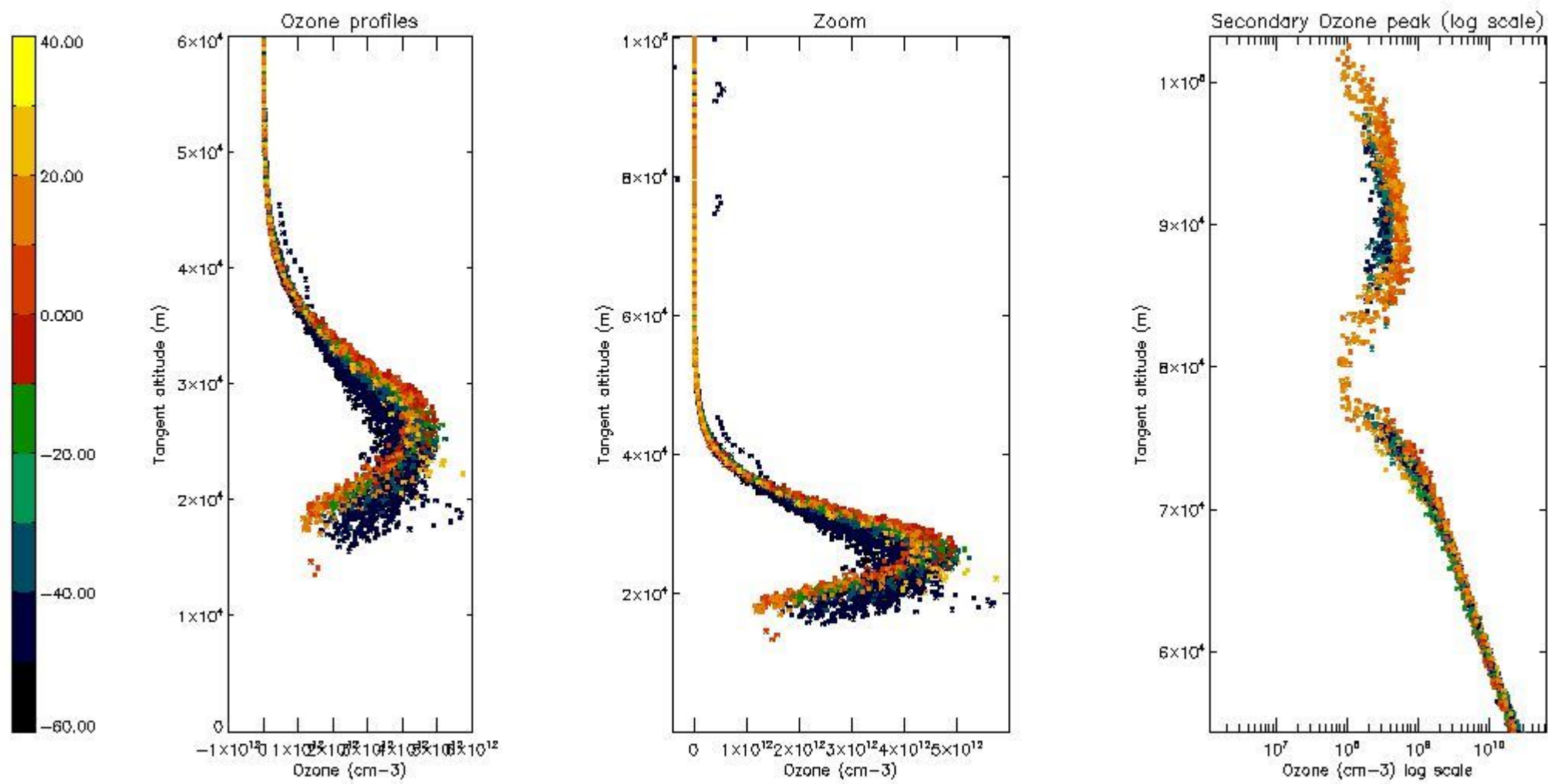
5.3 Plot ozone profiles where STD < 20% (dark without errors)

The colorbar represents the latitude.



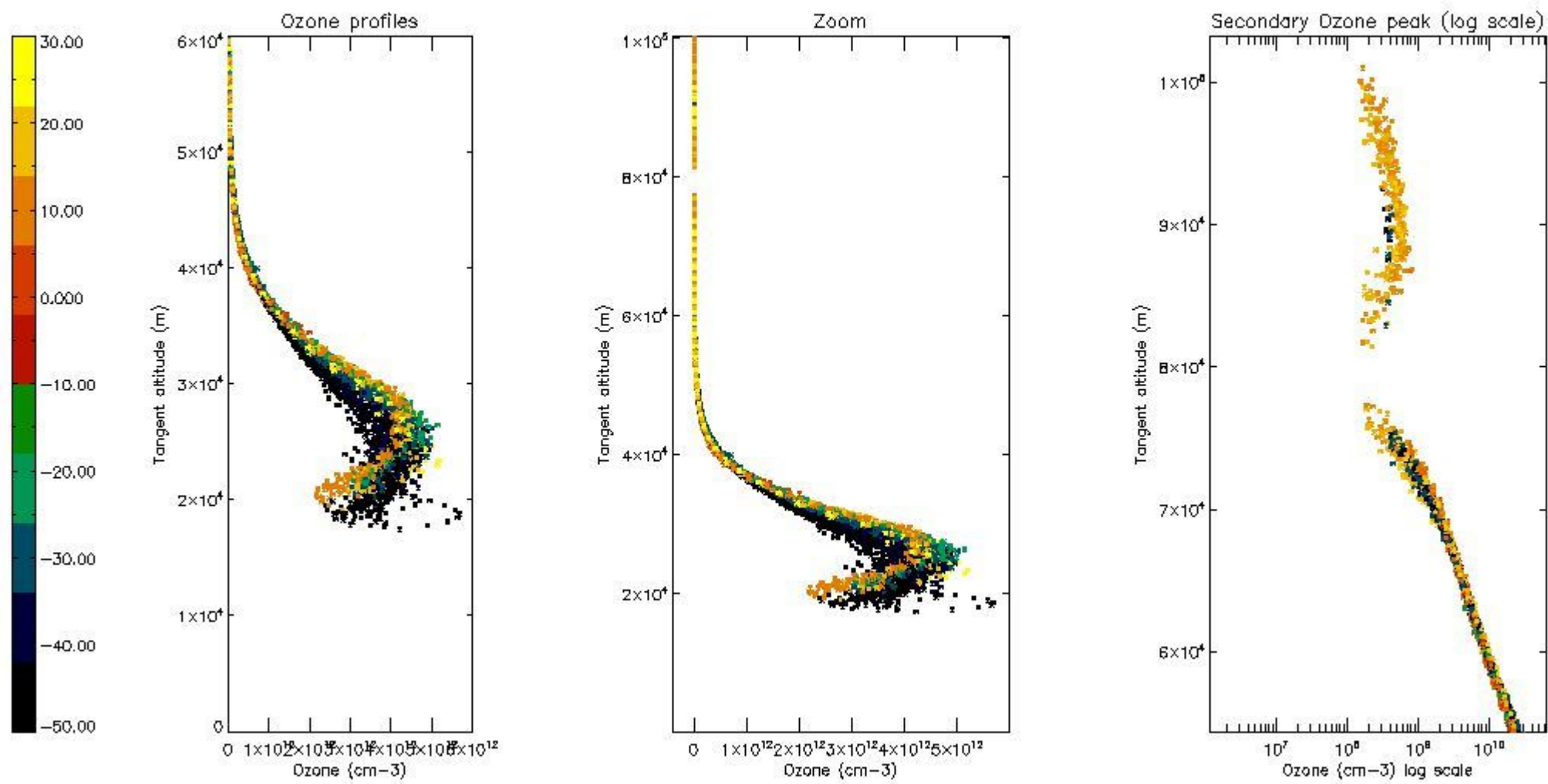
5.4 Plot ozone profiles where STD < 10% (dark without errors)

The colorbar represents the latitude.



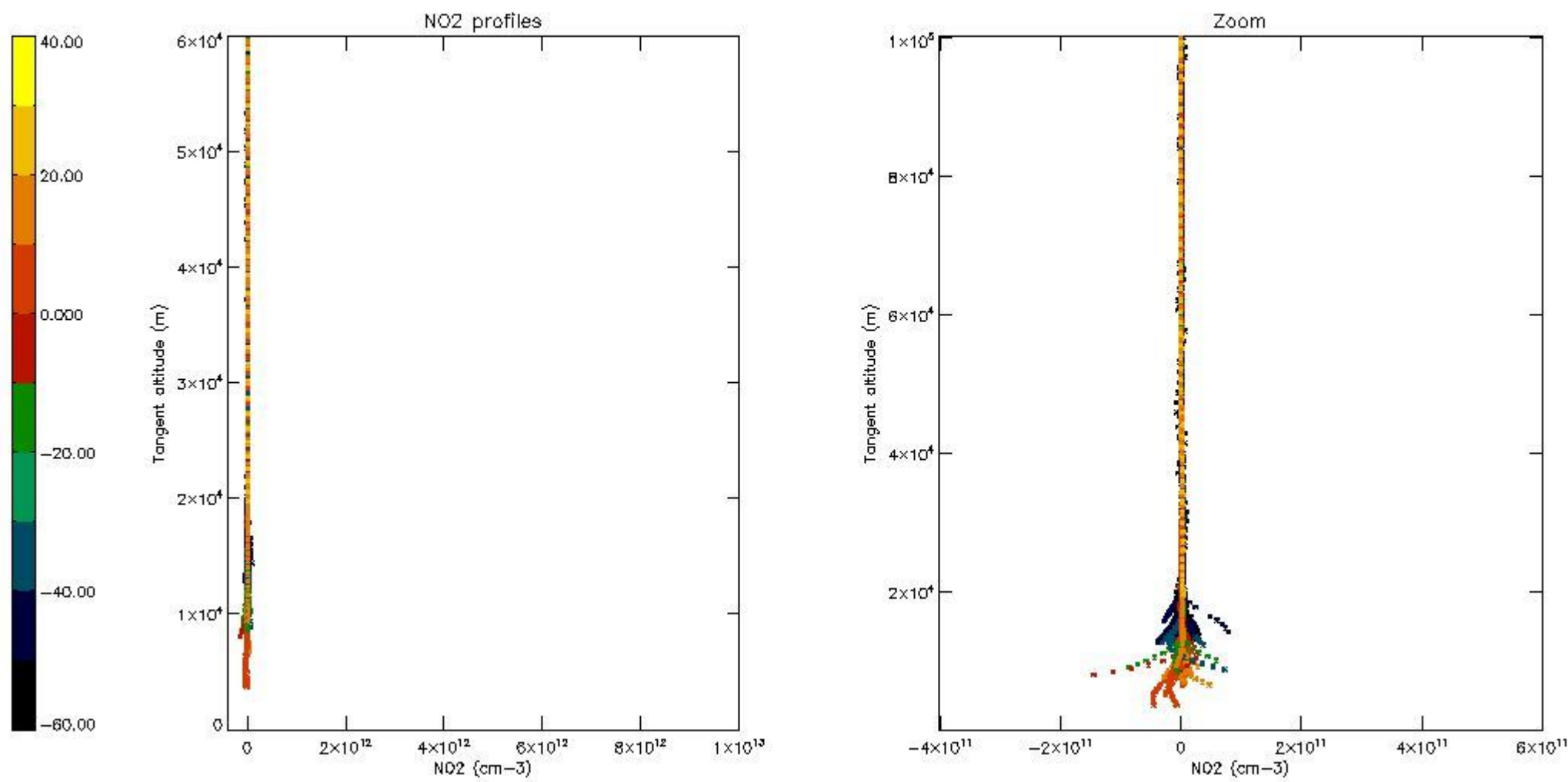
5.5 Plot ozone profiles where STD < 5% (dark without errors)

The colorbar represents the latitude.



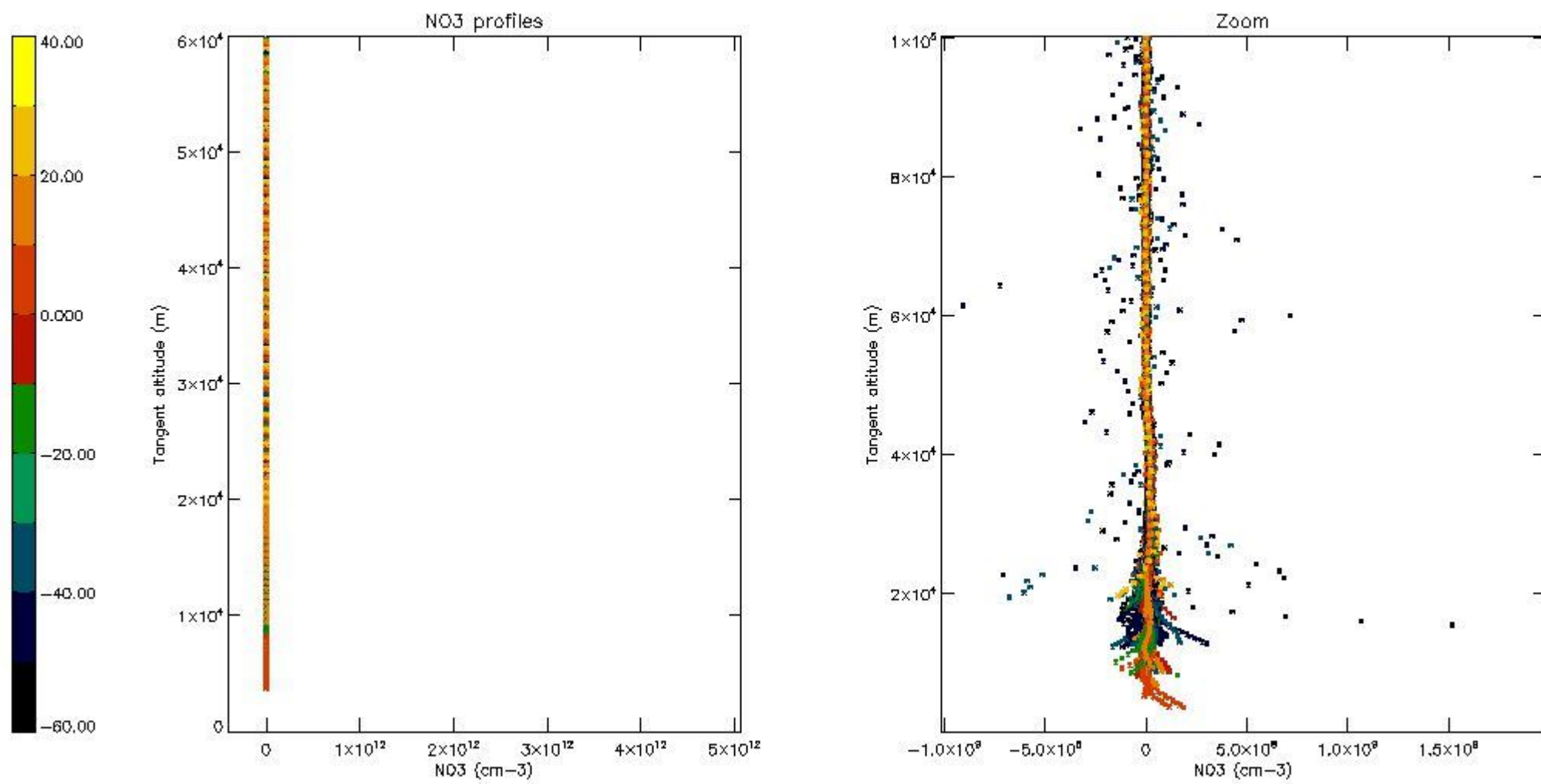
5.6 Plot NO₂ profiles for all STD (dark without errors)

The colorbar represents the latitude.



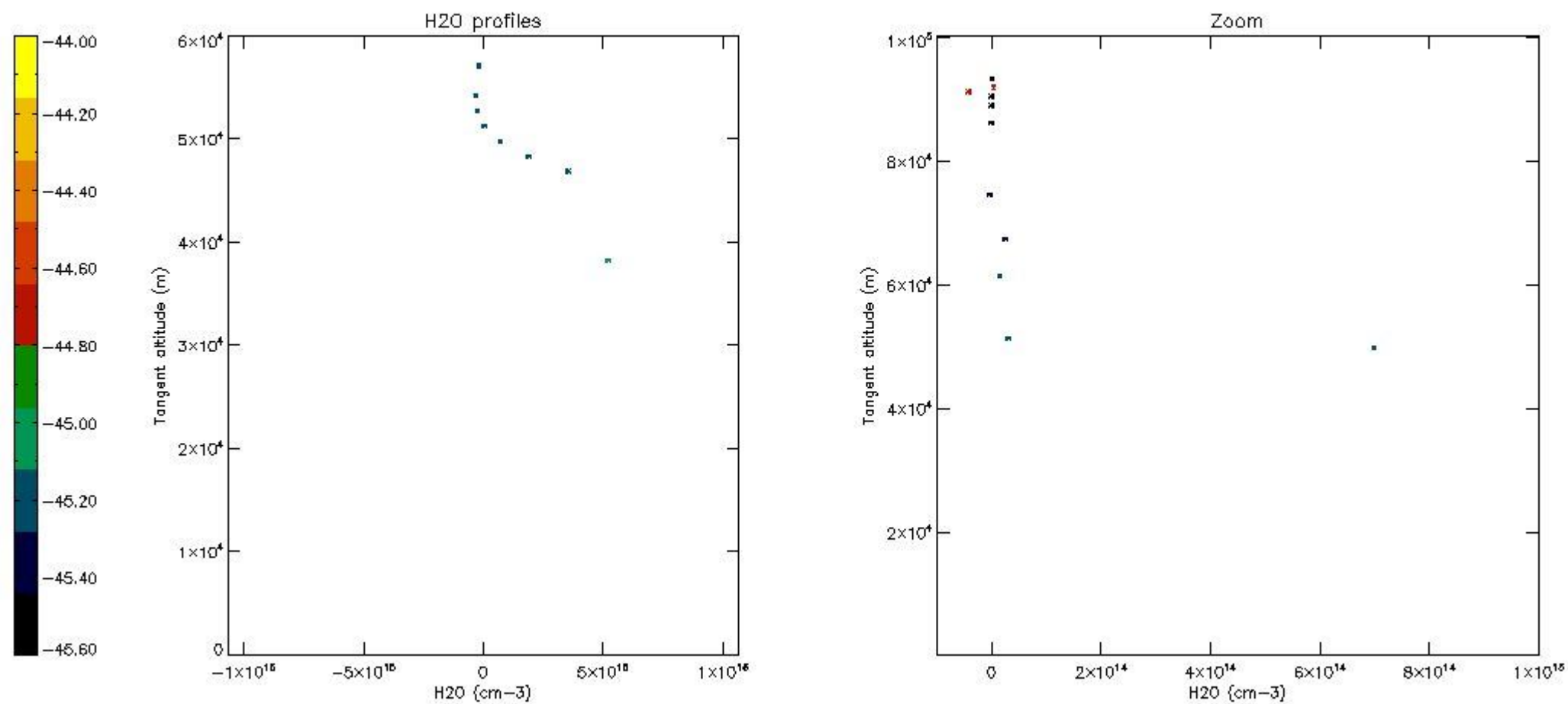
5.7 Plot NO3 profiles for all STD (dark without errors)

The colorbar represents the latitude.



5.8 Plot H2O profiles for all STD (only for occultations of stars 1,2,3,4,13,14,16,26,63 dark without errors)

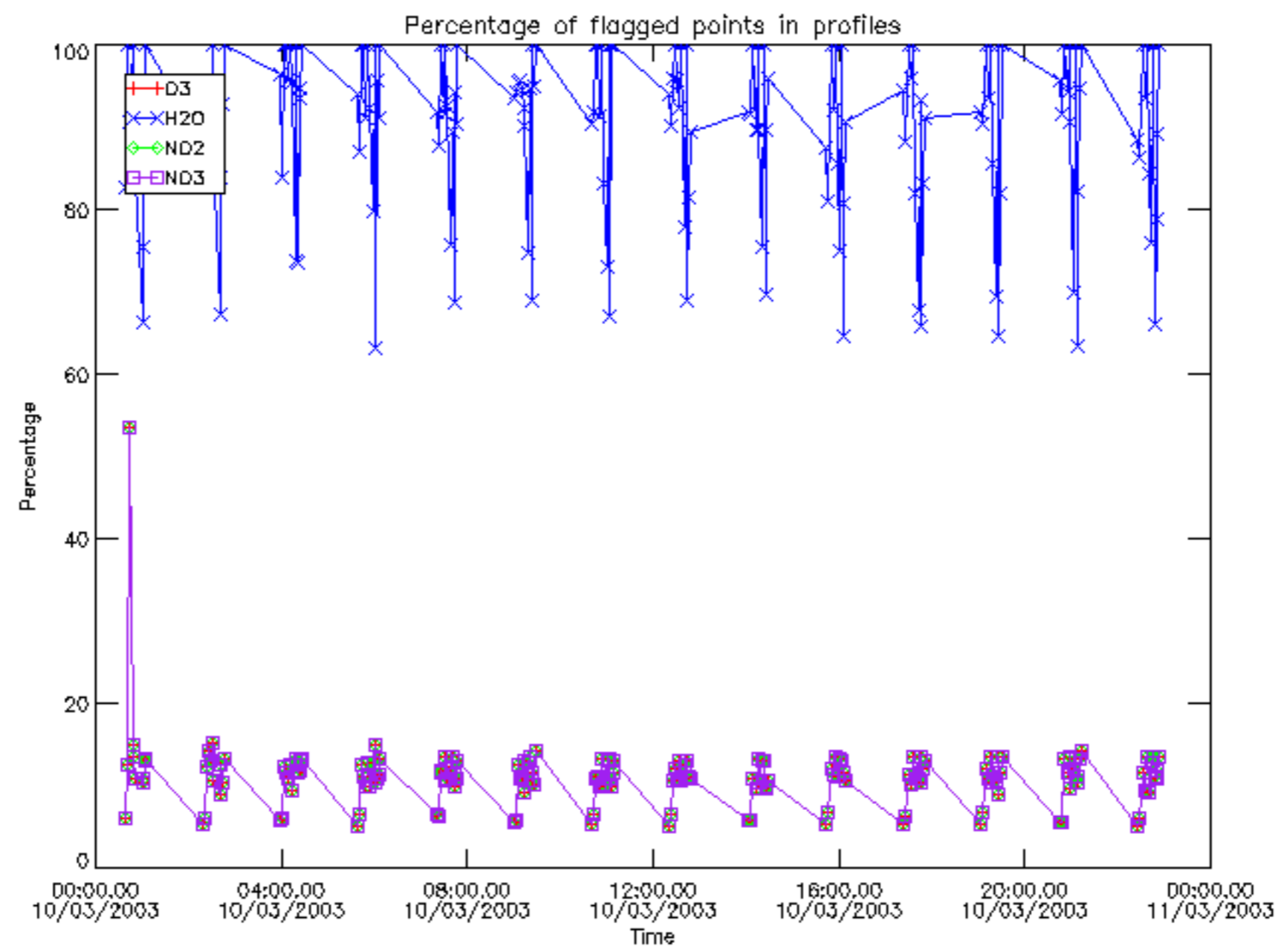
The colorbar represents the latitude.



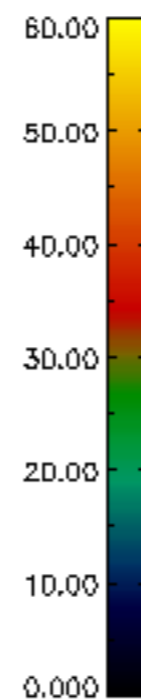
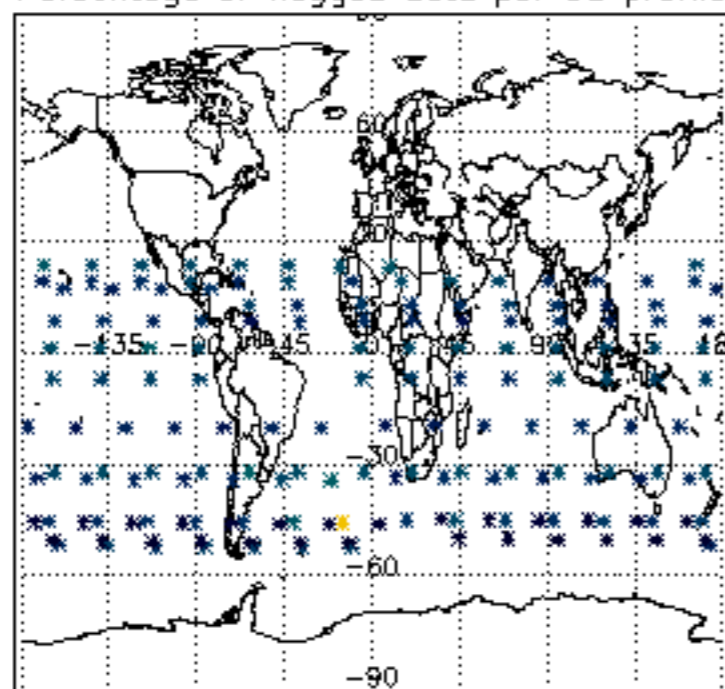
6. Auxiliary Data Files used for the production reported in section 2

The number reported in the third column indicates since which file (see list in section 2) the corresponding auxiliary file has been used. The fourth column is the date of those product files.

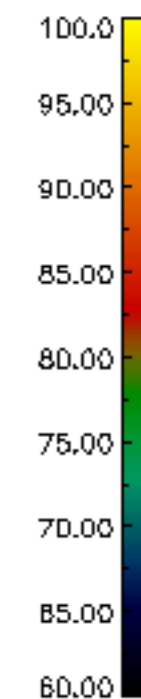
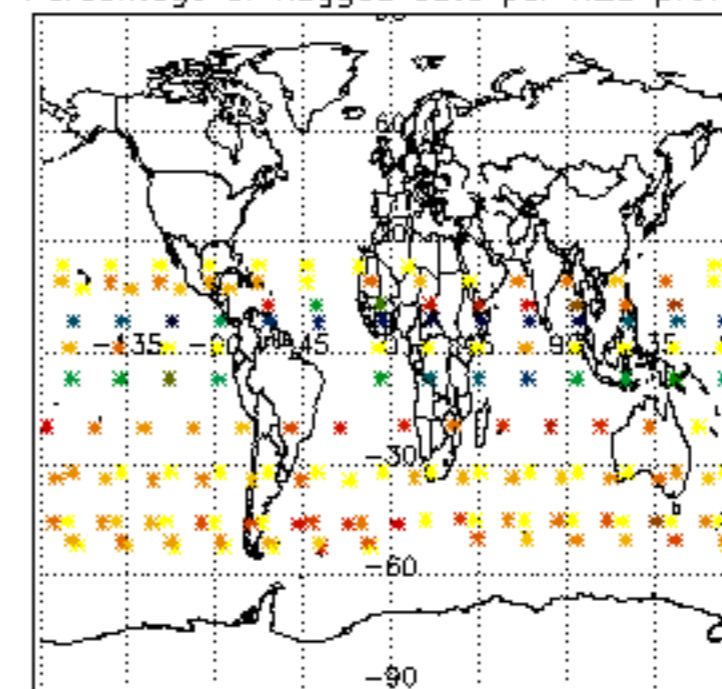
Type	Auxiliary Filename	Used since product	Used since product date
INST_PHYS_CHARACTERISTICS	GOM_INS_AXNIEC20050627_150440_20020301_000000_20100101_000000	1	10-MAR-2003 00:00:14
LEVEL-2_PROC_CONFIG	GOM_PR2_AXVIEC20091111_152718_20020301_000000_20500101_000000	1	10-MAR-2003 00:00:14
CROSS_SECTIONS_FILE	GOM_CRS_AXVIEC20091111_154832_20020301_000000_20500101_000000	1	10-MAR-2003 00:00:14



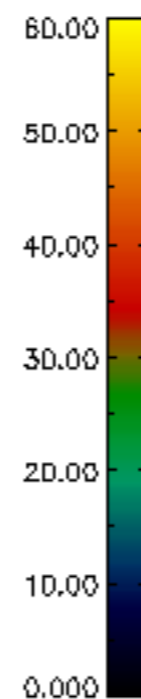
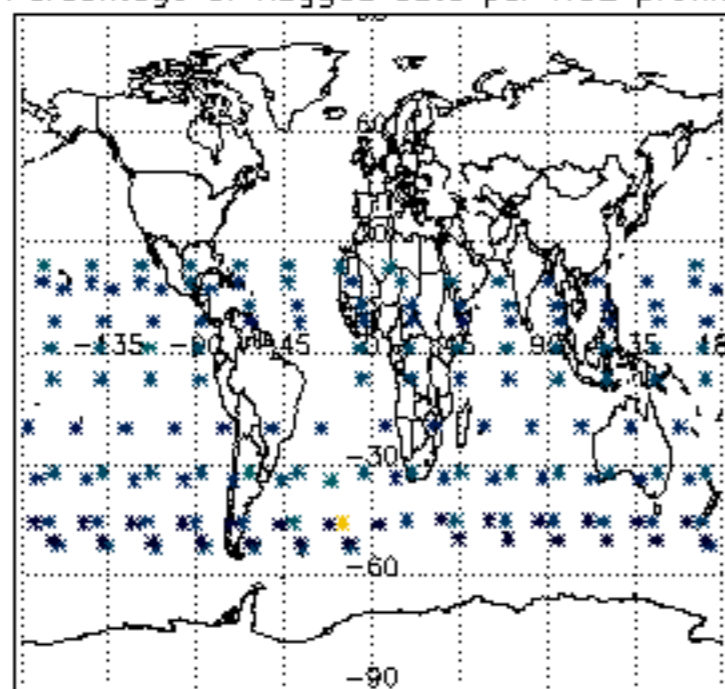
Percentage of flagged data per D3 profile



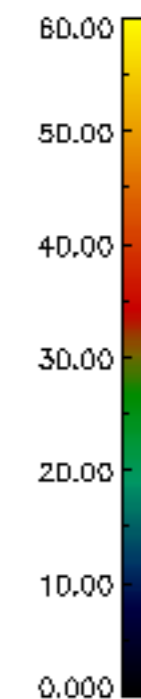
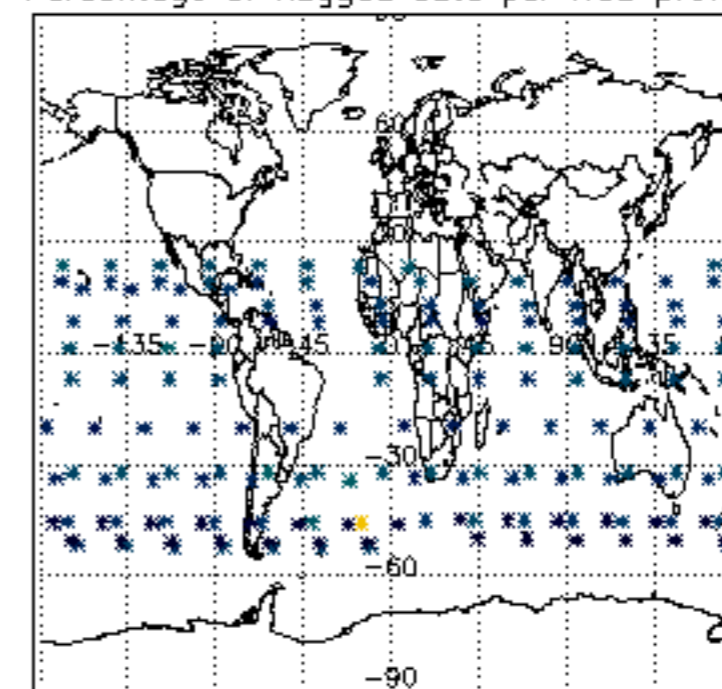
Percentage of flagged data per H2O profile

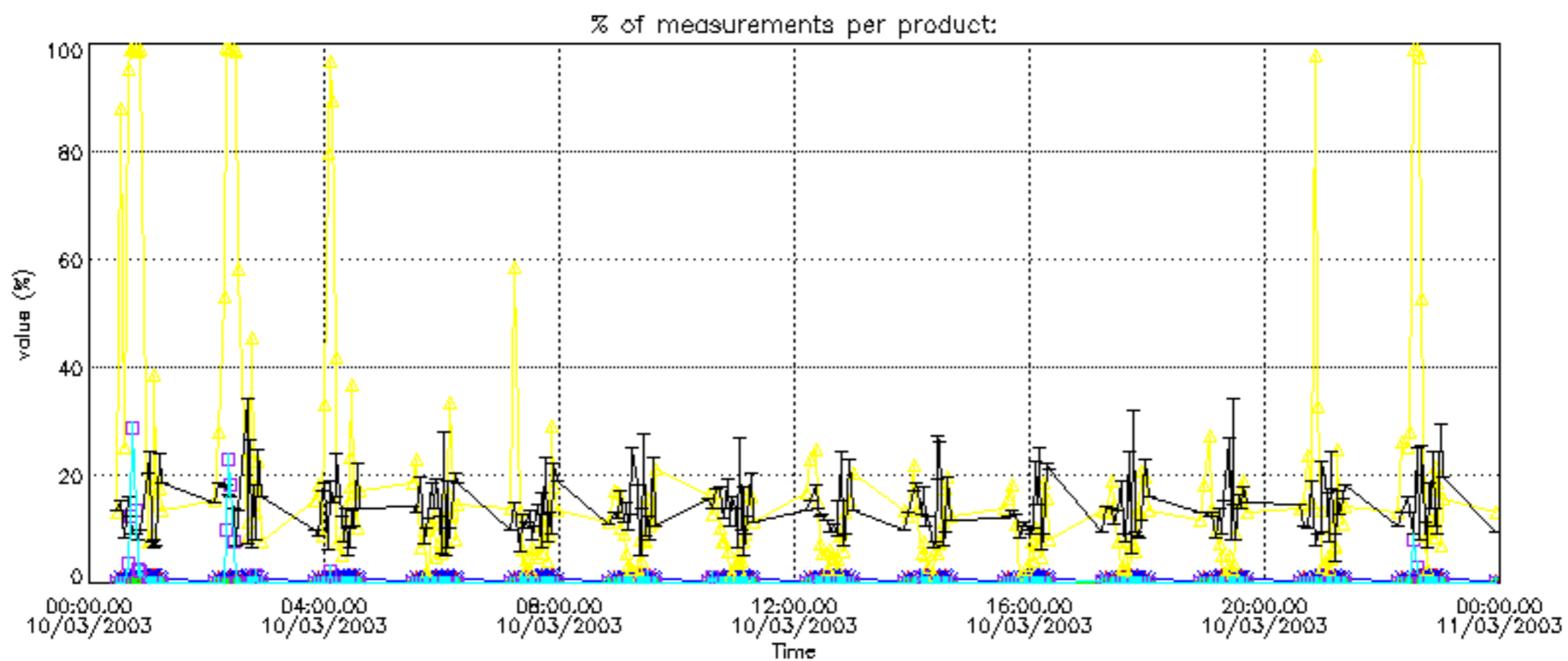


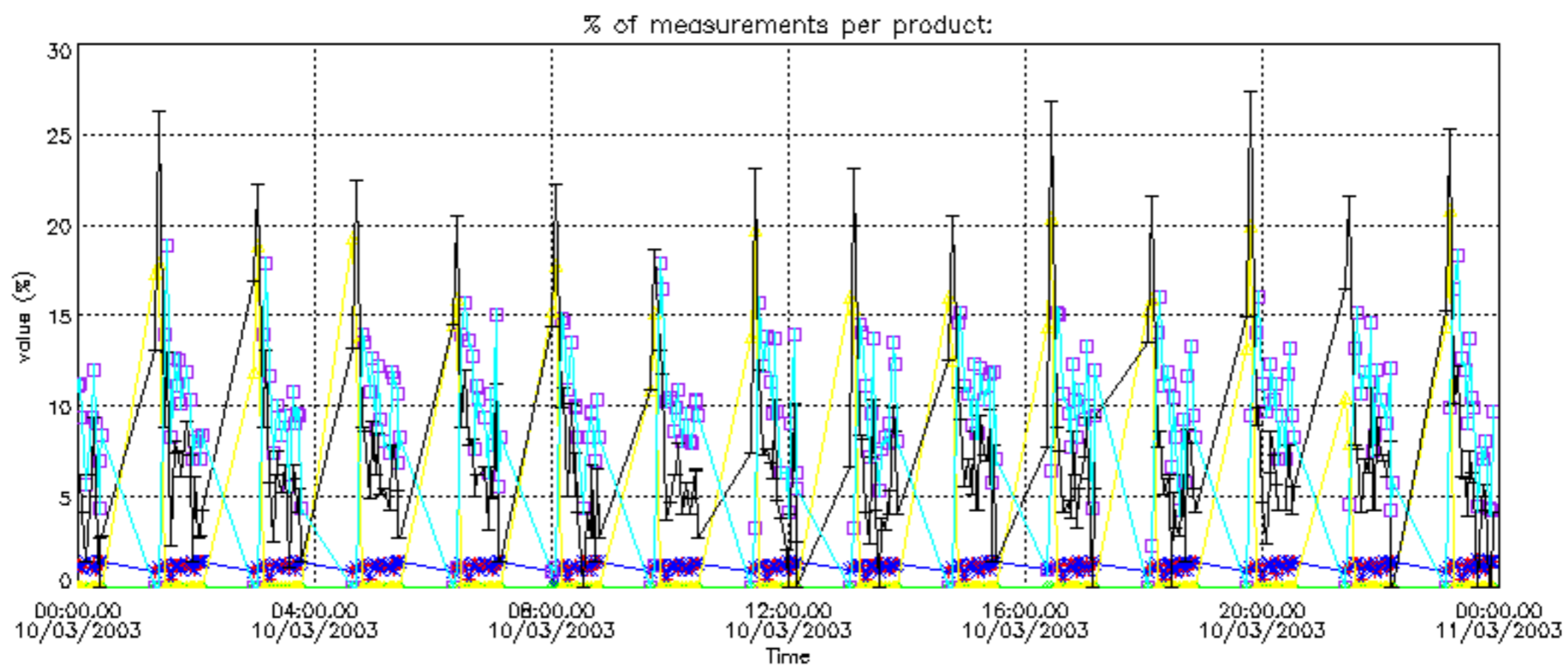
Percentage of flagged data per NO2 profile



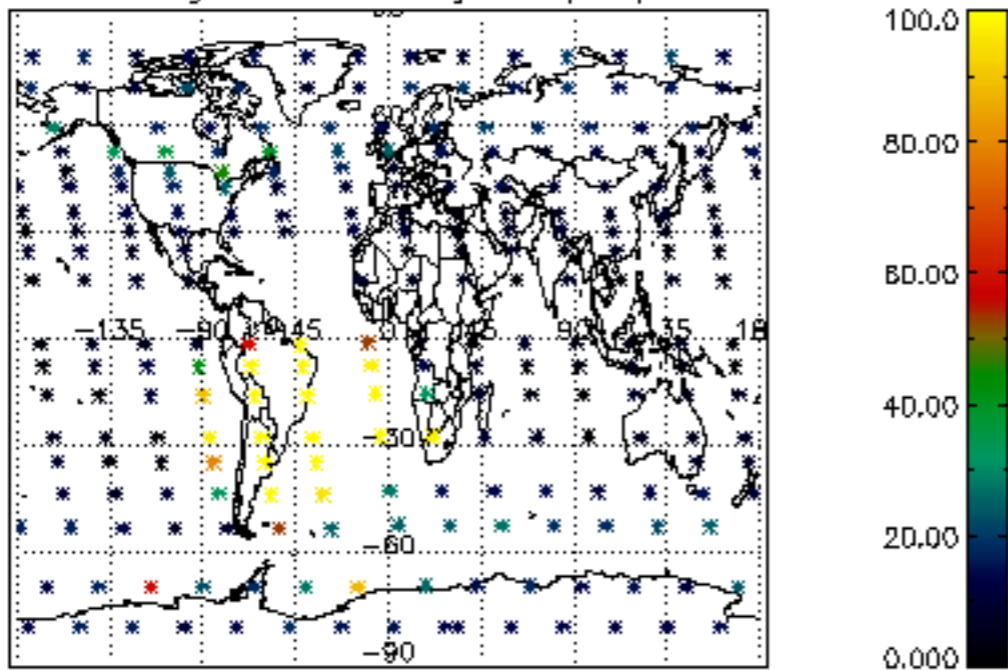
Percentage of flagged data per NO3 profile



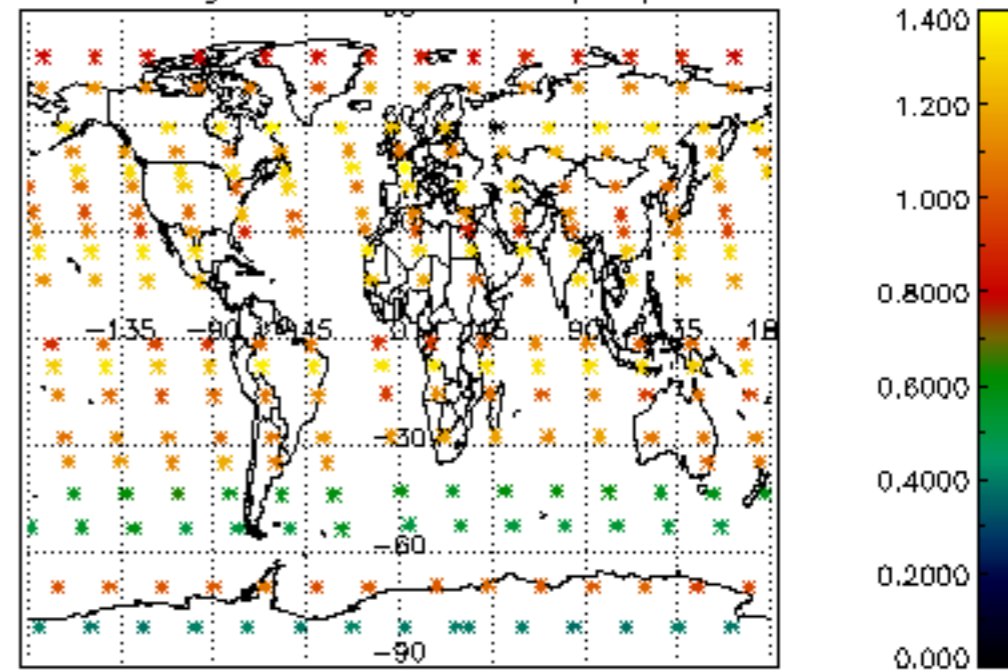




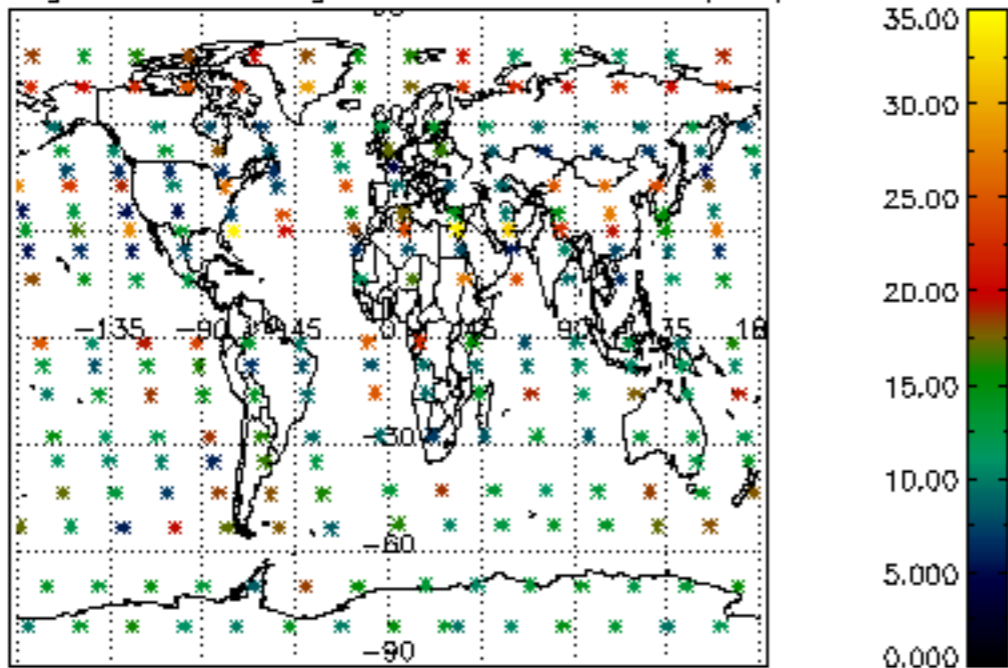
Percentage of cosmic ray hits per profile



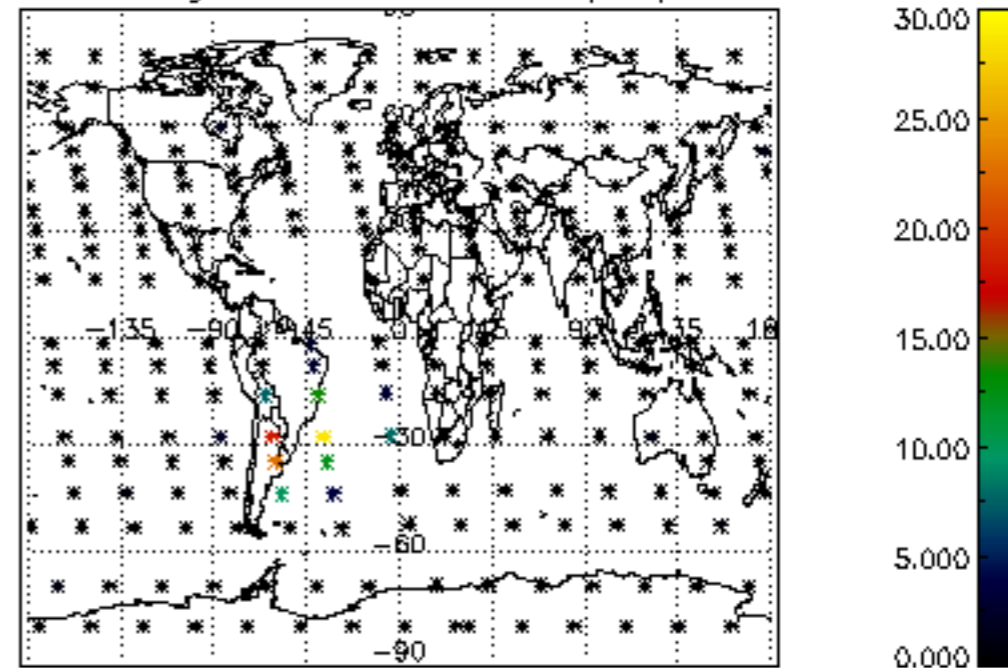
Percentage of datation errors per profile



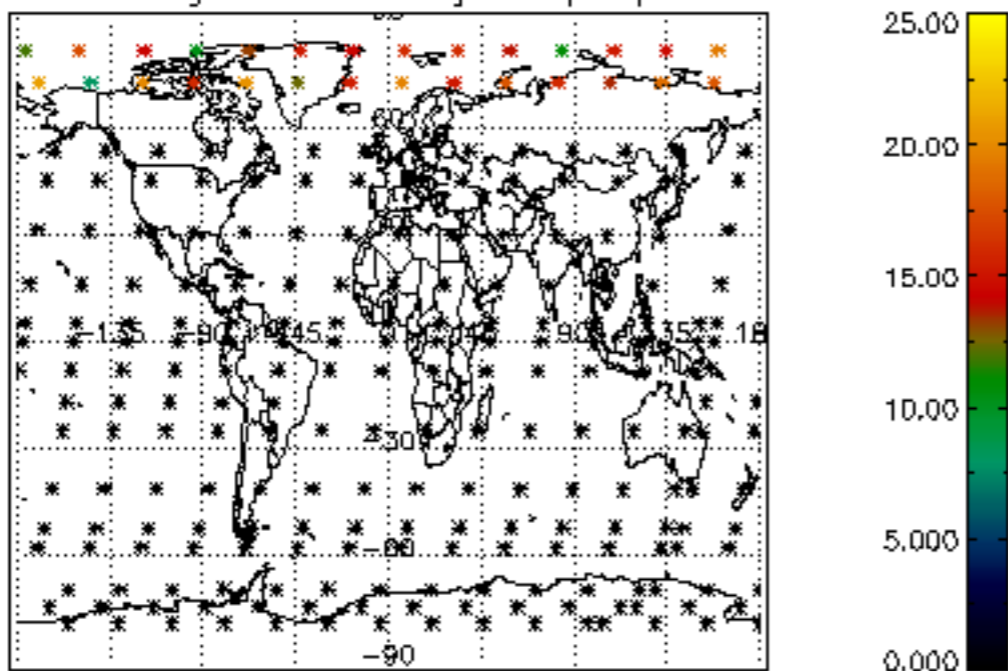
Percentage of star falling outside central band per profile



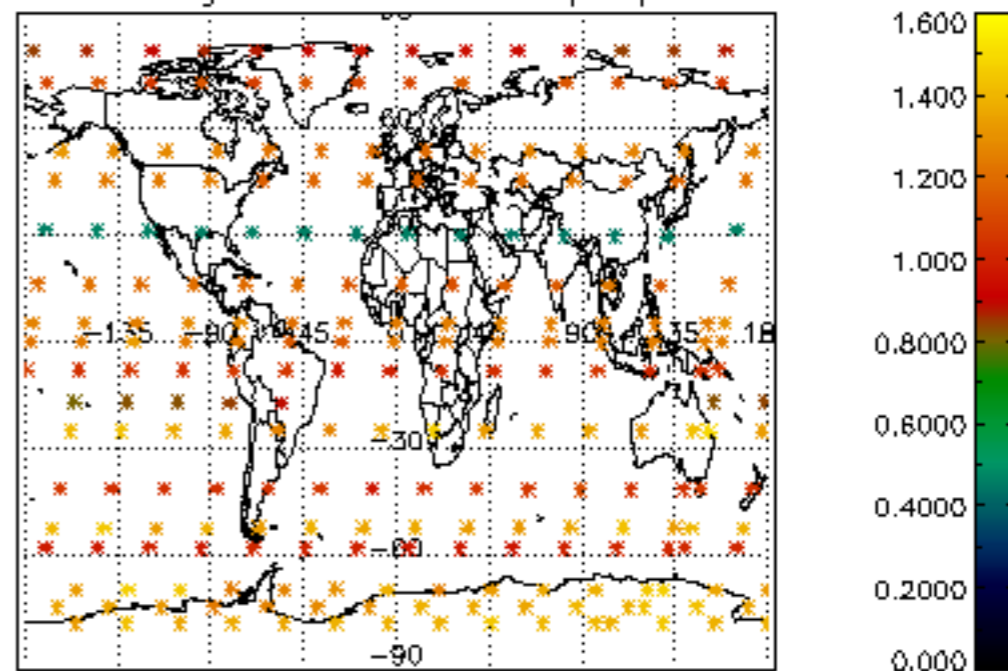
Percentage of saturation errors per profile



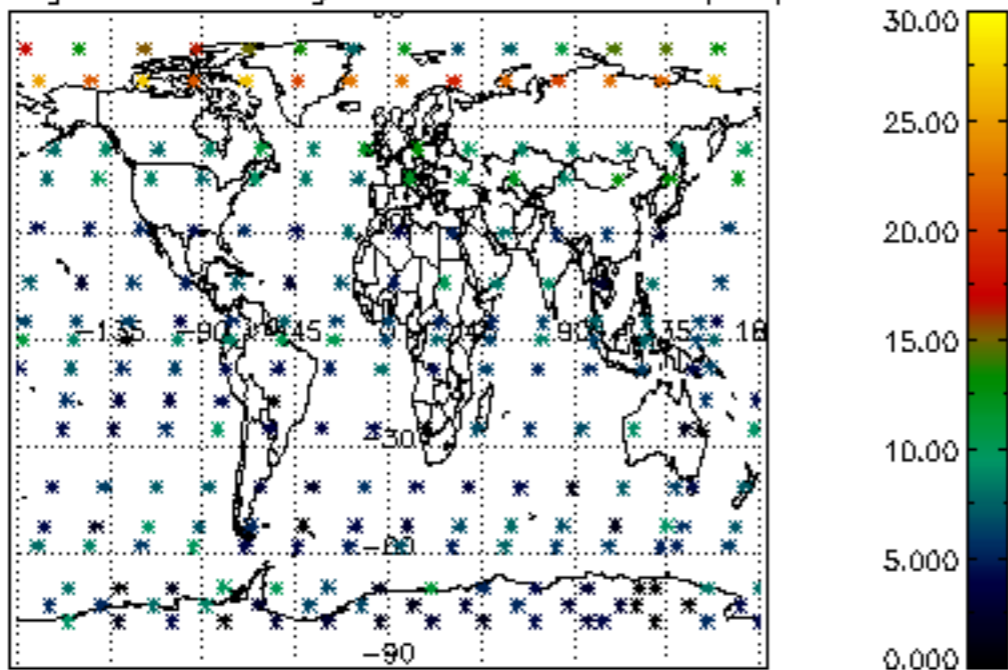
Percentage of cosmic ray hits per profile



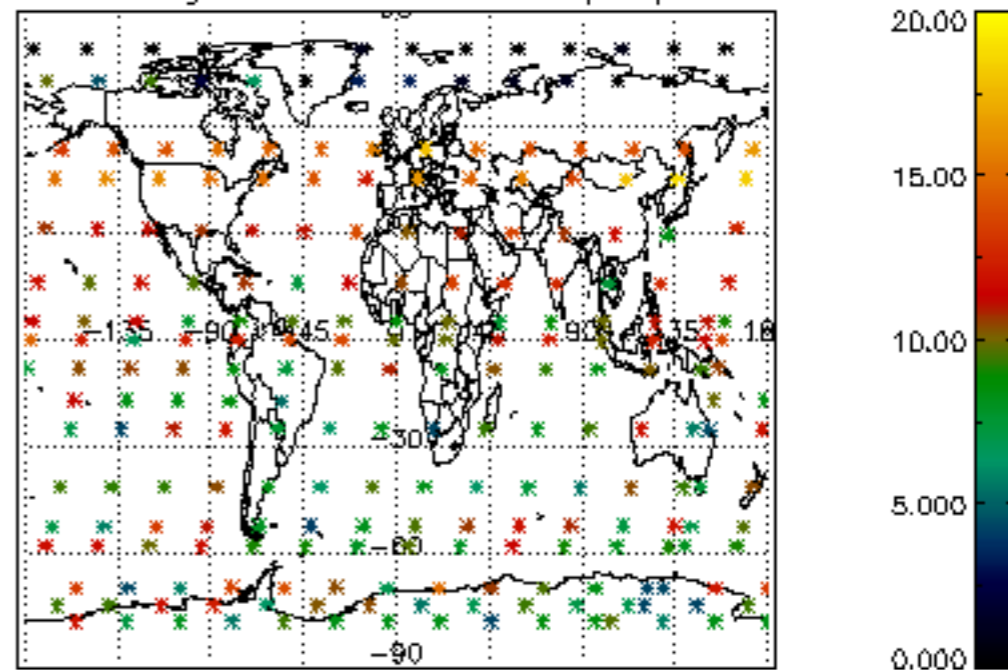
Percentage of datation errors per profile

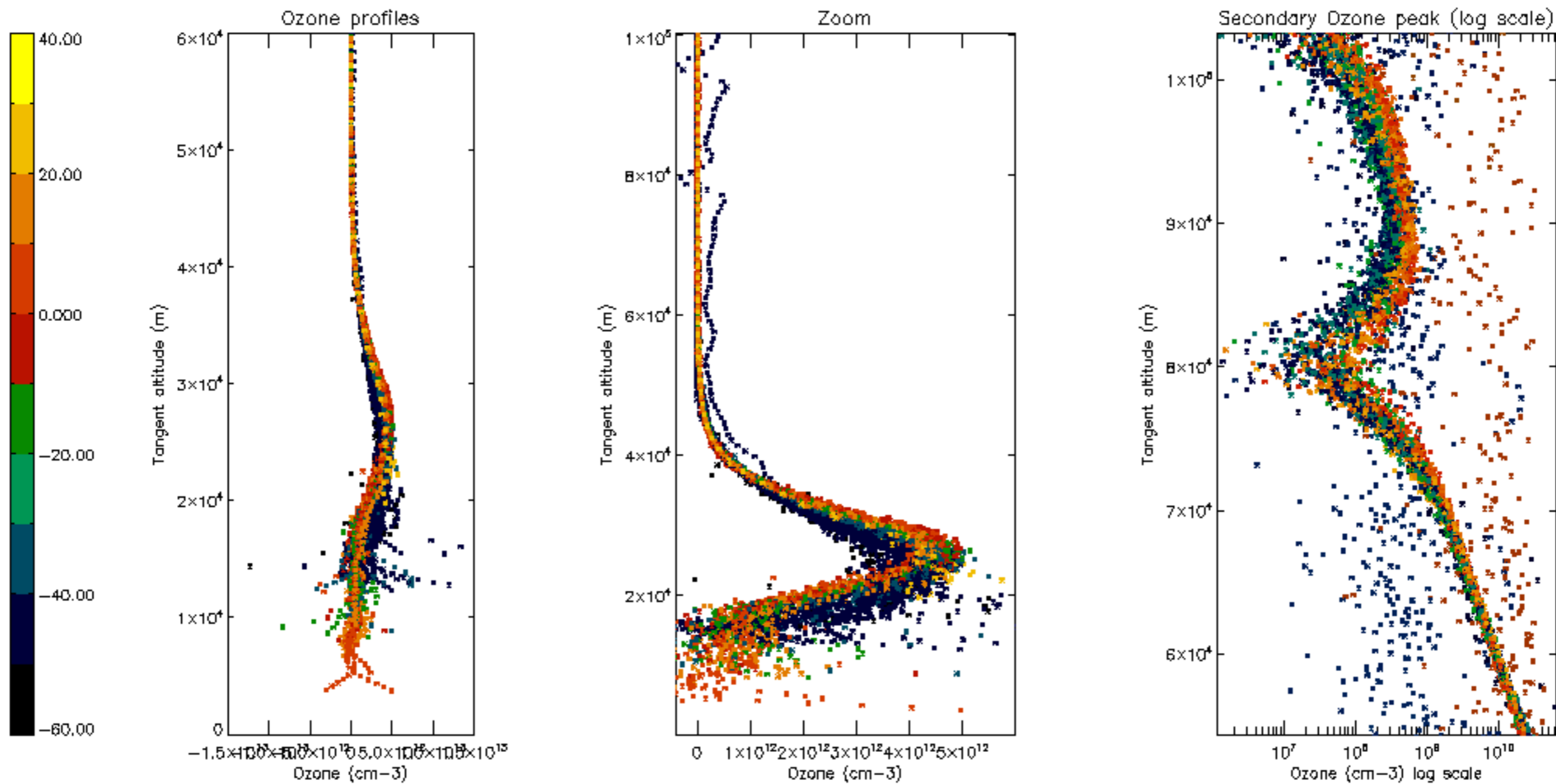


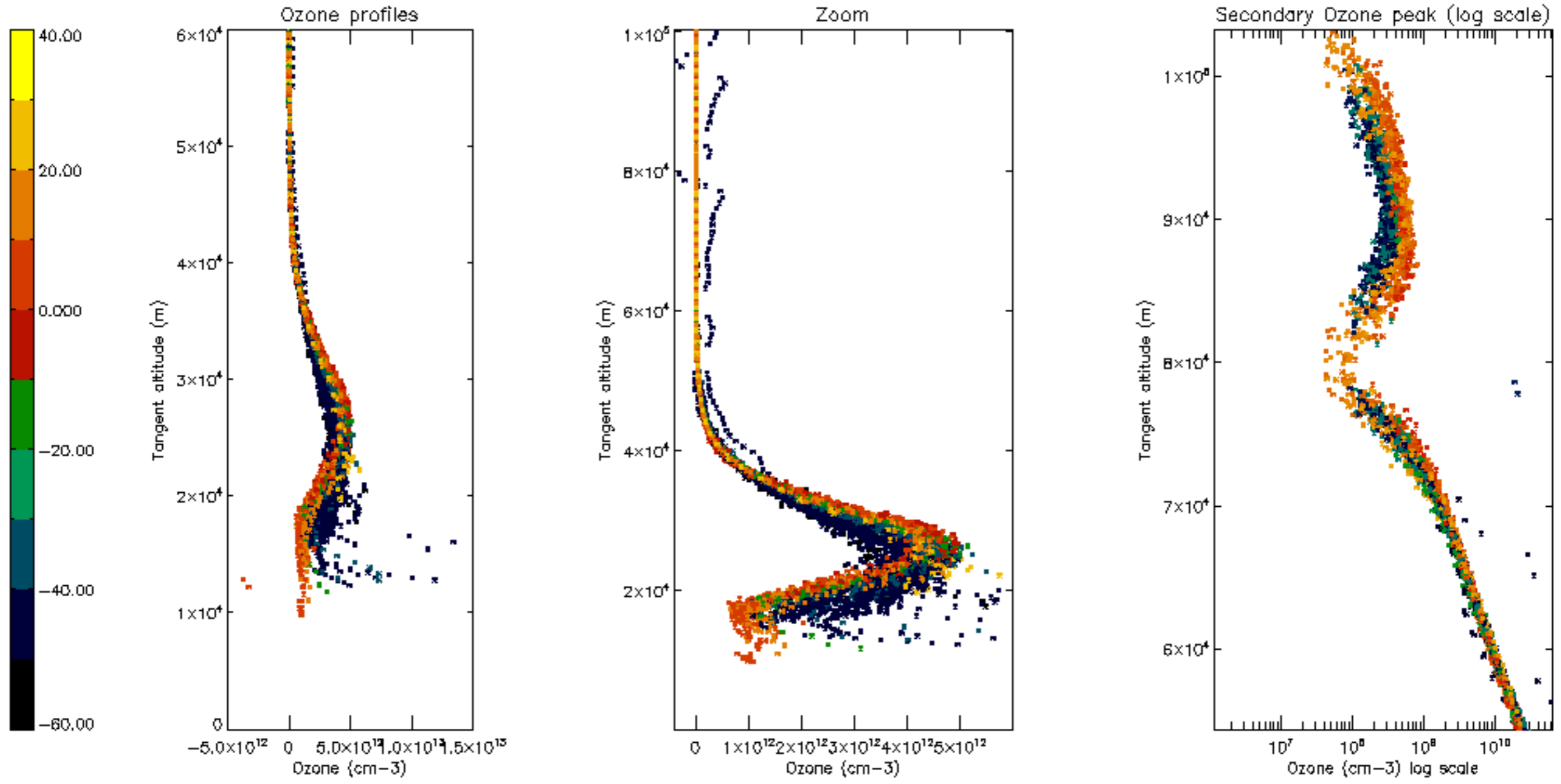
Percentage of star falling outside central band per profile

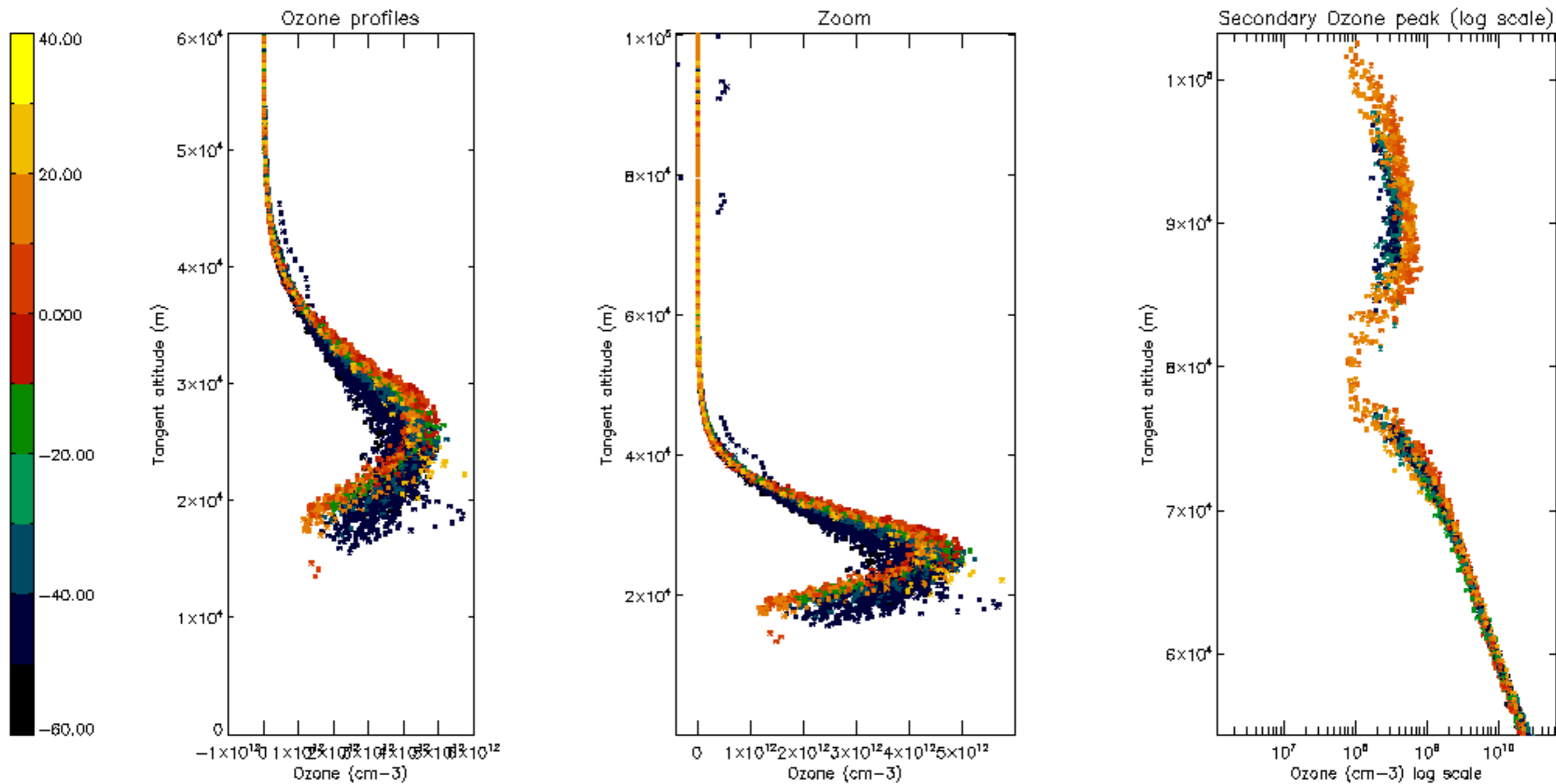


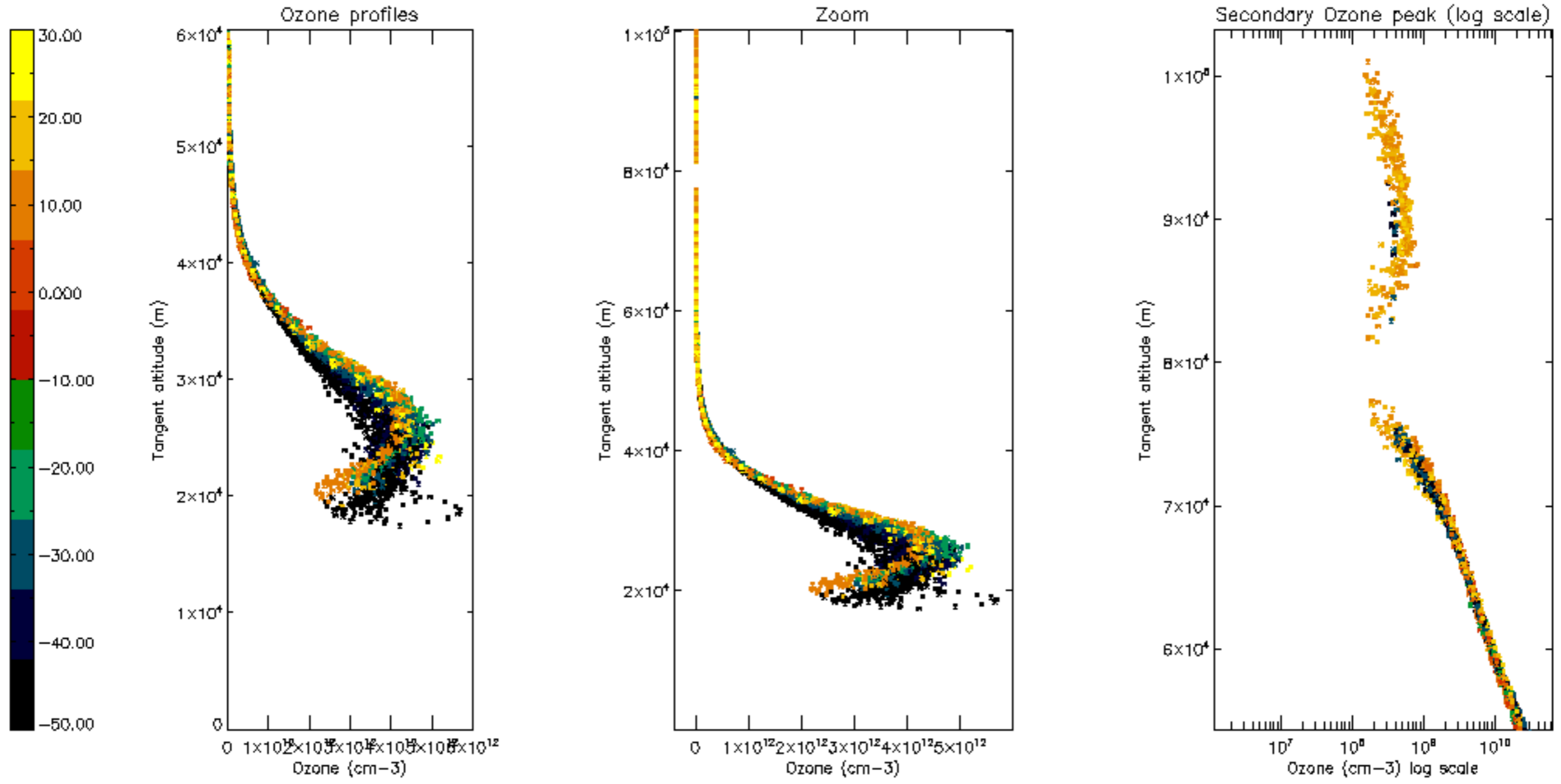
Percentage of saturation errors per profile

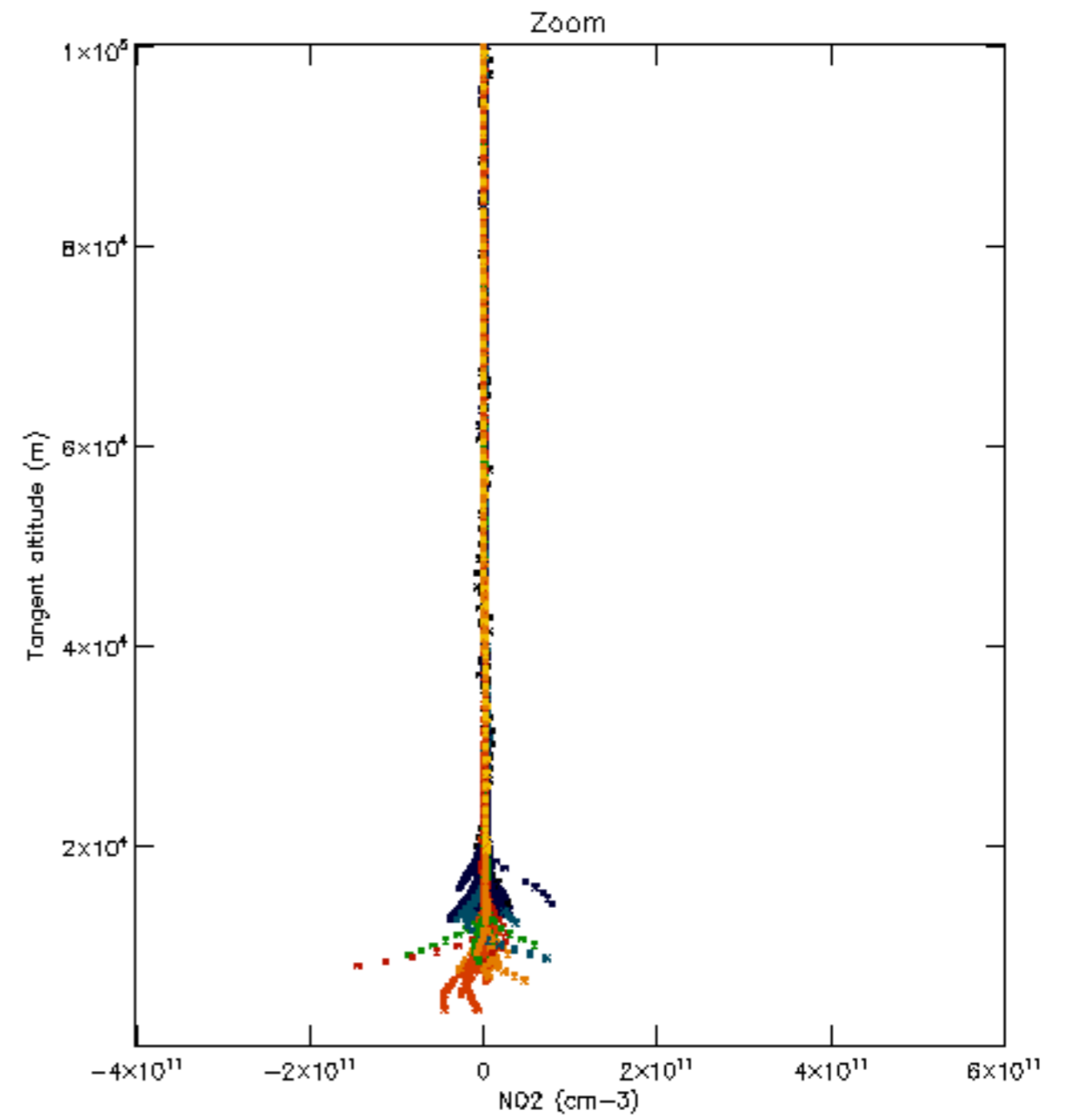
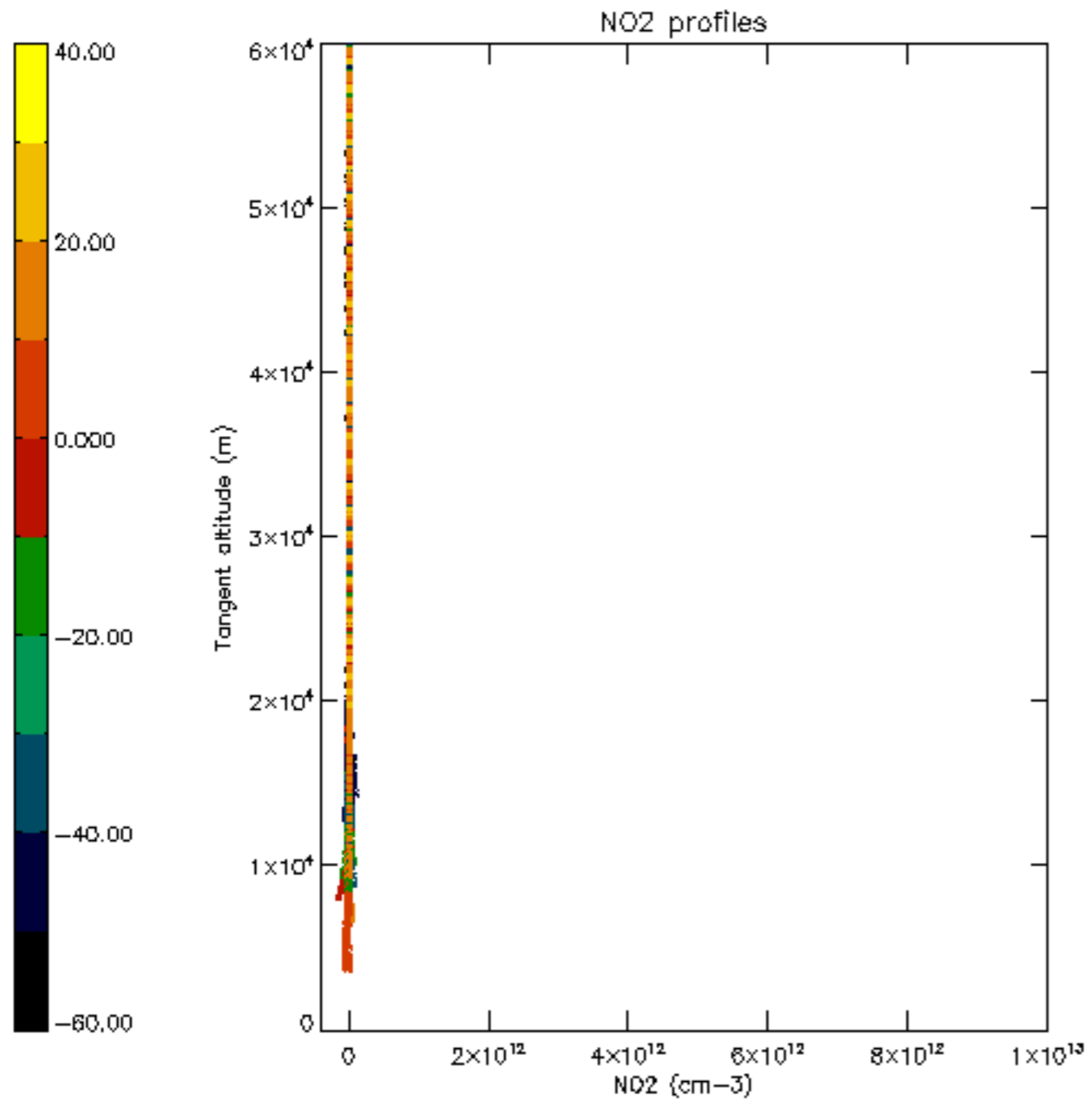


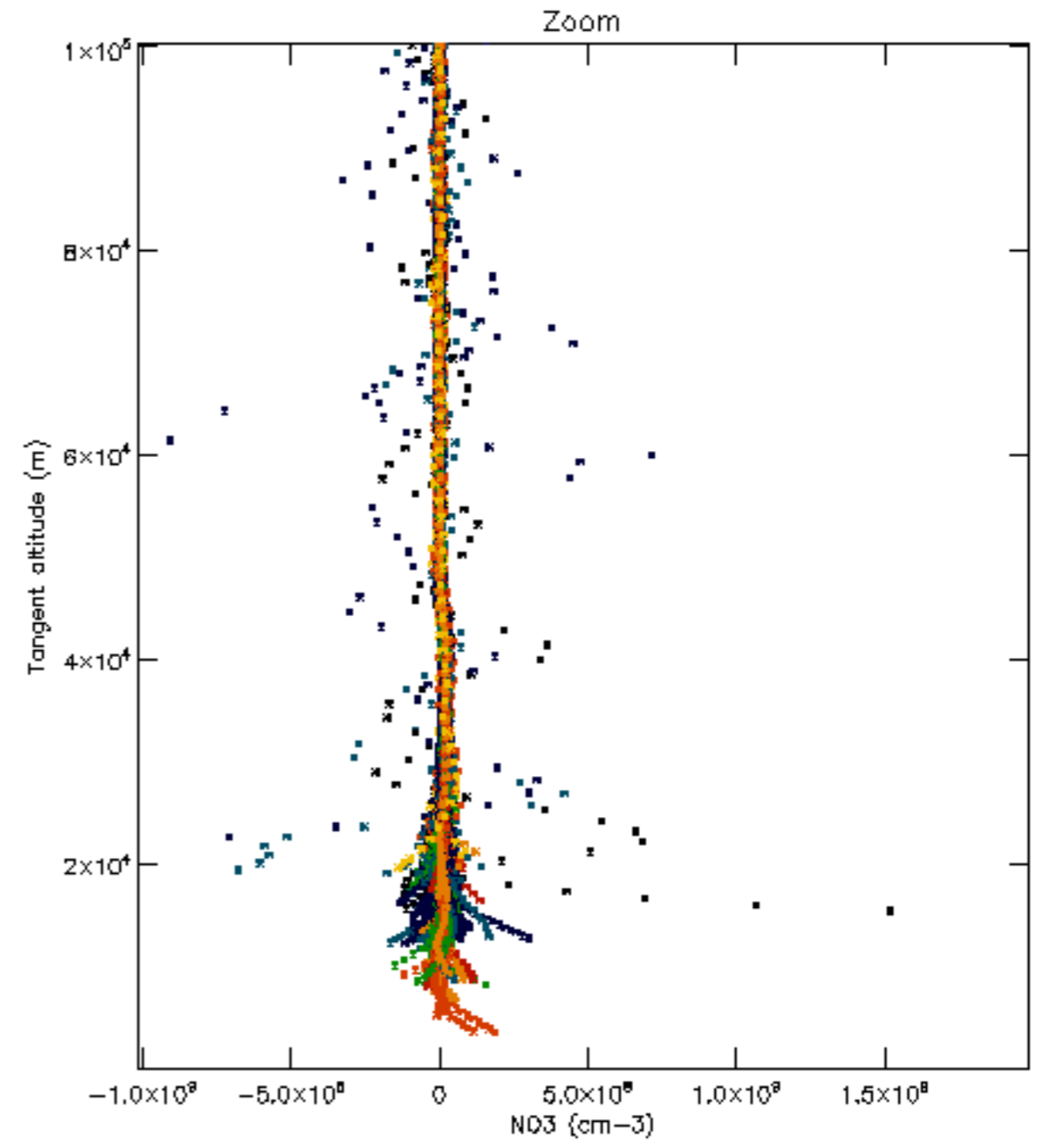
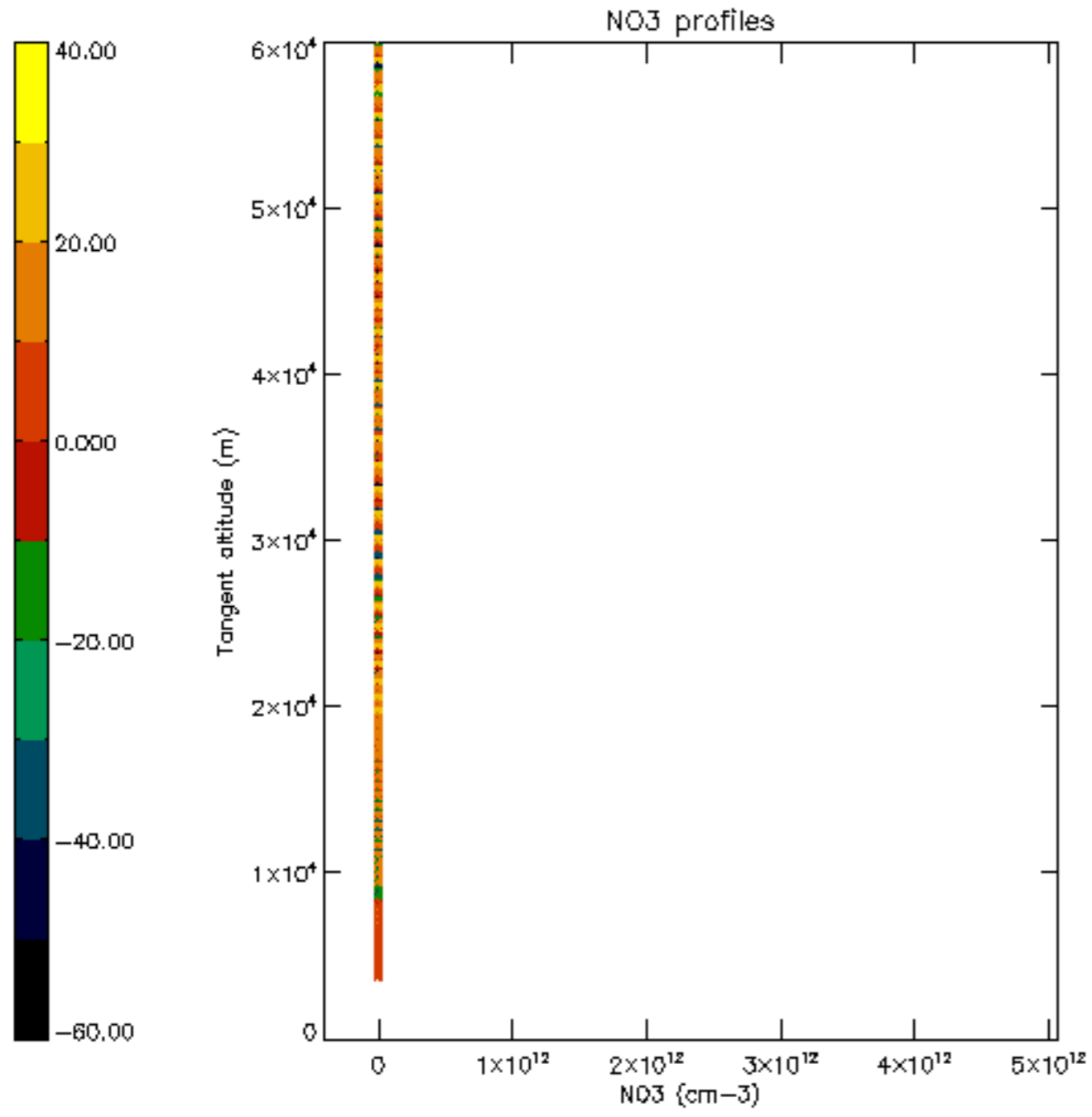


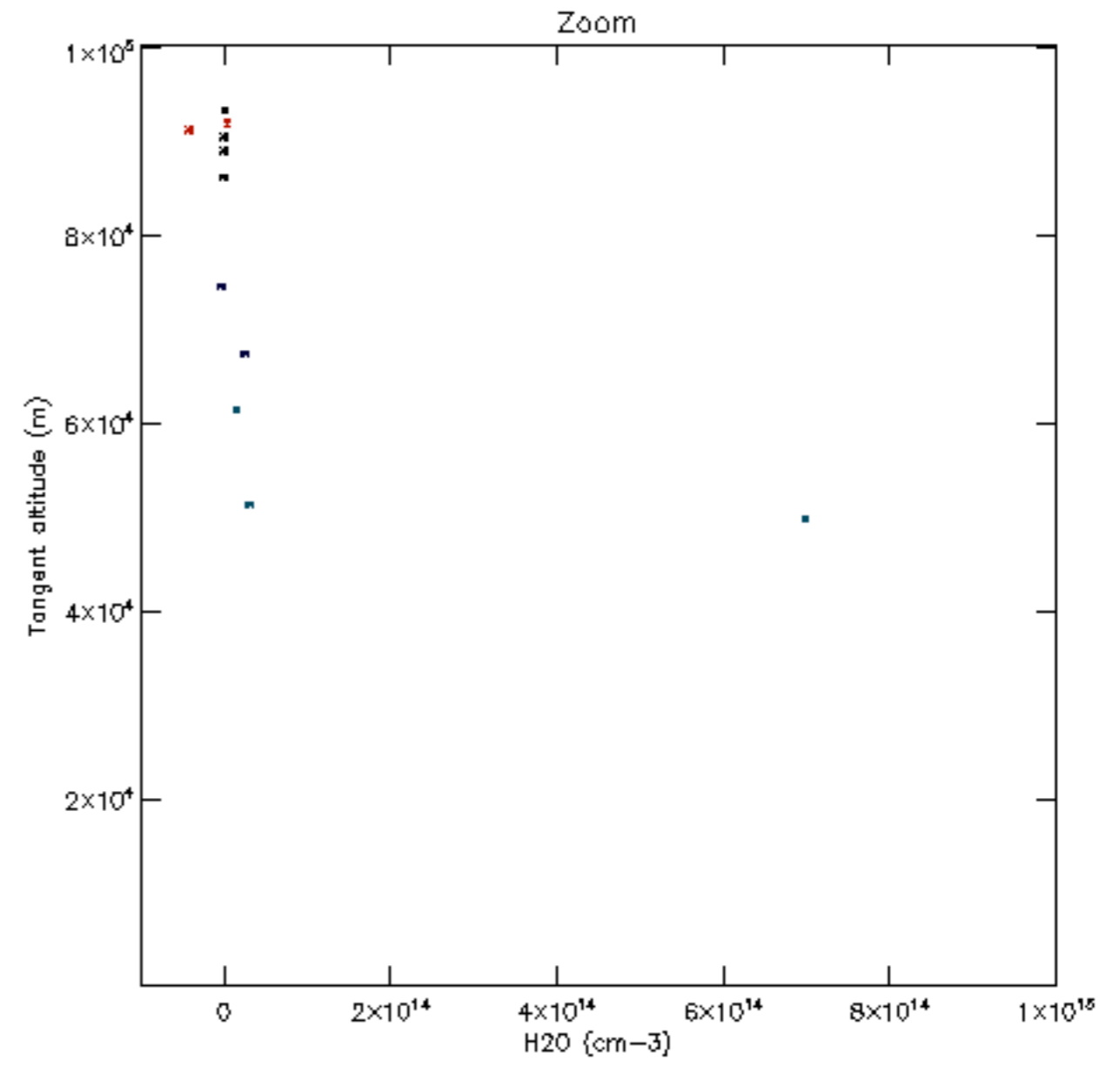
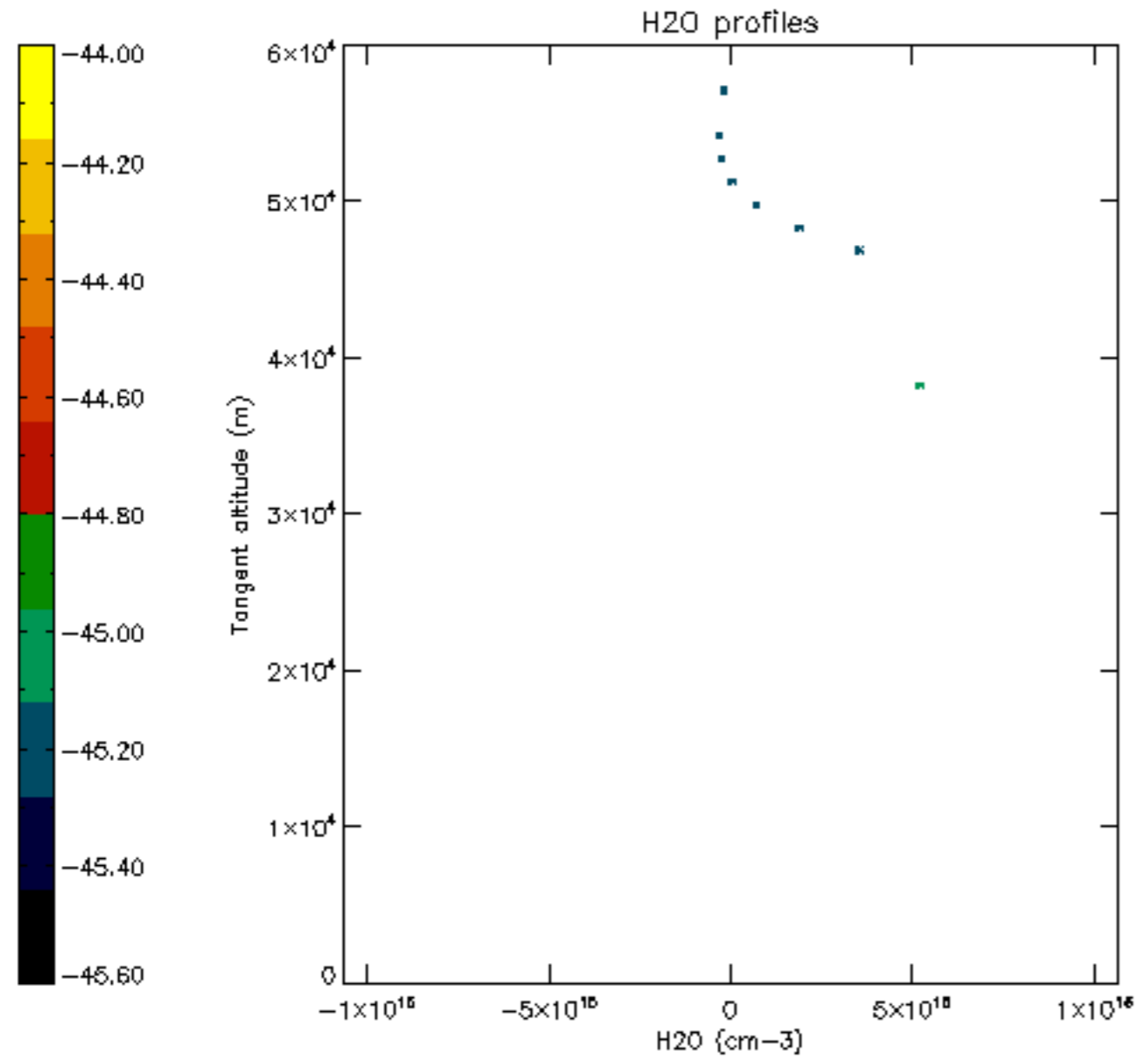


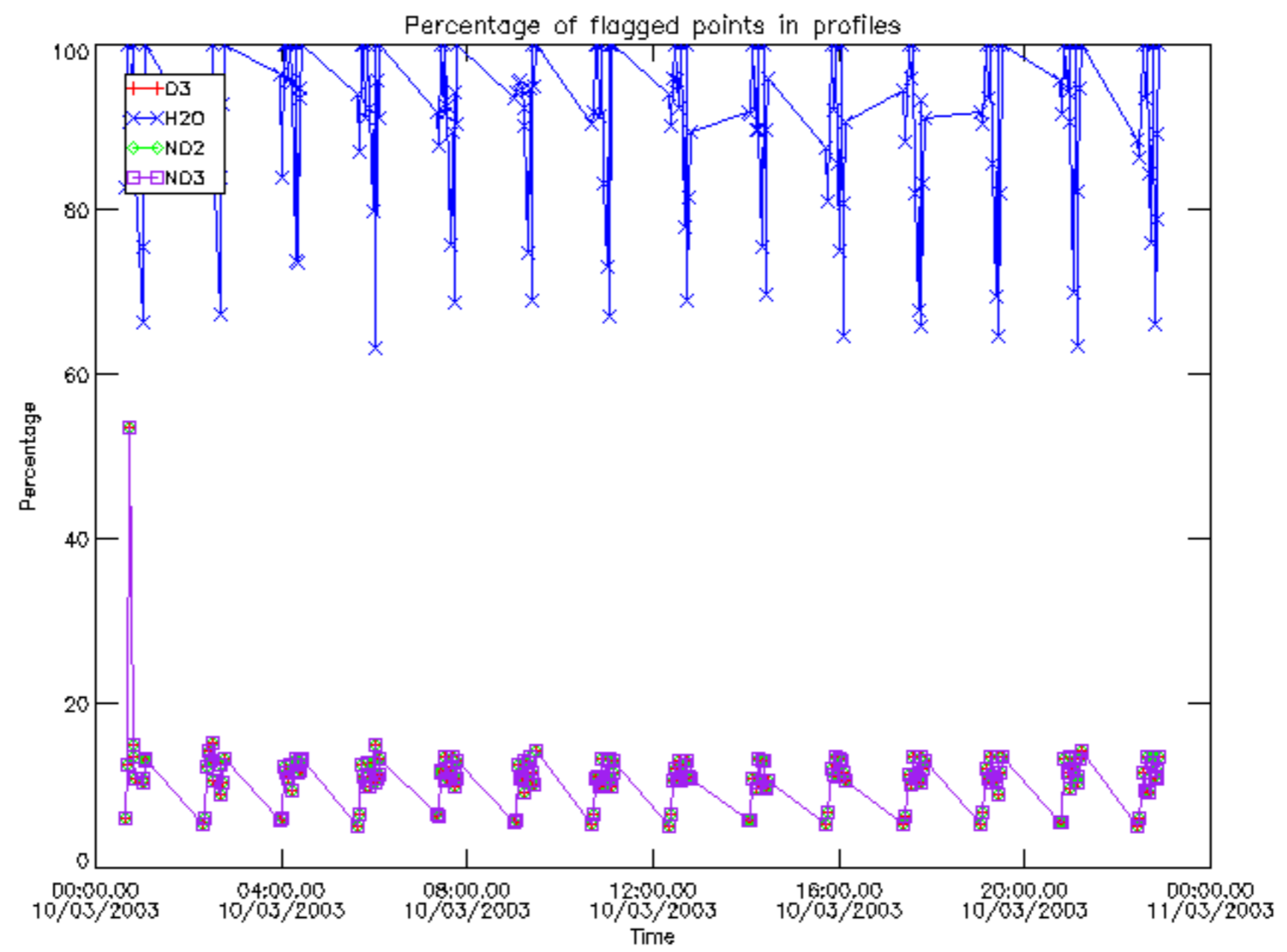




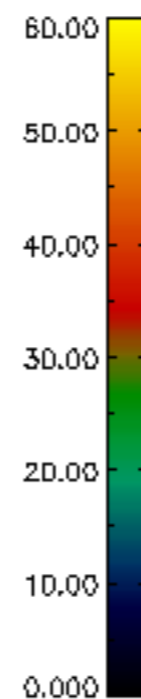
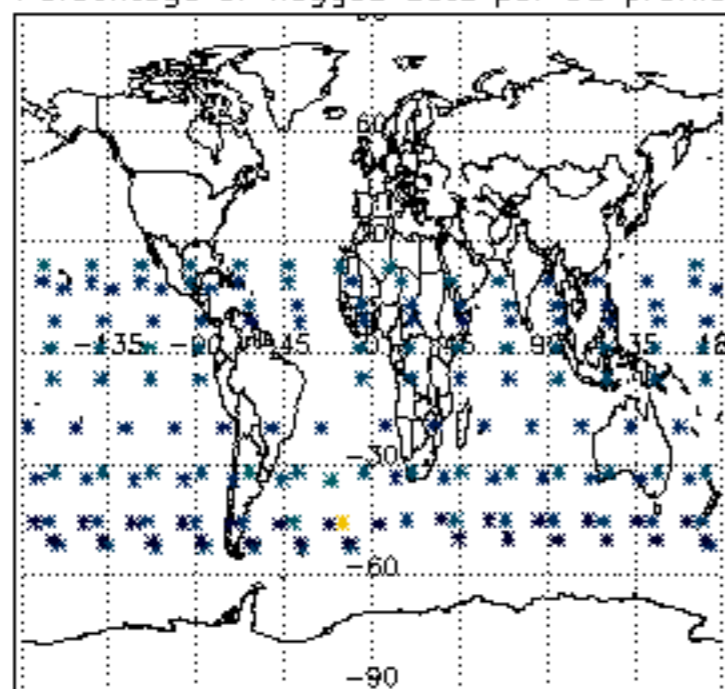




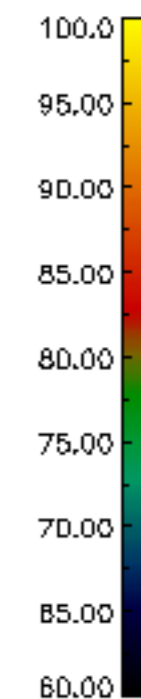
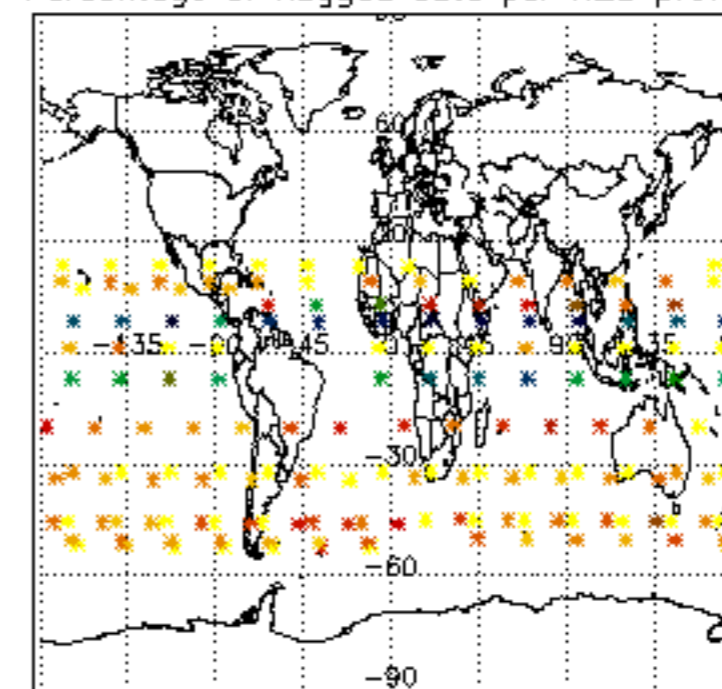




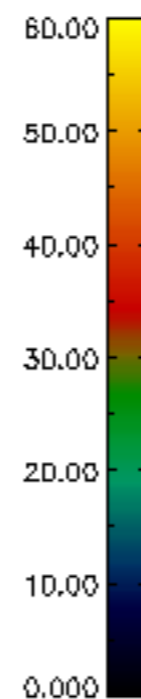
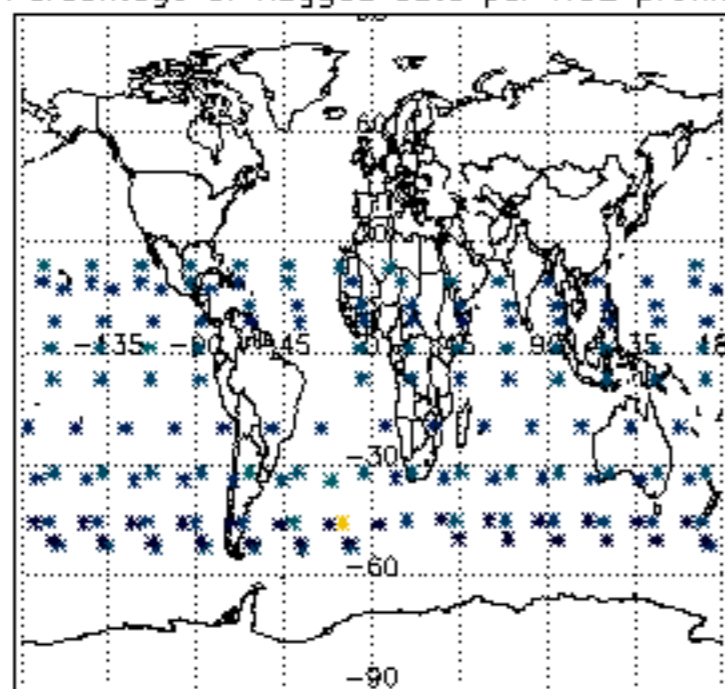
Percentage of flagged data per D3 profile



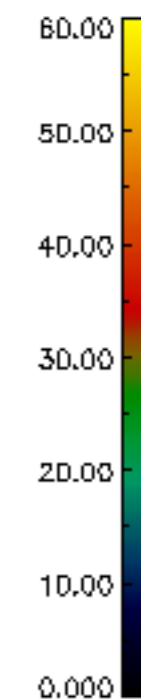
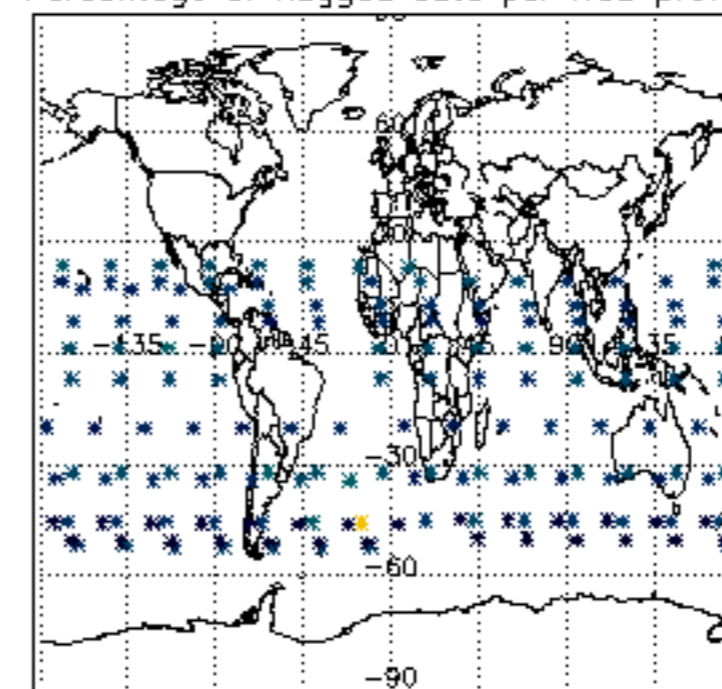
Percentage of flagged data per H2O profile

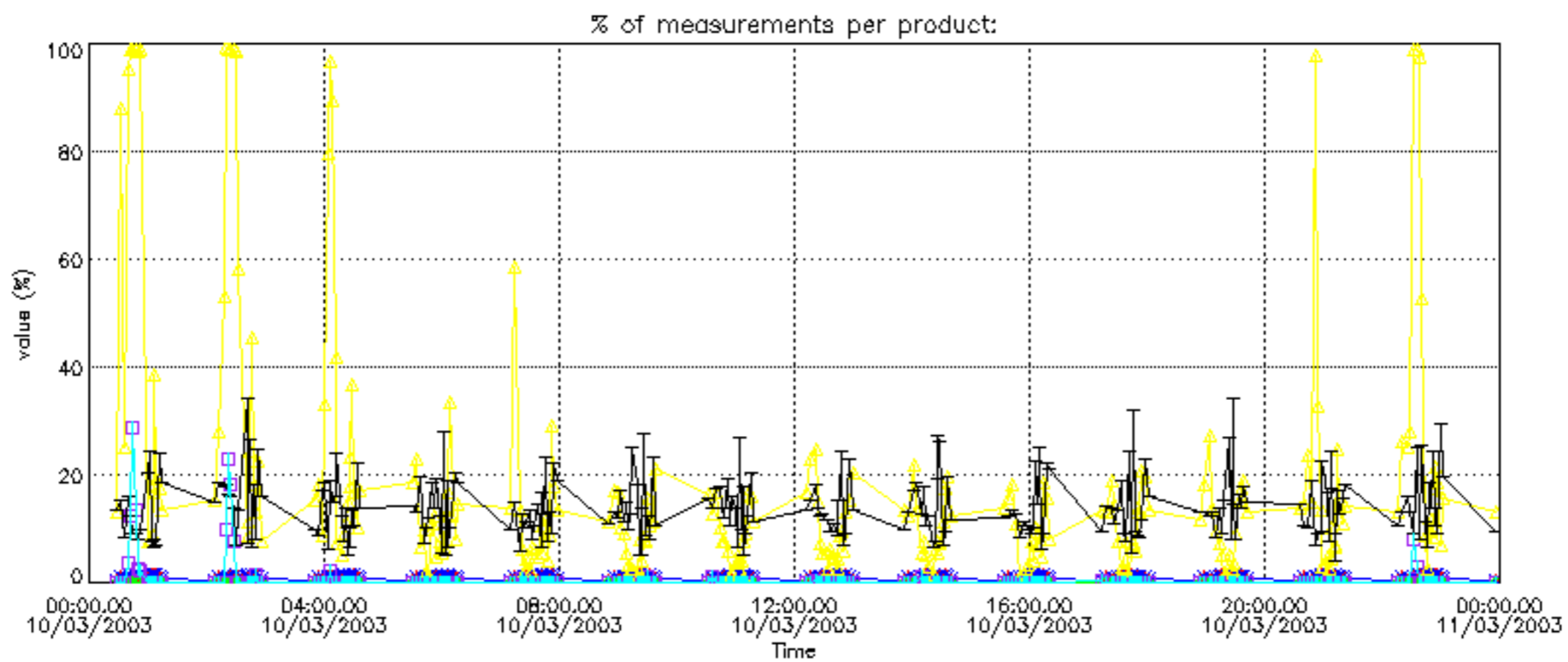


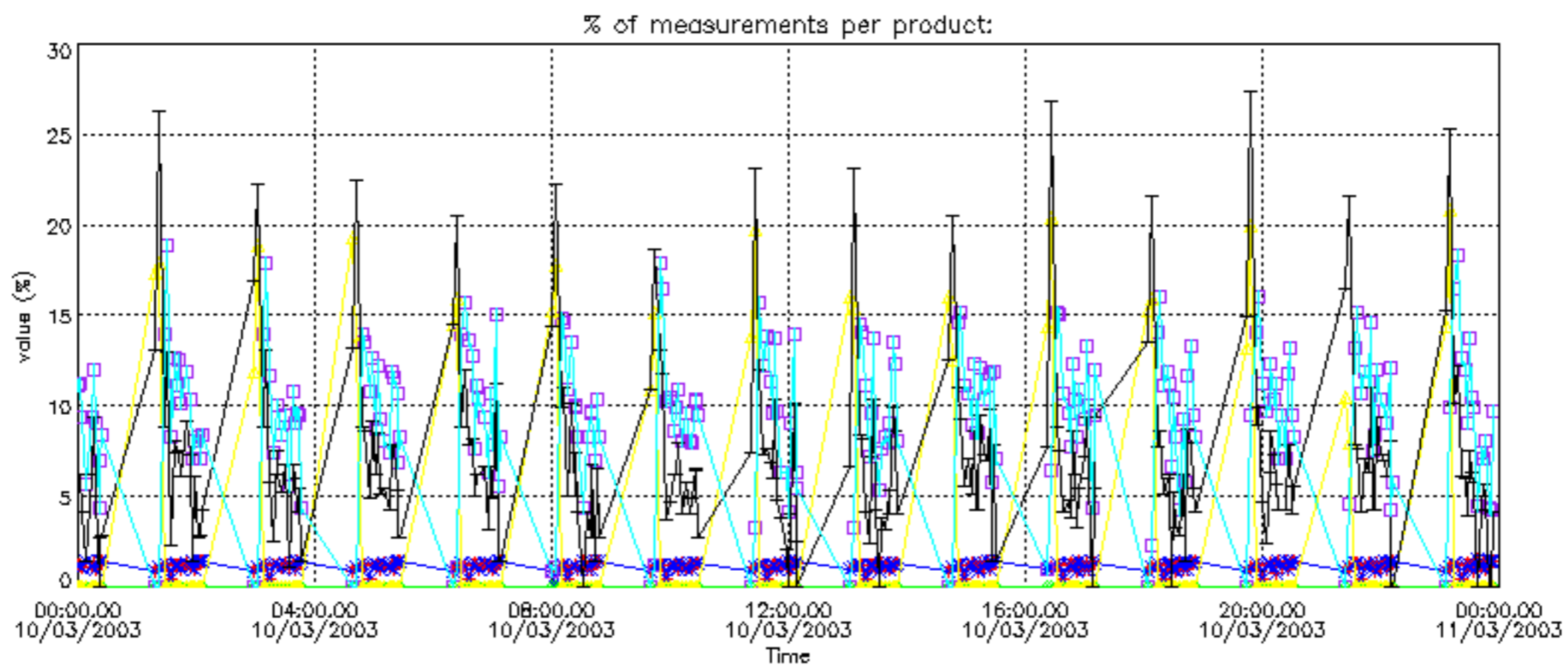
Percentage of flagged data per NO2 profile



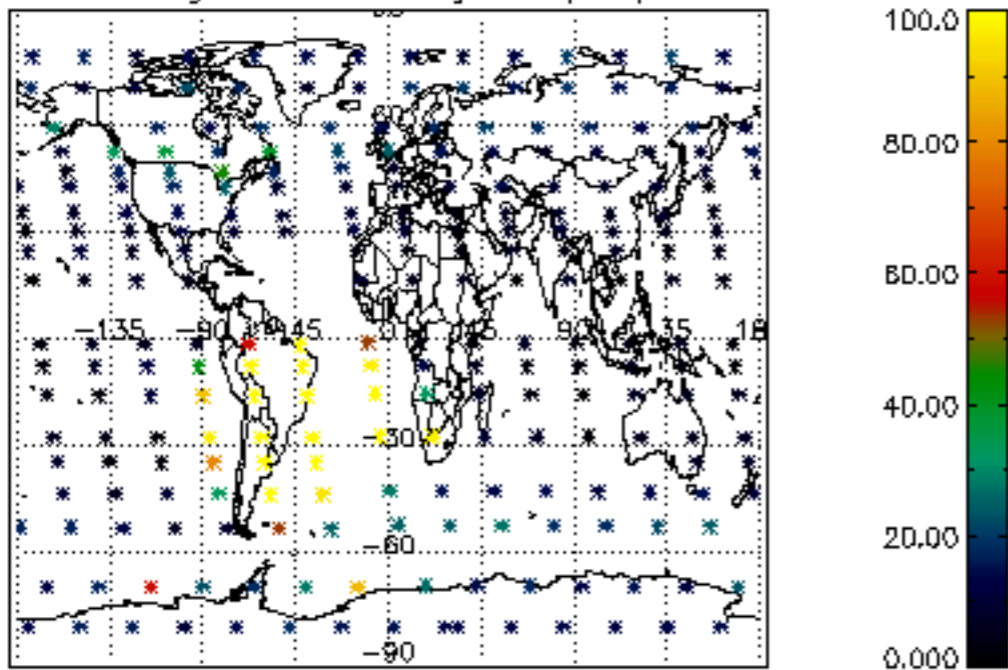
Percentage of flagged data per NO3 profile



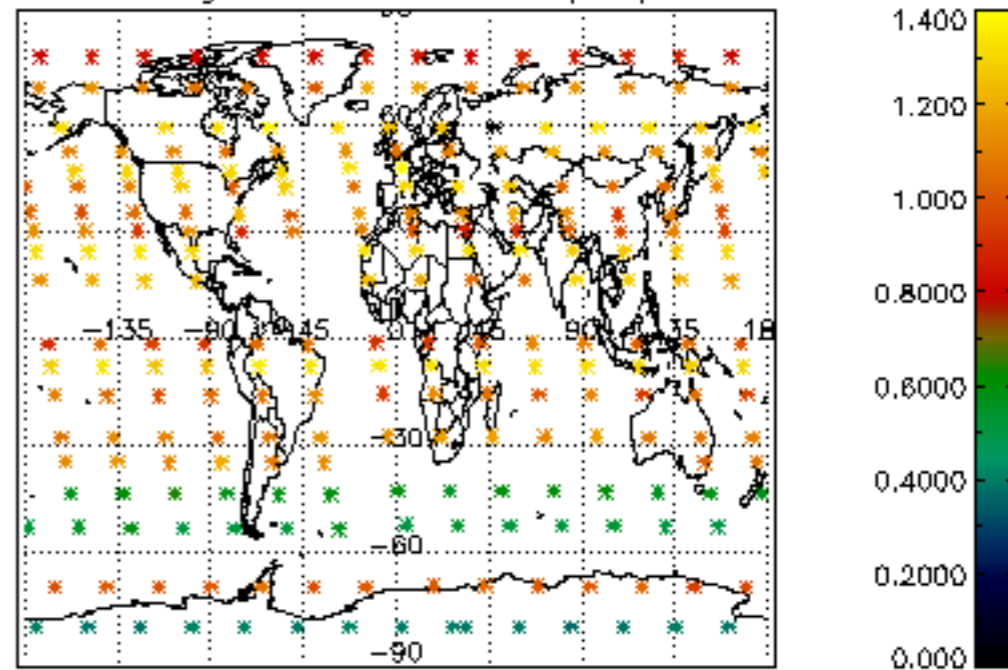




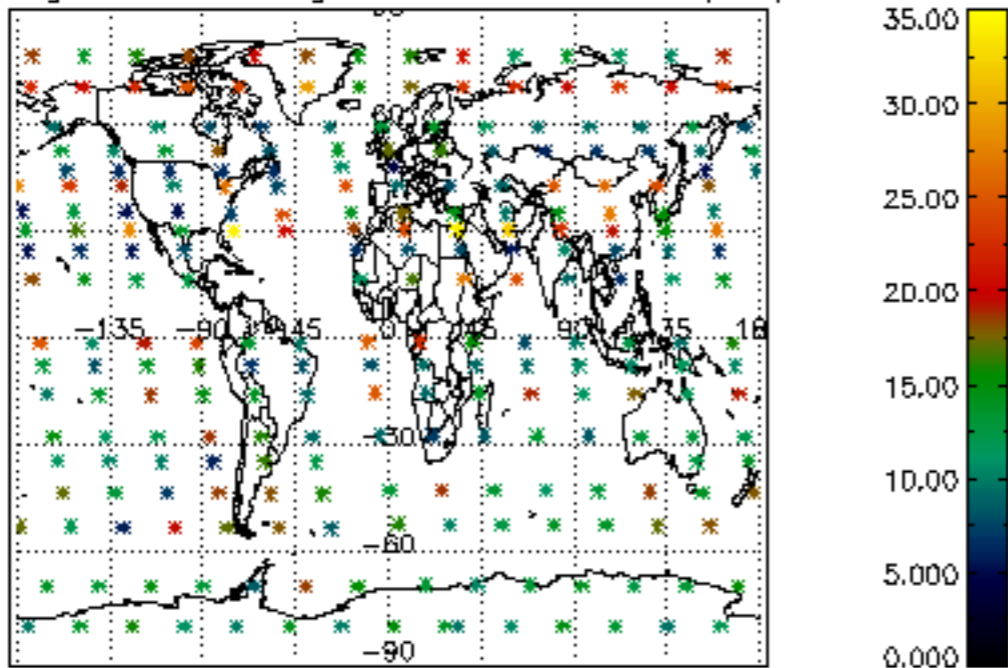
Percentage of cosmic ray hits per profile



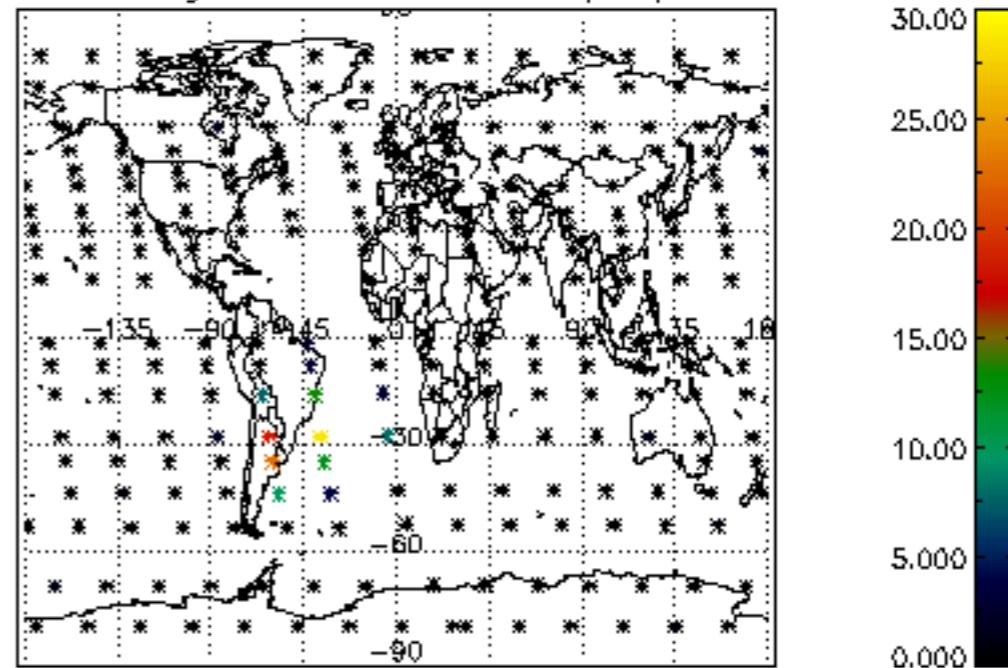
Percentage of datation errors per profile



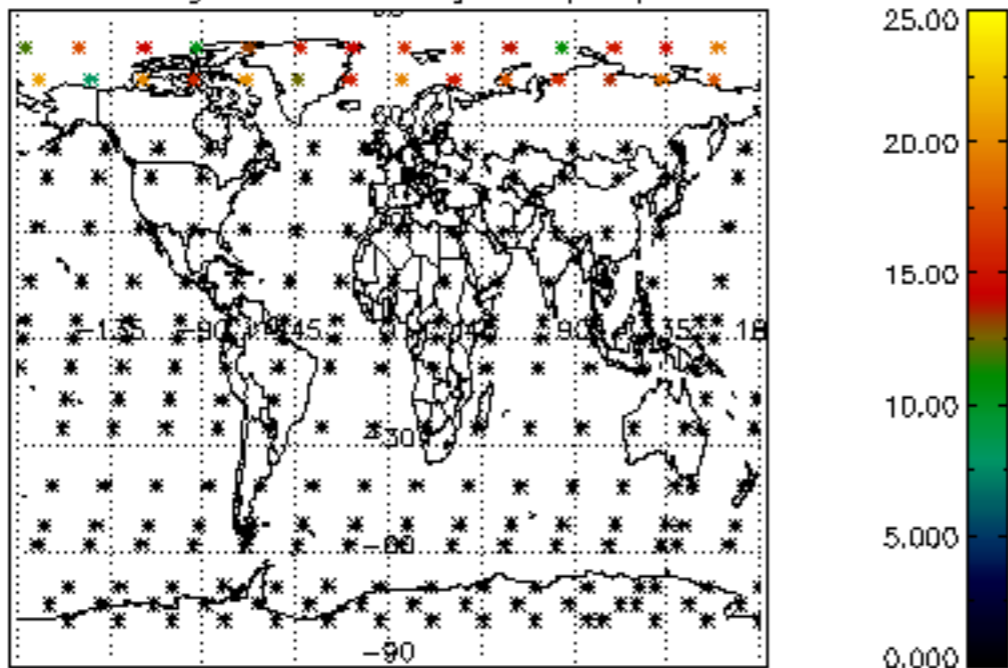
Percentage of star falling outside central band per profile



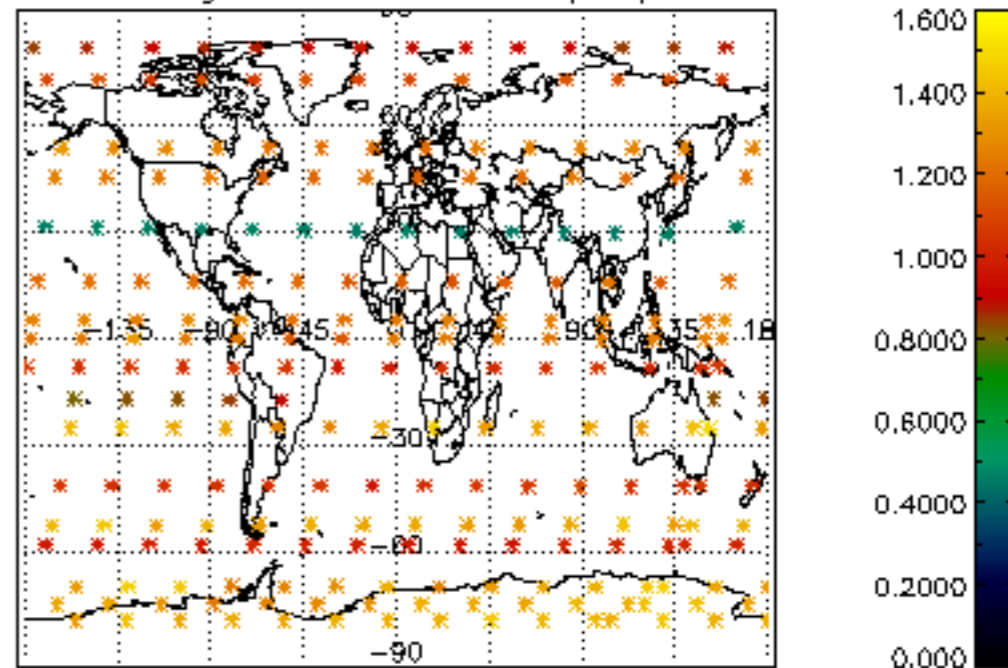
Percentage of saturation errors per profile



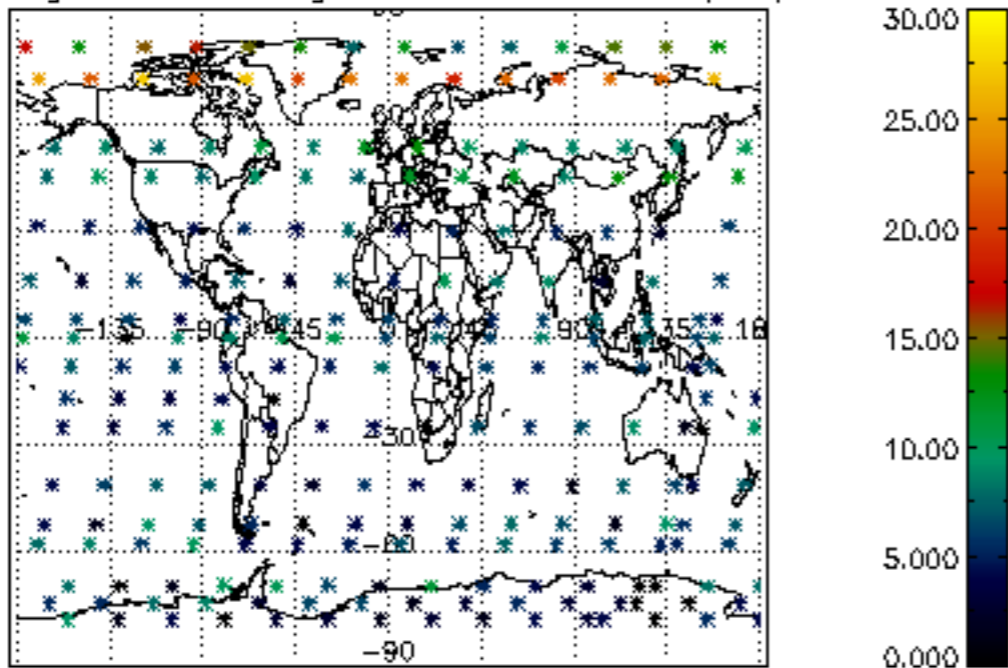
Percentage of cosmic ray hits per profile



Percentage of datation errors per profile



Percentage of star falling outside central band per profile



Percentage of saturation errors per profile

