

GOMOS Level 2 Daily Report

SUMMARY

[1. General Info](#)

[2. Summary of processed GOM_NL_2P products](#)

[3. Level 2 Quality information per product](#)

[3.1 Plot of level 2 quality information per product \(time dependant\)](#)

[3.2 Plot of level 2 quality information per product \(world map\)](#)

[4. Level 1 Quality information per product \(stored on level 2 products\)](#)

[4.1 Plot of level 1 quality information per product \(time dependant\)](#)

[4.1.1 Plot of level 1 quality information per product \(time dependant\): ASCENDING](#)

[4.1.2 Plot of level 1 quality information per product \(time dependant\): DESCENDING](#)

[4.2 Plot of level 1 quality information per product \(world map\)](#)

[4.2.1 Plot of level 1 quality information per product \(world map\): ASCENDING](#)

[4.2.2 Plot of level 1 quality information per product \(world map\): DESCENDING](#)

[5. Ozone profiles based on quality statistics and other trace gas profiles](#)

[5.1 Ozone statistics based on quality of products](#)

[5.2 Plot ozone profiles for all STD \(dark without errors\)](#)

[5.3 Plot ozone profiles where STD < 20% \(dark without errors\)](#)

[5.4. Plot ozone profiles where STD < 10% \(dark without errors\)](#)

[5.5. Plot ozone profiles where STD < 5% \(dark without errors\)](#)

[5.6 Plot NO2 profiles for all STD \(dark without errors\)](#)

[5.7 Plot NO3 profiles for all STD \(dark without errors\)](#)

[5.8 Plot H2O profiles \(only for occultations of stars 1,2,3,4,13,14,16,26,63 dark without errors\) for all STD](#)

[6. Auxiliary Data Files used for the production reported in section 2](#)

This report presents the daily analysis on parameters extracted from GOMOS level 2 data (GOM_NL__2P). It is intended to monitor some important parameters that will impact the quality of these products. A list of level 2 products (and content) that have arrived during the reporting day to the PCF is also given.

Item	Value
Time of report generation	19APR2013 11:20:04
Data source version	GOMOS/6.01
Start time of products	07-03-2003 (07MAR2003 00:00:00)
Stop time of products	08-03-2003 (08MAR2003 00:00:00)
Store outputs in DB	Yes
Nb of level 2 prods	487
Nb of prods with errors	14

2. Summary of processed GOM_NL__2P products.

Nr	Filename	UTC Start time	Limb	Duration	Star Id	Star Name	Star Mag	Star Temp	Nb Meas	Orbit	Prod. error
1	GOM_NL__2PRFIN20030307_000016_000000492014_00245_05309_5389.N1	07-MAR-2003 00:00:16	Bright	48.500	55	79Zet UMa	2.0600	10200.	97	5309	No
2	GOM_NL__2PRFIN20030307_000251_000000342014_00245_05309_5390.N1	07-MAR-2003 00:02:51	Bright	34.000	49	1Alp UMi	1.9900	6300.0	68	5309	No
3	GOM_NL__2PRFIN20030307_000753_000000482014_00245_05309_5391.N1	07-MAR-2003 00:07:53	Bright	47.500	119	14Eta Dra	2.7270	4700.0	95	5309	No
4	GOM_NL__2PRFIN20030307_001030_000000362014_00245_05309_5392.N1	07-MAR-2003 00:10:30	Bright	36.000	89	5Alp Cep	2.4510	8000.0	72	5309	No
5	GOM_NL__2PRFIN20030307_001231_000000502014_00245_05309_5393.N1	07-MAR-2003 00:12:31	Bright	49.500	130	23Bet Dra	2.7990	5800.0	99	5309	No
6	GOM_NL__2PRFIN20030307_001535_000000372014_00245_05309_5394.N1	07-MAR-2003 00:15:35	Bright	37.000	19	50Alp Cyg	1.2460	10500.	74	5309	No
7	GOM_NL__2PRFIN20030307_001709_000000372014_00245_05309_5395.N1	07-MAR-2003 00:17:09	Bright	37.000	66	37Gam Cyg	2.2080	5900.0	74	5309	No
8	GOM_NL__2PRFIN20030307_001845_000000342014_00245_05309_5396.N1	07-MAR-2003 00:18:45	Bright	34.000	92	53Eps Cyg	2.5000	4500.0	68	5309	No
9	GOM_NL__2PRFIN20030307_002153_000001132014_00245_05309_5397.N1	07-MAR-2003 00:21:53	Twilight	113.00	133	40Zet Her	2.8070	6000.0	226	5309	No
10	GOM_NL__2PRFIN20030307_002602_000000442014_00245_05309_5398.N1	07-MAR-2003 00:26:02	Bright	44.000	168	17Zet Aql	2.9860	11000.	88	5309	No
11	GOM_NL__2PRFIN20030307_003013_000000862014_00245_05309_5399.N1	07-MAR-2003 00:30:13	Straylight	85.500	59	55Alp Oph	2.0800	8900.0	171	5309	No
12	GOM_NL__2PRFIN20030307_003254_000000732014_00245_05309_5400.N1	07-MAR-2003 00:32:54	Dark	72.500	126	60Bet Oph	2.7700	4250.0	145	5309	No
13	GOM_NL__2PRFIN20030307_003603_000000442014_00245_05309_5401.N1	07-MAR-2003 00:36:03	Dark	43.500	155	41Pi Sgr	2.9000	6600.0	87	5309	No
14	GOM_NL__2PRFIN20030307_003756_000000422014_00245_05309_5402.N1	07-MAR-2003 00:37:56	Dark	41.500	57	34Sig Sgr	2.0660	26000.	83	5309	No
15	GOM_NL__2PRFIN20030307_003938_000000572014_00245_05309_5403.N1	07-MAR-2003 00:39:38	Dark	57.000	1014	Mars	0.0000	0.0000	114	5309	Yes
16	GOM_NL__2PRFIN20030307_004111_000000422014_00245_05309_5404.N1	07-MAR-2003 00:41:11	Dark	42.000	38	20Eps Sgr	1.8360	11000.	84	5309	No
17	GOM_NL__2PRFIN20030307_004419_000000462014_00245_05309_5405.N1	07-MAR-2003 00:44:19	Dark	45.500	25	35Lam Sco	1.6200	28000.	91	5309	No
18	GOM_NL__2PRFIN20030307_004809_000000762014_00246_05310_5369.N1	07-MAR-2003 00:48:09	Dark	76.000	16	21Alp Sco	1.0200	3000.0	152	5310	No
19	GOM_NL__2PRFIN20030307_005133_000000392014_00246_05310_5370.N1	07-MAR-2003 00:51:33	Dark	38.500	134	Bet TrA	2.8100	6600.0	77	5310	No
20	GOM_NL__2PRFIN20030307_005413_000000472014_00246_05310_5371.N1	07-MAR-2003 00:54:13	Dark	46.500	4	Alp1Cen	-0.010000	5800.0	93	5310	No
21	GOM_NL__2PRFIN20030307_005531_000000462014_00246_05310_5372.N1	07-MAR-2003 00:55:31	Dark	45.500	10	Bet Cen	0.61000	28000.	91	5310	No
22	GOM_NL__2PRFIN20030307_005752_000000472014_00246_05310_5373.N1	07-MAR-2003 00:57:52	Dark	46.500	12	Alp1Cru	0.77500	30000.	93	5310	No
23	GOM_NL__2PRFIN20030307_005903_000000402014_00246_05310_5374.N1	07-MAR-2003 00:59:03	Dark	40.000	129	Del Cru	2.7930	26000.	80	5310	No
24	GOM_NL__2PRFIN20030307_010032_000000462014_00246_05310_5375.N1	07-MAR-2003 01:00:32	Dark	46.000	64	Gam Cen	2.2000	10600.	92	5310	No
25	GOM_NL__2PRFIN20030307_010250_000000372014_00246_05310_5376.N1	07-MAR-2003 01:02:50	Straylight	36.500	91	Kap Vel	2.4900	26000.	73	5310	No
26	GOM_NL__2PRFIN20030307_010608_000000442014_00246_05310_5377.N1	07-MAR-2003 01:06:08	Straylight	43.500	65	Lam Vel	2.2040	4400.0	87	5310	No
27	GOM_NL__2PRFIN20030307_010858_000000612014_00246_05310_5378.N1	07-MAR-2003 01:08:58	Straylight	61.000	106	9Bet Crv	2.6480	5600.0	122	5310	No
28	GOM_NL__2PRFIN20030307_011141_000000632014_00246_05310_5379.N1	07-MAR-2003 01:11:41	Straylight	62.500	100	4Gam Crv	2.5800	13100.	125	5310	No
29	GOM_NL__2PRFIN20030307_011536_000000442014_00246_05310_5380.N1	07-MAR-2003 01:15:36	Twilight	43.500	48	30Alp Hya	1.9770	4100.0	87	5310	No
30	GOM_NL__2PRFIN20030307_012126_000000412014_00246_05310_5381.N1	07-MAR-2003 01:21:26	Bright	41.000	22	32Alp Leo	1.3600	15200.	82	5310	No
31	GOM_NL__2PRFIN20030307_012354_000000432014_00246_05310_5382.N1	07-MAR-2003 01:23:54	Bright	43.000	51	41Gam1Leo	2.0100	4500.0	86	5310	No
32	GOM_NL__2PRFIN20030307_012704_000000412014_00246_05310_5383.N1	07-MAR-2003 01:27:04	Bright	41.000	17	78Bet Gem	1.1610	4500.0	82	5310	No
33	GOM_NL__2PRFIN20030307_013223_000000442014_00246_05310_5384.N1	07-MAR-2003 01:32:23	Bright	43.500	174	52Psi UMa	3.0040	4400.0	87	5310	No
34	GOM_NL__2PRFIN20030307_013520_000000402014_00246_05310_5385.N1	07-MAR-2003 01:35:20	Bright	40.000	82	48Bet UMa	2.3650	10600.	80	5310	No
35	GOM_NL__2PRFIN20030307_013644_000000412014_00246_05310_5386.N1	07-MAR-2003 01:36:44	Bright	40.500	36	50Alp UMa	1.8000	6300.0	81	5310	No
36	GOM_NL__2PRFIN20030307_013922_000000492014_00246_05310_5387.N1	07-MAR-2003 01:39:22	Bright	48.500	32	77Eps UMa	1.7630	11000.	97	5310	No
37	GOM_NL__2PRFIN20030307_014050_000000522014_00246_05310_5388.N1	07-MAR-2003 01:40:50	Bright	52.000	55	79Zet UMa	2.0600	10200.	104	5310	No
38	GOM_NL__2PRFIN20030307_014327_000000342014_00246_05310_5389.N1	07-MAR-2003 01:43:27	Bright	34.000	49	1Alp UMi	1.9900	6300.0	68	5310	No
39	GOM_NL__2PRFIN20030307_014828_000000482014_00246_05310_5390.N1	07-MAR-2003 01:48:28	Bright	47.500	119	14Eta Dra	2.7270	4700.0	95	5310	No
40	GOM_NL__2PRFIN20030307_015106_000000362014_00246_05310_5391.N1	07-MAR-2003 01:51:06	Bright	35.500	89	5Alp Cep	2.4510	8000.0	71	5310	No
41	GOM_NL__2PRFIN20030307_015306_000000502014_00246_05310_5392.N1	07-MAR-2003 01:53:06	Bright	49.500	130	23Bet Dra	2.7990	5800.0	99	5310	No
42	GOM_NL__2PRFIN20030307_015611_000000352014_00246_05310_5393.N1	07-MAR-2003 01:56:11	Bright	35.000	19	50Alp Cyg	1.2460	10500.	70	5310	No

43	GOM_NL__2PRFIN20030307_015745_000000382014_00246_05310_5394.N1	07-MAR-2003 01:57:45	Bright	38.000	66	37Gam Cyg	2.2080	5900.0	76	5310	No
44	GOM_NL__2PRFIN20030307_015921_000000372014_00246_05310_5395.N1	07-MAR-2003 01:59:21	Bright	36.500	92	53Eps Cyg	2.5000	4500.0	73	5310	No
45	GOM_NL__2PRFIN20030307_020229_000001062014_00246_05310_5396.N1	07-MAR-2003 02:02:29	Twilight	106.00	133	40Zet Her	2.8070	6000.0	212	5310	No
46	GOM_NL__2PRFIN20030307_020639_000000452014_00246_05310_5397.N1	07-MAR-2003 02:06:39	Bright	44.500	168	17Zet Aql	2.9860	11000.	89	5310	No
47	GOM_NL__2PRFIN20030307_021051_000000822014_00246_05310_5398.N1	07-MAR-2003 02:10:51	Straylight	81.500	59	55Alp Oph	2.0800	8900.0	163	5310	No
48	GOM_NL__2PRFIN20030307_021331_000000802014_00246_05310_5399.N1	07-MAR-2003 02:13:31	Dark	79.500	126	60Bet Oph	2.7700	4250.0	159	5310	No
49	GOM_NL__2PRFIN20030307_021639_000000472014_00246_05310_5400.N1	07-MAR-2003 02:16:39	Dark	46.500	155	41Pi Sgr	2.9000	6600.0	93	5310	No
50	GOM_NL__2PRFIN20030307_021833_000000442014_00246_05310_5401.N1	07-MAR-2003 02:18:33	Dark	44.000	57	34Sig Sgr	2.0660	26000.	88	5310	No
51	GOM_NL__2PRFIN20030307_022014_000000652014_00246_05310_5402.N1	07-MAR-2003 02:20:14	Dark	65.000	1014	Mars	0.0000	0.0000	130	5310	Yes
52	GOM_NL__2PRFIN20030307_022148_000000462014_00246_05310_5403.N1	07-MAR-2003 02:21:48	Dark	45.500	38	20Eps Sgr	1.8360	11000.	91	5310	No
53	GOM_NL__2PRFIN20030307_022456_000000502014_00246_05310_5404.N1	07-MAR-2003 02:24:56	Dark	50.000	25	35Lam Sco	1.6200	28000.	100	5310	No
54	GOM_NL__2PRFIN20030307_022846_000000782014_00247_05311_5369.N1	07-MAR-2003 02:28:46	Dark	77.500	16	21Alp Sco	1.0200	3000.0	155	5311	No
55	GOM_NL__2PRFIN20030307_023209_000000412014_00247_05311_5370.N1	07-MAR-2003 02:32:09	Dark	41.000	134	Bet TrA	2.8100	6600.0	82	5311	No
56	GOM_NL__2PRFIN20030307_023449_000000532014_00247_05311_5371.N1	07-MAR-2003 02:34:49	Dark	53.000	4	Alp1Cen	-0.010000	5800.0	106	5311	No
57	GOM_NL__2PRFIN20030307_023607_000000542014_00247_05311_5372.N1	07-MAR-2003 02:36:07	Dark	54.000	10	Bet Cen	0.61000	28000.	108	5311	No
58	GOM_NL__2PRFIN20030307_023828_000000452014_00247_05311_5373.N1	07-MAR-2003 02:38:28	Dark	44.500	12	Alp1Cru	0.77500	30000.	89	5311	No
59	GOM_NL__2PRFIN20030307_023940_000000402014_00247_05311_5374.N1	07-MAR-2003 02:39:40	Dark	39.500	129	Del Cru	2.7930	26000.	79	5311	No
60	GOM_NL__2PRFIN20030307_024109_000000472014_00247_05311_5375.N1	07-MAR-2003 02:41:09	Dark	46.500	64	Gam Cen	2.2000	10600.	93	5311	No
61	GOM_NL__2PRFIN20030307_024326_000000362014_00247_05311_5376.N1	07-MAR-2003 02:43:26	Straylight	36.000	91	Kap Vel	2.4900	26000.	72	5311	No
62	GOM_NL__2PRFIN20030307_024644_000000462014_00247_05311_5377.N1	07-MAR-2003 02:46:44	Straylight	46.000	65	Lam Vel	2.2040	4400.0	92	5311	No
63	GOM_NL__2PRFIN20030307_024934_000000652014_00247_05311_5378.N1	07-MAR-2003 02:49:34	Straylight	65.000	106	9Bet Crv	2.6480	5600.0	130	5311	No
64	GOM_NL__2PRFIN20030307_025217_000000622014_00247_05311_5379.N1	07-MAR-2003 02:52:17	Straylight	61.500	100	4Gam Crv	2.5800	13100.	123	5311	No
65	GOM_NL__2PRFIN20030307_025612_000000432014_00247_05311_5380.N1	07-MAR-2003 02:56:12	Twilight	42.500	48	30Alp Hya	1.9770	4100.0	85	5311	No
66	GOM_NL__2PRFIN20030307_030202_000000432014_00247_05311_5381.N1	07-MAR-2003 03:02:02	Bright	42.500	22	32Alp Leo	1.3600	15200.	85	5311	No
67	GOM_NL__2PRFIN20030307_030429_000000442014_00247_05311_5382.N1	07-MAR-2003 03:04:29	Bright	44.000	51	41Gam1Leo	2.0100	4500.0	88	5311	No
68	GOM_NL__2PRFIN20030307_030740_000000422014_00247_05311_5383.N1	07-MAR-2003 03:07:40	Bright	42.000	17	78Bet Gem	1.1610	4500.0	84	5311	No
69	GOM_NL__2PRFIN20030307_031258_000000422014_00247_05311_5384.N1	07-MAR-2003 03:12:58	Bright	41.500	174	52Psi UMa	3.0040	4400.0	83	5311	No
70	GOM_NL__2PRFIN20030307_031555_000000412014_00247_05311_5385.N1	07-MAR-2003 03:15:55	Bright	40.500	82	48Bet UMa	2.3650	10600.	81	5311	No
71	GOM_NL__2PRFIN20030307_031720_000000432014_00247_05311_5386.N1	07-MAR-2003 03:17:20	Bright	42.500	36	50Alp UMa	1.8000	6300.0	85	5311	No
72	GOM_NL__2PRFIN20030307_031956_000000502014_00247_05311_5387.N1	07-MAR-2003 03:19:56	Bright	50.000	32	77Eps UMa	1.7630	11000.	100	5311	No
73	GOM_NL__2PRFIN20030307_032125_000000522014_00247_05311_5388.N1	07-MAR-2003 03:21:25	Bright	51.500	55	79Zet UMa	2.0600	10200.	103	5311	No
74	GOM_NL__2PRFIN20030307_032403_000000372014_00247_05311_5389.N1	07-MAR-2003 03:24:03	Bright	36.500	49	1Alp UMi	1.9900	6300.0	73	5311	No
75	GOM_NL__2PRFIN20030307_032904_000000482014_00247_05311_5390.N1	07-MAR-2003 03:29:04	Bright	47.500	119	14Eta Dra	2.7270	4700.0	95	5311	No
76	GOM_NL__2PRFIN20030307_033142_000000362014_00247_05311_5391.N1	07-MAR-2003 03:31:42	Bright	36.000	89	5Alp Cep	2.4510	8000.0	72	5311	No
77	GOM_NL__2PRFIN20030307_033342_000000492014_00247_05311_5392.N1	07-MAR-2003 03:33:42	Bright	48.500	130	23Bet Dra	2.7990	5800.0	97	5311	No
78	GOM_NL__2PRFIN20030307_033648_000000372014_00247_05311_5393.N1	07-MAR-2003 03:36:48	Bright	36.500	19	50Alp Cyg	1.2460	10500.	73	5311	No
79	GOM_NL__2PRFIN20030307_033821_000000362014_00247_05311_5394.N1	07-MAR-2003 03:38:21	Bright	35.500	66	37Gam Cyg	2.2080	5900.0	71	5311	No
80	GOM_NL__2PRFIN20030307_033957_000000362014_00247_05311_5395.N1	07-MAR-2003 03:39:57	Bright	35.500	92	53Eps Cyg	2.5000	4500.0	71	5311	No
81	GOM_NL__2PRFIN20030307_034303_000001102014_00247_05311_5396.N1	07-MAR-2003 03:43:03	Twilight	110.00	133	40Zet Her	2.8070	6000.0	220	5311	No
82	GOM_NL__2PRFIN20030307_034715_000000442014_00247_05311_5397.N1	07-MAR-2003 03:47:15	Bright	44.000	168	17Zet Aql	2.9860	11000.	88	5311	No
83	GOM_NL__2PRFIN20030307_035128_000000832014_00247_05311_5398.N1	07-MAR-2003 03:51:28	Straylight	83.000	59	55Alp Oph	2.0800	8900.0	166	5311	No
84	GOM_NL__2PRFIN20030307_035408_000000742014_00247_05311_5399.N1	07-MAR-2003 03:54:08	Dark	73.500	126	60Bet Oph	2.7700	4250.0	147	5311	No
85	GOM_NL__2PRFIN20030307_035716_000000412014_00247_05311_5400.N1	07-MAR-2003 03:57:16	Dark	41.000	155	41Pi Sgr	2.9000	6600.0	82	5311	No
86	GOM_NL__2PRFIN20030307_035910_000000422014_00247_05311_5401.N1	07-MAR-2003 03:59:10	Dark	42.000	57	34Sig Sgr	2.0660	26000.	84	5311	No
87	GOM_NL__2PRFIN20030307_040051_000000612014_00247_05311_5402.N1	07-MAR-2003 04:00:51	Dark	60.500	1014	Mars	0.0000	0.0000	121	5311	Yes
88	GOM_NL__2PRFIN20030307_040225_000000442014_00247_05311_5403.N1	07-MAR-2003 04:02:25	Dark	43.500	38	20Eps Sgr	1.8360	11000.	87	5311	No
89	GOM_NL__2PRFIN20030307_040533_000000482014_00247_05311_5404.N1	07-MAR-2003 04:05:33	Dark	48.000	25	35Lam Sco	1.6200	28000.	96	5311	No
90	GOM_NL__2PRFIN20030307_040925_000000792014_00248_05312_5369.N1	07-MAR-2003 04:09:25	Dark	79.000	16	21Alp Sco	1.0200	3000.0	158	5312	No
91	GOM_NL__2PRFIN20030307_041246_000000382014_00248_05312_5370.N1	07-MAR-2003 04:12:46	Dark	38.000	134	Bet TrA	2.8100	6600.0	76	5312	No
92	GOM_NL__2PRFIN20030307_041526_000000462014_00248_05312_5371.N1	07-MAR-2003 04:15:26	Dark	45.500	4	Alp1Cen	-0.010000	5800.0	91	5312	No
93	GOM_NL__2PRFIN20030307_041644_000000512014_00248_05312_5372.N1	07-MAR-2003 04:16:44	Dark	51.000	10	Bet Cen	0.61000	28000.	102	5312	No
94	GOM_NL__2PRFIN20030307_041904_000000412014_00248_05312_5373.N1	07-MAR-2003 04:19:04	Dark	40.500	12	Alp1Cru	0.77500	30000.	81	5312	No
95	GOM_NL__2PRFIN20030307_042016_000000392014_00248_05312_5374.N1	07-MAR-2003 04:20:16	Dark	39.000	129	Del Cru	2.7930	26000.	78	5312	No
96	GOM_NL__2PRFIN20030307_042146_000000432014_00248_05312_5375.N1	07-MAR-2003 04:21:46	Dark	43.000	64	Gam Cen	2.2000	10600.	86	5312	No
97	GOM_NL__2PRFIN20030307_042402_000000362014_00248_05312_5376.N1	07-MAR-2003 04:24:02	Straylight	36.000	91	Kap Vel	2.4900	26000.	72	5312	No
98	GOM_NL__2PRFIN20030307_042721_000000472014_00248_05312_5377.N1	07-MAR-2003 04:27:21	Straylight	46.500	65	Lam Vel	2.2040	4400.0	93	5312	No
99	GOM_NL__2PRFIN20030307_043011_000000642014_00248_05312_5378.N1	07-MAR-2003 04:30:11	Straylight	63.500	106	9Bet Crv	2.6480	5600.0	127	5312	No
100	GOM_NL__2PRFIN20030307_043254_000000592014_00248_05312_5379.N1	07-MAR-2003 04:32:54	Straylight	58.500	100	4Gam Crv	2.5800	13100.	117	5312	No
101	GOM_NL__2PRFIN20030307_043648_000000482014_00248_05312_5380.N1	07-MAR-2003 04:36:48	Twilight	47.500	48	30Alp Hya	1.9770	4100.0	95	5312	No

102	GOM_NL__2PRFIN20030307_044238_000000402014_00248_05312_5381.N1	07-MAR-2003 04:42:38	Bright	40.000	22	32Alp Leo	1.3600	15200.	80	5312	No
103	GOM_NL__2PRFIN20030307_044506_000000422014_00248_05312_5382.N1	07-MAR-2003 04:45:06	Bright	41.500	51	41Gam1Leo	2.0100	4500.0	83	5312	No
104	GOM_NL__2PRFIN20030307_044817_000000392014_00248_05312_5383.N1	07-MAR-2003 04:48:17	Bright	39.000	17	78Bet Gem	1.1610	4500.0	78	5312	No
105	GOM_NL__2PRFIN20030307_045334_000000432014_00248_05312_5384.N1	07-MAR-2003 04:53:34	Bright	42.500	174	52Psi UMa	3.0040	4400.0	85	5312	No
106	GOM_NL__2PRFIN20030307_045631_000000402014_00248_05312_5385.N1	07-MAR-2003 04:56:31	Bright	40.000	82	48Bet UMa	2.3650	10600.	80	5312	No
107	GOM_NL__2PRFIN20030307_045756_000000422014_00248_05312_5386.N1	07-MAR-2003 04:57:56	Bright	42.000	36	50Alp UMa	1.8000	6300.0	84	5312	No
108	GOM_NL__2PRFIN20030307_050032_000000492014_00248_05312_5387.N1	07-MAR-2003 05:00:32	Bright	48.500	32	77Eps UMa	1.7630	11000.	97	5312	No
109	GOM_NL__2PRFIN20030307_050201_000000522014_00248_05312_5388.N1	07-MAR-2003 05:02:01	Bright	51.500	55	79Zet UMa	2.0600	10200.	103	5312	No
110	GOM_NL__2PRFIN20030307_050439_000000362014_00248_05312_5389.N1	07-MAR-2003 05:04:39	Bright	36.000	49	1Alp UMi	1.9900	6300.0	72	5312	No
111	GOM_NL__2PRFIN20030307_050939_000000472014_00248_05312_5390.N1	07-MAR-2003 05:09:39	Bright	47.000	119	14Eta Dra	2.7270	4700.0	94	5312	No
112	GOM_NL__2PRFIN20030307_051218_000000362014_00248_05312_5391.N1	07-MAR-2003 05:12:18	Bright	35.500	89	5Alp Cep	2.4510	8000.0	71	5312	No
113	GOM_NL__2PRFIN20030307_051417_000000472014_00248_05312_5392.N1	07-MAR-2003 05:14:17	Bright	47.000	130	23Bet Dra	2.7990	5800.0	94	5312	No
114	GOM_NL__2PRFIN20030307_051723_000000352014_00248_05312_5393.N1	07-MAR-2003 05:17:23	Bright	35.000	19	50Alp Cyg	1.2460	10500.	70	5312	No
115	GOM_NL__2PRFIN20030307_051857_000000372014_00248_05312_5394.N1	07-MAR-2003 05:18:57	Bright	37.000	66	37Gam Cyg	2.2080	5900.0	74	5312	No
116	GOM_NL__2PRFIN20030307_052033_000000342014_00248_05312_5395.N1	07-MAR-2003 05:20:33	Bright	34.000	92	53Eps Cyg	2.5000	4500.0	68	5312	No
117	GOM_NL__2PRFIN20030307_052341_000001192014_00248_05312_5396.N1	07-MAR-2003 05:23:41	Tw_i_and_stray	119.00	133	40Zet Her	2.8070	6000.0	238	5312	No
118	GOM_NL__2PRFIN20030307_052752_000000462014_00248_05312_5397.N1	07-MAR-2003 05:27:52	Bright	45.500	168	17Zet Aql	2.9860	11000.	91	5312	No
119	GOM_NL__2PRFIN20030307_053205_000000792014_00248_05312_5398.N1	07-MAR-2003 05:32:05	Straylight	78.500	59	55Alp Oph	2.0800	8900.0	157	5312	No
120	GOM_NL__2PRFIN20030307_053445_000000762014_00248_05312_5399.N1	07-MAR-2003 05:34:45	Dark	76.000	126	60Bet Oph	2.7700	4250.0	152	5312	No
121	GOM_NL__2PRFIN20030307_053752_000000452014_00248_05312_5400.N1	07-MAR-2003 05:37:52	Dark	45.000	155	41Pi Sgr	2.9000	6600.0	90	5312	No
122	GOM_NL__2PRFIN20030307_053946_000000432014_00248_05312_5401.N1	07-MAR-2003 05:39:46	Dark	42.500	57	34Sig Sgr	2.0660	26000.	85	5312	No
123	GOM_NL__2PRFIN20030307_054127_000000652014_00248_05312_5402.N1	07-MAR-2003 05:41:27	Dark	65.000	1014	Mars	0.0000	0.0000	130	5312	Yes
124	GOM_NL__2PRFIN20030307_054301_000000432014_00248_05312_5403.N1	07-MAR-2003 05:43:01	Dark	43.000	38	20Eps Sgr	1.8360	11000.	86	5312	No
125	GOM_NL__2PRFIN20030307_054610_000000482014_00248_05312_5404.N1	07-MAR-2003 05:46:10	Dark	47.500	25	35Lam Sco	1.6200	28000.	95	5312	No
126	GOM_NL__2PRFIN20030307_055003_000000952014_00249_05313_5369.N1	07-MAR-2003 05:50:03	Dark	94.500	16	21Alp Sco	1.0200	3000.0	189	5313	No
127	GOM_NL__2PRFIN20030307_055323_000000402014_00249_05313_5370.N1	07-MAR-2003 05:53:23	Dark	39.500	134	Bet TrA	2.8100	6600.0	79	5313	No
128	GOM_NL__2PRFIN20030307_055603_000000462014_00249_05313_5371.N1	07-MAR-2003 05:56:03	Dark	46.000	4	Alp1Cen	-0.010000	5800.0	92	5313	No
129	GOM_NL__2PRFIN20030307_055721_000000432014_00249_05313_5372.N1	07-MAR-2003 05:57:21	Dark	43.000	10	Bet Cen	0.61000	28000.	86	5313	No
130	GOM_NL__2PRFIN20030307_055941_000000462014_00249_05313_5373.N1	07-MAR-2003 05:59:41	Dark	46.000	12	Alp1Cru	0.77500	30000.	92	5313	No
131	GOM_NL__2PRFIN20030307_060053_000000382014_00249_05313_5374.N1	07-MAR-2003 06:00:53	Dark	37.500	129	Del Cru	2.7930	26000.	75	5313	No
132	GOM_NL__2PRFIN20030307_060222_000000482014_00249_05313_5375.N1	07-MAR-2003 06:02:22	Straylight	47.500	64	Gam Cen	2.2000	10600.	95	5313	No
133	GOM_NL__2PRFIN20030307_060438_000000392014_00249_05313_5376.N1	07-MAR-2003 06:04:38	Straylight	39.000	91	Kap Vel	2.4900	26000.	78	5313	No
134	GOM_NL__2PRFIN20030307_060757_000000422014_00249_05313_5377.N1	07-MAR-2003 06:07:57	Straylight	41.500	65	Lam Vel	2.2040	4400.0	83	5313	No
135	GOM_NL__2PRFIN20030307_061047_000000632014_00249_05313_5378.N1	07-MAR-2003 06:10:47	Straylight	63.000	106	9Bet Crv	2.6480	5600.0	126	5313	No
136	GOM_NL__2PRFIN20030307_061330_000000592014_00249_05313_5379.N1	07-MAR-2003 06:13:30	Straylight	59.000	100	4Gam Crv	2.5800	13100.	118	5313	No
137	GOM_NL__2PRFIN20030307_061724_000000472014_00249_05313_5380.N1	07-MAR-2003 06:17:24	Tw_i_and_stray	46.500	48	30Alp Hya	1.9770	4100.0	93	5313	No
138	GOM_NL__2PRFIN20030307_062314_000000412014_00249_05313_5381.N1	07-MAR-2003 06:23:14	Bright	41.000	22	32Alp Leo	1.3600	15200.	82	5313	No
139	GOM_NL__2PRFIN20030307_062541_000000432014_00249_05313_5382.N1	07-MAR-2003 06:25:41	Bright	43.000	51	41Gam1Leo	2.0100	4500.0	86	5313	No
140	GOM_NL__2PRFIN20030307_062853_000000382014_00249_05313_5383.N1	07-MAR-2003 06:28:53	Bright	37.500	17	78Bet Gem	1.1610	4500.0	75	5313	No
141	GOM_NL__2PRFIN20030307_063409_000000432014_00249_05313_5384.N1	07-MAR-2003 06:34:09	Bright	43.000	174	52Psi UMa	3.0040	4400.0	86	5313	No
142	GOM_NL__2PRFIN20030307_063707_000000402014_00249_05313_5385.N1	07-MAR-2003 06:37:07	Bright	40.000	82	48Bet UMa	2.3650	10600.	80	5313	No
143	GOM_NL__2PRFIN20030307_063831_000000412014_00249_05313_5386.N1	07-MAR-2003 06:38:31	Bright	41.000	36	50Alp UMa	1.8000	6300.0	82	5313	No
144	GOM_NL__2PRFIN20030307_064107_000000492014_00249_05313_5387.N1	07-MAR-2003 06:41:07	Bright	49.000	32	77Eps UMa	1.7630	11000.	98	5313	No
145	GOM_NL__2PRFIN20030307_064236_000000512014_00249_05313_5388.N1	07-MAR-2003 06:42:36	Bright	50.500	55	79Zet UMa	2.0600	10200.	101	5313	No
146	GOM_NL__2PRFIN20030307_064515_000000362014_00249_05313_5389.N1	07-MAR-2003 06:45:15	Bright	36.000	49	1Alp UMi	1.9900	6300.0	72	5313	No
147	GOM_NL__2PRFIN20030307_065015_000000482014_00249_05313_5390.N1	07-MAR-2003 06:50:15	Bright	47.500	119	14Eta Dra	2.7270	4700.0	95	5313	No
148	GOM_NL__2PRFIN20030307_065254_000000372014_00249_05313_5391.N1	07-MAR-2003 06:52:54	Bright	36.500	89	5Alp Cep	2.4510	8000.0	73	5313	No
149	GOM_NL__2PRFIN20030307_065453_000000482014_00249_05313_5392.N1	07-MAR-2003 06:54:53	Bright	47.500	130	23Bet Dra	2.7990	5800.0	95	5313	No
150	GOM_NL__2PRFIN20030307_065800_000000352014_00249_05313_5393.N1	07-MAR-2003 06:58:00	Bright	35.000	19	50Alp Cyg	1.2460	10500.	70	5313	No
151	GOM_NL__2PRFIN20030307_065933_000000382014_00249_05313_5394.N1	07-MAR-2003 06:59:33	Bright	37.500	66	37Gam Cyg	2.2080	5900.0	75	5313	No
152	GOM_NL__2PRFIN20030307_070109_000000352014_00249_05313_5395.N1	07-MAR-2003 07:01:09	Bright	35.000	92	53Eps Cyg	2.5000	4500.0	70	5313	No
153	GOM_NL__2PRFIN20030307_070418_000001032014_00249_05313_5396.N1	07-MAR-2003 07:04:18	Tw_i_and_stray	103.00	133	40Zet Her	2.8070	6000.0	206	5313	No
154	GOM_NL__2PRFIN20030307_070828_000000452014_00249_05313_5397.N1	07-MAR-2003 07:08:28	Bright	45.000	168	17Zet Aql	2.9860	11000.	90	5313	No
155	GOM_NL__2PRFIN20030307_071242_000000832014_00249_05313_5398.N1	07-MAR-2003 07:12:42	Straylight	83.000	59	55Alp Oph	2.0800	8900.0	166	5313	No
156	GOM_NL__2PRFIN20030307_071522_000000772014_00249_05313_5399.N1	07-MAR-2003 07:15:22	Dark	77.000	126	60Bet Oph	2.7700	4250.0	154	5313	No
157	GOM_NL__2PRFIN20030307_071829_000000442014_00249_05313_5400.N1	07-MAR-2003 07:18:29	Dark	44.000	155	41Pi Sgr	2.9000	6600.0	88	5313	No
158	GOM_NL__2PRFIN20030307_072023_000000432014_00249_05313_5401.N1	07-MAR-2003 07:20:23	Dark	43.000	57	34Sig Sgr	2.0660	26000.	86	5313	No
159	GOM_NL__2PRFIN20030307_072203_000000562014_00249_05313_5402.N1	07-MAR-2003 07:22:03	Dark	56.000	1014	Mars	0.0000	0.0000	112	5313	Yes
160	GOM_NL__2PRFIN20030307_072338_000000452014_00249_05313_5403.N1	07-MAR-2003 07:23:38	Dark	45.000	38	20Eps Sgr	1.8360	11000.	90	5313	No

161	GOM_NL__2PRFIN20030307_072647_000000502014_00249_05313_5404.N1	07-MAR-2003 07:26:47	Dark	49.500	25	35Lam Sco	1.6200	28000.	99	5313	No
162	GOM_NL__2PRFIN20030307_073040_000000922014_00250_05314_5369.N1	07-MAR-2003 07:30:40	Dark	92.000	16	21Alp Sco	1.0200	3000.0	184	5314	No
163	GOM_NL__2PRFIN20030307_073359_000000402014_00250_05314_5370.N1	07-MAR-2003 07:33:59	Dark	39.500	134	Bet TrA	2.8100	6600.0	79	5314	No
164	GOM_NL__2PRFIN20030307_073639_000000502014_00250_05314_5371.N1	07-MAR-2003 07:36:39	Dark	49.500	4	Alp1Cen	-0.010000	5800.0	99	5314	No
165	GOM_NL__2PRFIN20030307_073757_000000422014_00250_05314_5372.N1	07-MAR-2003 07:37:57	Dark	41.500	10	Bet Cen	0.61000	28000.	83	5314	No
166	GOM_NL__2PRFIN20030307_074017_000000452014_00250_05314_5373.N1	07-MAR-2003 07:40:17	Dark	45.000	12	Alp1Cru	0.77500	30000.	90	5314	No
167	GOM_NL__2PRFIN20030307_074129_000000392014_00250_05314_5374.N1	07-MAR-2003 07:41:29	Dark	38.500	129	Del Cru	2.7930	26000.	77	5314	No
168	GOM_NL__2PRFIN20030307_074259_000000442014_00250_05314_5375.N1	07-MAR-2003 07:42:59	Dark	44.000	64	Gam Cen	2.2000	10600.	88	5314	No
169	GOM_NL__2PRFIN20030307_074514_000000382014_00250_05314_5376.N1	07-MAR-2003 07:45:14	Straylight	38.000	91	Kap Vel	2.4900	26000.	76	5314	No
170	GOM_NL__2PRFIN20030307_074833_000000442014_00250_05314_5377.N1	07-MAR-2003 07:48:33	Straylight	43.500	65	Lam Vel	2.2040	4400.0	87	5314	No
171	GOM_NL__2PRFIN20030307_075123_000000652014_00250_05314_5378.N1	07-MAR-2003 07:51:23	Straylight	64.500	106	9Bet Crv	2.6480	5600.0	129	5314	No
172	GOM_NL__2PRFIN20030307_075406_000000592014_00250_05314_5379.N1	07-MAR-2003 07:54:06	Straylight	59.000	100	4Gam Crv	2.5800	13100.	118	5314	No
173	GOM_NL__2PRFIN20030307_075800_000000442014_00250_05314_5380.N1	07-MAR-2003 07:58:00	Tw_i_and_stray	44.000	48	30Alp Hya	1.9770	4100.0	88	5314	No
174	GOM_NL__2PRFIN20030307_080350_000000412014_00250_05314_5381.N1	07-MAR-2003 08:03:50	Bright	40.500	22	32Alp Leo	1.3600	15200.	81	5314	No
175	GOM_NL__2PRFIN20030307_080617_000000572014_00250_05314_5382.N1	07-MAR-2003 08:06:17	Bright	57.000	51	41Gam1Leo	2.0100	4500.0	114	5314	No
176	GOM_NL__2PRFIN20030307_080929_000000392014_00250_05314_5383.N1	07-MAR-2003 08:09:29	Bright	38.500	17	78Bet Gem	1.1610	4500.0	77	5314	No
177	GOM_NL__2PRFIN20030307_081444_000000442014_00250_05314_5384.N1	07-MAR-2003 08:14:44	Bright	44.000	174	52Psi UMa	3.0040	4400.0	88	5314	No
178	GOM_NL__2PRFIN20030307_081742_000000412014_00250_05314_5385.N1	07-MAR-2003 08:17:42	Bright	40.500	82	48Bet UMa	2.3650	10600.	81	5314	No
179	GOM_NL__2PRFIN20030307_081907_000000402014_00250_05314_5386.N1	07-MAR-2003 08:19:07	Bright	39.500	36	50Alp UMa	1.8000	6300.0	79	5314	No
180	GOM_NL__2PRFIN20030307_082142_000000492014_00250_05314_5387.N1	07-MAR-2003 08:21:42	Bright	48.500	32	77Eps UMa	1.7630	11000.	97	5314	No
181	GOM_NL__2PRFIN20030307_082311_000000522014_00250_05314_5388.N1	07-MAR-2003 08:23:11	Bright	52.000	55	79Zet UMa	2.0600	10200.	104	5314	No
182	GOM_NL__2PRFIN20030307_082551_000000342014_00250_05314_5389.N1	07-MAR-2003 08:25:51	Bright	34.000	49	1Alp UMi	1.9900	6300.0	68	5314	No
183	GOM_NL__2PRFIN20030307_083050_000000482014_00250_05314_5390.N1	07-MAR-2003 08:30:50	Bright	48.000	119	14Eta Dra	2.7270	4700.0	96	5314	No
184	GOM_NL__2PRFIN20030307_083330_000000362014_00250_05314_5391.N1	07-MAR-2003 08:33:30	Bright	36.000	89	5Alp Cep	2.4510	8000.0	72	5314	No
185	GOM_NL__2PRFIN20030307_083529_000000492014_00250_05314_5392.N1	07-MAR-2003 08:35:29	Bright	49.000	130	23Bet Dra	2.7990	5800.0	98	5314	No
186	GOM_NL__2PRFIN20030307_083836_000000382014_00250_05314_5393.N1	07-MAR-2003 08:38:36	Bright	37.500	19	50Alp Cyg	1.2460	10500.	75	5314	No
187	GOM_NL__2PRFIN20030307_084009_000000352014_00250_05314_5394.N1	07-MAR-2003 08:40:09	Bright	35.000	66	37Gam Cyg	2.2080	5900.0	70	5314	No
188	GOM_NL__2PRFIN20030307_084145_000000352014_00250_05314_5395.N1	07-MAR-2003 08:41:45	Bright	35.000	92	53Eps Cyg	2.5000	4500.0	70	5314	No
189	GOM_NL__2PRFIN20030307_084455_000000962014_00250_05314_5396.N1	07-MAR-2003 08:44:55	Tw_i_and_stray	96.000	133	40Zet Her	2.8070	6000.0	192	5314	No
190	GOM_NL__2PRFIN20030307_084904_000000472014_00250_05314_5397.N1	07-MAR-2003 08:49:04	Bright	47.000	168	17Zet Aql	2.9860	11000.	94	5314	No
191	GOM_NL__2PRFIN20030307_085318_000000822014_00250_05314_5398.N1	07-MAR-2003 08:53:18	Straylight	82.000	59	55Alp Oph	2.0800	8900.0	164	5314	No
192	GOM_NL__2PRFIN20030307_085559_000000792014_00250_05314_5399.N1	07-MAR-2003 08:55:59	Dark	79.000	126	60Bet Oph	2.7700	4250.0	158	5314	No
193	GOM_NL__2PRFIN20030307_085905_000000452014_00250_05314_5400.N1	07-MAR-2003 08:59:05	Dark	45.000	155	41Pi Sgr	2.9000	6600.0	90	5314	No
194	GOM_NL__2PRFIN20030307_090059_000000442014_00250_05314_5401.N1	07-MAR-2003 09:00:59	Dark	44.000	57	34Sig Sgr	2.0660	26000.	88	5314	No
195	GOM_NL__2PRFIN20030307_090239_000000562014_00250_05314_5402.N1	07-MAR-2003 09:02:39	Dark	55.500	1014	Mars	0.0000	0.0000	111	5314	Yes
196	GOM_NL__2PRFIN20030307_090414_000000472014_00250_05314_5403.N1	07-MAR-2003 09:04:14	Dark	46.500	38	20Eps Sgr	1.8360	11000.	93	5314	No
197	GOM_NL__2PRFIN20030307_090724_000000542014_00250_05314_5404.N1	07-MAR-2003 09:07:24	Dark	53.500	25	35Lam Sco	1.6200	28000.	107	5314	No
198	GOM_NL__2PRFIN20030307_091118_000000762014_00251_05315_5369.N1	07-MAR-2003 09:11:18	Dark	75.500	16	21Alp Sco	1.0200	3000.0	151	5315	No
199	GOM_NL__2PRFIN20030307_091511_000000992014_00251_05315_5370.N1	07-MAR-2003 09:15:11	Dark	98.500	80	7Del Sco	2.3160	30000.	197	5315	No
200	GOM_NL__2PRFIN20030307_091834_000000492014_00251_05315_5371.N1	07-MAR-2003 09:18:34	Dark	48.500	78	Alp Lup	2.3040	28000.	97	5315	No
201	GOM_NL__2PRFIN20030307_092029_000000422014_00251_05315_5372.N1	07-MAR-2003 09:20:29	Dark	42.000	77	Eps Cen	2.3030	28000.	84	5315	No
202	GOM_NL__2PRFIN20030307_092202_000000562014_00251_05315_5373.N1	07-MAR-2003 09:22:02	Dark	55.500	26	Gam Cru	1.6240	2900.0	111	5315	No
203	GOM_NL__2PRFIN20030307_092335_000000472014_00251_05315_5374.N1	07-MAR-2003 09:23:35	Straylight	46.500	64	Gam Cen	2.2000	10600.	93	5315	No
204	GOM_NL__2PRFIN20030307_092550_000000382014_00251_05315_5375.N1	07-MAR-2003 09:25:50	Straylight	38.000	91	Kap Vel	2.4900	26000.	76	5315	No
205	GOM_NL__2PRFIN20030307_092909_000000442014_00251_05315_5376.N1	07-MAR-2003 09:29:09	Straylight	44.000	65	Lam Vel	2.2040	4400.0	88	5315	No
206	GOM_NL__2PRFIN20030307_093200_000000612014_00251_05315_5377.N1	07-MAR-2003 09:32:00	Straylight	61.000	106	9Bet Crv	2.6480	5600.0	122	5315	No
207	GOM_NL__2PRFIN20030307_093442_000000572014_00251_05315_5378.N1	07-MAR-2003 09:34:42	Straylight	57.000	100	4Gam Crv	2.5800	13100.	114	5315	No
208	GOM_NL__2PRFIN20030307_093836_000000442014_00251_05315_5379.N1	07-MAR-2003 09:38:36	Tw_i_and_stray	43.500	48	30Alp Hya	1.9770	4100.0	87	5315	No
209	GOM_NL__2PRFIN20030307_094426_000000392014_00251_05315_5380.N1	07-MAR-2003 09:44:26	Bright	39.000	22	32Alp Leo	1.3600	15200.	78	5315	No
210	GOM_NL__2PRFIN20030307_094653_000000432014_00251_05315_5381.N1	07-MAR-2003 09:46:53	Bright	42.500	51	41Gam1Leo	2.0100	4500.0	85	5315	No
211	GOM_NL__2PRFIN20030307_095520_000000432014_00251_05315_5382.N1	07-MAR-2003 09:55:20	Bright	43.000	174	52Psi UMa	3.0040	4400.0	86	5315	No
212	GOM_NL__2PRFIN20030307_095818_000000412014_00251_05315_5383.N1	07-MAR-2003 09:58:18	Bright	41.000	82	48Bet UMa	2.3650	10600.	82	5315	No
213	GOM_NL__2PRFIN20030307_095942_000000412014_00251_05315_5384.N1	07-MAR-2003 09:59:42	Bright	40.500	36	50Alp UMa	1.8000	6300.0	81	5315	No
214	GOM_NL__2PRFIN20030307_100627_000000352014_00251_05315_5385.N1	07-MAR-2003 10:06:27	Bright	35.000	49	1Alp UMi	1.9900	6300.0	70	5315	No
215	GOM_NL__2PRFIN20030307_101126_000000472014_00251_05315_5386.N1	07-MAR-2003 10:11:26	Bright	47.000	119	14Eta Dra	2.7270	4700.0	94	5315	No
216	GOM_NL__2PRFIN20030307_101406_000000362014_00251_05315_5387.N1	07-MAR-2003 10:14:06	Bright	36.000	89	5Alp Cep	2.4510	8000.0	72	5315	No
217	GOM_NL__2PRFIN20030307_101604_000000502014_00251_05315_5388.N1	07-MAR-2003 10:16:04	Bright	49.500	130	23Bet Dra	2.7990	5800.0	99	5315	No
218	GOM_NL__2PRFIN20030307_101911_000000382014_00251_05315_5389.N1	07-MAR-2003 10:19:11	Bright	37.500	19	50Alp Cyg	1.2460	10500.	75	5315	No
219	GOM_NL__2PRFIN20030307_102045_000000382014_00251_05315_5390.N1	07-MAR-2003 10:20:45	Bright	37.500	66	37Gam Cyg	2.2080	5900.0	75	5315	No

220	GOM_NL__2PRFIN20030307_102221_000000362014_00251_05315_5391.N1	07-MAR-2003 10:22:21	Bright	36.000	92	53Eps Cyg	2.5000	4500.0	72	5315	No
221	GOM_NL__2PRFIN20030307_102531_000001042014_00251_05315_5392.N1	07-MAR-2003 10:25:31	Twilight	103.50	133	40Zet Her	2.8070	6000.0	207	5315	No
222	GOM_NL__2PRFIN20030307_102940_000000492014_00251_05315_5393.N1	07-MAR-2003 10:29:40	Bright	48.500	168	17Zet Aql	2.9860	11000.	97	5315	No
223	GOM_NL__2PRFIN20030307_103356_000000792014_00251_05315_5394.N1	07-MAR-2003 10:33:56	Straylight	79.000	59	55Alp Oph	2.0800	8900.0	158	5315	No
224	GOM_NL__2PRFIN20030307_103636_000000772014_00251_05315_5395.N1	07-MAR-2003 10:36:36	Dark	77.000	126	60Bet Oph	2.7700	4250.0	154	5315	No
225	GOM_NL__2PRFIN20030307_103942_000000412014_00251_05315_5396.N1	07-MAR-2003 10:39:42	Dark	41.000	155	41Pi Sgr	2.9000	6600.0	82	5315	No
226	GOM_NL__2PRFIN20030307_104136_000000432014_00251_05315_5397.N1	07-MAR-2003 10:41:36	Dark	42.500	57	34Sig Sgr	2.0660	26000.	85	5315	No
227	GOM_NL__2PRFIN20030307_104316_000000652014_00251_05315_5398.N1	07-MAR-2003 10:43:16	Dark	65.000	1014	Mars	0.0000	0.0000	130	5315	Yes
228	GOM_NL__2PRFIN20030307_104451_000000452014_00251_05315_5399.N1	07-MAR-2003 10:44:51	Dark	45.000	38	20Eps Sgr	1.8360	11000.	90	5315	No
229	GOM_NL__2PRFIN20030307_104734_000000382014_00251_05315_5400.N1	07-MAR-2003 10:47:34	Dark	38.000	45	Alp Pav	1.9400	26000.	76	5315	No
230	GOM_NL__2PRFIN20030307_105156_000000812014_00252_05316_5369.N1	07-MAR-2003 10:51:56	Dark	81.000	16	21Alp Sco	1.0200	3000.0	162	5316	No
231	GOM_NL__2PRFIN20030307_105549_000000952014_00252_05316_5370.N1	07-MAR-2003 10:55:49	Dark	94.500	80	7Del Sco	2.3160	30000.	189	5316	No
232	GOM_NL__2PRFIN20030307_105911_000000492014_00252_05316_5371.N1	07-MAR-2003 10:59:11	Dark	49.000	78	Alp Lup	2.3040	28000.	98	5316	No
233	GOM_NL__2PRFIN20030307_110106_000000442014_00252_05316_5372.N1	07-MAR-2003 11:01:06	Dark	43.500	77	Eps Cen	2.3030	28000.	87	5316	No
234	GOM_NL__2PRFIN20030307_110238_000000492014_00252_05316_5373.N1	07-MAR-2003 11:02:38	Dark	48.500	26	Gam Cru	1.6240	2900.0	97	5316	No
235	GOM_NL__2PRFIN20030307_110412_000000432014_00252_05316_5374.N1	07-MAR-2003 11:04:12	Dark	43.000	64	Gam Cen	2.2000	10600.	86	5316	No
236	GOM_NL__2PRFIN20030307_110626_000000392014_00252_05316_5375.N1	07-MAR-2003 11:06:26	Straylight	39.000	91	Kap Vel	2.4900	26000.	78	5316	No
237	GOM_NL__2PRFIN20030307_110945_000000432014_00252_05316_5376.N1	07-MAR-2003 11:09:45	Straylight	43.000	65	Lam Vel	2.2040	4400.0	86	5316	No
238	GOM_NL__2PRFIN20030307_111236_000000592014_00252_05316_5377.N1	07-MAR-2003 11:12:36	Straylight	59.000	106	9Bet Crv	2.6480	5600.0	118	5316	No
239	GOM_NL__2PRFIN20030307_111518_000000552014_00252_05316_5378.N1	07-MAR-2003 11:15:18	Straylight	55.000	100	4Gam Crv	2.5800	13100.	110	5316	No
240	GOM_NL__2PRFIN20030307_111912_000000512014_00252_05316_5379.N1	07-MAR-2003 11:19:12	Twilight	51.000	48	30Alp Hya	1.9770	4100.0	102	5316	No
241	GOM_NL__2PRFIN20030307_112502_000000422014_00252_05316_5380.N1	07-MAR-2003 11:25:02	Bright	42.000	22	32Alp Leo	1.3600	15200.	84	5316	No
242	GOM_NL__2PRFIN20030307_112729_000000422014_00252_05316_5381.N1	07-MAR-2003 11:27:29	Bright	41.500	51	41Gam1Leo	2.0100	4500.0	83	5316	No
243	GOM_NL__2PRFIN20030307_113555_000000432014_00252_05316_5382.N1	07-MAR-2003 11:35:55	Bright	43.000	174	52Psi UMa	3.0040	4400.0	86	5316	No
244	GOM_NL__2PRFIN20030307_113853_000000412014_00252_05316_5383.N1	07-MAR-2003 11:38:53	Bright	41.000	82	48Bet UMa	2.3650	10600.	82	5316	No
245	GOM_NL__2PRFIN20030307_114018_000000432014_00252_05316_5384.N1	07-MAR-2003 11:40:18	Bright	43.000	36	50Alp UMa	1.8000	6300.0	86	5316	No
246	GOM_NL__2PRFIN20030307_114702_000000362014_00252_05316_5385.N1	07-MAR-2003 11:47:02	Bright	36.000	49	1Alp UMi	1.9900	6300.0	72	5316	No
247	GOM_NL__2PRFIN20030307_115201_000000482014_00252_05316_5386.N1	07-MAR-2003 11:52:01	Bright	48.000	119	14Eta Dra	2.7270	4700.0	96	5316	No
248	GOM_NL__2PRFIN20030307_115441_000000362014_00252_05316_5387.N1	07-MAR-2003 11:54:41	Bright	35.500	89	5Alp Cep	2.4510	8000.0	71	5316	No
249	GOM_NL__2PRFIN20030307_115639_000000502014_00252_05316_5388.N1	07-MAR-2003 11:56:39	Bright	49.500	130	23Bet Dra	2.7990	5800.0	99	5316	No
250	GOM_NL__2PRFIN20030307_115947_000000362014_00252_05316_5389.N1	07-MAR-2003 11:59:47	Bright	36.000	19	50Alp Cyg	1.2460	10500.	72	5316	No
251	GOM_NL__2PRFIN20030307_120121_000000362014_00252_05316_5390.N1	07-MAR-2003 12:01:21	Bright	35.500	66	37Gam Cyg	2.2080	5900.0	71	5316	No
252	GOM_NL__2PRFIN20030307_120257_000000362014_00252_05316_5391.N1	07-MAR-2003 12:02:57	Bright	35.500	92	53Eps Cyg	2.5000	4500.0	71	5316	No
253	GOM_NL__2PRFIN20030307_120608_000001072014_00252_05316_5392.N1	07-MAR-2003 12:06:08	Twilight	107.00	133	40Zet Her	2.8070	6000.0	214	5316	No
254	GOM_NL__2PRFIN20030307_121016_000000462014_00252_05316_5393.N1	07-MAR-2003 12:10:16	Bright	45.500	168	17Zet Aql	2.9860	11000.	91	5316	No
255	GOM_NL__2PRFIN20030307_121433_000000812014_00252_05316_5394.N1	07-MAR-2003 12:14:33	Straylight	81.000	59	55Alp Oph	2.0800	8900.0	162	5316	No
256	GOM_NL__2PRFIN20030307_121712_000000812014_00252_05316_5395.N1	07-MAR-2003 12:17:12	Dark	80.500	126	60Bet Oph	2.7700	4250.0	161	5316	No
257	GOM_NL__2PRFIN20030307_122018_000000442014_00252_05316_5396.N1	07-MAR-2003 12:20:18	Dark	43.500	155	41Pi Sgr	2.9000	6600.0	87	5316	No
258	GOM_NL__2PRFIN20030307_122212_000000432014_00252_05316_5397.N1	07-MAR-2003 12:22:12	Dark	42.500	57	34Sig Sgr	2.0660	26000.	85	5316	No
259	GOM_NL__2PRFIN20030307_122352_000000552014_00252_05316_5398.N1	07-MAR-2003 12:23:52	Dark	55.000	1014	Mars	0.0000	0.0000	110	5316	Yes
260	GOM_NL__2PRFIN20030307_122527_000000452014_00252_05316_5399.N1	07-MAR-2003 12:25:27	Dark	44.500	38	20Eps Sgr	1.8360	11000.	89	5316	No
261	GOM_NL__2PRFIN20030307_122810_000000372014_00252_05316_5400.N1	07-MAR-2003 12:28:10	Dark	37.000	45	Alp Pav	1.9400	26000.	74	5316	No
262	GOM_NL__2PRFIN20030307_123233_000000762014_00253_05317_5369.N1	07-MAR-2003 12:32:33	Dark	76.000	16	21Alp Sco	1.0200	3000.0	152	5317	No
263	GOM_NL__2PRFIN20030307_123625_000001022014_00253_05317_5370.N1	07-MAR-2003 12:36:25	Dark	101.50	80	7Del Sco	2.3160	30000.	203	5317	No
264	GOM_NL__2PRFIN20030307_123947_000000482014_00253_05317_5371.N1	07-MAR-2003 12:39:47	Dark	48.000	78	Alp Lup	2.3040	28000.	96	5317	No
265	GOM_NL__2PRFIN20030307_124142_000000432014_00253_05317_5372.N1	07-MAR-2003 12:41:42	Dark	43.000	77	Eps Cen	2.3030	28000.	86	5317	No
266	GOM_NL__2PRFIN20030307_124314_000000522014_00253_05317_5373.N1	07-MAR-2003 12:43:14	Dark	51.500	26	Gam Cru	1.6240	2900.0	103	5317	No
267	GOM_NL__2PRFIN20030307_124448_000000472014_00253_05317_5374.N1	07-MAR-2003 12:44:48	Straylight	46.500	64	Gam Cen	2.2000	10600.	93	5317	No
268	GOM_NL__2PRFIN20030307_124703_000000372014_00253_05317_5375.N1	07-MAR-2003 12:47:03	Straylight	37.000	91	Kap Vel	2.4900	26000.	74	5317	No
269	GOM_NL__2PRFIN20030307_125021_000000442014_00253_05317_5376.N1	07-MAR-2003 12:50:21	Straylight	44.000	65	Lam Vel	2.2040	4400.0	88	5317	No
270	GOM_NL__2PRFIN20030307_125311_000000652014_00253_05317_5377.N1	07-MAR-2003 12:53:11	Straylight	64.500	106	9Bet Crv	2.6480	5600.0	129	5317	No
271	GOM_NL__2PRFIN20030307_125553_000000572014_00253_05317_5378.N1	07-MAR-2003 12:55:53	Straylight	57.000	100	4Gam Crv	2.5800	13100.	114	5317	No
272	GOM_NL__2PRFIN20030307_125947_000000482014_00253_05317_5379.N1	07-MAR-2003 12:59:47	Twilight	47.500	48	30Alp Hya	1.9770	4100.0	95	5317	No
273	GOM_NL__2PRFIN20030307_130537_000000412014_00253_05317_5380.N1	07-MAR-2003 13:05:37	Bright	41.000	22	32Alp Leo	1.3600	15200.	82	5317	No
274	GOM_NL__2PRFIN20030307_130804_000000442014_00253_05317_5381.N1	07-MAR-2003 13:08:04	Bright	43.500	51	41Gam1Leo	2.0100	4500.0	87	5317	No
275	GOM_NL__2PRFIN20030307_131630_000000422014_00253_05317_5382.N1	07-MAR-2003 13:16:30	Bright	42.000	174	52Psi UMa	3.0040	4400.0	84	5317	No
276	GOM_NL__2PRFIN20030307_131928_000000412014_00253_05317_5383.N1	07-MAR-2003 13:19:28	Bright	40.500	82	48Bet UMa	2.3650	10600.	81	5317	No
277	GOM_NL__2PRFIN20030307_132053_000000412014_00253_05317_5384.N1	07-MAR-2003 13:20:53	Bright	41.000	36	50Alp UMa	1.8000	6300.0	82	5317	No
278	GOM_NL__2PRFIN20030307_132738_000000352014_00253_05317_5385.N1	07-MAR-2003 13:27:38	Bright	35.000	49	1Alp UMi	1.9900	6300.0	70	5317	No

279	GOM_NL__2PRFIN20030307_133236_000000472014_00253_05317_5386.N1	07-MAR-2003 13:32:36	Bright	46.500	119	14Eta Dra	2.7270	4700.0	93	5317	No
280	GOM_NL__2PRFIN20030307_133517_000000352014_00253_05317_5387.N1	07-MAR-2003 13:35:17	Bright	34.500	89	5Alp Cep	2.4510	8000.0	69	5317	No
281	GOM_NL__2PRFIN20030307_133714_000000492014_00253_05317_5388.N1	07-MAR-2003 13:37:14	Bright	49.000	130	23Bet Dra	2.7990	5800.0	98	5317	No
282	GOM_NL__2PRFIN20030307_134023_000000362014_00253_05317_5389.N1	07-MAR-2003 13:40:23	Bright	36.000	19	50Alp Cyg	1.2460	10500.	72	5317	No
283	GOM_NL__2PRFIN20030307_134156_000000362014_00253_05317_5390.N1	07-MAR-2003 13:41:56	Bright	35.500	66	37Gam Cyg	2.2080	5900.0	71	5317	No
284	GOM_NL__2PRFIN20030307_134333_000000372014_00253_05317_5391.N1	07-MAR-2003 13:43:33	Bright	37.000	92	53Eps Cyg	2.5000	4500.0	74	5317	No
285	GOM_NL__2PRFIN20030307_134644_000001062014_00253_05317_5392.N1	07-MAR-2003 13:46:44	Twi_and_stray	105.50	133	40Zet Her	2.8070	6000.0	211	5317	No
286	GOM_NL__2PRFIN20030307_135052_000000482014_00253_05317_5393.N1	07-MAR-2003 13:50:52	Bright	47.500	168	17Zet Aql	2.9860	11000.	95	5317	No
287	GOM_NL__2PRFIN20030307_135508_000000822014_00253_05317_5394.N1	07-MAR-2003 13:55:08	Straylight	81.500	59	55Alp Oph	2.0800	8900.0	163	5317	No
288	GOM_NL__2PRFIN20030307_135749_000000822014_00253_05317_5395.N1	07-MAR-2003 13:57:49	Dark	81.500	126	60Bet Oph	2.7700	4250.0	163	5317	No
289	GOM_NL__2PRFIN20030307_140054_000000442014_00253_05317_5396.N1	07-MAR-2003 14:00:54	Dark	43.500	155	41Pi Sgr	2.9000	6600.0	87	5317	No
290	GOM_NL__2PRFIN20030307_140248_000000432014_00253_05317_5397.N1	07-MAR-2003 14:02:48	Dark	42.500	57	34Sig Sgr	2.0660	26000.	85	5317	No
291	GOM_NL__2PRFIN20030307_140428_000000582014_00253_05317_5398.N1	07-MAR-2003 14:04:28	Dark	57.500	1014	Mars	0.0000	0.0000	115	5317	Yes
292	GOM_NL__2PRFIN20030307_140604_000000452014_00253_05317_5399.N1	07-MAR-2003 14:06:04	Dark	44.500	38	20Eps Sgr	1.8360	11000.	89	5317	No
293	GOM_NL__2PRFIN20030307_140846_000000392014_00253_05317_5400.N1	07-MAR-2003 14:08:46	Dark	38.500	45	Alp Pav	1.9400	26000.	77	5317	No
294	GOM_NL__2PRFIN20030307_141310_000000772014_00254_05318_5369.N1	07-MAR-2003 14:13:10	Dark	76.500	16	21Alp Sco	1.0200	3000.0	153	5318	No
295	GOM_NL__2PRFIN20030307_141704_000000972014_00254_05318_5370.N1	07-MAR-2003 14:17:04	Dark	97.000	80	7Del Sco	2.3160	30000.	194	5318	No
296	GOM_NL__2PRFIN20030307_142024_000000482014_00254_05318_5371.N1	07-MAR-2003 14:20:24	Dark	48.000	78	Alp Lup	2.3040	28000.	96	5318	No
297	GOM_NL__2PRFIN20030307_142218_000000442014_00254_05318_5372.N1	07-MAR-2003 14:22:18	Dark	44.000	77	Eps Cen	2.3030	28000.	88	5318	No
298	GOM_NL__2PRFIN20030307_142350_000000562014_00254_05318_5373.N1	07-MAR-2003 14:23:50	Dark	56.000	26	Gam Cru	1.6240	2900.0	112	5318	No
299	GOM_NL__2PRFIN20030307_142524_000000472014_00254_05318_5374.N1	07-MAR-2003 14:25:24	Straylight	46.500	64	Gam Cen	2.2000	10600.	93	5318	No
300	GOM_NL__2PRFIN20030307_142738_000000372014_00254_05318_5375.N1	07-MAR-2003 14:27:38	Straylight	36.500	91	Kap Vel	2.4900	26000.	73	5318	No
301	GOM_NL__2PRFIN20030307_143057_000000522014_00254_05318_5376.N1	07-MAR-2003 14:30:57	Straylight	51.500	65	Lam Vel	2.2040	4400.0	103	5318	No
302	GOM_NL__2PRFIN20030307_143346_000000622014_00254_05318_5377.N1	07-MAR-2003 14:33:46	Straylight	62.000	106	9Bet Crv	2.6480	5600.0	124	5318	No
303	GOM_NL__2PRFIN20030307_143627_000000612014_00254_05318_5378.N1	07-MAR-2003 14:36:27	Straylight	61.000	100	4Gam Crv	2.5800	13100.	122	5318	No
304	GOM_NL__2PRFIN20030307_144024_000000472014_00254_05318_5379.N1	07-MAR-2003 14:40:24	Twi_and_stray	47.000	48	30Alp Hya	1.9770	4100.0	94	5318	No
305	GOM_NL__2PRFIN20030307_144612_000000432014_00254_05318_5380.N1	07-MAR-2003 14:46:12	Bright	43.000	22	32Alp Leo	1.3600	15200.	86	5318	No
306	GOM_NL__2PRFIN20030307_144839_000000432014_00254_05318_5381.N1	07-MAR-2003 14:48:39	Bright	42.500	51	41Gam1Leo	2.0100	4500.0	85	5318	No
307	GOM_NL__2PRFIN20030307_145706_000000432014_00254_05318_5382.N1	07-MAR-2003 14:57:06	Bright	42.500	174	52Psi UMa	3.0040	4400.0	85	5318	No
308	GOM_NL__2PRFIN20030307_150005_000000392014_00254_05318_5383.N1	07-MAR-2003 15:00:05	Bright	39.000	82	48Bet UMa	2.3650	10600.	78	5318	No
309	GOM_NL__2PRFIN20030307_150129_000000402014_00254_05318_5384.N1	07-MAR-2003 15:01:29	Bright	40.000	36	50Alp UMa	1.8000	6300.0	80	5318	No
310	GOM_NL__2PRFIN20030307_150815_000000372014_00254_05318_5385.N1	07-MAR-2003 15:08:15	Bright	36.500	49	1Alp UMi	1.9900	6300.0	73	5318	No
311	GOM_NL__2PRFIN20030307_151312_000000472014_00254_05318_5386.N1	07-MAR-2003 15:13:12	Bright	47.000	119	14Eta Dra	2.7270	4700.0	94	5318	No
312	GOM_NL__2PRFIN20030307_151554_000000362014_00254_05318_5387.N1	07-MAR-2003 15:15:54	Bright	36.000	89	5Alp Cep	2.4510	8000.0	72	5318	No
313	GOM_NL__2PRFIN20030307_151751_000000512014_00254_05318_5388.N1	07-MAR-2003 15:17:51	Bright	50.500	130	23Bet Dra	2.7990	5800.0	101	5318	No
314	GOM_NL__2PRFIN20030307_152100_000000342014_00254_05318_5389.N1	07-MAR-2003 15:21:00	Bright	34.000	19	50Alp Cyg	1.2460	10500.	68	5318	No
315	GOM_NL__2PRFIN20030307_152233_000000372014_00254_05318_5390.N1	07-MAR-2003 15:22:33	Bright	36.500	66	37Gam Cyg	2.2080	5900.0	73	5318	No
316	GOM_NL__2PRFIN20030307_152410_000000372014_00254_05318_5391.N1	07-MAR-2003 15:24:10	Bright	36.500	92	53Eps Cyg	2.5000	4500.0	73	5318	No
317	GOM_NL__2PRFIN20030307_152717_000001152014_00254_05318_5392.N1	07-MAR-2003 15:27:17	Twi_and_stray	114.50	133	40Zet Her	2.8070	6000.0	229	5318	No
318	GOM_NL__2PRFIN20030307_153130_000000472014_00254_05318_5393.N1	07-MAR-2003 15:31:30	Bright	46.500	168	17Zet Aql	2.9860	11000.	93	5318	No
319	GOM_NL__2PRFIN20030307_153548_000000842014_00254_05318_5394.N1	07-MAR-2003 15:35:48	Straylight	83.500	59	55Alp Oph	2.0800	8900.0	167	5318	No
320	GOM_NL__2PRFIN20030307_153829_000000772014_00254_05318_5395.N1	07-MAR-2003 15:38:29	Dark	76.500	126	60Bet Oph	2.7700	4250.0	153	5318	No
321	GOM_NL__2PRFIN20030307_154131_000000432014_00254_05318_5396.N1	07-MAR-2003 15:41:31	Dark	42.500	155	41Pi Sgr	2.9000	6600.0	85	5318	No
322	GOM_NL__2PRFIN20030307_154326_000000432014_00254_05318_5397.N1	07-MAR-2003 15:43:26	Dark	43.000	57	34Sig Sgr	2.0660	26000.	86	5318	No
323	GOM_NL__2PRFIN20030307_154505_000000652014_00254_05318_5398.N1	07-MAR-2003 15:45:05	Dark	65.000	1014	Mars	0.0000	0.0000	130	5318	Yes
324	GOM_NL__2PRFIN20030307_154641_000000492014_00254_05318_5399.N1	07-MAR-2003 15:46:41	Dark	49.000	38	20Eps Sgr	1.8360	11000.	98	5318	No
325	GOM_NL__2PRFIN20030307_154922_000000392014_00254_05318_5400.N1	07-MAR-2003 15:49:22	Dark	38.500	45	Alp Pav	1.9400	26000.	77	5318	No
326	GOM_NL__2PRFIN20030307_155350_000000772014_00255_05319_5369.N1	07-MAR-2003 15:53:50	Dark	76.500	16	21Alp Sco	1.0200	3000.0	153	5319	No
327	GOM_NL__2PRFIN20030307_155745_000001002014_00255_05319_5370.N1	07-MAR-2003 15:57:45	Dark	99.500	80	7Del Sco	2.3160	30000.	199	5319	No
328	GOM_NL__2PRFIN20030307_160101_000000472014_00255_05319_5371.N1	07-MAR-2003 16:01:01	Dark	47.000	78	Alp Lup	2.3040	28000.	94	5319	No
329	GOM_NL__2PRFIN20030307_160256_000000432014_00255_05319_5372.N1	07-MAR-2003 16:02:56	Dark	43.000	77	Eps Cen	2.3030	28000.	86	5319	No
330	GOM_NL__2PRFIN20030307_160427_000000552014_00255_05319_5373.N1	07-MAR-2003 16:04:27	Dark	54.500	26	Gam Cru	1.6240	2900.0	109	5319	No
331	GOM_NL__2PRFIN20030307_160601_000000452014_00255_05319_5374.N1	07-MAR-2003 16:06:01	Straylight	45.000	64	Gam Cen	2.2000	10600.	90	5319	No
332	GOM_NL__2PRFIN20030307_160815_000000372014_00255_05319_5375.N1	07-MAR-2003 16:08:15	Straylight	37.000	91	Kap Vel	2.4900	26000.	74	5319	No
333	GOM_NL__2PRFIN20030307_161134_000000432014_00255_05319_5376.N1	07-MAR-2003 16:11:34	Straylight	42.500	65	Lam Vel	2.2040	4400.0	85	5319	No
334	GOM_NL__2PRFIN20030307_161425_000000682014_00255_05319_5377.N1	07-MAR-2003 16:14:25	Straylight	68.000	106	9Bet Crv	2.6480	5600.0	136	5319	No
335	GOM_NL__2PRFIN20030307_161706_000000562014_00255_05319_5378.N1	07-MAR-2003 16:17:06	Straylight	56.000	100	4Gam Crv	2.5800	13100.	112	5319	No
336	GOM_NL__2PRFIN20030307_162100_000000432014_00255_05319_5379.N1	07-MAR-2003 16:21:00	Twi_and_stray	43.000	48	30Alp Hya	1.9770	4100.0	86	5319	No
337	GOM_NL__2PRFIN20030307_162649_000000392014_00255_05319_5380.N1	07-MAR-2003 16:26:49	Bright	39.000	22	32Alp Leo	1.3600	15200.	78	5319	No

338	GOM_NL__2PRFIN20030307_162916_000000422014_00255_05319_5381.N1	07-MAR-2003 16:29:16	Bright	42.000	51	41Gam1Leo	2.0100	4500.0	84	5319	No
339	GOM_NL__2PRFIN20030307_163742_000000432014_00255_05319_5382.N1	07-MAR-2003 16:37:42	Bright	43.000	174	52Psi UMa	3.0040	4400.0	86	5319	No
340	GOM_NL__2PRFIN20030307_164040_000000402014_00255_05319_5383.N1	07-MAR-2003 16:40:40	Bright	40.000	82	48Bet UMa	2.3650	10600.	80	5319	No
341	GOM_NL__2PRFIN20030307_164205_000000422014_00255_05319_5384.N1	07-MAR-2003 16:42:05	Bright	42.000	36	50Alp UMa	1.8000	6300.0	84	5319	No
342	GOM_NL__2PRFIN20030307_164851_000000382014_00255_05319_5385.N1	07-MAR-2003 16:48:51	Bright	37.500	49	1Alp UMi	1.9900	6300.0	75	5319	No
343	GOM_NL__2PRFIN20030307_165347_000000482014_00255_05319_5386.N1	07-MAR-2003 16:53:47	Bright	47.500	119	14Eta Dra	2.7270	4700.0	95	5319	No
344	GOM_NL__2PRFIN20030307_165630_000000362014_00255_05319_5387.N1	07-MAR-2003 16:56:30	Bright	36.000	89	5Alp Cep	2.4510	8000.0	72	5319	No
345	GOM_NL__2PRFIN20030307_165827_000000512014_00255_05319_5388.N1	07-MAR-2003 16:58:27	Bright	50.500	130	23Bet Dra	2.7990	5800.0	101	5319	No
346	GOM_NL__2PRFIN20030307_170136_000000372014_00255_05319_5389.N1	07-MAR-2003 17:01:36	Bright	36.500	19	50Alp Cyg	1.2460	10500.	73	5319	No
347	GOM_NL__2PRFIN20030307_170310_000000362014_00255_05319_5390.N1	07-MAR-2003 17:03:10	Bright	35.500	66	37Gam Cyg	2.2080	5900.0	71	5319	No
348	GOM_NL__2PRFIN20030307_170446_000000352014_00255_05319_5391.N1	07-MAR-2003 17:04:46	Bright	35.000	92	53Eps Cyg	2.5000	4500.0	70	5319	No
349	GOM_NL__2PRFIN20030307_170756_000001062014_00255_05319_5392.N1	07-MAR-2003 17:07:56	Twilight	106.00	133	40Zet Her	2.8070	6000.0	212	5319	No
350	GOM_NL__2PRFIN20030307_171206_000000462014_00255_05319_5393.N1	07-MAR-2003 17:12:06	Bright	46.000	168	17Zet Aql	2.9860	11000.	92	5319	No
351	GOM_NL__2PRFIN20030307_171625_000000852014_00255_05319_5394.N1	07-MAR-2003 17:16:25	Straylight	85.000	59	55Alp Oph	2.0800	8900.0	170	5319	No
352	GOM_NL__2PRFIN20030307_171906_000000762014_00255_05319_5395.N1	07-MAR-2003 17:19:06	Dark	76.000	126	60Bet Oph	2.7700	4250.0	152	5319	No
353	GOM_NL__2PRFIN20030307_172208_000000452014_00255_05319_5396.N1	07-MAR-2003 17:22:08	Dark	44.500	155	41Pi Sgr	2.9000	6600.0	89	5319	No
354	GOM_NL__2PRFIN20030307_172402_000000452014_00255_05319_5397.N1	07-MAR-2003 17:24:02	Dark	44.500	57	34Sig Sgr	2.0660	26000.	89	5319	No
355	GOM_NL__2PRFIN20030307_172541_000000652014_00255_05319_5398.N1	07-MAR-2003 17:25:41	Dark	65.000	1014	Mars	0.0000	0.0000	130	5319	Yes
356	GOM_NL__2PRFIN20030307_172718_000000452014_00255_05319_5399.N1	07-MAR-2003 17:27:18	Dark	44.500	38	20Eps Sgr	1.8360	11000.	89	5319	No
357	GOM_NL__2PRFIN20030307_172958_000000382014_00255_05319_5400.N1	07-MAR-2003 17:29:58	Dark	37.500	45	Alp Pav	1.9400	26000.	75	5319	No
358	GOM_NL__2PRFIN20030307_173632_000000432014_00256_05320_5463.N1	07-MAR-2003 17:36:32	Dark	42.500	43	Alp TrA	1.9100	4250.0	85	5320	No
359	GOM_NL__2PRFIN20030307_173846_000000372014_00256_05320_5464.N1	07-MAR-2003 17:38:46	Dark	36.500	145	Gam TrA	2.8720	10600.	73	5320	No
360	GOM_NL__2PRFIN20030307_174019_000000482014_00256_05320_5465.N1	07-MAR-2003 17:40:19	Dark	48.000	4	Alp1Cen	-0.010000	5800.0	96	5320	No
361	GOM_NL__2PRFIN20030307_174136_000000412014_00256_05320_5466.N1	07-MAR-2003 17:41:36	Dark	40.500	10	Bet Cen	0.61000	28000.	81	5320	No
362	GOM_NL__2PRFIN20030307_174355_000000502014_00256_05320_5467.N1	07-MAR-2003 17:43:55	Dark	50.000	12	Alp1Cru	0.77500	30000.	100	5320	No
363	GOM_NL__2PRFIN20030307_174507_000000382014_00256_05320_5468.N1	07-MAR-2003 17:45:07	Dark	37.500	129	Del Cru	2.7930	26000.	75	5320	No
364	GOM_NL__2PRFIN20030307_174638_000000472014_00256_05320_5469.N1	07-MAR-2003 17:46:38	Straylight	46.500	64	Gam Cen	2.2000	10600.	93	5320	No
365	GOM_NL__2PRFIN20030307_174851_000000382014_00256_05320_5470.N1	07-MAR-2003 17:48:51	Straylight	38.000	91	Kap Vel	2.4900	26000.	76	5320	No
366	GOM_NL__2PRFIN20030307_175210_000000432014_00256_05320_5471.N1	07-MAR-2003 17:52:10	Straylight	42.500	65	Lam Vel	2.2040	4400.0	85	5320	No
367	GOM_NL__2PRFIN20030307_175501_000000652014_00256_05320_5472.N1	07-MAR-2003 17:55:01	Straylight	65.000	106	9Bet Crv	2.6480	5600.0	130	5320	No
368	GOM_NL__2PRFIN20030307_175742_000000602014_00256_05320_5473.N1	07-MAR-2003 17:57:42	Straylight	59.500	100	4Gam Crv	2.5800	13100.	119	5320	No
369	GOM_NL__2PRFIN20030307_180136_000000462014_00256_05320_5474.N1	07-MAR-2003 18:01:36	Twilight	45.500	48	30Alp Hya	1.9770	4100.0	91	5320	No
370	GOM_NL__2PRFIN20030307_180725_000000412014_00256_05320_5475.N1	07-MAR-2003 18:07:25	Bright	41.000	22	32Alp Leo	1.3600	15200.	82	5320	No
371	GOM_NL__2PRFIN20030307_180952_000000422014_00256_05320_5476.N1	07-MAR-2003 18:09:52	Bright	41.500	51	41Gam1Leo	2.0100	4500.0	83	5320	No
372	GOM_NL__2PRFIN20030307_181817_000000522014_00256_05320_5477.N1	07-MAR-2003 18:18:17	Bright	52.000	174	52Psi UMa	3.0040	4400.0	104	5320	No
373	GOM_NL__2PRFIN20030307_182116_000000412014_00256_05320_5478.N1	07-MAR-2003 18:21:16	Bright	41.000	82	48Bet UMa	2.3650	10600.	82	5320	No
374	GOM_NL__2PRFIN20030307_182240_000000412014_00256_05320_5479.N1	07-MAR-2003 18:22:40	Bright	40.500	36	50Alp UMa	1.8000	6300.0	81	5320	No
375	GOM_NL__2PRFIN20030307_182513_000000482014_00256_05320_5480.N1	07-MAR-2003 18:25:13	Bright	47.500	32	77Eps UMa	1.7630	11000.	95	5320	No
376	GOM_NL__2PRFIN20030307_182927_000000382014_00256_05320_5481.N1	07-MAR-2003 18:29:27	Bright	37.500	49	1Alp UMi	1.9900	6300.0	75	5320	No
377	GOM_NL__2PRFIN20030307_183423_000000482014_00256_05320_5482.N1	07-MAR-2003 18:34:23	Bright	48.000	119	14Eta Dra	2.7270	4700.0	96	5320	No
378	GOM_NL__2PRFIN20030307_183706_000000362014_00256_05320_5483.N1	07-MAR-2003 18:37:06	Bright	36.000	89	5Alp Cep	2.4510	8000.0	72	5320	No
379	GOM_NL__2PRFIN20030307_183902_000000512014_00256_05320_5484.N1	07-MAR-2003 18:39:02	Bright	50.500	130	23Bet Dra	2.7990	5800.0	101	5320	No
380	GOM_NL__2PRFIN20030307_184212_000000352014_00256_05320_5485.N1	07-MAR-2003 18:42:12	Bright	34.500	19	50Alp Cyg	1.2460	10500.	69	5320	No
381	GOM_NL__2PRFIN20030307_184346_000000352014_00256_05320_5486.N1	07-MAR-2003 18:43:46	Bright	35.000	66	37Gam Cyg	2.2080	5900.0	70	5320	No
382	GOM_NL__2PRFIN20030307_184522_000000352014_00256_05320_5487.N1	07-MAR-2003 18:45:22	Bright	35.000	92	53Eps Cyg	2.5000	4500.0	70	5320	No
383	GOM_NL__2PRFIN20030307_184833_000001112014_00256_05320_5488.N1	07-MAR-2003 18:48:33	Twilight	110.50	133	40Zet Her	2.8070	6000.0	221	5320	No
384	GOM_NL__2PRFIN20030307_185242_000000492014_00256_05320_5489.N1	07-MAR-2003 18:52:42	Bright	48.500	168	17Zet Aql	2.9860	11000.	97	5320	No
385	GOM_NL__2PRFIN20030307_185702_000000862014_00256_05320_5490.N1	07-MAR-2003 18:57:02	Straylight	86.000	59	55Alp Oph	2.0800	8900.0	172	5320	No
386	GOM_NL__2PRFIN20030307_185943_000000802014_00256_05320_5491.N1	07-MAR-2003 18:59:43	Dark	79.500	126	60Bet Oph	2.7700	4250.0	159	5320	No
387	GOM_NL__2PRFIN20030307_190244_000000462014_00256_05320_5492.N1	07-MAR-2003 19:02:44	Dark	45.500	155	41Pi Sgr	2.9000	6600.0	91	5320	No
388	GOM_NL__2PRFIN20030307_190439_000000462014_00256_05320_5493.N1	07-MAR-2003 19:04:39	Dark	46.000	57	34Sig Sgr	2.0660	26000.	92	5320	No
389	GOM_NL__2PRFIN20030307_190617_000000532014_00256_05320_5494.N1	07-MAR-2003 19:06:17	Dark	53.000	1014	Mars	0.0000	0.0000	106	5320	Yes
390	GOM_NL__2PRFIN20030307_190754_000000472014_00256_05320_5495.N1	07-MAR-2003 19:07:54	Dark	47.000	38	20Eps Sgr	1.8360	11000.	94	5320	No
391	GOM_NL__2PRFIN20030307_191153_000000552014_00256_05320_5496.N1	07-MAR-2003 19:11:53	Dark	55.000	40	The Sco	1.8590	7100.0	110	5320	No
392	GOM_NL__2PRFIN20030307_191709_000000492014_00257_05321_5464.N1	07-MAR-2003 19:17:09	Dark	49.000	43	Alp TrA	1.9100	4250.0	98	5321	No
393	GOM_NL__2PRFIN20030307_191923_000000392014_00257_05321_5465.N1	07-MAR-2003 19:19:23	Dark	38.500	145	Gam TrA	2.8720	10600.	77	5321	No
394	GOM_NL__2PRFIN20030307_192055_000000572014_00257_05321_5466.N1	07-MAR-2003 19:20:55	Dark	57.000	4	Alp1Cen	-0.010000	5800.0	114	5321	No
395	GOM_NL__2PRFIN20030307_192213_000000522014_00257_05321_5467.N1	07-MAR-2003 19:22:13	Dark	52.000	10	Bet Cen	0.61000	28000.	104	5321	No
396	GOM_NL__2PRFIN20030307_192432_000000422014_00257_05321_5468.N1	07-MAR-2003 19:24:32	Dark	42.000	12	Alp1Cru	0.77500	30000.	84	5321	No

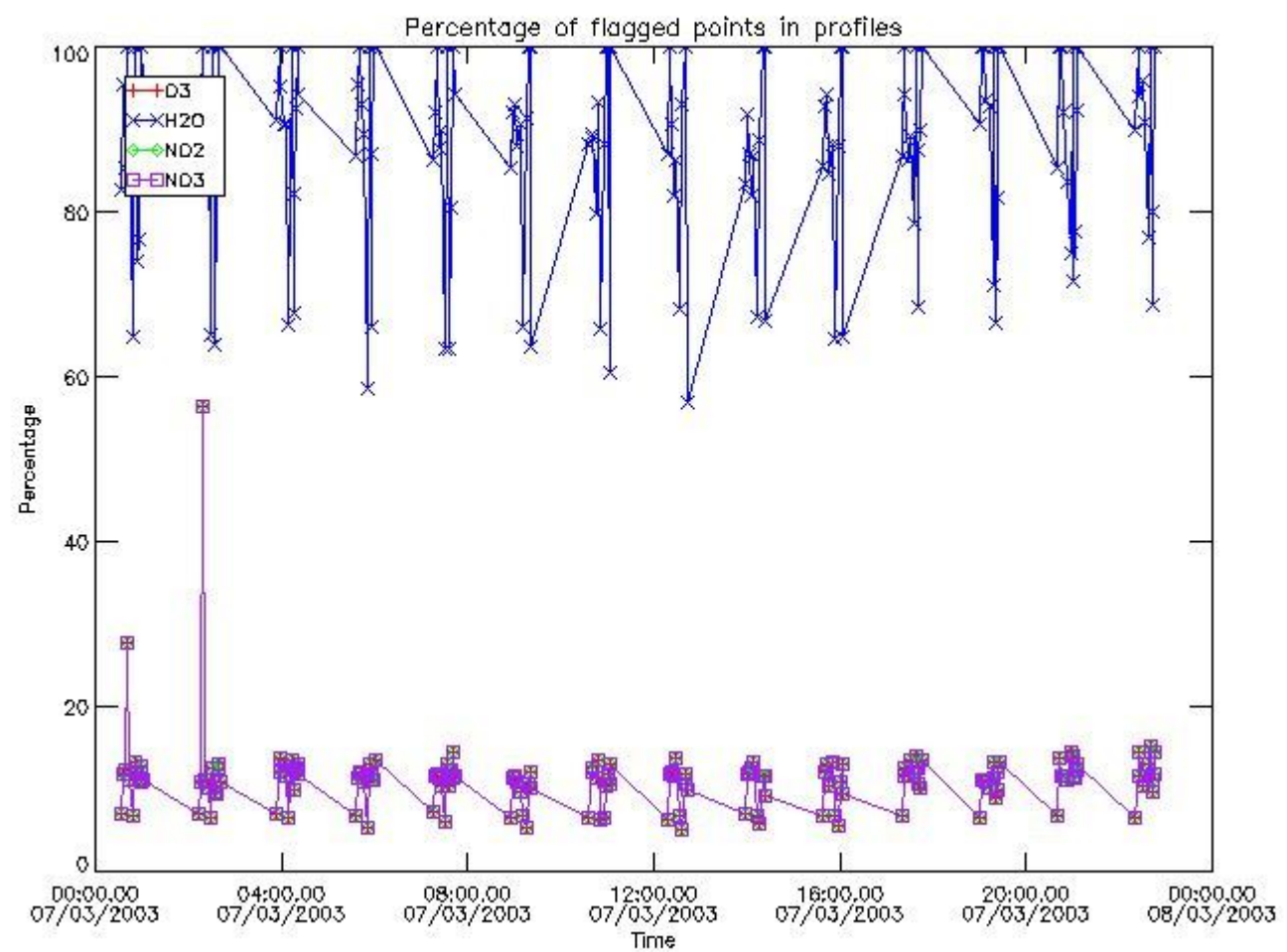
397	GOM_NL__2PRFIN20030307_192544_000000392014_00257_05321_5469.N1	07-MAR-2003 19:25:44	Dark	38.500	129	Del Cru	2.7930	26000.	77	5321	No
398	GOM_NL__2PRFIN20030307_192714_000000462014_00257_05321_5470.N1	07-MAR-2003 19:27:14	Straylight	45.500	64	Gam Cen	2.2000	10600.	91	5321	No
399	GOM_NL__2PRFIN20030307_192927_000000382014_00257_05321_5471.N1	07-MAR-2003 19:29:27	Straylight	38.000	91	Kap Vel	2.4900	26000.	76	5321	No
400	GOM_NL__2PRFIN20030307_193246_000000502014_00257_05321_5472.N1	07-MAR-2003 19:32:46	Straylight	50.000	65	Lam Vel	2.2040	4400.0	100	5321	No
401	GOM_NL__2PRFIN20030307_193538_000000652014_00257_05321_5473.N1	07-MAR-2003 19:35:38	Straylight	64.500	106	9Bet Crv	2.6480	5600.0	129	5321	No
402	GOM_NL__2PRFIN20030307_193819_000000622014_00257_05321_5474.N1	07-MAR-2003 19:38:19	Straylight	62.000	100	4Gam Crv	2.5800	13100.	124	5321	No
403	GOM_NL__2PRFIN20030307_194213_000000482014_00257_05321_5475.N1	07-MAR-2003 19:42:13	Twl_and_stray	47.500	48	30Alp Hya	1.9770	4100.0	95	5321	No
404	GOM_NL__2PRFIN20030307_194801_000000412014_00257_05321_5476.N1	07-MAR-2003 19:48:01	Bright	40.500	22	32Alp Leo	1.3600	15200.	81	5321	No
405	GOM_NL__2PRFIN20030307_195028_000000402014_00257_05321_5477.N1	07-MAR-2003 19:50:28	Bright	39.500	51	41Gam1Leo	2.0100	4500.0	79	5321	No
406	GOM_NL__2PRFIN20030307_195853_000000442014_00257_05321_5478.N1	07-MAR-2003 19:58:53	Bright	43.500	174	52Psi UMa	3.0040	4400.0	87	5321	No
407	GOM_NL__2PRFIN20030307_200151_000000412014_00257_05321_5479.N1	07-MAR-2003 20:01:51	Bright	40.500	82	48Bet UMa	2.3650	10600.	81	5321	No
408	GOM_NL__2PRFIN20030307_200316_000000402014_00257_05321_5480.N1	07-MAR-2003 20:03:16	Bright	40.000	36	50Alp UMa	1.8000	6300.0	80	5321	No
409	GOM_NL__2PRFIN20030307_200548_000000482014_00257_05321_5481.N1	07-MAR-2003 20:05:48	Bright	48.000	32	77Eps UMa	1.7630	11000.	96	5321	No
410	GOM_NL__2PRFIN20030307_201003_000000372014_00257_05321_5482.N1	07-MAR-2003 20:10:03	Bright	37.000	49	1Alp UMi	1.9900	6300.0	74	5321	No
411	GOM_NL__2PRFIN20030307_201458_000000482014_00257_05321_5483.N1	07-MAR-2003 20:14:58	Bright	47.500	119	14Eta Dra	2.7270	4700.0	95	5321	No
412	GOM_NL__2PRFIN20030307_201742_000000362014_00257_05321_5484.N1	07-MAR-2003 20:17:42	Bright	36.000	89	5Alp Cep	2.4510	8000.0	72	5321	No
413	GOM_NL__2PRFIN20030307_201938_000000472014_00257_05321_5485.N1	07-MAR-2003 20:19:38	Bright	46.500	130	23Bet Dra	2.7990	5800.0	93	5321	No
414	GOM_NL__2PRFIN20030307_202248_000000352014_00257_05321_5486.N1	07-MAR-2003 20:22:48	Bright	35.000	19	50Alp Cyg	1.2460	10500.	70	5321	No
415	GOM_NL__2PRFIN20030307_202422_000000372014_00257_05321_5487.N1	07-MAR-2003 20:24:22	Bright	37.000	66	37Gam Cyg	2.2080	5900.0	74	5321	No
416	GOM_NL__2PRFIN20030307_202558_000000362014_00257_05321_5488.N1	07-MAR-2003 20:25:58	Bright	35.500	92	53Eps Cyg	2.5000	4500.0	71	5321	No
417	GOM_NL__2PRFIN20030307_202909_000001102014_00257_05321_5489.N1	07-MAR-2003 20:29:09	Twl_and_stray	110.00	133	40Zet Her	2.8070	6000.0	220	5321	No
418	GOM_NL__2PRFIN20030307_203319_000000482014_00257_05321_5490.N1	07-MAR-2003 20:33:19	Bright	47.500	168	17Zet Aql	2.9860	11000.	95	5321	No
419	GOM_NL__2PRFIN20030307_203739_000000882014_00257_05321_5491.N1	07-MAR-2003 20:37:39	Straylight	87.500	59	55Alp Oph	2.0800	8900.0	175	5321	No
420	GOM_NL__2PRFIN20030307_204021_000000762014_00257_05321_5492.N1	07-MAR-2003 20:40:21	Dark	75.500	126	60Bet Oph	2.7700	4250.0	151	5321	No
421	GOM_NL__2PRFIN20030307_204321_000000412014_00257_05321_5493.N1	07-MAR-2003 20:43:21	Dark	41.000	155	41Pi Sgr	2.9000	6600.0	82	5321	No
422	GOM_NL__2PRFIN20030307_204516_000000442014_00257_05321_5494.N1	07-MAR-2003 20:45:16	Dark	44.000	57	34Sig Sgr	2.0660	26000.	88	5321	No
423	GOM_NL__2PRFIN20030307_204653_000000572014_00257_05321_5495.N1	07-MAR-2003 20:46:53	Dark	57.000	1014	Mars	0.0000	0.0000	114	5321	Yes
424	GOM_NL__2PRFIN20030307_204831_000000442014_00257_05321_5496.N1	07-MAR-2003 20:48:31	Dark	44.000	38	20Eps Sgr	1.8360	11000.	88	5321	No
425	GOM_NL__2PRFIN20030307_205230_000000462014_00257_05321_5497.N1	07-MAR-2003 20:52:30	Dark	46.000	40	The Sco	1.8590	7100.0	92	5321	No
426	GOM_NL__2PRFIN20030307_205745_000000392014_00258_05322_5465.N1	07-MAR-2003 20:57:45	Dark	38.500	43	Alp TrA	1.9100	4250.0	77	5322	No
427	GOM_NL__2PRFIN20030307_205959_000000372014_00258_05322_5466.N1	07-MAR-2003 20:59:59	Dark	36.500	145	Gam TrA	2.8720	10600.	73	5322	No
428	GOM_NL__2PRFIN20030307_210132_000000452014_00258_05322_5467.N1	07-MAR-2003 21:01:32	Dark	44.500	4	Alp1Cen	-0.010000	5800.0	89	5322	No
429	GOM_NL__2PRFIN20030307_210249_000000452014_00258_05322_5468.N1	07-MAR-2003 21:02:49	Dark	45.000	10	Bet Cen	0.61000	28000.	90	5322	No
430	GOM_NL__2PRFIN20030307_210508_000000462014_00258_05322_5469.N1	07-MAR-2003 21:05:08	Dark	45.500	12	Alp1Cru	0.77500	30000.	91	5322	No
431	GOM_NL__2PRFIN20030307_210620_000000402014_00258_05322_5470.N1	07-MAR-2003 21:06:20	Dark	39.500	129	Del Cru	2.7930	26000.	79	5322	No
432	GOM_NL__2PRFIN20030307_210751_000000482014_00258_05322_5471.N1	07-MAR-2003 21:07:51	Straylight	48.000	64	Gam Cen	2.2000	10600.	96	5322	No
433	GOM_NL__2PRFIN20030307_211003_000000402014_00258_05322_5472.N1	07-MAR-2003 21:10:03	Straylight	39.500	91	Kap Vel	2.4900	26000.	79	5322	No
434	GOM_NL__2PRFIN20030307_211322_000000432014_00258_05322_5473.N1	07-MAR-2003 21:13:22	Straylight	42.500	65	Lam Vel	2.2040	4400.0	85	5322	No
435	GOM_NL__2PRFIN20030307_211614_000000642014_00258_05322_5474.N1	07-MAR-2003 21:16:14	Straylight	64.000	106	9Bet Crv	2.6480	5600.0	128	5322	No
436	GOM_NL__2PRFIN20030307_211855_000000602014_00258_05322_5475.N1	07-MAR-2003 21:18:55	Straylight	60.000	100	4Gam Crv	2.5800	13100.	120	5322	No
437	GOM_NL__2PRFIN20030307_212249_000000452014_00258_05322_5476.N1	07-MAR-2003 21:22:49	Twl_and_stray	44.500	48	30Alp Hya	1.9770	4100.0	89	5322	No
438	GOM_NL__2PRFIN20030307_212837_000000392014_00258_05322_5477.N1	07-MAR-2003 21:28:37	Bright	39.000	22	32Alp Leo	1.3600	15200.	78	5322	No
439	GOM_NL__2PRFIN20030307_213104_000000422014_00258_05322_5478.N1	07-MAR-2003 21:31:04	Bright	41.500	51	41Gam1Leo	2.0100	4500.0	83	5322	No
440	GOM_NL__2PRFIN20030307_213928_000000432014_00258_05322_5479.N1	07-MAR-2003 21:39:28	Bright	42.500	174	52Psi UMa	3.0040	4400.0	85	5322	No
441	GOM_NL__2PRFIN20030307_214227_000000402014_00258_05322_5480.N1	07-MAR-2003 21:42:27	Bright	39.500	82	48Bet UMa	2.3650	10600.	79	5322	No
442	GOM_NL__2PRFIN20030307_214352_000000432014_00258_05322_5481.N1	07-MAR-2003 21:43:52	Bright	43.000	36	50Alp UMa	1.8000	6300.0	86	5322	No
443	GOM_NL__2PRFIN20030307_214623_000000482014_00258_05322_5482.N1	07-MAR-2003 21:46:23	Bright	48.000	32	77Eps UMa	1.7630	11000.	96	5322	No
444	GOM_NL__2PRFIN20030307_215039_000000332014_00258_05322_5483.N1	07-MAR-2003 21:50:39	Bright	33.000	49	1Alp UMi	1.9900	6300.0	66	5322	No
445	GOM_NL__2PRFIN20030307_215534_000000492014_00258_05322_5484.N1	07-MAR-2003 21:55:34	Bright	48.500	119	14Eta Dra	2.7270	4700.0	97	5322	No
446	GOM_NL__2PRFIN20030307_215819_000000342014_00258_05322_5485.N1	07-MAR-2003 21:58:19	Bright	33.500	89	5Alp Cep	2.4510	8000.0	67	5322	No
447	GOM_NL__2PRFIN20030307_220014_000000502014_00258_05322_5486.N1	07-MAR-2003 22:00:14	Bright	49.500	130	23Bet Dra	2.7990	5800.0	99	5322	No
448	GOM_NL__2PRFIN20030307_220324_000000372014_00258_05322_5487.N1	07-MAR-2003 22:03:24	Bright	37.000	19	50Alp Cyg	1.2460	10500.	74	5322	No
449	GOM_NL__2PRFIN20030307_220458_000000352014_00258_05322_5488.N1	07-MAR-2003 22:04:58	Bright	34.500	66	37Gam Cyg	2.2080	5900.0	69	5322	No
450	GOM_NL__2PRFIN20030307_220634_000000362014_00258_05322_5489.N1	07-MAR-2003 22:06:34	Bright	36.000	92	53Eps Cyg	2.5000	4500.0	72	5322	No
451	GOM_NL__2PRFIN20030307_220945_000001132014_00258_05322_5490.N1	07-MAR-2003 22:09:45	Twl_and_stray	113.00	133	40Zet Her	2.8070	6000.0	226	5322	No
452	GOM_NL__2PRFIN20030307_221355_000000492014_00258_05322_5491.N1	07-MAR-2003 22:13:55	Bright	48.500	168	17Zet Aql	2.9860	11000.	97	5322	No
453	GOM_NL__2PRFIN20030307_221817_000000792014_00258_05322_5492.N1	07-MAR-2003 22:18:17	Straylight	79.000	59	55Alp Oph	2.0800	8900.0	158	5322	No
454	GOM_NL__2PRFIN20030307_222058_000000802014_00258_05322_5493.N1	07-MAR-2003 22:20:58	Dark	79.500	126	60Bet Oph	2.7700	4250.0	159	5322	No
455	GOM_NL__2PRFIN20030307_222358_000000442014_00258_05322_5494.N1	07-MAR-2003 22:23:58	Dark	44.000	155	41Pi Sgr	2.9000	6600.0	88	5322	No

456	GOM_NL__2PRFIN20030307_222552_000000422014_00258_05322_5495.N1	07-MAR-2003 22:25:52	Dark	42.000	57	34Sig Sgr	2.0660	26000.	84	5322	No
457	GOM_NL__2PRFIN20030307_222729_000000652014_00258_05322_5496.N1	07-MAR-2003 22:27:29	Dark	65.000	1014	Mars	0.0000	0.0000	130	5322	Yes
458	GOM_NL__2PRFIN20030307_222908_000000492014_00258_05322_5497.N1	07-MAR-2003 22:29:08	Dark	49.000	38	20Eps Sgr	1.8360	11000.	98	5322	No
459	GOM_NL__2PRFIN20030307_223306_000000452014_00258_05322_5498.N1	07-MAR-2003 22:33:06	Dark	44.500	40	The Sco	1.8590	7100.0	89	5322	No
460	GOM_NL__2PRFIN20030307_223821_000000402014_00259_05323_5465.N1	07-MAR-2003 22:38:21	Dark	39.500	43	Alp TrA	1.9100	4250.0	79	5323	No
461	GOM_NL__2PRFIN20030307_224036_000000372014_00259_05323_5466.N1	07-MAR-2003 22:40:36	Dark	37.000	145	Gam TrA	2.8720	10600.	74	5323	No
462	GOM_NL__2PRFIN20030307_224208_000000532014_00259_05323_5467.N1	07-MAR-2003 22:42:08	Dark	53.000	4	Alp1Cen	-0.010000	5800.0	106	5323	No
463	GOM_NL__2PRFIN20030307_224326_000000462014_00259_05323_5468.N1	07-MAR-2003 22:43:26	Dark	45.500	10	Bet Cen	0.61000	28000.	91	5323	No
464	GOM_NL__2PRFIN20030307_224544_000000442014_00259_05323_5469.N1	07-MAR-2003 22:45:44	Dark	43.500	12	Alp1Cru	0.77500	30000.	87	5323	No
465	GOM_NL__2PRFIN20030307_224656_000000392014_00259_05323_5470.N1	07-MAR-2003 22:46:56	Dark	39.000	129	Del Cru	2.7930	26000.	78	5323	No
466	GOM_NL__2PRFIN20030307_224827_000000462014_00259_05323_5471.N1	07-MAR-2003 22:48:27	Straylight	45.500	64	Gam Cen	2.2000	10600.	91	5323	No
467	GOM_NL__2PRFIN20030307_225039_000000402014_00259_05323_5472.N1	07-MAR-2003 22:50:39	Straylight	39.500	91	Kap Vel	2.4900	26000.	79	5323	No
468	GOM_NL__2PRFIN20030307_225358_000000422014_00259_05323_5473.N1	07-MAR-2003 22:53:58	Straylight	41.500	65	Lam Vel	2.2040	4400.0	83	5323	No
469	GOM_NL__2PRFIN20030307_225650_000000662014_00259_05323_5474.N1	07-MAR-2003 22:56:50	Straylight	65.500	106	9Bet Crv	2.6480	5600.0	131	5323	No
470	GOM_NL__2PRFIN20030307_225931_000000552014_00259_05323_5475.N1	07-MAR-2003 22:59:31	Straylight	55.000	100	4Gam Crv	2.5800	13100.	110	5323	No
471	GOM_NL__2PRFIN20030307_230325_000000462014_00259_05323_5476.N1	07-MAR-2003 23:03:25	Twl_and_stray	46.000	48	30Alp Hya	1.9770	4100.0	92	5323	No
472	GOM_NL__2PRFIN20030307_230913_000000422014_00259_05323_5477.N1	07-MAR-2003 23:09:13	Bright	41.500	22	32Alp Leo	1.3600	15200.	83	5323	No
473	GOM_NL__2PRFIN20030307_231139_000000402014_00259_05323_5478.N1	07-MAR-2003 23:11:39	Bright	40.000	51	41Gam1Leo	2.0100	4500.0	80	5323	No
474	GOM_NL__2PRFIN20030307_232004_000000422014_00259_05323_5479.N1	07-MAR-2003 23:20:04	Bright	42.000	174	52Psi UMa	3.0040	4400.0	84	5323	No
475	GOM_NL__2PRFIN20030307_232303_000000402014_00259_05323_5480.N1	07-MAR-2003 23:23:03	Bright	40.000	82	48Bet UMa	2.3650	10600.	80	5323	No
476	GOM_NL__2PRFIN20030307_232427_000000402014_00259_05323_5481.N1	07-MAR-2003 23:24:27	Bright	40.000	36	50Alp UMa	1.8000	6300.0	80	5323	No
477	GOM_NL__2PRFIN20030307_232659_000000492014_00259_05323_5482.N1	07-MAR-2003 23:26:59	Bright	48.500	32	77Eps UMa	1.7630	11000.	97	5323	No
478	GOM_NL__2PRFIN20030307_233115_000000362014_00259_05323_5483.N1	07-MAR-2003 23:31:15	Bright	36.000	49	1Alp UMi	1.9900	6300.0	72	5323	No
479	GOM_NL__2PRFIN20030307_233609_000000472014_00259_05323_5484.N1	07-MAR-2003 23:36:09	Bright	47.000	119	14Eta Dra	2.7270	4700.0	94	5323	No
480	GOM_NL__2PRFIN20030307_233854_000000372014_00259_05323_5485.N1	07-MAR-2003 23:38:54	Bright	36.500	89	5Alp Cep	2.4510	8000.0	73	5323	No
481	GOM_NL__2PRFIN20030307_234049_000000492014_00259_05323_5486.N1	07-MAR-2003 23:40:49	Bright	48.500	130	23Bet Dra	2.7990	5800.0	97	5323	No
482	GOM_NL__2PRFIN20030307_234400_000000362014_00259_05323_5487.N1	07-MAR-2003 23:44:00	Bright	35.500	19	50Alp Cyg	1.2460	10500.	71	5323	No
483	GOM_NL__2PRFIN20030307_234534_000000352014_00259_05323_5488.N1	07-MAR-2003 23:45:34	Bright	34.500	66	37Gam Cyg	2.2080	5900.0	69	5323	No
484	GOM_NL__2PRFIN20030307_234710_000000352014_00259_05323_5489.N1	07-MAR-2003 23:47:10	Bright	34.500	92	53Eps Cyg	2.5000	4500.0	69	5323	No
485	GOM_NL__2PRFIN20030307_235021_000001142014_00259_05323_5490.N1	07-MAR-2003 23:50:21	Twl_and_stray	113.50	133	40Zet Her	2.8070	6000.0	227	5323	No
486	GOM_NL__2PRFIN20030307_235432_000000472014_00259_05323_5491.N1	07-MAR-2003 23:54:32	Bright	47.000	168	17Zet Aql	2.9860	11000.	94	5323	No
487	GOM_NL__2PRFIN20030307_235854_000000842014_00259_05323_5492.N1	07-MAR-2003 23:58:54	Straylight	84.000	59	55Alp Oph	2.0800	8900.0	168	5323	No

3. Quality information per product

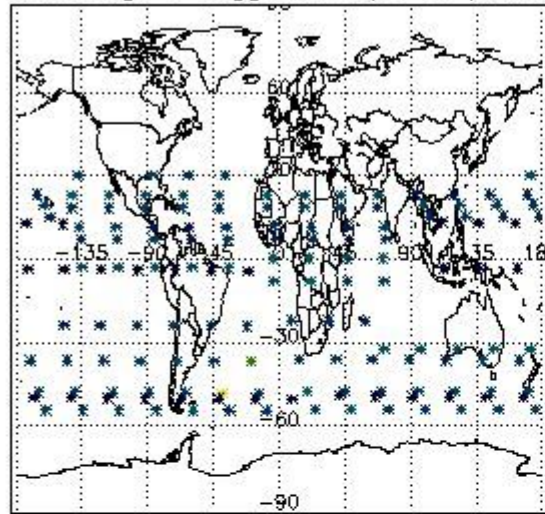
In this section it is plotted some information contained in the Quality Summary data set of the level 2 products. Only products in dark limb conditions and without errors (error flag in the MPH set to "0") are used.

3.1 Plot quality information per product (time dependant)

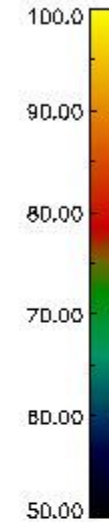
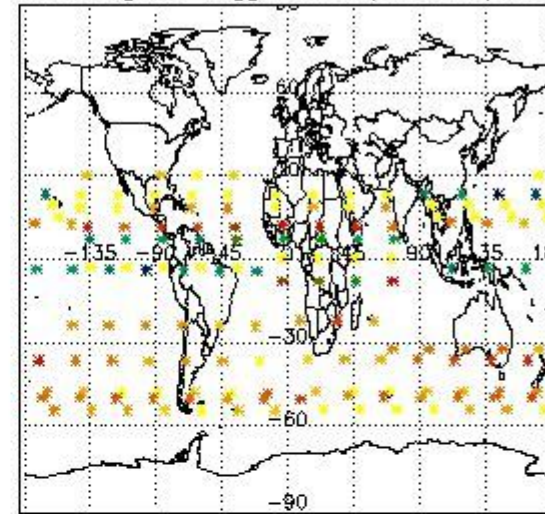


3.2 Plot quality information per product (world map)

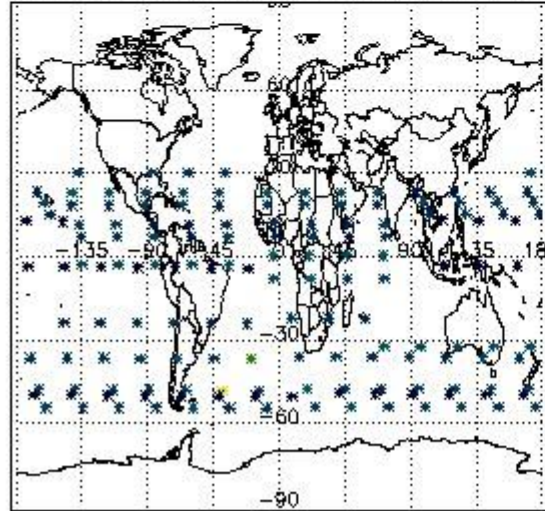
Percentage of flagged data per O3 profile




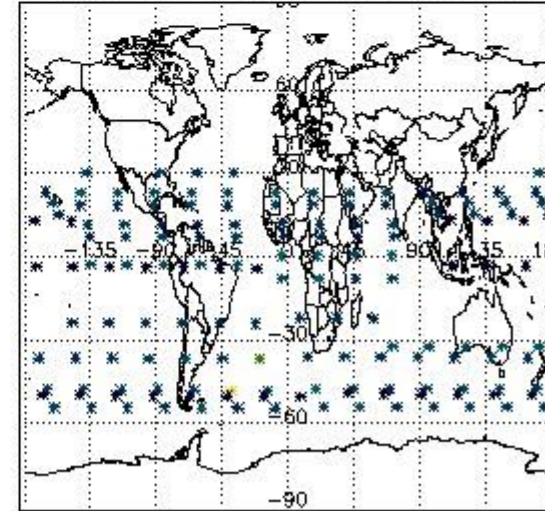
Percentage of flagged data per H2O profile



Percentage of flagged data per NO2 profile



Percentage of flagged data per NO3 profile

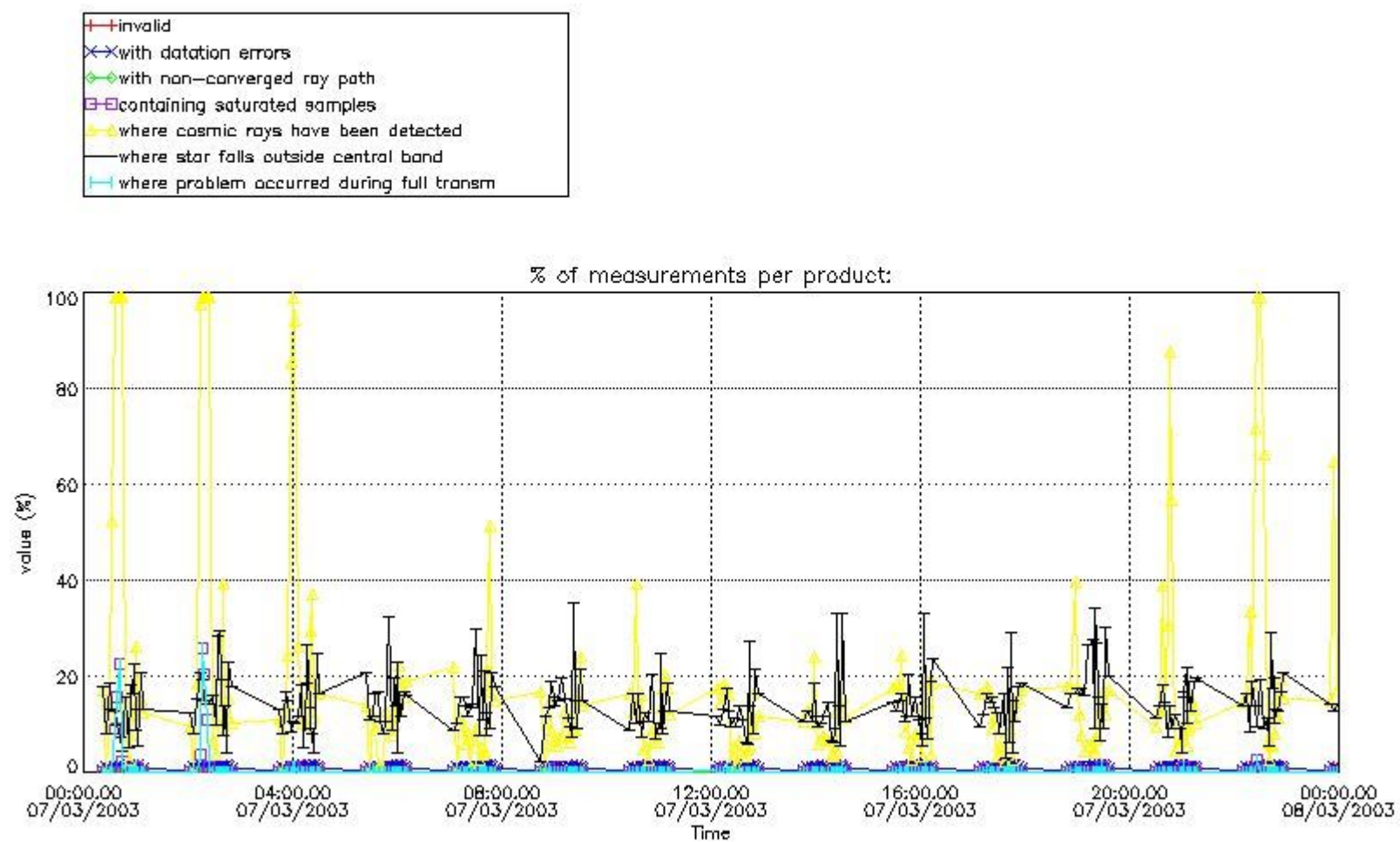


4. Level 1 quality information per product

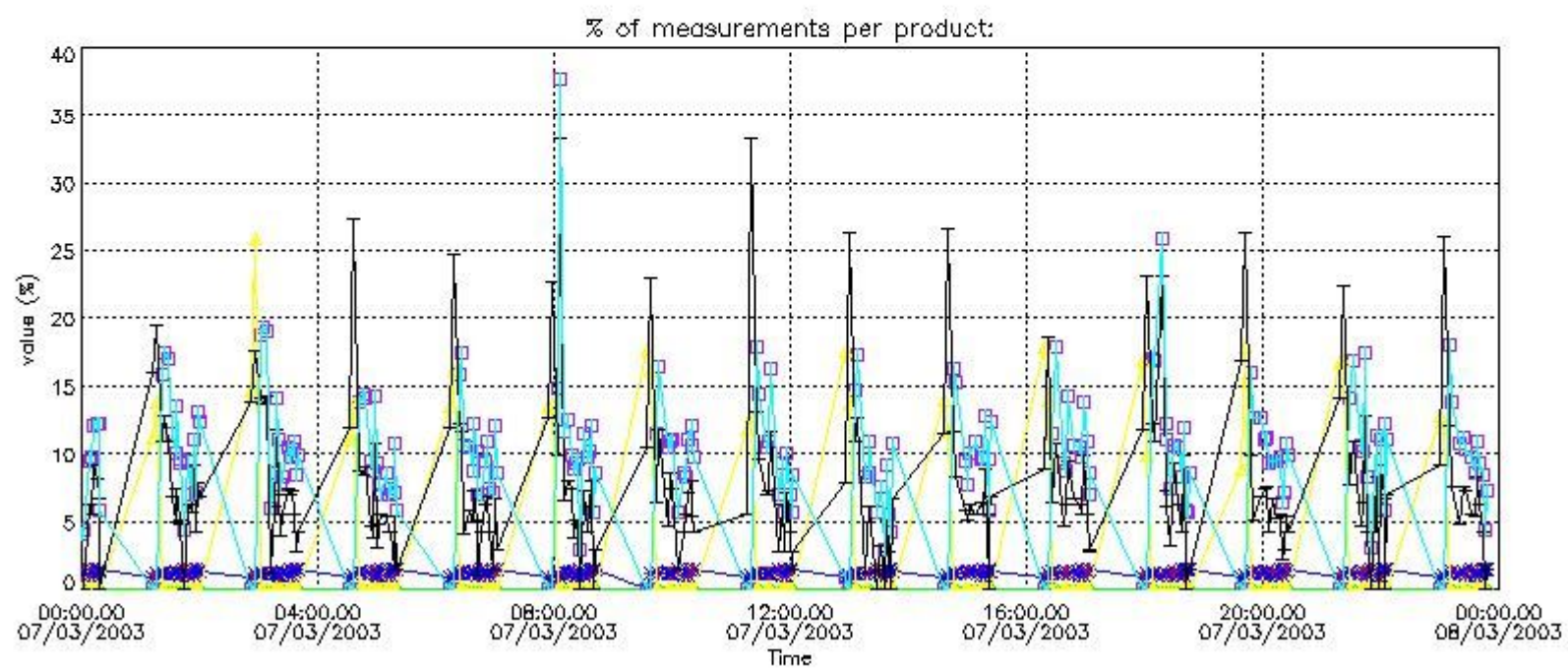
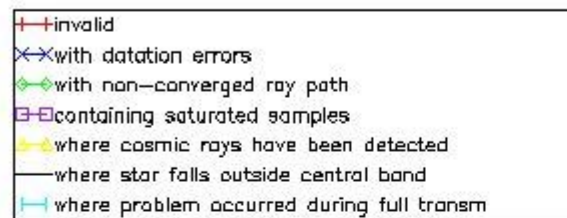
In this section it is plotted some information contained in the Quality Summary data set of the level 2 products that comes from the level 1b processing. Products without errors (error flag in the MPH set to "0") are used.

4.1 Plot quality information per product (time dependant) coming from level 1b processing

4.1.1 Plot level 1 quality information per product (time dependant): ENVISAT ASCENDING passes

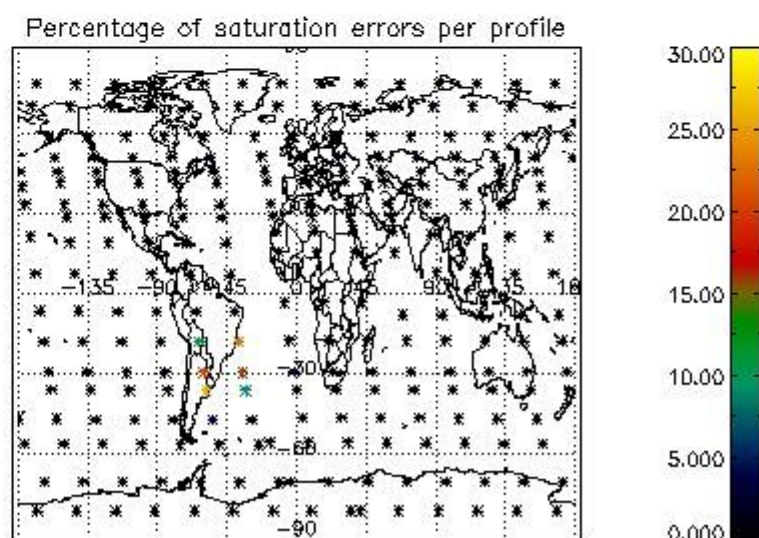
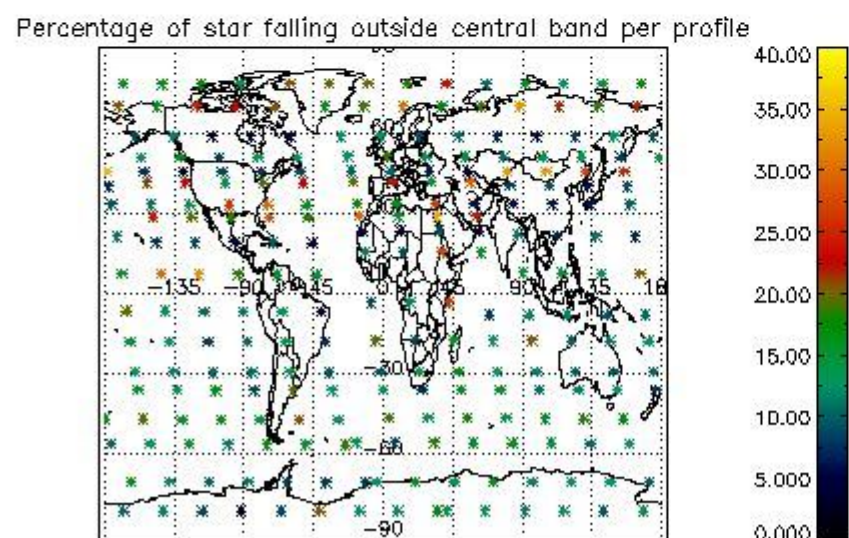
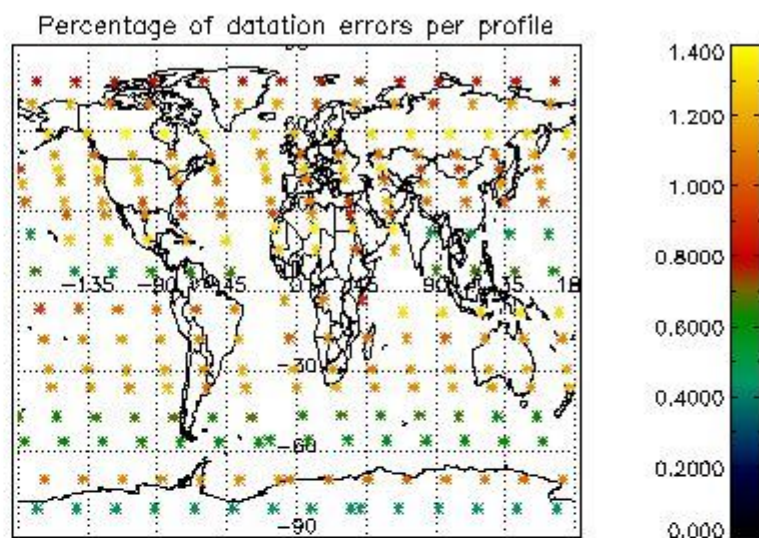
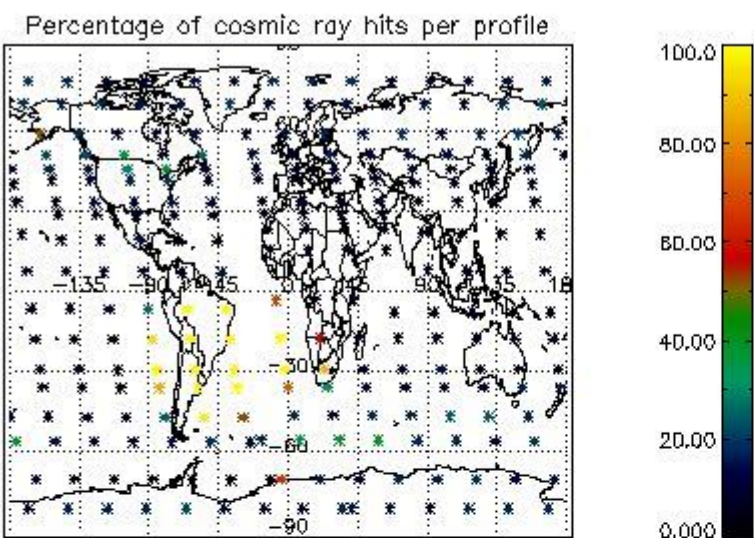


4.1.2 Plot level 1 quality information per product (time dependant): ENVI SAT DESCENDING passes

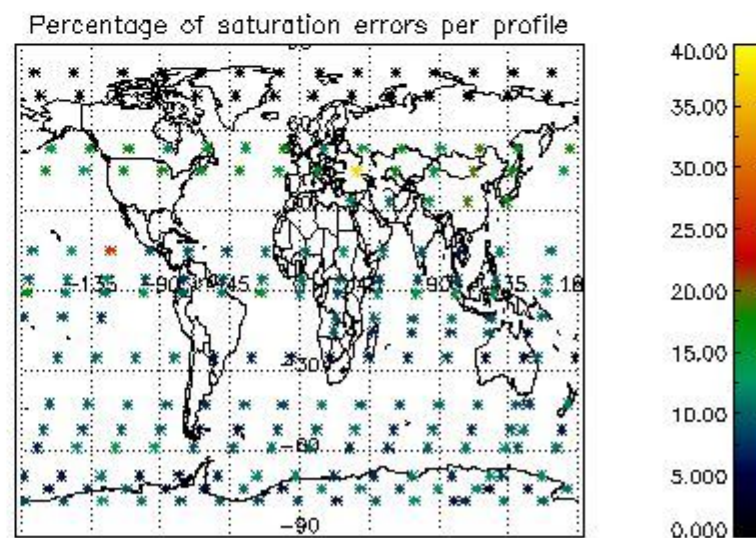
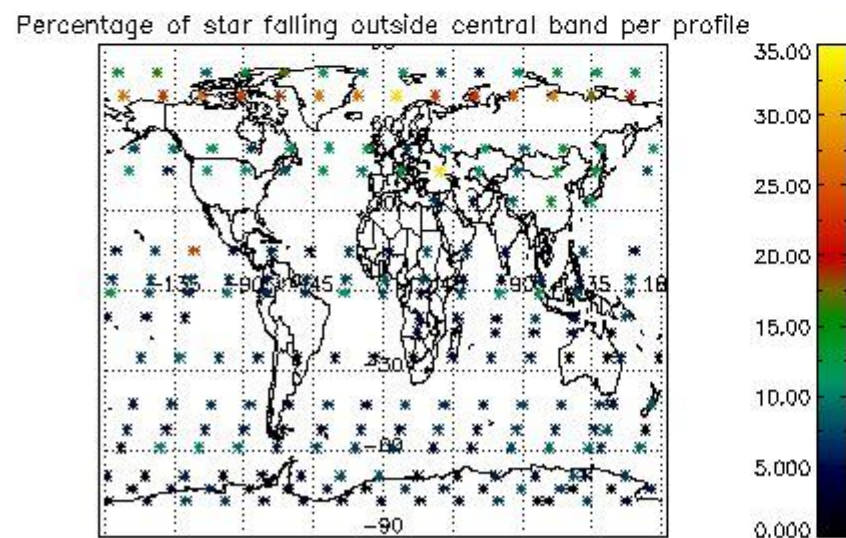
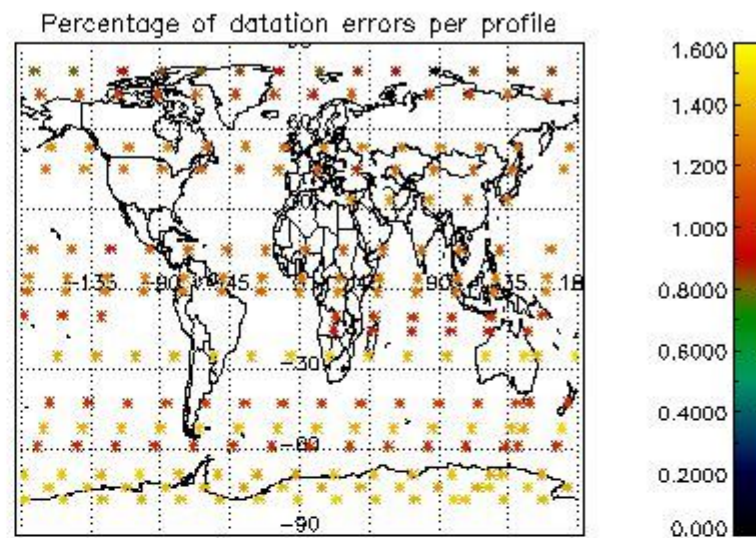
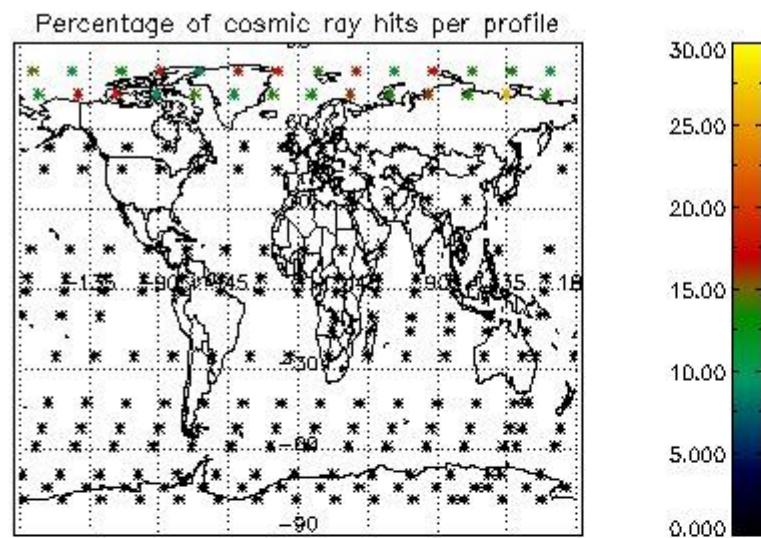


4.2 Plot quality information per product coming from level 1b processing (world map)

4.2.1 Plot level 1 quality information per product (world map): ENVISAT ASCENDING passes



4.2.2 Plot level 1 quality information per product (world map): ENVISAT DESCENDING passes



5. Trace gas profiles

5.1 Ozone statistics based on quality of products

The final quality of the products can be "measured" using the STD (Standard Deviation) attached to every point profile. This information is written to the parameter GOM_NL__2P/NL_LOCAL_SPECIES_DENSITY/o3_std of the level 2 products. The table below shows the statistics for given STD ranges.

The statistics are given with respect to the overall valid production:

- Products without fatal errors: GOM_NL__2P/MPH/PRODUCT_ERR=0
- Valid point profile: GOM_NL__2P/NL_LOCAL_SPECIES_DENSITY/pcd(0)=0

The 'Criteria' is applied to valid points of dark limb products:

- Products in dark limb illumination condition: GOM_NL__2P/NL_SUMMARY_QUALITY/obs_ill_cond=0
- Products without fatal errors: GOM_NL__2P/MPH/PRODUCT_ERR=0
- Valid point profile: GOM_NL__2P/NL_LOCAL_SPECIES_DENSITY/pcd(0)=0

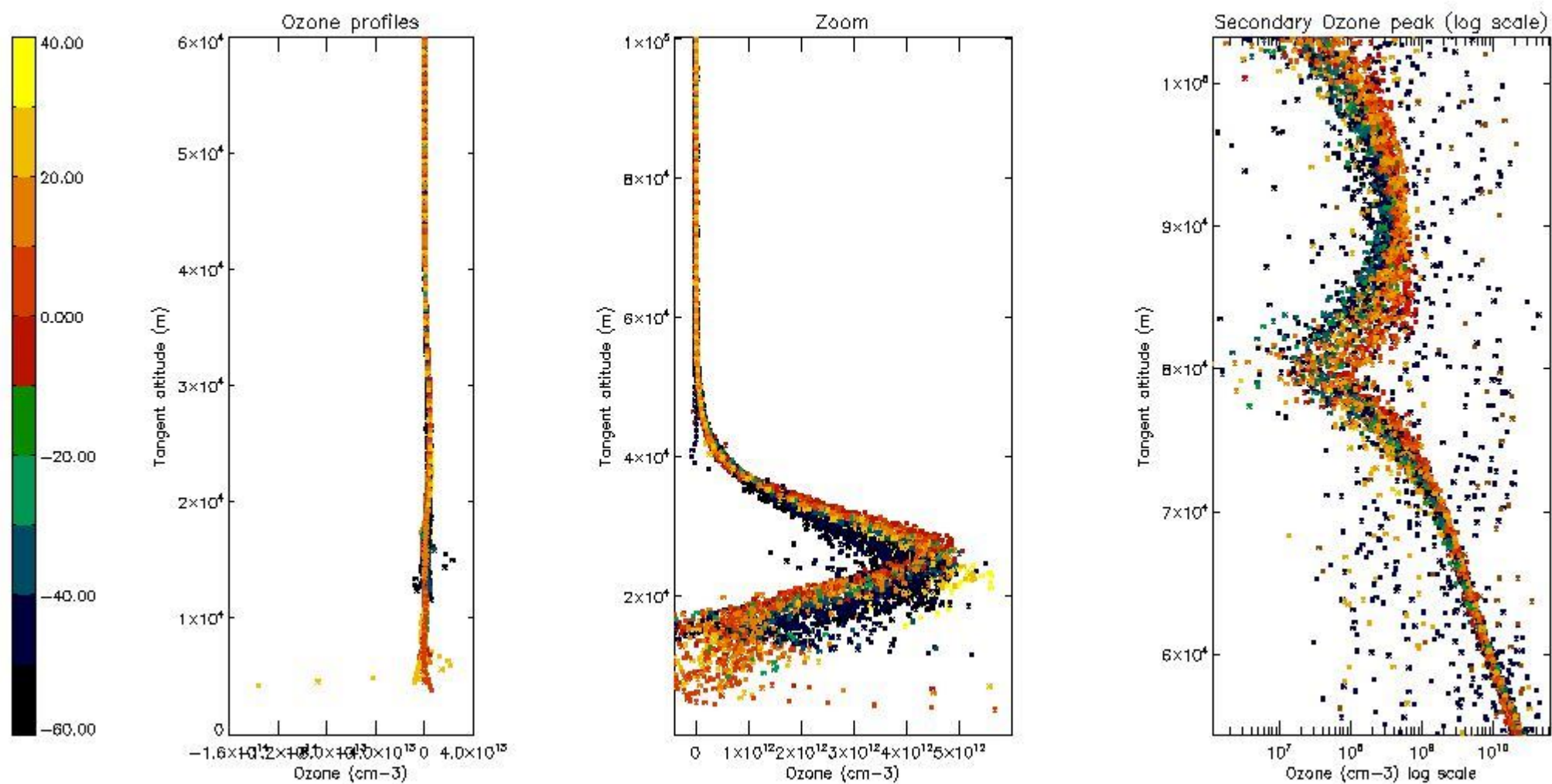
So, the table below shows the percentage of dark limb and valid observations for each criteria with respect to the overall valid daily observations.

Criteria	% of total production
All STD	34
STD < 20	21

STD < 10	18
STD < 5	12

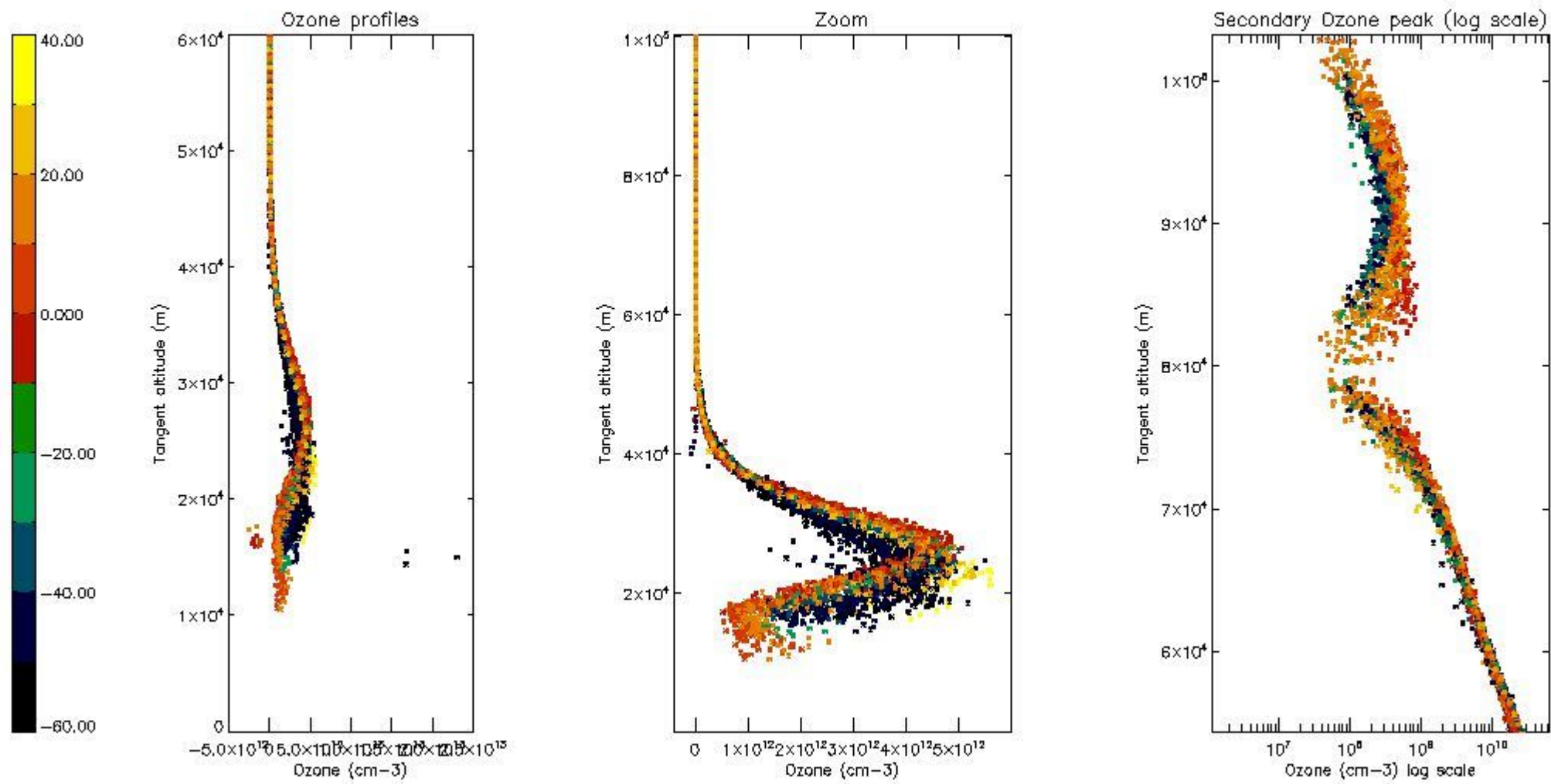
5.2 Plot ozone profiles for all STD (dark without errors)

The colorbar represents the latitude.



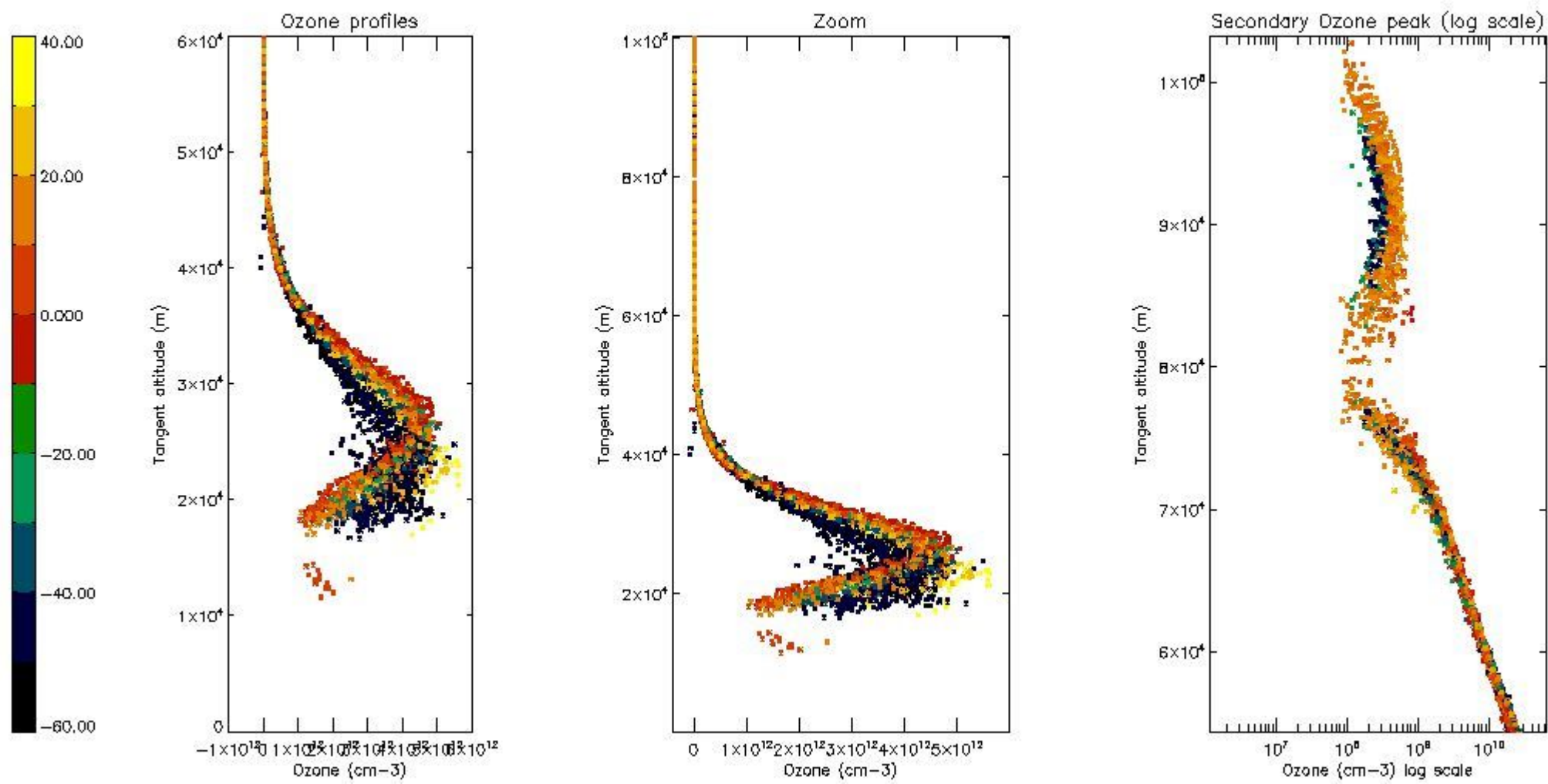
5.3 Plot ozone profiles where STD < 20% (dark without errors)

The colorbar represents the latitude.



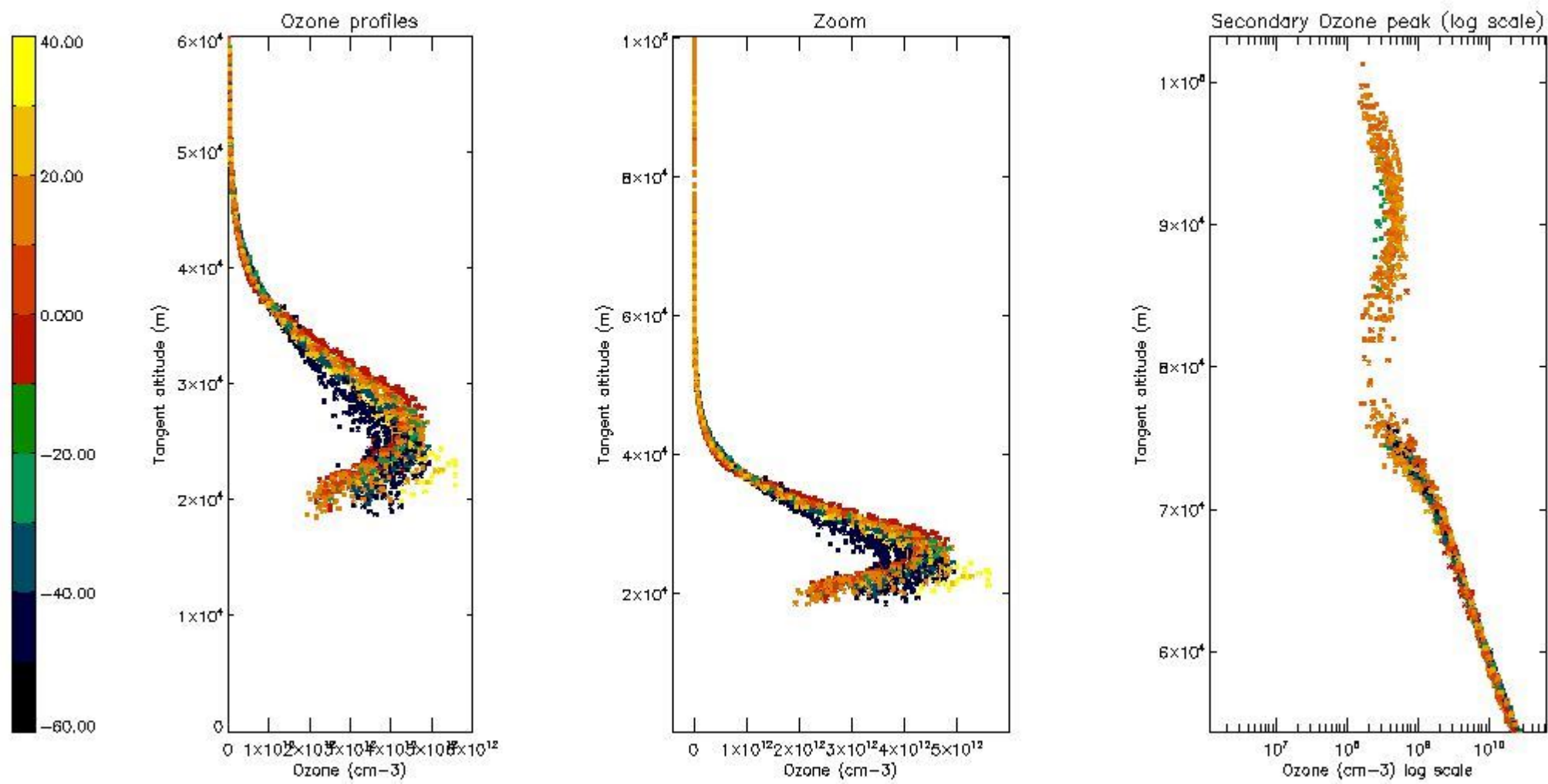
5.4 Plot ozone profiles where $STD < 10\%$ (dark without errors)

The colorbar represents the latitude.



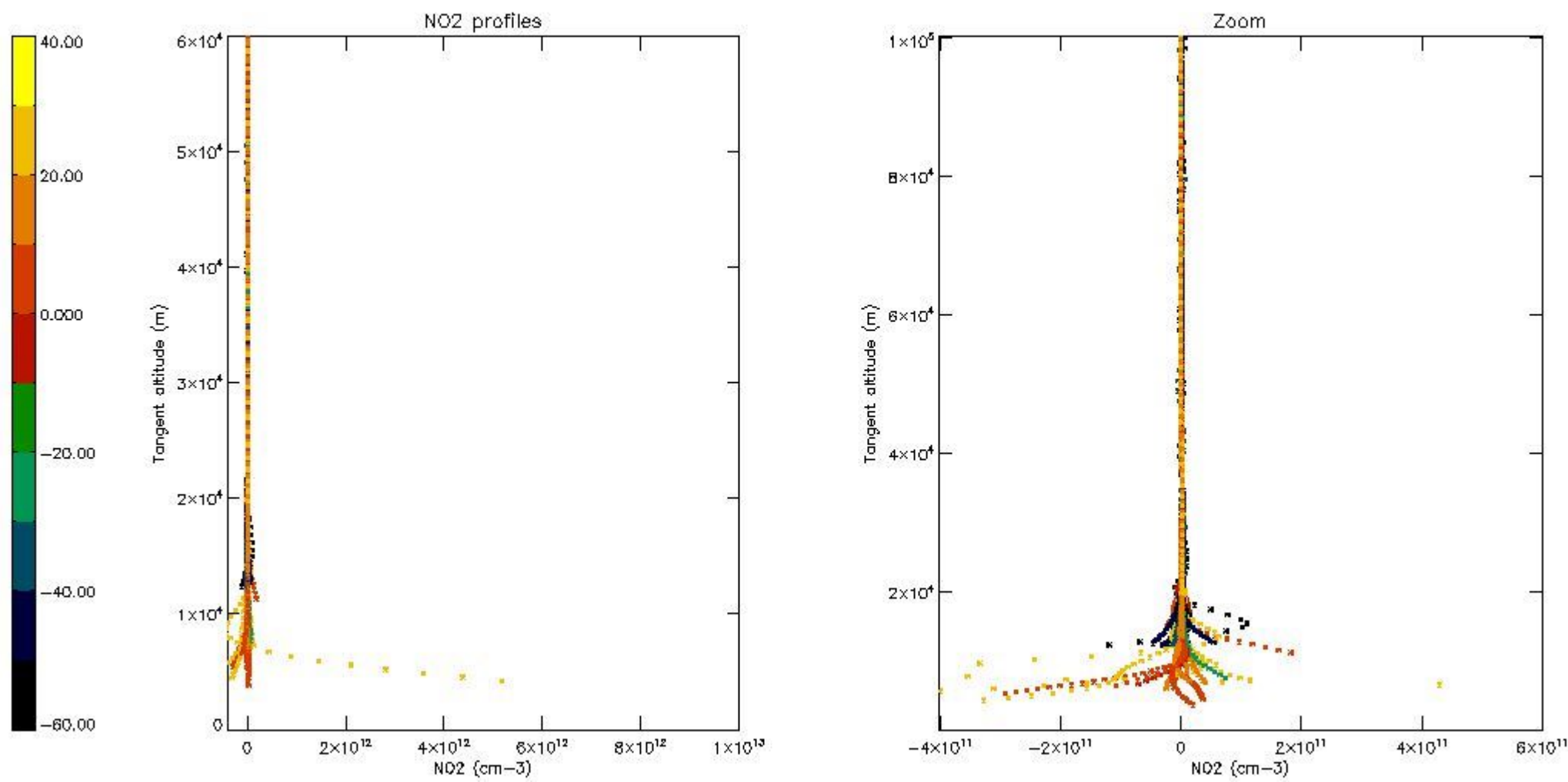
5.5 Plot ozone profiles where STD < 5% (dark without errors)

The colorbar represents the latitude.



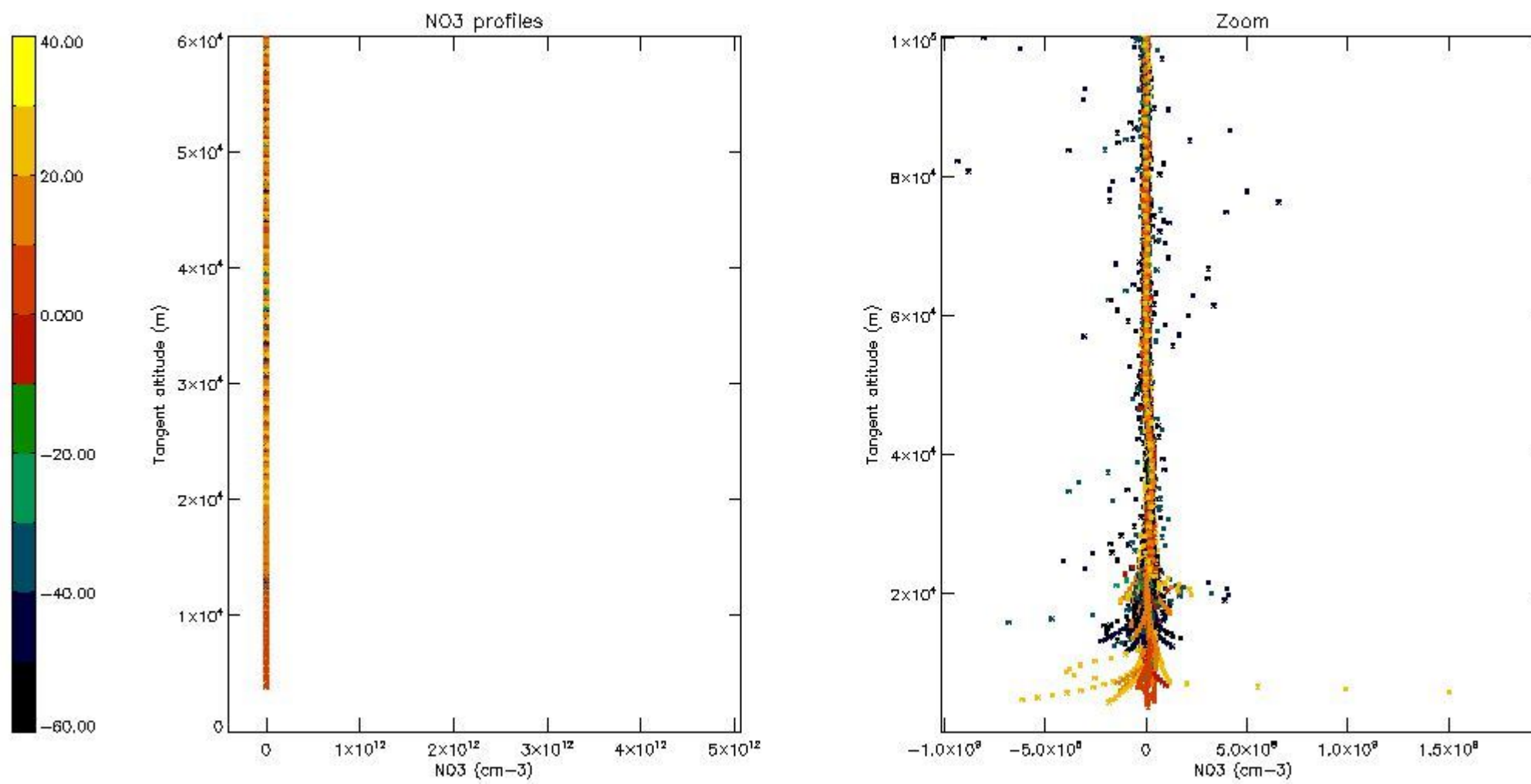
5.6 Plot NO₂ profiles for all STD (dark without errors)

The colorbar represents the latitude.



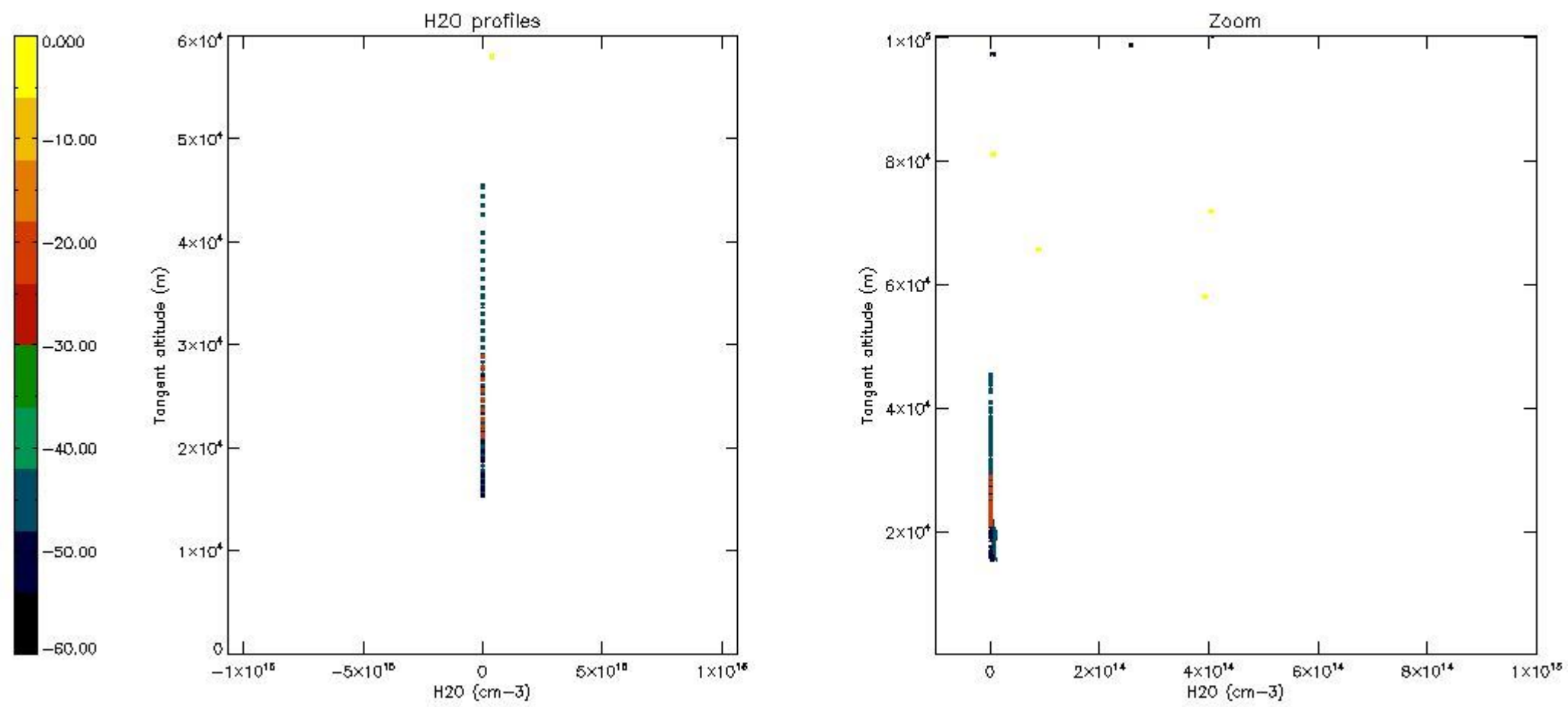
5.7 Plot NO3 profiles for all STD (dark without errors)

The colorbar represents the latitude.



5.8 Plot H2O profiles for all STD (only for occultations of stars 1,2,3,4,13,14,16,26,63 dark without errors)

The colorbar represents the latitude.



6. Auxiliary Data Files used for the production reported in section 2

The number reported in the third column indicates since which file (see list in section 2) the corresponding auxiliary file has been used. The fourth column is the date of those product files.

Type	Auxiliary Filename	Used since product	Used since product date
INST_PHYS_CHARACTERISTICS	GOM_INS_AXNIEC20050627_150440_20020301_000000_20100101_000000	1	07-MAR-2003 00:00:16
LEVEL-2_PROC_CONFIG	GOM_PR2_AXVIEC20091111_152718_20020301_000000_20500101_000000	1	07-MAR-2003 00:00:16
CROSS_SECTIONS_FILE	GOM_CRS_AXVIEC20091111_154832_20020301_000000_20500101_000000	1	07-MAR-2003 00:00:16

GOMOS Level 2 Daily Report

SUMMARY

[1. General Info](#)

[2. Summary of processed GOM_NL_2P products](#)

[3. Level 2 Quality information per product](#)

[3.1 Plot of level 2 quality information per product \(time dependant\)](#)

[3.2 Plot of level 2 quality information per product \(world map\)](#)

[4. Level 1 Quality information per product \(stored on level 2 products\)](#)

[4.1 Plot of level 1 quality information per product \(time dependant\)](#)

[4.1.1 Plot of level 1 quality information per product \(time dependant\): ASCENDING](#)

[4.1.2 Plot of level 1 quality information per product \(time dependant\): DESCENDING](#)

[4.2 Plot of level 1 quality information per product \(world map\)](#)

[4.2.1 Plot of level 1 quality information per product \(world map\): ASCENDING](#)

[4.2.2 Plot of level 1 quality information per product \(world map\): DESCENDING](#)

[5. Ozone profiles based on quality statistics and other trace gas profiles](#)

[5.1 Ozone statistics based on quality of products](#)

[5.2 Plot ozone profiles for all STD \(dark without errors\)](#)

[5.3 Plot ozone profiles where STD < 20% \(dark without errors\)](#)

[5.4. Plot ozone profiles where STD < 10% \(dark without errors\)](#)

[5.5. Plot ozone profiles where STD < 5% \(dark without errors\)](#)

[5.6 Plot NO2 profiles for all STD \(dark without errors\)](#)

[5.7 Plot NO3 profiles for all STD \(dark without errors\)](#)

[5.8 Plot H2O profiles \(only for occultations of stars 1,2,3,4,13,14,16,26,63 dark without errors\) for all STD](#)

[6. Auxiliary Data Files used for the production reported in section 2](#)

This report presents the daily analysis on parameters extracted from GOMOS level 2 data (GOM_NL__2P). It is intended to monitor some important parameters that will impact the quality of these products. A list of level 2 products (and content) that have arrived during the reporting day to the PCF is also given.

Item	Value
Time of report generation	19APR2013 11:20:04
Data source version	GOMOS/6.01
Start time of products	07-03-2003 (07MAR2003 00:00:00)
Stop time of products	08-03-2003 (08MAR2003 00:00:00)
Store outputs in DB	Yes
Nb of level 2 prods	487
Nb of prods with errors	14

2. Summary of processed GOM_NL__2P products.

Nr	Filename	UTC Start time	Limb	Duration	Star Id	Star Name	Star Mag	Star Temp	Nb Meas	Orbit	Prod. error
1	GOM_NL__2PRFIN20030307_000016_000000492014_00245_05309_5389.N1	07-MAR-2003 00:00:16	Bright	48.500	55	79Zet UMa	2.0600	10200.	97	5309	No
2	GOM_NL__2PRFIN20030307_000251_000000342014_00245_05309_5390.N1	07-MAR-2003 00:02:51	Bright	34.000	49	1Alp UMi	1.9900	6300.0	68	5309	No
3	GOM_NL__2PRFIN20030307_000753_000000482014_00245_05309_5391.N1	07-MAR-2003 00:07:53	Bright	47.500	119	14Eta Dra	2.7270	4700.0	95	5309	No
4	GOM_NL__2PRFIN20030307_001030_000000362014_00245_05309_5392.N1	07-MAR-2003 00:10:30	Bright	36.000	89	5Alp Cep	2.4510	8000.0	72	5309	No
5	GOM_NL__2PRFIN20030307_001231_000000502014_00245_05309_5393.N1	07-MAR-2003 00:12:31	Bright	49.500	130	23Bet Dra	2.7990	5800.0	99	5309	No
6	GOM_NL__2PRFIN20030307_001535_000000372014_00245_05309_5394.N1	07-MAR-2003 00:15:35	Bright	37.000	19	50Alp Cyg	1.2460	10500.	74	5309	No
7	GOM_NL__2PRFIN20030307_001709_000000372014_00245_05309_5395.N1	07-MAR-2003 00:17:09	Bright	37.000	66	37Gam Cyg	2.2080	5900.0	74	5309	No
8	GOM_NL__2PRFIN20030307_001845_000000342014_00245_05309_5396.N1	07-MAR-2003 00:18:45	Bright	34.000	92	53Eps Cyg	2.5000	4500.0	68	5309	No
9	GOM_NL__2PRFIN20030307_002153_000001132014_00245_05309_5397.N1	07-MAR-2003 00:21:53	Twilight	113.00	133	40Zet Her	2.8070	6000.0	226	5309	No
10	GOM_NL__2PRFIN20030307_002602_000000442014_00245_05309_5398.N1	07-MAR-2003 00:26:02	Bright	44.000	168	17Zet Aql	2.9860	11000.	88	5309	No
11	GOM_NL__2PRFIN20030307_003013_000000862014_00245_05309_5399.N1	07-MAR-2003 00:30:13	Straylight	85.500	59	55Alp Oph	2.0800	8900.0	171	5309	No
12	GOM_NL__2PRFIN20030307_003254_000000732014_00245_05309_5400.N1	07-MAR-2003 00:32:54	Dark	72.500	126	60Bet Oph	2.7700	4250.0	145	5309	No
13	GOM_NL__2PRFIN20030307_003603_000000442014_00245_05309_5401.N1	07-MAR-2003 00:36:03	Dark	43.500	155	41Pi Sgr	2.9000	6600.0	87	5309	No
14	GOM_NL__2PRFIN20030307_003756_000000422014_00245_05309_5402.N1	07-MAR-2003 00:37:56	Dark	41.500	57	34Sig Sgr	2.0660	26000.	83	5309	No
15	GOM_NL__2PRFIN20030307_003938_000000572014_00245_05309_5403.N1	07-MAR-2003 00:39:38	Dark	57.000	1014	Mars	0.0000	0.0000	114	5309	Yes
16	GOM_NL__2PRFIN20030307_004111_000000422014_00245_05309_5404.N1	07-MAR-2003 00:41:11	Dark	42.000	38	20Eps Sgr	1.8360	11000.	84	5309	No
17	GOM_NL__2PRFIN20030307_004419_000000462014_00245_05309_5405.N1	07-MAR-2003 00:44:19	Dark	45.500	25	35Lam Sco	1.6200	28000.	91	5309	No
18	GOM_NL__2PRFIN20030307_004809_000000762014_00246_05310_5369.N1	07-MAR-2003 00:48:09	Dark	76.000	16	21Alp Sco	1.0200	3000.0	152	5310	No
19	GOM_NL__2PRFIN20030307_005133_000000392014_00246_05310_5370.N1	07-MAR-2003 00:51:33	Dark	38.500	134	Bet TrA	2.8100	6600.0	77	5310	No
20	GOM_NL__2PRFIN20030307_005413_000000472014_00246_05310_5371.N1	07-MAR-2003 00:54:13	Dark	46.500	4	Alp1Cen	-0.010000	5800.0	93	5310	No
21	GOM_NL__2PRFIN20030307_005531_000000462014_00246_05310_5372.N1	07-MAR-2003 00:55:31	Dark	45.500	10	Bet Cen	0.61000	28000.	91	5310	No
22	GOM_NL__2PRFIN20030307_005752_000000472014_00246_05310_5373.N1	07-MAR-2003 00:57:52	Dark	46.500	12	Alp1Cru	0.77500	30000.	93	5310	No
23	GOM_NL__2PRFIN20030307_005903_000000402014_00246_05310_5374.N1	07-MAR-2003 00:59:03	Dark	40.000	129	Del Cru	2.7930	26000.	80	5310	No
24	GOM_NL__2PRFIN20030307_010032_000000462014_00246_05310_5375.N1	07-MAR-2003 01:00:32	Dark	46.000	64	Gam Cen	2.2000	10600.	92	5310	No
25	GOM_NL__2PRFIN20030307_010250_000000372014_00246_05310_5376.N1	07-MAR-2003 01:02:50	Straylight	36.500	91	Kap Vel	2.4900	26000.	73	5310	No
26	GOM_NL__2PRFIN20030307_010608_000000442014_00246_05310_5377.N1	07-MAR-2003 01:06:08	Straylight	43.500	65	Lam Vel	2.2040	4400.0	87	5310	No
27	GOM_NL__2PRFIN20030307_010858_000000612014_00246_05310_5378.N1	07-MAR-2003 01:08:58	Straylight	61.000	106	9Bet Crv	2.6480	5600.0	122	5310	No
28	GOM_NL__2PRFIN20030307_011141_000000632014_00246_05310_5379.N1	07-MAR-2003 01:11:41	Straylight	62.500	100	4Gam Crv	2.5800	13100.	125	5310	No
29	GOM_NL__2PRFIN20030307_011536_000000442014_00246_05310_5380.N1	07-MAR-2003 01:15:36	Twilight	43.500	48	30Alp Hya	1.9770	4100.0	87	5310	No
30	GOM_NL__2PRFIN20030307_012126_000000412014_00246_05310_5381.N1	07-MAR-2003 01:21:26	Bright	41.000	22	32Alp Leo	1.3600	15200.	82	5310	No
31	GOM_NL__2PRFIN20030307_012354_000000432014_00246_05310_5382.N1	07-MAR-2003 01:23:54	Bright	43.000	51	41Gam1Leo	2.0100	4500.0	86	5310	No
32	GOM_NL__2PRFIN20030307_012704_000000412014_00246_05310_5383.N1	07-MAR-2003 01:27:04	Bright	41.000	17	78Bet Gem	1.1610	4500.0	82	5310	No
33	GOM_NL__2PRFIN20030307_013223_000000442014_00246_05310_5384.N1	07-MAR-2003 01:32:23	Bright	43.500	174	52Psi UMa	3.0040	4400.0	87	5310	No
34	GOM_NL__2PRFIN20030307_013520_000000402014_00246_05310_5385.N1	07-MAR-2003 01:35:20	Bright	40.000	82	48Bet UMa	2.3650	10600.	80	5310	No
35	GOM_NL__2PRFIN20030307_013644_000000412014_00246_05310_5386.N1	07-MAR-2003 01:36:44	Bright	40.500	36	50Alp UMa	1.8000	6300.0	81	5310	No
36	GOM_NL__2PRFIN20030307_013922_000000492014_00246_05310_5387.N1	07-MAR-2003 01:39:22	Bright	48.500	32	77Eps UMa	1.7630	11000.	97	5310	No
37	GOM_NL__2PRFIN20030307_014050_000000522014_00246_05310_5388.N1	07-MAR-2003 01:40:50	Bright	52.000	55	79Zet UMa	2.0600	10200.	104	5310	No
38	GOM_NL__2PRFIN20030307_014327_000000342014_00246_05310_5389.N1	07-MAR-2003 01:43:27	Bright	34.000	49	1Alp UMi	1.9900	6300.0	68	5310	No
39	GOM_NL__2PRFIN20030307_014828_000000482014_00246_05310_5390.N1	07-MAR-2003 01:48:28	Bright	47.500	119	14Eta Dra	2.7270	4700.0	95	5310	No
40	GOM_NL__2PRFIN20030307_015106_000000362014_00246_05310_5391.N1	07-MAR-2003 01:51:06	Bright	35.500	89	5Alp Cep	2.4510	8000.0	71	5310	No
41	GOM_NL__2PRFIN20030307_015306_000000502014_00246_05310_5392.N1	07-MAR-2003 01:53:06	Bright	49.500	130	23Bet Dra	2.7990	5800.0	99	5310	No
42	GOM_NL__2PRFIN20030307_015611_000000352014_00246_05310_5393.N1	07-MAR-2003 01:56:11	Bright	35.000	19	50Alp Cyg	1.2460	10500.	70	5310	No

43	GOM_NL__2PRFIN20030307_015745_000000382014_00246_05310_5394.N1	07-MAR-2003 01:57:45	Bright	38.000	66	37Gam Cyg	2.2080	5900.0	76	5310	No
44	GOM_NL__2PRFIN20030307_015921_000000372014_00246_05310_5395.N1	07-MAR-2003 01:59:21	Bright	36.500	92	53Eps Cyg	2.5000	4500.0	73	5310	No
45	GOM_NL__2PRFIN20030307_020229_000001062014_00246_05310_5396.N1	07-MAR-2003 02:02:29	Twilight	106.00	133	40Zet Her	2.8070	6000.0	212	5310	No
46	GOM_NL__2PRFIN20030307_020639_000000452014_00246_05310_5397.N1	07-MAR-2003 02:06:39	Bright	44.500	168	17Zet Aql	2.9860	11000.	89	5310	No
47	GOM_NL__2PRFIN20030307_021051_000000822014_00246_05310_5398.N1	07-MAR-2003 02:10:51	Straylight	81.500	59	55Alp Oph	2.0800	8900.0	163	5310	No
48	GOM_NL__2PRFIN20030307_021331_000000802014_00246_05310_5399.N1	07-MAR-2003 02:13:31	Dark	79.500	126	60Bet Oph	2.7700	4250.0	159	5310	No
49	GOM_NL__2PRFIN20030307_021639_000000472014_00246_05310_5400.N1	07-MAR-2003 02:16:39	Dark	46.500	155	41Pi Sgr	2.9000	6600.0	93	5310	No
50	GOM_NL__2PRFIN20030307_021833_000000442014_00246_05310_5401.N1	07-MAR-2003 02:18:33	Dark	44.000	57	34Sig Sgr	2.0660	26000.	88	5310	No
51	GOM_NL__2PRFIN20030307_022014_000000652014_00246_05310_5402.N1	07-MAR-2003 02:20:14	Dark	65.000	1014	Mars	0.0000	0.0000	130	5310	Yes
52	GOM_NL__2PRFIN20030307_022148_000000462014_00246_05310_5403.N1	07-MAR-2003 02:21:48	Dark	45.500	38	20Eps Sgr	1.8360	11000.	91	5310	No
53	GOM_NL__2PRFIN20030307_022456_000000502014_00246_05310_5404.N1	07-MAR-2003 02:24:56	Dark	50.000	25	35Lam Sco	1.6200	28000.	100	5310	No
54	GOM_NL__2PRFIN20030307_022846_000000782014_00247_05311_5369.N1	07-MAR-2003 02:28:46	Dark	77.500	16	21Alp Sco	1.0200	3000.0	155	5311	No
55	GOM_NL__2PRFIN20030307_023209_000000412014_00247_05311_5370.N1	07-MAR-2003 02:32:09	Dark	41.000	134	Bet TrA	2.8100	6600.0	82	5311	No
56	GOM_NL__2PRFIN20030307_023449_000000532014_00247_05311_5371.N1	07-MAR-2003 02:34:49	Dark	53.000	4	Alp1Cen	-0.010000	5800.0	106	5311	No
57	GOM_NL__2PRFIN20030307_023607_000000542014_00247_05311_5372.N1	07-MAR-2003 02:36:07	Dark	54.000	10	Bet Cen	0.61000	28000.	108	5311	No
58	GOM_NL__2PRFIN20030307_023828_000000452014_00247_05311_5373.N1	07-MAR-2003 02:38:28	Dark	44.500	12	Alp1Cru	0.77500	30000.	89	5311	No
59	GOM_NL__2PRFIN20030307_023940_000000402014_00247_05311_5374.N1	07-MAR-2003 02:39:40	Dark	39.500	129	Del Cru	2.7930	26000.	79	5311	No
60	GOM_NL__2PRFIN20030307_024109_000000472014_00247_05311_5375.N1	07-MAR-2003 02:41:09	Dark	46.500	64	Gam Cen	2.2000	10600.	93	5311	No
61	GOM_NL__2PRFIN20030307_024326_000000362014_00247_05311_5376.N1	07-MAR-2003 02:43:26	Straylight	36.000	91	Kap Vel	2.4900	26000.	72	5311	No
62	GOM_NL__2PRFIN20030307_024644_000000462014_00247_05311_5377.N1	07-MAR-2003 02:46:44	Straylight	46.000	65	Lam Vel	2.2040	4400.0	92	5311	No
63	GOM_NL__2PRFIN20030307_024934_000000652014_00247_05311_5378.N1	07-MAR-2003 02:49:34	Straylight	65.000	106	9Bet Crv	2.6480	5600.0	130	5311	No
64	GOM_NL__2PRFIN20030307_025217_000000622014_00247_05311_5379.N1	07-MAR-2003 02:52:17	Straylight	61.500	100	4Gam Crv	2.5800	13100.	123	5311	No
65	GOM_NL__2PRFIN20030307_025612_000000432014_00247_05311_5380.N1	07-MAR-2003 02:56:12	Twilight	42.500	48	30Alp Hya	1.9770	4100.0	85	5311	No
66	GOM_NL__2PRFIN20030307_030202_000000432014_00247_05311_5381.N1	07-MAR-2003 03:02:02	Bright	42.500	22	32Alp Leo	1.3600	15200.	85	5311	No
67	GOM_NL__2PRFIN20030307_030429_000000442014_00247_05311_5382.N1	07-MAR-2003 03:04:29	Bright	44.000	51	41Gam1Leo	2.0100	4500.0	88	5311	No
68	GOM_NL__2PRFIN20030307_030740_000000422014_00247_05311_5383.N1	07-MAR-2003 03:07:40	Bright	42.000	17	78Bet Gem	1.1610	4500.0	84	5311	No
69	GOM_NL__2PRFIN20030307_031258_000000422014_00247_05311_5384.N1	07-MAR-2003 03:12:58	Bright	41.500	174	52Psi UMa	3.0040	4400.0	83	5311	No
70	GOM_NL__2PRFIN20030307_031555_000000412014_00247_05311_5385.N1	07-MAR-2003 03:15:55	Bright	40.500	82	48Bet UMa	2.3650	10600.	81	5311	No
71	GOM_NL__2PRFIN20030307_031720_000000432014_00247_05311_5386.N1	07-MAR-2003 03:17:20	Bright	42.500	36	50Alp UMa	1.8000	6300.0	85	5311	No
72	GOM_NL__2PRFIN20030307_031956_000000502014_00247_05311_5387.N1	07-MAR-2003 03:19:56	Bright	50.000	32	77Eps UMa	1.7630	11000.	100	5311	No
73	GOM_NL__2PRFIN20030307_032125_000000522014_00247_05311_5388.N1	07-MAR-2003 03:21:25	Bright	51.500	55	79Zet UMa	2.0600	10200.	103	5311	No
74	GOM_NL__2PRFIN20030307_032403_000000372014_00247_05311_5389.N1	07-MAR-2003 03:24:03	Bright	36.500	49	1Alp UMi	1.9900	6300.0	73	5311	No
75	GOM_NL__2PRFIN20030307_032904_000000482014_00247_05311_5390.N1	07-MAR-2003 03:29:04	Bright	47.500	119	14Eta Dra	2.7270	4700.0	95	5311	No
76	GOM_NL__2PRFIN20030307_033142_000000362014_00247_05311_5391.N1	07-MAR-2003 03:31:42	Bright	36.000	89	5Alp Cep	2.4510	8000.0	72	5311	No
77	GOM_NL__2PRFIN20030307_033342_000000492014_00247_05311_5392.N1	07-MAR-2003 03:33:42	Bright	48.500	130	23Bet Dra	2.7990	5800.0	97	5311	No
78	GOM_NL__2PRFIN20030307_033648_000000372014_00247_05311_5393.N1	07-MAR-2003 03:36:48	Bright	36.500	19	50Alp Cyg	1.2460	10500.	73	5311	No
79	GOM_NL__2PRFIN20030307_033821_000000362014_00247_05311_5394.N1	07-MAR-2003 03:38:21	Bright	35.500	66	37Gam Cyg	2.2080	5900.0	71	5311	No
80	GOM_NL__2PRFIN20030307_033957_000000362014_00247_05311_5395.N1	07-MAR-2003 03:39:57	Bright	35.500	92	53Eps Cyg	2.5000	4500.0	71	5311	No
81	GOM_NL__2PRFIN20030307_034303_000001102014_00247_05311_5396.N1	07-MAR-2003 03:43:03	Twilight	110.00	133	40Zet Her	2.8070	6000.0	220	5311	No
82	GOM_NL__2PRFIN20030307_034715_000000442014_00247_05311_5397.N1	07-MAR-2003 03:47:15	Bright	44.000	168	17Zet Aql	2.9860	11000.	88	5311	No
83	GOM_NL__2PRFIN20030307_035128_000000832014_00247_05311_5398.N1	07-MAR-2003 03:51:28	Straylight	83.000	59	55Alp Oph	2.0800	8900.0	166	5311	No
84	GOM_NL__2PRFIN20030307_035408_000000742014_00247_05311_5399.N1	07-MAR-2003 03:54:08	Dark	73.500	126	60Bet Oph	2.7700	4250.0	147	5311	No
85	GOM_NL__2PRFIN20030307_035716_000000412014_00247_05311_5400.N1	07-MAR-2003 03:57:16	Dark	41.000	155	41Pi Sgr	2.9000	6600.0	82	5311	No
86	GOM_NL__2PRFIN20030307_035910_000000422014_00247_05311_5401.N1	07-MAR-2003 03:59:10	Dark	42.000	57	34Sig Sgr	2.0660	26000.	84	5311	No
87	GOM_NL__2PRFIN20030307_040051_000000612014_00247_05311_5402.N1	07-MAR-2003 04:00:51	Dark	60.500	1014	Mars	0.0000	0.0000	121	5311	Yes
88	GOM_NL__2PRFIN20030307_040225_000000442014_00247_05311_5403.N1	07-MAR-2003 04:02:25	Dark	43.500	38	20Eps Sgr	1.8360	11000.	87	5311	No
89	GOM_NL__2PRFIN20030307_040533_000000482014_00247_05311_5404.N1	07-MAR-2003 04:05:33	Dark	48.000	25	35Lam Sco	1.6200	28000.	96	5311	No
90	GOM_NL__2PRFIN20030307_040925_000000792014_00248_05312_5369.N1	07-MAR-2003 04:09:25	Dark	79.000	16	21Alp Sco	1.0200	3000.0	158	5312	No
91	GOM_NL__2PRFIN20030307_041246_000000382014_00248_05312_5370.N1	07-MAR-2003 04:12:46	Dark	38.000	134	Bet TrA	2.8100	6600.0	76	5312	No
92	GOM_NL__2PRFIN20030307_041526_000000462014_00248_05312_5371.N1	07-MAR-2003 04:15:26	Dark	45.500	4	Alp1Cen	-0.010000	5800.0	91	5312	No
93	GOM_NL__2PRFIN20030307_041644_000000512014_00248_05312_5372.N1	07-MAR-2003 04:16:44	Dark	51.000	10	Bet Cen	0.61000	28000.	102	5312	No
94	GOM_NL__2PRFIN20030307_041904_000000412014_00248_05312_5373.N1	07-MAR-2003 04:19:04	Dark	40.500	12	Alp1Cru	0.77500	30000.	81	5312	No
95	GOM_NL__2PRFIN20030307_042016_000000392014_00248_05312_5374.N1	07-MAR-2003 04:20:16	Dark	39.000	129	Del Cru	2.7930	26000.	78	5312	No
96	GOM_NL__2PRFIN20030307_042146_000000432014_00248_05312_5375.N1	07-MAR-2003 04:21:46	Dark	43.000	64	Gam Cen	2.2000	10600.	86	5312	No
97	GOM_NL__2PRFIN20030307_042402_000000362014_00248_05312_5376.N1	07-MAR-2003 04:24:02	Straylight	36.000	91	Kap Vel	2.4900	26000.	72	5312	No
98	GOM_NL__2PRFIN20030307_042721_000000472014_00248_05312_5377.N1	07-MAR-2003 04:27:21	Straylight	46.500	65	Lam Vel	2.2040	4400.0	93	5312	No
99	GOM_NL__2PRFIN20030307_043011_000000642014_00248_05312_5378.N1	07-MAR-2003 04:30:11	Straylight	63.500	106	9Bet Crv	2.6480	5600.0	127	5312	No
100	GOM_NL__2PRFIN20030307_043254_000000592014_00248_05312_5379.N1	07-MAR-2003 04:32:54	Straylight	58.500	100	4Gam Crv	2.5800	13100.	117	5312	No
101	GOM_NL__2PRFIN20030307_043648_000000482014_00248_05312_5380.N1	07-MAR-2003 04:36:48	Twilight	47.500	48	30Alp Hya	1.9770	4100.0	95	5312	No

102	GOM_NL__2PRFIN20030307_044238_000000402014_00248_05312_5381.N1	07-MAR-2003 04:42:38	Bright	40.000	22	32Alp Leo	1.3600	15200.	80	5312	No
103	GOM_NL__2PRFIN20030307_044506_000000422014_00248_05312_5382.N1	07-MAR-2003 04:45:06	Bright	41.500	51	41Gam1Leo	2.0100	4500.0	83	5312	No
104	GOM_NL__2PRFIN20030307_044817_000000392014_00248_05312_5383.N1	07-MAR-2003 04:48:17	Bright	39.000	17	78Bet Gem	1.1610	4500.0	78	5312	No
105	GOM_NL__2PRFIN20030307_045334_000000432014_00248_05312_5384.N1	07-MAR-2003 04:53:34	Bright	42.500	174	52Psi UMa	3.0040	4400.0	85	5312	No
106	GOM_NL__2PRFIN20030307_045631_000000402014_00248_05312_5385.N1	07-MAR-2003 04:56:31	Bright	40.000	82	48Bet UMa	2.3650	10600.	80	5312	No
107	GOM_NL__2PRFIN20030307_045756_000000422014_00248_05312_5386.N1	07-MAR-2003 04:57:56	Bright	42.000	36	50Alp UMa	1.8000	6300.0	84	5312	No
108	GOM_NL__2PRFIN20030307_050032_000000492014_00248_05312_5387.N1	07-MAR-2003 05:00:32	Bright	48.500	32	77Eps UMa	1.7630	11000.	97	5312	No
109	GOM_NL__2PRFIN20030307_050201_000000522014_00248_05312_5388.N1	07-MAR-2003 05:02:01	Bright	51.500	55	79Zet UMa	2.0600	10200.	103	5312	No
110	GOM_NL__2PRFIN20030307_050439_000000362014_00248_05312_5389.N1	07-MAR-2003 05:04:39	Bright	36.000	49	1Alp UMi	1.9900	6300.0	72	5312	No
111	GOM_NL__2PRFIN20030307_050939_000000472014_00248_05312_5390.N1	07-MAR-2003 05:09:39	Bright	47.000	119	14Eta Dra	2.7270	4700.0	94	5312	No
112	GOM_NL__2PRFIN20030307_051218_000000362014_00248_05312_5391.N1	07-MAR-2003 05:12:18	Bright	35.500	89	5Alp Cep	2.4510	8000.0	71	5312	No
113	GOM_NL__2PRFIN20030307_051417_000000472014_00248_05312_5392.N1	07-MAR-2003 05:14:17	Bright	47.000	130	23Bet Dra	2.7990	5800.0	94	5312	No
114	GOM_NL__2PRFIN20030307_051723_000000352014_00248_05312_5393.N1	07-MAR-2003 05:17:23	Bright	35.000	19	50Alp Cyg	1.2460	10500.	70	5312	No
115	GOM_NL__2PRFIN20030307_051857_000000372014_00248_05312_5394.N1	07-MAR-2003 05:18:57	Bright	37.000	66	37Gam Cyg	2.2080	5900.0	74	5312	No
116	GOM_NL__2PRFIN20030307_052033_000000342014_00248_05312_5395.N1	07-MAR-2003 05:20:33	Bright	34.000	92	53Eps Cyg	2.5000	4500.0	68	5312	No
117	GOM_NL__2PRFIN20030307_052341_000001192014_00248_05312_5396.N1	07-MAR-2003 05:23:41	Tw_i_and_stray	119.00	133	40Zet Her	2.8070	6000.0	238	5312	No
118	GOM_NL__2PRFIN20030307_052752_000000462014_00248_05312_5397.N1	07-MAR-2003 05:27:52	Bright	45.500	168	17Zet Aql	2.9860	11000.	91	5312	No
119	GOM_NL__2PRFIN20030307_053205_000000792014_00248_05312_5398.N1	07-MAR-2003 05:32:05	Straylight	78.500	59	55Alp Oph	2.0800	8900.0	157	5312	No
120	GOM_NL__2PRFIN20030307_053445_000000762014_00248_05312_5399.N1	07-MAR-2003 05:34:45	Dark	76.000	126	60Bet Oph	2.7700	4250.0	152	5312	No
121	GOM_NL__2PRFIN20030307_053752_000000452014_00248_05312_5400.N1	07-MAR-2003 05:37:52	Dark	45.000	155	41Pi Sgr	2.9000	6600.0	90	5312	No
122	GOM_NL__2PRFIN20030307_053946_000000432014_00248_05312_5401.N1	07-MAR-2003 05:39:46	Dark	42.500	57	34Sig Sgr	2.0660	26000.	85	5312	No
123	GOM_NL__2PRFIN20030307_054127_000000652014_00248_05312_5402.N1	07-MAR-2003 05:41:27	Dark	65.000	1014	Mars	0.0000	0.0000	130	5312	Yes
124	GOM_NL__2PRFIN20030307_054301_000000432014_00248_05312_5403.N1	07-MAR-2003 05:43:01	Dark	43.000	38	20Eps Sgr	1.8360	11000.	86	5312	No
125	GOM_NL__2PRFIN20030307_054610_000000482014_00248_05312_5404.N1	07-MAR-2003 05:46:10	Dark	47.500	25	35Lam Sco	1.6200	28000.	95	5312	No
126	GOM_NL__2PRFIN20030307_055003_000000952014_00249_05313_5369.N1	07-MAR-2003 05:50:03	Dark	94.500	16	21Alp Sco	1.0200	3000.0	189	5313	No
127	GOM_NL__2PRFIN20030307_055323_000000402014_00249_05313_5370.N1	07-MAR-2003 05:53:23	Dark	39.500	134	Bet TrA	2.8100	6600.0	79	5313	No
128	GOM_NL__2PRFIN20030307_055603_000000462014_00249_05313_5371.N1	07-MAR-2003 05:56:03	Dark	46.000	4	Alp1Cen	-0.010000	5800.0	92	5313	No
129	GOM_NL__2PRFIN20030307_055721_000000432014_00249_05313_5372.N1	07-MAR-2003 05:57:21	Dark	43.000	10	Bet Cen	0.61000	28000.	86	5313	No
130	GOM_NL__2PRFIN20030307_055941_000000462014_00249_05313_5373.N1	07-MAR-2003 05:59:41	Dark	46.000	12	Alp1Cru	0.77500	30000.	92	5313	No
131	GOM_NL__2PRFIN20030307_060053_000000382014_00249_05313_5374.N1	07-MAR-2003 06:00:53	Dark	37.500	129	Del Cru	2.7930	26000.	75	5313	No
132	GOM_NL__2PRFIN20030307_060222_000000482014_00249_05313_5375.N1	07-MAR-2003 06:02:22	Straylight	47.500	64	Gam Cen	2.2000	10600.	95	5313	No
133	GOM_NL__2PRFIN20030307_060438_000000392014_00249_05313_5376.N1	07-MAR-2003 06:04:38	Straylight	39.000	91	Kap Vel	2.4900	26000.	78	5313	No
134	GOM_NL__2PRFIN20030307_060757_000000422014_00249_05313_5377.N1	07-MAR-2003 06:07:57	Straylight	41.500	65	Lam Vel	2.2040	4400.0	83	5313	No
135	GOM_NL__2PRFIN20030307_061047_000000632014_00249_05313_5378.N1	07-MAR-2003 06:10:47	Straylight	63.000	106	9Bet Crv	2.6480	5600.0	126	5313	No
136	GOM_NL__2PRFIN20030307_061330_000000592014_00249_05313_5379.N1	07-MAR-2003 06:13:30	Straylight	59.000	100	4Gam Crv	2.5800	13100.	118	5313	No
137	GOM_NL__2PRFIN20030307_061724_000000472014_00249_05313_5380.N1	07-MAR-2003 06:17:24	Tw_i_and_stray	46.500	48	30Alp Hya	1.9770	4100.0	93	5313	No
138	GOM_NL__2PRFIN20030307_062314_000000412014_00249_05313_5381.N1	07-MAR-2003 06:23:14	Bright	41.000	22	32Alp Leo	1.3600	15200.	82	5313	No
139	GOM_NL__2PRFIN20030307_062541_000000432014_00249_05313_5382.N1	07-MAR-2003 06:25:41	Bright	43.000	51	41Gam1Leo	2.0100	4500.0	86	5313	No
140	GOM_NL__2PRFIN20030307_062853_000000382014_00249_05313_5383.N1	07-MAR-2003 06:28:53	Bright	37.500	17	78Bet Gem	1.1610	4500.0	75	5313	No
141	GOM_NL__2PRFIN20030307_063409_000000432014_00249_05313_5384.N1	07-MAR-2003 06:34:09	Bright	43.000	174	52Psi UMa	3.0040	4400.0	86	5313	No
142	GOM_NL__2PRFIN20030307_063707_000000402014_00249_05313_5385.N1	07-MAR-2003 06:37:07	Bright	40.000	82	48Bet UMa	2.3650	10600.	80	5313	No
143	GOM_NL__2PRFIN20030307_063831_000000412014_00249_05313_5386.N1	07-MAR-2003 06:38:31	Bright	41.000	36	50Alp UMa	1.8000	6300.0	82	5313	No
144	GOM_NL__2PRFIN20030307_064107_000000492014_00249_05313_5387.N1	07-MAR-2003 06:41:07	Bright	49.000	32	77Eps UMa	1.7630	11000.	98	5313	No
145	GOM_NL__2PRFIN20030307_064236_000000512014_00249_05313_5388.N1	07-MAR-2003 06:42:36	Bright	50.500	55	79Zet UMa	2.0600	10200.	101	5313	No
146	GOM_NL__2PRFIN20030307_064515_000000362014_00249_05313_5389.N1	07-MAR-2003 06:45:15	Bright	36.000	49	1Alp UMi	1.9900	6300.0	72	5313	No
147	GOM_NL__2PRFIN20030307_065015_000000482014_00249_05313_5390.N1	07-MAR-2003 06:50:15	Bright	47.500	119	14Eta Dra	2.7270	4700.0	95	5313	No
148	GOM_NL__2PRFIN20030307_065254_000000372014_00249_05313_5391.N1	07-MAR-2003 06:52:54	Bright	36.500	89	5Alp Cep	2.4510	8000.0	73	5313	No
149	GOM_NL__2PRFIN20030307_065453_000000482014_00249_05313_5392.N1	07-MAR-2003 06:54:53	Bright	47.500	130	23Bet Dra	2.7990	5800.0	95	5313	No
150	GOM_NL__2PRFIN20030307_065800_000000352014_00249_05313_5393.N1	07-MAR-2003 06:58:00	Bright	35.000	19	50Alp Cyg	1.2460	10500.	70	5313	No
151	GOM_NL__2PRFIN20030307_065933_000000382014_00249_05313_5394.N1	07-MAR-2003 06:59:33	Bright	37.500	66	37Gam Cyg	2.2080	5900.0	75	5313	No
152	GOM_NL__2PRFIN20030307_070109_000000352014_00249_05313_5395.N1	07-MAR-2003 07:01:09	Bright	35.000	92	53Eps Cyg	2.5000	4500.0	70	5313	No
153	GOM_NL__2PRFIN20030307_070418_000001032014_00249_05313_5396.N1	07-MAR-2003 07:04:18	Tw_i_and_stray	103.00	133	40Zet Her	2.8070	6000.0	206	5313	No
154	GOM_NL__2PRFIN20030307_070828_000000452014_00249_05313_5397.N1	07-MAR-2003 07:08:28	Bright	45.000	168	17Zet Aql	2.9860	11000.	90	5313	No
155	GOM_NL__2PRFIN20030307_071242_000000832014_00249_05313_5398.N1	07-MAR-2003 07:12:42	Straylight	83.000	59	55Alp Oph	2.0800	8900.0	166	5313	No
156	GOM_NL__2PRFIN20030307_071522_000000772014_00249_05313_5399.N1	07-MAR-2003 07:15:22	Dark	77.000	126	60Bet Oph	2.7700	4250.0	154	5313	No
157	GOM_NL__2PRFIN20030307_071829_000000442014_00249_05313_5400.N1	07-MAR-2003 07:18:29	Dark	44.000	155	41Pi Sgr	2.9000	6600.0	88	5313	No
158	GOM_NL__2PRFIN20030307_072023_000000432014_00249_05313_5401.N1	07-MAR-2003 07:20:23	Dark	43.000	57	34Sig Sgr	2.0660	26000.	86	5313	No
159	GOM_NL__2PRFIN20030307_072203_000000562014_00249_05313_5402.N1	07-MAR-2003 07:22:03	Dark	56.000	1014	Mars	0.0000	0.0000	112	5313	Yes
160	GOM_NL__2PRFIN20030307_072338_000000452014_00249_05313_5403.N1	07-MAR-2003 07:23:38	Dark	45.000	38	20Eps Sgr	1.8360	11000.	90	5313	No

161	GOM_NL__2PRFIN20030307_072647_000000502014_00249_05313_5404.N1	07-MAR-2003 07:26:47	Dark	49.500	25	35Lam Sco	1.6200	28000.	99	5313	No
162	GOM_NL__2PRFIN20030307_073040_000000922014_00250_05314_5369.N1	07-MAR-2003 07:30:40	Dark	92.000	16	21Alp Sco	1.0200	3000.0	184	5314	No
163	GOM_NL__2PRFIN20030307_073359_000000402014_00250_05314_5370.N1	07-MAR-2003 07:33:59	Dark	39.500	134	Bet TrA	2.8100	6600.0	79	5314	No
164	GOM_NL__2PRFIN20030307_073639_000000502014_00250_05314_5371.N1	07-MAR-2003 07:36:39	Dark	49.500	4	Alp1Cen	-0.010000	5800.0	99	5314	No
165	GOM_NL__2PRFIN20030307_073757_000000422014_00250_05314_5372.N1	07-MAR-2003 07:37:57	Dark	41.500	10	Bet Cen	0.61000	28000.	83	5314	No
166	GOM_NL__2PRFIN20030307_074017_000000452014_00250_05314_5373.N1	07-MAR-2003 07:40:17	Dark	45.000	12	Alp1Cru	0.77500	30000.	90	5314	No
167	GOM_NL__2PRFIN20030307_074129_000000392014_00250_05314_5374.N1	07-MAR-2003 07:41:29	Dark	38.500	129	Del Cru	2.7930	26000.	77	5314	No
168	GOM_NL__2PRFIN20030307_074259_000000442014_00250_05314_5375.N1	07-MAR-2003 07:42:59	Dark	44.000	64	Gam Cen	2.2000	10600.	88	5314	No
169	GOM_NL__2PRFIN20030307_074514_000000382014_00250_05314_5376.N1	07-MAR-2003 07:45:14	Straylight	38.000	91	Kap Vel	2.4900	26000.	76	5314	No
170	GOM_NL__2PRFIN20030307_074833_000000442014_00250_05314_5377.N1	07-MAR-2003 07:48:33	Straylight	43.500	65	Lam Vel	2.2040	4400.0	87	5314	No
171	GOM_NL__2PRFIN20030307_075123_000000652014_00250_05314_5378.N1	07-MAR-2003 07:51:23	Straylight	64.500	106	9Bet Crv	2.6480	5600.0	129	5314	No
172	GOM_NL__2PRFIN20030307_075406_000000592014_00250_05314_5379.N1	07-MAR-2003 07:54:06	Straylight	59.000	100	4Gam Crv	2.5800	13100.	118	5314	No
173	GOM_NL__2PRFIN20030307_075800_000000442014_00250_05314_5380.N1	07-MAR-2003 07:58:00	Tw_i_and_stray	44.000	48	30Alp Hya	1.9770	4100.0	88	5314	No
174	GOM_NL__2PRFIN20030307_080350_000000412014_00250_05314_5381.N1	07-MAR-2003 08:03:50	Bright	40.500	22	32Alp Leo	1.3600	15200.	81	5314	No
175	GOM_NL__2PRFIN20030307_080617_000000572014_00250_05314_5382.N1	07-MAR-2003 08:06:17	Bright	57.000	51	41Gam1Leo	2.0100	4500.0	114	5314	No
176	GOM_NL__2PRFIN20030307_080929_000000392014_00250_05314_5383.N1	07-MAR-2003 08:09:29	Bright	38.500	17	78Bet Gem	1.1610	4500.0	77	5314	No
177	GOM_NL__2PRFIN20030307_081444_000000442014_00250_05314_5384.N1	07-MAR-2003 08:14:44	Bright	44.000	174	52Psi UMa	3.0040	4400.0	88	5314	No
178	GOM_NL__2PRFIN20030307_081742_000000412014_00250_05314_5385.N1	07-MAR-2003 08:17:42	Bright	40.500	82	48Bet UMa	2.3650	10600.	81	5314	No
179	GOM_NL__2PRFIN20030307_081907_000000402014_00250_05314_5386.N1	07-MAR-2003 08:19:07	Bright	39.500	36	50Alp UMa	1.8000	6300.0	79	5314	No
180	GOM_NL__2PRFIN20030307_082142_000000492014_00250_05314_5387.N1	07-MAR-2003 08:21:42	Bright	48.500	32	77Eps UMa	1.7630	11000.	97	5314	No
181	GOM_NL__2PRFIN20030307_082311_000000522014_00250_05314_5388.N1	07-MAR-2003 08:23:11	Bright	52.000	55	79Zet UMa	2.0600	10200.	104	5314	No
182	GOM_NL__2PRFIN20030307_082551_000000342014_00250_05314_5389.N1	07-MAR-2003 08:25:51	Bright	34.000	49	1Alp UMi	1.9900	6300.0	68	5314	No
183	GOM_NL__2PRFIN20030307_083050_000000482014_00250_05314_5390.N1	07-MAR-2003 08:30:50	Bright	48.000	119	14Eta Dra	2.7270	4700.0	96	5314	No
184	GOM_NL__2PRFIN20030307_083330_000000362014_00250_05314_5391.N1	07-MAR-2003 08:33:30	Bright	36.000	89	5Alp Cep	2.4510	8000.0	72	5314	No
185	GOM_NL__2PRFIN20030307_083529_000000492014_00250_05314_5392.N1	07-MAR-2003 08:35:29	Bright	49.000	130	23Bet Dra	2.7990	5800.0	98	5314	No
186	GOM_NL__2PRFIN20030307_083836_000000382014_00250_05314_5393.N1	07-MAR-2003 08:38:36	Bright	37.500	19	50Alp Cyg	1.2460	10500.	75	5314	No
187	GOM_NL__2PRFIN20030307_084009_000000352014_00250_05314_5394.N1	07-MAR-2003 08:40:09	Bright	35.000	66	37Gam Cyg	2.2080	5900.0	70	5314	No
188	GOM_NL__2PRFIN20030307_084145_000000352014_00250_05314_5395.N1	07-MAR-2003 08:41:45	Bright	35.000	92	53Eps Cyg	2.5000	4500.0	70	5314	No
189	GOM_NL__2PRFIN20030307_084455_000000962014_00250_05314_5396.N1	07-MAR-2003 08:44:55	Tw_i_and_stray	96.000	133	40Zet Her	2.8070	6000.0	192	5314	No
190	GOM_NL__2PRFIN20030307_084904_000000472014_00250_05314_5397.N1	07-MAR-2003 08:49:04	Bright	47.000	168	17Zet Aql	2.9860	11000.	94	5314	No
191	GOM_NL__2PRFIN20030307_085318_000000822014_00250_05314_5398.N1	07-MAR-2003 08:53:18	Straylight	82.000	59	55Alp Oph	2.0800	8900.0	164	5314	No
192	GOM_NL__2PRFIN20030307_085559_000000792014_00250_05314_5399.N1	07-MAR-2003 08:55:59	Dark	79.000	126	60Bet Oph	2.7700	4250.0	158	5314	No
193	GOM_NL__2PRFIN20030307_085905_000000452014_00250_05314_5400.N1	07-MAR-2003 08:59:05	Dark	45.000	155	41Pi Sgr	2.9000	6600.0	90	5314	No
194	GOM_NL__2PRFIN20030307_090059_000000442014_00250_05314_5401.N1	07-MAR-2003 09:00:59	Dark	44.000	57	34Sig Sgr	2.0660	26000.	88	5314	No
195	GOM_NL__2PRFIN20030307_090239_000000562014_00250_05314_5402.N1	07-MAR-2003 09:02:39	Dark	55.500	1014	Mars	0.0000	0.0000	111	5314	Yes
196	GOM_NL__2PRFIN20030307_090414_000000472014_00250_05314_5403.N1	07-MAR-2003 09:04:14	Dark	46.500	38	20Eps Sgr	1.8360	11000.	93	5314	No
197	GOM_NL__2PRFIN20030307_090724_000000542014_00250_05314_5404.N1	07-MAR-2003 09:07:24	Dark	53.500	25	35Lam Sco	1.6200	28000.	107	5314	No
198	GOM_NL__2PRFIN20030307_091118_000000762014_00251_05315_5369.N1	07-MAR-2003 09:11:18	Dark	75.500	16	21Alp Sco	1.0200	3000.0	151	5315	No
199	GOM_NL__2PRFIN20030307_091511_000000992014_00251_05315_5370.N1	07-MAR-2003 09:15:11	Dark	98.500	80	7Del Sco	2.3160	30000.	197	5315	No
200	GOM_NL__2PRFIN20030307_091834_000000492014_00251_05315_5371.N1	07-MAR-2003 09:18:34	Dark	48.500	78	Alp Lup	2.3040	28000.	97	5315	No
201	GOM_NL__2PRFIN20030307_092029_000000422014_00251_05315_5372.N1	07-MAR-2003 09:20:29	Dark	42.000	77	Eps Cen	2.3030	28000.	84	5315	No
202	GOM_NL__2PRFIN20030307_092202_000000562014_00251_05315_5373.N1	07-MAR-2003 09:22:02	Dark	55.500	26	Gam Cru	1.6240	2900.0	111	5315	No
203	GOM_NL__2PRFIN20030307_092335_000000472014_00251_05315_5374.N1	07-MAR-2003 09:23:35	Straylight	46.500	64	Gam Cen	2.2000	10600.	93	5315	No
204	GOM_NL__2PRFIN20030307_092550_000000382014_00251_05315_5375.N1	07-MAR-2003 09:25:50	Straylight	38.000	91	Kap Vel	2.4900	26000.	76	5315	No
205	GOM_NL__2PRFIN20030307_092909_000000442014_00251_05315_5376.N1	07-MAR-2003 09:29:09	Straylight	44.000	65	Lam Vel	2.2040	4400.0	88	5315	No
206	GOM_NL__2PRFIN20030307_093200_000000612014_00251_05315_5377.N1	07-MAR-2003 09:32:00	Straylight	61.000	106	9Bet Crv	2.6480	5600.0	122	5315	No
207	GOM_NL__2PRFIN20030307_093442_000000572014_00251_05315_5378.N1	07-MAR-2003 09:34:42	Straylight	57.000	100	4Gam Crv	2.5800	13100.	114	5315	No
208	GOM_NL__2PRFIN20030307_093836_000000442014_00251_05315_5379.N1	07-MAR-2003 09:38:36	Tw_i_and_stray	43.500	48	30Alp Hya	1.9770	4100.0	87	5315	No
209	GOM_NL__2PRFIN20030307_094426_000000392014_00251_05315_5380.N1	07-MAR-2003 09:44:26	Bright	39.000	22	32Alp Leo	1.3600	15200.	78	5315	No
210	GOM_NL__2PRFIN20030307_094653_000000432014_00251_05315_5381.N1	07-MAR-2003 09:46:53	Bright	42.500	51	41Gam1Leo	2.0100	4500.0	85	5315	No
211	GOM_NL__2PRFIN20030307_095520_000000432014_00251_05315_5382.N1	07-MAR-2003 09:55:20	Bright	43.000	174	52Psi UMa	3.0040	4400.0	86	5315	No
212	GOM_NL__2PRFIN20030307_095818_000000412014_00251_05315_5383.N1	07-MAR-2003 09:58:18	Bright	41.000	82	48Bet UMa	2.3650	10600.	82	5315	No
213	GOM_NL__2PRFIN20030307_095942_000000412014_00251_05315_5384.N1	07-MAR-2003 09:59:42	Bright	40.500	36	50Alp UMa	1.8000	6300.0	81	5315	No
214	GOM_NL__2PRFIN20030307_100627_000000352014_00251_05315_5385.N1	07-MAR-2003 10:06:27	Bright	35.000	49	1Alp UMi	1.9900	6300.0	70	5315	No
215	GOM_NL__2PRFIN20030307_101126_000000472014_00251_05315_5386.N1	07-MAR-2003 10:11:26	Bright	47.000	119	14Eta Dra	2.7270	4700.0	94	5315	No
216	GOM_NL__2PRFIN20030307_101406_000000362014_00251_05315_5387.N1	07-MAR-2003 10:14:06	Bright	36.000	89	5Alp Cep	2.4510	8000.0	72	5315	No
217	GOM_NL__2PRFIN20030307_101604_000000502014_00251_05315_5388.N1	07-MAR-2003 10:16:04	Bright	49.500	130	23Bet Dra	2.7990	5800.0	99	5315	No
218	GOM_NL__2PRFIN20030307_101911_000000382014_00251_05315_5389.N1	07-MAR-2003 10:19:11	Bright	37.500	19	50Alp Cyg	1.2460	10500.	75	5315	No
219	GOM_NL__2PRFIN20030307_102045_000000382014_00251_05315_5390.N1	07-MAR-2003 10:20:45	Bright	37.500	66	37Gam Cyg	2.2080	5900.0	75	5315	No

220	GOM_NL__2PRFIN20030307_102221_000000362014_00251_05315_5391.N1	07-MAR-2003 10:22:21	Bright	36.000	92	53Eps Cyg	2.5000	4500.0	72	5315	No
221	GOM_NL__2PRFIN20030307_102531_000001042014_00251_05315_5392.N1	07-MAR-2003 10:25:31	Twilight	103.50	133	40Zet Her	2.8070	6000.0	207	5315	No
222	GOM_NL__2PRFIN20030307_102940_000000492014_00251_05315_5393.N1	07-MAR-2003 10:29:40	Bright	48.500	168	17Zet Aql	2.9860	11000.	97	5315	No
223	GOM_NL__2PRFIN20030307_103356_000000792014_00251_05315_5394.N1	07-MAR-2003 10:33:56	Straylight	79.000	59	55Alp Oph	2.0800	8900.0	158	5315	No
224	GOM_NL__2PRFIN20030307_103636_000000772014_00251_05315_5395.N1	07-MAR-2003 10:36:36	Dark	77.000	126	60Bet Oph	2.7700	4250.0	154	5315	No
225	GOM_NL__2PRFIN20030307_103942_000000412014_00251_05315_5396.N1	07-MAR-2003 10:39:42	Dark	41.000	155	41Pi Sgr	2.9000	6600.0	82	5315	No
226	GOM_NL__2PRFIN20030307_104136_000000432014_00251_05315_5397.N1	07-MAR-2003 10:41:36	Dark	42.500	57	34Sig Sgr	2.0660	26000.	85	5315	No
227	GOM_NL__2PRFIN20030307_104316_000000652014_00251_05315_5398.N1	07-MAR-2003 10:43:16	Dark	65.000	1014	Mars	0.0000	0.0000	130	5315	Yes
228	GOM_NL__2PRFIN20030307_104451_000000452014_00251_05315_5399.N1	07-MAR-2003 10:44:51	Dark	45.000	38	20Eps Sgr	1.8360	11000.	90	5315	No
229	GOM_NL__2PRFIN20030307_104734_000000382014_00251_05315_5400.N1	07-MAR-2003 10:47:34	Dark	38.000	45	Alp Pav	1.9400	26000.	76	5315	No
230	GOM_NL__2PRFIN20030307_105156_000000812014_00252_05316_5369.N1	07-MAR-2003 10:51:56	Dark	81.000	16	21Alp Sco	1.0200	3000.0	162	5316	No
231	GOM_NL__2PRFIN20030307_105549_000000952014_00252_05316_5370.N1	07-MAR-2003 10:55:49	Dark	94.500	80	7Del Sco	2.3160	30000.	189	5316	No
232	GOM_NL__2PRFIN20030307_105911_000000492014_00252_05316_5371.N1	07-MAR-2003 10:59:11	Dark	49.000	78	Alp Lup	2.3040	28000.	98	5316	No
233	GOM_NL__2PRFIN20030307_110106_000000442014_00252_05316_5372.N1	07-MAR-2003 11:01:06	Dark	43.500	77	Eps Cen	2.3030	28000.	87	5316	No
234	GOM_NL__2PRFIN20030307_110238_000000492014_00252_05316_5373.N1	07-MAR-2003 11:02:38	Dark	48.500	26	Gam Cru	1.6240	2900.0	97	5316	No
235	GOM_NL__2PRFIN20030307_110412_000000432014_00252_05316_5374.N1	07-MAR-2003 11:04:12	Dark	43.000	64	Gam Cen	2.2000	10600.	86	5316	No
236	GOM_NL__2PRFIN20030307_110626_000000392014_00252_05316_5375.N1	07-MAR-2003 11:06:26	Straylight	39.000	91	Kap Vel	2.4900	26000.	78	5316	No
237	GOM_NL__2PRFIN20030307_110945_000000432014_00252_05316_5376.N1	07-MAR-2003 11:09:45	Straylight	43.000	65	Lam Vel	2.2040	4400.0	86	5316	No
238	GOM_NL__2PRFIN20030307_111236_000000592014_00252_05316_5377.N1	07-MAR-2003 11:12:36	Straylight	59.000	106	9Bet Crv	2.6480	5600.0	118	5316	No
239	GOM_NL__2PRFIN20030307_111518_000000552014_00252_05316_5378.N1	07-MAR-2003 11:15:18	Straylight	55.000	100	4Gam Crv	2.5800	13100.	110	5316	No
240	GOM_NL__2PRFIN20030307_111912_000000512014_00252_05316_5379.N1	07-MAR-2003 11:19:12	Twilight	51.000	48	30Alp Hya	1.9770	4100.0	102	5316	No
241	GOM_NL__2PRFIN20030307_112502_000000422014_00252_05316_5380.N1	07-MAR-2003 11:25:02	Bright	42.000	22	32Alp Leo	1.3600	15200.	84	5316	No
242	GOM_NL__2PRFIN20030307_112729_000000422014_00252_05316_5381.N1	07-MAR-2003 11:27:29	Bright	41.500	51	41Gam1Leo	2.0100	4500.0	83	5316	No
243	GOM_NL__2PRFIN20030307_113555_000000432014_00252_05316_5382.N1	07-MAR-2003 11:35:55	Bright	43.000	174	52Psi UMa	3.0040	4400.0	86	5316	No
244	GOM_NL__2PRFIN20030307_113853_000000412014_00252_05316_5383.N1	07-MAR-2003 11:38:53	Bright	41.000	82	48Bet UMa	2.3650	10600.	82	5316	No
245	GOM_NL__2PRFIN20030307_114018_000000432014_00252_05316_5384.N1	07-MAR-2003 11:40:18	Bright	43.000	36	50Alp UMa	1.8000	6300.0	86	5316	No
246	GOM_NL__2PRFIN20030307_114702_000000362014_00252_05316_5385.N1	07-MAR-2003 11:47:02	Bright	36.000	49	1Alp UMi	1.9900	6300.0	72	5316	No
247	GOM_NL__2PRFIN20030307_115201_000000482014_00252_05316_5386.N1	07-MAR-2003 11:52:01	Bright	48.000	119	14Eta Dra	2.7270	4700.0	96	5316	No
248	GOM_NL__2PRFIN20030307_115441_000000362014_00252_05316_5387.N1	07-MAR-2003 11:54:41	Bright	35.500	89	5Alp Cep	2.4510	8000.0	71	5316	No
249	GOM_NL__2PRFIN20030307_115639_000000502014_00252_05316_5388.N1	07-MAR-2003 11:56:39	Bright	49.500	130	23Bet Dra	2.7990	5800.0	99	5316	No
250	GOM_NL__2PRFIN20030307_115947_000000362014_00252_05316_5389.N1	07-MAR-2003 11:59:47	Bright	36.000	19	50Alp Cyg	1.2460	10500.	72	5316	No
251	GOM_NL__2PRFIN20030307_120121_000000362014_00252_05316_5390.N1	07-MAR-2003 12:01:21	Bright	35.500	66	37Gam Cyg	2.2080	5900.0	71	5316	No
252	GOM_NL__2PRFIN20030307_120257_000000362014_00252_05316_5391.N1	07-MAR-2003 12:02:57	Bright	35.500	92	53Eps Cyg	2.5000	4500.0	71	5316	No
253	GOM_NL__2PRFIN20030307_120608_000001072014_00252_05316_5392.N1	07-MAR-2003 12:06:08	Twilight	107.00	133	40Zet Her	2.8070	6000.0	214	5316	No
254	GOM_NL__2PRFIN20030307_121016_000000462014_00252_05316_5393.N1	07-MAR-2003 12:10:16	Bright	45.500	168	17Zet Aql	2.9860	11000.	91	5316	No
255	GOM_NL__2PRFIN20030307_121433_000000812014_00252_05316_5394.N1	07-MAR-2003 12:14:33	Straylight	81.000	59	55Alp Oph	2.0800	8900.0	162	5316	No
256	GOM_NL__2PRFIN20030307_121712_000000812014_00252_05316_5395.N1	07-MAR-2003 12:17:12	Dark	80.500	126	60Bet Oph	2.7700	4250.0	161	5316	No
257	GOM_NL__2PRFIN20030307_122018_000000442014_00252_05316_5396.N1	07-MAR-2003 12:20:18	Dark	43.500	155	41Pi Sgr	2.9000	6600.0	87	5316	No
258	GOM_NL__2PRFIN20030307_122212_000000432014_00252_05316_5397.N1	07-MAR-2003 12:22:12	Dark	42.500	57	34Sig Sgr	2.0660	26000.	85	5316	No
259	GOM_NL__2PRFIN20030307_122352_000000552014_00252_05316_5398.N1	07-MAR-2003 12:23:52	Dark	55.000	1014	Mars	0.0000	0.0000	110	5316	Yes
260	GOM_NL__2PRFIN20030307_122527_000000452014_00252_05316_5399.N1	07-MAR-2003 12:25:27	Dark	44.500	38	20Eps Sgr	1.8360	11000.	89	5316	No
261	GOM_NL__2PRFIN20030307_122810_000000372014_00252_05316_5400.N1	07-MAR-2003 12:28:10	Dark	37.000	45	Alp Pav	1.9400	26000.	74	5316	No
262	GOM_NL__2PRFIN20030307_123233_000000762014_00253_05317_5369.N1	07-MAR-2003 12:32:33	Dark	76.000	16	21Alp Sco	1.0200	3000.0	152	5317	No
263	GOM_NL__2PRFIN20030307_123625_000001022014_00253_05317_5370.N1	07-MAR-2003 12:36:25	Dark	101.50	80	7Del Sco	2.3160	30000.	203	5317	No
264	GOM_NL__2PRFIN20030307_123947_000000482014_00253_05317_5371.N1	07-MAR-2003 12:39:47	Dark	48.000	78	Alp Lup	2.3040	28000.	96	5317	No
265	GOM_NL__2PRFIN20030307_124142_000000432014_00253_05317_5372.N1	07-MAR-2003 12:41:42	Dark	43.000	77	Eps Cen	2.3030	28000.	86	5317	No
266	GOM_NL__2PRFIN20030307_124314_000000522014_00253_05317_5373.N1	07-MAR-2003 12:43:14	Dark	51.500	26	Gam Cru	1.6240	2900.0	103	5317	No
267	GOM_NL__2PRFIN20030307_124448_000000472014_00253_05317_5374.N1	07-MAR-2003 12:44:48	Straylight	46.500	64	Gam Cen	2.2000	10600.	93	5317	No
268	GOM_NL__2PRFIN20030307_124703_000000372014_00253_05317_5375.N1	07-MAR-2003 12:47:03	Straylight	37.000	91	Kap Vel	2.4900	26000.	74	5317	No
269	GOM_NL__2PRFIN20030307_125021_000000442014_00253_05317_5376.N1	07-MAR-2003 12:50:21	Straylight	44.000	65	Lam Vel	2.2040	4400.0	88	5317	No
270	GOM_NL__2PRFIN20030307_125311_000000652014_00253_05317_5377.N1	07-MAR-2003 12:53:11	Straylight	64.500	106	9Bet Crv	2.6480	5600.0	129	5317	No
271	GOM_NL__2PRFIN20030307_125553_000000572014_00253_05317_5378.N1	07-MAR-2003 12:55:53	Straylight	57.000	100	4Gam Crv	2.5800	13100.	114	5317	No
272	GOM_NL__2PRFIN20030307_125947_000000482014_00253_05317_5379.N1	07-MAR-2003 12:59:47	Twilight	47.500	48	30Alp Hya	1.9770	4100.0	95	5317	No
273	GOM_NL__2PRFIN20030307_130537_000000412014_00253_05317_5380.N1	07-MAR-2003 13:05:37	Bright	41.000	22	32Alp Leo	1.3600	15200.	82	5317	No
274	GOM_NL__2PRFIN20030307_130804_000000442014_00253_05317_5381.N1	07-MAR-2003 13:08:04	Bright	43.500	51	41Gam1Leo	2.0100	4500.0	87	5317	No
275	GOM_NL__2PRFIN20030307_131630_000000422014_00253_05317_5382.N1	07-MAR-2003 13:16:30	Bright	42.000	174	52Psi UMa	3.0040	4400.0	84	5317	No
276	GOM_NL__2PRFIN20030307_131928_000000412014_00253_05317_5383.N1	07-MAR-2003 13:19:28	Bright	40.500	82	48Bet UMa	2.3650	10600.	81	5317	No
277	GOM_NL__2PRFIN20030307_132053_000000412014_00253_05317_5384.N1	07-MAR-2003 13:20:53	Bright	41.000	36	50Alp UMa	1.8000	6300.0	82	5317	No
278	GOM_NL__2PRFIN20030307_132738_000000352014_00253_05317_5385.N1	07-MAR-2003 13:27:38	Bright	35.000	49	1Alp UMi	1.9900	6300.0	70	5317	No

279	GOM_NL__2PRFIN20030307_133236_000000472014_00253_05317_5386.N1	07-MAR-2003 13:32:36	Bright	46.500	119	14Eta Dra	2.7270	4700.0	93	5317	No
280	GOM_NL__2PRFIN20030307_133517_000000352014_00253_05317_5387.N1	07-MAR-2003 13:35:17	Bright	34.500	89	5Alp Cep	2.4510	8000.0	69	5317	No
281	GOM_NL__2PRFIN20030307_133714_000000492014_00253_05317_5388.N1	07-MAR-2003 13:37:14	Bright	49.000	130	23Bet Dra	2.7990	5800.0	98	5317	No
282	GOM_NL__2PRFIN20030307_134023_000000362014_00253_05317_5389.N1	07-MAR-2003 13:40:23	Bright	36.000	19	50Alp Cyg	1.2460	10500.	72	5317	No
283	GOM_NL__2PRFIN20030307_134156_000000362014_00253_05317_5390.N1	07-MAR-2003 13:41:56	Bright	35.500	66	37Gam Cyg	2.2080	5900.0	71	5317	No
284	GOM_NL__2PRFIN20030307_134333_000000372014_00253_05317_5391.N1	07-MAR-2003 13:43:33	Bright	37.000	92	53Eps Cyg	2.5000	4500.0	74	5317	No
285	GOM_NL__2PRFIN20030307_134644_000001062014_00253_05317_5392.N1	07-MAR-2003 13:46:44	Twilight	105.50	133	40Zet Her	2.8070	6000.0	211	5317	No
286	GOM_NL__2PRFIN20030307_135052_000000482014_00253_05317_5393.N1	07-MAR-2003 13:50:52	Bright	47.500	168	17Zet Aql	2.9860	11000.	95	5317	No
287	GOM_NL__2PRFIN20030307_135508_000000822014_00253_05317_5394.N1	07-MAR-2003 13:55:08	Straylight	81.500	59	55Alp Oph	2.0800	8900.0	163	5317	No
288	GOM_NL__2PRFIN20030307_135749_000000822014_00253_05317_5395.N1	07-MAR-2003 13:57:49	Dark	81.500	126	60Bet Oph	2.7700	4250.0	163	5317	No
289	GOM_NL__2PRFIN20030307_140054_000000442014_00253_05317_5396.N1	07-MAR-2003 14:00:54	Dark	43.500	155	41Pi Sgr	2.9000	6600.0	87	5317	No
290	GOM_NL__2PRFIN20030307_140248_000000432014_00253_05317_5397.N1	07-MAR-2003 14:02:48	Dark	42.500	57	34Sig Sgr	2.0660	26000.	85	5317	No
291	GOM_NL__2PRFIN20030307_140428_000000582014_00253_05317_5398.N1	07-MAR-2003 14:04:28	Dark	57.500	1014	Mars	0.0000	0.0000	115	5317	Yes
292	GOM_NL__2PRFIN20030307_140604_000000452014_00253_05317_5399.N1	07-MAR-2003 14:06:04	Dark	44.500	38	20Eps Sgr	1.8360	11000.	89	5317	No
293	GOM_NL__2PRFIN20030307_140846_000000392014_00253_05317_5400.N1	07-MAR-2003 14:08:46	Dark	38.500	45	Alp Pav	1.9400	26000.	77	5317	No
294	GOM_NL__2PRFIN20030307_141310_000000772014_00254_05318_5369.N1	07-MAR-2003 14:13:10	Dark	76.500	16	21Alp Sco	1.0200	3000.0	153	5318	No
295	GOM_NL__2PRFIN20030307_141704_000000972014_00254_05318_5370.N1	07-MAR-2003 14:17:04	Dark	97.000	80	7Del Sco	2.3160	30000.	194	5318	No
296	GOM_NL__2PRFIN20030307_142024_000000482014_00254_05318_5371.N1	07-MAR-2003 14:20:24	Dark	48.000	78	Alp Lup	2.3040	28000.	96	5318	No
297	GOM_NL__2PRFIN20030307_142218_000000442014_00254_05318_5372.N1	07-MAR-2003 14:22:18	Dark	44.000	77	Eps Cen	2.3030	28000.	88	5318	No
298	GOM_NL__2PRFIN20030307_142350_000000562014_00254_05318_5373.N1	07-MAR-2003 14:23:50	Dark	56.000	26	Gam Cru	1.6240	2900.0	112	5318	No
299	GOM_NL__2PRFIN20030307_142524_000000472014_00254_05318_5374.N1	07-MAR-2003 14:25:24	Straylight	46.500	64	Gam Cen	2.2000	10600.	93	5318	No
300	GOM_NL__2PRFIN20030307_142738_000000372014_00254_05318_5375.N1	07-MAR-2003 14:27:38	Straylight	36.500	91	Kap Vel	2.4900	26000.	73	5318	No
301	GOM_NL__2PRFIN20030307_143057_000000522014_00254_05318_5376.N1	07-MAR-2003 14:30:57	Straylight	51.500	65	Lam Vel	2.2040	4400.0	103	5318	No
302	GOM_NL__2PRFIN20030307_143346_000000622014_00254_05318_5377.N1	07-MAR-2003 14:33:46	Straylight	62.000	106	9Bet Crv	2.6480	5600.0	124	5318	No
303	GOM_NL__2PRFIN20030307_143627_000000612014_00254_05318_5378.N1	07-MAR-2003 14:36:27	Straylight	61.000	100	4Gam Crv	2.5800	13100.	122	5318	No
304	GOM_NL__2PRFIN20030307_144024_000000472014_00254_05318_5379.N1	07-MAR-2003 14:40:24	Twilight	47.000	48	30Alp Hya	1.9770	4100.0	94	5318	No
305	GOM_NL__2PRFIN20030307_144612_000000432014_00254_05318_5380.N1	07-MAR-2003 14:46:12	Bright	43.000	22	32Alp Leo	1.3600	15200.	86	5318	No
306	GOM_NL__2PRFIN20030307_144839_000000432014_00254_05318_5381.N1	07-MAR-2003 14:48:39	Bright	42.500	51	41Gam1Leo	2.0100	4500.0	85	5318	No
307	GOM_NL__2PRFIN20030307_145706_000000432014_00254_05318_5382.N1	07-MAR-2003 14:57:06	Bright	42.500	174	52Psi UMa	3.0040	4400.0	85	5318	No
308	GOM_NL__2PRFIN20030307_150005_000000392014_00254_05318_5383.N1	07-MAR-2003 15:00:05	Bright	39.000	82	48Bet UMa	2.3650	10600.	78	5318	No
309	GOM_NL__2PRFIN20030307_150129_000000402014_00254_05318_5384.N1	07-MAR-2003 15:01:29	Bright	40.000	36	50Alp UMa	1.8000	6300.0	80	5318	No
310	GOM_NL__2PRFIN20030307_150815_000000372014_00254_05318_5385.N1	07-MAR-2003 15:08:15	Bright	36.500	49	1Alp UMi	1.9900	6300.0	73	5318	No
311	GOM_NL__2PRFIN20030307_151312_000000472014_00254_05318_5386.N1	07-MAR-2003 15:13:12	Bright	47.000	119	14Eta Dra	2.7270	4700.0	94	5318	No
312	GOM_NL__2PRFIN20030307_151554_000000362014_00254_05318_5387.N1	07-MAR-2003 15:15:54	Bright	36.000	89	5Alp Cep	2.4510	8000.0	72	5318	No
313	GOM_NL__2PRFIN20030307_151751_000000512014_00254_05318_5388.N1	07-MAR-2003 15:17:51	Bright	50.500	130	23Bet Dra	2.7990	5800.0	101	5318	No
314	GOM_NL__2PRFIN20030307_152100_000000342014_00254_05318_5389.N1	07-MAR-2003 15:21:00	Bright	34.000	19	50Alp Cyg	1.2460	10500.	68	5318	No
315	GOM_NL__2PRFIN20030307_152233_000000372014_00254_05318_5390.N1	07-MAR-2003 15:22:33	Bright	36.500	66	37Gam Cyg	2.2080	5900.0	73	5318	No
316	GOM_NL__2PRFIN20030307_152410_000000372014_00254_05318_5391.N1	07-MAR-2003 15:24:10	Bright	36.500	92	53Eps Cyg	2.5000	4500.0	73	5318	No
317	GOM_NL__2PRFIN20030307_152717_000001152014_00254_05318_5392.N1	07-MAR-2003 15:27:17	Twilight	114.50	133	40Zet Her	2.8070	6000.0	229	5318	No
318	GOM_NL__2PRFIN20030307_153130_000000472014_00254_05318_5393.N1	07-MAR-2003 15:31:30	Bright	46.500	168	17Zet Aql	2.9860	11000.	93	5318	No
319	GOM_NL__2PRFIN20030307_153548_000000842014_00254_05318_5394.N1	07-MAR-2003 15:35:48	Straylight	83.500	59	55Alp Oph	2.0800	8900.0	167	5318	No
320	GOM_NL__2PRFIN20030307_153829_000000772014_00254_05318_5395.N1	07-MAR-2003 15:38:29	Dark	76.500	126	60Bet Oph	2.7700	4250.0	153	5318	No
321	GOM_NL__2PRFIN20030307_154131_000000432014_00254_05318_5396.N1	07-MAR-2003 15:41:31	Dark	42.500	155	41Pi Sgr	2.9000	6600.0	85	5318	No
322	GOM_NL__2PRFIN20030307_154326_000000432014_00254_05318_5397.N1	07-MAR-2003 15:43:26	Dark	43.000	57	34Sig Sgr	2.0660	26000.	86	5318	No
323	GOM_NL__2PRFIN20030307_154505_000000652014_00254_05318_5398.N1	07-MAR-2003 15:45:05	Dark	65.000	1014	Mars	0.0000	0.0000	130	5318	Yes
324	GOM_NL__2PRFIN20030307_154641_000000492014_00254_05318_5399.N1	07-MAR-2003 15:46:41	Dark	49.000	38	20Eps Sgr	1.8360	11000.	98	5318	No
325	GOM_NL__2PRFIN20030307_154922_000000392014_00254_05318_5400.N1	07-MAR-2003 15:49:22	Dark	38.500	45	Alp Pav	1.9400	26000.	77	5318	No
326	GOM_NL__2PRFIN20030307_155350_000000772014_00255_05319_5369.N1	07-MAR-2003 15:53:50	Dark	76.500	16	21Alp Sco	1.0200	3000.0	153	5319	No
327	GOM_NL__2PRFIN20030307_155745_000001002014_00255_05319_5370.N1	07-MAR-2003 15:57:45	Dark	99.500	80	7Del Sco	2.3160	30000.	199	5319	No
328	GOM_NL__2PRFIN20030307_160101_000000472014_00255_05319_5371.N1	07-MAR-2003 16:01:01	Dark	47.000	78	Alp Lup	2.3040	28000.	94	5319	No
329	GOM_NL__2PRFIN20030307_160256_000000432014_00255_05319_5372.N1	07-MAR-2003 16:02:56	Dark	43.000	77	Eps Cen	2.3030	28000.	86	5319	No
330	GOM_NL__2PRFIN20030307_160427_000000552014_00255_05319_5373.N1	07-MAR-2003 16:04:27	Dark	54.500	26	Gam Cru	1.6240	2900.0	109	5319	No
331	GOM_NL__2PRFIN20030307_160601_000000452014_00255_05319_5374.N1	07-MAR-2003 16:06:01	Straylight	45.000	64	Gam Cen	2.2000	10600.	90	5319	No
332	GOM_NL__2PRFIN20030307_160815_000000372014_00255_05319_5375.N1	07-MAR-2003 16:08:15	Straylight	37.000	91	Kap Vel	2.4900	26000.	74	5319	No
333	GOM_NL__2PRFIN20030307_161134_000000432014_00255_05319_5376.N1	07-MAR-2003 16:11:34	Straylight	42.500	65	Lam Vel	2.2040	4400.0	85	5319	No
334	GOM_NL__2PRFIN20030307_161425_000000682014_00255_05319_5377.N1	07-MAR-2003 16:14:25	Straylight	68.000	106	9Bet Crv	2.6480	5600.0	136	5319	No
335	GOM_NL__2PRFIN20030307_161706_000000562014_00255_05319_5378.N1	07-MAR-2003 16:17:06	Straylight	56.000	100	4Gam Crv	2.5800	13100.	112	5319	No
336	GOM_NL__2PRFIN20030307_162100_000000432014_00255_05319_5379.N1	07-MAR-2003 16:21:00	Twilight	43.000	48	30Alp Hya	1.9770	4100.0	86	5319	No
337	GOM_NL__2PRFIN20030307_162649_000000392014_00255_05319_5380.N1	07-MAR-2003 16:26:49	Bright	39.000	22	32Alp Leo	1.3600	15200.	78	5319	No

338	GOM_NL__2PRFIN20030307_162916_000000422014_00255_05319_5381.N1	07-MAR-2003 16:29:16	Bright	42.000	51	41Gam1Leo	2.0100	4500.0	84	5319	No
339	GOM_NL__2PRFIN20030307_163742_000000432014_00255_05319_5382.N1	07-MAR-2003 16:37:42	Bright	43.000	174	52Psi UMa	3.0040	4400.0	86	5319	No
340	GOM_NL__2PRFIN20030307_164040_000000402014_00255_05319_5383.N1	07-MAR-2003 16:40:40	Bright	40.000	82	48Bet UMa	2.3650	10600.	80	5319	No
341	GOM_NL__2PRFIN20030307_164205_000000422014_00255_05319_5384.N1	07-MAR-2003 16:42:05	Bright	42.000	36	50Alp UMa	1.8000	6300.0	84	5319	No
342	GOM_NL__2PRFIN20030307_164851_000000382014_00255_05319_5385.N1	07-MAR-2003 16:48:51	Bright	37.500	49	1Alp UMi	1.9900	6300.0	75	5319	No
343	GOM_NL__2PRFIN20030307_165347_000000482014_00255_05319_5386.N1	07-MAR-2003 16:53:47	Bright	47.500	119	14Eta Dra	2.7270	4700.0	95	5319	No
344	GOM_NL__2PRFIN20030307_165630_000000362014_00255_05319_5387.N1	07-MAR-2003 16:56:30	Bright	36.000	89	5Alp Cep	2.4510	8000.0	72	5319	No
345	GOM_NL__2PRFIN20030307_165827_000000512014_00255_05319_5388.N1	07-MAR-2003 16:58:27	Bright	50.500	130	23Bet Dra	2.7990	5800.0	101	5319	No
346	GOM_NL__2PRFIN20030307_170136_000000372014_00255_05319_5389.N1	07-MAR-2003 17:01:36	Bright	36.500	19	50Alp Cyg	1.2460	10500.	73	5319	No
347	GOM_NL__2PRFIN20030307_170310_000000362014_00255_05319_5390.N1	07-MAR-2003 17:03:10	Bright	35.500	66	37Gam Cyg	2.2080	5900.0	71	5319	No
348	GOM_NL__2PRFIN20030307_170446_000000352014_00255_05319_5391.N1	07-MAR-2003 17:04:46	Bright	35.000	92	53Eps Cyg	2.5000	4500.0	70	5319	No
349	GOM_NL__2PRFIN20030307_170756_000001062014_00255_05319_5392.N1	07-MAR-2003 17:07:56	Twilight	106.00	133	40Zet Her	2.8070	6000.0	212	5319	No
350	GOM_NL__2PRFIN20030307_171206_000000462014_00255_05319_5393.N1	07-MAR-2003 17:12:06	Bright	46.000	168	17Zet Aql	2.9860	11000.	92	5319	No
351	GOM_NL__2PRFIN20030307_171625_000000852014_00255_05319_5394.N1	07-MAR-2003 17:16:25	Straylight	85.000	59	55Alp Oph	2.0800	8900.0	170	5319	No
352	GOM_NL__2PRFIN20030307_171906_000000762014_00255_05319_5395.N1	07-MAR-2003 17:19:06	Dark	76.000	126	60Bet Oph	2.7700	4250.0	152	5319	No
353	GOM_NL__2PRFIN20030307_172208_000000452014_00255_05319_5396.N1	07-MAR-2003 17:22:08	Dark	44.500	155	41Pi Sgr	2.9000	6600.0	89	5319	No
354	GOM_NL__2PRFIN20030307_172402_000000452014_00255_05319_5397.N1	07-MAR-2003 17:24:02	Dark	44.500	57	34Sig Sgr	2.0660	26000.	89	5319	No
355	GOM_NL__2PRFIN20030307_172541_000000652014_00255_05319_5398.N1	07-MAR-2003 17:25:41	Dark	65.000	1014	Mars	0.0000	0.0000	130	5319	Yes
356	GOM_NL__2PRFIN20030307_172718_000000452014_00255_05319_5399.N1	07-MAR-2003 17:27:18	Dark	44.500	38	20Eps Sgr	1.8360	11000.	89	5319	No
357	GOM_NL__2PRFIN20030307_172958_000000382014_00255_05319_5400.N1	07-MAR-2003 17:29:58	Dark	37.500	45	Alp Pav	1.9400	26000.	75	5319	No
358	GOM_NL__2PRFIN20030307_173632_000000432014_00256_05320_5463.N1	07-MAR-2003 17:36:32	Dark	42.500	43	Alp TrA	1.9100	4250.0	85	5320	No
359	GOM_NL__2PRFIN20030307_173846_000000372014_00256_05320_5464.N1	07-MAR-2003 17:38:46	Dark	36.500	145	Gam TrA	2.8720	10600.	73	5320	No
360	GOM_NL__2PRFIN20030307_174019_000000482014_00256_05320_5465.N1	07-MAR-2003 17:40:19	Dark	48.000	4	Alp1Cen	-0.010000	5800.0	96	5320	No
361	GOM_NL__2PRFIN20030307_174136_000000412014_00256_05320_5466.N1	07-MAR-2003 17:41:36	Dark	40.500	10	Bet Cen	0.61000	28000.	81	5320	No
362	GOM_NL__2PRFIN20030307_174355_000000502014_00256_05320_5467.N1	07-MAR-2003 17:43:55	Dark	50.000	12	Alp1Cru	0.77500	30000.	100	5320	No
363	GOM_NL__2PRFIN20030307_174507_000000382014_00256_05320_5468.N1	07-MAR-2003 17:45:07	Dark	37.500	129	Del Cru	2.7930	26000.	75	5320	No
364	GOM_NL__2PRFIN20030307_174638_000000472014_00256_05320_5469.N1	07-MAR-2003 17:46:38	Straylight	46.500	64	Gam Cen	2.2000	10600.	93	5320	No
365	GOM_NL__2PRFIN20030307_174851_000000382014_00256_05320_5470.N1	07-MAR-2003 17:48:51	Straylight	38.000	91	Kap Vel	2.4900	26000.	76	5320	No
366	GOM_NL__2PRFIN20030307_175210_000000432014_00256_05320_5471.N1	07-MAR-2003 17:52:10	Straylight	42.500	65	Lam Vel	2.2040	4400.0	85	5320	No
367	GOM_NL__2PRFIN20030307_175501_000000652014_00256_05320_5472.N1	07-MAR-2003 17:55:01	Straylight	65.000	106	9Bet Crv	2.6480	5600.0	130	5320	No
368	GOM_NL__2PRFIN20030307_175742_000000602014_00256_05320_5473.N1	07-MAR-2003 17:57:42	Straylight	59.500	100	4Gam Crv	2.5800	13100.	119	5320	No
369	GOM_NL__2PRFIN20030307_180136_000000462014_00256_05320_5474.N1	07-MAR-2003 18:01:36	Twilight	45.500	48	30Alp Hya	1.9770	4100.0	91	5320	No
370	GOM_NL__2PRFIN20030307_180725_000000412014_00256_05320_5475.N1	07-MAR-2003 18:07:25	Bright	41.000	22	32Alp Leo	1.3600	15200.	82	5320	No
371	GOM_NL__2PRFIN20030307_180952_000000422014_00256_05320_5476.N1	07-MAR-2003 18:09:52	Bright	41.500	51	41Gam1Leo	2.0100	4500.0	83	5320	No
372	GOM_NL__2PRFIN20030307_181817_000000522014_00256_05320_5477.N1	07-MAR-2003 18:18:17	Bright	52.000	174	52Psi UMa	3.0040	4400.0	104	5320	No
373	GOM_NL__2PRFIN20030307_182116_000000412014_00256_05320_5478.N1	07-MAR-2003 18:21:16	Bright	41.000	82	48Bet UMa	2.3650	10600.	82	5320	No
374	GOM_NL__2PRFIN20030307_182240_000000412014_00256_05320_5479.N1	07-MAR-2003 18:22:40	Bright	40.500	36	50Alp UMa	1.8000	6300.0	81	5320	No
375	GOM_NL__2PRFIN20030307_182513_000000482014_00256_05320_5480.N1	07-MAR-2003 18:25:13	Bright	47.500	32	77Eps UMa	1.7630	11000.	95	5320	No
376	GOM_NL__2PRFIN20030307_182927_000000382014_00256_05320_5481.N1	07-MAR-2003 18:29:27	Bright	37.500	49	1Alp UMi	1.9900	6300.0	75	5320	No
377	GOM_NL__2PRFIN20030307_183423_000000482014_00256_05320_5482.N1	07-MAR-2003 18:34:23	Bright	48.000	119	14Eta Dra	2.7270	4700.0	96	5320	No
378	GOM_NL__2PRFIN20030307_183706_000000362014_00256_05320_5483.N1	07-MAR-2003 18:37:06	Bright	36.000	89	5Alp Cep	2.4510	8000.0	72	5320	No
379	GOM_NL__2PRFIN20030307_183902_000000512014_00256_05320_5484.N1	07-MAR-2003 18:39:02	Bright	50.500	130	23Bet Dra	2.7990	5800.0	101	5320	No
380	GOM_NL__2PRFIN20030307_184212_000000352014_00256_05320_5485.N1	07-MAR-2003 18:42:12	Bright	34.500	19	50Alp Cyg	1.2460	10500.	69	5320	No
381	GOM_NL__2PRFIN20030307_184346_000000352014_00256_05320_5486.N1	07-MAR-2003 18:43:46	Bright	35.000	66	37Gam Cyg	2.2080	5900.0	70	5320	No
382	GOM_NL__2PRFIN20030307_184522_000000352014_00256_05320_5487.N1	07-MAR-2003 18:45:22	Bright	35.000	92	53Eps Cyg	2.5000	4500.0	70	5320	No
383	GOM_NL__2PRFIN20030307_184833_000001112014_00256_05320_5488.N1	07-MAR-2003 18:48:33	Twilight	110.50	133	40Zet Her	2.8070	6000.0	221	5320	No
384	GOM_NL__2PRFIN20030307_185242_000000492014_00256_05320_5489.N1	07-MAR-2003 18:52:42	Bright	48.500	168	17Zet Aql	2.9860	11000.	97	5320	No
385	GOM_NL__2PRFIN20030307_185702_000000862014_00256_05320_5490.N1	07-MAR-2003 18:57:02	Straylight	86.000	59	55Alp Oph	2.0800	8900.0	172	5320	No
386	GOM_NL__2PRFIN20030307_185943_000000802014_00256_05320_5491.N1	07-MAR-2003 18:59:43	Dark	79.500	126	60Bet Oph	2.7700	4250.0	159	5320	No
387	GOM_NL__2PRFIN20030307_190244_000000462014_00256_05320_5492.N1	07-MAR-2003 19:02:44	Dark	45.500	155	41Pi Sgr	2.9000	6600.0	91	5320	No
388	GOM_NL__2PRFIN20030307_190439_000000462014_00256_05320_5493.N1	07-MAR-2003 19:04:39	Dark	46.000	57	34Sig Sgr	2.0660	26000.	92	5320	No
389	GOM_NL__2PRFIN20030307_190617_000000532014_00256_05320_5494.N1	07-MAR-2003 19:06:17	Dark	53.000	1014	Mars	0.0000	0.0000	106	5320	Yes
390	GOM_NL__2PRFIN20030307_190754_000000472014_00256_05320_5495.N1	07-MAR-2003 19:07:54	Dark	47.000	38	20Eps Sgr	1.8360	11000.	94	5320	No
391	GOM_NL__2PRFIN20030307_191153_000000552014_00256_05320_5496.N1	07-MAR-2003 19:11:53	Dark	55.000	40	The Sco	1.8590	7100.0	110	5320	No
392	GOM_NL__2PRFIN20030307_191709_000000492014_00257_05321_5464.N1	07-MAR-2003 19:17:09	Dark	49.000	43	Alp TrA	1.9100	4250.0	98	5321	No
393	GOM_NL__2PRFIN20030307_191923_000000392014_00257_05321_5465.N1	07-MAR-2003 19:19:23	Dark	38.500	145	Gam TrA	2.8720	10600.	77	5321	No
394	GOM_NL__2PRFIN20030307_192055_000000572014_00257_05321_5466.N1	07-MAR-2003 19:20:55	Dark	57.000	4	Alp1Cen	-0.010000	5800.0	114	5321	No
395	GOM_NL__2PRFIN20030307_192213_000000522014_00257_05321_5467.N1	07-MAR-2003 19:22:13	Dark	52.000	10	Bet Cen	0.61000	28000.	104	5321	No
396	GOM_NL__2PRFIN20030307_192432_000000422014_00257_05321_5468.N1	07-MAR-2003 19:24:32	Dark	42.000	12	Alp1Cru	0.77500	30000.	84	5321	No

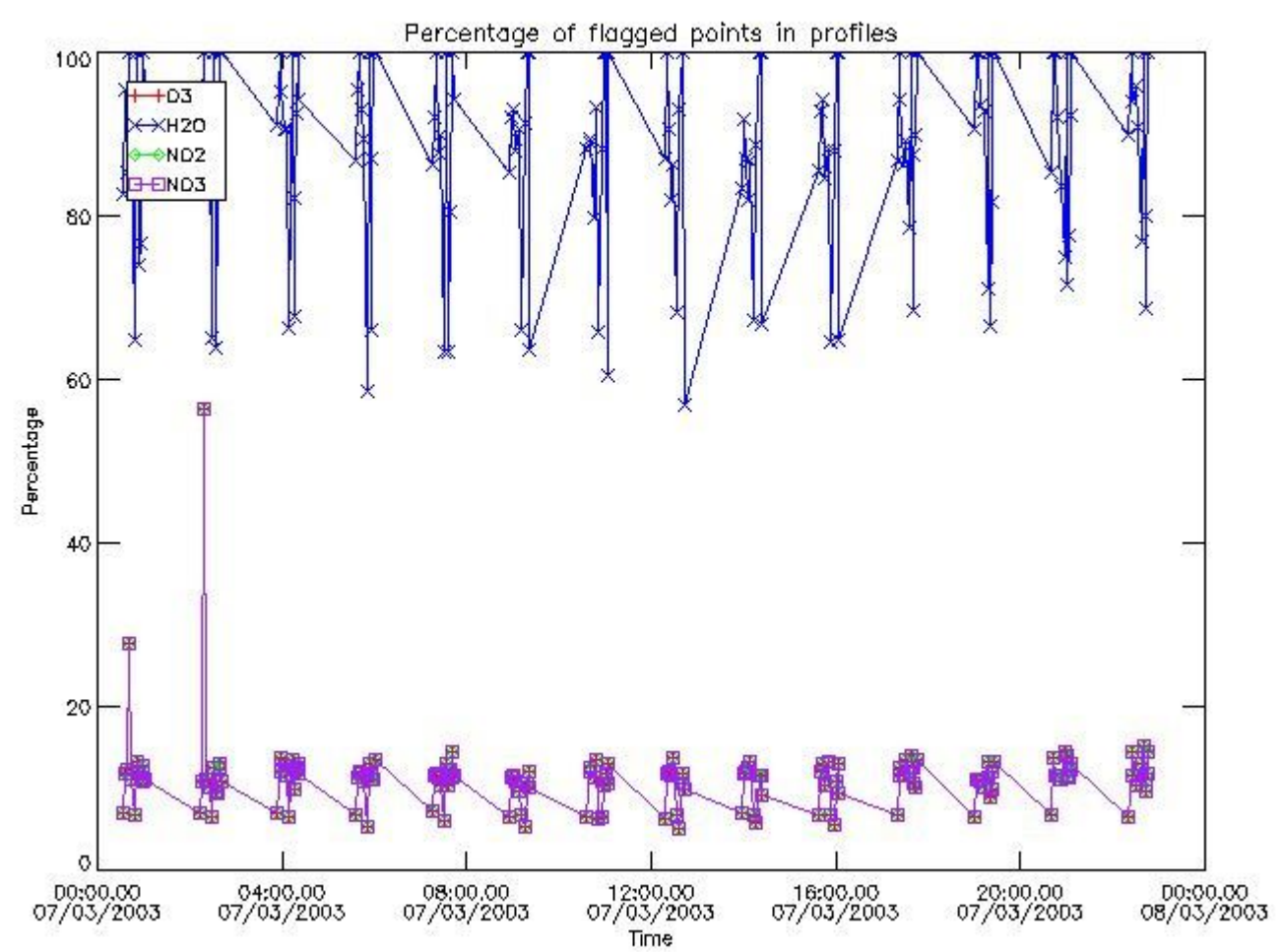
397	GOM_NL__2PRFIN20030307_192544_000000392014_00257_05321_5469.N1	07-MAR-2003 19:25:44	Dark	38.500	129	Del Cru	2.7930	26000.	77	5321	No
398	GOM_NL__2PRFIN20030307_192714_000000462014_00257_05321_5470.N1	07-MAR-2003 19:27:14	Straylight	45.500	64	Gam Cen	2.2000	10600.	91	5321	No
399	GOM_NL__2PRFIN20030307_192927_000000382014_00257_05321_5471.N1	07-MAR-2003 19:29:27	Straylight	38.000	91	Kap Vel	2.4900	26000.	76	5321	No
400	GOM_NL__2PRFIN20030307_193246_000000502014_00257_05321_5472.N1	07-MAR-2003 19:32:46	Straylight	50.000	65	Lam Vel	2.2040	4400.0	100	5321	No
401	GOM_NL__2PRFIN20030307_193538_000000652014_00257_05321_5473.N1	07-MAR-2003 19:35:38	Straylight	64.500	106	9Bet Crv	2.6480	5600.0	129	5321	No
402	GOM_NL__2PRFIN20030307_193819_000000622014_00257_05321_5474.N1	07-MAR-2003 19:38:19	Straylight	62.000	100	4Gam Crv	2.5800	13100.	124	5321	No
403	GOM_NL__2PRFIN20030307_194213_000000482014_00257_05321_5475.N1	07-MAR-2003 19:42:13	Twl_and_stray	47.500	48	30Alp Hya	1.9770	4100.0	95	5321	No
404	GOM_NL__2PRFIN20030307_194801_000000412014_00257_05321_5476.N1	07-MAR-2003 19:48:01	Bright	40.500	22	32Alp Leo	1.3600	15200.	81	5321	No
405	GOM_NL__2PRFIN20030307_195028_000000402014_00257_05321_5477.N1	07-MAR-2003 19:50:28	Bright	39.500	51	41Gam1Leo	2.0100	4500.0	79	5321	No
406	GOM_NL__2PRFIN20030307_195853_000000442014_00257_05321_5478.N1	07-MAR-2003 19:58:53	Bright	43.500	174	52Psi UMa	3.0040	4400.0	87	5321	No
407	GOM_NL__2PRFIN20030307_200151_000000412014_00257_05321_5479.N1	07-MAR-2003 20:01:51	Bright	40.500	82	48Bet UMa	2.3650	10600.	81	5321	No
408	GOM_NL__2PRFIN20030307_200316_000000402014_00257_05321_5480.N1	07-MAR-2003 20:03:16	Bright	40.000	36	50Alp UMa	1.8000	6300.0	80	5321	No
409	GOM_NL__2PRFIN20030307_200548_000000482014_00257_05321_5481.N1	07-MAR-2003 20:05:48	Bright	48.000	32	77Eps UMa	1.7630	11000.	96	5321	No
410	GOM_NL__2PRFIN20030307_201003_000000372014_00257_05321_5482.N1	07-MAR-2003 20:10:03	Bright	37.000	49	1Alp UMi	1.9900	6300.0	74	5321	No
411	GOM_NL__2PRFIN20030307_201458_000000482014_00257_05321_5483.N1	07-MAR-2003 20:14:58	Bright	47.500	119	14Eta Dra	2.7270	4700.0	95	5321	No
412	GOM_NL__2PRFIN20030307_201742_000000362014_00257_05321_5484.N1	07-MAR-2003 20:17:42	Bright	36.000	89	5Alp Cep	2.4510	8000.0	72	5321	No
413	GOM_NL__2PRFIN20030307_201938_000000472014_00257_05321_5485.N1	07-MAR-2003 20:19:38	Bright	46.500	130	23Bet Dra	2.7990	5800.0	93	5321	No
414	GOM_NL__2PRFIN20030307_202248_000000352014_00257_05321_5486.N1	07-MAR-2003 20:22:48	Bright	35.000	19	50Alp Cyg	1.2460	10500.	70	5321	No
415	GOM_NL__2PRFIN20030307_202422_000000372014_00257_05321_5487.N1	07-MAR-2003 20:24:22	Bright	37.000	66	37Gam Cyg	2.2080	5900.0	74	5321	No
416	GOM_NL__2PRFIN20030307_202558_000000362014_00257_05321_5488.N1	07-MAR-2003 20:25:58	Bright	35.500	92	53Eps Cyg	2.5000	4500.0	71	5321	No
417	GOM_NL__2PRFIN20030307_202909_000001102014_00257_05321_5489.N1	07-MAR-2003 20:29:09	Twl_and_stray	110.00	133	40Zet Her	2.8070	6000.0	220	5321	No
418	GOM_NL__2PRFIN20030307_203319_000000482014_00257_05321_5490.N1	07-MAR-2003 20:33:19	Bright	47.500	168	17Zet Aql	2.9860	11000.	95	5321	No
419	GOM_NL__2PRFIN20030307_203739_000000882014_00257_05321_5491.N1	07-MAR-2003 20:37:39	Straylight	87.500	59	55Alp Oph	2.0800	8900.0	175	5321	No
420	GOM_NL__2PRFIN20030307_204021_000000762014_00257_05321_5492.N1	07-MAR-2003 20:40:21	Dark	75.500	126	60Bet Oph	2.7700	4250.0	151	5321	No
421	GOM_NL__2PRFIN20030307_204321_000000412014_00257_05321_5493.N1	07-MAR-2003 20:43:21	Dark	41.000	155	41Pi Sgr	2.9000	6600.0	82	5321	No
422	GOM_NL__2PRFIN20030307_204516_000000442014_00257_05321_5494.N1	07-MAR-2003 20:45:16	Dark	44.000	57	34Sig Sgr	2.0660	26000.	88	5321	No
423	GOM_NL__2PRFIN20030307_204653_000000572014_00257_05321_5495.N1	07-MAR-2003 20:46:53	Dark	57.000	1014	Mars	0.0000	0.0000	114	5321	Yes
424	GOM_NL__2PRFIN20030307_204831_000000442014_00257_05321_5496.N1	07-MAR-2003 20:48:31	Dark	44.000	38	20Eps Sgr	1.8360	11000.	88	5321	No
425	GOM_NL__2PRFIN20030307_205230_000000462014_00257_05321_5497.N1	07-MAR-2003 20:52:30	Dark	46.000	40	The Sco	1.8590	7100.0	92	5321	No
426	GOM_NL__2PRFIN20030307_205745_000000392014_00258_05322_5465.N1	07-MAR-2003 20:57:45	Dark	38.500	43	Alp TrA	1.9100	4250.0	77	5322	No
427	GOM_NL__2PRFIN20030307_205959_000000372014_00258_05322_5466.N1	07-MAR-2003 20:59:59	Dark	36.500	145	Gam TrA	2.8720	10600.	73	5322	No
428	GOM_NL__2PRFIN20030307_210132_000000452014_00258_05322_5467.N1	07-MAR-2003 21:01:32	Dark	44.500	4	Alp1Cen	-0.010000	5800.0	89	5322	No
429	GOM_NL__2PRFIN20030307_210249_000000452014_00258_05322_5468.N1	07-MAR-2003 21:02:49	Dark	45.000	10	Bet Cen	0.61000	28000.	90	5322	No
430	GOM_NL__2PRFIN20030307_210508_000000462014_00258_05322_5469.N1	07-MAR-2003 21:05:08	Dark	45.500	12	Alp1Cru	0.77500	30000.	91	5322	No
431	GOM_NL__2PRFIN20030307_210620_000000402014_00258_05322_5470.N1	07-MAR-2003 21:06:20	Dark	39.500	129	Del Cru	2.7930	26000.	79	5322	No
432	GOM_NL__2PRFIN20030307_210751_000000482014_00258_05322_5471.N1	07-MAR-2003 21:07:51	Straylight	48.000	64	Gam Cen	2.2000	10600.	96	5322	No
433	GOM_NL__2PRFIN20030307_211003_000000402014_00258_05322_5472.N1	07-MAR-2003 21:10:03	Straylight	39.500	91	Kap Vel	2.4900	26000.	79	5322	No
434	GOM_NL__2PRFIN20030307_211322_000000432014_00258_05322_5473.N1	07-MAR-2003 21:13:22	Straylight	42.500	65	Lam Vel	2.2040	4400.0	85	5322	No
435	GOM_NL__2PRFIN20030307_211614_000000642014_00258_05322_5474.N1	07-MAR-2003 21:16:14	Straylight	64.000	106	9Bet Crv	2.6480	5600.0	128	5322	No
436	GOM_NL__2PRFIN20030307_211855_000000602014_00258_05322_5475.N1	07-MAR-2003 21:18:55	Straylight	60.000	100	4Gam Crv	2.5800	13100.	120	5322	No
437	GOM_NL__2PRFIN20030307_212249_000000452014_00258_05322_5476.N1	07-MAR-2003 21:22:49	Twl_and_stray	44.500	48	30Alp Hya	1.9770	4100.0	89	5322	No
438	GOM_NL__2PRFIN20030307_212837_000000392014_00258_05322_5477.N1	07-MAR-2003 21:28:37	Bright	39.000	22	32Alp Leo	1.3600	15200.	78	5322	No
439	GOM_NL__2PRFIN20030307_213104_000000422014_00258_05322_5478.N1	07-MAR-2003 21:31:04	Bright	41.500	51	41Gam1Leo	2.0100	4500.0	83	5322	No
440	GOM_NL__2PRFIN20030307_213928_000000432014_00258_05322_5479.N1	07-MAR-2003 21:39:28	Bright	42.500	174	52Psi UMa	3.0040	4400.0	85	5322	No
441	GOM_NL__2PRFIN20030307_214227_000000402014_00258_05322_5480.N1	07-MAR-2003 21:42:27	Bright	39.500	82	48Bet UMa	2.3650	10600.	79	5322	No
442	GOM_NL__2PRFIN20030307_214352_000000432014_00258_05322_5481.N1	07-MAR-2003 21:43:52	Bright	43.000	36	50Alp UMa	1.8000	6300.0	86	5322	No
443	GOM_NL__2PRFIN20030307_214623_000000482014_00258_05322_5482.N1	07-MAR-2003 21:46:23	Bright	48.000	32	77Eps UMa	1.7630	11000.	96	5322	No
444	GOM_NL__2PRFIN20030307_215039_000000332014_00258_05322_5483.N1	07-MAR-2003 21:50:39	Bright	33.000	49	1Alp UMi	1.9900	6300.0	66	5322	No
445	GOM_NL__2PRFIN20030307_215534_000000492014_00258_05322_5484.N1	07-MAR-2003 21:55:34	Bright	48.500	119	14Eta Dra	2.7270	4700.0	97	5322	No
446	GOM_NL__2PRFIN20030307_215819_000000342014_00258_05322_5485.N1	07-MAR-2003 21:58:19	Bright	33.500	89	5Alp Cep	2.4510	8000.0	67	5322	No
447	GOM_NL__2PRFIN20030307_220014_000000502014_00258_05322_5486.N1	07-MAR-2003 22:00:14	Bright	49.500	130	23Bet Dra	2.7990	5800.0	99	5322	No
448	GOM_NL__2PRFIN20030307_220324_000000372014_00258_05322_5487.N1	07-MAR-2003 22:03:24	Bright	37.000	19	50Alp Cyg	1.2460	10500.	74	5322	No
449	GOM_NL__2PRFIN20030307_220458_000000352014_00258_05322_5488.N1	07-MAR-2003 22:04:58	Bright	34.500	66	37Gam Cyg	2.2080	5900.0	69	5322	No
450	GOM_NL__2PRFIN20030307_220634_000000362014_00258_05322_5489.N1	07-MAR-2003 22:06:34	Bright	36.000	92	53Eps Cyg	2.5000	4500.0	72	5322	No
451	GOM_NL__2PRFIN20030307_220945_000001132014_00258_05322_5490.N1	07-MAR-2003 22:09:45	Twl_and_stray	113.00	133	40Zet Her	2.8070	6000.0	226	5322	No
452	GOM_NL__2PRFIN20030307_221355_000000492014_00258_05322_5491.N1	07-MAR-2003 22:13:55	Bright	48.500	168	17Zet Aql	2.9860	11000.	97	5322	No
453	GOM_NL__2PRFIN20030307_221817_000000792014_00258_05322_5492.N1	07-MAR-2003 22:18:17	Straylight	79.000	59	55Alp Oph	2.0800	8900.0	158	5322	No
454	GOM_NL__2PRFIN20030307_222058_000000802014_00258_05322_5493.N1	07-MAR-2003 22:20:58	Dark	79.500	126	60Bet Oph	2.7700	4250.0	159	5322	No
455	GOM_NL__2PRFIN20030307_222358_000000442014_00258_05322_5494.N1	07-MAR-2003 22:23:58	Dark	44.000	155	41Pi Sgr	2.9000	6600.0	88	5322	No

456	GOM_NL__2PRFIN20030307_222552_000000422014_00258_05322_5495.N1	07-MAR-2003 22:25:52	Dark	42.000	57	34Sig Sgr	2.0660	26000.	84	5322	No
457	GOM_NL__2PRFIN20030307_222729_000000652014_00258_05322_5496.N1	07-MAR-2003 22:27:29	Dark	65.000	1014	Mars	0.0000	0.0000	130	5322	Yes
458	GOM_NL__2PRFIN20030307_222908_000000492014_00258_05322_5497.N1	07-MAR-2003 22:29:08	Dark	49.000	38	20Eps Sgr	1.8360	11000.	98	5322	No
459	GOM_NL__2PRFIN20030307_223306_000000452014_00258_05322_5498.N1	07-MAR-2003 22:33:06	Dark	44.500	40	The Sco	1.8590	7100.0	89	5322	No
460	GOM_NL__2PRFIN20030307_223821_000000402014_00259_05323_5465.N1	07-MAR-2003 22:38:21	Dark	39.500	43	Alp TrA	1.9100	4250.0	79	5323	No
461	GOM_NL__2PRFIN20030307_224036_000000372014_00259_05323_5466.N1	07-MAR-2003 22:40:36	Dark	37.000	145	Gam TrA	2.8720	10600.	74	5323	No
462	GOM_NL__2PRFIN20030307_224208_000000532014_00259_05323_5467.N1	07-MAR-2003 22:42:08	Dark	53.000	4	Alp1Cen	-0.010000	5800.0	106	5323	No
463	GOM_NL__2PRFIN20030307_224326_000000462014_00259_05323_5468.N1	07-MAR-2003 22:43:26	Dark	45.500	10	Bet Cen	0.61000	28000.	91	5323	No
464	GOM_NL__2PRFIN20030307_224544_000000442014_00259_05323_5469.N1	07-MAR-2003 22:45:44	Dark	43.500	12	Alp1Cru	0.77500	30000.	87	5323	No
465	GOM_NL__2PRFIN20030307_224656_000000392014_00259_05323_5470.N1	07-MAR-2003 22:46:56	Dark	39.000	129	Del Cru	2.7930	26000.	78	5323	No
466	GOM_NL__2PRFIN20030307_224827_000000462014_00259_05323_5471.N1	07-MAR-2003 22:48:27	Straylight	45.500	64	Gam Cen	2.2000	10600.	91	5323	No
467	GOM_NL__2PRFIN20030307_225039_000000402014_00259_05323_5472.N1	07-MAR-2003 22:50:39	Straylight	39.500	91	Kap Vel	2.4900	26000.	79	5323	No
468	GOM_NL__2PRFIN20030307_225358_000000422014_00259_05323_5473.N1	07-MAR-2003 22:53:58	Straylight	41.500	65	Lam Vel	2.2040	4400.0	83	5323	No
469	GOM_NL__2PRFIN20030307_225650_000000662014_00259_05323_5474.N1	07-MAR-2003 22:56:50	Straylight	65.500	106	9Bet Crv	2.6480	5600.0	131	5323	No
470	GOM_NL__2PRFIN20030307_225931_000000552014_00259_05323_5475.N1	07-MAR-2003 22:59:31	Straylight	55.000	100	4Gam Crv	2.5800	13100.	110	5323	No
471	GOM_NL__2PRFIN20030307_230325_000000462014_00259_05323_5476.N1	07-MAR-2003 23:03:25	Twl_and_stray	46.000	48	30Alp Hya	1.9770	4100.0	92	5323	No
472	GOM_NL__2PRFIN20030307_230913_000000422014_00259_05323_5477.N1	07-MAR-2003 23:09:13	Bright	41.500	22	32Alp Leo	1.3600	15200.	83	5323	No
473	GOM_NL__2PRFIN20030307_231139_000000402014_00259_05323_5478.N1	07-MAR-2003 23:11:39	Bright	40.000	51	41Gam1Leo	2.0100	4500.0	80	5323	No
474	GOM_NL__2PRFIN20030307_232004_000000422014_00259_05323_5479.N1	07-MAR-2003 23:20:04	Bright	42.000	174	52Psi UMa	3.0040	4400.0	84	5323	No
475	GOM_NL__2PRFIN20030307_232303_000000402014_00259_05323_5480.N1	07-MAR-2003 23:23:03	Bright	40.000	82	48Bet UMa	2.3650	10600.	80	5323	No
476	GOM_NL__2PRFIN20030307_232427_000000402014_00259_05323_5481.N1	07-MAR-2003 23:24:27	Bright	40.000	36	50Alp UMa	1.8000	6300.0	80	5323	No
477	GOM_NL__2PRFIN20030307_232659_000000492014_00259_05323_5482.N1	07-MAR-2003 23:26:59	Bright	48.500	32	77Eps UMa	1.7630	11000.	97	5323	No
478	GOM_NL__2PRFIN20030307_233115_000000362014_00259_05323_5483.N1	07-MAR-2003 23:31:15	Bright	36.000	49	1Alp UMi	1.9900	6300.0	72	5323	No
479	GOM_NL__2PRFIN20030307_233609_000000472014_00259_05323_5484.N1	07-MAR-2003 23:36:09	Bright	47.000	119	14Eta Dra	2.7270	4700.0	94	5323	No
480	GOM_NL__2PRFIN20030307_233854_000000372014_00259_05323_5485.N1	07-MAR-2003 23:38:54	Bright	36.500	89	5Alp Cep	2.4510	8000.0	73	5323	No
481	GOM_NL__2PRFIN20030307_234049_000000492014_00259_05323_5486.N1	07-MAR-2003 23:40:49	Bright	48.500	130	23Bet Dra	2.7990	5800.0	97	5323	No
482	GOM_NL__2PRFIN20030307_234400_000000362014_00259_05323_5487.N1	07-MAR-2003 23:44:00	Bright	35.500	19	50Alp Cyg	1.2460	10500.	71	5323	No
483	GOM_NL__2PRFIN20030307_234534_000000352014_00259_05323_5488.N1	07-MAR-2003 23:45:34	Bright	34.500	66	37Gam Cyg	2.2080	5900.0	69	5323	No
484	GOM_NL__2PRFIN20030307_234710_000000352014_00259_05323_5489.N1	07-MAR-2003 23:47:10	Bright	34.500	92	53Eps Cyg	2.5000	4500.0	69	5323	No
485	GOM_NL__2PRFIN20030307_235021_000001142014_00259_05323_5490.N1	07-MAR-2003 23:50:21	Twl_and_stray	113.50	133	40Zet Her	2.8070	6000.0	227	5323	No
486	GOM_NL__2PRFIN20030307_235432_000000472014_00259_05323_5491.N1	07-MAR-2003 23:54:32	Bright	47.000	168	17Zet Aql	2.9860	11000.	94	5323	No
487	GOM_NL__2PRFIN20030307_235854_000000842014_00259_05323_5492.N1	07-MAR-2003 23:58:54	Straylight	84.000	59	55Alp Oph	2.0800	8900.0	168	5323	No

3. Quality information per product

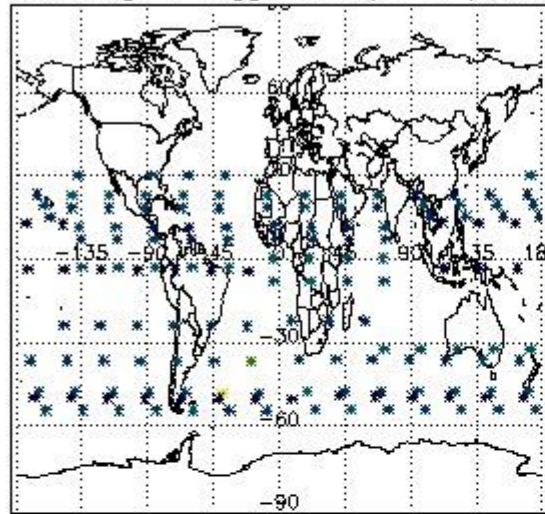
In this section it is plotted some information contained in the Quality Summary data set of the level 2 products. Only products in dark limb conditions and without errors (error flag in the MPH set to "0") are used.

3.1 Plot quality information per product (time dependant)

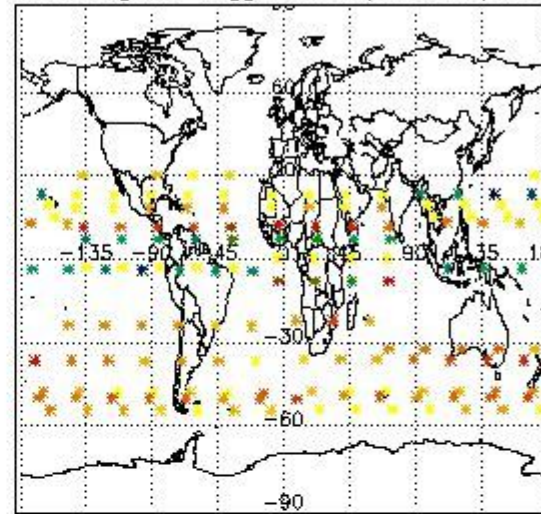


3.2 Plot quality information per product (world map)

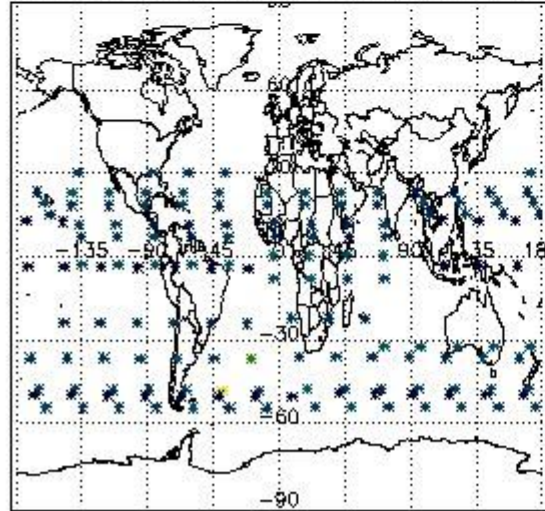
Percentage of flagged data per O3 profile




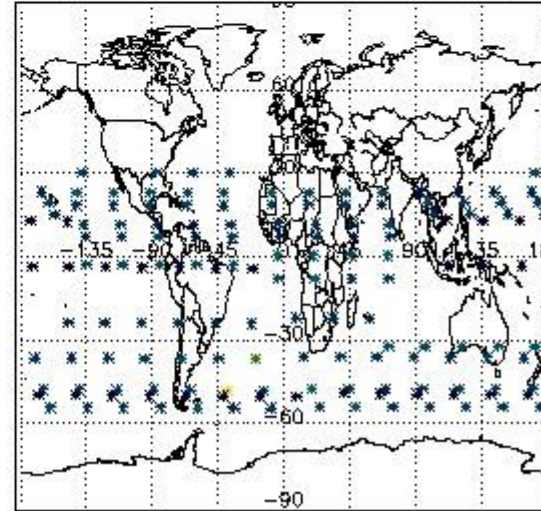
Percentage of flagged data per H2O profile



Percentage of flagged data per NO2 profile



Percentage of flagged data per NO3 profile

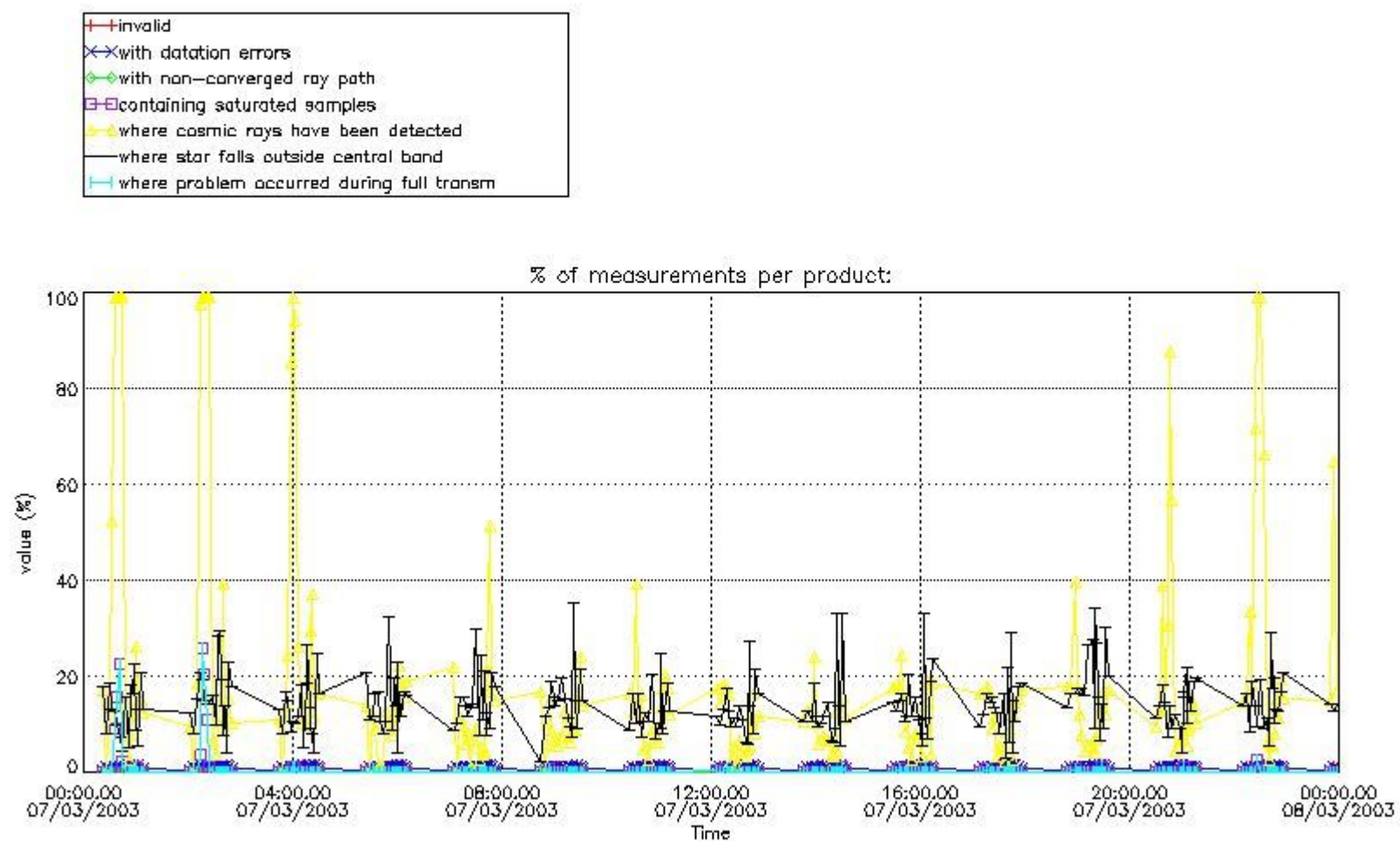


4. Level 1 quality information per product

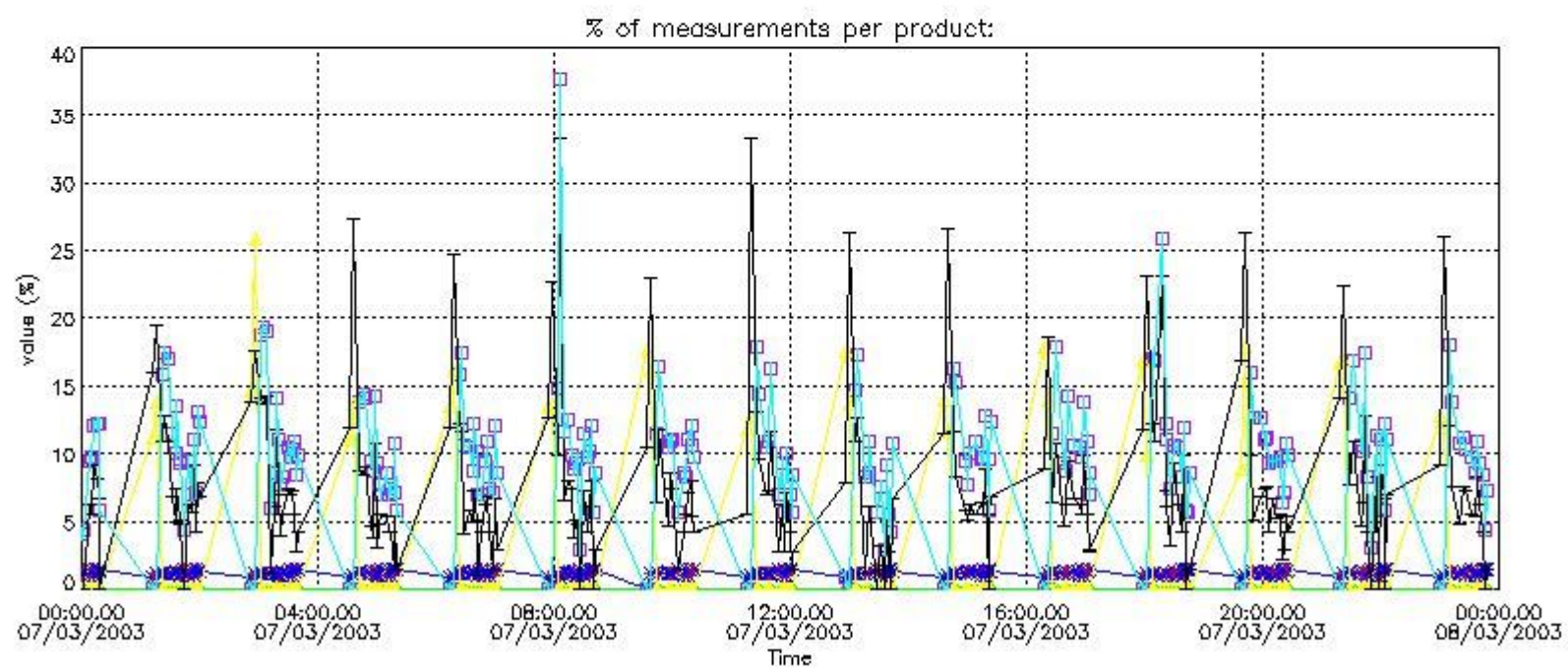
In this section it is plotted some information contained in the Quality Summary data set of the level 2 products that comes from the level 1b processing. Products without errors (error flag in the MPH set to "0") are used.

4.1 Plot quality information per product (time dependant) coming from level 1b processing

4.1.1 Plot level 1 quality information per product (time dependant): ENVISAT ASCENDING passes



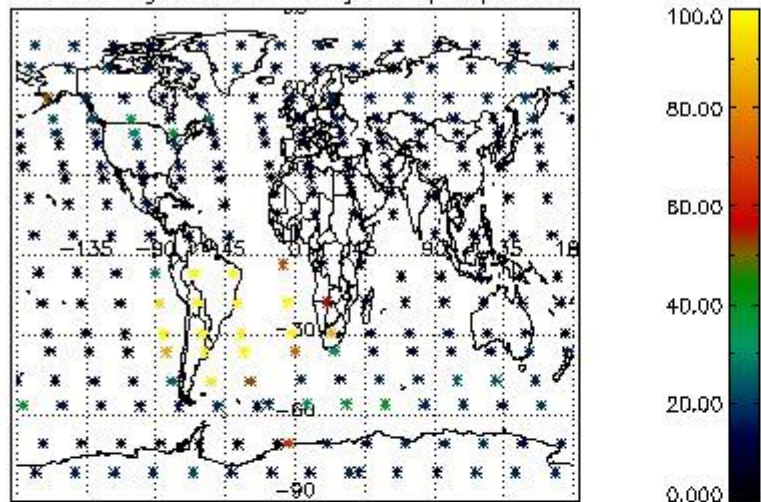
4.1.2 Plot level 1 quality information per product (time dependant): ENVI SAT DESCENDING passes



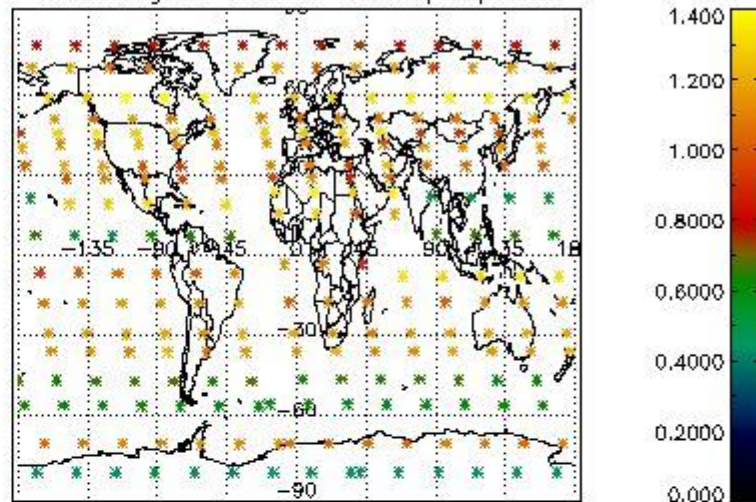
4.2 Plot quality information per product coming from level 1b processing (world map)

4.2.1 Plot level 1 quality information per product (world map): ENVISAT ASCENDING passes

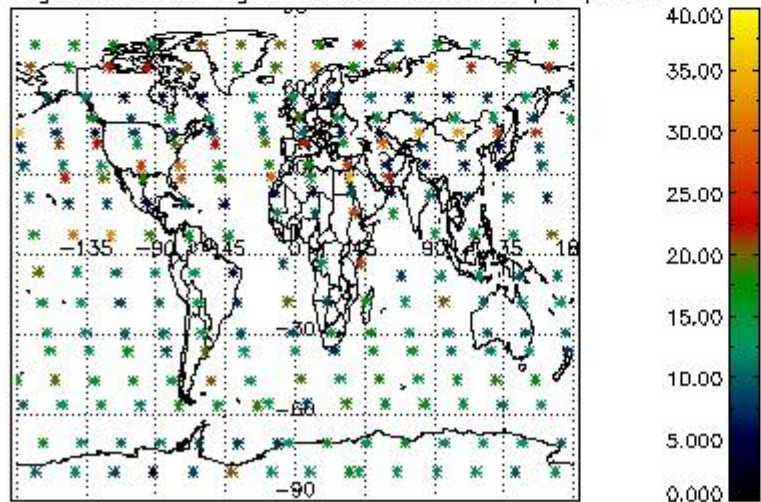
Percentage of cosmic ray hits per profile



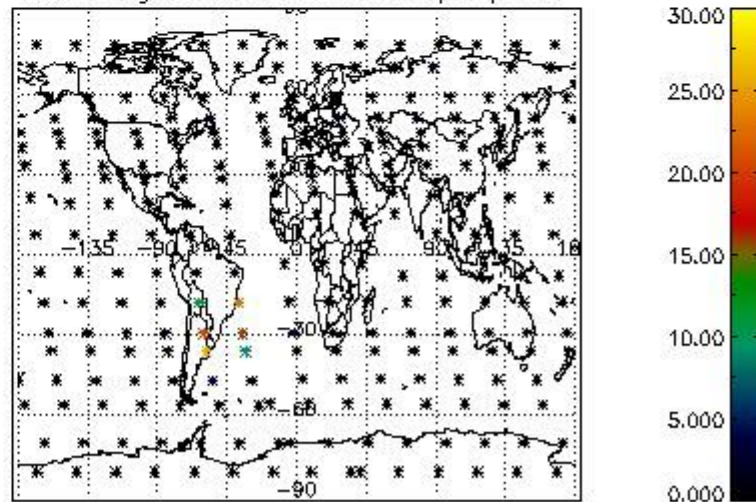
Percentage of datation errors per profile



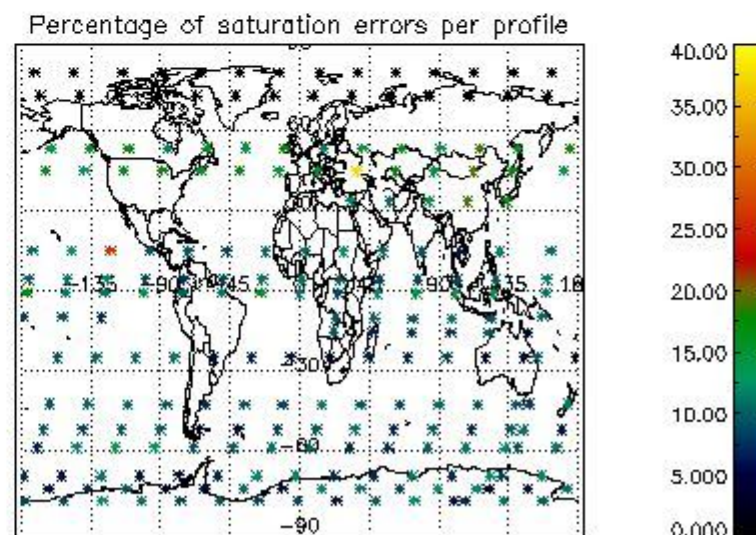
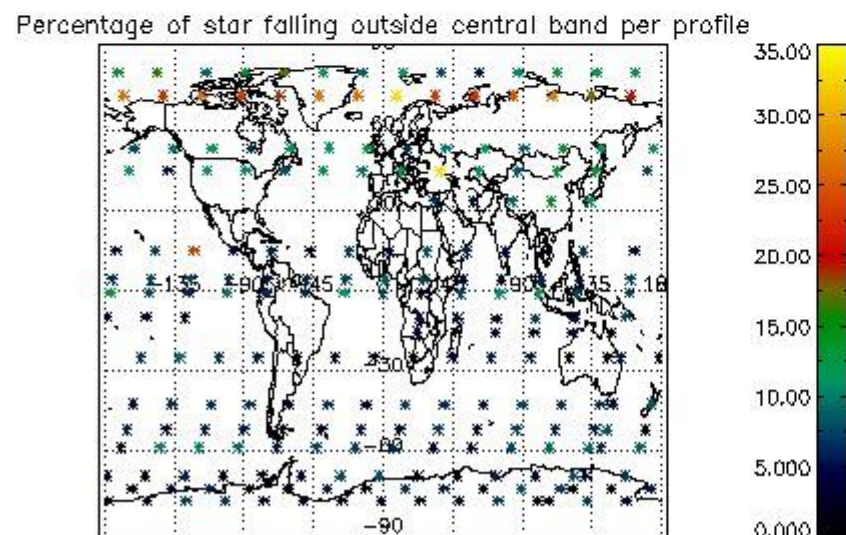
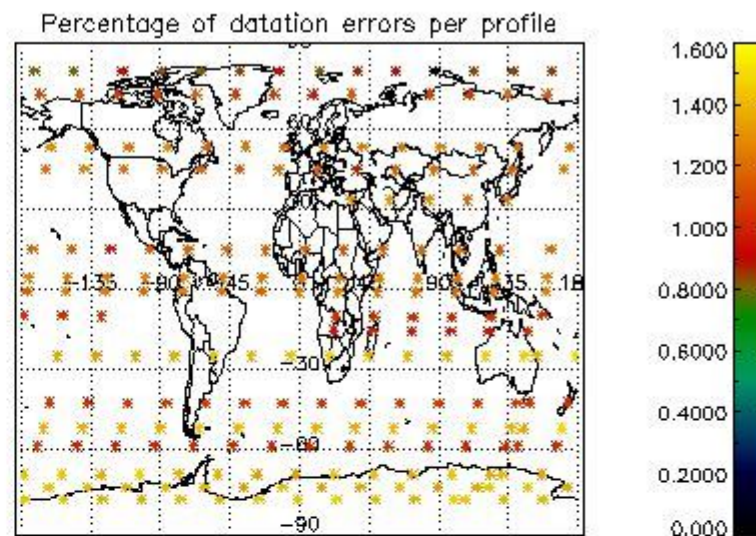
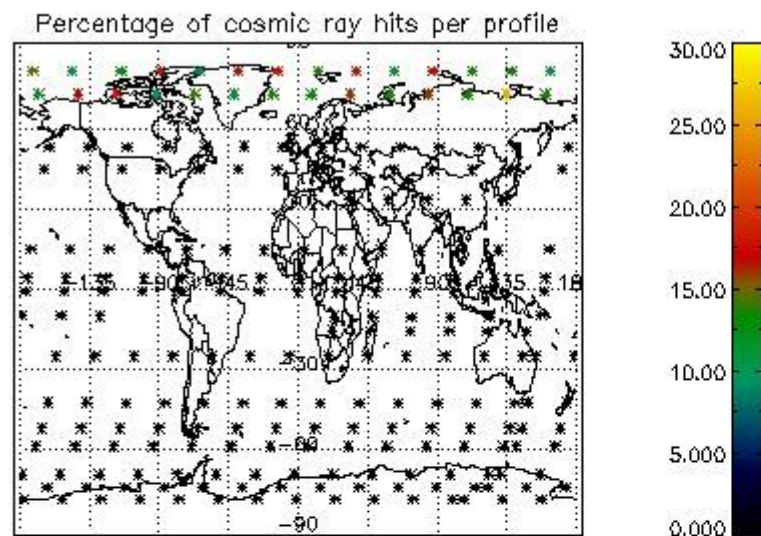
Percentage of star falling outside central band per profile



Percentage of saturation errors per profile



4.2.2 Plot level 1 quality information per product (world map): ENVISAT DESCENDING passes



5. Trace gas profiles

5.1 Ozone statistics based on quality of products

The final quality of the products can be "measured" using the STD (Standard Deviation) attached to every point profile. This information is written to the parameter GOM_NL__2P/NL_LOCAL_SPECIES_DENSITY/o3_std of the level 2 products. The table below shows the statistics for given STD ranges.

The statistics are given with respect to the overall valid production:

- Products without fatal errors: GOM_NL__2P/MPH/PRODUCT_ERR=0
- Valid point profile: GOM_NL__2P/NL_LOCAL_SPECIES_DENSITY/pcd(0)=0

The 'Criteria' is applied to valid points of dark limb products:

- Products in dark limb illumination condition: GOM_NL__2P/NL_SUMMARY_QUALITY/obs_ill_cond=0
- Products without fatal errors: GOM_NL__2P/MPH/PRODUCT_ERR=0
- Valid point profile: GOM_NL__2P/NL_LOCAL_SPECIES_DENSITY/pcd(0)=0

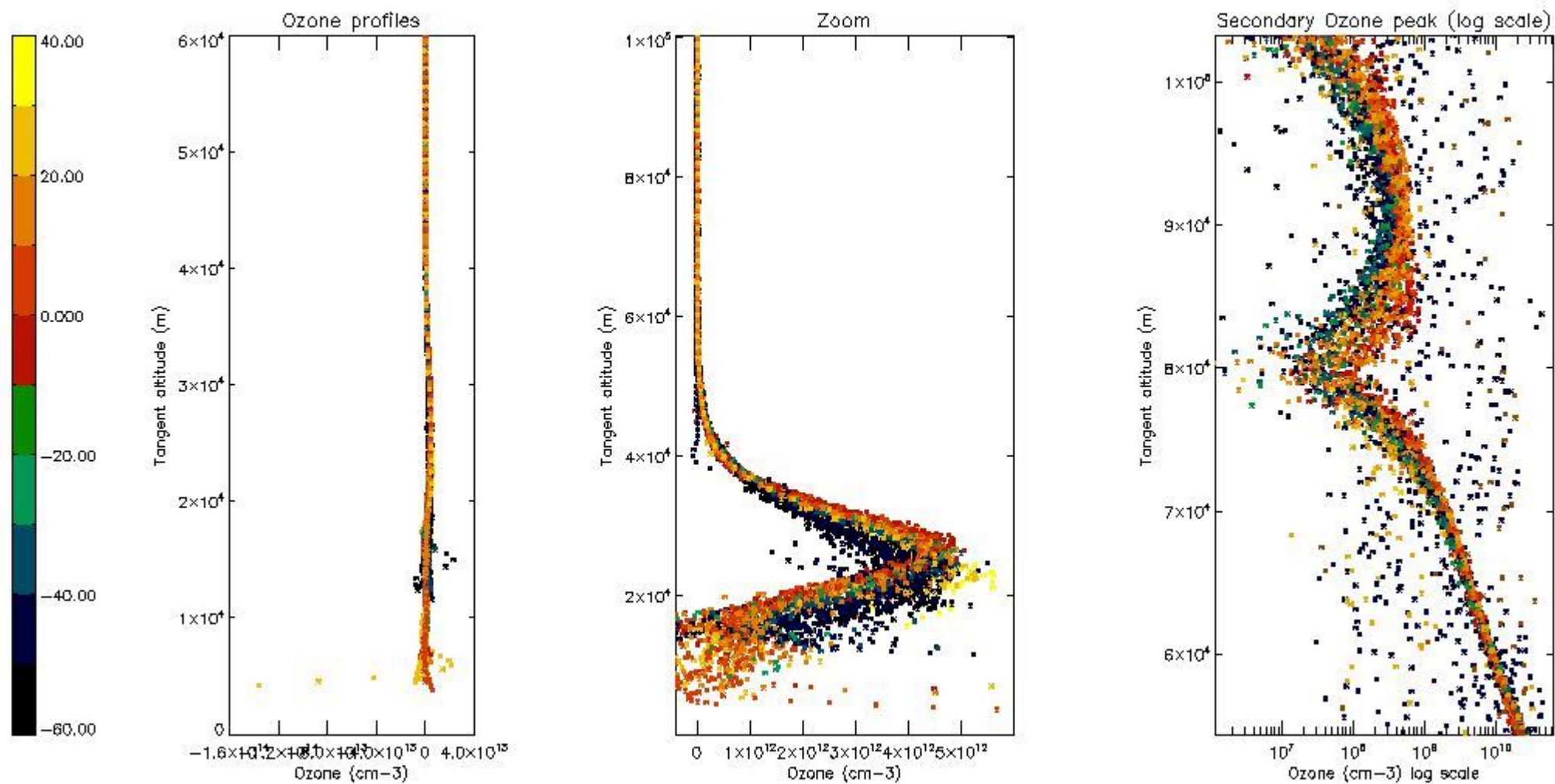
So, the table below shows the percentage of dark limb and valid observations for each criteria with respect to the overall valid daily observations.

Criteria	% of total production
All STD	34
STD < 20	21

STD < 10	18
STD < 5	12

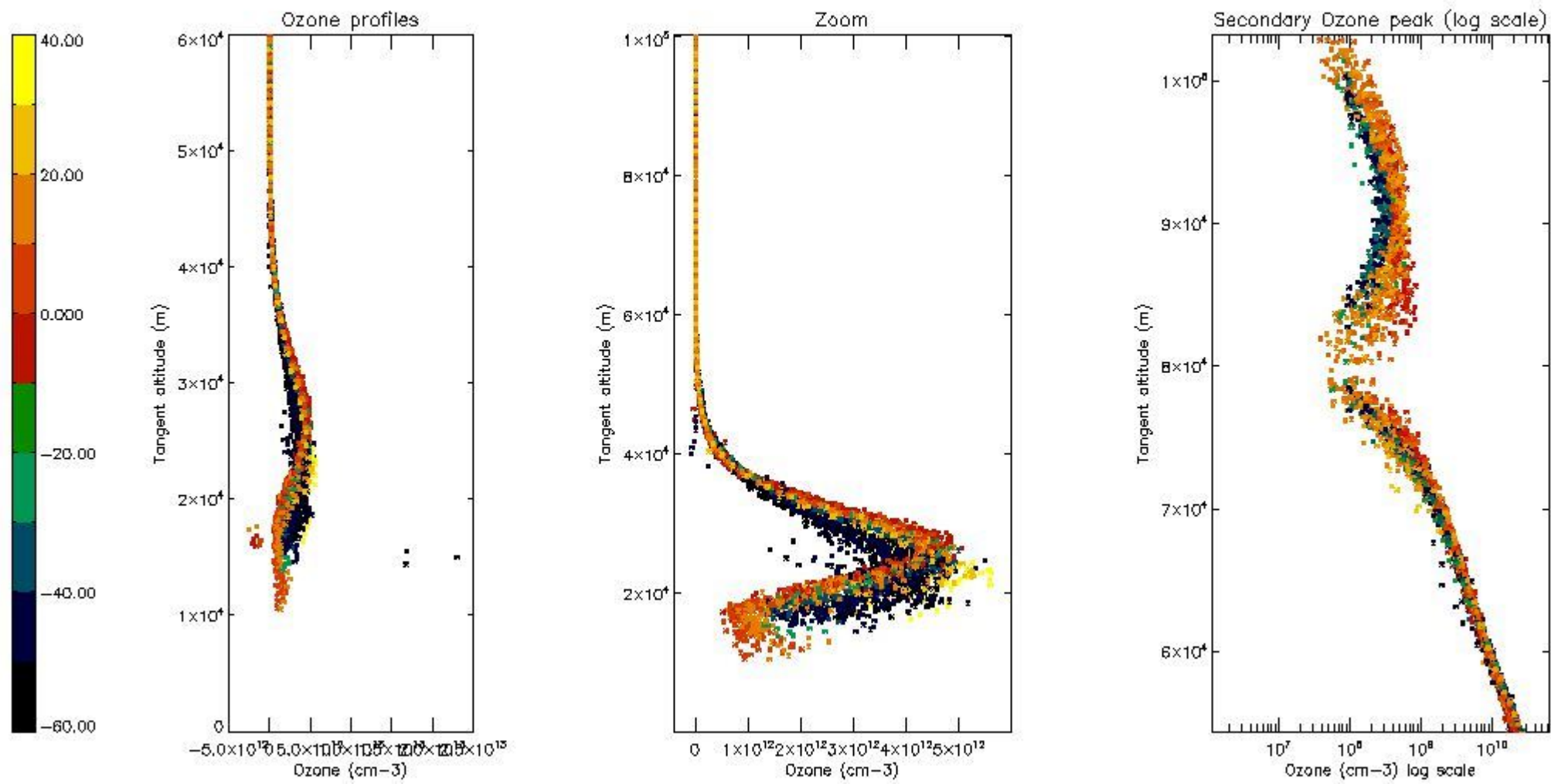
5.2 Plot ozone profiles for all STD (dark without errors)

The colorbar represents the latitude.



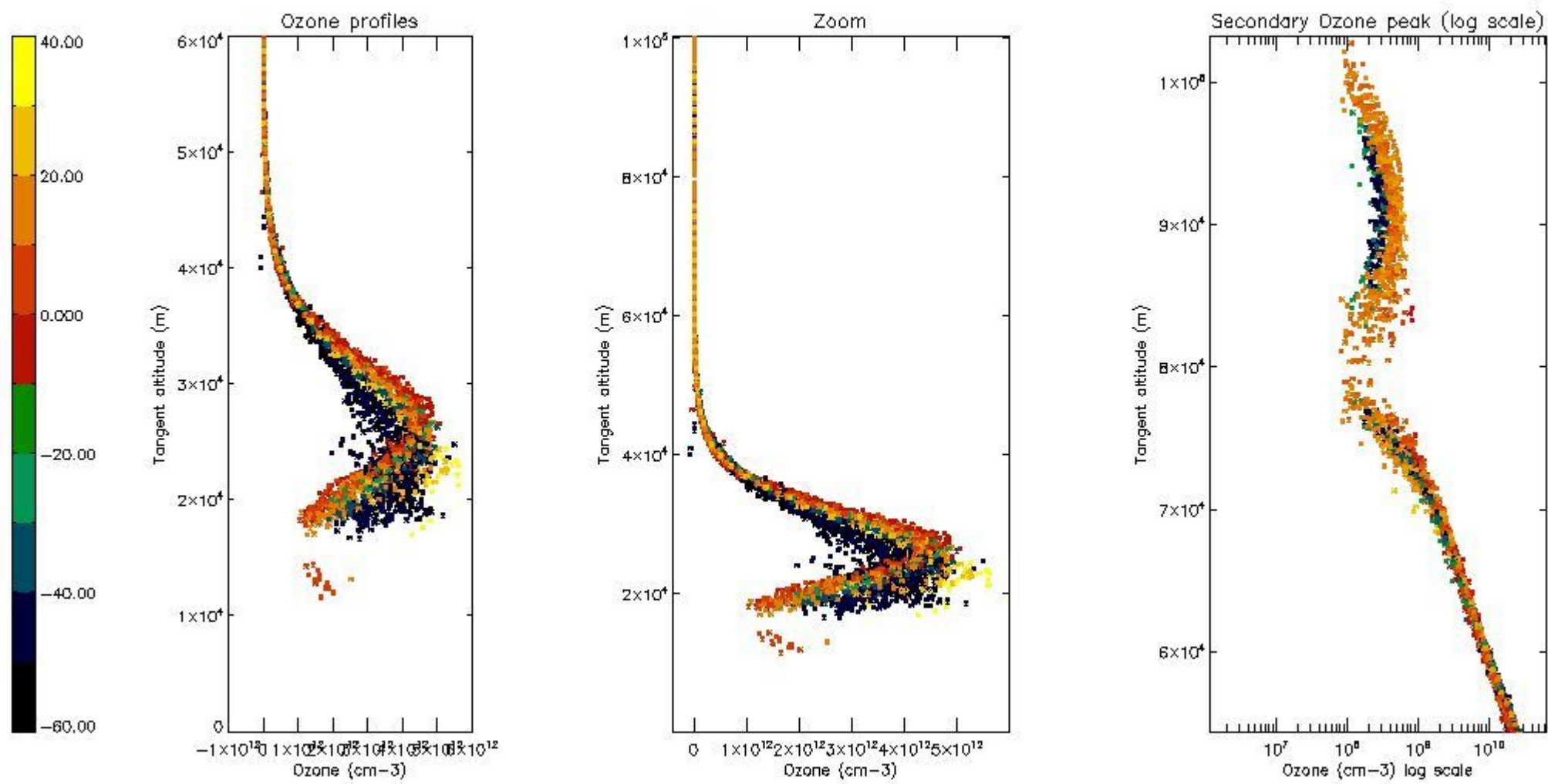
5.3 Plot ozone profiles where STD < 20% (dark without errors)

The colorbar represents the latitude.



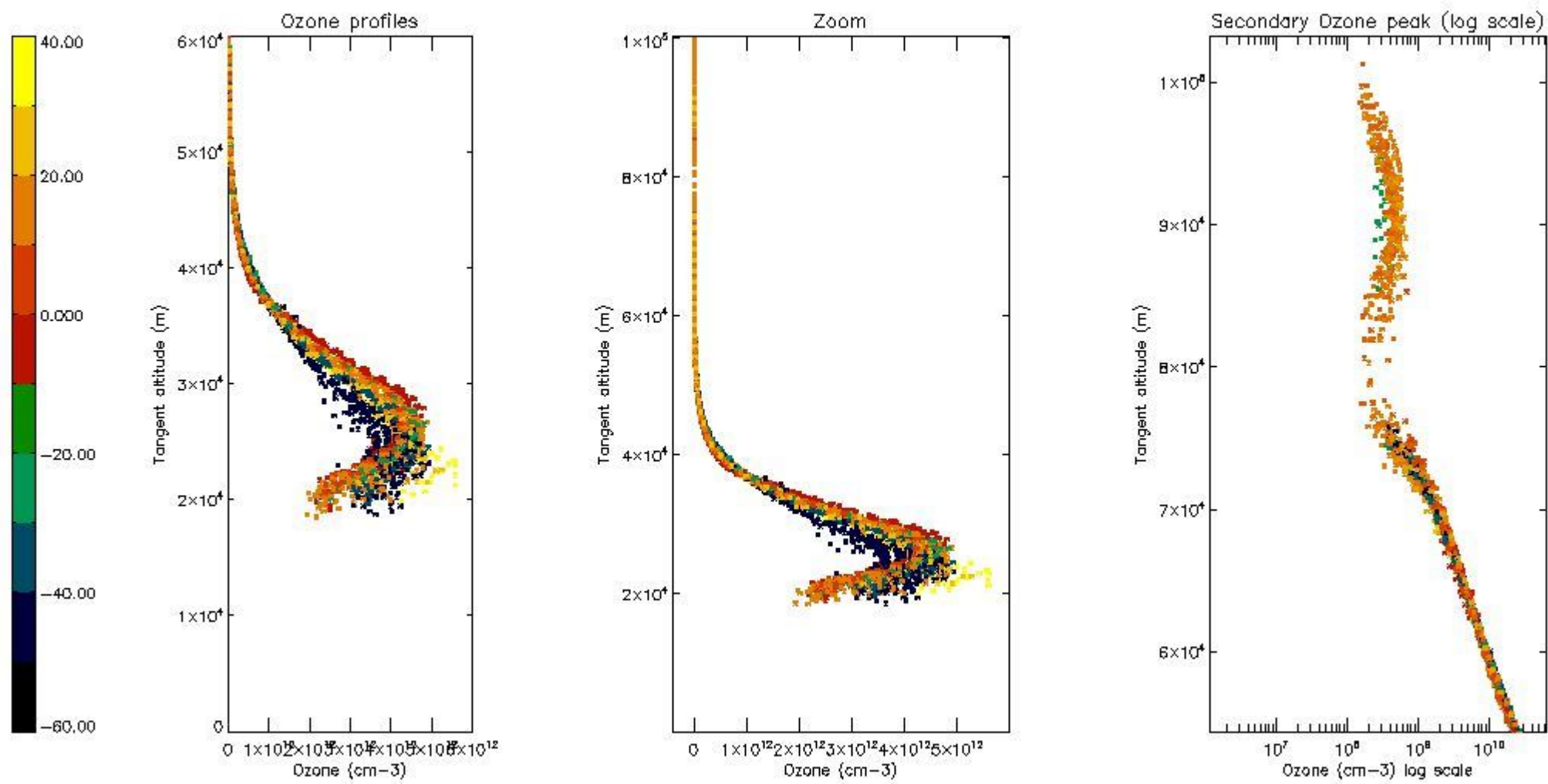
5.4 Plot ozone profiles where $STD < 10\%$ (dark without errors)

The colorbar represents the latitude.



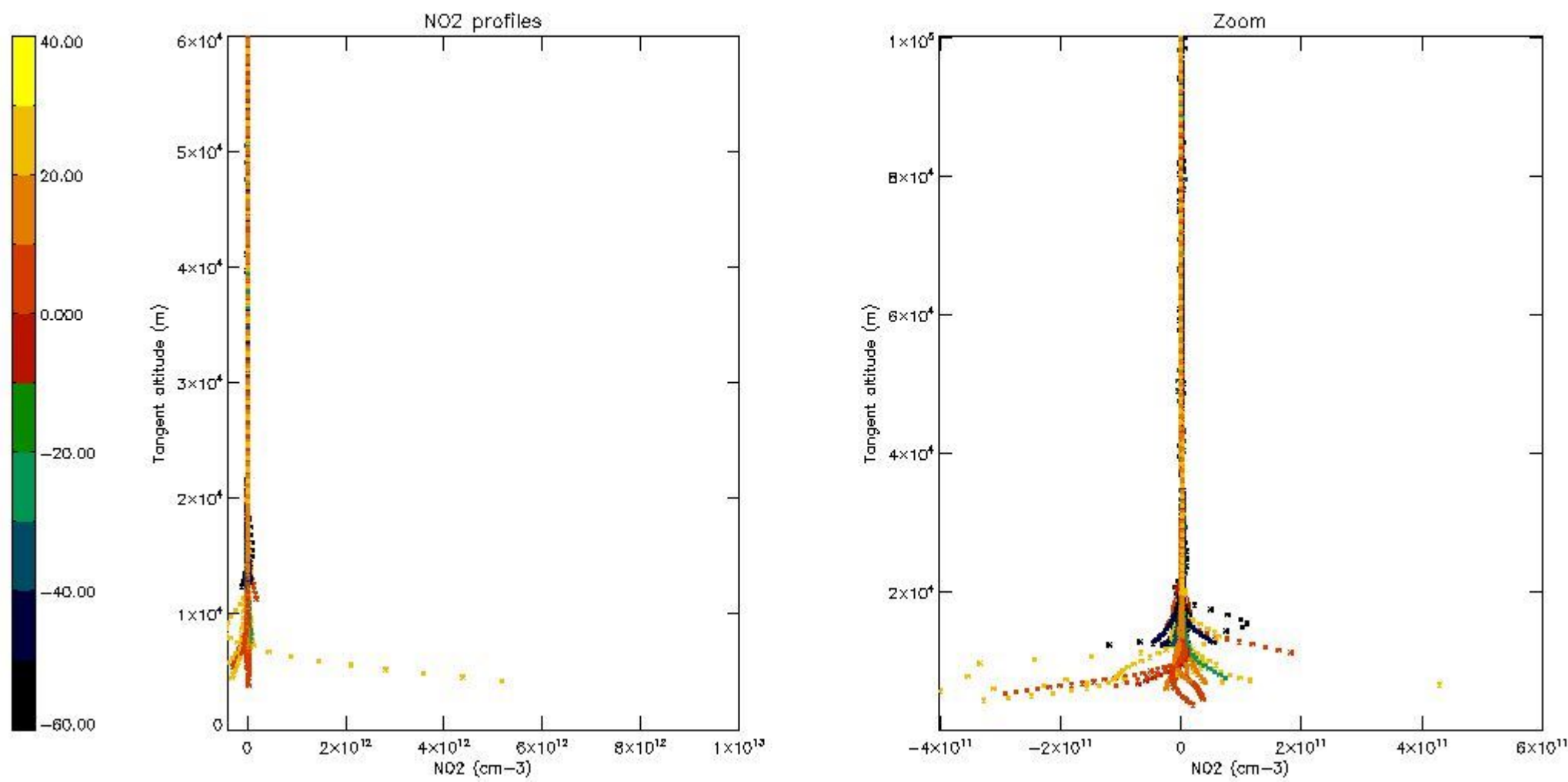
5.5 Plot ozone profiles where STD < 5% (dark without errors)

The colorbar represents the latitude.



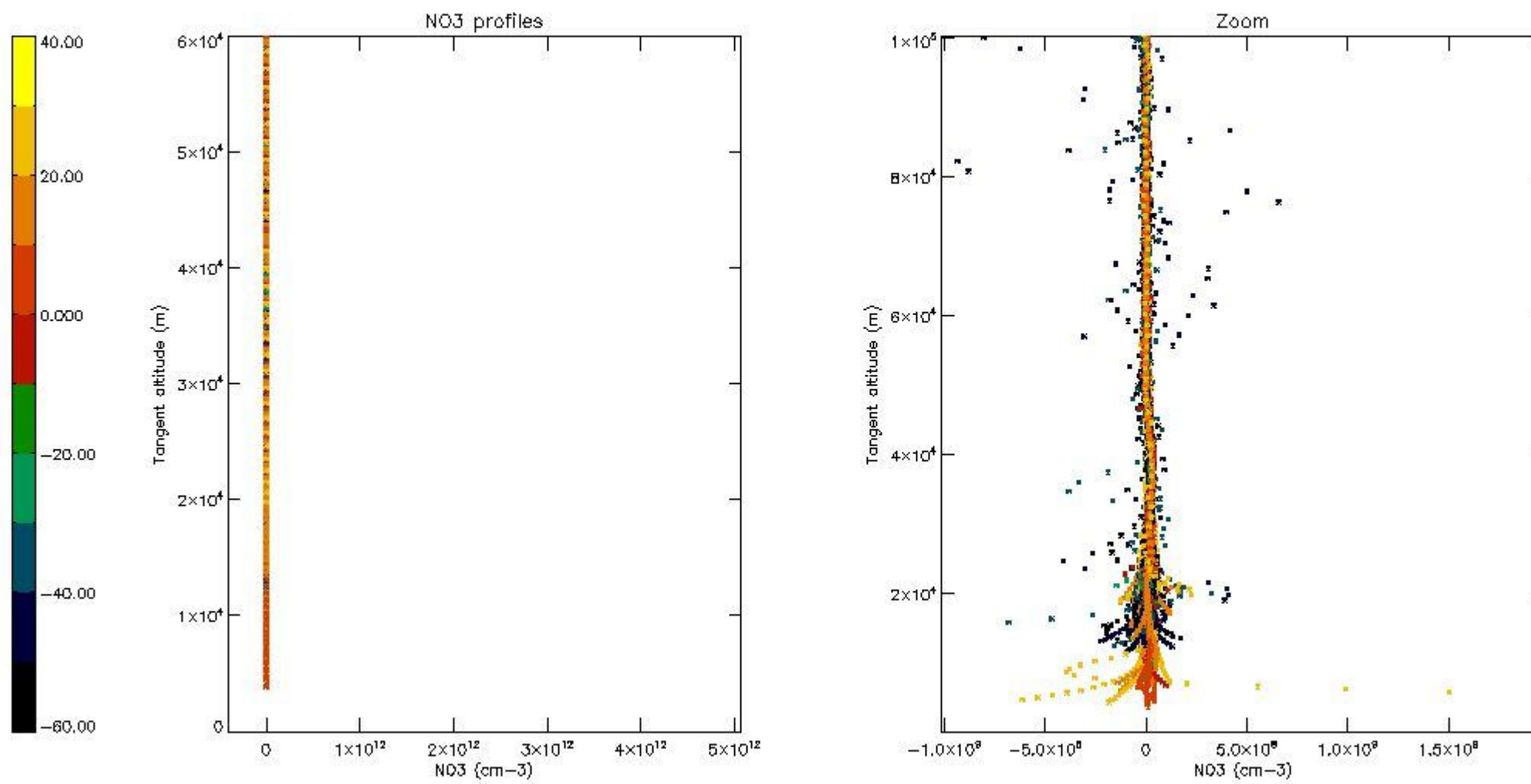
5.6 Plot NO₂ profiles for all STD (dark without errors)

The colorbar represents the latitude.



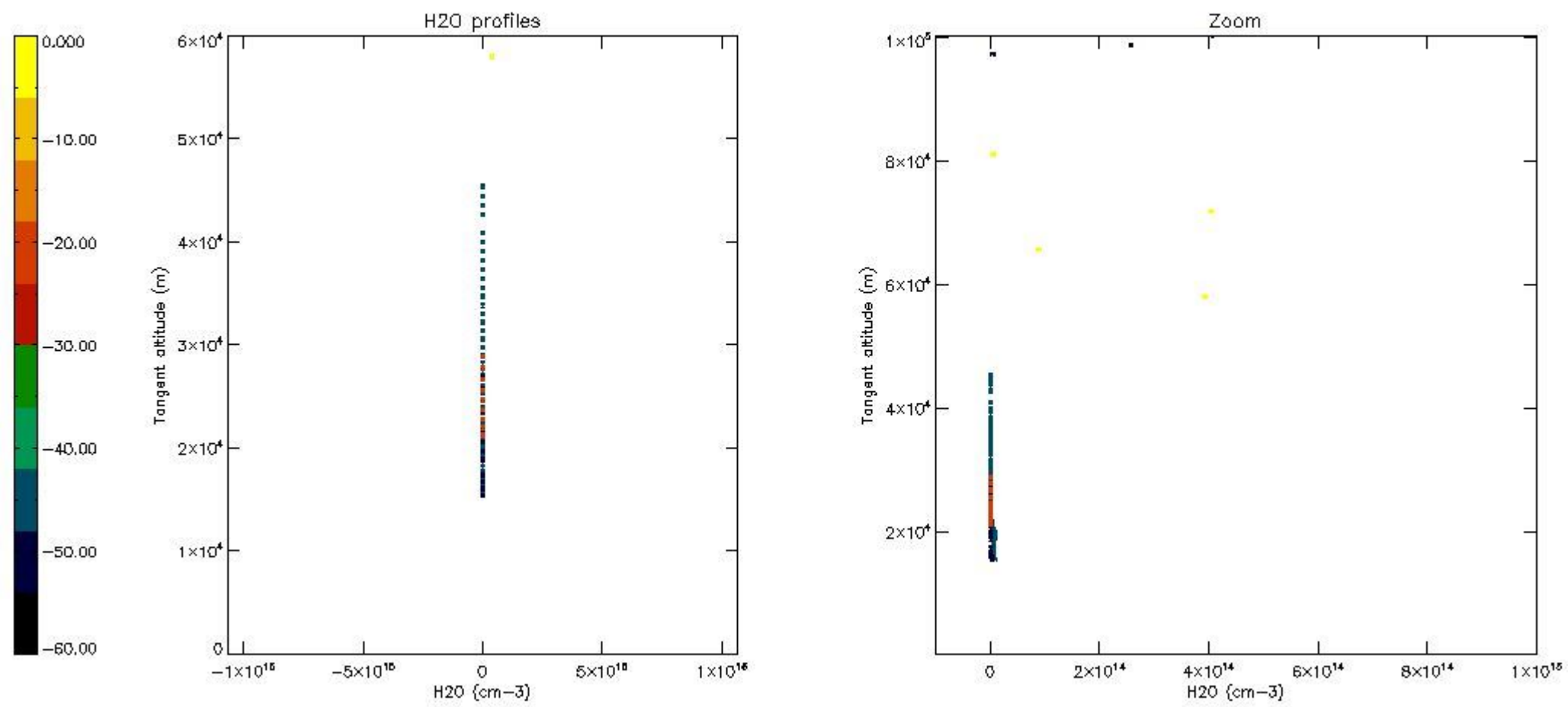
5.7 Plot NO3 profiles for all STD (dark without errors)

The colorbar represents the latitude.



5.8 Plot H2O profiles for all STD (only for occultations of stars 1,2,3,4,13,14,16,26,63 dark without errors)

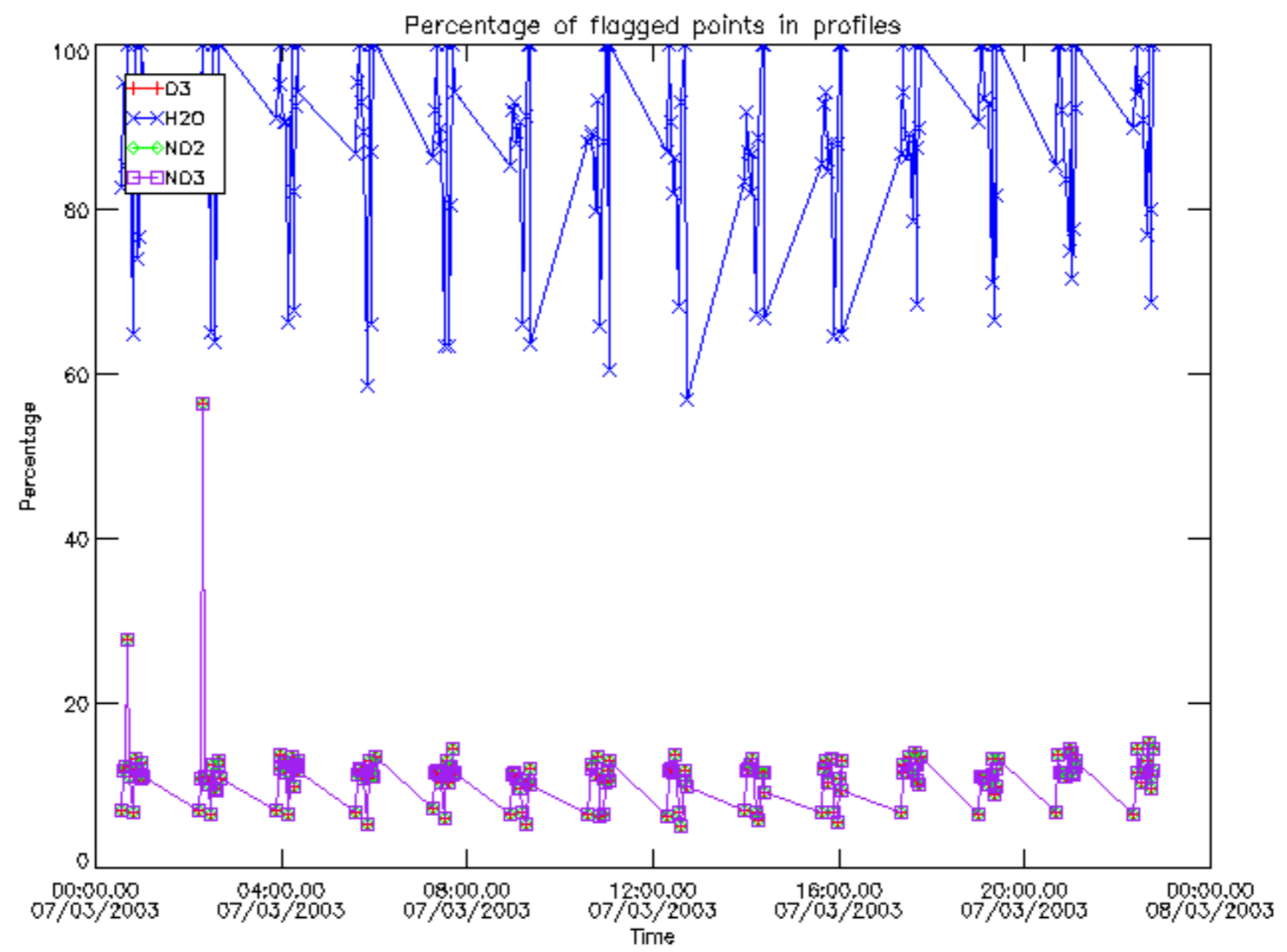
The colorbar represents the latitude.



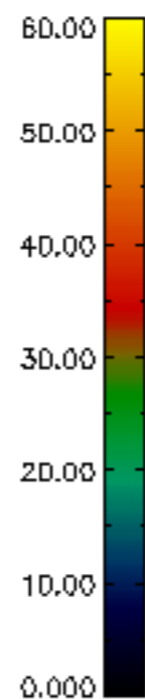
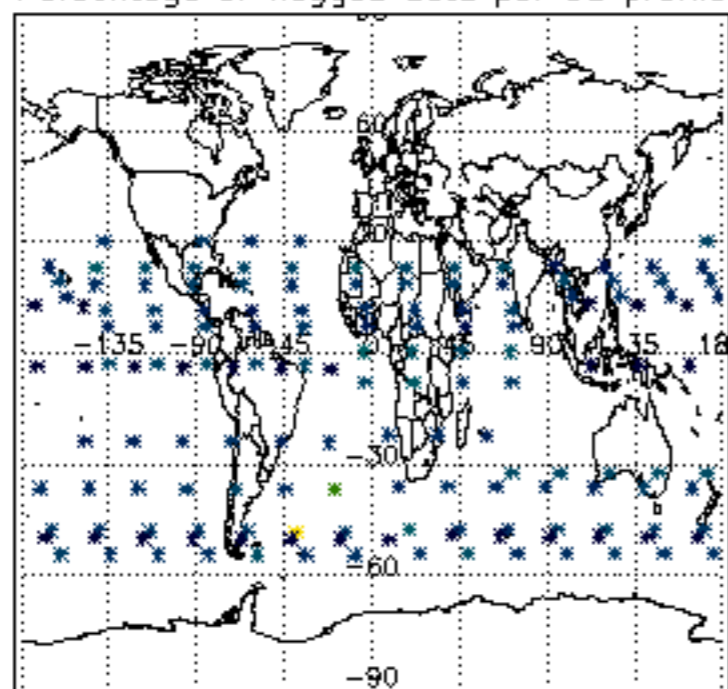
6. Auxiliary Data Files used for the production reported in section 2

The number reported in the third column indicates since which file (see list in section 2) the corresponding auxiliary file has been used. The fourth column is the date of those product files.

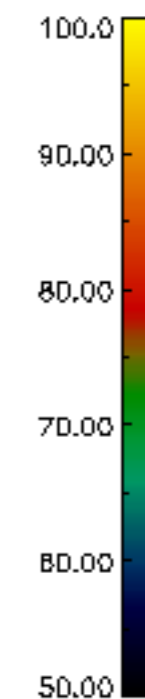
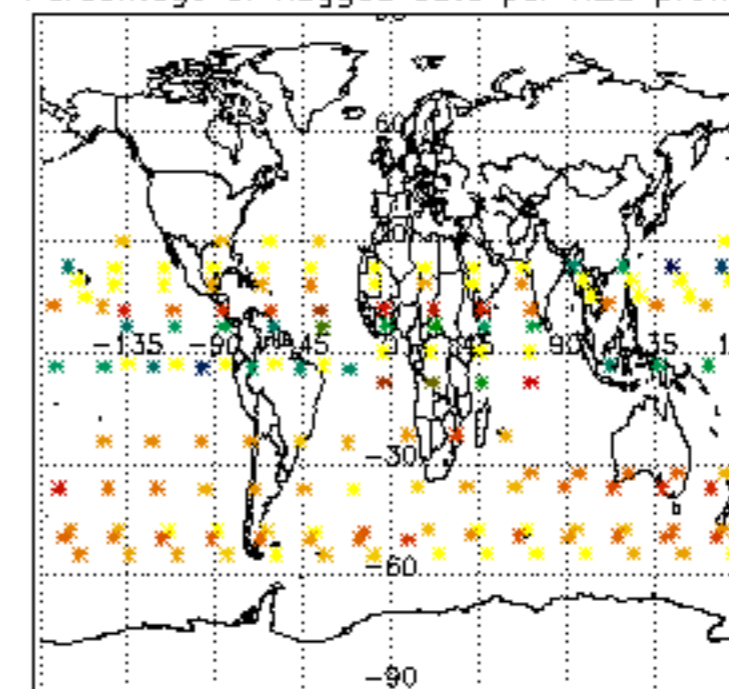
Type	Auxiliary Filename	Used since product	Used since product date
INST_PHYS_CHARACTERISTICS	GOM_INS_AXNIEC20050627_150440_20020301_000000_20100101_000000	1	07-MAR-2003 00:00:16
LEVEL-2_PROC_CONFIG	GOM_PR2_AXVIEC20091111_152718_20020301_000000_20500101_000000	1	07-MAR-2003 00:00:16
CROSS_SECTIONS_FILE	GOM_CRS_AXVIEC20091111_154832_20020301_000000_20500101_000000	1	07-MAR-2003 00:00:16



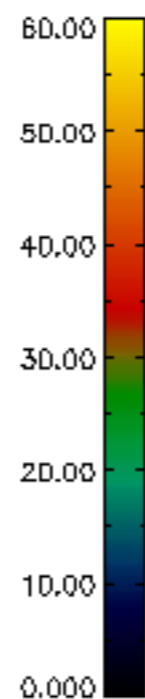
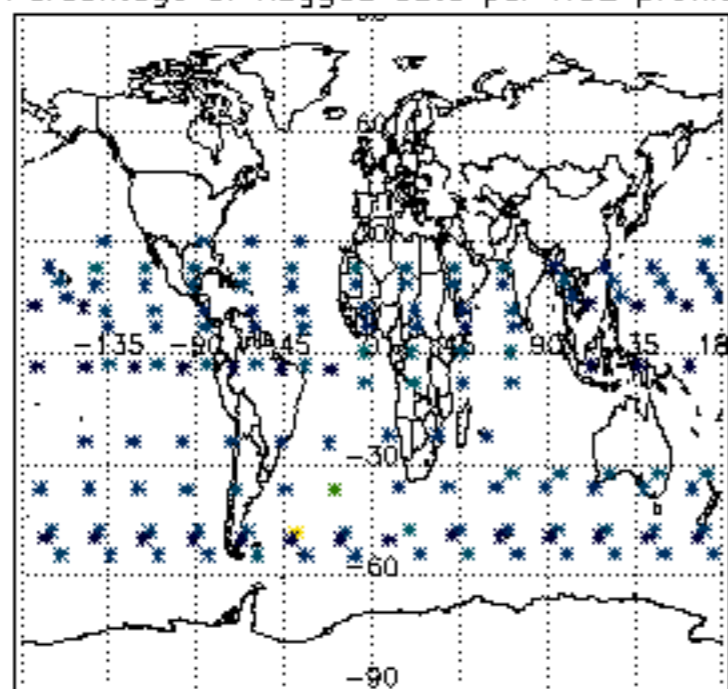
Percentage of flagged data per D3 profile



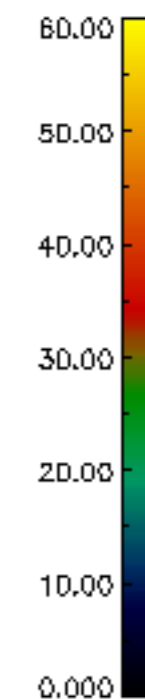
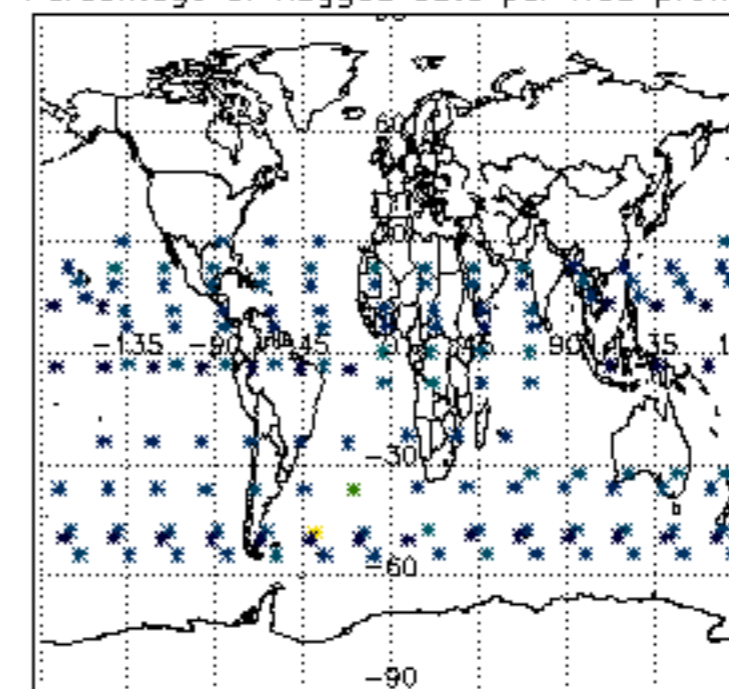
Percentage of flagged data per H2O profile

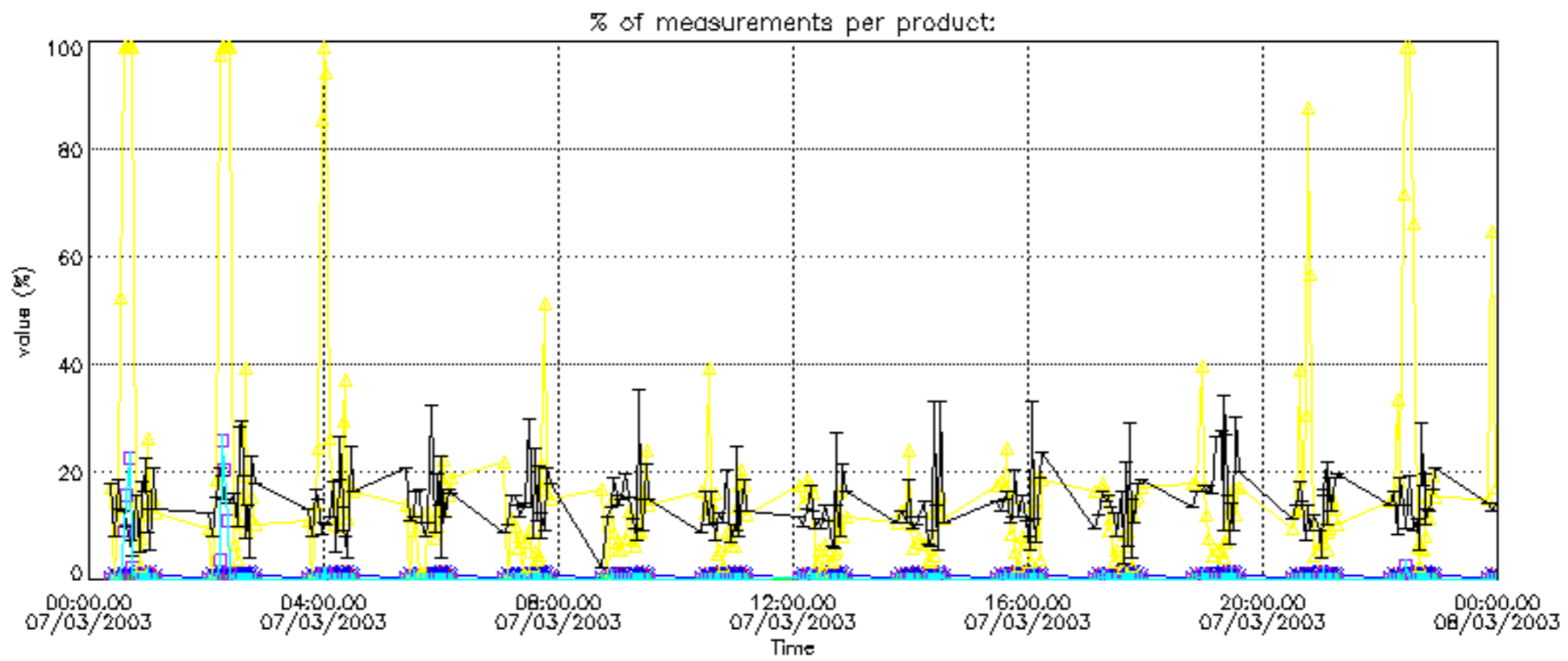


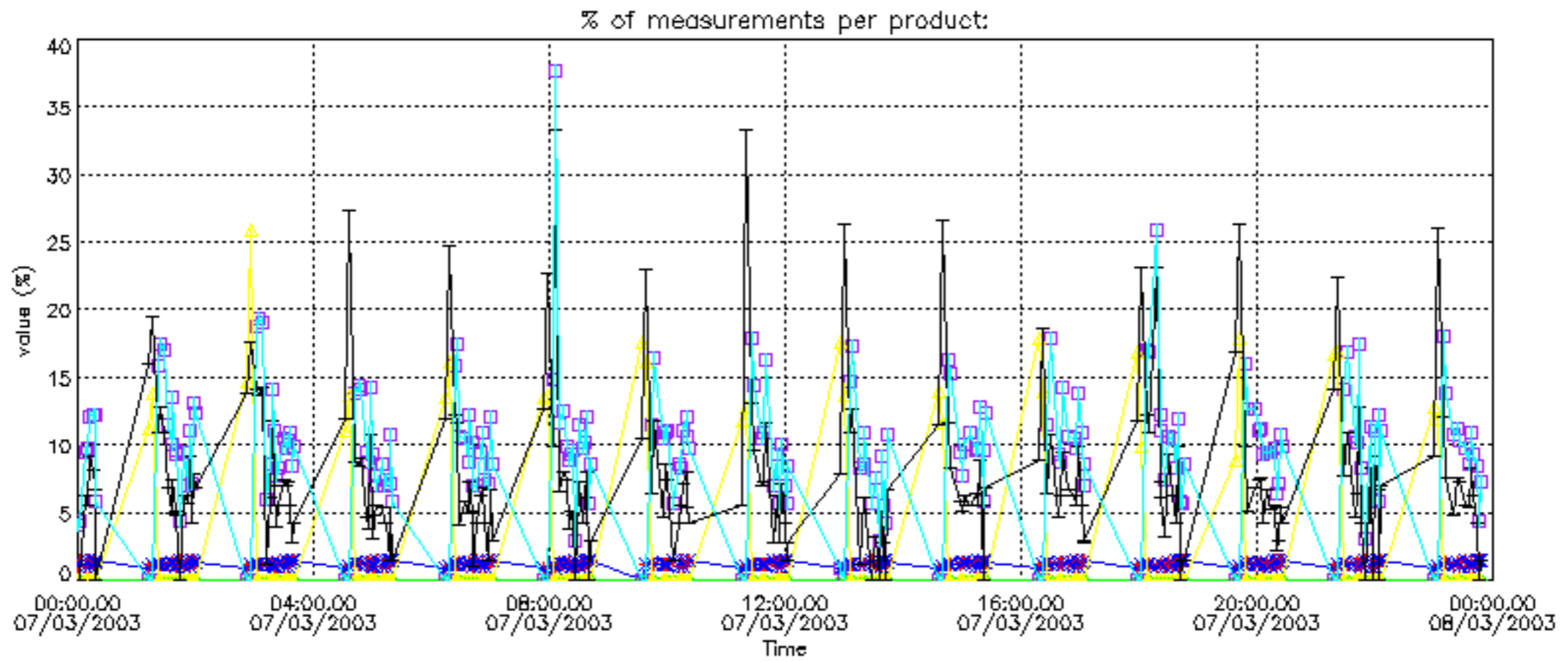
Percentage of flagged data per NO2 profile



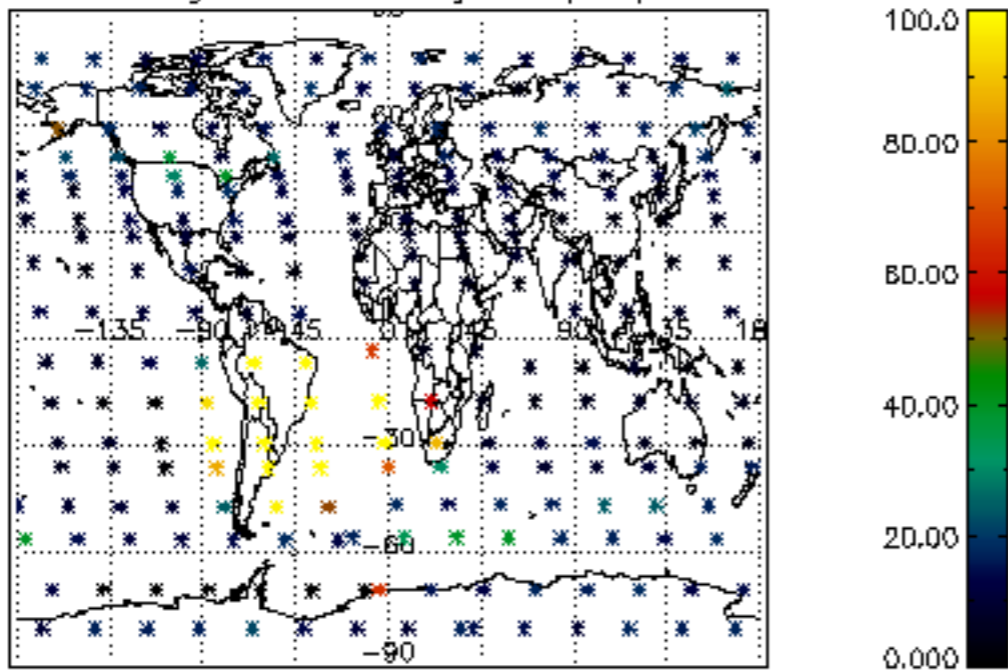
Percentage of flagged data per NO3 profile



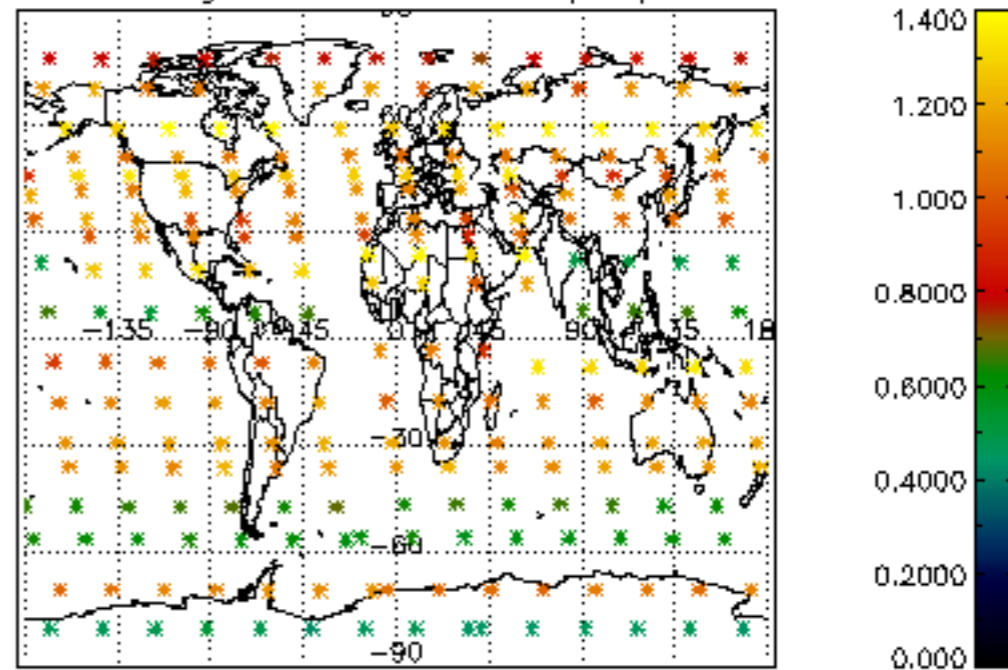




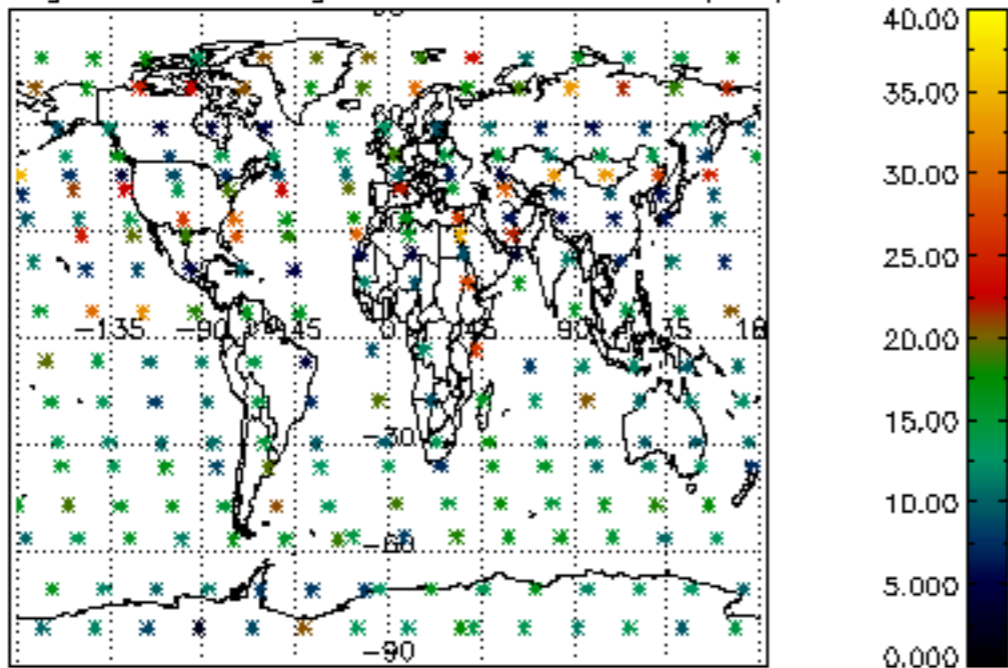
Percentage of cosmic ray hits per profile



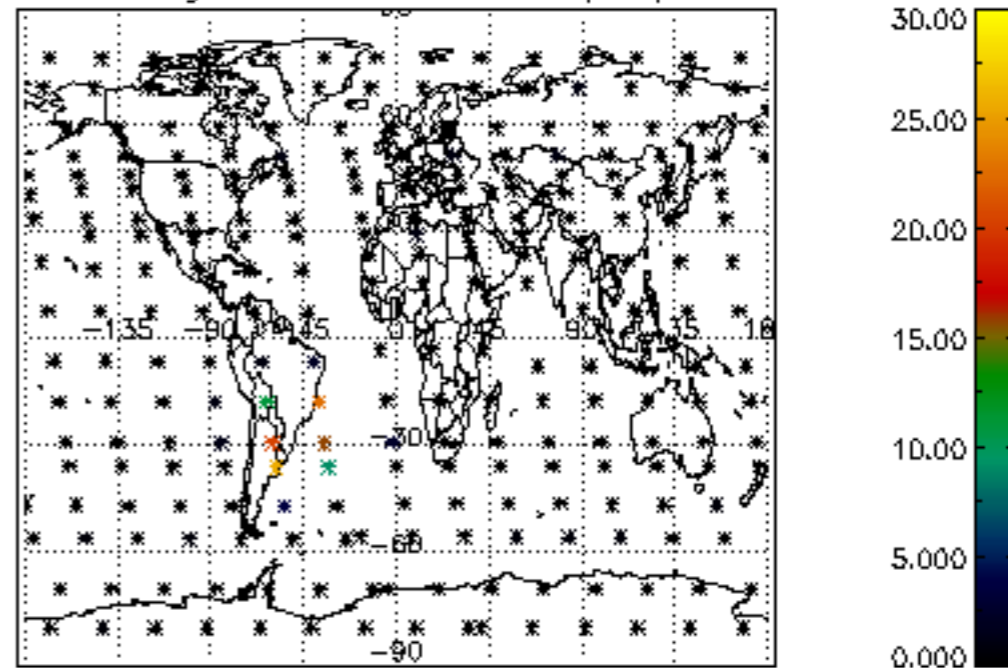
Percentage of datation errors per profile



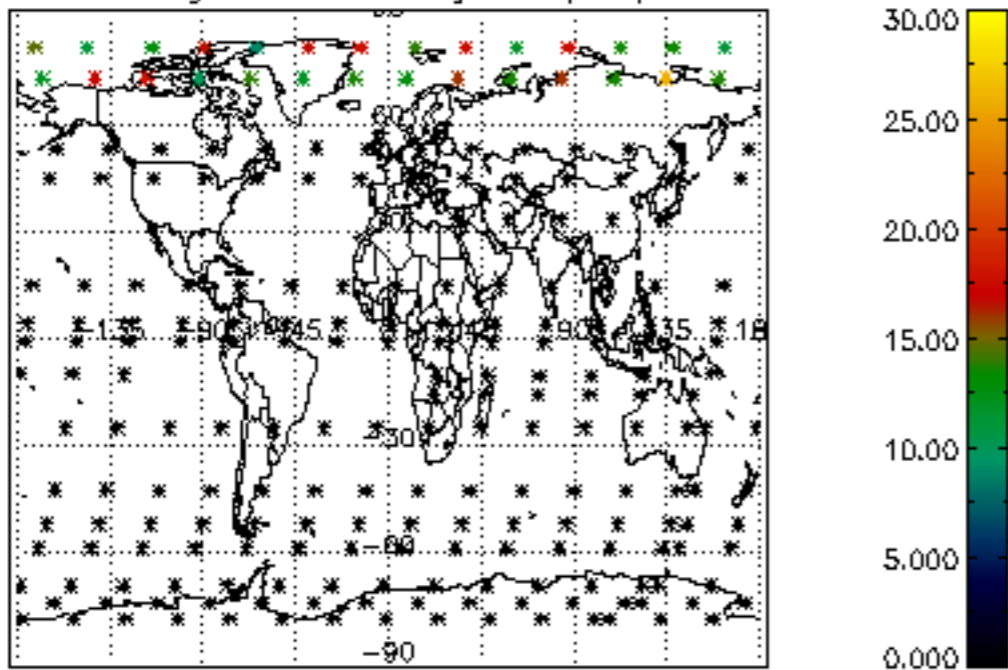
Percentage of star falling outside central band per profile



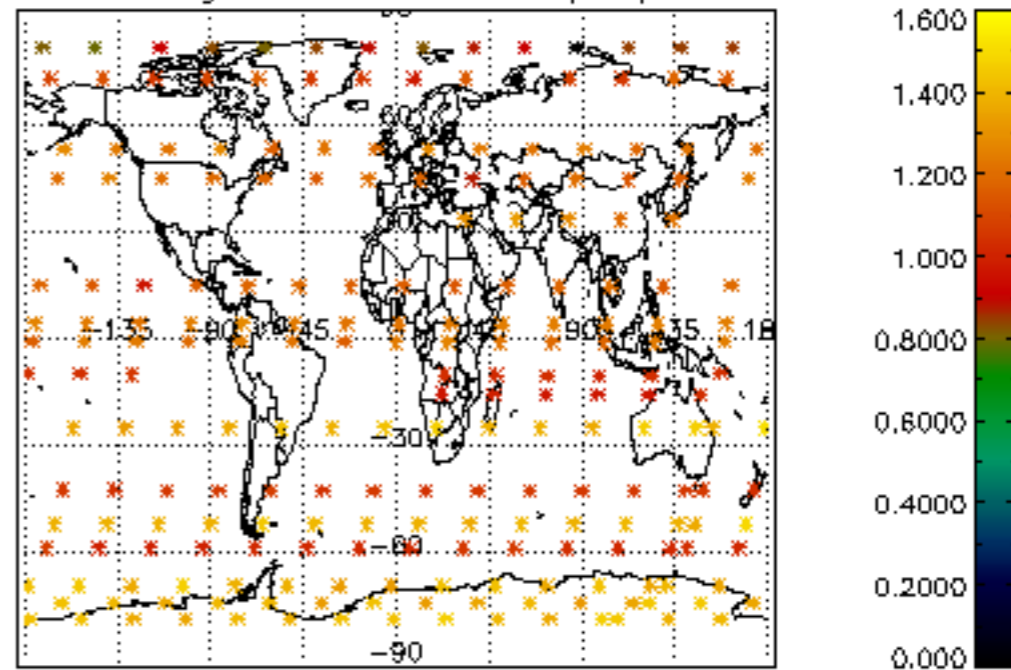
Percentage of saturation errors per profile



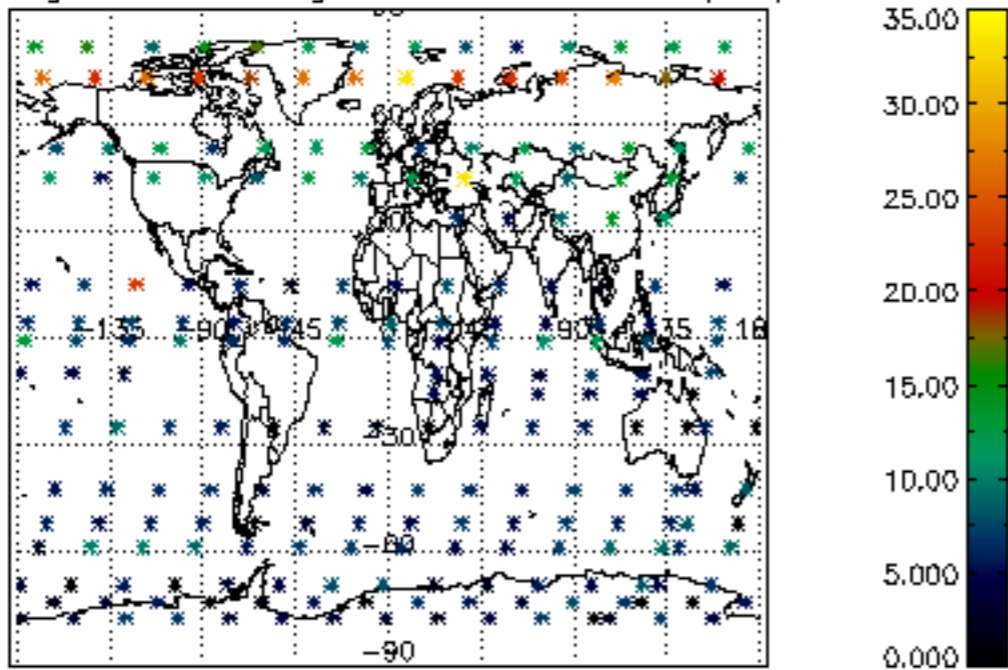
Percentage of cosmic ray hits per profile



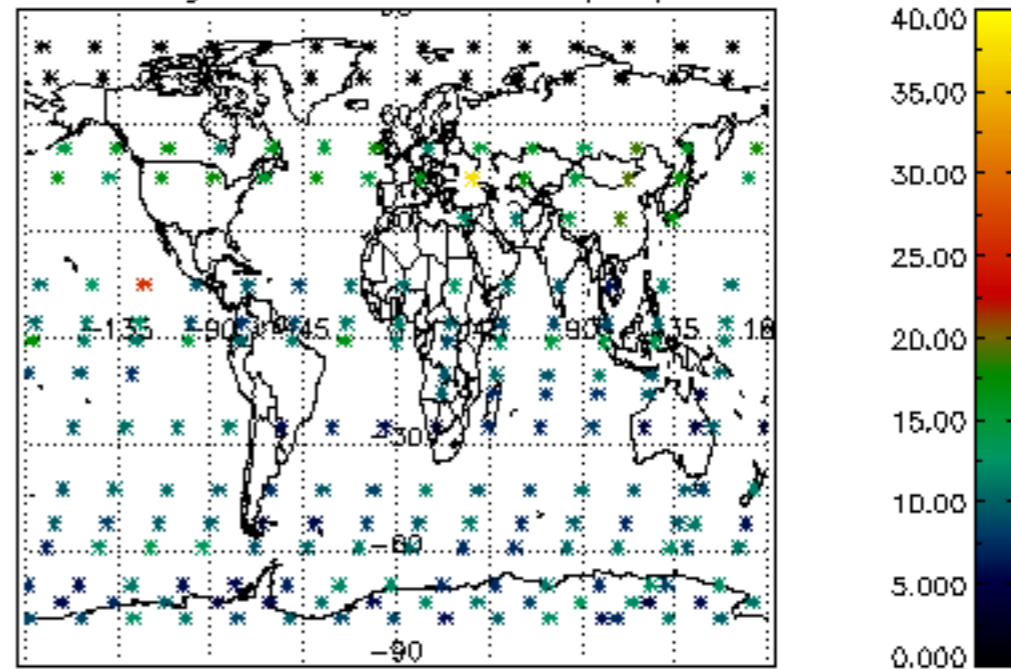
Percentage of datation errors per profile

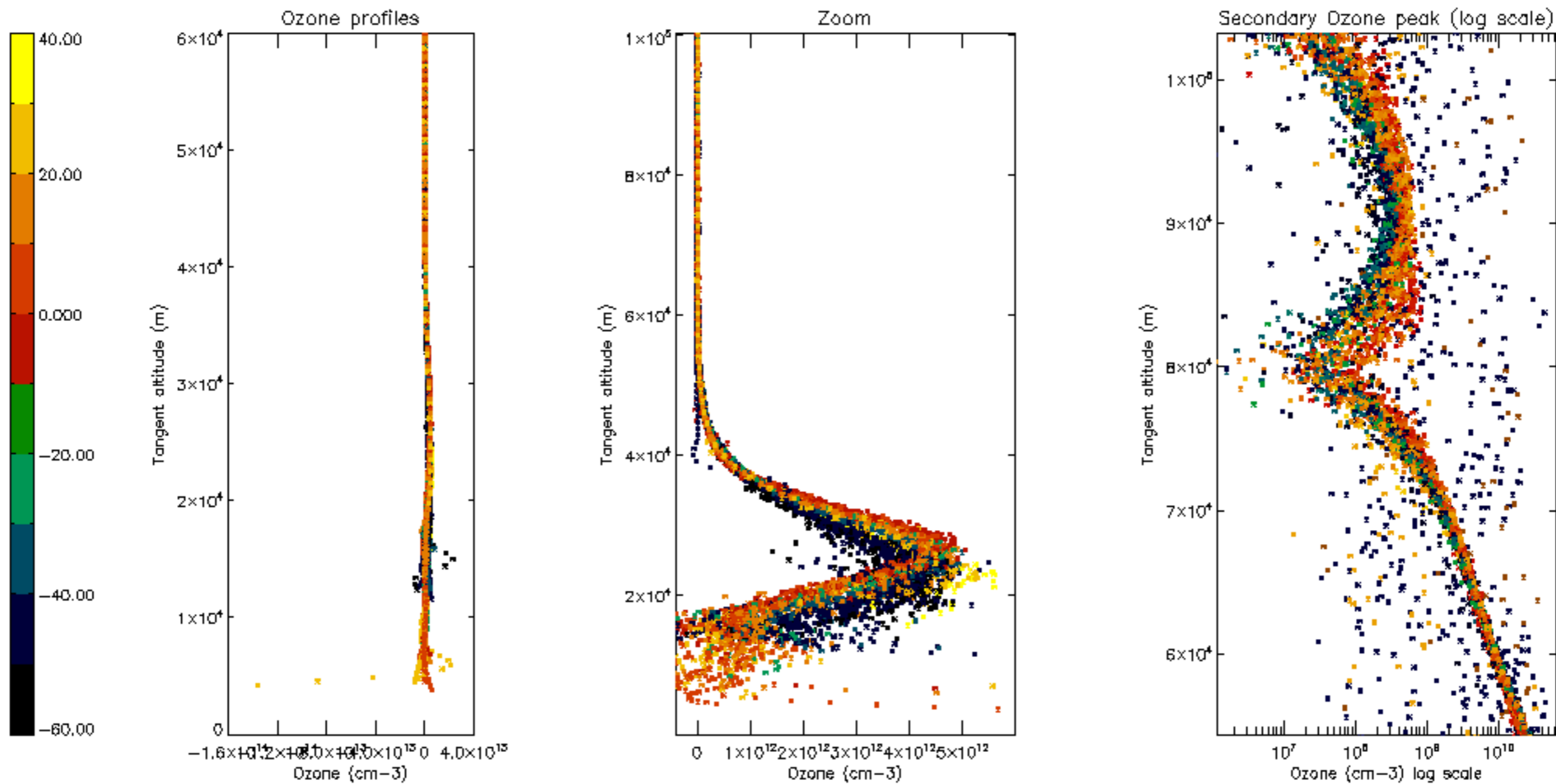


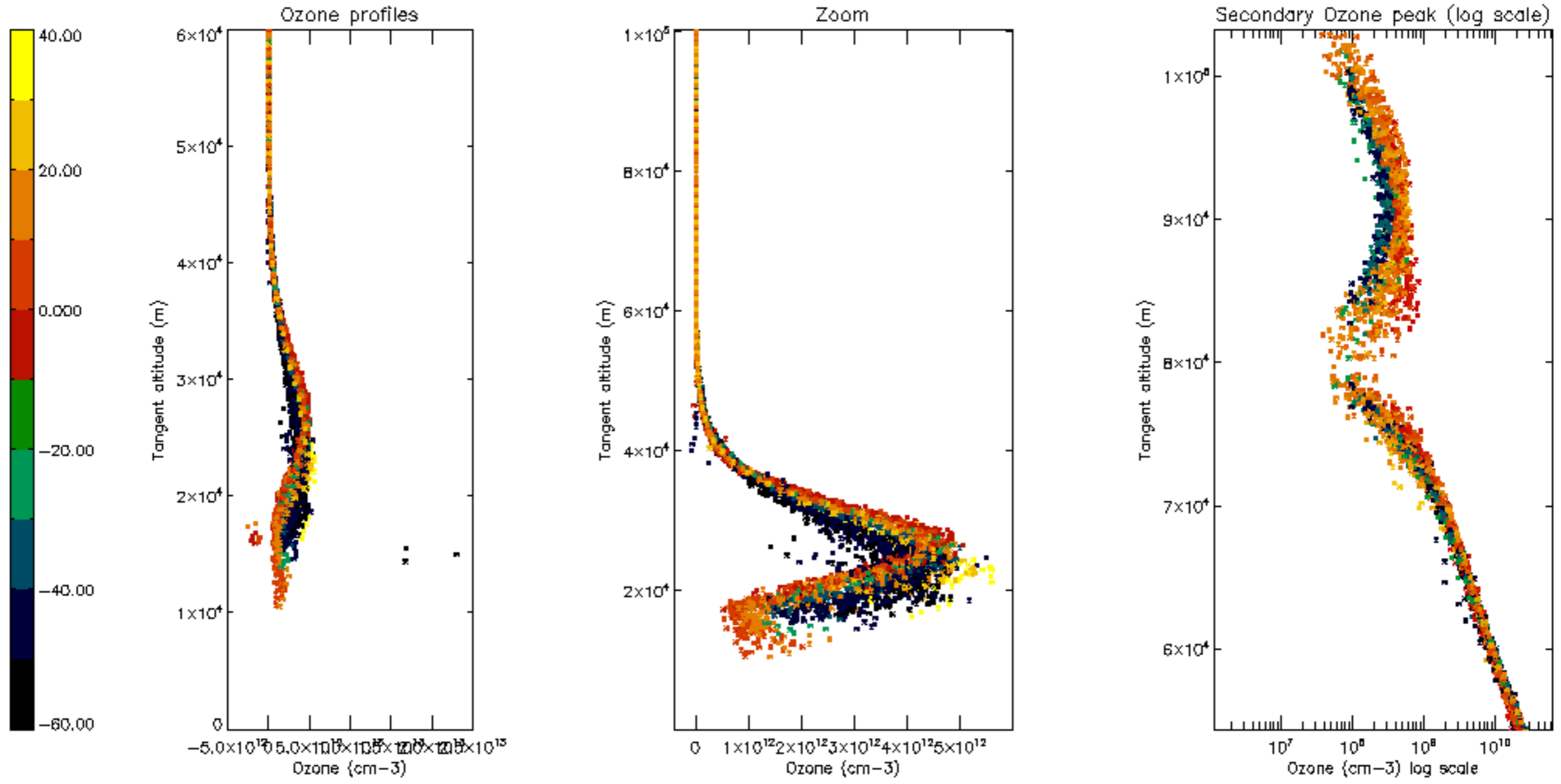
Percentage of star falling outside central band per profile

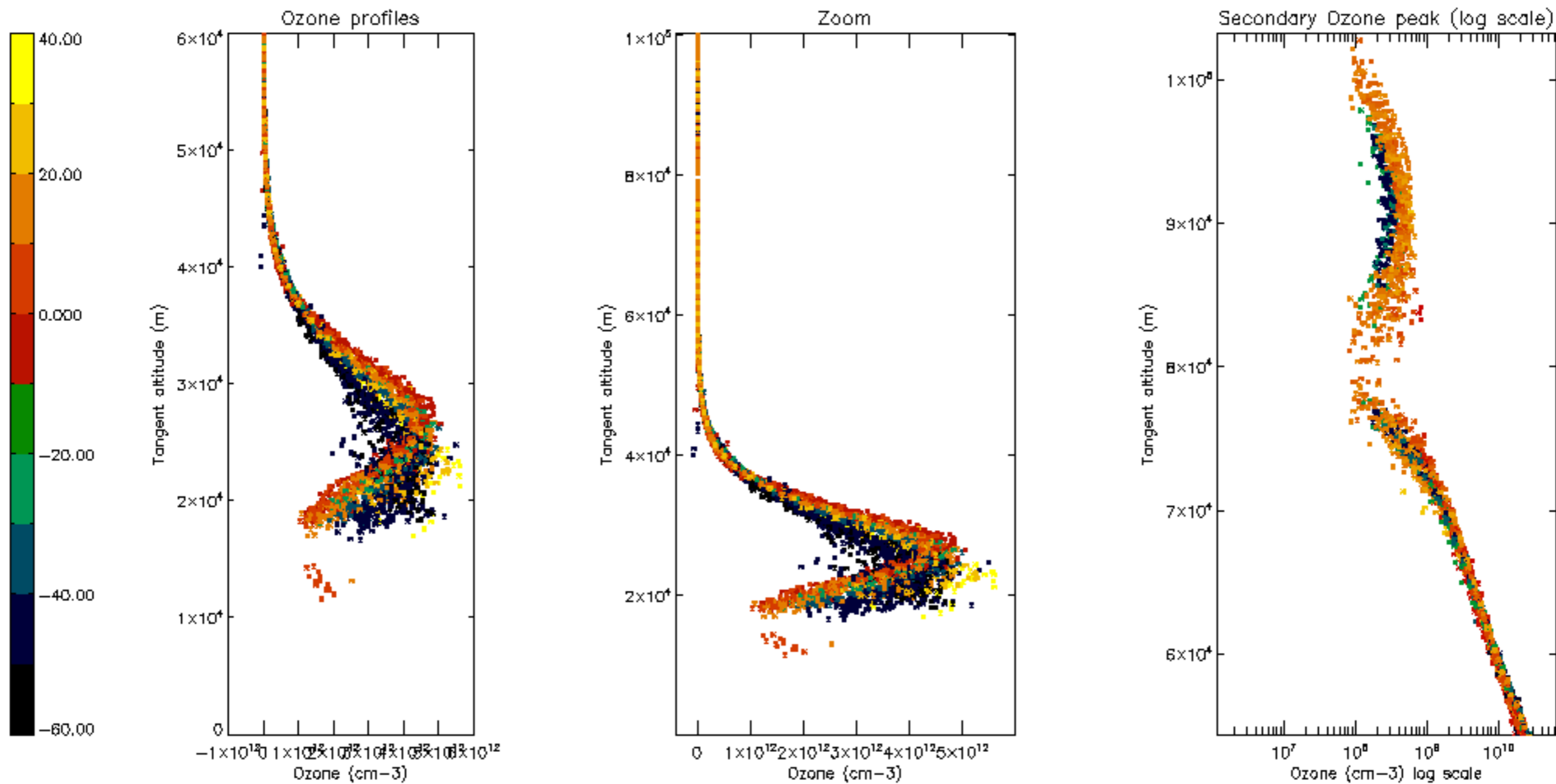


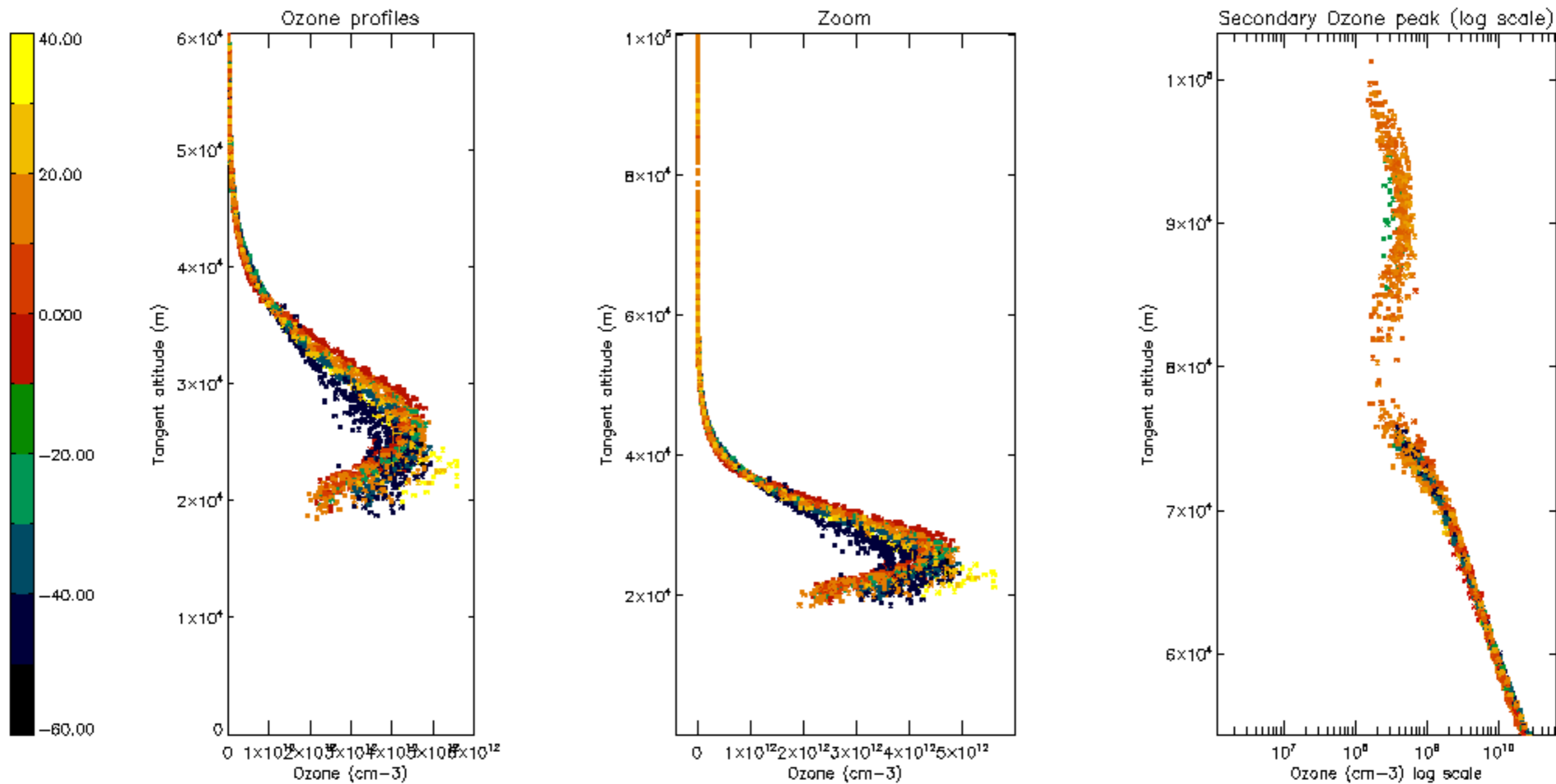
Percentage of saturation errors per profile

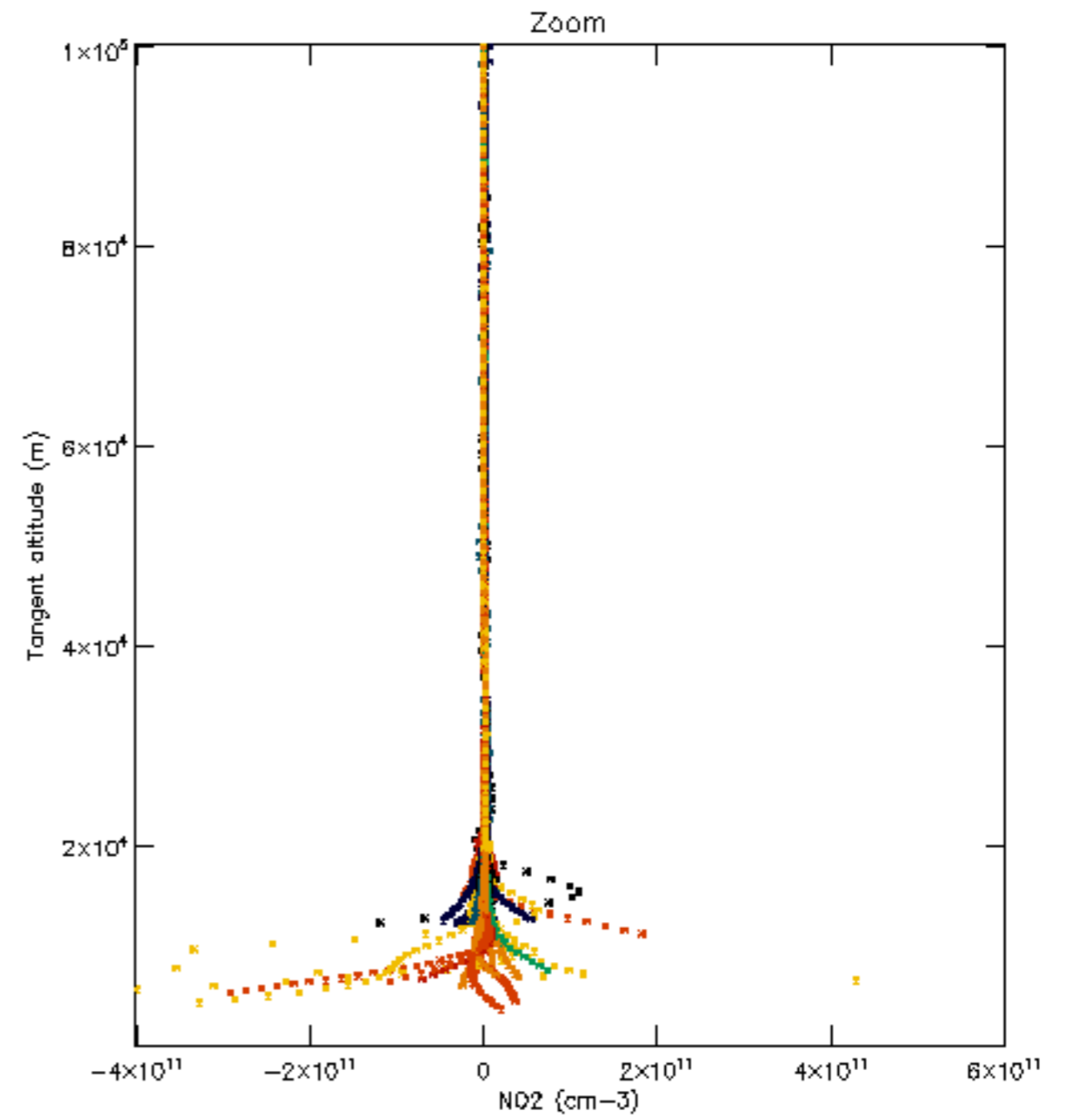
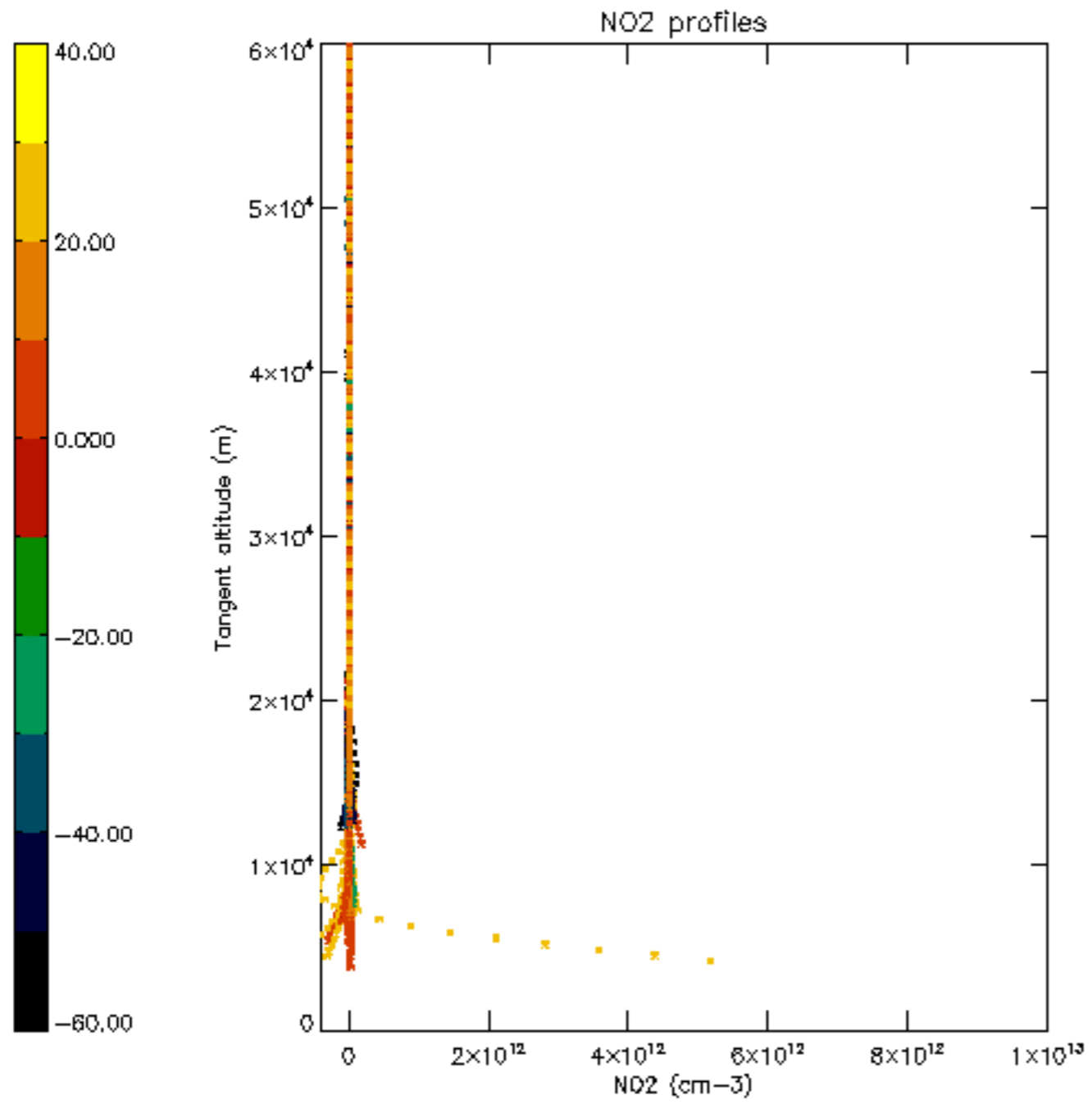


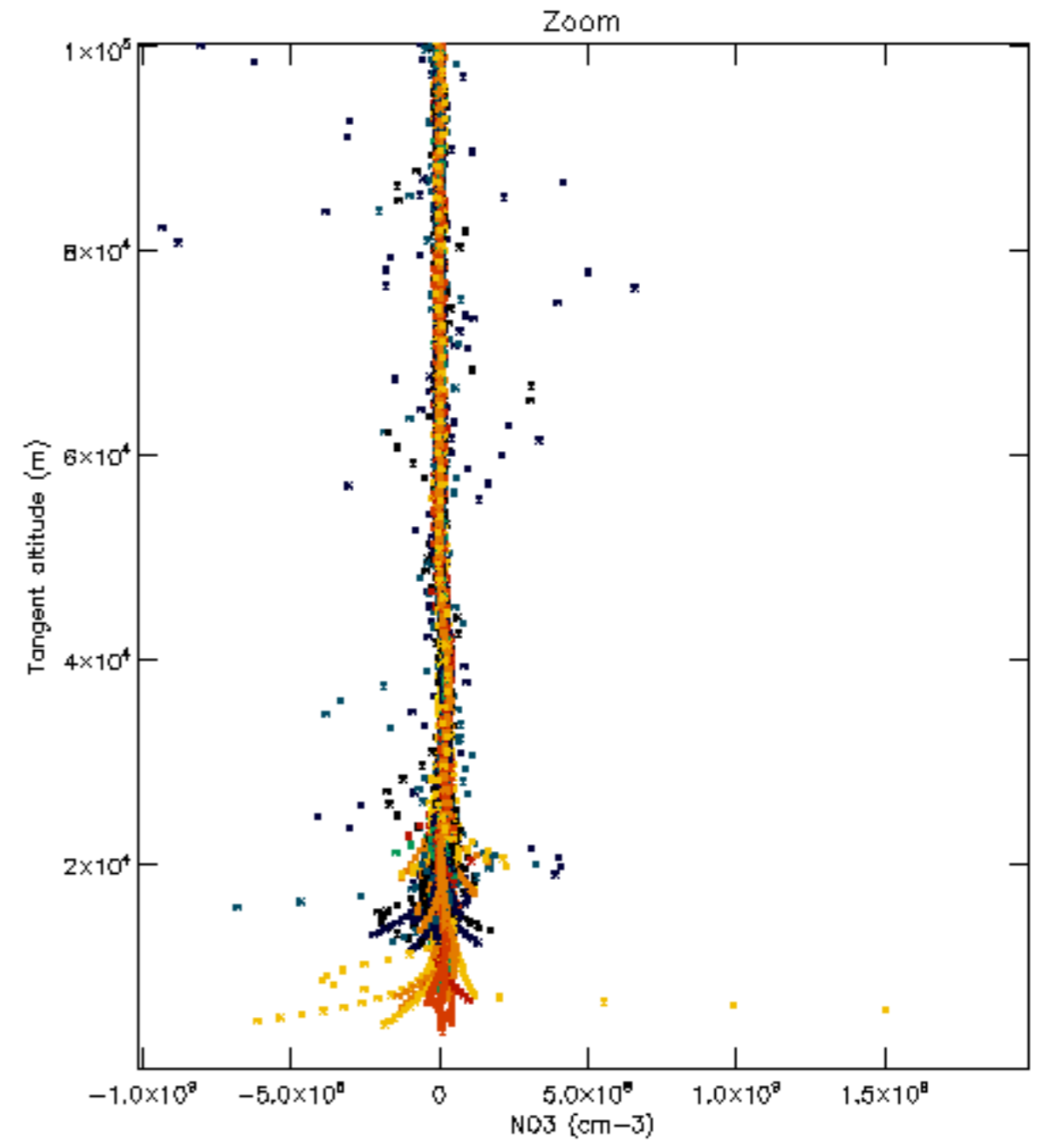
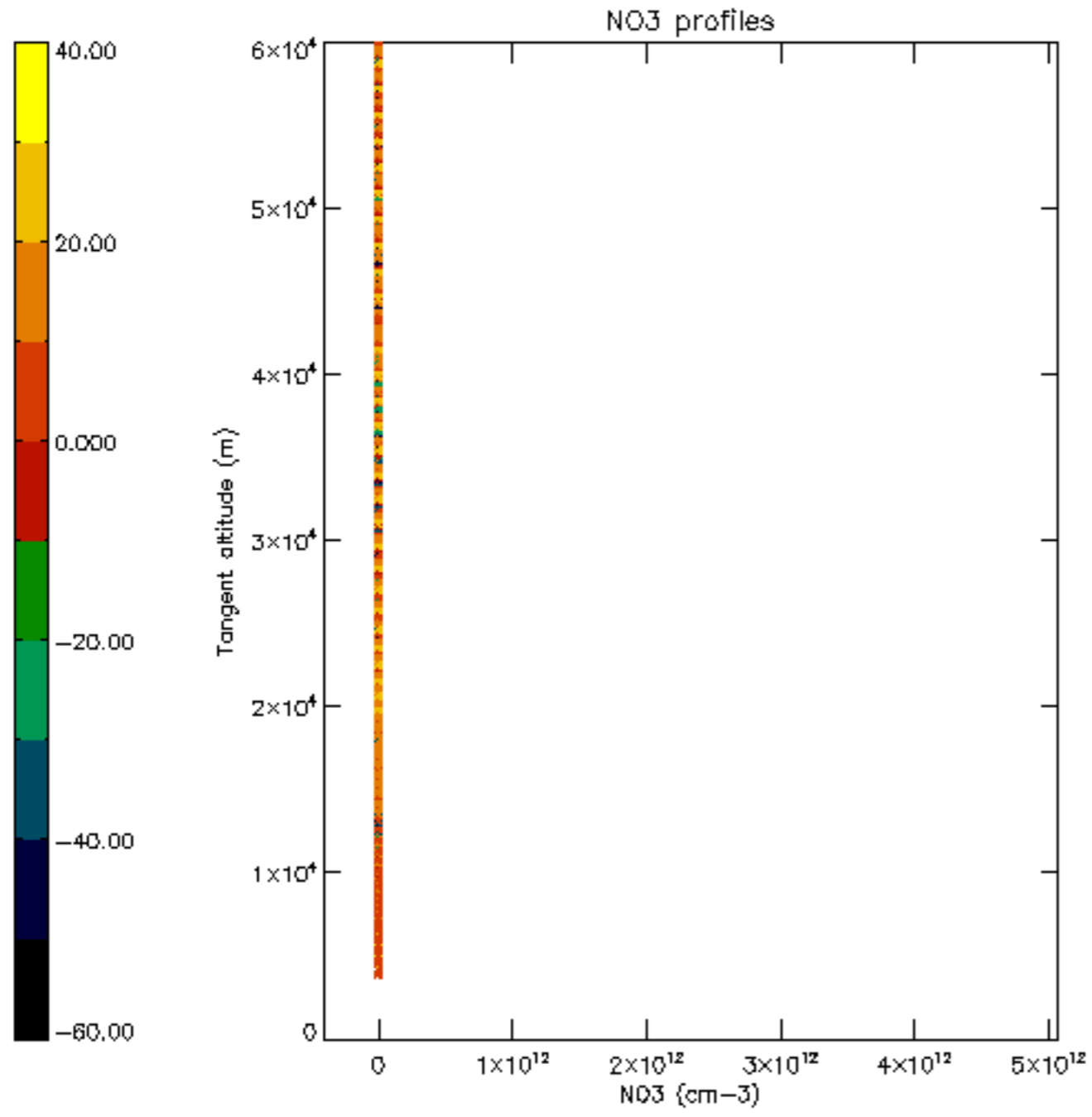


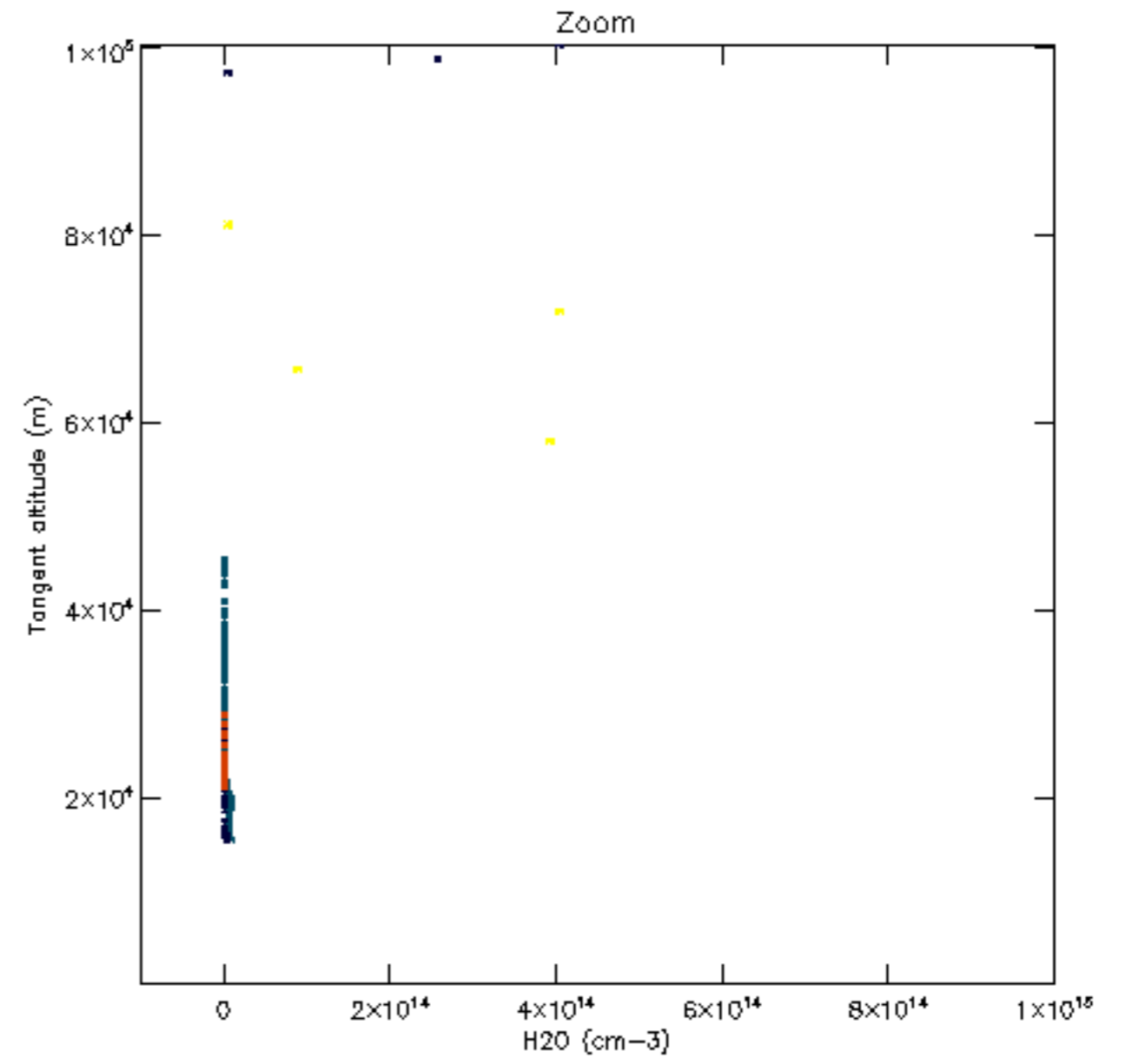
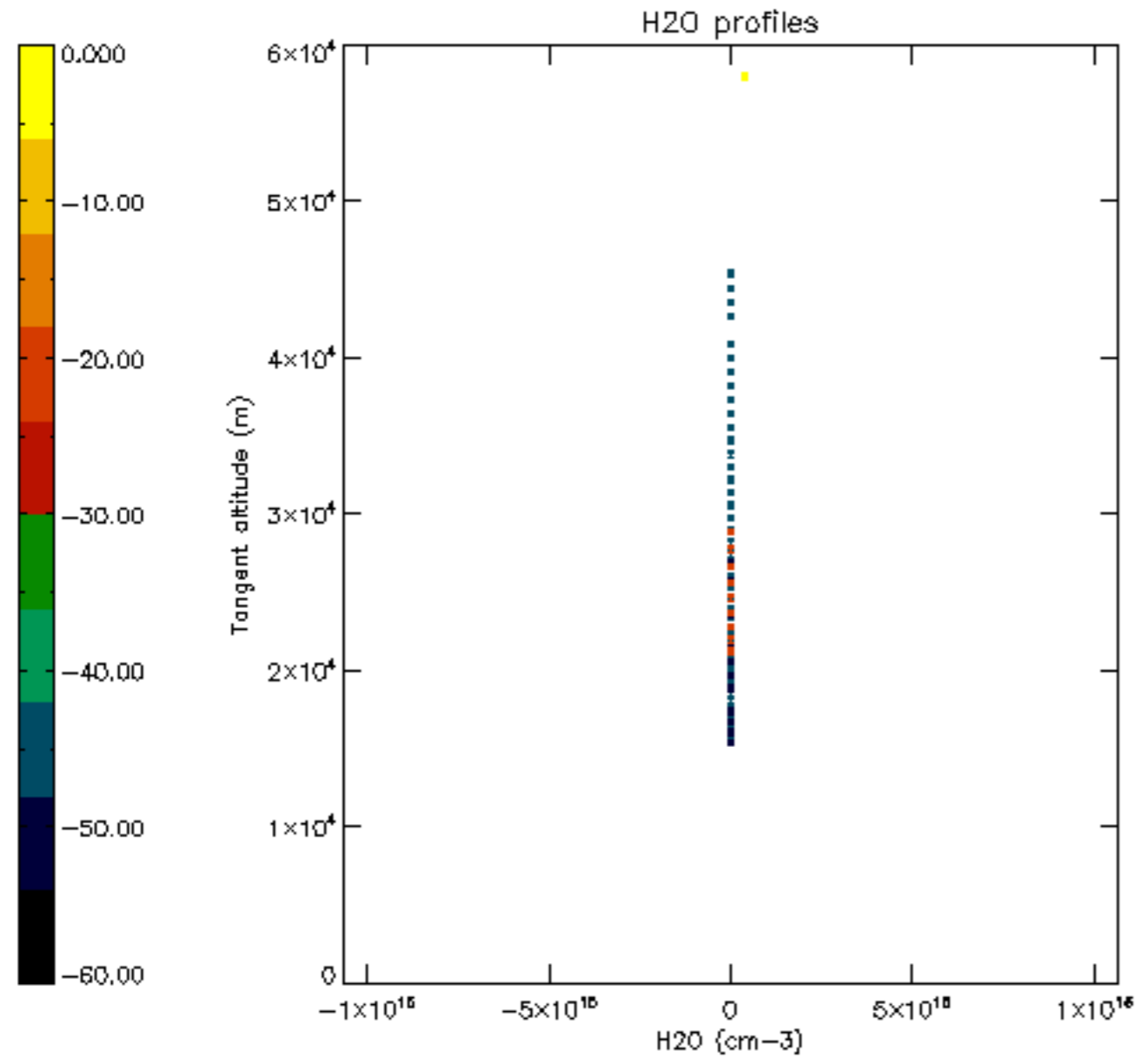


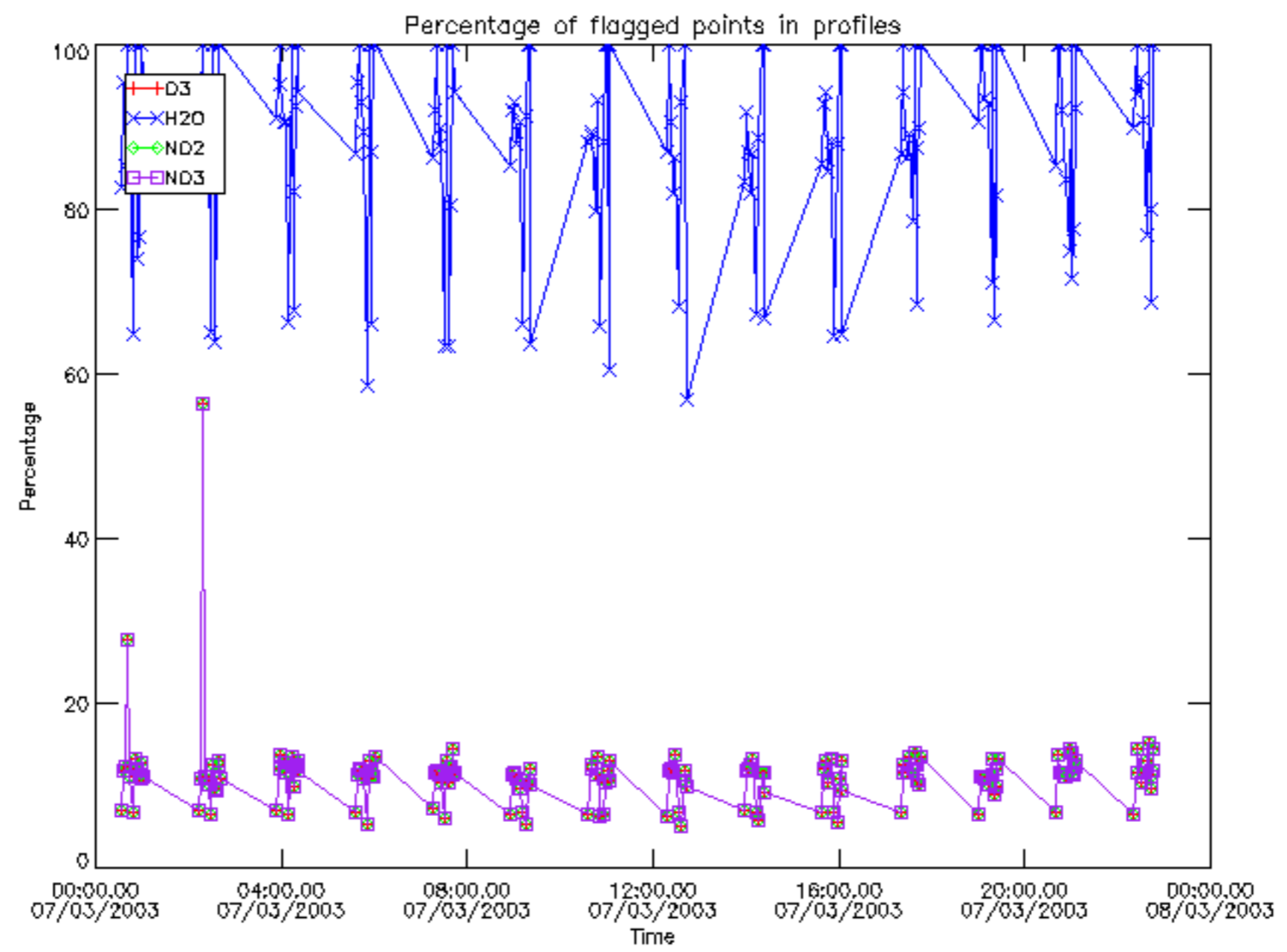




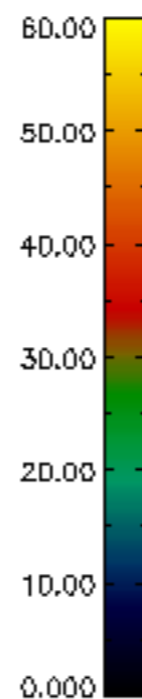
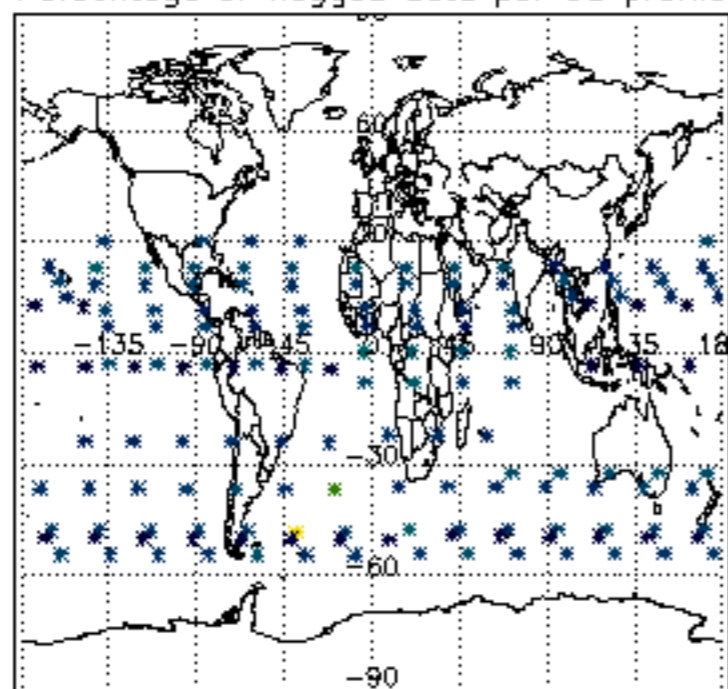




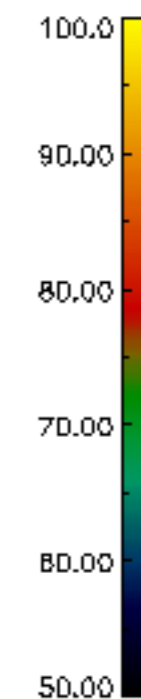
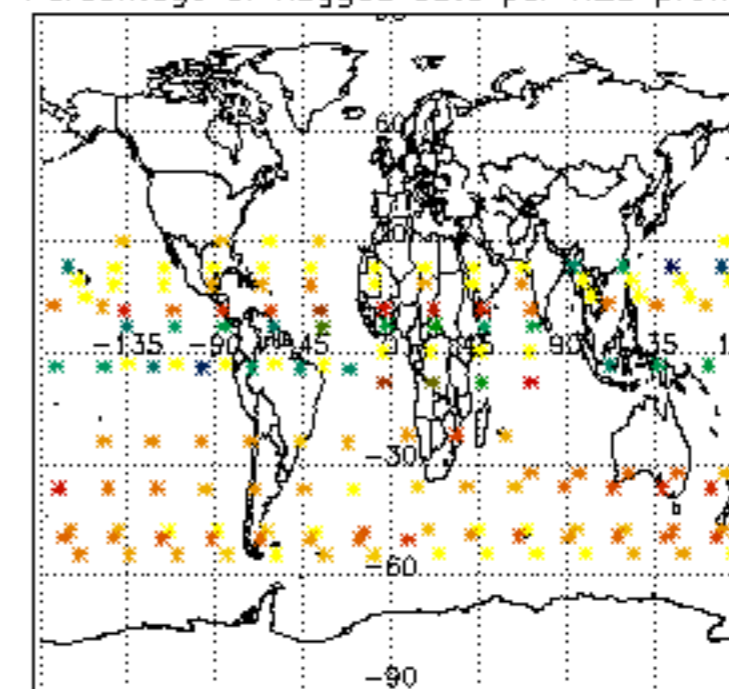




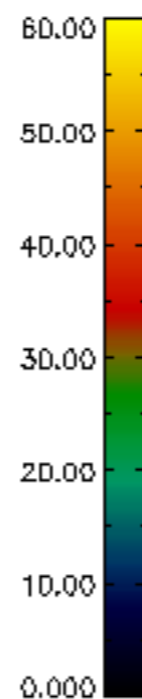
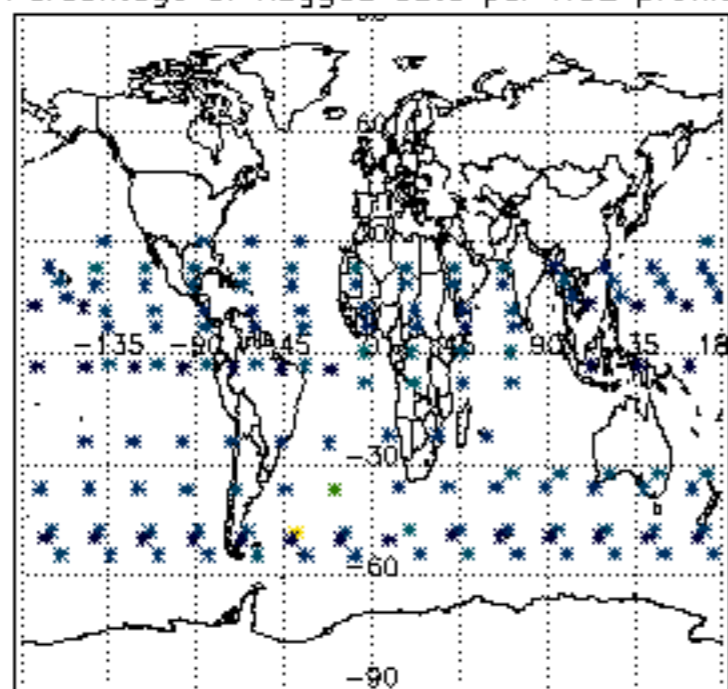
Percentage of flagged data per D3 profile



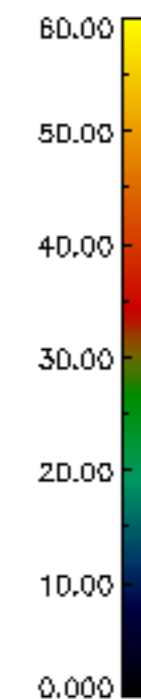
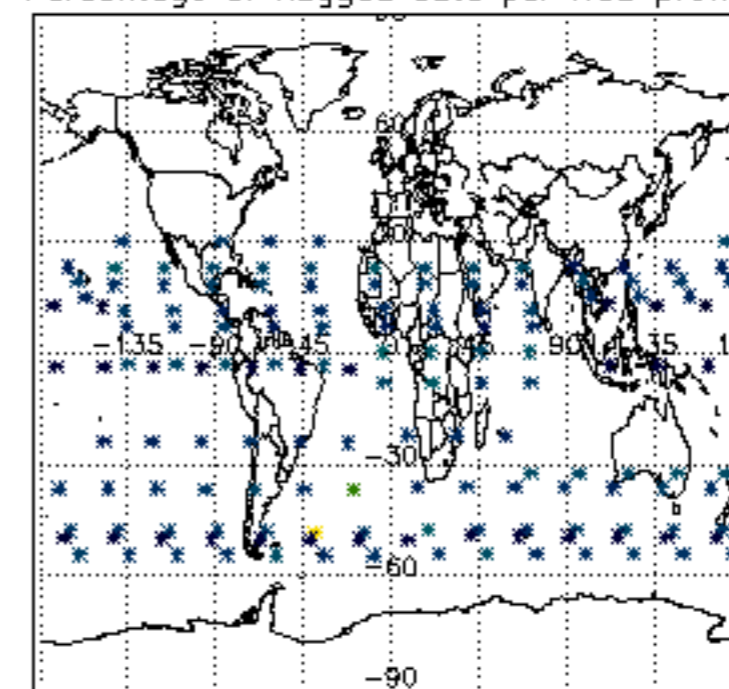
Percentage of flagged data per H2O profile

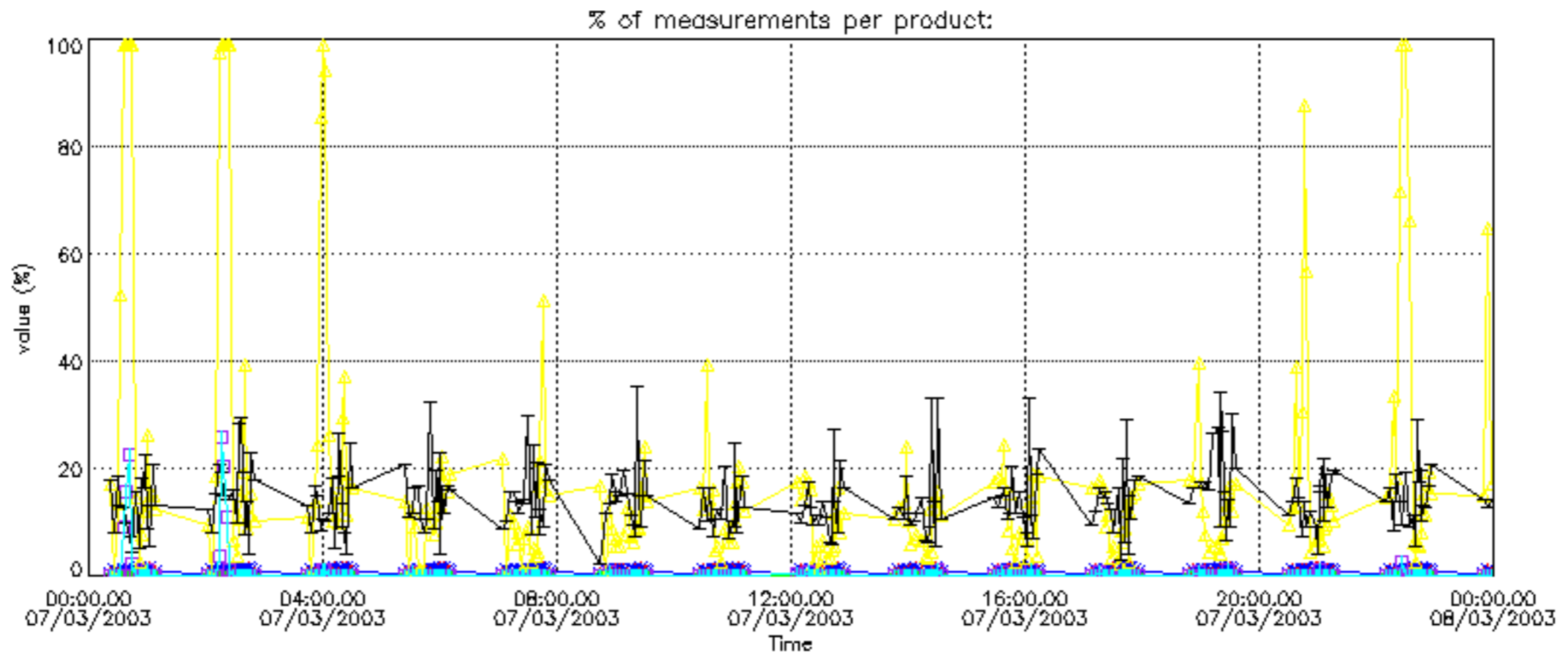


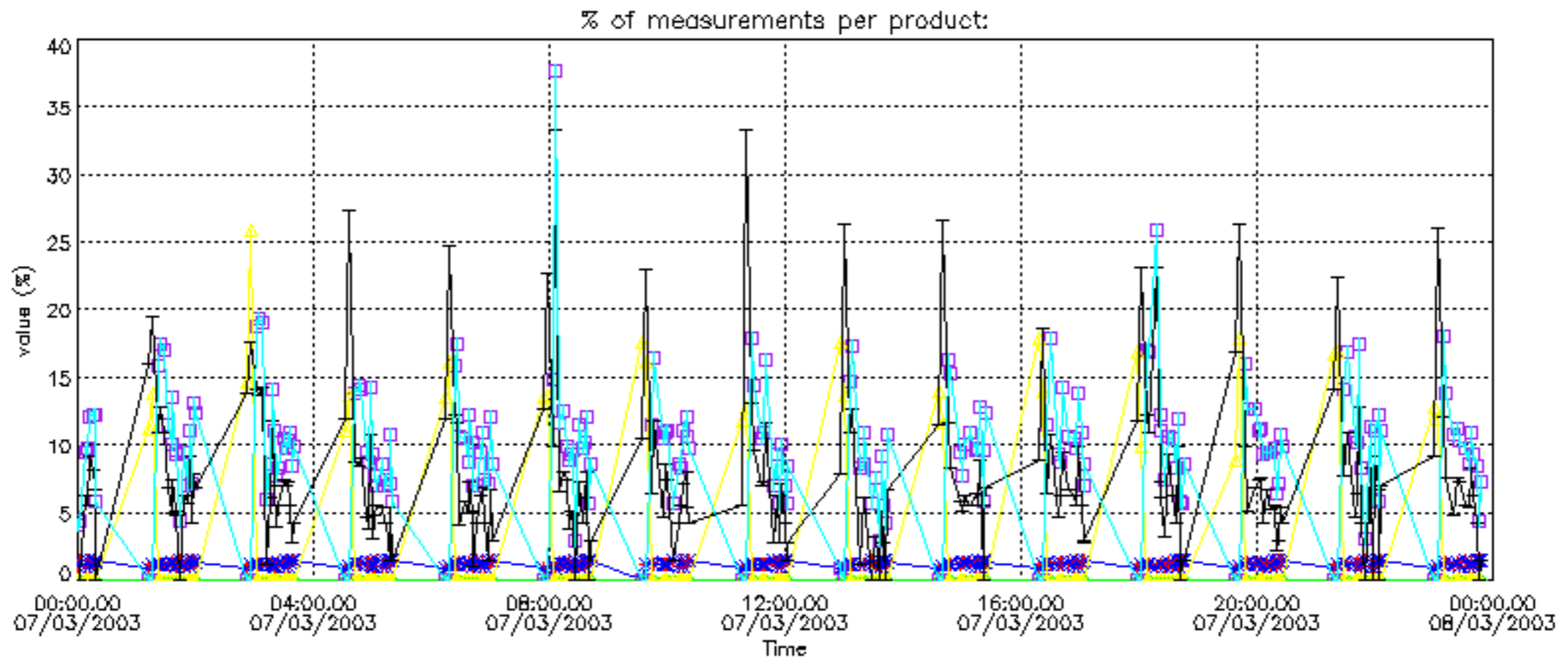
Percentage of flagged data per NO2 profile



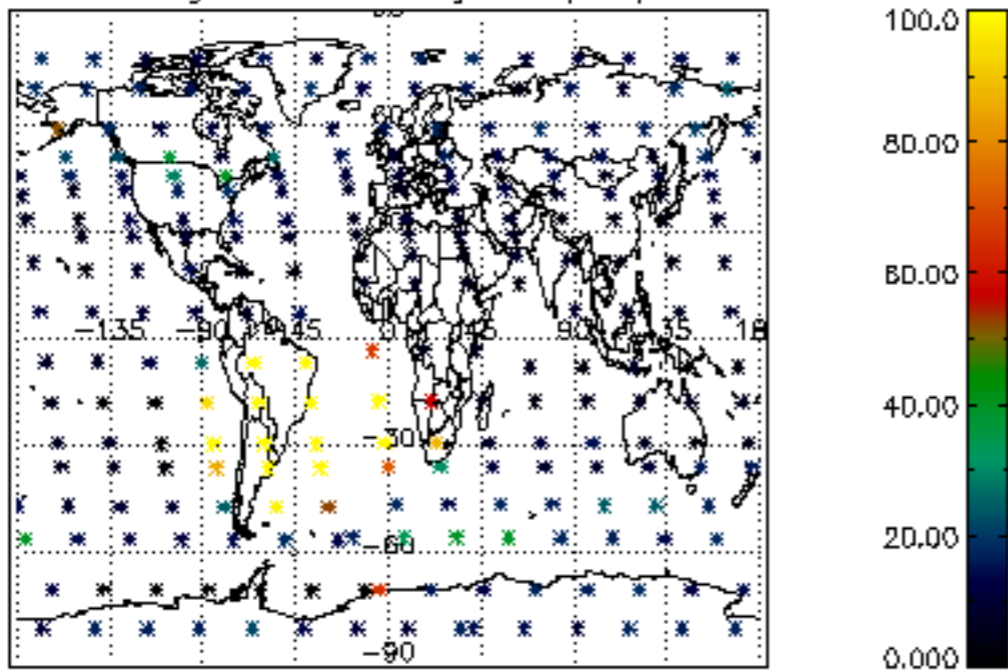
Percentage of flagged data per NO3 profile



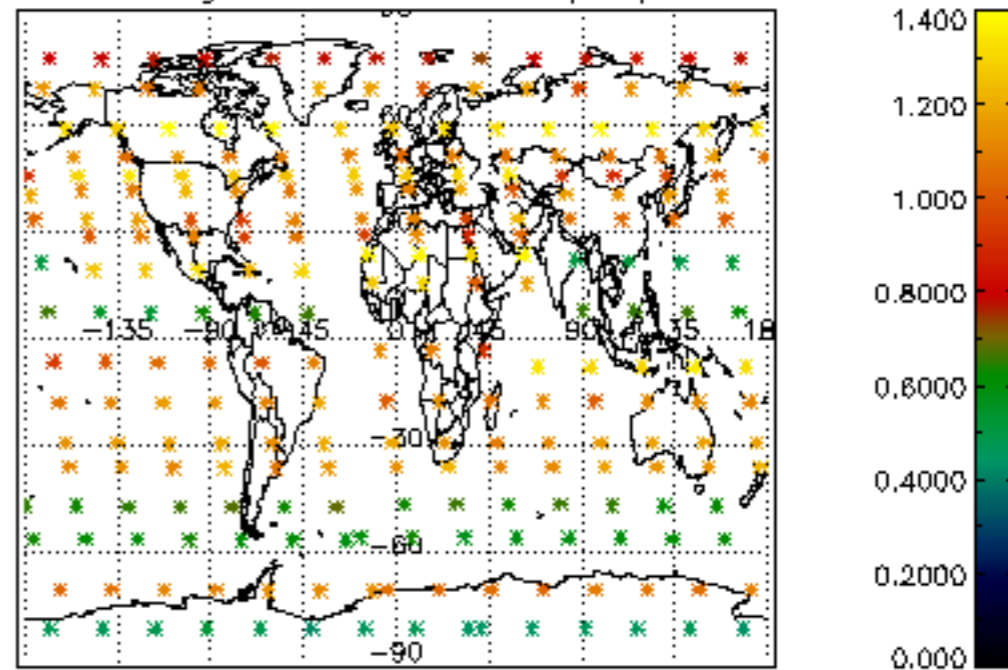




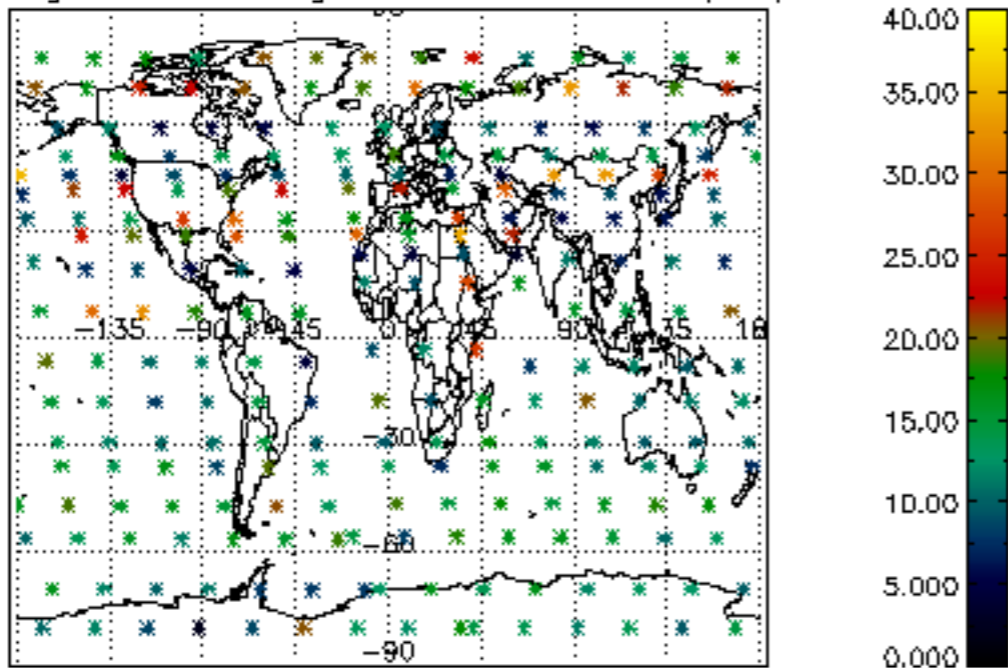
Percentage of cosmic ray hits per profile



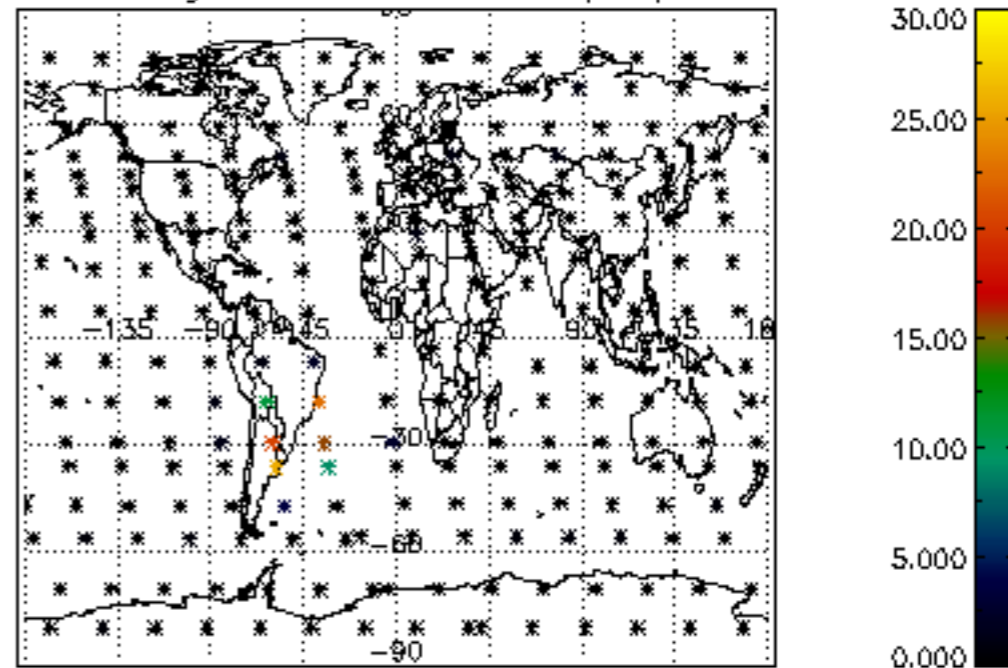
Percentage of datation errors per profile



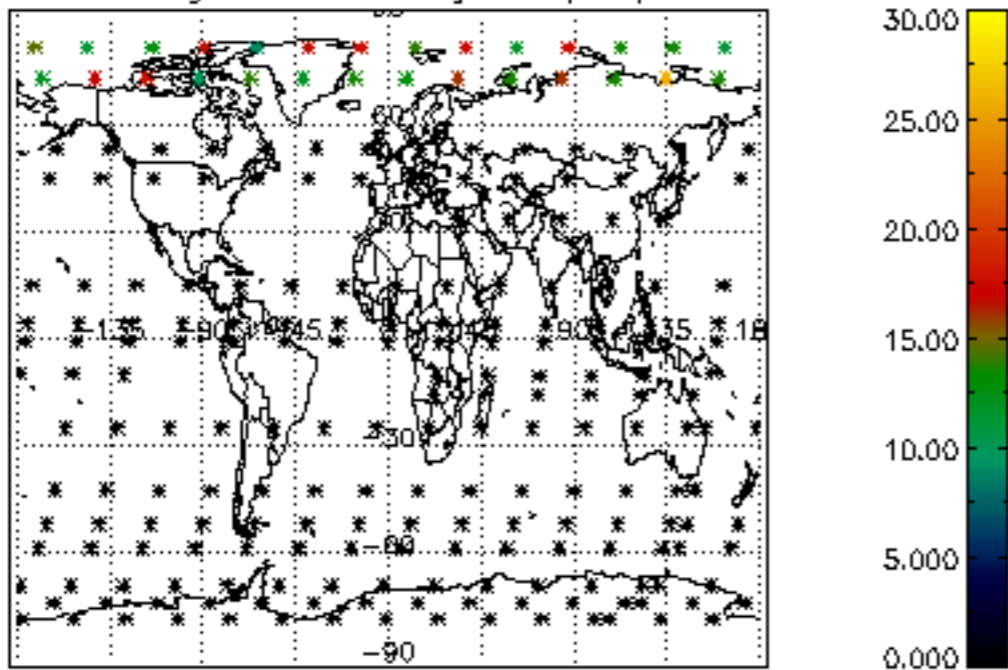
Percentage of star falling outside central band per profile



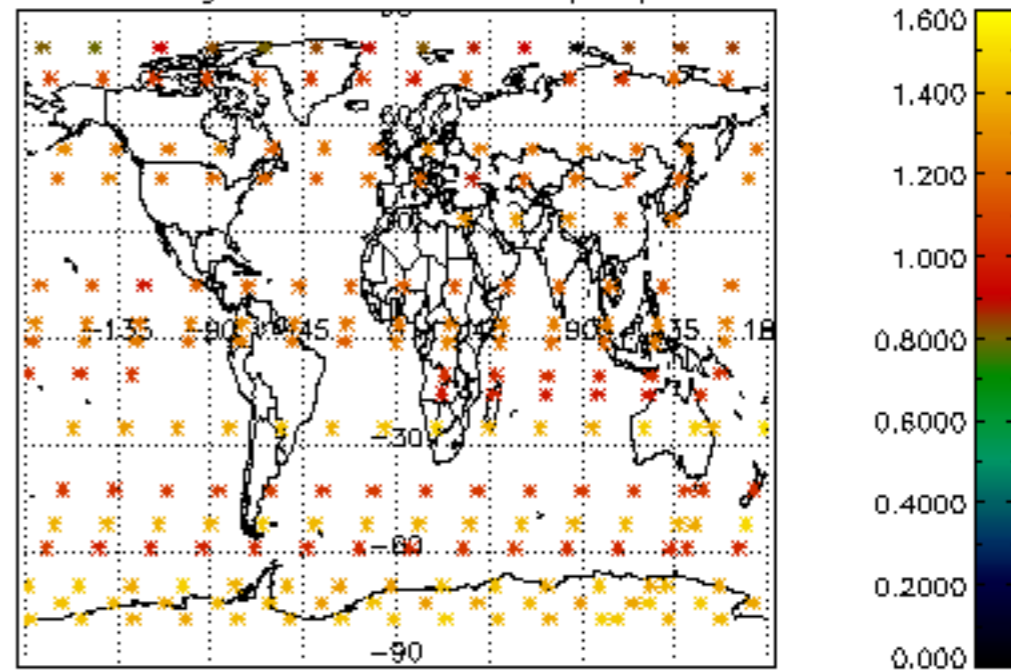
Percentage of saturation errors per profile



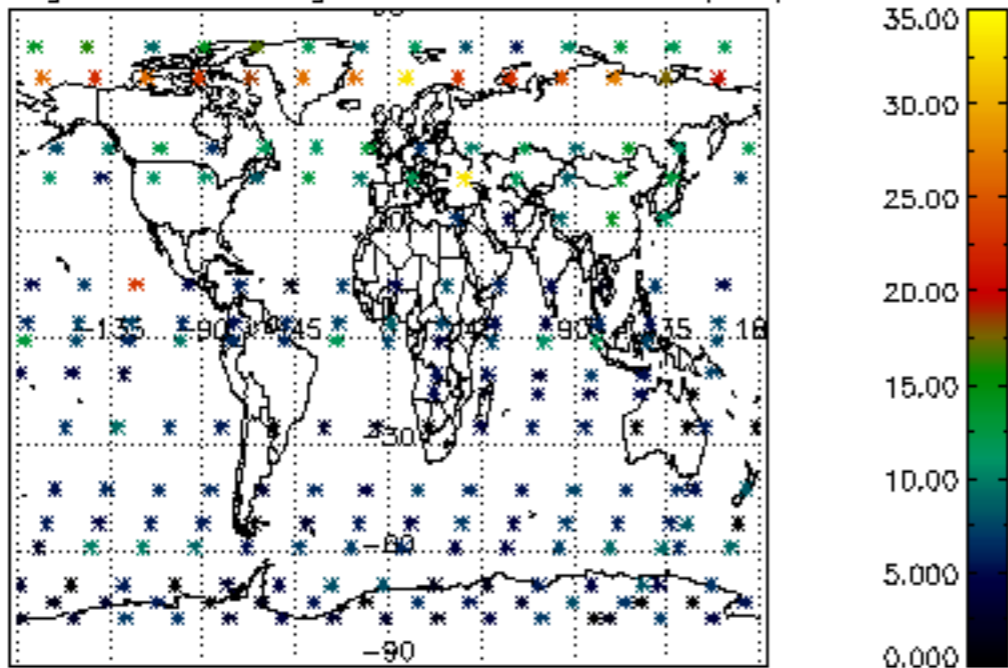
Percentage of cosmic ray hits per profile



Percentage of datation errors per profile



Percentage of star falling outside central band per profile



Percentage of saturation errors per profile

