

# GOMOS Level 2 Daily Report

## SUMMARY

### [1. General Info](#)

### [2. Summary of processed GOM\\_NL\\_2P products](#)

### [3. Level 2 Quality information per product](#)

#### [3.1 Plot of level 2 quality information per product \(time dependant\)](#)

#### [3.2 Plot of level 2 quality information per product \(world map\)](#)

### [4. Level 1 Quality information per product \(stored on level 2 products\)](#)

#### [4.1 Plot of level 1 quality information per product \(time dependant\)](#)

##### [4.1.1 Plot of level 1 quality information per product \(time dependant\): ASCENDING](#)

##### [4.1.2 Plot of level 1 quality information per product \(time dependant\): DESCENDING](#)

#### [4.2 Plot of level 1 quality information per product \(world map\)](#)

##### [4.2.1 Plot of level 1 quality information per product \(world map\): ASCENDING](#)

##### [4.2.2 Plot of level 1 quality information per product \(world map\): DESCENDING](#)

### [5. Ozone profiles based on quality statistics and other trace gas profiles](#)

#### [5.1 Ozone statistics based on quality of products](#)

#### [5.2 Plot ozone profiles for all STD \(dark without errors\)](#)

#### [5.3 Plot ozone profiles where STD < 20% \(dark without errors\)](#)

#### [5.4. Plot ozone profiles where STD < 10% \(dark without errors\)](#)

#### [5.5. Plot ozone profiles where STD < 5% \(dark without errors\)](#)

#### [5.6 Plot NO2 profiles for all STD \(dark without errors\)](#)

#### [5.7 Plot NO3 profiles for all STD \(dark without errors\)](#)

#### [5.8 Plot H2O profiles \(only for occultations of stars 1,2,3,4,13,14,16,26,63 dark without errors\) for all STD](#)

### [6. Auxiliary Data Files used for the production reported in section 2](#)

This report presents the daily analysis on parameters extracted from GOMOS level 2 data (GOM\_NL\_\_2P). It is intended to monitor some important parameters that will impact the quality of these products. A list of level 2 products (and content) that have arrived during the reporting day to the PCF is also given.

Item	Value
Time of report generation	19APR2013 11:15:57
Data source version	GOMOS/6.01
Start time of products	06-03-2003 (06MAR2003 00:00:00)
Stop time of products	07-03-2003 (07MAR2003 00:00:00)
Store outputs in DB	Yes
Nb of level 2 prods	513
Nb of prods with errors	14

## 2. Summary of processed GOM\_NL\_\_2P products.

Nr	Filename	UTC Start time	Limb	Duration	Star Id	Star Name	Star Mag	Star Temp	Nb Meas	Orbit	Prod. error
1	GOM_NL__2PRFIN20030306_000239_000000622014_00231_05295_5351.N1	06-MAR-2003 00:02:39	Straylight	61.500	100	4Gam Crv	2.5800	13100.	123	5295	No
2	GOM_NL__2PRFIN20030306_000634_000000432014_00231_05295_5352.N1	06-MAR-2003 00:06:34	Twilight_stray	43.000	48	30Alp Hya	1.9770	4100.0	86	5295	No
3	GOM_NL__2PRFIN20030306_001228_000000412014_00231_05295_5353.N1	06-MAR-2003 00:12:28	Bright	41.000	22	32Alp Leo	1.3600	15200.	82	5295	No
4	GOM_NL__2PRFIN20030306_001458_000000412014_00231_05295_5354.N1	06-MAR-2003 00:14:58	Bright	40.500	51	41Gam1Leo	2.0100	4500.0	81	5295	No
5	GOM_NL__2PRFIN20030306_001624_000000462014_00231_05295_5355.N1	06-MAR-2003 00:16:24	Bright	46.000	96	68Del Leo	2.5600	9300.0	92	5295	No
6	GOM_NL__2PRFIN20030306_001915_000000372014_00231_05295_5356.N1	06-MAR-2003 00:19:15	Bright	36.500	24	66Alp Gem	1.5800	10200.	73	5295	No
7	GOM_NL__2PRFIN20030306_002331_000000422014_00231_05295_5357.N1	06-MAR-2003 00:23:31	Bright	42.000	174	52Psi UMa	3.0040	4400.0	84	5295	No
8	GOM_NL__2PRFIN20030306_002627_000000402014_00231_05295_5358.N1	06-MAR-2003 00:26:27	Bright	40.000	82	48Bet UMa	2.3650	10600.	80	5295	No
9	GOM_NL__2PRFIN20030306_002750_000000422014_00231_05295_5359.N1	06-MAR-2003 00:27:50	Bright	41.500	36	50Alp UMa	1.8000	6300.0	83	5295	No
10	GOM_NL__2PRFIN20030306_003034_000000492014_00231_05295_5360.N1	06-MAR-2003 00:30:34	Bright	49.000	32	77Eps UMa	1.7630	11000.	98	5295	No
11	GOM_NL__2PRFIN20030306_003205_000000512014_00231_05295_5361.N1	06-MAR-2003 00:32:05	Bright	51.000	55	79Zet UMa	2.0600	10200.	102	5295	No
12	GOM_NL__2PRFIN20030306_003428_000000352014_00231_05295_5362.N1	06-MAR-2003 00:34:28	Bright	35.000	49	1Alp UMi	1.9900	6300.0	70	5295	No
13	GOM_NL__2PRFIN20030306_003937_000000472014_00231_05295_5363.N1	06-MAR-2003 00:39:37	Bright	46.500	119	14Eta Dra	2.7270	4700.0	93	5295	No
14	GOM_NL__2PRFIN20030306_004205_000000372014_00231_05295_5364.N1	06-MAR-2003 00:42:05	Bright	36.500	89	5Alp Cep	2.4510	8000.0	73	5295	No
15	GOM_NL__2PRFIN20030306_004412_000000472014_00231_05295_5365.N1	06-MAR-2003 00:44:12	Bright	46.500	130	23Bet Dra	2.7990	5800.0	93	5295	No
16	GOM_NL__2PRFIN20030306_004710_000000382014_00231_05295_5366.N1	06-MAR-2003 00:47:10	Bright	38.000	19	50Alp Cyg	1.2460	10500.	76	5295	No
17	GOM_NL__2PRFIN20030306_004844_000000352014_00231_05295_5367.N1	06-MAR-2003 00:48:44	Bright	35.000	66	37Gam Cyg	2.2080	5900.0	70	5295	No
18	GOM_NL__2PRFIN20030306_005019_000000352014_00231_05295_5368.N1	06-MAR-2003 00:50:19	Bright	35.000	92	53Eps Cyg	2.5000	4500.0	70	5295	No
19	GOM_NL__2PRFIN20030306_005325_000001082014_00231_05295_5369.N1	06-MAR-2003 00:53:25	Twilight_stray	107.50	133	40Zet Her	2.8070	6000.0	215	5295	No
20	GOM_NL__2PRFIN20030306_005734_000000422014_00231_05295_5370.N1	06-MAR-2003 00:57:34	Bright	42.000	168	17Zet Aql	2.9860	11000.	84	5295	No
21	GOM_NL__2PRFIN20030306_010134_000000792014_00231_05295_5371.N1	06-MAR-2003 01:01:34	Straylight	78.500	59	55Alp Oph	2.0800	8900.0	157	5295	No
22	GOM_NL__2PRFIN20030306_010413_000000722014_00231_05295_5372.N1	06-MAR-2003 01:04:13	Dark	72.000	126	60Bet Oph	2.7700	4250.0	144	5295	No
23	GOM_NL__2PRFIN20030306_010731_000000452014_00231_05295_5373.N1	06-MAR-2003 01:07:31	Dark	45.000	155	41Pi Sgr	2.9000	6600.0	90	5295	No
24	GOM_NL__2PRFIN20030306_010924_000000442014_00231_05295_5374.N1	06-MAR-2003 01:09:24	Dark	43.500	57	34Sig Sgr	2.0660	26000.	87	5295	No
25	GOM_NL__2PRFIN20030306_011110_000000652014_00231_05295_5375.N1	06-MAR-2003 01:11:10	Dark	65.000	1014	Mars	0.0000	0.0000	130	5295	Yes
26	GOM_NL__2PRFIN20030306_011327_000000772014_00231_05295_5376.N1	06-MAR-2003 01:13:27	Dark	77.000	86	35Eta Oph	2.4300	10200.	154	5295	No
27	GOM_NL__2PRFIN20030306_011542_000000512014_00231_05295_5377.N1	06-MAR-2003 01:15:42	Dark	50.500	25	35Lam Sco	1.6200	28000.	101	5295	No
28	GOM_NL__2PRFIN20030306_012159_000000422014_00232_05296_5343.N1	06-MAR-2003 01:21:59	Dark	42.000	43	Alp TrA	1.9100	4250.0	84	5296	No
29	GOM_NL__2PRFIN20030306_012412_000000382014_00232_05296_5344.N1	06-MAR-2003 01:24:12	Dark	37.500	145	Gam TrA	2.8720	10600.	75	5296	No
30	GOM_NL__2PRFIN20030306_012541_000000462014_00232_05296_5345.N1	06-MAR-2003 01:25:41	Dark	46.000	4	Alp1Cen	-0.010000	5800.0	92	5296	No
31	GOM_NL__2PRFIN20030306_012659_000000412014_00232_05296_5346.N1	06-MAR-2003 01:26:59	Dark	40.500	10	Bet Cen	0.61000	28000.	81	5296	No
32	GOM_NL__2PRFIN20030306_012922_000000462014_00232_05296_5347.N1	06-MAR-2003 01:29:22	Dark	45.500	12	Alp1Cru	0.77500	30000.	91	5296	No
33	GOM_NL__2PRFIN20030306_013034_000000402014_00232_05296_5348.N1	06-MAR-2003 01:30:34	Dark	40.000	129	Del Cru	2.7930	26000.	80	5296	No
34	GOM_NL__2PRFIN20030306_013201_000000462014_00232_05296_5349.N1	06-MAR-2003 01:32:01	Dark	45.500	64	Gam Cen	2.2000	10600.	91	5296	No
35	GOM_NL__2PRFIN20030306_013424_000000372014_00232_05296_5350.N1	06-MAR-2003 01:34:24	Straylight	37.000	91	Kap Vel	2.4900	26000.	74	5296	No
36	GOM_NL__2PRFIN20030306_013743_000000452014_00232_05296_5351.N1	06-MAR-2003 01:37:43	Straylight	44.500	65	Lam Vel	2.2040	4400.0	89	5296	No
37	GOM_NL__2PRFIN20030306_014029_000000632014_00232_05296_5352.N1	06-MAR-2003 01:40:29	Straylight	63.000	106	9Bet Crv	2.6480	5600.0	126	5296	No
38	GOM_NL__2PRFIN20030306_014315_000000662014_00232_05296_5353.N1	06-MAR-2003 01:43:15	Straylight	65.500	100	4Gam Crv	2.5800	13100.	131	5296	No
39	GOM_NL__2PRFIN20030306_014709_000000442014_00232_05296_5354.N1	06-MAR-2003 01:47:09	Twilight_stray	44.000	48	30Alp Hya	1.9770	4100.0	88	5296	No
40	GOM_NL__2PRFIN20030306_015303_000000422014_00232_05296_5355.N1	06-MAR-2003 01:53:03	Bright	41.500	22	32Alp Leo	1.3600	15200.	83	5296	No
41	GOM_NL__2PRFIN20030306_015533_000000432014_00232_05296_5356.N1	06-MAR-2003 01:55:33	Bright	42.500	51	41Gam1Leo	2.0100	4500.0	85	5296	No
42	GOM_NL__2PRFIN20030306_015659_000000502014_00232_05296_5357.N1	06-MAR-2003 01:56:59	Bright	49.500	96	68Del Leo	2.5600	9300.0	99	5296	No

43	GOM_NL__2PRFIN20030306_015951_000000382014_00232_05296_5358.N1	06-MAR-2003 01:59:51	Bright	38.000	24	66Alp Gem	1.5800	10200.	76	5296	No
44	GOM_NL__2PRFIN20030306_020406_000000452014_00232_05296_5359.N1	06-MAR-2003 02:04:06	Bright	44.500	174	52Psi UMa	3.0040	4400.0	89	5296	No
45	GOM_NL__2PRFIN20030306_020701_000000422014_00232_05296_5360.N1	06-MAR-2003 02:07:01	Bright	41.500	82	48Bet UMa	2.3650	10600.	83	5296	No
46	GOM_NL__2PRFIN20030306_020825_000000422014_00232_05296_5361.N1	06-MAR-2003 02:08:25	Bright	42.000	36	50Alp UMa	1.8000	6300.0	84	5296	No
47	GOM_NL__2PRFIN20030306_021109_000000502014_00232_05296_5362.N1	06-MAR-2003 02:11:09	Bright	49.500	32	77Eps UMa	1.7630	11000.	99	5296	No
48	GOM_NL__2PRFIN20030306_021239_000000532014_00232_05296_5363.N1	06-MAR-2003 02:12:39	Bright	53.000	55	79Zet UMa	2.0600	10200.	106	5296	No
49	GOM_NL__2PRFIN20030306_021503_000000362014_00232_05296_5364.N1	06-MAR-2003 02:15:03	Bright	35.500	49	1Alp UMi	1.9900	6300.0	71	5296	No
50	GOM_NL__2PRFIN20030306_022012_000000472014_00232_05296_5365.N1	06-MAR-2003 02:20:12	Bright	47.000	119	14Eta Dra	2.7270	4700.0	94	5296	No
51	GOM_NL__2PRFIN20030306_022241_000000362014_00232_05296_5366.N1	06-MAR-2003 02:22:41	Bright	35.500	89	5Alp Cep	2.4510	8000.0	71	5296	No
52	GOM_NL__2PRFIN20030306_022447_000000492014_00232_05296_5367.N1	06-MAR-2003 02:24:47	Bright	48.500	130	23Bet Dra	2.7990	5800.0	97	5296	No
53	GOM_NL__2PRFIN20030306_022746_000000372014_00232_05296_5368.N1	06-MAR-2003 02:27:46	Bright	37.000	19	50Alp Cyg	1.2460	10500.	74	5296	No
54	GOM_NL__2PRFIN20030306_022920_000000352014_00232_05296_5369.N1	06-MAR-2003 02:29:20	Bright	35.000	66	37Gam Cyg	2.2080	5900.0	70	5296	No
55	GOM_NL__2PRFIN20030306_023055_000000342014_00232_05296_5370.N1	06-MAR-2003 02:30:55	Bright	34.000	92	53Eps Cyg	2.5000	4500.0	68	5296	No
56	GOM_NL__2PRFIN20030306_023402_000001012014_00232_05296_5371.N1	06-MAR-2003 02:34:02	Tw_i_and_stray	101.00	133	40Zet Her	2.8070	6000.0	202	5296	No
57	GOM_NL__2PRFIN20030306_023810_000000442014_00232_05296_5372.N1	06-MAR-2003 02:38:10	Bright	44.000	168	17Zet Aql	2.9860	11000.	88	5296	No
58	GOM_NL__2PRFIN20030306_024211_000000752014_00232_05296_5373.N1	06-MAR-2003 02:42:11	Straylight	75.000	59	55Alp Oph	2.0800	8900.0	150	5296	No
59	GOM_NL__2PRFIN20030306_024450_000000702014_00232_05296_5374.N1	06-MAR-2003 02:44:50	Dark	69.500	126	60Bet Oph	2.7700	4250.0	139	5296	No
60	GOM_NL__2PRFIN20030306_024808_000000442014_00232_05296_5375.N1	06-MAR-2003 02:48:08	Dark	43.500	155	41Pi Sgr	2.9000	6600.0	87	5296	No
61	GOM_NL__2PRFIN20030306_025001_000000432014_00232_05296_5376.N1	06-MAR-2003 02:50:01	Dark	42.500	57	34Sig Sgr	2.0660	26000.	85	5296	No
62	GOM_NL__2PRFIN20030306_025147_000000512014_00232_05296_5377.N1	06-MAR-2003 02:51:47	Dark	51.000	1014	Mars	0.0000	0.0000	102	5296	Yes
63	GOM_NL__2PRFIN20030306_025405_000000712014_00232_05296_5378.N1	06-MAR-2003 02:54:05	Dark	70.500	86	35Eta Oph	2.4300	10200.	141	5296	No
64	GOM_NL__2PRFIN20030306_025619_000000472014_00232_05296_5379.N1	06-MAR-2003 02:56:19	Dark	47.000	25	35Lam Sco	1.6200	28000.	94	5296	No
65	GOM_NL__2PRFIN20030306_030236_000000402014_00233_05297_5345.N1	06-MAR-2003 03:02:36	Dark	39.500	43	Alp TrA	1.9100	4250.0	79	5297	No
66	GOM_NL__2PRFIN20030306_030449_000000382014_00233_05297_5346.N1	06-MAR-2003 03:04:49	Dark	37.500	145	Gam TrA	2.8720	10600.	75	5297	No
67	GOM_NL__2PRFIN20030306_030618_000000472014_00233_05297_5347.N1	06-MAR-2003 03:06:18	Dark	47.000	4	Alp1Cen	-0.010000	5800.0	94	5297	No
68	GOM_NL__2PRFIN20030306_030736_000000422014_00233_05297_5348.N1	06-MAR-2003 03:07:36	Dark	41.500	10	Bet Cen	0.61000	28000.	83	5297	No
69	GOM_NL__2PRFIN20030306_030959_000000512014_00233_05297_5349.N1	06-MAR-2003 03:09:59	Dark	50.500	12	Alp1Cru	0.77500	30000.	101	5297	No
70	GOM_NL__2PRFIN20030306_031110_000000402014_00233_05297_5350.N1	06-MAR-2003 03:11:10	Dark	39.500	129	Del Cru	2.7930	26000.	79	5297	No
71	GOM_NL__2PRFIN20030306_031238_000000432014_00233_05297_5351.N1	06-MAR-2003 03:12:38	Dark	43.000	64	Gam Cen	2.2000	10600.	86	5297	No
72	GOM_NL__2PRFIN20030306_031500_000000382014_00233_05297_5352.N1	06-MAR-2003 03:15:00	Straylight	38.000	91	Kap Vel	2.4900	26000.	76	5297	No
73	GOM_NL__2PRFIN20030306_031819_000000472014_00233_05297_5353.N1	06-MAR-2003 03:18:19	Straylight	46.500	65	Lam Vel	2.2040	4400.0	93	5297	No
74	GOM_NL__2PRFIN20030306_032105_000000692014_00233_05297_5354.N1	06-MAR-2003 03:21:05	Straylight	68.500	106	9Bet Crv	2.6480	5600.0	137	5297	No
75	GOM_NL__2PRFIN20030306_032352_000000602014_00233_05297_5355.N1	06-MAR-2003 03:23:52	Straylight	59.500	100	4Gam Crv	2.5800	13100.	119	5297	No
76	GOM_NL__2PRFIN20030306_032746_000000442014_00233_05297_5356.N1	06-MAR-2003 03:27:46	Tw_i_and_stray	44.000	48	30Alp Hya	1.9770	4100.0	88	5297	No
77	GOM_NL__2PRFIN20030306_033340_000000432014_00233_05297_5357.N1	06-MAR-2003 03:33:40	Bright	42.500	22	32Alp Leo	1.3600	15200.	85	5297	No
78	GOM_NL__2PRFIN20030306_033609_000000442014_00233_05297_5358.N1	06-MAR-2003 03:36:09	Bright	44.000	51	41Gam1Leo	2.0100	4500.0	88	5297	No
79	GOM_NL__2PRFIN20030306_033735_000000502014_00233_05297_5359.N1	06-MAR-2003 03:37:35	Bright	50.000	96	68Del Leo	2.5600	9300.0	100	5297	No
80	GOM_NL__2PRFIN20030306_034028_000000382014_00233_05297_5360.N1	06-MAR-2003 03:40:28	Bright	38.000	24	66Alp Gem	1.5800	10200.	76	5297	No
81	GOM_NL__2PRFIN20030306_034442_000000432014_00233_05297_5361.N1	06-MAR-2003 03:44:42	Bright	43.000	174	52Psi UMa	3.0040	4400.0	86	5297	No
82	GOM_NL__2PRFIN20030306_034737_000000412014_00233_05297_5362.N1	06-MAR-2003 03:47:37	Bright	41.000	82	48Bet UMa	2.3650	10600.	82	5297	No
83	GOM_NL__2PRFIN20030306_034901_000000422014_00233_05297_5363.N1	06-MAR-2003 03:49:01	Bright	41.500	36	50Alp UMa	1.8000	6300.0	83	5297	No
84	GOM_NL__2PRFIN20030306_035145_000000492014_00233_05297_5364.N1	06-MAR-2003 03:51:45	Bright	49.000	32	77Eps UMa	1.7630	11000.	98	5297	No
85	GOM_NL__2PRFIN20030306_035315_000000532014_00233_05297_5365.N1	06-MAR-2003 03:53:15	Bright	52.500	55	79Zet UMa	2.0600	10200.	105	5297	No
86	GOM_NL__2PRFIN20030306_035539_000000362014_00233_05297_5366.N1	06-MAR-2003 03:55:39	Bright	36.000	49	1Alp UMi	1.9900	6300.0	72	5297	No
87	GOM_NL__2PRFIN20030306_040047_000000472014_00233_05297_5367.N1	06-MAR-2003 04:00:47	Bright	47.000	119	14Eta Dra	2.7270	4700.0	94	5297	No
88	GOM_NL__2PRFIN20030306_040316_000000372014_00233_05297_5368.N1	06-MAR-2003 04:03:16	Bright	36.500	89	5Alp Cep	2.4510	8000.0	73	5297	No
89	GOM_NL__2PRFIN20030306_040523_000000492014_00233_05297_5369.N1	06-MAR-2003 04:05:23	Bright	48.500	130	23Bet Dra	2.7990	5800.0	97	5297	No
90	GOM_NL__2PRFIN20030306_040822_000000382014_00233_05297_5370.N1	06-MAR-2003 04:08:22	Bright	37.500	19	50Alp Cyg	1.2460	10500.	75	5297	No
91	GOM_NL__2PRFIN20030306_040956_000000382014_00233_05297_5371.N1	06-MAR-2003 04:09:56	Bright	37.500	66	37Gam Cyg	2.2080	5900.0	75	5297	No
92	GOM_NL__2PRFIN20030306_041131_000000362014_00233_05297_5372.N1	06-MAR-2003 04:11:31	Bright	36.000	92	53Eps Cyg	2.5000	4500.0	72	5297	No
93	GOM_NL__2PRFIN20030306_041438_000001082014_00233_05297_5373.N1	06-MAR-2003 04:14:38	Tw_i_and_stray	108.00	133	40Zet Her	2.8070	6000.0	216	5297	No
94	GOM_NL__2PRFIN20030306_041846_000000452014_00233_05297_5374.N1	06-MAR-2003 04:18:46	Bright	45.000	168	17Zet Aql	2.9860	11000.	90	5297	No
95	GOM_NL__2PRFIN20030306_042247_000000772014_00233_05297_5375.N1	06-MAR-2003 04:22:47	Straylight	77.000	59	55Alp Oph	2.0800	8900.0	154	5297	No
96	GOM_NL__2PRFIN20030306_042526_000000762014_00233_05297_5376.N1	06-MAR-2003 04:25:26	Dark	75.500	126	60Bet Oph	2.7700	4250.0	151	5297	No
97	GOM_NL__2PRFIN20030306_042844_000000422014_00233_05297_5377.N1	06-MAR-2003 04:28:44	Dark	41.500	155	41Pi Sgr	2.9000	6600.0	83	5297	No
98	GOM_NL__2PRFIN20030306_043037_000000442014_00233_05297_5378.N1	06-MAR-2003 04:30:37	Dark	44.000	57	34Sig Sgr	2.0660	26000.	88	5297	No
99	GOM_NL__2PRFIN20030306_043223_000000652014_00233_05297_5379.N1	06-MAR-2003 04:32:23	Dark	65.000	1014	Mars	0.0000	0.0000	130	5297	Yes
100	GOM_NL__2PRFIN20030306_043443_000000702014_00233_05297_5380.N1	06-MAR-2003 04:34:43	Dark	69.500	86	35Eta Oph	2.4300	10200.	139	5297	No
101	GOM_NL__2PRFIN20030306_043656_000000482014_00233_05297_5381.N1	06-MAR-2003 04:36:56	Dark	47.500	25	35Lam Sco	1.6200	28000.	95	5297	No

102	GOM_NL__2PRFIN20030306_044312_000000502014_00234_05298_5498.N1	06-MAR-2003 04:43:12	Dark	50.000	43	Alp TrA	1.9100	4250.0	100	5298	No
103	GOM_NL__2PRFIN20030306_044525_000000382014_00234_05298_5499.N1	06-MAR-2003 04:45:25	Dark	37.500	145	Gam TrA	2.8720	10600.	75	5298	No
104	GOM_NL__2PRFIN20030306_044654_000000572014_00234_05298_5500.N1	06-MAR-2003 04:46:54	Dark	57.000	4	Alp1Cen	-0.010000	5800.0	114	5298	No
105	GOM_NL__2PRFIN20030306_044812_000000412014_00234_05298_5501.N1	06-MAR-2003 04:48:12	Dark	41.000	10	Bet Cen	0.61000	28000.	82	5298	No
106	GOM_NL__2PRFIN20030306_045035_000000512014_00234_05298_5502.N1	06-MAR-2003 04:50:35	Dark	51.000	12	Alp1Cru	0.77500	30000.	102	5298	No
107	GOM_NL__2PRFIN20030306_045147_000000392014_00234_05298_5503.N1	06-MAR-2003 04:51:47	Dark	39.000	129	Del Cru	2.7930	26000.	78	5298	No
108	GOM_NL__2PRFIN20030306_045314_000000432014_00234_05298_5504.N1	06-MAR-2003 04:53:14	Dark	43.000	64	Gam Cen	2.2000	10600.	86	5298	No
109	GOM_NL__2PRFIN20030306_045536_000000392014_00234_05298_5505.N1	06-MAR-2003 04:55:36	Straylight	38.500	91	Kap Vel	2.4900	26000.	77	5298	No
110	GOM_NL__2PRFIN20030306_045855_000000432014_00234_05298_5506.N1	06-MAR-2003 04:58:55	Straylight	43.000	65	Lam Vel	2.2040	4400.0	86	5298	No
111	GOM_NL__2PRFIN20030306_050141_000000622014_00234_05298_5507.N1	06-MAR-2003 05:01:41	Straylight	62.000	106	9Bet Crv	2.6480	5600.0	124	5298	No
112	GOM_NL__2PRFIN20030306_050428_000000602014_00234_05298_5508.N1	06-MAR-2003 05:04:28	Straylight	60.000	100	4Gam Crv	2.5800	13100.	120	5298	No
113	GOM_NL__2PRFIN20030306_050822_000000452014_00234_05298_5509.N1	06-MAR-2003 05:08:22	Tw_i_and_stray	44.500	48	30Alp Hya	1.9770	4100.0	89	5298	No
114	GOM_NL__2PRFIN20030306_051416_000000422014_00234_05298_5510.N1	06-MAR-2003 05:14:16	Bright	41.500	22	32Alp Leo	1.3600	15200.	83	5298	No
115	GOM_NL__2PRFIN20030306_051645_000000432014_00234_05298_5511.N1	06-MAR-2003 05:16:45	Bright	42.500	51	41Gam1Leo	2.0100	4500.0	85	5298	No
116	GOM_NL__2PRFIN20030306_051810_000000492014_00234_05298_5512.N1	06-MAR-2003 05:18:10	Bright	49.000	96	68Del Leo	2.5600	9300.0	98	5298	No
117	GOM_NL__2PRFIN20030306_052104_000000382014_00234_05298_5513.N1	06-MAR-2003 05:21:04	Bright	38.000	24	66Alp Gem	1.5800	10200.	76	5298	No
118	GOM_NL__2PRFIN20030306_052517_000000442014_00234_05298_5514.N1	06-MAR-2003 05:25:17	Bright	44.000	174	52Psi UMa	3.0040	4400.0	88	5298	No
119	GOM_NL__2PRFIN20030306_052813_000000402014_00234_05298_5515.N1	06-MAR-2003 05:28:13	Bright	39.500	82	48Bet UMa	2.3650	10600.	79	5298	No
120	GOM_NL__2PRFIN20030306_052937_000000422014_00234_05298_5516.N1	06-MAR-2003 05:29:37	Bright	41.500	36	50Alp UMa	1.8000	6300.0	83	5298	No
121	GOM_NL__2PRFIN20030306_053220_000000492014_00234_05298_5517.N1	06-MAR-2003 05:32:20	Bright	49.000	32	77Eps UMa	1.7630	11000.	98	5298	No
122	GOM_NL__2PRFIN20030306_053350_000000532014_00234_05298_5518.N1	06-MAR-2003 05:33:50	Bright	53.000	55	79Zet UMa	2.0600	10200.	106	5298	No
123	GOM_NL__2PRFIN20030306_053615_000000372014_00234_05298_5519.N1	06-MAR-2003 05:36:15	Bright	37.000	49	1Alp UMi	1.9900	6300.0	74	5298	No
124	GOM_NL__2PRFIN20030306_054123_000000482014_00234_05298_5520.N1	06-MAR-2003 05:41:23	Bright	48.000	119	14Eta Dra	2.7270	4700.0	96	5298	No
125	GOM_NL__2PRFIN20030306_054352_000000382014_00234_05298_5521.N1	06-MAR-2003 05:43:52	Bright	37.500	89	5Alp Cep	2.4510	8000.0	75	5298	No
126	GOM_NL__2PRFIN20030306_054558_000000472014_00234_05298_5522.N1	06-MAR-2003 05:45:58	Bright	46.500	130	23Bet Dra	2.7990	5800.0	93	5298	No
127	GOM_NL__2PRFIN20030306_054858_000000362014_00234_05298_5523.N1	06-MAR-2003 05:48:58	Bright	35.500	19	50Alp Cyg	1.2460	10500.	71	5298	No
128	GOM_NL__2PRFIN20030306_055032_000000352014_00234_05298_5524.N1	06-MAR-2003 05:50:32	Bright	35.000	66	37Gam Cyg	2.2080	5900.0	70	5298	No
129	GOM_NL__2PRFIN20030306_055207_000000352014_00234_05298_5525.N1	06-MAR-2003 05:52:07	Bright	35.000	92	53Eps Cyg	2.5000	4500.0	70	5298	No
130	GOM_NL__2PRFIN20030306_055515_000001052014_00234_05298_5526.N1	06-MAR-2003 05:55:15	Tw_i_and_stray	105.00	133	40Zet Her	2.8070	6000.0	210	5298	No
131	GOM_NL__2PRFIN20030306_055922_000000452014_00234_05298_5527.N1	06-MAR-2003 05:59:22	Bright	45.000	168	17Zet Aql	2.9860	11000.	90	5298	No
132	GOM_NL__2PRFIN20030306_060322_000000772014_00234_05298_5528.N1	06-MAR-2003 06:03:22	Straylight	76.500	59	55Alp Oph	2.0800	8900.0	153	5298	No
133	GOM_NL__2PRFIN20030306_060603_000000752014_00234_05298_5529.N1	06-MAR-2003 06:06:03	Dark	74.500	126	60Bet Oph	2.7700	4250.0	149	5298	No
134	GOM_NL__2PRFIN20030306_060920_000000442014_00234_05298_5530.N1	06-MAR-2003 06:09:20	Dark	43.500	155	41Pi Sgr	2.9000	6600.0	87	5298	No
135	GOM_NL__2PRFIN20030306_061114_000000472014_00234_05298_5531.N1	06-MAR-2003 06:11:14	Dark	47.000	57	34Sig Sgr	2.0660	26000.	94	5298	No
136	GOM_NL__2PRFIN20030306_061259_000000652014_00234_05298_5532.N1	06-MAR-2003 06:12:59	Dark	65.000	1014	Mars	0.0000	0.0000	130	5298	Yes
137	GOM_NL__2PRFIN20030306_061520_000000752014_00234_05298_5533.N1	06-MAR-2003 06:15:20	Dark	75.000	86	35Eta Oph	2.4300	10200.	150	5298	No
138	GOM_NL__2PRFIN20030306_061733_000000552014_00234_05298_5534.N1	06-MAR-2003 06:17:33	Dark	54.500	25	35Lam Sco	1.6200	28000.	109	5298	No
139	GOM_NL__2PRFIN20030306_062348_000000402014_00235_05299_5498.N1	06-MAR-2003 06:23:48	Dark	40.000	43	Alp TrA	1.9100	4250.0	80	5299	No
140	GOM_NL__2PRFIN20030306_062602_000000382014_00235_05299_5499.N1	06-MAR-2003 06:26:02	Dark	38.000	145	Gam TrA	2.8720	10600.	76	5299	No
141	GOM_NL__2PRFIN20030306_062731_000000542014_00235_05299_5500.N1	06-MAR-2003 06:27:31	Dark	54.000	4	Alp1Cen	-0.010000	5800.0	108	5299	No
142	GOM_NL__2PRFIN20030306_062849_000000542014_00235_05299_5501.N1	06-MAR-2003 06:28:49	Dark	53.500	10	Bet Cen	0.61000	28000.	107	5299	No
143	GOM_NL__2PRFIN20030306_063112_000000402014_00235_05299_5502.N1	06-MAR-2003 06:31:12	Dark	40.000	12	Alp1Cru	0.77500	30000.	80	5299	No
144	GOM_NL__2PRFIN20030306_063223_000000392014_00235_05299_5503.N1	06-MAR-2003 06:32:23	Dark	39.000	129	Del Cru	2.7930	26000.	78	5299	No
145	GOM_NL__2PRFIN20030306_063351_000000452014_00235_05299_5504.N1	06-MAR-2003 06:33:51	Dark	45.000	64	Gam Cen	2.2000	10600.	90	5299	No
146	GOM_NL__2PRFIN20030306_063612_000000402014_00235_05299_5505.N1	06-MAR-2003 06:36:12	Straylight	39.500	91	Kap Vel	2.4900	26000.	79	5299	No
147	GOM_NL__2PRFIN20030306_063931_000000432014_00235_05299_5506.N1	06-MAR-2003 06:39:31	Straylight	43.000	65	Lam Vel	2.2040	4400.0	86	5299	No
148	GOM_NL__2PRFIN20030306_064217_000000652014_00235_05299_5507.N1	06-MAR-2003 06:42:17	Straylight	64.500	106	9Bet Crv	2.6480	5600.0	129	5299	No
149	GOM_NL__2PRFIN20030306_064504_000000582014_00235_05299_5508.N1	06-MAR-2003 06:45:04	Straylight	58.000	100	4Gam Crv	2.5800	13100.	116	5299	No
150	GOM_NL__2PRFIN20030306_064858_000000422014_00235_05299_5509.N1	06-MAR-2003 06:48:58	Tw_i_and_stray	41.500	48	30Alp Hya	1.9770	4100.0	83	5299	No
151	GOM_NL__2PRFIN20030306_065451_000000422014_00235_05299_5510.N1	06-MAR-2003 06:54:51	Bright	42.000	22	32Alp Leo	1.3600	15200.	84	5299	No
152	GOM_NL__2PRFIN20030306_065721_000000432014_00235_05299_5511.N1	06-MAR-2003 06:57:21	Bright	43.000	51	41Gam1Leo	2.0100	4500.0	86	5299	No
153	GOM_NL__2PRFIN20030306_065846_000000482014_00235_05299_5512.N1	06-MAR-2003 06:58:46	Bright	47.500	96	68Del Leo	2.5600	9300.0	95	5299	No
154	GOM_NL__2PRFIN20030306_070140_000000542014_00235_05299_5513.N1	06-MAR-2003 07:01:40	Bright	54.000	24	66Alp Gem	1.5800	10200.	108	5299	No
155	GOM_NL__2PRFIN20030306_070553_000000442014_00235_05299_5514.N1	06-MAR-2003 07:05:53	Bright	44.000	174	52Psi UMa	3.0040	4400.0	88	5299	No
156	GOM_NL__2PRFIN20030306_070849_000000412014_00235_05299_5515.N1	06-MAR-2003 07:08:49	Bright	40.500	82	48Bet UMa	2.3650	10600.	81	5299	No
157	GOM_NL__2PRFIN20030306_071012_000000412014_00235_05299_5516.N1	06-MAR-2003 07:10:12	Bright	40.500	36	50Alp UMa	1.8000	6300.0	81	5299	No
158	GOM_NL__2PRFIN20030306_071255_000000502014_00235_05299_5517.N1	06-MAR-2003 07:12:55	Bright	49.500	32	77Eps UMa	1.7630	11000.	99	5299	No
159	GOM_NL__2PRFIN20030306_071425_000000532014_00235_05299_5518.N1	06-MAR-2003 07:14:25	Bright	52.500	55	79Zet UMa	2.0600	10200.	105	5299	No
160	GOM_NL__2PRFIN20030306_071651_000000382014_00235_05299_5519.N1	06-MAR-2003 07:16:51	Bright	37.500	49	1Alp UMi	1.9900	6300.0	75	5299	No



161	GOM_NL__2PRFIN20030306_072158_000000482014_00235_05299_5520.N1	06-MAR-2003 07:21:58	Bright	48.000	119	14Eta Dra	2.7270	4700.0	96	5299	No
162	GOM_NL__2PRFIN20030306_072428_000000352014_00235_05299_5521.N1	06-MAR-2003 07:24:28	Bright	34.500	89	5Alp Cep	2.4510	8000.0	69	5299	No
163	GOM_NL__2PRFIN20030306_072633_000000512014_00235_05299_5522.N1	06-MAR-2003 07:26:33	Bright	50.500	130	23Bet Dra	2.7990	5800.0	101	5299	No
164	GOM_NL__2PRFIN20030306_072934_000000382014_00235_05299_5523.N1	06-MAR-2003 07:29:34	Bright	38.000	19	50Alp Cyg	1.2460	10500.	76	5299	No
165	GOM_NL__2PRFIN20030306_073108_000000372014_00235_05299_5524.N1	06-MAR-2003 07:31:08	Bright	37.000	66	37Gam Cyg	2.2080	5900.0	74	5299	No
166	GOM_NL__2PRFIN20030306_073243_000000352014_00235_05299_5525.N1	06-MAR-2003 07:32:43	Bright	35.000	92	53Eps Cyg	2.5000	4500.0	70	5299	No
167	GOM_NL__2PRFIN20030306_073551_000001072014_00235_05299_5526.N1	06-MAR-2003 07:35:51	Twilight	106.50	133	40Zet Her	2.8070	6000.0	213	5299	No
168	GOM_NL__2PRFIN20030306_073958_000000452014_00235_05299_5527.N1	06-MAR-2003 07:39:58	Bright	44.500	168	17Zet Aql	2.9860	11000.	89	5299	No
169	GOM_NL__2PRFIN20030306_074400_000000842014_00235_05299_5528.N1	06-MAR-2003 07:44:00	Straylight	84.000	59	55Alp Oph	2.0800	8900.0	168	5299	No
170	GOM_NL__2PRFIN20030306_074640_000000742014_00235_05299_5529.N1	06-MAR-2003 07:46:40	Dark	74.000	126	60Bet Oph	2.7700	4250.0	148	5299	No
171	GOM_NL__2PRFIN20030306_074956_000000432014_00235_05299_5530.N1	06-MAR-2003 07:49:56	Dark	42.500	155	41Pi Sgr	2.9000	6600.0	85	5299	No
172	GOM_NL__2PRFIN20030306_075150_000000452014_00235_05299_5531.N1	06-MAR-2003 07:51:50	Dark	44.500	57	34Sig Sgr	2.0660	26000.	89	5299	No
173	GOM_NL__2PRFIN20030306_075335_000000622014_00235_05299_5532.N1	06-MAR-2003 07:53:35	Dark	62.000	1014	Mars	0.0000	0.0000	124	5299	Yes
174	GOM_NL__2PRFIN20030306_075556_000000712014_00235_05299_5533.N1	06-MAR-2003 07:55:56	Dark	71.000	86	35Eta Oph	2.4300	10200.	142	5299	No
175	GOM_NL__2PRFIN20030306_075809_000000532014_00235_05299_5534.N1	06-MAR-2003 07:58:09	Dark	53.000	25	35Lam Sco	1.6200	28000.	106	5299	No
176	GOM_NL__2PRFIN20030306_080152_000000942014_00236_05300_5471.N1	06-MAR-2003 08:01:52	Dark	94.000	16	21Alp Sco	1.0200	3000.0	188	5300	No
177	GOM_NL__2PRFIN20030306_080535_000001132014_00236_05300_5472.N1	06-MAR-2003 08:05:35	Dark	113.00	80	7Del Sco	2.3160	30000.	226	5300	No
178	GOM_NL__2PRFIN20030306_080925_000000422014_00236_05300_5473.N1	06-MAR-2003 08:09:25	Dark	42.000	10	Bet Cen	0.61000	28000.	84	5300	No
179	GOM_NL__2PRFIN20030306_081249_000000392014_00236_05300_5474.N1	06-MAR-2003 08:12:49	Dark	39.000	29	Bet Car	1.6720	10200.	78	5300	No
180	GOM_NL__2PRFIN20030306_081427_000000442014_00236_05300_5475.N1	06-MAR-2003 08:14:27	Dark	44.000	64	Gam Cen	2.2000	10600.	88	5300	No
181	GOM_NL__2PRFIN20030306_081649_000000392014_00236_05300_5476.N1	06-MAR-2003 08:16:49	Straylight	38.500	91	Kap Vel	2.4900	26000.	77	5300	No
182	GOM_NL__2PRFIN20030306_082007_000000462014_00236_05300_5477.N1	06-MAR-2003 08:20:07	Straylight	45.500	65	Lam Vel	2.2040	4400.0	91	5300	No
183	GOM_NL__2PRFIN20030306_082255_000000652014_00236_05300_5478.N1	06-MAR-2003 08:22:55	Straylight	65.000	106	9Bet Crv	2.6480	5600.0	130	5300	No
184	GOM_NL__2PRFIN20030306_082540_000000612014_00236_05300_5479.N1	06-MAR-2003 08:25:40	Straylight	60.500	100	4Gam Crv	2.5800	13100.	121	5300	No
185	GOM_NL__2PRFIN20030306_082934_000000462014_00236_05300_5480.N1	06-MAR-2003 08:29:34	Twilight	46.000	48	30Alp Hya	1.9770	4100.0	92	5300	No
186	GOM_NL__2PRFIN20030306_083527_000000422014_00236_05300_5481.N1	06-MAR-2003 08:35:27	Bright	42.000	22	32Alp Leo	1.3600	15200.	84	5300	No
187	GOM_NL__2PRFIN20030306_083756_000000432014_00236_05300_5482.N1	06-MAR-2003 08:37:56	Bright	42.500	51	41Gam1Leo	2.0100	4500.0	85	5300	No
188	GOM_NL__2PRFIN20030306_083922_000000492014_00236_05300_5483.N1	06-MAR-2003 08:39:22	Bright	48.500	96	68Del Leo	2.5600	9300.0	97	5300	No
189	GOM_NL__2PRFIN20030306_084628_000000462014_00236_05300_5484.N1	06-MAR-2003 08:46:28	Bright	45.500	174	52Psi UMa	3.0040	4400.0	91	5300	No
190	GOM_NL__2PRFIN20030306_084924_000000422014_00236_05300_5485.N1	06-MAR-2003 08:49:24	Bright	42.000	82	48Bet UMa	2.3650	10600.	84	5300	No
191	GOM_NL__2PRFIN20030306_085048_000000402014_00236_05300_5486.N1	06-MAR-2003 08:50:48	Bright	40.000	36	50Alp UMa	1.8000	6300.0	80	5300	No
192	GOM_NL__2PRFIN20030306_085329_000000632014_00236_05300_5487.N1	06-MAR-2003 08:53:29	Bright	63.000	32	77Eps UMa	1.7630	11000.	126	5300	No
193	GOM_NL__2PRFIN20030306_085500_000000532014_00236_05300_5488.N1	06-MAR-2003 08:55:00	Bright	52.500	55	79Zet UMa	2.0600	10200.	105	5300	No
194	GOM_NL__2PRFIN20030306_085727_000000372014_00236_05300_5489.N1	06-MAR-2003 08:57:27	Bright	37.000	49	1Alp UMi	1.9900	6300.0	74	5300	No
195	GOM_NL__2PRFIN20030306_090233_000000492014_00236_05300_5490.N1	06-MAR-2003 09:02:33	Bright	49.000	119	14Eta Dra	2.7270	4700.0	98	5300	No
196	GOM_NL__2PRFIN20030306_090504_000000372014_00236_05300_5491.N1	06-MAR-2003 09:05:04	Bright	37.000	89	5Alp Cep	2.4510	8000.0	74	5300	No
197	GOM_NL__2PRFIN20030306_090709_000000512014_00236_05300_5492.N1	06-MAR-2003 09:07:09	Bright	50.500	130	23Bet Dra	2.7990	5800.0	101	5300	No
198	GOM_NL__2PRFIN20030306_091010_000000392014_00236_05300_5493.N1	06-MAR-2003 09:10:10	Bright	38.500	19	50Alp Cyg	1.2460	10500.	77	5300	No
199	GOM_NL__2PRFIN20030306_091144_000000382014_00236_05300_5494.N1	06-MAR-2003 09:11:44	Bright	37.500	66	37Gam Cyg	2.2080	5900.0	75	5300	No
200	GOM_NL__2PRFIN20030306_091319_000000362014_00236_05300_5495.N1	06-MAR-2003 09:13:19	Bright	36.000	92	53Eps Cyg	2.5000	4500.0	72	5300	No
201	GOM_NL__2PRFIN20030306_091628_000001042014_00236_05300_5496.N1	06-MAR-2003 09:16:28	Twilight	103.50	133	40Zet Her	2.8070	6000.0	207	5300	No
202	GOM_NL__2PRFIN20030306_092035_000000452014_00236_05300_5497.N1	06-MAR-2003 09:20:35	Bright	45.000	168	17Zet Aql	2.9860	11000.	90	5300	No
203	GOM_NL__2PRFIN20030306_092438_000000832014_00236_05300_5498.N1	06-MAR-2003 09:24:38	Straylight	83.000	59	55Alp Oph	2.0800	8900.0	166	5300	No
204	GOM_NL__2PRFIN20030306_092718_000000802014_00236_05300_5499.N1	06-MAR-2003 09:27:18	Dark	79.500	126	60Bet Oph	2.7700	4250.0	159	5300	No
205	GOM_NL__2PRFIN20030306_093033_000000462014_00236_05300_5500.N1	06-MAR-2003 09:30:33	Dark	46.000	155	41Pi Sgr	2.9000	6600.0	92	5300	No
206	GOM_NL__2PRFIN20030306_093226_000000432014_00236_05300_5501.N1	06-MAR-2003 09:32:26	Dark	43.000	57	34Sig Sgr	2.0660	26000.	86	5300	No
207	GOM_NL__2PRFIN20030306_093411_000000552014_00236_05300_5502.N1	06-MAR-2003 09:34:11	Dark	54.500	1014	Mars	0.0000	0.0000	109	5300	Yes
208	GOM_NL__2PRFIN20030306_093540_000000482014_00236_05300_5503.N1	06-MAR-2003 09:35:40	Dark	48.000	38	20Eps Sgr	1.8360	11000.	96	5300	No
209	GOM_NL__2PRFIN20030306_093846_000000492014_00236_05300_5504.N1	06-MAR-2003 09:38:46	Dark	49.000	25	35Lam Sco	1.6200	28000.	98	5300	No
210	GOM_NL__2PRFIN20030306_094229_000000742014_00237_05301_5473.N1	06-MAR-2003 09:42:29	Dark	74.000	16	21Alp Sco	1.0200	3000.0	148	5301	No
211	GOM_NL__2PRFIN20030306_094611_000000962014_00237_05301_5474.N1	06-MAR-2003 09:46:11	Dark	95.500	80	7Del Sco	2.3160	30000.	191	5301	No
212	GOM_NL__2PRFIN20030306_095002_000000422014_00237_05301_5475.N1	06-MAR-2003 09:50:02	Dark	42.000	10	Bet Cen	0.61000	28000.	84	5301	No
213	GOM_NL__2PRFIN20030306_095325_000000382014_00237_05301_5476.N1	06-MAR-2003 09:53:25	Dark	38.000	29	Bet Car	1.6720	10200.	76	5301	No
214	GOM_NL__2PRFIN20030306_095504_000000472014_00237_05301_5477.N1	06-MAR-2003 09:55:04	Dark	46.500	64	Gam Cen	2.2000	10600.	93	5301	No
215	GOM_NL__2PRFIN20030306_095725_000000392014_00237_05301_5478.N1	06-MAR-2003 09:57:25	Straylight	38.500	91	Kap Vel	2.4900	26000.	77	5301	No
216	GOM_NL__2PRFIN20030306_100043_000000442014_00237_05301_5479.N1	06-MAR-2003 10:00:43	Straylight	44.000	65	Lam Vel	2.2040	4400.0	88	5301	No
217	GOM_NL__2PRFIN20030306_100331_000000602014_00237_05301_5480.N1	06-MAR-2003 10:03:31	Straylight	60.000	106	9Bet Crv	2.6480	5600.0	120	5301	No
218	GOM_NL__2PRFIN20030306_100616_000000602014_00237_05301_5481.N1	06-MAR-2003 10:06:16	Straylight	59.500	100	4Gam Crv	2.5800	13100.	119	5301	No
219	GOM_NL__2PRFIN20030306_101010_000000472014_00237_05301_5482.N1	06-MAR-2003 10:10:10	Twilight	46.500	48	30Alp Hya	1.9770	4100.0	93	5301	No

220	GOM_NL__2PRFIN20030306_101603_000000422014_00237_05301_5483.N1	06-MAR-2003 10:16:03	Bright	41.500	22	32Alp Leo	1.3600	15200.	83	5301	No
221	GOM_NL__2PRFIN20030306_101832_000000442014_00237_05301_5484.N1	06-MAR-2003 10:18:32	Bright	43.500	51	41Gam1Leo	2.0100	4500.0	87	5301	No
222	GOM_NL__2PRFIN20030306_101957_000000482014_00237_05301_5485.N1	06-MAR-2003 10:19:57	Bright	48.000	96	68Del Leo	2.5600	9300.0	96	5301	No
223	GOM_NL__2PRFIN20030306_102703_000000452014_00237_05301_5486.N1	06-MAR-2003 10:27:03	Bright	44.500	174	52Psi UMa	3.0040	4400.0	89	5301	No
224	GOM_NL__2PRFIN20030306_102959_000000422014_00237_05301_5487.N1	06-MAR-2003 10:29:59	Bright	42.000	82	48Bet UMa	2.3650	10600.	84	5301	No
225	GOM_NL__2PRFIN20030306_103123_000000422014_00237_05301_5488.N1	06-MAR-2003 10:31:23	Bright	41.500	36	50Alp UMa	1.8000	6300.0	83	5301	No
226	GOM_NL__2PRFIN20030306_103404_000000502014_00237_05301_5489.N1	06-MAR-2003 10:34:04	Bright	50.000	32	77Eps UMa	1.7630	11000.	100	5301	No
227	GOM_NL__2PRFIN20030306_103534_000000542014_00237_05301_5490.N1	06-MAR-2003 10:35:34	Bright	53.500	55	79Zet UMa	2.0600	10200.	107	5301	No
228	GOM_NL__2PRFIN20030306_103802_000000372014_00237_05301_5491.N1	06-MAR-2003 10:38:02	Bright	36.500	49	1Alp UMi	1.9900	6300.0	73	5301	No
229	GOM_NL__2PRFIN20030306_104308_000000502014_00237_05301_5492.N1	06-MAR-2003 10:43:08	Bright	49.500	119	14Eta Dra	2.7270	4700.0	99	5301	No
230	GOM_NL__2PRFIN20030306_104540_000000372014_00237_05301_5493.N1	06-MAR-2003 10:45:40	Bright	37.000	89	5Alp Cep	2.4510	8000.0	74	5301	No
231	GOM_NL__2PRFIN20030306_104744_000000512014_00237_05301_5494.N1	06-MAR-2003 10:47:44	Bright	50.500	130	23Bet Dra	2.7990	5800.0	101	5301	No
232	GOM_NL__2PRFIN20030306_105045_000000372014_00237_05301_5495.N1	06-MAR-2003 10:50:45	Bright	36.500	19	50Alp Cyg	1.2460	10500.	73	5301	No
233	GOM_NL__2PRFIN20030306_105220_000000382014_00237_05301_5496.N1	06-MAR-2003 10:52:20	Bright	37.500	66	37Gam Cyg	2.2080	5900.0	75	5301	No
234	GOM_NL__2PRFIN20030306_105355_000000362014_00237_05301_5497.N1	06-MAR-2003 10:53:55	Bright	36.000	92	53Eps Cyg	2.5000	4500.0	72	5301	No
235	GOM_NL__2PRFIN20030306_105704_000001072014_00237_05301_5498.N1	06-MAR-2003 10:57:04	Twilight	106.50	133	40Zet Her	2.8070	6000.0	213	5301	No
236	GOM_NL__2PRFIN20030306_110111_000000452014_00237_05301_5499.N1	06-MAR-2003 11:01:11	Bright	45.000	168	17Zet Aql	2.9860	11000.	90	5301	No
237	GOM_NL__2PRFIN20030306_110515_000000782014_00237_05301_5500.N1	06-MAR-2003 11:05:15	Straylight	78.000	59	55Alp Oph	2.0800	8900.0	156	5301	No
238	GOM_NL__2PRFIN20030306_110755_000000722014_00237_05301_5501.N1	06-MAR-2003 11:07:55	Dark	71.500	126	60Bet Oph	2.7700	4250.0	143	5301	No
239	GOM_NL__2PRFIN20030306_111109_000000442014_00237_05301_5502.N1	06-MAR-2003 11:11:09	Dark	44.000	155	41Pi Sgr	2.9000	6600.0	88	5301	No
240	GOM_NL__2PRFIN20030306_111303_000000432014_00237_05301_5503.N1	06-MAR-2003 11:13:03	Dark	42.500	57	34Sig Sgr	2.0660	26000.	85	5301	No
241	GOM_NL__2PRFIN20030306_111447_000000542014_00237_05301_5504.N1	06-MAR-2003 11:14:47	Dark	54.000	1014	Mars	0.0000	0.0000	108	5301	Yes
242	GOM_NL__2PRFIN20030306_111617_000000512014_00237_05301_5505.N1	06-MAR-2003 11:16:17	Dark	50.500	38	20Eps Sgr	1.8360	11000.	101	5301	No
243	GOM_NL__2PRFIN20030306_111922_000000502014_00237_05301_5506.N1	06-MAR-2003 11:19:22	Dark	49.500	25	35Lam Sco	1.6200	28000.	99	5301	No
244	GOM_NL__2PRFIN20030306_112304_000000762014_00238_05302_5474.N1	06-MAR-2003 11:23:04	Dark	76.000	16	21Alp Sco	1.0200	3000.0	152	5302	No
245	GOM_NL__2PRFIN20030306_112652_000000972014_00238_05302_5475.N1	06-MAR-2003 11:26:52	Dark	97.000	80	7Del Sco	2.3160	30000.	194	5302	No
246	GOM_NL__2PRFIN20030306_113038_000000482014_00238_05302_5476.N1	06-MAR-2003 11:30:38	Dark	47.500	10	Bet Cen	0.61000	28000.	95	5302	No
247	GOM_NL__2PRFIN20030306_113401_000000392014_00238_05302_5477.N1	06-MAR-2003 11:34:01	Dark	39.000	29	Bet Car	1.6720	10200.	78	5302	No
248	GOM_NL__2PRFIN20030306_113540_000000462014_00238_05302_5478.N1	06-MAR-2003 11:35:40	Dark	45.500	64	Gam Cen	2.2000	10600.	91	5302	No
249	GOM_NL__2PRFIN20030306_113801_000000382014_00238_05302_5479.N1	06-MAR-2003 11:38:01	Straylight	38.000	91	Kap Vel	2.4900	26000.	76	5302	No
250	GOM_NL__2PRFIN20030306_114119_000000452014_00238_05302_5480.N1	06-MAR-2003 11:41:19	Straylight	45.000	65	Lam Vel	2.2040	4400.0	90	5302	No
251	GOM_NL__2PRFIN20030306_114404_000000672014_00238_05302_5481.N1	06-MAR-2003 11:44:04	Straylight	67.000	106	9Bet Crv	2.6480	5600.0	134	5302	No
252	GOM_NL__2PRFIN20030306_114651_000000612014_00238_05302_5482.N1	06-MAR-2003 11:46:51	Straylight	61.000	100	4Gam Crv	2.5800	13100.	122	5302	No
253	GOM_NL__2PRFIN20030306_115046_000000482014_00238_05302_5483.N1	06-MAR-2003 11:50:46	Twilight	48.000	48	30Alp Hya	1.9770	4100.0	96	5302	No
254	GOM_NL__2PRFIN20030306_115638_000000432014_00238_05302_5484.N1	06-MAR-2003 11:56:38	Bright	43.000	22	32Alp Leo	1.3600	15200.	86	5302	No
255	GOM_NL__2PRFIN20030306_115907_000000432014_00238_05302_5485.N1	06-MAR-2003 11:59:07	Bright	43.000	51	41Gam1Leo	2.0100	4500.0	86	5302	No
256	GOM_NL__2PRFIN20030306_120031_000000502014_00238_05302_5486.N1	06-MAR-2003 12:00:31	Bright	50.000	96	68Del Leo	2.5600	9300.0	100	5302	No
257	GOM_NL__2PRFIN20030306_120736_000000472014_00238_05302_5487.N1	06-MAR-2003 12:07:36	Bright	46.500	174	52Psi UMa	3.0040	4400.0	93	5302	No
258	GOM_NL__2PRFIN20030306_121033_000000432014_00238_05302_5488.N1	06-MAR-2003 12:10:33	Bright	43.000	82	48Bet UMa	2.3650	10600.	86	5302	No
259	GOM_NL__2PRFIN20030306_121157_000000452014_00238_05302_5489.N1	06-MAR-2003 12:11:57	Bright	45.000	36	50Alp UMa	1.8000	6300.0	90	5302	No
260	GOM_NL__2PRFIN20030306_121439_000000512014_00238_05302_5490.N1	06-MAR-2003 12:14:39	Bright	50.500	32	77Eps UMa	1.7630	11000.	101	5302	No
261	GOM_NL__2PRFIN20030306_121609_000000522014_00238_05302_5491.N1	06-MAR-2003 12:16:09	Bright	52.000	55	79Zet UMa	2.0600	10200.	104	5302	No
262	GOM_NL__2PRFIN20030306_121838_000000352014_00238_05302_5492.N1	06-MAR-2003 12:18:38	Bright	34.500	49	1Alp UMi	1.9900	6300.0	69	5302	No
263	GOM_NL__2PRFIN20030306_122343_000000492014_00238_05302_5493.N1	06-MAR-2003 12:23:43	Bright	48.500	119	14Eta Dra	2.7270	4700.0	97	5302	No
264	GOM_NL__2PRFIN20030306_122615_000000372014_00238_05302_5494.N1	06-MAR-2003 12:26:15	Bright	37.000	89	5Alp Cep	2.4510	8000.0	74	5302	No
265	GOM_NL__2PRFIN20030306_122817_000000522014_00238_05302_5495.N1	06-MAR-2003 12:28:17	Bright	52.000	130	23Bet Dra	2.7990	5800.0	104	5302	No
266	GOM_NL__2PRFIN20030306_123122_000000382014_00238_05302_5496.N1	06-MAR-2003 12:31:22	Bright	37.500	19	50Alp Cyg	1.2460	10500.	75	5302	No
267	GOM_NL__2PRFIN20030306_123254_000000362014_00238_05302_5497.N1	06-MAR-2003 12:32:54	Bright	36.000	66	37Gam Cyg	2.2080	5900.0	72	5302	No
268	GOM_NL__2PRFIN20030306_123430_000000362014_00238_05302_5498.N1	06-MAR-2003 12:34:30	Bright	35.500	92	53Eps Cyg	2.5000	4500.0	71	5302	No
269	GOM_NL__2PRFIN20030306_123740_000000992014_00238_05302_5499.N1	06-MAR-2003 12:37:40	Twilight	99.000	133	40Zet Her	2.8070	6000.0	198	5302	No
270	GOM_NL__2PRFIN20030306_124146_000000472014_00238_05302_5500.N1	06-MAR-2003 12:41:46	Bright	47.000	168	17Zet Aql	2.9860	11000.	94	5302	No
271	GOM_NL__2PRFIN20030306_124551_000000802014_00238_05302_5501.N1	06-MAR-2003 12:45:51	Straylight	80.000	59	55Alp Oph	2.0800	8900.0	160	5302	No
272	GOM_NL__2PRFIN20030306_124832_000000772014_00238_05302_5502.N1	06-MAR-2003 12:48:32	Dark	77.000	126	60Bet Oph	2.7700	4250.0	154	5302	No
273	GOM_NL__2PRFIN20030306_125145_000000432014_00238_05302_5503.N1	06-MAR-2003 12:51:45	Dark	43.000	155	41Pi Sgr	2.9000	6600.0	86	5302	No
274	GOM_NL__2PRFIN20030306_125339_000000462014_00238_05302_5504.N1	06-MAR-2003 12:53:39	Dark	45.500	57	34Sig Sgr	2.0660	26000.	91	5302	No
275	GOM_NL__2PRFIN20030306_125523_000000652014_00238_05302_5505.N1	06-MAR-2003 12:55:23	Dark	65.000	1014	Mars	0.0000	0.0000	130	5302	Yes
276	GOM_NL__2PRFIN20030306_125652_000000512014_00238_05302_5506.N1	06-MAR-2003 12:56:52	Dark	50.500	38	20Eps Sgr	1.8360	11000.	101	5302	No
277	GOM_NL__2PRFIN20030306_130000_000000502014_00238_05302_5507.N1	06-MAR-2003 13:00:00	Dark	49.500	25	35Lam Sco	1.6200	28000.	99	5302	No
278	GOM_NL__2PRFIN20030306_130342_000000772014_00239_05303_5476.N1	06-MAR-2003 13:03:42	Dark	77.000	16	21Alp Sco	1.0200	3000.0	154	5303	No

279	GOM_NL__2PRFIN20030306_130730_000000982014_00239_05303_5477.N1	06-MAR-2003 13:07:30	Dark	97.500	80	7Del Sco	2.3160	30000.	195	5303	No
280	GOM_NL__2PRFIN20030306_131114_000000432014_00239_05303_5478.N1	06-MAR-2003 13:11:14	Dark	43.000	10	Bet Cen	0.61000	28000.	86	5303	No
281	GOM_NL__2PRFIN20030306_131437_000000392014_00239_05303_5479.N1	06-MAR-2003 13:14:37	Dark	39.000	29	Bet Car	1.6720	10200.	78	5303	No
282	GOM_NL__2PRFIN20030306_131615_000000462014_00239_05303_5480.N1	06-MAR-2003 13:16:15	Dark	45.500	64	Gam Cen	2.2000	10600.	91	5303	No
283	GOM_NL__2PRFIN20030306_131837_000000392014_00239_05303_5481.N1	06-MAR-2003 13:18:37	Straylight	38.500	91	Kap Vel	2.4900	26000.	77	5303	No
284	GOM_NL__2PRFIN20030306_132156_000000472014_00239_05303_5482.N1	06-MAR-2003 13:21:56	Straylight	46.500	65	Lam Vel	2.2040	4400.0	93	5303	No
285	GOM_NL__2PRFIN20030306_132442_000000652014_00239_05303_5483.N1	06-MAR-2003 13:24:42	Straylight	64.500	106	9Bet Crv	2.6480	5600.0	129	5303	No
286	GOM_NL__2PRFIN20030306_132726_000000622014_00239_05303_5484.N1	06-MAR-2003 13:27:26	Straylight	61.500	100	4Gam Crv	2.5800	13100.	123	5303	No
287	GOM_NL__2PRFIN20030306_133122_000000492014_00239_05303_5485.N1	06-MAR-2003 13:31:22	Tw_i_and_stray	49.000	48	30Alp Hya	1.9770	4100.0	98	5303	No
288	GOM_NL__2PRFIN20030306_133712_000000462014_00239_05303_5486.N1	06-MAR-2003 13:37:12	Bright	45.500	22	32Alp Leo	1.3600	15200.	91	5303	No
289	GOM_NL__2PRFIN20030306_133942_000000442014_00239_05303_5487.N1	06-MAR-2003 13:39:42	Bright	43.500	51	41Gam1Leo	2.0100	4500.0	87	5303	No
290	GOM_NL__2PRFIN20030306_134104_000000522014_00239_05303_5488.N1	06-MAR-2003 13:41:04	Bright	51.500	96	68Del Leo	2.5600	9300.0	103	5303	No
291	GOM_NL__2PRFIN20030306_134813_000000442014_00239_05303_5489.N1	06-MAR-2003 13:48:13	Bright	44.000	174	52Psi UMa	3.0040	4400.0	88	5303	No
292	GOM_NL__2PRFIN20030306_135109_000000422014_00239_05303_5490.N1	06-MAR-2003 13:51:09	Bright	42.000	82	48Bet UMa	2.3650	10600.	84	5303	No
293	GOM_NL__2PRFIN20030306_135231_000000452014_00239_05303_5491.N1	06-MAR-2003 13:52:31	Bright	45.000	36	50Alp UMa	1.8000	6300.0	90	5303	No
294	GOM_NL__2PRFIN20030306_135515_000000482014_00239_05303_5492.N1	06-MAR-2003 13:55:15	Bright	48.000	32	77Eps UMa	1.7630	11000.	96	5303	No
295	GOM_NL__2PRFIN20030306_135644_000000532014_00239_05303_5493.N1	06-MAR-2003 13:56:44	Bright	52.500	55	79Zet UMa	2.0600	10200.	105	5303	No
296	GOM_NL__2PRFIN20030306_135912_000000412014_00239_05303_5494.N1	06-MAR-2003 13:59:12	Bright	41.000	49	1Alp UMi	1.9900	6300.0	82	5303	No
297	GOM_NL__2PRFIN20030306_140419_000000472014_00239_05303_5495.N1	06-MAR-2003 14:04:19	Bright	46.500	119	14Eta Dra	2.7270	4700.0	93	5303	No
298	GOM_NL__2PRFIN20030306_140649_000000402014_00239_05303_5496.N1	06-MAR-2003 14:06:49	Bright	39.500	89	5Alp Cep	2.4510	8000.0	79	5303	No
299	GOM_NL__2PRFIN20030306_140855_000000512014_00239_05303_5497.N1	06-MAR-2003 14:08:55	Bright	50.500	130	23Bet Dra	2.7990	5800.0	101	5303	No
300	GOM_NL__2PRFIN20030306_141158_000000372014_00239_05303_5498.N1	06-MAR-2003 14:11:58	Bright	37.000	19	50Alp Cyg	1.2460	10500.	74	5303	No
301	GOM_NL__2PRFIN20030306_141331_000000362014_00239_05303_5499.N1	06-MAR-2003 14:13:31	Bright	36.000	66	37Gam Cyg	2.2080	5900.0	72	5303	No
302	GOM_NL__2PRFIN20030306_141506_000000382014_00239_05303_5500.N1	06-MAR-2003 14:15:06	Bright	37.500	92	53Eps Cyg	2.5000	4500.0	75	5303	No
303	GOM_NL__2PRFIN20030306_141816_000000972014_00239_05303_5501.N1	06-MAR-2003 14:18:16	Tw_i_and_stray	96.500	133	40Zet Her	2.8070	6000.0	193	5303	No
304	GOM_NL__2PRFIN20030306_142222_000000472014_00239_05303_5502.N1	06-MAR-2003 14:22:22	Bright	46.500	168	17Zet Aql	2.9860	11000.	93	5303	No
305	GOM_NL__2PRFIN20030306_142630_000000832014_00239_05303_5503.N1	06-MAR-2003 14:26:30	Straylight	82.500	59	55Alp Oph	2.0800	8900.0	165	5303	No
306	GOM_NL__2PRFIN20030306_142910_000000722014_00239_05303_5504.N1	06-MAR-2003 14:29:10	Dark	72.000	126	60Bet Oph	2.7700	4250.0	144	5303	No
307	GOM_NL__2PRFIN20030306_143221_000000462014_00239_05303_5505.N1	06-MAR-2003 14:32:21	Dark	46.000	155	41Pi Sgr	2.9000	6600.0	92	5303	No
308	GOM_NL__2PRFIN20030306_143416_000000432014_00239_05303_5506.N1	06-MAR-2003 14:34:16	Dark	43.000	57	34Sig Sgr	2.0660	26000.	86	5303	No
309	GOM_NL__2PRFIN20030306_143559_000000582014_00239_05303_5507.N1	06-MAR-2003 14:35:59	Dark	58.000	1014	Mars	0.0000	0.0000	116	5303	Yes
310	GOM_NL__2PRFIN20030306_143729_000000512014_00239_05303_5508.N1	06-MAR-2003 14:37:29	Dark	51.000	38	20Eps Sgr	1.8360	11000.	102	5303	No
311	GOM_NL__2PRFIN20030306_144036_000000482014_00239_05303_5509.N1	06-MAR-2003 14:40:36	Dark	48.000	25	35Lam Sco	1.6200	28000.	96	5303	No
312	GOM_NL__2PRFIN20030306_144422_000000762014_00240_05304_5478.N1	06-MAR-2003 14:44:22	Dark	76.000	16	21Alp Sco	1.0200	3000.0	152	5304	No
313	GOM_NL__2PRFIN20030306_144808_000001212014_00240_05304_5479.N1	06-MAR-2003 14:48:08	Dark	121.00	80	7Del Sco	2.3160	30000.	242	5304	No
314	GOM_NL__2PRFIN20030306_145150_000000472014_00240_05304_5480.N1	06-MAR-2003 14:51:50	Dark	46.500	10	Bet Cen	0.61000	28000.	93	5304	No
315	GOM_NL__2PRFIN20030306_145513_000000382014_00240_05304_5481.N1	06-MAR-2003 14:55:13	Dark	37.500	29	Bet Car	1.6720	10200.	75	5304	No
316	GOM_NL__2PRFIN20030306_145650_000000482014_00240_05304_5482.N1	06-MAR-2003 14:56:50	Dark	47.500	64	Gam Cen	2.2000	10600.	95	5304	No
317	GOM_NL__2PRFIN20030306_145913_000000382014_00240_05304_5483.N1	06-MAR-2003 14:59:13	Straylight	38.000	91	Kap Vel	2.4900	26000.	76	5304	No
318	GOM_NL__2PRFIN20030306_150232_000000482014_00240_05304_5484.N1	06-MAR-2003 15:02:32	Straylight	48.000	65	Lam Vel	2.2040	4400.0	96	5304	No
319	GOM_NL__2PRFIN20030306_150520_000000602014_00240_05304_5485.N1	06-MAR-2003 15:05:20	Straylight	59.500	106	9Bet Crv	2.6480	5600.0	119	5304	No
320	GOM_NL__2PRFIN20030306_150804_000000612014_00240_05304_5486.N1	06-MAR-2003 15:08:04	Straylight	60.500	100	4Gam Crv	2.5800	13100.	121	5304	No
321	GOM_NL__2PRFIN20030306_151157_000000472014_00240_05304_5487.N1	06-MAR-2003 15:11:57	Tw_i_and_stray	46.500	48	30Alp Hya	1.9770	4100.0	93	5304	No
322	GOM_NL__2PRFIN20030306_151747_000000462014_00240_05304_5488.N1	06-MAR-2003 15:17:47	Bright	45.500	22	32Alp Leo	1.3600	15200.	91	5304	No
323	GOM_NL__2PRFIN20030306_152018_000000442014_00240_05304_5489.N1	06-MAR-2003 15:20:18	Bright	43.500	51	41Gam1Leo	2.0100	4500.0	87	5304	No
324	GOM_NL__2PRFIN20030306_152142_000000512014_00240_05304_5490.N1	06-MAR-2003 15:21:42	Bright	50.500	96	68Del Leo	2.5600	9300.0	101	5304	No
325	GOM_NL__2PRFIN20030306_152850_000000442014_00240_05304_5491.N1	06-MAR-2003 15:28:50	Bright	44.000	174	52Psi UMa	3.0040	4400.0	88	5304	No
326	GOM_NL__2PRFIN20030306_153147_000000402014_00240_05304_5492.N1	06-MAR-2003 15:31:47	Bright	40.000	82	48Bet UMa	2.3650	10600.	80	5304	No
327	GOM_NL__2PRFIN20030306_153311_000000412014_00240_05304_5493.N1	06-MAR-2003 15:33:11	Bright	40.500	36	50Alp UMa	1.8000	6300.0	81	5304	No
328	GOM_NL__2PRFIN20030306_153551_000000502014_00240_05304_5494.N1	06-MAR-2003 15:35:51	Bright	50.000	32	77Eps UMa	1.7630	11000.	100	5304	No
329	GOM_NL__2PRFIN20030306_153721_000000532014_00240_05304_5495.N1	06-MAR-2003 15:37:21	Bright	53.000	55	79Zet UMa	2.0600	10200.	106	5304	No
330	GOM_NL__2PRFIN20030306_153951_000000372014_00240_05304_5496.N1	06-MAR-2003 15:39:51	Bright	36.500	49	1Alp UMi	1.9900	6300.0	73	5304	No
331	GOM_NL__2PRFIN20030306_154456_000000482014_00240_05304_5497.N1	06-MAR-2003 15:44:56	Bright	47.500	119	14Eta Dra	2.7270	4700.0	95	5304	No
332	GOM_NL__2PRFIN20030306_154729_000000372014_00240_05304_5498.N1	06-MAR-2003 15:47:29	Bright	37.000	89	5Alp Cep	2.4510	8000.0	74	5304	No
333	GOM_NL__2PRFIN20030306_154932_000000482014_00240_05304_5499.N1	06-MAR-2003 15:49:32	Bright	48.000	130	23Bet Dra	2.7990	5800.0	96	5304	No
334	GOM_NL__2PRFIN20030306_155235_000000372014_00240_05304_5500.N1	06-MAR-2003 15:52:35	Bright	36.500	19	50Alp Cyg	1.2460	10500.	73	5304	No
335	GOM_NL__2PRFIN20030306_155409_000000362014_00240_05304_5501.N1	06-MAR-2003 15:54:09	Bright	36.000	66	37Gam Cyg	2.2080	5900.0	72	5304	No
336	GOM_NL__2PRFIN20030306_155544_000000352014_00240_05304_5502.N1	06-MAR-2003 15:55:44	Bright	35.000	92	53Eps Cyg	2.5000	4500.0	70	5304	No
337	GOM_NL__2PRFIN20030306_155852_000001092014_00240_05304_5503.N1	06-MAR-2003 15:58:52	Tw_i_and_stray	108.50	133	40Zet Her	2.8070	6000.0	217	5304	No



338	GOM_NL__2PRFIN20030306_160301_000000442014_00240_05304_5504.N1	06-MAR-2003 16:03:01	Bright	44.000	168	17Zet Aql	2.9860	11000.	88	5304	No
339	GOM_NL__2PRFIN20030306_160708_000000812014_00240_05304_5505.N1	06-MAR-2003 16:07:08	Straylight	81.000	59	55Alp Oph	2.0800	8900.0	162	5304	No
340	GOM_NL__2PRFIN20030306_160948_000000762014_00240_05304_5506.N1	06-MAR-2003 16:09:48	Dark	76.000	126	60Bet Oph	2.7700	4250.0	152	5304	No
341	GOM_NL__2PRFIN20030306_161300_000000452014_00240_05304_5507.N1	06-MAR-2003 16:13:00	Dark	45.000	155	41Pi Sgr	2.9000	6600.0	90	5304	No
342	GOM_NL__2PRFIN20030306_161453_000000462014_00240_05304_5508.N1	06-MAR-2003 16:14:53	Dark	45.500	57	34Sig Sgr	2.0660	26000.	91	5304	No
343	GOM_NL__2PRFIN20030306_161637_000000652014_00240_05304_5509.N1	06-MAR-2003 16:16:37	Dark	65.000	1014	Mars	0.0000	0.0000	130	5304	Yes
344	GOM_NL__2PRFIN20030306_161808_000000482014_00240_05304_5510.N1	06-MAR-2003 16:18:08	Dark	48.000	38	20Eps Sgr	1.8360	11000.	96	5304	No
345	GOM_NL__2PRFIN20030306_162115_000000462014_00240_05304_5511.N1	06-MAR-2003 16:21:15	Dark	46.000	25	35Lam Sco	1.6200	28000.	92	5304	No
346	GOM_NL__2PRFIN20030306_162501_000000762014_00241_05305_5479.N1	06-MAR-2003 16:25:01	Dark	75.500	16	21Alp Sco	1.0200	3000.0	151	5305	No
347	GOM_NL__2PRFIN20030306_162727_000000432014_00241_05305_5480.N1	06-MAR-2003 16:27:27	Dark	42.500	43	Alp TrA	1.9100	4250.0	85	5305	No
348	GOM_NL__2PRFIN20030306_162941_000000372014_00241_05305_5481.N1	06-MAR-2003 16:29:41	Dark	37.000	145	Gam TrA	2.8720	10600.	74	5305	No
349	GOM_NL__2PRFIN20030306_163110_000000462014_00241_05305_5482.N1	06-MAR-2003 16:31:10	Dark	45.500	4	Alp1Cen	-0.010000	5800.0	91	5305	No
350	GOM_NL__2PRFIN20030306_163228_000000532014_00241_05305_5483.N1	06-MAR-2003 16:32:28	Dark	52.500	10	Bet Cen	0.61000	28000.	105	5305	No
351	GOM_NL__2PRFIN20030306_163450_000000432014_00241_05305_5484.N1	06-MAR-2003 16:34:50	Dark	43.000	12	Alp1Cru	0.77500	30000.	86	5305	No
352	GOM_NL__2PRFIN20030306_163602_000000392014_00241_05305_5485.N1	06-MAR-2003 16:36:02	Dark	38.500	129	Del Cru	2.7930	26000.	77	5305	No
353	GOM_NL__2PRFIN20030306_163730_000000432014_00241_05305_5486.N1	06-MAR-2003 16:37:30	Dark	42.500	64	Gam Cen	2.2000	10600.	85	5305	No
354	GOM_NL__2PRFIN20030306_163949_000000382014_00241_05305_5487.N1	06-MAR-2003 16:39:49	Straylight	37.500	91	Kap Vel	2.4900	26000.	75	5305	No
355	GOM_NL__2PRFIN20030306_164308_000000432014_00241_05305_5488.N1	06-MAR-2003 16:43:08	Straylight	43.000	65	Lam Vel	2.2040	4400.0	86	5305	No
356	GOM_NL__2PRFIN20030306_164557_000000672014_00241_05305_5489.N1	06-MAR-2003 16:45:57	Straylight	66.500	106	9Bet Crv	2.6480	5600.0	133	5305	No
357	GOM_NL__2PRFIN20030306_164841_000000592014_00241_05305_5490.N1	06-MAR-2003 16:48:41	Straylight	59.000	100	4Gam Crv	2.5800	13100.	118	5305	No
358	GOM_NL__2PRFIN20030306_165235_000000452014_00241_05305_5491.N1	06-MAR-2003 16:52:35	Tw_i_and_stray	44.500	48	30Alp Hya	1.9770	4100.0	89	5305	No
359	GOM_NL__2PRFIN20030306_165827_000000412014_00241_05305_5492.N1	06-MAR-2003 16:58:27	Bright	40.500	22	32Alp Leo	1.3600	15200.	81	5305	No
360	GOM_NL__2PRFIN20030306_170055_000000422014_00241_05305_5493.N1	06-MAR-2003 17:00:55	Bright	42.000	51	41Gam1Leo	2.0100	4500.0	84	5305	No
361	GOM_NL__2PRFIN20030306_170218_000000472014_00241_05305_5494.N1	06-MAR-2003 17:02:18	Bright	47.000	96	68Del Leo	2.5600	9300.0	94	5305	No
362	GOM_NL__2PRFIN20030306_170925_000000432014_00241_05305_5495.N1	06-MAR-2003 17:09:25	Bright	43.000	174	52Psi UMa	3.0040	4400.0	86	5305	No
363	GOM_NL__2PRFIN20030306_171222_000000412014_00241_05305_5496.N1	06-MAR-2003 17:12:22	Bright	41.000	82	48Bet UMa	2.3650	10600.	82	5305	No
364	GOM_NL__2PRFIN20030306_171346_000000412014_00241_05305_5497.N1	06-MAR-2003 17:13:46	Bright	41.000	36	50Alp UMa	1.8000	6300.0	82	5305	No
365	GOM_NL__2PRFIN20030306_171626_000000502014_00241_05305_5498.N1	06-MAR-2003 17:16:26	Bright	49.500	32	77Eps UMa	1.7630	11000.	99	5305	No
366	GOM_NL__2PRFIN20030306_171755_000000522014_00241_05305_5499.N1	06-MAR-2003 17:17:55	Bright	51.500	55	79Zet UMa	2.0600	10200.	103	5305	No
367	GOM_NL__2PRFIN20030306_172027_000000372014_00241_05305_5500.N1	06-MAR-2003 17:20:27	Bright	36.500	49	1Alp UMi	1.9900	6300.0	73	5305	No
368	GOM_NL__2PRFIN20030306_172531_000000482014_00241_05305_5501.N1	06-MAR-2003 17:25:31	Bright	48.000	119	14Eta Dra	2.7270	4700.0	96	5305	No
369	GOM_NL__2PRFIN20030306_172805_000000342014_00241_05305_5502.N1	06-MAR-2003 17:28:05	Bright	33.500	89	5Alp Cep	2.4510	8000.0	67	5305	No
370	GOM_NL__2PRFIN20030306_173008_000000472014_00241_05305_5503.N1	06-MAR-2003 17:30:08	Bright	47.000	130	23Bet Dra	2.7990	5800.0	94	5305	No
371	GOM_NL__2PRFIN20030306_173311_000000362014_00241_05305_5504.N1	06-MAR-2003 17:33:11	Bright	35.500	19	50Alp Cyg	1.2460	10500.	71	5305	No
372	GOM_NL__2PRFIN20030306_173445_000000362014_00241_05305_5505.N1	06-MAR-2003 17:34:45	Bright	35.500	66	37Gam Cyg	2.2080	5900.0	71	5305	No
373	GOM_NL__2PRFIN20030306_173620_000000352014_00241_05305_5506.N1	06-MAR-2003 17:36:20	Bright	34.500	92	53Eps Cyg	2.5000	4500.0	69	5305	No
374	GOM_NL__2PRFIN20030306_173929_000001062014_00241_05305_5507.N1	06-MAR-2003 17:39:29	Tw_i_and_stray	106.00	133	40Zet Her	2.8070	6000.0	212	5305	No
375	GOM_NL__2PRFIN20030306_174337_000000462014_00241_05305_5508.N1	06-MAR-2003 17:43:37	Bright	45.500	168	17Zet Aql	2.9860	11000.	91	5305	No
376	GOM_NL__2PRFIN20030306_174745_000000802014_00241_05305_5509.N1	06-MAR-2003 17:47:45	Straylight	79.500	59	55Alp Oph	2.0800	8900.0	159	5305	No
377	GOM_NL__2PRFIN20030306_175024_000000762014_00241_05305_5510.N1	06-MAR-2003 17:50:24	Dark	75.500	126	60Bet Oph	2.7700	4250.0	151	5305	No
378	GOM_NL__2PRFIN20030306_175336_000000452014_00241_05305_5511.N1	06-MAR-2003 17:53:36	Dark	45.000	155	41Pi Sgr	2.9000	6600.0	90	5305	No
379	GOM_NL__2PRFIN20030306_175530_000000442014_00241_05305_5512.N1	06-MAR-2003 17:55:30	Dark	43.500	57	34Sig Sgr	2.0660	26000.	87	5305	No
380	GOM_NL__2PRFIN20030306_175713_000000652014_00241_05305_5513.N1	06-MAR-2003 17:57:13	Dark	65.000	1014	Mars	0.0000	0.0000	130	5305	Yes
381	GOM_NL__2PRFIN20030306_175844_000000452014_00241_05305_5514.N1	06-MAR-2003 17:58:44	Dark	44.500	38	20Eps Sgr	1.8360	11000.	89	5305	No
382	GOM_NL__2PRFIN20030306_180152_000000542014_00241_05305_5515.N1	06-MAR-2003 18:01:52	Dark	53.500	25	35Lam Sco	1.6200	28000.	107	5305	No
383	GOM_NL__2PRFIN20030306_180539_000000772014_00242_05306_5480.N1	06-MAR-2003 18:05:39	Dark	77.000	16	21Alp Sco	1.0200	3000.0	154	5306	No
384	GOM_NL__2PRFIN20030306_180803_000000442014_00242_05306_5481.N1	06-MAR-2003 18:08:03	Dark	43.500	43	Alp TrA	1.9100	4250.0	87	5306	No
385	GOM_NL__2PRFIN20030306_181017_000000392014_00242_05306_5482.N1	06-MAR-2003 18:10:17	Dark	38.500	145	Gam TrA	2.8720	10600.	77	5306	No
386	GOM_NL__2PRFIN20030306_181147_000000512014_00242_05306_5483.N1	06-MAR-2003 18:11:47	Dark	50.500	4	Alp1Cen	-0.010000	5800.0	101	5306	No
387	GOM_NL__2PRFIN20030306_181305_000000422014_00242_05306_5484.N1	06-MAR-2003 18:13:05	Dark	41.500	10	Bet Cen	0.61000	28000.	83	5306	No
388	GOM_NL__2PRFIN20030306_181527_000000482014_00242_05306_5485.N1	06-MAR-2003 18:15:27	Dark	47.500	12	Alp1Cru	0.77500	30000.	95	5306	No
389	GOM_NL__2PRFIN20030306_181638_000000392014_00242_05306_5486.N1	06-MAR-2003 18:16:38	Dark	38.500	129	Del Cru	2.7930	26000.	77	5306	No
390	GOM_NL__2PRFIN20030306_181807_000000452014_00242_05306_5487.N1	06-MAR-2003 18:18:07	Dark	44.500	64	Gam Cen	2.2000	10600.	89	5306	No
391	GOM_NL__2PRFIN20030306_182025_000000392014_00242_05306_5488.N1	06-MAR-2003 18:20:25	Straylight	38.500	91	Kap Vel	2.4900	26000.	77	5306	No
392	GOM_NL__2PRFIN20030306_182344_000000462014_00242_05306_5489.N1	06-MAR-2003 18:23:44	Straylight	46.000	65	Lam Vel	2.2040	4400.0	92	5306	No
393	GOM_NL__2PRFIN20030306_182633_000000652014_00242_05306_5490.N1	06-MAR-2003 18:26:33	Straylight	64.500	106	9Bet Crv	2.6480	5600.0	129	5306	No
394	GOM_NL__2PRFIN20030306_182917_000000632014_00242_05306_5491.N1	06-MAR-2003 18:29:17	Straylight	63.000	100	4Gam Crv	2.5800	13100.	126	5306	No
395	GOM_NL__2PRFIN20030306_183311_000000502014_00242_05306_5492.N1	06-MAR-2003 18:33:11	Tw_i_and_stray	50.000	48	30Alp Hya	1.9770	4100.0	100	5306	No
396	GOM_NL__2PRFIN20030306_183903_000000412014_00242_05306_5493.N1	06-MAR-2003 18:39:03	Bright	40.500	22	32Alp Leo	1.3600	15200.	81	5306	No



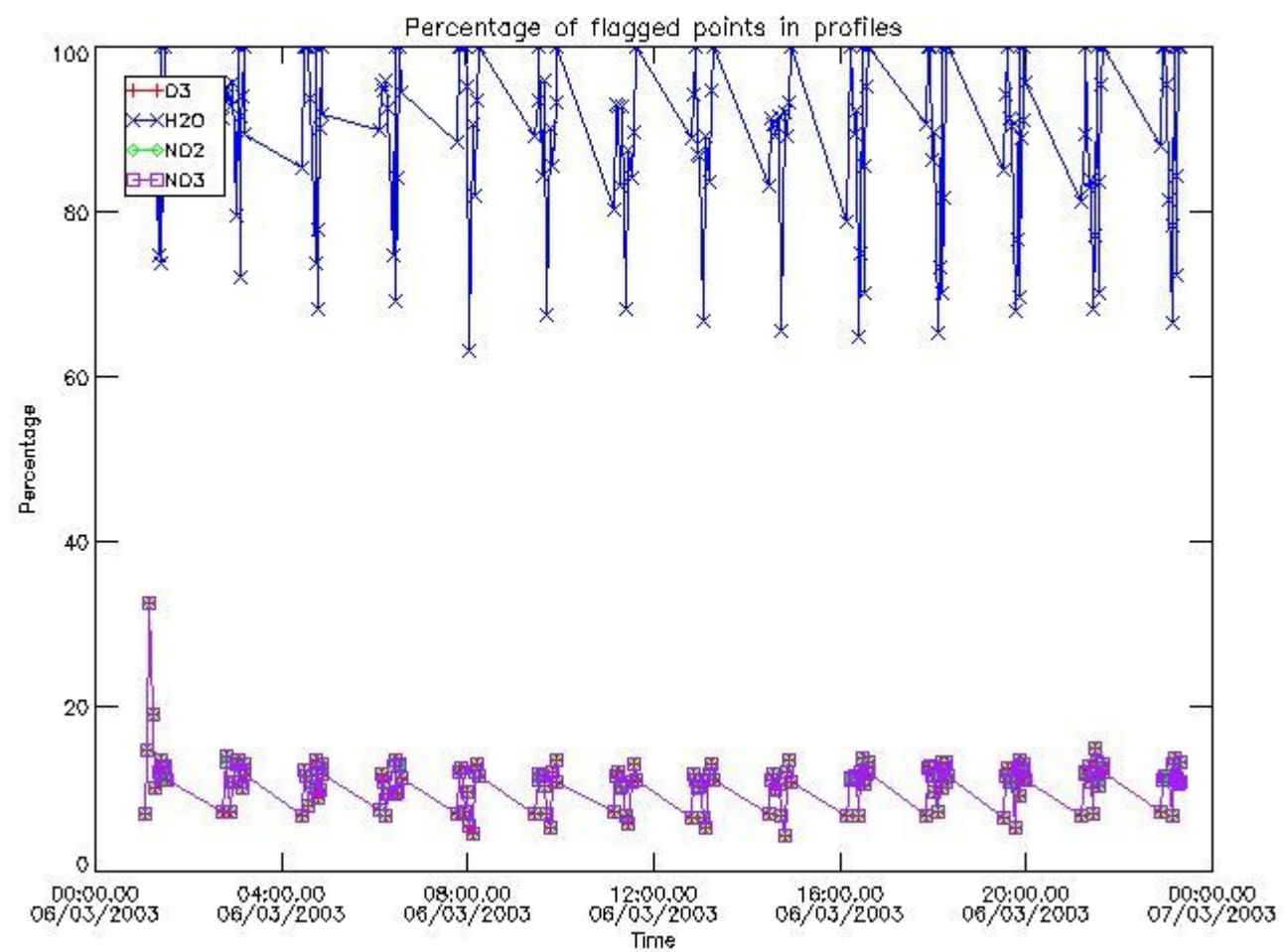
397	GOM_NL__2PRFIN20030306_184131_000000432014_00242_05306_5494.N1	06-MAR-2003 18:41:31	Bright	42.500	51	41Gam1Leo	2.0100	4500.0	85	5306	No
398	GOM_NL__2PRFIN20030306_184254_000000482014_00242_05306_5495.N1	06-MAR-2003 18:42:54	Bright	48.000	96	68Del Leo	2.5600	9300.0	96	5306	No
399	GOM_NL__2PRFIN20030306_185001_000000432014_00242_05306_5496.N1	06-MAR-2003 18:50:01	Bright	42.500	174	52Psi UMa	3.0040	4400.0	85	5306	No
400	GOM_NL__2PRFIN20030306_185258_000000412014_00242_05306_5497.N1	06-MAR-2003 18:52:58	Bright	41.000	82	48Bet UMa	2.3650	10600.	82	5306	No
401	GOM_NL__2PRFIN20030306_185422_000000412014_00242_05306_5498.N1	06-MAR-2003 18:54:22	Bright	41.000	36	50Alp UMa	1.8000	6300.0	82	5306	No
402	GOM_NL__2PRFIN20030306_185701_000000492014_00242_05306_5499.N1	06-MAR-2003 18:57:01	Bright	49.000	32	77Eps UMa	1.7630	11000.	98	5306	No
403	GOM_NL__2PRFIN20030306_185830_000000522014_00242_05306_5500.N1	06-MAR-2003 18:58:30	Bright	51.500	55	79Zet UMa	2.0600	10200.	103	5306	No
404	GOM_NL__2PRFIN20030306_190103_000000372014_00242_05306_5501.N1	06-MAR-2003 19:01:03	Bright	37.000	49	1Alp UMi	1.9900	6300.0	74	5306	No
405	GOM_NL__2PRFIN20030306_190607_000000442014_00242_05306_5502.N1	06-MAR-2003 19:06:07	Bright	43.500	119	14Eta Dra	2.7270	4700.0	87	5306	No
406	GOM_NL__2PRFIN20030306_190841_000000352014_00242_05306_5503.N1	06-MAR-2003 19:08:41	Bright	35.000	89	5Alp Cep	2.4510	8000.0	70	5306	No
407	GOM_NL__2PRFIN20030306_191044_000000512014_00242_05306_5504.N1	06-MAR-2003 19:10:44	Bright	50.500	130	23Bet Dra	2.7990	5800.0	101	5306	No
408	GOM_NL__2PRFIN20030306_191347_000000342014_00242_05306_5505.N1	06-MAR-2003 19:13:47	Bright	34.000	19	50Alp Cyg	1.2460	10500.	68	5306	No
409	GOM_NL__2PRFIN20030306_191521_000000372014_00242_05306_5506.N1	06-MAR-2003 19:15:21	Bright	37.000	66	37Gam Cyg	2.2080	5900.0	74	5306	No
410	GOM_NL__2PRFIN20030306_191656_000000352014_00242_05306_5507.N1	06-MAR-2003 19:16:56	Bright	35.000	92	53Eps Cyg	2.5000	4500.0	70	5306	No
411	GOM_NL__2PRFIN20030306_192004_000001072014_00242_05306_5508.N1	06-MAR-2003 19:20:04	Tw_i_and_stray	107.00	133	40Zet Her	2.8070	6000.0	214	5306	No
412	GOM_NL__2PRFIN20030306_192414_000000442014_00242_05306_5509.N1	06-MAR-2003 19:24:14	Bright	44.000	168	17Zet Aql	2.9860	11000.	88	5306	No
413	GOM_NL__2PRFIN20030306_192822_000000832014_00242_05306_5510.N1	06-MAR-2003 19:28:22	Straylight	83.000	59	55Alp Oph	2.0800	8900.0	166	5306	No
414	GOM_NL__2PRFIN20030306_193102_000000772014_00242_05306_5511.N1	06-MAR-2003 19:31:02	Dark	77.000	126	60Bet Oph	2.7700	4250.0	154	5306	No
415	GOM_NL__2PRFIN20030306_193413_000000442014_00242_05306_5512.N1	06-MAR-2003 19:34:13	Dark	44.000	155	41Pi Sgr	2.9000	6600.0	88	5306	No
416	GOM_NL__2PRFIN20030306_193607_000000452014_00242_05306_5513.N1	06-MAR-2003 19:36:07	Dark	45.000	57	34Sig Sgr	2.0660	26000.	90	5306	No
417	GOM_NL__2PRFIN20030306_193750_000000632014_00242_05306_5514.N1	06-MAR-2003 19:37:50	Dark	62.500	1014	Mars	0.0000	0.0000	125	5306	Yes
418	GOM_NL__2PRFIN20030306_193921_000000472014_00242_05306_5515.N1	06-MAR-2003 19:39:21	Dark	47.000	38	20Eps Sgr	1.8360	11000.	94	5306	No
419	GOM_NL__2PRFIN20030306_194229_000000482014_00242_05306_5516.N1	06-MAR-2003 19:42:29	Dark	47.500	25	35Lam Sco	1.6200	28000.	95	5306	No
420	GOM_NL__2PRFIN20030306_194617_000000972014_00243_05307_5369.N1	06-MAR-2003 19:46:17	Dark	97.000	16	21Alp Sco	1.0200	3000.0	194	5307	No
421	GOM_NL__2PRFIN20030306_194840_000000412014_00243_05307_5370.N1	06-MAR-2003 19:48:40	Dark	41.000	43	Alp TrA	1.9100	4250.0	82	5307	No
422	GOM_NL__2PRFIN20030306_195054_000000382014_00243_05307_5371.N1	06-MAR-2003 19:50:54	Dark	38.000	145	Gam TrA	2.8720	10600.	76	5307	No
423	GOM_NL__2PRFIN20030306_195224_000000552014_00243_05307_5372.N1	06-MAR-2003 19:52:24	Dark	55.000	4	Alp1Cen	-0.010000	5800.0	110	5307	No
424	GOM_NL__2PRFIN20030306_195342_000000422014_00243_05307_5373.N1	06-MAR-2003 19:53:42	Dark	41.500	10	Bet Cen	0.61000	28000.	83	5307	No
425	GOM_NL__2PRFIN20030306_195603_000000452014_00243_05307_5374.N1	06-MAR-2003 19:56:03	Dark	45.000	12	Alp1Cru	0.77500	30000.	90	5307	No
426	GOM_NL__2PRFIN20030306_195715_000000402014_00243_05307_5375.N1	06-MAR-2003 19:57:15	Dark	39.500	129	Del Cru	2.7930	26000.	79	5307	No
427	GOM_NL__2PRFIN20030306_195843_000000462014_00243_05307_5376.N1	06-MAR-2003 19:58:43	Dark	45.500	64	Gam Cen	2.2000	10600.	91	5307	No
428	GOM_NL__2PRFIN20030306_200102_000000402014_00243_05307_5377.N1	06-MAR-2003 20:01:02	Straylight	39.500	91	Kap Vel	2.4900	26000.	79	5307	No
429	GOM_NL__2PRFIN20030306_200420_000000432014_00243_05307_5378.N1	06-MAR-2003 20:04:20	Straylight	42.500	65	Lam Vel	2.2040	4400.0	85	5307	No
430	GOM_NL__2PRFIN20030306_200709_000000632014_00243_05307_5379.N1	06-MAR-2003 20:07:09	Straylight	63.000	106	9Bet Crv	2.6480	5600.0	126	5307	No
431	GOM_NL__2PRFIN20030306_200953_000000612014_00243_05307_5380.N1	06-MAR-2003 20:09:53	Straylight	61.000	100	4Gam Crv	2.5800	13100.	122	5307	No
432	GOM_NL__2PRFIN20030306_201348_000000472014_00243_05307_5381.N1	06-MAR-2003 20:13:48	Tw_i_and_stray	46.500	48	30Alp Hya	1.9770	4100.0	93	5307	No
433	GOM_NL__2PRFIN20030306_201939_000000392014_00243_05307_5382.N1	06-MAR-2003 20:19:39	Bright	38.500	22	32Alp Leo	1.3600	15200.	77	5307	No
434	GOM_NL__2PRFIN20030306_202207_000000422014_00243_05307_5383.N1	06-MAR-2003 20:22:07	Bright	42.000	51	41Gam1Leo	2.0100	4500.0	84	5307	No
435	GOM_NL__2PRFIN20030306_202329_000000452014_00243_05307_5384.N1	06-MAR-2003 20:23:29	Bright	45.000	96	68Del Leo	2.5600	9300.0	90	5307	No
436	GOM_NL__2PRFIN20030306_203037_000000432014_00243_05307_5385.N1	06-MAR-2003 20:30:37	Bright	43.000	174	52Psi UMa	3.0040	4400.0	86	5307	No
437	GOM_NL__2PRFIN20030306_203333_000000402014_00243_05307_5386.N1	06-MAR-2003 20:33:33	Bright	40.000	82	48Bet UMa	2.3650	10600.	80	5307	No
438	GOM_NL__2PRFIN20030306_203458_000000422014_00243_05307_5387.N1	06-MAR-2003 20:34:58	Bright	42.000	36	50Alp UMa	1.8000	6300.0	84	5307	No
439	GOM_NL__2PRFIN20030306_203736_000000502014_00243_05307_5388.N1	06-MAR-2003 20:37:36	Bright	50.000	32	77Eps UMa	1.7630	11000.	100	5307	No
440	GOM_NL__2PRFIN20030306_203905_000000482014_00243_05307_5389.N1	06-MAR-2003 20:39:05	Bright	48.000	55	79Zet UMa	2.0600	10200.	96	5307	No
441	GOM_NL__2PRFIN20030306_204140_000000372014_00243_05307_5390.N1	06-MAR-2003 20:41:40	Bright	37.000	49	1Alp UMi	1.9900	6300.0	74	5307	No
442	GOM_NL__2PRFIN20030306_204642_000000472014_00243_05307_5391.N1	06-MAR-2003 20:46:42	Bright	47.000	119	14Eta Dra	2.7270	4700.0	94	5307	No
443	GOM_NL__2PRFIN20030306_204918_000000372014_00243_05307_5392.N1	06-MAR-2003 20:49:18	Bright	36.500	89	5Alp Cep	2.4510	8000.0	73	5307	No
444	GOM_NL__2PRFIN20030306_205119_000000502014_00243_05307_5393.N1	06-MAR-2003 20:51:19	Bright	49.500	130	23Bet Dra	2.7990	5800.0	99	5307	No
445	GOM_NL__2PRFIN20030306_205423_000000352014_00243_05307_5394.N1	06-MAR-2003 20:54:23	Bright	35.000	19	50Alp Cyg	1.2460	10500.	70	5307	No
446	GOM_NL__2PRFIN20030306_205557_000000372014_00243_05307_5395.N1	06-MAR-2003 20:55:57	Bright	36.500	66	37Gam Cyg	2.2080	5900.0	73	5307	No
447	GOM_NL__2PRFIN20030306_205733_000000342014_00243_05307_5396.N1	06-MAR-2003 20:57:33	Bright	34.000	92	53Eps Cyg	2.5000	4500.0	68	5307	No
448	GOM_NL__2PRFIN20030306_210040_000001062014_00243_05307_5397.N1	06-MAR-2003 21:00:40	Tw_i_and_stray	106.00	133	40Zet Her	2.8070	6000.0	212	5307	No
449	GOM_NL__2PRFIN20030306_210450_000000442014_00243_05307_5398.N1	06-MAR-2003 21:04:50	Bright	44.000	168	17Zet Aql	2.9860	11000.	88	5307	No
450	GOM_NL__2PRFIN20030306_210900_000000822014_00243_05307_5399.N1	06-MAR-2003 21:09:00	Straylight	81.500	59	55Alp Oph	2.0800	8900.0	163	5307	No
451	GOM_NL__2PRFIN20030306_211139_000000752014_00243_05307_5400.N1	06-MAR-2003 21:11:39	Dark	74.500	126	60Bet Oph	2.7700	4250.0	149	5307	No
452	GOM_NL__2PRFIN20030306_211450_000000432014_00243_05307_5401.N1	06-MAR-2003 21:14:50	Dark	42.500	155	41Pi Sgr	2.9000	6600.0	85	5307	No
453	GOM_NL__2PRFIN20030306_211643_000000442014_00243_05307_5402.N1	06-MAR-2003 21:16:43	Dark	43.500	57	34Sig Sgr	2.0660	26000.	87	5307	No
454	GOM_NL__2PRFIN20030306_211826_000000552014_00243_05307_5403.N1	06-MAR-2003 21:18:26	Dark	54.500	1014	Mars	0.0000	0.0000	109	5307	Yes
455	GOM_NL__2PRFIN20030306_211958_000000442014_00243_05307_5404.N1	06-MAR-2003 21:19:58	Dark	44.000	38	20Eps Sgr	1.8360	11000.	88	5307	No

456	GOM_NL__2PRFIN20030306_212306_000000472014_00243_05307_5405.N1	06-MAR-2003 21:23:06	Dark	47.000	25	35Lam Sco	1.6200	28000.	94	5307	No
457	GOM_NL__2PRFIN20030306_212654_000000732014_00244_05308_5369.N1	06-MAR-2003 21:26:54	Dark	72.500	16	21Alp Sco	1.0200	3000.0	145	5308	No
458	GOM_NL__2PRFIN20030306_212916_000000382014_00244_05308_5370.N1	06-MAR-2003 21:29:16	Dark	37.500	43	Alp TrA	1.9100	4250.0	75	5308	No
459	GOM_NL__2PRFIN20030306_213130_000000392014_00244_05308_5371.N1	06-MAR-2003 21:31:30	Dark	38.500	145	Gam TrA	2.8720	10600.	77	5308	No
460	GOM_NL__2PRFIN20030306_213300_000000462014_00244_05308_5372.N1	06-MAR-2003 21:33:00	Dark	45.500	4	Alp1Cen	-0.010000	5800.0	91	5308	No
461	GOM_NL__2PRFIN20030306_213418_000000492014_00244_05308_5373.N1	06-MAR-2003 21:34:18	Dark	49.000	10	Bet Cen	0.61000	28000.	98	5308	No
462	GOM_NL__2PRFIN20030306_213639_000000452014_00244_05308_5374.N1	06-MAR-2003 21:36:39	Dark	45.000	12	Alp1Cru	0.77500	30000.	90	5308	No
463	GOM_NL__2PRFIN20030306_213751_000000392014_00244_05308_5375.N1	06-MAR-2003 21:37:51	Dark	39.000	129	Del Cru	2.7930	26000.	78	5308	No
464	GOM_NL__2PRFIN20030306_213920_000000432014_00244_05308_5376.N1	06-MAR-2003 21:39:20	Dark	42.500	64	Gam Cen	2.2000	10600.	85	5308	No
465	GOM_NL__2PRFIN20030306_214138_000000402014_00244_05308_5377.N1	06-MAR-2003 21:41:38	Straylight	39.500	91	Kap Vel	2.4900	26000.	79	5308	No
466	GOM_NL__2PRFIN20030306_214456_000000442014_00244_05308_5378.N1	06-MAR-2003 21:44:56	Straylight	44.000	65	Lam Vel	2.2040	4400.0	88	5308	No
467	GOM_NL__2PRFIN20030306_214746_000000622014_00244_05308_5379.N1	06-MAR-2003 21:47:46	Straylight	62.000	106	9Bet Crv	2.6480	5600.0	124	5308	No
468	GOM_NL__2PRFIN20030306_215030_000000592014_00244_05308_5380.N1	06-MAR-2003 21:50:30	Straylight	58.500	100	4Gam Crv	2.5800	13100.	117	5308	No
469	GOM_NL__2PRFIN20030306_215424_000000472014_00244_05308_5381.N1	06-MAR-2003 21:54:24	Tw_i_and_stray	46.500	48	30Alp Hya	1.9770	4100.0	93	5308	No
470	GOM_NL__2PRFIN20030306_220015_000000402014_00244_05308_5382.N1	06-MAR-2003 22:00:15	Bright	39.500	22	32Alp Leo	1.3600	15200.	79	5308	No
471	GOM_NL__2PRFIN20030306_220243_000000412014_00244_05308_5383.N1	06-MAR-2003 22:02:43	Bright	40.500	51	41Gam1Leo	2.0100	4500.0	81	5308	No
472	GOM_NL__2PRFIN20030306_220405_000000472014_00244_05308_5384.N1	06-MAR-2003 22:04:05	Bright	47.000	96	68Del Leo	2.5600	9300.0	94	5308	No
473	GOM_NL__2PRFIN20030306_221112_000000442014_00244_05308_5385.N1	06-MAR-2003 22:11:12	Bright	43.500	174	52Psi UMa	3.0040	4400.0	87	5308	No
474	GOM_NL__2PRFIN20030306_221409_000000392014_00244_05308_5386.N1	06-MAR-2003 22:14:09	Bright	39.000	82	48Bet UMa	2.3650	10600.	78	5308	No
475	GOM_NL__2PRFIN20030306_221533_000000402014_00244_05308_5387.N1	06-MAR-2003 22:15:33	Bright	39.500	36	50Alp UMa	1.8000	6300.0	79	5308	No
476	GOM_NL__2PRFIN20030306_221811_000000502014_00244_05308_5388.N1	06-MAR-2003 22:18:11	Bright	49.500	32	77Eps UMa	1.7630	11000.	99	5308	No
477	GOM_NL__2PRFIN20030306_221941_000000512014_00244_05308_5389.N1	06-MAR-2003 22:19:41	Bright	51.000	55	79Zet UMa	2.0600	10200.	102	5308	No
478	GOM_NL__2PRFIN20030306_222215_000000332014_00244_05308_5390.N1	06-MAR-2003 22:22:15	Bright	33.000	49	1Alp UMi	1.9900	6300.0	66	5308	No
479	GOM_NL__2PRFIN20030306_222718_000000472014_00244_05308_5391.N1	06-MAR-2003 22:27:18	Bright	47.000	119	14Eta Dra	2.7270	4700.0	94	5308	No
480	GOM_NL__2PRFIN20030306_222954_000000362014_00244_05308_5392.N1	06-MAR-2003 22:29:54	Bright	35.500	89	5Alp Cep	2.4510	8000.0	71	5308	No
481	GOM_NL__2PRFIN20030306_223155_000000492014_00244_05308_5393.N1	06-MAR-2003 22:31:55	Bright	49.000	130	23Bet Dra	2.7990	5800.0	98	5308	No
482	GOM_NL__2PRFIN20030306_223459_000000392014_00244_05308_5394.N1	06-MAR-2003 22:34:59	Bright	39.000	19	50Alp Cyg	1.2460	10500.	78	5308	No
483	GOM_NL__2PRFIN20030306_223633_000000352014_00244_05308_5395.N1	06-MAR-2003 22:36:33	Bright	35.000	66	37Gam Cyg	2.2080	5900.0	70	5308	No
484	GOM_NL__2PRFIN20030306_223809_000000352014_00244_05308_5396.N1	06-MAR-2003 22:38:09	Bright	35.000	92	53Eps Cyg	2.5000	4500.0	70	5308	No
485	GOM_NL__2PRFIN20030306_224116_000001112014_00244_05308_5397.N1	06-MAR-2003 22:41:16	Tw_i_and_stray	111.00	133	40Zet Her	2.8070	6000.0	222	5308	No
486	GOM_NL__2PRFIN20030306_224526_000000432014_00244_05308_5398.N1	06-MAR-2003 22:45:26	Bright	43.000	168	17Zet Aql	2.9860	11000.	86	5308	No
487	GOM_NL__2PRFIN20030306_224937_000000842014_00244_05308_5399.N1	06-MAR-2003 22:49:37	Straylight	83.500	59	55Alp Oph	2.0800	8900.0	167	5308	No
488	GOM_NL__2PRFIN20030306_225217_000000712014_00244_05308_5400.N1	06-MAR-2003 22:52:17	Dark	70.500	126	60Bet Oph	2.7700	4250.0	141	5308	No
489	GOM_NL__2PRFIN20030306_225526_000000462014_00244_05308_5401.N1	06-MAR-2003 22:55:26	Dark	45.500	155	41Pi Sgr	2.9000	6600.0	91	5308	No
490	GOM_NL__2PRFIN20030306_225720_000000452014_00244_05308_5402.N1	06-MAR-2003 22:57:20	Dark	44.500	57	34Sig Sgr	2.0660	26000.	89	5308	No
491	GOM_NL__2PRFIN20030306_225902_000000652014_00244_05308_5403.N1	06-MAR-2003 22:59:02	Dark	65.000	1014	Mars	0.0000	0.0000	130	5308	Yes
492	GOM_NL__2PRFIN20030306_230034_000000442014_00244_05308_5404.N1	06-MAR-2003 23:00:34	Dark	44.000	38	20Eps Sgr	1.8360	11000.	88	5308	No
493	GOM_NL__2PRFIN20030306_230342_000000462014_00244_05308_5405.N1	06-MAR-2003 23:03:42	Dark	46.000	25	35Lam Sco	1.6200	28000.	92	5308	No
494	GOM_NL__2PRFIN20030306_230732_000000752014_00245_05309_5369.N1	06-MAR-2003 23:07:32	Dark	75.000	16	21Alp Sco	1.0200	3000.0	150	5309	No
495	GOM_NL__2PRFIN20030306_230952_000000402014_00245_05309_5370.N1	06-MAR-2003 23:09:52	Dark	39.500	43	Alp TrA	1.9100	4250.0	79	5309	No
496	GOM_NL__2PRFIN20030306_231206_000000372014_00245_05309_5371.N1	06-MAR-2003 23:12:06	Dark	37.000	145	Gam TrA	2.8720	10600.	74	5309	No
497	GOM_NL__2PRFIN20030306_231337_000000462014_00245_05309_5372.N1	06-MAR-2003 23:13:37	Dark	45.500	4	Alp1Cen	-0.010000	5800.0	91	5309	No
498	GOM_NL__2PRFIN20030306_231454_000000452014_00245_05309_5373.N1	06-MAR-2003 23:14:54	Dark	45.000	10	Bet Cen	0.61000	28000.	90	5309	No
499	GOM_NL__2PRFIN20030306_231715_000000482014_00245_05309_5374.N1	06-MAR-2003 23:17:15	Dark	48.000	12	Alp1Cru	0.77500	30000.	96	5309	No
500	GOM_NL__2PRFIN20030306_231827_000000392014_00245_05309_5375.N1	06-MAR-2003 23:18:27	Dark	38.500	129	Del Cru	2.7930	26000.	77	5309	No
501	GOM_NL__2PRFIN20030306_231956_000000472014_00245_05309_5376.N1	06-MAR-2003 23:19:56	Dark	46.500	64	Gam Cen	2.2000	10600.	93	5309	No
502	GOM_NL__2PRFIN20030306_232214_000000402014_00245_05309_5377.N1	06-MAR-2003 23:22:14	Straylight	40.000	91	Kap Vel	2.4900	26000.	80	5309	No
503	GOM_NL__2PRFIN20030306_232532_000000452014_00245_05309_5378.N1	06-MAR-2003 23:25:32	Straylight	45.000	65	Lam Vel	2.2040	4400.0	90	5309	No
504	GOM_NL__2PRFIN20030306_232822_000000662014_00245_05309_5379.N1	06-MAR-2003 23:28:22	Straylight	66.000	106	9Bet Crv	2.6480	5600.0	132	5309	No
505	GOM_NL__2PRFIN20030306_233106_000000622014_00245_05309_5380.N1	06-MAR-2003 23:31:06	Straylight	61.500	100	4Gam Crv	2.5800	13100.	123	5309	No
506	GOM_NL__2PRFIN20030306_233500_000000482014_00245_05309_5381.N1	06-MAR-2003 23:35:00	Tw_i_and_stray	48.000	48	30Alp Hya	1.9770	4100.0	96	5309	No
507	GOM_NL__2PRFIN20030306_234051_000000402014_00245_05309_5382.N1	06-MAR-2003 23:40:51	Bright	39.500	22	32Alp Leo	1.3600	15200.	79	5309	No
508	GOM_NL__2PRFIN20030306_234318_000000422014_00245_05309_5383.N1	06-MAR-2003 23:43:18	Bright	41.500	51	41Gam1Leo	2.0100	4500.0	83	5309	No
509	GOM_NL__2PRFIN20030306_234440_000000472014_00245_05309_5384.N1	06-MAR-2003 23:44:40	Bright	47.000	96	68Del Leo	2.5600	9300.0	94	5309	No
510	GOM_NL__2PRFIN20030306_235147_000000422014_00245_05309_5385.N1	06-MAR-2003 23:51:47	Bright	41.500	174	52Psi UMa	3.0040	4400.0	83	5309	No
511	GOM_NL__2PRFIN20030306_235444_000000402014_00245_05309_5386.N1	06-MAR-2003 23:54:44	Bright	39.500	82	48Bet UMa	2.3650	10600.	79	5309	No
512	GOM_NL__2PRFIN20030306_235609_000000412014_00245_05309_5387.N1	06-MAR-2003 23:56:09	Bright	40.500	36	50Alp UMa	1.8000	6300.0	81	5309	No
513	GOM_NL__2PRFIN20030306_235846_000000482014_00245_05309_5388.N1	06-MAR-2003 23:58:46	Bright	48.000	32	77Eps UMa	1.7630	11000.	96	5309	No

### 3. Quality information per product

In this section it is plotted some information contained in the Quality Summary data set of the level 2 products. Only products in dark limb conditions and without errors (error flag in the MPH set to "0") are used.

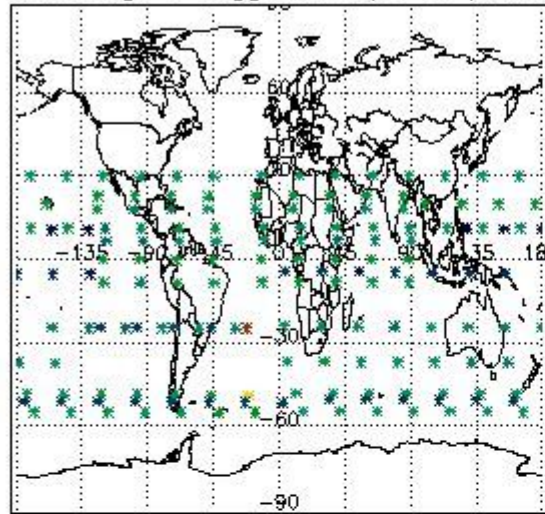
#### 3.1 Plot quality information per product (time dependant)



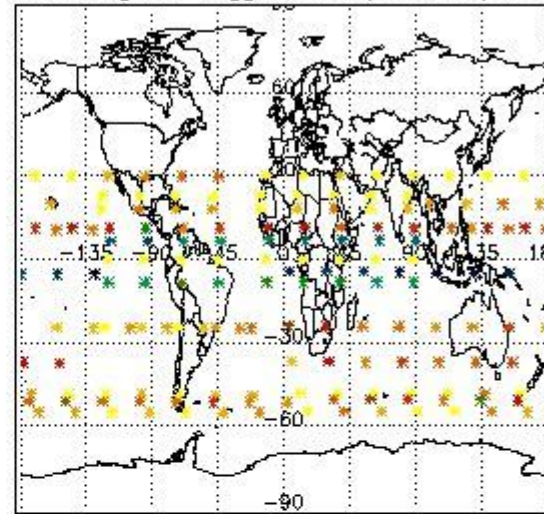
#### 3.2 Plot quality information per product (world map)



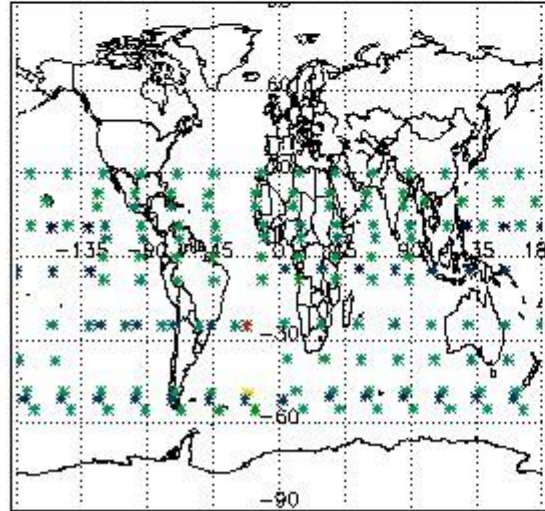
Percentage of flagged data per O3 profile



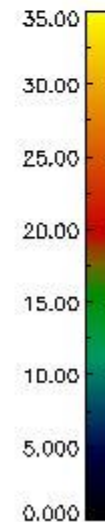
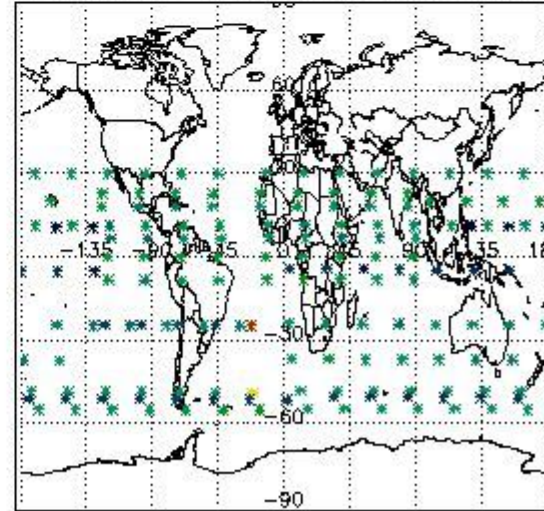
Percentage of flagged data per H2O profile



Percentage of flagged data per NO2 profile



Percentage of flagged data per NO3 profile

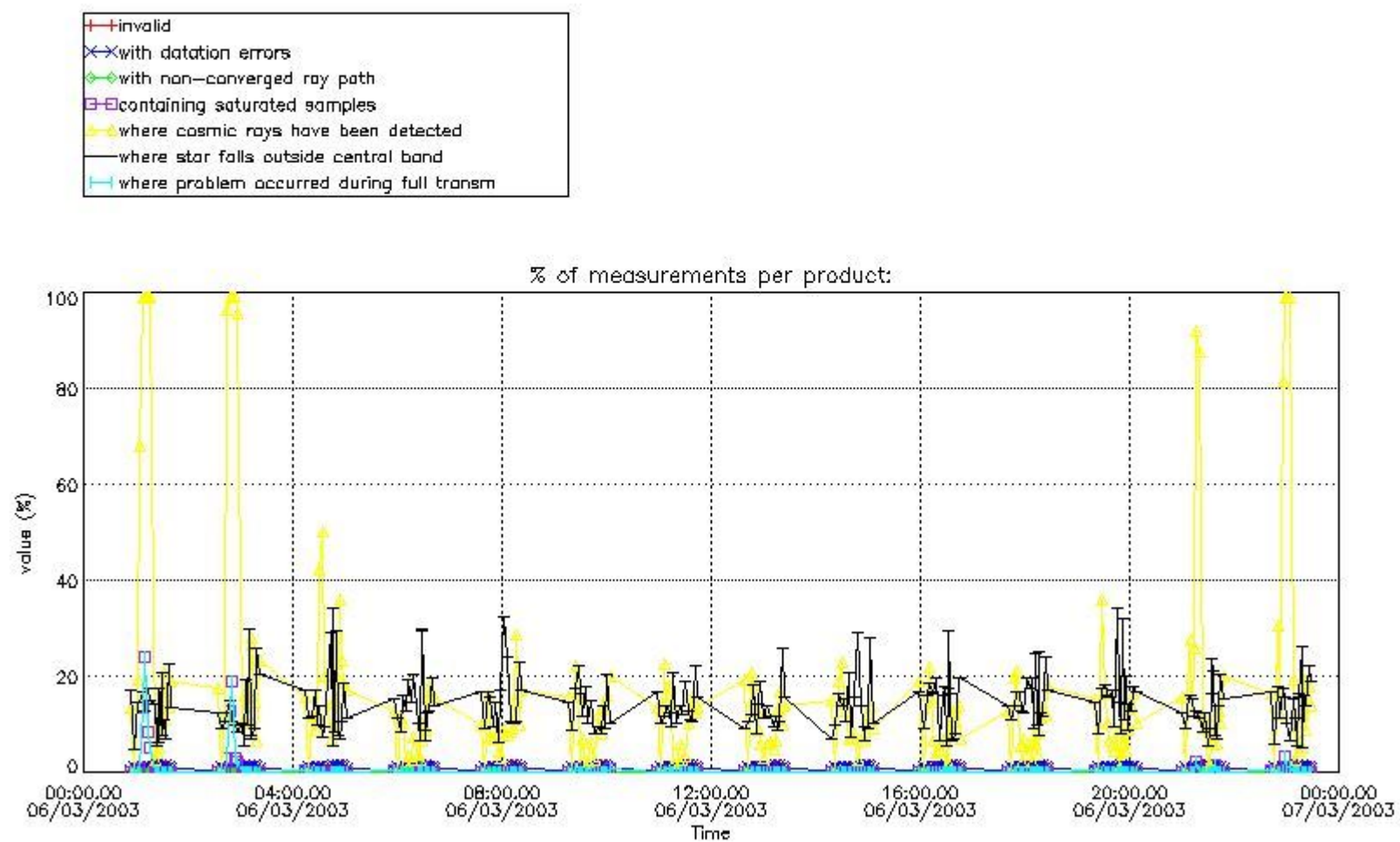


#### 4. Level 1 quality information per product

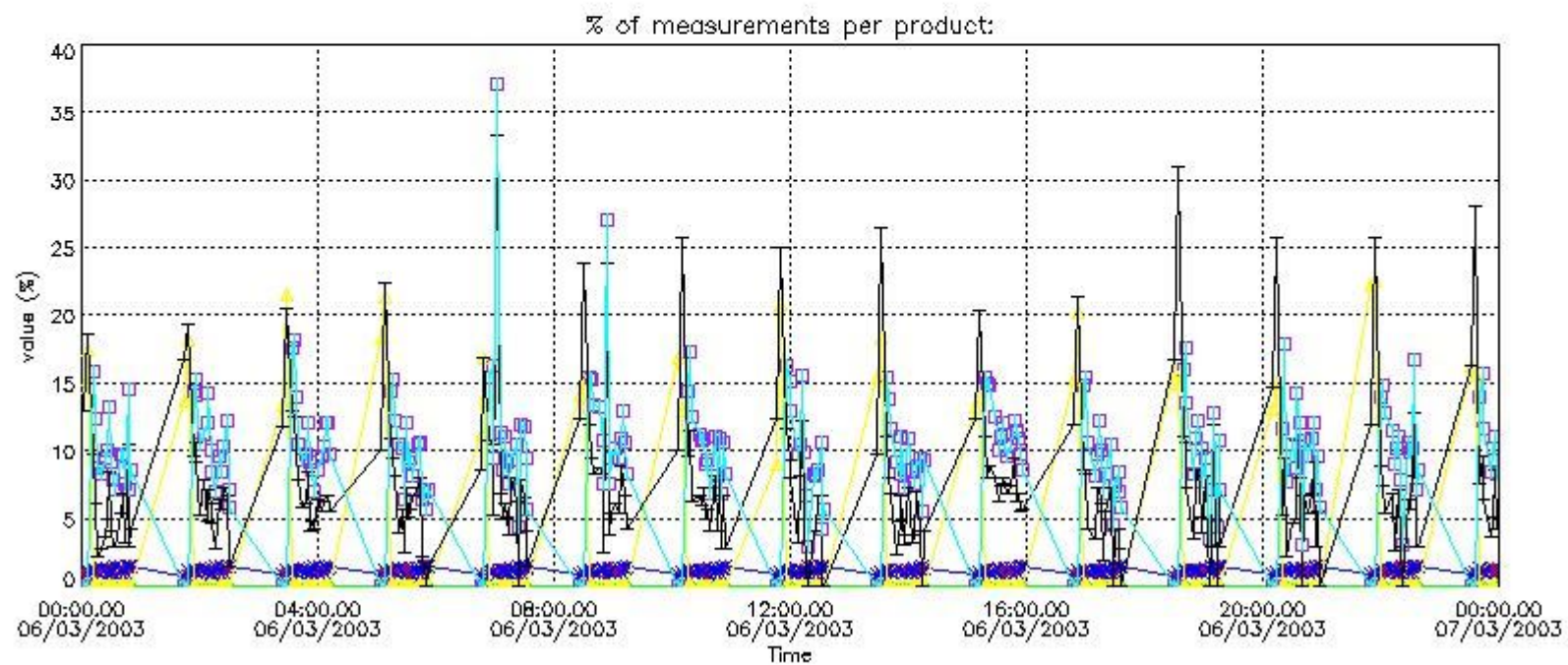
In this section it is plotted some information contained in the Quality Summary data set of the level 2 products that comes from the level 1b processing. Products without errors (error flag in the MPH set to "0") are used.

##### 4.1 Plot quality information per product (time dependant) coming from level 1b processing

###### 4.1.1 Plot level 1 quality information per product (time dependant): ENVISAT ASCENDING passes



4.1.2 Plot level 1 quality information per product (time dependant): ENVI SAT DESCENDING passes

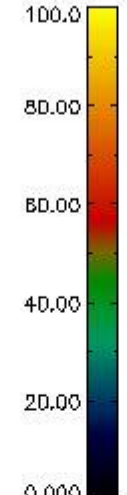
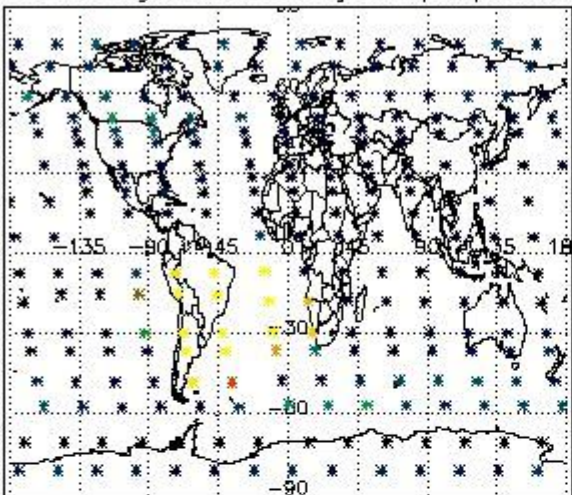


4.2 Plot quality information per product coming from level 1b processing (world map)

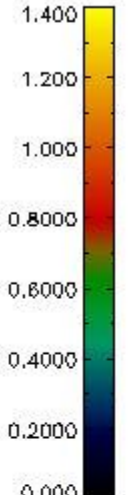
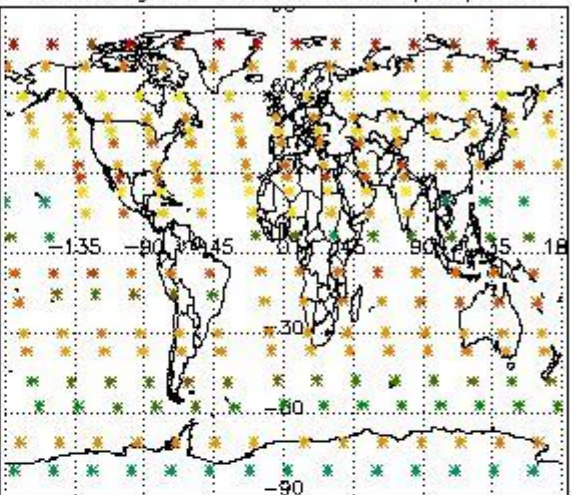
4.2.1 Plot level 1 quality information per product (world map): ENVISAT ASCENDING passes



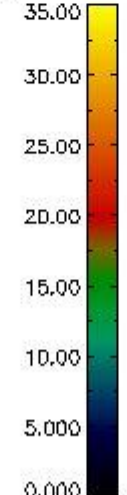
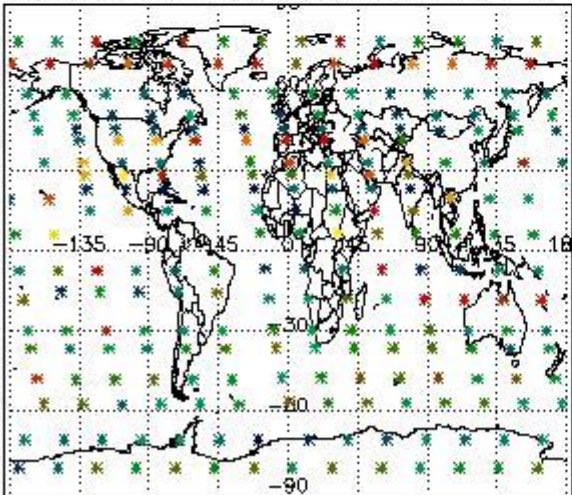
Percentage of cosmic ray hits per profile



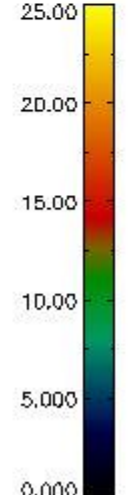
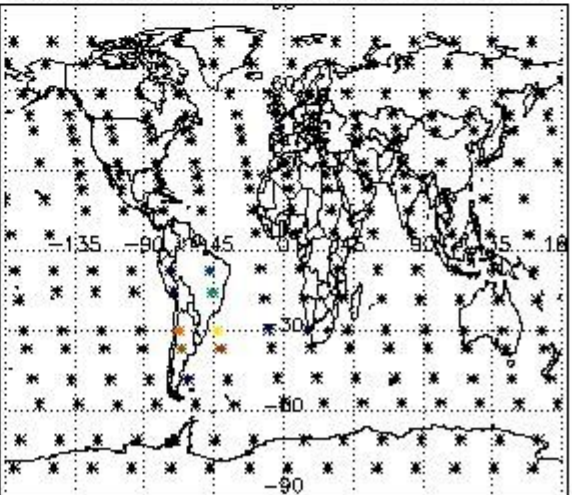
Percentage of datation errors per profile



Percentage of star falling outside central band per profile

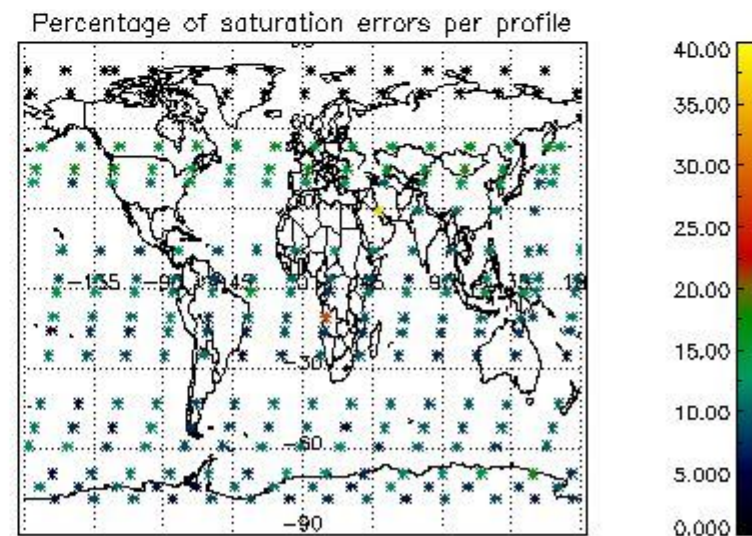
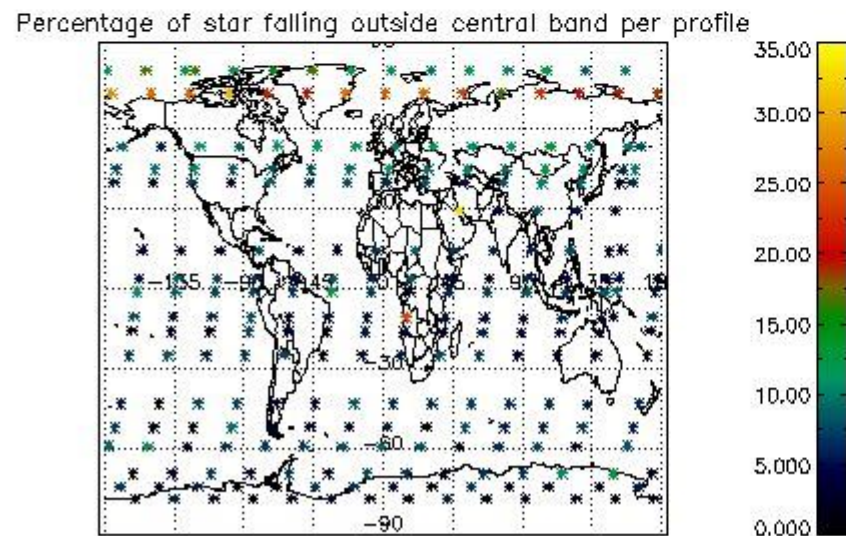
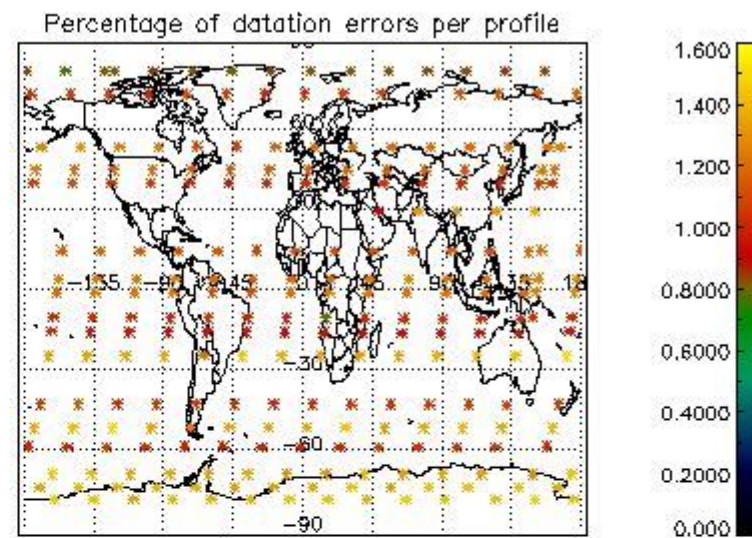
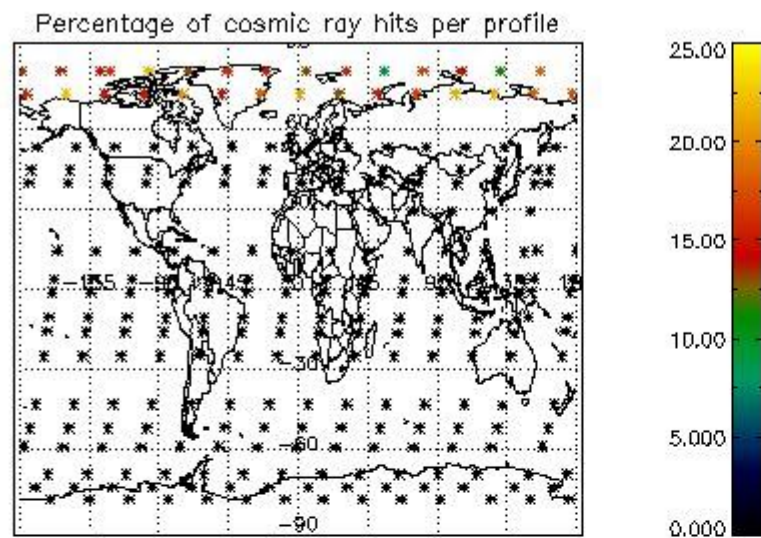


Percentage of saturation errors per profile



4.2.2 Plot level 1 quality information per product (world map): ENVISAT DESCENDING passes





## 5. Trace gas profiles

### 5.1 Ozone statistics based on quality of products

The final quality of the products can be "measured" using the STD (Standard Deviation) attached to every point profile. This information is written to the parameter GOM\_NL\_\_2P/NL\_LOCAL\_SPECIES\_DENSITY/o3\_std of the level 2 products. The table below shows the statistics for given STD ranges.

The statistics are given with respect to the overall valid production:

- Products without fatal errors: GOM\_NL\_\_2P/MPH/PRODUCT\_ERR=0
- Valid point profile: GOM\_NL\_\_2P/NL\_LOCAL\_SPECIES\_DENSITY/pcd(0)=0

The 'Criteria' is applied to valid points of dark limb products:

- Products in dark limb illumination condition: GOM\_NL\_\_2P/NL\_SUMMARY\_QUALITY/obs\_ill\_cond=0
- Products without fatal errors: GOM\_NL\_\_2P/MPH/PRODUCT\_ERR=0
- Valid point profile: GOM\_NL\_\_2P/NL\_LOCAL\_SPECIES\_DENSITY/pcd(0)=0

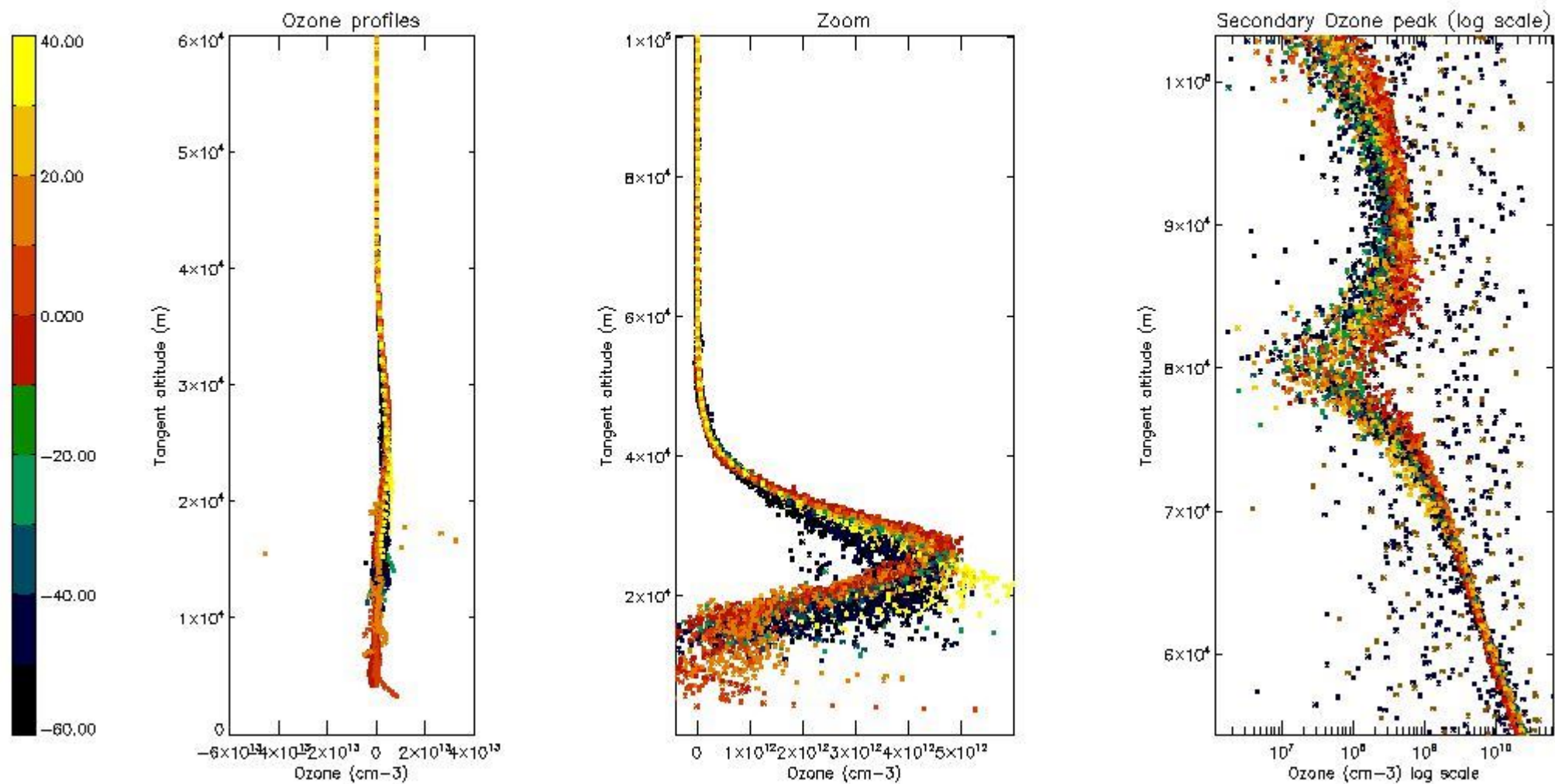
So, the table below shows the percentage of dark limb and valid observations for each criteria with respect to the overall valid daily observations.

Criteria	% of total production
All STD	35
STD < 20	21

STD < 10	18
STD < 5	13

5.2 Plot ozone profiles for all STD (dark without errors)

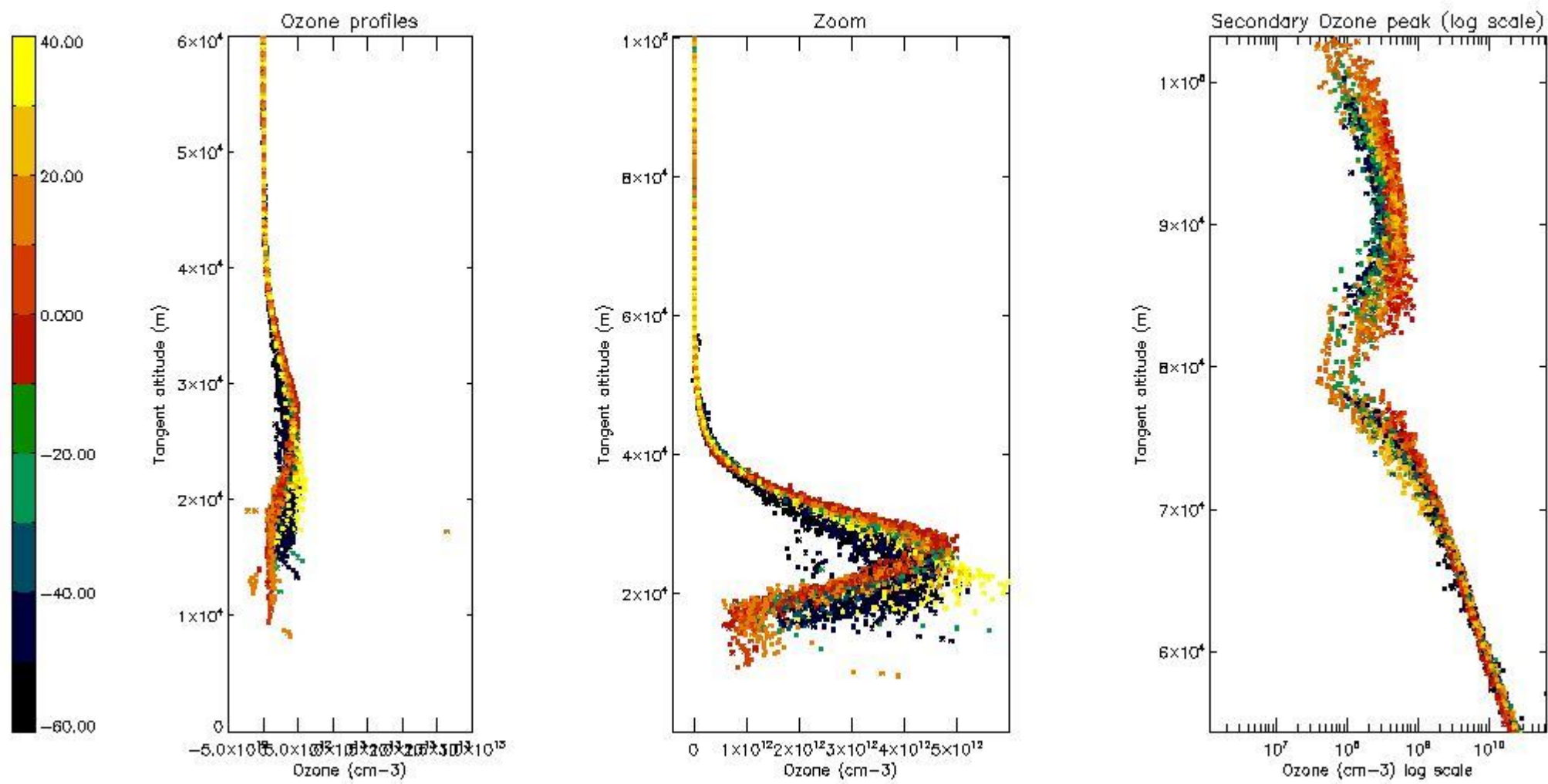
The colorbar represents the latitude.



5.3 Plot ozone profiles where STD < 20% (dark without errors)

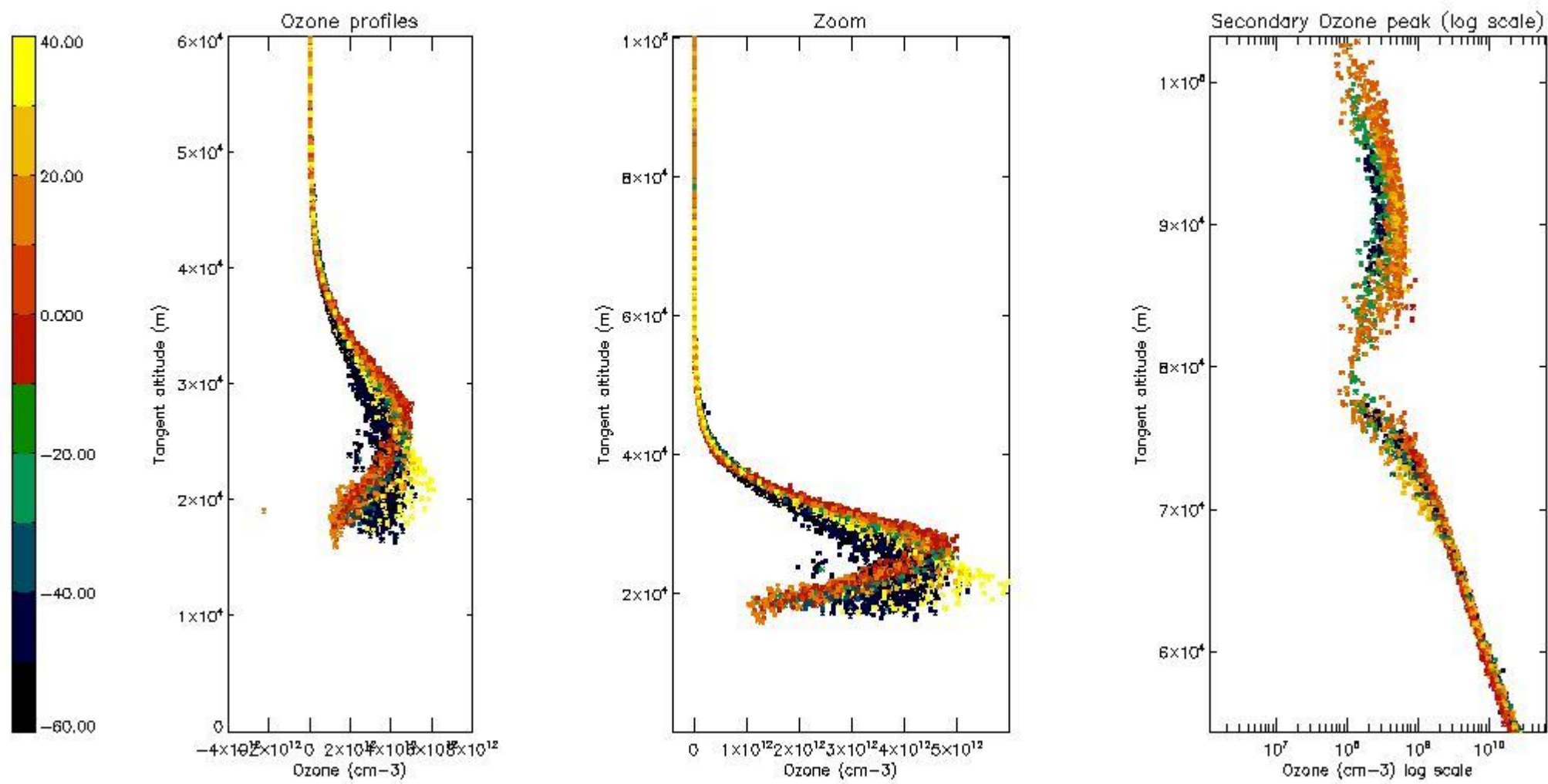
The colorbar represents the latitude.





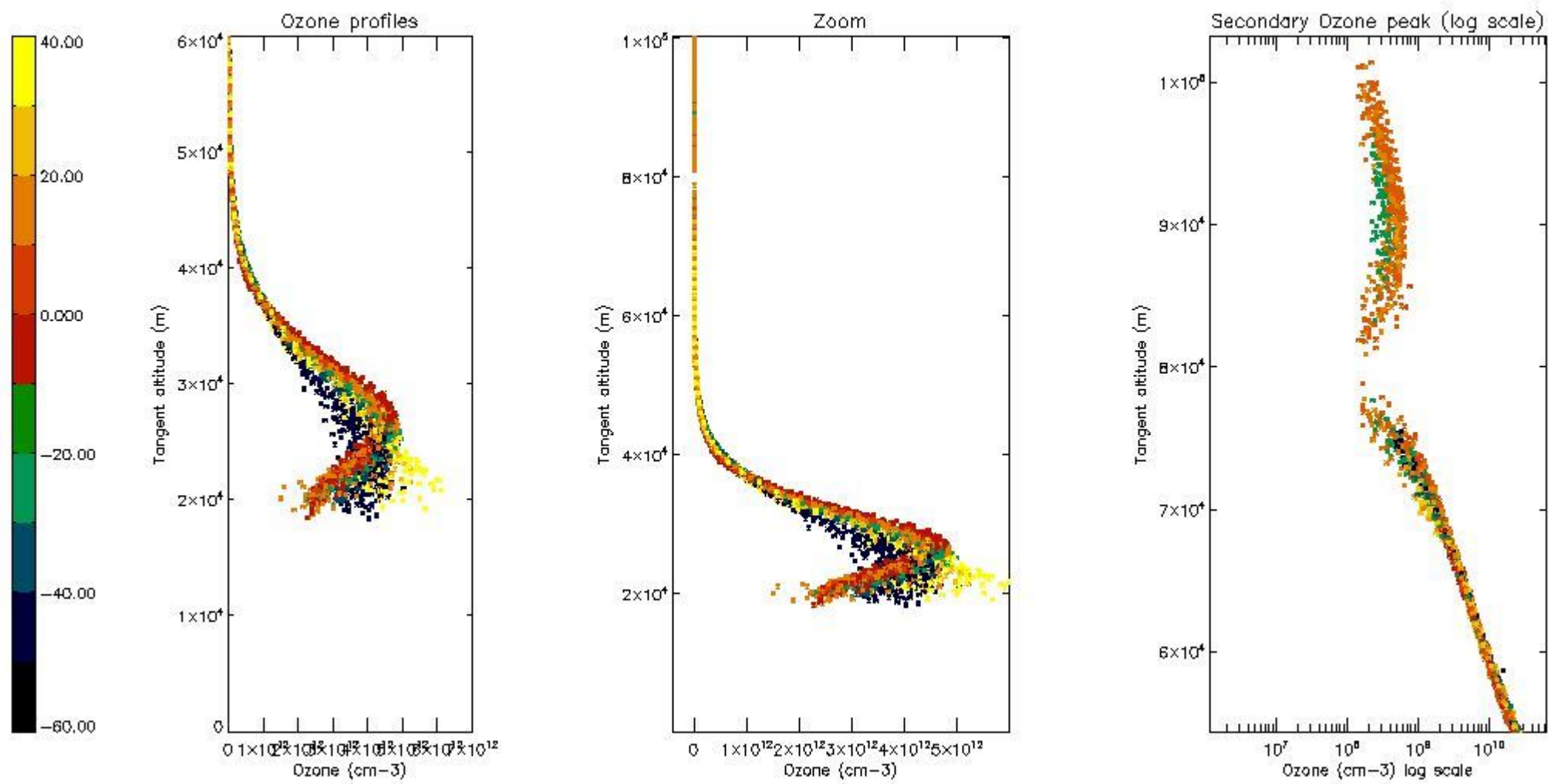
*5.4 Plot ozone profiles where STD < 10% (dark without errors)*

The colorbar represents the latitude.



*5.5 Plot ozone profiles where STD < 5% (dark without errors)*

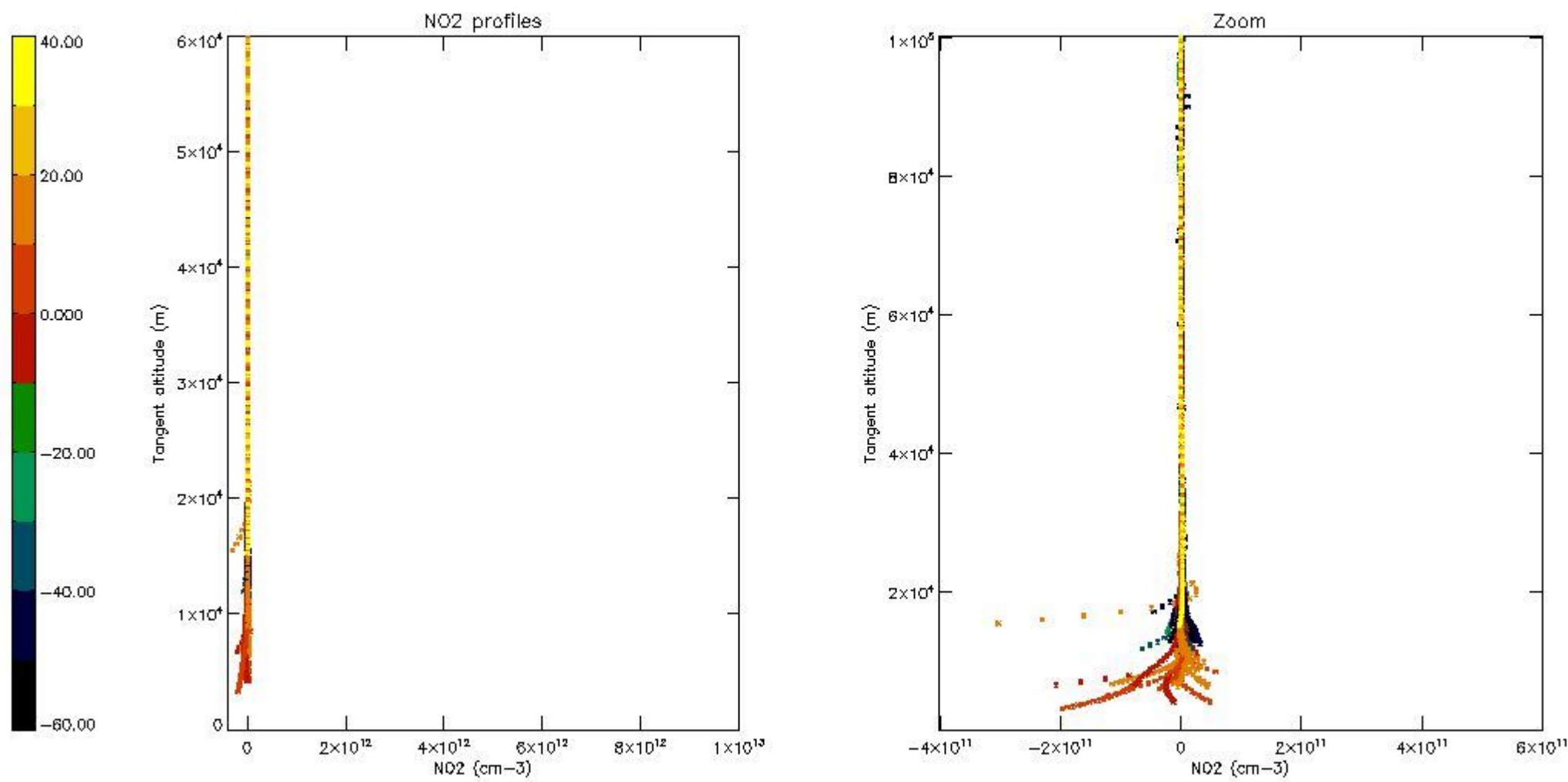
The colorbar represents the latitude.



*5.6 Plot NO<sub>2</sub> profiles for all STD (dark without errors)*

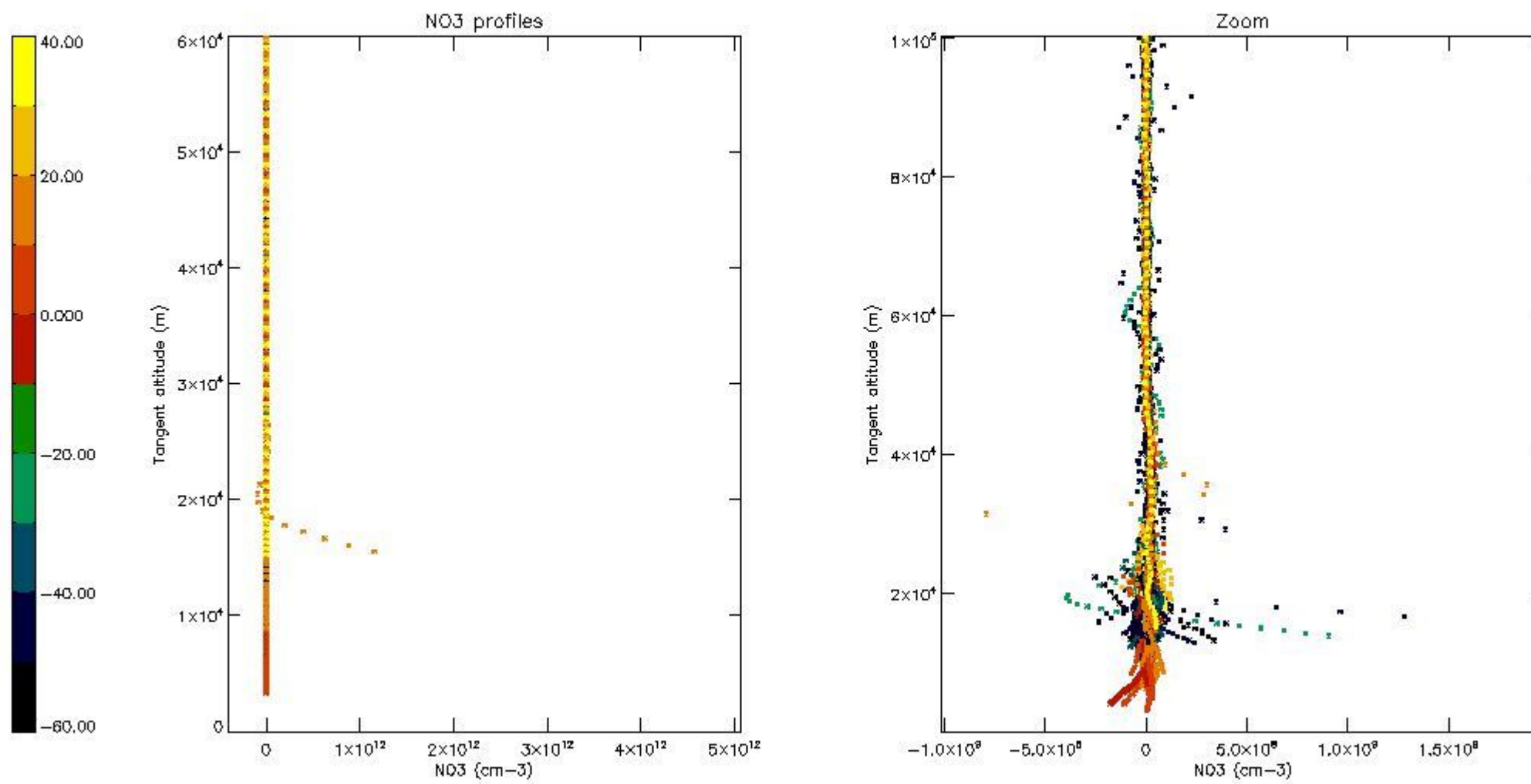
The colorbar represents the latitude.





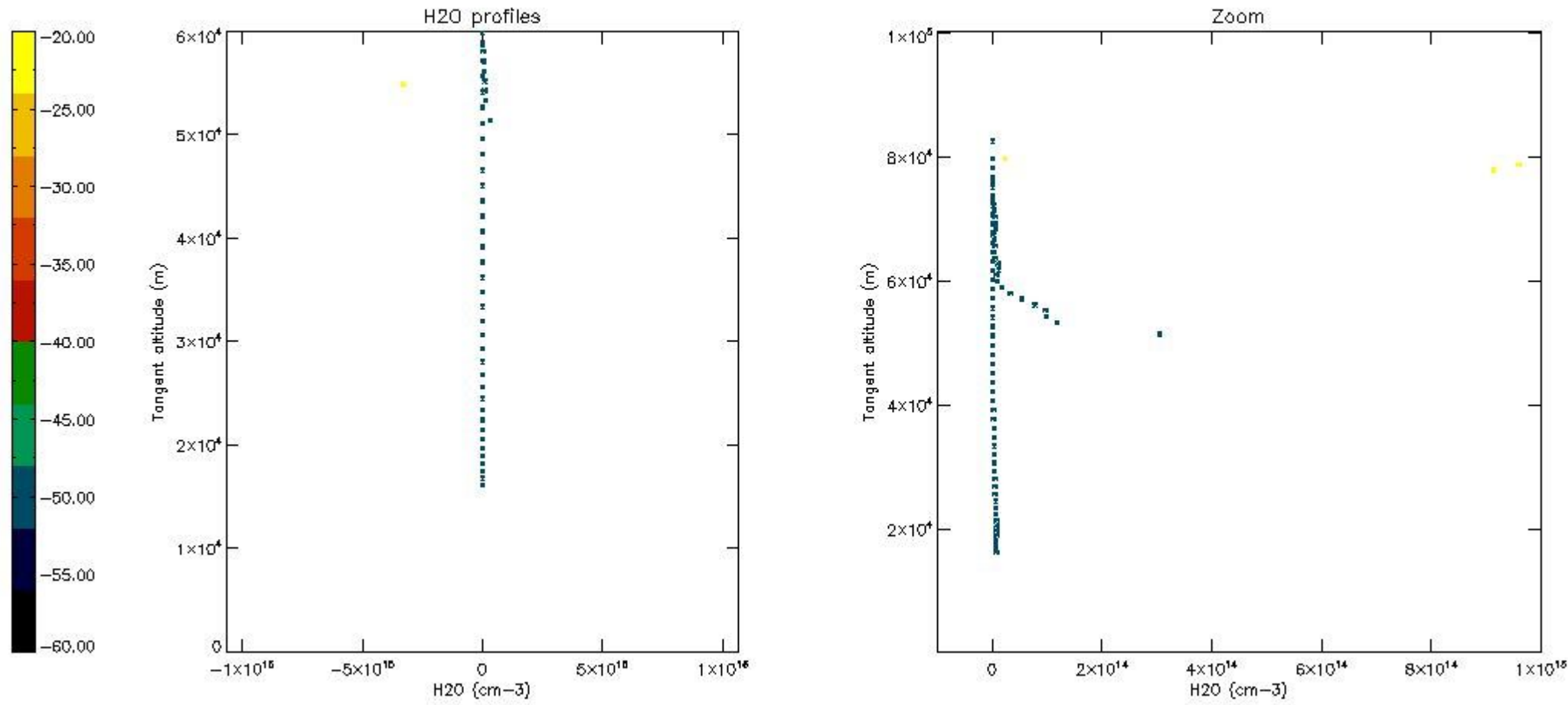
*5.7 Plot NO3 profiles for all STD (dark without errors)*

The colorbar represents the latitude.



*5.8 Plot H2O profiles for all STD (only for occultations of stars 1,2,3,4,13,14,16,26,63 dark without errors)*

The colorbar represents the latitude.



## 6. Auxiliary Data Files used for the production reported in section 2

The number reported in the third column indicates since which file (see list in section 2) the corresponding auxiliary file has been used. The fourth column is the date of those product files.

Type	Auxiliary Filename	Used since product	Used since product date
INST_PHYS_CHARACTERISTICS	GOM_INS_AXNIEC20050627_150440_20020301_000000_20100101_000000	1	06-MAR-2003 00:02:39
LEVEL-2_PROC_CONFIG	GOM_PR2_AXVIEC20091111_152718_20020301_000000_20500101_000000	1	06-MAR-2003 00:02:39
CROSS_SECTIONS_FILE	GOM_CRS_AXVIEC20091111_154832_20020301_000000_20500101_000000	1	06-MAR-2003 00:02:39



# GOMOS Level 2 Daily Report

## SUMMARY

### [1. General Info](#)

### [2. Summary of processed GOM\\_NL\\_2P products](#)

### [3. Level 2 Quality information per product](#)

#### [3.1 Plot of level 2 quality information per product \(time dependant\)](#)

#### [3.2 Plot of level 2 quality information per product \(world map\)](#)

### [4. Level 1 Quality information per product \(stored on level 2 products\)](#)

#### [4.1 Plot of level 1 quality information per product \(time dependant\)](#)

##### [4.1.1 Plot of level 1 quality information per product \(time dependant\): ASCENDING](#)

##### [4.1.2 Plot of level 1 quality information per product \(time dependant\): DESCENDING](#)

#### [4.2 Plot of level 1 quality information per product \(world map\)](#)

##### [4.2.1 Plot of level 1 quality information per product \(world map\): ASCENDING](#)

##### [4.2.2 Plot of level 1 quality information per product \(world map\): DESCENDING](#)

### [5. Ozone profiles based on quality statistics and other trace gas profiles](#)

#### [5.1 Ozone statistics based on quality of products](#)

#### [5.2 Plot ozone profiles for all STD \(dark without errors\)](#)

#### [5.3 Plot ozone profiles where STD < 20% \(dark without errors\)](#)

#### [5.4. Plot ozone profiles where STD < 10% \(dark without errors\)](#)

#### [5.5. Plot ozone profiles where STD < 5% \(dark without errors\)](#)

#### [5.6 Plot NO2 profiles for all STD \(dark without errors\)](#)

#### [5.7 Plot NO3 profiles for all STD \(dark without errors\)](#)

#### [5.8 Plot H2O profiles \(only for occultations of stars 1,2,3,4,13,14,16,26,63 dark without errors\) for all STD](#)

### [6. Auxiliary Data Files used for the production reported in section 2](#)

This report presents the daily analysis on parameters extracted from GOMOS level 2 data (GOM\_NL\_\_2P). It is intended to monitor some important parameters that will impact the quality of these products. A list of level 2 products (and content) that have arrived during the reporting day to the PCF is also given.

Item	Value
Time of report generation	19APR2013 11:15:57
Data source version	GOMOS/6.01
Start time of products	06-03-2003 (06MAR2003 00:00:00)
Stop time of products	07-03-2003 (07MAR2003 00:00:00)
Store outputs in DB	Yes
Nb of level 2 prods	513
Nb of prods with errors	14

## 2. Summary of processed GOM\_NL\_\_2P products.

Nr	Filename	UTC Start time	Limb	Duration	Star Id	Star Name	Star Mag	Star Temp	Nb Meas	Orbit	Prod. error
1	GOM_NL__2PRFIN20030306_000239_000000622014_00231_05295_5351.N1	06-MAR-2003 00:02:39	Straylight	61.500	100	4Gam Crv	2.5800	13100.	123	5295	No
2	GOM_NL__2PRFIN20030306_000634_000000432014_00231_05295_5352.N1	06-MAR-2003 00:06:34	Twilight_stray	43.000	48	30Alp Hya	1.9770	4100.0	86	5295	No
3	GOM_NL__2PRFIN20030306_001228_000000412014_00231_05295_5353.N1	06-MAR-2003 00:12:28	Bright	41.000	22	32Alp Leo	1.3600	15200.	82	5295	No
4	GOM_NL__2PRFIN20030306_001458_000000412014_00231_05295_5354.N1	06-MAR-2003 00:14:58	Bright	40.500	51	41Gam1Leo	2.0100	4500.0	81	5295	No
5	GOM_NL__2PRFIN20030306_001624_000000462014_00231_05295_5355.N1	06-MAR-2003 00:16:24	Bright	46.000	96	68Del Leo	2.5600	9300.0	92	5295	No
6	GOM_NL__2PRFIN20030306_001915_000000372014_00231_05295_5356.N1	06-MAR-2003 00:19:15	Bright	36.500	24	66Alp Gem	1.5800	10200.	73	5295	No
7	GOM_NL__2PRFIN20030306_002331_000000422014_00231_05295_5357.N1	06-MAR-2003 00:23:31	Bright	42.000	174	52Psi UMa	3.0040	4400.0	84	5295	No
8	GOM_NL__2PRFIN20030306_002627_000000402014_00231_05295_5358.N1	06-MAR-2003 00:26:27	Bright	40.000	82	48Bet UMa	2.3650	10600.	80	5295	No
9	GOM_NL__2PRFIN20030306_002750_000000422014_00231_05295_5359.N1	06-MAR-2003 00:27:50	Bright	41.500	36	50Alp UMa	1.8000	6300.0	83	5295	No
10	GOM_NL__2PRFIN20030306_003034_000000492014_00231_05295_5360.N1	06-MAR-2003 00:30:34	Bright	49.000	32	77Eps UMa	1.7630	11000.	98	5295	No
11	GOM_NL__2PRFIN20030306_003205_000000512014_00231_05295_5361.N1	06-MAR-2003 00:32:05	Bright	51.000	55	79Zet UMa	2.0600	10200.	102	5295	No
12	GOM_NL__2PRFIN20030306_003428_000000352014_00231_05295_5362.N1	06-MAR-2003 00:34:28	Bright	35.000	49	1Alp UMi	1.9900	6300.0	70	5295	No
13	GOM_NL__2PRFIN20030306_003937_000000472014_00231_05295_5363.N1	06-MAR-2003 00:39:37	Bright	46.500	119	14Eta Dra	2.7270	4700.0	93	5295	No
14	GOM_NL__2PRFIN20030306_004205_000000372014_00231_05295_5364.N1	06-MAR-2003 00:42:05	Bright	36.500	89	5Alp Cep	2.4510	8000.0	73	5295	No
15	GOM_NL__2PRFIN20030306_004412_000000472014_00231_05295_5365.N1	06-MAR-2003 00:44:12	Bright	46.500	130	23Bet Dra	2.7990	5800.0	93	5295	No
16	GOM_NL__2PRFIN20030306_004710_000000382014_00231_05295_5366.N1	06-MAR-2003 00:47:10	Bright	38.000	19	50Alp Cyg	1.2460	10500.	76	5295	No
17	GOM_NL__2PRFIN20030306_004844_000000352014_00231_05295_5367.N1	06-MAR-2003 00:48:44	Bright	35.000	66	37Gam Cyg	2.2080	5900.0	70	5295	No
18	GOM_NL__2PRFIN20030306_005019_000000352014_00231_05295_5368.N1	06-MAR-2003 00:50:19	Bright	35.000	92	53Eps Cyg	2.5000	4500.0	70	5295	No
19	GOM_NL__2PRFIN20030306_005325_000001082014_00231_05295_5369.N1	06-MAR-2003 00:53:25	Twilight_stray	107.50	133	40Zet Her	2.8070	6000.0	215	5295	No
20	GOM_NL__2PRFIN20030306_005734_000000422014_00231_05295_5370.N1	06-MAR-2003 00:57:34	Bright	42.000	168	17Zet Aql	2.9860	11000.	84	5295	No
21	GOM_NL__2PRFIN20030306_010134_000000792014_00231_05295_5371.N1	06-MAR-2003 01:01:34	Straylight	78.500	59	55Alp Oph	2.0800	8900.0	157	5295	No
22	GOM_NL__2PRFIN20030306_010413_000000722014_00231_05295_5372.N1	06-MAR-2003 01:04:13	Dark	72.000	126	60Bet Oph	2.7700	4250.0	144	5295	No
23	GOM_NL__2PRFIN20030306_010731_000000452014_00231_05295_5373.N1	06-MAR-2003 01:07:31	Dark	45.000	155	41Pi Sgr	2.9000	6600.0	90	5295	No
24	GOM_NL__2PRFIN20030306_010924_000000442014_00231_05295_5374.N1	06-MAR-2003 01:09:24	Dark	43.500	57	34Sig Sgr	2.0660	26000.	87	5295	No
25	GOM_NL__2PRFIN20030306_011110_000000652014_00231_05295_5375.N1	06-MAR-2003 01:11:10	Dark	65.000	1014	Mars	0.0000	0.0000	130	5295	Yes
26	GOM_NL__2PRFIN20030306_011327_000000772014_00231_05295_5376.N1	06-MAR-2003 01:13:27	Dark	77.000	86	35Eta Oph	2.4300	10200.	154	5295	No
27	GOM_NL__2PRFIN20030306_011542_000000512014_00231_05295_5377.N1	06-MAR-2003 01:15:42	Dark	50.500	25	35Lam Sco	1.6200	28000.	101	5295	No
28	GOM_NL__2PRFIN20030306_012159_000000422014_00232_05296_5343.N1	06-MAR-2003 01:21:59	Dark	42.000	43	Alp TrA	1.9100	4250.0	84	5296	No
29	GOM_NL__2PRFIN20030306_012412_000000382014_00232_05296_5344.N1	06-MAR-2003 01:24:12	Dark	37.500	145	Gam TrA	2.8720	10600.	75	5296	No
30	GOM_NL__2PRFIN20030306_012541_000000462014_00232_05296_5345.N1	06-MAR-2003 01:25:41	Dark	46.000	4	Alp1Cen	-0.010000	5800.0	92	5296	No
31	GOM_NL__2PRFIN20030306_012659_000000412014_00232_05296_5346.N1	06-MAR-2003 01:26:59	Dark	40.500	10	Bet Cen	0.61000	28000.	81	5296	No
32	GOM_NL__2PRFIN20030306_012922_000000462014_00232_05296_5347.N1	06-MAR-2003 01:29:22	Dark	45.500	12	Alp1Cru	0.77500	30000.	91	5296	No
33	GOM_NL__2PRFIN20030306_013034_000000402014_00232_05296_5348.N1	06-MAR-2003 01:30:34	Dark	40.000	129	Del Cru	2.7930	26000.	80	5296	No
34	GOM_NL__2PRFIN20030306_013201_000000462014_00232_05296_5349.N1	06-MAR-2003 01:32:01	Dark	45.500	64	Gam Cen	2.2000	10600.	91	5296	No
35	GOM_NL__2PRFIN20030306_013424_000000372014_00232_05296_5350.N1	06-MAR-2003 01:34:24	Straylight	37.000	91	Kap Vel	2.4900	26000.	74	5296	No
36	GOM_NL__2PRFIN20030306_013743_000000452014_00232_05296_5351.N1	06-MAR-2003 01:37:43	Straylight	44.500	65	Lam Vel	2.2040	4400.0	89	5296	No
37	GOM_NL__2PRFIN20030306_014029_000000632014_00232_05296_5352.N1	06-MAR-2003 01:40:29	Straylight	63.000	106	9Bet Crv	2.6480	5600.0	126	5296	No
38	GOM_NL__2PRFIN20030306_014315_000000662014_00232_05296_5353.N1	06-MAR-2003 01:43:15	Straylight	65.500	100	4Gam Crv	2.5800	13100.	131	5296	No
39	GOM_NL__2PRFIN20030306_014709_000000442014_00232_05296_5354.N1	06-MAR-2003 01:47:09	Twilight_stray	44.000	48	30Alp Hya	1.9770	4100.0	88	5296	No
40	GOM_NL__2PRFIN20030306_015303_000000422014_00232_05296_5355.N1	06-MAR-2003 01:53:03	Bright	41.500	22	32Alp Leo	1.3600	15200.	83	5296	No
41	GOM_NL__2PRFIN20030306_015533_000000432014_00232_05296_5356.N1	06-MAR-2003 01:55:33	Bright	42.500	51	41Gam1Leo	2.0100	4500.0	85	5296	No
42	GOM_NL__2PRFIN20030306_015659_000000502014_00232_05296_5357.N1	06-MAR-2003 01:56:59	Bright	49.500	96	68Del Leo	2.5600	9300.0	99	5296	No

43	GOM_NL__2PRFIN20030306_015951_000000382014_00232_05296_5358.N1	06-MAR-2003 01:59:51	Bright	38.000	24	66Alp Gem	1.5800	10200.	76	5296	No
44	GOM_NL__2PRFIN20030306_020406_000000452014_00232_05296_5359.N1	06-MAR-2003 02:04:06	Bright	44.500	174	52Psi UMa	3.0040	4400.0	89	5296	No
45	GOM_NL__2PRFIN20030306_020701_000000422014_00232_05296_5360.N1	06-MAR-2003 02:07:01	Bright	41.500	82	48Bet UMa	2.3650	10600.	83	5296	No
46	GOM_NL__2PRFIN20030306_020825_000000422014_00232_05296_5361.N1	06-MAR-2003 02:08:25	Bright	42.000	36	50Alp UMa	1.8000	6300.0	84	5296	No
47	GOM_NL__2PRFIN20030306_021109_000000502014_00232_05296_5362.N1	06-MAR-2003 02:11:09	Bright	49.500	32	77Eps UMa	1.7630	11000.	99	5296	No
48	GOM_NL__2PRFIN20030306_021239_000000532014_00232_05296_5363.N1	06-MAR-2003 02:12:39	Bright	53.000	55	79Zet UMa	2.0600	10200.	106	5296	No
49	GOM_NL__2PRFIN20030306_021503_000000362014_00232_05296_5364.N1	06-MAR-2003 02:15:03	Bright	35.500	49	1Alp UMi	1.9900	6300.0	71	5296	No
50	GOM_NL__2PRFIN20030306_022012_000000472014_00232_05296_5365.N1	06-MAR-2003 02:20:12	Bright	47.000	119	14Eta Dra	2.7270	4700.0	94	5296	No
51	GOM_NL__2PRFIN20030306_022241_000000362014_00232_05296_5366.N1	06-MAR-2003 02:22:41	Bright	35.500	89	5Alp Cep	2.4510	8000.0	71	5296	No
52	GOM_NL__2PRFIN20030306_022447_000000492014_00232_05296_5367.N1	06-MAR-2003 02:24:47	Bright	48.500	130	23Bet Dra	2.7990	5800.0	97	5296	No
53	GOM_NL__2PRFIN20030306_022746_000000372014_00232_05296_5368.N1	06-MAR-2003 02:27:46	Bright	37.000	19	50Alp Cyg	1.2460	10500.	74	5296	No
54	GOM_NL__2PRFIN20030306_022920_000000352014_00232_05296_5369.N1	06-MAR-2003 02:29:20	Bright	35.000	66	37Gam Cyg	2.2080	5900.0	70	5296	No
55	GOM_NL__2PRFIN20030306_023055_000000342014_00232_05296_5370.N1	06-MAR-2003 02:30:55	Bright	34.000	92	53Eps Cyg	2.5000	4500.0	68	5296	No
56	GOM_NL__2PRFIN20030306_023402_000001012014_00232_05296_5371.N1	06-MAR-2003 02:34:02	Tw_i_and_stray	101.00	133	40Zet Her	2.8070	6000.0	202	5296	No
57	GOM_NL__2PRFIN20030306_023810_000000442014_00232_05296_5372.N1	06-MAR-2003 02:38:10	Bright	44.000	168	17Zet Aql	2.9860	11000.	88	5296	No
58	GOM_NL__2PRFIN20030306_024211_000000752014_00232_05296_5373.N1	06-MAR-2003 02:42:11	Straylight	75.000	59	55Alp Oph	2.0800	8900.0	150	5296	No
59	GOM_NL__2PRFIN20030306_024450_000000702014_00232_05296_5374.N1	06-MAR-2003 02:44:50	Dark	69.500	126	60Bet Oph	2.7700	4250.0	139	5296	No
60	GOM_NL__2PRFIN20030306_024808_000000442014_00232_05296_5375.N1	06-MAR-2003 02:48:08	Dark	43.500	155	41Pi Sgr	2.9000	6600.0	87	5296	No
61	GOM_NL__2PRFIN20030306_025001_000000432014_00232_05296_5376.N1	06-MAR-2003 02:50:01	Dark	42.500	57	34Sig Sgr	2.0660	26000.	85	5296	No
62	GOM_NL__2PRFIN20030306_025147_000000512014_00232_05296_5377.N1	06-MAR-2003 02:51:47	Dark	51.000	1014	Mars	0.0000	0.0000	102	5296	Yes
63	GOM_NL__2PRFIN20030306_025405_000000712014_00232_05296_5378.N1	06-MAR-2003 02:54:05	Dark	70.500	86	35Eta Oph	2.4300	10200.	141	5296	No
64	GOM_NL__2PRFIN20030306_025619_000000472014_00232_05296_5379.N1	06-MAR-2003 02:56:19	Dark	47.000	25	35Lam Sco	1.6200	28000.	94	5296	No
65	GOM_NL__2PRFIN20030306_030236_000000402014_00233_05297_5345.N1	06-MAR-2003 03:02:36	Dark	39.500	43	Alp TrA	1.9100	4250.0	79	5297	No
66	GOM_NL__2PRFIN20030306_030449_000000382014_00233_05297_5346.N1	06-MAR-2003 03:04:49	Dark	37.500	145	Gam TrA	2.8720	10600.	75	5297	No
67	GOM_NL__2PRFIN20030306_030618_000000472014_00233_05297_5347.N1	06-MAR-2003 03:06:18	Dark	47.000	4	Alp1Cen	-0.010000	5800.0	94	5297	No
68	GOM_NL__2PRFIN20030306_030736_000000422014_00233_05297_5348.N1	06-MAR-2003 03:07:36	Dark	41.500	10	Bet Cen	0.61000	28000.	83	5297	No
69	GOM_NL__2PRFIN20030306_030959_000000512014_00233_05297_5349.N1	06-MAR-2003 03:09:59	Dark	50.500	12	Alp1Cru	0.77500	30000.	101	5297	No
70	GOM_NL__2PRFIN20030306_031110_000000402014_00233_05297_5350.N1	06-MAR-2003 03:11:10	Dark	39.500	129	Del Cru	2.7930	26000.	79	5297	No
71	GOM_NL__2PRFIN20030306_031238_000000432014_00233_05297_5351.N1	06-MAR-2003 03:12:38	Dark	43.000	64	Gam Cen	2.2000	10600.	86	5297	No
72	GOM_NL__2PRFIN20030306_031500_000000382014_00233_05297_5352.N1	06-MAR-2003 03:15:00	Straylight	38.000	91	Kap Vel	2.4900	26000.	76	5297	No
73	GOM_NL__2PRFIN20030306_031819_000000472014_00233_05297_5353.N1	06-MAR-2003 03:18:19	Straylight	46.500	65	Lam Vel	2.2040	4400.0	93	5297	No
74	GOM_NL__2PRFIN20030306_032105_000000692014_00233_05297_5354.N1	06-MAR-2003 03:21:05	Straylight	68.500	106	9Bet Crv	2.6480	5600.0	137	5297	No
75	GOM_NL__2PRFIN20030306_032352_000000602014_00233_05297_5355.N1	06-MAR-2003 03:23:52	Straylight	59.500	100	4Gam Crv	2.5800	13100.	119	5297	No
76	GOM_NL__2PRFIN20030306_032746_000000442014_00233_05297_5356.N1	06-MAR-2003 03:27:46	Tw_i_and_stray	44.000	48	30Alp Hya	1.9770	4100.0	88	5297	No
77	GOM_NL__2PRFIN20030306_033340_000000432014_00233_05297_5357.N1	06-MAR-2003 03:33:40	Bright	42.500	22	32Alp Leo	1.3600	15200.	85	5297	No
78	GOM_NL__2PRFIN20030306_033609_000000442014_00233_05297_5358.N1	06-MAR-2003 03:36:09	Bright	44.000	51	41Gam1Leo	2.0100	4500.0	88	5297	No
79	GOM_NL__2PRFIN20030306_033735_000000502014_00233_05297_5359.N1	06-MAR-2003 03:37:35	Bright	50.000	96	68Del Leo	2.5600	9300.0	100	5297	No
80	GOM_NL__2PRFIN20030306_034028_000000382014_00233_05297_5360.N1	06-MAR-2003 03:40:28	Bright	38.000	24	66Alp Gem	1.5800	10200.	76	5297	No
81	GOM_NL__2PRFIN20030306_034442_000000432014_00233_05297_5361.N1	06-MAR-2003 03:44:42	Bright	43.000	174	52Psi UMa	3.0040	4400.0	86	5297	No
82	GOM_NL__2PRFIN20030306_034737_000000412014_00233_05297_5362.N1	06-MAR-2003 03:47:37	Bright	41.000	82	48Bet UMa	2.3650	10600.	82	5297	No
83	GOM_NL__2PRFIN20030306_034901_000000422014_00233_05297_5363.N1	06-MAR-2003 03:49:01	Bright	41.500	36	50Alp UMa	1.8000	6300.0	83	5297	No
84	GOM_NL__2PRFIN20030306_035145_000000492014_00233_05297_5364.N1	06-MAR-2003 03:51:45	Bright	49.000	32	77Eps UMa	1.7630	11000.	98	5297	No
85	GOM_NL__2PRFIN20030306_035315_000000532014_00233_05297_5365.N1	06-MAR-2003 03:53:15	Bright	52.500	55	79Zet UMa	2.0600	10200.	105	5297	No
86	GOM_NL__2PRFIN20030306_035539_000000362014_00233_05297_5366.N1	06-MAR-2003 03:55:39	Bright	36.000	49	1Alp UMi	1.9900	6300.0	72	5297	No
87	GOM_NL__2PRFIN20030306_040047_000000472014_00233_05297_5367.N1	06-MAR-2003 04:00:47	Bright	47.000	119	14Eta Dra	2.7270	4700.0	94	5297	No
88	GOM_NL__2PRFIN20030306_040316_000000372014_00233_05297_5368.N1	06-MAR-2003 04:03:16	Bright	36.500	89	5Alp Cep	2.4510	8000.0	73	5297	No
89	GOM_NL__2PRFIN20030306_040523_000000492014_00233_05297_5369.N1	06-MAR-2003 04:05:23	Bright	48.500	130	23Bet Dra	2.7990	5800.0	97	5297	No
90	GOM_NL__2PRFIN20030306_040822_000000382014_00233_05297_5370.N1	06-MAR-2003 04:08:22	Bright	37.500	19	50Alp Cyg	1.2460	10500.	75	5297	No
91	GOM_NL__2PRFIN20030306_040956_000000382014_00233_05297_5371.N1	06-MAR-2003 04:09:56	Bright	37.500	66	37Gam Cyg	2.2080	5900.0	75	5297	No
92	GOM_NL__2PRFIN20030306_041131_000000362014_00233_05297_5372.N1	06-MAR-2003 04:11:31	Bright	36.000	92	53Eps Cyg	2.5000	4500.0	72	5297	No
93	GOM_NL__2PRFIN20030306_041438_000001082014_00233_05297_5373.N1	06-MAR-2003 04:14:38	Tw_i_and_stray	108.00	133	40Zet Her	2.8070	6000.0	216	5297	No
94	GOM_NL__2PRFIN20030306_041846_000000452014_00233_05297_5374.N1	06-MAR-2003 04:18:46	Bright	45.000	168	17Zet Aql	2.9860	11000.	90	5297	No
95	GOM_NL__2PRFIN20030306_042247_000000772014_00233_05297_5375.N1	06-MAR-2003 04:22:47	Straylight	77.000	59	55Alp Oph	2.0800	8900.0	154	5297	No
96	GOM_NL__2PRFIN20030306_042526_000000762014_00233_05297_5376.N1	06-MAR-2003 04:25:26	Dark	75.500	126	60Bet Oph	2.7700	4250.0	151	5297	No
97	GOM_NL__2PRFIN20030306_042844_000000422014_00233_05297_5377.N1	06-MAR-2003 04:28:44	Dark	41.500	155	41Pi Sgr	2.9000	6600.0	83	5297	No
98	GOM_NL__2PRFIN20030306_043037_000000442014_00233_05297_5378.N1	06-MAR-2003 04:30:37	Dark	44.000	57	34Sig Sgr	2.0660	26000.	88	5297	No
99	GOM_NL__2PRFIN20030306_043223_000000652014_00233_05297_5379.N1	06-MAR-2003 04:32:23	Dark	65.000	1014	Mars	0.0000	0.0000	130	5297	Yes
100	GOM_NL__2PRFIN20030306_043443_000000702014_00233_05297_5380.N1	06-MAR-2003 04:34:43	Dark	69.500	86	35Eta Oph	2.4300	10200.	139	5297	No
101	GOM_NL__2PRFIN20030306_043656_000000482014_00233_05297_5381.N1	06-MAR-2003 04:36:56	Dark	47.500	25	35Lam Sco	1.6200	28000.	95	5297	No



102	GOM_NL__2PRFIN20030306_044312_000000502014_00234_05298_5498.N1	06-MAR-2003 04:43:12	Dark	50.000	43	Alp TrA	1.9100	4250.0	100	5298	No
103	GOM_NL__2PRFIN20030306_044525_000000382014_00234_05298_5499.N1	06-MAR-2003 04:45:25	Dark	37.500	145	Gam TrA	2.8720	10600.	75	5298	No
104	GOM_NL__2PRFIN20030306_044654_000000572014_00234_05298_5500.N1	06-MAR-2003 04:46:54	Dark	57.000	4	Alp1Cen	-0.010000	5800.0	114	5298	No
105	GOM_NL__2PRFIN20030306_044812_000000412014_00234_05298_5501.N1	06-MAR-2003 04:48:12	Dark	41.000	10	Bet Cen	0.61000	28000.	82	5298	No
106	GOM_NL__2PRFIN20030306_045035_000000512014_00234_05298_5502.N1	06-MAR-2003 04:50:35	Dark	51.000	12	Alp1Cru	0.77500	30000.	102	5298	No
107	GOM_NL__2PRFIN20030306_045147_000000392014_00234_05298_5503.N1	06-MAR-2003 04:51:47	Dark	39.000	129	Del Cru	2.7930	26000.	78	5298	No
108	GOM_NL__2PRFIN20030306_045314_000000432014_00234_05298_5504.N1	06-MAR-2003 04:53:14	Dark	43.000	64	Gam Cen	2.2000	10600.	86	5298	No
109	GOM_NL__2PRFIN20030306_045536_000000392014_00234_05298_5505.N1	06-MAR-2003 04:55:36	Straylight	38.500	91	Kap Vel	2.4900	26000.	77	5298	No
110	GOM_NL__2PRFIN20030306_045855_000000432014_00234_05298_5506.N1	06-MAR-2003 04:58:55	Straylight	43.000	65	Lam Vel	2.2040	4400.0	86	5298	No
111	GOM_NL__2PRFIN20030306_050141_000000622014_00234_05298_5507.N1	06-MAR-2003 05:01:41	Straylight	62.000	106	9Bet Crv	2.6480	5600.0	124	5298	No
112	GOM_NL__2PRFIN20030306_050428_000000602014_00234_05298_5508.N1	06-MAR-2003 05:04:28	Straylight	60.000	100	4Gam Crv	2.5800	13100.	120	5298	No
113	GOM_NL__2PRFIN20030306_050822_000000452014_00234_05298_5509.N1	06-MAR-2003 05:08:22	Tw_i_and_stray	44.500	48	30Alp Hya	1.9770	4100.0	89	5298	No
114	GOM_NL__2PRFIN20030306_051416_000000422014_00234_05298_5510.N1	06-MAR-2003 05:14:16	Bright	41.500	22	32Alp Leo	1.3600	15200.	83	5298	No
115	GOM_NL__2PRFIN20030306_051645_000000432014_00234_05298_5511.N1	06-MAR-2003 05:16:45	Bright	42.500	51	41Gam1Leo	2.0100	4500.0	85	5298	No
116	GOM_NL__2PRFIN20030306_051810_000000492014_00234_05298_5512.N1	06-MAR-2003 05:18:10	Bright	49.000	96	68Del Leo	2.5600	9300.0	98	5298	No
117	GOM_NL__2PRFIN20030306_052104_000000382014_00234_05298_5513.N1	06-MAR-2003 05:21:04	Bright	38.000	24	66Alp Gem	1.5800	10200.	76	5298	No
118	GOM_NL__2PRFIN20030306_052517_000000442014_00234_05298_5514.N1	06-MAR-2003 05:25:17	Bright	44.000	174	52Psi UMa	3.0040	4400.0	88	5298	No
119	GOM_NL__2PRFIN20030306_052813_000000402014_00234_05298_5515.N1	06-MAR-2003 05:28:13	Bright	39.500	82	48Bet UMa	2.3650	10600.	79	5298	No
120	GOM_NL__2PRFIN20030306_052937_000000422014_00234_05298_5516.N1	06-MAR-2003 05:29:37	Bright	41.500	36	50Alp UMa	1.8000	6300.0	83	5298	No
121	GOM_NL__2PRFIN20030306_053220_000000492014_00234_05298_5517.N1	06-MAR-2003 05:32:20	Bright	49.000	32	77Eps UMa	1.7630	11000.	98	5298	No
122	GOM_NL__2PRFIN20030306_053350_000000532014_00234_05298_5518.N1	06-MAR-2003 05:33:50	Bright	53.000	55	79Zet UMa	2.0600	10200.	106	5298	No
123	GOM_NL__2PRFIN20030306_053615_000000372014_00234_05298_5519.N1	06-MAR-2003 05:36:15	Bright	37.000	49	1Alp UMi	1.9900	6300.0	74	5298	No
124	GOM_NL__2PRFIN20030306_054123_000000482014_00234_05298_5520.N1	06-MAR-2003 05:41:23	Bright	48.000	119	14Eta Dra	2.7270	4700.0	96	5298	No
125	GOM_NL__2PRFIN20030306_054352_000000382014_00234_05298_5521.N1	06-MAR-2003 05:43:52	Bright	37.500	89	5Alp Cep	2.4510	8000.0	75	5298	No
126	GOM_NL__2PRFIN20030306_054558_000000472014_00234_05298_5522.N1	06-MAR-2003 05:45:58	Bright	46.500	130	23Bet Dra	2.7990	5800.0	93	5298	No
127	GOM_NL__2PRFIN20030306_054858_000000362014_00234_05298_5523.N1	06-MAR-2003 05:48:58	Bright	35.500	19	50Alp Cyg	1.2460	10500.	71	5298	No
128	GOM_NL__2PRFIN20030306_055032_000000352014_00234_05298_5524.N1	06-MAR-2003 05:50:32	Bright	35.000	66	37Gam Cyg	2.2080	5900.0	70	5298	No
129	GOM_NL__2PRFIN20030306_055207_000000352014_00234_05298_5525.N1	06-MAR-2003 05:52:07	Bright	35.000	92	53Eps Cyg	2.5000	4500.0	70	5298	No
130	GOM_NL__2PRFIN20030306_055515_000001052014_00234_05298_5526.N1	06-MAR-2003 05:55:15	Tw_i_and_stray	105.00	133	40Zet Her	2.8070	6000.0	210	5298	No
131	GOM_NL__2PRFIN20030306_055922_000000452014_00234_05298_5527.N1	06-MAR-2003 05:59:22	Bright	45.000	168	17Zet Aql	2.9860	11000.	90	5298	No
132	GOM_NL__2PRFIN20030306_060322_000000772014_00234_05298_5528.N1	06-MAR-2003 06:03:22	Straylight	76.500	59	55Alp Oph	2.0800	8900.0	153	5298	No
133	GOM_NL__2PRFIN20030306_060603_000000752014_00234_05298_5529.N1	06-MAR-2003 06:06:03	Dark	74.500	126	60Bet Oph	2.7700	4250.0	149	5298	No
134	GOM_NL__2PRFIN20030306_060920_000000442014_00234_05298_5530.N1	06-MAR-2003 06:09:20	Dark	43.500	155	41Pi Sgr	2.9000	6600.0	87	5298	No
135	GOM_NL__2PRFIN20030306_061114_000000472014_00234_05298_5531.N1	06-MAR-2003 06:11:14	Dark	47.000	57	34Sig Sgr	2.0660	26000.	94	5298	No
136	GOM_NL__2PRFIN20030306_061259_000000652014_00234_05298_5532.N1	06-MAR-2003 06:12:59	Dark	65.000	1014	Mars	0.0000	0.0000	130	5298	Yes
137	GOM_NL__2PRFIN20030306_061520_000000752014_00234_05298_5533.N1	06-MAR-2003 06:15:20	Dark	75.000	86	35Eta Oph	2.4300	10200.	150	5298	No
138	GOM_NL__2PRFIN20030306_061733_000000552014_00234_05298_5534.N1	06-MAR-2003 06:17:33	Dark	54.500	25	35Lam Sco	1.6200	28000.	109	5298	No
139	GOM_NL__2PRFIN20030306_062348_000000402014_00235_05299_5498.N1	06-MAR-2003 06:23:48	Dark	40.000	43	Alp TrA	1.9100	4250.0	80	5299	No
140	GOM_NL__2PRFIN20030306_062602_000000382014_00235_05299_5499.N1	06-MAR-2003 06:26:02	Dark	38.000	145	Gam TrA	2.8720	10600.	76	5299	No
141	GOM_NL__2PRFIN20030306_062731_000000542014_00235_05299_5500.N1	06-MAR-2003 06:27:31	Dark	54.000	4	Alp1Cen	-0.010000	5800.0	108	5299	No
142	GOM_NL__2PRFIN20030306_062849_000000542014_00235_05299_5501.N1	06-MAR-2003 06:28:49	Dark	53.500	10	Bet Cen	0.61000	28000.	107	5299	No
143	GOM_NL__2PRFIN20030306_063112_000000402014_00235_05299_5502.N1	06-MAR-2003 06:31:12	Dark	40.000	12	Alp1Cru	0.77500	30000.	80	5299	No
144	GOM_NL__2PRFIN20030306_063223_000000392014_00235_05299_5503.N1	06-MAR-2003 06:32:23	Dark	39.000	129	Del Cru	2.7930	26000.	78	5299	No
145	GOM_NL__2PRFIN20030306_063351_000000452014_00235_05299_5504.N1	06-MAR-2003 06:33:51	Dark	45.000	64	Gam Cen	2.2000	10600.	90	5299	No
146	GOM_NL__2PRFIN20030306_063612_000000402014_00235_05299_5505.N1	06-MAR-2003 06:36:12	Straylight	39.500	91	Kap Vel	2.4900	26000.	79	5299	No
147	GOM_NL__2PRFIN20030306_063931_000000432014_00235_05299_5506.N1	06-MAR-2003 06:39:31	Straylight	43.000	65	Lam Vel	2.2040	4400.0	86	5299	No
148	GOM_NL__2PRFIN20030306_064217_000000652014_00235_05299_5507.N1	06-MAR-2003 06:42:17	Straylight	64.500	106	9Bet Crv	2.6480	5600.0	129	5299	No
149	GOM_NL__2PRFIN20030306_064504_000000582014_00235_05299_5508.N1	06-MAR-2003 06:45:04	Straylight	58.000	100	4Gam Crv	2.5800	13100.	116	5299	No
150	GOM_NL__2PRFIN20030306_064858_000000422014_00235_05299_5509.N1	06-MAR-2003 06:48:58	Tw_i_and_stray	41.500	48	30Alp Hya	1.9770	4100.0	83	5299	No
151	GOM_NL__2PRFIN20030306_065451_000000422014_00235_05299_5510.N1	06-MAR-2003 06:54:51	Bright	42.000	22	32Alp Leo	1.3600	15200.	84	5299	No
152	GOM_NL__2PRFIN20030306_065721_000000432014_00235_05299_5511.N1	06-MAR-2003 06:57:21	Bright	43.000	51	41Gam1Leo	2.0100	4500.0	86	5299	No
153	GOM_NL__2PRFIN20030306_065846_000000482014_00235_05299_5512.N1	06-MAR-2003 06:58:46	Bright	47.500	96	68Del Leo	2.5600	9300.0	95	5299	No
154	GOM_NL__2PRFIN20030306_070140_000000542014_00235_05299_5513.N1	06-MAR-2003 07:01:40	Bright	54.000	24	66Alp Gem	1.5800	10200.	108	5299	No
155	GOM_NL__2PRFIN20030306_070553_000000442014_00235_05299_5514.N1	06-MAR-2003 07:05:53	Bright	44.000	174	52Psi UMa	3.0040	4400.0	88	5299	No
156	GOM_NL__2PRFIN20030306_070849_000000412014_00235_05299_5515.N1	06-MAR-2003 07:08:49	Bright	40.500	82	48Bet UMa	2.3650	10600.	81	5299	No
157	GOM_NL__2PRFIN20030306_071012_000000412014_00235_05299_5516.N1	06-MAR-2003 07:10:12	Bright	40.500	36	50Alp UMa	1.8000	6300.0	81	5299	No
158	GOM_NL__2PRFIN20030306_071255_000000502014_00235_05299_5517.N1	06-MAR-2003 07:12:55	Bright	49.500	32	77Eps UMa	1.7630	11000.	99	5299	No
159	GOM_NL__2PRFIN20030306_071425_000000532014_00235_05299_5518.N1	06-MAR-2003 07:14:25	Bright	52.500	55	79Zet UMa	2.0600	10200.	105	5299	No
160	GOM_NL__2PRFIN20030306_071651_000000382014_00235_05299_5519.N1	06-MAR-2003 07:16:51	Bright	37.500	49	1Alp UMi	1.9900	6300.0	75	5299	No

161	GOM_NL__2PRFIN20030306_072158_000000482014_00235_05299_5520.N1	06-MAR-2003 07:21:58	Bright	48.000	119	14Eta Dra	2.7270	4700.0	96	5299	No
162	GOM_NL__2PRFIN20030306_072428_000000352014_00235_05299_5521.N1	06-MAR-2003 07:24:28	Bright	34.500	89	5Alp Cep	2.4510	8000.0	69	5299	No
163	GOM_NL__2PRFIN20030306_072633_000000512014_00235_05299_5522.N1	06-MAR-2003 07:26:33	Bright	50.500	130	23Bet Dra	2.7990	5800.0	101	5299	No
164	GOM_NL__2PRFIN20030306_072934_000000382014_00235_05299_5523.N1	06-MAR-2003 07:29:34	Bright	38.000	19	50Alp Cyg	1.2460	10500.	76	5299	No
165	GOM_NL__2PRFIN20030306_073108_000000372014_00235_05299_5524.N1	06-MAR-2003 07:31:08	Bright	37.000	66	37Gam Cyg	2.2080	5900.0	74	5299	No
166	GOM_NL__2PRFIN20030306_073243_000000352014_00235_05299_5525.N1	06-MAR-2003 07:32:43	Bright	35.000	92	53Eps Cyg	2.5000	4500.0	70	5299	No
167	GOM_NL__2PRFIN20030306_073551_000001072014_00235_05299_5526.N1	06-MAR-2003 07:35:51	Twilight	106.50	133	40Zet Her	2.8070	6000.0	213	5299	No
168	GOM_NL__2PRFIN20030306_073958_000000452014_00235_05299_5527.N1	06-MAR-2003 07:39:58	Bright	44.500	168	17Zet Aql	2.9860	11000.	89	5299	No
169	GOM_NL__2PRFIN20030306_074400_000000842014_00235_05299_5528.N1	06-MAR-2003 07:44:00	Straylight	84.000	59	55Alp Oph	2.0800	8900.0	168	5299	No
170	GOM_NL__2PRFIN20030306_074640_000000742014_00235_05299_5529.N1	06-MAR-2003 07:46:40	Dark	74.000	126	60Bet Oph	2.7700	4250.0	148	5299	No
171	GOM_NL__2PRFIN20030306_074956_000000432014_00235_05299_5530.N1	06-MAR-2003 07:49:56	Dark	42.500	155	41Pi Sgr	2.9000	6600.0	85	5299	No
172	GOM_NL__2PRFIN20030306_075150_000000452014_00235_05299_5531.N1	06-MAR-2003 07:51:50	Dark	44.500	57	34Sig Sgr	2.0660	26000.	89	5299	No
173	GOM_NL__2PRFIN20030306_075335_000000622014_00235_05299_5532.N1	06-MAR-2003 07:53:35	Dark	62.000	1014	Mars	0.0000	0.0000	124	5299	Yes
174	GOM_NL__2PRFIN20030306_075556_000000712014_00235_05299_5533.N1	06-MAR-2003 07:55:56	Dark	71.000	86	35Eta Oph	2.4300	10200.	142	5299	No
175	GOM_NL__2PRFIN20030306_075809_000000532014_00235_05299_5534.N1	06-MAR-2003 07:58:09	Dark	53.000	25	35Lam Sco	1.6200	28000.	106	5299	No
176	GOM_NL__2PRFIN20030306_080152_000000942014_00236_05300_5471.N1	06-MAR-2003 08:01:52	Dark	94.000	16	21Alp Sco	1.0200	3000.0	188	5300	No
177	GOM_NL__2PRFIN20030306_080535_000001132014_00236_05300_5472.N1	06-MAR-2003 08:05:35	Dark	113.00	80	7Del Sco	2.3160	30000.	226	5300	No
178	GOM_NL__2PRFIN20030306_080925_000000422014_00236_05300_5473.N1	06-MAR-2003 08:09:25	Dark	42.000	10	Bet Cen	0.61000	28000.	84	5300	No
179	GOM_NL__2PRFIN20030306_081249_000000392014_00236_05300_5474.N1	06-MAR-2003 08:12:49	Dark	39.000	29	Bet Car	1.6720	10200.	78	5300	No
180	GOM_NL__2PRFIN20030306_081427_000000442014_00236_05300_5475.N1	06-MAR-2003 08:14:27	Dark	44.000	64	Gam Cen	2.2000	10600.	88	5300	No
181	GOM_NL__2PRFIN20030306_081649_000000392014_00236_05300_5476.N1	06-MAR-2003 08:16:49	Straylight	38.500	91	Kap Vel	2.4900	26000.	77	5300	No
182	GOM_NL__2PRFIN20030306_082007_000000462014_00236_05300_5477.N1	06-MAR-2003 08:20:07	Straylight	45.500	65	Lam Vel	2.2040	4400.0	91	5300	No
183	GOM_NL__2PRFIN20030306_082255_000000652014_00236_05300_5478.N1	06-MAR-2003 08:22:55	Straylight	65.000	106	9Bet Crv	2.6480	5600.0	130	5300	No
184	GOM_NL__2PRFIN20030306_082540_000000612014_00236_05300_5479.N1	06-MAR-2003 08:25:40	Straylight	60.500	100	4Gam Crv	2.5800	13100.	121	5300	No
185	GOM_NL__2PRFIN20030306_082934_000000462014_00236_05300_5480.N1	06-MAR-2003 08:29:34	Twilight	46.000	48	30Alp Hya	1.9770	4100.0	92	5300	No
186	GOM_NL__2PRFIN20030306_083527_000000422014_00236_05300_5481.N1	06-MAR-2003 08:35:27	Bright	42.000	22	32Alp Leo	1.3600	15200.	84	5300	No
187	GOM_NL__2PRFIN20030306_083756_000000432014_00236_05300_5482.N1	06-MAR-2003 08:37:56	Bright	42.500	51	41Gam1Leo	2.0100	4500.0	85	5300	No
188	GOM_NL__2PRFIN20030306_083922_000000492014_00236_05300_5483.N1	06-MAR-2003 08:39:22	Bright	48.500	96	68Del Leo	2.5600	9300.0	97	5300	No
189	GOM_NL__2PRFIN20030306_084628_000000462014_00236_05300_5484.N1	06-MAR-2003 08:46:28	Bright	45.500	174	52Psi UMa	3.0040	4400.0	91	5300	No
190	GOM_NL__2PRFIN20030306_084924_000000422014_00236_05300_5485.N1	06-MAR-2003 08:49:24	Bright	42.000	82	48Bet UMa	2.3650	10600.	84	5300	No
191	GOM_NL__2PRFIN20030306_085048_000000402014_00236_05300_5486.N1	06-MAR-2003 08:50:48	Bright	40.000	36	50Alp UMa	1.8000	6300.0	80	5300	No
192	GOM_NL__2PRFIN20030306_085329_000000632014_00236_05300_5487.N1	06-MAR-2003 08:53:29	Bright	63.000	32	77Eps UMa	1.7630	11000.	126	5300	No
193	GOM_NL__2PRFIN20030306_085500_000000532014_00236_05300_5488.N1	06-MAR-2003 08:55:00	Bright	52.500	55	79Zet UMa	2.0600	10200.	105	5300	No
194	GOM_NL__2PRFIN20030306_085727_000000372014_00236_05300_5489.N1	06-MAR-2003 08:57:27	Bright	37.000	49	1Alp UMi	1.9900	6300.0	74	5300	No
195	GOM_NL__2PRFIN20030306_090233_000000492014_00236_05300_5490.N1	06-MAR-2003 09:02:33	Bright	49.000	119	14Eta Dra	2.7270	4700.0	98	5300	No
196	GOM_NL__2PRFIN20030306_090504_000000372014_00236_05300_5491.N1	06-MAR-2003 09:05:04	Bright	37.000	89	5Alp Cep	2.4510	8000.0	74	5300	No
197	GOM_NL__2PRFIN20030306_090709_000000512014_00236_05300_5492.N1	06-MAR-2003 09:07:09	Bright	50.500	130	23Bet Dra	2.7990	5800.0	101	5300	No
198	GOM_NL__2PRFIN20030306_091010_000000392014_00236_05300_5493.N1	06-MAR-2003 09:10:10	Bright	38.500	19	50Alp Cyg	1.2460	10500.	77	5300	No
199	GOM_NL__2PRFIN20030306_091144_000000382014_00236_05300_5494.N1	06-MAR-2003 09:11:44	Bright	37.500	66	37Gam Cyg	2.2080	5900.0	75	5300	No
200	GOM_NL__2PRFIN20030306_091319_000000362014_00236_05300_5495.N1	06-MAR-2003 09:13:19	Bright	36.000	92	53Eps Cyg	2.5000	4500.0	72	5300	No
201	GOM_NL__2PRFIN20030306_091628_000001042014_00236_05300_5496.N1	06-MAR-2003 09:16:28	Twilight	103.50	133	40Zet Her	2.8070	6000.0	207	5300	No
202	GOM_NL__2PRFIN20030306_092035_000000452014_00236_05300_5497.N1	06-MAR-2003 09:20:35	Bright	45.000	168	17Zet Aql	2.9860	11000.	90	5300	No
203	GOM_NL__2PRFIN20030306_092438_000000832014_00236_05300_5498.N1	06-MAR-2003 09:24:38	Straylight	83.000	59	55Alp Oph	2.0800	8900.0	166	5300	No
204	GOM_NL__2PRFIN20030306_092718_000000802014_00236_05300_5499.N1	06-MAR-2003 09:27:18	Dark	79.500	126	60Bet Oph	2.7700	4250.0	159	5300	No
205	GOM_NL__2PRFIN20030306_093033_000000462014_00236_05300_5500.N1	06-MAR-2003 09:30:33	Dark	46.000	155	41Pi Sgr	2.9000	6600.0	92	5300	No
206	GOM_NL__2PRFIN20030306_093226_000000432014_00236_05300_5501.N1	06-MAR-2003 09:32:26	Dark	43.000	57	34Sig Sgr	2.0660	26000.	86	5300	No
207	GOM_NL__2PRFIN20030306_093411_000000552014_00236_05300_5502.N1	06-MAR-2003 09:34:11	Dark	54.500	1014	Mars	0.0000	0.0000	109	5300	Yes
208	GOM_NL__2PRFIN20030306_093540_000000482014_00236_05300_5503.N1	06-MAR-2003 09:35:40	Dark	48.000	38	20Eps Sgr	1.8360	11000.	96	5300	No
209	GOM_NL__2PRFIN20030306_093846_000000492014_00236_05300_5504.N1	06-MAR-2003 09:38:46	Dark	49.000	25	35Lam Sco	1.6200	28000.	98	5300	No
210	GOM_NL__2PRFIN20030306_094229_000000742014_00237_05301_5473.N1	06-MAR-2003 09:42:29	Dark	74.000	16	21Alp Sco	1.0200	3000.0	148	5301	No
211	GOM_NL__2PRFIN20030306_094611_000000962014_00237_05301_5474.N1	06-MAR-2003 09:46:11	Dark	95.500	80	7Del Sco	2.3160	30000.	191	5301	No
212	GOM_NL__2PRFIN20030306_095002_000000422014_00237_05301_5475.N1	06-MAR-2003 09:50:02	Dark	42.000	10	Bet Cen	0.61000	28000.	84	5301	No
213	GOM_NL__2PRFIN20030306_095325_000000382014_00237_05301_5476.N1	06-MAR-2003 09:53:25	Dark	38.000	29	Bet Car	1.6720	10200.	76	5301	No
214	GOM_NL__2PRFIN20030306_095504_000000472014_00237_05301_5477.N1	06-MAR-2003 09:55:04	Dark	46.500	64	Gam Cen	2.2000	10600.	93	5301	No
215	GOM_NL__2PRFIN20030306_095725_000000392014_00237_05301_5478.N1	06-MAR-2003 09:57:25	Straylight	38.500	91	Kap Vel	2.4900	26000.	77	5301	No
216	GOM_NL__2PRFIN20030306_100043_000000442014_00237_05301_5479.N1	06-MAR-2003 10:00:43	Straylight	44.000	65	Lam Vel	2.2040	4400.0	88	5301	No
217	GOM_NL__2PRFIN20030306_100331_000000602014_00237_05301_5480.N1	06-MAR-2003 10:03:31	Straylight	60.000	106	9Bet Crv	2.6480	5600.0	120	5301	No
218	GOM_NL__2PRFIN20030306_100616_000000602014_00237_05301_5481.N1	06-MAR-2003 10:06:16	Straylight	59.500	100	4Gam Crv	2.5800	13100.	119	5301	No
219	GOM_NL__2PRFIN20030306_101010_000000472014_00237_05301_5482.N1	06-MAR-2003 10:10:10	Twilight	46.500	48	30Alp Hya	1.9770	4100.0	93	5301	No

220	GOM_NL__2PRFIN20030306_101603_000000422014_00237_05301_5483.N1	06-MAR-2003 10:16:03	Bright	41.500	22	32Alp Leo	1.3600	15200.	83	5301	No
221	GOM_NL__2PRFIN20030306_101832_000000442014_00237_05301_5484.N1	06-MAR-2003 10:18:32	Bright	43.500	51	41Gam1Leo	2.0100	4500.0	87	5301	No
222	GOM_NL__2PRFIN20030306_101957_000000482014_00237_05301_5485.N1	06-MAR-2003 10:19:57	Bright	48.000	96	68Del Leo	2.5600	9300.0	96	5301	No
223	GOM_NL__2PRFIN20030306_102703_000000452014_00237_05301_5486.N1	06-MAR-2003 10:27:03	Bright	44.500	174	52Psi UMa	3.0040	4400.0	89	5301	No
224	GOM_NL__2PRFIN20030306_102959_000000422014_00237_05301_5487.N1	06-MAR-2003 10:29:59	Bright	42.000	82	48Bet UMa	2.3650	10600.	84	5301	No
225	GOM_NL__2PRFIN20030306_103123_000000422014_00237_05301_5488.N1	06-MAR-2003 10:31:23	Bright	41.500	36	50Alp UMa	1.8000	6300.0	83	5301	No
226	GOM_NL__2PRFIN20030306_103404_000000502014_00237_05301_5489.N1	06-MAR-2003 10:34:04	Bright	50.000	32	77Eps UMa	1.7630	11000.	100	5301	No
227	GOM_NL__2PRFIN20030306_103534_000000542014_00237_05301_5490.N1	06-MAR-2003 10:35:34	Bright	53.500	55	79Zet UMa	2.0600	10200.	107	5301	No
228	GOM_NL__2PRFIN20030306_103802_000000372014_00237_05301_5491.N1	06-MAR-2003 10:38:02	Bright	36.500	49	1Alp UMi	1.9900	6300.0	73	5301	No
229	GOM_NL__2PRFIN20030306_104308_000000502014_00237_05301_5492.N1	06-MAR-2003 10:43:08	Bright	49.500	119	14Eta Dra	2.7270	4700.0	99	5301	No
230	GOM_NL__2PRFIN20030306_104540_000000372014_00237_05301_5493.N1	06-MAR-2003 10:45:40	Bright	37.000	89	5Alp Cep	2.4510	8000.0	74	5301	No
231	GOM_NL__2PRFIN20030306_104744_000000512014_00237_05301_5494.N1	06-MAR-2003 10:47:44	Bright	50.500	130	23Bet Dra	2.7990	5800.0	101	5301	No
232	GOM_NL__2PRFIN20030306_105045_000000372014_00237_05301_5495.N1	06-MAR-2003 10:50:45	Bright	36.500	19	50Alp Cyg	1.2460	10500.	73	5301	No
233	GOM_NL__2PRFIN20030306_105220_000000382014_00237_05301_5496.N1	06-MAR-2003 10:52:20	Bright	37.500	66	37Gam Cyg	2.2080	5900.0	75	5301	No
234	GOM_NL__2PRFIN20030306_105355_000000362014_00237_05301_5497.N1	06-MAR-2003 10:53:55	Bright	36.000	92	53Eps Cyg	2.5000	4500.0	72	5301	No
235	GOM_NL__2PRFIN20030306_105704_000001072014_00237_05301_5498.N1	06-MAR-2003 10:57:04	Twilight	106.50	133	40Zet Her	2.8070	6000.0	213	5301	No
236	GOM_NL__2PRFIN20030306_110111_000000452014_00237_05301_5499.N1	06-MAR-2003 11:01:11	Bright	45.000	168	17Zet Aql	2.9860	11000.	90	5301	No
237	GOM_NL__2PRFIN20030306_110515_000000782014_00237_05301_5500.N1	06-MAR-2003 11:05:15	Straylight	78.000	59	55Alp Oph	2.0800	8900.0	156	5301	No
238	GOM_NL__2PRFIN20030306_110755_000000722014_00237_05301_5501.N1	06-MAR-2003 11:07:55	Dark	71.500	126	60Bet Oph	2.7700	4250.0	143	5301	No
239	GOM_NL__2PRFIN20030306_111109_000000442014_00237_05301_5502.N1	06-MAR-2003 11:11:09	Dark	44.000	155	41Pi Sgr	2.9000	6600.0	88	5301	No
240	GOM_NL__2PRFIN20030306_111303_000000432014_00237_05301_5503.N1	06-MAR-2003 11:13:03	Dark	42.500	57	34Sig Sgr	2.0660	26000.	85	5301	No
241	GOM_NL__2PRFIN20030306_111447_000000542014_00237_05301_5504.N1	06-MAR-2003 11:14:47	Dark	54.000	1014	Mars	0.0000	0.0000	108	5301	Yes
242	GOM_NL__2PRFIN20030306_111617_000000512014_00237_05301_5505.N1	06-MAR-2003 11:16:17	Dark	50.500	38	20Eps Sgr	1.8360	11000.	101	5301	No
243	GOM_NL__2PRFIN20030306_111922_000000502014_00237_05301_5506.N1	06-MAR-2003 11:19:22	Dark	49.500	25	35Lam Sco	1.6200	28000.	99	5301	No
244	GOM_NL__2PRFIN20030306_112304_000000762014_00238_05302_5474.N1	06-MAR-2003 11:23:04	Dark	76.000	16	21Alp Sco	1.0200	3000.0	152	5302	No
245	GOM_NL__2PRFIN20030306_112652_000000972014_00238_05302_5475.N1	06-MAR-2003 11:26:52	Dark	97.000	80	7Del Sco	2.3160	30000.	194	5302	No
246	GOM_NL__2PRFIN20030306_113038_000000482014_00238_05302_5476.N1	06-MAR-2003 11:30:38	Dark	47.500	10	Bet Cen	0.61000	28000.	95	5302	No
247	GOM_NL__2PRFIN20030306_113401_000000392014_00238_05302_5477.N1	06-MAR-2003 11:34:01	Dark	39.000	29	Bet Car	1.6720	10200.	78	5302	No
248	GOM_NL__2PRFIN20030306_113540_000000462014_00238_05302_5478.N1	06-MAR-2003 11:35:40	Dark	45.500	64	Gam Cen	2.2000	10600.	91	5302	No
249	GOM_NL__2PRFIN20030306_113801_000000382014_00238_05302_5479.N1	06-MAR-2003 11:38:01	Straylight	38.000	91	Kap Vel	2.4900	26000.	76	5302	No
250	GOM_NL__2PRFIN20030306_114119_000000452014_00238_05302_5480.N1	06-MAR-2003 11:41:19	Straylight	45.000	65	Lam Vel	2.2040	4400.0	90	5302	No
251	GOM_NL__2PRFIN20030306_114404_000000672014_00238_05302_5481.N1	06-MAR-2003 11:44:04	Straylight	67.000	106	9Bet Crv	2.6480	5600.0	134	5302	No
252	GOM_NL__2PRFIN20030306_114651_000000612014_00238_05302_5482.N1	06-MAR-2003 11:46:51	Straylight	61.000	100	4Gam Crv	2.5800	13100.	122	5302	No
253	GOM_NL__2PRFIN20030306_115046_000000482014_00238_05302_5483.N1	06-MAR-2003 11:50:46	Twilight	48.000	48	30Alp Hya	1.9770	4100.0	96	5302	No
254	GOM_NL__2PRFIN20030306_115638_000000432014_00238_05302_5484.N1	06-MAR-2003 11:56:38	Bright	43.000	22	32Alp Leo	1.3600	15200.	86	5302	No
255	GOM_NL__2PRFIN20030306_115907_000000432014_00238_05302_5485.N1	06-MAR-2003 11:59:07	Bright	43.000	51	41Gam1Leo	2.0100	4500.0	86	5302	No
256	GOM_NL__2PRFIN20030306_120031_000000502014_00238_05302_5486.N1	06-MAR-2003 12:00:31	Bright	50.000	96	68Del Leo	2.5600	9300.0	100	5302	No
257	GOM_NL__2PRFIN20030306_120736_000000472014_00238_05302_5487.N1	06-MAR-2003 12:07:36	Bright	46.500	174	52Psi UMa	3.0040	4400.0	93	5302	No
258	GOM_NL__2PRFIN20030306_121033_000000432014_00238_05302_5488.N1	06-MAR-2003 12:10:33	Bright	43.000	82	48Bet UMa	2.3650	10600.	86	5302	No
259	GOM_NL__2PRFIN20030306_121157_000000452014_00238_05302_5489.N1	06-MAR-2003 12:11:57	Bright	45.000	36	50Alp UMa	1.8000	6300.0	90	5302	No
260	GOM_NL__2PRFIN20030306_121439_000000512014_00238_05302_5490.N1	06-MAR-2003 12:14:39	Bright	50.500	32	77Eps UMa	1.7630	11000.	101	5302	No
261	GOM_NL__2PRFIN20030306_121609_000000522014_00238_05302_5491.N1	06-MAR-2003 12:16:09	Bright	52.000	55	79Zet UMa	2.0600	10200.	104	5302	No
262	GOM_NL__2PRFIN20030306_121838_000000352014_00238_05302_5492.N1	06-MAR-2003 12:18:38	Bright	34.500	49	1Alp UMi	1.9900	6300.0	69	5302	No
263	GOM_NL__2PRFIN20030306_122343_000000492014_00238_05302_5493.N1	06-MAR-2003 12:23:43	Bright	48.500	119	14Eta Dra	2.7270	4700.0	97	5302	No
264	GOM_NL__2PRFIN20030306_122615_000000372014_00238_05302_5494.N1	06-MAR-2003 12:26:15	Bright	37.000	89	5Alp Cep	2.4510	8000.0	74	5302	No
265	GOM_NL__2PRFIN20030306_122817_000000522014_00238_05302_5495.N1	06-MAR-2003 12:28:17	Bright	52.000	130	23Bet Dra	2.7990	5800.0	104	5302	No
266	GOM_NL__2PRFIN20030306_123122_000000382014_00238_05302_5496.N1	06-MAR-2003 12:31:22	Bright	37.500	19	50Alp Cyg	1.2460	10500.	75	5302	No
267	GOM_NL__2PRFIN20030306_123254_000000362014_00238_05302_5497.N1	06-MAR-2003 12:32:54	Bright	36.000	66	37Gam Cyg	2.2080	5900.0	72	5302	No
268	GOM_NL__2PRFIN20030306_123430_000000362014_00238_05302_5498.N1	06-MAR-2003 12:34:30	Bright	35.500	92	53Eps Cyg	2.5000	4500.0	71	5302	No
269	GOM_NL__2PRFIN20030306_123740_000000992014_00238_05302_5499.N1	06-MAR-2003 12:37:40	Twilight	99.000	133	40Zet Her	2.8070	6000.0	198	5302	No
270	GOM_NL__2PRFIN20030306_124146_000000472014_00238_05302_5500.N1	06-MAR-2003 12:41:46	Bright	47.000	168	17Zet Aql	2.9860	11000.	94	5302	No
271	GOM_NL__2PRFIN20030306_124551_000000802014_00238_05302_5501.N1	06-MAR-2003 12:45:51	Straylight	80.000	59	55Alp Oph	2.0800	8900.0	160	5302	No
272	GOM_NL__2PRFIN20030306_124832_000000772014_00238_05302_5502.N1	06-MAR-2003 12:48:32	Dark	77.000	126	60Bet Oph	2.7700	4250.0	154	5302	No
273	GOM_NL__2PRFIN20030306_125145_000000432014_00238_05302_5503.N1	06-MAR-2003 12:51:45	Dark	43.000	155	41Pi Sgr	2.9000	6600.0	86	5302	No
274	GOM_NL__2PRFIN20030306_125339_000000462014_00238_05302_5504.N1	06-MAR-2003 12:53:39	Dark	45.500	57	34Sig Sgr	2.0660	26000.	91	5302	No
275	GOM_NL__2PRFIN20030306_125523_000000652014_00238_05302_5505.N1	06-MAR-2003 12:55:23	Dark	65.000	1014	Mars	0.0000	0.0000	130	5302	Yes
276	GOM_NL__2PRFIN20030306_125652_000000512014_00238_05302_5506.N1	06-MAR-2003 12:56:52	Dark	50.500	38	20Eps Sgr	1.8360	11000.	101	5302	No
277	GOM_NL__2PRFIN20030306_130000_000000502014_00238_05302_5507.N1	06-MAR-2003 13:00:00	Dark	49.500	25	35Lam Sco	1.6200	28000.	99	5302	No
278	GOM_NL__2PRFIN20030306_130342_000000772014_00239_05303_5476.N1	06-MAR-2003 13:03:42	Dark	77.000	16	21Alp Sco	1.0200	3000.0	154	5303	No



279	GOM_NL__2PRFIN20030306_130730_000000982014_00239_05303_5477.N1	06-MAR-2003 13:07:30	Dark	97.500	80	7Del Sco	2.3160	30000.	195	5303	No
280	GOM_NL__2PRFIN20030306_131114_000000432014_00239_05303_5478.N1	06-MAR-2003 13:11:14	Dark	43.000	10	Bet Cen	0.61000	28000.	86	5303	No
281	GOM_NL__2PRFIN20030306_131437_000000392014_00239_05303_5479.N1	06-MAR-2003 13:14:37	Dark	39.000	29	Bet Car	1.6720	10200.	78	5303	No
282	GOM_NL__2PRFIN20030306_131615_000000462014_00239_05303_5480.N1	06-MAR-2003 13:16:15	Dark	45.500	64	Gam Cen	2.2000	10600.	91	5303	No
283	GOM_NL__2PRFIN20030306_131837_000000392014_00239_05303_5481.N1	06-MAR-2003 13:18:37	Straylight	38.500	91	Kap Vel	2.4900	26000.	77	5303	No
284	GOM_NL__2PRFIN20030306_132156_000000472014_00239_05303_5482.N1	06-MAR-2003 13:21:56	Straylight	46.500	65	Lam Vel	2.2040	4400.0	93	5303	No
285	GOM_NL__2PRFIN20030306_132442_000000652014_00239_05303_5483.N1	06-MAR-2003 13:24:42	Straylight	64.500	106	9Bet Crv	2.6480	5600.0	129	5303	No
286	GOM_NL__2PRFIN20030306_132726_000000622014_00239_05303_5484.N1	06-MAR-2003 13:27:26	Straylight	61.500	100	4Gam Crv	2.5800	13100.	123	5303	No
287	GOM_NL__2PRFIN20030306_133122_000000492014_00239_05303_5485.N1	06-MAR-2003 13:31:22	Tw_i_and_stray	49.000	48	30Alp Hya	1.9770	4100.0	98	5303	No
288	GOM_NL__2PRFIN20030306_133712_000000462014_00239_05303_5486.N1	06-MAR-2003 13:37:12	Bright	45.500	22	32Alp Leo	1.3600	15200.	91	5303	No
289	GOM_NL__2PRFIN20030306_133942_000000442014_00239_05303_5487.N1	06-MAR-2003 13:39:42	Bright	43.500	51	41Gam1Leo	2.0100	4500.0	87	5303	No
290	GOM_NL__2PRFIN20030306_134104_000000522014_00239_05303_5488.N1	06-MAR-2003 13:41:04	Bright	51.500	96	68Del Leo	2.5600	9300.0	103	5303	No
291	GOM_NL__2PRFIN20030306_134813_000000442014_00239_05303_5489.N1	06-MAR-2003 13:48:13	Bright	44.000	174	52Psi UMa	3.0040	4400.0	88	5303	No
292	GOM_NL__2PRFIN20030306_135109_000000422014_00239_05303_5490.N1	06-MAR-2003 13:51:09	Bright	42.000	82	48Bet UMa	2.3650	10600.	84	5303	No
293	GOM_NL__2PRFIN20030306_135231_000000452014_00239_05303_5491.N1	06-MAR-2003 13:52:31	Bright	45.000	36	50Alp UMa	1.8000	6300.0	90	5303	No
294	GOM_NL__2PRFIN20030306_135515_000000482014_00239_05303_5492.N1	06-MAR-2003 13:55:15	Bright	48.000	32	77Eps UMa	1.7630	11000.	96	5303	No
295	GOM_NL__2PRFIN20030306_135644_000000532014_00239_05303_5493.N1	06-MAR-2003 13:56:44	Bright	52.500	55	79Zet UMa	2.0600	10200.	105	5303	No
296	GOM_NL__2PRFIN20030306_135912_000000412014_00239_05303_5494.N1	06-MAR-2003 13:59:12	Bright	41.000	49	1Alp UMi	1.9900	6300.0	82	5303	No
297	GOM_NL__2PRFIN20030306_140419_000000472014_00239_05303_5495.N1	06-MAR-2003 14:04:19	Bright	46.500	119	14Eta Dra	2.7270	4700.0	93	5303	No
298	GOM_NL__2PRFIN20030306_140649_000000402014_00239_05303_5496.N1	06-MAR-2003 14:06:49	Bright	39.500	89	5Alp Cep	2.4510	8000.0	79	5303	No
299	GOM_NL__2PRFIN20030306_140855_000000512014_00239_05303_5497.N1	06-MAR-2003 14:08:55	Bright	50.500	130	23Bet Dra	2.7990	5800.0	101	5303	No
300	GOM_NL__2PRFIN20030306_141158_000000372014_00239_05303_5498.N1	06-MAR-2003 14:11:58	Bright	37.000	19	50Alp Cyg	1.2460	10500.	74	5303	No
301	GOM_NL__2PRFIN20030306_141331_000000362014_00239_05303_5499.N1	06-MAR-2003 14:13:31	Bright	36.000	66	37Gam Cyg	2.2080	5900.0	72	5303	No
302	GOM_NL__2PRFIN20030306_141506_000000382014_00239_05303_5500.N1	06-MAR-2003 14:15:06	Bright	37.500	92	53Eps Cyg	2.5000	4500.0	75	5303	No
303	GOM_NL__2PRFIN20030306_141816_000000972014_00239_05303_5501.N1	06-MAR-2003 14:18:16	Tw_i_and_stray	96.500	133	40Zet Her	2.8070	6000.0	193	5303	No
304	GOM_NL__2PRFIN20030306_142222_000000472014_00239_05303_5502.N1	06-MAR-2003 14:22:22	Bright	46.500	168	17Zet Aql	2.9860	11000.	93	5303	No
305	GOM_NL__2PRFIN20030306_142630_000000832014_00239_05303_5503.N1	06-MAR-2003 14:26:30	Straylight	82.500	59	55Alp Oph	2.0800	8900.0	165	5303	No
306	GOM_NL__2PRFIN20030306_142910_000000722014_00239_05303_5504.N1	06-MAR-2003 14:29:10	Dark	72.000	126	60Bet Oph	2.7700	4250.0	144	5303	No
307	GOM_NL__2PRFIN20030306_143221_000000462014_00239_05303_5505.N1	06-MAR-2003 14:32:21	Dark	46.000	155	41Pi Sgr	2.9000	6600.0	92	5303	No
308	GOM_NL__2PRFIN20030306_143416_000000432014_00239_05303_5506.N1	06-MAR-2003 14:34:16	Dark	43.000	57	34Sig Sgr	2.0660	26000.	86	5303	No
309	GOM_NL__2PRFIN20030306_143559_000000582014_00239_05303_5507.N1	06-MAR-2003 14:35:59	Dark	58.000	1014	Mars	0.0000	0.0000	116	5303	Yes
310	GOM_NL__2PRFIN20030306_143729_000000512014_00239_05303_5508.N1	06-MAR-2003 14:37:29	Dark	51.000	38	20Eps Sgr	1.8360	11000.	102	5303	No
311	GOM_NL__2PRFIN20030306_144036_000000482014_00239_05303_5509.N1	06-MAR-2003 14:40:36	Dark	48.000	25	35Lam Sco	1.6200	28000.	96	5303	No
312	GOM_NL__2PRFIN20030306_144422_000000762014_00240_05304_5478.N1	06-MAR-2003 14:44:22	Dark	76.000	16	21Alp Sco	1.0200	3000.0	152	5304	No
313	GOM_NL__2PRFIN20030306_144808_000001212014_00240_05304_5479.N1	06-MAR-2003 14:48:08	Dark	121.00	80	7Del Sco	2.3160	30000.	242	5304	No
314	GOM_NL__2PRFIN20030306_145150_000000472014_00240_05304_5480.N1	06-MAR-2003 14:51:50	Dark	46.500	10	Bet Cen	0.61000	28000.	93	5304	No
315	GOM_NL__2PRFIN20030306_145513_000000382014_00240_05304_5481.N1	06-MAR-2003 14:55:13	Dark	37.500	29	Bet Car	1.6720	10200.	75	5304	No
316	GOM_NL__2PRFIN20030306_145650_000000482014_00240_05304_5482.N1	06-MAR-2003 14:56:50	Dark	47.500	64	Gam Cen	2.2000	10600.	95	5304	No
317	GOM_NL__2PRFIN20030306_145913_000000382014_00240_05304_5483.N1	06-MAR-2003 14:59:13	Straylight	38.000	91	Kap Vel	2.4900	26000.	76	5304	No
318	GOM_NL__2PRFIN20030306_150232_000000482014_00240_05304_5484.N1	06-MAR-2003 15:02:32	Straylight	48.000	65	Lam Vel	2.2040	4400.0	96	5304	No
319	GOM_NL__2PRFIN20030306_150520_000000602014_00240_05304_5485.N1	06-MAR-2003 15:05:20	Straylight	59.500	106	9Bet Crv	2.6480	5600.0	119	5304	No
320	GOM_NL__2PRFIN20030306_150804_000000612014_00240_05304_5486.N1	06-MAR-2003 15:08:04	Straylight	60.500	100	4Gam Crv	2.5800	13100.	121	5304	No
321	GOM_NL__2PRFIN20030306_151157_000000472014_00240_05304_5487.N1	06-MAR-2003 15:11:57	Tw_i_and_stray	46.500	48	30Alp Hya	1.9770	4100.0	93	5304	No
322	GOM_NL__2PRFIN20030306_151747_000000462014_00240_05304_5488.N1	06-MAR-2003 15:17:47	Bright	45.500	22	32Alp Leo	1.3600	15200.	91	5304	No
323	GOM_NL__2PRFIN20030306_152018_000000442014_00240_05304_5489.N1	06-MAR-2003 15:20:18	Bright	43.500	51	41Gam1Leo	2.0100	4500.0	87	5304	No
324	GOM_NL__2PRFIN20030306_152142_000000512014_00240_05304_5490.N1	06-MAR-2003 15:21:42	Bright	50.500	96	68Del Leo	2.5600	9300.0	101	5304	No
325	GOM_NL__2PRFIN20030306_152850_000000442014_00240_05304_5491.N1	06-MAR-2003 15:28:50	Bright	44.000	174	52Psi UMa	3.0040	4400.0	88	5304	No
326	GOM_NL__2PRFIN20030306_153147_000000402014_00240_05304_5492.N1	06-MAR-2003 15:31:47	Bright	40.000	82	48Bet UMa	2.3650	10600.	80	5304	No
327	GOM_NL__2PRFIN20030306_153311_000000412014_00240_05304_5493.N1	06-MAR-2003 15:33:11	Bright	40.500	36	50Alp UMa	1.8000	6300.0	81	5304	No
328	GOM_NL__2PRFIN20030306_153551_000000502014_00240_05304_5494.N1	06-MAR-2003 15:35:51	Bright	50.000	32	77Eps UMa	1.7630	11000.	100	5304	No
329	GOM_NL__2PRFIN20030306_153721_000000532014_00240_05304_5495.N1	06-MAR-2003 15:37:21	Bright	53.000	55	79Zet UMa	2.0600	10200.	106	5304	No
330	GOM_NL__2PRFIN20030306_153951_000000372014_00240_05304_5496.N1	06-MAR-2003 15:39:51	Bright	36.500	49	1Alp UMi	1.9900	6300.0	73	5304	No
331	GOM_NL__2PRFIN20030306_154456_000000482014_00240_05304_5497.N1	06-MAR-2003 15:44:56	Bright	47.500	119	14Eta Dra	2.7270	4700.0	95	5304	No
332	GOM_NL__2PRFIN20030306_154729_000000372014_00240_05304_5498.N1	06-MAR-2003 15:47:29	Bright	37.000	89	5Alp Cep	2.4510	8000.0	74	5304	No
333	GOM_NL__2PRFIN20030306_154932_000000482014_00240_05304_5499.N1	06-MAR-2003 15:49:32	Bright	48.000	130	23Bet Dra	2.7990	5800.0	96	5304	No
334	GOM_NL__2PRFIN20030306_155235_000000372014_00240_05304_5500.N1	06-MAR-2003 15:52:35	Bright	36.500	19	50Alp Cyg	1.2460	10500.	73	5304	No
335	GOM_NL__2PRFIN20030306_155409_000000362014_00240_05304_5501.N1	06-MAR-2003 15:54:09	Bright	36.000	66	37Gam Cyg	2.2080	5900.0	72	5304	No
336	GOM_NL__2PRFIN20030306_155544_000000352014_00240_05304_5502.N1	06-MAR-2003 15:55:44	Bright	35.000	92	53Eps Cyg	2.5000	4500.0	70	5304	No
337	GOM_NL__2PRFIN20030306_155852_000001092014_00240_05304_5503.N1	06-MAR-2003 15:58:52	Tw_i_and_stray	108.50	133	40Zet Her	2.8070	6000.0	217	5304	No

338	GOM_NL__2PRFIN20030306_160301_000000442014_00240_05304_5504.N1	06-MAR-2003 16:03:01	Bright	44.000	168	17Zet Aql	2.9860	11000.	88	5304	No
339	GOM_NL__2PRFIN20030306_160708_000000812014_00240_05304_5505.N1	06-MAR-2003 16:07:08	Straylight	81.000	59	55Alp Oph	2.0800	8900.0	162	5304	No
340	GOM_NL__2PRFIN20030306_160948_000000762014_00240_05304_5506.N1	06-MAR-2003 16:09:48	Dark	76.000	126	60Bet Oph	2.7700	4250.0	152	5304	No
341	GOM_NL__2PRFIN20030306_161300_000000452014_00240_05304_5507.N1	06-MAR-2003 16:13:00	Dark	45.000	155	41Pi Sgr	2.9000	6600.0	90	5304	No
342	GOM_NL__2PRFIN20030306_161453_000000462014_00240_05304_5508.N1	06-MAR-2003 16:14:53	Dark	45.500	57	34Sig Sgr	2.0660	26000.	91	5304	No
343	GOM_NL__2PRFIN20030306_161637_000000652014_00240_05304_5509.N1	06-MAR-2003 16:16:37	Dark	65.000	1014	Mars	0.0000	0.0000	130	5304	Yes
344	GOM_NL__2PRFIN20030306_161808_000000482014_00240_05304_5510.N1	06-MAR-2003 16:18:08	Dark	48.000	38	20Eps Sgr	1.8360	11000.	96	5304	No
345	GOM_NL__2PRFIN20030306_162115_000000462014_00240_05304_5511.N1	06-MAR-2003 16:21:15	Dark	46.000	25	35Lam Sco	1.6200	28000.	92	5304	No
346	GOM_NL__2PRFIN20030306_162501_000000762014_00241_05305_5479.N1	06-MAR-2003 16:25:01	Dark	75.500	16	21Alp Sco	1.0200	3000.0	151	5305	No
347	GOM_NL__2PRFIN20030306_162727_000000432014_00241_05305_5480.N1	06-MAR-2003 16:27:27	Dark	42.500	43	Alp TrA	1.9100	4250.0	85	5305	No
348	GOM_NL__2PRFIN20030306_162941_000000372014_00241_05305_5481.N1	06-MAR-2003 16:29:41	Dark	37.000	145	Gam TrA	2.8720	10600.	74	5305	No
349	GOM_NL__2PRFIN20030306_163110_000000462014_00241_05305_5482.N1	06-MAR-2003 16:31:10	Dark	45.500	4	Alp1Cen	-0.010000	5800.0	91	5305	No
350	GOM_NL__2PRFIN20030306_163228_000000532014_00241_05305_5483.N1	06-MAR-2003 16:32:28	Dark	52.500	10	Bet Cen	0.61000	28000.	105	5305	No
351	GOM_NL__2PRFIN20030306_163450_000000432014_00241_05305_5484.N1	06-MAR-2003 16:34:50	Dark	43.000	12	Alp1Cru	0.77500	30000.	86	5305	No
352	GOM_NL__2PRFIN20030306_163602_000000392014_00241_05305_5485.N1	06-MAR-2003 16:36:02	Dark	38.500	129	Del Cru	2.7930	26000.	77	5305	No
353	GOM_NL__2PRFIN20030306_163730_000000432014_00241_05305_5486.N1	06-MAR-2003 16:37:30	Dark	42.500	64	Gam Cen	2.2000	10600.	85	5305	No
354	GOM_NL__2PRFIN20030306_163949_000000382014_00241_05305_5487.N1	06-MAR-2003 16:39:49	Straylight	37.500	91	Kap Vel	2.4900	26000.	75	5305	No
355	GOM_NL__2PRFIN20030306_164308_000000432014_00241_05305_5488.N1	06-MAR-2003 16:43:08	Straylight	43.000	65	Lam Vel	2.2040	4400.0	86	5305	No
356	GOM_NL__2PRFIN20030306_164557_000000672014_00241_05305_5489.N1	06-MAR-2003 16:45:57	Straylight	66.500	106	9Bet Crv	2.6480	5600.0	133	5305	No
357	GOM_NL__2PRFIN20030306_164841_000000592014_00241_05305_5490.N1	06-MAR-2003 16:48:41	Straylight	59.000	100	4Gam Crv	2.5800	13100.	118	5305	No
358	GOM_NL__2PRFIN20030306_165235_000000452014_00241_05305_5491.N1	06-MAR-2003 16:52:35	Tw_i_and_stray	44.500	48	30Alp Hya	1.9770	4100.0	89	5305	No
359	GOM_NL__2PRFIN20030306_165827_000000412014_00241_05305_5492.N1	06-MAR-2003 16:58:27	Bright	40.500	22	32Alp Leo	1.3600	15200.	81	5305	No
360	GOM_NL__2PRFIN20030306_170055_000000422014_00241_05305_5493.N1	06-MAR-2003 17:00:55	Bright	42.000	51	41Gam1Leo	2.0100	4500.0	84	5305	No
361	GOM_NL__2PRFIN20030306_170218_000000472014_00241_05305_5494.N1	06-MAR-2003 17:02:18	Bright	47.000	96	68Del Leo	2.5600	9300.0	94	5305	No
362	GOM_NL__2PRFIN20030306_170925_000000432014_00241_05305_5495.N1	06-MAR-2003 17:09:25	Bright	43.000	174	52Psi UMa	3.0040	4400.0	86	5305	No
363	GOM_NL__2PRFIN20030306_171222_000000412014_00241_05305_5496.N1	06-MAR-2003 17:12:22	Bright	41.000	82	48Bet UMa	2.3650	10600.	82	5305	No
364	GOM_NL__2PRFIN20030306_171346_000000412014_00241_05305_5497.N1	06-MAR-2003 17:13:46	Bright	41.000	36	50Alp UMa	1.8000	6300.0	82	5305	No
365	GOM_NL__2PRFIN20030306_171626_000000502014_00241_05305_5498.N1	06-MAR-2003 17:16:26	Bright	49.500	32	77Eps UMa	1.7630	11000.	99	5305	No
366	GOM_NL__2PRFIN20030306_171755_000000522014_00241_05305_5499.N1	06-MAR-2003 17:17:55	Bright	51.500	55	79Zet UMa	2.0600	10200.	103	5305	No
367	GOM_NL__2PRFIN20030306_172027_000000372014_00241_05305_5500.N1	06-MAR-2003 17:20:27	Bright	36.500	49	1Alp UMi	1.9900	6300.0	73	5305	No
368	GOM_NL__2PRFIN20030306_172531_000000482014_00241_05305_5501.N1	06-MAR-2003 17:25:31	Bright	48.000	119	14Eta Dra	2.7270	4700.0	96	5305	No
369	GOM_NL__2PRFIN20030306_172805_000000342014_00241_05305_5502.N1	06-MAR-2003 17:28:05	Bright	33.500	89	5Alp Cep	2.4510	8000.0	67	5305	No
370	GOM_NL__2PRFIN20030306_173008_000000472014_00241_05305_5503.N1	06-MAR-2003 17:30:08	Bright	47.000	130	23Bet Dra	2.7990	5800.0	94	5305	No
371	GOM_NL__2PRFIN20030306_173311_000000362014_00241_05305_5504.N1	06-MAR-2003 17:33:11	Bright	35.500	19	50Alp Cyg	1.2460	10500.	71	5305	No
372	GOM_NL__2PRFIN20030306_173445_000000362014_00241_05305_5505.N1	06-MAR-2003 17:34:45	Bright	35.500	66	37Gam Cyg	2.2080	5900.0	71	5305	No
373	GOM_NL__2PRFIN20030306_173620_000000352014_00241_05305_5506.N1	06-MAR-2003 17:36:20	Bright	34.500	92	53Eps Cyg	2.5000	4500.0	69	5305	No
374	GOM_NL__2PRFIN20030306_173929_000001062014_00241_05305_5507.N1	06-MAR-2003 17:39:29	Tw_i_and_stray	106.00	133	40Zet Her	2.8070	6000.0	212	5305	No
375	GOM_NL__2PRFIN20030306_174337_000000462014_00241_05305_5508.N1	06-MAR-2003 17:43:37	Bright	45.500	168	17Zet Aql	2.9860	11000.	91	5305	No
376	GOM_NL__2PRFIN20030306_174745_000000802014_00241_05305_5509.N1	06-MAR-2003 17:47:45	Straylight	79.500	59	55Alp Oph	2.0800	8900.0	159	5305	No
377	GOM_NL__2PRFIN20030306_175024_000000762014_00241_05305_5510.N1	06-MAR-2003 17:50:24	Dark	75.500	126	60Bet Oph	2.7700	4250.0	151	5305	No
378	GOM_NL__2PRFIN20030306_175336_000000452014_00241_05305_5511.N1	06-MAR-2003 17:53:36	Dark	45.000	155	41Pi Sgr	2.9000	6600.0	90	5305	No
379	GOM_NL__2PRFIN20030306_175530_000000442014_00241_05305_5512.N1	06-MAR-2003 17:55:30	Dark	43.500	57	34Sig Sgr	2.0660	26000.	87	5305	No
380	GOM_NL__2PRFIN20030306_175713_000000652014_00241_05305_5513.N1	06-MAR-2003 17:57:13	Dark	65.000	1014	Mars	0.0000	0.0000	130	5305	Yes
381	GOM_NL__2PRFIN20030306_175844_000000452014_00241_05305_5514.N1	06-MAR-2003 17:58:44	Dark	44.500	38	20Eps Sgr	1.8360	11000.	89	5305	No
382	GOM_NL__2PRFIN20030306_180152_000000542014_00241_05305_5515.N1	06-MAR-2003 18:01:52	Dark	53.500	25	35Lam Sco	1.6200	28000.	107	5305	No
383	GOM_NL__2PRFIN20030306_180539_000000772014_00242_05306_5480.N1	06-MAR-2003 18:05:39	Dark	77.000	16	21Alp Sco	1.0200	3000.0	154	5306	No
384	GOM_NL__2PRFIN20030306_180803_000000442014_00242_05306_5481.N1	06-MAR-2003 18:08:03	Dark	43.500	43	Alp TrA	1.9100	4250.0	87	5306	No
385	GOM_NL__2PRFIN20030306_181017_000000392014_00242_05306_5482.N1	06-MAR-2003 18:10:17	Dark	38.500	145	Gam TrA	2.8720	10600.	77	5306	No
386	GOM_NL__2PRFIN20030306_181147_000000512014_00242_05306_5483.N1	06-MAR-2003 18:11:47	Dark	50.500	4	Alp1Cen	-0.010000	5800.0	101	5306	No
387	GOM_NL__2PRFIN20030306_181305_000000422014_00242_05306_5484.N1	06-MAR-2003 18:13:05	Dark	41.500	10	Bet Cen	0.61000	28000.	83	5306	No
388	GOM_NL__2PRFIN20030306_181527_000000482014_00242_05306_5485.N1	06-MAR-2003 18:15:27	Dark	47.500	12	Alp1Cru	0.77500	30000.	95	5306	No
389	GOM_NL__2PRFIN20030306_181638_000000392014_00242_05306_5486.N1	06-MAR-2003 18:16:38	Dark	38.500	129	Del Cru	2.7930	26000.	77	5306	No
390	GOM_NL__2PRFIN20030306_181807_000000452014_00242_05306_5487.N1	06-MAR-2003 18:18:07	Dark	44.500	64	Gam Cen	2.2000	10600.	89	5306	No
391	GOM_NL__2PRFIN20030306_182025_000000392014_00242_05306_5488.N1	06-MAR-2003 18:20:25	Straylight	38.500	91	Kap Vel	2.4900	26000.	77	5306	No
392	GOM_NL__2PRFIN20030306_182344_000000462014_00242_05306_5489.N1	06-MAR-2003 18:23:44	Straylight	46.000	65	Lam Vel	2.2040	4400.0	92	5306	No
393	GOM_NL__2PRFIN20030306_182633_000000652014_00242_05306_5490.N1	06-MAR-2003 18:26:33	Straylight	64.500	106	9Bet Crv	2.6480	5600.0	129	5306	No
394	GOM_NL__2PRFIN20030306_182917_000000632014_00242_05306_5491.N1	06-MAR-2003 18:29:17	Straylight	63.000	100	4Gam Crv	2.5800	13100.	126	5306	No
395	GOM_NL__2PRFIN20030306_183311_000000502014_00242_05306_5492.N1	06-MAR-2003 18:33:11	Tw_i_and_stray	50.000	48	30Alp Hya	1.9770	4100.0	100	5306	No
396	GOM_NL__2PRFIN20030306_183903_000000412014_00242_05306_5493.N1	06-MAR-2003 18:39:03	Bright	40.500	22	32Alp Leo	1.3600	15200.	81	5306	No

397	GOM_NL__2PRFIN20030306_184131_000000432014_00242_05306_5494.N1	06-MAR-2003 18:41:31	Bright	42.500	51	41Gam1Leo	2.0100	4500.0	85	5306	No
398	GOM_NL__2PRFIN20030306_184254_000000482014_00242_05306_5495.N1	06-MAR-2003 18:42:54	Bright	48.000	96	68Del Leo	2.5600	9300.0	96	5306	No
399	GOM_NL__2PRFIN20030306_185001_000000432014_00242_05306_5496.N1	06-MAR-2003 18:50:01	Bright	42.500	174	52Psi UMa	3.0040	4400.0	85	5306	No
400	GOM_NL__2PRFIN20030306_185258_000000412014_00242_05306_5497.N1	06-MAR-2003 18:52:58	Bright	41.000	82	48Bet UMa	2.3650	10600.	82	5306	No
401	GOM_NL__2PRFIN20030306_185422_000000412014_00242_05306_5498.N1	06-MAR-2003 18:54:22	Bright	41.000	36	50Alp UMa	1.8000	6300.0	82	5306	No
402	GOM_NL__2PRFIN20030306_185701_000000492014_00242_05306_5499.N1	06-MAR-2003 18:57:01	Bright	49.000	32	77Eps UMa	1.7630	11000.	98	5306	No
403	GOM_NL__2PRFIN20030306_185830_000000522014_00242_05306_5500.N1	06-MAR-2003 18:58:30	Bright	51.500	55	79Zet UMa	2.0600	10200.	103	5306	No
404	GOM_NL__2PRFIN20030306_190103_000000372014_00242_05306_5501.N1	06-MAR-2003 19:01:03	Bright	37.000	49	1Alp UMi	1.9900	6300.0	74	5306	No
405	GOM_NL__2PRFIN20030306_190607_000000442014_00242_05306_5502.N1	06-MAR-2003 19:06:07	Bright	43.500	119	14Eta Dra	2.7270	4700.0	87	5306	No
406	GOM_NL__2PRFIN20030306_190841_000000352014_00242_05306_5503.N1	06-MAR-2003 19:08:41	Bright	35.000	89	5Alp Cep	2.4510	8000.0	70	5306	No
407	GOM_NL__2PRFIN20030306_191044_000000512014_00242_05306_5504.N1	06-MAR-2003 19:10:44	Bright	50.500	130	23Bet Dra	2.7990	5800.0	101	5306	No
408	GOM_NL__2PRFIN20030306_191347_000000342014_00242_05306_5505.N1	06-MAR-2003 19:13:47	Bright	34.000	19	50Alp Cyg	1.2460	10500.	68	5306	No
409	GOM_NL__2PRFIN20030306_191521_000000372014_00242_05306_5506.N1	06-MAR-2003 19:15:21	Bright	37.000	66	37Gam Cyg	2.2080	5900.0	74	5306	No
410	GOM_NL__2PRFIN20030306_191656_000000352014_00242_05306_5507.N1	06-MAR-2003 19:16:56	Bright	35.000	92	53Eps Cyg	2.5000	4500.0	70	5306	No
411	GOM_NL__2PRFIN20030306_192004_000001072014_00242_05306_5508.N1	06-MAR-2003 19:20:04	Tw_i_and_stray	107.00	133	40Zet Her	2.8070	6000.0	214	5306	No
412	GOM_NL__2PRFIN20030306_192414_000000442014_00242_05306_5509.N1	06-MAR-2003 19:24:14	Bright	44.000	168	17Zet Aql	2.9860	11000.	88	5306	No
413	GOM_NL__2PRFIN20030306_192822_000000832014_00242_05306_5510.N1	06-MAR-2003 19:28:22	Straylight	83.000	59	55Alp Oph	2.0800	8900.0	166	5306	No
414	GOM_NL__2PRFIN20030306_193102_000000772014_00242_05306_5511.N1	06-MAR-2003 19:31:02	Dark	77.000	126	60Bet Oph	2.7700	4250.0	154	5306	No
415	GOM_NL__2PRFIN20030306_193413_000000442014_00242_05306_5512.N1	06-MAR-2003 19:34:13	Dark	44.000	155	41Pi Sgr	2.9000	6600.0	88	5306	No
416	GOM_NL__2PRFIN20030306_193607_000000452014_00242_05306_5513.N1	06-MAR-2003 19:36:07	Dark	45.000	57	34Sig Sgr	2.0660	26000.	90	5306	No
417	GOM_NL__2PRFIN20030306_193750_000000632014_00242_05306_5514.N1	06-MAR-2003 19:37:50	Dark	62.500	1014	Mars	0.0000	0.0000	125	5306	Yes
418	GOM_NL__2PRFIN20030306_193921_000000472014_00242_05306_5515.N1	06-MAR-2003 19:39:21	Dark	47.000	38	20Eps Sgr	1.8360	11000.	94	5306	No
419	GOM_NL__2PRFIN20030306_194229_000000482014_00242_05306_5516.N1	06-MAR-2003 19:42:29	Dark	47.500	25	35Lam Sco	1.6200	28000.	95	5306	No
420	GOM_NL__2PRFIN20030306_194617_000000972014_00243_05307_5369.N1	06-MAR-2003 19:46:17	Dark	97.000	16	21Alp Sco	1.0200	3000.0	194	5307	No
421	GOM_NL__2PRFIN20030306_194840_000000412014_00243_05307_5370.N1	06-MAR-2003 19:48:40	Dark	41.000	43	Alp TrA	1.9100	4250.0	82	5307	No
422	GOM_NL__2PRFIN20030306_195054_000000382014_00243_05307_5371.N1	06-MAR-2003 19:50:54	Dark	38.000	145	Gam TrA	2.8720	10600.	76	5307	No
423	GOM_NL__2PRFIN20030306_195224_000000552014_00243_05307_5372.N1	06-MAR-2003 19:52:24	Dark	55.000	4	Alp1Cen	-0.010000	5800.0	110	5307	No
424	GOM_NL__2PRFIN20030306_195342_000000422014_00243_05307_5373.N1	06-MAR-2003 19:53:42	Dark	41.500	10	Bet Cen	0.61000	28000.	83	5307	No
425	GOM_NL__2PRFIN20030306_195603_000000452014_00243_05307_5374.N1	06-MAR-2003 19:56:03	Dark	45.000	12	Alp1Cru	0.77500	30000.	90	5307	No
426	GOM_NL__2PRFIN20030306_195715_000000402014_00243_05307_5375.N1	06-MAR-2003 19:57:15	Dark	39.500	129	Del Cru	2.7930	26000.	79	5307	No
427	GOM_NL__2PRFIN20030306_195843_000000462014_00243_05307_5376.N1	06-MAR-2003 19:58:43	Dark	45.500	64	Gam Cen	2.2000	10600.	91	5307	No
428	GOM_NL__2PRFIN20030306_200102_000000402014_00243_05307_5377.N1	06-MAR-2003 20:01:02	Straylight	39.500	91	Kap Vel	2.4900	26000.	79	5307	No
429	GOM_NL__2PRFIN20030306_200420_000000432014_00243_05307_5378.N1	06-MAR-2003 20:04:20	Straylight	42.500	65	Lam Vel	2.2040	4400.0	85	5307	No
430	GOM_NL__2PRFIN20030306_200709_000000632014_00243_05307_5379.N1	06-MAR-2003 20:07:09	Straylight	63.000	106	9Bet Crv	2.6480	5600.0	126	5307	No
431	GOM_NL__2PRFIN20030306_200953_000000612014_00243_05307_5380.N1	06-MAR-2003 20:09:53	Straylight	61.000	100	4Gam Crv	2.5800	13100.	122	5307	No
432	GOM_NL__2PRFIN20030306_201348_000000472014_00243_05307_5381.N1	06-MAR-2003 20:13:48	Tw_i_and_stray	46.500	48	30Alp Hya	1.9770	4100.0	93	5307	No
433	GOM_NL__2PRFIN20030306_201939_000000392014_00243_05307_5382.N1	06-MAR-2003 20:19:39	Bright	38.500	22	32Alp Leo	1.3600	15200.	77	5307	No
434	GOM_NL__2PRFIN20030306_202207_000000422014_00243_05307_5383.N1	06-MAR-2003 20:22:07	Bright	42.000	51	41Gam1Leo	2.0100	4500.0	84	5307	No
435	GOM_NL__2PRFIN20030306_202329_000000452014_00243_05307_5384.N1	06-MAR-2003 20:23:29	Bright	45.000	96	68Del Leo	2.5600	9300.0	90	5307	No
436	GOM_NL__2PRFIN20030306_203037_000000432014_00243_05307_5385.N1	06-MAR-2003 20:30:37	Bright	43.000	174	52Psi UMa	3.0040	4400.0	86	5307	No
437	GOM_NL__2PRFIN20030306_203333_000000402014_00243_05307_5386.N1	06-MAR-2003 20:33:33	Bright	40.000	82	48Bet UMa	2.3650	10600.	80	5307	No
438	GOM_NL__2PRFIN20030306_203458_000000422014_00243_05307_5387.N1	06-MAR-2003 20:34:58	Bright	42.000	36	50Alp UMa	1.8000	6300.0	84	5307	No
439	GOM_NL__2PRFIN20030306_203736_000000502014_00243_05307_5388.N1	06-MAR-2003 20:37:36	Bright	50.000	32	77Eps UMa	1.7630	11000.	100	5307	No
440	GOM_NL__2PRFIN20030306_203905_000000482014_00243_05307_5389.N1	06-MAR-2003 20:39:05	Bright	48.000	55	79Zet UMa	2.0600	10200.	96	5307	No
441	GOM_NL__2PRFIN20030306_204140_000000372014_00243_05307_5390.N1	06-MAR-2003 20:41:40	Bright	37.000	49	1Alp UMi	1.9900	6300.0	74	5307	No
442	GOM_NL__2PRFIN20030306_204642_000000472014_00243_05307_5391.N1	06-MAR-2003 20:46:42	Bright	47.000	119	14Eta Dra	2.7270	4700.0	94	5307	No
443	GOM_NL__2PRFIN20030306_204918_000000372014_00243_05307_5392.N1	06-MAR-2003 20:49:18	Bright	36.500	89	5Alp Cep	2.4510	8000.0	73	5307	No
444	GOM_NL__2PRFIN20030306_205119_000000502014_00243_05307_5393.N1	06-MAR-2003 20:51:19	Bright	49.500	130	23Bet Dra	2.7990	5800.0	99	5307	No
445	GOM_NL__2PRFIN20030306_205423_000000352014_00243_05307_5394.N1	06-MAR-2003 20:54:23	Bright	35.000	19	50Alp Cyg	1.2460	10500.	70	5307	No
446	GOM_NL__2PRFIN20030306_205557_000000372014_00243_05307_5395.N1	06-MAR-2003 20:55:57	Bright	36.500	66	37Gam Cyg	2.2080	5900.0	73	5307	No
447	GOM_NL__2PRFIN20030306_205733_000000342014_00243_05307_5396.N1	06-MAR-2003 20:57:33	Bright	34.000	92	53Eps Cyg	2.5000	4500.0	68	5307	No
448	GOM_NL__2PRFIN20030306_210040_000001062014_00243_05307_5397.N1	06-MAR-2003 21:00:40	Tw_i_and_stray	106.00	133	40Zet Her	2.8070	6000.0	212	5307	No
449	GOM_NL__2PRFIN20030306_210450_000000442014_00243_05307_5398.N1	06-MAR-2003 21:04:50	Bright	44.000	168	17Zet Aql	2.9860	11000.	88	5307	No
450	GOM_NL__2PRFIN20030306_210900_000000822014_00243_05307_5399.N1	06-MAR-2003 21:09:00	Straylight	81.500	59	55Alp Oph	2.0800	8900.0	163	5307	No
451	GOM_NL__2PRFIN20030306_211139_000000752014_00243_05307_5400.N1	06-MAR-2003 21:11:39	Dark	74.500	126	60Bet Oph	2.7700	4250.0	149	5307	No
452	GOM_NL__2PRFIN20030306_211450_000000432014_00243_05307_5401.N1	06-MAR-2003 21:14:50	Dark	42.500	155	41Pi Sgr	2.9000	6600.0	85	5307	No
453	GOM_NL__2PRFIN20030306_211643_000000442014_00243_05307_5402.N1	06-MAR-2003 21:16:43	Dark	43.500	57	34Sig Sgr	2.0660	26000.	87	5307	No
454	GOM_NL__2PRFIN20030306_211826_000000552014_00243_05307_5403.N1	06-MAR-2003 21:18:26	Dark	54.500	1014	Mars	0.0000	0.0000	109	5307	Yes
455	GOM_NL__2PRFIN20030306_211958_000000442014_00243_05307_5404.N1	06-MAR-2003 21:19:58	Dark	44.000	38	20Eps Sgr	1.8360	11000.	88	5307	No

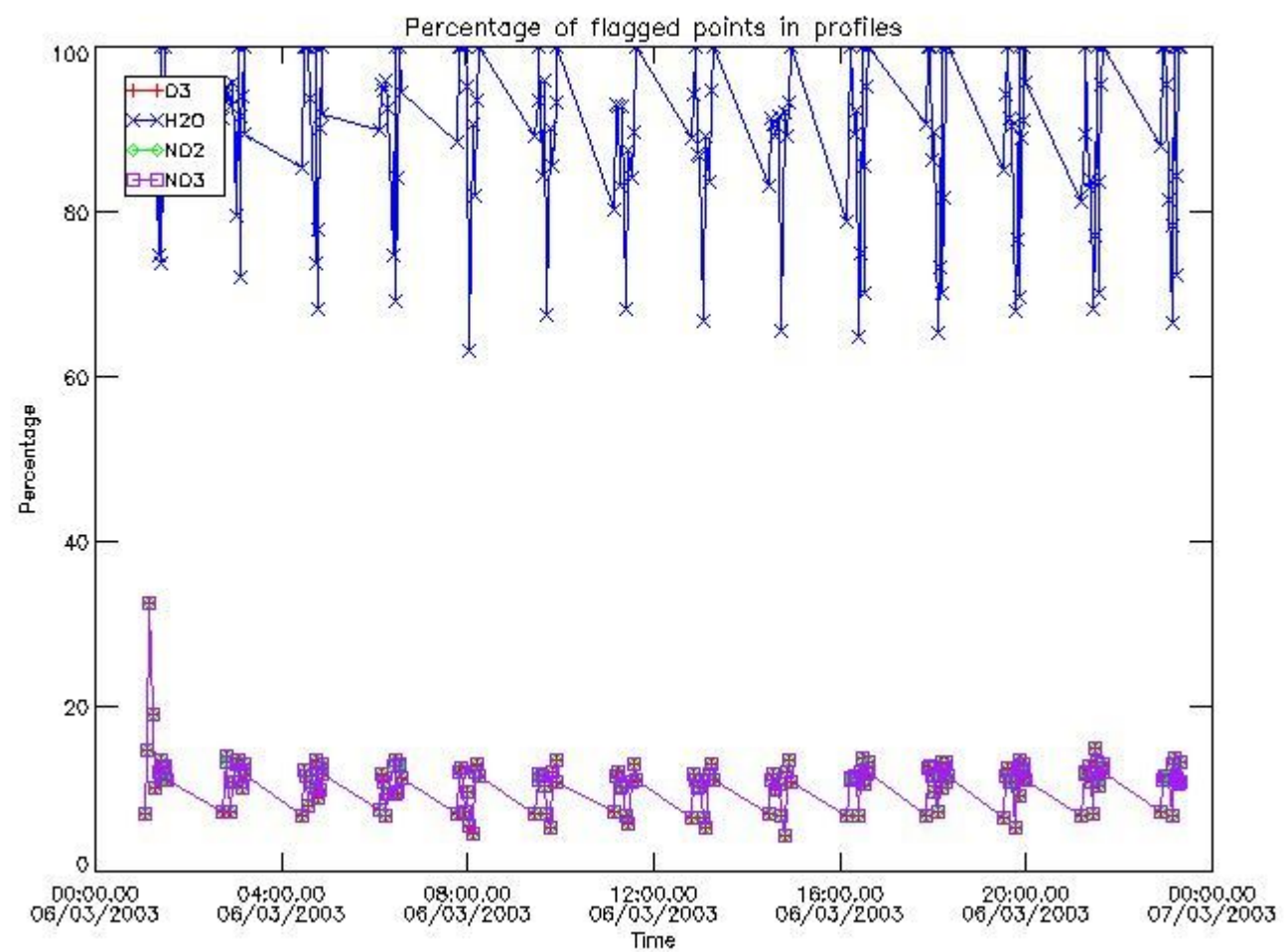


456	GOM_NL__2PRFIN20030306_212306_000000472014_00243_05307_5405.N1	06-MAR-2003 21:23:06	Dark	47.000	25	35Lam Sco	1.6200	28000.	94	5307	No
457	GOM_NL__2PRFIN20030306_212654_000000732014_00244_05308_5369.N1	06-MAR-2003 21:26:54	Dark	72.500	16	21Alp Sco	1.0200	3000.0	145	5308	No
458	GOM_NL__2PRFIN20030306_212916_000000382014_00244_05308_5370.N1	06-MAR-2003 21:29:16	Dark	37.500	43	Alp TrA	1.9100	4250.0	75	5308	No
459	GOM_NL__2PRFIN20030306_213130_000000392014_00244_05308_5371.N1	06-MAR-2003 21:31:30	Dark	38.500	145	Gam TrA	2.8720	10600.	77	5308	No
460	GOM_NL__2PRFIN20030306_213300_000000462014_00244_05308_5372.N1	06-MAR-2003 21:33:00	Dark	45.500	4	Alp1Cen	-0.010000	5800.0	91	5308	No
461	GOM_NL__2PRFIN20030306_213418_000000492014_00244_05308_5373.N1	06-MAR-2003 21:34:18	Dark	49.000	10	Bet Cen	0.61000	28000.	98	5308	No
462	GOM_NL__2PRFIN20030306_213639_000000452014_00244_05308_5374.N1	06-MAR-2003 21:36:39	Dark	45.000	12	Alp1Cru	0.77500	30000.	90	5308	No
463	GOM_NL__2PRFIN20030306_213751_000000392014_00244_05308_5375.N1	06-MAR-2003 21:37:51	Dark	39.000	129	Del Cru	2.7930	26000.	78	5308	No
464	GOM_NL__2PRFIN20030306_213920_000000432014_00244_05308_5376.N1	06-MAR-2003 21:39:20	Dark	42.500	64	Gam Cen	2.2000	10600.	85	5308	No
465	GOM_NL__2PRFIN20030306_214138_000000402014_00244_05308_5377.N1	06-MAR-2003 21:41:38	Straylight	39.500	91	Kap Vel	2.4900	26000.	79	5308	No
466	GOM_NL__2PRFIN20030306_214456_000000442014_00244_05308_5378.N1	06-MAR-2003 21:44:56	Straylight	44.000	65	Lam Vel	2.2040	4400.0	88	5308	No
467	GOM_NL__2PRFIN20030306_214746_000000622014_00244_05308_5379.N1	06-MAR-2003 21:47:46	Straylight	62.000	106	9Bet Crv	2.6480	5600.0	124	5308	No
468	GOM_NL__2PRFIN20030306_215030_000000592014_00244_05308_5380.N1	06-MAR-2003 21:50:30	Straylight	58.500	100	4Gam Crv	2.5800	13100.	117	5308	No
469	GOM_NL__2PRFIN20030306_215424_000000472014_00244_05308_5381.N1	06-MAR-2003 21:54:24	Tw_i_and_stray	46.500	48	30Alp Hya	1.9770	4100.0	93	5308	No
470	GOM_NL__2PRFIN20030306_220015_000000402014_00244_05308_5382.N1	06-MAR-2003 22:00:15	Bright	39.500	22	32Alp Leo	1.3600	15200.	79	5308	No
471	GOM_NL__2PRFIN20030306_220243_000000412014_00244_05308_5383.N1	06-MAR-2003 22:02:43	Bright	40.500	51	41Gam1Leo	2.0100	4500.0	81	5308	No
472	GOM_NL__2PRFIN20030306_220405_000000472014_00244_05308_5384.N1	06-MAR-2003 22:04:05	Bright	47.000	96	68Del Leo	2.5600	9300.0	94	5308	No
473	GOM_NL__2PRFIN20030306_221112_000000442014_00244_05308_5385.N1	06-MAR-2003 22:11:12	Bright	43.500	174	52Psi UMa	3.0040	4400.0	87	5308	No
474	GOM_NL__2PRFIN20030306_221409_000000392014_00244_05308_5386.N1	06-MAR-2003 22:14:09	Bright	39.000	82	48Bet UMa	2.3650	10600.	78	5308	No
475	GOM_NL__2PRFIN20030306_221533_000000402014_00244_05308_5387.N1	06-MAR-2003 22:15:33	Bright	39.500	36	50Alp UMa	1.8000	6300.0	79	5308	No
476	GOM_NL__2PRFIN20030306_221811_000000502014_00244_05308_5388.N1	06-MAR-2003 22:18:11	Bright	49.500	32	77Eps UMa	1.7630	11000.	99	5308	No
477	GOM_NL__2PRFIN20030306_221941_000000512014_00244_05308_5389.N1	06-MAR-2003 22:19:41	Bright	51.000	55	79Zet UMa	2.0600	10200.	102	5308	No
478	GOM_NL__2PRFIN20030306_222215_000000332014_00244_05308_5390.N1	06-MAR-2003 22:22:15	Bright	33.000	49	1Alp UMi	1.9900	6300.0	66	5308	No
479	GOM_NL__2PRFIN20030306_222718_000000472014_00244_05308_5391.N1	06-MAR-2003 22:27:18	Bright	47.000	119	14Eta Dra	2.7270	4700.0	94	5308	No
480	GOM_NL__2PRFIN20030306_222954_000000362014_00244_05308_5392.N1	06-MAR-2003 22:29:54	Bright	35.500	89	5Alp Cep	2.4510	8000.0	71	5308	No
481	GOM_NL__2PRFIN20030306_223155_000000492014_00244_05308_5393.N1	06-MAR-2003 22:31:55	Bright	49.000	130	23Bet Dra	2.7990	5800.0	98	5308	No
482	GOM_NL__2PRFIN20030306_223459_000000392014_00244_05308_5394.N1	06-MAR-2003 22:34:59	Bright	39.000	19	50Alp Cyg	1.2460	10500.	78	5308	No
483	GOM_NL__2PRFIN20030306_223633_000000352014_00244_05308_5395.N1	06-MAR-2003 22:36:33	Bright	35.000	66	37Gam Cyg	2.2080	5900.0	70	5308	No
484	GOM_NL__2PRFIN20030306_223809_000000352014_00244_05308_5396.N1	06-MAR-2003 22:38:09	Bright	35.000	92	53Eps Cyg	2.5000	4500.0	70	5308	No
485	GOM_NL__2PRFIN20030306_224116_000001112014_00244_05308_5397.N1	06-MAR-2003 22:41:16	Tw_i_and_stray	111.00	133	40Zet Her	2.8070	6000.0	222	5308	No
486	GOM_NL__2PRFIN20030306_224526_000000432014_00244_05308_5398.N1	06-MAR-2003 22:45:26	Bright	43.000	168	17Zet Aql	2.9860	11000.	86	5308	No
487	GOM_NL__2PRFIN20030306_224937_000000842014_00244_05308_5399.N1	06-MAR-2003 22:49:37	Straylight	83.500	59	55Alp Oph	2.0800	8900.0	167	5308	No
488	GOM_NL__2PRFIN20030306_225217_000000712014_00244_05308_5400.N1	06-MAR-2003 22:52:17	Dark	70.500	126	60Bet Oph	2.7700	4250.0	141	5308	No
489	GOM_NL__2PRFIN20030306_225526_000000462014_00244_05308_5401.N1	06-MAR-2003 22:55:26	Dark	45.500	155	41Pi Sgr	2.9000	6600.0	91	5308	No
490	GOM_NL__2PRFIN20030306_225720_000000452014_00244_05308_5402.N1	06-MAR-2003 22:57:20	Dark	44.500	57	34Sig Sgr	2.0660	26000.	89	5308	No
491	GOM_NL__2PRFIN20030306_225902_000000652014_00244_05308_5403.N1	06-MAR-2003 22:59:02	Dark	65.000	1014	Mars	0.0000	0.0000	130	5308	Yes
492	GOM_NL__2PRFIN20030306_230034_000000442014_00244_05308_5404.N1	06-MAR-2003 23:00:34	Dark	44.000	38	20Eps Sgr	1.8360	11000.	88	5308	No
493	GOM_NL__2PRFIN20030306_230342_000000462014_00244_05308_5405.N1	06-MAR-2003 23:03:42	Dark	46.000	25	35Lam Sco	1.6200	28000.	92	5308	No
494	GOM_NL__2PRFIN20030306_230732_000000752014_00245_05309_5369.N1	06-MAR-2003 23:07:32	Dark	75.000	16	21Alp Sco	1.0200	3000.0	150	5309	No
495	GOM_NL__2PRFIN20030306_230952_000000402014_00245_05309_5370.N1	06-MAR-2003 23:09:52	Dark	39.500	43	Alp TrA	1.9100	4250.0	79	5309	No
496	GOM_NL__2PRFIN20030306_231206_000000372014_00245_05309_5371.N1	06-MAR-2003 23:12:06	Dark	37.000	145	Gam TrA	2.8720	10600.	74	5309	No
497	GOM_NL__2PRFIN20030306_231337_000000462014_00245_05309_5372.N1	06-MAR-2003 23:13:37	Dark	45.500	4	Alp1Cen	-0.010000	5800.0	91	5309	No
498	GOM_NL__2PRFIN20030306_231454_000000452014_00245_05309_5373.N1	06-MAR-2003 23:14:54	Dark	45.000	10	Bet Cen	0.61000	28000.	90	5309	No
499	GOM_NL__2PRFIN20030306_231715_000000482014_00245_05309_5374.N1	06-MAR-2003 23:17:15	Dark	48.000	12	Alp1Cru	0.77500	30000.	96	5309	No
500	GOM_NL__2PRFIN20030306_231827_000000392014_00245_05309_5375.N1	06-MAR-2003 23:18:27	Dark	38.500	129	Del Cru	2.7930	26000.	77	5309	No
501	GOM_NL__2PRFIN20030306_231956_000000472014_00245_05309_5376.N1	06-MAR-2003 23:19:56	Dark	46.500	64	Gam Cen	2.2000	10600.	93	5309	No
502	GOM_NL__2PRFIN20030306_232214_000000402014_00245_05309_5377.N1	06-MAR-2003 23:22:14	Straylight	40.000	91	Kap Vel	2.4900	26000.	80	5309	No
503	GOM_NL__2PRFIN20030306_232532_000000452014_00245_05309_5378.N1	06-MAR-2003 23:25:32	Straylight	45.000	65	Lam Vel	2.2040	4400.0	90	5309	No
504	GOM_NL__2PRFIN20030306_232822_000000662014_00245_05309_5379.N1	06-MAR-2003 23:28:22	Straylight	66.000	106	9Bet Crv	2.6480	5600.0	132	5309	No
505	GOM_NL__2PRFIN20030306_233106_000000622014_00245_05309_5380.N1	06-MAR-2003 23:31:06	Straylight	61.500	100	4Gam Crv	2.5800	13100.	123	5309	No
506	GOM_NL__2PRFIN20030306_233500_000000482014_00245_05309_5381.N1	06-MAR-2003 23:35:00	Tw_i_and_stray	48.000	48	30Alp Hya	1.9770	4100.0	96	5309	No
507	GOM_NL__2PRFIN20030306_234051_000000402014_00245_05309_5382.N1	06-MAR-2003 23:40:51	Bright	39.500	22	32Alp Leo	1.3600	15200.	79	5309	No
508	GOM_NL__2PRFIN20030306_234318_000000422014_00245_05309_5383.N1	06-MAR-2003 23:43:18	Bright	41.500	51	41Gam1Leo	2.0100	4500.0	83	5309	No
509	GOM_NL__2PRFIN20030306_234440_000000472014_00245_05309_5384.N1	06-MAR-2003 23:44:40	Bright	47.000	96	68Del Leo	2.5600	9300.0	94	5309	No
510	GOM_NL__2PRFIN20030306_235147_000000422014_00245_05309_5385.N1	06-MAR-2003 23:51:47	Bright	41.500	174	52Psi UMa	3.0040	4400.0	83	5309	No
511	GOM_NL__2PRFIN20030306_235444_000000402014_00245_05309_5386.N1	06-MAR-2003 23:54:44	Bright	39.500	82	48Bet UMa	2.3650	10600.	79	5309	No
512	GOM_NL__2PRFIN20030306_235609_000000412014_00245_05309_5387.N1	06-MAR-2003 23:56:09	Bright	40.500	36	50Alp UMa	1.8000	6300.0	81	5309	No
513	GOM_NL__2PRFIN20030306_235846_000000482014_00245_05309_5388.N1	06-MAR-2003 23:58:46	Bright	48.000	32	77Eps UMa	1.7630	11000.	96	5309	No

### 3. Quality information per product

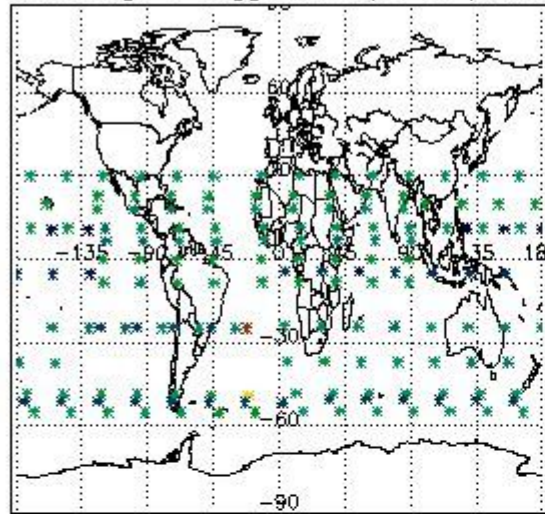
In this section it is plotted some information contained in the Quality Summary data set of the level 2 products. Only products in dark limb conditions and without errors (error flag in the MPH set to "0") are used.

#### 3.1 Plot quality information per product (time dependant)

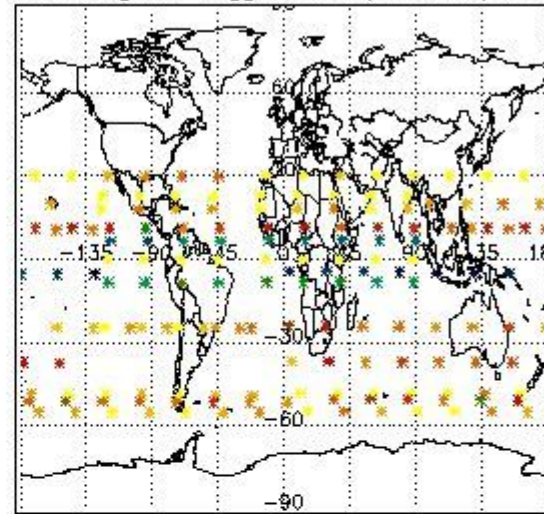


#### 3.2 Plot quality information per product (world map)

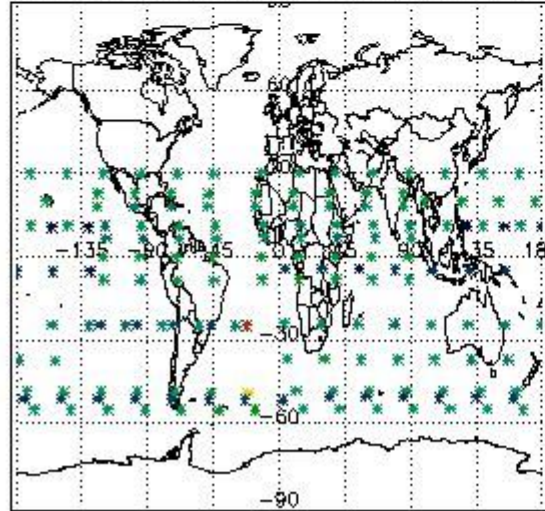
Percentage of flagged data per O3 profile



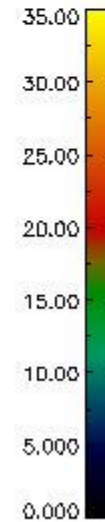
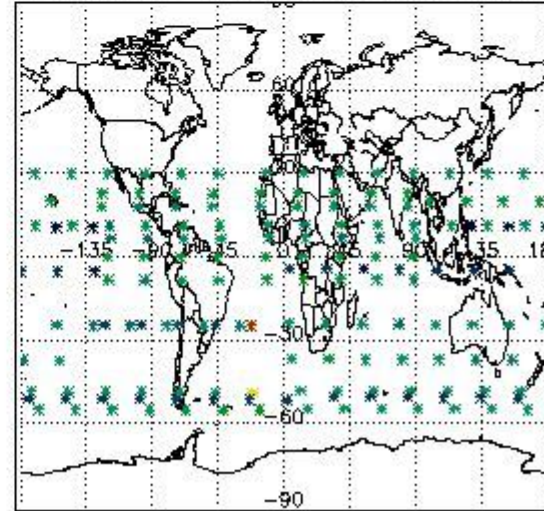
Percentage of flagged data per H2O profile



Percentage of flagged data per NO2 profile



Percentage of flagged data per NO3 profile



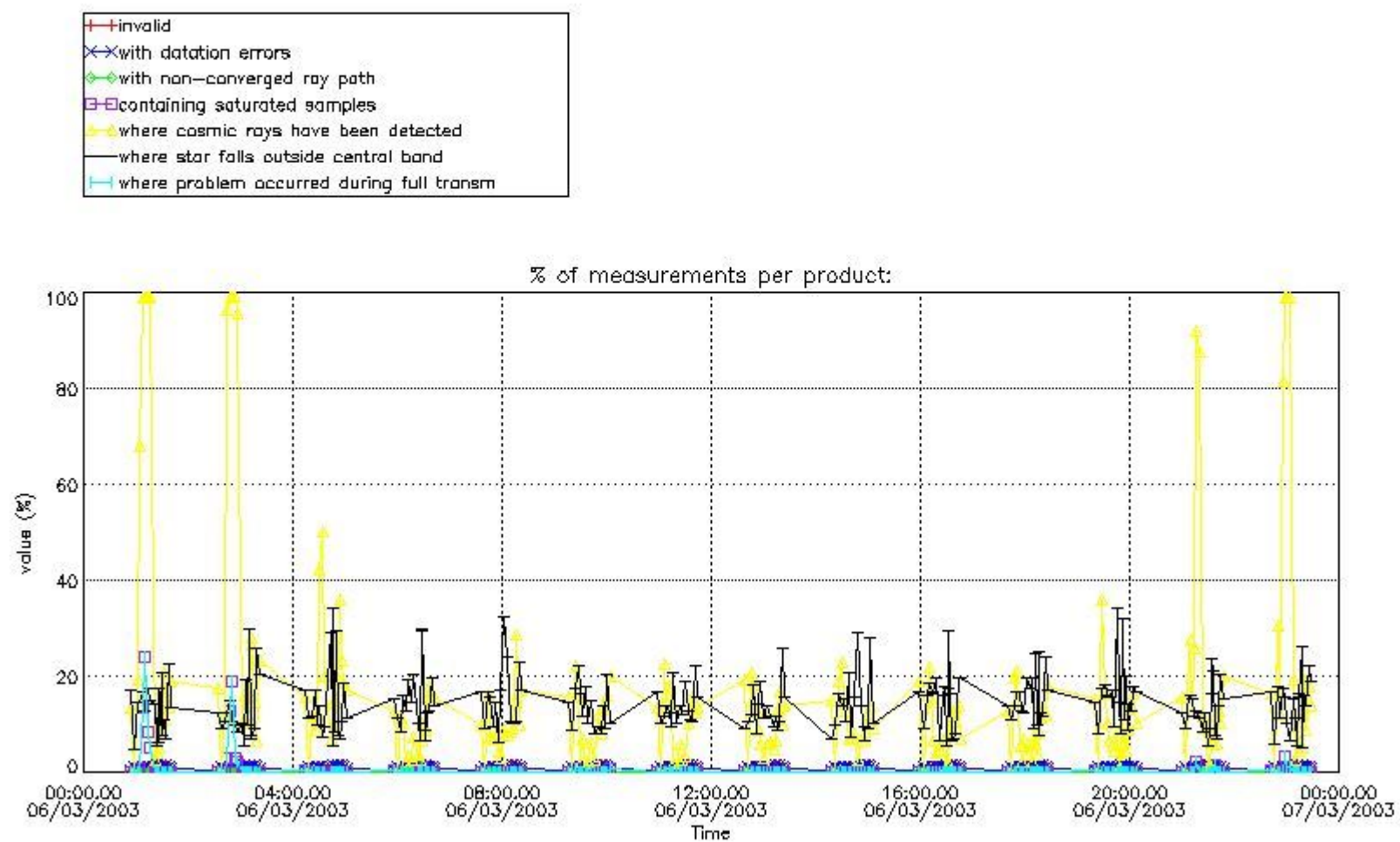
#### 4. Level 1 quality information per product

In this section it is plotted some information contained in the Quality Summary data set of the level 2 products that comes from the level 1b processing. Products without errors (error flag in the MPH set to "0") are used.

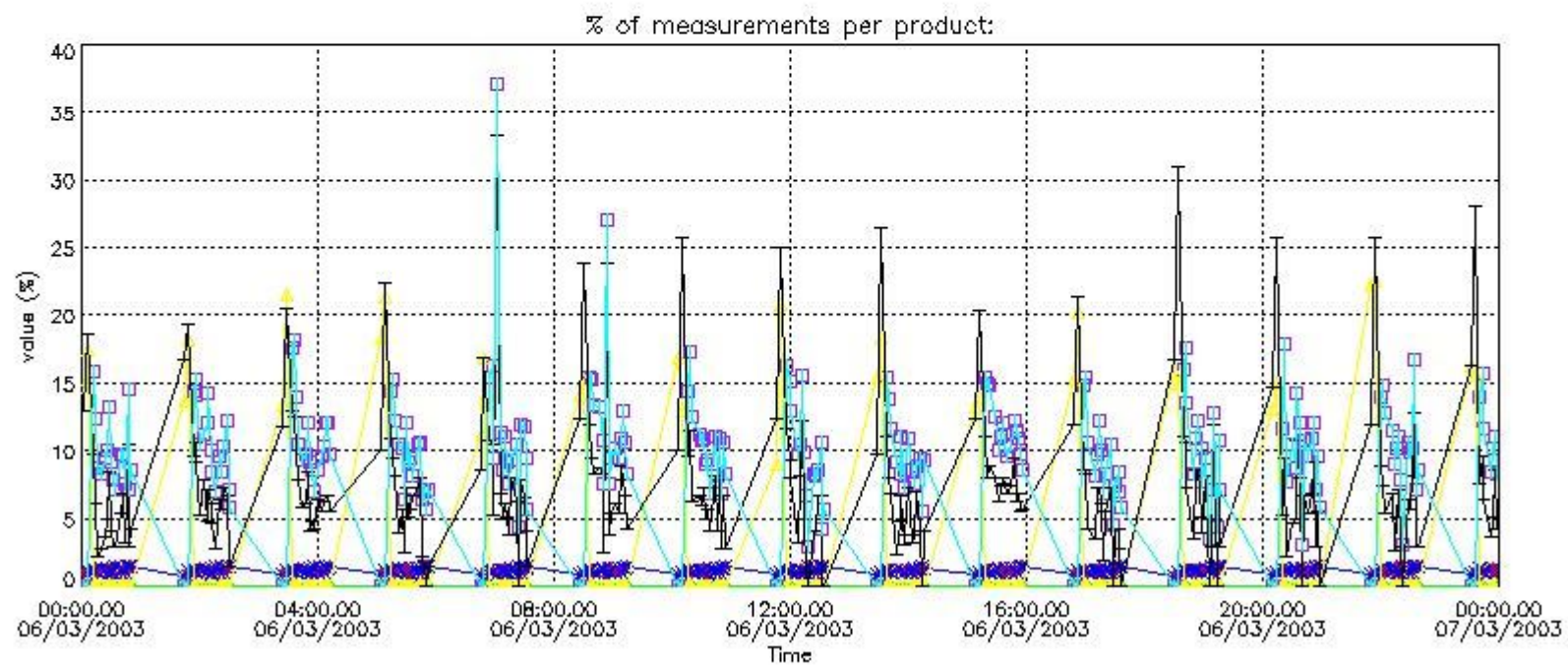
##### 4.1 Plot quality information per product (time dependant) coming from level 1b processing

##### 4.1.1 Plot level 1 quality information per product (time dependant): ENVISAT ASCENDING passes





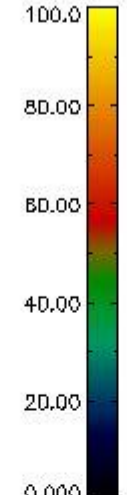
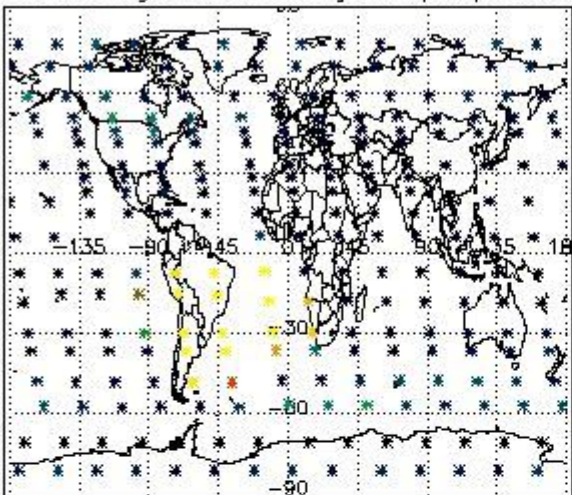
4.1.2 Plot level 1 quality information per product (time dependant): ENVI SAT DESCENDING passes



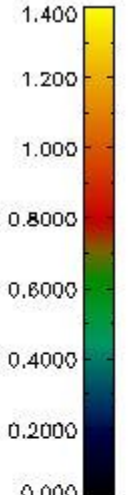
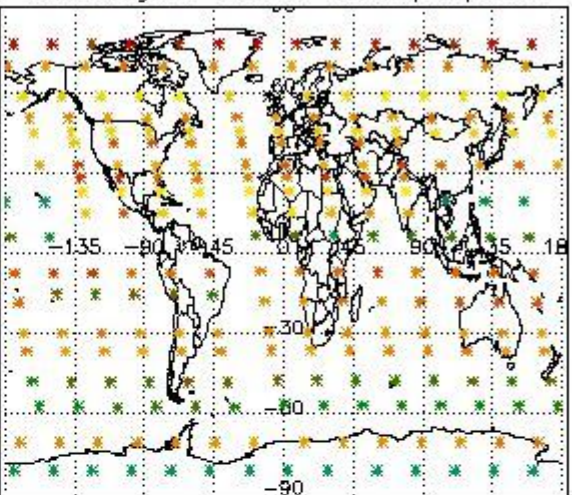
4.2 Plot quality information per product coming from level 1b processing (world map)

4.2.1 Plot level 1 quality information per product (world map): ENVISAT ASCENDING passes

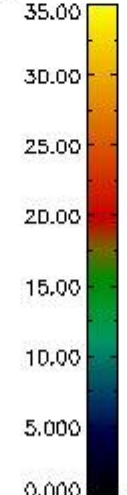
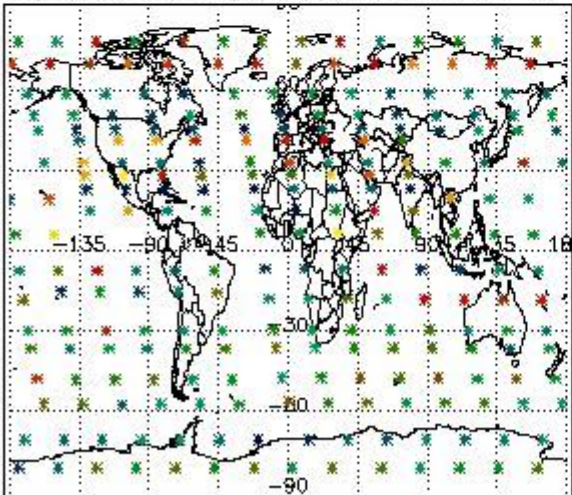
Percentage of cosmic ray hits per profile



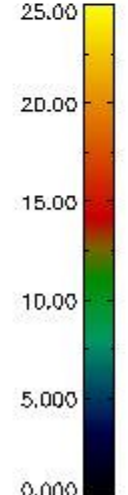
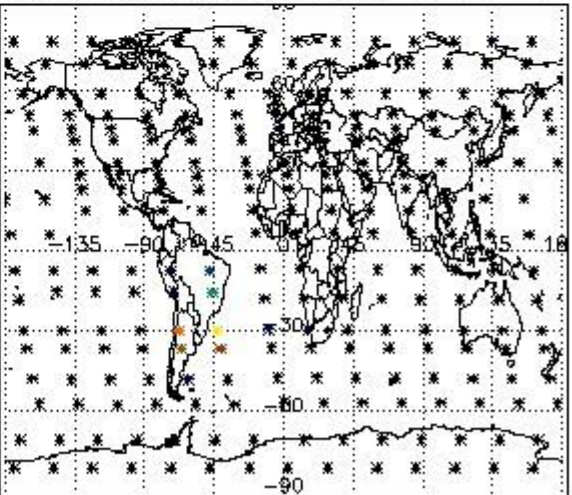
Percentage of datation errors per profile



Percentage of star falling outside central band per profile

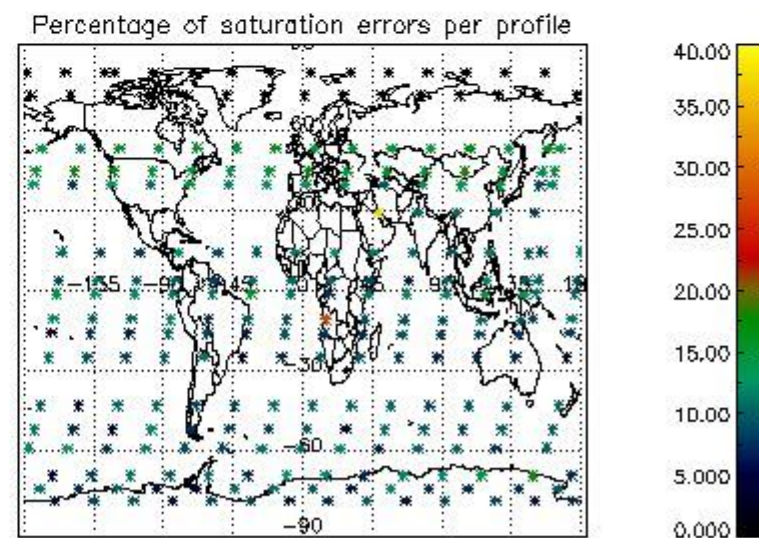
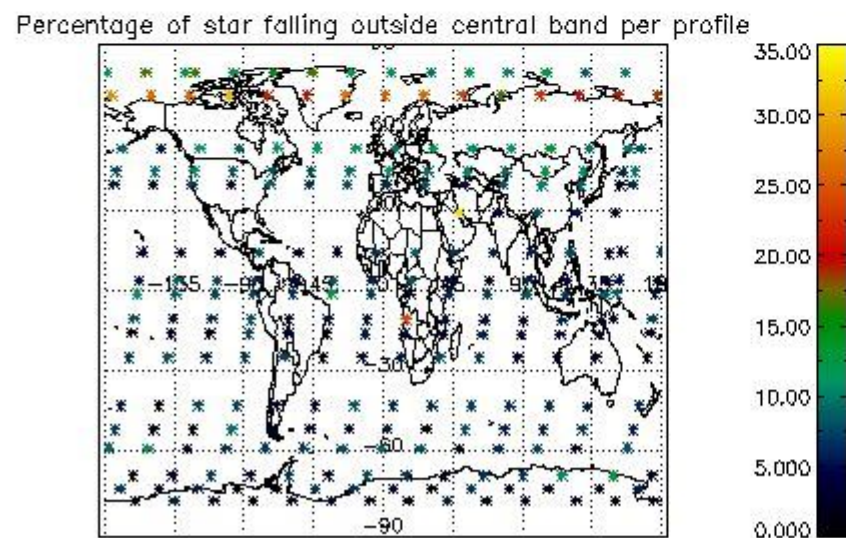
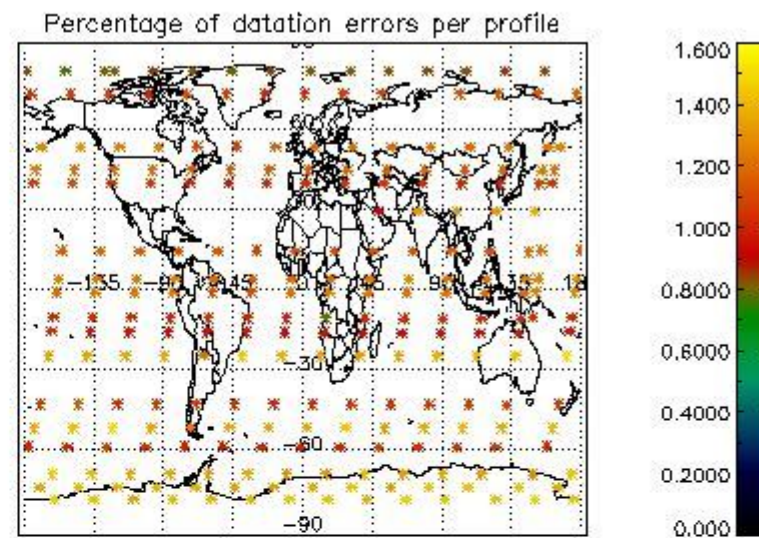
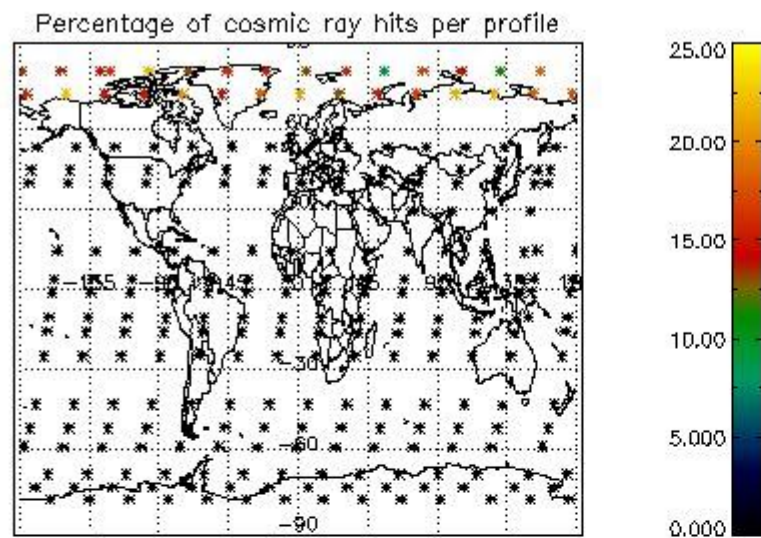


Percentage of saturation errors per profile



4.2.2 Plot level 1 quality information per product (world map): ENVISAT DESCENDING passes





## 5. Trace gas profiles

### 5.1 Ozone statistics based on quality of products

The final quality of the products can be "measured" using the STD (Standard Deviation) attached to every point profile. This information is written to the parameter GOM\_NL\_\_2P/NL\_LOCAL\_SPECIES\_DENSITY/o3\_std of the level 2 products. The table below shows the statistics for given STD ranges.

The statistics are given with respect to the overall valid production:

- Products without fatal errors: GOM\_NL\_\_2P/MPH/PRODUCT\_ERR=0
- Valid point profile: GOM\_NL\_\_2P/NL\_LOCAL\_SPECIES\_DENSITY/pcd(0)=0

The 'Criteria' is applied to valid points of dark limb products:

- Products in dark limb illumination condition: GOM\_NL\_\_2P/NL\_SUMMARY\_QUALITY/obs\_ill\_cond=0
- Products without fatal errors: GOM\_NL\_\_2P/MPH/PRODUCT\_ERR=0
- Valid point profile: GOM\_NL\_\_2P/NL\_LOCAL\_SPECIES\_DENSITY/pcd(0)=0

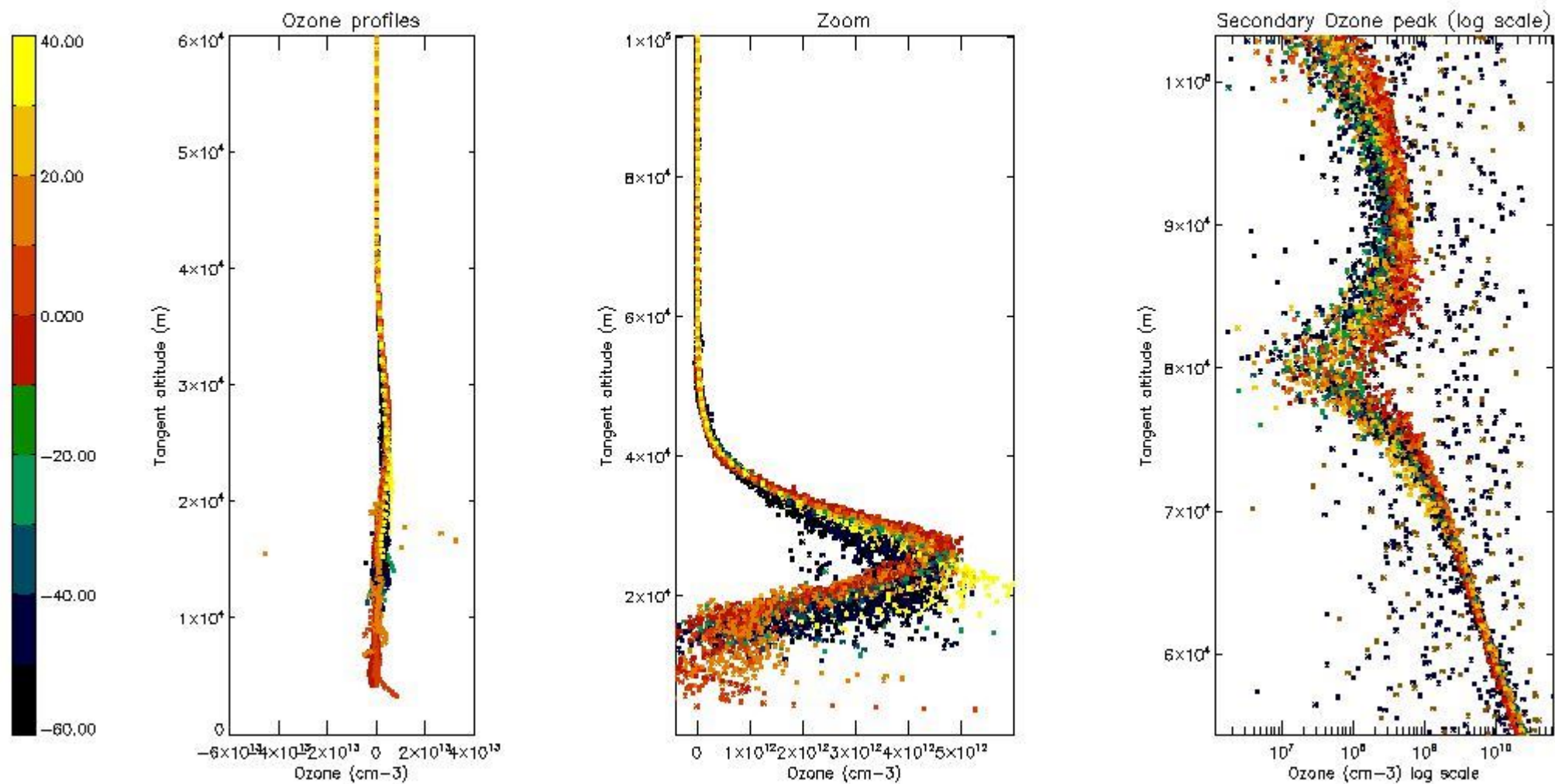
So, the table below shows the percentage of dark limb and valid observations for each criteria with respect to the overall valid daily observations.

Criteria	% of total production
All STD	35
STD < 20	21

STD < 10	18
STD < 5	13

5.2 Plot ozone profiles for all STD (dark without errors)

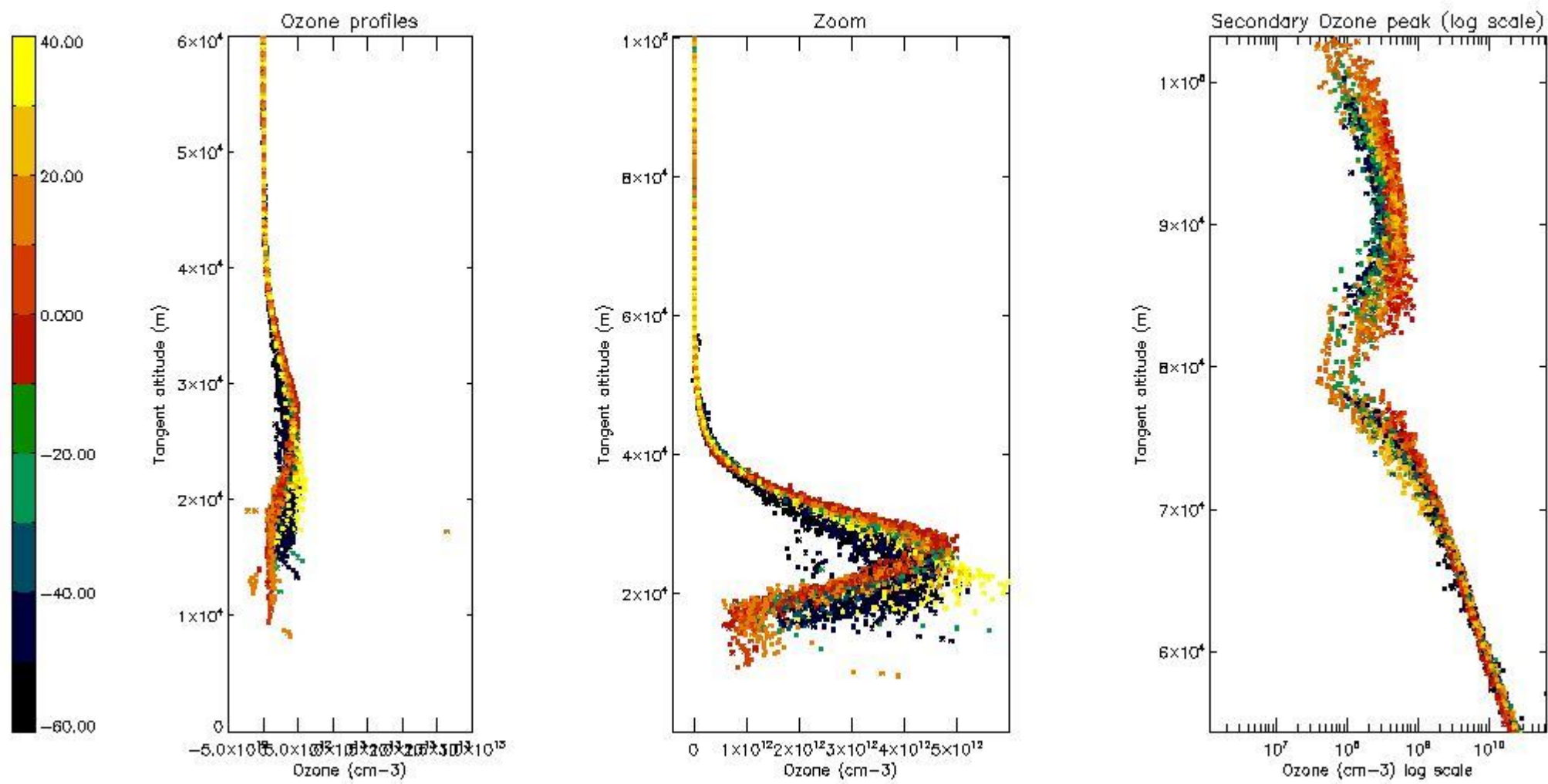
The colorbar represents the latitude.



5.3 Plot ozone profiles where STD < 20% (dark without errors)

The colorbar represents the latitude.

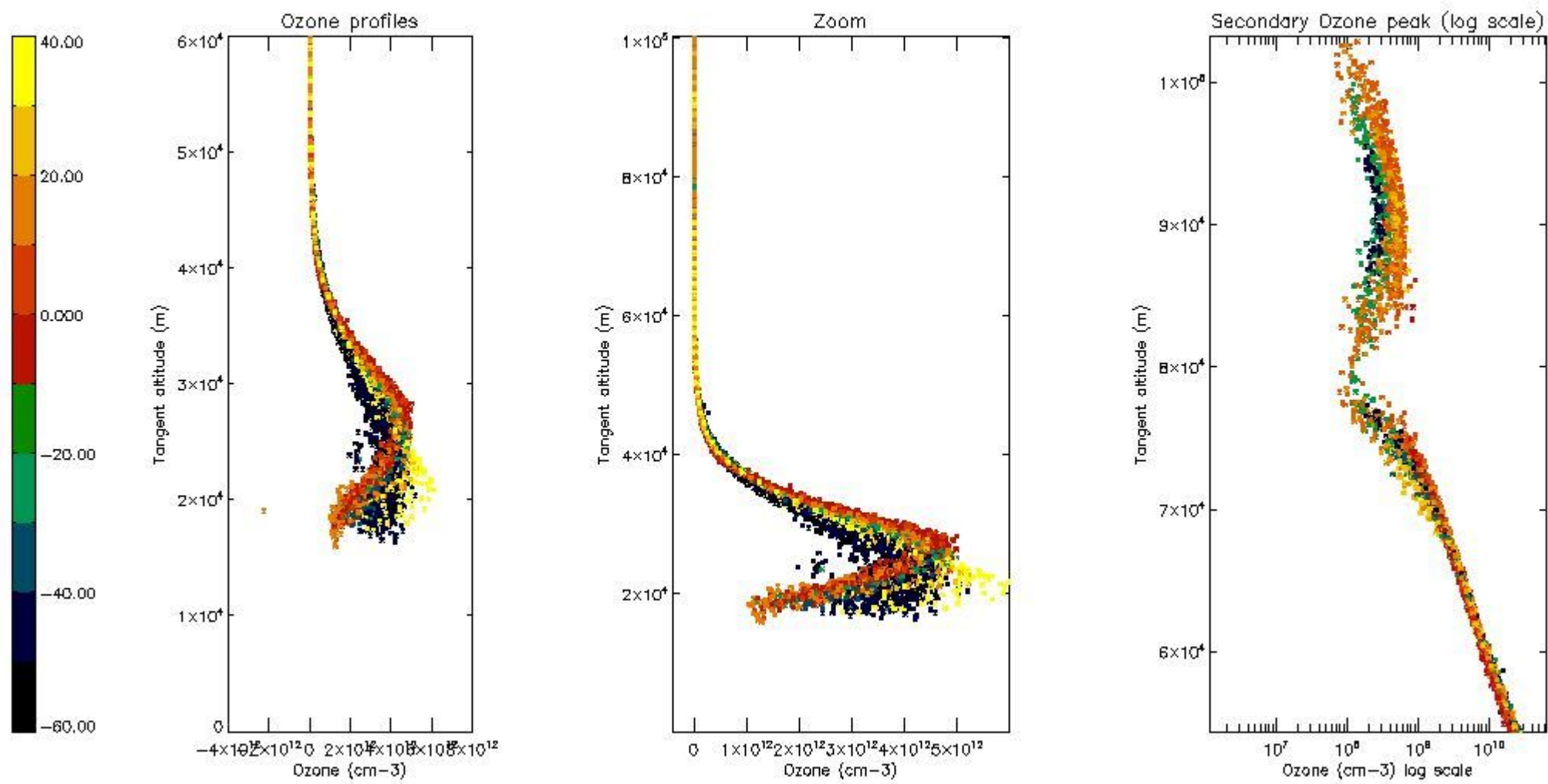




5.4 Plot ozone profiles where  $STD < 10\%$  (dark without errors)

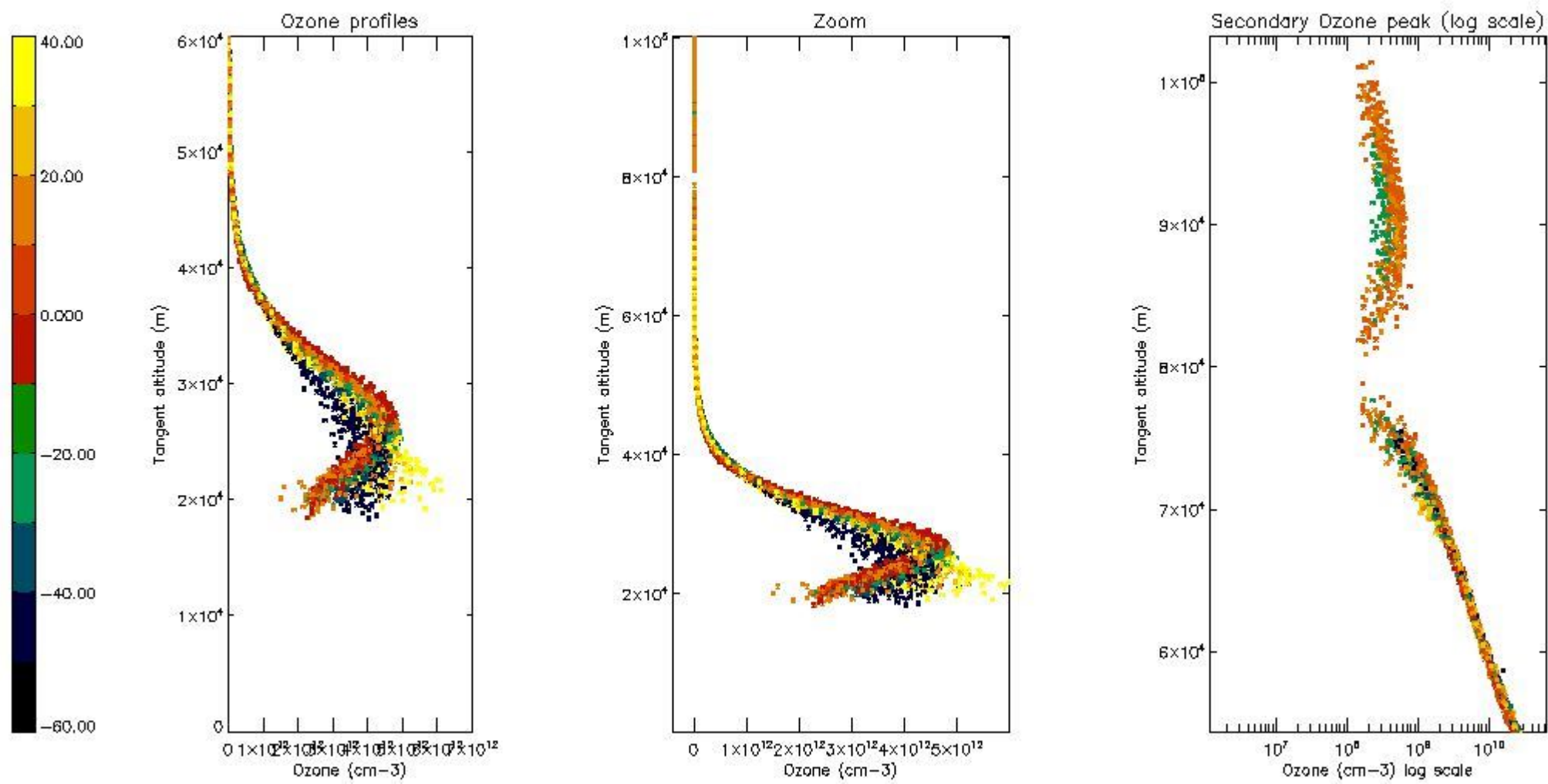
The colorbar represents the latitude.





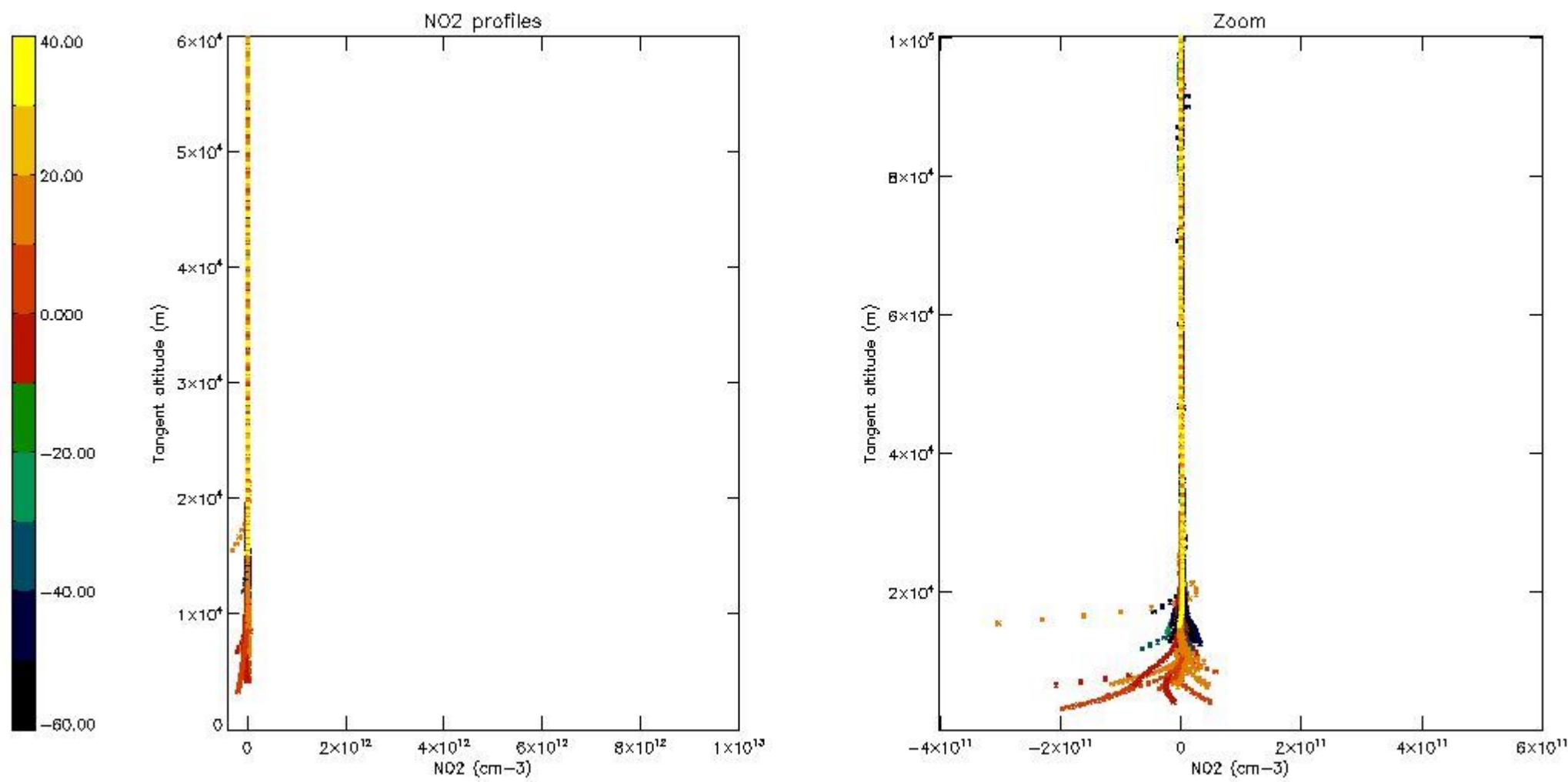
*5.5 Plot ozone profiles where STD < 5% (dark without errors)*

The colorbar represents the latitude.



*5.6 Plot NO<sub>2</sub> profiles for all STD (dark without errors)*

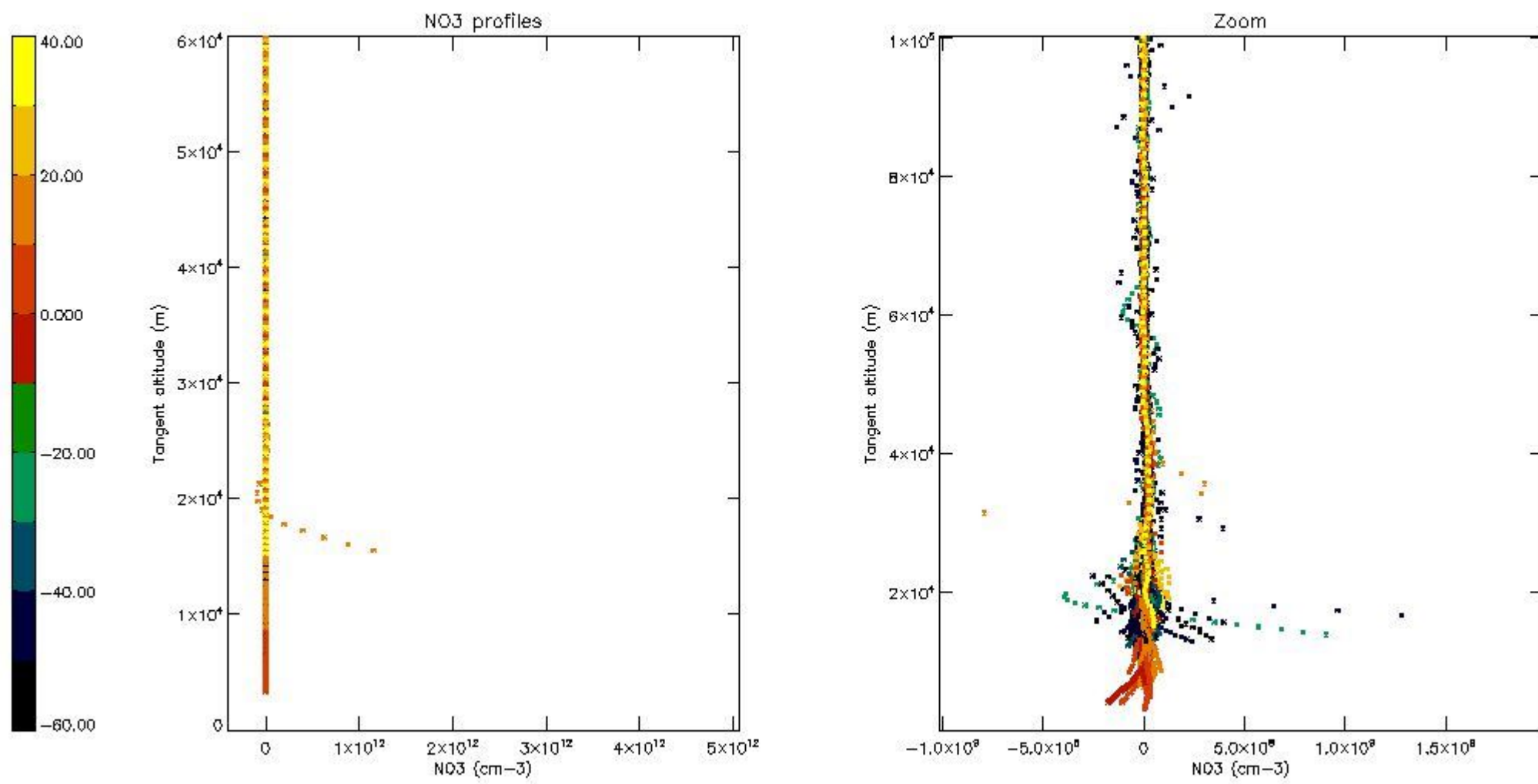
The colorbar represents the latitude.



*5.7 Plot NO3 profiles for all STD (dark without errors)*

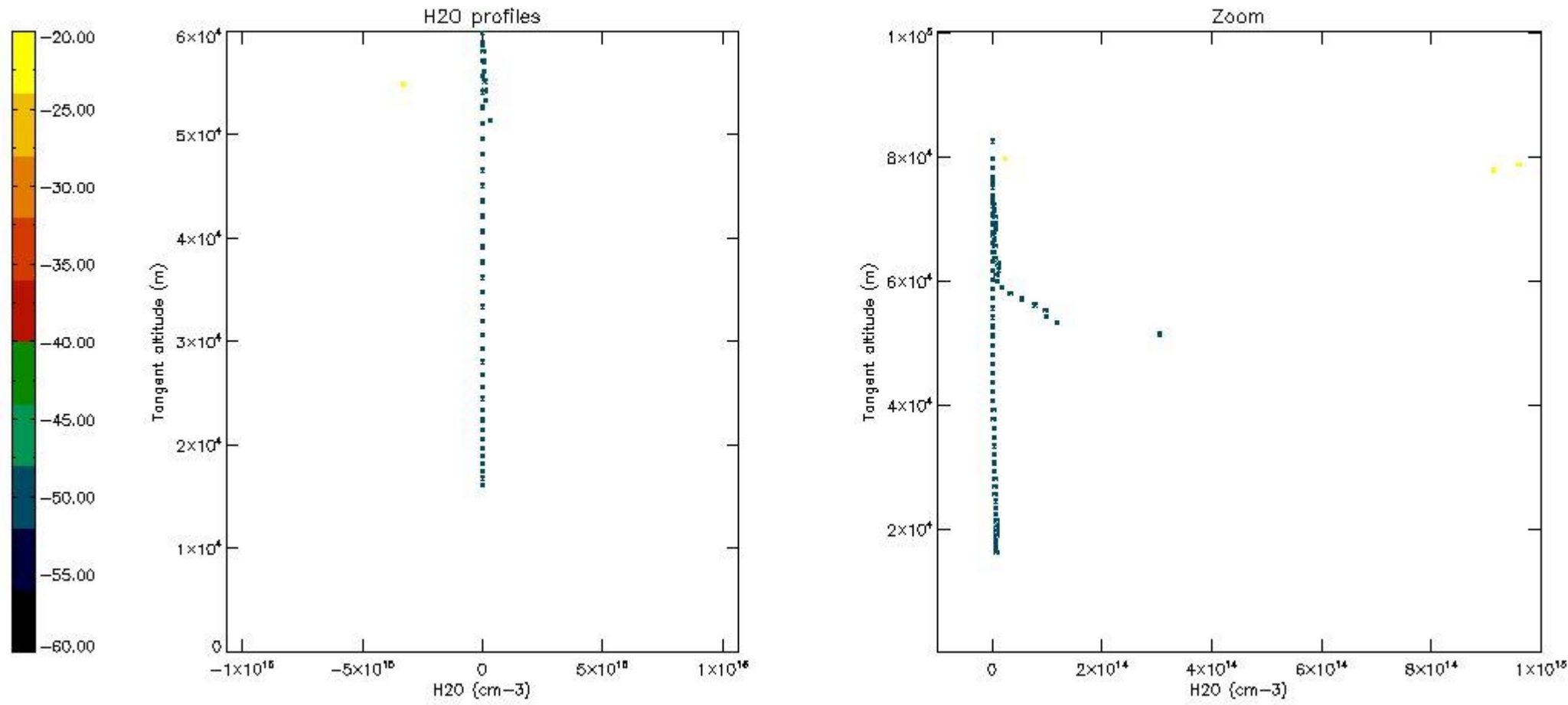
The colorbar represents the latitude.





*5.8 Plot H2O profiles for all STD (only for occultations of stars 1,2,3,4,13,14,16,26,63 dark without errors)*

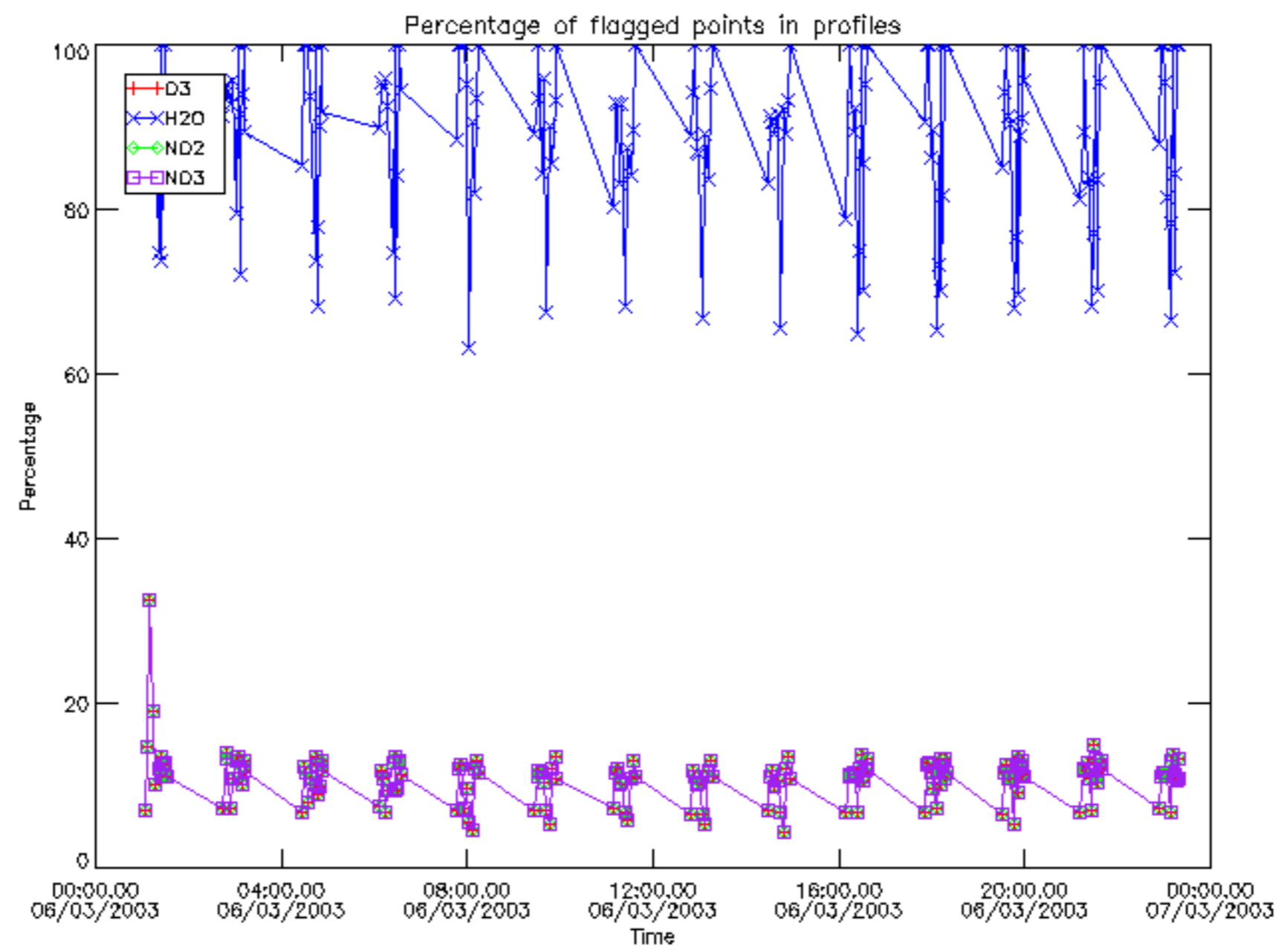
The colorbar represents the latitude.



## 6. Auxiliary Data Files used for the production reported in section 2

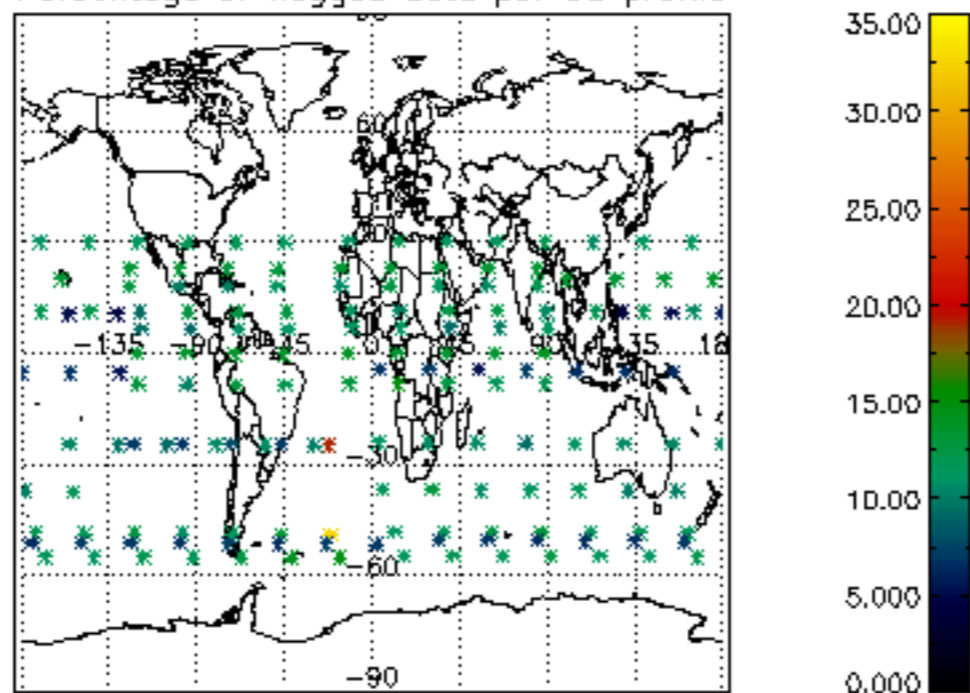
The number reported in the third column indicates since which file (see list in section 2) the corresponding auxiliary file has been used. The fourth column is the date of those product files.

Type	Auxiliary Filename	Used since product	Used since product date
INST_PHYS_CHARACTERISTICS	GOM_INS_AXNIEC20050627_150440_20020301_000000_20100101_000000	1	06-MAR-2003 00:02:39
LEVEL-2_PROC_CONFIG	GOM_PR2_AXVIEC20091111_152718_20020301_000000_20500101_000000	1	06-MAR-2003 00:02:39
CROSS_SECTIONS_FILE	GOM_CRS_AXVIEC20091111_154832_20020301_000000_20500101_000000	1	06-MAR-2003 00:02:39

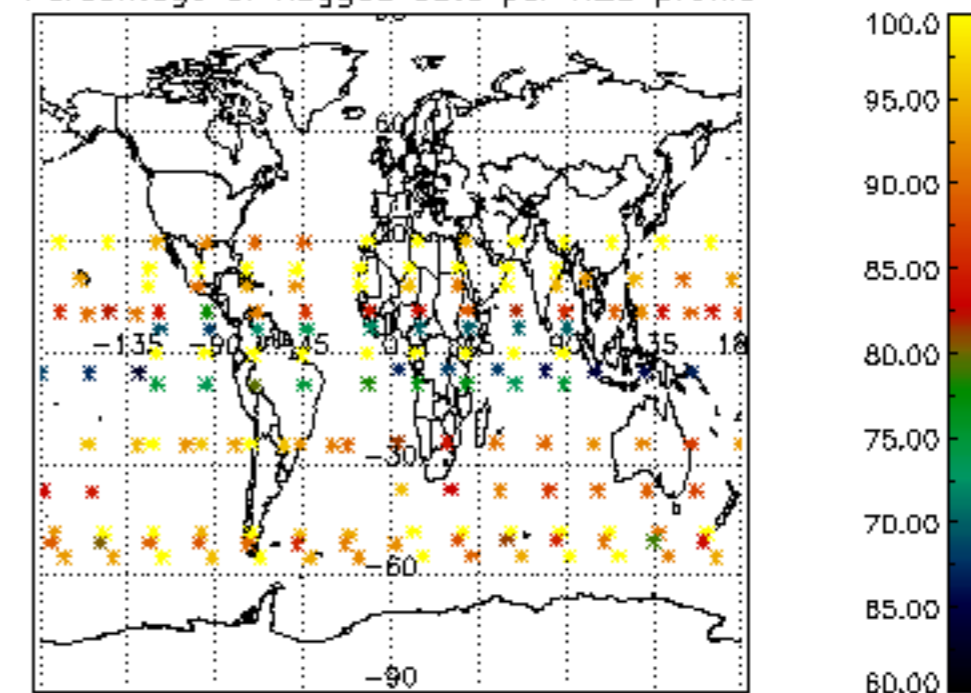




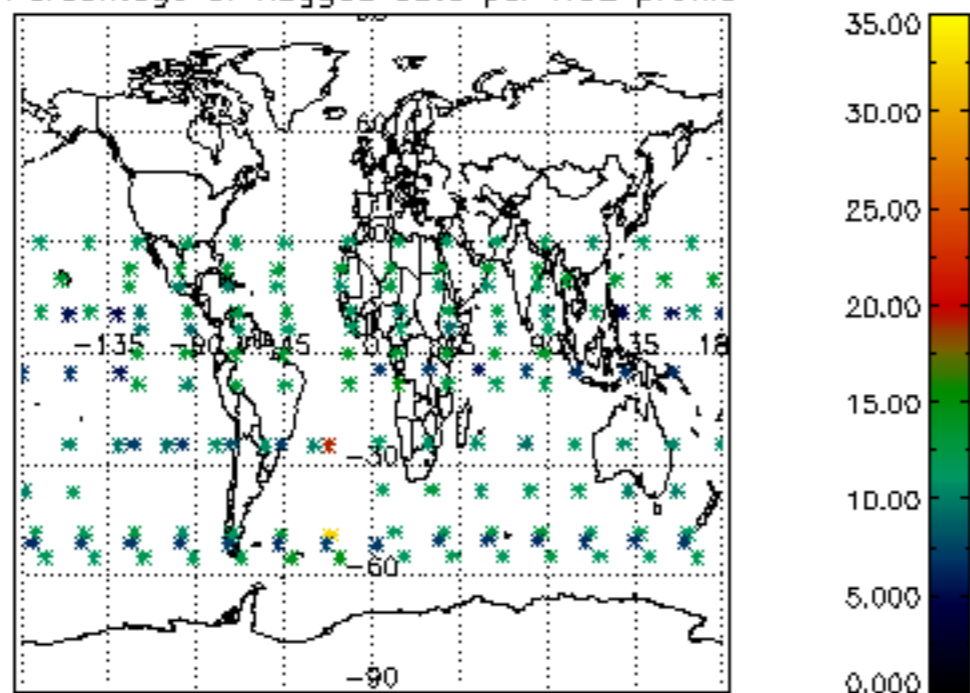
Percentage of flagged data per D3 profile



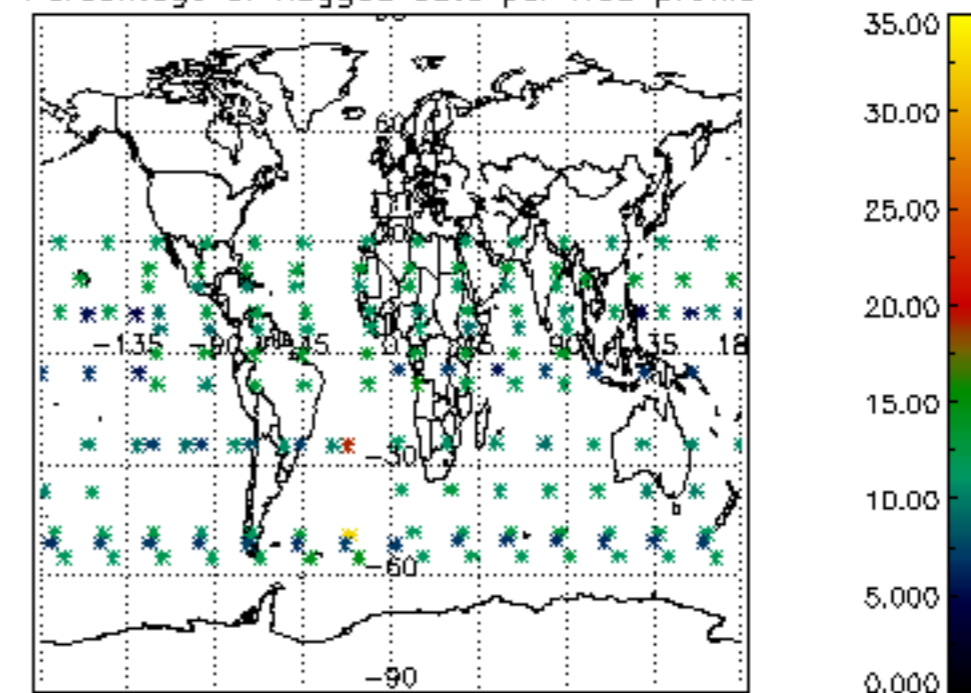
Percentage of flagged data per H2O profile

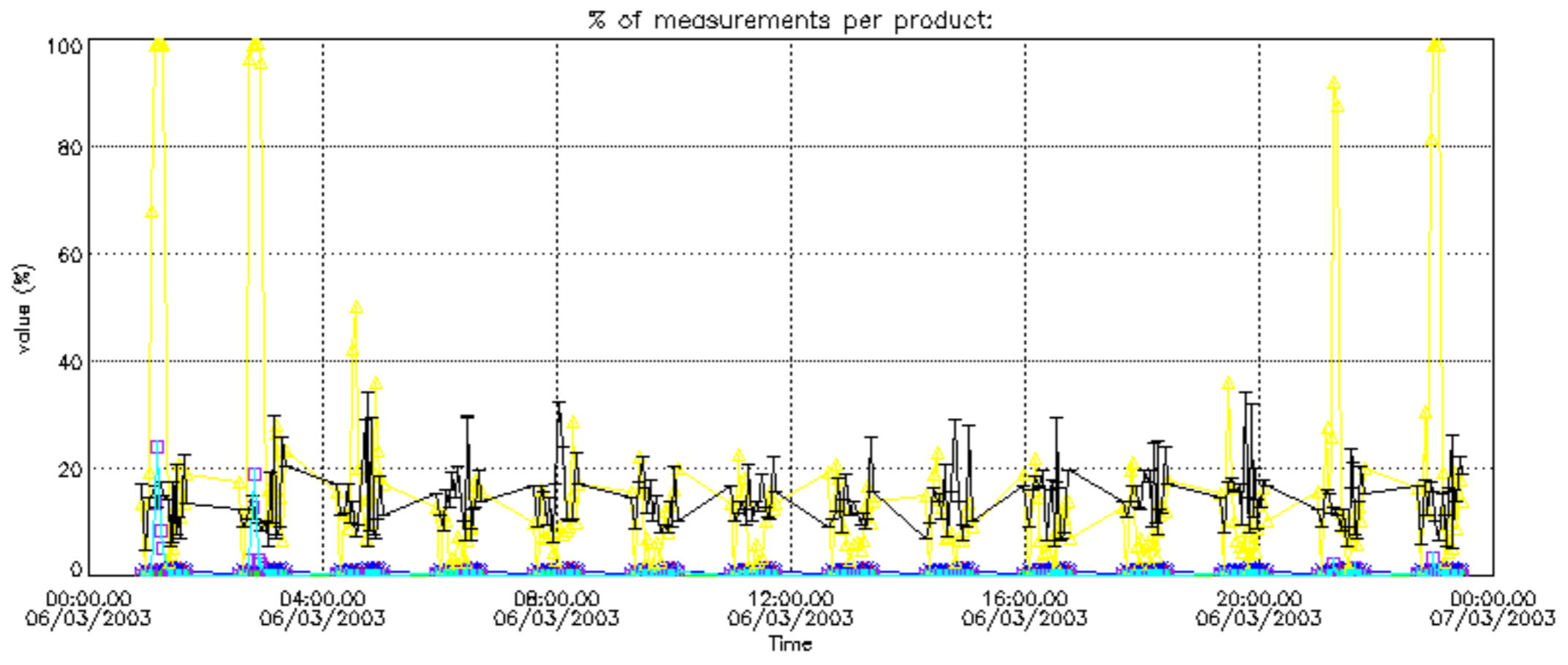


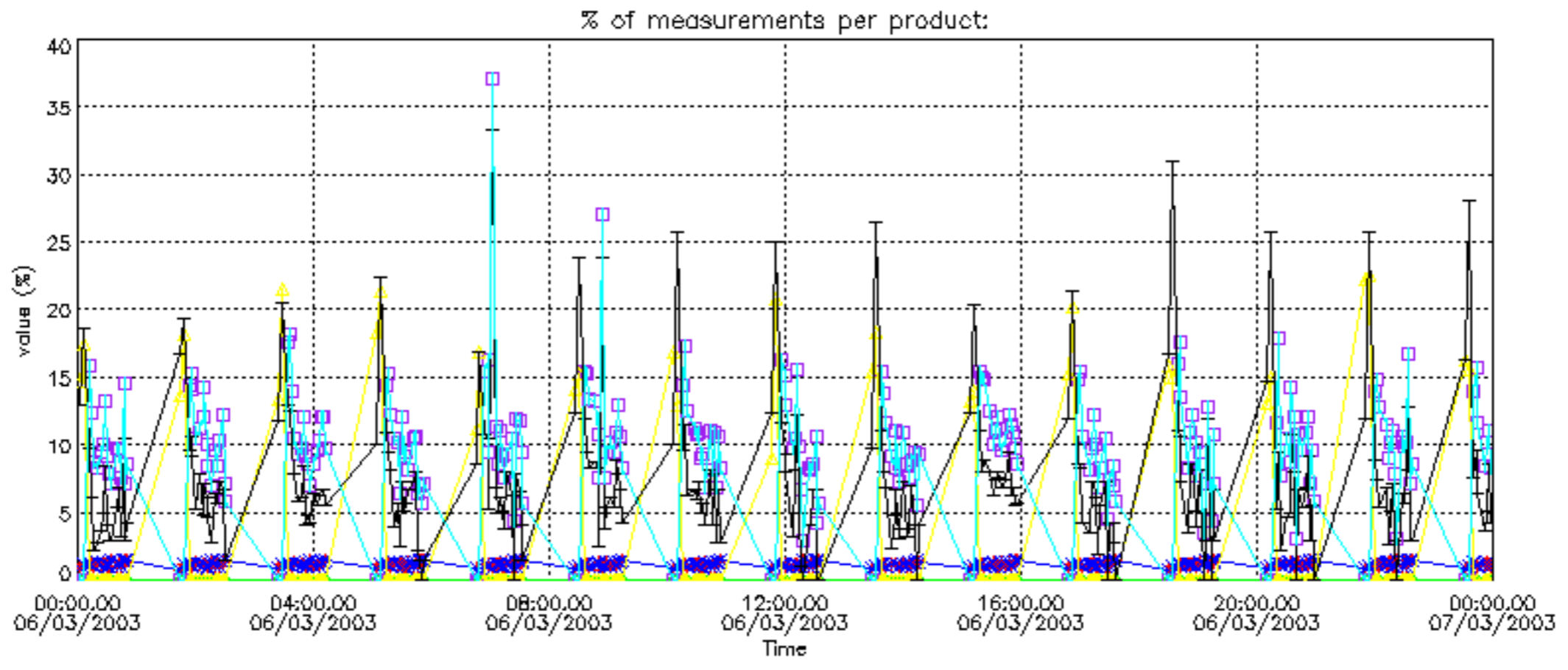
Percentage of flagged data per NO2 profile



Percentage of flagged data per NO3 profile

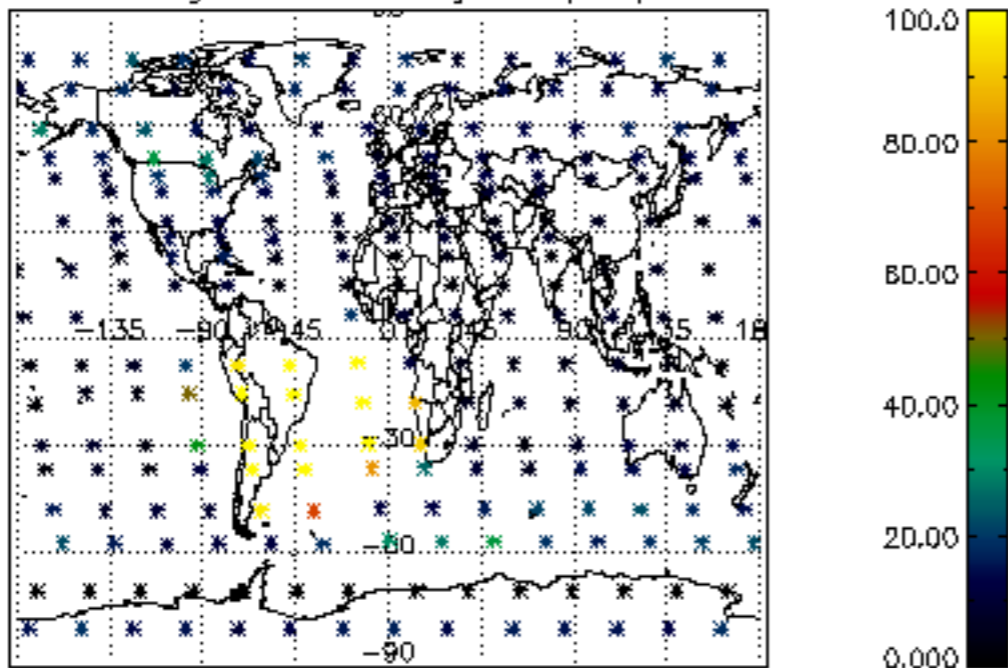




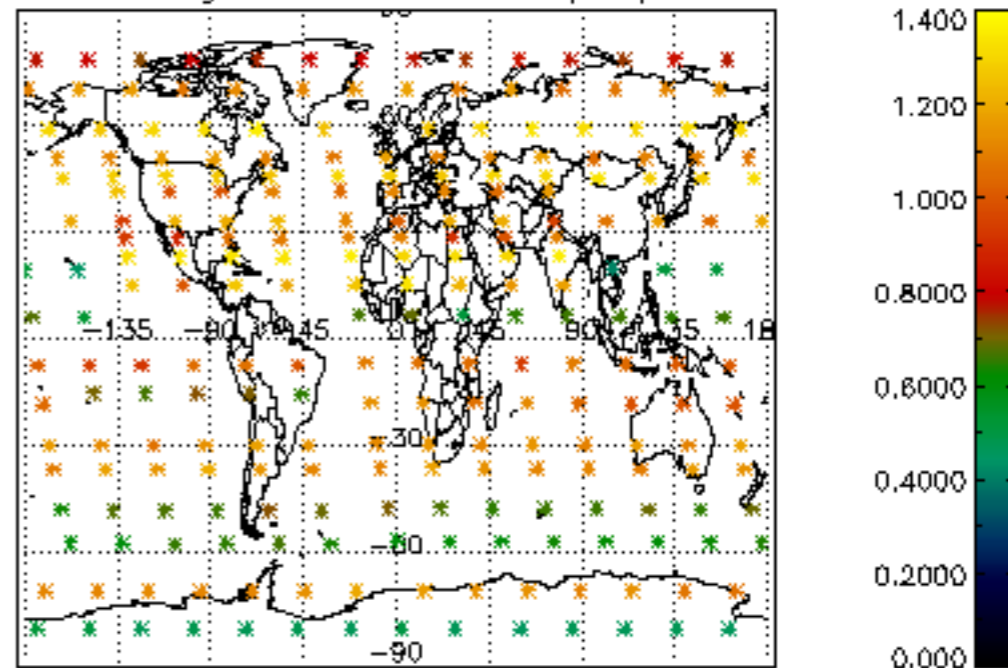




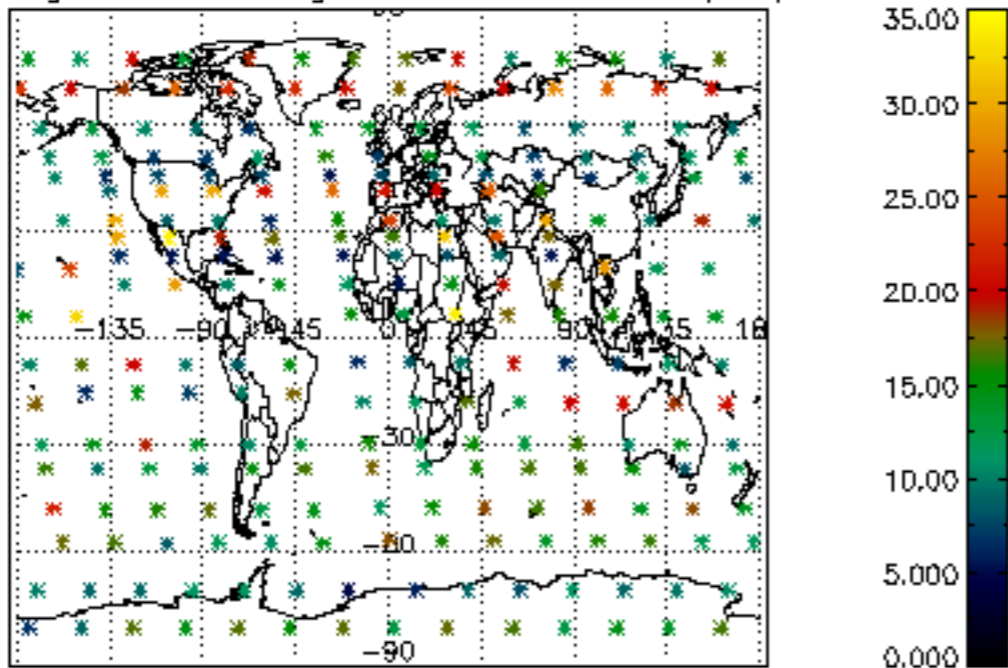
Percentage of cosmic ray hits per profile



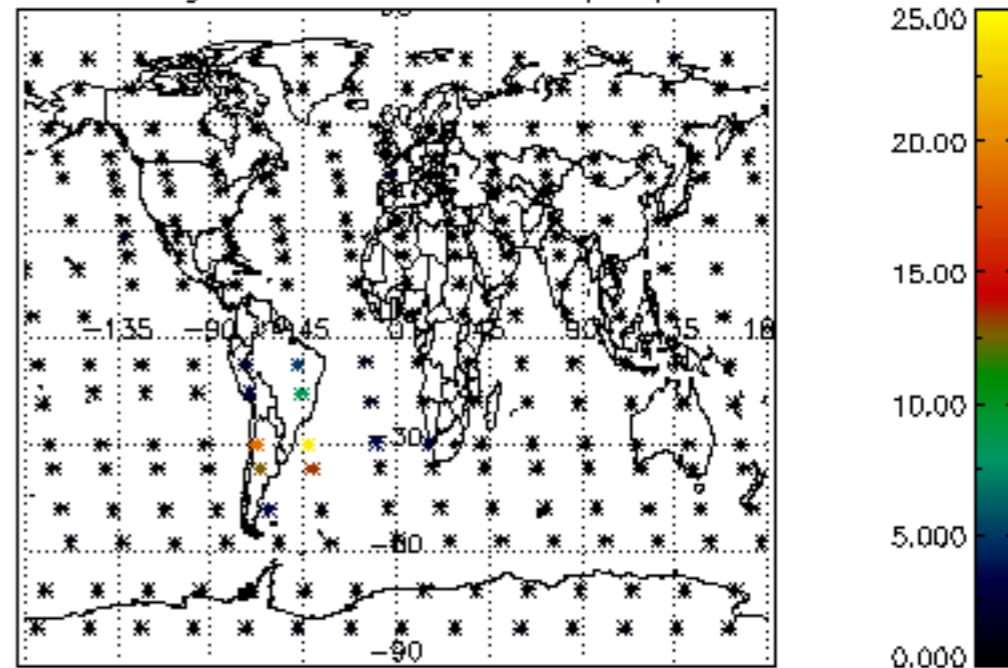
Percentage of datation errors per profile



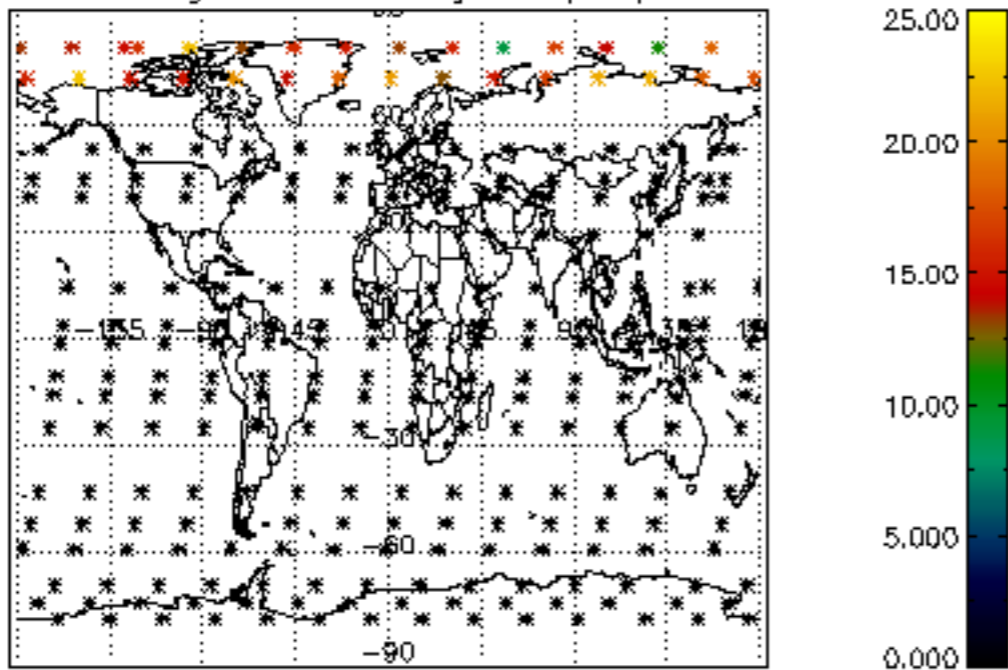
Percentage of star falling outside central band per profile



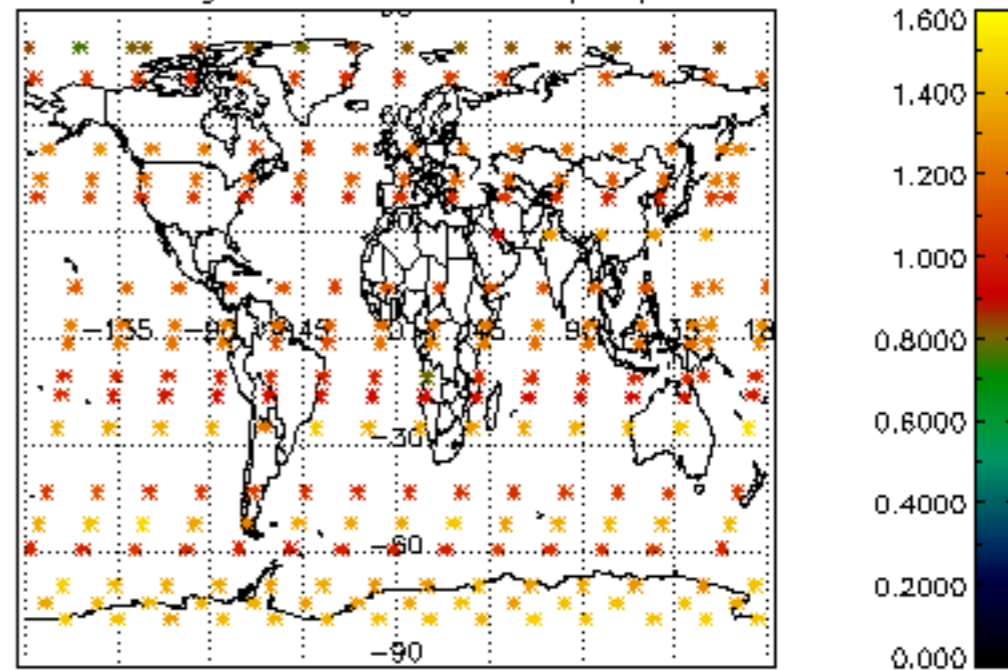
Percentage of saturation errors per profile



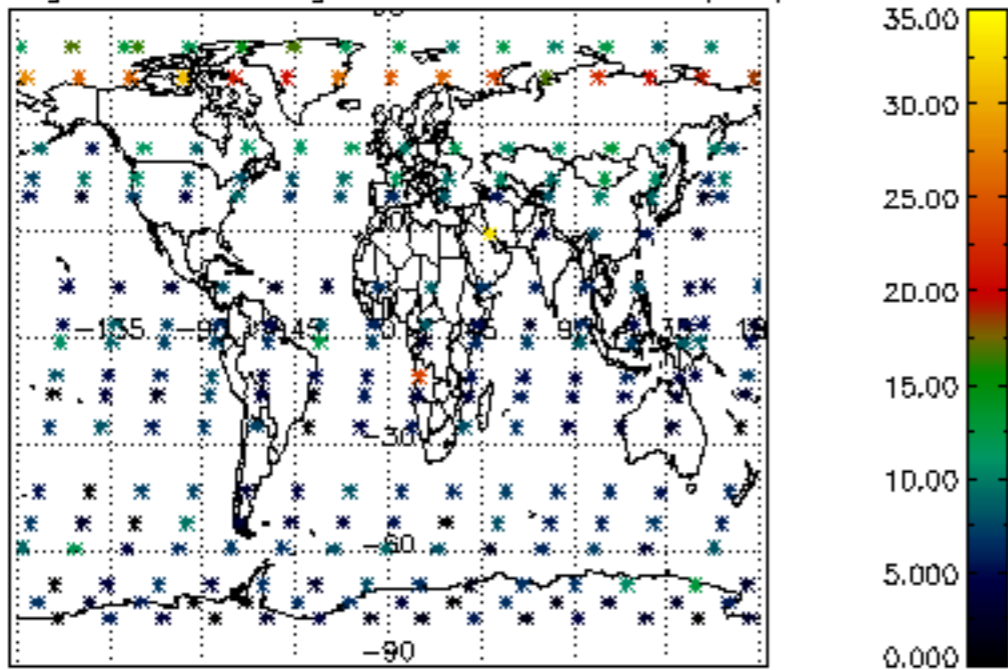
Percentage of cosmic ray hits per profile



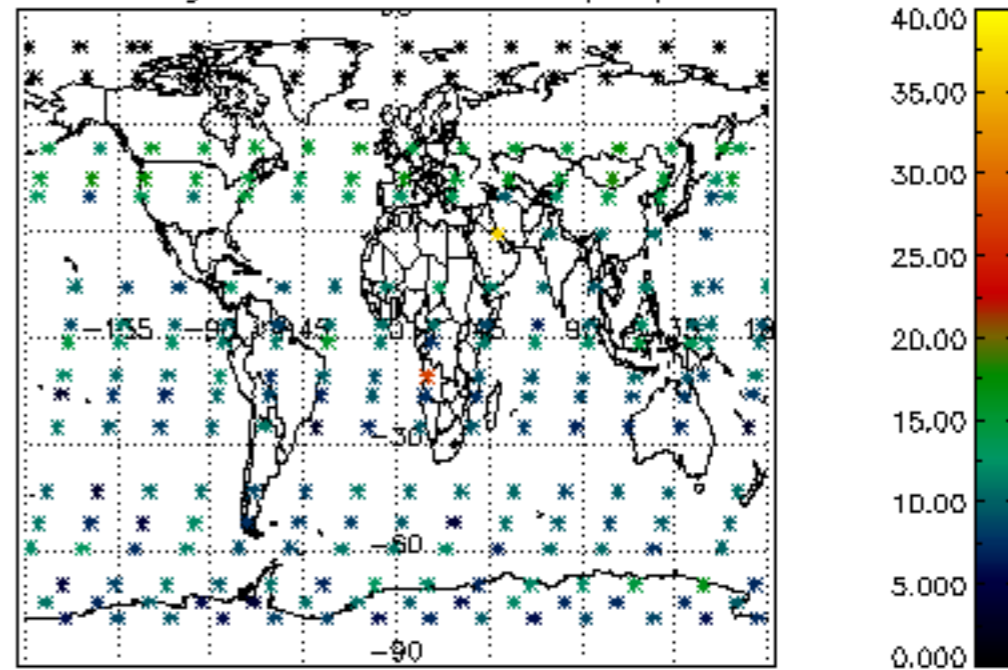
Percentage of datation errors per profile

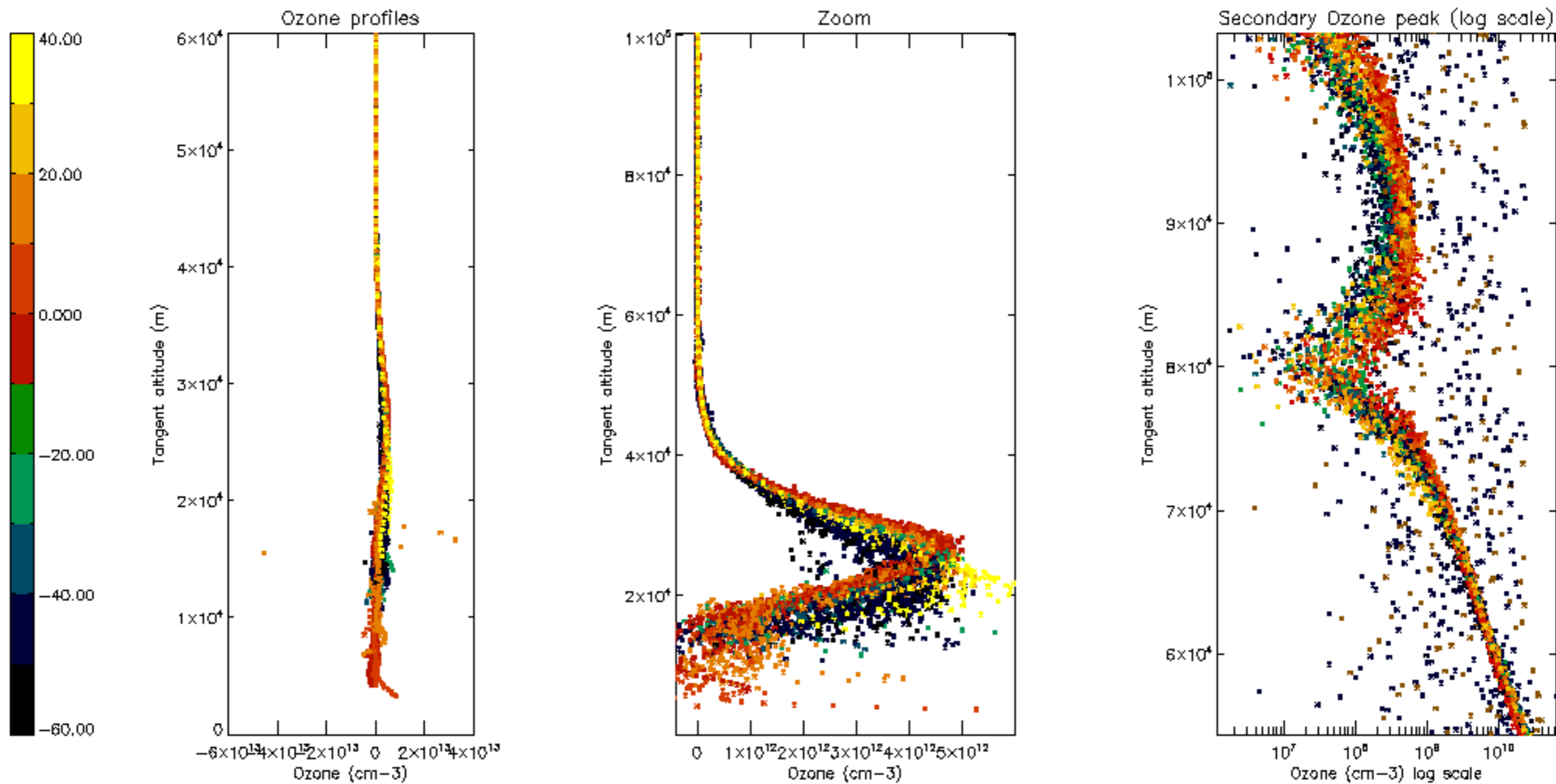


Percentage of star falling outside central band per profile

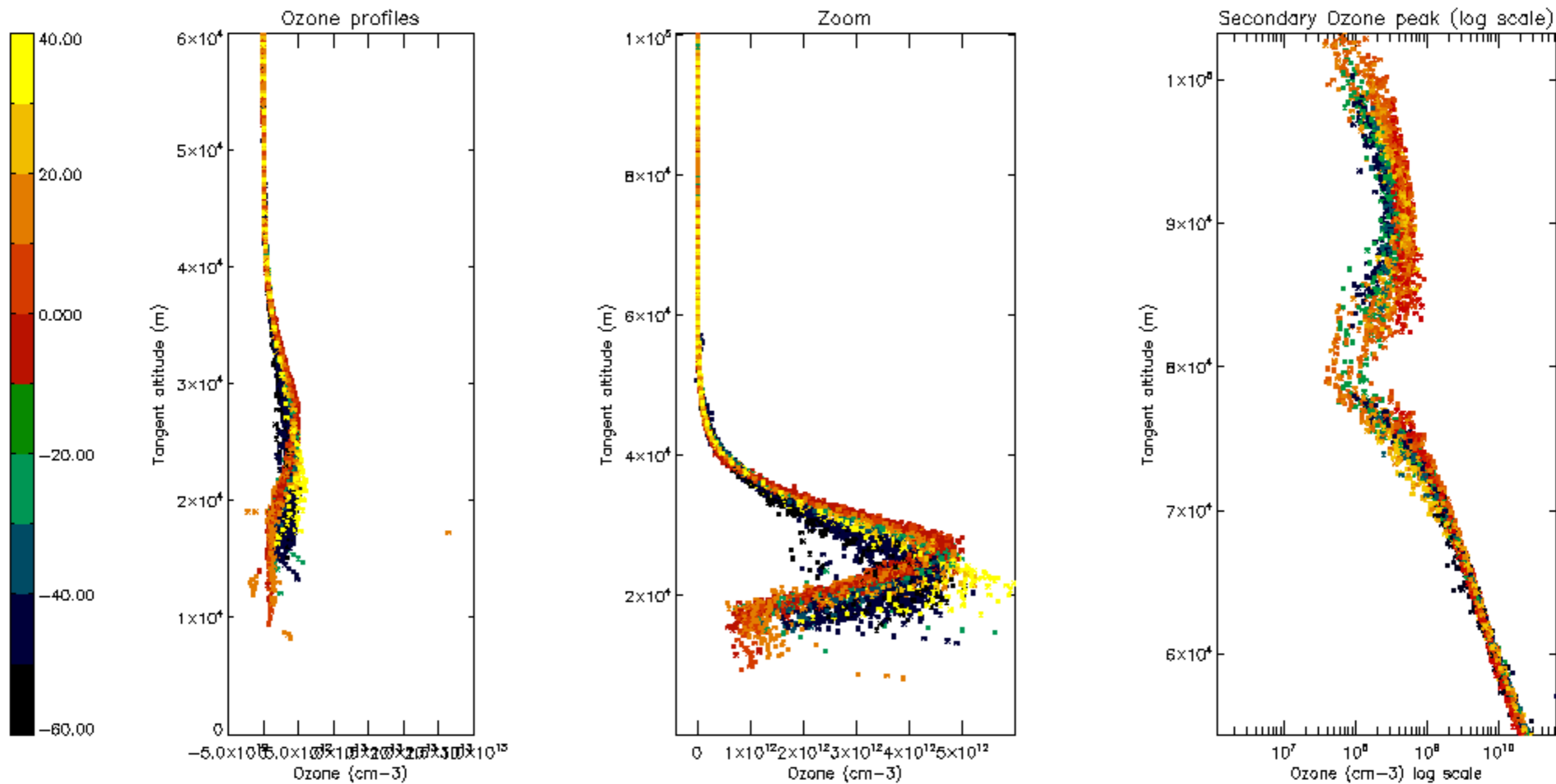


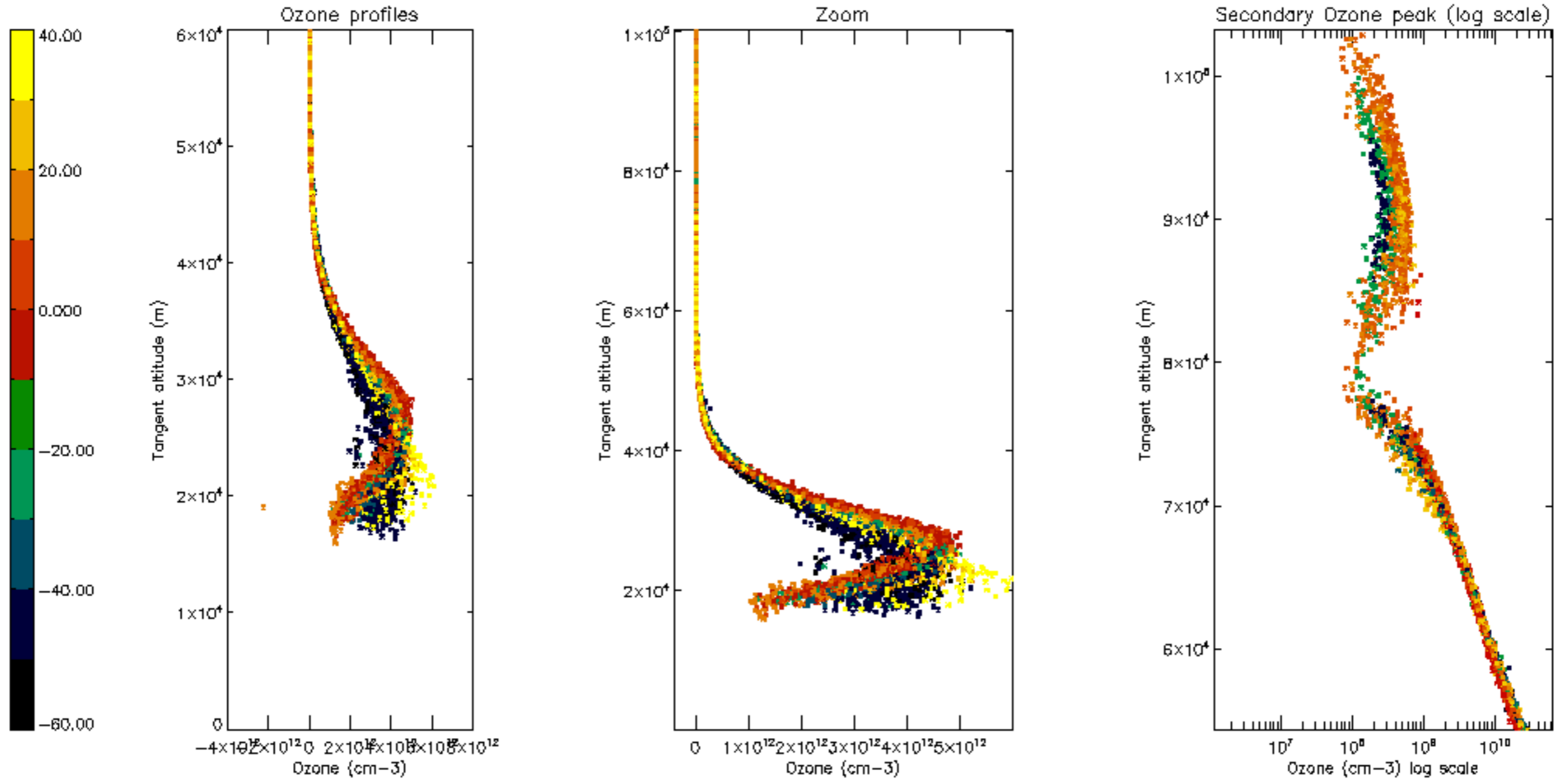
Percentage of saturation errors per profile

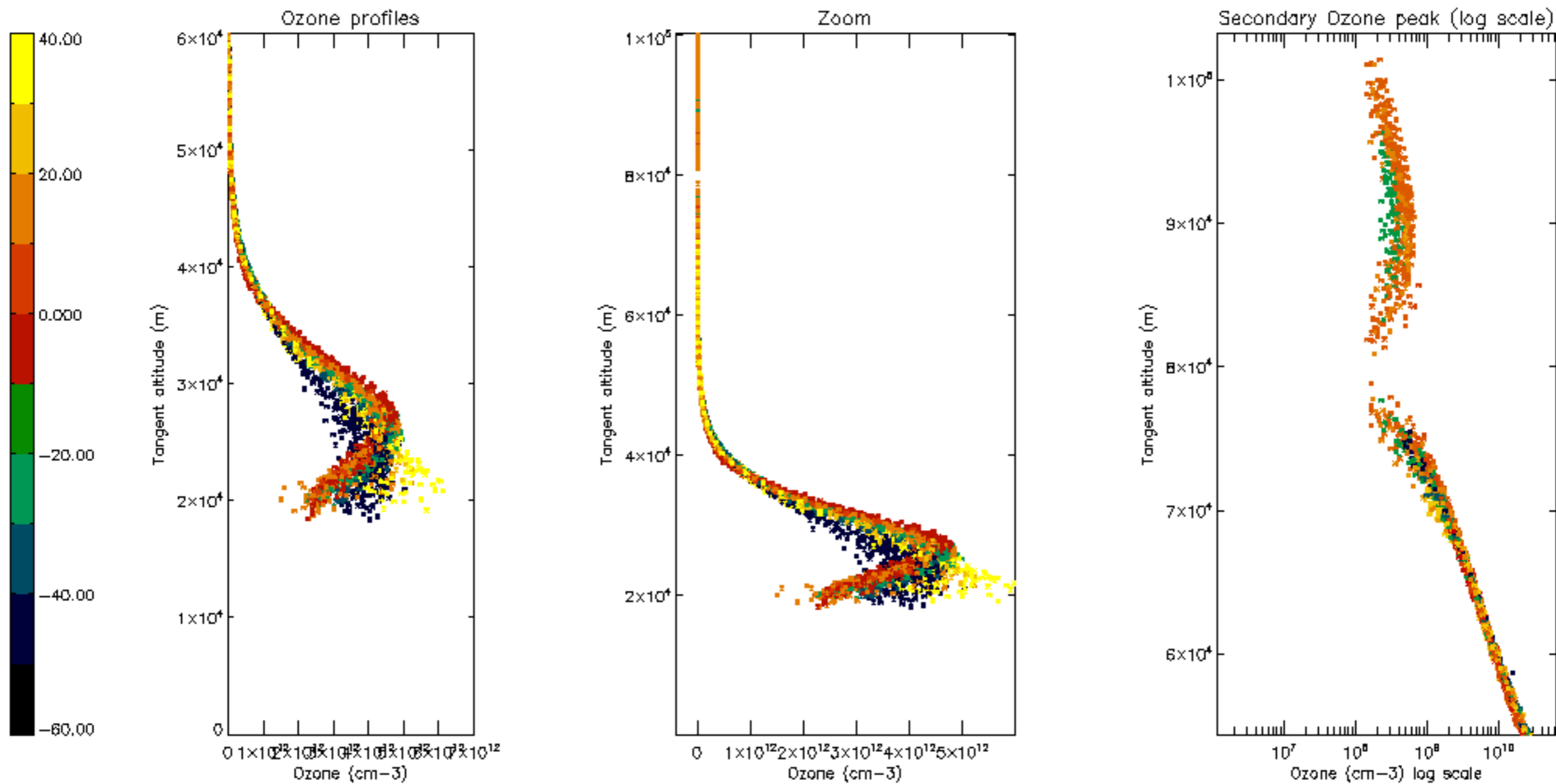




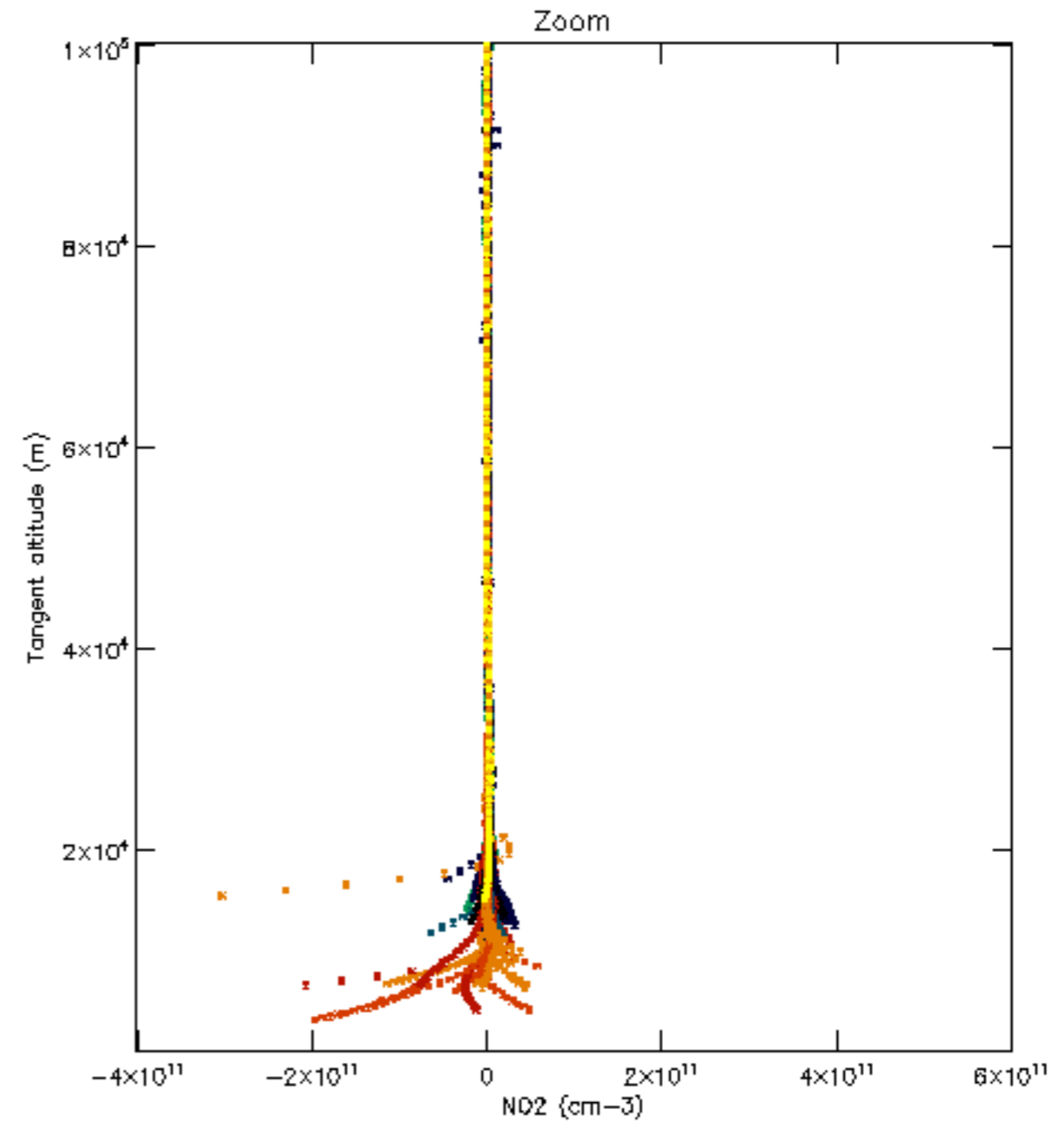
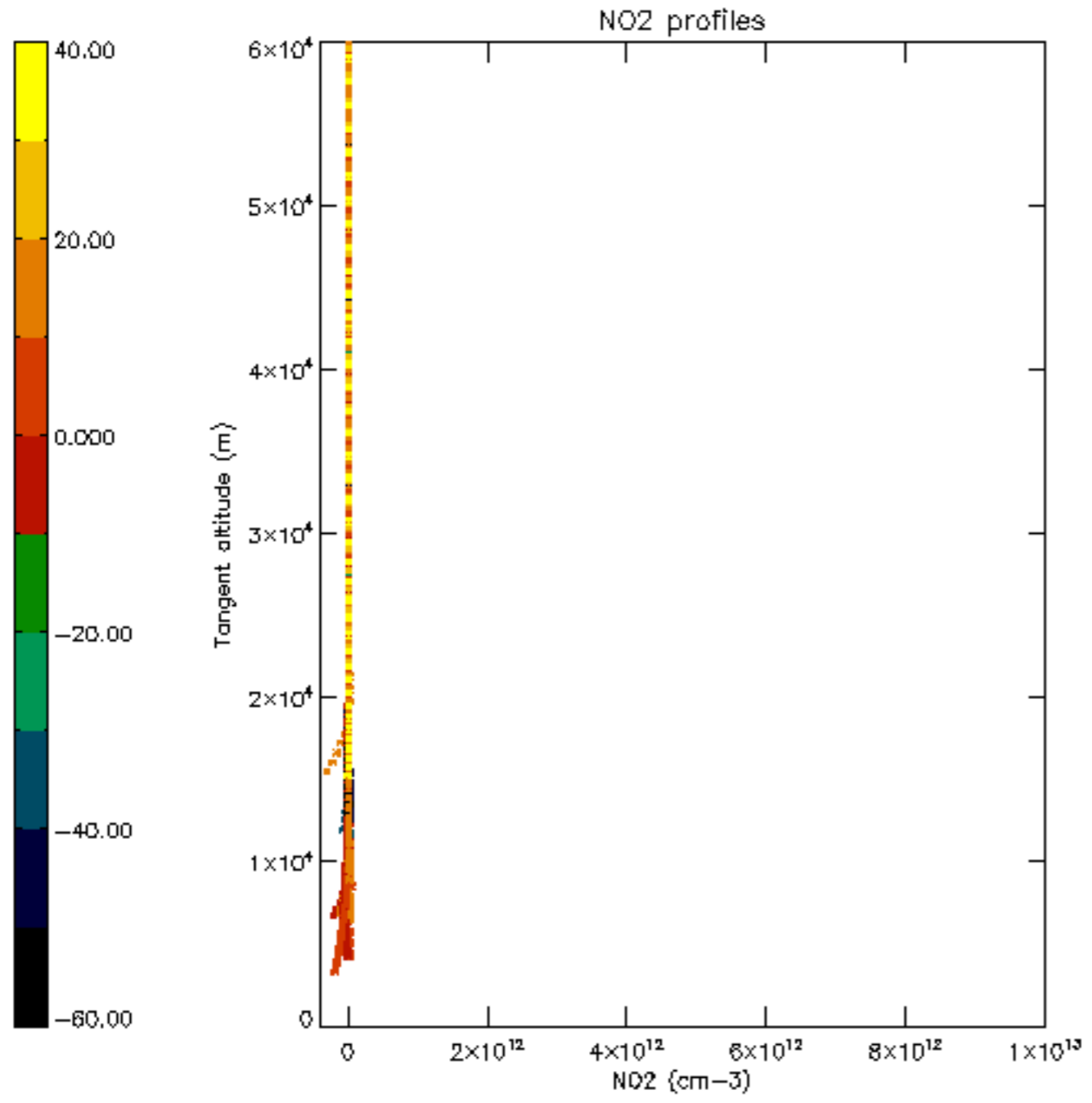


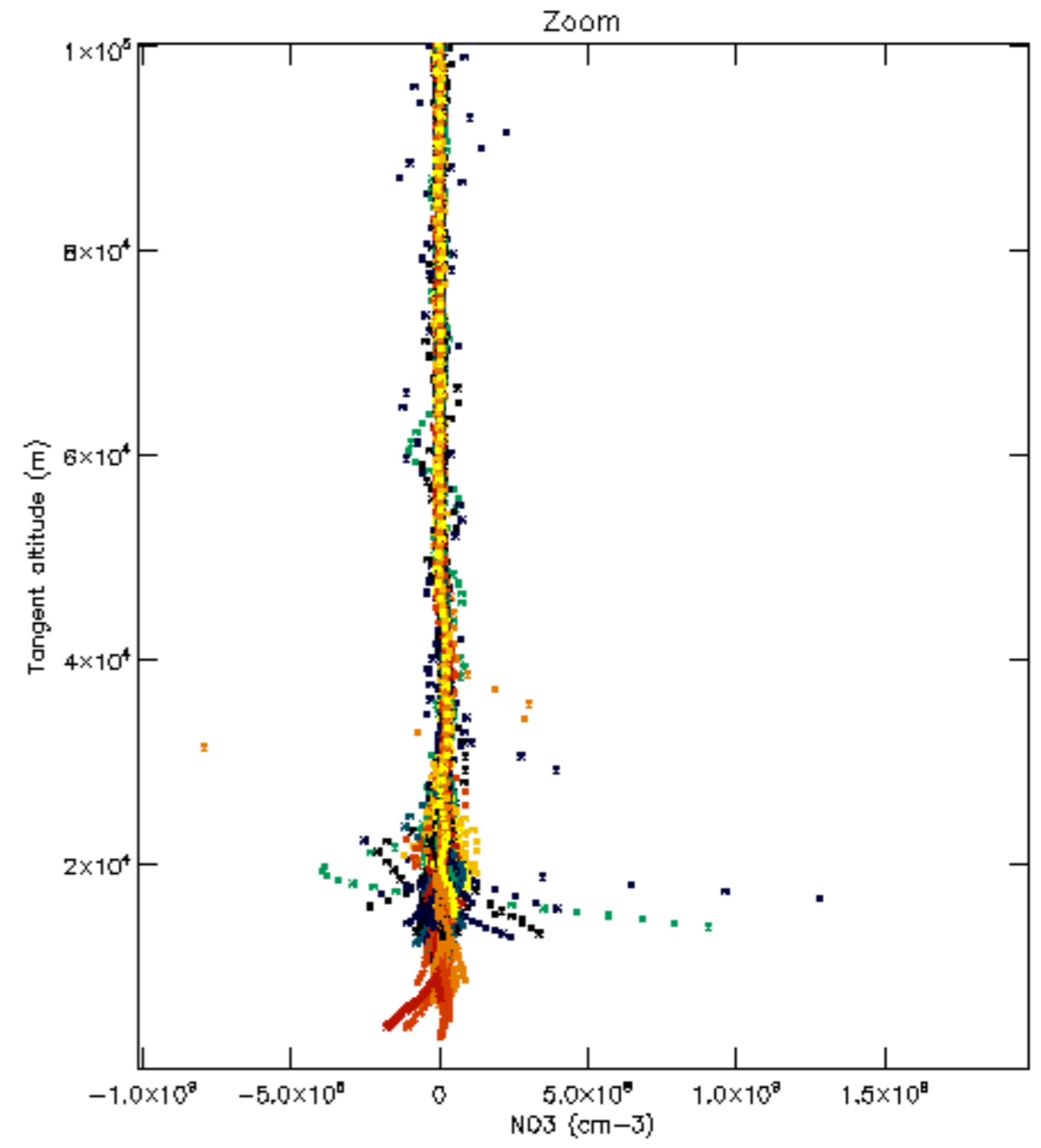
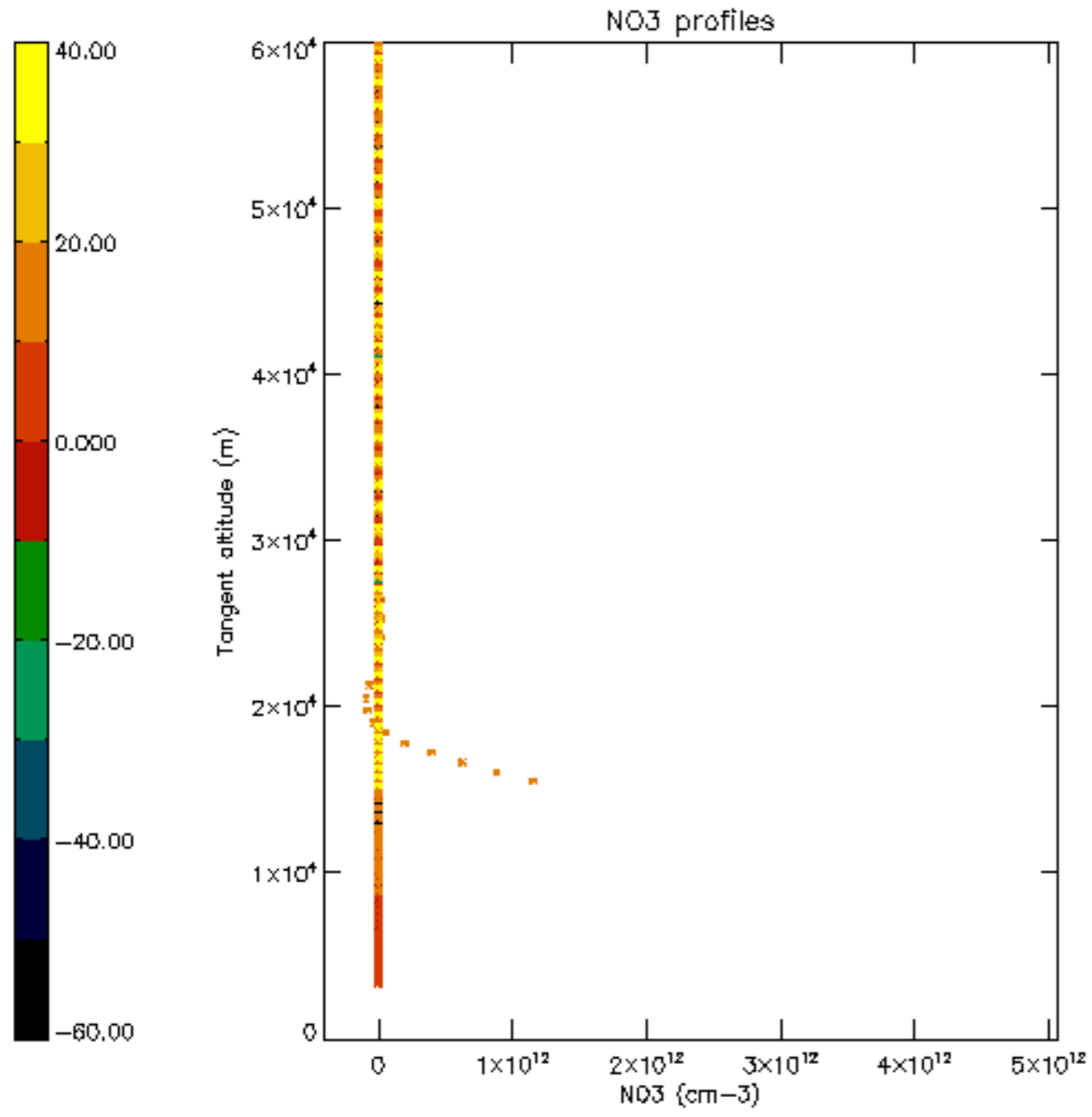


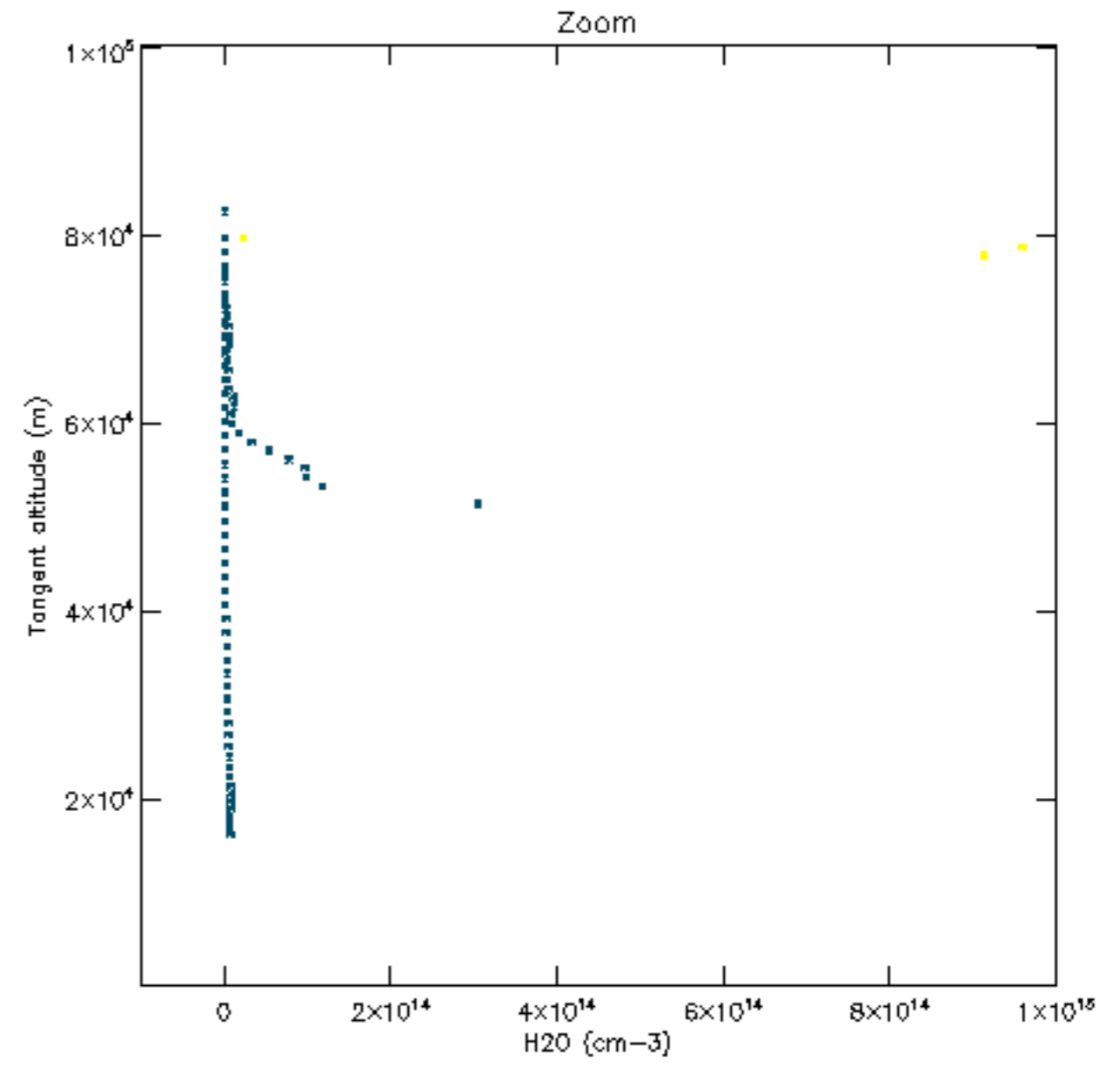
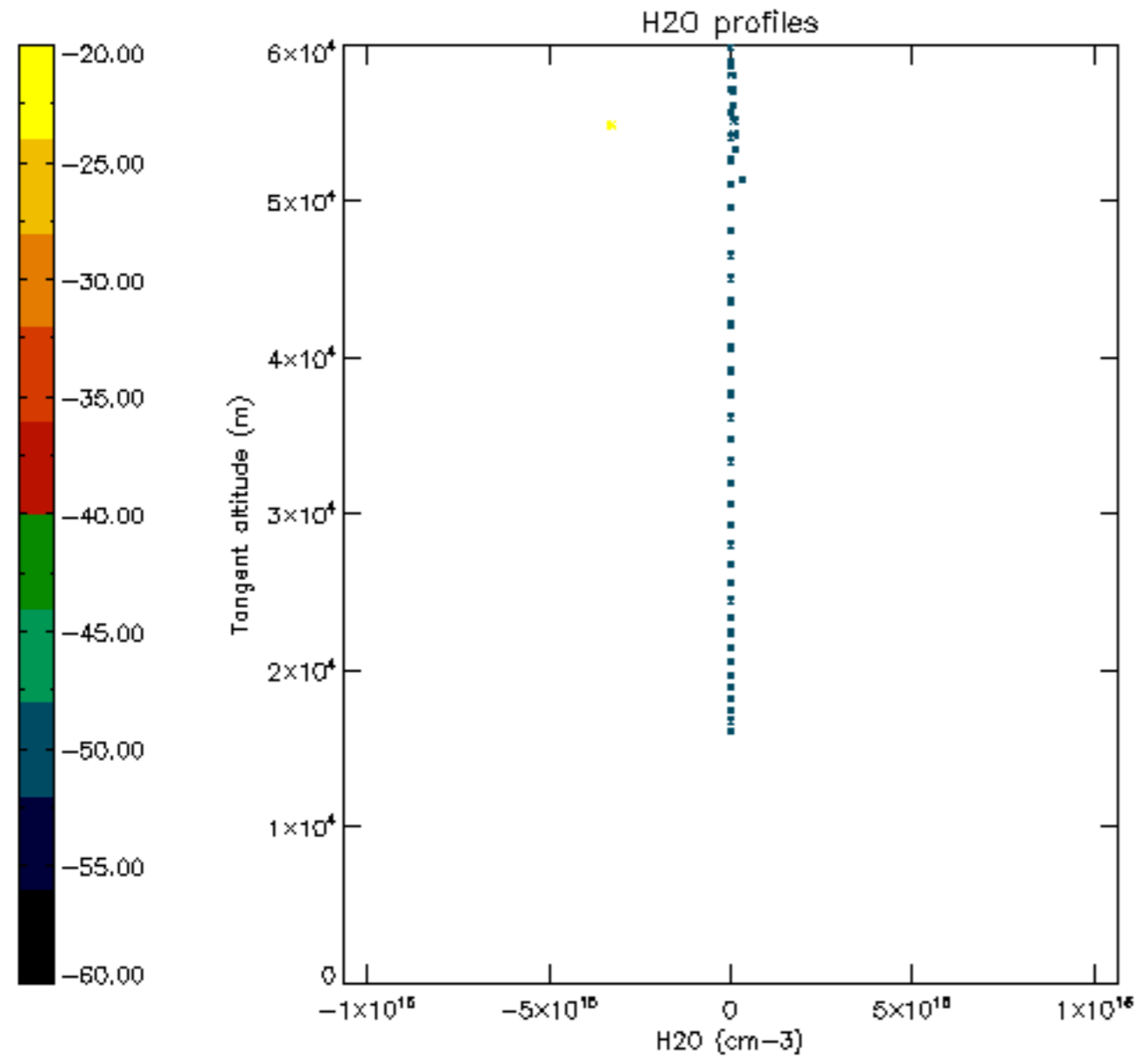




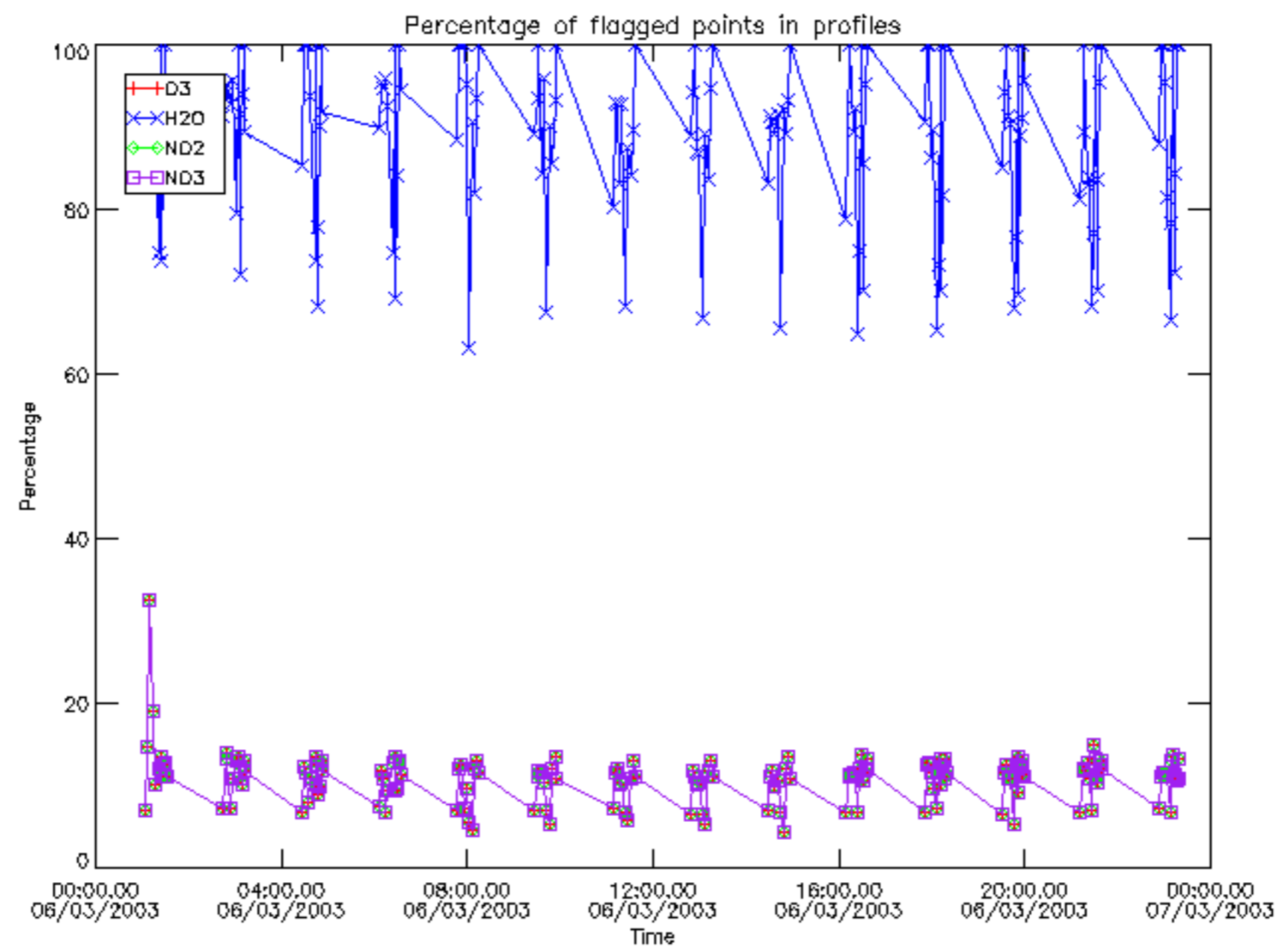




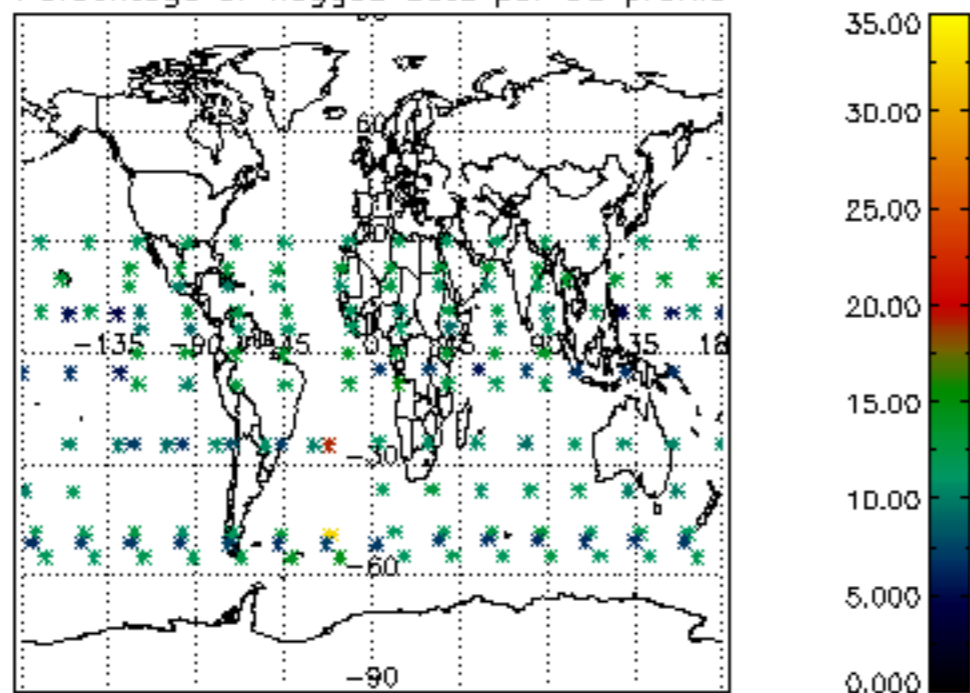




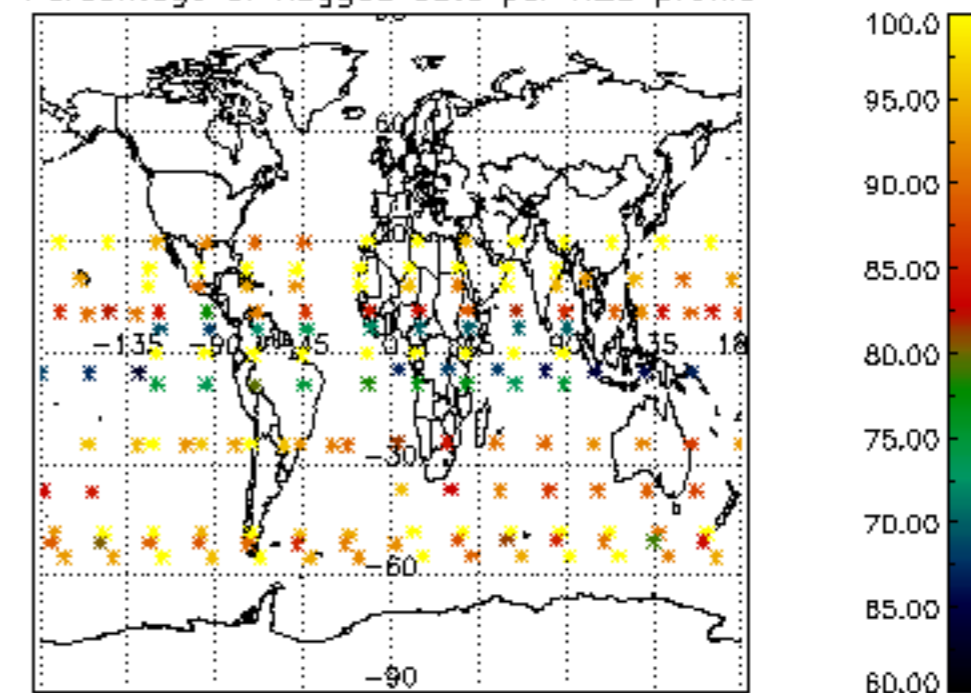




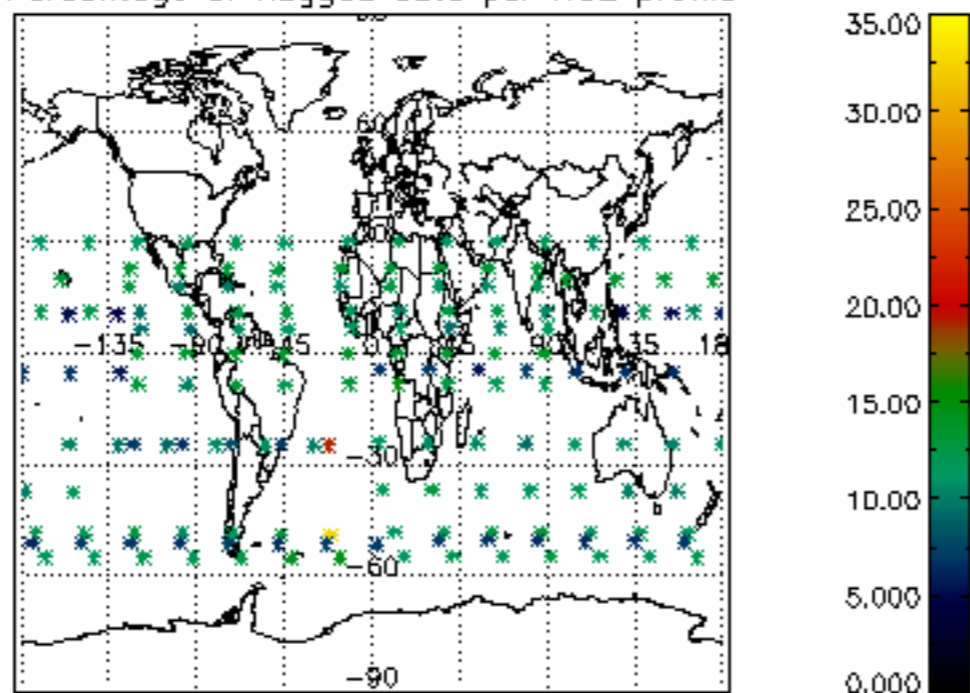
Percentage of flagged data per D3 profile



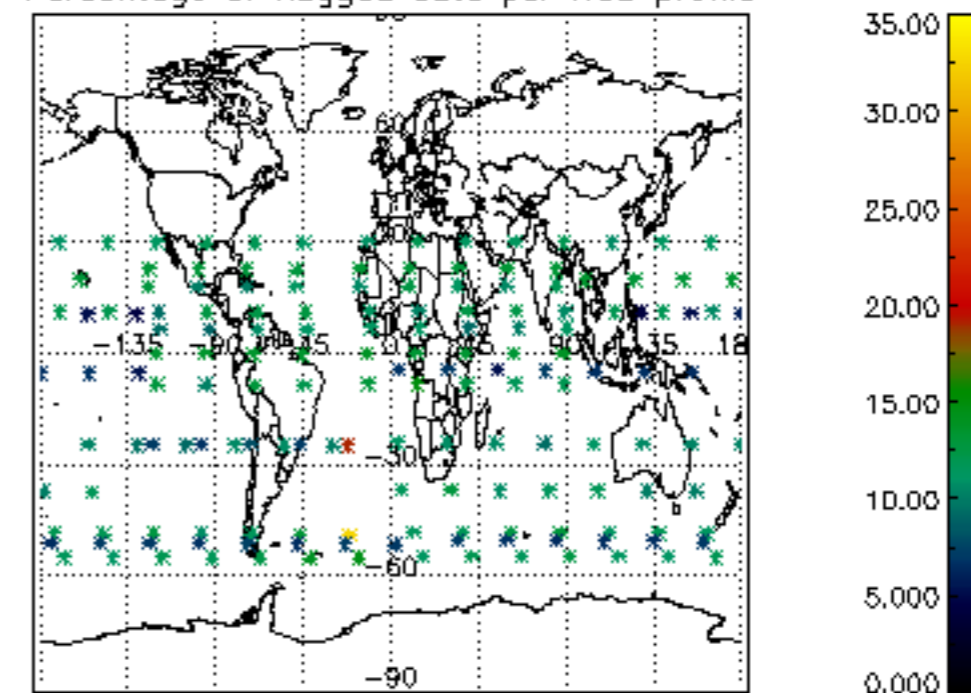
Percentage of flagged data per H2O profile

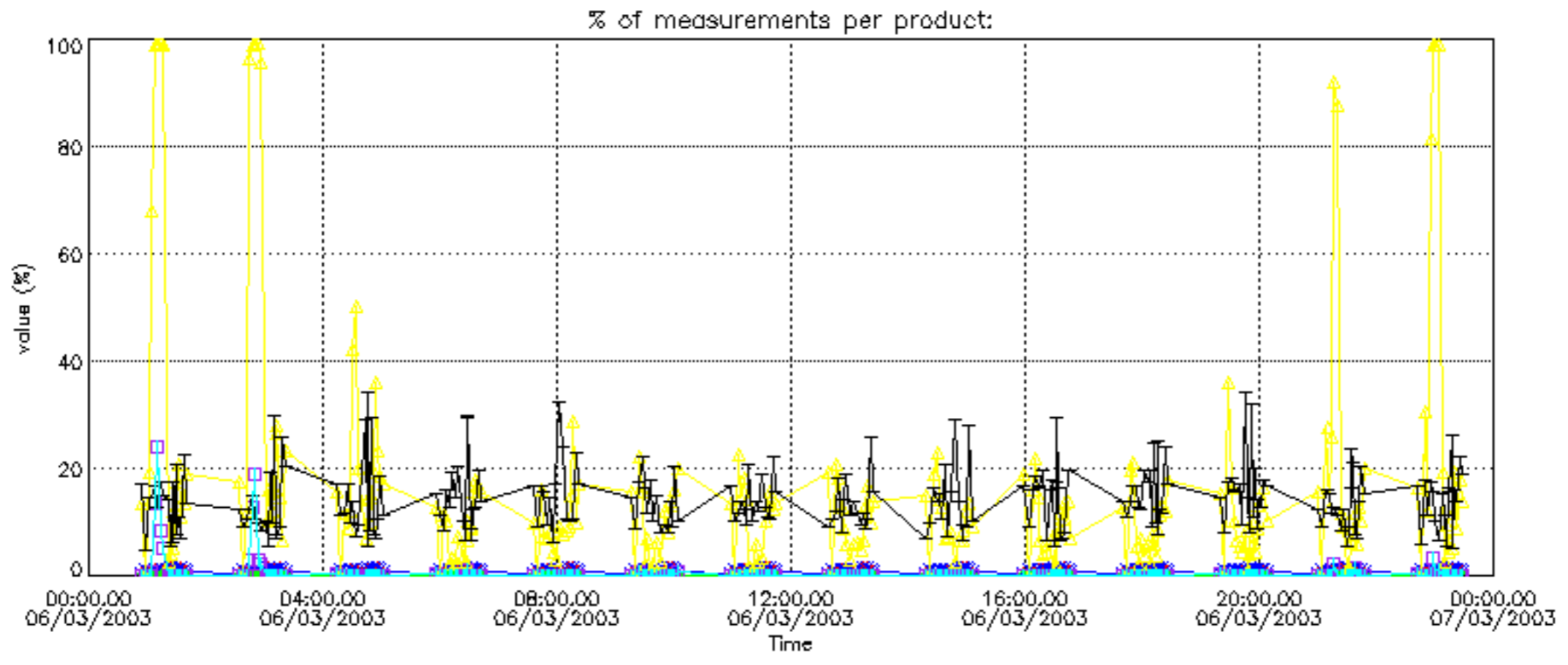


Percentage of flagged data per NO2 profile

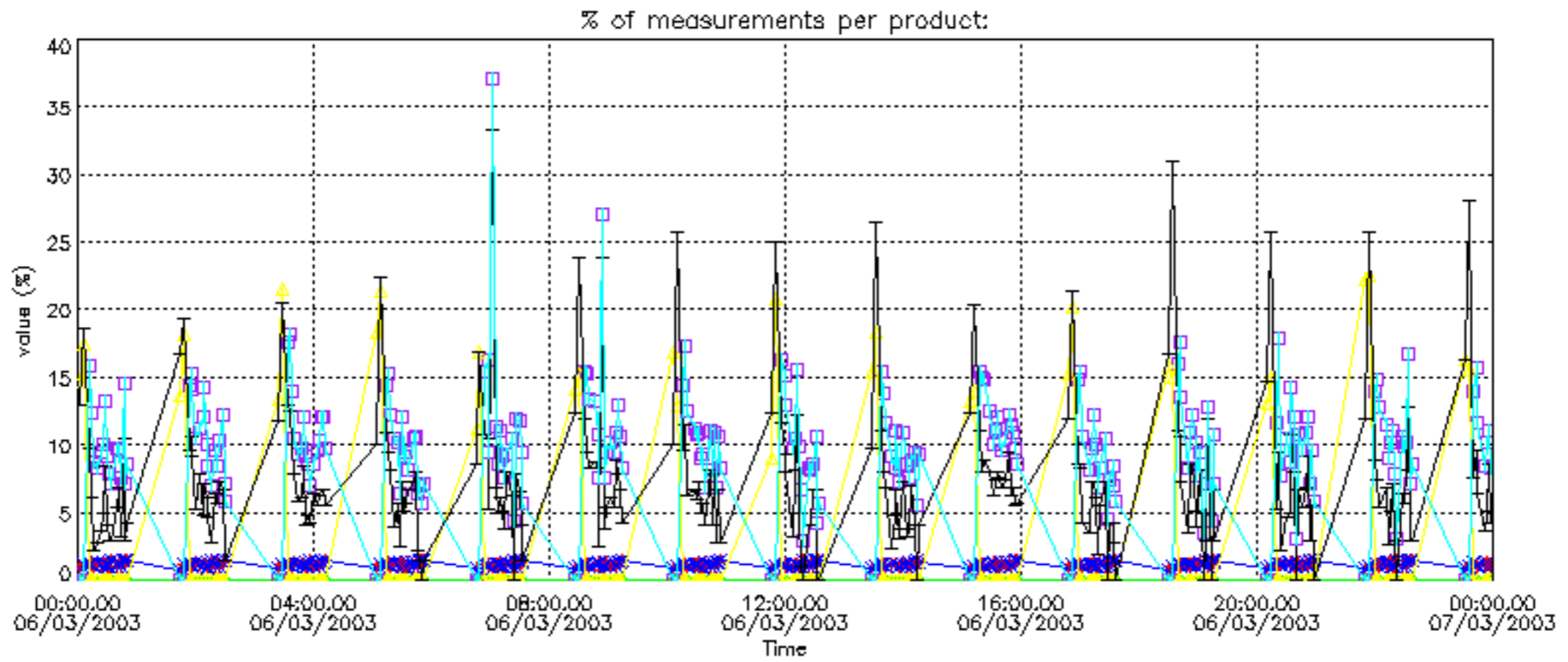


Percentage of flagged data per NO3 profile

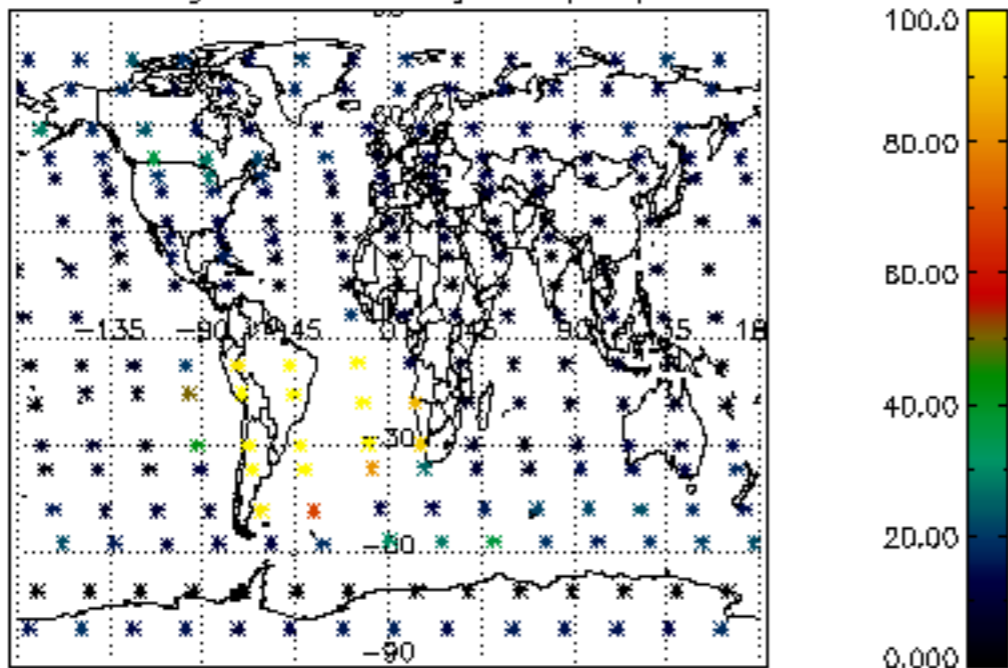




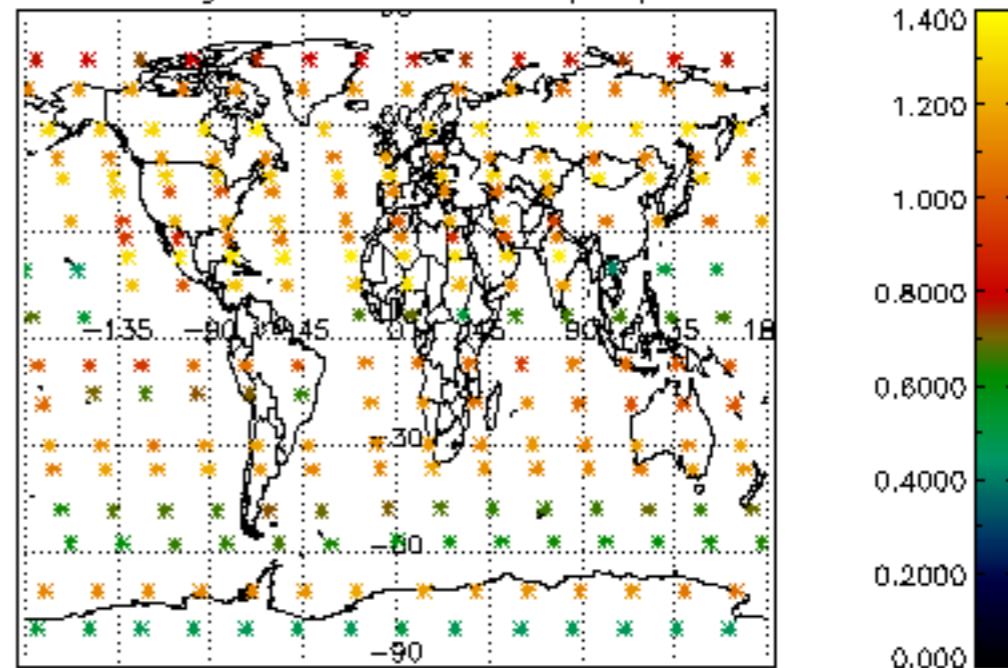




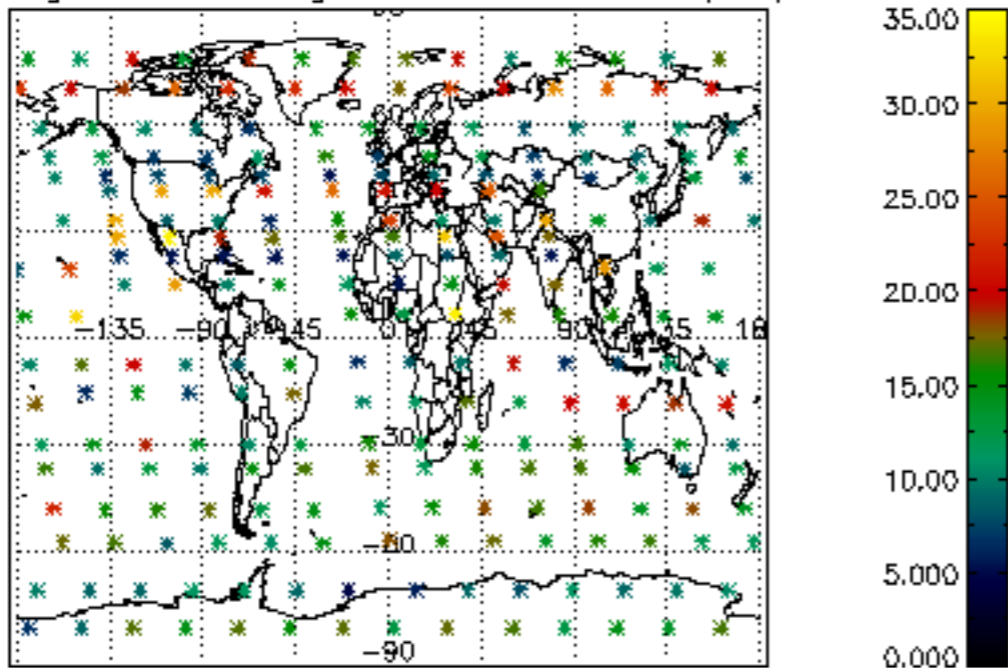
Percentage of cosmic ray hits per profile



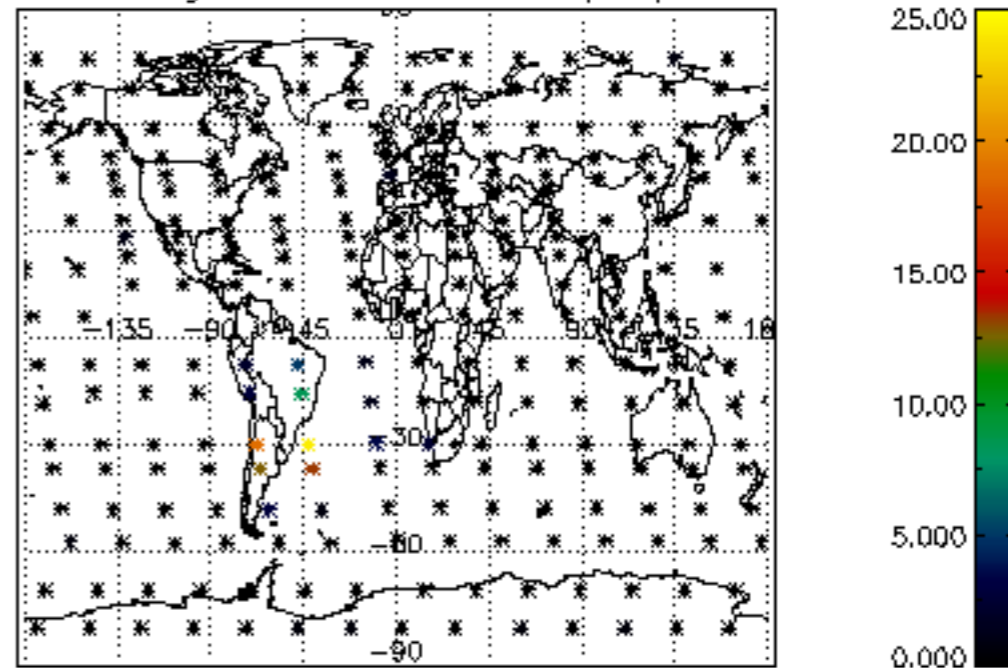
Percentage of datation errors per profile



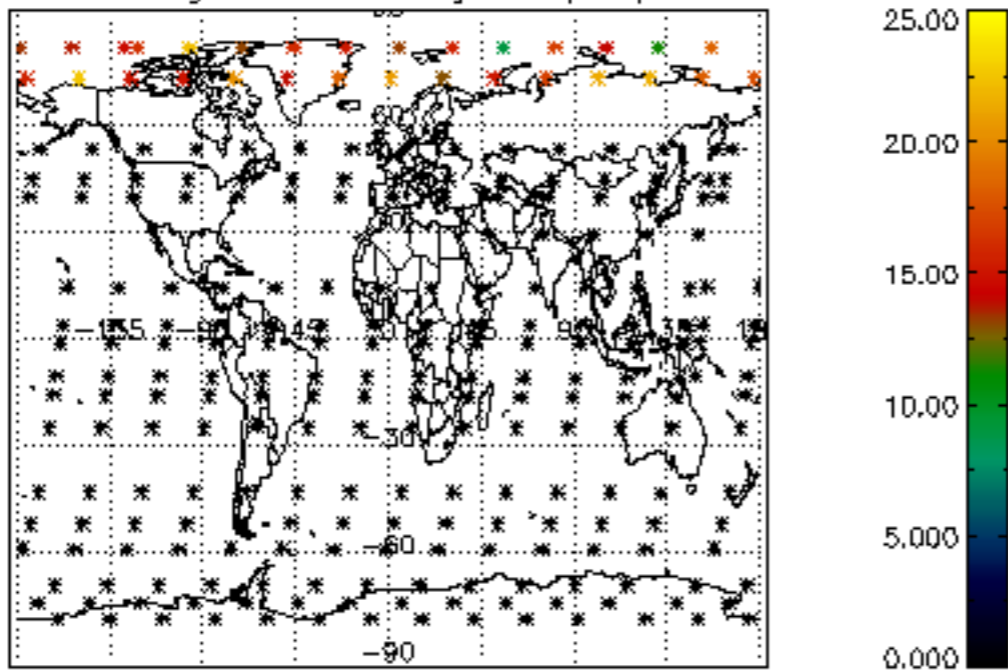
Percentage of star falling outside central band per profile



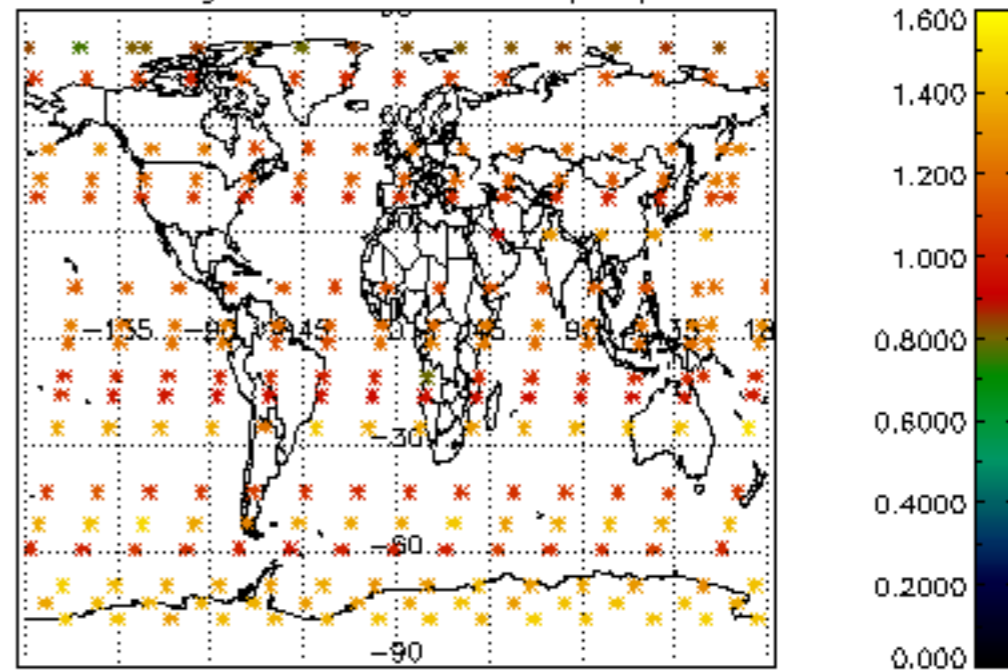
Percentage of saturation errors per profile



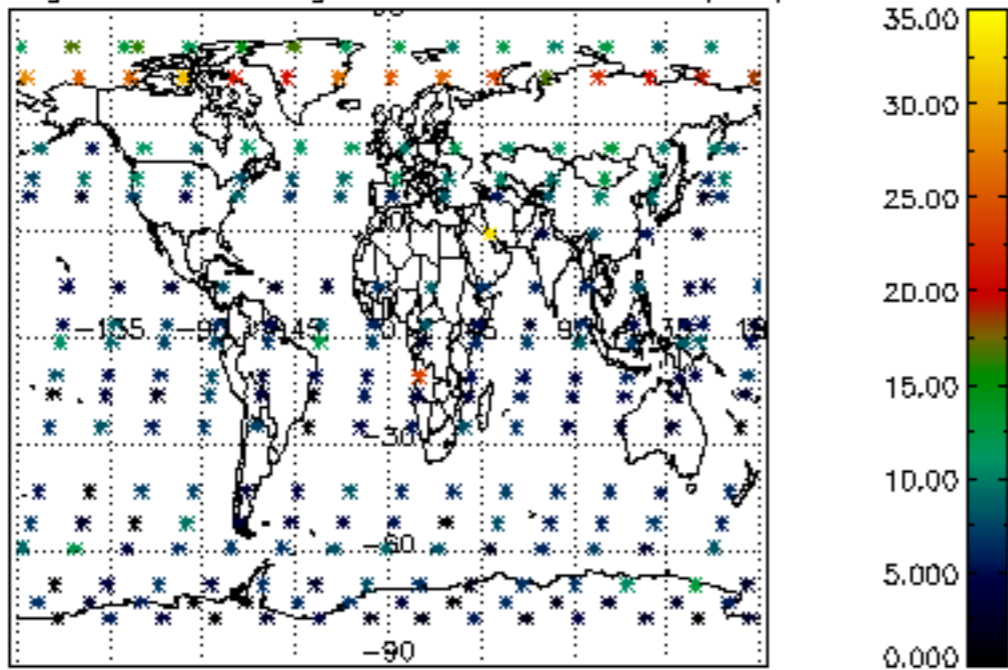
Percentage of cosmic ray hits per profile



Percentage of datation errors per profile



Percentage of star falling outside central band per profile



Percentage of saturation errors per profile

