

GOMOS Level 2 Daily Report

SUMMARY

[1. General Info](#)

[2. Summary of processed GOM_NL_2P products](#)

[3. Level 2 Quality information per product](#)

[3.1 Plot of level 2 quality information per product \(time dependant\)](#)

[3.2 Plot of level 2 quality information per product \(world map\)](#)

[4. Level 1 Quality information per product \(stored on level 2 products\)](#)

[4.1 Plot of level 1 quality information per product \(time dependant\)](#)

[4.1.1 Plot of level 1 quality information per product \(time dependant\): ASCENDING](#)

[4.1.2 Plot of level 1 quality information per product \(time dependant\): DESCENDING](#)

[4.2 Plot of level 1 quality information per product \(world map\)](#)

[4.2.1 Plot of level 1 quality information per product \(world map\): ASCENDING](#)

[4.2.2 Plot of level 1 quality information per product \(world map\): DESCENDING](#)

[5. Ozone profiles based on quality statistics and other trace gas profiles](#)

[5.1 Ozone statistics based on quality of products](#)

[5.2 Plot ozone profiles for all STD \(dark without errors\)](#)

[5.3 Plot ozone profiles where STD < 20% \(dark without errors\)](#)

[5.4. Plot ozone profiles where STD < 10% \(dark without errors\)](#)

[5.5. Plot ozone profiles where STD < 5% \(dark without errors\)](#)

[5.6 Plot NO2 profiles for all STD \(dark without errors\)](#)

[5.7 Plot NO3 profiles for all STD \(dark without errors\)](#)

[5.8 Plot H2O profiles \(only for occultations of stars 1,2,3,4,13,14,16,26,63 dark without errors\) for all STD](#)

[6. Auxiliary Data Files used for the production reported in section 2](#)

This report presents the daily analysis on parameters extracted from GOMOS level 2 data (GOM_NL__2P). It is intended to monitor some important parameters that will impact the quality of these products. A list of level 2 products (and content) that have arrived during the reporting day to the PCF is also given.

Item	Value
Time of report generation	19APR2013 11:10:53
Data source version	GOMOS/6.01
Start time of products	04-03-2003 (04MAR2003 00:00:00)
Stop time of products	05-03-2003 (05MAR2003 00:00:00)
Store outputs in DB	Yes
Nb of level 2 prods	444
Nb of prods with errors	0

2. Summary of processed GOM_NL__2P products.

Nr	Filename	UTC Start time	Limb	Duration	Star Id	Star Name	Star Mag	Star Temp	Nb Meas	Orbit	Prod. error
1	GOM_NL__2PRFIN20030304_010943_000000452014_00203_05267_5290.N1	04-MAR-2003 01:09:43	Twilight	44.500	48	30Alp Hya	1.9770	4100.0	89	5267	No
2	GOM_NL__2PRFIN20030304_011544_000000422014_00203_05267_5291.N1	04-MAR-2003 01:15:44	Bright	42.000	22	32Alp Leo	1.3600	15200.0	84	5267	No
3	GOM_NL__2PRFIN20030304_011815_000000462014_00203_05267_5292.N1	04-MAR-2003 01:18:15	Bright	45.500	51	41Gam1Leo	2.0100	4500.0	91	5267	No
4	GOM_NL__2PRFIN20030304_012102_000000392014_00203_05267_5293.N1	04-MAR-2003 01:21:02	Bright	38.500	17	78Bet Gem	1.1610	4500.0	77	5267	No
5	GOM_NL__2PRFIN20030304_012217_000000392014_00203_05267_5294.N1	04-MAR-2003 01:22:17	Bright	38.500	24	66Alp Gem	1.5800	10200.0	77	5267	No
6	GOM_NL__2PRFIN20030304_012659_000000442014_00203_05267_5295.N1	04-MAR-2003 01:26:59	Bright	44.000	174	52Psi UMa	3.0040	4400.0	88	5267	No
7	GOM_NL__2PRFIN20030304_012950_000000422014_00203_05267_5296.N1	04-MAR-2003 01:29:50	Bright	41.500	82	48Bet UMa	2.3650	10600.0	83	5267	No
8	GOM_NL__2PRFIN20030304_013112_000000422014_00203_05267_5297.N1	04-MAR-2003 01:31:12	Bright	42.000	36	50Alp UMa	1.8000	6300.0	84	5267	No
9	GOM_NL__2PRFIN20030304_013409_000000512014_00203_05267_5298.N1	04-MAR-2003 01:34:09	Bright	51.000	32	77Eps UMa	1.7630	11000.0	102	5267	No
10	GOM_NL__2PRFIN20030304_014302_000000472014_00203_05267_5299.N1	04-MAR-2003 01:43:02	Bright	46.500	119	14Eta Dra	2.7270	4700.0	93	5267	No
11	GOM_NL__2PRFIN20030304_014514_000000362014_00203_05267_5300.N1	04-MAR-2003 01:45:14	Bright	36.000	89	5Alp Cep	2.4510	8000.0	72	5267	No
12	GOM_NL__2PRFIN20030304_014732_000000502014_00203_05267_5301.N1	04-MAR-2003 01:47:32	Bright	50.000	130	23Bet Dra	2.7990	5800.0	100	5267	No
13	GOM_NL__2PRFIN20030304_015019_000000362014_00203_05267_5302.N1	04-MAR-2003 01:50:19	Bright	35.500	19	50Alp Cyg	1.2460	10500.0	71	5267	No
14	GOM_NL__2PRFIN20030304_015153_000000352014_00203_05267_5303.N1	04-MAR-2003 01:51:53	Bright	35.000	66	37Gam Cyg	2.2080	5900.0	70	5267	No
15	GOM_NL__2PRFIN20030304_015327_000000362014_00203_05267_5304.N1	04-MAR-2003 01:53:27	Bright	35.500	92	53Eps Cyg	2.5000	4500.0	71	5267	No
16	GOM_NL__2PRFIN20030304_015631_000000902014_00203_05267_5305.N1	04-MAR-2003 01:56:31	Bright	90.000	133	40Zet Her	2.8070	6000.0	180	5267	No
17	GOM_NL__2PRFIN20030304_020035_000000432014_00203_05267_5306.N1	04-MAR-2003 02:00:35	Bright	42.500	168	17Zet Aql	2.9860	11000.0	85	5267	No
18	GOM_NL__2PRFIN20030304_020414_000000752014_00203_05267_5307.N1	04-MAR-2003 02:04:14	Straylight	75.000	59	55Alp Oph	2.0800	8900.0	150	5267	No
19	GOM_NL__2PRFIN20030304_020653_000000712014_00203_05267_5308.N1	04-MAR-2003 02:06:53	Dark	70.500	126	60Bet Oph	2.7700	4250.0	141	5267	No
20	GOM_NL__2PRFIN20030304_021029_000000472014_00203_05267_5309.N1	04-MAR-2003 02:10:29	Dark	46.500	155	41Pi Sgr	2.9000	6600.0	93	5267	No
21	GOM_NL__2PRFIN20030304_021220_000000412014_00203_05267_5310.N1	04-MAR-2003 02:12:20	Dark	41.000	57	34Sig Sgr	2.0660	26000.0	82	5267	No
22	GOM_NL__2PRFIN20030304_021554_000000662014_00203_05267_5311.N1	04-MAR-2003 02:15:54	Dark	66.000	86	35Eta Oph	2.4300	10200.0	132	5267	No
23	GOM_NL__2PRFIN20030304_021924_000000452014_00203_05267_5312.N1	04-MAR-2003 02:19:24	Dark	45.000	40	The Sco	1.8590	7100.0	90	5267	No
24	GOM_NL__2PRFIN20030304_022051_000000422014_00203_05267_5313.N1	04-MAR-2003 02:20:51	Dark	42.000	147	Alp Ara	2.8770	26000.0	84	5267	No
25	GOM_NL__2PRFIN20030304_022643_000000542014_00204_05268_5369.N1	04-MAR-2003 02:26:43	Dark	54.000	131	Gam Lup	2.8000	26000.0	108	5268	No
26	GOM_NL__2PRFIN20030304_022837_000000472014_00204_05268_5370.N1	04-MAR-2003 02:28:37	Dark	46.500	4	Alp1Cen	-0.010000	5800.0	93	5268	No
27	GOM_NL__2PRFIN20030304_022956_000000512014_00204_05268_5371.N1	04-MAR-2003 02:29:56	Dark	51.000	10	Bet Cen	0.61000	28000.0	102	5268	No
28	GOM_NL__2PRFIN20030304_023224_000000392014_00204_05268_5372.N1	04-MAR-2003 02:32:24	Dark	39.000	12	Alp1Cru	0.77500	30000.0	78	5268	No
29	GOM_NL__2PRFIN20030304_023358_000000692014_00204_05268_5373.N1	04-MAR-2003 02:33:58	Dark	69.000	54	5The Cen	2.0550	4500.0	138	5268	No
30	GOM_NL__2PRFIN20030304_023626_000000412014_00204_05268_5374.N1	04-MAR-2003 02:36:26	Straylight	40.500	71	lot Car	2.2460	7700.0	81	5268	No
31	GOM_NL__2PRFIN20030304_023755_000000382014_00204_05268_5375.N1	04-MAR-2003 02:37:55	Straylight	37.500	46	Del Vel	1.9540	10600.0	75	5268	No
32	GOM_NL__2PRFIN20030304_024051_000000452014_00204_05268_5376.N1	04-MAR-2003 02:40:51	Straylight	44.500	65	Lam Vel	2.2040	4400.0	89	5268	No
33	GOM_NL__2PRFIN20030304_024329_000000702014_00204_05268_5377.N1	04-MAR-2003 02:43:29	Straylight	69.500	106	9Bet Crv	2.6480	5600.0	139	5268	No
34	GOM_NL__2PRFIN20030304_024624_000000662014_00204_05268_5378.N1	04-MAR-2003 02:46:24	Straylight	66.000	100	4Gam Crv	2.5800	13100.0	132	5268	No
35	GOM_NL__2PRFIN20030304_025019_000000462014_00204_05268_5379.N1	04-MAR-2003 02:50:19	Twilight	46.000	48	30Alp Hya	1.9770	4100.0	92	5268	No
36	GOM_NL__2PRFIN20030304_025619_000000432014_00204_05268_5380.N1	04-MAR-2003 02:56:19	Bright	43.000	22	32Alp Leo	1.3600	15200.0	86	5268	No
37	GOM_NL__2PRFIN20030304_025851_000000452014_00204_05268_5381.N1	04-MAR-2003 02:58:51	Bright	44.500	51	41Gam1Leo	2.0100	4500.0	89	5268	No
38	GOM_NL__2PRFIN20030304_030138_000000422014_00204_05268_5382.N1	04-MAR-2003 03:01:38	Bright	41.500	17	78Bet Gem	1.1610	4500.0	83	5268	No
39	GOM_NL__2PRFIN20030304_030253_000000402014_00204_05268_5383.N1	04-MAR-2003 03:02:53	Bright	39.500	24	66Alp Gem	1.5800	10200.0	79	5268	No
40	GOM_NL__2PRFIN20030304_030734_000000462014_00204_05268_5384.N1	04-MAR-2003 03:07:34	Bright	46.000	174	52Psi UMa	3.0040	4400.0	92	5268	No
41	GOM_NL__2PRFIN20030304_031025_000000432014_00204_05268_5385.N1	04-MAR-2003 03:10:25	Bright	42.500	82	48Bet UMa	2.3650	10600.0	85	5268	No
42	GOM_NL__2PRFIN20030304_031148_000000452014_00204_05268_5386.N1	04-MAR-2003 03:11:48	Bright	44.500	36	50Alp UMa	1.8000	6300.0	89	5268	No

43	GOM_NL__2PRFIN20030304_031442_000000502014_00204_05268_5387.N1	04-MAR-2003 03:14:42	Bright	49.500	32	77Eps UMa	1.7630	11000.	99	5268	No
44	GOM_NL__2PRFIN20030304_032337_000000482014_00204_05268_5388.N1	04-MAR-2003 03:23:37	Bright	47.500	119	14Eta Dra	2.7270	4700.0	95	5268	No
45	GOM_NL__2PRFIN20030304_032549_000000372014_00204_05268_5389.N1	04-MAR-2003 03:25:49	Bright	36.500	89	5Alp Cep	2.4510	8000.0	73	5268	No
46	GOM_NL__2PRFIN20030304_032807_000000492014_00204_05268_5390.N1	04-MAR-2003 03:28:07	Bright	49.000	130	23Bet Dra	2.7990	5800.0	98	5268	No
47	GOM_NL__2PRFIN20030304_033055_000000382014_00204_05268_5391.N1	04-MAR-2003 03:30:55	Bright	38.000	19	50Alp Cyg	1.2460	10500.	76	5268	No
48	GOM_NL__2PRFIN20030304_033229_000000372014_00204_05268_5392.N1	04-MAR-2003 03:32:29	Bright	36.500	66	37Gam Cyg	2.2080	5900.0	73	5268	No
49	GOM_NL__2PRFIN20030304_033402_000000362014_00204_05268_5393.N1	04-MAR-2003 03:34:02	Bright	36.000	92	53Eps Cyg	2.5000	4500.0	72	5268	No
50	GOM_NL__2PRFIN20030304_033707_000000912014_00204_05268_5394.N1	04-MAR-2003 03:37:07	Bright	90.500	133	40Zet Her	2.8070	6000.0	181	5268	No
51	GOM_NL__2PRFIN20030304_034112_000000432014_00204_05268_5395.N1	04-MAR-2003 03:41:12	Bright	42.500	168	17Zet Aql	2.9860	11000.	85	5268	No
52	GOM_NL__2PRFIN20030304_034453_000000792014_00204_05268_5396.N1	04-MAR-2003 03:44:53	Straylight	78.500	59	55Alp Oph	2.0800	8900.0	157	5268	No
53	GOM_NL__2PRFIN20030304_034730_000000742014_00204_05268_5397.N1	04-MAR-2003 03:47:30	Dark	73.500	126	60Bet Oph	2.7700	4250.0	147	5268	No
54	GOM_NL__2PRFIN20030304_035105_000000452014_00204_05268_5398.N1	04-MAR-2003 03:51:05	Dark	44.500	155	41Pi Sgr	2.9000	6600.0	89	5268	No
55	GOM_NL__2PRFIN20030304_035256_000000432014_00204_05268_5399.N1	04-MAR-2003 03:52:56	Dark	42.500	57	34Sig Sgr	2.0660	26000.	85	5268	No
56	GOM_NL__2PRFIN20030304_035631_000000672014_00204_05268_5400.N1	04-MAR-2003 03:56:31	Dark	67.000	86	35Eta Oph	2.4300	10200.	134	5268	No
57	GOM_NL__2PRFIN20030304_040000_000000452014_00204_05268_5401.N1	04-MAR-2003 04:00:00	Dark	45.000	40	The Sco	1.8590	7100.0	90	5268	No
58	GOM_NL__2PRFIN20030304_040127_000000422014_00204_05268_5402.N1	04-MAR-2003 04:01:27	Dark	41.500	147	Alp Ara	2.8770	26000.	83	5268	No
59	GOM_NL__2PRFIN20030304_040720_000000522014_00205_05269_5369.N1	04-MAR-2003 04:07:20	Dark	52.000	131	Gam Lup	2.8000	26000.	104	5269	No
60	GOM_NL__2PRFIN20030304_040913_000000482014_00205_05269_5370.N1	04-MAR-2003 04:09:13	Dark	47.500	4	Alp1Cen	-0.010000	5800.0	95	5269	No
61	GOM_NL__2PRFIN20030304_041032_000000432014_00205_05269_5371.N1	04-MAR-2003 04:10:32	Dark	43.000	10	Bet Cen	0.61000	28000.	86	5269	No
62	GOM_NL__2PRFIN20030304_041300_000000462014_00205_05269_5372.N1	04-MAR-2003 04:13:00	Dark	45.500	12	Alp1Cru	0.77500	30000.	91	5269	No
63	GOM_NL__2PRFIN20030304_041436_000000722014_00205_05269_5373.N1	04-MAR-2003 04:14:36	Dark	72.000	54	5The Cen	2.0550	4500.0	144	5269	No
64	GOM_NL__2PRFIN20030304_041701_000000402014_00205_05269_5374.N1	04-MAR-2003 04:17:01	Straylight	40.000	71	lot Car	2.2460	7700.0	80	5269	No
65	GOM_NL__2PRFIN20030304_041831_000000382014_00205_05269_5375.N1	04-MAR-2003 04:18:31	Straylight	37.500	46	Del Vel	1.9540	10600.	75	5269	No
66	GOM_NL__2PRFIN20030304_042128_000000442014_00205_05269_5376.N1	04-MAR-2003 04:21:28	Straylight	43.500	65	Lam Vel	2.2040	4400.0	87	5269	No
67	GOM_NL__2PRFIN20030304_042407_000000652014_00205_05269_5377.N1	04-MAR-2003 04:24:07	Straylight	65.000	106	9Bet Crv	2.6480	5600.0	130	5269	No
68	GOM_NL__2PRFIN20030304_042658_000000672014_00205_05269_5378.N1	04-MAR-2003 04:26:58	Straylight	66.500	100	4Gam Crv	2.5800	13100.	133	5269	No
69	GOM_NL__2PRFIN20030304_043055_000000472014_00205_05269_5379.N1	04-MAR-2003 04:30:55	Tw_i_and_stray	47.000	48	30Alp Hya	1.9770	4100.0	94	5269	No
70	GOM_NL__2PRFIN20030304_043653_000000452014_00205_05269_5380.N1	04-MAR-2003 04:36:53	Bright	45.000	22	32Alp Leo	1.3600	15200.	90	5269	No
71	GOM_NL__2PRFIN20030304_043927_000000442014_00205_05269_5381.N1	04-MAR-2003 04:39:27	Bright	44.000	51	41Gam1Leo	2.0100	4500.0	88	5269	No
72	GOM_NL__2PRFIN20030304_044215_000000392014_00205_05269_5382.N1	04-MAR-2003 04:42:15	Bright	38.500	17	78Bet Gem	1.1610	4500.0	77	5269	No
73	GOM_NL__2PRFIN20030304_044330_000000382014_00205_05269_5383.N1	04-MAR-2003 04:43:30	Bright	37.500	24	66Alp Gem	1.5800	10200.	75	5269	No
74	GOM_NL__2PRFIN20030304_044809_000000472014_00205_05269_5384.N1	04-MAR-2003 04:48:09	Bright	46.500	174	52Psi UMa	3.0040	4400.0	93	5269	No
75	GOM_NL__2PRFIN20030304_045059_000000452014_00205_05269_5385.N1	04-MAR-2003 04:50:59	Bright	44.500	82	48Bet UMa	2.3650	10600.	89	5269	No
76	GOM_NL__2PRFIN20030304_045221_000000462014_00205_05269_5386.N1	04-MAR-2003 04:52:21	Bright	45.500	36	50Alp UMa	1.8000	6300.0	91	5269	No
77	GOM_NL__2PRFIN20030304_045520_000000512014_00205_05269_5387.N1	04-MAR-2003 04:55:20	Bright	50.500	32	77Eps UMa	1.7630	11000.	101	5269	No
78	GOM_NL__2PRFIN20030304_050413_000000492014_00205_05269_5388.N1	04-MAR-2003 05:04:13	Bright	48.500	119	14Eta Dra	2.7270	4700.0	97	5269	No
79	GOM_NL__2PRFIN20030304_050625_000000382014_00205_05269_5389.N1	04-MAR-2003 05:06:25	Bright	38.000	89	5Alp Cep	2.4510	8000.0	76	5269	No
80	GOM_NL__2PRFIN20030304_050843_000000502014_00205_05269_5390.N1	04-MAR-2003 05:08:43	Bright	50.000	130	23Bet Dra	2.7990	5800.0	100	5269	No
81	GOM_NL__2PRFIN20030304_051128_000000382014_00205_05269_5391.N1	04-MAR-2003 05:11:28	Bright	38.000	19	50Alp Cyg	1.2460	10500.	76	5269	No
82	GOM_NL__2PRFIN20030304_051304_000000382014_00205_05269_5392.N1	04-MAR-2003 05:13:04	Bright	38.000	66	37Gam Cyg	2.2080	5900.0	76	5269	No
83	GOM_NL__2PRFIN20030304_051436_000000392014_00205_05269_5393.N1	04-MAR-2003 05:14:36	Bright	39.000	92	53Eps Cyg	2.5000	4500.0	78	5269	No
84	GOM_NL__2PRFIN20030304_051743_000000882014_00205_05269_5394.N1	04-MAR-2003 05:17:43	Bright	87.500	133	40Zet Her	2.8070	6000.0	175	5269	No
85	GOM_NL__2PRFIN20030304_052147_000000452014_00205_05269_5395.N1	04-MAR-2003 05:21:47	Bright	44.500	168	17Zet Aql	2.9860	11000.	89	5269	No
86	GOM_NL__2PRFIN20030304_052529_000000752014_00205_05269_5396.N1	04-MAR-2003 05:25:29	Straylight	75.000	59	55Alp Oph	2.0800	8900.0	150	5269	No
87	GOM_NL__2PRFIN20030304_052806_000000672014_00205_05269_5397.N1	04-MAR-2003 05:28:06	Dark	67.000	126	60Bet Oph	2.7700	4250.0	134	5269	No
88	GOM_NL__2PRFIN20030304_053142_000000442014_00205_05269_5398.N1	04-MAR-2003 05:31:42	Dark	43.500	155	41Pi Sgr	2.9000	6600.0	87	5269	No
89	GOM_NL__2PRFIN20030304_053332_000000452014_00205_05269_5399.N1	04-MAR-2003 05:33:32	Dark	44.500	57	34Sig Sgr	2.0660	26000.	89	5269	No
90	GOM_NL__2PRFIN20030304_053709_000000652014_00205_05269_5400.N1	04-MAR-2003 05:37:09	Dark	64.500	86	35Eta Oph	2.4300	10200.	129	5269	No
91	GOM_NL__2PRFIN20030304_054036_000000502014_00205_05269_5401.N1	04-MAR-2003 05:40:36	Dark	49.500	40	The Sco	1.8590	7100.0	99	5269	No
92	GOM_NL__2PRFIN20030304_054203_000000462014_00205_05269_5402.N1	04-MAR-2003 05:42:03	Dark	45.500	147	Alp Ara	2.8770	26000.	91	5269	No
93	GOM_NL__2PRFIN20030304_054756_000000532014_00206_05270_5369.N1	04-MAR-2003 05:47:56	Dark	53.000	131	Gam Lup	2.8000	26000.	106	5270	No
94	GOM_NL__2PRFIN20030304_054947_000000572014_00206_05270_5370.N1	04-MAR-2003 05:49:47	Dark	57.000	4	Alp1Cen	-0.010000	5800.0	114	5270	No
95	GOM_NL__2PRFIN20030304_055108_000000552014_00206_05270_5371.N1	04-MAR-2003 05:51:08	Dark	54.500	10	Bet Cen	0.61000	28000.	109	5270	No
96	GOM_NL__2PRFIN20030304_055259_000000442014_00206_05270_5372.N1	04-MAR-2003 05:52:59	Dark	44.000	77	Eps Cen	2.3030	28000.	88	5270	No
97	GOM_NL__2PRFIN20030304_055441_000000492014_00206_05270_5373.N1	04-MAR-2003 05:54:41	Dark	49.000	26	Gam Cru	1.6240	2900.0	98	5270	No
98	GOM_NL__2PRFIN20030304_055608_000000462014_00206_05270_5374.N1	04-MAR-2003 05:56:08	Dark	46.000	64	Gam Cen	2.2000	10600.	92	5270	No
99	GOM_NL__2PRFIN20030304_055846_000000412014_00206_05270_5375.N1	04-MAR-2003 05:58:46	Straylight	40.500	91	Kap Vel	2.4900	26000.	81	5270	No
100	GOM_NL__2PRFIN20030304_060204_000000432014_00206_05270_5376.N1	04-MAR-2003 06:02:04	Straylight	42.500	65	Lam Vel	2.2040	4400.0	85	5270	No
101	GOM_NL__2PRFIN20030304_060443_000000742014_00206_05270_5377.N1	04-MAR-2003 06:04:43	Straylight	73.500	106	9Bet Crv	2.6480	5600.0	147	5270	No

102	GOM_NL__2PRFIN20030304_060736_000000662014_00206_05270_5378.N1	04-MAR-2003 06:07:36	Straylight	65.500	100	4Gam Crv	2.5800	13100.	131	5270	No
103	GOM_NL__2PRFIN20030304_061131_000000462014_00206_05270_5379.N1	04-MAR-2003 06:11:31	Tw_i_and_stray	46.000	48	30Alp Hya	1.9770	4100.0	92	5270	No
104	GOM_NL__2PRFIN20030304_061730_000000452014_00206_05270_5380.N1	04-MAR-2003 06:17:30	Bright	45.000	22	32Alp Leo	1.3600	15200.	90	5270	No
105	GOM_NL__2PRFIN20030304_062003_000000452014_00206_05270_5381.N1	04-MAR-2003 06:20:03	Bright	45.000	51	41Gam1Leo	2.0100	4500.0	90	5270	No
106	GOM_NL__2PRFIN20030304_062139_000000512014_00206_05270_5382.N1	04-MAR-2003 06:21:39	Bright	51.000	96	68Del Leo	2.5600	9300.0	102	5270	No
107	GOM_NL__2PRFIN20030304_062406_000000382014_00206_05270_5383.N1	04-MAR-2003 06:24:06	Bright	38.000	24	66Alp Gem	1.5800	10200.	76	5270	No
108	GOM_NL__2PRFIN20030304_062845_000000482014_00206_05270_5384.N1	04-MAR-2003 06:28:45	Bright	47.500	174	52Psi UMa	3.0040	4400.0	95	5270	No
109	GOM_NL__2PRFIN20030304_063136_000000422014_00206_05270_5385.N1	04-MAR-2003 06:31:36	Bright	42.000	82	48Bet UMa	2.3650	10600.	84	5270	No
110	GOM_NL__2PRFIN20030304_063256_000000462014_00206_05270_5386.N1	04-MAR-2003 06:32:56	Bright	45.500	36	50Alp UMa	1.8000	6300.0	91	5270	No
111	GOM_NL__2PRFIN20030304_063554_000000522014_00206_05270_5387.N1	04-MAR-2003 06:35:54	Bright	51.500	32	77Eps UMa	1.7630	11000.	103	5270	No
112	GOM_NL__2PRFIN20030304_063729_000000542014_00206_05270_5388.N1	04-MAR-2003 06:37:29	Bright	53.500	55	79Zet UMa	2.0600	10200.	107	5270	No
113	GOM_NL__2PRFIN20030304_063924_000000402014_00206_05270_5389.N1	04-MAR-2003 06:39:24	Bright	40.000	49	1Alp UMi	1.9900	6300.0	80	5270	No
114	GOM_NL__2PRFIN20030304_064448_000000492014_00206_05270_5390.N1	04-MAR-2003 06:44:48	Bright	49.000	119	14Eta Dra	2.7270	4700.0	98	5270	No
115	GOM_NL__2PRFIN20030304_064701_000000382014_00206_05270_5391.N1	04-MAR-2003 06:47:01	Bright	38.000	89	5Alp Cep	2.4510	8000.0	76	5270	No
116	GOM_NL__2PRFIN20030304_064919_000000502014_00206_05270_5392.N1	04-MAR-2003 06:49:19	Bright	50.000	130	23Bet Dra	2.7990	5800.0	100	5270	No
117	GOM_NL__2PRFIN20030304_065207_000000382014_00206_05270_5393.N1	04-MAR-2003 06:52:07	Bright	38.000	19	50Alp Cyg	1.2460	10500.	76	5270	No
118	GOM_NL__2PRFIN20030304_065340_000000392014_00206_05270_5394.N1	04-MAR-2003 06:53:40	Bright	39.000	66	37Gam Cyg	2.2080	5900.0	78	5270	No
119	GOM_NL__2PRFIN20030304_065514_000000372014_00206_05270_5395.N1	04-MAR-2003 06:55:14	Bright	37.000	92	53Eps Cyg	2.5000	4500.0	74	5270	No
120	GOM_NL__2PRFIN20030304_065820_000001022014_00206_05270_5396.N1	04-MAR-2003 06:58:20	Tw_i_and_stray	102.00	133	40Zet Her	2.8070	6000.0	204	5270	No
121	GOM_NL__2PRFIN20030304_070222_000000462014_00206_05270_5397.N1	04-MAR-2003 07:02:22	Bright	45.500	168	17Zet Aql	2.9860	11000.	91	5270	No
122	GOM_NL__2PRFIN20030304_070609_000000782014_00206_05270_5398.N1	04-MAR-2003 07:06:09	Straylight	77.500	59	55Alp Oph	2.0800	8900.0	155	5270	No
123	GOM_NL__2PRFIN20030304_070845_000000682014_00206_05270_5399.N1	04-MAR-2003 07:08:45	Dark	67.500	126	60Bet Oph	2.7700	4250.0	135	5270	No
124	GOM_NL__2PRFIN20030304_071218_000000462014_00206_05270_5400.N1	04-MAR-2003 07:12:18	Dark	45.500	155	41Pi Sgr	2.9000	6600.0	91	5270	No
125	GOM_NL__2PRFIN20030304_071408_000000502014_00206_05270_5401.N1	04-MAR-2003 07:14:08	Dark	49.500	57	34Sig Sgr	2.0660	26000.	99	5270	No
126	GOM_NL__2PRFIN20030304_071746_000000712014_00206_05270_5402.N1	04-MAR-2003 07:17:46	Dark	70.500	86	35Eta Oph	2.4300	10200.	141	5270	No
127	GOM_NL__2PRFIN20030304_072112_000000492014_00206_05270_5403.N1	04-MAR-2003 07:21:12	Dark	49.000	40	The Sco	1.8590	7100.0	98	5270	No
128	GOM_NL__2PRFIN20030304_072834_000000532014_00207_05271_5369.N1	04-MAR-2003 07:28:34	Dark	53.000	131	Gam Lup	2.8000	26000.	106	5271	No
129	GOM_NL__2PRFIN20030304_073024_000000562014_00207_05271_5370.N1	04-MAR-2003 07:30:24	Dark	55.500	4	Alp1Cen	-0.010000	5800.0	111	5271	No
130	GOM_NL__2PRFIN20030304_073144_000000452014_00207_05271_5371.N1	04-MAR-2003 07:31:44	Dark	44.500	10	Bet Cen	0.61000	28000.	89	5271	No
131	GOM_NL__2PRFIN20030304_073336_000000492014_00207_05271_5372.N1	04-MAR-2003 07:33:36	Dark	48.500	77	Eps Cen	2.3030	28000.	97	5271	No
132	GOM_NL__2PRFIN20030304_073517_000000562014_00207_05271_5373.N1	04-MAR-2003 07:35:17	Dark	56.000	26	Gam Cru	1.6240	2900.0	112	5271	No
133	GOM_NL__2PRFIN20030304_073646_000000472014_00207_05271_5374.N1	04-MAR-2003 07:36:46	Dark	47.000	64	Gam Cen	2.2000	10600.	94	5271	No
134	GOM_NL__2PRFIN20030304_073922_000000392014_00207_05271_5375.N1	04-MAR-2003 07:39:22	Straylight	38.500	91	Kap Vel	2.4900	26000.	77	5271	No
135	GOM_NL__2PRFIN20030304_074240_000000432014_00207_05271_5376.N1	04-MAR-2003 07:42:40	Straylight	42.500	65	Lam Vel	2.2040	4400.0	85	5271	No
136	GOM_NL__2PRFIN20030304_074518_000000692014_00207_05271_5377.N1	04-MAR-2003 07:45:18	Straylight	69.000	106	9Bet Crv	2.6480	5600.0	138	5271	No
137	GOM_NL__2PRFIN20030304_074812_000000652014_00207_05271_5378.N1	04-MAR-2003 07:48:12	Straylight	65.000	100	4Gam Crv	2.5800	13100.	130	5271	No
138	GOM_NL__2PRFIN20030304_075207_000000462014_00207_05271_5379.N1	04-MAR-2003 07:52:07	Tw_i_and_stray	46.000	48	30Alp Hya	1.9770	4100.0	92	5271	No
139	GOM_NL__2PRFIN20030304_075806_000000452014_00207_05271_5380.N1	04-MAR-2003 07:58:06	Bright	45.000	22	32Alp Leo	1.3600	15200.	90	5271	No
140	GOM_NL__2PRFIN20030304_080038_000000462014_00207_05271_5381.N1	04-MAR-2003 08:00:38	Bright	45.500	51	41Gam1Leo	2.0100	4500.0	91	5271	No
141	GOM_NL__2PRFIN20030304_080214_000000512014_00207_05271_5382.N1	04-MAR-2003 08:02:14	Bright	50.500	96	68Del Leo	2.5600	9300.0	101	5271	No
142	GOM_NL__2PRFIN20030304_080443_000000382014_00207_05271_5383.N1	04-MAR-2003 08:04:43	Bright	38.000	24	66Alp Gem	1.5800	10200.	76	5271	No
143	GOM_NL__2PRFIN20030304_080918_000000492014_00207_05271_5384.N1	04-MAR-2003 08:09:18	Bright	48.500	174	52Psi UMa	3.0040	4400.0	97	5271	No
144	GOM_NL__2PRFIN20030304_081210_000000452014_00207_05271_5385.N1	04-MAR-2003 08:12:10	Bright	44.500	82	48Bet UMa	2.3650	10600.	89	5271	No
145	GOM_NL__2PRFIN20030304_081334_000000442014_00207_05271_5386.N1	04-MAR-2003 08:13:34	Bright	43.500	36	50Alp UMa	1.8000	6300.0	87	5271	No
146	GOM_NL__2PRFIN20030304_081629_000000502014_00207_05271_5387.N1	04-MAR-2003 08:16:29	Bright	49.500	32	77Eps UMa	1.7630	11000.	99	5271	No
147	GOM_NL__2PRFIN20030304_081804_000000542014_00207_05271_5388.N1	04-MAR-2003 08:18:04	Bright	54.000	55	79Zet UMa	2.0600	10200.	108	5271	No
148	GOM_NL__2PRFIN20030304_082000_000000402014_00207_05271_5389.N1	04-MAR-2003 08:20:00	Bright	40.000	49	1Alp UMi	1.9900	6300.0	80	5271	No
149	GOM_NL__2PRFIN20030304_082523_000000492014_00207_05271_5390.N1	04-MAR-2003 08:25:23	Bright	48.500	119	14Eta Dra	2.7270	4700.0	97	5271	No
150	GOM_NL__2PRFIN20030304_082737_000000372014_00207_05271_5391.N1	04-MAR-2003 08:27:37	Bright	37.000	89	5Alp Cep	2.4510	8000.0	74	5271	No
151	GOM_NL__2PRFIN20030304_082954_000000502014_00207_05271_5392.N1	04-MAR-2003 08:29:54	Bright	49.500	130	23Bet Dra	2.7990	5800.0	99	5271	No
152	GOM_NL__2PRFIN20030304_083242_000000382014_00207_05271_5393.N1	04-MAR-2003 08:32:42	Bright	37.500	19	50Alp Cyg	1.2460	10500.	75	5271	No
153	GOM_NL__2PRFIN20030304_083416_000000382014_00207_05271_5394.N1	04-MAR-2003 08:34:16	Bright	38.000	66	37Gam Cyg	2.2080	5900.0	76	5271	No
154	GOM_NL__2PRFIN20030304_083551_000000362014_00207_05271_5395.N1	04-MAR-2003 08:35:51	Bright	36.000	92	53Eps Cyg	2.5000	4500.0	72	5271	No
155	GOM_NL__2PRFIN20030304_083856_000000942014_00207_05271_5396.N1	04-MAR-2003 08:38:56	Tw_i_and_stray	93.500	133	40Zet Her	2.8070	6000.0	187	5271	No
156	GOM_NL__2PRFIN20030304_084258_000000472014_00207_05271_5397.N1	04-MAR-2003 08:42:58	Bright	47.000	168	17Zet Aql	2.9860	11000.	94	5271	No
157	GOM_NL__2PRFIN20030304_084645_000000802014_00207_05271_5398.N1	04-MAR-2003 08:46:45	Straylight	80.000	59	55Alp Oph	2.0800	8900.0	160	5271	No
158	GOM_NL__2PRFIN20030304_084921_000000742014_00207_05271_5399.N1	04-MAR-2003 08:49:21	Dark	73.500	126	60Bet Oph	2.7700	4250.0	147	5271	No
159	GOM_NL__2PRFIN20030304_085254_000000442014_00207_05271_5400.N1	04-MAR-2003 08:52:54	Dark	43.500	155	41Pi Sgr	2.9000	6600.0	87	5271	No
160	GOM_NL__2PRFIN20030304_085446_000000462014_00207_05271_5401.N1	04-MAR-2003 08:54:46	Dark	46.000	57	34Sig Sgr	2.0660	26000.	92	5271	No

161	GOM_NL__2PRFIN20030304_085824_000000662014_00207_05271_5402.N1	04-MAR-2003 08:58:24	Dark	66.000	86	35Eta Oph	2.4300	10200.	132	5271	No
162	GOM_NL__2PRFIN20030304_090147_000000492014_00207_05271_5403.N1	04-MAR-2003 09:01:47	Dark	49.000	40	The Sco	1.8590	7100.0	98	5271	No
163	GOM_NL__2PRFIN20030304_090909_000000562014_00208_05272_5369.N1	04-MAR-2003 09:09:09	Dark	56.000	131	Gam Lup	2.8000	26000.	112	5272	No
164	GOM_NL__2PRFIN20030304_091100_000000492014_00208_05272_5370.N1	04-MAR-2003 09:11:00	Dark	49.000	4	Alp1Cen	-0.010000	5800.0	98	5272	No
165	GOM_NL__2PRFIN20030304_091221_000000482014_00208_05272_5371.N1	04-MAR-2003 09:12:21	Dark	48.000	10	Bet Cen	0.61000	28000.	96	5272	No
166	GOM_NL__2PRFIN20030304_091412_000000462014_00208_05272_5372.N1	04-MAR-2003 09:14:12	Dark	45.500	77	Eps Cen	2.3030	28000.	91	5272	No
167	GOM_NL__2PRFIN20030304_091554_000000512014_00208_05272_5373.N1	04-MAR-2003 09:15:54	Dark	50.500	26	Gam Cru	1.6240	2900.0	101	5272	No
168	GOM_NL__2PRFIN20030304_091721_000000522014_00208_05272_5374.N1	04-MAR-2003 09:17:21	Dark	51.500	64	Gam Cen	2.2000	10600.	103	5272	No
169	GOM_NL__2PRFIN20030304_091958_000000382014_00208_05272_5375.N1	04-MAR-2003 09:19:58	Straylight	38.000	91	Kap Vel	2.4900	26000.	76	5272	No
170	GOM_NL__2PRFIN20030304_092316_000000442014_00208_05272_5376.N1	04-MAR-2003 09:23:16	Straylight	44.000	65	Lam Vel	2.2040	4400.0	88	5272	No
171	GOM_NL__2PRFIN20030304_092556_000000672014_00208_05272_5377.N1	04-MAR-2003 09:25:56	Straylight	66.500	106	9Bet Crv	2.6480	5600.0	133	5272	No
172	GOM_NL__2PRFIN20030304_092848_000000672014_00208_05272_5378.N1	04-MAR-2003 09:28:48	Straylight	66.500	100	4Gam Crv	2.5800	13100.	133	5272	No
173	GOM_NL__2PRFIN20030304_093243_000000462014_00208_05272_5379.N1	04-MAR-2003 09:32:43	Tw_i_and_stray	46.000	48	30Alp Hya	1.9770	4100.0	92	5272	No
174	GOM_NL__2PRFIN20030304_093842_000000442014_00208_05272_5380.N1	04-MAR-2003 09:38:42	Bright	43.500	22	32Alp Leo	1.3600	15200.	87	5272	No
175	GOM_NL__2PRFIN20030304_094112_000000482014_00208_05272_5381.N1	04-MAR-2003 09:41:12	Bright	47.500	51	41Gam1Leo	2.0100	4500.0	95	5272	No
176	GOM_NL__2PRFIN20030304_094250_000000512014_00208_05272_5382.N1	04-MAR-2003 09:42:50	Bright	51.000	96	68Del Leo	2.5600	9300.0	102	5272	No
177	GOM_NL__2PRFIN20030304_094519_000000392014_00208_05272_5383.N1	04-MAR-2003 09:45:19	Bright	38.500	24	66Alp Gem	1.5800	10200.	77	5272	No
178	GOM_NL__2PRFIN20030304_094956_000000472014_00208_05272_5384.N1	04-MAR-2003 09:49:56	Bright	46.500	174	52Psi UMa	3.0040	4400.0	93	5272	No
179	GOM_NL__2PRFIN20030304_095247_000000432014_00208_05272_5385.N1	04-MAR-2003 09:52:47	Bright	43.000	82	48Bet UMa	2.3650	10600.	86	5272	No
180	GOM_NL__2PRFIN20030304_095409_000000442014_00208_05272_5386.N1	04-MAR-2003 09:54:09	Bright	43.500	36	50Alp UMa	1.8000	6300.0	87	5272	No
181	GOM_NL__2PRFIN20030304_095705_000000532014_00208_05272_5387.N1	04-MAR-2003 09:57:05	Bright	52.500	32	77Eps UMa	1.7630	11000.	105	5272	No
182	GOM_NL__2PRFIN20030304_095839_000000532014_00208_05272_5388.N1	04-MAR-2003 09:58:39	Bright	52.500	55	79Zet UMa	2.0600	10200.	105	5272	No
183	GOM_NL__2PRFIN20030304_100038_000000392014_00208_05272_5389.N1	04-MAR-2003 10:00:38	Bright	39.000	49	1Alp UMi	1.9900	6300.0	78	5272	No
184	GOM_NL__2PRFIN20030304_100558_000000492014_00208_05272_5390.N1	04-MAR-2003 10:05:58	Bright	49.000	119	14Eta Dra	2.7270	4700.0	98	5272	No
185	GOM_NL__2PRFIN20030304_100813_000000372014_00208_05272_5391.N1	04-MAR-2003 10:08:13	Bright	37.000	89	5Alp Cep	2.4510	8000.0	74	5272	No
186	GOM_NL__2PRFIN20030304_101031_000000502014_00208_05272_5392.N1	04-MAR-2003 10:10:31	Bright	49.500	130	23Bet Dra	2.7990	5800.0	99	5272	No
187	GOM_NL__2PRFIN20030304_101318_000000382014_00208_05272_5393.N1	04-MAR-2003 10:13:18	Bright	37.500	19	50Alp Cyg	1.2460	10500.	75	5272	No
188	GOM_NL__2PRFIN20030304_101450_000000402014_00208_05272_5394.N1	04-MAR-2003 10:14:50	Bright	40.000	66	37Gam Cyg	2.2080	5900.0	80	5272	No
189	GOM_NL__2PRFIN20030304_101627_000000372014_00208_05272_5395.N1	04-MAR-2003 10:16:27	Bright	36.500	92	53Eps Cyg	2.5000	4500.0	73	5272	No
190	GOM_NL__2PRFIN20030304_101933_000000992014_00208_05272_5396.N1	04-MAR-2003 10:19:33	Tw_i_and_stray	99.000	133	40Zet Her	2.8070	6000.0	198	5272	No
191	GOM_NL__2PRFIN20030304_102336_000000472014_00208_05272_5397.N1	04-MAR-2003 10:23:36	Bright	47.000	168	17Zet Aql	2.9860	11000.	94	5272	No
192	GOM_NL__2PRFIN20030304_102722_000000802014_00208_05272_5398.N1	04-MAR-2003 10:27:22	Straylight	80.000	59	55Alp Oph	2.0800	8900.0	160	5272	No
193	GOM_NL__2PRFIN20030304_102959_000000722014_00208_05272_5399.N1	04-MAR-2003 10:29:59	Dark	71.500	126	60Bet Oph	2.7700	4250.0	143	5272	No
194	GOM_NL__2PRFIN20030304_103331_000000422014_00208_05272_5400.N1	04-MAR-2003 10:33:31	Dark	41.500	155	41Pi Sgr	2.9000	6600.0	83	5272	No
195	GOM_NL__2PRFIN20030304_103521_000000452014_00208_05272_5401.N1	04-MAR-2003 10:35:21	Dark	45.000	57	34Sig Sgr	2.0660	26000.	90	5272	No
196	GOM_NL__2PRFIN20030304_103901_000000702014_00208_05272_5402.N1	04-MAR-2003 10:39:01	Dark	70.000	86	35Eta Oph	2.4300	10200.	140	5272	No
197	GOM_NL__2PRFIN20030304_104227_000000462014_00208_05272_5403.N1	04-MAR-2003 10:42:27	Dark	46.000	40	The Sco	1.8590	7100.0	92	5272	No
198	GOM_NL__2PRFIN20030304_104946_000000562014_00209_05273_5369.N1	04-MAR-2003 10:49:46	Dark	56.000	131	Gam Lup	2.8000	26000.	112	5273	No
199	GOM_NL__2PRFIN20030304_105138_000000462014_00209_05273_5370.N1	04-MAR-2003 10:51:38	Dark	46.000	4	Alp1Cen	-0.010000	5800.0	92	5273	No
200	GOM_NL__2PRFIN20030304_105255_000000532014_00209_05273_5371.N1	04-MAR-2003 10:52:55	Dark	53.000	10	Bet Cen	0.61000	28000.	106	5273	No
201	GOM_NL__2PRFIN20030304_105447_000000482014_00209_05273_5372.N1	04-MAR-2003 10:54:47	Dark	48.000	77	Eps Cen	2.3030	28000.	96	5273	No
202	GOM_NL__2PRFIN20030304_105631_000000562014_00209_05273_5373.N1	04-MAR-2003 10:56:31	Dark	56.000	26	Gam Cru	1.6240	2900.0	112	5273	No
203	GOM_NL__2PRFIN20030304_105759_000000472014_00209_05273_5374.N1	04-MAR-2003 10:57:59	Dark	46.500	64	Gam Cen	2.2000	10600.	93	5273	No
204	GOM_NL__2PRFIN20030304_110034_000000372014_00209_05273_5375.N1	04-MAR-2003 11:00:34	Straylight	37.000	91	Kap Vel	2.4900	26000.	74	5273	No
205	GOM_NL__2PRFIN20030304_110352_000000472014_00209_05273_5376.N1	04-MAR-2003 11:03:52	Straylight	46.500	65	Lam Vel	2.2040	4400.0	93	5273	No
206	GOM_NL__2PRFIN20030304_110632_000000652014_00209_05273_5377.N1	04-MAR-2003 11:06:32	Straylight	64.500	106	9Bet Crv	2.6480	5600.0	129	5273	No
207	GOM_NL__2PRFIN20030304_110925_000000662014_00209_05273_5378.N1	04-MAR-2003 11:09:25	Straylight	66.000	100	4Gam Crv	2.5800	13100.	132	5273	No
208	GOM_NL__2PRFIN20030304_111319_000000462014_00209_05273_5379.N1	04-MAR-2003 11:13:19	Tw_i_and_stray	45.500	48	30Alp Hya	1.9770	4100.0	91	5273	No
209	GOM_NL__2PRFIN20030304_111918_000000442014_00209_05273_5380.N1	04-MAR-2003 11:19:18	Bright	44.000	22	32Alp Leo	1.3600	15200.	88	5273	No
210	GOM_NL__2PRFIN20030304_112150_000000452014_00209_05273_5381.N1	04-MAR-2003 11:21:50	Bright	44.500	51	41Gam1Leo	2.0100	4500.0	89	5273	No
211	GOM_NL__2PRFIN20030304_112325_000000502014_00209_05273_5382.N1	04-MAR-2003 11:23:25	Bright	50.000	96	68Del Leo	2.5600	9300.0	100	5273	No
212	GOM_NL__2PRFIN20030304_112555_000000372014_00209_05273_5383.N1	04-MAR-2003 11:25:55	Bright	37.000	24	66Alp Gem	1.5800	10200.	74	5273	No
213	GOM_NL__2PRFIN20030304_113031_000000482014_00209_05273_5384.N1	04-MAR-2003 11:30:31	Bright	47.500	174	52Psi UMa	3.0040	4400.0	95	5273	No
214	GOM_NL__2PRFIN20030304_113323_000000432014_00209_05273_5385.N1	04-MAR-2003 11:33:23	Bright	42.500	82	48Bet UMa	2.3650	10600.	85	5273	No
215	GOM_NL__2PRFIN20030304_113445_000000442014_00209_05273_5386.N1	04-MAR-2003 11:34:45	Bright	44.000	36	50Alp UMa	1.8000	6300.0	88	5273	No
216	GOM_NL__2PRFIN20030304_113741_000000512014_00209_05273_5387.N1	04-MAR-2003 11:37:41	Bright	50.500	32	77Eps UMa	1.7630	11000.	101	5273	No
217	GOM_NL__2PRFIN20030304_113915_000000512014_00209_05273_5388.N1	04-MAR-2003 11:39:15	Bright	50.500	55	79Zet UMa	2.0600	10200.	101	5273	No
218	GOM_NL__2PRFIN20030304_114114_000000352014_00209_05273_5389.N1	04-MAR-2003 11:41:14	Bright	35.000	49	1Alp UMi	1.9900	6300.0	70	5273	No
219	GOM_NL__2PRFIN20030304_114635_000000492014_00209_05273_5390.N1	04-MAR-2003 11:46:35	Bright	48.500	119	14Eta Dra	2.7270	4700.0	97	5273	No

220	GOM_NL__2PRFIN20030304_114849_000000382014_00209_05273_5391.N1	04-MAR-2003 11:48:49	Bright	38.000	89	5Alp Cep	2.4510	8000.0	76	5273	No
221	GOM_NL__2PRFIN20030304_115106_000000482014_00209_05273_5392.N1	04-MAR-2003 11:51:06	Bright	48.000	130	23Bet Dra	2.7990	5800.0	96	5273	No
222	GOM_NL__2PRFIN20030304_115355_000000392014_00209_05273_5393.N1	04-MAR-2003 11:53:55	Bright	39.000	19	50Alp Cyg	1.2460	10500.	78	5273	No
223	GOM_NL__2PRFIN20030304_115529_000000382014_00209_05273_5394.N1	04-MAR-2003 11:55:29	Bright	37.500	66	37Gam Cyg	2.2080	5900.0	75	5273	No
224	GOM_NL__2PRFIN20030304_115703_000000372014_00209_05273_5395.N1	04-MAR-2003 11:57:03	Bright	36.500	92	53Eps Cyg	2.5000	4500.0	73	5273	No
225	GOM_NL__2PRFIN20030304_120009_000001022014_00209_05273_5396.N1	04-MAR-2003 12:00:09	Tw_i_and_stray	101.50	133	40Zet Her	2.8070	6000.0	203	5273	No
226	GOM_NL__2PRFIN20030304_120412_000000442014_00209_05273_5397.N1	04-MAR-2003 12:04:12	Bright	43.500	168	17Zet Aql	2.9860	11000.	87	5273	No
227	GOM_NL__2PRFIN20030304_120759_000000702014_00209_05273_5398.N1	04-MAR-2003 12:07:59	Straylight	69.500	59	55Alp Oph	2.0800	8900.0	139	5273	No
228	GOM_NL__2PRFIN20030304_121036_000000672014_00209_05273_5399.N1	04-MAR-2003 12:10:36	Dark	67.000	126	60Bet Oph	2.7700	4250.0	134	5273	No
229	GOM_NL__2PRFIN20030304_121407_000000432014_00209_05273_5400.N1	04-MAR-2003 12:14:07	Dark	43.000	155	41Pi Sgr	2.9000	6600.0	86	5273	No
230	GOM_NL__2PRFIN20030304_121558_000000442014_00209_05273_5401.N1	04-MAR-2003 12:15:58	Dark	43.500	57	34Sig Sgr	2.0660	26000.	87	5273	No
231	GOM_NL__2PRFIN20030304_121939_000000652014_00209_05273_5402.N1	04-MAR-2003 12:19:39	Dark	65.000	86	35Eta Oph	2.4300	10200.	130	5273	No
232	GOM_NL__2PRFIN20030304_122303_000000512014_00209_05273_5403.N1	04-MAR-2003 12:23:03	Dark	50.500	40	The Sco	1.8590	7100.0	101	5273	No
233	GOM_NL__2PRFIN20030304_123023_000000562014_00210_05274_5369.N1	04-MAR-2003 12:30:23	Dark	55.500	131	Gam Lup	2.8000	26000.	111	5274	No
234	GOM_NL__2PRFIN20030304_123216_000000572014_00210_05274_5370.N1	04-MAR-2003 12:32:16	Dark	57.000	4	Alp1Cen	-0.010000	5800.0	114	5274	No
235	GOM_NL__2PRFIN20030304_123334_000000442014_00210_05274_5371.N1	04-MAR-2003 12:33:34	Dark	44.000	10	Bet Cen	0.61000	28000.	88	5274	No
236	GOM_NL__2PRFIN20030304_123526_000000472014_00210_05274_5372.N1	04-MAR-2003 12:35:26	Dark	46.500	77	Eps Cen	2.3030	28000.	93	5274	No
237	GOM_NL__2PRFIN20030304_123707_000000502014_00210_05274_5373.N1	04-MAR-2003 12:37:07	Dark	49.500	26	Gam Cru	1.6240	2900.0	99	5274	No
238	GOM_NL__2PRFIN20030304_123836_000000462014_00210_05274_5374.N1	04-MAR-2003 12:38:36	Dark	46.000	64	Gam Cen	2.2000	10600.	92	5274	No
239	GOM_NL__2PRFIN20030304_124110_000000392014_00210_05274_5375.N1	04-MAR-2003 12:41:10	Straylight	38.500	91	Kap Vel	2.4900	26000.	77	5274	No
240	GOM_NL__2PRFIN20030304_124428_000000522014_00210_05274_5376.N1	04-MAR-2003 12:44:28	Straylight	52.000	65	Lam Vel	2.2040	4400.0	104	5274	No
241	GOM_NL__2PRFIN20030304_124709_000000682014_00210_05274_5377.N1	04-MAR-2003 12:47:09	Straylight	67.500	106	9Bet Crv	2.6480	5600.0	135	5274	No
242	GOM_NL__2PRFIN20030304_125001_000000632014_00210_05274_5378.N1	04-MAR-2003 12:50:01	Straylight	62.500	100	4Gam Crv	2.5800	13100.	125	5274	No
243	GOM_NL__2PRFIN20030304_125355_000000462014_00210_05274_5379.N1	04-MAR-2003 12:53:55	Tw_i_and_stray	45.500	48	30Alp Hya	1.9770	4100.0	91	5274	No
244	GOM_NL__2PRFIN20030304_125954_000000422014_00210_05274_5380.N1	04-MAR-2003 12:59:54	Bright	42.000	22	32Alp Leo	1.3600	15200.	84	5274	No
245	GOM_NL__2PRFIN20030304_130226_000000452014_00210_05274_5381.N1	04-MAR-2003 13:02:26	Bright	45.000	51	41Gam1Leo	2.0100	4500.0	90	5274	No
246	GOM_NL__2PRFIN20030304_130401_000000502014_00210_05274_5382.N1	04-MAR-2003 13:04:01	Bright	50.000	96	68Del Leo	2.5600	9300.0	100	5274	No
247	GOM_NL__2PRFIN20030304_130631_000000402014_00210_05274_5383.N1	04-MAR-2003 13:06:31	Bright	39.500	24	66Alp Gem	1.5800	10200.	79	5274	No
248	GOM_NL__2PRFIN20030304_131107_000000452014_00210_05274_5384.N1	04-MAR-2003 13:11:07	Bright	45.000	174	52Psi UMa	3.0040	4400.0	90	5274	No
249	GOM_NL__2PRFIN20030304_131358_000000422014_00210_05274_5385.N1	04-MAR-2003 13:13:58	Bright	42.000	82	48Bet UMa	2.3650	10600.	84	5274	No
250	GOM_NL__2PRFIN20030304_131521_000000432014_00210_05274_5386.N1	04-MAR-2003 13:15:21	Bright	43.000	36	50Alp UMa	1.8000	6300.0	86	5274	No
251	GOM_NL__2PRFIN20030304_131815_000000512014_00210_05274_5387.N1	04-MAR-2003 13:18:15	Bright	51.000	32	77Eps UMa	1.7630	11000.	102	5274	No
252	GOM_NL__2PRFIN20030304_131949_000000542014_00210_05274_5388.N1	04-MAR-2003 13:19:49	Bright	53.500	55	79Zet UMa	2.0600	10200.	107	5274	No
253	GOM_NL__2PRFIN20030304_132151_000000372014_00210_05274_5389.N1	04-MAR-2003 13:21:51	Bright	37.000	49	1Alp UMi	1.9900	6300.0	74	5274	No
254	GOM_NL__2PRFIN20030304_132710_000000462014_00210_05274_5390.N1	04-MAR-2003 13:27:10	Bright	46.000	119	14Eta Dra	2.7270	4700.0	92	5274	No
255	GOM_NL__2PRFIN20030304_132925_000000382014_00210_05274_5391.N1	04-MAR-2003 13:29:25	Bright	38.000	89	5Alp Cep	2.4510	8000.0	76	5274	No
256	GOM_NL__2PRFIN20030304_133142_000000492014_00210_05274_5392.N1	04-MAR-2003 13:31:42	Bright	48.500	130	23Bet Dra	2.7990	5800.0	97	5274	No
257	GOM_NL__2PRFIN20030304_133431_000000402014_00210_05274_5393.N1	04-MAR-2003 13:34:31	Bright	39.500	19	50Alp Cyg	1.2460	10500.	79	5274	No
258	GOM_NL__2PRFIN20030304_133604_000000382014_00210_05274_5394.N1	04-MAR-2003 13:36:04	Bright	37.500	66	37Gam Cyg	2.2080	5900.0	75	5274	No
259	GOM_NL__2PRFIN20030304_133739_000000352014_00210_05274_5395.N1	04-MAR-2003 13:37:39	Bright	35.000	92	53Eps Cyg	2.5000	4500.0	70	5274	No
260	GOM_NL__2PRFIN20030304_134045_000000952014_00210_05274_5396.N1	04-MAR-2003 13:40:45	Tw_i_and_stray	94.500	133	40Zet Her	2.8070	6000.0	189	5274	No
261	GOM_NL__2PRFIN20030304_134448_000000442014_00210_05274_5397.N1	04-MAR-2003 13:44:48	Bright	43.500	168	17Zet Aql	2.9860	11000.	87	5274	No
262	GOM_NL__2PRFIN20030304_134836_000000772014_00210_05274_5398.N1	04-MAR-2003 13:48:36	Straylight	76.500	59	55Alp Oph	2.0800	8900.0	153	5274	No
263	GOM_NL__2PRFIN20030304_135113_000000712014_00210_05274_5399.N1	04-MAR-2003 13:51:13	Dark	71.000	126	60Bet Oph	2.7700	4250.0	142	5274	No
264	GOM_NL__2PRFIN20030304_135443_000000472014_00210_05274_5400.N1	04-MAR-2003 13:54:43	Dark	47.000	155	41Pi Sgr	2.9000	6600.0	94	5274	No
265	GOM_NL__2PRFIN20030304_135634_000000472014_00210_05274_5401.N1	04-MAR-2003 13:56:34	Dark	46.500	57	34Sig Sgr	2.0660	26000.	93	5274	No
266	GOM_NL__2PRFIN20030304_140017_000000672014_00210_05274_5402.N1	04-MAR-2003 14:00:17	Dark	67.000	86	35Eta Oph	2.4300	10200.	134	5274	No
267	GOM_NL__2PRFIN20030304_140340_000000522014_00210_05274_5403.N1	04-MAR-2003 14:03:40	Dark	51.500	40	The Sco	1.8590	7100.0	103	5274	No
268	GOM_NL__2PRFIN20030304_140916_000000422014_00211_05275_5369.N1	04-MAR-2003 14:09:16	Dark	42.000	43	Alp TrA	1.9100	4250.0	84	5275	No
269	GOM_NL__2PRFIN20030304_141103_000000552014_00211_05275_5370.N1	04-MAR-2003 14:11:03	Dark	55.000	131	Gam Lup	2.8000	26000.	110	5275	No
270	GOM_NL__2PRFIN20030304_141253_000000542014_00211_05275_5371.N1	04-MAR-2003 14:12:53	Dark	54.000	4	Alp1Cen	-0.010000	5800.0	108	5275	No
271	GOM_NL__2PRFIN20030304_141411_000000452014_00211_05275_5372.N1	04-MAR-2003 14:14:11	Dark	44.500	10	Bet Cen	0.61000	28000.	89	5275	No
272	GOM_NL__2PRFIN20030304_141639_000000402014_00211_05275_5373.N1	04-MAR-2003 14:16:39	Dark	39.500	12	Alp1Cru	0.77500	30000.	79	5275	No
273	GOM_NL__2PRFIN20030304_141819_000000722014_00211_05275_5374.N1	04-MAR-2003 14:18:19	Dark	72.000	54	5The Cen	2.0550	4500.0	144	5275	No
274	GOM_NL__2PRFIN20030304_142038_000000382014_00211_05275_5375.N1	04-MAR-2003 14:20:38	Straylight	37.500	71	lot Car	2.2460	7700.0	75	5275	No
275	GOM_NL__2PRFIN20030304_142206_000000392014_00211_05275_5376.N1	04-MAR-2003 14:22:06	Straylight	38.500	113	Mu Vel	2.6920	5000.0	77	5275	No
276	GOM_NL__2PRFIN20030304_142505_000000452014_00211_05275_5377.N1	04-MAR-2003 14:25:05	Straylight	44.500	65	Lam Vel	2.2040	4400.0	89	5275	No
277	GOM_NL__2PRFIN20030304_142746_000000662014_00211_05275_5378.N1	04-MAR-2003 14:27:46	Straylight	66.000	106	9Bet Crv	2.6480	5600.0	132	5275	No
278	GOM_NL__2PRFIN20030304_143038_000000622014_00211_05275_5379.N1	04-MAR-2003 14:30:38	Straylight	62.000	100	4Gam Crv	2.5800	13100.	124	5275	No

279	GOM_NL__2PRFIN20030304_143432_000000482014_00211_05275_5380.N1	04-MAR-2003 14:34:32	Twilight	48.000	48	30Alp Hya	1.9770	4100.0	96	5275	No
280	GOM_NL__2PRFIN20030304_144030_000000422014_00211_05275_5381.N1	04-MAR-2003 14:40:30	Bright	41.500	22	32Alp Leo	1.3600	15200.	83	5275	No
281	GOM_NL__2PRFIN20030304_144302_000000442014_00211_05275_5382.N1	04-MAR-2003 14:43:02	Bright	43.500	51	41Gam1Leo	2.0100	4500.0	87	5275	No
282	GOM_NL__2PRFIN20030304_144436_000000512014_00211_05275_5383.N1	04-MAR-2003 14:44:36	Bright	50.500	96	68Del Leo	2.5600	9300.0	101	5275	No
283	GOM_NL__2PRFIN20030304_144708_000000392014_00211_05275_5384.N1	04-MAR-2003 14:47:08	Bright	38.500	24	66Alp Gem	1.5800	10200.	77	5275	No
284	GOM_NL__2PRFIN20030304_145144_000000442014_00211_05275_5385.N1	04-MAR-2003 14:51:44	Bright	44.000	174	52Psi UMa	3.0040	4400.0	88	5275	No
285	GOM_NL__2PRFIN20030304_145436_000000412014_00211_05275_5386.N1	04-MAR-2003 14:54:36	Bright	40.500	82	48Bet UMa	2.3650	10600.	81	5275	No
286	GOM_NL__2PRFIN20030304_145558_000000412014_00211_05275_5387.N1	04-MAR-2003 14:55:58	Bright	41.000	36	50Alp UMa	1.8000	6300.0	82	5275	No
287	GOM_NL__2PRFIN20030304_145852_000000502014_00211_05275_5388.N1	04-MAR-2003 14:58:52	Bright	50.000	32	77Eps UMa	1.7630	11000.	100	5275	No
288	GOM_NL__2PRFIN20030304_150025_000000522014_00211_05275_5389.N1	04-MAR-2003 15:00:25	Bright	52.000	55	79Zet UMa	2.0600	10200.	104	5275	No
289	GOM_NL__2PRFIN20030304_150228_000000372014_00211_05275_5390.N1	04-MAR-2003 15:02:28	Bright	36.500	49	1Alp UMi	1.9900	6300.0	73	5275	No
290	GOM_NL__2PRFIN20030304_150747_000000462014_00211_05275_5391.N1	04-MAR-2003 15:07:47	Bright	45.500	119	14Eta Dra	2.7270	4700.0	91	5275	No
291	GOM_NL__2PRFIN20030304_151003_000000362014_00211_05275_5392.N1	04-MAR-2003 15:10:03	Bright	35.500	89	5Alp Cep	2.4510	8000.0	71	5275	No
292	GOM_NL__2PRFIN20030304_151219_000000472014_00211_05275_5393.N1	04-MAR-2003 15:12:19	Bright	47.000	130	23Bet Dra	2.7990	5800.0	94	5275	No
293	GOM_NL__2PRFIN20030304_151509_000000342014_00211_05275_5394.N1	04-MAR-2003 15:15:09	Bright	34.000	19	50Alp Cyg	1.2460	10500.	68	5275	No
294	GOM_NL__2PRFIN20030304_151643_000000352014_00211_05275_5395.N1	04-MAR-2003 15:16:43	Bright	34.500	66	37Gam Cyg	2.2080	5900.0	69	5275	No
295	GOM_NL__2PRFIN20030304_151817_000000362014_00211_05275_5396.N1	04-MAR-2003 15:18:17	Bright	35.500	92	53Eps Cyg	2.5000	4500.0	71	5275	No
296	GOM_NL__2PRFIN20030304_152120_000000962014_00211_05275_5397.N1	04-MAR-2003 15:21:20	Twilight	96.000	133	40Zet Her	2.8070	6000.0	192	5275	No
297	GOM_NL__2PRFIN20030304_152527_000000422014_00211_05275_5398.N1	04-MAR-2003 15:25:27	Bright	41.500	168	17Zet Aql	2.9860	11000.	83	5275	No
298	GOM_NL__2PRFIN20030304_152914_000000722014_00211_05275_5399.N1	04-MAR-2003 15:29:14	Straylight	72.000	59	55Alp Oph	2.0800	8900.0	144	5275	No
299	GOM_NL__2PRFIN20030304_153151_000000672014_00211_05275_5400.N1	04-MAR-2003 15:31:51	Dark	67.000	126	60Bet Oph	2.7700	4250.0	134	5275	No
300	GOM_NL__2PRFIN20030304_153522_000000432014_00211_05275_5401.N1	04-MAR-2003 15:35:22	Dark	43.000	155	41Pi Sgr	2.9000	6600.0	86	5275	No
301	GOM_NL__2PRFIN20030304_153714_000000442014_00211_05275_5402.N1	04-MAR-2003 15:37:14	Dark	43.500	57	34Sig Sgr	2.0660	26000.	87	5275	No
302	GOM_NL__2PRFIN20030304_154056_000000652014_00211_05275_5403.N1	04-MAR-2003 15:40:56	Dark	65.000	86	35Eta Oph	2.4300	10200.	130	5275	No
303	GOM_NL__2PRFIN20030304_154419_000000522014_00211_05275_5404.N1	04-MAR-2003 15:44:19	Dark	51.500	40	The Sco	1.8590	7100.0	103	5275	No
304	GOM_NL__2PRFIN20030304_154953_000000392014_00212_05276_5369.N1	04-MAR-2003 15:49:53	Dark	39.000	43	Alp TrA	1.9100	4250.0	78	5276	No
305	GOM_NL__2PRFIN20030304_155141_000000522014_00212_05276_5370.N1	04-MAR-2003 15:51:41	Dark	52.000	131	Gam Lup	2.8000	26000.	104	5276	No
306	GOM_NL__2PRFIN20030304_155331_000000462014_00212_05276_5371.N1	04-MAR-2003 15:53:31	Dark	45.500	4	Alp1Cen	-0.010000	5800.0	91	5276	No
307	GOM_NL__2PRFIN20030304_155449_000000472014_00212_05276_5372.N1	04-MAR-2003 15:54:49	Dark	46.500	10	Bet Cen	0.61000	28000.	93	5276	No
308	GOM_NL__2PRFIN20030304_155716_000000402014_00212_05276_5373.N1	04-MAR-2003 15:57:16	Dark	39.500	12	Alp1Cru	0.77500	30000.	79	5276	No
309	GOM_NL__2PRFIN20030304_155857_000000622014_00212_05276_5374.N1	04-MAR-2003 15:58:57	Dark	61.500	54	5The Cen	2.0550	4500.0	123	5276	No
310	GOM_NL__2PRFIN20030304_160115_000000442014_00212_05276_5375.N1	04-MAR-2003 16:01:15	Straylight	44.000	71	Iot Car	2.2460	7700.0	88	5276	No
311	GOM_NL__2PRFIN20030304_160244_000000442014_00212_05276_5376.N1	04-MAR-2003 16:02:44	Straylight	44.000	113	Mu Vel	2.6920	5000.0	88	5276	No
312	GOM_NL__2PRFIN20030304_160541_000000442014_00212_05276_5377.N1	04-MAR-2003 16:05:41	Straylight	43.500	65	Lam Vel	2.2040	4400.0	87	5276	No
313	GOM_NL__2PRFIN20030304_160823_000000702014_00212_05276_5378.N1	04-MAR-2003 16:08:23	Straylight	70.000	106	9Bet Crv	2.6480	5600.0	140	5276	No
314	GOM_NL__2PRFIN20030304_161114_000000612014_00212_05276_5379.N1	04-MAR-2003 16:11:14	Straylight	60.500	100	4Gam Crv	2.5800	13100.	121	5276	No
315	GOM_NL__2PRFIN20030304_161509_000000442014_00212_05276_5380.N1	04-MAR-2003 16:15:09	Twilight	44.000	48	30Alp Hya	1.9770	4100.0	88	5276	No
316	GOM_NL__2PRFIN20030304_162107_000000412014_00212_05276_5381.N1	04-MAR-2003 16:21:07	Bright	40.500	22	32Alp Leo	1.3600	15200.	81	5276	No
317	GOM_NL__2PRFIN20030304_162339_000000432014_00212_05276_5382.N1	04-MAR-2003 16:23:39	Bright	42.500	51	41Gam1Leo	2.0100	4500.0	85	5276	No
318	GOM_NL__2PRFIN20030304_162512_000000492014_00212_05276_5383.N1	04-MAR-2003 16:25:12	Bright	48.500	96	68Del Leo	2.5600	9300.0	97	5276	No
319	GOM_NL__2PRFIN20030304_162745_000000392014_00212_05276_5384.N1	04-MAR-2003 16:27:45	Bright	38.500	24	66Alp Gem	1.5800	10200.	77	5276	No
320	GOM_NL__2PRFIN20030304_163219_000000452014_00212_05276_5385.N1	04-MAR-2003 16:32:19	Bright	44.500	174	52Psi UMa	3.0040	4400.0	89	5276	No
321	GOM_NL__2PRFIN20030304_163511_000000412014_00212_05276_5386.N1	04-MAR-2003 16:35:11	Bright	41.000	82	48Bet UMa	2.3650	10600.	82	5276	No
322	GOM_NL__2PRFIN20030304_163634_000000412014_00212_05276_5387.N1	04-MAR-2003 16:36:34	Bright	40.500	36	50Alp UMa	1.8000	6300.0	81	5276	No
323	GOM_NL__2PRFIN20030304_163927_000000492014_00212_05276_5388.N1	04-MAR-2003 16:39:27	Bright	48.500	32	77Eps UMa	1.7630	11000.	97	5276	No
324	GOM_NL__2PRFIN20030304_164100_000000532014_00212_05276_5389.N1	04-MAR-2003 16:41:00	Bright	52.500	55	79Zet UMa	2.0600	10200.	105	5276	No
325	GOM_NL__2PRFIN20030304_164304_000000372014_00212_05276_5390.N1	04-MAR-2003 16:43:04	Bright	37.000	49	1Alp UMi	1.9900	6300.0	74	5276	No
326	GOM_NL__2PRFIN20030304_164823_000000482014_00212_05276_5391.N1	04-MAR-2003 16:48:23	Bright	47.500	119	14Eta Dra	2.7270	4700.0	95	5276	No
327	GOM_NL__2PRFIN20030304_165039_000000362014_00212_05276_5392.N1	04-MAR-2003 16:50:39	Bright	36.000	89	5Alp Cep	2.4510	8000.0	72	5276	No
328	GOM_NL__2PRFIN20030304_165254_000000482014_00212_05276_5393.N1	04-MAR-2003 16:52:54	Bright	47.500	130	23Bet Dra	2.7990	5800.0	95	5276	No
329	GOM_NL__2PRFIN20030304_165545_000000342014_00212_05276_5394.N1	04-MAR-2003 16:55:45	Bright	34.000	19	50Alp Cyg	1.2460	10500.	68	5276	No
330	GOM_NL__2PRFIN20030304_165719_000000362014_00212_05276_5395.N1	04-MAR-2003 16:57:19	Bright	35.500	66	37Gam Cyg	2.2080	5900.0	71	5276	No
331	GOM_NL__2PRFIN20030304_165853_000000362014_00212_05276_5396.N1	04-MAR-2003 16:58:53	Bright	35.500	92	53Eps Cyg	2.5000	4500.0	71	5276	No
332	GOM_NL__2PRFIN20030304_170156_000001002014_00212_05276_5397.N1	04-MAR-2003 17:01:56	Twilight	99.500	133	40Zet Her	2.8070	6000.0	199	5276	No
333	GOM_NL__2PRFIN20030304_170604_000000412014_00212_05276_5398.N1	04-MAR-2003 17:06:04	Bright	41.000	168	17Zet Aql	2.9860	11000.	82	5276	No
334	GOM_NL__2PRFIN20030304_170950_000000782014_00212_05276_5399.N1	04-MAR-2003 17:09:50	Straylight	78.000	59	55Alp Oph	2.0800	8900.0	156	5276	No
335	GOM_NL__2PRFIN20030304_171228_000000702014_00212_05276_5400.N1	04-MAR-2003 17:12:28	Dark	70.000	126	60Bet Oph	2.7700	4250.0	140	5276	No
336	GOM_NL__2PRFIN20030304_171558_000000442014_00212_05276_5401.N1	04-MAR-2003 17:15:58	Dark	43.500	155	41Pi Sgr	2.9000	6600.0	87	5276	No
337	GOM_NL__2PRFIN20030304_171750_000000422014_00212_05276_5402.N1	04-MAR-2003 17:17:50	Dark	42.000	57	34Sig Sgr	2.0660	26000.	84	5276	No

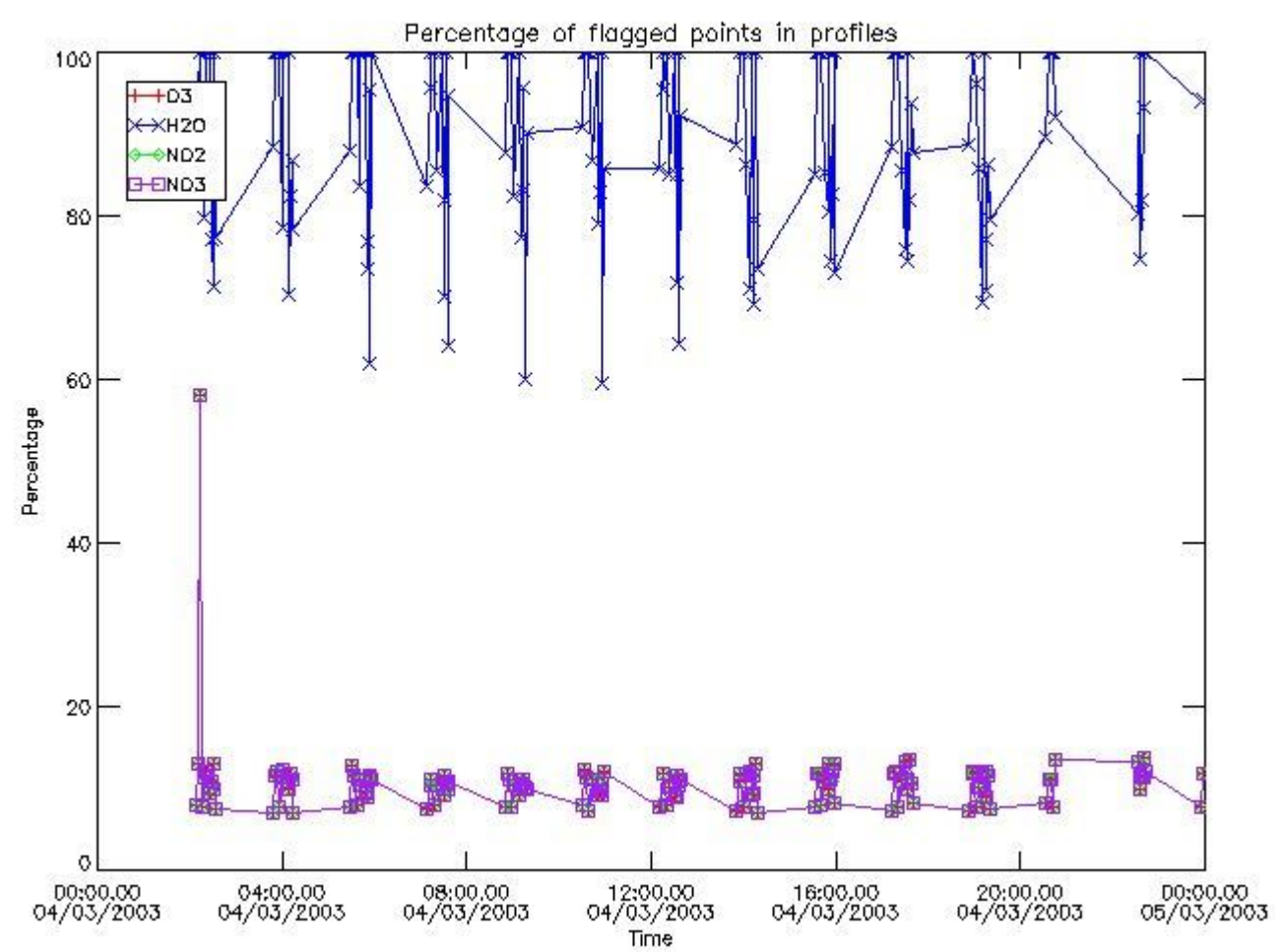
338	GOM_NL__2PRFIN20030304_172133_000000662014_00212_05276_5403.N1	04-MAR-2003 17:21:33	Dark	66.000	86	35Eta Oph	2.4300	10200.	132	5276	No
339	GOM_NL__2PRFIN20030304_172455_000000522014_00212_05276_5404.N1	04-MAR-2003 17:24:55	Dark	52.000	40	The Sco	1.8590	7100.0	104	5276	No
340	GOM_NL__2PRFIN20030304_173029_000000422014_00213_05277_5369.N1	04-MAR-2003 17:30:29	Dark	42.000	43	Alp TrA	1.9100	4250.0	84	5277	No
341	GOM_NL__2PRFIN20030304_173219_000000522014_00213_05277_5370.N1	04-MAR-2003 17:32:19	Dark	52.000	131	Gam Lup	2.8000	26000.	104	5277	No
342	GOM_NL__2PRFIN20030304_173407_000000462014_00213_05277_5371.N1	04-MAR-2003 17:34:07	Dark	45.500	4	Alp1Cen	-0.010000	5800.0	91	5277	No
343	GOM_NL__2PRFIN20030304_173526_000000452014_00213_05277_5372.N1	04-MAR-2003 17:35:26	Dark	45.000	10	Bet Cen	0.61000	28000.	90	5277	No
344	GOM_NL__2PRFIN20030304_173752_000000492014_00213_05277_5373.N1	04-MAR-2003 17:37:52	Dark	48.500	12	Alp1Cru	0.77500	30000.	97	5277	No
345	GOM_NL__2PRFIN20030304_173934_000000622014_00213_05277_5374.N1	04-MAR-2003 17:39:34	Dark	62.000	54	5The Cen	2.0550	4500.0	124	5277	No
346	GOM_NL__2PRFIN20030304_174151_000000392014_00213_05277_5375.N1	04-MAR-2003 17:41:51	Straylight	39.000	71	lot Car	2.2460	7700.0	78	5277	No
347	GOM_NL__2PRFIN20030304_174320_000000392014_00213_05277_5376.N1	04-MAR-2003 17:43:20	Straylight	38.500	113	Mu Vel	2.6920	5000.0	77	5277	No
348	GOM_NL__2PRFIN20030304_174617_000000462014_00213_05277_5377.N1	04-MAR-2003 17:46:17	Straylight	46.000	65	Lam Vel	2.2040	4400.0	92	5277	No
349	GOM_NL__2PRFIN20030304_174859_000000682014_00213_05277_5378.N1	04-MAR-2003 17:48:59	Straylight	67.500	106	9Bet Crv	2.6480	5600.0	135	5277	No
350	GOM_NL__2PRFIN20030304_175150_000000632014_00213_05277_5379.N1	04-MAR-2003 17:51:50	Straylight	62.500	100	4Gam Crv	2.5800	13100.	125	5277	No
351	GOM_NL__2PRFIN20030304_175545_000000452014_00213_05277_5380.N1	04-MAR-2003 17:55:45	Tw_i_and_stray	45.000	48	30Alp Hya	1.9770	4100.0	90	5277	No
352	GOM_NL__2PRFIN20030304_180143_000000422014_00213_05277_5381.N1	04-MAR-2003 18:01:43	Bright	42.000	22	32Alp Leo	1.3600	15200.	84	5277	No
353	GOM_NL__2PRFIN20030304_180415_000000422014_00213_05277_5382.N1	04-MAR-2003 18:04:15	Bright	42.000	51	41Gam1Leo	2.0100	4500.0	84	5277	No
354	GOM_NL__2PRFIN20030304_180548_000000492014_00213_05277_5383.N1	04-MAR-2003 18:05:48	Bright	48.500	96	68Del Leo	2.5600	9300.0	97	5277	No
355	GOM_NL__2PRFIN20030304_180821_000000382014_00213_05277_5384.N1	04-MAR-2003 18:08:21	Bright	38.000	24	66Alp Gem	1.5800	10200.	76	5277	No
356	GOM_NL__2PRFIN20030304_181254_000000462014_00213_05277_5385.N1	04-MAR-2003 18:12:54	Bright	45.500	174	52Psi UMa	3.0040	4400.0	91	5277	No
357	GOM_NL__2PRFIN20030304_181547_000000412014_00213_05277_5386.N1	04-MAR-2003 18:15:47	Bright	41.000	82	48Bet UMa	2.3650	10600.	82	5277	No
358	GOM_NL__2PRFIN20030304_181710_000000432014_00213_05277_5387.N1	04-MAR-2003 18:17:10	Bright	42.500	36	50Alp UMa	1.8000	6300.0	85	5277	No
359	GOM_NL__2PRFIN20030304_182002_000000512014_00213_05277_5388.N1	04-MAR-2003 18:20:02	Bright	50.500	32	77Eps UMa	1.7630	11000.	101	5277	No
360	GOM_NL__2PRFIN20030304_182135_000000512014_00213_05277_5389.N1	04-MAR-2003 18:21:35	Bright	51.000	55	79Zet UMa	2.0600	10200.	102	5277	No
361	GOM_NL__2PRFIN20030304_182340_000000372014_00213_05277_5390.N1	04-MAR-2003 18:23:40	Bright	37.000	49	1Alp UMi	1.9900	6300.0	74	5277	No
362	GOM_NL__2PRFIN20030304_182858_000000452014_00213_05277_5391.N1	04-MAR-2003 18:28:58	Bright	44.500	119	14Eta Dra	2.7270	4700.0	89	5277	No
363	GOM_NL__2PRFIN20030304_183115_000000362014_00213_05277_5392.N1	04-MAR-2003 18:31:15	Bright	35.500	89	5Alp Cep	2.4510	8000.0	71	5277	No
364	GOM_NL__2PRFIN20030304_183330_000000502014_00213_05277_5393.N1	04-MAR-2003 18:33:30	Bright	49.500	130	23Bet Dra	2.7990	5800.0	99	5277	No
365	GOM_NL__2PRFIN20030304_183621_000000362014_00213_05277_5394.N1	04-MAR-2003 18:36:21	Bright	36.000	19	50Alp Cyg	1.2460	10500.	72	5277	No
366	GOM_NL__2PRFIN20030304_183755_000000362014_00213_05277_5395.N1	04-MAR-2003 18:37:55	Bright	35.500	66	37Gam Cyg	2.2080	5900.0	71	5277	No
367	GOM_NL__2PRFIN20030304_183929_000000352014_00213_05277_5396.N1	04-MAR-2003 18:39:29	Bright	35.000	92	53Eps Cyg	2.5000	4500.0	70	5277	No
368	GOM_NL__2PRFIN20030304_184232_000001032014_00213_05277_5397.N1	04-MAR-2003 18:42:32	Tw_i_and_stray	103.00	133	40Zet Her	2.8070	6000.0	206	5277	No
369	GOM_NL__2PRFIN20030304_184640_000000422014_00213_05277_5398.N1	04-MAR-2003 18:46:40	Bright	42.000	168	17Zet Aql	2.9860	11000.	84	5277	No
370	GOM_NL__2PRFIN20030304_185028_000000762014_00213_05277_5399.N1	04-MAR-2003 18:50:28	Straylight	76.000	59	55Alp Oph	2.0800	8900.0	152	5277	No
371	GOM_NL__2PRFIN20030304_185304_000000712014_00213_05277_5400.N1	04-MAR-2003 18:53:04	Dark	70.500	126	60Bet Oph	2.7700	4250.0	141	5277	No
372	GOM_NL__2PRFIN20030304_185635_000000432014_00213_05277_5401.N1	04-MAR-2003 18:56:35	Dark	42.500	155	41Pi Sgr	2.9000	6600.0	85	5277	No
373	GOM_NL__2PRFIN20030304_185826_000000442014_00213_05277_5402.N1	04-MAR-2003 18:58:26	Dark	43.500	57	34Sig Sgr	2.0660	26000.	87	5277	No
374	GOM_NL__2PRFIN20030304_190211_000000662014_00213_05277_5403.N1	04-MAR-2003 19:02:11	Dark	65.500	86	35Eta Oph	2.4300	10200.	131	5277	No
375	GOM_NL__2PRFIN20030304_190532_000000502014_00213_05277_5404.N1	04-MAR-2003 19:05:32	Dark	50.000	40	The Sco	1.8590	7100.0	100	5277	No
376	GOM_NL__2PRFIN20030304_191106_000000432014_00214_05278_5369.N1	04-MAR-2003 19:11:06	Dark	43.000	43	Alp TrA	1.9100	4250.0	86	5278	No
377	GOM_NL__2PRFIN20030304_191256_000000512014_00214_05278_5370.N1	04-MAR-2003 19:12:56	Dark	51.000	131	Gam Lup	2.8000	26000.	102	5278	No
378	GOM_NL__2PRFIN20030304_191444_000000572014_00214_05278_5371.N1	04-MAR-2003 19:14:44	Dark	57.000	4	Alp1Cen	-0.010000	5800.0	114	5278	No
379	GOM_NL__2PRFIN20030304_191602_000000422014_00214_05278_5372.N1	04-MAR-2003 19:16:02	Dark	42.000	10	Bet Cen	0.61000	28000.	84	5278	No
380	GOM_NL__2PRFIN20030304_191829_000000442014_00214_05278_5373.N1	04-MAR-2003 19:18:29	Dark	44.000	12	Alp1Cru	0.77500	30000.	88	5278	No
381	GOM_NL__2PRFIN20030304_192011_000000692014_00214_05278_5374.N1	04-MAR-2003 19:20:11	Dark	68.500	54	5The Cen	2.0550	4500.0	137	5278	No
382	GOM_NL__2PRFIN20030304_192227_000000382014_00214_05278_5375.N1	04-MAR-2003 19:22:27	Straylight	37.500	71	lot Car	2.2460	7700.0	75	5278	No
383	GOM_NL__2PRFIN20030304_192356_000000382014_00214_05278_5376.N1	04-MAR-2003 19:23:56	Straylight	37.500	113	Mu Vel	2.6920	5000.0	75	5278	No
384	GOM_NL__2PRFIN20030304_192653_000000442014_00214_05278_5377.N1	04-MAR-2003 19:26:53	Straylight	43.500	65	Lam Vel	2.2040	4400.0	87	5278	No
385	GOM_NL__2PRFIN20030304_192936_000000662014_00214_05278_5378.N1	04-MAR-2003 19:29:36	Straylight	65.500	106	9Bet Crv	2.6480	5600.0	131	5278	No
386	GOM_NL__2PRFIN20030304_193226_000000652014_00214_05278_5379.N1	04-MAR-2003 19:32:26	Straylight	64.500	100	4Gam Crv	2.5800	13100.	129	5278	No
387	GOM_NL__2PRFIN20030304_193621_000000462014_00214_05278_5380.N1	04-MAR-2003 19:36:21	Tw_i_and_stray	45.500	48	30Alp Hya	1.9770	4100.0	91	5278	No
388	GOM_NL__2PRFIN20030304_194219_000000422014_00214_05278_5381.N1	04-MAR-2003 19:42:19	Bright	42.000	22	32Alp Leo	1.3600	15200.	84	5278	No
389	GOM_NL__2PRFIN20030304_194450_000000432014_00214_05278_5382.N1	04-MAR-2003 19:44:50	Bright	42.500	51	41Gam1Leo	2.0100	4500.0	85	5278	No
390	GOM_NL__2PRFIN20030304_194623_000000492014_00214_05278_5383.N1	04-MAR-2003 19:46:23	Bright	48.500	96	68Del Leo	2.5600	9300.0	97	5278	No
391	GOM_NL__2PRFIN20030304_194857_000000382014_00214_05278_5384.N1	04-MAR-2003 19:48:57	Bright	38.000	24	66Alp Gem	1.5800	10200.	76	5278	No
392	GOM_NL__2PRFIN20030304_195330_000000642014_00214_05278_5385.N1	04-MAR-2003 19:53:30	Bright	64.000	174	52Psi UMa	3.0040	4400.0	128	5278	No
393	GOM_NL__2PRFIN20030304_195622_000000412014_00214_05278_5386.N1	04-MAR-2003 19:56:22	Bright	40.500	82	48Bet UMa	2.3650	10600.	81	5278	No
394	GOM_NL__2PRFIN20030304_195745_000000412014_00214_05278_5387.N1	04-MAR-2003 19:57:45	Bright	41.000	36	50Alp UMa	1.8000	6300.0	82	5278	No
395	GOM_NL__2PRFIN20030304_200037_000000512014_00214_05278_5388.N1	04-MAR-2003 20:00:37	Bright	50.500	32	77Eps UMa	1.7630	11000.	101	5278	No
396	GOM_NL__2PRFIN20030304_200210_000000522014_00214_05278_5389.N1	04-MAR-2003 20:02:10	Bright	51.500	55	79Zet UMa	2.0600	10200.	103	5278	No

397	GOM_NL__2PRFIN20030304_200416_000000382014_00214_05278_5390.N1	04-MAR-2003 20:04:16	Bright	37.500	49	1Alp UMi	1.9900	6300.0	75	5278	No
398	GOM_NL__2PRFIN20030304_200934_000000452014_00214_05278_5391.N1	04-MAR-2003 20:09:34	Bright	45.000	119	14Eta Dra	2.7270	4700.0	90	5278	No
399	GOM_NL__2PRFIN20030304_201151_000000352014_00214_05278_5392.N1	04-MAR-2003 20:11:51	Bright	34.500	89	5Alp Cep	2.4510	8000.0	69	5278	No
400	GOM_NL__2PRFIN20030304_201405_000000472014_00214_05278_5393.N1	04-MAR-2003 20:14:05	Bright	46.500	130	23Bet Dra	2.7990	5800.0	93	5278	No
401	GOM_NL__2PRFIN20030304_201657_000000342014_00214_05278_5394.N1	04-MAR-2003 20:16:57	Bright	33.500	19	50Alp Cyg	1.2460	10500.	67	5278	No
402	GOM_NL__2PRFIN20030304_201831_000000342014_00214_05278_5395.N1	04-MAR-2003 20:18:31	Bright	34.000	66	37Gam Cyg	2.2080	5900.0	68	5278	No
403	GOM_NL__2PRFIN20030304_202005_000000352014_00214_05278_5396.N1	04-MAR-2003 20:20:05	Bright	34.500	92	53Eps Cyg	2.5000	4500.0	69	5278	No
404	GOM_NL__2PRFIN20030304_202308_000001012014_00214_05278_5397.N1	04-MAR-2003 20:23:08	Twilight	100.50	133	40Zet Her	2.8070	6000.0	201	5278	No
405	GOM_NL__2PRFIN20030304_202716_000000422014_00214_05278_5398.N1	04-MAR-2003 20:27:16	Bright	41.500	168	17Zet Aql	2.9860	11000.	83	5278	No
406	GOM_NL__2PRFIN20030304_203105_000000732014_00214_05278_5399.N1	04-MAR-2003 20:31:05	Straylight	72.500	59	55Alp Oph	2.0800	8900.0	145	5278	No
407	GOM_NL__2PRFIN20030304_203341_000000682014_00214_05278_5400.N1	04-MAR-2003 20:33:41	Dark	68.000	126	60Bet Oph	2.7700	4250.0	136	5278	No
408	GOM_NL__2PRFIN20030304_203711_000000462014_00214_05278_5401.N1	04-MAR-2003 20:37:11	Dark	45.500	155	41Pi Sgr	2.9000	6600.0	91	5278	No
409	GOM_NL__2PRFIN20030304_203903_000000462014_00214_05278_5402.N1	04-MAR-2003 20:39:03	Dark	46.000	57	34Sig Sgr	2.0660	26000.	92	5278	No
410	GOM_NL__2PRFIN20030304_204248_000000662014_00214_05278_5403.N1	04-MAR-2003 20:42:48	Dark	65.500	86	35Eta Oph	2.4300	10200.	131	5278	No
411	GOM_NL__2PRFIN20030304_204609_000000452014_00214_05278_5404.N1	04-MAR-2003 20:46:09	Dark	44.500	40	The Sco	1.8590	7100.0	89	5278	No
412	GOM_NL__2PRFIN20030304_223219_000000392014_00216_05280_5226.N1	04-MAR-2003 22:32:19	Dark	38.500	43	Alp TrA	1.9100	4250.0	77	5280	No
413	GOM_NL__2PRFIN20030304_223410_000000512014_00216_05280_5227.N1	04-MAR-2003 22:34:10	Dark	51.000	131	Gam Lup	2.8000	26000.	102	5280	No
414	GOM_NL__2PRFIN20030304_223557_000000442014_00216_05280_5228.N1	04-MAR-2003 22:35:57	Dark	44.000	4	Alp1Cen	-0.010000	5800.0	88	5280	No
415	GOM_NL__2PRFIN20030304_223715_000000452014_00216_05280_5229.N1	04-MAR-2003 22:37:15	Dark	45.000	10	Bet Cen	0.61000	28000.	90	5280	No
416	GOM_NL__2PRFIN20030304_223941_000000452014_00216_05280_5230.N1	04-MAR-2003 22:39:41	Dark	45.000	12	Alp1Cru	0.77500	30000.	90	5280	No
417	GOM_NL__2PRFIN20030304_224122_000000372014_00216_05280_5231.N1	04-MAR-2003 22:41:22	Dark	37.000	124	The Car	2.7640	30000.	74	5280	No
418	GOM_NL__2PRFIN20030304_224254_000000422014_00216_05280_5232.N1	04-MAR-2003 22:42:54	Dark	42.000	99	Del Cen	2.5750	26000.	84	5280	No
419	GOM_NL__2PRFIN20030304_224447_000000382014_00216_05280_5233.N1	04-MAR-2003 22:44:47	Straylight	38.000	91	Kap Vel	2.4900	26000.	76	5280	No
420	GOM_NL__2PRFIN20030304_224805_000000452014_00216_05280_5234.N1	04-MAR-2003 22:48:05	Straylight	44.500	65	Lam Vel	2.2040	4400.0	89	5280	No
421	GOM_NL__2PRFIN20030304_225048_000000722014_00216_05280_5235.N1	04-MAR-2003 22:50:48	Straylight	71.500	106	9Bet Crv	2.6480	5600.0	143	5280	No
422	GOM_NL__2PRFIN20030304_225339_000000622014_00216_05280_5236.N1	04-MAR-2003 22:53:39	Straylight	61.500	100	4Gam Crv	2.5800	13100.	123	5280	No
423	GOM_NL__2PRFIN20030304_225733_000000422014_00216_05280_5237.N1	04-MAR-2003 22:57:33	Twilight	42.000	48	30Alp Hya	1.9770	4100.0	84	5280	No
424	GOM_NL__2PRFIN20030304_230331_000000422014_00216_05280_5238.N1	04-MAR-2003 23:03:31	Bright	41.500	22	32Alp Leo	1.3600	15200.	83	5280	No
425	GOM_NL__2PRFIN20030304_230602_000000422014_00216_05280_5239.N1	04-MAR-2003 23:06:02	Bright	41.500	51	41Gam1Leo	2.0100	4500.0	83	5280	No
426	GOM_NL__2PRFIN20030304_230734_000000482014_00216_05280_5240.N1	04-MAR-2003 23:07:34	Bright	47.500	96	68Del Leo	2.5600	9300.0	95	5280	No
427	GOM_NL__2PRFIN20030304_231010_000000392014_00216_05280_5241.N1	04-MAR-2003 23:10:10	Bright	38.500	24	66Alp Gem	1.5800	10200.	77	5280	No
428	GOM_NL__2PRFIN20030304_231441_000000442014_00216_05280_5242.N1	04-MAR-2003 23:14:41	Bright	43.500	174	52Psi UMa	3.0040	4400.0	87	5280	No
429	GOM_NL__2PRFIN20030304_231734_000000402014_00216_05280_5243.N1	04-MAR-2003 23:17:34	Bright	40.000	82	48Bet UMa	2.3650	10600.	80	5280	No
430	GOM_NL__2PRFIN20030304_231856_000000412014_00216_05280_5244.N1	04-MAR-2003 23:18:56	Bright	40.500	36	50Alp UMa	1.8000	6300.0	81	5280	No
431	GOM_NL__2PRFIN20030304_232147_000000502014_00216_05280_5245.N1	04-MAR-2003 23:21:47	Bright	50.000	32	77Eps UMa	1.7630	11000.	100	5280	No
432	GOM_NL__2PRFIN20030304_232320_000000512014_00216_05280_5246.N1	04-MAR-2003 23:23:20	Bright	50.500	55	79Zet UMa	2.0600	10200.	101	5280	No
433	GOM_NL__2PRFIN20030304_232528_000000342014_00216_05280_5247.N1	04-MAR-2003 23:25:28	Bright	33.500	49	1Alp UMi	1.9900	6300.0	67	5280	No
434	GOM_NL__2PRFIN20030304_233045_000000482014_00216_05280_5248.N1	04-MAR-2003 23:30:45	Bright	47.500	119	14Eta Dra	2.7270	4700.0	95	5280	No
435	GOM_NL__2PRFIN20030304_233304_000000352014_00216_05280_5249.N1	04-MAR-2003 23:33:04	Bright	35.000	89	5Alp Cep	2.4510	8000.0	70	5280	No
436	GOM_NL__2PRFIN20030304_233517_000000482014_00216_05280_5250.N1	04-MAR-2003 23:35:17	Bright	47.500	130	23Bet Dra	2.7990	5800.0	95	5280	No
437	GOM_NL__2PRFIN20030304_233809_000000352014_00216_05280_5251.N1	04-MAR-2003 23:38:09	Bright	35.000	19	50Alp Cyg	1.2460	10500.	70	5280	No
438	GOM_NL__2PRFIN20030304_233943_000000352014_00216_05280_5252.N1	04-MAR-2003 23:39:43	Bright	34.500	66	37Gam Cyg	2.2080	5900.0	69	5280	No
439	GOM_NL__2PRFIN20030304_234118_000000342014_00216_05280_5253.N1	04-MAR-2003 23:41:18	Bright	34.000	92	53Eps Cyg	2.5000	4500.0	68	5280	No
440	GOM_NL__2PRFIN20030304_234419_000001022014_00216_05280_5254.N1	04-MAR-2003 23:44:19	Twilight	101.50	133	40Zet Her	2.8070	6000.0	203	5280	No
441	GOM_NL__2PRFIN20030304_234829_000000432014_00216_05280_5255.N1	04-MAR-2003 23:48:29	Bright	43.000	168	17Zet Aql	2.9860	11000.	86	5280	No
442	GOM_NL__2PRFIN20030304_235219_000000732014_00216_05280_5256.N1	04-MAR-2003 23:52:19	Straylight	72.500	59	55Alp Oph	2.0800	8900.0	145	5280	No
443	GOM_NL__2PRFIN20030304_235456_000000672014_00216_05280_5257.N1	04-MAR-2003 23:54:56	Dark	67.000	126	60Bet Oph	2.7700	4250.0	134	5280	No
444	GOM_NL__2PRFIN20030304_235824_000000432014_00216_05280_5258.N1	04-MAR-2003 23:58:24	Dark	43.000	155	41Pi Sgr	2.9000	6600.0	86	5280	No

3. Quality information per product

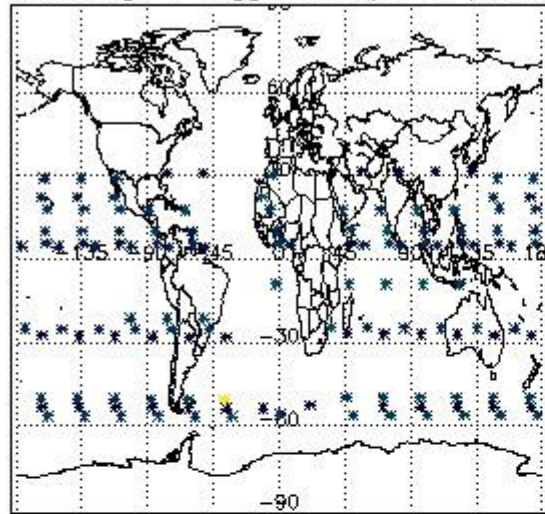
In this section it is plotted some information contained in the Quality Summary data set of the level 2 products. Only products in dark limb conditions and without errors (error flag in the MPH set to "0") are used.

3.1 Plot quality information per product (time dependant)

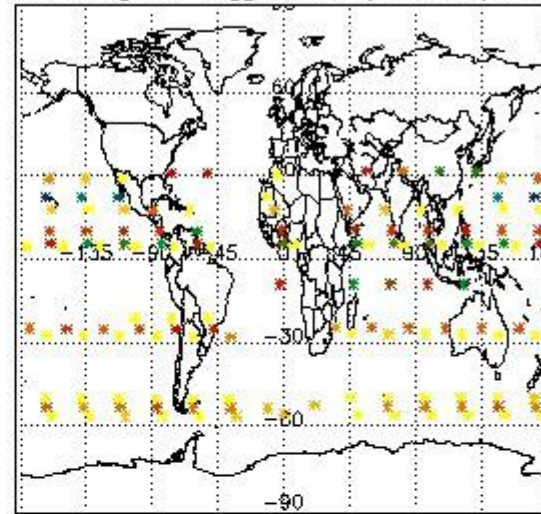


3.2 Plot quality information per product (world map)


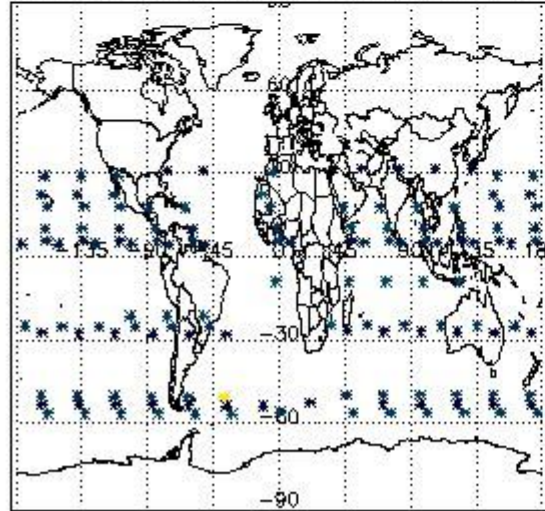
Percentage of flagged data per O3 profile



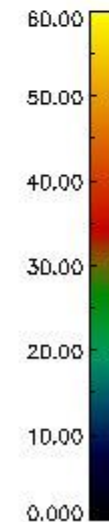
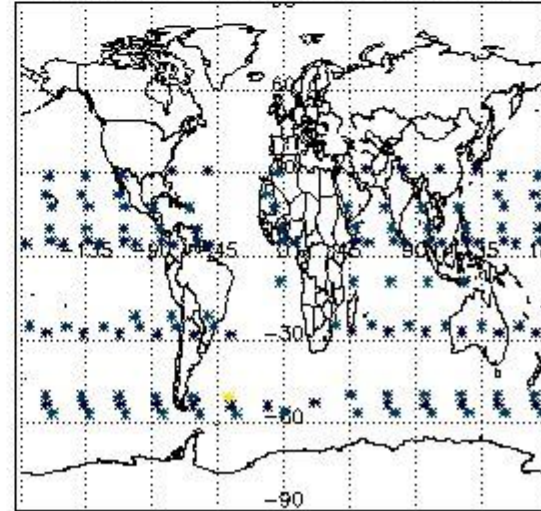
Percentage of flagged data per H2O profile



Percentage of flagged data per NO2 profile



Percentage of flagged data per NO3 profile

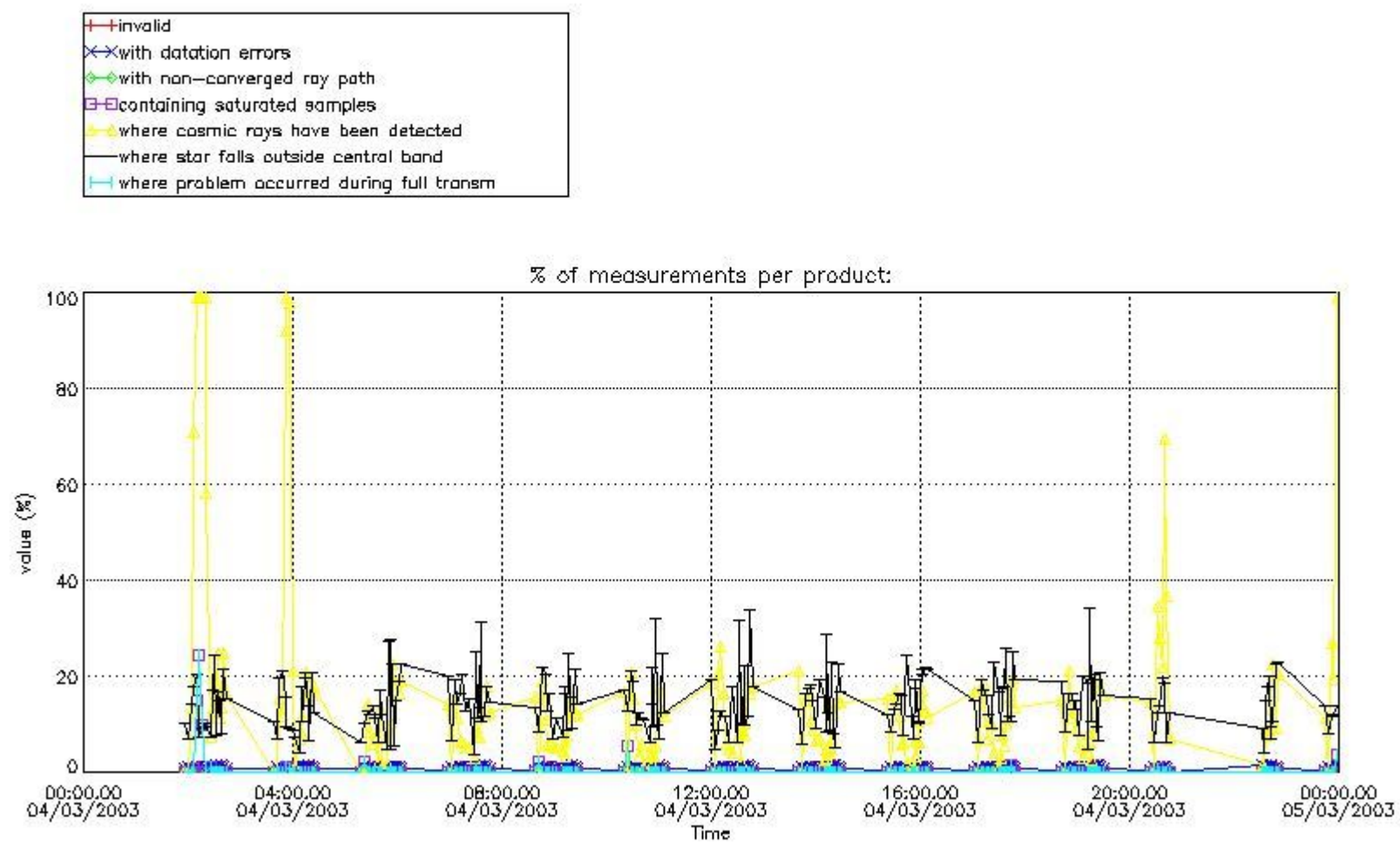


4. Level 1 quality information per product

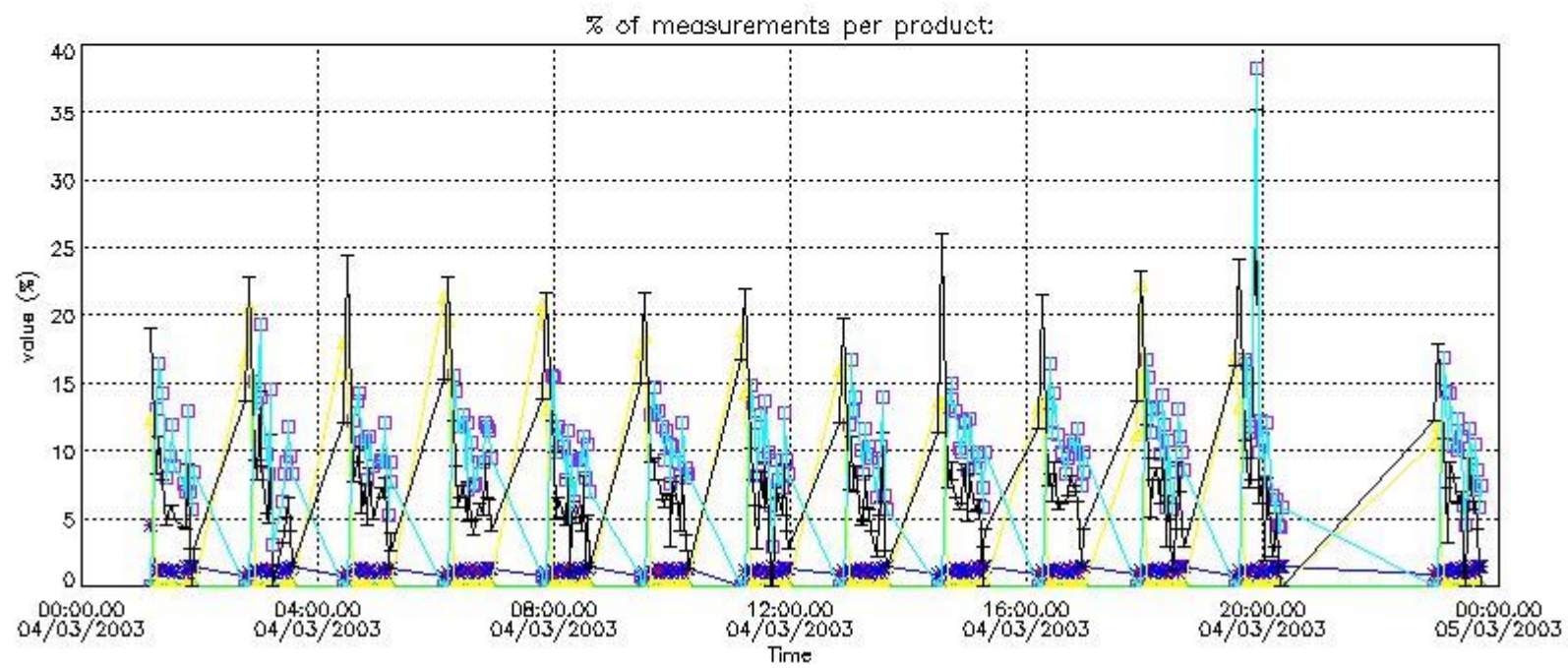
In this section it is plotted some information contained in the Quality Summary data set of the level 2 products that comes from the level 1b processing. Products without errors (error flag in the MPH set to "0") are used.

4.1 Plot quality information per product (time dependant) coming from level 1b processing

4.1.1 Plot level 1 quality information per product (time dependant): ENVISAT ASCENDING passes

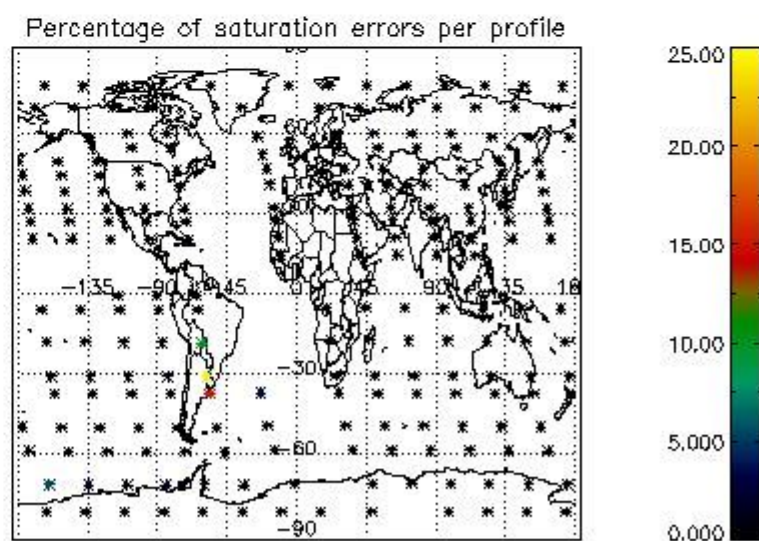
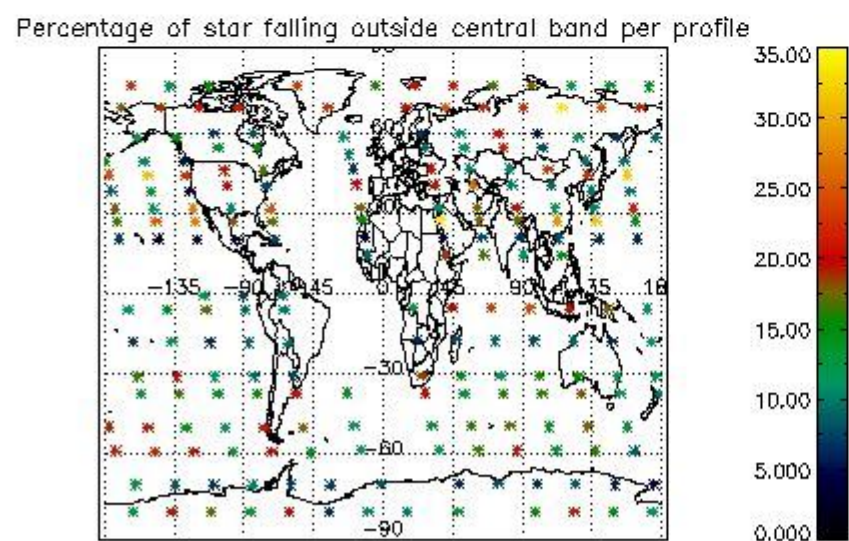
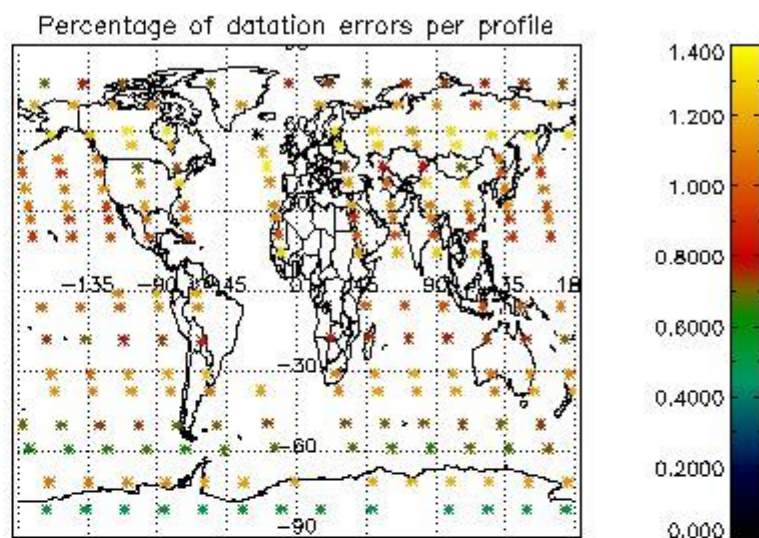
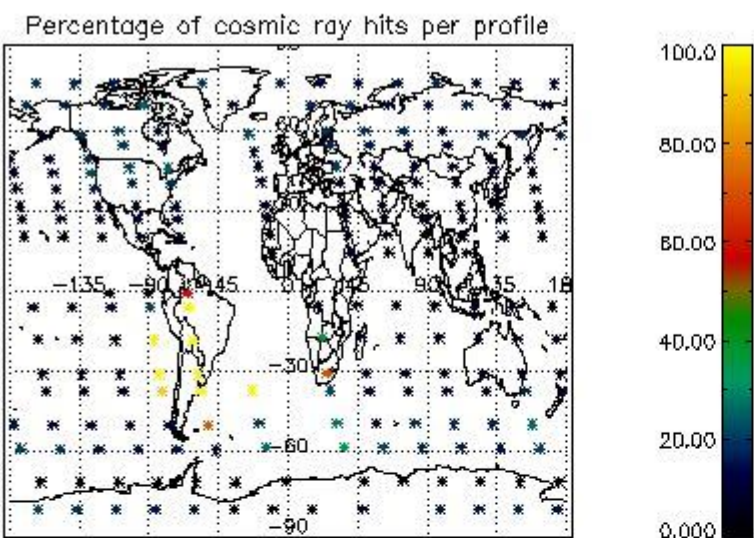


4.1.2 Plot level 1 quality information per product (time dependant): ENVI SAT DESCENDING passes

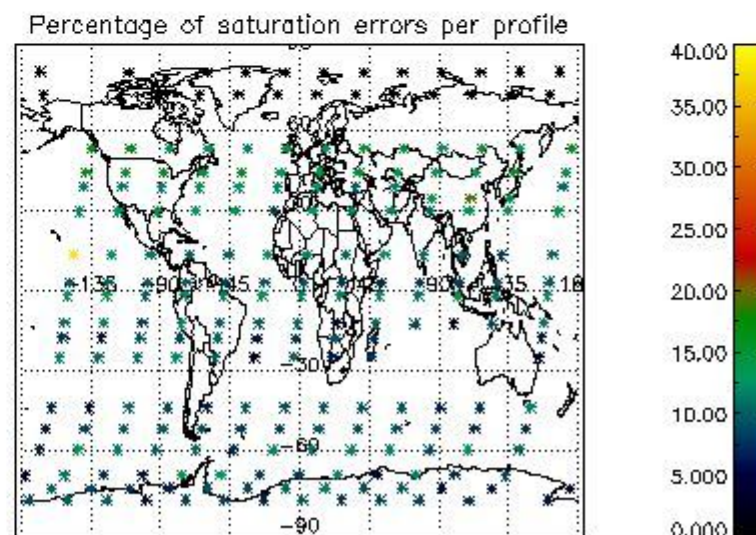
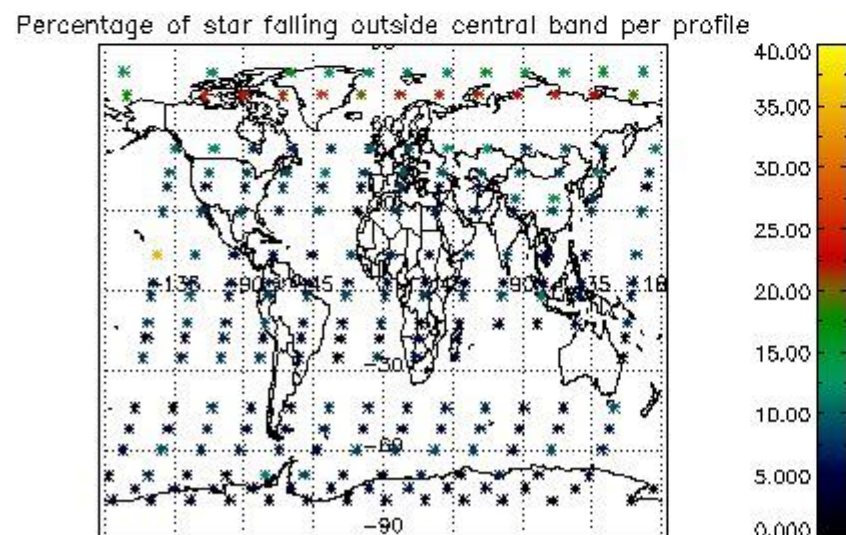
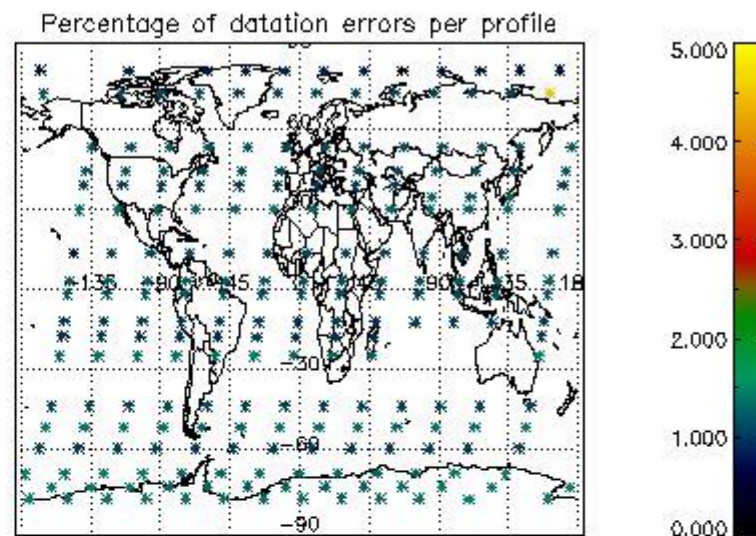
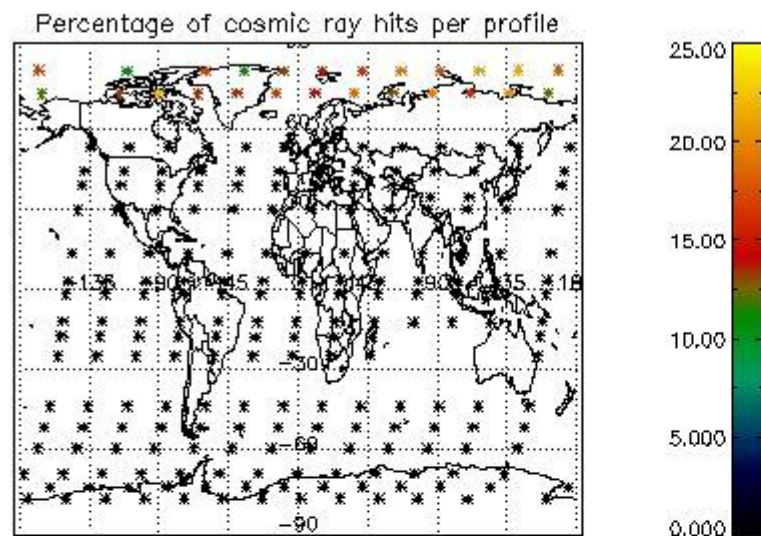


4.2 Plot quality information per product coming from level 1b processing (world map)

4.2.1 Plot level 1 quality information per product (world map): ENVISAT ASCENDING passes



4.2.2 Plot level 1 quality information per product (world map): ENVISAT DESCENDING passes



5. Trace gas profiles

5.1 Ozone statistics based on quality of products

The final quality of the products can be "measured" using the STD (Standard Deviation) attached to every point profile. This information is written to the parameter GOM_NL__2P/NL_LOCAL_SPECIES_DENSITY/o3_std of the level 2 products. The table below shows the statistics for given STD ranges.

The statistics are given with respect to the overall valid production:

- Products without fatal errors: GOM_NL__2P/MPH/PRODUCT_ERR=0
- Valid point profile: GOM_NL__2P/NL_LOCAL_SPECIES_DENSITY/pcd(0)=0

The 'Criteria' is applied to valid points of dark limb products:

- Products in dark limb illumination condition: GOM_NL__2P/NL_SUMMARY_QUALITY/obs_ill_cond=0
- Products without fatal errors: GOM_NL__2P/MPH/PRODUCT_ERR=0
- Valid point profile: GOM_NL__2P/NL_LOCAL_SPECIES_DENSITY/pcd(0)=0

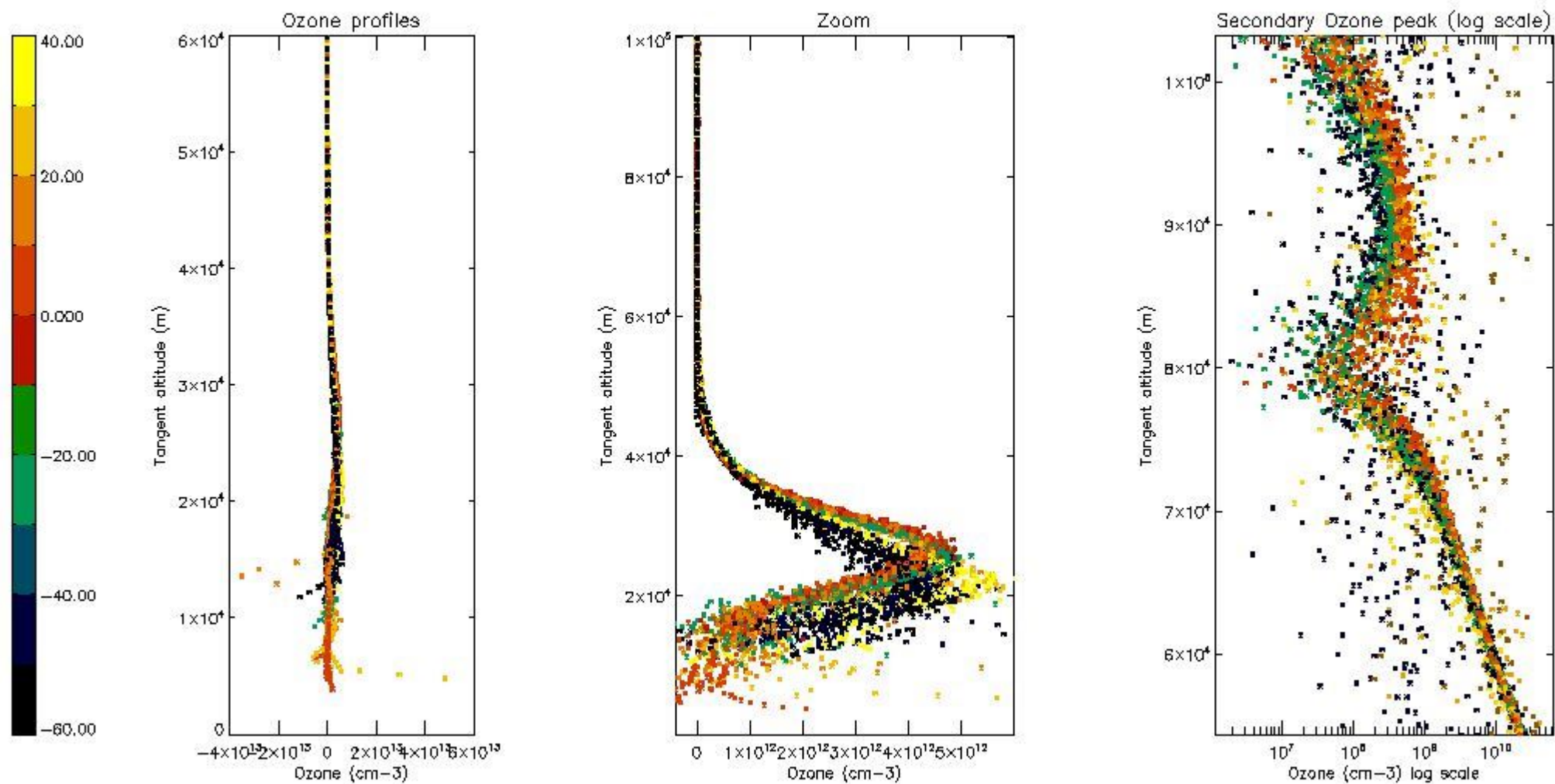
So, the table below shows the percentage of dark limb and valid observations for each criteria with respect to the overall valid daily observations.

Criteria	% of total production
All STD	33
STD < 20	19

STD < 10	16
STD < 5	11

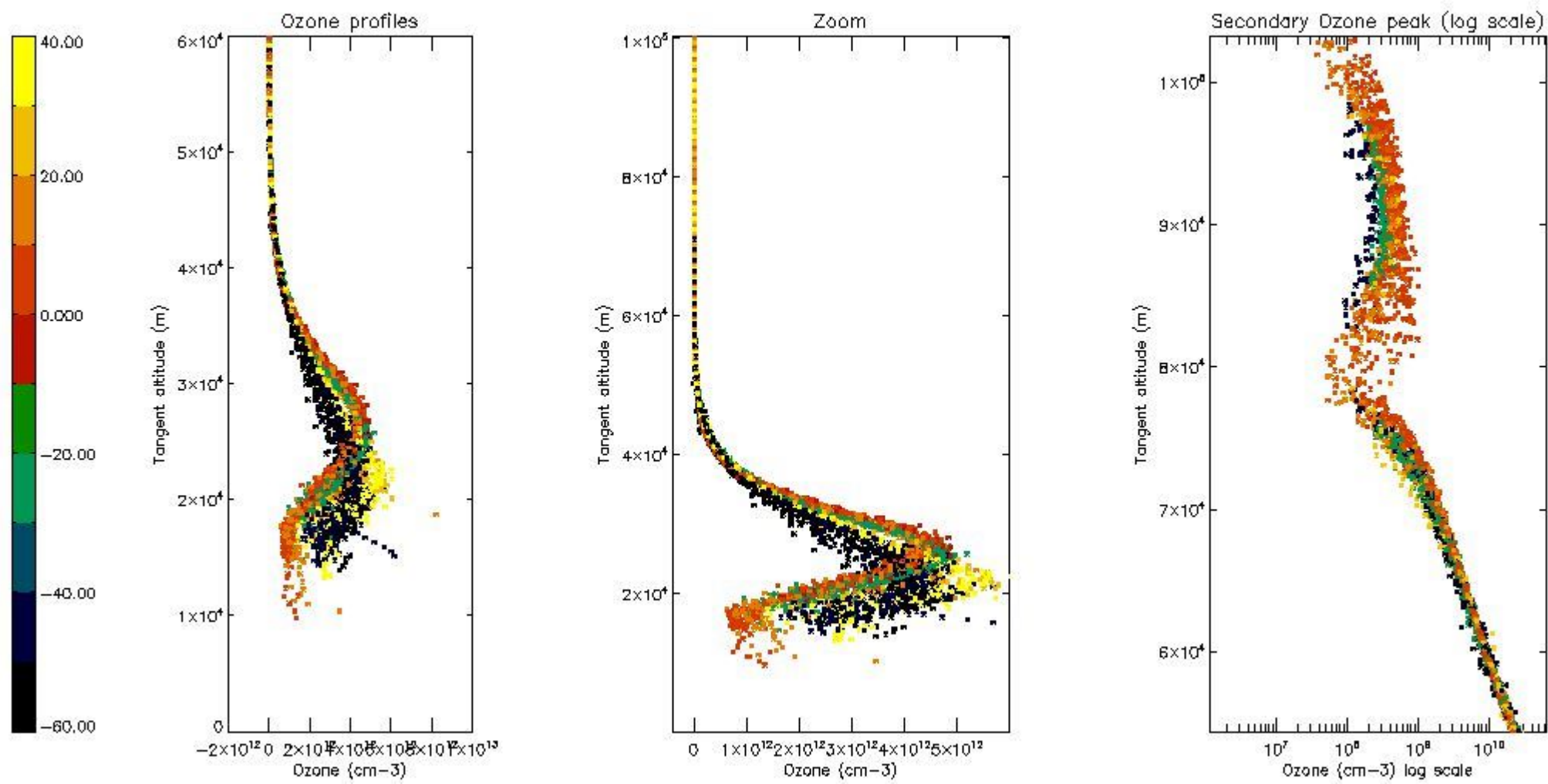
5.2 Plot ozone profiles for all STD (dark without errors)

The colorbar represents the latitude.



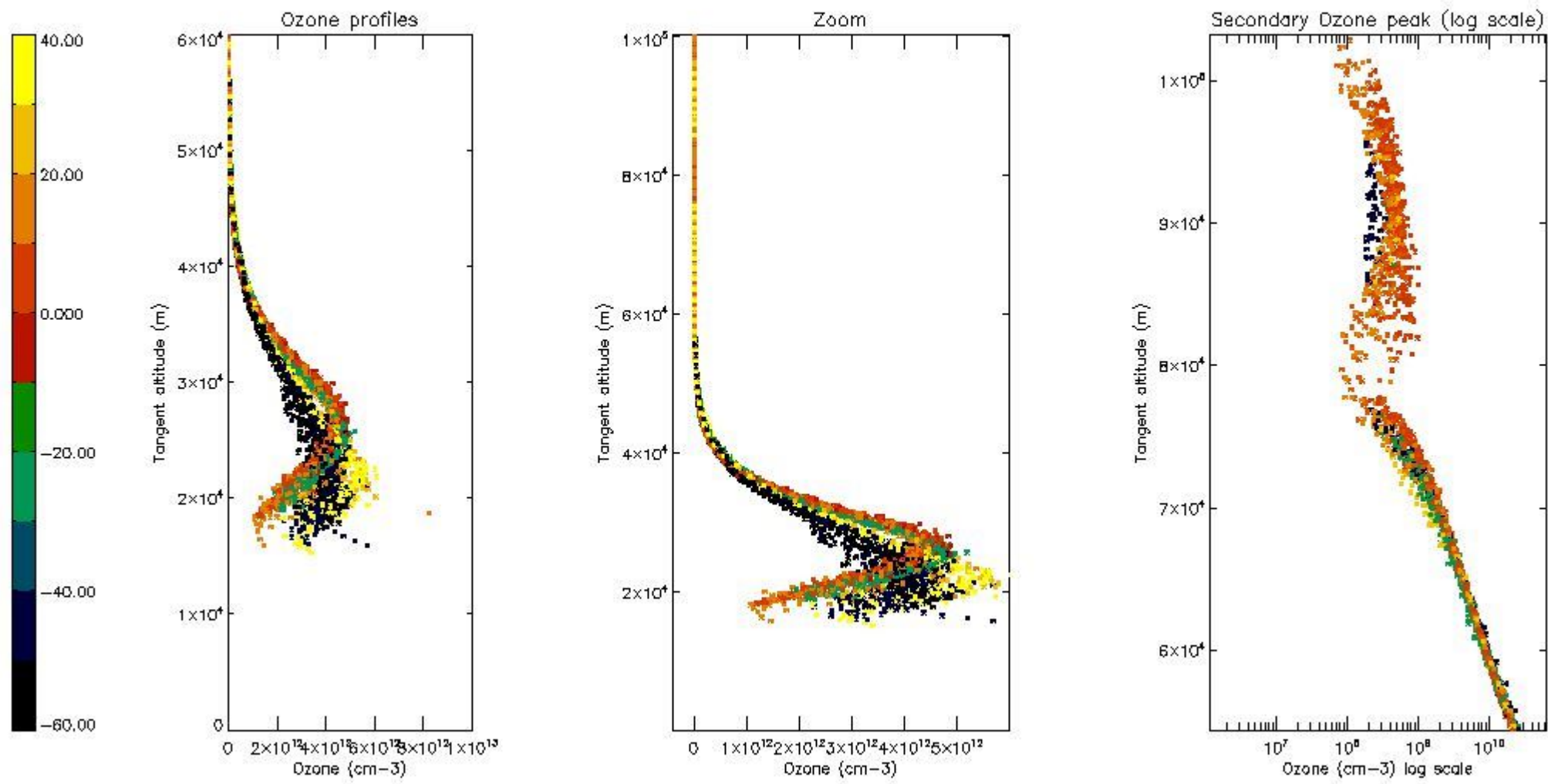
5.3 Plot ozone profiles where STD < 20% (dark without errors)

The colorbar represents the latitude.



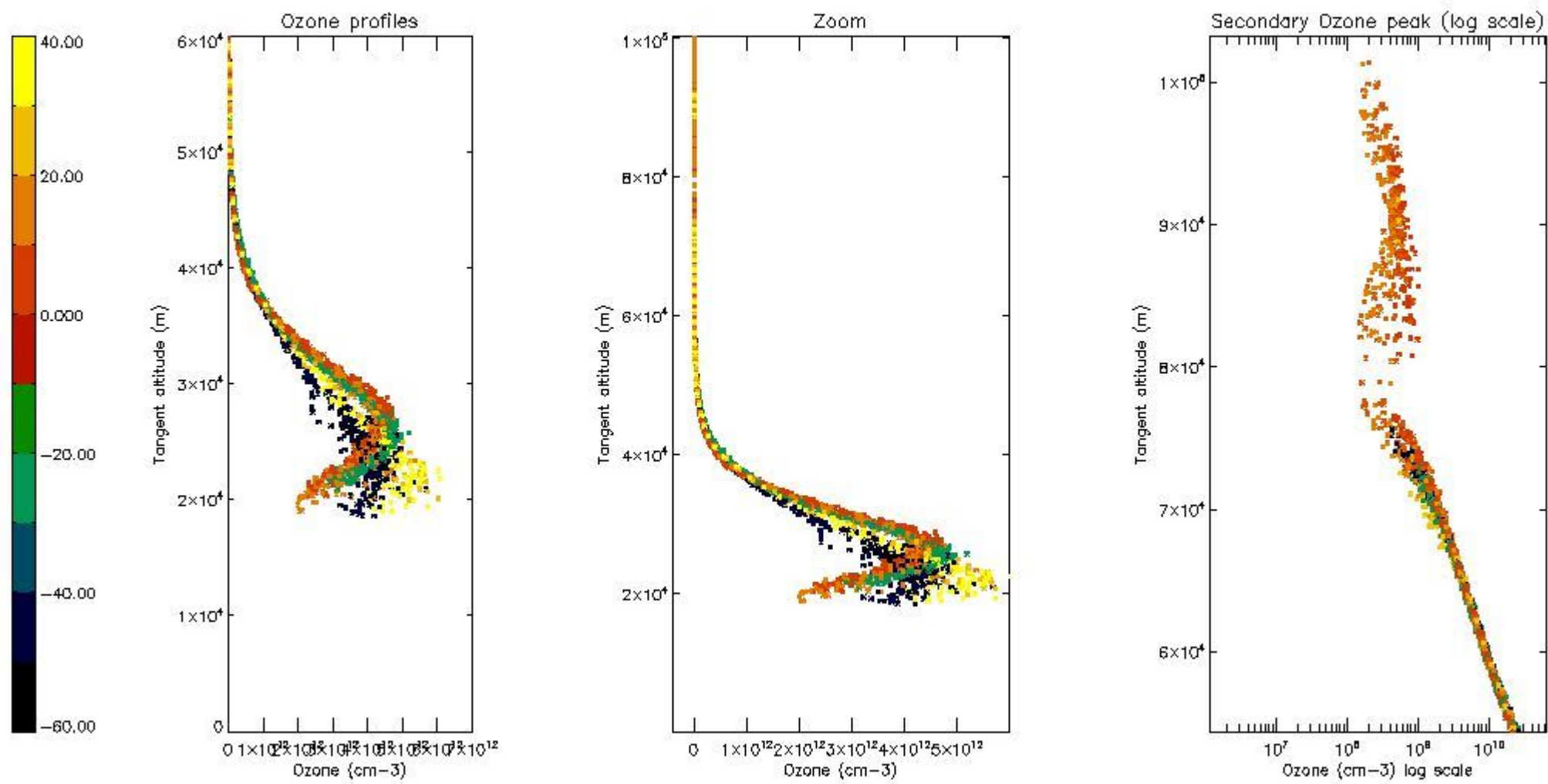
5.4 Plot ozone profiles where STD < 10% (dark without errors)

The colorbar represents the latitude.



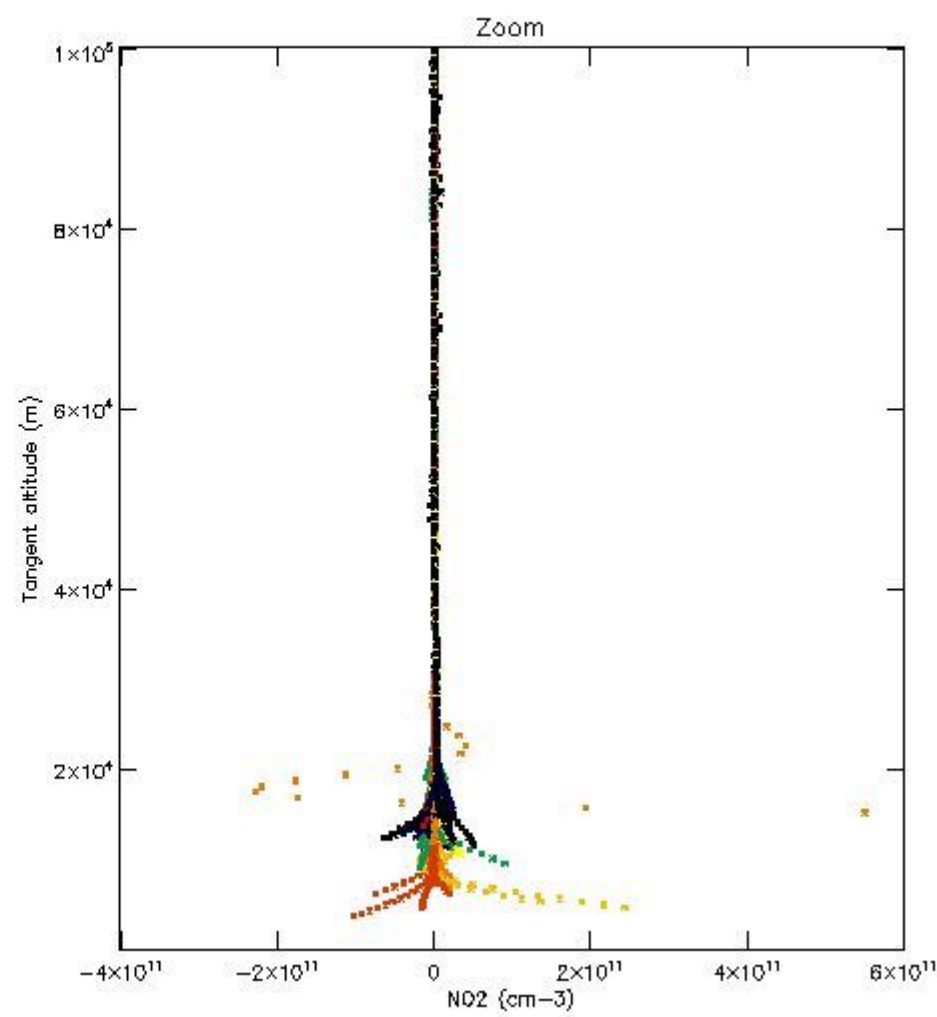
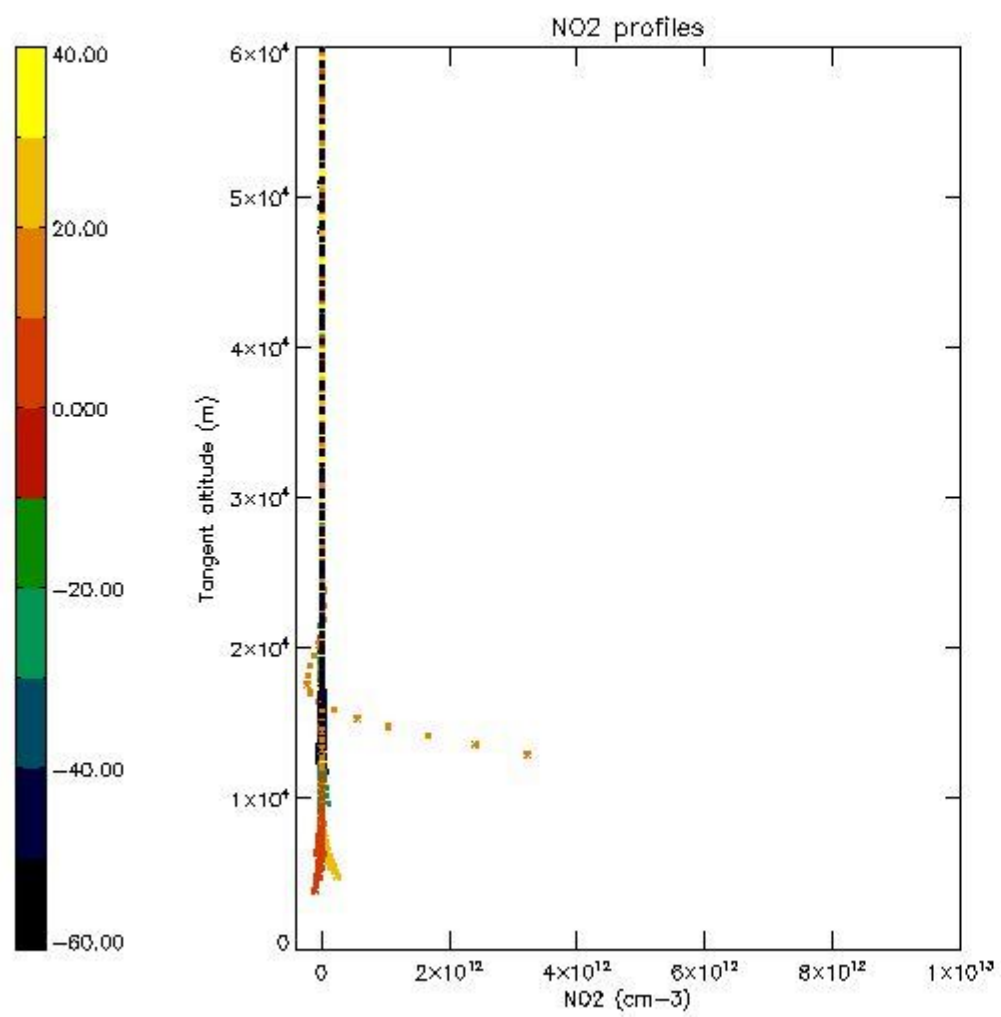
5.5 Plot ozone profiles where STD < 5% (dark without errors)

The colorbar represents the latitude.



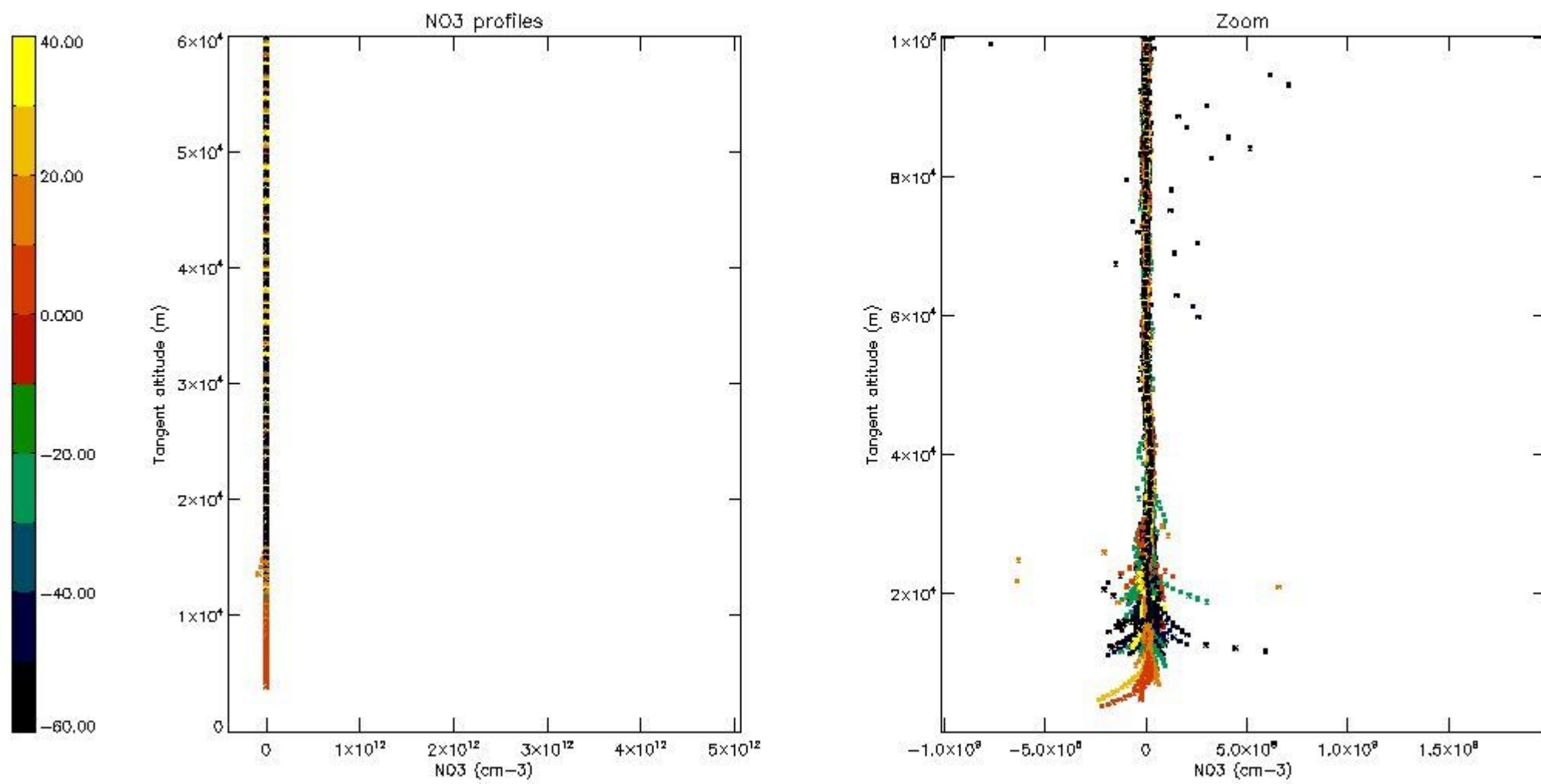
5.6 Plot NO₂ profiles for all STD (dark without errors)

The colorbar represents the latitude.



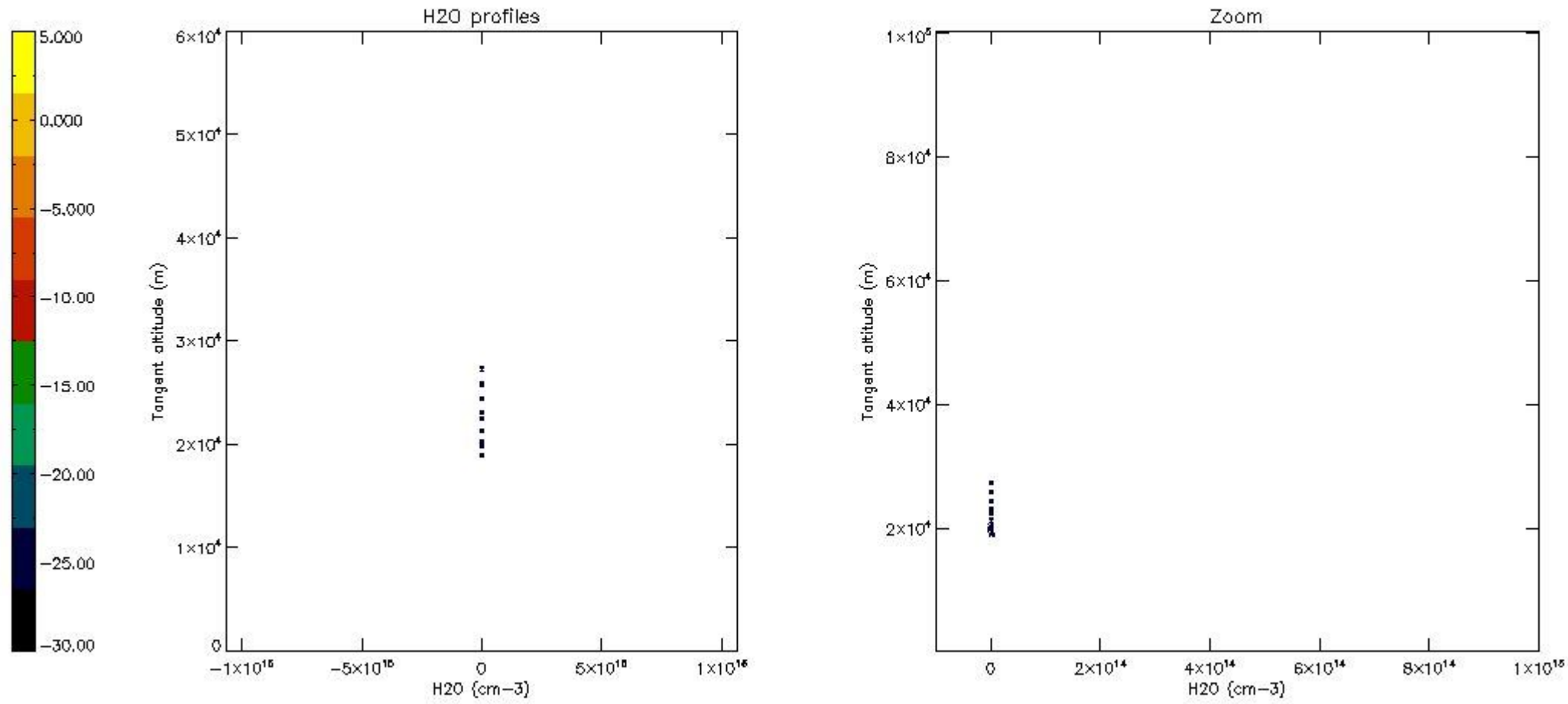
5.7 Plot NO3 profiles for all STD (dark without errors)

The colorbar represents the latitude.



5.8 Plot H2O profiles for all STD (only for occultations of stars 1,2,3,4,13,14,16,26,63 dark without errors)

The colorbar represents the latitude.



6. Auxiliary Data Files used for the production reported in section 2

The number reported in the third column indicates since which file (see list in section 2) the corresponding auxiliary file has been used. The fourth column is the date of those product files.

Type	Auxiliary Filename	Used since product	Used since product date
INST_PHYS_CHARACTERISTICS	GOM_INS_AXNIEC20050627_150440_20020301_000000_20100101_000000	1	04-MAR-2003 01:09:43
LEVEL-2_PROC_CONFIG	GOM_PR2_AXVIEC20091111_152718_20020301_000000_20500101_000000	1	04-MAR-2003 01:09:43
CROSS_SECTIONS_FILE	GOM_CRS_AXVIEC20091111_154832_20020301_000000_20500101_000000	1	04-MAR-2003 01:09:43

GOMOS Level 2 Daily Report

SUMMARY

[1. General Info](#)

[2. Summary of processed GOM_NL_2P products](#)

[3. Level 2 Quality information per product](#)

[3.1 Plot of level 2 quality information per product \(time dependant\)](#)

[3.2 Plot of level 2 quality information per product \(world map\)](#)

[4. Level 1 Quality information per product \(stored on level 2 products\)](#)

[4.1 Plot of level 1 quality information per product \(time dependant\)](#)

[4.1.1 Plot of level 1 quality information per product \(time dependant\): ASCENDING](#)

[4.1.2 Plot of level 1 quality information per product \(time dependant\): DESCENDING](#)

[4.2 Plot of level 1 quality information per product \(world map\)](#)

[4.2.1 Plot of level 1 quality information per product \(world map\): ASCENDING](#)

[4.2.2 Plot of level 1 quality information per product \(world map\): DESCENDING](#)

[5. Ozone profiles based on quality statistics and other trace gas profiles](#)

[5.1 Ozone statistics based on quality of products](#)

[5.2 Plot ozone profiles for all STD \(dark without errors\)](#)

[5.3 Plot ozone profiles where STD < 20% \(dark without errors\)](#)

[5.4. Plot ozone profiles where STD < 10% \(dark without errors\)](#)

[5.5. Plot ozone profiles where STD < 5% \(dark without errors\)](#)

[5.6 Plot NO2 profiles for all STD \(dark without errors\)](#)

[5.7 Plot NO3 profiles for all STD \(dark without errors\)](#)

[5.8 Plot H2O profiles \(only for occultations of stars 1,2,3,4,13,14,16,26,63 dark without errors\) for all STD](#)

[6. Auxiliary Data Files used for the production reported in section 2](#)

This report presents the daily analysis on parameters extracted from GOMOS level 2 data (GOM_NL__2P). It is intended to monitor some important parameters that will impact the quality of these products. A list of level 2 products (and content) that have arrived during the reporting day to the PCF is also given.

Item	Value
Time of report generation	19APR2013 11:10:53
Data source version	GOMOS/6.01
Start time of products	04-03-2003 (04MAR2003 00:00:00)
Stop time of products	05-03-2003 (05MAR2003 00:00:00)
Store outputs in DB	Yes
Nb of level 2 prods	444
Nb of prods with errors	0

2. Summary of processed GOM_NL__2P products.

Nr	Filename	UTC Start time	Limb	Duration	Star Id	Star Name	Star Mag	Star Temp	Nb Meas	Orbit	Prod. error
1	GOM_NL__2PRFIN20030304_010943_000000452014_00203_05267_5290.N1	04-MAR-2003 01:09:43	Twilight	44.500	48	30Alp Hya	1.9770	4100.0	89	5267	No
2	GOM_NL__2PRFIN20030304_011544_000000422014_00203_05267_5291.N1	04-MAR-2003 01:15:44	Bright	42.000	22	32Alp Leo	1.3600	15200.0	84	5267	No
3	GOM_NL__2PRFIN20030304_011815_000000462014_00203_05267_5292.N1	04-MAR-2003 01:18:15	Bright	45.500	51	41Gam1Leo	2.0100	4500.0	91	5267	No
4	GOM_NL__2PRFIN20030304_012102_000000392014_00203_05267_5293.N1	04-MAR-2003 01:21:02	Bright	38.500	17	78Bet Gem	1.1610	4500.0	77	5267	No
5	GOM_NL__2PRFIN20030304_012217_000000392014_00203_05267_5294.N1	04-MAR-2003 01:22:17	Bright	38.500	24	66Alp Gem	1.5800	10200.0	77	5267	No
6	GOM_NL__2PRFIN20030304_012659_000000442014_00203_05267_5295.N1	04-MAR-2003 01:26:59	Bright	44.000	174	52Psi UMa	3.0040	4400.0	88	5267	No
7	GOM_NL__2PRFIN20030304_012950_000000422014_00203_05267_5296.N1	04-MAR-2003 01:29:50	Bright	41.500	82	48Bet UMa	2.3650	10600.0	83	5267	No
8	GOM_NL__2PRFIN20030304_013112_000000422014_00203_05267_5297.N1	04-MAR-2003 01:31:12	Bright	42.000	36	50Alp UMa	1.8000	6300.0	84	5267	No
9	GOM_NL__2PRFIN20030304_013409_000000512014_00203_05267_5298.N1	04-MAR-2003 01:34:09	Bright	51.000	32	77Eps UMa	1.7630	11000.0	102	5267	No
10	GOM_NL__2PRFIN20030304_014302_000000472014_00203_05267_5299.N1	04-MAR-2003 01:43:02	Bright	46.500	119	14Eta Dra	2.7270	4700.0	93	5267	No
11	GOM_NL__2PRFIN20030304_014514_000000362014_00203_05267_5300.N1	04-MAR-2003 01:45:14	Bright	36.000	89	5Alp Cep	2.4510	8000.0	72	5267	No
12	GOM_NL__2PRFIN20030304_014732_000000502014_00203_05267_5301.N1	04-MAR-2003 01:47:32	Bright	50.000	130	23Bet Dra	2.7990	5800.0	100	5267	No
13	GOM_NL__2PRFIN20030304_015019_000000362014_00203_05267_5302.N1	04-MAR-2003 01:50:19	Bright	35.500	19	50Alp Cyg	1.2460	10500.0	71	5267	No
14	GOM_NL__2PRFIN20030304_015153_000000352014_00203_05267_5303.N1	04-MAR-2003 01:51:53	Bright	35.000	66	37Gam Cyg	2.2080	5900.0	70	5267	No
15	GOM_NL__2PRFIN20030304_015327_000000362014_00203_05267_5304.N1	04-MAR-2003 01:53:27	Bright	35.500	92	53Eps Cyg	2.5000	4500.0	71	5267	No
16	GOM_NL__2PRFIN20030304_015631_000000902014_00203_05267_5305.N1	04-MAR-2003 01:56:31	Bright	90.000	133	40Zet Her	2.8070	6000.0	180	5267	No
17	GOM_NL__2PRFIN20030304_020035_000000432014_00203_05267_5306.N1	04-MAR-2003 02:00:35	Bright	42.500	168	17Zet Aql	2.9860	11000.0	85	5267	No
18	GOM_NL__2PRFIN20030304_020414_000000752014_00203_05267_5307.N1	04-MAR-2003 02:04:14	Straylight	75.000	59	55Alp Oph	2.0800	8900.0	150	5267	No
19	GOM_NL__2PRFIN20030304_020653_000000712014_00203_05267_5308.N1	04-MAR-2003 02:06:53	Dark	70.500	126	60Bet Oph	2.7700	4250.0	141	5267	No
20	GOM_NL__2PRFIN20030304_021029_000000472014_00203_05267_5309.N1	04-MAR-2003 02:10:29	Dark	46.500	155	41Pi Sgr	2.9000	6600.0	93	5267	No
21	GOM_NL__2PRFIN20030304_021220_000000412014_00203_05267_5310.N1	04-MAR-2003 02:12:20	Dark	41.000	57	34Sig Sgr	2.0660	26000.0	82	5267	No
22	GOM_NL__2PRFIN20030304_021554_000000662014_00203_05267_5311.N1	04-MAR-2003 02:15:54	Dark	66.000	86	35Eta Oph	2.4300	10200.0	132	5267	No
23	GOM_NL__2PRFIN20030304_021924_000000452014_00203_05267_5312.N1	04-MAR-2003 02:19:24	Dark	45.000	40	The Sco	1.8590	7100.0	90	5267	No
24	GOM_NL__2PRFIN20030304_022051_000000422014_00203_05267_5313.N1	04-MAR-2003 02:20:51	Dark	42.000	147	Alp Ara	2.8770	26000.0	84	5267	No
25	GOM_NL__2PRFIN20030304_022643_000000542014_00204_05268_5369.N1	04-MAR-2003 02:26:43	Dark	54.000	131	Gam Lup	2.8000	26000.0	108	5268	No
26	GOM_NL__2PRFIN20030304_022837_000000472014_00204_05268_5370.N1	04-MAR-2003 02:28:37	Dark	46.500	4	Alp1Cen	-0.010000	5800.0	93	5268	No
27	GOM_NL__2PRFIN20030304_022956_000000512014_00204_05268_5371.N1	04-MAR-2003 02:29:56	Dark	51.000	10	Bet Cen	0.61000	28000.0	102	5268	No
28	GOM_NL__2PRFIN20030304_023224_000000392014_00204_05268_5372.N1	04-MAR-2003 02:32:24	Dark	39.000	12	Alp1Cru	0.77500	30000.0	78	5268	No
29	GOM_NL__2PRFIN20030304_023358_000000692014_00204_05268_5373.N1	04-MAR-2003 02:33:58	Dark	69.000	54	5The Cen	2.0550	4500.0	138	5268	No
30	GOM_NL__2PRFIN20030304_023626_000000412014_00204_05268_5374.N1	04-MAR-2003 02:36:26	Straylight	40.500	71	lot Car	2.2460	7700.0	81	5268	No
31	GOM_NL__2PRFIN20030304_023755_000000382014_00204_05268_5375.N1	04-MAR-2003 02:37:55	Straylight	37.500	46	Del Vel	1.9540	10600.0	75	5268	No
32	GOM_NL__2PRFIN20030304_024051_000000452014_00204_05268_5376.N1	04-MAR-2003 02:40:51	Straylight	44.500	65	Lam Vel	2.2040	4400.0	89	5268	No
33	GOM_NL__2PRFIN20030304_024329_000000702014_00204_05268_5377.N1	04-MAR-2003 02:43:29	Straylight	69.500	106	9Bet Crv	2.6480	5600.0	139	5268	No
34	GOM_NL__2PRFIN20030304_024624_000000662014_00204_05268_5378.N1	04-MAR-2003 02:46:24	Straylight	66.000	100	4Gam Crv	2.5800	13100.0	132	5268	No
35	GOM_NL__2PRFIN20030304_025019_000000462014_00204_05268_5379.N1	04-MAR-2003 02:50:19	Twilight	46.000	48	30Alp Hya	1.9770	4100.0	92	5268	No
36	GOM_NL__2PRFIN20030304_025619_000000432014_00204_05268_5380.N1	04-MAR-2003 02:56:19	Bright	43.000	22	32Alp Leo	1.3600	15200.0	86	5268	No
37	GOM_NL__2PRFIN20030304_025851_000000452014_00204_05268_5381.N1	04-MAR-2003 02:58:51	Bright	44.500	51	41Gam1Leo	2.0100	4500.0	89	5268	No
38	GOM_NL__2PRFIN20030304_030138_000000422014_00204_05268_5382.N1	04-MAR-2003 03:01:38	Bright	41.500	17	78Bet Gem	1.1610	4500.0	83	5268	No
39	GOM_NL__2PRFIN20030304_030253_000000402014_00204_05268_5383.N1	04-MAR-2003 03:02:53	Bright	39.500	24	66Alp Gem	1.5800	10200.0	79	5268	No
40	GOM_NL__2PRFIN20030304_030734_000000462014_00204_05268_5384.N1	04-MAR-2003 03:07:34	Bright	46.000	174	52Psi UMa	3.0040	4400.0	92	5268	No
41	GOM_NL__2PRFIN20030304_031025_000000432014_00204_05268_5385.N1	04-MAR-2003 03:10:25	Bright	42.500	82	48Bet UMa	2.3650	10600.0	85	5268	No
42	GOM_NL__2PRFIN20030304_031148_000000452014_00204_05268_5386.N1	04-MAR-2003 03:11:48	Bright	44.500	36	50Alp UMa	1.8000	6300.0	89	5268	No

43	GOM_NL__2PRFIN20030304_031442_000000502014_00204_05268_5387.N1	04-MAR-2003 03:14:42	Bright	49.500	32	77Eps UMa	1.7630	11000.	99	5268	No
44	GOM_NL__2PRFIN20030304_032337_000000482014_00204_05268_5388.N1	04-MAR-2003 03:23:37	Bright	47.500	119	14Eta Dra	2.7270	4700.0	95	5268	No
45	GOM_NL__2PRFIN20030304_032549_000000372014_00204_05268_5389.N1	04-MAR-2003 03:25:49	Bright	36.500	89	5Alp Cep	2.4510	8000.0	73	5268	No
46	GOM_NL__2PRFIN20030304_032807_000000492014_00204_05268_5390.N1	04-MAR-2003 03:28:07	Bright	49.000	130	23Bet Dra	2.7990	5800.0	98	5268	No
47	GOM_NL__2PRFIN20030304_033055_000000382014_00204_05268_5391.N1	04-MAR-2003 03:30:55	Bright	38.000	19	50Alp Cyg	1.2460	10500.	76	5268	No
48	GOM_NL__2PRFIN20030304_033229_000000372014_00204_05268_5392.N1	04-MAR-2003 03:32:29	Bright	36.500	66	37Gam Cyg	2.2080	5900.0	73	5268	No
49	GOM_NL__2PRFIN20030304_033402_000000362014_00204_05268_5393.N1	04-MAR-2003 03:34:02	Bright	36.000	92	53Eps Cyg	2.5000	4500.0	72	5268	No
50	GOM_NL__2PRFIN20030304_033707_000000912014_00204_05268_5394.N1	04-MAR-2003 03:37:07	Bright	90.500	133	40Zet Her	2.8070	6000.0	181	5268	No
51	GOM_NL__2PRFIN20030304_034112_000000432014_00204_05268_5395.N1	04-MAR-2003 03:41:12	Bright	42.500	168	17Zet Aql	2.9860	11000.	85	5268	No
52	GOM_NL__2PRFIN20030304_034453_000000792014_00204_05268_5396.N1	04-MAR-2003 03:44:53	Straylight	78.500	59	55Alp Oph	2.0800	8900.0	157	5268	No
53	GOM_NL__2PRFIN20030304_034730_000000742014_00204_05268_5397.N1	04-MAR-2003 03:47:30	Dark	73.500	126	60Bet Oph	2.7700	4250.0	147	5268	No
54	GOM_NL__2PRFIN20030304_035105_000000452014_00204_05268_5398.N1	04-MAR-2003 03:51:05	Dark	44.500	155	41Pi Sgr	2.9000	6600.0	89	5268	No
55	GOM_NL__2PRFIN20030304_035256_000000432014_00204_05268_5399.N1	04-MAR-2003 03:52:56	Dark	42.500	57	34Sig Sgr	2.0660	26000.	85	5268	No
56	GOM_NL__2PRFIN20030304_035631_000000672014_00204_05268_5400.N1	04-MAR-2003 03:56:31	Dark	67.000	86	35Eta Oph	2.4300	10200.	134	5268	No
57	GOM_NL__2PRFIN20030304_040000_000000452014_00204_05268_5401.N1	04-MAR-2003 04:00:00	Dark	45.000	40	The Sco	1.8590	7100.0	90	5268	No
58	GOM_NL__2PRFIN20030304_040127_000000422014_00204_05268_5402.N1	04-MAR-2003 04:01:27	Dark	41.500	147	Alp Ara	2.8770	26000.	83	5268	No
59	GOM_NL__2PRFIN20030304_040720_000000522014_00205_05269_5369.N1	04-MAR-2003 04:07:20	Dark	52.000	131	Gam Lup	2.8000	26000.	104	5269	No
60	GOM_NL__2PRFIN20030304_040913_000000482014_00205_05269_5370.N1	04-MAR-2003 04:09:13	Dark	47.500	4	Alp1Cen	-0.010000	5800.0	95	5269	No
61	GOM_NL__2PRFIN20030304_041032_000000432014_00205_05269_5371.N1	04-MAR-2003 04:10:32	Dark	43.000	10	Bet Cen	0.61000	28000.	86	5269	No
62	GOM_NL__2PRFIN20030304_041300_000000462014_00205_05269_5372.N1	04-MAR-2003 04:13:00	Dark	45.500	12	Alp1Cru	0.77500	30000.	91	5269	No
63	GOM_NL__2PRFIN20030304_041436_000000722014_00205_05269_5373.N1	04-MAR-2003 04:14:36	Dark	72.000	54	5The Cen	2.0550	4500.0	144	5269	No
64	GOM_NL__2PRFIN20030304_041701_000000402014_00205_05269_5374.N1	04-MAR-2003 04:17:01	Straylight	40.000	71	lot Car	2.2460	7700.0	80	5269	No
65	GOM_NL__2PRFIN20030304_041831_000000382014_00205_05269_5375.N1	04-MAR-2003 04:18:31	Straylight	37.500	46	Del Vel	1.9540	10600.	75	5269	No
66	GOM_NL__2PRFIN20030304_042128_000000442014_00205_05269_5376.N1	04-MAR-2003 04:21:28	Straylight	43.500	65	Lam Vel	2.2040	4400.0	87	5269	No
67	GOM_NL__2PRFIN20030304_042407_000000652014_00205_05269_5377.N1	04-MAR-2003 04:24:07	Straylight	65.000	106	9Bet Crv	2.6480	5600.0	130	5269	No
68	GOM_NL__2PRFIN20030304_042658_000000672014_00205_05269_5378.N1	04-MAR-2003 04:26:58	Straylight	66.500	100	4Gam Crv	2.5800	13100.	133	5269	No
69	GOM_NL__2PRFIN20030304_043055_000000472014_00205_05269_5379.N1	04-MAR-2003 04:30:55	Tw_i_and_stray	47.000	48	30Alp Hya	1.9770	4100.0	94	5269	No
70	GOM_NL__2PRFIN20030304_043653_000000452014_00205_05269_5380.N1	04-MAR-2003 04:36:53	Bright	45.000	22	32Alp Leo	1.3600	15200.	90	5269	No
71	GOM_NL__2PRFIN20030304_043927_000000442014_00205_05269_5381.N1	04-MAR-2003 04:39:27	Bright	44.000	51	41Gam1Leo	2.0100	4500.0	88	5269	No
72	GOM_NL__2PRFIN20030304_044215_000000392014_00205_05269_5382.N1	04-MAR-2003 04:42:15	Bright	38.500	17	78Bet Gem	1.1610	4500.0	77	5269	No
73	GOM_NL__2PRFIN20030304_044330_000000382014_00205_05269_5383.N1	04-MAR-2003 04:43:30	Bright	37.500	24	66Alp Gem	1.5800	10200.	75	5269	No
74	GOM_NL__2PRFIN20030304_044809_000000472014_00205_05269_5384.N1	04-MAR-2003 04:48:09	Bright	46.500	174	52Psi UMa	3.0040	4400.0	93	5269	No
75	GOM_NL__2PRFIN20030304_045059_000000452014_00205_05269_5385.N1	04-MAR-2003 04:50:59	Bright	44.500	82	48Bet UMa	2.3650	10600.	89	5269	No
76	GOM_NL__2PRFIN20030304_045221_000000462014_00205_05269_5386.N1	04-MAR-2003 04:52:21	Bright	45.500	36	50Alp UMa	1.8000	6300.0	91	5269	No
77	GOM_NL__2PRFIN20030304_045520_000000512014_00205_05269_5387.N1	04-MAR-2003 04:55:20	Bright	50.500	32	77Eps UMa	1.7630	11000.	101	5269	No
78	GOM_NL__2PRFIN20030304_050413_000000492014_00205_05269_5388.N1	04-MAR-2003 05:04:13	Bright	48.500	119	14Eta Dra	2.7270	4700.0	97	5269	No
79	GOM_NL__2PRFIN20030304_050625_000000382014_00205_05269_5389.N1	04-MAR-2003 05:06:25	Bright	38.000	89	5Alp Cep	2.4510	8000.0	76	5269	No
80	GOM_NL__2PRFIN20030304_050843_000000502014_00205_05269_5390.N1	04-MAR-2003 05:08:43	Bright	50.000	130	23Bet Dra	2.7990	5800.0	100	5269	No
81	GOM_NL__2PRFIN20030304_051128_000000382014_00205_05269_5391.N1	04-MAR-2003 05:11:28	Bright	38.000	19	50Alp Cyg	1.2460	10500.	76	5269	No
82	GOM_NL__2PRFIN20030304_051304_000000382014_00205_05269_5392.N1	04-MAR-2003 05:13:04	Bright	38.000	66	37Gam Cyg	2.2080	5900.0	76	5269	No
83	GOM_NL__2PRFIN20030304_051436_000000392014_00205_05269_5393.N1	04-MAR-2003 05:14:36	Bright	39.000	92	53Eps Cyg	2.5000	4500.0	78	5269	No
84	GOM_NL__2PRFIN20030304_051743_000000882014_00205_05269_5394.N1	04-MAR-2003 05:17:43	Bright	87.500	133	40Zet Her	2.8070	6000.0	175	5269	No
85	GOM_NL__2PRFIN20030304_052147_000000452014_00205_05269_5395.N1	04-MAR-2003 05:21:47	Bright	44.500	168	17Zet Aql	2.9860	11000.	89	5269	No
86	GOM_NL__2PRFIN20030304_052529_000000752014_00205_05269_5396.N1	04-MAR-2003 05:25:29	Straylight	75.000	59	55Alp Oph	2.0800	8900.0	150	5269	No
87	GOM_NL__2PRFIN20030304_052806_000000672014_00205_05269_5397.N1	04-MAR-2003 05:28:06	Dark	67.000	126	60Bet Oph	2.7700	4250.0	134	5269	No
88	GOM_NL__2PRFIN20030304_053142_000000442014_00205_05269_5398.N1	04-MAR-2003 05:31:42	Dark	43.500	155	41Pi Sgr	2.9000	6600.0	87	5269	No
89	GOM_NL__2PRFIN20030304_053332_000000452014_00205_05269_5399.N1	04-MAR-2003 05:33:32	Dark	44.500	57	34Sig Sgr	2.0660	26000.	89	5269	No
90	GOM_NL__2PRFIN20030304_053709_000000652014_00205_05269_5400.N1	04-MAR-2003 05:37:09	Dark	64.500	86	35Eta Oph	2.4300	10200.	129	5269	No
91	GOM_NL__2PRFIN20030304_054036_000000502014_00205_05269_5401.N1	04-MAR-2003 05:40:36	Dark	49.500	40	The Sco	1.8590	7100.0	99	5269	No
92	GOM_NL__2PRFIN20030304_054203_000000462014_00205_05269_5402.N1	04-MAR-2003 05:42:03	Dark	45.500	147	Alp Ara	2.8770	26000.	91	5269	No
93	GOM_NL__2PRFIN20030304_054756_000000532014_00206_05270_5369.N1	04-MAR-2003 05:47:56	Dark	53.000	131	Gam Lup	2.8000	26000.	106	5270	No
94	GOM_NL__2PRFIN20030304_054947_000000572014_00206_05270_5370.N1	04-MAR-2003 05:49:47	Dark	57.000	4	Alp1Cen	-0.010000	5800.0	114	5270	No
95	GOM_NL__2PRFIN20030304_055108_000000552014_00206_05270_5371.N1	04-MAR-2003 05:51:08	Dark	54.500	10	Bet Cen	0.61000	28000.	109	5270	No
96	GOM_NL__2PRFIN20030304_055259_000000442014_00206_05270_5372.N1	04-MAR-2003 05:52:59	Dark	44.000	77	Eps Cen	2.3030	28000.	88	5270	No
97	GOM_NL__2PRFIN20030304_055441_000000492014_00206_05270_5373.N1	04-MAR-2003 05:54:41	Dark	49.000	26	Gam Cru	1.6240	2900.0	98	5270	No
98	GOM_NL__2PRFIN20030304_055608_000000462014_00206_05270_5374.N1	04-MAR-2003 05:56:08	Dark	46.000	64	Gam Cen	2.2000	10600.	92	5270	No
99	GOM_NL__2PRFIN20030304_055846_000000412014_00206_05270_5375.N1	04-MAR-2003 05:58:46	Straylight	40.500	91	Kap Vel	2.4900	26000.	81	5270	No
100	GOM_NL__2PRFIN20030304_060204_000000432014_00206_05270_5376.N1	04-MAR-2003 06:02:04	Straylight	42.500	65	Lam Vel	2.2040	4400.0	85	5270	No
101	GOM_NL__2PRFIN20030304_060443_000000742014_00206_05270_5377.N1	04-MAR-2003 06:04:43	Straylight	73.500	106	9Bet Crv	2.6480	5600.0	147	5270	No

102	GOM_NL__2PRFIN20030304_060736_000000662014_00206_05270_5378.N1	04-MAR-2003 06:07:36	Straylight	65.500	100	4Gam Crv	2.5800	13100.	131	5270	No
103	GOM_NL__2PRFIN20030304_061131_000000462014_00206_05270_5379.N1	04-MAR-2003 06:11:31	Tw_i_and_stray	46.000	48	30Alp Hya	1.9770	4100.0	92	5270	No
104	GOM_NL__2PRFIN20030304_061730_000000452014_00206_05270_5380.N1	04-MAR-2003 06:17:30	Bright	45.000	22	32Alp Leo	1.3600	15200.	90	5270	No
105	GOM_NL__2PRFIN20030304_062003_000000452014_00206_05270_5381.N1	04-MAR-2003 06:20:03	Bright	45.000	51	41Gam1Leo	2.0100	4500.0	90	5270	No
106	GOM_NL__2PRFIN20030304_062139_000000512014_00206_05270_5382.N1	04-MAR-2003 06:21:39	Bright	51.000	96	68Del Leo	2.5600	9300.0	102	5270	No
107	GOM_NL__2PRFIN20030304_062406_000000382014_00206_05270_5383.N1	04-MAR-2003 06:24:06	Bright	38.000	24	66Alp Gem	1.5800	10200.	76	5270	No
108	GOM_NL__2PRFIN20030304_062845_000000482014_00206_05270_5384.N1	04-MAR-2003 06:28:45	Bright	47.500	174	52Psi UMa	3.0040	4400.0	95	5270	No
109	GOM_NL__2PRFIN20030304_063136_000000422014_00206_05270_5385.N1	04-MAR-2003 06:31:36	Bright	42.000	82	48Bet UMa	2.3650	10600.	84	5270	No
110	GOM_NL__2PRFIN20030304_063256_000000462014_00206_05270_5386.N1	04-MAR-2003 06:32:56	Bright	45.500	36	50Alp UMa	1.8000	6300.0	91	5270	No
111	GOM_NL__2PRFIN20030304_063554_000000522014_00206_05270_5387.N1	04-MAR-2003 06:35:54	Bright	51.500	32	77Eps UMa	1.7630	11000.	103	5270	No
112	GOM_NL__2PRFIN20030304_063729_000000542014_00206_05270_5388.N1	04-MAR-2003 06:37:29	Bright	53.500	55	79Zet UMa	2.0600	10200.	107	5270	No
113	GOM_NL__2PRFIN20030304_063924_000000402014_00206_05270_5389.N1	04-MAR-2003 06:39:24	Bright	40.000	49	1Alp UMi	1.9900	6300.0	80	5270	No
114	GOM_NL__2PRFIN20030304_064448_000000492014_00206_05270_5390.N1	04-MAR-2003 06:44:48	Bright	49.000	119	14Eta Dra	2.7270	4700.0	98	5270	No
115	GOM_NL__2PRFIN20030304_064701_000000382014_00206_05270_5391.N1	04-MAR-2003 06:47:01	Bright	38.000	89	5Alp Cep	2.4510	8000.0	76	5270	No
116	GOM_NL__2PRFIN20030304_064919_000000502014_00206_05270_5392.N1	04-MAR-2003 06:49:19	Bright	50.000	130	23Bet Dra	2.7990	5800.0	100	5270	No
117	GOM_NL__2PRFIN20030304_065207_000000382014_00206_05270_5393.N1	04-MAR-2003 06:52:07	Bright	38.000	19	50Alp Cyg	1.2460	10500.	76	5270	No
118	GOM_NL__2PRFIN20030304_065340_000000392014_00206_05270_5394.N1	04-MAR-2003 06:53:40	Bright	39.000	66	37Gam Cyg	2.2080	5900.0	78	5270	No
119	GOM_NL__2PRFIN20030304_065514_000000372014_00206_05270_5395.N1	04-MAR-2003 06:55:14	Bright	37.000	92	53Eps Cyg	2.5000	4500.0	74	5270	No
120	GOM_NL__2PRFIN20030304_065820_000001022014_00206_05270_5396.N1	04-MAR-2003 06:58:20	Tw_i_and_stray	102.00	133	40Zet Her	2.8070	6000.0	204	5270	No
121	GOM_NL__2PRFIN20030304_070222_000000462014_00206_05270_5397.N1	04-MAR-2003 07:02:22	Bright	45.500	168	17Zet Aql	2.9860	11000.	91	5270	No
122	GOM_NL__2PRFIN20030304_070609_000000782014_00206_05270_5398.N1	04-MAR-2003 07:06:09	Straylight	77.500	59	55Alp Oph	2.0800	8900.0	155	5270	No
123	GOM_NL__2PRFIN20030304_070845_000000682014_00206_05270_5399.N1	04-MAR-2003 07:08:45	Dark	67.500	126	60Bet Oph	2.7700	4250.0	135	5270	No
124	GOM_NL__2PRFIN20030304_071218_000000462014_00206_05270_5400.N1	04-MAR-2003 07:12:18	Dark	45.500	155	41Pi Sgr	2.9000	6600.0	91	5270	No
125	GOM_NL__2PRFIN20030304_071408_000000502014_00206_05270_5401.N1	04-MAR-2003 07:14:08	Dark	49.500	57	34Sig Sgr	2.0660	26000.	99	5270	No
126	GOM_NL__2PRFIN20030304_071746_000000712014_00206_05270_5402.N1	04-MAR-2003 07:17:46	Dark	70.500	86	35Eta Oph	2.4300	10200.	141	5270	No
127	GOM_NL__2PRFIN20030304_072112_000000492014_00206_05270_5403.N1	04-MAR-2003 07:21:12	Dark	49.000	40	The Sco	1.8590	7100.0	98	5270	No
128	GOM_NL__2PRFIN20030304_072834_000000532014_00207_05271_5369.N1	04-MAR-2003 07:28:34	Dark	53.000	131	Gam Lup	2.8000	26000.	106	5271	No
129	GOM_NL__2PRFIN20030304_073024_000000562014_00207_05271_5370.N1	04-MAR-2003 07:30:24	Dark	55.500	4	Alp1Cen	-0.010000	5800.0	111	5271	No
130	GOM_NL__2PRFIN20030304_073144_000000452014_00207_05271_5371.N1	04-MAR-2003 07:31:44	Dark	44.500	10	Bet Cen	0.61000	28000.	89	5271	No
131	GOM_NL__2PRFIN20030304_073336_000000492014_00207_05271_5372.N1	04-MAR-2003 07:33:36	Dark	48.500	77	Eps Cen	2.3030	28000.	97	5271	No
132	GOM_NL__2PRFIN20030304_073517_000000562014_00207_05271_5373.N1	04-MAR-2003 07:35:17	Dark	56.000	26	Gam Cru	1.6240	2900.0	112	5271	No
133	GOM_NL__2PRFIN20030304_073646_000000472014_00207_05271_5374.N1	04-MAR-2003 07:36:46	Dark	47.000	64	Gam Cen	2.2000	10600.	94	5271	No
134	GOM_NL__2PRFIN20030304_073922_000000392014_00207_05271_5375.N1	04-MAR-2003 07:39:22	Straylight	38.500	91	Kap Vel	2.4900	26000.	77	5271	No
135	GOM_NL__2PRFIN20030304_074240_000000432014_00207_05271_5376.N1	04-MAR-2003 07:42:40	Straylight	42.500	65	Lam Vel	2.2040	4400.0	85	5271	No
136	GOM_NL__2PRFIN20030304_074518_000000692014_00207_05271_5377.N1	04-MAR-2003 07:45:18	Straylight	69.000	106	9Bet Crv	2.6480	5600.0	138	5271	No
137	GOM_NL__2PRFIN20030304_074812_000000652014_00207_05271_5378.N1	04-MAR-2003 07:48:12	Straylight	65.000	100	4Gam Crv	2.5800	13100.	130	5271	No
138	GOM_NL__2PRFIN20030304_075207_000000462014_00207_05271_5379.N1	04-MAR-2003 07:52:07	Tw_i_and_stray	46.000	48	30Alp Hya	1.9770	4100.0	92	5271	No
139	GOM_NL__2PRFIN20030304_075806_000000452014_00207_05271_5380.N1	04-MAR-2003 07:58:06	Bright	45.000	22	32Alp Leo	1.3600	15200.	90	5271	No
140	GOM_NL__2PRFIN20030304_080038_000000462014_00207_05271_5381.N1	04-MAR-2003 08:00:38	Bright	45.500	51	41Gam1Leo	2.0100	4500.0	91	5271	No
141	GOM_NL__2PRFIN20030304_080214_000000512014_00207_05271_5382.N1	04-MAR-2003 08:02:14	Bright	50.500	96	68Del Leo	2.5600	9300.0	101	5271	No
142	GOM_NL__2PRFIN20030304_080443_000000382014_00207_05271_5383.N1	04-MAR-2003 08:04:43	Bright	38.000	24	66Alp Gem	1.5800	10200.	76	5271	No
143	GOM_NL__2PRFIN20030304_080918_000000492014_00207_05271_5384.N1	04-MAR-2003 08:09:18	Bright	48.500	174	52Psi UMa	3.0040	4400.0	97	5271	No
144	GOM_NL__2PRFIN20030304_081210_000000452014_00207_05271_5385.N1	04-MAR-2003 08:12:10	Bright	44.500	82	48Bet UMa	2.3650	10600.	89	5271	No
145	GOM_NL__2PRFIN20030304_081334_000000442014_00207_05271_5386.N1	04-MAR-2003 08:13:34	Bright	43.500	36	50Alp UMa	1.8000	6300.0	87	5271	No
146	GOM_NL__2PRFIN20030304_081629_000000502014_00207_05271_5387.N1	04-MAR-2003 08:16:29	Bright	49.500	32	77Eps UMa	1.7630	11000.	99	5271	No
147	GOM_NL__2PRFIN20030304_081804_000000542014_00207_05271_5388.N1	04-MAR-2003 08:18:04	Bright	54.000	55	79Zet UMa	2.0600	10200.	108	5271	No
148	GOM_NL__2PRFIN20030304_082000_000000402014_00207_05271_5389.N1	04-MAR-2003 08:20:00	Bright	40.000	49	1Alp UMi	1.9900	6300.0	80	5271	No
149	GOM_NL__2PRFIN20030304_082523_000000492014_00207_05271_5390.N1	04-MAR-2003 08:25:23	Bright	48.500	119	14Eta Dra	2.7270	4700.0	97	5271	No
150	GOM_NL__2PRFIN20030304_082737_000000372014_00207_05271_5391.N1	04-MAR-2003 08:27:37	Bright	37.000	89	5Alp Cep	2.4510	8000.0	74	5271	No
151	GOM_NL__2PRFIN20030304_082954_000000502014_00207_05271_5392.N1	04-MAR-2003 08:29:54	Bright	49.500	130	23Bet Dra	2.7990	5800.0	99	5271	No
152	GOM_NL__2PRFIN20030304_083242_000000382014_00207_05271_5393.N1	04-MAR-2003 08:32:42	Bright	37.500	19	50Alp Cyg	1.2460	10500.	75	5271	No
153	GOM_NL__2PRFIN20030304_083416_000000382014_00207_05271_5394.N1	04-MAR-2003 08:34:16	Bright	38.000	66	37Gam Cyg	2.2080	5900.0	76	5271	No
154	GOM_NL__2PRFIN20030304_083551_000000362014_00207_05271_5395.N1	04-MAR-2003 08:35:51	Bright	36.000	92	53Eps Cyg	2.5000	4500.0	72	5271	No
155	GOM_NL__2PRFIN20030304_083856_000000942014_00207_05271_5396.N1	04-MAR-2003 08:38:56	Tw_i_and_stray	93.500	133	40Zet Her	2.8070	6000.0	187	5271	No
156	GOM_NL__2PRFIN20030304_084258_000000472014_00207_05271_5397.N1	04-MAR-2003 08:42:58	Bright	47.000	168	17Zet Aql	2.9860	11000.	94	5271	No
157	GOM_NL__2PRFIN20030304_084645_000000802014_00207_05271_5398.N1	04-MAR-2003 08:46:45	Straylight	80.000	59	55Alp Oph	2.0800	8900.0	160	5271	No
158	GOM_NL__2PRFIN20030304_084921_000000742014_00207_05271_5399.N1	04-MAR-2003 08:49:21	Dark	73.500	126	60Bet Oph	2.7700	4250.0	147	5271	No
159	GOM_NL__2PRFIN20030304_085254_000000442014_00207_05271_5400.N1	04-MAR-2003 08:52:54	Dark	43.500	155	41Pi Sgr	2.9000	6600.0	87	5271	No
160	GOM_NL__2PRFIN20030304_085446_000000462014_00207_05271_5401.N1	04-MAR-2003 08:54:46	Dark	46.000	57	34Sig Sgr	2.0660	26000.	92	5271	No

161	GOM_NL__2PRFIN20030304_085824_000000662014_00207_05271_5402.N1	04-MAR-2003 08:58:24	Dark	66.000	86	35Eta Oph	2.4300	10200.	132	5271	No
162	GOM_NL__2PRFIN20030304_090147_000000492014_00207_05271_5403.N1	04-MAR-2003 09:01:47	Dark	49.000	40	The Sco	1.8590	7100.0	98	5271	No
163	GOM_NL__2PRFIN20030304_090909_000000562014_00208_05272_5369.N1	04-MAR-2003 09:09:09	Dark	56.000	131	Gam Lup	2.8000	26000.	112	5272	No
164	GOM_NL__2PRFIN20030304_091100_000000492014_00208_05272_5370.N1	04-MAR-2003 09:11:00	Dark	49.000	4	Alp1Cen	-0.010000	5800.0	98	5272	No
165	GOM_NL__2PRFIN20030304_091221_000000482014_00208_05272_5371.N1	04-MAR-2003 09:12:21	Dark	48.000	10	Bet Cen	0.61000	28000.	96	5272	No
166	GOM_NL__2PRFIN20030304_091412_000000462014_00208_05272_5372.N1	04-MAR-2003 09:14:12	Dark	45.500	77	Eps Cen	2.3030	28000.	91	5272	No
167	GOM_NL__2PRFIN20030304_091554_000000512014_00208_05272_5373.N1	04-MAR-2003 09:15:54	Dark	50.500	26	Gam Cru	1.6240	2900.0	101	5272	No
168	GOM_NL__2PRFIN20030304_091721_000000522014_00208_05272_5374.N1	04-MAR-2003 09:17:21	Dark	51.500	64	Gam Cen	2.2000	10600.	103	5272	No
169	GOM_NL__2PRFIN20030304_091958_000000382014_00208_05272_5375.N1	04-MAR-2003 09:19:58	Straylight	38.000	91	Kap Vel	2.4900	26000.	76	5272	No
170	GOM_NL__2PRFIN20030304_092316_000000442014_00208_05272_5376.N1	04-MAR-2003 09:23:16	Straylight	44.000	65	Lam Vel	2.2040	4400.0	88	5272	No
171	GOM_NL__2PRFIN20030304_092556_000000672014_00208_05272_5377.N1	04-MAR-2003 09:25:56	Straylight	66.500	106	9Bet Crv	2.6480	5600.0	133	5272	No
172	GOM_NL__2PRFIN20030304_092848_000000672014_00208_05272_5378.N1	04-MAR-2003 09:28:48	Straylight	66.500	100	4Gam Crv	2.5800	13100.	133	5272	No
173	GOM_NL__2PRFIN20030304_093243_000000462014_00208_05272_5379.N1	04-MAR-2003 09:32:43	Tw_i_and_stray	46.000	48	30Alp Hya	1.9770	4100.0	92	5272	No
174	GOM_NL__2PRFIN20030304_093842_000000442014_00208_05272_5380.N1	04-MAR-2003 09:38:42	Bright	43.500	22	32Alp Leo	1.3600	15200.	87	5272	No
175	GOM_NL__2PRFIN20030304_094112_000000482014_00208_05272_5381.N1	04-MAR-2003 09:41:12	Bright	47.500	51	41Gam1Leo	2.0100	4500.0	95	5272	No
176	GOM_NL__2PRFIN20030304_094250_000000512014_00208_05272_5382.N1	04-MAR-2003 09:42:50	Bright	51.000	96	68Del Leo	2.5600	9300.0	102	5272	No
177	GOM_NL__2PRFIN20030304_094519_000000392014_00208_05272_5383.N1	04-MAR-2003 09:45:19	Bright	38.500	24	66Alp Gem	1.5800	10200.	77	5272	No
178	GOM_NL__2PRFIN20030304_094956_000000472014_00208_05272_5384.N1	04-MAR-2003 09:49:56	Bright	46.500	174	52Psi UMa	3.0040	4400.0	93	5272	No
179	GOM_NL__2PRFIN20030304_095247_000000432014_00208_05272_5385.N1	04-MAR-2003 09:52:47	Bright	43.000	82	48Bet UMa	2.3650	10600.	86	5272	No
180	GOM_NL__2PRFIN20030304_095409_000000442014_00208_05272_5386.N1	04-MAR-2003 09:54:09	Bright	43.500	36	50Alp UMa	1.8000	6300.0	87	5272	No
181	GOM_NL__2PRFIN20030304_095705_000000532014_00208_05272_5387.N1	04-MAR-2003 09:57:05	Bright	52.500	32	77Eps UMa	1.7630	11000.	105	5272	No
182	GOM_NL__2PRFIN20030304_095839_000000532014_00208_05272_5388.N1	04-MAR-2003 09:58:39	Bright	52.500	55	79Zet UMa	2.0600	10200.	105	5272	No
183	GOM_NL__2PRFIN20030304_100038_000000392014_00208_05272_5389.N1	04-MAR-2003 10:00:38	Bright	39.000	49	1Alp UMi	1.9900	6300.0	78	5272	No
184	GOM_NL__2PRFIN20030304_100558_000000492014_00208_05272_5390.N1	04-MAR-2003 10:05:58	Bright	49.000	119	14Eta Dra	2.7270	4700.0	98	5272	No
185	GOM_NL__2PRFIN20030304_100813_000000372014_00208_05272_5391.N1	04-MAR-2003 10:08:13	Bright	37.000	89	5Alp Cep	2.4510	8000.0	74	5272	No
186	GOM_NL__2PRFIN20030304_101031_000000502014_00208_05272_5392.N1	04-MAR-2003 10:10:31	Bright	49.500	130	23Bet Dra	2.7990	5800.0	99	5272	No
187	GOM_NL__2PRFIN20030304_101318_000000382014_00208_05272_5393.N1	04-MAR-2003 10:13:18	Bright	37.500	19	50Alp Cyg	1.2460	10500.	75	5272	No
188	GOM_NL__2PRFIN20030304_101450_000000402014_00208_05272_5394.N1	04-MAR-2003 10:14:50	Bright	40.000	66	37Gam Cyg	2.2080	5900.0	80	5272	No
189	GOM_NL__2PRFIN20030304_101627_000000372014_00208_05272_5395.N1	04-MAR-2003 10:16:27	Bright	36.500	92	53Eps Cyg	2.5000	4500.0	73	5272	No
190	GOM_NL__2PRFIN20030304_101933_000000992014_00208_05272_5396.N1	04-MAR-2003 10:19:33	Tw_i_and_stray	99.000	133	40Zet Her	2.8070	6000.0	198	5272	No
191	GOM_NL__2PRFIN20030304_102336_000000472014_00208_05272_5397.N1	04-MAR-2003 10:23:36	Bright	47.000	168	17Zet Aql	2.9860	11000.	94	5272	No
192	GOM_NL__2PRFIN20030304_102722_000000802014_00208_05272_5398.N1	04-MAR-2003 10:27:22	Straylight	80.000	59	55Alp Oph	2.0800	8900.0	160	5272	No
193	GOM_NL__2PRFIN20030304_102959_000000722014_00208_05272_5399.N1	04-MAR-2003 10:29:59	Dark	71.500	126	60Bet Oph	2.7700	4250.0	143	5272	No
194	GOM_NL__2PRFIN20030304_103331_000000422014_00208_05272_5400.N1	04-MAR-2003 10:33:31	Dark	41.500	155	41Pi Sgr	2.9000	6600.0	83	5272	No
195	GOM_NL__2PRFIN20030304_103521_000000452014_00208_05272_5401.N1	04-MAR-2003 10:35:21	Dark	45.000	57	34Sig Sgr	2.0660	26000.	90	5272	No
196	GOM_NL__2PRFIN20030304_103901_000000702014_00208_05272_5402.N1	04-MAR-2003 10:39:01	Dark	70.000	86	35Eta Oph	2.4300	10200.	140	5272	No
197	GOM_NL__2PRFIN20030304_104227_000000462014_00208_05272_5403.N1	04-MAR-2003 10:42:27	Dark	46.000	40	The Sco	1.8590	7100.0	92	5272	No
198	GOM_NL__2PRFIN20030304_104946_000000562014_00209_05273_5369.N1	04-MAR-2003 10:49:46	Dark	56.000	131	Gam Lup	2.8000	26000.	112	5273	No
199	GOM_NL__2PRFIN20030304_105138_000000462014_00209_05273_5370.N1	04-MAR-2003 10:51:38	Dark	46.000	4	Alp1Cen	-0.010000	5800.0	92	5273	No
200	GOM_NL__2PRFIN20030304_105255_000000532014_00209_05273_5371.N1	04-MAR-2003 10:52:55	Dark	53.000	10	Bet Cen	0.61000	28000.	106	5273	No
201	GOM_NL__2PRFIN20030304_105447_000000482014_00209_05273_5372.N1	04-MAR-2003 10:54:47	Dark	48.000	77	Eps Cen	2.3030	28000.	96	5273	No
202	GOM_NL__2PRFIN20030304_105631_000000562014_00209_05273_5373.N1	04-MAR-2003 10:56:31	Dark	56.000	26	Gam Cru	1.6240	2900.0	112	5273	No
203	GOM_NL__2PRFIN20030304_105759_000000472014_00209_05273_5374.N1	04-MAR-2003 10:57:59	Dark	46.500	64	Gam Cen	2.2000	10600.	93	5273	No
204	GOM_NL__2PRFIN20030304_110034_000000372014_00209_05273_5375.N1	04-MAR-2003 11:00:34	Straylight	37.000	91	Kap Vel	2.4900	26000.	74	5273	No
205	GOM_NL__2PRFIN20030304_110352_000000472014_00209_05273_5376.N1	04-MAR-2003 11:03:52	Straylight	46.500	65	Lam Vel	2.2040	4400.0	93	5273	No
206	GOM_NL__2PRFIN20030304_110632_000000652014_00209_05273_5377.N1	04-MAR-2003 11:06:32	Straylight	64.500	106	9Bet Crv	2.6480	5600.0	129	5273	No
207	GOM_NL__2PRFIN20030304_110925_000000662014_00209_05273_5378.N1	04-MAR-2003 11:09:25	Straylight	66.000	100	4Gam Crv	2.5800	13100.	132	5273	No
208	GOM_NL__2PRFIN20030304_111319_000000462014_00209_05273_5379.N1	04-MAR-2003 11:13:19	Tw_i_and_stray	45.500	48	30Alp Hya	1.9770	4100.0	91	5273	No
209	GOM_NL__2PRFIN20030304_111918_000000442014_00209_05273_5380.N1	04-MAR-2003 11:19:18	Bright	44.000	22	32Alp Leo	1.3600	15200.	88	5273	No
210	GOM_NL__2PRFIN20030304_112150_000000452014_00209_05273_5381.N1	04-MAR-2003 11:21:50	Bright	44.500	51	41Gam1Leo	2.0100	4500.0	89	5273	No
211	GOM_NL__2PRFIN20030304_112325_000000502014_00209_05273_5382.N1	04-MAR-2003 11:23:25	Bright	50.000	96	68Del Leo	2.5600	9300.0	100	5273	No
212	GOM_NL__2PRFIN20030304_112555_000000372014_00209_05273_5383.N1	04-MAR-2003 11:25:55	Bright	37.000	24	66Alp Gem	1.5800	10200.	74	5273	No
213	GOM_NL__2PRFIN20030304_113031_000000482014_00209_05273_5384.N1	04-MAR-2003 11:30:31	Bright	47.500	174	52Psi UMa	3.0040	4400.0	95	5273	No
214	GOM_NL__2PRFIN20030304_113323_000000432014_00209_05273_5385.N1	04-MAR-2003 11:33:23	Bright	42.500	82	48Bet UMa	2.3650	10600.	85	5273	No
215	GOM_NL__2PRFIN20030304_113445_000000442014_00209_05273_5386.N1	04-MAR-2003 11:34:45	Bright	44.000	36	50Alp UMa	1.8000	6300.0	88	5273	No
216	GOM_NL__2PRFIN20030304_113741_000000512014_00209_05273_5387.N1	04-MAR-2003 11:37:41	Bright	50.500	32	77Eps UMa	1.7630	11000.	101	5273	No
217	GOM_NL__2PRFIN20030304_113915_000000512014_00209_05273_5388.N1	04-MAR-2003 11:39:15	Bright	50.500	55	79Zet UMa	2.0600	10200.	101	5273	No
218	GOM_NL__2PRFIN20030304_114114_000000352014_00209_05273_5389.N1	04-MAR-2003 11:41:14	Bright	35.000	49	1Alp UMi	1.9900	6300.0	70	5273	No
219	GOM_NL__2PRFIN20030304_114635_000000492014_00209_05273_5390.N1	04-MAR-2003 11:46:35	Bright	48.500	119	14Eta Dra	2.7270	4700.0	97	5273	No

220	GOM_NL__2PRFIN20030304_114849_000000382014_00209_05273_5391.N1	04-MAR-2003 11:48:49	Bright	38.000	89	5Alp Cep	2.4510	8000.0	76	5273	No
221	GOM_NL__2PRFIN20030304_115106_000000482014_00209_05273_5392.N1	04-MAR-2003 11:51:06	Bright	48.000	130	23Bet Dra	2.7990	5800.0	96	5273	No
222	GOM_NL__2PRFIN20030304_115355_000000392014_00209_05273_5393.N1	04-MAR-2003 11:53:55	Bright	39.000	19	50Alp Cyg	1.2460	10500.	78	5273	No
223	GOM_NL__2PRFIN20030304_115529_000000382014_00209_05273_5394.N1	04-MAR-2003 11:55:29	Bright	37.500	66	37Gam Cyg	2.2080	5900.0	75	5273	No
224	GOM_NL__2PRFIN20030304_115703_000000372014_00209_05273_5395.N1	04-MAR-2003 11:57:03	Bright	36.500	92	53Eps Cyg	2.5000	4500.0	73	5273	No
225	GOM_NL__2PRFIN20030304_120009_000001022014_00209_05273_5396.N1	04-MAR-2003 12:00:09	Twilight	101.50	133	40Zet Her	2.8070	6000.0	203	5273	No
226	GOM_NL__2PRFIN20030304_120412_000000442014_00209_05273_5397.N1	04-MAR-2003 12:04:12	Bright	43.500	168	17Zet Aql	2.9860	11000.	87	5273	No
227	GOM_NL__2PRFIN20030304_120759_000000702014_00209_05273_5398.N1	04-MAR-2003 12:07:59	Straylight	69.500	59	55Alp Oph	2.0800	8900.0	139	5273	No
228	GOM_NL__2PRFIN20030304_121036_000000672014_00209_05273_5399.N1	04-MAR-2003 12:10:36	Dark	67.000	126	60Bet Oph	2.7700	4250.0	134	5273	No
229	GOM_NL__2PRFIN20030304_121407_000000432014_00209_05273_5400.N1	04-MAR-2003 12:14:07	Dark	43.000	155	41Pi Sgr	2.9000	6600.0	86	5273	No
230	GOM_NL__2PRFIN20030304_121558_000000442014_00209_05273_5401.N1	04-MAR-2003 12:15:58	Dark	43.500	57	34Sig Sgr	2.0660	26000.	87	5273	No
231	GOM_NL__2PRFIN20030304_121939_000000652014_00209_05273_5402.N1	04-MAR-2003 12:19:39	Dark	65.000	86	35Eta Oph	2.4300	10200.	130	5273	No
232	GOM_NL__2PRFIN20030304_122303_000000512014_00209_05273_5403.N1	04-MAR-2003 12:23:03	Dark	50.500	40	The Sco	1.8590	7100.0	101	5273	No
233	GOM_NL__2PRFIN20030304_123023_000000562014_00210_05274_5369.N1	04-MAR-2003 12:30:23	Dark	55.500	131	Gam Lup	2.8000	26000.	111	5274	No
234	GOM_NL__2PRFIN20030304_123216_000000572014_00210_05274_5370.N1	04-MAR-2003 12:32:16	Dark	57.000	4	Alp1Cen	-0.010000	5800.0	114	5274	No
235	GOM_NL__2PRFIN20030304_123334_000000442014_00210_05274_5371.N1	04-MAR-2003 12:33:34	Dark	44.000	10	Bet Cen	0.61000	28000.	88	5274	No
236	GOM_NL__2PRFIN20030304_123526_000000472014_00210_05274_5372.N1	04-MAR-2003 12:35:26	Dark	46.500	77	Eps Cen	2.3030	28000.	93	5274	No
237	GOM_NL__2PRFIN20030304_123707_000000502014_00210_05274_5373.N1	04-MAR-2003 12:37:07	Dark	49.500	26	Gam Cru	1.6240	2900.0	99	5274	No
238	GOM_NL__2PRFIN20030304_123836_000000462014_00210_05274_5374.N1	04-MAR-2003 12:38:36	Dark	46.000	64	Gam Cen	2.2000	10600.	92	5274	No
239	GOM_NL__2PRFIN20030304_124110_000000392014_00210_05274_5375.N1	04-MAR-2003 12:41:10	Straylight	38.500	91	Kap Vel	2.4900	26000.	77	5274	No
240	GOM_NL__2PRFIN20030304_124428_000000522014_00210_05274_5376.N1	04-MAR-2003 12:44:28	Straylight	52.000	65	Lam Vel	2.2040	4400.0	104	5274	No
241	GOM_NL__2PRFIN20030304_124709_000000682014_00210_05274_5377.N1	04-MAR-2003 12:47:09	Straylight	67.500	106	9Bet Crv	2.6480	5600.0	135	5274	No
242	GOM_NL__2PRFIN20030304_125001_000000632014_00210_05274_5378.N1	04-MAR-2003 12:50:01	Straylight	62.500	100	4Gam Crv	2.5800	13100.	125	5274	No
243	GOM_NL__2PRFIN20030304_125355_000000462014_00210_05274_5379.N1	04-MAR-2003 12:53:55	Twilight	45.500	48	30Alp Hya	1.9770	4100.0	91	5274	No
244	GOM_NL__2PRFIN20030304_125954_000000422014_00210_05274_5380.N1	04-MAR-2003 12:59:54	Bright	42.000	22	32Alp Leo	1.3600	15200.	84	5274	No
245	GOM_NL__2PRFIN20030304_130226_000000452014_00210_05274_5381.N1	04-MAR-2003 13:02:26	Bright	45.000	51	41Gam1Leo	2.0100	4500.0	90	5274	No
246	GOM_NL__2PRFIN20030304_130401_000000502014_00210_05274_5382.N1	04-MAR-2003 13:04:01	Bright	50.000	96	68Del Leo	2.5600	9300.0	100	5274	No
247	GOM_NL__2PRFIN20030304_130631_000000402014_00210_05274_5383.N1	04-MAR-2003 13:06:31	Bright	39.500	24	66Alp Gem	1.5800	10200.	79	5274	No
248	GOM_NL__2PRFIN20030304_131107_000000452014_00210_05274_5384.N1	04-MAR-2003 13:11:07	Bright	45.000	174	52Psi UMa	3.0040	4400.0	90	5274	No
249	GOM_NL__2PRFIN20030304_131358_000000422014_00210_05274_5385.N1	04-MAR-2003 13:13:58	Bright	42.000	82	48Bet UMa	2.3650	10600.	84	5274	No
250	GOM_NL__2PRFIN20030304_131521_000000432014_00210_05274_5386.N1	04-MAR-2003 13:15:21	Bright	43.000	36	50Alp UMa	1.8000	6300.0	86	5274	No
251	GOM_NL__2PRFIN20030304_131815_000000512014_00210_05274_5387.N1	04-MAR-2003 13:18:15	Bright	51.000	32	77Eps UMa	1.7630	11000.	102	5274	No
252	GOM_NL__2PRFIN20030304_131949_000000542014_00210_05274_5388.N1	04-MAR-2003 13:19:49	Bright	53.500	55	79Zet UMa	2.0600	10200.	107	5274	No
253	GOM_NL__2PRFIN20030304_132151_000000372014_00210_05274_5389.N1	04-MAR-2003 13:21:51	Bright	37.000	49	1Alp UMi	1.9900	6300.0	74	5274	No
254	GOM_NL__2PRFIN20030304_132710_000000462014_00210_05274_5390.N1	04-MAR-2003 13:27:10	Bright	46.000	119	14Eta Dra	2.7270	4700.0	92	5274	No
255	GOM_NL__2PRFIN20030304_132925_000000382014_00210_05274_5391.N1	04-MAR-2003 13:29:25	Bright	38.000	89	5Alp Cep	2.4510	8000.0	76	5274	No
256	GOM_NL__2PRFIN20030304_133142_000000492014_00210_05274_5392.N1	04-MAR-2003 13:31:42	Bright	48.500	130	23Bet Dra	2.7990	5800.0	97	5274	No
257	GOM_NL__2PRFIN20030304_133431_000000402014_00210_05274_5393.N1	04-MAR-2003 13:34:31	Bright	39.500	19	50Alp Cyg	1.2460	10500.	79	5274	No
258	GOM_NL__2PRFIN20030304_133604_000000382014_00210_05274_5394.N1	04-MAR-2003 13:36:04	Bright	37.500	66	37Gam Cyg	2.2080	5900.0	75	5274	No
259	GOM_NL__2PRFIN20030304_133739_000000352014_00210_05274_5395.N1	04-MAR-2003 13:37:39	Bright	35.000	92	53Eps Cyg	2.5000	4500.0	70	5274	No
260	GOM_NL__2PRFIN20030304_134045_000000952014_00210_05274_5396.N1	04-MAR-2003 13:40:45	Twilight	94.500	133	40Zet Her	2.8070	6000.0	189	5274	No
261	GOM_NL__2PRFIN20030304_134448_000000442014_00210_05274_5397.N1	04-MAR-2003 13:44:48	Bright	43.500	168	17Zet Aql	2.9860	11000.	87	5274	No
262	GOM_NL__2PRFIN20030304_134836_000000772014_00210_05274_5398.N1	04-MAR-2003 13:48:36	Straylight	76.500	59	55Alp Oph	2.0800	8900.0	153	5274	No
263	GOM_NL__2PRFIN20030304_135113_000000712014_00210_05274_5399.N1	04-MAR-2003 13:51:13	Dark	71.000	126	60Bet Oph	2.7700	4250.0	142	5274	No
264	GOM_NL__2PRFIN20030304_135443_000000472014_00210_05274_5400.N1	04-MAR-2003 13:54:43	Dark	47.000	155	41Pi Sgr	2.9000	6600.0	94	5274	No
265	GOM_NL__2PRFIN20030304_135634_000000472014_00210_05274_5401.N1	04-MAR-2003 13:56:34	Dark	46.500	57	34Sig Sgr	2.0660	26000.	93	5274	No
266	GOM_NL__2PRFIN20030304_140017_000000672014_00210_05274_5402.N1	04-MAR-2003 14:00:17	Dark	67.000	86	35Eta Oph	2.4300	10200.	134	5274	No
267	GOM_NL__2PRFIN20030304_140340_000000522014_00210_05274_5403.N1	04-MAR-2003 14:03:40	Dark	51.500	40	The Sco	1.8590	7100.0	103	5274	No
268	GOM_NL__2PRFIN20030304_140916_000000422014_00211_05275_5369.N1	04-MAR-2003 14:09:16	Dark	42.000	43	Alp TrA	1.9100	4250.0	84	5275	No
269	GOM_NL__2PRFIN20030304_141103_000000552014_00211_05275_5370.N1	04-MAR-2003 14:11:03	Dark	55.000	131	Gam Lup	2.8000	26000.	110	5275	No
270	GOM_NL__2PRFIN20030304_141253_000000542014_00211_05275_5371.N1	04-MAR-2003 14:12:53	Dark	54.000	4	Alp1Cen	-0.010000	5800.0	108	5275	No
271	GOM_NL__2PRFIN20030304_141411_000000452014_00211_05275_5372.N1	04-MAR-2003 14:14:11	Dark	44.500	10	Bet Cen	0.61000	28000.	89	5275	No
272	GOM_NL__2PRFIN20030304_141639_000000402014_00211_05275_5373.N1	04-MAR-2003 14:16:39	Dark	39.500	12	Alp1Cru	0.77500	30000.	79	5275	No
273	GOM_NL__2PRFIN20030304_141819_000000722014_00211_05275_5374.N1	04-MAR-2003 14:18:19	Dark	72.000	54	5The Cen	2.0550	4500.0	144	5275	No
274	GOM_NL__2PRFIN20030304_142038_000000382014_00211_05275_5375.N1	04-MAR-2003 14:20:38	Straylight	37.500	71	lot Car	2.2460	7700.0	75	5275	No
275	GOM_NL__2PRFIN20030304_142206_000000392014_00211_05275_5376.N1	04-MAR-2003 14:22:06	Straylight	38.500	113	Mu Vel	2.6920	5000.0	77	5275	No
276	GOM_NL__2PRFIN20030304_142505_000000452014_00211_05275_5377.N1	04-MAR-2003 14:25:05	Straylight	44.500	65	Lam Vel	2.2040	4400.0	89	5275	No
277	GOM_NL__2PRFIN20030304_142746_000000662014_00211_05275_5378.N1	04-MAR-2003 14:27:46	Straylight	66.000	106	9Bet Crv	2.6480	5600.0	132	5275	No
278	GOM_NL__2PRFIN20030304_143038_000000622014_00211_05275_5379.N1	04-MAR-2003 14:30:38	Straylight	62.000	100	4Gam Crv	2.5800	13100.	124	5275	No

279	GOM_NL__2PRFIN20030304_143432_000000482014_00211_05275_5380.N1	04-MAR-2003 14:34:32	Twilight	48.000	48	30Alp Hya	1.9770	4100.0	96	5275	No
280	GOM_NL__2PRFIN20030304_144030_000000422014_00211_05275_5381.N1	04-MAR-2003 14:40:30	Bright	41.500	22	32Alp Leo	1.3600	15200.	83	5275	No
281	GOM_NL__2PRFIN20030304_144302_000000442014_00211_05275_5382.N1	04-MAR-2003 14:43:02	Bright	43.500	51	41Gam1Leo	2.0100	4500.0	87	5275	No
282	GOM_NL__2PRFIN20030304_144436_000000512014_00211_05275_5383.N1	04-MAR-2003 14:44:36	Bright	50.500	96	68Del Leo	2.5600	9300.0	101	5275	No
283	GOM_NL__2PRFIN20030304_144708_000000392014_00211_05275_5384.N1	04-MAR-2003 14:47:08	Bright	38.500	24	66Alp Gem	1.5800	10200.	77	5275	No
284	GOM_NL__2PRFIN20030304_145144_000000442014_00211_05275_5385.N1	04-MAR-2003 14:51:44	Bright	44.000	174	52Psi UMa	3.0040	4400.0	88	5275	No
285	GOM_NL__2PRFIN20030304_145436_000000412014_00211_05275_5386.N1	04-MAR-2003 14:54:36	Bright	40.500	82	48Bet UMa	2.3650	10600.	81	5275	No
286	GOM_NL__2PRFIN20030304_145558_000000412014_00211_05275_5387.N1	04-MAR-2003 14:55:58	Bright	41.000	36	50Alp UMa	1.8000	6300.0	82	5275	No
287	GOM_NL__2PRFIN20030304_145852_000000502014_00211_05275_5388.N1	04-MAR-2003 14:58:52	Bright	50.000	32	77Eps UMa	1.7630	11000.	100	5275	No
288	GOM_NL__2PRFIN20030304_150025_000000522014_00211_05275_5389.N1	04-MAR-2003 15:00:25	Bright	52.000	55	79Zet UMa	2.0600	10200.	104	5275	No
289	GOM_NL__2PRFIN20030304_150228_000000372014_00211_05275_5390.N1	04-MAR-2003 15:02:28	Bright	36.500	49	1Alp UMi	1.9900	6300.0	73	5275	No
290	GOM_NL__2PRFIN20030304_150747_000000462014_00211_05275_5391.N1	04-MAR-2003 15:07:47	Bright	45.500	119	14Eta Dra	2.7270	4700.0	91	5275	No
291	GOM_NL__2PRFIN20030304_151003_000000362014_00211_05275_5392.N1	04-MAR-2003 15:10:03	Bright	35.500	89	5Alp Cep	2.4510	8000.0	71	5275	No
292	GOM_NL__2PRFIN20030304_151219_000000472014_00211_05275_5393.N1	04-MAR-2003 15:12:19	Bright	47.000	130	23Bet Dra	2.7990	5800.0	94	5275	No
293	GOM_NL__2PRFIN20030304_151509_000000342014_00211_05275_5394.N1	04-MAR-2003 15:15:09	Bright	34.000	19	50Alp Cyg	1.2460	10500.	68	5275	No
294	GOM_NL__2PRFIN20030304_151643_000000352014_00211_05275_5395.N1	04-MAR-2003 15:16:43	Bright	34.500	66	37Gam Cyg	2.2080	5900.0	69	5275	No
295	GOM_NL__2PRFIN20030304_151817_000000362014_00211_05275_5396.N1	04-MAR-2003 15:18:17	Bright	35.500	92	53Eps Cyg	2.5000	4500.0	71	5275	No
296	GOM_NL__2PRFIN20030304_152120_000000962014_00211_05275_5397.N1	04-MAR-2003 15:21:20	Twilight	96.000	133	40Zet Her	2.8070	6000.0	192	5275	No
297	GOM_NL__2PRFIN20030304_152527_000000422014_00211_05275_5398.N1	04-MAR-2003 15:25:27	Bright	41.500	168	17Zet Aql	2.9860	11000.	83	5275	No
298	GOM_NL__2PRFIN20030304_152914_000000722014_00211_05275_5399.N1	04-MAR-2003 15:29:14	Straylight	72.000	59	55Alp Oph	2.0800	8900.0	144	5275	No
299	GOM_NL__2PRFIN20030304_153151_000000672014_00211_05275_5400.N1	04-MAR-2003 15:31:51	Dark	67.000	126	60Bet Oph	2.7700	4250.0	134	5275	No
300	GOM_NL__2PRFIN20030304_153522_000000432014_00211_05275_5401.N1	04-MAR-2003 15:35:22	Dark	43.000	155	41Pi Sgr	2.9000	6600.0	86	5275	No
301	GOM_NL__2PRFIN20030304_153714_000000442014_00211_05275_5402.N1	04-MAR-2003 15:37:14	Dark	43.500	57	34Sig Sgr	2.0660	26000.	87	5275	No
302	GOM_NL__2PRFIN20030304_154056_000000652014_00211_05275_5403.N1	04-MAR-2003 15:40:56	Dark	65.000	86	35Eta Oph	2.4300	10200.	130	5275	No
303	GOM_NL__2PRFIN20030304_154419_000000522014_00211_05275_5404.N1	04-MAR-2003 15:44:19	Dark	51.500	40	The Sco	1.8590	7100.0	103	5275	No
304	GOM_NL__2PRFIN20030304_154953_000000392014_00212_05276_5369.N1	04-MAR-2003 15:49:53	Dark	39.000	43	Alp TrA	1.9100	4250.0	78	5276	No
305	GOM_NL__2PRFIN20030304_155141_000000522014_00212_05276_5370.N1	04-MAR-2003 15:51:41	Dark	52.000	131	Gam Lup	2.8000	26000.	104	5276	No
306	GOM_NL__2PRFIN20030304_155331_000000462014_00212_05276_5371.N1	04-MAR-2003 15:53:31	Dark	45.500	4	Alp1Cen	-0.010000	5800.0	91	5276	No
307	GOM_NL__2PRFIN20030304_155449_000000472014_00212_05276_5372.N1	04-MAR-2003 15:54:49	Dark	46.500	10	Bet Cen	0.61000	28000.	93	5276	No
308	GOM_NL__2PRFIN20030304_155716_000000402014_00212_05276_5373.N1	04-MAR-2003 15:57:16	Dark	39.500	12	Alp1Cru	0.77500	30000.	79	5276	No
309	GOM_NL__2PRFIN20030304_155857_000000622014_00212_05276_5374.N1	04-MAR-2003 15:58:57	Dark	61.500	54	5The Cen	2.0550	4500.0	123	5276	No
310	GOM_NL__2PRFIN20030304_160115_000000442014_00212_05276_5375.N1	04-MAR-2003 16:01:15	Straylight	44.000	71	Iot Car	2.2460	7700.0	88	5276	No
311	GOM_NL__2PRFIN20030304_160244_000000442014_00212_05276_5376.N1	04-MAR-2003 16:02:44	Straylight	44.000	113	Mu Vel	2.6920	5000.0	88	5276	No
312	GOM_NL__2PRFIN20030304_160541_000000442014_00212_05276_5377.N1	04-MAR-2003 16:05:41	Straylight	43.500	65	Lam Vel	2.2040	4400.0	87	5276	No
313	GOM_NL__2PRFIN20030304_160823_000000702014_00212_05276_5378.N1	04-MAR-2003 16:08:23	Straylight	70.000	106	9Bet Crv	2.6480	5600.0	140	5276	No
314	GOM_NL__2PRFIN20030304_161114_000000612014_00212_05276_5379.N1	04-MAR-2003 16:11:14	Straylight	60.500	100	4Gam Crv	2.5800	13100.	121	5276	No
315	GOM_NL__2PRFIN20030304_161509_000000442014_00212_05276_5380.N1	04-MAR-2003 16:15:09	Twilight	44.000	48	30Alp Hya	1.9770	4100.0	88	5276	No
316	GOM_NL__2PRFIN20030304_162107_000000412014_00212_05276_5381.N1	04-MAR-2003 16:21:07	Bright	40.500	22	32Alp Leo	1.3600	15200.	81	5276	No
317	GOM_NL__2PRFIN20030304_162339_000000432014_00212_05276_5382.N1	04-MAR-2003 16:23:39	Bright	42.500	51	41Gam1Leo	2.0100	4500.0	85	5276	No
318	GOM_NL__2PRFIN20030304_162512_000000492014_00212_05276_5383.N1	04-MAR-2003 16:25:12	Bright	48.500	96	68Del Leo	2.5600	9300.0	97	5276	No
319	GOM_NL__2PRFIN20030304_162745_000000392014_00212_05276_5384.N1	04-MAR-2003 16:27:45	Bright	38.500	24	66Alp Gem	1.5800	10200.	77	5276	No
320	GOM_NL__2PRFIN20030304_163219_000000452014_00212_05276_5385.N1	04-MAR-2003 16:32:19	Bright	44.500	174	52Psi UMa	3.0040	4400.0	89	5276	No
321	GOM_NL__2PRFIN20030304_163511_000000412014_00212_05276_5386.N1	04-MAR-2003 16:35:11	Bright	41.000	82	48Bet UMa	2.3650	10600.	82	5276	No
322	GOM_NL__2PRFIN20030304_163634_000000412014_00212_05276_5387.N1	04-MAR-2003 16:36:34	Bright	40.500	36	50Alp UMa	1.8000	6300.0	81	5276	No
323	GOM_NL__2PRFIN20030304_163927_000000492014_00212_05276_5388.N1	04-MAR-2003 16:39:27	Bright	48.500	32	77Eps UMa	1.7630	11000.	97	5276	No
324	GOM_NL__2PRFIN20030304_164100_000000532014_00212_05276_5389.N1	04-MAR-2003 16:41:00	Bright	52.500	55	79Zet UMa	2.0600	10200.	105	5276	No
325	GOM_NL__2PRFIN20030304_164304_000000372014_00212_05276_5390.N1	04-MAR-2003 16:43:04	Bright	37.000	49	1Alp UMi	1.9900	6300.0	74	5276	No
326	GOM_NL__2PRFIN20030304_164823_000000482014_00212_05276_5391.N1	04-MAR-2003 16:48:23	Bright	47.500	119	14Eta Dra	2.7270	4700.0	95	5276	No
327	GOM_NL__2PRFIN20030304_165039_000000362014_00212_05276_5392.N1	04-MAR-2003 16:50:39	Bright	36.000	89	5Alp Cep	2.4510	8000.0	72	5276	No
328	GOM_NL__2PRFIN20030304_165254_000000482014_00212_05276_5393.N1	04-MAR-2003 16:52:54	Bright	47.500	130	23Bet Dra	2.7990	5800.0	95	5276	No
329	GOM_NL__2PRFIN20030304_165545_000000342014_00212_05276_5394.N1	04-MAR-2003 16:55:45	Bright	34.000	19	50Alp Cyg	1.2460	10500.	68	5276	No
330	GOM_NL__2PRFIN20030304_165719_000000362014_00212_05276_5395.N1	04-MAR-2003 16:57:19	Bright	35.500	66	37Gam Cyg	2.2080	5900.0	71	5276	No
331	GOM_NL__2PRFIN20030304_165853_000000362014_00212_05276_5396.N1	04-MAR-2003 16:58:53	Bright	35.500	92	53Eps Cyg	2.5000	4500.0	71	5276	No
332	GOM_NL__2PRFIN20030304_170156_000001002014_00212_05276_5397.N1	04-MAR-2003 17:01:56	Twilight	99.500	133	40Zet Her	2.8070	6000.0	199	5276	No
333	GOM_NL__2PRFIN20030304_170604_000000412014_00212_05276_5398.N1	04-MAR-2003 17:06:04	Bright	41.000	168	17Zet Aql	2.9860	11000.	82	5276	No
334	GOM_NL__2PRFIN20030304_170950_000000782014_00212_05276_5399.N1	04-MAR-2003 17:09:50	Straylight	78.000	59	55Alp Oph	2.0800	8900.0	156	5276	No
335	GOM_NL__2PRFIN20030304_171228_000000702014_00212_05276_5400.N1	04-MAR-2003 17:12:28	Dark	70.000	126	60Bet Oph	2.7700	4250.0	140	5276	No
336	GOM_NL__2PRFIN20030304_171558_000000442014_00212_05276_5401.N1	04-MAR-2003 17:15:58	Dark	43.500	155	41Pi Sgr	2.9000	6600.0	87	5276	No
337	GOM_NL__2PRFIN20030304_171750_000000422014_00212_05276_5402.N1	04-MAR-2003 17:17:50	Dark	42.000	57	34Sig Sgr	2.0660	26000.	84	5276	No

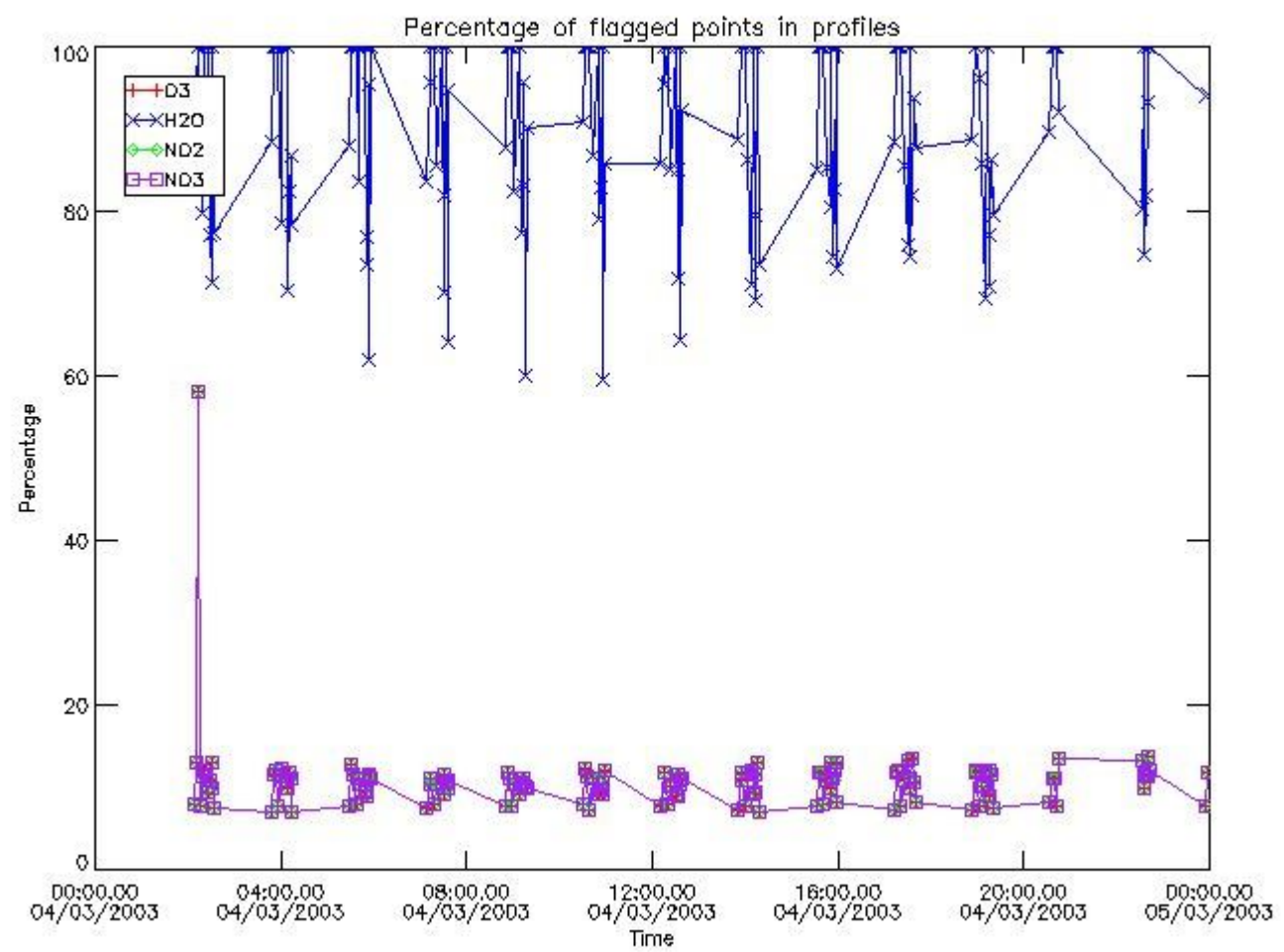
338	GOM_NL__2PRFIN20030304_172133_000000662014_00212_05276_5403.N1	04-MAR-2003 17:21:33	Dark	66.000	86	35Eta Oph	2.4300	10200.	132	5276	No
339	GOM_NL__2PRFIN20030304_172455_000000522014_00212_05276_5404.N1	04-MAR-2003 17:24:55	Dark	52.000	40	The Sco	1.8590	7100.0	104	5276	No
340	GOM_NL__2PRFIN20030304_173029_000000422014_00213_05277_5369.N1	04-MAR-2003 17:30:29	Dark	42.000	43	Alp TrA	1.9100	4250.0	84	5277	No
341	GOM_NL__2PRFIN20030304_173219_000000522014_00213_05277_5370.N1	04-MAR-2003 17:32:19	Dark	52.000	131	Gam Lup	2.8000	26000.	104	5277	No
342	GOM_NL__2PRFIN20030304_173407_000000462014_00213_05277_5371.N1	04-MAR-2003 17:34:07	Dark	45.500	4	Alp1Cen	-0.010000	5800.0	91	5277	No
343	GOM_NL__2PRFIN20030304_173526_000000452014_00213_05277_5372.N1	04-MAR-2003 17:35:26	Dark	45.000	10	Bet Cen	0.61000	28000.	90	5277	No
344	GOM_NL__2PRFIN20030304_173752_000000492014_00213_05277_5373.N1	04-MAR-2003 17:37:52	Dark	48.500	12	Alp1Cru	0.77500	30000.	97	5277	No
345	GOM_NL__2PRFIN20030304_173934_000000622014_00213_05277_5374.N1	04-MAR-2003 17:39:34	Dark	62.000	54	5The Cen	2.0550	4500.0	124	5277	No
346	GOM_NL__2PRFIN20030304_174151_000000392014_00213_05277_5375.N1	04-MAR-2003 17:41:51	Straylight	39.000	71	lot Car	2.2460	7700.0	78	5277	No
347	GOM_NL__2PRFIN20030304_174320_000000392014_00213_05277_5376.N1	04-MAR-2003 17:43:20	Straylight	38.500	113	Mu Vel	2.6920	5000.0	77	5277	No
348	GOM_NL__2PRFIN20030304_174617_000000462014_00213_05277_5377.N1	04-MAR-2003 17:46:17	Straylight	46.000	65	Lam Vel	2.2040	4400.0	92	5277	No
349	GOM_NL__2PRFIN20030304_174859_000000682014_00213_05277_5378.N1	04-MAR-2003 17:48:59	Straylight	67.500	106	9Bet Crv	2.6480	5600.0	135	5277	No
350	GOM_NL__2PRFIN20030304_175150_000000632014_00213_05277_5379.N1	04-MAR-2003 17:51:50	Straylight	62.500	100	4Gam Crv	2.5800	13100.	125	5277	No
351	GOM_NL__2PRFIN20030304_175545_000000452014_00213_05277_5380.N1	04-MAR-2003 17:55:45	Tw_i_and_stray	45.000	48	30Alp Hya	1.9770	4100.0	90	5277	No
352	GOM_NL__2PRFIN20030304_180143_000000422014_00213_05277_5381.N1	04-MAR-2003 18:01:43	Bright	42.000	22	32Alp Leo	1.3600	15200.	84	5277	No
353	GOM_NL__2PRFIN20030304_180415_000000422014_00213_05277_5382.N1	04-MAR-2003 18:04:15	Bright	42.000	51	41Gam1Leo	2.0100	4500.0	84	5277	No
354	GOM_NL__2PRFIN20030304_180548_000000492014_00213_05277_5383.N1	04-MAR-2003 18:05:48	Bright	48.500	96	68Del Leo	2.5600	9300.0	97	5277	No
355	GOM_NL__2PRFIN20030304_180821_000000382014_00213_05277_5384.N1	04-MAR-2003 18:08:21	Bright	38.000	24	66Alp Gem	1.5800	10200.	76	5277	No
356	GOM_NL__2PRFIN20030304_181254_000000462014_00213_05277_5385.N1	04-MAR-2003 18:12:54	Bright	45.500	174	52Psi UMa	3.0040	4400.0	91	5277	No
357	GOM_NL__2PRFIN20030304_181547_000000412014_00213_05277_5386.N1	04-MAR-2003 18:15:47	Bright	41.000	82	48Bet UMa	2.3650	10600.	82	5277	No
358	GOM_NL__2PRFIN20030304_181710_000000432014_00213_05277_5387.N1	04-MAR-2003 18:17:10	Bright	42.500	36	50Alp UMa	1.8000	6300.0	85	5277	No
359	GOM_NL__2PRFIN20030304_182002_000000512014_00213_05277_5388.N1	04-MAR-2003 18:20:02	Bright	50.500	32	77Eps UMa	1.7630	11000.	101	5277	No
360	GOM_NL__2PRFIN20030304_182135_000000512014_00213_05277_5389.N1	04-MAR-2003 18:21:35	Bright	51.000	55	79Zet UMa	2.0600	10200.	102	5277	No
361	GOM_NL__2PRFIN20030304_182340_000000372014_00213_05277_5390.N1	04-MAR-2003 18:23:40	Bright	37.000	49	1Alp UMi	1.9900	6300.0	74	5277	No
362	GOM_NL__2PRFIN20030304_182858_000000452014_00213_05277_5391.N1	04-MAR-2003 18:28:58	Bright	44.500	119	14Eta Dra	2.7270	4700.0	89	5277	No
363	GOM_NL__2PRFIN20030304_183115_000000362014_00213_05277_5392.N1	04-MAR-2003 18:31:15	Bright	35.500	89	5Alp Cep	2.4510	8000.0	71	5277	No
364	GOM_NL__2PRFIN20030304_183330_000000502014_00213_05277_5393.N1	04-MAR-2003 18:33:30	Bright	49.500	130	23Bet Dra	2.7990	5800.0	99	5277	No
365	GOM_NL__2PRFIN20030304_183621_000000362014_00213_05277_5394.N1	04-MAR-2003 18:36:21	Bright	36.000	19	50Alp Cyg	1.2460	10500.	72	5277	No
366	GOM_NL__2PRFIN20030304_183755_000000362014_00213_05277_5395.N1	04-MAR-2003 18:37:55	Bright	35.500	66	37Gam Cyg	2.2080	5900.0	71	5277	No
367	GOM_NL__2PRFIN20030304_183929_000000352014_00213_05277_5396.N1	04-MAR-2003 18:39:29	Bright	35.000	92	53Eps Cyg	2.5000	4500.0	70	5277	No
368	GOM_NL__2PRFIN20030304_184232_000001032014_00213_05277_5397.N1	04-MAR-2003 18:42:32	Tw_i_and_stray	103.00	133	40Zet Her	2.8070	6000.0	206	5277	No
369	GOM_NL__2PRFIN20030304_184640_000000422014_00213_05277_5398.N1	04-MAR-2003 18:46:40	Bright	42.000	168	17Zet Aql	2.9860	11000.	84	5277	No
370	GOM_NL__2PRFIN20030304_185028_000000762014_00213_05277_5399.N1	04-MAR-2003 18:50:28	Straylight	76.000	59	55Alp Oph	2.0800	8900.0	152	5277	No
371	GOM_NL__2PRFIN20030304_185304_000000712014_00213_05277_5400.N1	04-MAR-2003 18:53:04	Dark	70.500	126	60Bet Oph	2.7700	4250.0	141	5277	No
372	GOM_NL__2PRFIN20030304_185635_000000432014_00213_05277_5401.N1	04-MAR-2003 18:56:35	Dark	42.500	155	41Pi Sgr	2.9000	6600.0	85	5277	No
373	GOM_NL__2PRFIN20030304_185826_000000442014_00213_05277_5402.N1	04-MAR-2003 18:58:26	Dark	43.500	57	34Sig Sgr	2.0660	26000.	87	5277	No
374	GOM_NL__2PRFIN20030304_190211_000000662014_00213_05277_5403.N1	04-MAR-2003 19:02:11	Dark	65.500	86	35Eta Oph	2.4300	10200.	131	5277	No
375	GOM_NL__2PRFIN20030304_190532_000000502014_00213_05277_5404.N1	04-MAR-2003 19:05:32	Dark	50.000	40	The Sco	1.8590	7100.0	100	5277	No
376	GOM_NL__2PRFIN20030304_191106_000000432014_00214_05278_5369.N1	04-MAR-2003 19:11:06	Dark	43.000	43	Alp TrA	1.9100	4250.0	86	5278	No
377	GOM_NL__2PRFIN20030304_191256_000000512014_00214_05278_5370.N1	04-MAR-2003 19:12:56	Dark	51.000	131	Gam Lup	2.8000	26000.	102	5278	No
378	GOM_NL__2PRFIN20030304_191444_000000572014_00214_05278_5371.N1	04-MAR-2003 19:14:44	Dark	57.000	4	Alp1Cen	-0.010000	5800.0	114	5278	No
379	GOM_NL__2PRFIN20030304_191602_000000422014_00214_05278_5372.N1	04-MAR-2003 19:16:02	Dark	42.000	10	Bet Cen	0.61000	28000.	84	5278	No
380	GOM_NL__2PRFIN20030304_191829_000000442014_00214_05278_5373.N1	04-MAR-2003 19:18:29	Dark	44.000	12	Alp1Cru	0.77500	30000.	88	5278	No
381	GOM_NL__2PRFIN20030304_192011_000000692014_00214_05278_5374.N1	04-MAR-2003 19:20:11	Dark	68.500	54	5The Cen	2.0550	4500.0	137	5278	No
382	GOM_NL__2PRFIN20030304_192227_000000382014_00214_05278_5375.N1	04-MAR-2003 19:22:27	Straylight	37.500	71	lot Car	2.2460	7700.0	75	5278	No
383	GOM_NL__2PRFIN20030304_192356_000000382014_00214_05278_5376.N1	04-MAR-2003 19:23:56	Straylight	37.500	113	Mu Vel	2.6920	5000.0	75	5278	No
384	GOM_NL__2PRFIN20030304_192653_000000442014_00214_05278_5377.N1	04-MAR-2003 19:26:53	Straylight	43.500	65	Lam Vel	2.2040	4400.0	87	5278	No
385	GOM_NL__2PRFIN20030304_192936_000000662014_00214_05278_5378.N1	04-MAR-2003 19:29:36	Straylight	65.500	106	9Bet Crv	2.6480	5600.0	131	5278	No
386	GOM_NL__2PRFIN20030304_193226_000000652014_00214_05278_5379.N1	04-MAR-2003 19:32:26	Straylight	64.500	100	4Gam Crv	2.5800	13100.	129	5278	No
387	GOM_NL__2PRFIN20030304_193621_000000462014_00214_05278_5380.N1	04-MAR-2003 19:36:21	Tw_i_and_stray	45.500	48	30Alp Hya	1.9770	4100.0	91	5278	No
388	GOM_NL__2PRFIN20030304_194219_000000422014_00214_05278_5381.N1	04-MAR-2003 19:42:19	Bright	42.000	22	32Alp Leo	1.3600	15200.	84	5278	No
389	GOM_NL__2PRFIN20030304_194450_000000432014_00214_05278_5382.N1	04-MAR-2003 19:44:50	Bright	42.500	51	41Gam1Leo	2.0100	4500.0	85	5278	No
390	GOM_NL__2PRFIN20030304_194623_000000492014_00214_05278_5383.N1	04-MAR-2003 19:46:23	Bright	48.500	96	68Del Leo	2.5600	9300.0	97	5278	No
391	GOM_NL__2PRFIN20030304_194857_000000382014_00214_05278_5384.N1	04-MAR-2003 19:48:57	Bright	38.000	24	66Alp Gem	1.5800	10200.	76	5278	No
392	GOM_NL__2PRFIN20030304_195330_000000642014_00214_05278_5385.N1	04-MAR-2003 19:53:30	Bright	64.000	174	52Psi UMa	3.0040	4400.0	128	5278	No
393	GOM_NL__2PRFIN20030304_195622_000000412014_00214_05278_5386.N1	04-MAR-2003 19:56:22	Bright	40.500	82	48Bet UMa	2.3650	10600.	81	5278	No
394	GOM_NL__2PRFIN20030304_195745_000000412014_00214_05278_5387.N1	04-MAR-2003 19:57:45	Bright	41.000	36	50Alp UMa	1.8000	6300.0	82	5278	No
395	GOM_NL__2PRFIN20030304_200037_000000512014_00214_05278_5388.N1	04-MAR-2003 20:00:37	Bright	50.500	32	77Eps UMa	1.7630	11000.	101	5278	No
396	GOM_NL__2PRFIN20030304_200210_000000522014_00214_05278_5389.N1	04-MAR-2003 20:02:10	Bright	51.500	55	79Zet UMa	2.0600	10200.	103	5278	No

397	GOM_NL__2PRFIN20030304_200416_000000382014_00214_05278_5390.N1	04-MAR-2003 20:04:16	Bright	37.500	49	1Alp UMi	1.9900	6300.0	75	5278	No
398	GOM_NL__2PRFIN20030304_200934_000000452014_00214_05278_5391.N1	04-MAR-2003 20:09:34	Bright	45.000	119	14Eta Dra	2.7270	4700.0	90	5278	No
399	GOM_NL__2PRFIN20030304_201151_000000352014_00214_05278_5392.N1	04-MAR-2003 20:11:51	Bright	34.500	89	5Alp Cep	2.4510	8000.0	69	5278	No
400	GOM_NL__2PRFIN20030304_201405_000000472014_00214_05278_5393.N1	04-MAR-2003 20:14:05	Bright	46.500	130	23Bet Dra	2.7990	5800.0	93	5278	No
401	GOM_NL__2PRFIN20030304_201657_000000342014_00214_05278_5394.N1	04-MAR-2003 20:16:57	Bright	33.500	19	50Alp Cyg	1.2460	10500.	67	5278	No
402	GOM_NL__2PRFIN20030304_201831_000000342014_00214_05278_5395.N1	04-MAR-2003 20:18:31	Bright	34.000	66	37Gam Cyg	2.2080	5900.0	68	5278	No
403	GOM_NL__2PRFIN20030304_202005_000000352014_00214_05278_5396.N1	04-MAR-2003 20:20:05	Bright	34.500	92	53Eps Cyg	2.5000	4500.0	69	5278	No
404	GOM_NL__2PRFIN20030304_202308_000001012014_00214_05278_5397.N1	04-MAR-2003 20:23:08	Twilight	100.50	133	40Zet Her	2.8070	6000.0	201	5278	No
405	GOM_NL__2PRFIN20030304_202716_000000422014_00214_05278_5398.N1	04-MAR-2003 20:27:16	Bright	41.500	168	17Zet Aql	2.9860	11000.	83	5278	No
406	GOM_NL__2PRFIN20030304_203105_000000732014_00214_05278_5399.N1	04-MAR-2003 20:31:05	Straylight	72.500	59	55Alp Oph	2.0800	8900.0	145	5278	No
407	GOM_NL__2PRFIN20030304_203341_000000682014_00214_05278_5400.N1	04-MAR-2003 20:33:41	Dark	68.000	126	60Bet Oph	2.7700	4250.0	136	5278	No
408	GOM_NL__2PRFIN20030304_203711_000000462014_00214_05278_5401.N1	04-MAR-2003 20:37:11	Dark	45.500	155	41Pi Sgr	2.9000	6600.0	91	5278	No
409	GOM_NL__2PRFIN20030304_203903_000000462014_00214_05278_5402.N1	04-MAR-2003 20:39:03	Dark	46.000	57	34Sig Sgr	2.0660	26000.	92	5278	No
410	GOM_NL__2PRFIN20030304_204248_000000662014_00214_05278_5403.N1	04-MAR-2003 20:42:48	Dark	65.500	86	35Eta Oph	2.4300	10200.	131	5278	No
411	GOM_NL__2PRFIN20030304_204609_000000452014_00214_05278_5404.N1	04-MAR-2003 20:46:09	Dark	44.500	40	The Sco	1.8590	7100.0	89	5278	No
412	GOM_NL__2PRFIN20030304_223219_000000392014_00216_05280_5226.N1	04-MAR-2003 22:32:19	Dark	38.500	43	Alp TrA	1.9100	4250.0	77	5280	No
413	GOM_NL__2PRFIN20030304_223410_000000512014_00216_05280_5227.N1	04-MAR-2003 22:34:10	Dark	51.000	131	Gam Lup	2.8000	26000.	102	5280	No
414	GOM_NL__2PRFIN20030304_223557_000000442014_00216_05280_5228.N1	04-MAR-2003 22:35:57	Dark	44.000	4	Alp1Cen	-0.010000	5800.0	88	5280	No
415	GOM_NL__2PRFIN20030304_223715_000000452014_00216_05280_5229.N1	04-MAR-2003 22:37:15	Dark	45.000	10	Bet Cen	0.61000	28000.	90	5280	No
416	GOM_NL__2PRFIN20030304_223941_000000452014_00216_05280_5230.N1	04-MAR-2003 22:39:41	Dark	45.000	12	Alp1Cru	0.77500	30000.	90	5280	No
417	GOM_NL__2PRFIN20030304_224122_000000372014_00216_05280_5231.N1	04-MAR-2003 22:41:22	Dark	37.000	124	The Car	2.7640	30000.	74	5280	No
418	GOM_NL__2PRFIN20030304_224254_000000422014_00216_05280_5232.N1	04-MAR-2003 22:42:54	Dark	42.000	99	Del Cen	2.5750	26000.	84	5280	No
419	GOM_NL__2PRFIN20030304_224447_000000382014_00216_05280_5233.N1	04-MAR-2003 22:44:47	Straylight	38.000	91	Kap Vel	2.4900	26000.	76	5280	No
420	GOM_NL__2PRFIN20030304_224805_000000452014_00216_05280_5234.N1	04-MAR-2003 22:48:05	Straylight	44.500	65	Lam Vel	2.2040	4400.0	89	5280	No
421	GOM_NL__2PRFIN20030304_225048_000000722014_00216_05280_5235.N1	04-MAR-2003 22:50:48	Straylight	71.500	106	9Bet Crv	2.6480	5600.0	143	5280	No
422	GOM_NL__2PRFIN20030304_225339_000000622014_00216_05280_5236.N1	04-MAR-2003 22:53:39	Straylight	61.500	100	4Gam Crv	2.5800	13100.	123	5280	No
423	GOM_NL__2PRFIN20030304_225733_000000422014_00216_05280_5237.N1	04-MAR-2003 22:57:33	Twilight	42.000	48	30Alp Hya	1.9770	4100.0	84	5280	No
424	GOM_NL__2PRFIN20030304_230331_000000422014_00216_05280_5238.N1	04-MAR-2003 23:03:31	Bright	41.500	22	32Alp Leo	1.3600	15200.	83	5280	No
425	GOM_NL__2PRFIN20030304_230602_000000422014_00216_05280_5239.N1	04-MAR-2003 23:06:02	Bright	41.500	51	41Gam1Leo	2.0100	4500.0	83	5280	No
426	GOM_NL__2PRFIN20030304_230734_000000482014_00216_05280_5240.N1	04-MAR-2003 23:07:34	Bright	47.500	96	68Del Leo	2.5600	9300.0	95	5280	No
427	GOM_NL__2PRFIN20030304_231010_000000392014_00216_05280_5241.N1	04-MAR-2003 23:10:10	Bright	38.500	24	66Alp Gem	1.5800	10200.	77	5280	No
428	GOM_NL__2PRFIN20030304_231441_000000442014_00216_05280_5242.N1	04-MAR-2003 23:14:41	Bright	43.500	174	52Psi UMa	3.0040	4400.0	87	5280	No
429	GOM_NL__2PRFIN20030304_231734_000000402014_00216_05280_5243.N1	04-MAR-2003 23:17:34	Bright	40.000	82	48Bet UMa	2.3650	10600.	80	5280	No
430	GOM_NL__2PRFIN20030304_231856_000000412014_00216_05280_5244.N1	04-MAR-2003 23:18:56	Bright	40.500	36	50Alp UMa	1.8000	6300.0	81	5280	No
431	GOM_NL__2PRFIN20030304_232147_000000502014_00216_05280_5245.N1	04-MAR-2003 23:21:47	Bright	50.000	32	77Eps UMa	1.7630	11000.	100	5280	No
432	GOM_NL__2PRFIN20030304_232320_000000512014_00216_05280_5246.N1	04-MAR-2003 23:23:20	Bright	50.500	55	79Zet UMa	2.0600	10200.	101	5280	No
433	GOM_NL__2PRFIN20030304_232528_000000342014_00216_05280_5247.N1	04-MAR-2003 23:25:28	Bright	33.500	49	1Alp UMi	1.9900	6300.0	67	5280	No
434	GOM_NL__2PRFIN20030304_233045_000000482014_00216_05280_5248.N1	04-MAR-2003 23:30:45	Bright	47.500	119	14Eta Dra	2.7270	4700.0	95	5280	No
435	GOM_NL__2PRFIN20030304_233304_000000352014_00216_05280_5249.N1	04-MAR-2003 23:33:04	Bright	35.000	89	5Alp Cep	2.4510	8000.0	70	5280	No
436	GOM_NL__2PRFIN20030304_233517_000000482014_00216_05280_5250.N1	04-MAR-2003 23:35:17	Bright	47.500	130	23Bet Dra	2.7990	5800.0	95	5280	No
437	GOM_NL__2PRFIN20030304_233809_000000352014_00216_05280_5251.N1	04-MAR-2003 23:38:09	Bright	35.000	19	50Alp Cyg	1.2460	10500.	70	5280	No
438	GOM_NL__2PRFIN20030304_233943_000000352014_00216_05280_5252.N1	04-MAR-2003 23:39:43	Bright	34.500	66	37Gam Cyg	2.2080	5900.0	69	5280	No
439	GOM_NL__2PRFIN20030304_234118_000000342014_00216_05280_5253.N1	04-MAR-2003 23:41:18	Bright	34.000	92	53Eps Cyg	2.5000	4500.0	68	5280	No
440	GOM_NL__2PRFIN20030304_234419_000001022014_00216_05280_5254.N1	04-MAR-2003 23:44:19	Twilight	101.50	133	40Zet Her	2.8070	6000.0	203	5280	No
441	GOM_NL__2PRFIN20030304_234829_000000432014_00216_05280_5255.N1	04-MAR-2003 23:48:29	Bright	43.000	168	17Zet Aql	2.9860	11000.	86	5280	No
442	GOM_NL__2PRFIN20030304_235219_000000732014_00216_05280_5256.N1	04-MAR-2003 23:52:19	Straylight	72.500	59	55Alp Oph	2.0800	8900.0	145	5280	No
443	GOM_NL__2PRFIN20030304_235456_000000672014_00216_05280_5257.N1	04-MAR-2003 23:54:56	Dark	67.000	126	60Bet Oph	2.7700	4250.0	134	5280	No
444	GOM_NL__2PRFIN20030304_235824_000000432014_00216_05280_5258.N1	04-MAR-2003 23:58:24	Dark	43.000	155	41Pi Sgr	2.9000	6600.0	86	5280	No

3. Quality information per product

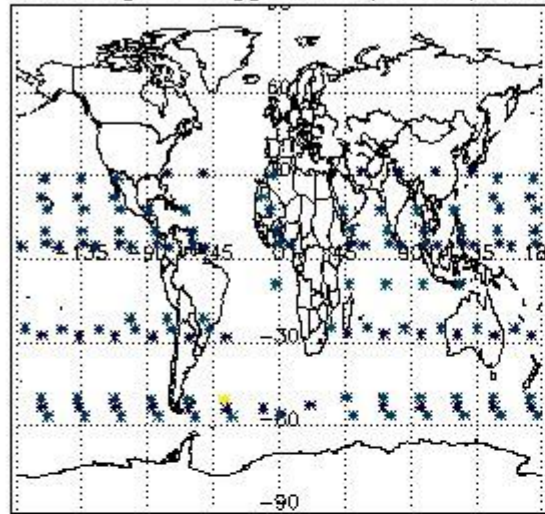
In this section it is plotted some information contained in the Quality Summary data set of the level 2 products. Only products in dark limb conditions and without errors (error flag in the MPH set to "0") are used.

3.1 Plot quality information per product (time dependant)

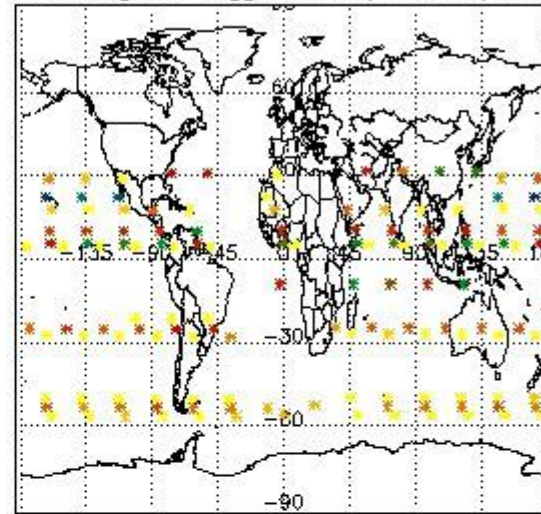


3.2 Plot quality information per product (world map)


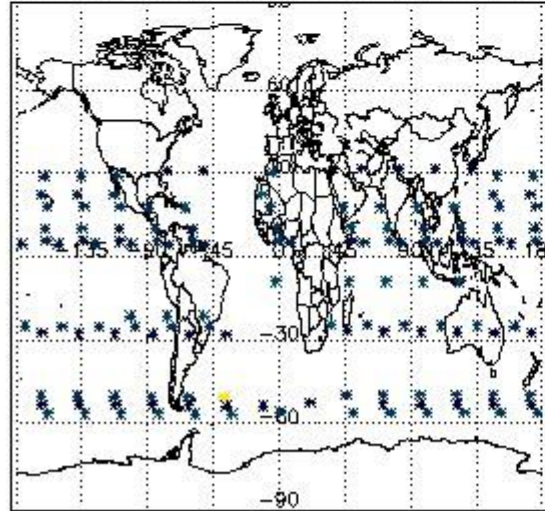
Percentage of flagged data per O3 profile



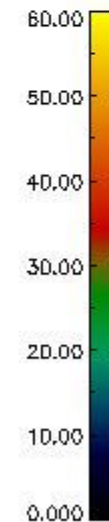
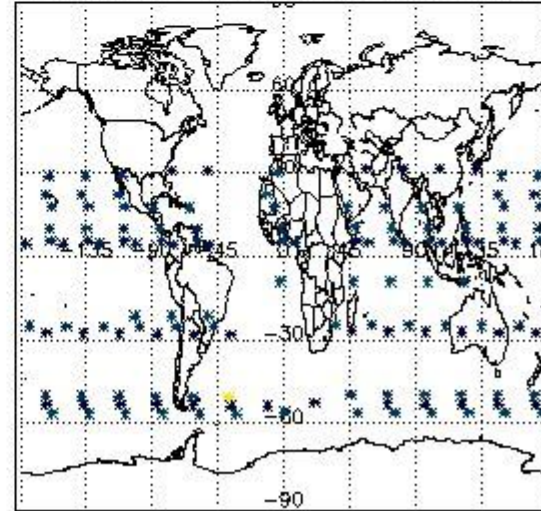
Percentage of flagged data per H2O profile



Percentage of flagged data per NO2 profile



Percentage of flagged data per NO3 profile

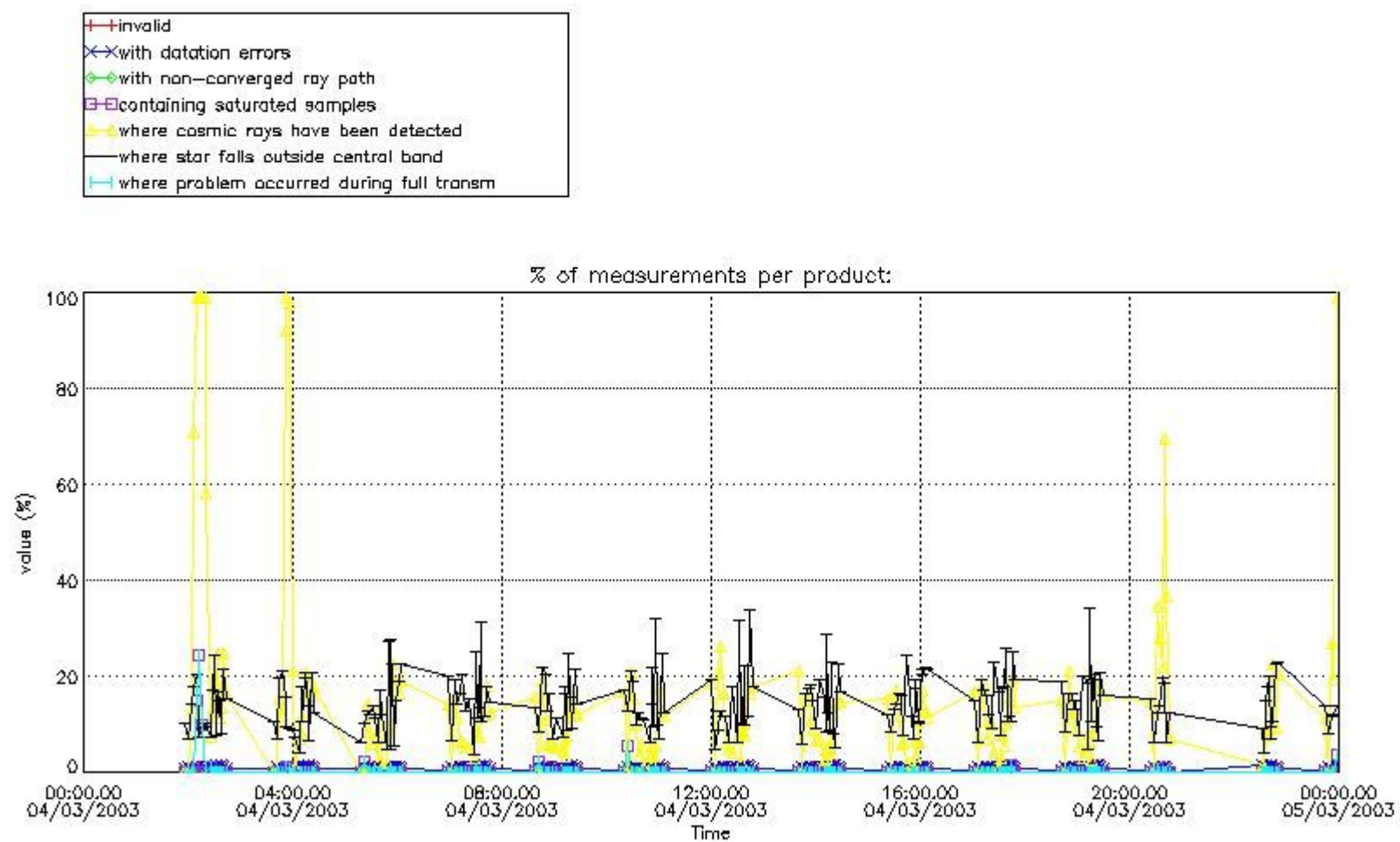


4. Level 1 quality information per product

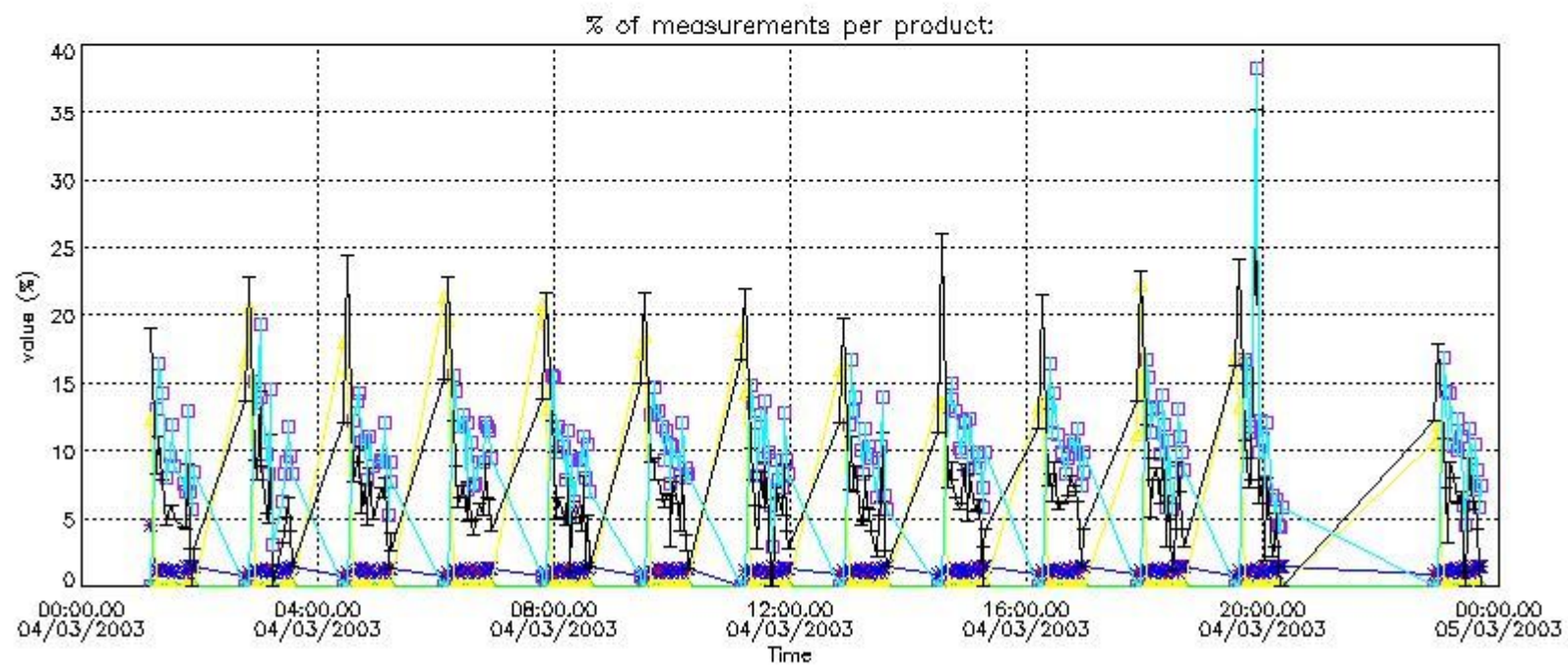
In this section it is plotted some information contained in the Quality Summary data set of the level 2 products that comes from the level 1b processing. Products without errors (error flag in the MPH set to "0") are used.

4.1 Plot quality information per product (time dependant) coming from level 1b processing

4.1.1 Plot level 1 quality information per product (time dependant): ENVISAT ASCENDING passes

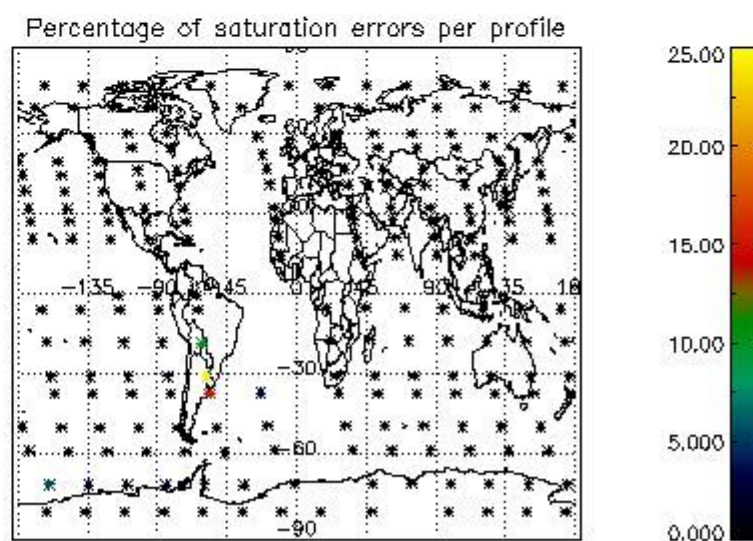
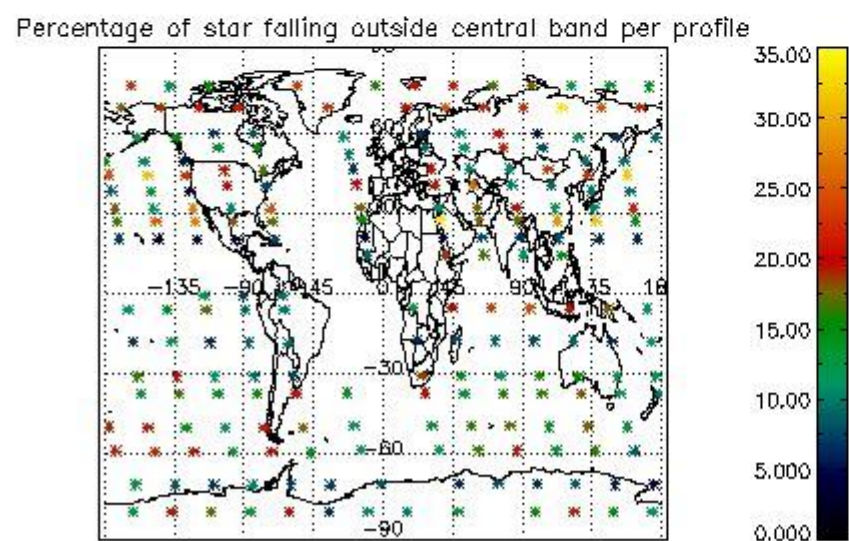
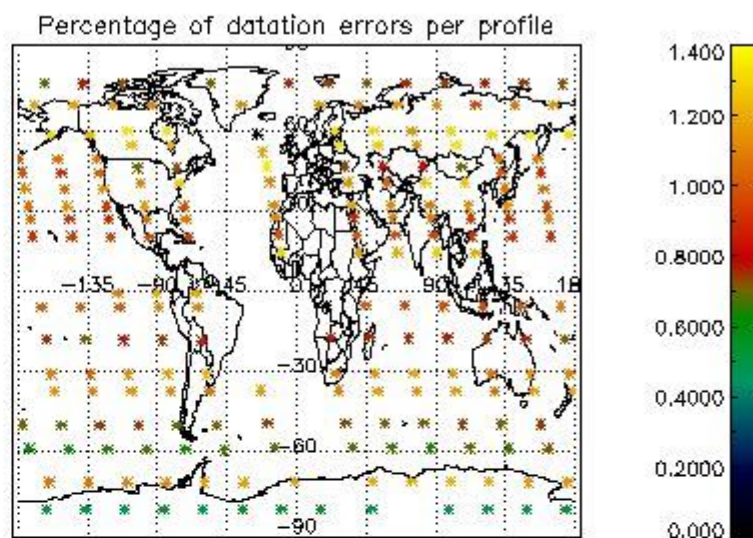
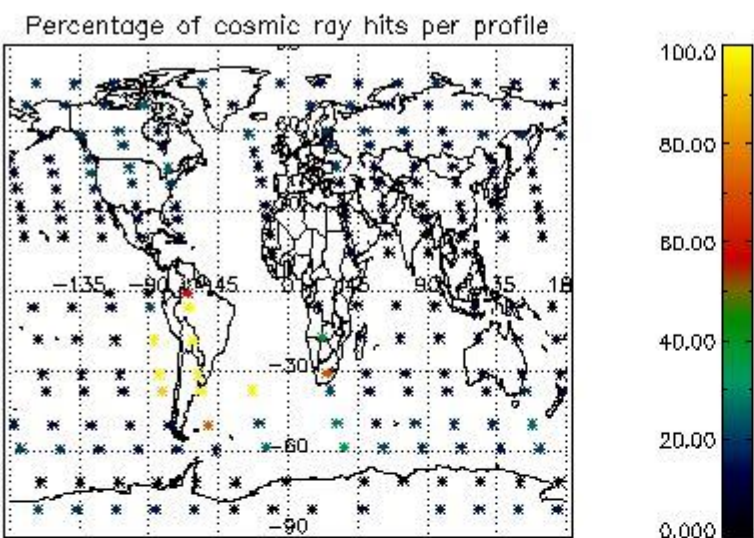


4.1.2 Plot level 1 quality information per product (time dependant): ENVI SAT DESCENDING passes

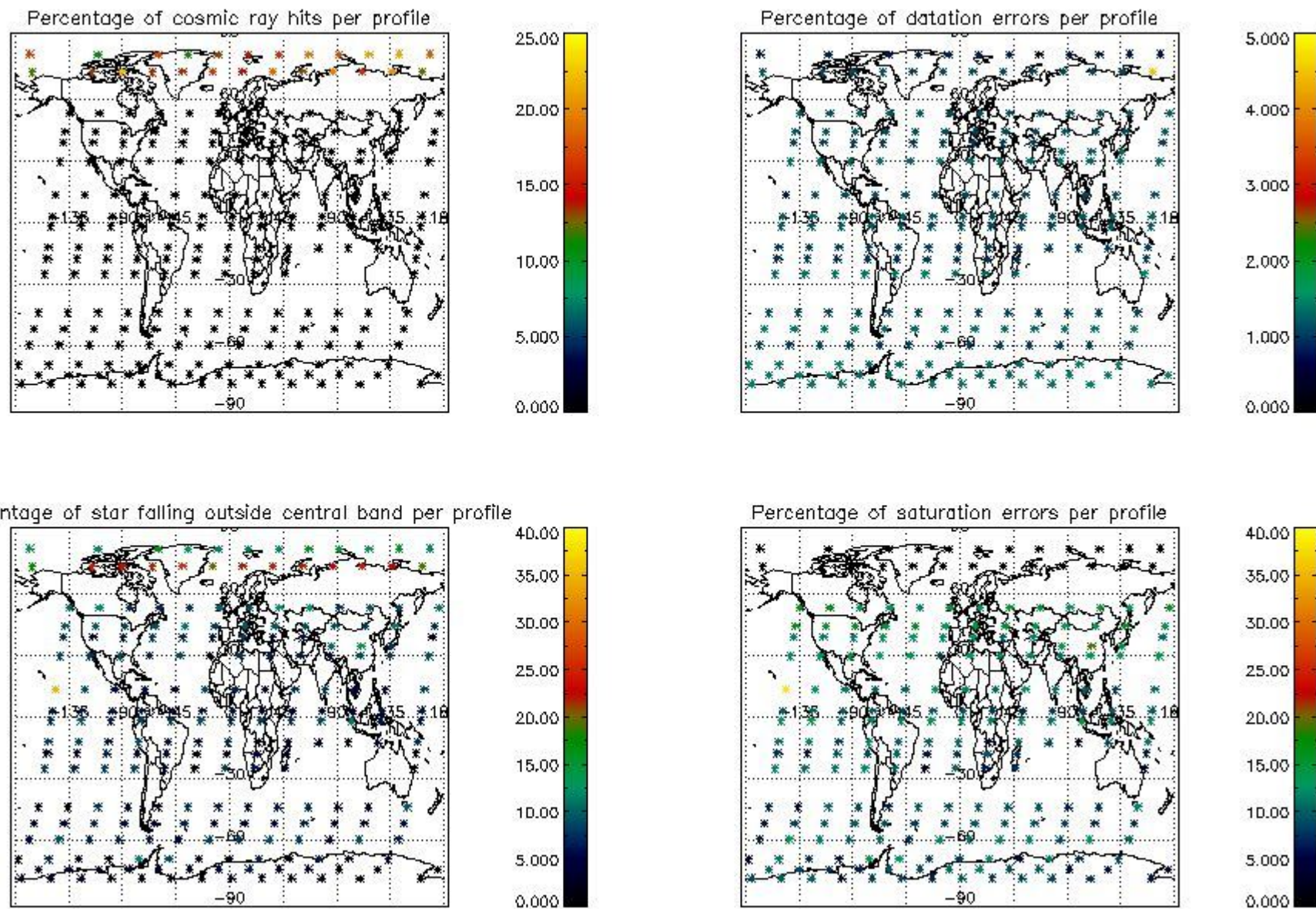


4.2 Plot quality information per product coming from level 1b processing (world map)

4.2.1 Plot level 1 quality information per product (world map): ENVISAT ASCENDING passes



4.2.2 Plot level 1 quality information per product (world map): ENVISAT DESCENDING passes



5. Trace gas profiles

5.1 Ozone statistics based on quality of products

The final quality of the products can be "measured" using the STD (Standard Deviation) attached to every point profile. This information is written to the parameter GOM_NL__2P/NL_LOCAL_SPECIES_DENSITY/o3_std of the level 2 products. The table below shows the statistics for given STD ranges.

The statistics are given with respect to the overall valid production:

- Products without fatal errors: GOM_NL__2P/MPH/PRODUCT_ERR=0
- Valid point profile: GOM_NL__2P/NL_LOCAL_SPECIES_DENSITY/pcd(0)=0

The 'Criteria' is applied to valid points of dark limb products:

- Products in dark limb illumination condition: GOM_NL__2P/NL_SUMMARY_QUALITY/obs_ill_cond=0
- Products without fatal errors: GOM_NL__2P/MPH/PRODUCT_ERR=0
- Valid point profile: GOM_NL__2P/NL_LOCAL_SPECIES_DENSITY/pcd(0)=0

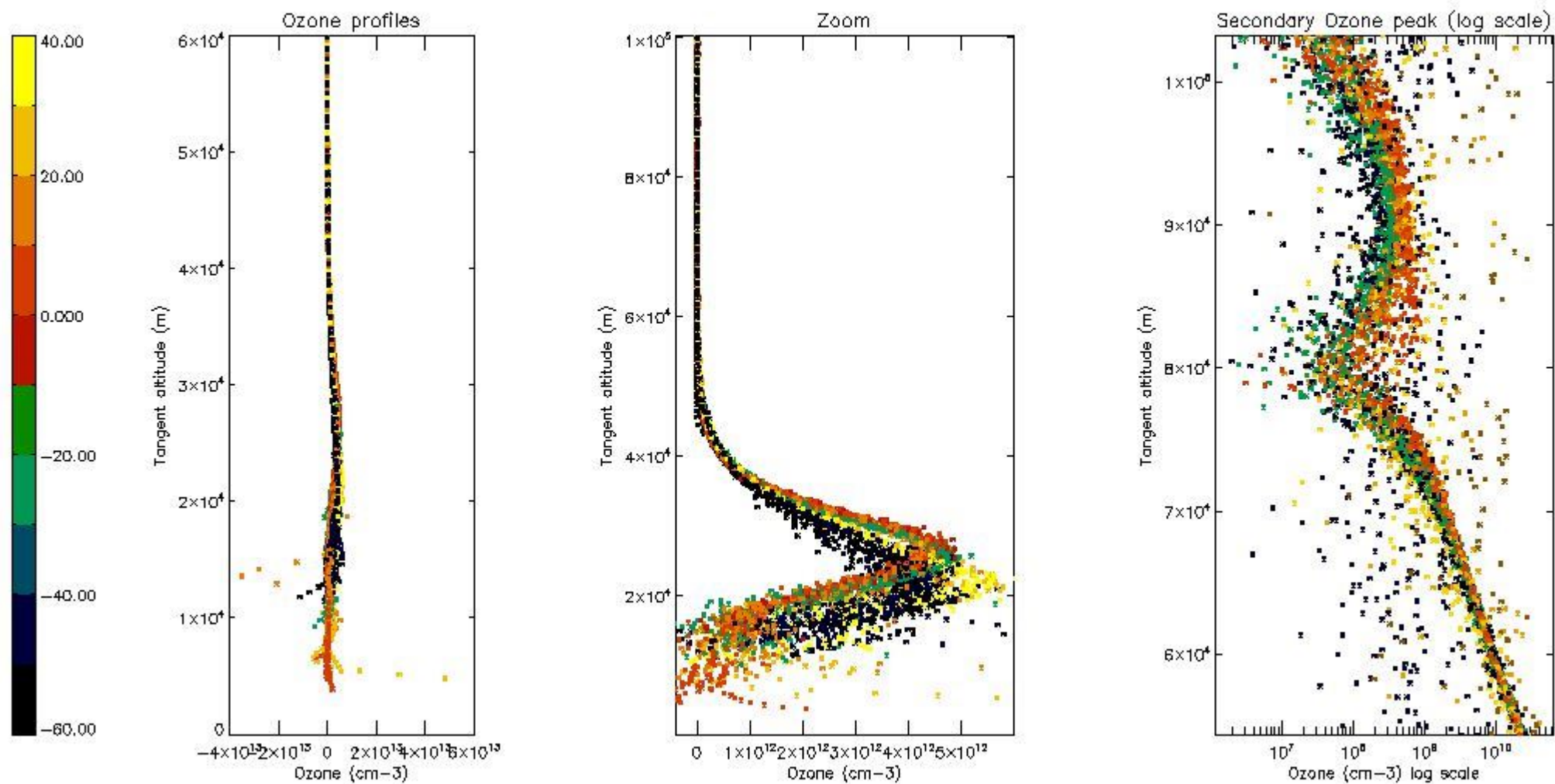
So, the table below shows the percentage of dark limb and valid observations for each criteria with respect to the overall valid daily observations.

Criteria	% of total production
All STD	33
STD < 20	19

STD < 10	16
STD < 5	11

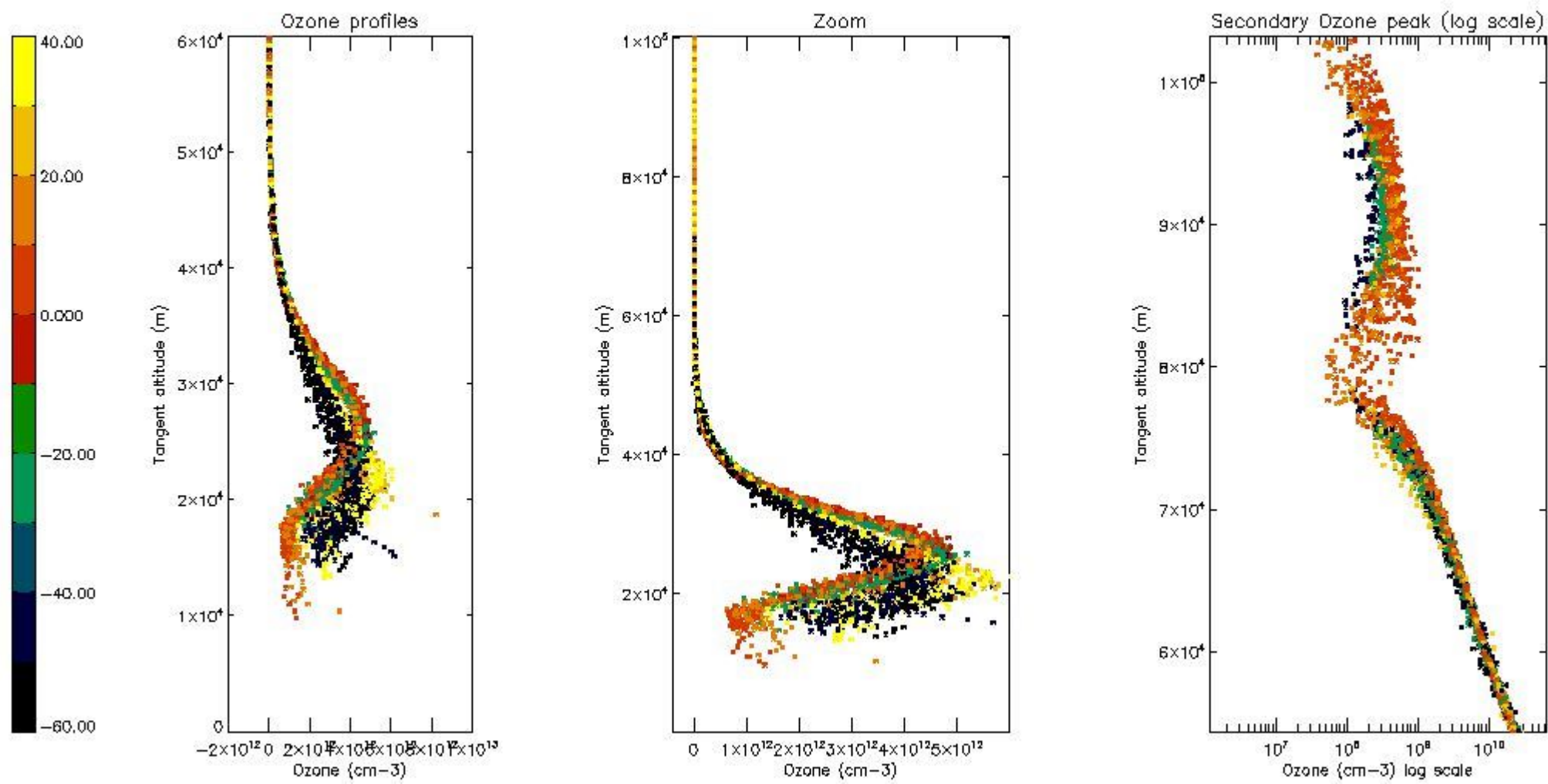
5.2 Plot ozone profiles for all STD (dark without errors)

The colorbar represents the latitude.



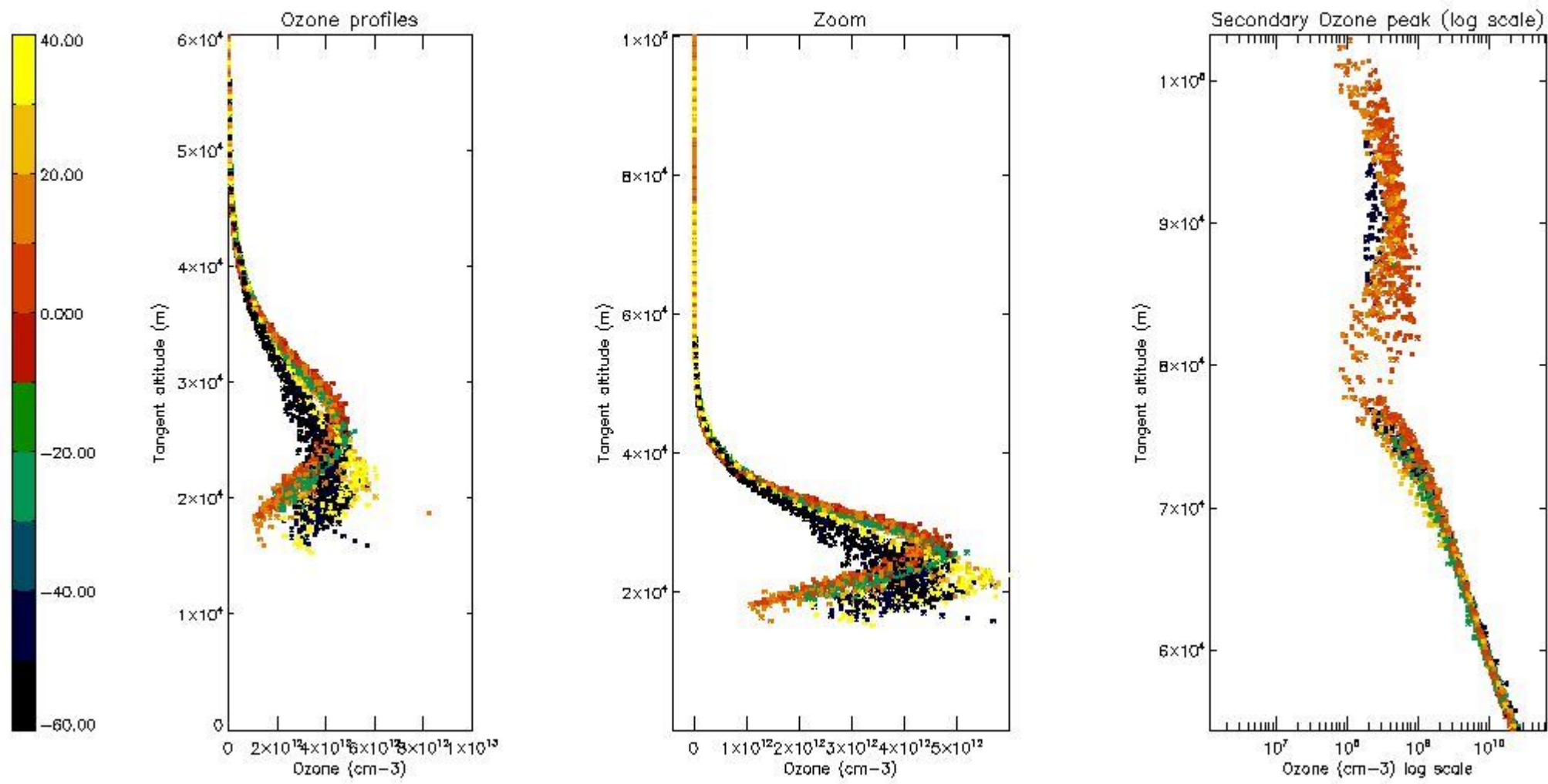
5.3 Plot ozone profiles where STD < 20% (dark without errors)

The colorbar represents the latitude.



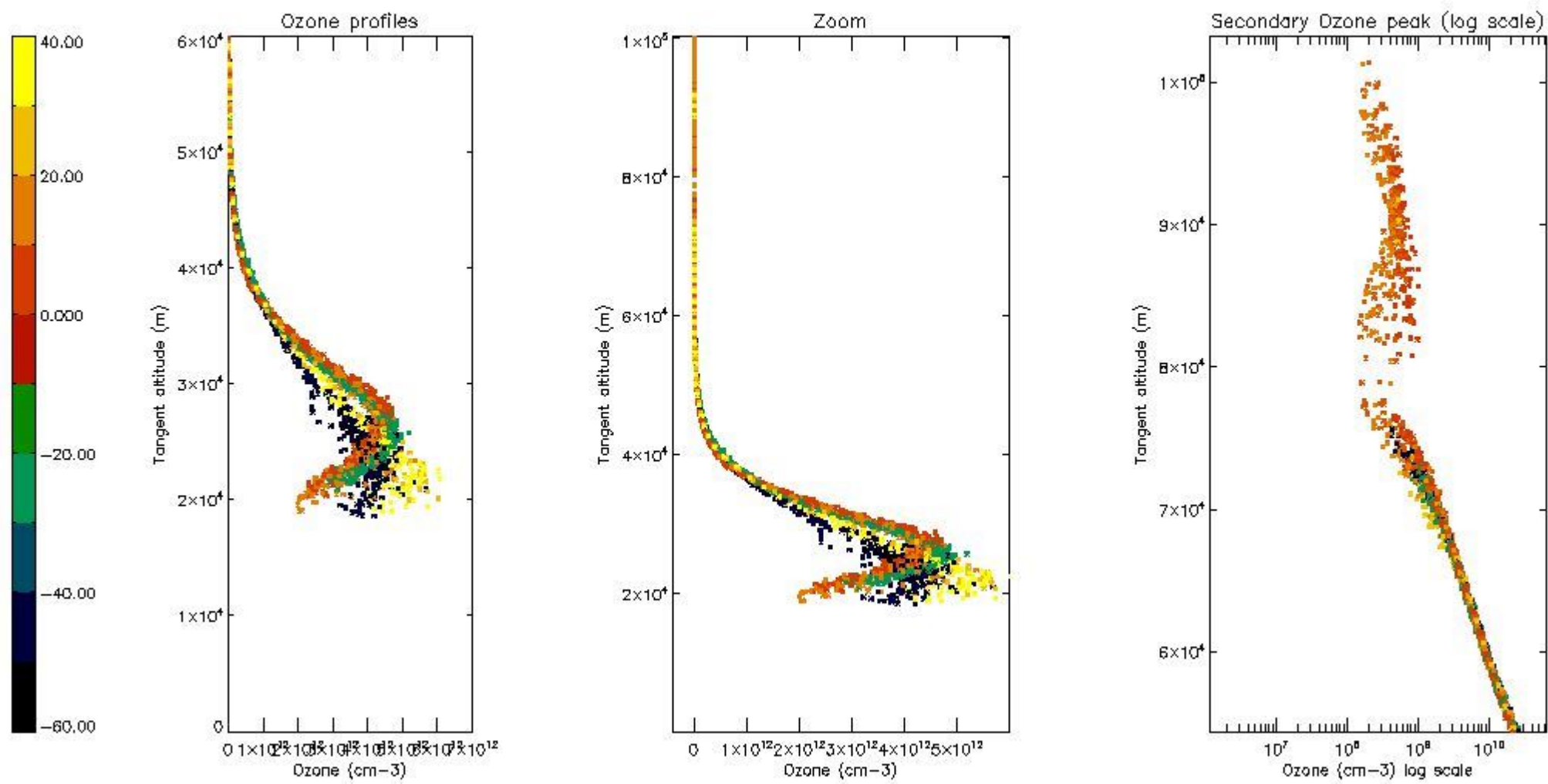
5.4 Plot ozone profiles where STD < 10% (dark without errors)

The colorbar represents the latitude.



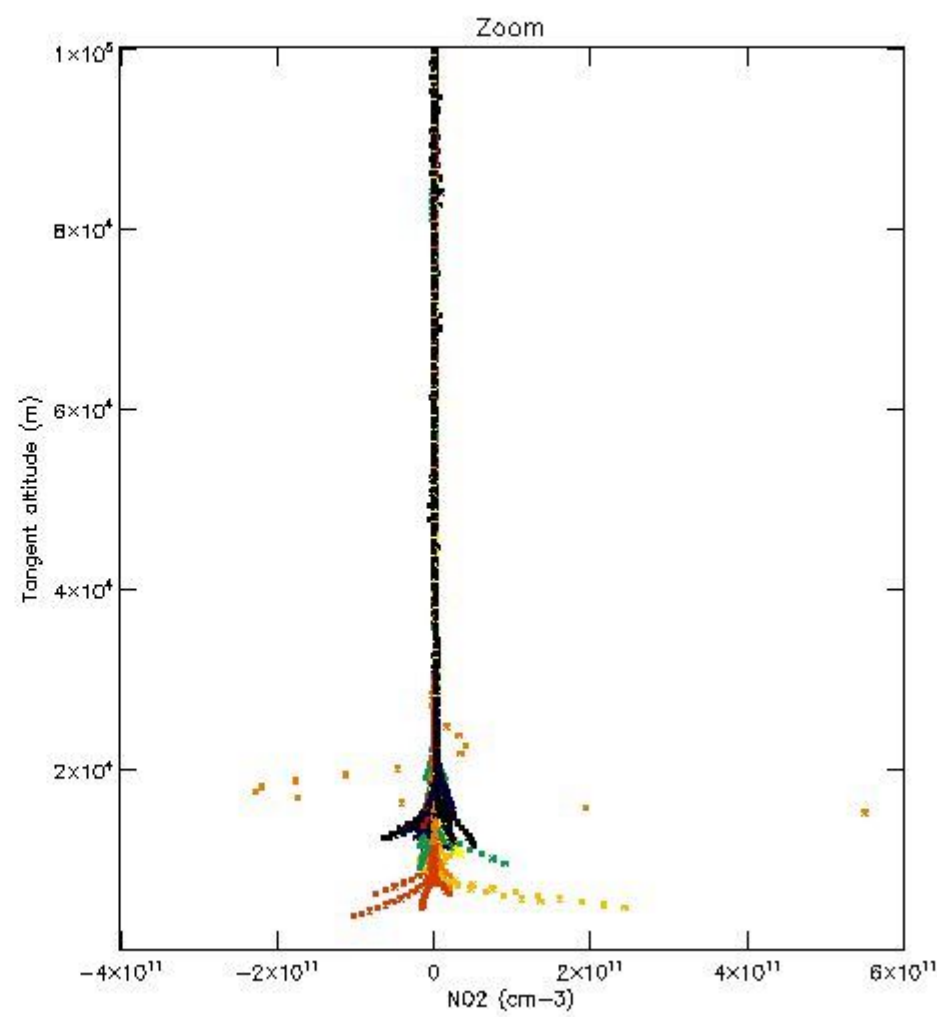
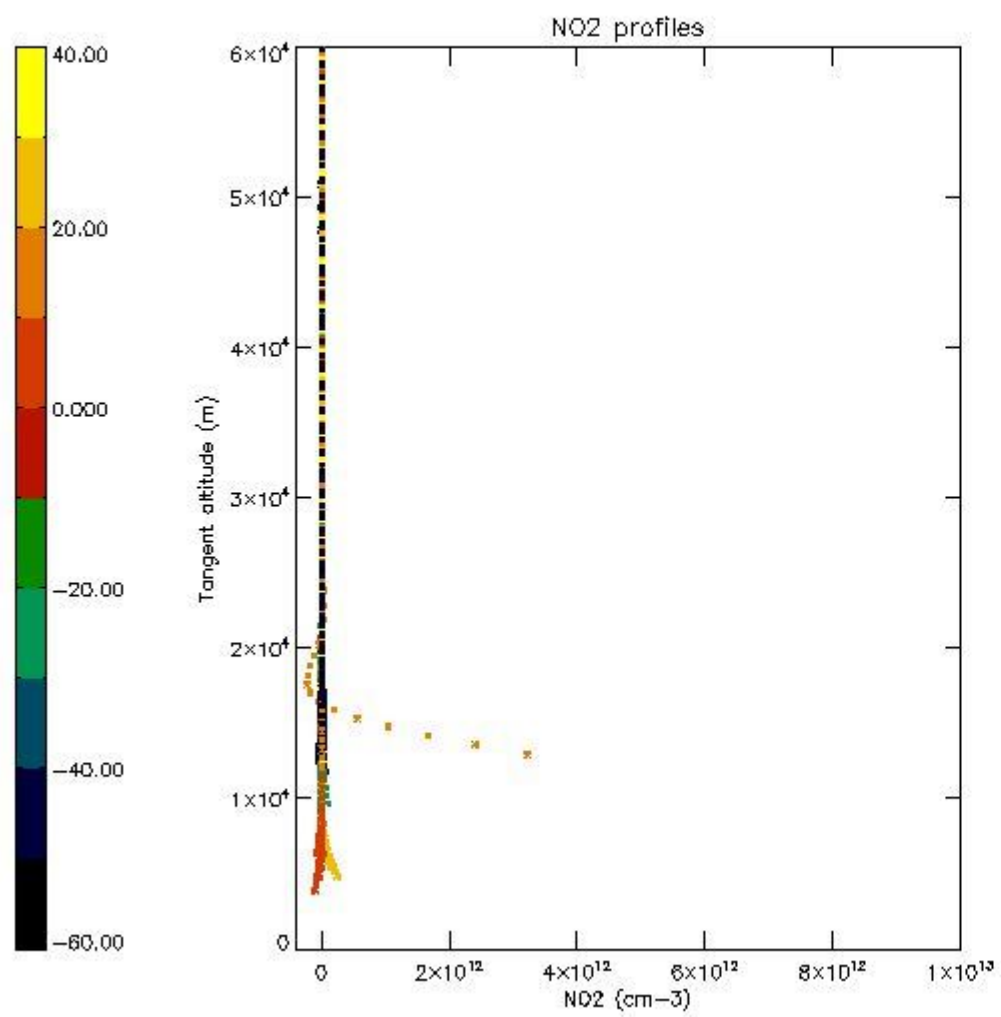
5.5 Plot ozone profiles where STD < 5% (dark without errors)

The colorbar represents the latitude.



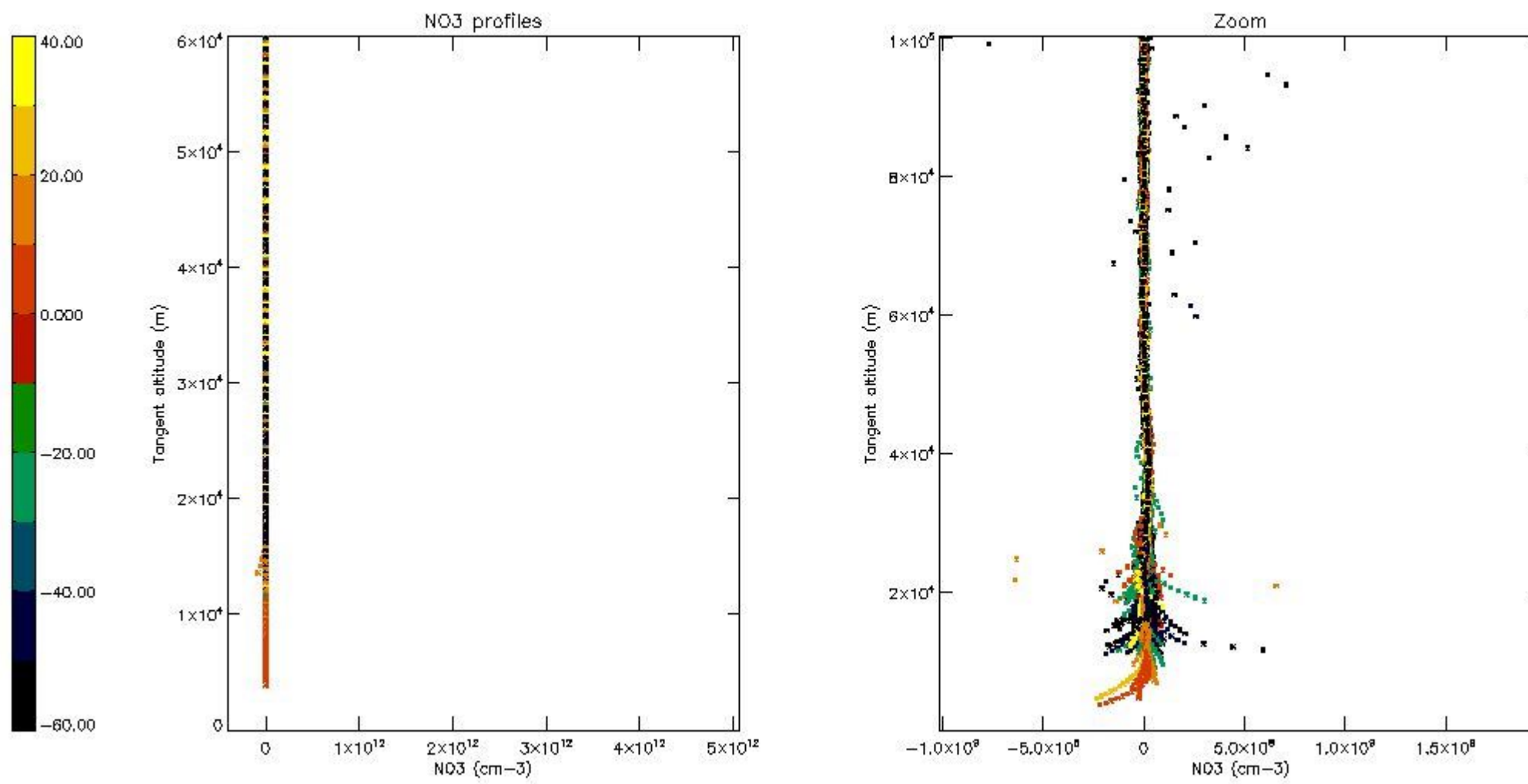
5.6 Plot NO₂ profiles for all STD (dark without errors)

The colorbar represents the latitude.



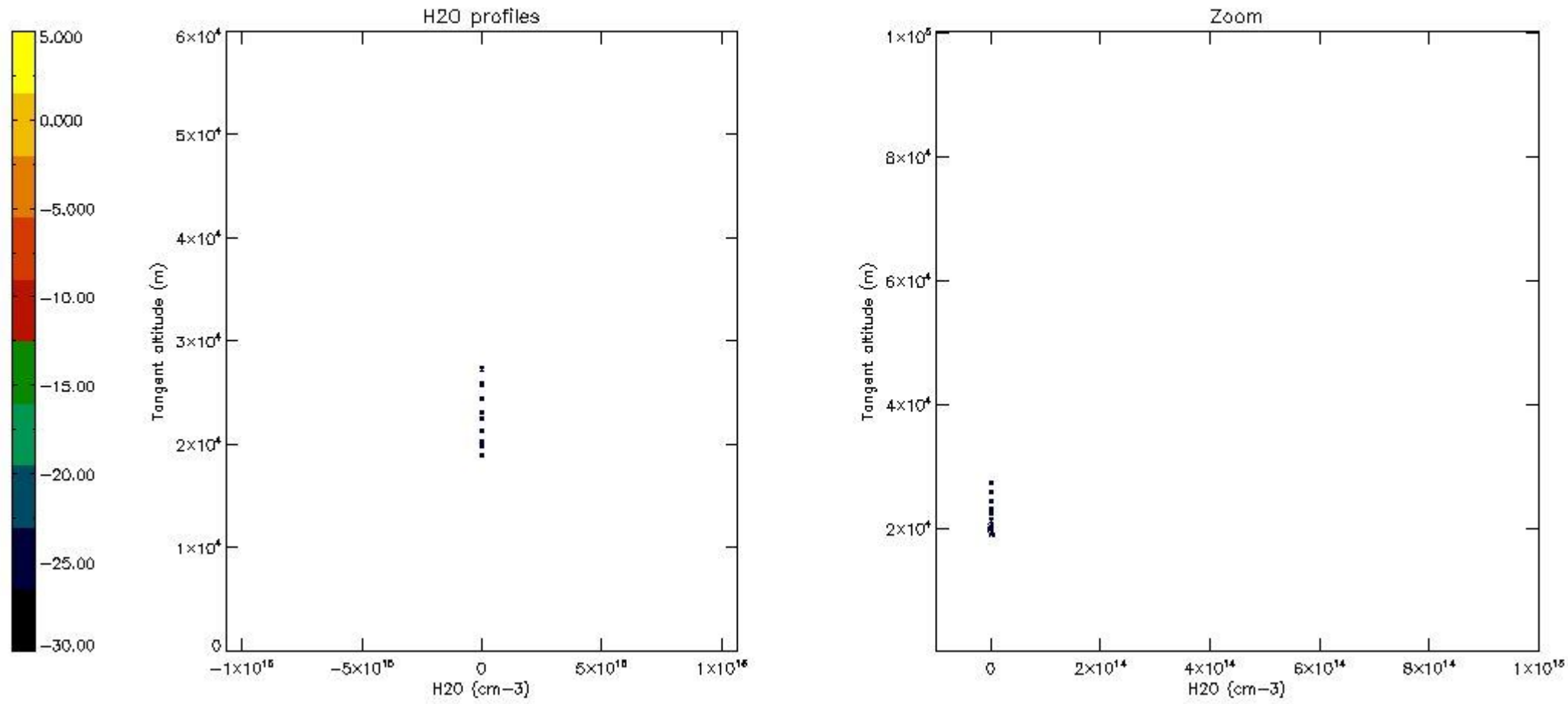
5.7 Plot NO3 profiles for all STD (dark without errors)

The colorbar represents the latitude.



5.8 Plot H₂O profiles for all STD (only for occultations of stars 1,2,3,4,13,14,16,26,63 dark without errors)

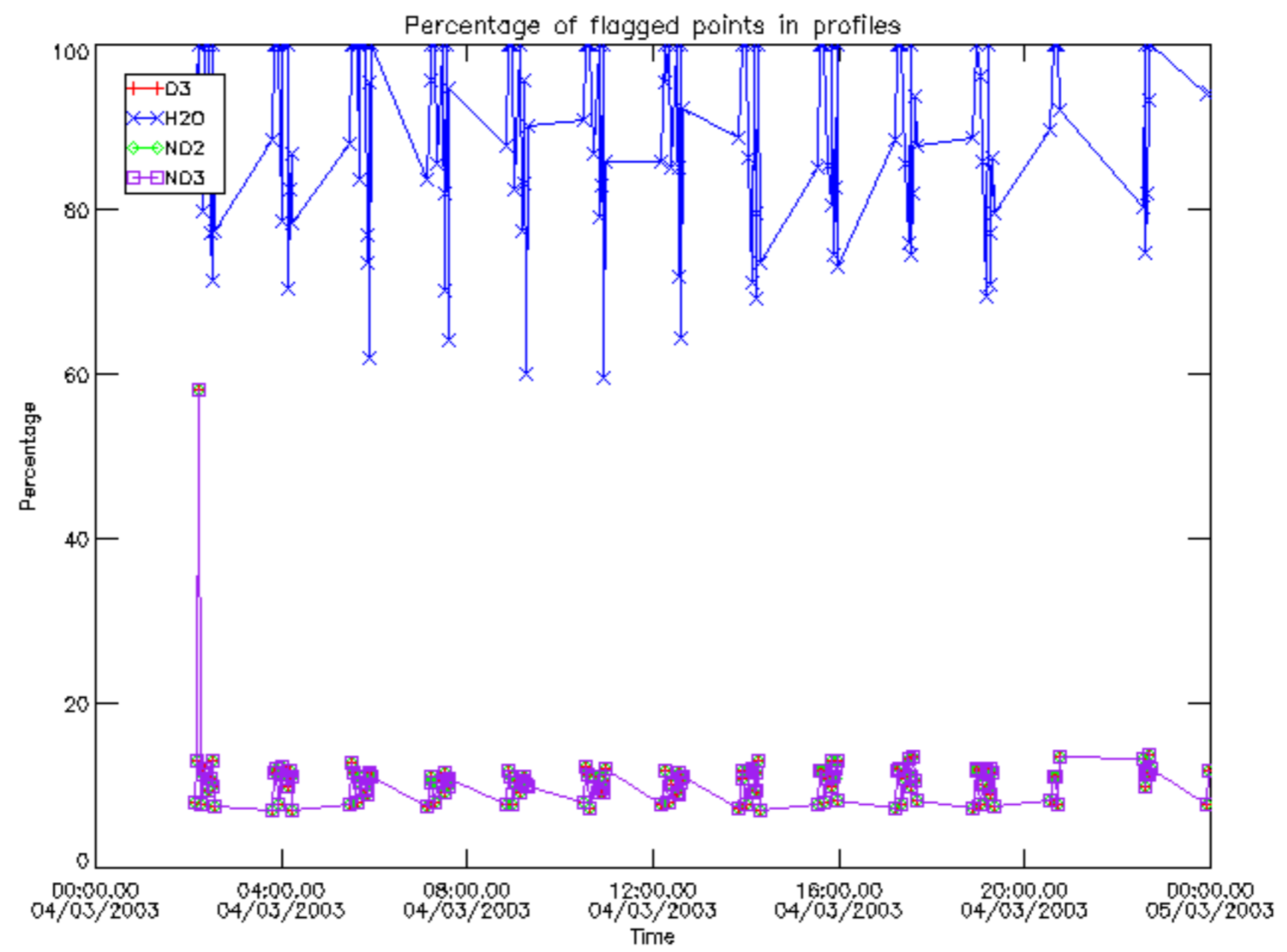
The colorbar represents the latitude.



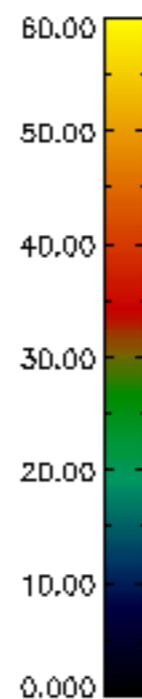
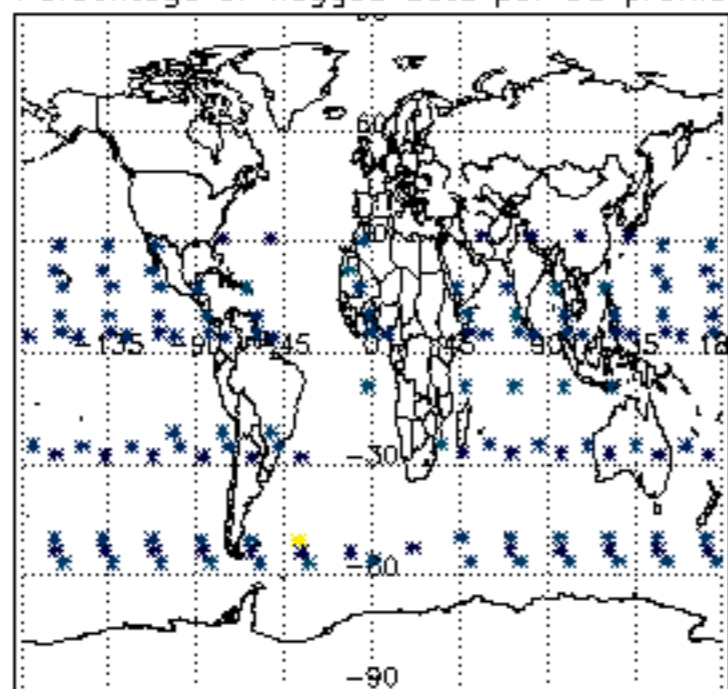
6. Auxiliary Data Files used for the production reported in section 2

The number reported in the third column indicates since which file (see list in section 2) the corresponding auxiliary file has been used. The fourth column is the date of those product files.

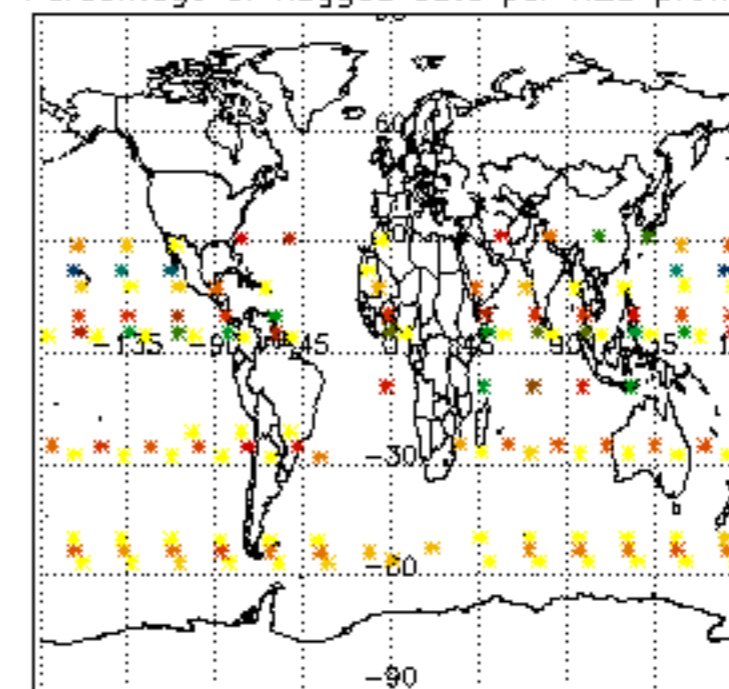
Type	Auxiliary Filename	Used since product	Used since product date
INST_PHYS_CHARACTERISTICS	GOM_INS_AXNIEC20050627_150440_20020301_000000_20100101_000000	1	04-MAR-2003 01:09:43
LEVEL-2_PROC_CONFIG	GOM_PR2_AXVIEC20091111_152718_20020301_000000_20500101_000000	1	04-MAR-2003 01:09:43
CROSS_SECTIONS_FILE	GOM_CRS_AXVIEC20091111_154832_20020301_000000_20500101_000000	1	04-MAR-2003 01:09:43



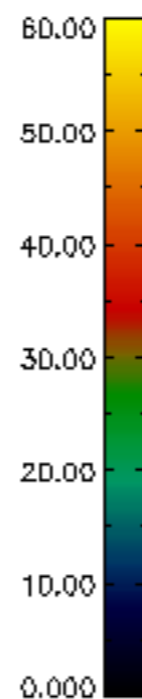
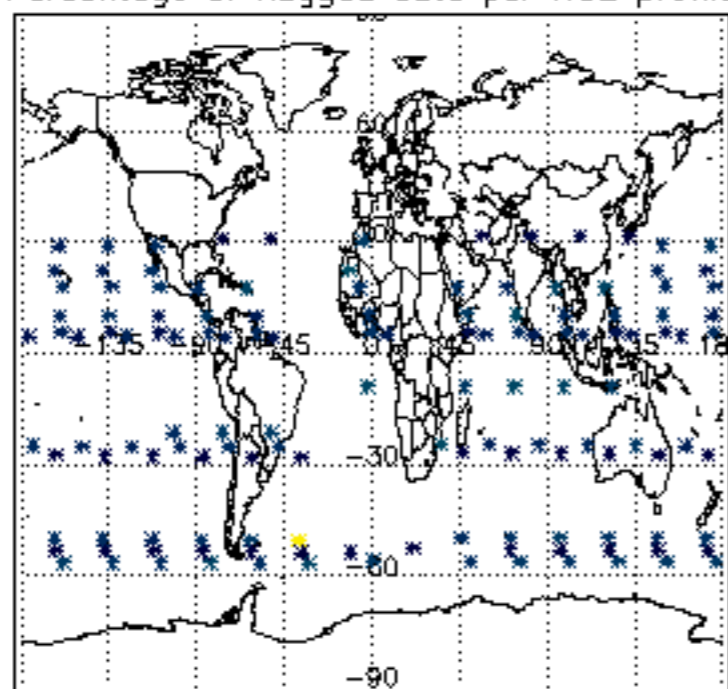
Percentage of flagged data per D3 profile



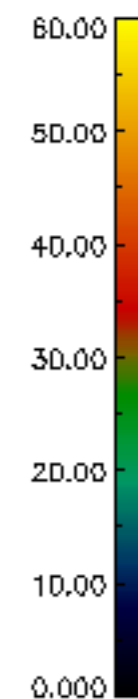
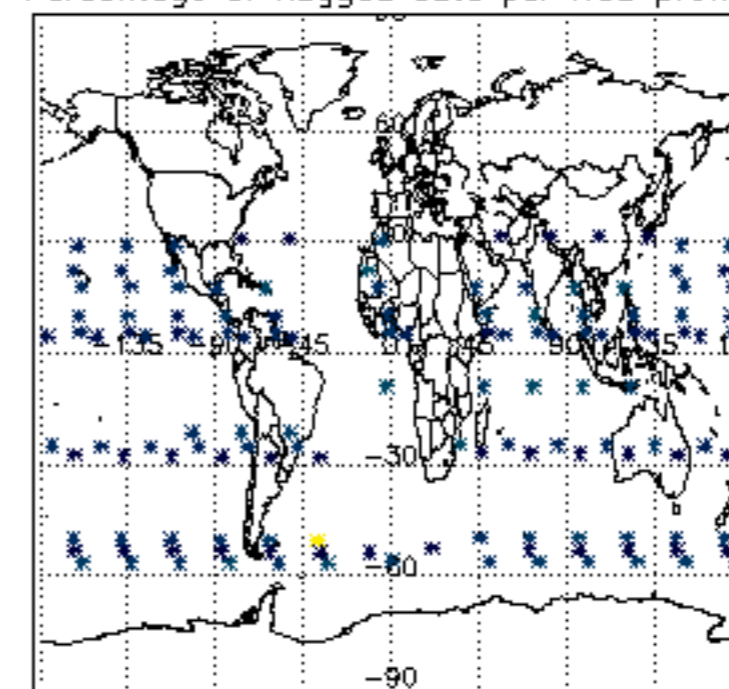
Percentage of flagged data per H2O profile

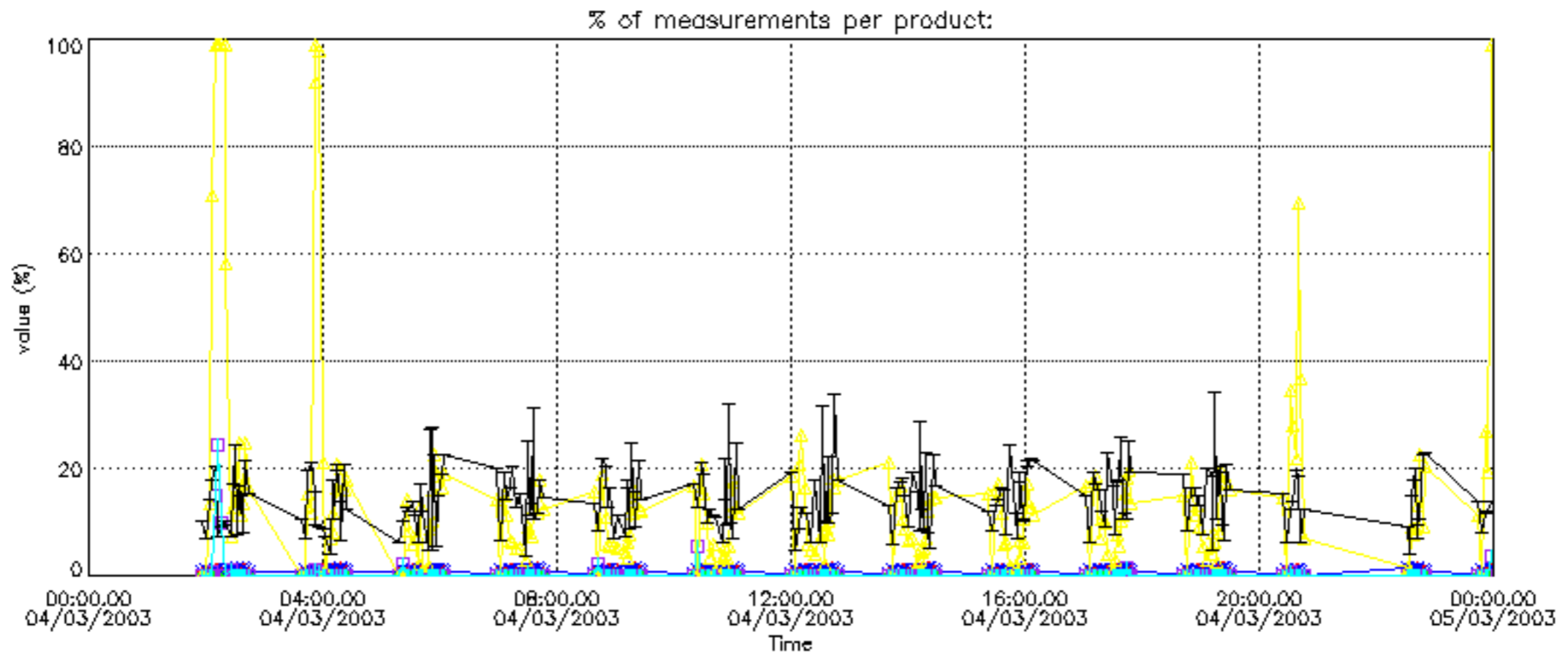


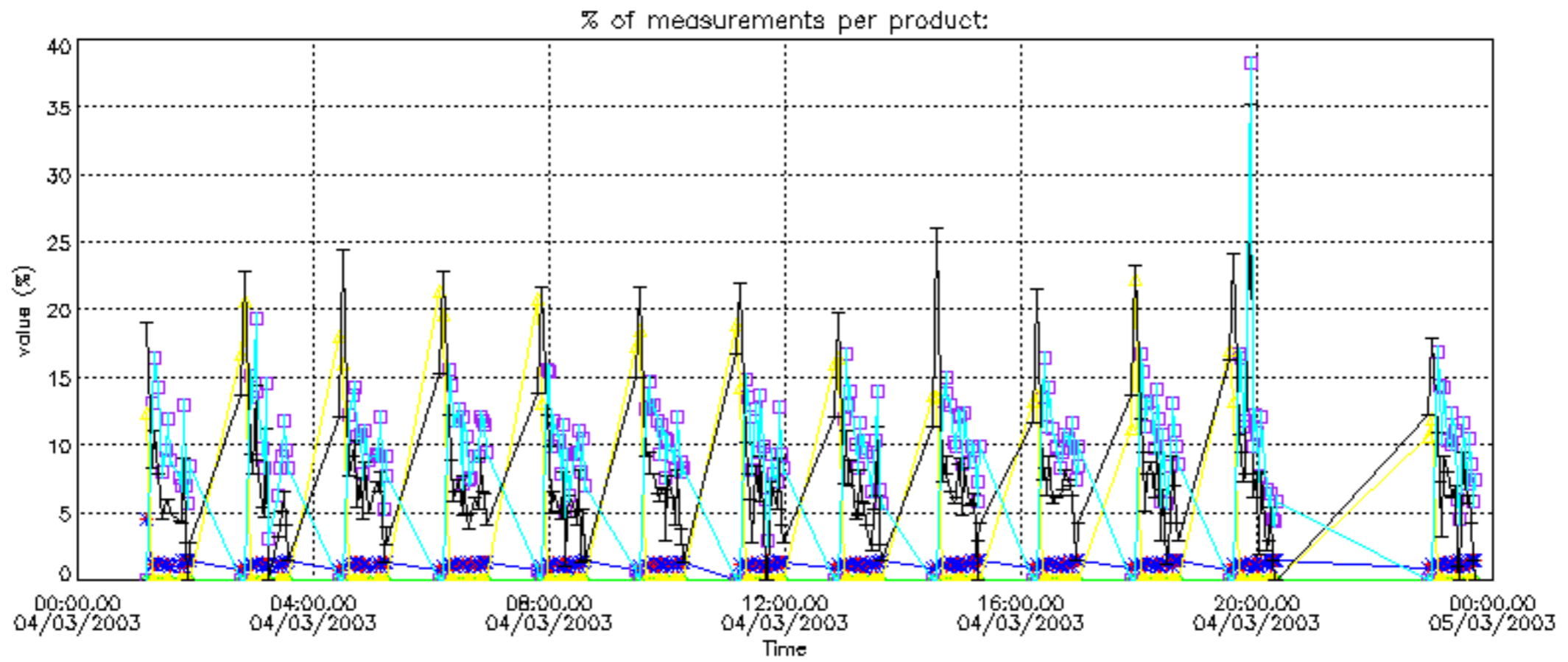
Percentage of flagged data per NO2 profile



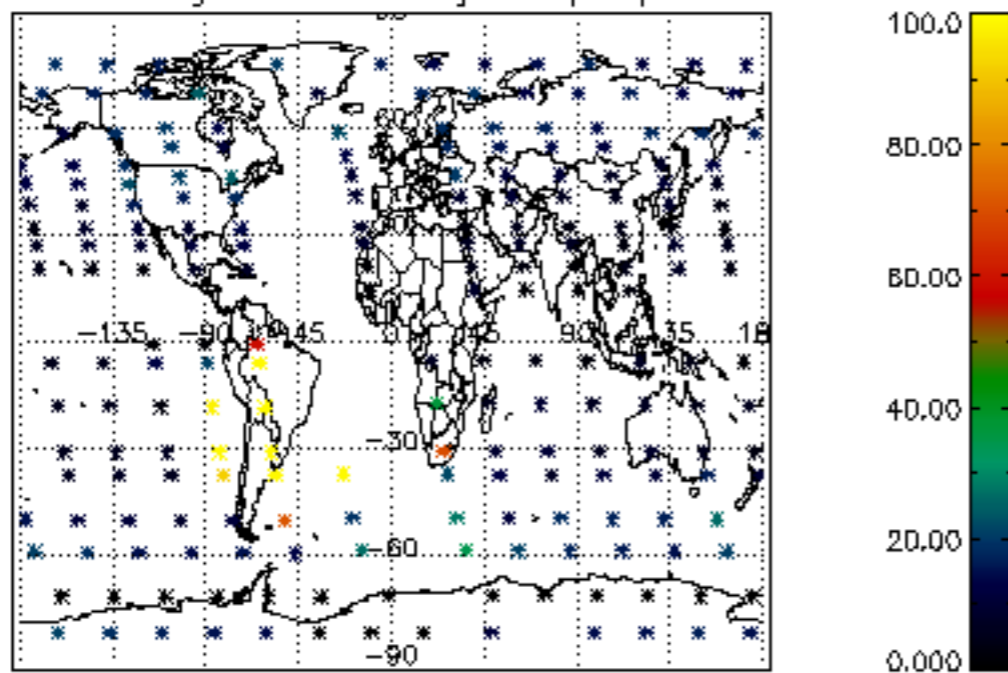
Percentage of flagged data per NO3 profile



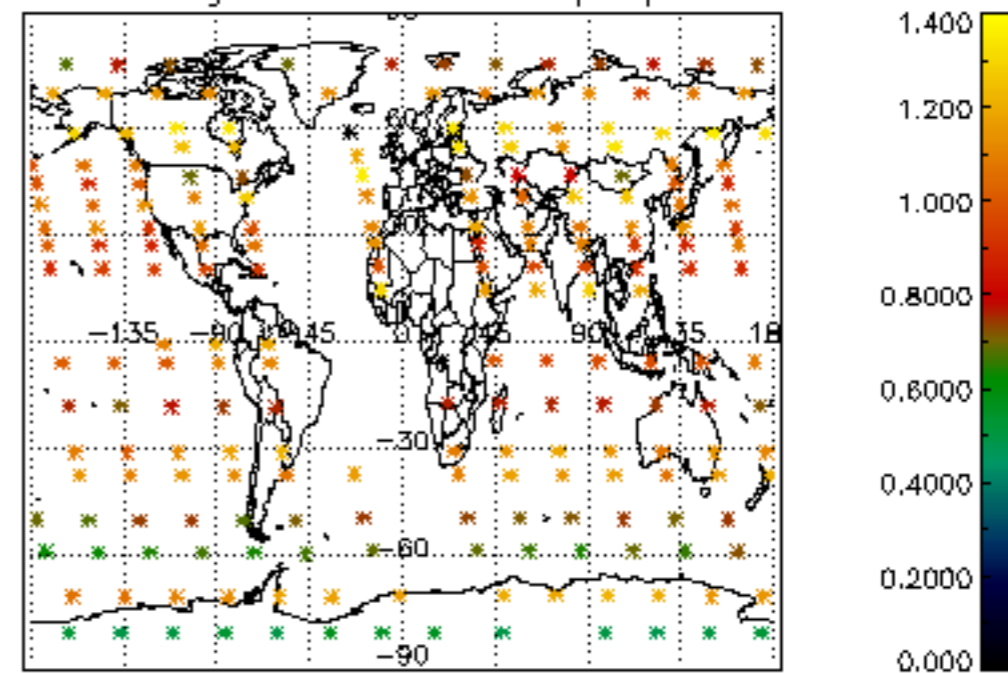




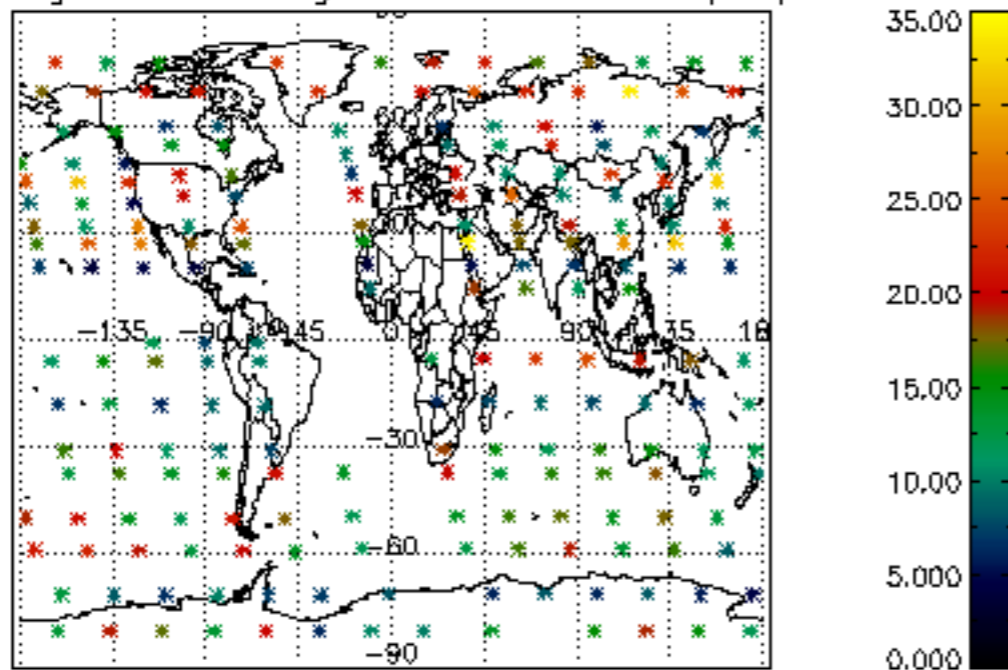
Percentage of cosmic ray hits per profile



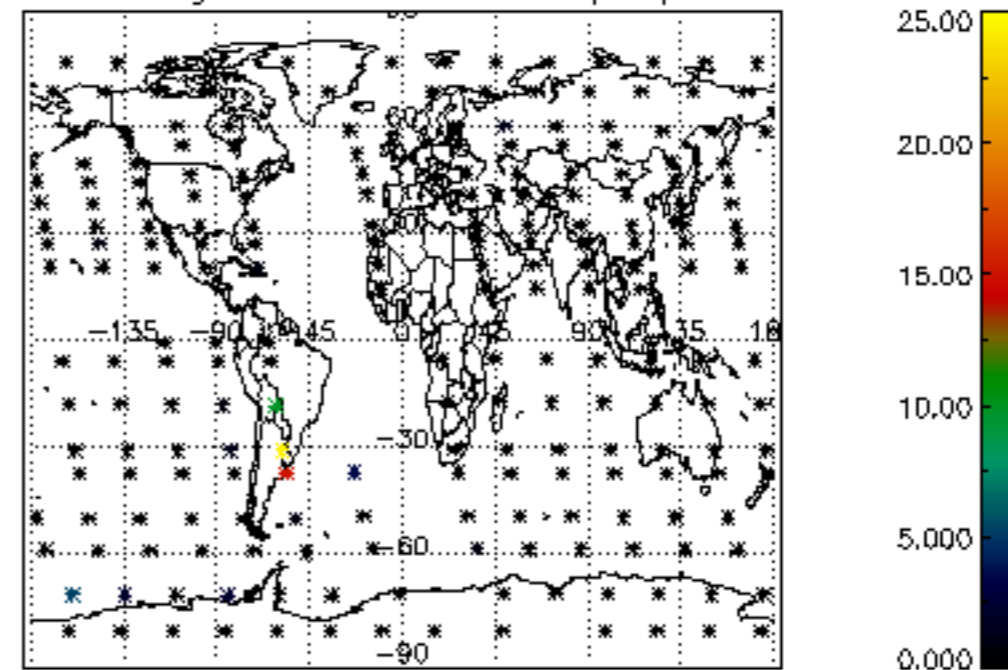
Percentage of datation errors per profile



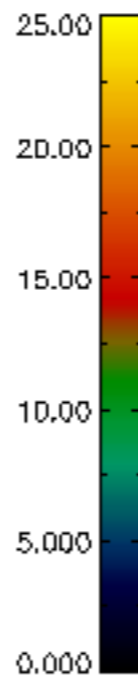
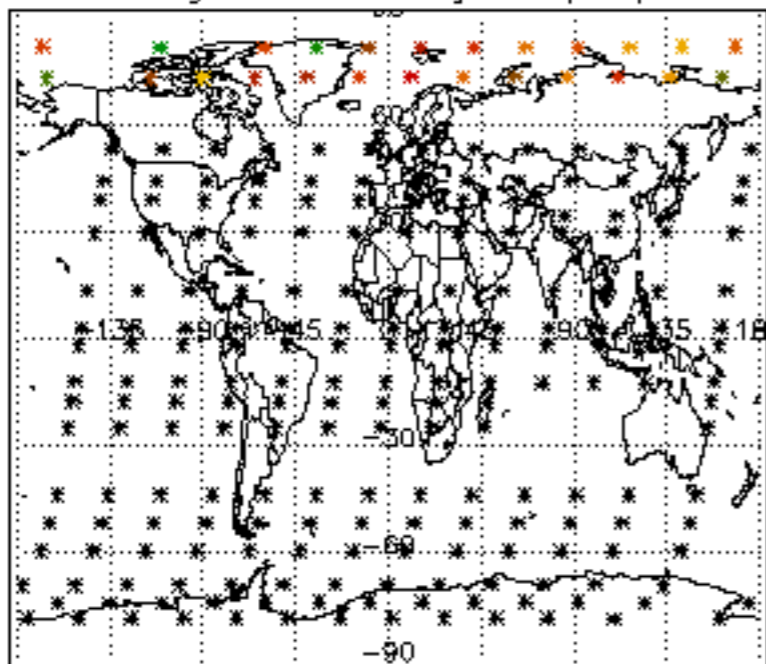
Percentage of star falling outside central band per profile



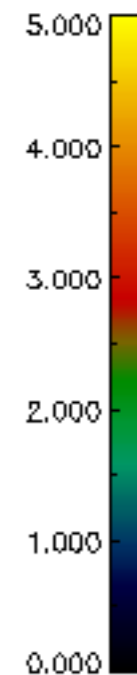
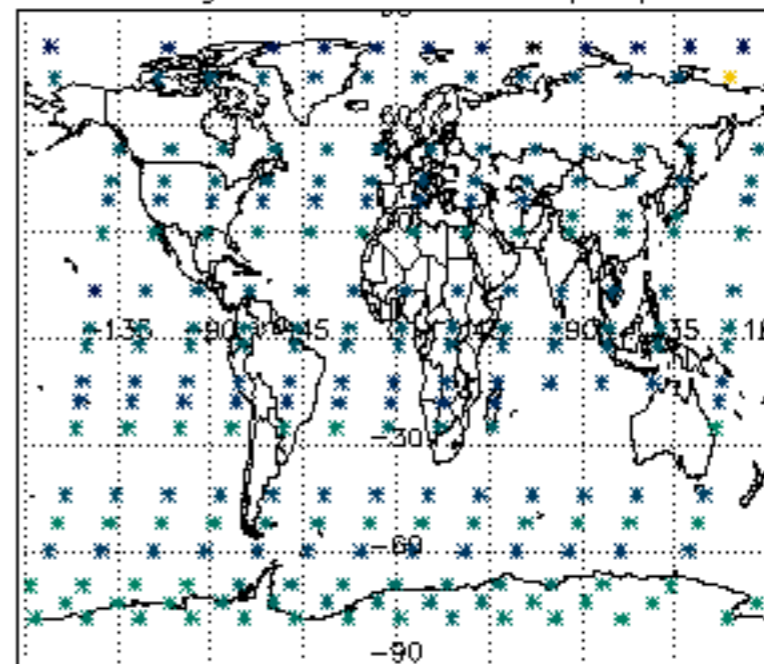
Percentage of saturation errors per profile



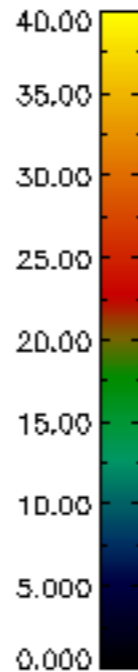
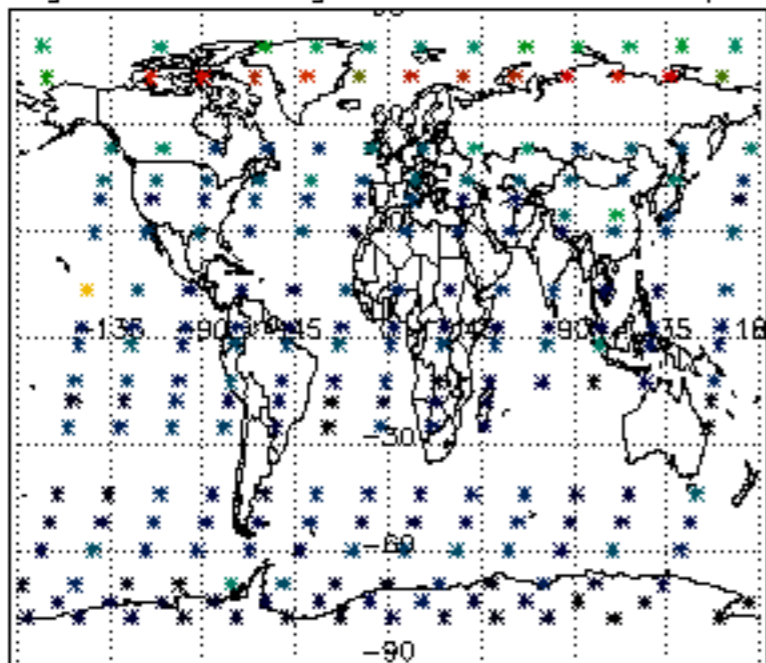
Percentage of cosmic ray hits per profile



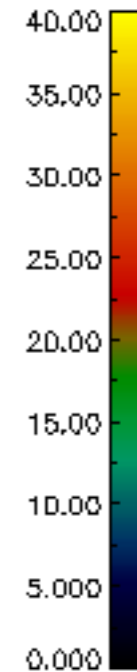
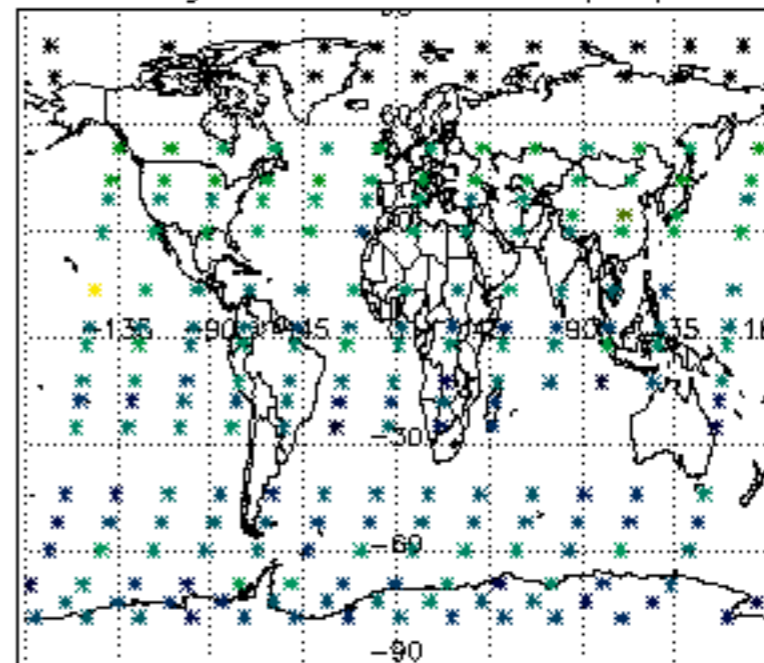
Percentage of datation errors per profile

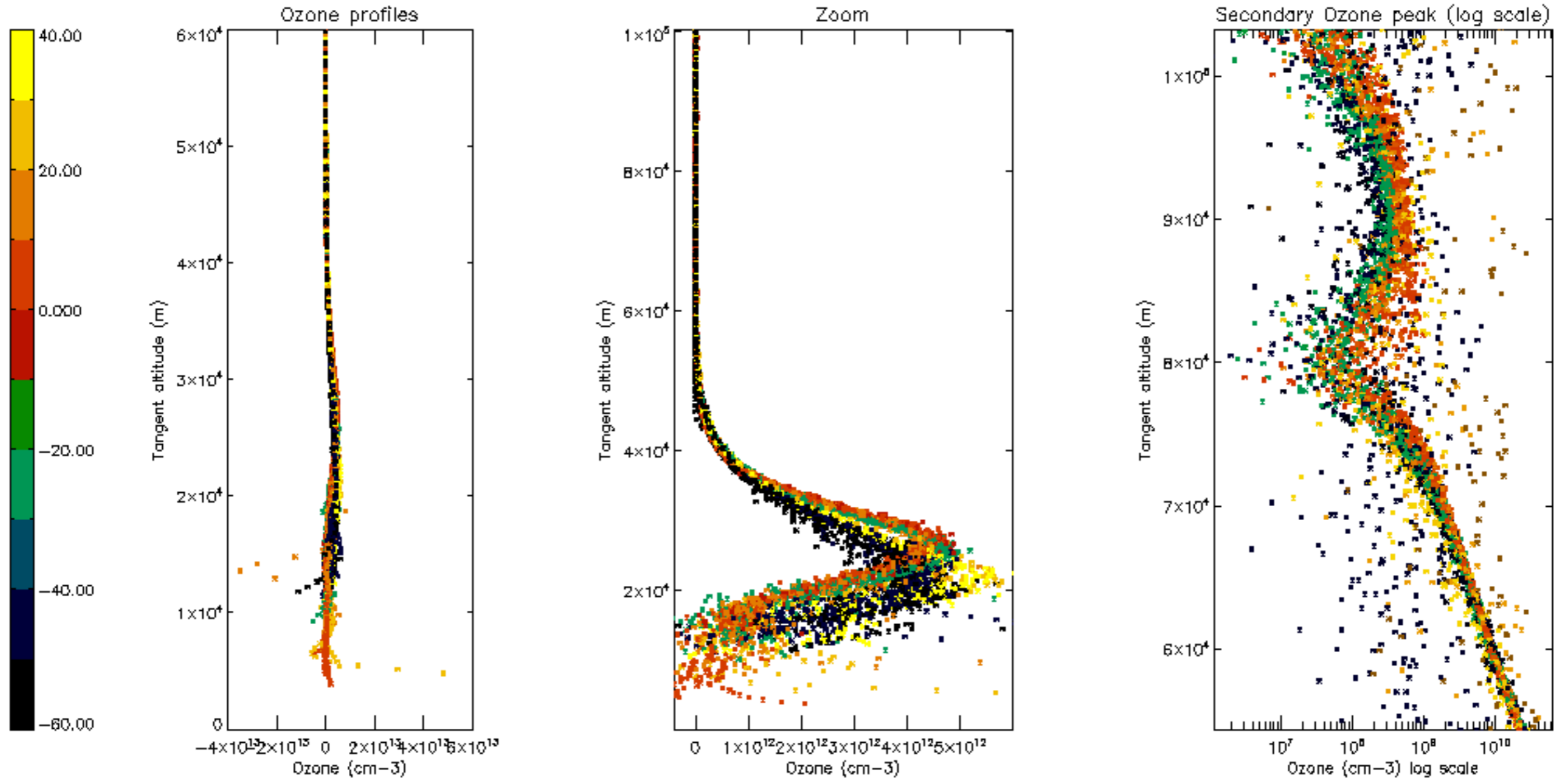


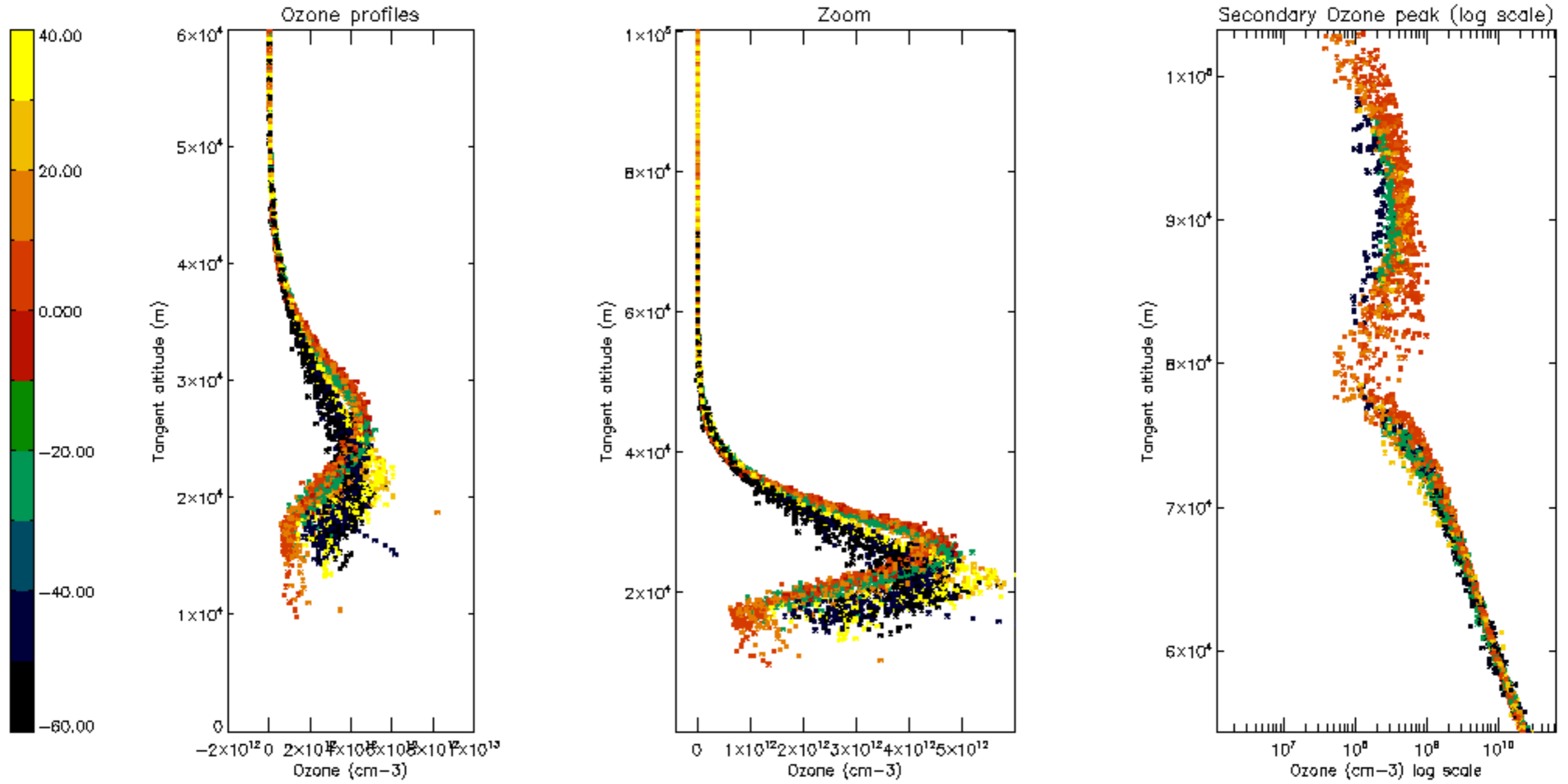
Percentage of star falling outside central band per profile

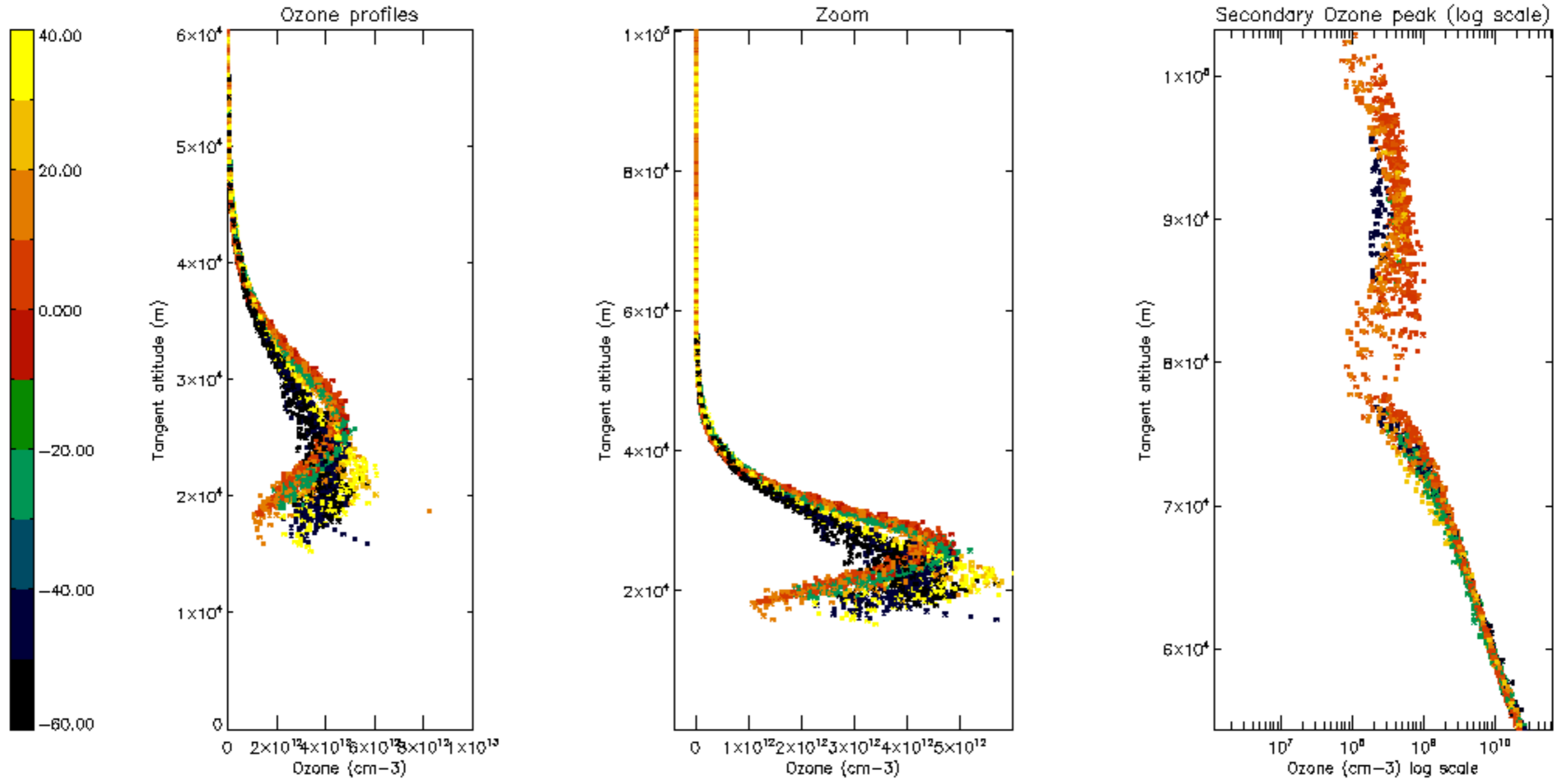


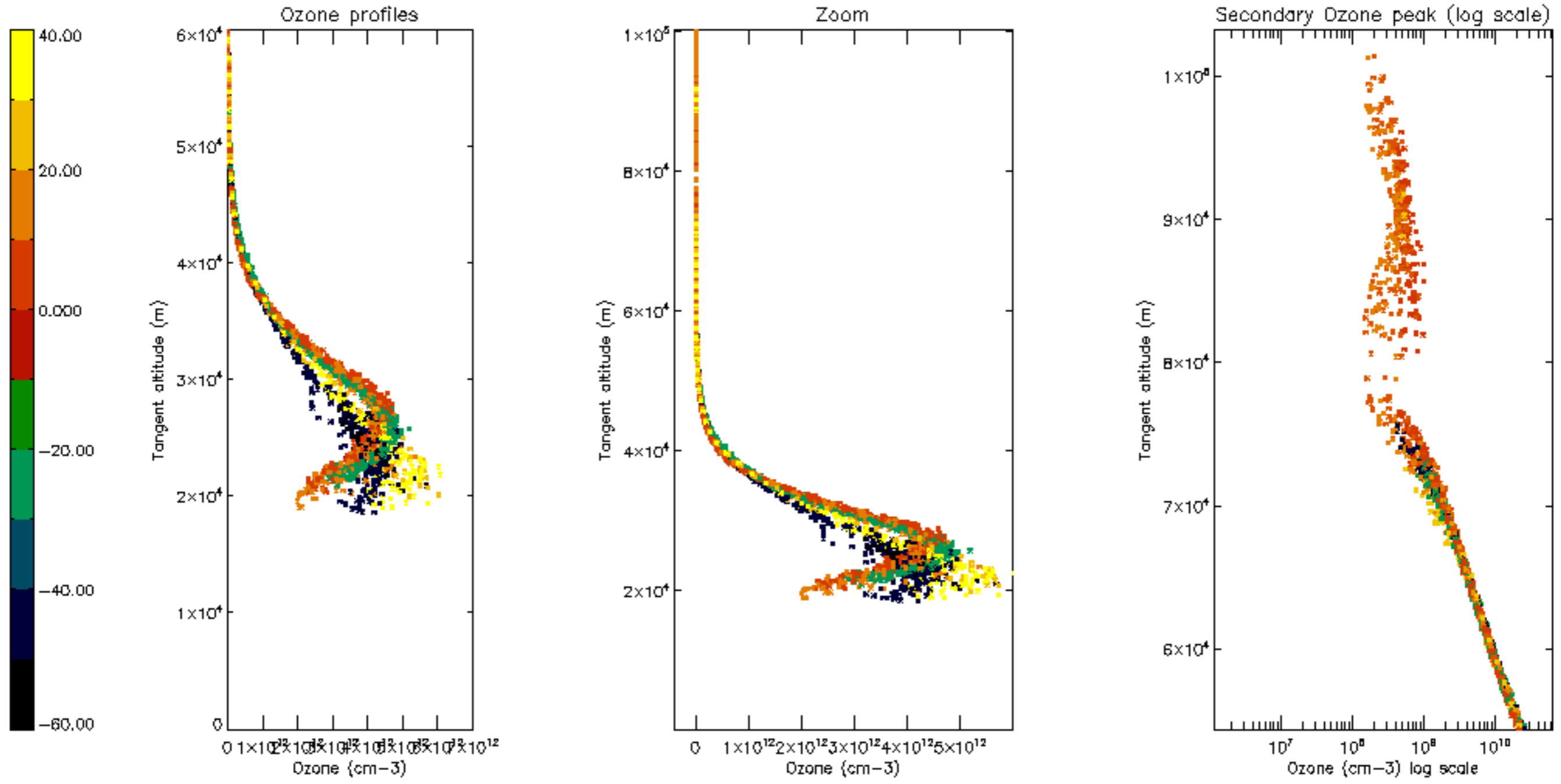
Percentage of saturation errors per profile

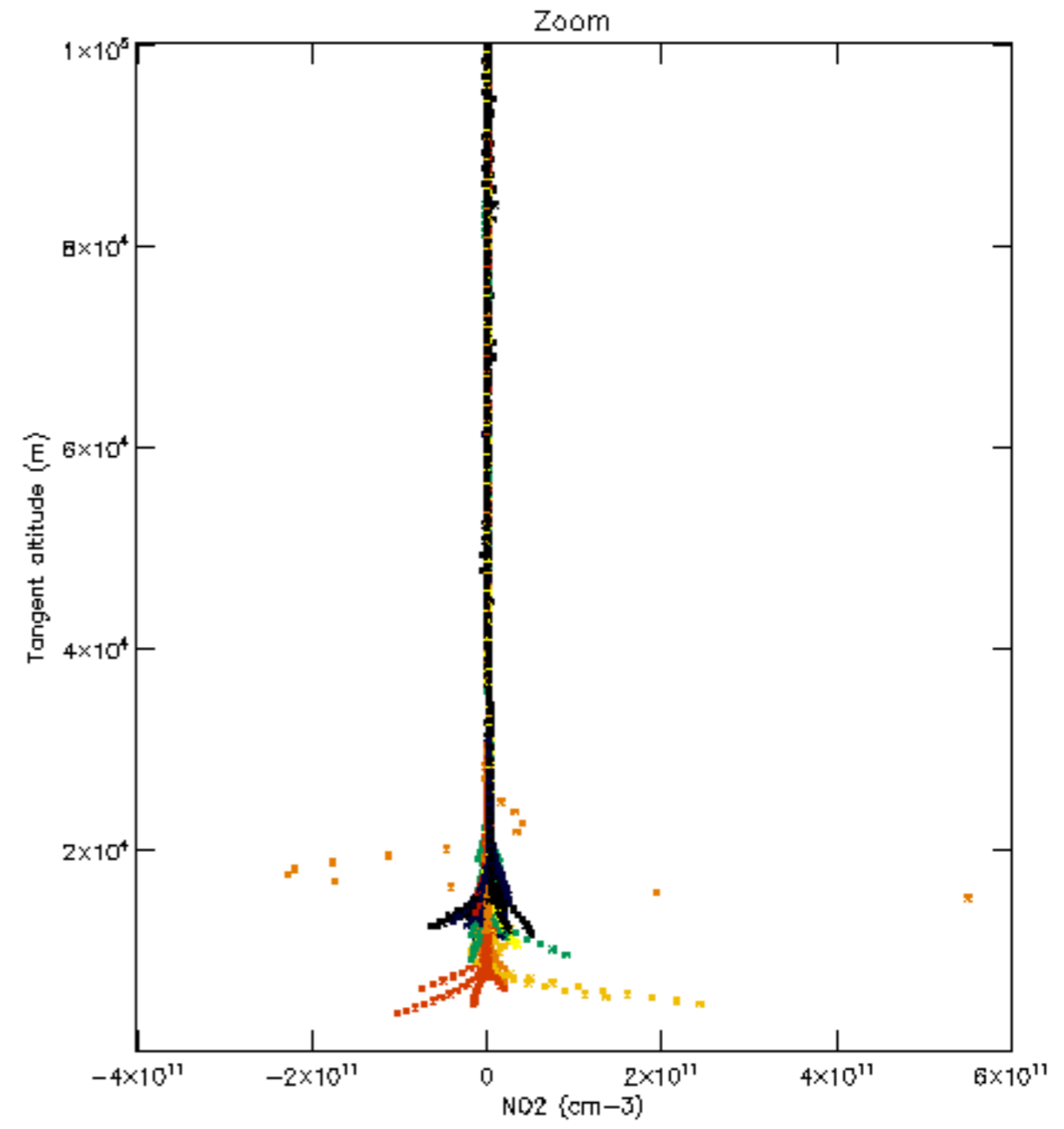
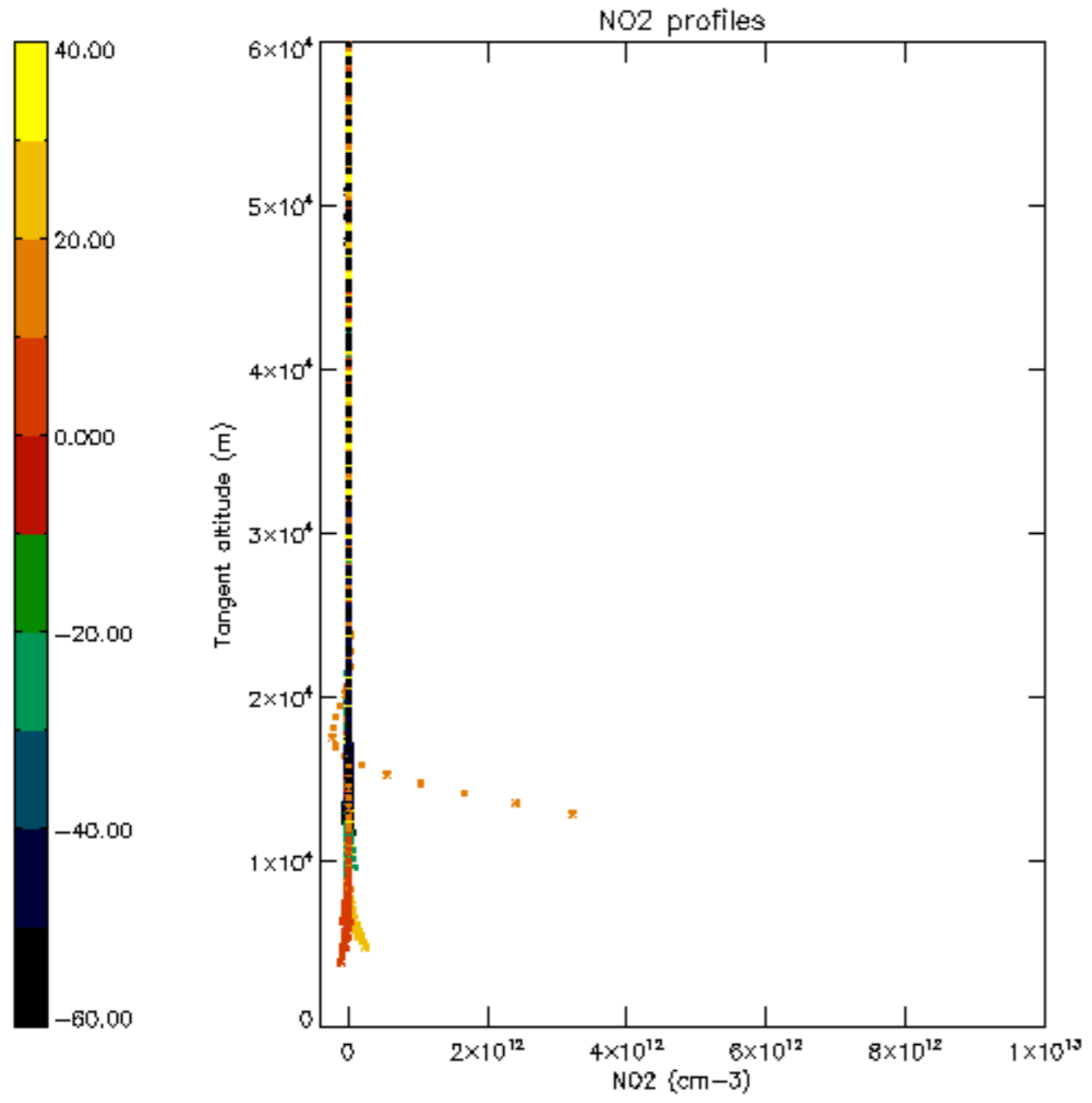


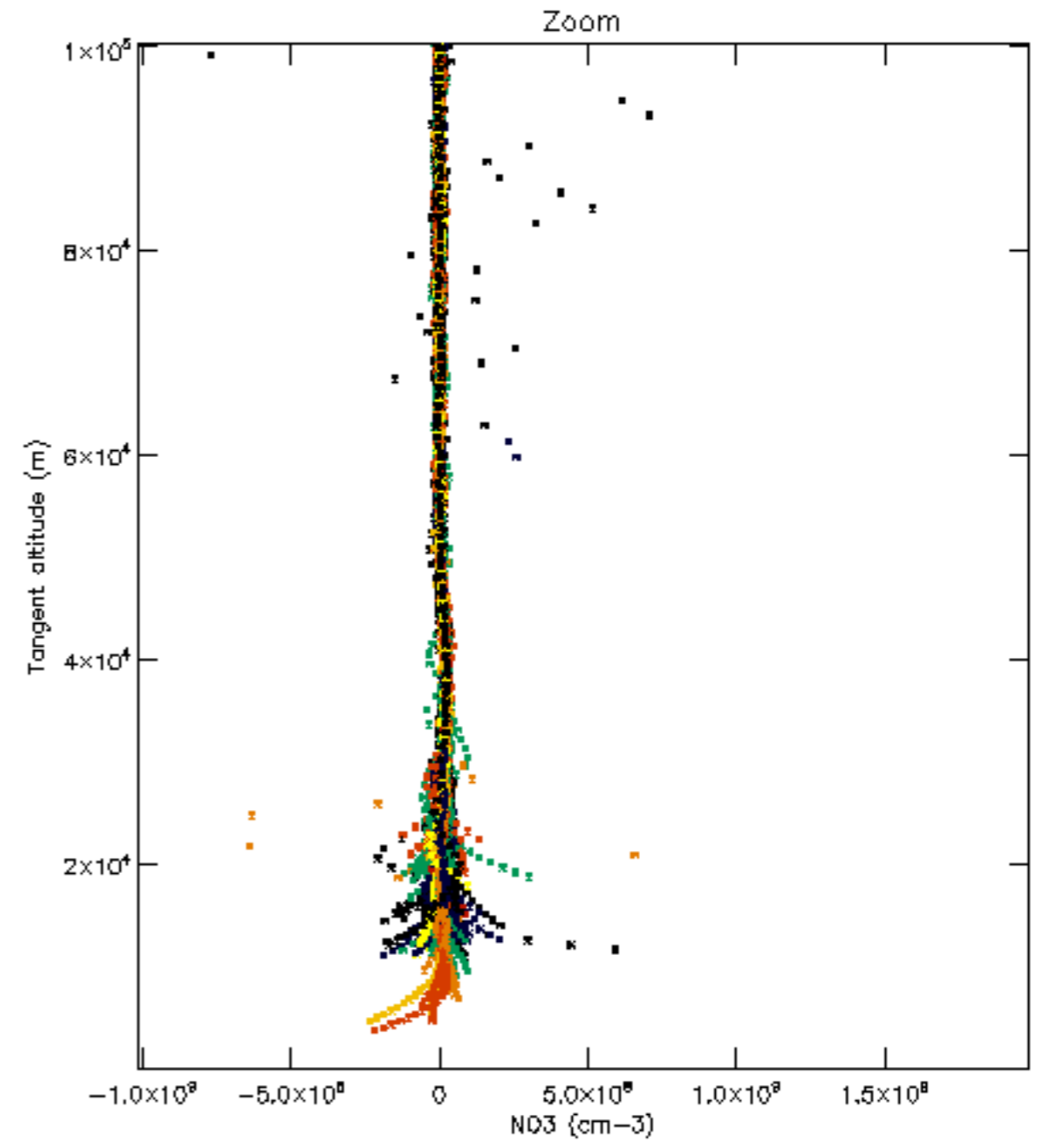
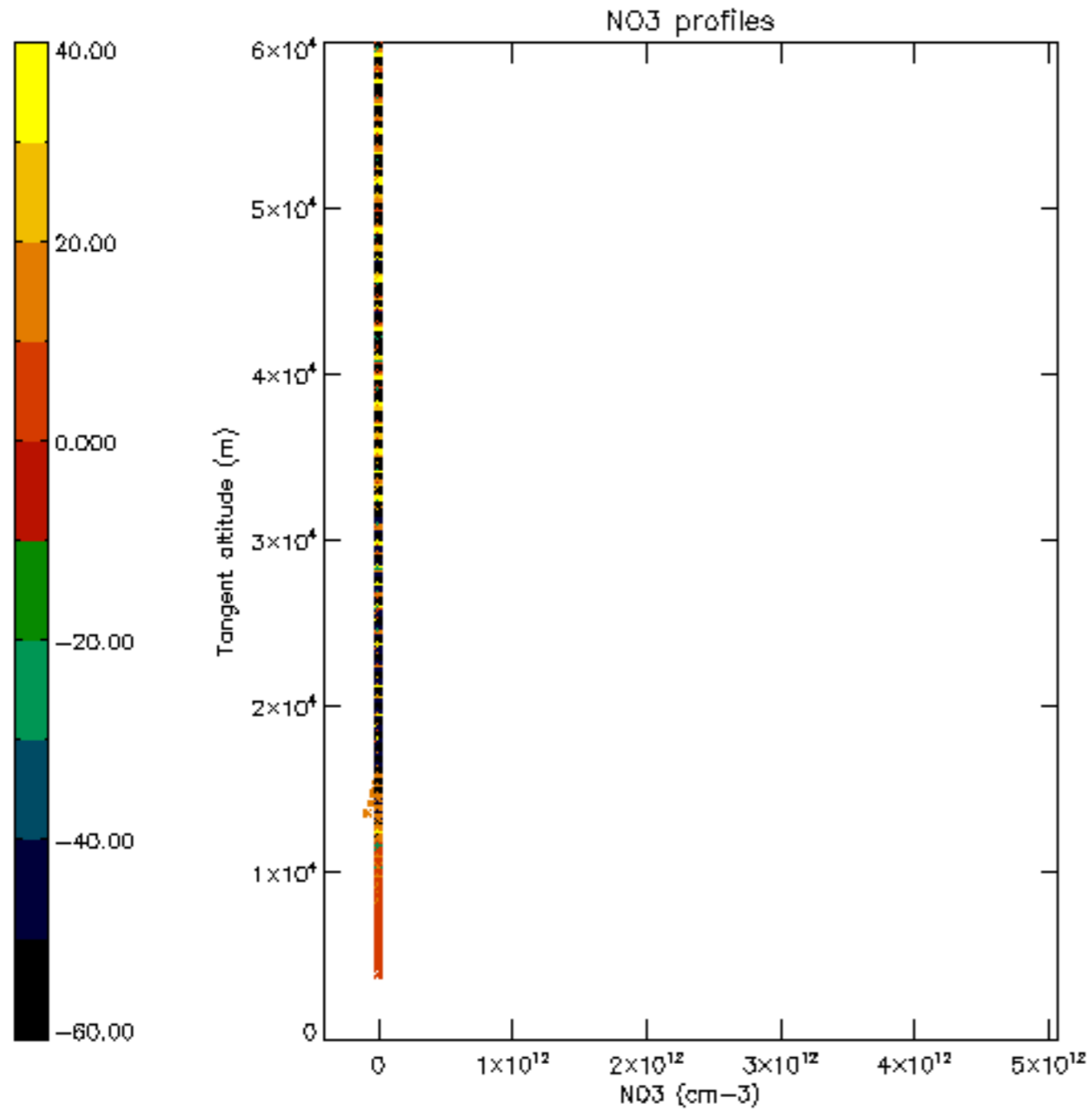


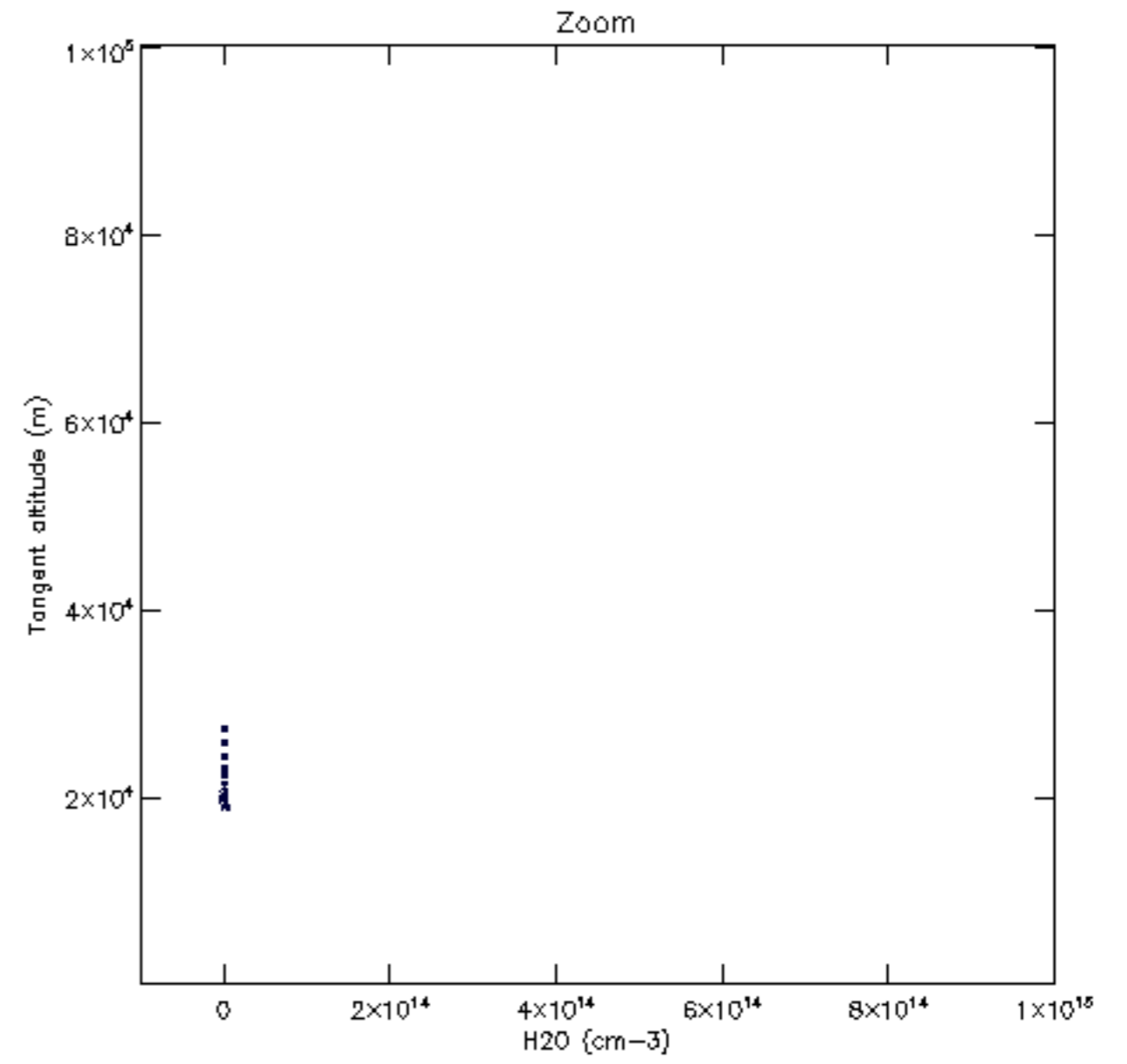
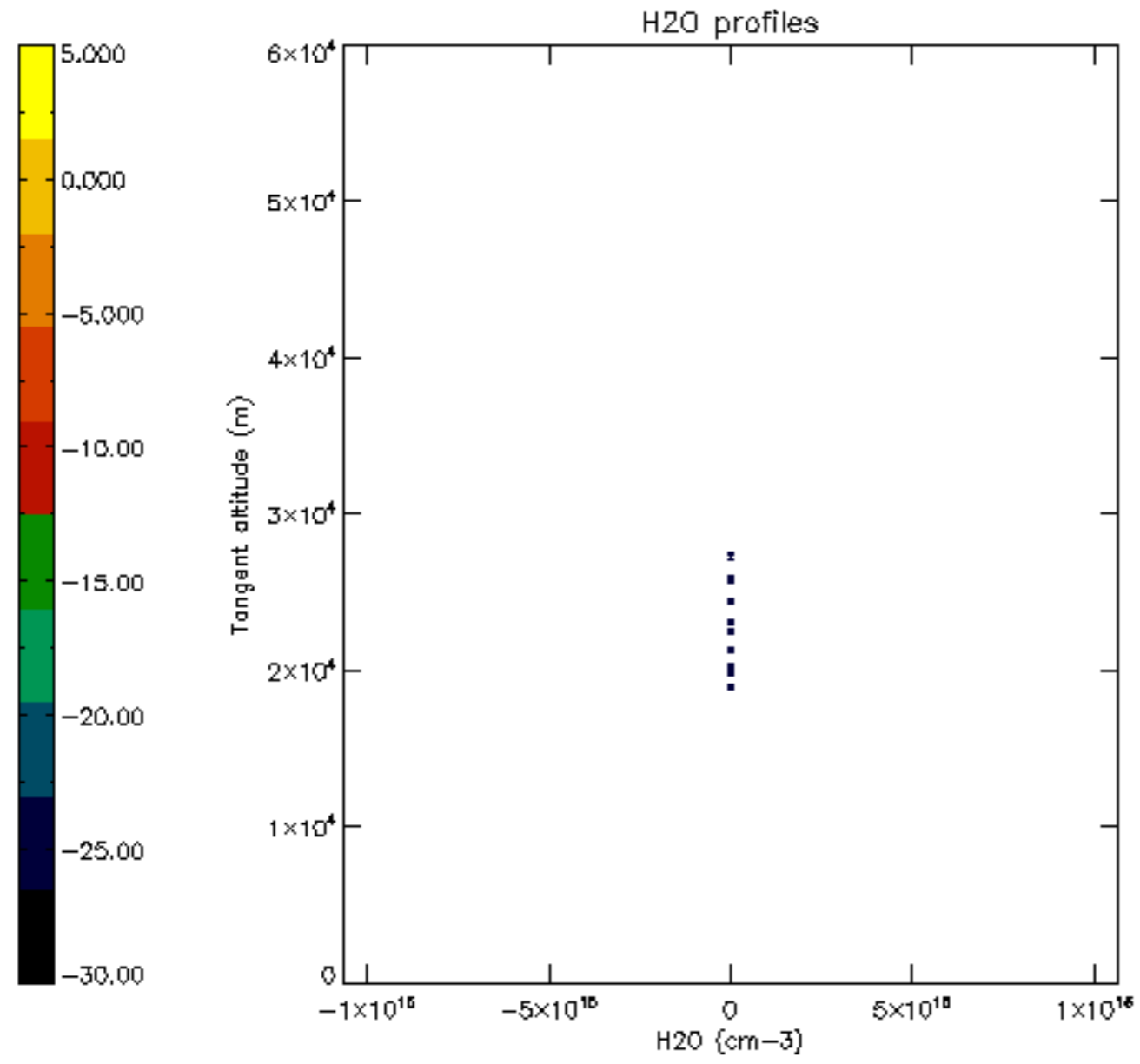


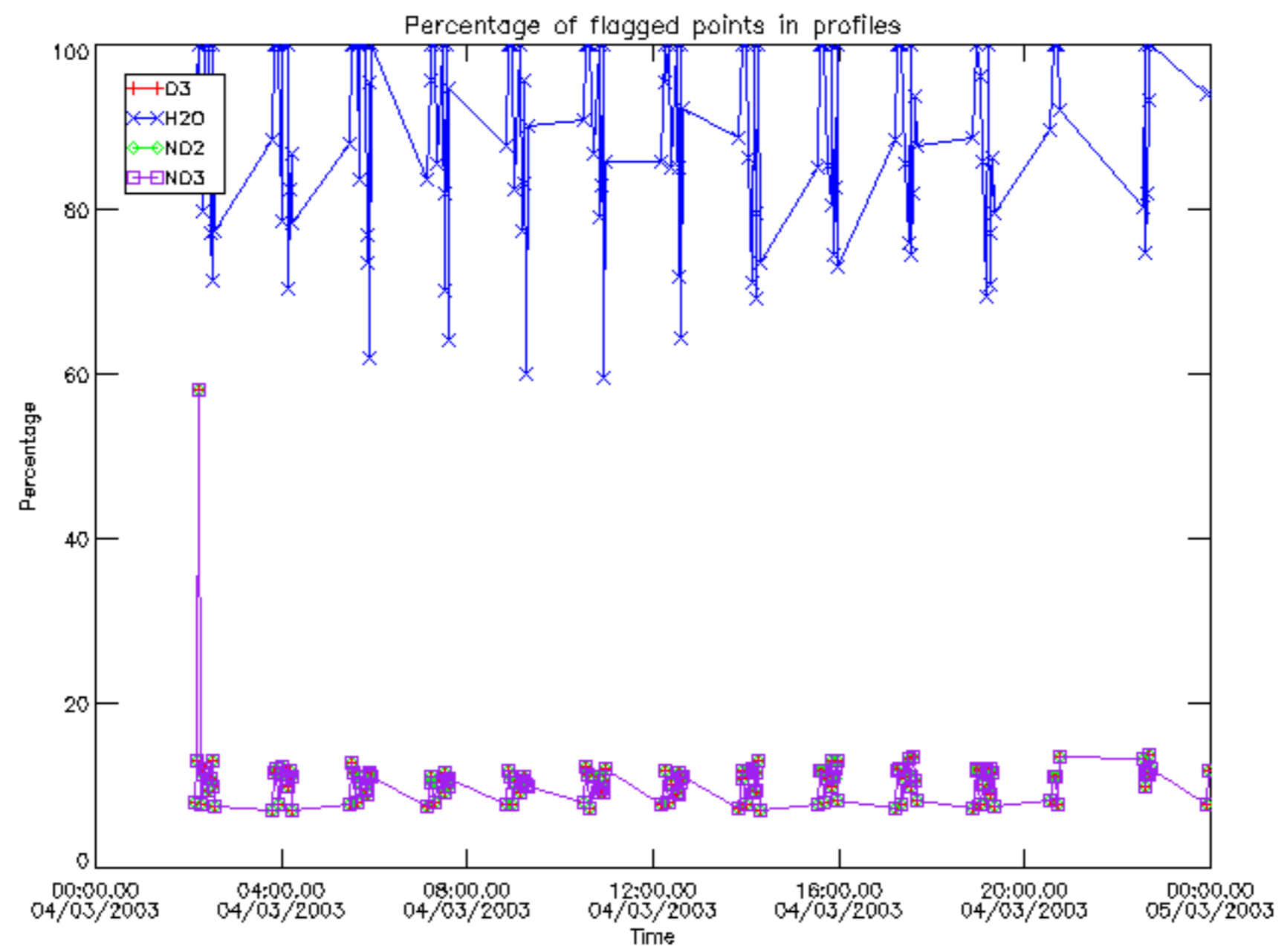




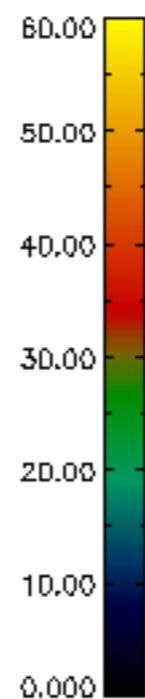
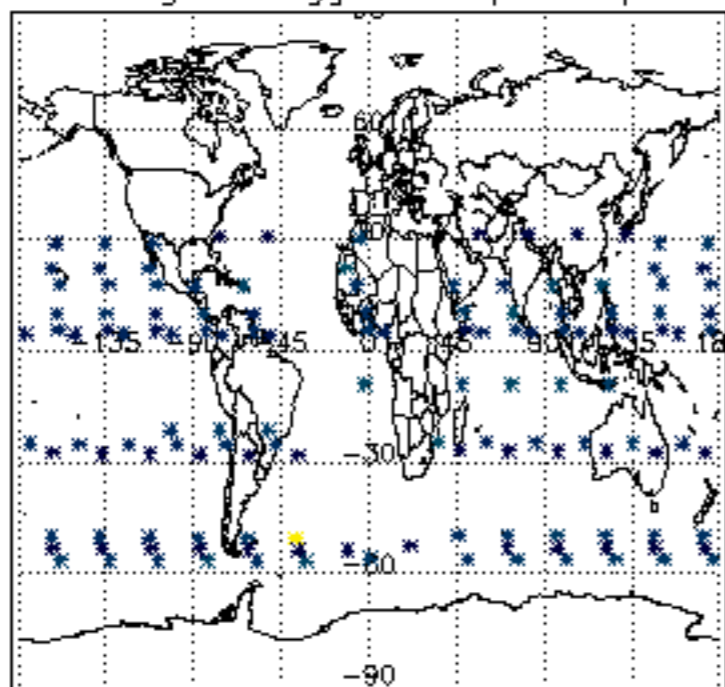




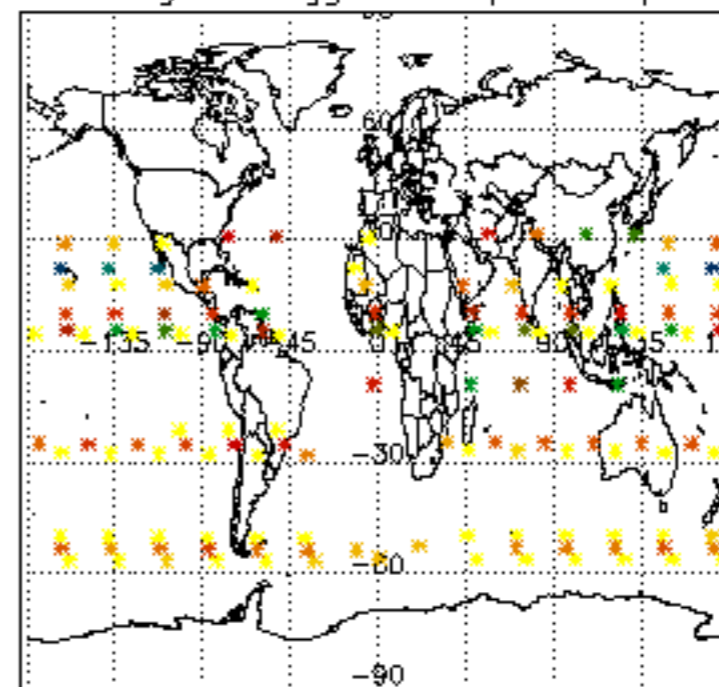




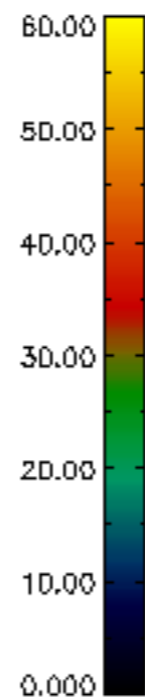
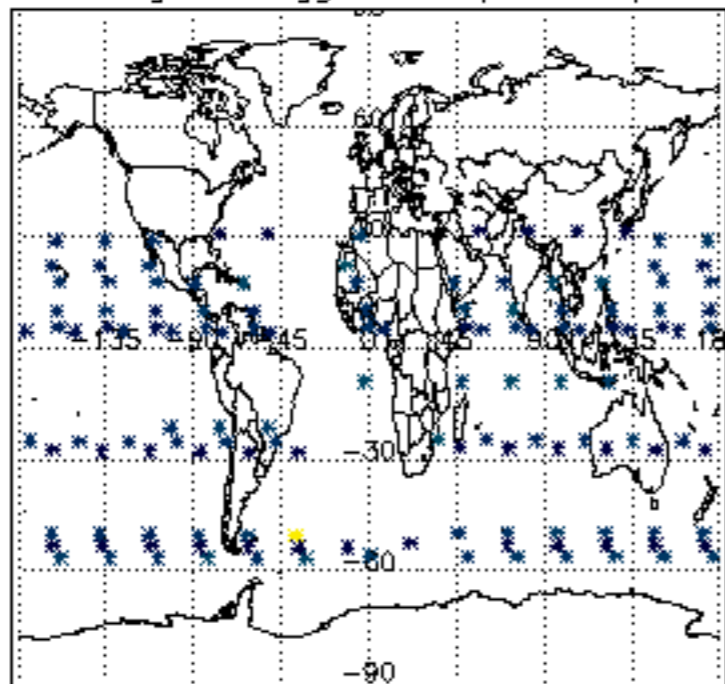
Percentage of flagged data per D3 profile



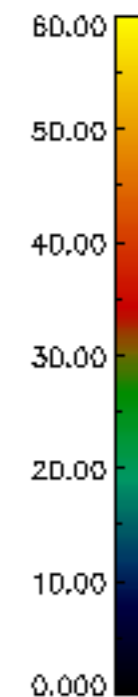
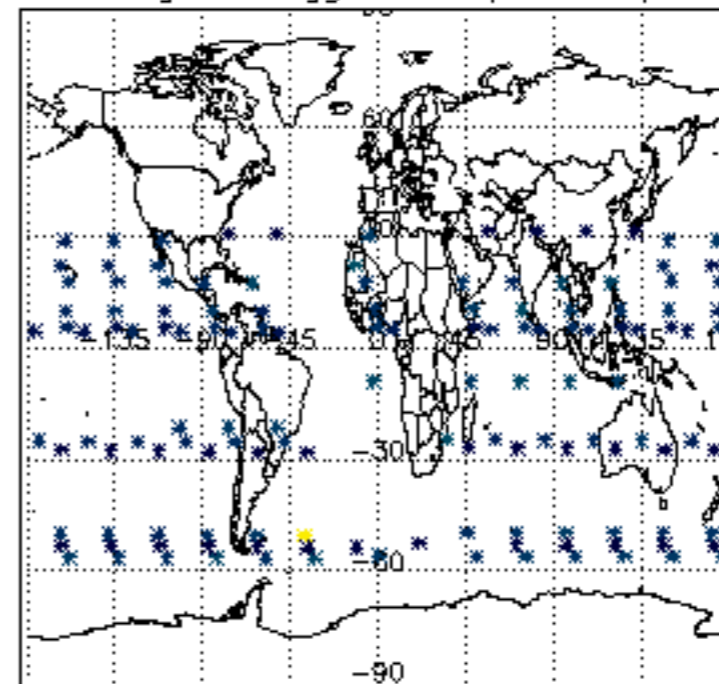
Percentage of flagged data per H2O profile

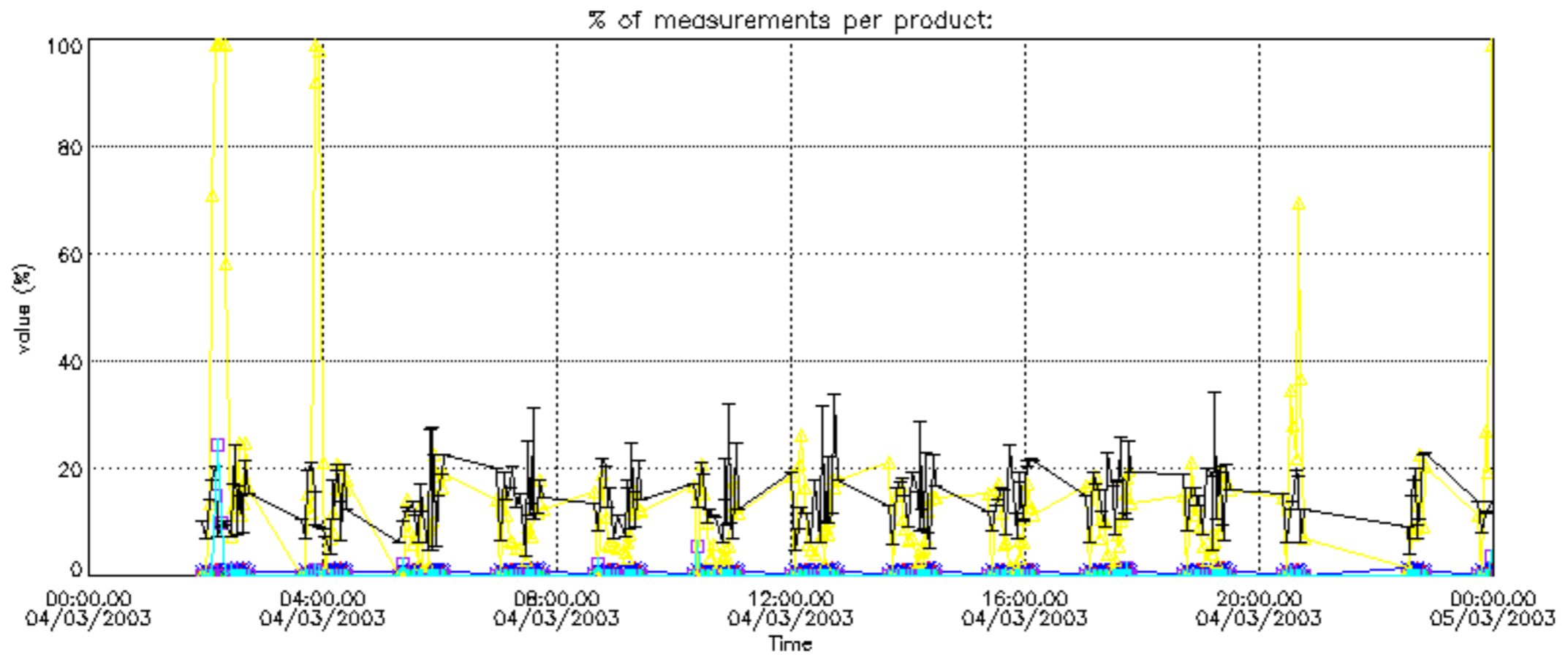


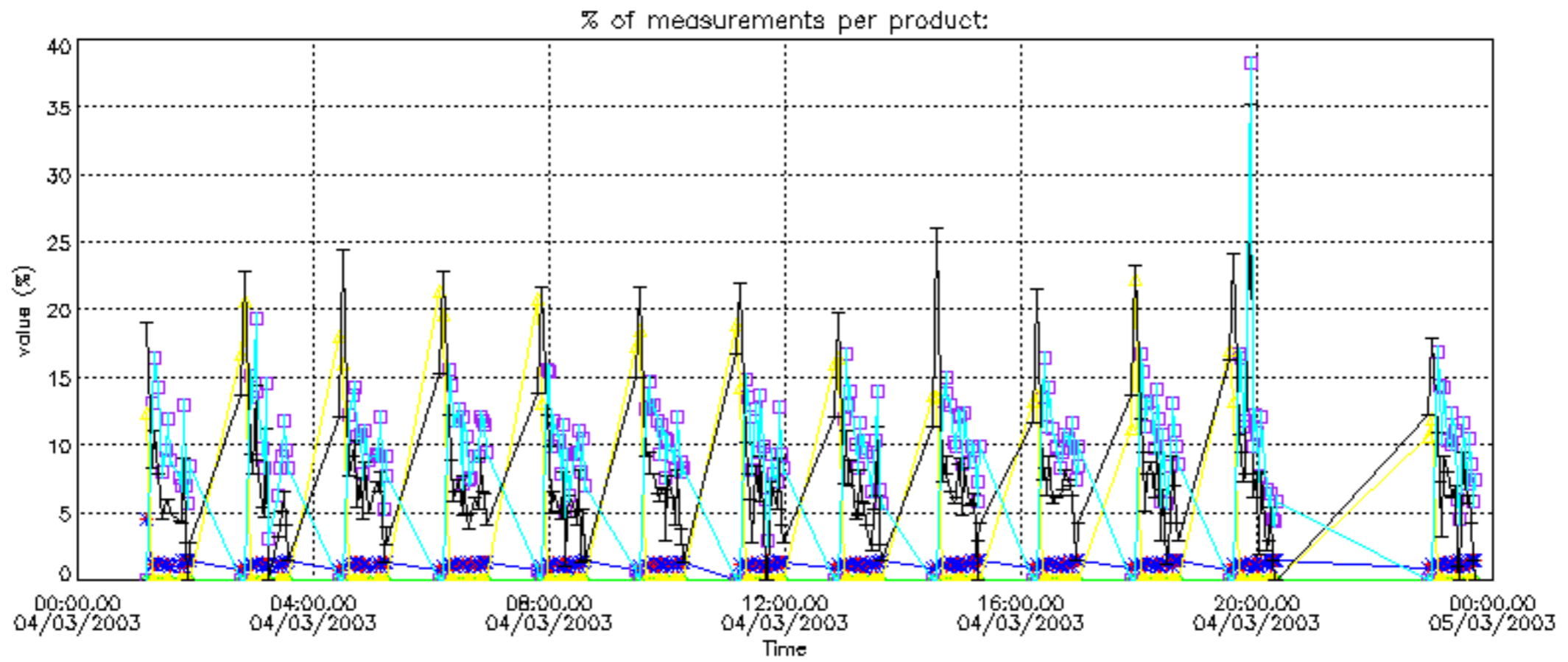
Percentage of flagged data per NO2 profile



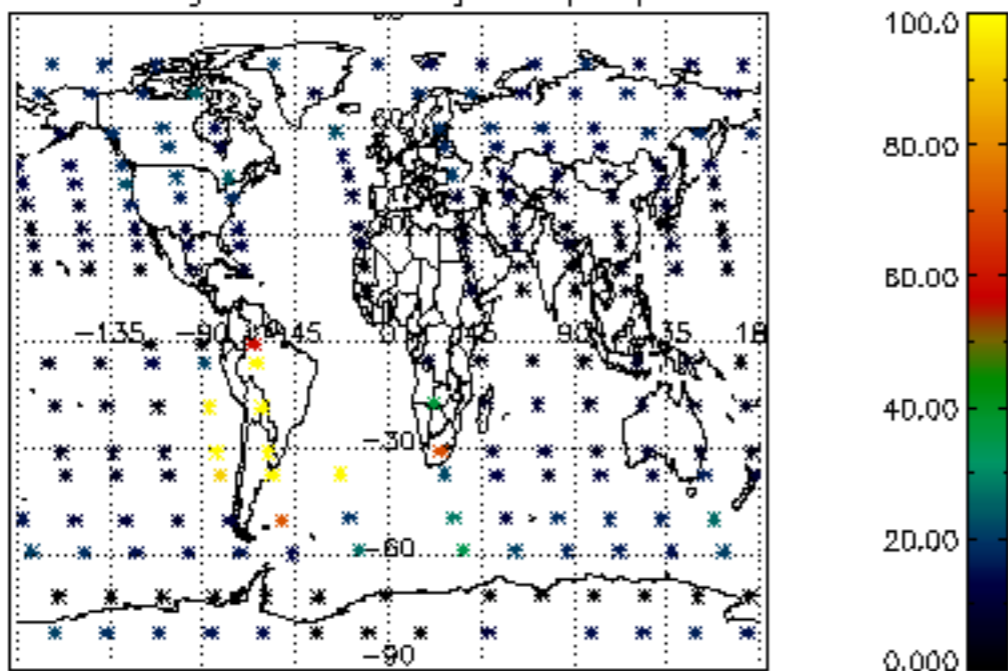
Percentage of flagged data per NO3 profile



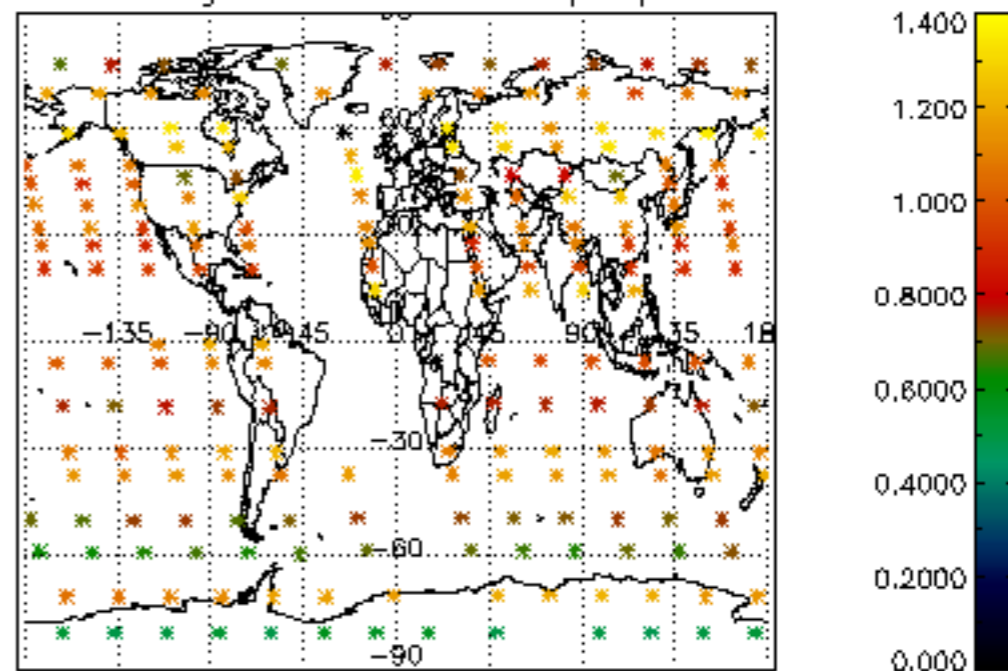




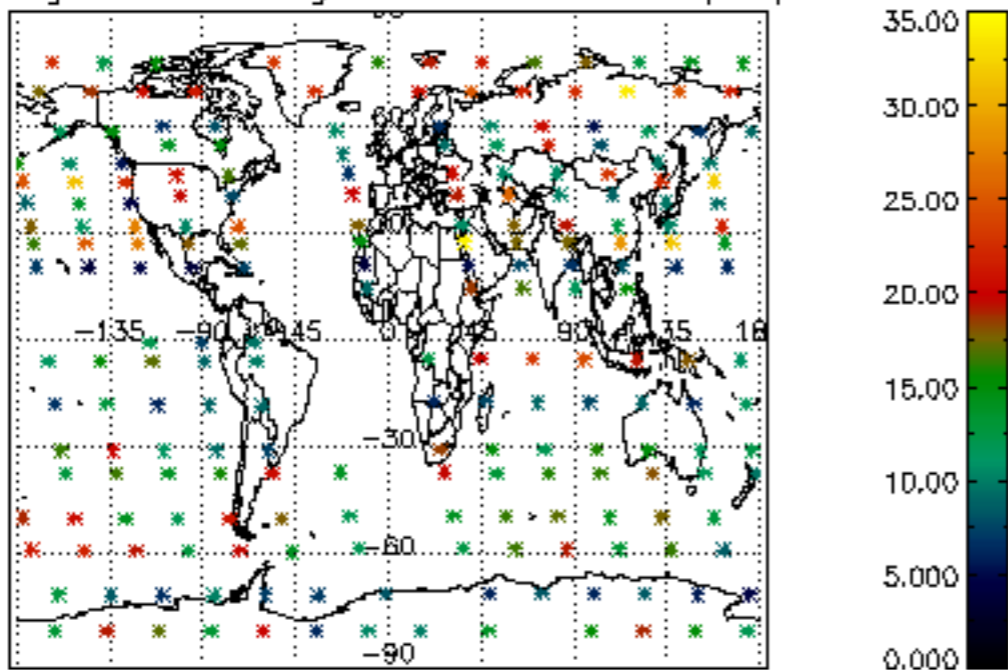
Percentage of cosmic ray hits per profile



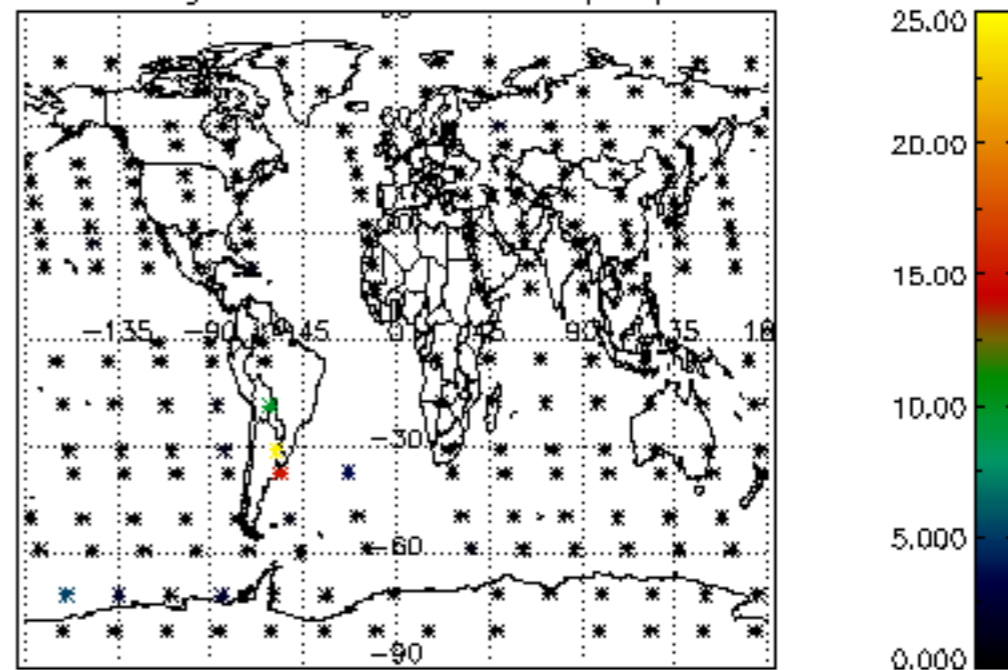
Percentage of datation errors per profile



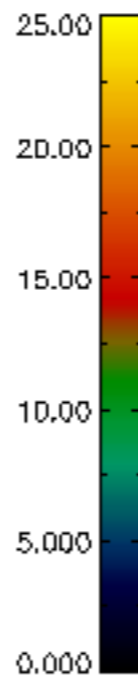
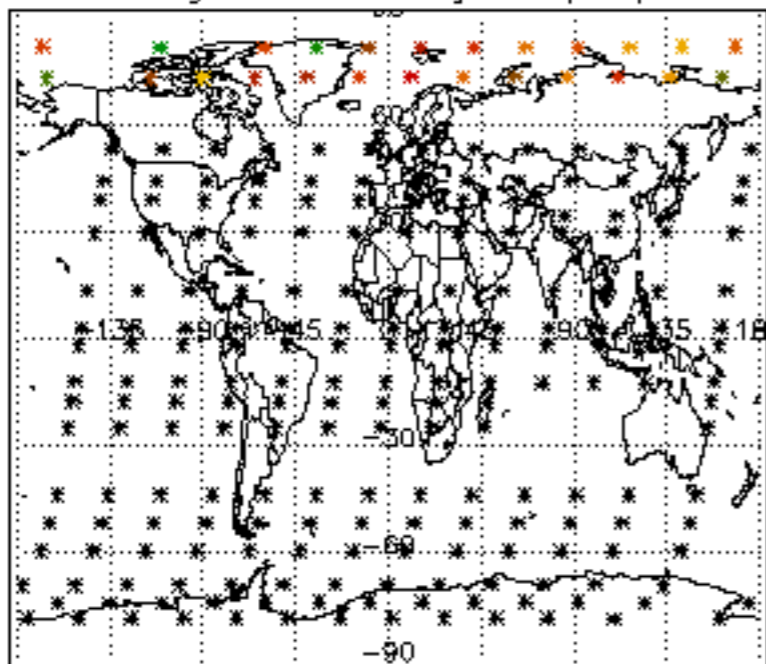
Percentage of star falling outside central band per profile



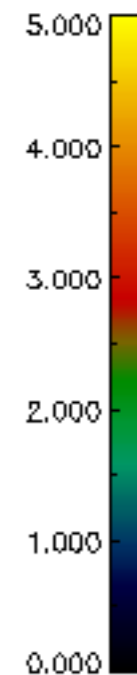
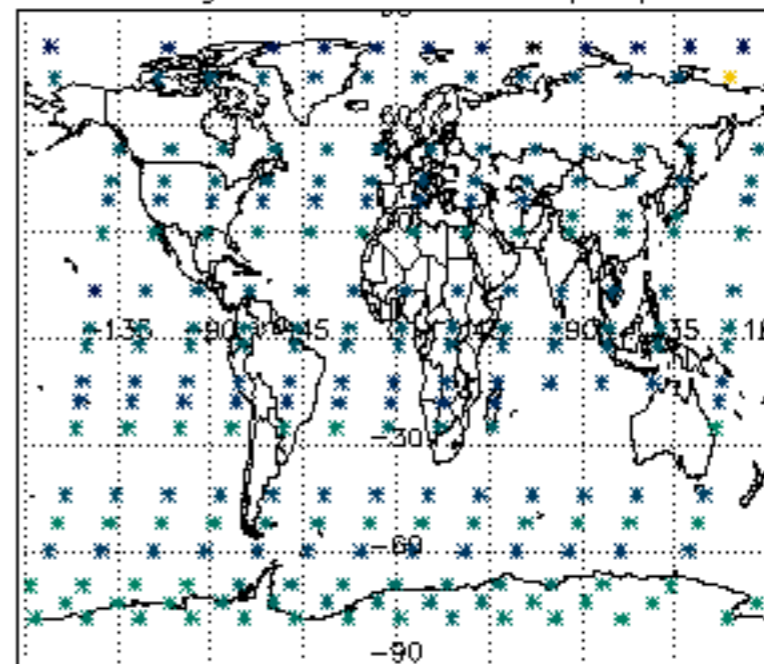
Percentage of saturation errors per profile



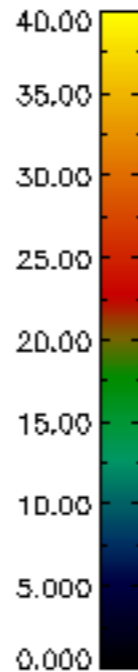
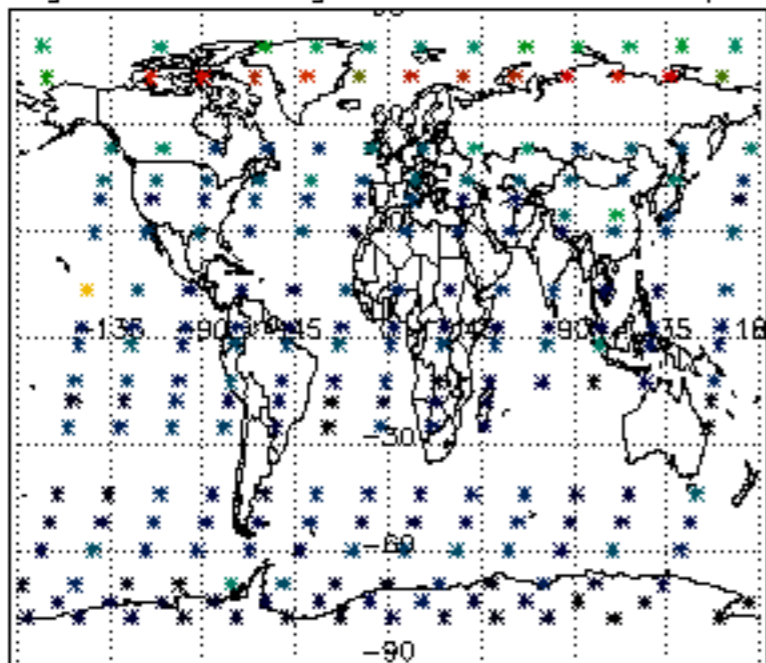
Percentage of cosmic ray hits per profile



Percentage of datation errors per profile



Percentage of star falling outside central band per profile



Percentage of saturation errors per profile

