

GOMOS Level 2 Daily Report

SUMMARY

[1. General Info](#)

[2. Summary of processed GOM_NL_2P products](#)

[3. Level 2 Quality information per product](#)

[3.1 Plot of level 2 quality information per product \(time dependant\)](#)

[3.2 Plot of level 2 quality information per product \(world map\)](#)

[4. Level 1 Quality information per product \(stored on level 2 products\)](#)

[4.1 Plot of level 1 quality information per product \(time dependant\)](#)

[4.1.1 Plot of level 1 quality information per product \(time dependant\): ASCENDING](#)

[4.1.2 Plot of level 1 quality information per product \(time dependant\): DESCENDING](#)

[4.2 Plot of level 1 quality information per product \(world map\)](#)

[4.2.1 Plot of level 1 quality information per product \(world map\): ASCENDING](#)

[4.2.2 Plot of level 1 quality information per product \(world map\): DESCENDING](#)

[5. Ozone profiles based on quality statistics and other trace gas profiles](#)

[5.1 Ozone statistics based on quality of products](#)

[5.2 Plot ozone profiles for all STD \(dark without errors\)](#)

[5.3 Plot ozone profiles where STD < 20% \(dark without errors\)](#)

[5.4. Plot ozone profiles where STD < 10% \(dark without errors\)](#)

[5.5. Plot ozone profiles where STD < 5% \(dark without errors\)](#)

[5.6 Plot NO2 profiles for all STD \(dark without errors\)](#)

[5.7 Plot NO3 profiles for all STD \(dark without errors\)](#)

[5.8 Plot H2O profiles \(only for occultations of stars 1,2,3,4,13,14,16,26,63 dark without errors\) for all STD](#)

[6. Auxiliary Data Files used for the production reported in section 2](#)

This report presents the daily analysis on parameters extracted from GOMOS level 2 data (GOM_NL__2P). It is intended to monitor some important parameters that will impact the quality of these products. A list of level 2 products (and content) that have arrived during the reporting day to the PCF is also given.

Item	Value
Time of report generation	19APR2013 10:03:21
Data source version	GOMOS/6.01
Start time of products	01-03-2003 (01MAR2003 00:00:00)
Stop time of products	02-03-2003 (02MAR2003 00:00:00)
Store outputs in DB	Yes
Nb of level 2 prods	512
Nb of prods with errors	0

2. Summary of processed GOM_NL__2P products.

Nr	Filename	UTC Start time	Limb	Duration	Star Id	Star Name	Star Mag	Star Temp	Nb Meas	Orbit	Prod. error
1	GOM_NL__2PRFIN20030301_000125_000000452014_00159_05223_5400.N1	01-MAR-2003 00:01:25	Bright	45.000	130	23Bet Dra	2.7990	5800.0	90	5223	No
2	GOM_NL__2PRFIN20030301_000354_000000372014_00159_05223_5401.N1	01-MAR-2003 00:03:54	Bright	36.500	19	50Alp Cyg	1.2460	10500.	73	5223	No
3	GOM_NL__2PRFIN20030301_000528_000000352014_00159_05223_5402.N1	01-MAR-2003 00:05:28	Bright	35.000	66	37Gam Cyg	2.2080	5900.0	70	5223	No
4	GOM_NL__2PRFIN20030301_000700_000000342014_00159_05223_5403.N1	01-MAR-2003 00:07:00	Bright	34.000	92	53Eps Cyg	2.5000	4500.0	68	5223	No
5	GOM_NL__2PRFIN20030301_000958_000000792014_00159_05223_5404.N1	01-MAR-2003 00:09:58	Bright	79.000	133	40Zet Her	2.8070	6000.0	158	5223	No
6	GOM_NL__2PRFIN20030301_001401_000000392014_00159_05223_5405.N1	01-MAR-2003 00:14:01	Bright	39.000	168	17Zet Aql	2.9860	11000.	78	5223	No
7	GOM_NL__2PRFIN20030301_001717_000000702014_00159_05223_5406.N1	01-MAR-2003 00:17:17	Twilight	70.000	59	55Alp Oph	2.0800	8900.0	140	5223	No
8	GOM_NL__2PRFIN20030301_001949_000000672014_00159_05223_5407.N1	01-MAR-2003 00:19:49	Straylight	67.000	126	60Bet Oph	2.7700	4250.0	134	5223	No
9	GOM_NL__2PRFIN20030301_002348_000000442014_00159_05223_5408.N1	01-MAR-2003 00:23:48	Dark	43.500	155	41Pi Sgr	2.9000	6600.0	87	5223	No
10	GOM_NL__2PRFIN20030301_002537_000000432014_00159_05223_5409.N1	01-MAR-2003 00:25:37	Dark	42.500	57	34Sig Sgr	2.0660	26000.	85	5223	No
11	GOM_NL__2PRFIN20030301_002843_000000452014_00159_05223_5410.N1	01-MAR-2003 00:28:43	Dark	44.500	38	20Eps Sgr	1.8360	11000.	89	5223	No
12	GOM_NL__2PRFIN20030301_003132_000000462014_00159_05223_5411.N1	01-MAR-2003 00:31:32	Dark	45.500	25	35Lam Sco	1.6200	28000.	91	5223	No
13	GOM_NL__2PRFIN20030301_003336_000000512014_00159_05223_5412.N1	01-MAR-2003 00:33:36	Dark	50.500	75	26Eps Sco	2.2910	4250.0	101	5223	No
14	GOM_NL__2PRFIN20030301_004035_000000392014_00160_05224_5379.N1	01-MAR-2003 00:40:35	Dark	39.000	145	Gam TrA	2.8720	10600.	78	5224	No
15	GOM_NL__2PRFIN20030301_004151_000000552014_00160_05224_5380.N1	01-MAR-2003 00:41:51	Dark	54.500	4	Alp1Cen	-0.010000	5800.0	109	5224	No
16	GOM_NL__2PRFIN20030301_004311_000000412014_00160_05224_5381.N1	01-MAR-2003 00:43:11	Dark	41.000	10	Bet Cen	0.61000	28000.	82	5224	No
17	GOM_NL__2PRFIN20030301_004546_000000512014_00160_05224_5382.N1	01-MAR-2003 00:45:46	Dark	51.000	12	Alp1Cru	0.77500	30000.	102	5224	No
18	GOM_NL__2PRFIN20030301_004711_000000382014_00160_05224_5383.N1	01-MAR-2003 00:47:11	Dark	38.000	29	Bet Car	1.6720	10200.	76	5224	No
19	GOM_NL__2PRFIN20030301_004959_000000392014_00160_05224_5384.N1	01-MAR-2003 00:49:59	Straylight	39.000	71	Iot Car	2.2460	7700.0	78	5224	No
20	GOM_NL__2PRFIN20030301_005130_000000392014_00160_05224_5385.N1	01-MAR-2003 00:51:30	Straylight	38.500	46	Del Vel	1.9540	10600.	77	5224	No
21	GOM_NL__2PRFIN20030301_005523_000000912014_00160_05224_5386.N1	01-MAR-2003 00:55:23	Straylight	91.000	169	46Gam Hya	2.9910	4700.0	182	5224	No
22	GOM_NL__2PRFIN20030301_005747_000000642014_00160_05224_5387.N1	01-MAR-2003 00:57:47	Straylight	63.500	171	2Eps Crv	3.0010	4250.0	127	5224	No
23	GOM_NL__2PRFIN20030301_005957_000000692014_00160_05224_5388.N1	01-MAR-2003 00:59:57	Straylight	69.000	100	4Gam Crv	2.5800	13100.	138	5224	No
24	GOM_NL__2PRFIN20030301_010354_000000452014_00160_05224_5389.N1	01-MAR-2003 01:03:54	Twilight	44.500	48	30Alp Hya	1.9770	4100.0	89	5224	No
25	GOM_NL__2PRFIN20030301_011007_000000442014_00160_05224_5390.N1	01-MAR-2003 01:10:07	Bright	44.000	22	32Alp Leo	1.3600	15200.	88	5224	No
26	GOM_NL__2PRFIN20030301_011245_000000462014_00160_05224_5391.N1	01-MAR-2003 01:12:45	Bright	46.000	51	41Gam1Leo	2.0100	4500.0	92	5224	No
27	GOM_NL__2PRFIN20030301_011505_000000402014_00160_05224_5392.N1	01-MAR-2003 01:15:05	Bright	39.500	17	78Bet Gem	1.1610	4500.0	79	5224	No
28	GOM_NL__2PRFIN20030301_011618_000000382014_00160_05224_5393.N1	01-MAR-2003 01:16:18	Bright	38.000	24	66Alp Gem	1.5800	10200.	76	5224	No
29	GOM_NL__2PRFIN20030301_012143_000000452014_00160_05224_5394.N1	01-MAR-2003 01:21:43	Bright	45.000	174	52Psi UMa	3.0040	4400.0	90	5224	No
30	GOM_NL__2PRFIN20030301_012427_000000432014_00160_05224_5395.N1	01-MAR-2003 01:24:27	Bright	43.000	82	48Bet UMa	2.3650	10600.	86	5224	No
31	GOM_NL__2PRFIN20030301_012903_000000482014_00160_05224_5396.N1	01-MAR-2003 01:29:03	Bright	48.000	32	77Eps UMa	1.7630	11000.	96	5224	No
32	GOM_NL__2PRFIN20030301_013155_000000372014_00160_05224_5397.N1	01-MAR-2003 01:31:55	Bright	36.500	49	1Alp UMi	1.9900	6300.0	73	5224	No
33	GOM_NL__2PRFIN20030301_013738_000000472014_00160_05224_5398.N1	01-MAR-2003 01:37:38	Bright	47.000	119	14Eta Dra	2.7270	4700.0	94	5224	No
34	GOM_NL__2PRFIN20030301_013924_000000352014_00160_05224_5399.N1	01-MAR-2003 01:39:24	Bright	34.500	89	5Alp Cep	2.4510	8000.0	69	5224	No
35	GOM_NL__2PRFIN20030301_014200_000000482014_00160_05224_5400.N1	01-MAR-2003 01:42:00	Bright	47.500	130	23Bet Dra	2.7990	5800.0	95	5224	No
36	GOM_NL__2PRFIN20030301_014430_000000352014_00160_05224_5401.N1	01-MAR-2003 01:44:30	Bright	35.000	19	50Alp Cyg	1.2460	10500.	70	5224	No
37	GOM_NL__2PRFIN20030301_014604_000000342014_00160_05224_5402.N1	01-MAR-2003 01:46:04	Bright	34.000	66	37Gam Cyg	2.2080	5900.0	68	5224	No
38	GOM_NL__2PRFIN20030301_014736_000000332014_00160_05224_5403.N1	01-MAR-2003 01:47:36	Bright	33.000	92	53Eps Cyg	2.5000	4500.0	66	5224	No
39	GOM_NL__2PRFIN20030301_015035_000000832014_00160_05224_5404.N1	01-MAR-2003 01:50:35	Bright	82.500	133	40Zet Her	2.8070	6000.0	165	5224	No
40	GOM_NL__2PRFIN20030301_015437_000000402014_00160_05224_5405.N1	01-MAR-2003 01:54:37	Bright	40.000	168	17Zet Aql	2.9860	11000.	80	5224	No
41	GOM_NL__2PRFIN20030301_015754_000000632014_00160_05224_5406.N1	01-MAR-2003 01:57:54	Twilight	63.000	59	55Alp Oph	2.0800	8900.0	126	5224	No
42	GOM_NL__2PRFIN20030301_020026_000000632014_00160_05224_5407.N1	01-MAR-2003 02:00:26	Straylight	63.000	126	60Bet Oph	2.7700	4250.0	126	5224	No

43	GOM_NL__2PRFIN20030301_020424_000000412014_00160_05224_5408.N1	01-MAR-2003 02:04:24	Dark	41.000	155	41Pi Sgr	2.9000	6600.0	82	5224	No
44	GOM_NL__2PRFIN20030301_020613_000000422014_00160_05224_5409.N1	01-MAR-2003 02:06:13	Dark	42.000	57	34Sig Sgr	2.0660	26000.	84	5224	No
45	GOM_NL__2PRFIN20030301_020919_000000432014_00160_05224_5410.N1	01-MAR-2003 02:09:19	Dark	42.500	38	20Eps Sgr	1.8360	11000.	85	5224	No
46	GOM_NL__2PRFIN20030301_021208_000000542014_00160_05224_5411.N1	01-MAR-2003 02:12:08	Dark	54.000	25	35Lam Sco	1.6200	28000.	108	5224	No
47	GOM_NL__2PRFIN20030301_021413_000000572014_00160_05224_5412.N1	01-MAR-2003 02:14:13	Dark	57.000	75	26Eps Sco	2.2910	4250.0	114	5224	No
48	GOM_NL__2PRFIN20030301_021953_000000402014_00161_05225_5379.N1	01-MAR-2003 02:19:53	Dark	40.000	134	Bet TrA	2.8100	6600.0	80	5225	No
49	GOM_NL__2PRFIN20030301_022111_000000382014_00161_05225_5380.N1	01-MAR-2003 02:21:11	Dark	37.500	145	Gam TrA	2.8720	10600.	75	5225	No
50	GOM_NL__2PRFIN20030301_022227_000000472014_00161_05225_5381.N1	01-MAR-2003 02:22:27	Dark	47.000	4	Alp1Cen	-0.010000	5800.0	94	5225	No
51	GOM_NL__2PRFIN20030301_022347_000000512014_00161_05225_5382.N1	01-MAR-2003 02:23:47	Dark	50.500	10	Bet Cen	0.61000	28000.	101	5225	No
52	GOM_NL__2PRFIN20030301_022534_000000442014_00161_05225_5383.N1	01-MAR-2003 02:25:34	Dark	44.000	77	Eps Cen	2.3030	28000.	88	5225	No
53	GOM_NL__2PRFIN20030301_022724_000000572014_00161_05225_5384.N1	01-MAR-2003 02:27:24	Dark	57.000	26	Gam Cru	1.6240	2900.0	114	5225	No
54	GOM_NL__2PRFIN20030301_022847_000000482014_00161_05225_5385.N1	01-MAR-2003 02:28:47	Dark	48.000	64	Gam Cen	2.2000	10600.	96	5225	No
55	GOM_NL__2PRFIN20030301_023035_000000392014_00161_05225_5386.N1	01-MAR-2003 02:30:35	Straylight	38.500	71	lot Car	2.2460	7700.0	77	5225	No
56	GOM_NL__2PRFIN20030301_023206_000000442014_00161_05225_5387.N1	01-MAR-2003 02:32:06	Straylight	43.500	46	Del Vel	1.9540	10600.	87	5225	No
57	GOM_NL__2PRFIN20030301_023500_000000452014_00161_05225_5388.N1	01-MAR-2003 02:35:00	Straylight	45.000	65	Lam Vel	2.2040	4400.0	90	5225	No
58	GOM_NL__2PRFIN20030301_023728_000000712014_00161_05225_5389.N1	01-MAR-2003 02:37:28	Straylight	70.500	106	9Bet Crv	2.6480	5600.0	141	5225	No
59	GOM_NL__2PRFIN20030301_024034_000000682014_00161_05225_5390.N1	01-MAR-2003 02:40:34	Straylight	67.500	100	4Gam Crv	2.5800	13100.	135	5225	No
60	GOM_NL__2PRFIN20030301_024430_000000432014_00161_05225_5391.N1	01-MAR-2003 02:44:30	Tw_i_and_stray	43.000	48	30Alp Hya	1.9770	4100.0	86	5225	No
61	GOM_NL__2PRFIN20030301_025042_000000432014_00161_05225_5392.N1	01-MAR-2003 02:50:42	Bright	42.500	22	32Alp Leo	1.3600	15200.	85	5225	No
62	GOM_NL__2PRFIN20030301_025320_000000452014_00161_05225_5393.N1	01-MAR-2003 02:53:20	Bright	45.000	51	41Gam1Leo	2.0100	4500.0	90	5225	No
63	GOM_NL__2PRFIN20030301_025541_000000382014_00161_05225_5394.N1	01-MAR-2003 02:55:41	Bright	38.000	17	78Bet Gem	1.1610	4500.0	76	5225	No
64	GOM_NL__2PRFIN20030301_025654_000000382014_00161_05225_5395.N1	01-MAR-2003 02:56:54	Bright	38.000	24	66Alp Gem	1.5800	10200.	76	5225	No
65	GOM_NL__2PRFIN20030301_030218_000000462014_00161_05225_5396.N1	01-MAR-2003 03:02:18	Bright	45.500	174	52Psi UMa	3.0040	4400.0	91	5225	No
66	GOM_NL__2PRFIN20030301_030502_000000422014_00161_05225_5397.N1	01-MAR-2003 03:05:02	Bright	42.000	82	48Bet UMa	2.3650	10600.	84	5225	No
67	GOM_NL__2PRFIN20030301_030621_000000422014_00161_05225_5398.N1	01-MAR-2003 03:06:21	Bright	41.500	36	50Alp UMa	1.8000	6300.0	83	5225	No
68	GOM_NL__2PRFIN20030301_030938_000000492014_00161_05225_5399.N1	01-MAR-2003 03:09:38	Bright	49.000	32	77Eps UMa	1.7630	11000.	98	5225	No
69	GOM_NL__2PRFIN20030301_031231_000000362014_00161_05225_5400.N1	01-MAR-2003 03:12:31	Bright	36.000	49	1Alp UMi	1.9900	6300.0	72	5225	No
70	GOM_NL__2PRFIN20030301_031814_000000462014_00161_05225_5401.N1	01-MAR-2003 03:18:14	Bright	45.500	119	14Eta Dra	2.7270	4700.0	91	5225	No
71	GOM_NL__2PRFIN20030301_032000_000000362014_00161_05225_5402.N1	01-MAR-2003 03:20:00	Bright	36.000	89	5Alp Cep	2.4510	8000.0	72	5225	No
72	GOM_NL__2PRFIN20030301_032236_000000462014_00161_05225_5403.N1	01-MAR-2003 03:22:36	Bright	46.000	130	23Bet Dra	2.7990	5800.0	92	5225	No
73	GOM_NL__2PRFIN20030301_032506_000000382014_00161_05225_5404.N1	01-MAR-2003 03:25:06	Bright	38.000	19	50Alp Cyg	1.2460	10500.	76	5225	No
74	GOM_NL__2PRFIN20030301_032640_000000352014_00161_05225_5405.N1	01-MAR-2003 03:26:40	Bright	35.000	66	37Gam Cyg	2.2080	5900.0	70	5225	No
75	GOM_NL__2PRFIN20030301_032812_000000352014_00161_05225_5406.N1	01-MAR-2003 03:28:12	Bright	35.000	92	53Eps Cyg	2.5000	4500.0	70	5225	No
76	GOM_NL__2PRFIN20030301_033110_000000812014_00161_05225_5407.N1	01-MAR-2003 03:31:10	Bright	80.500	133	40Zet Her	2.8070	6000.0	161	5225	No
77	GOM_NL__2PRFIN20030301_033514_000000402014_00161_05225_5408.N1	01-MAR-2003 03:35:14	Bright	39.500	168	17Zet Aql	2.9860	11000.	79	5225	No
78	GOM_NL__2PRFIN20030301_033831_000000692014_00161_05225_5409.N1	01-MAR-2003 03:38:31	Tw_i_and_stray	69.000	59	55Alp Oph	2.0800	8900.0	138	5225	No
79	GOM_NL__2PRFIN20030301_034103_000000632014_00161_05225_5410.N1	01-MAR-2003 03:41:03	Straylight	62.500	126	60Bet Oph	2.7700	4250.0	125	5225	No
80	GOM_NL__2PRFIN20030301_034501_000000392014_00161_05225_5411.N1	01-MAR-2003 03:45:01	Dark	39.000	155	41Pi Sgr	2.9000	6600.0	78	5225	No
81	GOM_NL__2PRFIN20030301_034650_000000422014_00161_05225_5412.N1	01-MAR-2003 03:46:50	Dark	42.000	57	34Sig Sgr	2.0660	26000.	84	5225	No
82	GOM_NL__2PRFIN20030301_034955_000000462014_00161_05225_5413.N1	01-MAR-2003 03:49:55	Dark	45.500	38	20Eps Sgr	1.8360	11000.	91	5225	No
83	GOM_NL__2PRFIN20030301_035344_000000422014_00161_05225_5414.N1	01-MAR-2003 03:53:44	Dark	42.000	40	The Sco	1.8590	7100.0	84	5225	No
84	GOM_NL__2PRFIN20030301_035516_000000402014_00161_05225_5415.N1	01-MAR-2003 03:55:16	Dark	40.000	147	Alp Ara	2.8770	26000.	80	5225	No
85	GOM_NL__2PRFIN20030301_040030_000000402014_00162_05226_5379.N1	01-MAR-2003 04:00:30	Dark	39.500	134	Bet TrA	2.8100	6600.0	79	5226	No
86	GOM_NL__2PRFIN20030301_040147_000000372014_00162_05226_5380.N1	01-MAR-2003 04:01:47	Dark	37.000	145	Gam TrA	2.8720	10600.	74	5226	No
87	GOM_NL__2PRFIN20030301_040304_000000532014_00162_05226_5381.N1	01-MAR-2003 04:03:04	Dark	52.500	4	Alp1Cen	-0.010000	5800.0	105	5226	No
88	GOM_NL__2PRFIN20030301_040424_000000472014_00162_05226_5382.N1	01-MAR-2003 04:04:24	Dark	46.500	10	Bet Cen	0.61000	28000.	93	5226	No
89	GOM_NL__2PRFIN20030301_040611_000000432014_00162_05226_5383.N1	01-MAR-2003 04:06:11	Dark	43.000	77	Eps Cen	2.3030	28000.	86	5226	No
90	GOM_NL__2PRFIN20030301_040800_000000522014_00162_05226_5384.N1	01-MAR-2003 04:08:00	Dark	52.000	26	Gam Cru	1.6240	2900.0	104	5226	No
91	GOM_NL__2PRFIN20030301_040924_000000462014_00162_05226_5385.N1	01-MAR-2003 04:09:24	Dark	46.000	64	Gam Cen	2.2000	10600.	92	5226	No
92	GOM_NL__2PRFIN20030301_041112_000000382014_00162_05226_5386.N1	01-MAR-2003 04:11:12	Straylight	37.500	71	lot Car	2.2460	7700.0	75	5226	No
93	GOM_NL__2PRFIN20030301_041242_000000432014_00162_05226_5387.N1	01-MAR-2003 04:12:42	Straylight	42.500	46	Del Vel	1.9540	10600.	85	5226	No
94	GOM_NL__2PRFIN20030301_041536_000000452014_00162_05226_5388.N1	01-MAR-2003 04:15:36	Straylight	44.500	65	Lam Vel	2.2040	4400.0	89	5226	No
95	GOM_NL__2PRFIN20030301_041805_000000742014_00162_05226_5389.N1	01-MAR-2003 04:18:05	Straylight	73.500	106	9Bet Crv	2.6480	5600.0	147	5226	No
96	GOM_NL__2PRFIN20030301_042110_000000682014_00162_05226_5390.N1	01-MAR-2003 04:21:10	Straylight	67.500	100	4Gam Crv	2.5800	13100.	135	5226	No
97	GOM_NL__2PRFIN20030301_042507_000000492014_00162_05226_5391.N1	01-MAR-2003 04:25:07	Tw_i_and_stray	49.000	48	30Alp Hya	1.9770	4100.0	98	5226	No
98	GOM_NL__2PRFIN20030301_043118_000000442014_00162_05226_5392.N1	01-MAR-2003 04:31:18	Bright	43.500	22	32Alp Leo	1.3600	15200.	87	5226	No
99	GOM_NL__2PRFIN20030301_043356_000000442014_00162_05226_5393.N1	01-MAR-2003 04:33:56	Bright	44.000	51	41Gam1Leo	2.0100	4500.0	88	5226	No
100	GOM_NL__2PRFIN20030301_043617_000000402014_00162_05226_5394.N1	01-MAR-2003 04:36:17	Bright	39.500	17	78Bet Gem	1.1610	4500.0	79	5226	No
101	GOM_NL__2PRFIN20030301_043731_000000382014_00162_05226_5395.N1	01-MAR-2003 04:37:31	Bright	38.000	24	66Alp Gem	1.5800	10200.	76	5226	No

102	GOM_NL__2PRFIN20030301_044254_000000462014_00162_05226_5396.N1	01-MAR-2003 04:42:54	Bright	45.500	174	52Psi UMa	3.0040	4400.0	91	5226	No
103	GOM_NL__2PRFIN20030301_044538_000000422014_00162_05226_5397.N1	01-MAR-2003 04:45:38	Bright	42.000	82	48Bet UMa	2.3650	10600.	84	5226	No
104	GOM_NL__2PRFIN20030301_044657_000000422014_00162_05226_5398.N1	01-MAR-2003 04:46:57	Bright	42.000	36	50Alp UMa	1.8000	6300.0	84	5226	No
105	GOM_NL__2PRFIN20030301_045013_000000512014_00162_05226_5399.N1	01-MAR-2003 04:50:13	Bright	51.000	32	77Eps UMa	1.7630	11000.	102	5226	No
106	GOM_NL__2PRFIN20030301_045307_000000362014_00162_05226_5400.N1	01-MAR-2003 04:53:07	Bright	36.000	49	1Alp UMi	1.9900	6300.0	72	5226	No
107	GOM_NL__2PRFIN20030301_045849_000000462014_00162_05226_5401.N1	01-MAR-2003 04:58:49	Bright	46.000	119	14Eta Dra	2.7270	4700.0	92	5226	No
108	GOM_NL__2PRFIN20030301_050036_000000372014_00162_05226_5402.N1	01-MAR-2003 05:00:36	Bright	36.500	89	5Alp Cep	2.4510	8000.0	73	5226	No
109	GOM_NL__2PRFIN20030301_050312_000000462014_00162_05226_5403.N1	01-MAR-2003 05:03:12	Bright	46.000	130	23Bet Dra	2.7990	5800.0	92	5226	No
110	GOM_NL__2PRFIN20030301_050542_000000342014_00162_05226_5404.N1	01-MAR-2003 05:05:42	Bright	33.500	19	50Alp Cyg	1.2460	10500.	67	5226	No
111	GOM_NL__2PRFIN20030301_050716_000000342014_00162_05226_5405.N1	01-MAR-2003 05:07:16	Bright	34.000	66	37Gam Cyg	2.2080	5900.0	68	5226	No
112	GOM_NL__2PRFIN20030301_050849_000000342014_00162_05226_5406.N1	01-MAR-2003 05:08:49	Bright	34.000	92	53Eps Cyg	2.5000	4500.0	68	5226	No
113	GOM_NL__2PRFIN20030301_051147_000000802014_00162_05226_5407.N1	01-MAR-2003 05:11:47	Bright	80.000	133	40Zet Her	2.8070	6000.0	160	5226	No
114	GOM_NL__2PRFIN20030301_051550_000000382014_00162_05226_5408.N1	01-MAR-2003 05:15:50	Bright	38.000	168	17Zet Aql	2.9860	11000.	76	5226	No
115	GOM_NL__2PRFIN20030301_051908_000000692014_00162_05226_5409.N1	01-MAR-2003 05:19:08	Tw_i_and_stray	69.000	59	55Alp Oph	2.0800	8900.0	138	5226	No
116	GOM_NL__2PRFIN20030301_052140_000000662014_00162_05226_5410.N1	01-MAR-2003 05:21:40	Straylight	65.500	126	60Bet Oph	2.7700	4250.0	131	5226	No
117	GOM_NL__2PRFIN20030301_052537_000000422014_00162_05226_5411.N1	01-MAR-2003 05:25:37	Dark	42.000	155	41Pi Sgr	2.9000	6600.0	84	5226	No
118	GOM_NL__2PRFIN20030301_052726_000000442014_00162_05226_5412.N1	01-MAR-2003 05:27:26	Dark	44.000	57	34Sig Sgr	2.0660	26000.	88	5226	No
119	GOM_NL__2PRFIN20030301_053032_000000442014_00162_05226_5413.N1	01-MAR-2003 05:30:32	Dark	44.000	38	20Eps Sgr	1.8360	11000.	88	5226	No
120	GOM_NL__2PRFIN20030301_053421_000000502014_00162_05226_5414.N1	01-MAR-2003 05:34:21	Dark	49.500	40	The Sco	1.8590	7100.0	99	5226	No
121	GOM_NL__2PRFIN20030301_053553_000000412014_00162_05226_5415.N1	01-MAR-2003 05:35:53	Dark	40.500	147	Alp Ara	2.8770	26000.	81	5226	No
122	GOM_NL__2PRFIN20030301_054106_000000402014_00163_05227_5379.N1	01-MAR-2003 05:41:06	Dark	39.500	134	Bet TrA	2.8100	6600.0	79	5227	No
123	GOM_NL__2PRFIN20030301_054223_000000382014_00163_05227_5380.N1	01-MAR-2003 05:42:23	Dark	38.000	145	Gam TrA	2.8720	10600.	76	5227	No
124	GOM_NL__2PRFIN20030301_054341_000000432014_00163_05227_5381.N1	01-MAR-2003 05:43:41	Dark	43.000	4	Alp1Cen	-0.010000	5800.0	86	5227	No
125	GOM_NL__2PRFIN20030301_054500_000000422014_00163_05227_5382.N1	01-MAR-2003 05:45:00	Dark	42.000	10	Bet Cen	0.61000	28000.	84	5227	No
126	GOM_NL__2PRFIN20030301_054647_000000442014_00163_05227_5383.N1	01-MAR-2003 05:46:47	Dark	43.500	77	Eps Cen	2.3030	28000.	87	5227	No
127	GOM_NL__2PRFIN20030301_054837_000000462014_00163_05227_5384.N1	01-MAR-2003 05:48:37	Dark	46.000	26	Gam Cru	1.6240	2900.0	92	5227	No
128	GOM_NL__2PRFIN20030301_055001_000000482014_00163_05227_5385.N1	01-MAR-2003 05:50:01	Dark	47.500	64	Gam Cen	2.2000	10600.	95	5227	No
129	GOM_NL__2PRFIN20030301_055148_000000422014_00163_05227_5386.N1	01-MAR-2003 05:51:48	Straylight	42.000	71	lot Car	2.2460	7700.0	84	5227	No
130	GOM_NL__2PRFIN20030301_055318_000000402014_00163_05227_5387.N1	01-MAR-2003 05:53:18	Straylight	39.500	46	Del Vel	1.9540	10600.	79	5227	No
131	GOM_NL__2PRFIN20030301_055612_000000422014_00163_05227_5388.N1	01-MAR-2003 05:56:12	Straylight	42.000	65	Lam Vel	2.2040	4400.0	84	5227	No
132	GOM_NL__2PRFIN20030301_055842_000000722014_00163_05227_5389.N1	01-MAR-2003 05:58:42	Straylight	72.000	106	9Bet Crv	2.6480	5600.0	144	5227	No
133	GOM_NL__2PRFIN20030301_060146_000000652014_00163_05227_5390.N1	01-MAR-2003 06:01:46	Straylight	64.500	100	4Gam Crv	2.5800	13100.	129	5227	No
134	GOM_NL__2PRFIN20030301_060543_000000482014_00163_05227_5391.N1	01-MAR-2003 06:05:43	Tw_i_and_stray	48.000	48	30Alp Hya	1.9770	4100.0	96	5227	No
135	GOM_NL__2PRFIN20030301_061154_000000432014_00163_05227_5392.N1	01-MAR-2003 06:11:54	Bright	42.500	22	32Alp Leo	1.3600	15200.	85	5227	No
136	GOM_NL__2PRFIN20030301_061432_000000452014_00163_05227_5393.N1	01-MAR-2003 06:14:32	Bright	45.000	51	41Gam1Leo	2.0100	4500.0	90	5227	No
137	GOM_NL__2PRFIN20030301_061653_000000372014_00163_05227_5394.N1	01-MAR-2003 06:16:53	Bright	37.000	17	78Bet Gem	1.1610	4500.0	74	5227	No
138	GOM_NL__2PRFIN20030301_061807_000000362014_00163_05227_5395.N1	01-MAR-2003 06:18:07	Bright	36.000	24	66Alp Gem	1.5800	10200.	72	5227	No
139	GOM_NL__2PRFIN20030301_062329_000000462014_00163_05227_5396.N1	01-MAR-2003 06:23:29	Bright	46.000	174	52Psi UMa	3.0040	4400.0	92	5227	No
140	GOM_NL__2PRFIN20030301_062613_000000422014_00163_05227_5397.N1	01-MAR-2003 06:26:13	Bright	41.500	82	48Bet UMa	2.3650	10600.	83	5227	No
141	GOM_NL__2PRFIN20030301_062732_000000412014_00163_05227_5398.N1	01-MAR-2003 06:27:32	Bright	41.000	36	50Alp UMa	1.8000	6300.0	82	5227	No
142	GOM_NL__2PRFIN20030301_063049_000000472014_00163_05227_5399.N1	01-MAR-2003 06:30:49	Bright	47.000	32	77Eps UMa	1.7630	11000.	94	5227	No
143	GOM_NL__2PRFIN20030301_063343_000000362014_00163_05227_5400.N1	01-MAR-2003 06:33:43	Bright	35.500	49	1Alp UMi	1.9900	6300.0	71	5227	No
144	GOM_NL__2PRFIN20030301_063925_000000462014_00163_05227_5401.N1	01-MAR-2003 06:39:25	Bright	46.000	119	14Eta Dra	2.7270	4700.0	92	5227	No
145	GOM_NL__2PRFIN20030301_064112_000000362014_00163_05227_5402.N1	01-MAR-2003 06:41:12	Bright	35.500	89	5Alp Cep	2.4510	8000.0	71	5227	No
146	GOM_NL__2PRFIN20030301_064347_000000462014_00163_05227_5403.N1	01-MAR-2003 06:43:47	Bright	46.000	130	23Bet Dra	2.7990	5800.0	92	5227	No
147	GOM_NL__2PRFIN20030301_064618_000000342014_00163_05227_5404.N1	01-MAR-2003 06:46:18	Bright	34.000	19	50Alp Cyg	1.2460	10500.	68	5227	No
148	GOM_NL__2PRFIN20030301_064752_000000362014_00163_05227_5405.N1	01-MAR-2003 06:47:52	Bright	35.500	66	37Gam Cyg	2.2080	5900.0	71	5227	No
149	GOM_NL__2PRFIN20030301_064925_000000352014_00163_05227_5406.N1	01-MAR-2003 06:49:25	Bright	34.500	92	53Eps Cyg	2.5000	4500.0	69	5227	No
150	GOM_NL__2PRFIN20030301_065221_000000852014_00163_05227_5407.N1	01-MAR-2003 06:52:21	Bright	84.500	133	40Zet Her	2.8070	6000.0	169	5227	No
151	GOM_NL__2PRFIN20030301_065626_000000402014_00163_05227_5408.N1	01-MAR-2003 06:56:26	Bright	39.500	168	17Zet Aql	2.9860	11000.	79	5227	No
152	GOM_NL__2PRFIN20030301_065944_000000702014_00163_05227_5409.N1	01-MAR-2003 06:59:44	Tw_i_and_stray	70.000	59	55Alp Oph	2.0800	8900.0	140	5227	No
153	GOM_NL__2PRFIN20030301_070216_000000652014_00163_05227_5410.N1	01-MAR-2003 07:02:16	Straylight	64.500	126	60Bet Oph	2.7700	4250.0	129	5227	No
154	GOM_NL__2PRFIN20030301_070614_000000442014_00163_05227_5411.N1	01-MAR-2003 07:06:14	Dark	43.500	155	41Pi Sgr	2.9000	6600.0	87	5227	No
155	GOM_NL__2PRFIN20030301_070803_000000412014_00163_05227_5412.N1	01-MAR-2003 07:08:03	Dark	41.000	57	34Sig Sgr	2.0660	26000.	82	5227	No
156	GOM_NL__2PRFIN20030301_071109_000000422014_00163_05227_5413.N1	01-MAR-2003 07:11:09	Dark	42.000	38	20Eps Sgr	1.8360	11000.	84	5227	No
157	GOM_NL__2PRFIN20030301_071458_000000462014_00163_05227_5414.N1	01-MAR-2003 07:14:58	Dark	46.000	40	The Sco	1.8590	7100.0	92	5227	No
158	GOM_NL__2PRFIN20030301_071629_000000412014_00163_05227_5415.N1	01-MAR-2003 07:16:29	Dark	41.000	147	Alp Ara	2.8770	26000.	82	5227	No
159	GOM_NL__2PRFIN20030301_072142_000000392014_00164_05228_5379.N1	01-MAR-2003 07:21:42	Dark	39.000	134	Bet TrA	2.8100	6600.0	78	5228	No
160	GOM_NL__2PRFIN20030301_072300_000000382014_00164_05228_5380.N1	01-MAR-2003 07:23:00	Dark	38.000	145	Gam TrA	2.8720	10600.	76	5228	No

161	GOM_NL__2PRFIN20030301_072417_000000542014_00164_05228_5381.N1	01-MAR-2003 07:24:17	Dark	53.500	4	Alp1Cen	-0.010000	5800.0	107	5228	No
162	GOM_NL__2PRFIN20030301_072537_000000492014_00164_05228_5382.N1	01-MAR-2003 07:25:37	Dark	48.500	10	Bet Cen	0.61000	28000.	97	5228	No
163	GOM_NL__2PRFIN20030301_072724_000000452014_00164_05228_5383.N1	01-MAR-2003 07:27:24	Dark	44.500	77	Eps Cen	2.3030	28000.	89	5228	No
164	GOM_NL__2PRFIN20030301_072913_000000572014_00164_05228_5384.N1	01-MAR-2003 07:29:13	Dark	57.000	26	Gam Cru	1.6240	2900.0	114	5228	No
165	GOM_NL__2PRFIN20030301_073038_000000492014_00164_05228_5385.N1	01-MAR-2003 07:30:38	Dark	49.000	64	Gam Cen	2.2000	10600.	98	5228	No
166	GOM_NL__2PRFIN20030301_073224_000000382014_00164_05228_5386.N1	01-MAR-2003 07:32:24	Straylight	37.500	71	Iot Car	2.2460	7700.0	75	5228	No
167	GOM_NL__2PRFIN20030301_073354_000000392014_00164_05228_5387.N1	01-MAR-2003 07:33:54	Straylight	39.000	46	Del Vel	1.9540	10600.	78	5228	No
168	GOM_NL__2PRFIN20030301_073649_000000452014_00164_05228_5388.N1	01-MAR-2003 07:36:49	Straylight	44.500	65	Lam Vel	2.2040	4400.0	89	5228	No
169	GOM_NL__2PRFIN20030301_073918_000000712014_00164_05228_5389.N1	01-MAR-2003 07:39:18	Straylight	70.500	106	9Bet Crv	2.6480	5600.0	141	5228	No
170	GOM_NL__2PRFIN20030301_074223_000000662014_00164_05228_5390.N1	01-MAR-2003 07:42:23	Straylight	66.000	100	4Gam Crv	2.5800	13100.	132	5228	No
171	GOM_NL__2PRFIN20030301_074619_000000502014_00164_05228_5391.N1	01-MAR-2003 07:46:19	Tw_i_and_stray	50.000	48	30Alp Hya	1.9770	4100.0	100	5228	No
172	GOM_NL__2PRFIN20030301_075230_000000432014_00164_05228_5392.N1	01-MAR-2003 07:52:30	Bright	43.000	22	32Alp Leo	1.3600	15200.	86	5228	No
173	GOM_NL__2PRFIN20030301_075507_000000452014_00164_05228_5393.N1	01-MAR-2003 07:55:07	Bright	44.500	51	41Gam1Leo	2.0100	4500.0	89	5228	No
174	GOM_NL__2PRFIN20030301_075730_000000372014_00164_05228_5394.N1	01-MAR-2003 07:57:30	Bright	37.000	17	78Bet Gem	1.1610	4500.0	74	5228	No
175	GOM_NL__2PRFIN20030301_075843_000000532014_00164_05228_5395.N1	01-MAR-2003 07:58:43	Bright	53.000	24	66Alp Gem	1.5800	10200.	106	5228	No
176	GOM_NL__2PRFIN20030301_080404_000000442014_00164_05228_5396.N1	01-MAR-2003 08:04:04	Bright	44.000	174	52Psi UMa	3.0040	4400.0	88	5228	No
177	GOM_NL__2PRFIN20030301_080648_000000422014_00164_05228_5397.N1	01-MAR-2003 08:06:48	Bright	41.500	82	48Bet UMa	2.3650	10600.	83	5228	No
178	GOM_NL__2PRFIN20030301_080808_000000422014_00164_05228_5398.N1	01-MAR-2003 08:08:08	Bright	41.500	36	50Alp UMa	1.8000	6300.0	83	5228	No
179	GOM_NL__2PRFIN20030301_081124_000000482014_00164_05228_5399.N1	01-MAR-2003 08:11:24	Bright	48.000	32	77Eps UMa	1.7630	11000.	96	5228	No
180	GOM_NL__2PRFIN20030301_081419_000000342014_00164_05228_5400.N1	01-MAR-2003 08:14:19	Bright	34.000	49	1Alp UMi	1.9900	6300.0	68	5228	No
181	GOM_NL__2PRFIN20030301_082000_000000462014_00164_05228_5401.N1	01-MAR-2003 08:20:00	Bright	46.000	119	14Eta Dra	2.7270	4700.0	92	5228	No
182	GOM_NL__2PRFIN20030301_082149_000000372014_00164_05228_5402.N1	01-MAR-2003 08:21:49	Bright	37.000	89	5Alp Cep	2.4510	8000.0	74	5228	No
183	GOM_NL__2PRFIN20030301_082423_000000462014_00164_05228_5403.N1	01-MAR-2003 08:24:23	Bright	45.500	130	23Bet Dra	2.7990	5800.0	91	5228	No
184	GOM_NL__2PRFIN20030301_082654_000000352014_00164_05228_5404.N1	01-MAR-2003 08:26:54	Bright	34.500	19	50Alp Cyg	1.2460	10500.	69	5228	No
185	GOM_NL__2PRFIN20030301_082828_000000372014_00164_05228_5405.N1	01-MAR-2003 08:28:28	Bright	36.500	66	37Gam Cyg	2.2080	5900.0	73	5228	No
186	GOM_NL__2PRFIN20030301_083001_000000352014_00164_05228_5406.N1	01-MAR-2003 08:30:01	Bright	34.500	92	53Eps Cyg	2.5000	4500.0	69	5228	No
187	GOM_NL__2PRFIN20030301_083257_000000812014_00164_05228_5407.N1	01-MAR-2003 08:32:57	Bright	81.000	133	40Zet Her	2.8070	6000.0	162	5228	No
188	GOM_NL__2PRFIN20030301_083702_000000402014_00164_05228_5408.N1	01-MAR-2003 08:37:02	Bright	39.500	168	17Zet Aql	2.9860	11000.	79	5228	No
189	GOM_NL__2PRFIN20030301_084021_000000702014_00164_05228_5409.N1	01-MAR-2003 08:40:21	Tw_i_and_stray	70.000	59	55Alp Oph	2.0800	8900.0	140	5228	No
190	GOM_NL__2PRFIN20030301_084253_000000662014_00164_05228_5410.N1	01-MAR-2003 08:42:53	Straylight	66.000	126	60Bet Oph	2.7700	4250.0	132	5228	No
191	GOM_NL__2PRFIN20030301_084650_000000452014_00164_05228_5411.N1	01-MAR-2003 08:46:50	Dark	44.500	155	41Pi Sgr	2.9000	6600.0	89	5228	No
192	GOM_NL__2PRFIN20030301_084839_000000452014_00164_05228_5412.N1	01-MAR-2003 08:48:39	Dark	44.500	57	34Sig Sgr	2.0660	26000.	89	5228	No
193	GOM_NL__2PRFIN20030301_085145_000000472014_00164_05228_5413.N1	01-MAR-2003 08:51:45	Dark	47.000	38	20Eps Sgr	1.8360	11000.	94	5228	No
194	GOM_NL__2PRFIN20030301_085534_000000492014_00164_05228_5414.N1	01-MAR-2003 08:55:34	Dark	48.500	40	The Sco	1.8590	7100.0	97	5228	No
195	GOM_NL__2PRFIN20030301_085706_000000412014_00164_05228_5415.N1	01-MAR-2003 08:57:06	Dark	40.500	147	Alp Ara	2.8770	26000.	81	5228	No
196	GOM_NL__2PRFIN20030301_090219_000000402014_00165_05229_5379.N1	01-MAR-2003 09:02:19	Dark	39.500	134	Bet TrA	2.8100	6600.0	79	5229	No
197	GOM_NL__2PRFIN20030301_090336_000000402014_00165_05229_5380.N1	01-MAR-2003 09:03:36	Dark	39.500	145	Gam TrA	2.8720	10600.	79	5229	No
198	GOM_NL__2PRFIN20030301_090454_000000452014_00165_05229_5381.N1	01-MAR-2003 09:04:54	Dark	44.500	4	Alp1Cen	-0.010000	5800.0	89	5229	No
199	GOM_NL__2PRFIN20030301_090613_000000542014_00165_05229_5382.N1	01-MAR-2003 09:06:13	Dark	53.500	10	Bet Cen	0.61000	28000.	107	5229	No
200	GOM_NL__2PRFIN20030301_090800_000000442014_00165_05229_5383.N1	01-MAR-2003 09:08:00	Dark	44.000	77	Eps Cen	2.3030	28000.	88	5229	No
201	GOM_NL__2PRFIN20030301_090949_000000572014_00165_05229_5384.N1	01-MAR-2003 09:09:49	Dark	57.000	26	Gam Cru	1.6240	2900.0	114	5229	No
202	GOM_NL__2PRFIN20030301_091114_000000452014_00165_05229_5385.N1	01-MAR-2003 09:11:14	Dark	45.000	64	Gam Cen	2.2000	10600.	90	5229	No
203	GOM_NL__2PRFIN20030301_091300_000000372014_00165_05229_5386.N1	01-MAR-2003 09:13:00	Straylight	37.000	71	Iot Car	2.2460	7700.0	74	5229	No
204	GOM_NL__2PRFIN20030301_091430_000000382014_00165_05229_5387.N1	01-MAR-2003 09:14:30	Straylight	38.000	46	Del Vel	1.9540	10600.	76	5229	No
205	GOM_NL__2PRFIN20030301_091725_000000442014_00165_05229_5388.N1	01-MAR-2003 09:17:25	Straylight	43.500	65	Lam Vel	2.2040	4400.0	87	5229	No
206	GOM_NL__2PRFIN20030301_091955_000000712014_00165_05229_5389.N1	01-MAR-2003 09:19:55	Straylight	70.500	106	9Bet Crv	2.6480	5600.0	141	5229	No
207	GOM_NL__2PRFIN20030301_092258_000000702014_00165_05229_5390.N1	01-MAR-2003 09:22:58	Straylight	69.500	100	4Gam Crv	2.5800	13100.	139	5229	No
208	GOM_NL__2PRFIN20030301_092655_000000462014_00165_05229_5391.N1	01-MAR-2003 09:26:55	Tw_i_and_stray	45.500	48	30Alp Hya	1.9770	4100.0	91	5229	No
209	GOM_NL__2PRFIN20030301_093306_000000432014_00165_05229_5392.N1	01-MAR-2003 09:33:06	Bright	42.500	22	32Alp Leo	1.3600	15200.	85	5229	No
210	GOM_NL__2PRFIN20030301_093543_000000442014_00165_05229_5393.N1	01-MAR-2003 09:35:43	Bright	43.500	51	41Gam1Leo	2.0100	4500.0	87	5229	No
211	GOM_NL__2PRFIN20030301_093806_000000392014_00165_05229_5394.N1	01-MAR-2003 09:38:06	Bright	38.500	17	78Bet Gem	1.1610	4500.0	77	5229	No
212	GOM_NL__2PRFIN20030301_093919_000000382014_00165_05229_5395.N1	01-MAR-2003 09:39:19	Bright	38.000	24	66Alp Gem	1.5800	10200.	76	5229	No
213	GOM_NL__2PRFIN20030301_094440_000000462014_00165_05229_5396.N1	01-MAR-2003 09:44:40	Bright	45.500	174	52Psi UMa	3.0040	4400.0	91	5229	No
214	GOM_NL__2PRFIN20030301_094724_000000422014_00165_05229_5397.N1	01-MAR-2003 09:47:24	Bright	42.000	82	48Bet UMa	2.3650	10600.	84	5229	No
215	GOM_NL__2PRFIN20030301_094843_000000412014_00165_05229_5398.N1	01-MAR-2003 09:48:43	Bright	40.500	36	50Alp UMa	1.8000	6300.0	81	5229	No
216	GOM_NL__2PRFIN20030301_095158_000000512014_00165_05229_5399.N1	01-MAR-2003 09:51:58	Bright	50.500	32	77Eps UMa	1.7630	11000.	101	5229	No
217	GOM_NL__2PRFIN20030301_095454_000000342014_00165_05229_5400.N1	01-MAR-2003 09:54:54	Bright	33.500	49	1Alp UMi	1.9900	6300.0	67	5229	No
218	GOM_NL__2PRFIN20030301_100035_000000472014_00165_05229_5401.N1	01-MAR-2003 10:00:35	Bright	47.000	119	14Eta Dra	2.7270	4700.0	94	5229	No
219	GOM_NL__2PRFIN20030301_100224_000000362014_00165_05229_5402.N1	01-MAR-2003 10:02:24	Bright	35.500	89	5Alp Cep	2.4510	8000.0	71	5229	No

220	GOM_NL__2PRFIN20030301_100458_000000472014_00165_05229_5403.N1	01-MAR-2003 10:04:58	Bright	47.000	130	23Bet Dra	2.7990	5800.0	94	5229	No
221	GOM_NL__2PRFIN20030301_100730_000000352014_00165_05229_5404.N1	01-MAR-2003 10:07:30	Bright	35.000	19	50Alp Cyg	1.2460	10500.	70	5229	No
222	GOM_NL__2PRFIN20030301_100904_000000352014_00165_05229_5405.N1	01-MAR-2003 10:09:04	Bright	34.500	66	37Gam Cyg	2.2080	5900.0	69	5229	No
223	GOM_NL__2PRFIN20030301_101036_000000352014_00165_05229_5406.N1	01-MAR-2003 10:10:36	Bright	34.500	92	53Eps Cyg	2.5000	4500.0	69	5229	No
224	GOM_NL__2PRFIN20030301_101333_000000842014_00165_05229_5407.N1	01-MAR-2003 10:13:33	Bright	83.500	133	40Zet Her	2.8070	6000.0	167	5229	No
225	GOM_NL__2PRFIN20030301_101738_000000402014_00165_05229_5408.N1	01-MAR-2003 10:17:38	Bright	39.500	168	17Zet Aql	2.9860	11000.	79	5229	No
226	GOM_NL__2PRFIN20030301_102058_000000692014_00165_05229_5409.N1	01-MAR-2003 10:20:58	Twilight	69.000	59	55Alp Oph	2.0800	8900.0	138	5229	No
227	GOM_NL__2PRFIN20030301_102330_000000692014_00165_05229_5410.N1	01-MAR-2003 10:23:30	Straylight	69.000	126	60Bet Oph	2.7700	4250.0	138	5229	No
228	GOM_NL__2PRFIN20030301_102726_000000422014_00165_05229_5411.N1	01-MAR-2003 10:27:26	Dark	42.000	155	41Pi Sgr	2.9000	6600.0	84	5229	No
229	GOM_NL__2PRFIN20030301_102915_000000432014_00165_05229_5412.N1	01-MAR-2003 10:29:15	Dark	42.500	57	34Sig Sgr	2.0660	26000.	85	5229	No
230	GOM_NL__2PRFIN20030301_103221_000000472014_00165_05229_5413.N1	01-MAR-2003 10:32:21	Dark	46.500	38	20Eps Sgr	1.8360	11000.	93	5229	No
231	GOM_NL__2PRFIN20030301_103611_000000462014_00165_05229_5414.N1	01-MAR-2003 10:36:11	Dark	45.500	40	The Sco	1.8590	7100.0	91	5229	No
232	GOM_NL__2PRFIN20030301_103742_000000412014_00165_05229_5415.N1	01-MAR-2003 10:37:42	Dark	41.000	147	Alp Ara	2.8770	26000.	82	5229	No
233	GOM_NL__2PRFIN20030301_104255_000000392014_00166_05230_5379.N1	01-MAR-2003 10:42:55	Dark	38.500	134	Bet TrA	2.8100	6600.0	77	5230	No
234	GOM_NL__2PRFIN20030301_104413_000000372014_00166_05230_5380.N1	01-MAR-2003 10:44:13	Dark	37.000	145	Gam TrA	2.8720	10600.	74	5230	No
235	GOM_NL__2PRFIN20030301_104530_000000452014_00166_05230_5381.N1	01-MAR-2003 10:45:30	Dark	44.500	4	Alp1Cen	-0.010000	5800.0	89	5230	No
236	GOM_NL__2PRFIN20030301_104650_000000442014_00166_05230_5382.N1	01-MAR-2003 10:46:50	Dark	43.500	10	Bet Cen	0.61000	28000.	87	5230	No
237	GOM_NL__2PRFIN20030301_104924_000000442014_00166_05230_5383.N1	01-MAR-2003 10:49:24	Dark	43.500	12	Alp1Cru	0.77500	30000.	87	5230	No
238	GOM_NL__2PRFIN20030301_105336_000000372014_00166_05230_5384.N1	01-MAR-2003 10:53:36	Straylight	37.000	71	lot Car	2.2460	7700.0	74	5230	No
239	GOM_NL__2PRFIN20030301_105506_000000422014_00166_05230_5385.N1	01-MAR-2003 10:55:06	Straylight	41.500	46	Del Vel	1.9540	10600.	83	5230	No
240	GOM_NL__2PRFIN20030301_105801_000000432014_00166_05230_5386.N1	01-MAR-2003 10:58:01	Straylight	42.500	65	Lam Vel	2.2040	4400.0	85	5230	No
241	GOM_NL__2PRFIN20030301_110031_000000702014_00166_05230_5387.N1	01-MAR-2003 11:00:31	Straylight	69.500	106	9Bet Crv	2.6480	5600.0	139	5230	No
242	GOM_NL__2PRFIN20030301_110334_000000662014_00166_05230_5388.N1	01-MAR-2003 11:03:34	Straylight	66.000	100	4Gam Crv	2.5800	13100.	132	5230	No
243	GOM_NL__2PRFIN20030301_110731_000000472014_00166_05230_5389.N1	01-MAR-2003 11:07:31	Twilight	46.500	48	30Alp Hya	1.9770	4100.0	93	5230	No
244	GOM_NL__2PRFIN20030301_111341_000000442014_00166_05230_5390.N1	01-MAR-2003 11:13:41	Bright	44.000	22	32Alp Leo	1.3600	15200.	88	5230	No
245	GOM_NL__2PRFIN20030301_111618_000000442014_00166_05230_5391.N1	01-MAR-2003 11:16:18	Bright	43.500	51	41Gam1Leo	2.0100	4500.0	87	5230	No
246	GOM_NL__2PRFIN20030301_111842_000000402014_00166_05230_5392.N1	01-MAR-2003 11:18:42	Bright	40.000	17	78Bet Gem	1.1610	4500.0	80	5230	No
247	GOM_NL__2PRFIN20030301_111956_000000372014_00166_05230_5393.N1	01-MAR-2003 11:19:56	Bright	37.000	24	66Alp Gem	1.5800	10200.	74	5230	No
248	GOM_NL__2PRFIN20030301_112515_000000452014_00166_05230_5394.N1	01-MAR-2003 11:25:15	Bright	45.000	174	52Psi UMa	3.0040	4400.0	90	5230	No
249	GOM_NL__2PRFIN20030301_112759_000000422014_00166_05230_5395.N1	01-MAR-2003 11:27:59	Bright	42.000	82	48Bet UMa	2.3650	10600.	84	5230	No
250	GOM_NL__2PRFIN20030301_112919_000000432014_00166_05230_5396.N1	01-MAR-2003 11:29:19	Bright	42.500	36	50Alp UMa	1.8000	6300.0	85	5230	No
251	GOM_NL__2PRFIN20030301_113233_000000502014_00166_05230_5397.N1	01-MAR-2003 11:32:33	Bright	50.000	32	77Eps UMa	1.7630	11000.	100	5230	No
252	GOM_NL__2PRFIN20030301_113530_000000352014_00166_05230_5398.N1	01-MAR-2003 11:35:30	Bright	35.000	49	1Alp UMi	1.9900	6300.0	70	5230	No
253	GOM_NL__2PRFIN20030301_114111_000000462014_00166_05230_5399.N1	01-MAR-2003 11:41:11	Bright	46.000	119	14Eta Dra	2.7270	4700.0	92	5230	No
254	GOM_NL__2PRFIN20030301_114300_000000362014_00166_05230_5400.N1	01-MAR-2003 11:43:00	Bright	36.000	89	5Alp Cep	2.4510	8000.0	72	5230	No
255	GOM_NL__2PRFIN20030301_114534_000000482014_00166_05230_5401.N1	01-MAR-2003 11:45:34	Bright	47.500	130	23Bet Dra	2.7990	5800.0	95	5230	No
256	GOM_NL__2PRFIN20030301_114806_000000372014_00166_05230_5402.N1	01-MAR-2003 11:48:06	Bright	37.000	19	50Alp Cyg	1.2460	10500.	74	5230	No
257	GOM_NL__2PRFIN20030301_114940_000000372014_00166_05230_5403.N1	01-MAR-2003 11:49:40	Bright	36.500	66	37Gam Cyg	2.2080	5900.0	73	5230	No
258	GOM_NL__2PRFIN20030301_115112_000000362014_00166_05230_5404.N1	01-MAR-2003 11:51:12	Bright	35.500	92	53Eps Cyg	2.5000	4500.0	71	5230	No
259	GOM_NL__2PRFIN20030301_115412_000000812014_00166_05230_5405.N1	01-MAR-2003 11:54:12	Bright	81.000	133	40Zet Her	2.8070	6000.0	162	5230	No
260	GOM_NL__2PRFIN20030301_115815_000000412014_00166_05230_5406.N1	01-MAR-2003 11:58:15	Bright	40.500	168	17Zet Aql	2.9860	11000.	81	5230	No
261	GOM_NL__2PRFIN20030301_120134_000000722014_00166_05230_5407.N1	01-MAR-2003 12:01:34	Twilight	71.500	59	55Alp Oph	2.0800	8900.0	143	5230	No
262	GOM_NL__2PRFIN20030301_120407_000000642014_00166_05230_5408.N1	01-MAR-2003 12:04:07	Straylight	63.500	126	60Bet Oph	2.7700	4250.0	127	5230	No
263	GOM_NL__2PRFIN20030301_120802_000000422014_00166_05230_5409.N1	01-MAR-2003 12:08:02	Dark	41.500	155	41Pi Sgr	2.9000	6600.0	83	5230	No
264	GOM_NL__2PRFIN20030301_120952_000000412014_00166_05230_5410.N1	01-MAR-2003 12:09:52	Dark	40.500	57	34Sig Sgr	2.0660	26000.	81	5230	No
265	GOM_NL__2PRFIN20030301_121258_000000492014_00166_05230_5411.N1	01-MAR-2003 12:12:58	Dark	48.500	38	20Eps Sgr	1.8360	11000.	97	5230	No
266	GOM_NL__2PRFIN20030301_121647_000000462014_00166_05230_5412.N1	01-MAR-2003 12:16:47	Dark	46.000	40	The Sco	1.8590	7100.0	92	5230	No
267	GOM_NL__2PRFIN20030301_121835_000000672014_00166_05230_5413.N1	01-MAR-2003 12:18:35	Dark	66.500	16	21Alp Sco	1.0200	3000.0	133	5230	No
268	GOM_NL__2PRFIN20030301_122331_000000412014_00167_05231_5379.N1	01-MAR-2003 12:23:31	Dark	40.500	134	Bet TrA	2.8100	6600.0	81	5231	No
269	GOM_NL__2PRFIN20030301_122449_000000382014_00167_05231_5380.N1	01-MAR-2003 12:24:49	Dark	37.500	145	Gam TrA	2.8720	10600.	75	5231	No
270	GOM_NL__2PRFIN20030301_122606_000000452014_00167_05231_5381.N1	01-MAR-2003 12:26:06	Dark	45.000	4	Alp1Cen	-0.010000	5800.0	90	5231	No
271	GOM_NL__2PRFIN20030301_122726_000000452014_00167_05231_5382.N1	01-MAR-2003 12:27:26	Dark	44.500	10	Bet Cen	0.61000	28000.	89	5231	No
272	GOM_NL__2PRFIN20030301_123000_000000482014_00167_05231_5383.N1	01-MAR-2003 12:30:00	Dark	48.000	12	Alp1Cru	0.77500	30000.	96	5231	No
273	GOM_NL__2PRFIN20030301_123412_000000392014_00167_05231_5384.N1	01-MAR-2003 12:34:12	Straylight	38.500	71	lot Car	2.2460	7700.0	77	5231	No
274	GOM_NL__2PRFIN20030301_123542_000000422014_00167_05231_5385.N1	01-MAR-2003 12:35:42	Straylight	42.000	46	Del Vel	1.9540	10600.	84	5231	No
275	GOM_NL__2PRFIN20030301_123836_000000482014_00167_05231_5386.N1	01-MAR-2003 12:38:36	Straylight	47.500	65	Lam Vel	2.2040	4400.0	95	5231	No
276	GOM_NL__2PRFIN20030301_124106_000000682014_00167_05231_5387.N1	01-MAR-2003 12:41:06	Straylight	67.500	106	9Bet Crv	2.6480	5600.0	135	5231	No
277	GOM_NL__2PRFIN20030301_124410_000000692014_00167_05231_5388.N1	01-MAR-2003 12:44:10	Straylight	68.500	100	4Gam Crv	2.5800	13100.	137	5231	No
278	GOM_NL__2PRFIN20030301_124806_000000492014_00167_05231_5389.N1	01-MAR-2003 12:48:06	Twilight	49.000	48	30Alp Hya	1.9770	4100.0	98	5231	No

279	GOM_NL__2PRFIN20030301_125416_000000452014_00167_05231_5390.N1	01-MAR-2003 12:54:16	Bright	44.500	22	32Alp Leo	1.3600	15200.	89	5231	No
280	GOM_NL__2PRFIN20030301_125654_000000462014_00167_05231_5391.N1	01-MAR-2003 12:56:54	Bright	46.000	51	41Gam1Leo	2.0100	4500.0	92	5231	No
281	GOM_NL__2PRFIN20030301_125918_000000392014_00167_05231_5392.N1	01-MAR-2003 12:59:18	Bright	39.000	17	78Bet Gem	1.1610	4500.0	78	5231	No
282	GOM_NL__2PRFIN20030301_130032_000000392014_00167_05231_5393.N1	01-MAR-2003 13:00:32	Bright	39.000	24	66Alp Gem	1.5800	10200.	78	5231	No
283	GOM_NL__2PRFIN20030301_130549_000000482014_00167_05231_5394.N1	01-MAR-2003 13:05:49	Bright	47.500	174	52Psi UMa	3.0040	4400.0	95	5231	No
284	GOM_NL__2PRFIN20030301_130834_000000432014_00167_05231_5395.N1	01-MAR-2003 13:08:34	Bright	42.500	82	48Bet UMa	2.3650	10600.	85	5231	No
285	GOM_NL__2PRFIN20030301_130954_000000442014_00167_05231_5396.N1	01-MAR-2003 13:09:54	Bright	43.500	36	50Alp UMa	1.8000	6300.0	87	5231	No
286	GOM_NL__2PRFIN20030301_131307_000000502014_00167_05231_5397.N1	01-MAR-2003 13:13:07	Bright	49.500	32	77Eps UMa	1.7630	11000.	99	5231	No
287	GOM_NL__2PRFIN20030301_131605_000000372014_00167_05231_5398.N1	01-MAR-2003 13:16:05	Bright	36.500	49	1Alp UMi	1.9900	6300.0	73	5231	No
288	GOM_NL__2PRFIN20030301_132336_000000352014_00167_05231_5399.N1	01-MAR-2003 13:23:36	Bright	34.500	89	5Alp Cep	2.4510	8000.0	69	5231	No
289	GOM_NL__2PRFIN20030301_132609_000000472014_00167_05231_5400.N1	01-MAR-2003 13:26:09	Bright	47.000	130	23Bet Dra	2.7990	5800.0	94	5231	No
290	GOM_NL__2PRFIN20030301_132841_000000372014_00167_05231_5401.N1	01-MAR-2003 13:28:41	Bright	37.000	19	50Alp Cyg	1.2460	10500.	74	5231	No
291	GOM_NL__2PRFIN20030301_133015_000000372014_00167_05231_5402.N1	01-MAR-2003 13:30:15	Bright	37.000	66	37Gam Cyg	2.2080	5900.0	74	5231	No
292	GOM_NL__2PRFIN20030301_133148_000000362014_00167_05231_5403.N1	01-MAR-2003 13:31:48	Bright	35.500	92	53Eps Cyg	2.5000	4500.0	71	5231	No
293	GOM_NL__2PRFIN20030301_133448_000000842014_00167_05231_5404.N1	01-MAR-2003 13:34:48	Bright	84.000	133	40Zet Her	2.8070	6000.0	168	5231	No
294	GOM_NL__2PRFIN20030301_133850_000000422014_00167_05231_5405.N1	01-MAR-2003 13:38:50	Bright	42.000	168	17Zet Aql	2.9860	11000.	84	5231	No
295	GOM_NL__2PRFIN20030301_134211_000000682014_00167_05231_5406.N1	01-MAR-2003 13:42:11	Tw_i_and_stray	67.500	59	55Alp Oph	2.0800	8900.0	135	5231	No
296	GOM_NL__2PRFIN20030301_134443_000000652014_00167_05231_5407.N1	01-MAR-2003 13:44:43	Straylight	64.500	126	60Bet Oph	2.7700	4250.0	129	5231	No
297	GOM_NL__2PRFIN20030301_134838_000000402014_00167_05231_5408.N1	01-MAR-2003 13:48:38	Dark	39.500	155	41Pi Sgr	2.9000	6600.0	79	5231	No
298	GOM_NL__2PRFIN20030301_135027_000000432014_00167_05231_5409.N1	01-MAR-2003 13:50:27	Dark	42.500	57	34Sig Sgr	2.0660	26000.	85	5231	No
299	GOM_NL__2PRFIN20030301_135334_000000472014_00167_05231_5410.N1	01-MAR-2003 13:53:34	Dark	46.500	38	20Eps Sgr	1.8360	11000.	93	5231	No
300	GOM_NL__2PRFIN20030301_135723_000000432014_00167_05231_5411.N1	01-MAR-2003 13:57:23	Dark	43.000	40	The Sco	1.8590	7100.0	86	5231	No
301	GOM_NL__2PRFIN20030301_135912_000000672014_00167_05231_5412.N1	01-MAR-2003 13:59:12	Dark	67.000	16	21Alp Sco	1.0200	3000.0	134	5231	No
302	GOM_NL__2PRFIN20030301_140408_000000392014_00168_05232_5379.N1	01-MAR-2003 14:04:08	Dark	38.500	134	Bet TrA	2.8100	6600.0	77	5232	No
303	GOM_NL__2PRFIN20030301_140525_000000392014_00168_05232_5380.N1	01-MAR-2003 14:05:25	Dark	39.000	145	Gam TrA	2.8720	10600.	78	5232	No
304	GOM_NL__2PRFIN20030301_140642_000000422014_00168_05232_5381.N1	01-MAR-2003 14:06:42	Dark	42.000	4	Alp1Cen	-0.010000	5800.0	84	5232	No
305	GOM_NL__2PRFIN20030301_140801_000000412014_00168_05232_5382.N1	01-MAR-2003 14:08:01	Dark	41.000	10	Bet Cen	0.61000	28000.	82	5232	No
306	GOM_NL__2PRFIN20030301_141036_000000422014_00168_05232_5383.N1	01-MAR-2003 14:10:36	Dark	42.000	12	Alp1Cru	0.77500	30000.	84	5232	No
307	GOM_NL__2PRFIN20030301_141448_000000392014_00168_05232_5384.N1	01-MAR-2003 14:14:48	Straylight	38.500	71	lot Car	2.2460	7700.0	77	5232	No
308	GOM_NL__2PRFIN20030301_141618_000000382014_00168_05232_5385.N1	01-MAR-2003 14:16:18	Straylight	38.000	46	Del Vel	1.9540	10600.	76	5232	No
309	GOM_NL__2PRFIN20030301_141912_000000472014_00168_05232_5386.N1	01-MAR-2003 14:19:12	Straylight	46.500	65	Lam Vel	2.2040	4400.0	93	5232	No
310	GOM_NL__2PRFIN20030301_142142_000000722014_00168_05232_5387.N1	01-MAR-2003 14:21:42	Straylight	72.000	106	9Bet Crv	2.6480	5600.0	144	5232	No
311	GOM_NL__2PRFIN20030301_142445_000000662014_00168_05232_5388.N1	01-MAR-2003 14:24:45	Straylight	65.500	100	4Gam Crv	2.5800	13100.	131	5232	No
312	GOM_NL__2PRFIN20030301_142842_000000472014_00168_05232_5389.N1	01-MAR-2003 14:28:42	Tw_i_and_stray	47.000	48	30Alp Hya	1.9770	4100.0	94	5232	No
313	GOM_NL__2PRFIN20030301_143451_000000442014_00168_05232_5390.N1	01-MAR-2003 14:34:51	Bright	43.500	22	32Alp Leo	1.3600	15200.	87	5232	No
314	GOM_NL__2PRFIN20030301_143728_000000472014_00168_05232_5391.N1	01-MAR-2003 14:37:28	Bright	47.000	51	41Gam1Leo	2.0100	4500.0	94	5232	No
315	GOM_NL__2PRFIN20030301_143954_000000392014_00168_05232_5392.N1	01-MAR-2003 14:39:54	Bright	39.000	17	78Bet Gem	1.1610	4500.0	78	5232	No
316	GOM_NL__2PRFIN20030301_144108_000000372014_00168_05232_5393.N1	01-MAR-2003 14:41:08	Bright	37.000	24	66Alp Gem	1.5800	10200.	74	5232	No
317	GOM_NL__2PRFIN20030301_144625_000000432014_00168_05232_5394.N1	01-MAR-2003 14:46:25	Bright	42.500	174	52Psi UMa	3.0040	4400.0	85	5232	No
318	GOM_NL__2PRFIN20030301_144910_000000422014_00168_05232_5395.N1	01-MAR-2003 14:49:10	Bright	41.500	82	48Bet UMa	2.3650	10600.	83	5232	No
319	GOM_NL__2PRFIN20030301_145030_000000422014_00168_05232_5396.N1	01-MAR-2003 14:50:30	Bright	42.000	36	50Alp UMa	1.8000	6300.0	84	5232	No
320	GOM_NL__2PRFIN20030301_145343_000000492014_00168_05232_5397.N1	01-MAR-2003 14:53:43	Bright	49.000	32	77Eps UMa	1.7630	11000.	98	5232	No
321	GOM_NL__2PRFIN20030301_145642_000000362014_00168_05232_5398.N1	01-MAR-2003 14:56:42	Bright	35.500	49	1Alp UMi	1.9900	6300.0	71	5232	No
322	GOM_NL__2PRFIN20030301_150222_000000472014_00168_05232_5399.N1	01-MAR-2003 15:02:22	Bright	46.500	119	14Eta Dra	2.7270	4700.0	93	5232	No
323	GOM_NL__2PRFIN20030301_150413_000000352014_00168_05232_5400.N1	01-MAR-2003 15:04:13	Bright	35.000	89	5Alp Cep	2.4510	8000.0	70	5232	No
324	GOM_NL__2PRFIN20030301_150645_000000472014_00168_05232_5401.N1	01-MAR-2003 15:06:45	Bright	46.500	130	23Bet Dra	2.7990	5800.0	93	5232	No
325	GOM_NL__2PRFIN20030301_150918_000000342014_00168_05232_5402.N1	01-MAR-2003 15:09:18	Bright	34.000	19	50Alp Cyg	1.2460	10500.	68	5232	No
326	GOM_NL__2PRFIN20030301_151052_000000342014_00168_05232_5403.N1	01-MAR-2003 15:10:52	Bright	33.500	66	37Gam Cyg	2.2080	5900.0	67	5232	No
327	GOM_NL__2PRFIN20030301_151225_000000352014_00168_05232_5404.N1	01-MAR-2003 15:12:25	Bright	34.500	92	53Eps Cyg	2.5000	4500.0	69	5232	No
328	GOM_NL__2PRFIN20030301_151524_000000822014_00168_05232_5405.N1	01-MAR-2003 15:15:24	Bright	81.500	133	40Zet Her	2.8070	6000.0	163	5232	No
329	GOM_NL__2PRFIN20030301_151927_000000402014_00168_05232_5406.N1	01-MAR-2003 15:19:27	Bright	40.000	168	17Zet Aql	2.9860	11000.	80	5232	No
330	GOM_NL__2PRFIN20030301_152248_000000632014_00168_05232_5407.N1	01-MAR-2003 15:22:48	Tw_i_and_stray	63.000	59	55Alp Oph	2.0800	8900.0	126	5232	No
331	GOM_NL__2PRFIN20030301_152521_000000692014_00168_05232_5408.N1	01-MAR-2003 15:25:21	Straylight	69.000	126	60Bet Oph	2.7700	4250.0	138	5232	No
332	GOM_NL__2PRFIN20030301_152915_000000432014_00168_05232_5409.N1	01-MAR-2003 15:29:15	Dark	43.000	155	41Pi Sgr	2.9000	6600.0	86	5232	No
333	GOM_NL__2PRFIN20030301_153105_000000422014_00168_05232_5410.N1	01-MAR-2003 15:31:05	Dark	42.000	57	34Sig Sgr	2.0660	26000.	84	5232	No
334	GOM_NL__2PRFIN20030301_153411_000000422014_00168_05232_5411.N1	01-MAR-2003 15:34:11	Dark	42.000	38	20Eps Sgr	1.8360	11000.	84	5232	No
335	GOM_NL__2PRFIN20030301_153801_000000452014_00168_05232_5412.N1	01-MAR-2003 15:38:01	Dark	44.500	40	The Sco	1.8590	7100.0	89	5232	No
336	GOM_NL__2PRFIN20030301_153951_000000682014_00168_05232_5413.N1	01-MAR-2003 15:39:51	Dark	67.500	16	21Alp Sco	1.0200	3000.0	135	5232	No
337	GOM_NL__2PRFIN20030301_154445_000000402014_00169_05233_5379.N1	01-MAR-2003 15:44:45	Dark	39.500	134	Bet TrA	2.8100	6600.0	79	5233	No

338	GOM_NL__2PRFIN20030301_154602_000000382014_00169_05233_5380.N1	01-MAR-2003 15:46:02	Dark	38.000	145	Gam TrA	2.8720	10600.	76	5233	No
339	GOM_NL__2PRFIN20030301_154720_000000452014_00169_05233_5381.N1	01-MAR-2003 15:47:20	Dark	44.500	4	Alp1Cen	-0.010000	5800.0	89	5233	No
340	GOM_NL__2PRFIN20030301_154839_000000442014_00169_05233_5382.N1	01-MAR-2003 15:48:39	Dark	44.000	10	Bet Cen	0.61000	28000.	88	5233	No
341	GOM_NL__2PRFIN20030301_155113_000000442014_00169_05233_5383.N1	01-MAR-2003 15:51:13	Dark	44.000	12	Alp1Cru	0.77500	30000.	88	5233	No
342	GOM_NL__2PRFIN20030301_155524_000000372014_00169_05233_5384.N1	01-MAR-2003 15:55:24	Straylight	37.000	71	Iot Car	2.2460	7700.0	74	5233	No
343	GOM_NL__2PRFIN20030301_155654_000000392014_00169_05233_5385.N1	01-MAR-2003 15:56:54	Straylight	38.500	46	Del Vel	1.9540	10600.	77	5233	No
344	GOM_NL__2PRFIN20030301_155949_000000442014_00169_05233_5386.N1	01-MAR-2003 15:59:49	Straylight	44.000	65	Lam Vel	2.2040	4400.0	88	5233	No
345	GOM_NL__2PRFIN20030301_160219_000000732014_00169_05233_5387.N1	01-MAR-2003 16:02:19	Straylight	72.500	106	9Bet Crv	2.6480	5600.0	145	5233	No
346	GOM_NL__2PRFIN20030301_160522_000000682014_00169_05233_5388.N1	01-MAR-2003 16:05:22	Straylight	68.000	100	4Gam Crv	2.5800	13100.	136	5233	No
347	GOM_NL__2PRFIN20030301_160919_000000462014_00169_05233_5389.N1	01-MAR-2003 16:09:19	Tw_i_and_stray	46.000	48	30Alp Hya	1.9770	4100.0	92	5233	No
348	GOM_NL__2PRFIN20030301_161529_000000442014_00169_05233_5390.N1	01-MAR-2003 16:15:29	Bright	44.000	22	32Alp Leo	1.3600	15200.	88	5233	No
349	GOM_NL__2PRFIN20030301_161805_000000442014_00169_05233_5391.N1	01-MAR-2003 16:18:05	Bright	44.000	51	41Gam1Leo	2.0100	4500.0	88	5233	No
350	GOM_NL__2PRFIN20030301_162030_000000382014_00169_05233_5392.N1	01-MAR-2003 16:20:30	Bright	38.000	17	78Bet Gem	1.1610	4500.0	76	5233	No
351	GOM_NL__2PRFIN20030301_162144_000000372014_00169_05233_5393.N1	01-MAR-2003 16:21:44	Bright	37.000	24	66Alp Gem	1.5800	10200.	74	5233	No
352	GOM_NL__2PRFIN20030301_162701_000000462014_00169_05233_5394.N1	01-MAR-2003 16:27:01	Bright	46.000	174	52Psi UMa	3.0040	4400.0	92	5233	No
353	GOM_NL__2PRFIN20030301_162945_000000422014_00169_05233_5395.N1	01-MAR-2003 16:29:45	Bright	41.500	82	48Bet UMa	2.3650	10600.	83	5233	No
354	GOM_NL__2PRFIN20030301_163105_000000422014_00169_05233_5396.N1	01-MAR-2003 16:31:05	Bright	41.500	36	50Alp UMa	1.8000	6300.0	83	5233	No
355	GOM_NL__2PRFIN20030301_163418_000000512014_00169_05233_5397.N1	01-MAR-2003 16:34:18	Bright	51.000	32	77Eps UMa	1.7630	11000.	102	5233	No
356	GOM_NL__2PRFIN20030301_163718_000000372014_00169_05233_5398.N1	01-MAR-2003 16:37:18	Bright	36.500	49	1Alp UMi	1.9900	6300.0	73	5233	No
357	GOM_NL__2PRFIN20030301_164257_000000472014_00169_05233_5399.N1	01-MAR-2003 16:42:57	Bright	46.500	119	14Eta Dra	2.7270	4700.0	93	5233	No
358	GOM_NL__2PRFIN20030301_164449_000000362014_00169_05233_5400.N1	01-MAR-2003 16:44:49	Bright	36.000	89	5Alp Cep	2.4510	8000.0	72	5233	No
359	GOM_NL__2PRFIN20030301_164721_000000452014_00169_05233_5401.N1	01-MAR-2003 16:47:21	Bright	44.500	130	23Bet Dra	2.7990	5800.0	89	5233	No
360	GOM_NL__2PRFIN20030301_164954_000000342014_00169_05233_5402.N1	01-MAR-2003 16:49:54	Bright	33.500	19	50Alp Cyg	1.2460	10500.	67	5233	No
361	GOM_NL__2PRFIN20030301_165128_000000362014_00169_05233_5403.N1	01-MAR-2003 16:51:28	Bright	36.000	66	37Gam Cyg	2.2080	5900.0	72	5233	No
362	GOM_NL__2PRFIN20030301_165301_000000362014_00169_05233_5404.N1	01-MAR-2003 16:53:01	Bright	36.000	92	53Eps Cyg	2.5000	4500.0	72	5233	No
363	GOM_NL__2PRFIN20030301_165600_000000842014_00169_05233_5405.N1	01-MAR-2003 16:56:00	Bright	84.000	133	40Zet Her	2.8070	6000.0	168	5233	No
364	GOM_NL__2PRFIN20030301_170003_000000402014_00169_05233_5406.N1	01-MAR-2003 17:00:03	Bright	39.500	168	17Zet Aql	2.9860	11000.	79	5233	No
365	GOM_NL__2PRFIN20030301_170325_000000702014_00169_05233_5407.N1	01-MAR-2003 17:03:25	Tw_i_and_stray	70.000	59	55Alp Oph	2.0800	8900.0	140	5233	No
366	GOM_NL__2PRFIN20030301_170558_000000662014_00169_05233_5408.N1	01-MAR-2003 17:05:58	Straylight	65.500	126	60Bet Oph	2.7700	4250.0	131	5233	No
367	GOM_NL__2PRFIN20030301_170952_000000422014_00169_05233_5409.N1	01-MAR-2003 17:09:52	Dark	42.000	155	41Pi Sgr	2.9000	6600.0	84	5233	No
368	GOM_NL__2PRFIN20030301_171141_000000452014_00169_05233_5410.N1	01-MAR-2003 17:11:41	Dark	44.500	57	34Sig Sgr	2.0660	26000.	89	5233	No
369	GOM_NL__2PRFIN20030301_171448_000000422014_00169_05233_5411.N1	01-MAR-2003 17:14:48	Dark	41.500	38	20Eps Sgr	1.8360	11000.	83	5233	No
370	GOM_NL__2PRFIN20030301_171837_000000542014_00169_05233_5412.N1	01-MAR-2003 17:18:37	Dark	53.500	40	The Sco	1.8590	7100.0	107	5233	No
371	GOM_NL__2PRFIN20030301_172028_000000692014_00169_05233_5413.N1	01-MAR-2003 17:20:28	Dark	68.500	16	21Alp Sco	1.0200	3000.0	137	5233	No
372	GOM_NL__2PRFIN20030301_172521_000000402014_00170_05234_5379.N1	01-MAR-2003 17:25:21	Dark	40.000	134	Bet TrA	2.8100	6600.0	80	5234	No
373	GOM_NL__2PRFIN20030301_172638_000000392014_00170_05234_5380.N1	01-MAR-2003 17:26:38	Dark	38.500	145	Gam TrA	2.8720	10600.	77	5234	No
374	GOM_NL__2PRFIN20030301_172756_000000462014_00170_05234_5381.N1	01-MAR-2003 17:27:56	Dark	45.500	4	Alp1Cen	-0.010000	5800.0	91	5234	No
375	GOM_NL__2PRFIN20030301_172916_000000452014_00170_05234_5382.N1	01-MAR-2003 17:29:16	Dark	44.500	10	Bet Cen	0.61000	28000.	89	5234	No
376	GOM_NL__2PRFIN20030301_173150_000000402014_00170_05234_5383.N1	01-MAR-2003 17:31:50	Dark	40.000	12	Alp1Cru	0.77500	30000.	80	5234	No
377	GOM_NL__2PRFIN20030301_173600_000000392014_00170_05234_5384.N1	01-MAR-2003 17:36:00	Straylight	39.000	71	Iot Car	2.2460	7700.0	78	5234	No
378	GOM_NL__2PRFIN20030301_173730_000000432014_00170_05234_5385.N1	01-MAR-2003 17:37:30	Straylight	42.500	46	Del Vel	1.9540	10600.	85	5234	No
379	GOM_NL__2PRFIN20030301_174025_000000432014_00170_05234_5386.N1	01-MAR-2003 17:40:25	Straylight	43.000	65	Lam Vel	2.2040	4400.0	86	5234	No
380	GOM_NL__2PRFIN20030301_174256_000000722014_00170_05234_5387.N1	01-MAR-2003 17:42:56	Straylight	71.500	106	9Bet Crv	2.6480	5600.0	143	5234	No
381	GOM_NL__2PRFIN20030301_174558_000000722014_00170_05234_5388.N1	01-MAR-2003 17:45:58	Straylight	71.500	100	4Gam Crv	2.5800	13100.	143	5234	No
382	GOM_NL__2PRFIN20030301_174955_000000472014_00170_05234_5389.N1	01-MAR-2003 17:49:55	Tw_i_and_stray	46.500	48	30Alp Hya	1.9770	4100.0	93	5234	No
383	GOM_NL__2PRFIN20030301_175604_000000442014_00170_05234_5390.N1	01-MAR-2003 17:56:04	Bright	43.500	22	32Alp Leo	1.3600	15200.	87	5234	No
384	GOM_NL__2PRFIN20030301_175841_000000452014_00170_05234_5391.N1	01-MAR-2003 17:58:41	Bright	45.000	51	41Gam1Leo	2.0100	4500.0	90	5234	No
385	GOM_NL__2PRFIN20030301_180107_000000412014_00170_05234_5392.N1	01-MAR-2003 18:01:07	Bright	41.000	17	78Bet Gem	1.1610	4500.0	82	5234	No
386	GOM_NL__2PRFIN20030301_180221_000000392014_00170_05234_5393.N1	01-MAR-2003 18:02:21	Bright	38.500	24	66Alp Gem	1.5800	10200.	77	5234	No
387	GOM_NL__2PRFIN20030301_180736_000000472014_00170_05234_5394.N1	01-MAR-2003 18:07:36	Bright	46.500	174	52Psi UMa	3.0040	4400.0	93	5234	No
388	GOM_NL__2PRFIN20030301_181021_000000422014_00170_05234_5395.N1	01-MAR-2003 18:10:21	Bright	41.500	82	48Bet UMa	2.3650	10600.	83	5234	No
389	GOM_NL__2PRFIN20030301_181141_000000422014_00170_05234_5396.N1	01-MAR-2003 18:11:41	Bright	42.000	36	50Alp UMa	1.8000	6300.0	84	5234	No
390	GOM_NL__2PRFIN20030301_181453_000000512014_00170_05234_5397.N1	01-MAR-2003 18:14:53	Bright	50.500	32	77Eps UMa	1.7630	11000.	101	5234	No
391	GOM_NL__2PRFIN20030301_181754_000000372014_00170_05234_5398.N1	01-MAR-2003 18:17:54	Bright	36.500	49	1Alp UMi	1.9900	6300.0	73	5234	No
392	GOM_NL__2PRFIN20030301_182333_000000452014_00170_05234_5399.N1	01-MAR-2003 18:23:33	Bright	45.000	119	14Eta Dra	2.7270	4700.0	90	5234	No
393	GOM_NL__2PRFIN20030301_182525_000000342014_00170_05234_5400.N1	01-MAR-2003 18:25:25	Bright	34.000	89	5Alp Cep	2.4510	8000.0	68	5234	No
394	GOM_NL__2PRFIN20030301_182757_000000472014_00170_05234_5401.N1	01-MAR-2003 18:27:57	Bright	47.000	130	23Bet Dra	2.7990	5800.0	94	5234	No
395	GOM_NL__2PRFIN20030301_183030_000000382014_00170_05234_5402.N1	01-MAR-2003 18:30:30	Bright	37.500	19	50Alp Cyg	1.2460	10500.	75	5234	No
396	GOM_NL__2PRFIN20030301_183204_000000372014_00170_05234_5403.N1	01-MAR-2003 18:32:04	Bright	37.000	66	37Gam Cyg	2.2080	5900.0	74	5234	No

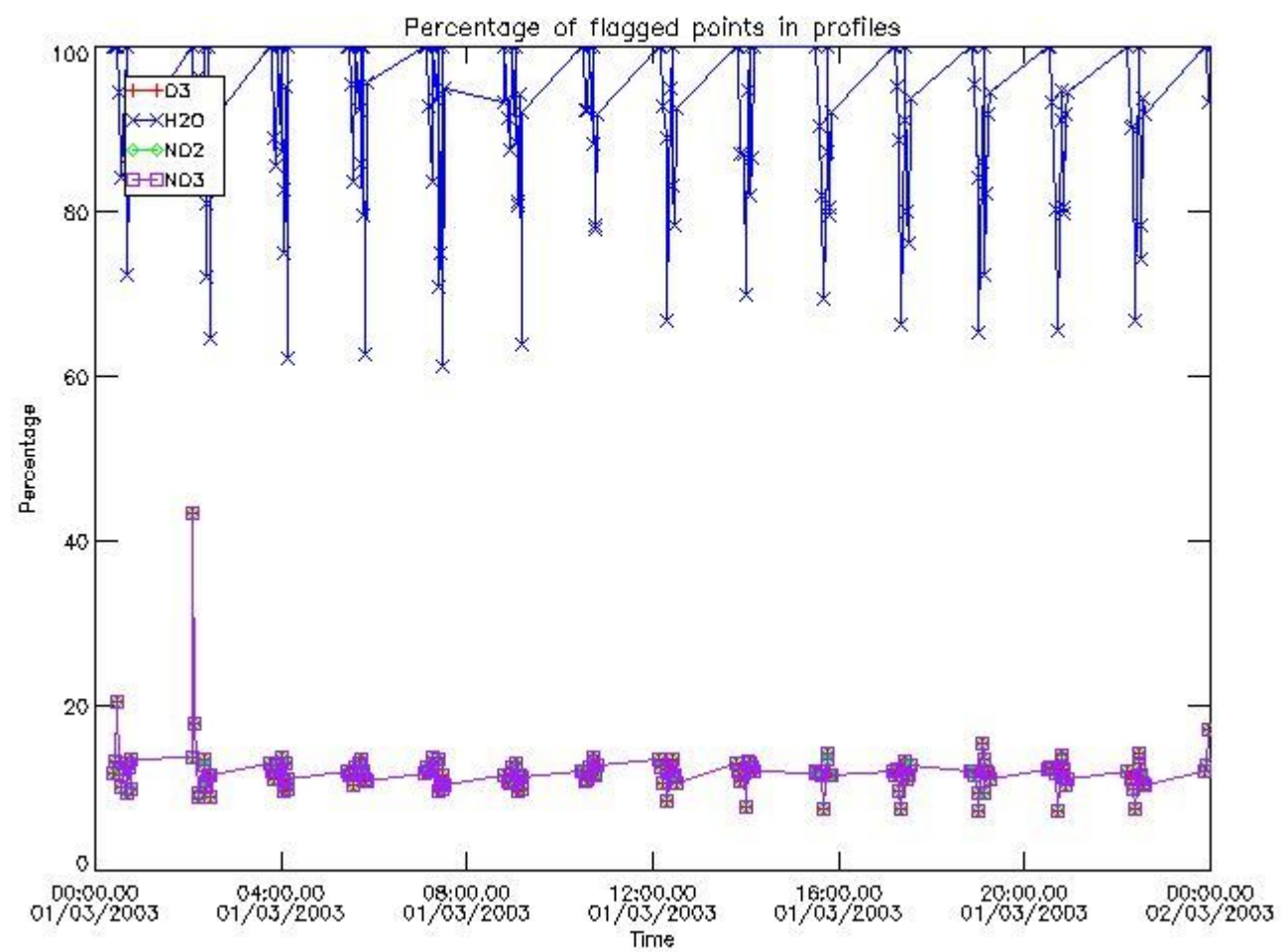
397	GOM_NL__2PRFIN20030301_183337_000000352014_00170_05234_5404.N1	01-MAR-2003 18:33:37	Bright	34.500	92	53Eps Cyg	2.5000	4500.0	69	5234	No
398	GOM_NL__2PRFIN20030301_183636_000000832014_00170_05234_5405.N1	01-MAR-2003 18:36:36	Bright	82.500	133	40Zet Her	2.8070	6000.0	165	5234	No
399	GOM_NL__2PRFIN20030301_184040_000000422014_00170_05234_5406.N1	01-MAR-2003 18:40:40	Bright	41.500	168	17Zet Aql	2.9860	11000.	83	5234	No
400	GOM_NL__2PRFIN20030301_184401_000000672014_00170_05234_5407.N1	01-MAR-2003 18:44:01	Twilight	67.000	59	55Alp Oph	2.0800	8900.0	134	5234	No
401	GOM_NL__2PRFIN20030301_184635_000000642014_00170_05234_5408.N1	01-MAR-2003 18:46:35	Straylight	63.500	126	60Bet Oph	2.7700	4250.0	127	5234	No
402	GOM_NL__2PRFIN20030301_185028_000000422014_00170_05234_5409.N1	01-MAR-2003 18:50:28	Dark	42.000	155	41Pi Sgr	2.9000	6600.0	84	5234	No
403	GOM_NL__2PRFIN20030301_185217_000000432014_00170_05234_5410.N1	01-MAR-2003 18:52:17	Dark	42.500	57	34Sig Sgr	2.0660	26000.	85	5234	No
404	GOM_NL__2PRFIN20030301_185524_000000442014_00170_05234_5411.N1	01-MAR-2003 18:55:24	Dark	44.000	38	20Eps Sgr	1.8360	11000.	88	5234	No
405	GOM_NL__2PRFIN20030301_185914_000000542014_00170_05234_5412.N1	01-MAR-2003 18:59:14	Dark	54.000	40	The Sco	1.8590	7100.0	108	5234	No
406	GOM_NL__2PRFIN20030301_190106_000000702014_00170_05234_5413.N1	01-MAR-2003 19:01:06	Dark	69.500	16	21Alp Sco	1.0200	3000.0	139	5234	No
407	GOM_NL__2PRFIN20030301_190557_000000402014_00171_05235_5379.N1	01-MAR-2003 19:05:57	Dark	39.500	134	Bet TrA	2.8100	6600.0	79	5235	No
408	GOM_NL__2PRFIN20030301_190715_000000382014_00171_05235_5380.N1	01-MAR-2003 19:07:15	Dark	37.500	145	Gam TrA	2.8720	10600.	75	5235	No
409	GOM_NL__2PRFIN20030301_190833_000000552014_00171_05235_5381.N1	01-MAR-2003 19:08:33	Dark	54.500	4	Alp1Cen	-0.010000	5800.0	109	5235	No
410	GOM_NL__2PRFIN20030301_190952_000000432014_00171_05235_5382.N1	01-MAR-2003 19:09:52	Dark	42.500	10	Bet Cen	0.61000	28000.	85	5235	No
411	GOM_NL__2PRFIN20030301_191226_000000432014_00171_05235_5383.N1	01-MAR-2003 19:12:26	Dark	43.000	12	Alp1Cru	0.77500	30000.	86	5235	No
412	GOM_NL__2PRFIN20030301_191453_000000462014_00171_05235_5384.N1	01-MAR-2003 19:14:53	Dark	46.000	64	Gam Cen	2.2000	10600.	92	5235	No
413	GOM_NL__2PRFIN20030301_191636_000000382014_00171_05235_5385.N1	01-MAR-2003 19:16:36	Straylight	38.000	71	lot Car	2.2460	7700.0	76	5235	No
414	GOM_NL__2PRFIN20030301_191806_000000442014_00171_05235_5386.N1	01-MAR-2003 19:18:06	Straylight	44.000	46	Del Vel	1.9540	10600.	88	5235	No
415	GOM_NL__2PRFIN20030301_192101_000000432014_00171_05235_5387.N1	01-MAR-2003 19:21:01	Straylight	42.500	65	Lam Vel	2.2040	4400.0	85	5235	No
416	GOM_NL__2PRFIN20030301_192427_000000672014_00171_05235_5388.N1	01-MAR-2003 19:24:27	Straylight	66.500	171	2Eps Crv	3.0010	4250.0	133	5235	No
417	GOM_NL__2PRFIN20030301_192635_000000652014_00171_05235_5389.N1	01-MAR-2003 19:26:35	Straylight	65.000	100	4Gam Crv	2.5800	13100.	130	5235	No
418	GOM_NL__2PRFIN20030301_193031_000000482014_00171_05235_5390.N1	01-MAR-2003 19:30:31	Twilight	48.000	48	30Alp Hya	1.9770	4100.0	96	5235	No
419	GOM_NL__2PRFIN20030301_193640_000000432014_00171_05235_5391.N1	01-MAR-2003 19:36:40	Bright	43.000	22	32Alp Leo	1.3600	15200.	86	5235	No
420	GOM_NL__2PRFIN20030301_193917_000000432014_00171_05235_5392.N1	01-MAR-2003 19:39:17	Bright	43.000	51	41Gam1Leo	2.0100	4500.0	86	5235	No
421	GOM_NL__2PRFIN20030301_194143_000000372014_00171_05235_5393.N1	01-MAR-2003 19:41:43	Bright	36.500	17	78Bet Gem	1.1610	4500.0	73	5235	No
422	GOM_NL__2PRFIN20030301_194257_000000382014_00171_05235_5394.N1	01-MAR-2003 19:42:57	Bright	38.000	24	66Alp Gem	1.5800	10200.	76	5235	No
423	GOM_NL__2PRFIN20030301_194811_000000452014_00171_05235_5395.N1	01-MAR-2003 19:48:11	Bright	45.000	174	52Psi UMa	3.0040	4400.0	90	5235	No
424	GOM_NL__2PRFIN20030301_195057_000000412014_00171_05235_5396.N1	01-MAR-2003 19:50:57	Bright	41.000	82	48Bet UMa	2.3650	10600.	82	5235	No
425	GOM_NL__2PRFIN20030301_195217_000000432014_00171_05235_5397.N1	01-MAR-2003 19:52:17	Bright	43.000	36	50Alp UMa	1.8000	6300.0	86	5235	No
426	GOM_NL__2PRFIN20030301_195529_000000522014_00171_05235_5398.N1	01-MAR-2003 19:55:29	Bright	51.500	32	77Eps UMa	1.7630	11000.	103	5235	No
427	GOM_NL__2PRFIN20030301_195830_000000372014_00171_05235_5399.N1	01-MAR-2003 19:58:30	Bright	37.000	49	1Alp UMi	1.9900	6300.0	74	5235	No
428	GOM_NL__2PRFIN20030301_200408_000000432014_00171_05235_5400.N1	01-MAR-2003 20:04:08	Bright	42.500	119	14Eta Dra	2.7270	4700.0	85	5235	No
429	GOM_NL__2PRFIN20030301_200601_000000372014_00171_05235_5401.N1	01-MAR-2003 20:06:01	Bright	36.500	89	5Alp Cep	2.4510	8000.0	73	5235	No
430	GOM_NL__2PRFIN20030301_200833_000000472014_00171_05235_5402.N1	01-MAR-2003 20:08:33	Bright	46.500	130	23Bet Dra	2.7990	5800.0	93	5235	No
431	GOM_NL__2PRFIN20030301_201106_000000362014_00171_05235_5403.N1	01-MAR-2003 20:11:06	Bright	36.000	19	50Alp Cyg	1.2460	10500.	72	5235	No
432	GOM_NL__2PRFIN20030301_201240_000000352014_00171_05235_5404.N1	01-MAR-2003 20:12:40	Bright	35.000	66	37Gam Cyg	2.2080	5900.0	70	5235	No
433	GOM_NL__2PRFIN20030301_201413_000000352014_00171_05235_5405.N1	01-MAR-2003 20:14:13	Bright	34.500	92	53Eps Cyg	2.5000	4500.0	69	5235	No
434	GOM_NL__2PRFIN20030301_201712_000000832014_00171_05235_5406.N1	01-MAR-2003 20:17:12	Bright	83.000	133	40Zet Her	2.8070	6000.0	166	5235	No
435	GOM_NL__2PRFIN20030301_202116_000000402014_00171_05235_5407.N1	01-MAR-2003 20:21:16	Bright	39.500	168	17Zet Aql	2.9860	11000.	79	5235	No
436	GOM_NL__2PRFIN20030301_202439_000000702014_00171_05235_5408.N1	01-MAR-2003 20:24:39	Twilight	70.000	59	55Alp Oph	2.0800	8900.0	140	5235	No
437	GOM_NL__2PRFIN20030301_202711_000000642014_00171_05235_5409.N1	01-MAR-2003 20:27:11	Straylight	64.000	126	60Bet Oph	2.7700	4250.0	128	5235	No
438	GOM_NL__2PRFIN20030301_203105_000000422014_00171_05235_5410.N1	01-MAR-2003 20:31:05	Dark	41.500	155	41Pi Sgr	2.9000	6600.0	83	5235	No
439	GOM_NL__2PRFIN20030301_203254_000000452014_00171_05235_5411.N1	01-MAR-2003 20:32:54	Dark	45.000	57	34Sig Sgr	2.0660	26000.	90	5235	No
440	GOM_NL__2PRFIN20030301_203601_000000452014_00171_05235_5412.N1	01-MAR-2003 20:36:01	Dark	45.000	38	20Eps Sgr	1.8360	11000.	90	5235	No
441	GOM_NL__2PRFIN20030301_203951_000000442014_00171_05235_5413.N1	01-MAR-2003 20:39:51	Dark	43.500	40	The Sco	1.8590	7100.0	87	5235	No
442	GOM_NL__2PRFIN20030301_204143_000000702014_00171_05235_5414.N1	01-MAR-2003 20:41:43	Dark	70.000	16	21Alp Sco	1.0200	3000.0	140	5235	No
443	GOM_NL__2PRFIN20030301_204634_000000402014_00172_05236_5379.N1	01-MAR-2003 20:46:34	Dark	40.000	134	Bet TrA	2.8100	6600.0	80	5236	No
444	GOM_NL__2PRFIN20030301_204751_000000382014_00172_05236_5380.N1	01-MAR-2003 20:47:51	Dark	38.000	145	Gam TrA	2.8720	10600.	76	5236	No
445	GOM_NL__2PRFIN20030301_204909_000000452014_00172_05236_5381.N1	01-MAR-2003 20:49:09	Dark	45.000	4	Alp1Cen	-0.010000	5800.0	90	5236	No
446	GOM_NL__2PRFIN20030301_205029_000000422014_00172_05236_5382.N1	01-MAR-2003 20:50:29	Dark	41.500	10	Bet Cen	0.61000	28000.	83	5236	No
447	GOM_NL__2PRFIN20030301_205302_000000492014_00172_05236_5383.N1	01-MAR-2003 20:53:02	Dark	49.000	12	Alp1Cru	0.77500	30000.	98	5236	No
448	GOM_NL__2PRFIN20030301_205530_000000462014_00172_05236_5384.N1	01-MAR-2003 20:55:30	Dark	46.000	64	Gam Cen	2.2000	10600.	92	5236	No
449	GOM_NL__2PRFIN20030301_205712_000000422014_00172_05236_5385.N1	01-MAR-2003 20:57:12	Straylight	41.500	71	lot Car	2.2460	7700.0	83	5236	No
450	GOM_NL__2PRFIN20030301_205842_000000422014_00172_05236_5386.N1	01-MAR-2003 20:58:42	Straylight	42.000	46	Del Vel	1.9540	10600.	84	5236	No
451	GOM_NL__2PRFIN20030301_210137_000000422014_00172_05236_5387.N1	01-MAR-2003 21:01:37	Straylight	42.000	65	Lam Vel	2.2040	4400.0	84	5236	No
452	GOM_NL__2PRFIN20030301_210503_000000612014_00172_05236_5388.N1	01-MAR-2003 21:05:03	Straylight	61.000	171	2Eps Crv	3.0010	4250.0	122	5236	No
453	GOM_NL__2PRFIN20030301_210711_000000682014_00172_05236_5389.N1	01-MAR-2003 21:07:11	Straylight	68.000	100	4Gam Crv	2.5800	13100.	136	5236	No
454	GOM_NL__2PRFIN20030301_211107_000000442014_00172_05236_5390.N1	01-MAR-2003 21:11:07	Twilight	43.500	48	30Alp Hya	1.9770	4100.0	87	5236	No
455	GOM_NL__2PRFIN20030301_211716_000000432014_00172_05236_5391.N1	01-MAR-2003 21:17:16	Bright	42.500	22	32Alp Leo	1.3600	15200.	85	5236	No

456	GOM_NL__2PRFIN20030301_211952_000000442014_00172_05236_5392.N1	01-MAR-2003 21:19:52	Bright	44.000	51	41Gam1Leo	2.0100	4500.0	88	5236	No
457	GOM_NL__2PRFIN20030301_212219_000000382014_00172_05236_5393.N1	01-MAR-2003 21:22:19	Bright	38.000	17	78Bet Gem	1.1610	4500.0	76	5236	No
458	GOM_NL__2PRFIN20030301_212333_000000382014_00172_05236_5394.N1	01-MAR-2003 21:23:33	Bright	37.500	24	66Alp Gem	1.5800	10200.	75	5236	No
459	GOM_NL__2PRFIN20030301_212847_000000462014_00172_05236_5395.N1	01-MAR-2003 21:28:47	Bright	45.500	174	52Psi UMa	3.0040	4400.0	91	5236	No
460	GOM_NL__2PRFIN20030301_213132_000000412014_00172_05236_5396.N1	01-MAR-2003 21:31:32	Bright	40.500	82	48Bet UMa	2.3650	10600.	81	5236	No
461	GOM_NL__2PRFIN20030301_213252_000000412014_00172_05236_5397.N1	01-MAR-2003 21:32:52	Bright	41.000	36	50Alp UMa	1.8000	6300.0	82	5236	No
462	GOM_NL__2PRFIN20030301_213604_000000462014_00172_05236_5398.N1	01-MAR-2003 21:36:04	Bright	46.000	32	77Eps UMa	1.7630	11000.	92	5236	No
463	GOM_NL__2PRFIN20030301_213906_000000342014_00172_05236_5399.N1	01-MAR-2003 21:39:06	Bright	34.000	49	1Alp UMi	1.9900	6300.0	68	5236	No
464	GOM_NL__2PRFIN20030301_214444_000000442014_00172_05236_5400.N1	01-MAR-2003 21:44:44	Bright	43.500	119	14Eta Dra	2.7270	4700.0	87	5236	No
465	GOM_NL__2PRFIN20030301_214637_000000362014_00172_05236_5401.N1	01-MAR-2003 21:46:37	Bright	35.500	89	5Alp Cep	2.4510	8000.0	71	5236	No
466	GOM_NL__2PRFIN20030301_214908_000000482014_00172_05236_5402.N1	01-MAR-2003 21:49:08	Bright	47.500	130	23Bet Dra	2.7990	5800.0	95	5236	No
467	GOM_NL__2PRFIN20030301_215143_000000332014_00172_05236_5403.N1	01-MAR-2003 21:51:43	Bright	33.000	19	50Alp Cyg	1.2460	10500.	66	5236	No
468	GOM_NL__2PRFIN20030301_215316_000000342014_00172_05236_5404.N1	01-MAR-2003 21:53:16	Bright	34.000	66	37Gam Cyg	2.2080	5900.0	68	5236	No
469	GOM_NL__2PRFIN20030301_215449_000000332014_00172_05236_5405.N1	01-MAR-2003 21:54:49	Bright	33.000	92	53Eps Cyg	2.5000	4500.0	66	5236	No
470	GOM_NL__2PRFIN20030301_215748_000000842014_00172_05236_5406.N1	01-MAR-2003 21:57:48	Bright	84.000	133	40Zet Her	2.8070	6000.0	168	5236	No
471	GOM_NL__2PRFIN20030301_220152_000000392014_00172_05236_5407.N1	01-MAR-2003 22:01:52	Bright	39.000	168	17Zet Aql	2.9860	11000.	78	5236	No
472	GOM_NL__2PRFIN20030301_220515_000000652014_00172_05236_5408.N1	01-MAR-2003 22:05:15	Twilight	65.000	59	55Alp Oph	2.0800	8900.0	130	5236	No
473	GOM_NL__2PRFIN20030301_220748_000000672014_00172_05236_5409.N1	01-MAR-2003 22:07:48	Straylight	66.500	126	60Bet Oph	2.7700	4250.0	133	5236	No
474	GOM_NL__2PRFIN20030301_221141_000000432014_00172_05236_5410.N1	01-MAR-2003 22:11:41	Dark	42.500	155	41Pi Sgr	2.9000	6600.0	85	5236	No
475	GOM_NL__2PRFIN20030301_221331_000000422014_00172_05236_5411.N1	01-MAR-2003 22:13:31	Dark	42.000	57	34Sig Sgr	2.0660	26000.	84	5236	No
476	GOM_NL__2PRFIN20030301_221637_000000462014_00172_05236_5412.N1	01-MAR-2003 22:16:37	Dark	45.500	38	20Eps Sgr	1.8360	11000.	91	5236	No
477	GOM_NL__2PRFIN20030301_222027_000000522014_00172_05236_5413.N1	01-MAR-2003 22:20:27	Dark	52.000	40	The Sco	1.8590	7100.0	104	5236	No
478	GOM_NL__2PRFIN20030301_222221_000000682014_00172_05236_5414.N1	01-MAR-2003 22:22:21	Dark	68.000	16	21Alp Sco	1.0200	3000.0	136	5236	No
479	GOM_NL__2PRFIN20030301_222710_000000402014_00173_05237_5379.N1	01-MAR-2003 22:27:10	Dark	39.500	134	Bet TrA	2.8100	6600.0	79	5237	No
480	GOM_NL__2PRFIN20030301_222827_000000362014_00173_05237_5380.N1	01-MAR-2003 22:28:27	Dark	36.000	145	Gam TrA	2.8720	10600.	72	5237	No
481	GOM_NL__2PRFIN20030301_222946_000000452014_00173_05237_5381.N1	01-MAR-2003 22:29:46	Dark	44.500	4	Alp1Cen	-0.010000	5800.0	89	5237	No
482	GOM_NL__2PRFIN20030301_223105_000000452014_00173_05237_5382.N1	01-MAR-2003 22:31:05	Dark	45.000	10	Bet Cen	0.61000	28000.	90	5237	No
483	GOM_NL__2PRFIN20030301_223339_000000492014_00173_05237_5383.N1	01-MAR-2003 22:33:39	Dark	48.500	12	Alp1Cru	0.77500	30000.	97	5237	No
484	GOM_NL__2PRFIN20030301_223606_000000492014_00173_05237_5384.N1	01-MAR-2003 22:36:06	Dark	49.000	64	Gam Cen	2.2000	10600.	98	5237	No
485	GOM_NL__2PRFIN20030301_223748_000000412014_00173_05237_5385.N1	01-MAR-2003 22:37:48	Straylight	41.000	71	lot Car	2.2460	7700.0	82	5237	No
486	GOM_NL__2PRFIN20030301_223918_000000392014_00173_05237_5386.N1	01-MAR-2003 22:39:18	Straylight	39.000	46	Del Vel	1.9540	10600.	78	5237	No
487	GOM_NL__2PRFIN20030301_224213_000000422014_00173_05237_5387.N1	01-MAR-2003 22:42:13	Straylight	42.000	65	Lam Vel	2.2040	4400.0	84	5237	No
488	GOM_NL__2PRFIN20030301_224539_000000632014_00173_05237_5388.N1	01-MAR-2003 22:45:39	Straylight	62.500	171	2Eps Crv	3.0010	4250.0	125	5237	No
489	GOM_NL__2PRFIN20030301_224747_000000662014_00173_05237_5389.N1	01-MAR-2003 22:47:47	Straylight	66.000	100	4Gam Crv	2.5800	13100.	132	5237	No
490	GOM_NL__2PRFIN20030301_225143_000000462014_00173_05237_5390.N1	01-MAR-2003 22:51:43	Twilight	46.000	48	30Alp Hya	1.9770	4100.0	92	5237	No
491	GOM_NL__2PRFIN20030301_225752_000000432014_00173_05237_5391.N1	01-MAR-2003 22:57:52	Bright	42.500	22	32Alp Leo	1.3600	15200.	85	5237	No
492	GOM_NL__2PRFIN20030301_230028_000000442014_00173_05237_5392.N1	01-MAR-2003 23:00:28	Bright	44.000	51	41Gam1Leo	2.0100	4500.0	88	5237	No
493	GOM_NL__2PRFIN20030301_230255_000000382014_00173_05237_5393.N1	01-MAR-2003 23:02:55	Bright	38.000	17	78Bet Gem	1.1610	4500.0	76	5237	No
494	GOM_NL__2PRFIN20030301_230409_000000392014_00173_05237_5394.N1	01-MAR-2003 23:04:09	Bright	38.500	24	66Alp Gem	1.5800	10200.	77	5237	No
495	GOM_NL__2PRFIN20030301_230921_000000442014_00173_05237_5395.N1	01-MAR-2003 23:09:21	Bright	44.000	174	52Psi UMa	3.0040	4400.0	88	5237	No
496	GOM_NL__2PRFIN20030301_231207_000000412014_00173_05237_5396.N1	01-MAR-2003 23:12:07	Bright	40.500	82	48Bet UMa	2.3650	10600.	81	5237	No
497	GOM_NL__2PRFIN20030301_231328_000000412014_00173_05237_5397.N1	01-MAR-2003 23:13:28	Bright	40.500	36	50Alp UMa	1.8000	6300.0	81	5237	No
498	GOM_NL__2PRFIN20030301_231639_000000462014_00173_05237_5398.N1	01-MAR-2003 23:16:39	Bright	46.000	32	77Eps UMa	1.7630	11000.	92	5237	No
499	GOM_NL__2PRFIN20030301_231942_000000332014_00173_05237_5399.N1	01-MAR-2003 23:19:42	Bright	33.000	49	1Alp UMi	1.9900	6300.0	66	5237	No
500	GOM_NL__2PRFIN20030301_232519_000000472014_00173_05237_5400.N1	01-MAR-2003 23:25:19	Bright	46.500	119	14Eta Dra	2.7270	4700.0	93	5237	No
501	GOM_NL__2PRFIN20030301_232713_000000352014_00173_05237_5401.N1	01-MAR-2003 23:27:13	Bright	34.500	89	5Alp Cep	2.4510	8000.0	69	5237	No
502	GOM_NL__2PRFIN20030301_232944_000000472014_00173_05237_5402.N1	01-MAR-2003 23:29:44	Bright	46.500	130	23Bet Dra	2.7990	5800.0	93	5237	No
503	GOM_NL__2PRFIN20030301_233218_000000362014_00173_05237_5403.N1	01-MAR-2003 23:32:18	Bright	36.000	19	50Alp Cyg	1.2460	10500.	72	5237	No
504	GOM_NL__2PRFIN20030301_233352_000000372014_00173_05237_5404.N1	01-MAR-2003 23:33:52	Bright	36.500	66	37Gam Cyg	2.2080	5900.0	73	5237	No
505	GOM_NL__2PRFIN20030301_233525_000000352014_00173_05237_5405.N1	01-MAR-2003 23:35:25	Bright	34.500	92	53Eps Cyg	2.5000	4500.0	69	5237	No
506	GOM_NL__2PRFIN20030301_233824_000000852014_00173_05237_5406.N1	01-MAR-2003 23:38:24	Bright	84.500	133	40Zet Her	2.8070	6000.0	169	5237	No
507	GOM_NL__2PRFIN20030301_234228_000000412014_00173_05237_5407.N1	01-MAR-2003 23:42:28	Bright	40.500	168	17Zet Aql	2.9860	11000.	81	5237	No
508	GOM_NL__2PRFIN20030301_234552_000000682014_00173_05237_5408.N1	01-MAR-2003 23:45:52	Twilight	67.500	59	55Alp Oph	2.0800	8900.0	135	5237	No
509	GOM_NL__2PRFIN20030301_234825_000000642014_00173_05237_5409.N1	01-MAR-2003 23:48:25	Straylight	63.500	126	60Bet Oph	2.7700	4250.0	127	5237	No
510	GOM_NL__2PRFIN20030301_235217_000000432014_00173_05237_5410.N1	01-MAR-2003 23:52:17	Dark	42.500	155	41Pi Sgr	2.9000	6600.0	85	5237	No
511	GOM_NL__2PRFIN20030301_235407_000000402014_00173_05237_5411.N1	01-MAR-2003 23:54:07	Dark	40.000	57	34Sig Sgr	2.0660	26000.	80	5237	No
512	GOM_NL__2PRFIN20030301_235714_000000452014_00173_05237_5412.N1	01-MAR-2003 23:57:14	Dark	44.500	38	20Eps Sgr	1.8360	11000.	89	5237	No

3. Quality information per product

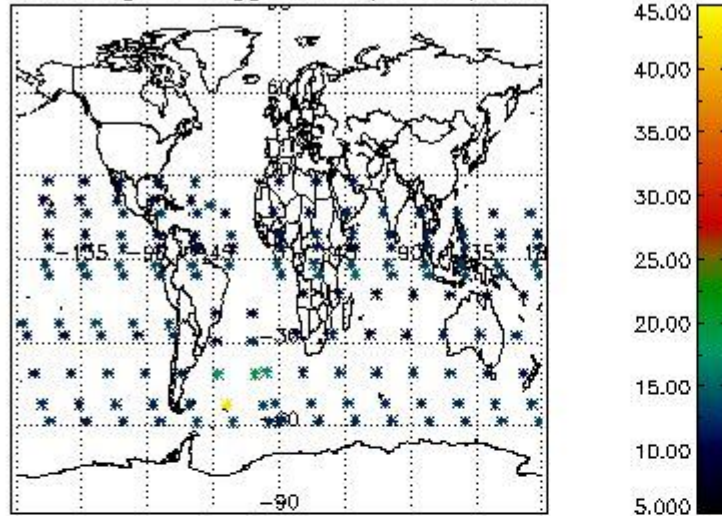
In this section it is plotted some information contained in the Quality Summary data set of the level 2 products. Only products in dark limb conditions and without errors (error flag in the MPH set to "0") are used.

3.1 Plot quality information per product (time dependant)

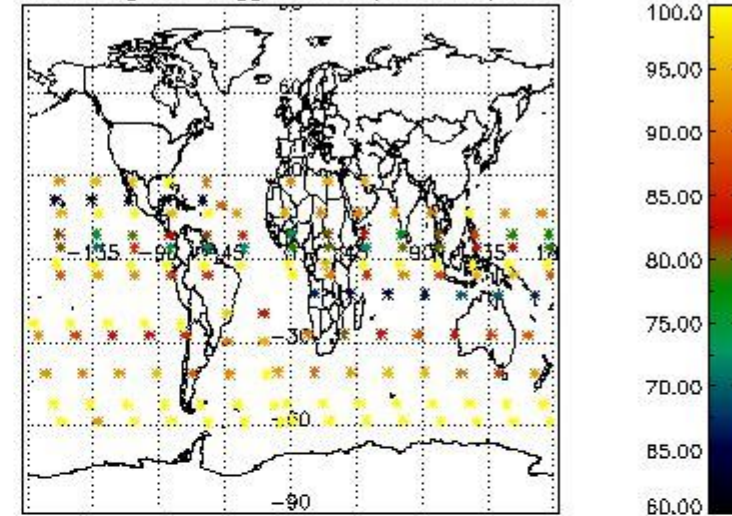


3.2 Plot quality information per product (world map)

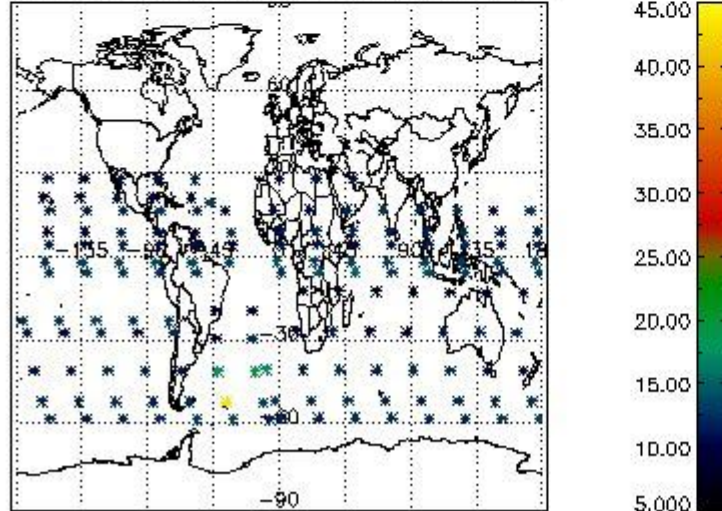
Percentage of flagged data per O3 profile



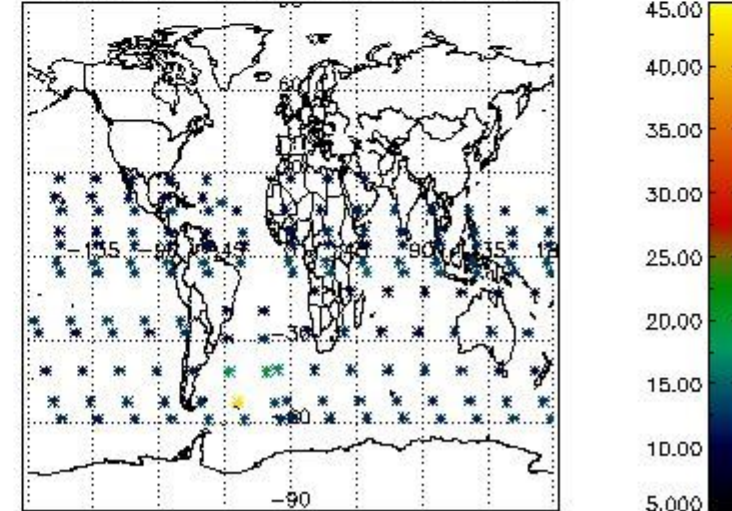
Percentage of flagged data per H2O profile



Percentage of flagged data per NO2 profile



Percentage of flagged data per NO3 profile

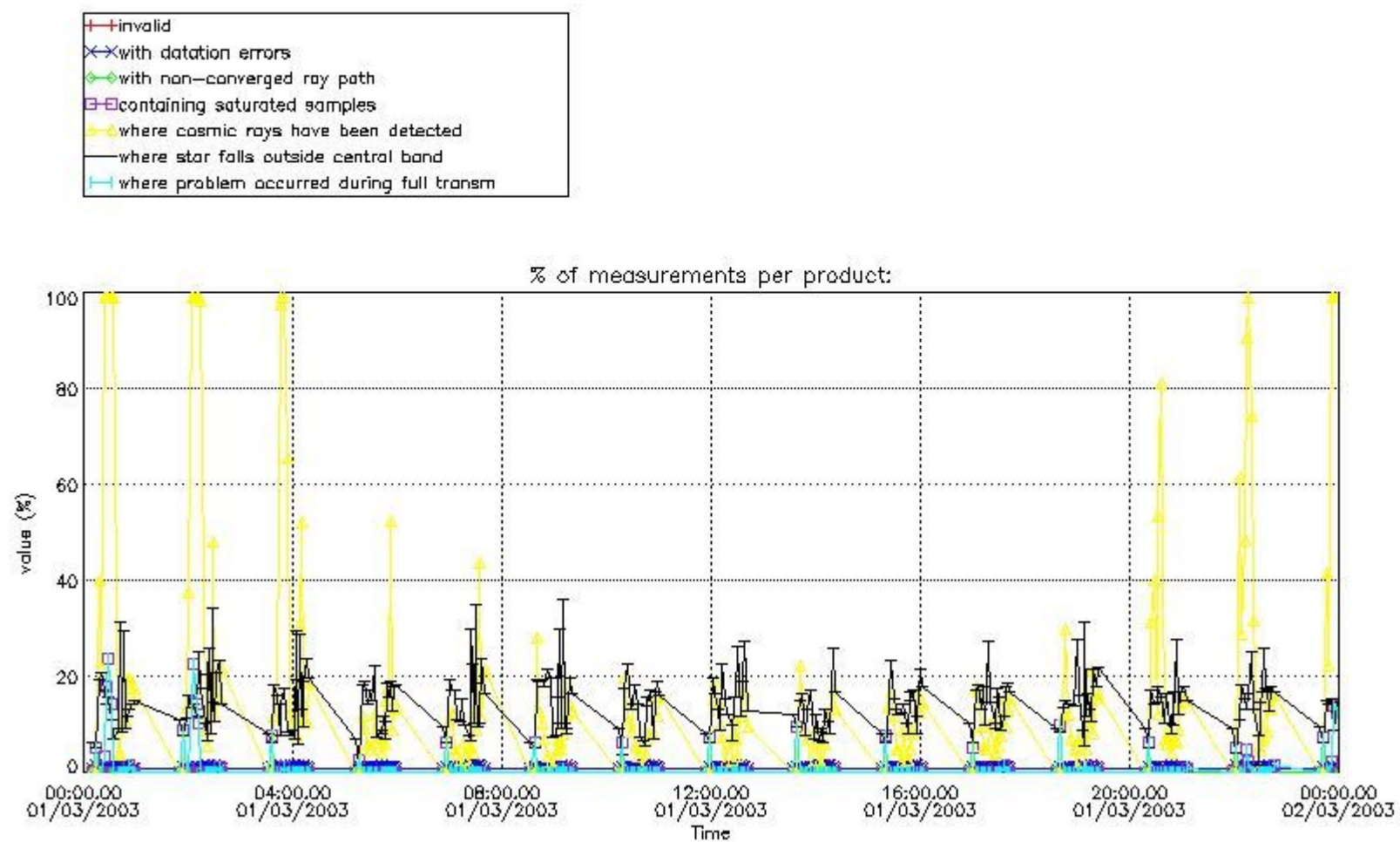


4. Level 1 quality information per product

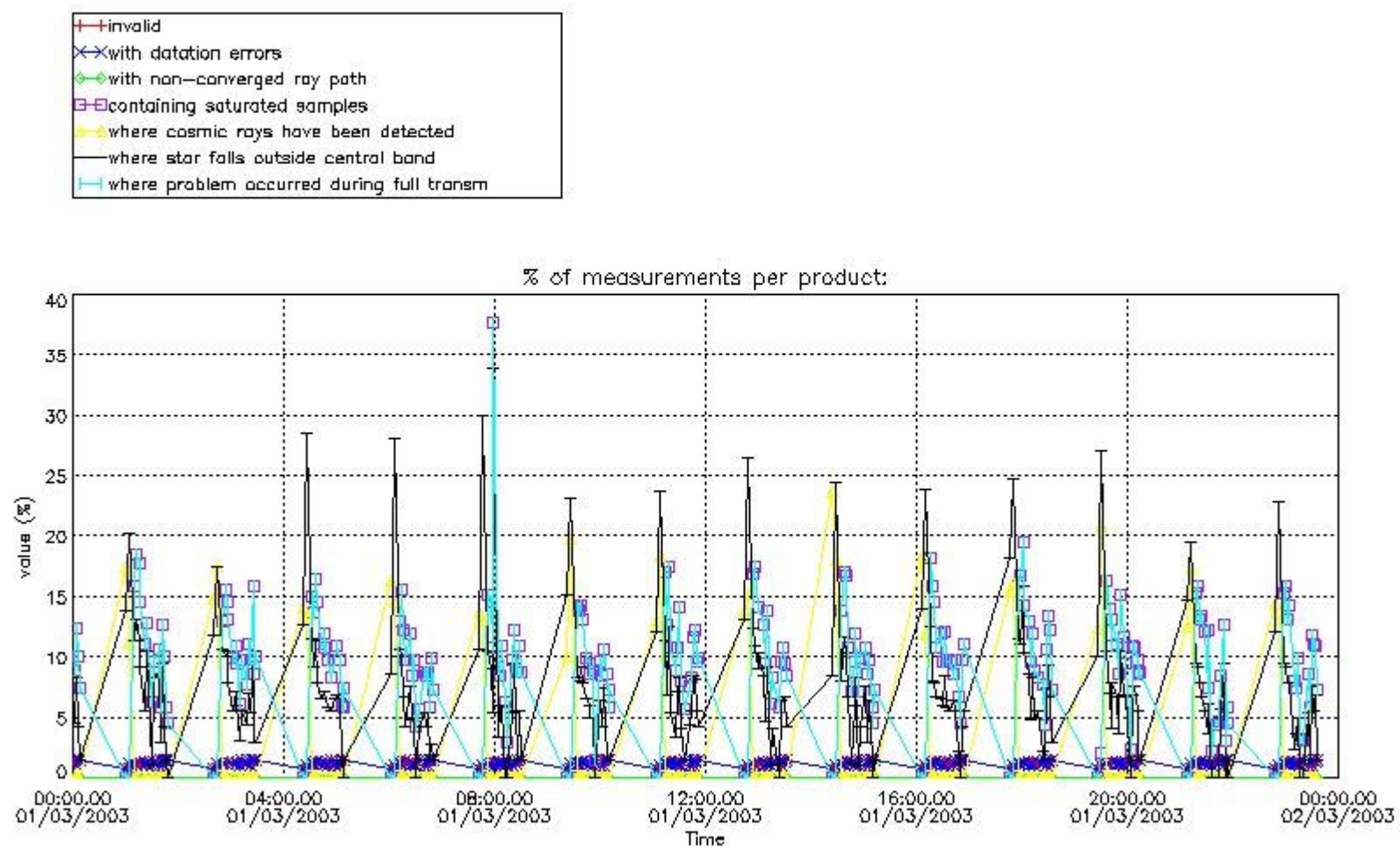
In this section it is plotted some information contained in the Quality Summary data set of the level 2 products that comes from the level 1b processing. Products without errors (error flag in the MPH set to "0") are used.

4.1 Plot quality information per product (time dependant) coming from level 1b processing

4.1.1 Plot level 1 quality information per product (time dependant): ENVISAT ASCENDING passes



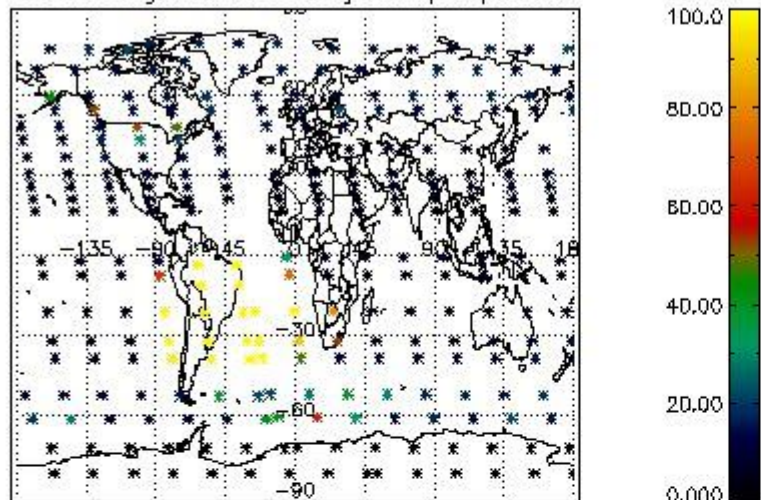
4.1.2 Plot level 1 quality information per product (time dependant): ENVI SAT DESCENDING passes



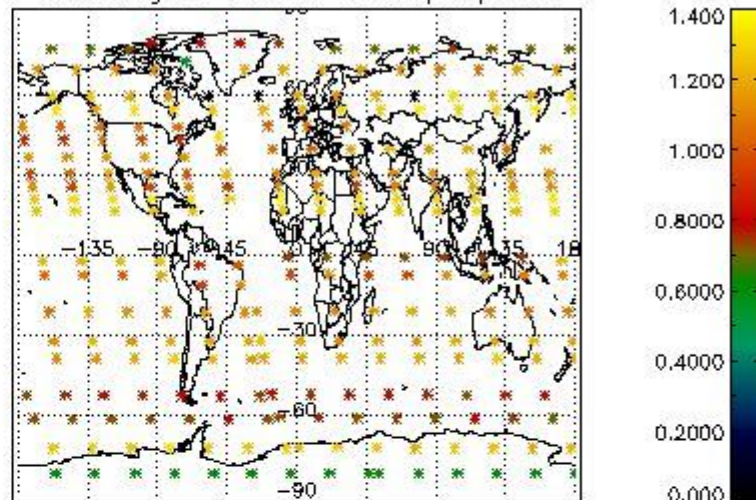
4.2 Plot quality information per product coming from level 1b processing (world map)

4.2.1 Plot level 1 quality information per product (world map): ENVISAT ASCENDING passes

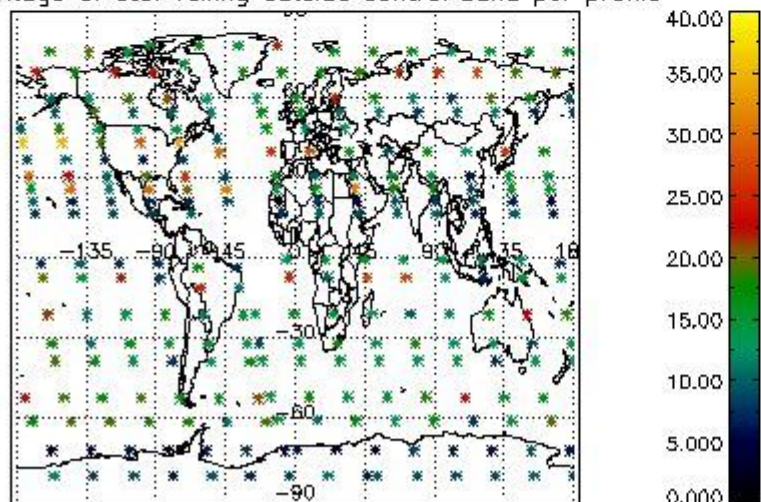
Percentage of cosmic ray hits per profile



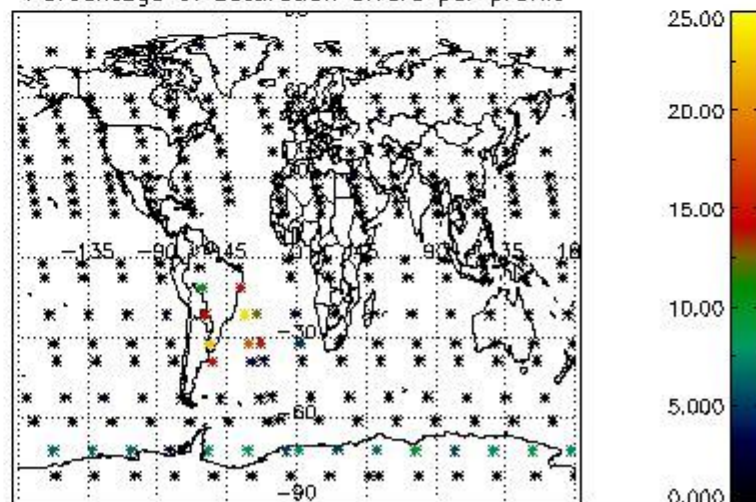
Percentage of datation errors per profile



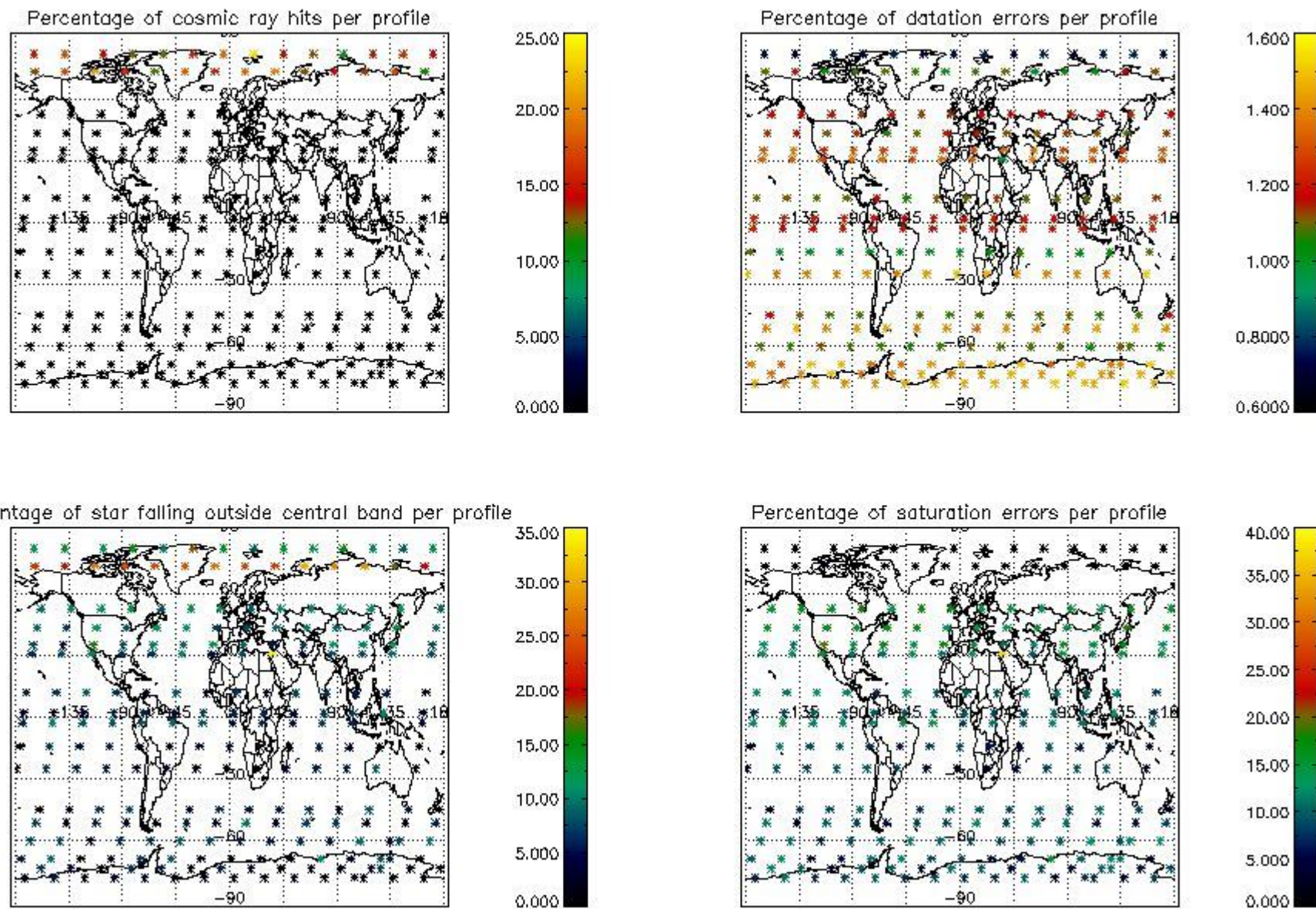
Percentage of star falling outside central band per profile



Percentage of saturation errors per profile



4.2.2 Plot level 1 quality information per product (world map): ENVISAT DESCENDING passes



5. Trace gas profiles

5.1 Ozone statistics based on quality of products

The final quality of the products can be "measured" using the STD (Standard Deviation) attached to every point profile. This information is written to the parameter GOM_NL__2P/NL_LOCAL_SPECIES_DENSITY/o3_std of the level 2 products. The table below shows the statistics for given STD ranges.

The statistics are given with respect to the overall valid production:

- Products without fatal errors: GOM_NL__2P/MPH/PRODUCT_ERR=0
- Valid point profile: GOM_NL__2P/NL_LOCAL_SPECIES_DENSITY/pcd(0)=0

The 'Criteria' is applied to valid points of dark limb products:

- Products in dark limb illumination condition: GOM_NL__2P/NL_SUMMARY_QUALITY/obs_ill_cond=0
- Products without fatal errors: GOM_NL__2P/MPH/PRODUCT_ERR=0
- Valid point profile: GOM_NL__2P/NL_LOCAL_SPECIES_DENSITY/pcd(0)=0

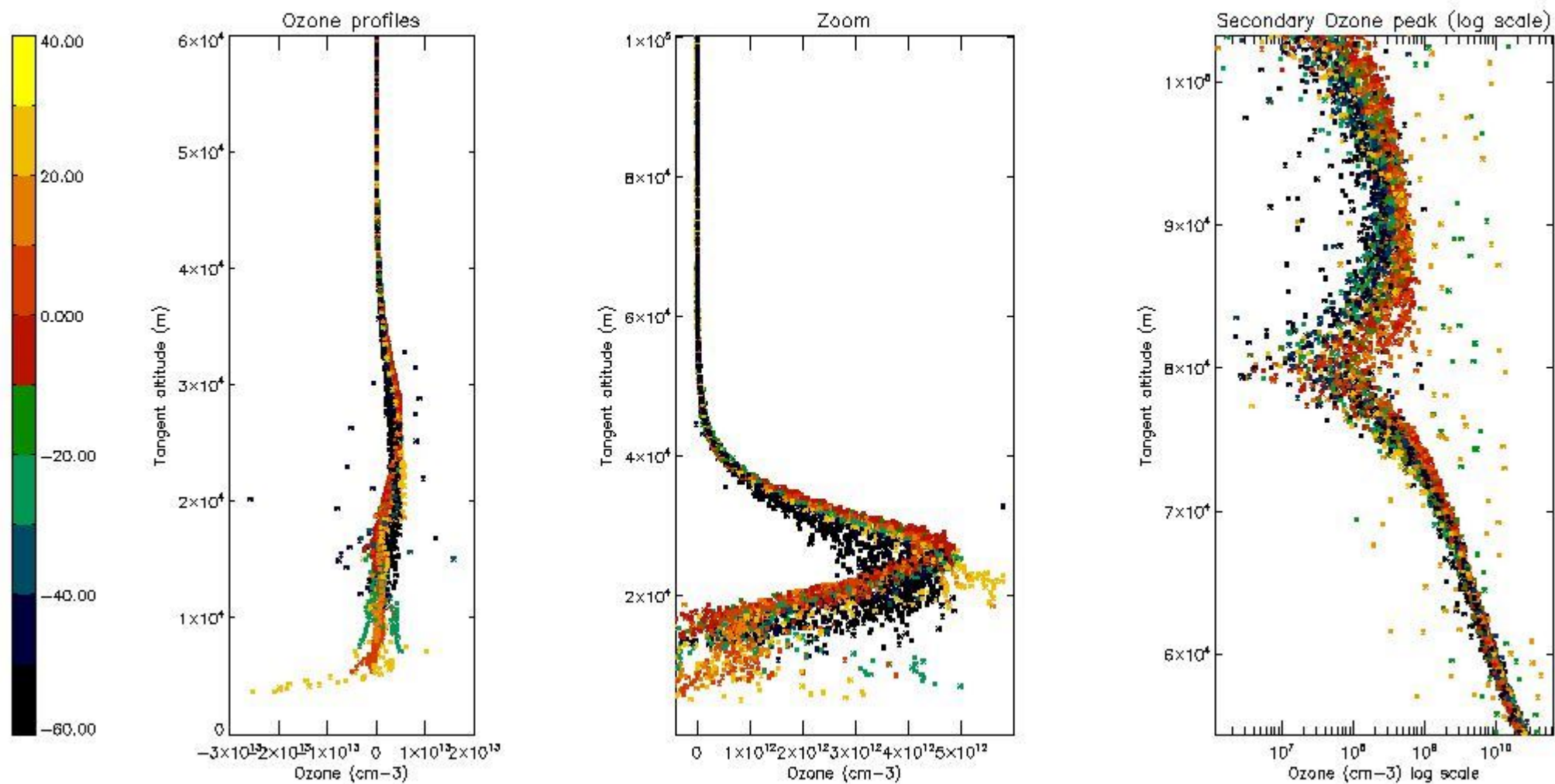
So, the table below shows the percentage of dark limb and valid observations for each criteria with respect to the overall valid daily observations.

Criteria	% of total production
All STD	30
STD < 20	19

STD < 10	16
STD < 5	11

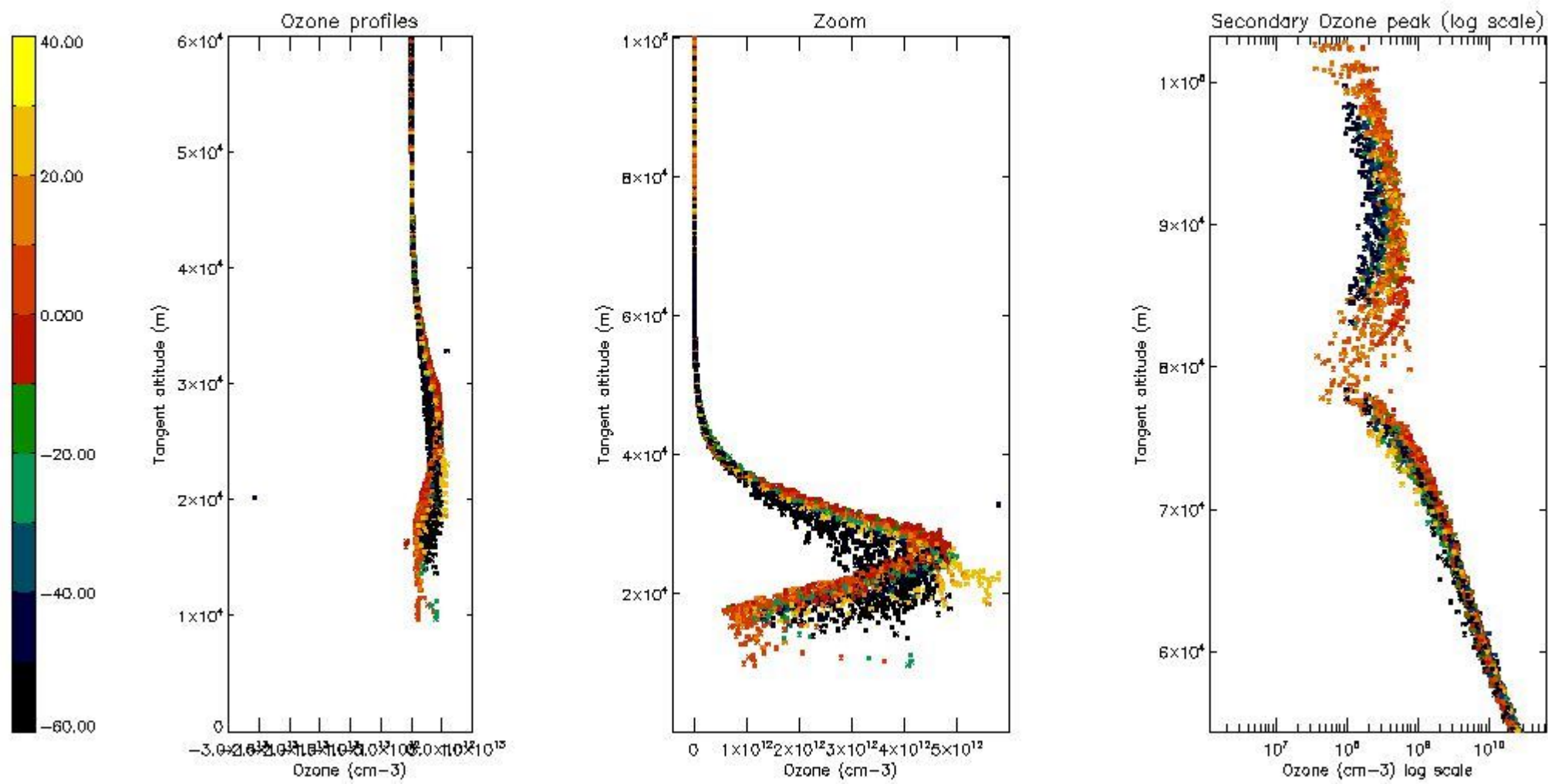
5.2 Plot ozone profiles for all STD (dark without errors)

The colorbar represents the latitude.



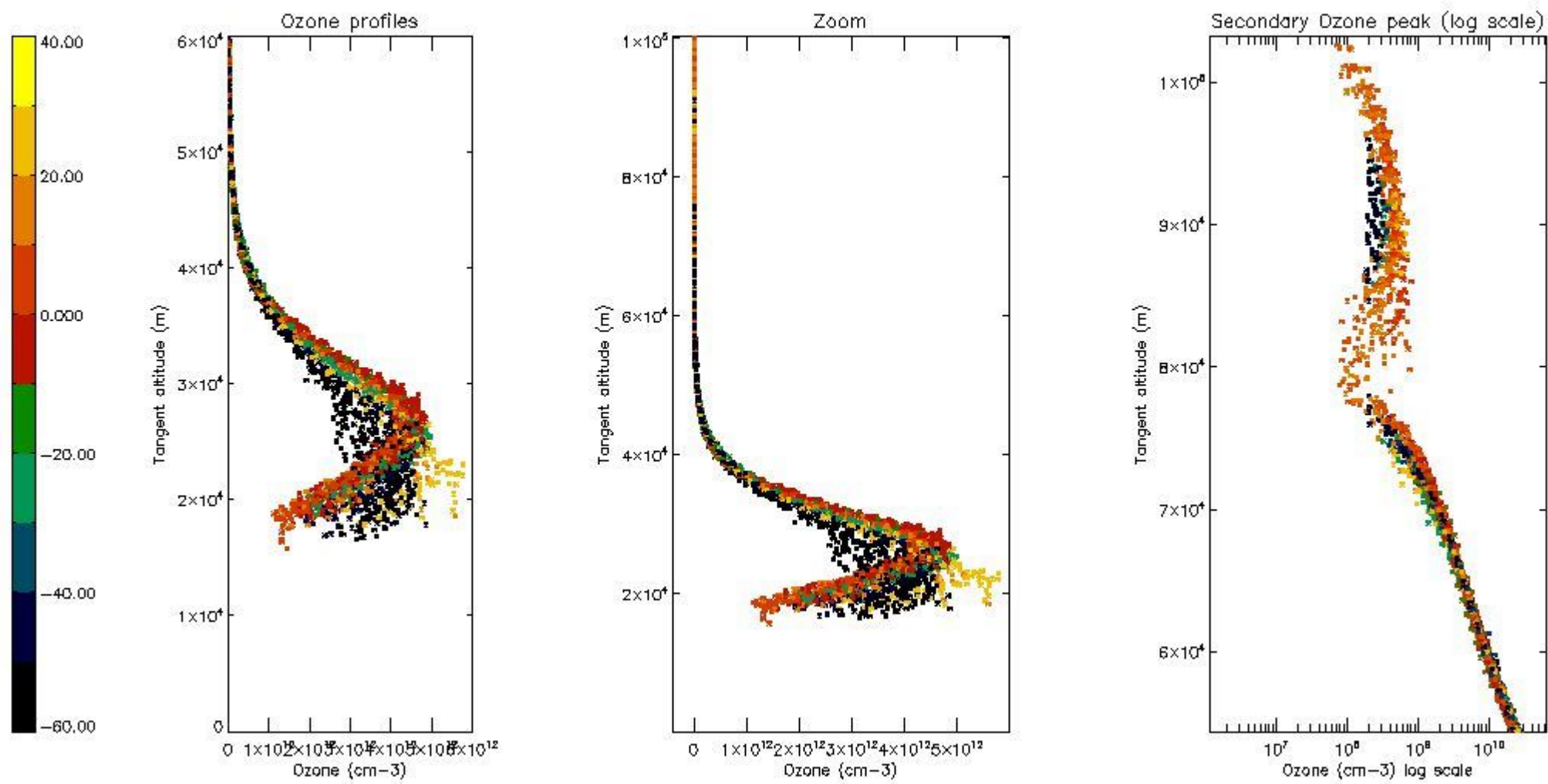
5.3 Plot ozone profiles where STD < 20% (dark without errors)

The colorbar represents the latitude.



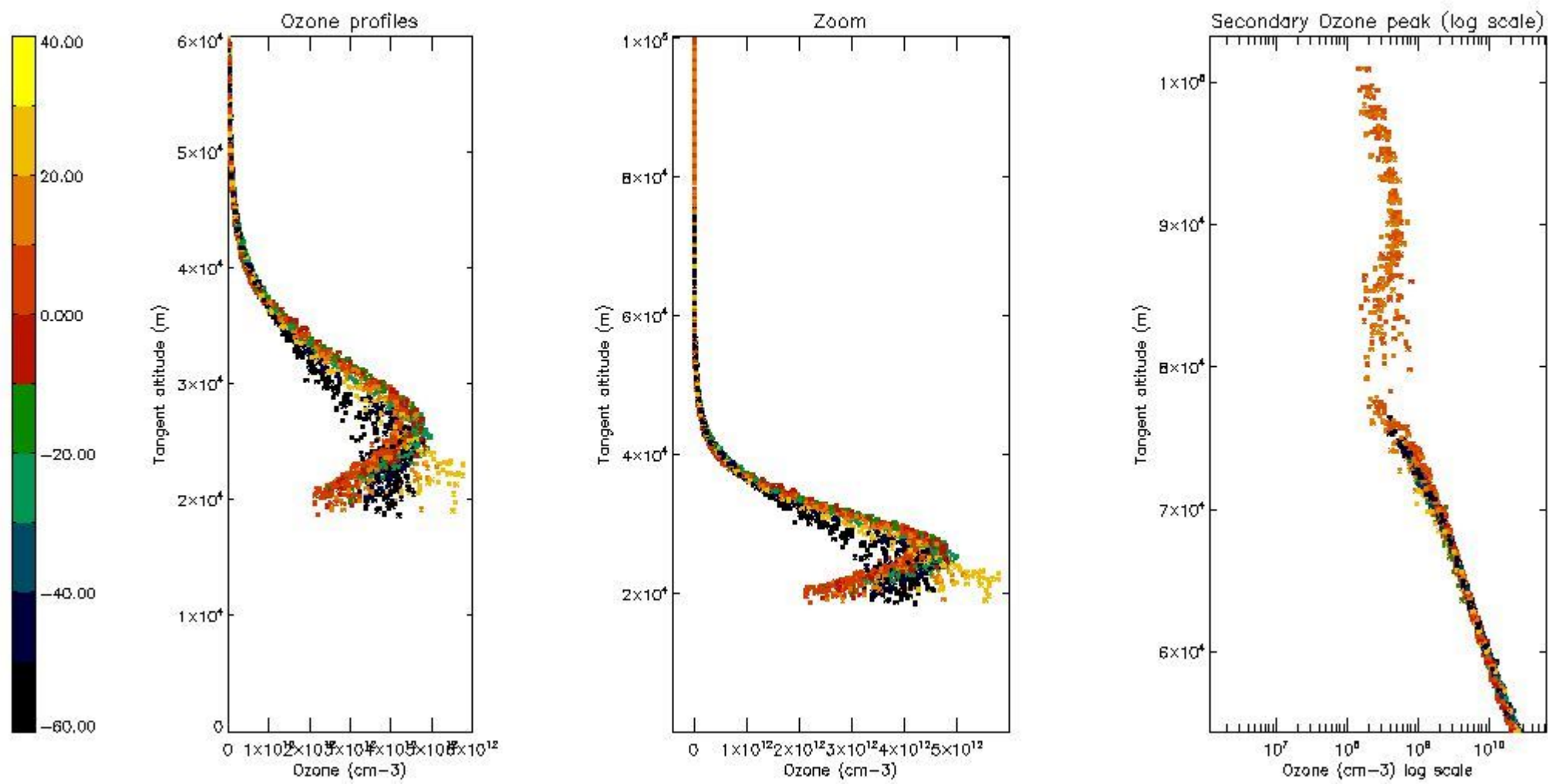
5.4 Plot ozone profiles where STD < 10% (dark without errors)

The colorbar represents the latitude.



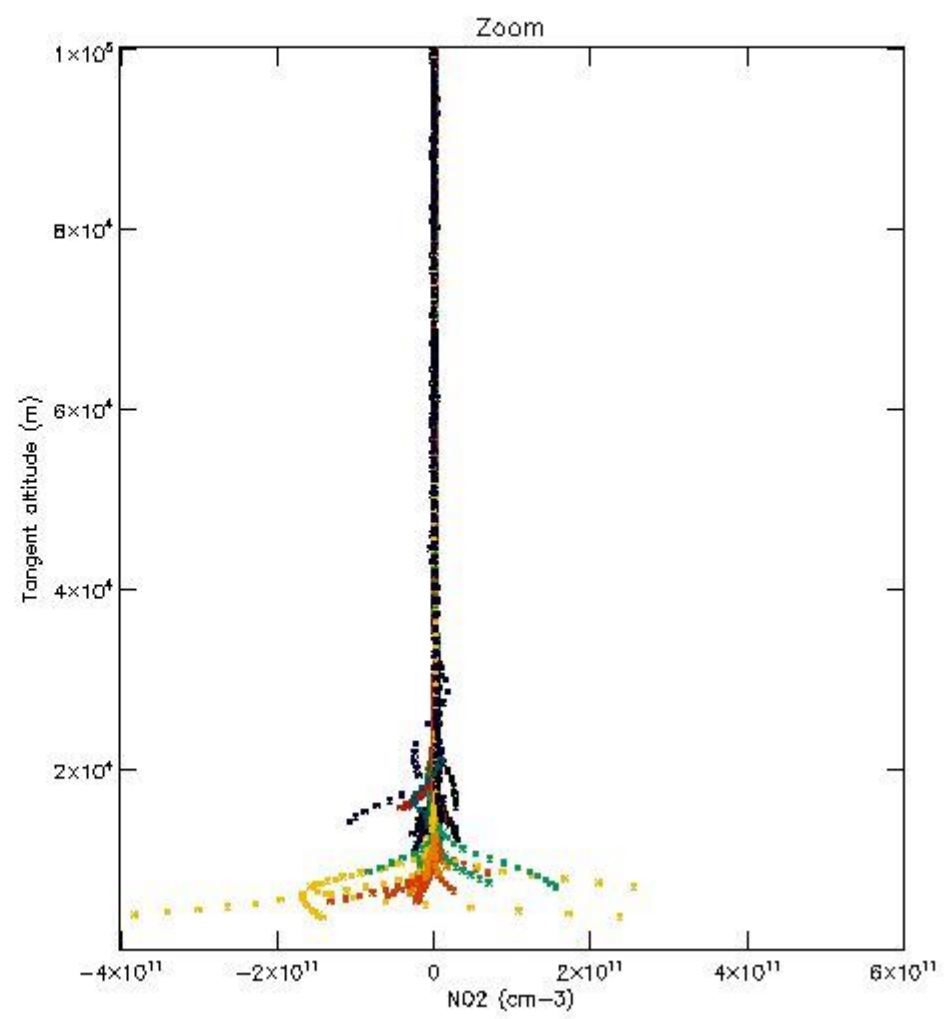
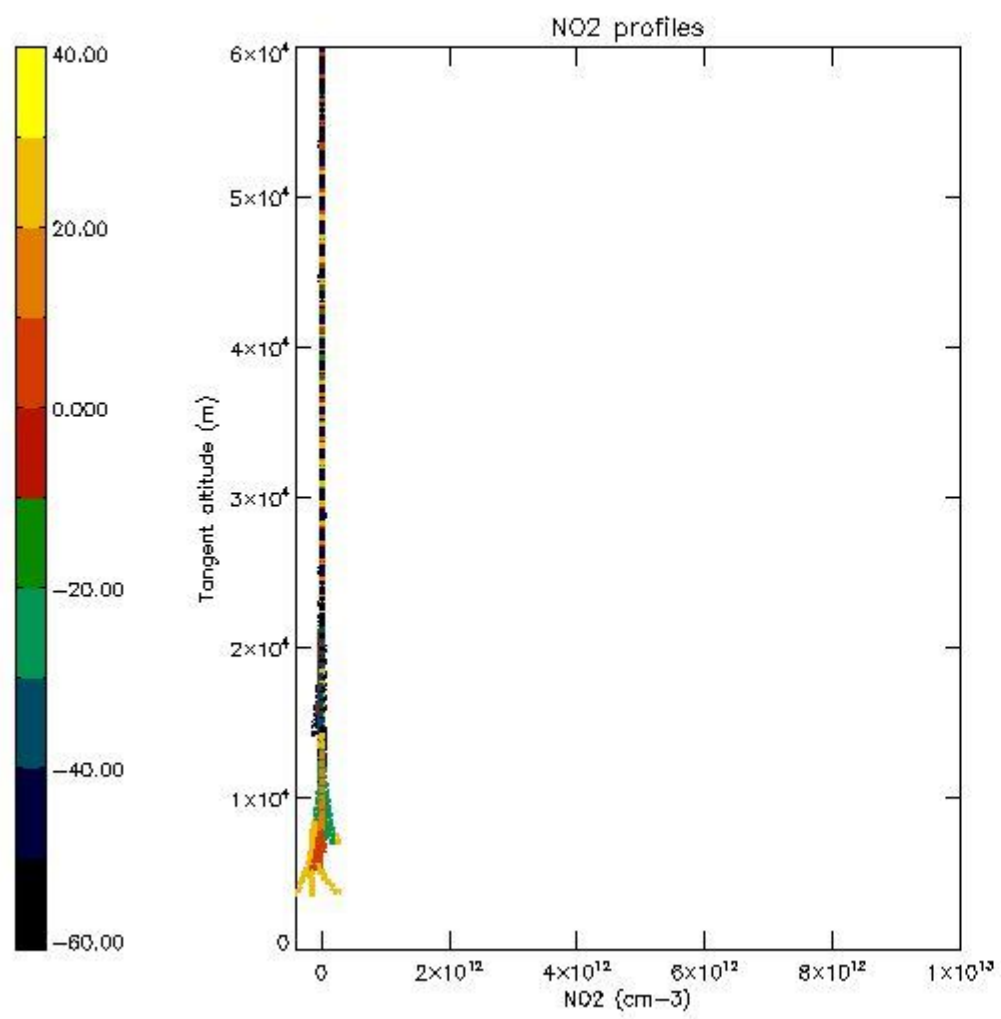
5.5 Plot ozone profiles where STD < 5% (dark without errors)

The colorbar represents the latitude.



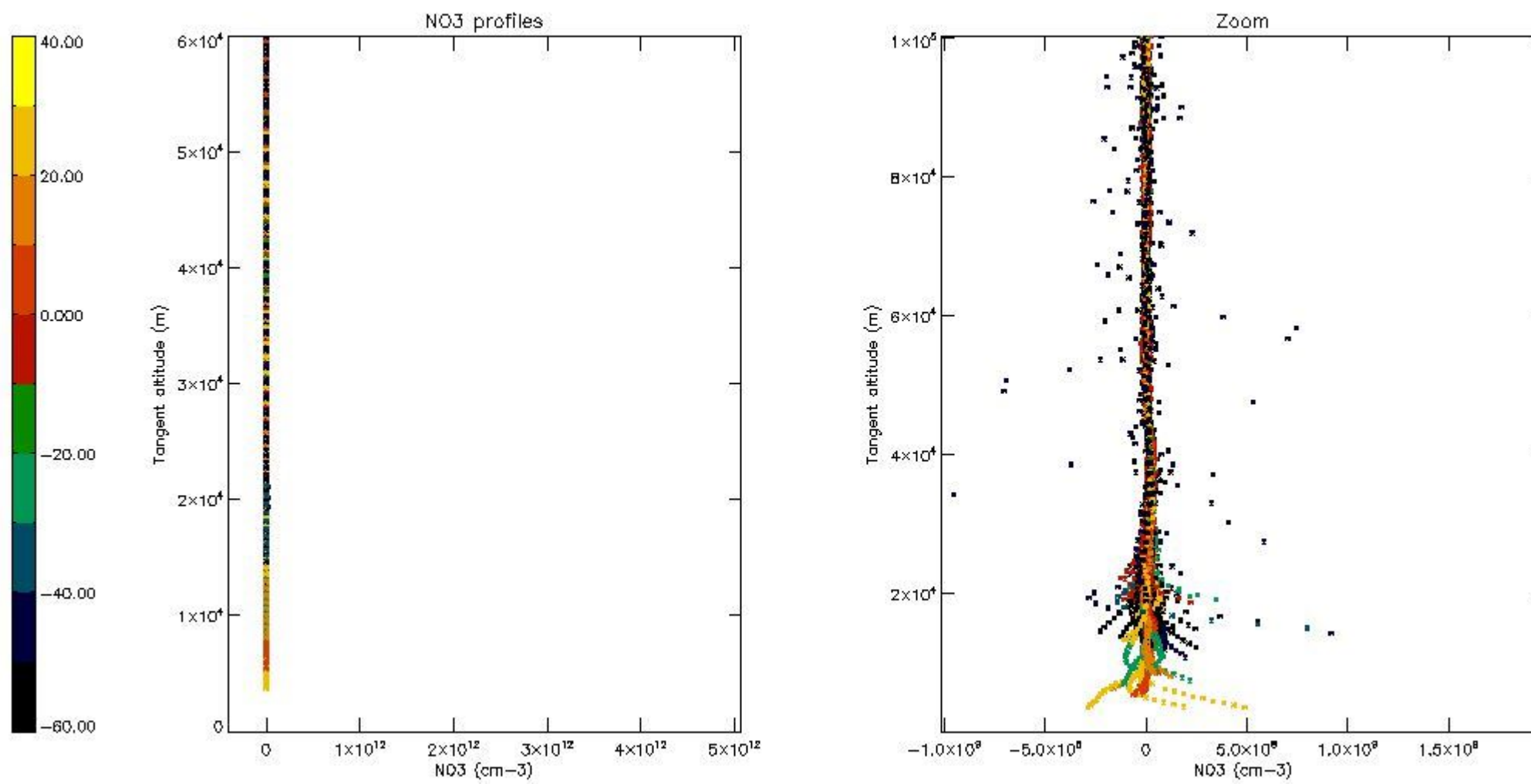
5.6 Plot NO₂ profiles for all STD (dark without errors)

The colorbar represents the latitude.



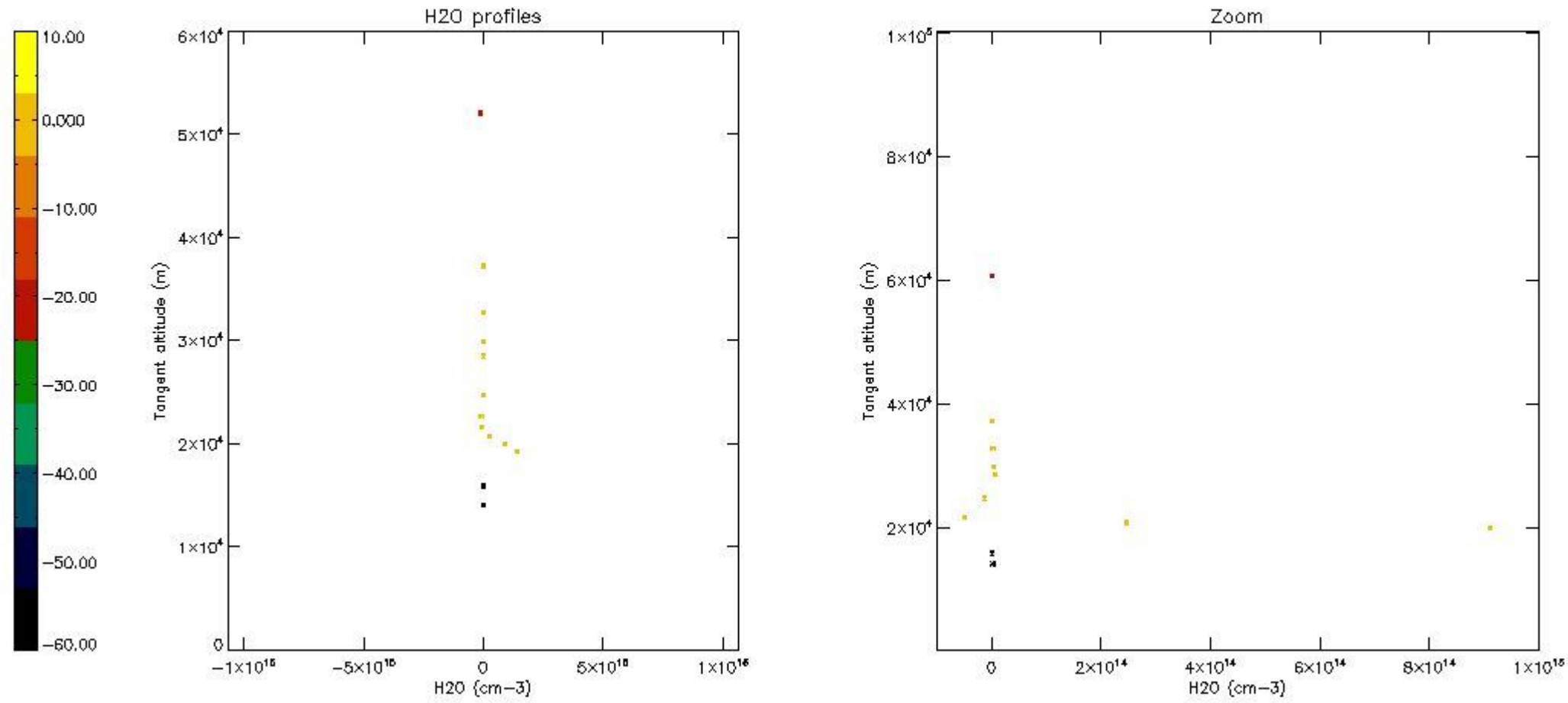
5.7 Plot NO3 profiles for all STD (dark without errors)

The colorbar represents the latitude.



5.8 Plot H2O profiles for all STD (only for occultations of stars 1,2,3,4,13,14,16,26,63 dark without errors)

The colorbar represents the latitude.



6. Auxiliary Data Files used for the production reported in section 2

The number reported in the third column indicates since which file (see list in section 2) the corresponding auxiliary file has been used. The fourth column is the date of those product files.

Type	Auxiliary Filename	Used since product	Used since product date
INST_PHYS_CHARACTERISTICS	GOM_INS_AXNIEC20050627_150440_20020301_000000_20100101_000000	1	01-MAR-2003 00:01:25
LEVEL-2_PROC_CONFIG	GOM_PR2_AXVIEC20091111_152718_20020301_000000_20500101_000000	1	01-MAR-2003 00:01:25
CROSS_SECTIONS_FILE	GOM_CRS_AXVIEC20091111_154832_20020301_000000_20500101_000000	1	01-MAR-2003 00:01:25

GOMOS Level 2 Daily Report

SUMMARY

[1. General Info](#)

[2. Summary of processed GOM_NL_2P products](#)

[3. Level 2 Quality information per product](#)

[3.1 Plot of level 2 quality information per product \(time dependant\)](#)

[3.2 Plot of level 2 quality information per product \(world map\)](#)

[4. Level 1 Quality information per product \(stored on level 2 products\)](#)

[4.1 Plot of level 1 quality information per product \(time dependant\)](#)

[4.1.1 Plot of level 1 quality information per product \(time dependant\): ASCENDING](#)

[4.1.2 Plot of level 1 quality information per product \(time dependant\): DESCENDING](#)

[4.2 Plot of level 1 quality information per product \(world map\)](#)

[4.2.1 Plot of level 1 quality information per product \(world map\): ASCENDING](#)

[4.2.2 Plot of level 1 quality information per product \(world map\): DESCENDING](#)

[5. Ozone profiles based on quality statistics and other trace gas profiles](#)

[5.1 Ozone statistics based on quality of products](#)

[5.2 Plot ozone profiles for all STD \(dark without errors\)](#)

[5.3 Plot ozone profiles where STD < 20% \(dark without errors\)](#)

[5.4. Plot ozone profiles where STD < 10% \(dark without errors\)](#)

[5.5. Plot ozone profiles where STD < 5% \(dark without errors\)](#)

[5.6 Plot NO2 profiles for all STD \(dark without errors\)](#)

[5.7 Plot NO3 profiles for all STD \(dark without errors\)](#)

[5.8 Plot H2O profiles \(only for occultations of stars 1,2,3,4,13,14,16,26,63 dark without errors\) for all STD](#)

[6. Auxiliary Data Files used for the production reported in section 2](#)

This report presents the daily analysis on parameters extracted from GOMOS level 2 data (GOM_NL__2P). It is intended to monitor some important parameters that will impact the quality of these products. A list of level 2 products (and content) that have arrived during the reporting day to the PCF is also given.

Item	Value
Time of report generation	19APR2013 10:03:21
Data source version	GOMOS/6.01
Start time of products	01-03-2003 (01MAR2003 00:00:00)
Stop time of products	02-03-2003 (02MAR2003 00:00:00)
Store outputs in DB	Yes
Nb of level 2 prods	512
Nb of prods with errors	0

2. Summary of processed GOM_NL__2P products.

Nr	Filename	UTC Start time	Limb	Duration	Star Id	Star Name	Star Mag	Star Temp	Nb Meas	Orbit	Prod. error
1	GOM_NL__2PRFIN20030301_000125_000000452014_00159_05223_5400.N1	01-MAR-2003 00:01:25	Bright	45.000	130	23Bet Dra	2.7990	5800.0	90	5223	No
2	GOM_NL__2PRFIN20030301_000354_000000372014_00159_05223_5401.N1	01-MAR-2003 00:03:54	Bright	36.500	19	50Alp Cyg	1.2460	10500.	73	5223	No
3	GOM_NL__2PRFIN20030301_000528_000000352014_00159_05223_5402.N1	01-MAR-2003 00:05:28	Bright	35.000	66	37Gam Cyg	2.2080	5900.0	70	5223	No
4	GOM_NL__2PRFIN20030301_000700_000000342014_00159_05223_5403.N1	01-MAR-2003 00:07:00	Bright	34.000	92	53Eps Cyg	2.5000	4500.0	68	5223	No
5	GOM_NL__2PRFIN20030301_000958_000000792014_00159_05223_5404.N1	01-MAR-2003 00:09:58	Bright	79.000	133	40Zet Her	2.8070	6000.0	158	5223	No
6	GOM_NL__2PRFIN20030301_001401_000000392014_00159_05223_5405.N1	01-MAR-2003 00:14:01	Bright	39.000	168	17Zet Aql	2.9860	11000.	78	5223	No
7	GOM_NL__2PRFIN20030301_001717_000000702014_00159_05223_5406.N1	01-MAR-2003 00:17:17	Twilight	70.000	59	55Alp Oph	2.0800	8900.0	140	5223	No
8	GOM_NL__2PRFIN20030301_001949_000000672014_00159_05223_5407.N1	01-MAR-2003 00:19:49	Straylight	67.000	126	60Bet Oph	2.7700	4250.0	134	5223	No
9	GOM_NL__2PRFIN20030301_002348_000000442014_00159_05223_5408.N1	01-MAR-2003 00:23:48	Dark	43.500	155	41Pi Sgr	2.9000	6600.0	87	5223	No
10	GOM_NL__2PRFIN20030301_002537_000000432014_00159_05223_5409.N1	01-MAR-2003 00:25:37	Dark	42.500	57	34Sig Sgr	2.0660	26000.	85	5223	No
11	GOM_NL__2PRFIN20030301_002843_000000452014_00159_05223_5410.N1	01-MAR-2003 00:28:43	Dark	44.500	38	20Eps Sgr	1.8360	11000.	89	5223	No
12	GOM_NL__2PRFIN20030301_003132_000000462014_00159_05223_5411.N1	01-MAR-2003 00:31:32	Dark	45.500	25	35Lam Sco	1.6200	28000.	91	5223	No
13	GOM_NL__2PRFIN20030301_003336_000000512014_00159_05223_5412.N1	01-MAR-2003 00:33:36	Dark	50.500	75	26Eps Sco	2.2910	4250.0	101	5223	No
14	GOM_NL__2PRFIN20030301_004035_000000392014_00160_05224_5379.N1	01-MAR-2003 00:40:35	Dark	39.000	145	Gam TrA	2.8720	10600.	78	5224	No
15	GOM_NL__2PRFIN20030301_004151_000000552014_00160_05224_5380.N1	01-MAR-2003 00:41:51	Dark	54.500	4	Alp1Cen	-0.010000	5800.0	109	5224	No
16	GOM_NL__2PRFIN20030301_004311_000000412014_00160_05224_5381.N1	01-MAR-2003 00:43:11	Dark	41.000	10	Bet Cen	0.61000	28000.	82	5224	No
17	GOM_NL__2PRFIN20030301_004546_000000512014_00160_05224_5382.N1	01-MAR-2003 00:45:46	Dark	51.000	12	Alp1Cru	0.77500	30000.	102	5224	No
18	GOM_NL__2PRFIN20030301_004711_000000382014_00160_05224_5383.N1	01-MAR-2003 00:47:11	Dark	38.000	29	Bet Car	1.6720	10200.	76	5224	No
19	GOM_NL__2PRFIN20030301_004959_000000392014_00160_05224_5384.N1	01-MAR-2003 00:49:59	Straylight	39.000	71	Iot Car	2.2460	7700.0	78	5224	No
20	GOM_NL__2PRFIN20030301_005130_000000392014_00160_05224_5385.N1	01-MAR-2003 00:51:30	Straylight	38.500	46	Del Vel	1.9540	10600.	77	5224	No
21	GOM_NL__2PRFIN20030301_005523_000000912014_00160_05224_5386.N1	01-MAR-2003 00:55:23	Straylight	91.000	169	46Gam Hya	2.9910	4700.0	182	5224	No
22	GOM_NL__2PRFIN20030301_005747_000000642014_00160_05224_5387.N1	01-MAR-2003 00:57:47	Straylight	63.500	171	2Eps Crv	3.0010	4250.0	127	5224	No
23	GOM_NL__2PRFIN20030301_005957_000000692014_00160_05224_5388.N1	01-MAR-2003 00:59:57	Straylight	69.000	100	4Gam Crv	2.5800	13100.	138	5224	No
24	GOM_NL__2PRFIN20030301_010354_000000452014_00160_05224_5389.N1	01-MAR-2003 01:03:54	Twilight	44.500	48	30Alp Hya	1.9770	4100.0	89	5224	No
25	GOM_NL__2PRFIN20030301_011007_000000442014_00160_05224_5390.N1	01-MAR-2003 01:10:07	Bright	44.000	22	32Alp Leo	1.3600	15200.	88	5224	No
26	GOM_NL__2PRFIN20030301_011245_000000462014_00160_05224_5391.N1	01-MAR-2003 01:12:45	Bright	46.000	51	41Gam1Leo	2.0100	4500.0	92	5224	No
27	GOM_NL__2PRFIN20030301_011505_000000402014_00160_05224_5392.N1	01-MAR-2003 01:15:05	Bright	39.500	17	78Bet Gem	1.1610	4500.0	79	5224	No
28	GOM_NL__2PRFIN20030301_011618_000000382014_00160_05224_5393.N1	01-MAR-2003 01:16:18	Bright	38.000	24	66Alp Gem	1.5800	10200.	76	5224	No
29	GOM_NL__2PRFIN20030301_012143_000000452014_00160_05224_5394.N1	01-MAR-2003 01:21:43	Bright	45.000	174	52Psi UMa	3.0040	4400.0	90	5224	No
30	GOM_NL__2PRFIN20030301_012427_000000432014_00160_05224_5395.N1	01-MAR-2003 01:24:27	Bright	43.000	82	48Bet UMa	2.3650	10600.	86	5224	No
31	GOM_NL__2PRFIN20030301_012903_000000482014_00160_05224_5396.N1	01-MAR-2003 01:29:03	Bright	48.000	32	77Eps UMa	1.7630	11000.	96	5224	No
32	GOM_NL__2PRFIN20030301_013155_000000372014_00160_05224_5397.N1	01-MAR-2003 01:31:55	Bright	36.500	49	1Alp UMi	1.9900	6300.0	73	5224	No
33	GOM_NL__2PRFIN20030301_013738_000000472014_00160_05224_5398.N1	01-MAR-2003 01:37:38	Bright	47.000	119	14Eta Dra	2.7270	4700.0	94	5224	No
34	GOM_NL__2PRFIN20030301_013924_000000352014_00160_05224_5399.N1	01-MAR-2003 01:39:24	Bright	34.500	89	5Alp Cep	2.4510	8000.0	69	5224	No
35	GOM_NL__2PRFIN20030301_014200_000000482014_00160_05224_5400.N1	01-MAR-2003 01:42:00	Bright	47.500	130	23Bet Dra	2.7990	5800.0	95	5224	No
36	GOM_NL__2PRFIN20030301_014430_000000352014_00160_05224_5401.N1	01-MAR-2003 01:44:30	Bright	35.000	19	50Alp Cyg	1.2460	10500.	70	5224	No
37	GOM_NL__2PRFIN20030301_014604_000000342014_00160_05224_5402.N1	01-MAR-2003 01:46:04	Bright	34.000	66	37Gam Cyg	2.2080	5900.0	68	5224	No
38	GOM_NL__2PRFIN20030301_014736_000000332014_00160_05224_5403.N1	01-MAR-2003 01:47:36	Bright	33.000	92	53Eps Cyg	2.5000	4500.0	66	5224	No
39	GOM_NL__2PRFIN20030301_015035_000000832014_00160_05224_5404.N1	01-MAR-2003 01:50:35	Bright	82.500	133	40Zet Her	2.8070	6000.0	165	5224	No
40	GOM_NL__2PRFIN20030301_015437_000000402014_00160_05224_5405.N1	01-MAR-2003 01:54:37	Bright	40.000	168	17Zet Aql	2.9860	11000.	80	5224	No
41	GOM_NL__2PRFIN20030301_015754_000000632014_00160_05224_5406.N1	01-MAR-2003 01:57:54	Twilight	63.000	59	55Alp Oph	2.0800	8900.0	126	5224	No
42	GOM_NL__2PRFIN20030301_020026_000000632014_00160_05224_5407.N1	01-MAR-2003 02:00:26	Straylight	63.000	126	60Bet Oph	2.7700	4250.0	126	5224	No

43	GOM_NL__2PRFIN20030301_020424_000000412014_00160_05224_5408.N1	01-MAR-2003 02:04:24	Dark	41.000	155	41Pi Sgr	2.9000	6600.0	82	5224	No
44	GOM_NL__2PRFIN20030301_020613_000000422014_00160_05224_5409.N1	01-MAR-2003 02:06:13	Dark	42.000	57	34Sig Sgr	2.0660	26000.	84	5224	No
45	GOM_NL__2PRFIN20030301_020919_000000432014_00160_05224_5410.N1	01-MAR-2003 02:09:19	Dark	42.500	38	20Eps Sgr	1.8360	11000.	85	5224	No
46	GOM_NL__2PRFIN20030301_021208_000000542014_00160_05224_5411.N1	01-MAR-2003 02:12:08	Dark	54.000	25	35Lam Sco	1.6200	28000.	108	5224	No
47	GOM_NL__2PRFIN20030301_021413_000000572014_00160_05224_5412.N1	01-MAR-2003 02:14:13	Dark	57.000	75	26Eps Sco	2.2910	4250.0	114	5224	No
48	GOM_NL__2PRFIN20030301_021953_000000402014_00161_05225_5379.N1	01-MAR-2003 02:19:53	Dark	40.000	134	Bet TrA	2.8100	6600.0	80	5225	No
49	GOM_NL__2PRFIN20030301_022111_000000382014_00161_05225_5380.N1	01-MAR-2003 02:21:11	Dark	37.500	145	Gam TrA	2.8720	10600.	75	5225	No
50	GOM_NL__2PRFIN20030301_022227_000000472014_00161_05225_5381.N1	01-MAR-2003 02:22:27	Dark	47.000	4	Alp1Cen	-0.010000	5800.0	94	5225	No
51	GOM_NL__2PRFIN20030301_022347_000000512014_00161_05225_5382.N1	01-MAR-2003 02:23:47	Dark	50.500	10	Bet Cen	0.61000	28000.	101	5225	No
52	GOM_NL__2PRFIN20030301_022534_000000442014_00161_05225_5383.N1	01-MAR-2003 02:25:34	Dark	44.000	77	Eps Cen	2.3030	28000.	88	5225	No
53	GOM_NL__2PRFIN20030301_022724_000000572014_00161_05225_5384.N1	01-MAR-2003 02:27:24	Dark	57.000	26	Gam Cru	1.6240	2900.0	114	5225	No
54	GOM_NL__2PRFIN20030301_022847_000000482014_00161_05225_5385.N1	01-MAR-2003 02:28:47	Dark	48.000	64	Gam Cen	2.2000	10600.	96	5225	No
55	GOM_NL__2PRFIN20030301_023035_000000392014_00161_05225_5386.N1	01-MAR-2003 02:30:35	Straylight	38.500	71	lot Car	2.2460	7700.0	77	5225	No
56	GOM_NL__2PRFIN20030301_023206_000000442014_00161_05225_5387.N1	01-MAR-2003 02:32:06	Straylight	43.500	46	Del Vel	1.9540	10600.	87	5225	No
57	GOM_NL__2PRFIN20030301_023500_000000452014_00161_05225_5388.N1	01-MAR-2003 02:35:00	Straylight	45.000	65	Lam Vel	2.2040	4400.0	90	5225	No
58	GOM_NL__2PRFIN20030301_023728_000000712014_00161_05225_5389.N1	01-MAR-2003 02:37:28	Straylight	70.500	106	9Bet Crv	2.6480	5600.0	141	5225	No
59	GOM_NL__2PRFIN20030301_024034_000000682014_00161_05225_5390.N1	01-MAR-2003 02:40:34	Straylight	67.500	100	4Gam Crv	2.5800	13100.	135	5225	No
60	GOM_NL__2PRFIN20030301_024430_000000432014_00161_05225_5391.N1	01-MAR-2003 02:44:30	Tw_i_and_stray	43.000	48	30Alp Hya	1.9770	4100.0	86	5225	No
61	GOM_NL__2PRFIN20030301_025042_000000432014_00161_05225_5392.N1	01-MAR-2003 02:50:42	Bright	42.500	22	32Alp Leo	1.3600	15200.	85	5225	No
62	GOM_NL__2PRFIN20030301_025320_000000452014_00161_05225_5393.N1	01-MAR-2003 02:53:20	Bright	45.000	51	41Gam1Leo	2.0100	4500.0	90	5225	No
63	GOM_NL__2PRFIN20030301_025541_000000382014_00161_05225_5394.N1	01-MAR-2003 02:55:41	Bright	38.000	17	78Bet Gem	1.1610	4500.0	76	5225	No
64	GOM_NL__2PRFIN20030301_025654_000000382014_00161_05225_5395.N1	01-MAR-2003 02:56:54	Bright	38.000	24	66Alp Gem	1.5800	10200.	76	5225	No
65	GOM_NL__2PRFIN20030301_030218_000000462014_00161_05225_5396.N1	01-MAR-2003 03:02:18	Bright	45.500	174	52Psi UMa	3.0040	4400.0	91	5225	No
66	GOM_NL__2PRFIN20030301_030502_000000422014_00161_05225_5397.N1	01-MAR-2003 03:05:02	Bright	42.000	82	48Bet UMa	2.3650	10600.	84	5225	No
67	GOM_NL__2PRFIN20030301_030621_000000422014_00161_05225_5398.N1	01-MAR-2003 03:06:21	Bright	41.500	36	50Alp UMa	1.8000	6300.0	83	5225	No
68	GOM_NL__2PRFIN20030301_030938_000000492014_00161_05225_5399.N1	01-MAR-2003 03:09:38	Bright	49.000	32	77Eps UMa	1.7630	11000.	98	5225	No
69	GOM_NL__2PRFIN20030301_031231_000000362014_00161_05225_5400.N1	01-MAR-2003 03:12:31	Bright	36.000	49	1Alp UMi	1.9900	6300.0	72	5225	No
70	GOM_NL__2PRFIN20030301_031814_000000462014_00161_05225_5401.N1	01-MAR-2003 03:18:14	Bright	45.500	119	14Eta Dra	2.7270	4700.0	91	5225	No
71	GOM_NL__2PRFIN20030301_032000_000000362014_00161_05225_5402.N1	01-MAR-2003 03:20:00	Bright	36.000	89	5Alp Cep	2.4510	8000.0	72	5225	No
72	GOM_NL__2PRFIN20030301_032236_000000462014_00161_05225_5403.N1	01-MAR-2003 03:22:36	Bright	46.000	130	23Bet Dra	2.7990	5800.0	92	5225	No
73	GOM_NL__2PRFIN20030301_032506_000000382014_00161_05225_5404.N1	01-MAR-2003 03:25:06	Bright	38.000	19	50Alp Cyg	1.2460	10500.	76	5225	No
74	GOM_NL__2PRFIN20030301_032640_000000352014_00161_05225_5405.N1	01-MAR-2003 03:26:40	Bright	35.000	66	37Gam Cyg	2.2080	5900.0	70	5225	No
75	GOM_NL__2PRFIN20030301_032812_000000352014_00161_05225_5406.N1	01-MAR-2003 03:28:12	Bright	35.000	92	53Eps Cyg	2.5000	4500.0	70	5225	No
76	GOM_NL__2PRFIN20030301_033110_000000812014_00161_05225_5407.N1	01-MAR-2003 03:31:10	Bright	80.500	133	40Zet Her	2.8070	6000.0	161	5225	No
77	GOM_NL__2PRFIN20030301_033514_000000402014_00161_05225_5408.N1	01-MAR-2003 03:35:14	Bright	39.500	168	17Zet Aql	2.9860	11000.	79	5225	No
78	GOM_NL__2PRFIN20030301_033831_000000692014_00161_05225_5409.N1	01-MAR-2003 03:38:31	Tw_i_and_stray	69.000	59	55Alp Oph	2.0800	8900.0	138	5225	No
79	GOM_NL__2PRFIN20030301_034103_000000632014_00161_05225_5410.N1	01-MAR-2003 03:41:03	Straylight	62.500	126	60Bet Oph	2.7700	4250.0	125	5225	No
80	GOM_NL__2PRFIN20030301_034501_000000392014_00161_05225_5411.N1	01-MAR-2003 03:45:01	Dark	39.000	155	41Pi Sgr	2.9000	6600.0	78	5225	No
81	GOM_NL__2PRFIN20030301_034650_000000422014_00161_05225_5412.N1	01-MAR-2003 03:46:50	Dark	42.000	57	34Sig Sgr	2.0660	26000.	84	5225	No
82	GOM_NL__2PRFIN20030301_034955_000000462014_00161_05225_5413.N1	01-MAR-2003 03:49:55	Dark	45.500	38	20Eps Sgr	1.8360	11000.	91	5225	No
83	GOM_NL__2PRFIN20030301_035344_000000422014_00161_05225_5414.N1	01-MAR-2003 03:53:44	Dark	42.000	40	The Sco	1.8590	7100.0	84	5225	No
84	GOM_NL__2PRFIN20030301_035516_000000402014_00161_05225_5415.N1	01-MAR-2003 03:55:16	Dark	40.000	147	Alp Ara	2.8770	26000.	80	5225	No
85	GOM_NL__2PRFIN20030301_040030_000000402014_00162_05226_5379.N1	01-MAR-2003 04:00:30	Dark	39.500	134	Bet TrA	2.8100	6600.0	79	5226	No
86	GOM_NL__2PRFIN20030301_040147_000000372014_00162_05226_5380.N1	01-MAR-2003 04:01:47	Dark	37.000	145	Gam TrA	2.8720	10600.	74	5226	No
87	GOM_NL__2PRFIN20030301_040304_000000532014_00162_05226_5381.N1	01-MAR-2003 04:03:04	Dark	52.500	4	Alp1Cen	-0.010000	5800.0	105	5226	No
88	GOM_NL__2PRFIN20030301_040424_000000472014_00162_05226_5382.N1	01-MAR-2003 04:04:24	Dark	46.500	10	Bet Cen	0.61000	28000.	93	5226	No
89	GOM_NL__2PRFIN20030301_040611_000000432014_00162_05226_5383.N1	01-MAR-2003 04:06:11	Dark	43.000	77	Eps Cen	2.3030	28000.	86	5226	No
90	GOM_NL__2PRFIN20030301_040800_000000522014_00162_05226_5384.N1	01-MAR-2003 04:08:00	Dark	52.000	26	Gam Cru	1.6240	2900.0	104	5226	No
91	GOM_NL__2PRFIN20030301_040924_000000462014_00162_05226_5385.N1	01-MAR-2003 04:09:24	Dark	46.000	64	Gam Cen	2.2000	10600.	92	5226	No
92	GOM_NL__2PRFIN20030301_041112_000000382014_00162_05226_5386.N1	01-MAR-2003 04:11:12	Straylight	37.500	71	lot Car	2.2460	7700.0	75	5226	No
93	GOM_NL__2PRFIN20030301_041242_000000432014_00162_05226_5387.N1	01-MAR-2003 04:12:42	Straylight	42.500	46	Del Vel	1.9540	10600.	85	5226	No
94	GOM_NL__2PRFIN20030301_041536_000000452014_00162_05226_5388.N1	01-MAR-2003 04:15:36	Straylight	44.500	65	Lam Vel	2.2040	4400.0	89	5226	No
95	GOM_NL__2PRFIN20030301_041805_000000742014_00162_05226_5389.N1	01-MAR-2003 04:18:05	Straylight	73.500	106	9Bet Crv	2.6480	5600.0	147	5226	No
96	GOM_NL__2PRFIN20030301_042110_000000682014_00162_05226_5390.N1	01-MAR-2003 04:21:10	Straylight	67.500	100	4Gam Crv	2.5800	13100.	135	5226	No
97	GOM_NL__2PRFIN20030301_042507_000000492014_00162_05226_5391.N1	01-MAR-2003 04:25:07	Tw_i_and_stray	49.000	48	30Alp Hya	1.9770	4100.0	98	5226	No
98	GOM_NL__2PRFIN20030301_043118_000000442014_00162_05226_5392.N1	01-MAR-2003 04:31:18	Bright	43.500	22	32Alp Leo	1.3600	15200.	87	5226	No
99	GOM_NL__2PRFIN20030301_043356_000000442014_00162_05226_5393.N1	01-MAR-2003 04:33:56	Bright	44.000	51	41Gam1Leo	2.0100	4500.0	88	5226	No
100	GOM_NL__2PRFIN20030301_043617_000000402014_00162_05226_5394.N1	01-MAR-2003 04:36:17	Bright	39.500	17	78Bet Gem	1.1610	4500.0	79	5226	No
101	GOM_NL__2PRFIN20030301_043731_000000382014_00162_05226_5395.N1	01-MAR-2003 04:37:31	Bright	38.000	24	66Alp Gem	1.5800	10200.	76	5226	No

102	GOM_NL__2PRFIN20030301_044254_000000462014_00162_05226_5396.N1	01-MAR-2003 04:42:54	Bright	45.500	174	52Psi UMa	3.0040	4400.0	91	5226	No
103	GOM_NL__2PRFIN20030301_044538_000000422014_00162_05226_5397.N1	01-MAR-2003 04:45:38	Bright	42.000	82	48Bet UMa	2.3650	10600.	84	5226	No
104	GOM_NL__2PRFIN20030301_044657_000000422014_00162_05226_5398.N1	01-MAR-2003 04:46:57	Bright	42.000	36	50Alp UMa	1.8000	6300.0	84	5226	No
105	GOM_NL__2PRFIN20030301_045013_000000512014_00162_05226_5399.N1	01-MAR-2003 04:50:13	Bright	51.000	32	77Eps UMa	1.7630	11000.	102	5226	No
106	GOM_NL__2PRFIN20030301_045307_000000362014_00162_05226_5400.N1	01-MAR-2003 04:53:07	Bright	36.000	49	1Alp UMi	1.9900	6300.0	72	5226	No
107	GOM_NL__2PRFIN20030301_045849_000000462014_00162_05226_5401.N1	01-MAR-2003 04:58:49	Bright	46.000	119	14Eta Dra	2.7270	4700.0	92	5226	No
108	GOM_NL__2PRFIN20030301_050036_000000372014_00162_05226_5402.N1	01-MAR-2003 05:00:36	Bright	36.500	89	5Alp Cep	2.4510	8000.0	73	5226	No
109	GOM_NL__2PRFIN20030301_050312_000000462014_00162_05226_5403.N1	01-MAR-2003 05:03:12	Bright	46.000	130	23Bet Dra	2.7990	5800.0	92	5226	No
110	GOM_NL__2PRFIN20030301_050542_000000342014_00162_05226_5404.N1	01-MAR-2003 05:05:42	Bright	33.500	19	50Alp Cyg	1.2460	10500.	67	5226	No
111	GOM_NL__2PRFIN20030301_050716_000000342014_00162_05226_5405.N1	01-MAR-2003 05:07:16	Bright	34.000	66	37Gam Cyg	2.2080	5900.0	68	5226	No
112	GOM_NL__2PRFIN20030301_050849_000000342014_00162_05226_5406.N1	01-MAR-2003 05:08:49	Bright	34.000	92	53Eps Cyg	2.5000	4500.0	68	5226	No
113	GOM_NL__2PRFIN20030301_051147_000000802014_00162_05226_5407.N1	01-MAR-2003 05:11:47	Bright	80.000	133	40Zet Her	2.8070	6000.0	160	5226	No
114	GOM_NL__2PRFIN20030301_051550_000000382014_00162_05226_5408.N1	01-MAR-2003 05:15:50	Bright	38.000	168	17Zet Aql	2.9860	11000.	76	5226	No
115	GOM_NL__2PRFIN20030301_051908_000000692014_00162_05226_5409.N1	01-MAR-2003 05:19:08	Twilight	69.000	59	55Alp Oph	2.0800	8900.0	138	5226	No
116	GOM_NL__2PRFIN20030301_052140_000000662014_00162_05226_5410.N1	01-MAR-2003 05:21:40	Straylight	65.500	126	60Bet Oph	2.7700	4250.0	131	5226	No
117	GOM_NL__2PRFIN20030301_052537_000000422014_00162_05226_5411.N1	01-MAR-2003 05:25:37	Dark	42.000	155	41Pi Sgr	2.9000	6600.0	84	5226	No
118	GOM_NL__2PRFIN20030301_052726_000000442014_00162_05226_5412.N1	01-MAR-2003 05:27:26	Dark	44.000	57	34Sig Sgr	2.0660	26000.	88	5226	No
119	GOM_NL__2PRFIN20030301_053032_000000442014_00162_05226_5413.N1	01-MAR-2003 05:30:32	Dark	44.000	38	20Eps Sgr	1.8360	11000.	88	5226	No
120	GOM_NL__2PRFIN20030301_053421_000000502014_00162_05226_5414.N1	01-MAR-2003 05:34:21	Dark	49.500	40	The Sco	1.8590	7100.0	99	5226	No
121	GOM_NL__2PRFIN20030301_053553_000000412014_00162_05226_5415.N1	01-MAR-2003 05:35:53	Dark	40.500	147	Alp Ara	2.8770	26000.	81	5226	No
122	GOM_NL__2PRFIN20030301_054106_000000402014_00163_05227_5379.N1	01-MAR-2003 05:41:06	Dark	39.500	134	Bet TrA	2.8100	6600.0	79	5227	No
123	GOM_NL__2PRFIN20030301_054223_000000382014_00163_05227_5380.N1	01-MAR-2003 05:42:23	Dark	38.000	145	Gam TrA	2.8720	10600.	76	5227	No
124	GOM_NL__2PRFIN20030301_054341_000000432014_00163_05227_5381.N1	01-MAR-2003 05:43:41	Dark	43.000	4	Alp1Cen	-0.010000	5800.0	86	5227	No
125	GOM_NL__2PRFIN20030301_054500_000000422014_00163_05227_5382.N1	01-MAR-2003 05:45:00	Dark	42.000	10	Bet Cen	0.61000	28000.	84	5227	No
126	GOM_NL__2PRFIN20030301_054647_000000442014_00163_05227_5383.N1	01-MAR-2003 05:46:47	Dark	43.500	77	Eps Cen	2.3030	28000.	87	5227	No
127	GOM_NL__2PRFIN20030301_054837_000000462014_00163_05227_5384.N1	01-MAR-2003 05:48:37	Dark	46.000	26	Gam Cru	1.6240	2900.0	92	5227	No
128	GOM_NL__2PRFIN20030301_055001_000000482014_00163_05227_5385.N1	01-MAR-2003 05:50:01	Dark	47.500	64	Gam Cen	2.2000	10600.	95	5227	No
129	GOM_NL__2PRFIN20030301_055148_000000422014_00163_05227_5386.N1	01-MAR-2003 05:51:48	Straylight	42.000	71	lot Car	2.2460	7700.0	84	5227	No
130	GOM_NL__2PRFIN20030301_055318_000000402014_00163_05227_5387.N1	01-MAR-2003 05:53:18	Straylight	39.500	46	Del Vel	1.9540	10600.	79	5227	No
131	GOM_NL__2PRFIN20030301_055612_000000422014_00163_05227_5388.N1	01-MAR-2003 05:56:12	Straylight	42.000	65	Lam Vel	2.2040	4400.0	84	5227	No
132	GOM_NL__2PRFIN20030301_055842_000000722014_00163_05227_5389.N1	01-MAR-2003 05:58:42	Straylight	72.000	106	9Bet Crv	2.6480	5600.0	144	5227	No
133	GOM_NL__2PRFIN20030301_060146_000000652014_00163_05227_5390.N1	01-MAR-2003 06:01:46	Straylight	64.500	100	4Gam Crv	2.5800	13100.	129	5227	No
134	GOM_NL__2PRFIN20030301_060543_000000482014_00163_05227_5391.N1	01-MAR-2003 06:05:43	Twilight	48.000	48	30Alp Hya	1.9770	4100.0	96	5227	No
135	GOM_NL__2PRFIN20030301_061154_000000432014_00163_05227_5392.N1	01-MAR-2003 06:11:54	Bright	42.500	22	32Alp Leo	1.3600	15200.	85	5227	No
136	GOM_NL__2PRFIN20030301_061432_000000452014_00163_05227_5393.N1	01-MAR-2003 06:14:32	Bright	45.000	51	41Gam1Leo	2.0100	4500.0	90	5227	No
137	GOM_NL__2PRFIN20030301_061653_000000372014_00163_05227_5394.N1	01-MAR-2003 06:16:53	Bright	37.000	17	78Bet Gem	1.1610	4500.0	74	5227	No
138	GOM_NL__2PRFIN20030301_061807_000000362014_00163_05227_5395.N1	01-MAR-2003 06:18:07	Bright	36.000	24	66Alp Gem	1.5800	10200.	72	5227	No
139	GOM_NL__2PRFIN20030301_062329_000000462014_00163_05227_5396.N1	01-MAR-2003 06:23:29	Bright	46.000	174	52Psi UMa	3.0040	4400.0	92	5227	No
140	GOM_NL__2PRFIN20030301_062613_000000422014_00163_05227_5397.N1	01-MAR-2003 06:26:13	Bright	41.500	82	48Bet UMa	2.3650	10600.	83	5227	No
141	GOM_NL__2PRFIN20030301_062732_000000412014_00163_05227_5398.N1	01-MAR-2003 06:27:32	Bright	41.000	36	50Alp UMa	1.8000	6300.0	82	5227	No
142	GOM_NL__2PRFIN20030301_063049_000000472014_00163_05227_5399.N1	01-MAR-2003 06:30:49	Bright	47.000	32	77Eps UMa	1.7630	11000.	94	5227	No
143	GOM_NL__2PRFIN20030301_063343_000000362014_00163_05227_5400.N1	01-MAR-2003 06:33:43	Bright	35.500	49	1Alp UMi	1.9900	6300.0	71	5227	No
144	GOM_NL__2PRFIN20030301_063925_000000462014_00163_05227_5401.N1	01-MAR-2003 06:39:25	Bright	46.000	119	14Eta Dra	2.7270	4700.0	92	5227	No
145	GOM_NL__2PRFIN20030301_064112_000000362014_00163_05227_5402.N1	01-MAR-2003 06:41:12	Bright	35.500	89	5Alp Cep	2.4510	8000.0	71	5227	No
146	GOM_NL__2PRFIN20030301_064347_000000462014_00163_05227_5403.N1	01-MAR-2003 06:43:47	Bright	46.000	130	23Bet Dra	2.7990	5800.0	92	5227	No
147	GOM_NL__2PRFIN20030301_064618_000000342014_00163_05227_5404.N1	01-MAR-2003 06:46:18	Bright	34.000	19	50Alp Cyg	1.2460	10500.	68	5227	No
148	GOM_NL__2PRFIN20030301_064752_000000362014_00163_05227_5405.N1	01-MAR-2003 06:47:52	Bright	35.500	66	37Gam Cyg	2.2080	5900.0	71	5227	No
149	GOM_NL__2PRFIN20030301_064925_000000352014_00163_05227_5406.N1	01-MAR-2003 06:49:25	Bright	34.500	92	53Eps Cyg	2.5000	4500.0	69	5227	No
150	GOM_NL__2PRFIN20030301_065221_000000852014_00163_05227_5407.N1	01-MAR-2003 06:52:21	Bright	84.500	133	40Zet Her	2.8070	6000.0	169	5227	No
151	GOM_NL__2PRFIN20030301_065626_000000402014_00163_05227_5408.N1	01-MAR-2003 06:56:26	Bright	39.500	168	17Zet Aql	2.9860	11000.	79	5227	No
152	GOM_NL__2PRFIN20030301_065944_000000702014_00163_05227_5409.N1	01-MAR-2003 06:59:44	Twilight	70.000	59	55Alp Oph	2.0800	8900.0	140	5227	No
153	GOM_NL__2PRFIN20030301_070216_000000652014_00163_05227_5410.N1	01-MAR-2003 07:02:16	Straylight	64.500	126	60Bet Oph	2.7700	4250.0	129	5227	No
154	GOM_NL__2PRFIN20030301_070614_000000442014_00163_05227_5411.N1	01-MAR-2003 07:06:14	Dark	43.500	155	41Pi Sgr	2.9000	6600.0	87	5227	No
155	GOM_NL__2PRFIN20030301_070803_000000412014_00163_05227_5412.N1	01-MAR-2003 07:08:03	Dark	41.000	57	34Sig Sgr	2.0660	26000.	82	5227	No
156	GOM_NL__2PRFIN20030301_071109_000000422014_00163_05227_5413.N1	01-MAR-2003 07:11:09	Dark	42.000	38	20Eps Sgr	1.8360	11000.	84	5227	No
157	GOM_NL__2PRFIN20030301_071458_000000462014_00163_05227_5414.N1	01-MAR-2003 07:14:58	Dark	46.000	40	The Sco	1.8590	7100.0	92	5227	No
158	GOM_NL__2PRFIN20030301_071629_000000412014_00163_05227_5415.N1	01-MAR-2003 07:16:29	Dark	41.000	147	Alp Ara	2.8770	26000.	82	5227	No
159	GOM_NL__2PRFIN20030301_072142_000000392014_00164_05228_5379.N1	01-MAR-2003 07:21:42	Dark	39.000	134	Bet TrA	2.8100	6600.0	78	5228	No
160	GOM_NL__2PRFIN20030301_072300_000000382014_00164_05228_5380.N1	01-MAR-2003 07:23:00	Dark	38.000	145	Gam TrA	2.8720	10600.	76	5228	No

161	GOM_NL__2PRFIN20030301_072417_000000542014_00164_05228_5381.N1	01-MAR-2003 07:24:17	Dark	53.500	4	Alp1Cen	-0.010000	5800.0	107	5228	No
162	GOM_NL__2PRFIN20030301_072537_000000492014_00164_05228_5382.N1	01-MAR-2003 07:25:37	Dark	48.500	10	Bet Cen	0.61000	28000.	97	5228	No
163	GOM_NL__2PRFIN20030301_072724_000000452014_00164_05228_5383.N1	01-MAR-2003 07:27:24	Dark	44.500	77	Eps Cen	2.3030	28000.	89	5228	No
164	GOM_NL__2PRFIN20030301_072913_000000572014_00164_05228_5384.N1	01-MAR-2003 07:29:13	Dark	57.000	26	Gam Cru	1.6240	2900.0	114	5228	No
165	GOM_NL__2PRFIN20030301_073038_000000492014_00164_05228_5385.N1	01-MAR-2003 07:30:38	Dark	49.000	64	Gam Cen	2.2000	10600.	98	5228	No
166	GOM_NL__2PRFIN20030301_073224_000000382014_00164_05228_5386.N1	01-MAR-2003 07:32:24	Straylight	37.500	71	Iot Car	2.2460	7700.0	75	5228	No
167	GOM_NL__2PRFIN20030301_073354_000000392014_00164_05228_5387.N1	01-MAR-2003 07:33:54	Straylight	39.000	46	Del Vel	1.9540	10600.	78	5228	No
168	GOM_NL__2PRFIN20030301_073649_000000452014_00164_05228_5388.N1	01-MAR-2003 07:36:49	Straylight	44.500	65	Lam Vel	2.2040	4400.0	89	5228	No
169	GOM_NL__2PRFIN20030301_073918_000000712014_00164_05228_5389.N1	01-MAR-2003 07:39:18	Straylight	70.500	106	9Bet Crv	2.6480	5600.0	141	5228	No
170	GOM_NL__2PRFIN20030301_074223_000000662014_00164_05228_5390.N1	01-MAR-2003 07:42:23	Straylight	66.000	100	4Gam Crv	2.5800	13100.	132	5228	No
171	GOM_NL__2PRFIN20030301_074619_000000502014_00164_05228_5391.N1	01-MAR-2003 07:46:19	Tw_i_and_stray	50.000	48	30Alp Hya	1.9770	4100.0	100	5228	No
172	GOM_NL__2PRFIN20030301_075230_000000432014_00164_05228_5392.N1	01-MAR-2003 07:52:30	Bright	43.000	22	32Alp Leo	1.3600	15200.	86	5228	No
173	GOM_NL__2PRFIN20030301_075507_000000452014_00164_05228_5393.N1	01-MAR-2003 07:55:07	Bright	44.500	51	41Gam1Leo	2.0100	4500.0	89	5228	No
174	GOM_NL__2PRFIN20030301_075730_000000372014_00164_05228_5394.N1	01-MAR-2003 07:57:30	Bright	37.000	17	78Bet Gem	1.1610	4500.0	74	5228	No
175	GOM_NL__2PRFIN20030301_075843_000000532014_00164_05228_5395.N1	01-MAR-2003 07:58:43	Bright	53.000	24	66Alp Gem	1.5800	10200.	106	5228	No
176	GOM_NL__2PRFIN20030301_080404_000000442014_00164_05228_5396.N1	01-MAR-2003 08:04:04	Bright	44.000	174	52Psi UMa	3.0040	4400.0	88	5228	No
177	GOM_NL__2PRFIN20030301_080648_000000422014_00164_05228_5397.N1	01-MAR-2003 08:06:48	Bright	41.500	82	48Bet UMa	2.3650	10600.	83	5228	No
178	GOM_NL__2PRFIN20030301_080808_000000422014_00164_05228_5398.N1	01-MAR-2003 08:08:08	Bright	41.500	36	50Alp UMa	1.8000	6300.0	83	5228	No
179	GOM_NL__2PRFIN20030301_081124_000000482014_00164_05228_5399.N1	01-MAR-2003 08:11:24	Bright	48.000	32	77Eps UMa	1.7630	11000.	96	5228	No
180	GOM_NL__2PRFIN20030301_081419_000000342014_00164_05228_5400.N1	01-MAR-2003 08:14:19	Bright	34.000	49	1Alp UMi	1.9900	6300.0	68	5228	No
181	GOM_NL__2PRFIN20030301_082000_000000462014_00164_05228_5401.N1	01-MAR-2003 08:20:00	Bright	46.000	119	14Eta Dra	2.7270	4700.0	92	5228	No
182	GOM_NL__2PRFIN20030301_082149_000000372014_00164_05228_5402.N1	01-MAR-2003 08:21:49	Bright	37.000	89	5Alp Cep	2.4510	8000.0	74	5228	No
183	GOM_NL__2PRFIN20030301_082423_000000462014_00164_05228_5403.N1	01-MAR-2003 08:24:23	Bright	45.500	130	23Bet Dra	2.7990	5800.0	91	5228	No
184	GOM_NL__2PRFIN20030301_082654_000000352014_00164_05228_5404.N1	01-MAR-2003 08:26:54	Bright	34.500	19	50Alp Cyg	1.2460	10500.	69	5228	No
185	GOM_NL__2PRFIN20030301_082828_000000372014_00164_05228_5405.N1	01-MAR-2003 08:28:28	Bright	36.500	66	37Gam Cyg	2.2080	5900.0	73	5228	No
186	GOM_NL__2PRFIN20030301_083001_000000352014_00164_05228_5406.N1	01-MAR-2003 08:30:01	Bright	34.500	92	53Eps Cyg	2.5000	4500.0	69	5228	No
187	GOM_NL__2PRFIN20030301_083257_000000812014_00164_05228_5407.N1	01-MAR-2003 08:32:57	Bright	81.000	133	40Zet Her	2.8070	6000.0	162	5228	No
188	GOM_NL__2PRFIN20030301_083702_000000402014_00164_05228_5408.N1	01-MAR-2003 08:37:02	Bright	39.500	168	17Zet Aql	2.9860	11000.	79	5228	No
189	GOM_NL__2PRFIN20030301_084021_000000702014_00164_05228_5409.N1	01-MAR-2003 08:40:21	Tw_i_and_stray	70.000	59	55Alp Oph	2.0800	8900.0	140	5228	No
190	GOM_NL__2PRFIN20030301_084253_000000662014_00164_05228_5410.N1	01-MAR-2003 08:42:53	Straylight	66.000	126	60Bet Oph	2.7700	4250.0	132	5228	No
191	GOM_NL__2PRFIN20030301_084650_000000452014_00164_05228_5411.N1	01-MAR-2003 08:46:50	Dark	44.500	155	41Pi Sgr	2.9000	6600.0	89	5228	No
192	GOM_NL__2PRFIN20030301_084839_000000452014_00164_05228_5412.N1	01-MAR-2003 08:48:39	Dark	44.500	57	34Sig Sgr	2.0660	26000.	89	5228	No
193	GOM_NL__2PRFIN20030301_085145_000000472014_00164_05228_5413.N1	01-MAR-2003 08:51:45	Dark	47.000	38	20Eps Sgr	1.8360	11000.	94	5228	No
194	GOM_NL__2PRFIN20030301_085534_000000492014_00164_05228_5414.N1	01-MAR-2003 08:55:34	Dark	48.500	40	The Sco	1.8590	7100.0	97	5228	No
195	GOM_NL__2PRFIN20030301_085706_000000412014_00164_05228_5415.N1	01-MAR-2003 08:57:06	Dark	40.500	147	Alp Ara	2.8770	26000.	81	5228	No
196	GOM_NL__2PRFIN20030301_090219_000000402014_00165_05229_5379.N1	01-MAR-2003 09:02:19	Dark	39.500	134	Bet TrA	2.8100	6600.0	79	5229	No
197	GOM_NL__2PRFIN20030301_090336_000000402014_00165_05229_5380.N1	01-MAR-2003 09:03:36	Dark	39.500	145	Gam TrA	2.8720	10600.	79	5229	No
198	GOM_NL__2PRFIN20030301_090454_000000452014_00165_05229_5381.N1	01-MAR-2003 09:04:54	Dark	44.500	4	Alp1Cen	-0.010000	5800.0	89	5229	No
199	GOM_NL__2PRFIN20030301_090613_000000542014_00165_05229_5382.N1	01-MAR-2003 09:06:13	Dark	53.500	10	Bet Cen	0.61000	28000.	107	5229	No
200	GOM_NL__2PRFIN20030301_090800_000000442014_00165_05229_5383.N1	01-MAR-2003 09:08:00	Dark	44.000	77	Eps Cen	2.3030	28000.	88	5229	No
201	GOM_NL__2PRFIN20030301_090949_000000572014_00165_05229_5384.N1	01-MAR-2003 09:09:49	Dark	57.000	26	Gam Cru	1.6240	2900.0	114	5229	No
202	GOM_NL__2PRFIN20030301_091114_000000452014_00165_05229_5385.N1	01-MAR-2003 09:11:14	Dark	45.000	64	Gam Cen	2.2000	10600.	90	5229	No
203	GOM_NL__2PRFIN20030301_091300_000000372014_00165_05229_5386.N1	01-MAR-2003 09:13:00	Straylight	37.000	71	Iot Car	2.2460	7700.0	74	5229	No
204	GOM_NL__2PRFIN20030301_091430_000000382014_00165_05229_5387.N1	01-MAR-2003 09:14:30	Straylight	38.000	46	Del Vel	1.9540	10600.	76	5229	No
205	GOM_NL__2PRFIN20030301_091725_000000442014_00165_05229_5388.N1	01-MAR-2003 09:17:25	Straylight	43.500	65	Lam Vel	2.2040	4400.0	87	5229	No
206	GOM_NL__2PRFIN20030301_091955_000000712014_00165_05229_5389.N1	01-MAR-2003 09:19:55	Straylight	70.500	106	9Bet Crv	2.6480	5600.0	141	5229	No
207	GOM_NL__2PRFIN20030301_092258_000000702014_00165_05229_5390.N1	01-MAR-2003 09:22:58	Straylight	69.500	100	4Gam Crv	2.5800	13100.	139	5229	No
208	GOM_NL__2PRFIN20030301_092655_000000462014_00165_05229_5391.N1	01-MAR-2003 09:26:55	Tw_i_and_stray	45.500	48	30Alp Hya	1.9770	4100.0	91	5229	No
209	GOM_NL__2PRFIN20030301_093306_000000432014_00165_05229_5392.N1	01-MAR-2003 09:33:06	Bright	42.500	22	32Alp Leo	1.3600	15200.	85	5229	No
210	GOM_NL__2PRFIN20030301_093543_000000442014_00165_05229_5393.N1	01-MAR-2003 09:35:43	Bright	43.500	51	41Gam1Leo	2.0100	4500.0	87	5229	No
211	GOM_NL__2PRFIN20030301_093806_000000392014_00165_05229_5394.N1	01-MAR-2003 09:38:06	Bright	38.500	17	78Bet Gem	1.1610	4500.0	77	5229	No
212	GOM_NL__2PRFIN20030301_093919_000000382014_00165_05229_5395.N1	01-MAR-2003 09:39:19	Bright	38.000	24	66Alp Gem	1.5800	10200.	76	5229	No
213	GOM_NL__2PRFIN20030301_094440_000000462014_00165_05229_5396.N1	01-MAR-2003 09:44:40	Bright	45.500	174	52Psi UMa	3.0040	4400.0	91	5229	No
214	GOM_NL__2PRFIN20030301_094724_000000422014_00165_05229_5397.N1	01-MAR-2003 09:47:24	Bright	42.000	82	48Bet UMa	2.3650	10600.	84	5229	No
215	GOM_NL__2PRFIN20030301_094843_000000412014_00165_05229_5398.N1	01-MAR-2003 09:48:43	Bright	40.500	36	50Alp UMa	1.8000	6300.0	81	5229	No
216	GOM_NL__2PRFIN20030301_095158_000000512014_00165_05229_5399.N1	01-MAR-2003 09:51:58	Bright	50.500	32	77Eps UMa	1.7630	11000.	101	5229	No
217	GOM_NL__2PRFIN20030301_095454_000000342014_00165_05229_5400.N1	01-MAR-2003 09:54:54	Bright	33.500	49	1Alp UMi	1.9900	6300.0	67	5229	No
218	GOM_NL__2PRFIN20030301_100035_000000472014_00165_05229_5401.N1	01-MAR-2003 10:00:35	Bright	47.000	119	14Eta Dra	2.7270	4700.0	94	5229	No
219	GOM_NL__2PRFIN20030301_100224_000000362014_00165_05229_5402.N1	01-MAR-2003 10:02:24	Bright	35.500	89	5Alp Cep	2.4510	8000.0	71	5229	No

220	GOM_NL__2PRFIN20030301_100458_000000472014_00165_05229_5403.N1	01-MAR-2003 10:04:58	Bright	47.000	130	23Bet Dra	2.7990	5800.0	94	5229	No
221	GOM_NL__2PRFIN20030301_100730_000000352014_00165_05229_5404.N1	01-MAR-2003 10:07:30	Bright	35.000	19	50Alp Cyg	1.2460	10500.	70	5229	No
222	GOM_NL__2PRFIN20030301_100904_000000352014_00165_05229_5405.N1	01-MAR-2003 10:09:04	Bright	34.500	66	37Gam Cyg	2.2080	5900.0	69	5229	No
223	GOM_NL__2PRFIN20030301_101036_000000352014_00165_05229_5406.N1	01-MAR-2003 10:10:36	Bright	34.500	92	53Eps Cyg	2.5000	4500.0	69	5229	No
224	GOM_NL__2PRFIN20030301_101333_000000842014_00165_05229_5407.N1	01-MAR-2003 10:13:33	Bright	83.500	133	40Zet Her	2.8070	6000.0	167	5229	No
225	GOM_NL__2PRFIN20030301_101738_000000402014_00165_05229_5408.N1	01-MAR-2003 10:17:38	Bright	39.500	168	17Zet Aql	2.9860	11000.	79	5229	No
226	GOM_NL__2PRFIN20030301_102058_000000692014_00165_05229_5409.N1	01-MAR-2003 10:20:58	Twilight	69.000	59	55Alp Oph	2.0800	8900.0	138	5229	No
227	GOM_NL__2PRFIN20030301_102330_000000692014_00165_05229_5410.N1	01-MAR-2003 10:23:30	Straylight	69.000	126	60Bet Oph	2.7700	4250.0	138	5229	No
228	GOM_NL__2PRFIN20030301_102726_000000422014_00165_05229_5411.N1	01-MAR-2003 10:27:26	Dark	42.000	155	41Pi Sgr	2.9000	6600.0	84	5229	No
229	GOM_NL__2PRFIN20030301_102915_000000432014_00165_05229_5412.N1	01-MAR-2003 10:29:15	Dark	42.500	57	34Sig Sgr	2.0660	26000.	85	5229	No
230	GOM_NL__2PRFIN20030301_103221_000000472014_00165_05229_5413.N1	01-MAR-2003 10:32:21	Dark	46.500	38	20Eps Sgr	1.8360	11000.	93	5229	No
231	GOM_NL__2PRFIN20030301_103611_000000462014_00165_05229_5414.N1	01-MAR-2003 10:36:11	Dark	45.500	40	The Sco	1.8590	7100.0	91	5229	No
232	GOM_NL__2PRFIN20030301_103742_000000412014_00165_05229_5415.N1	01-MAR-2003 10:37:42	Dark	41.000	147	Alp Ara	2.8770	26000.	82	5229	No
233	GOM_NL__2PRFIN20030301_104255_000000392014_00166_05230_5379.N1	01-MAR-2003 10:42:55	Dark	38.500	134	Bet TrA	2.8100	6600.0	77	5230	No
234	GOM_NL__2PRFIN20030301_104413_000000372014_00166_05230_5380.N1	01-MAR-2003 10:44:13	Dark	37.000	145	Gam TrA	2.8720	10600.	74	5230	No
235	GOM_NL__2PRFIN20030301_104530_000000452014_00166_05230_5381.N1	01-MAR-2003 10:45:30	Dark	44.500	4	Alp1Cen	-0.010000	5800.0	89	5230	No
236	GOM_NL__2PRFIN20030301_104650_000000442014_00166_05230_5382.N1	01-MAR-2003 10:46:50	Dark	43.500	10	Bet Cen	0.61000	28000.	87	5230	No
237	GOM_NL__2PRFIN20030301_104924_000000442014_00166_05230_5383.N1	01-MAR-2003 10:49:24	Dark	43.500	12	Alp1Cru	0.77500	30000.	87	5230	No
238	GOM_NL__2PRFIN20030301_105336_000000372014_00166_05230_5384.N1	01-MAR-2003 10:53:36	Straylight	37.000	71	lot Car	2.2460	7700.0	74	5230	No
239	GOM_NL__2PRFIN20030301_105506_000000422014_00166_05230_5385.N1	01-MAR-2003 10:55:06	Straylight	41.500	46	Del Vel	1.9540	10600.	83	5230	No
240	GOM_NL__2PRFIN20030301_105801_000000432014_00166_05230_5386.N1	01-MAR-2003 10:58:01	Straylight	42.500	65	Lam Vel	2.2040	4400.0	85	5230	No
241	GOM_NL__2PRFIN20030301_110031_000000702014_00166_05230_5387.N1	01-MAR-2003 11:00:31	Straylight	69.500	106	9Bet Crv	2.6480	5600.0	139	5230	No
242	GOM_NL__2PRFIN20030301_110334_000000662014_00166_05230_5388.N1	01-MAR-2003 11:03:34	Straylight	66.000	100	4Gam Crv	2.5800	13100.	132	5230	No
243	GOM_NL__2PRFIN20030301_110731_000000472014_00166_05230_5389.N1	01-MAR-2003 11:07:31	Twilight	46.500	48	30Alp Hya	1.9770	4100.0	93	5230	No
244	GOM_NL__2PRFIN20030301_111341_000000442014_00166_05230_5390.N1	01-MAR-2003 11:13:41	Bright	44.000	22	32Alp Leo	1.3600	15200.	88	5230	No
245	GOM_NL__2PRFIN20030301_111618_000000442014_00166_05230_5391.N1	01-MAR-2003 11:16:18	Bright	43.500	51	41Gam1Leo	2.0100	4500.0	87	5230	No
246	GOM_NL__2PRFIN20030301_111842_000000402014_00166_05230_5392.N1	01-MAR-2003 11:18:42	Bright	40.000	17	78Bet Gem	1.1610	4500.0	80	5230	No
247	GOM_NL__2PRFIN20030301_111956_000000372014_00166_05230_5393.N1	01-MAR-2003 11:19:56	Bright	37.000	24	66Alp Gem	1.5800	10200.	74	5230	No
248	GOM_NL__2PRFIN20030301_112515_000000452014_00166_05230_5394.N1	01-MAR-2003 11:25:15	Bright	45.000	174	52Psi UMa	3.0040	4400.0	90	5230	No
249	GOM_NL__2PRFIN20030301_112759_000000422014_00166_05230_5395.N1	01-MAR-2003 11:27:59	Bright	42.000	82	48Bet UMa	2.3650	10600.	84	5230	No
250	GOM_NL__2PRFIN20030301_112919_000000432014_00166_05230_5396.N1	01-MAR-2003 11:29:19	Bright	42.500	36	50Alp UMa	1.8000	6300.0	85	5230	No
251	GOM_NL__2PRFIN20030301_113233_000000502014_00166_05230_5397.N1	01-MAR-2003 11:32:33	Bright	50.000	32	77Eps UMa	1.7630	11000.	100	5230	No
252	GOM_NL__2PRFIN20030301_113530_000000352014_00166_05230_5398.N1	01-MAR-2003 11:35:30	Bright	35.000	49	1Alp UMi	1.9900	6300.0	70	5230	No
253	GOM_NL__2PRFIN20030301_114111_000000462014_00166_05230_5399.N1	01-MAR-2003 11:41:11	Bright	46.000	119	14Eta Dra	2.7270	4700.0	92	5230	No
254	GOM_NL__2PRFIN20030301_114300_000000362014_00166_05230_5400.N1	01-MAR-2003 11:43:00	Bright	36.000	89	5Alp Cep	2.4510	8000.0	72	5230	No
255	GOM_NL__2PRFIN20030301_114534_000000482014_00166_05230_5401.N1	01-MAR-2003 11:45:34	Bright	47.500	130	23Bet Dra	2.7990	5800.0	95	5230	No
256	GOM_NL__2PRFIN20030301_114806_000000372014_00166_05230_5402.N1	01-MAR-2003 11:48:06	Bright	37.000	19	50Alp Cyg	1.2460	10500.	74	5230	No
257	GOM_NL__2PRFIN20030301_114940_000000372014_00166_05230_5403.N1	01-MAR-2003 11:49:40	Bright	36.500	66	37Gam Cyg	2.2080	5900.0	73	5230	No
258	GOM_NL__2PRFIN20030301_115112_000000362014_00166_05230_5404.N1	01-MAR-2003 11:51:12	Bright	35.500	92	53Eps Cyg	2.5000	4500.0	71	5230	No
259	GOM_NL__2PRFIN20030301_115412_000000812014_00166_05230_5405.N1	01-MAR-2003 11:54:12	Bright	81.000	133	40Zet Her	2.8070	6000.0	162	5230	No
260	GOM_NL__2PRFIN20030301_115815_000000412014_00166_05230_5406.N1	01-MAR-2003 11:58:15	Bright	40.500	168	17Zet Aql	2.9860	11000.	81	5230	No
261	GOM_NL__2PRFIN20030301_120134_000000722014_00166_05230_5407.N1	01-MAR-2003 12:01:34	Twilight	71.500	59	55Alp Oph	2.0800	8900.0	143	5230	No
262	GOM_NL__2PRFIN20030301_120407_000000642014_00166_05230_5408.N1	01-MAR-2003 12:04:07	Straylight	63.500	126	60Bet Oph	2.7700	4250.0	127	5230	No
263	GOM_NL__2PRFIN20030301_120802_000000422014_00166_05230_5409.N1	01-MAR-2003 12:08:02	Dark	41.500	155	41Pi Sgr	2.9000	6600.0	83	5230	No
264	GOM_NL__2PRFIN20030301_120952_000000412014_00166_05230_5410.N1	01-MAR-2003 12:09:52	Dark	40.500	57	34Sig Sgr	2.0660	26000.	81	5230	No
265	GOM_NL__2PRFIN20030301_121258_000000492014_00166_05230_5411.N1	01-MAR-2003 12:12:58	Dark	48.500	38	20Eps Sgr	1.8360	11000.	97	5230	No
266	GOM_NL__2PRFIN20030301_121647_000000462014_00166_05230_5412.N1	01-MAR-2003 12:16:47	Dark	46.000	40	The Sco	1.8590	7100.0	92	5230	No
267	GOM_NL__2PRFIN20030301_121835_000000672014_00166_05230_5413.N1	01-MAR-2003 12:18:35	Dark	66.500	16	21Alp Sco	1.0200	3000.0	133	5230	No
268	GOM_NL__2PRFIN20030301_122331_000000412014_00167_05231_5379.N1	01-MAR-2003 12:23:31	Dark	40.500	134	Bet TrA	2.8100	6600.0	81	5231	No
269	GOM_NL__2PRFIN20030301_122449_000000382014_00167_05231_5380.N1	01-MAR-2003 12:24:49	Dark	37.500	145	Gam TrA	2.8720	10600.	75	5231	No
270	GOM_NL__2PRFIN20030301_122606_000000452014_00167_05231_5381.N1	01-MAR-2003 12:26:06	Dark	45.000	4	Alp1Cen	-0.010000	5800.0	90	5231	No
271	GOM_NL__2PRFIN20030301_122726_000000452014_00167_05231_5382.N1	01-MAR-2003 12:27:26	Dark	44.500	10	Bet Cen	0.61000	28000.	89	5231	No
272	GOM_NL__2PRFIN20030301_123000_000000482014_00167_05231_5383.N1	01-MAR-2003 12:30:00	Dark	48.000	12	Alp1Cru	0.77500	30000.	96	5231	No
273	GOM_NL__2PRFIN20030301_123412_000000392014_00167_05231_5384.N1	01-MAR-2003 12:34:12	Straylight	38.500	71	lot Car	2.2460	7700.0	77	5231	No
274	GOM_NL__2PRFIN20030301_123542_000000422014_00167_05231_5385.N1	01-MAR-2003 12:35:42	Straylight	42.000	46	Del Vel	1.9540	10600.	84	5231	No
275	GOM_NL__2PRFIN20030301_123836_000000482014_00167_05231_5386.N1	01-MAR-2003 12:38:36	Straylight	47.500	65	Lam Vel	2.2040	4400.0	95	5231	No
276	GOM_NL__2PRFIN20030301_124106_000000682014_00167_05231_5387.N1	01-MAR-2003 12:41:06	Straylight	67.500	106	9Bet Crv	2.6480	5600.0	135	5231	No
277	GOM_NL__2PRFIN20030301_124410_000000692014_00167_05231_5388.N1	01-MAR-2003 12:44:10	Straylight	68.500	100	4Gam Crv	2.5800	13100.	137	5231	No
278	GOM_NL__2PRFIN20030301_124806_000000492014_00167_05231_5389.N1	01-MAR-2003 12:48:06	Twilight	49.000	48	30Alp Hya	1.9770	4100.0	98	5231	No

279	GOM_NL__2PRFIN20030301_125416_000000452014_00167_05231_5390.N1	01-MAR-2003 12:54:16	Bright	44.500	22	32Alp Leo	1.3600	15200.	89	5231	No
280	GOM_NL__2PRFIN20030301_125654_000000462014_00167_05231_5391.N1	01-MAR-2003 12:56:54	Bright	46.000	51	41Gam1Leo	2.0100	4500.0	92	5231	No
281	GOM_NL__2PRFIN20030301_125918_000000392014_00167_05231_5392.N1	01-MAR-2003 12:59:18	Bright	39.000	17	78Bet Gem	1.1610	4500.0	78	5231	No
282	GOM_NL__2PRFIN20030301_130032_000000392014_00167_05231_5393.N1	01-MAR-2003 13:00:32	Bright	39.000	24	66Alp Gem	1.5800	10200.	78	5231	No
283	GOM_NL__2PRFIN20030301_130549_000000482014_00167_05231_5394.N1	01-MAR-2003 13:05:49	Bright	47.500	174	52Psi UMa	3.0040	4400.0	95	5231	No
284	GOM_NL__2PRFIN20030301_130834_000000432014_00167_05231_5395.N1	01-MAR-2003 13:08:34	Bright	42.500	82	48Bet UMa	2.3650	10600.	85	5231	No
285	GOM_NL__2PRFIN20030301_130954_000000442014_00167_05231_5396.N1	01-MAR-2003 13:09:54	Bright	43.500	36	50Alp UMa	1.8000	6300.0	87	5231	No
286	GOM_NL__2PRFIN20030301_131307_000000502014_00167_05231_5397.N1	01-MAR-2003 13:13:07	Bright	49.500	32	77Eps UMa	1.7630	11000.	99	5231	No
287	GOM_NL__2PRFIN20030301_131605_000000372014_00167_05231_5398.N1	01-MAR-2003 13:16:05	Bright	36.500	49	1Alp UMi	1.9900	6300.0	73	5231	No
288	GOM_NL__2PRFIN20030301_132336_000000352014_00167_05231_5399.N1	01-MAR-2003 13:23:36	Bright	34.500	89	5Alp Cep	2.4510	8000.0	69	5231	No
289	GOM_NL__2PRFIN20030301_132609_000000472014_00167_05231_5400.N1	01-MAR-2003 13:26:09	Bright	47.000	130	23Bet Dra	2.7990	5800.0	94	5231	No
290	GOM_NL__2PRFIN20030301_132841_000000372014_00167_05231_5401.N1	01-MAR-2003 13:28:41	Bright	37.000	19	50Alp Cyg	1.2460	10500.	74	5231	No
291	GOM_NL__2PRFIN20030301_133015_000000372014_00167_05231_5402.N1	01-MAR-2003 13:30:15	Bright	37.000	66	37Gam Cyg	2.2080	5900.0	74	5231	No
292	GOM_NL__2PRFIN20030301_133148_000000362014_00167_05231_5403.N1	01-MAR-2003 13:31:48	Bright	35.500	92	53Eps Cyg	2.5000	4500.0	71	5231	No
293	GOM_NL__2PRFIN20030301_133448_000000842014_00167_05231_5404.N1	01-MAR-2003 13:34:48	Bright	84.000	133	40Zet Her	2.8070	6000.0	168	5231	No
294	GOM_NL__2PRFIN20030301_133850_000000422014_00167_05231_5405.N1	01-MAR-2003 13:38:50	Bright	42.000	168	17Zet Aql	2.9860	11000.	84	5231	No
295	GOM_NL__2PRFIN20030301_134211_000000682014_00167_05231_5406.N1	01-MAR-2003 13:42:11	Tw_i_and_stray	67.500	59	55Alp Oph	2.0800	8900.0	135	5231	No
296	GOM_NL__2PRFIN20030301_134443_000000652014_00167_05231_5407.N1	01-MAR-2003 13:44:43	Straylight	64.500	126	60Bet Oph	2.7700	4250.0	129	5231	No
297	GOM_NL__2PRFIN20030301_134838_000000402014_00167_05231_5408.N1	01-MAR-2003 13:48:38	Dark	39.500	155	41Pi Sgr	2.9000	6600.0	79	5231	No
298	GOM_NL__2PRFIN20030301_135027_000000432014_00167_05231_5409.N1	01-MAR-2003 13:50:27	Dark	42.500	57	34Sig Sgr	2.0660	26000.	85	5231	No
299	GOM_NL__2PRFIN20030301_135334_000000472014_00167_05231_5410.N1	01-MAR-2003 13:53:34	Dark	46.500	38	20Eps Sgr	1.8360	11000.	93	5231	No
300	GOM_NL__2PRFIN20030301_135723_000000432014_00167_05231_5411.N1	01-MAR-2003 13:57:23	Dark	43.000	40	The Sco	1.8590	7100.0	86	5231	No
301	GOM_NL__2PRFIN20030301_135912_000000672014_00167_05231_5412.N1	01-MAR-2003 13:59:12	Dark	67.000	16	21Alp Sco	1.0200	3000.0	134	5231	No
302	GOM_NL__2PRFIN20030301_140408_000000392014_00168_05232_5379.N1	01-MAR-2003 14:04:08	Dark	38.500	134	Bet TrA	2.8100	6600.0	77	5232	No
303	GOM_NL__2PRFIN20030301_140525_000000392014_00168_05232_5380.N1	01-MAR-2003 14:05:25	Dark	39.000	145	Gam TrA	2.8720	10600.	78	5232	No
304	GOM_NL__2PRFIN20030301_140642_000000422014_00168_05232_5381.N1	01-MAR-2003 14:06:42	Dark	42.000	4	Alp1Cen	-0.010000	5800.0	84	5232	No
305	GOM_NL__2PRFIN20030301_140801_000000412014_00168_05232_5382.N1	01-MAR-2003 14:08:01	Dark	41.000	10	Bet Cen	0.61000	28000.	82	5232	No
306	GOM_NL__2PRFIN20030301_141036_000000422014_00168_05232_5383.N1	01-MAR-2003 14:10:36	Dark	42.000	12	Alp1Cru	0.77500	30000.	84	5232	No
307	GOM_NL__2PRFIN20030301_141448_000000392014_00168_05232_5384.N1	01-MAR-2003 14:14:48	Straylight	38.500	71	lot Car	2.2460	7700.0	77	5232	No
308	GOM_NL__2PRFIN20030301_141618_000000382014_00168_05232_5385.N1	01-MAR-2003 14:16:18	Straylight	38.000	46	Del Vel	1.9540	10600.	76	5232	No
309	GOM_NL__2PRFIN20030301_141912_000000472014_00168_05232_5386.N1	01-MAR-2003 14:19:12	Straylight	46.500	65	Lam Vel	2.2040	4400.0	93	5232	No
310	GOM_NL__2PRFIN20030301_142142_000000722014_00168_05232_5387.N1	01-MAR-2003 14:21:42	Straylight	72.000	106	9Bet Crv	2.6480	5600.0	144	5232	No
311	GOM_NL__2PRFIN20030301_142445_000000662014_00168_05232_5388.N1	01-MAR-2003 14:24:45	Straylight	65.500	100	4Gam Crv	2.5800	13100.	131	5232	No
312	GOM_NL__2PRFIN20030301_142842_000000472014_00168_05232_5389.N1	01-MAR-2003 14:28:42	Tw_i_and_stray	47.000	48	30Alp Hya	1.9770	4100.0	94	5232	No
313	GOM_NL__2PRFIN20030301_143451_000000442014_00168_05232_5390.N1	01-MAR-2003 14:34:51	Bright	43.500	22	32Alp Leo	1.3600	15200.	87	5232	No
314	GOM_NL__2PRFIN20030301_143728_000000472014_00168_05232_5391.N1	01-MAR-2003 14:37:28	Bright	47.000	51	41Gam1Leo	2.0100	4500.0	94	5232	No
315	GOM_NL__2PRFIN20030301_143954_000000392014_00168_05232_5392.N1	01-MAR-2003 14:39:54	Bright	39.000	17	78Bet Gem	1.1610	4500.0	78	5232	No
316	GOM_NL__2PRFIN20030301_144108_000000372014_00168_05232_5393.N1	01-MAR-2003 14:41:08	Bright	37.000	24	66Alp Gem	1.5800	10200.	74	5232	No
317	GOM_NL__2PRFIN20030301_144625_000000432014_00168_05232_5394.N1	01-MAR-2003 14:46:25	Bright	42.500	174	52Psi UMa	3.0040	4400.0	85	5232	No
318	GOM_NL__2PRFIN20030301_144910_000000422014_00168_05232_5395.N1	01-MAR-2003 14:49:10	Bright	41.500	82	48Bet UMa	2.3650	10600.	83	5232	No
319	GOM_NL__2PRFIN20030301_145030_000000422014_00168_05232_5396.N1	01-MAR-2003 14:50:30	Bright	42.000	36	50Alp UMa	1.8000	6300.0	84	5232	No
320	GOM_NL__2PRFIN20030301_145343_000000492014_00168_05232_5397.N1	01-MAR-2003 14:53:43	Bright	49.000	32	77Eps UMa	1.7630	11000.	98	5232	No
321	GOM_NL__2PRFIN20030301_145642_000000362014_00168_05232_5398.N1	01-MAR-2003 14:56:42	Bright	35.500	49	1Alp UMi	1.9900	6300.0	71	5232	No
322	GOM_NL__2PRFIN20030301_150222_000000472014_00168_05232_5399.N1	01-MAR-2003 15:02:22	Bright	46.500	119	14Eta Dra	2.7270	4700.0	93	5232	No
323	GOM_NL__2PRFIN20030301_150413_000000352014_00168_05232_5400.N1	01-MAR-2003 15:04:13	Bright	35.000	89	5Alp Cep	2.4510	8000.0	70	5232	No
324	GOM_NL__2PRFIN20030301_150645_000000472014_00168_05232_5401.N1	01-MAR-2003 15:06:45	Bright	46.500	130	23Bet Dra	2.7990	5800.0	93	5232	No
325	GOM_NL__2PRFIN20030301_150918_000000342014_00168_05232_5402.N1	01-MAR-2003 15:09:18	Bright	34.000	19	50Alp Cyg	1.2460	10500.	68	5232	No
326	GOM_NL__2PRFIN20030301_151052_000000342014_00168_05232_5403.N1	01-MAR-2003 15:10:52	Bright	33.500	66	37Gam Cyg	2.2080	5900.0	67	5232	No
327	GOM_NL__2PRFIN20030301_151225_000000352014_00168_05232_5404.N1	01-MAR-2003 15:12:25	Bright	34.500	92	53Eps Cyg	2.5000	4500.0	69	5232	No
328	GOM_NL__2PRFIN20030301_151524_000000822014_00168_05232_5405.N1	01-MAR-2003 15:15:24	Bright	81.500	133	40Zet Her	2.8070	6000.0	163	5232	No
329	GOM_NL__2PRFIN20030301_151927_000000402014_00168_05232_5406.N1	01-MAR-2003 15:19:27	Bright	40.000	168	17Zet Aql	2.9860	11000.	80	5232	No
330	GOM_NL__2PRFIN20030301_152248_000000632014_00168_05232_5407.N1	01-MAR-2003 15:22:48	Tw_i_and_stray	63.000	59	55Alp Oph	2.0800	8900.0	126	5232	No
331	GOM_NL__2PRFIN20030301_152521_000000692014_00168_05232_5408.N1	01-MAR-2003 15:25:21	Straylight	69.000	126	60Bet Oph	2.7700	4250.0	138	5232	No
332	GOM_NL__2PRFIN20030301_152915_000000432014_00168_05232_5409.N1	01-MAR-2003 15:29:15	Dark	43.000	155	41Pi Sgr	2.9000	6600.0	86	5232	No
333	GOM_NL__2PRFIN20030301_153105_000000422014_00168_05232_5410.N1	01-MAR-2003 15:31:05	Dark	42.000	57	34Sig Sgr	2.0660	26000.	84	5232	No
334	GOM_NL__2PRFIN20030301_153411_000000422014_00168_05232_5411.N1	01-MAR-2003 15:34:11	Dark	42.000	38	20Eps Sgr	1.8360	11000.	84	5232	No
335	GOM_NL__2PRFIN20030301_153801_000000452014_00168_05232_5412.N1	01-MAR-2003 15:38:01	Dark	44.500	40	The Sco	1.8590	7100.0	89	5232	No
336	GOM_NL__2PRFIN20030301_153951_000000682014_00168_05232_5413.N1	01-MAR-2003 15:39:51	Dark	67.500	16	21Alp Sco	1.0200	3000.0	135	5232	No
337	GOM_NL__2PRFIN20030301_154445_000000402014_00169_05233_5379.N1	01-MAR-2003 15:44:45	Dark	39.500	134	Bet TrA	2.8100	6600.0	79	5233	No

338	GOM_NL__2PRFIN20030301_154602_000000382014_00169_05233_5380.N1	01-MAR-2003 15:46:02	Dark	38.000	145	Gam TrA	2.8720	10600.	76	5233	No
339	GOM_NL__2PRFIN20030301_154720_000000452014_00169_05233_5381.N1	01-MAR-2003 15:47:20	Dark	44.500	4	Alp1Cen	-0.010000	5800.0	89	5233	No
340	GOM_NL__2PRFIN20030301_154839_000000442014_00169_05233_5382.N1	01-MAR-2003 15:48:39	Dark	44.000	10	Bet Cen	0.61000	28000.	88	5233	No
341	GOM_NL__2PRFIN20030301_155113_000000442014_00169_05233_5383.N1	01-MAR-2003 15:51:13	Dark	44.000	12	Alp1Cru	0.77500	30000.	88	5233	No
342	GOM_NL__2PRFIN20030301_155524_000000372014_00169_05233_5384.N1	01-MAR-2003 15:55:24	Straylight	37.000	71	Iot Car	2.2460	7700.0	74	5233	No
343	GOM_NL__2PRFIN20030301_155654_000000392014_00169_05233_5385.N1	01-MAR-2003 15:56:54	Straylight	38.500	46	Del Vel	1.9540	10600.	77	5233	No
344	GOM_NL__2PRFIN20030301_155949_000000442014_00169_05233_5386.N1	01-MAR-2003 15:59:49	Straylight	44.000	65	Lam Vel	2.2040	4400.0	88	5233	No
345	GOM_NL__2PRFIN20030301_160219_000000732014_00169_05233_5387.N1	01-MAR-2003 16:02:19	Straylight	72.500	106	9Bet Crv	2.6480	5600.0	145	5233	No
346	GOM_NL__2PRFIN20030301_160522_000000682014_00169_05233_5388.N1	01-MAR-2003 16:05:22	Straylight	68.000	100	4Gam Crv	2.5800	13100.	136	5233	No
347	GOM_NL__2PRFIN20030301_160919_000000462014_00169_05233_5389.N1	01-MAR-2003 16:09:19	Tw_i_and_stray	46.000	48	30Alp Hya	1.9770	4100.0	92	5233	No
348	GOM_NL__2PRFIN20030301_161529_000000442014_00169_05233_5390.N1	01-MAR-2003 16:15:29	Bright	44.000	22	32Alp Leo	1.3600	15200.	88	5233	No
349	GOM_NL__2PRFIN20030301_161805_000000442014_00169_05233_5391.N1	01-MAR-2003 16:18:05	Bright	44.000	51	41Gam1Leo	2.0100	4500.0	88	5233	No
350	GOM_NL__2PRFIN20030301_162030_000000382014_00169_05233_5392.N1	01-MAR-2003 16:20:30	Bright	38.000	17	78Bet Gem	1.1610	4500.0	76	5233	No
351	GOM_NL__2PRFIN20030301_162144_000000372014_00169_05233_5393.N1	01-MAR-2003 16:21:44	Bright	37.000	24	66Alp Gem	1.5800	10200.	74	5233	No
352	GOM_NL__2PRFIN20030301_162701_000000462014_00169_05233_5394.N1	01-MAR-2003 16:27:01	Bright	46.000	174	52Psi UMa	3.0040	4400.0	92	5233	No
353	GOM_NL__2PRFIN20030301_162945_000000422014_00169_05233_5395.N1	01-MAR-2003 16:29:45	Bright	41.500	82	48Bet UMa	2.3650	10600.	83	5233	No
354	GOM_NL__2PRFIN20030301_163105_000000422014_00169_05233_5396.N1	01-MAR-2003 16:31:05	Bright	41.500	36	50Alp UMa	1.8000	6300.0	83	5233	No
355	GOM_NL__2PRFIN20030301_163418_000000512014_00169_05233_5397.N1	01-MAR-2003 16:34:18	Bright	51.000	32	77Eps UMa	1.7630	11000.	102	5233	No
356	GOM_NL__2PRFIN20030301_163718_000000372014_00169_05233_5398.N1	01-MAR-2003 16:37:18	Bright	36.500	49	1Alp UMi	1.9900	6300.0	73	5233	No
357	GOM_NL__2PRFIN20030301_164257_000000472014_00169_05233_5399.N1	01-MAR-2003 16:42:57	Bright	46.500	119	14Eta Dra	2.7270	4700.0	93	5233	No
358	GOM_NL__2PRFIN20030301_164449_000000362014_00169_05233_5400.N1	01-MAR-2003 16:44:49	Bright	36.000	89	5Alp Cep	2.4510	8000.0	72	5233	No
359	GOM_NL__2PRFIN20030301_164721_000000452014_00169_05233_5401.N1	01-MAR-2003 16:47:21	Bright	44.500	130	23Bet Dra	2.7990	5800.0	89	5233	No
360	GOM_NL__2PRFIN20030301_164954_000000342014_00169_05233_5402.N1	01-MAR-2003 16:49:54	Bright	33.500	19	50Alp Cyg	1.2460	10500.	67	5233	No
361	GOM_NL__2PRFIN20030301_165128_000000362014_00169_05233_5403.N1	01-MAR-2003 16:51:28	Bright	36.000	66	37Gam Cyg	2.2080	5900.0	72	5233	No
362	GOM_NL__2PRFIN20030301_165301_000000362014_00169_05233_5404.N1	01-MAR-2003 16:53:01	Bright	36.000	92	53Eps Cyg	2.5000	4500.0	72	5233	No
363	GOM_NL__2PRFIN20030301_165600_000000842014_00169_05233_5405.N1	01-MAR-2003 16:56:00	Bright	84.000	133	40Zet Her	2.8070	6000.0	168	5233	No
364	GOM_NL__2PRFIN20030301_170003_000000402014_00169_05233_5406.N1	01-MAR-2003 17:00:03	Bright	39.500	168	17Zet Aql	2.9860	11000.	79	5233	No
365	GOM_NL__2PRFIN20030301_170325_000000702014_00169_05233_5407.N1	01-MAR-2003 17:03:25	Tw_i_and_stray	70.000	59	55Alp Oph	2.0800	8900.0	140	5233	No
366	GOM_NL__2PRFIN20030301_170558_000000662014_00169_05233_5408.N1	01-MAR-2003 17:05:58	Straylight	65.500	126	60Bet Oph	2.7700	4250.0	131	5233	No
367	GOM_NL__2PRFIN20030301_170952_000000422014_00169_05233_5409.N1	01-MAR-2003 17:09:52	Dark	42.000	155	41Pi Sgr	2.9000	6600.0	84	5233	No
368	GOM_NL__2PRFIN20030301_171141_000000452014_00169_05233_5410.N1	01-MAR-2003 17:11:41	Dark	44.500	57	34Sig Sgr	2.0660	26000.	89	5233	No
369	GOM_NL__2PRFIN20030301_171448_000000422014_00169_05233_5411.N1	01-MAR-2003 17:14:48	Dark	41.500	38	20Eps Sgr	1.8360	11000.	83	5233	No
370	GOM_NL__2PRFIN20030301_171837_000000542014_00169_05233_5412.N1	01-MAR-2003 17:18:37	Dark	53.500	40	The Sco	1.8590	7100.0	107	5233	No
371	GOM_NL__2PRFIN20030301_172028_000000692014_00169_05233_5413.N1	01-MAR-2003 17:20:28	Dark	68.500	16	21Alp Sco	1.0200	3000.0	137	5233	No
372	GOM_NL__2PRFIN20030301_172521_000000402014_00170_05234_5379.N1	01-MAR-2003 17:25:21	Dark	40.000	134	Bet TrA	2.8100	6600.0	80	5234	No
373	GOM_NL__2PRFIN20030301_172638_000000392014_00170_05234_5380.N1	01-MAR-2003 17:26:38	Dark	38.500	145	Gam TrA	2.8720	10600.	77	5234	No
374	GOM_NL__2PRFIN20030301_172756_000000462014_00170_05234_5381.N1	01-MAR-2003 17:27:56	Dark	45.500	4	Alp1Cen	-0.010000	5800.0	91	5234	No
375	GOM_NL__2PRFIN20030301_172916_000000452014_00170_05234_5382.N1	01-MAR-2003 17:29:16	Dark	44.500	10	Bet Cen	0.61000	28000.	89	5234	No
376	GOM_NL__2PRFIN20030301_173150_000000402014_00170_05234_5383.N1	01-MAR-2003 17:31:50	Dark	40.000	12	Alp1Cru	0.77500	30000.	80	5234	No
377	GOM_NL__2PRFIN20030301_173600_000000392014_00170_05234_5384.N1	01-MAR-2003 17:36:00	Straylight	39.000	71	Iot Car	2.2460	7700.0	78	5234	No
378	GOM_NL__2PRFIN20030301_173730_000000432014_00170_05234_5385.N1	01-MAR-2003 17:37:30	Straylight	42.500	46	Del Vel	1.9540	10600.	85	5234	No
379	GOM_NL__2PRFIN20030301_174025_000000432014_00170_05234_5386.N1	01-MAR-2003 17:40:25	Straylight	43.000	65	Lam Vel	2.2040	4400.0	86	5234	No
380	GOM_NL__2PRFIN20030301_174256_000000722014_00170_05234_5387.N1	01-MAR-2003 17:42:56	Straylight	71.500	106	9Bet Crv	2.6480	5600.0	143	5234	No
381	GOM_NL__2PRFIN20030301_174558_000000722014_00170_05234_5388.N1	01-MAR-2003 17:45:58	Straylight	71.500	100	4Gam Crv	2.5800	13100.	143	5234	No
382	GOM_NL__2PRFIN20030301_174955_000000472014_00170_05234_5389.N1	01-MAR-2003 17:49:55	Tw_i_and_stray	46.500	48	30Alp Hya	1.9770	4100.0	93	5234	No
383	GOM_NL__2PRFIN20030301_175604_000000442014_00170_05234_5390.N1	01-MAR-2003 17:56:04	Bright	43.500	22	32Alp Leo	1.3600	15200.	87	5234	No
384	GOM_NL__2PRFIN20030301_175841_000000452014_00170_05234_5391.N1	01-MAR-2003 17:58:41	Bright	45.000	51	41Gam1Leo	2.0100	4500.0	90	5234	No
385	GOM_NL__2PRFIN20030301_180107_000000412014_00170_05234_5392.N1	01-MAR-2003 18:01:07	Bright	41.000	17	78Bet Gem	1.1610	4500.0	82	5234	No
386	GOM_NL__2PRFIN20030301_180221_000000392014_00170_05234_5393.N1	01-MAR-2003 18:02:21	Bright	38.500	24	66Alp Gem	1.5800	10200.	77	5234	No
387	GOM_NL__2PRFIN20030301_180736_000000472014_00170_05234_5394.N1	01-MAR-2003 18:07:36	Bright	46.500	174	52Psi UMa	3.0040	4400.0	93	5234	No
388	GOM_NL__2PRFIN20030301_181021_000000422014_00170_05234_5395.N1	01-MAR-2003 18:10:21	Bright	41.500	82	48Bet UMa	2.3650	10600.	83	5234	No
389	GOM_NL__2PRFIN20030301_181141_000000422014_00170_05234_5396.N1	01-MAR-2003 18:11:41	Bright	42.000	36	50Alp UMa	1.8000	6300.0	84	5234	No
390	GOM_NL__2PRFIN20030301_181453_000000512014_00170_05234_5397.N1	01-MAR-2003 18:14:53	Bright	50.500	32	77Eps UMa	1.7630	11000.	101	5234	No
391	GOM_NL__2PRFIN20030301_181754_000000372014_00170_05234_5398.N1	01-MAR-2003 18:17:54	Bright	36.500	49	1Alp UMi	1.9900	6300.0	73	5234	No
392	GOM_NL__2PRFIN20030301_182333_000000452014_00170_05234_5399.N1	01-MAR-2003 18:23:33	Bright	45.000	119	14Eta Dra	2.7270	4700.0	90	5234	No
393	GOM_NL__2PRFIN20030301_182525_000000342014_00170_05234_5400.N1	01-MAR-2003 18:25:25	Bright	34.000	89	5Alp Cep	2.4510	8000.0	68	5234	No
394	GOM_NL__2PRFIN20030301_182757_000000472014_00170_05234_5401.N1	01-MAR-2003 18:27:57	Bright	47.000	130	23Bet Dra	2.7990	5800.0	94	5234	No
395	GOM_NL__2PRFIN20030301_183030_000000382014_00170_05234_5402.N1	01-MAR-2003 18:30:30	Bright	37.500	19	50Alp Cyg	1.2460	10500.	75	5234	No
396	GOM_NL__2PRFIN20030301_183204_000000372014_00170_05234_5403.N1	01-MAR-2003 18:32:04	Bright	37.000	66	37Gam Cyg	2.2080	5900.0	74	5234	No

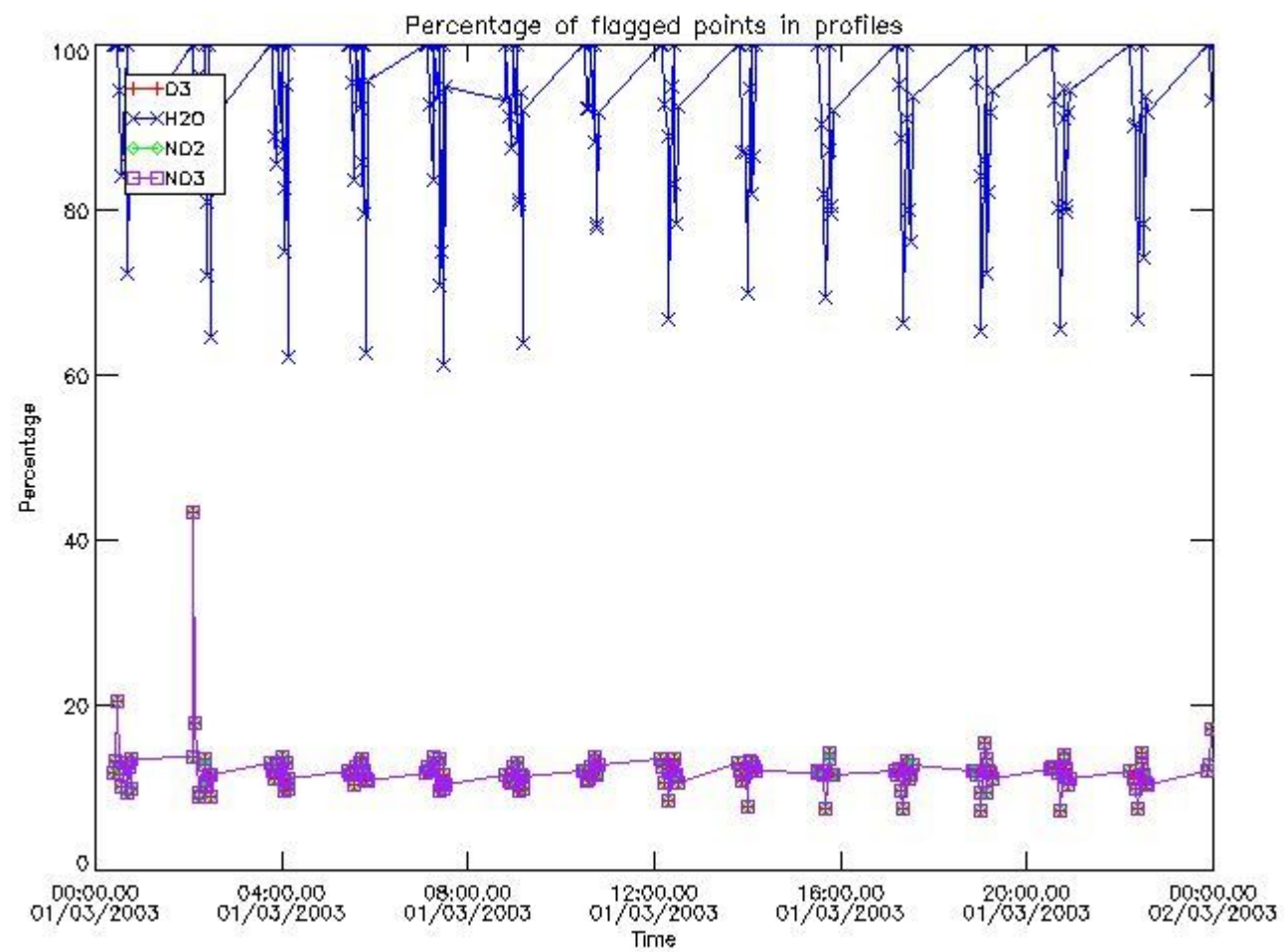
397	GOM_NL__2PRFIN20030301_183337_000000352014_00170_05234_5404.N1	01-MAR-2003 18:33:37	Bright	34.500	92	53Eps Cyg	2.5000	4500.0	69	5234	No
398	GOM_NL__2PRFIN20030301_183636_000000832014_00170_05234_5405.N1	01-MAR-2003 18:36:36	Bright	82.500	133	40Zet Her	2.8070	6000.0	165	5234	No
399	GOM_NL__2PRFIN20030301_184040_000000422014_00170_05234_5406.N1	01-MAR-2003 18:40:40	Bright	41.500	168	17Zet Aql	2.9860	11000.	83	5234	No
400	GOM_NL__2PRFIN20030301_184401_000000672014_00170_05234_5407.N1	01-MAR-2003 18:44:01	Twilight	67.000	59	55Alp Oph	2.0800	8900.0	134	5234	No
401	GOM_NL__2PRFIN20030301_184635_000000642014_00170_05234_5408.N1	01-MAR-2003 18:46:35	Straylight	63.500	126	60Bet Oph	2.7700	4250.0	127	5234	No
402	GOM_NL__2PRFIN20030301_185028_000000422014_00170_05234_5409.N1	01-MAR-2003 18:50:28	Dark	42.000	155	41Pi Sgr	2.9000	6600.0	84	5234	No
403	GOM_NL__2PRFIN20030301_185217_000000432014_00170_05234_5410.N1	01-MAR-2003 18:52:17	Dark	42.500	57	34Sig Sgr	2.0660	26000.	85	5234	No
404	GOM_NL__2PRFIN20030301_185524_000000442014_00170_05234_5411.N1	01-MAR-2003 18:55:24	Dark	44.000	38	20Eps Sgr	1.8360	11000.	88	5234	No
405	GOM_NL__2PRFIN20030301_185914_000000542014_00170_05234_5412.N1	01-MAR-2003 18:59:14	Dark	54.000	40	The Sco	1.8590	7100.0	108	5234	No
406	GOM_NL__2PRFIN20030301_190106_000000702014_00170_05234_5413.N1	01-MAR-2003 19:01:06	Dark	69.500	16	21Alp Sco	1.0200	3000.0	139	5234	No
407	GOM_NL__2PRFIN20030301_190557_000000402014_00171_05235_5379.N1	01-MAR-2003 19:05:57	Dark	39.500	134	Bet TrA	2.8100	6600.0	79	5235	No
408	GOM_NL__2PRFIN20030301_190715_000000382014_00171_05235_5380.N1	01-MAR-2003 19:07:15	Dark	37.500	145	Gam TrA	2.8720	10600.	75	5235	No
409	GOM_NL__2PRFIN20030301_190833_000000552014_00171_05235_5381.N1	01-MAR-2003 19:08:33	Dark	54.500	4	Alp1Cen	-0.010000	5800.0	109	5235	No
410	GOM_NL__2PRFIN20030301_190952_000000432014_00171_05235_5382.N1	01-MAR-2003 19:09:52	Dark	42.500	10	Bet Cen	0.61000	28000.	85	5235	No
411	GOM_NL__2PRFIN20030301_191226_000000432014_00171_05235_5383.N1	01-MAR-2003 19:12:26	Dark	43.000	12	Alp1Cru	0.77500	30000.	86	5235	No
412	GOM_NL__2PRFIN20030301_191453_000000462014_00171_05235_5384.N1	01-MAR-2003 19:14:53	Dark	46.000	64	Gam Cen	2.2000	10600.	92	5235	No
413	GOM_NL__2PRFIN20030301_191636_000000382014_00171_05235_5385.N1	01-MAR-2003 19:16:36	Straylight	38.000	71	lot Car	2.2460	7700.0	76	5235	No
414	GOM_NL__2PRFIN20030301_191806_000000442014_00171_05235_5386.N1	01-MAR-2003 19:18:06	Straylight	44.000	46	Del Vel	1.9540	10600.	88	5235	No
415	GOM_NL__2PRFIN20030301_192101_000000432014_00171_05235_5387.N1	01-MAR-2003 19:21:01	Straylight	42.500	65	Lam Vel	2.2040	4400.0	85	5235	No
416	GOM_NL__2PRFIN20030301_192427_000000672014_00171_05235_5388.N1	01-MAR-2003 19:24:27	Straylight	66.500	171	2Eps Crv	3.0010	4250.0	133	5235	No
417	GOM_NL__2PRFIN20030301_192635_000000652014_00171_05235_5389.N1	01-MAR-2003 19:26:35	Straylight	65.000	100	4Gam Crv	2.5800	13100.	130	5235	No
418	GOM_NL__2PRFIN20030301_193031_000000482014_00171_05235_5390.N1	01-MAR-2003 19:30:31	Twilight	48.000	48	30Alp Hya	1.9770	4100.0	96	5235	No
419	GOM_NL__2PRFIN20030301_193640_000000432014_00171_05235_5391.N1	01-MAR-2003 19:36:40	Bright	43.000	22	32Alp Leo	1.3600	15200.	86	5235	No
420	GOM_NL__2PRFIN20030301_193917_000000432014_00171_05235_5392.N1	01-MAR-2003 19:39:17	Bright	43.000	51	41Gam1Leo	2.0100	4500.0	86	5235	No
421	GOM_NL__2PRFIN20030301_194143_000000372014_00171_05235_5393.N1	01-MAR-2003 19:41:43	Bright	36.500	17	78Bet Gem	1.1610	4500.0	73	5235	No
422	GOM_NL__2PRFIN20030301_194257_000000382014_00171_05235_5394.N1	01-MAR-2003 19:42:57	Bright	38.000	24	66Alp Gem	1.5800	10200.	76	5235	No
423	GOM_NL__2PRFIN20030301_194811_000000452014_00171_05235_5395.N1	01-MAR-2003 19:48:11	Bright	45.000	174	52Psi UMa	3.0040	4400.0	90	5235	No
424	GOM_NL__2PRFIN20030301_195057_000000412014_00171_05235_5396.N1	01-MAR-2003 19:50:57	Bright	41.000	82	48Bet UMa	2.3650	10600.	82	5235	No
425	GOM_NL__2PRFIN20030301_195217_000000432014_00171_05235_5397.N1	01-MAR-2003 19:52:17	Bright	43.000	36	50Alp UMa	1.8000	6300.0	86	5235	No
426	GOM_NL__2PRFIN20030301_195529_000000522014_00171_05235_5398.N1	01-MAR-2003 19:55:29	Bright	51.500	32	77Eps UMa	1.7630	11000.	103	5235	No
427	GOM_NL__2PRFIN20030301_195830_000000372014_00171_05235_5399.N1	01-MAR-2003 19:58:30	Bright	37.000	49	1Alp UMi	1.9900	6300.0	74	5235	No
428	GOM_NL__2PRFIN20030301_200408_000000432014_00171_05235_5400.N1	01-MAR-2003 20:04:08	Bright	42.500	119	14Eta Dra	2.7270	4700.0	85	5235	No
429	GOM_NL__2PRFIN20030301_200601_000000372014_00171_05235_5401.N1	01-MAR-2003 20:06:01	Bright	36.500	89	5Alp Cep	2.4510	8000.0	73	5235	No
430	GOM_NL__2PRFIN20030301_200833_000000472014_00171_05235_5402.N1	01-MAR-2003 20:08:33	Bright	46.500	130	23Bet Dra	2.7990	5800.0	93	5235	No
431	GOM_NL__2PRFIN20030301_201106_000000362014_00171_05235_5403.N1	01-MAR-2003 20:11:06	Bright	36.000	19	50Alp Cyg	1.2460	10500.	72	5235	No
432	GOM_NL__2PRFIN20030301_201240_000000352014_00171_05235_5404.N1	01-MAR-2003 20:12:40	Bright	35.000	66	37Gam Cyg	2.2080	5900.0	70	5235	No
433	GOM_NL__2PRFIN20030301_201413_000000352014_00171_05235_5405.N1	01-MAR-2003 20:14:13	Bright	34.500	92	53Eps Cyg	2.5000	4500.0	69	5235	No
434	GOM_NL__2PRFIN20030301_201712_000000832014_00171_05235_5406.N1	01-MAR-2003 20:17:12	Bright	83.000	133	40Zet Her	2.8070	6000.0	166	5235	No
435	GOM_NL__2PRFIN20030301_202116_000000402014_00171_05235_5407.N1	01-MAR-2003 20:21:16	Bright	39.500	168	17Zet Aql	2.9860	11000.	79	5235	No
436	GOM_NL__2PRFIN20030301_202439_000000702014_00171_05235_5408.N1	01-MAR-2003 20:24:39	Twilight	70.000	59	55Alp Oph	2.0800	8900.0	140	5235	No
437	GOM_NL__2PRFIN20030301_202711_000000642014_00171_05235_5409.N1	01-MAR-2003 20:27:11	Straylight	64.000	126	60Bet Oph	2.7700	4250.0	128	5235	No
438	GOM_NL__2PRFIN20030301_203105_000000422014_00171_05235_5410.N1	01-MAR-2003 20:31:05	Dark	41.500	155	41Pi Sgr	2.9000	6600.0	83	5235	No
439	GOM_NL__2PRFIN20030301_203254_000000452014_00171_05235_5411.N1	01-MAR-2003 20:32:54	Dark	45.000	57	34Sig Sgr	2.0660	26000.	90	5235	No
440	GOM_NL__2PRFIN20030301_203601_000000452014_00171_05235_5412.N1	01-MAR-2003 20:36:01	Dark	45.000	38	20Eps Sgr	1.8360	11000.	90	5235	No
441	GOM_NL__2PRFIN20030301_203951_000000442014_00171_05235_5413.N1	01-MAR-2003 20:39:51	Dark	43.500	40	The Sco	1.8590	7100.0	87	5235	No
442	GOM_NL__2PRFIN20030301_204143_000000702014_00171_05235_5414.N1	01-MAR-2003 20:41:43	Dark	70.000	16	21Alp Sco	1.0200	3000.0	140	5235	No
443	GOM_NL__2PRFIN20030301_204634_000000402014_00172_05236_5379.N1	01-MAR-2003 20:46:34	Dark	40.000	134	Bet TrA	2.8100	6600.0	80	5236	No
444	GOM_NL__2PRFIN20030301_204751_000000382014_00172_05236_5380.N1	01-MAR-2003 20:47:51	Dark	38.000	145	Gam TrA	2.8720	10600.	76	5236	No
445	GOM_NL__2PRFIN20030301_204909_000000452014_00172_05236_5381.N1	01-MAR-2003 20:49:09	Dark	45.000	4	Alp1Cen	-0.010000	5800.0	90	5236	No
446	GOM_NL__2PRFIN20030301_205029_000000422014_00172_05236_5382.N1	01-MAR-2003 20:50:29	Dark	41.500	10	Bet Cen	0.61000	28000.	83	5236	No
447	GOM_NL__2PRFIN20030301_205302_000000492014_00172_05236_5383.N1	01-MAR-2003 20:53:02	Dark	49.000	12	Alp1Cru	0.77500	30000.	98	5236	No
448	GOM_NL__2PRFIN20030301_205530_000000462014_00172_05236_5384.N1	01-MAR-2003 20:55:30	Dark	46.000	64	Gam Cen	2.2000	10600.	92	5236	No
449	GOM_NL__2PRFIN20030301_205712_000000422014_00172_05236_5385.N1	01-MAR-2003 20:57:12	Straylight	41.500	71	lot Car	2.2460	7700.0	83	5236	No
450	GOM_NL__2PRFIN20030301_205842_000000422014_00172_05236_5386.N1	01-MAR-2003 20:58:42	Straylight	42.000	46	Del Vel	1.9540	10600.	84	5236	No
451	GOM_NL__2PRFIN20030301_210137_000000422014_00172_05236_5387.N1	01-MAR-2003 21:01:37	Straylight	42.000	65	Lam Vel	2.2040	4400.0	84	5236	No
452	GOM_NL__2PRFIN20030301_210503_000000612014_00172_05236_5388.N1	01-MAR-2003 21:05:03	Straylight	61.000	171	2Eps Crv	3.0010	4250.0	122	5236	No
453	GOM_NL__2PRFIN20030301_210711_000000682014_00172_05236_5389.N1	01-MAR-2003 21:07:11	Straylight	68.000	100	4Gam Crv	2.5800	13100.	136	5236	No
454	GOM_NL__2PRFIN20030301_211107_000000442014_00172_05236_5390.N1	01-MAR-2003 21:11:07	Twilight	43.500	48	30Alp Hya	1.9770	4100.0	87	5236	No
455	GOM_NL__2PRFIN20030301_211716_000000432014_00172_05236_5391.N1	01-MAR-2003 21:17:16	Bright	42.500	22	32Alp Leo	1.3600	15200.	85	5236	No

456	GOM_NL__2PRFIN20030301_211952_000000442014_00172_05236_5392.N1	01-MAR-2003 21:19:52	Bright	44.000	51	41Gam1Leo	2.0100	4500.0	88	5236	No
457	GOM_NL__2PRFIN20030301_212219_000000382014_00172_05236_5393.N1	01-MAR-2003 21:22:19	Bright	38.000	17	78Bet Gem	1.1610	4500.0	76	5236	No
458	GOM_NL__2PRFIN20030301_212333_000000382014_00172_05236_5394.N1	01-MAR-2003 21:23:33	Bright	37.500	24	66Alp Gem	1.5800	10200.	75	5236	No
459	GOM_NL__2PRFIN20030301_212847_000000462014_00172_05236_5395.N1	01-MAR-2003 21:28:47	Bright	45.500	174	52Psi UMa	3.0040	4400.0	91	5236	No
460	GOM_NL__2PRFIN20030301_213132_000000412014_00172_05236_5396.N1	01-MAR-2003 21:31:32	Bright	40.500	82	48Bet UMa	2.3650	10600.	81	5236	No
461	GOM_NL__2PRFIN20030301_213252_000000412014_00172_05236_5397.N1	01-MAR-2003 21:32:52	Bright	41.000	36	50Alp UMa	1.8000	6300.0	82	5236	No
462	GOM_NL__2PRFIN20030301_213604_000000462014_00172_05236_5398.N1	01-MAR-2003 21:36:04	Bright	46.000	32	77Eps UMa	1.7630	11000.	92	5236	No
463	GOM_NL__2PRFIN20030301_213906_000000342014_00172_05236_5399.N1	01-MAR-2003 21:39:06	Bright	34.000	49	1Alp UMi	1.9900	6300.0	68	5236	No
464	GOM_NL__2PRFIN20030301_214444_000000442014_00172_05236_5400.N1	01-MAR-2003 21:44:44	Bright	43.500	119	14Eta Dra	2.7270	4700.0	87	5236	No
465	GOM_NL__2PRFIN20030301_214637_000000362014_00172_05236_5401.N1	01-MAR-2003 21:46:37	Bright	35.500	89	5Alp Cep	2.4510	8000.0	71	5236	No
466	GOM_NL__2PRFIN20030301_214908_000000482014_00172_05236_5402.N1	01-MAR-2003 21:49:08	Bright	47.500	130	23Bet Dra	2.7990	5800.0	95	5236	No
467	GOM_NL__2PRFIN20030301_215143_000000332014_00172_05236_5403.N1	01-MAR-2003 21:51:43	Bright	33.000	19	50Alp Cyg	1.2460	10500.	66	5236	No
468	GOM_NL__2PRFIN20030301_215316_000000342014_00172_05236_5404.N1	01-MAR-2003 21:53:16	Bright	34.000	66	37Gam Cyg	2.2080	5900.0	68	5236	No
469	GOM_NL__2PRFIN20030301_215449_000000332014_00172_05236_5405.N1	01-MAR-2003 21:54:49	Bright	33.000	92	53Eps Cyg	2.5000	4500.0	66	5236	No
470	GOM_NL__2PRFIN20030301_215748_000000842014_00172_05236_5406.N1	01-MAR-2003 21:57:48	Bright	84.000	133	40Zet Her	2.8070	6000.0	168	5236	No
471	GOM_NL__2PRFIN20030301_220152_000000392014_00172_05236_5407.N1	01-MAR-2003 22:01:52	Bright	39.000	168	17Zet Aql	2.9860	11000.	78	5236	No
472	GOM_NL__2PRFIN20030301_220515_000000652014_00172_05236_5408.N1	01-MAR-2003 22:05:15	Twilight	65.000	59	55Alp Oph	2.0800	8900.0	130	5236	No
473	GOM_NL__2PRFIN20030301_220748_000000672014_00172_05236_5409.N1	01-MAR-2003 22:07:48	Straylight	66.500	126	60Bet Oph	2.7700	4250.0	133	5236	No
474	GOM_NL__2PRFIN20030301_221141_000000432014_00172_05236_5410.N1	01-MAR-2003 22:11:41	Dark	42.500	155	41Pi Sgr	2.9000	6600.0	85	5236	No
475	GOM_NL__2PRFIN20030301_221331_000000422014_00172_05236_5411.N1	01-MAR-2003 22:13:31	Dark	42.000	57	34Sig Sgr	2.0660	26000.	84	5236	No
476	GOM_NL__2PRFIN20030301_221637_000000462014_00172_05236_5412.N1	01-MAR-2003 22:16:37	Dark	45.500	38	20Eps Sgr	1.8360	11000.	91	5236	No
477	GOM_NL__2PRFIN20030301_222027_000000522014_00172_05236_5413.N1	01-MAR-2003 22:20:27	Dark	52.000	40	The Sco	1.8590	7100.0	104	5236	No
478	GOM_NL__2PRFIN20030301_222221_000000682014_00172_05236_5414.N1	01-MAR-2003 22:22:21	Dark	68.000	16	21Alp Sco	1.0200	3000.0	136	5236	No
479	GOM_NL__2PRFIN20030301_222710_000000402014_00173_05237_5379.N1	01-MAR-2003 22:27:10	Dark	39.500	134	Bet TrA	2.8100	6600.0	79	5237	No
480	GOM_NL__2PRFIN20030301_222827_000000362014_00173_05237_5380.N1	01-MAR-2003 22:28:27	Dark	36.000	145	Gam TrA	2.8720	10600.	72	5237	No
481	GOM_NL__2PRFIN20030301_222946_000000452014_00173_05237_5381.N1	01-MAR-2003 22:29:46	Dark	44.500	4	Alp1Cen	-0.010000	5800.0	89	5237	No
482	GOM_NL__2PRFIN20030301_223105_000000452014_00173_05237_5382.N1	01-MAR-2003 22:31:05	Dark	45.000	10	Bet Cen	0.61000	28000.	90	5237	No
483	GOM_NL__2PRFIN20030301_223339_000000492014_00173_05237_5383.N1	01-MAR-2003 22:33:39	Dark	48.500	12	Alp1Cru	0.77500	30000.	97	5237	No
484	GOM_NL__2PRFIN20030301_223606_000000492014_00173_05237_5384.N1	01-MAR-2003 22:36:06	Dark	49.000	64	Gam Cen	2.2000	10600.	98	5237	No
485	GOM_NL__2PRFIN20030301_223748_000000412014_00173_05237_5385.N1	01-MAR-2003 22:37:48	Straylight	41.000	71	lot Car	2.2460	7700.0	82	5237	No
486	GOM_NL__2PRFIN20030301_223918_000000392014_00173_05237_5386.N1	01-MAR-2003 22:39:18	Straylight	39.000	46	Del Vel	1.9540	10600.	78	5237	No
487	GOM_NL__2PRFIN20030301_224213_000000422014_00173_05237_5387.N1	01-MAR-2003 22:42:13	Straylight	42.000	65	Lam Vel	2.2040	4400.0	84	5237	No
488	GOM_NL__2PRFIN20030301_224539_000000632014_00173_05237_5388.N1	01-MAR-2003 22:45:39	Straylight	62.500	171	2Eps Crv	3.0010	4250.0	125	5237	No
489	GOM_NL__2PRFIN20030301_224747_000000662014_00173_05237_5389.N1	01-MAR-2003 22:47:47	Straylight	66.000	100	4Gam Crv	2.5800	13100.	132	5237	No
490	GOM_NL__2PRFIN20030301_225143_000000462014_00173_05237_5390.N1	01-MAR-2003 22:51:43	Twilight	46.000	48	30Alp Hya	1.9770	4100.0	92	5237	No
491	GOM_NL__2PRFIN20030301_225752_000000432014_00173_05237_5391.N1	01-MAR-2003 22:57:52	Bright	42.500	22	32Alp Leo	1.3600	15200.	85	5237	No
492	GOM_NL__2PRFIN20030301_230028_000000442014_00173_05237_5392.N1	01-MAR-2003 23:00:28	Bright	44.000	51	41Gam1Leo	2.0100	4500.0	88	5237	No
493	GOM_NL__2PRFIN20030301_230255_000000382014_00173_05237_5393.N1	01-MAR-2003 23:02:55	Bright	38.000	17	78Bet Gem	1.1610	4500.0	76	5237	No
494	GOM_NL__2PRFIN20030301_230409_000000392014_00173_05237_5394.N1	01-MAR-2003 23:04:09	Bright	38.500	24	66Alp Gem	1.5800	10200.	77	5237	No
495	GOM_NL__2PRFIN20030301_230921_000000442014_00173_05237_5395.N1	01-MAR-2003 23:09:21	Bright	44.000	174	52Psi UMa	3.0040	4400.0	88	5237	No
496	GOM_NL__2PRFIN20030301_231207_000000412014_00173_05237_5396.N1	01-MAR-2003 23:12:07	Bright	40.500	82	48Bet UMa	2.3650	10600.	81	5237	No
497	GOM_NL__2PRFIN20030301_231328_000000412014_00173_05237_5397.N1	01-MAR-2003 23:13:28	Bright	40.500	36	50Alp UMa	1.8000	6300.0	81	5237	No
498	GOM_NL__2PRFIN20030301_231639_000000462014_00173_05237_5398.N1	01-MAR-2003 23:16:39	Bright	46.000	32	77Eps UMa	1.7630	11000.	92	5237	No
499	GOM_NL__2PRFIN20030301_231942_000000332014_00173_05237_5399.N1	01-MAR-2003 23:19:42	Bright	33.000	49	1Alp UMi	1.9900	6300.0	66	5237	No
500	GOM_NL__2PRFIN20030301_232519_000000472014_00173_05237_5400.N1	01-MAR-2003 23:25:19	Bright	46.500	119	14Eta Dra	2.7270	4700.0	93	5237	No
501	GOM_NL__2PRFIN20030301_232713_000000352014_00173_05237_5401.N1	01-MAR-2003 23:27:13	Bright	34.500	89	5Alp Cep	2.4510	8000.0	69	5237	No
502	GOM_NL__2PRFIN20030301_232944_000000472014_00173_05237_5402.N1	01-MAR-2003 23:29:44	Bright	46.500	130	23Bet Dra	2.7990	5800.0	93	5237	No
503	GOM_NL__2PRFIN20030301_233218_000000362014_00173_05237_5403.N1	01-MAR-2003 23:32:18	Bright	36.000	19	50Alp Cyg	1.2460	10500.	72	5237	No
504	GOM_NL__2PRFIN20030301_233352_000000372014_00173_05237_5404.N1	01-MAR-2003 23:33:52	Bright	36.500	66	37Gam Cyg	2.2080	5900.0	73	5237	No
505	GOM_NL__2PRFIN20030301_233525_000000352014_00173_05237_5405.N1	01-MAR-2003 23:35:25	Bright	34.500	92	53Eps Cyg	2.5000	4500.0	69	5237	No
506	GOM_NL__2PRFIN20030301_233824_000000852014_00173_05237_5406.N1	01-MAR-2003 23:38:24	Bright	84.500	133	40Zet Her	2.8070	6000.0	169	5237	No
507	GOM_NL__2PRFIN20030301_234228_000000412014_00173_05237_5407.N1	01-MAR-2003 23:42:28	Bright	40.500	168	17Zet Aql	2.9860	11000.	81	5237	No
508	GOM_NL__2PRFIN20030301_234552_000000682014_00173_05237_5408.N1	01-MAR-2003 23:45:52	Twilight	67.500	59	55Alp Oph	2.0800	8900.0	135	5237	No
509	GOM_NL__2PRFIN20030301_234825_000000642014_00173_05237_5409.N1	01-MAR-2003 23:48:25	Straylight	63.500	126	60Bet Oph	2.7700	4250.0	127	5237	No
510	GOM_NL__2PRFIN20030301_235217_000000432014_00173_05237_5410.N1	01-MAR-2003 23:52:17	Dark	42.500	155	41Pi Sgr	2.9000	6600.0	85	5237	No
511	GOM_NL__2PRFIN20030301_235407_000000402014_00173_05237_5411.N1	01-MAR-2003 23:54:07	Dark	40.000	57	34Sig Sgr	2.0660	26000.	80	5237	No
512	GOM_NL__2PRFIN20030301_235714_000000452014_00173_05237_5412.N1	01-MAR-2003 23:57:14	Dark	44.500	38	20Eps Sgr	1.8360	11000.	89	5237	No

3. Quality information per product

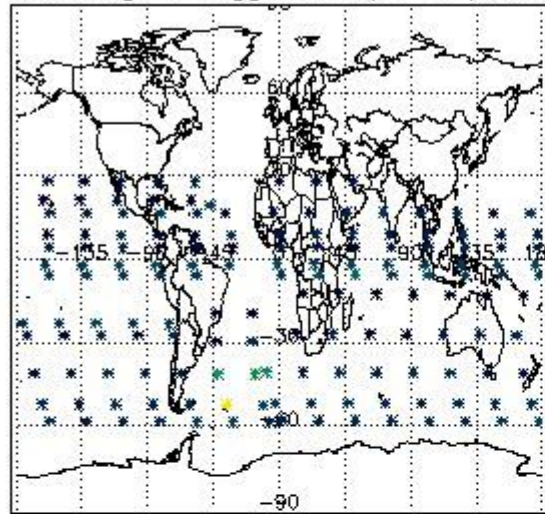
In this section it is plotted some information contained in the Quality Summary data set of the level 2 products. Only products in dark limb conditions and without errors (error flag in the MPH set to "0") are used.

3.1 Plot quality information per product (time dependant)

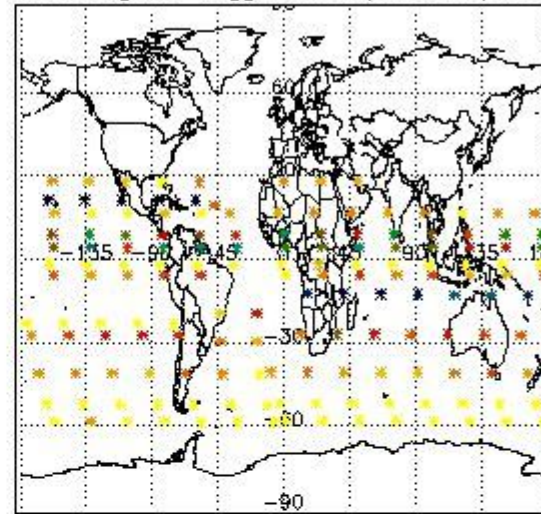


3.2 Plot quality information per product (world map)

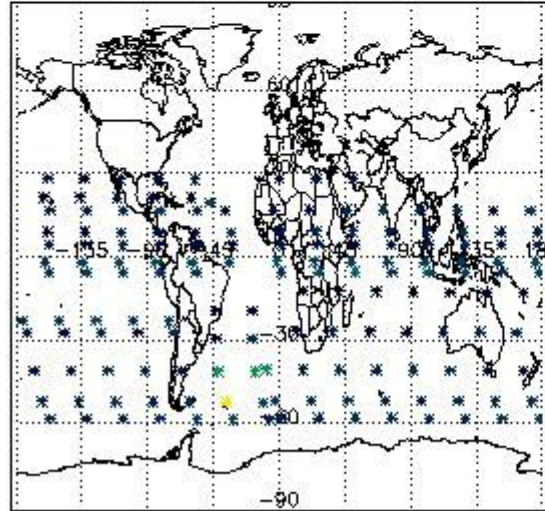
Percentage of flagged data per O3 profile



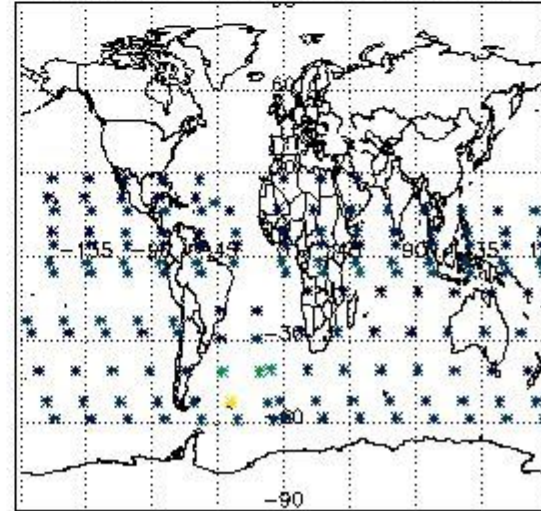
Percentage of flagged data per H2O profile



Percentage of flagged data per NO2 profile



Percentage of flagged data per NO3 profile

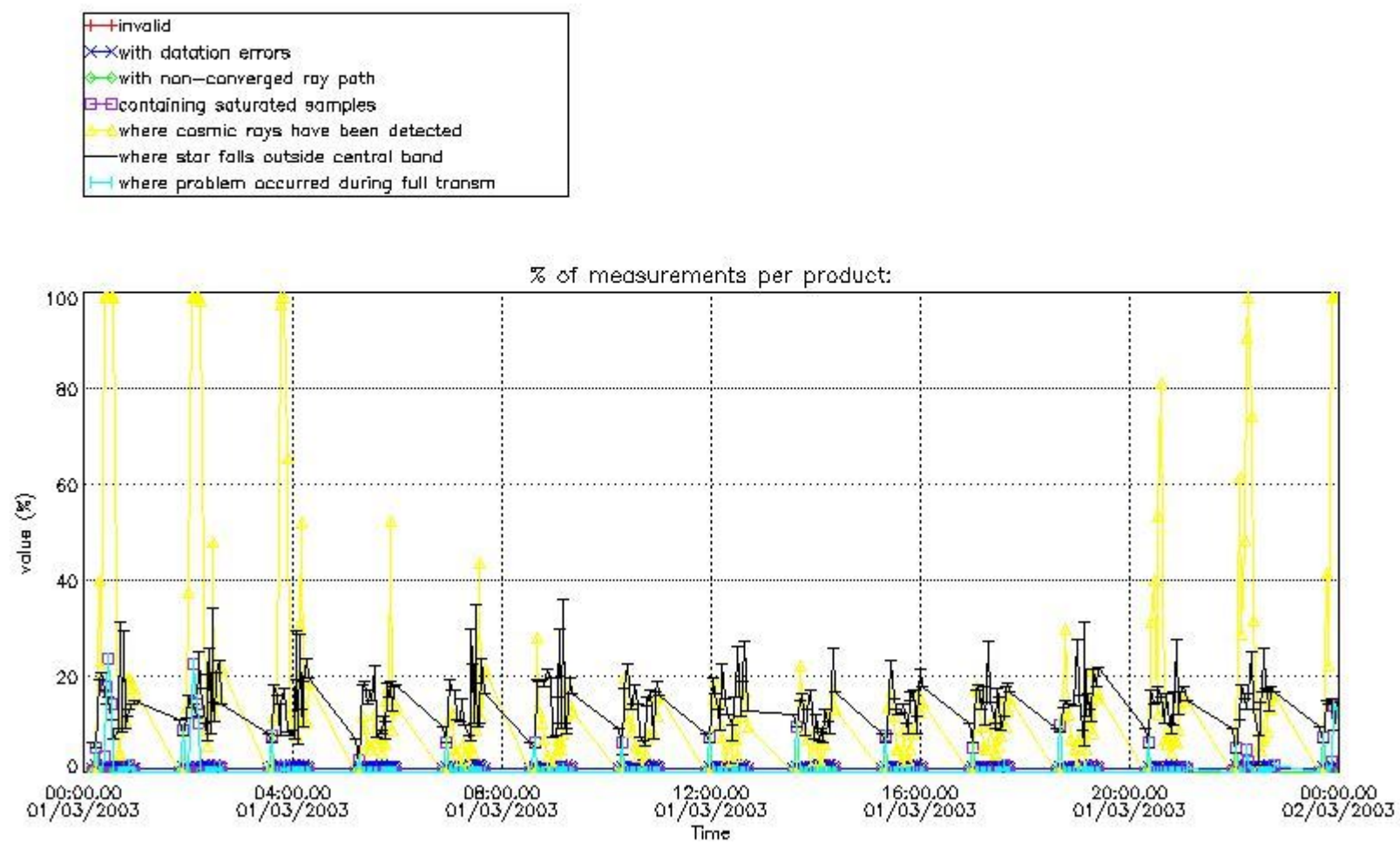


4. Level 1 quality information per product

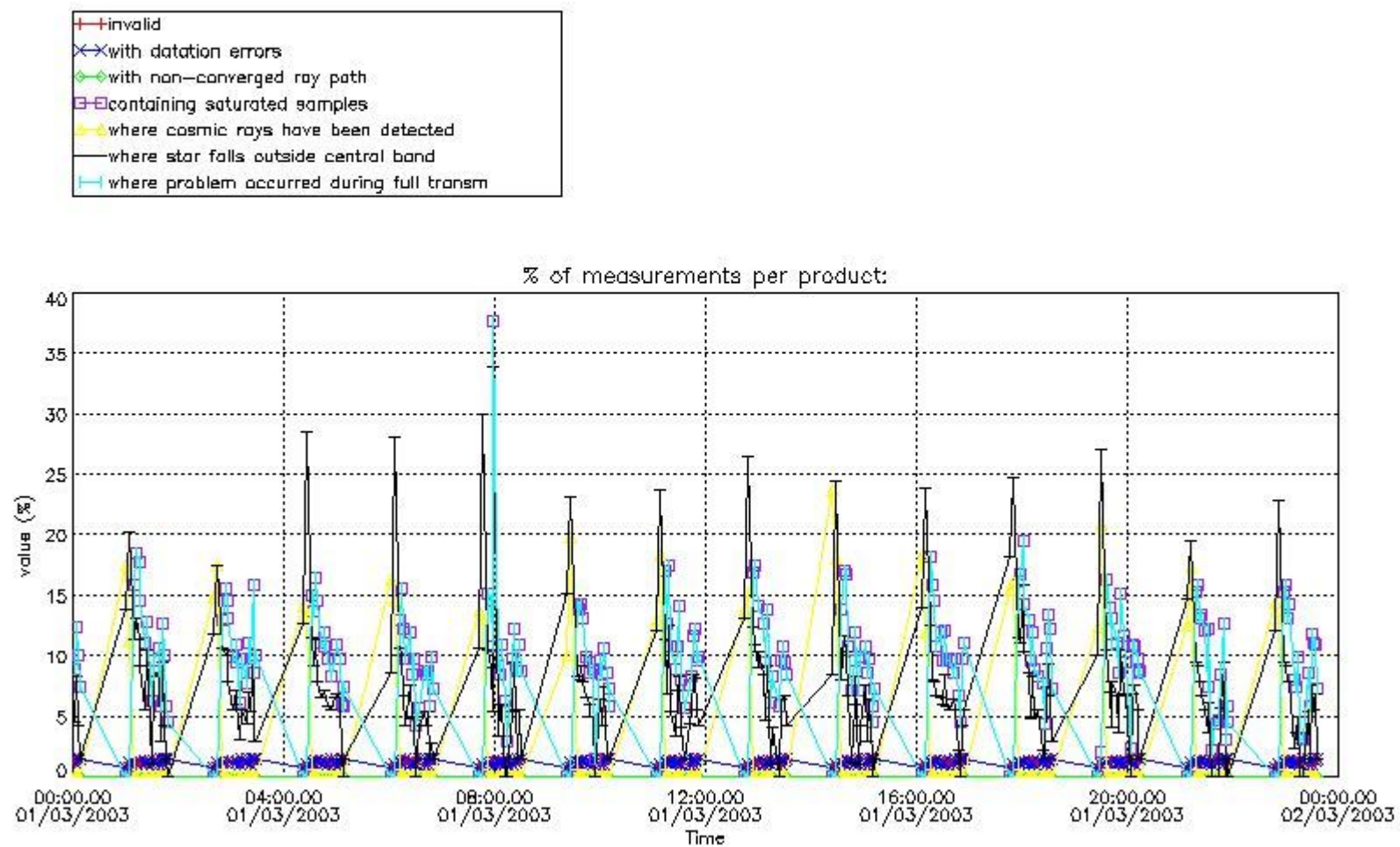
In this section it is plotted some information contained in the Quality Summary data set of the level 2 products that comes from the level 1b processing. Products without errors (error flag in the MPH set to "0") are used.

4.1 Plot quality information per product (time dependant) coming from level 1b processing

4.1.1 Plot level 1 quality information per product (time dependant): ENVISAT ASCENDING passes

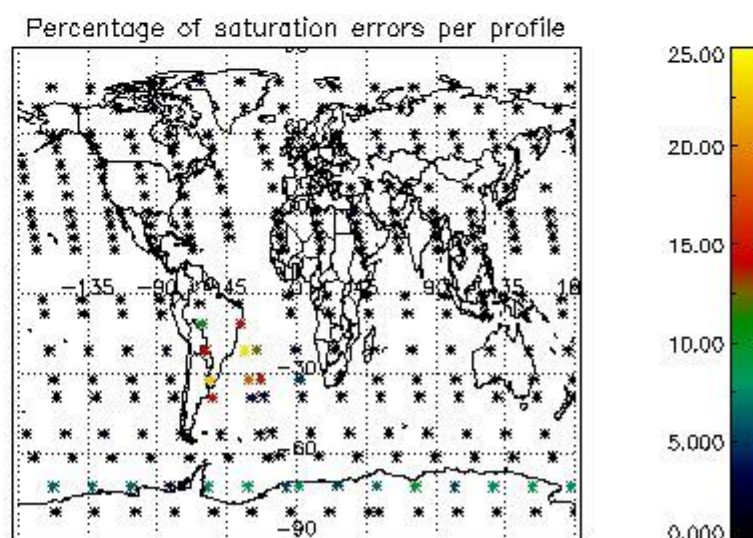
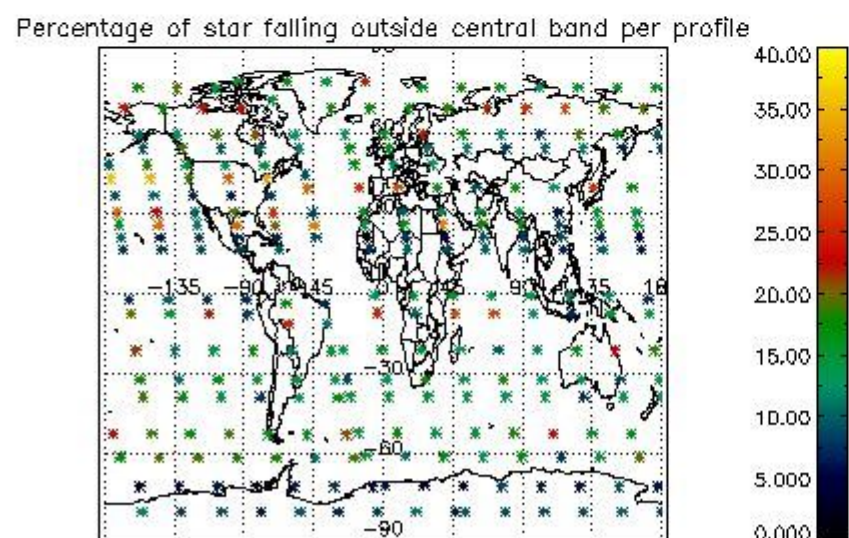
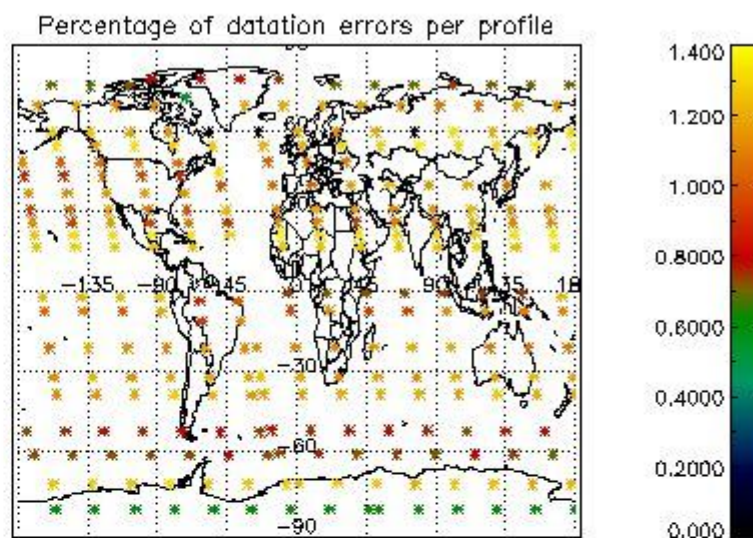
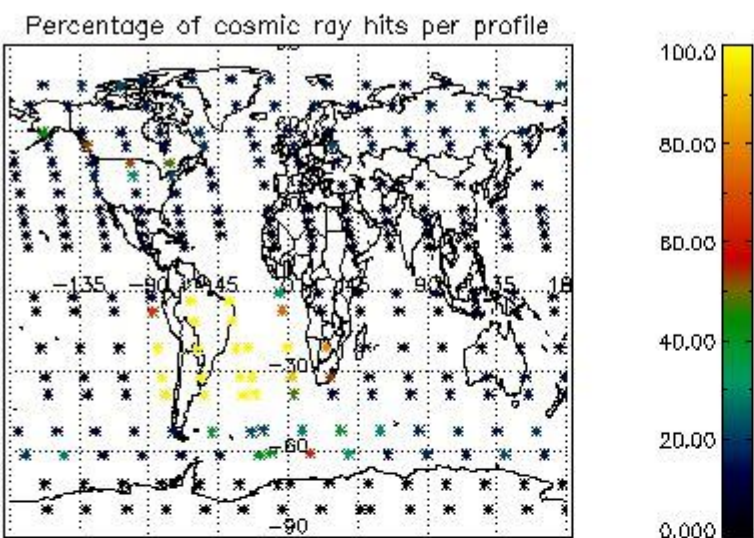


4.1.2 Plot level 1 quality information per product (time dependant): ENVI SAT DESCENDING passes

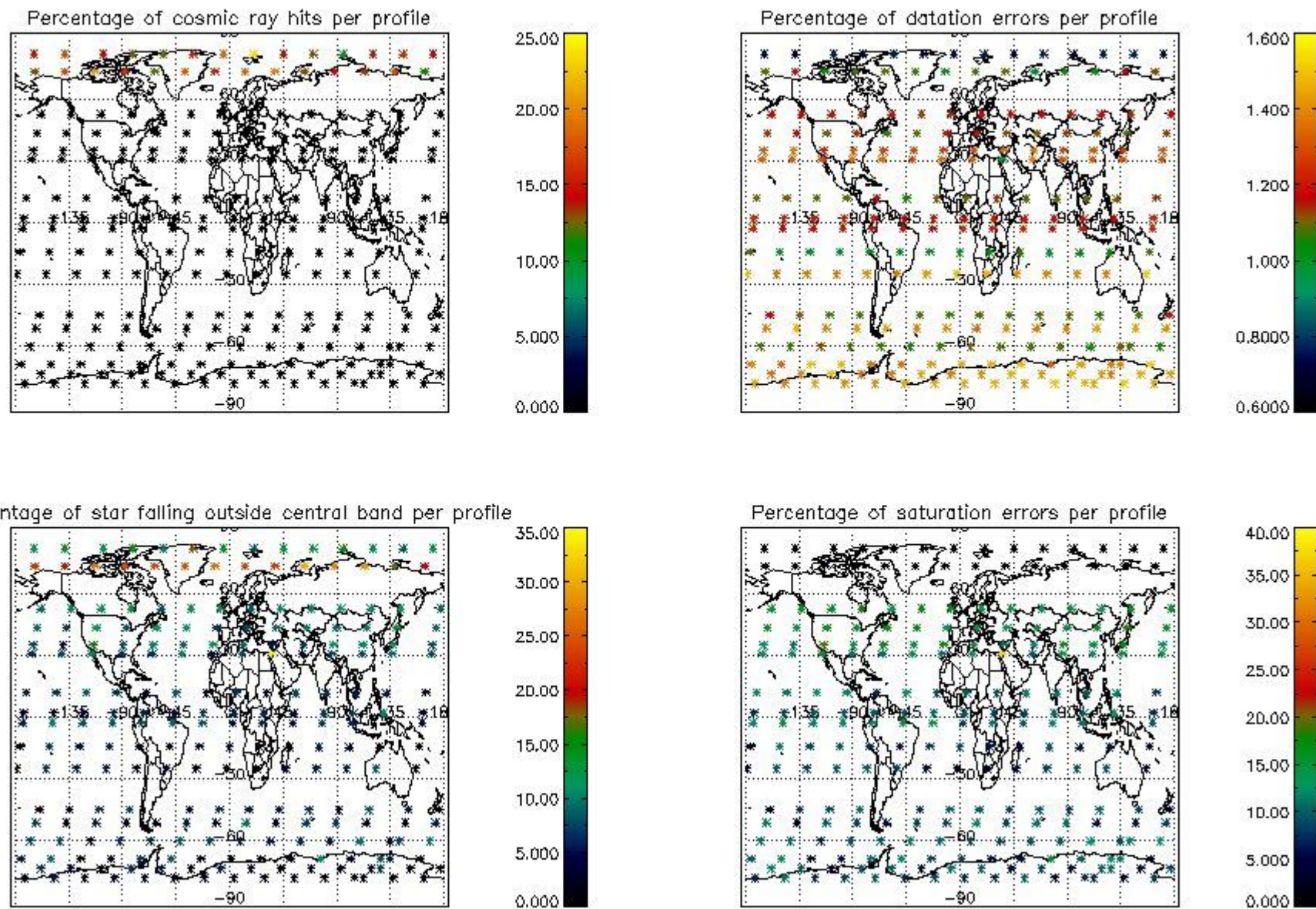


4.2 Plot quality information per product coming from level 1b processing (world map)

4.2.1 Plot level 1 quality information per product (world map): ENVISAT ASCENDING passes



4.2.2 Plot level 1 quality information per product (world map): ENVISAT DESCENDING passes



5. Trace gas profiles

5.1 Ozone statistics based on quality of products

The final quality of the products can be "measured" using the STD (Standard Deviation) attached to every point profile. This information is written to the parameter GOM_NL__2P/NL_LOCAL_SPECIES_DENSITY/o3_std of the level 2 products. The table below shows the statistics for given STD ranges.

The statistics are given with respect to the overall valid production:

- Products without fatal errors: GOM_NL__2P/MPH/PRODUCT_ERR=0
- Valid point profile: GOM_NL__2P/NL_LOCAL_SPECIES_DENSITY/pcd(0)=0

The 'Criteria' is applied to valid points of dark limb products:

- Products in dark limb illumination condition: GOM_NL__2P/NL_SUMMARY_QUALITY/obs_ill_cond=0
- Products without fatal errors: GOM_NL__2P/MPH/PRODUCT_ERR=0
- Valid point profile: GOM_NL__2P/NL_LOCAL_SPECIES_DENSITY/pcd(0)=0

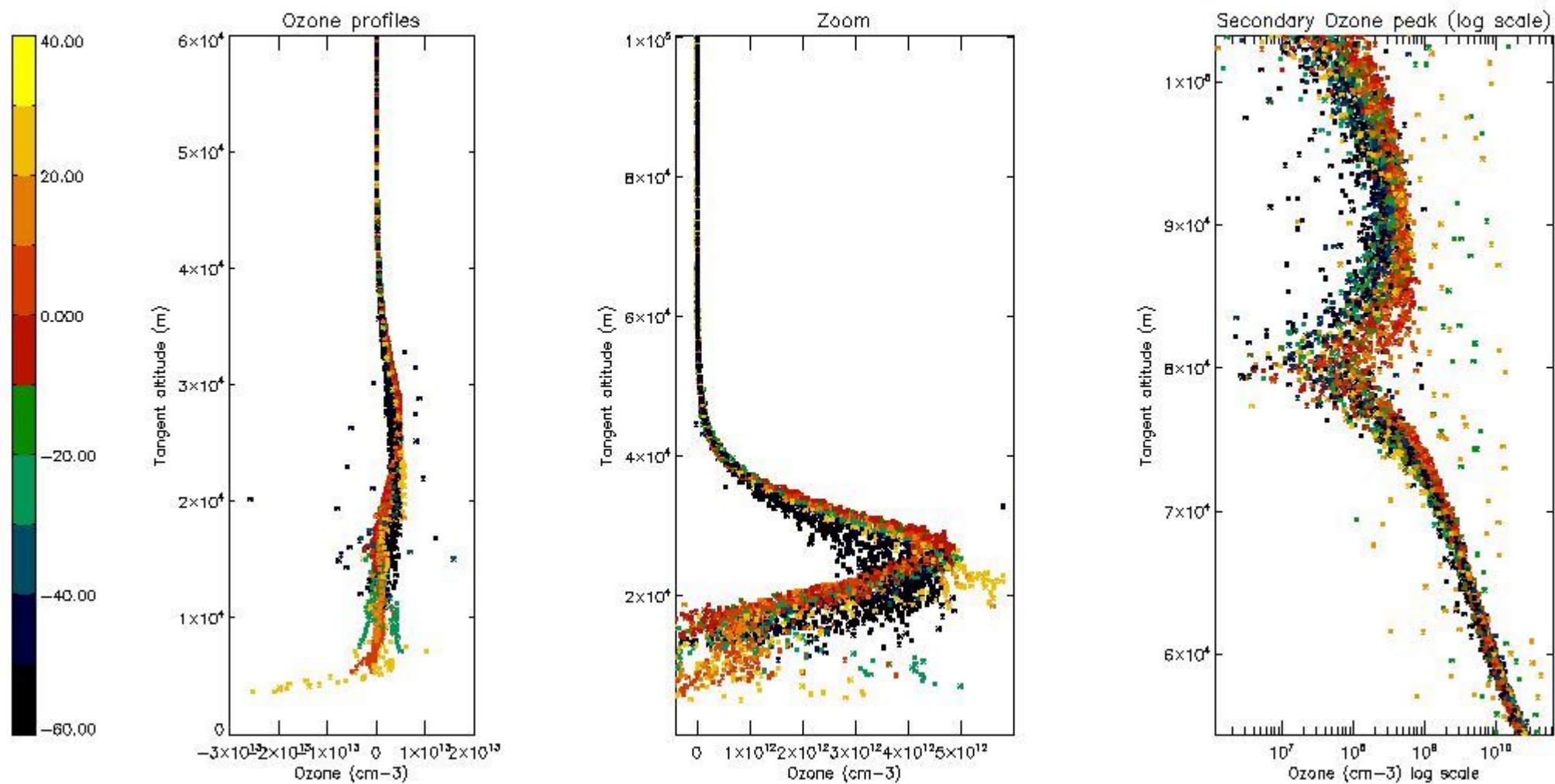
So, the table below shows the percentage of dark limb and valid observations for each criteria with respect to the overall valid daily observations.

Criteria	% of total production
All STD	30
STD < 20	19

STD < 10	16
STD < 5	11

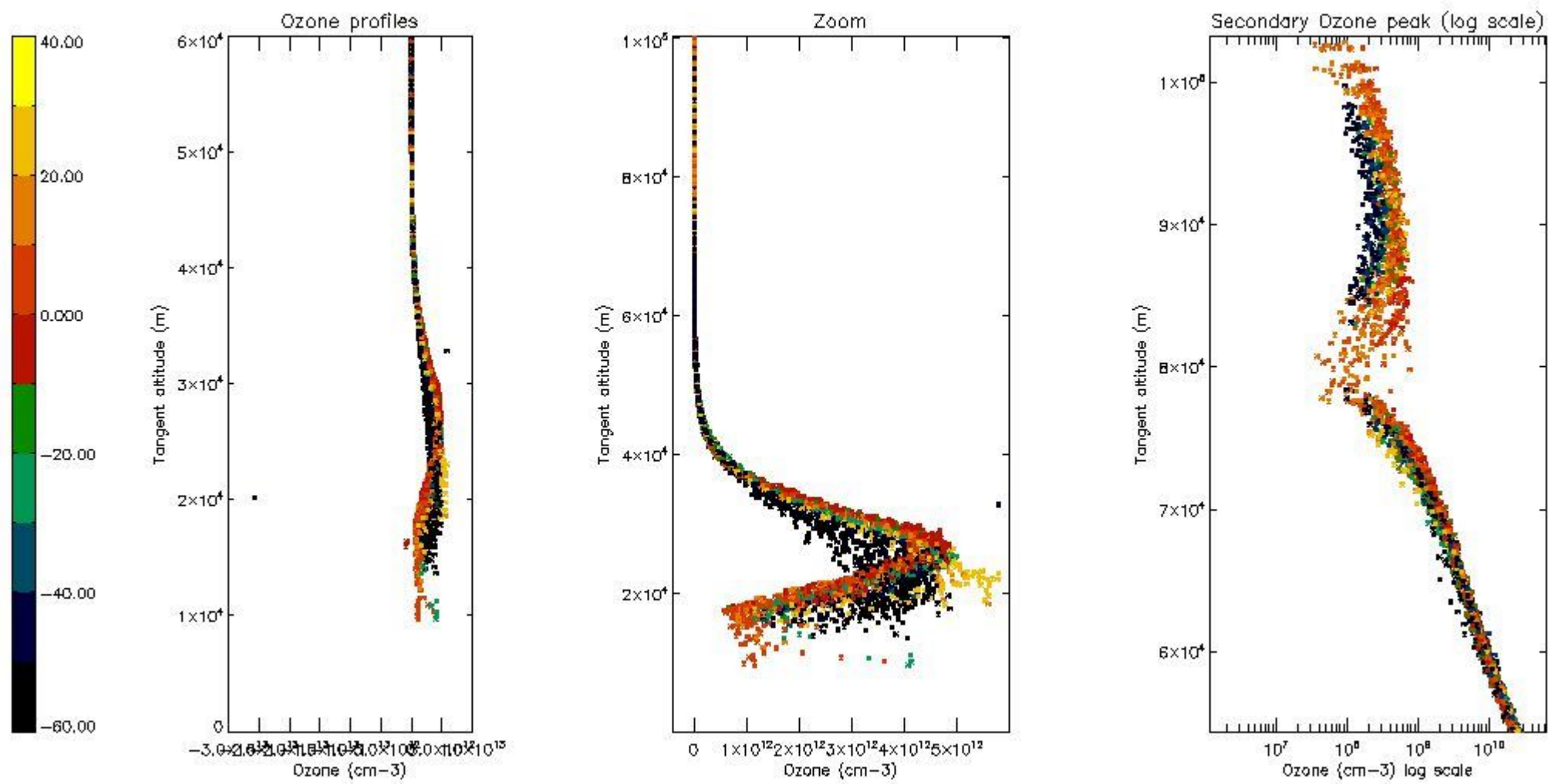
5.2 Plot ozone profiles for all STD (dark without errors)

The colorbar represents the latitude.



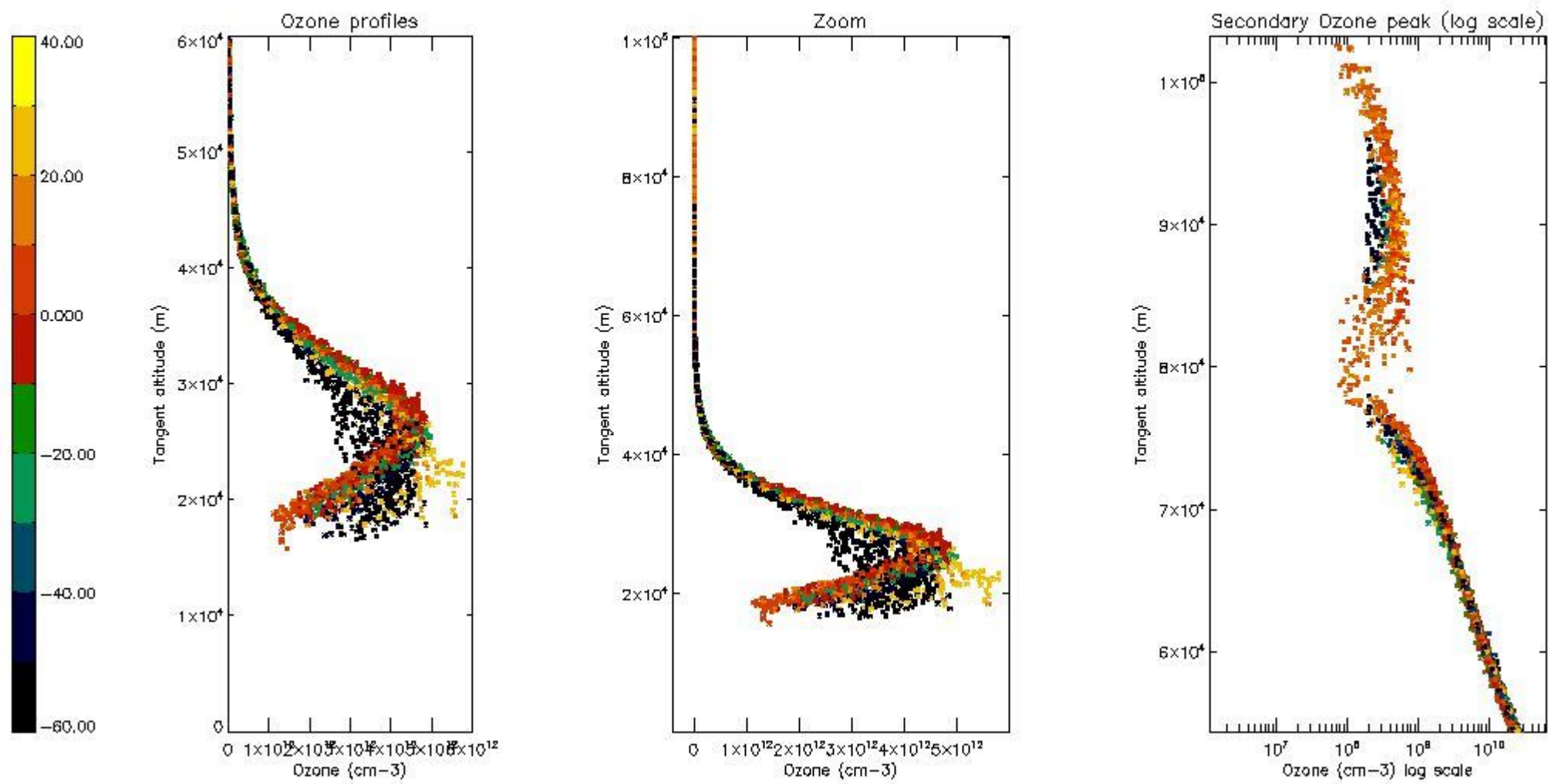
5.3 Plot ozone profiles where STD < 20% (dark without errors)

The colorbar represents the latitude.



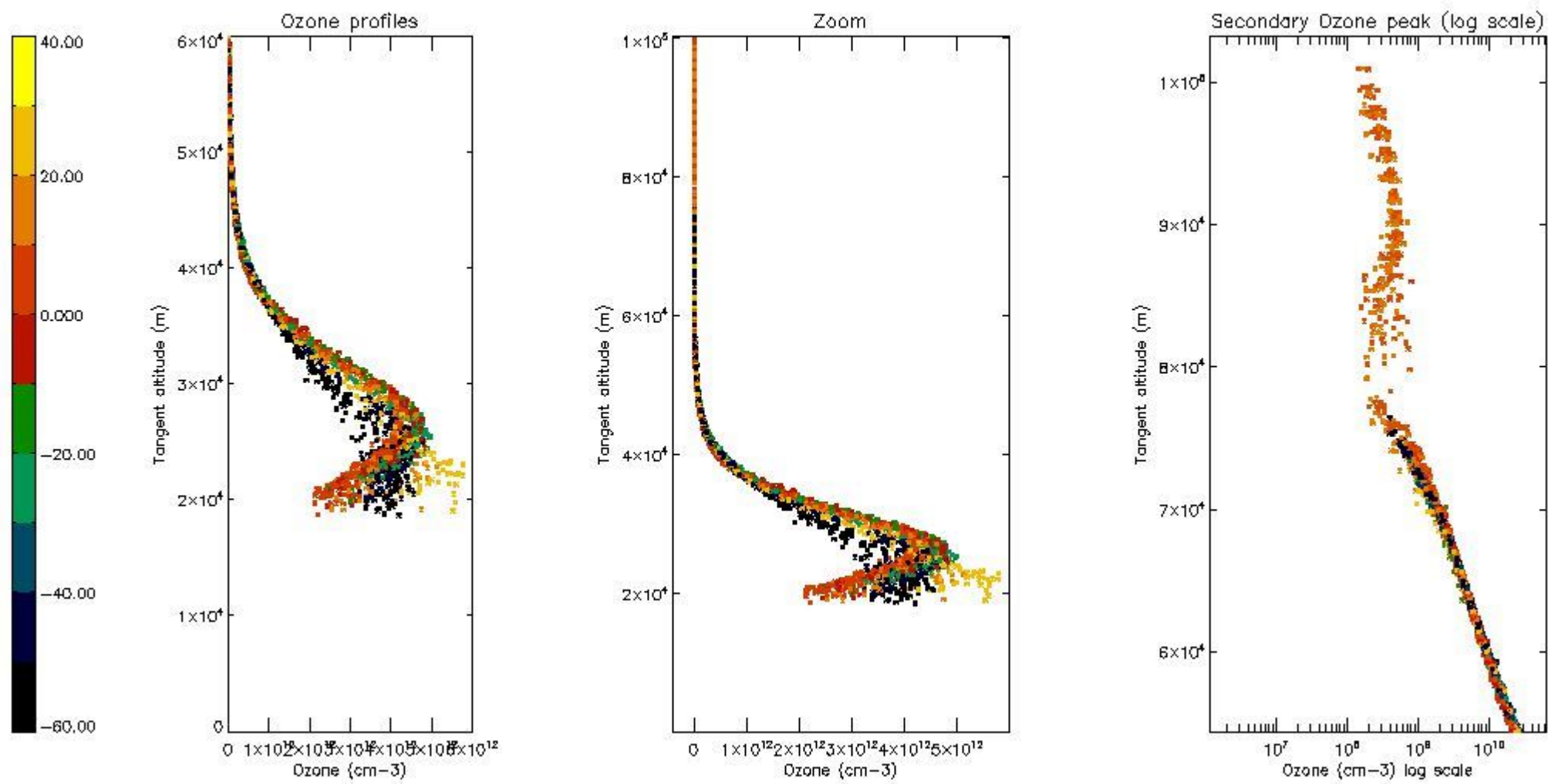
5.4 Plot ozone profiles where STD < 10% (dark without errors)

The colorbar represents the latitude.



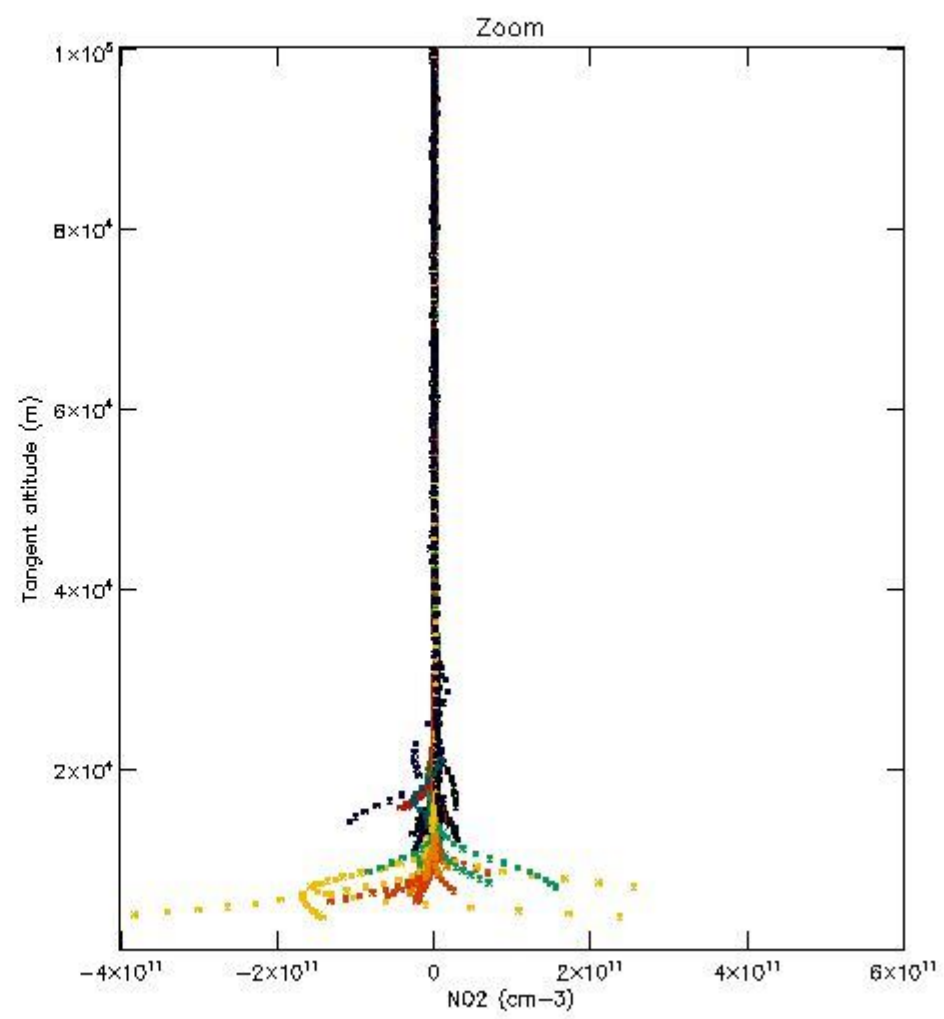
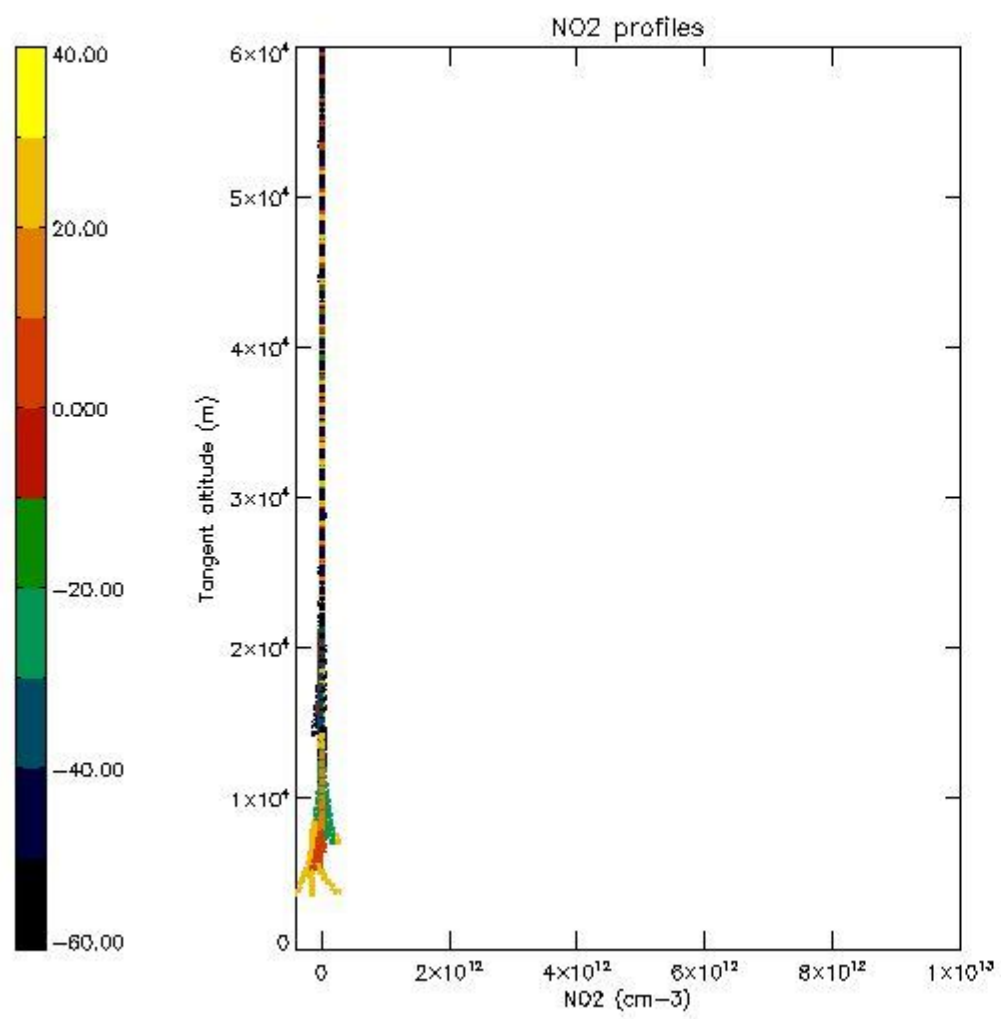
5.5 Plot ozone profiles where $STD < 5\%$ (dark without errors)

The colorbar represents the latitude.



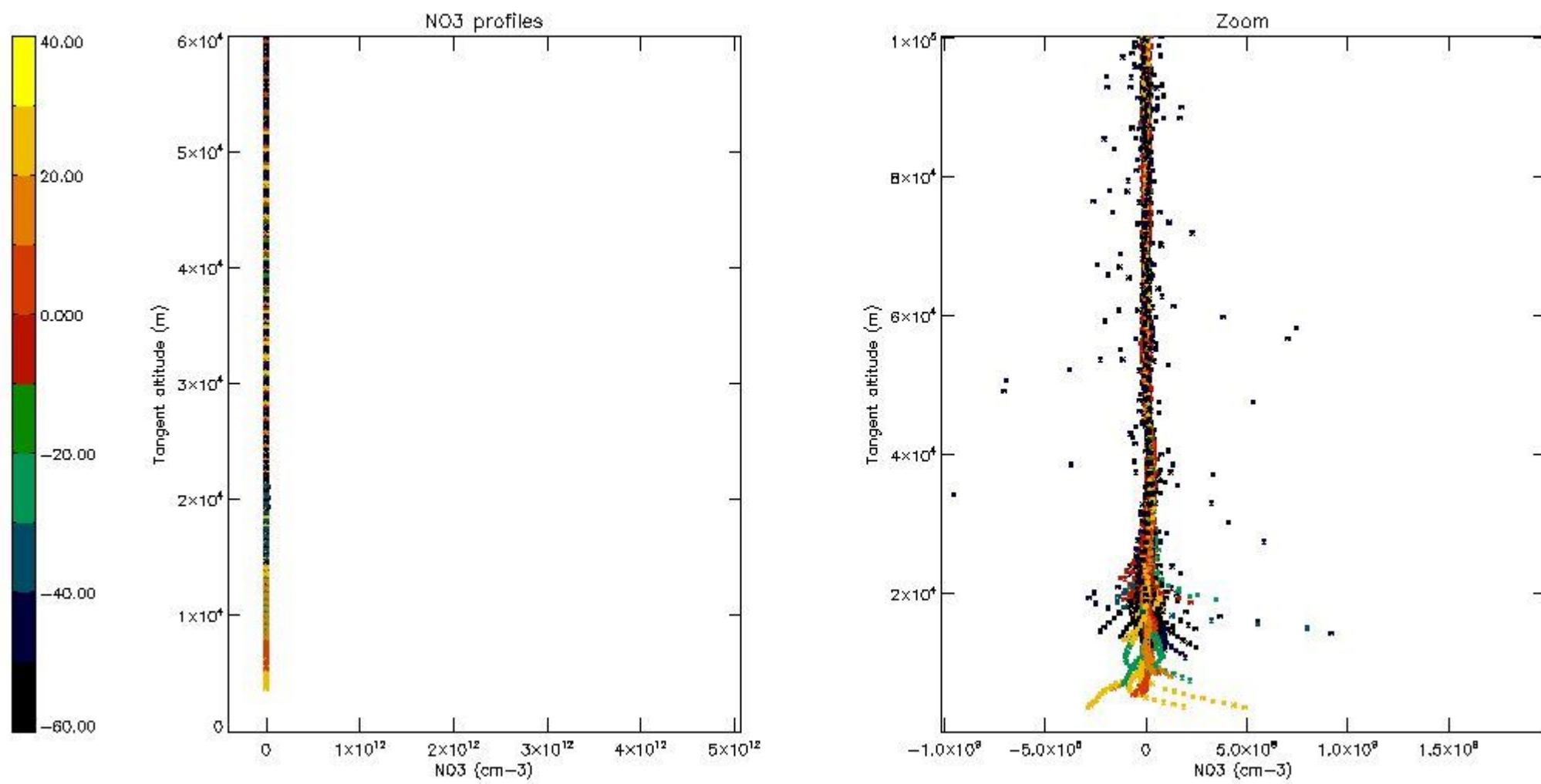
5.6 Plot NO₂ profiles for all STD (dark without errors)

The colorbar represents the latitude.



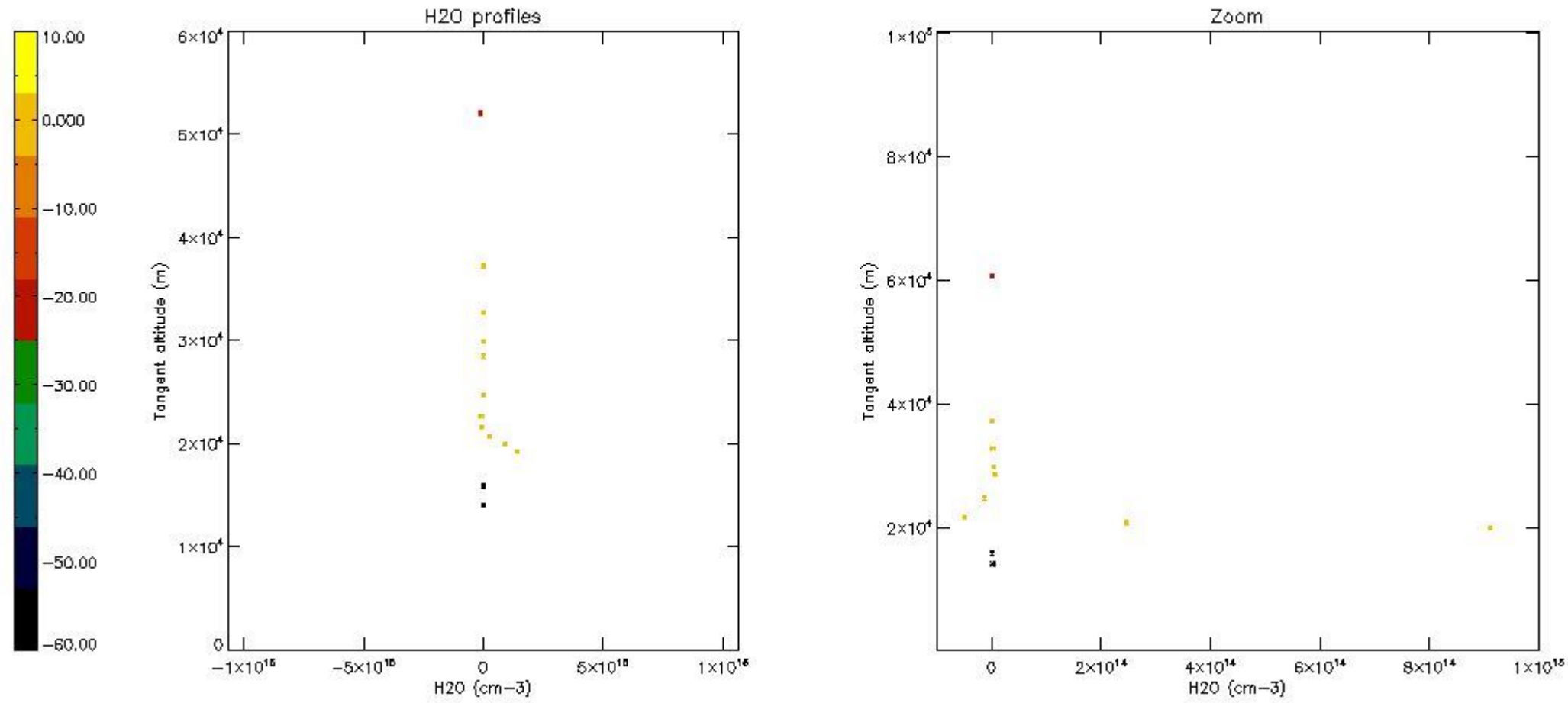
5.7 Plot NO3 profiles for all STD (dark without errors)

The colorbar represents the latitude.



5.8 Plot H2O profiles for all STD (only for occultations of stars 1,2,3,4,13,14,16,26,63 dark without errors)

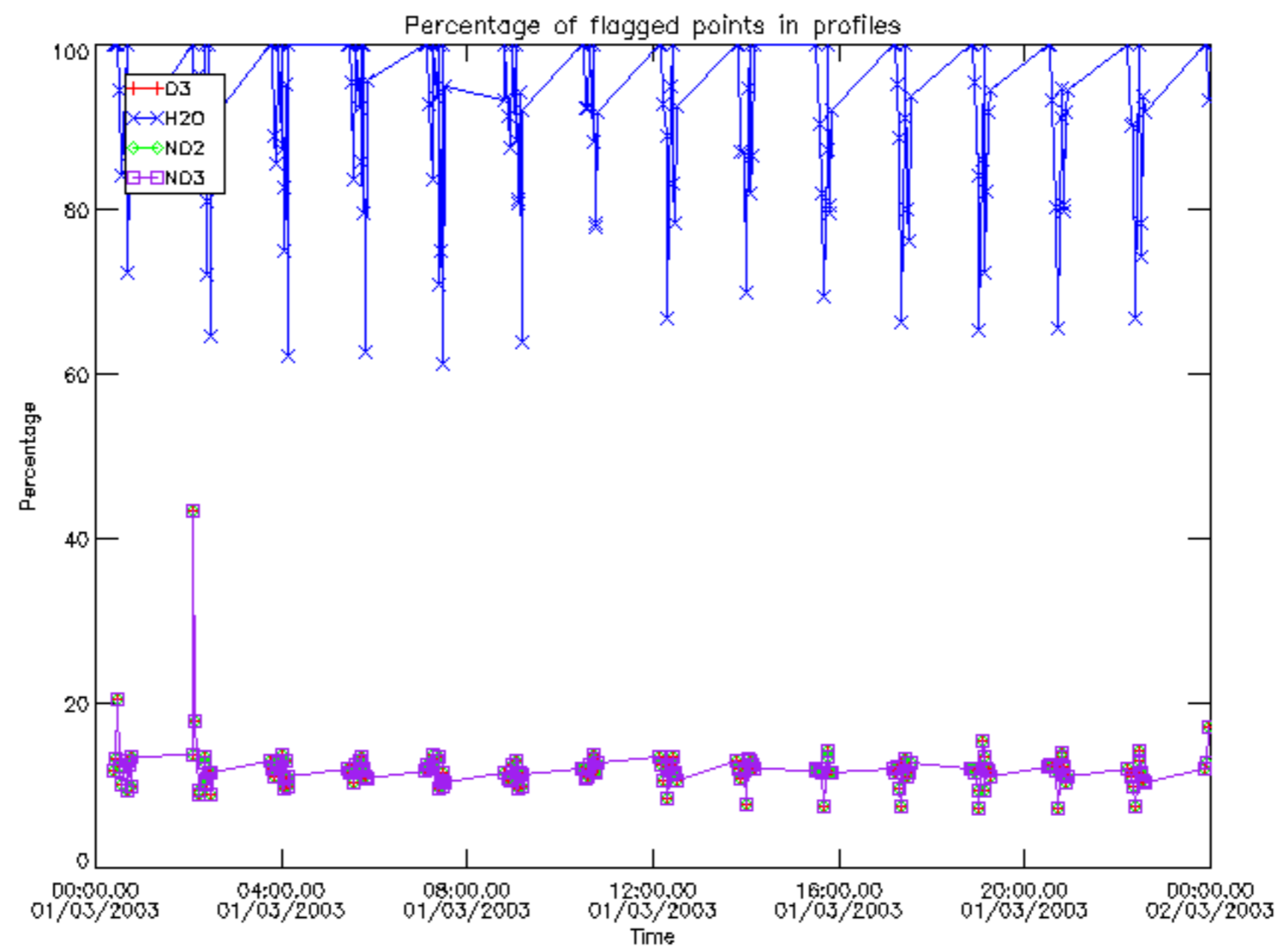
The colorbar represents the latitude.



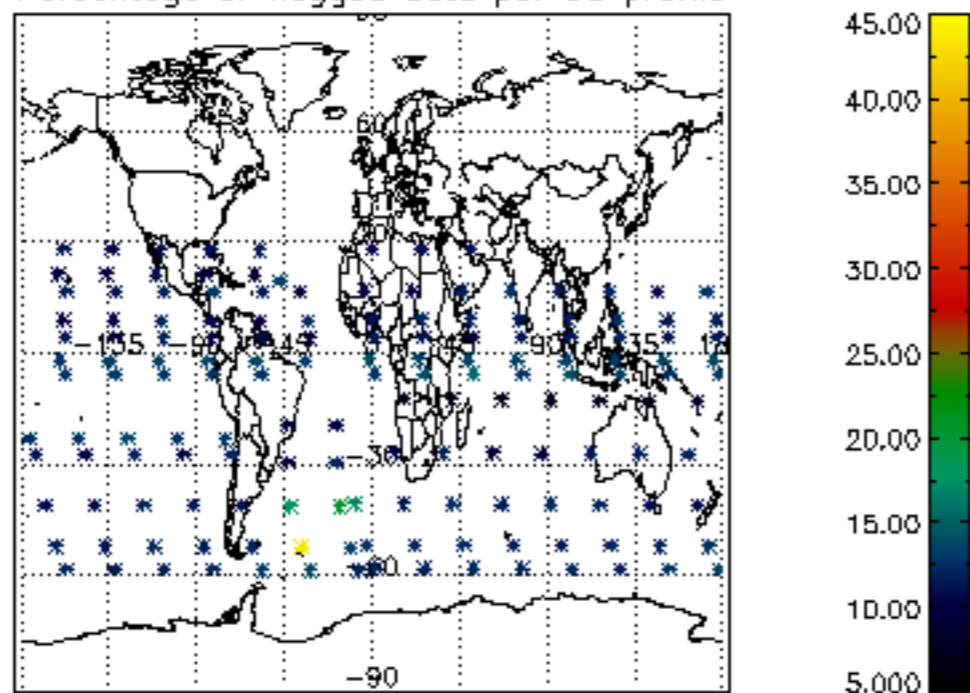
6. Auxiliary Data Files used for the production reported in section 2

The number reported in the third column indicates since which file (see list in section 2) the corresponding auxiliary file has been used. The fourth column is the date of those product files.

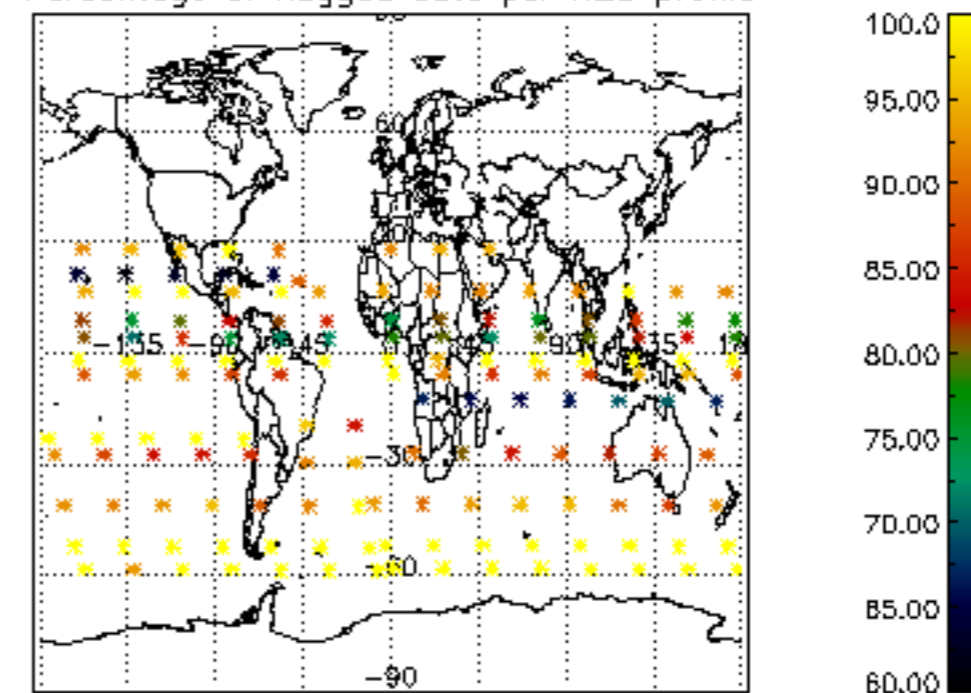
Type	Auxiliary Filename	Used since product	Used since product date
INST_PHYS_CHARACTERISTICS	GOM_INS_AXNIEC20050627_150440_20020301_000000_20100101_000000	1	01-MAR-2003 00:01:25
LEVEL-2_PROC_CONFIG	GOM_PR2_AXVIEC20091111_152718_20020301_000000_20500101_000000	1	01-MAR-2003 00:01:25
CROSS_SECTIONS_FILE	GOM_CRS_AXVIEC20091111_154832_20020301_000000_20500101_000000	1	01-MAR-2003 00:01:25



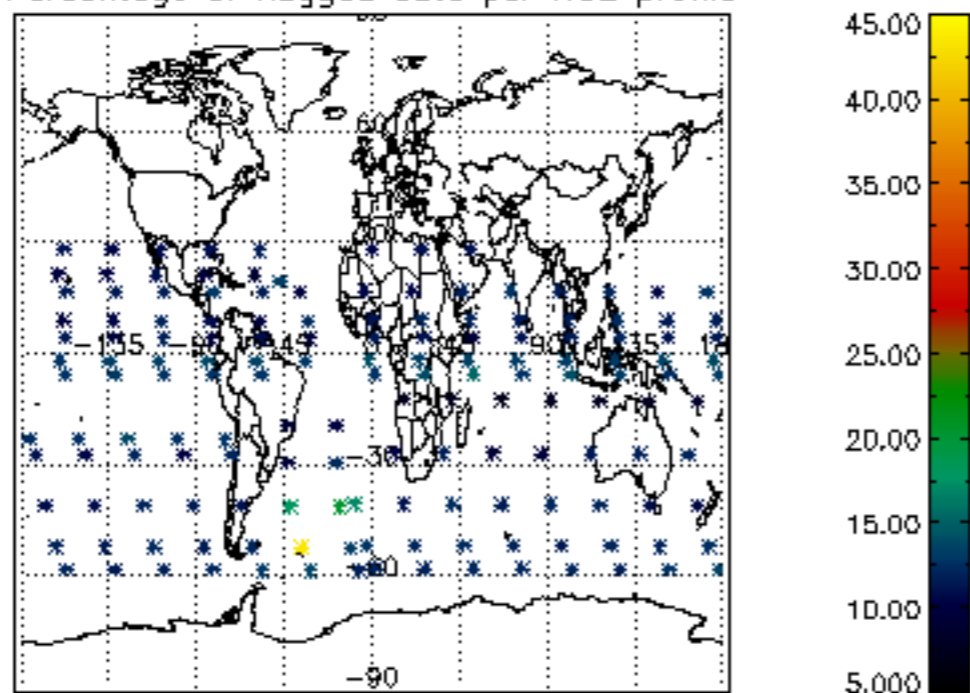
Percentage of flagged data per D3 profile



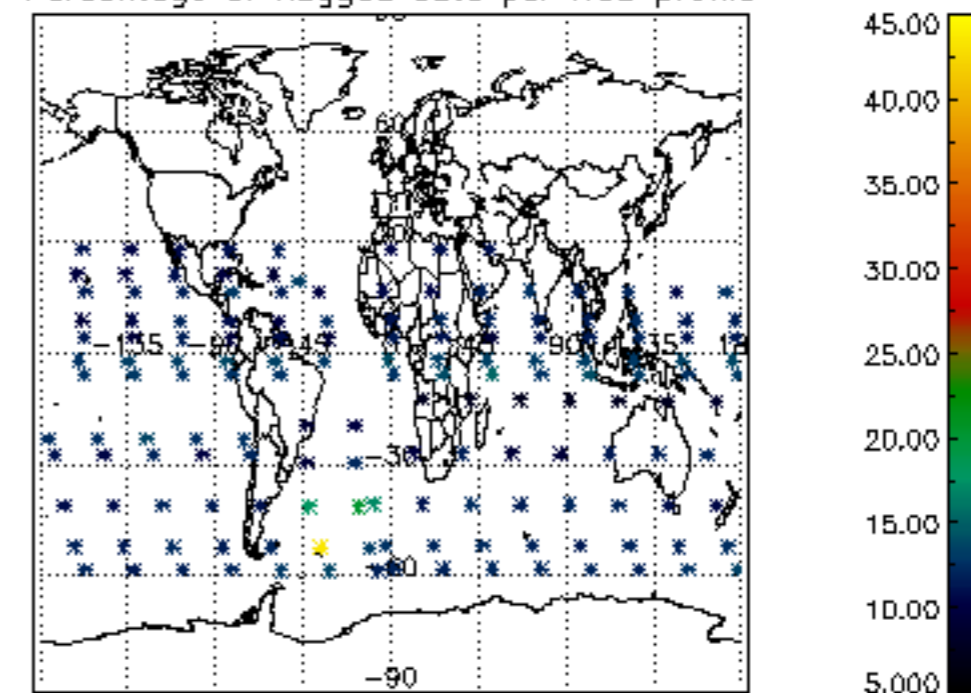
Percentage of flagged data per H2O profile

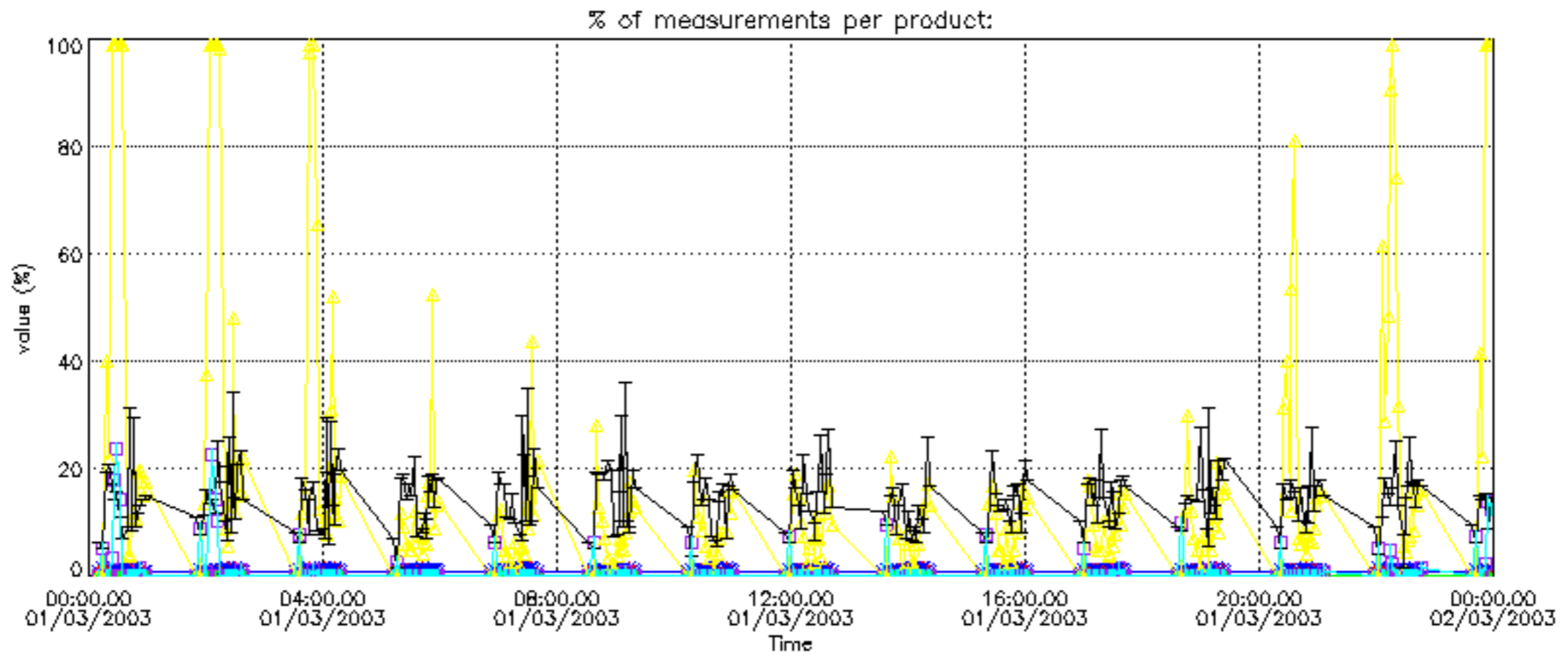


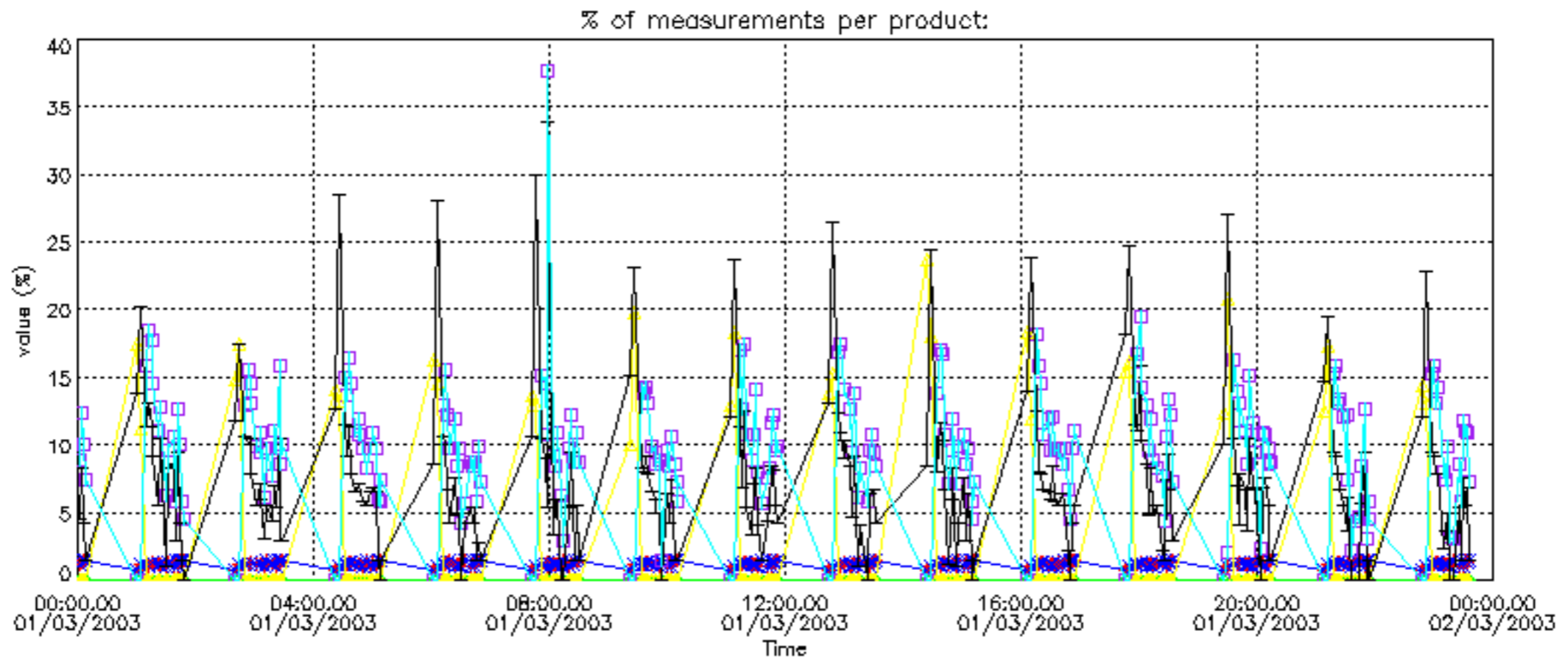
Percentage of flagged data per NO2 profile



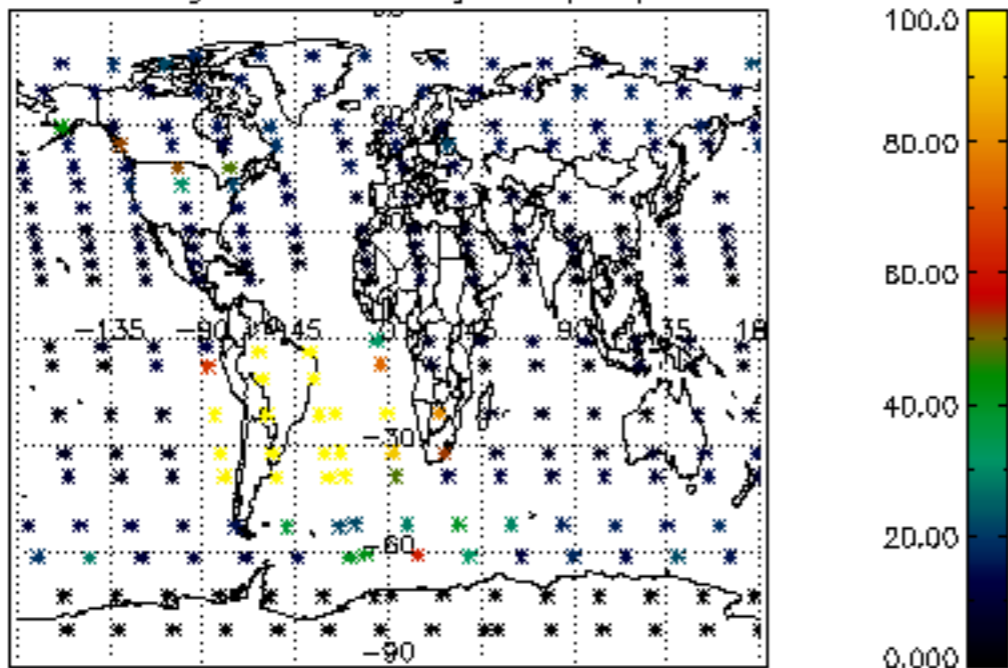
Percentage of flagged data per NO3 profile



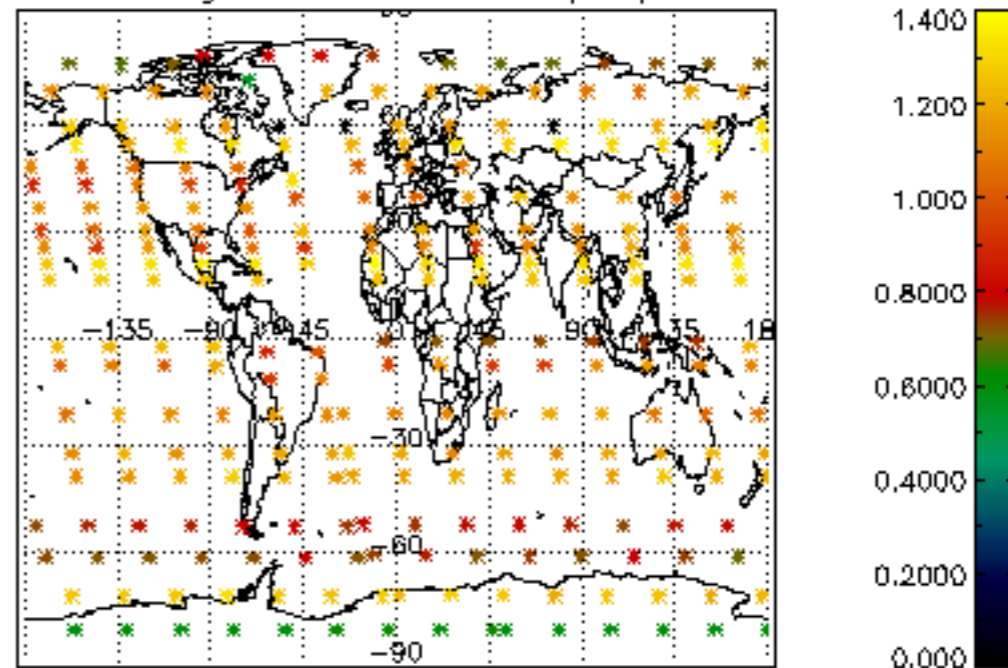




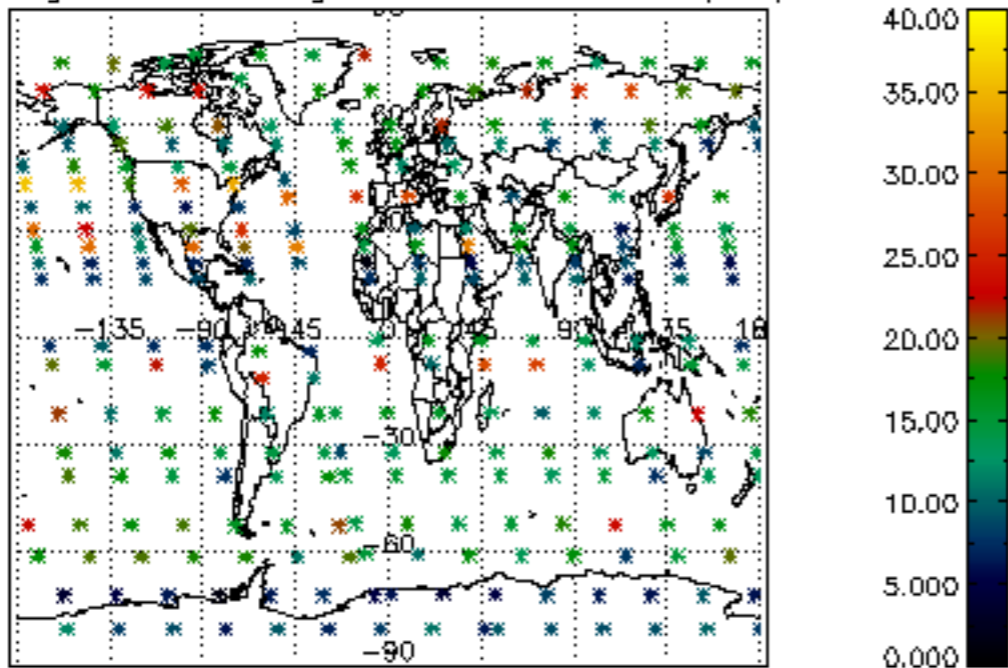
Percentage of cosmic ray hits per profile



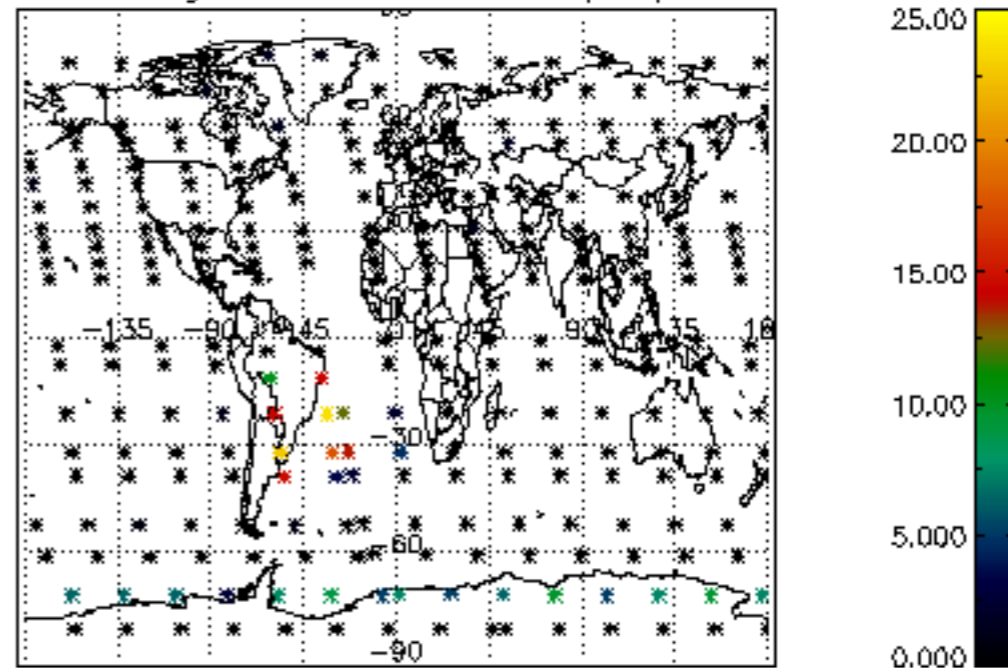
Percentage of datation errors per profile



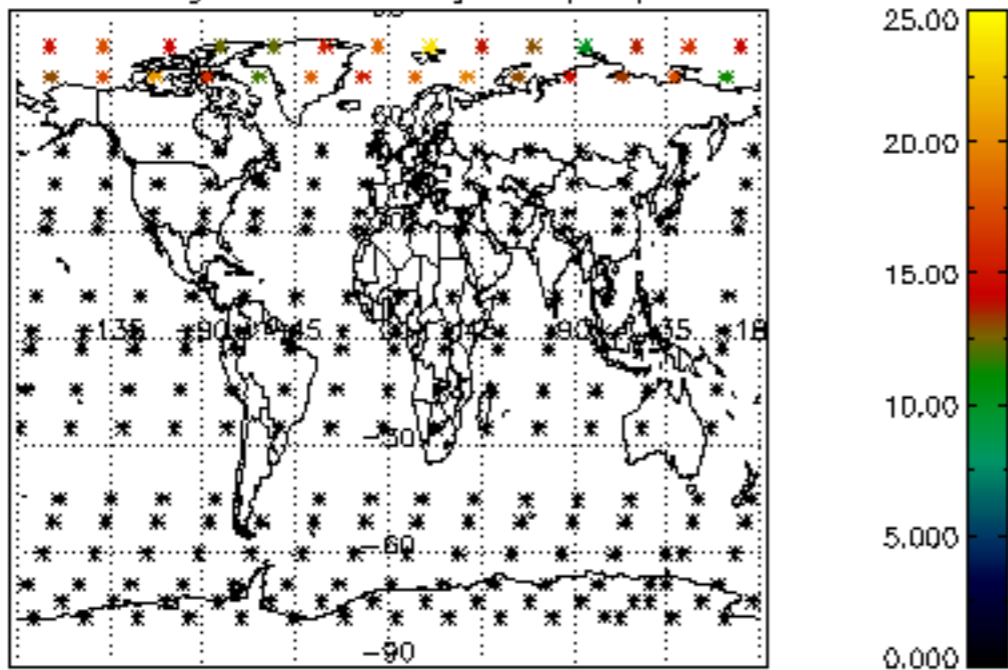
Percentage of star falling outside central band per profile



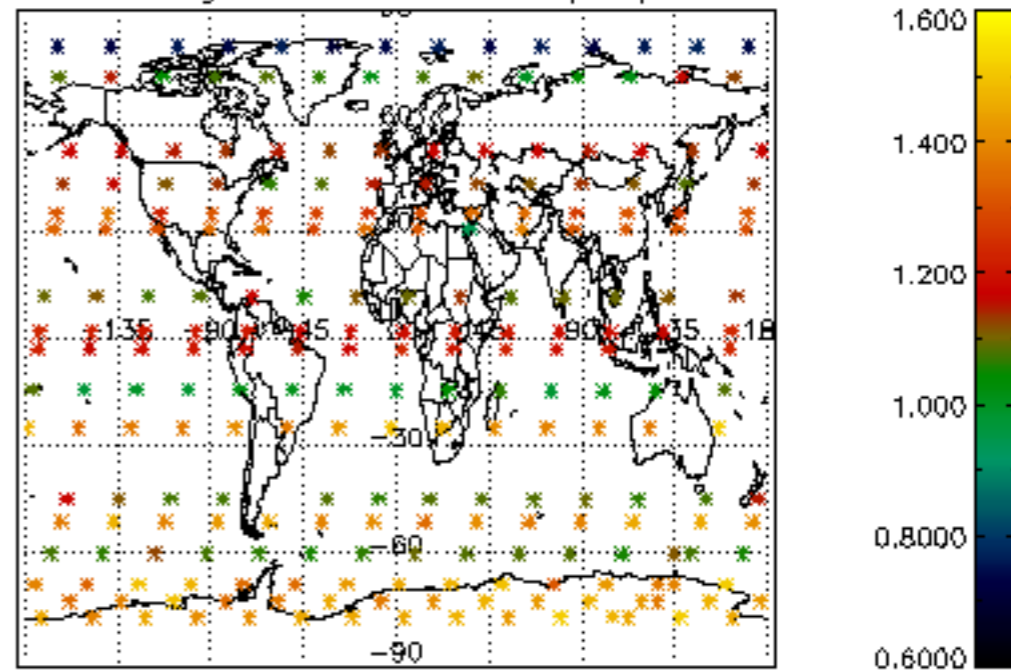
Percentage of saturation errors per profile



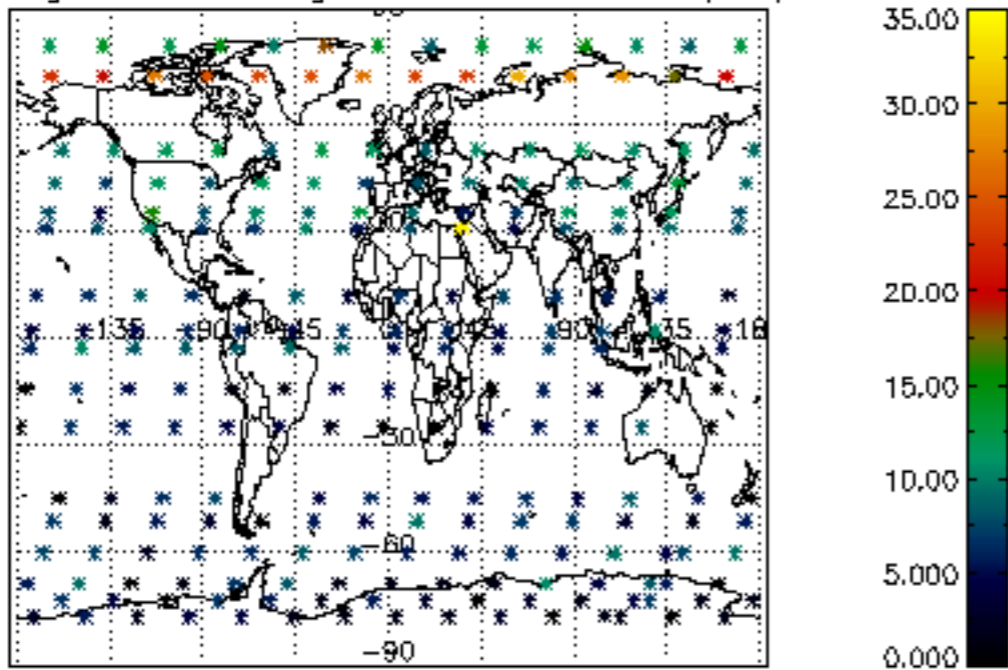
Percentage of cosmic ray hits per profile



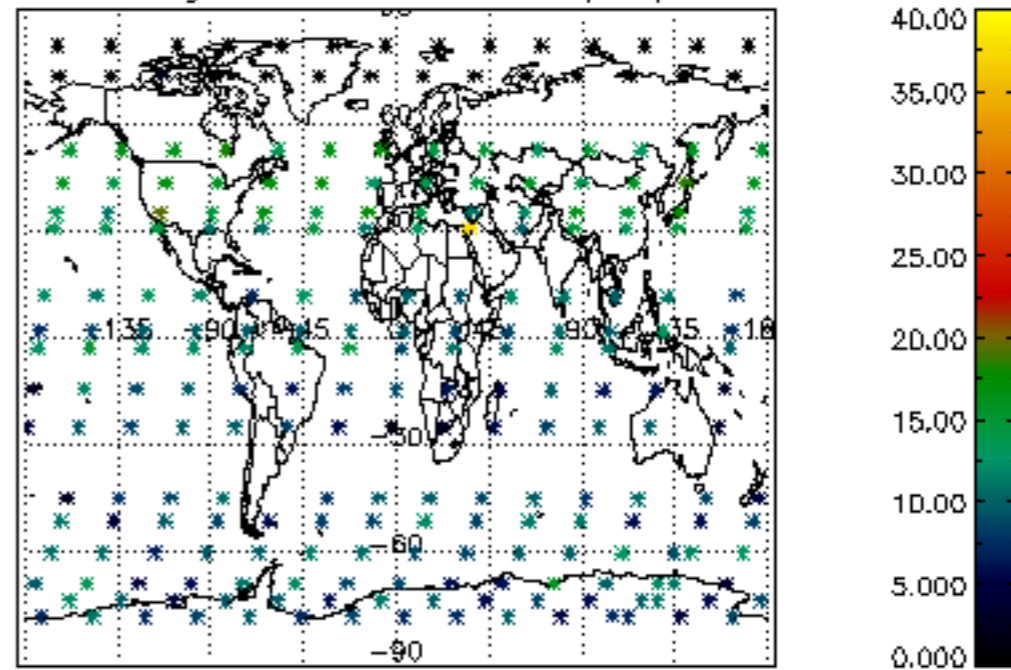
Percentage of datation errors per profile

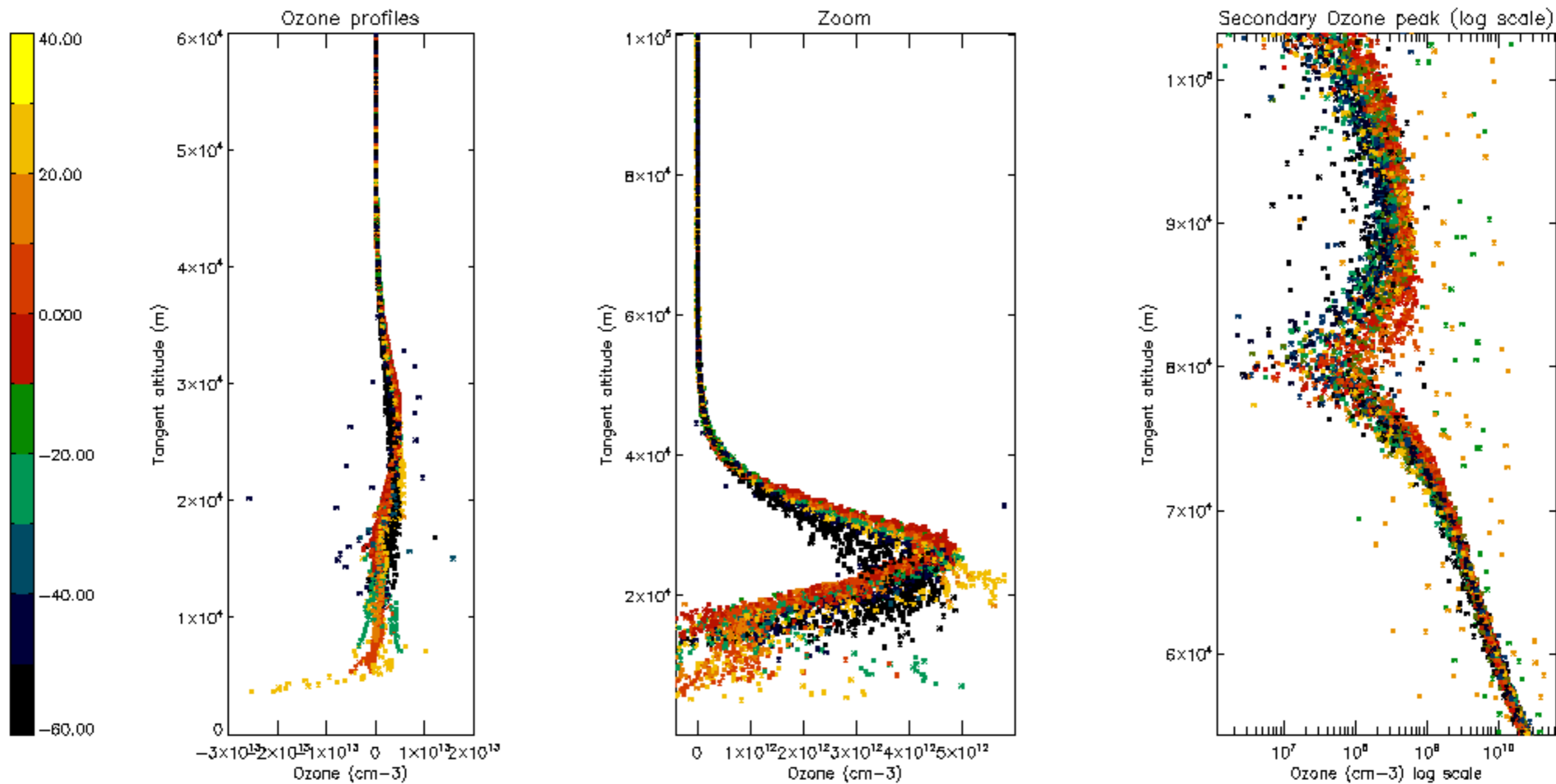


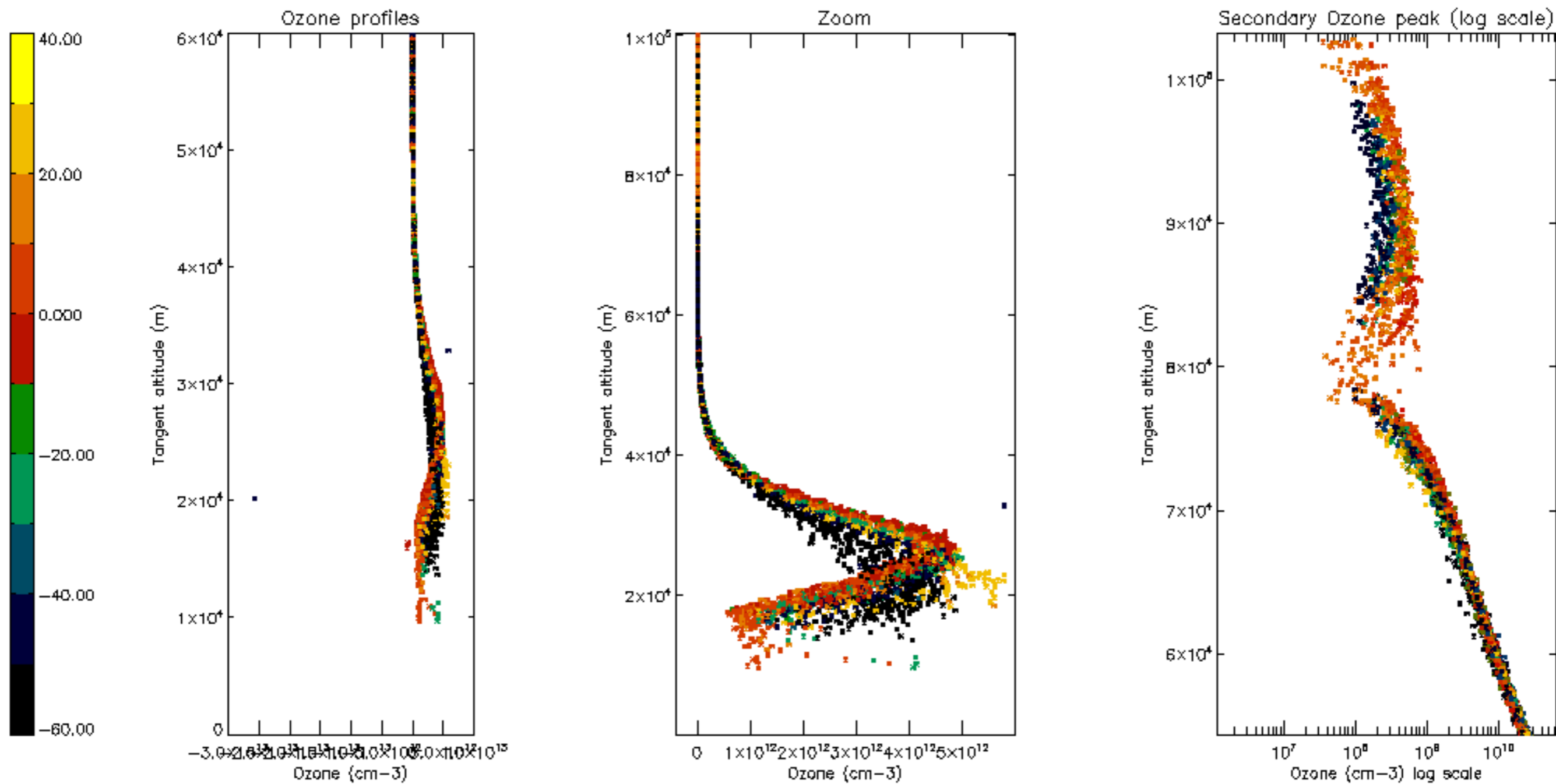
Percentage of star falling outside central band per profile

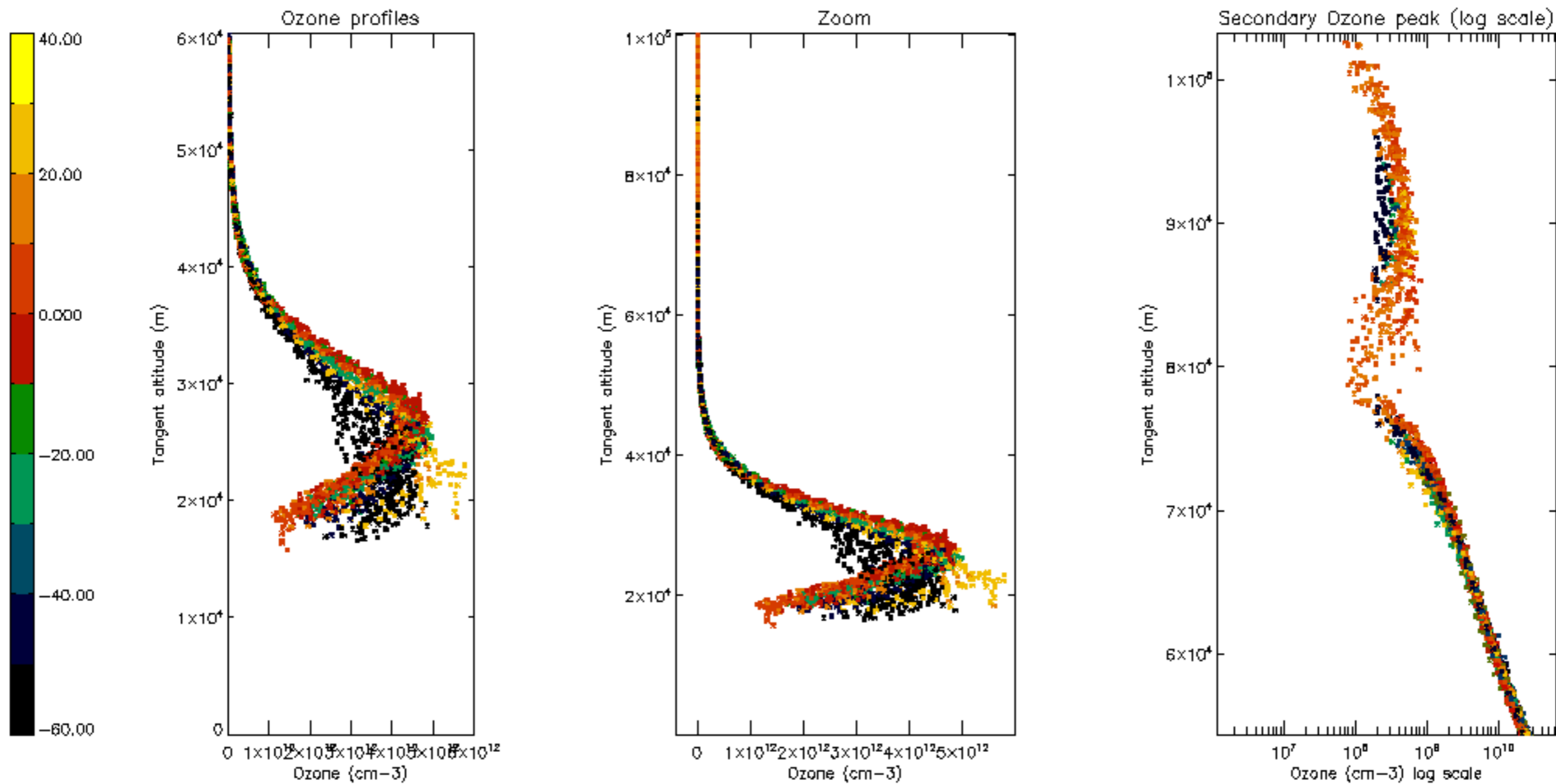


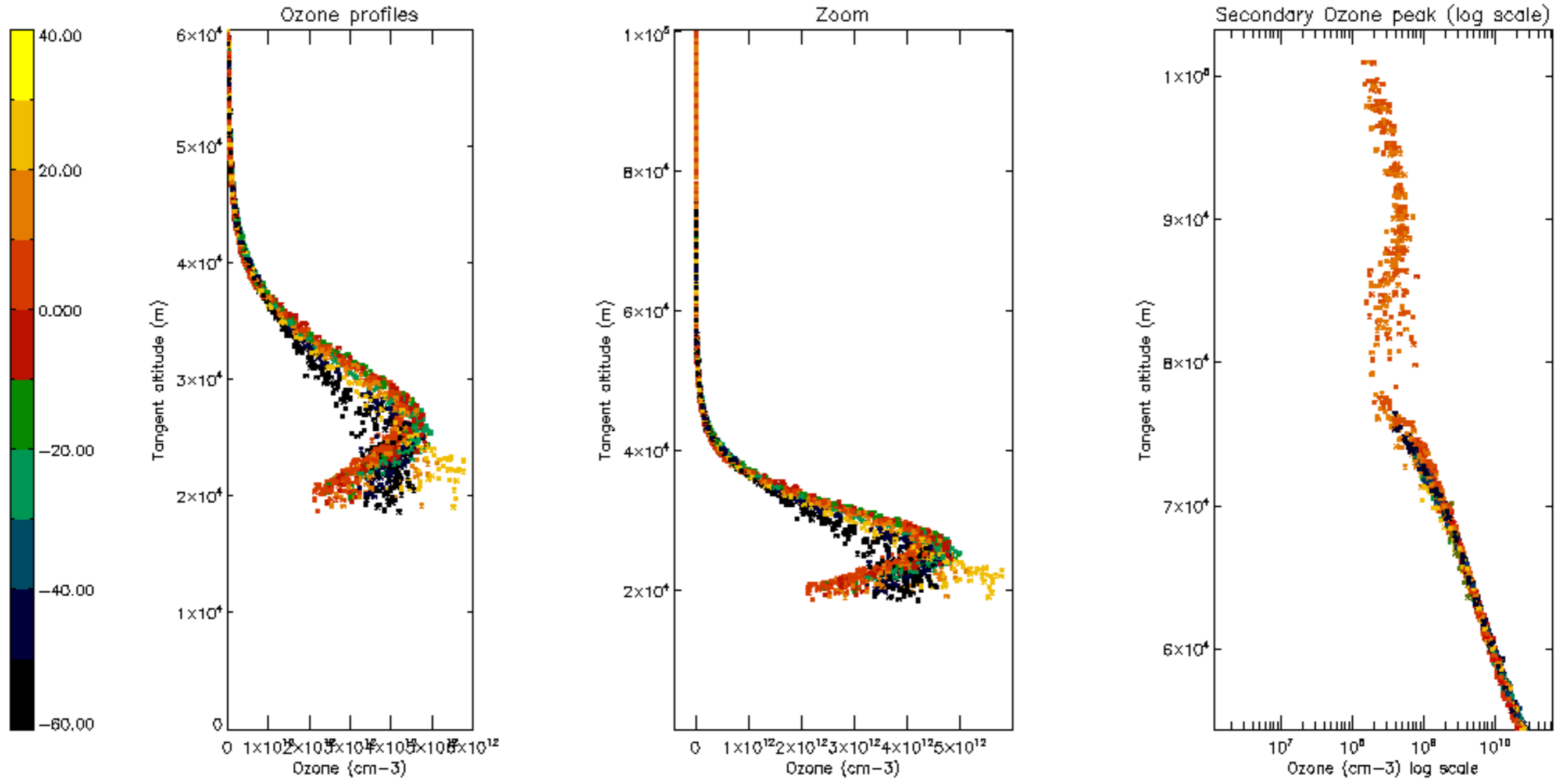
Percentage of saturation errors per profile

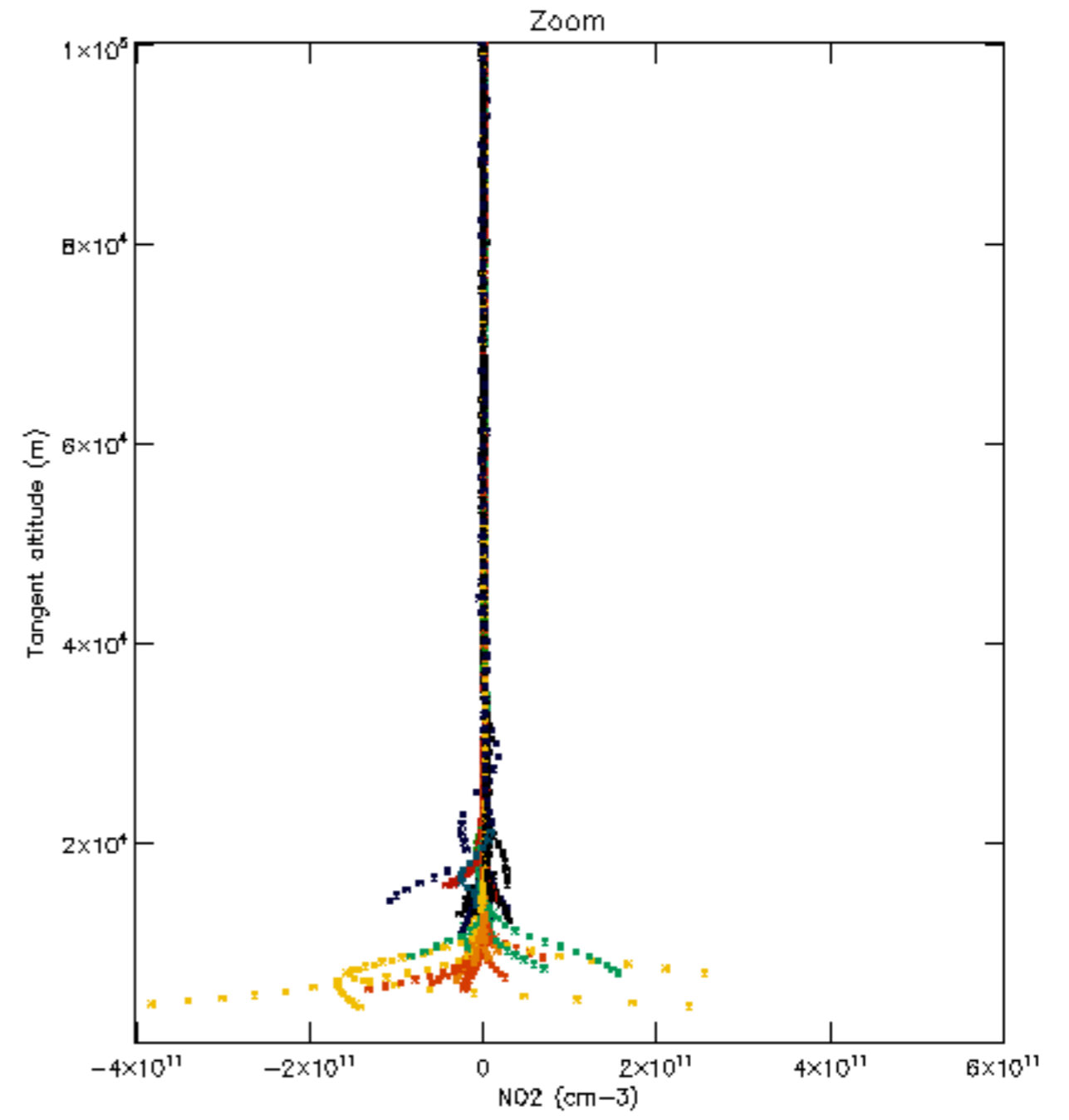
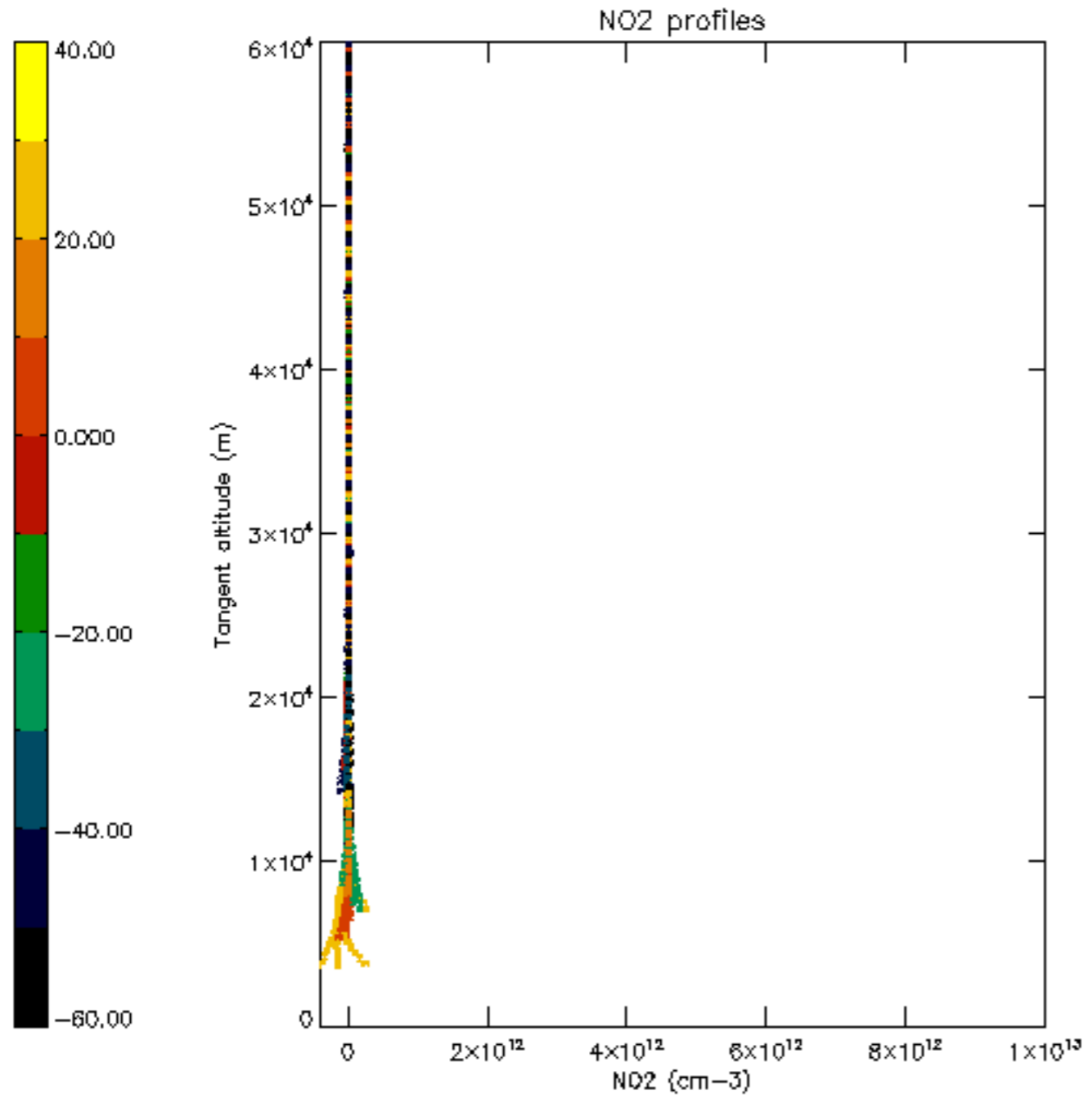


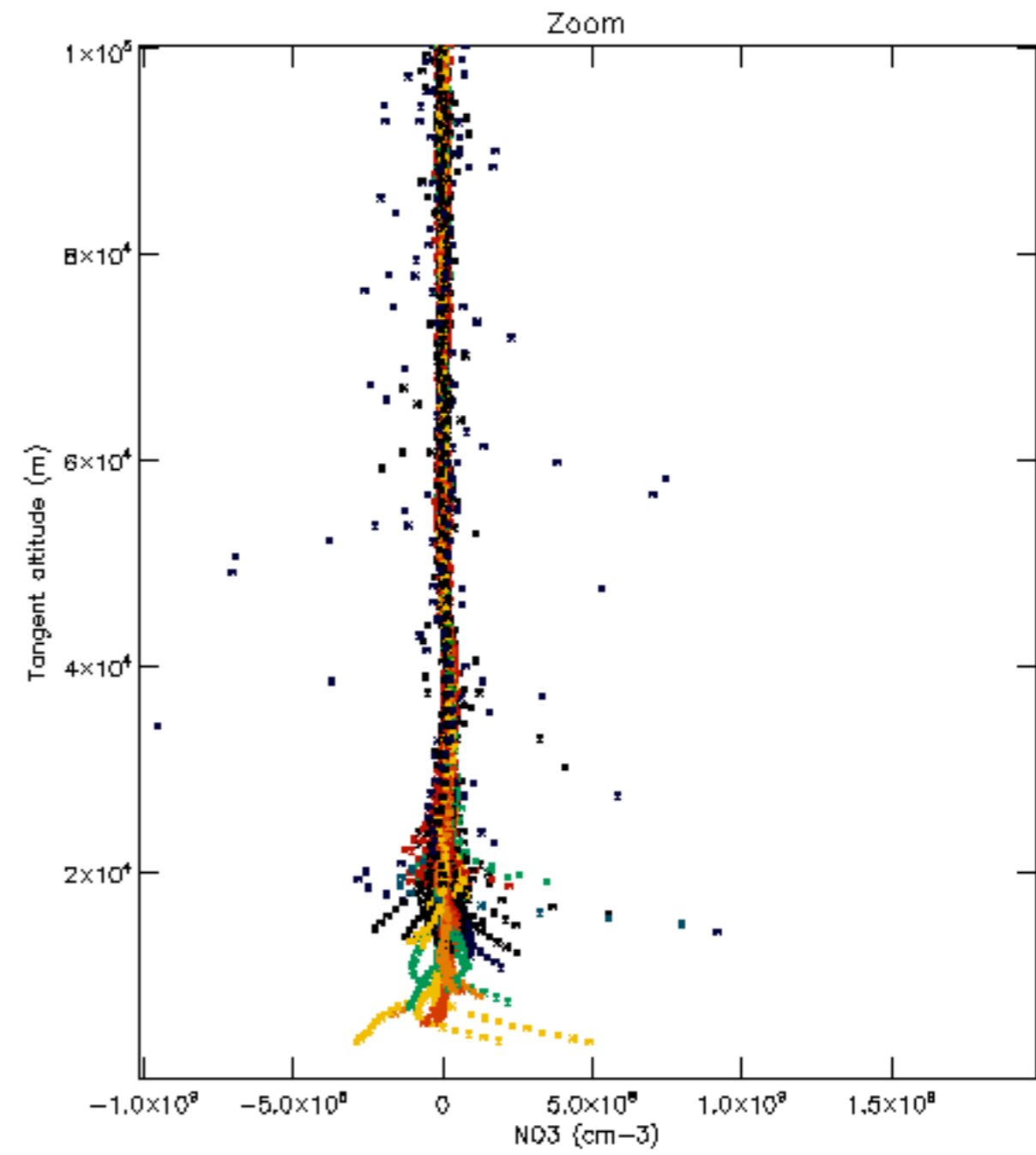
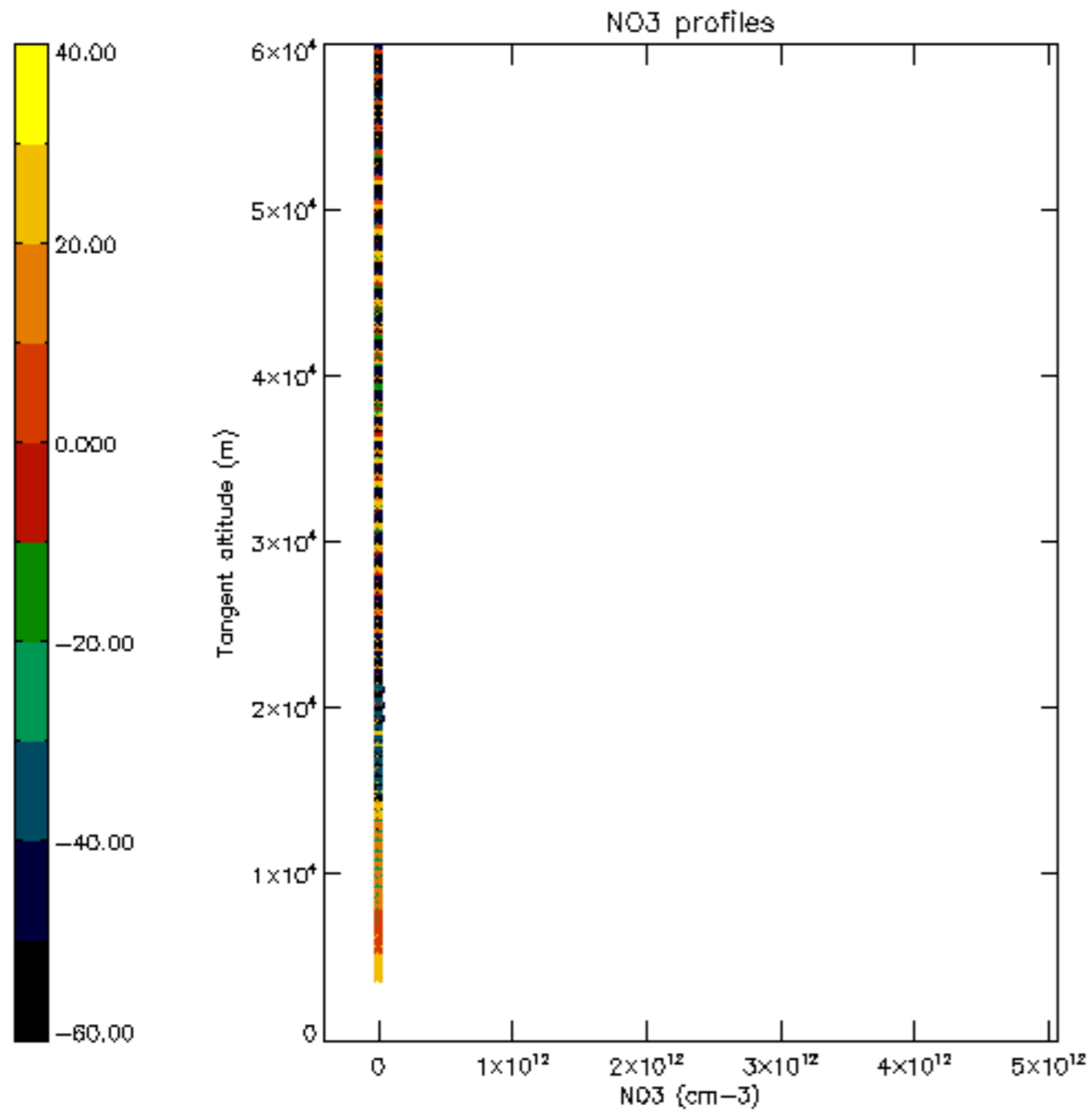


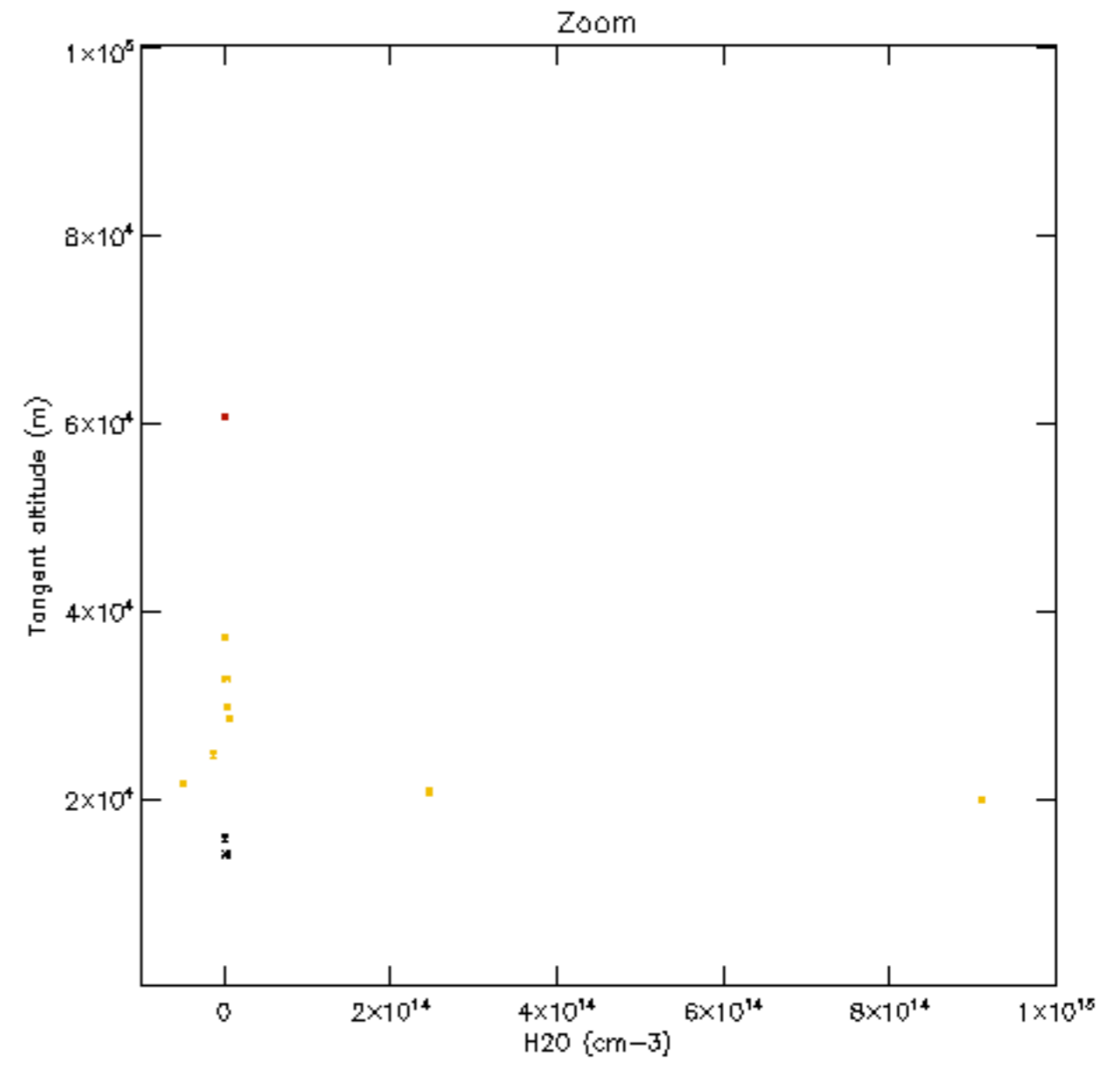
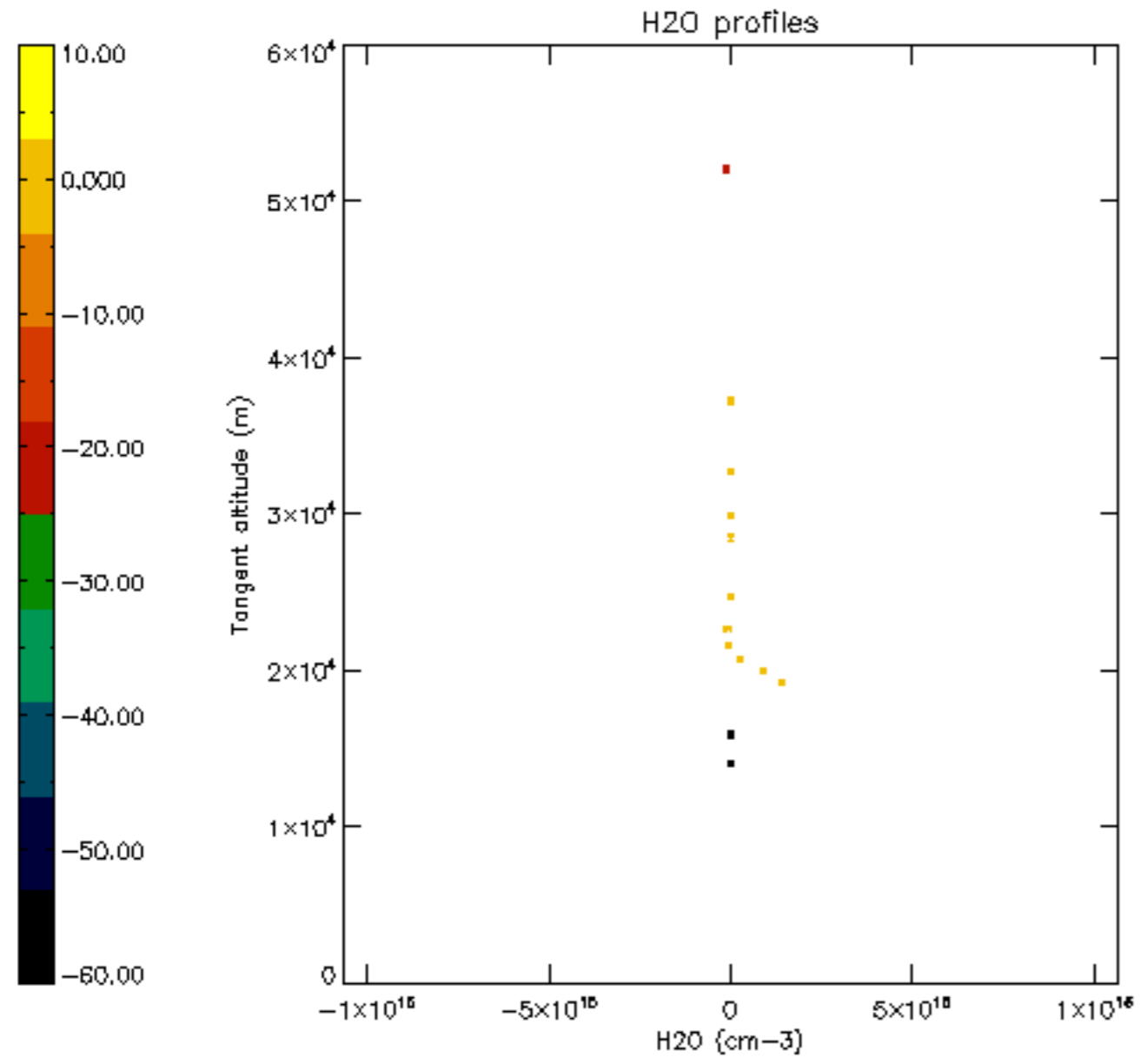


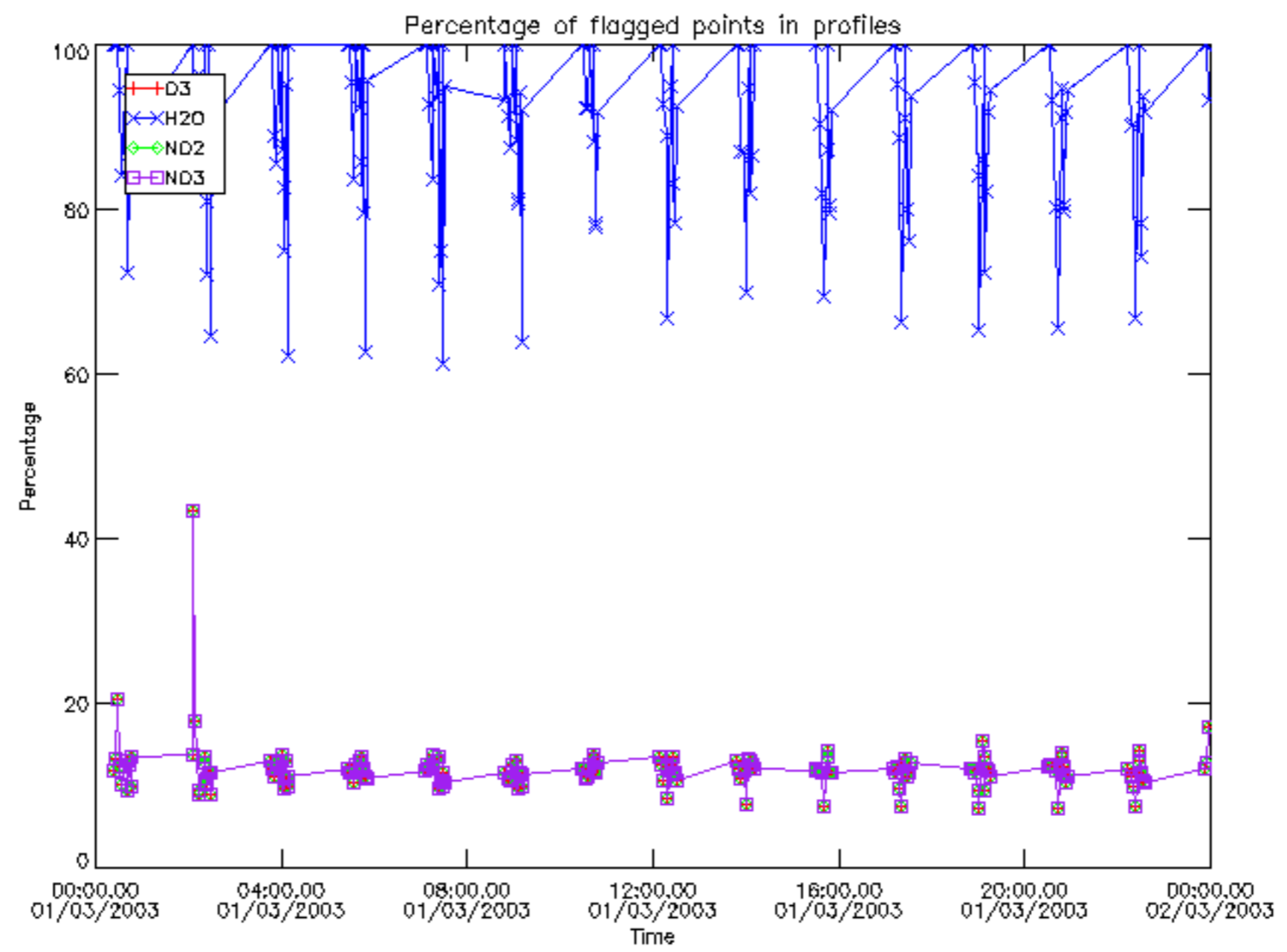




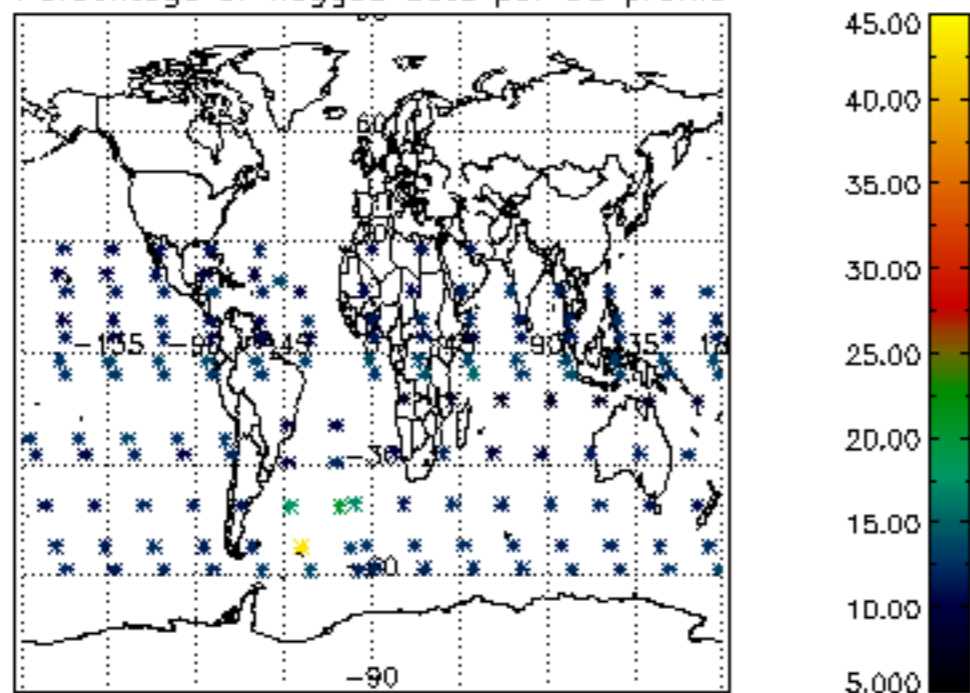




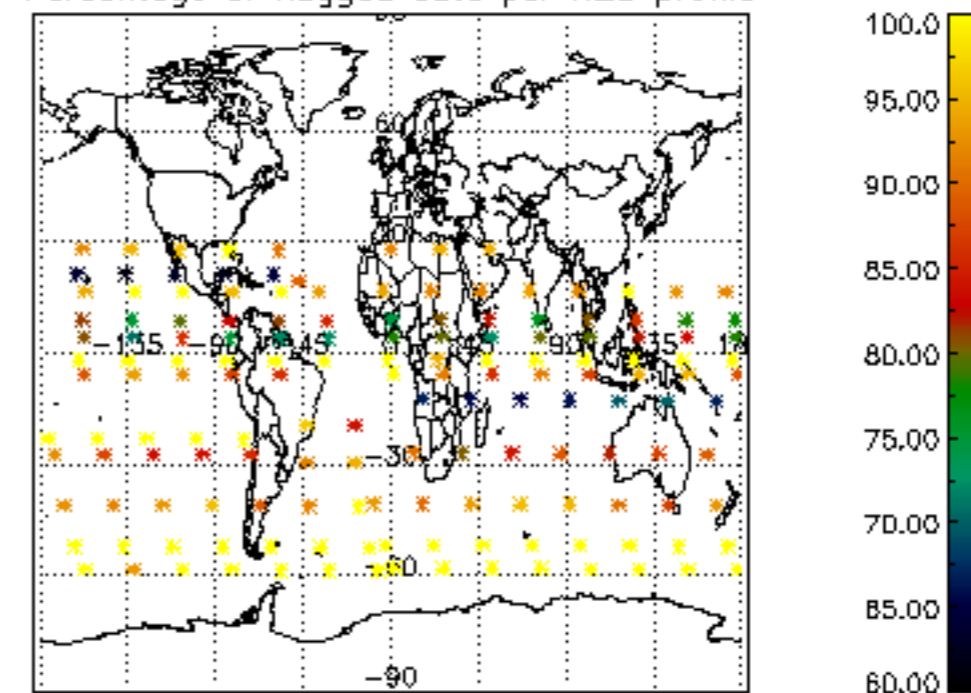




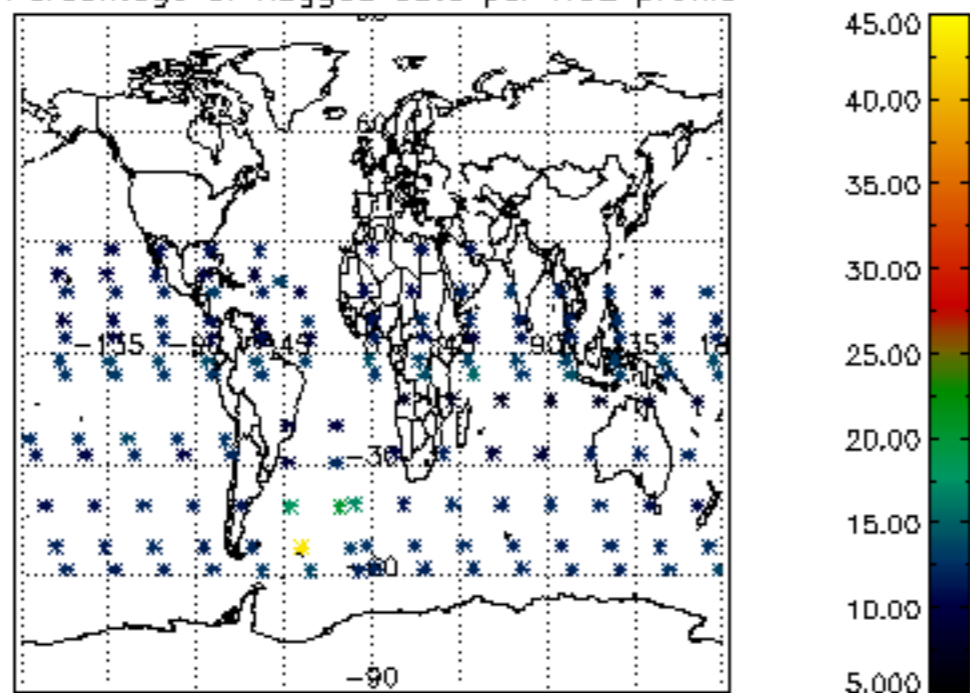
Percentage of flagged data per D3 profile



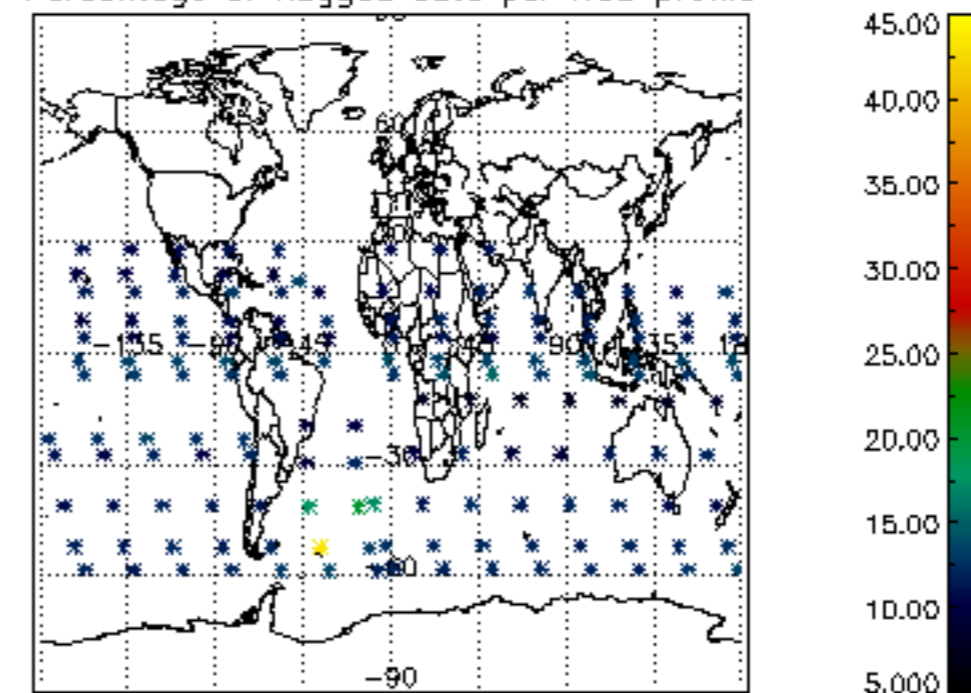
Percentage of flagged data per H2O profile

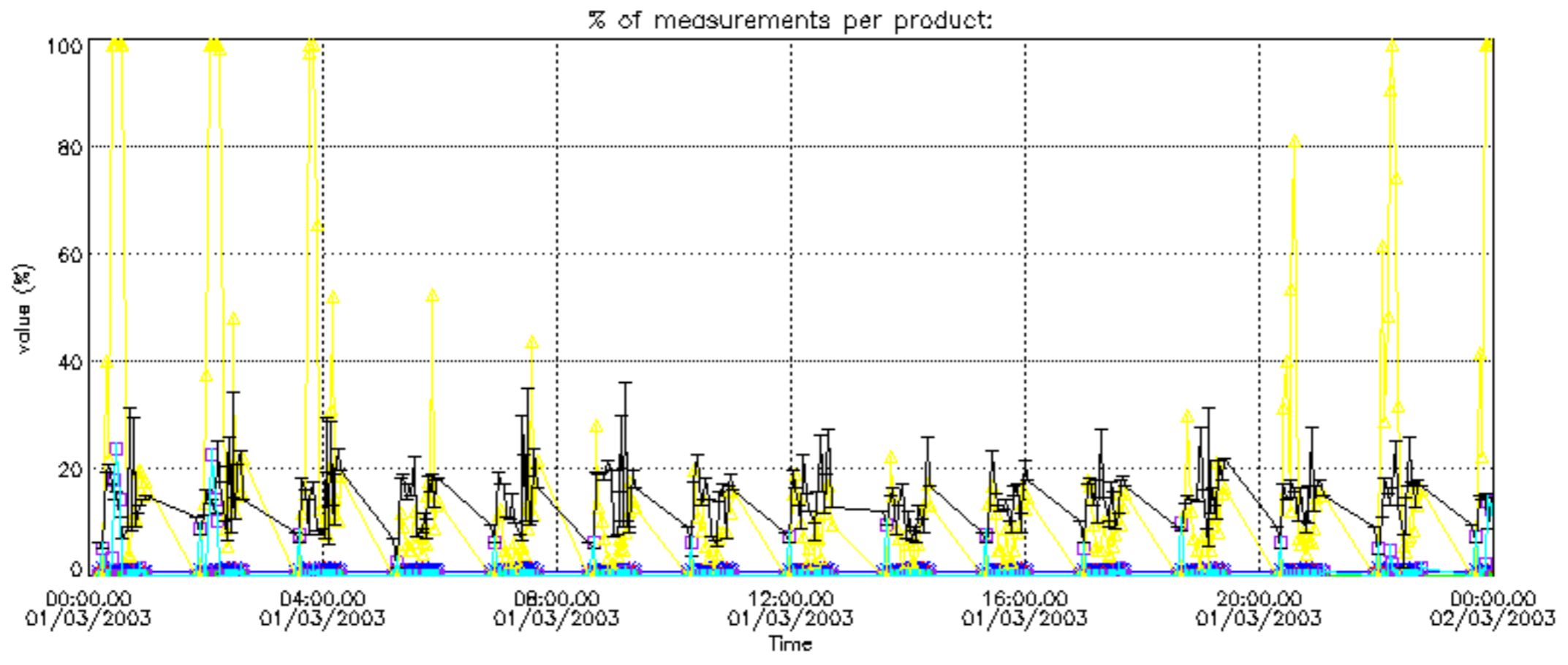


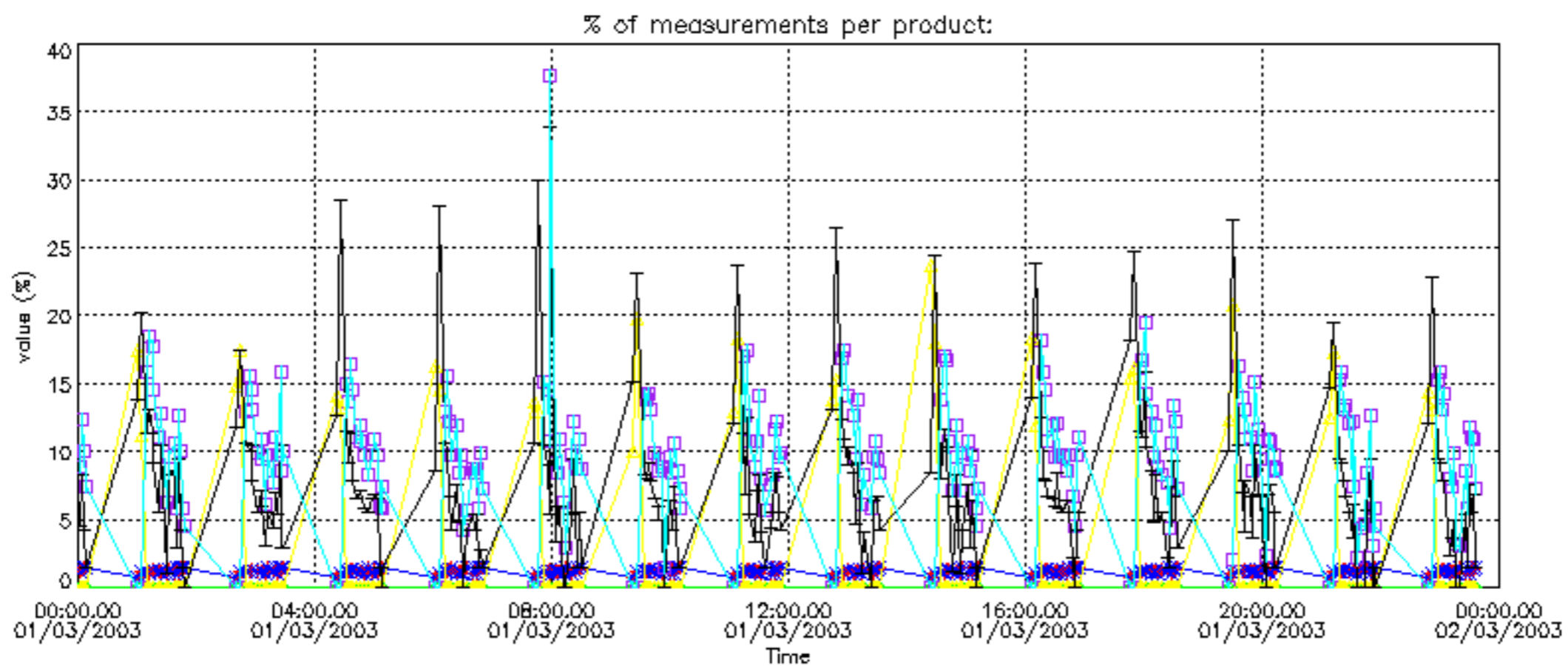
Percentage of flagged data per NO2 profile



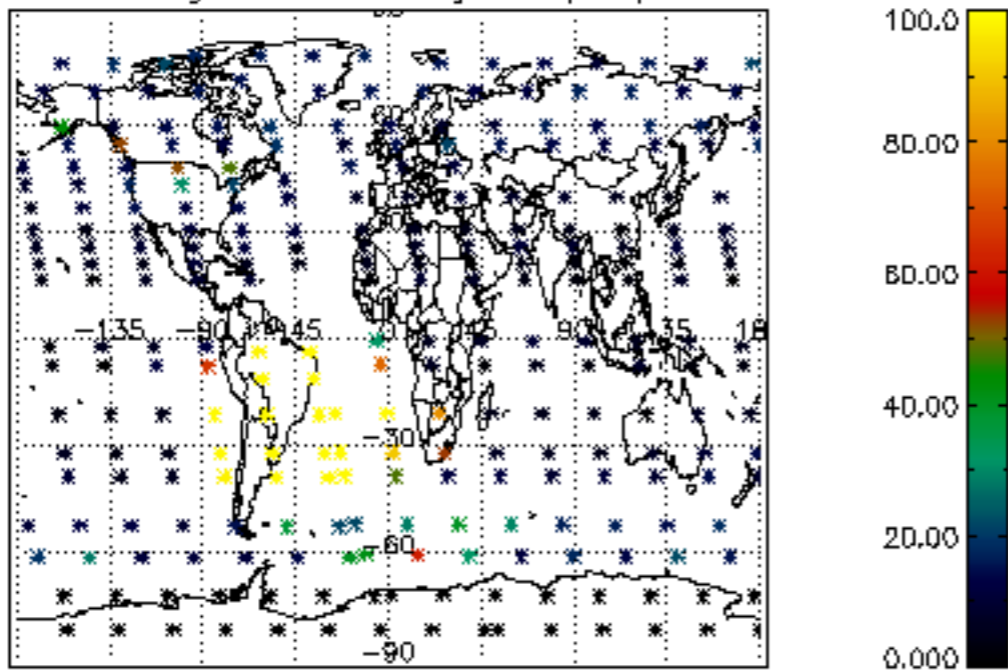
Percentage of flagged data per NO3 profile



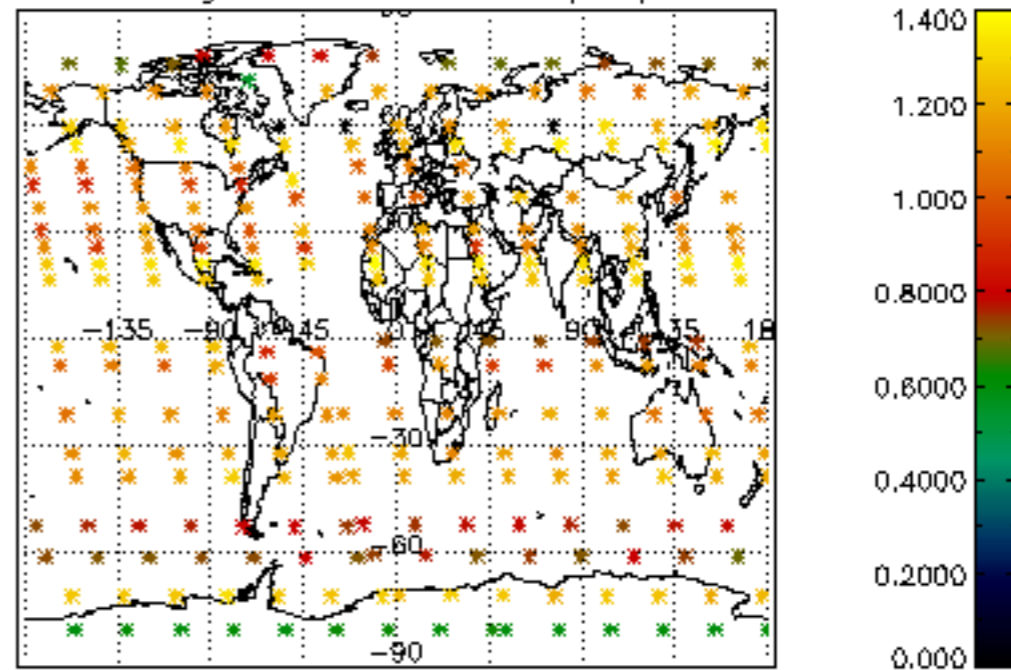




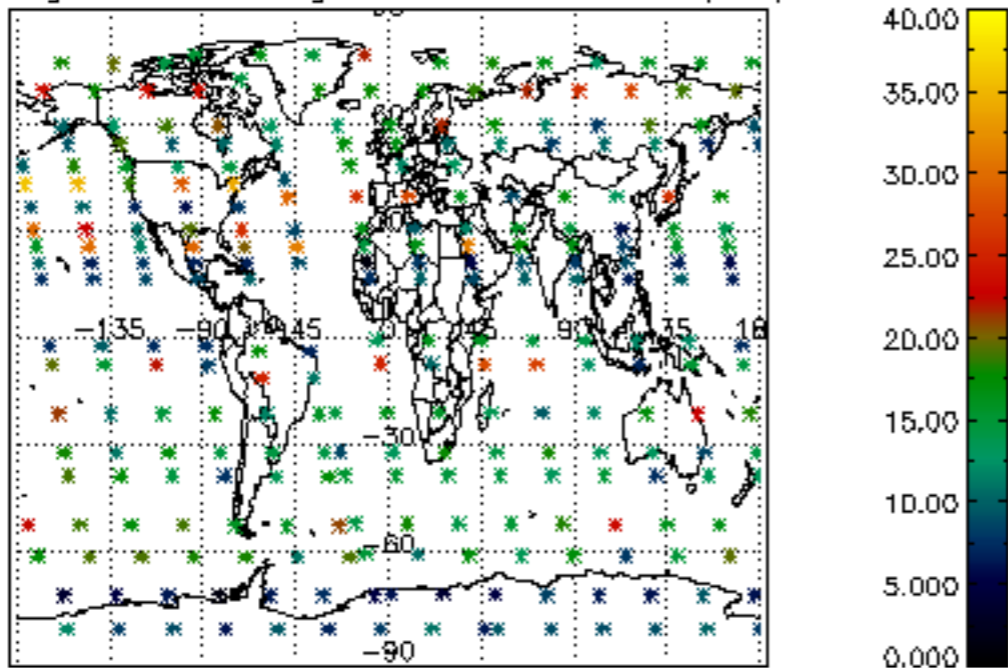
Percentage of cosmic ray hits per profile



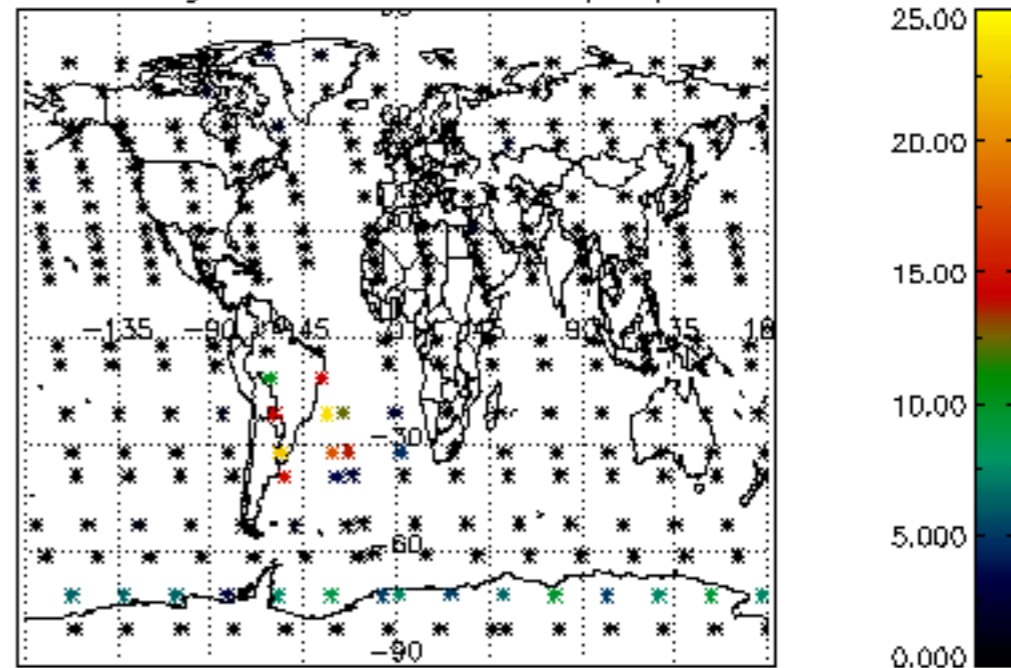
Percentage of datation errors per profile



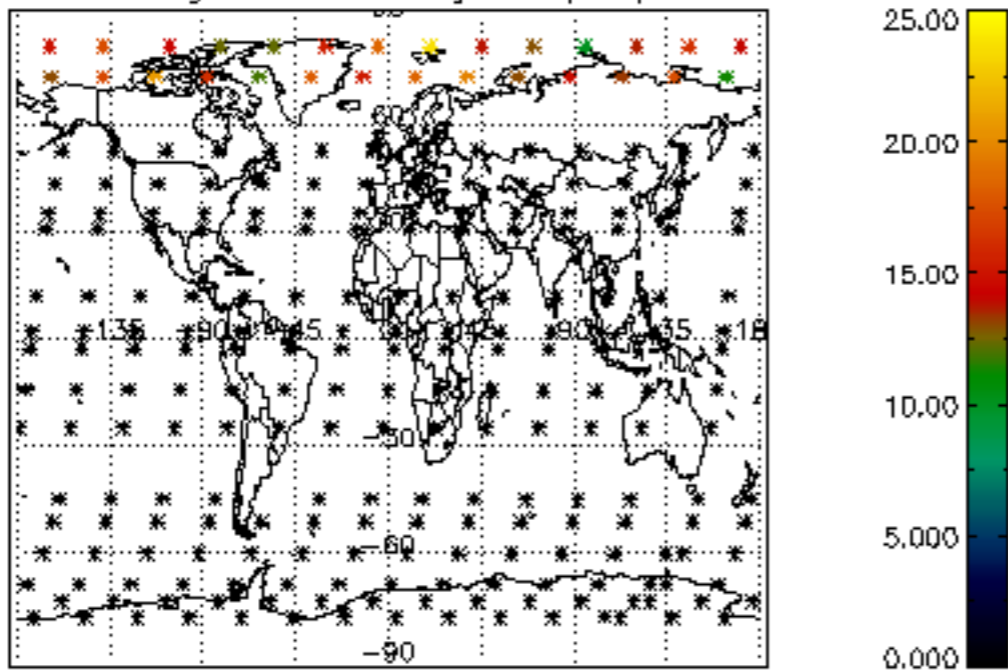
Percentage of star falling outside central band per profile



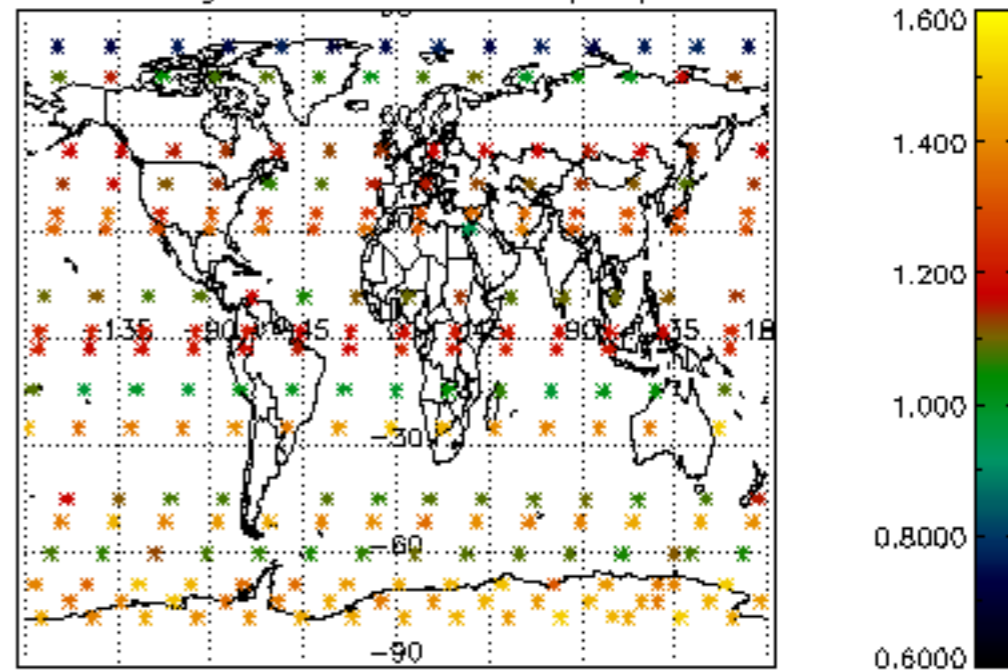
Percentage of saturation errors per profile



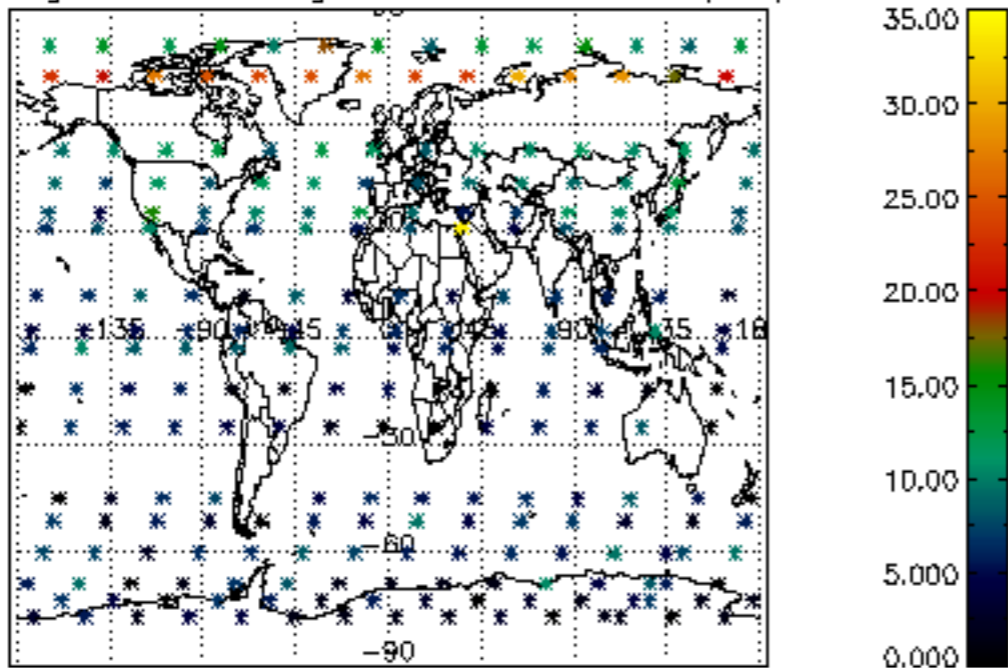
Percentage of cosmic ray hits per profile



Percentage of datation errors per profile



Percentage of star falling outside central band per profile



Percentage of saturation errors per profile

