

# GOMOS Level 2 Daily Report

## SUMMARY

### [1. General Info](#)

### [2. Summary of processed GOM\\_NL\\_2P products](#)

### [3. Level 2 Quality information per product](#)

#### [3.1 Plot of level 2 quality information per product \(time dependant\)](#)

#### [3.2 Plot of level 2 quality information per product \(world map\)](#)

### [4. Level 1 Quality information per product \(stored on level 2 products\)](#)

#### [4.1 Plot of level 1 quality information per product \(time dependant\)](#)

##### [4.1.1 Plot of level 1 quality information per product \(time dependant\): ASCENDING](#)

##### [4.1.2 Plot of level 1 quality information per product \(time dependant\): DESCENDING](#)

#### [4.2 Plot of level 1 quality information per product \(world map\)](#)

##### [4.2.1 Plot of level 1 quality information per product \(world map\): ASCENDING](#)

##### [4.2.2 Plot of level 1 quality information per product \(world map\): DESCENDING](#)

### [5. Ozone profiles based on quality statistics and other trace gas profiles](#)

#### [5.1 Ozone statistics based on quality of products](#)

#### [5.2 Plot ozone profiles for all STD \(dark without errors\)](#)

#### [5.3 Plot ozone profiles where STD < 20% \(dark without errors\)](#)

#### [5.4. Plot ozone profiles where STD < 10% \(dark without errors\)](#)

#### [5.5. Plot ozone profiles where STD < 5% \(dark without errors\)](#)

#### [5.6 Plot NO2 profiles for all STD \(dark without errors\)](#)

#### [5.7 Plot NO3 profiles for all STD \(dark without errors\)](#)

#### [5.8 Plot H2O profiles \(only for occultations of stars 1,2,3,4,13,14,16,26,63 dark without errors\) for all STD](#)

### [6. Auxiliary Data Files used for the production reported in section 2](#)

This report presents the daily analysis on parameters extracted from GOMOS level 2 data (GOM\_NL\_\_2P). It is intended to monitor some important parameters that will impact the quality of these products. A list of level 2 products (and content) that have arrived during the reporting day to the PCF is also given.

Item	Value
Time of report generation	19APR2013 09:58:13
Data source version	GOMOS/6.01
Start time of products	28-02-2003 (28FEB2003 00:00:00)
Stop time of products	01-03-2003 (01MAR2003 00:00:00)
Store outputs in DB	Yes
Nb of level 2 prods	181
Nb of prods with errors	0

## 2. Summary of processed GOM\_NL\_\_2P products.

Nr	Filename	UTC Start time	Limb	Duration	Star Id	Star Name	Star Mag	Star Temp	Nb Meas	Orbit	Prod. error
1	GOM_NL__2PRFIN20030228_011320_000000562014_00146_05210_5439.N1	28-FEB-2003 01:13:20	Dark	55.500	4	Alp1Cen	-0.010000	5800.0	111	5210	No
2	GOM_NL__2PRFIN20030228_011439_000000422014_00146_05210_5440.N1	28-FEB-2003 01:14:39	Dark	41.500	10	Bet Cen	0.610000	28000.	83	5210	No
3	GOM_NL__2PRFIN20030228_011602_000000382014_00146_05210_5441.N1	28-FEB-2003 01:16:02	Dark	38.000	112	Alp Mus	2.6880	26000.	76	5210	No
4	GOM_NL__2PRFIN20030228_011717_000000512014_00146_05210_5442.N1	28-FEB-2003 01:17:17	Dark	50.500	12	Alp1Cru	0.77500	30000.	101	5210	No
5	GOM_NL__2PRFIN20030228_011847_000000412014_00146_05210_5443.N1	28-FEB-2003 01:18:47	Dark	41.000	29	Bet Car	1.6720	10200.	82	5210	No
6	GOM_NL__2PRFIN20030228_012134_000000402014_00146_05210_5444.N1	28-FEB-2003 01:21:34	Dark	40.000	71	lot Car	2.2460	7700.0	80	5210	No
7	GOM_NL__2PRFIN20030228_012305_000000402014_00146_05210_5445.N1	28-FEB-2003 01:23:05	Straylight	39.500	46	Del Vel	1.9540	10600.	79	5210	No
8	GOM_NL__2PRFIN20030228_012559_000000432014_00146_05210_5446.N1	28-FEB-2003 01:25:59	Straylight	42.500	65	Lam Vel	2.2040	4400.0	85	5210	No
9	GOM_NL__2PRFIN20030228_012822_000000742014_00146_05210_5447.N1	28-FEB-2003 01:28:22	Straylight	73.500	106	9Bet Crv	2.6480	5600.0	147	5210	No
10	GOM_NL__2PRFIN20030228_013132_000000712014_00146_05210_5448.N1	28-FEB-2003 01:31:32	Straylight	70.500	100	4Gam Crv	2.5800	13100.	141	5210	No
11	GOM_NL__2PRFIN20030228_013530_000000472014_00146_05210_5449.N1	28-FEB-2003 01:35:30	Twilight_and_stray	46.500	48	30Alp Hya	1.9770	4100.0	93	5210	No
12	GOM_NL__2PRFIN20030228_014146_000000452014_00146_05210_5450.N1	28-FEB-2003 01:41:46	Bright	44.500	22	32Alp Leo	1.3600	15200.	89	5210	No
13	GOM_NL__2PRFIN20030228_014426_000000482014_00146_05210_5451.N1	28-FEB-2003 01:44:26	Bright	47.500	51	41Gam1Leo	2.0100	4500.0	95	5210	No
14	GOM_NL__2PRFIN20030228_014637_000000382014_00146_05210_5452.N1	28-FEB-2003 01:46:37	Bright	38.000	17	78Bet Gem	1.1610	4500.0	76	5210	No
15	GOM_NL__2PRFIN20030228_014751_000000382014_00146_05210_5453.N1	28-FEB-2003 01:47:51	Bright	37.500	24	66Alp Gem	1.5800	10200.	75	5210	No
16	GOM_NL__2PRFIN20030228_015329_000000622014_00146_05210_5454.N1	28-FEB-2003 01:53:29	Bright	62.000	174	52Psi UMa	3.0040	4400.0	124	5210	No
17	GOM_NL__2PRFIN20030228_020052_000000512014_00146_05210_5455.N1	28-FEB-2003 02:00:52	Bright	51.000	32	77Eps UMa	1.7630	11000.	102	5210	No
18	GOM_NL__2PRFIN20030228_020332_000000352014_00146_05210_5456.N1	28-FEB-2003 02:03:32	Bright	34.500	49	1Alp UMi	1.9900	6300.0	69	5210	No
19	GOM_NL__2PRFIN20030228_020921_000000462014_00146_05210_5457.N1	28-FEB-2003 02:09:21	Bright	46.000	119	14Eta Dra	2.7270	4700.0	92	5210	No
20	GOM_NL__2PRFIN20030228_021341_000000472014_00146_05210_5458.N1	28-FEB-2003 02:13:41	Bright	46.500	130	23Bet Dra	2.7990	5800.0	93	5210	No
21	GOM_NL__2PRFIN20030228_021605_000000362014_00146_05210_5459.N1	28-FEB-2003 02:16:05	Bright	36.000	19	50Alp Cyg	1.2460	10500.	72	5210	No
22	GOM_NL__2PRFIN20030228_021739_000000352014_00146_05210_5460.N1	28-FEB-2003 02:17:39	Bright	34.500	66	37Gam Cyg	2.2080	5900.0	69	5210	No
23	GOM_NL__2PRFIN20030228_021911_000000332014_00146_05210_5461.N1	28-FEB-2003 02:19:11	Bright	33.000	92	53Eps Cyg	2.5000	4500.0	66	5210	No
24	GOM_NL__2PRFIN20030228_022209_000000782014_00146_05210_5462.N1	28-FEB-2003 02:22:09	Bright	78.000	133	40Zet Her	2.8070	6000.0	156	5210	No
25	GOM_NL__2PRFIN20030228_022610_000000412014_00146_05210_5463.N1	28-FEB-2003 02:26:10	Bright	40.500	168	17Zet Aql	2.9860	11000.	81	5210	No
26	GOM_NL__2PRFIN20030228_022920_000000662014_00146_05210_5464.N1	28-FEB-2003 02:29:20	Twilight_and_stray	65.500	59	55Alp Oph	2.0800	8900.0	131	5210	No
27	GOM_NL__2PRFIN20030228_023150_000000592014_00146_05210_5465.N1	28-FEB-2003 02:31:50	Straylight	59.000	126	60Bet Oph	2.7700	4250.0	118	5210	No
28	GOM_NL__2PRFIN20030228_023555_000000402014_00146_05210_5466.N1	28-FEB-2003 02:35:55	Dark	39.500	155	41Pi Sgr	2.9000	6600.0	79	5210	No
29	GOM_NL__2PRFIN20030228_023743_000000392014_00146_05210_5467.N1	28-FEB-2003 02:37:43	Dark	38.500	57	34Sig Sgr	2.0660	26000.	77	5210	No
30	GOM_NL__2PRFIN20030228_024048_000000402014_00146_05210_5468.N1	28-FEB-2003 02:40:48	Dark	40.000	38	20Eps Sgr	1.8360	11000.	80	5210	No
31	GOM_NL__2PRFIN20030228_024334_000000442014_00146_05210_5469.N1	28-FEB-2003 02:43:34	Dark	44.000	25	35Lam Sco	1.6200	28000.	88	5210	No
32	GOM_NL__2PRFIN20030228_024535_000000562014_00146_05210_5470.N1	28-FEB-2003 02:45:35	Dark	55.500	75	26Eps Sco	2.2910	4250.0	111	5210	No
33	GOM_NL__2PRFIN20030228_025356_000000442014_00147_05211_5634.N1	28-FEB-2003 02:53:56	Dark	44.000	4	Alp1Cen	-0.010000	5800.0	88	5211	No
34	GOM_NL__2PRFIN20030228_025516_000000432014_00147_05211_5635.N1	28-FEB-2003 02:55:16	Dark	43.000	10	Bet Cen	0.610000	28000.	86	5211	No
35	GOM_NL__2PRFIN20030228_025638_000000382014_00147_05211_5636.N1	28-FEB-2003 02:56:38	Dark	37.500	112	Alp Mus	2.6880	26000.	75	5211	No
36	GOM_NL__2PRFIN20030228_025754_000000512014_00147_05211_5637.N1	28-FEB-2003 02:57:54	Dark	51.000	12	Alp1Cru	0.77500	30000.	102	5211	No
37	GOM_NL__2PRFIN20030228_025923_000000382014_00147_05211_5638.N1	28-FEB-2003 02:59:23	Dark	37.500	29	Bet Car	1.6720	10200.	75	5211	No
38	GOM_NL__2PRFIN20030228_030210_000000412014_00147_05211_5639.N1	28-FEB-2003 03:02:10	Dark	40.500	71	lot Car	2.2460	7700.0	81	5211	No
39	GOM_NL__2PRFIN20030228_030341_000000382014_00147_05211_5640.N1	28-FEB-2003 03:03:41	Straylight	38.000	46	Del Vel	1.9540	10600.	76	5211	No
40	GOM_NL__2PRFIN20030228_030635_000000442014_00147_05211_5641.N1	28-FEB-2003 03:06:35	Straylight	43.500	65	Lam Vel	2.2040	4400.0	87	5211	No
41	GOM_NL__2PRFIN20030228_030859_000000712014_00147_05211_5642.N1	28-FEB-2003 03:08:59	Straylight	71.000	106	9Bet Crv	2.6480	5600.0	142	5211	No
42	GOM_NL__2PRFIN20030228_031208_000000702014_00147_05211_5643.N1	28-FEB-2003 03:12:08	Straylight	70.000	100	4Gam Crv	2.5800	13100.	140	5211	No

43	GOM_NL__2PRFIN20030228_031606_000000482014_00147_05211_5644.N1	28-FEB-2003 03:16:06	Tw_i_and_stray	47.500	48	30Alp Hya	1.9770	4100.0	95	5211	No
44	GOM_NL__2PRFIN20030228_032222_000000452014_00147_05211_5645.N1	28-FEB-2003 03:22:22	Bright	44.500	22	32Alp Leo	1.3600	15200.	89	5211	No
45	GOM_NL__2PRFIN20030228_032502_000000472014_00147_05211_5646.N1	28-FEB-2003 03:25:02	Bright	46.500	51	41Gam1Leo	2.0100	4500.0	93	5211	No
46	GOM_NL__2PRFIN20030228_032714_000000392014_00147_05211_5647.N1	28-FEB-2003 03:27:14	Bright	38.500	17	78Bet Gem	1.1610	4500.0	77	5211	No
47	GOM_NL__2PRFIN20030228_032827_000000382014_00147_05211_5648.N1	28-FEB-2003 03:28:27	Bright	37.500	24	66Alp Gem	1.5800	10200.	75	5211	No
48	GOM_NL__2PRFIN20030228_033405_000000472014_00147_05211_5649.N1	28-FEB-2003 03:34:05	Bright	46.500	174	52Psi UMa	3.0040	4400.0	93	5211	No
49	GOM_NL__2PRFIN20030228_034128_000000522014_00147_05211_5650.N1	28-FEB-2003 03:41:28	Bright	51.500	32	77Eps UMa	1.7630	11000.	103	5211	No
50	GOM_NL__2PRFIN20030228_034407_000000372014_00147_05211_5651.N1	28-FEB-2003 03:44:07	Bright	36.500	49	1Alp UMi	1.9900	6300.0	73	5211	No
51	GOM_NL__2PRFIN20030228_034957_000000462014_00147_05211_5652.N1	28-FEB-2003 03:49:57	Bright	45.500	119	14Eta Dra	2.7270	4700.0	91	5211	No
52	GOM_NL__2PRFIN20030228_035416_000000462014_00147_05211_5653.N1	28-FEB-2003 03:54:16	Bright	45.500	130	23Bet Dra	2.7990	5800.0	91	5211	No
53	GOM_NL__2PRFIN20030228_035641_000000372014_00147_05211_5654.N1	28-FEB-2003 03:56:41	Bright	37.000	19	50Alp Cyg	1.2460	10500.	74	5211	No
54	GOM_NL__2PRFIN20030228_035815_000000372014_00147_05211_5655.N1	28-FEB-2003 03:58:15	Bright	36.500	66	37Gam Cyg	2.2080	5900.0	73	5211	No
55	GOM_NL__2PRFIN20030228_035947_000000352014_00147_05211_5656.N1	28-FEB-2003 03:59:47	Bright	34.500	92	53Eps Cyg	2.5000	4500.0	69	5211	No
56	GOM_NL__2PRFIN20030228_040244_000000812014_00147_05211_5657.N1	28-FEB-2003 04:02:44	Bright	81.000	133	40Zet Her	2.8070	6000.0	162	5211	No
57	GOM_NL__2PRFIN20030228_040646_000000412014_00147_05211_5658.N1	28-FEB-2003 04:06:46	Bright	41.000	168	17Zet Aql	2.9860	11000.	82	5211	No
58	GOM_NL__2PRFIN20030228_040956_000000662014_00147_05211_5659.N1	28-FEB-2003 04:09:56	Tw_i_and_stray	65.500	59	55Alp Oph	2.0800	8900.0	131	5211	No
59	GOM_NL__2PRFIN20030228_041227_000000642014_00147_05211_5660.N1	28-FEB-2003 04:12:27	Straylight	63.500	126	60Bet Oph	2.7700	4250.0	127	5211	No
60	GOM_NL__2PRFIN20030228_041631_000000432014_00147_05211_5661.N1	28-FEB-2003 04:16:31	Dark	43.000	155	41Pi Sgr	2.9000	6600.0	86	5211	No
61	GOM_NL__2PRFIN20030228_041820_000000422014_00147_05211_5662.N1	28-FEB-2003 04:18:20	Dark	42.000	57	34Sig Sgr	2.0660	26000.	84	5211	No
62	GOM_NL__2PRFIN20030228_042124_000000432014_00147_05211_5663.N1	28-FEB-2003 04:21:24	Dark	43.000	38	20Eps Sgr	1.8360	11000.	86	5211	No
63	GOM_NL__2PRFIN20030228_042410_000000462014_00147_05211_5664.N1	28-FEB-2003 04:24:10	Dark	45.500	25	35Lam Sco	1.6200	28000.	91	5211	No
64	GOM_NL__2PRFIN20030228_042611_000000622014_00147_05211_5665.N1	28-FEB-2003 04:26:11	Dark	62.000	75	26Eps Sco	2.2910	4250.0	124	5211	No
65	GOM_NL__2PRFIN20030228_043432_000000432014_00148_05212_5635.N1	28-FEB-2003 04:34:32	Dark	43.000	4	Alp1Cen	-0.010000	5800.0	86	5212	No
66	GOM_NL__2PRFIN20030228_043552_000000482014_00148_05212_5636.N1	28-FEB-2003 04:35:52	Dark	48.000	10	Bet Cen	0.61000	28000.	96	5212	No
67	GOM_NL__2PRFIN20030228_043714_000000382014_00148_05212_5637.N1	28-FEB-2003 04:37:14	Dark	38.000	112	Alp Mus	2.6880	26000.	76	5212	No
68	GOM_NL__2PRFIN20030228_043830_000000412014_00148_05212_5638.N1	28-FEB-2003 04:38:30	Dark	40.500	12	Alp1Cru	0.77500	30000.	81	5212	No
69	GOM_NL__2PRFIN20030228_043959_000000382014_00148_05212_5639.N1	28-FEB-2003 04:39:59	Dark	37.500	29	Bet Car	1.6720	10200.	75	5212	No
70	GOM_NL__2PRFIN20030228_044247_000000382014_00148_05212_5640.N1	28-FEB-2003 04:42:47	Dark	37.500	71	lot Car	2.2460	7700.0	75	5212	No
71	GOM_NL__2PRFIN20030228_044418_000000392014_00148_05212_5641.N1	28-FEB-2003 04:44:18	Straylight	39.000	46	Del Vel	1.9540	10600.	78	5212	No
72	GOM_NL__2PRFIN20030228_044711_000000442014_00148_05212_5642.N1	28-FEB-2003 04:47:11	Straylight	44.000	65	Lam Vel	2.2040	4400.0	88	5212	No
73	GOM_NL__2PRFIN20030228_044935_000000752014_00148_05212_5643.N1	28-FEB-2003 04:49:35	Straylight	75.000	106	9Bet Crv	2.6480	5600.0	150	5212	No
74	GOM_NL__2PRFIN20030228_045244_000000672014_00148_05212_5644.N1	28-FEB-2003 04:52:44	Straylight	66.500	100	4Gam Crv	2.5800	13100.	133	5212	No
75	GOM_NL__2PRFIN20030228_045642_000000462014_00148_05212_5645.N1	28-FEB-2003 04:56:42	Tw_i_and_stray	46.000	48	30Alp Hya	1.9770	4100.0	92	5212	No
76	GOM_NL__2PRFIN20030228_050258_000000442014_00148_05212_5646.N1	28-FEB-2003 05:02:58	Bright	43.500	22	32Alp Leo	1.3600	15200.	87	5212	No
77	GOM_NL__2PRFIN20030228_050538_000000472014_00148_05212_5647.N1	28-FEB-2003 05:05:38	Bright	46.500	51	41Gam1Leo	2.0100	4500.0	93	5212	No
78	GOM_NL__2PRFIN20030228_050750_000000402014_00148_05212_5648.N1	28-FEB-2003 05:07:50	Bright	40.000	17	78Bet Gem	1.1610	4500.0	80	5212	No
79	GOM_NL__2PRFIN20030228_050903_000000382014_00148_05212_5649.N1	28-FEB-2003 05:09:03	Bright	38.000	24	66Alp Gem	1.5800	10200.	76	5212	No
80	GOM_NL__2PRFIN20030228_051440_000000472014_00148_05212_5650.N1	28-FEB-2003 05:14:40	Bright	47.000	174	52Psi UMa	3.0040	4400.0	94	5212	No
81	GOM_NL__2PRFIN20030228_052202_000000522014_00148_05212_5651.N1	28-FEB-2003 05:22:02	Bright	52.000	32	77Eps UMa	1.7630	11000.	104	5212	No
82	GOM_NL__2PRFIN20030228_052443_000000382014_00148_05212_5652.N1	28-FEB-2003 05:24:43	Bright	37.500	49	1Alp UMi	1.9900	6300.0	75	5212	No
83	GOM_NL__2PRFIN20030228_053032_000000472014_00148_05212_5653.N1	28-FEB-2003 05:30:32	Bright	47.000	119	14Eta Dra	2.7270	4700.0	94	5212	No
84	GOM_NL__2PRFIN20030228_053452_000000482014_00148_05212_5654.N1	28-FEB-2003 05:34:52	Bright	47.500	130	23Bet Dra	2.7990	5800.0	95	5212	No
85	GOM_NL__2PRFIN20030228_053717_000000352014_00148_05212_5655.N1	28-FEB-2003 05:37:17	Bright	34.500	19	50Alp Cyg	1.2460	10500.	69	5212	No
86	GOM_NL__2PRFIN20030228_053851_000000362014_00148_05212_5656.N1	28-FEB-2003 05:38:51	Bright	36.000	66	37Gam Cyg	2.2080	5900.0	72	5212	No
87	GOM_NL__2PRFIN20030228_054023_000000352014_00148_05212_5657.N1	28-FEB-2003 05:40:23	Bright	35.000	92	53Eps Cyg	2.5000	4500.0	70	5212	No
88	GOM_NL__2PRFIN20030228_054319_000000792014_00148_05212_5658.N1	28-FEB-2003 05:43:19	Bright	78.500	133	40Zet Her	2.8070	6000.0	157	5212	No
89	GOM_NL__2PRFIN20030228_054722_000000412014_00148_05212_5659.N1	28-FEB-2003 05:47:22	Bright	40.500	168	17Zet Aql	2.9860	11000.	81	5212	No
90	GOM_NL__2PRFIN20030228_055033_000000682014_00148_05212_5660.N1	28-FEB-2003 05:50:33	Tw_i_and_stray	67.500	59	55Alp Oph	2.0800	8900.0	135	5212	No
91	GOM_NL__2PRFIN20030228_055303_000000612014_00148_05212_5661.N1	28-FEB-2003 05:53:03	Straylight	60.500	126	60Bet Oph	2.7700	4250.0	121	5212	No
92	GOM_NL__2PRFIN20030228_055708_000000452014_00148_05212_5662.N1	28-FEB-2003 05:57:08	Dark	45.000	155	41Pi Sgr	2.9000	6600.0	90	5212	No
93	GOM_NL__2PRFIN20030228_055856_000000452014_00148_05212_5663.N1	28-FEB-2003 05:58:56	Dark	44.500	57	34Sig Sgr	2.0660	26000.	89	5212	No
94	GOM_NL__2PRFIN20030228_060200_000000452014_00148_05212_5664.N1	28-FEB-2003 06:02:00	Dark	44.500	38	20Eps Sgr	1.8360	11000.	89	5212	No
95	GOM_NL__2PRFIN20030228_060447_000000462014_00148_05212_5665.N1	28-FEB-2003 06:04:47	Dark	45.500	25	35Lam Sco	1.6200	28000.	91	5212	No
96	GOM_NL__2PRFIN20030228_060648_000000622014_00148_05212_5666.N1	28-FEB-2003 06:06:48	Dark	61.500	75	26Eps Sco	2.2910	4250.0	123	5212	No
97	GOM_NL__2PRFIN20030228_061509_000000532014_00149_05213_5378.N1	28-FEB-2003 06:15:09	Dark	53.000	4	Alp1Cen	-0.010000	5800.0	106	5213	No
98	GOM_NL__2PRFIN20030228_061628_000000422014_00149_05213_5379.N1	28-FEB-2003 06:16:28	Dark	42.000	10	Bet Cen	0.61000	28000.	84	5213	No
99	GOM_NL__2PRFIN20030228_061751_000000372014_00149_05213_5380.N1	28-FEB-2003 06:17:51	Dark	37.000	112	Alp Mus	2.6880	26000.	74	5213	No
100	GOM_NL__2PRFIN20030228_061906_000000412014_00149_05213_5381.N1	28-FEB-2003 06:19:06	Dark	40.500	12	Alp1Cru	0.77500	30000.	81	5213	No
101	GOM_NL__2PRFIN20030228_062035_000000412014_00149_05213_5382.N1	28-FEB-2003 06:20:35	Dark	40.500	29	Bet Car	1.6720	10200.	81	5213	No

102	GOM_NL__2PRFIN20030228_062322_000000392014_00149_05213_5383.N1	28-FEB-2003 06:23:22	Dark	39.000	71	lot Car	2.2460	7700.0	78	5213	No
103	GOM_NL__2PRFIN20030228_062453_000000432014_00149_05213_5384.N1	28-FEB-2003 06:24:53	Straylight	43.000	46	Del Vel	1.9540	10600.	86	5213	No
104	GOM_NL__2PRFIN20030228_062747_000000422014_00149_05213_5385.N1	28-FEB-2003 06:27:47	Straylight	42.000	65	Lam Vel	2.2040	4400.0	84	5213	No
105	GOM_NL__2PRFIN20030228_063011_000000752014_00149_05213_5386.N1	28-FEB-2003 06:30:11	Straylight	75.000	106	9Bet Crv	2.6480	5600.0	150	5213	No
106	GOM_NL__2PRFIN20030228_063321_000000682014_00149_05213_5387.N1	28-FEB-2003 06:33:21	Straylight	68.000	100	4Gam Crv	2.5800	13100.	136	5213	No
107	GOM_NL__2PRFIN20030228_063718_000000492014_00149_05213_5388.N1	28-FEB-2003 06:37:18	Tw_i_and_stray	49.000	48	30Alp Hya	1.9770	4100.0	98	5213	No
108	GOM_NL__2PRFIN20030228_064334_000000442014_00149_05213_5389.N1	28-FEB-2003 06:43:34	Bright	44.000	22	32Alp Leo	1.3600	15200.	88	5213	No
109	GOM_NL__2PRFIN20030228_064613_000000442014_00149_05213_5390.N1	28-FEB-2003 06:46:13	Bright	44.000	51	41Gam1Leo	2.0100	4500.0	88	5213	No
110	GOM_NL__2PRFIN20030228_064826_000000372014_00149_05213_5391.N1	28-FEB-2003 06:48:26	Bright	37.000	17	78Bet Gem	1.1610	4500.0	74	5213	No
111	GOM_NL__2PRFIN20030228_064940_000000362014_00149_05213_5392.N1	28-FEB-2003 06:49:40	Bright	36.000	24	66Alp Gem	1.5800	10200.	72	5213	No
112	GOM_NL__2PRFIN20030228_065515_000000482014_00149_05213_5393.N1	28-FEB-2003 06:55:15	Bright	47.500	174	52Psi UMa	3.0040	4400.0	95	5213	No
113	GOM_NL__2PRFIN20030228_070237_000000502014_00149_05213_5394.N1	28-FEB-2003 07:02:37	Bright	50.000	32	77Eps UMa	1.7630	11000.	100	5213	No
114	GOM_NL__2PRFIN20030228_070519_000000372014_00149_05213_5395.N1	28-FEB-2003 07:05:19	Bright	37.000	49	1Alp UMi	1.9900	6300.0	74	5213	No
115	GOM_NL__2PRFIN20030228_071107_000000472014_00149_05213_5396.N1	28-FEB-2003 07:11:07	Bright	47.000	119	14Eta Dra	2.7270	4700.0	94	5213	No
116	GOM_NL__2PRFIN20030228_071527_000000472014_00149_05213_5397.N1	28-FEB-2003 07:15:27	Bright	46.500	130	23Bet Dra	2.7990	5800.0	93	5213	No
117	GOM_NL__2PRFIN20030228_071753_000000392014_00149_05213_5398.N1	28-FEB-2003 07:17:53	Bright	38.500	19	50Alp Cyg	1.2460	10500.	77	5213	No
118	GOM_NL__2PRFIN20030228_071927_000000362014_00149_05213_5399.N1	28-FEB-2003 07:19:27	Bright	36.000	66	37Gam Cyg	2.2080	5900.0	72	5213	No
119	GOM_NL__2PRFIN20030228_072059_000000352014_00149_05213_5400.N1	28-FEB-2003 07:20:59	Bright	34.500	92	53Eps Cyg	2.5000	4500.0	69	5213	No
120	GOM_NL__2PRFIN20030228_072357_000000782014_00149_05213_5401.N1	28-FEB-2003 07:23:57	Bright	77.500	133	40Zet Her	2.8070	6000.0	155	5213	No
121	GOM_NL__2PRFIN20030228_072758_000000402014_00149_05213_5402.N1	28-FEB-2003 07:27:58	Bright	40.000	168	17Zet Aql	2.9860	11000.	80	5213	No
122	GOM_NL__2PRFIN20030228_073109_000000692014_00149_05213_5403.N1	28-FEB-2003 07:31:09	Tw_i_and_stray	68.500	59	55Alp Oph	2.0800	8900.0	137	5213	No
123	GOM_NL__2PRFIN20030228_073339_000000622014_00149_05213_5404.N1	28-FEB-2003 07:33:39	Straylight	61.500	126	60Bet Oph	2.7700	4250.0	123	5213	No
124	GOM_NL__2PRFIN20030228_073744_000000422014_00149_05213_5405.N1	28-FEB-2003 07:37:44	Dark	41.500	155	41Pi Sgr	2.9000	6600.0	83	5213	No
125	GOM_NL__2PRFIN20030228_073932_000000432014_00149_05213_5406.N1	28-FEB-2003 07:39:32	Dark	42.500	57	34Sig Sgr	2.0660	26000.	85	5213	No
126	GOM_NL__2PRFIN20030228_074237_000000452014_00149_05213_5407.N1	28-FEB-2003 07:42:37	Dark	45.000	38	20Eps Sgr	1.8360	11000.	90	5213	No
127	GOM_NL__2PRFIN20030228_074524_000000472014_00149_05213_5408.N1	28-FEB-2003 07:45:24	Dark	47.000	25	35Lam Sco	1.6200	28000.	94	5213	No
128	GOM_NL__2PRFIN20030228_074725_000000552014_00149_05213_5409.N1	28-FEB-2003 07:47:25	Dark	54.500	75	26Eps Sco	2.2910	4250.0	109	5213	No
129	GOM_NL__2PRFIN20030228_075545_000000572014_00150_05214_5378.N1	28-FEB-2003 07:55:45	Dark	56.500	4	Alp1Cen	-0.010000	5800.0	113	5214	No
130	GOM_NL__2PRFIN20030228_075705_000000432014_00150_05214_5379.N1	28-FEB-2003 07:57:05	Dark	42.500	10	Bet Cen	0.61000	28000.	85	5214	No
131	GOM_NL__2PRFIN20030228_075827_000000382014_00150_05214_5380.N1	28-FEB-2003 07:58:27	Dark	37.500	112	Alp Mus	2.6880	26000.	75	5214	No
132	GOM_NL__2PRFIN20030228_075942_000000492014_00150_05214_5381.N1	28-FEB-2003 07:59:42	Dark	48.500	12	Alp1Cru	0.77500	30000.	97	5214	No
133	GOM_NL__2PRFIN20030228_080111_000000452014_00150_05214_5382.N1	28-FEB-2003 08:01:11	Dark	45.000	29	Bet Car	1.6720	10200.	90	5214	No
134	GOM_NL__2PRFIN20030228_080359_000000392014_00150_05214_5383.N1	28-FEB-2003 08:03:59	Dark	39.000	71	lot Car	2.2460	7700.0	78	5214	No
135	GOM_NL__2PRFIN20030228_080529_000000382014_00150_05214_5384.N1	28-FEB-2003 08:05:29	Straylight	38.000	46	Del Vel	1.9540	10600.	76	5214	No
136	GOM_NL__2PRFIN20030228_080823_000000462014_00150_05214_5385.N1	28-FEB-2003 08:08:23	Straylight	46.000	65	Lam Vel	2.2040	4400.0	92	5214	No
137	GOM_NL__2PRFIN20030228_081047_000000752014_00150_05214_5386.N1	28-FEB-2003 08:10:47	Straylight	75.000	106	9Bet Crv	2.6480	5600.0	150	5214	No
138	GOM_NL__2PRFIN20030228_081356_000000692014_00150_05214_5387.N1	28-FEB-2003 08:13:56	Straylight	68.500	100	4Gam Crv	2.5800	13100.	137	5214	No
139	GOM_NL__2PRFIN20030228_081754_000000472014_00150_05214_5388.N1	28-FEB-2003 08:17:54	Tw_i_and_stray	46.500	48	30Alp Hya	1.9770	4100.0	93	5214	No
140	GOM_NL__2PRFIN20030228_082409_000000432014_00150_05214_5389.N1	28-FEB-2003 08:24:09	Bright	42.500	22	32Alp Leo	1.3600	15200.	85	5214	No
141	GOM_NL__2PRFIN20030228_082649_000000462014_00150_05214_5390.N1	28-FEB-2003 08:26:49	Bright	46.000	51	41Gam1Leo	2.0100	4500.0	92	5214	No
142	GOM_NL__2PRFIN20030228_082902_000000412014_00150_05214_5391.N1	28-FEB-2003 08:29:02	Bright	41.000	17	78Bet Gem	1.1610	4500.0	82	5214	No
143	GOM_NL__2PRFIN20030228_083016_000000392014_00150_05214_5392.N1	28-FEB-2003 08:30:16	Bright	38.500	24	66Alp Gem	1.5800	10200.	77	5214	No
144	GOM_NL__2PRFIN20030228_083550_000000472014_00150_05214_5393.N1	28-FEB-2003 08:35:50	Bright	46.500	174	52Psi UMa	3.0040	4400.0	93	5214	No
145	GOM_NL__2PRFIN20030228_084312_000000522014_00150_05214_5394.N1	28-FEB-2003 08:43:12	Bright	51.500	32	77Eps UMa	1.7630	11000.	103	5214	No
146	GOM_NL__2PRFIN20030228_084555_000000362014_00150_05214_5395.N1	28-FEB-2003 08:45:55	Bright	36.000	49	1Alp UMi	1.9900	6300.0	72	5214	No
147	GOM_NL__2PRFIN20030228_085142_000000482014_00150_05214_5396.N1	28-FEB-2003 08:51:42	Bright	47.500	119	14Eta Dra	2.7270	4700.0	95	5214	No
148	GOM_NL__2PRFIN20030228_085603_000000452014_00150_05214_5397.N1	28-FEB-2003 08:56:03	Bright	44.500	130	23Bet Dra	2.7990	5800.0	89	5214	No
149	GOM_NL__2PRFIN20030228_085828_000000352014_00150_05214_5398.N1	28-FEB-2003 08:58:28	Bright	35.000	19	50Alp Cyg	1.2460	10500.	70	5214	No
150	GOM_NL__2PRFIN20030228_090002_000000362014_00150_05214_5399.N1	28-FEB-2003 09:00:02	Bright	35.500	66	37Gam Cyg	2.2080	5900.0	71	5214	No
151	GOM_NL__2PRFIN20030228_090134_000000362014_00150_05214_5400.N1	28-FEB-2003 09:01:34	Bright	36.000	92	53Eps Cyg	2.5000	4500.0	72	5214	No
152	GOM_NL__2PRFIN20030228_090434_000000772014_00150_05214_5401.N1	28-FEB-2003 09:04:34	Bright	76.500	133	40Zet Her	2.8070	6000.0	153	5214	No
153	GOM_NL__2PRFIN20030228_090834_000000402014_00150_05214_5402.N1	28-FEB-2003 09:08:34	Bright	39.500	168	17Zet Aql	2.9860	11000.	79	5214	No
154	GOM_NL__2PRFIN20030228_091146_000000682014_00150_05214_5403.N1	28-FEB-2003 09:11:46	Tw_i_and_stray	68.000	59	55Alp Oph	2.0800	8900.0	136	5214	No
155	GOM_NL__2PRFIN20030228_091416_000000662014_00150_05214_5404.N1	28-FEB-2003 09:14:16	Straylight	66.000	126	60Bet Oph	2.7700	4250.0	132	5214	No
156	GOM_NL__2PRFIN20030228_091820_000000462014_00150_05214_5405.N1	28-FEB-2003 09:18:20	Dark	45.500	155	41Pi Sgr	2.9000	6600.0	91	5214	No
157	GOM_NL__2PRFIN20030228_092008_000000462014_00150_05214_5406.N1	28-FEB-2003 09:20:08	Dark	45.500	57	34Sig Sgr	2.0660	26000.	91	5214	No
158	GOM_NL__2PRFIN20030228_092313_000000472014_00150_05214_5407.N1	28-FEB-2003 09:23:13	Dark	47.000	38	20Eps Sgr	1.8360	11000.	94	5214	No
159	GOM_NL__2PRFIN20030228_092600_000000452014_00150_05214_5408.N1	28-FEB-2003 09:26:00	Dark	45.000	25	35Lam Sco	1.6200	28000.	90	5214	No
160	GOM_NL__2PRFIN20030228_092802_000000552014_00150_05214_5409.N1	28-FEB-2003 09:28:02	Dark	55.000	75	26Eps Sco	2.2910	4250.0	110	5214	No

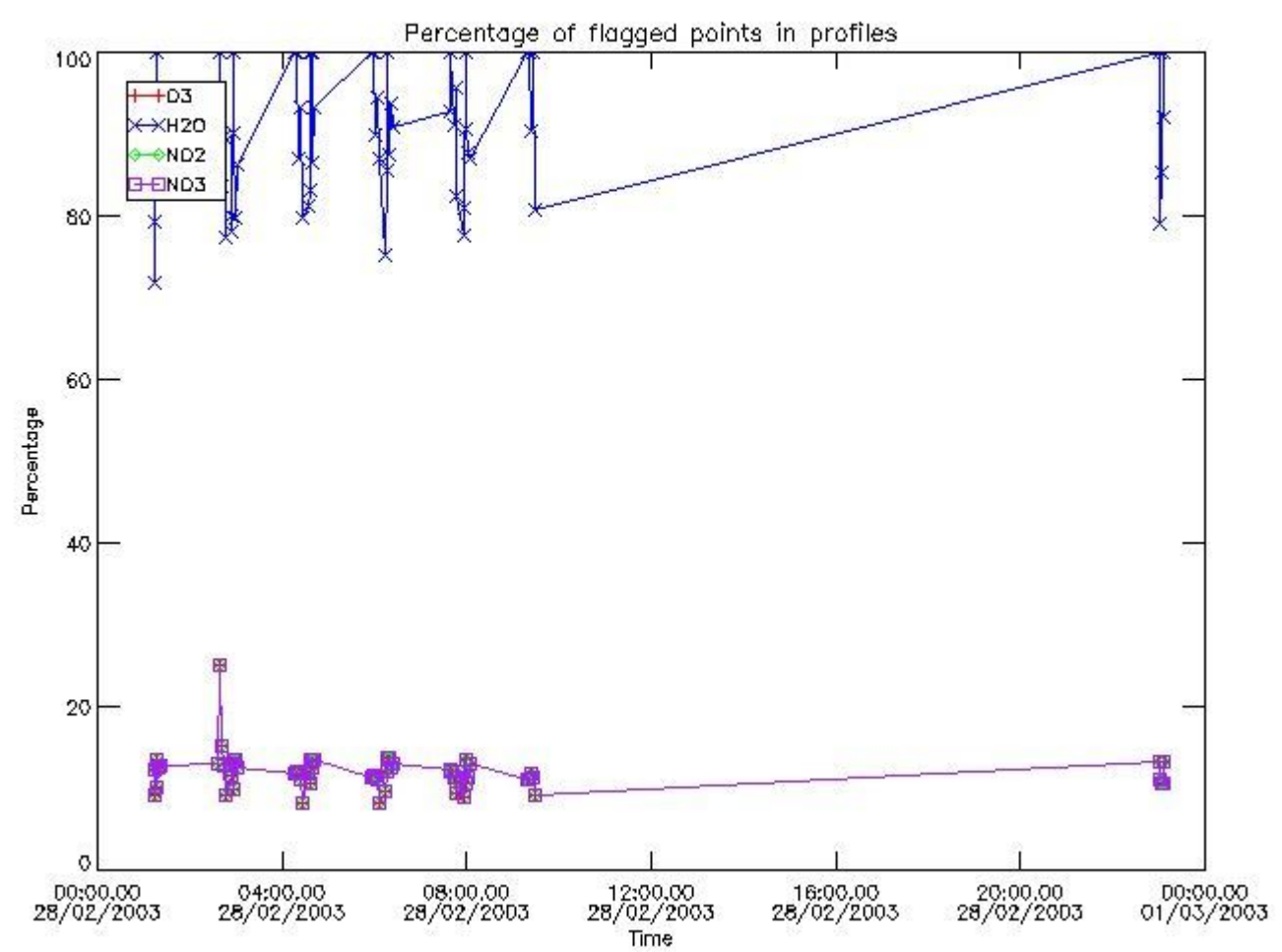


161	GOM_NL__2PRFIN20030228_225958_000000392014_00159_05223_5379.N1	28-FEB-2003 22:59:58	Dark	38.500	145	Gam TrA	2.8720	10600.	77	5223	No
162	GOM_NL__2PRFIN20030228_230115_000000462014_00159_05223_5380.N1	28-FEB-2003 23:01:15	Dark	46.000	4	Alp1Cen	-0.010000	5800.0	92	5223	No
163	GOM_NL__2PRFIN20030228_230234_000000482014_00159_05223_5381.N1	28-FEB-2003 23:02:34	Dark	48.000	10	Bet Cen	0.61000	28000.	96	5223	No
164	GOM_NL__2PRFIN20030228_230510_000000492014_00159_05223_5382.N1	28-FEB-2003 23:05:10	Dark	48.500	12	Alp1Cru	0.77500	30000.	97	5223	No
165	GOM_NL__2PRFIN20030228_230635_000000392014_00159_05223_5383.N1	28-FEB-2003 23:06:35	Dark	38.500	29	Bet Car	1.6720	10200.	77	5223	No
166	GOM_NL__2PRFIN20030228_230923_000000372014_00159_05223_5384.N1	28-FEB-2003 23:09:23	Straylight	37.000	71	lot Car	2.2460	7700.0	74	5223	No
167	GOM_NL__2PRFIN20030228_231054_000000402014_00159_05223_5385.N1	28-FEB-2003 23:10:54	Straylight	39.500	46	Del Vel	1.9540	10600.	79	5223	No
168	GOM_NL__2PRFIN20030228_231447_000000912014_00159_05223_5386.N1	28-FEB-2003 23:14:47	Straylight	90.500	169	46Gam Hya	2.9910	4700.0	181	5223	No
169	GOM_NL__2PRFIN20030228_231711_000000622014_00159_05223_5387.N1	28-FEB-2003 23:17:11	Straylight	62.000	171	2Eps Crv	3.0010	4250.0	124	5223	No
170	GOM_NL__2PRFIN20030228_231922_000000702014_00159_05223_5388.N1	28-FEB-2003 23:19:22	Straylight	70.000	100	4Gam Crv	2.5800	13100.	140	5223	No
171	GOM_NL__2PRFIN20030228_232318_000000462014_00159_05223_5389.N1	28-FEB-2003 23:23:18	Twl_and_stray	45.500	48	30Alp Hya	1.9770	4100.0	91	5223	No
172	GOM_NL__2PRFIN20030228_232931_000000452014_00159_05223_5390.N1	28-FEB-2003 23:29:31	Bright	44.500	22	32Alp Leo	1.3600	15200.	89	5223	No
173	GOM_NL__2PRFIN20030228_233210_000000442014_00159_05223_5391.N1	28-FEB-2003 23:32:10	Bright	43.500	51	41Gam1Leo	2.0100	4500.0	87	5223	No
174	GOM_NL__2PRFIN20030228_233428_000000382014_00159_05223_5392.N1	28-FEB-2003 23:34:28	Bright	38.000	17	78Bet Gem	1.1610	4500.0	76	5223	No
175	GOM_NL__2PRFIN20030228_233542_000000362014_00159_05223_5393.N1	28-FEB-2003 23:35:42	Bright	36.000	24	66Alp Gem	1.5800	10200.	72	5223	No
176	GOM_NL__2PRFIN20030228_234108_000000462014_00159_05223_5394.N1	28-FEB-2003 23:41:08	Bright	45.500	174	52Psi UMa	3.0040	4400.0	91	5223	No
177	GOM_NL__2PRFIN20030228_234351_000000412014_00159_05223_5395.N1	28-FEB-2003 23:43:51	Bright	41.000	82	48Bet UMa	2.3650	10600.	82	5223	No
178	GOM_NL__2PRFIN20030228_234828_000000502014_00159_05223_5396.N1	28-FEB-2003 23:48:28	Bright	50.000	32	77Eps UMa	1.7630	11000.	100	5223	No
179	GOM_NL__2PRFIN20030228_235119_000000352014_00159_05223_5397.N1	28-FEB-2003 23:51:19	Bright	34.500	49	1Alp UMi	1.9900	6300.0	69	5223	No
180	GOM_NL__2PRFIN20030228_235703_000000422014_00159_05223_5398.N1	28-FEB-2003 23:57:03	Bright	42.000	119	14Eta Dra	2.7270	4700.0	84	5223	No
181	GOM_NL__2PRFIN20030228_235848_000000362014_00159_05223_5399.N1	28-FEB-2003 23:58:48	Bright	35.500	89	5Alp Cep	2.4510	8000.0	71	5223	No

### 3. Quality information per product

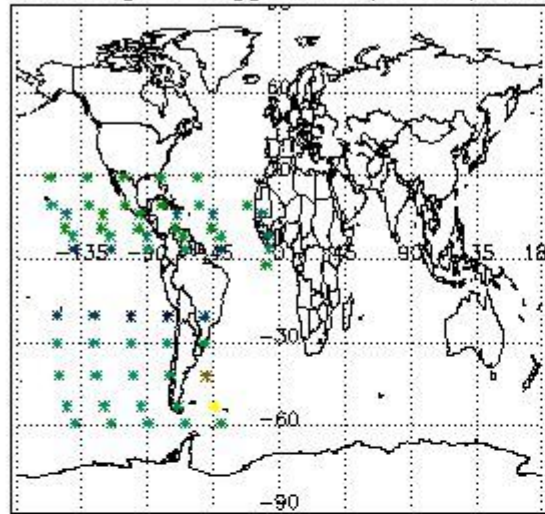
In this section it is plotted some information contained in the Quality Summary data set of the level 2 products. Only products in dark limb conditions and without errors (error flag in the MPH set to "0") are used.

#### 3.1 Plot quality information per product (time dependant)

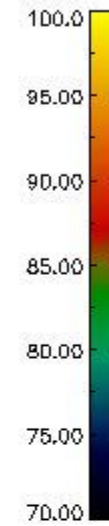
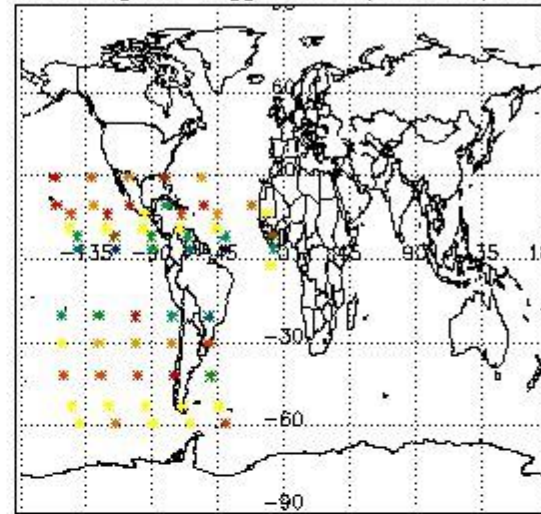


3.2 Plot quality information per product (world map)

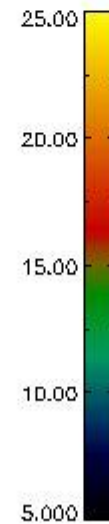
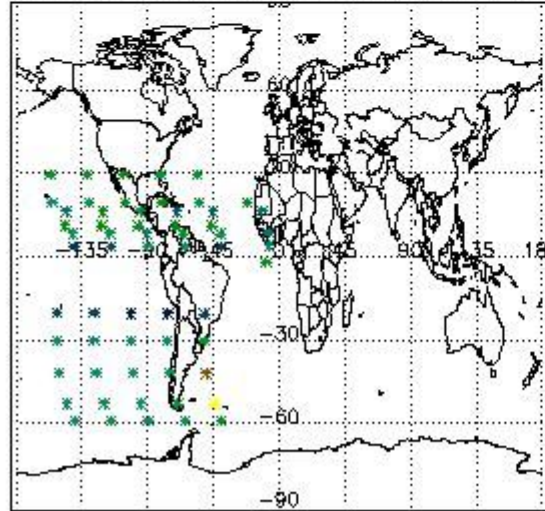
Percentage of flagged data per O3 profile



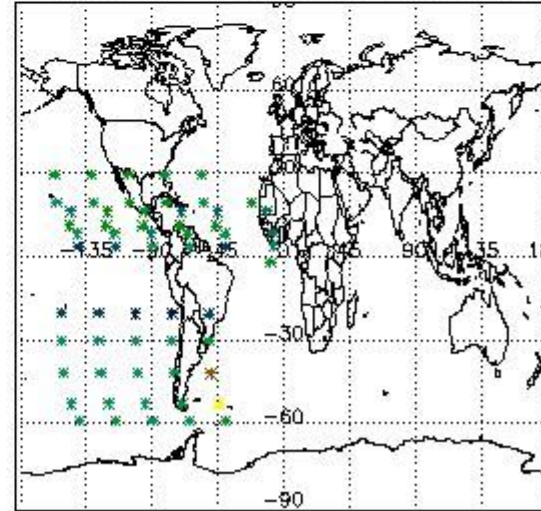
Percentage of flagged data per H2O profile



Percentage of flagged data per NO2 profile



Percentage of flagged data per NO3 profile

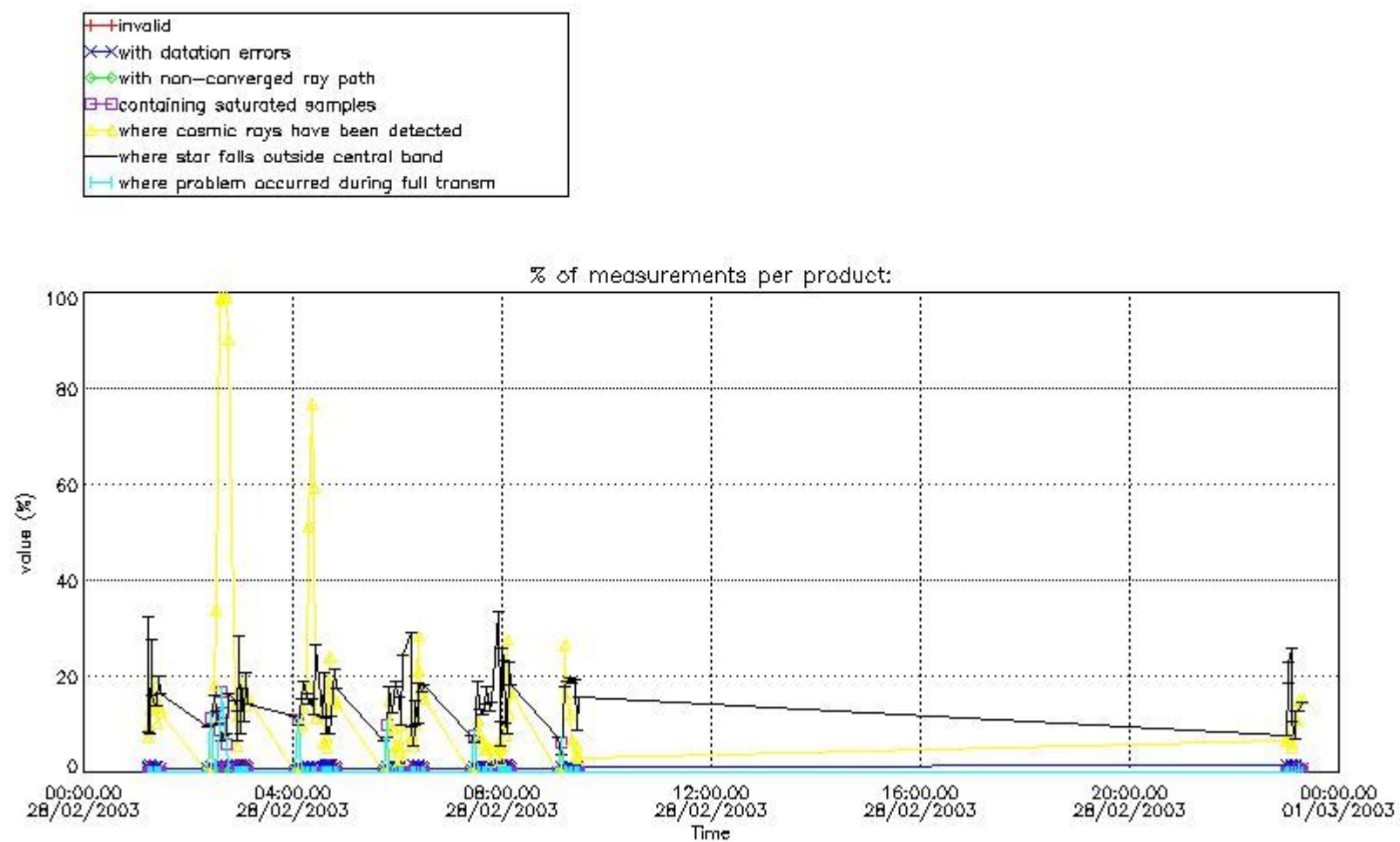


#### 4. Level 1 quality information per product

In this section it is plotted some information contained in the Quality Summary data set of the level 2 products that comes from the level 1b processing. Products without errors (error flag in the MPH set to "0") are used.

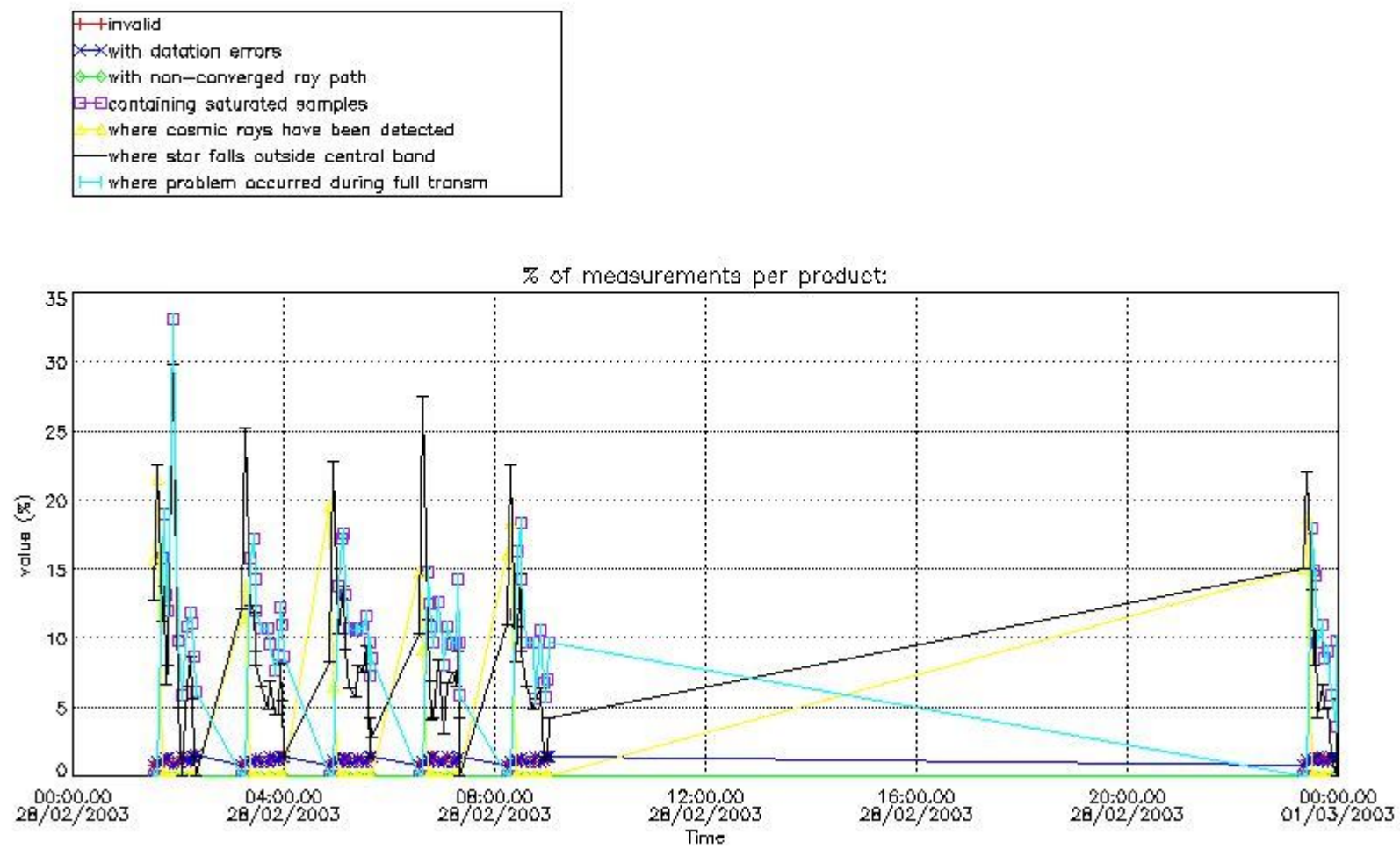
##### 4.1 Plot quality information per product (time dependant) coming from level 1b processing

###### 4.1.1 Plot level 1 quality information per product (time dependant): ENVISAT ASCENDING passes



4.1.2 Plot level 1 quality information per product (time dependant): ENVI SAT DESCENDING passes

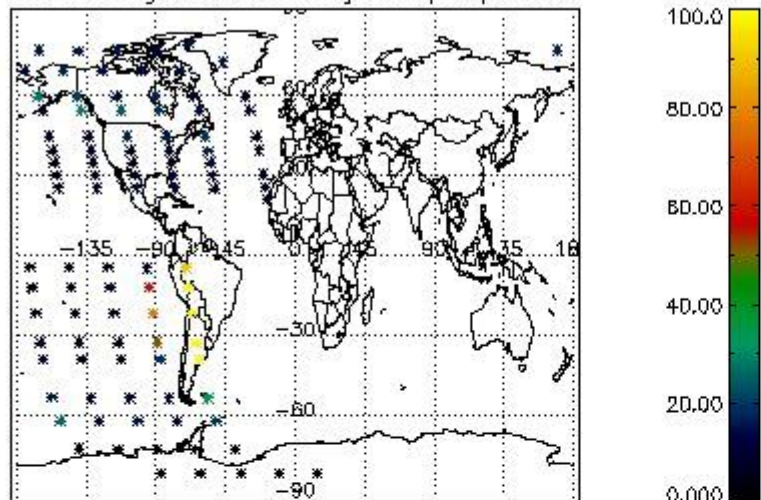




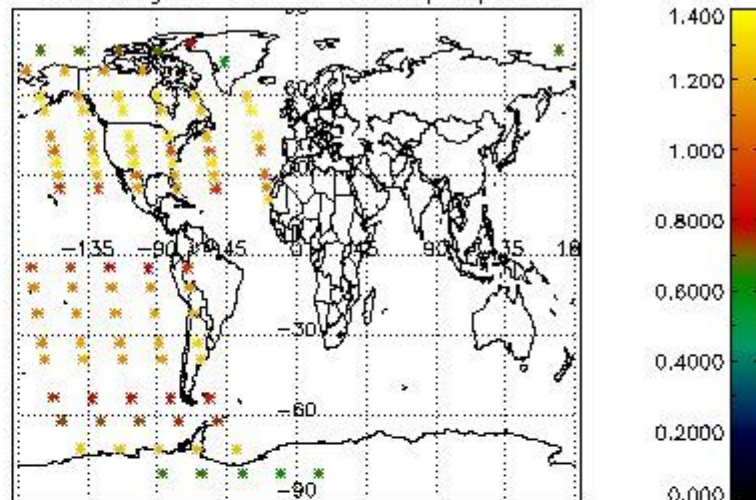
*4.2 Plot quality information per product coming from level 1b processing (world map)*

*4.2.1 Plot level 1 quality information per product (world map): ENVISAT ASCENDING passes*

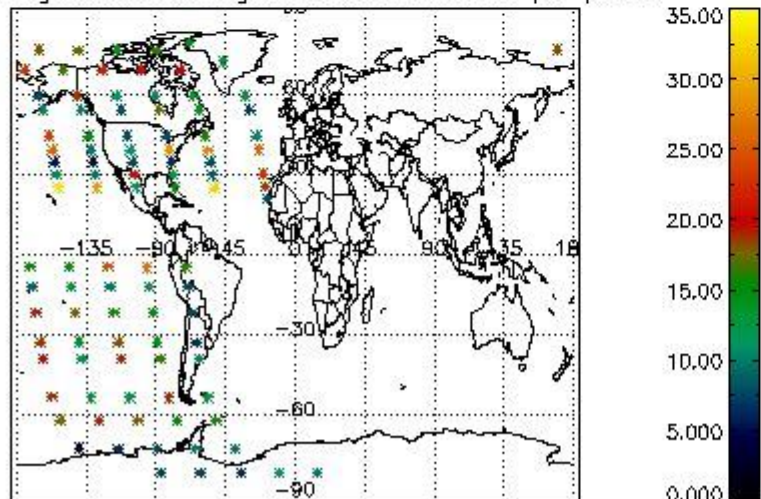
Percentage of cosmic ray hits per profile



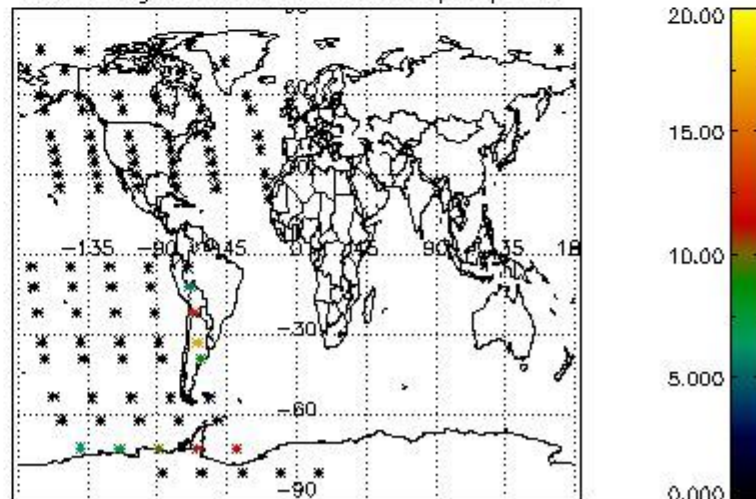
Percentage of datation errors per profile



Percentage of star falling outside central band per profile

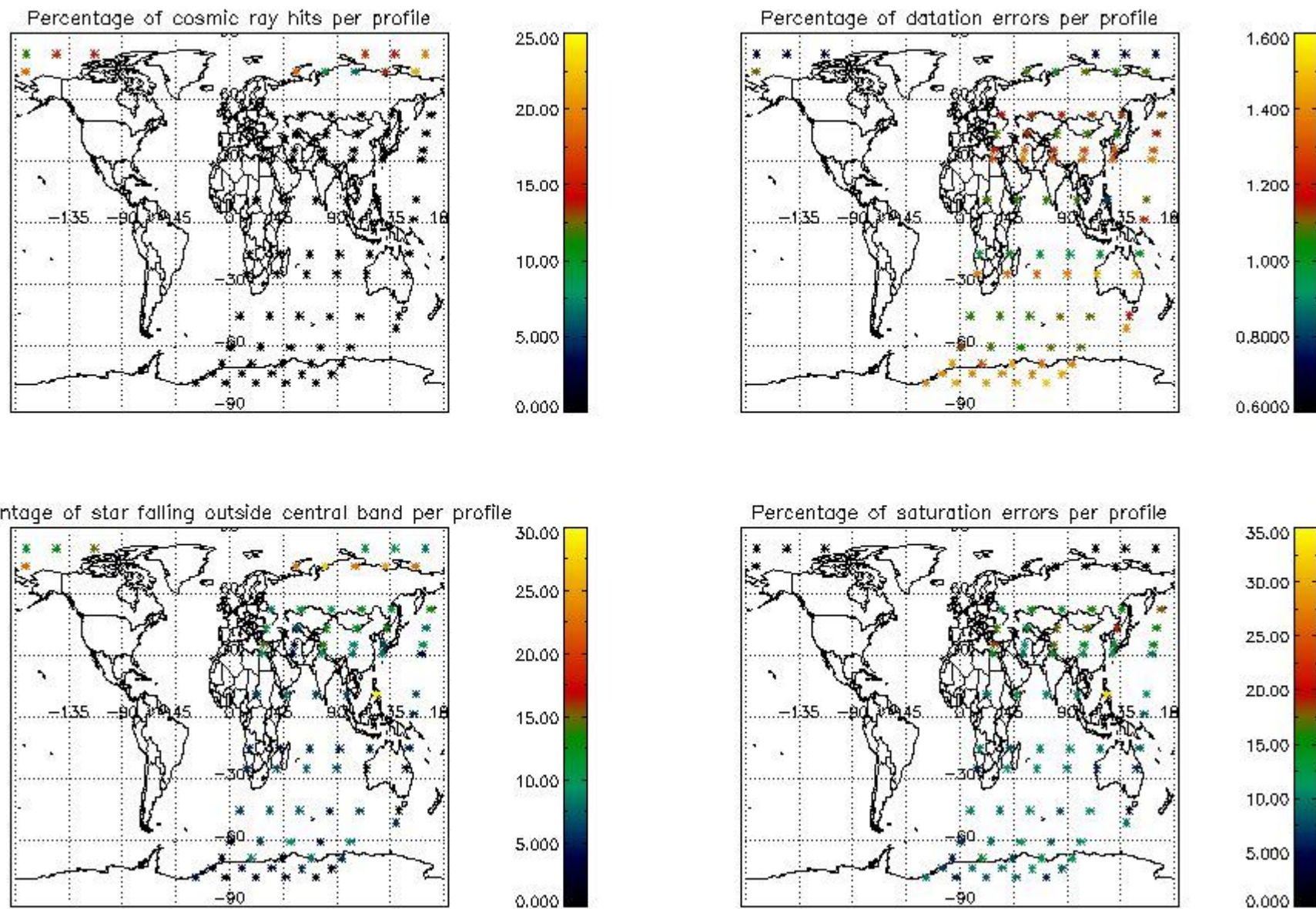


Percentage of saturation errors per profile



4.2.2 Plot level 1 quality information per product (world map): ENVISAT DESCENDING passes





## 5. Trace gas profiles

### 5.1 Ozone statistics based on quality of products

The final quality of the products can be "measured" using the STD (Standard Deviation) attached to every point profile. This information is written to the parameter GOM\_NL\_\_2P/NL\_LOCAL\_SPECIES\_DENSITY/o3\_std of the level 2 products. The table below shows the statistics for given STD ranges.

The statistics are given with respect to the overall valid production:

- Products without fatal errors: GOM\_NL\_\_2P/MPH/PRODUCT\_ERR=0
- Valid point profile: GOM\_NL\_\_2P/NL\_LOCAL\_SPECIES\_DENSITY/pcd(0)=0

The 'Criteria' is applied to valid points of dark limb products:

- Products in dark limb illumination condition: GOM\_NL\_\_2P/NL\_SUMMARY\_QUALITY/obs\_ill\_cond=0
- Products without fatal errors: GOM\_NL\_\_2P/MPH/PRODUCT\_ERR=0
- Valid point profile: GOM\_NL\_\_2P/NL\_LOCAL\_SPECIES\_DENSITY/pcd(0)=0

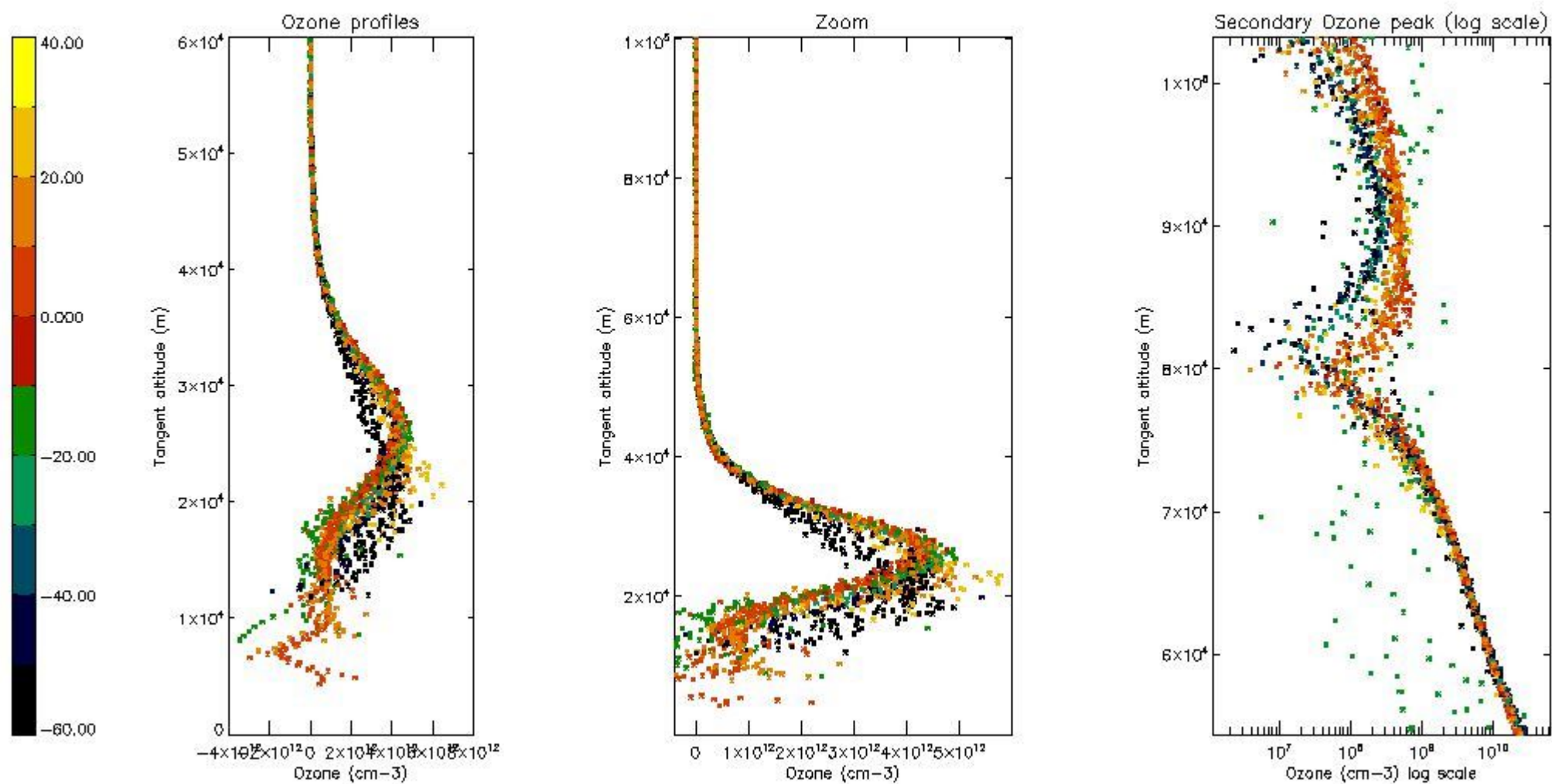
So, the table below shows the percentage of dark limb and valid observations for each criteria with respect to the overall valid daily observations.

Criteria	% of total production
All STD	31
STD < 20	21

STD < 10	17
STD < 5	13

5.2 Plot ozone profiles for all STD (dark without errors)

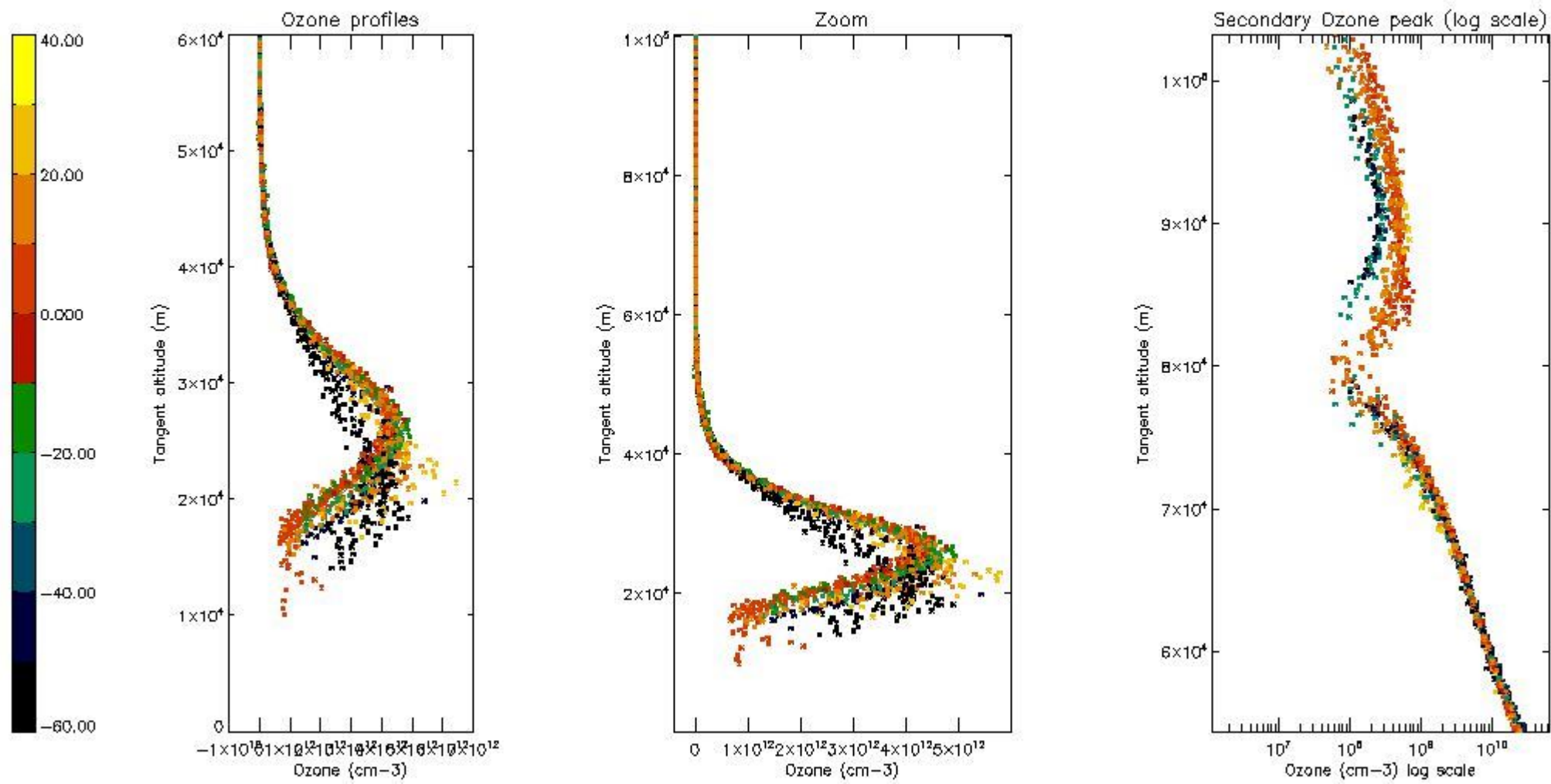
The colorbar represents the latitude.



5.3 Plot ozone profiles where STD < 20% (dark without errors)

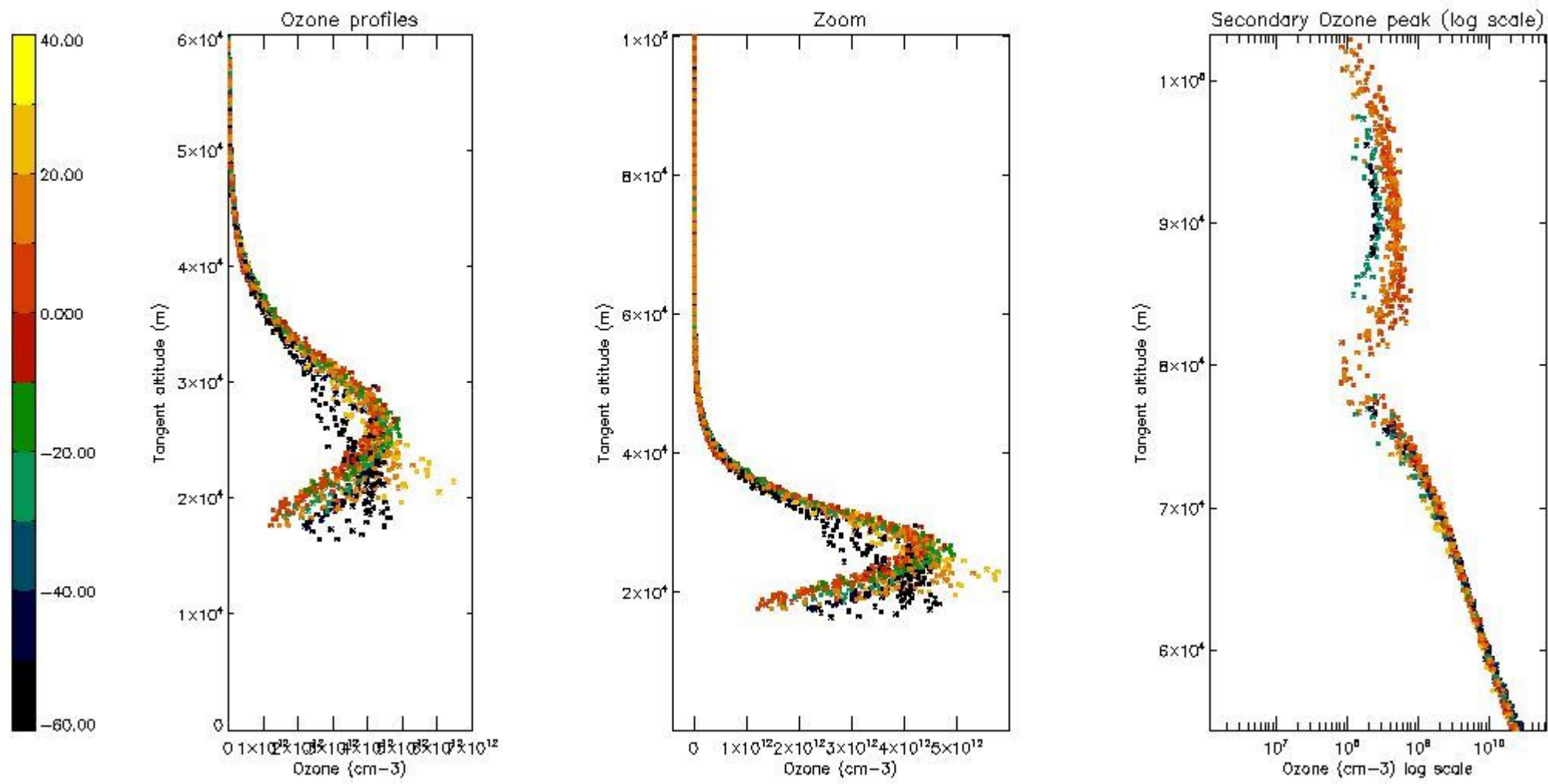
The colorbar represents the latitude.





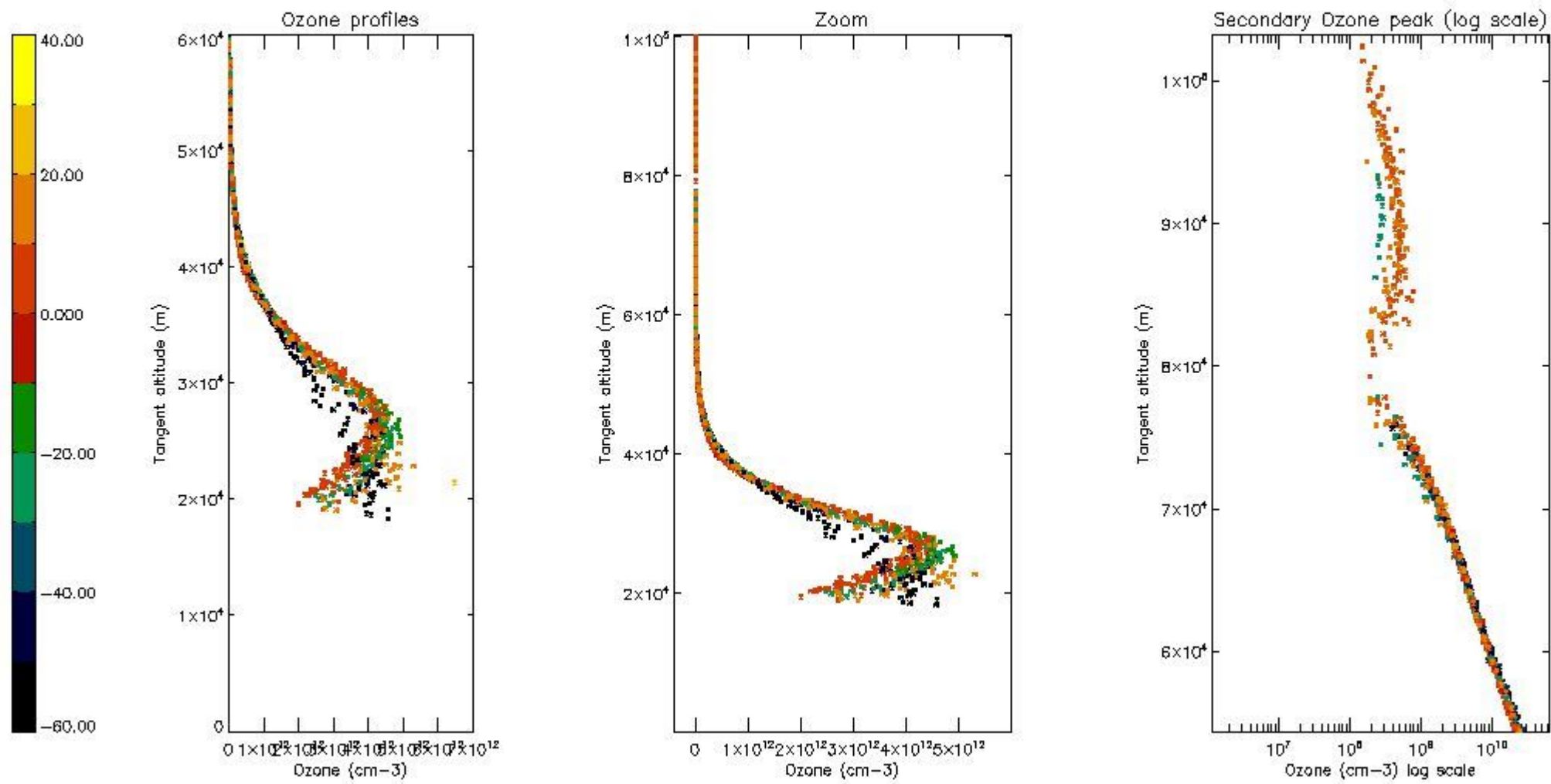
5.4 Plot ozone profiles where  $STD < 10\%$  (dark without errors)

The colorbar represents the latitude.



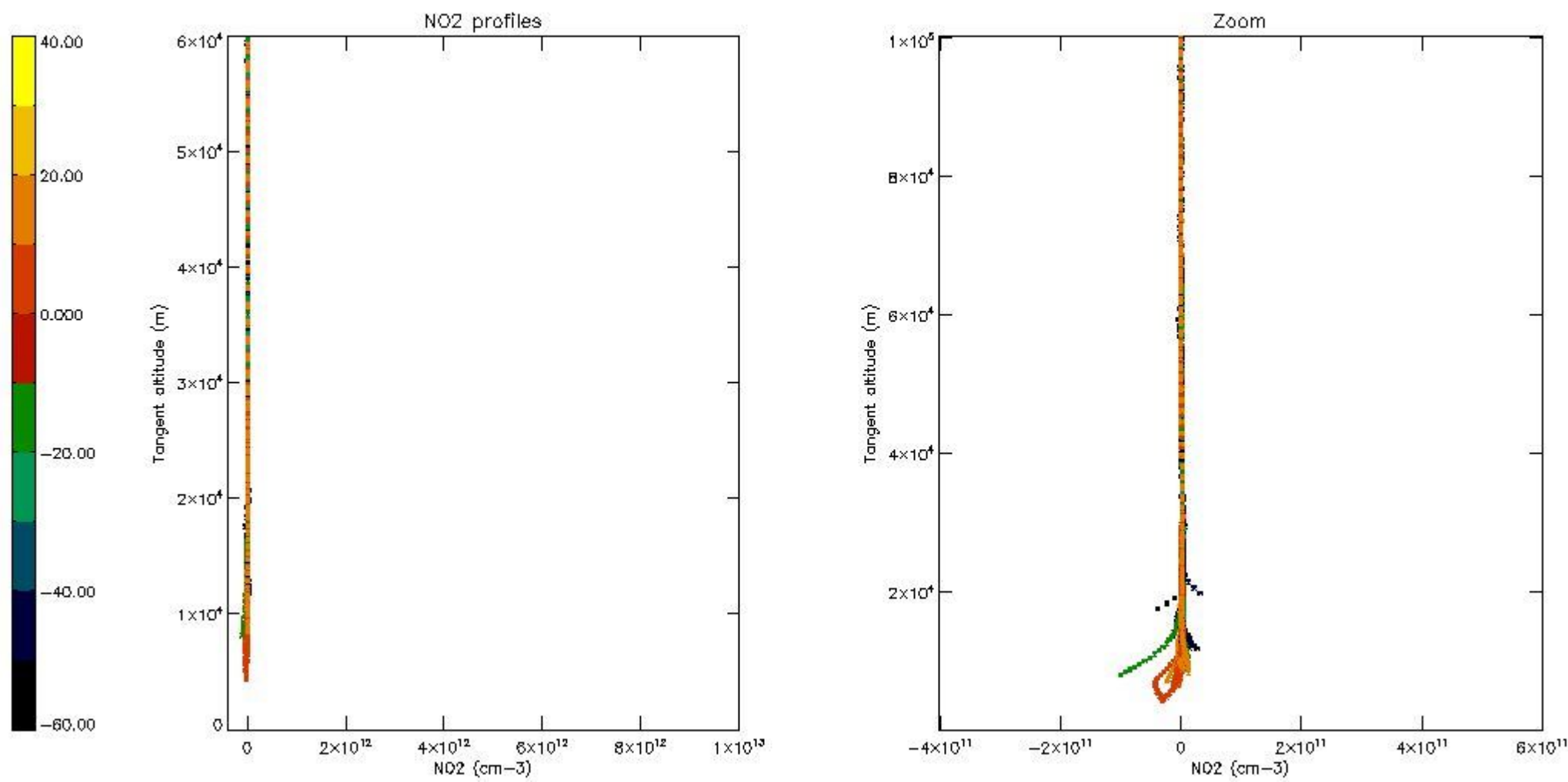
*5.5 Plot ozone profiles where STD < 5% (dark without errors)*

The colorbar represents the latitude.



*5.6 Plot NO<sub>2</sub> profiles for all STD (dark without errors)*

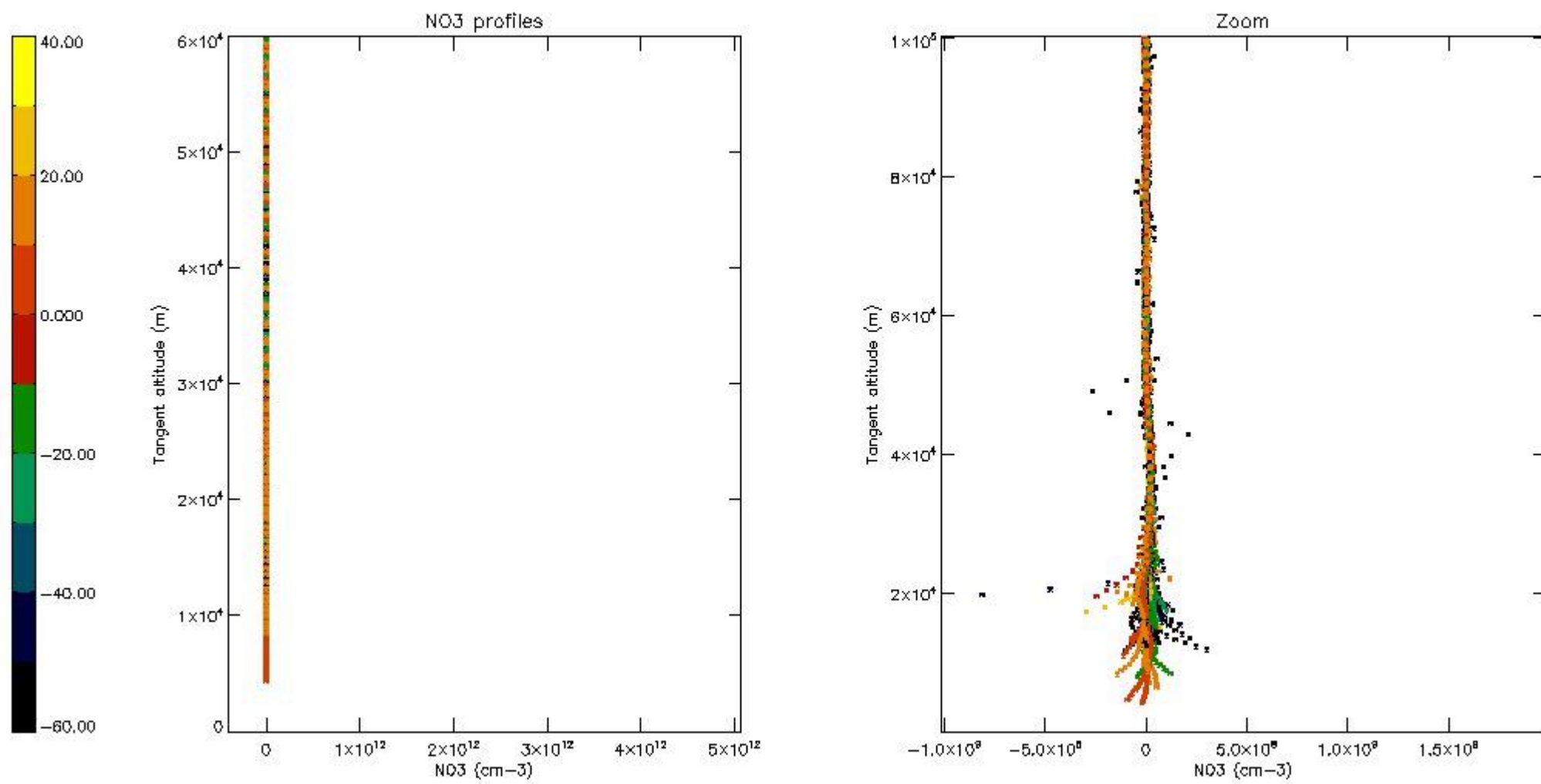
The colorbar represents the latitude.



*5.7 Plot NO3 profiles for all STD (dark without errors)*

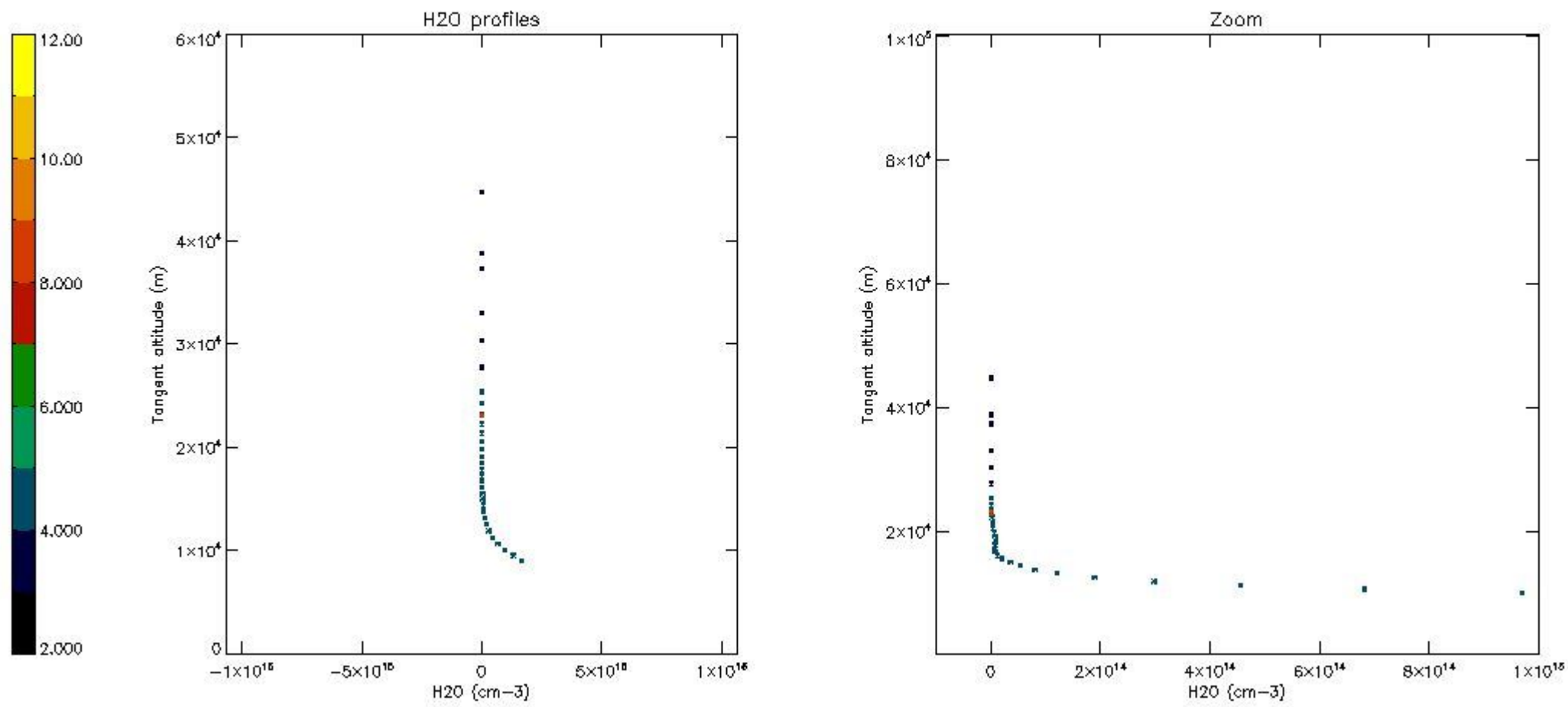
The colorbar represents the latitude.





5.8 Plot H2O profiles for all STD (only for occultations of stars 1,2,3,4,13,14,16,26,63 dark without errors)

The colorbar represents the latitude.



## 6. Auxiliary Data Files used for the production reported in section 2

The number reported in the third column indicates since which file (see list in section 2) the corresponding auxiliary file has been used. The fourth column is the date of those product files.

Type	Auxiliary Filename	Used since product	Used since product date
INST_PHYS_CHARACTERISTICS	GOM_INS_AXNIEC20050627_150440_20020301_000000_20100101_000000	1	28-FEB-2003 01:13:20
LEVEL-2_PROC_CONFIG	GOM_PR2_AXVIEC20091111_152718_20020301_000000_20500101_000000	1	28-FEB-2003 01:13:20
CROSS_SECTIONS_FILE	GOM_CRS_AXVIEC20091111_154832_20020301_000000_20500101_000000	1	28-FEB-2003 01:13:20

# GOMOS Level 2 Daily Report

## SUMMARY

### [1. General Info](#)

### [2. Summary of processed GOM\\_NL\\_2P products](#)

### [3. Level 2 Quality information per product](#)

#### [3.1 Plot of level 2 quality information per product \(time dependant\)](#)

#### [3.2 Plot of level 2 quality information per product \(world map\)](#)

### [4. Level 1 Quality information per product \(stored on level 2 products\)](#)

#### [4.1 Plot of level 1 quality information per product \(time dependant\)](#)

##### [4.1.1 Plot of level 1 quality information per product \(time dependant\): ASCENDING](#)

##### [4.1.2 Plot of level 1 quality information per product \(time dependant\): DESCENDING](#)

#### [4.2 Plot of level 1 quality information per product \(world map\)](#)

##### [4.2.1 Plot of level 1 quality information per product \(world map\): ASCENDING](#)

##### [4.2.2 Plot of level 1 quality information per product \(world map\): DESCENDING](#)

### [5. Ozone profiles based on quality statistics and other trace gas profiles](#)

#### [5.1 Ozone statistics based on quality of products](#)

#### [5.2 Plot ozone profiles for all STD \(dark without errors\)](#)

#### [5.3 Plot ozone profiles where STD < 20% \(dark without errors\)](#)

#### [5.4. Plot ozone profiles where STD < 10% \(dark without errors\)](#)

#### [5.5. Plot ozone profiles where STD < 5% \(dark without errors\)](#)

#### [5.6 Plot NO2 profiles for all STD \(dark without errors\)](#)

#### [5.7 Plot NO3 profiles for all STD \(dark without errors\)](#)

#### [5.8 Plot H2O profiles \(only for occultations of stars 1,2,3,4,13,14,16,26,63 dark without errors\) for all STD](#)

### [6. Auxiliary Data Files used for the production reported in section 2](#)

This report presents the daily analysis on parameters extracted from GOMOS level 2 data (GOM\_NL\_\_2P). It is intended to monitor some important parameters that will impact the quality of these products. A list of level 2 products (and content) that have arrived during the reporting day to the PCF is also given.

Item	Value
Time of report generation	19APR2013 09:58:13
Data source version	GOMOS/6.01
Start time of products	28-02-2003 (28FEB2003 00:00:00)
Stop time of products	01-03-2003 (01MAR2003 00:00:00)
Store outputs in DB	Yes
Nb of level 2 prods	181
Nb of prods with errors	0

## 2. Summary of processed GOM\_NL\_\_2P products.

Nr	Filename	UTC Start time	Limb	Duration	Star Id	Star Name	Star Mag	Star Temp	Nb Meas	Orbit	Prod. error
1	GOM_NL__2PRFIN20030228_011320_000000562014_00146_05210_5439.N1	28-FEB-2003 01:13:20	Dark	55.500	4	Alp1Cen	-0.010000	5800.0	111	5210	No
2	GOM_NL__2PRFIN20030228_011439_000000422014_00146_05210_5440.N1	28-FEB-2003 01:14:39	Dark	41.500	10	Bet Cen	0.610000	28000.	83	5210	No
3	GOM_NL__2PRFIN20030228_011602_000000382014_00146_05210_5441.N1	28-FEB-2003 01:16:02	Dark	38.000	112	Alp Mus	2.6880	26000.	76	5210	No
4	GOM_NL__2PRFIN20030228_011717_000000512014_00146_05210_5442.N1	28-FEB-2003 01:17:17	Dark	50.500	12	Alp1Cru	0.775000	30000.	101	5210	No
5	GOM_NL__2PRFIN20030228_011847_000000412014_00146_05210_5443.N1	28-FEB-2003 01:18:47	Dark	41.000	29	Bet Car	1.6720	10200.	82	5210	No
6	GOM_NL__2PRFIN20030228_012134_000000402014_00146_05210_5444.N1	28-FEB-2003 01:21:34	Dark	40.000	71	lot Car	2.2460	7700.0	80	5210	No
7	GOM_NL__2PRFIN20030228_012305_000000402014_00146_05210_5445.N1	28-FEB-2003 01:23:05	Straylight	39.500	46	Del Vel	1.9540	10600.	79	5210	No
8	GOM_NL__2PRFIN20030228_012559_000000432014_00146_05210_5446.N1	28-FEB-2003 01:25:59	Straylight	42.500	65	Lam Vel	2.2040	4400.0	85	5210	No
9	GOM_NL__2PRFIN20030228_012822_000000742014_00146_05210_5447.N1	28-FEB-2003 01:28:22	Straylight	73.500	106	9Bet Crv	2.6480	5600.0	147	5210	No
10	GOM_NL__2PRFIN20030228_013132_000000712014_00146_05210_5448.N1	28-FEB-2003 01:31:32	Straylight	70.500	100	4Gam Crv	2.5800	13100.	141	5210	No
11	GOM_NL__2PRFIN20030228_013530_000000472014_00146_05210_5449.N1	28-FEB-2003 01:35:30	Tw_i_and_stray	46.500	48	30Alp Hya	1.9770	4100.0	93	5210	No
12	GOM_NL__2PRFIN20030228_014146_000000452014_00146_05210_5450.N1	28-FEB-2003 01:41:46	Bright	44.500	22	32Alp Leo	1.3600	15200.	89	5210	No
13	GOM_NL__2PRFIN20030228_014426_000000482014_00146_05210_5451.N1	28-FEB-2003 01:44:26	Bright	47.500	51	41Gam1Leo	2.0100	4500.0	95	5210	No
14	GOM_NL__2PRFIN20030228_014637_000000382014_00146_05210_5452.N1	28-FEB-2003 01:46:37	Bright	38.000	17	78Bet Gem	1.1610	4500.0	76	5210	No
15	GOM_NL__2PRFIN20030228_014751_000000382014_00146_05210_5453.N1	28-FEB-2003 01:47:51	Bright	37.500	24	66Alp Gem	1.5800	10200.	75	5210	No
16	GOM_NL__2PRFIN20030228_015329_000000622014_00146_05210_5454.N1	28-FEB-2003 01:53:29	Bright	62.000	174	52Psi UMa	3.0040	4400.0	124	5210	No
17	GOM_NL__2PRFIN20030228_020052_000000512014_00146_05210_5455.N1	28-FEB-2003 02:00:52	Bright	51.000	32	77Eps UMa	1.7630	11000.	102	5210	No
18	GOM_NL__2PRFIN20030228_020332_000000352014_00146_05210_5456.N1	28-FEB-2003 02:03:32	Bright	34.500	49	1Alp UMi	1.9900	6300.0	69	5210	No
19	GOM_NL__2PRFIN20030228_020921_000000462014_00146_05210_5457.N1	28-FEB-2003 02:09:21	Bright	46.000	119	14Eta Dra	2.7270	4700.0	92	5210	No
20	GOM_NL__2PRFIN20030228_021341_000000472014_00146_05210_5458.N1	28-FEB-2003 02:13:41	Bright	46.500	130	23Bet Dra	2.7990	5800.0	93	5210	No
21	GOM_NL__2PRFIN20030228_021605_000000362014_00146_05210_5459.N1	28-FEB-2003 02:16:05	Bright	36.000	19	50Alp Cyg	1.2460	10500.	72	5210	No
22	GOM_NL__2PRFIN20030228_021739_000000352014_00146_05210_5460.N1	28-FEB-2003 02:17:39	Bright	34.500	66	37Gam Cyg	2.2080	5900.0	69	5210	No
23	GOM_NL__2PRFIN20030228_021911_000000332014_00146_05210_5461.N1	28-FEB-2003 02:19:11	Bright	33.000	92	53Eps Cyg	2.5000	4500.0	66	5210	No
24	GOM_NL__2PRFIN20030228_022209_000000782014_00146_05210_5462.N1	28-FEB-2003 02:22:09	Bright	78.000	133	40Zet Her	2.8070	6000.0	156	5210	No
25	GOM_NL__2PRFIN20030228_022610_000000412014_00146_05210_5463.N1	28-FEB-2003 02:26:10	Bright	40.500	168	17Zet Aql	2.9860	11000.	81	5210	No
26	GOM_NL__2PRFIN20030228_022920_000000662014_00146_05210_5464.N1	28-FEB-2003 02:29:20	Tw_i_and_stray	65.500	59	55Alp Oph	2.0800	8900.0	131	5210	No
27	GOM_NL__2PRFIN20030228_023150_000000592014_00146_05210_5465.N1	28-FEB-2003 02:31:50	Straylight	59.000	126	60Bet Oph	2.7700	4250.0	118	5210	No
28	GOM_NL__2PRFIN20030228_023555_000000402014_00146_05210_5466.N1	28-FEB-2003 02:35:55	Dark	39.500	155	41Pi Sgr	2.9000	6600.0	79	5210	No
29	GOM_NL__2PRFIN20030228_023743_000000392014_00146_05210_5467.N1	28-FEB-2003 02:37:43	Dark	38.500	57	34Sig Sgr	2.0660	26000.	77	5210	No
30	GOM_NL__2PRFIN20030228_024048_000000402014_00146_05210_5468.N1	28-FEB-2003 02:40:48	Dark	40.000	38	20Eps Sgr	1.8360	11000.	80	5210	No
31	GOM_NL__2PRFIN20030228_024334_000000442014_00146_05210_5469.N1	28-FEB-2003 02:43:34	Dark	44.000	25	35Lam Sco	1.6200	28000.	88	5210	No
32	GOM_NL__2PRFIN20030228_024535_000000562014_00146_05210_5470.N1	28-FEB-2003 02:45:35	Dark	55.500	75	26Eps Sco	2.2910	4250.0	111	5210	No
33	GOM_NL__2PRFIN20030228_025356_000000442014_00147_05211_5634.N1	28-FEB-2003 02:53:56	Dark	44.000	4	Alp1Cen	-0.010000	5800.0	88	5211	No
34	GOM_NL__2PRFIN20030228_025516_000000432014_00147_05211_5635.N1	28-FEB-2003 02:55:16	Dark	43.000	10	Bet Cen	0.610000	28000.	86	5211	No
35	GOM_NL__2PRFIN20030228_025638_000000382014_00147_05211_5636.N1	28-FEB-2003 02:56:38	Dark	37.500	112	Alp Mus	2.6880	26000.	75	5211	No
36	GOM_NL__2PRFIN20030228_025754_000000512014_00147_05211_5637.N1	28-FEB-2003 02:57:54	Dark	51.000	12	Alp1Cru	0.775000	30000.	102	5211	No
37	GOM_NL__2PRFIN20030228_025923_000000382014_00147_05211_5638.N1	28-FEB-2003 02:59:23	Dark	37.500	29	Bet Car	1.6720	10200.	75	5211	No
38	GOM_NL__2PRFIN20030228_030210_000000412014_00147_05211_5639.N1	28-FEB-2003 03:02:10	Dark	40.500	71	lot Car	2.2460	7700.0	81	5211	No
39	GOM_NL__2PRFIN20030228_030341_000000382014_00147_05211_5640.N1	28-FEB-2003 03:03:41	Straylight	38.000	46	Del Vel	1.9540	10600.	76	5211	No
40	GOM_NL__2PRFIN20030228_030635_000000442014_00147_05211_5641.N1	28-FEB-2003 03:06:35	Straylight	43.500	65	Lam Vel	2.2040	4400.0	87	5211	No
41	GOM_NL__2PRFIN20030228_030859_000000712014_00147_05211_5642.N1	28-FEB-2003 03:08:59	Straylight	71.000	106	9Bet Crv	2.6480	5600.0	142	5211	No
42	GOM_NL__2PRFIN20030228_031208_000000702014_00147_05211_5643.N1	28-FEB-2003 03:12:08	Straylight	70.000	100	4Gam Crv	2.5800	13100.	140	5211	No



43	GOM_NL__2PRFIN20030228_031606_000000482014_00147_05211_5644.N1	28-FEB-2003 03:16:06	Tw_i_and_stray	47.500	48	30Alp Hya	1.9770	4100.0	95	5211	No
44	GOM_NL__2PRFIN20030228_032222_000000452014_00147_05211_5645.N1	28-FEB-2003 03:22:22	Bright	44.500	22	32Alp Leo	1.3600	15200.	89	5211	No
45	GOM_NL__2PRFIN20030228_032502_000000472014_00147_05211_5646.N1	28-FEB-2003 03:25:02	Bright	46.500	51	41Gam1Leo	2.0100	4500.0	93	5211	No
46	GOM_NL__2PRFIN20030228_032714_000000392014_00147_05211_5647.N1	28-FEB-2003 03:27:14	Bright	38.500	17	78Bet Gem	1.1610	4500.0	77	5211	No
47	GOM_NL__2PRFIN20030228_032827_000000382014_00147_05211_5648.N1	28-FEB-2003 03:28:27	Bright	37.500	24	66Alp Gem	1.5800	10200.	75	5211	No
48	GOM_NL__2PRFIN20030228_033405_000000472014_00147_05211_5649.N1	28-FEB-2003 03:34:05	Bright	46.500	174	52Psi UMa	3.0040	4400.0	93	5211	No
49	GOM_NL__2PRFIN20030228_034128_000000522014_00147_05211_5650.N1	28-FEB-2003 03:41:28	Bright	51.500	32	77Eps UMa	1.7630	11000.	103	5211	No
50	GOM_NL__2PRFIN20030228_034407_000000372014_00147_05211_5651.N1	28-FEB-2003 03:44:07	Bright	36.500	49	1Alp UMi	1.9900	6300.0	73	5211	No
51	GOM_NL__2PRFIN20030228_034957_000000462014_00147_05211_5652.N1	28-FEB-2003 03:49:57	Bright	45.500	119	14Eta Dra	2.7270	4700.0	91	5211	No
52	GOM_NL__2PRFIN20030228_035416_000000462014_00147_05211_5653.N1	28-FEB-2003 03:54:16	Bright	45.500	130	23Bet Dra	2.7990	5800.0	91	5211	No
53	GOM_NL__2PRFIN20030228_035641_000000372014_00147_05211_5654.N1	28-FEB-2003 03:56:41	Bright	37.000	19	50Alp Cyg	1.2460	10500.	74	5211	No
54	GOM_NL__2PRFIN20030228_035815_000000372014_00147_05211_5655.N1	28-FEB-2003 03:58:15	Bright	36.500	66	37Gam Cyg	2.2080	5900.0	73	5211	No
55	GOM_NL__2PRFIN20030228_035947_000000352014_00147_05211_5656.N1	28-FEB-2003 03:59:47	Bright	34.500	92	53Eps Cyg	2.5000	4500.0	69	5211	No
56	GOM_NL__2PRFIN20030228_040244_000000812014_00147_05211_5657.N1	28-FEB-2003 04:02:44	Bright	81.000	133	40Zet Her	2.8070	6000.0	162	5211	No
57	GOM_NL__2PRFIN20030228_040646_000000412014_00147_05211_5658.N1	28-FEB-2003 04:06:46	Bright	41.000	168	17Zet Aql	2.9860	11000.	82	5211	No
58	GOM_NL__2PRFIN20030228_040956_000000662014_00147_05211_5659.N1	28-FEB-2003 04:09:56	Tw_i_and_stray	65.500	59	55Alp Oph	2.0800	8900.0	131	5211	No
59	GOM_NL__2PRFIN20030228_041227_000000642014_00147_05211_5660.N1	28-FEB-2003 04:12:27	Straylight	63.500	126	60Bet Oph	2.7700	4250.0	127	5211	No
60	GOM_NL__2PRFIN20030228_041631_000000432014_00147_05211_5661.N1	28-FEB-2003 04:16:31	Dark	43.000	155	41Pi Sgr	2.9000	6600.0	86	5211	No
61	GOM_NL__2PRFIN20030228_041820_000000422014_00147_05211_5662.N1	28-FEB-2003 04:18:20	Dark	42.000	57	34Sig Sgr	2.0660	26000.	84	5211	No
62	GOM_NL__2PRFIN20030228_042124_000000432014_00147_05211_5663.N1	28-FEB-2003 04:21:24	Dark	43.000	38	20Eps Sgr	1.8360	11000.	86	5211	No
63	GOM_NL__2PRFIN20030228_042410_000000462014_00147_05211_5664.N1	28-FEB-2003 04:24:10	Dark	45.500	25	35Lam Sco	1.6200	28000.	91	5211	No
64	GOM_NL__2PRFIN20030228_042611_000000622014_00147_05211_5665.N1	28-FEB-2003 04:26:11	Dark	62.000	75	26Eps Sco	2.2910	4250.0	124	5211	No
65	GOM_NL__2PRFIN20030228_043432_000000432014_00148_05212_5635.N1	28-FEB-2003 04:34:32	Dark	43.000	4	Alp1Cen	-0.010000	5800.0	86	5212	No
66	GOM_NL__2PRFIN20030228_043552_000000482014_00148_05212_5636.N1	28-FEB-2003 04:35:52	Dark	48.000	10	Bet Cen	0.61000	28000.	96	5212	No
67	GOM_NL__2PRFIN20030228_043714_000000382014_00148_05212_5637.N1	28-FEB-2003 04:37:14	Dark	38.000	112	Alp Mus	2.6880	26000.	76	5212	No
68	GOM_NL__2PRFIN20030228_043830_000000412014_00148_05212_5638.N1	28-FEB-2003 04:38:30	Dark	40.500	12	Alp1Cru	0.77500	30000.	81	5212	No
69	GOM_NL__2PRFIN20030228_043959_000000382014_00148_05212_5639.N1	28-FEB-2003 04:39:59	Dark	37.500	29	Bet Car	1.6720	10200.	75	5212	No
70	GOM_NL__2PRFIN20030228_044247_000000382014_00148_05212_5640.N1	28-FEB-2003 04:42:47	Dark	37.500	71	lot Car	2.2460	7700.0	75	5212	No
71	GOM_NL__2PRFIN20030228_044418_000000392014_00148_05212_5641.N1	28-FEB-2003 04:44:18	Straylight	39.000	46	Del Vel	1.9540	10600.	78	5212	No
72	GOM_NL__2PRFIN20030228_044711_000000442014_00148_05212_5642.N1	28-FEB-2003 04:47:11	Straylight	44.000	65	Lam Vel	2.2040	4400.0	88	5212	No
73	GOM_NL__2PRFIN20030228_044935_000000752014_00148_05212_5643.N1	28-FEB-2003 04:49:35	Straylight	75.000	106	9Bet Crv	2.6480	5600.0	150	5212	No
74	GOM_NL__2PRFIN20030228_045244_000000672014_00148_05212_5644.N1	28-FEB-2003 04:52:44	Straylight	66.500	100	4Gam Crv	2.5800	13100.	133	5212	No
75	GOM_NL__2PRFIN20030228_045642_000000462014_00148_05212_5645.N1	28-FEB-2003 04:56:42	Tw_i_and_stray	46.000	48	30Alp Hya	1.9770	4100.0	92	5212	No
76	GOM_NL__2PRFIN20030228_050258_000000442014_00148_05212_5646.N1	28-FEB-2003 05:02:58	Bright	43.500	22	32Alp Leo	1.3600	15200.	87	5212	No
77	GOM_NL__2PRFIN20030228_050538_000000472014_00148_05212_5647.N1	28-FEB-2003 05:05:38	Bright	46.500	51	41Gam1Leo	2.0100	4500.0	93	5212	No
78	GOM_NL__2PRFIN20030228_050750_000000402014_00148_05212_5648.N1	28-FEB-2003 05:07:50	Bright	40.000	17	78Bet Gem	1.1610	4500.0	80	5212	No
79	GOM_NL__2PRFIN20030228_050903_000000382014_00148_05212_5649.N1	28-FEB-2003 05:09:03	Bright	38.000	24	66Alp Gem	1.5800	10200.	76	5212	No
80	GOM_NL__2PRFIN20030228_051440_000000472014_00148_05212_5650.N1	28-FEB-2003 05:14:40	Bright	47.000	174	52Psi UMa	3.0040	4400.0	94	5212	No
81	GOM_NL__2PRFIN20030228_052202_000000522014_00148_05212_5651.N1	28-FEB-2003 05:22:02	Bright	52.000	32	77Eps UMa	1.7630	11000.	104	5212	No
82	GOM_NL__2PRFIN20030228_052443_000000382014_00148_05212_5652.N1	28-FEB-2003 05:24:43	Bright	37.500	49	1Alp UMi	1.9900	6300.0	75	5212	No
83	GOM_NL__2PRFIN20030228_053032_000000472014_00148_05212_5653.N1	28-FEB-2003 05:30:32	Bright	47.000	119	14Eta Dra	2.7270	4700.0	94	5212	No
84	GOM_NL__2PRFIN20030228_053452_000000482014_00148_05212_5654.N1	28-FEB-2003 05:34:52	Bright	47.500	130	23Bet Dra	2.7990	5800.0	95	5212	No
85	GOM_NL__2PRFIN20030228_053717_000000352014_00148_05212_5655.N1	28-FEB-2003 05:37:17	Bright	34.500	19	50Alp Cyg	1.2460	10500.	69	5212	No
86	GOM_NL__2PRFIN20030228_053851_000000362014_00148_05212_5656.N1	28-FEB-2003 05:38:51	Bright	36.000	66	37Gam Cyg	2.2080	5900.0	72	5212	No
87	GOM_NL__2PRFIN20030228_054023_000000352014_00148_05212_5657.N1	28-FEB-2003 05:40:23	Bright	35.000	92	53Eps Cyg	2.5000	4500.0	70	5212	No
88	GOM_NL__2PRFIN20030228_054319_000000792014_00148_05212_5658.N1	28-FEB-2003 05:43:19	Bright	78.500	133	40Zet Her	2.8070	6000.0	157	5212	No
89	GOM_NL__2PRFIN20030228_054722_000000412014_00148_05212_5659.N1	28-FEB-2003 05:47:22	Bright	40.500	168	17Zet Aql	2.9860	11000.	81	5212	No
90	GOM_NL__2PRFIN20030228_055033_000000682014_00148_05212_5660.N1	28-FEB-2003 05:50:33	Tw_i_and_stray	67.500	59	55Alp Oph	2.0800	8900.0	135	5212	No
91	GOM_NL__2PRFIN20030228_055303_000000612014_00148_05212_5661.N1	28-FEB-2003 05:53:03	Straylight	60.500	126	60Bet Oph	2.7700	4250.0	121	5212	No
92	GOM_NL__2PRFIN20030228_055708_000000452014_00148_05212_5662.N1	28-FEB-2003 05:57:08	Dark	45.000	155	41Pi Sgr	2.9000	6600.0	90	5212	No
93	GOM_NL__2PRFIN20030228_055856_000000452014_00148_05212_5663.N1	28-FEB-2003 05:58:56	Dark	44.500	57	34Sig Sgr	2.0660	26000.	89	5212	No
94	GOM_NL__2PRFIN20030228_060200_000000452014_00148_05212_5664.N1	28-FEB-2003 06:02:00	Dark	44.500	38	20Eps Sgr	1.8360	11000.	89	5212	No
95	GOM_NL__2PRFIN20030228_060447_000000462014_00148_05212_5665.N1	28-FEB-2003 06:04:47	Dark	45.500	25	35Lam Sco	1.6200	28000.	91	5212	No
96	GOM_NL__2PRFIN20030228_060648_000000622014_00148_05212_5666.N1	28-FEB-2003 06:06:48	Dark	61.500	75	26Eps Sco	2.2910	4250.0	123	5212	No
97	GOM_NL__2PRFIN20030228_061509_000000532014_00149_05213_5378.N1	28-FEB-2003 06:15:09	Dark	53.000	4	Alp1Cen	-0.010000	5800.0	106	5213	No
98	GOM_NL__2PRFIN20030228_061628_000000422014_00149_05213_5379.N1	28-FEB-2003 06:16:28	Dark	42.000	10	Bet Cen	0.61000	28000.	84	5213	No
99	GOM_NL__2PRFIN20030228_061751_000000372014_00149_05213_5380.N1	28-FEB-2003 06:17:51	Dark	37.000	112	Alp Mus	2.6880	26000.	74	5213	No
100	GOM_NL__2PRFIN20030228_061906_000000412014_00149_05213_5381.N1	28-FEB-2003 06:19:06	Dark	40.500	12	Alp1Cru	0.77500	30000.	81	5213	No
101	GOM_NL__2PRFIN20030228_062035_000000412014_00149_05213_5382.N1	28-FEB-2003 06:20:35	Dark	40.500	29	Bet Car	1.6720	10200.	81	5213	No

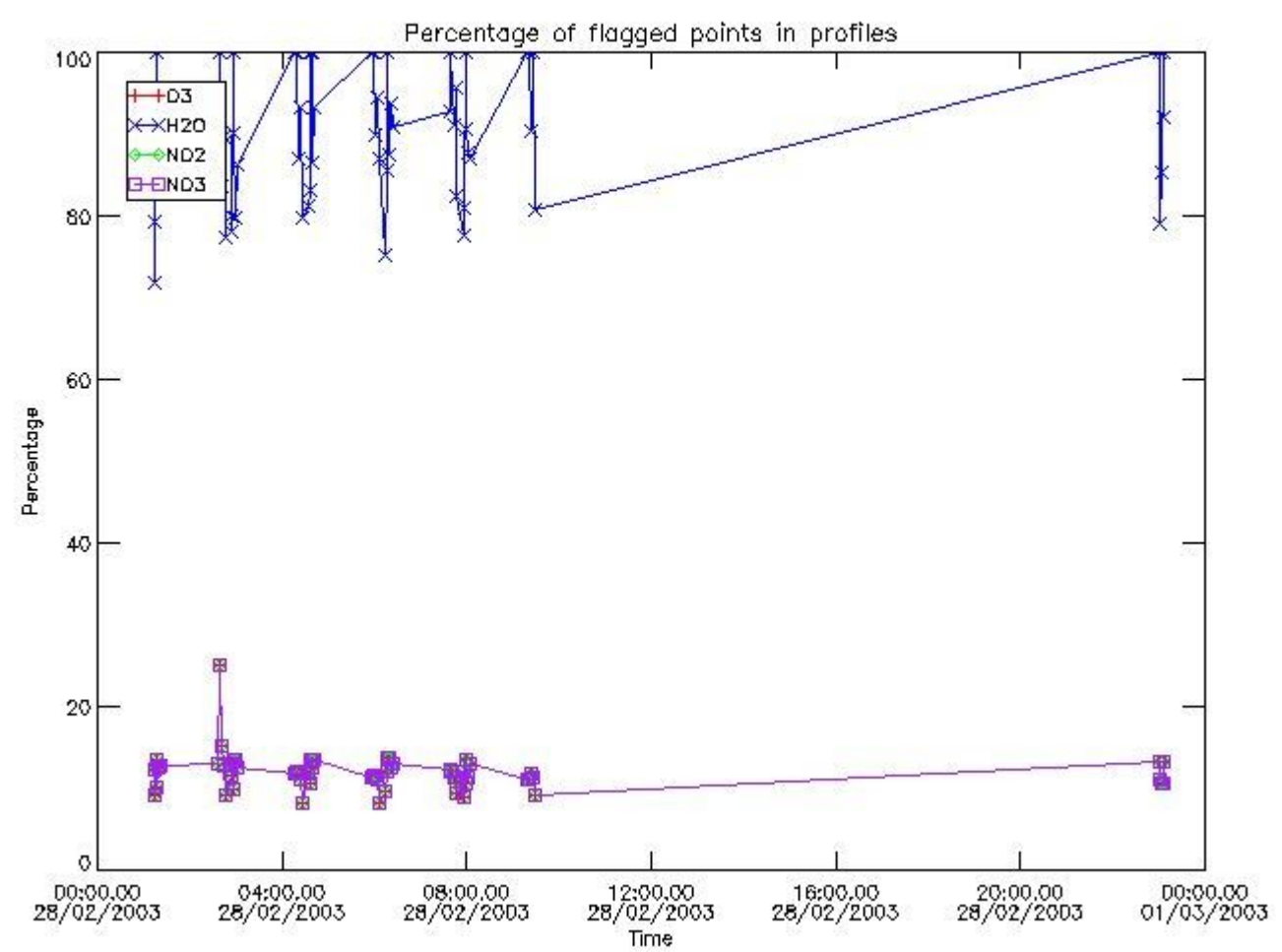
102	GOM_NL__2PRFIN20030228_062322_000000392014_00149_05213_5383.N1	28-FEB-2003 06:23:22	Dark	39.000	71	lot Car	2.2460	7700.0	78	5213	No
103	GOM_NL__2PRFIN20030228_062453_000000432014_00149_05213_5384.N1	28-FEB-2003 06:24:53	Straylight	43.000	46	Del Vel	1.9540	10600.	86	5213	No
104	GOM_NL__2PRFIN20030228_062747_000000422014_00149_05213_5385.N1	28-FEB-2003 06:27:47	Straylight	42.000	65	Lam Vel	2.2040	4400.0	84	5213	No
105	GOM_NL__2PRFIN20030228_063011_000000752014_00149_05213_5386.N1	28-FEB-2003 06:30:11	Straylight	75.000	106	9Bet Crv	2.6480	5600.0	150	5213	No
106	GOM_NL__2PRFIN20030228_063321_000000682014_00149_05213_5387.N1	28-FEB-2003 06:33:21	Straylight	68.000	100	4Gam Crv	2.5800	13100.	136	5213	No
107	GOM_NL__2PRFIN20030228_063718_000000492014_00149_05213_5388.N1	28-FEB-2003 06:37:18	Tw_i_and_stray	49.000	48	30Alp Hya	1.9770	4100.0	98	5213	No
108	GOM_NL__2PRFIN20030228_064334_000000442014_00149_05213_5389.N1	28-FEB-2003 06:43:34	Bright	44.000	22	32Alp Leo	1.3600	15200.	88	5213	No
109	GOM_NL__2PRFIN20030228_064613_000000442014_00149_05213_5390.N1	28-FEB-2003 06:46:13	Bright	44.000	51	41Gam1Leo	2.0100	4500.0	88	5213	No
110	GOM_NL__2PRFIN20030228_064826_000000372014_00149_05213_5391.N1	28-FEB-2003 06:48:26	Bright	37.000	17	78Bet Gem	1.1610	4500.0	74	5213	No
111	GOM_NL__2PRFIN20030228_064940_000000362014_00149_05213_5392.N1	28-FEB-2003 06:49:40	Bright	36.000	24	66Alp Gem	1.5800	10200.	72	5213	No
112	GOM_NL__2PRFIN20030228_065515_000000482014_00149_05213_5393.N1	28-FEB-2003 06:55:15	Bright	47.500	174	52Psi UMa	3.0040	4400.0	95	5213	No
113	GOM_NL__2PRFIN20030228_070237_000000502014_00149_05213_5394.N1	28-FEB-2003 07:02:37	Bright	50.000	32	77Eps UMa	1.7630	11000.	100	5213	No
114	GOM_NL__2PRFIN20030228_070519_000000372014_00149_05213_5395.N1	28-FEB-2003 07:05:19	Bright	37.000	49	1Alp UMi	1.9900	6300.0	74	5213	No
115	GOM_NL__2PRFIN20030228_071107_000000472014_00149_05213_5396.N1	28-FEB-2003 07:11:07	Bright	47.000	119	14Eta Dra	2.7270	4700.0	94	5213	No
116	GOM_NL__2PRFIN20030228_071527_000000472014_00149_05213_5397.N1	28-FEB-2003 07:15:27	Bright	46.500	130	23Bet Dra	2.7990	5800.0	93	5213	No
117	GOM_NL__2PRFIN20030228_071753_000000392014_00149_05213_5398.N1	28-FEB-2003 07:17:53	Bright	38.500	19	50Alp Cyg	1.2460	10500.	77	5213	No
118	GOM_NL__2PRFIN20030228_071927_000000362014_00149_05213_5399.N1	28-FEB-2003 07:19:27	Bright	36.000	66	37Gam Cyg	2.2080	5900.0	72	5213	No
119	GOM_NL__2PRFIN20030228_072059_000000352014_00149_05213_5400.N1	28-FEB-2003 07:20:59	Bright	34.500	92	53Eps Cyg	2.5000	4500.0	69	5213	No
120	GOM_NL__2PRFIN20030228_072357_000000782014_00149_05213_5401.N1	28-FEB-2003 07:23:57	Bright	77.500	133	40Zet Her	2.8070	6000.0	155	5213	No
121	GOM_NL__2PRFIN20030228_072758_000000402014_00149_05213_5402.N1	28-FEB-2003 07:27:58	Bright	40.000	168	17Zet Aql	2.9860	11000.	80	5213	No
122	GOM_NL__2PRFIN20030228_073109_000000692014_00149_05213_5403.N1	28-FEB-2003 07:31:09	Tw_i_and_stray	68.500	59	55Alp Oph	2.0800	8900.0	137	5213	No
123	GOM_NL__2PRFIN20030228_073339_000000622014_00149_05213_5404.N1	28-FEB-2003 07:33:39	Straylight	61.500	126	60Bet Oph	2.7700	4250.0	123	5213	No
124	GOM_NL__2PRFIN20030228_073744_000000422014_00149_05213_5405.N1	28-FEB-2003 07:37:44	Dark	41.500	155	41Pi Sgr	2.9000	6600.0	83	5213	No
125	GOM_NL__2PRFIN20030228_073932_000000432014_00149_05213_5406.N1	28-FEB-2003 07:39:32	Dark	42.500	57	34Sig Sgr	2.0660	26000.	85	5213	No
126	GOM_NL__2PRFIN20030228_074237_000000452014_00149_05213_5407.N1	28-FEB-2003 07:42:37	Dark	45.000	38	20Eps Sgr	1.8360	11000.	90	5213	No
127	GOM_NL__2PRFIN20030228_074524_000000472014_00149_05213_5408.N1	28-FEB-2003 07:45:24	Dark	47.000	25	35Lam Sco	1.6200	28000.	94	5213	No
128	GOM_NL__2PRFIN20030228_074725_000000552014_00149_05213_5409.N1	28-FEB-2003 07:47:25	Dark	54.500	75	26Eps Sco	2.2910	4250.0	109	5213	No
129	GOM_NL__2PRFIN20030228_075545_000000572014_00150_05214_5378.N1	28-FEB-2003 07:55:45	Dark	56.500	4	Alp1Cen	-0.010000	5800.0	113	5214	No
130	GOM_NL__2PRFIN20030228_075705_000000432014_00150_05214_5379.N1	28-FEB-2003 07:57:05	Dark	42.500	10	Bet Cen	0.61000	28000.	85	5214	No
131	GOM_NL__2PRFIN20030228_075827_000000382014_00150_05214_5380.N1	28-FEB-2003 07:58:27	Dark	37.500	112	Alp Mus	2.6880	26000.	75	5214	No
132	GOM_NL__2PRFIN20030228_075942_000000492014_00150_05214_5381.N1	28-FEB-2003 07:59:42	Dark	48.500	12	Alp1Cru	0.77500	30000.	97	5214	No
133	GOM_NL__2PRFIN20030228_080111_000000452014_00150_05214_5382.N1	28-FEB-2003 08:01:11	Dark	45.000	29	Bet Car	1.6720	10200.	90	5214	No
134	GOM_NL__2PRFIN20030228_080359_000000392014_00150_05214_5383.N1	28-FEB-2003 08:03:59	Dark	39.000	71	lot Car	2.2460	7700.0	78	5214	No
135	GOM_NL__2PRFIN20030228_080529_000000382014_00150_05214_5384.N1	28-FEB-2003 08:05:29	Straylight	38.000	46	Del Vel	1.9540	10600.	76	5214	No
136	GOM_NL__2PRFIN20030228_080823_000000462014_00150_05214_5385.N1	28-FEB-2003 08:08:23	Straylight	46.000	65	Lam Vel	2.2040	4400.0	92	5214	No
137	GOM_NL__2PRFIN20030228_081047_000000752014_00150_05214_5386.N1	28-FEB-2003 08:10:47	Straylight	75.000	106	9Bet Crv	2.6480	5600.0	150	5214	No
138	GOM_NL__2PRFIN20030228_081356_000000692014_00150_05214_5387.N1	28-FEB-2003 08:13:56	Straylight	68.500	100	4Gam Crv	2.5800	13100.	137	5214	No
139	GOM_NL__2PRFIN20030228_081754_000000472014_00150_05214_5388.N1	28-FEB-2003 08:17:54	Tw_i_and_stray	46.500	48	30Alp Hya	1.9770	4100.0	93	5214	No
140	GOM_NL__2PRFIN20030228_082409_000000432014_00150_05214_5389.N1	28-FEB-2003 08:24:09	Bright	42.500	22	32Alp Leo	1.3600	15200.	85	5214	No
141	GOM_NL__2PRFIN20030228_082649_000000462014_00150_05214_5390.N1	28-FEB-2003 08:26:49	Bright	46.000	51	41Gam1Leo	2.0100	4500.0	92	5214	No
142	GOM_NL__2PRFIN20030228_082902_000000412014_00150_05214_5391.N1	28-FEB-2003 08:29:02	Bright	41.000	17	78Bet Gem	1.1610	4500.0	82	5214	No
143	GOM_NL__2PRFIN20030228_083016_000000392014_00150_05214_5392.N1	28-FEB-2003 08:30:16	Bright	38.500	24	66Alp Gem	1.5800	10200.	77	5214	No
144	GOM_NL__2PRFIN20030228_083550_000000472014_00150_05214_5393.N1	28-FEB-2003 08:35:50	Bright	46.500	174	52Psi UMa	3.0040	4400.0	93	5214	No
145	GOM_NL__2PRFIN20030228_084312_000000522014_00150_05214_5394.N1	28-FEB-2003 08:43:12	Bright	51.500	32	77Eps UMa	1.7630	11000.	103	5214	No
146	GOM_NL__2PRFIN20030228_084555_000000362014_00150_05214_5395.N1	28-FEB-2003 08:45:55	Bright	36.000	49	1Alp UMi	1.9900	6300.0	72	5214	No
147	GOM_NL__2PRFIN20030228_085142_000000482014_00150_05214_5396.N1	28-FEB-2003 08:51:42	Bright	47.500	119	14Eta Dra	2.7270	4700.0	95	5214	No
148	GOM_NL__2PRFIN20030228_085603_000000452014_00150_05214_5397.N1	28-FEB-2003 08:56:03	Bright	44.500	130	23Bet Dra	2.7990	5800.0	89	5214	No
149	GOM_NL__2PRFIN20030228_085828_000000352014_00150_05214_5398.N1	28-FEB-2003 08:58:28	Bright	35.000	19	50Alp Cyg	1.2460	10500.	70	5214	No
150	GOM_NL__2PRFIN20030228_090002_000000362014_00150_05214_5399.N1	28-FEB-2003 09:00:02	Bright	35.500	66	37Gam Cyg	2.2080	5900.0	71	5214	No
151	GOM_NL__2PRFIN20030228_090134_000000362014_00150_05214_5400.N1	28-FEB-2003 09:01:34	Bright	36.000	92	53Eps Cyg	2.5000	4500.0	72	5214	No
152	GOM_NL__2PRFIN20030228_090434_000000772014_00150_05214_5401.N1	28-FEB-2003 09:04:34	Bright	76.500	133	40Zet Her	2.8070	6000.0	153	5214	No
153	GOM_NL__2PRFIN20030228_090834_000000402014_00150_05214_5402.N1	28-FEB-2003 09:08:34	Bright	39.500	168	17Zet Aql	2.9860	11000.	79	5214	No
154	GOM_NL__2PRFIN20030228_091146_000000682014_00150_05214_5403.N1	28-FEB-2003 09:11:46	Tw_i_and_stray	68.000	59	55Alp Oph	2.0800	8900.0	136	5214	No
155	GOM_NL__2PRFIN20030228_091416_000000662014_00150_05214_5404.N1	28-FEB-2003 09:14:16	Straylight	66.000	126	60Bet Oph	2.7700	4250.0	132	5214	No
156	GOM_NL__2PRFIN20030228_091820_000000462014_00150_05214_5405.N1	28-FEB-2003 09:18:20	Dark	45.500	155	41Pi Sgr	2.9000	6600.0	91	5214	No
157	GOM_NL__2PRFIN20030228_092008_000000462014_00150_05214_5406.N1	28-FEB-2003 09:20:08	Dark	45.500	57	34Sig Sgr	2.0660	26000.	91	5214	No
158	GOM_NL__2PRFIN20030228_092313_000000472014_00150_05214_5407.N1	28-FEB-2003 09:23:13	Dark	47.000	38	20Eps Sgr	1.8360	11000.	94	5214	No
159	GOM_NL__2PRFIN20030228_092600_000000452014_00150_05214_5408.N1	28-FEB-2003 09:26:00	Dark	45.000	25	35Lam Sco	1.6200	28000.	90	5214	No
160	GOM_NL__2PRFIN20030228_092802_000000552014_00150_05214_5409.N1	28-FEB-2003 09:28:02	Dark	55.000	75	26Eps Sco	2.2910	4250.0	110	5214	No

161	GOM_NL__2PRFIN20030228_225958_000000392014_00159_05223_5379.N1	28-FEB-2003 22:59:58	Dark	38.500	145	Gam TrA	2.8720	10600.	77	5223	No
162	GOM_NL__2PRFIN20030228_230115_000000462014_00159_05223_5380.N1	28-FEB-2003 23:01:15	Dark	46.000	4	Alp1Cen	-0.010000	5800.0	92	5223	No
163	GOM_NL__2PRFIN20030228_230234_000000482014_00159_05223_5381.N1	28-FEB-2003 23:02:34	Dark	48.000	10	Bet Cen	0.61000	28000.	96	5223	No
164	GOM_NL__2PRFIN20030228_230510_000000492014_00159_05223_5382.N1	28-FEB-2003 23:05:10	Dark	48.500	12	Alp1Cru	0.77500	30000.	97	5223	No
165	GOM_NL__2PRFIN20030228_230635_000000392014_00159_05223_5383.N1	28-FEB-2003 23:06:35	Dark	38.500	29	Bet Car	1.6720	10200.	77	5223	No
166	GOM_NL__2PRFIN20030228_230923_000000372014_00159_05223_5384.N1	28-FEB-2003 23:09:23	Straylight	37.000	71	lot Car	2.2460	7700.0	74	5223	No
167	GOM_NL__2PRFIN20030228_231054_000000402014_00159_05223_5385.N1	28-FEB-2003 23:10:54	Straylight	39.500	46	Del Vel	1.9540	10600.	79	5223	No
168	GOM_NL__2PRFIN20030228_231447_000000912014_00159_05223_5386.N1	28-FEB-2003 23:14:47	Straylight	90.500	169	46Gam Hya	2.9910	4700.0	181	5223	No
169	GOM_NL__2PRFIN20030228_231711_000000622014_00159_05223_5387.N1	28-FEB-2003 23:17:11	Straylight	62.000	171	2Eps Crv	3.0010	4250.0	124	5223	No
170	GOM_NL__2PRFIN20030228_231922_000000702014_00159_05223_5388.N1	28-FEB-2003 23:19:22	Straylight	70.000	100	4Gam Crv	2.5800	13100.	140	5223	No
171	GOM_NL__2PRFIN20030228_232318_000000462014_00159_05223_5389.N1	28-FEB-2003 23:23:18	Twl_and_stray	45.500	48	30Alp Hya	1.9770	4100.0	91	5223	No
172	GOM_NL__2PRFIN20030228_232931_000000452014_00159_05223_5390.N1	28-FEB-2003 23:29:31	Bright	44.500	22	32Alp Leo	1.3600	15200.	89	5223	No
173	GOM_NL__2PRFIN20030228_233210_000000442014_00159_05223_5391.N1	28-FEB-2003 23:32:10	Bright	43.500	51	41Gam1Leo	2.0100	4500.0	87	5223	No
174	GOM_NL__2PRFIN20030228_233428_000000382014_00159_05223_5392.N1	28-FEB-2003 23:34:28	Bright	38.000	17	78Bet Gem	1.1610	4500.0	76	5223	No
175	GOM_NL__2PRFIN20030228_233542_000000362014_00159_05223_5393.N1	28-FEB-2003 23:35:42	Bright	36.000	24	66Alp Gem	1.5800	10200.	72	5223	No
176	GOM_NL__2PRFIN20030228_234108_000000462014_00159_05223_5394.N1	28-FEB-2003 23:41:08	Bright	45.500	174	52Psi UMa	3.0040	4400.0	91	5223	No
177	GOM_NL__2PRFIN20030228_234351_000000412014_00159_05223_5395.N1	28-FEB-2003 23:43:51	Bright	41.000	82	48Bet UMa	2.3650	10600.	82	5223	No
178	GOM_NL__2PRFIN20030228_234828_000000502014_00159_05223_5396.N1	28-FEB-2003 23:48:28	Bright	50.000	32	77Eps UMa	1.7630	11000.	100	5223	No
179	GOM_NL__2PRFIN20030228_235119_000000352014_00159_05223_5397.N1	28-FEB-2003 23:51:19	Bright	34.500	49	1Alp UMi	1.9900	6300.0	69	5223	No
180	GOM_NL__2PRFIN20030228_235703_000000422014_00159_05223_5398.N1	28-FEB-2003 23:57:03	Bright	42.000	119	14Eta Dra	2.7270	4700.0	84	5223	No
181	GOM_NL__2PRFIN20030228_235848_000000362014_00159_05223_5399.N1	28-FEB-2003 23:58:48	Bright	35.500	89	5Alp Cep	2.4510	8000.0	71	5223	No

### 3. Quality information per product

In this section it is plotted some information contained in the Quality Summary data set of the level 2 products. Only products in dark limb conditions and without errors (error flag in the MPH set to "0") are used.

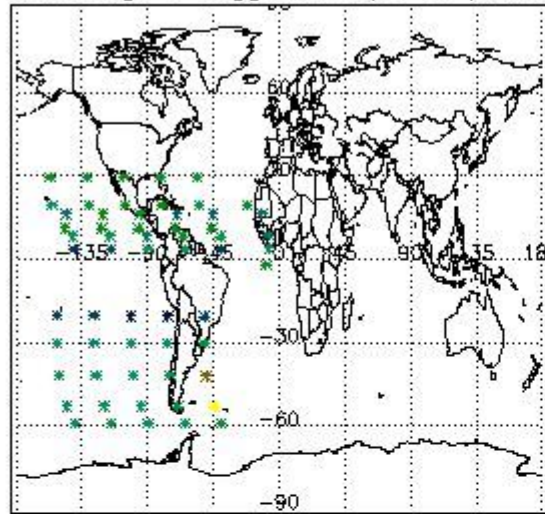
#### 3.1 Plot quality information per product (time dependant)



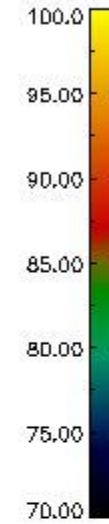
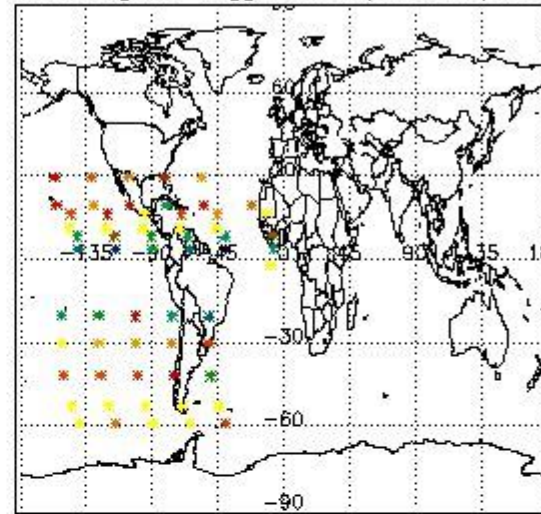
3.2 Plot quality information per product (world map)



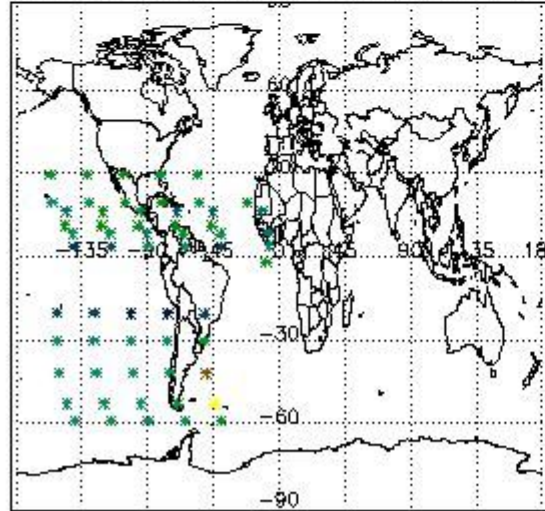
Percentage of flagged data per O3 profile



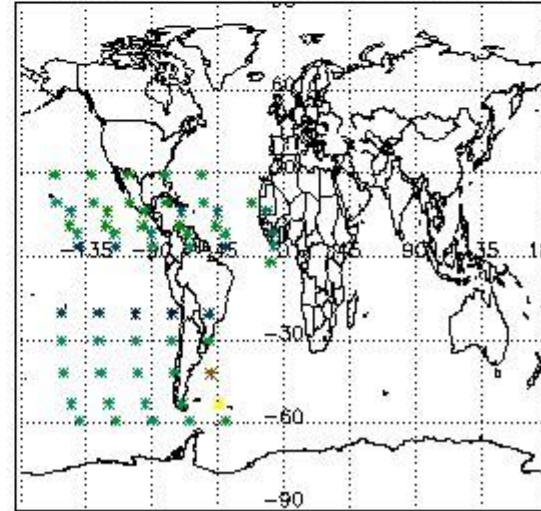
Percentage of flagged data per H2O profile



Percentage of flagged data per NO2 profile



Percentage of flagged data per NO3 profile

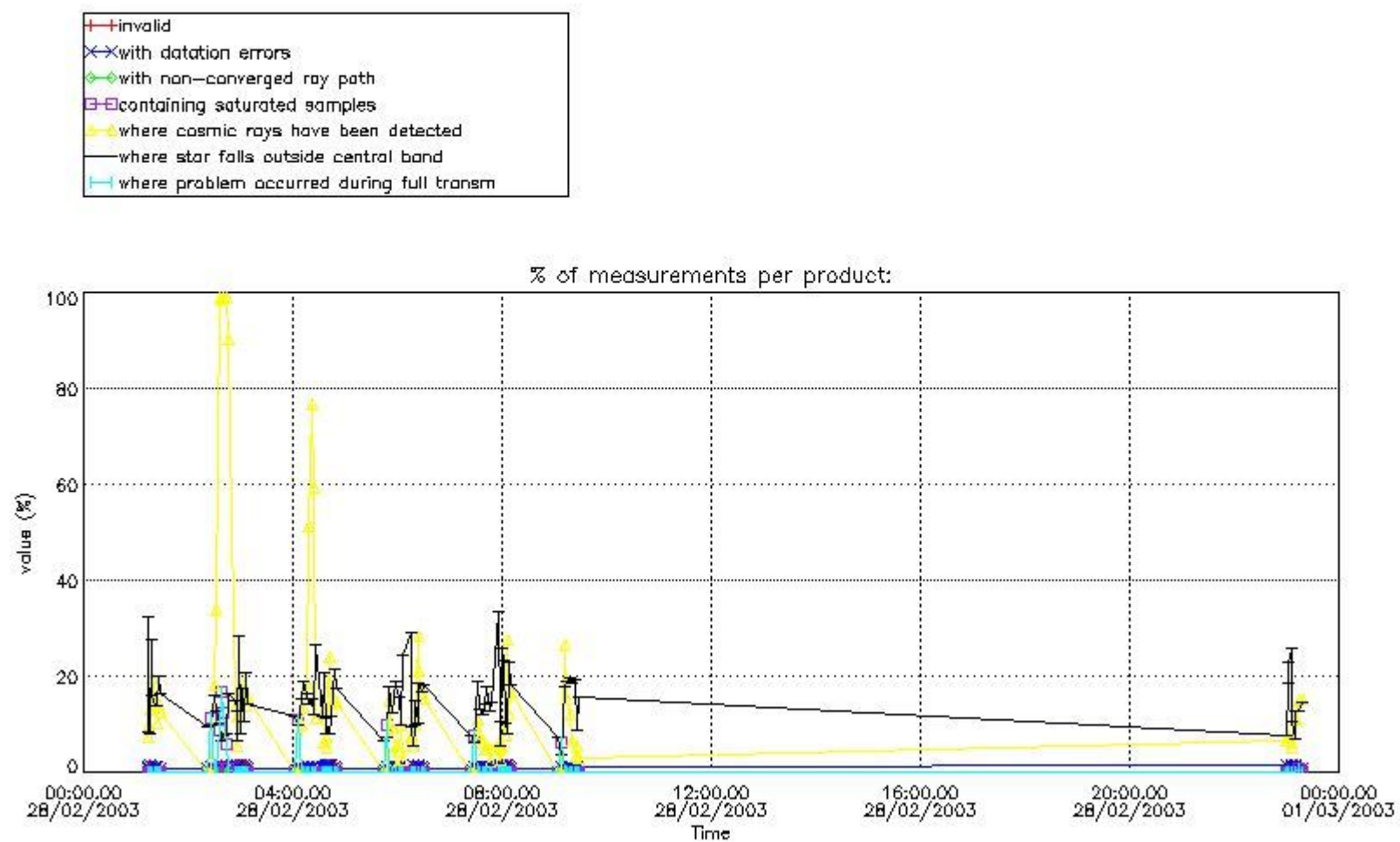


#### 4. Level 1 quality information per product

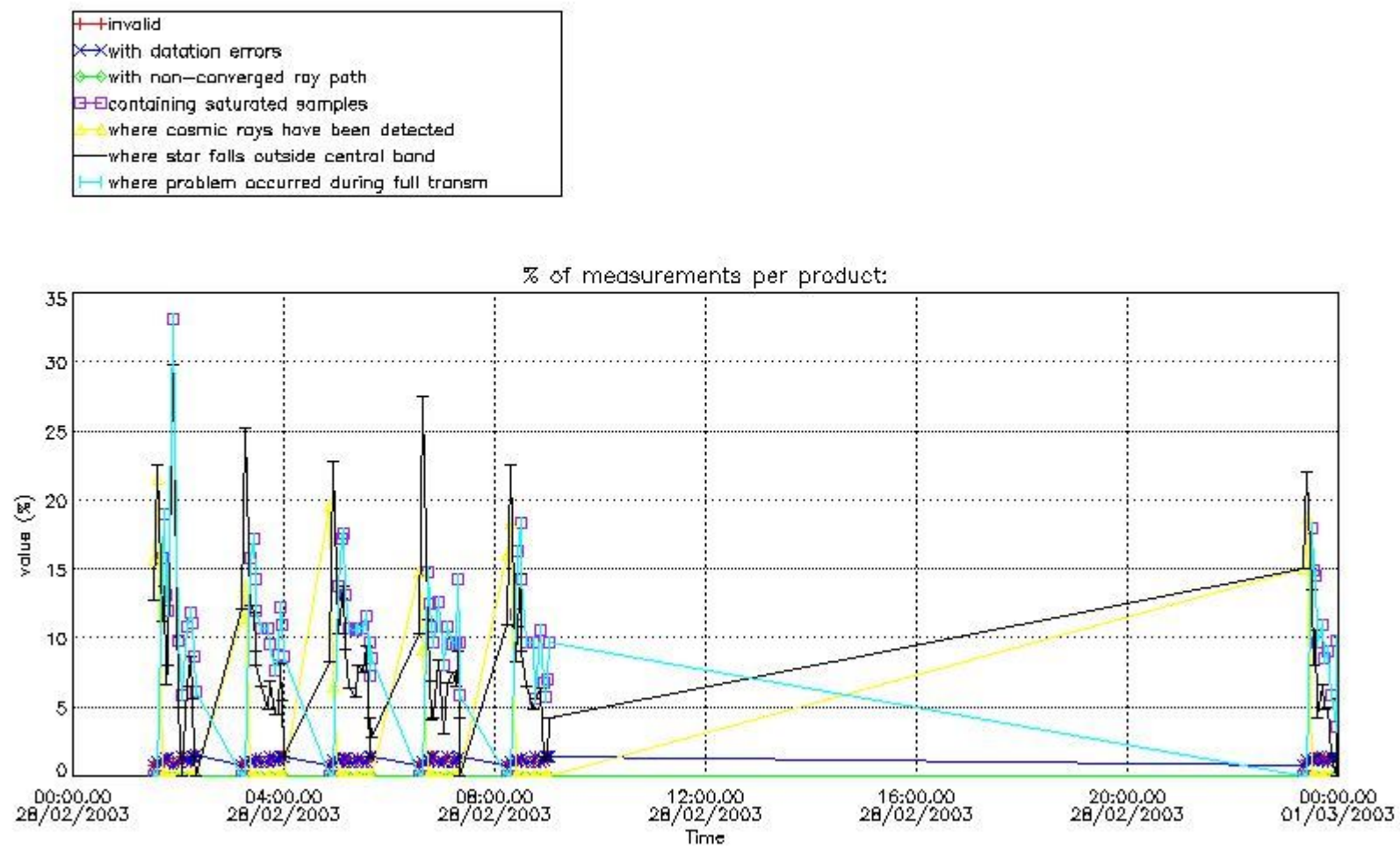
In this section it is plotted some information contained in the Quality Summary data set of the level 2 products that comes from the level 1b processing. Products without errors (error flag in the MPH set to "0") are used.

##### 4.1 Plot quality information per product (time dependant) coming from level 1b processing

###### 4.1.1 Plot level 1 quality information per product (time dependant): ENVISAT ASCENDING passes



4.1.2 Plot level 1 quality information per product (time dependant): ENVI SAT DESCENDING passes

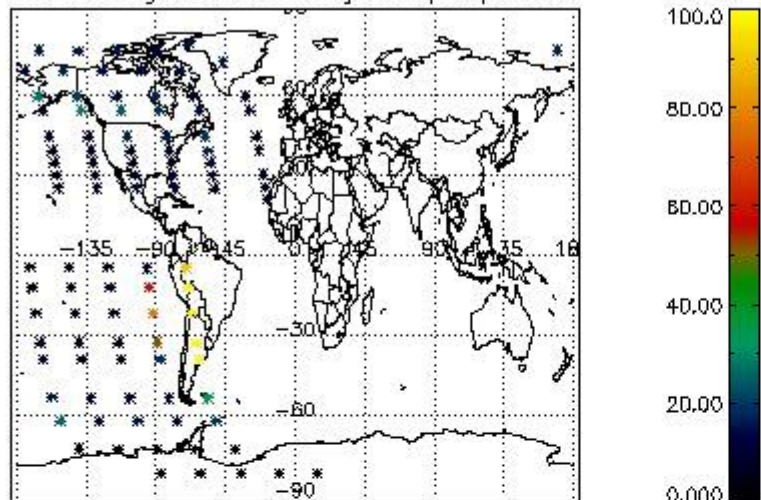


4.2 Plot quality information per product coming from level 1b processing (world map)

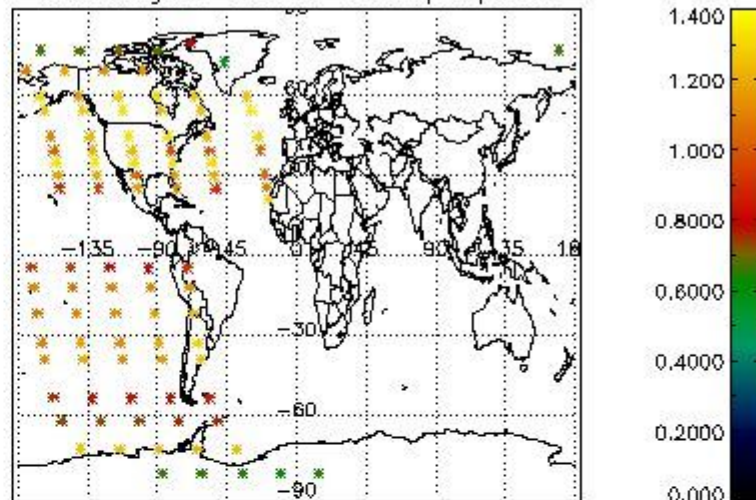
4.2.1 Plot level 1 quality information per product (world map): ENVISAT ASCENDING passes



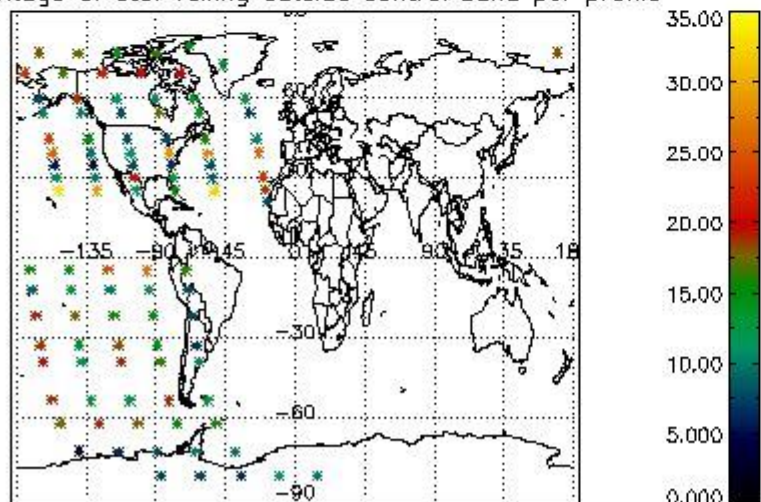
Percentage of cosmic ray hits per profile



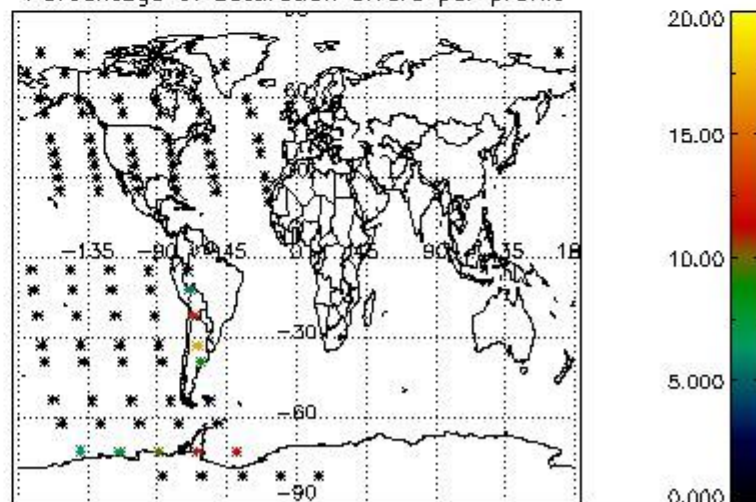
Percentage of datation errors per profile



Percentage of star falling outside central band per profile

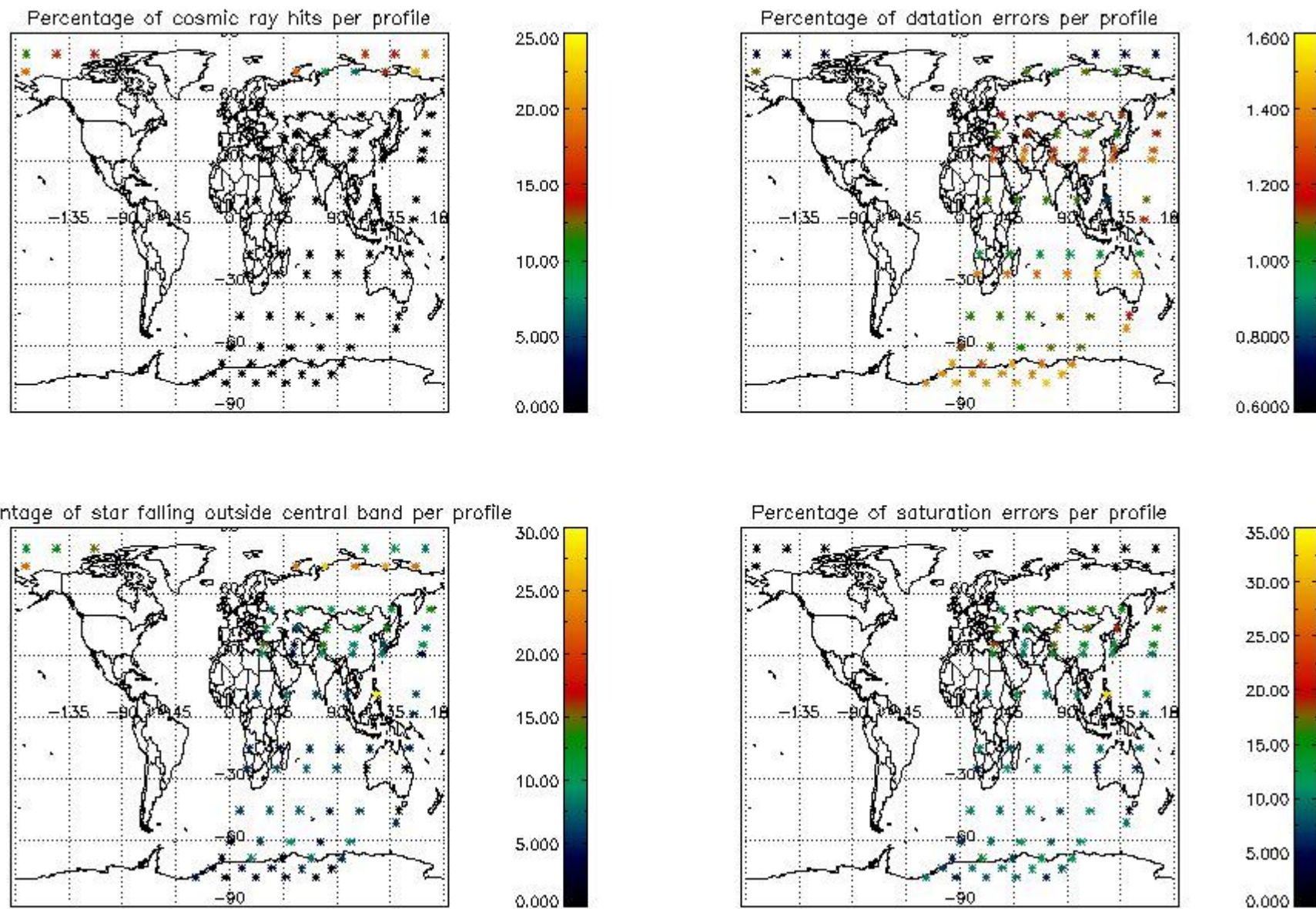


Percentage of saturation errors per profile



4.2.2 Plot level 1 quality information per product (world map): ENVISAT DESCENDING passes





## 5. Trace gas profiles

### 5.1 Ozone statistics based on quality of products

The final quality of the products can be "measured" using the STD (Standard Deviation) attached to every point profile. This information is written to the parameter GOM\_NL\_\_2P/NL\_LOCAL\_SPECIES\_DENSITY/o3\_std of the level 2 products. The table below shows the statistics for given STD ranges.

The statistics are given with respect to the overall valid production:

- Products without fatal errors: GOM\_NL\_\_2P/MPH/PRODUCT\_ERR=0
- Valid point profile: GOM\_NL\_\_2P/NL\_LOCAL\_SPECIES\_DENSITY/pcd(0)=0

The 'Criteria' is applied to valid points of dark limb products:

- Products in dark limb illumination condition: GOM\_NL\_\_2P/NL\_SUMMARY\_QUALITY/obs\_ill\_cond=0
- Products without fatal errors: GOM\_NL\_\_2P/MPH/PRODUCT\_ERR=0
- Valid point profile: GOM\_NL\_\_2P/NL\_LOCAL\_SPECIES\_DENSITY/pcd(0)=0

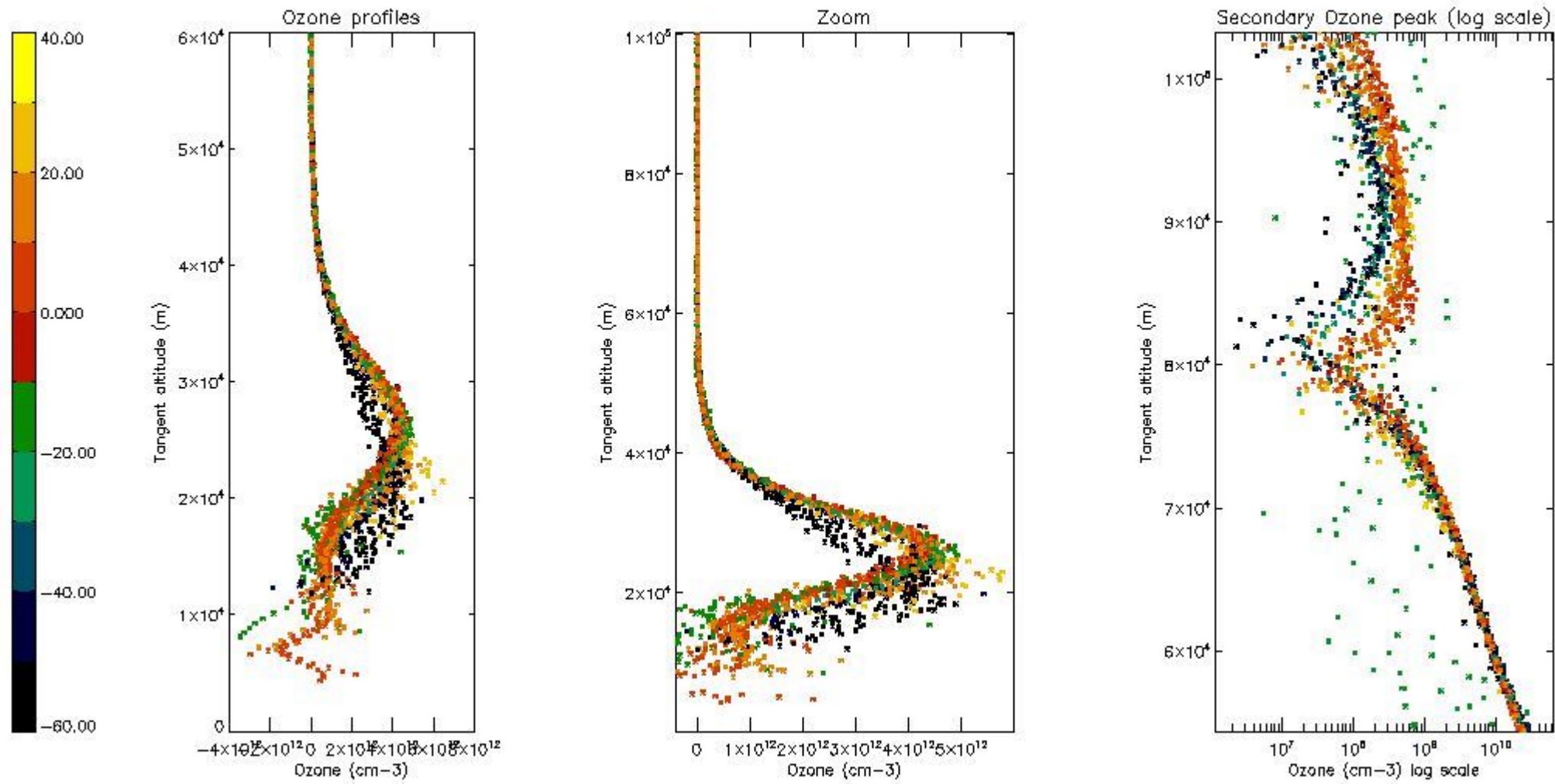
So, the table below shows the percentage of dark limb and valid observations for each criteria with respect to the overall valid daily observations.

Criteria	% of total production
All STD	31
STD < 20	21

STD < 10	17
STD < 5	13

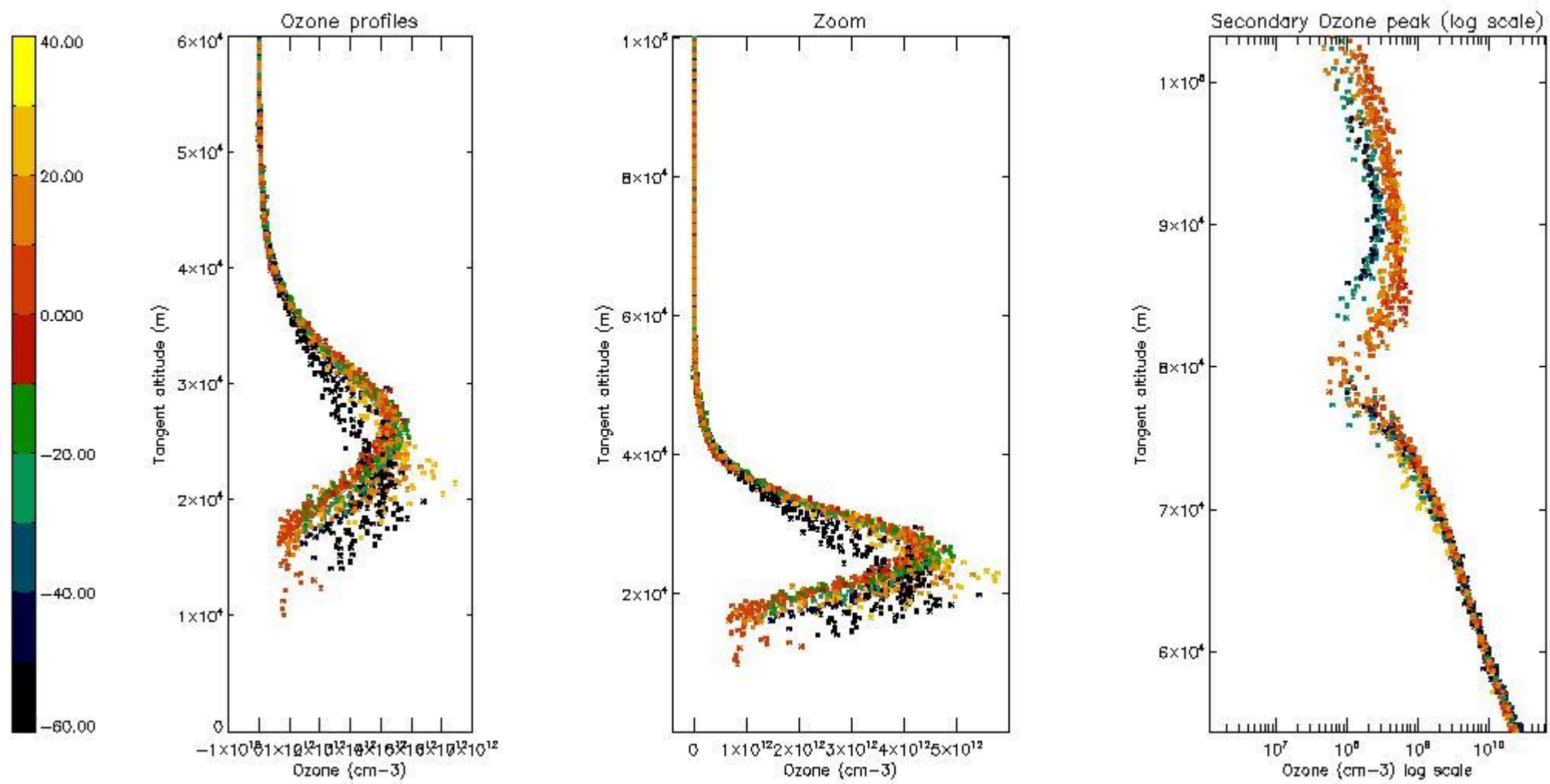
5.2 Plot ozone profiles for all STD (dark without errors)

The colorbar represents the latitude.



5.3 Plot ozone profiles where STD < 20% (dark without errors)

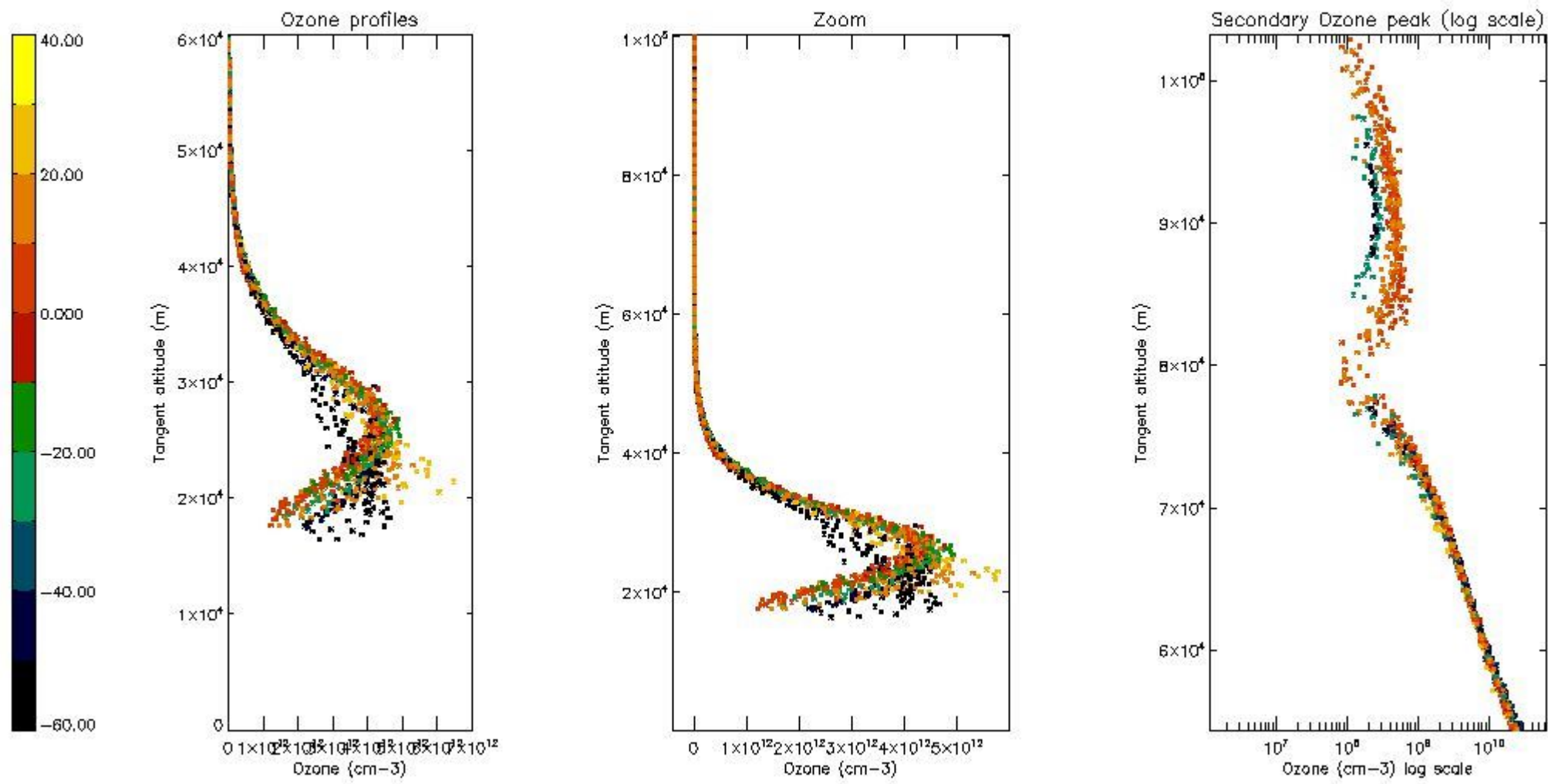
The colorbar represents the latitude.



*5.4 Plot ozone profiles where STD < 10% (dark without errors)*

The colorbar represents the latitude.

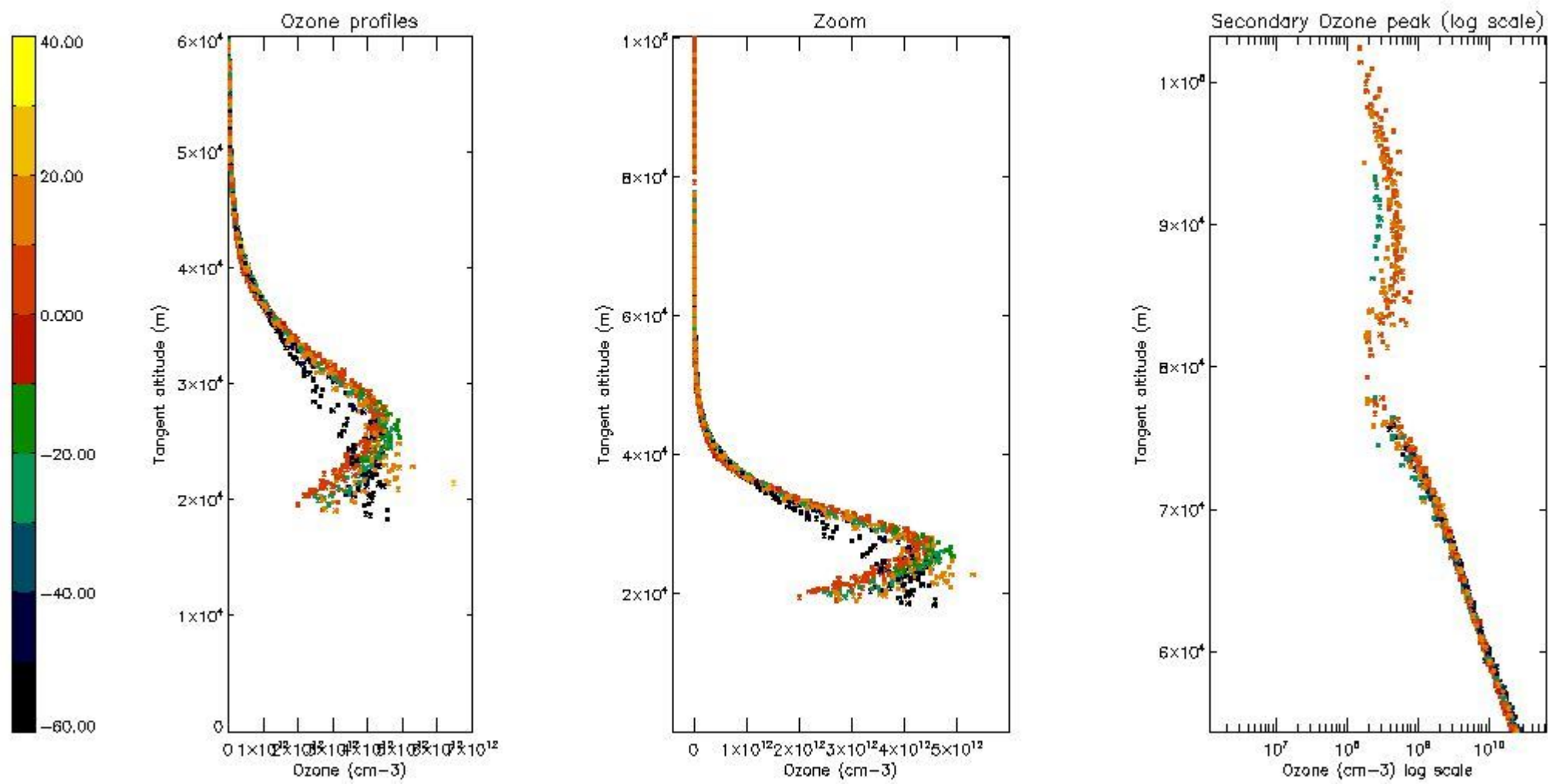




*5.5 Plot ozone profiles where STD < 5% (dark without errors)*

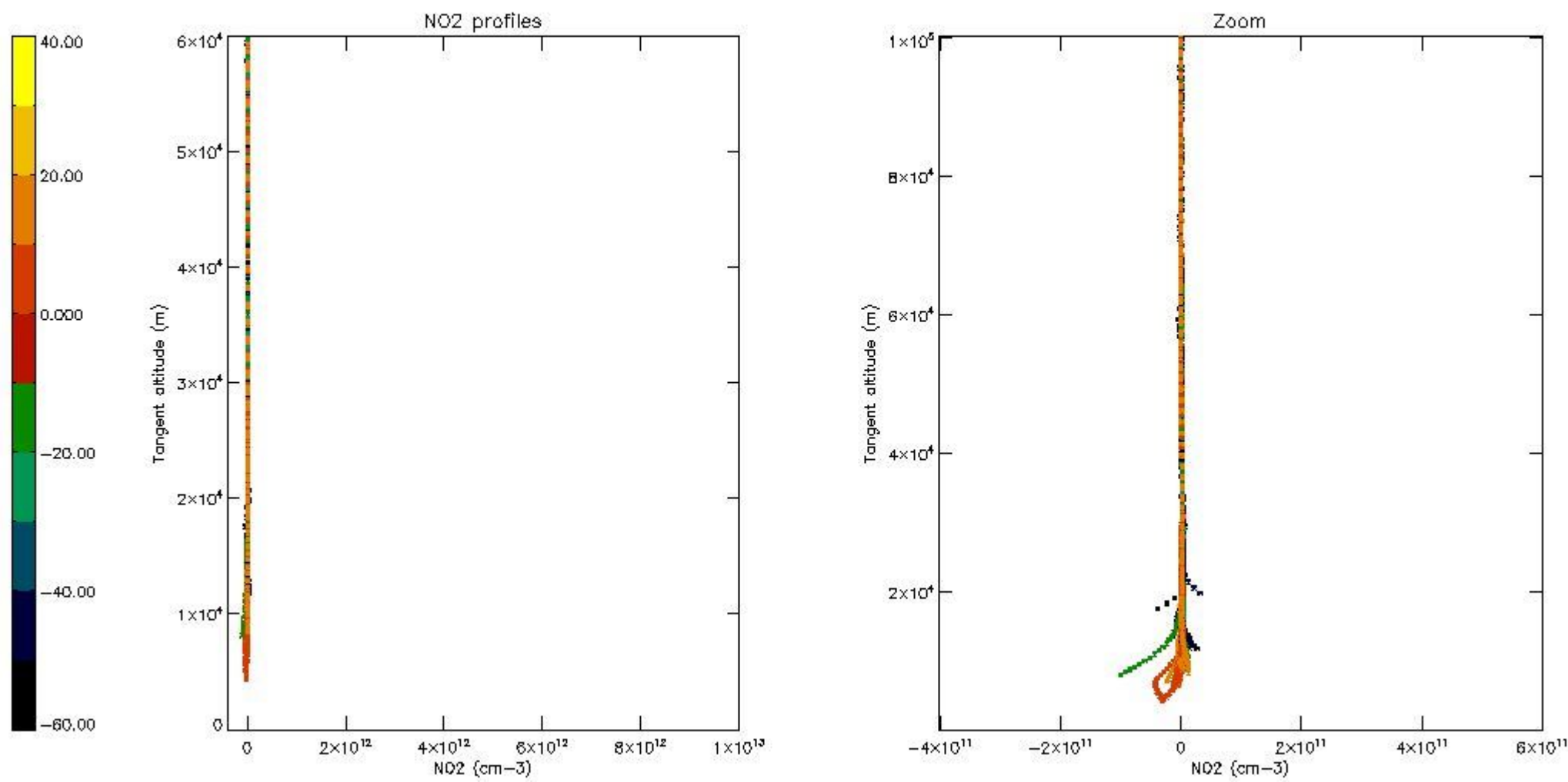
The colorbar represents the latitude.





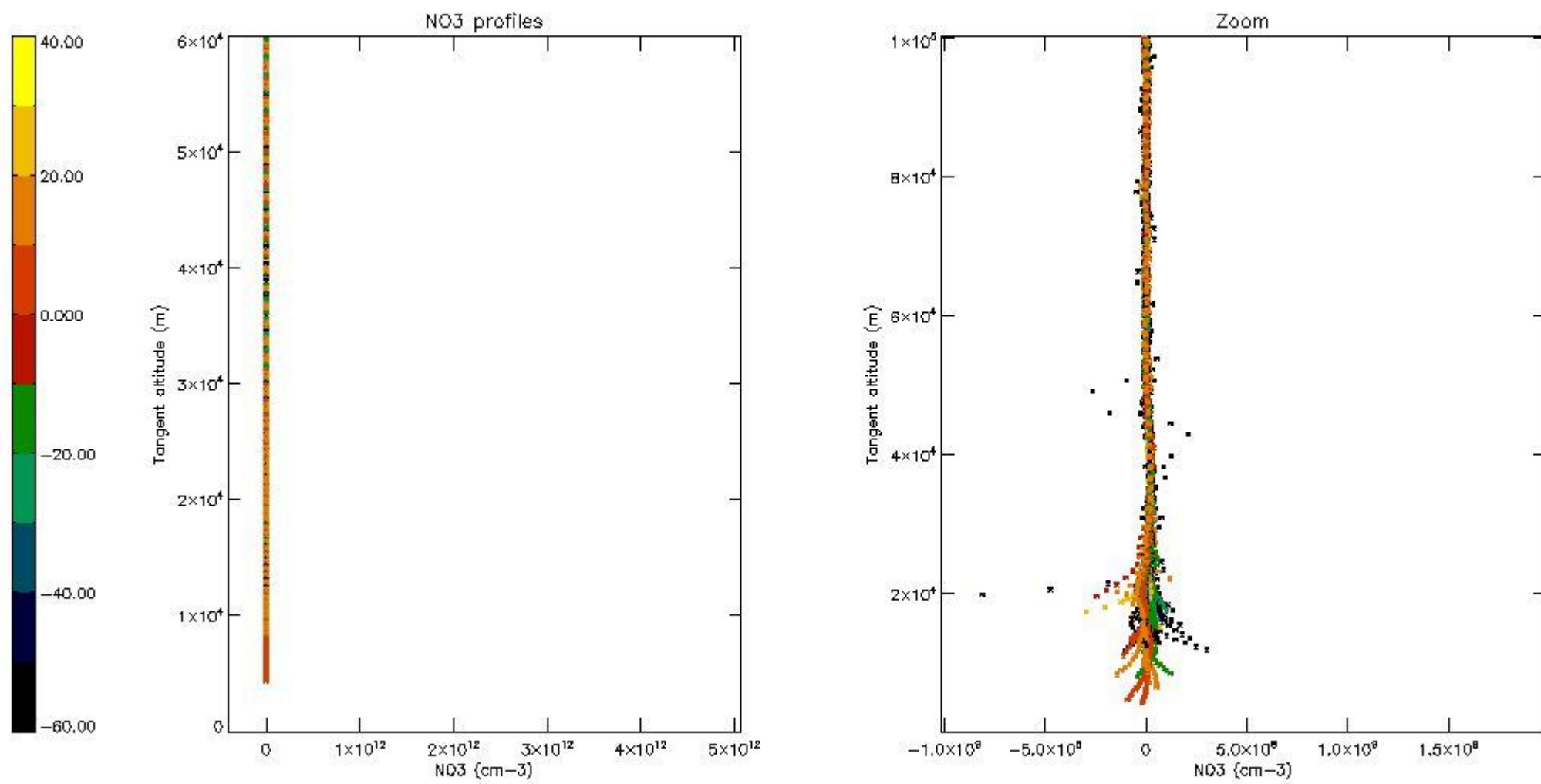
*5.6 Plot NO<sub>2</sub> profiles for all STD (dark without errors)*

The colorbar represents the latitude.



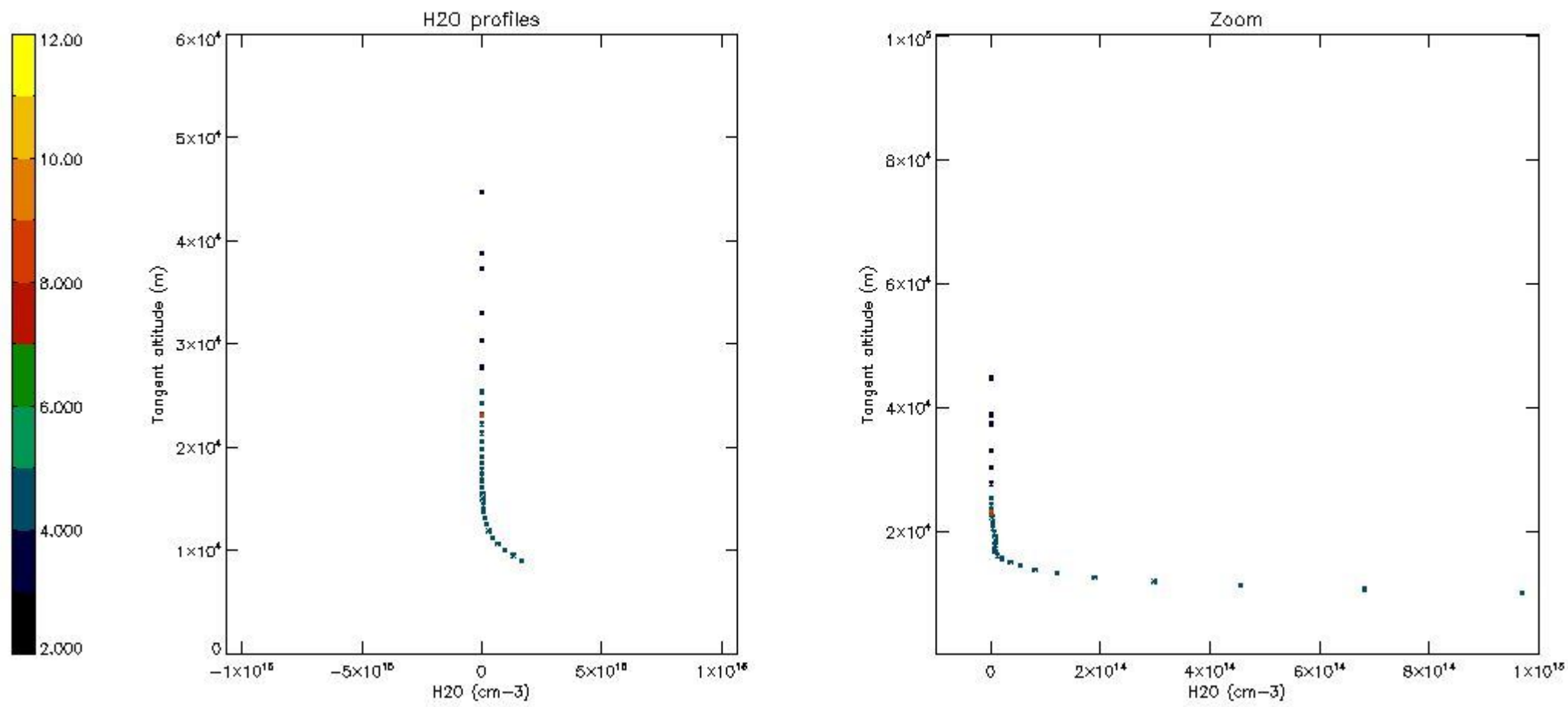
*5.7 Plot NO3 profiles for all STD (dark without errors)*

The colorbar represents the latitude.



*5.8 Plot H2O profiles for all STD (only for occultations of stars 1,2,3,4,13,14,16,26,63 dark without errors)*

The colorbar represents the latitude.

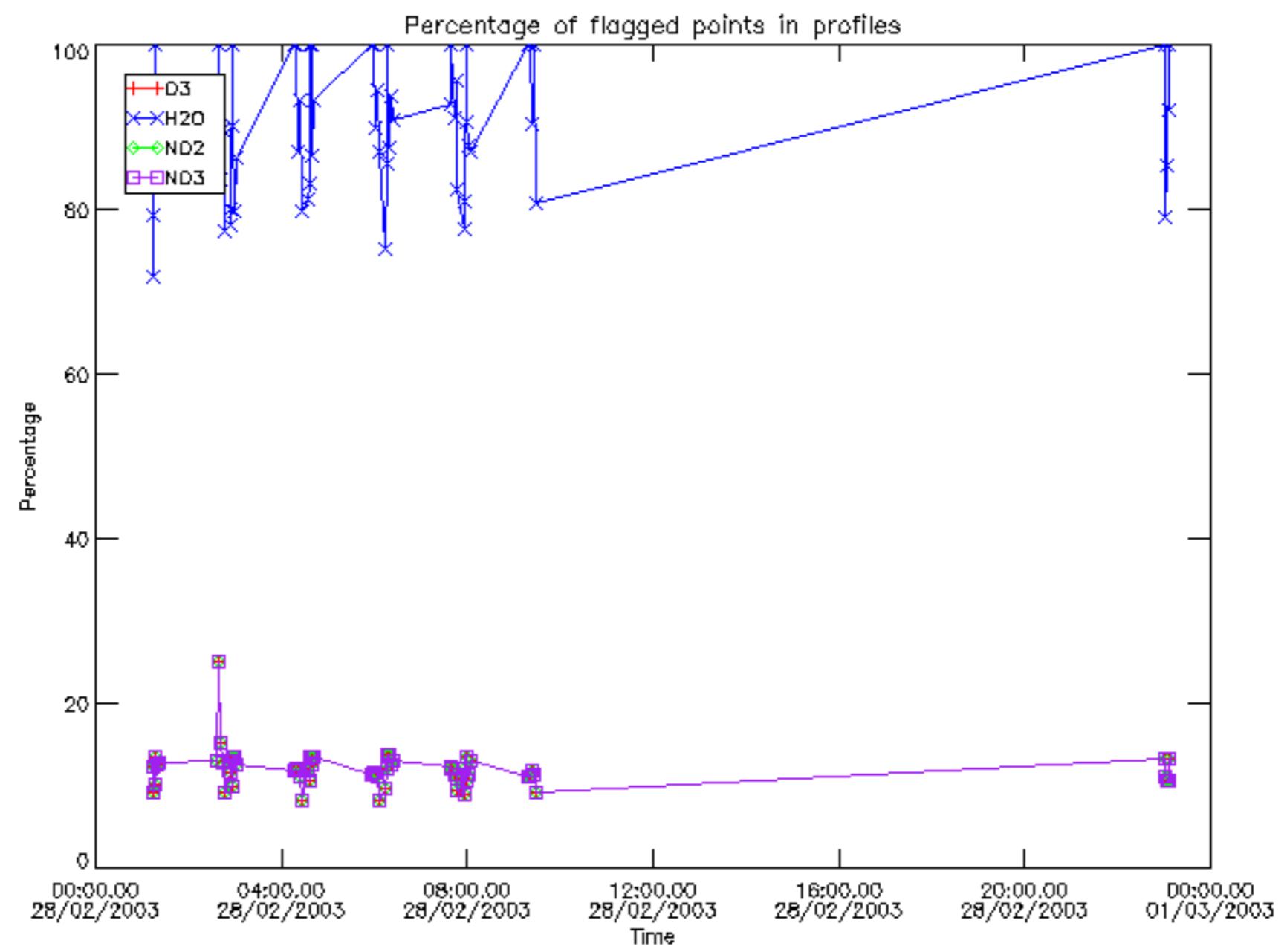


## 6. Auxiliary Data Files used for the production reported in section 2

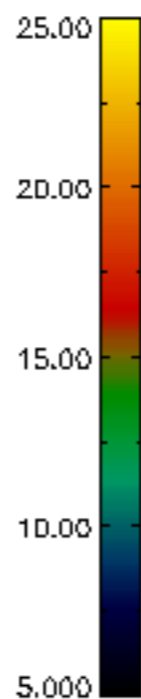
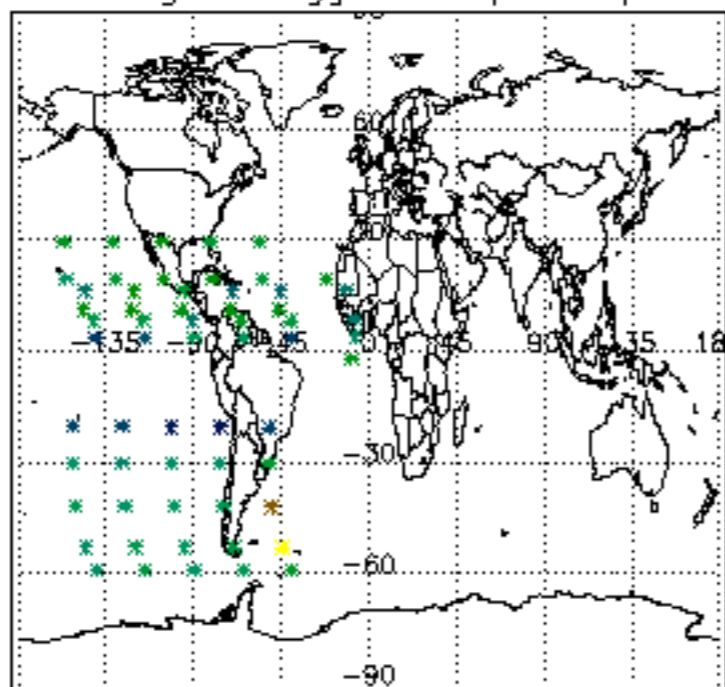
The number reported in the third column indicates since which file (see list in section 2) the corresponding auxiliary file has been used. The fourth column is the date of those product files.

Type	Auxiliary Filename	Used since product	Used since product date
INST_PHYS_CHARACTERISTICS	GOM_INS_AXNIEC20050627_150440_20020301_000000_20100101_000000	1	28-FEB-2003 01:13:20
LEVEL-2_PROC_CONFIG	GOM_PR2_AXVIEC20091111_152718_20020301_000000_20500101_000000	1	28-FEB-2003 01:13:20
CROSS_SECTIONS_FILE	GOM_CRS_AXVIEC20091111_154832_20020301_000000_20500101_000000	1	28-FEB-2003 01:13:20

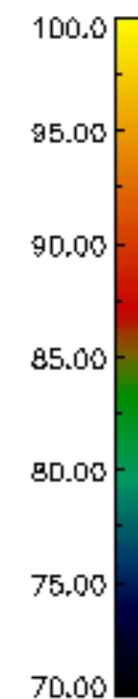
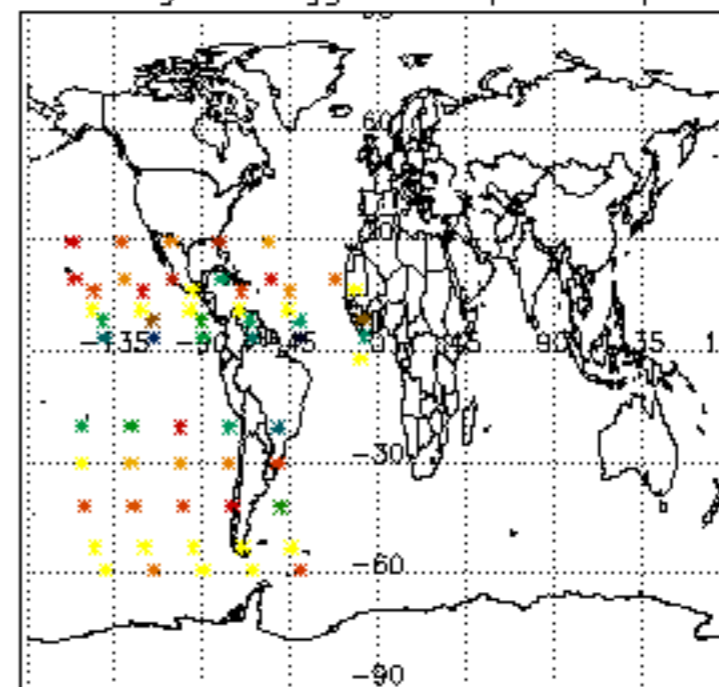




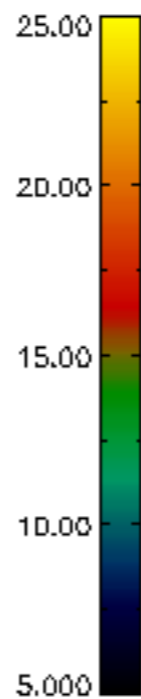
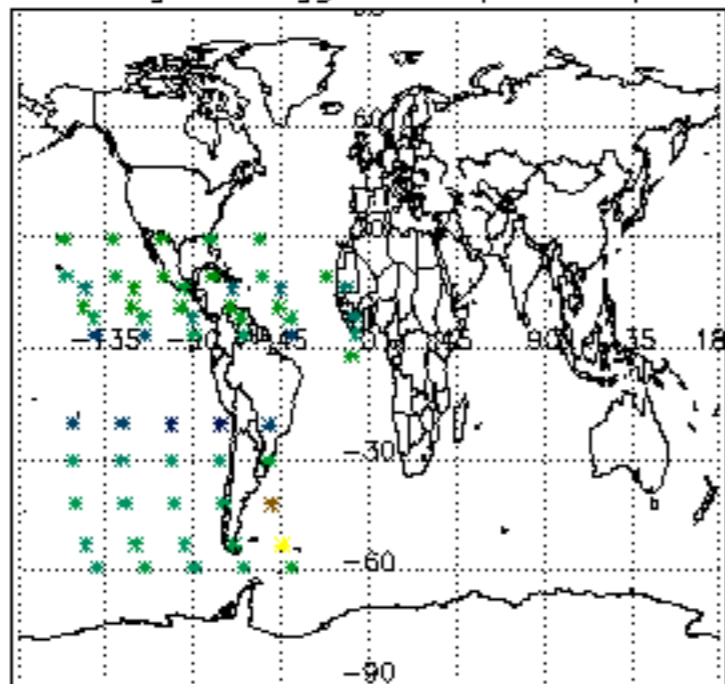
Percentage of flagged data per D3 profile



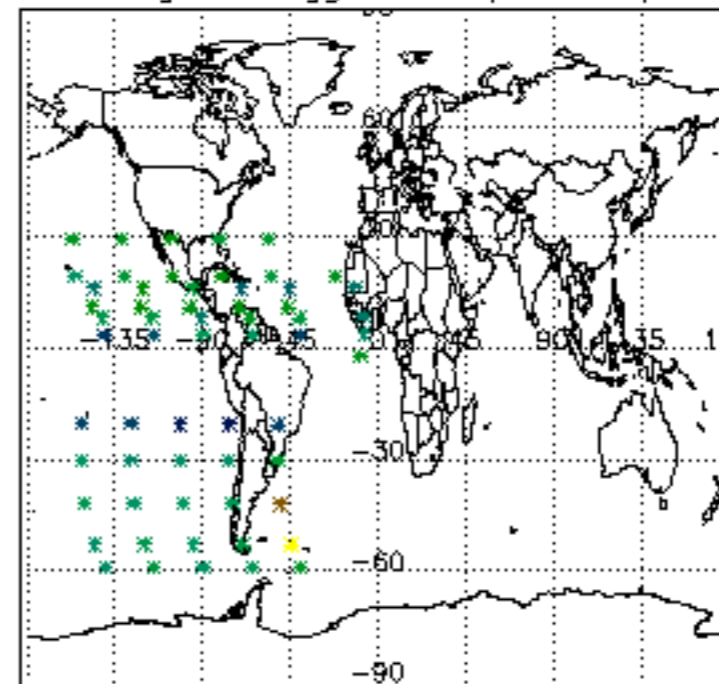
Percentage of flagged data per H2O profile

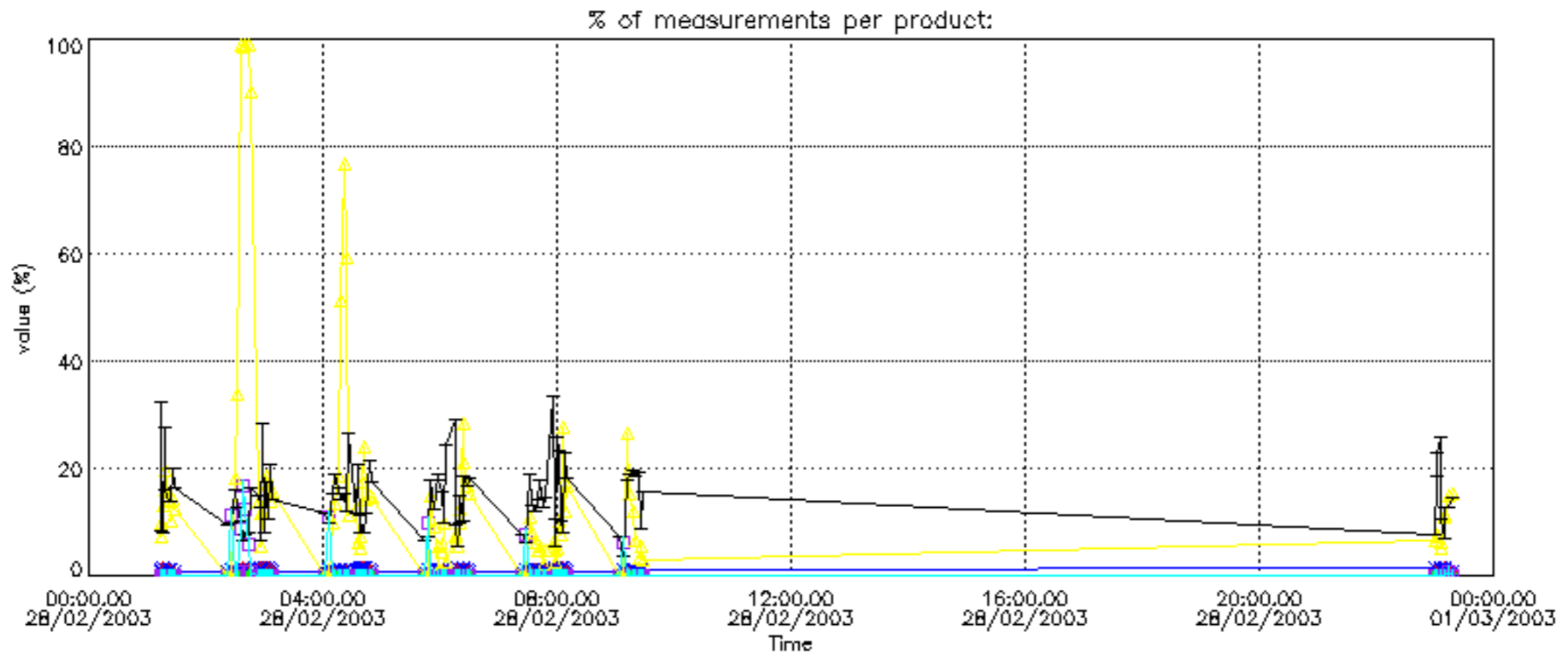


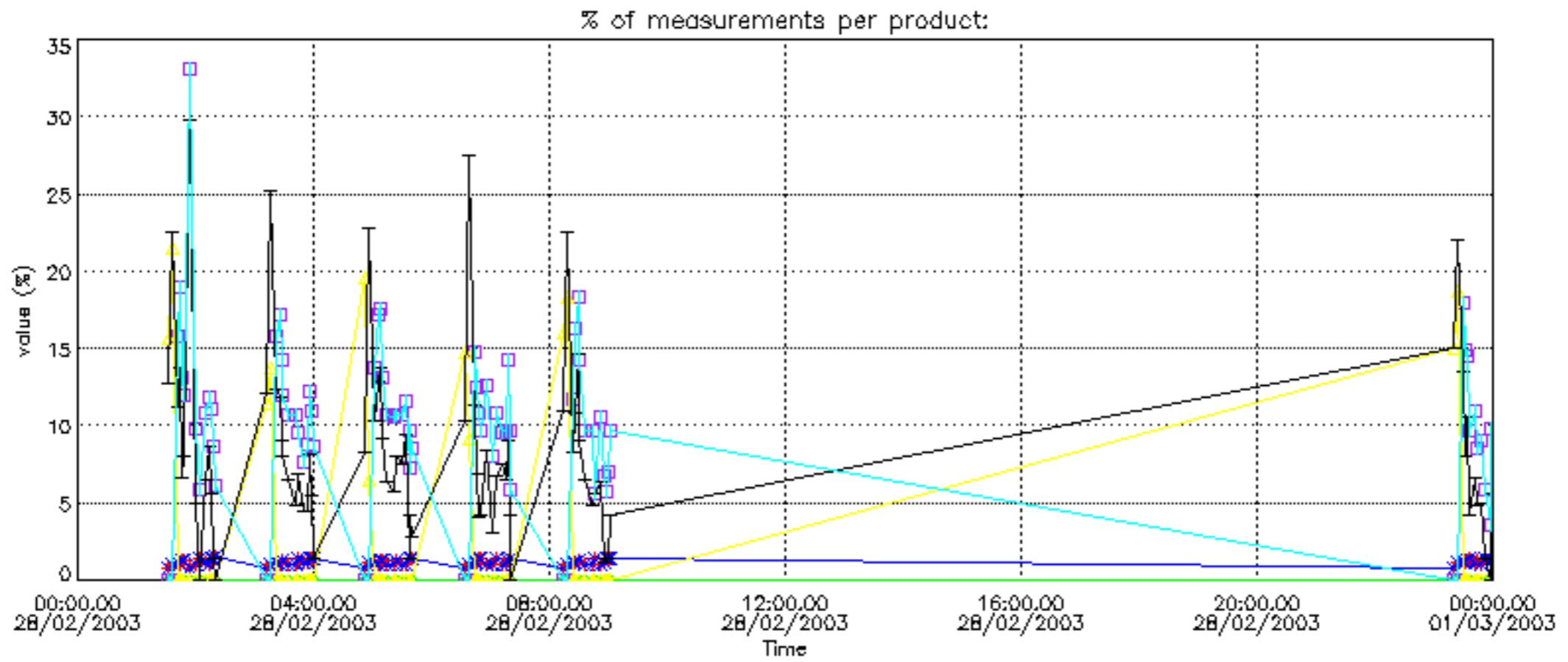
Percentage of flagged data per NO2 profile



Percentage of flagged data per NO3 profile

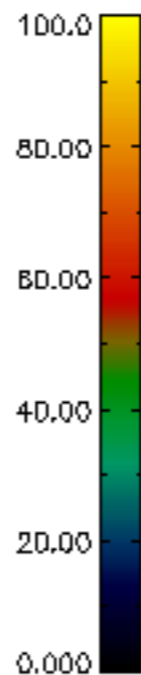
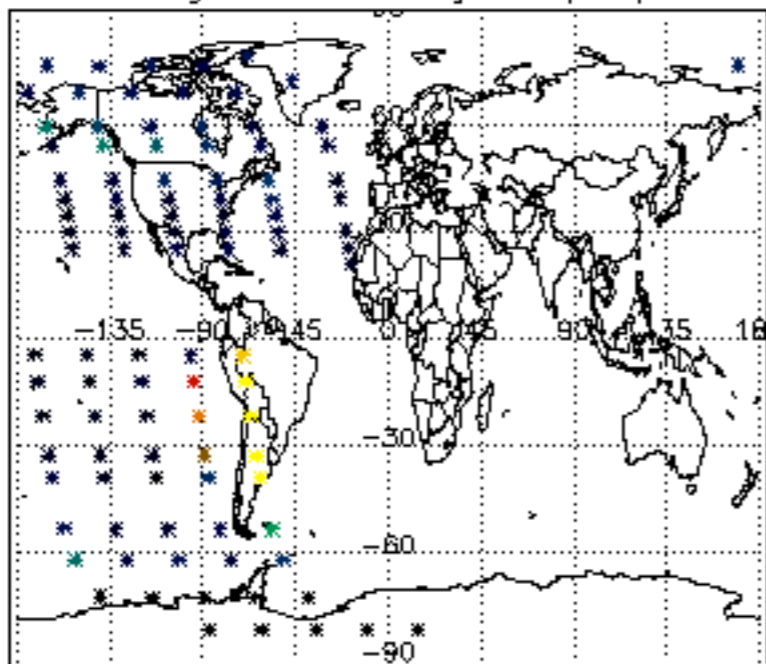




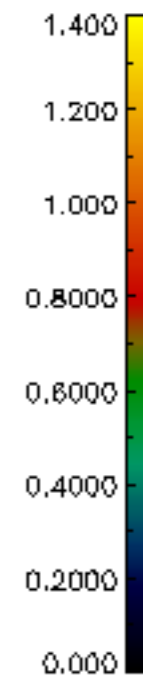
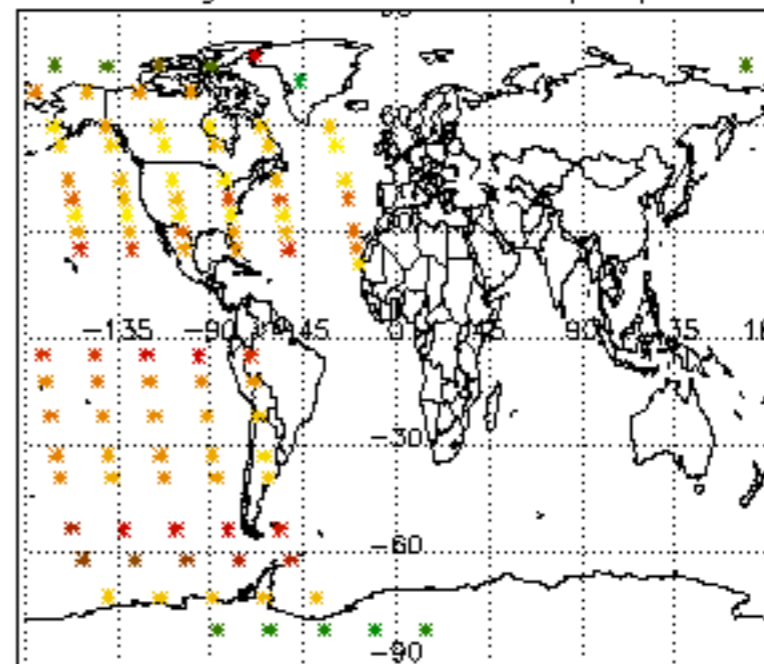




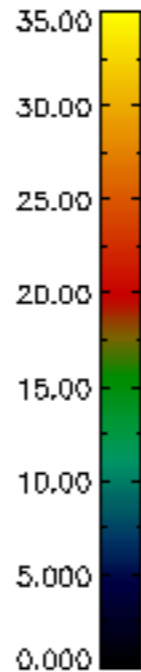
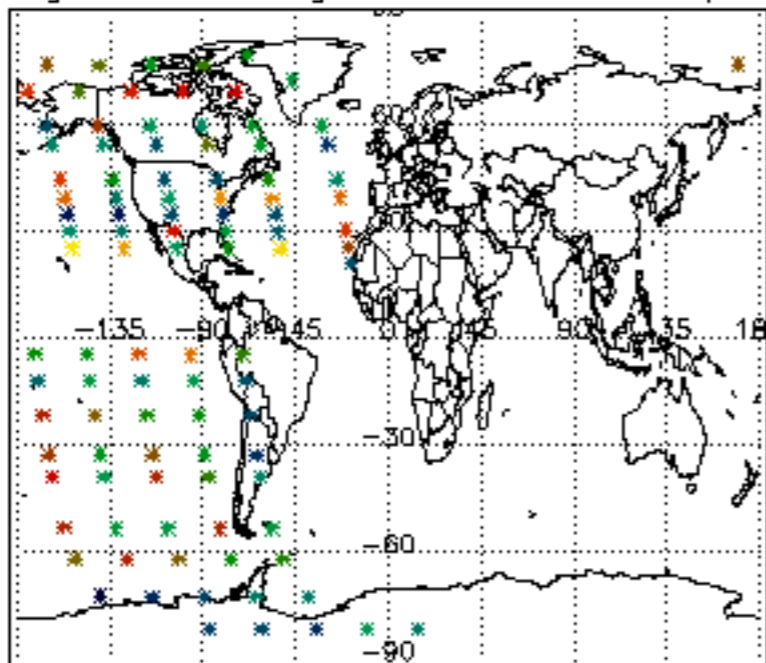
Percentage of cosmic ray hits per profile



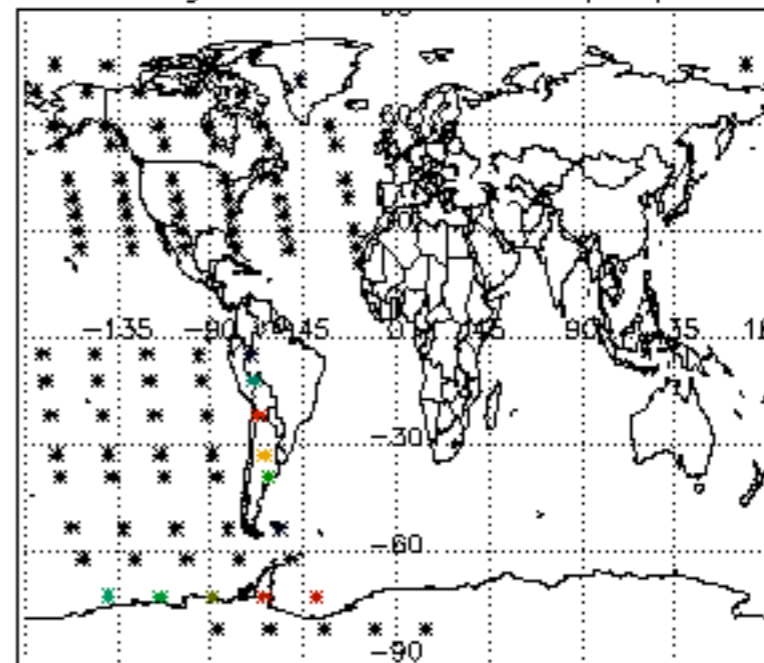
Percentage of datation errors per profile



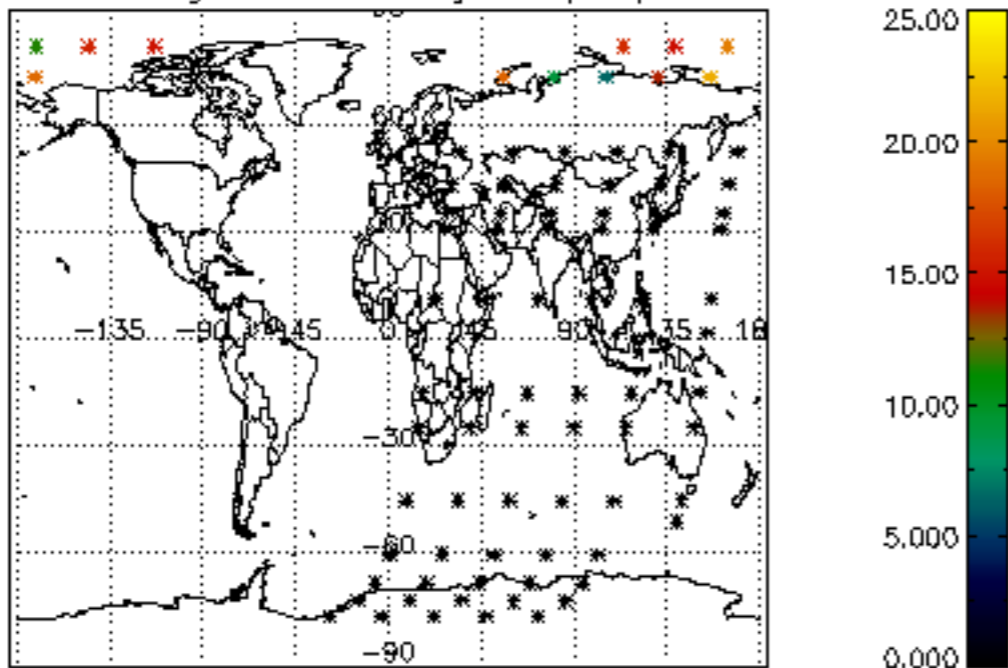
Percentage of star falling outside central band per profile



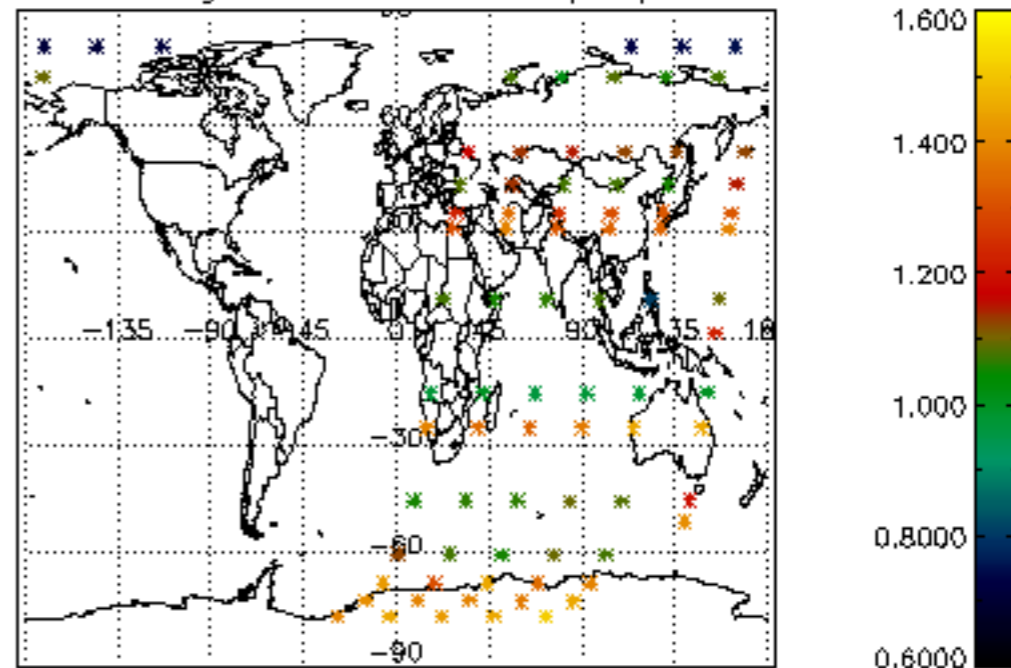
Percentage of saturation errors per profile



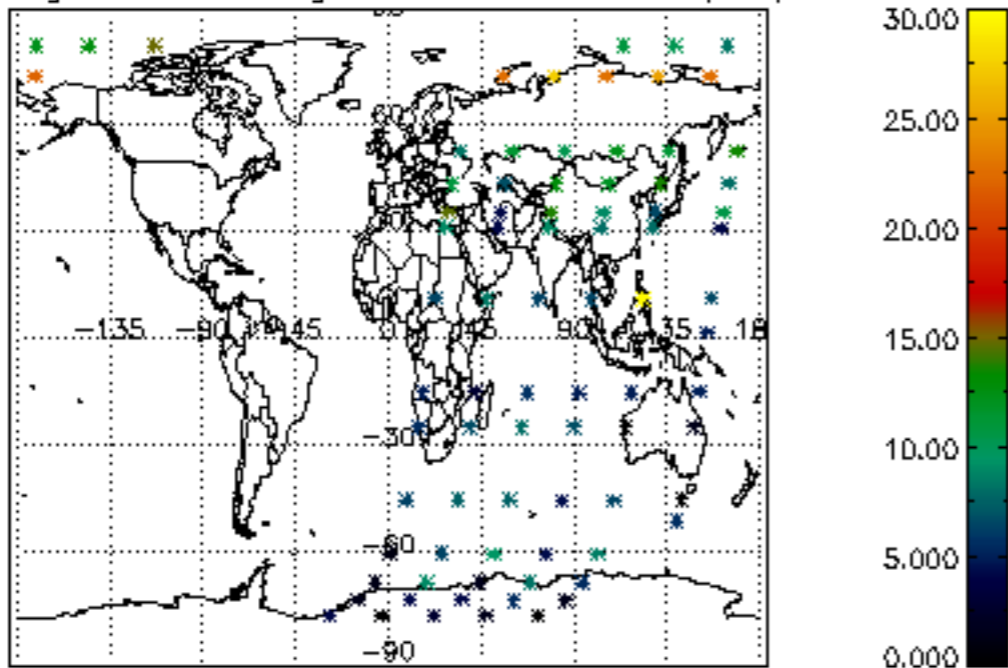
Percentage of cosmic ray hits per profile



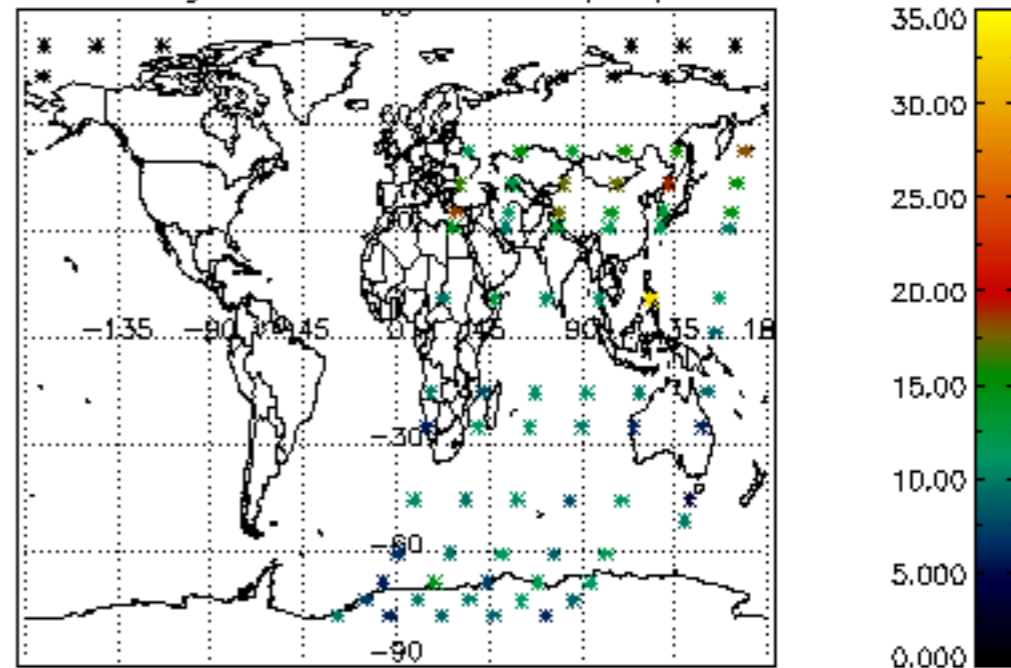
Percentage of datation errors per profile

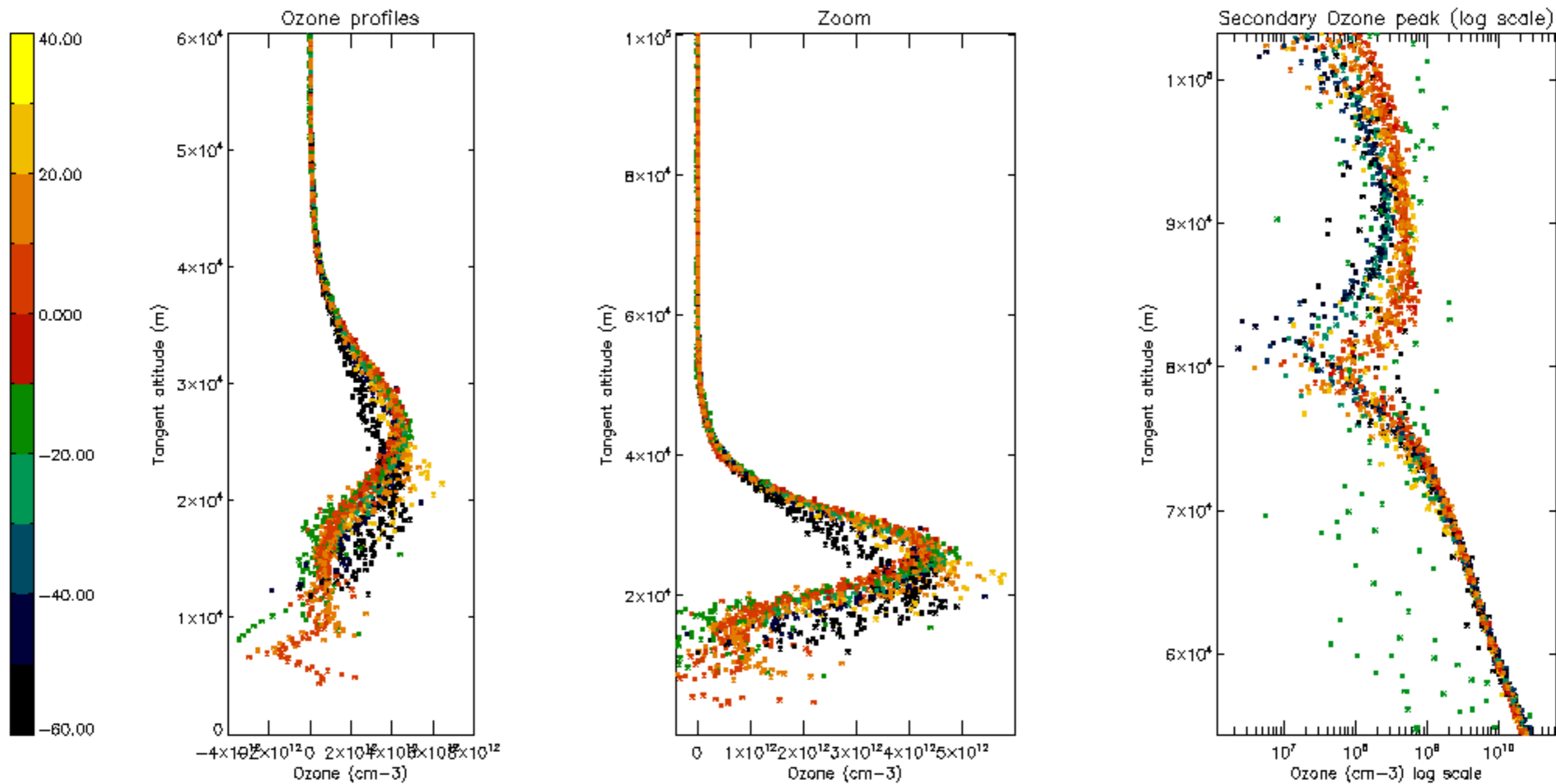


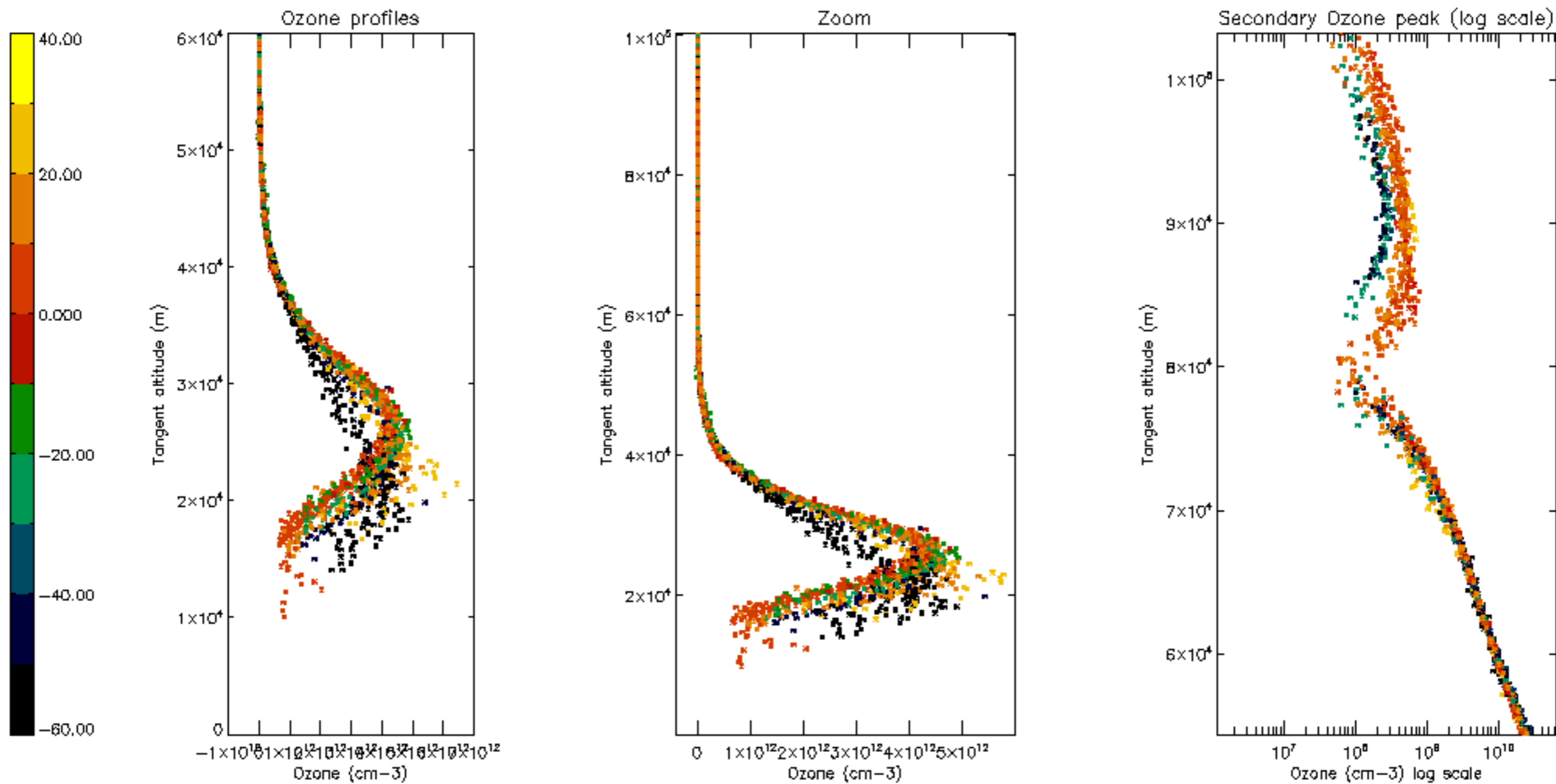
Percentage of star falling outside central band per profile



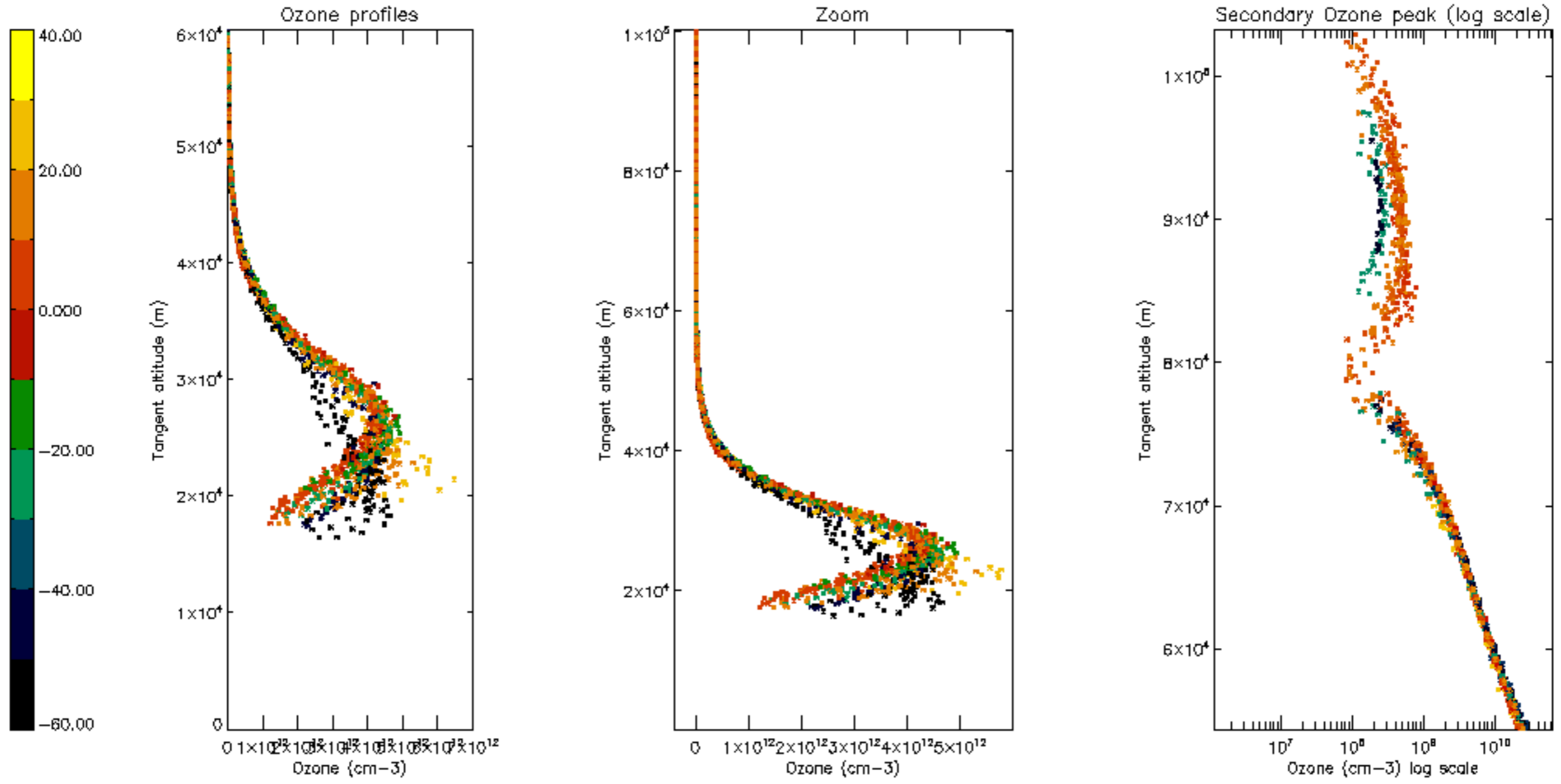
Percentage of saturation errors per profile

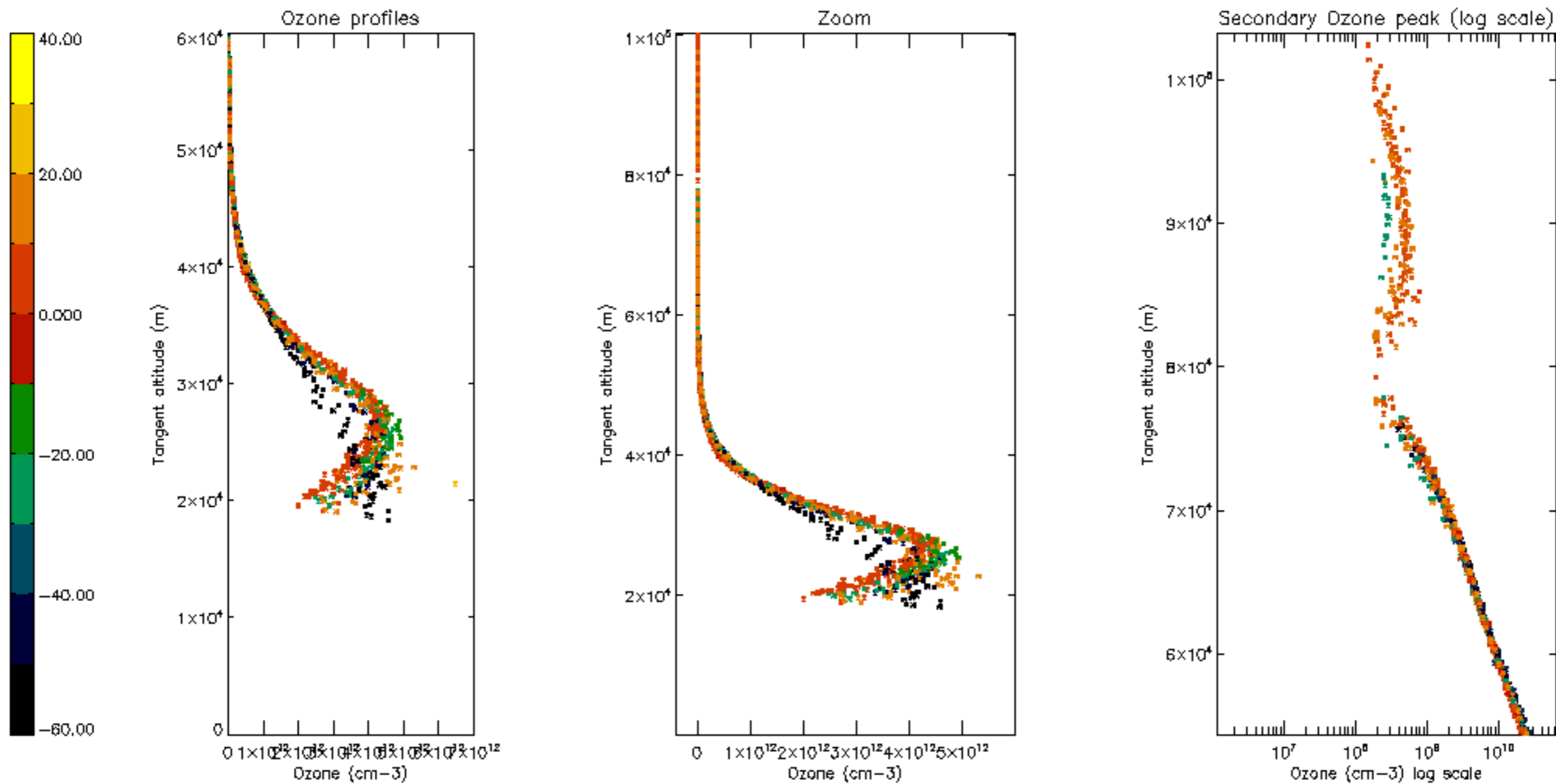


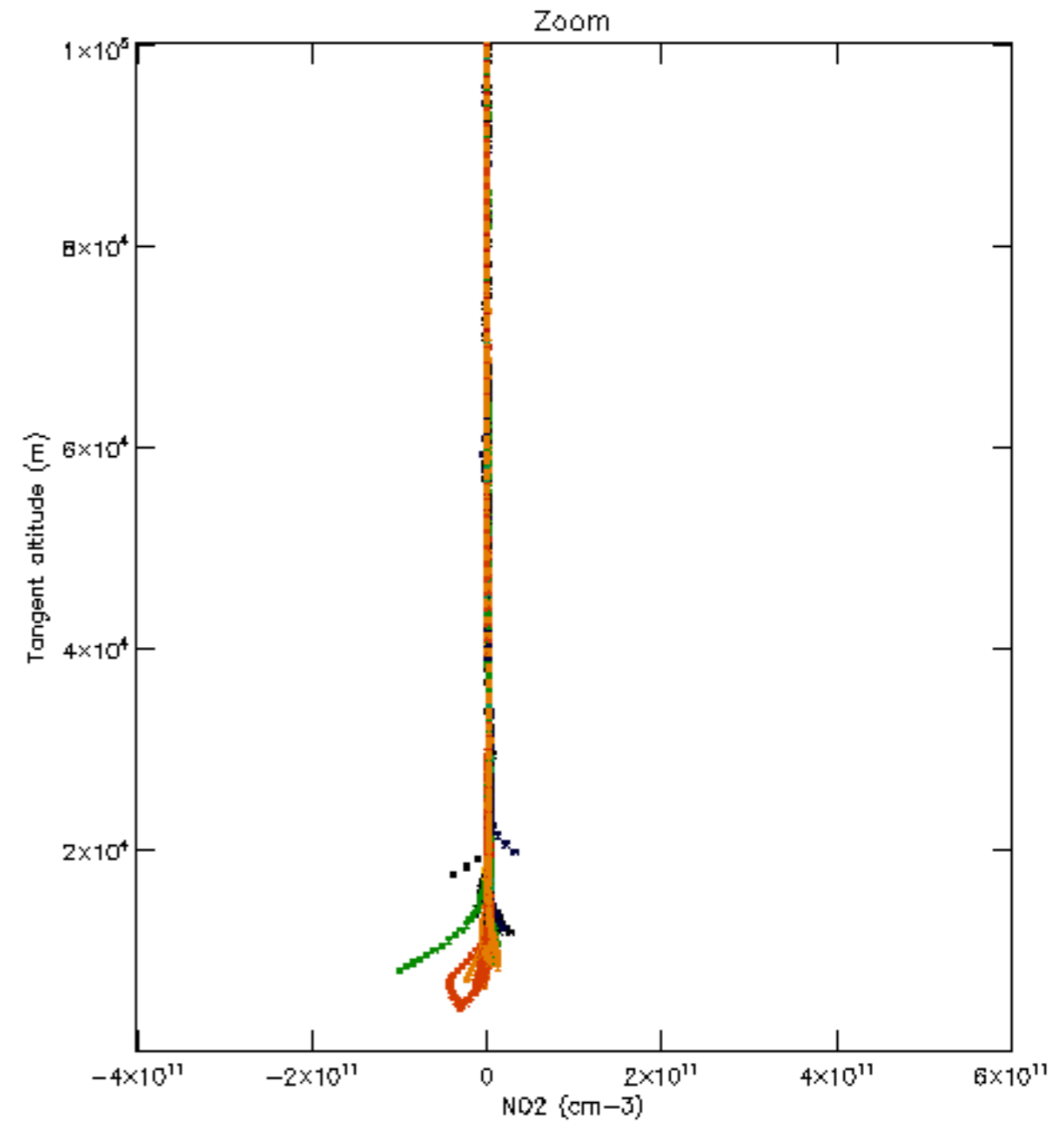
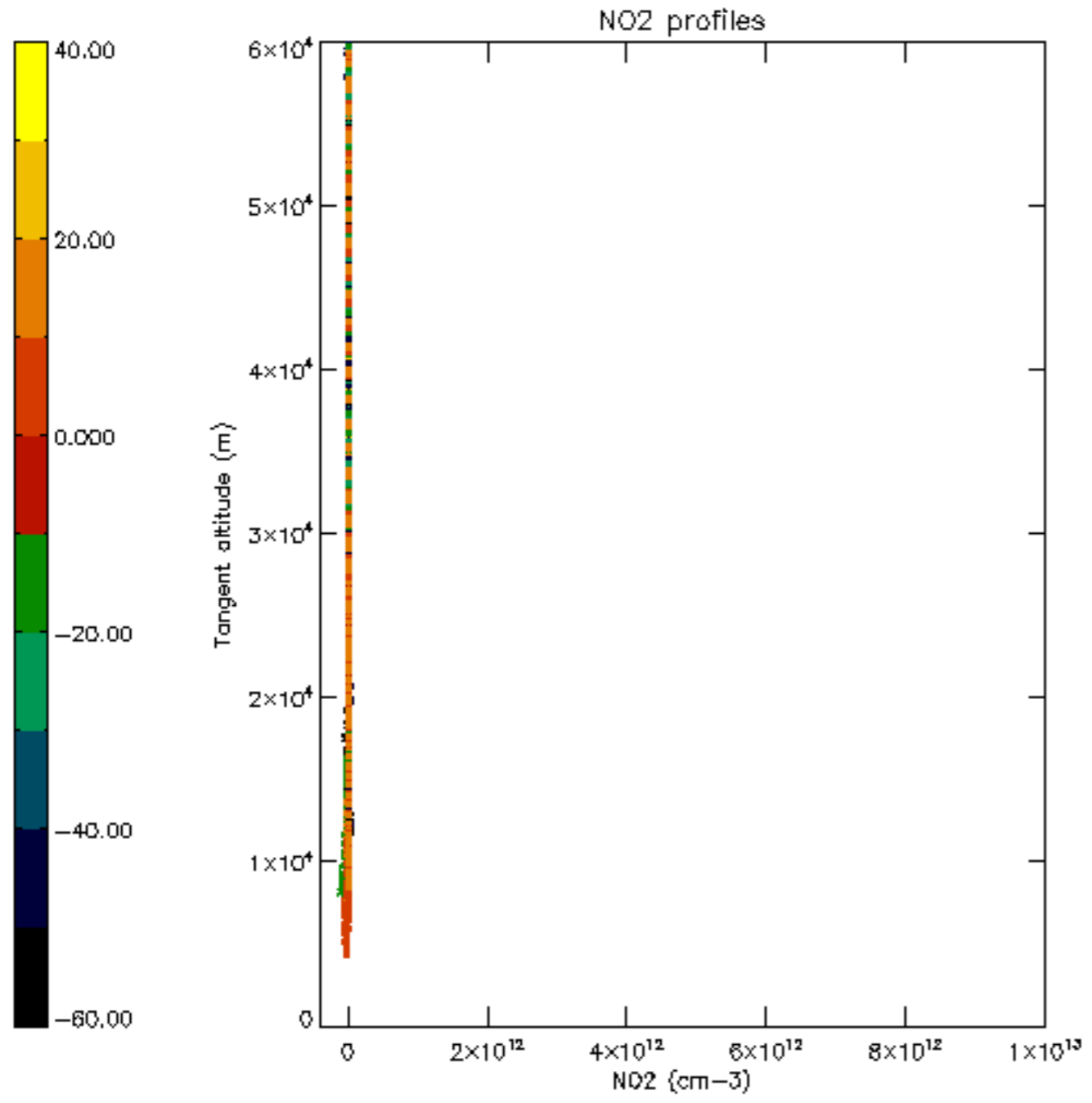


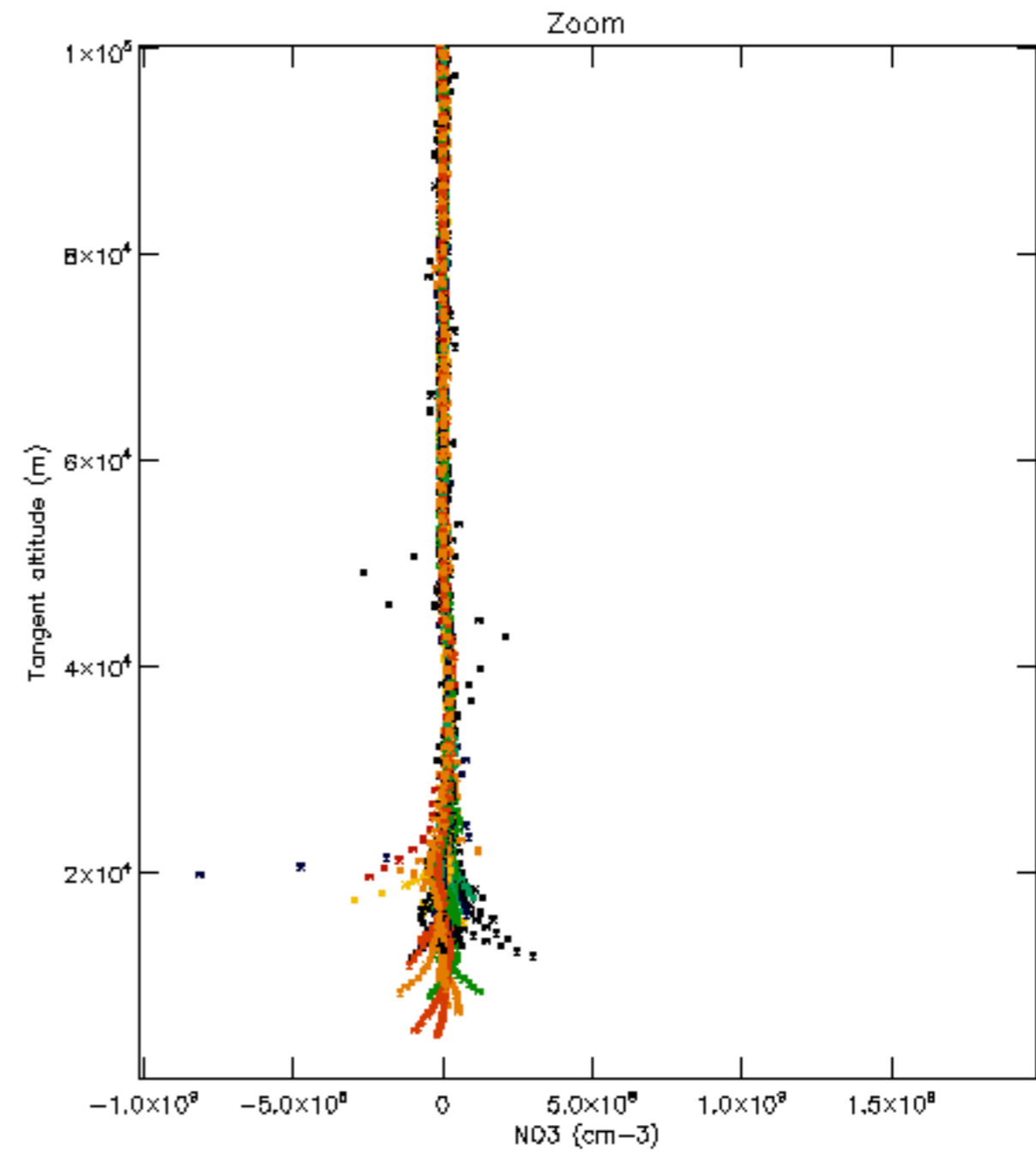
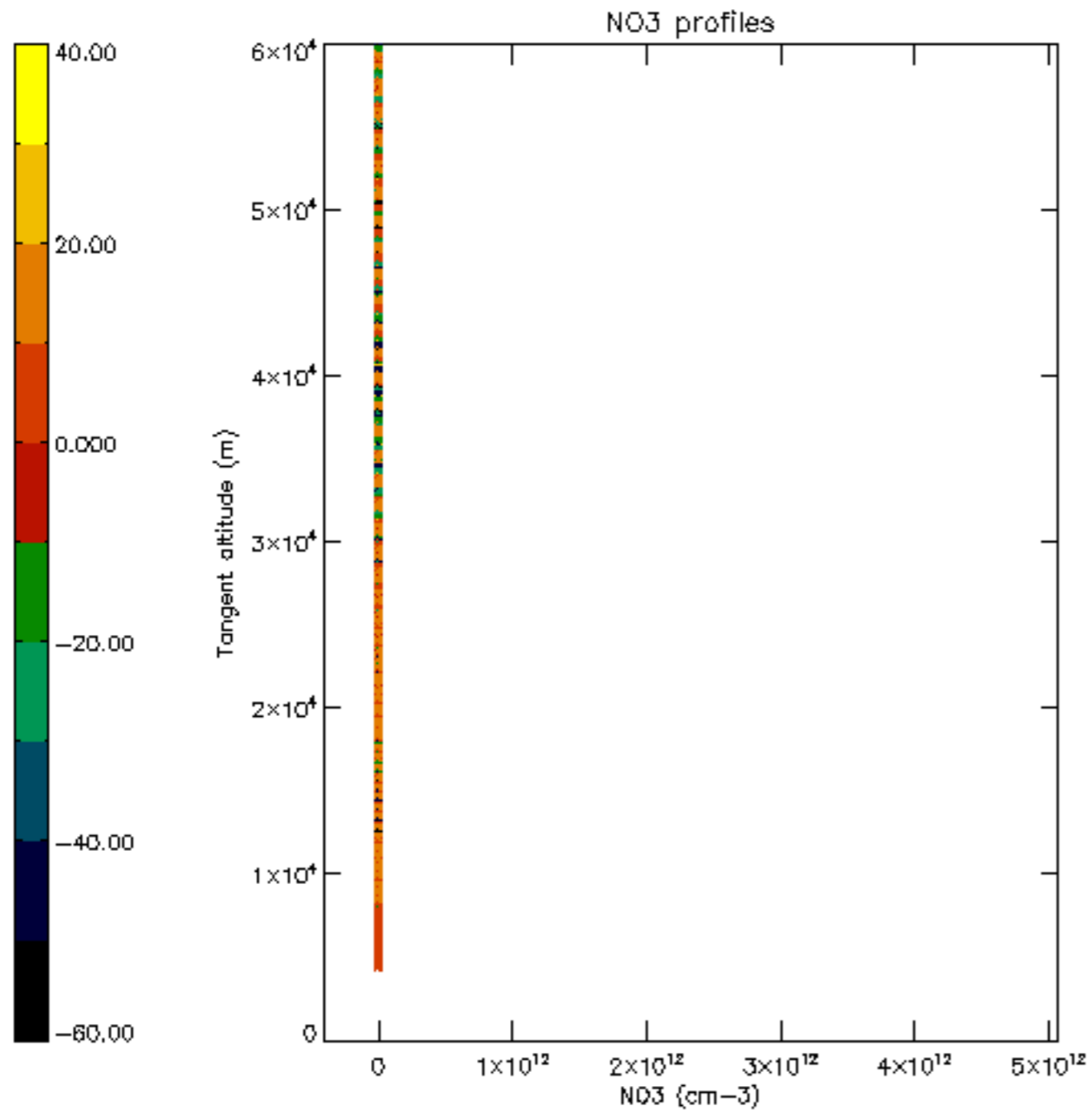




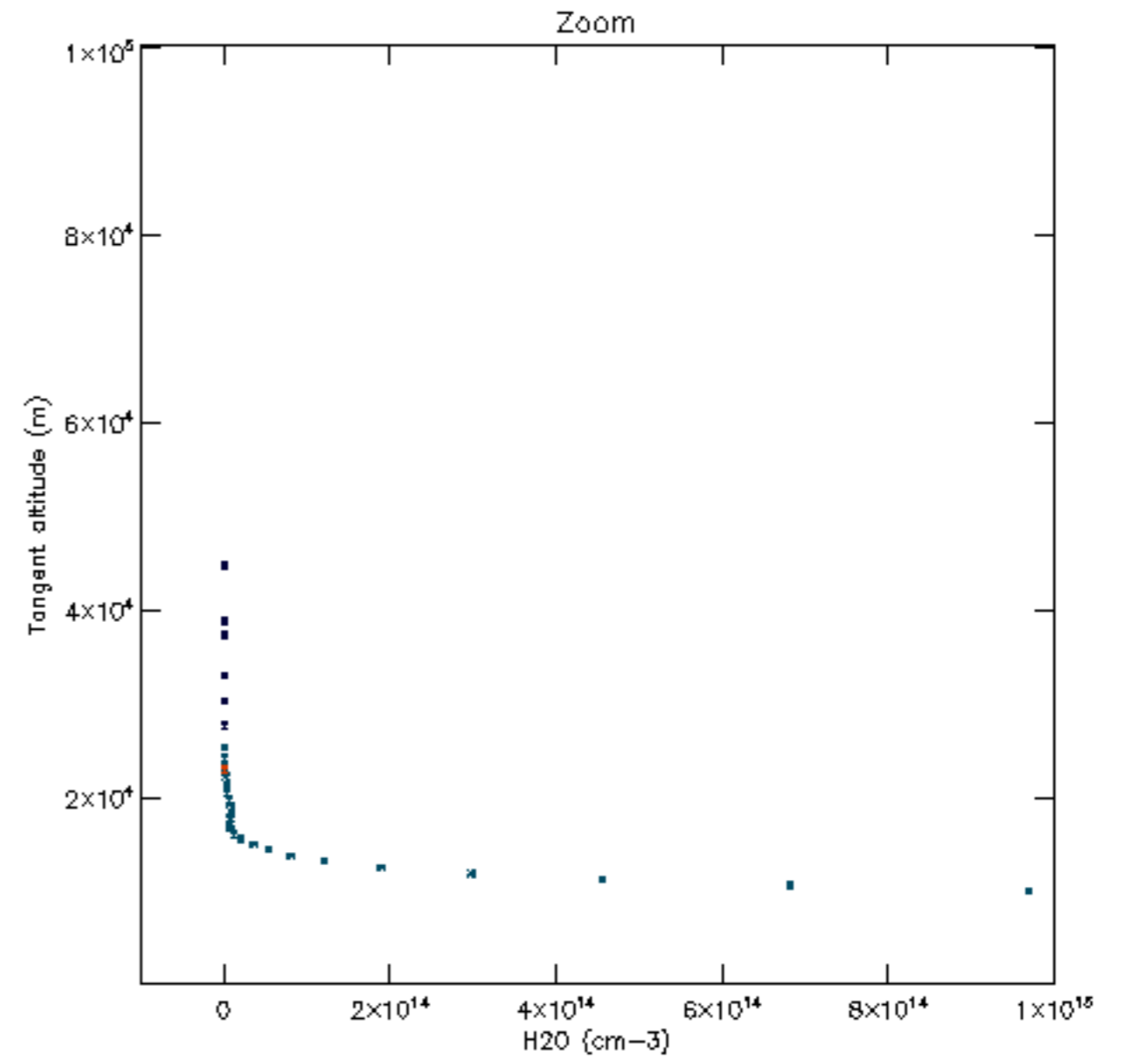
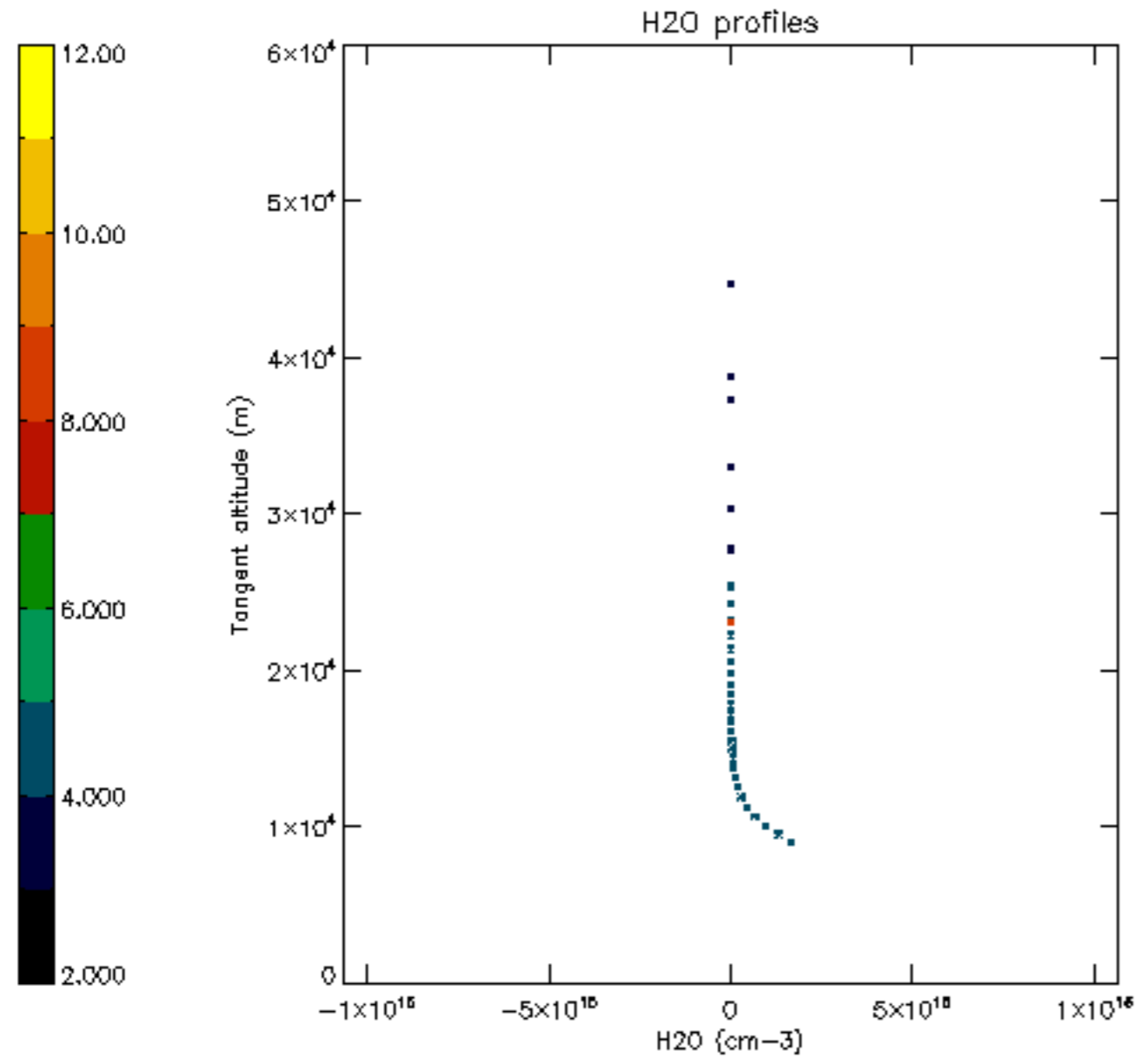


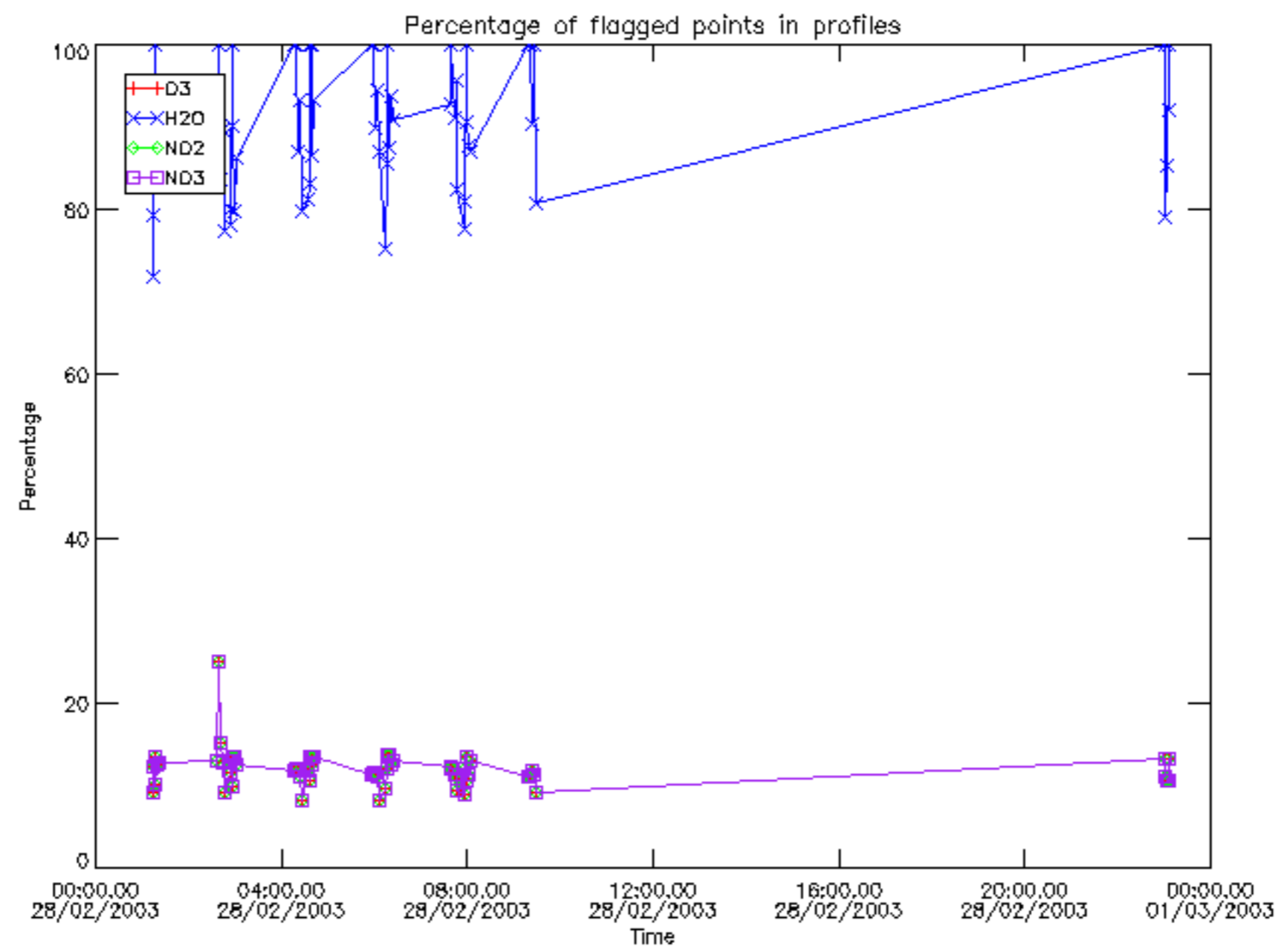




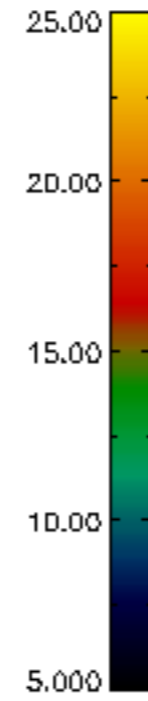
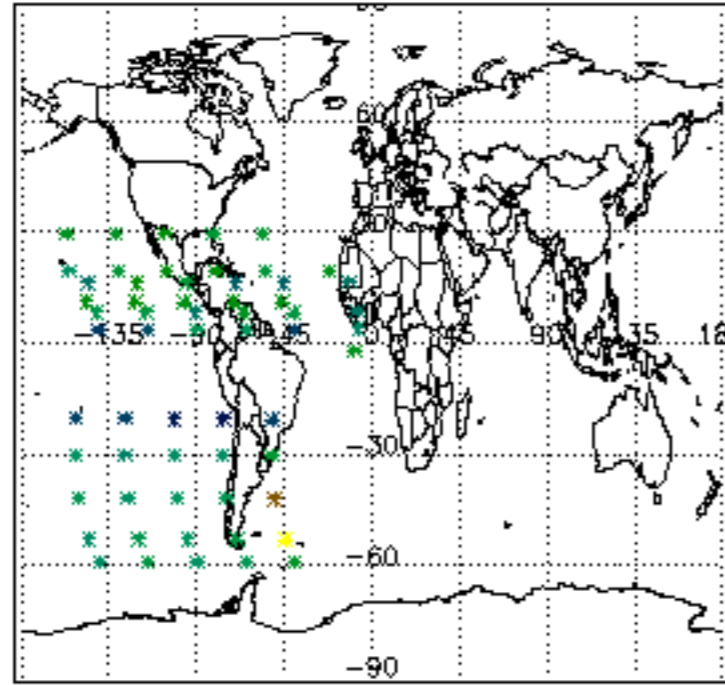




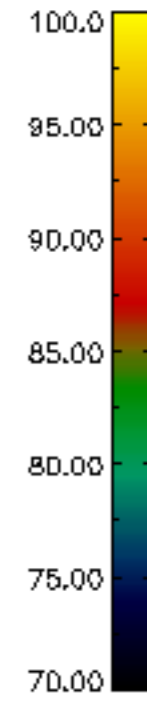
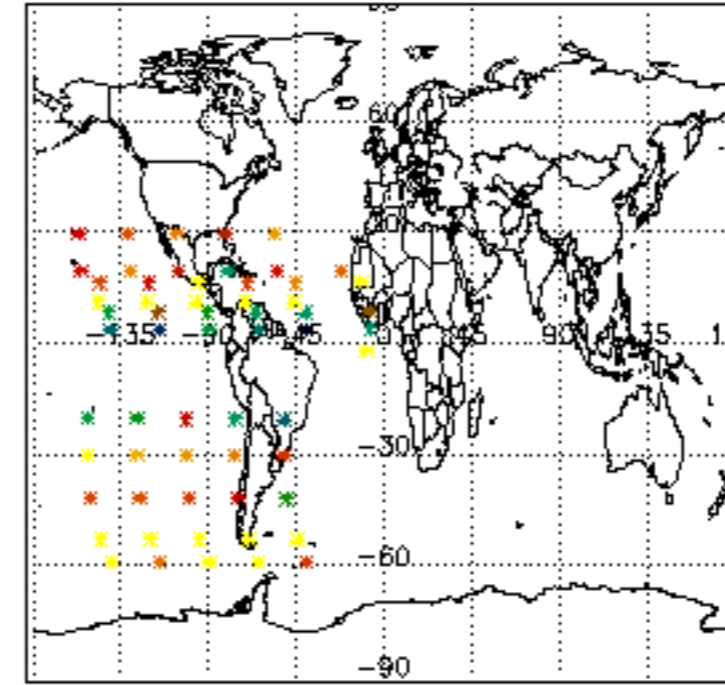




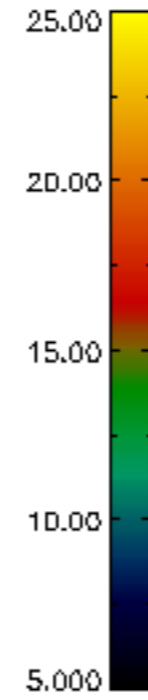
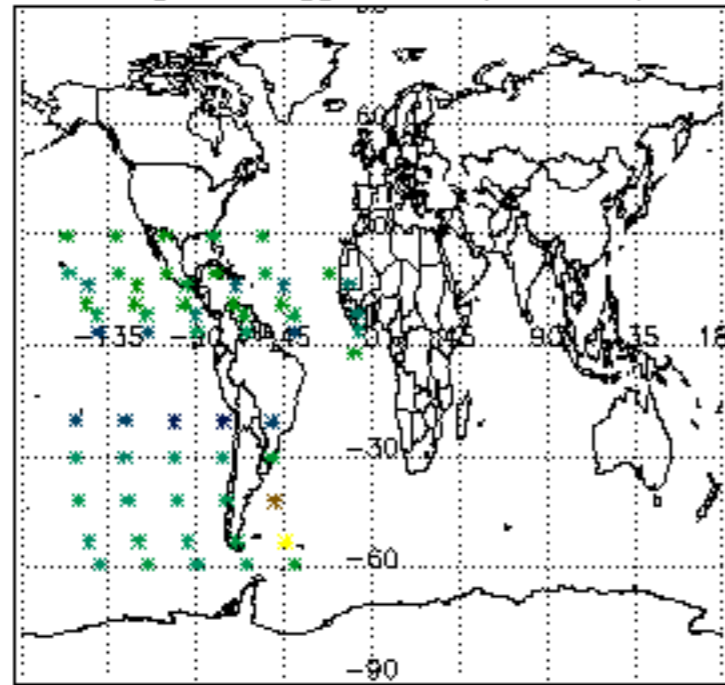
Percentage of flagged data per D3 profile



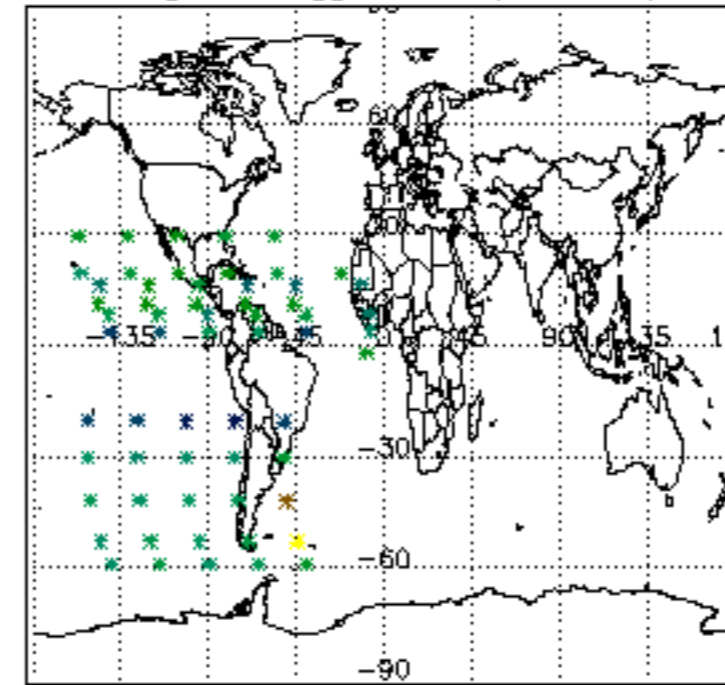
Percentage of flagged data per H2O profile

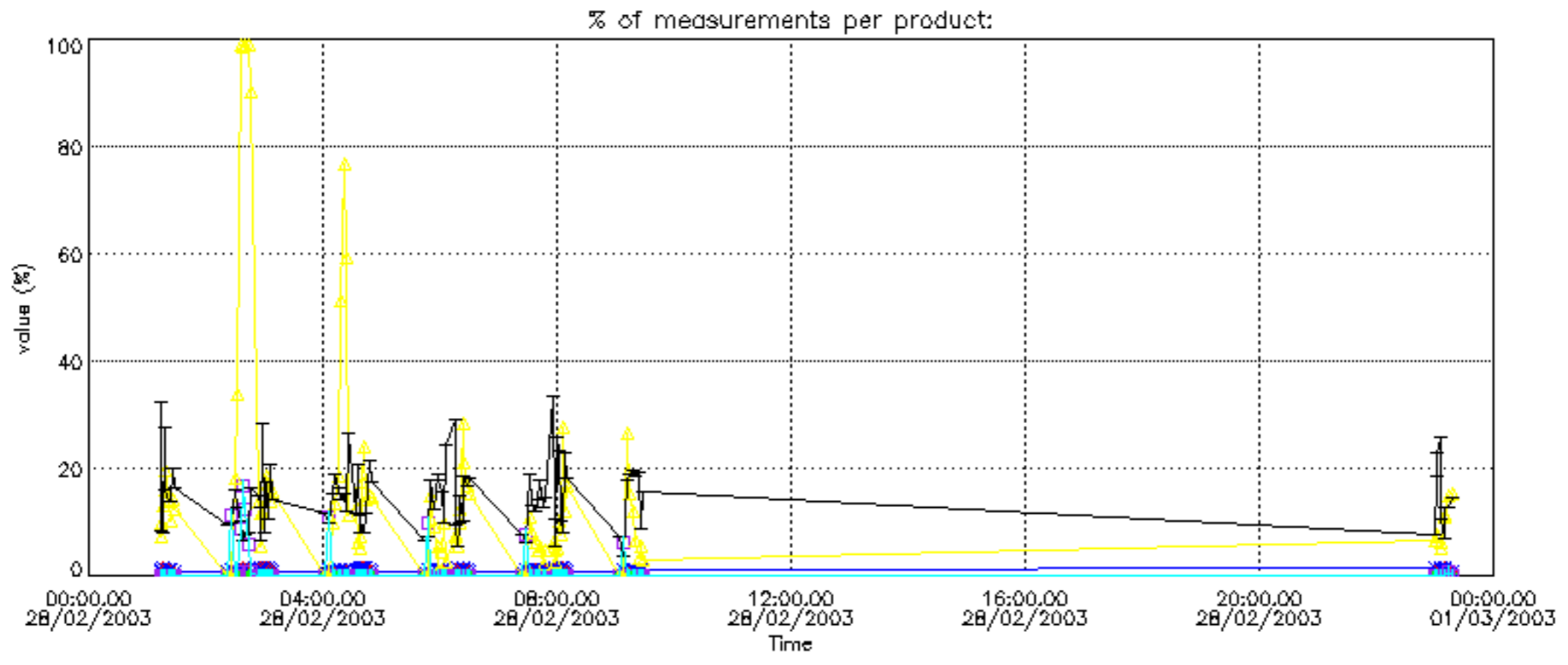


Percentage of flagged data per NO2 profile

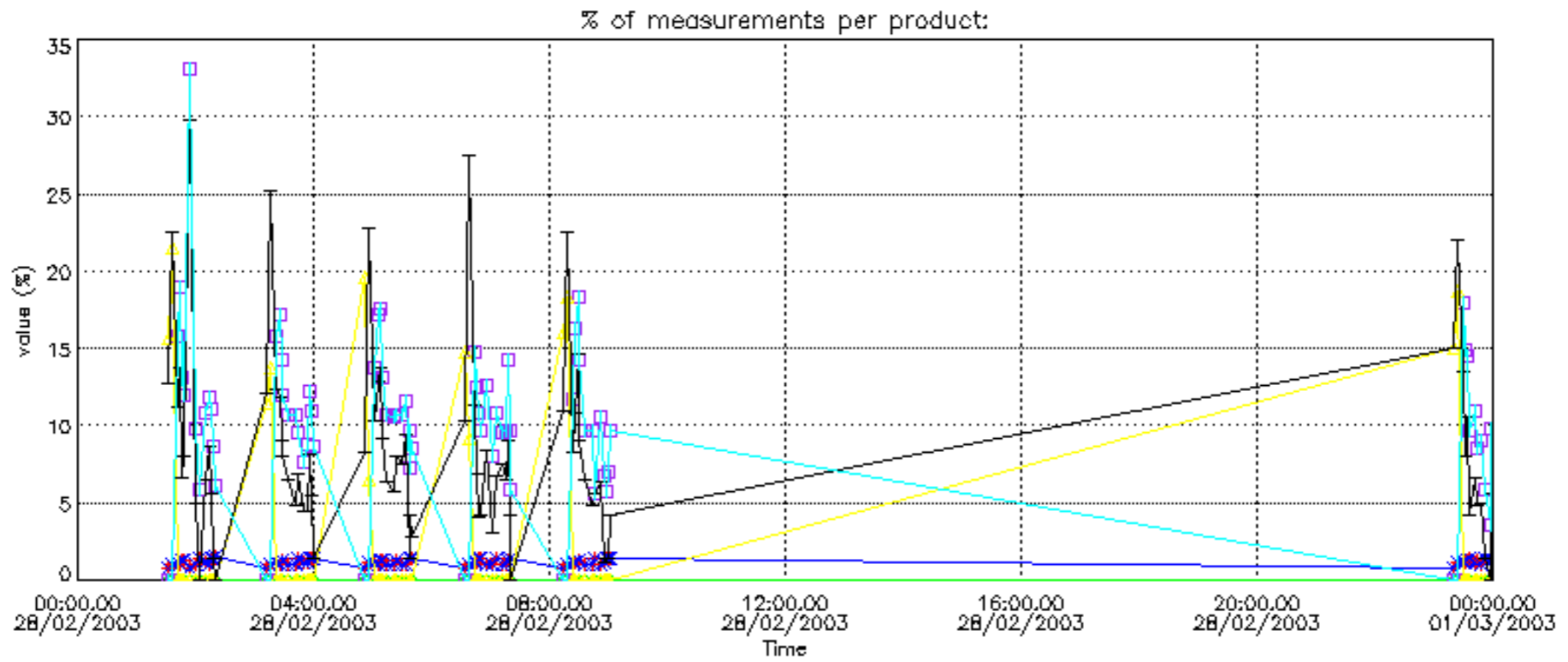


Percentage of flagged data per NO3 profile

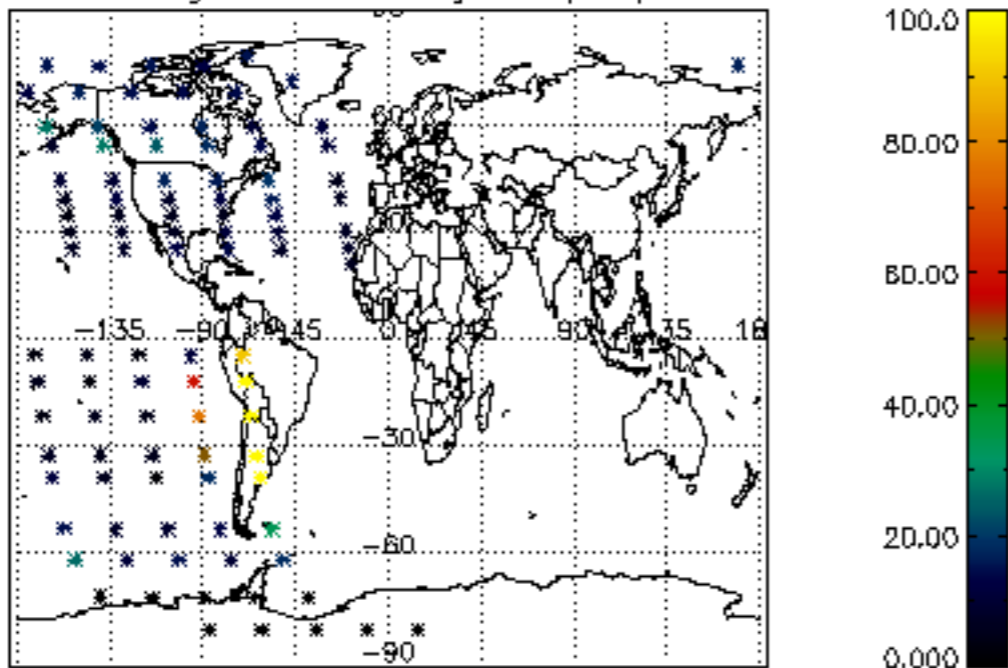




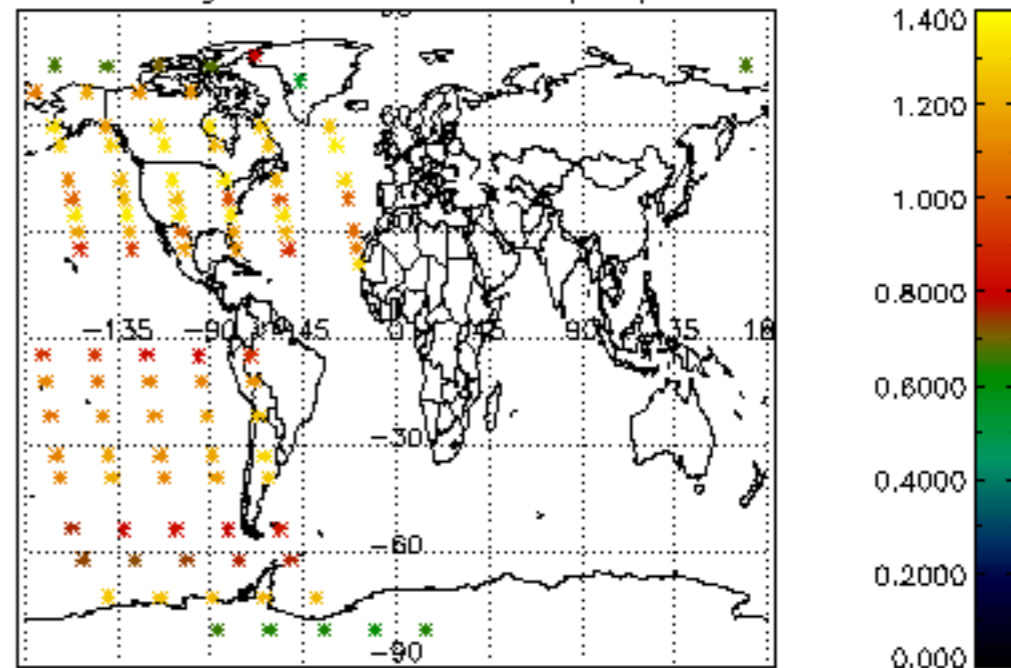




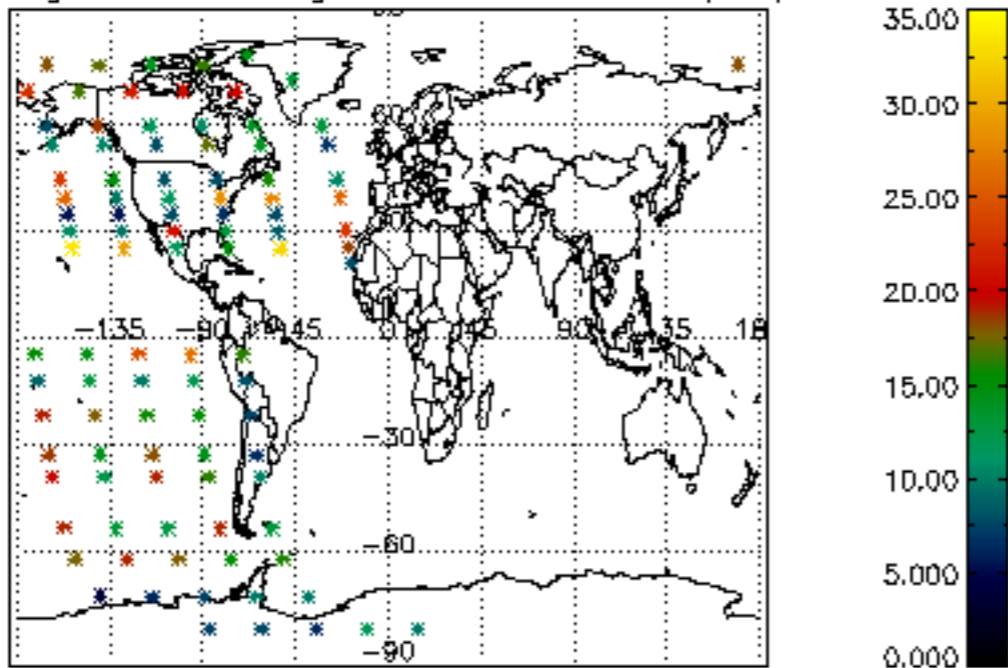
Percentage of cosmic ray hits per profile



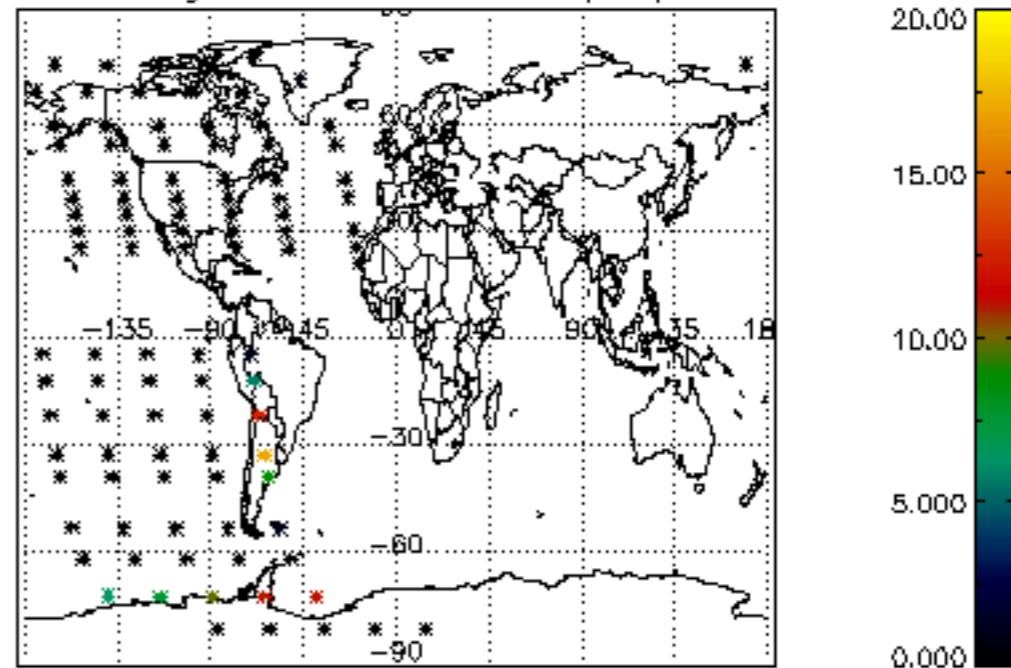
Percentage of datation errors per profile



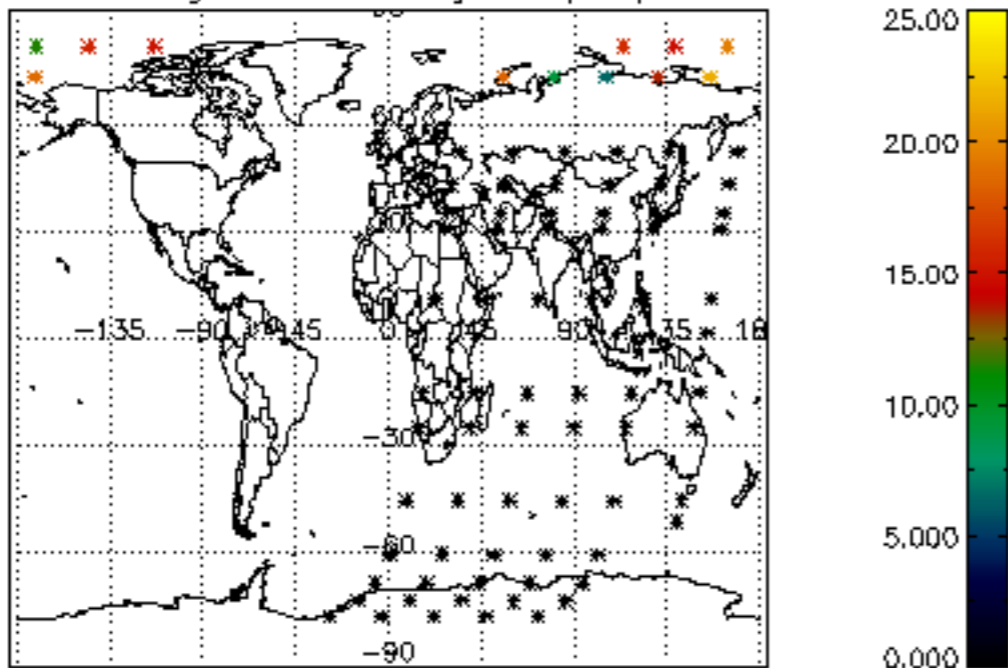
Percentage of star falling outside central band per profile



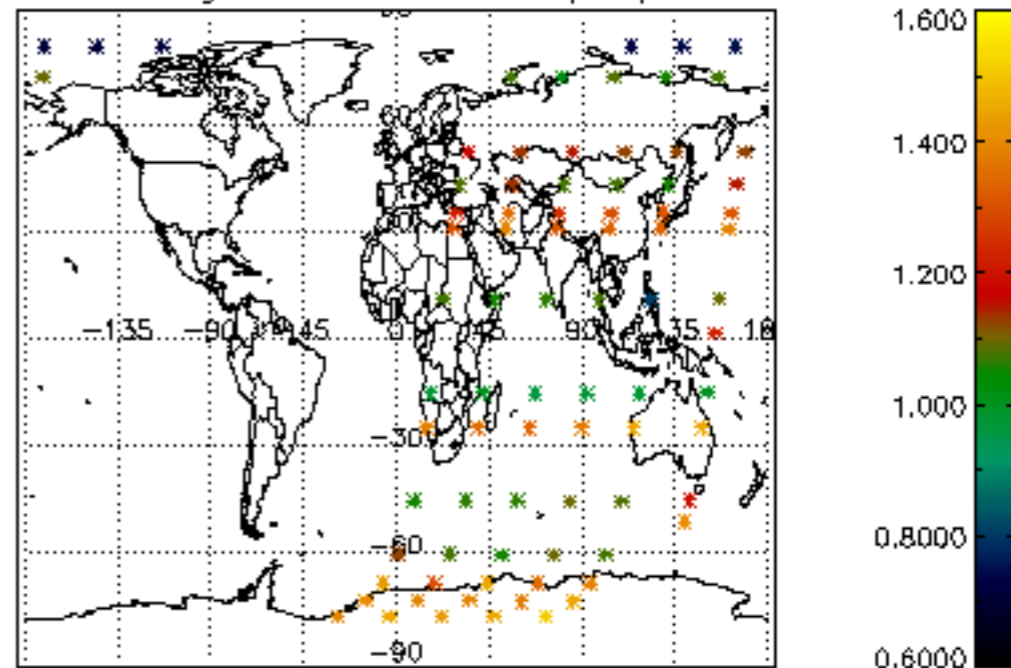
Percentage of saturation errors per profile



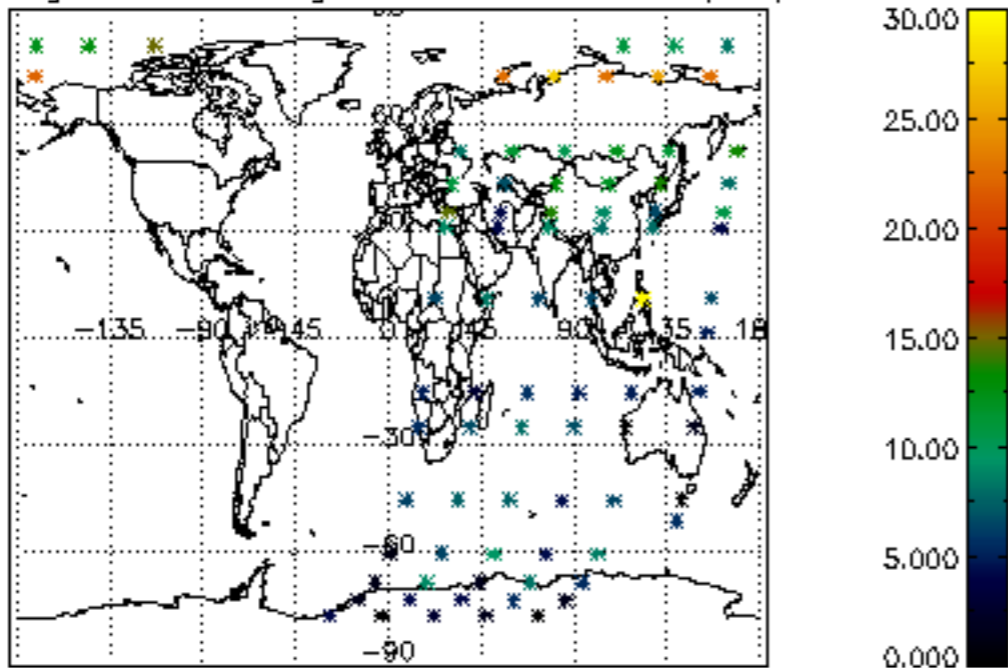
Percentage of cosmic ray hits per profile



Percentage of datation errors per profile



Percentage of star falling outside central band per profile



Percentage of saturation errors per profile

