

# GOMOS Level 2 Daily Report

## SUMMARY

### [1. General Info](#)

### [2. Summary of processed GOM\\_NL\\_2P products](#)

### [3. Level 2 Quality information per product](#)

#### [3.1 Plot of level 2 quality information per product \(time dependant\)](#)

#### [3.2 Plot of level 2 quality information per product \(world map\)](#)

### [4. Level 1 Quality information per product \(stored on level 2 products\)](#)

#### [4.1 Plot of level 1 quality information per product \(time dependant\)](#)

##### [4.1.1 Plot of level 1 quality information per product \(time dependant\): ASCENDING](#)

##### [4.1.2 Plot of level 1 quality information per product \(time dependant\): DESCENDING](#)

#### [4.2 Plot of level 1 quality information per product \(world map\)](#)

##### [4.2.1 Plot of level 1 quality information per product \(world map\): ASCENDING](#)

##### [4.2.2 Plot of level 1 quality information per product \(world map\): DESCENDING](#)

### [5. Ozone profiles based on quality statistics and other trace gas profiles](#)

#### [5.1 Ozone statistics based on quality of products](#)

#### [5.2 Plot ozone profiles for all STD \(dark without errors\)](#)

#### [5.3 Plot ozone profiles where STD < 20% \(dark without errors\)](#)

#### [5.4. Plot ozone profiles where STD < 10% \(dark without errors\)](#)

#### [5.5. Plot ozone profiles where STD < 5% \(dark without errors\)](#)

#### [5.6 Plot NO2 profiles for all STD \(dark without errors\)](#)

#### [5.7 Plot NO3 profiles for all STD \(dark without errors\)](#)

#### [5.8 Plot H2O profiles \(only for occultations of stars 1,2,3,4,13,14,16,26,63 dark without errors\) for all STD](#)

### [6. Auxiliary Data Files used for the production reported in section 2](#)

This report presents the daily analysis on parameters extracted from GOMOS level 2 data (GOM\_NL\_\_2P). It is intended to monitor some important parameters that will impact the quality of these products. A list of level 2 products (and content) that have arrived during the reporting day to the PCF is also given.

Item	Value
Time of report generation	19APR2013 09:53:20
Data source version	GOMOS/6.01
Start time of products	26-02-2003 (26FEB2003 00:00:00)
Stop time of products	27-02-2003 (27FEB2003 00:00:00)
Store outputs in DB	Yes
Nb of level 2 prods	160
Nb of prods with errors	0

## 2. Summary of processed GOM\_NL\_\_2P products.

Nr	Filename	UTC Start time	Limb	Duration	Star Id	Star Name	Star Mag	Star Temp	Nb Meas	Orbit	Prod. error
1	GOM_NL__2PRFIN20030226_154109_000000452014_00126_05190_5170.N1	26-FEB-2003 15:41:09	Dark	44.500	4	Alp1Cen	-0.010000	5800.0	89	5190	No
2	GOM_NL__2PRFIN20030226_154229_000000452014_00126_05190_5171.N1	26-FEB-2003 15:42:29	Dark	44.500	10	Bet Cen	0.610000	28000.	89	5190	No
3	GOM_NL__2PRFIN20030226_154412_000000442014_00126_05190_5172.N1	26-FEB-2003 15:44:12	Dark	43.500	77	Eps Cen	2.3030	28000.	87	5190	No
4	GOM_NL__2PRFIN20030226_154546_000000622014_00126_05190_5173.N1	26-FEB-2003 15:45:46	Dark	62.000	54	5The Cen	2.0550	4500.0	124	5190	No
5	GOM_NL__2PRFIN20030226_154933_000000382014_00126_05190_5174.N1	26-FEB-2003 15:49:33	Dark	37.500	71	lot Car	2.2460	7700.0	75	5190	No
6	GOM_NL__2PRFIN20030226_155105_000000402014_00126_05190_5175.N1	26-FEB-2003 15:51:05	Straylight	39.500	46	Del Vel	1.9540	10600.	79	5190	No
7	GOM_NL__2PRFIN20030226_155357_000000452014_00126_05190_5176.N1	26-FEB-2003 15:53:57	Straylight	44.500	65	Lam Vel	2.2040	4400.0	89	5190	No
8	GOM_NL__2PRFIN20030226_155714_000000682014_00126_05190_5177.N1	26-FEB-2003 15:57:14	Straylight	68.000	171	2Eps Crv	3.0010	4250.0	136	5190	No
9	GOM_NL__2PRFIN20030226_155951_000000402014_00126_05190_5178.N1	26-FEB-2003 15:59:51	Straylight	39.500	132	15Rho Pup	2.8030	6900.0	79	5190	No
10	GOM_NL__2PRFIN20030226_160330_000000512014_00126_05190_5179.N1	26-FEB-2003 16:03:30	Tw_i_and_stray	50.500	48	30Alp Hya	1.9770	4100.0	101	5190	No
11	GOM_NL__2PRFIN20030226_160827_000000422014_00126_05190_5180.N1	26-FEB-2003 16:08:27	Bright	41.500	8	10Alp CMi	0.400000	6500.0	83	5190	No
12	GOM_NL__2PRFIN20030226_161312_000000412014_00126_05190_5181.N1	26-FEB-2003 16:13:12	Bright	40.500	166	17Eps Leo	2.9800	6000.0	81	5190	No
13	GOM_NL__2PRFIN20030226_161547_000000382014_00126_05190_5182.N1	26-FEB-2003 16:15:47	Bright	38.000	24	66Alp Gem	1.5800	10200.	76	5190	No
14	GOM_NL__2PRFIN20030226_162146_000000472014_00126_05190_5183.N1	26-FEB-2003 16:21:46	Bright	46.500	174	52Psi UMa	3.0040	4400.0	93	5190	No
15	GOM_NL__2PRFIN20030226_162422_000000412014_00126_05190_5184.N1	26-FEB-2003 16:24:22	Bright	40.500	82	48Bet UMa	2.3650	10600.	81	5190	No
16	GOM_NL__2PRFIN20030226_162550_000000472014_00126_05190_5185.N1	26-FEB-2003 16:25:50	Bright	47.000	87	64Gam UMa	2.4330	11000.	94	5190	No
17	GOM_NL__2PRFIN20030226_162912_000000502014_00126_05190_5186.N1	26-FEB-2003 16:29:12	Bright	50.000	32	77Eps UMa	1.7630	11000.	100	5190	No
18	GOM_NL__2PRFIN20030226_163133_000000362014_00126_05190_5187.N1	26-FEB-2003 16:31:33	Bright	36.000	49	1Alp UMi	1.9900	6300.0	72	5190	No
19	GOM_NL__2PRFIN20030226_163731_000000452014_00126_05190_5188.N1	26-FEB-2003 16:37:31	Bright	45.000	119	14Eta Dra	2.7270	4700.0	90	5190	No
20	GOM_NL__2PRFIN20030226_164147_000000462014_00126_05190_5189.N1	26-FEB-2003 16:41:47	Bright	46.000	130	23Bet Dra	2.7990	5800.0	92	5190	No
21	GOM_NL__2PRFIN20030226_164404_000000362014_00126_05190_5190.N1	26-FEB-2003 16:44:04	Bright	36.000	19	50Alp Cyg	1.2460	10500.	72	5190	No
22	GOM_NL__2PRFIN20030226_164538_000000352014_00126_05190_5191.N1	26-FEB-2003 16:45:38	Bright	34.500	66	37Gam Cyg	2.2080	5900.0	69	5190	No
23	GOM_NL__2PRFIN20030226_164709_000000342014_00126_05190_5192.N1	26-FEB-2003 16:47:09	Bright	34.000	92	53Eps Cyg	2.5000	4500.0	68	5190	No
24	GOM_NL__2PRFIN20030226_165007_000000772014_00126_05190_5193.N1	26-FEB-2003 16:50:07	Bright	76.500	133	40Zet Her	2.8070	6000.0	153	5190	No
25	GOM_NL__2PRFIN20030226_165405_000000392014_00126_05190_5194.N1	26-FEB-2003 16:54:05	Bright	39.000	168	17Zet Aql	2.9860	11000.	78	5190	No
26	GOM_NL__2PRFIN20030226_165706_000000612014_00126_05190_5195.N1	26-FEB-2003 16:57:06	Tw_i_and_stray	61.000	59	55Alp Oph	2.0800	8900.0	122	5190	No
27	GOM_NL__2PRFIN20030226_165935_000000562014_00126_05190_5196.N1	26-FEB-2003 16:59:35	Straylight	55.500	126	60Bet Oph	2.7700	4250.0	111	5190	No
28	GOM_NL__2PRFIN20030226_170349_000000412014_00126_05190_5197.N1	26-FEB-2003 17:03:49	Dark	40.500	155	41Pi Sgr	2.9000	6600.0	81	5190	No
29	GOM_NL__2PRFIN20030226_170536_000000412014_00126_05190_5198.N1	26-FEB-2003 17:05:36	Dark	41.000	57	34Sig Sgr	2.0660	26000.	82	5190	No
30	GOM_NL__2PRFIN20030226_170838_000000452014_00126_05190_5199.N1	26-FEB-2003 17:08:38	Dark	44.500	38	20Eps Sgr	1.8360	11000.	89	5190	No
31	GOM_NL__2PRFIN20030226_171119_000000482014_00126_05190_5200.N1	26-FEB-2003 17:11:19	Dark	48.000	25	35Lam Sco	1.6200	28000.	96	5190	No
32	GOM_NL__2PRFIN20030226_171314_000000622014_00126_05190_5201.N1	26-FEB-2003 17:13:14	Dark	61.500	75	26Eps Sco	2.2910	4250.0	123	5190	No
33	GOM_NL__2PRFIN20030226_172146_000000452014_00127_05191_5377.N1	26-FEB-2003 17:21:46	Dark	44.500	4	Alp1Cen	-0.010000	5800.0	89	5191	No
34	GOM_NL__2PRFIN20030226_172306_000000432014_00127_05191_5378.N1	26-FEB-2003 17:23:06	Dark	42.500	10	Bet Cen	0.610000	28000.	85	5191	No
35	GOM_NL__2PRFIN20030226_172449_000000442014_00127_05191_5379.N1	26-FEB-2003 17:24:49	Dark	43.500	77	Eps Cen	2.3030	28000.	87	5191	No
36	GOM_NL__2PRFIN20030226_172624_000000762014_00127_05191_5380.N1	26-FEB-2003 17:26:24	Dark	75.500	54	5The Cen	2.0550	4500.0	151	5191	No
37	GOM_NL__2PRFIN20030226_173009_000000382014_00127_05191_5381.N1	26-FEB-2003 17:30:09	Dark	38.000	71	lot Car	2.2460	7700.0	76	5191	No
38	GOM_NL__2PRFIN20030226_173141_000000382014_00127_05191_5382.N1	26-FEB-2003 17:31:41	Straylight	37.500	46	Del Vel	1.9540	10600.	75	5191	No
39	GOM_NL__2PRFIN20030226_173433_000000432014_00127_05191_5383.N1	26-FEB-2003 17:34:33	Straylight	42.500	65	Lam Vel	2.2040	4400.0	85	5191	No
40	GOM_NL__2PRFIN20030226_173750_000000712014_00127_05191_5384.N1	26-FEB-2003 17:37:50	Straylight	70.500	171	2Eps Crv	3.0010	4250.0	141	5191	No
41	GOM_NL__2PRFIN20030226_174028_000000402014_00127_05191_5385.N1	26-FEB-2003 17:40:28	Straylight	39.500	132	15Rho Pup	2.8030	6900.0	79	5191	No
42	GOM_NL__2PRFIN20030226_174406_000000482014_00127_05191_5386.N1	26-FEB-2003 17:44:06	Tw_i_and_stray	48.000	48	30Alp Hya	1.9770	4100.0	96	5191	No

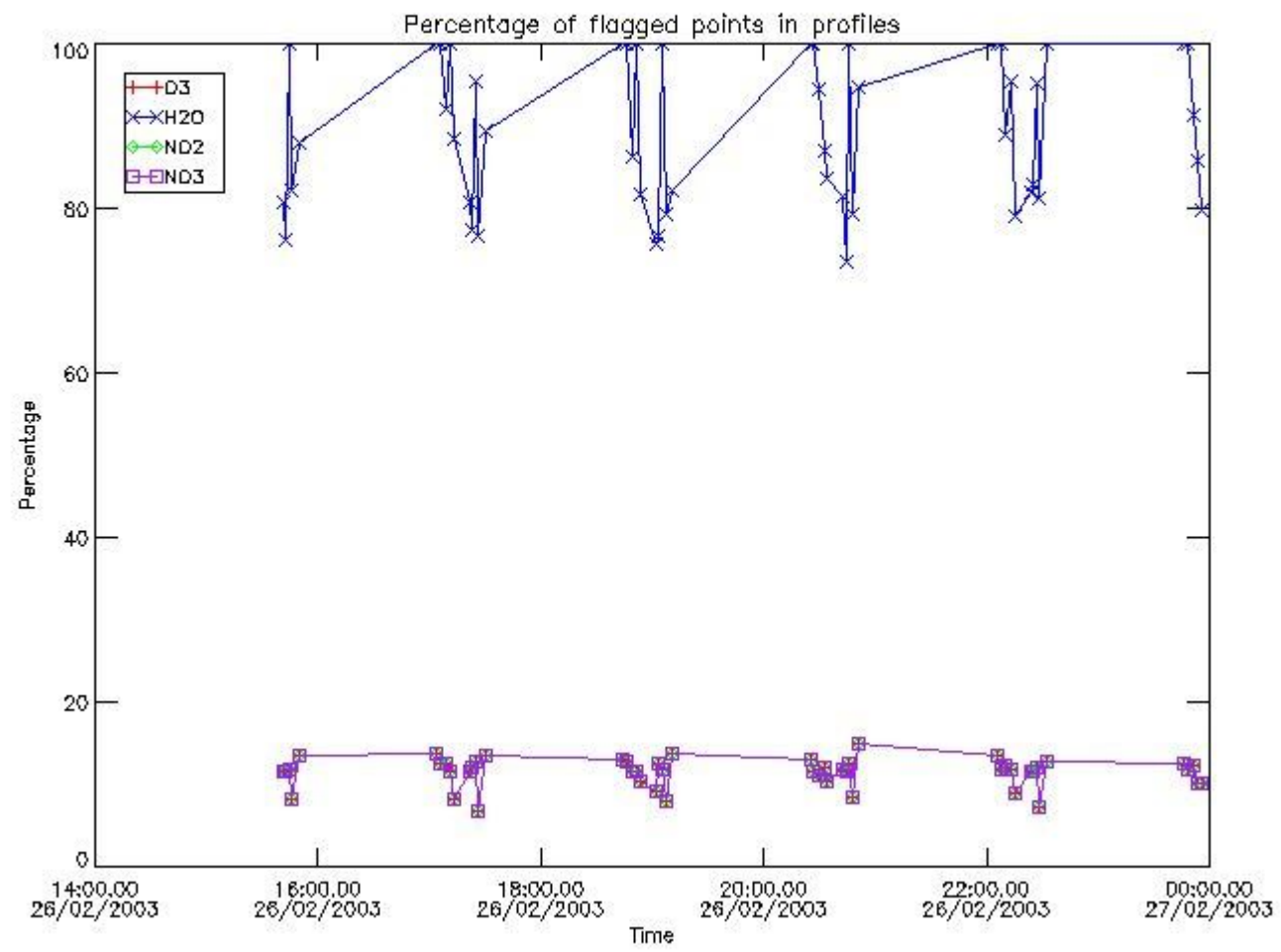
43	GOM_NL__2PRFIN20030226_174904_000000432014_00127_05191_5387.N1	26-FEB-2003 17:49:04	Bright	42.500	8	10Alp CMI	0.40000	6500.0	85	5191	No
44	GOM_NL__2PRFIN20030226_175348_000000412014_00127_05191_5388.N1	26-FEB-2003 17:53:48	Bright	41.000	166	17Eps Leo	2.9800	6000.0	82	5191	No
45	GOM_NL__2PRFIN20030226_175623_000000382014_00127_05191_5389.N1	26-FEB-2003 17:56:23	Bright	38.000	24	66Alp Gem	1.5800	10200.	76	5191	No
46	GOM_NL__2PRFIN20030226_180221_000000482014_00127_05191_5390.N1	26-FEB-2003 18:02:21	Bright	48.000	174	52Psi UMa	3.0040	4400.0	96	5191	No
47	GOM_NL__2PRFIN20030226_180458_000000422014_00127_05191_5391.N1	26-FEB-2003 18:04:58	Bright	41.500	82	48Bet UMa	2.3650	10600.	83	5191	No
48	GOM_NL__2PRFIN20030226_180626_000000462014_00127_05191_5392.N1	26-FEB-2003 18:06:26	Bright	46.000	87	64Gam UMa	2.4330	11000.	92	5191	No
49	GOM_NL__2PRFIN20030226_180947_000000512014_00127_05191_5393.N1	26-FEB-2003 18:09:47	Bright	50.500	32	77Eps UMa	1.7630	11000.	101	5191	No
50	GOM_NL__2PRFIN20030226_181209_000000382014_00127_05191_5394.N1	26-FEB-2003 18:12:09	Bright	37.500	49	1Alp UMi	1.9900	6300.0	75	5191	No
51	GOM_NL__2PRFIN20030226_181807_000000462014_00127_05191_5395.N1	26-FEB-2003 18:18:07	Bright	45.500	119	14Eta Dra	2.7270	4700.0	91	5191	No
52	GOM_NL__2PRFIN20030226_182223_000000462014_00127_05191_5396.N1	26-FEB-2003 18:22:23	Bright	45.500	130	23Bet Dra	2.7990	5800.0	91	5191	No
53	GOM_NL__2PRFIN20030226_182440_000000342014_00127_05191_5397.N1	26-FEB-2003 18:24:40	Bright	33.500	19	50Alp Cyg	1.2460	10500.	67	5191	No
54	GOM_NL__2PRFIN20030226_182614_000000352014_00127_05191_5398.N1	26-FEB-2003 18:26:14	Bright	34.500	66	37Gam Cyg	2.2080	5900.0	69	5191	No
55	GOM_NL__2PRFIN20030226_182745_000000342014_00127_05191_5399.N1	26-FEB-2003 18:27:45	Bright	34.000	92	53Eps Cyg	2.5000	4500.0	68	5191	No
56	GOM_NL__2PRFIN20030226_183043_000000752014_00127_05191_5400.N1	26-FEB-2003 18:30:43	Bright	74.500	133	40Zet Her	2.8070	6000.0	149	5191	No
57	GOM_NL__2PRFIN20030226_183442_000000392014_00127_05191_5401.N1	26-FEB-2003 18:34:42	Bright	39.000	168	17Zet Aql	2.9860	11000.	78	5191	No
58	GOM_NL__2PRFIN20030226_183743_000000632014_00127_05191_5402.N1	26-FEB-2003 18:37:43	Tw_i_and_stray	63.000	59	55Alp Oph	2.0800	8900.0	126	5191	No
59	GOM_NL__2PRFIN20030226_184012_000000572014_00127_05191_5403.N1	26-FEB-2003 18:40:12	Straylight	56.500	126	60Bet Oph	2.7700	4250.0	113	5191	No
60	GOM_NL__2PRFIN20030226_184425_000000402014_00127_05191_5404.N1	26-FEB-2003 18:44:25	Dark	39.500	155	41Pi Sgr	2.9000	6600.0	79	5191	No
61	GOM_NL__2PRFIN20030226_184612_000000402014_00127_05191_5405.N1	26-FEB-2003 18:46:12	Dark	40.000	57	34Sig Sgr	2.0660	26000.	80	5191	No
62	GOM_NL__2PRFIN20030226_184914_000000452014_00127_05191_5406.N1	26-FEB-2003 18:49:14	Dark	44.500	38	20Eps Sgr	1.8360	11000.	89	5191	No
63	GOM_NL__2PRFIN20030226_185156_000000452014_00127_05191_5407.N1	26-FEB-2003 18:51:56	Dark	44.500	25	35Lam Sco	1.6200	28000.	89	5191	No
64	GOM_NL__2PRFIN20030226_185351_000000502014_00127_05191_5408.N1	26-FEB-2003 18:53:51	Dark	49.500	75	26Eps Sco	2.2910	4250.0	99	5191	No
65	GOM_NL__2PRFIN20030226_190223_000000562014_00128_05192_5377.N1	26-FEB-2003 19:02:23	Dark	56.000	4	Alp1Cen	-0.010000	5800.0	112	5192	No
66	GOM_NL__2PRFIN20030226_190342_000000412014_00128_05192_5378.N1	26-FEB-2003 19:03:42	Dark	41.000	10	Bet Cen	0.61000	28000.	82	5192	No
67	GOM_NL__2PRFIN20030226_190525_000000432014_00128_05192_5379.N1	26-FEB-2003 19:05:25	Dark	43.000	77	Eps Cen	2.3030	28000.	86	5192	No
68	GOM_NL__2PRFIN20030226_190701_000000642014_00128_05192_5380.N1	26-FEB-2003 19:07:01	Dark	63.500	54	5The Cen	2.0550	4500.0	127	5192	No
69	GOM_NL__2PRFIN20030226_191045_000000372014_00128_05192_5381.N1	26-FEB-2003 19:10:45	Dark	37.000	71	lot Car	2.2460	7700.0	74	5192	No
70	GOM_NL__2PRFIN20030226_191217_000000382014_00128_05192_5382.N1	26-FEB-2003 19:12:17	Straylight	37.500	46	Del Vel	1.9540	10600.	75	5192	No
71	GOM_NL__2PRFIN20030226_191509_000000432014_00128_05192_5383.N1	26-FEB-2003 19:15:09	Straylight	42.500	65	Lam Vel	2.2040	4400.0	85	5192	No
72	GOM_NL__2PRFIN20030226_191827_000000692014_00128_05192_5384.N1	26-FEB-2003 19:18:27	Straylight	69.000	171	2Eps Crv	3.0010	4250.0	138	5192	No
73	GOM_NL__2PRFIN20030226_192104_000000422014_00128_05192_5385.N1	26-FEB-2003 19:21:04	Straylight	41.500	132	15Rho Pup	2.8030	6900.0	83	5192	No
74	GOM_NL__2PRFIN20030226_192442_000000512014_00128_05192_5386.N1	26-FEB-2003 19:24:42	Tw_i_and_stray	50.500	48	30Alp Hya	1.9770	4100.0	101	5192	No
75	GOM_NL__2PRFIN20030226_192940_000000432014_00128_05192_5387.N1	26-FEB-2003 19:29:40	Bright	42.500	8	10Alp CMI	0.40000	6500.0	85	5192	No
76	GOM_NL__2PRFIN20030226_193424_000000402014_00128_05192_5388.N1	26-FEB-2003 19:34:24	Bright	40.000	166	17Eps Leo	2.9800	6000.0	80	5192	No
77	GOM_NL__2PRFIN20030226_193659_000000382014_00128_05192_5389.N1	26-FEB-2003 19:36:59	Bright	37.500	24	66Alp Gem	1.5800	10200.	75	5192	No
78	GOM_NL__2PRFIN20030226_194256_000000482014_00128_05192_5390.N1	26-FEB-2003 19:42:56	Bright	47.500	174	52Psi UMa	3.0040	4400.0	95	5192	No
79	GOM_NL__2PRFIN20030226_194533_000000422014_00128_05192_5391.N1	26-FEB-2003 19:45:33	Bright	42.000	82	48Bet UMa	2.3650	10600.	84	5192	No
80	GOM_NL__2PRFIN20030226_194701_000000482014_00128_05192_5392.N1	26-FEB-2003 19:47:01	Bright	47.500	87	64Gam UMa	2.4330	11000.	95	5192	No
81	GOM_NL__2PRFIN20030226_195022_000000522014_00128_05192_5393.N1	26-FEB-2003 19:50:22	Bright	51.500	32	77Eps UMa	1.7630	11000.	103	5192	No
82	GOM_NL__2PRFIN20030226_195245_000000372014_00128_05192_5394.N1	26-FEB-2003 19:52:45	Bright	36.500	49	1Alp UMi	1.9900	6300.0	73	5192	No
83	GOM_NL__2PRFIN20030226_195843_000000472014_00128_05192_5395.N1	26-FEB-2003 19:58:43	Bright	47.000	119	14Eta Dra	2.7270	4700.0	94	5192	No
84	GOM_NL__2PRFIN20030226_200259_000000452014_00128_05192_5396.N1	26-FEB-2003 20:02:59	Bright	45.000	130	23Bet Dra	2.7990	5800.0	90	5192	No
85	GOM_NL__2PRFIN20030226_200516_000000342014_00128_05192_5397.N1	26-FEB-2003 20:05:16	Bright	34.000	19	50Alp Cyg	1.2460	10500.	68	5192	No
86	GOM_NL__2PRFIN20030226_200650_000000342014_00128_05192_5398.N1	26-FEB-2003 20:06:50	Bright	34.000	66	37Gam Cyg	2.2080	5900.0	68	5192	No
87	GOM_NL__2PRFIN20030226_200822_000000332014_00128_05192_5399.N1	26-FEB-2003 20:08:22	Bright	33.000	92	53Eps Cyg	2.5000	4500.0	66	5192	No
88	GOM_NL__2PRFIN20030226_201118_000000762014_00128_05192_5400.N1	26-FEB-2003 20:11:18	Bright	76.000	133	40Zet Her	2.8070	6000.0	152	5192	No
89	GOM_NL__2PRFIN20030226_201518_000000392014_00128_05192_5401.N1	26-FEB-2003 20:15:18	Bright	38.500	168	17Zet Aql	2.9860	11000.	77	5192	No
90	GOM_NL__2PRFIN20030226_201819_000000632014_00128_05192_5402.N1	26-FEB-2003 20:18:19	Tw_i_and_stray	62.500	59	55Alp Oph	2.0800	8900.0	125	5192	No
91	GOM_NL__2PRFIN20030226_202048_000000572014_00128_05192_5403.N1	26-FEB-2003 20:20:48	Straylight	56.500	126	60Bet Oph	2.7700	4250.0	113	5192	No
92	GOM_NL__2PRFIN20030226_202501_000000432014_00128_05192_5404.N1	26-FEB-2003 20:25:01	Dark	43.000	155	41Pi Sgr	2.9000	6600.0	86	5192	No
93	GOM_NL__2PRFIN20030226_202648_000000442014_00128_05192_5405.N1	26-FEB-2003 20:26:48	Dark	44.000	57	34Sig Sgr	2.0660	26000.	88	5192	No
94	GOM_NL__2PRFIN20030226_202951_000000462014_00128_05192_5406.N1	26-FEB-2003 20:29:51	Dark	46.000	38	20Eps Sgr	1.8360	11000.	92	5192	No
95	GOM_NL__2PRFIN20030226_203233_000000432014_00128_05192_5407.N1	26-FEB-2003 20:32:33	Dark	42.500	25	35Lam Sco	1.6200	28000.	85	5192	No
96	GOM_NL__2PRFIN20030226_203428_000000502014_00128_05192_5408.N1	26-FEB-2003 20:34:28	Dark	49.500	75	26Eps Sco	2.2910	4250.0	99	5192	No
97	GOM_NL__2PRFIN20030226_204259_000000442014_00129_05193_5377.N1	26-FEB-2003 20:42:59	Dark	43.500	4	Alp1Cen	-0.010000	5800.0	87	5193	No
98	GOM_NL__2PRFIN20030226_204419_000000442014_00129_05193_5378.N1	26-FEB-2003 20:44:19	Dark	44.000	10	Bet Cen	0.61000	28000.	88	5193	No
99	GOM_NL__2PRFIN20030226_204602_000000452014_00129_05193_5379.N1	26-FEB-2003 20:46:02	Dark	45.000	77	Eps Cen	2.3030	28000.	90	5193	No
100	GOM_NL__2PRFIN20030226_204738_000000612014_00129_05193_5380.N1	26-FEB-2003 20:47:38	Dark	61.000	54	5The Cen	2.0550	4500.0	122	5193	No
101	GOM_NL__2PRFIN20030226_205121_000000382014_00129_05193_5381.N1	26-FEB-2003 20:51:21	Dark	37.500	71	lot Car	2.2460	7700.0	75	5193	No

102	GOM_NL__2PRFIN20030226_205253_000000412014_00129_05193_5382.N1	26-FEB-2003 20:52:53	Straylight	41.000	46	Del Vel	1.9540	10600.	82	5193	No
103	GOM_NL__2PRFIN20030226_205545_000000422014_00129_05193_5383.N1	26-FEB-2003 20:55:45	Straylight	42.000	65	Lam Vel	2.2040	4400.0	84	5193	No
104	GOM_NL__2PRFIN20030226_205903_000000622014_00129_05193_5384.N1	26-FEB-2003 20:59:03	Straylight	61.500	171	2Eps Crv	3.0010	4250.0	123	5193	No
105	GOM_NL__2PRFIN20030226_210140_000000402014_00129_05193_5385.N1	26-FEB-2003 21:01:40	Straylight	40.000	132	15Rho Pup	2.8030	6900.0	80	5193	No
106	GOM_NL__2PRFIN20030226_210518_000000492014_00129_05193_5386.N1	26-FEB-2003 21:05:18	Twi_and_stray	48.500	48	30Alp Hya	1.9770	4100.0	97	5193	No
107	GOM_NL__2PRFIN20030226_211016_000000432014_00129_05193_5387.N1	26-FEB-2003 21:10:16	Bright	42.500	8	10Alp CMi	0.40000	6500.0	85	5193	No
108	GOM_NL__2PRFIN20030226_211459_000000402014_00129_05193_5388.N1	26-FEB-2003 21:14:59	Bright	40.000	166	17Eps Leo	2.9800	6000.0	80	5193	No
109	GOM_NL__2PRFIN20030226_211736_000000372014_00129_05193_5389.N1	26-FEB-2003 21:17:36	Bright	37.000	24	66Alp Gem	1.5800	10200.	74	5193	No
110	GOM_NL__2PRFIN20030226_212331_000000472014_00129_05193_5390.N1	26-FEB-2003 21:23:31	Bright	47.000	174	52Psi UMa	3.0040	4400.0	94	5193	No
111	GOM_NL__2PRFIN20030226_212609_000000422014_00129_05193_5391.N1	26-FEB-2003 21:26:09	Bright	41.500	82	48Bet UMa	2.3650	10600.	83	5193	No
112	GOM_NL__2PRFIN20030226_212736_000000472014_00129_05193_5392.N1	26-FEB-2003 21:27:36	Bright	47.000	87	64Gam UMa	2.4330	11000.	94	5193	No
113	GOM_NL__2PRFIN20030226_213057_000000482014_00129_05193_5393.N1	26-FEB-2003 21:30:57	Bright	47.500	32	77Eps UMa	1.7630	11000.	95	5193	No
114	GOM_NL__2PRFIN20030226_213321_000000362014_00129_05193_5394.N1	26-FEB-2003 21:33:21	Bright	36.000	49	1Alp UMi	1.9900	6300.0	72	5193	No
115	GOM_NL__2PRFIN20030226_213918_000000462014_00129_05193_5395.N1	26-FEB-2003 21:39:18	Bright	45.500	119	14Eta Dra	2.7270	4700.0	91	5193	No
116	GOM_NL__2PRFIN20030226_214335_000000482014_00129_05193_5396.N1	26-FEB-2003 21:43:35	Bright	47.500	130	23Bet Dra	2.7990	5800.0	95	5193	No
117	GOM_NL__2PRFIN20030226_214552_000000362014_00129_05193_5397.N1	26-FEB-2003 21:45:52	Bright	36.000	19	50Alp Cyg	1.2460	10500.	72	5193	No
118	GOM_NL__2PRFIN20030226_214726_000000362014_00129_05193_5398.N1	26-FEB-2003 21:47:26	Bright	36.000	66	37Gam Cyg	2.2080	5900.0	72	5193	No
119	GOM_NL__2PRFIN20030226_214858_000000352014_00129_05193_5399.N1	26-FEB-2003 21:48:58	Bright	34.500	92	53Eps Cyg	2.5000	4500.0	69	5193	No
120	GOM_NL__2PRFIN20030226_215155_000000742014_00129_05193_5400.N1	26-FEB-2003 21:51:55	Bright	73.500	133	40Zet Her	2.8070	6000.0	147	5193	No
121	GOM_NL__2PRFIN20030226_215554_000000382014_00129_05193_5401.N1	26-FEB-2003 21:55:54	Bright	38.000	168	17Zet Aql	2.9860	11000.	76	5193	No
122	GOM_NL__2PRFIN20030226_215856_000000672014_00129_05193_5402.N1	26-FEB-2003 21:58:56	Twi_and_stray	67.000	59	55Alp Oph	2.0800	8900.0	134	5193	No
123	GOM_NL__2PRFIN20030226_220125_000000632014_00129_05193_5403.N1	26-FEB-2003 22:01:25	Straylight	63.000	126	60Bet Oph	2.7700	4250.0	126	5193	No
124	GOM_NL__2PRFIN20030226_220538_000000422014_00129_05193_5404.N1	26-FEB-2003 22:05:38	Dark	41.500	155	41Pi Sgr	2.9000	6600.0	83	5193	No
125	GOM_NL__2PRFIN20030226_220725_000000442014_00129_05193_5405.N1	26-FEB-2003 22:07:25	Dark	43.500	57	34Sig Sgr	2.0660	26000.	87	5193	No
126	GOM_NL__2PRFIN20030226_221027_000000422014_00129_05193_5406.N1	26-FEB-2003 22:10:27	Dark	41.500	38	20Eps Sgr	1.8360	11000.	83	5193	No
127	GOM_NL__2PRFIN20030226_221310_000000442014_00129_05193_5407.N1	26-FEB-2003 22:13:10	Dark	43.500	25	35Lam Sco	1.6200	28000.	87	5193	No
128	GOM_NL__2PRFIN20030226_221505_000000632014_00129_05193_5408.N1	26-FEB-2003 22:15:05	Dark	62.500	75	26Eps Sco	2.2910	4250.0	125	5193	No
129	GOM_NL__2PRFIN20030226_222335_000000452014_00130_05194_5377.N1	26-FEB-2003 22:23:35	Dark	44.500	4	Alp1Cen	-0.010000	5800.0	89	5194	No
130	GOM_NL__2PRFIN20030226_222455_000000452014_00130_05194_5378.N1	26-FEB-2003 22:24:55	Dark	44.500	10	Bet Cen	0.61000	28000.	89	5194	No
131	GOM_NL__2PRFIN20030226_222638_000000432014_00130_05194_5379.N1	26-FEB-2003 22:26:38	Dark	42.500	77	Eps Cen	2.3030	28000.	85	5194	No
132	GOM_NL__2PRFIN20030226_222815_000000702014_00130_05194_5380.N1	26-FEB-2003 22:28:15	Dark	70.000	54	5The Cen	2.0550	4500.0	140	5194	No
133	GOM_NL__2PRFIN20030226_223157_000000402014_00130_05194_5381.N1	26-FEB-2003 22:31:57	Dark	40.000	71	lot Car	2.2460	7700.0	80	5194	No
134	GOM_NL__2PRFIN20030226_223329_000000402014_00130_05194_5382.N1	26-FEB-2003 22:33:29	Straylight	40.000	46	Del Vel	1.9540	10600.	80	5194	No
135	GOM_NL__2PRFIN20030226_223621_000000432014_00130_05194_5383.N1	26-FEB-2003 22:36:21	Straylight	43.000	65	Lam Vel	2.2040	4400.0	86	5194	No
136	GOM_NL__2PRFIN20030226_223939_000000672014_00130_05194_5384.N1	26-FEB-2003 22:39:39	Straylight	66.500	171	2Eps Crv	3.0010	4250.0	133	5194	No
137	GOM_NL__2PRFIN20030226_224216_000000422014_00130_05194_5385.N1	26-FEB-2003 22:42:16	Straylight	41.500	132	15Rho Pup	2.8030	6900.0	83	5194	No
138	GOM_NL__2PRFIN20030226_224554_000000522014_00130_05194_5386.N1	26-FEB-2003 22:45:54	Twi_and_stray	51.500	48	30Alp Hya	1.9770	4100.0	103	5194	No
139	GOM_NL__2PRFIN20030226_225052_000000422014_00130_05194_5387.N1	26-FEB-2003 22:50:52	Bright	41.500	8	10Alp CMi	0.40000	6500.0	83	5194	No
140	GOM_NL__2PRFIN20030226_225535_000000402014_00130_05194_5388.N1	26-FEB-2003 22:55:35	Bright	39.500	166	17Eps Leo	2.9800	6000.0	79	5194	No
141	GOM_NL__2PRFIN20030226_225812_000000372014_00130_05194_5389.N1	26-FEB-2003 22:58:12	Bright	37.000	24	66Alp Gem	1.5800	10200.	74	5194	No
142	GOM_NL__2PRFIN20030226_230406_000000482014_00130_05194_5390.N1	26-FEB-2003 23:04:06	Bright	47.500	174	52Psi UMa	3.0040	4400.0	95	5194	No
143	GOM_NL__2PRFIN20030226_230644_000000432014_00130_05194_5391.N1	26-FEB-2003 23:06:44	Bright	42.500	82	48Bet UMa	2.3650	10600.	85	5194	No
144	GOM_NL__2PRFIN20030226_230811_000000462014_00130_05194_5392.N1	26-FEB-2003 23:08:11	Bright	46.000	87	64Gam UMa	2.4330	11000.	92	5194	No
145	GOM_NL__2PRFIN20030226_231132_000000532014_00130_05194_5393.N1	26-FEB-2003 23:11:32	Bright	52.500	32	77Eps UMa	1.7630	11000.	105	5194	No
146	GOM_NL__2PRFIN20030226_231357_000000362014_00130_05194_5394.N1	26-FEB-2003 23:13:57	Bright	36.000	49	1Alp UMi	1.9900	6300.0	72	5194	No
147	GOM_NL__2PRFIN20030226_231954_000000462014_00130_05194_5395.N1	26-FEB-2003 23:19:54	Bright	46.000	119	14Eta Dra	2.7270	4700.0	92	5194	No
148	GOM_NL__2PRFIN20030226_232410_000000472014_00130_05194_5396.N1	26-FEB-2003 23:24:10	Bright	46.500	130	23Bet Dra	2.7990	5800.0	93	5194	No
149	GOM_NL__2PRFIN20030226_232628_000000342014_00130_05194_5397.N1	26-FEB-2003 23:26:28	Bright	34.000	19	50Alp Cyg	1.2460	10500.	68	5194	No
150	GOM_NL__2PRFIN20030226_232802_000000362014_00130_05194_5398.N1	26-FEB-2003 23:28:02	Bright	36.000	66	37Gam Cyg	2.2080	5900.0	72	5194	No
151	GOM_NL__2PRFIN20030226_232934_000000352014_00130_05194_5399.N1	26-FEB-2003 23:29:34	Bright	35.000	92	53Eps Cyg	2.5000	4500.0	70	5194	No
152	GOM_NL__2PRFIN20030226_233230_000000752014_00130_05194_5400.N1	26-FEB-2003 23:32:30	Bright	74.500	133	40Zet Her	2.8070	6000.0	149	5194	No
153	GOM_NL__2PRFIN20030226_233630_000000392014_00130_05194_5401.N1	26-FEB-2003 23:36:30	Bright	38.500	168	17Zet Aql	2.9860	11000.	77	5194	No
154	GOM_NL__2PRFIN20030226_233932_000000612014_00130_05194_5402.N1	26-FEB-2003 23:39:32	Twi_and_stray	61.000	59	55Alp Oph	2.0800	8900.0	122	5194	No
155	GOM_NL__2PRFIN20030226_234202_000000582014_00130_05194_5403.N1	26-FEB-2003 23:42:02	Straylight	57.500	126	60Bet Oph	2.7700	4250.0	115	5194	No
156	GOM_NL__2PRFIN20030226_234614_000000412014_00130_05194_5404.N1	26-FEB-2003 23:46:14	Dark	40.500	155	41Pi Sgr	2.9000	6600.0	81	5194	No
157	GOM_NL__2PRFIN20030226_234801_000000442014_00130_05194_5405.N1	26-FEB-2003 23:48:01	Dark	43.500	57	34Sig Sgr	2.0660	26000.	87	5194	No
158	GOM_NL__2PRFIN20030226_235103_000000462014_00130_05194_5406.N1	26-FEB-2003 23:51:03	Dark	46.000	38	20Eps Sgr	1.8360	11000.	92	5194	No
159	GOM_NL__2PRFIN20030226_235346_000000502014_00130_05194_5407.N1	26-FEB-2003 23:53:46	Dark	50.000	25	35Lam Sco	1.6200	28000.	100	5194	No
160	GOM_NL__2PRFIN20030226_235542_000000502014_00130_05194_5408.N1	26-FEB-2003 23:55:42	Dark	50.000	75	26Eps Sco	2.2910	4250.0	100	5194	No

### 3. Quality information per product

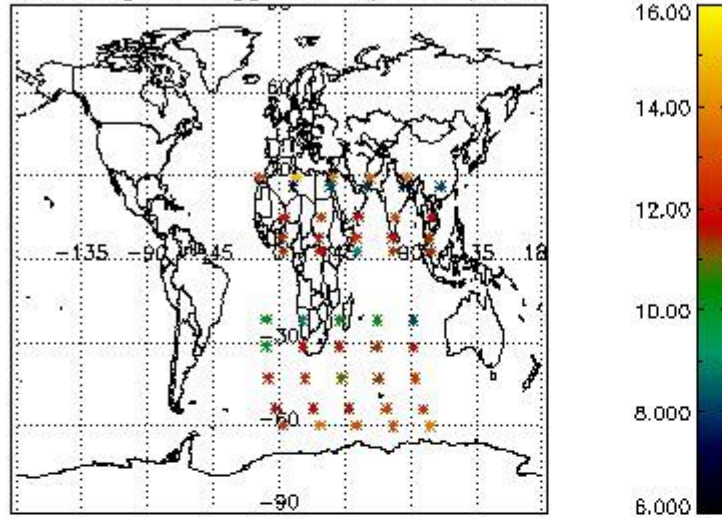
In this section it is plotted some information contained in the Quality Summary data set of the level 2 products. Only products in dark limb conditions and without errors (error flag in the MPH set to "0") are used.

#### 3.1 Plot quality information per product (time dependant)

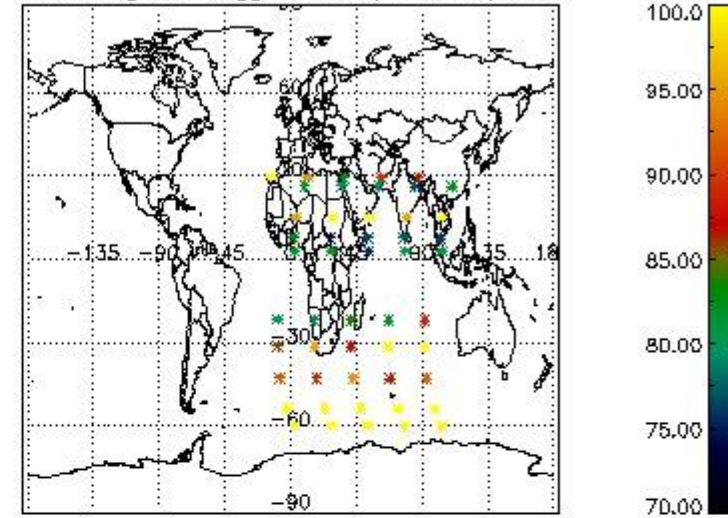


#### 3.2 Plot quality information per product (world map)

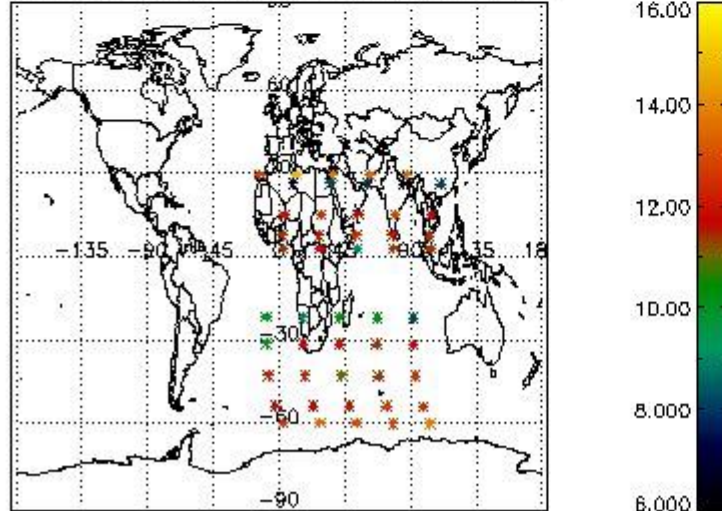
Percentage of flagged data per O3 profile



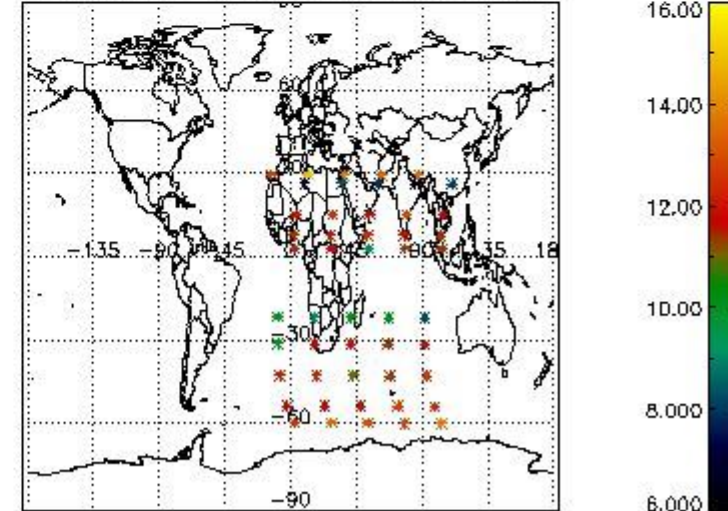
Percentage of flagged data per H2O profile



Percentage of flagged data per NO2 profile



Percentage of flagged data per NO3 profile

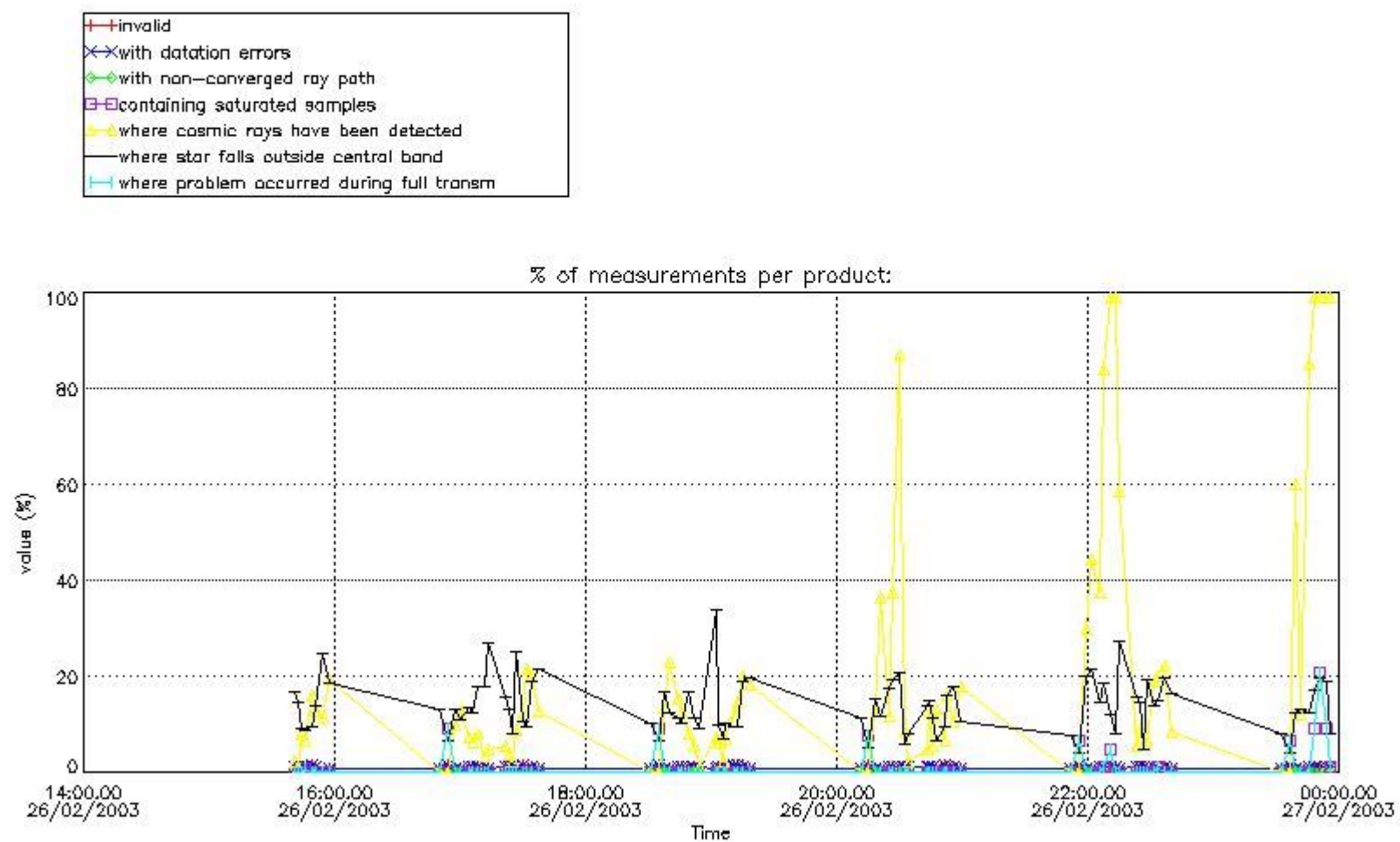


#### 4. Level 1 quality information per product

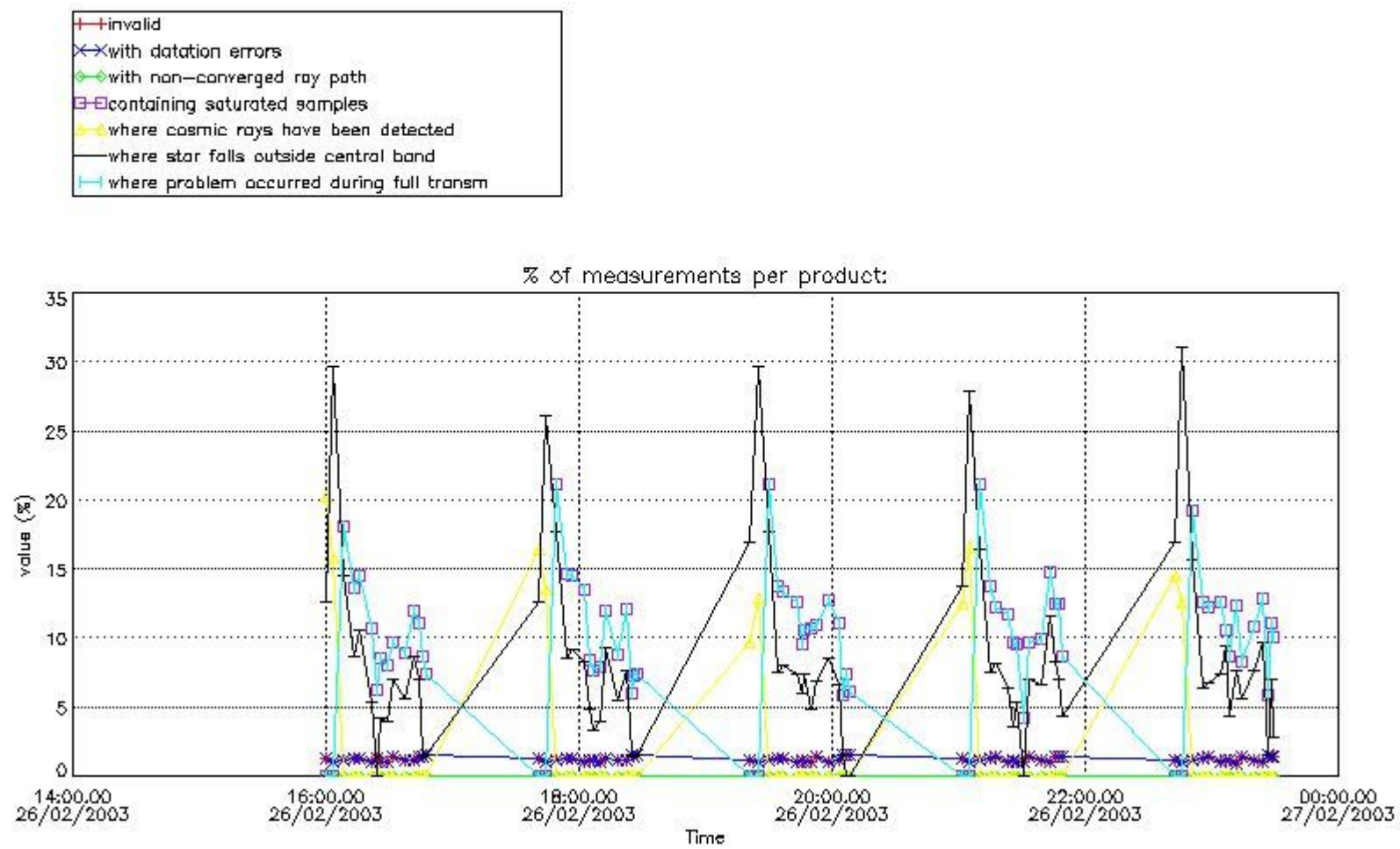
In this section it is plotted some information contained in the Quality Summary data set of the level 2 products that comes from the level 1b processing. Products without errors (error flag in the MPH set to "0") are used.

##### 4.1 Plot quality information per product (time dependant) coming from level 1b processing

###### 4.1.1 Plot level 1 quality information per product (time dependant): ENVISAT ASCENDING passes



4.1.2 Plot level 1 quality information per product (time dependant): ENVI SAT DESCENDING passes

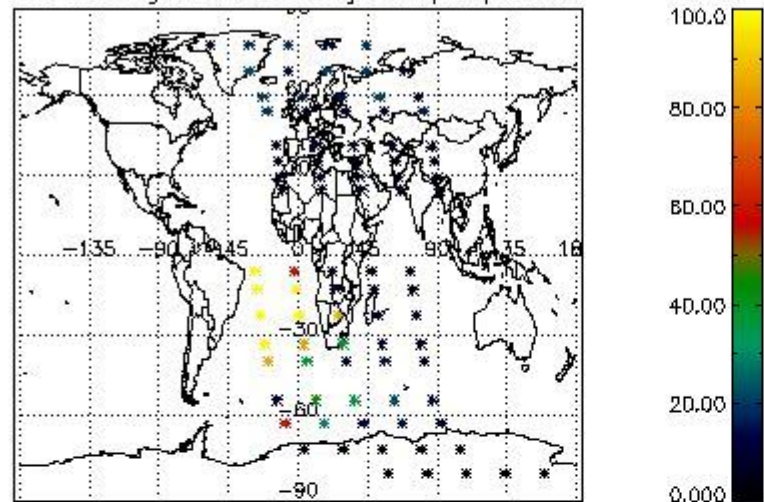


*4.2 Plot quality information per product coming from level 1b processing (world map)*

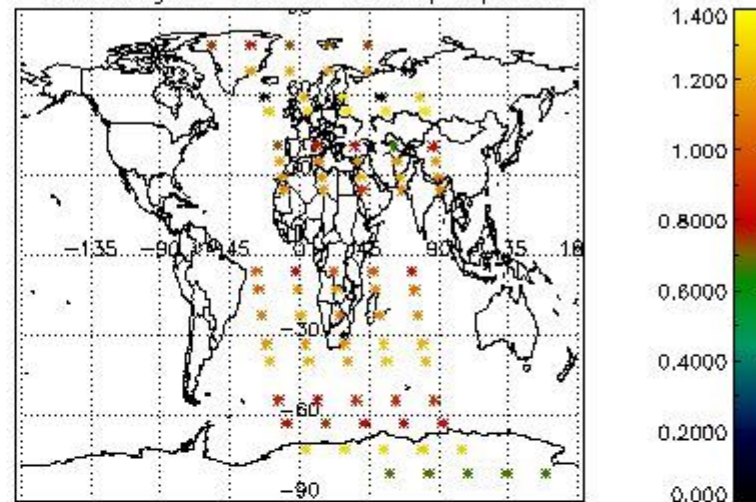
*4.2.1 Plot level 1 quality information per product (world map): ENVISAT ASCENDING passes*



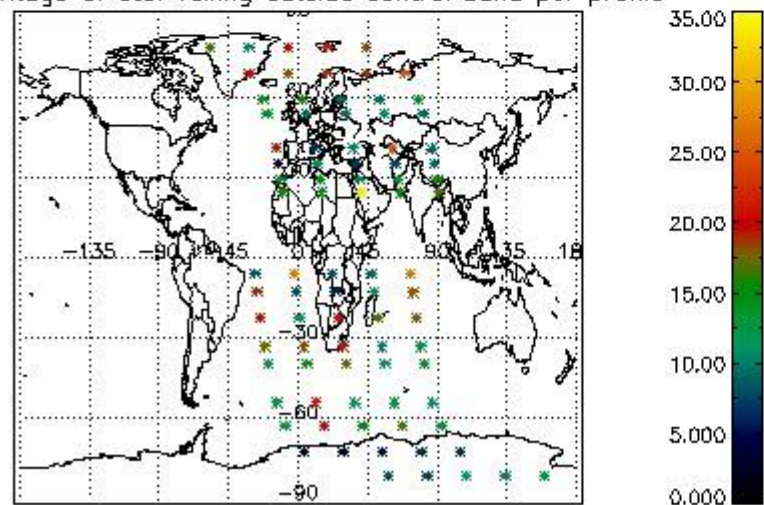
Percentage of cosmic ray hits per profile



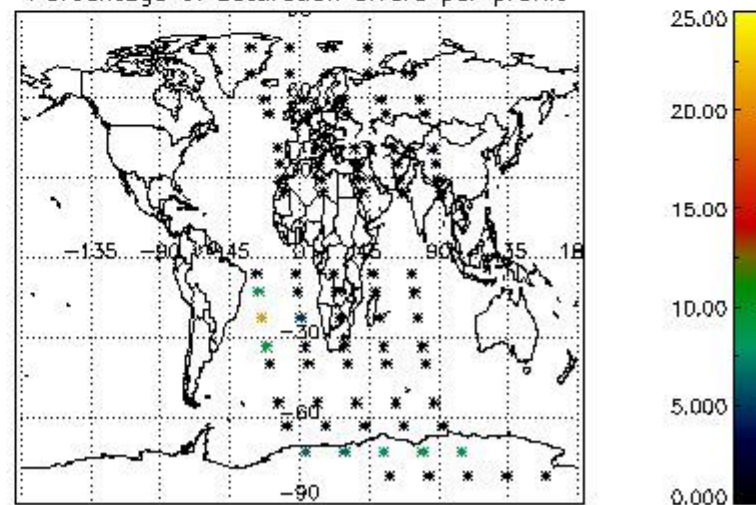
Percentage of datation errors per profile



Percentage of star falling outside central band per profile

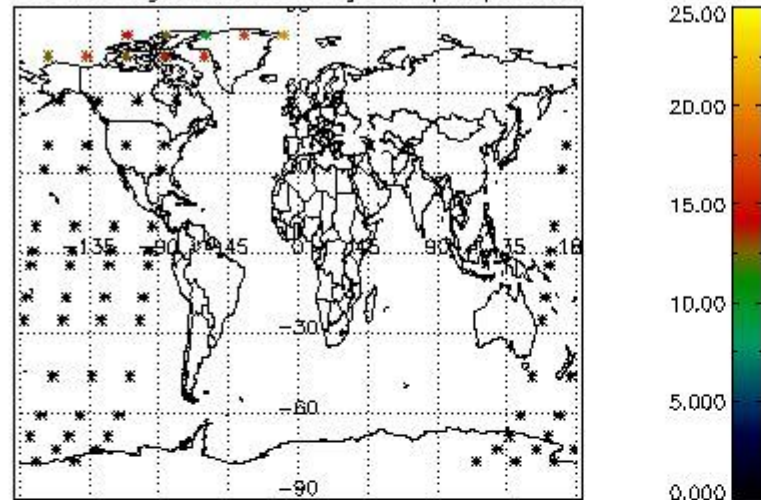


Percentage of saturation errors per profile

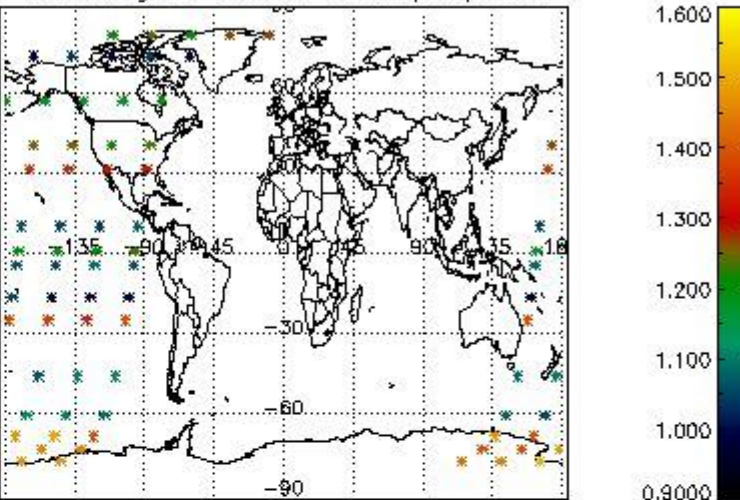


4.2.2 Plot level 1 quality information per product (world map): ENVISAT DESCENDING passes

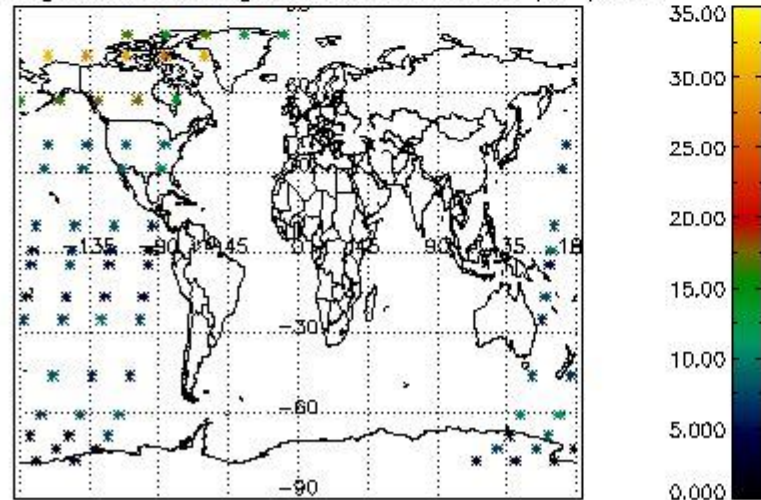
Percentage of cosmic ray hits per profile



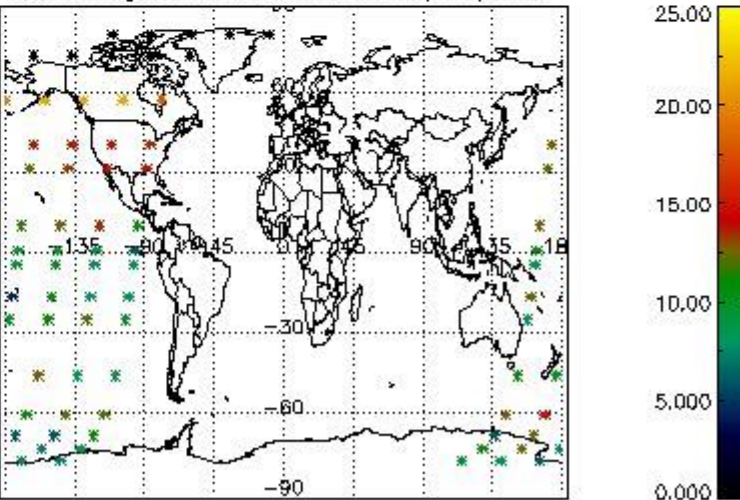
Percentage of datation errors per profile



Percentage of star falling outside central band per profile



Percentage of saturation errors per profile



## 5. Trace gas profiles

### 5.1 Ozone statistics based on quality of products

The final quality of the products can be "measured" using the STD (Standard Deviation) attached to every point profile. This information is written to the parameter GOM\_NL\_\_2P/NL\_LOCAL\_SPECIES\_DENSITY/o3\_std of the level 2 products. The table below shows the statistics for given STD ranges.

The statistics are given with respect to the overall valid production:

- Products without fatal errors: GOM\_NL\_\_2P/MPH/PRODUCT\_ERR=0
- Valid point profile: GOM\_NL\_\_2P/NL\_LOCAL\_SPECIES\_DENSITY/pcd(0)=0

The 'Criteria' is applied to valid points of dark limb products:

- Products in dark limb illumination condition: GOM\_NL\_\_2P/NL\_SUMMARY\_QUALITY/obs\_ill\_cond=0
- Products without fatal errors: GOM\_NL\_\_2P/MPH/PRODUCT\_ERR=0
- Valid point profile: GOM\_NL\_\_2P/NL\_LOCAL\_SPECIES\_DENSITY/pcd(0)=0

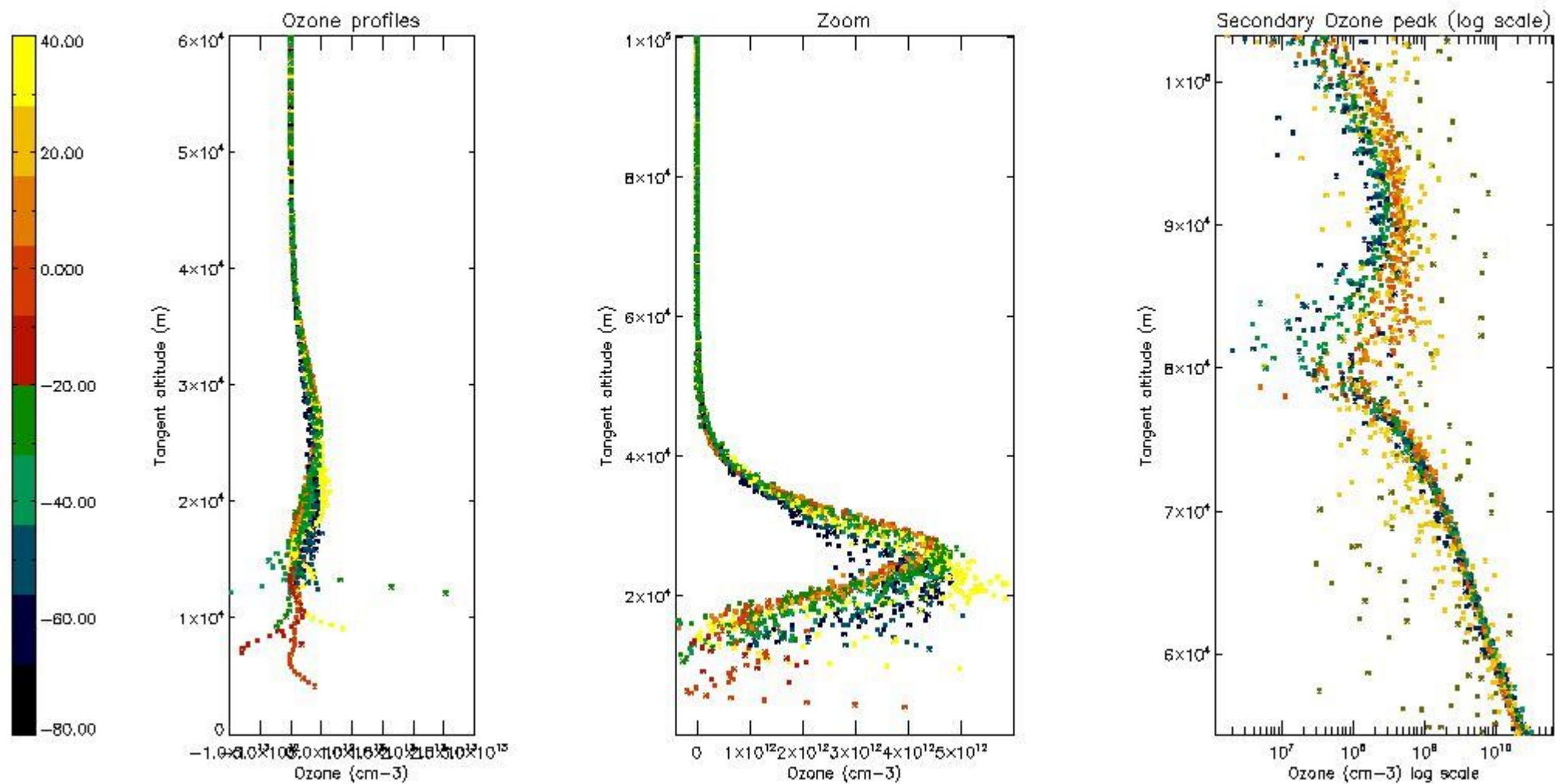
So, the table below shows the percentage of dark limb and valid observations for each criteria with respect to the overall valid daily observations.

Criteria	% of total production
All STD	32
STD < 20	19

STD < 10	16
STD < 5	11

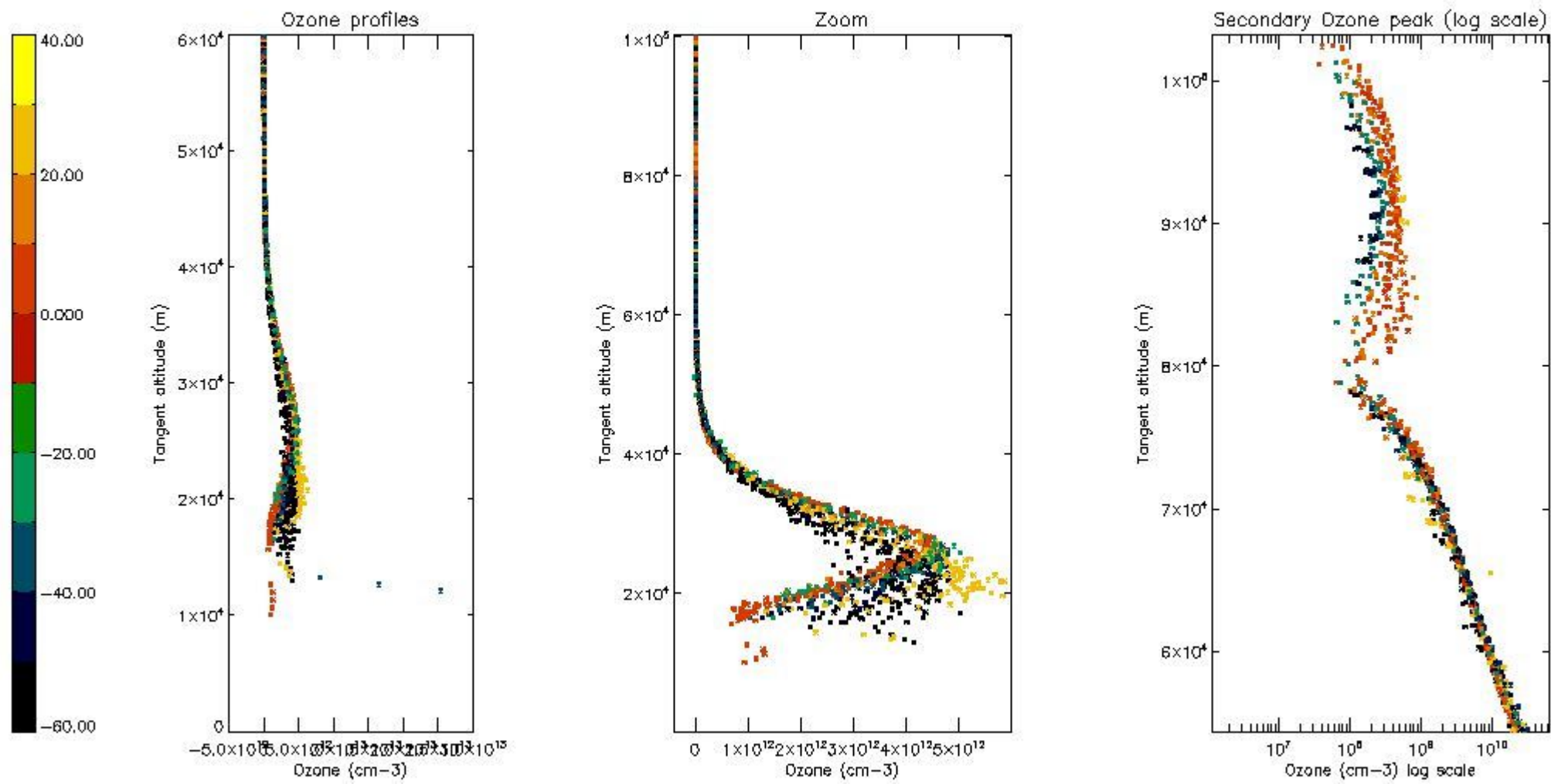
5.2 Plot ozone profiles for all STD (dark without errors)

The colorbar represents the latitude.



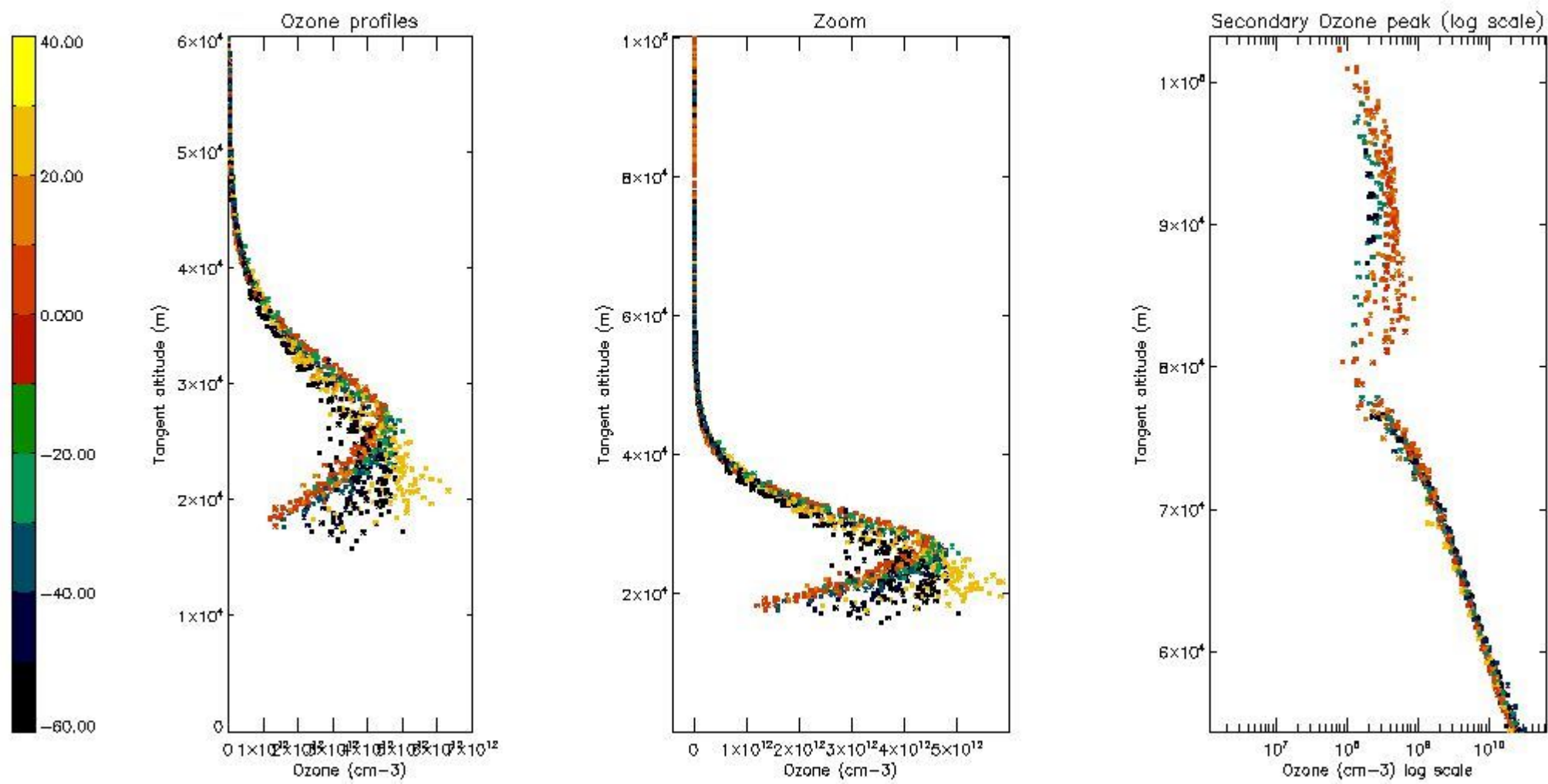
5.3 Plot ozone profiles where STD < 20% (dark without errors)

The colorbar represents the latitude.



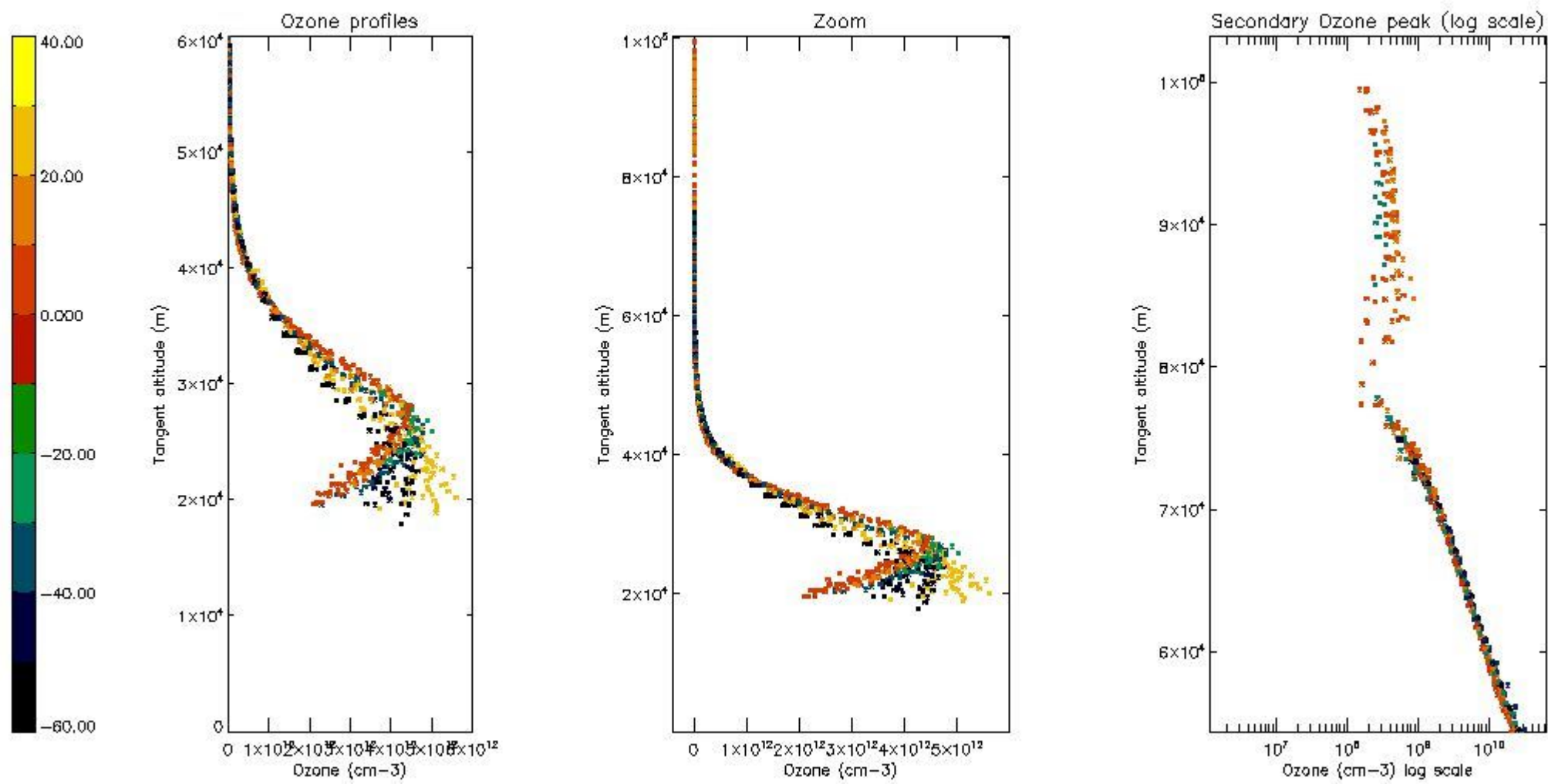
*5.4 Plot ozone profiles where STD < 10% (dark without errors)*

The colorbar represents the latitude.



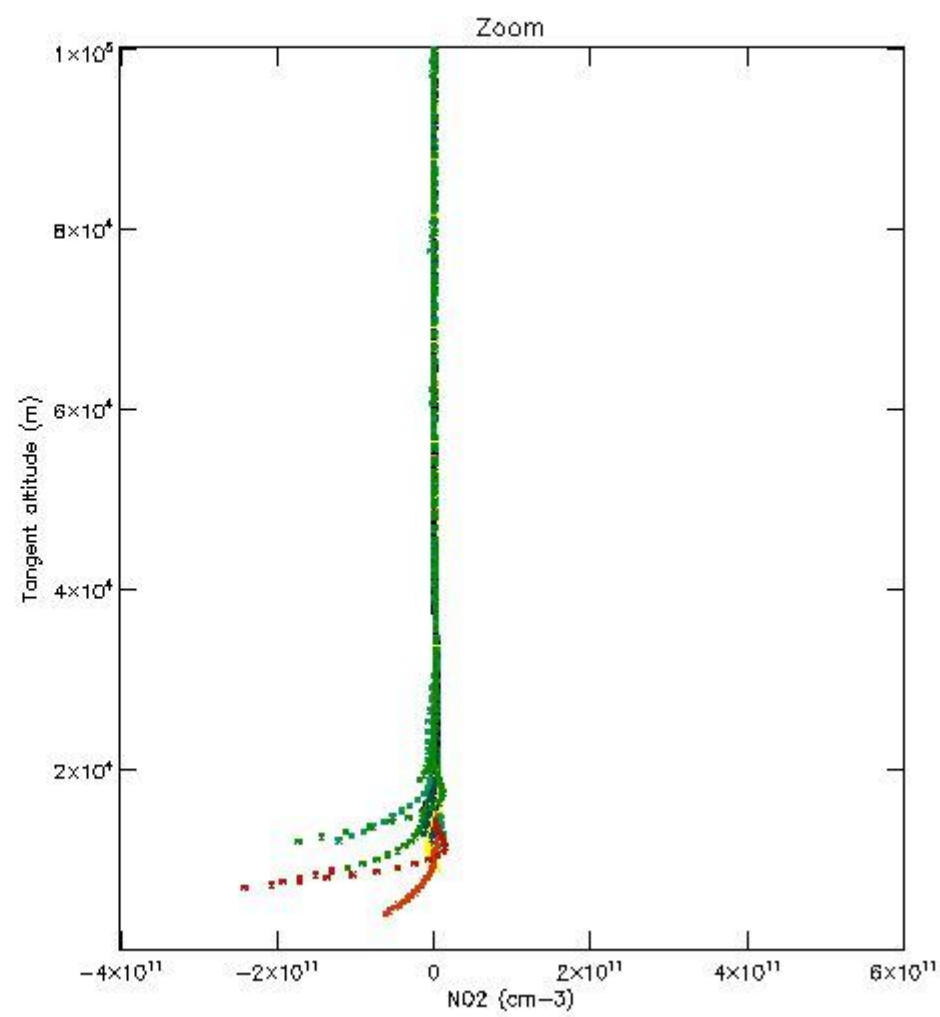
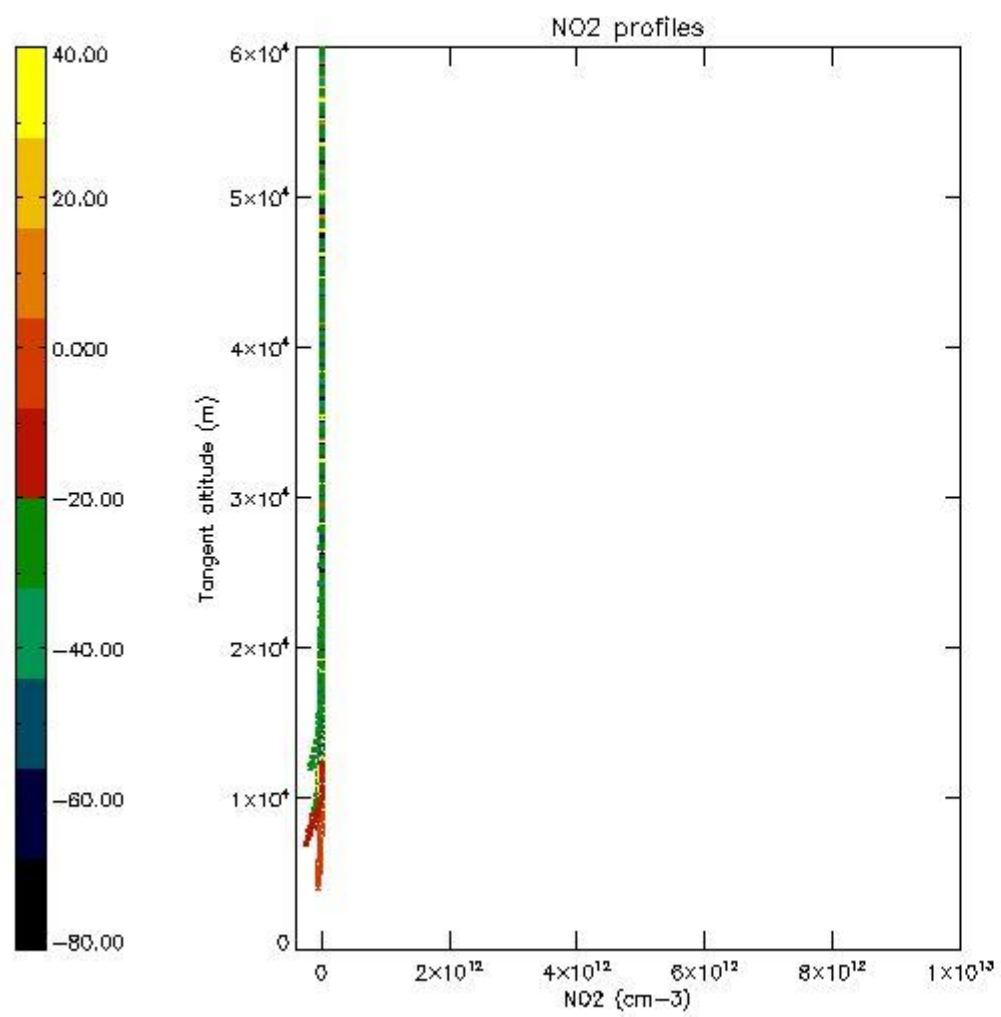
*5.5 Plot ozone profiles where STD < 5% (dark without errors)*

The colorbar represents the latitude.



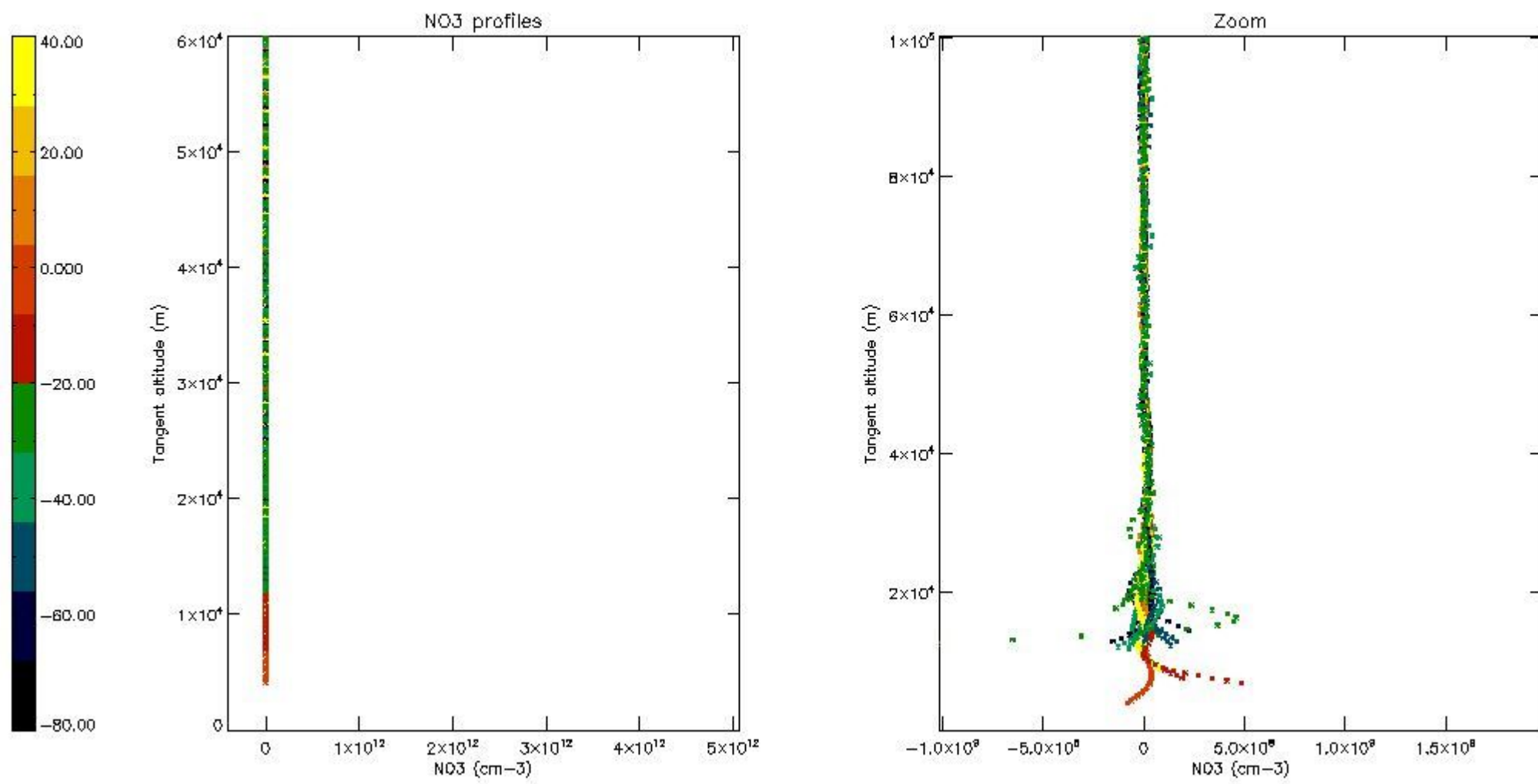
*5.6 Plot NO<sub>2</sub> profiles for all STD (dark without errors)*

The colorbar represents the latitude.



*5.7 Plot NO3 profiles for all STD (dark without errors)*

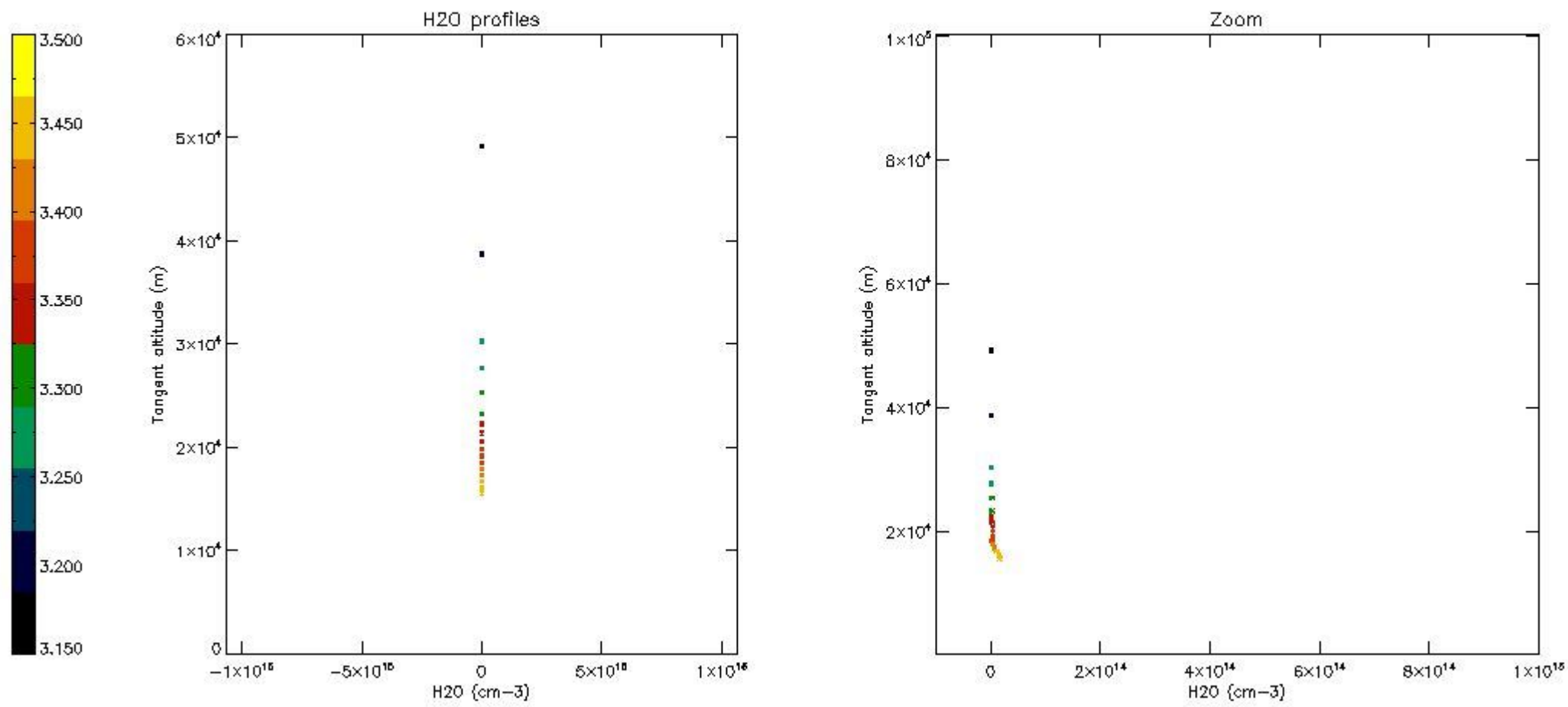
The colorbar represents the latitude.



*5.8 Plot H2O profiles for all STD (only for occultations of stars 1,2,3,4,13,14,16,26,63 dark without errors)*

The colorbar represents the latitude.





## 6. Auxiliary Data Files used for the production reported in section 2

The number reported in the third column indicates since which file (see list in section 2) the corresponding auxiliary file has been used. The fourth column is the date of those product files.

Type	Auxiliary Filename	Used since product	Used since product date
INST_PHYS_CHARACTERISTICS	GOM_INS_AXNIEC20050627_150440_20020301_000000_20100101_000000	1	26-FEB-2003 15:41:09
LEVEL-2_PROC_CONFIG	GOM_PR2_AXVIEC20091111_152718_20020301_000000_20500101_000000	1	26-FEB-2003 15:41:09
CROSS_SECTIONS_FILE	GOM_CRS_AXVIEC20091111_154832_20020301_000000_20500101_000000	1	26-FEB-2003 15:41:09

# GOMOS Level 2 Daily Report

## SUMMARY

### [1. General Info](#)

### [2. Summary of processed GOM\\_NL\\_2P products](#)

### [3. Level 2 Quality information per product](#)

#### [3.1 Plot of level 2 quality information per product \(time dependant\)](#)

#### [3.2 Plot of level 2 quality information per product \(world map\)](#)

### [4. Level 1 Quality information per product \(stored on level 2 products\)](#)

#### [4.1 Plot of level 1 quality information per product \(time dependant\)](#)

##### [4.1.1 Plot of level 1 quality information per product \(time dependant\): ASCENDING](#)

##### [4.1.2 Plot of level 1 quality information per product \(time dependant\): DESCENDING](#)

#### [4.2 Plot of level 1 quality information per product \(world map\)](#)

##### [4.2.1 Plot of level 1 quality information per product \(world map\): ASCENDING](#)

##### [4.2.2 Plot of level 1 quality information per product \(world map\): DESCENDING](#)

### [5. Ozone profiles based on quality statistics and other trace gas profiles](#)

#### [5.1 Ozone statistics based on quality of products](#)

#### [5.2 Plot ozone profiles for all STD \(dark without errors\)](#)

#### [5.3 Plot ozone profiles where STD < 20% \(dark without errors\)](#)

#### [5.4. Plot ozone profiles where STD < 10% \(dark without errors\)](#)

#### [5.5. Plot ozone profiles where STD < 5% \(dark without errors\)](#)

#### [5.6 Plot NO2 profiles for all STD \(dark without errors\)](#)

#### [5.7 Plot NO3 profiles for all STD \(dark without errors\)](#)

#### [5.8 Plot H2O profiles \(only for occultations of stars 1,2,3,4,13,14,16,26,63 dark without errors\) for all STD](#)

### [6. Auxiliary Data Files used for the production reported in section 2](#)

This report presents the daily analysis on parameters extracted from GOMOS level 2 data (GOM\_NL\_\_2P). It is intended to monitor some important parameters that will impact the quality of these products. A list of level 2 products (and content) that have arrived during the reporting day to the PCF is also given.

Item	Value
Time of report generation	19APR2013 09:53:20
Data source version	GOMOS/6.01
Start time of products	26-02-2003 (26FEB2003 00:00:00)
Stop time of products	27-02-2003 (27FEB2003 00:00:00)
Store outputs in DB	Yes
Nb of level 2 prods	160
Nb of prods with errors	0

## 2. Summary of processed GOM\_NL\_\_2P products.

Nr	Filename	UTC Start time	Limb	Duration	Star Id	Star Name	Star Mag	Star Temp	Nb Meas	Orbit	Prod. error
1	GOM_NL__2PRFIN20030226_154109_000000452014_00126_05190_5170.N1	26-FEB-2003 15:41:09	Dark	44.500	4	Alp1Cen	-0.010000	5800.0	89	5190	No
2	GOM_NL__2PRFIN20030226_154229_000000452014_00126_05190_5171.N1	26-FEB-2003 15:42:29	Dark	44.500	10	Bet Cen	0.610000	28000.	89	5190	No
3	GOM_NL__2PRFIN20030226_154412_000000442014_00126_05190_5172.N1	26-FEB-2003 15:44:12	Dark	43.500	77	Eps Cen	2.3030	28000.	87	5190	No
4	GOM_NL__2PRFIN20030226_154546_000000622014_00126_05190_5173.N1	26-FEB-2003 15:45:46	Dark	62.000	54	5The Cen	2.0550	4500.0	124	5190	No
5	GOM_NL__2PRFIN20030226_154933_000000382014_00126_05190_5174.N1	26-FEB-2003 15:49:33	Dark	37.500	71	lot Car	2.2460	7700.0	75	5190	No
6	GOM_NL__2PRFIN20030226_155105_000000402014_00126_05190_5175.N1	26-FEB-2003 15:51:05	Straylight	39.500	46	Del Vel	1.9540	10600.	79	5190	No
7	GOM_NL__2PRFIN20030226_155357_000000452014_00126_05190_5176.N1	26-FEB-2003 15:53:57	Straylight	44.500	65	Lam Vel	2.2040	4400.0	89	5190	No
8	GOM_NL__2PRFIN20030226_155714_000000682014_00126_05190_5177.N1	26-FEB-2003 15:57:14	Straylight	68.000	171	2Eps Crv	3.0010	4250.0	136	5190	No
9	GOM_NL__2PRFIN20030226_155951_000000402014_00126_05190_5178.N1	26-FEB-2003 15:59:51	Straylight	39.500	132	15Rho Pup	2.8030	6900.0	79	5190	No
10	GOM_NL__2PRFIN20030226_160330_000000512014_00126_05190_5179.N1	26-FEB-2003 16:03:30	Tw_i_and_stray	50.500	48	30Alp Hya	1.9770	4100.0	101	5190	No
11	GOM_NL__2PRFIN20030226_160827_000000422014_00126_05190_5180.N1	26-FEB-2003 16:08:27	Bright	41.500	8	10Alp CMi	0.400000	6500.0	83	5190	No
12	GOM_NL__2PRFIN20030226_161312_000000412014_00126_05190_5181.N1	26-FEB-2003 16:13:12	Bright	40.500	166	17Eps Leo	2.9800	6000.0	81	5190	No
13	GOM_NL__2PRFIN20030226_161547_000000382014_00126_05190_5182.N1	26-FEB-2003 16:15:47	Bright	38.000	24	66Alp Gem	1.5800	10200.	76	5190	No
14	GOM_NL__2PRFIN20030226_162146_000000472014_00126_05190_5183.N1	26-FEB-2003 16:21:46	Bright	46.500	174	52Psi UMa	3.0040	4400.0	93	5190	No
15	GOM_NL__2PRFIN20030226_162422_000000412014_00126_05190_5184.N1	26-FEB-2003 16:24:22	Bright	40.500	82	48Bet UMa	2.3650	10600.	81	5190	No
16	GOM_NL__2PRFIN20030226_162550_000000472014_00126_05190_5185.N1	26-FEB-2003 16:25:50	Bright	47.000	87	64Gam UMa	2.4330	11000.	94	5190	No
17	GOM_NL__2PRFIN20030226_162912_000000502014_00126_05190_5186.N1	26-FEB-2003 16:29:12	Bright	50.000	32	77Eps UMa	1.7630	11000.	100	5190	No
18	GOM_NL__2PRFIN20030226_163133_000000362014_00126_05190_5187.N1	26-FEB-2003 16:31:33	Bright	36.000	49	1Alp UMi	1.9900	6300.0	72	5190	No
19	GOM_NL__2PRFIN20030226_163731_000000452014_00126_05190_5188.N1	26-FEB-2003 16:37:31	Bright	45.000	119	14Eta Dra	2.7270	4700.0	90	5190	No
20	GOM_NL__2PRFIN20030226_164147_000000462014_00126_05190_5189.N1	26-FEB-2003 16:41:47	Bright	46.000	130	23Bet Dra	2.7990	5800.0	92	5190	No
21	GOM_NL__2PRFIN20030226_164404_000000362014_00126_05190_5190.N1	26-FEB-2003 16:44:04	Bright	36.000	19	50Alp Cyg	1.2460	10500.	72	5190	No
22	GOM_NL__2PRFIN20030226_164538_000000352014_00126_05190_5191.N1	26-FEB-2003 16:45:38	Bright	34.500	66	37Gam Cyg	2.2080	5900.0	69	5190	No
23	GOM_NL__2PRFIN20030226_164709_000000342014_00126_05190_5192.N1	26-FEB-2003 16:47:09	Bright	34.000	92	53Eps Cyg	2.5000	4500.0	68	5190	No
24	GOM_NL__2PRFIN20030226_165007_000000772014_00126_05190_5193.N1	26-FEB-2003 16:50:07	Bright	76.500	133	40Zet Her	2.8070	6000.0	153	5190	No
25	GOM_NL__2PRFIN20030226_165405_000000392014_00126_05190_5194.N1	26-FEB-2003 16:54:05	Bright	39.000	168	17Zet Aql	2.9860	11000.	78	5190	No
26	GOM_NL__2PRFIN20030226_165706_000000612014_00126_05190_5195.N1	26-FEB-2003 16:57:06	Tw_i_and_stray	61.000	59	55Alp Oph	2.0800	8900.0	122	5190	No
27	GOM_NL__2PRFIN20030226_165935_000000562014_00126_05190_5196.N1	26-FEB-2003 16:59:35	Straylight	55.500	126	60Bet Oph	2.7700	4250.0	111	5190	No
28	GOM_NL__2PRFIN20030226_170349_000000412014_00126_05190_5197.N1	26-FEB-2003 17:03:49	Dark	40.500	155	41Pi Sgr	2.9000	6600.0	81	5190	No
29	GOM_NL__2PRFIN20030226_170536_000000412014_00126_05190_5198.N1	26-FEB-2003 17:05:36	Dark	41.000	57	34Sig Sgr	2.0660	26000.	82	5190	No
30	GOM_NL__2PRFIN20030226_170838_000000452014_00126_05190_5199.N1	26-FEB-2003 17:08:38	Dark	44.500	38	20Eps Sgr	1.8360	11000.	89	5190	No
31	GOM_NL__2PRFIN20030226_171119_000000482014_00126_05190_5200.N1	26-FEB-2003 17:11:19	Dark	48.000	25	35Lam Sco	1.6200	28000.	96	5190	No
32	GOM_NL__2PRFIN20030226_171314_000000622014_00126_05190_5201.N1	26-FEB-2003 17:13:14	Dark	61.500	75	26Eps Sco	2.2910	4250.0	123	5190	No
33	GOM_NL__2PRFIN20030226_172146_000000452014_00127_05191_5377.N1	26-FEB-2003 17:21:46	Dark	44.500	4	Alp1Cen	-0.010000	5800.0	89	5191	No
34	GOM_NL__2PRFIN20030226_172306_000000432014_00127_05191_5378.N1	26-FEB-2003 17:23:06	Dark	42.500	10	Bet Cen	0.610000	28000.	85	5191	No
35	GOM_NL__2PRFIN20030226_172449_000000442014_00127_05191_5379.N1	26-FEB-2003 17:24:49	Dark	43.500	77	Eps Cen	2.3030	28000.	87	5191	No
36	GOM_NL__2PRFIN20030226_172624_000000762014_00127_05191_5380.N1	26-FEB-2003 17:26:24	Dark	75.500	54	5The Cen	2.0550	4500.0	151	5191	No
37	GOM_NL__2PRFIN20030226_173009_000000382014_00127_05191_5381.N1	26-FEB-2003 17:30:09	Dark	38.000	71	lot Car	2.2460	7700.0	76	5191	No
38	GOM_NL__2PRFIN20030226_173141_000000382014_00127_05191_5382.N1	26-FEB-2003 17:31:41	Straylight	37.500	46	Del Vel	1.9540	10600.	75	5191	No
39	GOM_NL__2PRFIN20030226_173433_000000432014_00127_05191_5383.N1	26-FEB-2003 17:34:33	Straylight	42.500	65	Lam Vel	2.2040	4400.0	85	5191	No
40	GOM_NL__2PRFIN20030226_173750_000000712014_00127_05191_5384.N1	26-FEB-2003 17:37:50	Straylight	70.500	171	2Eps Crv	3.0010	4250.0	141	5191	No
41	GOM_NL__2PRFIN20030226_174028_000000402014_00127_05191_5385.N1	26-FEB-2003 17:40:28	Straylight	39.500	132	15Rho Pup	2.8030	6900.0	79	5191	No
42	GOM_NL__2PRFIN20030226_174406_000000482014_00127_05191_5386.N1	26-FEB-2003 17:44:06	Tw_i_and_stray	48.000	48	30Alp Hya	1.9770	4100.0	96	5191	No

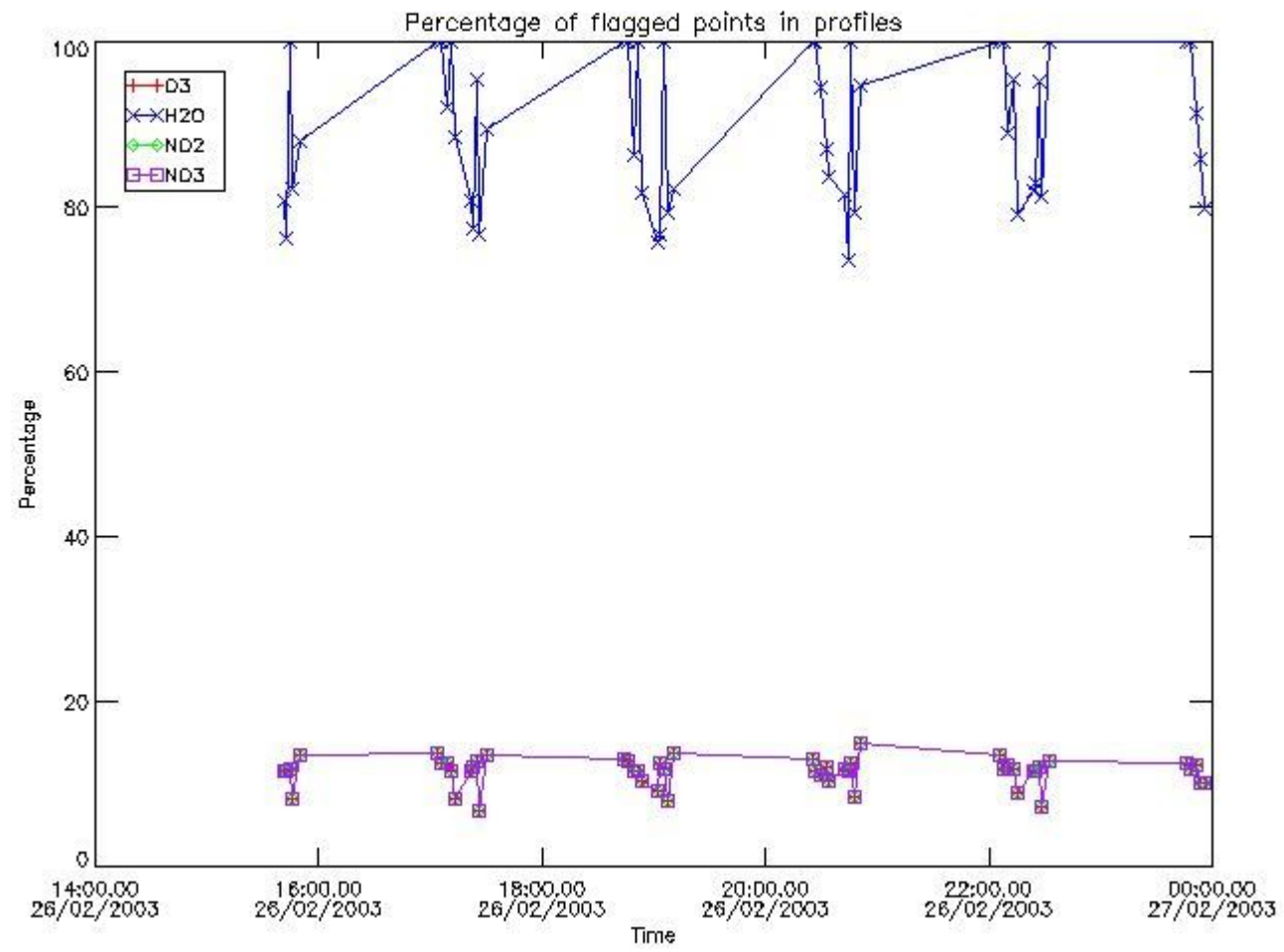
43	GOM_NL__2PRFIN20030226_174904_000000432014_00127_05191_5387.N1	26-FEB-2003 17:49:04	Bright	42.500	8	10Alp CMI	0.40000	6500.0	85	5191	No
44	GOM_NL__2PRFIN20030226_175348_000000412014_00127_05191_5388.N1	26-FEB-2003 17:53:48	Bright	41.000	166	17Eps Leo	2.9800	6000.0	82	5191	No
45	GOM_NL__2PRFIN20030226_175623_000000382014_00127_05191_5389.N1	26-FEB-2003 17:56:23	Bright	38.000	24	66Alp Gem	1.5800	10200.	76	5191	No
46	GOM_NL__2PRFIN20030226_180221_000000482014_00127_05191_5390.N1	26-FEB-2003 18:02:21	Bright	48.000	174	52Psi UMa	3.0040	4400.0	96	5191	No
47	GOM_NL__2PRFIN20030226_180458_000000422014_00127_05191_5391.N1	26-FEB-2003 18:04:58	Bright	41.500	82	48Bet UMa	2.3650	10600.	83	5191	No
48	GOM_NL__2PRFIN20030226_180626_000000462014_00127_05191_5392.N1	26-FEB-2003 18:06:26	Bright	46.000	87	64Gam UMa	2.4330	11000.	92	5191	No
49	GOM_NL__2PRFIN20030226_180947_000000512014_00127_05191_5393.N1	26-FEB-2003 18:09:47	Bright	50.500	32	77Eps UMa	1.7630	11000.	101	5191	No
50	GOM_NL__2PRFIN20030226_181209_000000382014_00127_05191_5394.N1	26-FEB-2003 18:12:09	Bright	37.500	49	1Alp UMi	1.9900	6300.0	75	5191	No
51	GOM_NL__2PRFIN20030226_181807_000000462014_00127_05191_5395.N1	26-FEB-2003 18:18:07	Bright	45.500	119	14Eta Dra	2.7270	4700.0	91	5191	No
52	GOM_NL__2PRFIN20030226_182223_000000462014_00127_05191_5396.N1	26-FEB-2003 18:22:23	Bright	45.500	130	23Bet Dra	2.7990	5800.0	91	5191	No
53	GOM_NL__2PRFIN20030226_182440_000000342014_00127_05191_5397.N1	26-FEB-2003 18:24:40	Bright	33.500	19	50Alp Cyg	1.2460	10500.	67	5191	No
54	GOM_NL__2PRFIN20030226_182614_000000352014_00127_05191_5398.N1	26-FEB-2003 18:26:14	Bright	34.500	66	37Gam Cyg	2.2080	5900.0	69	5191	No
55	GOM_NL__2PRFIN20030226_182745_000000342014_00127_05191_5399.N1	26-FEB-2003 18:27:45	Bright	34.000	92	53Eps Cyg	2.5000	4500.0	68	5191	No
56	GOM_NL__2PRFIN20030226_183043_000000752014_00127_05191_5400.N1	26-FEB-2003 18:30:43	Bright	74.500	133	40Zet Her	2.8070	6000.0	149	5191	No
57	GOM_NL__2PRFIN20030226_183442_000000392014_00127_05191_5401.N1	26-FEB-2003 18:34:42	Bright	39.000	168	17Zet Aql	2.9860	11000.	78	5191	No
58	GOM_NL__2PRFIN20030226_183743_000000632014_00127_05191_5402.N1	26-FEB-2003 18:37:43	Tw_i_and_stray	63.000	59	55Alp Oph	2.0800	8900.0	126	5191	No
59	GOM_NL__2PRFIN20030226_184012_000000572014_00127_05191_5403.N1	26-FEB-2003 18:40:12	Straylight	56.500	126	60Bet Oph	2.7700	4250.0	113	5191	No
60	GOM_NL__2PRFIN20030226_184425_000000402014_00127_05191_5404.N1	26-FEB-2003 18:44:25	Dark	39.500	155	41Pi Sgr	2.9000	6600.0	79	5191	No
61	GOM_NL__2PRFIN20030226_184612_000000402014_00127_05191_5405.N1	26-FEB-2003 18:46:12	Dark	40.000	57	34Sig Sgr	2.0660	26000.	80	5191	No
62	GOM_NL__2PRFIN20030226_184914_000000452014_00127_05191_5406.N1	26-FEB-2003 18:49:14	Dark	44.500	38	20Eps Sgr	1.8360	11000.	89	5191	No
63	GOM_NL__2PRFIN20030226_185156_000000452014_00127_05191_5407.N1	26-FEB-2003 18:51:56	Dark	44.500	25	35Lam Sco	1.6200	28000.	89	5191	No
64	GOM_NL__2PRFIN20030226_185351_000000502014_00127_05191_5408.N1	26-FEB-2003 18:53:51	Dark	49.500	75	26Eps Sco	2.2910	4250.0	99	5191	No
65	GOM_NL__2PRFIN20030226_190223_000000562014_00128_05192_5377.N1	26-FEB-2003 19:02:23	Dark	56.000	4	Alp1Cen	-0.010000	5800.0	112	5192	No
66	GOM_NL__2PRFIN20030226_190342_000000412014_00128_05192_5378.N1	26-FEB-2003 19:03:42	Dark	41.000	10	Bet Cen	0.61000	28000.	82	5192	No
67	GOM_NL__2PRFIN20030226_190525_000000432014_00128_05192_5379.N1	26-FEB-2003 19:05:25	Dark	43.000	77	Eps Cen	2.3030	28000.	86	5192	No
68	GOM_NL__2PRFIN20030226_190701_000000642014_00128_05192_5380.N1	26-FEB-2003 19:07:01	Dark	63.500	54	5The Cen	2.0550	4500.0	127	5192	No
69	GOM_NL__2PRFIN20030226_191045_000000372014_00128_05192_5381.N1	26-FEB-2003 19:10:45	Dark	37.000	71	lot Car	2.2460	7700.0	74	5192	No
70	GOM_NL__2PRFIN20030226_191217_000000382014_00128_05192_5382.N1	26-FEB-2003 19:12:17	Straylight	37.500	46	Del Vel	1.9540	10600.	75	5192	No
71	GOM_NL__2PRFIN20030226_191509_000000432014_00128_05192_5383.N1	26-FEB-2003 19:15:09	Straylight	42.500	65	Lam Vel	2.2040	4400.0	85	5192	No
72	GOM_NL__2PRFIN20030226_191827_000000692014_00128_05192_5384.N1	26-FEB-2003 19:18:27	Straylight	69.000	171	2Eps Crv	3.0010	4250.0	138	5192	No
73	GOM_NL__2PRFIN20030226_192104_000000422014_00128_05192_5385.N1	26-FEB-2003 19:21:04	Straylight	41.500	132	15Rho Pup	2.8030	6900.0	83	5192	No
74	GOM_NL__2PRFIN20030226_192442_000000512014_00128_05192_5386.N1	26-FEB-2003 19:24:42	Tw_i_and_stray	50.500	48	30Alp Hya	1.9770	4100.0	101	5192	No
75	GOM_NL__2PRFIN20030226_192940_000000432014_00128_05192_5387.N1	26-FEB-2003 19:29:40	Bright	42.500	8	10Alp CMI	0.40000	6500.0	85	5192	No
76	GOM_NL__2PRFIN20030226_193424_000000402014_00128_05192_5388.N1	26-FEB-2003 19:34:24	Bright	40.000	166	17Eps Leo	2.9800	6000.0	80	5192	No
77	GOM_NL__2PRFIN20030226_193659_000000382014_00128_05192_5389.N1	26-FEB-2003 19:36:59	Bright	37.500	24	66Alp Gem	1.5800	10200.	75	5192	No
78	GOM_NL__2PRFIN20030226_194256_000000482014_00128_05192_5390.N1	26-FEB-2003 19:42:56	Bright	47.500	174	52Psi UMa	3.0040	4400.0	95	5192	No
79	GOM_NL__2PRFIN20030226_194533_000000422014_00128_05192_5391.N1	26-FEB-2003 19:45:33	Bright	42.000	82	48Bet UMa	2.3650	10600.	84	5192	No
80	GOM_NL__2PRFIN20030226_194701_000000482014_00128_05192_5392.N1	26-FEB-2003 19:47:01	Bright	47.500	87	64Gam UMa	2.4330	11000.	95	5192	No
81	GOM_NL__2PRFIN20030226_195022_000000522014_00128_05192_5393.N1	26-FEB-2003 19:50:22	Bright	51.500	32	77Eps UMa	1.7630	11000.	103	5192	No
82	GOM_NL__2PRFIN20030226_195245_000000372014_00128_05192_5394.N1	26-FEB-2003 19:52:45	Bright	36.500	49	1Alp UMi	1.9900	6300.0	73	5192	No
83	GOM_NL__2PRFIN20030226_195843_000000472014_00128_05192_5395.N1	26-FEB-2003 19:58:43	Bright	47.000	119	14Eta Dra	2.7270	4700.0	94	5192	No
84	GOM_NL__2PRFIN20030226_200259_000000452014_00128_05192_5396.N1	26-FEB-2003 20:02:59	Bright	45.000	130	23Bet Dra	2.7990	5800.0	90	5192	No
85	GOM_NL__2PRFIN20030226_200516_000000342014_00128_05192_5397.N1	26-FEB-2003 20:05:16	Bright	34.000	19	50Alp Cyg	1.2460	10500.	68	5192	No
86	GOM_NL__2PRFIN20030226_200650_000000342014_00128_05192_5398.N1	26-FEB-2003 20:06:50	Bright	34.000	66	37Gam Cyg	2.2080	5900.0	68	5192	No
87	GOM_NL__2PRFIN20030226_200822_000000332014_00128_05192_5399.N1	26-FEB-2003 20:08:22	Bright	33.000	92	53Eps Cyg	2.5000	4500.0	66	5192	No
88	GOM_NL__2PRFIN20030226_201118_000000762014_00128_05192_5400.N1	26-FEB-2003 20:11:18	Bright	76.000	133	40Zet Her	2.8070	6000.0	152	5192	No
89	GOM_NL__2PRFIN20030226_201518_000000392014_00128_05192_5401.N1	26-FEB-2003 20:15:18	Bright	38.500	168	17Zet Aql	2.9860	11000.	77	5192	No
90	GOM_NL__2PRFIN20030226_201819_000000632014_00128_05192_5402.N1	26-FEB-2003 20:18:19	Tw_i_and_stray	62.500	59	55Alp Oph	2.0800	8900.0	125	5192	No
91	GOM_NL__2PRFIN20030226_202048_000000572014_00128_05192_5403.N1	26-FEB-2003 20:20:48	Straylight	56.500	126	60Bet Oph	2.7700	4250.0	113	5192	No
92	GOM_NL__2PRFIN20030226_202501_000000432014_00128_05192_5404.N1	26-FEB-2003 20:25:01	Dark	43.000	155	41Pi Sgr	2.9000	6600.0	86	5192	No
93	GOM_NL__2PRFIN20030226_202648_000000442014_00128_05192_5405.N1	26-FEB-2003 20:26:48	Dark	44.000	57	34Sig Sgr	2.0660	26000.	88	5192	No
94	GOM_NL__2PRFIN20030226_202951_000000462014_00128_05192_5406.N1	26-FEB-2003 20:29:51	Dark	46.000	38	20Eps Sgr	1.8360	11000.	92	5192	No
95	GOM_NL__2PRFIN20030226_203233_000000432014_00128_05192_5407.N1	26-FEB-2003 20:32:33	Dark	42.500	25	35Lam Sco	1.6200	28000.	85	5192	No
96	GOM_NL__2PRFIN20030226_203428_000000502014_00128_05192_5408.N1	26-FEB-2003 20:34:28	Dark	49.500	75	26Eps Sco	2.2910	4250.0	99	5192	No
97	GOM_NL__2PRFIN20030226_204259_000000442014_00129_05193_5377.N1	26-FEB-2003 20:42:59	Dark	43.500	4	Alp1Cen	-0.010000	5800.0	87	5193	No
98	GOM_NL__2PRFIN20030226_204419_000000442014_00129_05193_5378.N1	26-FEB-2003 20:44:19	Dark	44.000	10	Bet Cen	0.61000	28000.	88	5193	No
99	GOM_NL__2PRFIN20030226_204602_000000452014_00129_05193_5379.N1	26-FEB-2003 20:46:02	Dark	45.000	77	Eps Cen	2.3030	28000.	90	5193	No
100	GOM_NL__2PRFIN20030226_204738_000000612014_00129_05193_5380.N1	26-FEB-2003 20:47:38	Dark	61.000	54	5The Cen	2.0550	4500.0	122	5193	No
101	GOM_NL__2PRFIN20030226_205121_000000382014_00129_05193_5381.N1	26-FEB-2003 20:51:21	Dark	37.500	71	lot Car	2.2460	7700.0	75	5193	No

102	GOM_NL__2PRFIN20030226_205253_000000412014_00129_05193_5382.N1	26-FEB-2003 20:52:53	Straylight	41.000	46	Del Vel	1.9540	10600.	82	5193	No
103	GOM_NL__2PRFIN20030226_205545_000000422014_00129_05193_5383.N1	26-FEB-2003 20:55:45	Straylight	42.000	65	Lam Vel	2.2040	4400.0	84	5193	No
104	GOM_NL__2PRFIN20030226_205903_000000622014_00129_05193_5384.N1	26-FEB-2003 20:59:03	Straylight	61.500	171	2Eps Crv	3.0010	4250.0	123	5193	No
105	GOM_NL__2PRFIN20030226_210140_000000402014_00129_05193_5385.N1	26-FEB-2003 21:01:40	Straylight	40.000	132	15Rho Pup	2.8030	6900.0	80	5193	No
106	GOM_NL__2PRFIN20030226_210518_000000492014_00129_05193_5386.N1	26-FEB-2003 21:05:18	Tw_i_and_stray	48.500	48	30Alp Hya	1.9770	4100.0	97	5193	No
107	GOM_NL__2PRFIN20030226_211016_000000432014_00129_05193_5387.N1	26-FEB-2003 21:10:16	Bright	42.500	8	10Alp CMi	0.40000	6500.0	85	5193	No
108	GOM_NL__2PRFIN20030226_211459_000000402014_00129_05193_5388.N1	26-FEB-2003 21:14:59	Bright	40.000	166	17Eps Leo	2.9800	6000.0	80	5193	No
109	GOM_NL__2PRFIN20030226_211736_000000372014_00129_05193_5389.N1	26-FEB-2003 21:17:36	Bright	37.000	24	66Alp Gem	1.5800	10200.	74	5193	No
110	GOM_NL__2PRFIN20030226_212331_000000472014_00129_05193_5390.N1	26-FEB-2003 21:23:31	Bright	47.000	174	52Psi UMa	3.0040	4400.0	94	5193	No
111	GOM_NL__2PRFIN20030226_212609_000000422014_00129_05193_5391.N1	26-FEB-2003 21:26:09	Bright	41.500	82	48Bet UMa	2.3650	10600.	83	5193	No
112	GOM_NL__2PRFIN20030226_212736_000000472014_00129_05193_5392.N1	26-FEB-2003 21:27:36	Bright	47.000	87	64Gam UMa	2.4330	11000.	94	5193	No
113	GOM_NL__2PRFIN20030226_213057_000000482014_00129_05193_5393.N1	26-FEB-2003 21:30:57	Bright	47.500	32	77Eps UMa	1.7630	11000.	95	5193	No
114	GOM_NL__2PRFIN20030226_213321_000000362014_00129_05193_5394.N1	26-FEB-2003 21:33:21	Bright	36.000	49	1Alp UMi	1.9900	6300.0	72	5193	No
115	GOM_NL__2PRFIN20030226_213918_000000462014_00129_05193_5395.N1	26-FEB-2003 21:39:18	Bright	45.500	119	14Eta Dra	2.7270	4700.0	91	5193	No
116	GOM_NL__2PRFIN20030226_214335_000000482014_00129_05193_5396.N1	26-FEB-2003 21:43:35	Bright	47.500	130	23Bet Dra	2.7990	5800.0	95	5193	No
117	GOM_NL__2PRFIN20030226_214552_000000362014_00129_05193_5397.N1	26-FEB-2003 21:45:52	Bright	36.000	19	50Alp Cyg	1.2460	10500.	72	5193	No
118	GOM_NL__2PRFIN20030226_214726_000000362014_00129_05193_5398.N1	26-FEB-2003 21:47:26	Bright	36.000	66	37Gam Cyg	2.2080	5900.0	72	5193	No
119	GOM_NL__2PRFIN20030226_214858_000000352014_00129_05193_5399.N1	26-FEB-2003 21:48:58	Bright	34.500	92	53Eps Cyg	2.5000	4500.0	69	5193	No
120	GOM_NL__2PRFIN20030226_215155_000000742014_00129_05193_5400.N1	26-FEB-2003 21:51:55	Bright	73.500	133	40Zet Her	2.8070	6000.0	147	5193	No
121	GOM_NL__2PRFIN20030226_215554_000000382014_00129_05193_5401.N1	26-FEB-2003 21:55:54	Bright	38.000	168	17Zet Aql	2.9860	11000.	76	5193	No
122	GOM_NL__2PRFIN20030226_215856_000000672014_00129_05193_5402.N1	26-FEB-2003 21:58:56	Tw_i_and_stray	67.000	59	55Alp Oph	2.0800	8900.0	134	5193	No
123	GOM_NL__2PRFIN20030226_220125_000000632014_00129_05193_5403.N1	26-FEB-2003 22:01:25	Straylight	63.000	126	60Bet Oph	2.7700	4250.0	126	5193	No
124	GOM_NL__2PRFIN20030226_220538_000000422014_00129_05193_5404.N1	26-FEB-2003 22:05:38	Dark	41.500	155	41Pi Sgr	2.9000	6600.0	83	5193	No
125	GOM_NL__2PRFIN20030226_220725_000000442014_00129_05193_5405.N1	26-FEB-2003 22:07:25	Dark	43.500	57	34Sig Sgr	2.0660	26000.	87	5193	No
126	GOM_NL__2PRFIN20030226_221027_000000422014_00129_05193_5406.N1	26-FEB-2003 22:10:27	Dark	41.500	38	20Eps Sgr	1.8360	11000.	83	5193	No
127	GOM_NL__2PRFIN20030226_221310_000000442014_00129_05193_5407.N1	26-FEB-2003 22:13:10	Dark	43.500	25	35Lam Sco	1.6200	28000.	87	5193	No
128	GOM_NL__2PRFIN20030226_221505_000000632014_00129_05193_5408.N1	26-FEB-2003 22:15:05	Dark	62.500	75	26Eps Sco	2.2910	4250.0	125	5193	No
129	GOM_NL__2PRFIN20030226_222335_000000452014_00130_05194_5377.N1	26-FEB-2003 22:23:35	Dark	44.500	4	Alp1Cen	-0.010000	5800.0	89	5194	No
130	GOM_NL__2PRFIN20030226_222455_000000452014_00130_05194_5378.N1	26-FEB-2003 22:24:55	Dark	44.500	10	Bet Cen	0.61000	28000.	89	5194	No
131	GOM_NL__2PRFIN20030226_222638_000000432014_00130_05194_5379.N1	26-FEB-2003 22:26:38	Dark	42.500	77	Eps Cen	2.3030	28000.	85	5194	No
132	GOM_NL__2PRFIN20030226_222815_000000702014_00130_05194_5380.N1	26-FEB-2003 22:28:15	Dark	70.000	54	5The Cen	2.0550	4500.0	140	5194	No
133	GOM_NL__2PRFIN20030226_223157_000000402014_00130_05194_5381.N1	26-FEB-2003 22:31:57	Dark	40.000	71	lot Car	2.2460	7700.0	80	5194	No
134	GOM_NL__2PRFIN20030226_223329_000000402014_00130_05194_5382.N1	26-FEB-2003 22:33:29	Straylight	40.000	46	Del Vel	1.9540	10600.	80	5194	No
135	GOM_NL__2PRFIN20030226_223621_000000432014_00130_05194_5383.N1	26-FEB-2003 22:36:21	Straylight	43.000	65	Lam Vel	2.2040	4400.0	86	5194	No
136	GOM_NL__2PRFIN20030226_223939_000000672014_00130_05194_5384.N1	26-FEB-2003 22:39:39	Straylight	66.500	171	2Eps Crv	3.0010	4250.0	133	5194	No
137	GOM_NL__2PRFIN20030226_224216_000000422014_00130_05194_5385.N1	26-FEB-2003 22:42:16	Straylight	41.500	132	15Rho Pup	2.8030	6900.0	83	5194	No
138	GOM_NL__2PRFIN20030226_224554_000000522014_00130_05194_5386.N1	26-FEB-2003 22:45:54	Tw_i_and_stray	51.500	48	30Alp Hya	1.9770	4100.0	103	5194	No
139	GOM_NL__2PRFIN20030226_225052_000000422014_00130_05194_5387.N1	26-FEB-2003 22:50:52	Bright	41.500	8	10Alp CMi	0.40000	6500.0	83	5194	No
140	GOM_NL__2PRFIN20030226_225535_000000402014_00130_05194_5388.N1	26-FEB-2003 22:55:35	Bright	39.500	166	17Eps Leo	2.9800	6000.0	79	5194	No
141	GOM_NL__2PRFIN20030226_225812_000000372014_00130_05194_5389.N1	26-FEB-2003 22:58:12	Bright	37.000	24	66Alp Gem	1.5800	10200.	74	5194	No
142	GOM_NL__2PRFIN20030226_230406_000000482014_00130_05194_5390.N1	26-FEB-2003 23:04:06	Bright	47.500	174	52Psi UMa	3.0040	4400.0	95	5194	No
143	GOM_NL__2PRFIN20030226_230644_000000432014_00130_05194_5391.N1	26-FEB-2003 23:06:44	Bright	42.500	82	48Bet UMa	2.3650	10600.	85	5194	No
144	GOM_NL__2PRFIN20030226_230811_000000462014_00130_05194_5392.N1	26-FEB-2003 23:08:11	Bright	46.000	87	64Gam UMa	2.4330	11000.	92	5194	No
145	GOM_NL__2PRFIN20030226_231132_000000532014_00130_05194_5393.N1	26-FEB-2003 23:11:32	Bright	52.500	32	77Eps UMa	1.7630	11000.	105	5194	No
146	GOM_NL__2PRFIN20030226_231357_000000362014_00130_05194_5394.N1	26-FEB-2003 23:13:57	Bright	36.000	49	1Alp UMi	1.9900	6300.0	72	5194	No
147	GOM_NL__2PRFIN20030226_231954_000000462014_00130_05194_5395.N1	26-FEB-2003 23:19:54	Bright	46.000	119	14Eta Dra	2.7270	4700.0	92	5194	No
148	GOM_NL__2PRFIN20030226_232410_000000472014_00130_05194_5396.N1	26-FEB-2003 23:24:10	Bright	46.500	130	23Bet Dra	2.7990	5800.0	93	5194	No
149	GOM_NL__2PRFIN20030226_232628_000000342014_00130_05194_5397.N1	26-FEB-2003 23:26:28	Bright	34.000	19	50Alp Cyg	1.2460	10500.	68	5194	No
150	GOM_NL__2PRFIN20030226_232802_000000362014_00130_05194_5398.N1	26-FEB-2003 23:28:02	Bright	36.000	66	37Gam Cyg	2.2080	5900.0	72	5194	No
151	GOM_NL__2PRFIN20030226_232934_000000352014_00130_05194_5399.N1	26-FEB-2003 23:29:34	Bright	35.000	92	53Eps Cyg	2.5000	4500.0	70	5194	No
152	GOM_NL__2PRFIN20030226_233230_000000752014_00130_05194_5400.N1	26-FEB-2003 23:32:30	Bright	74.500	133	40Zet Her	2.8070	6000.0	149	5194	No
153	GOM_NL__2PRFIN20030226_233630_000000392014_00130_05194_5401.N1	26-FEB-2003 23:36:30	Bright	38.500	168	17Zet Aql	2.9860	11000.	77	5194	No
154	GOM_NL__2PRFIN20030226_233932_000000612014_00130_05194_5402.N1	26-FEB-2003 23:39:32	Tw_i_and_stray	61.000	59	55Alp Oph	2.0800	8900.0	122	5194	No
155	GOM_NL__2PRFIN20030226_234202_000000582014_00130_05194_5403.N1	26-FEB-2003 23:42:02	Straylight	57.500	126	60Bet Oph	2.7700	4250.0	115	5194	No
156	GOM_NL__2PRFIN20030226_234614_000000412014_00130_05194_5404.N1	26-FEB-2003 23:46:14	Dark	40.500	155	41Pi Sgr	2.9000	6600.0	81	5194	No
157	GOM_NL__2PRFIN20030226_234801_000000442014_00130_05194_5405.N1	26-FEB-2003 23:48:01	Dark	43.500	57	34Sig Sgr	2.0660	26000.	87	5194	No
158	GOM_NL__2PRFIN20030226_235103_000000462014_00130_05194_5406.N1	26-FEB-2003 23:51:03	Dark	46.000	38	20Eps Sgr	1.8360	11000.	92	5194	No
159	GOM_NL__2PRFIN20030226_235346_000000502014_00130_05194_5407.N1	26-FEB-2003 23:53:46	Dark	50.000	25	35Lam Sco	1.6200	28000.	100	5194	No
160	GOM_NL__2PRFIN20030226_235542_000000502014_00130_05194_5408.N1	26-FEB-2003 23:55:42	Dark	50.000	75	26Eps Sco	2.2910	4250.0	100	5194	No

### 3. Quality information per product

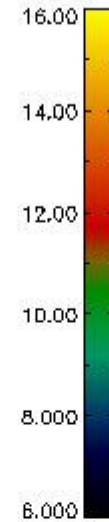
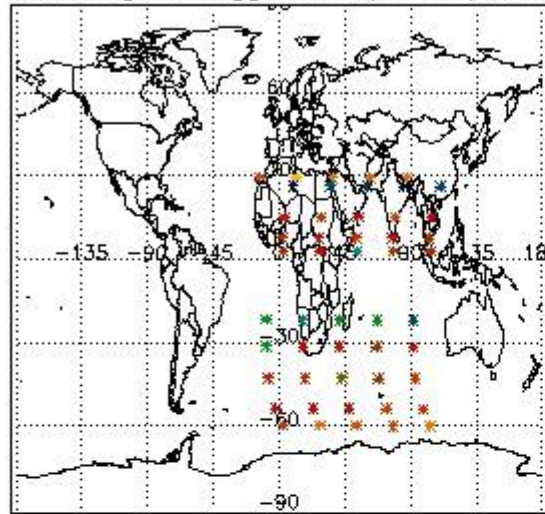
In this section it is plotted some information contained in the Quality Summary data set of the level 2 products. Only products in dark limb conditions and without errors (error flag in the MPH set to "0") are used.

#### 3.1 Plot quality information per product (time dependant)

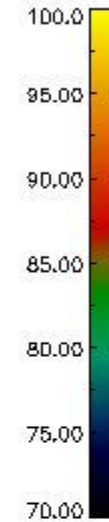
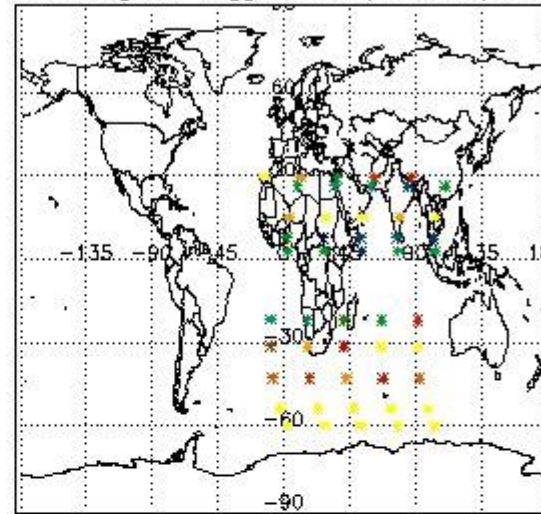


#### 3.2 Plot quality information per product (world map)

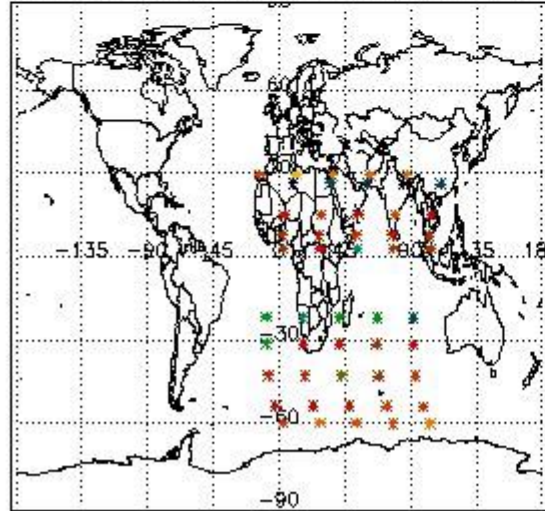
Percentage of flagged data per O3 profile



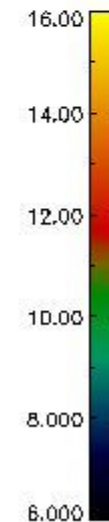
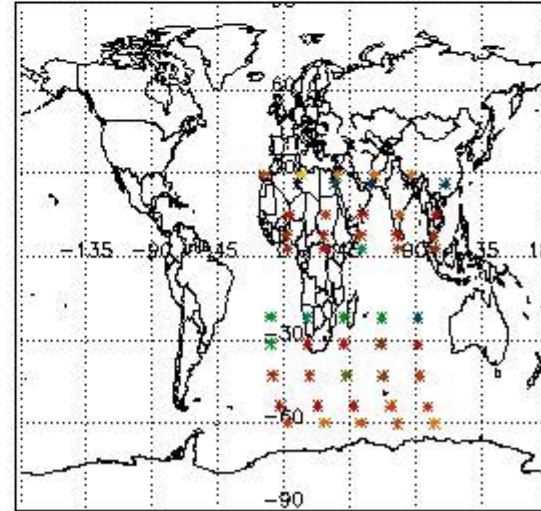
Percentage of flagged data per H2O profile



Percentage of flagged data per NO2 profile



Percentage of flagged data per NO3 profile

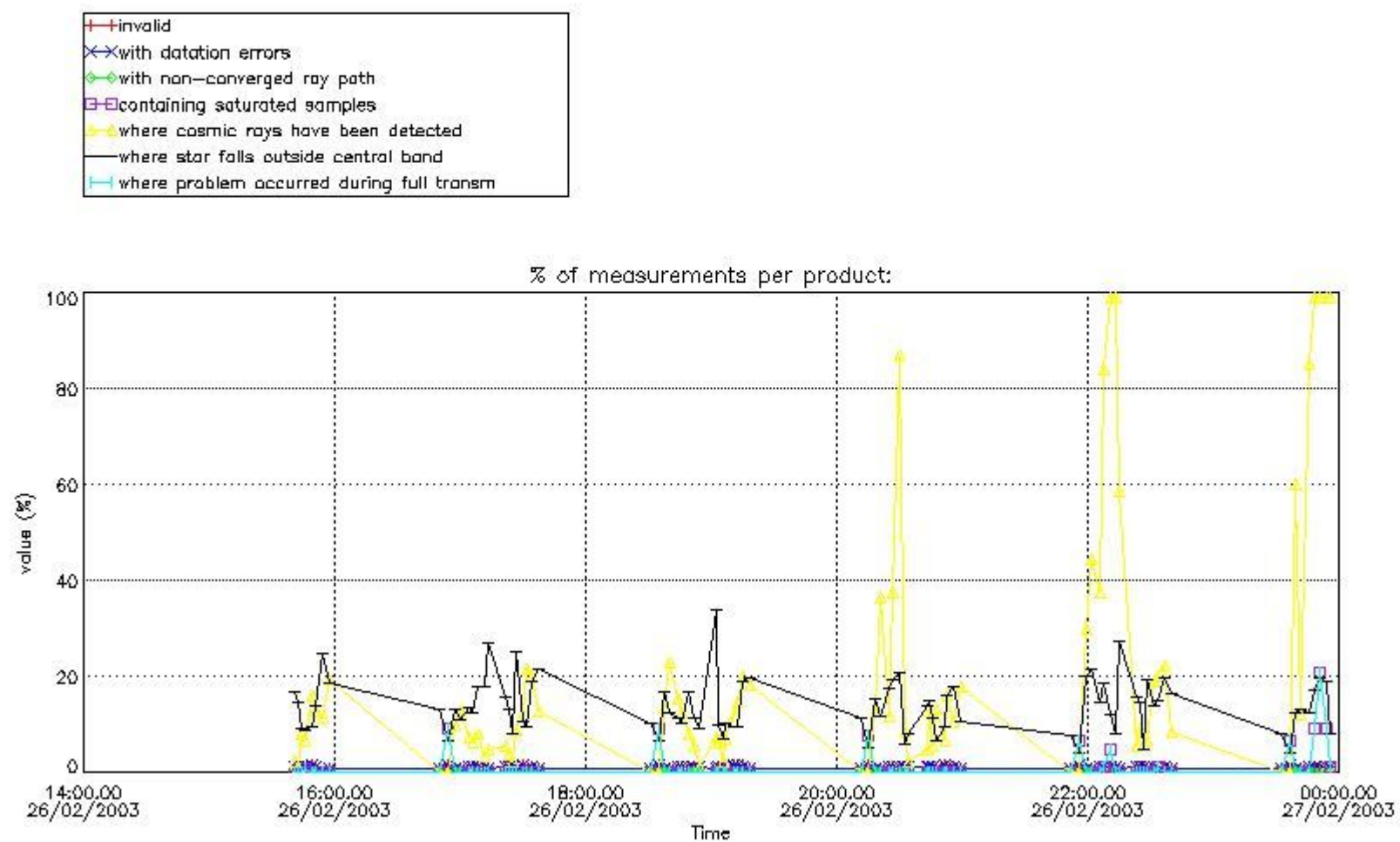


#### 4. Level 1 quality information per product

In this section it is plotted some information contained in the Quality Summary data set of the level 2 products that comes from the level 1b processing. Products without errors (error flag in the MPH set to "0") are used.

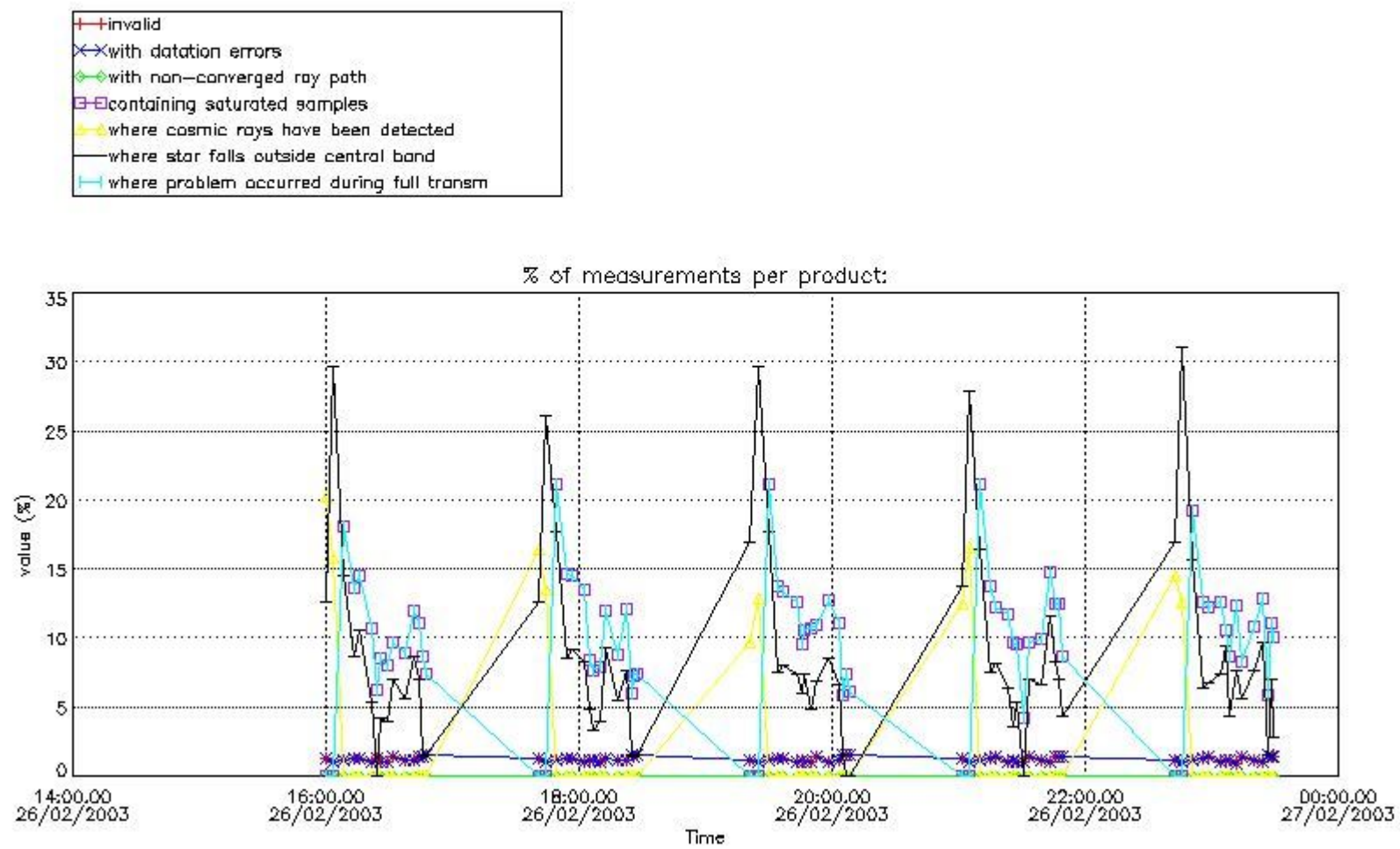
##### 4.1 Plot quality information per product (time dependant) coming from level 1b processing

###### 4.1.1 Plot level 1 quality information per product (time dependant): ENVISAT ASCENDING passes



4.1.2 Plot level 1 quality information per product (time dependant): ENVI SAT DESCENDING passes

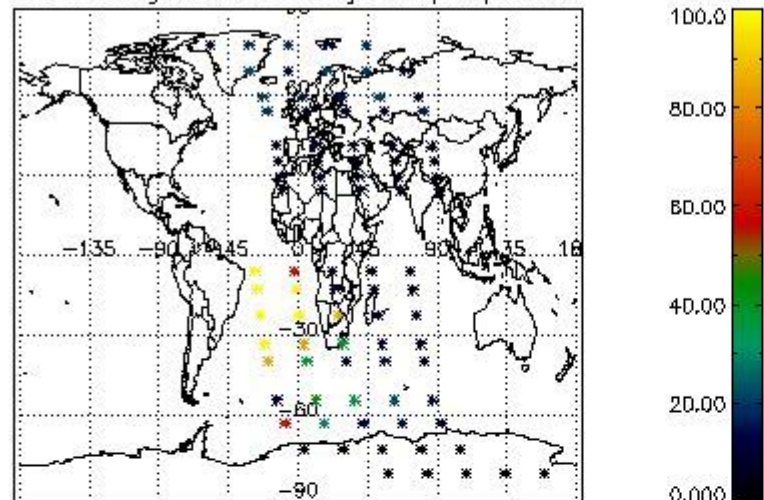




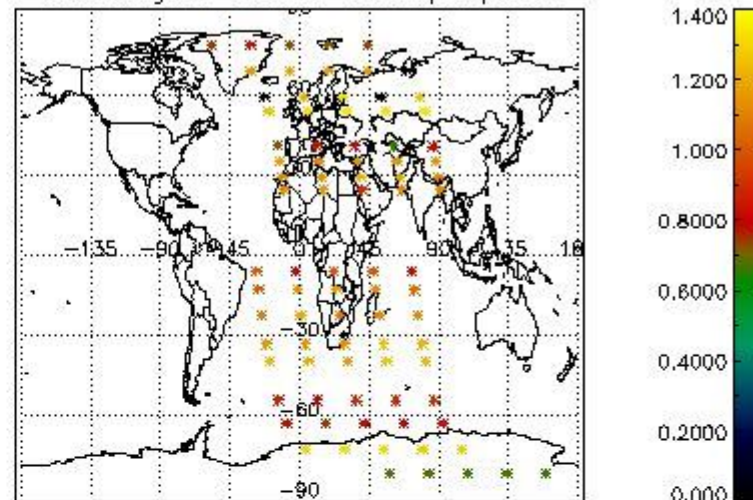
4.2 Plot quality information per product coming from level 1b processing (world map)

4.2.1 Plot level 1 quality information per product (world map): ENVISAT ASCENDING passes

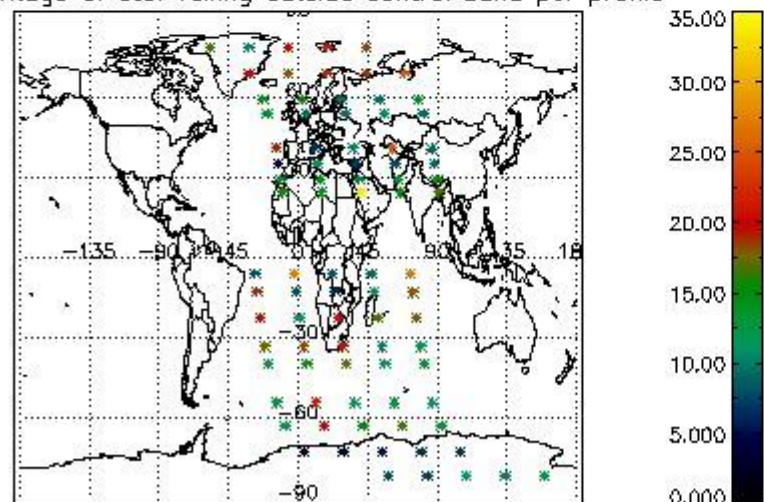
Percentage of cosmic ray hits per profile



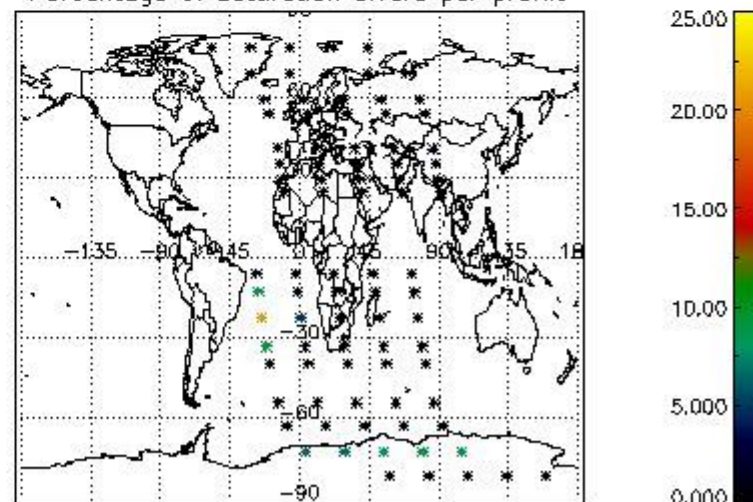
Percentage of datation errors per profile



Percentage of star falling outside central band per profile

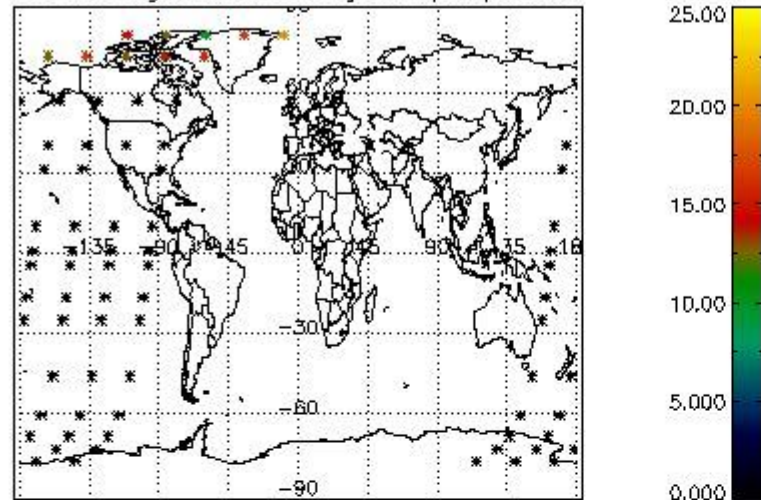


Percentage of saturation errors per profile

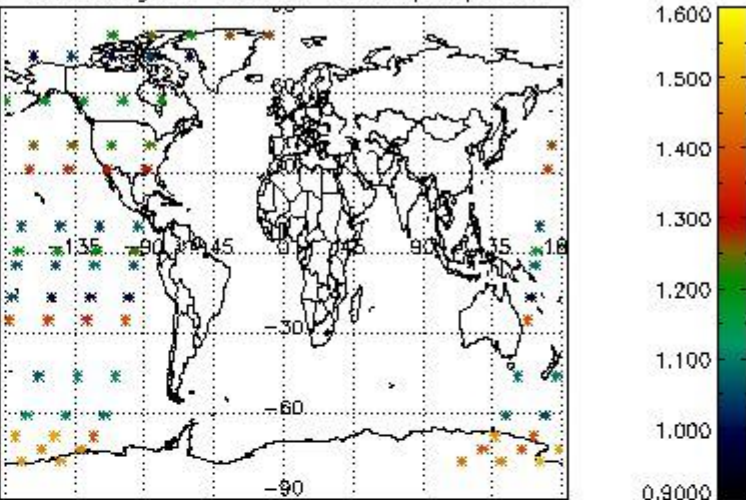


4.2.2 Plot level 1 quality information per product (world map): ENVISAT DESCENDING passes

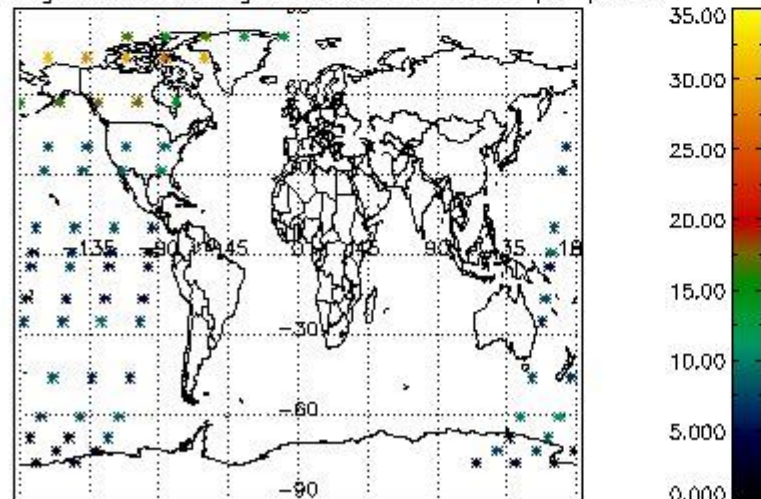
Percentage of cosmic ray hits per profile



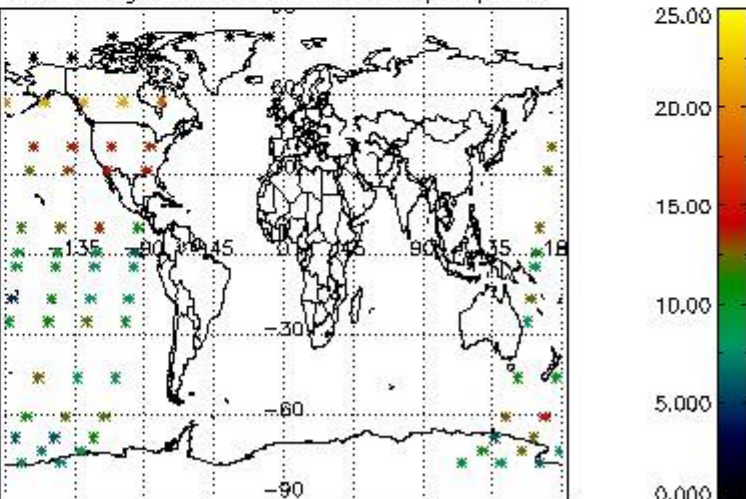
Percentage of datation errors per profile



Percentage of star falling outside central band per profile



Percentage of saturation errors per profile



## 5. Trace gas profiles

### 5.1 Ozone statistics based on quality of products

The final quality of the products can be "measured" using the STD (Standard Deviation) attached to every point profile. This information is written to the parameter GOM\_NL\_\_2P/NL\_LOCAL\_SPECIES\_DENSITY/o3\_std of the level 2 products. The table below shows the statistics for given STD ranges.

The statistics are given with respect to the overall valid production:

- Products without fatal errors: GOM\_NL\_\_2P/MPH/PRODUCT\_ERR=0
- Valid point profile: GOM\_NL\_\_2P/NL\_LOCAL\_SPECIES\_DENSITY/pcd(0)=0

The 'Criteria' is applied to valid points of dark limb products:

- Products in dark limb illumination condition: GOM\_NL\_\_2P/NL\_SUMMARY\_QUALITY/obs\_ill\_cond=0
- Products without fatal errors: GOM\_NL\_\_2P/MPH/PRODUCT\_ERR=0
- Valid point profile: GOM\_NL\_\_2P/NL\_LOCAL\_SPECIES\_DENSITY/pcd(0)=0

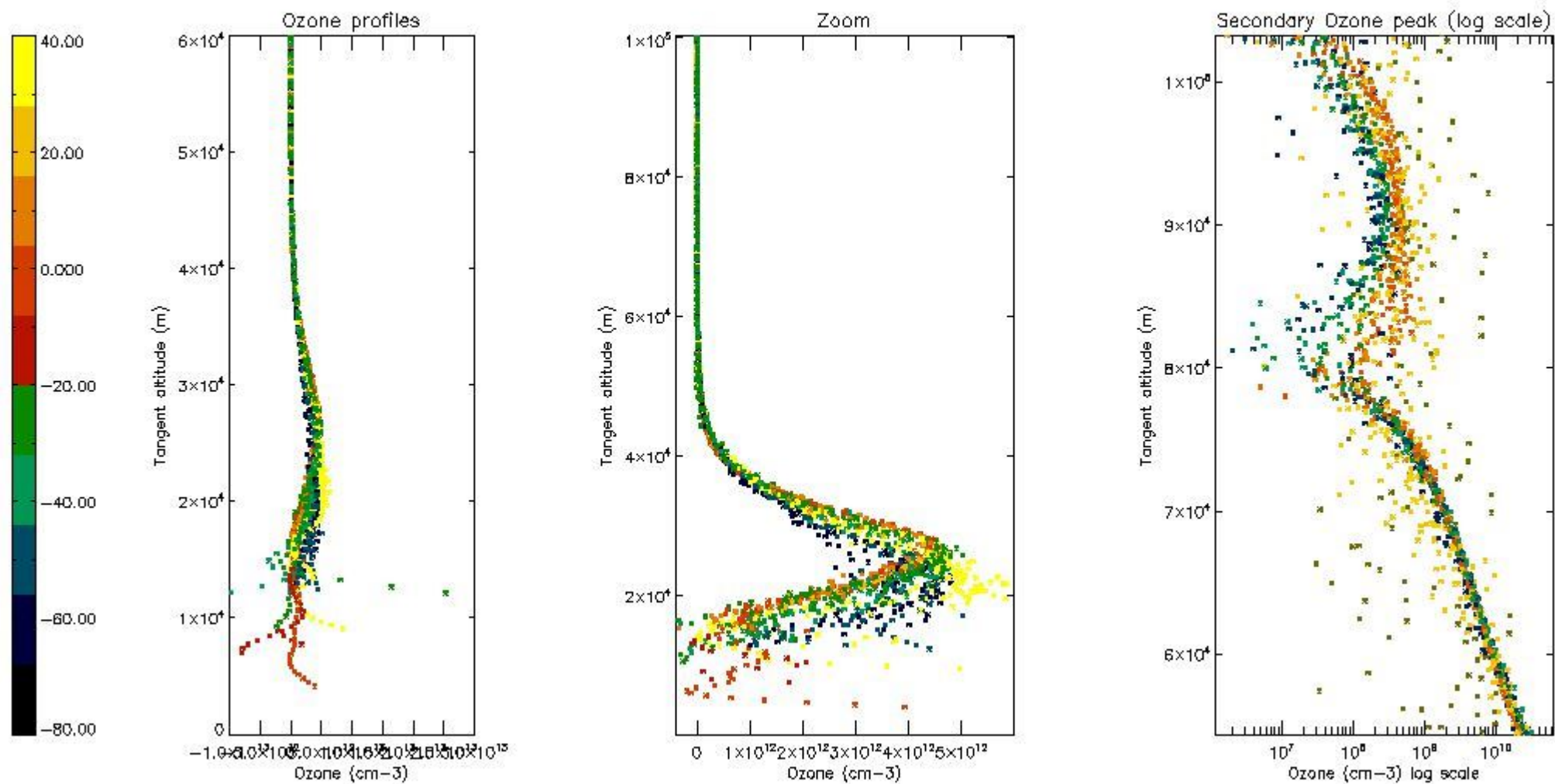
So, the table below shows the percentage of dark limb and valid observations for each criteria with respect to the overall valid daily observations.

Criteria	% of total production
All STD	32
STD < 20	19

STD < 10	16
STD < 5	11

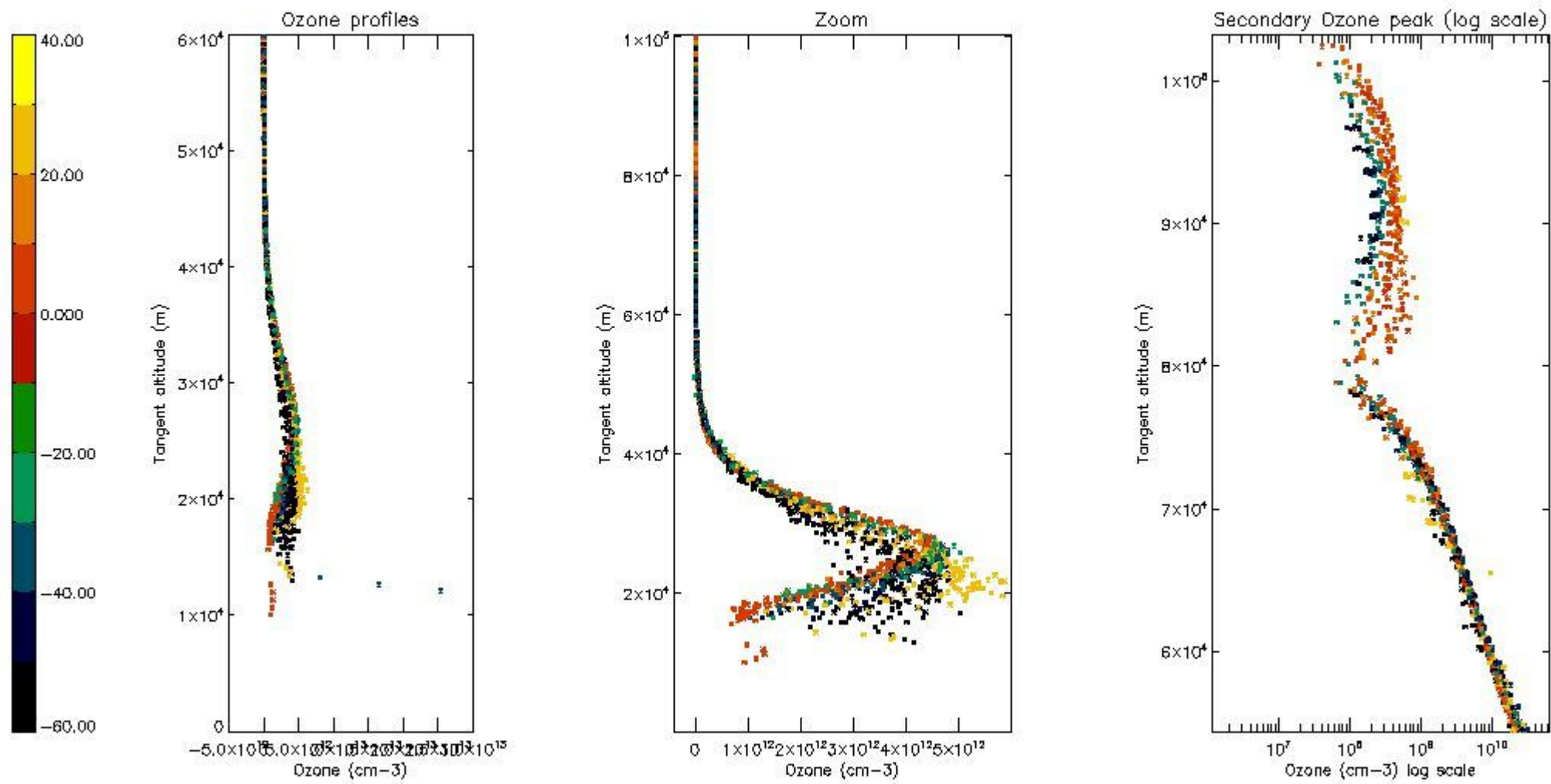
5.2 Plot ozone profiles for all STD (dark without errors)

The colorbar represents the latitude.



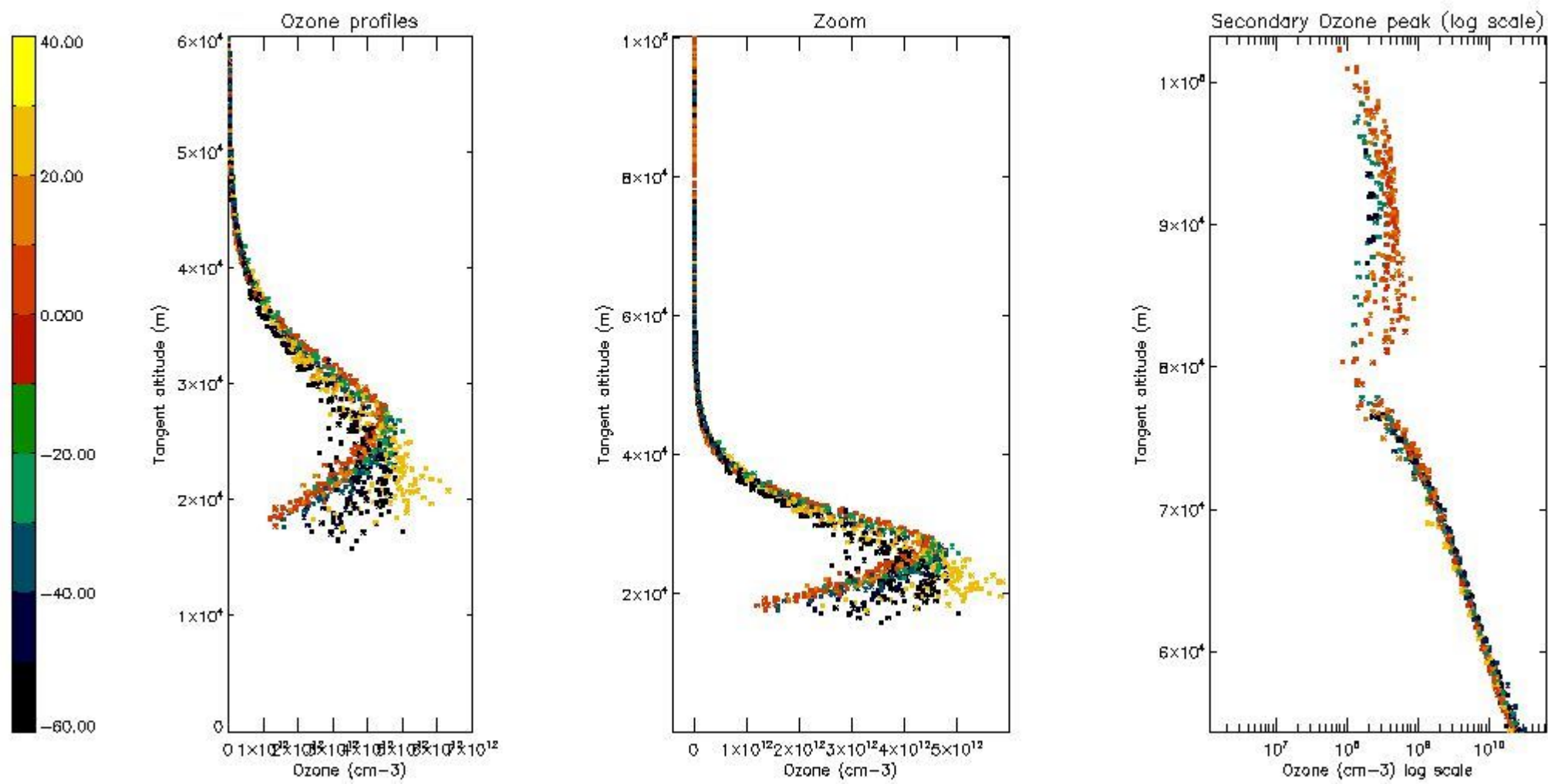
5.3 Plot ozone profiles where STD < 20% (dark without errors)

The colorbar represents the latitude.



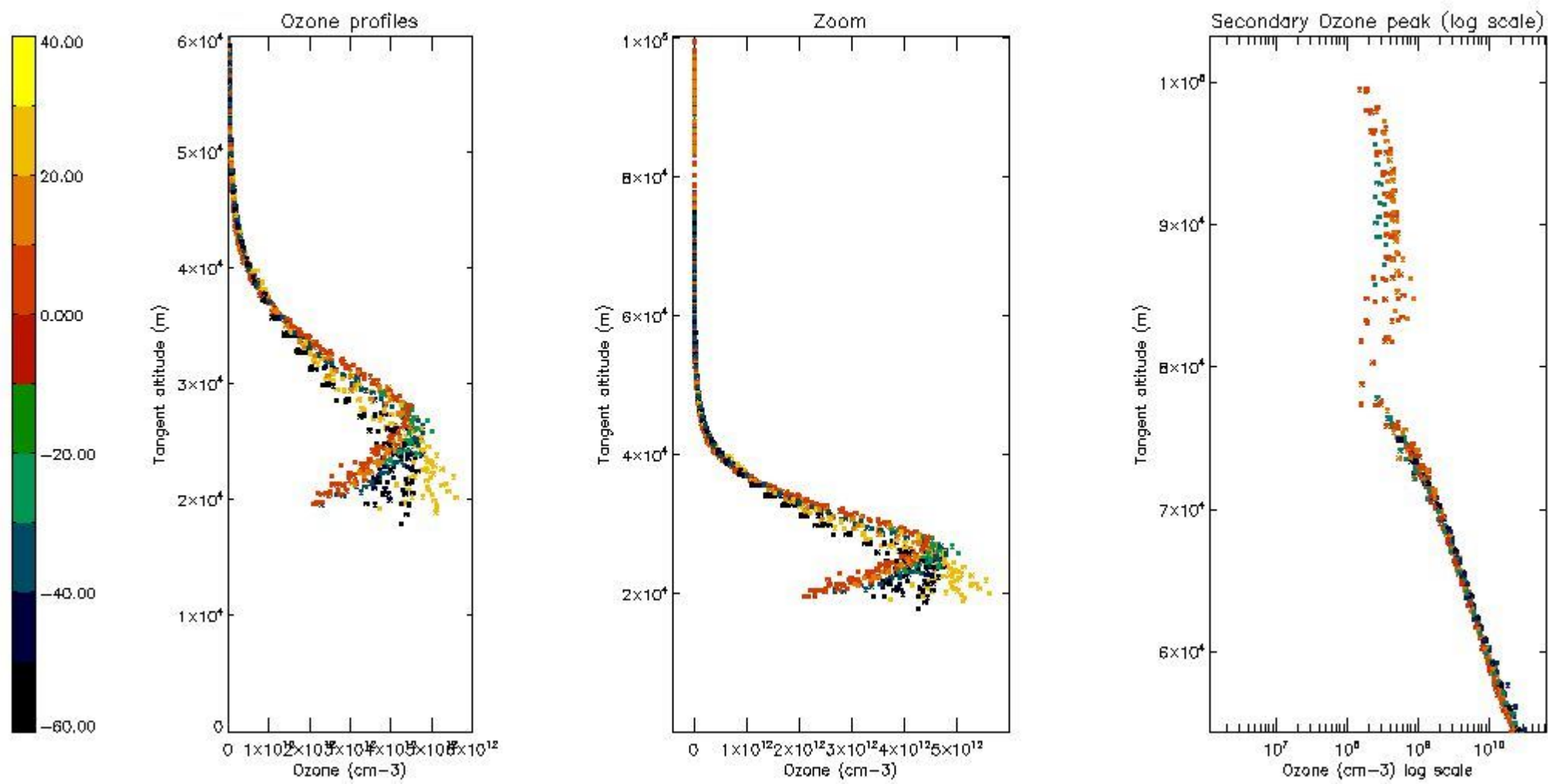
*5.4 Plot ozone profiles where STD < 10% (dark without errors)*

The colorbar represents the latitude.



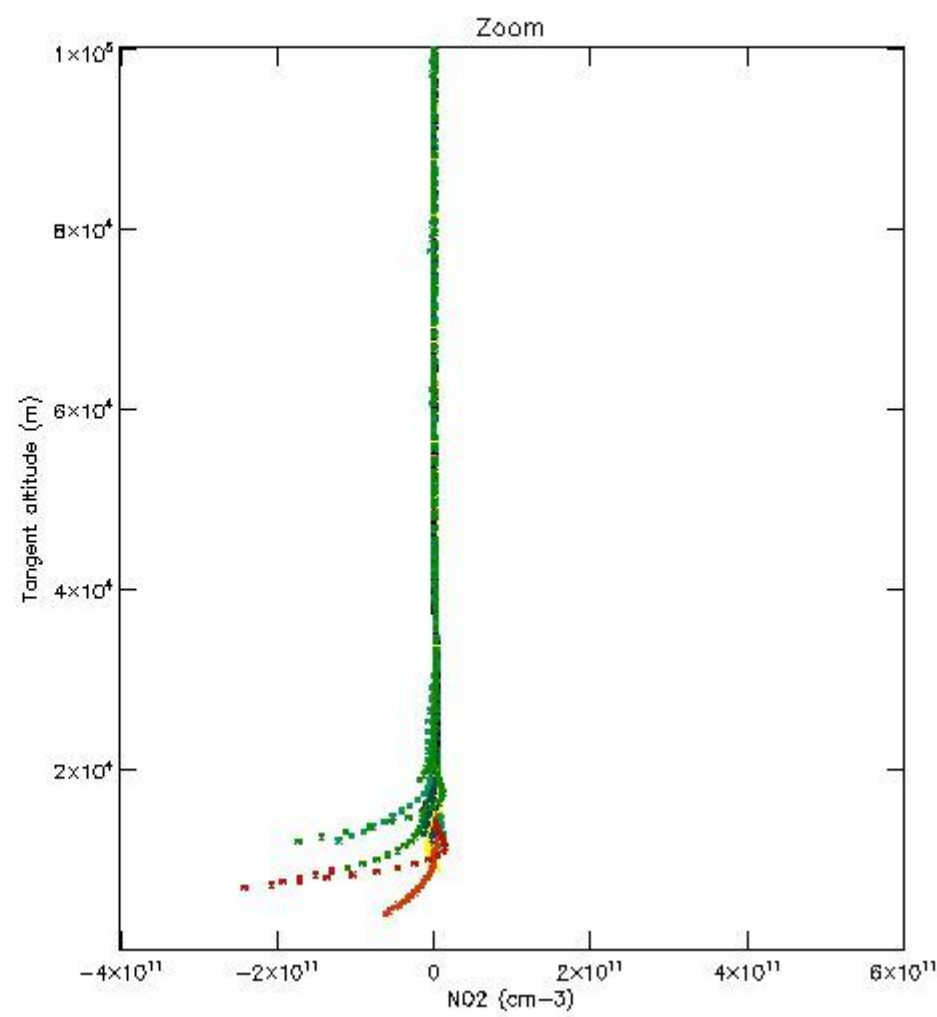
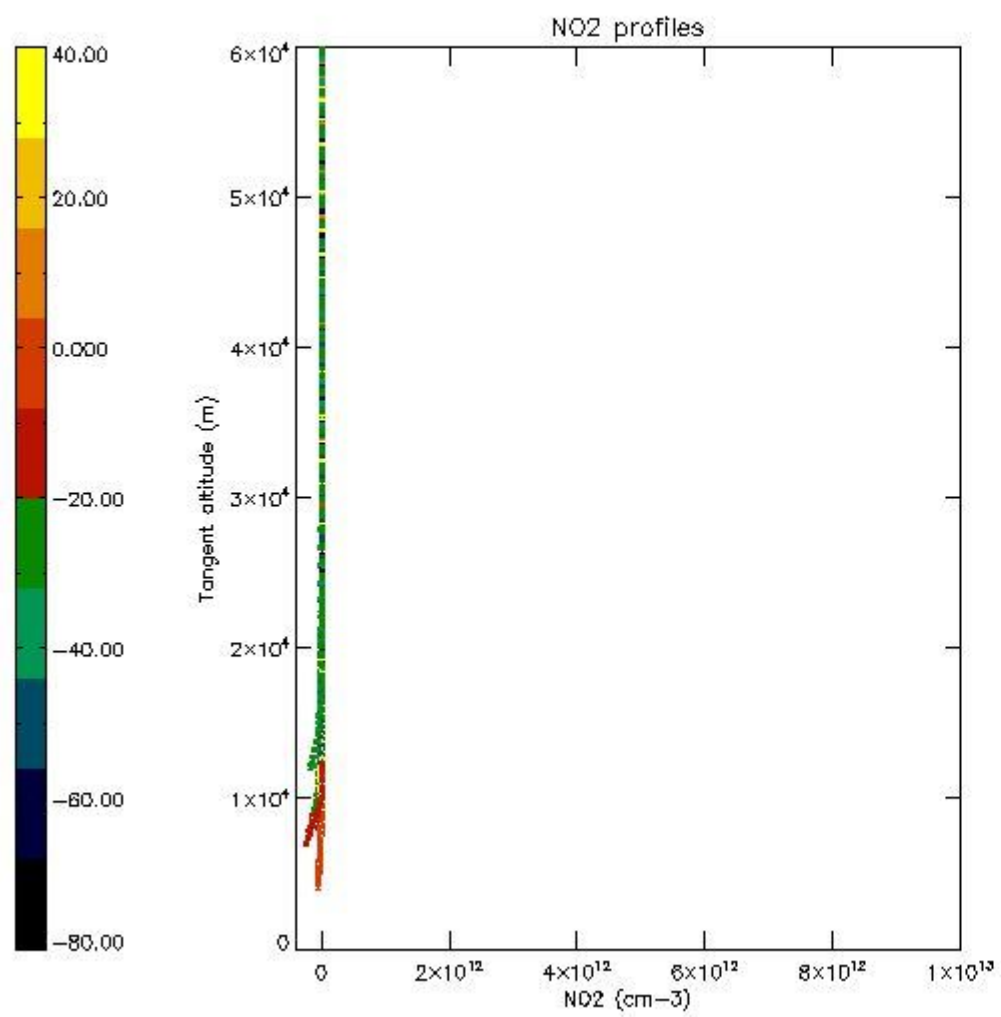
*5.5 Plot ozone profiles where STD < 5% (dark without errors)*

The colorbar represents the latitude.



*5.6 Plot NO<sub>2</sub> profiles for all STD (dark without errors)*

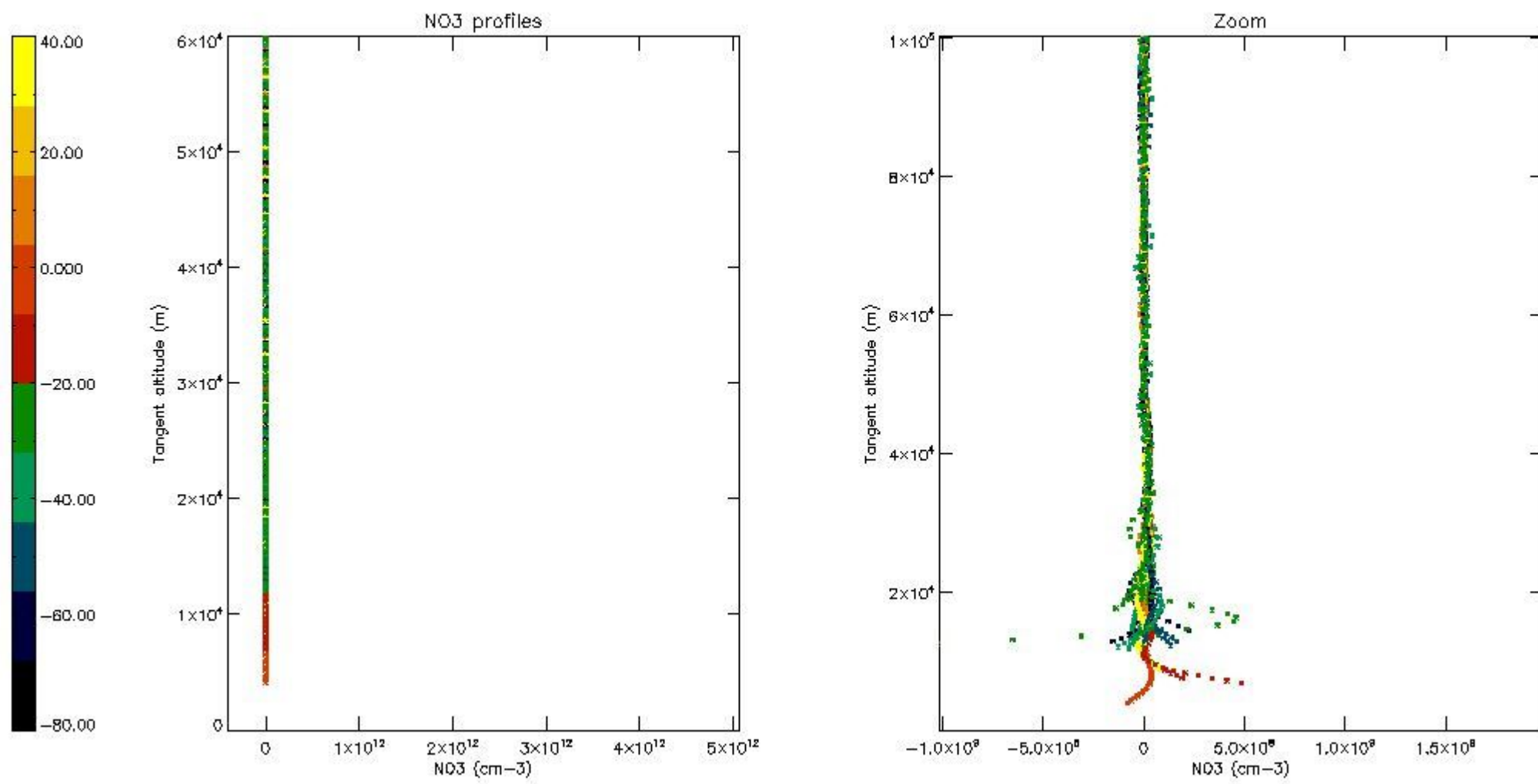
The colorbar represents the latitude.



*5.7 Plot NO3 profiles for all STD (dark without errors)*

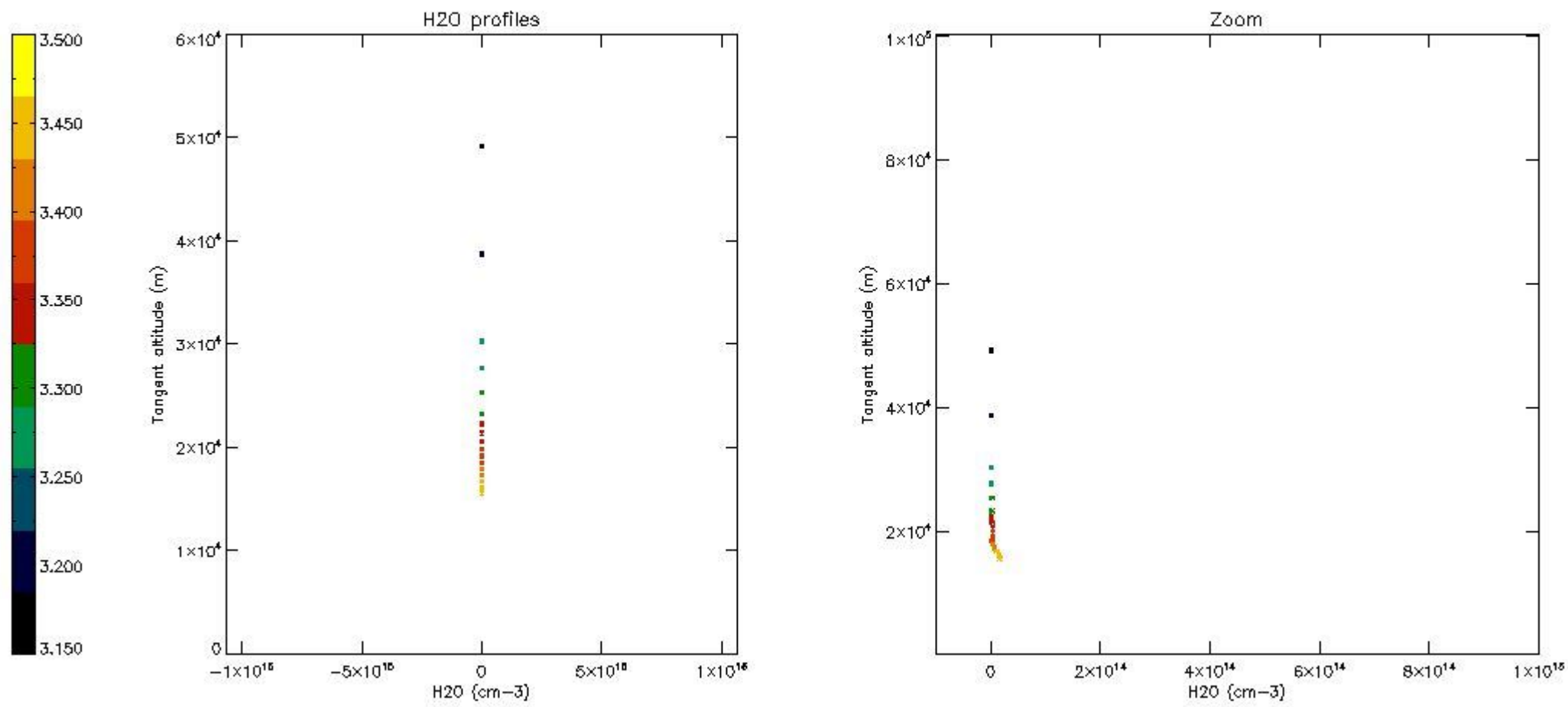
The colorbar represents the latitude.





*5.8 Plot H2O profiles for all STD (only for occultations of stars 1,2,3,4,13,14,16,26,63 dark without errors)*

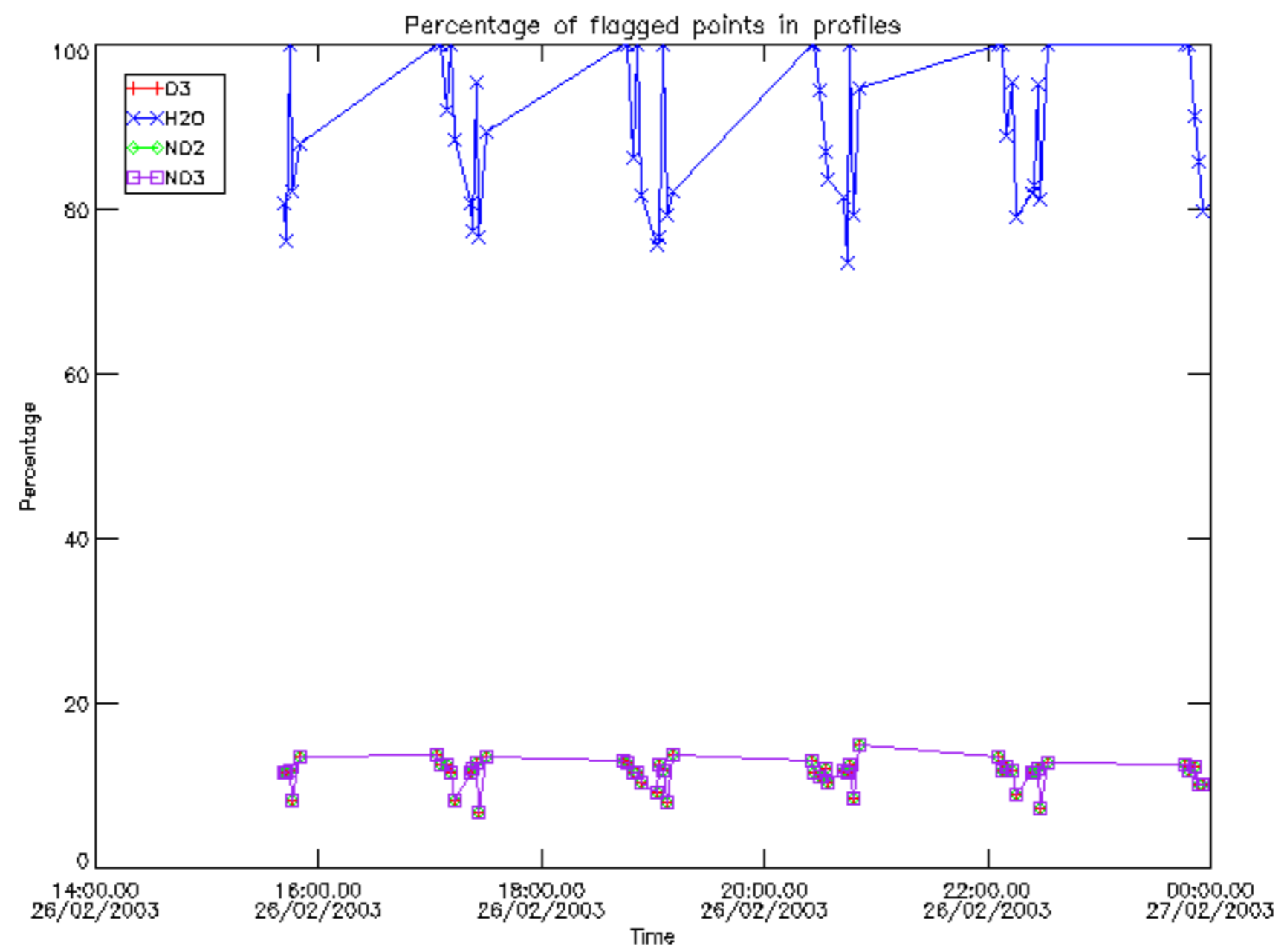
The colorbar represents the latitude.



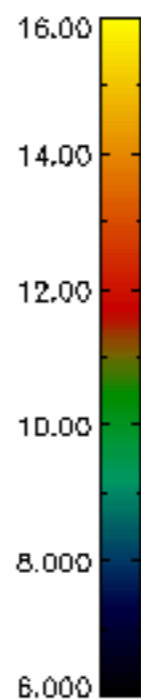
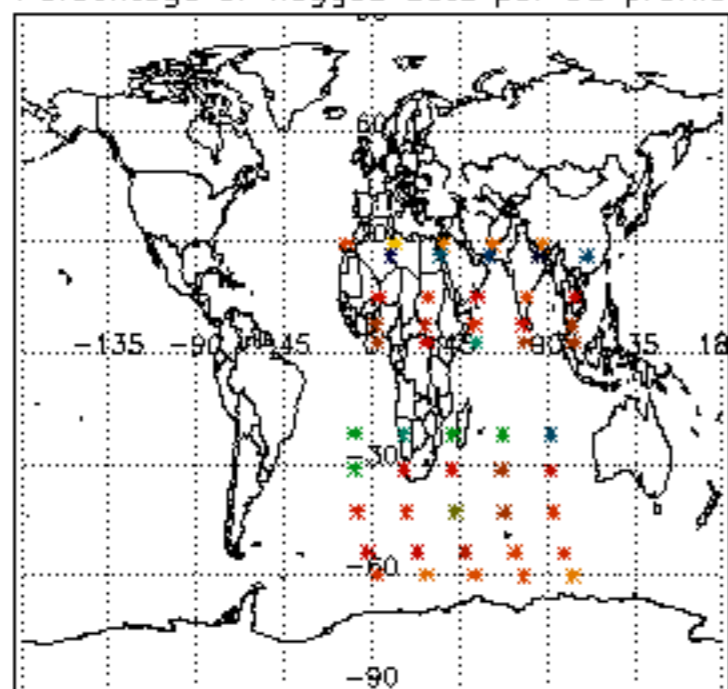
## 6. Auxiliary Data Files used for the production reported in section 2

The number reported in the third column indicates since which file (see list in section 2) the corresponding auxiliary file has been used. The fourth column is the date of those product files.

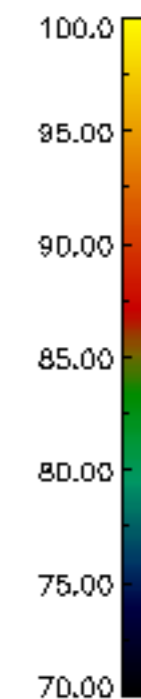
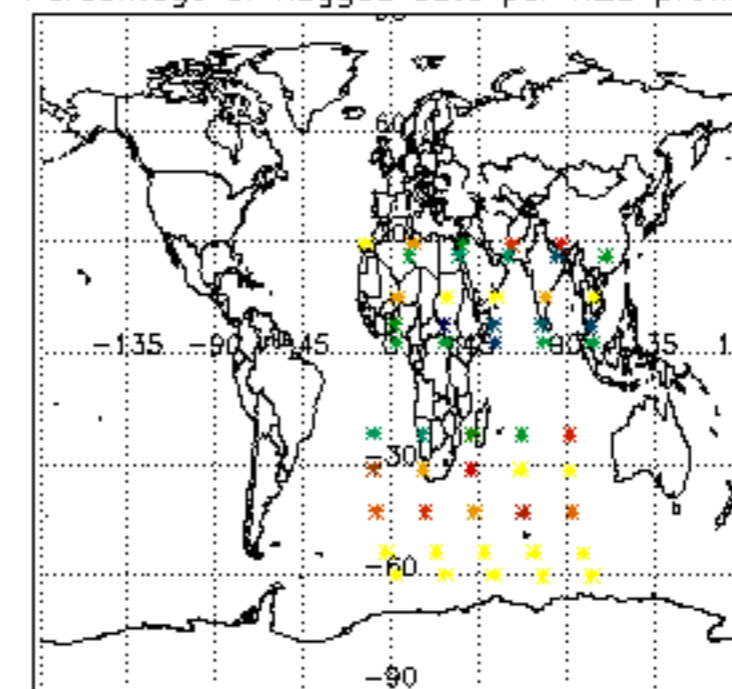
Type	Auxiliary Filename	Used since product	Used since product date
INST_PHYS_CHARACTERISTICS	GOM_INS_AXNIEC20050627_150440_20020301_000000_20100101_000000	1	26-FEB-2003 15:41:09
LEVEL-2_PROC_CONFIG	GOM_PR2_AXVIEC20091111_152718_20020301_000000_20500101_000000	1	26-FEB-2003 15:41:09
CROSS_SECTIONS_FILE	GOM_CRS_AXVIEC20091111_154832_20020301_000000_20500101_000000	1	26-FEB-2003 15:41:09



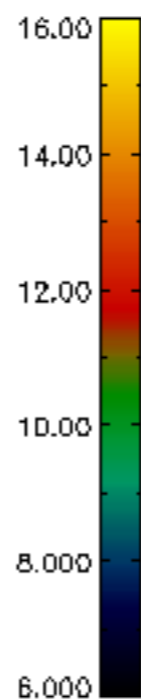
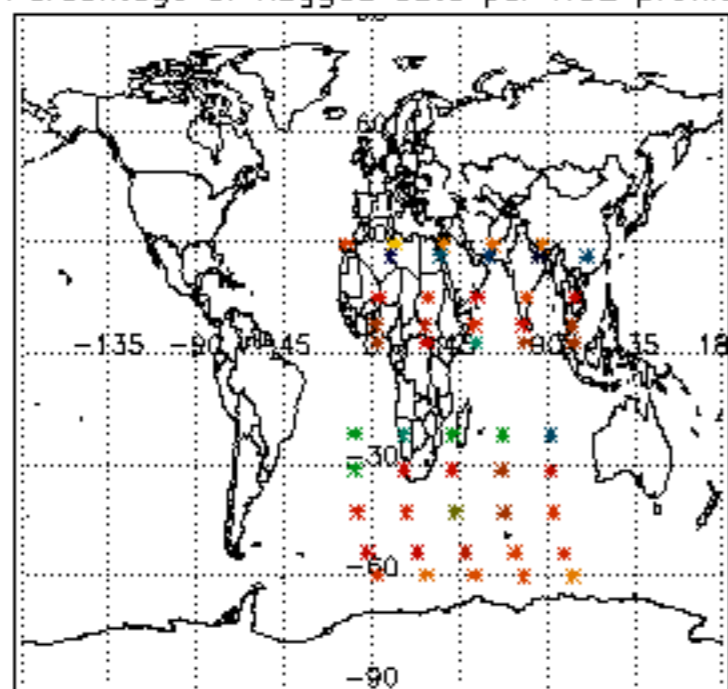
Percentage of flagged data per D3 profile



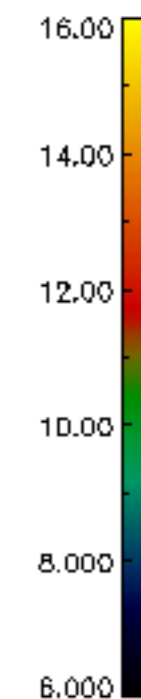
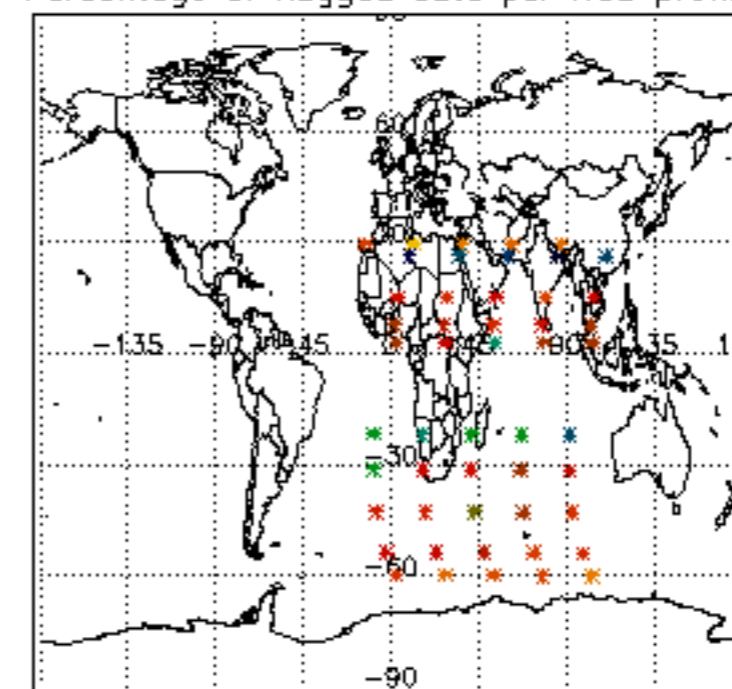
Percentage of flagged data per H2O profile

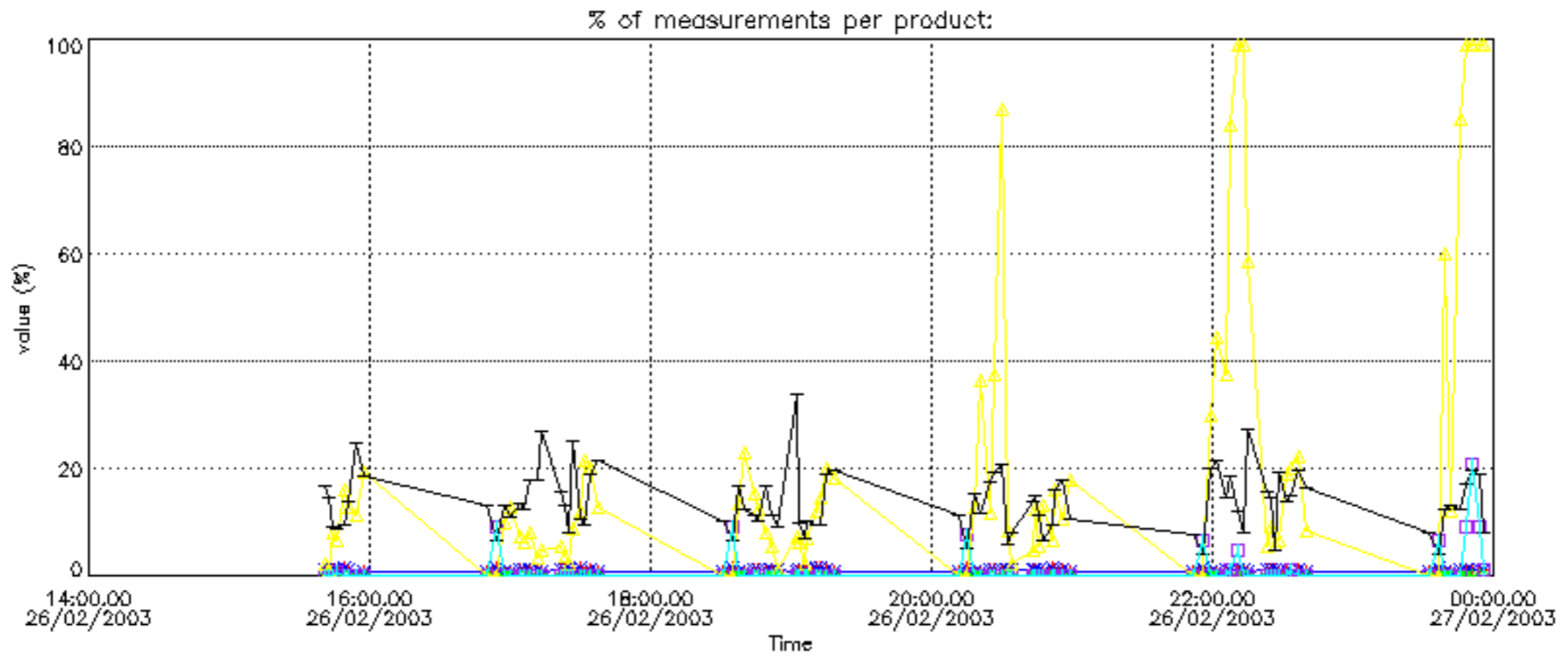
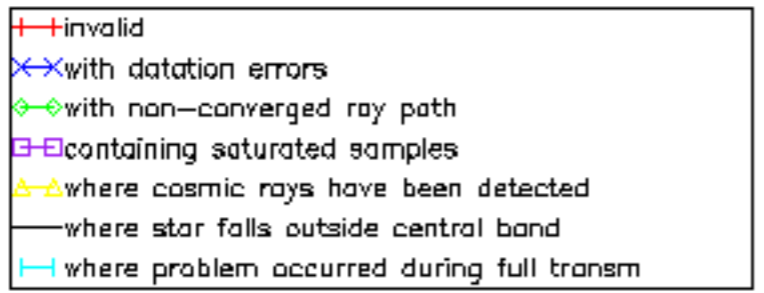


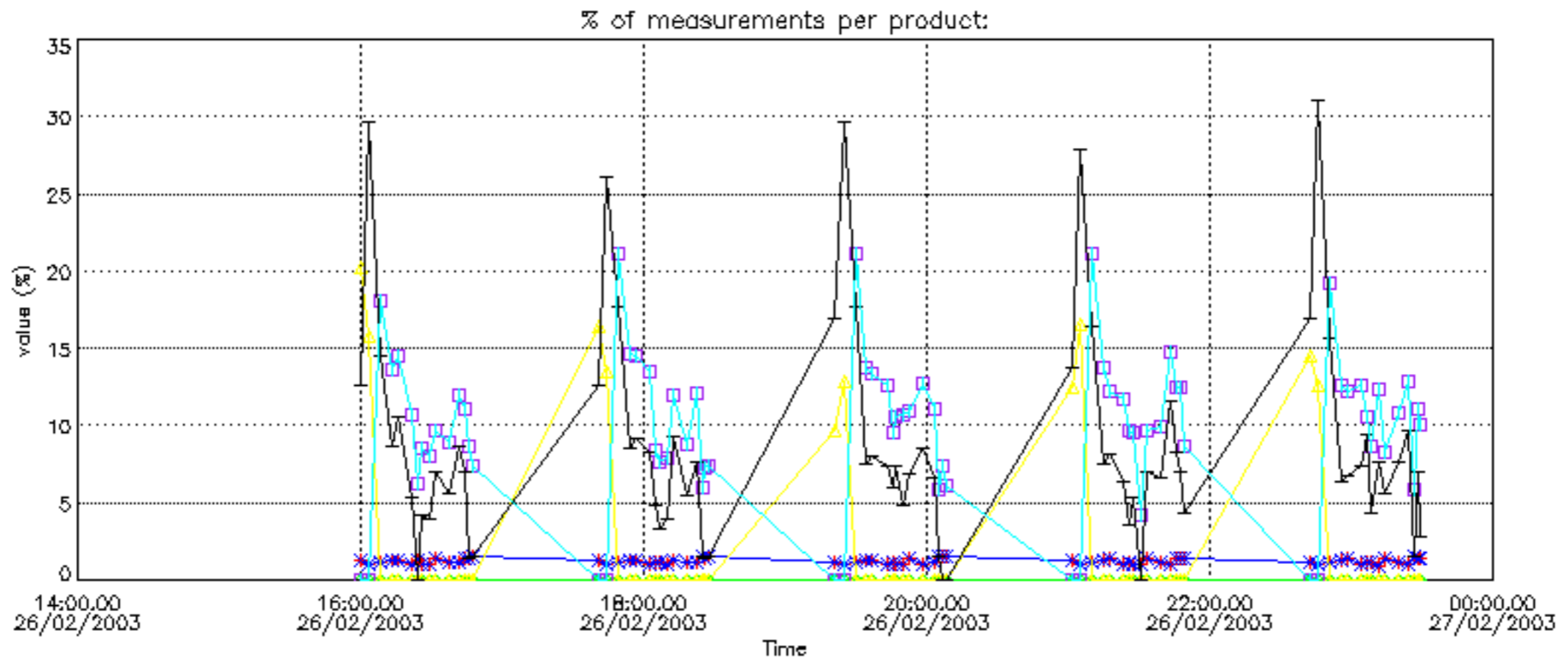
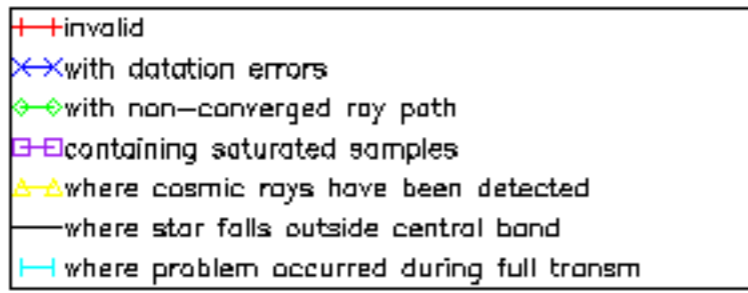
Percentage of flagged data per NO2 profile



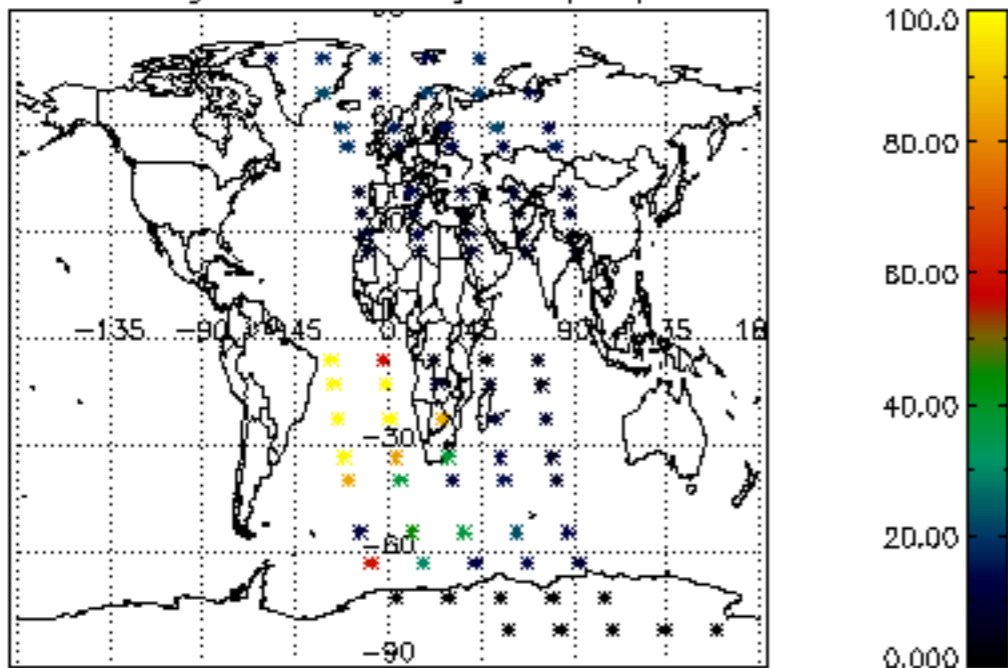
Percentage of flagged data per NO3 profile



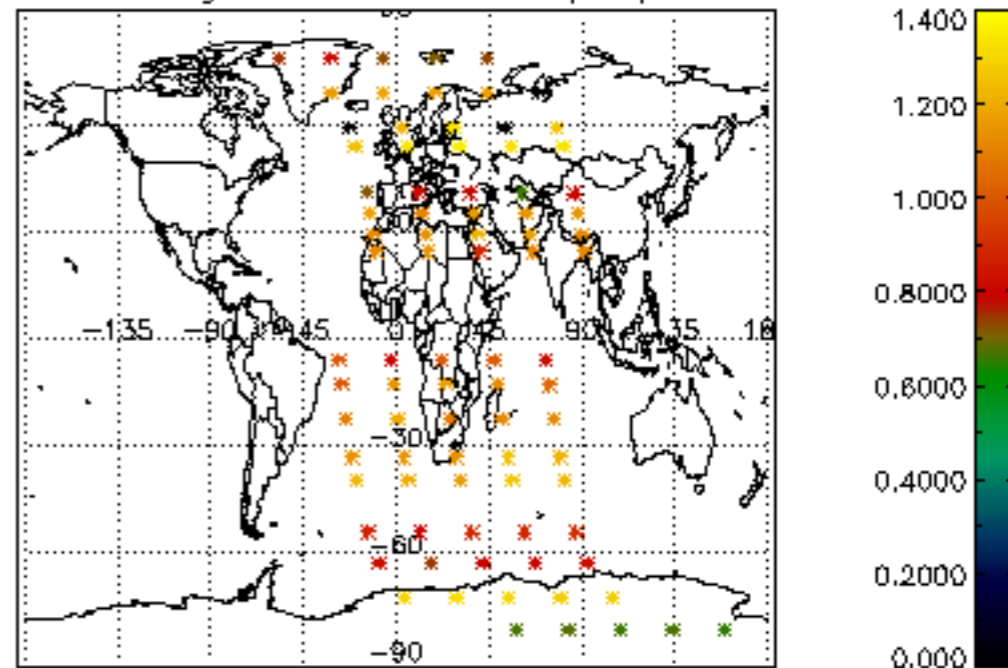




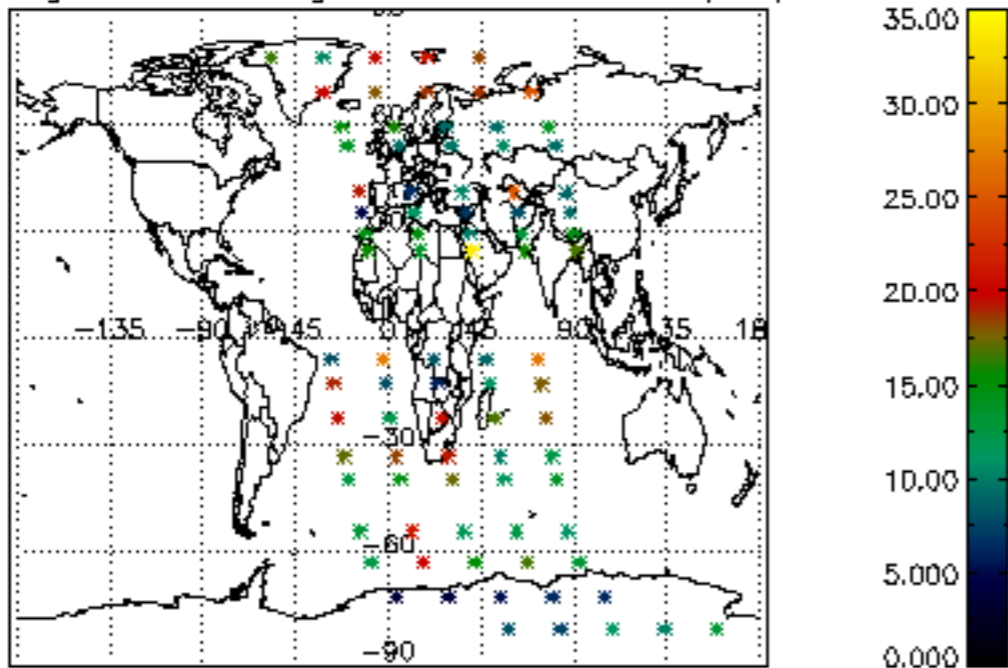
Percentage of cosmic ray hits per profile



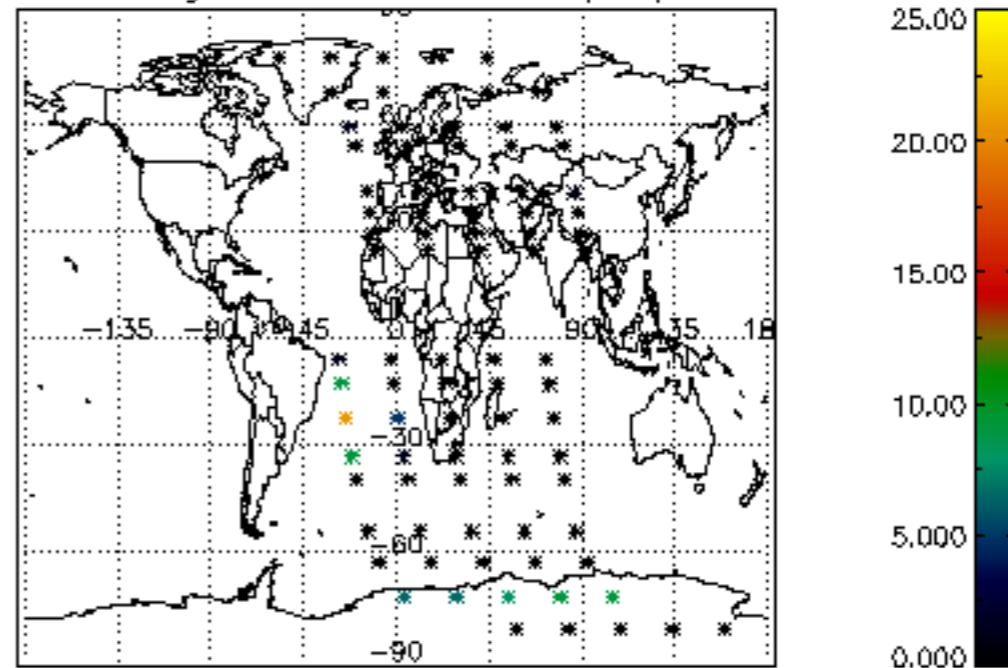
Percentage of datation errors per profile



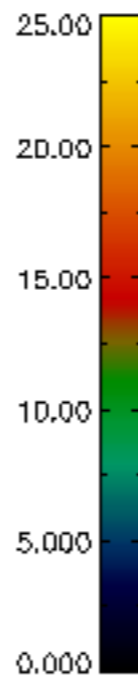
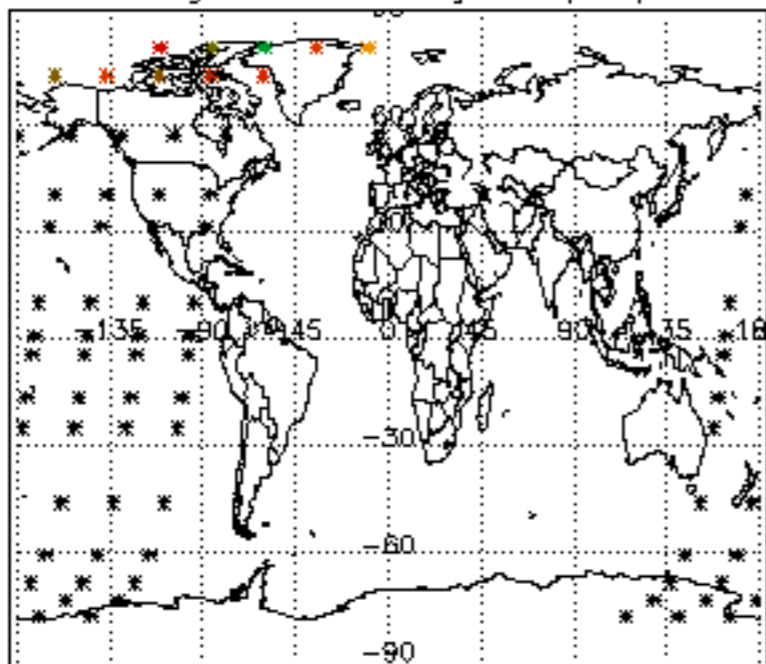
Percentage of star falling outside central band per profile



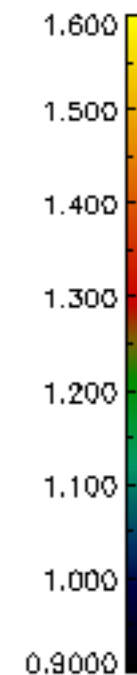
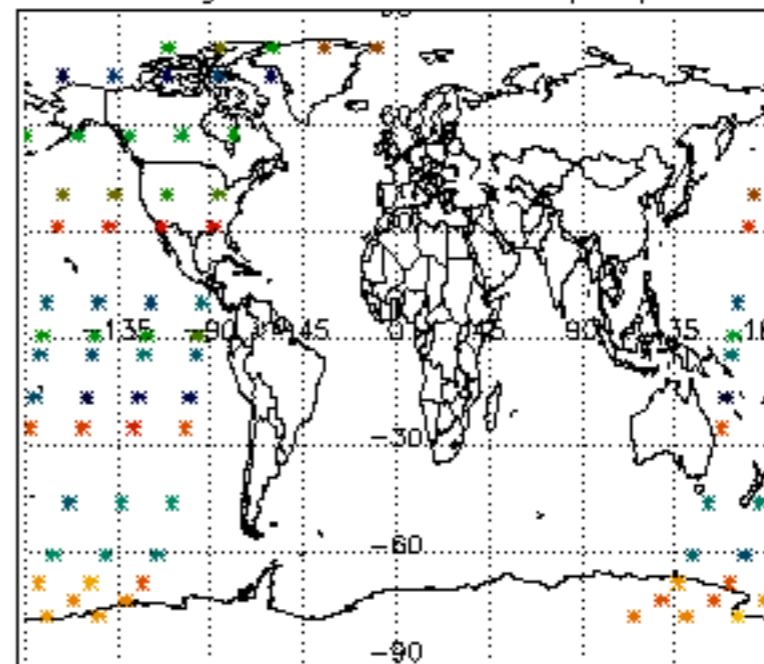
Percentage of saturation errors per profile



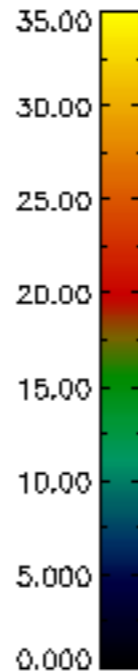
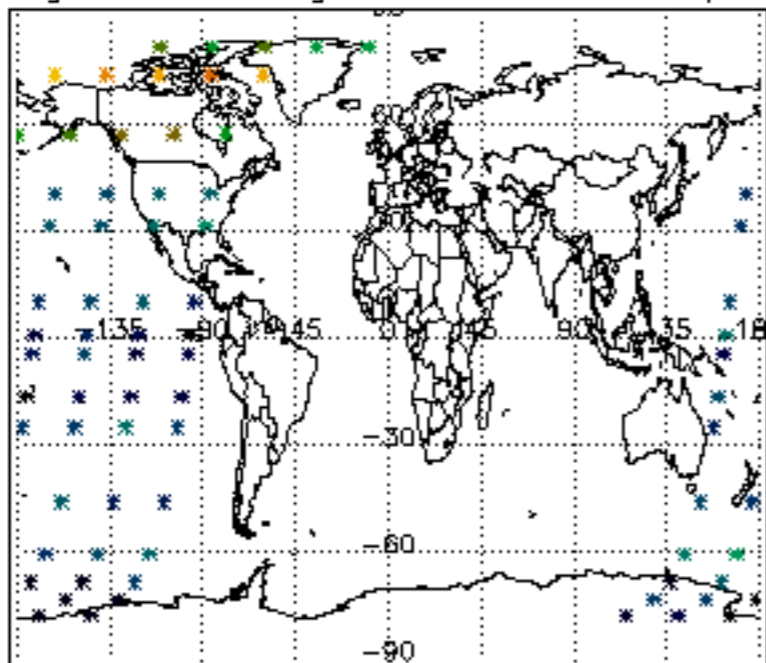
Percentage of cosmic ray hits per profile



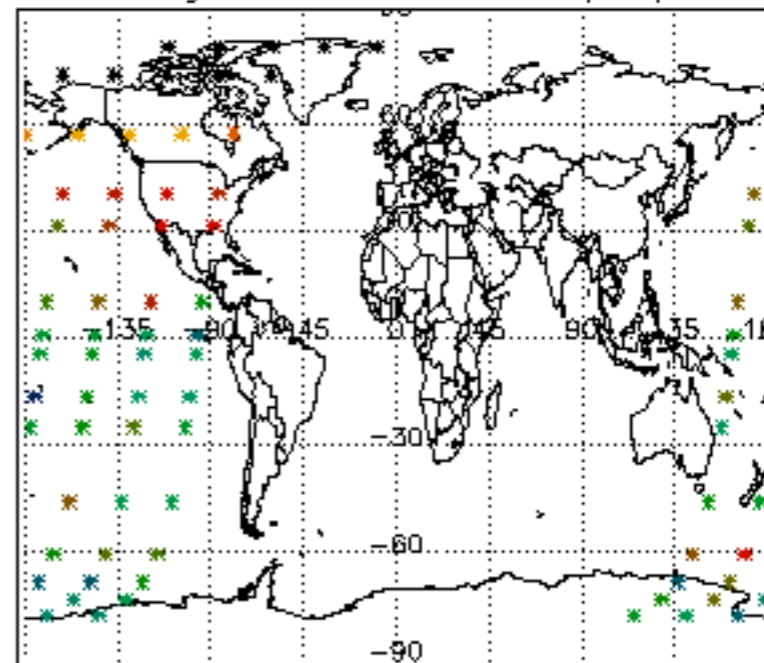
Percentage of datation errors per profile



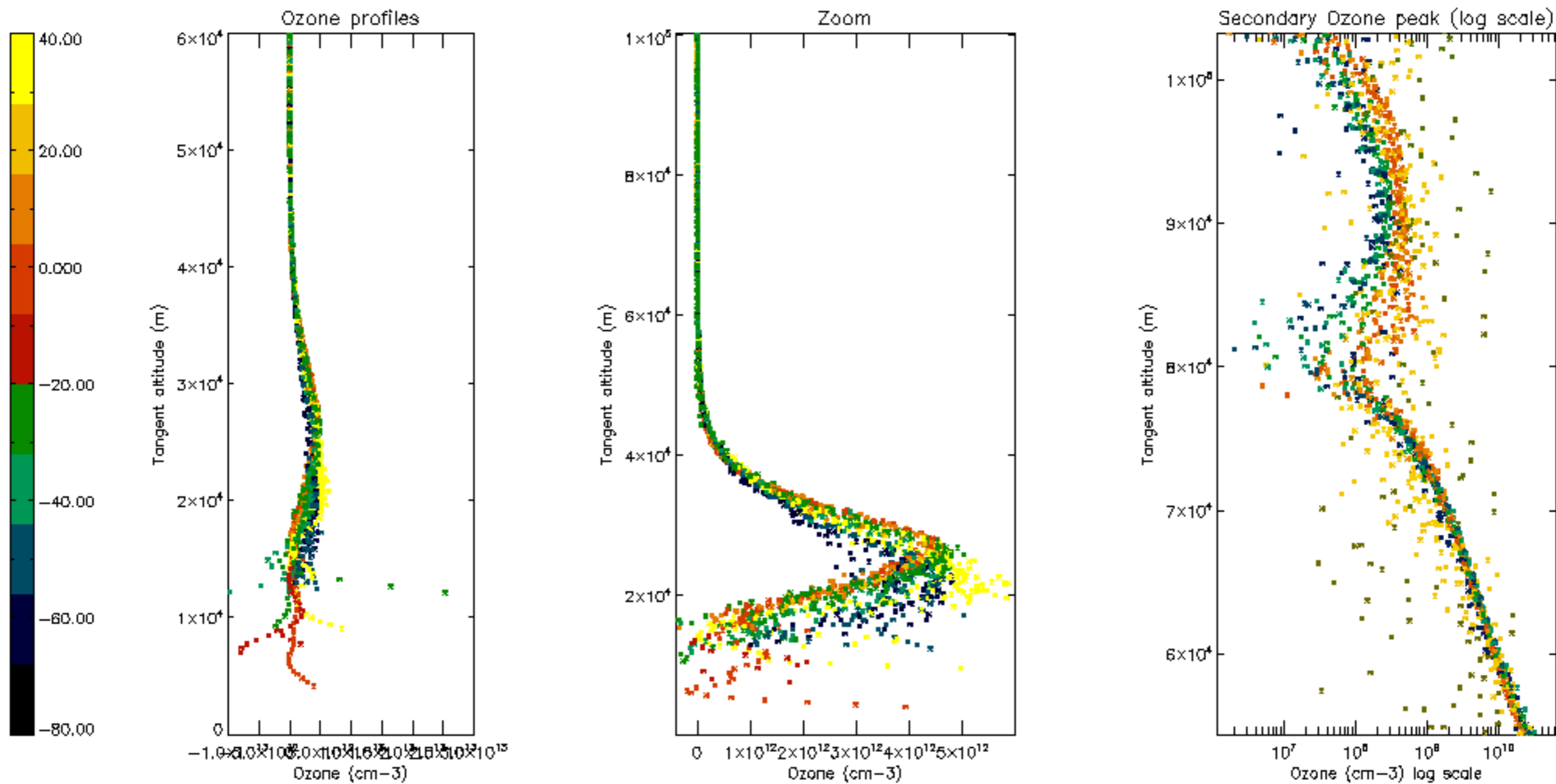
Percentage of star falling outside central band per profile

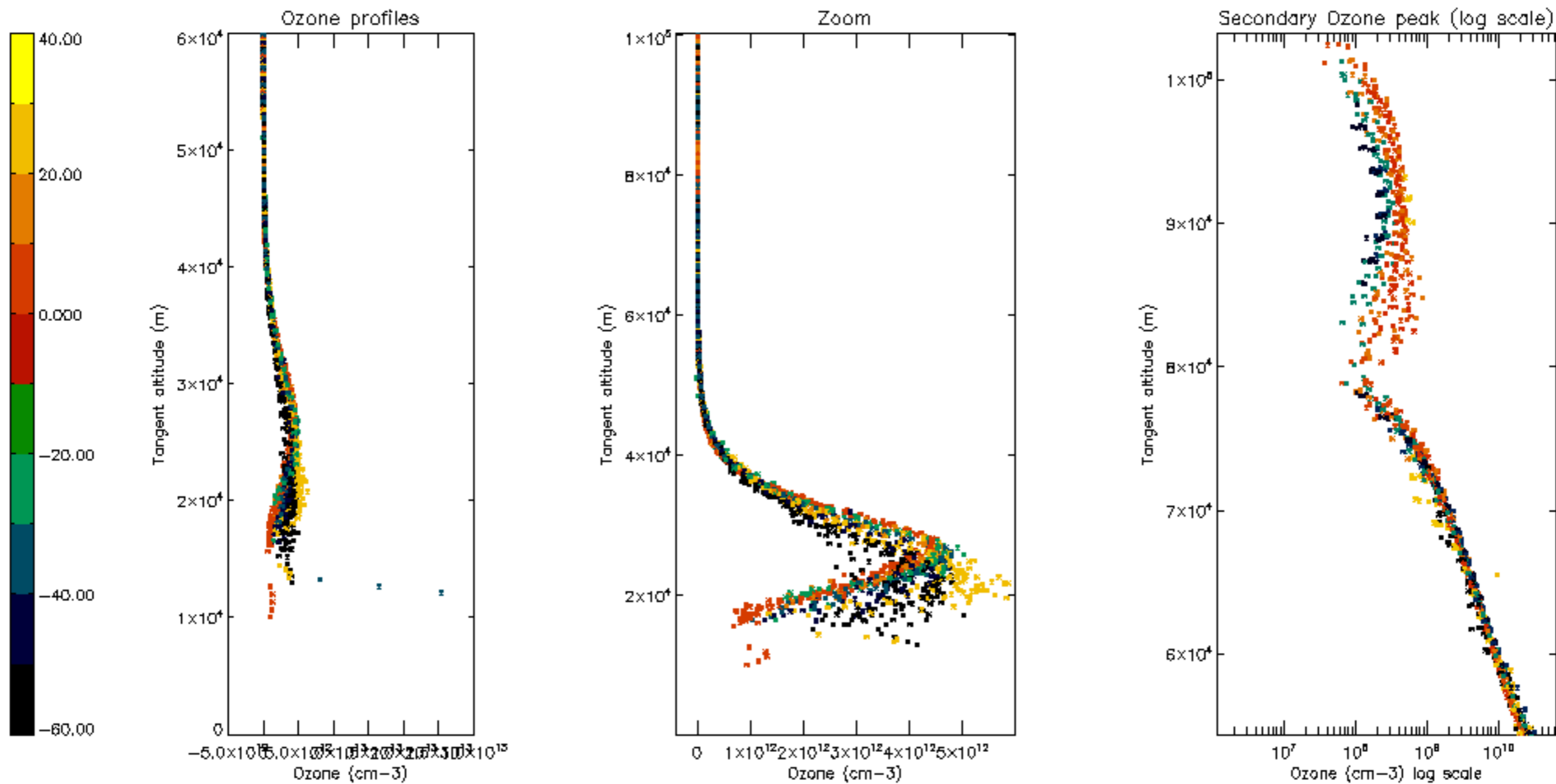


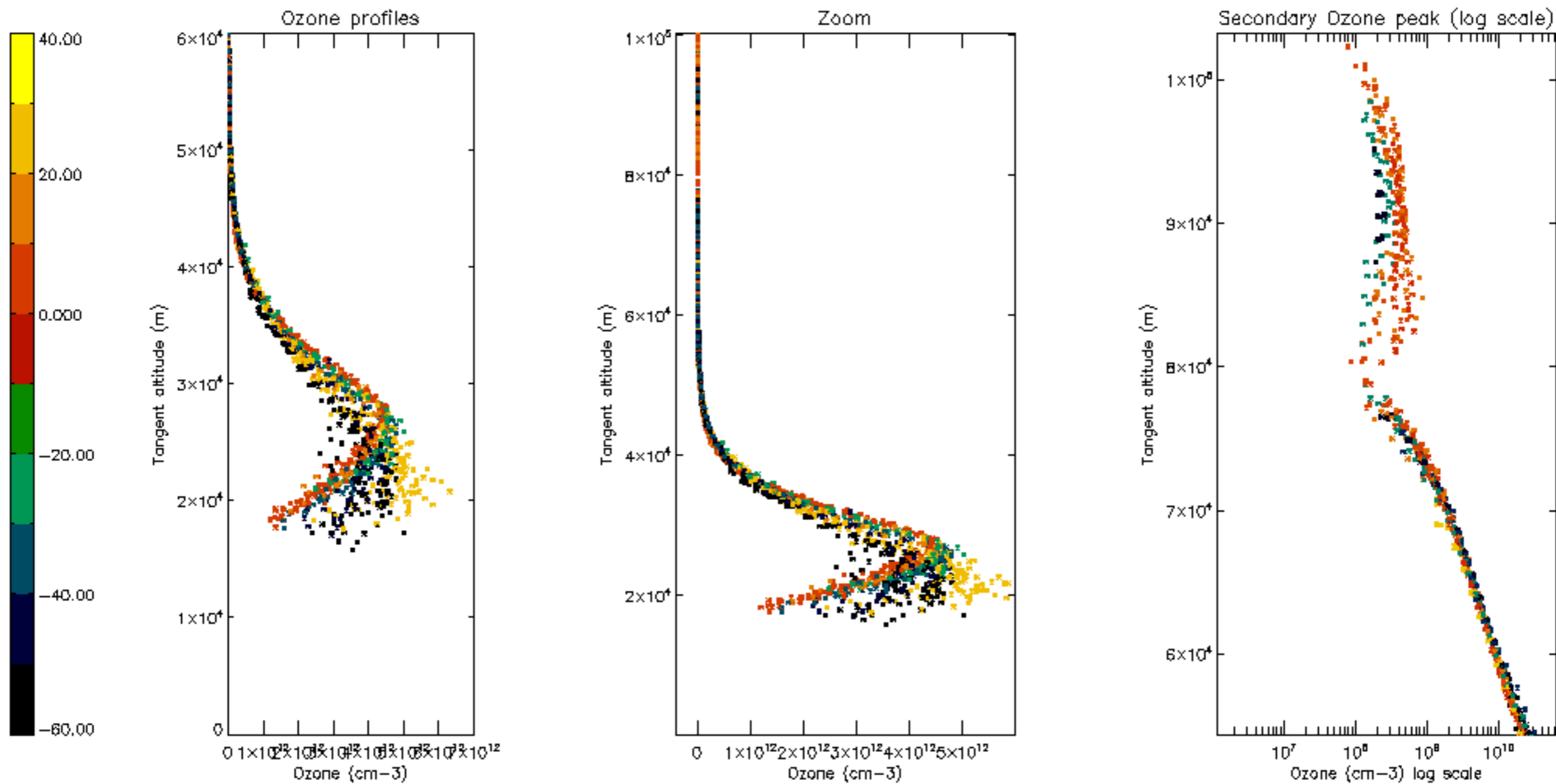
Percentage of saturation errors per profile

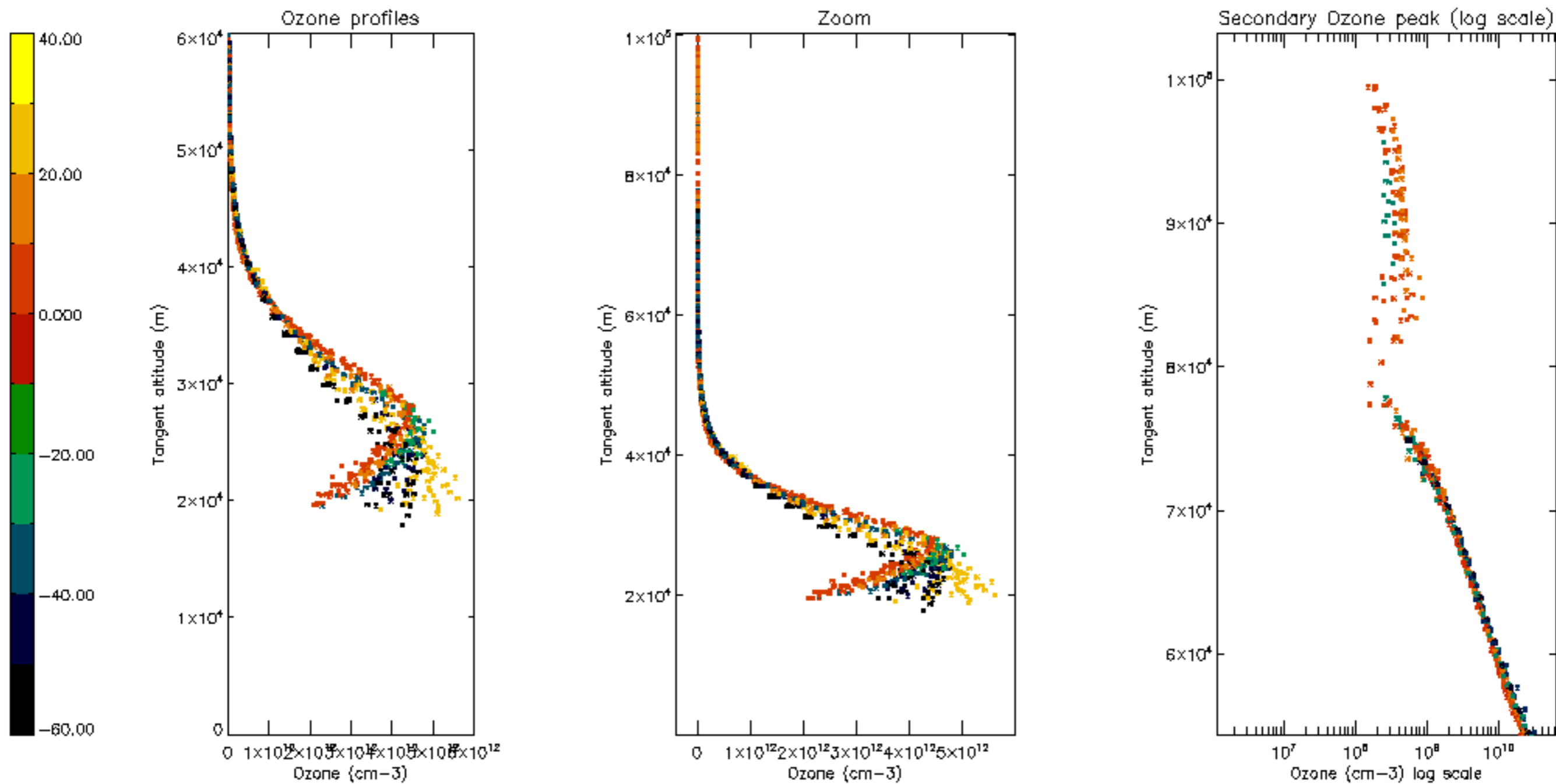


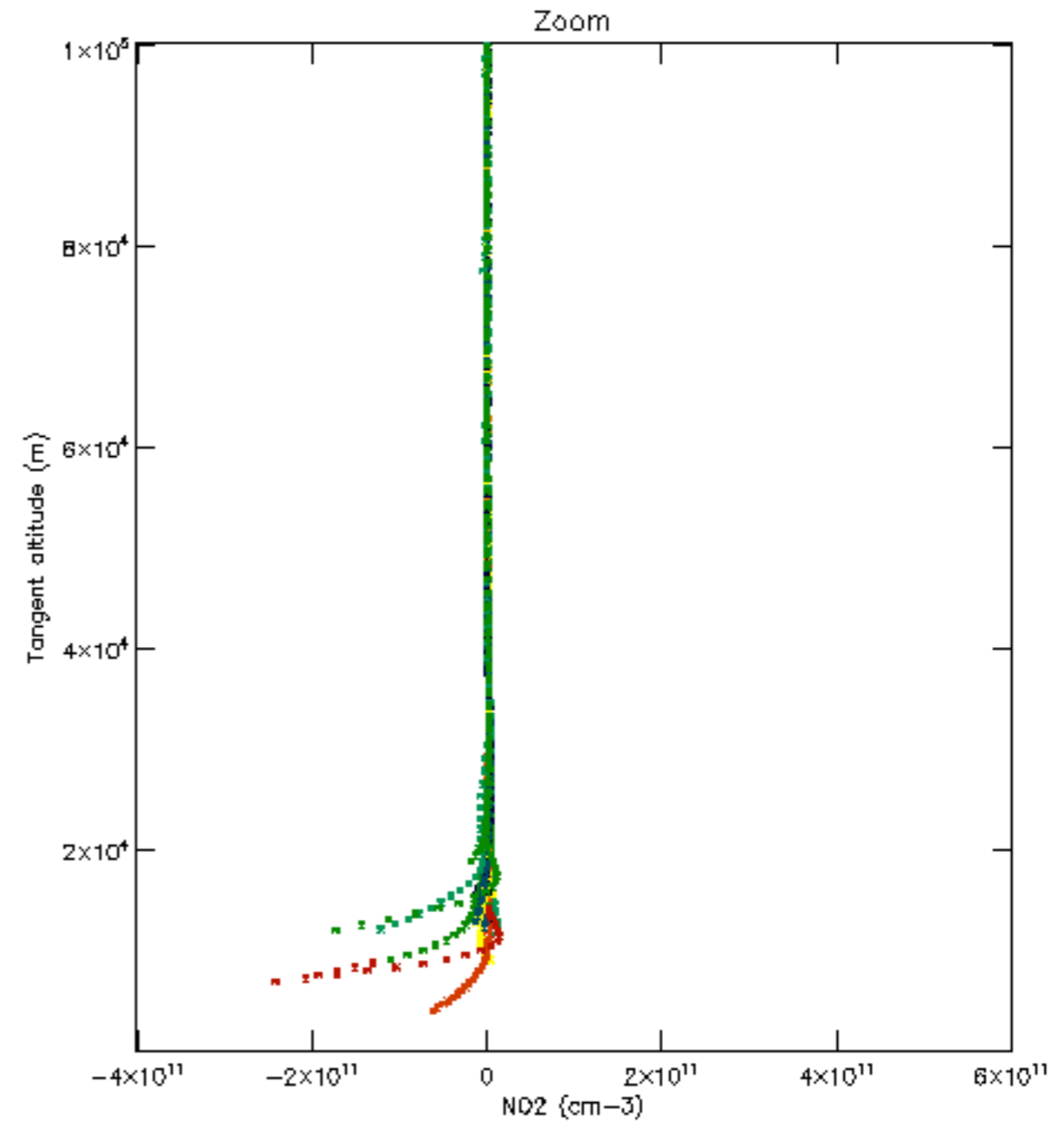
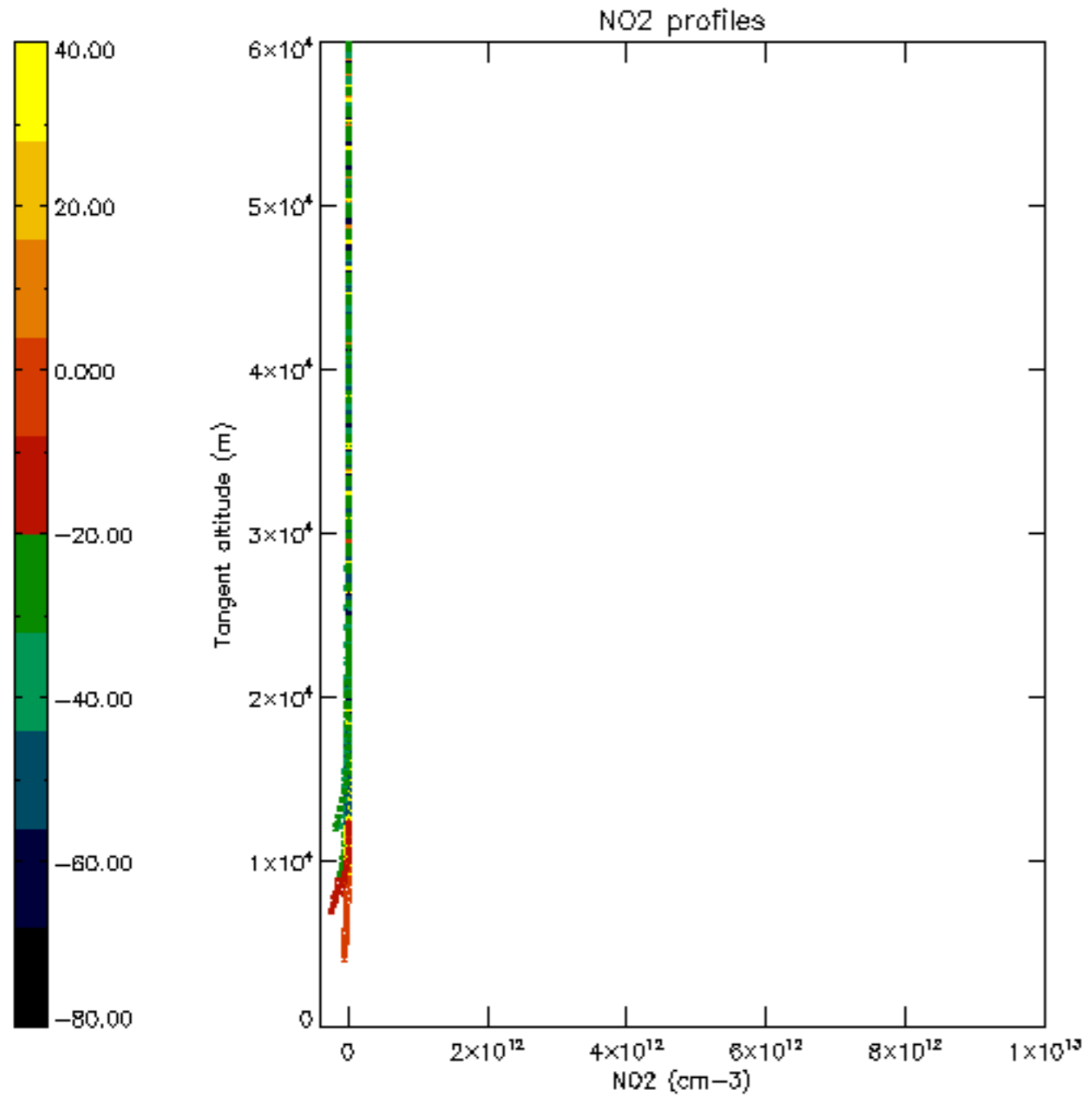


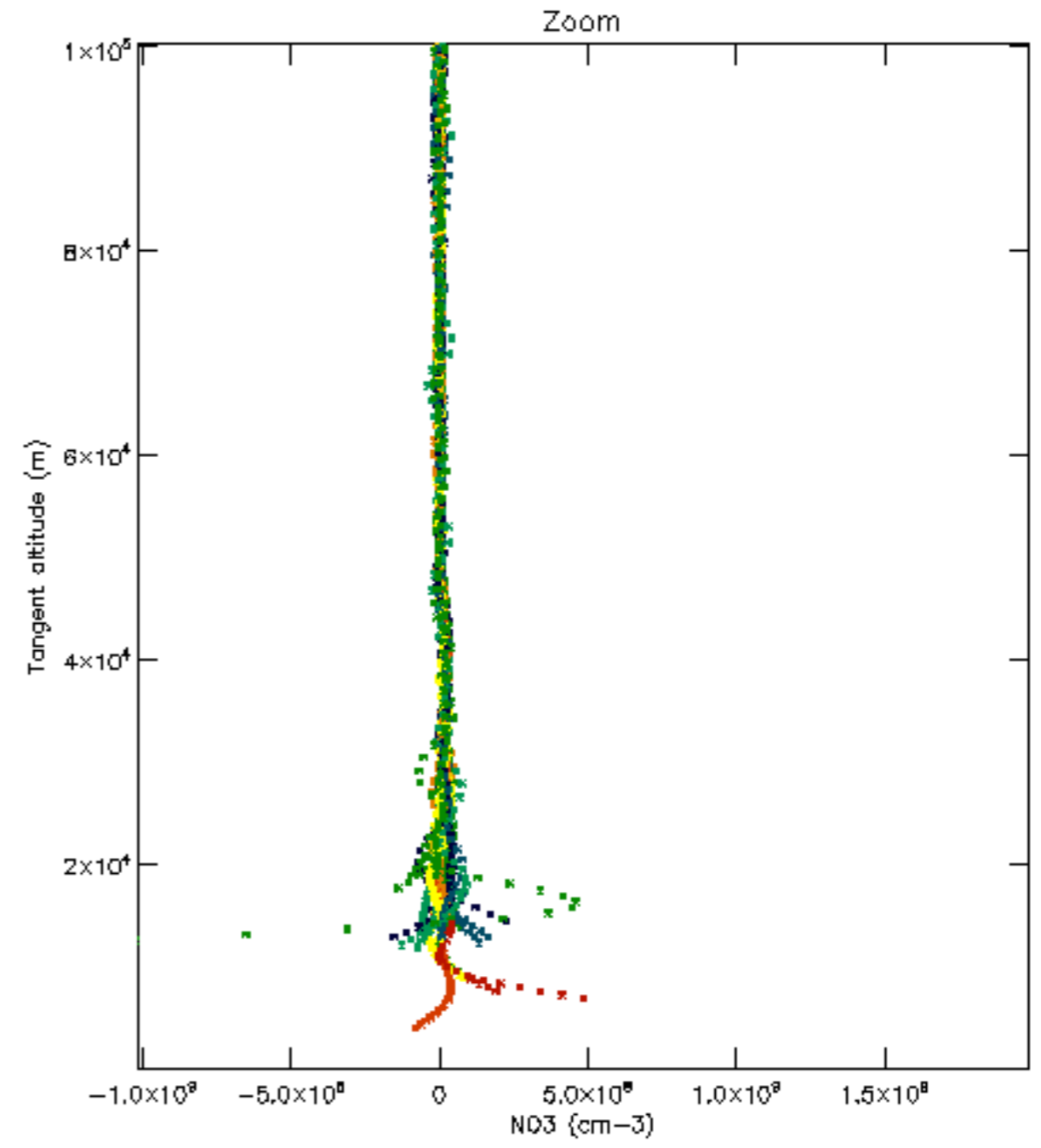
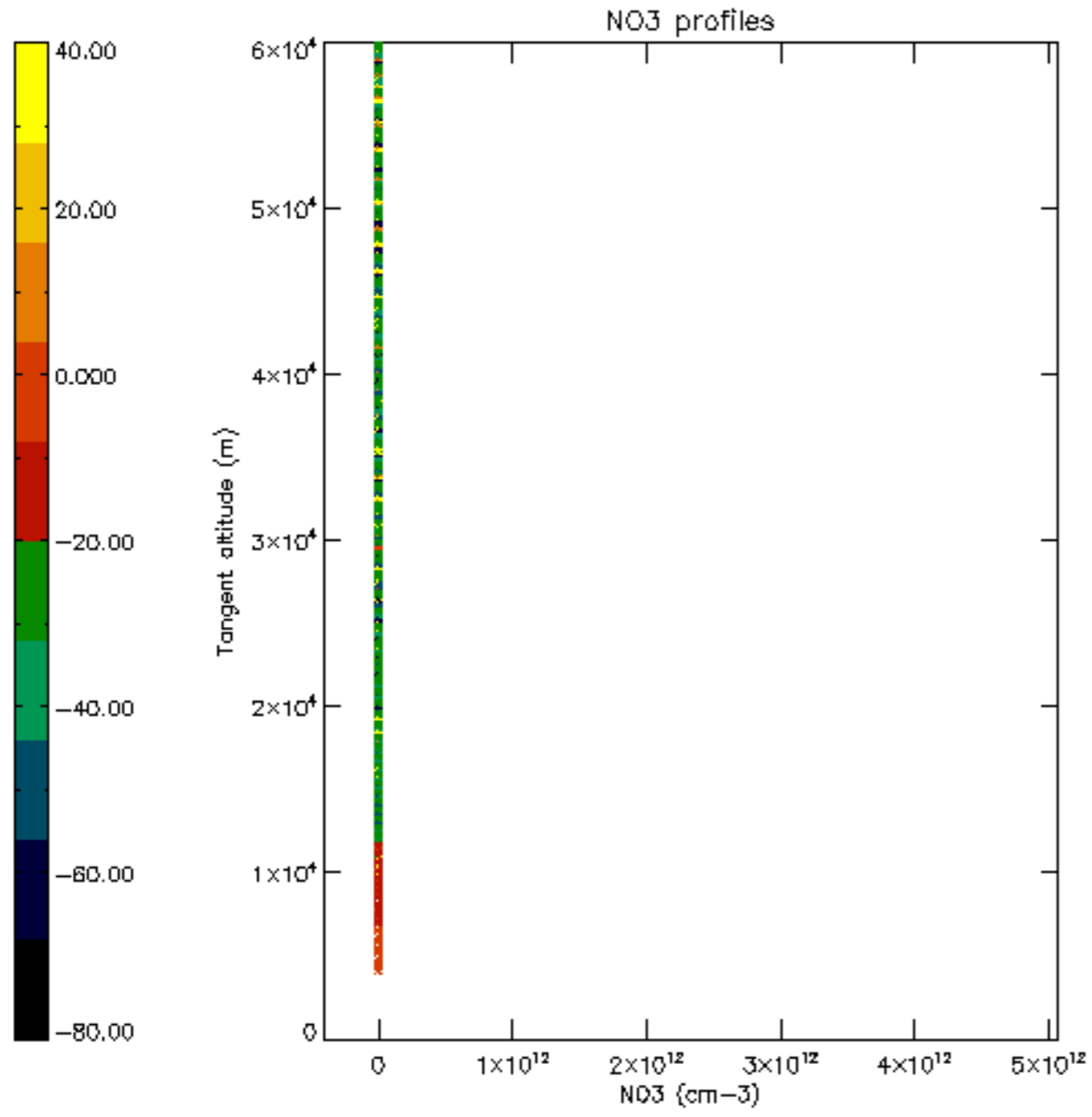


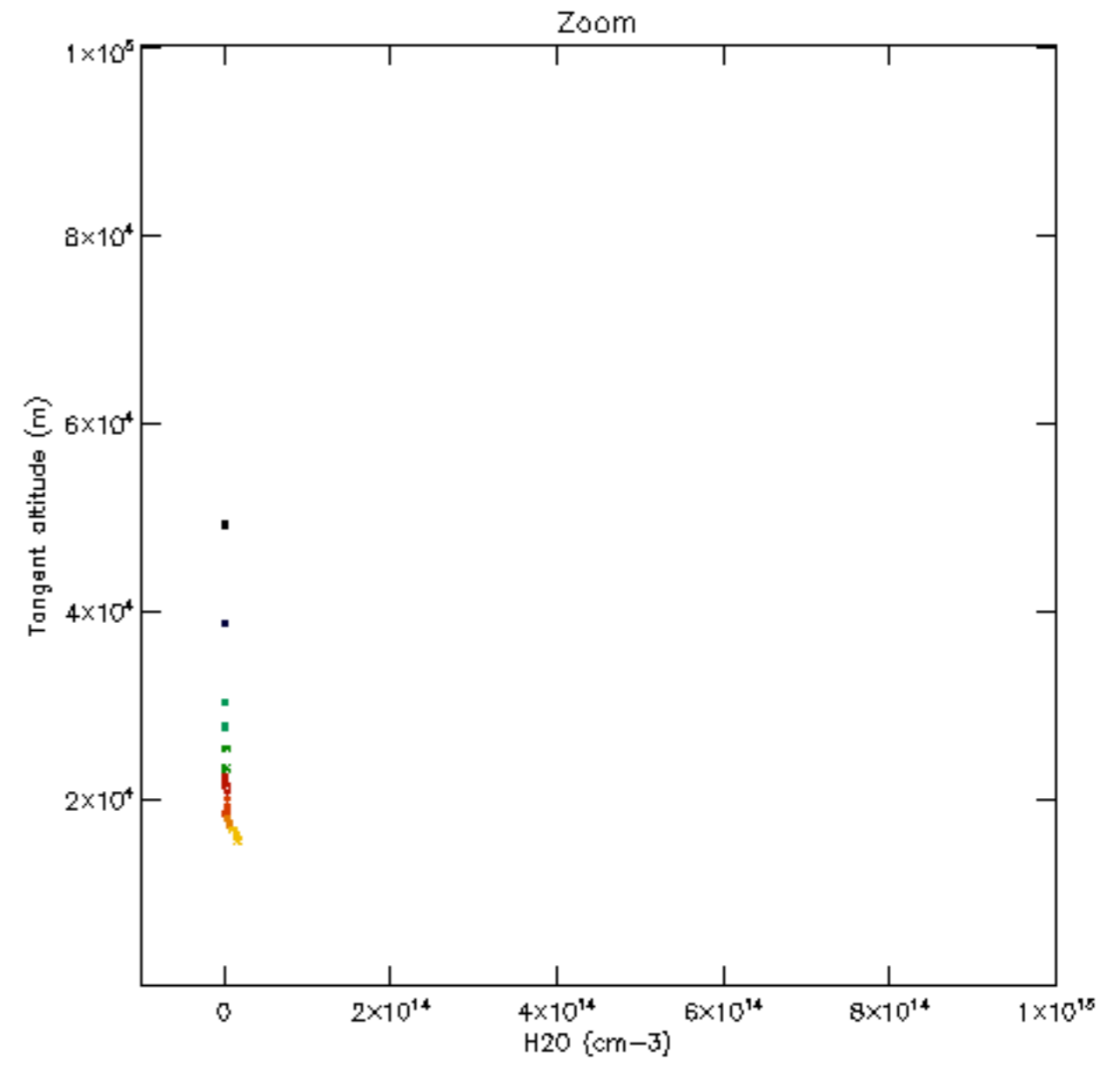
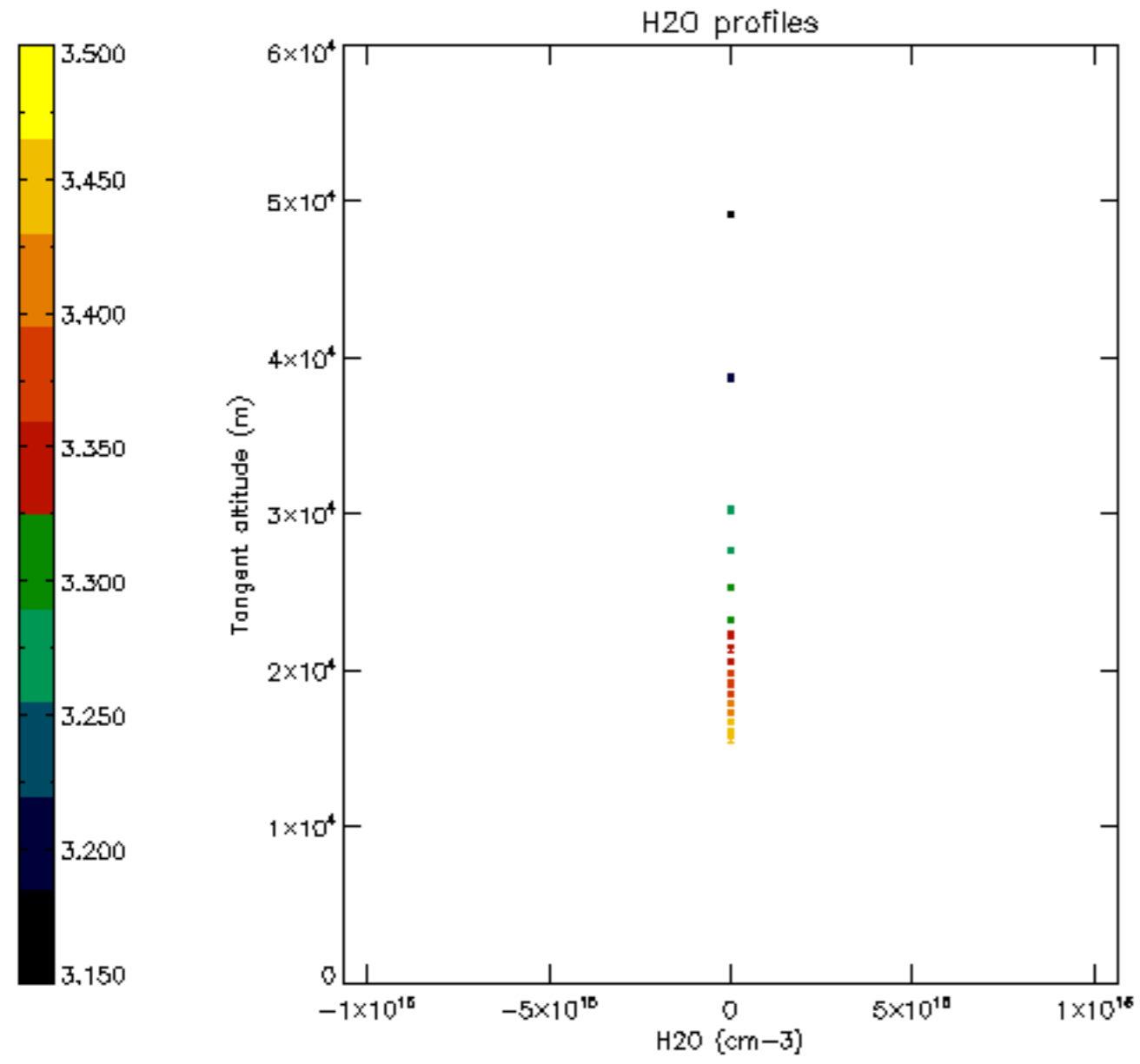


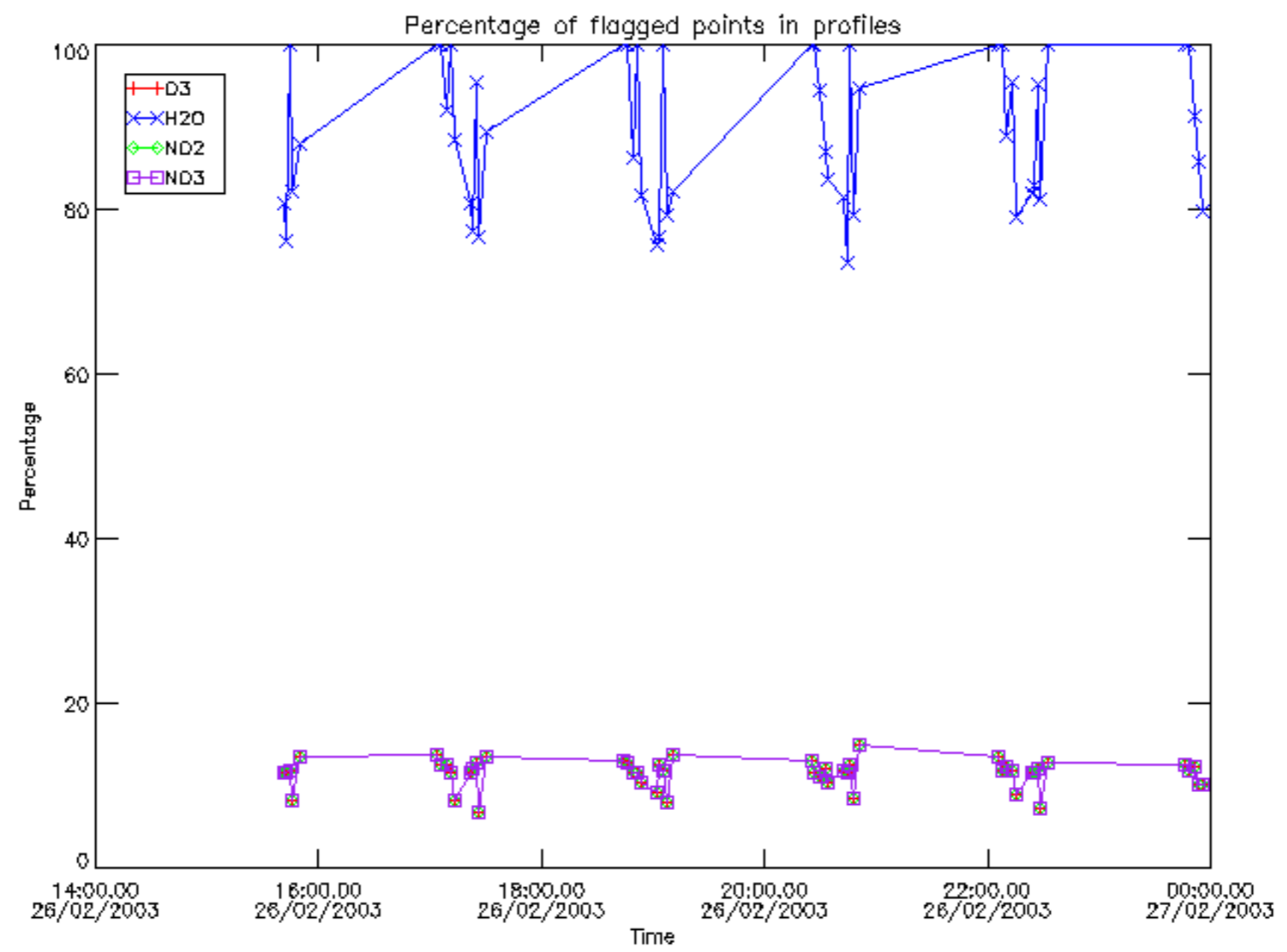






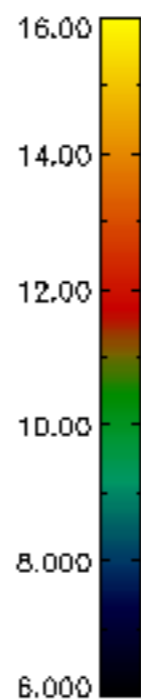
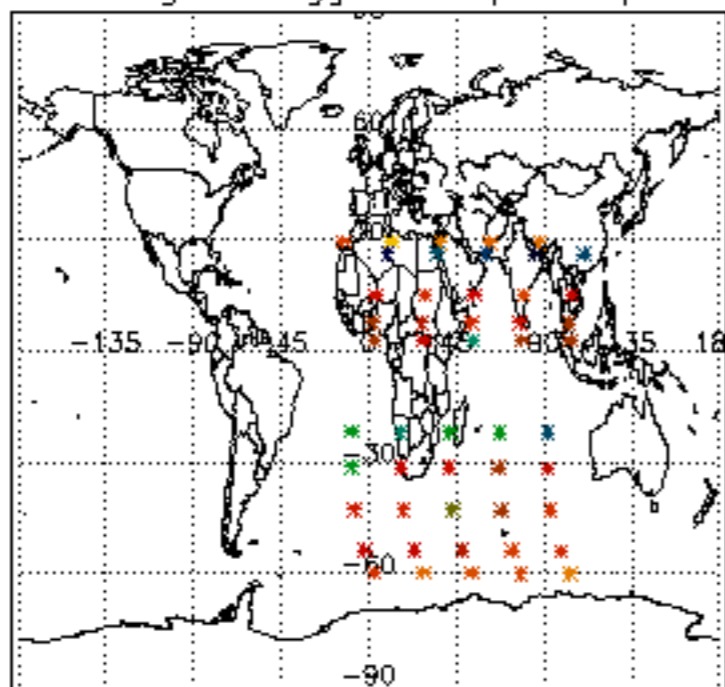




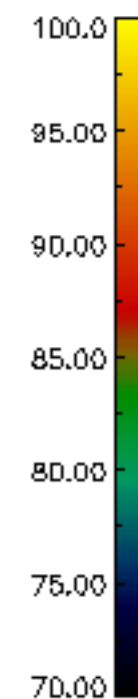
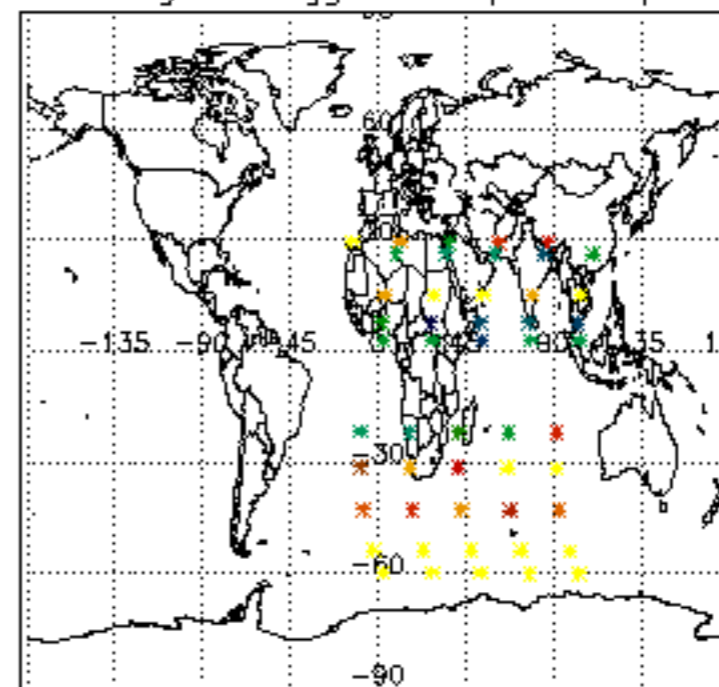




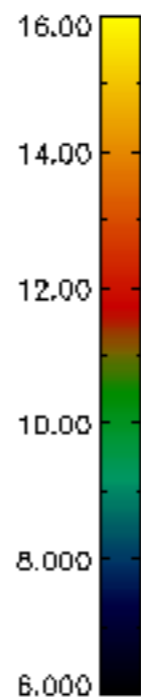
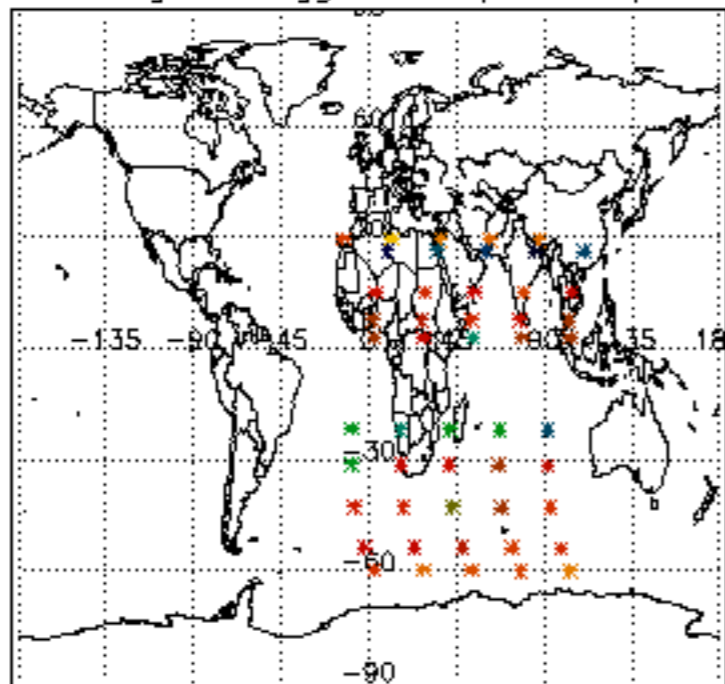
Percentage of flagged data per D3 profile



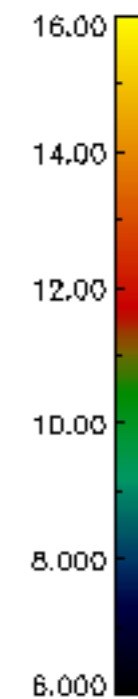
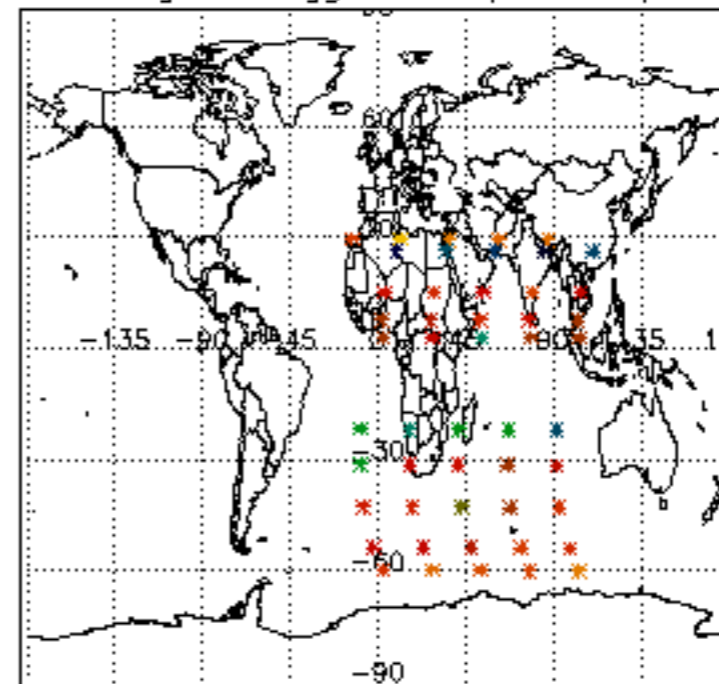
Percentage of flagged data per H2O profile

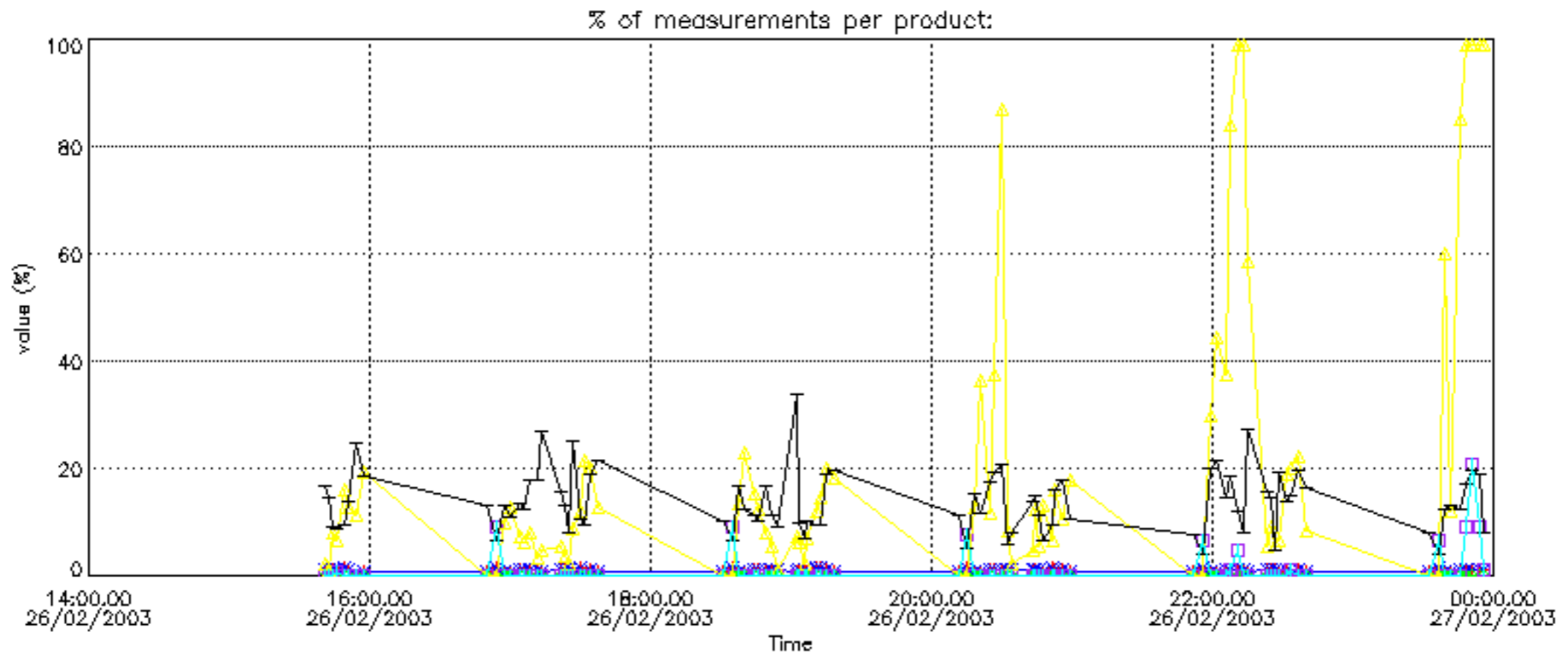


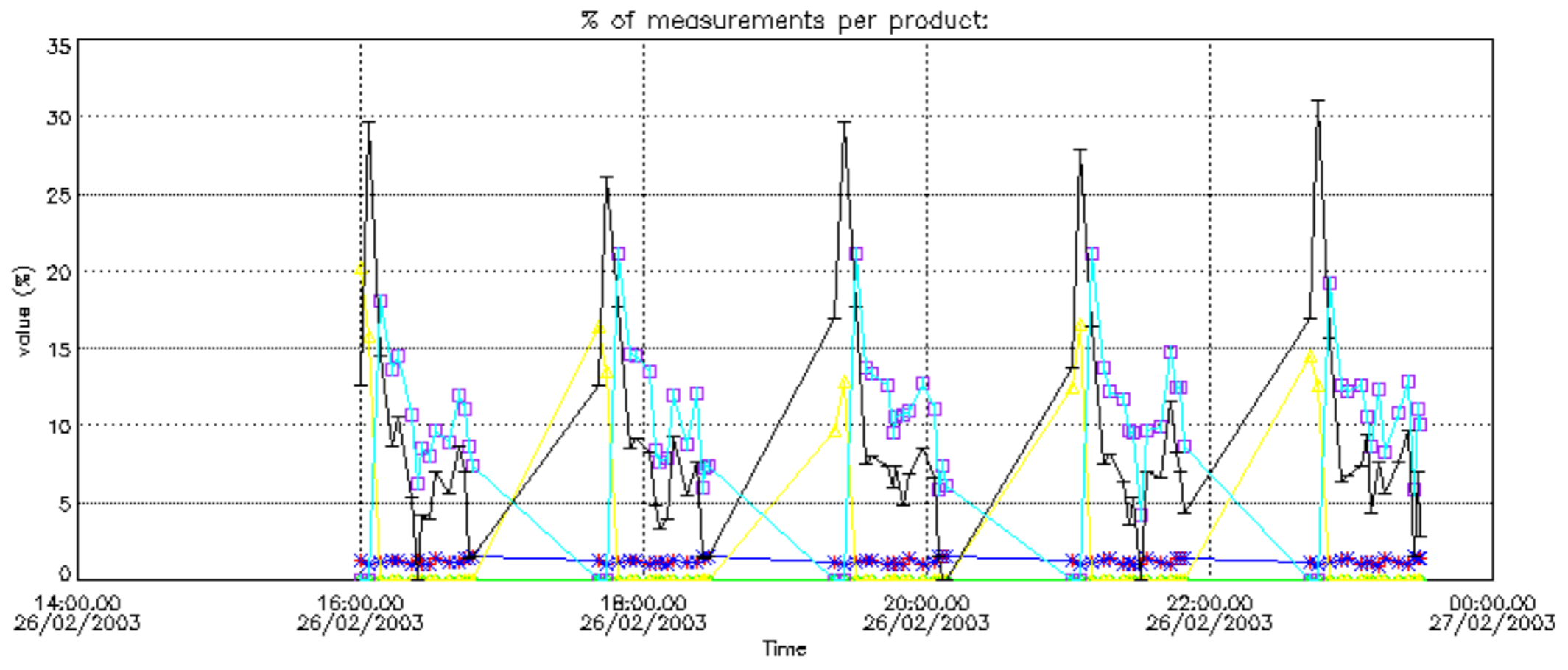
Percentage of flagged data per NO2 profile



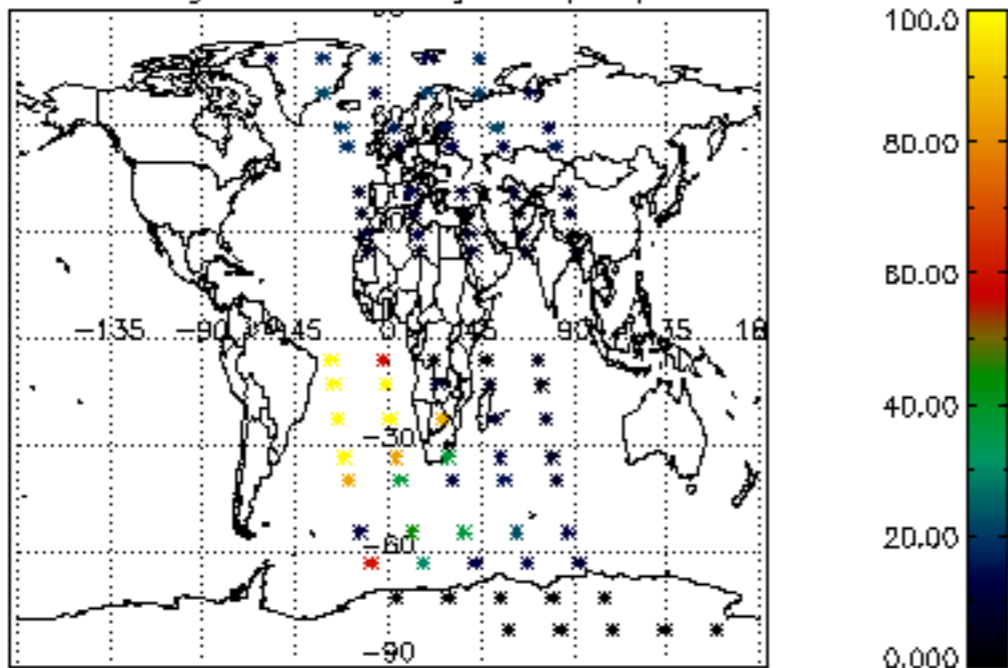
Percentage of flagged data per NO3 profile



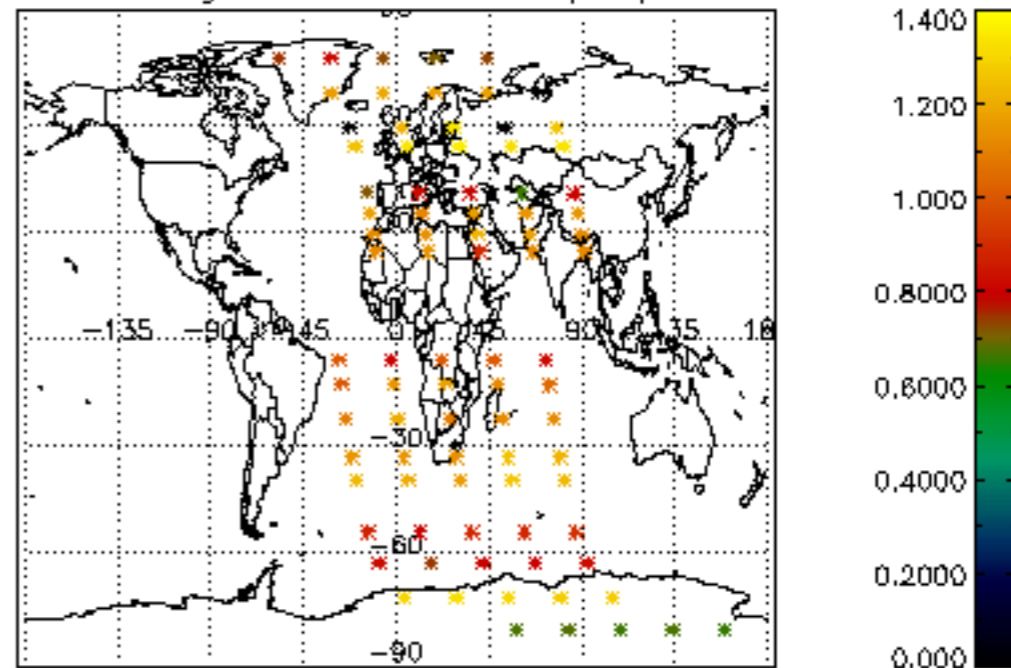




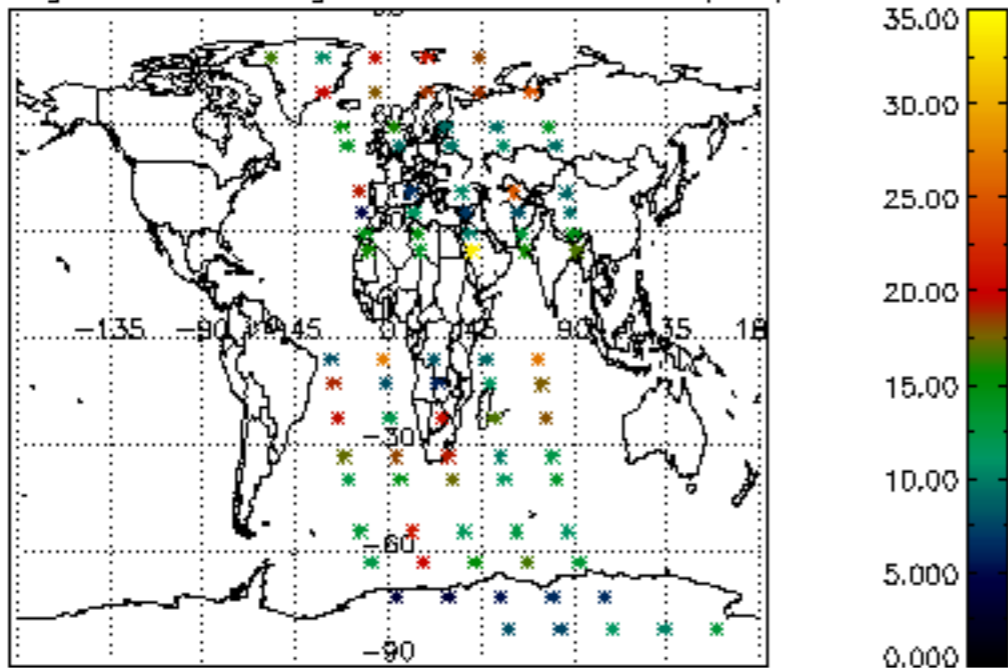
Percentage of cosmic ray hits per profile



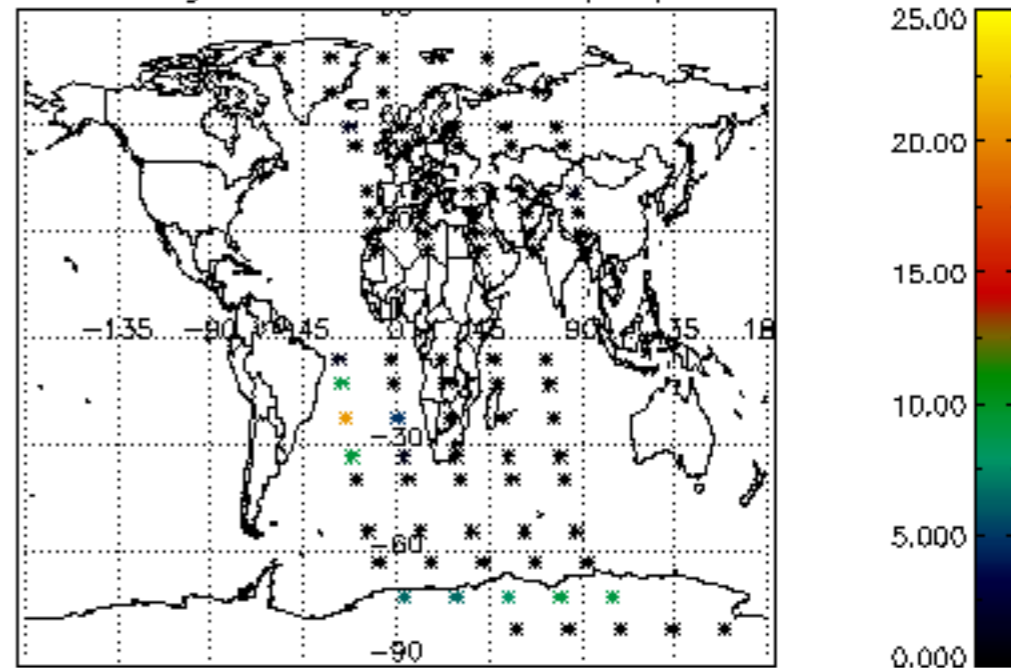
Percentage of datation errors per profile



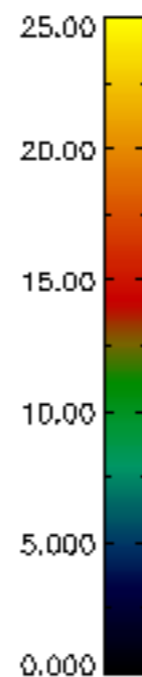
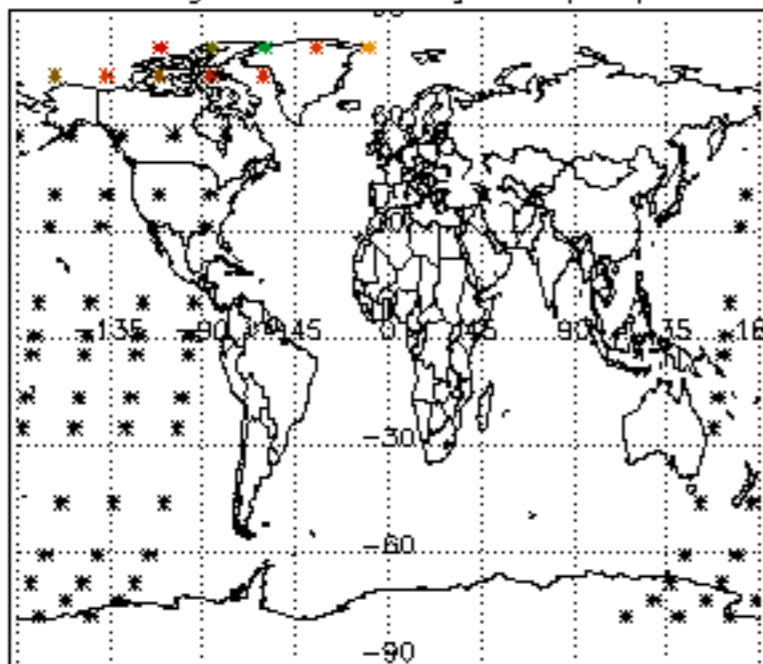
Percentage of star falling outside central band per profile



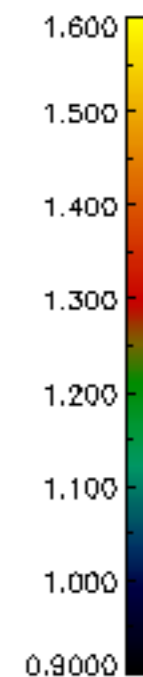
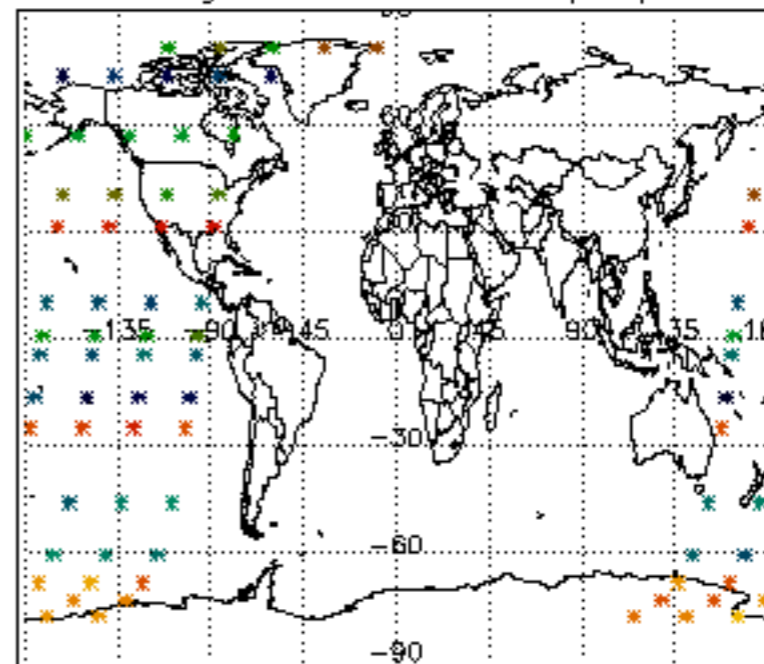
Percentage of saturation errors per profile



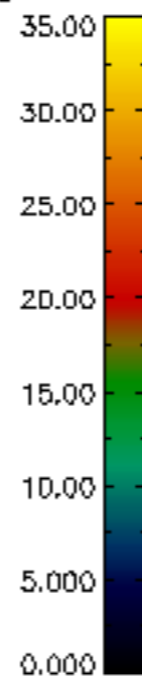
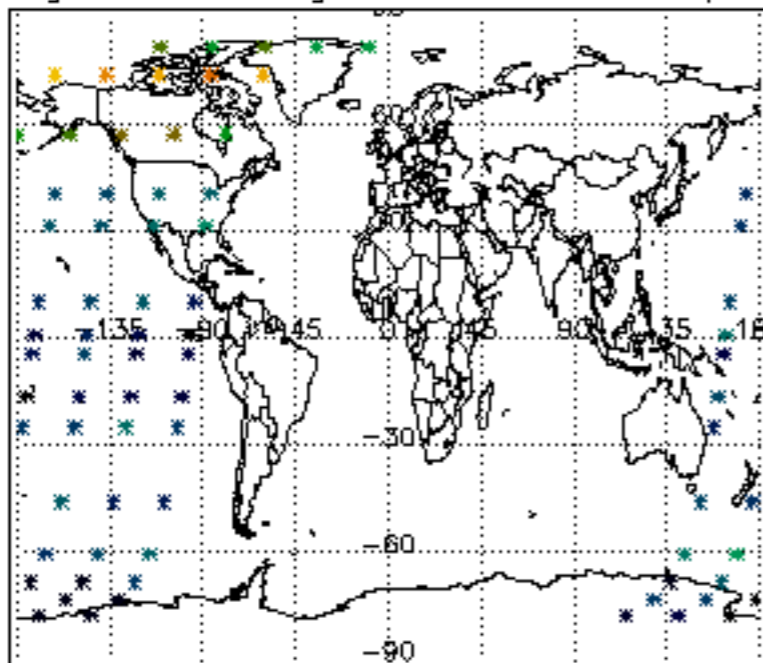
Percentage of cosmic ray hits per profile



Percentage of datation errors per profile



Percentage of star falling outside central band per profile



Percentage of saturation errors per profile

