

GOMOS Level 2 Daily Report

SUMMARY

[1. General Info](#)

[2. Summary of processed GOM_NL_2P products](#)

[3. Level 2 Quality information per product](#)

[3.1 Plot of level 2 quality information per product \(time dependant\)](#)

[3.2 Plot of level 2 quality information per product \(world map\)](#)

[4. Level 1 Quality information per product \(stored on level 2 products\)](#)

[4.1 Plot of level 1 quality information per product \(time dependant\)](#)

[4.1.1 Plot of level 1 quality information per product \(time dependant\): ASCENDING](#)

[4.1.2 Plot of level 1 quality information per product \(time dependant\): DESCENDING](#)

[4.2 Plot of level 1 quality information per product \(world map\)](#)

[4.2.1 Plot of level 1 quality information per product \(world map\): ASCENDING](#)

[4.2.2 Plot of level 1 quality information per product \(world map\): DESCENDING](#)

[5. Ozone profiles based on quality statistics and other trace gas profiles](#)

[5.1 Ozone statistics based on quality of products](#)

[5.2 Plot ozone profiles for all STD \(dark without errors\)](#)

[5.3 Plot ozone profiles where STD < 20% \(dark without errors\)](#)

[5.4. Plot ozone profiles where STD < 10% \(dark without errors\)](#)

[5.5. Plot ozone profiles where STD < 5% \(dark without errors\)](#)

[5.6 Plot NO2 profiles for all STD \(dark without errors\)](#)

[5.7 Plot NO3 profiles for all STD \(dark without errors\)](#)

[5.8 Plot H2O profiles \(only for occultations of stars 1,2,3,4,13,14,16,26,63 dark without errors\) for all STD](#)

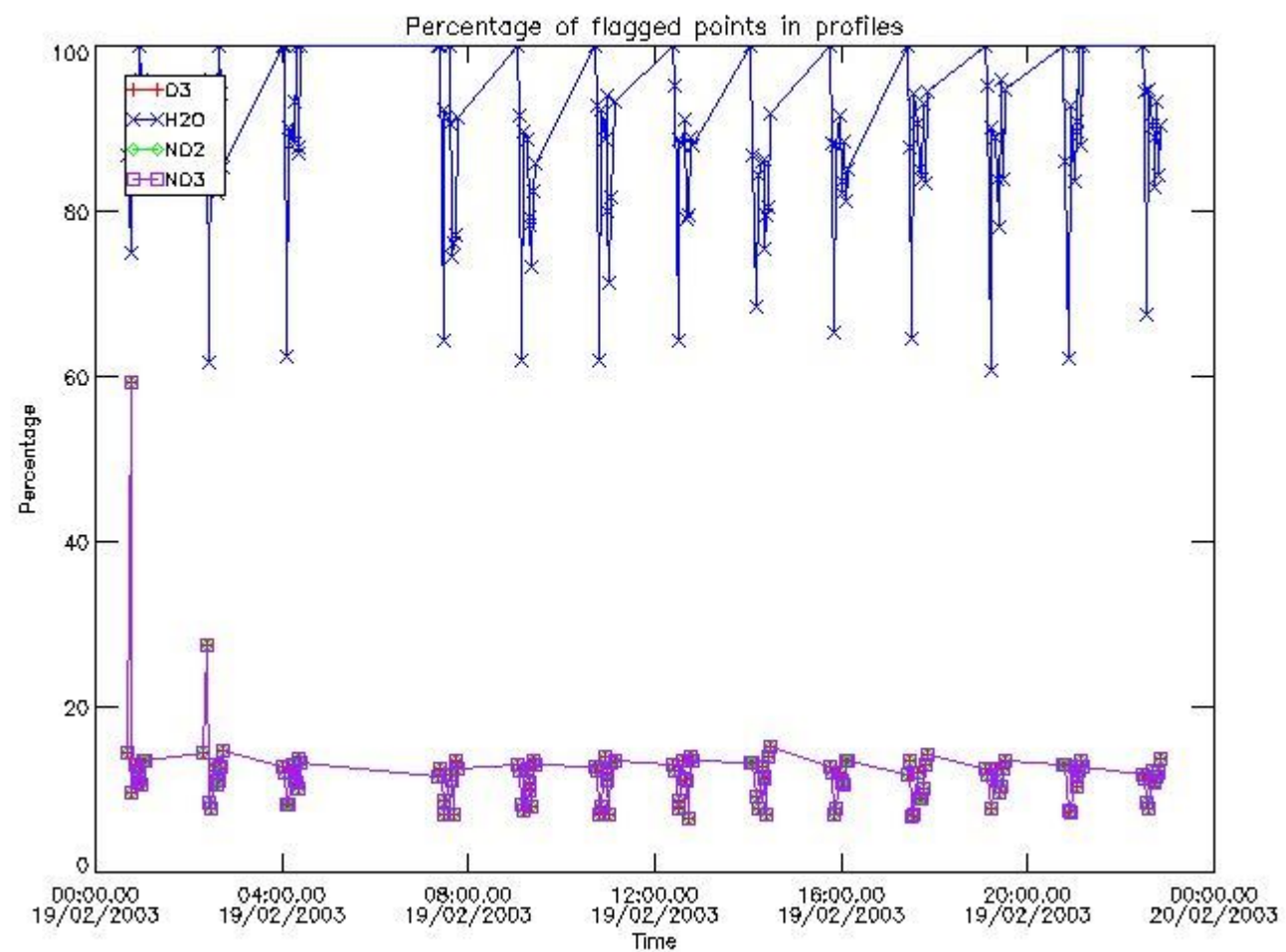
[6. Auxiliary Data Files used for the production reported in section 2](#)

456	GOM_NL__2PRFIN20030219_233400_000000392014_00030_05094_5321.N1	19-FEB-2003 23:34:00	Bright	39.000	49	1Alp UMi	1.9900	6300.0	78	5094	No
457	GOM_NL__2PRFIN20030219_233544_000000422014_00030_05094_5322.N1	19-FEB-2003 23:35:44	Bright	42.000	60	7Bet UMi	2.0810	3950.0	84	5094	No
458	GOM_NL__2PRFIN20030219_233730_000000682014_00030_05094_5323.N1	19-FEB-2003 23:37:30	Bright	67.500	39	85Eta UMa	1.8540	24000.	135	5094	No
459	GOM_NL__2PRFIN20030219_234035_000000442014_00030_05094_5324.N1	19-FEB-2003 23:40:35	Bright	43.500	119	14Eta Dra	2.7270	4700.0	87	5094	No
460	GOM_NL__2PRFIN20030219_234434_000000442014_00030_05094_5325.N1	19-FEB-2003 23:44:34	Bright	44.000	130	23Bet Dra	2.7990	5800.0	88	5094	No
461	GOM_NL__2PRFIN20030219_234618_000000352014_00030_05094_5326.N1	19-FEB-2003 23:46:18	Bright	35.000	19	50Alp Cyg	1.2460	10500.	70	5094	No
462	GOM_NL__2PRFIN20030219_234752_000000352014_00030_05094_5327.N1	19-FEB-2003 23:47:52	Bright	35.000	66	37Gam Cyg	2.2080	5900.0	70	5094	No
463	GOM_NL__2PRFIN20030219_234921_000000352014_00030_05094_5328.N1	19-FEB-2003 23:49:21	Bright	35.000	92	53Eps Cyg	2.5000	4500.0	70	5094	No
464	GOM_NL__2PRFIN20030219_235219_000000622014_00030_05094_5329.N1	19-FEB-2003 23:52:19	Bright	61.500	133	40Zet Her	2.8070	6000.0	123	5094	No
465	GOM_NL__2PRFIN20030219_235606_000000412014_00030_05094_5330.N1	19-FEB-2003 23:56:06	Bright	40.500	168	17Zet Aql	2.9860	11000.	81	5094	No
466	GOM_NL__2PRFIN20030219_235832_000000612014_00030_05094_5331.N1	19-FEB-2003 23:58:32	Bright	61.000	59	55Alp Oph	2.0800	8900.0	122	5094	No

3. Quality information per product

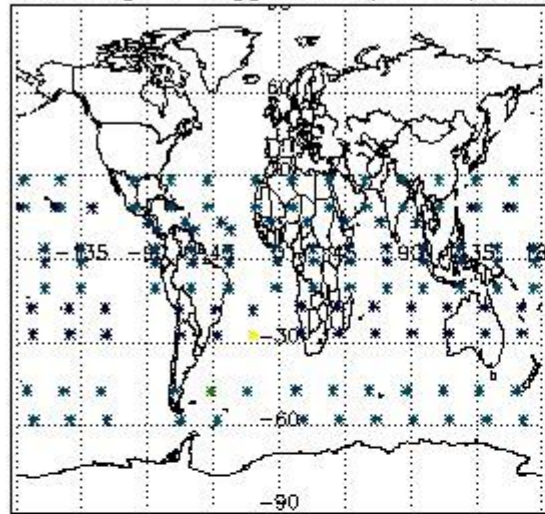
In this section it is plotted some information contained in the Quality Summary data set of the level 2 products. Only products in dark limb conditions and without errors (error flag in the MPH set to "0") are used.

3.1 Plot quality information per product (time dependant)

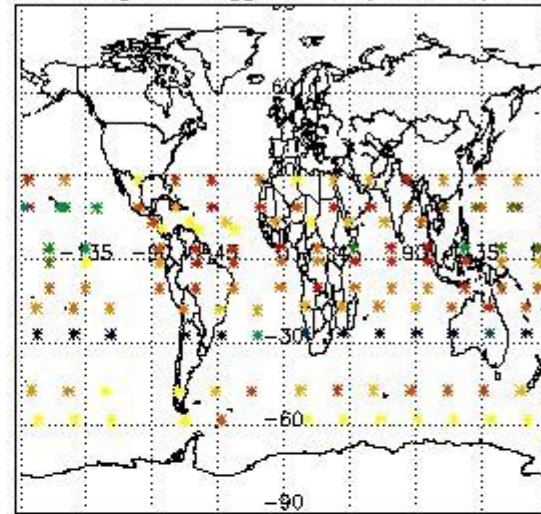


3.2 Plot quality information per product (world map)

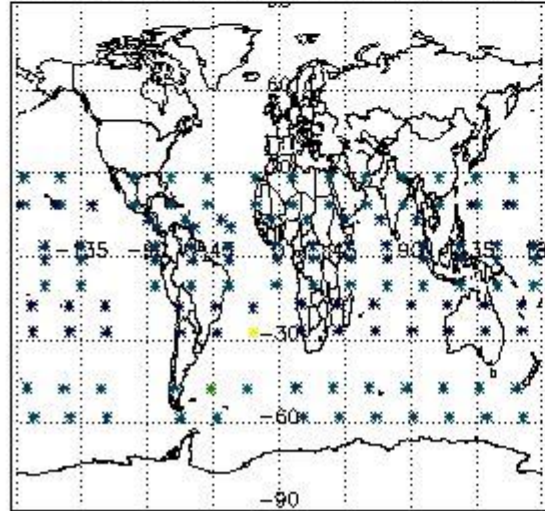
Percentage of flagged data per O3 profile




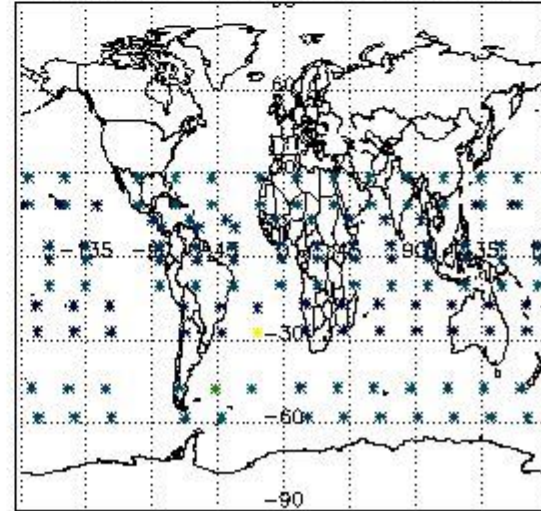
Percentage of flagged data per H2O profile



Percentage of flagged data per NO2 profile



Percentage of flagged data per NO3 profile

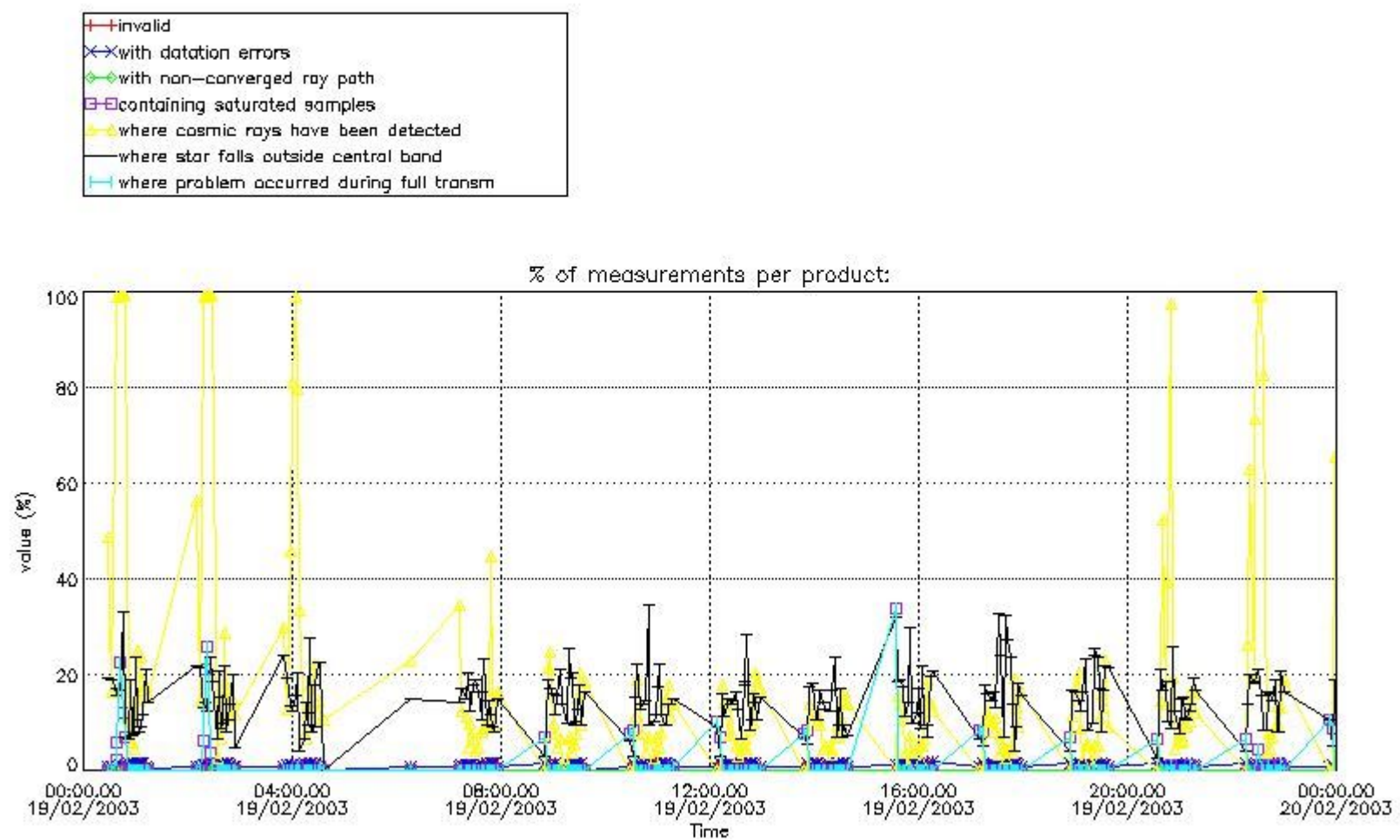


4. Level 1 quality information per product

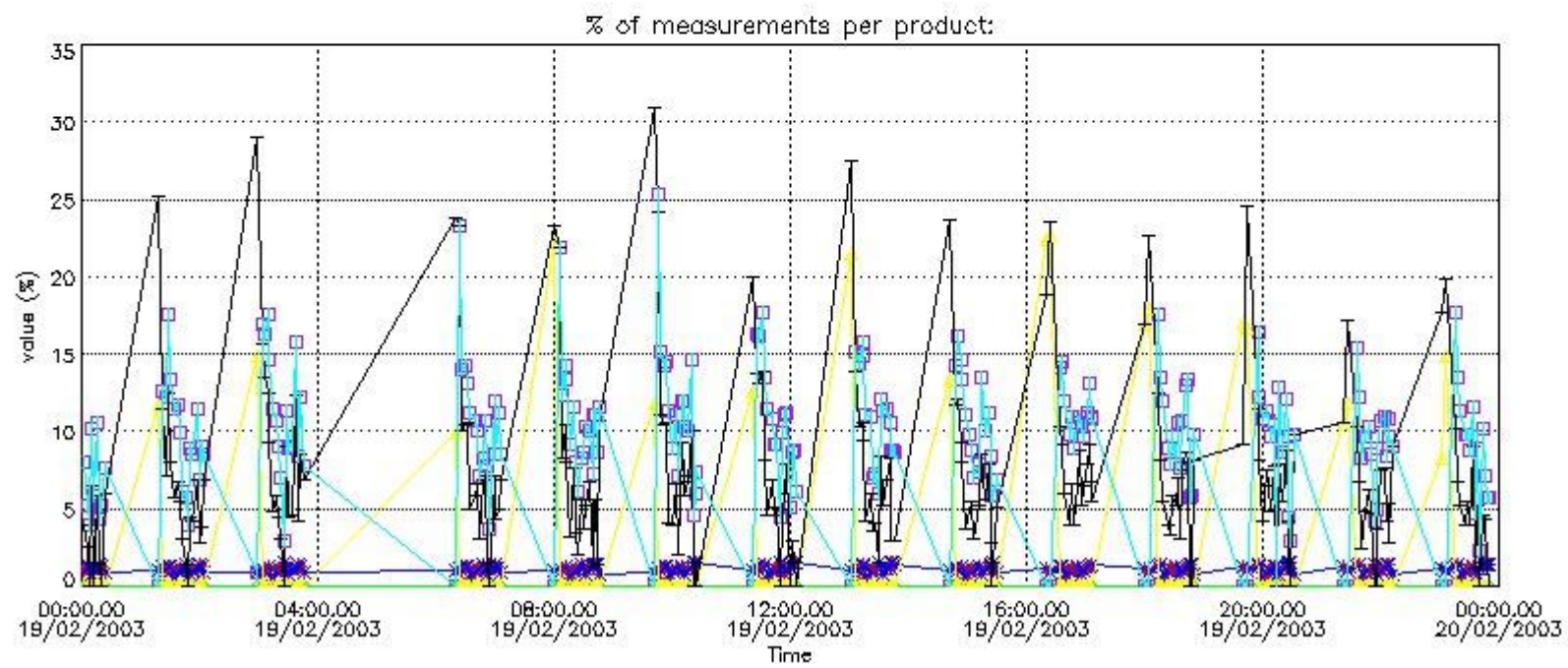
In this section it is plotted some information contained in the Quality Summary data set of the level 2 products that comes from the level 1b processing. Products without errors (error flag in the MPH set to "0") are used.

4.1 Plot quality information per product (time dependant) coming from level 1b processing

4.1.1 Plot level 1 quality information per product (time dependant): ENVISAT ASCENDING passes

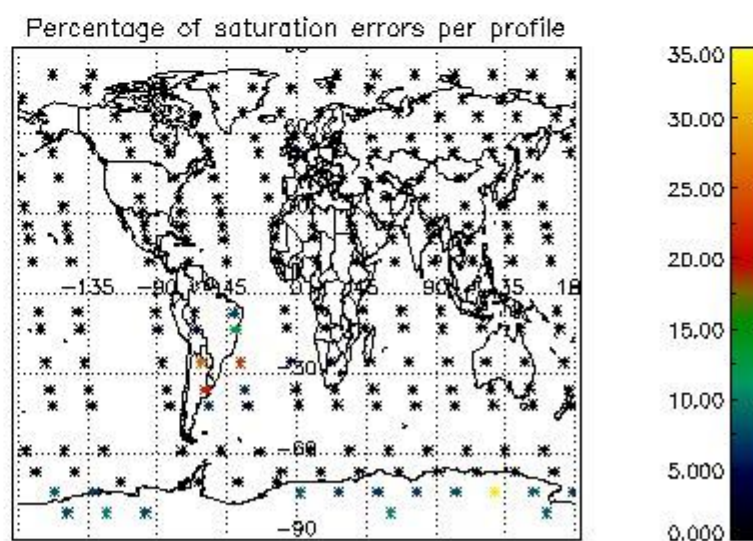
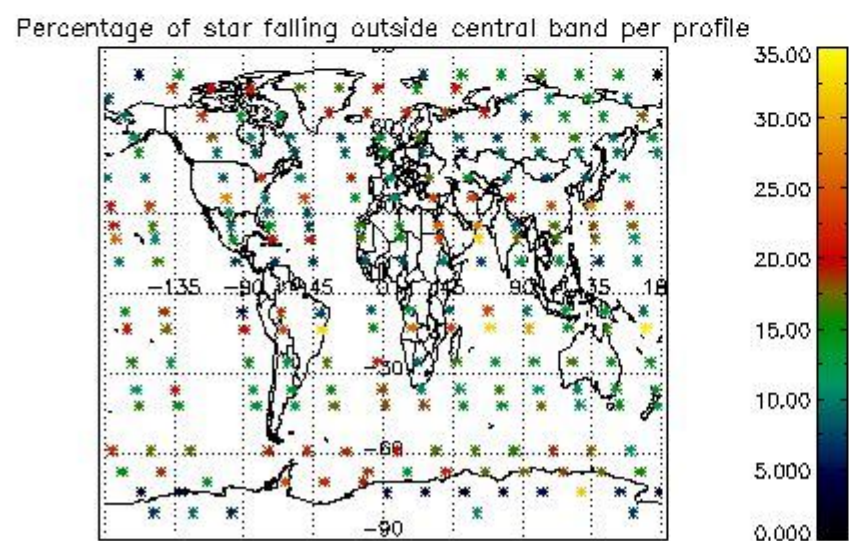
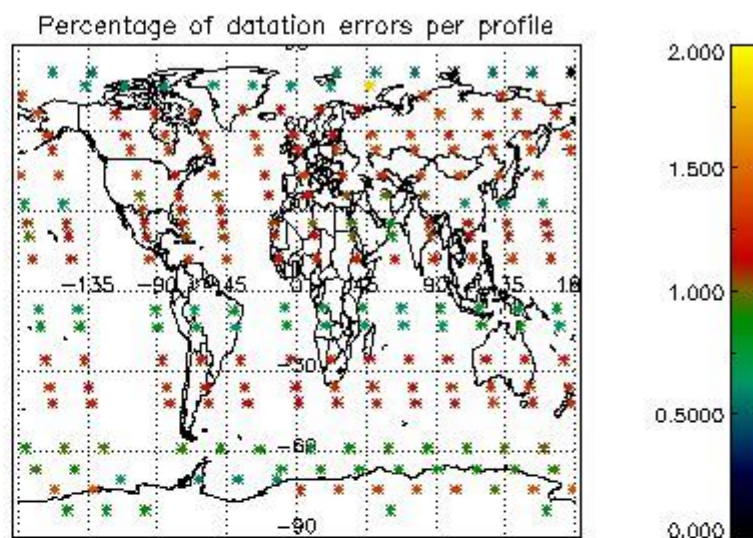
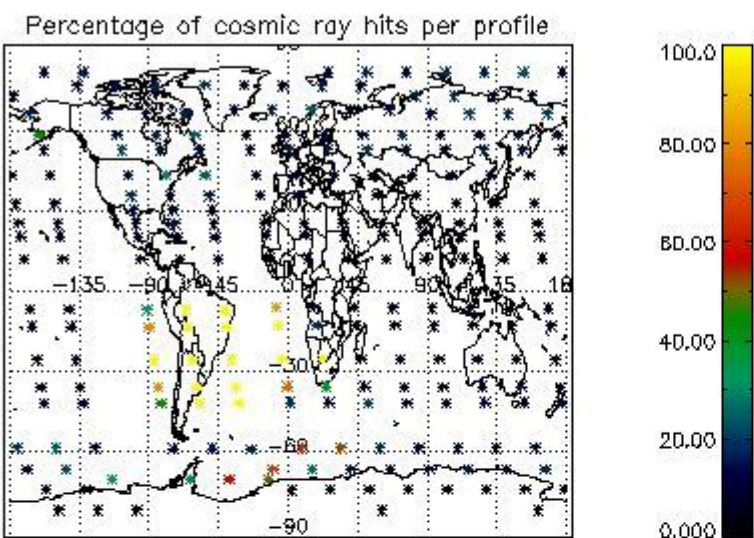


4.1.2 Plot level 1 quality information per product (time dependant): ENVI SAT DESCENDING passes

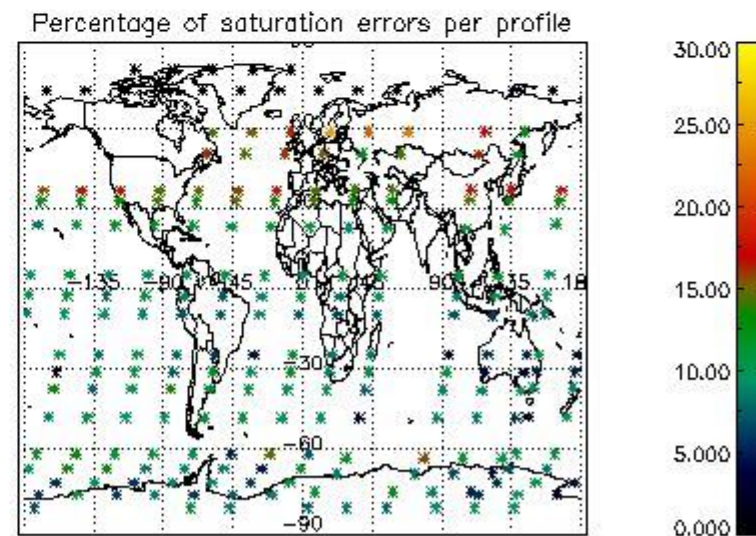
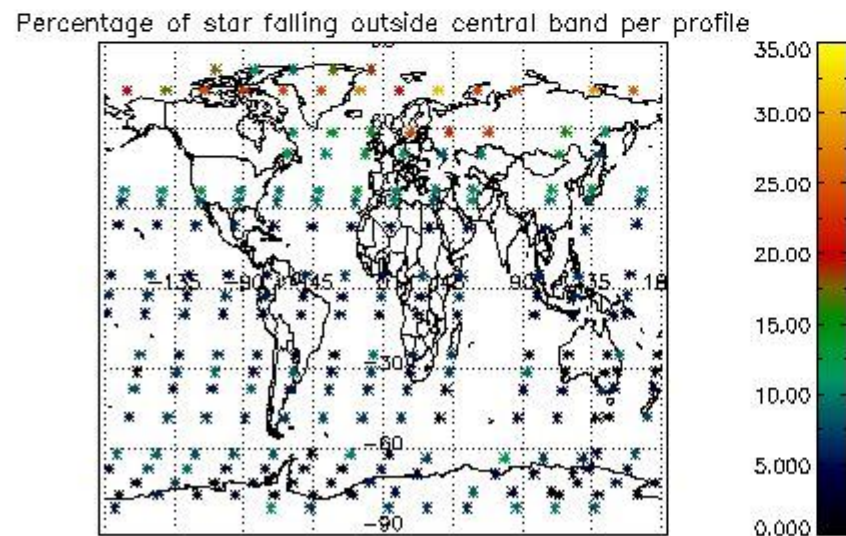
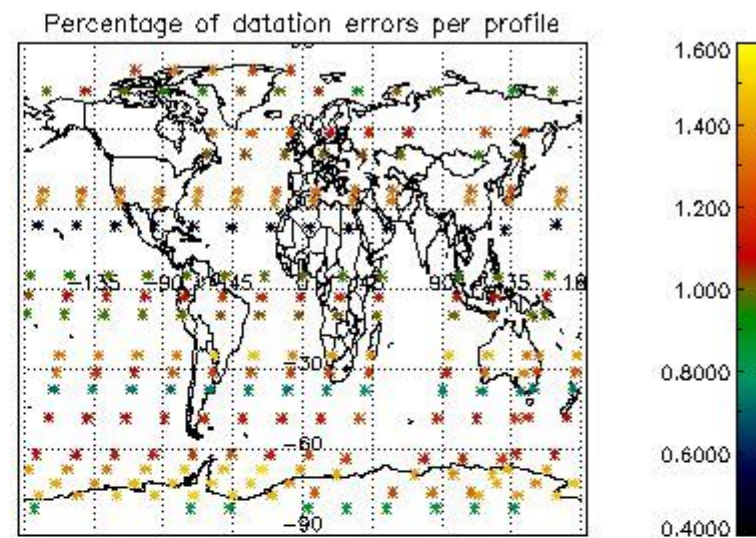
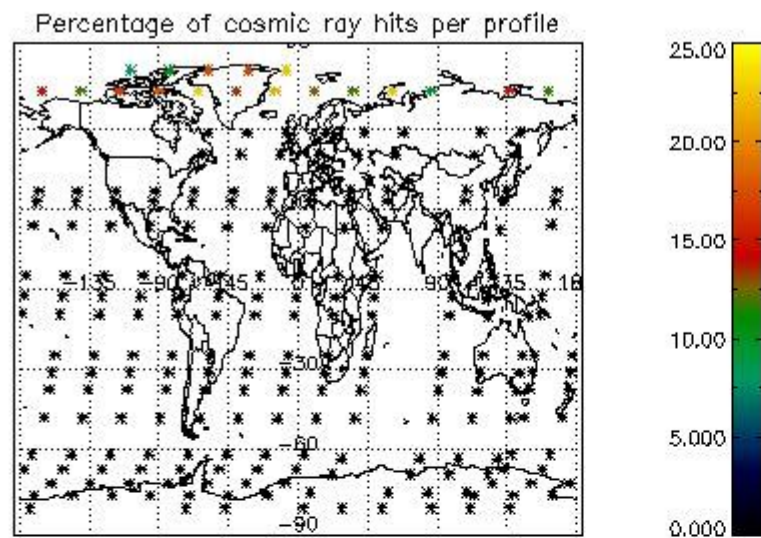


4.2 Plot quality information per product coming from level 1b processing (world map)

4.2.1 Plot level 1 quality information per product (world map): ENVISAT ASCENDING passes



4.2.2 Plot level 1 quality information per product (world map): ENVISAT DESCENDING passes



5. Trace gas profiles

5.1 Ozone statistics based on quality of products

The final quality of the products can be "measured" using the STD (Standard Deviation) attached to every point profile. This information is written to the parameter GOM_NL__2P/NL_LOCAL_SPECIES_DENSITY/o3_std of the level 2 products. The table below shows the statistics for given STD ranges.

The statistics are given with respect to the overall valid production:

- Products without fatal errors: GOM_NL__2P/MPH/PRODUCT_ERR=0
- Valid point profile: GOM_NL__2P/NL_LOCAL_SPECIES_DENSITY/pcd(0)=0

The 'Criteria' is applied to valid points of dark limb products:

- Products in dark limb illumination condition: GOM_NL__2P/NL_SUMMARY_QUALITY/obs_ill_cond=0
- Products without fatal errors: GOM_NL__2P/MPH/PRODUCT_ERR=0
- Valid point profile: GOM_NL__2P/NL_LOCAL_SPECIES_DENSITY/pcd(0)=0

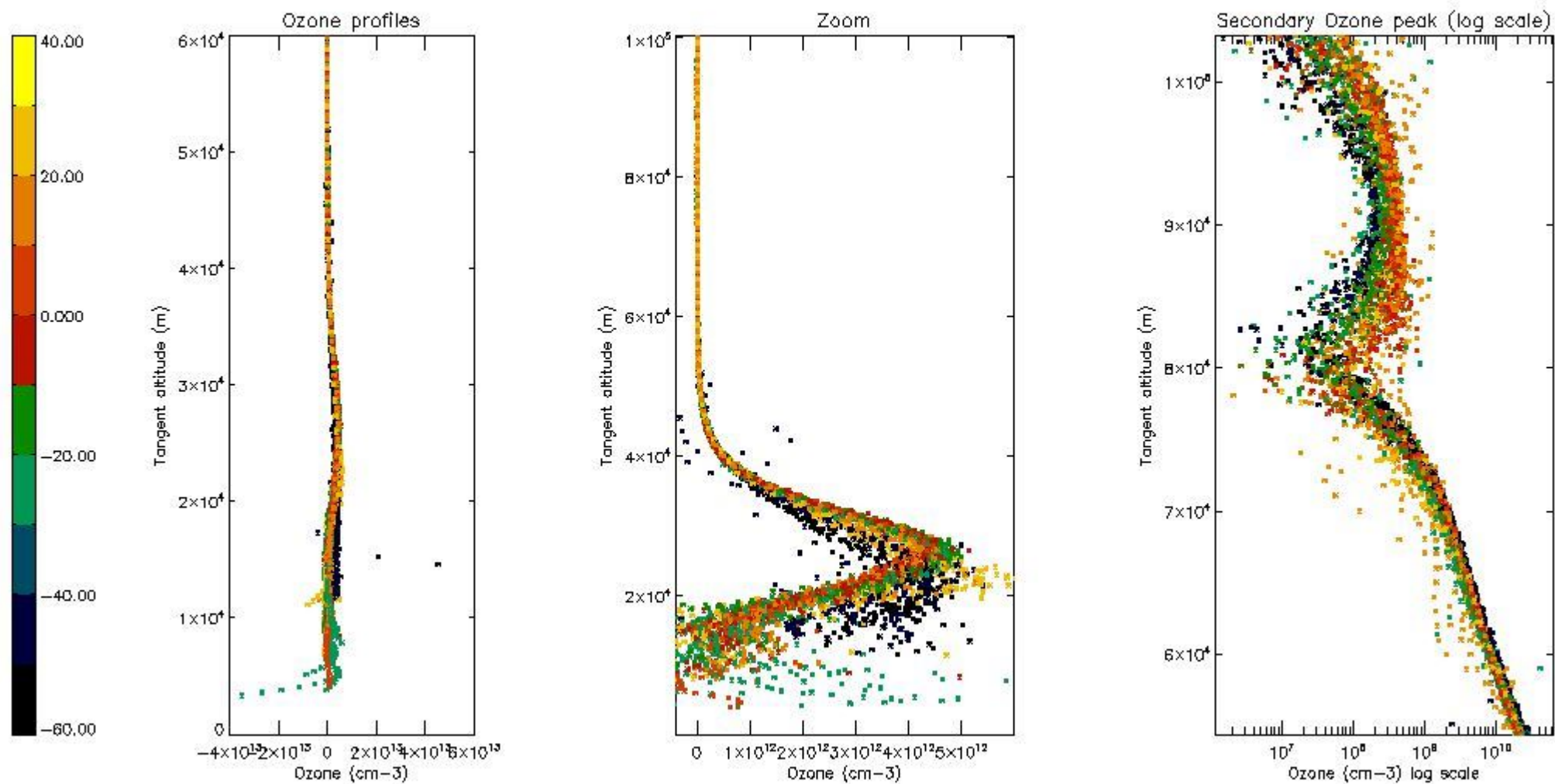
So, the table below shows the percentage of dark limb and valid observations for each criteria with respect to the overall valid daily observations.

Criteria	% of total production
All STD	28
STD < 20	18

STD < 10	15
STD < 5	11

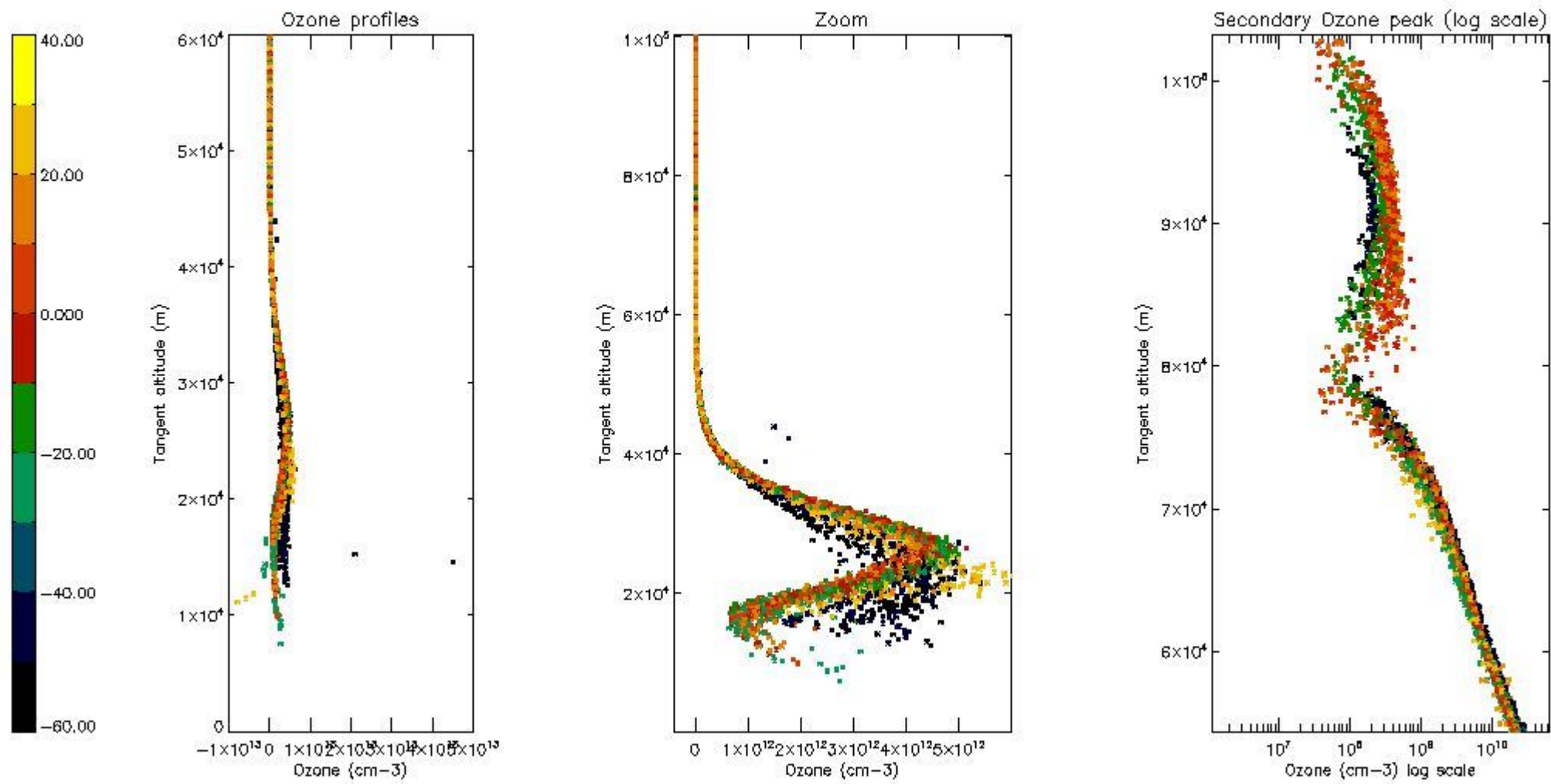
5.2 Plot ozone profiles for all STD (dark without errors)

The colorbar represents the latitude.



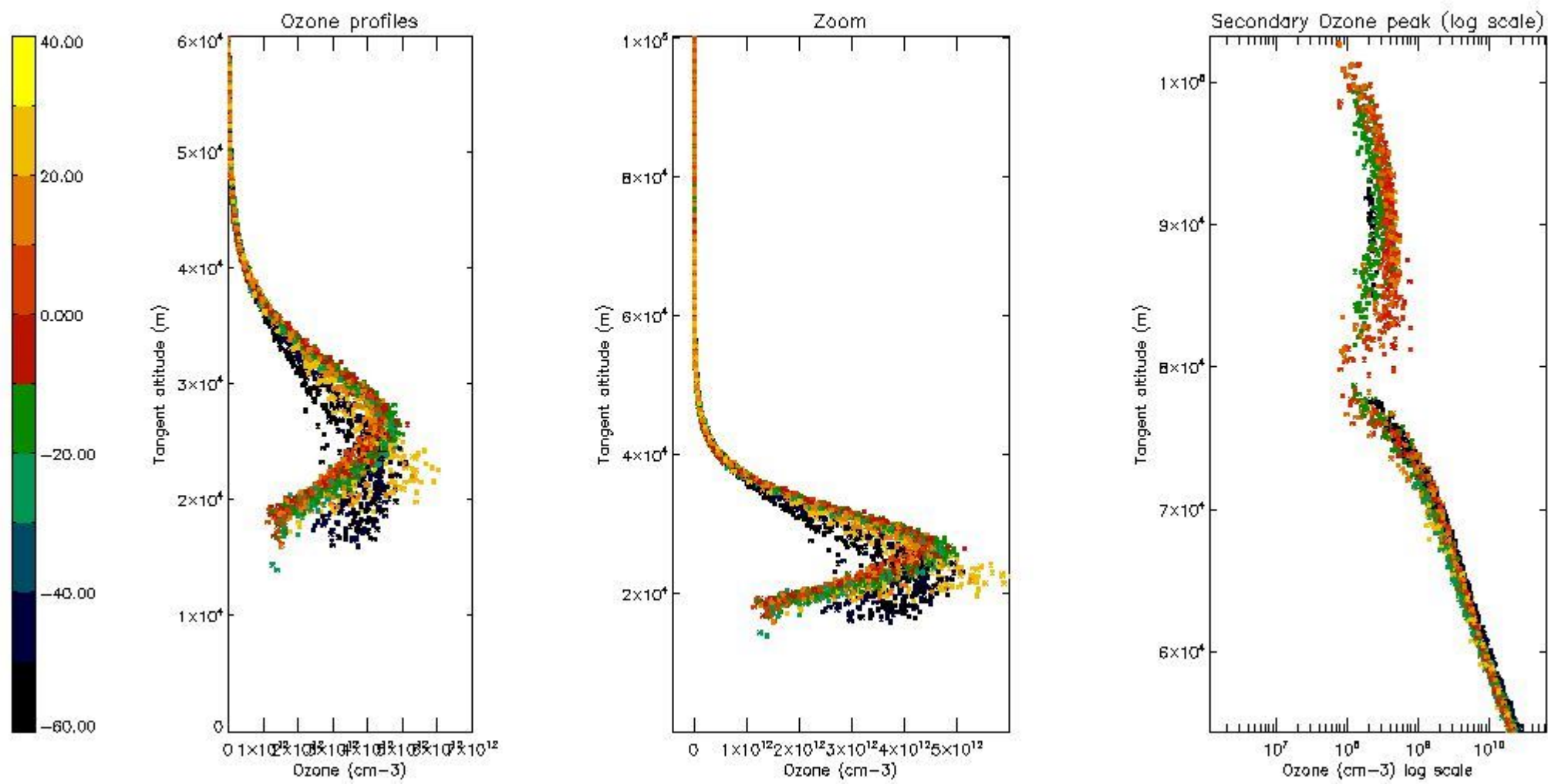
5.3 Plot ozone profiles where STD < 20% (dark without errors)

The colorbar represents the latitude.



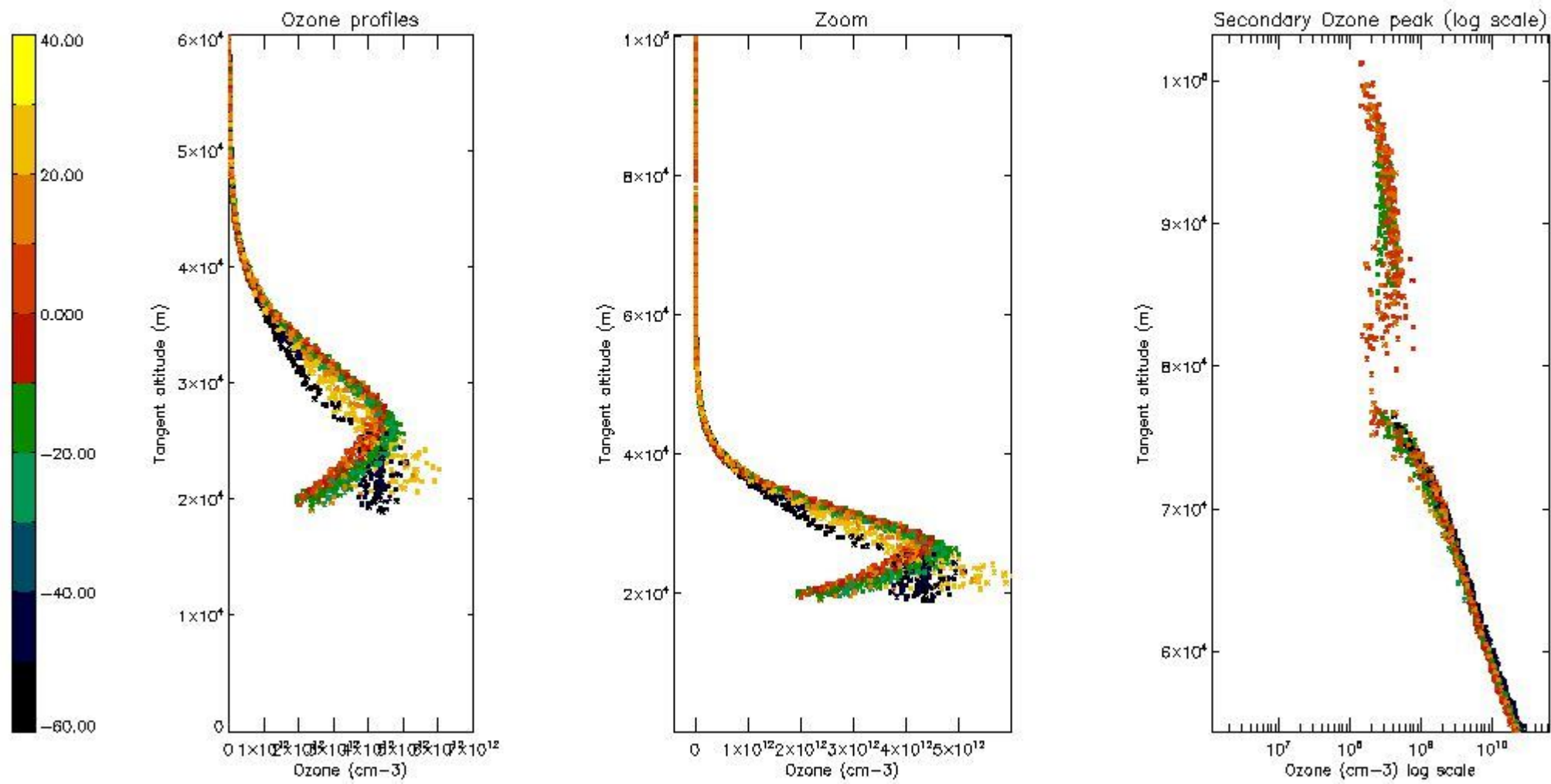
5.4 Plot ozone profiles where STD < 10% (dark without errors)

The colorbar represents the latitude.



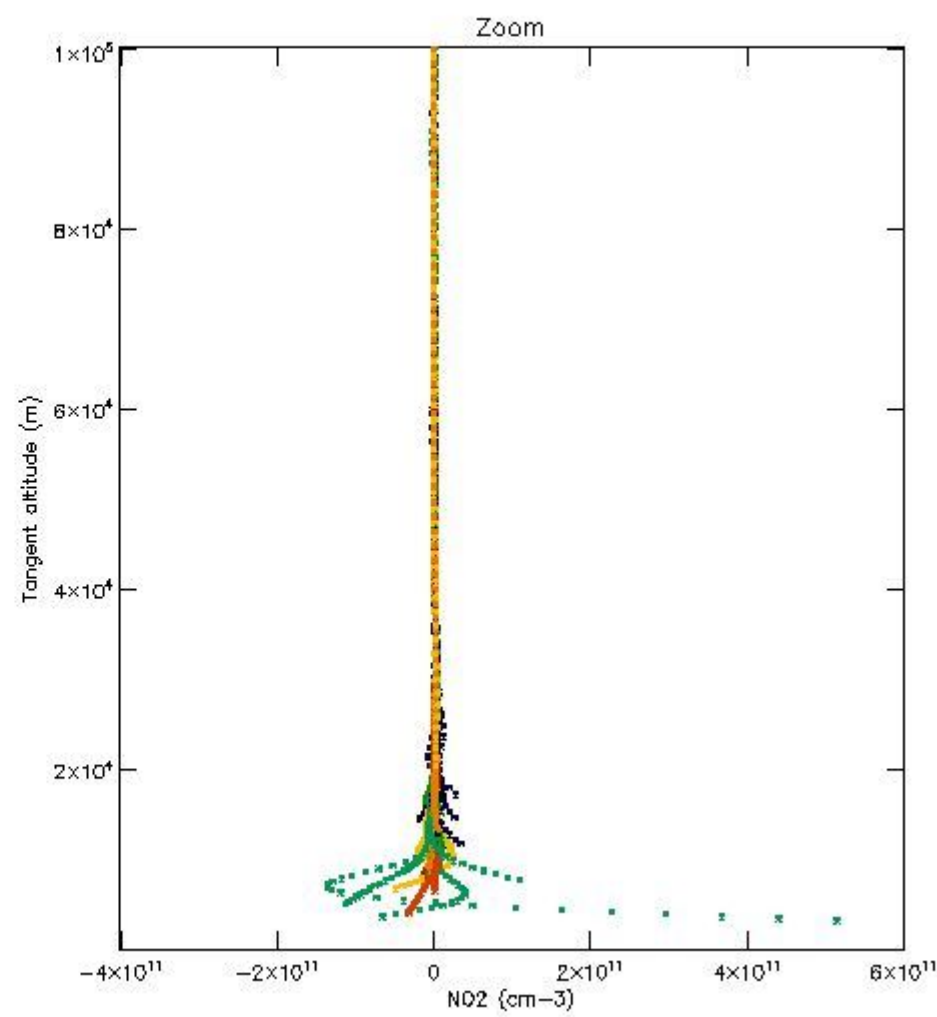
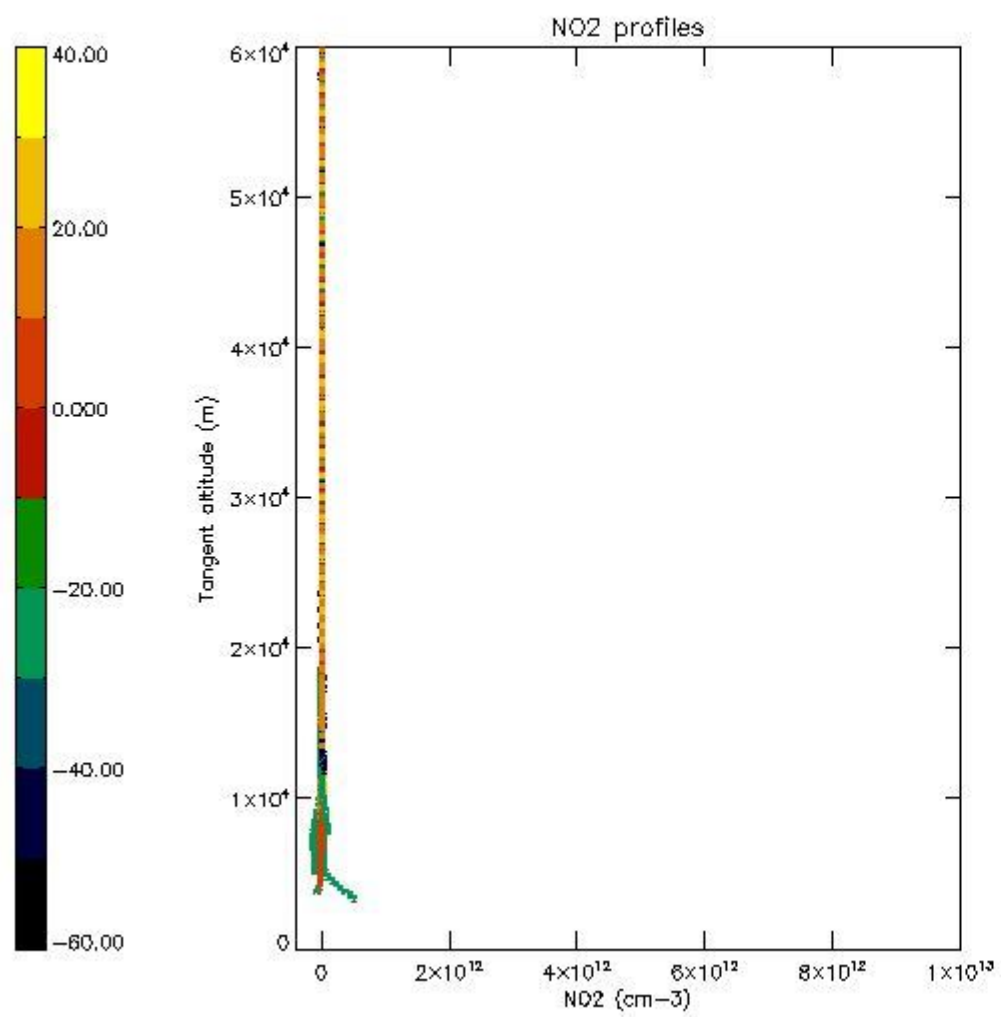
5.5 Plot ozone profiles where STD < 5% (dark without errors)

The colorbar represents the latitude.



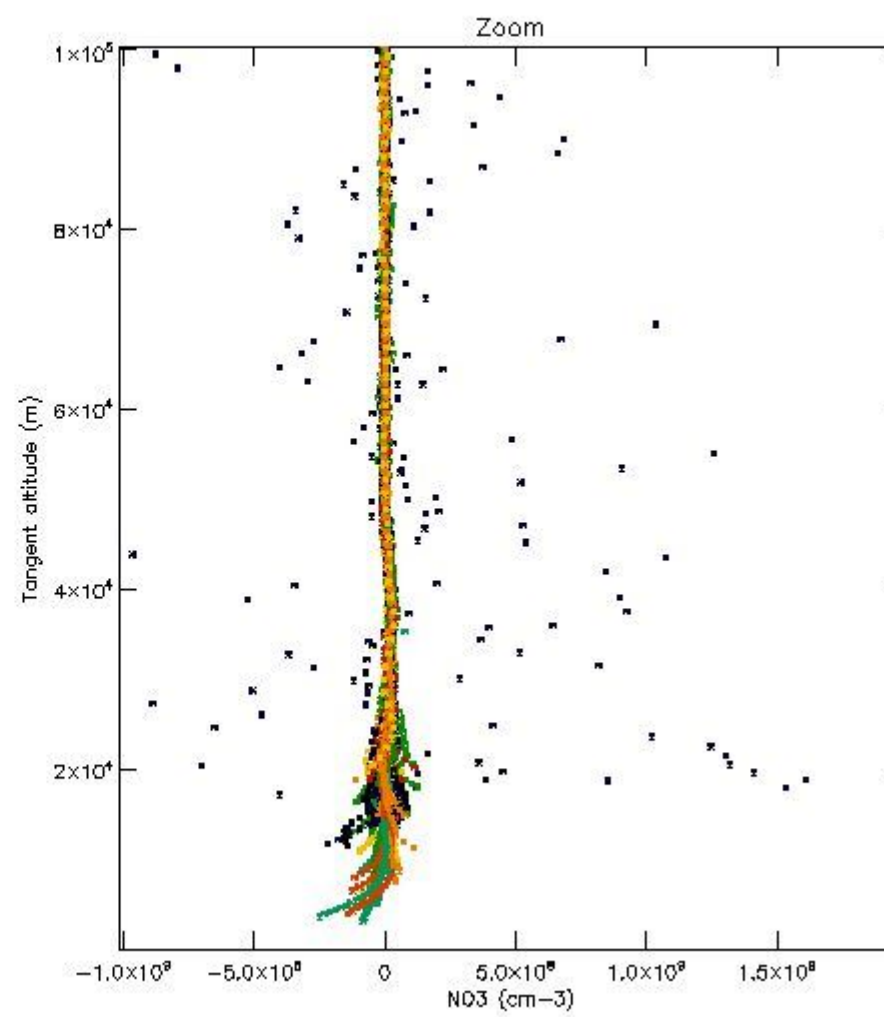
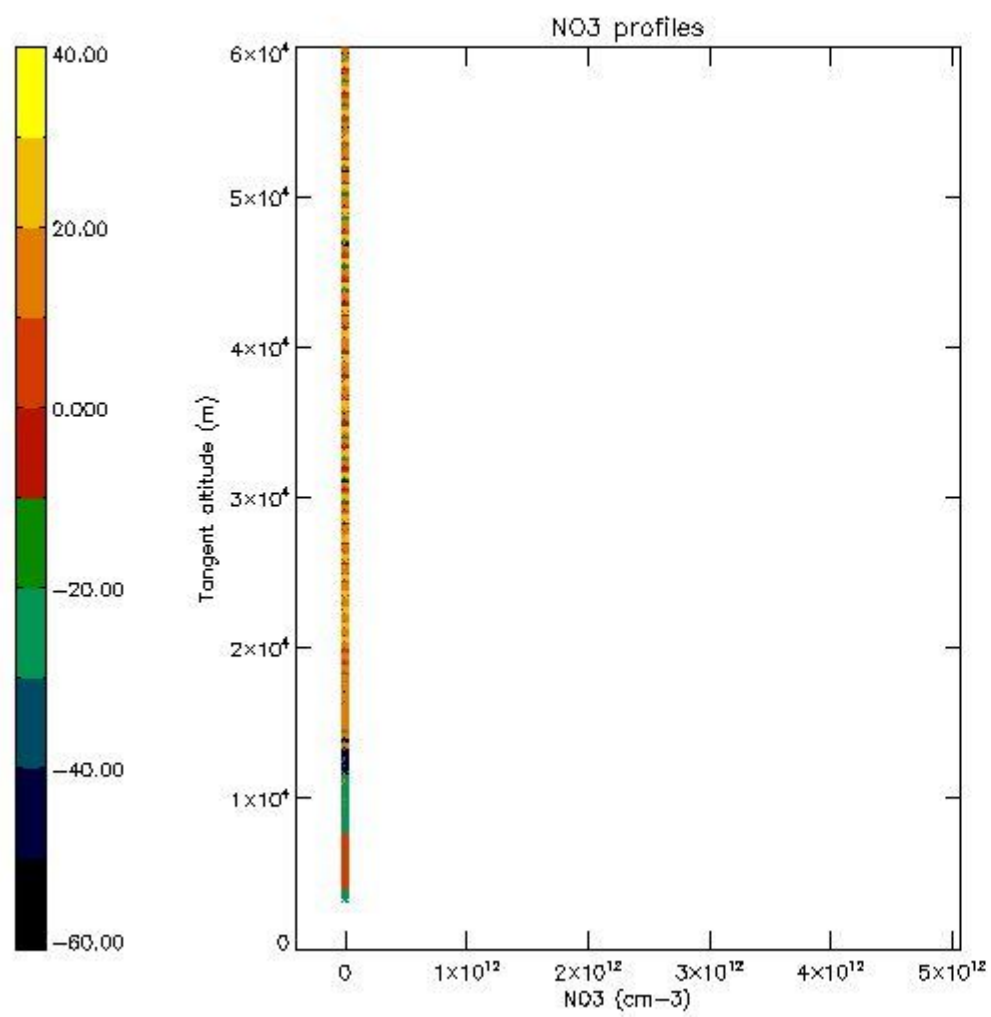
5.6 Plot NO₂ profiles for all STD (dark without errors)

The colorbar represents the latitude.



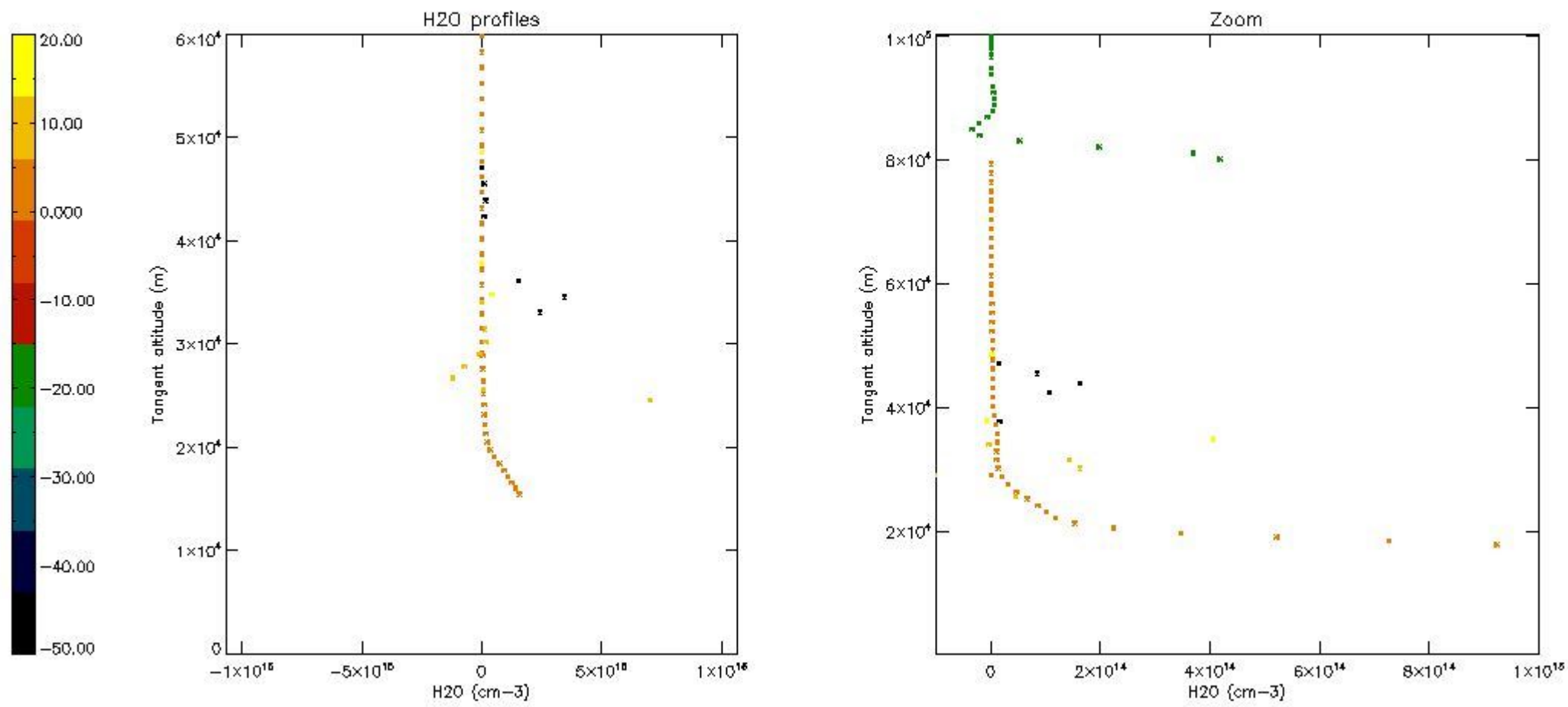
5.7 Plot NO3 profiles for all STD (dark without errors)

The colorbar represents the latitude.



5.8 Plot H2O profiles for all STD (only for occultations of stars 1,2,3,4,13,14,16,26,63 dark without errors)

The colorbar represents the latitude.



6. Auxiliary Data Files used for the production reported in section 2

The number reported in the third column indicates since which file (see list in section 2) the corresponding auxiliary file has been used. The fourth column is the date of those product files.

Type	Auxiliary Filename	Used since product	Used since product date
INST_PHYS_CHARACTERISTICS	GOM_INS_AXNIEC20050627_150440_20020301_000000_20100101_000000	1	19-FEB-2003 00:01:30
LEVEL-2_PROC_CONFIG	GOM_PR2_AXVIEC20091111_152718_20020301_000000_20500101_000000	1	19-FEB-2003 00:01:30
CROSS_SECTIONS_FILE	GOM_CRS_AXVIEC20091111_154832_20020301_000000_20500101_000000	1	19-FEB-2003 00:01:30

GOMOS Level 2 Daily Report

SUMMARY

[1. General Info](#)

[2. Summary of processed GOM_NL_2P products](#)

[3. Level 2 Quality information per product](#)

[3.1 Plot of level 2 quality information per product \(time dependant\)](#)

[3.2 Plot of level 2 quality information per product \(world map\)](#)

[4. Level 1 Quality information per product \(stored on level 2 products\)](#)

[4.1 Plot of level 1 quality information per product \(time dependant\)](#)

[4.1.1 Plot of level 1 quality information per product \(time dependant\): ASCENDING](#)

[4.1.2 Plot of level 1 quality information per product \(time dependant\): DESCENDING](#)

[4.2 Plot of level 1 quality information per product \(world map\)](#)

[4.2.1 Plot of level 1 quality information per product \(world map\): ASCENDING](#)

[4.2.2 Plot of level 1 quality information per product \(world map\): DESCENDING](#)

[5. Ozone profiles based on quality statistics and other trace gas profiles](#)

[5.1 Ozone statistics based on quality of products](#)

[5.2 Plot ozone profiles for all STD \(dark without errors\)](#)

[5.3 Plot ozone profiles where STD < 20% \(dark without errors\)](#)

[5.4. Plot ozone profiles where STD < 10% \(dark without errors\)](#)

[5.5. Plot ozone profiles where STD < 5% \(dark without errors\)](#)

[5.6 Plot NO2 profiles for all STD \(dark without errors\)](#)

[5.7 Plot NO3 profiles for all STD \(dark without errors\)](#)

[5.8 Plot H2O profiles \(only for occultations of stars 1,2,3,4,13,14,16,26,63 dark without errors\) for all STD](#)

[6. Auxiliary Data Files used for the production reported in section 2](#)

43	GOM_NL__2PRFIN20030219_020115_000000392014_00017_05081_5327.N1	19-FEB-2003 02:01:15	Bright	39.000	5	3Alp Lyr	0.033000	11000.	78	5081	No
44	GOM_NL__2PRFIN20030219_020429_000000592014_00017_05081_5328.N1	19-FEB-2003 02:04:29	Bright	58.500	133	40Zet Her	2.8070	6000.0	117	5081	No
45	GOM_NL__2PRFIN20030219_020932_000000852014_00017_05081_5329.N1	19-FEB-2003 02:09:32	Twi_and_stray	85.000	127	27Bet Her	2.7810	4700.0	170	5081	No
46	GOM_NL__2PRFIN20030219_021300_000000562014_00017_05081_5330.N1	19-FEB-2003 02:13:00	Twi_and_stray	55.500	126	60Bet Oph	2.7700	4250.0	111	5081	No
47	GOM_NL__2PRFIN20030219_021752_000000422014_00017_05081_5331.N1	19-FEB-2003 02:17:52	Twilight	41.500	155	41Pi Sgr	2.9000	6600.0	83	5081	No
48	GOM_NL__2PRFIN20030219_021934_000000432014_00017_05081_5332.N1	19-FEB-2003 02:19:34	Dark	42.500	57	34Sig Sgr	2.0660	26000.	85	5081	No
49	GOM_NL__2PRFIN20030219_022226_000000412014_00017_05081_5333.N1	19-FEB-2003 02:22:26	Dark	40.500	38	20Eps Sgr	1.8360	11000.	81	5081	No
50	GOM_NL__2PRFIN20030219_022553_000000662014_00017_05081_5334.N1	19-FEB-2003 02:25:53	Dark	65.500	16	21Alp Sco	1.0200	3000.0	131	5081	No
51	GOM_NL__2PRFIN20030219_022742_000000732014_00017_05081_5335.N1	19-FEB-2003 02:27:42	Dark	72.500	80	7Del Sco	2.3160	30000.	145	5081	No
52	GOM_NL__2PRFIN20030219_023302_000000392014_00018_05082_5301.N1	19-FEB-2003 02:33:02	Dark	39.000	134	Bet TrA	2.8100	6600.0	78	5082	No
53	GOM_NL__2PRFIN20030219_023522_000000482014_00018_05082_5302.N1	19-FEB-2003 02:35:22	Dark	48.000	4	Alp1Cen	-0.010000	5800.0	96	5082	No
54	GOM_NL__2PRFIN20030219_023642_000000462014_00018_05082_5303.N1	19-FEB-2003 02:36:42	Dark	45.500	10	Bet Cen	0.61000	28000.	91	5082	No
55	GOM_NL__2PRFIN20030219_023810_000000462014_00018_05082_5304.N1	19-FEB-2003 02:38:10	Dark	46.000	77	Eps Cen	2.3030	28000.	92	5082	No
56	GOM_NL__2PRFIN20030219_023940_000000412014_00018_05082_5305.N1	19-FEB-2003 02:39:40	Dark	41.000	12	Alp1Cru	0.77500	30000.	82	5082	No
57	GOM_NL__2PRFIN20030219_024152_000000442014_00018_05082_5306.N1	19-FEB-2003 02:41:52	Dark	43.500	29	Bet Car	1.6720	10200.	87	5082	No
58	GOM_NL__2PRFIN20030219_024432_000000382014_00018_05082_5307.N1	19-FEB-2003 02:44:32	Dark	38.000	71	lot Car	2.2460	7700.0	76	5082	No
59	GOM_NL__2PRFIN20030219_024608_000000382014_00018_05082_5308.N1	19-FEB-2003 02:46:08	Straylight	38.000	46	Del Vel	1.9540	10600.	76	5082	No
60	GOM_NL__2PRFIN20030219_024829_000000402014_00018_05082_5309.N1	19-FEB-2003 02:48:29	Straylight	40.000	34	Gam2Vel	1.7930	23000.	80	5082	No
61	GOM_NL__2PRFIN20030219_025148_000000822014_00018_05082_5310.N1	19-FEB-2003 02:51:48	Straylight	82.000	171	2Eps Crv	3.0010	4250.0	164	5082	No
62	GOM_NL__2PRFIN20030219_025431_000000832014_00018_05082_5311.N1	19-FEB-2003 02:54:31	Straylight	82.500	100	4Gam Crv	2.5800	13100.	165	5082	No
63	GOM_NL__2PRFIN20030219_025841_000000542014_00018_05082_5312.N1	19-FEB-2003 02:58:41	Twi_and_stray	53.500	48	30Alp Hya	1.9770	4100.0	107	5082	No
64	GOM_NL__2PRFIN20030219_030320_000000422014_00018_05082_5313.N1	19-FEB-2003 03:03:20	Bright	41.500	8	10Alp CMi	0.40000	6500.0	83	5082	No
65	GOM_NL__2PRFIN20030219_030544_000000522014_00018_05082_5314.N1	19-FEB-2003 03:05:44	Bright	52.000	22	32Alp Leo	1.3600	15200.	104	5082	No
66	GOM_NL__2PRFIN20030219_030932_000000402014_00018_05082_5315.N1	19-FEB-2003 03:09:32	Bright	40.000	17	78Bet Gem	1.1610	4500.0	80	5082	No
67	GOM_NL__2PRFIN20030219_031043_000000382014_00018_05082_5316.N1	19-FEB-2003 03:10:43	Bright	37.500	24	66Alp Gem	1.5800	10200.	75	5082	No
68	GOM_NL__2PRFIN20030219_031339_000001132014_00018_05082_5317.N1	19-FEB-2003 03:13:39	Bright	113.00	62	94Bet Leo	2.1360	9700.0	226	5082	No
69	GOM_NL__2PRFIN20030219_031834_000000522014_00018_05082_5318.N1	19-FEB-2003 03:18:34	Bright	51.500	174	52Psi UMa	3.0040	4400.0	103	5082	No
70	GOM_NL__2PRFIN20030219_032043_000000452014_00018_05082_5319.N1	19-FEB-2003 03:20:43	Bright	44.500	82	48Bet UMa	2.3650	10600.	89	5082	No
71	GOM_NL__2PRFIN20030219_032240_000000502014_00018_05082_5320.N1	19-FEB-2003 03:22:40	Bright	50.000	87	64Gam UMa	2.4330	11000.	100	5082	No
72	GOM_NL__2PRFIN20030219_032650_000000342014_00018_05082_5321.N1	19-FEB-2003 03:26:50	Bright	34.000	49	1Alp UMi	1.9900	6300.0	68	5082	No
73	GOM_NL__2PRFIN20030219_032839_000000442014_00018_05082_5322.N1	19-FEB-2003 03:28:39	Bright	44.000	60	7Bet UMi	2.0810	3950.0	88	5082	No
74	GOM_NL__2PRFIN20030219_033033_000000672014_00018_05082_5323.N1	19-FEB-2003 03:30:33	Bright	67.000	39	85Eta UMa	1.8540	24000.	134	5082	No
75	GOM_NL__2PRFIN20030219_033331_000000442014_00018_05082_5324.N1	19-FEB-2003 03:33:31	Bright	44.000	119	14Eta Dra	2.7270	4700.0	88	5082	No
76	GOM_NL__2PRFIN20030219_033753_000000452014_00018_05082_5325.N1	19-FEB-2003 03:37:53	Bright	44.500	69	33Gam Dra	2.2310	3800.0	89	5082	No
77	GOM_NL__2PRFIN20030219_033938_000000362014_00018_05082_5326.N1	19-FEB-2003 03:39:38	Bright	35.500	144	18Del Cyg	2.8600	11000.	71	5082	No
78	GOM_NL__2PRFIN20030219_034152_000000412014_00018_05082_5327.N1	19-FEB-2003 03:41:52	Bright	41.000	5	3Alp Lyr	0.033000	11000.	82	5082	No
79	GOM_NL__2PRFIN20030219_034506_000000582014_00018_05082_5328.N1	19-FEB-2003 03:45:06	Bright	58.000	133	40Zet Her	2.8070	6000.0	116	5082	No
80	GOM_NL__2PRFIN20030219_035010_000000882014_00018_05082_5329.N1	19-FEB-2003 03:50:10	Twi_and_stray	87.500	127	27Bet Her	2.7810	4700.0	175	5082	No
81	GOM_NL__2PRFIN20030219_035337_000000552014_00018_05082_5330.N1	19-FEB-2003 03:53:37	Twi_and_stray	54.500	126	60Bet Oph	2.7700	4250.0	109	5082	No
82	GOM_NL__2PRFIN20030219_035829_000000412014_00018_05082_5331.N1	19-FEB-2003 03:58:29	Twilight	40.500	155	41Pi Sgr	2.9000	6600.0	81	5082	No
83	GOM_NL__2PRFIN20030219_040011_000000402014_00018_05082_5332.N1	19-FEB-2003 04:00:11	Dark	40.000	57	34Sig Sgr	2.0660	26000.	80	5082	No
84	GOM_NL__2PRFIN20030219_040303_000000422014_00018_05082_5333.N1	19-FEB-2003 04:03:03	Dark	42.000	38	20Eps Sgr	1.8360	11000.	84	5082	No
85	GOM_NL__2PRFIN20030219_040631_000000622014_00018_05082_5334.N1	19-FEB-2003 04:06:31	Dark	61.500	16	21Alp Sco	1.0200	3000.0	123	5082	No
86	GOM_NL__2PRFIN20030219_040820_000000622014_00018_05082_5335.N1	19-FEB-2003 04:08:20	Dark	61.500	80	7Del Sco	2.3160	30000.	123	5082	No
87	GOM_NL__2PRFIN20030219_041338_000000392014_00019_05083_5301.N1	19-FEB-2003 04:13:38	Dark	39.000	134	Bet TrA	2.8100	6600.0	78	5083	No
88	GOM_NL__2PRFIN20030219_041558_000000462014_00019_05083_5302.N1	19-FEB-2003 04:15:58	Dark	45.500	4	Alp1Cen	-0.010000	5800.0	91	5083	No
89	GOM_NL__2PRFIN20030219_041719_000000432014_00019_05083_5303.N1	19-FEB-2003 04:17:19	Dark	42.500	10	Bet Cen	0.61000	28000.	85	5083	No
90	GOM_NL__2PRFIN20030219_041847_000000472014_00019_05083_5304.N1	19-FEB-2003 04:18:47	Dark	46.500	77	Eps Cen	2.3030	28000.	93	5083	No
91	GOM_NL__2PRFIN20030219_042017_000000512014_00019_05083_5305.N1	19-FEB-2003 04:20:17	Dark	50.500	12	Alp1Cru	0.77500	30000.	101	5083	No
92	GOM_NL__2PRFIN20030219_042228_000000372014_00019_05083_5306.N1	19-FEB-2003 04:22:28	Dark	37.000	29	Bet Car	1.6720	10200.	74	5083	No
93	GOM_NL__2PRFIN20030219_042508_000000392014_00019_05083_5307.N1	19-FEB-2003 04:25:08	Dark	38.500	71	lot Car	2.2460	7700.0	77	5083	No
94	GOM_NL__2PRFIN20030219_042644_000000422014_00019_05083_5308.N1	19-FEB-2003 04:26:44	Straylight	42.000	46	Del Vel	1.9540	10600.	84	5083	No
95	GOM_NL__2PRFIN20030219_042905_000000452014_00019_05083_5309.N1	19-FEB-2003 04:29:05	Straylight	44.500	34	Gam2Vel	1.7930	23000.	89	5083	No
96	GOM_NL__2PRFIN20030219_043224_000000852014_00019_05083_5310.N1	19-FEB-2003 04:32:24	Straylight	84.500	171	2Eps Crv	3.0010	4250.0	169	5083	No
97	GOM_NL__2PRFIN20030219_043508_000000292014_00019_05083_5311.N1	19-FEB-2003 04:35:08	Straylight	28.500	100	4Gam Crv	2.5800	13100.	57	5083	No
98	GOM_NL__2PRFIN20030219_061544_000000922014_00020_05084_5066.N1	19-FEB-2003 06:15:44	Straylight	91.500	100	4Gam Crv	2.5800	13100.	183	5084	No
99	GOM_NL__2PRFIN20030219_061953_000000512014_00020_05084_5067.N1	19-FEB-2003 06:19:53	Twi_and_stray	50.500	48	30Alp Hya	1.9770	4100.0	101	5084	No
100	GOM_NL__2PRFIN20030219_062432_000000452014_00020_05084_5068.N1	19-FEB-2003 06:24:32	Bright	45.000	8	10Alp CMi	0.40000	6500.0	90	5084	No
101	GOM_NL__2PRFIN20030219_062655_000000502014_00020_05084_5069.N1	19-FEB-2003 06:26:55	Bright	50.000	22	32Alp Leo	1.3600	15200.	100	5084	No

161	GOM_NL__2PRFIN20030219_091909_00000472014_00022_05086_5304.N1	19-FEB-2003 09:19:09	Dark	46.500	10	Bet Cen	0.61000	28000.	93	5086	No
162	GOM_NL__2PRFIN20030219_092114_00000722014_00022_05086_5305.N1	19-FEB-2003 09:21:14	Dark	71.500	54	5The Cen	2.0550	4500.0	143	5086	No
163	GOM_NL__2PRFIN20030219_092416_00000382014_00022_05086_5306.N1	19-FEB-2003 09:24:16	Dark	37.500	29	Bet Car	1.6720	10200.	75	5086	No
164	GOM_NL__2PRFIN20030219_092656_00000392014_00022_05086_5307.N1	19-FEB-2003 09:26:56	Dark	39.000	71	lot Car	2.2460	7700.0	78	5086	No
165	GOM_NL__2PRFIN20030219_092832_00000402014_00022_05086_5308.N1	19-FEB-2003 09:28:32	Straylight	39.500	46	Del Vel	1.9540	10600.	79	5086	No
166	GOM_NL__2PRFIN20030219_093053_00000422014_00022_05086_5309.N1	19-FEB-2003 09:30:53	Straylight	42.000	34	Gam2Vel	1.7930	23000.	84	5086	No
167	GOM_NL__2PRFIN20030219_093258_00000382014_00022_05086_5310.N1	19-FEB-2003 09:32:58	Straylight	37.500	70	Zet Pup	2.2460	39000.	75	5086	No
168	GOM_NL__2PRFIN20030219_093656_00000922014_00022_05086_5311.N1	19-FEB-2003 09:36:56	Straylight	92.000	100	4Gam Crv	2.5800	13100.	184	5086	No
169	GOM_NL__2PRFIN20030219_094105_00000552014_00022_05086_5312.N1	19-FEB-2003 09:41:05	Twl_and_stray	55.000	48	30Alp Hya	1.9770	4100.0	110	5086	No
170	GOM_NL__2PRFIN20030219_094545_00000462014_00022_05086_5313.N1	19-FEB-2003 09:45:45	Bright	45.500	8	10Alp CMi	0.40000	6500.0	91	5086	No
171	GOM_NL__2PRFIN20030219_094807_00000502014_00022_05086_5314.N1	19-FEB-2003 09:48:07	Bright	49.500	22	32Alp Leo	1.3600	15200.	99	5086	No
172	GOM_NL__2PRFIN20030219_095157_00000392014_00022_05086_5315.N1	19-FEB-2003 09:51:57	Bright	38.500	17	78Bet Gem	1.1610	4500.0	77	5086	No
173	GOM_NL__2PRFIN20030219_095307_00000382014_00022_05086_5316.N1	19-FEB-2003 09:53:07	Bright	38.000	24	66Alp Gem	1.5800	10200.	76	5086	No
174	GOM_NL__2PRFIN20030219_095552_000001102014_00022_05086_5317.N1	19-FEB-2003 09:55:52	Bright	110.00	62	94Bet Leo	2.1360	9700.0	220	5086	No
175	GOM_NL__2PRFIN20030219_100055_00000512014_00022_05086_5318.N1	19-FEB-2003 10:00:55	Bright	50.500	174	52Psi UMa	3.0040	4400.0	101	5086	No
176	GOM_NL__2PRFIN20030219_100305_00000452014_00022_05086_5319.N1	19-FEB-2003 10:03:05	Bright	45.000	82	48Bet UMa	2.3650	10600.	90	5086	No
177	GOM_NL__2PRFIN20030219_100500_00000492014_00022_05086_5320.N1	19-FEB-2003 10:05:00	Bright	49.000	87	64Gam UMa	2.4330	11000.	98	5086	No
178	GOM_NL__2PRFIN20030219_100915_00000382014_00022_05086_5321.N1	19-FEB-2003 10:09:15	Bright	37.500	49	1Alp UMi	1.9900	6300.0	75	5086	No
179	GOM_NL__2PRFIN20030219_101103_00000422014_00022_05086_5322.N1	19-FEB-2003 10:11:03	Bright	42.000	60	7Bet UMi	2.0810	3950.0	84	5086	No
180	GOM_NL__2PRFIN20030219_101253_00000682014_00022_05086_5323.N1	19-FEB-2003 10:12:53	Bright	68.000	39	85Eta UMa	1.8540	24000.	136	5086	No
181	GOM_NL__2PRFIN20030219_101554_00000452014_00022_05086_5324.N1	19-FEB-2003 10:15:54	Bright	44.500	119	14Eta Dra	2.7270	4700.0	89	5086	No
182	GOM_NL__2PRFIN20030219_101950_00000452014_00022_05086_5325.N1	19-FEB-2003 10:19:50	Bright	44.500	130	23Bet Dra	2.7990	5800.0	89	5086	No
183	GOM_NL__2PRFIN20030219_102129_00000332014_00022_05086_5326.N1	19-FEB-2003 10:21:29	Bright	32.500	19	50Alp Cyg	1.2460	10500.	65	5086	No
184	GOM_NL__2PRFIN20030219_102305_00000342014_00022_05086_5327.N1	19-FEB-2003 10:23:05	Bright	33.500	66	37Gam Cyg	2.2080	5900.0	67	5086	No
185	GOM_NL__2PRFIN20030219_102433_00000342014_00022_05086_5328.N1	19-FEB-2003 10:24:33	Bright	34.000	92	53Eps Cyg	2.5000	4500.0	68	5086	No
186	GOM_NL__2PRFIN20030219_102731_00000582014_00022_05086_5329.N1	19-FEB-2003 10:27:31	Bright	58.000	133	40Zet Her	2.8070	6000.0	116	5086	No
187	GOM_NL__2PRFIN20030219_103120_00000362014_00022_05086_5330.N1	19-FEB-2003 10:31:20	Bright	36.000	168	17Zet Aql	2.9860	11000.	72	5086	No
188	GOM_NL__2PRFIN20030219_103344_00000532014_00022_05086_5331.N1	19-FEB-2003 10:33:44	Bright	53.000	59	55Alp Oph	2.0800	8900.0	106	5086	No
189	GOM_NL__2PRFIN20030219_103604_00000562014_00022_05086_5332.N1	19-FEB-2003 10:36:04	Twl_and_stray	56.000	126	60Bet Oph	2.7700	4250.0	112	5086	No
190	GOM_NL__2PRFIN20030219_104055_00000402014_00022_05086_5333.N1	19-FEB-2003 10:40:55	Twilight	39.500	155	41Pi Sgr	2.9000	6600.0	79	5086	No
191	GOM_NL__2PRFIN20030219_104237_00000402014_00022_05086_5334.N1	19-FEB-2003 10:42:37	Dark	40.000	57	34Sig Sgr	2.0660	26000.	80	5086	No
192	GOM_NL__2PRFIN20030219_104528_00000422014_00022_05086_5335.N1	19-FEB-2003 10:45:28	Dark	41.500	38	20Eps Sgr	1.8360	11000.	83	5086	No
193	GOM_NL__2PRFIN20030219_104901_00000742014_00022_05086_5336.N1	19-FEB-2003 10:49:01	Dark	74.000	16	21Alp Sco	1.0200	3000.0	148	5086	No
194	GOM_NL__2PRFIN20030219_105051_00000652014_00022_05086_5337.N1	19-FEB-2003 10:50:51	Dark	64.500	80	7Del Sco	2.3160	30000.	129	5086	No
195	GOM_NL__2PRFIN20030219_105604_00000402014_00023_05087_5302.N1	19-FEB-2003 10:56:04	Dark	40.000	134	Bet TrA	2.8100	6600.0	80	5087	No
196	GOM_NL__2PRFIN20030219_105825_00000432014_00023_05087_5303.N1	19-FEB-2003 10:58:25	Dark	42.500	4	Alp1Cen	-0.010000	5800.0	85	5087	No
197	GOM_NL__2PRFIN20030219_105945_00000462014_00023_05087_5304.N1	19-FEB-2003 10:59:45	Dark	45.500	10	Bet Cen	0.61000	28000.	91	5087	No
198	GOM_NL__2PRFIN20030219_110152_00000722014_00023_05087_5305.N1	19-FEB-2003 11:01:52	Dark	72.000	54	5The Cen	2.0550	4500.0	144	5087	No
199	GOM_NL__2PRFIN20030219_110452_00000392014_00023_05087_5306.N1	19-FEB-2003 11:04:52	Dark	38.500	29	Bet Car	1.6720	10200.	77	5087	No
200	GOM_NL__2PRFIN20030219_110733_00000382014_00023_05087_5307.N1	19-FEB-2003 11:07:33	Dark	37.500	71	lot Car	2.2460	7700.0	75	5087	No
201	GOM_NL__2PRFIN20030219_110909_00000372014_00023_05087_5308.N1	19-FEB-2003 11:09:09	Straylight	37.000	46	Del Vel	1.9540	10600.	74	5087	No
202	GOM_NL__2PRFIN20030219_111130_00000402014_00023_05087_5309.N1	19-FEB-2003 11:11:30	Straylight	39.500	34	Gam2Vel	1.7930	23000.	79	5087	No
203	GOM_NL__2PRFIN20030219_111334_00000402014_00023_05087_5310.N1	19-FEB-2003 11:13:34	Straylight	39.500	70	Zet Pup	2.2460	39000.	79	5087	No
204	GOM_NL__2PRFIN20030219_111732_00000922014_00023_05087_5311.N1	19-FEB-2003 11:17:32	Straylight	91.500	100	4Gam Crv	2.5800	13100.	183	5087	No
205	GOM_NL__2PRFIN20030219_112141_00000482014_00023_05087_5312.N1	19-FEB-2003 11:21:41	Twl_and_stray	47.500	48	30Alp Hya	1.9770	4100.0	95	5087	No
206	GOM_NL__2PRFIN20030219_112621_00000402014_00023_05087_5313.N1	19-FEB-2003 11:26:21	Bright	40.000	8	10Alp CMi	0.40000	6500.0	80	5087	No
207	GOM_NL__2PRFIN20030219_112843_00000502014_00023_05087_5314.N1	19-FEB-2003 11:28:43	Bright	49.500	22	32Alp Leo	1.3600	15200.	99	5087	No
208	GOM_NL__2PRFIN20030219_113233_00000402014_00023_05087_5315.N1	19-FEB-2003 11:32:33	Bright	39.500	17	78Bet Gem	1.1610	4500.0	79	5087	No
209	GOM_NL__2PRFIN20030219_113344_00000372014_00023_05087_5316.N1	19-FEB-2003 11:33:44	Bright	37.000	24	66Alp Gem	1.5800	10200.	74	5087	No
210	GOM_NL__2PRFIN20030219_113625_000001102014_00023_05087_5317.N1	19-FEB-2003 11:36:25	Bright	109.50	62	94Bet Leo	2.1360	9700.0	219	5087	No
211	GOM_NL__2PRFIN20030219_114130_00000512014_00023_05087_5318.N1	19-FEB-2003 11:41:30	Bright	51.000	174	52Psi UMa	3.0040	4400.0	102	5087	No
212	GOM_NL__2PRFIN20030219_114341_00000442014_00023_05087_5319.N1	19-FEB-2003 11:43:41	Bright	43.500	82	48Bet UMa	2.3650	10600.	87	5087	No
213	GOM_NL__2PRFIN20030219_114536_00000492014_00023_05087_5320.N1	19-FEB-2003 11:45:36	Bright	49.000	87	64Gam UMa	2.4330	11000.	98	5087	No
214	GOM_NL__2PRFIN20030219_114951_00000342014_00023_05087_5321.N1	19-FEB-2003 11:49:51	Bright	34.000	49	1Alp UMi	1.9900	6300.0	68	5087	No
215	GOM_NL__2PRFIN20030219_115138_00000412014_00023_05087_5322.N1	19-FEB-2003 11:51:38	Bright	40.500	60	7Bet UMi	2.0810	3950.0	81	5087	No
216	GOM_NL__2PRFIN20030219_115328_00000682014_00023_05087_5323.N1	19-FEB-2003 11:53:28	Bright	67.500	39	85Eta UMa	1.8540	24000.	135	5087	No
217	GOM_NL__2PRFIN20030219_115630_00000452014_00023_05087_5324.N1	19-FEB-2003 11:56:30	Bright	44.500	119	14Eta Dra	2.7270	4700.0	89	5087	No
218	GOM_NL__2PRFIN20030219_120026_00000402014_00023_05087_5325.N1	19-FEB-2003 12:00:26	Bright	39.500	130	23Bet Dra	2.7990	5800.0	79	5087	No
219	GOM_NL__2PRFIN20030219_120206_00000352014_00023_05087_5326.N1	19-FEB-2003 12:02:06	Bright	34.500	19	50Alp Cyg	1.2460	10500.	69	5087	No

220	GOM_NL__2PRFIN20030219_120341_000000342014_00023_05087_5327.N1	19-FEB-2003 12:03:41	Bright	34.000	66	37Gam Cyg	2.2080	5900.0	68	5087	No
221	GOM_NL__2PRFIN20030219_120510_000000332014_00023_05087_5328.N1	19-FEB-2003 12:05:10	Bright	33.000	92	53Eps Cyg	2.5000	4500.0	66	5087	No
222	GOM_NL__2PRFIN20030219_120807_000000602014_00023_05087_5329.N1	19-FEB-2003 12:08:07	Bright	59.500	133	40Zet Her	2.8070	6000.0	119	5087	No
223	GOM_NL__2PRFIN20030219_121156_000000362014_00023_05087_5330.N1	19-FEB-2003 12:11:56	Bright	35.500	168	17Zet Aql	2.9860	11000.	71	5087	No
224	GOM_NL__2PRFIN20030219_121420_000000542014_00023_05087_5331.N1	19-FEB-2003 12:14:20	Bright	53.500	59	55Alp Oph	2.0800	8900.0	107	5087	No
225	GOM_NL__2PRFIN20030219_121641_000000492014_00023_05087_5332.N1	19-FEB-2003 12:16:41	Twilight	49.000	126	60Bet Oph	2.7700	4250.0	98	5087	No
226	GOM_NL__2PRFIN20030219_122132_000000412014_00023_05087_5333.N1	19-FEB-2003 12:21:32	Twilight	40.500	155	41Pi Sgr	2.9000	6600.0	81	5087	No
227	GOM_NL__2PRFIN20030219_122313_000000402014_00023_05087_5334.N1	19-FEB-2003 12:23:13	Dark	39.500	57	34Sig Sgr	2.0660	26000.	79	5087	No
228	GOM_NL__2PRFIN20030219_122605_000000422014_00023_05087_5335.N1	19-FEB-2003 12:26:05	Dark	41.500	38	20Eps Sgr	1.8360	11000.	83	5087	No
229	GOM_NL__2PRFIN20030219_122938_000000582014_00023_05087_5336.N1	19-FEB-2003 12:29:38	Dark	58.000	16	21Alp Sco	1.0200	3000.0	116	5087	No
230	GOM_NL__2PRFIN20030219_123128_000000672014_00023_05087_5337.N1	19-FEB-2003 12:31:28	Dark	67.000	80	7Del Sco	2.3160	30000.	134	5087	No
231	GOM_NL__2PRFIN20030219_123641_000000382014_00024_05088_5302.N1	19-FEB-2003 12:36:41	Dark	38.000	134	Bet TrA	2.8100	6600.0	76	5088	No
232	GOM_NL__2PRFIN20030219_123902_000000452014_00024_05088_5303.N1	19-FEB-2003 12:39:02	Dark	45.000	4	Alp1Cen	-0.010000	5800.0	90	5088	No
233	GOM_NL__2PRFIN20030219_124022_000000462014_00024_05088_5304.N1	19-FEB-2003 12:40:22	Dark	46.000	10	Bet Cen	0.61000	28000.	92	5088	No
234	GOM_NL__2PRFIN20030219_124229_000000792014_00024_05088_5305.N1	19-FEB-2003 12:42:29	Dark	79.000	54	5The Cen	2.0550	4500.0	158	5088	No
235	GOM_NL__2PRFIN20030219_124528_000000372014_00024_05088_5306.N1	19-FEB-2003 12:45:28	Dark	36.500	29	Bet Car	1.6720	10200.	73	5088	No
236	GOM_NL__2PRFIN20030219_124809_000000382014_00024_05088_5307.N1	19-FEB-2003 12:48:09	Dark	38.000	71	lot Car	2.2460	7700.0	76	5088	No
237	GOM_NL__2PRFIN20030219_124945_000000412014_00024_05088_5308.N1	19-FEB-2003 12:49:45	Straylight	40.500	46	Del Vel	1.9540	10600.	81	5088	No
238	GOM_NL__2PRFIN20030219_125206_000000392014_00024_05088_5309.N1	19-FEB-2003 12:52:06	Straylight	39.000	34	Gam2Vel	1.7930	23000.	78	5088	No
239	GOM_NL__2PRFIN20030219_125411_000000382014_00024_05088_5310.N1	19-FEB-2003 12:54:11	Straylight	37.500	70	Zet Pup	2.2460	39000.	75	5088	No
240	GOM_NL__2PRFIN20030219_125809_000000912014_00024_05088_5311.N1	19-FEB-2003 12:58:09	Straylight	91.000	100	4Gam Crv	2.5800	13100.	182	5088	No
241	GOM_NL__2PRFIN20030219_130218_000000512014_00024_05088_5312.N1	19-FEB-2003 13:02:18	Twilight	51.000	48	30Alp Hya	1.9770	4100.0	102	5088	No
242	GOM_NL__2PRFIN20030219_130658_000000402014_00024_05088_5313.N1	19-FEB-2003 13:06:58	Bright	39.500	8	10Alp CMi	0.40000	6500.0	79	5088	No
243	GOM_NL__2PRFIN20030219_130919_000000492014_00024_05088_5314.N1	19-FEB-2003 13:09:19	Bright	48.500	22	32Alp Leo	1.3600	15200.	97	5088	No
244	GOM_NL__2PRFIN20030219_131310_000000382014_00024_05088_5315.N1	19-FEB-2003 13:13:10	Bright	38.000	17	78Bet Gem	1.1610	4500.0	76	5088	No
245	GOM_NL__2PRFIN20030219_131420_000000372014_00024_05088_5316.N1	19-FEB-2003 13:14:20	Bright	37.000	24	66Alp Gem	1.5800	10200.	74	5088	No
246	GOM_NL__2PRFIN20030219_131659_000001082014_00024_05088_5317.N1	19-FEB-2003 13:16:59	Bright	108.00	62	94Bet Leo	2.1360	9700.0	216	5088	No
247	GOM_NL__2PRFIN20030219_132205_000000512014_00024_05088_5318.N1	19-FEB-2003 13:22:05	Bright	50.500	174	52Psi UMa	3.0040	4400.0	101	5088	No
248	GOM_NL__2PRFIN20030219_132416_000000432014_00024_05088_5319.N1	19-FEB-2003 13:24:16	Bright	42.500	82	48Bet UMa	2.3650	10600.	85	5088	No
249	GOM_NL__2PRFIN20030219_132611_000000492014_00024_05088_5320.N1	19-FEB-2003 13:26:11	Bright	48.500	87	64Gam UMa	2.4330	11000.	97	5088	No
250	GOM_NL__2PRFIN20030219_133027_000000342014_00024_05088_5321.N1	19-FEB-2003 13:30:27	Bright	33.500	49	1Alp UMi	1.9900	6300.0	67	5088	No
251	GOM_NL__2PRFIN20030219_133214_000000422014_00024_05088_5322.N1	19-FEB-2003 13:32:14	Bright	41.500	60	7Bet UMi	2.0810	3950.0	83	5088	No
252	GOM_NL__2PRFIN20030219_133403_000000672014_00024_05088_5323.N1	19-FEB-2003 13:34:03	Bright	66.500	39	85Eta UMa	1.8540	24000.	133	5088	No
253	GOM_NL__2PRFIN20030219_133705_000000442014_00024_05088_5324.N1	19-FEB-2003 13:37:05	Bright	43.500	119	14Eta Dra	2.7270	4700.0	87	5088	No
254	GOM_NL__2PRFIN20030219_134102_000000432014_00024_05088_5325.N1	19-FEB-2003 13:41:02	Bright	42.500	130	23Bet Dra	2.7990	5800.0	85	5088	No
255	GOM_NL__2PRFIN20030219_134242_000000342014_00024_05088_5326.N1	19-FEB-2003 13:42:42	Bright	34.000	19	50Alp Cyg	1.2460	10500.	68	5088	No
256	GOM_NL__2PRFIN20030219_134417_000000342014_00024_05088_5327.N1	19-FEB-2003 13:44:17	Bright	34.000	66	37Gam Cyg	2.2080	5900.0	68	5088	No
257	GOM_NL__2PRFIN20030219_134546_000000352014_00024_05088_5328.N1	19-FEB-2003 13:45:46	Bright	34.500	92	53Eps Cyg	2.5000	4500.0	69	5088	No
258	GOM_NL__2PRFIN20030219_134843_000000592014_00024_05088_5329.N1	19-FEB-2003 13:48:43	Bright	58.500	133	40Zet Her	2.8070	6000.0	117	5088	No
259	GOM_NL__2PRFIN20030219_135233_000000362014_00024_05088_5330.N1	19-FEB-2003 13:52:33	Bright	36.000	168	17Zet Aql	2.9860	11000.	72	5088	No
260	GOM_NL__2PRFIN20030219_135457_000000552014_00024_05088_5331.N1	19-FEB-2003 13:54:57	Bright	54.500	59	55Alp Oph	2.0800	8900.0	109	5088	No
261	GOM_NL__2PRFIN20030219_135717_000000532014_00024_05088_5332.N1	19-FEB-2003 13:57:17	Twilight	52.500	126	60Bet Oph	2.7700	4250.0	105	5088	No
262	GOM_NL__2PRFIN20030219_140208_000000382014_00024_05088_5333.N1	19-FEB-2003 14:02:08	Twilight	38.000	155	41Pi Sgr	2.9000	6600.0	76	5088	No
263	GOM_NL__2PRFIN20030219_140350_000000392014_00024_05088_5334.N1	19-FEB-2003 14:03:50	Dark	38.500	57	34Sig Sgr	2.0660	26000.	77	5088	No
264	GOM_NL__2PRFIN20030219_140641_000000422014_00024_05088_5335.N1	19-FEB-2003 14:06:41	Dark	42.000	38	20Eps Sgr	1.8360	11000.	84	5088	No
265	GOM_NL__2PRFIN20030219_141015_000000562014_00024_05088_5336.N1	19-FEB-2003 14:10:15	Dark	56.000	16	21Alp Sco	1.0200	3000.0	112	5088	No
266	GOM_NL__2PRFIN20030219_141206_000000672014_00024_05088_5337.N1	19-FEB-2003 14:12:06	Dark	67.000	80	7Del Sco	2.3160	30000.	134	5088	No
267	GOM_NL__2PRFIN20030219_141718_000000402014_00025_05089_5302.N1	19-FEB-2003 14:17:18	Dark	40.000	134	Bet TrA	2.8100	6600.0	80	5089	No
268	GOM_NL__2PRFIN20030219_141939_000000452014_00025_05089_5303.N1	19-FEB-2003 14:19:39	Dark	44.500	4	Alp1Cen	-0.010000	5800.0	89	5089	No
269	GOM_NL__2PRFIN20030219_142059_000000452014_00025_05089_5304.N1	19-FEB-2003 14:20:59	Dark	45.000	10	Bet Cen	0.61000	28000.	90	5089	No
270	GOM_NL__2PRFIN20030219_142306_000000742014_00025_05089_5305.N1	19-FEB-2003 14:23:06	Dark	73.500	54	5The Cen	2.0550	4500.0	147	5089	No
271	GOM_NL__2PRFIN20030219_142605_000000372014_00025_05089_5306.N1	19-FEB-2003 14:26:05	Dark	36.500	29	Bet Car	1.6720	10200.	73	5089	No
272	GOM_NL__2PRFIN20030219_142845_000000372014_00025_05089_5307.N1	19-FEB-2003 14:28:45	Dark	37.000	71	lot Car	2.2460	7700.0	74	5089	No
273	GOM_NL__2PRFIN20030219_143021_000000412014_00025_05089_5308.N1	19-FEB-2003 14:30:21	Straylight	41.000	46	Del Vel	1.9540	10600.	82	5089	No
274	GOM_NL__2PRFIN20030219_143242_000000362014_00025_05089_5309.N1	19-FEB-2003 14:32:42	Straylight	35.500	34	Gam2Vel	1.7930	23000.	71	5089	No
275	GOM_NL__2PRFIN20030219_143447_000000372014_00025_05089_5310.N1	19-FEB-2003 14:34:47	Straylight	37.000	70	Zet Pup	2.2460	39000.	74	5089	No
276	GOM_NL__2PRFIN20030219_143845_000000832014_00025_05089_5311.N1	19-FEB-2003 14:38:45	Straylight	83.000	100	4Gam Crv	2.5800	13100.	166	5089	No
277	GOM_NL__2PRFIN20030219_144254_000000492014_00025_05089_5312.N1	19-FEB-2003 14:42:54	Twilight	48.500	48	30Alp Hya	1.9770	4100.0	97	5089	No
278	GOM_NL__2PRFIN20030219_144734_000000392014_00025_05089_5313.N1	19-FEB-2003 14:47:34	Bright	38.500	8	10Alp CMi	0.40000	6500.0	77	5089	No

279	GOM_NL__2PRFIN20030219_144954_000000502014_00025_05089_5314.N1	19-FEB-2003 14:49:54	Bright	49.500	22	32Alp Leo	1.3600	15200.	99	5089	No
280	GOM_NL__2PRFIN20030219_145346_000000382014_00025_05089_5315.N1	19-FEB-2003 14:53:46	Bright	37.500	17	78Bet Gem	1.1610	4500.0	75	5089	No
281	GOM_NL__2PRFIN20030219_145455_000000382014_00025_05089_5316.N1	19-FEB-2003 14:54:55	Bright	37.500	24	66Alp Gem	1.5800	10200.	75	5089	No
282	GOM_NL__2PRFIN20030219_145731_000001082014_00025_05089_5317.N1	19-FEB-2003 14:57:31	Bright	108.00	62	94Bet Leo	2.1360	9700.0	216	5089	No
283	GOM_NL__2PRFIN20030219_150239_000000512014_00025_05089_5318.N1	19-FEB-2003 15:02:39	Bright	51.000	174	52Psi UMa	3.0040	4400.0	102	5089	No
284	GOM_NL__2PRFIN20030219_150449_000000462014_00025_05089_5319.N1	19-FEB-2003 15:04:49	Bright	45.500	82	48Bet UMa	2.3650	10600.	91	5089	No
285	GOM_NL__2PRFIN20030219_150645_000000502014_00025_05089_5320.N1	19-FEB-2003 15:06:45	Bright	50.000	87	64Gam UMa	2.4330	11000.	100	5089	No
286	GOM_NL__2PRFIN20030219_151101_000000382014_00025_05089_5321.N1	19-FEB-2003 15:11:01	Bright	38.000	49	1Alp UMi	1.9900	6300.0	76	5089	No
287	GOM_NL__2PRFIN20030219_151249_000000412014_00025_05089_5322.N1	19-FEB-2003 15:12:49	Bright	40.500	60	7Bet UMi	2.0810	3950.0	81	5089	No
288	GOM_NL__2PRFIN20030219_151436_000000712014_00025_05089_5323.N1	19-FEB-2003 15:14:36	Bright	70.500	39	85Eta UMa	1.8540	24000.	141	5089	No
289	GOM_NL__2PRFIN20030219_151739_000000452014_00025_05089_5324.N1	19-FEB-2003 15:17:39	Bright	45.000	119	14Eta Dra	2.7270	4700.0	90	5089	No
290	GOM_NL__2PRFIN20030219_152136_000000452014_00025_05089_5325.N1	19-FEB-2003 15:21:36	Bright	44.500	130	23Bet Dra	2.7990	5800.0	89	5089	No
291	GOM_NL__2PRFIN20030219_152317_000000362014_00025_05089_5326.N1	19-FEB-2003 15:23:17	Bright	35.500	19	50Alp Cyg	1.2460	10500.	71	5089	No
292	GOM_NL__2PRFIN20030219_152452_000000352014_00025_05089_5327.N1	19-FEB-2003 15:24:52	Bright	34.500	66	37Gam Cyg	2.2080	5900.0	69	5089	No
293	GOM_NL__2PRFIN20030219_152621_000000342014_00025_05089_5328.N1	19-FEB-2003 15:26:21	Bright	34.000	92	53Eps Cyg	2.5000	4500.0	68	5089	No
294	GOM_NL__2PRFIN20030219_152918_000000592014_00025_05089_5329.N1	19-FEB-2003 15:29:18	Bright	58.500	133	40Zet Her	2.8070	6000.0	117	5089	No
295	GOM_NL__2PRFIN20030219_153307_000000532014_00025_05089_5330.N1	19-FEB-2003 15:33:07	Bright	53.000	168	17Zet Aql	2.9860	11000.	106	5089	No
296	GOM_NL__2PRFIN20030219_153532_000000572014_00025_05089_5331.N1	19-FEB-2003 15:35:32	Bright	57.000	59	55Alp Oph	2.0800	8900.0	114	5089	No
297	GOM_NL__2PRFIN20030219_153752_000000552014_00025_05089_5332.N1	19-FEB-2003 15:37:52	Twilight	55.000	126	60Bet Oph	2.7700	4250.0	110	5089	No
298	GOM_NL__2PRFIN20030219_154243_000000432014_00025_05089_5333.N1	19-FEB-2003 15:42:43	Twilight	43.000	155	41Pi Sgr	2.9000	6600.0	86	5089	No
299	GOM_NL__2PRFIN20030219_154425_000000402014_00025_05089_5334.N1	19-FEB-2003 15:44:25	Dark	40.000	57	34Sig Sgr	2.0660	26000.	80	5089	No
300	GOM_NL__2PRFIN20030219_154717_000000432014_00025_05089_5335.N1	19-FEB-2003 15:47:17	Dark	42.500	38	20Eps Sgr	1.8360	11000.	85	5089	No
301	GOM_NL__2PRFIN20030219_155049_000000742014_00025_05089_5336.N1	19-FEB-2003 15:50:49	Dark	74.000	16	21Alp Sco	1.0200	3000.0	148	5089	No
302	GOM_NL__2PRFIN20030219_155242_000000672014_00025_05089_5337.N1	19-FEB-2003 15:52:42	Dark	66.500	80	7Del Sco	2.3160	30000.	133	5089	No
303	GOM_NL__2PRFIN20030219_155753_000000422014_00026_05090_6774.N1	19-FEB-2003 15:57:53	Dark	42.000	134	Bet TrA	2.8100	6600.0	84	5090	No
304	GOM_NL__2PRFIN20030219_160015_000000472014_00026_05090_6775.N1	19-FEB-2003 16:00:15	Dark	46.500	4	Alp1Cen	-0.010000	5800.0	93	5090	No
305	GOM_NL__2PRFIN20030219_160132_000000462014_00026_05090_6776.N1	19-FEB-2003 16:01:32	Dark	45.500	10	Bet Cen	0.610000	28000.	91	5090	No
306	GOM_NL__2PRFIN20030219_160431_000000482014_00026_05090_6777.N1	19-FEB-2003 16:04:31	Dark	48.000	12	Alp1Cru	0.775000	30000.	96	5090	No
307	GOM_NL__2PRFIN20030219_160640_000000382014_00026_05090_6778.N1	19-FEB-2003 16:06:40	Dark	37.500	29	Bet Car	1.6720	10200.	75	5090	No
308	GOM_NL__2PRFIN20030219_160921_000000382014_00026_05090_6779.N1	19-FEB-2003 16:09:21	Dark	37.500	71	lot Car	2.2460	7700.0	75	5090	No
309	GOM_NL__2PRFIN20030219_161056_000000372014_00026_05090_6780.N1	19-FEB-2003 16:10:56	Straylight	37.000	46	Del Vel	1.9540	10600.	74	5090	No
310	GOM_NL__2PRFIN20030219_161342_000000442014_00026_05090_6781.N1	19-FEB-2003 16:13:42	Straylight	43.500	65	Lam Vel	2.2040	4400.0	87	5090	No
311	GOM_NL__2PRFIN20030219_161639_000000822014_00026_05090_6782.N1	19-FEB-2003 16:16:39	Straylight	82.000	171	2Eps Crv	3.0010	4250.0	164	5090	No
312	GOM_NL__2PRFIN20030219_161941_000000432014_00026_05090_6783.N1	19-FEB-2003 16:19:41	Straylight	42.500	132	15Rho Pup	2.8030	6900.0	85	5090	No
313	GOM_NL__2PRFIN20030219_162326_000000532014_00026_05090_6784.N1	19-FEB-2003 16:23:26	Twilight	53.000	48	30Alp Hya	1.9770	4100.0	106	5090	No
314	GOM_NL__2PRFIN20030219_163421_000000392014_00026_05090_6785.N1	19-FEB-2003 16:34:21	Bright	39.000	17	78Bet Gem	1.1610	4500.0	78	5090	No
315	GOM_NL__2PRFIN20030219_163531_000000382014_00026_05090_6786.N1	19-FEB-2003 16:35:31	Bright	38.000	24	66Alp Gem	1.5800	10200.	76	5090	No
316	GOM_NL__2PRFIN20030219_163805_000001092014_00026_05090_6787.N1	19-FEB-2003 16:38:05	Bright	109.00	62	94Bet Leo	2.1360	9700.0	218	5090	No
317	GOM_NL__2PRFIN20030219_164314_000000512014_00026_05090_6788.N1	19-FEB-2003 16:43:14	Bright	51.000	174	52Psi UMa	3.0040	4400.0	102	5090	No
318	GOM_NL__2PRFIN20030219_164525_000000462014_00026_05090_6789.N1	19-FEB-2003 16:45:25	Bright	45.500	82	48Bet UMa	2.3650	10600.	91	5090	No
319	GOM_NL__2PRFIN20030219_164720_000000512014_00026_05090_6790.N1	19-FEB-2003 16:47:20	Bright	50.500	87	64Gam UMa	2.4330	11000.	101	5090	No
320	GOM_NL__2PRFIN20030219_165137_000000382014_00026_05090_6791.N1	19-FEB-2003 16:51:37	Bright	38.000	49	1Alp UMi	1.9900	6300.0	76	5090	No
321	GOM_NL__2PRFIN20030219_165322_000000462014_00026_05090_6792.N1	19-FEB-2003 16:53:22	Bright	45.500	60	7Bet UMi	2.0810	3950.0	91	5090	No
322	GOM_NL__2PRFIN20030219_165512_000000682014_00026_05090_6793.N1	19-FEB-2003 16:55:12	Bright	67.500	39	85Eta UMa	1.8540	24000.	135	5090	No
323	GOM_NL__2PRFIN20030219_165814_000000472014_00026_05090_6794.N1	19-FEB-2003 16:58:14	Bright	46.500	119	14Eta Dra	2.7270	4700.0	93	5090	No
324	GOM_NL__2PRFIN20030219_170212_000000452014_00026_05090_6795.N1	19-FEB-2003 17:02:12	Bright	44.500	130	23Bet Dra	2.7990	5800.0	89	5090	No
325	GOM_NL__2PRFIN20030219_170353_000000382014_00026_05090_6796.N1	19-FEB-2003 17:03:53	Bright	38.000	19	50Alp Cyg	1.2460	10500.	76	5090	No
326	GOM_NL__2PRFIN20030219_170528_000000372014_00026_05090_6797.N1	19-FEB-2003 17:05:28	Bright	37.000	66	37Gam Cyg	2.2080	5900.0	74	5090	No
327	GOM_NL__2PRFIN20030219_170657_000000372014_00026_05090_6798.N1	19-FEB-2003 17:06:57	Bright	36.500	92	53Eps Cyg	2.5000	4500.0	73	5090	No
328	GOM_NL__2PRFIN20030219_170955_000000602014_00026_05090_6799.N1	19-FEB-2003 17:09:55	Bright	59.500	133	40Zet Her	2.8070	6000.0	119	5090	No
329	GOM_NL__2PRFIN20030219_171343_000000382014_00026_05090_6800.N1	19-FEB-2003 17:13:43	Bright	38.000	168	17Zet Aql	2.9860	11000.	76	5090	No
330	GOM_NL__2PRFIN20030219_171608_000000572014_00026_05090_6801.N1	19-FEB-2003 17:16:08	Bright	56.500	59	55Alp Oph	2.0800	8900.0	113	5090	No
331	GOM_NL__2PRFIN20030219_171826_000000562014_00026_05090_6802.N1	19-FEB-2003 17:18:26	Twilight	56.000	126	60Bet Oph	2.7700	4250.0	112	5090	No
332	GOM_NL__2PRFIN20030219_172316_000000452014_00026_05090_6803.N1	19-FEB-2003 17:23:16	Twilight	44.500	155	41Pi Sgr	2.9000	6600.0	89	5090	No
333	GOM_NL__2PRFIN20030219_172501_000000432014_00026_05090_6804.N1	19-FEB-2003 17:25:01	Dark	43.000	57	34Sig Sgr	2.0660	26000.	86	5090	No
334	GOM_NL__2PRFIN20030219_172753_000000422014_00026_05090_6805.N1	19-FEB-2003 17:27:53	Dark	41.500	38	20Eps Sgr	1.8360	11000.	83	5090	No
335	GOM_NL__2PRFIN20030219_173128_000000752014_00026_05090_6806.N1	19-FEB-2003 17:31:28	Dark	75.000	16	21Alp Sco	1.0200	3000.0	150	5090	No
336	GOM_NL__2PRFIN20030219_173320_000000802014_00026_05090_6807.N1	19-FEB-2003 17:33:20	Dark	79.500	80	7Del Sco	2.3160	30000.	159	5090	No
337	GOM_NL__2PRFIN20030219_173827_000000432014_00027_05091_6794.N1	19-FEB-2003 17:38:27	Dark	42.500	134	Bet TrA	2.8100	6600.0	85	5091	No

338	GOM_NL__2PRFIN20030219_174051_000000572014_00027_05091_6795.N1	19-FEB-2003 17:40:51	Dark	57.000	4	Alp1Cen	-0.010000	5800.0	114	5091	No
339	GOM_NL__2PRFIN20030219_174208_000000572014_00027_05091_6796.N1	19-FEB-2003 17:42:08	Dark	56.500	10	Bet Cen	0.610000	28000.	113	5091	No
340	GOM_NL__2PRFIN20030219_174507_000000512014_00027_05091_6797.N1	19-FEB-2003 17:45:07	Dark	50.500	12	Alp1Cru	0.775000	30000.	101	5091	No
341	GOM_NL__2PRFIN20030219_174716_000000402014_00027_05091_6798.N1	19-FEB-2003 17:47:16	Dark	39.500	29	Bet Car	1.6720	10200.	79	5091	No
342	GOM_NL__2PRFIN20030219_174957_000000362014_00027_05091_6799.N1	19-FEB-2003 17:49:57	Dark	36.000	71	lot Car	2.2460	7700.0	72	5091	No
343	GOM_NL__2PRFIN20030219_175132_000000382014_00027_05091_6800.N1	19-FEB-2003 17:51:32	Straylight	38.000	46	Del Vel	1.9540	10600.	76	5091	No
344	GOM_NL__2PRFIN20030219_175418_000000442014_00027_05091_6801.N1	19-FEB-2003 17:54:18	Straylight	44.000	65	Lam Vel	2.2040	4400.0	88	5091	No
345	GOM_NL__2PRFIN20030219_175715_000000772014_00027_05091_6802.N1	19-FEB-2003 17:57:15	Straylight	77.000	171	2Eps Crv	3.0010	4250.0	154	5091	No
346	GOM_NL__2PRFIN20030219_180017_000000422014_00027_05091_6803.N1	19-FEB-2003 18:00:17	Straylight	41.500	132	15Rho Pup	2.8030	6900.0	83	5091	No
347	GOM_NL__2PRFIN20030219_180402_000000532014_00027_05091_6804.N1	19-FEB-2003 18:04:02	Twl_and_stray	53.000	48	30Alp Hya	1.9770	4100.0	106	5091	No
348	GOM_NL__2PRFIN20030219_181457_000000402014_00027_05091_6805.N1	19-FEB-2003 18:14:57	Bright	40.000	17	78Bet Gem	1.1610	4500.0	80	5091	No
349	GOM_NL__2PRFIN20030219_181608_000000372014_00027_05091_6806.N1	19-FEB-2003 18:16:08	Bright	37.000	24	66Alp Gem	1.5800	10200.	74	5091	No
350	GOM_NL__2PRFIN20030219_181838_000001092014_00027_05091_6807.N1	19-FEB-2003 18:18:38	Bright	108.50	62	94Bet Leo	2.1360	9700.0	217	5091	No
351	GOM_NL__2PRFIN20030219_182349_000000512014_00027_05091_6808.N1	19-FEB-2003 18:23:49	Bright	50.500	174	52Psi UMa	3.0040	4400.0	101	5091	No
352	GOM_NL__2PRFIN20030219_182600_000000452014_00027_05091_6809.N1	19-FEB-2003 18:26:00	Bright	44.500	82	48Bet UMa	2.3650	10600.	89	5091	No
353	GOM_NL__2PRFIN20030219_182754_000000522014_00027_05091_6810.N1	19-FEB-2003 18:27:54	Bright	51.500	87	64Gam UMa	2.4330	11000.	103	5091	No
354	GOM_NL__2PRFIN20030219_183213_000000382014_00027_05091_6811.N1	19-FEB-2003 18:32:13	Bright	38.000	49	1Alp UMi	1.9900	6300.0	76	5091	No
355	GOM_NL__2PRFIN20030219_183400_000000432014_00027_05091_6812.N1	19-FEB-2003 18:34:00	Bright	42.500	60	7Bet UMi	2.0810	3950.0	85	5091	No
356	GOM_NL__2PRFIN20030219_183546_000000662014_00027_05091_6813.N1	19-FEB-2003 18:35:46	Bright	66.000	39	85Eta UMa	1.8540	24000.	132	5091	No
357	GOM_NL__2PRFIN20030219_183850_000000472014_00027_05091_6814.N1	19-FEB-2003 18:38:50	Bright	46.500	119	14Eta Dra	2.7270	4700.0	93	5091	No
358	GOM_NL__2PRFIN20030219_184247_000000462014_00027_05091_6815.N1	19-FEB-2003 18:42:47	Bright	46.000	130	23Bet Dra	2.7990	5800.0	92	5091	No
359	GOM_NL__2PRFIN20030219_184430_000000382014_00027_05091_6816.N1	19-FEB-2003 18:44:30	Bright	37.500	19	50Alp Cyg	1.2460	10500.	75	5091	No
360	GOM_NL__2PRFIN20030219_184604_000000352014_00027_05091_6817.N1	19-FEB-2003 18:46:04	Bright	35.000	66	37Gam Cyg	2.2080	5900.0	70	5091	No
361	GOM_NL__2PRFIN20030219_184733_000000352014_00027_05091_6818.N1	19-FEB-2003 18:47:33	Bright	34.500	92	53Eps Cyg	2.5000	4500.0	69	5091	No
362	GOM_NL__2PRFIN20030219_185030_000000612014_00027_05091_6819.N1	19-FEB-2003 18:50:30	Bright	61.000	133	40Zet Her	2.8070	6000.0	122	5091	No
363	GOM_NL__2PRFIN20030219_185420_000000372014_00027_05091_6820.N1	19-FEB-2003 18:54:20	Bright	37.000	168	17Zet Aql	2.9860	11000.	74	5091	No
364	GOM_NL__2PRFIN20030219_185644_000000572014_00027_05091_6821.N1	19-FEB-2003 18:56:44	Bright	57.000	59	55Alp Oph	2.0800	8900.0	114	5091	No
365	GOM_NL__2PRFIN20030219_185905_000000552014_00027_05091_6822.N1	19-FEB-2003 18:59:05	Twl_and_stray	54.500	126	60Bet Oph	2.7700	4250.0	109	5091	No
366	GOM_NL__2PRFIN20030219_190355_000000422014_00027_05091_6823.N1	19-FEB-2003 19:03:55	Twilight	41.500	155	41Pi Sgr	2.9000	6600.0	83	5091	No
367	GOM_NL__2PRFIN20030219_190538_000000412014_00027_05091_6824.N1	19-FEB-2003 19:05:38	Dark	40.500	57	34Sig Sgr	2.0660	26000.	81	5091	No
368	GOM_NL__2PRFIN20030219_190830_000000432014_00027_05091_6825.N1	19-FEB-2003 19:08:30	Dark	43.000	38	20Eps Sgr	1.8360	11000.	86	5091	No
369	GOM_NL__2PRFIN20030219_191205_000000672014_00027_05091_6826.N1	19-FEB-2003 19:12:05	Dark	66.500	16	21Alp Sco	1.0200	3000.0	133	5091	No
370	GOM_NL__2PRFIN20030219_191357_000000662014_00027_05091_6827.N1	19-FEB-2003 19:13:57	Dark	66.000	80	7Del Sco	2.3160	30000.	132	5091	No
371	GOM_NL__2PRFIN20030219_191906_000000412014_00028_05092_5304.N1	19-FEB-2003 19:19:06	Dark	41.000	134	Bet TrA	2.8100	6600.0	82	5092	No
372	GOM_NL__2PRFIN20030219_192128_000000502014_00028_05092_5305.N1	19-FEB-2003 19:21:28	Dark	50.000	4	Alp1Cen	-0.010000	5800.0	100	5092	No
373	GOM_NL__2PRFIN20030219_192247_000000532014_00028_05092_5306.N1	19-FEB-2003 19:22:47	Dark	53.000	10	Bet Cen	0.610000	28000.	106	5092	No
374	GOM_NL__2PRFIN20030219_192544_000000492014_00028_05092_5307.N1	19-FEB-2003 19:25:44	Dark	49.000	12	Alp1Cru	0.775000	30000.	98	5092	No
375	GOM_NL__2PRFIN20030219_192752_000000412014_00028_05092_5308.N1	19-FEB-2003 19:27:52	Dark	41.000	29	Bet Car	1.6720	10200.	82	5092	No
376	GOM_NL__2PRFIN20030219_193033_000000382014_00028_05092_5309.N1	19-FEB-2003 19:30:33	Dark	37.500	71	lot Car	2.2460	7700.0	75	5092	No
377	GOM_NL__2PRFIN20030219_193208_000000422014_00028_05092_5310.N1	19-FEB-2003 19:32:08	Straylight	42.000	46	Del Vel	1.9540	10600.	84	5092	No
378	GOM_NL__2PRFIN20030219_193454_000000462014_00028_05092_5311.N1	19-FEB-2003 19:34:54	Straylight	45.500	65	Lam Vel	2.2040	4400.0	91	5092	No
379	GOM_NL__2PRFIN20030219_193751_000000822014_00028_05092_5312.N1	19-FEB-2003 19:37:51	Straylight	82.000	171	2Eps Crv	3.0010	4250.0	164	5092	No
380	GOM_NL__2PRFIN20030219_194053_000000382014_00028_05092_5313.N1	19-FEB-2003 19:40:53	Straylight	38.000	132	15Rho Pup	2.8030	6900.0	76	5092	No
381	GOM_NL__2PRFIN20030219_194440_000000512014_00028_05092_5314.N1	19-FEB-2003 19:44:40	Twl_and_stray	51.000	48	30Alp Hya	1.9770	4100.0	102	5092	No
382	GOM_NL__2PRFIN20030219_195533_000000402014_00028_05092_5315.N1	19-FEB-2003 19:55:33	Bright	39.500	17	78Bet Gem	1.1610	4500.0	79	5092	No
383	GOM_NL__2PRFIN20030219_195643_000000372014_00028_05092_5316.N1	19-FEB-2003 19:56:43	Bright	37.000	24	66Alp Gem	1.5800	10200.	74	5092	No
384	GOM_NL__2PRFIN20030219_195911_000001072014_00028_05092_5317.N1	19-FEB-2003 19:59:11	Bright	106.50	62	94Bet Leo	2.1360	9700.0	213	5092	No
385	GOM_NL__2PRFIN20030219_200423_000000532014_00028_05092_5318.N1	19-FEB-2003 20:04:23	Bright	53.000	174	52Psi UMa	3.0040	4400.0	106	5092	No
386	GOM_NL__2PRFIN20030219_200635_000000472014_00028_05092_5319.N1	19-FEB-2003 20:06:35	Bright	46.500	82	48Bet UMa	2.3650	10600.	93	5092	No
387	GOM_NL__2PRFIN20030219_200829_000000522014_00028_05092_5320.N1	19-FEB-2003 20:08:29	Bright	52.000	87	64Gam UMa	2.4330	11000.	104	5092	No
388	GOM_NL__2PRFIN20030219_201249_000000392014_00028_05092_5321.N1	19-FEB-2003 20:12:49	Bright	38.500	49	1Alp UMi	1.9900	6300.0	77	5092	No
389	GOM_NL__2PRFIN20030219_201435_000000392014_00028_05092_5322.N1	19-FEB-2003 20:14:35	Bright	38.500	60	7Bet UMi	2.0810	3950.0	77	5092	No
390	GOM_NL__2PRFIN20030219_201621_000000702014_00028_05092_5323.N1	19-FEB-2003 20:16:21	Bright	70.000	39	85Eta UMa	1.8540	24000.	140	5092	No
391	GOM_NL__2PRFIN20030219_201926_000000462014_00028_05092_5324.N1	19-FEB-2003 20:19:26	Bright	46.000	119	14Eta Dra	2.7270	4700.0	92	5092	No
392	GOM_NL__2PRFIN20030219_202323_000000462014_00028_05092_5325.N1	19-FEB-2003 20:23:23	Bright	45.500	130	23Bet Dra	2.7990	5800.0	91	5092	No
393	GOM_NL__2PRFIN20030219_202505_000000362014_00028_05092_5326.N1	19-FEB-2003 20:25:05	Bright	36.000	19	50Alp Cyg	1.2460	10500.	72	5092	No
394	GOM_NL__2PRFIN20030219_202641_000000342014_00028_05092_5327.N1	19-FEB-2003 20:26:41	Bright	34.000	66	37Gam Cyg	2.2080	5900.0	68	5092	No
395	GOM_NL__2PRFIN20030219_202809_000000342014_00028_05092_5328.N1	19-FEB-2003 20:28:09	Bright	33.500	92	53Eps Cyg	2.5000	4500.0	67	5092	No
396	GOM_NL__2PRFIN20030219_203106_000000622014_00028_05092_5329.N1	19-FEB-2003 20:31:06	Bright	61.500	133	40Zet Her	2.8070	6000.0	123	5092	No

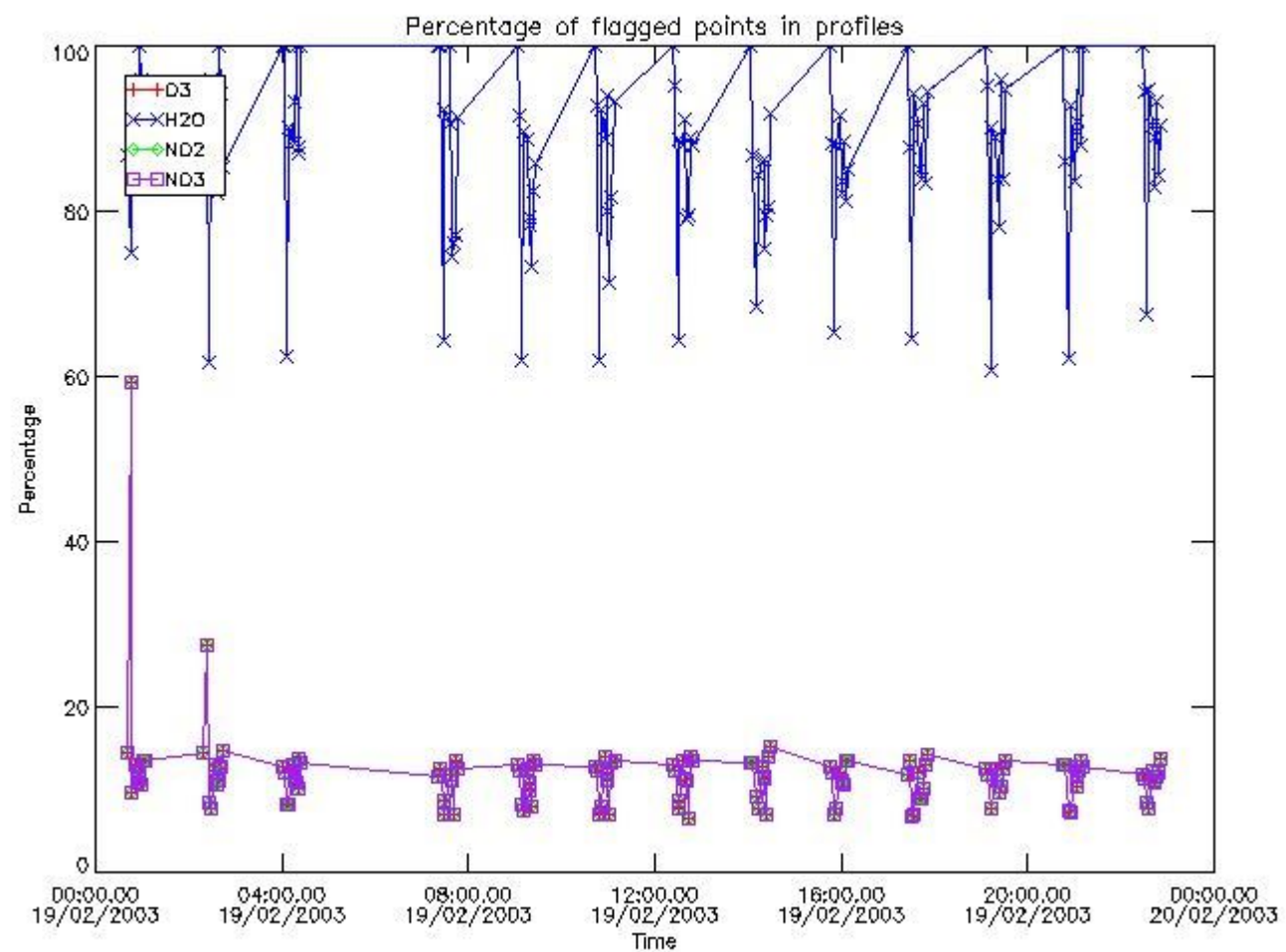
397	GOM_NL__2PRFIN20030219_203455_000000382014_00028_05092_5330.N1	19-FEB-2003 20:34:55	Bright	37.500	168	17Zet Aql	2.9860	11000.	75	5092	No
398	GOM_NL__2PRFIN20030219_203721_000000592014_00028_05092_5331.N1	19-FEB-2003 20:37:21	Bright	59.000	59	55Alp Oph	2.0800	8900.0	118	5092	No
399	GOM_NL__2PRFIN20030219_203940_000000572014_00028_05092_5332.N1	19-FEB-2003 20:39:40	Twilight	56.500	126	60Bet Oph	2.7700	4250.0	113	5092	No
400	GOM_NL__2PRFIN20030219_204432_000000432014_00028_05092_5333.N1	19-FEB-2003 20:44:32	Twilight	43.000	155	41Pi Sgr	2.9000	6600.0	86	5092	No
401	GOM_NL__2PRFIN20030219_204614_000000402014_00028_05092_5334.N1	19-FEB-2003 20:46:14	Dark	39.500	57	34Sig Sgr	2.0660	26000.	79	5092	No
402	GOM_NL__2PRFIN20030219_204906_000000402014_00028_05092_5335.N1	19-FEB-2003 20:49:06	Dark	39.500	38	20Eps Sgr	1.8360	11000.	79	5092	No
403	GOM_NL__2PRFIN20030219_205242_000000682014_00028_05092_5336.N1	19-FEB-2003 20:52:42	Dark	68.000	16	21Alp Sco	1.0200	3000.0	136	5092	No
404	GOM_NL__2PRFIN20030219_205434_000000702014_00028_05092_5337.N1	19-FEB-2003 20:54:34	Dark	69.500	80	7Del Sco	2.3160	30000.	139	5092	No
405	GOM_NL__2PRFIN20030219_205942_000000402014_00029_05093_5304.N1	19-FEB-2003 20:59:42	Dark	40.000	134	Bet TrA	2.8100	6600.0	80	5093	No
406	GOM_NL__2PRFIN20030219_210205_000000442014_00029_05093_5305.N1	19-FEB-2003 21:02:05	Dark	44.000	4	Alp1Cen	-0.010000	5800.0	88	5093	No
407	GOM_NL__2PRFIN20030219_210321_000000492014_00029_05093_5306.N1	19-FEB-2003 21:03:21	Dark	49.000	10	Bet Cen	0.610000	28000.	98	5093	No
408	GOM_NL__2PRFIN20030219_210620_000000422014_00029_05093_5307.N1	19-FEB-2003 21:06:20	Dark	41.500	12	Alp1Cru	0.775000	30000.	83	5093	No
409	GOM_NL__2PRFIN20030219_210828_000000382014_00029_05093_5308.N1	19-FEB-2003 21:08:28	Dark	38.000	29	Bet Car	1.6720	10200.	76	5093	No
410	GOM_NL__2PRFIN20030219_211109_000000402014_00029_05093_5309.N1	19-FEB-2003 21:11:09	Dark	40.000	71	lot Car	2.2460	7700.0	80	5093	No
411	GOM_NL__2PRFIN20030219_211245_000000402014_00029_05093_5310.N1	19-FEB-2003 21:12:45	Straylight	40.000	46	Del Vel	1.9540	10600.	80	5093	No
412	GOM_NL__2PRFIN20030219_211531_000000442014_00029_05093_5311.N1	19-FEB-2003 21:15:31	Straylight	44.000	65	Lam Vel	2.2040	4400.0	88	5093	No
413	GOM_NL__2PRFIN20030219_211828_000000782014_00029_05093_5312.N1	19-FEB-2003 21:18:28	Straylight	78.000	171	2Eps Crv	3.0010	4250.0	156	5093	No
414	GOM_NL__2PRFIN20030219_212129_000000382014_00029_05093_5313.N1	19-FEB-2003 21:21:29	Straylight	38.000	132	15Rho Pup	2.8030	6900.0	76	5093	No
415	GOM_NL__2PRFIN20030219_212516_000000472014_00029_05093_5314.N1	19-FEB-2003 21:25:16	Twilight	46.500	48	30Alp Hya	1.9770	4100.0	93	5093	No
416	GOM_NL__2PRFIN20030219_213609_000000392014_00029_05093_5315.N1	19-FEB-2003 21:36:09	Bright	39.000	17	78Bet Gem	1.1610	4500.0	78	5093	No
417	GOM_NL__2PRFIN20030219_213720_000000372014_00029_05093_5316.N1	19-FEB-2003 21:37:20	Bright	37.000	24	66Alp Gem	1.5800	10200.	74	5093	No
418	GOM_NL__2PRFIN20030219_213945_000001032014_00029_05093_5317.N1	19-FEB-2003 21:39:45	Bright	103.00	62	94Bet Leo	2.1360	9700.0	206	5093	No
419	GOM_NL__2PRFIN20030219_214458_000000522014_00029_05093_5318.N1	19-FEB-2003 21:44:58	Bright	52.000	174	52Psi UMa	3.0040	4400.0	104	5093	No
420	GOM_NL__2PRFIN20030219_214709_000000492014_00029_05093_5319.N1	19-FEB-2003 21:47:09	Bright	48.500	82	48Bet UMa	2.3650	10600.	97	5093	No
421	GOM_NL__2PRFIN20030219_214903_000000532014_00029_05093_5320.N1	19-FEB-2003 21:49:03	Bright	53.000	87	64Gam UMa	2.4330	11000.	106	5093	No
422	GOM_NL__2PRFIN20030219_215324_000000362014_00029_05093_5321.N1	19-FEB-2003 21:53:24	Bright	36.000	49	1Alp UMi	1.9900	6300.0	72	5093	No
423	GOM_NL__2PRFIN20030219_215510_000000402014_00029_05093_5322.N1	19-FEB-2003 21:55:10	Bright	40.000	60	7Bet UMi	2.0810	3950.0	80	5093	No
424	GOM_NL__2PRFIN20030219_215655_000000682014_00029_05093_5323.N1	19-FEB-2003 21:56:55	Bright	67.500	39	85Eta UMa	1.8540	24000.	135	5093	No
425	GOM_NL__2PRFIN20030219_220001_000000472014_00029_05093_5324.N1	19-FEB-2003 22:00:01	Bright	46.500	119	14Eta Dra	2.7270	4700.0	93	5093	No
426	GOM_NL__2PRFIN20030219_220359_000000462014_00029_05093_5325.N1	19-FEB-2003 22:03:59	Bright	45.500	130	23Bet Dra	2.7990	5800.0	91	5093	No
427	GOM_NL__2PRFIN20030219_220542_000000362014_00029_05093_5326.N1	19-FEB-2003 22:05:42	Bright	35.500	19	50Alp Cyg	1.2460	10500.	71	5093	No
428	GOM_NL__2PRFIN20030219_220717_000000372014_00029_05093_5327.N1	19-FEB-2003 22:07:17	Bright	37.000	66	37Gam Cyg	2.2080	5900.0	74	5093	No
429	GOM_NL__2PRFIN20030219_220845_000000362014_00029_05093_5328.N1	19-FEB-2003 22:08:45	Bright	36.000	92	53Eps Cyg	2.5000	4500.0	72	5093	No
430	GOM_NL__2PRFIN20030219_221142_000000612014_00029_05093_5329.N1	19-FEB-2003 22:11:42	Bright	61.000	133	40Zet Her	2.8070	6000.0	122	5093	No
431	GOM_NL__2PRFIN20030219_221531_000000382014_00029_05093_5330.N1	19-FEB-2003 22:15:31	Bright	38.000	168	17Zet Aql	2.9860	11000.	76	5093	No
432	GOM_NL__2PRFIN20030219_221757_000000552014_00029_05093_5331.N1	19-FEB-2003 22:17:57	Bright	55.000	59	55Alp Oph	2.0800	8900.0	110	5093	No
433	GOM_NL__2PRFIN20030219_222016_000000602014_00029_05093_5332.N1	19-FEB-2003 22:20:16	Twilight	59.500	126	60Bet Oph	2.7700	4250.0	119	5093	No
434	GOM_NL__2PRFIN20030219_222508_000000442014_00029_05093_5333.N1	19-FEB-2003 22:25:08	Twilight	44.000	155	41Pi Sgr	2.9000	6600.0	88	5093	No
435	GOM_NL__2PRFIN20030219_222650_000000442014_00029_05093_5334.N1	19-FEB-2003 22:26:50	Dark	43.500	57	34Sig Sgr	2.0660	26000.	87	5093	No
436	GOM_NL__2PRFIN20030219_222943_000000452014_00029_05093_5335.N1	19-FEB-2003 22:29:43	Dark	45.000	38	20Eps Sgr	1.8360	11000.	90	5093	No
437	GOM_NL__2PRFIN20030219_223319_000000612014_00029_05093_5336.N1	19-FEB-2003 22:33:19	Dark	60.500	16	21Alp Sco	1.0200	3000.0	121	5093	No
438	GOM_NL__2PRFIN20030219_223512_000000672014_00029_05093_5337.N1	19-FEB-2003 22:35:12	Dark	66.500	80	7Del Sco	2.3160	30000.	133	5093	No
439	GOM_NL__2PRFIN20030219_224018_000000422014_00030_05094_5304.N1	19-FEB-2003 22:40:18	Dark	41.500	134	Bet TrA	2.8100	6600.0	83	5094	No
440	GOM_NL__2PRFIN20030219_224241_000000462014_00030_05094_5305.N1	19-FEB-2003 22:42:41	Dark	45.500	4	Alp1Cen	-0.010000	5800.0	91	5094	No
441	GOM_NL__2PRFIN20030219_224400_000000472014_00030_05094_5306.N1	19-FEB-2003 22:44:00	Dark	47.000	10	Bet Cen	0.610000	28000.	94	5094	No
442	GOM_NL__2PRFIN20030219_224656_000000452014_00030_05094_5307.N1	19-FEB-2003 22:46:56	Dark	44.500	12	Alp1Cru	0.775000	30000.	89	5094	No
443	GOM_NL__2PRFIN20030219_224905_000000422014_00030_05094_5308.N1	19-FEB-2003 22:49:05	Dark	42.000	29	Bet Car	1.6720	10200.	84	5094	No
444	GOM_NL__2PRFIN20030219_225146_000000372014_00030_05094_5309.N1	19-FEB-2003 22:51:46	Dark	37.000	71	lot Car	2.2460	7700.0	74	5094	No
445	GOM_NL__2PRFIN20030219_225320_000000382014_00030_05094_5310.N1	19-FEB-2003 22:53:20	Straylight	38.000	46	Del Vel	1.9540	10600.	76	5094	No
446	GOM_NL__2PRFIN20030219_225606_000000462014_00030_05094_5311.N1	19-FEB-2003 22:56:06	Straylight	46.000	65	Lam Vel	2.2040	4400.0	92	5094	No
447	GOM_NL__2PRFIN20030219_225904_000000772014_00030_05094_5312.N1	19-FEB-2003 22:59:04	Straylight	76.500	171	2Eps Crv	3.0010	4250.0	153	5094	No
448	GOM_NL__2PRFIN20030219_230205_000000432014_00030_05094_5313.N1	19-FEB-2003 23:02:05	Straylight	42.500	132	15Rho Pup	2.8030	6900.0	85	5094	No
449	GOM_NL__2PRFIN20030219_230550_000000512014_00030_05094_5314.N1	19-FEB-2003 23:05:50	Twilight	50.500	48	30Alp Hya	1.9770	4100.0	101	5094	No
450	GOM_NL__2PRFIN20030219_231645_000000402014_00030_05094_5315.N1	19-FEB-2003 23:16:45	Bright	39.500	17	78Bet Gem	1.1610	4500.0	79	5094	No
451	GOM_NL__2PRFIN20030219_231756_000000372014_00030_05094_5316.N1	19-FEB-2003 23:17:56	Bright	37.000	24	66Alp Gem	1.5800	10200.	74	5094	No
452	GOM_NL__2PRFIN20030219_232018_000001062014_00030_05094_5317.N1	19-FEB-2003 23:20:18	Bright	105.50	62	94Bet Leo	2.1360	9700.0	211	5094	No
453	GOM_NL__2PRFIN20030219_232534_000000512014_00030_05094_5318.N1	19-FEB-2003 23:25:34	Bright	51.000	174	52Psi UMa	3.0040	4400.0	102	5094	No
454	GOM_NL__2PRFIN20030219_232746_000000462014_00030_05094_5319.N1	19-FEB-2003 23:27:46	Bright	46.000	82	48Bet UMa	2.3650	10600.	92	5094	No
455	GOM_NL__2PRFIN20030219_232939_000000512014_00030_05094_5320.N1	19-FEB-2003 23:29:39	Bright	51.000	87	64Gam UMa	2.4330	11000.	102	5094	No

456	GOM_NL__2PRFIN20030219_233400_000000392014_00030_05094_5321.N1	19-FEB-2003 23:34:00	Bright	39.000	49	1Alp UMi	1.9900	6300.0	78	5094	No
457	GOM_NL__2PRFIN20030219_233544_000000422014_00030_05094_5322.N1	19-FEB-2003 23:35:44	Bright	42.000	60	7Bet UMi	2.0810	3950.0	84	5094	No
458	GOM_NL__2PRFIN20030219_233730_000000682014_00030_05094_5323.N1	19-FEB-2003 23:37:30	Bright	67.500	39	85Eta UMa	1.8540	24000.	135	5094	No
459	GOM_NL__2PRFIN20030219_234035_000000442014_00030_05094_5324.N1	19-FEB-2003 23:40:35	Bright	43.500	119	14Eta Dra	2.7270	4700.0	87	5094	No
460	GOM_NL__2PRFIN20030219_234434_000000442014_00030_05094_5325.N1	19-FEB-2003 23:44:34	Bright	44.000	130	23Bet Dra	2.7990	5800.0	88	5094	No
461	GOM_NL__2PRFIN20030219_234618_000000352014_00030_05094_5326.N1	19-FEB-2003 23:46:18	Bright	35.000	19	50Alp Cyg	1.2460	10500.	70	5094	No
462	GOM_NL__2PRFIN20030219_234752_000000352014_00030_05094_5327.N1	19-FEB-2003 23:47:52	Bright	35.000	66	37Gam Cyg	2.2080	5900.0	70	5094	No
463	GOM_NL__2PRFIN20030219_234921_000000352014_00030_05094_5328.N1	19-FEB-2003 23:49:21	Bright	35.000	92	53Eps Cyg	2.5000	4500.0	70	5094	No
464	GOM_NL__2PRFIN20030219_235219_000000622014_00030_05094_5329.N1	19-FEB-2003 23:52:19	Bright	61.500	133	40Zet Her	2.8070	6000.0	123	5094	No
465	GOM_NL__2PRFIN20030219_235606_000000412014_00030_05094_5330.N1	19-FEB-2003 23:56:06	Bright	40.500	168	17Zet Aql	2.9860	11000.	81	5094	No
466	GOM_NL__2PRFIN20030219_235832_000000612014_00030_05094_5331.N1	19-FEB-2003 23:58:32	Bright	61.000	59	55Alp Oph	2.0800	8900.0	122	5094	No

3. Quality information per product

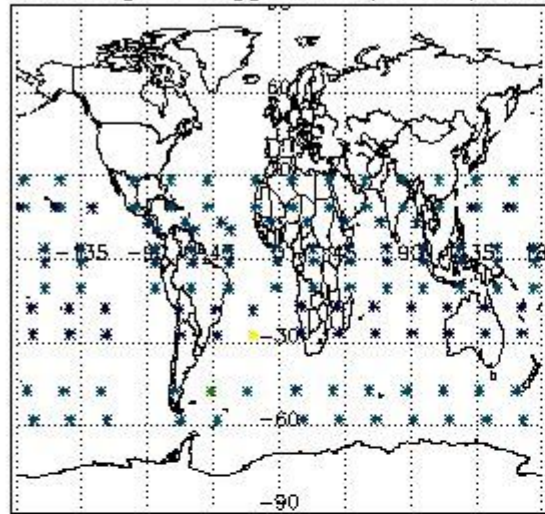
In this section it is plotted some information contained in the Quality Summary data set of the level 2 products. Only products in dark limb conditions and without errors (error flag in the MPH set to "0") are used.

3.1 Plot quality information per product (time dependant)

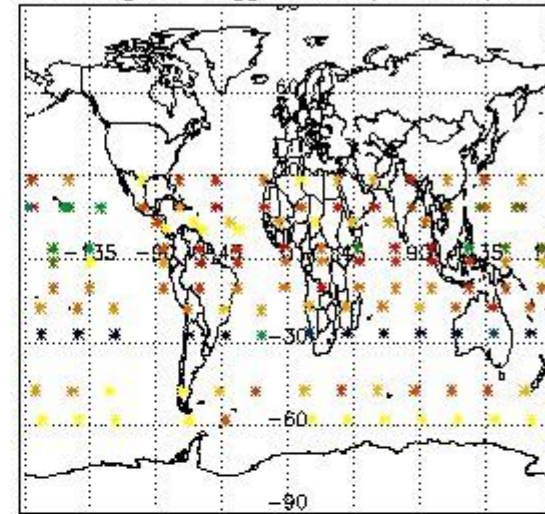


3.2 Plot quality information per product (world map)

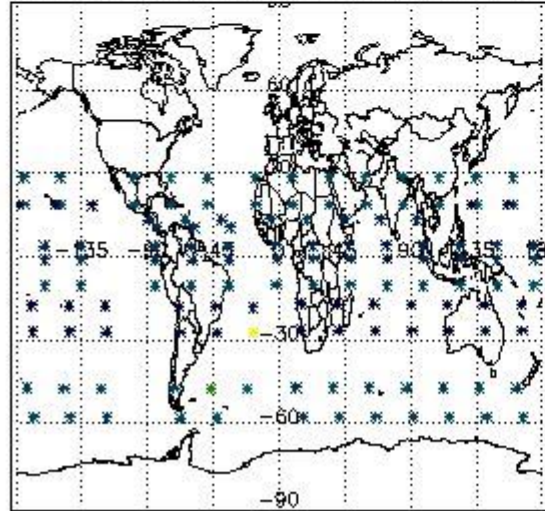
Percentage of flagged data per O3 profile




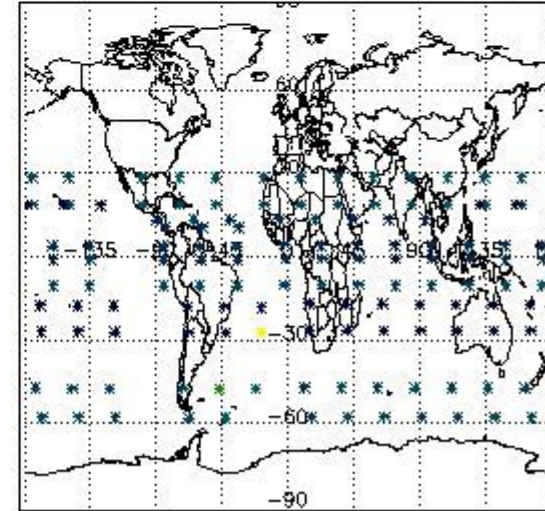
Percentage of flagged data per H2O profile



Percentage of flagged data per NO2 profile



Percentage of flagged data per NO3 profile

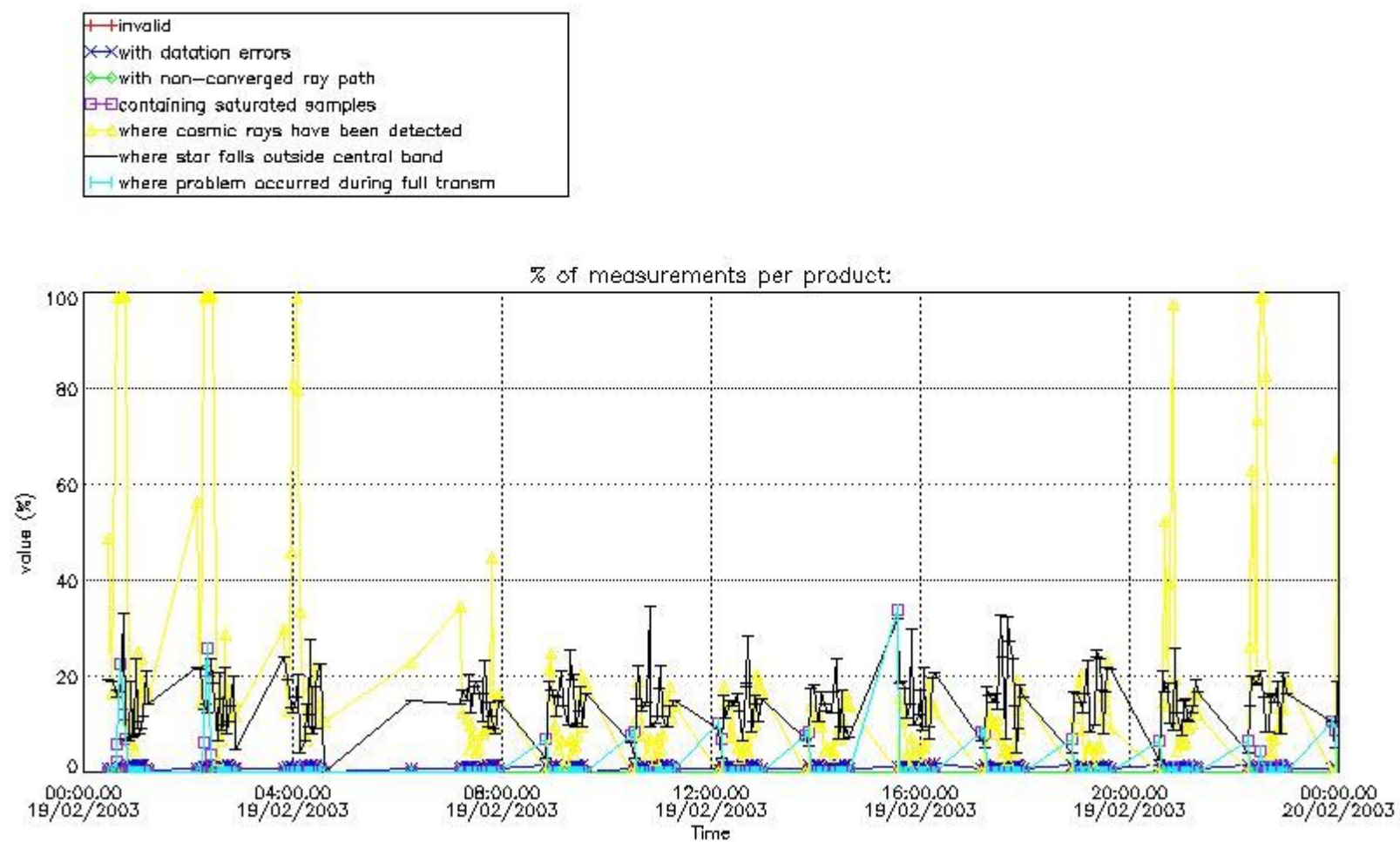


4. Level 1 quality information per product

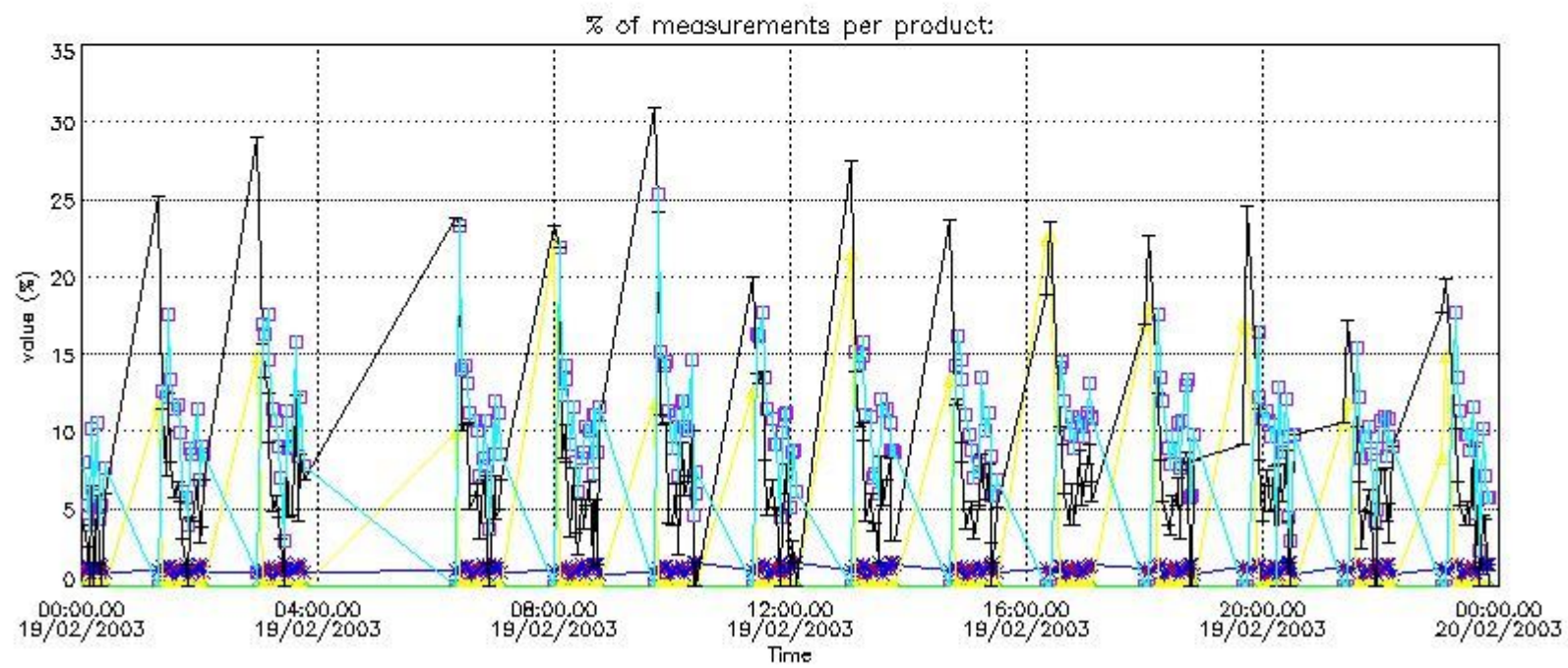
In this section it is plotted some information contained in the Quality Summary data set of the level 2 products that comes from the level 1b processing. Products without errors (error flag in the MPH set to "0") are used.

4.1 Plot quality information per product (time dependant) coming from level 1b processing

4.1.1 Plot level 1 quality information per product (time dependant): ENVISAT ASCENDING passes

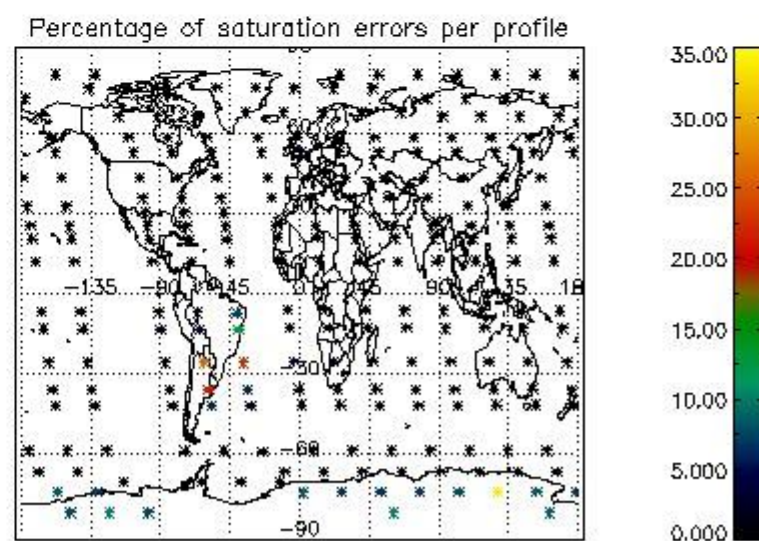
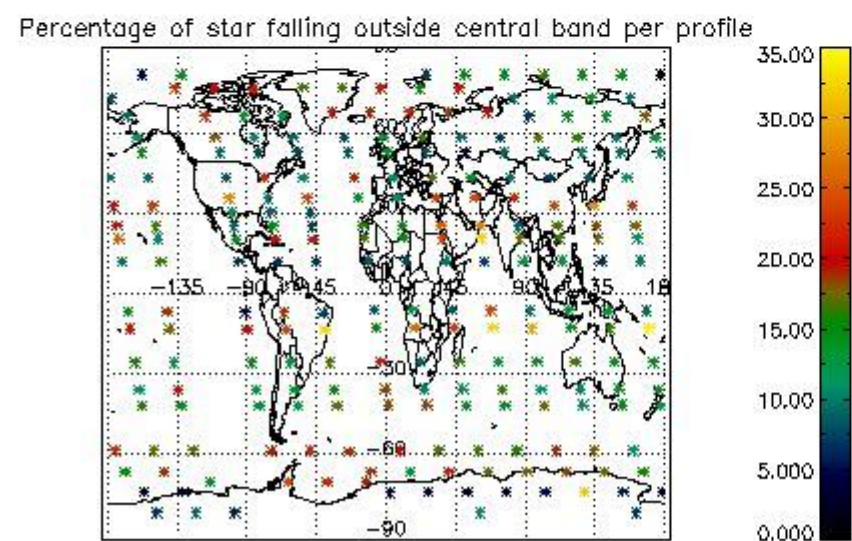
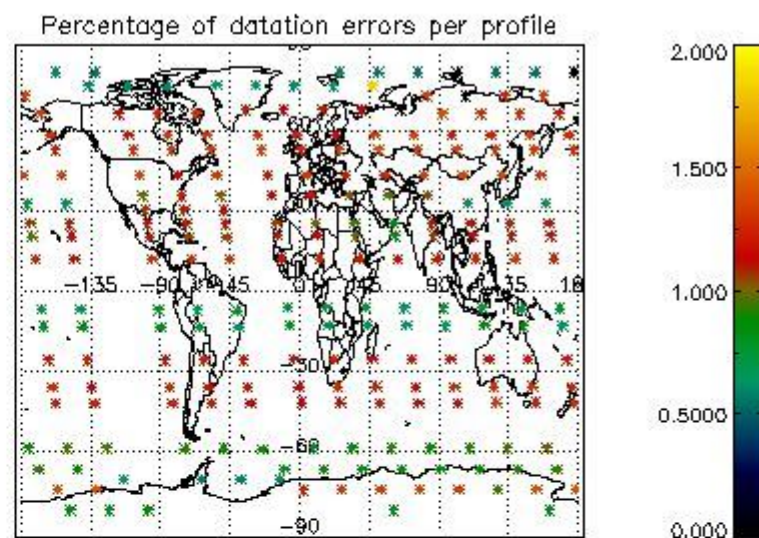
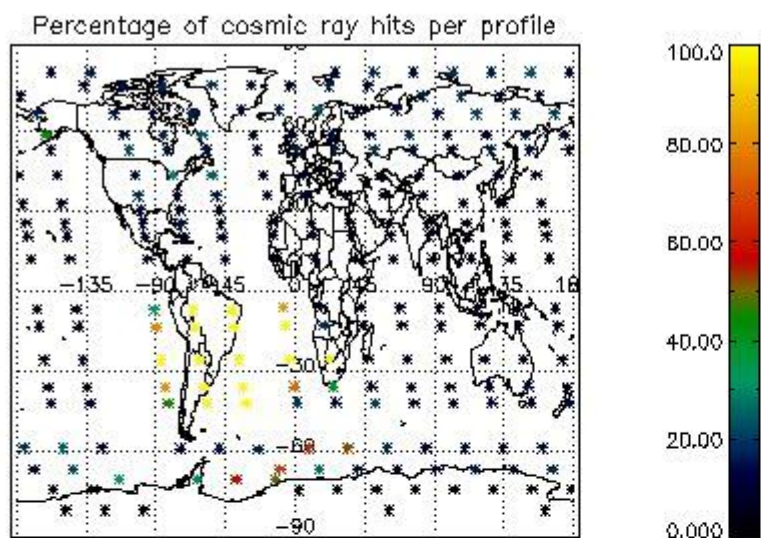


4.1.2 Plot level 1 quality information per product (time dependant): ENVI SAT DESCENDING passes

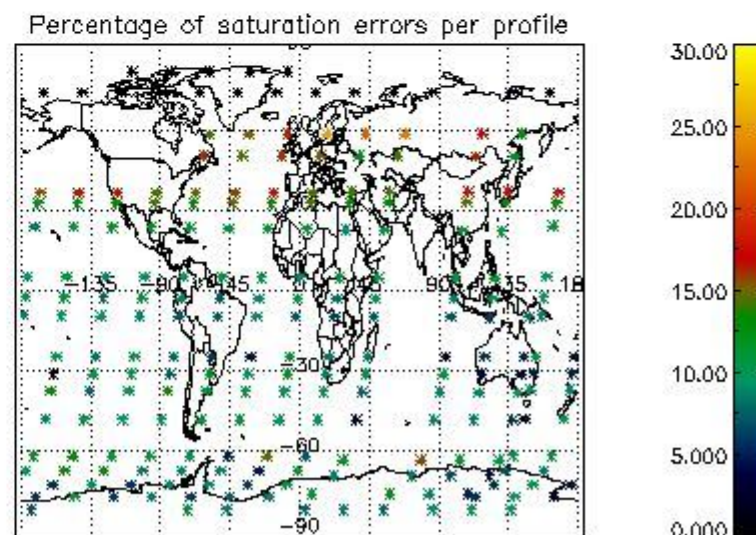
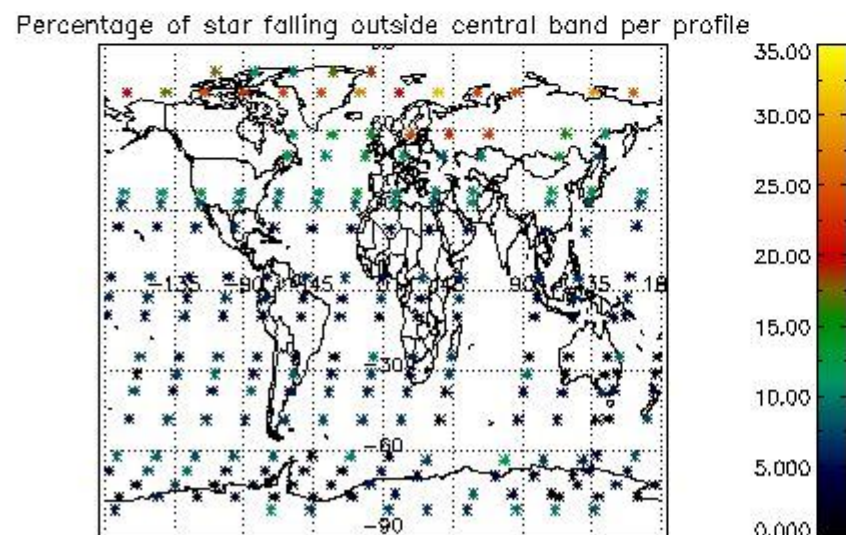
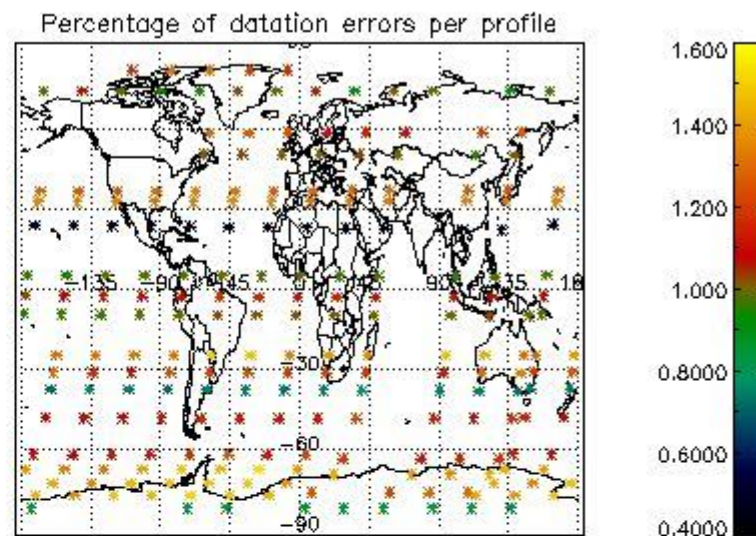
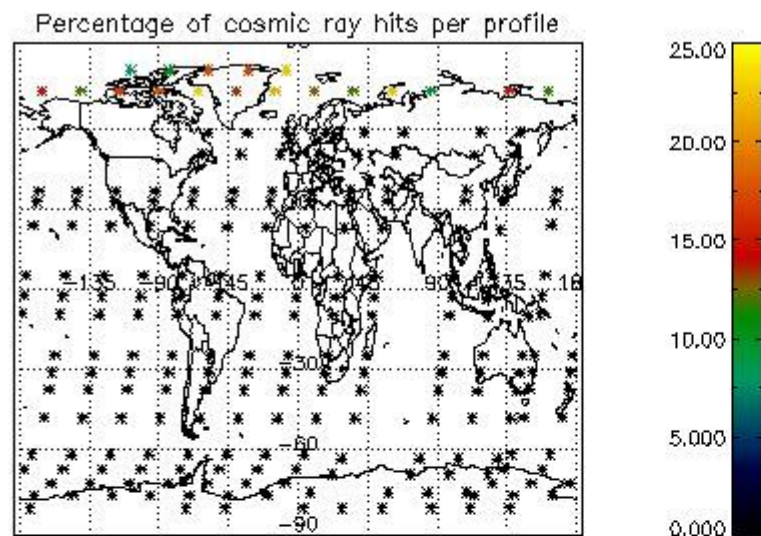


4.2 Plot quality information per product coming from level 1b processing (world map)

4.2.1 Plot level 1 quality information per product (world map): ENVISAT ASCENDING passes



4.2.2 Plot level 1 quality information per product (world map): ENVISAT DESCENDING passes



5. Trace gas profiles

5.1 Ozone statistics based on quality of products

The final quality of the products can be "measured" using the STD (Standard Deviation) attached to every point profile. This information is written to the parameter GOM_NL__2P/NL_LOCAL_SPECIES_DENSITY/o3_std of the level 2 products. The table below shows the statistics for given STD ranges.

The statistics are given with respect to the overall valid production:

- Products without fatal errors: GOM_NL__2P/MPH/PRODUCT_ERR=0
- Valid point profile: GOM_NL__2P/NL_LOCAL_SPECIES_DENSITY/pcd(0)=0

The 'Criteria' is applied to valid points of dark limb products:

- Products in dark limb illumination condition: GOM_NL__2P/NL_SUMMARY_QUALITY/obs_ill_cond=0
- Products without fatal errors: GOM_NL__2P/MPH/PRODUCT_ERR=0
- Valid point profile: GOM_NL__2P/NL_LOCAL_SPECIES_DENSITY/pcd(0)=0

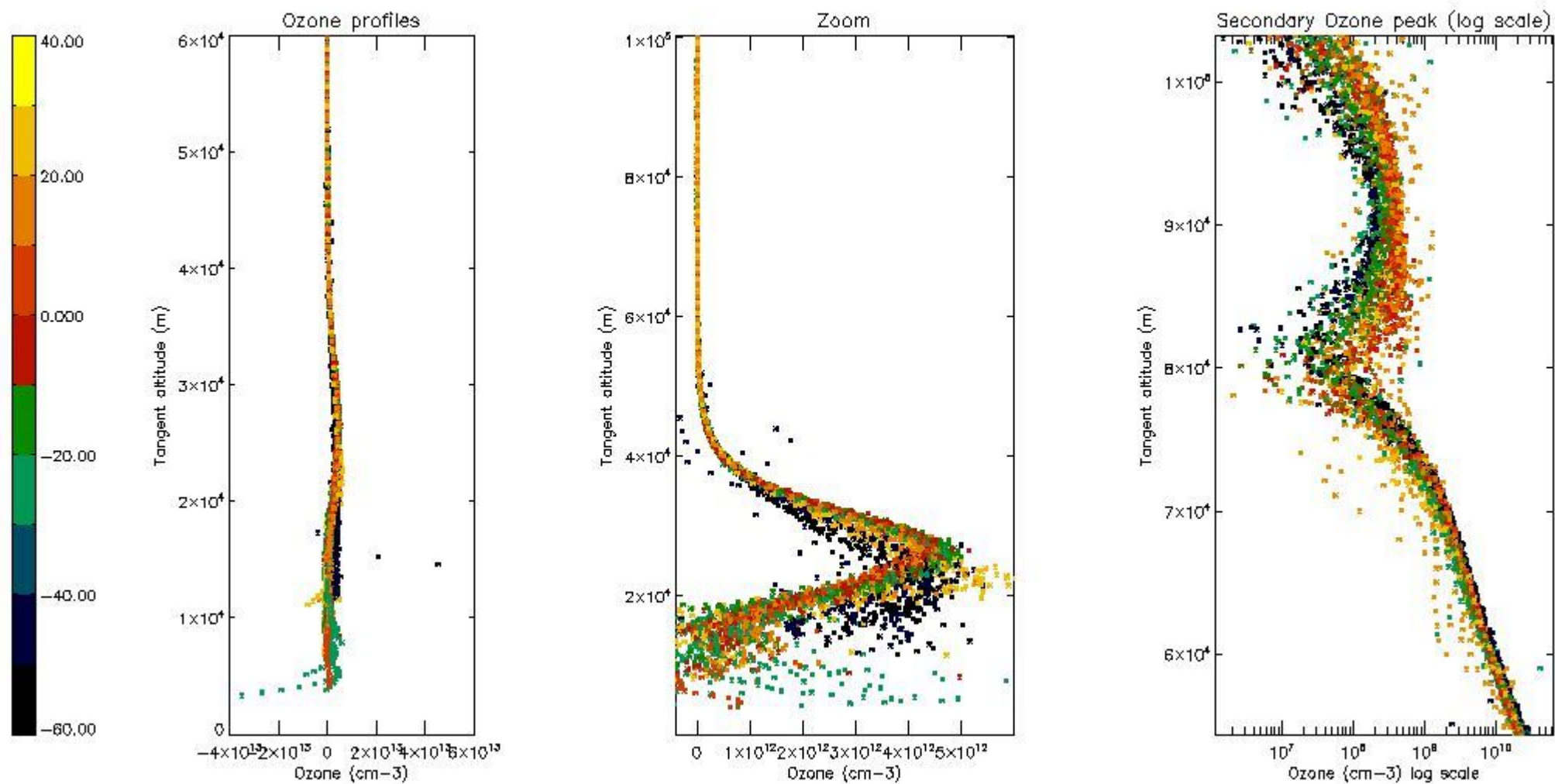
So, the table below shows the percentage of dark limb and valid observations for each criteria with respect to the overall valid daily observations.

Criteria	% of total production
All STD	28
STD < 20	18

STD < 10	15
STD < 5	11

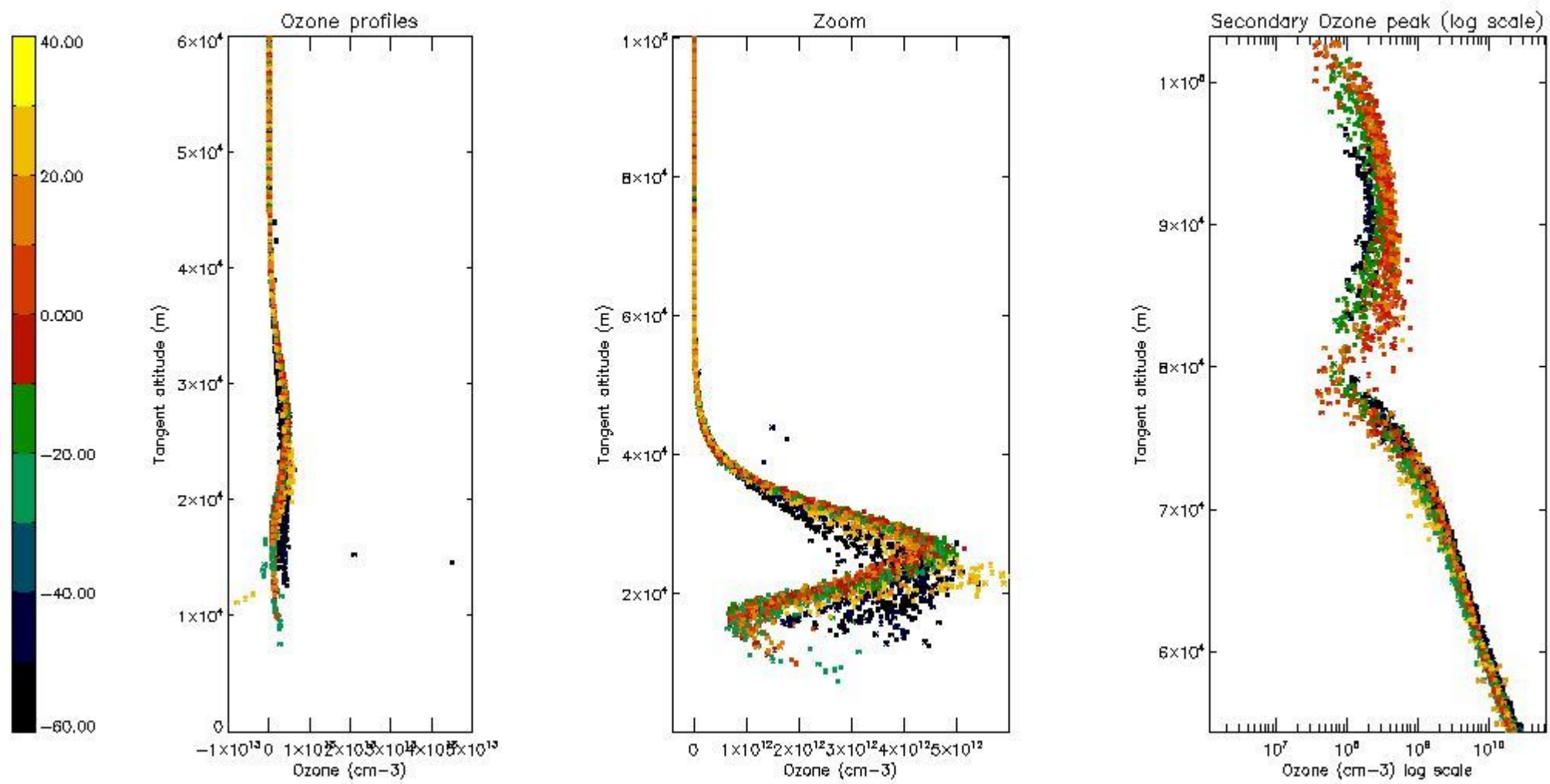
5.2 Plot ozone profiles for all STD (dark without errors)

The colorbar represents the latitude.



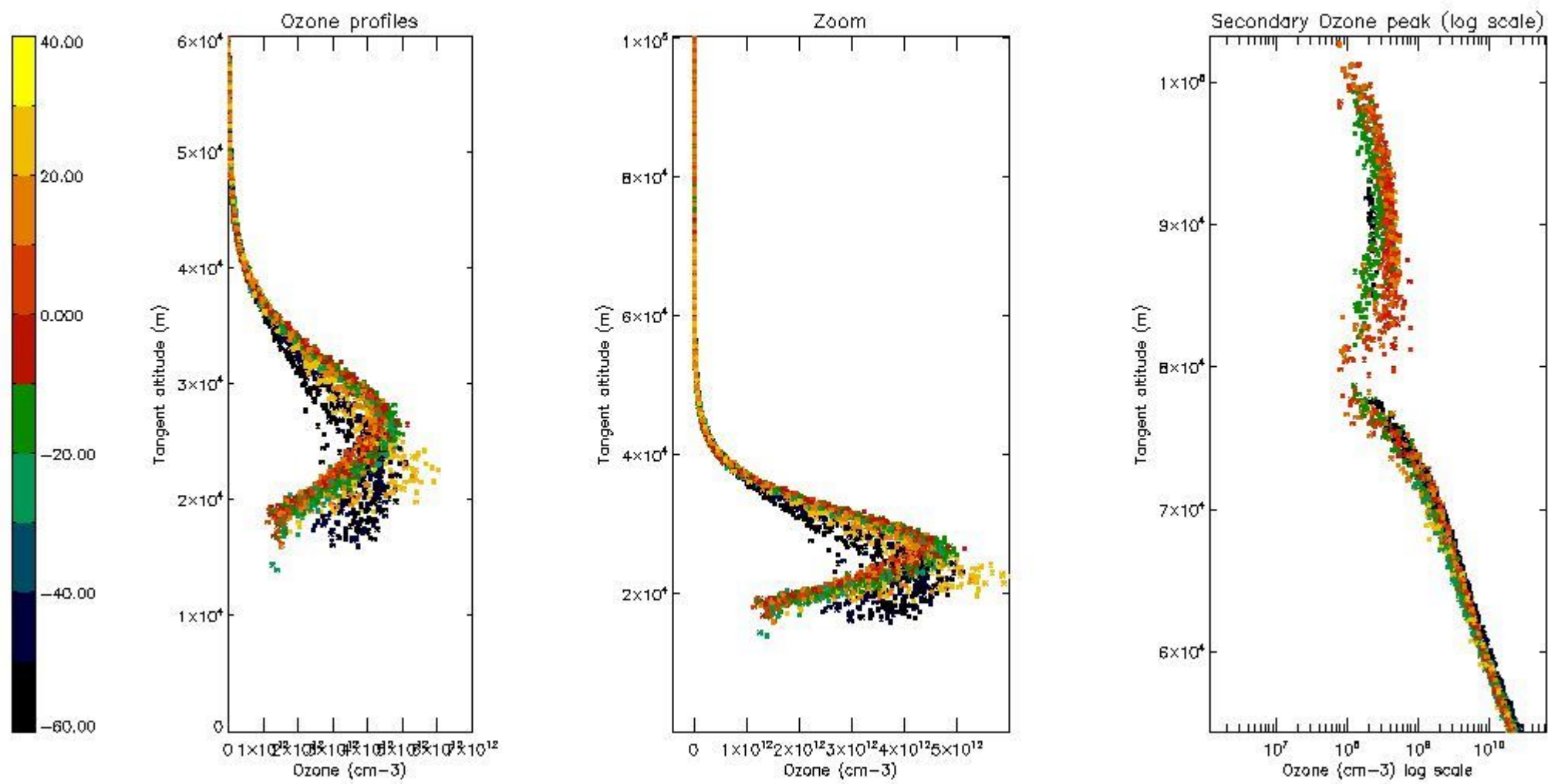
5.3 Plot ozone profiles where STD < 20% (dark without errors)

The colorbar represents the latitude.



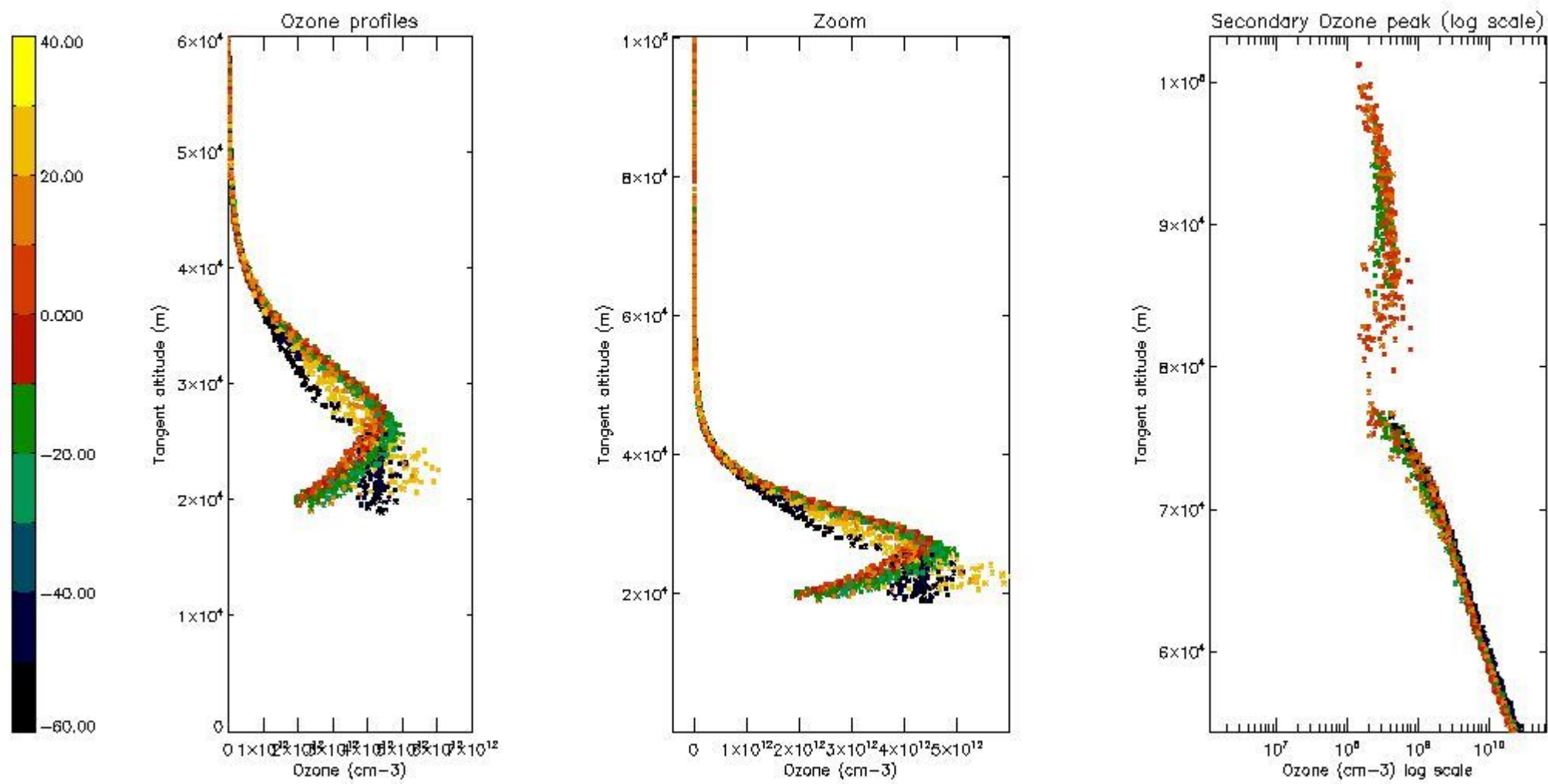
5.4 Plot ozone profiles where STD < 10% (dark without errors)

The colorbar represents the latitude.



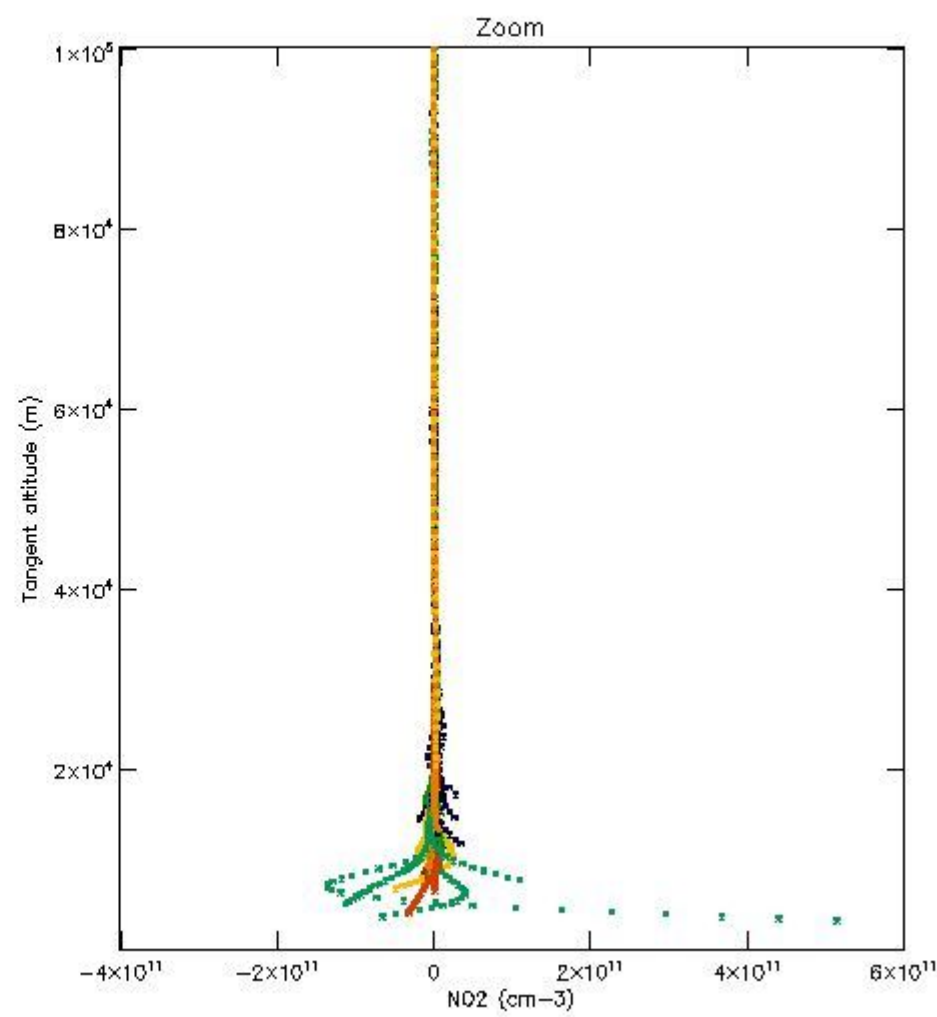
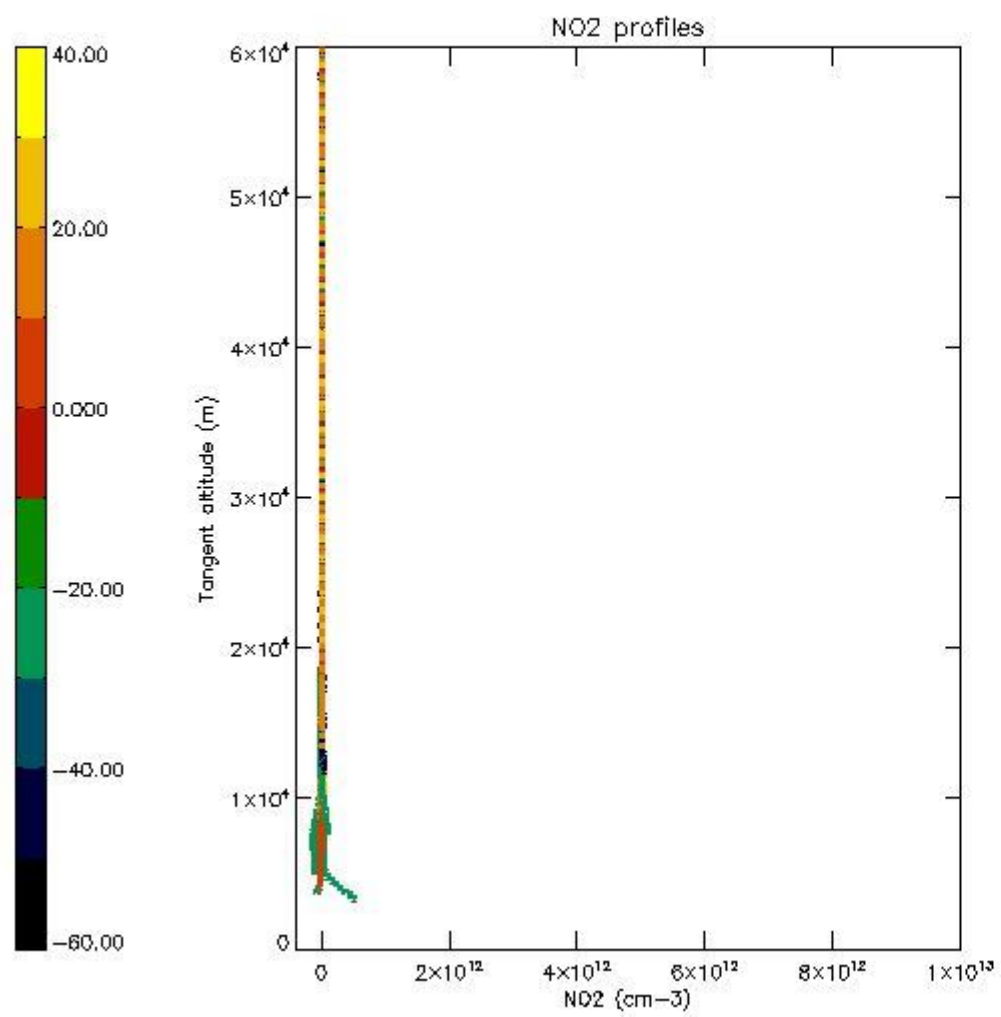
5.5 Plot ozone profiles where $STD < 5\%$ (dark without errors)

The colorbar represents the latitude.



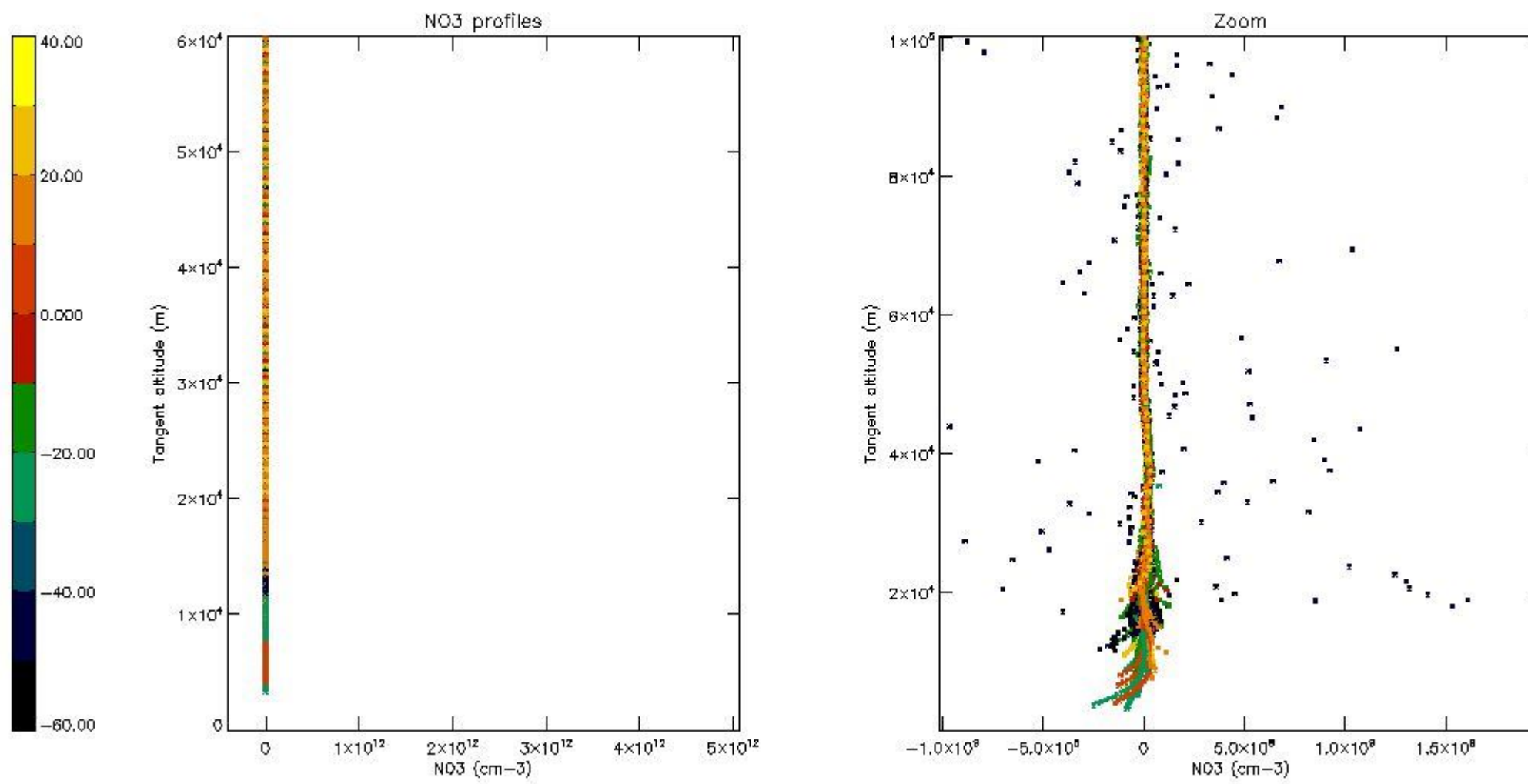
5.6 Plot NO₂ profiles for all STD (dark without errors)

The colorbar represents the latitude.



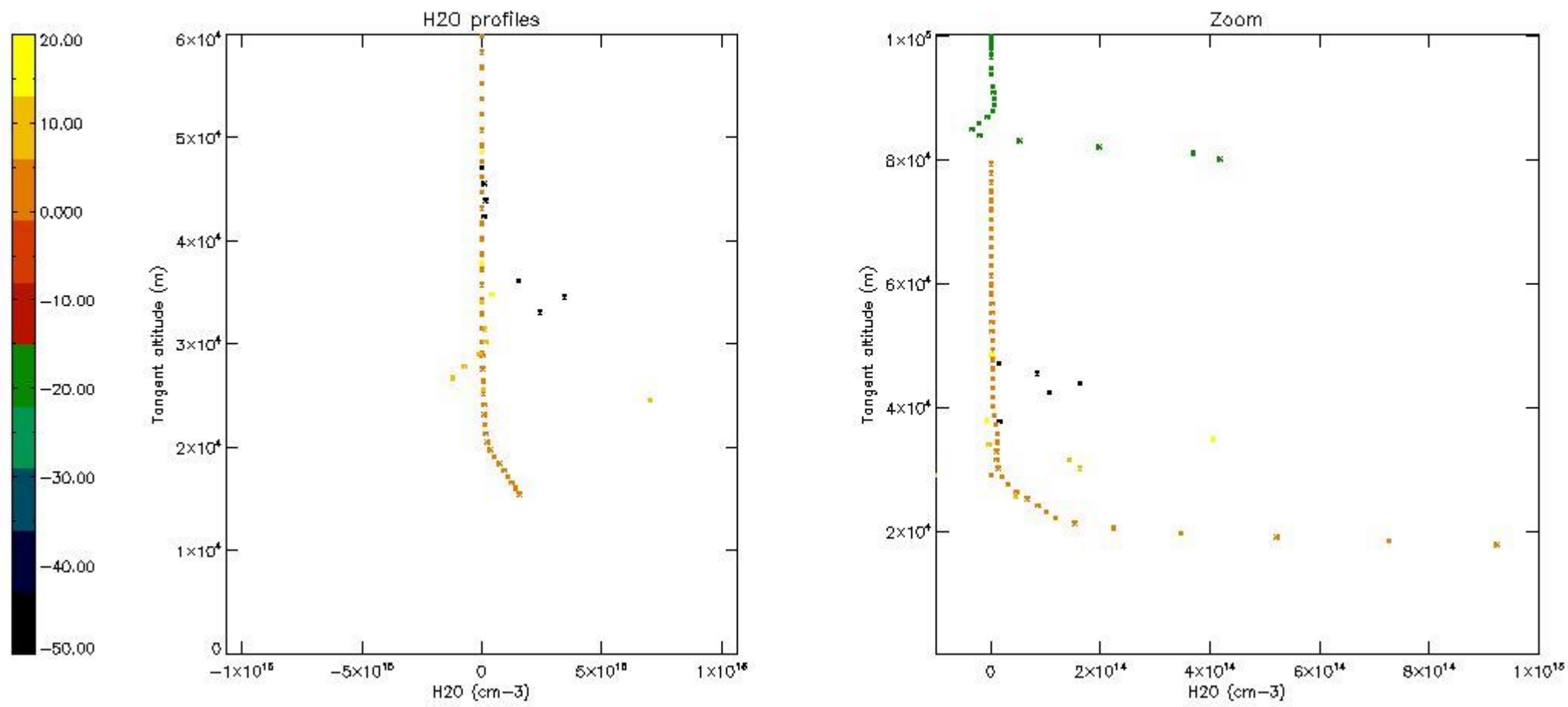
5.7 Plot NO3 profiles for all STD (dark without errors)

The colorbar represents the latitude.



5.8 Plot H₂O profiles for all STD (only for occultations of stars 1,2,3,4,13,14,16,26,63 dark without errors)

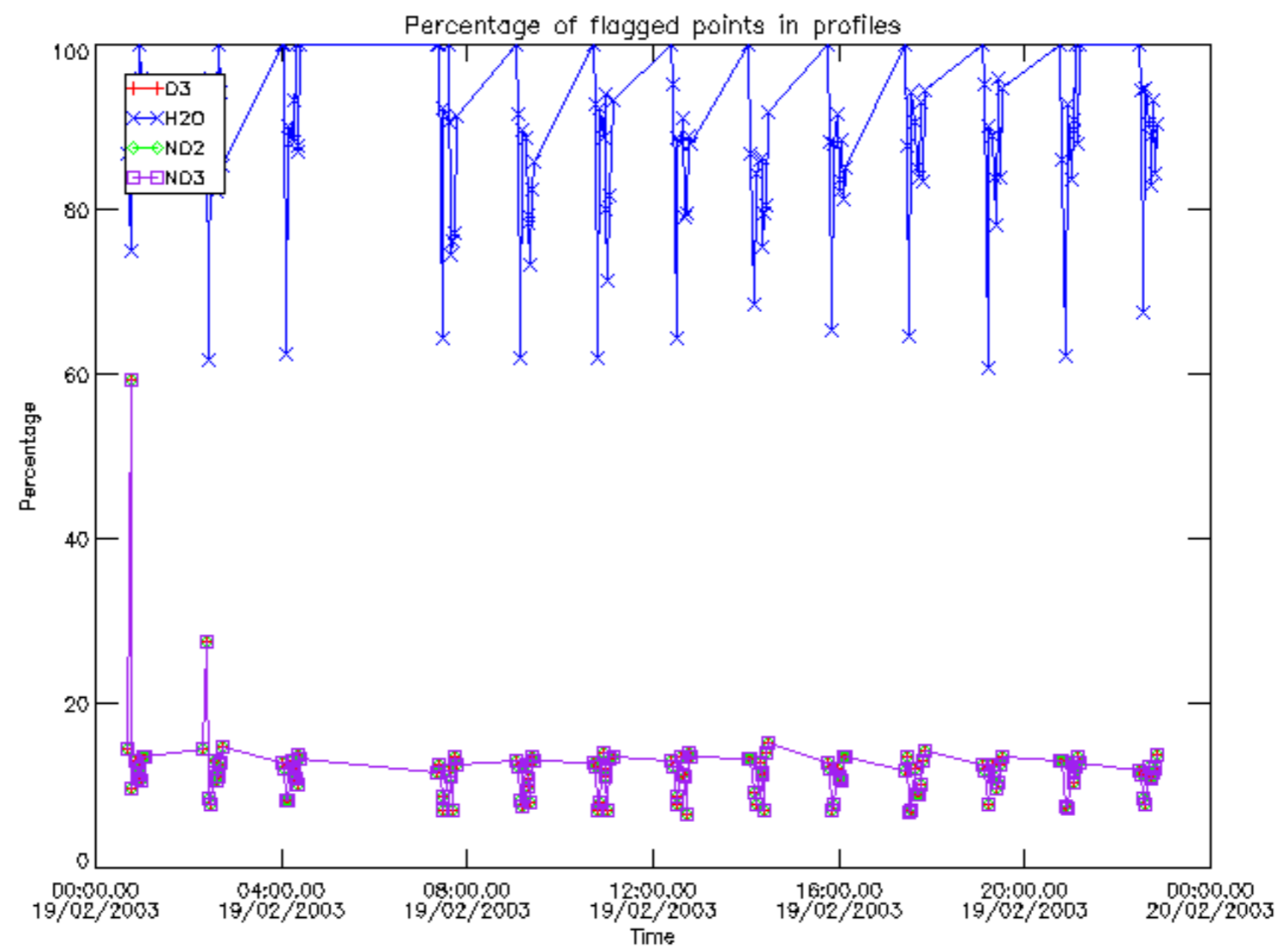
The colorbar represents the latitude.



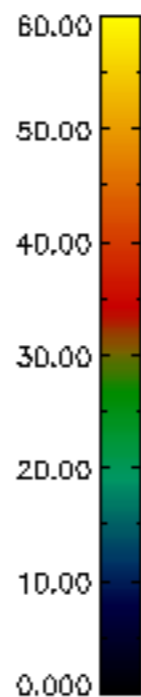
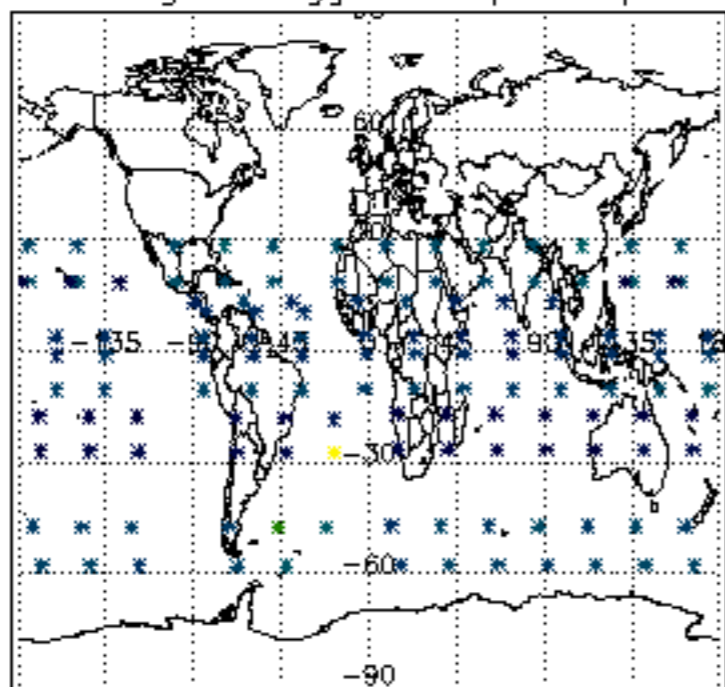
6. Auxiliary Data Files used for the production reported in section 2

The number reported in the third column indicates since which file (see list in section 2) the corresponding auxiliary file has been used. The fourth column is the date of those product files.

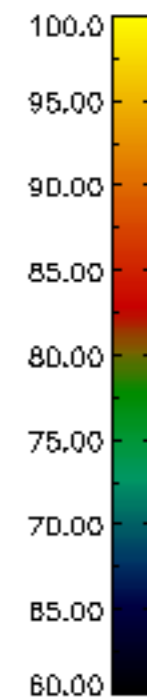
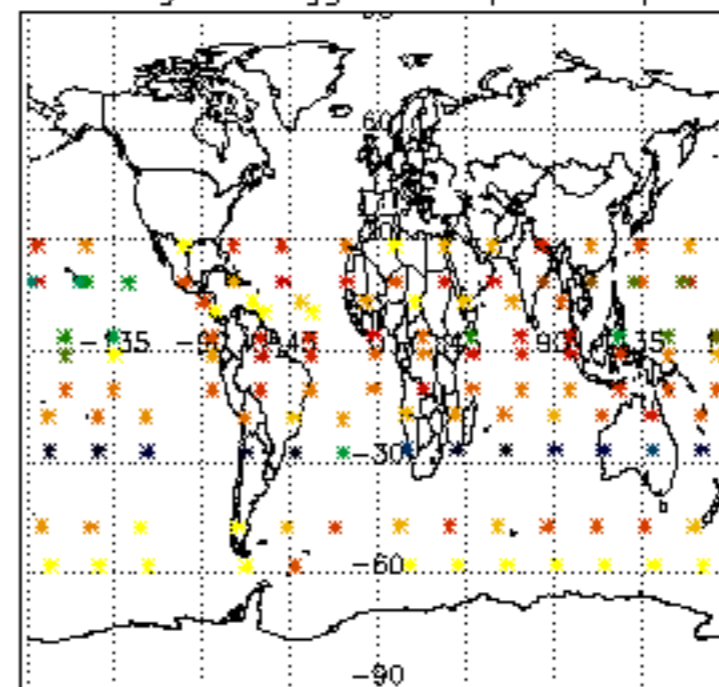
Type	Auxiliary Filename	Used since product	Used since product date
INST_PHYS_CHARACTERISTICS	GOM_INS_AXNIEC20050627_150440_20020301_000000_20100101_000000	1	19-FEB-2003 00:01:30
LEVEL-2_PROC_CONFIG	GOM_PR2_AXVIEC20091111_152718_20020301_000000_20500101_000000	1	19-FEB-2003 00:01:30
CROSS_SECTIONS_FILE	GOM_CRS_AXVIEC20091111_154832_20020301_000000_20500101_000000	1	19-FEB-2003 00:01:30



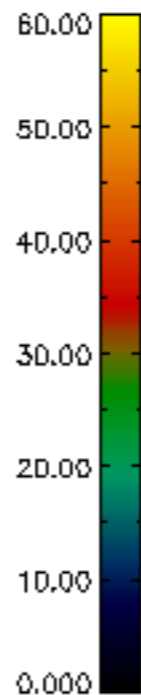
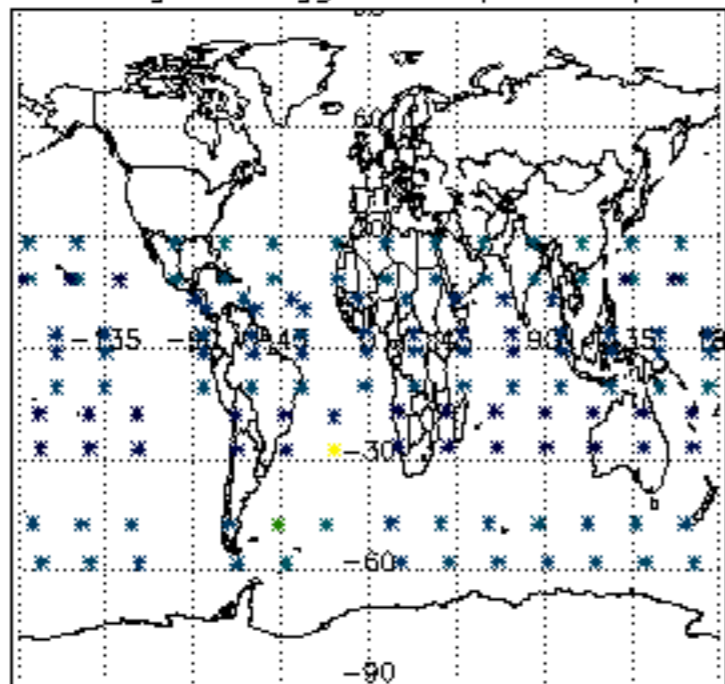
Percentage of flagged data per D3 profile



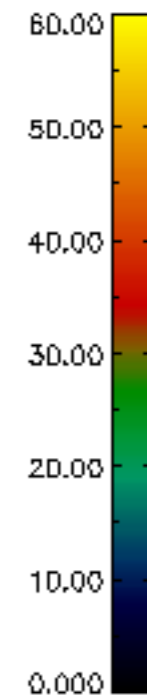
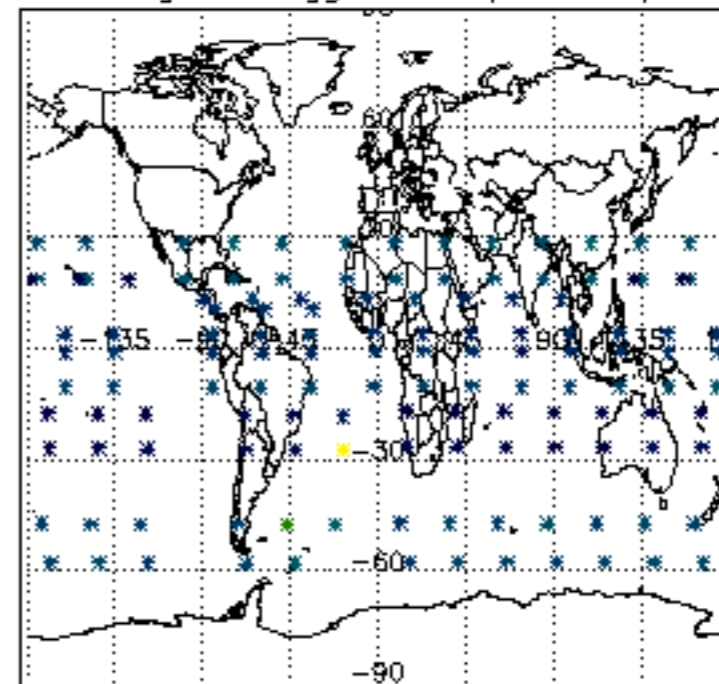
Percentage of flagged data per H2O profile

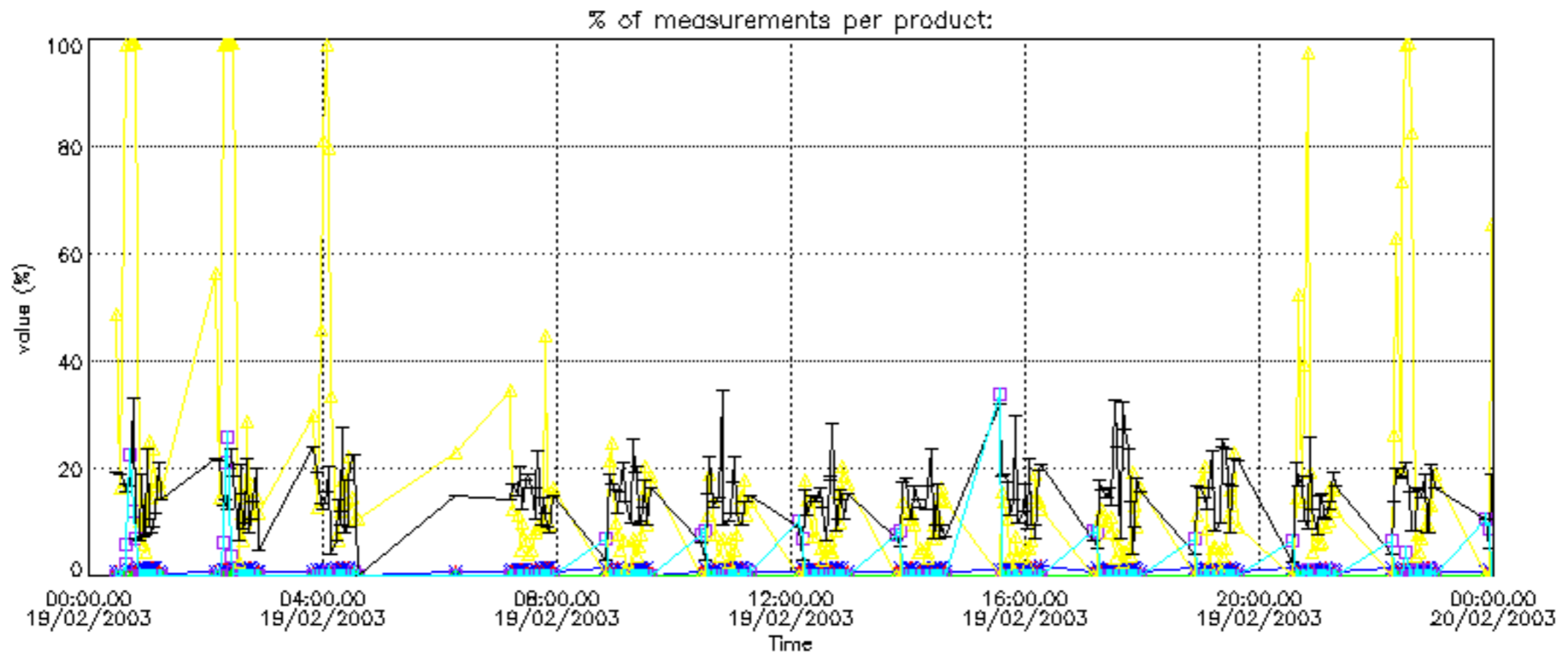


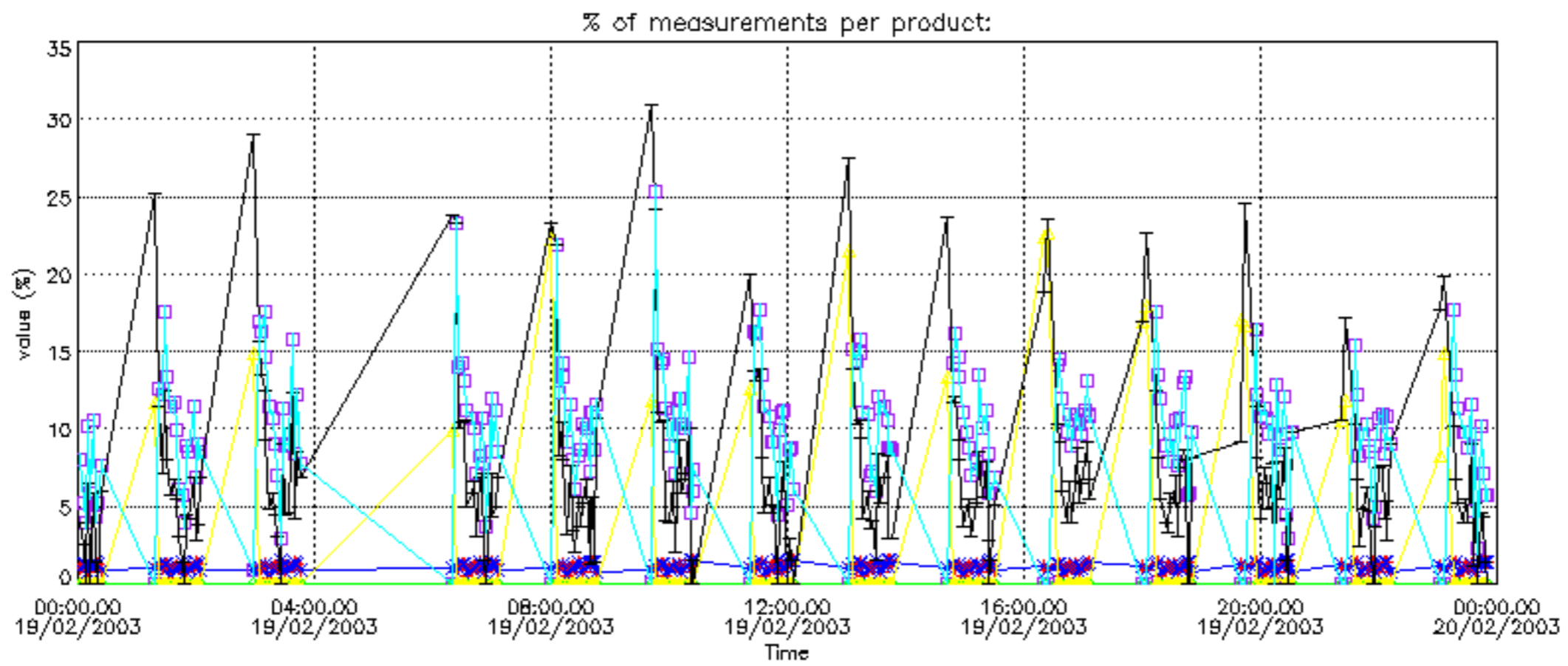
Percentage of flagged data per NO2 profile



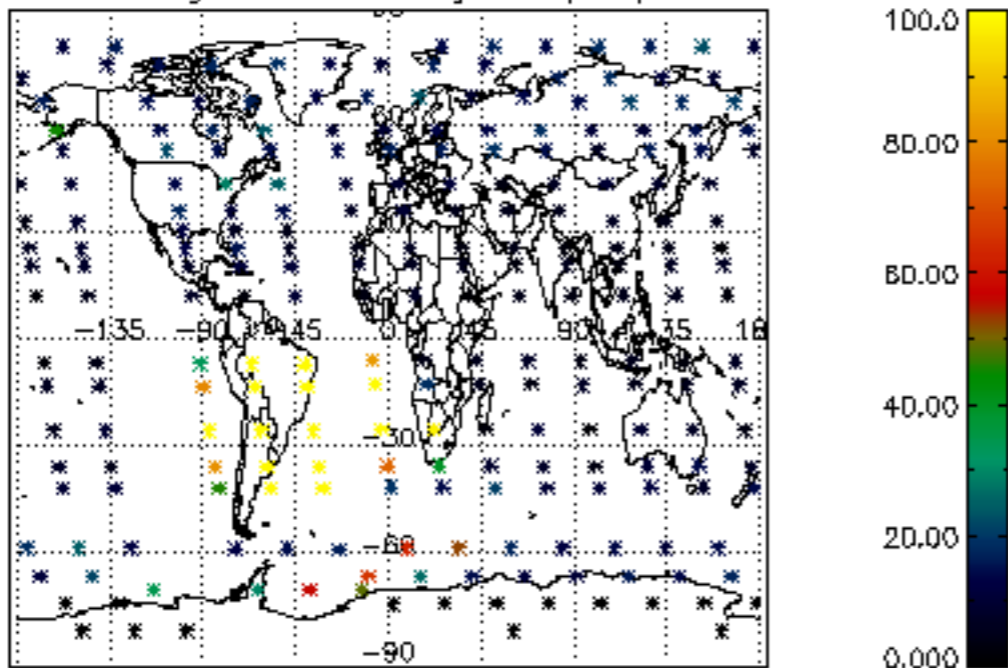
Percentage of flagged data per NO3 profile



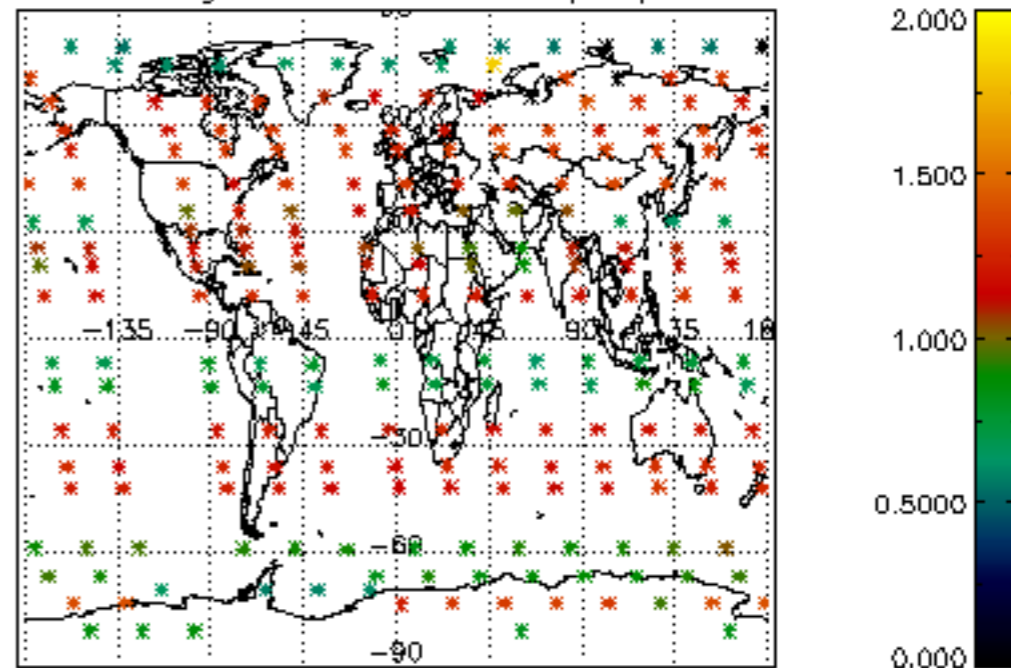




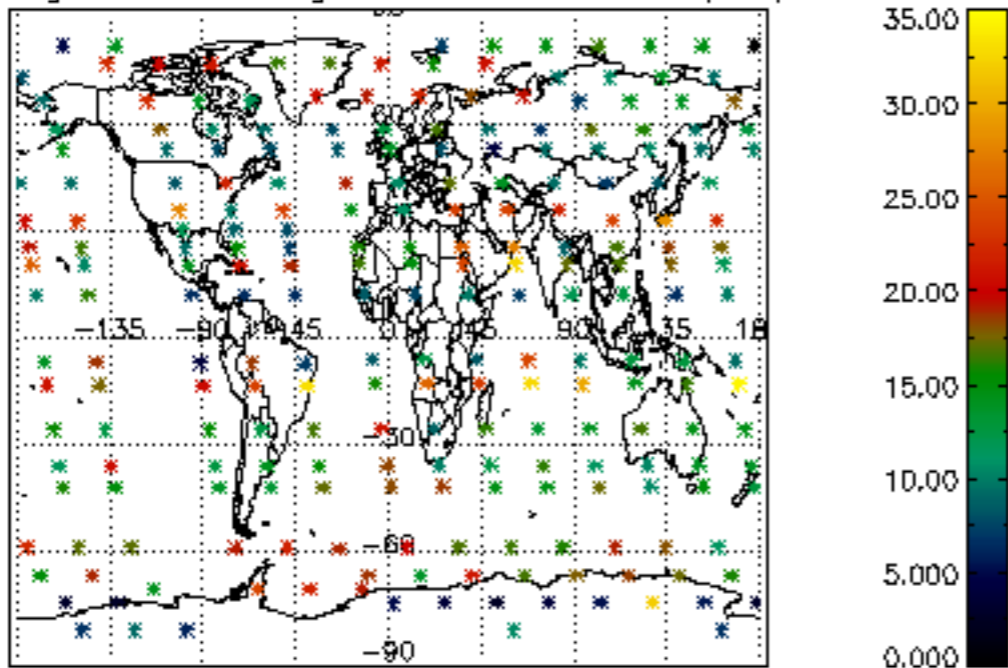
Percentage of cosmic ray hits per profile



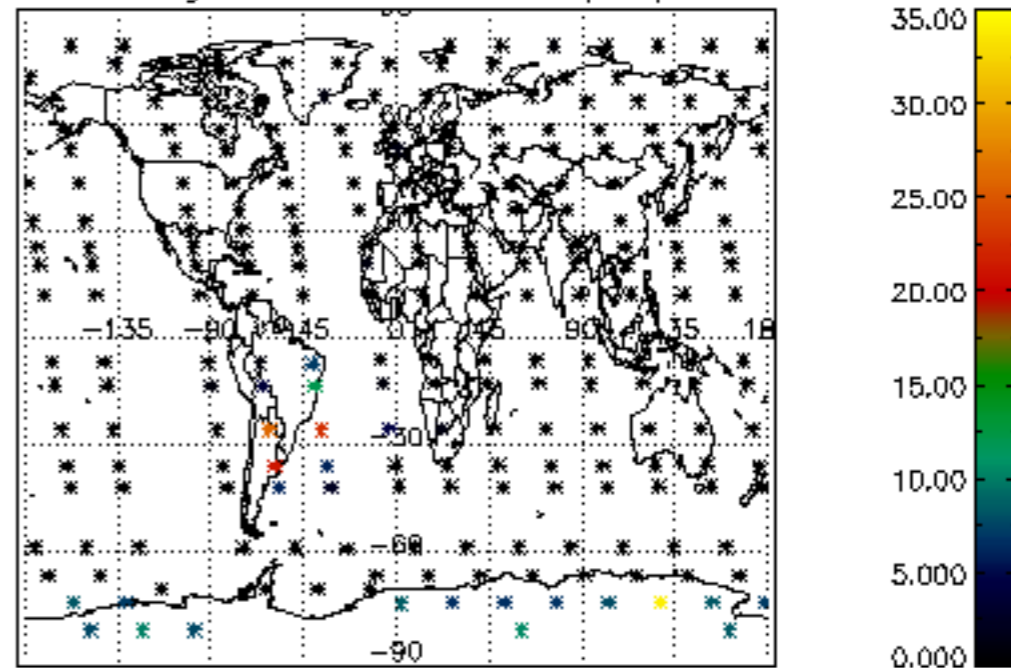
Percentage of datation errors per profile



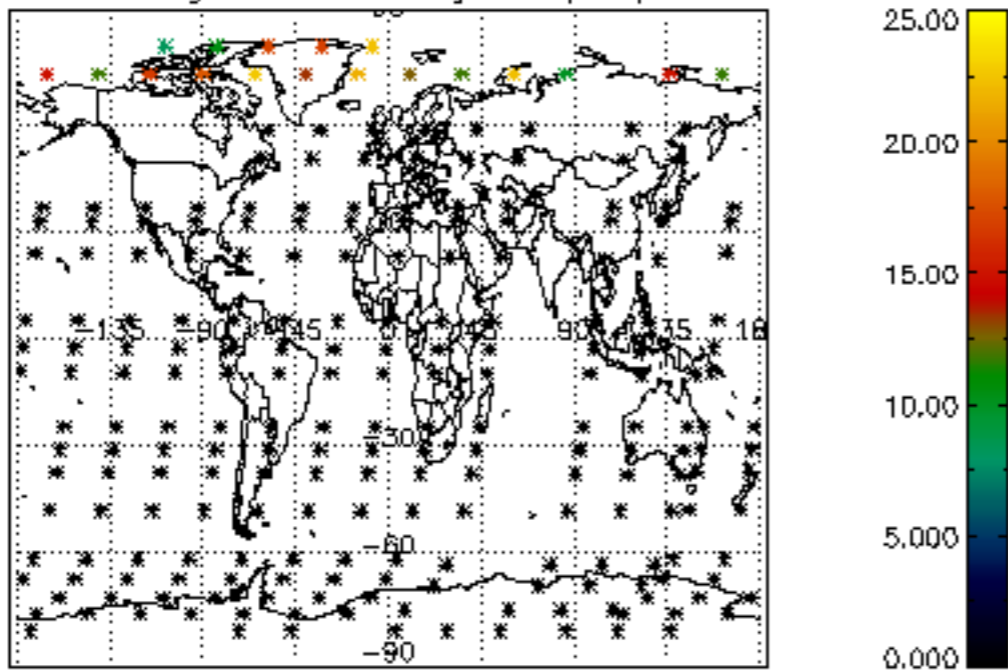
Percentage of star falling outside central band per profile



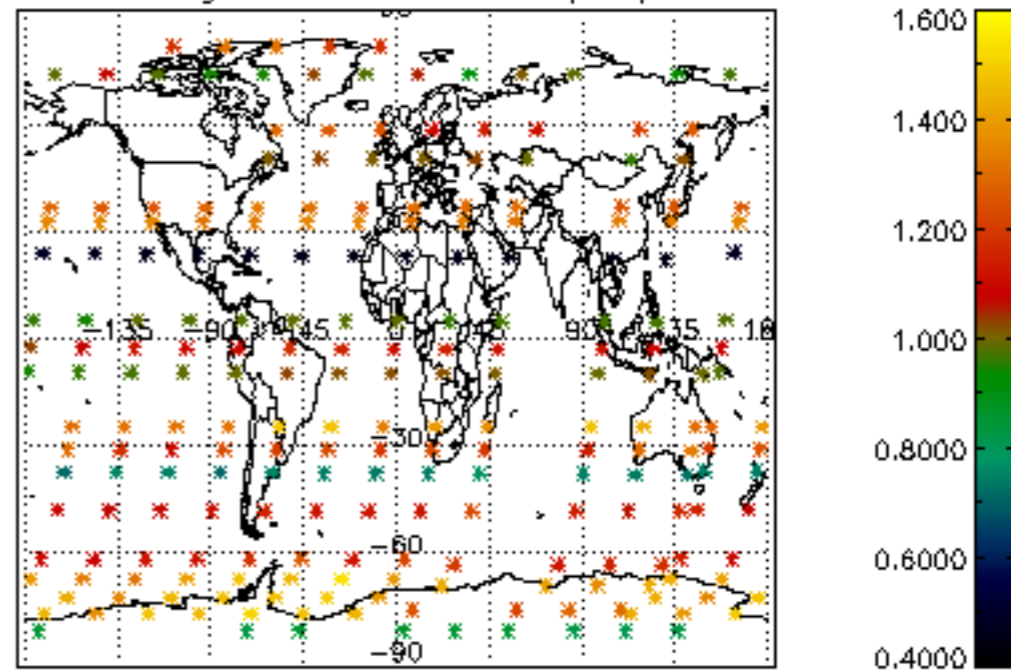
Percentage of saturation errors per profile



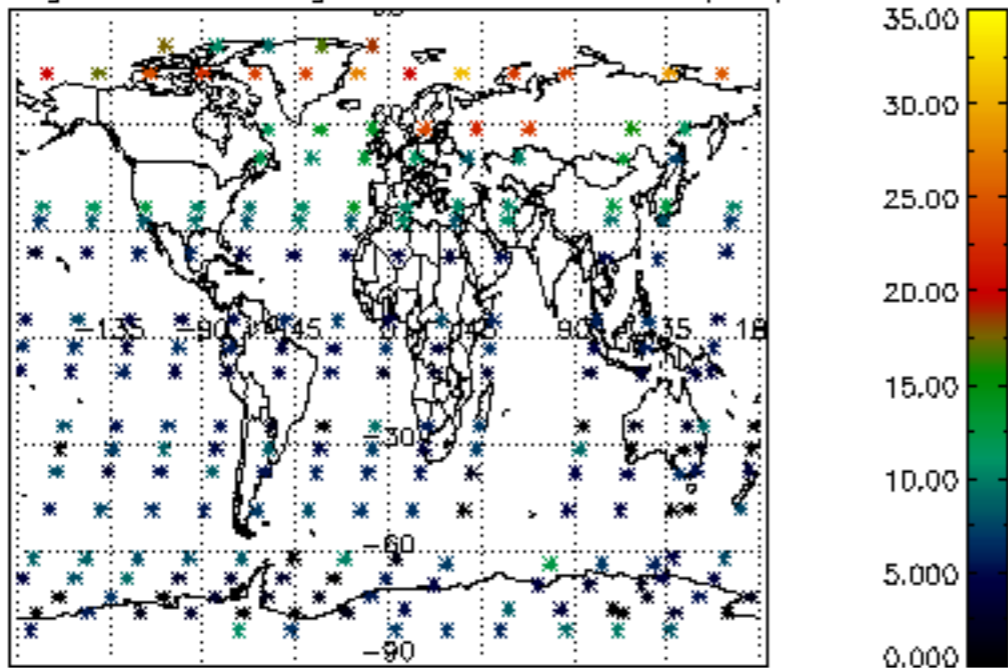
Percentage of cosmic ray hits per profile



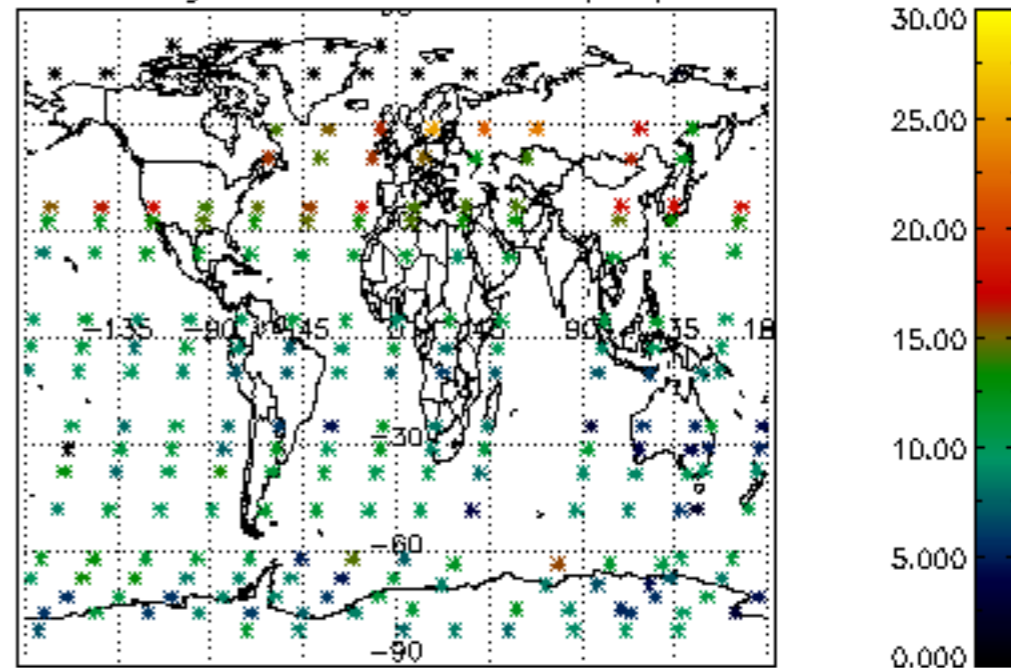
Percentage of datation errors per profile

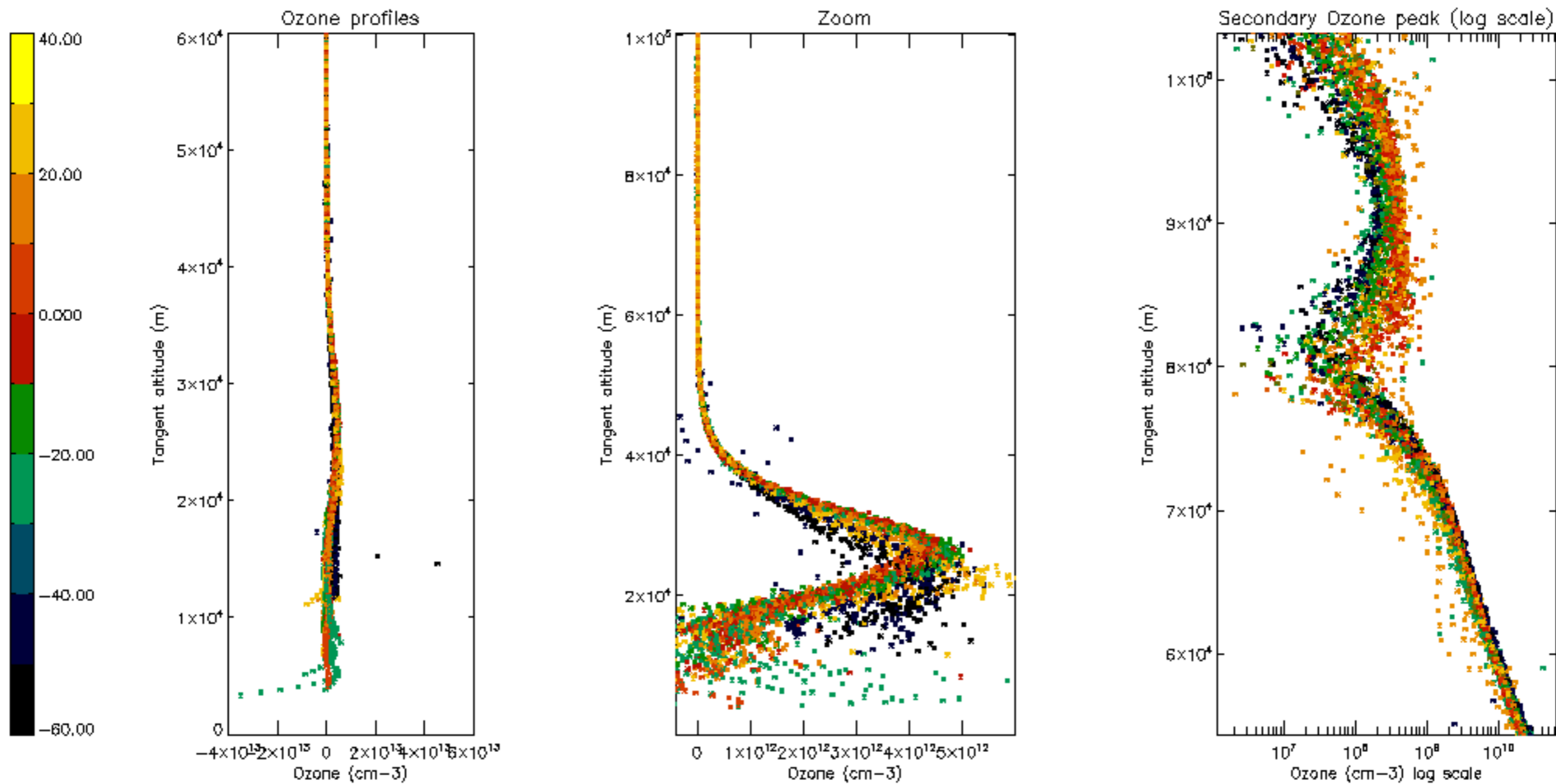


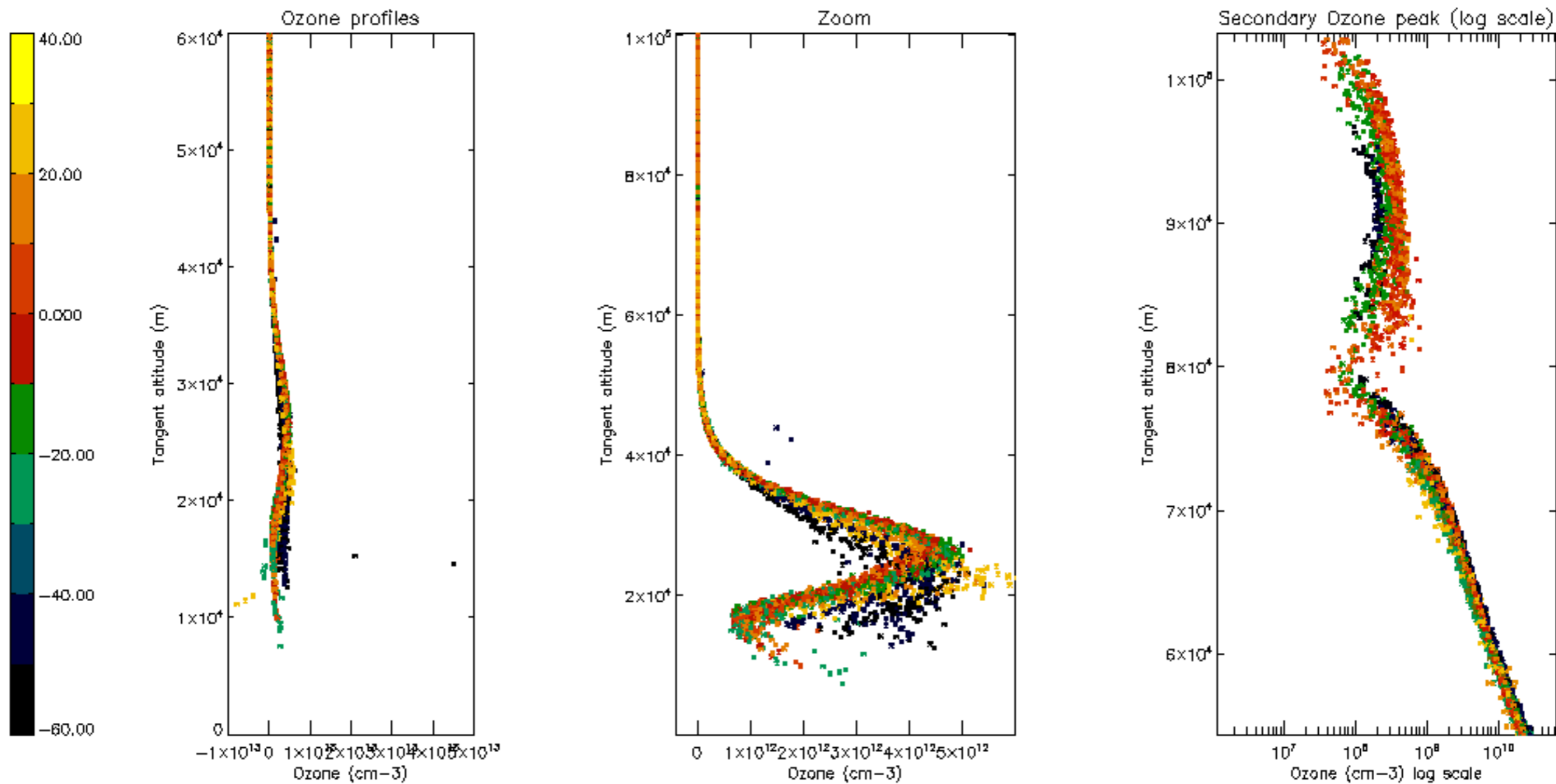
Percentage of star falling outside central band per profile

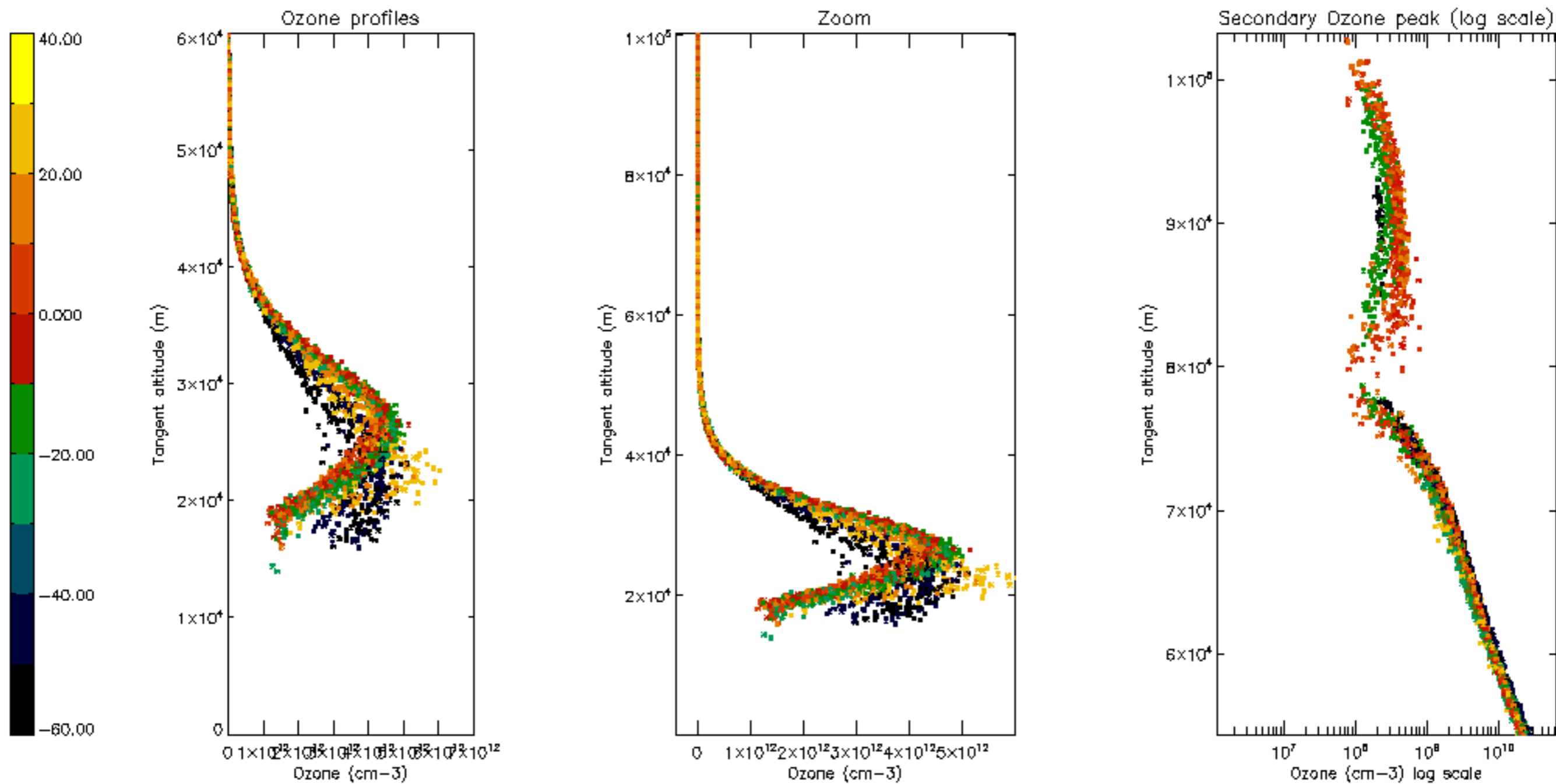


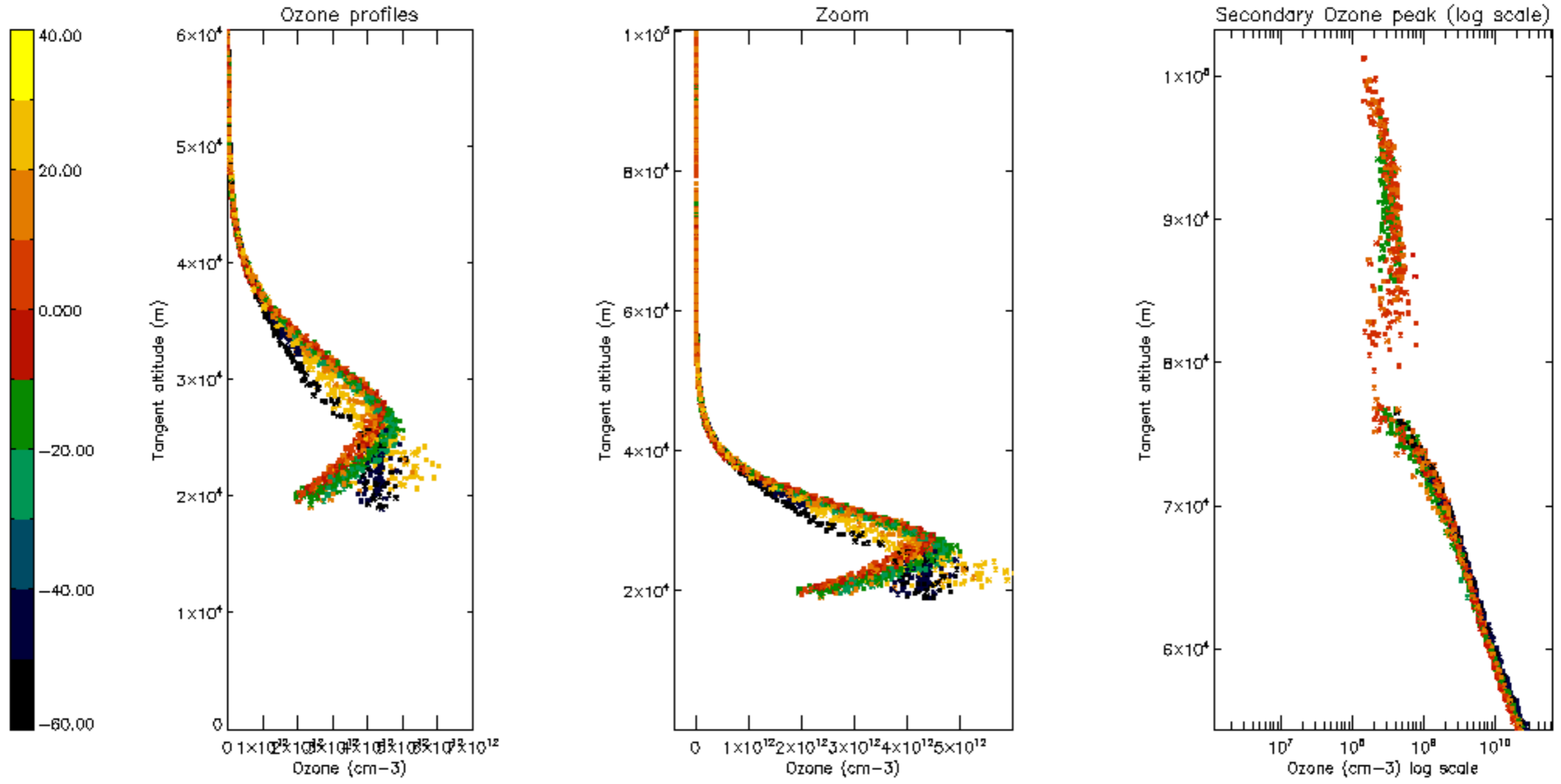
Percentage of saturation errors per profile

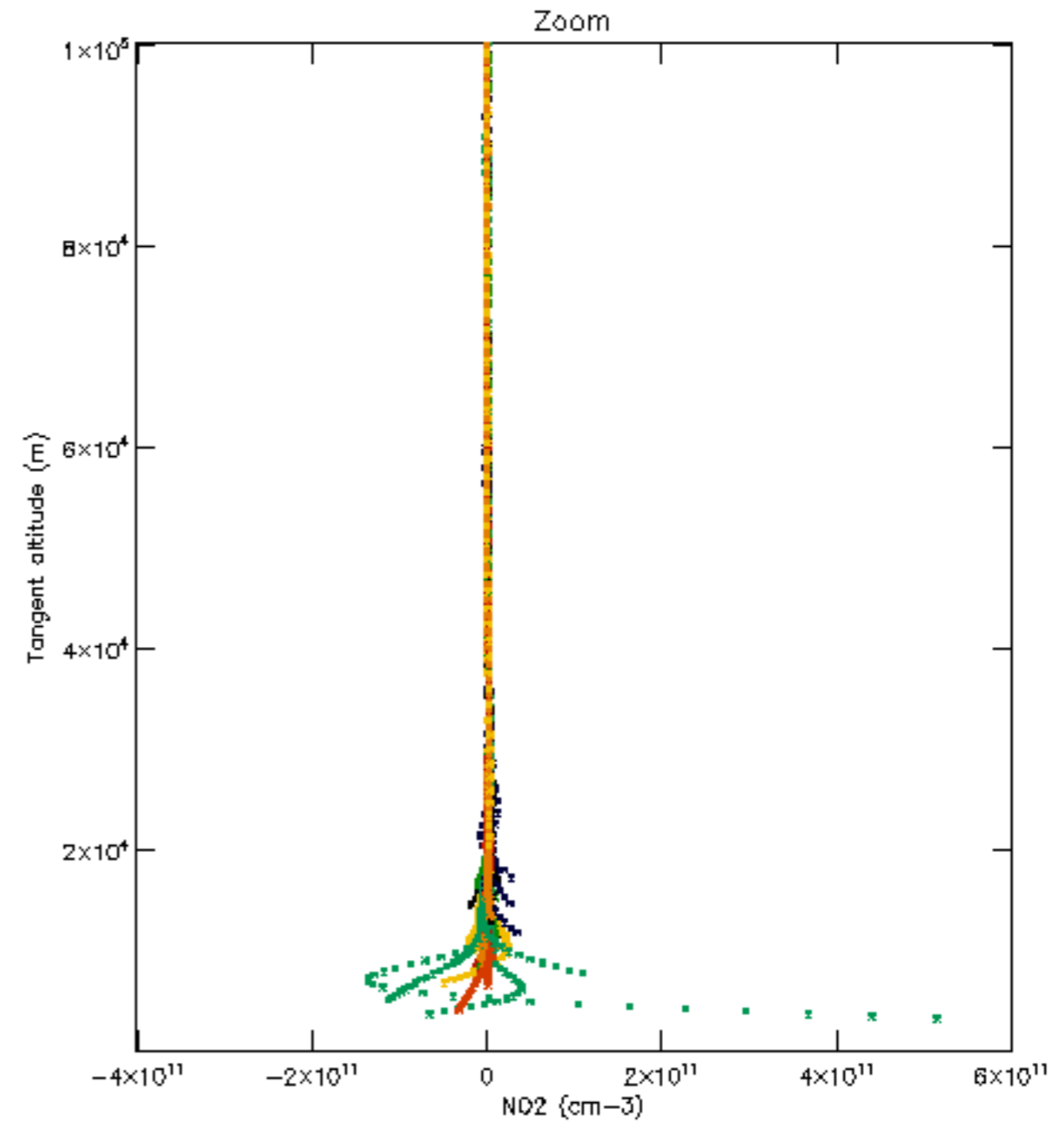
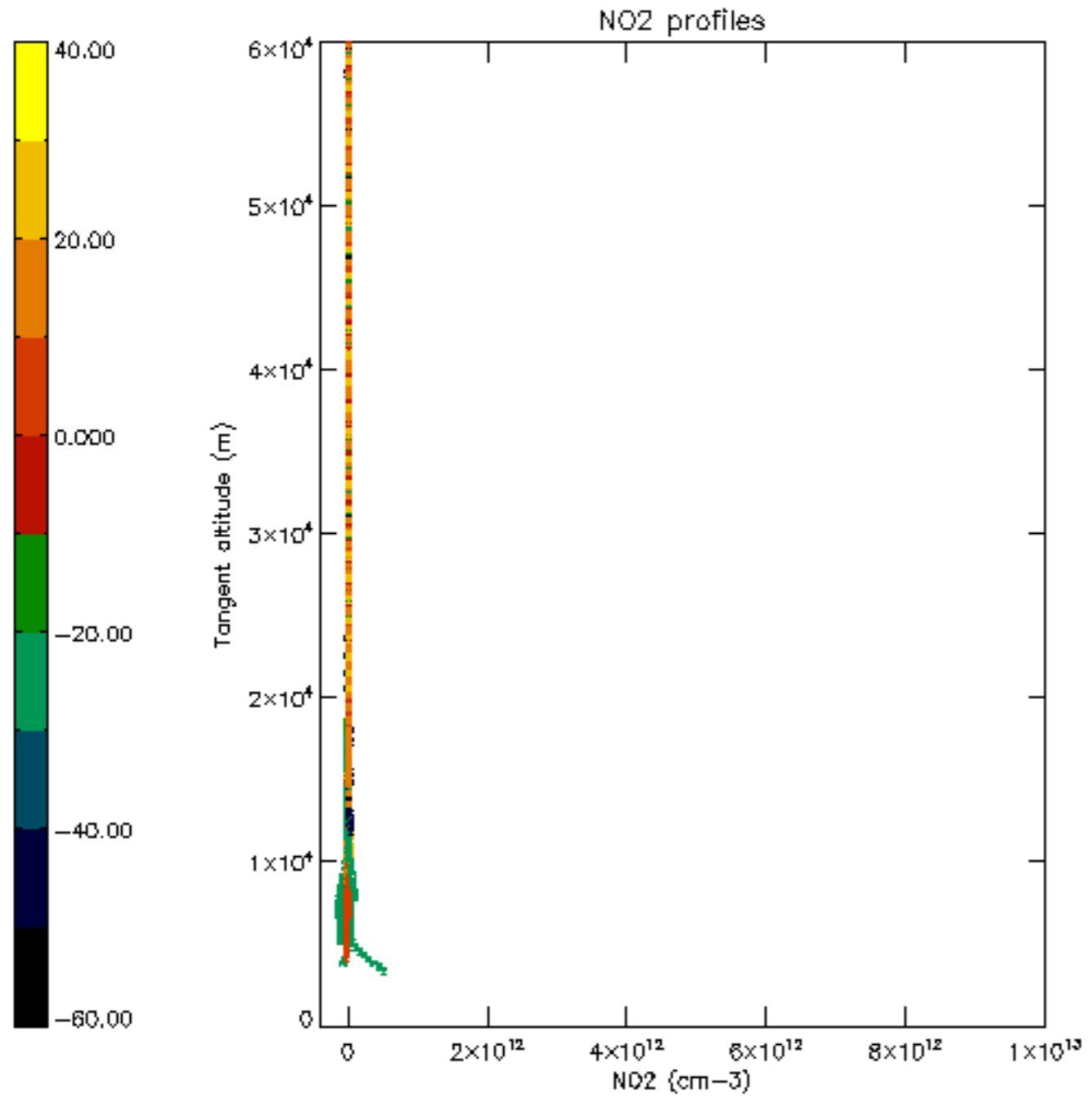


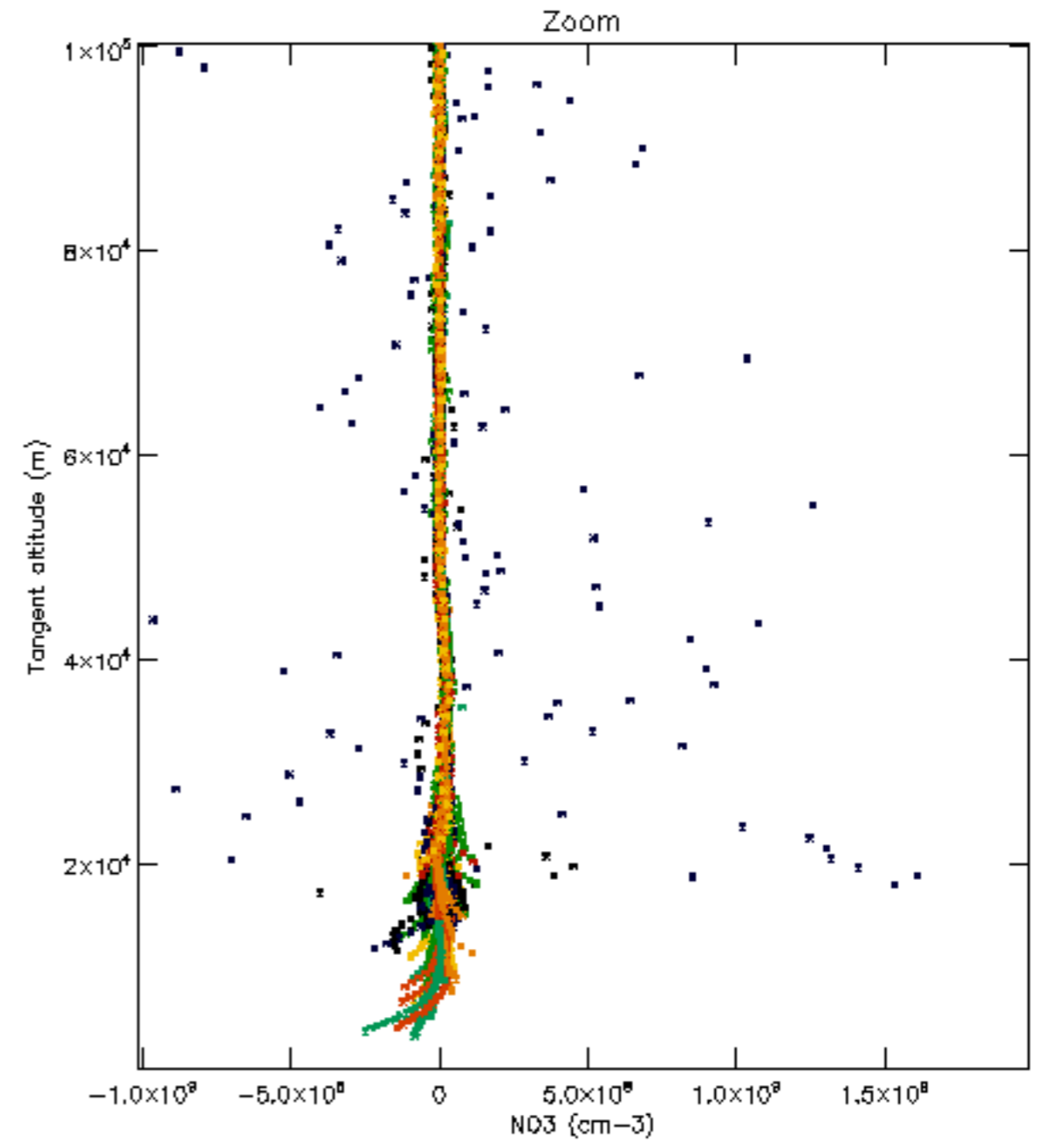
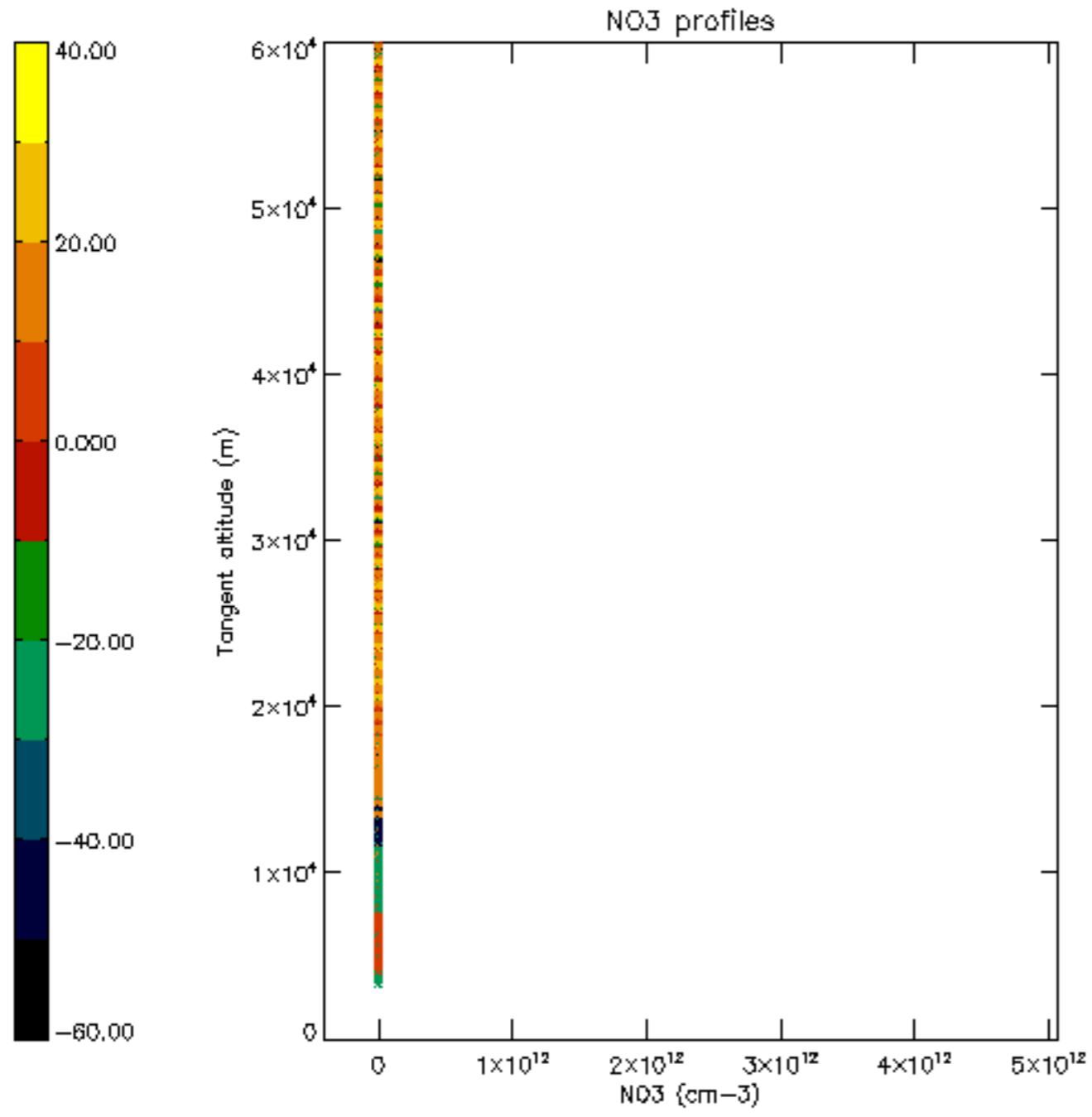


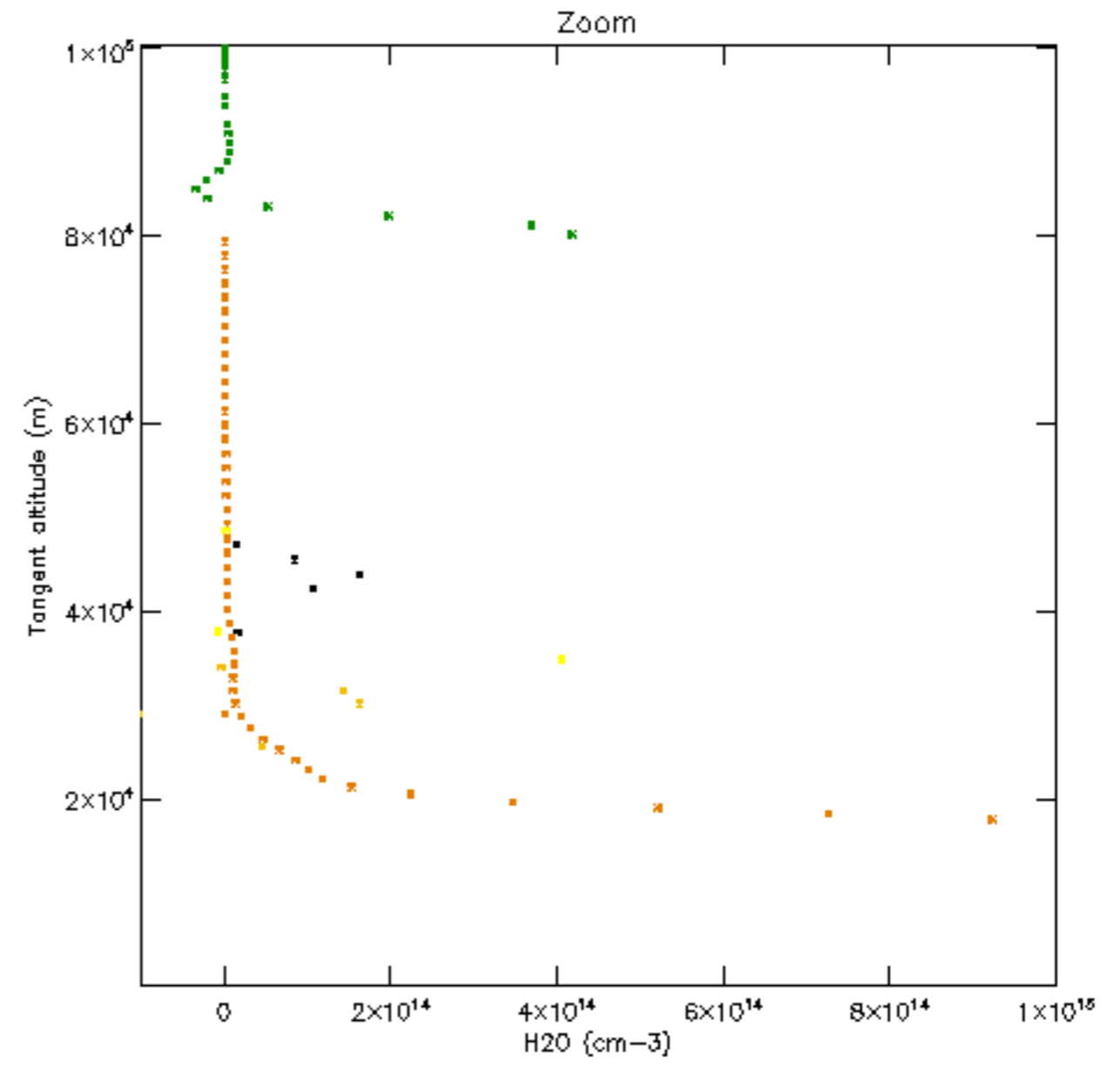
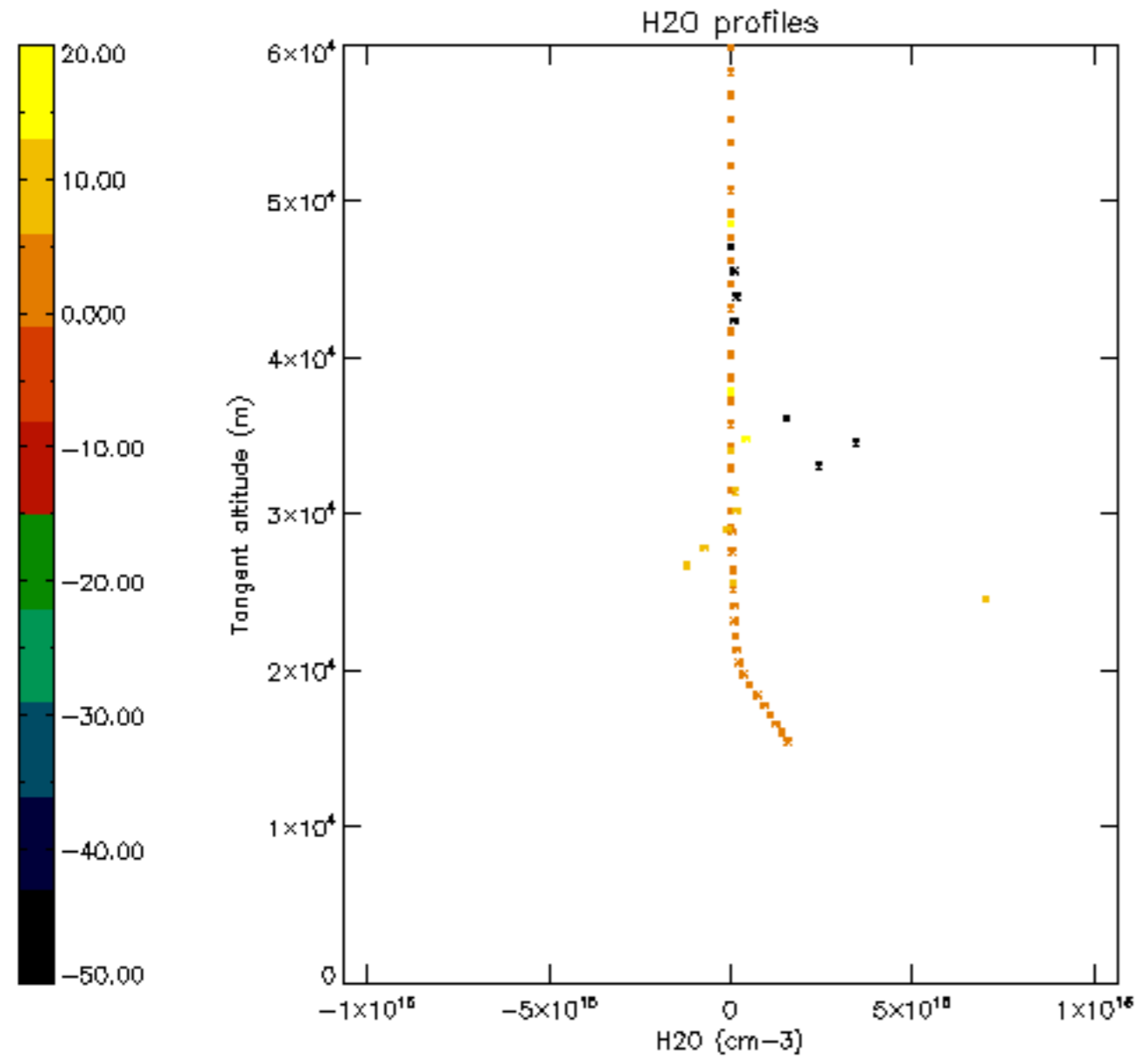


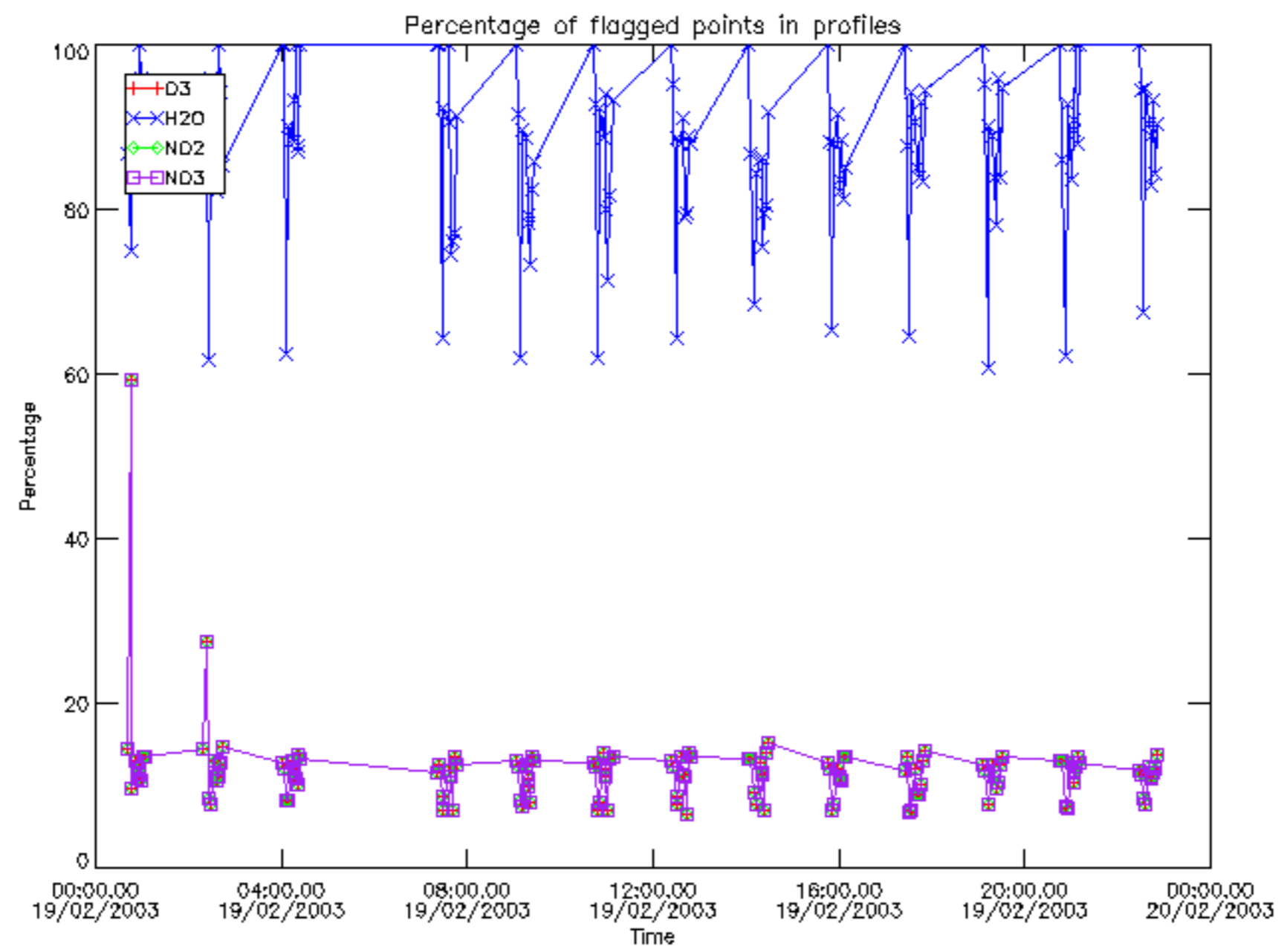




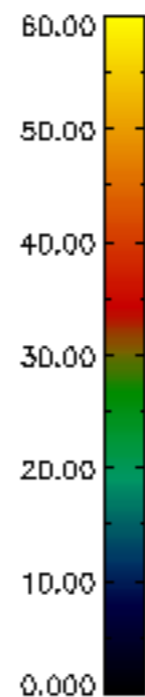
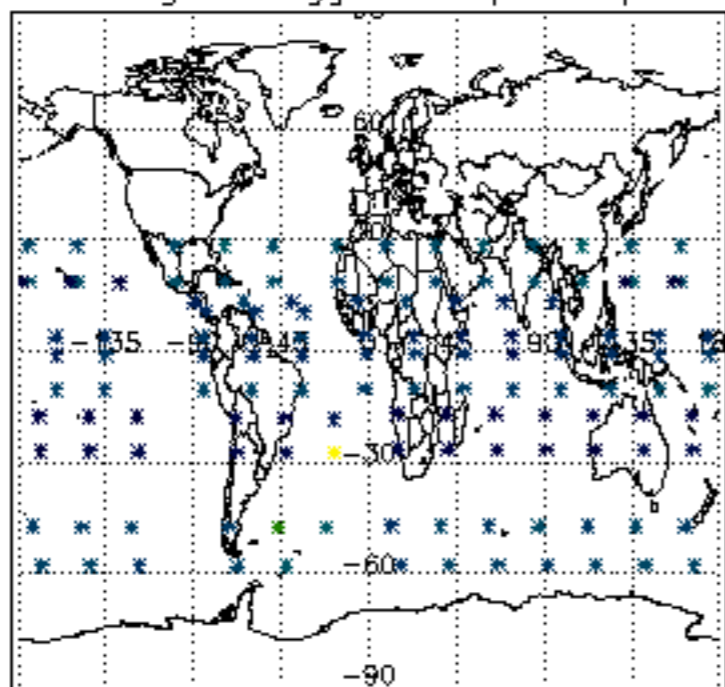




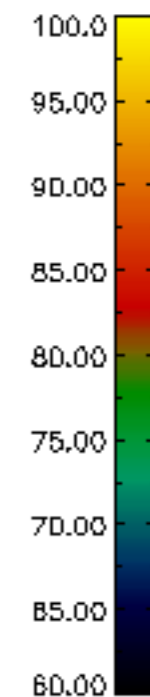
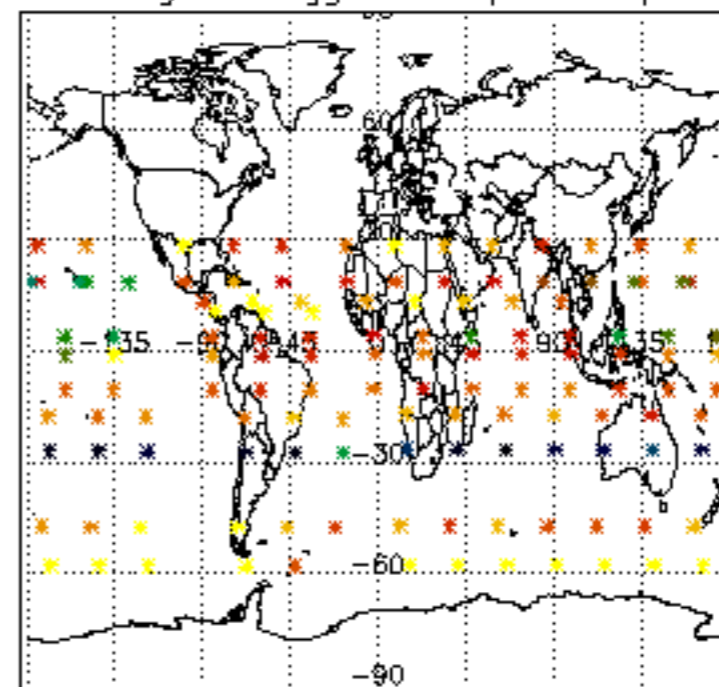




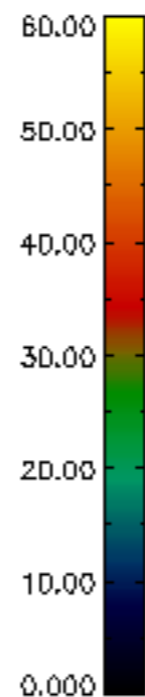
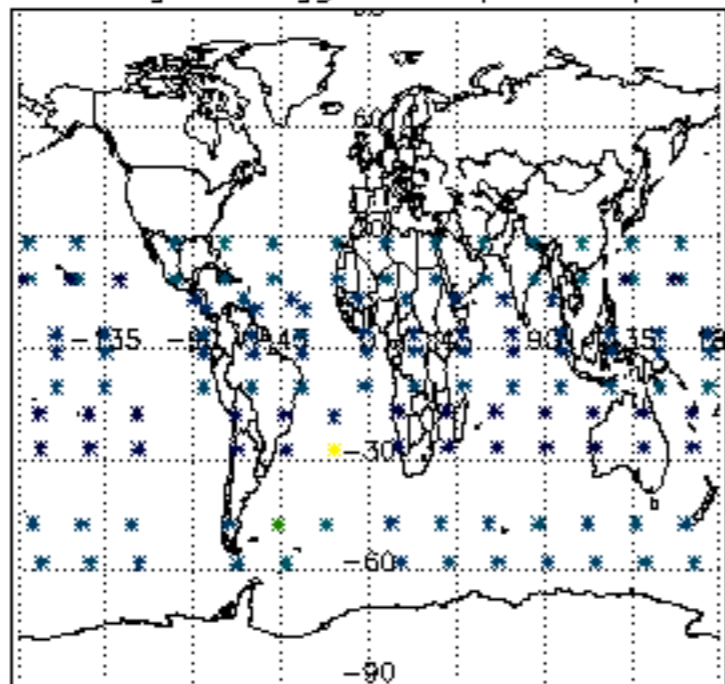
Percentage of flagged data per D3 profile



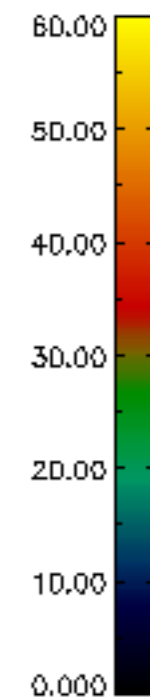
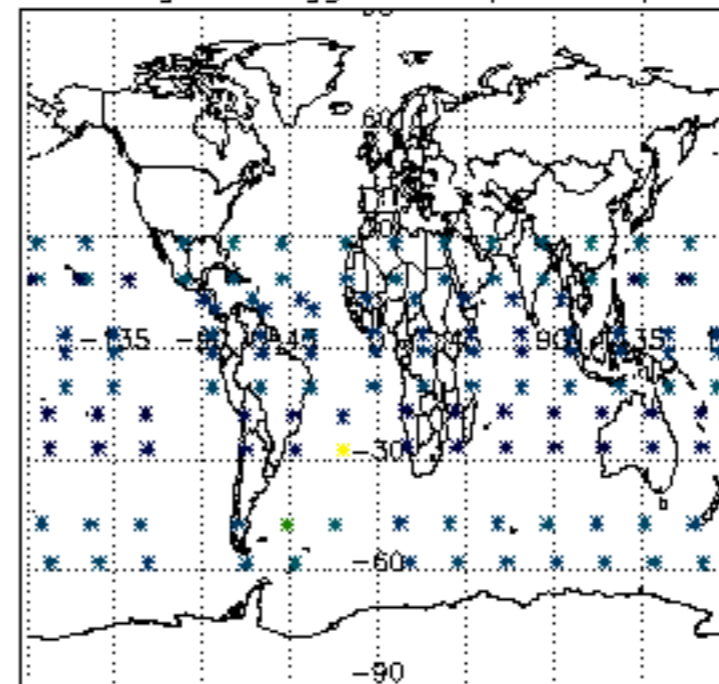
Percentage of flagged data per H2O profile

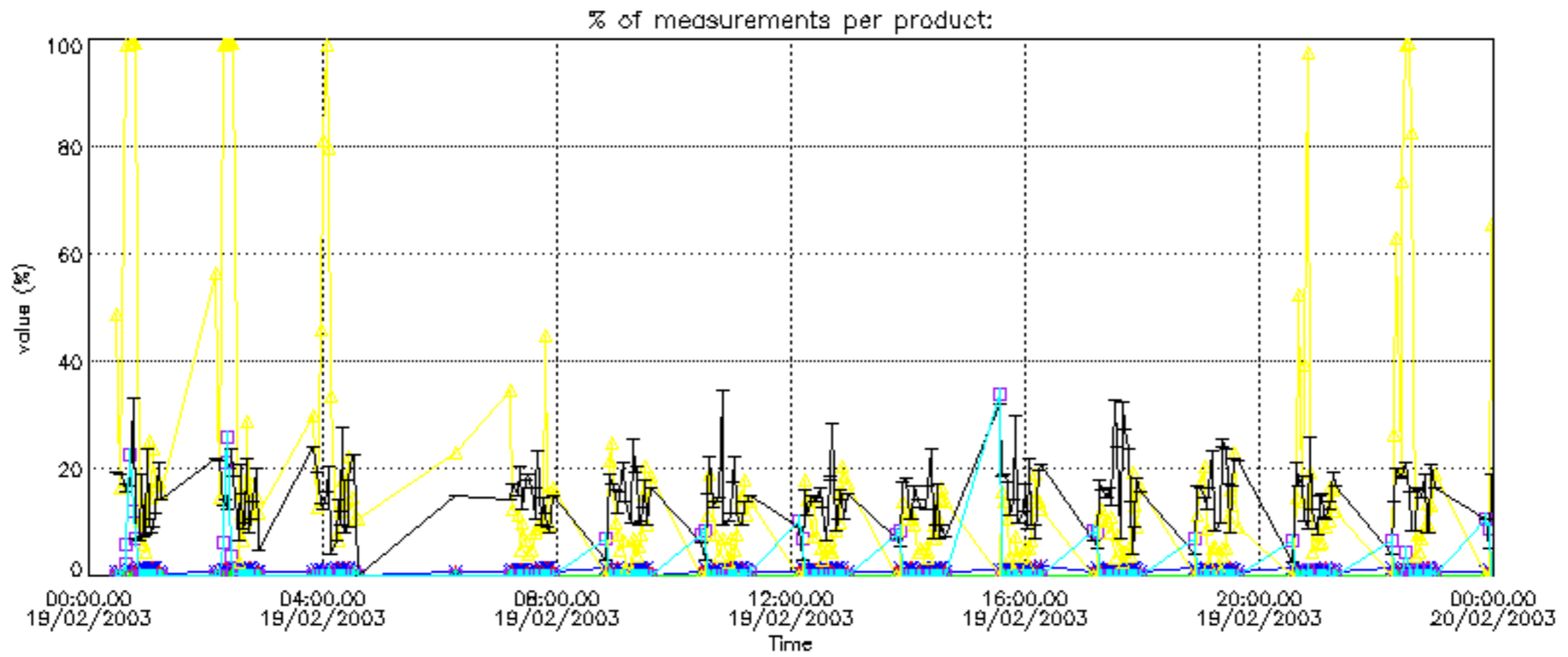


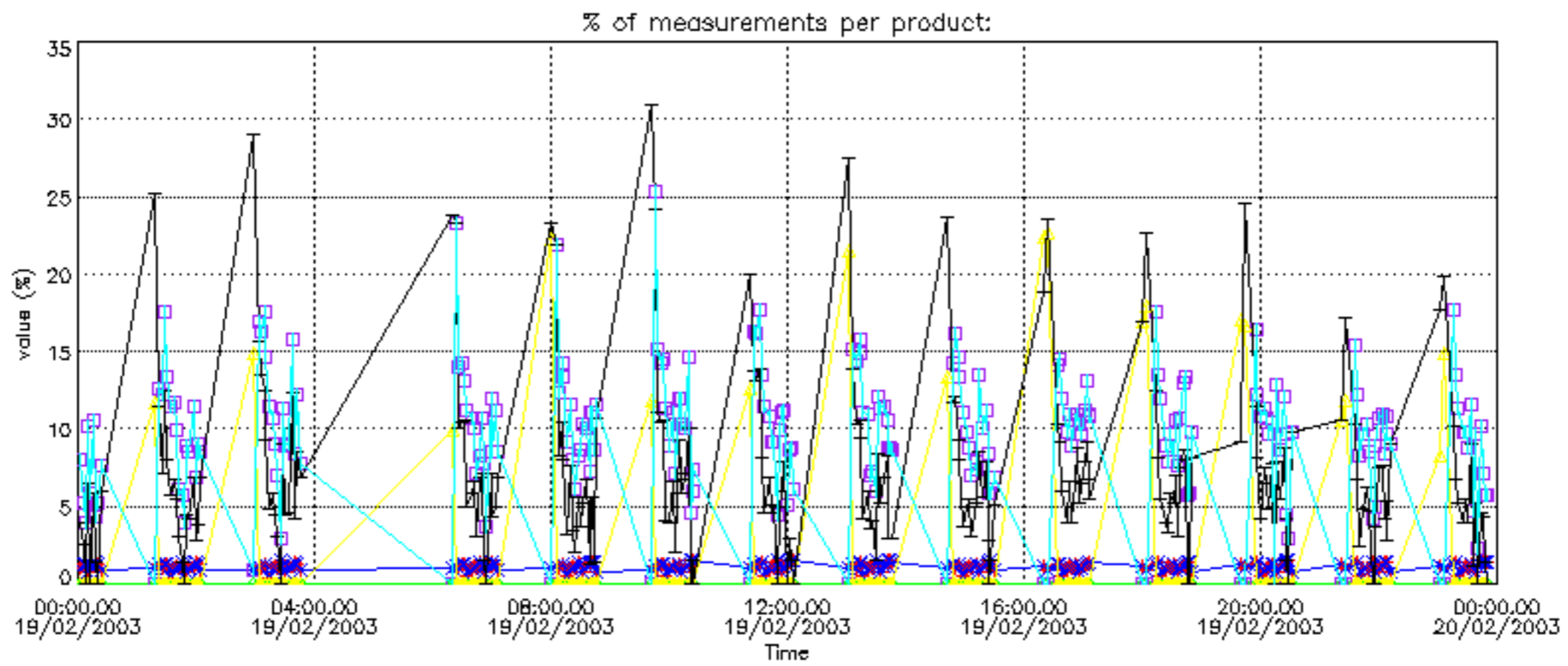
Percentage of flagged data per NO2 profile



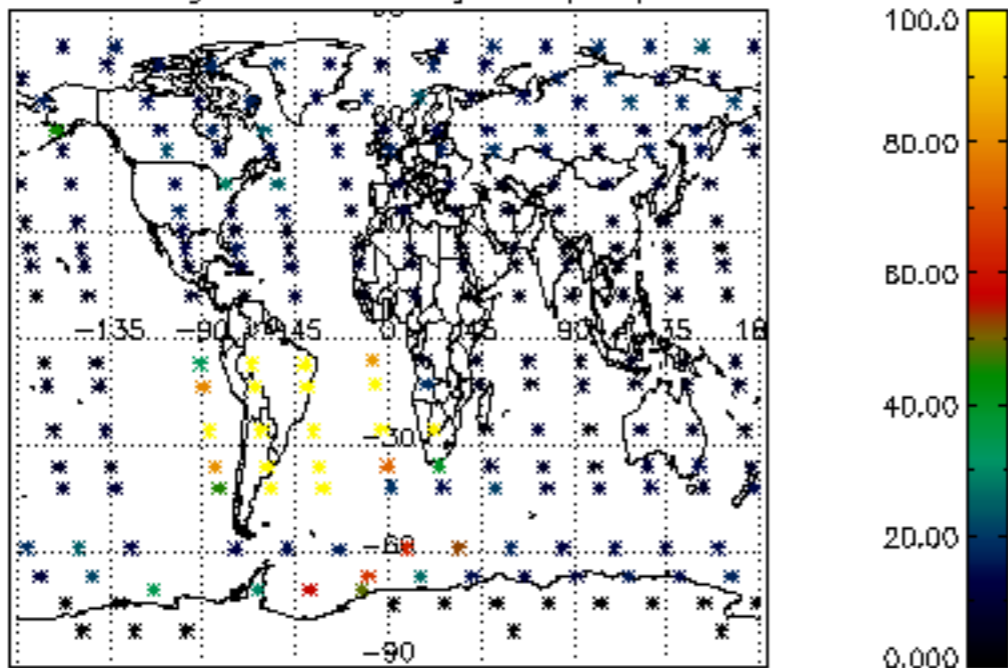
Percentage of flagged data per NO3 profile



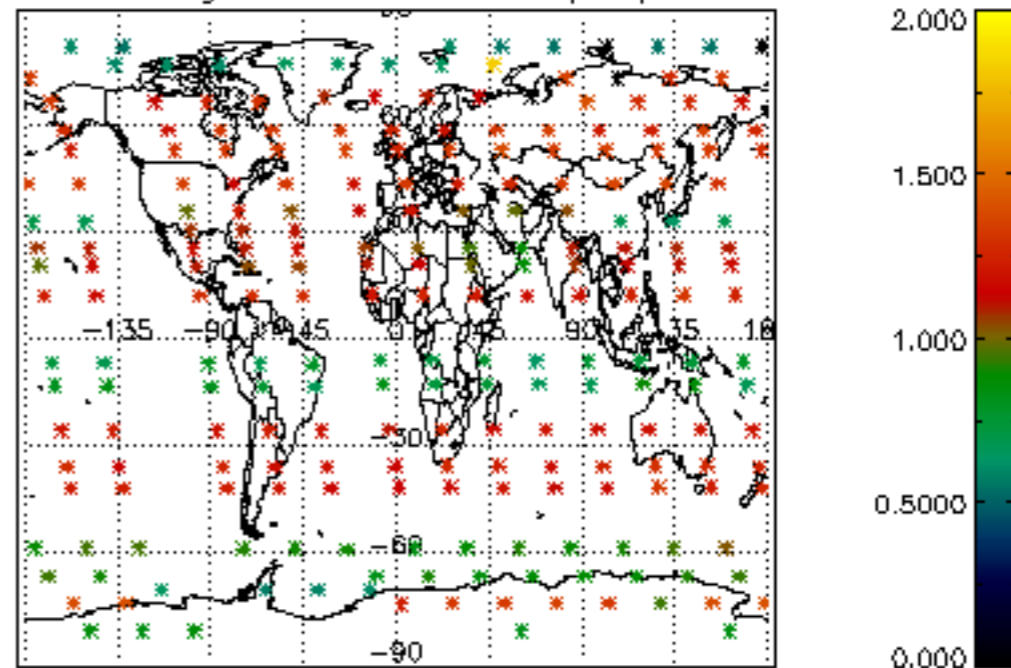




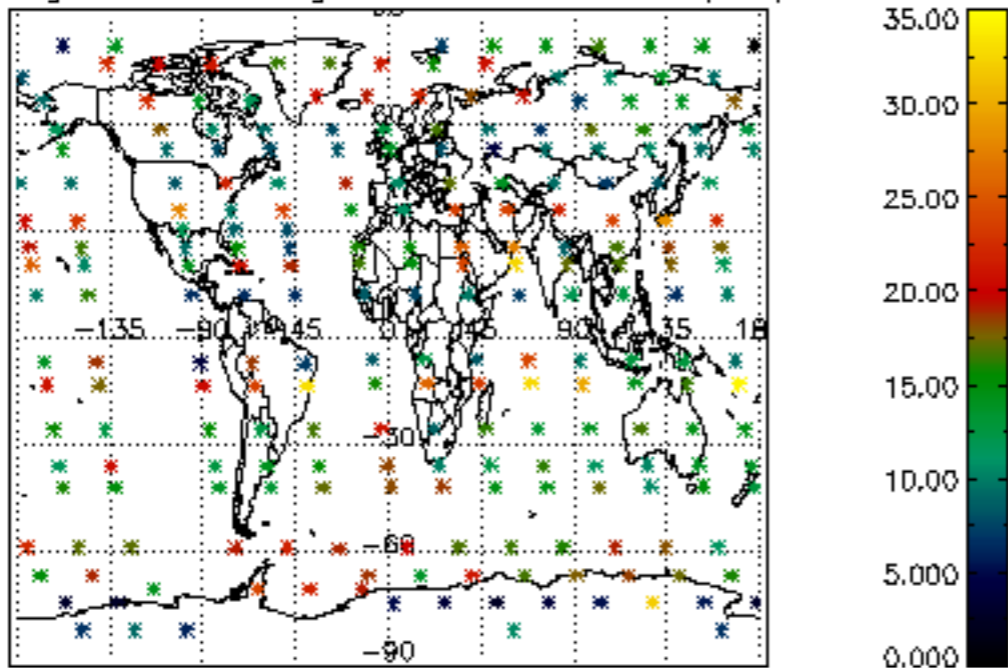
Percentage of cosmic ray hits per profile



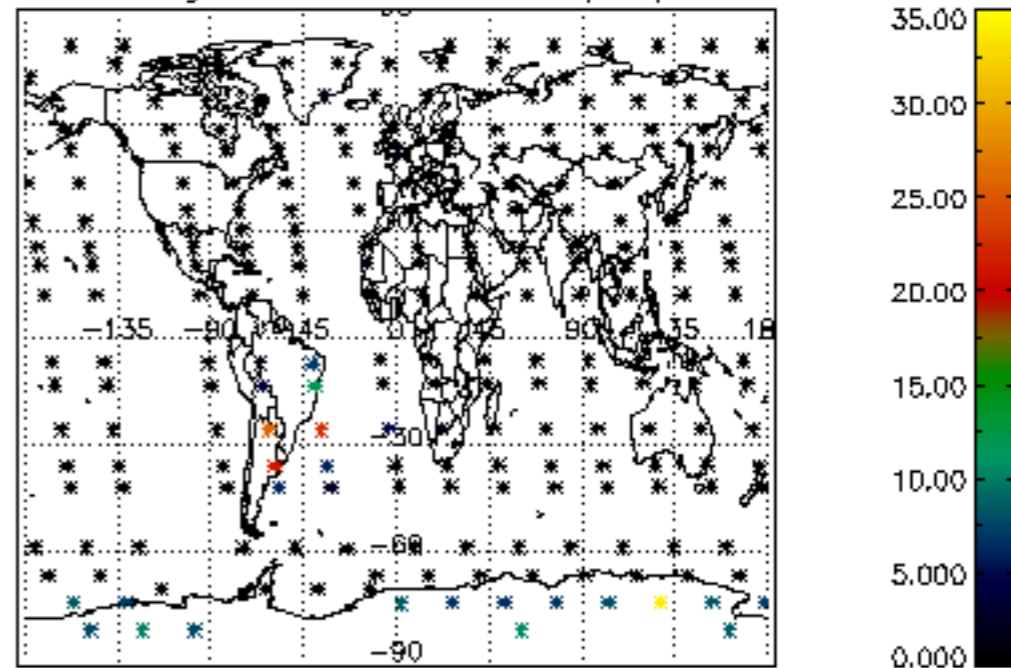
Percentage of datation errors per profile



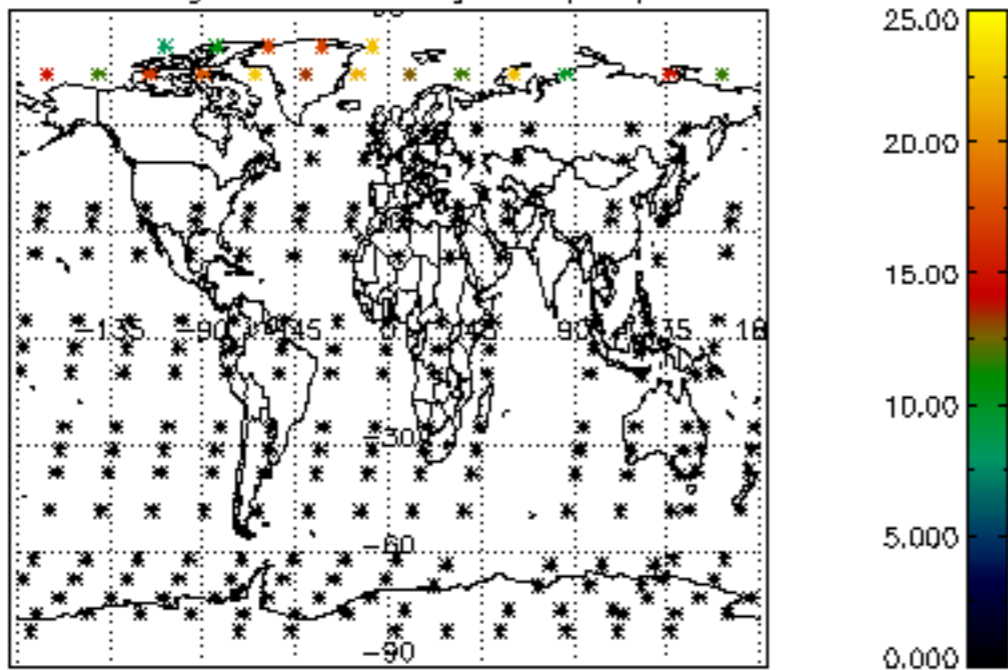
Percentage of star falling outside central band per profile



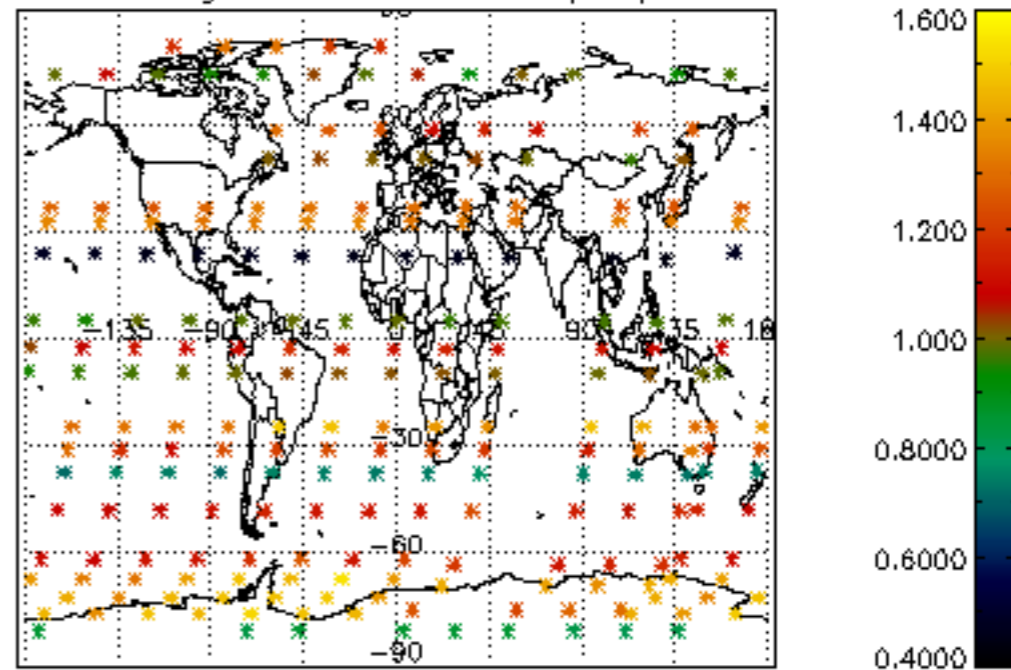
Percentage of saturation errors per profile



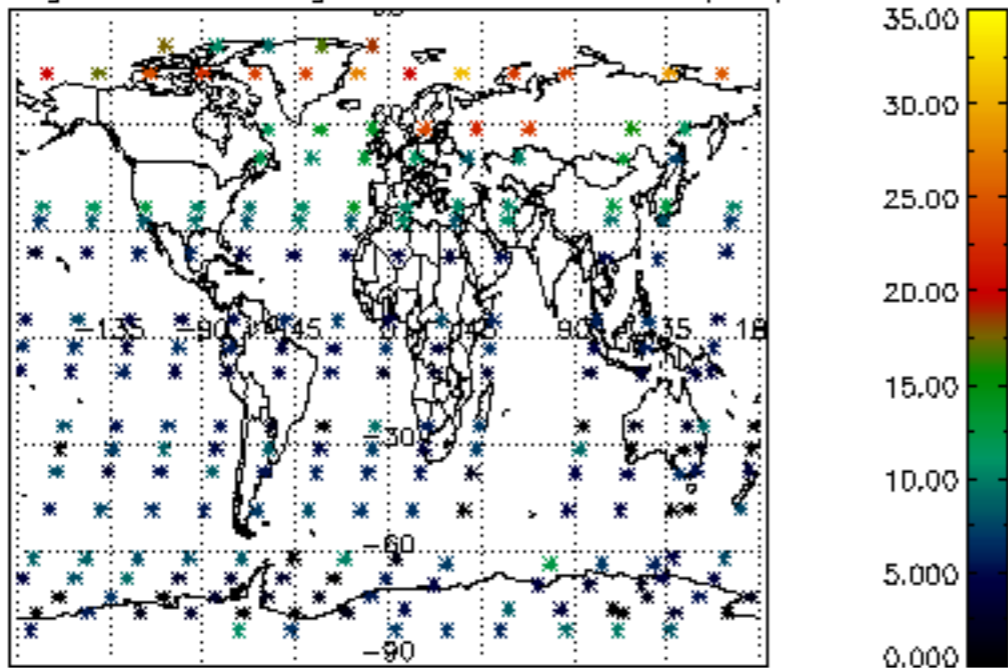
Percentage of cosmic ray hits per profile



Percentage of datation errors per profile



Percentage of star falling outside central band per profile



Percentage of saturation errors per profile

