

# GOMOS Level 2 Daily Report

## SUMMARY

### [1. General Info](#)

### [2. Summary of processed GOM\\_NL\\_2P products](#)

### [3. Level 2 Quality information per product](#)

#### [3.1 Plot of level 2 quality information per product \(time dependant\)](#)

#### [3.2 Plot of level 2 quality information per product \(world map\)](#)

### [4. Level 1 Quality information per product \(stored on level 2 products\)](#)

#### [4.1 Plot of level 1 quality information per product \(time dependant\)](#)

##### [4.1.1 Plot of level 1 quality information per product \(time dependant\): ASCENDING](#)

##### [4.1.2 Plot of level 1 quality information per product \(time dependant\): DESCENDING](#)

#### [4.2 Plot of level 1 quality information per product \(world map\)](#)

##### [4.2.1 Plot of level 1 quality information per product \(world map\): ASCENDING](#)

##### [4.2.2 Plot of level 1 quality information per product \(world map\): DESCENDING](#)

### [5. Ozone profiles based on quality statistics and other trace gas profiles](#)

#### [5.1 Ozone statistics based on quality of products](#)

#### [5.2 Plot ozone profiles for all STD \(dark without errors\)](#)

#### [5.3 Plot ozone profiles where STD < 20% \(dark without errors\)](#)

#### [5.4. Plot ozone profiles where STD < 10% \(dark without errors\)](#)

#### [5.5. Plot ozone profiles where STD < 5% \(dark without errors\)](#)

#### [5.6 Plot NO2 profiles for all STD \(dark without errors\)](#)

#### [5.7 Plot NO3 profiles for all STD \(dark without errors\)](#)

#### [5.8 Plot H2O profiles \(only for occultations of stars 1,2,3,4,13,14,16,26,63 dark without errors\) for all STD](#)

### [6. Auxiliary Data Files used for the production reported in section 2](#)

This report presents the daily analysis on parameters extracted from GOMOS level 2 data (GOM\_NL\_\_2P). It is intended to monitor some important parameters that will impact the quality of these products. A list of level 2 products (and content) that have arrived during the reporting day to the PCF is also given.

Item	Value
Time of report generation	19APR2013 09:43:06
Data source version	GOMOS/6.01
Start time of products	18-02-2003 (18FEB2003 00:00:00)
Stop time of products	19-02-2003 (19FEB2003 00:00:00)
Store outputs in DB	Yes
Nb of level 2 prods	454
Nb of prods with errors	4

## 2. Summary of processed GOM\_NL\_\_2P products.

Nr	Filename	UTC Start time	Limb	Duration	Star Id	Star Name	Star Mag	Star Temp	Nb Meas	Orbit	Prod. error
1	GOM_NL__2PRFIN20030218_000204_00000772014_00002_05066_5308.N1	18-FEB-2003 00:02:04	Straylight	76.500	171	2Eps Crv	3.0010	4250.0	153	5066	No
2	GOM_NL__2PRFIN20030218_000453_00000962014_00002_05066_5309.N1	18-FEB-2003 00:04:53	Straylight	95.500	100	4Gam Crv	2.5800	13100.	191	5066	No
3	GOM_NL__2PRFIN20030218_000902_00000532014_00002_05066_5310.N1	18-FEB-2003 00:09:02	Straylight	53.000	48	30Alp Hya	1.9770	4100.0	106	5066	No
4	GOM_NL__2PRFIN20030218_001342_00000412014_00002_05066_5311.N1	18-FEB-2003 00:13:42	Bright	41.000	8	10Alp CMi	0.40000	6500.0	82	5066	No
5	GOM_NL__2PRFIN20030218_001615_00000522014_00002_05066_5312.N1	18-FEB-2003 00:16:15	Bright	51.500	22	32Alp Leo	1.3600	15200.	103	5066	No
6	GOM_NL__2PRFIN20030218_001955_00000392014_00002_05066_5313.N1	18-FEB-2003 00:19:55	Bright	39.000	17	78Bet Gem	1.1610	4500.0	78	5066	No
7	GOM_NL__2PRFIN20030218_002104_00000382014_00002_05066_5314.N1	18-FEB-2003 00:21:04	Bright	37.500	24	66Alp Gem	1.5800	10200.	75	5066	No
8	GOM_NL__2PRFIN20030218_002249_00000682014_00002_05066_5315.N1	18-FEB-2003 00:22:49	Bright	67.500	96	68Del Leo	2.5600	9300.0	135	5066	No
9	GOM_NL__2PRFIN20030218_002914_00000532014_00002_05066_5316.N1	18-FEB-2003 00:29:14	Bright	52.500	174	52Psi UMa	3.0040	4400.0	105	5066	No
10	GOM_NL__2PRFIN20030218_003117_00000472014_00002_05066_5317.N1	18-FEB-2003 00:31:17	Bright	46.500	82	48Bet UMa	2.3650	10600.	93	5066	No
11	GOM_NL__2PRFIN20030218_003319_00000512014_00002_05066_5318.N1	18-FEB-2003 00:33:19	Bright	51.000	87	64Gam UMa	2.4330	11000.	102	5066	No
12	GOM_NL__2PRFIN20030218_003714_00000362014_00002_05066_5319.N1	18-FEB-2003 00:37:14	Bright	35.500	49	1Alp UMi	1.9900	6300.0	71	5066	No
13	GOM_NL__2PRFIN20030218_003909_00000402014_00002_05066_5320.N1	18-FEB-2003 00:39:09	Bright	40.000	60	7Bet UMi	2.0810	3950.0	80	5066	No
14	GOM_NL__2PRFIN20030218_004118_00000682014_00002_05066_5321.N1	18-FEB-2003 00:41:18	Bright	67.500	39	85Eta UMa	1.8540	24000.	135	5066	No
15	GOM_NL__2PRFIN20030218_004358_00000472014_00002_05066_5322.N1	18-FEB-2003 00:43:58	Bright	47.000	119	14Eta Dra	2.7270	4700.0	94	5066	No
16	GOM_NL__2PRFIN20030218_004751_00000462014_00002_05066_5323.N1	18-FEB-2003 00:47:51	Bright	46.000	130	23Bet Dra	2.7990	5800.0	92	5066	No
17	GOM_NL__2PRFIN20030218_005000_00000352014_00002_05066_5324.N1	18-FEB-2003 00:50:00	Bright	35.000	144	18Del Cyg	2.8600	11000.	70	5066	No
18	GOM_NL__2PRFIN20030218_005212_00000402014_00002_05066_5325.N1	18-FEB-2003 00:52:12	Bright	40.000	5	3Alp Lyr	0.033000	11000.	80	5066	No
19	GOM_NL__2PRFIN20030218_005527_00000592014_00002_05066_5326.N1	18-FEB-2003 00:55:27	Bright	58.500	133	40Zet Her	2.8070	6000.0	117	5066	No
20	GOM_NL__2PRFIN20030218_010023_00000712014_00002_05066_5327.N1	18-FEB-2003 01:00:23	Twilight	71.000	127	27Bet Her	2.7810	4700.0	142	5066	No
21	GOM_NL__2PRFIN20030218_010352_00000542014_00002_05066_5328.N1	18-FEB-2003 01:03:52	Twilight	53.500	126	60Bet Oph	2.7700	4250.0	107	5066	No
22	GOM_NL__2PRFIN20030218_011031_00000412014_00002_05066_5329.N1	18-FEB-2003 01:10:31	Twilight	41.000	57	34Sig Sgr	2.0660	26000.	82	5066	No
23	GOM_NL__2PRFIN20030218_011321_00000432014_00002_05066_5330.N1	18-FEB-2003 01:13:21	Dark	42.500	38	20Eps Sgr	1.8360	11000.	85	5066	No
24	GOM_NL__2PRFIN20030218_011636_00000732014_00002_05066_5331.N1	18-FEB-2003 01:16:36	Dark	73.000	16	21Alp Sco	1.0200	3000.0	146	5066	No
25	GOM_NL__2PRFIN20030218_011818_00000772014_00002_05066_5332.N1	18-FEB-2003 01:18:18	Dark	77.000	80	7Del Sco	2.3160	30000.	154	5066	No
26	GOM_NL__2PRFIN20030218_012614_00000482014_00003_05067_5300.N1	18-FEB-2003 01:26:14	Dark	47.500	4	Alp1Cen	-0.010000	5800.0	95	5067	No
27	GOM_NL__2PRFIN20030218_012733_00000452014_00003_05067_5301.N1	18-FEB-2003 01:27:33	Dark	44.500	10	Bet Cen	0.61000	28000.	89	5067	No
28	GOM_NL__2PRFIN20030218_012859_00000502014_00003_05067_5302.N1	18-FEB-2003 01:28:59	Dark	50.000	77	Eps Cen	2.3030	28000.	100	5067	No
29	GOM_NL__2PRFIN20030218_013033_00000422014_00003_05067_5303.N1	18-FEB-2003 01:30:33	Dark	41.500	12	Alp1Cru	0.77500	30000.	83	5067	No
30	GOM_NL__2PRFIN20030218_013250_00000382014_00003_05067_5304.N1	18-FEB-2003 01:32:50	Dark	38.000	29	Bet Car	1.6720	10200.	76	5067	No
31	GOM_NL__2PRFIN20030218_013530_00000382014_00003_05067_5305.N1	18-FEB-2003 01:35:30	Dark	38.000	71	lot Car	2.2460	7700.0	76	5067	No
32	GOM_NL__2PRFIN20030218_013706_00000432014_00003_05067_5306.N1	18-FEB-2003 01:37:06	Straylight	43.000	46	Del Vel	1.9540	10600.	86	5067	No
33	GOM_NL__2PRFIN20030218_013928_00000372014_00003_05067_5307.N1	18-FEB-2003 01:39:28	Straylight	36.500	34	Gam2Vel	1.7930	23000.	73	5067	No
34	GOM_NL__2PRFIN20030218_014240_00000752014_00003_05067_5308.N1	18-FEB-2003 01:42:40	Straylight	74.500	171	2Eps Crv	3.0010	4250.0	149	5067	No
35	GOM_NL__2PRFIN20030218_014529_00000942014_00003_05067_5309.N1	18-FEB-2003 01:45:29	Straylight	94.000	100	4Gam Crv	2.5800	13100.	188	5067	No
36	GOM_NL__2PRFIN20030218_014941_00000542014_00003_05067_5310.N1	18-FEB-2003 01:49:41	Straylight	53.500	48	30Alp Hya	1.9770	4100.0	107	5067	No
37	GOM_NL__2PRFIN20030218_015418_00000432014_00003_05067_5311.N1	18-FEB-2003 01:54:18	Bright	42.500	8	10Alp CMi	0.40000	6500.0	85	5067	No
38	GOM_NL__2PRFIN20030218_015652_00000512014_00003_05067_5312.N1	18-FEB-2003 01:56:52	Bright	50.500	22	32Alp Leo	1.3600	15200.	101	5067	No
39	GOM_NL__2PRFIN20030218_020032_00000412014_00003_05067_5313.N1	18-FEB-2003 02:00:32	Bright	41.000	17	78Bet Gem	1.1610	4500.0	82	5067	No
40	GOM_NL__2PRFIN20030218_020141_00000392014_00003_05067_5314.N1	18-FEB-2003 02:01:41	Bright	38.500	24	66Alp Gem	1.5800	10200.	77	5067	No
41	GOM_NL__2PRFIN20030218_020324_00000692014_00003_05067_5315.N1	18-FEB-2003 02:03:24	Bright	68.500	96	68Del Leo	2.5600	9300.0	137	5067	No
42	GOM_NL__2PRFIN20030218_020950_00000532014_00003_05067_5316.N1	18-FEB-2003 02:09:50	Bright	52.500	174	52Psi UMa	3.0040	4400.0	105	5067	No

43	GOM_NL__2PRFIN20030218_021152_000000462014_00003_05067_5317.N1	18-FEB-2003 02:11:52	Bright	46.000	82	48Bet UMa	2.3650	10600.	92	5067	No
44	GOM_NL__2PRFIN20030218_021355_000000512014_00003_05067_5318.N1	18-FEB-2003 02:13:55	Bright	51.000	87	64Gam UMa	2.4330	11000.	102	5067	No
45	GOM_NL__2PRFIN20030218_021750_000000372014_00003_05067_5319.N1	18-FEB-2003 02:17:50	Bright	36.500	49	1Alp UMi	1.9900	6300.0	73	5067	No
46	GOM_NL__2PRFIN20030218_021944_000000422014_00003_05067_5320.N1	18-FEB-2003 02:19:44	Bright	41.500	60	7Bet UMi	2.0810	3950.0	83	5067	No
47	GOM_NL__2PRFIN20030218_022152_000000672014_00003_05067_5321.N1	18-FEB-2003 02:21:52	Bright	67.000	39	85Eta UMa	1.8540	24000.	134	5067	No
48	GOM_NL__2PRFIN20030218_022434_000000482014_00003_05067_5322.N1	18-FEB-2003 02:24:34	Bright	47.500	119	14Eta Dra	2.7270	4700.0	95	5067	No
49	GOM_NL__2PRFIN20030218_022826_000000462014_00003_05067_5323.N1	18-FEB-2003 02:28:26	Bright	46.000	130	23Bet Dra	2.7990	5800.0	92	5067	No
50	GOM_NL__2PRFIN20030218_023036_000000382014_00003_05067_5324.N1	18-FEB-2003 02:30:36	Bright	38.000	144	18Del Cyg	2.8600	11000.	76	5067	No
51	GOM_NL__2PRFIN20030218_023248_000000422014_00003_05067_5325.N1	18-FEB-2003 02:32:48	Bright	41.500	5	3Alp Lyr	0.033000	11000.	83	5067	No
52	GOM_NL__2PRFIN20030218_023603_000000592014_00003_05067_5326.N1	18-FEB-2003 02:36:03	Bright	58.500	133	40Zet Her	2.8070	6000.0	117	5067	No
53	GOM_NL__2PRFIN20030218_024100_000000792014_00003_05067_5327.N1	18-FEB-2003 02:41:00	Twi_and_stray	78.500	127	27Bet Her	2.7810	4700.0	157	5067	No
54	GOM_NL__2PRFIN20030218_024428_000000552014_00003_05067_5328.N1	18-FEB-2003 02:44:28	Twi_and_stray	55.000	126	60Bet Oph	2.7700	4250.0	110	5067	No
55	GOM_NL__2PRFIN20030218_025107_000000402014_00003_05067_5329.N1	18-FEB-2003 02:51:07	Twilight	40.000	57	34Sig Sgr	2.0660	26000.	80	5067	No
56	GOM_NL__2PRFIN20030218_025357_000000432014_00003_05067_5330.N1	18-FEB-2003 02:53:57	Dark	43.000	38	20Eps Sgr	1.8360	11000.	86	5067	No
57	GOM_NL__2PRFIN20030218_025714_000000612014_00003_05067_5331.N1	18-FEB-2003 02:57:14	Dark	60.500	16	21Alp Sco	1.0200	3000.0	121	5067	No
58	GOM_NL__2PRFIN20030218_025855_000000692014_00003_05067_5332.N1	18-FEB-2003 02:58:55	Dark	69.000	80	7Del Sco	2.3160	30000.	138	5067	No
59	GOM_NL__2PRFIN20030218_030650_000000482014_00004_05068_5300.N1	18-FEB-2003 03:06:50	Dark	47.500	4	Alp1Cen	-0.010000	5800.0	95	5068	No
60	GOM_NL__2PRFIN20030218_030809_000000442014_00004_05068_5301.N1	18-FEB-2003 03:08:09	Dark	43.500	10	Bet Cen	0.61000	28000.	87	5068	No
61	GOM_NL__2PRFIN20030218_030936_000000472014_00004_05068_5302.N1	18-FEB-2003 03:09:36	Dark	46.500	77	Eps Cen	2.3030	28000.	93	5068	No
62	GOM_NL__2PRFIN20030218_031110_000000422014_00004_05068_5303.N1	18-FEB-2003 03:11:10	Dark	41.500	12	Alp1Cru	0.77500	30000.	83	5068	No
63	GOM_NL__2PRFIN20030218_031327_000000452014_00004_05068_5304.N1	18-FEB-2003 03:13:27	Dark	45.000	29	Bet Car	1.6720	10200.	90	5068	No
64	GOM_NL__2PRFIN20030218_031606_000000402014_00004_05068_5305.N1	18-FEB-2003 03:16:06	Dark	40.000	71	lot Car	2.2460	7700.0	80	5068	No
65	GOM_NL__2PRFIN20030218_031742_000000392014_00004_05068_5306.N1	18-FEB-2003 03:17:42	Dark	39.000	46	Del Vel	1.9540	10600.	78	5068	No
66	GOM_NL__2PRFIN20030218_032004_000000412014_00004_05068_5307.N1	18-FEB-2003 03:20:04	Straylight	40.500	34	Gam2Vel	1.7930	23000.	81	5068	No
67	GOM_NL__2PRFIN20030218_032316_000000852014_00004_05068_5308.N1	18-FEB-2003 03:23:16	Straylight	85.000	171	2Eps Crv	3.0010	4250.0	170	5068	No
68	GOM_NL__2PRFIN20030218_032605_000000862014_00004_05068_5309.N1	18-FEB-2003 03:26:05	Straylight	86.000	100	4Gam Crv	2.5800	13100.	172	5068	No
69	GOM_NL__2PRFIN20030218_033017_000000542014_00004_05068_5310.N1	18-FEB-2003 03:30:17	Straylight	53.500	48	30Alp Hya	1.9770	4100.0	107	5068	No
70	GOM_NL__2PRFIN20030218_033454_000000452014_00004_05068_5311.N1	18-FEB-2003 03:34:54	Bright	45.000	8	10Alp CMi	0.40000	6500.0	90	5068	No
71	GOM_NL__2PRFIN20030218_033726_000000532014_00004_05068_5312.N1	18-FEB-2003 03:37:26	Bright	52.500	22	32Alp Leo	1.3600	15200.	105	5068	No
72	GOM_NL__2PRFIN20030218_034106_000000432014_00004_05068_5313.N1	18-FEB-2003 03:41:06	Bright	42.500	17	78Bet Gem	1.1610	4500.0	85	5068	No
73	GOM_NL__2PRFIN20030218_034217_000000382014_00004_05068_5314.N1	18-FEB-2003 03:42:17	Bright	37.500	24	66Alp Gem	1.5800	10200.	75	5068	No
74	GOM_NL__2PRFIN20030218_034358_000000692014_00004_05068_5315.N1	18-FEB-2003 03:43:58	Bright	68.500	96	68Del Leo	2.5600	9300.0	137	5068	No
75	GOM_NL__2PRFIN20030218_035024_000000532014_00004_05068_5316.N1	18-FEB-2003 03:50:24	Bright	52.500	174	52Psi UMa	3.0040	4400.0	105	5068	No
76	GOM_NL__2PRFIN20030218_035226_000000482014_00004_05068_5317.N1	18-FEB-2003 03:52:26	Bright	48.000	82	48Bet UMa	2.3650	10600.	96	5068	No
77	GOM_NL__2PRFIN20030218_035429_000000512014_00004_05068_5318.N1	18-FEB-2003 03:54:29	Bright	50.500	87	64Gam UMa	2.4330	11000.	101	5068	No
78	GOM_NL__2PRFIN20030218_035824_000000432014_00004_05068_5319.N1	18-FEB-2003 03:58:24	Bright	42.500	49	1Alp UMi	1.9900	6300.0	85	5068	No
79	GOM_NL__2PRFIN20030218_040018_000000452014_00004_05068_5320.N1	18-FEB-2003 04:00:18	Bright	45.000	60	7Bet UMi	2.0810	3950.0	90	5068	No
80	GOM_NL__2PRFIN20030218_040227_000000682014_00004_05068_5321.N1	18-FEB-2003 04:02:27	Bright	68.000	39	85Eta UMa	1.8540	24000.	136	5068	No
81	GOM_NL__2PRFIN20030218_040511_000000452014_00004_05068_5322.N1	18-FEB-2003 04:05:11	Bright	44.500	119	14Eta Dra	2.7270	4700.0	89	5068	No
82	GOM_NL__2PRFIN20030218_040904_000000442014_00004_05068_5323.N1	18-FEB-2003 04:09:04	Bright	44.000	130	23Bet Dra	2.7990	5800.0	88	5068	No
83	GOM_NL__2PRFIN20030218_041112_000000382014_00004_05068_5324.N1	18-FEB-2003 04:11:12	Bright	37.500	144	18Del Cyg	2.8600	11000.	75	5068	No
84	GOM_NL__2PRFIN20030218_041324_000000422014_00004_05068_5325.N1	18-FEB-2003 04:13:24	Bright	41.500	5	3Alp Lyr	0.033000	11000.	83	5068	No
85	GOM_NL__2PRFIN20030218_041640_000000602014_00004_05068_5326.N1	18-FEB-2003 04:16:40	Bright	60.000	133	40Zet Her	2.8070	6000.0	120	5068	No
86	GOM_NL__2PRFIN20030218_042137_000000792014_00004_05068_5327.N1	18-FEB-2003 04:21:37	Twi_and_stray	79.000	127	27Bet Her	2.7810	4700.0	158	5068	No
87	GOM_NL__2PRFIN20030218_042505_000000552014_00004_05068_5328.N1	18-FEB-2003 04:25:05	Twi_and_stray	55.000	126	60Bet Oph	2.7700	4250.0	110	5068	No
88	GOM_NL__2PRFIN20030218_043003_000000432014_00004_05068_5329.N1	18-FEB-2003 04:30:03	Twilight	42.500	155	41Pi Sgr	2.9000	6600.0	85	5068	No
89	GOM_NL__2PRFIN20030218_043143_000000432014_00004_05068_5330.N1	18-FEB-2003 04:31:43	Twilight	42.500	57	34Sig Sgr	2.0660	26000.	85	5068	No
90	GOM_NL__2PRFIN20030218_043433_000000442014_00004_05068_5331.N1	18-FEB-2003 04:34:33	Dark	43.500	38	20Eps Sgr	1.8360	11000.	87	5068	No
91	GOM_NL__2PRFIN20030218_043750_000000722014_00004_05068_5332.N1	18-FEB-2003 04:37:50	Dark	72.000	16	21Alp Sco	1.0200	3000.0	144	5068	No
92	GOM_NL__2PRFIN20030218_043933_000000662014_00004_05068_5333.N1	18-FEB-2003 04:39:33	Dark	66.000	80	7Del Sco	2.3160	30000.	132	5068	No
93	GOM_NL__2PRFIN20030218_044726_000000572014_00005_05069_5300.N1	18-FEB-2003 04:47:26	Dark	57.000	4	Alp1Cen	-0.010000	5800.0	114	5069	No
94	GOM_NL__2PRFIN20030218_044846_000000462014_00005_05069_5301.N1	18-FEB-2003 04:48:46	Dark	45.500	10	Bet Cen	0.61000	28000.	91	5069	No
95	GOM_NL__2PRFIN20030218_045013_000000462014_00005_05069_5302.N1	18-FEB-2003 04:50:13	Dark	45.500	77	Eps Cen	2.3030	28000.	91	5069	No
96	GOM_NL__2PRFIN20030218_045147_000000492014_00005_05069_5303.N1	18-FEB-2003 04:51:47	Dark	49.000	12	Alp1Cru	0.77500	30000.	98	5069	No
97	GOM_NL__2PRFIN20030218_045402_000000412014_00005_05069_5304.N1	18-FEB-2003 04:54:02	Dark	40.500	29	Bet Car	1.6720	10200.	81	5069	No
98	GOM_NL__2PRFIN20030218_045642_000000372014_00005_05069_5305.N1	18-FEB-2003 04:56:42	Dark	37.000	71	lot Car	2.2460	7700.0	74	5069	No
99	GOM_NL__2PRFIN20030218_045818_000000382014_00005_05069_5306.N1	18-FEB-2003 04:58:18	Dark	38.000	46	Del Vel	1.9540	10600.	76	5069	No
100	GOM_NL__2PRFIN20030218_050040_000000422014_00005_05069_5307.N1	18-FEB-2003 05:00:40	Straylight	41.500	34	Gam2Vel	1.7930	23000.	83	5069	No
101	GOM_NL__2PRFIN20030218_050351_000000872014_00005_05069_5308.N1	18-FEB-2003 05:03:51	Straylight	86.500	171	2Eps Crv	3.0010	4250.0	173	5069	No

102	GOM_NL__2PRFIN20030218_050641_000000882014_00005_05069_5309.N1	18-FEB-2003 05:06:41	Straylight	87.500	100	4Gam Crv	2.5800	13100.	175	5069	No
103	GOM_NL__2PRFIN20030218_051052_000000472014_00005_05069_5310.N1	18-FEB-2003 05:10:52	Straylight	46.500	48	30Alp Hya	1.9770	4100.0	93	5069	No
104	GOM_NL__2PRFIN20030218_051530_000000442014_00005_05069_5311.N1	18-FEB-2003 05:15:30	Bright	44.000	8	10Alp CMi	0.40000	6500.0	88	5069	No
105	GOM_NL__2PRFIN20030218_051802_000000512014_00005_05069_5312.N1	18-FEB-2003 05:18:02	Bright	50.500	22	32Alp Leo	1.3600	15200.	101	5069	No
106	GOM_NL__2PRFIN20030218_052142_000000522014_00005_05069_5313.N1	18-FEB-2003 05:21:42	Bright	52.000	17	78Bet Gem	1.1610	4500.0	104	5069	No
107	GOM_NL__2PRFIN20030218_052253_000000382014_00005_05069_5314.N1	18-FEB-2003 05:22:53	Bright	38.000	24	66Alp Gem	1.5800	10200.	76	5069	No
108	GOM_NL__2PRFIN20030218_052433_000000692014_00005_05069_5315.N1	18-FEB-2003 05:24:33	Bright	68.500	96	68Del Leo	2.5600	9300.0	137	5069	No
109	GOM_NL__2PRFIN20030218_053059_000000532014_00005_05069_5316.N1	18-FEB-2003 05:30:59	Bright	52.500	174	52Psi UMa	3.0040	4400.0	105	5069	No
110	GOM_NL__2PRFIN20030218_053301_000000652014_00005_05069_5317.N1	18-FEB-2003 05:33:01	Bright	65.000	82	48Bet UMa	2.3650	10600.	130	5069	No
111	GOM_NL__2PRFIN20030218_053504_000000512014_00005_05069_5318.N1	18-FEB-2003 05:35:04	Bright	50.500	87	64Gam UMa	2.4330	11000.	101	5069	No
112	GOM_NL__2PRFIN20030218_053902_000000402014_00005_05069_5319.N1	18-FEB-2003 05:39:02	Bright	39.500	49	1Alp UMi	1.9900	6300.0	79	5069	No
113	GOM_NL__2PRFIN20030218_054054_000000452014_00005_05069_5320.N1	18-FEB-2003 05:40:54	Bright	45.000	60	7Bet UMi	2.0810	3950.0	90	5069	No
114	GOM_NL__2PRFIN20030218_054302_000000682014_00005_05069_5321.N1	18-FEB-2003 05:43:02	Bright	68.000	39	85Eta UMa	1.8540	24000.	136	5069	No
115	GOM_NL__2PRFIN20030218_054545_000000492014_00005_05069_5322.N1	18-FEB-2003 05:45:45	Bright	49.000	119	14Eta Dra	2.7270	4700.0	98	5069	No
116	GOM_NL__2PRFIN20030218_054940_000000442014_00005_05069_5323.N1	18-FEB-2003 05:49:40	Bright	44.000	130	23Bet Dra	2.7990	5800.0	88	5069	No
117	GOM_NL__2PRFIN20030218_055146_000000392014_00005_05069_5324.N1	18-FEB-2003 05:51:46	Bright	39.000	144	18Del Cyg	2.8600	11000.	78	5069	No
118	GOM_NL__2PRFIN20030218_055401_000000412014_00005_05069_5325.N1	18-FEB-2003 05:54:01	Bright	41.000	5	3Alp Lyr	0.033000	11000.	82	5069	No
119	GOM_NL__2PRFIN20030218_055716_000000592014_00005_05069_5326.N1	18-FEB-2003 05:57:16	Bright	58.500	133	40Zet Her	2.8070	6000.0	117	5069	No
120	GOM_NL__2PRFIN20030218_060214_000000772014_00005_05069_5327.N1	18-FEB-2003 06:02:14	Twilight	77.000	127	27Bet Her	2.7810	4700.0	154	5069	No
121	GOM_NL__2PRFIN20030218_060542_000000512014_00005_05069_5328.N1	18-FEB-2003 06:05:42	Twilight	50.500	126	60Bet Oph	2.7700	4250.0	101	5069	No
122	GOM_NL__2PRFIN20030218_061039_000000422014_00005_05069_5329.N1	18-FEB-2003 06:10:39	Twilight	41.500	155	41Pi Sgr	2.9000	6600.0	83	5069	No
123	GOM_NL__2PRFIN20030218_061219_000000442014_00005_05069_5330.N1	18-FEB-2003 06:12:19	Twilight	43.500	57	34Sig Sgr	2.0660	26000.	87	5069	No
124	GOM_NL__2PRFIN20030218_061510_000000432014_00005_05069_5331.N1	18-FEB-2003 06:15:10	Dark	42.500	38	20Eps Sgr	1.8360	11000.	85	5069	No
125	GOM_NL__2PRFIN20030218_061828_000000642014_00005_05069_5332.N1	18-FEB-2003 06:18:28	Dark	64.000	16	21Alp Sco	1.0200	3000.0	128	5069	No
126	GOM_NL__2PRFIN20030218_062011_000000712014_00005_05069_5333.N1	18-FEB-2003 06:20:11	Dark	71.000	80	7Del Sco	2.3160	30000.	142	5069	No
127	GOM_NL__2PRFIN20030218_062544_000000402014_00006_05070_5300.N1	18-FEB-2003 06:25:44	Dark	40.000	134	Bet TrA	2.8100	6600.0	80	5070	No
128	GOM_NL__2PRFIN20030218_062803_000000442014_00006_05070_5301.N1	18-FEB-2003 06:28:03	Dark	44.000	4	Alp1Cen	-0.010000	5800.0	88	5070	No
129	GOM_NL__2PRFIN20030218_062921_000000462014_00006_05070_5302.N1	18-FEB-2003 06:29:21	Dark	45.500	10	Bet Cen	0.61000	28000.	91	5070	No
130	GOM_NL__2PRFIN20030218_063117_000000802014_00006_05070_5303.N1	18-FEB-2003 06:31:17	Dark	79.500	54	5The Cen	2.0550	4500.0	159	5070	No
131	GOM_NL__2PRFIN20030218_063439_000000382014_00006_05070_5304.N1	18-FEB-2003 06:34:39	Dark	37.500	29	Bet Car	1.6720	10200.	75	5070	No
132	GOM_NL__2PRFIN20030218_063718_000000392014_00006_05070_5305.N1	18-FEB-2003 06:37:18	Dark	38.500	71	lot Car	2.2460	7700.0	77	5070	No
133	GOM_NL__2PRFIN20030218_063854_000000392014_00006_05070_5306.N1	18-FEB-2003 06:38:54	Dark	39.000	46	Del Vel	1.9540	10600.	78	5070	No
134	GOM_NL__2PRFIN20030218_064115_000000392014_00006_05070_5307.N1	18-FEB-2003 06:41:15	Straylight	39.000	34	Gam2Vel	1.7930	23000.	78	5070	No
135	GOM_NL__2PRFIN20030218_064320_000000412014_00006_05070_5308.N1	18-FEB-2003 06:43:20	Straylight	41.000	70	Zet Pup	2.2460	39000.	82	5070	No
136	GOM_NL__2PRFIN20030218_064717_000000942014_00006_05070_5309.N1	18-FEB-2003 06:47:17	Straylight	93.500	100	4Gam Crv	2.5800	13100.	187	5070	No
137	GOM_NL__2PRFIN20030218_065128_000000482014_00006_05070_5310.N1	18-FEB-2003 06:51:28	Straylight	48.000	48	30Alp Hya	1.9770	4100.0	96	5070	No
138	GOM_NL__2PRFIN20030218_065606_000000412014_00006_05070_5311.N1	18-FEB-2003 06:56:06	Bright	41.000	8	10Alp CMi	0.40000	6500.0	82	5070	No
139	GOM_NL__2PRFIN20030218_065837_000000512014_00006_05070_5312.N1	18-FEB-2003 06:58:37	Bright	51.000	22	32Alp Leo	1.3600	15200.	102	5070	No
140	GOM_NL__2PRFIN20030218_070219_000000402014_00006_05070_5313.N1	18-FEB-2003 07:02:19	Bright	40.000	17	78Bet Gem	1.1610	4500.0	80	5070	No
141	GOM_NL__2PRFIN20030218_070328_000000382014_00006_05070_5314.N1	18-FEB-2003 07:03:28	Bright	38.000	24	66Alp Gem	1.5800	10200.	76	5070	No
142	GOM_NL__2PRFIN20030218_070701_000001212014_00006_05070_5315.N1	18-FEB-2003 07:07:01	Bright	120.50	62	94Bet Leo	2.1360	9700.0	241	5070	No
143	GOM_NL__2PRFIN20030218_071134_000000522014_00006_05070_5316.N1	18-FEB-2003 07:11:34	Bright	52.000	174	52Psi UMa	3.0040	4400.0	104	5070	No
144	GOM_NL__2PRFIN20030218_071337_000000482014_00006_05070_5317.N1	18-FEB-2003 07:13:37	Bright	47.500	82	48Bet UMa	2.3650	10600.	95	5070	No
145	GOM_NL__2PRFIN20030218_071539_000000502014_00006_05070_5318.N1	18-FEB-2003 07:15:39	Bright	50.000	87	64Gam UMa	2.4330	11000.	100	5070	No
146	GOM_NL__2PRFIN20030218_071938_000000382014_00006_05070_5319.N1	18-FEB-2003 07:19:38	Bright	37.500	49	1Alp UMi	1.9900	6300.0	75	5070	No
147	GOM_NL__2PRFIN20030218_072131_000000432014_00006_05070_5320.N1	18-FEB-2003 07:21:31	Bright	42.500	60	7Bet UMi	2.0810	3950.0	85	5070	No
148	GOM_NL__2PRFIN20030218_072336_000000682014_00006_05070_5321.N1	18-FEB-2003 07:23:36	Bright	68.000	39	85Eta UMa	1.8540	24000.	136	5070	No
149	GOM_NL__2PRFIN20030218_072623_000000452014_00006_05070_5322.N1	18-FEB-2003 07:26:23	Bright	45.000	119	14Eta Dra	2.7270	4700.0	90	5070	No
150	GOM_NL__2PRFIN20030218_073042_000000432014_00006_05070_5323.N1	18-FEB-2003 07:30:42	Bright	42.500	69	33Gam Dra	2.2310	3800.0	85	5070	No
151	GOM_NL__2PRFIN20030218_073225_000000362014_00006_05070_5324.N1	18-FEB-2003 07:32:25	Bright	35.500	144	18Del Cyg	2.8600	11000.	71	5070	No
152	GOM_NL__2PRFIN20030218_073439_000000412014_00006_05070_5325.N1	18-FEB-2003 07:34:39	Bright	40.500	5	3Alp Lyr	0.033000	11000.	81	5070	No
153	GOM_NL__2PRFIN20030218_073752_000000582014_00006_05070_5326.N1	18-FEB-2003 07:37:52	Bright	57.500	133	40Zet Her	2.8070	6000.0	115	5070	No
154	GOM_NL__2PRFIN20030218_074250_000000782014_00006_05070_5327.N1	18-FEB-2003 07:42:50	Twilight	77.500	127	27Bet Her	2.7810	4700.0	155	5070	No
155	GOM_NL__2PRFIN20030218_074619_000000552014_00006_05070_5328.N1	18-FEB-2003 07:46:19	Twilight	54.500	126	60Bet Oph	2.7700	4250.0	109	5070	No
156	GOM_NL__2PRFIN20030218_075116_000000412014_00006_05070_5329.N1	18-FEB-2003 07:51:16	Twilight	41.000	155	41Pi Sgr	2.9000	6600.0	82	5070	No
157	GOM_NL__2PRFIN20030218_075352_000000542014_00006_05070_5330.N1	18-FEB-2003 07:53:52	Dark	54.000	86	35Eta Oph	2.4300	10200.	108	5070	No
158	GOM_NL__2PRFIN20030218_075546_000000432014_00006_05070_5331.N1	18-FEB-2003 07:55:46	Dark	42.500	38	20Eps Sgr	1.8360	11000.	85	5070	No
159	GOM_NL__2PRFIN20030218_075905_000000612014_00006_05070_5332.N1	18-FEB-2003 07:59:05	Dark	60.500	16	21Alp Sco	1.0200	3000.0	121	5070	No
160	GOM_NL__2PRFIN20030218_080049_000000702014_00006_05070_5333.N1	18-FEB-2003 08:00:49	Dark	69.500	80	7Del Sco	2.3160	30000.	139	5070	No

161	GOM_NL__2PRFIN20030218_080621_000000432014_00007_05071_5300.N1	18-FEB-2003 08:06:21	Dark	42.500	134	Bet TrA	2.8100	6600.0	85	5071	No
162	GOM_NL__2PRFIN20030218_080840_000000472014_00007_05071_5301.N1	18-FEB-2003 08:08:40	Dark	46.500	4	Alp1Cen	-0.010000	5800.0	93	5071	No
163	GOM_NL__2PRFIN20030218_080957_000000492014_00007_05071_5302.N1	18-FEB-2003 08:09:57	Dark	49.000	10	Bet Cen	0.61000	28000.	98	5071	No
164	GOM_NL__2PRFIN20030218_081153_000000732014_00007_05071_5303.N1	18-FEB-2003 08:11:53	Dark	73.000	54	5The Cen	2.0550	4500.0	146	5071	No
165	GOM_NL__2PRFIN20030218_081515_000000432014_00007_05071_5304.N1	18-FEB-2003 08:15:15	Dark	43.000	29	Bet Car	1.6720	10200.	86	5071	No
166	GOM_NL__2PRFIN20030218_081754_000000382014_00007_05071_5305.N1	18-FEB-2003 08:17:54	Dark	37.500	71	lot Car	2.2460	7700.0	75	5071	No
167	GOM_NL__2PRFIN20030218_081930_000000412014_00007_05071_5306.N1	18-FEB-2003 08:19:30	Straylight	40.500	46	Del Vel	1.9540	10600.	81	5071	No
168	GOM_NL__2PRFIN20030218_082151_000000402014_00007_05071_5307.N1	18-FEB-2003 08:21:51	Straylight	40.000	34	Gam2Vel	1.7930	23000.	80	5071	No
169	GOM_NL__2PRFIN20030218_082357_000000412014_00007_05071_5308.N1	18-FEB-2003 08:23:57	Straylight	40.500	70	Zet Pup	2.2460	39000.	81	5071	No
170	GOM_NL__2PRFIN20030218_082753_000000962014_00007_05071_5309.N1	18-FEB-2003 08:27:53	Straylight	96.000	100	4Gam Crv	2.5800	13100.	192	5071	No
171	GOM_NL__2PRFIN20030218_083204_000000542014_00007_05071_5310.N1	18-FEB-2003 08:32:04	Twl_and_stray	54.000	48	30Alp Hya	1.9770	4100.0	108	5071	No
172	GOM_NL__2PRFIN20030218_083643_000000442014_00007_05071_5311.N1	18-FEB-2003 08:36:43	Bright	44.000	8	10Alp CMi	0.40000	6500.0	88	5071	No
173	GOM_NL__2PRFIN20030218_083913_000000512014_00007_05071_5312.N1	18-FEB-2003 08:39:13	Bright	50.500	22	32Alp Leo	1.3600	15200.	101	5071	No
174	GOM_NL__2PRFIN20030218_084255_000000392014_00007_05071_5313.N1	18-FEB-2003 08:42:55	Bright	38.500	17	78Bet Gem	1.1610	4500.0	77	5071	No
175	GOM_NL__2PRFIN20030218_084405_000000382014_00007_05071_5314.N1	18-FEB-2003 08:44:05	Bright	38.000	24	66Alp Gem	1.5800	10200.	76	5071	No
176	GOM_NL__2PRFIN20030218_084734_000001152014_00007_05071_5315.N1	18-FEB-2003 08:47:34	Bright	114.50	62	94Bet Leo	2.1360	9700.0	229	5071	No
177	GOM_NL__2PRFIN20030218_085210_000000532014_00007_05071_5316.N1	18-FEB-2003 08:52:10	Bright	52.500	174	52Psi UMa	3.0040	4400.0	105	5071	No
178	GOM_NL__2PRFIN20030218_085412_000000482014_00007_05071_5317.N1	18-FEB-2003 08:54:12	Bright	48.000	82	48Bet UMa	2.3650	10600.	96	5071	No
179	GOM_NL__2PRFIN20030218_085615_000000502014_00007_05071_5318.N1	18-FEB-2003 08:56:15	Bright	50.000	87	64Gam UMa	2.4330	11000.	100	5071	No
180	GOM_NL__2PRFIN20030218_090014_000000372014_00007_05071_5319.N1	18-FEB-2003 09:00:14	Bright	36.500	49	1Alp UMi	1.9900	6300.0	73	5071	No
181	GOM_NL__2PRFIN20030218_090205_000000462014_00007_05071_5320.N1	18-FEB-2003 09:02:05	Bright	46.000	60	7Bet UMi	2.0810	3950.0	92	5071	No
182	GOM_NL__2PRFIN20030218_090411_000000692014_00007_05071_5321.N1	18-FEB-2003 09:04:11	Bright	69.000	39	85Eta UMa	1.8540	24000.	138	5071	No
183	GOM_NL__2PRFIN20030218_090659_000000462014_00007_05071_5322.N1	18-FEB-2003 09:06:59	Bright	45.500	119	14Eta Dra	2.7270	4700.0	91	5071	No
184	GOM_NL__2PRFIN20030218_091117_000000452014_00007_05071_5323.N1	18-FEB-2003 09:11:17	Bright	45.000	69	33Gam Dra	2.2310	3800.0	90	5071	No
185	GOM_NL__2PRFIN20030218_091300_000000372014_00007_05071_5324.N1	18-FEB-2003 09:13:00	Bright	37.000	144	18Del Cyg	2.8600	11000.	74	5071	No
186	GOM_NL__2PRFIN20030218_091514_000000432014_00007_05071_5325.N1	18-FEB-2003 09:15:14	Bright	42.500	5	3Alp Lyr	0.033000	11000.	85	5071	No
187	GOM_NL__2PRFIN20030218_091828_000000592014_00007_05071_5326.N1	18-FEB-2003 09:18:28	Bright	58.500	133	40Zet Her	2.8070	6000.0	117	5071	No
188	GOM_NL__2PRFIN20030218_092327_000000742014_00007_05071_5327.N1	18-FEB-2003 09:23:27	Twl_and_stray	74.000	127	27Bet Her	2.7810	4700.0	148	5071	No
189	GOM_NL__2PRFIN20030218_092656_000000542014_00007_05071_5328.N1	18-FEB-2003 09:26:56	Twl_and_stray	53.500	126	60Bet Oph	2.7700	4250.0	107	5071	No
190	GOM_NL__2PRFIN20030218_093152_000000412014_00007_05071_5329.N1	18-FEB-2003 09:31:52	Twilight	40.500	155	41Pi Sgr	2.9000	6600.0	81	5071	No
191	GOM_NL__2PRFIN20030218_093429_000000522014_00007_05071_5330.N1	18-FEB-2003 09:34:29	Dark	52.000	86	35Eta Oph	2.4300	10200.	104	5071	No
192	GOM_NL__2PRFIN20030218_093622_000000442014_00007_05071_5331.N1	18-FEB-2003 09:36:22	Dark	43.500	38	20Eps Sgr	1.8360	11000.	87	5071	No
193	GOM_NL__2PRFIN20030218_093942_000000622014_00007_05071_5332.N1	18-FEB-2003 09:39:42	Dark	61.500	16	21Alp Sco	1.0200	3000.0	123	5071	No
194	GOM_NL__2PRFIN20030218_094126_000000692014_00007_05071_5333.N1	18-FEB-2003 09:41:26	Dark	69.000	80	7Del Sco	2.3160	30000.	138	5071	No
195	GOM_NL__2PRFIN20030218_094658_000000402014_00008_05072_5300.N1	18-FEB-2003 09:46:58	Dark	39.500	134	Bet TrA	2.8100	6600.0	79	5072	No
196	GOM_NL__2PRFIN20030218_094917_000000462014_00008_05072_5301.N1	18-FEB-2003 09:49:17	Dark	46.000	4	Alp1Cen	-0.010000	5800.0	92	5072	No
197	GOM_NL__2PRFIN20030218_095035_000000462014_00008_05072_5302.N1	18-FEB-2003 09:50:35	Dark	45.500	10	Bet Cen	0.61000	28000.	91	5072	No
198	GOM_NL__2PRFIN20030218_095230_000000752014_00008_05072_5303.N1	18-FEB-2003 09:52:30	Dark	75.000	54	5The Cen	2.0550	4500.0	150	5072	No
199	GOM_NL__2PRFIN20030218_095551_000000372014_00008_05072_5304.N1	18-FEB-2003 09:55:51	Dark	37.000	29	Bet Car	1.6720	10200.	74	5072	No
200	GOM_NL__2PRFIN20030218_095830_000000402014_00008_05072_5305.N1	18-FEB-2003 09:58:30	Dark	40.000	71	lot Car	2.2460	7700.0	80	5072	No
201	GOM_NL__2PRFIN20030218_100006_000000402014_00008_05072_5306.N1	18-FEB-2003 10:00:06	Straylight	40.000	46	Del Vel	1.9540	10600.	80	5072	No
202	GOM_NL__2PRFIN20030218_100228_000000432014_00008_05072_5307.N1	18-FEB-2003 10:02:28	Straylight	43.000	34	Gam2Vel	1.7930	23000.	86	5072	No
203	GOM_NL__2PRFIN20030218_100433_000000412014_00008_05072_5308.N1	18-FEB-2003 10:04:33	Straylight	41.000	70	Zet Pup	2.2460	39000.	82	5072	No
204	GOM_NL__2PRFIN20030218_100829_000000922014_00008_05072_5309.N1	18-FEB-2003 10:08:29	Straylight	92.000	100	4Gam Crv	2.5800	13100.	184	5072	No
205	GOM_NL__2PRFIN20030218_101240_000000512014_00008_05072_5310.N1	18-FEB-2003 10:12:40	Twl_and_stray	51.000	48	30Alp Hya	1.9770	4100.0	102	5072	No
206	GOM_NL__2PRFIN20030218_101719_000000452014_00008_05072_5311.N1	18-FEB-2003 10:17:19	Bright	45.000	8	10Alp CMi	0.40000	6500.0	90	5072	No
207	GOM_NL__2PRFIN20030218_101949_000000492014_00008_05072_5312.N1	18-FEB-2003 10:19:49	Bright	48.500	22	32Alp Leo	1.3600	15200.	97	5072	No
208	GOM_NL__2PRFIN20030218_102331_000000412014_00008_05072_5313.N1	18-FEB-2003 10:23:31	Bright	40.500	17	78Bet Gem	1.1610	4500.0	81	5072	No
209	GOM_NL__2PRFIN20030218_102440_000000392014_00008_05072_5314.N1	18-FEB-2003 10:24:40	Bright	39.000	24	66Alp Gem	1.5800	10200.	78	5072	No
210	GOM_NL__2PRFIN20030218_102807_000001182014_00008_05072_5315.N1	18-FEB-2003 10:28:07	Bright	118.00	62	94Bet Leo	2.1360	9700.0	236	5072	No
211	GOM_NL__2PRFIN20030218_103244_000000532014_00008_05072_5316.N1	18-FEB-2003 10:32:44	Bright	53.000	174	52Psi UMa	3.0040	4400.0	106	5072	No
212	GOM_NL__2PRFIN20030218_103450_000000452014_00008_05072_5317.N1	18-FEB-2003 10:34:50	Bright	44.500	82	48Bet UMa	2.3650	10600.	89	5072	No
213	GOM_NL__2PRFIN20030218_103650_000000502014_00008_05072_5318.N1	18-FEB-2003 10:36:50	Bright	50.000	87	64Gam UMa	2.4330	11000.	100	5072	No
214	GOM_NL__2PRFIN20030218_104051_000000382014_00008_05072_5319.N1	18-FEB-2003 10:40:51	Bright	37.500	49	1Alp UMi	1.9900	6300.0	75	5072	No
215	GOM_NL__2PRFIN20030218_104242_000000462014_00008_05072_5320.N1	18-FEB-2003 10:42:42	Bright	45.500	60	7Bet UMi	2.0810	3950.0	91	5072	No
216	GOM_NL__2PRFIN20030218_104446_000000672014_00008_05072_5321.N1	18-FEB-2003 10:44:46	Bright	67.000	39	85Eta UMa	1.8540	24000.	134	5072	No
217	GOM_NL__2PRFIN20030218_104734_000000462014_00008_05072_5322.N1	18-FEB-2003 10:47:34	Bright	45.500	119	14Eta Dra	2.7270	4700.0	91	5072	No
218	GOM_NL__2PRFIN20030218_105154_000000392014_00008_05072_5323.N1	18-FEB-2003 10:51:54	Bright	39.000	69	33Gam Dra	2.2310	3800.0	78	5072	No
219	GOM_NL__2PRFIN20030218_105336_000000362014_00008_05072_5324.N1	18-FEB-2003 10:53:36	Bright	35.500	144	18Del Cyg	2.8600	11000.	71	5072	No

220	GOM_NL__2PRFIN20030218_105550_000000392014_00008_05072_5325.N1	18-FEB-2003 10:55:50	Bright	38.500	5	3Alp Lyr	0.033000	11000.	77	5072	No
221	GOM_NL__2PRFIN20030218_105904_000000612014_00008_05072_5326.N1	18-FEB-2003 10:59:04	Bright	60.500	133	40Zet Her	2.8070	6000.0	121	5072	No
222	GOM_NL__2PRFIN20030218_110403_000000822014_00008_05072_5327.N1	18-FEB-2003 11:04:03	Twilight	81.500	127	27Bet Her	2.7810	4700.0	163	5072	No
223	GOM_NL__2PRFIN20030218_110732_000000552014_00008_05072_5328.N1	18-FEB-2003 11:07:32	Twilight	55.000	126	60Bet Oph	2.7700	4250.0	110	5072	No
224	GOM_NL__2PRFIN20030218_111227_000000402014_00008_05072_5329.N1	18-FEB-2003 11:12:27	Twilight	40.000	155	41Pi Sgr	2.9000	6600.0	80	5072	No
225	GOM_NL__2PRFIN20030218_111506_000000522014_00008_05072_5330.N1	18-FEB-2003 11:15:06	Dark	51.500	86	35Eta Oph	2.4300	10200.	103	5072	No
226	GOM_NL__2PRFIN20030218_111659_000000422014_00008_05072_5331.N1	18-FEB-2003 11:16:59	Dark	41.500	38	20Eps Sgr	1.8360	11000.	83	5072	No
227	GOM_NL__2PRFIN20030218_112020_000000732014_00008_05072_5332.N1	18-FEB-2003 11:20:20	Dark	73.000	16	21Alp Sco	1.0200	3000.0	146	5072	No
228	GOM_NL__2PRFIN20030218_112204_000000802014_00008_05072_5333.N1	18-FEB-2003 11:22:04	Dark	79.500	80	7Del Sco	2.3160	30000.	159	5072	No
229	GOM_NL__2PRFIN20030218_112734_000000382014_00009_05073_5300.N1	18-FEB-2003 11:27:34	Dark	38.000	134	Bet TrA	2.8100	6600.0	76	5073	No
230	GOM_NL__2PRFIN20030218_112953_000000482014_00009_05073_5301.N1	18-FEB-2003 11:29:53	Dark	47.500	4	Alp1Cen	-0.010000	5800.0	95	5073	No
231	GOM_NL__2PRFIN20030218_113113_000000452014_00009_05073_5302.N1	18-FEB-2003 11:31:13	Dark	44.500	10	Bet Cen	0.61000	28000.	89	5073	No
232	GOM_NL__2PRFIN20030218_113309_000000752014_00009_05073_5303.N1	18-FEB-2003 11:33:09	Dark	74.500	54	5The Cen	2.0550	4500.0	149	5073	No
233	GOM_NL__2PRFIN20030218_113627_000000382014_00009_05073_5304.N1	18-FEB-2003 11:36:27	Dark	38.000	29	Bet Car	1.6720	10200.	76	5073	No
234	GOM_NL__2PRFIN20030218_113906_000000382014_00009_05073_5305.N1	18-FEB-2003 11:39:06	Dark	37.500	71	lot Car	2.2460	7700.0	75	5073	No
235	GOM_NL__2PRFIN20030218_114042_000000412014_00009_05073_5306.N1	18-FEB-2003 11:40:42	Straylight	41.000	46	Del Vel	1.9540	10600.	82	5073	No
236	GOM_NL__2PRFIN20030218_114304_000000422014_00009_05073_5307.N1	18-FEB-2003 11:43:04	Straylight	41.500	34	Gam2Vel	1.7930	23000.	83	5073	No
237	GOM_NL__2PRFIN20030218_114509_000000372014_00009_05073_5308.N1	18-FEB-2003 11:45:09	Straylight	37.000	70	Zet Pup	2.2460	39000.	74	5073	No
238	GOM_NL__2PRFIN20030218_114906_000000922014_00009_05073_5309.N1	18-FEB-2003 11:49:06	Straylight	91.500	100	4Gam Crv	2.5800	13100.	183	5073	No
239	GOM_NL__2PRFIN20030218_115317_000000482014_00009_05073_5310.N1	18-FEB-2003 11:53:17	Twilight	48.000	48	30Alp Hya	1.9770	4100.0	96	5073	No
240	GOM_NL__2PRFIN20030218_115755_000000422014_00009_05073_5311.N1	18-FEB-2003 11:57:55	Bright	41.500	8	10Alp CMi	0.40000	6500.0	83	5073	No
241	GOM_NL__2PRFIN20030218_120025_000000522014_00009_05073_5312.N1	18-FEB-2003 12:00:25	Bright	51.500	22	32Alp Leo	1.3600	15200.	103	5073	No
242	GOM_NL__2PRFIN20030218_120408_000000382014_00009_05073_5313.N1	18-FEB-2003 12:04:08	Bright	37.500	17	78Bet Gem	1.1610	4500.0	75	5073	No
243	GOM_NL__2PRFIN20030218_120517_000000372014_00009_05073_5314.N1	18-FEB-2003 12:05:17	Bright	36.500	24	66Alp Gem	1.5800	10200.	73	5073	No
244	GOM_NL__2PRFIN20030218_120840_000001182014_00009_05073_5315.N1	18-FEB-2003 12:08:40	Bright	118.00	62	94Bet Leo	2.1360	9700.0	236	5073	No
245	GOM_NL__2PRFIN20030218_121320_000000512014_00009_05073_5316.N1	18-FEB-2003 12:13:20	Bright	51.000	174	52Psi UMa	3.0040	4400.0	102	5073	No
246	GOM_NL__2PRFIN20030218_121525_000000452014_00009_05073_5317.N1	18-FEB-2003 12:15:25	Bright	45.000	82	48Bet UMa	2.3650	10600.	90	5073	No
247	GOM_NL__2PRFIN20030218_121725_000000502014_00009_05073_5318.N1	18-FEB-2003 12:17:25	Bright	50.000	87	64Gam UMa	2.4330	11000.	100	5073	No
248	GOM_NL__2PRFIN20030218_122127_000000352014_00009_05073_5319.N1	18-FEB-2003 12:21:27	Bright	34.500	49	1Alp UMi	1.9900	6300.0	69	5073	No
249	GOM_NL__2PRFIN20030218_122319_000000392014_00009_05073_5320.N1	18-FEB-2003 12:23:19	Bright	38.500	60	7Bet UMi	2.0810	3950.0	77	5073	No
250	GOM_NL__2PRFIN20030218_122521_000000662014_00009_05073_5321.N1	18-FEB-2003 12:25:21	Bright	66.000	39	85Eta UMa	1.8540	24000.	132	5073	No
251	GOM_NL__2PRFIN20030218_122810_000000452014_00009_05073_5322.N1	18-FEB-2003 12:28:10	Bright	44.500	119	14Eta Dra	2.7270	4700.0	89	5073	No
252	GOM_NL__2PRFIN20030218_123230_000000432014_00009_05073_5323.N1	18-FEB-2003 12:32:30	Bright	43.000	69	33Gam Dra	2.2310	3800.0	86	5073	No
253	GOM_NL__2PRFIN20030218_123413_000000352014_00009_05073_5324.N1	18-FEB-2003 12:34:13	Bright	35.000	144	18Del Cyg	2.8600	11000.	70	5073	No
254	GOM_NL__2PRFIN20030218_123627_000000392014_00009_05073_5325.N1	18-FEB-2003 12:36:27	Bright	39.000	5	3Alp Lyr	0.033000	11000.	78	5073	No
255	GOM_NL__2PRFIN20030218_123941_000000572014_00009_05073_5326.N1	18-FEB-2003 12:39:41	Bright	57.000	133	40Zet Her	2.8070	6000.0	114	5073	No
256	GOM_NL__2PRFIN20030218_124440_000000782014_00009_05073_5327.N1	18-FEB-2003 12:44:40	Twilight	77.500	127	27Bet Her	2.7810	4700.0	155	5073	No
257	GOM_NL__2PRFIN20030218_124808_000000532014_00009_05073_5328.N1	18-FEB-2003 12:48:08	Twilight	52.500	126	60Bet Oph	2.7700	4250.0	105	5073	No
258	GOM_NL__2PRFIN20030218_125304_000000432014_00009_05073_5329.N1	18-FEB-2003 12:53:04	Twilight	43.000	155	41Pi Sgr	2.9000	6600.0	86	5073	No
259	GOM_NL__2PRFIN20030218_125543_000000542014_00009_05073_5330.N1	18-FEB-2003 12:55:43	Dark	54.000	86	35Eta Oph	2.4300	10200.	108	5073	No
260	GOM_NL__2PRFIN20030218_125735_000000472014_00009_05073_5331.N1	18-FEB-2003 12:57:35	Dark	46.500	38	20Eps Sgr	1.8360	11000.	93	5073	No
261	GOM_NL__2PRFIN20030218_130057_000000602014_00009_05073_5332.N1	18-FEB-2003 13:00:57	Dark	59.500	16	21Alp Sco	1.0200	3000.0	119	5073	No
262	GOM_NL__2PRFIN20030218_130242_000000652014_00009_05073_5333.N1	18-FEB-2003 13:02:42	Dark	65.000	80	7Del Sco	2.3160	30000.	130	5073	No
263	GOM_NL__2PRFIN20030218_130810_000000402014_00010_05074_5300.N1	18-FEB-2003 13:08:10	Dark	40.000	134	Bet TrA	2.8100	6600.0	80	5074	No
264	GOM_NL__2PRFIN20030218_131029_000000472014_00010_05074_5301.N1	18-FEB-2003 13:10:29	Dark	47.000	4	Alp1Cen	-0.010000	5800.0	94	5074	No
265	GOM_NL__2PRFIN20030218_131149_000000432014_00010_05074_5302.N1	18-FEB-2003 13:11:49	Dark	43.000	10	Bet Cen	0.61000	28000.	86	5074	No
266	GOM_NL__2PRFIN20030218_131346_000000682014_00010_05074_5303.N1	18-FEB-2003 13:13:46	Dark	67.500	54	5The Cen	2.0550	4500.0	135	5074	No
267	GOM_NL__2PRFIN20030218_131703_000000382014_00010_05074_5304.N1	18-FEB-2003 13:17:03	Dark	37.500	29	Bet Car	1.6720	10200.	75	5074	No
268	GOM_NL__2PRFIN20030218_131943_000000372014_00010_05074_5305.N1	18-FEB-2003 13:19:43	Dark	37.000	71	lot Car	2.2460	7700.0	74	5074	No
269	GOM_NL__2PRFIN20030218_132118_000000382014_00010_05074_5306.N1	18-FEB-2003 13:21:18	Straylight	37.500	46	Del Vel	1.9540	10600.	75	5074	No
270	GOM_NL__2PRFIN20030218_132340_000000422014_00010_05074_5307.N1	18-FEB-2003 13:23:40	Straylight	41.500	34	Gam2Vel	1.7930	23000.	83	5074	No
271	GOM_NL__2PRFIN20030218_132545_000000402014_00010_05074_5308.N1	18-FEB-2003 13:25:45	Straylight	39.500	70	Zet Pup	2.2460	39000.	79	5074	No
272	GOM_NL__2PRFIN20030218_132942_000000932014_00010_05074_5309.N1	18-FEB-2003 13:29:42	Straylight	92.500	100	4Gam Crv	2.5800	13100.	185	5074	No
273	GOM_NL__2PRFIN20030218_133353_000000492014_00010_05074_5310.N1	18-FEB-2003 13:33:53	Twilight	48.500	48	30Alp Hya	1.9770	4100.0	97	5074	No
274	GOM_NL__2PRFIN20030218_133831_000000412014_00010_05074_5311.N1	18-FEB-2003 13:38:31	Bright	41.000	8	10Alp CMi	0.40000	6500.0	82	5074	No
275	GOM_NL__2PRFIN20030218_134100_000000512014_00010_05074_5312.N1	18-FEB-2003 13:41:00	Bright	50.500	22	32Alp Leo	1.3600	15200.	101	5074	No
276	GOM_NL__2PRFIN20030218_134444_000000522014_00010_05074_5313.N1	18-FEB-2003 13:44:44	Bright	52.000	17	78Bet Gem	1.1610	4500.0	104	5074	No
277	GOM_NL__2PRFIN20030218_134553_000000382014_00010_05074_5314.N1	18-FEB-2003 13:45:53	Bright	37.500	24	66Alp Gem	1.5800	10200.	75	5074	No
278	GOM_NL__2PRFIN20030218_134913_000001152014_00010_05074_5315.N1	18-FEB-2003 13:49:13	Bright	115.00	62	94Bet Leo	2.1360	9700.0	230	5074	No

279	GOM_NL__2PRFIN20030218_135354_000000522014_00010_05074_5316.N1	18-FEB-2003 13:53:54	Bright	51.500	174	52Psi UMa	3.0040	4400.0	103	5074	No
280	GOM_NL__2PRFIN20030218_135601_000000452014_00010_05074_5317.N1	18-FEB-2003 13:56:01	Bright	44.500	82	48Bet UMa	2.3650	10600.	89	5074	No
281	GOM_NL__2PRFIN20030218_135800_000000502014_00010_05074_5318.N1	18-FEB-2003 13:58:00	Bright	50.000	87	64Gam UMa	2.4330	11000.	100	5074	No
282	GOM_NL__2PRFIN20030218_140203_000000362014_00010_05074_5319.N1	18-FEB-2003 14:02:03	Bright	36.000	49	1Alp UMi	1.9900	6300.0	72	5074	No
283	GOM_NL__2PRFIN20030218_140356_000000372014_00010_05074_5320.N1	18-FEB-2003 14:03:56	Bright	37.000	60	7Bet UMi	2.0810	3950.0	74	5074	No
284	GOM_NL__2PRFIN20030218_140555_000000682014_00010_05074_5321.N1	18-FEB-2003 14:05:55	Bright	68.000	39	85Eta UMa	1.8540	24000.	136	5074	No
285	GOM_NL__2PRFIN20030218_140846_000000442014_00010_05074_5322.N1	18-FEB-2003 14:08:46	Bright	44.000	119	14Eta Dra	2.7270	4700.0	88	5074	No
286	GOM_NL__2PRFIN20030218_141307_000000422014_00010_05074_5323.N1	18-FEB-2003 14:13:07	Bright	41.500	69	33Gam Dra	2.2310	3800.0	83	5074	No
287	GOM_NL__2PRFIN20030218_141450_000000352014_00010_05074_5324.N1	18-FEB-2003 14:14:50	Bright	35.000	144	18Del Cyg	2.8600	11000.	70	5074	No
288	GOM_NL__2PRFIN20030218_141704_000000382014_00010_05074_5325.N1	18-FEB-2003 14:17:04	Bright	38.000	5	3Alp Lyr	0.033000	11000.	76	5074	No
289	GOM_NL__2PRFIN20030218_142015_000000612014_00010_05074_5326.N1	18-FEB-2003 14:20:15	Bright	60.500	133	40Zet Her	2.8070	6000.0	121	5074	No
290	GOM_NL__2PRFIN20030218_142515_000000762014_00010_05074_5327.N1	18-FEB-2003 14:25:15	Twilight	75.500	127	27Bet Her	2.7810	4700.0	151	5074	No
291	GOM_NL__2PRFIN20030218_142845_000000482014_00010_05074_5328.N1	18-FEB-2003 14:28:45	Twilight	47.500	126	60Bet Oph	2.7700	4250.0	95	5074	No
292	GOM_NL__2PRFIN20030218_143344_00000012014_00010_05074_5329.N1	18-FEB-2003 14:33:44	Dark	0.50000	155	41Pi Sgr	2.9000	6600.0	1	5074	Yes
293	GOM_NL__2PRFIN20030218_143621_000000522014_00010_05074_5330.N1	18-FEB-2003 14:36:21	Dark	51.500	86	35Eta Oph	2.4300	10200.	103	5074	No
294	GOM_NL__2PRFIN20030218_143812_000000442014_00010_05074_5331.N1	18-FEB-2003 14:38:12	Dark	43.500	38	20Eps Sgr	1.8360	11000.	87	5074	No
295	GOM_NL__2PRFIN20030218_144134_000000572014_00010_05074_5332.N1	18-FEB-2003 14:41:34	Dark	56.500	16	21Alp Sco	1.0200	3000.0	113	5074	No
296	GOM_NL__2PRFIN20030218_144319_000000642014_00010_05074_5333.N1	18-FEB-2003 14:43:19	Dark	64.000	80	7Del Sco	2.3160	30000.	128	5074	No
297	GOM_NL__2PRFIN20030218_144848_000000402014_00011_05075_5300.N1	18-FEB-2003 14:48:48	Dark	40.000	134	Bet TrA	2.8100	6600.0	80	5075	No
298	GOM_NL__2PRFIN20030218_145107_000000452014_00011_05075_5301.N1	18-FEB-2003 14:51:07	Dark	44.500	4	Alp1Cen	-0.010000	5800.0	89	5075	No
299	GOM_NL__2PRFIN20030218_145227_000000432014_00011_05075_5302.N1	18-FEB-2003 14:52:27	Dark	43.000	10	Bet Cen	0.61000	28000.	86	5075	No
300	GOM_NL__2PRFIN20030218_145354_000000442014_00011_05075_5303.N1	18-FEB-2003 14:53:54	Dark	43.500	77	Eps Cen	2.3030	28000.	87	5075	No
301	GOM_NL__2PRFIN20030218_145526_000000412014_00011_05075_5304.N1	18-FEB-2003 14:55:26	Dark	41.000	12	Alp1Cru	0.77500	30000.	82	5075	No
302	GOM_NL__2PRFIN20030218_145739_000000372014_00011_05075_5305.N1	18-FEB-2003 14:57:39	Dark	37.000	29	Bet Car	1.6720	10200.	74	5075	No
303	GOM_NL__2PRFIN20030218_150019_000000372014_00011_05075_5306.N1	18-FEB-2003 15:00:19	Dark	36.500	71	lot Car	2.2460	7700.0	73	5075	No
304	GOM_NL__2PRFIN20030218_150155_000000402014_00011_05075_5307.N1	18-FEB-2003 15:01:55	Straylight	39.500	46	Del Vel	1.9540	10600.	79	5075	No
305	GOM_NL__2PRFIN20030218_150440_000000442014_00011_05075_5308.N1	18-FEB-2003 15:04:40	Straylight	44.000	65	Lam Vel	2.2040	4400.0	88	5075	No
306	GOM_NL__2PRFIN20030218_150621_000000412014_00011_05075_5309.N1	18-FEB-2003 15:06:21	Straylight	41.000	70	Zet Pup	2.2460	39000.	82	5075	No
307	GOM_NL__2PRFIN20030218_151018_000000882014_00011_05075_5310.N1	18-FEB-2003 15:10:18	Straylight	88.000	100	4Gam Crv	2.5800	13100.	176	5075	No
308	GOM_NL__2PRFIN20030218_151429_000000512014_00011_05075_5311.N1	18-FEB-2003 15:14:29	Twilight	50.500	48	30Alp Hya	1.9770	4100.0	101	5075	No
309	GOM_NL__2PRFIN20030218_151907_000000402014_00011_05075_5312.N1	18-FEB-2003 15:19:07	Bright	40.000	8	10Alp CMi	0.40000	6500.0	80	5075	No
310	GOM_NL__2PRFIN20030218_152135_000000522014_00011_05075_5313.N1	18-FEB-2003 15:21:35	Bright	52.000	22	32Alp Leo	1.3600	15200.	104	5075	No
311	GOM_NL__2PRFIN20030218_152519_000000392014_00011_05075_5314.N1	18-FEB-2003 15:25:19	Bright	39.000	17	78Bet Gem	1.1610	4500.0	78	5075	No
312	GOM_NL__2PRFIN20030218_152629_000000392014_00011_05075_5315.N1	18-FEB-2003 15:26:29	Bright	38.500	24	66Alp Gem	1.5800	10200.	77	5075	No
313	GOM_NL__2PRFIN20030218_152946_000001172014_00011_05075_5316.N1	18-FEB-2003 15:29:46	Bright	116.50	62	94Bet Leo	2.1360	9700.0	233	5075	No
314	GOM_NL__2PRFIN20030218_153429_000000542014_00011_05075_5317.N1	18-FEB-2003 15:34:29	Bright	53.500	174	52Psi UMa	3.0040	4400.0	107	5075	No
315	GOM_NL__2PRFIN20030218_153636_000000462014_00011_05075_5318.N1	18-FEB-2003 15:36:36	Bright	46.000	82	48Bet UMa	2.3650	10600.	92	5075	No
316	GOM_NL__2PRFIN20030218_153834_000000522014_00011_05075_5319.N1	18-FEB-2003 15:38:34	Bright	51.500	87	64Gam UMa	2.4330	11000.	103	5075	No
317	GOM_NL__2PRFIN20030218_154239_000000382014_00011_05075_5320.N1	18-FEB-2003 15:42:39	Bright	37.500	49	1Alp UMi	1.9900	6300.0	75	5075	No
318	GOM_NL__2PRFIN20030218_154431_000000422014_00011_05075_5321.N1	18-FEB-2003 15:44:31	Bright	41.500	60	7Bet UMi	2.0810	3950.0	83	5075	No
319	GOM_NL__2PRFIN20030218_154630_000000692014_00011_05075_5322.N1	18-FEB-2003 15:46:30	Bright	68.500	39	85Eta UMa	1.8540	24000.	137	5075	No
320	GOM_NL__2PRFIN20030218_154922_000000452014_00011_05075_5323.N1	18-FEB-2003 15:49:22	Bright	44.500	119	14Eta Dra	2.7270	4700.0	89	5075	No
321	GOM_NL__2PRFIN20030218_155342_000000392014_00011_05075_5324.N1	18-FEB-2003 15:53:42	Bright	39.000	69	33Gam Dra	2.2310	3800.0	78	5075	No
322	GOM_NL__2PRFIN20030218_155526_000000352014_00011_05075_5325.N1	18-FEB-2003 15:55:26	Bright	34.500	144	18Del Cyg	2.8600	11000.	69	5075	No
323	GOM_NL__2PRFIN20030218_155740_000000422014_00011_05075_5326.N1	18-FEB-2003 15:57:40	Bright	42.000	5	3Alp Lyr	0.033000	11000.	84	5075	No
324	GOM_NL__2PRFIN20030218_160051_000000602014_00011_05075_5327.N1	18-FEB-2003 16:00:51	Bright	60.000	133	40Zet Her	2.8070	6000.0	120	5075	No
325	GOM_NL__2PRFIN20030218_160552_000000852014_00011_05075_5328.N1	18-FEB-2003 16:05:52	Twilight	85.000	127	27Bet Her	2.7810	4700.0	170	5075	No
326	GOM_NL__2PRFIN20030218_160921_000000532014_00011_05075_5329.N1	18-FEB-2003 16:09:21	Twilight	52.500	126	60Bet Oph	2.7700	4250.0	105	5075	No
327	GOM_NL__2PRFIN20030218_161419_00000012014_00011_05075_5330.N1	18-FEB-2003 16:14:19	Dark	0.50000	155	41Pi Sgr	2.9000	6600.0	1	5075	Yes
328	GOM_NL__2PRFIN20030218_161558_000000392014_00011_05075_5331.N1	18-FEB-2003 16:15:58	Twilight	38.500	57	34Sig Sgr	2.0660	26000.	77	5075	No
329	GOM_NL__2PRFIN20030218_161848_000000442014_00011_05075_5332.N1	18-FEB-2003 16:18:48	Dark	44.000	38	20Eps Sgr	1.8360	11000.	88	5075	No
330	GOM_NL__2PRFIN20030218_162211_000000692014_00011_05075_5333.N1	18-FEB-2003 16:22:11	Dark	68.500	16	21Alp Sco	1.0200	3000.0	137	5075	No
331	GOM_NL__2PRFIN20030218_162356_000000642014_00011_05075_5334.N1	18-FEB-2003 16:23:56	Dark	64.000	80	7Del Sco	2.3160	30000.	128	5075	No
332	GOM_NL__2PRFIN20030218_162923_000000402014_00012_05076_5300.N1	18-FEB-2003 16:29:23	Dark	40.000	134	Bet TrA	2.8100	6600.0	80	5076	No
333	GOM_NL__2PRFIN20030218_163143_000000462014_00012_05076_5301.N1	18-FEB-2003 16:31:43	Dark	46.000	4	Alp1Cen	-0.010000	5800.0	92	5076	No
334	GOM_NL__2PRFIN20030218_163303_000000472014_00012_05076_5302.N1	18-FEB-2003 16:33:03	Dark	47.000	10	Bet Cen	0.61000	28000.	94	5076	No
335	GOM_NL__2PRFIN20030218_163431_000000442014_00012_05076_5303.N1	18-FEB-2003 16:34:31	Dark	44.000	77	Eps Cen	2.3030	28000.	88	5076	No
336	GOM_NL__2PRFIN20030218_163602_000000512014_00012_05076_5304.N1	18-FEB-2003 16:36:02	Dark	51.000	12	Alp1Cru	0.77500	30000.	102	5076	No
337	GOM_NL__2PRFIN20030218_163815_000000402014_00012_05076_5305.N1	18-FEB-2003 16:38:15	Dark	39.500	29	Bet Car	1.6720	10200.	79	5076	No

338	GOM_NL__2PRFIN20030218_164055_000000382014_00012_05076_5306.N1	18-FEB-2003 16:40:55	Dark	37.500	71	lot Car	2.2460	7700.0	75	5076	No
339	GOM_NL__2PRFIN20030218_164231_000000422014_00012_05076_5307.N1	18-FEB-2003 16:42:31	Straylight	41.500	46	Del Vel	1.9540	10600.	83	5076	No
340	GOM_NL__2PRFIN20030218_164516_000000462014_00012_05076_5308.N1	18-FEB-2003 16:45:16	Straylight	45.500	65	Lam Vel	2.2040	4400.0	91	5076	No
341	GOM_NL__2PRFIN20030218_164657_000000392014_00012_05076_5309.N1	18-FEB-2003 16:46:57	Straylight	39.000	70	Zet Pup	2.2460	39000.	78	5076	No
342	GOM_NL__2PRFIN20030218_165054_000000922014_00012_05076_5310.N1	18-FEB-2003 16:50:54	Straylight	92.000	100	4Gam Crv	2.5800	13100.	184	5076	No
343	GOM_NL__2PRFIN20030218_165505_000000532014_00012_05076_5311.N1	18-FEB-2003 16:55:05	Twi_and_stray	53.000	48	30Alp Hya	1.9770	4100.0	106	5076	No
344	GOM_NL__2PRFIN20030218_165943_000000432014_00012_05076_5312.N1	18-FEB-2003 16:59:43	Bright	43.000	8	10Alp CMi	0.40000	6500.0	86	5076	No
345	GOM_NL__2PRFIN20030218_170211_000000502014_00012_05076_5313.N1	18-FEB-2003 17:02:11	Bright	50.000	22	32Alp Leo	1.3600	15200.	100	5076	No
346	GOM_NL__2PRFIN20030218_170555_000000412014_00012_05076_5314.N1	18-FEB-2003 17:05:55	Bright	40.500	17	78Bet Gem	1.1610	4500.0	81	5076	No
347	GOM_NL__2PRFIN20030218_170706_000000382014_00012_05076_5315.N1	18-FEB-2003 17:07:06	Bright	38.000	24	66Alp Gem	1.5800	10200.	76	5076	No
348	GOM_NL__2PRFIN20030218_171019_000001192014_00012_05076_5316.N1	18-FEB-2003 17:10:19	Bright	118.50	62	94Bet Leo	2.1360	9700.0	237	5076	No
349	GOM_NL__2PRFIN20030218_171504_000000532014_00012_05076_5317.N1	18-FEB-2003 17:15:04	Bright	53.000	174	52Psi UMa	3.0040	4400.0	106	5076	No
350	GOM_NL__2PRFIN20030218_171710_000000482014_00012_05076_5318.N1	18-FEB-2003 17:17:10	Bright	47.500	82	48Bet UMa	2.3650	10600.	95	5076	No
351	GOM_NL__2PRFIN20030218_171909_000000522014_00012_05076_5319.N1	18-FEB-2003 17:19:09	Bright	51.500	87	64Gam UMa	2.4330	11000.	103	5076	No
352	GOM_NL__2PRFIN20030218_172313_000000392014_00012_05076_5320.N1	18-FEB-2003 17:23:13	Bright	39.000	49	1Alp UMi	1.9900	6300.0	78	5076	No
353	GOM_NL__2PRFIN20030218_172506_000000422014_00012_05076_5321.N1	18-FEB-2003 17:25:06	Bright	42.000	60	7Bet UMi	2.0810	3950.0	84	5076	No
354	GOM_NL__2PRFIN20030218_172705_000000692014_00012_05076_5322.N1	18-FEB-2003 17:27:05	Bright	69.000	39	85Eta UMa	1.8540	24000.	138	5076	No
355	GOM_NL__2PRFIN20030218_172958_000000452014_00012_05076_5323.N1	18-FEB-2003 17:29:58	Bright	44.500	119	14Eta Dra	2.7270	4700.0	89	5076	No
356	GOM_NL__2PRFIN20030218_173417_000000442014_00012_05076_5324.N1	18-FEB-2003 17:34:17	Bright	44.000	69	33Gam Dra	2.2310	3800.0	88	5076	No
357	GOM_NL__2PRFIN20030218_173601_000000372014_00012_05076_5325.N1	18-FEB-2003 17:36:01	Bright	36.500	144	18Del Cyg	2.8600	11000.	73	5076	No
358	GOM_NL__2PRFIN20030218_173815_000000412014_00012_05076_5326.N1	18-FEB-2003 17:38:15	Bright	40.500	5	3Alp Lyr	0.033000	11000.	81	5076	No
359	GOM_NL__2PRFIN20030218_174129_000000602014_00012_05076_5327.N1	18-FEB-2003 17:41:29	Bright	60.000	133	40Zet Her	2.8070	6000.0	120	5076	No
360	GOM_NL__2PRFIN20030218_174628_000000812014_00012_05076_5328.N1	18-FEB-2003 17:46:28	Twi_and_stray	81.000	127	27Bet Her	2.7810	4700.0	162	5076	No
361	GOM_NL__2PRFIN20030218_174958_000000482014_00012_05076_5329.N1	18-FEB-2003 17:49:58	Twi_and_stray	48.000	126	60Bet Oph	2.7700	4250.0	96	5076	No
362	GOM_NL__2PRFIN20030218_175457_000000012014_00012_05076_5330.N1	18-FEB-2003 17:54:57	Dark	0.50000	155	41Pi Sgr	2.9000	6600.0	1	5076	Yes
363	GOM_NL__2PRFIN20030218_175634_000000422014_00012_05076_5331.N1	18-FEB-2003 17:56:34	Twilight	41.500	57	34Sig Sgr	2.0660	26000.	83	5076	No
364	GOM_NL__2PRFIN20030218_175924_000000432014_00012_05076_5332.N1	18-FEB-2003 17:59:24	Dark	42.500	38	20Eps Sgr	1.8360	11000.	85	5076	No
365	GOM_NL__2PRFIN20030218_180248_000000742014_00012_05076_5333.N1	18-FEB-2003 18:02:48	Dark	73.500	16	21Alp Sco	1.0200	3000.0	147	5076	No
366	GOM_NL__2PRFIN20030218_180434_000000662014_00012_05076_5334.N1	18-FEB-2003 18:04:34	Dark	65.500	80	7Del Sco	2.3160	30000.	131	5076	No
367	GOM_NL__2PRFIN20030218_180959_000000402014_00013_05077_5300.N1	18-FEB-2003 18:09:59	Dark	40.000	134	Bet TrA	2.8100	6600.0	80	5077	No
368	GOM_NL__2PRFIN20030218_181220_000000452014_00013_05077_5301.N1	18-FEB-2003 18:12:20	Dark	44.500	4	Alp1Cen	-0.010000	5800.0	89	5077	No
369	GOM_NL__2PRFIN20030218_181339_000000452014_00013_05077_5302.N1	18-FEB-2003 18:13:39	Dark	45.000	10	Bet Cen	0.61000	28000.	90	5077	No
370	GOM_NL__2PRFIN20030218_181507_000000472014_00013_05077_5303.N1	18-FEB-2003 18:15:07	Dark	46.500	77	Eps Cen	2.3030	28000.	93	5077	No
371	GOM_NL__2PRFIN20030218_181637_000000512014_00013_05077_5304.N1	18-FEB-2003 18:16:37	Dark	50.500	12	Alp1Cru	0.77500	30000.	101	5077	No
372	GOM_NL__2PRFIN20030218_181851_000000442014_00013_05077_5305.N1	18-FEB-2003 18:18:51	Dark	44.000	29	Bet Car	1.6720	10200.	88	5077	No
373	GOM_NL__2PRFIN20030218_182131_000000382014_00013_05077_5306.N1	18-FEB-2003 18:21:31	Dark	38.000	71	lot Car	2.2460	7700.0	76	5077	No
374	GOM_NL__2PRFIN20030218_182307_000000422014_00013_05077_5307.N1	18-FEB-2003 18:23:07	Straylight	41.500	46	Del Vel	1.9540	10600.	83	5077	No
375	GOM_NL__2PRFIN20030218_182551_000000462014_00013_05077_5308.N1	18-FEB-2003 18:25:51	Straylight	46.000	65	Lam Vel	2.2040	4400.0	92	5077	No
376	GOM_NL__2PRFIN20030218_182733_000000392014_00013_05077_5309.N1	18-FEB-2003 18:27:33	Straylight	39.000	70	Zet Pup	2.2460	39000.	78	5077	No
377	GOM_NL__2PRFIN20030218_183130_000000972014_00013_05077_5310.N1	18-FEB-2003 18:31:30	Straylight	96.500	100	4Gam Crv	2.5800	13100.	193	5077	No
378	GOM_NL__2PRFIN20030218_183540_000000532014_00013_05077_5311.N1	18-FEB-2003 18:35:40	Twi_and_stray	53.000	48	30Alp Hya	1.9770	4100.0	106	5077	No
379	GOM_NL__2PRFIN20030218_184020_000000462014_00013_05077_5312.N1	18-FEB-2003 18:40:20	Bright	46.000	8	10Alp CMi	0.40000	6500.0	92	5077	No
380	GOM_NL__2PRFIN20030218_184246_000000512014_00013_05077_5313.N1	18-FEB-2003 18:42:46	Bright	50.500	22	32Alp Leo	1.3600	15200.	101	5077	No
381	GOM_NL__2PRFIN20030218_184632_000000412014_00013_05077_5314.N1	18-FEB-2003 18:46:32	Bright	41.000	17	78Bet Gem	1.1610	4500.0	82	5077	No
382	GOM_NL__2PRFIN20030218_184742_000000392014_00013_05077_5315.N1	18-FEB-2003 18:47:42	Bright	38.500	24	66Alp Gem	1.5800	10200.	77	5077	No
383	GOM_NL__2PRFIN20030218_185052_000001182014_00013_05077_5316.N1	18-FEB-2003 18:50:52	Bright	118.00	62	94Bet Leo	2.1360	9700.0	236	5077	No
384	GOM_NL__2PRFIN20030218_185538_000000532014_00013_05077_5317.N1	18-FEB-2003 18:55:38	Bright	53.000	174	52Psi UMa	3.0040	4400.0	106	5077	No
385	GOM_NL__2PRFIN20030218_185746_000000462014_00013_05077_5318.N1	18-FEB-2003 18:57:46	Bright	45.500	82	48Bet UMa	2.3650	10600.	91	5077	No
386	GOM_NL__2PRFIN20030218_185942_000000542014_00013_05077_5319.N1	18-FEB-2003 18:59:42	Bright	53.500	87	64Gam UMa	2.4330	11000.	107	5077	No
387	GOM_NL__2PRFIN20030218_190348_000000402014_00013_05077_5320.N1	18-FEB-2003 19:03:48	Bright	40.000	49	1Alp UMi	1.9900	6300.0	80	5077	No
388	GOM_NL__2PRFIN20030218_190541_000000432014_00013_05077_5321.N1	18-FEB-2003 19:05:41	Bright	43.000	60	7Bet UMi	2.0810	3950.0	86	5077	No
389	GOM_NL__2PRFIN20030218_190739_000000692014_00013_05077_5322.N1	18-FEB-2003 19:07:39	Bright	69.000	39	85Eta UMa	1.8540	24000.	138	5077	No
390	GOM_NL__2PRFIN20030218_191032_000000472014_00013_05077_5323.N1	18-FEB-2003 19:10:32	Bright	46.500	119	14Eta Dra	2.7270	4700.0	93	5077	No
391	GOM_NL__2PRFIN20030218_191453_000000452014_00013_05077_5324.N1	18-FEB-2003 19:14:53	Bright	45.000	69	33Gam Dra	2.2310	3800.0	90	5077	No
392	GOM_NL__2PRFIN20030218_191637_000000372014_00013_05077_5325.N1	18-FEB-2003 19:16:37	Bright	36.500	144	18Del Cyg	2.8600	11000.	73	5077	No
393	GOM_NL__2PRFIN20030218_191850_000000392014_00013_05077_5326.N1	18-FEB-2003 19:18:50	Bright	38.500	5	3Alp Lyr	0.033000	11000.	77	5077	No
394	GOM_NL__2PRFIN20030218_192204_000000592014_00013_05077_5327.N1	18-FEB-2003 19:22:04	Bright	59.000	133	40Zet Her	2.8070	6000.0	118	5077	No
395	GOM_NL__2PRFIN20030218_192706_000000802014_00013_05077_5328.N1	18-FEB-2003 19:27:06	Twi_and_stray	79.500	127	27Bet Her	2.7810	4700.0	159	5077	No
396	GOM_NL__2PRFIN20030218_193034_000000562014_00013_05077_5329.N1	18-FEB-2003 19:30:34	Twi_and_stray	56.000	126	60Bet Oph	2.7700	4250.0	112	5077	No

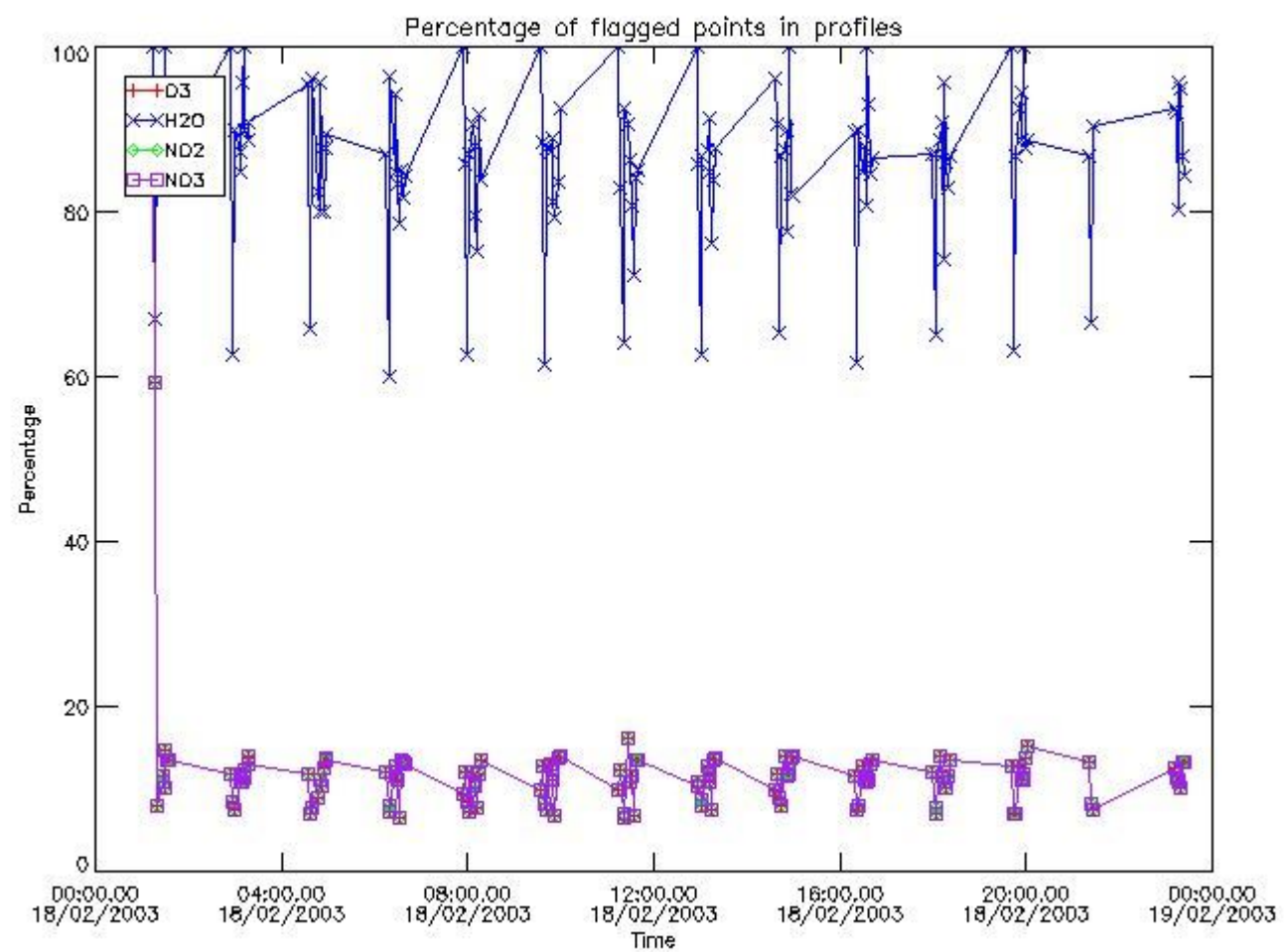


397	GOM_NL__2PRFIN20030218_193533_00000012014_00013_05077_5330.N1	18-FEB-2003 19:35:33	Dark	0.50000	155	41Pi Sgr	2.9000	6600.0	1	5077	Yes
398	GOM_NL__2PRFIN20030218_193710_000000412014_00013_05077_5331.N1	18-FEB-2003 19:37:10	Twilight	41.000	57	34Sig Sgr	2.0660	26000.	82	5077	No
399	GOM_NL__2PRFIN20030218_194001_000000402014_00013_05077_5332.N1	18-FEB-2003 19:40:01	Dark	40.000	38	20Eps Sgr	1.8360	11000.	80	5077	No
400	GOM_NL__2PRFIN20030218_194325_000000742014_00013_05077_5333.N1	18-FEB-2003 19:43:25	Dark	73.500	16	21Alp Sco	1.0200	3000.0	147	5077	No
401	GOM_NL__2PRFIN20030218_194511_000000732014_00013_05077_5334.N1	18-FEB-2003 19:45:11	Dark	72.500	80	7Del Sco	2.3160	30000.	145	5077	No
402	GOM_NL__2PRFIN20030218_195036_000000402014_00014_05078_5300.N1	18-FEB-2003 19:50:36	Dark	40.000	134	Bet TrA	2.8100	6600.0	80	5078	No
403	GOM_NL__2PRFIN20030218_195256_000000462014_00014_05078_5301.N1	18-FEB-2003 19:52:56	Dark	45.500	4	Alp1Cen	-0.010000	5800.0	91	5078	No
404	GOM_NL__2PRFIN20030218_195413_000000452014_00014_05078_5302.N1	18-FEB-2003 19:54:13	Dark	45.000	10	Bet Cen	0.61000	28000.	90	5078	No
405	GOM_NL__2PRFIN20030218_195543_000000462014_00014_05078_5303.N1	18-FEB-2003 19:55:43	Dark	46.000	77	Eps Cen	2.3030	28000.	92	5078	No
406	GOM_NL__2PRFIN20030218_195714_000000442014_00014_05078_5304.N1	18-FEB-2003 19:57:14	Dark	43.500	12	Alp1Cru	0.77500	30000.	87	5078	No
407	GOM_NL__2PRFIN20030218_195927_000000372014_00014_05078_5305.N1	18-FEB-2003 19:59:27	Dark	37.000	29	Bet Car	1.6720	10200.	74	5078	No
408	GOM_NL__2PRFIN20030218_200207_000000412014_00014_05078_5306.N1	18-FEB-2003 20:02:07	Dark	40.500	71	lot Car	2.2460	7700.0	81	5078	No
409	GOM_NL__2PRFIN20030218_200343_000000432014_00014_05078_5307.N1	18-FEB-2003 20:03:43	Straylight	42.500	46	Del Vel	1.9540	10600.	85	5078	No
410	GOM_NL__2PRFIN20030218_200628_000000472014_00014_05078_5308.N1	18-FEB-2003 20:06:28	Straylight	46.500	65	Lam Vel	2.2040	4400.0	93	5078	No
411	GOM_NL__2PRFIN20030218_200810_000000382014_00014_05078_5309.N1	18-FEB-2003 20:08:10	Straylight	38.000	70	Zet Pup	2.2460	39000.	76	5078	No
412	GOM_NL__2PRFIN20030218_201207_000000902014_00014_05078_5310.N1	18-FEB-2003 20:12:07	Straylight	90.000	100	4Gam Crv	2.5800	13100.	180	5078	No
413	GOM_NL__2PRFIN20030218_201614_000000522014_00014_05078_5311.N1	18-FEB-2003 20:16:14	Twilight_and_stray	52.000	48	30Alp Hya	1.9770	4100.0	104	5078	No
414	GOM_NL__2PRFIN20030218_202056_000000402014_00014_05078_5312.N1	18-FEB-2003 20:20:56	Bright	39.500	8	10Alp CMi	0.40000	6500.0	79	5078	No
415	GOM_NL__2PRFIN20030218_202322_000000512014_00014_05078_5313.N1	18-FEB-2003 20:23:22	Bright	51.000	22	32Alp Leo	1.3600	15200.	102	5078	No
416	GOM_NL__2PRFIN20030218_202707_000000422014_00014_05078_5314.N1	18-FEB-2003 20:27:07	Bright	41.500	17	78Bet Gem	1.1610	4500.0	83	5078	No
417	GOM_NL__2PRFIN20030218_202818_000000382014_00014_05078_5315.N1	18-FEB-2003 20:28:18	Bright	37.500	24	66Alp Gem	1.5800	10200.	75	5078	No
418	GOM_NL__2PRFIN20030218_203126_000001152014_00014_05078_5316.N1	18-FEB-2003 20:31:26	Bright	115.00	62	94Bet Leo	2.1360	9700.0	230	5078	No
419	GOM_NL__2PRFIN20030218_203614_000000522014_00014_05078_5317.N1	18-FEB-2003 20:36:14	Bright	52.000	174	52Psi UMa	3.0040	4400.0	104	5078	No
420	GOM_NL__2PRFIN20030218_203819_000000482014_00014_05078_5318.N1	18-FEB-2003 20:38:19	Bright	47.500	82	48Bet UMa	2.3650	10600.	95	5078	No
421	GOM_NL__2PRFIN20030218_204017_000000542014_00014_05078_5319.N1	18-FEB-2003 20:40:17	Bright	53.500	87	64Gam UMa	2.4330	11000.	107	5078	No
422	GOM_NL__2PRFIN20030218_204424_000000412014_00014_05078_5320.N1	18-FEB-2003 20:44:24	Bright	40.500	49	1Alp UMi	1.9900	6300.0	81	5078	No
423	GOM_NL__2PRFIN20030218_204616_000000442014_00014_05078_5321.N1	18-FEB-2003 20:46:16	Bright	44.000	60	7Bet UMi	2.0810	3950.0	88	5078	No
424	GOM_NL__2PRFIN20030218_204814_000000672014_00014_05078_5322.N1	18-FEB-2003 20:48:14	Bright	67.000	39	85Eta UMa	1.8540	24000.	134	5078	No
425	GOM_NL__2PRFIN20030218_205107_000000452014_00014_05078_5323.N1	18-FEB-2003 20:51:07	Bright	45.000	119	14Eta Dra	2.7270	4700.0	90	5078	No
426	GOM_NL__2PRFIN20030218_205529_000000412014_00014_05078_5324.N1	18-FEB-2003 20:55:29	Bright	41.000	69	33Gam Dra	2.2310	3800.0	82	5078	No
427	GOM_NL__2PRFIN20030218_205712_000000382014_00014_05078_5325.N1	18-FEB-2003 20:57:12	Bright	37.500	144	18Del Cyg	2.8600	11000.	75	5078	No
428	GOM_NL__2PRFIN20030218_205925_000000422014_00014_05078_5326.N1	18-FEB-2003 20:59:25	Bright	42.000	5	3Alp Lyr	0.033000	11000.	84	5078	No
429	GOM_NL__2PRFIN20030218_210241_000000612014_00014_05078_5327.N1	18-FEB-2003 21:02:41	Bright	61.000	133	40Zet Her	2.8070	6000.0	122	5078	No
430	GOM_NL__2PRFIN20030218_210743_000000822014_00014_05078_5328.N1	18-FEB-2003 21:07:43	Twilight_and_stray	82.000	127	27Bet Her	2.7810	4700.0	164	5078	No
431	GOM_NL__2PRFIN20030218_211111_000000482014_00014_05078_5329.N1	18-FEB-2003 21:11:11	Twilight_and_stray	48.000	126	60Bet Oph	2.7700	4250.0	96	5078	No
432	GOM_NL__2PRFIN20030218_211746_000000422014_00014_05078_5330.N1	18-FEB-2003 21:17:46	Twilight	41.500	57	34Sig Sgr	2.0660	26000.	83	5078	No
433	GOM_NL__2PRFIN20030218_212037_000000392014_00014_05078_5331.N1	18-FEB-2003 21:20:37	Dark	38.500	38	20Eps Sgr	1.8360	11000.	77	5078	No
434	GOM_NL__2PRFIN20030218_212402_000000622014_00014_05078_5332.N1	18-FEB-2003 21:24:02	Dark	61.500	16	21Alp Sco	1.0200	3000.0	123	5078	No
435	GOM_NL__2PRFIN20030218_212549_000000682014_00014_05078_5333.N1	18-FEB-2003 21:25:49	Dark	67.500	80	7Del Sco	2.3160	30000.	135	5078	No
436	GOM_NL__2PRFIN20030218_231149_000000412014_00016_05080_5063.N1	18-FEB-2003 23:11:49	Dark	41.000	134	Bet TrA	2.8100	6600.0	82	5080	No
437	GOM_NL__2PRFIN20030218_231409_000000452014_00016_05080_5064.N1	18-FEB-2003 23:14:09	Dark	45.000	4	Alp1Cen	-0.010000	5800.0	90	5080	No
438	GOM_NL__2PRFIN20030218_231526_000000462014_00016_05080_5065.N1	18-FEB-2003 23:15:26	Dark	46.000	10	Bet Cen	0.61000	28000.	92	5080	No
439	GOM_NL__2PRFIN20030218_231655_000000482014_00016_05080_5066.N1	18-FEB-2003 23:16:55	Dark	47.500	77	Eps Cen	2.3030	28000.	95	5080	No
440	GOM_NL__2PRFIN20030218_231827_000000502014_00016_05080_5067.N1	18-FEB-2003 23:18:27	Dark	50.000	12	Alp1Cru	0.77500	30000.	100	5080	No
441	GOM_NL__2PRFIN20030218_232039_000000392014_00016_05080_5068.N1	18-FEB-2003 23:20:39	Dark	38.500	29	Bet Car	1.6720	10200.	77	5080	No
442	GOM_NL__2PRFIN20030218_232320_000000392014_00016_05080_5069.N1	18-FEB-2003 23:23:20	Dark	38.500	71	lot Car	2.2460	7700.0	77	5080	No
443	GOM_NL__2PRFIN20030218_232455_000000382014_00016_05080_5070.N1	18-FEB-2003 23:24:55	Straylight	37.500	46	Del Vel	1.9540	10600.	75	5080	No
444	GOM_NL__2PRFIN20030218_232716_000000432014_00016_05080_5071.N1	18-FEB-2003 23:27:16	Straylight	43.000	34	Gam2Vel	1.7930	23000.	86	5080	No
445	GOM_NL__2PRFIN20030218_233034_000000812014_00016_05080_5072.N1	18-FEB-2003 23:30:34	Straylight	80.500	171	2Eps Crv	3.0010	4250.0	161	5080	No
446	GOM_NL__2PRFIN20030218_233319_000000922014_00016_05080_5073.N1	18-FEB-2003 23:33:19	Straylight	91.500	100	4Gam Crv	2.5800	13100.	183	5080	No
447	GOM_NL__2PRFIN20030218_233728_000000482014_00016_05080_5074.N1	18-FEB-2003 23:37:28	Twilight_and_stray	47.500	48	30Alp Hya	1.9770	4100.0	95	5080	No
448	GOM_NL__2PRFIN20030218_234207_000000422014_00016_05080_5075.N1	18-FEB-2003 23:42:07	Bright	41.500	8	10Alp CMi	0.40000	6500.0	83	5080	No
449	GOM_NL__2PRFIN20030218_234431_000000532014_00016_05080_5076.N1	18-FEB-2003 23:44:31	Bright	52.500	22	32Alp Leo	1.3600	15200.	105	5080	No
450	GOM_NL__2PRFIN20030218_234820_000000392014_00016_05080_5077.N1	18-FEB-2003 23:48:20	Bright	38.500	17	78Bet Gem	1.1610	4500.0	77	5080	No
451	GOM_NL__2PRFIN20030218_234930_000000392014_00016_05080_5078.N1	18-FEB-2003 23:49:30	Bright	38.500	24	66Alp Gem	1.5800	10200.	77	5080	No
452	GOM_NL__2PRFIN20030218_235232_000001142014_00016_05080_5079.N1	18-FEB-2003 23:52:32	Bright	113.50	62	94Bet Leo	2.1360	9700.0	227	5080	No
453	GOM_NL__2PRFIN20030218_235724_000000522014_00016_05080_5080.N1	18-FEB-2003 23:57:24	Bright	51.500	174	52Psi UMa	3.0040	4400.0	103	5080	No
454	GOM_NL__2PRFIN20030218_235930_000000482014_00016_05080_5081.N1	18-FEB-2003 23:59:30	Bright	48.000	82	48Bet UMa	2.3650	10600.	96	5080	No

### 3. Quality information per product

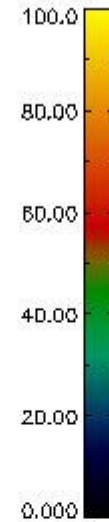
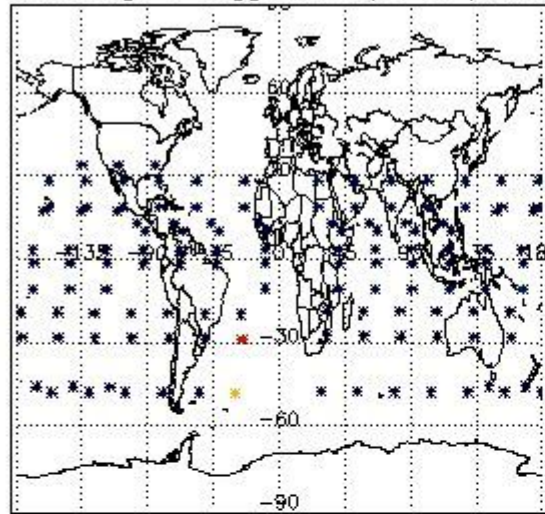
In this section it is plotted some information contained in the Quality Summary data set of the level 2 products. Only products in dark limb conditions and without errors (error flag in the MPH set to "0") are used.

#### 3.1 Plot quality information per product (time dependant)

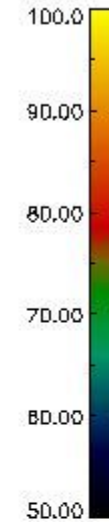
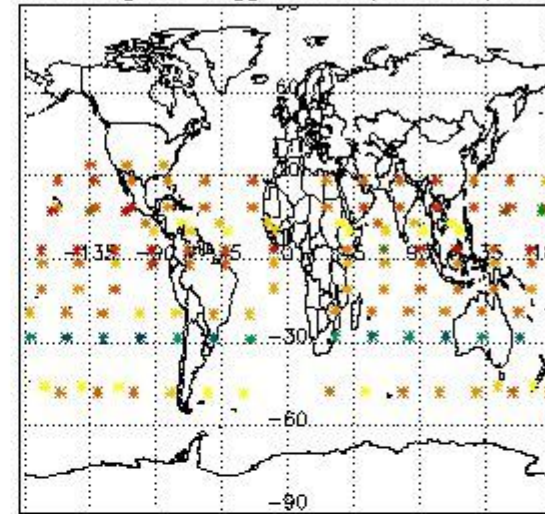


#### 3.2 Plot quality information per product (world map)


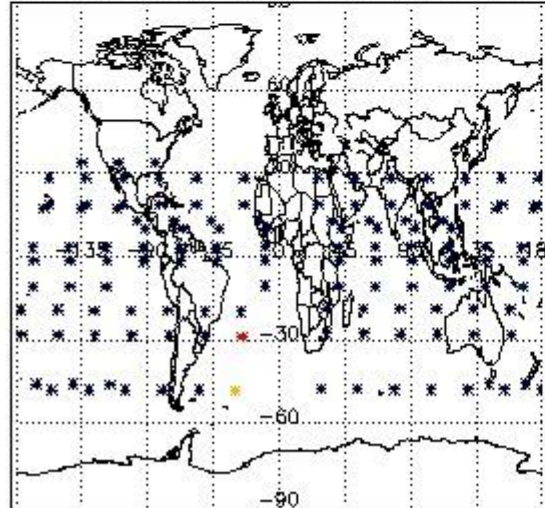
Percentage of flagged data per O3 profile



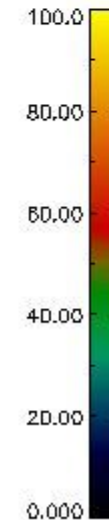
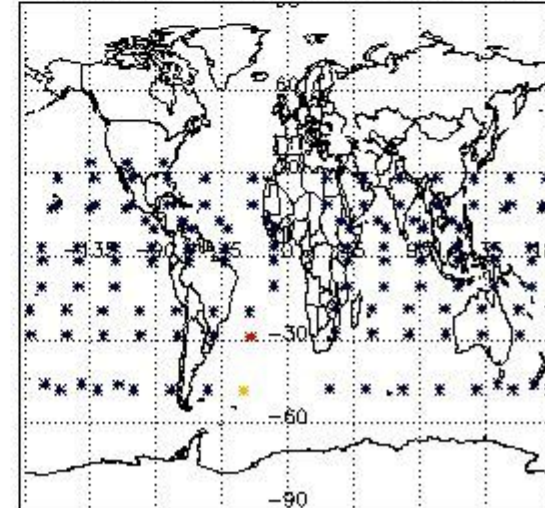
Percentage of flagged data per H2O profile



Percentage of flagged data per NO2 profile



Percentage of flagged data per NO3 profile

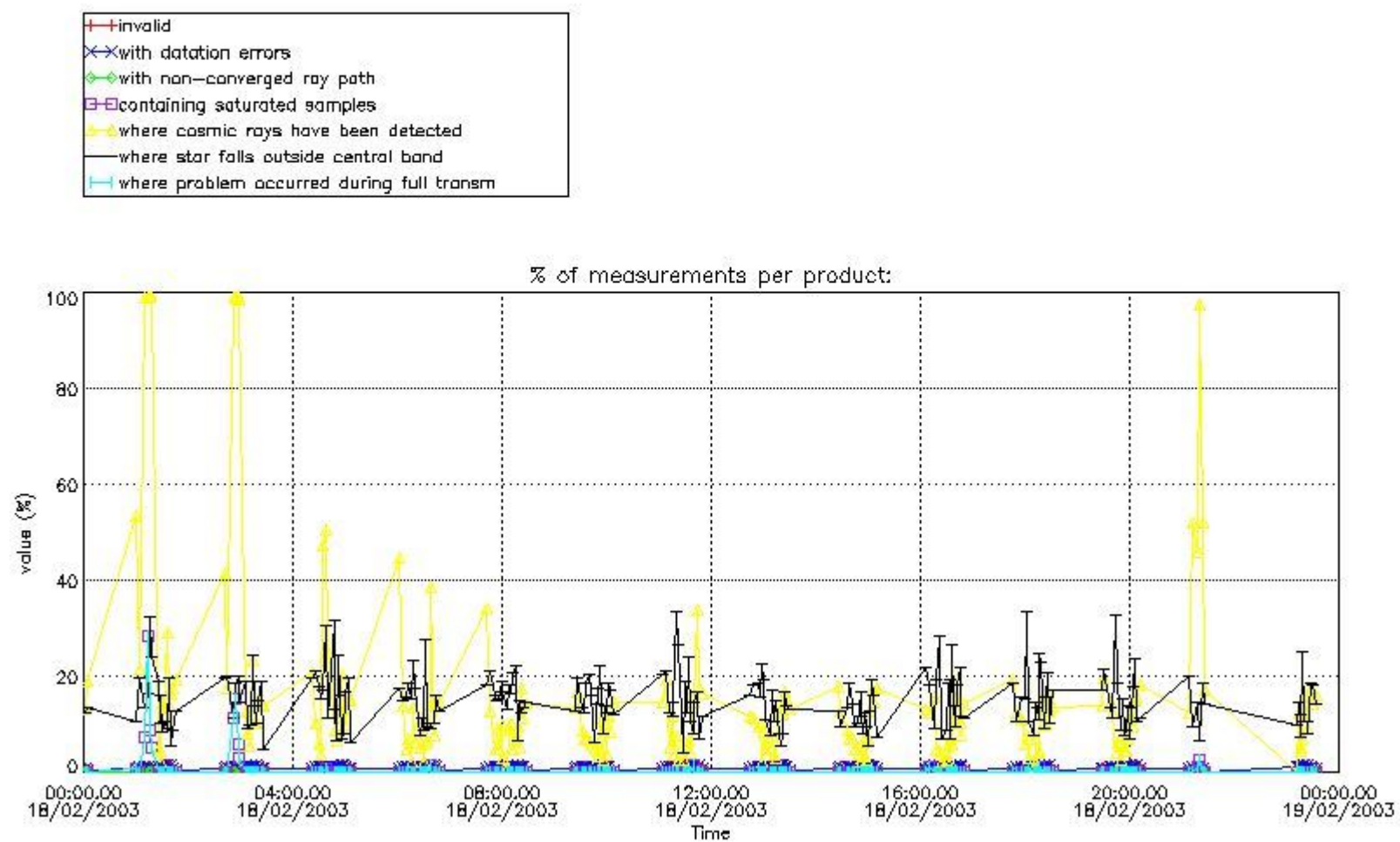


#### 4. Level 1 quality information per product

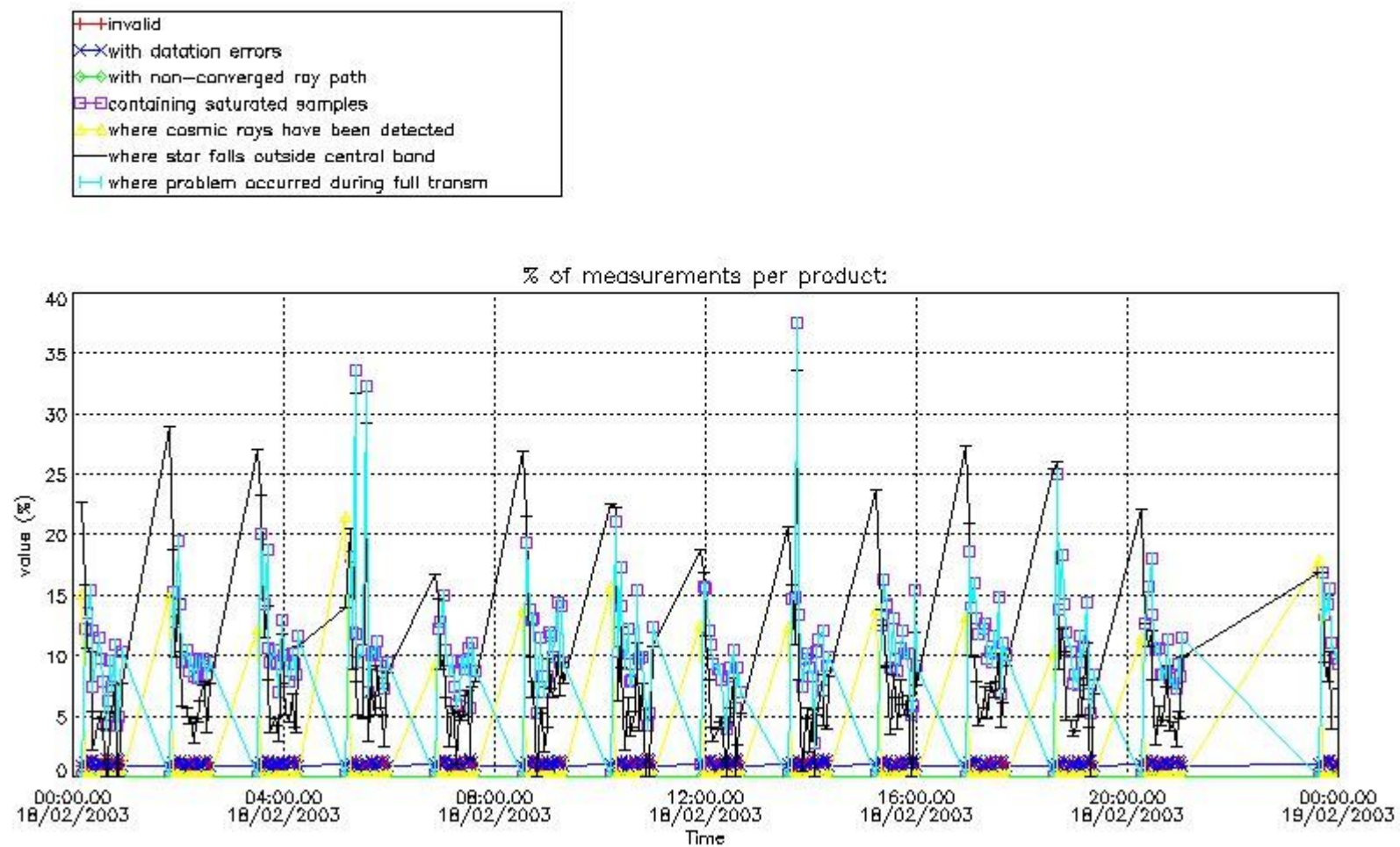
In this section it is plotted some information contained in the Quality Summary data set of the level 2 products that comes from the level 1b processing. Products without errors (error flag in the MPH set to "0") are used.

##### 4.1 Plot quality information per product (time dependant) coming from level 1b processing

##### 4.1.1 Plot level 1 quality information per product (time dependant): ENVISAT ASCENDING passes



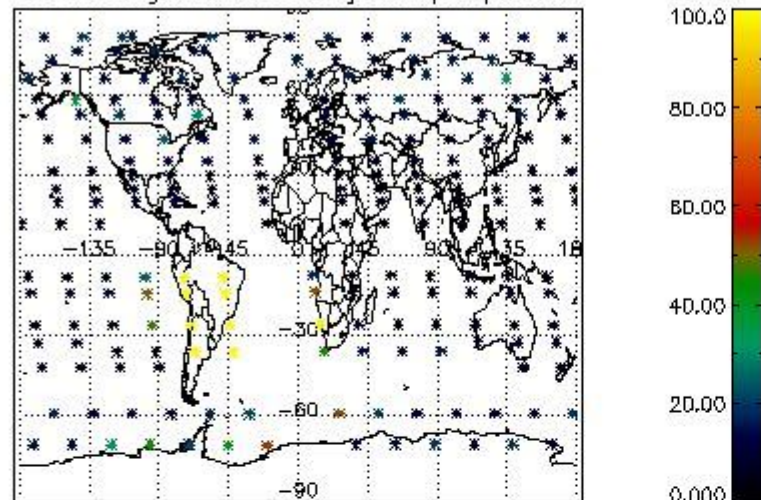
4.1.2 Plot level 1 quality information per product (time dependant): ENVI SAT DESCENDING passes



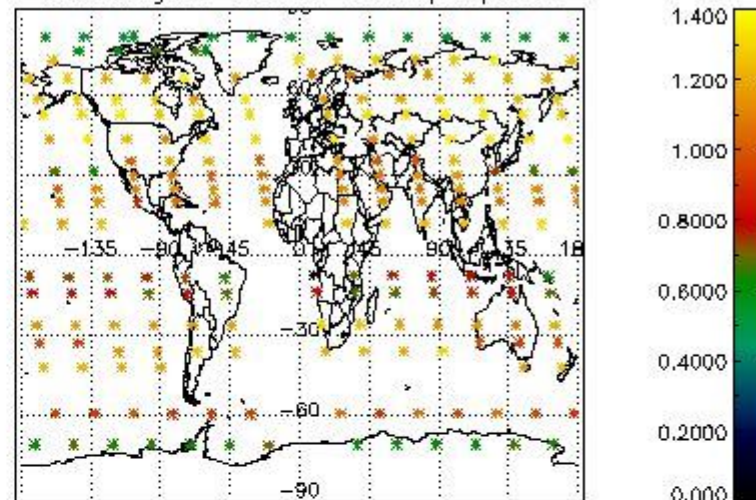
#### 4.2 Plot quality information per product coming from level 1b processing (world map)

##### 4.2.1 Plot level 1 quality information per product (world map): ENVISAT ASCENDING passes

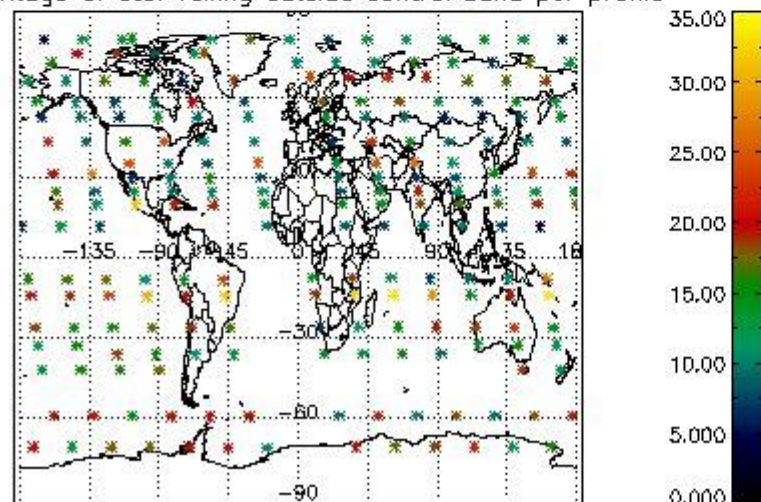
Percentage of cosmic ray hits per profile



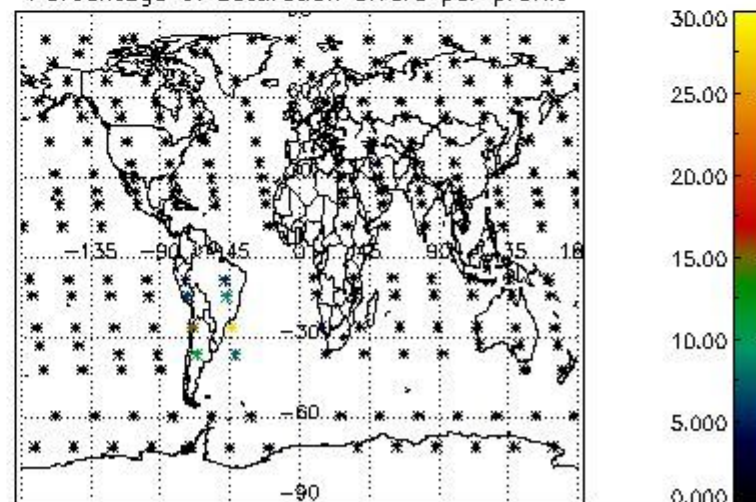
Percentage of datation errors per profile



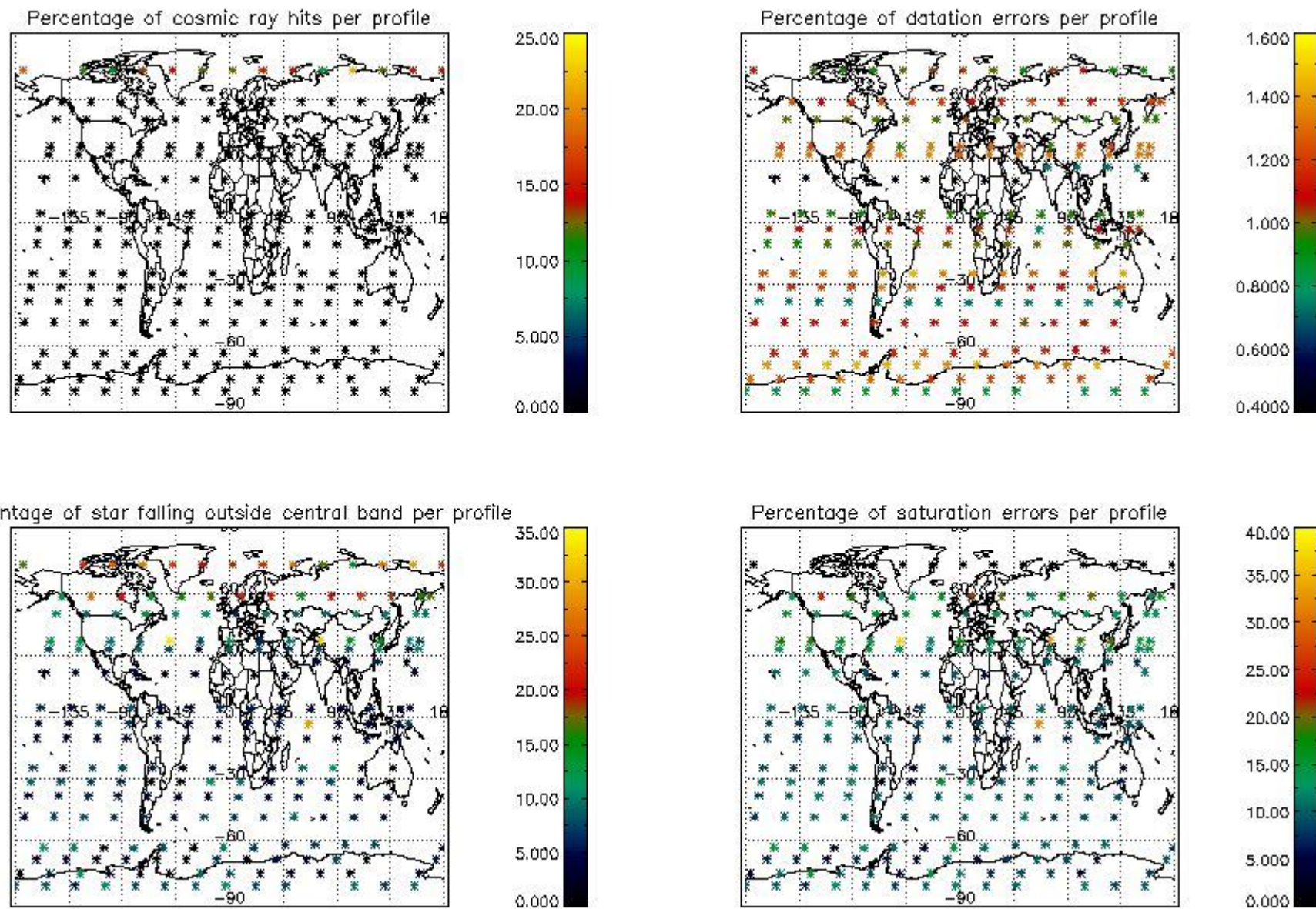
Percentage of star falling outside central band per profile



Percentage of saturation errors per profile



4.2.2 Plot level 1 quality information per product (world map): ENVISAT DESCENDING passes



## 5. Trace gas profiles

### 5.1 Ozone statistics based on quality of products

The final quality of the products can be "measured" using the STD (Standard Deviation) attached to every point profile. This information is written to the parameter GOM\_NL\_\_2P/NL\_LOCAL\_SPECIES\_DENSITY/o3\_std of the level 2 products. The table below shows the statistics for given STD ranges.

The statistics are given with respect to the overall valid production:

- Products without fatal errors: GOM\_NL\_\_2P/MPH/PRODUCT\_ERR=0
- Valid point profile: GOM\_NL\_\_2P/NL\_LOCAL\_SPECIES\_DENSITY/pcd(0)=0

The 'Criteria' is applied to valid points of dark limb products:

- Products in dark limb illumination condition: GOM\_NL\_\_2P/NL\_SUMMARY\_QUALITY/obs\_ill\_cond=0
- Products without fatal errors: GOM\_NL\_\_2P/MPH/PRODUCT\_ERR=0
- Valid point profile: GOM\_NL\_\_2P/NL\_LOCAL\_SPECIES\_DENSITY/pcd(0)=0

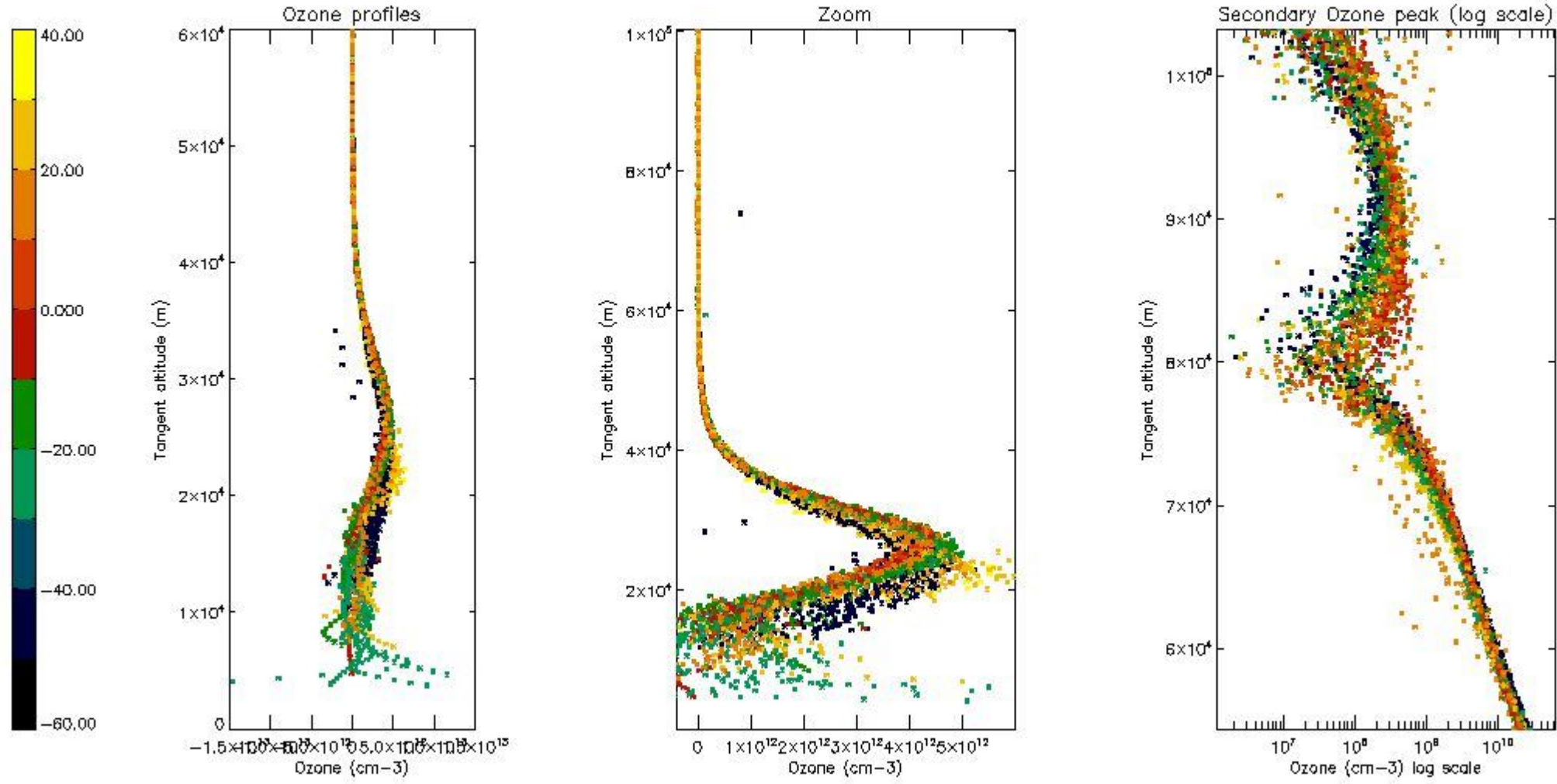
So, the table below shows the percentage of dark limb and valid observations for each criteria with respect to the overall valid daily observations.

Criteria	% of total production
All STD	28
STD < 20	17

STD < 10	15
STD < 5	11

5.2 Plot ozone profiles for all STD (dark without errors)

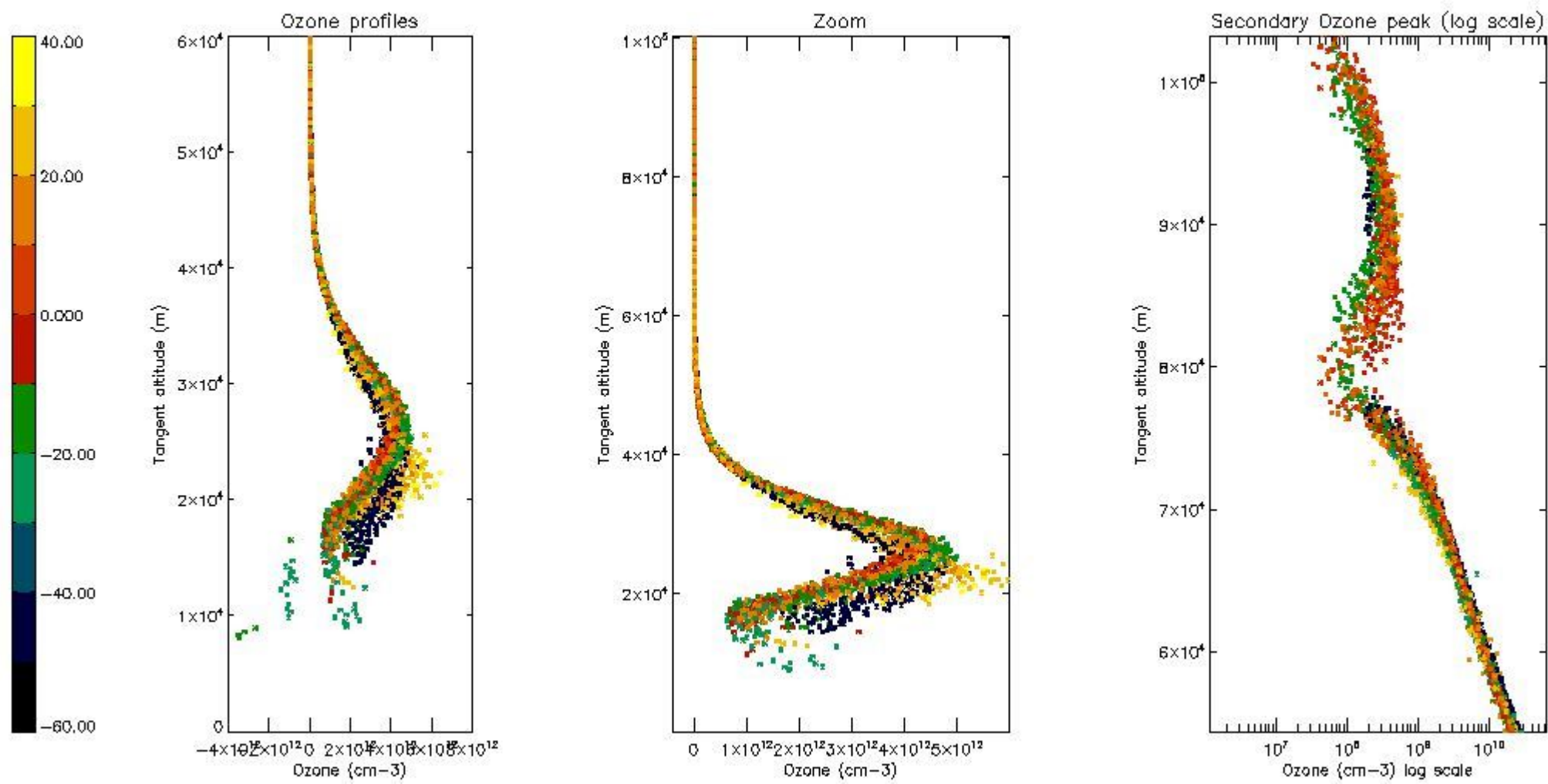
The colorbar represents the latitude.



5.3 Plot ozone profiles where STD < 20% (dark without errors)

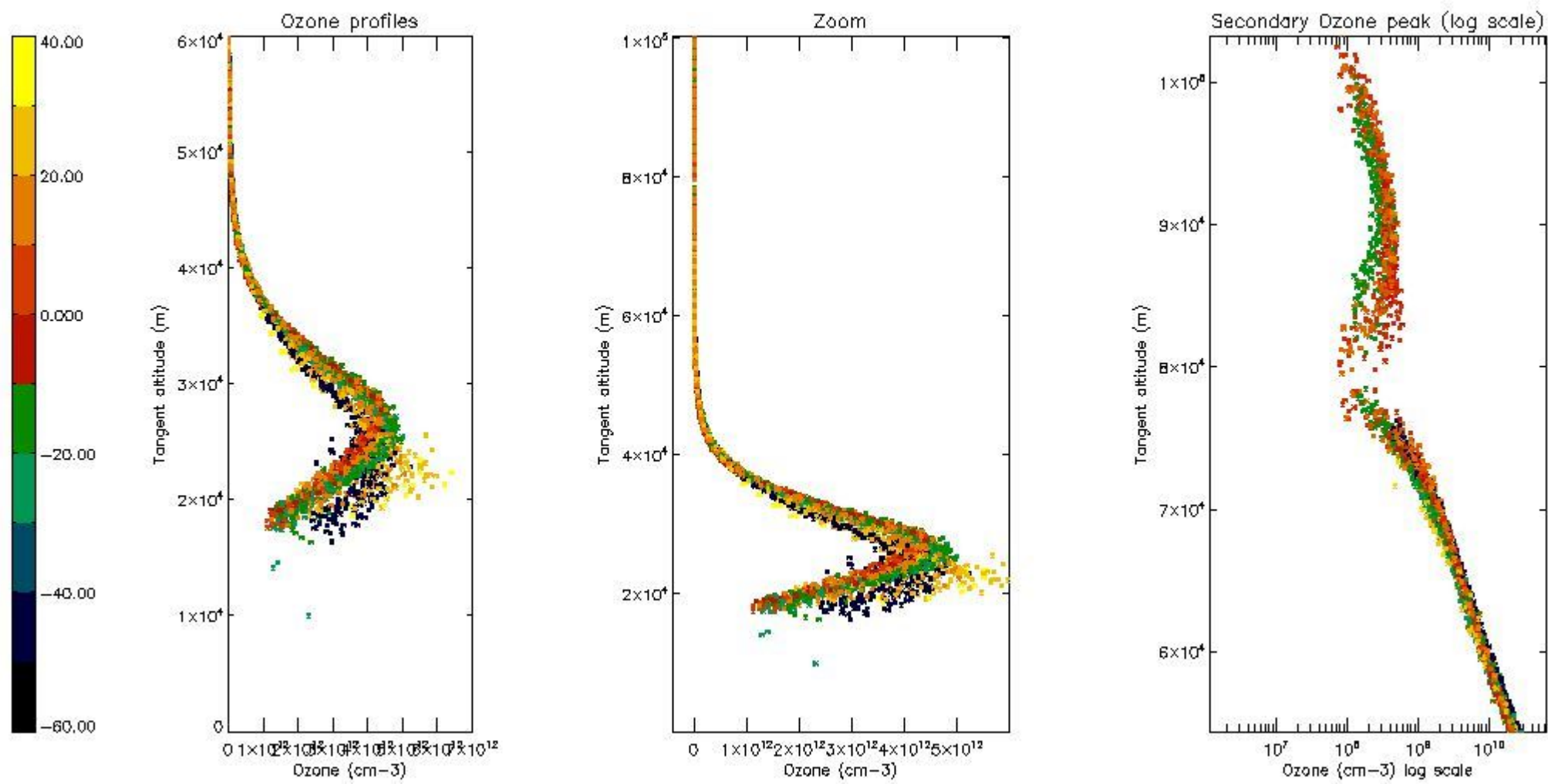
The colorbar represents the latitude.





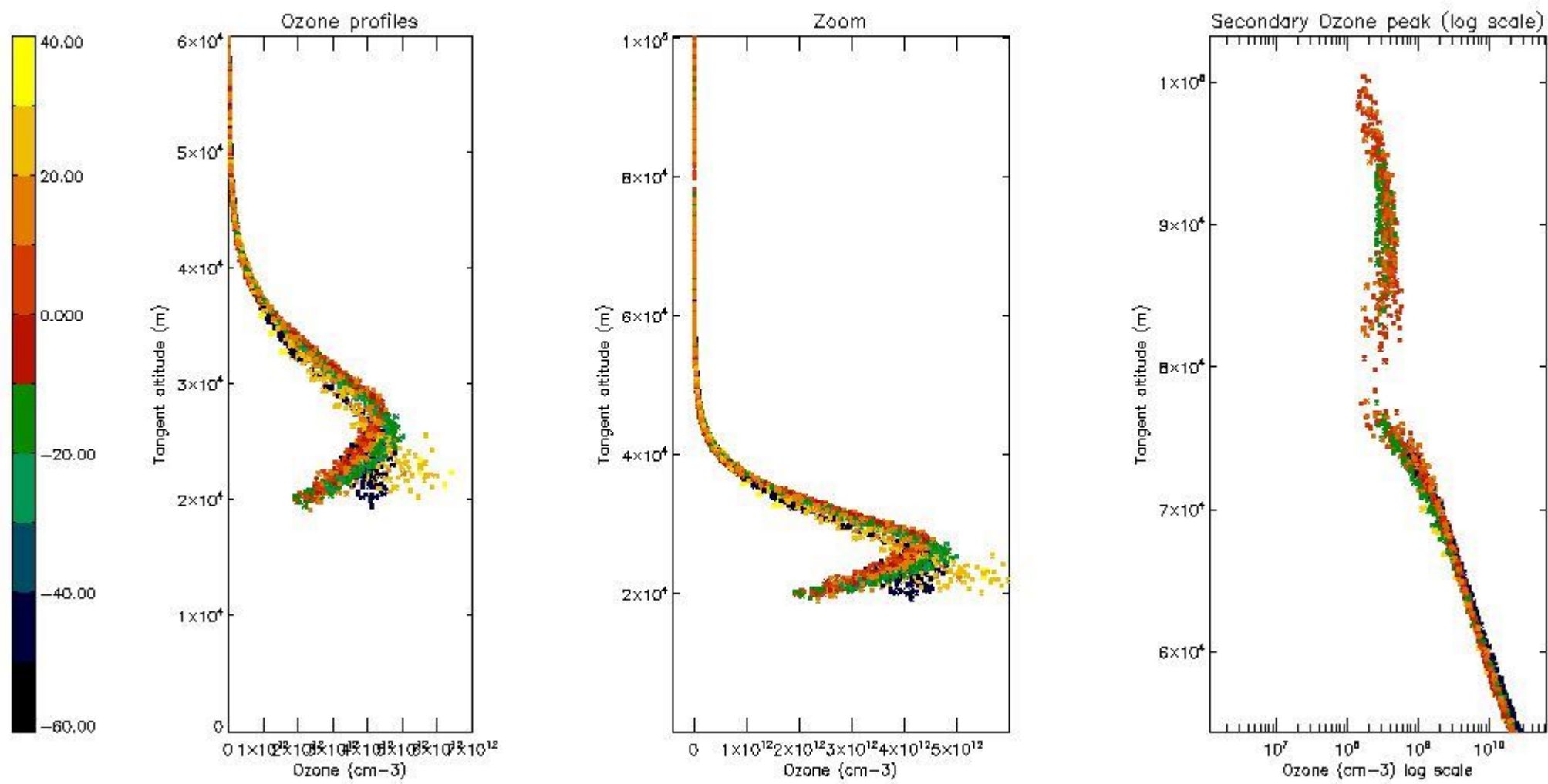
*5.4 Plot ozone profiles where  $STD < 10\%$  (dark without errors)*

The colorbar represents the latitude.



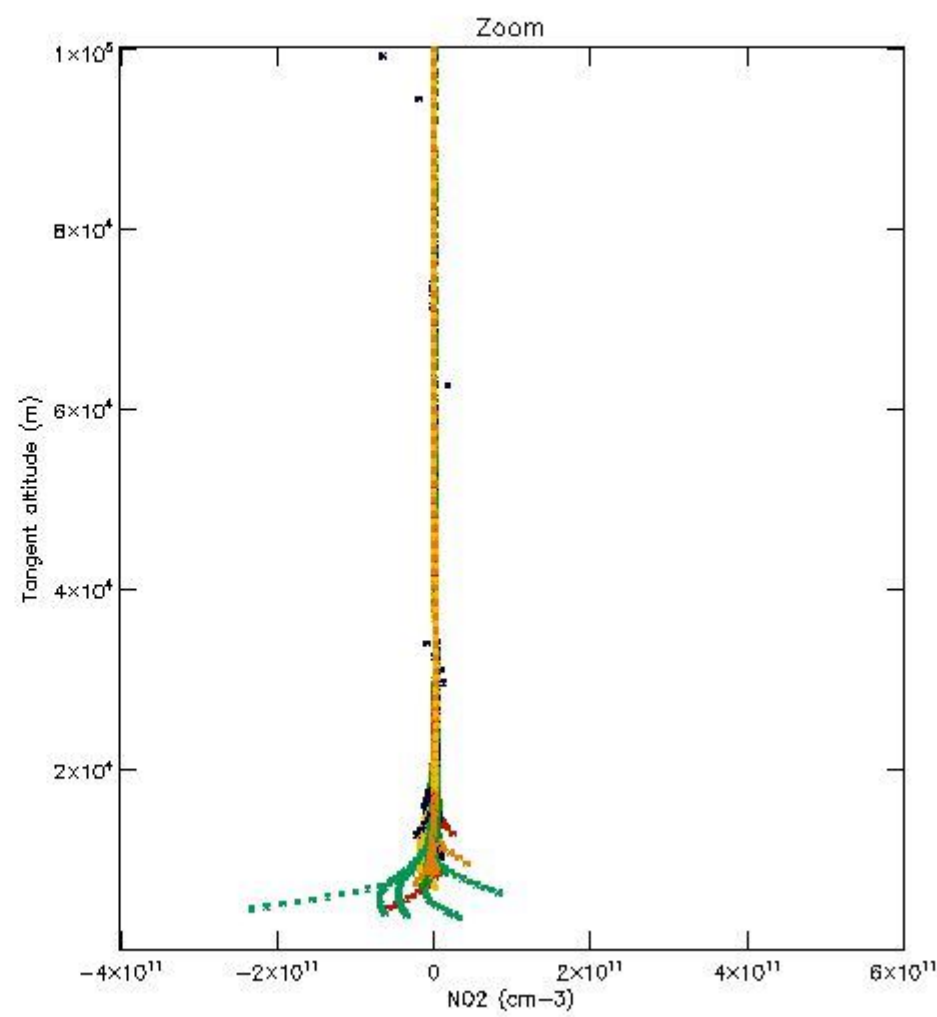
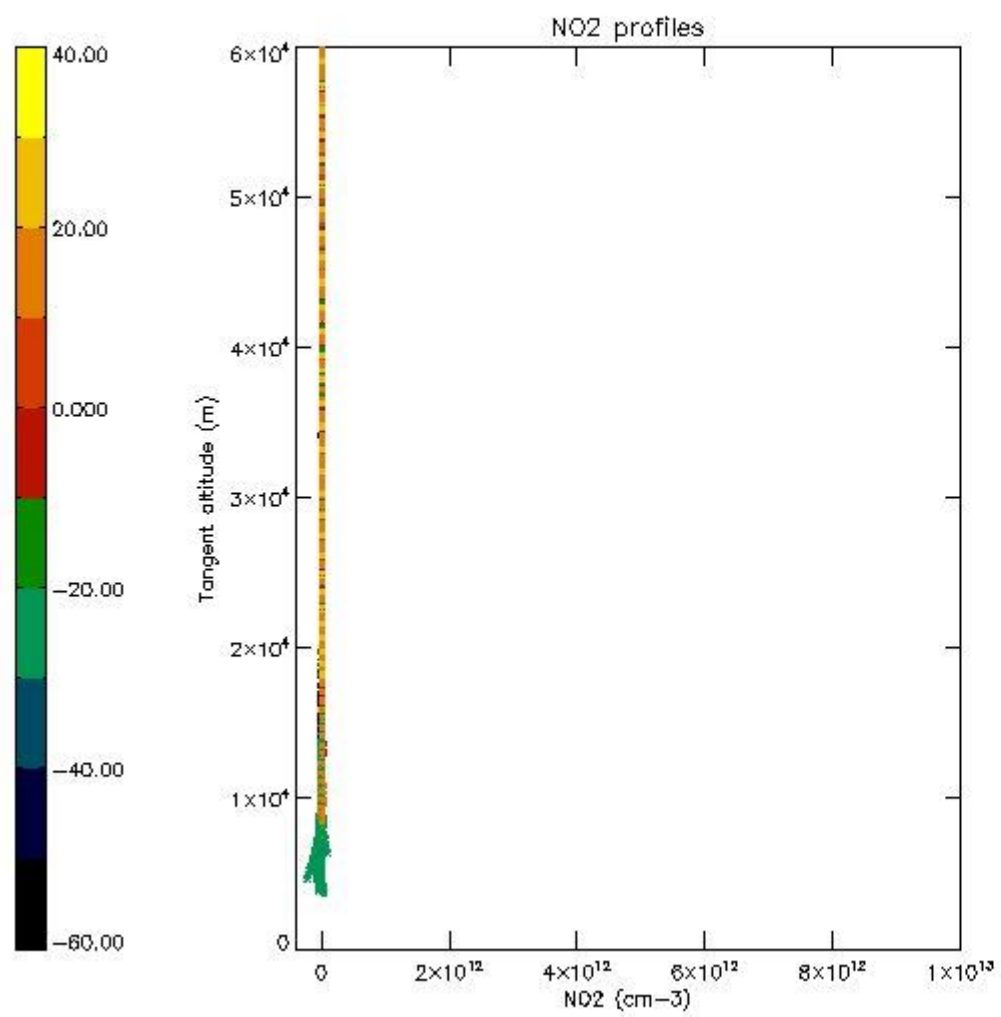
*5.5 Plot ozone profiles where STD < 5% (dark without errors)*

The colorbar represents the latitude.



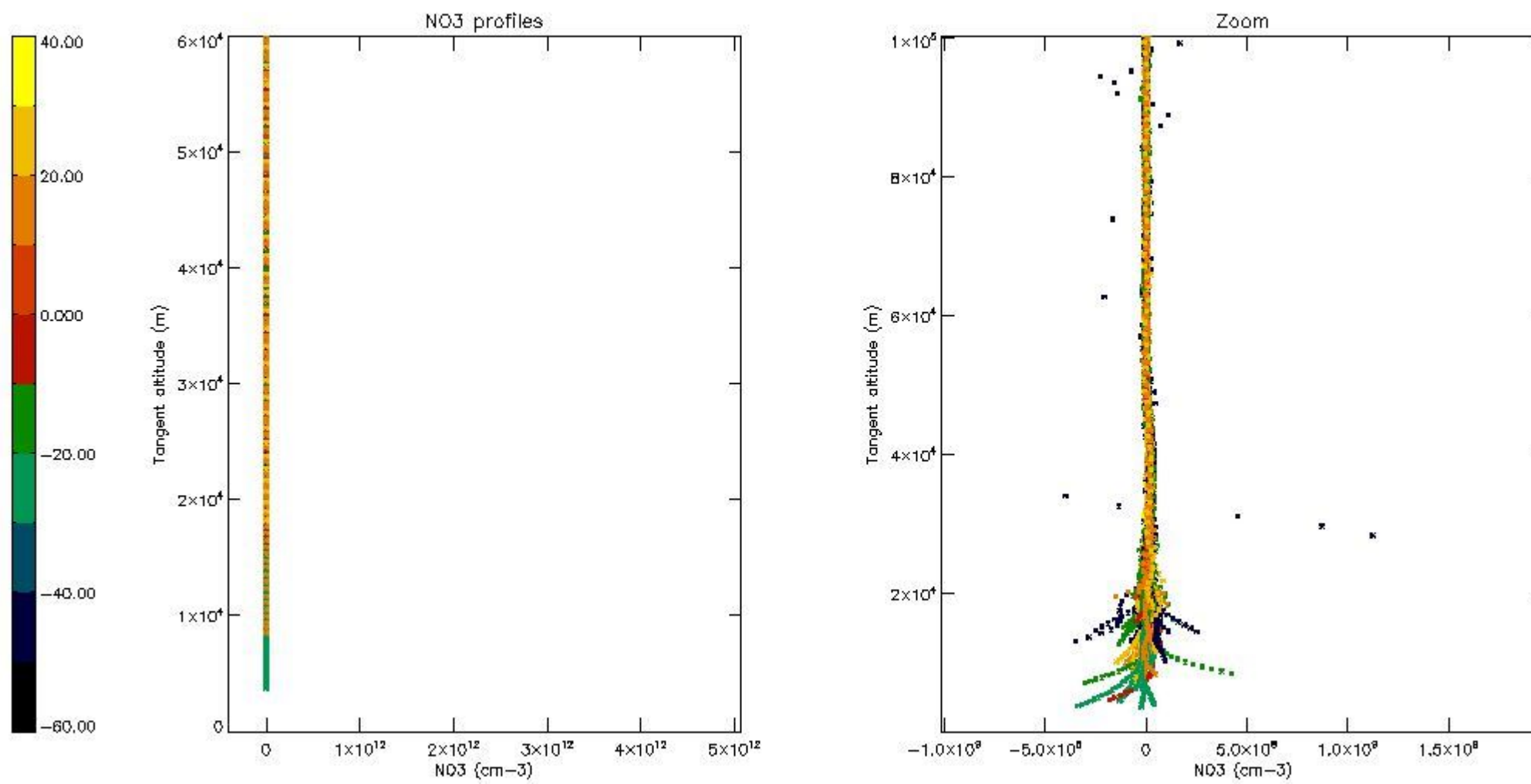
*5.6 Plot NO<sub>2</sub> profiles for all STD (dark without errors)*

The colorbar represents the latitude.



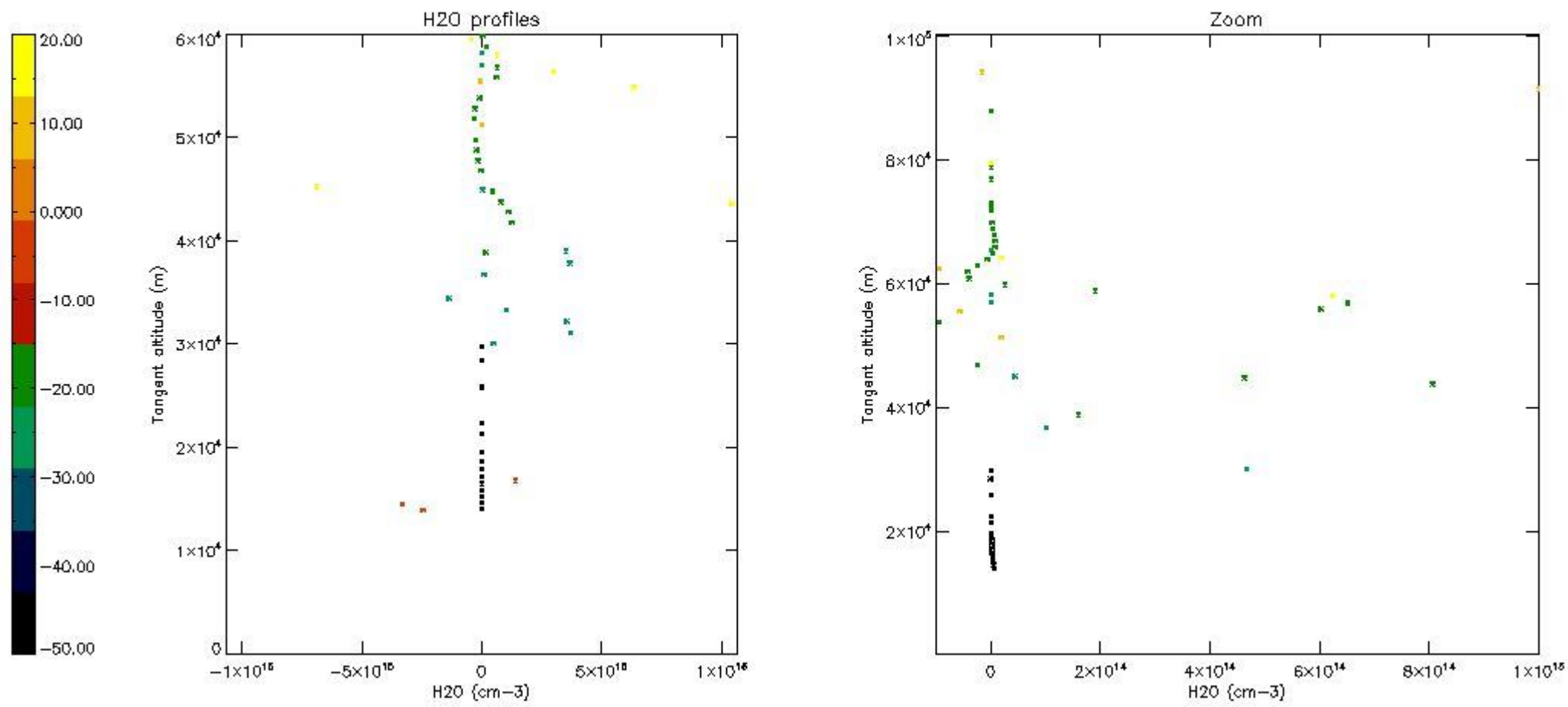
*5.7 Plot NO3 profiles for all STD (dark without errors)*

The colorbar represents the latitude.



5.8 Plot H<sub>2</sub>O profiles for all STD (only for occultations of stars 1,2,3,4,13,14,16,26,63 dark without errors)

The colorbar represents the latitude.



## 6. Auxiliary Data Files used for the production reported in section 2

The number reported in the third column indicates since which file (see list in section 2) the corresponding auxiliary file has been used. The fourth column is the date of those product files.

Type	Auxiliary Filename	Used since product	Used since product date
INST_PHYS_CHARACTERISTICS	GOM_INS_AXNIEC20050627_150440_20020301_000000_20100101_000000	1	18-FEB-2003 00:02:04
LEVEL-2_PROC_CONFIG	GOM_PR2_AXVIEC20091111_152718_20020301_000000_20500101_000000	1	18-FEB-2003 00:02:04
CROSS_SECTIONS_FILE	GOM_CRS_AXVIEC20091111_154832_20020301_000000_20500101_000000	1	18-FEB-2003 00:02:04

# GOMOS Level 2 Daily Report

## SUMMARY

### [1. General Info](#)

### [2. Summary of processed GOM\\_NL\\_2P products](#)

### [3. Level 2 Quality information per product](#)

#### [3.1 Plot of level 2 quality information per product \(time dependant\)](#)

#### [3.2 Plot of level 2 quality information per product \(world map\)](#)

### [4. Level 1 Quality information per product \(stored on level 2 products\)](#)

#### [4.1 Plot of level 1 quality information per product \(time dependant\)](#)

##### [4.1.1 Plot of level 1 quality information per product \(time dependant\): ASCENDING](#)

##### [4.1.2 Plot of level 1 quality information per product \(time dependant\): DESCENDING](#)

#### [4.2 Plot of level 1 quality information per product \(world map\)](#)

##### [4.2.1 Plot of level 1 quality information per product \(world map\): ASCENDING](#)

##### [4.2.2 Plot of level 1 quality information per product \(world map\): DESCENDING](#)

### [5. Ozone profiles based on quality statistics and other trace gas profiles](#)

#### [5.1 Ozone statistics based on quality of products](#)

#### [5.2 Plot ozone profiles for all STD \(dark without errors\)](#)

#### [5.3 Plot ozone profiles where STD < 20% \(dark without errors\)](#)

#### [5.4. Plot ozone profiles where STD < 10% \(dark without errors\)](#)

#### [5.5. Plot ozone profiles where STD < 5% \(dark without errors\)](#)

#### [5.6 Plot NO2 profiles for all STD \(dark without errors\)](#)

#### [5.7 Plot NO3 profiles for all STD \(dark without errors\)](#)

#### [5.8 Plot H2O profiles \(only for occultations of stars 1,2,3,4,13,14,16,26,63 dark without errors\) for all STD](#)

### [6. Auxiliary Data Files used for the production reported in section 2](#)

This report presents the daily analysis on parameters extracted from GOMOS level 2 data (GOM\_NL\_\_2P). It is intended to monitor some important parameters that will impact the quality of these products. A list of level 2 products (and content) that have arrived during the reporting day to the PCF is also given.

Item	Value
Time of report generation	19APR2013 09:43:06
Data source version	GOMOS/6.01
Start time of products	18-02-2003 (18FEB2003 00:00:00)
Stop time of products	19-02-2003 (19FEB2003 00:00:00)
Store outputs in DB	Yes
Nb of level 2 prods	454
Nb of prods with errors	4

## 2. Summary of processed GOM\_NL\_\_2P products.

Nr	Filename	UTC Start time	Limb	Duration	Star Id	Star Name	Star Mag	Star Temp	Nb Meas	Orbit	Prod. error
1	GOM_NL__2PRFIN20030218_000204_00000772014_00002_05066_5308.N1	18-FEB-2003 00:02:04	Straylight	76.500	171	2Eps Crv	3.0010	4250.0	153	5066	No
2	GOM_NL__2PRFIN20030218_000453_00000962014_00002_05066_5309.N1	18-FEB-2003 00:04:53	Straylight	95.500	100	4Gam Crv	2.5800	13100.	191	5066	No
3	GOM_NL__2PRFIN20030218_000902_00000532014_00002_05066_5310.N1	18-FEB-2003 00:09:02	Straylight	53.000	48	30Alp Hya	1.9770	4100.0	106	5066	No
4	GOM_NL__2PRFIN20030218_001342_00000412014_00002_05066_5311.N1	18-FEB-2003 00:13:42	Bright	41.000	8	10Alp CMi	0.40000	6500.0	82	5066	No
5	GOM_NL__2PRFIN20030218_001615_00000522014_00002_05066_5312.N1	18-FEB-2003 00:16:15	Bright	51.500	22	32Alp Leo	1.3600	15200.	103	5066	No
6	GOM_NL__2PRFIN20030218_001955_00000392014_00002_05066_5313.N1	18-FEB-2003 00:19:55	Bright	39.000	17	78Bet Gem	1.1610	4500.0	78	5066	No
7	GOM_NL__2PRFIN20030218_002104_00000382014_00002_05066_5314.N1	18-FEB-2003 00:21:04	Bright	37.500	24	66Alp Gem	1.5800	10200.	75	5066	No
8	GOM_NL__2PRFIN20030218_002249_00000682014_00002_05066_5315.N1	18-FEB-2003 00:22:49	Bright	67.500	96	68Del Leo	2.5600	9300.0	135	5066	No
9	GOM_NL__2PRFIN20030218_002914_00000532014_00002_05066_5316.N1	18-FEB-2003 00:29:14	Bright	52.500	174	52Psi UMa	3.0040	4400.0	105	5066	No
10	GOM_NL__2PRFIN20030218_003117_00000472014_00002_05066_5317.N1	18-FEB-2003 00:31:17	Bright	46.500	82	48Bet UMa	2.3650	10600.	93	5066	No
11	GOM_NL__2PRFIN20030218_003319_00000512014_00002_05066_5318.N1	18-FEB-2003 00:33:19	Bright	51.000	87	64Gam UMa	2.4330	11000.	102	5066	No
12	GOM_NL__2PRFIN20030218_003714_00000362014_00002_05066_5319.N1	18-FEB-2003 00:37:14	Bright	35.500	49	1Alp UMi	1.9900	6300.0	71	5066	No
13	GOM_NL__2PRFIN20030218_003909_00000402014_00002_05066_5320.N1	18-FEB-2003 00:39:09	Bright	40.000	60	7Bet UMi	2.0810	3950.0	80	5066	No
14	GOM_NL__2PRFIN20030218_004118_00000682014_00002_05066_5321.N1	18-FEB-2003 00:41:18	Bright	67.500	39	85Eta UMa	1.8540	24000.	135	5066	No
15	GOM_NL__2PRFIN20030218_004358_00000472014_00002_05066_5322.N1	18-FEB-2003 00:43:58	Bright	47.000	119	14Eta Dra	2.7270	4700.0	94	5066	No
16	GOM_NL__2PRFIN20030218_004751_00000462014_00002_05066_5323.N1	18-FEB-2003 00:47:51	Bright	46.000	130	23Bet Dra	2.7990	5800.0	92	5066	No
17	GOM_NL__2PRFIN20030218_005000_00000352014_00002_05066_5324.N1	18-FEB-2003 00:50:00	Bright	35.000	144	18Del Cyg	2.8600	11000.	70	5066	No
18	GOM_NL__2PRFIN20030218_005212_00000402014_00002_05066_5325.N1	18-FEB-2003 00:52:12	Bright	40.000	5	3Alp Lyr	0.033000	11000.	80	5066	No
19	GOM_NL__2PRFIN20030218_005527_00000592014_00002_05066_5326.N1	18-FEB-2003 00:55:27	Bright	58.500	133	40Zet Her	2.8070	6000.0	117	5066	No
20	GOM_NL__2PRFIN20030218_010023_00000712014_00002_05066_5327.N1	18-FEB-2003 01:00:23	Twilight	71.000	127	27Bet Her	2.7810	4700.0	142	5066	No
21	GOM_NL__2PRFIN20030218_010352_00000542014_00002_05066_5328.N1	18-FEB-2003 01:03:52	Twilight	53.500	126	60Bet Oph	2.7700	4250.0	107	5066	No
22	GOM_NL__2PRFIN20030218_011031_00000412014_00002_05066_5329.N1	18-FEB-2003 01:10:31	Twilight	41.000	57	34Sig Sgr	2.0660	26000.	82	5066	No
23	GOM_NL__2PRFIN20030218_011321_00000432014_00002_05066_5330.N1	18-FEB-2003 01:13:21	Dark	42.500	38	20Eps Sgr	1.8360	11000.	85	5066	No
24	GOM_NL__2PRFIN20030218_011636_00000732014_00002_05066_5331.N1	18-FEB-2003 01:16:36	Dark	73.000	16	21Alp Sco	1.0200	3000.0	146	5066	No
25	GOM_NL__2PRFIN20030218_011818_00000772014_00002_05066_5332.N1	18-FEB-2003 01:18:18	Dark	77.000	80	7Del Sco	2.3160	30000.	154	5066	No
26	GOM_NL__2PRFIN20030218_012614_00000482014_00003_05067_5300.N1	18-FEB-2003 01:26:14	Dark	47.500	4	Alp1Cen	-0.010000	5800.0	95	5067	No
27	GOM_NL__2PRFIN20030218_012733_00000452014_00003_05067_5301.N1	18-FEB-2003 01:27:33	Dark	44.500	10	Bet Cen	0.61000	28000.	89	5067	No
28	GOM_NL__2PRFIN20030218_012859_00000502014_00003_05067_5302.N1	18-FEB-2003 01:28:59	Dark	50.000	77	Eps Cen	2.3030	28000.	100	5067	No
29	GOM_NL__2PRFIN20030218_013033_00000422014_00003_05067_5303.N1	18-FEB-2003 01:30:33	Dark	41.500	12	Alp1Cru	0.77500	30000.	83	5067	No
30	GOM_NL__2PRFIN20030218_013250_00000382014_00003_05067_5304.N1	18-FEB-2003 01:32:50	Dark	38.000	29	Bet Car	1.6720	10200.	76	5067	No
31	GOM_NL__2PRFIN20030218_013530_00000382014_00003_05067_5305.N1	18-FEB-2003 01:35:30	Dark	38.000	71	lot Car	2.2460	7700.0	76	5067	No
32	GOM_NL__2PRFIN20030218_013706_00000432014_00003_05067_5306.N1	18-FEB-2003 01:37:06	Straylight	43.000	46	Del Vel	1.9540	10600.	86	5067	No
33	GOM_NL__2PRFIN20030218_013928_00000372014_00003_05067_5307.N1	18-FEB-2003 01:39:28	Straylight	36.500	34	Gam2Vel	1.7930	23000.	73	5067	No
34	GOM_NL__2PRFIN20030218_014240_00000752014_00003_05067_5308.N1	18-FEB-2003 01:42:40	Straylight	74.500	171	2Eps Crv	3.0010	4250.0	149	5067	No
35	GOM_NL__2PRFIN20030218_014529_00000942014_00003_05067_5309.N1	18-FEB-2003 01:45:29	Straylight	94.000	100	4Gam Crv	2.5800	13100.	188	5067	No
36	GOM_NL__2PRFIN20030218_014941_00000542014_00003_05067_5310.N1	18-FEB-2003 01:49:41	Straylight	53.500	48	30Alp Hya	1.9770	4100.0	107	5067	No
37	GOM_NL__2PRFIN20030218_015418_00000432014_00003_05067_5311.N1	18-FEB-2003 01:54:18	Bright	42.500	8	10Alp CMi	0.40000	6500.0	85	5067	No
38	GOM_NL__2PRFIN20030218_015652_00000512014_00003_05067_5312.N1	18-FEB-2003 01:56:52	Bright	50.500	22	32Alp Leo	1.3600	15200.	101	5067	No
39	GOM_NL__2PRFIN20030218_020032_00000412014_00003_05067_5313.N1	18-FEB-2003 02:00:32	Bright	41.000	17	78Bet Gem	1.1610	4500.0	82	5067	No
40	GOM_NL__2PRFIN20030218_020141_00000392014_00003_05067_5314.N1	18-FEB-2003 02:01:41	Bright	38.500	24	66Alp Gem	1.5800	10200.	77	5067	No
41	GOM_NL__2PRFIN20030218_020324_00000692014_00003_05067_5315.N1	18-FEB-2003 02:03:24	Bright	68.500	96	68Del Leo	2.5600	9300.0	137	5067	No
42	GOM_NL__2PRFIN20030218_020950_00000532014_00003_05067_5316.N1	18-FEB-2003 02:09:50	Bright	52.500	174	52Psi UMa	3.0040	4400.0	105	5067	No



43	GOM_NL__2PRFIN20030218_021152_000000462014_00003_05067_5317.N1	18-FEB-2003 02:11:52	Bright	46.000	82	48Bet UMa	2.3650	10600.	92	5067	No
44	GOM_NL__2PRFIN20030218_021355_000000512014_00003_05067_5318.N1	18-FEB-2003 02:13:55	Bright	51.000	87	64Gam UMa	2.4330	11000.	102	5067	No
45	GOM_NL__2PRFIN20030218_021750_000000372014_00003_05067_5319.N1	18-FEB-2003 02:17:50	Bright	36.500	49	1Alp UMi	1.9900	6300.0	73	5067	No
46	GOM_NL__2PRFIN20030218_021944_000000422014_00003_05067_5320.N1	18-FEB-2003 02:19:44	Bright	41.500	60	7Bet UMi	2.0810	3950.0	83	5067	No
47	GOM_NL__2PRFIN20030218_022152_000000672014_00003_05067_5321.N1	18-FEB-2003 02:21:52	Bright	67.000	39	85Eta UMa	1.8540	24000.	134	5067	No
48	GOM_NL__2PRFIN20030218_022434_000000482014_00003_05067_5322.N1	18-FEB-2003 02:24:34	Bright	47.500	119	14Eta Dra	2.7270	4700.0	95	5067	No
49	GOM_NL__2PRFIN20030218_022826_000000462014_00003_05067_5323.N1	18-FEB-2003 02:28:26	Bright	46.000	130	23Bet Dra	2.7990	5800.0	92	5067	No
50	GOM_NL__2PRFIN20030218_023036_000000382014_00003_05067_5324.N1	18-FEB-2003 02:30:36	Bright	38.000	144	18Del Cyg	2.8600	11000.	76	5067	No
51	GOM_NL__2PRFIN20030218_023248_000000422014_00003_05067_5325.N1	18-FEB-2003 02:32:48	Bright	41.500	5	3Alp Lyr	0.033000	11000.	83	5067	No
52	GOM_NL__2PRFIN20030218_023603_000000592014_00003_05067_5326.N1	18-FEB-2003 02:36:03	Bright	58.500	133	40Zet Her	2.8070	6000.0	117	5067	No
53	GOM_NL__2PRFIN20030218_024100_000000792014_00003_05067_5327.N1	18-FEB-2003 02:41:00	Twilight	78.500	127	27Bet Her	2.7810	4700.0	157	5067	No
54	GOM_NL__2PRFIN20030218_024428_000000552014_00003_05067_5328.N1	18-FEB-2003 02:44:28	Twilight	55.000	126	60Bet Oph	2.7700	4250.0	110	5067	No
55	GOM_NL__2PRFIN20030218_025107_000000402014_00003_05067_5329.N1	18-FEB-2003 02:51:07	Twilight	40.000	57	34Sig Sgr	2.0660	26000.	80	5067	No
56	GOM_NL__2PRFIN20030218_025357_000000432014_00003_05067_5330.N1	18-FEB-2003 02:53:57	Dark	43.000	38	20Eps Sgr	1.8360	11000.	86	5067	No
57	GOM_NL__2PRFIN20030218_025714_000000612014_00003_05067_5331.N1	18-FEB-2003 02:57:14	Dark	60.500	16	21Alp Sco	1.0200	3000.0	121	5067	No
58	GOM_NL__2PRFIN20030218_025855_000000692014_00003_05067_5332.N1	18-FEB-2003 02:58:55	Dark	69.000	80	7Del Sco	2.3160	30000.	138	5067	No
59	GOM_NL__2PRFIN20030218_030650_000000482014_00004_05068_5300.N1	18-FEB-2003 03:06:50	Dark	47.500	4	Alp1Cen	-0.010000	5800.0	95	5068	No
60	GOM_NL__2PRFIN20030218_030809_000000442014_00004_05068_5301.N1	18-FEB-2003 03:08:09	Dark	43.500	10	Bet Cen	0.61000	28000.	87	5068	No
61	GOM_NL__2PRFIN20030218_030936_000000472014_00004_05068_5302.N1	18-FEB-2003 03:09:36	Dark	46.500	77	Eps Cen	2.3030	28000.	93	5068	No
62	GOM_NL__2PRFIN20030218_031110_000000422014_00004_05068_5303.N1	18-FEB-2003 03:11:10	Dark	41.500	12	Alp1Cru	0.77500	30000.	83	5068	No
63	GOM_NL__2PRFIN20030218_031327_000000452014_00004_05068_5304.N1	18-FEB-2003 03:13:27	Dark	45.000	29	Bet Car	1.6720	10200.	90	5068	No
64	GOM_NL__2PRFIN20030218_031606_000000402014_00004_05068_5305.N1	18-FEB-2003 03:16:06	Dark	40.000	71	lot Car	2.2460	7700.0	80	5068	No
65	GOM_NL__2PRFIN20030218_031742_000000392014_00004_05068_5306.N1	18-FEB-2003 03:17:42	Dark	39.000	46	Del Vel	1.9540	10600.	78	5068	No
66	GOM_NL__2PRFIN20030218_032004_000000412014_00004_05068_5307.N1	18-FEB-2003 03:20:04	Straylight	40.500	34	Gam2Vel	1.7930	23000.	81	5068	No
67	GOM_NL__2PRFIN20030218_032316_000000852014_00004_05068_5308.N1	18-FEB-2003 03:23:16	Straylight	85.000	171	2Eps Crv	3.0010	4250.0	170	5068	No
68	GOM_NL__2PRFIN20030218_032605_000000862014_00004_05068_5309.N1	18-FEB-2003 03:26:05	Straylight	86.000	100	4Gam Crv	2.5800	13100.	172	5068	No
69	GOM_NL__2PRFIN20030218_033017_000000542014_00004_05068_5310.N1	18-FEB-2003 03:30:17	Straylight	53.500	48	30Alp Hya	1.9770	4100.0	107	5068	No
70	GOM_NL__2PRFIN20030218_033454_000000452014_00004_05068_5311.N1	18-FEB-2003 03:34:54	Bright	45.000	8	10Alp CMi	0.40000	6500.0	90	5068	No
71	GOM_NL__2PRFIN20030218_033726_000000532014_00004_05068_5312.N1	18-FEB-2003 03:37:26	Bright	52.500	22	32Alp Leo	1.3600	15200.	105	5068	No
72	GOM_NL__2PRFIN20030218_034106_000000432014_00004_05068_5313.N1	18-FEB-2003 03:41:06	Bright	42.500	17	78Bet Gem	1.1610	4500.0	85	5068	No
73	GOM_NL__2PRFIN20030218_034217_000000382014_00004_05068_5314.N1	18-FEB-2003 03:42:17	Bright	37.500	24	66Alp Gem	1.5800	10200.	75	5068	No
74	GOM_NL__2PRFIN20030218_034358_000000692014_00004_05068_5315.N1	18-FEB-2003 03:43:58	Bright	68.500	96	68Del Leo	2.5600	9300.0	137	5068	No
75	GOM_NL__2PRFIN20030218_035024_000000532014_00004_05068_5316.N1	18-FEB-2003 03:50:24	Bright	52.500	174	52Psi UMa	3.0040	4400.0	105	5068	No
76	GOM_NL__2PRFIN20030218_035226_000000482014_00004_05068_5317.N1	18-FEB-2003 03:52:26	Bright	48.000	82	48Bet UMa	2.3650	10600.	96	5068	No
77	GOM_NL__2PRFIN20030218_035429_000000512014_00004_05068_5318.N1	18-FEB-2003 03:54:29	Bright	50.500	87	64Gam UMa	2.4330	11000.	101	5068	No
78	GOM_NL__2PRFIN20030218_035824_000000432014_00004_05068_5319.N1	18-FEB-2003 03:58:24	Bright	42.500	49	1Alp UMi	1.9900	6300.0	85	5068	No
79	GOM_NL__2PRFIN20030218_040018_000000452014_00004_05068_5320.N1	18-FEB-2003 04:00:18	Bright	45.000	60	7Bet UMi	2.0810	3950.0	90	5068	No
80	GOM_NL__2PRFIN20030218_040227_000000682014_00004_05068_5321.N1	18-FEB-2003 04:02:27	Bright	68.000	39	85Eta UMa	1.8540	24000.	136	5068	No
81	GOM_NL__2PRFIN20030218_040511_000000452014_00004_05068_5322.N1	18-FEB-2003 04:05:11	Bright	44.500	119	14Eta Dra	2.7270	4700.0	89	5068	No
82	GOM_NL__2PRFIN20030218_040904_000000442014_00004_05068_5323.N1	18-FEB-2003 04:09:04	Bright	44.000	130	23Bet Dra	2.7990	5800.0	88	5068	No
83	GOM_NL__2PRFIN20030218_041112_000000382014_00004_05068_5324.N1	18-FEB-2003 04:11:12	Bright	37.500	144	18Del Cyg	2.8600	11000.	75	5068	No
84	GOM_NL__2PRFIN20030218_041324_000000422014_00004_05068_5325.N1	18-FEB-2003 04:13:24	Bright	41.500	5	3Alp Lyr	0.033000	11000.	83	5068	No
85	GOM_NL__2PRFIN20030218_041640_000000602014_00004_05068_5326.N1	18-FEB-2003 04:16:40	Bright	60.000	133	40Zet Her	2.8070	6000.0	120	5068	No
86	GOM_NL__2PRFIN20030218_042137_000000792014_00004_05068_5327.N1	18-FEB-2003 04:21:37	Twilight	79.000	127	27Bet Her	2.7810	4700.0	158	5068	No
87	GOM_NL__2PRFIN20030218_042505_000000552014_00004_05068_5328.N1	18-FEB-2003 04:25:05	Twilight	55.000	126	60Bet Oph	2.7700	4250.0	110	5068	No
88	GOM_NL__2PRFIN20030218_043003_000000432014_00004_05068_5329.N1	18-FEB-2003 04:30:03	Twilight	42.500	155	41Pi Sgr	2.9000	6600.0	85	5068	No
89	GOM_NL__2PRFIN20030218_043143_000000432014_00004_05068_5330.N1	18-FEB-2003 04:31:43	Twilight	42.500	57	34Sig Sgr	2.0660	26000.	85	5068	No
90	GOM_NL__2PRFIN20030218_043433_000000442014_00004_05068_5331.N1	18-FEB-2003 04:34:33	Dark	43.500	38	20Eps Sgr	1.8360	11000.	87	5068	No
91	GOM_NL__2PRFIN20030218_043750_000000722014_00004_05068_5332.N1	18-FEB-2003 04:37:50	Dark	72.000	16	21Alp Sco	1.0200	3000.0	144	5068	No
92	GOM_NL__2PRFIN20030218_043933_000000662014_00004_05068_5333.N1	18-FEB-2003 04:39:33	Dark	66.000	80	7Del Sco	2.3160	30000.	132	5068	No
93	GOM_NL__2PRFIN20030218_044726_000000572014_00005_05069_5300.N1	18-FEB-2003 04:47:26	Dark	57.000	4	Alp1Cen	-0.010000	5800.0	114	5069	No
94	GOM_NL__2PRFIN20030218_044846_000000462014_00005_05069_5301.N1	18-FEB-2003 04:48:46	Dark	45.500	10	Bet Cen	0.61000	28000.	91	5069	No
95	GOM_NL__2PRFIN20030218_045013_000000462014_00005_05069_5302.N1	18-FEB-2003 04:50:13	Dark	45.500	77	Eps Cen	2.3030	28000.	91	5069	No
96	GOM_NL__2PRFIN20030218_045147_000000492014_00005_05069_5303.N1	18-FEB-2003 04:51:47	Dark	49.000	12	Alp1Cru	0.77500	30000.	98	5069	No
97	GOM_NL__2PRFIN20030218_045402_000000412014_00005_05069_5304.N1	18-FEB-2003 04:54:02	Dark	40.500	29	Bet Car	1.6720	10200.	81	5069	No
98	GOM_NL__2PRFIN20030218_045642_000000372014_00005_05069_5305.N1	18-FEB-2003 04:56:42	Dark	37.000	71	lot Car	2.2460	7700.0	74	5069	No
99	GOM_NL__2PRFIN20030218_045818_000000382014_00005_05069_5306.N1	18-FEB-2003 04:58:18	Dark	38.000	46	Del Vel	1.9540	10600.	76	5069	No
100	GOM_NL__2PRFIN20030218_050040_000000422014_00005_05069_5307.N1	18-FEB-2003 05:00:40	Straylight	41.500	34	Gam2Vel	1.7930	23000.	83	5069	No
101	GOM_NL__2PRFIN20030218_050351_000000872014_00005_05069_5308.N1	18-FEB-2003 05:03:51	Straylight	86.500	171	2Eps Crv	3.0010	4250.0	173	5069	No

102	GOM_NL__2PRFIN20030218_050641_000000882014_00005_05069_5309.N1	18-FEB-2003 05:06:41	Straylight	87.500	100	4Gam Crv	2.5800	13100.	175	5069	No
103	GOM_NL__2PRFIN20030218_051052_000000472014_00005_05069_5310.N1	18-FEB-2003 05:10:52	Straylight	46.500	48	30Alp Hya	1.9770	4100.0	93	5069	No
104	GOM_NL__2PRFIN20030218_051530_000000442014_00005_05069_5311.N1	18-FEB-2003 05:15:30	Bright	44.000	8	10Alp CMi	0.40000	6500.0	88	5069	No
105	GOM_NL__2PRFIN20030218_051802_000000512014_00005_05069_5312.N1	18-FEB-2003 05:18:02	Bright	50.500	22	32Alp Leo	1.3600	15200.	101	5069	No
106	GOM_NL__2PRFIN20030218_052142_000000522014_00005_05069_5313.N1	18-FEB-2003 05:21:42	Bright	52.000	17	78Bet Gem	1.1610	4500.0	104	5069	No
107	GOM_NL__2PRFIN20030218_052253_000000382014_00005_05069_5314.N1	18-FEB-2003 05:22:53	Bright	38.000	24	66Alp Gem	1.5800	10200.	76	5069	No
108	GOM_NL__2PRFIN20030218_052433_000000692014_00005_05069_5315.N1	18-FEB-2003 05:24:33	Bright	68.500	96	68Del Leo	2.5600	9300.0	137	5069	No
109	GOM_NL__2PRFIN20030218_053059_000000532014_00005_05069_5316.N1	18-FEB-2003 05:30:59	Bright	52.500	174	52Psi UMa	3.0040	4400.0	105	5069	No
110	GOM_NL__2PRFIN20030218_053301_000000652014_00005_05069_5317.N1	18-FEB-2003 05:33:01	Bright	65.000	82	48Bet UMa	2.3650	10600.	130	5069	No
111	GOM_NL__2PRFIN20030218_053504_000000512014_00005_05069_5318.N1	18-FEB-2003 05:35:04	Bright	50.500	87	64Gam UMa	2.4330	11000.	101	5069	No
112	GOM_NL__2PRFIN20030218_053902_000000402014_00005_05069_5319.N1	18-FEB-2003 05:39:02	Bright	39.500	49	1Alp UMi	1.9900	6300.0	79	5069	No
113	GOM_NL__2PRFIN20030218_054054_000000452014_00005_05069_5320.N1	18-FEB-2003 05:40:54	Bright	45.000	60	7Bet UMi	2.0810	3950.0	90	5069	No
114	GOM_NL__2PRFIN20030218_054302_000000682014_00005_05069_5321.N1	18-FEB-2003 05:43:02	Bright	68.000	39	85Eta UMa	1.8540	24000.	136	5069	No
115	GOM_NL__2PRFIN20030218_054545_000000492014_00005_05069_5322.N1	18-FEB-2003 05:45:45	Bright	49.000	119	14Eta Dra	2.7270	4700.0	98	5069	No
116	GOM_NL__2PRFIN20030218_054940_000000442014_00005_05069_5323.N1	18-FEB-2003 05:49:40	Bright	44.000	130	23Bet Dra	2.7990	5800.0	88	5069	No
117	GOM_NL__2PRFIN20030218_055146_000000392014_00005_05069_5324.N1	18-FEB-2003 05:51:46	Bright	39.000	144	18Del Cyg	2.8600	11000.	78	5069	No
118	GOM_NL__2PRFIN20030218_055401_000000412014_00005_05069_5325.N1	18-FEB-2003 05:54:01	Bright	41.000	5	3Alp Lyr	0.033000	11000.	82	5069	No
119	GOM_NL__2PRFIN20030218_055716_000000592014_00005_05069_5326.N1	18-FEB-2003 05:57:16	Bright	58.500	133	40Zet Her	2.8070	6000.0	117	5069	No
120	GOM_NL__2PRFIN20030218_060214_000000772014_00005_05069_5327.N1	18-FEB-2003 06:02:14	Twilight	77.000	127	27Bet Her	2.7810	4700.0	154	5069	No
121	GOM_NL__2PRFIN20030218_060542_000000512014_00005_05069_5328.N1	18-FEB-2003 06:05:42	Twilight	50.500	126	60Bet Oph	2.7700	4250.0	101	5069	No
122	GOM_NL__2PRFIN20030218_061039_000000422014_00005_05069_5329.N1	18-FEB-2003 06:10:39	Twilight	41.500	155	41Pi Sgr	2.9000	6600.0	83	5069	No
123	GOM_NL__2PRFIN20030218_061219_000000442014_00005_05069_5330.N1	18-FEB-2003 06:12:19	Twilight	43.500	57	34Sig Sgr	2.0660	26000.	87	5069	No
124	GOM_NL__2PRFIN20030218_061510_000000432014_00005_05069_5331.N1	18-FEB-2003 06:15:10	Dark	42.500	38	20Eps Sgr	1.8360	11000.	85	5069	No
125	GOM_NL__2PRFIN20030218_061828_000000642014_00005_05069_5332.N1	18-FEB-2003 06:18:28	Dark	64.000	16	21Alp Sco	1.0200	3000.0	128	5069	No
126	GOM_NL__2PRFIN20030218_062011_000000712014_00005_05069_5333.N1	18-FEB-2003 06:20:11	Dark	71.000	80	7Del Sco	2.3160	30000.	142	5069	No
127	GOM_NL__2PRFIN20030218_062544_000000402014_00006_05070_5300.N1	18-FEB-2003 06:25:44	Dark	40.000	134	Bet TrA	2.8100	6600.0	80	5070	No
128	GOM_NL__2PRFIN20030218_062803_000000442014_00006_05070_5301.N1	18-FEB-2003 06:28:03	Dark	44.000	4	Alp1Cen	-0.010000	5800.0	88	5070	No
129	GOM_NL__2PRFIN20030218_062921_000000462014_00006_05070_5302.N1	18-FEB-2003 06:29:21	Dark	45.500	10	Bet Cen	0.61000	28000.	91	5070	No
130	GOM_NL__2PRFIN20030218_063117_000000802014_00006_05070_5303.N1	18-FEB-2003 06:31:17	Dark	79.500	54	5The Cen	2.0550	4500.0	159	5070	No
131	GOM_NL__2PRFIN20030218_063439_000000382014_00006_05070_5304.N1	18-FEB-2003 06:34:39	Dark	37.500	29	Bet Car	1.6720	10200.	75	5070	No
132	GOM_NL__2PRFIN20030218_063718_000000392014_00006_05070_5305.N1	18-FEB-2003 06:37:18	Dark	38.500	71	lot Car	2.2460	7700.0	77	5070	No
133	GOM_NL__2PRFIN20030218_063854_000000392014_00006_05070_5306.N1	18-FEB-2003 06:38:54	Dark	39.000	46	Del Vel	1.9540	10600.	78	5070	No
134	GOM_NL__2PRFIN20030218_064115_000000392014_00006_05070_5307.N1	18-FEB-2003 06:41:15	Straylight	39.000	34	Gam2Vel	1.7930	23000.	78	5070	No
135	GOM_NL__2PRFIN20030218_064320_000000412014_00006_05070_5308.N1	18-FEB-2003 06:43:20	Straylight	41.000	70	Zet Pup	2.2460	39000.	82	5070	No
136	GOM_NL__2PRFIN20030218_064717_000000942014_00006_05070_5309.N1	18-FEB-2003 06:47:17	Straylight	93.500	100	4Gam Crv	2.5800	13100.	187	5070	No
137	GOM_NL__2PRFIN20030218_065128_000000482014_00006_05070_5310.N1	18-FEB-2003 06:51:28	Straylight	48.000	48	30Alp Hya	1.9770	4100.0	96	5070	No
138	GOM_NL__2PRFIN20030218_065606_000000412014_00006_05070_5311.N1	18-FEB-2003 06:56:06	Bright	41.000	8	10Alp CMi	0.40000	6500.0	82	5070	No
139	GOM_NL__2PRFIN20030218_065837_000000512014_00006_05070_5312.N1	18-FEB-2003 06:58:37	Bright	51.000	22	32Alp Leo	1.3600	15200.	102	5070	No
140	GOM_NL__2PRFIN20030218_070219_000000402014_00006_05070_5313.N1	18-FEB-2003 07:02:19	Bright	40.000	17	78Bet Gem	1.1610	4500.0	80	5070	No
141	GOM_NL__2PRFIN20030218_070328_000000382014_00006_05070_5314.N1	18-FEB-2003 07:03:28	Bright	38.000	24	66Alp Gem	1.5800	10200.	76	5070	No
142	GOM_NL__2PRFIN20030218_070701_000001212014_00006_05070_5315.N1	18-FEB-2003 07:07:01	Bright	120.50	62	94Bet Leo	2.1360	9700.0	241	5070	No
143	GOM_NL__2PRFIN20030218_071134_000000522014_00006_05070_5316.N1	18-FEB-2003 07:11:34	Bright	52.000	174	52Psi UMa	3.0040	4400.0	104	5070	No
144	GOM_NL__2PRFIN20030218_071337_000000482014_00006_05070_5317.N1	18-FEB-2003 07:13:37	Bright	47.500	82	48Bet UMa	2.3650	10600.	95	5070	No
145	GOM_NL__2PRFIN20030218_071539_000000502014_00006_05070_5318.N1	18-FEB-2003 07:15:39	Bright	50.000	87	64Gam UMa	2.4330	11000.	100	5070	No
146	GOM_NL__2PRFIN20030218_071938_000000382014_00006_05070_5319.N1	18-FEB-2003 07:19:38	Bright	37.500	49	1Alp UMi	1.9900	6300.0	75	5070	No
147	GOM_NL__2PRFIN20030218_072131_000000432014_00006_05070_5320.N1	18-FEB-2003 07:21:31	Bright	42.500	60	7Bet UMi	2.0810	3950.0	85	5070	No
148	GOM_NL__2PRFIN20030218_072336_000000682014_00006_05070_5321.N1	18-FEB-2003 07:23:36	Bright	68.000	39	85Eta UMa	1.8540	24000.	136	5070	No
149	GOM_NL__2PRFIN20030218_072623_000000452014_00006_05070_5322.N1	18-FEB-2003 07:26:23	Bright	45.000	119	14Eta Dra	2.7270	4700.0	90	5070	No
150	GOM_NL__2PRFIN20030218_073042_000000432014_00006_05070_5323.N1	18-FEB-2003 07:30:42	Bright	42.500	69	33Gam Dra	2.2310	3800.0	85	5070	No
151	GOM_NL__2PRFIN20030218_073225_000000362014_00006_05070_5324.N1	18-FEB-2003 07:32:25	Bright	35.500	144	18Del Cyg	2.8600	11000.	71	5070	No
152	GOM_NL__2PRFIN20030218_073439_000000412014_00006_05070_5325.N1	18-FEB-2003 07:34:39	Bright	40.500	5	3Alp Lyr	0.033000	11000.	81	5070	No
153	GOM_NL__2PRFIN20030218_073752_000000582014_00006_05070_5326.N1	18-FEB-2003 07:37:52	Bright	57.500	133	40Zet Her	2.8070	6000.0	115	5070	No
154	GOM_NL__2PRFIN20030218_074250_000000782014_00006_05070_5327.N1	18-FEB-2003 07:42:50	Twilight	77.500	127	27Bet Her	2.7810	4700.0	155	5070	No
155	GOM_NL__2PRFIN20030218_074619_000000552014_00006_05070_5328.N1	18-FEB-2003 07:46:19	Twilight	54.500	126	60Bet Oph	2.7700	4250.0	109	5070	No
156	GOM_NL__2PRFIN20030218_075116_000000412014_00006_05070_5329.N1	18-FEB-2003 07:51:16	Twilight	41.000	155	41Pi Sgr	2.9000	6600.0	82	5070	No
157	GOM_NL__2PRFIN20030218_075352_000000542014_00006_05070_5330.N1	18-FEB-2003 07:53:52	Dark	54.000	86	35Eta Oph	2.4300	10200.	108	5070	No
158	GOM_NL__2PRFIN20030218_075546_000000432014_00006_05070_5331.N1	18-FEB-2003 07:55:46	Dark	42.500	38	20Eps Sgr	1.8360	11000.	85	5070	No
159	GOM_NL__2PRFIN20030218_075905_000000612014_00006_05070_5332.N1	18-FEB-2003 07:59:05	Dark	60.500	16	21Alp Sco	1.0200	3000.0	121	5070	No
160	GOM_NL__2PRFIN20030218_080049_000000702014_00006_05070_5333.N1	18-FEB-2003 08:00:49	Dark	69.500	80	7Del Sco	2.3160	30000.	139	5070	No

161	GOM_NL__2PRFIN20030218_080621_000000432014_00007_05071_5300.N1	18-FEB-2003 08:06:21	Dark	42.500	134	Bet TrA	2.8100	6600.0	85	5071	No
162	GOM_NL__2PRFIN20030218_080840_000000472014_00007_05071_5301.N1	18-FEB-2003 08:08:40	Dark	46.500	4	Alp1Cen	-0.010000	5800.0	93	5071	No
163	GOM_NL__2PRFIN20030218_080957_000000492014_00007_05071_5302.N1	18-FEB-2003 08:09:57	Dark	49.000	10	Bet Cen	0.61000	28000.	98	5071	No
164	GOM_NL__2PRFIN20030218_081153_000000732014_00007_05071_5303.N1	18-FEB-2003 08:11:53	Dark	73.000	54	5The Cen	2.0550	4500.0	146	5071	No
165	GOM_NL__2PRFIN20030218_081515_000000432014_00007_05071_5304.N1	18-FEB-2003 08:15:15	Dark	43.000	29	Bet Car	1.6720	10200.	86	5071	No
166	GOM_NL__2PRFIN20030218_081754_000000382014_00007_05071_5305.N1	18-FEB-2003 08:17:54	Dark	37.500	71	lot Car	2.2460	7700.0	75	5071	No
167	GOM_NL__2PRFIN20030218_081930_000000412014_00007_05071_5306.N1	18-FEB-2003 08:19:30	Straylight	40.500	46	Del Vel	1.9540	10600.	81	5071	No
168	GOM_NL__2PRFIN20030218_082151_000000402014_00007_05071_5307.N1	18-FEB-2003 08:21:51	Straylight	40.000	34	Gam2Vel	1.7930	23000.	80	5071	No
169	GOM_NL__2PRFIN20030218_082357_000000412014_00007_05071_5308.N1	18-FEB-2003 08:23:57	Straylight	40.500	70	Zet Pup	2.2460	39000.	81	5071	No
170	GOM_NL__2PRFIN20030218_082753_000000962014_00007_05071_5309.N1	18-FEB-2003 08:27:53	Straylight	96.000	100	4Gam Crv	2.5800	13100.	192	5071	No
171	GOM_NL__2PRFIN20030218_083204_000000542014_00007_05071_5310.N1	18-FEB-2003 08:32:04	Twl_and_stray	54.000	48	30Alp Hya	1.9770	4100.0	108	5071	No
172	GOM_NL__2PRFIN20030218_083643_000000442014_00007_05071_5311.N1	18-FEB-2003 08:36:43	Bright	44.000	8	10Alp CMi	0.40000	6500.0	88	5071	No
173	GOM_NL__2PRFIN20030218_083913_000000512014_00007_05071_5312.N1	18-FEB-2003 08:39:13	Bright	50.500	22	32Alp Leo	1.3600	15200.	101	5071	No
174	GOM_NL__2PRFIN20030218_084255_000000392014_00007_05071_5313.N1	18-FEB-2003 08:42:55	Bright	38.500	17	78Bet Gem	1.1610	4500.0	77	5071	No
175	GOM_NL__2PRFIN20030218_084405_000000382014_00007_05071_5314.N1	18-FEB-2003 08:44:05	Bright	38.000	24	66Alp Gem	1.5800	10200.	76	5071	No
176	GOM_NL__2PRFIN20030218_084734_000001152014_00007_05071_5315.N1	18-FEB-2003 08:47:34	Bright	114.50	62	94Bet Leo	2.1360	9700.0	229	5071	No
177	GOM_NL__2PRFIN20030218_085210_000000532014_00007_05071_5316.N1	18-FEB-2003 08:52:10	Bright	52.500	174	52Psi UMa	3.0040	4400.0	105	5071	No
178	GOM_NL__2PRFIN20030218_085412_000000482014_00007_05071_5317.N1	18-FEB-2003 08:54:12	Bright	48.000	82	48Bet UMa	2.3650	10600.	96	5071	No
179	GOM_NL__2PRFIN20030218_085615_000000502014_00007_05071_5318.N1	18-FEB-2003 08:56:15	Bright	50.000	87	64Gam UMa	2.4330	11000.	100	5071	No
180	GOM_NL__2PRFIN20030218_090014_000000372014_00007_05071_5319.N1	18-FEB-2003 09:00:14	Bright	36.500	49	1Alp UMi	1.9900	6300.0	73	5071	No
181	GOM_NL__2PRFIN20030218_090205_000000462014_00007_05071_5320.N1	18-FEB-2003 09:02:05	Bright	46.000	60	7Bet UMi	2.0810	3950.0	92	5071	No
182	GOM_NL__2PRFIN20030218_090411_000000692014_00007_05071_5321.N1	18-FEB-2003 09:04:11	Bright	69.000	39	85Eta UMa	1.8540	24000.	138	5071	No
183	GOM_NL__2PRFIN20030218_090659_000000462014_00007_05071_5322.N1	18-FEB-2003 09:06:59	Bright	45.500	119	14Eta Dra	2.7270	4700.0	91	5071	No
184	GOM_NL__2PRFIN20030218_091117_000000452014_00007_05071_5323.N1	18-FEB-2003 09:11:17	Bright	45.000	69	33Gam Dra	2.2310	3800.0	90	5071	No
185	GOM_NL__2PRFIN20030218_091300_000000372014_00007_05071_5324.N1	18-FEB-2003 09:13:00	Bright	37.000	144	18Del Cyg	2.8600	11000.	74	5071	No
186	GOM_NL__2PRFIN20030218_091514_000000432014_00007_05071_5325.N1	18-FEB-2003 09:15:14	Bright	42.500	5	3Alp Lyr	0.033000	11000.	85	5071	No
187	GOM_NL__2PRFIN20030218_091828_000000592014_00007_05071_5326.N1	18-FEB-2003 09:18:28	Bright	58.500	133	40Zet Her	2.8070	6000.0	117	5071	No
188	GOM_NL__2PRFIN20030218_092327_000000742014_00007_05071_5327.N1	18-FEB-2003 09:23:27	Twl_and_stray	74.000	127	27Bet Her	2.7810	4700.0	148	5071	No
189	GOM_NL__2PRFIN20030218_092656_000000542014_00007_05071_5328.N1	18-FEB-2003 09:26:56	Twl_and_stray	53.500	126	60Bet Oph	2.7700	4250.0	107	5071	No
190	GOM_NL__2PRFIN20030218_093152_000000412014_00007_05071_5329.N1	18-FEB-2003 09:31:52	Twilight	40.500	155	41Pi Sgr	2.9000	6600.0	81	5071	No
191	GOM_NL__2PRFIN20030218_093429_000000522014_00007_05071_5330.N1	18-FEB-2003 09:34:29	Dark	52.000	86	35Eta Oph	2.4300	10200.	104	5071	No
192	GOM_NL__2PRFIN20030218_093622_000000442014_00007_05071_5331.N1	18-FEB-2003 09:36:22	Dark	43.500	38	20Eps Sgr	1.8360	11000.	87	5071	No
193	GOM_NL__2PRFIN20030218_093942_000000622014_00007_05071_5332.N1	18-FEB-2003 09:39:42	Dark	61.500	16	21Alp Sco	1.0200	3000.0	123	5071	No
194	GOM_NL__2PRFIN20030218_094126_000000692014_00007_05071_5333.N1	18-FEB-2003 09:41:26	Dark	69.000	80	7Del Sco	2.3160	30000.	138	5071	No
195	GOM_NL__2PRFIN20030218_094658_000000402014_00008_05072_5300.N1	18-FEB-2003 09:46:58	Dark	39.500	134	Bet TrA	2.8100	6600.0	79	5072	No
196	GOM_NL__2PRFIN20030218_094917_000000462014_00008_05072_5301.N1	18-FEB-2003 09:49:17	Dark	46.000	4	Alp1Cen	-0.010000	5800.0	92	5072	No
197	GOM_NL__2PRFIN20030218_095035_000000462014_00008_05072_5302.N1	18-FEB-2003 09:50:35	Dark	45.500	10	Bet Cen	0.61000	28000.	91	5072	No
198	GOM_NL__2PRFIN20030218_095230_000000752014_00008_05072_5303.N1	18-FEB-2003 09:52:30	Dark	75.000	54	5The Cen	2.0550	4500.0	150	5072	No
199	GOM_NL__2PRFIN20030218_095551_000000372014_00008_05072_5304.N1	18-FEB-2003 09:55:51	Dark	37.000	29	Bet Car	1.6720	10200.	74	5072	No
200	GOM_NL__2PRFIN20030218_095830_000000402014_00008_05072_5305.N1	18-FEB-2003 09:58:30	Dark	40.000	71	lot Car	2.2460	7700.0	80	5072	No
201	GOM_NL__2PRFIN20030218_100006_000000402014_00008_05072_5306.N1	18-FEB-2003 10:00:06	Straylight	40.000	46	Del Vel	1.9540	10600.	80	5072	No
202	GOM_NL__2PRFIN20030218_100228_000000432014_00008_05072_5307.N1	18-FEB-2003 10:02:28	Straylight	43.000	34	Gam2Vel	1.7930	23000.	86	5072	No
203	GOM_NL__2PRFIN20030218_100433_000000412014_00008_05072_5308.N1	18-FEB-2003 10:04:33	Straylight	41.000	70	Zet Pup	2.2460	39000.	82	5072	No
204	GOM_NL__2PRFIN20030218_100829_000000922014_00008_05072_5309.N1	18-FEB-2003 10:08:29	Straylight	92.000	100	4Gam Crv	2.5800	13100.	184	5072	No
205	GOM_NL__2PRFIN20030218_101240_000000512014_00008_05072_5310.N1	18-FEB-2003 10:12:40	Twl_and_stray	51.000	48	30Alp Hya	1.9770	4100.0	102	5072	No
206	GOM_NL__2PRFIN20030218_101719_000000452014_00008_05072_5311.N1	18-FEB-2003 10:17:19	Bright	45.000	8	10Alp CMi	0.40000	6500.0	90	5072	No
207	GOM_NL__2PRFIN20030218_101949_000000492014_00008_05072_5312.N1	18-FEB-2003 10:19:49	Bright	48.500	22	32Alp Leo	1.3600	15200.	97	5072	No
208	GOM_NL__2PRFIN20030218_102331_000000412014_00008_05072_5313.N1	18-FEB-2003 10:23:31	Bright	40.500	17	78Bet Gem	1.1610	4500.0	81	5072	No
209	GOM_NL__2PRFIN20030218_102440_000000392014_00008_05072_5314.N1	18-FEB-2003 10:24:40	Bright	39.000	24	66Alp Gem	1.5800	10200.	78	5072	No
210	GOM_NL__2PRFIN20030218_102807_000001182014_00008_05072_5315.N1	18-FEB-2003 10:28:07	Bright	118.00	62	94Bet Leo	2.1360	9700.0	236	5072	No
211	GOM_NL__2PRFIN20030218_103244_000000532014_00008_05072_5316.N1	18-FEB-2003 10:32:44	Bright	53.000	174	52Psi UMa	3.0040	4400.0	106	5072	No
212	GOM_NL__2PRFIN20030218_103450_000000452014_00008_05072_5317.N1	18-FEB-2003 10:34:50	Bright	44.500	82	48Bet UMa	2.3650	10600.	89	5072	No
213	GOM_NL__2PRFIN20030218_103650_000000502014_00008_05072_5318.N1	18-FEB-2003 10:36:50	Bright	50.000	87	64Gam UMa	2.4330	11000.	100	5072	No
214	GOM_NL__2PRFIN20030218_104051_000000382014_00008_05072_5319.N1	18-FEB-2003 10:40:51	Bright	37.500	49	1Alp UMi	1.9900	6300.0	75	5072	No
215	GOM_NL__2PRFIN20030218_104242_000000462014_00008_05072_5320.N1	18-FEB-2003 10:42:42	Bright	45.500	60	7Bet UMi	2.0810	3950.0	91	5072	No
216	GOM_NL__2PRFIN20030218_104446_000000672014_00008_05072_5321.N1	18-FEB-2003 10:44:46	Bright	67.000	39	85Eta UMa	1.8540	24000.	134	5072	No
217	GOM_NL__2PRFIN20030218_104734_000000462014_00008_05072_5322.N1	18-FEB-2003 10:47:34	Bright	45.500	119	14Eta Dra	2.7270	4700.0	91	5072	No
218	GOM_NL__2PRFIN20030218_105154_000000392014_00008_05072_5323.N1	18-FEB-2003 10:51:54	Bright	39.000	69	33Gam Dra	2.2310	3800.0	78	5072	No
219	GOM_NL__2PRFIN20030218_105336_000000362014_00008_05072_5324.N1	18-FEB-2003 10:53:36	Bright	35.500	144	18Del Cyg	2.8600	11000.	71	5072	No

220	GOM_NL__2PRFIN20030218_105550_000000392014_00008_05072_5325.N1	18-FEB-2003 10:55:50	Bright	38.500	5	3Alp Lyr	0.033000	11000.	77	5072	No
221	GOM_NL__2PRFIN20030218_105904_000000612014_00008_05072_5326.N1	18-FEB-2003 10:59:04	Bright	60.500	133	40Zet Her	2.8070	6000.0	121	5072	No
222	GOM_NL__2PRFIN20030218_110403_000000822014_00008_05072_5327.N1	18-FEB-2003 11:04:03	Twilight	81.500	127	27Bet Her	2.7810	4700.0	163	5072	No
223	GOM_NL__2PRFIN20030218_110732_000000552014_00008_05072_5328.N1	18-FEB-2003 11:07:32	Twilight	55.000	126	60Bet Oph	2.7700	4250.0	110	5072	No
224	GOM_NL__2PRFIN20030218_111227_000000402014_00008_05072_5329.N1	18-FEB-2003 11:12:27	Twilight	40.000	155	41Pi Sgr	2.9000	6600.0	80	5072	No
225	GOM_NL__2PRFIN20030218_111506_000000522014_00008_05072_5330.N1	18-FEB-2003 11:15:06	Dark	51.500	86	35Eta Oph	2.4300	10200.	103	5072	No
226	GOM_NL__2PRFIN20030218_111659_000000422014_00008_05072_5331.N1	18-FEB-2003 11:16:59	Dark	41.500	38	20Eps Sgr	1.8360	11000.	83	5072	No
227	GOM_NL__2PRFIN20030218_112020_000000732014_00008_05072_5332.N1	18-FEB-2003 11:20:20	Dark	73.000	16	21Alp Sco	1.0200	3000.0	146	5072	No
228	GOM_NL__2PRFIN20030218_112204_000000802014_00008_05072_5333.N1	18-FEB-2003 11:22:04	Dark	79.500	80	7Del Sco	2.3160	30000.	159	5072	No
229	GOM_NL__2PRFIN20030218_112734_000000382014_00009_05073_5300.N1	18-FEB-2003 11:27:34	Dark	38.000	134	Bet TrA	2.8100	6600.0	76	5073	No
230	GOM_NL__2PRFIN20030218_112953_000000482014_00009_05073_5301.N1	18-FEB-2003 11:29:53	Dark	47.500	4	Alp1Cen	-0.010000	5800.0	95	5073	No
231	GOM_NL__2PRFIN20030218_113113_000000452014_00009_05073_5302.N1	18-FEB-2003 11:31:13	Dark	44.500	10	Bet Cen	0.61000	28000.	89	5073	No
232	GOM_NL__2PRFIN20030218_113309_000000752014_00009_05073_5303.N1	18-FEB-2003 11:33:09	Dark	74.500	54	5The Cen	2.0550	4500.0	149	5073	No
233	GOM_NL__2PRFIN20030218_113627_000000382014_00009_05073_5304.N1	18-FEB-2003 11:36:27	Dark	38.000	29	Bet Car	1.6720	10200.	76	5073	No
234	GOM_NL__2PRFIN20030218_113906_000000382014_00009_05073_5305.N1	18-FEB-2003 11:39:06	Dark	37.500	71	lot Car	2.2460	7700.0	75	5073	No
235	GOM_NL__2PRFIN20030218_114042_000000412014_00009_05073_5306.N1	18-FEB-2003 11:40:42	Straylight	41.000	46	Del Vel	1.9540	10600.	82	5073	No
236	GOM_NL__2PRFIN20030218_114304_000000422014_00009_05073_5307.N1	18-FEB-2003 11:43:04	Straylight	41.500	34	Gam2Vel	1.7930	23000.	83	5073	No
237	GOM_NL__2PRFIN20030218_114509_000000372014_00009_05073_5308.N1	18-FEB-2003 11:45:09	Straylight	37.000	70	Zet Pup	2.2460	39000.	74	5073	No
238	GOM_NL__2PRFIN20030218_114906_000000922014_00009_05073_5309.N1	18-FEB-2003 11:49:06	Straylight	91.500	100	4Gam Crv	2.5800	13100.	183	5073	No
239	GOM_NL__2PRFIN20030218_115317_000000482014_00009_05073_5310.N1	18-FEB-2003 11:53:17	Twilight	48.000	48	30Alp Hya	1.9770	4100.0	96	5073	No
240	GOM_NL__2PRFIN20030218_115755_000000422014_00009_05073_5311.N1	18-FEB-2003 11:57:55	Bright	41.500	8	10Alp CMi	0.40000	6500.0	83	5073	No
241	GOM_NL__2PRFIN20030218_120025_000000522014_00009_05073_5312.N1	18-FEB-2003 12:00:25	Bright	51.500	22	32Alp Leo	1.3600	15200.	103	5073	No
242	GOM_NL__2PRFIN20030218_120408_000000382014_00009_05073_5313.N1	18-FEB-2003 12:04:08	Bright	37.500	17	78Bet Gem	1.1610	4500.0	75	5073	No
243	GOM_NL__2PRFIN20030218_120517_000000372014_00009_05073_5314.N1	18-FEB-2003 12:05:17	Bright	36.500	24	66Alp Gem	1.5800	10200.	73	5073	No
244	GOM_NL__2PRFIN20030218_120840_000001182014_00009_05073_5315.N1	18-FEB-2003 12:08:40	Bright	118.00	62	94Bet Leo	2.1360	9700.0	236	5073	No
245	GOM_NL__2PRFIN20030218_121320_000000512014_00009_05073_5316.N1	18-FEB-2003 12:13:20	Bright	51.000	174	52Psi UMa	3.0040	4400.0	102	5073	No
246	GOM_NL__2PRFIN20030218_121525_000000452014_00009_05073_5317.N1	18-FEB-2003 12:15:25	Bright	45.000	82	48Bet UMa	2.3650	10600.	90	5073	No
247	GOM_NL__2PRFIN20030218_121725_000000502014_00009_05073_5318.N1	18-FEB-2003 12:17:25	Bright	50.000	87	64Gam UMa	2.4330	11000.	100	5073	No
248	GOM_NL__2PRFIN20030218_122127_000000352014_00009_05073_5319.N1	18-FEB-2003 12:21:27	Bright	34.500	49	1Alp UMi	1.9900	6300.0	69	5073	No
249	GOM_NL__2PRFIN20030218_122319_000000392014_00009_05073_5320.N1	18-FEB-2003 12:23:19	Bright	38.500	60	7Bet UMi	2.0810	3950.0	77	5073	No
250	GOM_NL__2PRFIN20030218_122521_000000662014_00009_05073_5321.N1	18-FEB-2003 12:25:21	Bright	66.000	39	85Eta UMa	1.8540	24000.	132	5073	No
251	GOM_NL__2PRFIN20030218_122810_000000452014_00009_05073_5322.N1	18-FEB-2003 12:28:10	Bright	44.500	119	14Eta Dra	2.7270	4700.0	89	5073	No
252	GOM_NL__2PRFIN20030218_123230_000000432014_00009_05073_5323.N1	18-FEB-2003 12:32:30	Bright	43.000	69	33Gam Dra	2.2310	3800.0	86	5073	No
253	GOM_NL__2PRFIN20030218_123413_000000352014_00009_05073_5324.N1	18-FEB-2003 12:34:13	Bright	35.000	144	18Del Cyg	2.8600	11000.	70	5073	No
254	GOM_NL__2PRFIN20030218_123627_000000392014_00009_05073_5325.N1	18-FEB-2003 12:36:27	Bright	39.000	5	3Alp Lyr	0.033000	11000.	78	5073	No
255	GOM_NL__2PRFIN20030218_123941_000000572014_00009_05073_5326.N1	18-FEB-2003 12:39:41	Bright	57.000	133	40Zet Her	2.8070	6000.0	114	5073	No
256	GOM_NL__2PRFIN20030218_124440_000000782014_00009_05073_5327.N1	18-FEB-2003 12:44:40	Twilight	77.500	127	27Bet Her	2.7810	4700.0	155	5073	No
257	GOM_NL__2PRFIN20030218_124808_000000532014_00009_05073_5328.N1	18-FEB-2003 12:48:08	Twilight	52.500	126	60Bet Oph	2.7700	4250.0	105	5073	No
258	GOM_NL__2PRFIN20030218_125304_000000432014_00009_05073_5329.N1	18-FEB-2003 12:53:04	Twilight	43.000	155	41Pi Sgr	2.9000	6600.0	86	5073	No
259	GOM_NL__2PRFIN20030218_125543_000000542014_00009_05073_5330.N1	18-FEB-2003 12:55:43	Dark	54.000	86	35Eta Oph	2.4300	10200.	108	5073	No
260	GOM_NL__2PRFIN20030218_125735_000000472014_00009_05073_5331.N1	18-FEB-2003 12:57:35	Dark	46.500	38	20Eps Sgr	1.8360	11000.	93	5073	No
261	GOM_NL__2PRFIN20030218_130057_000000602014_00009_05073_5332.N1	18-FEB-2003 13:00:57	Dark	59.500	16	21Alp Sco	1.0200	3000.0	119	5073	No
262	GOM_NL__2PRFIN20030218_130242_000000652014_00009_05073_5333.N1	18-FEB-2003 13:02:42	Dark	65.000	80	7Del Sco	2.3160	30000.	130	5073	No
263	GOM_NL__2PRFIN20030218_130810_000000402014_00010_05074_5300.N1	18-FEB-2003 13:08:10	Dark	40.000	134	Bet TrA	2.8100	6600.0	80	5074	No
264	GOM_NL__2PRFIN20030218_131029_000000472014_00010_05074_5301.N1	18-FEB-2003 13:10:29	Dark	47.000	4	Alp1Cen	-0.010000	5800.0	94	5074	No
265	GOM_NL__2PRFIN20030218_131149_000000432014_00010_05074_5302.N1	18-FEB-2003 13:11:49	Dark	43.000	10	Bet Cen	0.61000	28000.	86	5074	No
266	GOM_NL__2PRFIN20030218_131346_000000682014_00010_05074_5303.N1	18-FEB-2003 13:13:46	Dark	67.500	54	5The Cen	2.0550	4500.0	135	5074	No
267	GOM_NL__2PRFIN20030218_131703_000000382014_00010_05074_5304.N1	18-FEB-2003 13:17:03	Dark	37.500	29	Bet Car	1.6720	10200.	75	5074	No
268	GOM_NL__2PRFIN20030218_131943_000000372014_00010_05074_5305.N1	18-FEB-2003 13:19:43	Dark	37.000	71	lot Car	2.2460	7700.0	74	5074	No
269	GOM_NL__2PRFIN20030218_132118_000000382014_00010_05074_5306.N1	18-FEB-2003 13:21:18	Straylight	37.500	46	Del Vel	1.9540	10600.	75	5074	No
270	GOM_NL__2PRFIN20030218_132340_000000422014_00010_05074_5307.N1	18-FEB-2003 13:23:40	Straylight	41.500	34	Gam2Vel	1.7930	23000.	83	5074	No
271	GOM_NL__2PRFIN20030218_132545_000000402014_00010_05074_5308.N1	18-FEB-2003 13:25:45	Straylight	39.500	70	Zet Pup	2.2460	39000.	79	5074	No
272	GOM_NL__2PRFIN20030218_132942_000000932014_00010_05074_5309.N1	18-FEB-2003 13:29:42	Straylight	92.500	100	4Gam Crv	2.5800	13100.	185	5074	No
273	GOM_NL__2PRFIN20030218_133353_000000492014_00010_05074_5310.N1	18-FEB-2003 13:33:53	Twilight	48.500	48	30Alp Hya	1.9770	4100.0	97	5074	No
274	GOM_NL__2PRFIN20030218_133831_000000412014_00010_05074_5311.N1	18-FEB-2003 13:38:31	Bright	41.000	8	10Alp CMi	0.40000	6500.0	82	5074	No
275	GOM_NL__2PRFIN20030218_134100_000000512014_00010_05074_5312.N1	18-FEB-2003 13:41:00	Bright	50.500	22	32Alp Leo	1.3600	15200.	101	5074	No
276	GOM_NL__2PRFIN20030218_134444_000000522014_00010_05074_5313.N1	18-FEB-2003 13:44:44	Bright	52.000	17	78Bet Gem	1.1610	4500.0	104	5074	No
277	GOM_NL__2PRFIN20030218_134553_000000382014_00010_05074_5314.N1	18-FEB-2003 13:45:53	Bright	37.500	24	66Alp Gem	1.5800	10200.	75	5074	No
278	GOM_NL__2PRFIN20030218_134913_000001152014_00010_05074_5315.N1	18-FEB-2003 13:49:13	Bright	115.00	62	94Bet Leo	2.1360	9700.0	230	5074	No

279	GOM_NL__2PRFIN20030218_135354_000000522014_00010_05074_5316.N1	18-FEB-2003 13:53:54	Bright	51.500	174	52Psi UMa	3.0040	4400.0	103	5074	No
280	GOM_NL__2PRFIN20030218_135601_000000452014_00010_05074_5317.N1	18-FEB-2003 13:56:01	Bright	44.500	82	48Bet UMa	2.3650	10600.	89	5074	No
281	GOM_NL__2PRFIN20030218_135800_000000502014_00010_05074_5318.N1	18-FEB-2003 13:58:00	Bright	50.000	87	64Gam UMa	2.4330	11000.	100	5074	No
282	GOM_NL__2PRFIN20030218_140203_000000362014_00010_05074_5319.N1	18-FEB-2003 14:02:03	Bright	36.000	49	1Alp UMi	1.9900	6300.0	72	5074	No
283	GOM_NL__2PRFIN20030218_140356_000000372014_00010_05074_5320.N1	18-FEB-2003 14:03:56	Bright	37.000	60	7Bet UMi	2.0810	3950.0	74	5074	No
284	GOM_NL__2PRFIN20030218_140555_000000682014_00010_05074_5321.N1	18-FEB-2003 14:05:55	Bright	68.000	39	85Eta UMa	1.8540	24000.	136	5074	No
285	GOM_NL__2PRFIN20030218_140846_000000442014_00010_05074_5322.N1	18-FEB-2003 14:08:46	Bright	44.000	119	14Eta Dra	2.7270	4700.0	88	5074	No
286	GOM_NL__2PRFIN20030218_141307_000000422014_00010_05074_5323.N1	18-FEB-2003 14:13:07	Bright	41.500	69	33Gam Dra	2.2310	3800.0	83	5074	No
287	GOM_NL__2PRFIN20030218_141450_000000352014_00010_05074_5324.N1	18-FEB-2003 14:14:50	Bright	35.000	144	18Del Cyg	2.8600	11000.	70	5074	No
288	GOM_NL__2PRFIN20030218_141704_000000382014_00010_05074_5325.N1	18-FEB-2003 14:17:04	Bright	38.000	5	3Alp Lyr	0.033000	11000.	76	5074	No
289	GOM_NL__2PRFIN20030218_142015_000000612014_00010_05074_5326.N1	18-FEB-2003 14:20:15	Bright	60.500	133	40Zet Her	2.8070	6000.0	121	5074	No
290	GOM_NL__2PRFIN20030218_142515_000000762014_00010_05074_5327.N1	18-FEB-2003 14:25:15	Twilight	75.500	127	27Bet Her	2.7810	4700.0	151	5074	No
291	GOM_NL__2PRFIN20030218_142845_000000482014_00010_05074_5328.N1	18-FEB-2003 14:28:45	Twilight	47.500	126	60Bet Oph	2.7700	4250.0	95	5074	No
292	GOM_NL__2PRFIN20030218_143344_00000012014_00010_05074_5329.N1	18-FEB-2003 14:33:44	Dark	0.50000	155	41Pi Sgr	2.9000	6600.0	1	5074	Yes
293	GOM_NL__2PRFIN20030218_143621_000000522014_00010_05074_5330.N1	18-FEB-2003 14:36:21	Dark	51.500	86	35Eta Oph	2.4300	10200.	103	5074	No
294	GOM_NL__2PRFIN20030218_143812_000000442014_00010_05074_5331.N1	18-FEB-2003 14:38:12	Dark	43.500	38	20Eps Sgr	1.8360	11000.	87	5074	No
295	GOM_NL__2PRFIN20030218_144134_000000572014_00010_05074_5332.N1	18-FEB-2003 14:41:34	Dark	56.500	16	21Alp Sco	1.0200	3000.0	113	5074	No
296	GOM_NL__2PRFIN20030218_144319_000000642014_00010_05074_5333.N1	18-FEB-2003 14:43:19	Dark	64.000	80	7Del Sco	2.3160	30000.	128	5074	No
297	GOM_NL__2PRFIN20030218_144848_000000402014_00011_05075_5300.N1	18-FEB-2003 14:48:48	Dark	40.000	134	Bet TrA	2.8100	6600.0	80	5075	No
298	GOM_NL__2PRFIN20030218_145107_000000452014_00011_05075_5301.N1	18-FEB-2003 14:51:07	Dark	44.500	4	Alp1Cen	-0.010000	5800.0	89	5075	No
299	GOM_NL__2PRFIN20030218_145227_000000432014_00011_05075_5302.N1	18-FEB-2003 14:52:27	Dark	43.000	10	Bet Cen	0.61000	28000.	86	5075	No
300	GOM_NL__2PRFIN20030218_145354_000000442014_00011_05075_5303.N1	18-FEB-2003 14:53:54	Dark	43.500	77	Eps Cen	2.3030	28000.	87	5075	No
301	GOM_NL__2PRFIN20030218_145526_000000412014_00011_05075_5304.N1	18-FEB-2003 14:55:26	Dark	41.000	12	Alp1Cru	0.77500	30000.	82	5075	No
302	GOM_NL__2PRFIN20030218_145739_000000372014_00011_05075_5305.N1	18-FEB-2003 14:57:39	Dark	37.000	29	Bet Car	1.6720	10200.	74	5075	No
303	GOM_NL__2PRFIN20030218_150019_000000372014_00011_05075_5306.N1	18-FEB-2003 15:00:19	Dark	36.500	71	lot Car	2.2460	7700.0	73	5075	No
304	GOM_NL__2PRFIN20030218_150155_000000402014_00011_05075_5307.N1	18-FEB-2003 15:01:55	Straylight	39.500	46	Del Vel	1.9540	10600.	79	5075	No
305	GOM_NL__2PRFIN20030218_150440_000000442014_00011_05075_5308.N1	18-FEB-2003 15:04:40	Straylight	44.000	65	Lam Vel	2.2040	4400.0	88	5075	No
306	GOM_NL__2PRFIN20030218_150621_000000412014_00011_05075_5309.N1	18-FEB-2003 15:06:21	Straylight	41.000	70	Zet Pup	2.2460	39000.	82	5075	No
307	GOM_NL__2PRFIN20030218_151018_000000882014_00011_05075_5310.N1	18-FEB-2003 15:10:18	Straylight	88.000	100	4Gam Crv	2.5800	13100.	176	5075	No
308	GOM_NL__2PRFIN20030218_151429_000000512014_00011_05075_5311.N1	18-FEB-2003 15:14:29	Twilight	50.500	48	30Alp Hya	1.9770	4100.0	101	5075	No
309	GOM_NL__2PRFIN20030218_151907_000000402014_00011_05075_5312.N1	18-FEB-2003 15:19:07	Bright	40.000	8	10Alp CMi	0.40000	6500.0	80	5075	No
310	GOM_NL__2PRFIN20030218_152135_000000522014_00011_05075_5313.N1	18-FEB-2003 15:21:35	Bright	52.000	22	32Alp Leo	1.3600	15200.	104	5075	No
311	GOM_NL__2PRFIN20030218_152519_000000392014_00011_05075_5314.N1	18-FEB-2003 15:25:19	Bright	39.000	17	78Bet Gem	1.1610	4500.0	78	5075	No
312	GOM_NL__2PRFIN20030218_152629_000000392014_00011_05075_5315.N1	18-FEB-2003 15:26:29	Bright	38.500	24	66Alp Gem	1.5800	10200.	77	5075	No
313	GOM_NL__2PRFIN20030218_152946_000001172014_00011_05075_5316.N1	18-FEB-2003 15:29:46	Bright	116.50	62	94Bet Leo	2.1360	9700.0	233	5075	No
314	GOM_NL__2PRFIN20030218_153429_000000542014_00011_05075_5317.N1	18-FEB-2003 15:34:29	Bright	53.500	174	52Psi UMa	3.0040	4400.0	107	5075	No
315	GOM_NL__2PRFIN20030218_153636_000000462014_00011_05075_5318.N1	18-FEB-2003 15:36:36	Bright	46.000	82	48Bet UMa	2.3650	10600.	92	5075	No
316	GOM_NL__2PRFIN20030218_153834_000000522014_00011_05075_5319.N1	18-FEB-2003 15:38:34	Bright	51.500	87	64Gam UMa	2.4330	11000.	103	5075	No
317	GOM_NL__2PRFIN20030218_154239_000000382014_00011_05075_5320.N1	18-FEB-2003 15:42:39	Bright	37.500	49	1Alp UMi	1.9900	6300.0	75	5075	No
318	GOM_NL__2PRFIN20030218_154431_000000422014_00011_05075_5321.N1	18-FEB-2003 15:44:31	Bright	41.500	60	7Bet UMi	2.0810	3950.0	83	5075	No
319	GOM_NL__2PRFIN20030218_154630_000000692014_00011_05075_5322.N1	18-FEB-2003 15:46:30	Bright	68.500	39	85Eta UMa	1.8540	24000.	137	5075	No
320	GOM_NL__2PRFIN20030218_154922_000000452014_00011_05075_5323.N1	18-FEB-2003 15:49:22	Bright	44.500	119	14Eta Dra	2.7270	4700.0	89	5075	No
321	GOM_NL__2PRFIN20030218_155342_000000392014_00011_05075_5324.N1	18-FEB-2003 15:53:42	Bright	39.000	69	33Gam Dra	2.2310	3800.0	78	5075	No
322	GOM_NL__2PRFIN20030218_155526_000000352014_00011_05075_5325.N1	18-FEB-2003 15:55:26	Bright	34.500	144	18Del Cyg	2.8600	11000.	69	5075	No
323	GOM_NL__2PRFIN20030218_155740_000000422014_00011_05075_5326.N1	18-FEB-2003 15:57:40	Bright	42.000	5	3Alp Lyr	0.033000	11000.	84	5075	No
324	GOM_NL__2PRFIN20030218_160051_000000602014_00011_05075_5327.N1	18-FEB-2003 16:00:51	Bright	60.000	133	40Zet Her	2.8070	6000.0	120	5075	No
325	GOM_NL__2PRFIN20030218_160552_000000852014_00011_05075_5328.N1	18-FEB-2003 16:05:52	Twilight	85.000	127	27Bet Her	2.7810	4700.0	170	5075	No
326	GOM_NL__2PRFIN20030218_160921_000000532014_00011_05075_5329.N1	18-FEB-2003 16:09:21	Twilight	52.500	126	60Bet Oph	2.7700	4250.0	105	5075	No
327	GOM_NL__2PRFIN20030218_161419_00000012014_00011_05075_5330.N1	18-FEB-2003 16:14:19	Dark	0.50000	155	41Pi Sgr	2.9000	6600.0	1	5075	Yes
328	GOM_NL__2PRFIN20030218_161558_000000392014_00011_05075_5331.N1	18-FEB-2003 16:15:58	Twilight	38.500	57	34Sig Sgr	2.0660	26000.	77	5075	No
329	GOM_NL__2PRFIN20030218_161848_000000442014_00011_05075_5332.N1	18-FEB-2003 16:18:48	Dark	44.000	38	20Eps Sgr	1.8360	11000.	88	5075	No
330	GOM_NL__2PRFIN20030218_162211_000000692014_00011_05075_5333.N1	18-FEB-2003 16:22:11	Dark	68.500	16	21Alp Sco	1.0200	3000.0	137	5075	No
331	GOM_NL__2PRFIN20030218_162356_000000642014_00011_05075_5334.N1	18-FEB-2003 16:23:56	Dark	64.000	80	7Del Sco	2.3160	30000.	128	5075	No
332	GOM_NL__2PRFIN20030218_162923_000000402014_00012_05076_5300.N1	18-FEB-2003 16:29:23	Dark	40.000	134	Bet TrA	2.8100	6600.0	80	5076	No
333	GOM_NL__2PRFIN20030218_163143_000000462014_00012_05076_5301.N1	18-FEB-2003 16:31:43	Dark	46.000	4	Alp1Cen	-0.010000	5800.0	92	5076	No
334	GOM_NL__2PRFIN20030218_163303_000000472014_00012_05076_5302.N1	18-FEB-2003 16:33:03	Dark	47.000	10	Bet Cen	0.61000	28000.	94	5076	No
335	GOM_NL__2PRFIN20030218_163431_000000442014_00012_05076_5303.N1	18-FEB-2003 16:34:31	Dark	44.000	77	Eps Cen	2.3030	28000.	88	5076	No
336	GOM_NL__2PRFIN20030218_163602_000000512014_00012_05076_5304.N1	18-FEB-2003 16:36:02	Dark	51.000	12	Alp1Cru	0.77500	30000.	102	5076	No
337	GOM_NL__2PRFIN20030218_163815_000000402014_00012_05076_5305.N1	18-FEB-2003 16:38:15	Dark	39.500	29	Bet Car	1.6720	10200.	79	5076	No

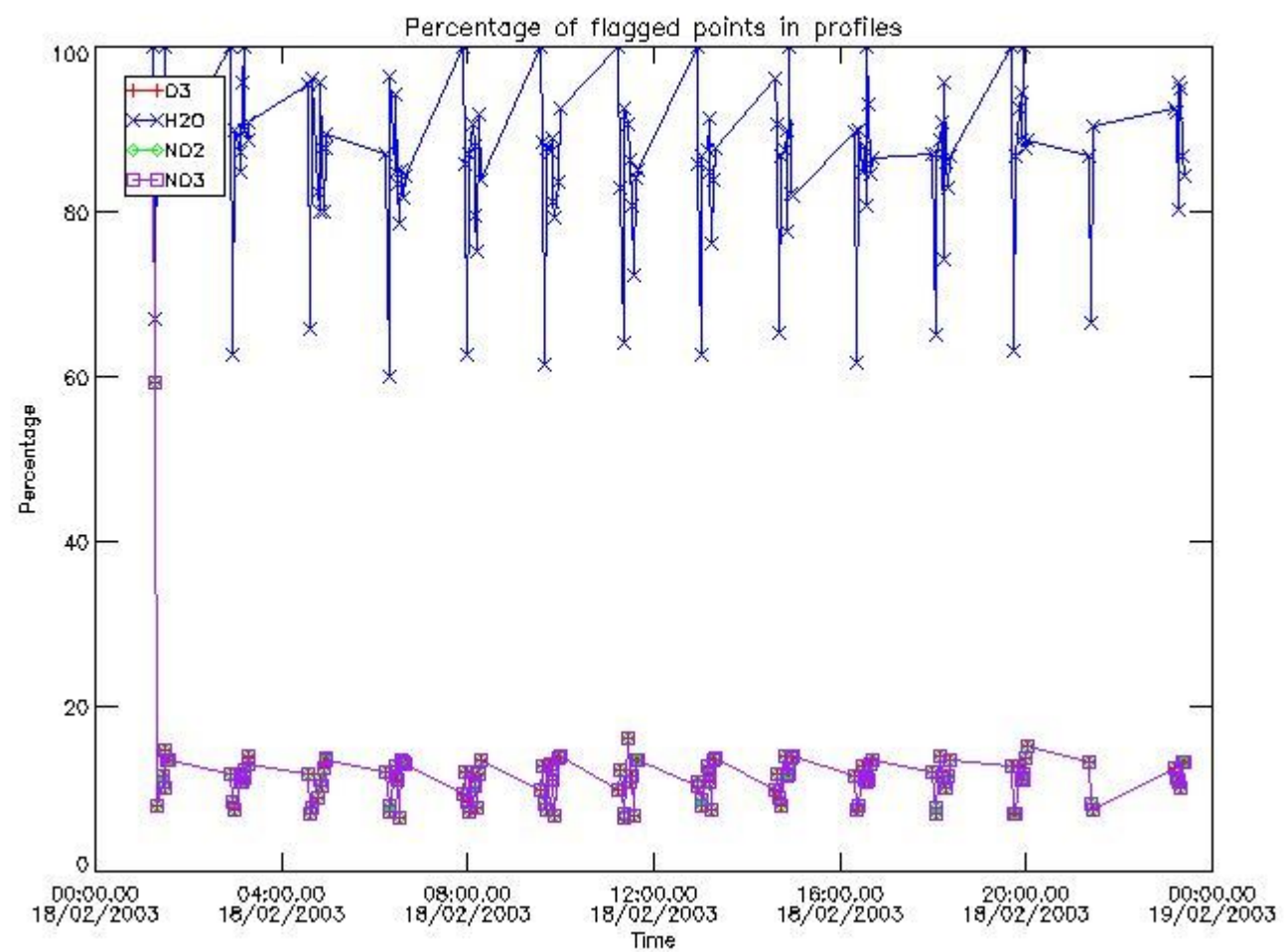
338	GOM_NL__2PRFIN20030218_164055_000000382014_00012_05076_5306.N1	18-FEB-2003 16:40:55	Dark	37.500	71	lot Car	2.2460	7700.0	75	5076	No
339	GOM_NL__2PRFIN20030218_164231_000000422014_00012_05076_5307.N1	18-FEB-2003 16:42:31	Straylight	41.500	46	Del Vel	1.9540	10600.	83	5076	No
340	GOM_NL__2PRFIN20030218_164516_000000462014_00012_05076_5308.N1	18-FEB-2003 16:45:16	Straylight	45.500	65	Lam Vel	2.2040	4400.0	91	5076	No
341	GOM_NL__2PRFIN20030218_164657_000000392014_00012_05076_5309.N1	18-FEB-2003 16:46:57	Straylight	39.000	70	Zet Pup	2.2460	39000.	78	5076	No
342	GOM_NL__2PRFIN20030218_165054_000000922014_00012_05076_5310.N1	18-FEB-2003 16:50:54	Straylight	92.000	100	4Gam Crv	2.5800	13100.	184	5076	No
343	GOM_NL__2PRFIN20030218_165505_000000532014_00012_05076_5311.N1	18-FEB-2003 16:55:05	Twi_and_stray	53.000	48	30Alp Hya	1.9770	4100.0	106	5076	No
344	GOM_NL__2PRFIN20030218_165943_000000432014_00012_05076_5312.N1	18-FEB-2003 16:59:43	Bright	43.000	8	10Alp CMi	0.40000	6500.0	86	5076	No
345	GOM_NL__2PRFIN20030218_170211_000000502014_00012_05076_5313.N1	18-FEB-2003 17:02:11	Bright	50.000	22	32Alp Leo	1.3600	15200.	100	5076	No
346	GOM_NL__2PRFIN20030218_170555_000000412014_00012_05076_5314.N1	18-FEB-2003 17:05:55	Bright	40.500	17	78Bet Gem	1.1610	4500.0	81	5076	No
347	GOM_NL__2PRFIN20030218_170706_000000382014_00012_05076_5315.N1	18-FEB-2003 17:07:06	Bright	38.000	24	66Alp Gem	1.5800	10200.	76	5076	No
348	GOM_NL__2PRFIN20030218_171019_000001192014_00012_05076_5316.N1	18-FEB-2003 17:10:19	Bright	118.50	62	94Bet Leo	2.1360	9700.0	237	5076	No
349	GOM_NL__2PRFIN20030218_171504_000000532014_00012_05076_5317.N1	18-FEB-2003 17:15:04	Bright	53.000	174	52Psi UMa	3.0040	4400.0	106	5076	No
350	GOM_NL__2PRFIN20030218_171710_000000482014_00012_05076_5318.N1	18-FEB-2003 17:17:10	Bright	47.500	82	48Bet UMa	2.3650	10600.	95	5076	No
351	GOM_NL__2PRFIN20030218_171909_000000522014_00012_05076_5319.N1	18-FEB-2003 17:19:09	Bright	51.500	87	64Gam UMa	2.4330	11000.	103	5076	No
352	GOM_NL__2PRFIN20030218_172313_000000392014_00012_05076_5320.N1	18-FEB-2003 17:23:13	Bright	39.000	49	1Alp UMi	1.9900	6300.0	78	5076	No
353	GOM_NL__2PRFIN20030218_172506_000000422014_00012_05076_5321.N1	18-FEB-2003 17:25:06	Bright	42.000	60	7Bet UMi	2.0810	3950.0	84	5076	No
354	GOM_NL__2PRFIN20030218_172705_000000692014_00012_05076_5322.N1	18-FEB-2003 17:27:05	Bright	69.000	39	85Eta UMa	1.8540	24000.	138	5076	No
355	GOM_NL__2PRFIN20030218_172958_000000452014_00012_05076_5323.N1	18-FEB-2003 17:29:58	Bright	44.500	119	14Eta Dra	2.7270	4700.0	89	5076	No
356	GOM_NL__2PRFIN20030218_173417_000000442014_00012_05076_5324.N1	18-FEB-2003 17:34:17	Bright	44.000	69	33Gam Dra	2.2310	3800.0	88	5076	No
357	GOM_NL__2PRFIN20030218_173601_000000372014_00012_05076_5325.N1	18-FEB-2003 17:36:01	Bright	36.500	144	18Del Cyg	2.8600	11000.	73	5076	No
358	GOM_NL__2PRFIN20030218_173815_000000412014_00012_05076_5326.N1	18-FEB-2003 17:38:15	Bright	40.500	5	3Alp Lyr	0.033000	11000.	81	5076	No
359	GOM_NL__2PRFIN20030218_174129_000000602014_00012_05076_5327.N1	18-FEB-2003 17:41:29	Bright	60.000	133	40Zet Her	2.8070	6000.0	120	5076	No
360	GOM_NL__2PRFIN20030218_174628_000000812014_00012_05076_5328.N1	18-FEB-2003 17:46:28	Twi_and_stray	81.000	127	27Bet Her	2.7810	4700.0	162	5076	No
361	GOM_NL__2PRFIN20030218_174958_000000482014_00012_05076_5329.N1	18-FEB-2003 17:49:58	Twi_and_stray	48.000	126	60Bet Oph	2.7700	4250.0	96	5076	No
362	GOM_NL__2PRFIN20030218_175457_000000012014_00012_05076_5330.N1	18-FEB-2003 17:54:57	Dark	0.50000	155	41Pi Sgr	2.9000	6600.0	1	5076	Yes
363	GOM_NL__2PRFIN20030218_175634_000000422014_00012_05076_5331.N1	18-FEB-2003 17:56:34	Twilight	41.500	57	34Sig Sgr	2.0660	26000.	83	5076	No
364	GOM_NL__2PRFIN20030218_175924_000000432014_00012_05076_5332.N1	18-FEB-2003 17:59:24	Dark	42.500	38	20Eps Sgr	1.8360	11000.	85	5076	No
365	GOM_NL__2PRFIN20030218_180248_000000742014_00012_05076_5333.N1	18-FEB-2003 18:02:48	Dark	73.500	16	21Alp Sco	1.0200	3000.0	147	5076	No
366	GOM_NL__2PRFIN20030218_180434_000000662014_00012_05076_5334.N1	18-FEB-2003 18:04:34	Dark	65.500	80	7Del Sco	2.3160	30000.	131	5076	No
367	GOM_NL__2PRFIN20030218_180959_000000402014_00013_05077_5300.N1	18-FEB-2003 18:09:59	Dark	40.000	134	Bet TrA	2.8100	6600.0	80	5077	No
368	GOM_NL__2PRFIN20030218_181220_000000452014_00013_05077_5301.N1	18-FEB-2003 18:12:20	Dark	44.500	4	Alp1Cen	-0.010000	5800.0	89	5077	No
369	GOM_NL__2PRFIN20030218_181339_000000452014_00013_05077_5302.N1	18-FEB-2003 18:13:39	Dark	45.000	10	Bet Cen	0.61000	28000.	90	5077	No
370	GOM_NL__2PRFIN20030218_181507_000000472014_00013_05077_5303.N1	18-FEB-2003 18:15:07	Dark	46.500	77	Eps Cen	2.3030	28000.	93	5077	No
371	GOM_NL__2PRFIN20030218_181637_000000512014_00013_05077_5304.N1	18-FEB-2003 18:16:37	Dark	50.500	12	Alp1Cru	0.77500	30000.	101	5077	No
372	GOM_NL__2PRFIN20030218_181851_000000442014_00013_05077_5305.N1	18-FEB-2003 18:18:51	Dark	44.000	29	Bet Car	1.6720	10200.	88	5077	No
373	GOM_NL__2PRFIN20030218_182131_000000382014_00013_05077_5306.N1	18-FEB-2003 18:21:31	Dark	38.000	71	lot Car	2.2460	7700.0	76	5077	No
374	GOM_NL__2PRFIN20030218_182307_000000422014_00013_05077_5307.N1	18-FEB-2003 18:23:07	Straylight	41.500	46	Del Vel	1.9540	10600.	83	5077	No
375	GOM_NL__2PRFIN20030218_182551_000000462014_00013_05077_5308.N1	18-FEB-2003 18:25:51	Straylight	46.000	65	Lam Vel	2.2040	4400.0	92	5077	No
376	GOM_NL__2PRFIN20030218_182733_000000392014_00013_05077_5309.N1	18-FEB-2003 18:27:33	Straylight	39.000	70	Zet Pup	2.2460	39000.	78	5077	No
377	GOM_NL__2PRFIN20030218_183130_000000972014_00013_05077_5310.N1	18-FEB-2003 18:31:30	Straylight	96.500	100	4Gam Crv	2.5800	13100.	193	5077	No
378	GOM_NL__2PRFIN20030218_183540_000000532014_00013_05077_5311.N1	18-FEB-2003 18:35:40	Twi_and_stray	53.000	48	30Alp Hya	1.9770	4100.0	106	5077	No
379	GOM_NL__2PRFIN20030218_184020_000000462014_00013_05077_5312.N1	18-FEB-2003 18:40:20	Bright	46.000	8	10Alp CMi	0.40000	6500.0	92	5077	No
380	GOM_NL__2PRFIN20030218_184246_000000512014_00013_05077_5313.N1	18-FEB-2003 18:42:46	Bright	50.500	22	32Alp Leo	1.3600	15200.	101	5077	No
381	GOM_NL__2PRFIN20030218_184632_000000412014_00013_05077_5314.N1	18-FEB-2003 18:46:32	Bright	41.000	17	78Bet Gem	1.1610	4500.0	82	5077	No
382	GOM_NL__2PRFIN20030218_184742_000000392014_00013_05077_5315.N1	18-FEB-2003 18:47:42	Bright	38.500	24	66Alp Gem	1.5800	10200.	77	5077	No
383	GOM_NL__2PRFIN20030218_185052_000001182014_00013_05077_5316.N1	18-FEB-2003 18:50:52	Bright	118.00	62	94Bet Leo	2.1360	9700.0	236	5077	No
384	GOM_NL__2PRFIN20030218_185538_000000532014_00013_05077_5317.N1	18-FEB-2003 18:55:38	Bright	53.000	174	52Psi UMa	3.0040	4400.0	106	5077	No
385	GOM_NL__2PRFIN20030218_185746_000000462014_00013_05077_5318.N1	18-FEB-2003 18:57:46	Bright	45.500	82	48Bet UMa	2.3650	10600.	91	5077	No
386	GOM_NL__2PRFIN20030218_185942_000000542014_00013_05077_5319.N1	18-FEB-2003 18:59:42	Bright	53.500	87	64Gam UMa	2.4330	11000.	107	5077	No
387	GOM_NL__2PRFIN20030218_190348_000000402014_00013_05077_5320.N1	18-FEB-2003 19:03:48	Bright	40.000	49	1Alp UMi	1.9900	6300.0	80	5077	No
388	GOM_NL__2PRFIN20030218_190541_000000432014_00013_05077_5321.N1	18-FEB-2003 19:05:41	Bright	43.000	60	7Bet UMi	2.0810	3950.0	86	5077	No
389	GOM_NL__2PRFIN20030218_190739_000000692014_00013_05077_5322.N1	18-FEB-2003 19:07:39	Bright	69.000	39	85Eta UMa	1.8540	24000.	138	5077	No
390	GOM_NL__2PRFIN20030218_191032_000000472014_00013_05077_5323.N1	18-FEB-2003 19:10:32	Bright	46.500	119	14Eta Dra	2.7270	4700.0	93	5077	No
391	GOM_NL__2PRFIN20030218_191453_000000452014_00013_05077_5324.N1	18-FEB-2003 19:14:53	Bright	45.000	69	33Gam Dra	2.2310	3800.0	90	5077	No
392	GOM_NL__2PRFIN20030218_191637_000000372014_00013_05077_5325.N1	18-FEB-2003 19:16:37	Bright	36.500	144	18Del Cyg	2.8600	11000.	73	5077	No
393	GOM_NL__2PRFIN20030218_191850_000000392014_00013_05077_5326.N1	18-FEB-2003 19:18:50	Bright	38.500	5	3Alp Lyr	0.033000	11000.	77	5077	No
394	GOM_NL__2PRFIN20030218_192204_000000592014_00013_05077_5327.N1	18-FEB-2003 19:22:04	Bright	59.000	133	40Zet Her	2.8070	6000.0	118	5077	No
395	GOM_NL__2PRFIN20030218_192706_000000802014_00013_05077_5328.N1	18-FEB-2003 19:27:06	Twi_and_stray	79.500	127	27Bet Her	2.7810	4700.0	159	5077	No
396	GOM_NL__2PRFIN20030218_193034_000000562014_00013_05077_5329.N1	18-FEB-2003 19:30:34	Twi_and_stray	56.000	126	60Bet Oph	2.7700	4250.0	112	5077	No

397	GOM_NL__2PRFIN20030218_193533_00000012014_00013_05077_5330.N1	18-FEB-2003 19:35:33	Dark	0.50000	155	41Pi Sgr	2.9000	6600.0	1	5077	Yes
398	GOM_NL__2PRFIN20030218_193710_000000412014_00013_05077_5331.N1	18-FEB-2003 19:37:10	Twilight	41.000	57	34Sig Sgr	2.0660	26000.	82	5077	No
399	GOM_NL__2PRFIN20030218_194001_000000402014_00013_05077_5332.N1	18-FEB-2003 19:40:01	Dark	40.000	38	20Eps Sgr	1.8360	11000.	80	5077	No
400	GOM_NL__2PRFIN20030218_194325_000000742014_00013_05077_5333.N1	18-FEB-2003 19:43:25	Dark	73.500	16	21Alp Sco	1.0200	3000.0	147	5077	No
401	GOM_NL__2PRFIN20030218_194511_000000732014_00013_05077_5334.N1	18-FEB-2003 19:45:11	Dark	72.500	80	7Del Sco	2.3160	30000.	145	5077	No
402	GOM_NL__2PRFIN20030218_195036_000000402014_00014_05078_5300.N1	18-FEB-2003 19:50:36	Dark	40.000	134	Bet TrA	2.8100	6600.0	80	5078	No
403	GOM_NL__2PRFIN20030218_195256_000000462014_00014_05078_5301.N1	18-FEB-2003 19:52:56	Dark	45.500	4	Alp1Cen	-0.010000	5800.0	91	5078	No
404	GOM_NL__2PRFIN20030218_195413_000000452014_00014_05078_5302.N1	18-FEB-2003 19:54:13	Dark	45.000	10	Bet Cen	0.61000	28000.	90	5078	No
405	GOM_NL__2PRFIN20030218_195543_000000462014_00014_05078_5303.N1	18-FEB-2003 19:55:43	Dark	46.000	77	Eps Cen	2.3030	28000.	92	5078	No
406	GOM_NL__2PRFIN20030218_195714_000000442014_00014_05078_5304.N1	18-FEB-2003 19:57:14	Dark	43.500	12	Alp1Cru	0.77500	30000.	87	5078	No
407	GOM_NL__2PRFIN20030218_195927_000000372014_00014_05078_5305.N1	18-FEB-2003 19:59:27	Dark	37.000	29	Bet Car	1.6720	10200.	74	5078	No
408	GOM_NL__2PRFIN20030218_200207_000000412014_00014_05078_5306.N1	18-FEB-2003 20:02:07	Dark	40.500	71	lot Car	2.2460	7700.0	81	5078	No
409	GOM_NL__2PRFIN20030218_200343_000000432014_00014_05078_5307.N1	18-FEB-2003 20:03:43	Straylight	42.500	46	Del Vel	1.9540	10600.	85	5078	No
410	GOM_NL__2PRFIN20030218_200628_000000472014_00014_05078_5308.N1	18-FEB-2003 20:06:28	Straylight	46.500	65	Lam Vel	2.2040	4400.0	93	5078	No
411	GOM_NL__2PRFIN20030218_200810_000000382014_00014_05078_5309.N1	18-FEB-2003 20:08:10	Straylight	38.000	70	Zet Pup	2.2460	39000.	76	5078	No
412	GOM_NL__2PRFIN20030218_201207_000000902014_00014_05078_5310.N1	18-FEB-2003 20:12:07	Straylight	90.000	100	4Gam Crv	2.5800	13100.	180	5078	No
413	GOM_NL__2PRFIN20030218_201614_000000522014_00014_05078_5311.N1	18-FEB-2003 20:16:14	Twilight	52.000	48	30Alp Hya	1.9770	4100.0	104	5078	No
414	GOM_NL__2PRFIN20030218_202056_000000402014_00014_05078_5312.N1	18-FEB-2003 20:20:56	Bright	39.500	8	10Alp CMi	0.40000	6500.0	79	5078	No
415	GOM_NL__2PRFIN20030218_202322_000000512014_00014_05078_5313.N1	18-FEB-2003 20:23:22	Bright	51.000	22	32Alp Leo	1.3600	15200.	102	5078	No
416	GOM_NL__2PRFIN20030218_202707_000000422014_00014_05078_5314.N1	18-FEB-2003 20:27:07	Bright	41.500	17	78Bet Gem	1.1610	4500.0	83	5078	No
417	GOM_NL__2PRFIN20030218_202818_000000382014_00014_05078_5315.N1	18-FEB-2003 20:28:18	Bright	37.500	24	66Alp Gem	1.5800	10200.	75	5078	No
418	GOM_NL__2PRFIN20030218_203126_000001152014_00014_05078_5316.N1	18-FEB-2003 20:31:26	Bright	115.00	62	94Bet Leo	2.1360	9700.0	230	5078	No
419	GOM_NL__2PRFIN20030218_203614_000000522014_00014_05078_5317.N1	18-FEB-2003 20:36:14	Bright	52.000	174	52Psi UMa	3.0040	4400.0	104	5078	No
420	GOM_NL__2PRFIN20030218_203819_000000482014_00014_05078_5318.N1	18-FEB-2003 20:38:19	Bright	47.500	82	48Bet UMa	2.3650	10600.	95	5078	No
421	GOM_NL__2PRFIN20030218_204017_000000542014_00014_05078_5319.N1	18-FEB-2003 20:40:17	Bright	53.500	87	64Gam UMa	2.4330	11000.	107	5078	No
422	GOM_NL__2PRFIN20030218_204424_000000412014_00014_05078_5320.N1	18-FEB-2003 20:44:24	Bright	40.500	49	1Alp UMi	1.9900	6300.0	81	5078	No
423	GOM_NL__2PRFIN20030218_204616_000000442014_00014_05078_5321.N1	18-FEB-2003 20:46:16	Bright	44.000	60	7Bet UMi	2.0810	3950.0	88	5078	No
424	GOM_NL__2PRFIN20030218_204814_000000672014_00014_05078_5322.N1	18-FEB-2003 20:48:14	Bright	67.000	39	85Eta UMa	1.8540	24000.	134	5078	No
425	GOM_NL__2PRFIN20030218_205107_000000452014_00014_05078_5323.N1	18-FEB-2003 20:51:07	Bright	45.000	119	14Eta Dra	2.7270	4700.0	90	5078	No
426	GOM_NL__2PRFIN20030218_205529_000000412014_00014_05078_5324.N1	18-FEB-2003 20:55:29	Bright	41.000	69	33Gam Dra	2.2310	3800.0	82	5078	No
427	GOM_NL__2PRFIN20030218_205712_000000382014_00014_05078_5325.N1	18-FEB-2003 20:57:12	Bright	37.500	144	18Del Cyg	2.8600	11000.	75	5078	No
428	GOM_NL__2PRFIN20030218_205925_000000422014_00014_05078_5326.N1	18-FEB-2003 20:59:25	Bright	42.000	5	3Alp Lyr	0.033000	11000.	84	5078	No
429	GOM_NL__2PRFIN20030218_210241_000000612014_00014_05078_5327.N1	18-FEB-2003 21:02:41	Bright	61.000	133	40Zet Her	2.8070	6000.0	122	5078	No
430	GOM_NL__2PRFIN20030218_210743_000000822014_00014_05078_5328.N1	18-FEB-2003 21:07:43	Twilight	82.000	127	27Bet Her	2.7810	4700.0	164	5078	No
431	GOM_NL__2PRFIN20030218_211111_000000482014_00014_05078_5329.N1	18-FEB-2003 21:11:11	Twilight	48.000	126	60Bet Oph	2.7700	4250.0	96	5078	No
432	GOM_NL__2PRFIN20030218_211746_000000422014_00014_05078_5330.N1	18-FEB-2003 21:17:46	Twilight	41.500	57	34Sig Sgr	2.0660	26000.	83	5078	No
433	GOM_NL__2PRFIN20030218_212037_000000392014_00014_05078_5331.N1	18-FEB-2003 21:20:37	Dark	38.500	38	20Eps Sgr	1.8360	11000.	77	5078	No
434	GOM_NL__2PRFIN20030218_212402_000000622014_00014_05078_5332.N1	18-FEB-2003 21:24:02	Dark	61.500	16	21Alp Sco	1.0200	3000.0	123	5078	No
435	GOM_NL__2PRFIN20030218_212549_000000682014_00014_05078_5333.N1	18-FEB-2003 21:25:49	Dark	67.500	80	7Del Sco	2.3160	30000.	135	5078	No
436	GOM_NL__2PRFIN20030218_231149_000000412014_00016_05080_5063.N1	18-FEB-2003 23:11:49	Dark	41.000	134	Bet TrA	2.8100	6600.0	82	5080	No
437	GOM_NL__2PRFIN20030218_231409_000000452014_00016_05080_5064.N1	18-FEB-2003 23:14:09	Dark	45.000	4	Alp1Cen	-0.010000	5800.0	90	5080	No
438	GOM_NL__2PRFIN20030218_231526_000000462014_00016_05080_5065.N1	18-FEB-2003 23:15:26	Dark	46.000	10	Bet Cen	0.61000	28000.	92	5080	No
439	GOM_NL__2PRFIN20030218_231655_000000482014_00016_05080_5066.N1	18-FEB-2003 23:16:55	Dark	47.500	77	Eps Cen	2.3030	28000.	95	5080	No
440	GOM_NL__2PRFIN20030218_231827_000000502014_00016_05080_5067.N1	18-FEB-2003 23:18:27	Dark	50.000	12	Alp1Cru	0.77500	30000.	100	5080	No
441	GOM_NL__2PRFIN20030218_232039_000000392014_00016_05080_5068.N1	18-FEB-2003 23:20:39	Dark	38.500	29	Bet Car	1.6720	10200.	77	5080	No
442	GOM_NL__2PRFIN20030218_232320_000000392014_00016_05080_5069.N1	18-FEB-2003 23:23:20	Dark	38.500	71	lot Car	2.2460	7700.0	77	5080	No
443	GOM_NL__2PRFIN20030218_232455_000000382014_00016_05080_5070.N1	18-FEB-2003 23:24:55	Straylight	37.500	46	Del Vel	1.9540	10600.	75	5080	No
444	GOM_NL__2PRFIN20030218_232716_000000432014_00016_05080_5071.N1	18-FEB-2003 23:27:16	Straylight	43.000	34	Gam2Vel	1.7930	23000.	86	5080	No
445	GOM_NL__2PRFIN20030218_233034_000000812014_00016_05080_5072.N1	18-FEB-2003 23:30:34	Straylight	80.500	171	2Eps Crv	3.0010	4250.0	161	5080	No
446	GOM_NL__2PRFIN20030218_233319_000000922014_00016_05080_5073.N1	18-FEB-2003 23:33:19	Straylight	91.500	100	4Gam Crv	2.5800	13100.	183	5080	No
447	GOM_NL__2PRFIN20030218_233728_000000482014_00016_05080_5074.N1	18-FEB-2003 23:37:28	Twilight	47.500	48	30Alp Hya	1.9770	4100.0	95	5080	No
448	GOM_NL__2PRFIN20030218_234207_000000422014_00016_05080_5075.N1	18-FEB-2003 23:42:07	Bright	41.500	8	10Alp CMi	0.40000	6500.0	83	5080	No
449	GOM_NL__2PRFIN20030218_234431_000000532014_00016_05080_5076.N1	18-FEB-2003 23:44:31	Bright	52.500	22	32Alp Leo	1.3600	15200.	105	5080	No
450	GOM_NL__2PRFIN20030218_234820_000000392014_00016_05080_5077.N1	18-FEB-2003 23:48:20	Bright	38.500	17	78Bet Gem	1.1610	4500.0	77	5080	No
451	GOM_NL__2PRFIN20030218_234930_000000392014_00016_05080_5078.N1	18-FEB-2003 23:49:30	Bright	38.500	24	66Alp Gem	1.5800	10200.	77	5080	No
452	GOM_NL__2PRFIN20030218_235232_000001142014_00016_05080_5079.N1	18-FEB-2003 23:52:32	Bright	113.50	62	94Bet Leo	2.1360	9700.0	227	5080	No
453	GOM_NL__2PRFIN20030218_235724_000000522014_00016_05080_5080.N1	18-FEB-2003 23:57:24	Bright	51.500	174	52Psi UMa	3.0040	4400.0	103	5080	No
454	GOM_NL__2PRFIN20030218_235930_000000482014_00016_05080_5081.N1	18-FEB-2003 23:59:30	Bright	48.000	82	48Bet UMa	2.3650	10600.	96	5080	No

### 3. Quality information per product

In this section it is plotted some information contained in the Quality Summary data set of the level 2 products. Only products in dark limb conditions and without errors (error flag in the MPH set to "0") are used.

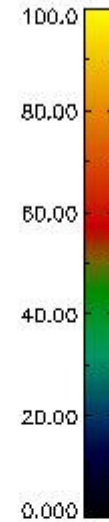
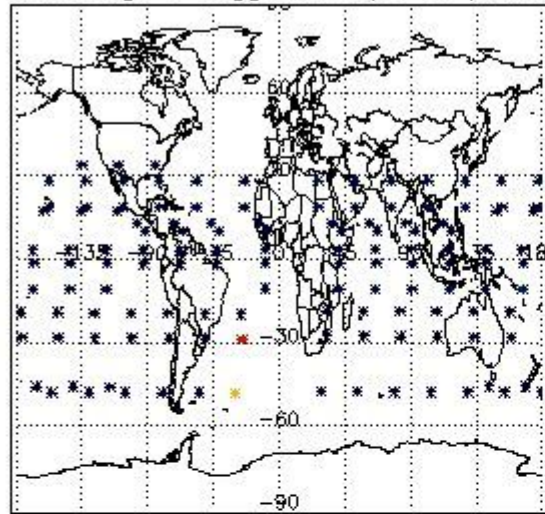
#### 3.1 Plot quality information per product (time dependant)



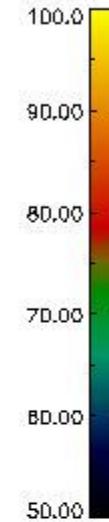
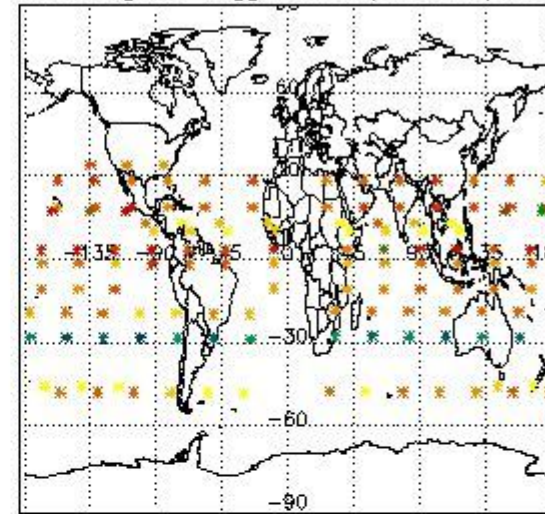
#### 3.2 Plot quality information per product (world map)




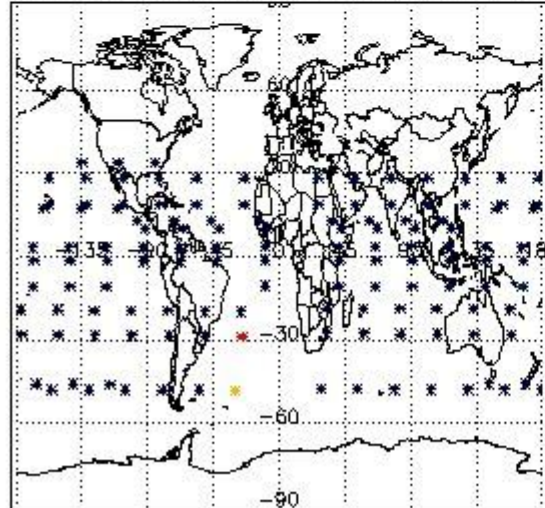
Percentage of flagged data per O3 profile



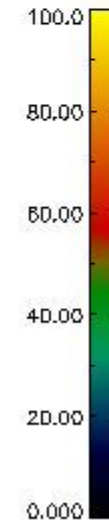
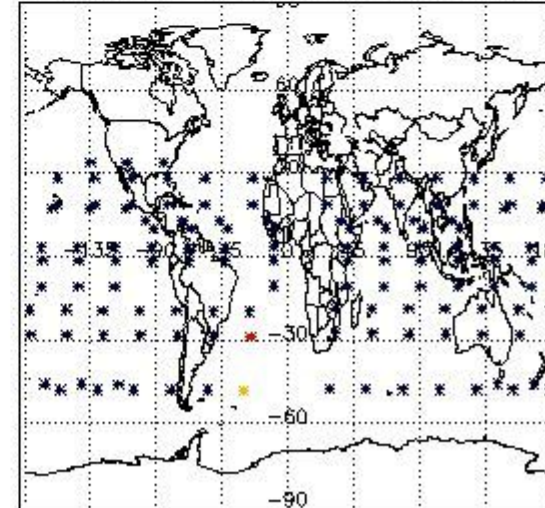
Percentage of flagged data per H2O profile



Percentage of flagged data per NO2 profile



Percentage of flagged data per NO3 profile

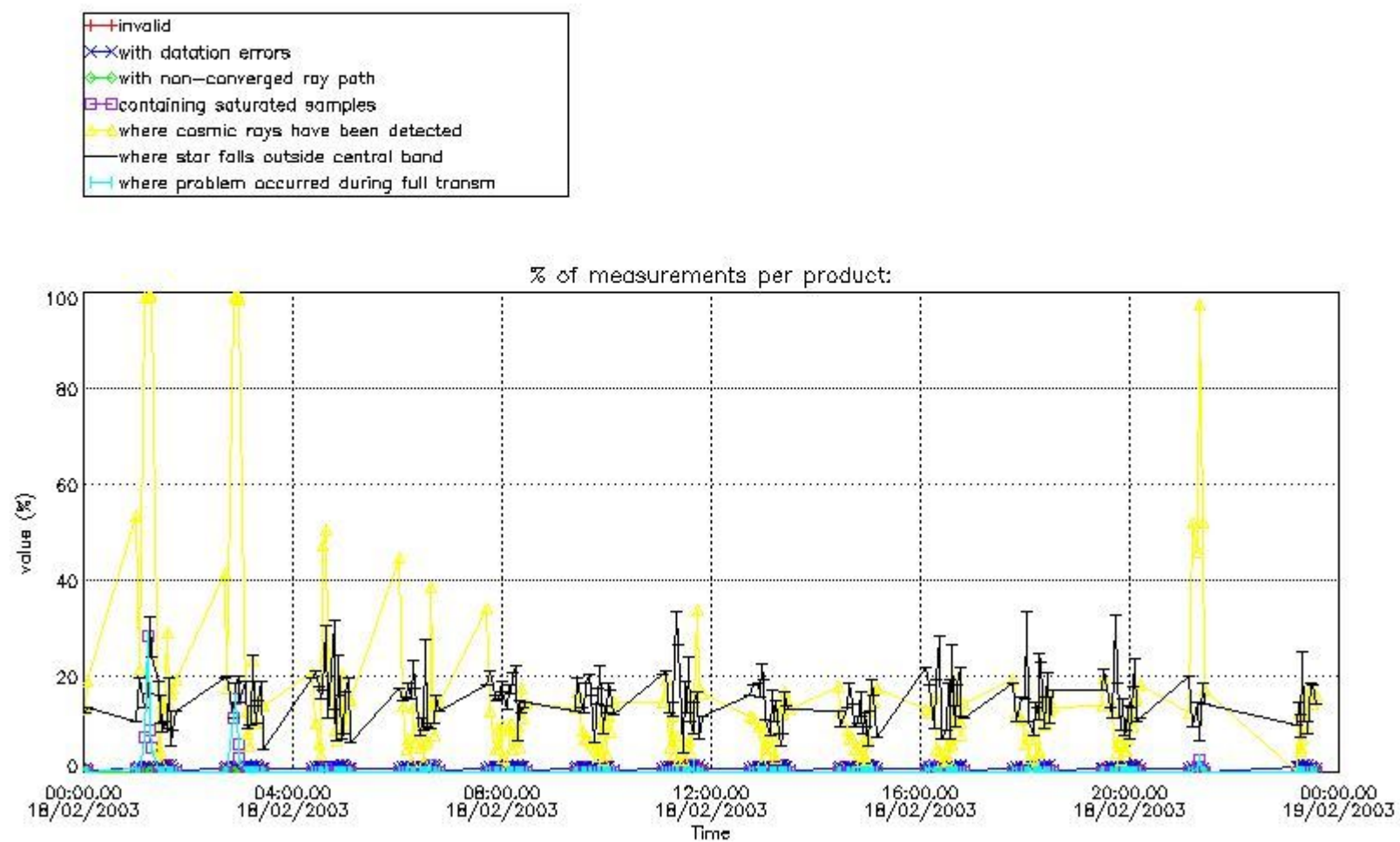


#### 4. Level 1 quality information per product

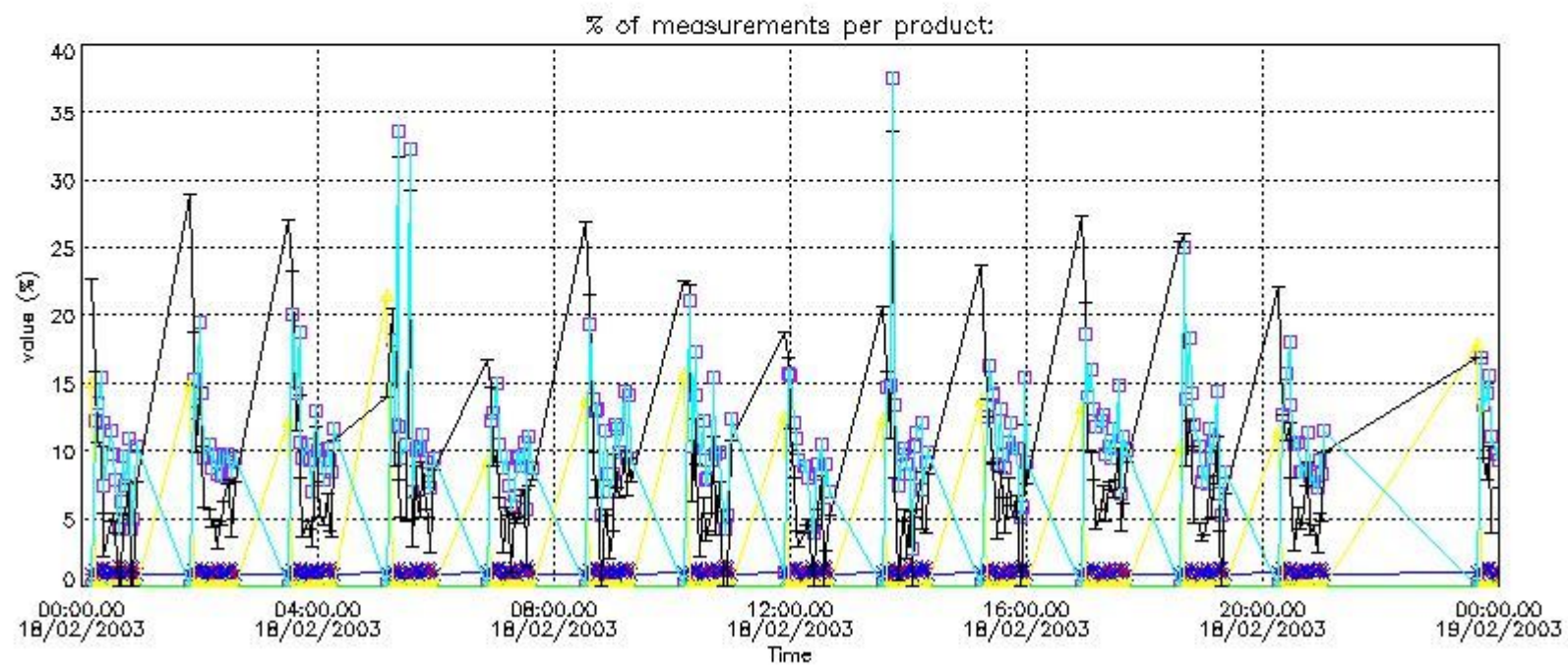
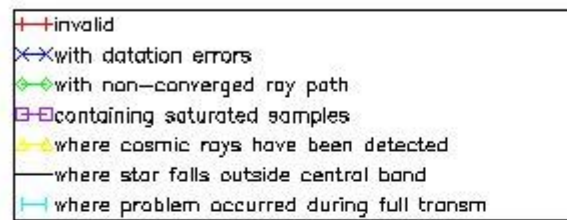
In this section it is plotted some information contained in the Quality Summary data set of the level 2 products that comes from the level 1b processing. Products without errors (error flag in the MPH set to "0") are used.

##### 4.1 Plot quality information per product (time dependant) coming from level 1b processing

###### 4.1.1 Plot level 1 quality information per product (time dependant): ENVISAT ASCENDING passes



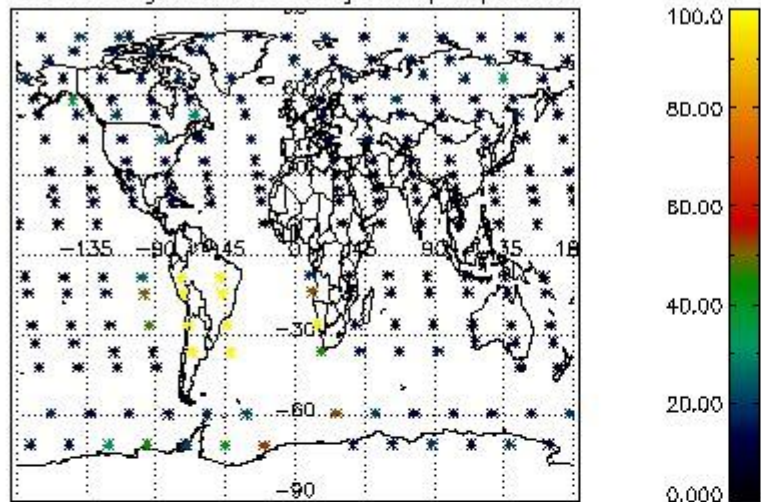
4.1.2 Plot level 1 quality information per product (time dependant): ENVI SAT DESCENDING passes



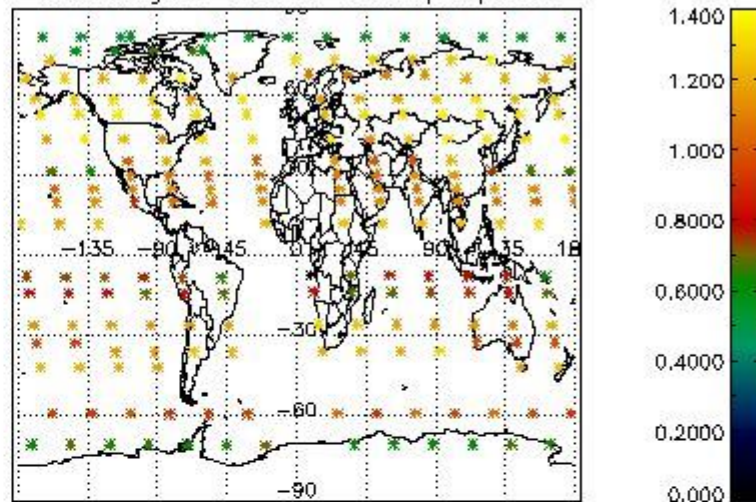
*4.2 Plot quality information per product coming from level 1b processing (world map)*

*4.2.1 Plot level 1 quality information per product (world map): ENVISAT ASCENDING passes*

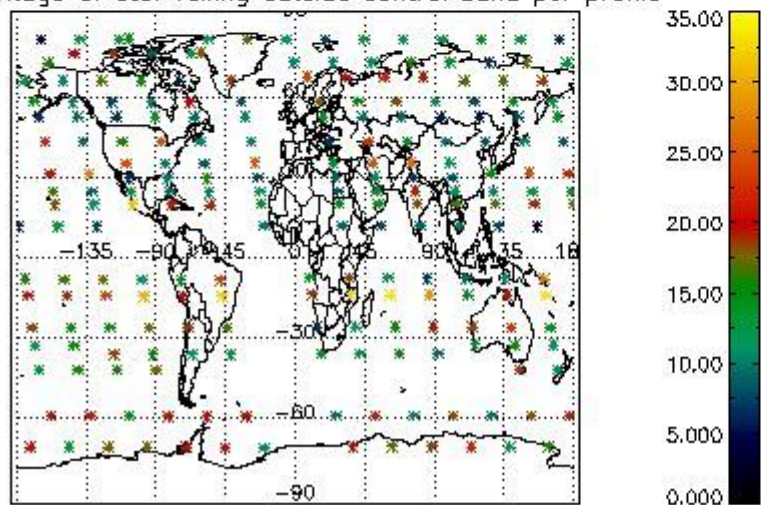
Percentage of cosmic ray hits per profile



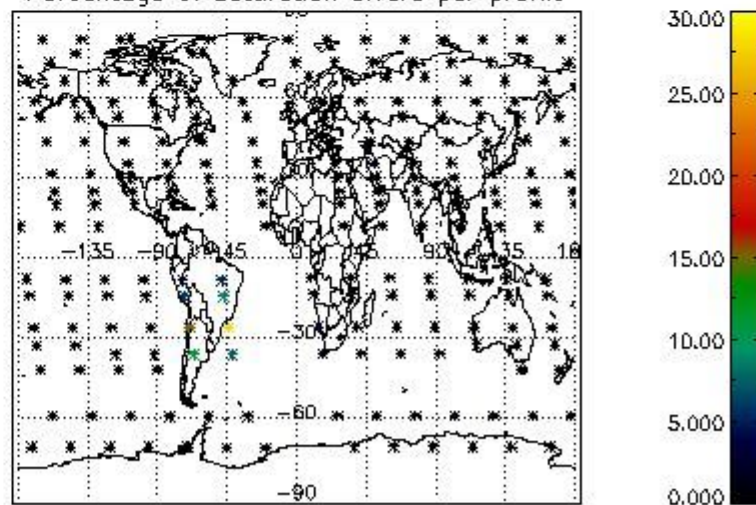
Percentage of datation errors per profile



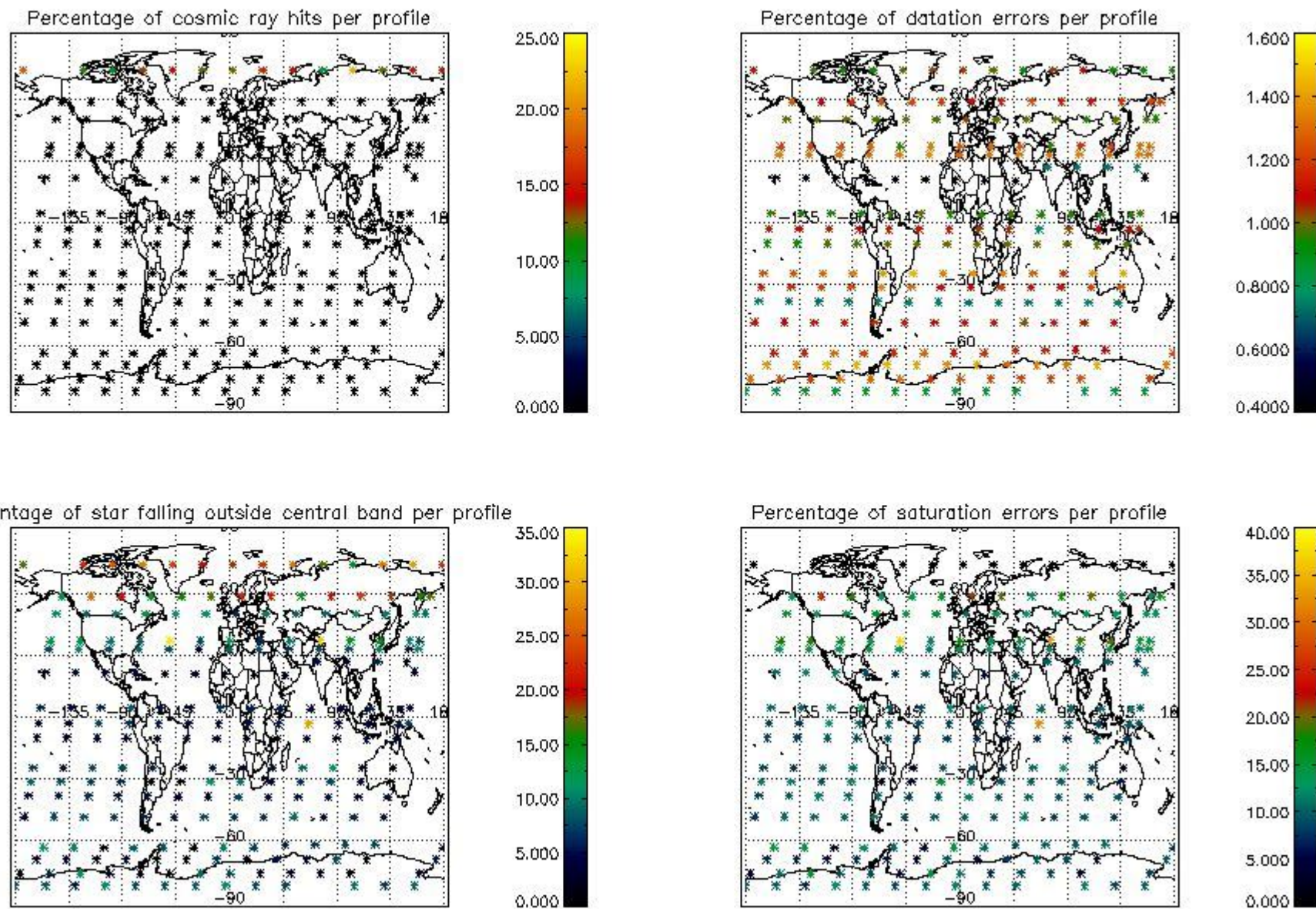
Percentage of star falling outside central band per profile



Percentage of saturation errors per profile



4.2.2 Plot level 1 quality information per product (world map): ENVISAT DESCENDING passes



## 5. Trace gas profiles

### 5.1 Ozone statistics based on quality of products

The final quality of the products can be "measured" using the STD (Standard Deviation) attached to every point profile. This information is written to the parameter GOM\_NL\_\_2P/NL\_LOCAL\_SPECIES\_DENSITY/o3\_std of the level 2 products. The table below shows the statistics for given STD ranges.

The statistics are given with respect to the overall valid production:

- Products without fatal errors: GOM\_NL\_\_2P/MPH/PRODUCT\_ERR=0
- Valid point profile: GOM\_NL\_\_2P/NL\_LOCAL\_SPECIES\_DENSITY/pcd(0)=0

The 'Criteria' is applied to valid points of dark limb products:

- Products in dark limb illumination condition: GOM\_NL\_\_2P/NL\_SUMMARY\_QUALITY/obs\_ill\_cond=0
- Products without fatal errors: GOM\_NL\_\_2P/MPH/PRODUCT\_ERR=0
- Valid point profile: GOM\_NL\_\_2P/NL\_LOCAL\_SPECIES\_DENSITY/pcd(0)=0

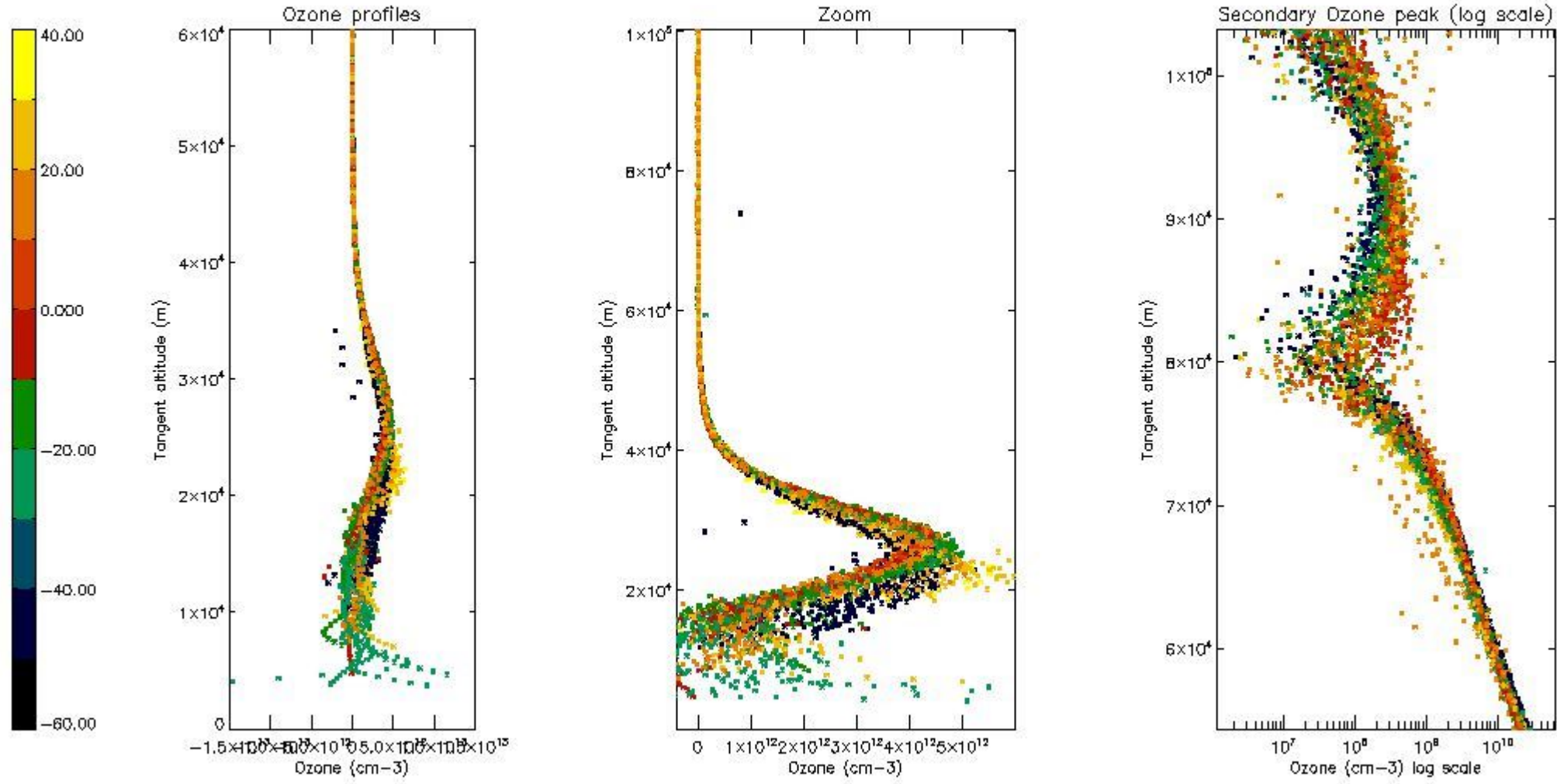
So, the table below shows the percentage of dark limb and valid observations for each criteria with respect to the overall valid daily observations.

Criteria	% of total production
All STD	28
STD < 20	17

STD < 10	15
STD < 5	11

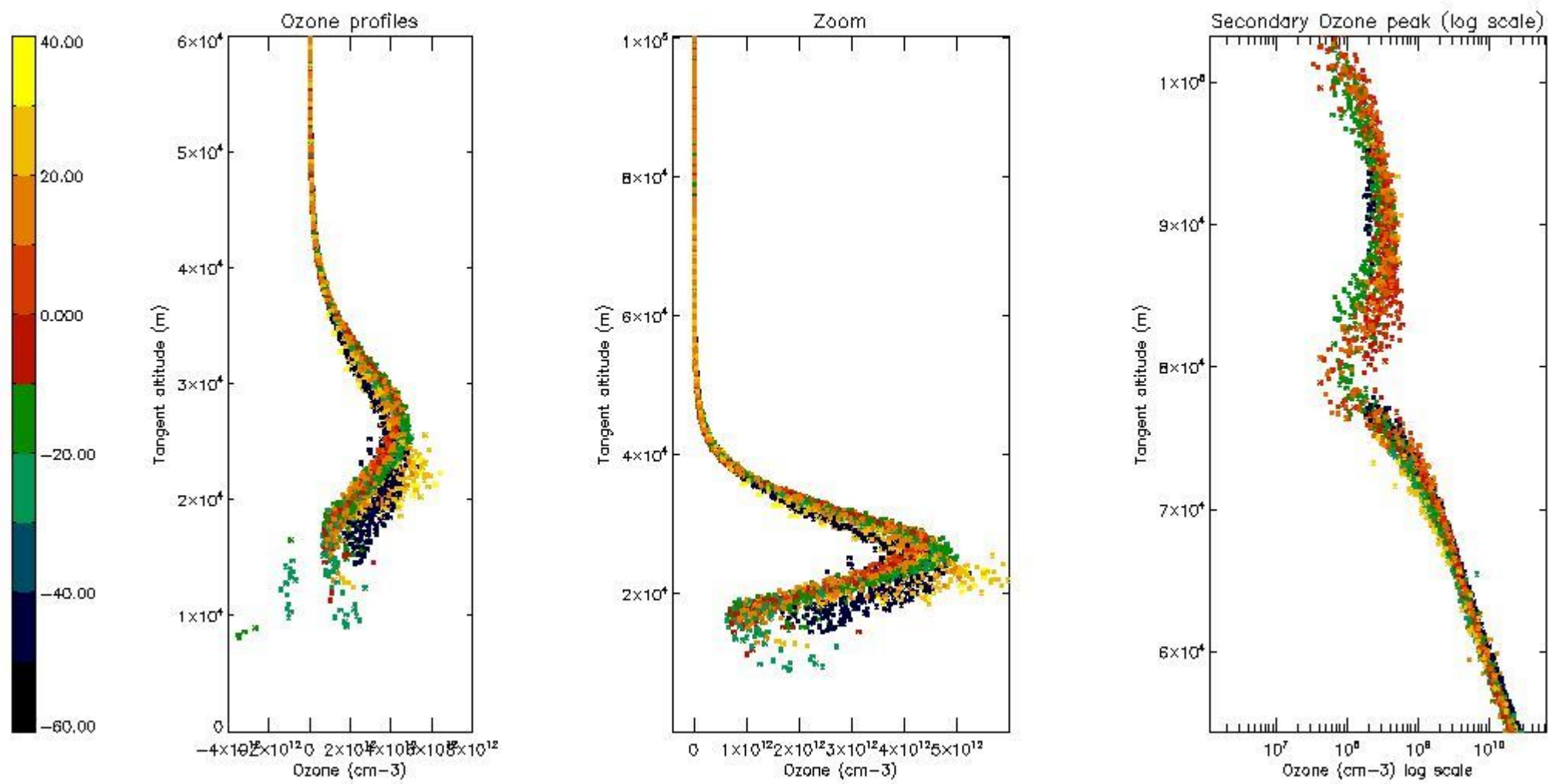
5.2 Plot ozone profiles for all STD (dark without errors)

The colorbar represents the latitude.



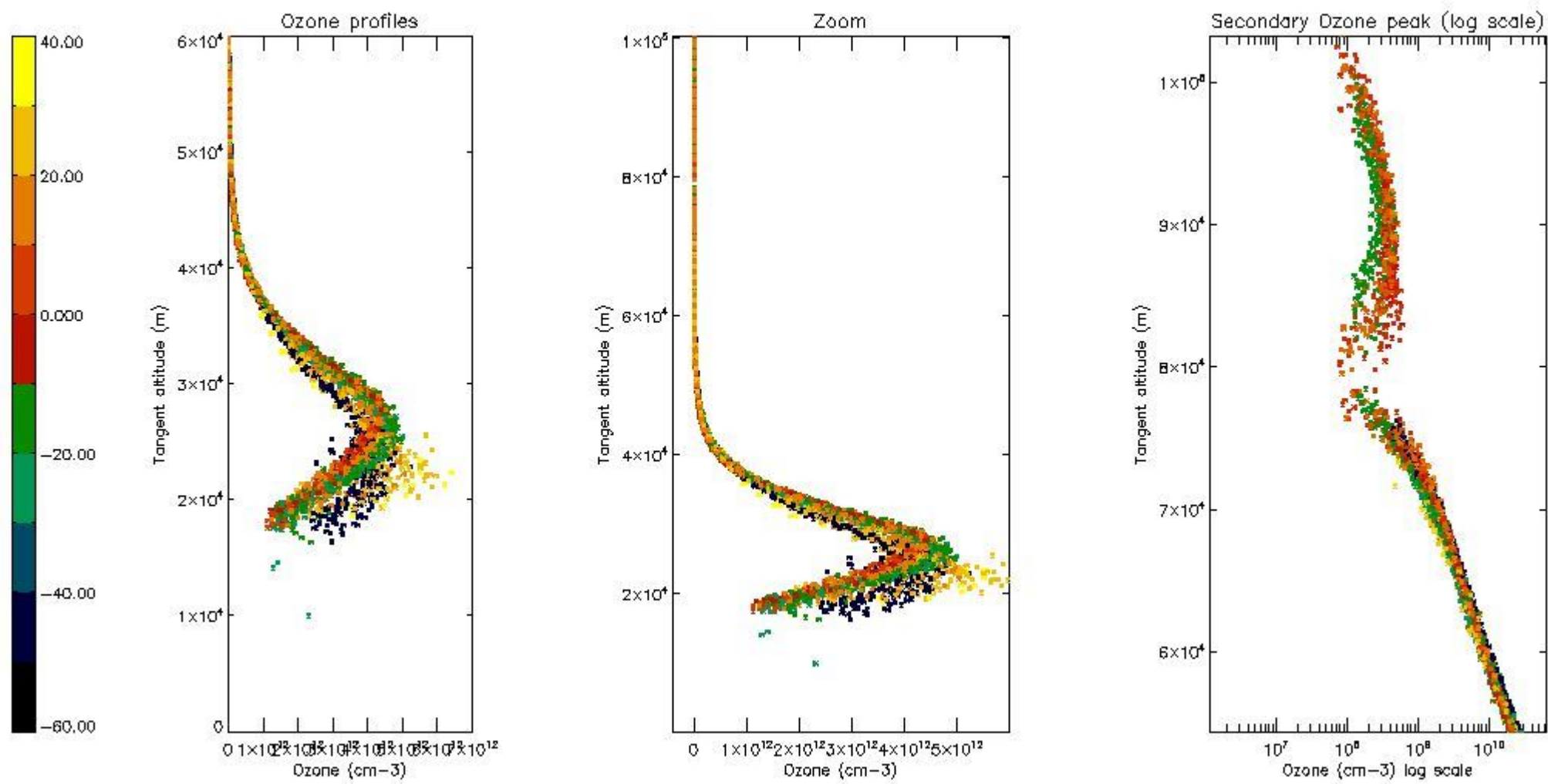
5.3 Plot ozone profiles where STD < 20% (dark without errors)

The colorbar represents the latitude.



*5.4 Plot ozone profiles where STD < 10% (dark without errors)*

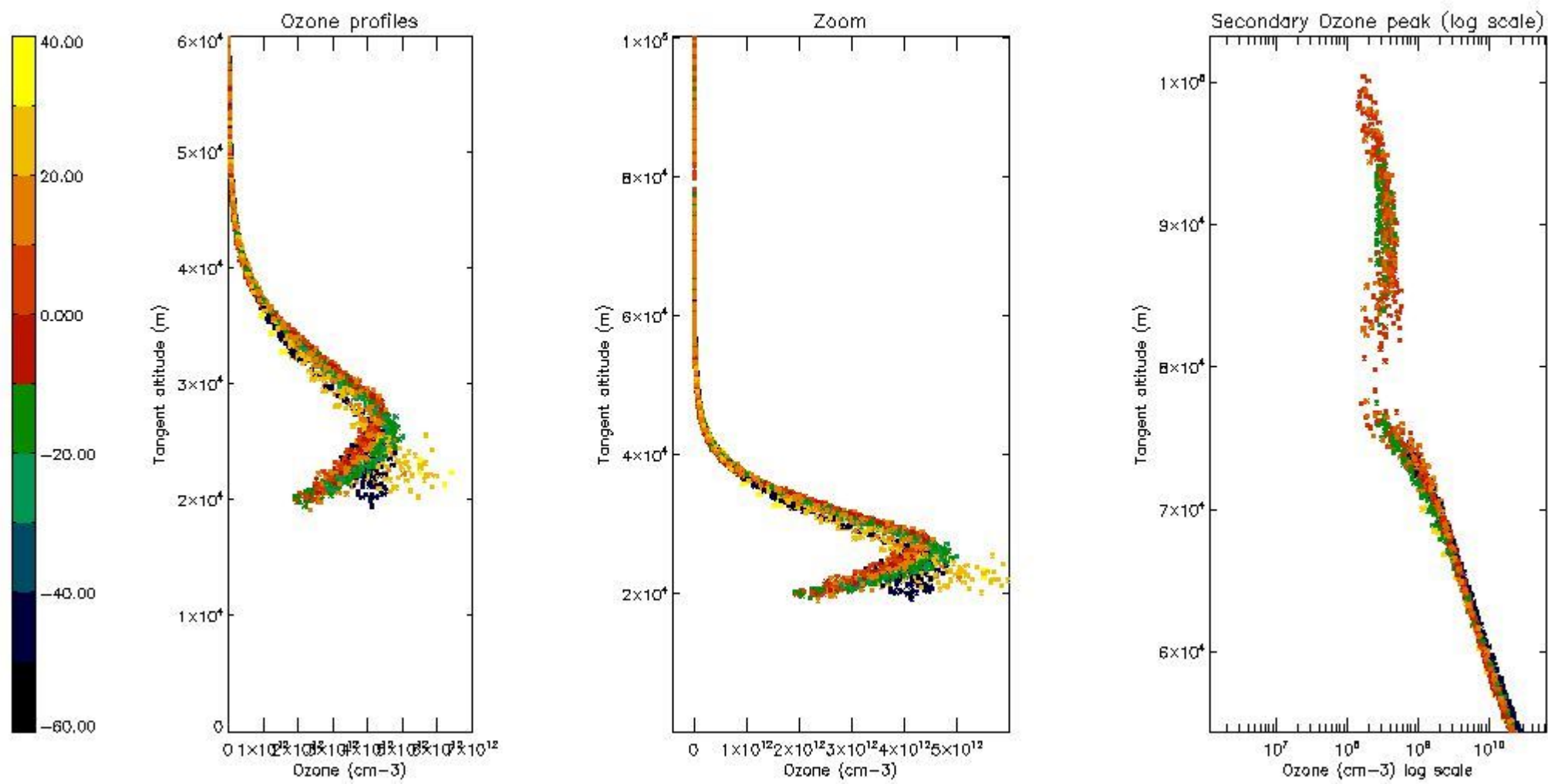
The colorbar represents the latitude.



*5.5 Plot ozone profiles where STD < 5% (dark without errors)*

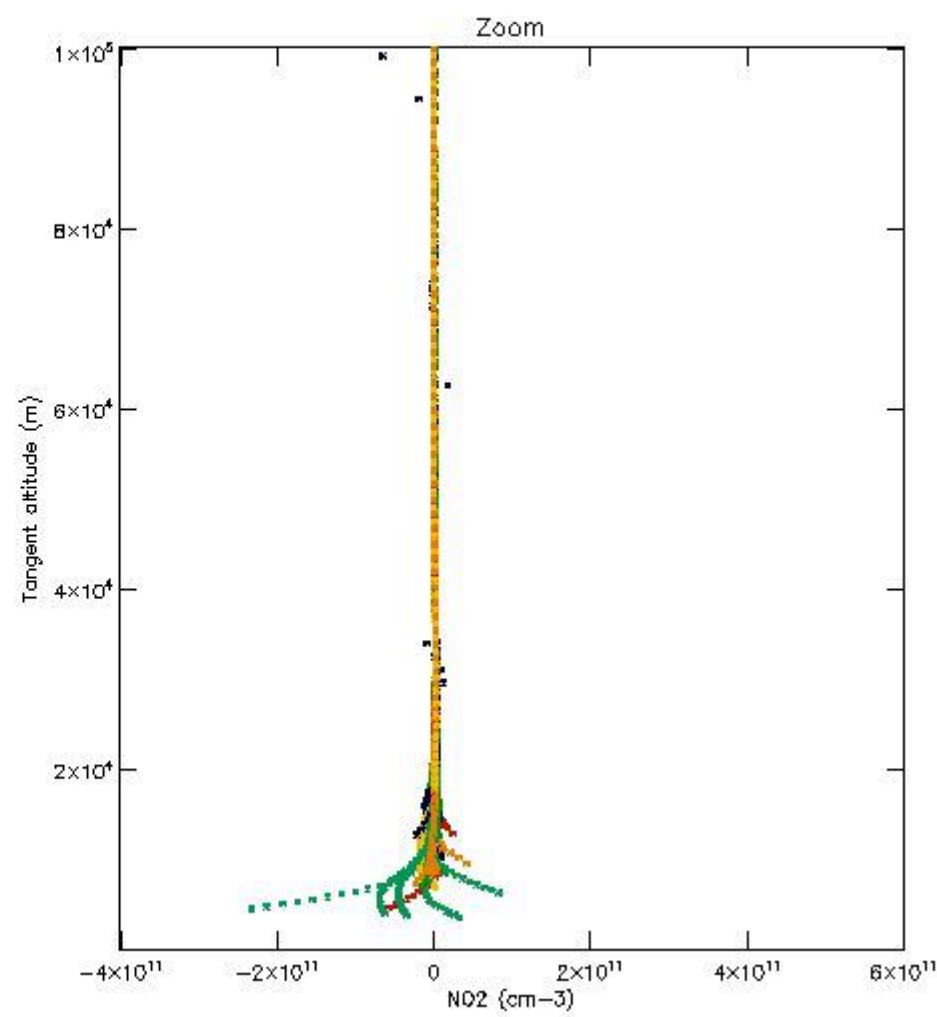
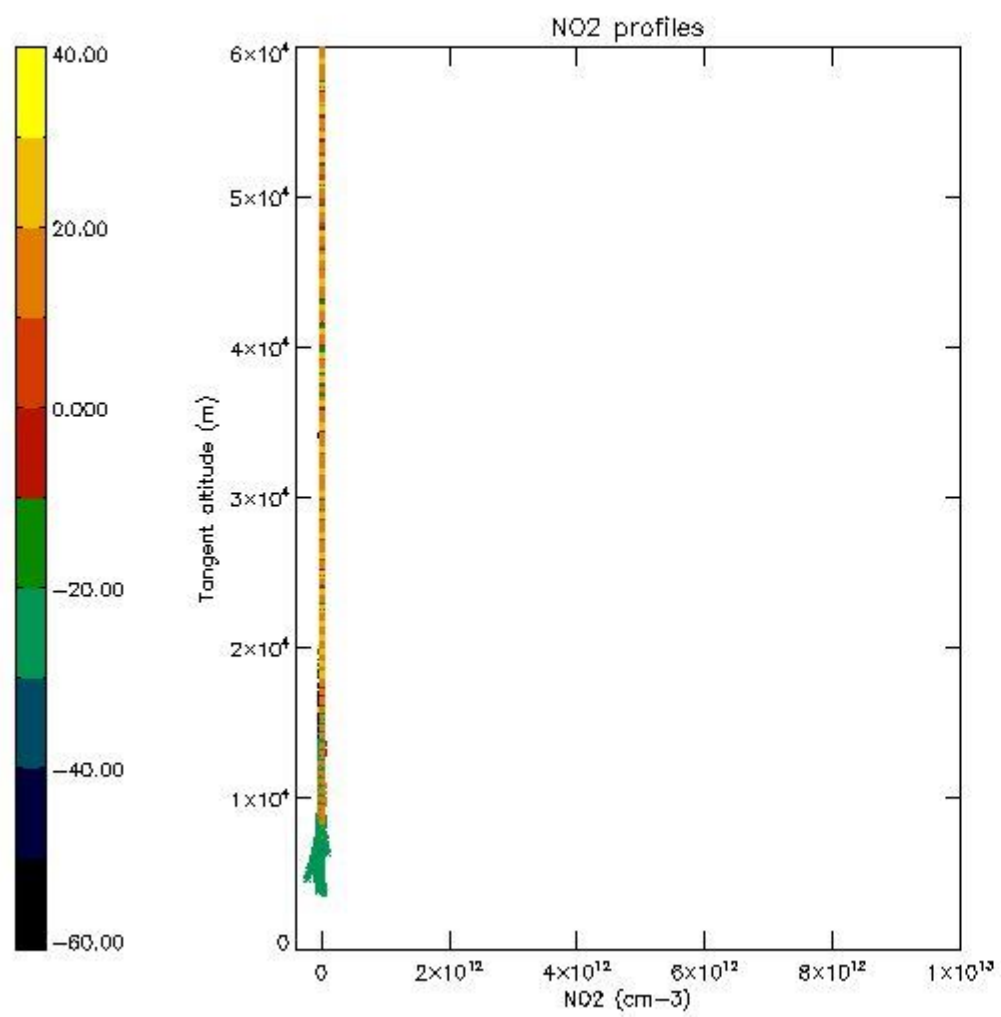
The colorbar represents the latitude.





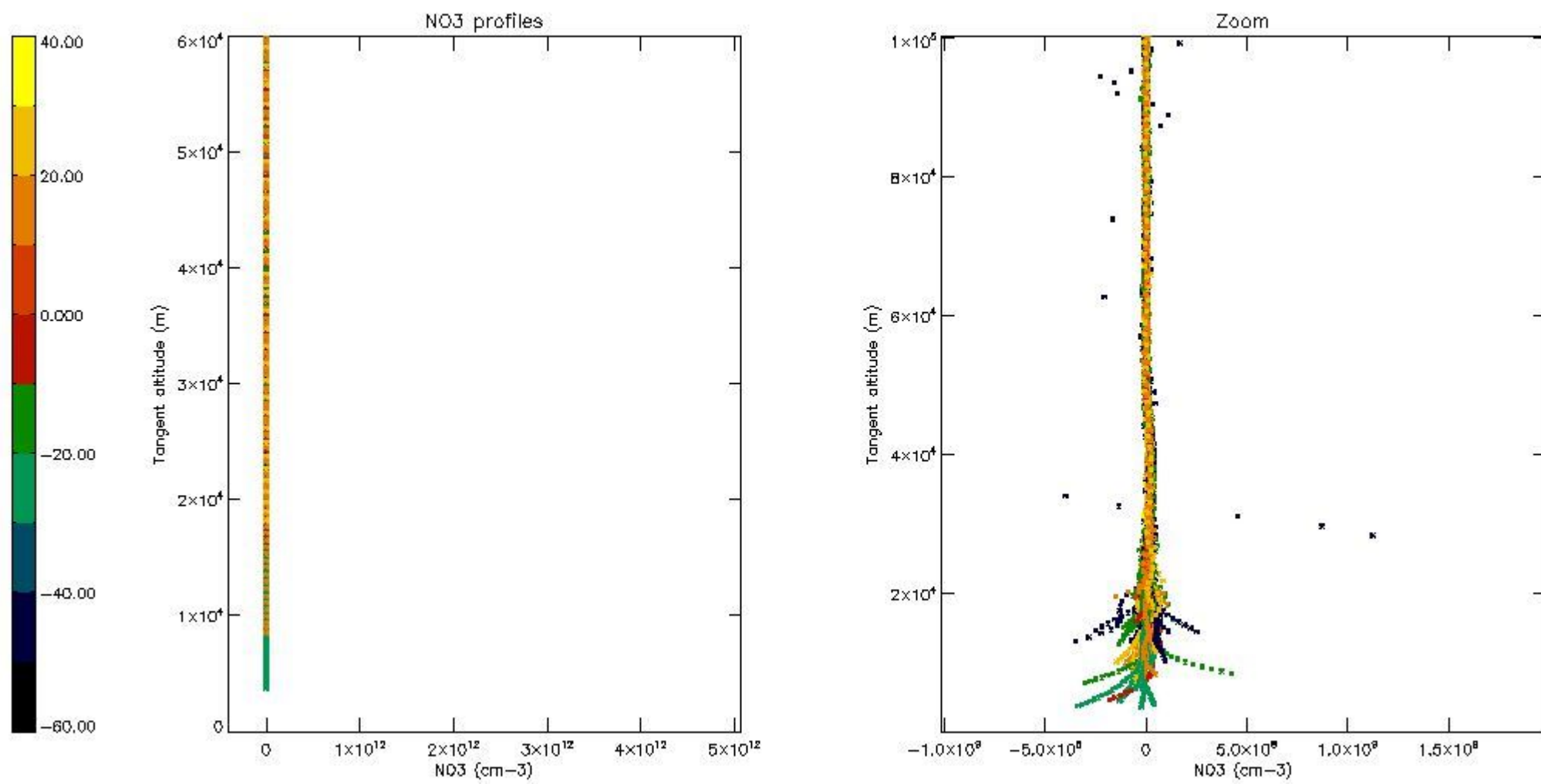
*5.6 Plot NO<sub>2</sub> profiles for all STD (dark without errors)*

The colorbar represents the latitude.



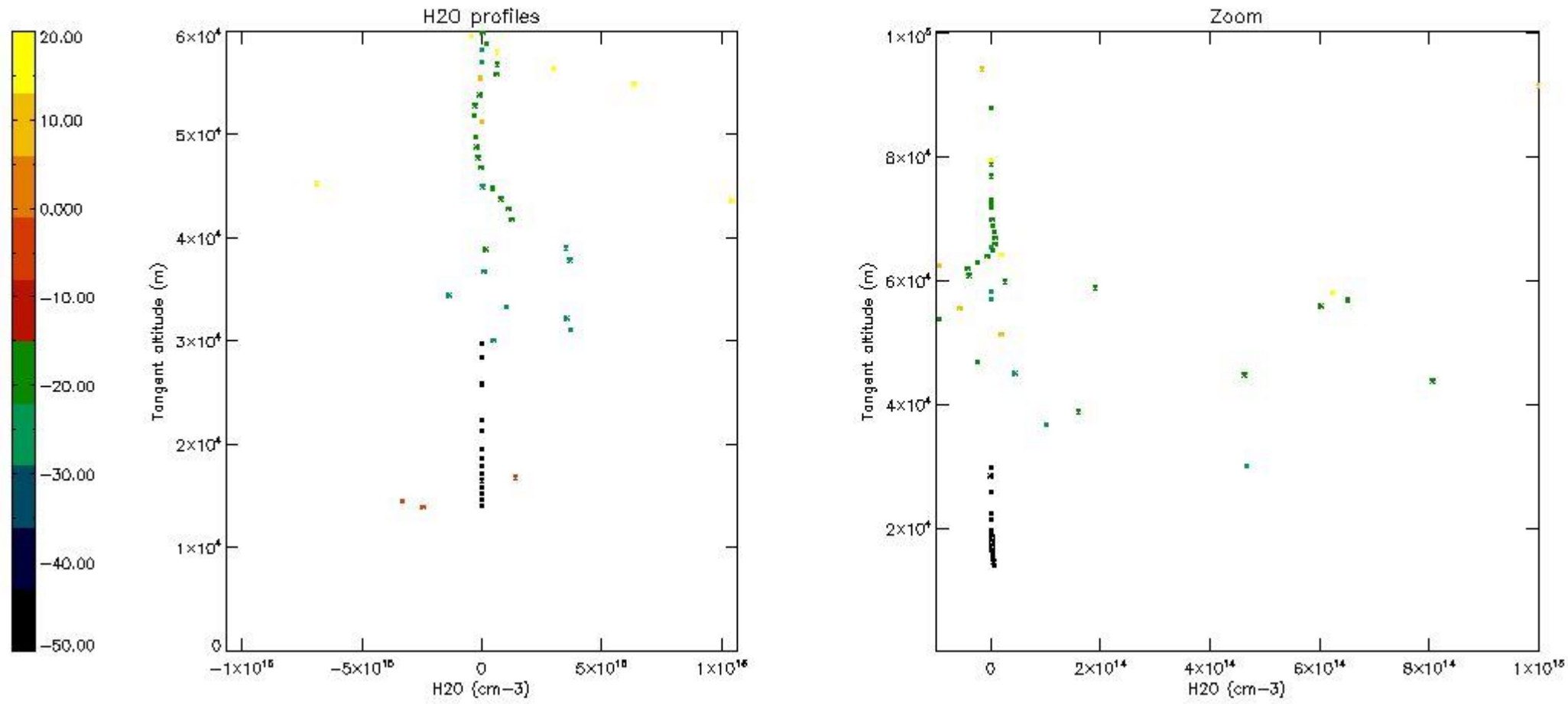
*5.7 Plot NO3 profiles for all STD (dark without errors)*

The colorbar represents the latitude.



5.8 Plot H2O profiles for all STD (only for occultations of stars 1,2,3,4,13,14,16,26,63 dark without errors)

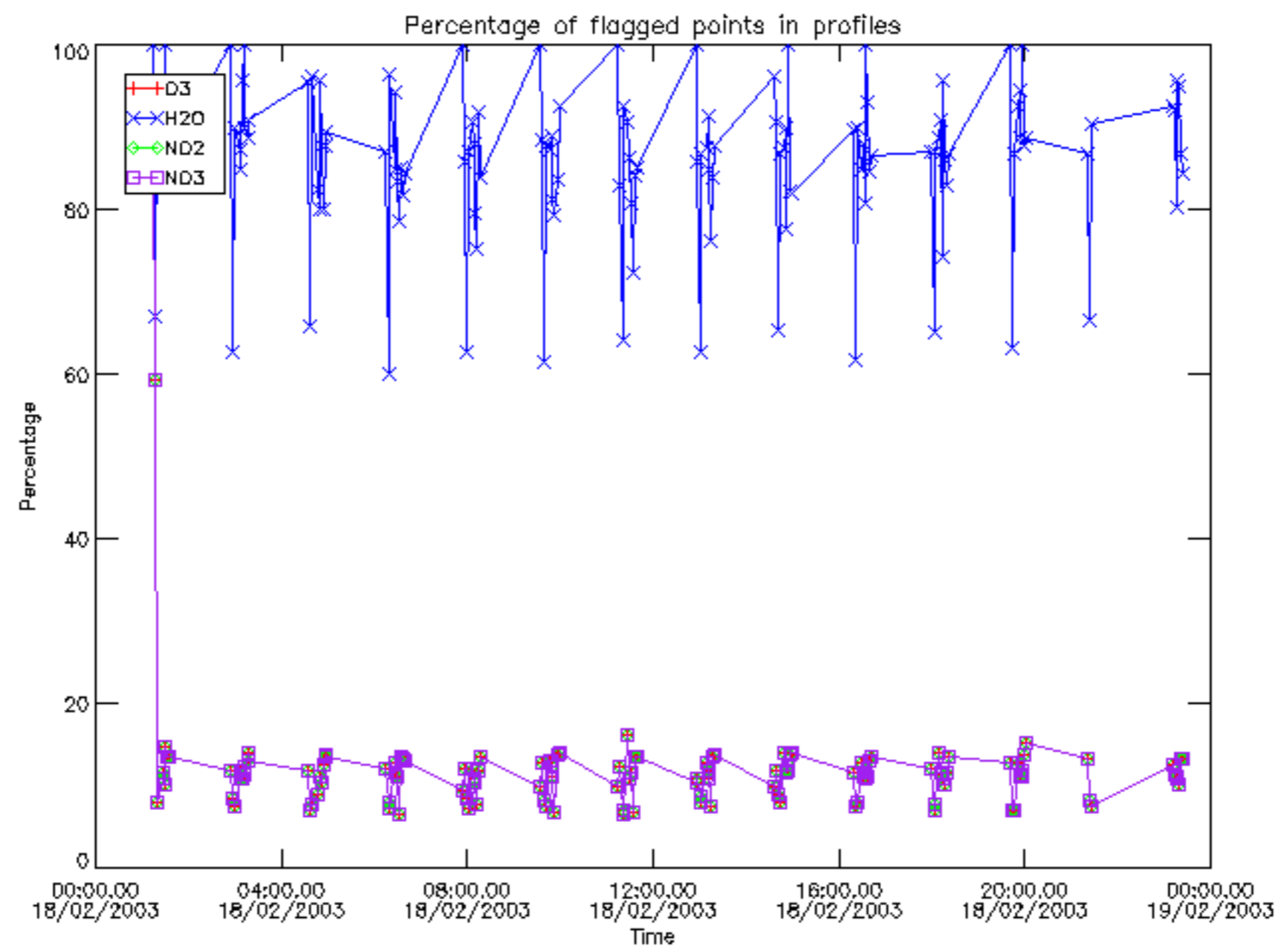
The colorbar represents the latitude.



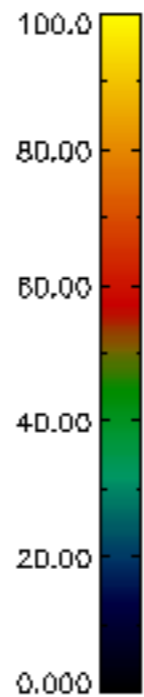
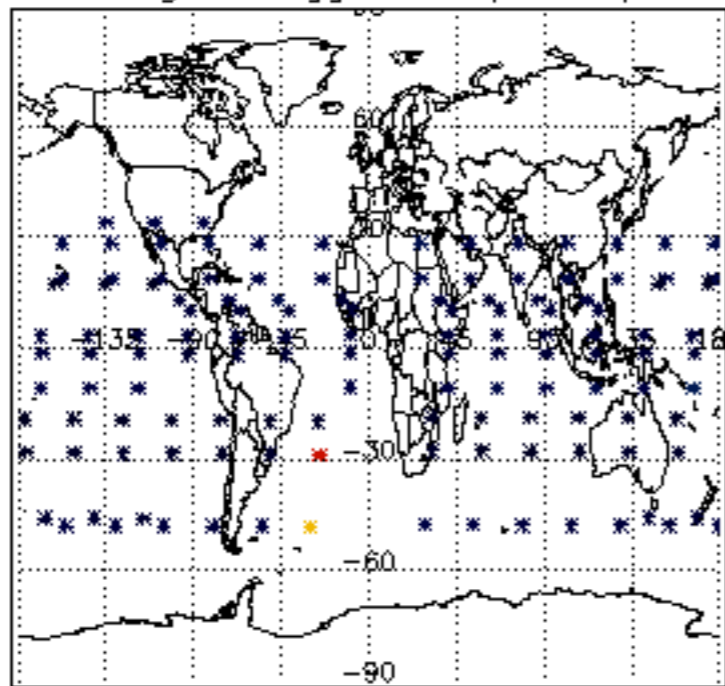
## 6. Auxiliary Data Files used for the production reported in section 2

The number reported in the third column indicates since which file (see list in section 2) the corresponding auxiliary file has been used. The fourth column is the date of those product files.

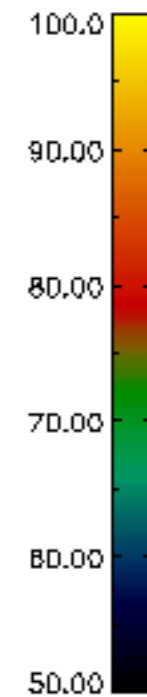
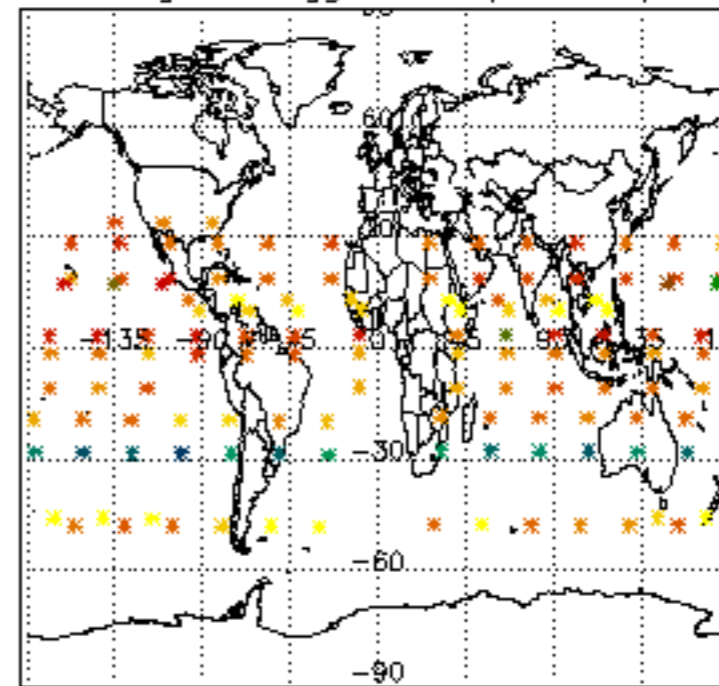
Type	Auxiliary Filename	Used since product	Used since product date
INST_PHYS_CHARACTERISTICS	GOM_INS_AXNIEC20050627_150440_20020301_000000_20100101_000000	1	18-FEB-2003 00:02:04
LEVEL-2_PROC_CONFIG	GOM_PR2_AXVIEC20091111_152718_20020301_000000_20500101_000000	1	18-FEB-2003 00:02:04
CROSS_SECTIONS_FILE	GOM_CRS_AXVIEC20091111_154832_20020301_000000_20500101_000000	1	18-FEB-2003 00:02:04



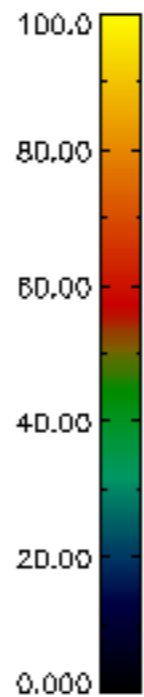
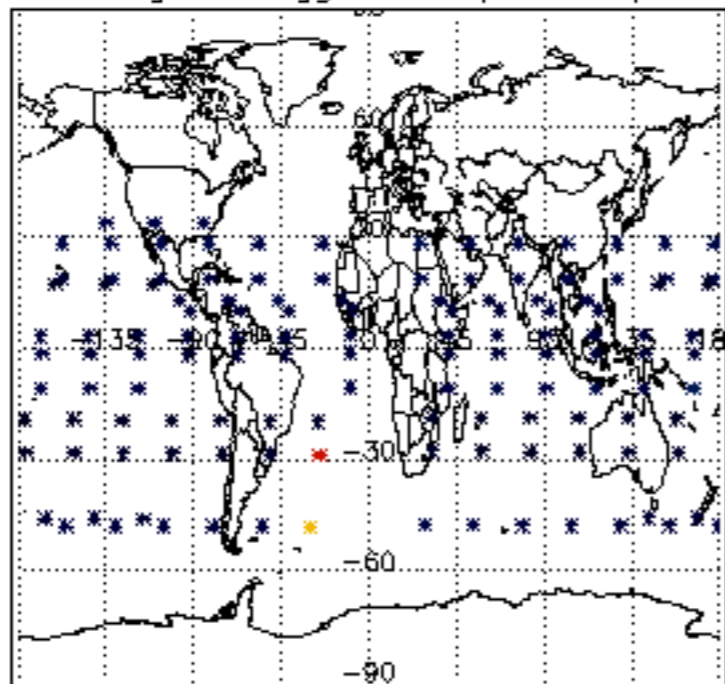
Percentage of flagged data per D3 profile



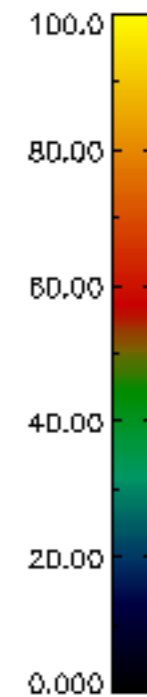
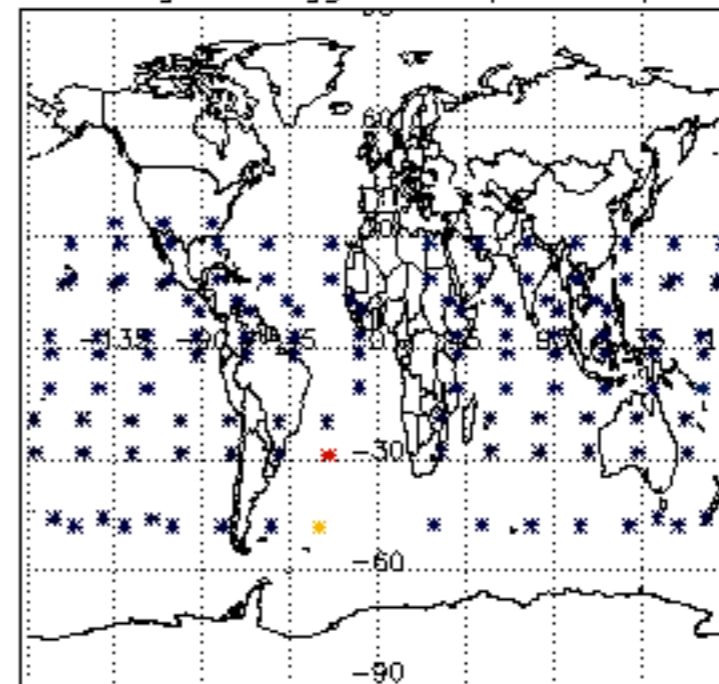
Percentage of flagged data per H2O profile

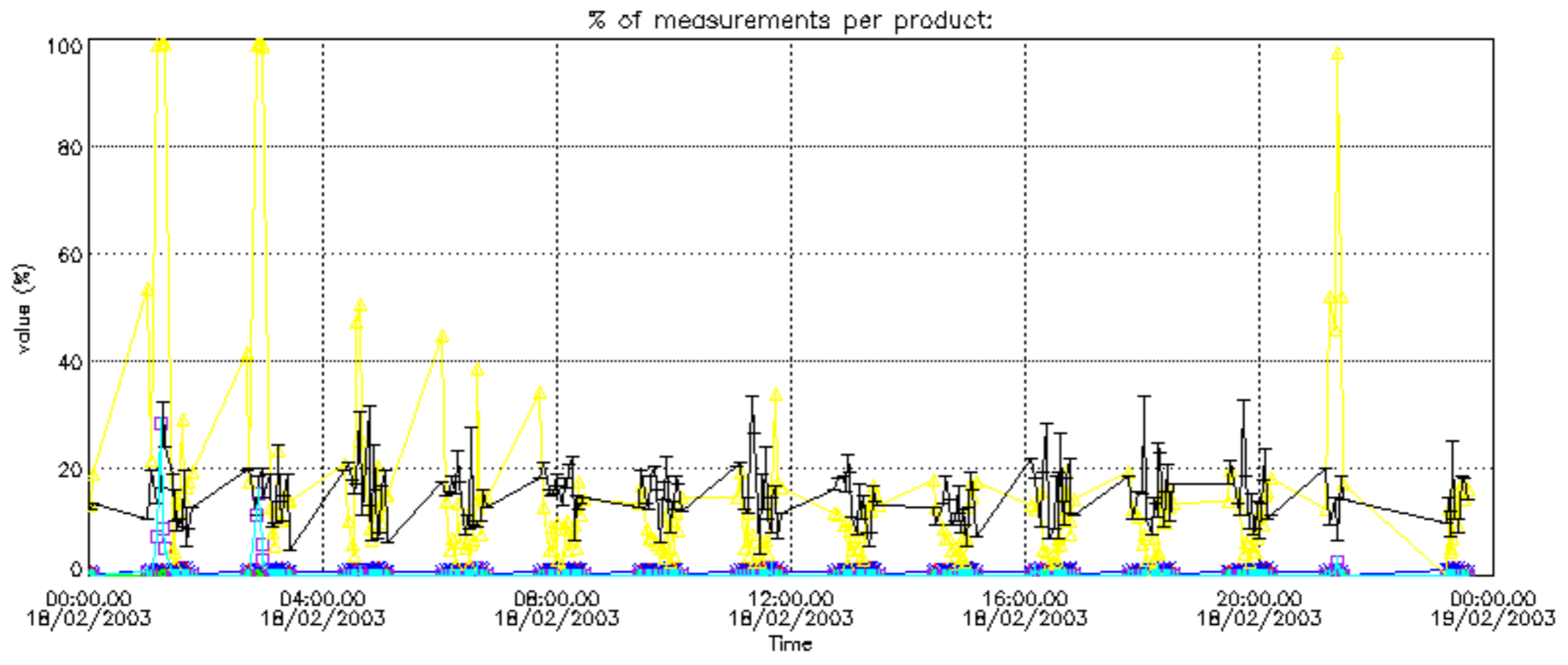


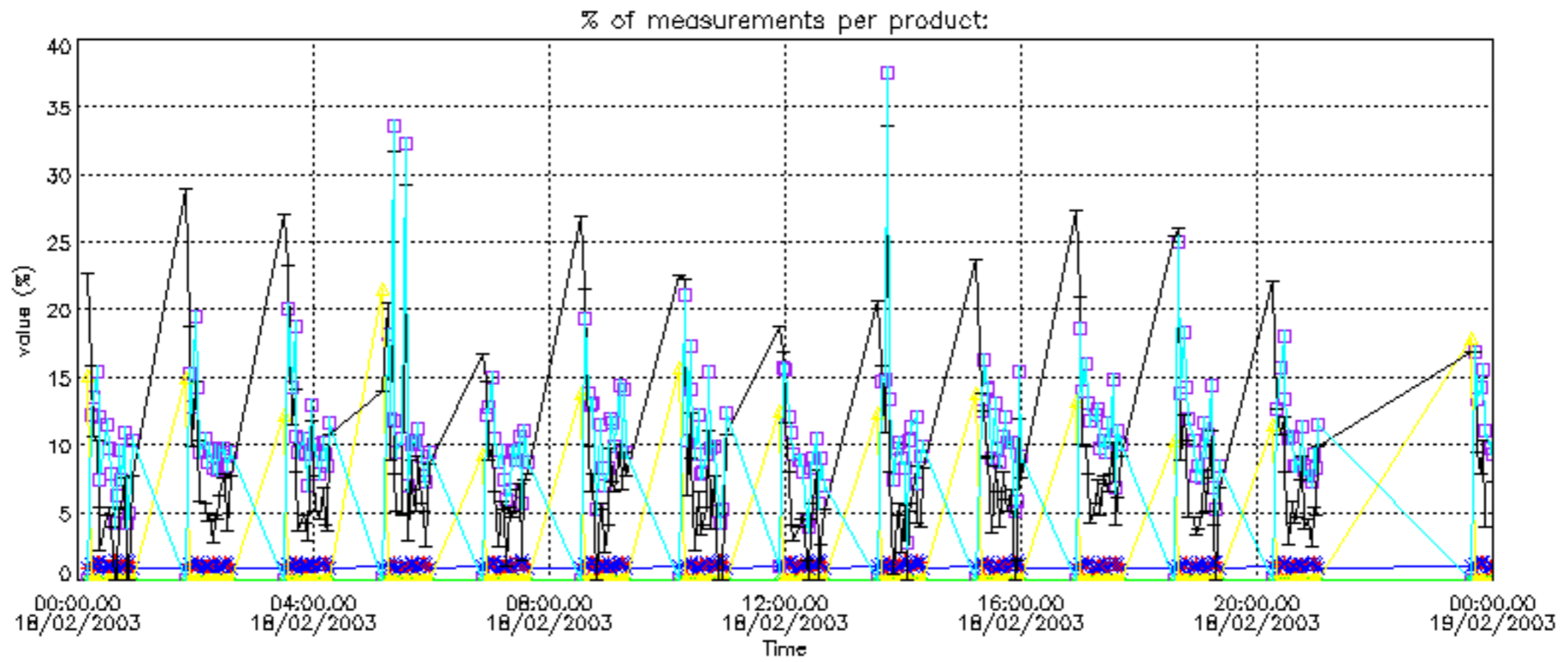
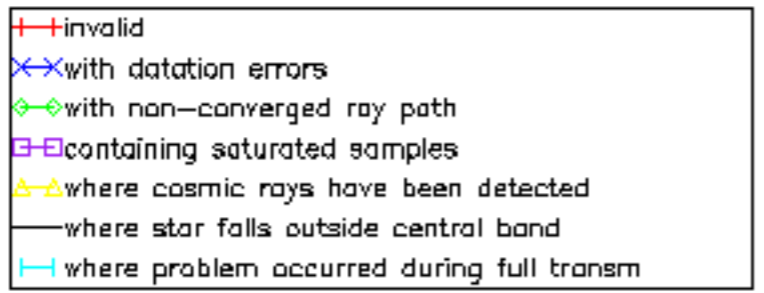
Percentage of flagged data per NO2 profile



Percentage of flagged data per NO3 profile

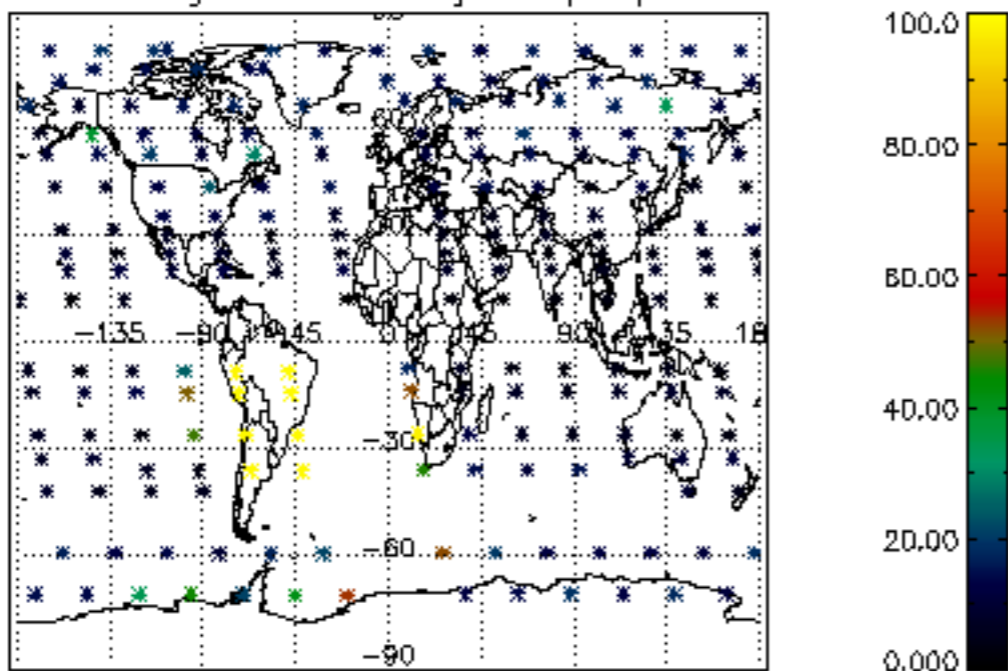




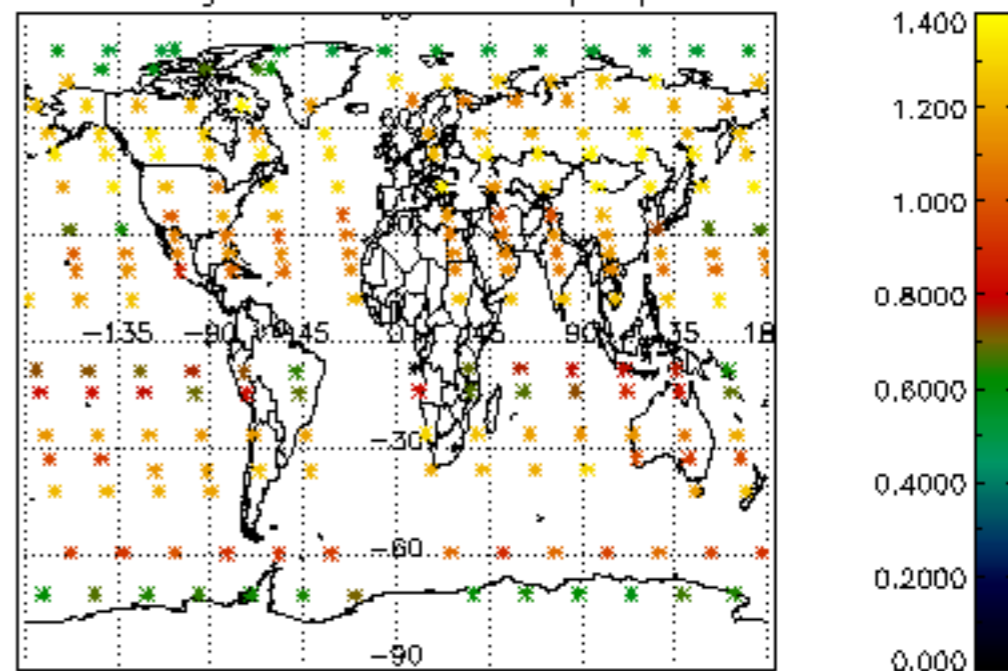




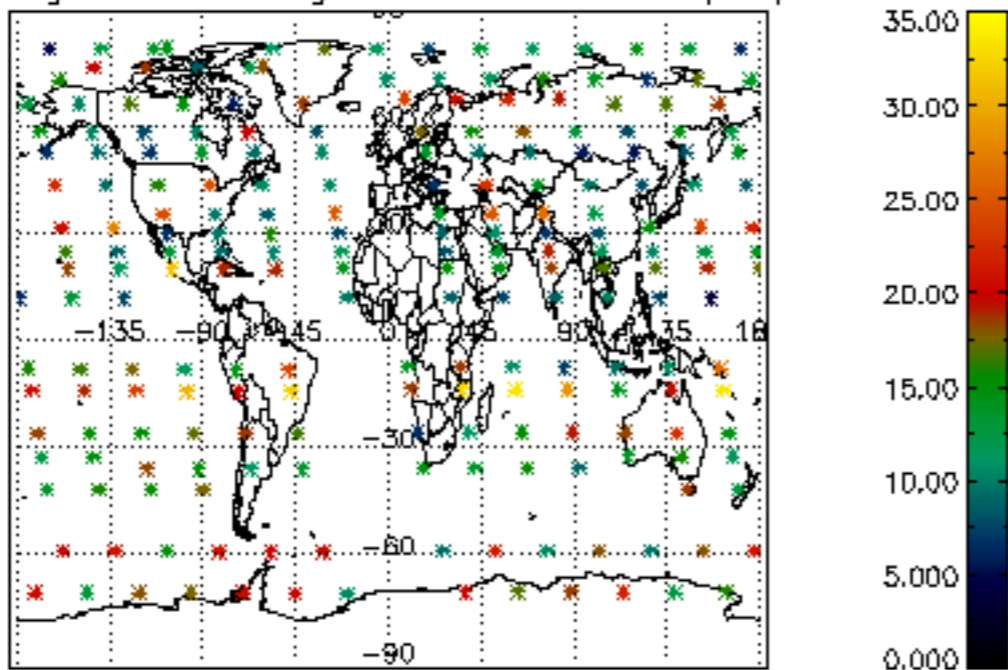
Percentage of cosmic ray hits per profile



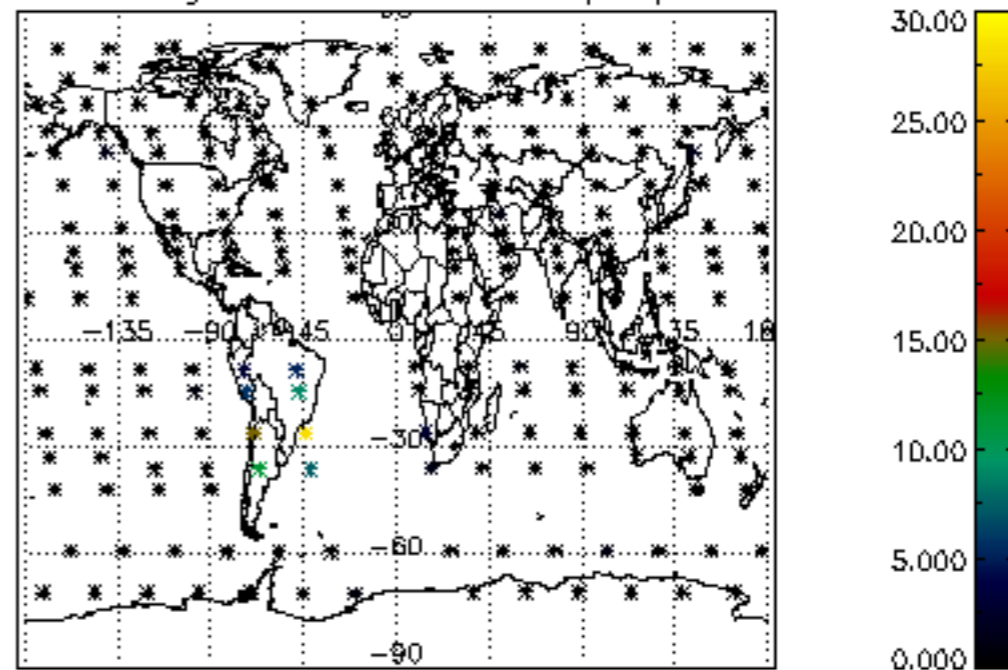
Percentage of datation errors per profile



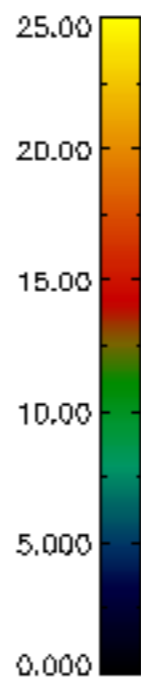
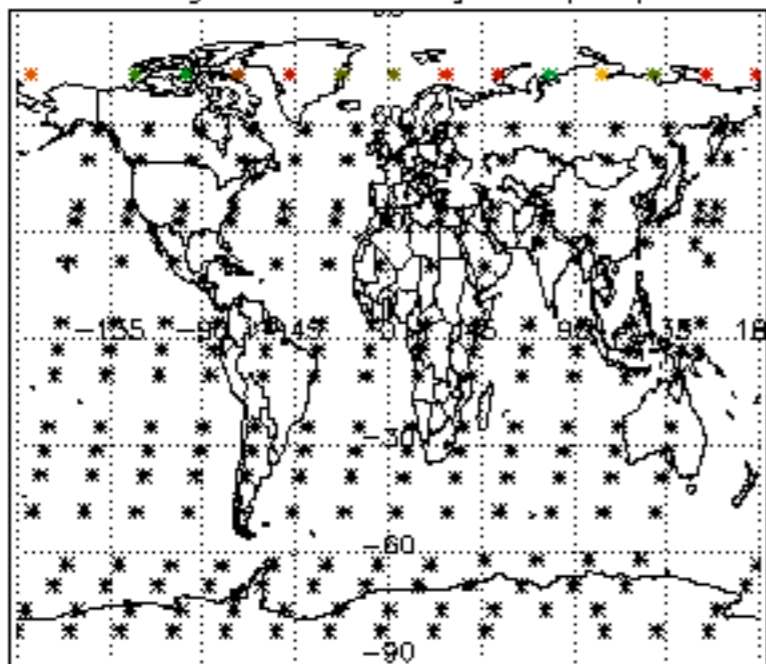
Percentage of star falling outside central band per profile



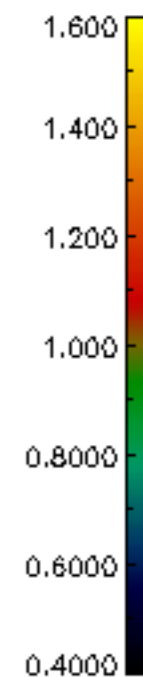
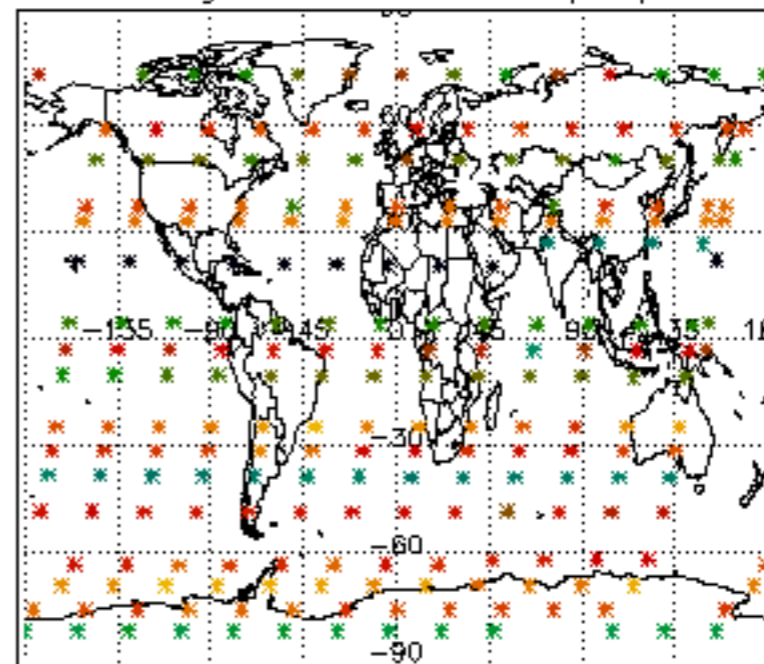
Percentage of saturation errors per profile



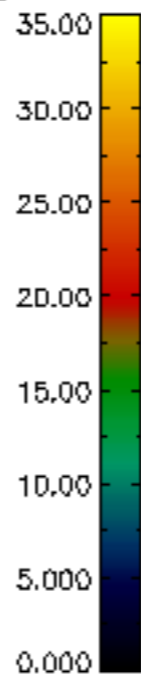
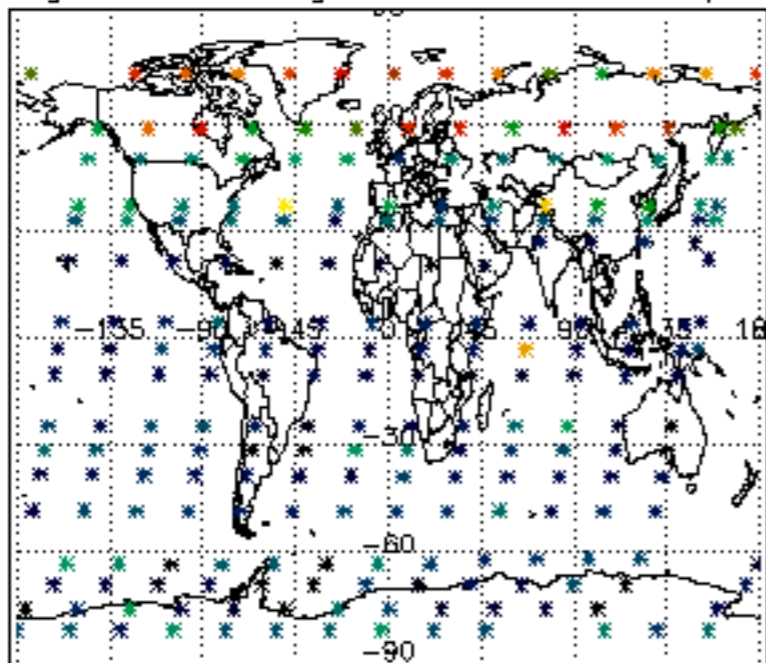
Percentage of cosmic ray hits per profile



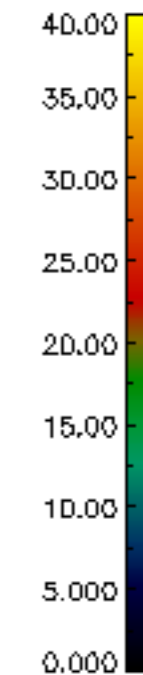
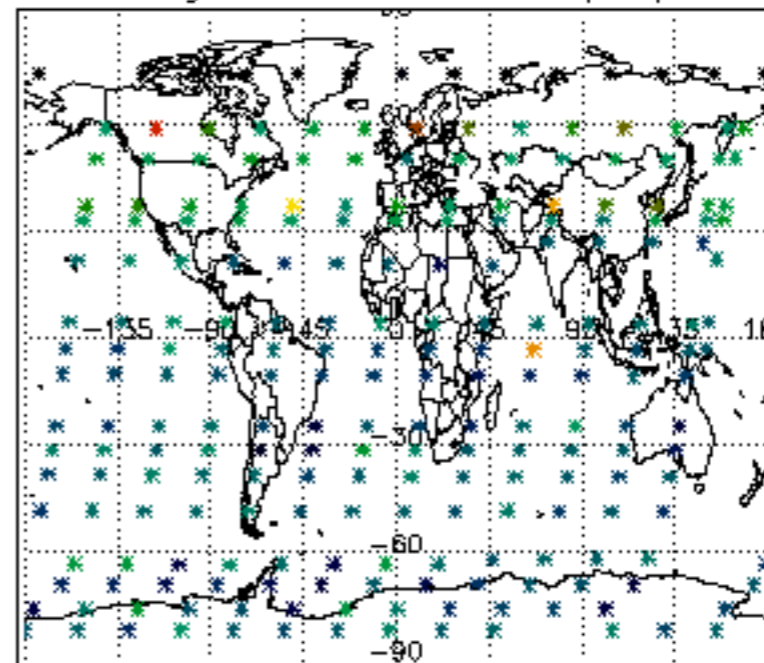
Percentage of datation errors per profile

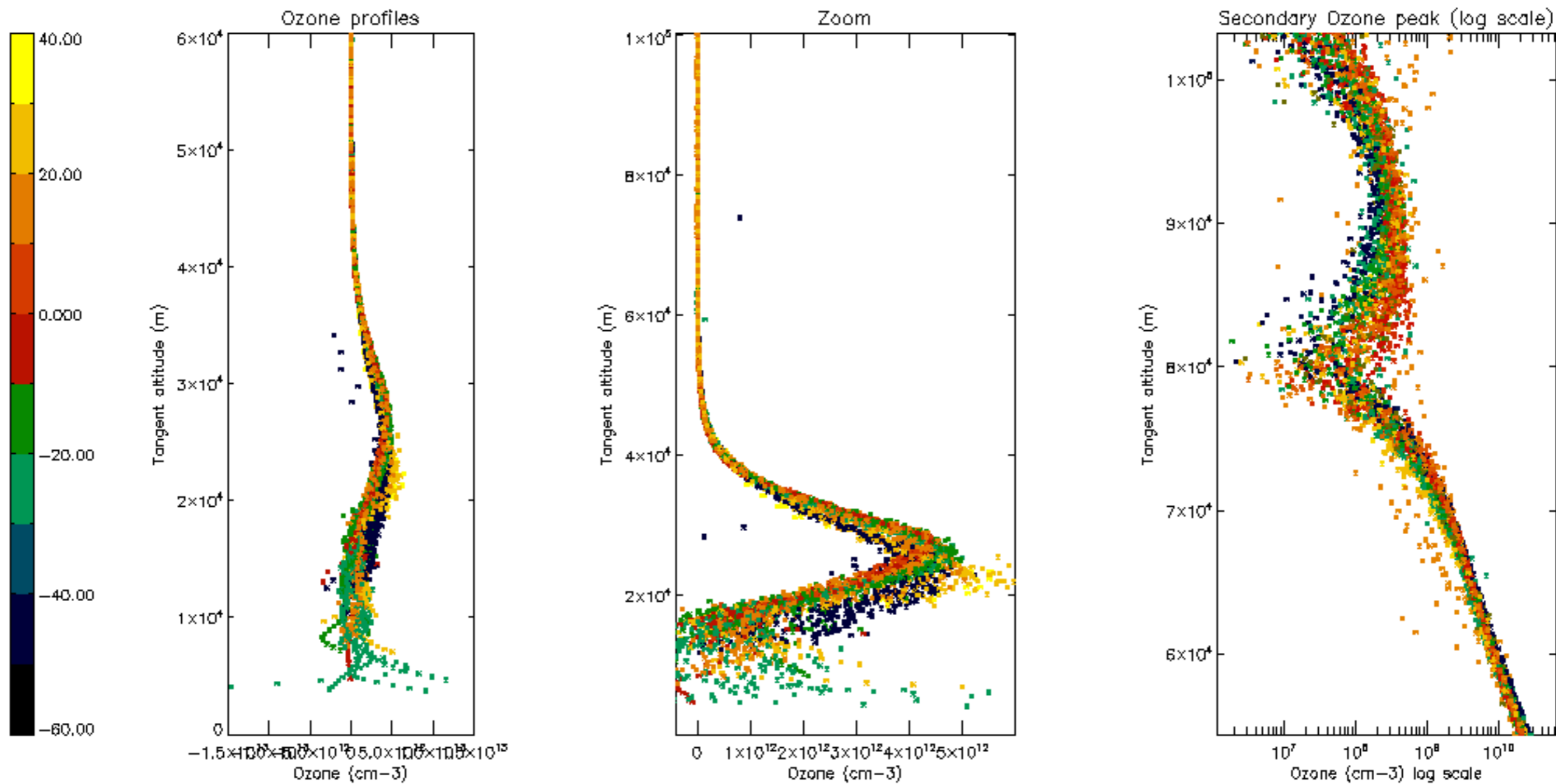


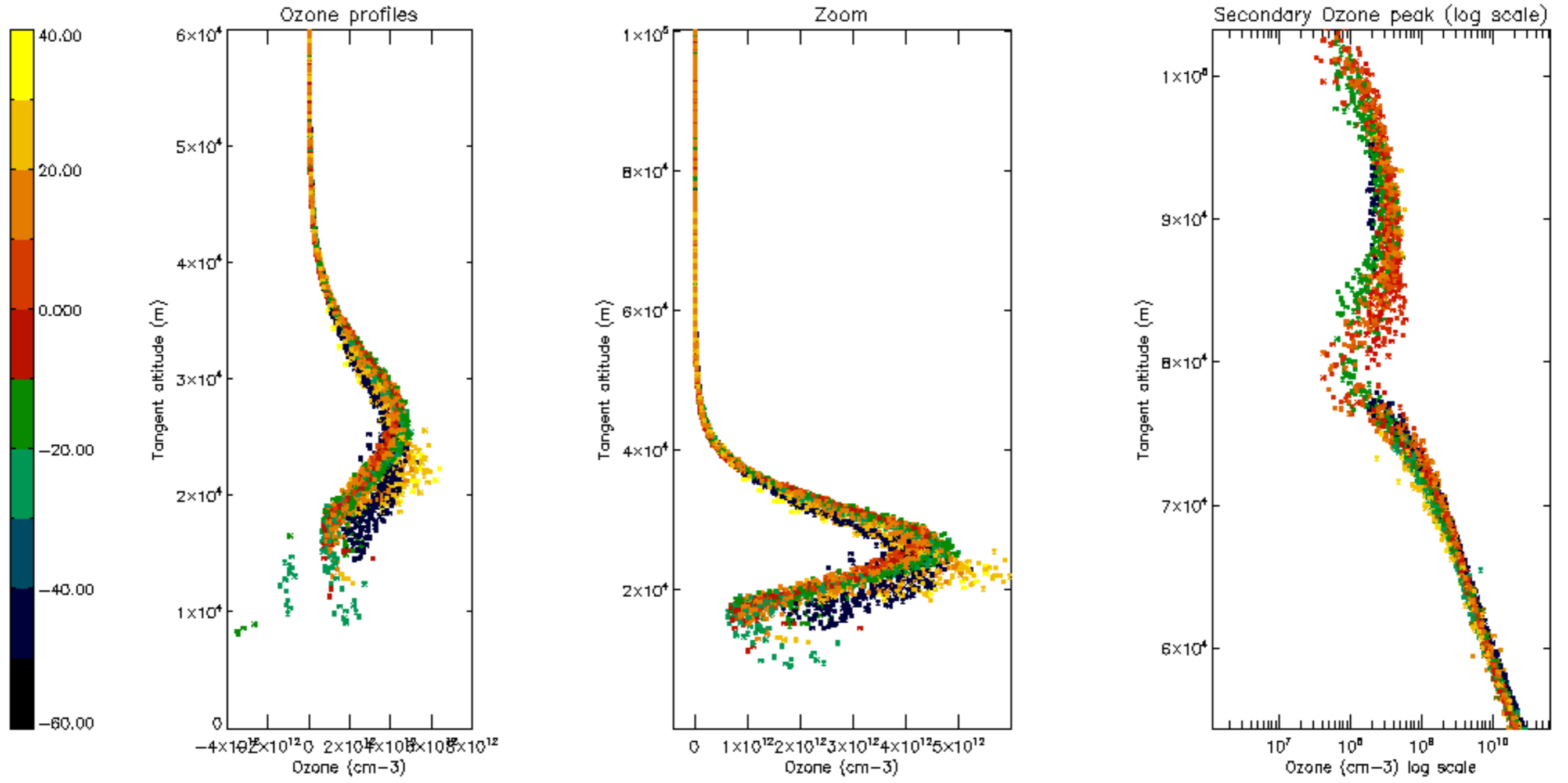
Percentage of star falling outside central band per profile

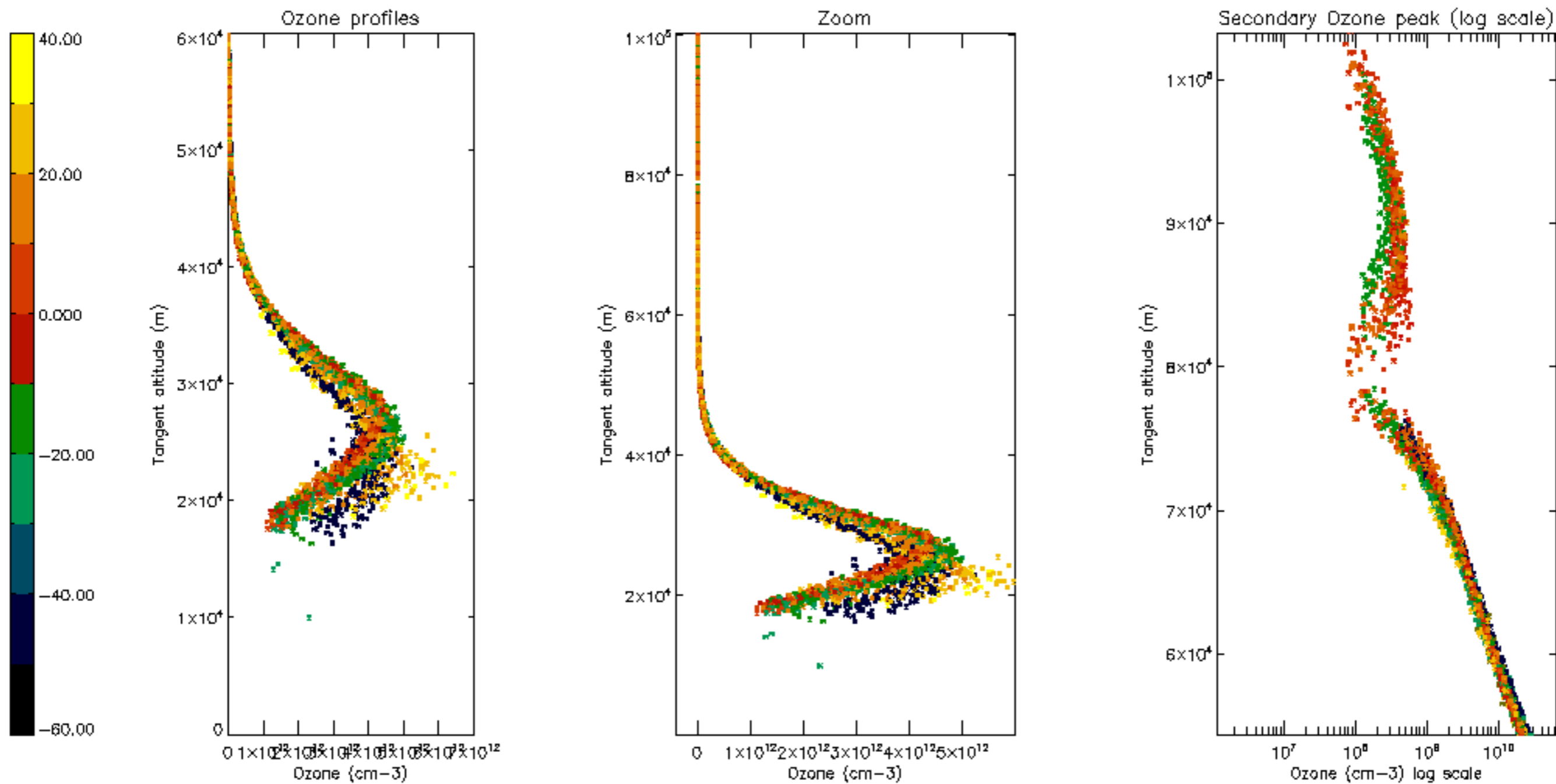


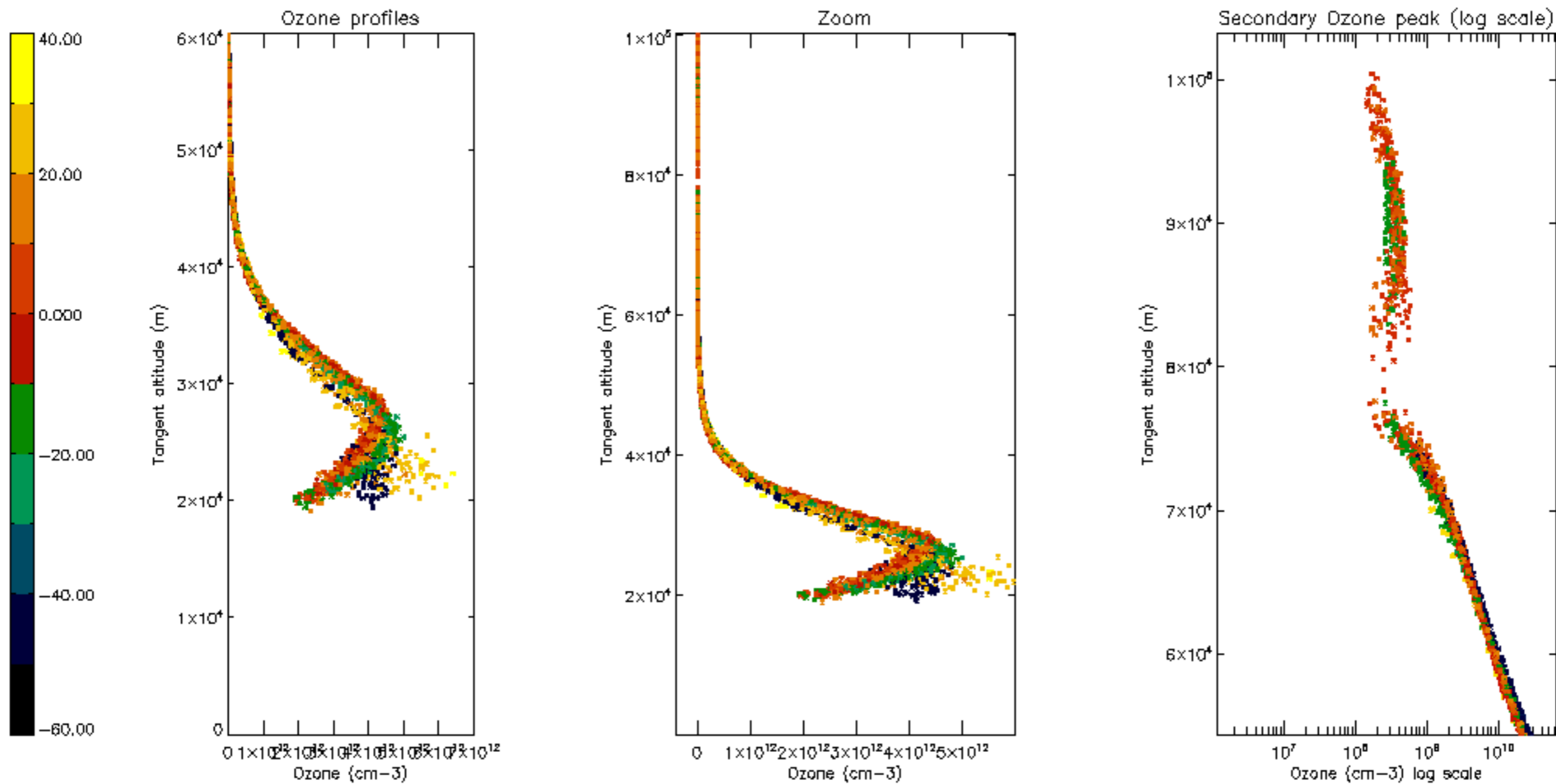
Percentage of saturation errors per profile

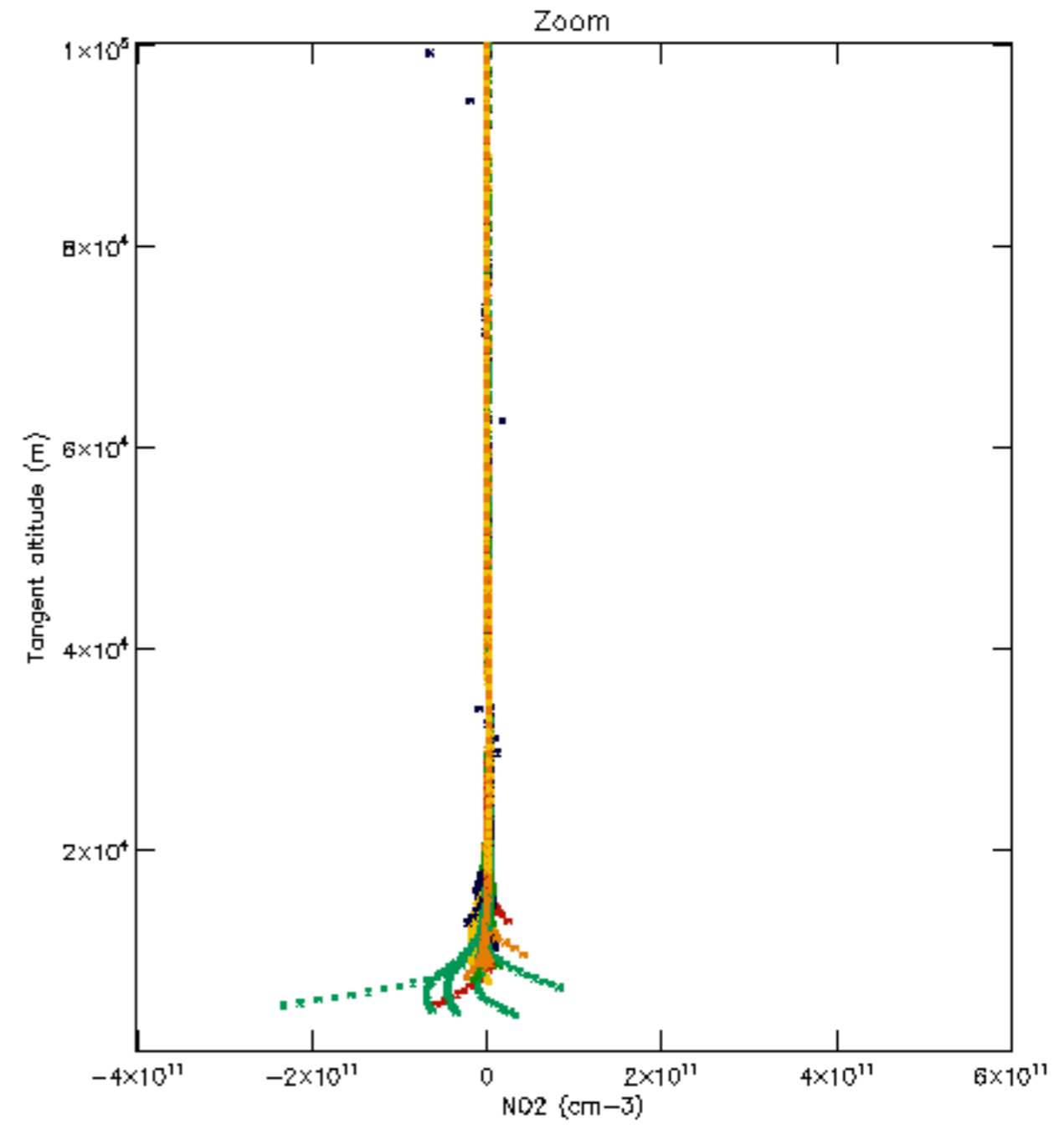
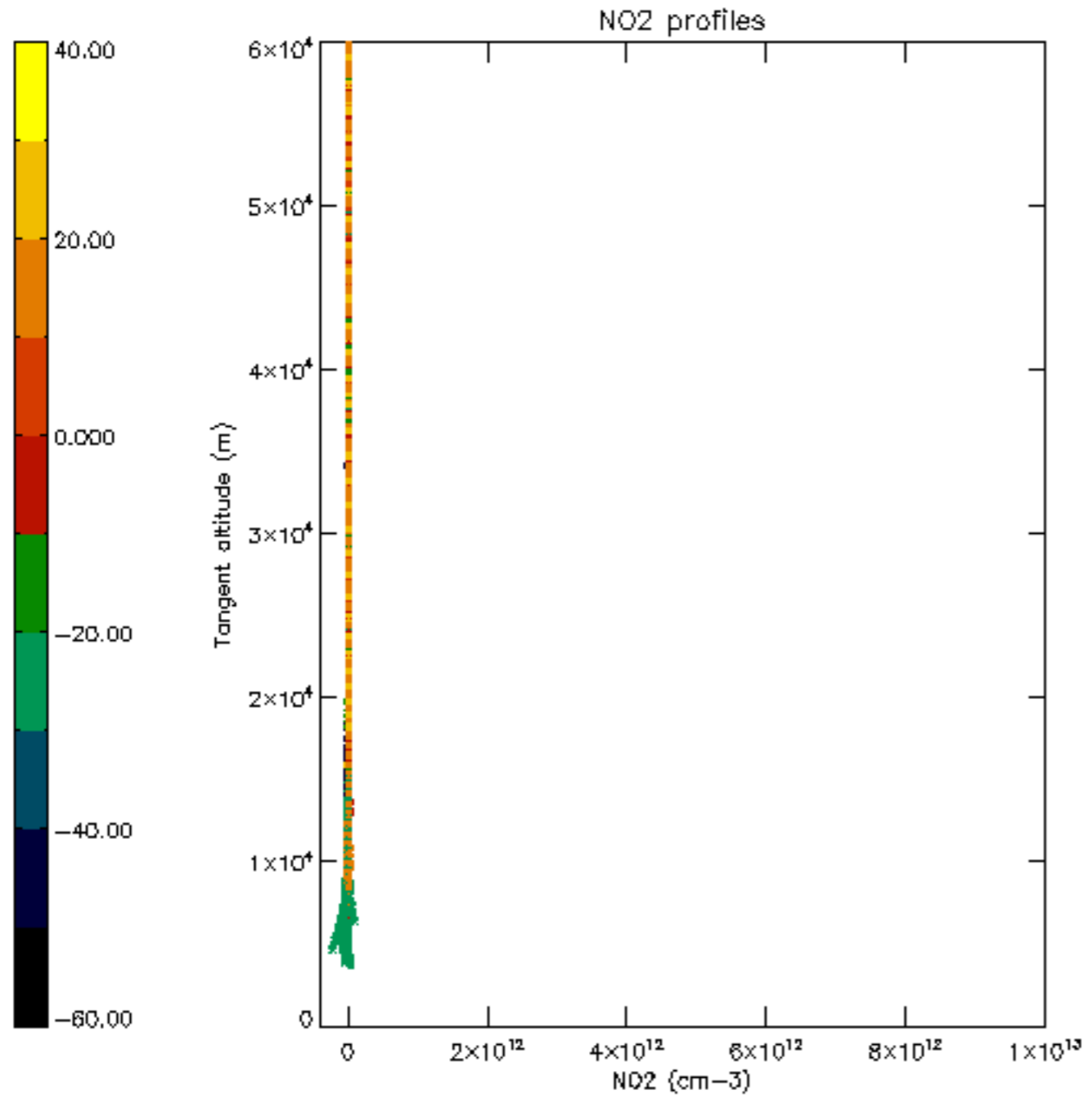


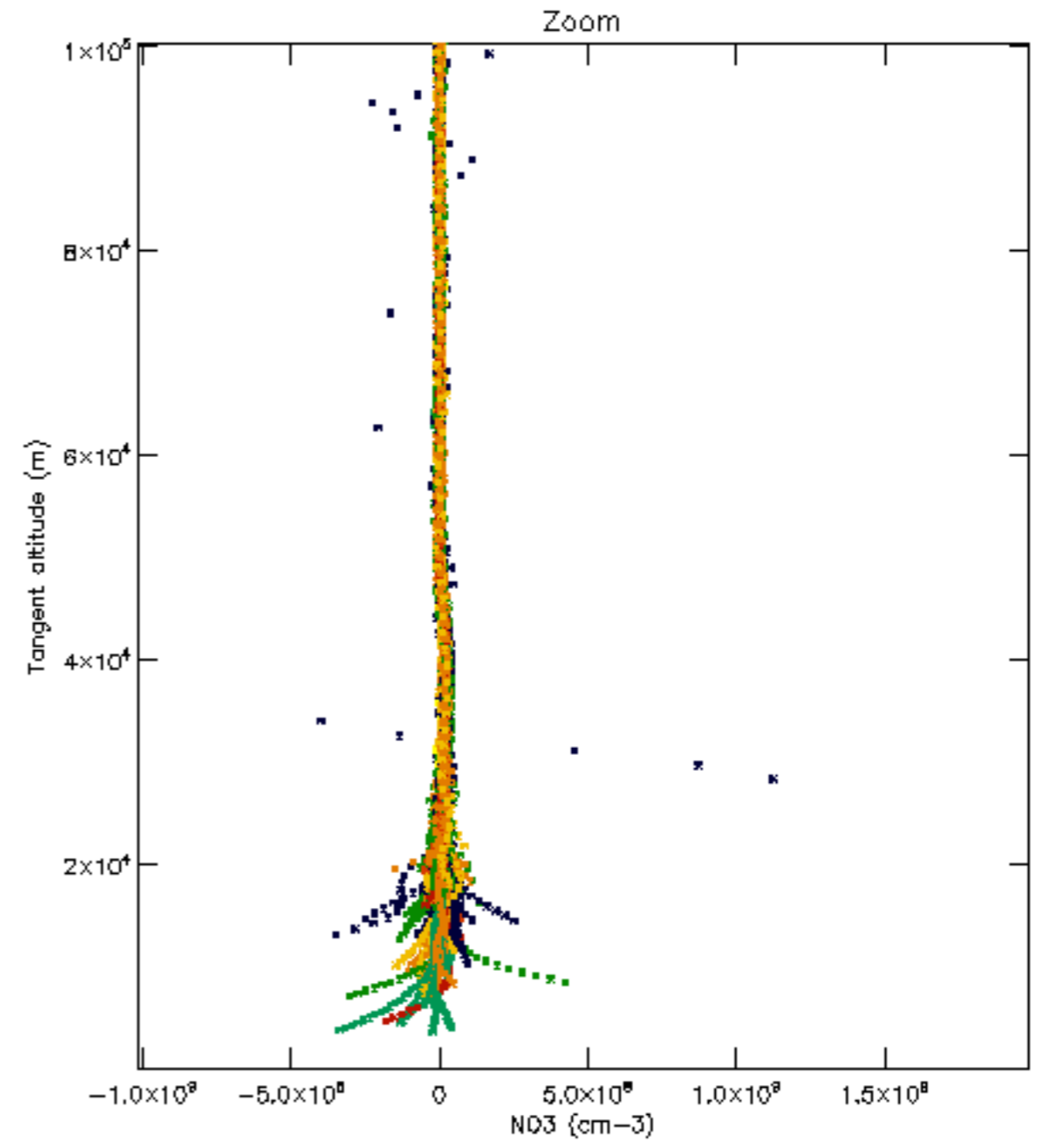
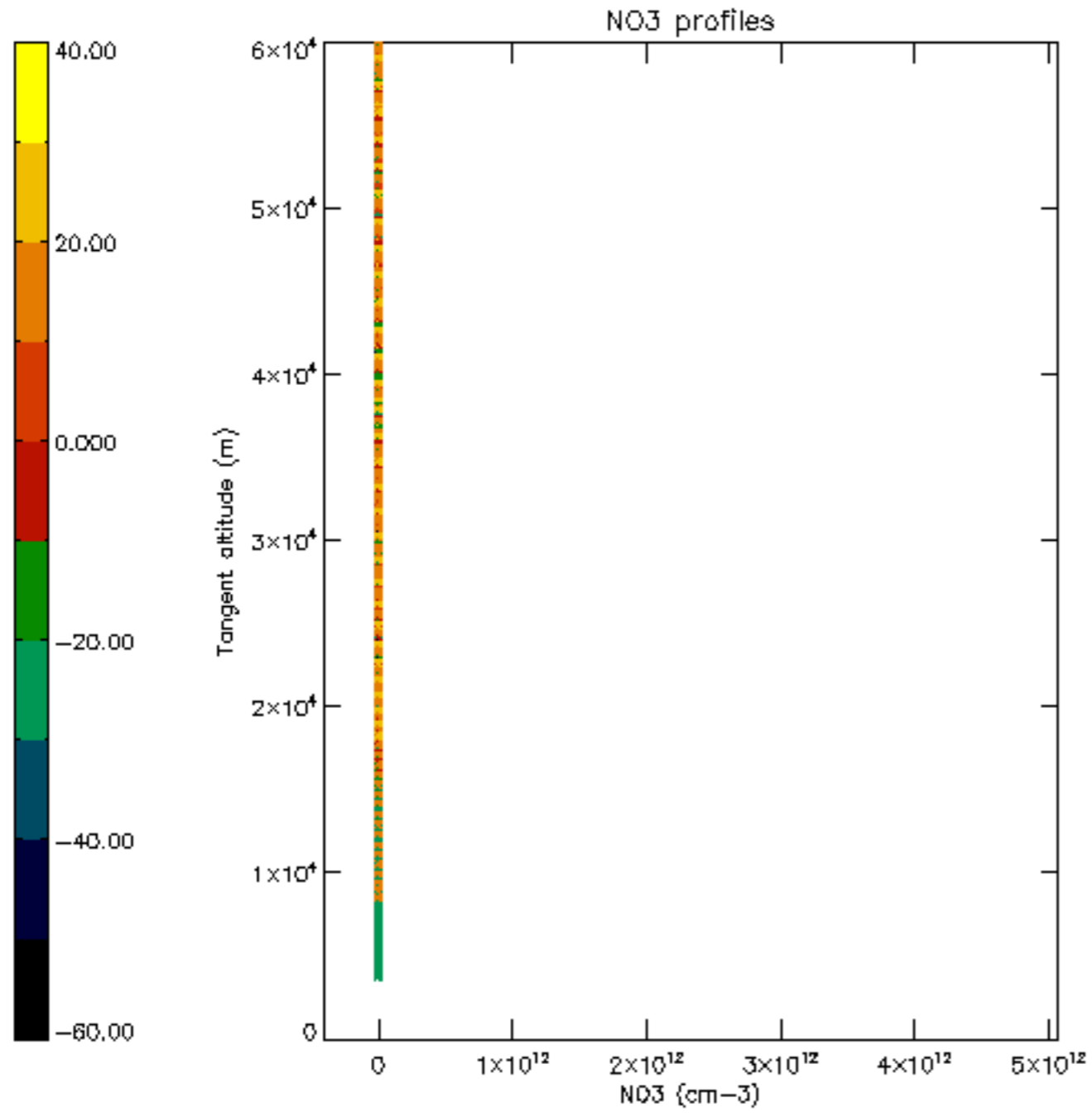




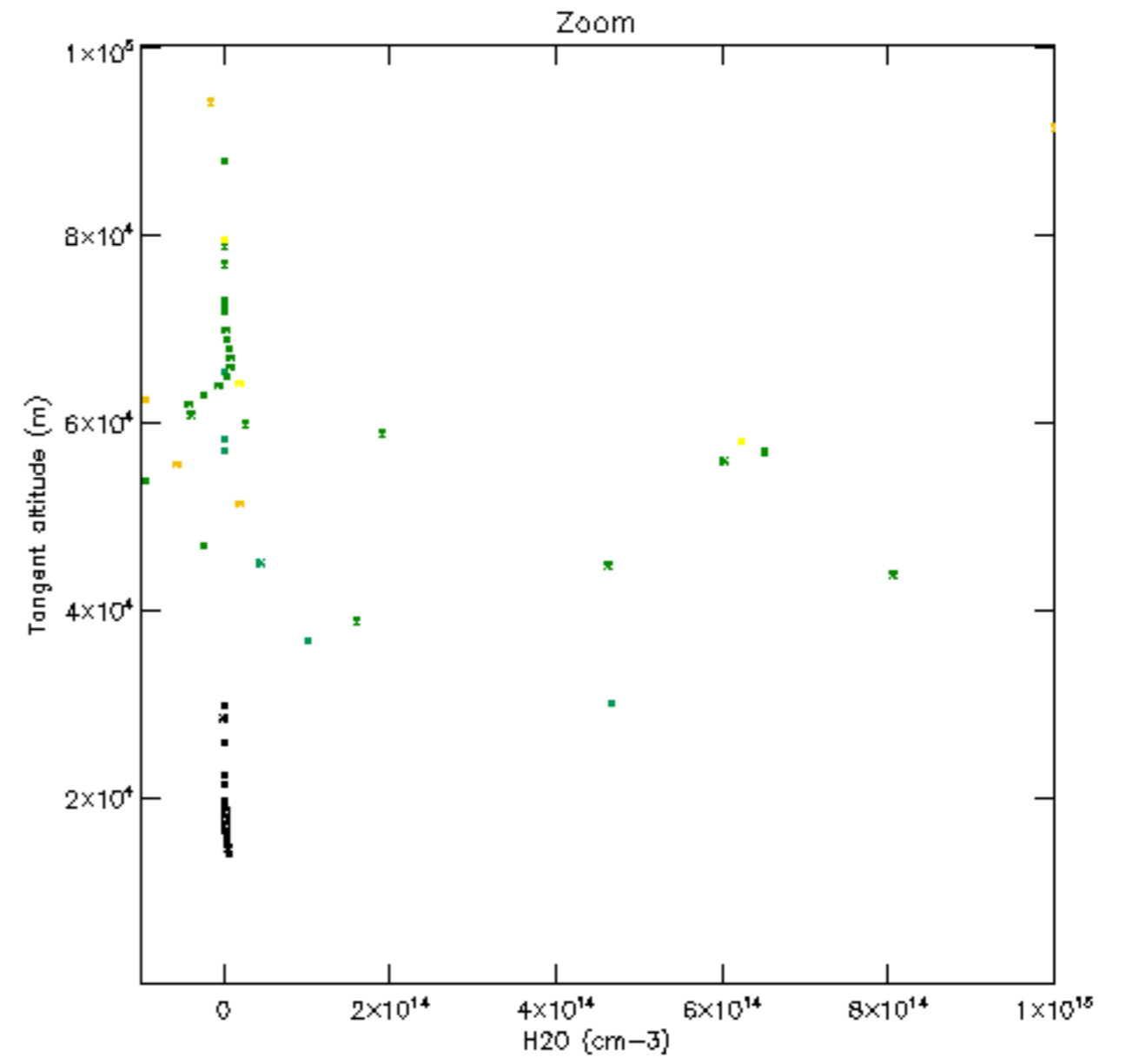
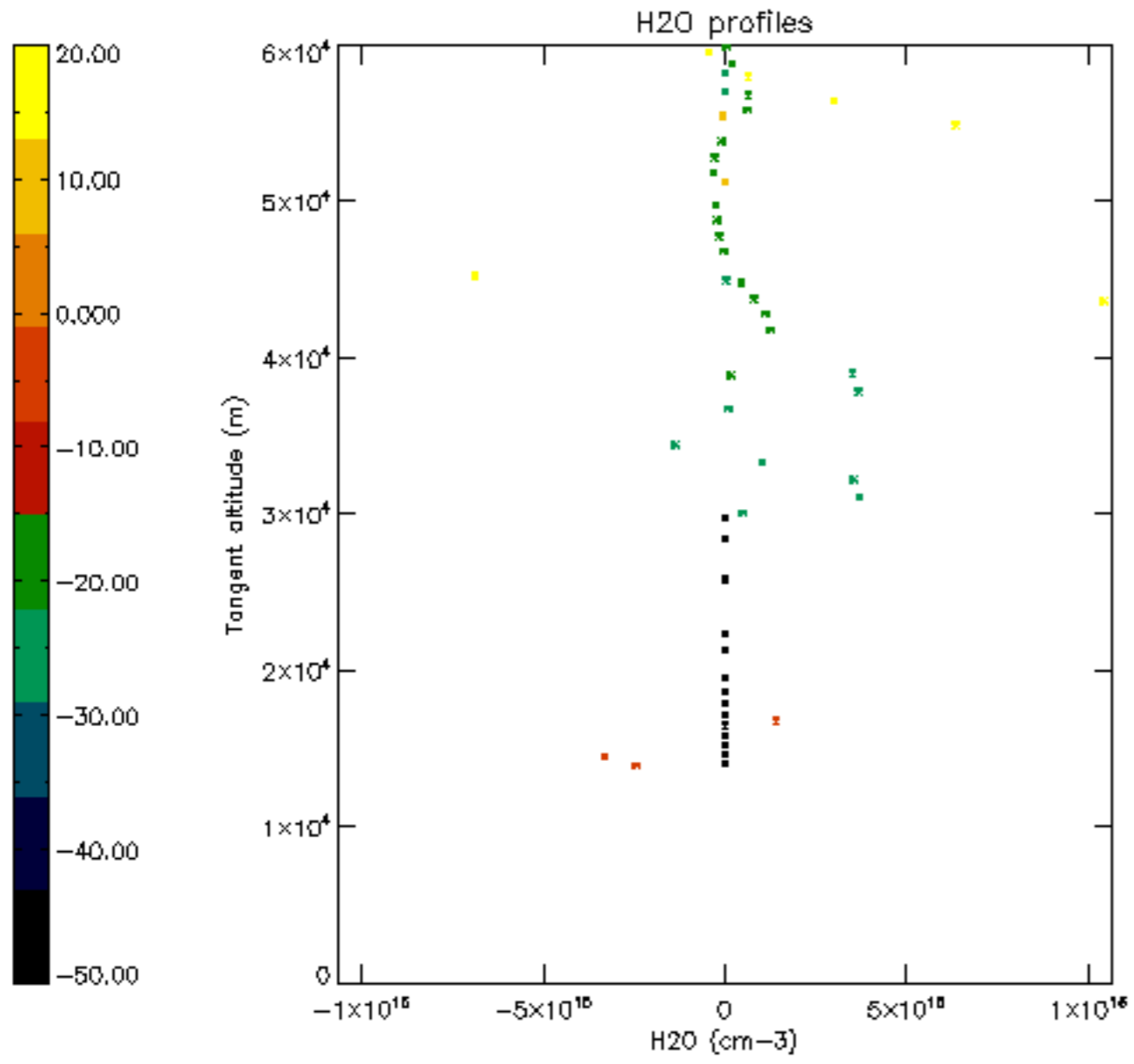


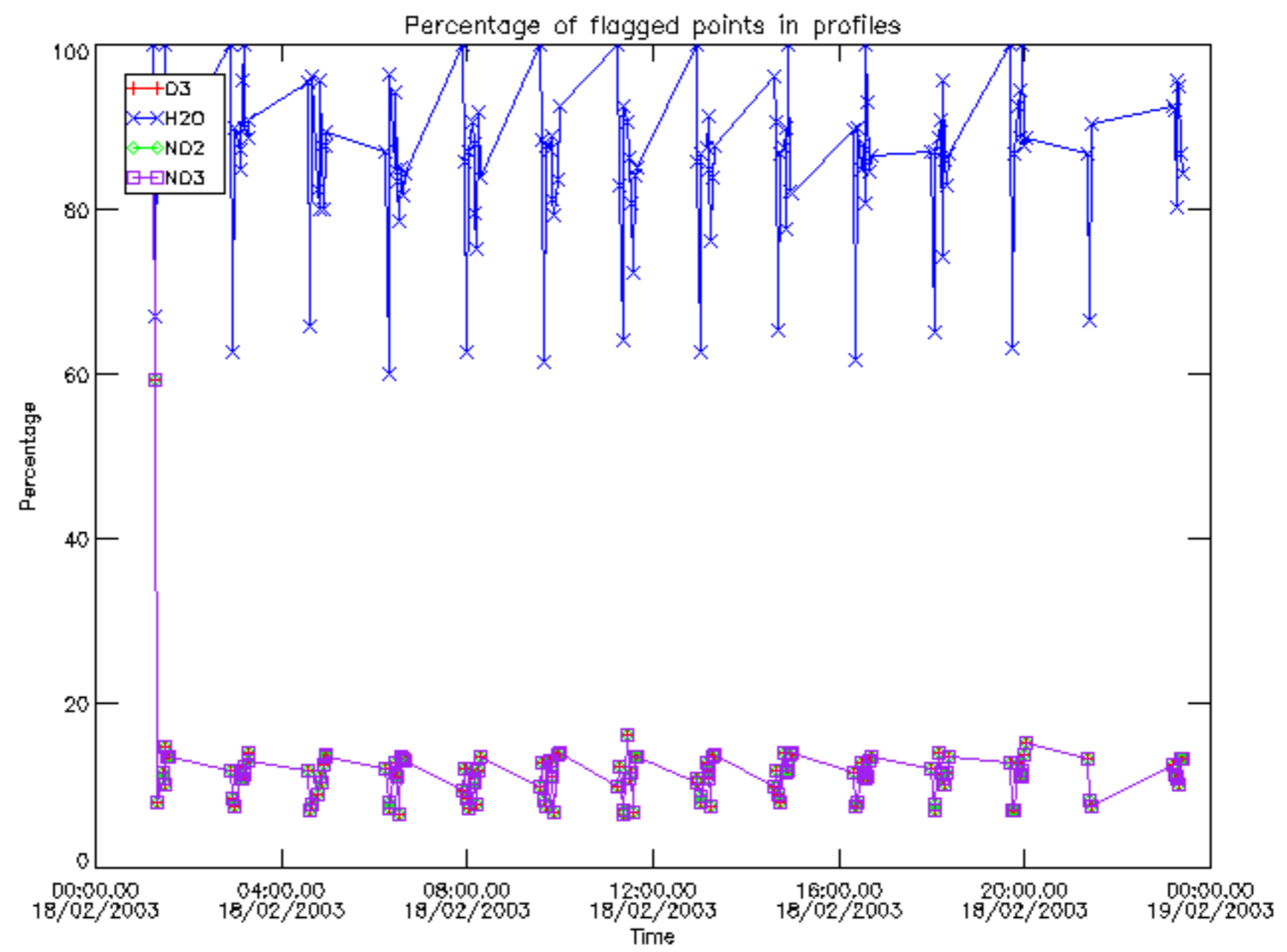




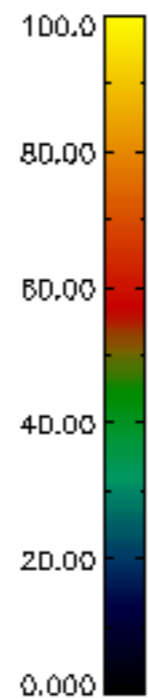
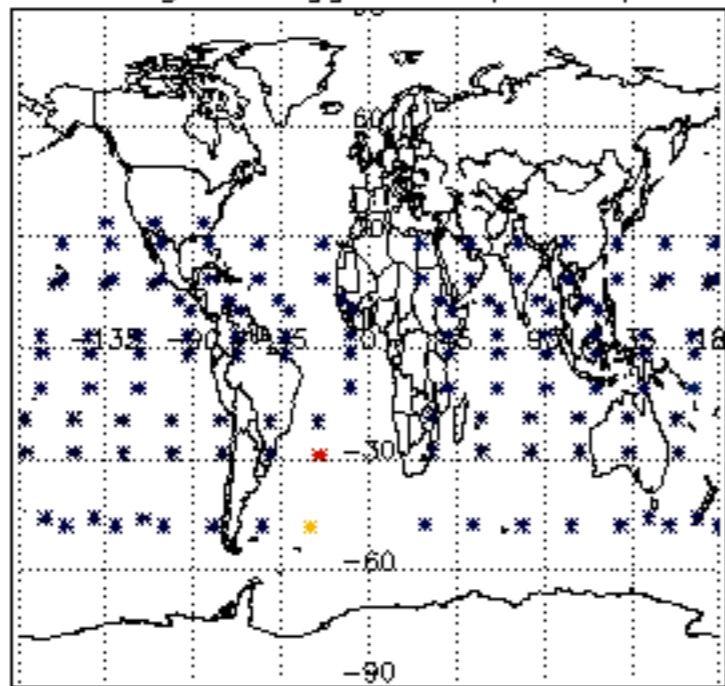




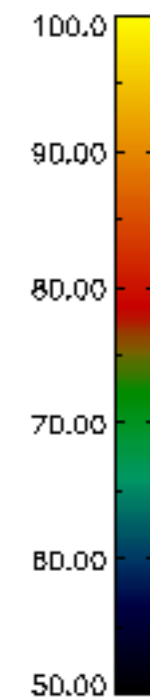
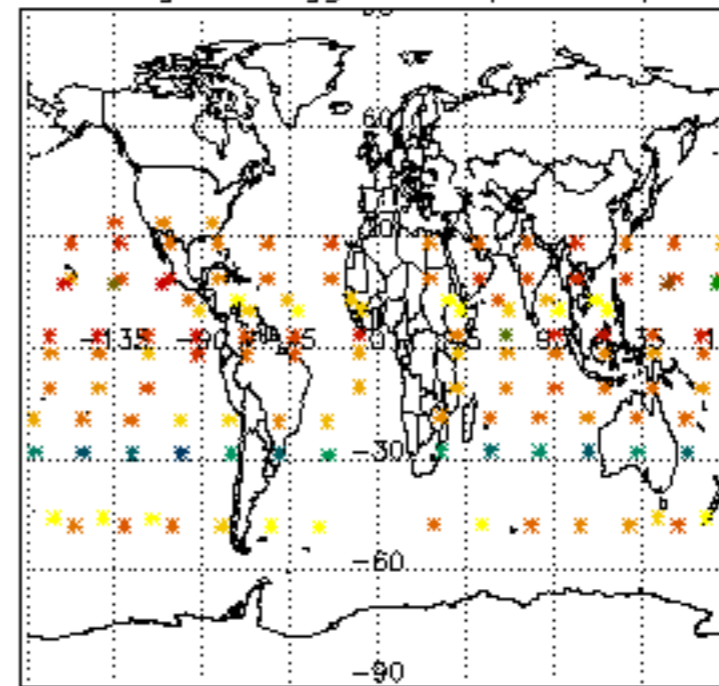




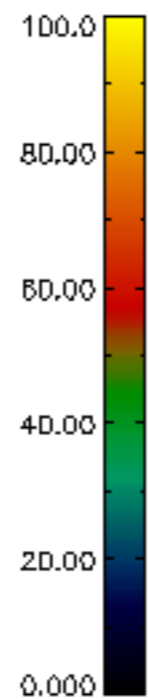
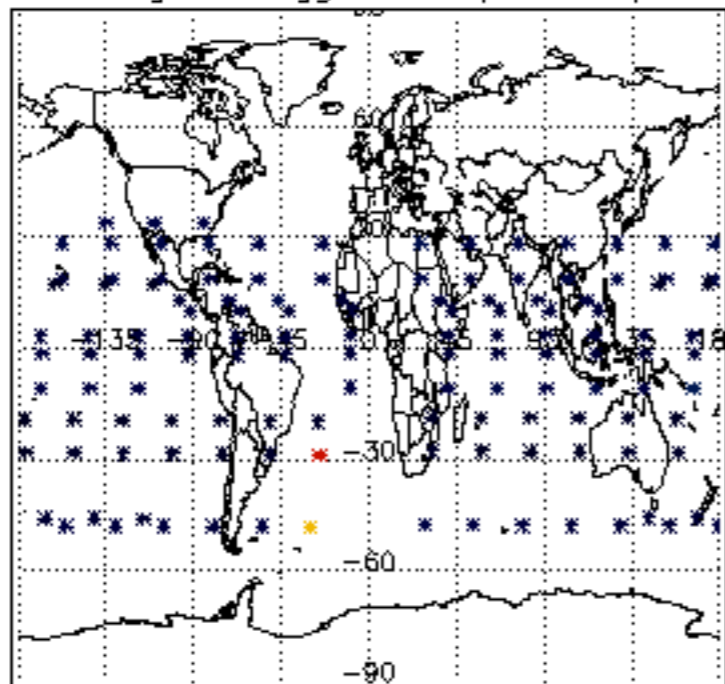
Percentage of flagged data per D3 profile



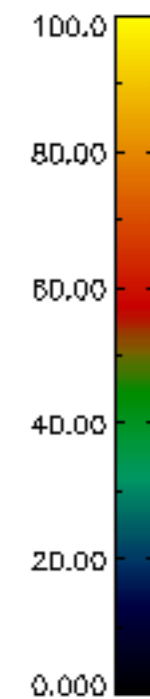
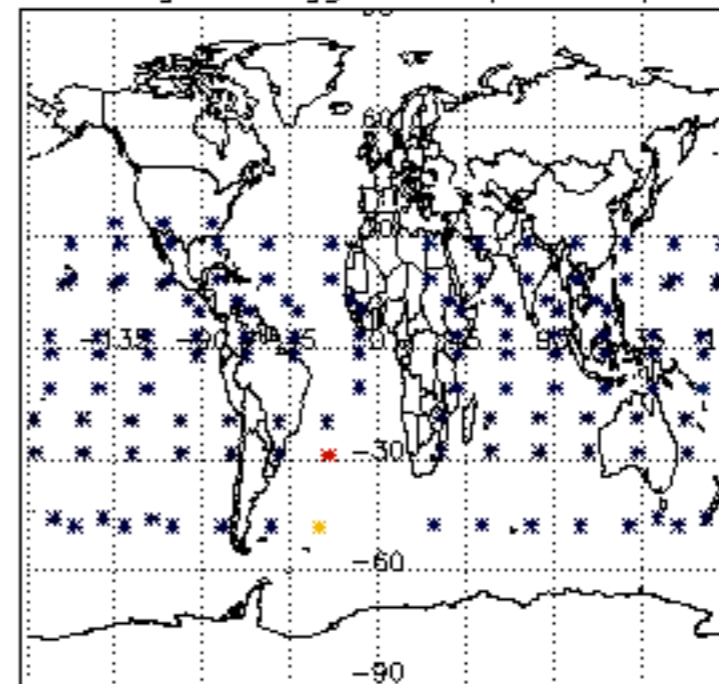
Percentage of flagged data per H2O profile

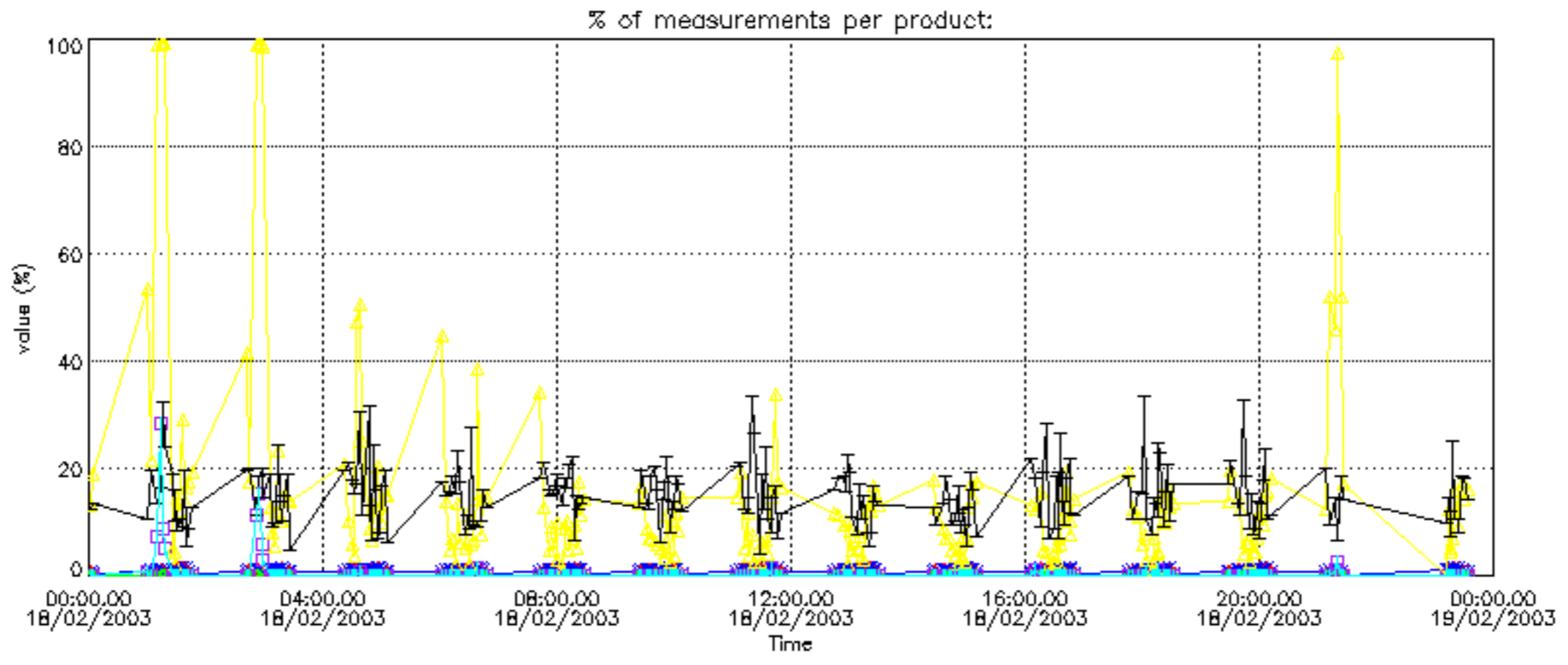


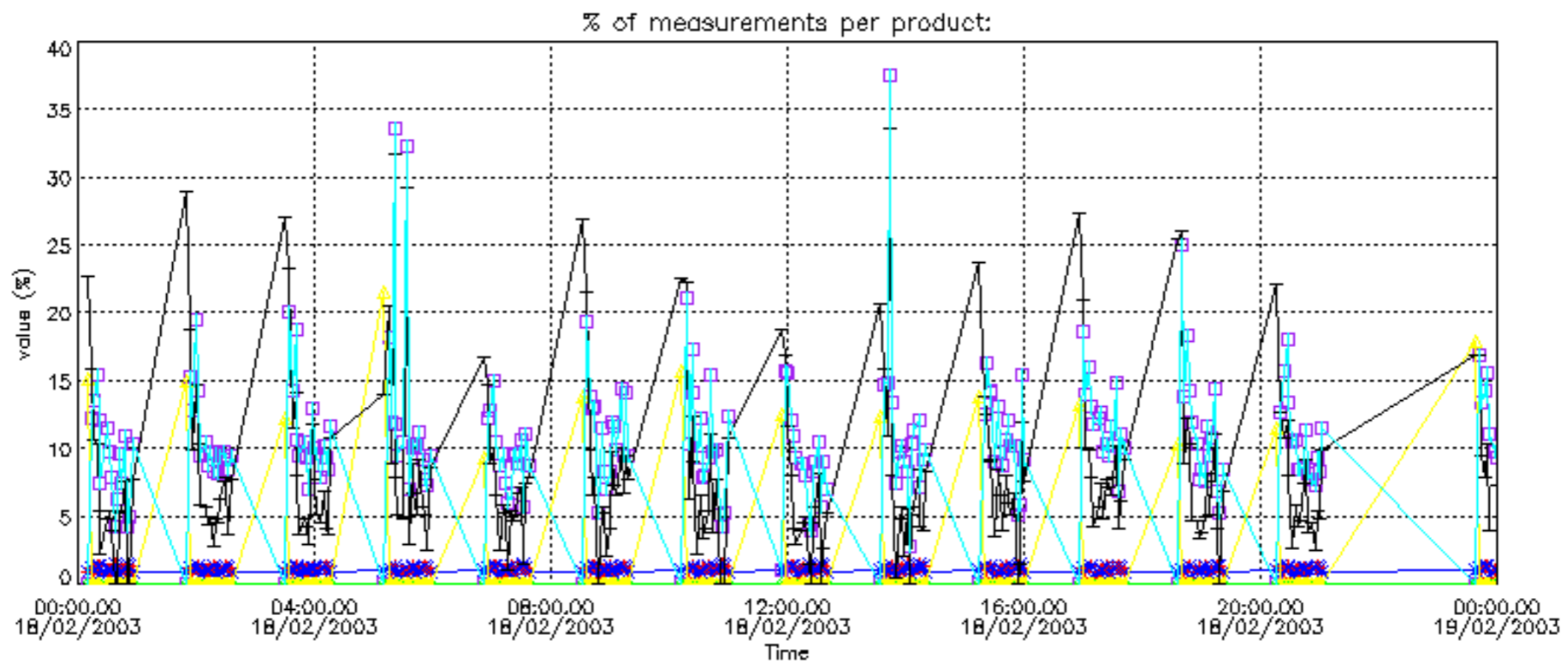
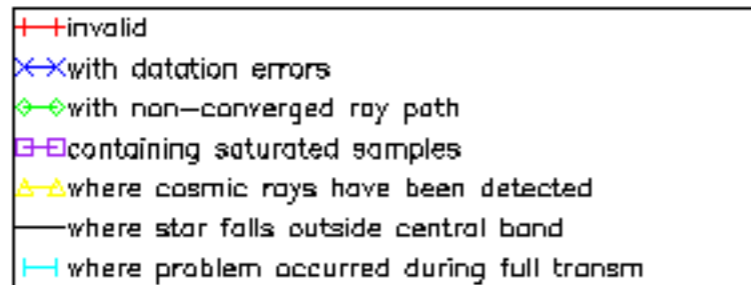
Percentage of flagged data per NO2 profile



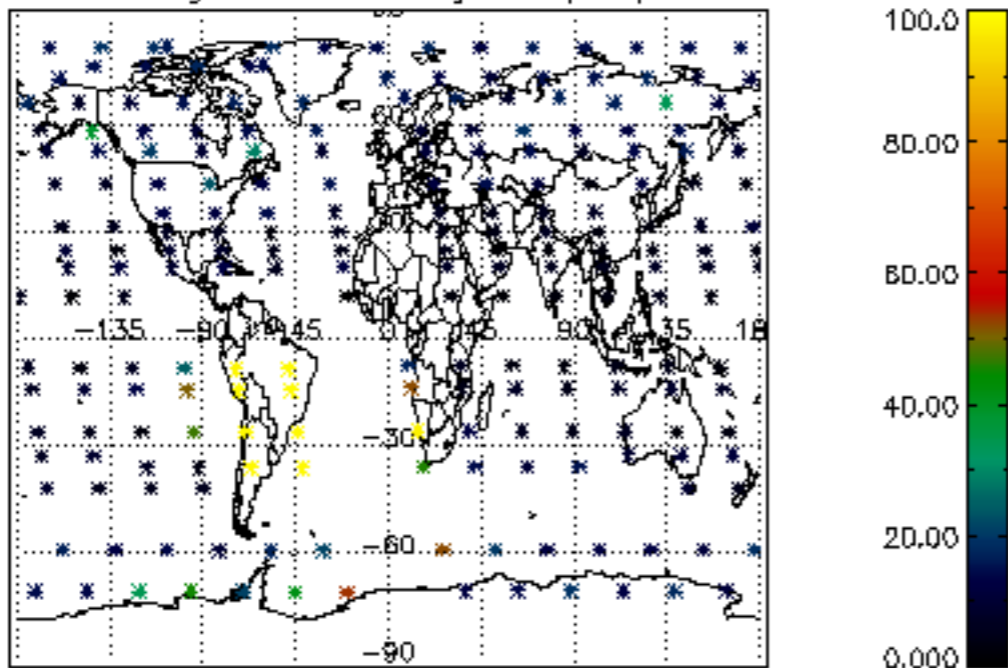
Percentage of flagged data per NO3 profile



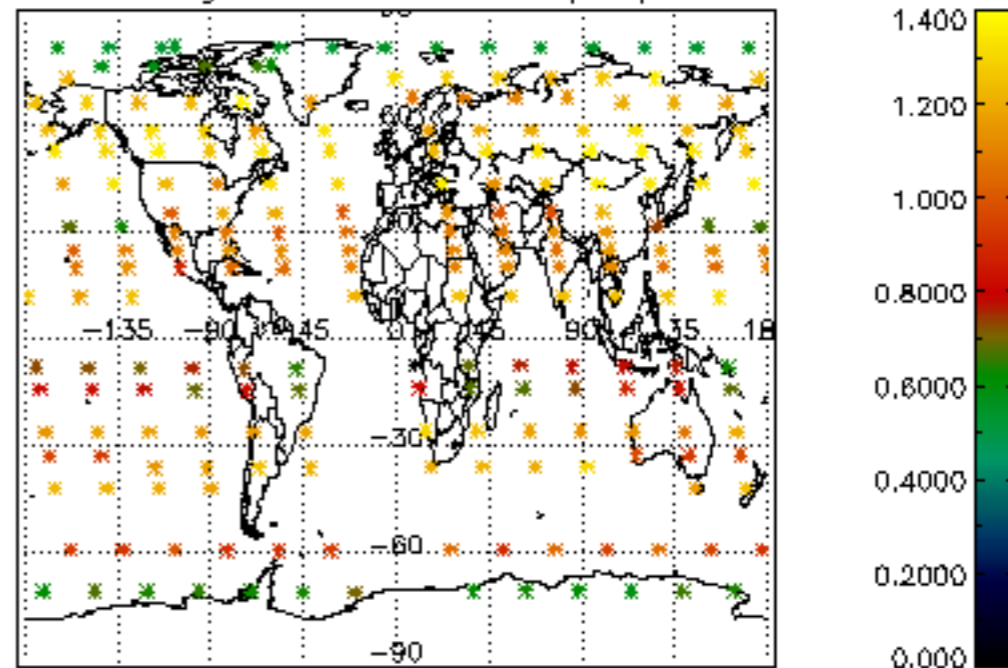




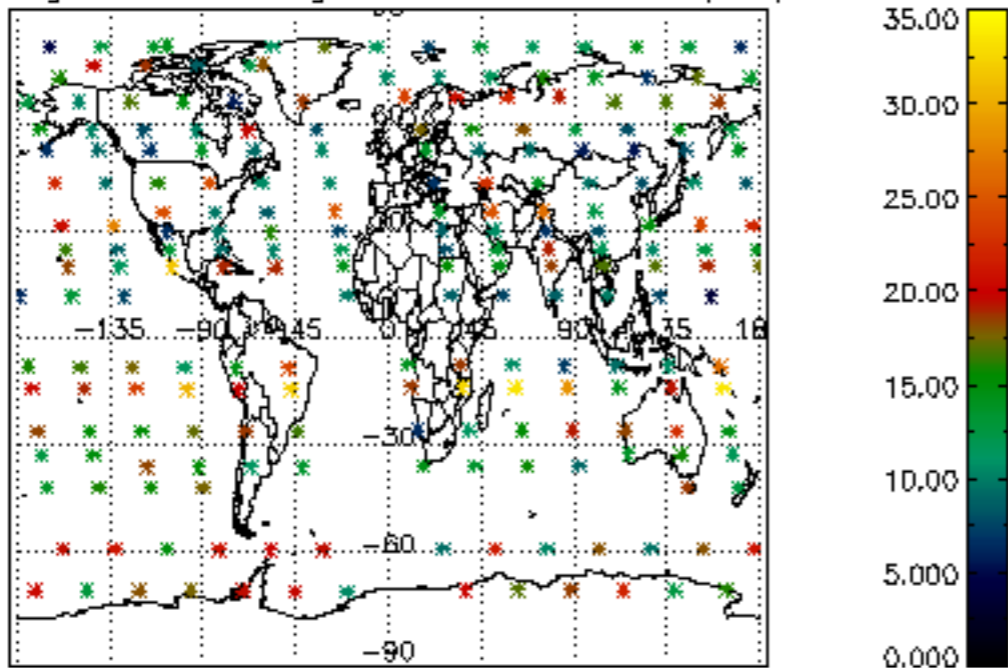
Percentage of cosmic ray hits per profile



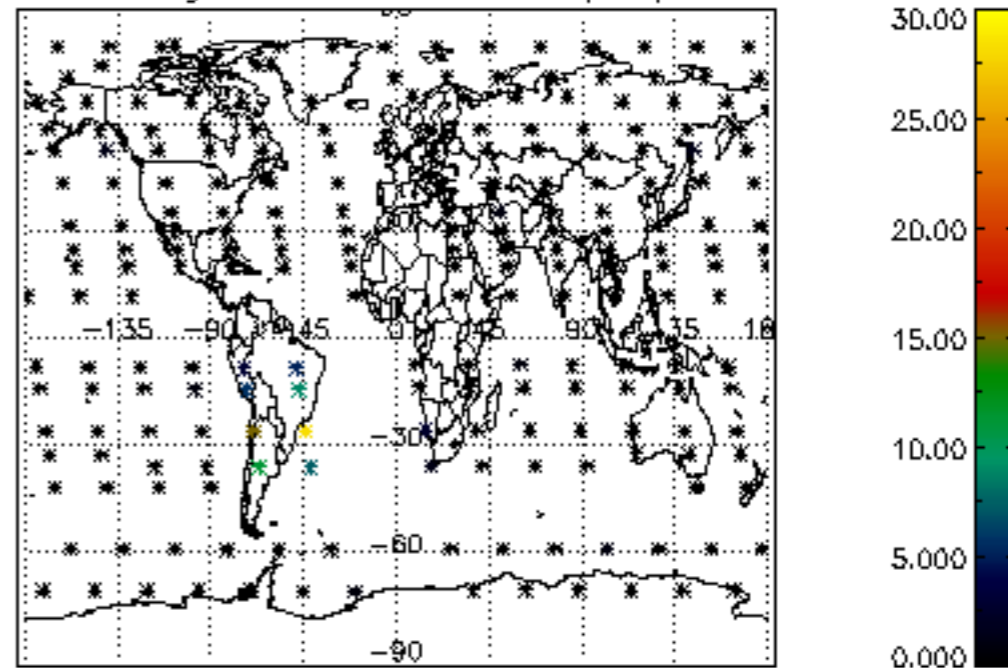
Percentage of datation errors per profile



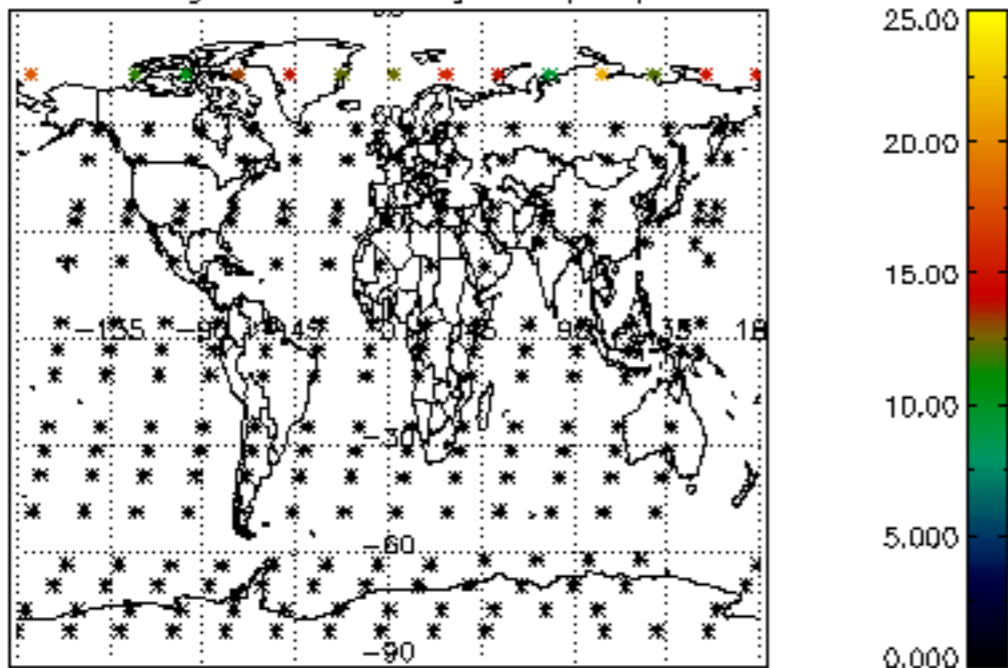
Percentage of star falling outside central band per profile



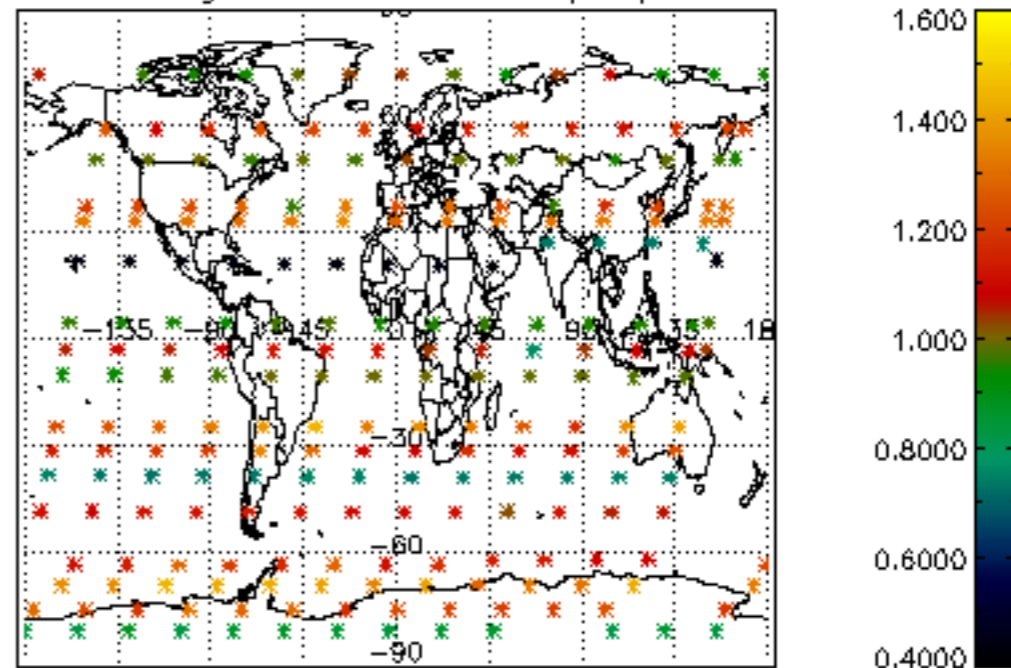
Percentage of saturation errors per profile



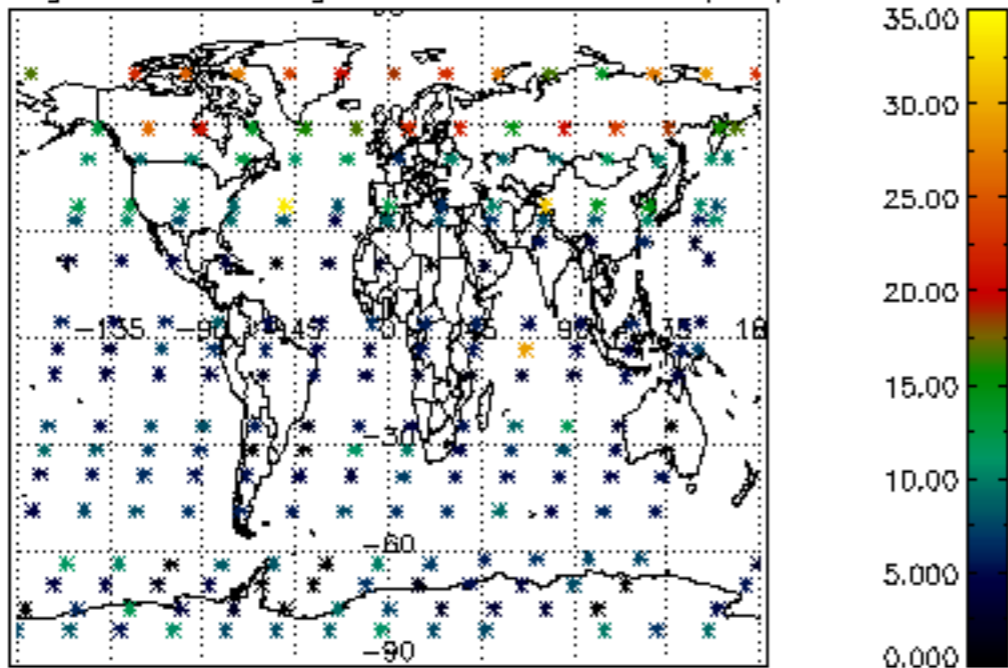
Percentage of cosmic ray hits per profile



Percentage of datation errors per profile



Percentage of star falling outside central band per profile



Percentage of saturation errors per profile

