

GOMOS Level 2 Daily Report

SUMMARY

[1. General Info](#)

[2. Summary of processed GOM_NL_2P products](#)

[3. Level 2 Quality information per product](#)

[3.1 Plot of level 2 quality information per product \(time dependant\)](#)

[3.2 Plot of level 2 quality information per product \(world map\)](#)

[4. Level 1 Quality information per product \(stored on level 2 products\)](#)

[4.1 Plot of level 1 quality information per product \(time dependant\)](#)

[4.1.1 Plot of level 1 quality information per product \(time dependant\): ASCENDING](#)

[4.1.2 Plot of level 1 quality information per product \(time dependant\): DESCENDING](#)

[4.2 Plot of level 1 quality information per product \(world map\)](#)

[4.2.1 Plot of level 1 quality information per product \(world map\): ASCENDING](#)

[4.2.2 Plot of level 1 quality information per product \(world map\): DESCENDING](#)

[5. Ozone profiles based on quality statistics and other trace gas profiles](#)

[5.1 Ozone statistics based on quality of products](#)

[5.2 Plot ozone profiles for all STD \(dark without errors\)](#)

[5.3 Plot ozone profiles where STD < 20% \(dark without errors\)](#)

[5.4. Plot ozone profiles where STD < 10% \(dark without errors\)](#)

[5.5. Plot ozone profiles where STD < 5% \(dark without errors\)](#)

[5.6 Plot NO2 profiles for all STD \(dark without errors\)](#)

[5.7 Plot NO3 profiles for all STD \(dark without errors\)](#)

[5.8 Plot H2O profiles \(only for occultations of stars 1,2,3,4,13,14,16,26,63 dark without errors\) for all STD](#)

[6. Auxiliary Data Files used for the production reported in section 2](#)

This report presents the daily analysis on parameters extracted from GOMOS level 2 data (GOM_NL__2P). It is intended to monitor some important parameters that will impact the quality of these products. A list of level 2 products (and content) that have arrived during the reporting day to the PCF is also given.

Item	Value
Time of report generation	19APR2013 09:38:44
Data source version	GOMOS/6.01
Start time of products	17-02-2003 (17FEB2003 00:00:00)
Stop time of products	18-02-2003 (18FEB2003 00:00:00)
Store outputs in DB	Yes
Nb of level 2 prods	416
Nb of prods with errors	0

2. Summary of processed GOM_NL__2P products.

Nr	Filename	UTC Start time	Limb	Duration	Star Id	Star Name	Star Mag	Star Temp	Nb Meas	Orbit	Prod. error
1	GOM_NL__2PRFIN20030217_000128_000000432013_00488_05051_5327.N1	17-FEB-2003 00:01:28	Twilight	43.000	57	34Sig Sgr	2.0660	26000.	86	5051	No
2	GOM_NL__2PRFIN20030217_000334_000001932013_00488_05051_5328.N1	17-FEB-2003 00:03:34	Dark	192.50	102	24Alp Ser	2.6000	4250.0	385	5051	No
3	GOM_NL__2PRFIN20030217_000855_000000792013_00488_05051_5329.N1	17-FEB-2003 00:08:55	Dark	78.500	80	7Del Sco	2.3160	30000.	157	5051	No
4	GOM_NL__2PRFIN20030217_001950_000000442013_00489_05052_5299.N1	17-FEB-2003 00:19:50	Dark	44.000	77	Eps Cen	2.3030	28000.	88	5052	No
5	GOM_NL__2PRFIN20030217_002128_000000462013_00489_05052_5300.N1	17-FEB-2003 00:21:28	Dark	45.500	12	Alp1Cru	0.77500	30000.	91	5052	No
6	GOM_NL__2PRFIN20030217_002349_000000382013_00489_05052_5301.N1	17-FEB-2003 00:23:49	Dark	38.000	29	Bet Car	1.6720	10200.	76	5052	No
7	GOM_NL__2PRFIN20030217_002627_000000372013_00489_05052_5302.N1	17-FEB-2003 00:26:27	Dark	37.000	71	lot Car	2.2460	7700.0	74	5052	No
8	GOM_NL__2PRFIN20030217_002804_000000412013_00489_05052_5303.N1	17-FEB-2003 00:28:04	Dark	41.000	46	Del Vel	1.9540	10600.	82	5052	No
9	GOM_NL__2PRFIN20030217_003026_000000392013_00489_05052_5304.N1	17-FEB-2003 00:30:26	Straylight	39.000	34	Gam2Vel	1.7930	23000.	78	5052	No
10	GOM_NL__2PRFIN20030217_003333_000000852013_00489_05052_5305.N1	17-FEB-2003 00:33:33	Straylight	84.500	171	2Eps Crv	3.0010	4250.0	169	5052	No
11	GOM_NL__2PRFIN20030217_003703_000001222013_00489_05052_5306.N1	17-FEB-2003 00:37:03	Straylight	122.00	163	7Del Crv	2.9450	11000.	244	5052	No
12	GOM_NL__2PRFIN20030217_004041_000000482013_00489_05052_5307.N1	17-FEB-2003 00:40:41	Straylight	48.000	48	30Alp Hya	1.9770	4100.0	96	5052	No
13	GOM_NL__2PRFIN20030217_004516_000000432013_00489_05052_5308.N1	17-FEB-2003 00:45:16	Bright	42.500	8	10Alp CMi	0.40000	6500.0	85	5052	No
14	GOM_NL__2PRFIN20030217_004758_000000552013_00489_05052_5309.N1	17-FEB-2003 00:47:58	Bright	54.500	22	32Alp Leo	1.3600	15200.	109	5052	No
15	GOM_NL__2PRFIN20030217_005131_000000402013_00489_05052_5310.N1	17-FEB-2003 00:51:31	Bright	39.500	17	78Bet Gem	1.1610	4500.0	79	5052	No
16	GOM_NL__2PRFIN20030217_005447_000000722013_00489_05052_5311.N1	17-FEB-2003 00:54:47	Bright	72.000	96	68Del Leo	2.5600	9300.0	144	5052	No
17	GOM_NL__2PRFIN20030217_005745_000000392013_00489_05052_5312.N1	17-FEB-2003 00:57:45	Bright	38.500	42	34Bet Aur	1.9000	10200.	77	5052	No
18	GOM_NL__2PRFIN20030217_010104_000000542013_00489_05052_5313.N1	17-FEB-2003 01:01:04	Bright	53.500	174	52Psi UMa	3.0040	4400.0	107	5052	No
19	GOM_NL__2PRFIN20030217_010303_000000472013_00489_05052_5314.N1	17-FEB-2003 01:03:03	Bright	47.000	82	48Bet UMa	2.3650	10600.	94	5052	No
20	GOM_NL__2PRFIN20030217_010509_000000502013_00489_05052_5315.N1	17-FEB-2003 01:05:09	Bright	50.000	87	64Gam UMa	2.4330	11000.	100	5052	No
21	GOM_NL__2PRFIN20030217_010852_000000352013_00489_05052_5316.N1	17-FEB-2003 01:08:52	Bright	34.500	49	1Alp UMi	1.9900	6300.0	69	5052	No
22	GOM_NL__2PRFIN20030217_011051_000000392013_00489_05052_5317.N1	17-FEB-2003 01:10:51	Bright	38.500	60	7Bet UMi	2.0810	3950.0	77	5052	No
23	GOM_NL__2PRFIN20030217_011311_000000702013_00489_05052_5318.N1	17-FEB-2003 01:13:11	Bright	69.500	39	85Eta UMa	1.8540	24000.	139	5052	No
24	GOM_NL__2PRFIN20030217_011554_000000362013_00489_05052_5319.N1	17-FEB-2003 01:15:54	Bright	35.500	89	5Alp Cep	2.4510	8000.0	71	5052	No
25	GOM_NL__2PRFIN20030217_011932_000000422013_00489_05052_5320.N1	17-FEB-2003 01:19:32	Bright	42.000	130	23Bet Dra	2.7990	5800.0	84	5052	No
26	GOM_NL__2PRFIN20030217_012136_000000342013_00489_05052_5321.N1	17-FEB-2003 01:21:36	Bright	34.000	144	18Del Cyg	2.8600	11000.	68	5052	No
27	GOM_NL__2PRFIN20030217_012351_000000372013_00489_05052_5322.N1	17-FEB-2003 01:23:51	Bright	36.500	5	3Alp Lyr	0.033000	11000.	73	5052	No
28	GOM_NL__2PRFIN20030217_012701_000000582013_00489_05052_5323.N1	17-FEB-2003 01:27:01	Bright	58.000	133	40Zet Her	2.8070	6000.0	116	5052	No
29	GOM_NL__2PRFIN20030217_013130_000001242013_00489_05052_5324.N1	17-FEB-2003 01:31:30	Twilight	123.50	67	5Alp CrB	2.2210	11000.	247	5052	No
30	GOM_NL__2PRFIN20030217_013521_000000532013_00489_05052_5325.N1	17-FEB-2003 01:35:21	Twilight	53.000	126	60Bet Oph	2.7700	4250.0	106	5052	No
31	GOM_NL__2PRFIN20030217_014204_000000432013_00489_05052_5326.N1	17-FEB-2003 01:42:04	Twilight	43.000	57	34Sig Sgr	2.0660	26000.	86	5052	No
32	GOM_NL__2PRFIN20030217_014931_000000802013_00489_05052_5327.N1	17-FEB-2003 01:49:31	Dark	79.500	80	7Del Sco	2.3160	30000.	159	5052	No
33	GOM_NL__2PRFIN20030217_020026_000000452013_00490_05053_5299.N1	17-FEB-2003 02:00:26	Dark	44.500	77	Eps Cen	2.3030	28000.	89	5053	No
34	GOM_NL__2PRFIN20030217_020204_000000422013_00490_05053_5300.N1	17-FEB-2003 02:02:04	Dark	41.500	12	Alp1Cru	0.77500	30000.	83	5053	No
35	GOM_NL__2PRFIN20030217_020425_000000442013_00490_05053_5301.N1	17-FEB-2003 02:04:25	Dark	43.500	29	Bet Car	1.6720	10200.	87	5053	No
36	GOM_NL__2PRFIN20030217_020703_000000402013_00490_05053_5302.N1	17-FEB-2003 02:07:03	Dark	39.500	71	lot Car	2.2460	7700.0	79	5053	No
37	GOM_NL__2PRFIN20030217_020840_000000372013_00490_05053_5303.N1	17-FEB-2003 02:08:40	Dark	37.000	46	Del Vel	1.9540	10600.	74	5053	No
38	GOM_NL__2PRFIN20030217_021102_000000382013_00490_05053_5304.N1	17-FEB-2003 02:11:02	Straylight	38.000	34	Gam2Vel	1.7930	23000.	76	5053	No
39	GOM_NL__2PRFIN20030217_021407_000000852013_00490_05053_5305.N1	17-FEB-2003 02:14:07	Straylight	84.500	171	2Eps Crv	3.0010	4250.0	169	5053	No
40	GOM_NL__2PRFIN20030217_021739_000001202013_00490_05053_5306.N1	17-FEB-2003 02:17:39	Straylight	120.00	163	7Del Crv	2.9450	11000.	240	5053	No
41	GOM_NL__2PRFIN20030217_022116_000000502013_00490_05053_5307.N1	17-FEB-2003 02:21:16	Straylight	50.000	48	30Alp Hya	1.9770	4100.0	100	5053	No
42	GOM_NL__2PRFIN20030217_022552_000000422013_00490_05053_5308.N1	17-FEB-2003 02:25:52	Bright	42.000	8	10Alp CMi	0.40000	6500.0	84	5053	No

43	GOM_NL__2PRFIN20030217_022834_000000532013_00490_05053_5309.N1	17-FEB-2003 02:28:34	Bright	53.000	22	32Alp Leo	1.3600	15200.	106	5053	No
44	GOM_NL__2PRFIN20030217_023206_000000422013_00490_05053_5310.N1	17-FEB-2003 02:32:06	Bright	41.500	17	78Bet Gem	1.1610	4500.0	83	5053	No
45	GOM_NL__2PRFIN20030217_023522_000000722013_00490_05053_5311.N1	17-FEB-2003 02:35:22	Bright	71.500	96	68Del Leo	2.5600	9300.0	143	5053	No
46	GOM_NL__2PRFIN20030217_023821_000000392013_00490_05053_5312.N1	17-FEB-2003 02:38:21	Bright	38.500	42	34Bet Aur	1.9000	10200.	77	5053	No
47	GOM_NL__2PRFIN20030217_024139_000000542013_00490_05053_5313.N1	17-FEB-2003 02:41:39	Bright	54.000	174	52Psi UMa	3.0040	4400.0	108	5053	No
48	GOM_NL__2PRFIN20030217_024337_000000492013_00490_05053_5314.N1	17-FEB-2003 02:43:37	Bright	49.000	82	48Bet UMa	2.3650	10600.	98	5053	No
49	GOM_NL__2PRFIN20030217_024544_000000512013_00490_05053_5315.N1	17-FEB-2003 02:45:44	Bright	51.000	87	64Gam UMa	2.4330	11000.	102	5053	No
50	GOM_NL__2PRFIN20030217_024928_000000382013_00490_05053_5316.N1	17-FEB-2003 02:49:28	Bright	37.500	49	1Alp UMi	1.9900	6300.0	75	5053	No
51	GOM_NL__2PRFIN20030217_025127_000000432013_00490_05053_5317.N1	17-FEB-2003 02:51:27	Bright	43.000	60	7Bet UMi	2.0810	3950.0	86	5053	No
52	GOM_NL__2PRFIN20030217_025345_000000682013_00490_05053_5318.N1	17-FEB-2003 02:53:45	Bright	68.000	39	85Eta UMa	1.8540	24000.	136	5053	No
53	GOM_NL__2PRFIN20030217_025630_000000372013_00490_05053_5319.N1	17-FEB-2003 02:56:30	Bright	37.000	89	5Alp Cep	2.4510	8000.0	74	5053	No
54	GOM_NL__2PRFIN20030217_030008_000000432013_00490_05053_5320.N1	17-FEB-2003 03:00:08	Bright	42.500	130	23Bet Dra	2.7990	5800.0	85	5053	No
55	GOM_NL__2PRFIN20030217_030212_000000362013_00490_05053_5321.N1	17-FEB-2003 03:02:12	Bright	36.000	144	18Del Cyg	2.8600	11000.	72	5053	No
56	GOM_NL__2PRFIN20030217_030427_000000412013_00490_05053_5322.N1	17-FEB-2003 03:04:27	Bright	40.500	5	3Alp Lyr	0.033000	11000.	81	5053	No
57	GOM_NL__2PRFIN20030217_030737_000000602013_00490_05053_5323.N1	17-FEB-2003 03:07:37	Bright	60.000	133	40Zet Her	2.8070	6000.0	120	5053	No
58	GOM_NL__2PRFIN20030217_031207_000001322013_00490_05053_5324.N1	17-FEB-2003 03:12:07	Twilight	131.50	67	5Alp CrB	2.2210	11000.	263	5053	No
59	GOM_NL__2PRFIN20030217_031558_000000522013_00490_05053_5325.N1	17-FEB-2003 03:15:58	Twilight	51.500	126	60Bet Oph	2.7700	4250.0	103	5053	No
60	GOM_NL__2PRFIN20030217_032100_000000402013_00490_05053_5326.N1	17-FEB-2003 03:21:00	Twilight	39.500	155	41Pi Sgr	2.9000	6600.0	79	5053	No
61	GOM_NL__2PRFIN20030217_032240_000000422013_00490_05053_5327.N1	17-FEB-2003 03:22:40	Twilight	41.500	57	34Sig Sgr	2.0660	26000.	83	5053	No
62	GOM_NL__2PRFIN20030217_032453_000001652013_00490_05053_5328.N1	17-FEB-2003 03:24:53	Dark	164.50	102	24Alp Ser	2.6000	4250.0	329	5053	No
63	GOM_NL__2PRFIN20030217_033010_000000642013_00490_05053_5329.N1	17-FEB-2003 03:30:10	Dark	63.500	80	7Del Sco	2.3160	30000.	127	5053	No
64	GOM_NL__2PRFIN20030217_034103_000000472013_00491_05054_5299.N1	17-FEB-2003 03:41:03	Dark	47.000	77	Eps Cen	2.3030	28000.	94	5054	No
65	GOM_NL__2PRFIN20030217_034241_000000502013_00491_05054_5300.N1	17-FEB-2003 03:42:41	Dark	50.000	12	Alp1Cru	0.77500	30000.	100	5054	No
66	GOM_NL__2PRFIN20030217_034501_000000392013_00491_05054_5301.N1	17-FEB-2003 03:45:01	Dark	38.500	29	Bet Car	1.6720	10200.	77	5054	No
67	GOM_NL__2PRFIN20030217_034740_000000392013_00491_05054_5302.N1	17-FEB-2003 03:47:40	Dark	39.000	71	lot Car	2.2460	7700.0	78	5054	No
68	GOM_NL__2PRFIN20030217_034916_000000382013_00491_05054_5303.N1	17-FEB-2003 03:49:16	Dark	38.000	46	Del Vel	1.9540	10600.	76	5054	No
69	GOM_NL__2PRFIN20030217_035139_000000412013_00491_05054_5304.N1	17-FEB-2003 03:51:39	Straylight	41.000	34	Gam2Vel	1.7930	23000.	82	5054	No
70	GOM_NL__2PRFIN20030217_035446_000000862013_00491_05054_5305.N1	17-FEB-2003 03:54:46	Straylight	85.500	171	2Eps Crv	3.0010	4250.0	171	5054	No
71	GOM_NL__2PRFIN20030217_035814_000001212013_00491_05054_5306.N1	17-FEB-2003 03:58:14	Straylight	120.50	163	7Del Crv	2.9450	11000.	241	5054	No
72	GOM_NL__2PRFIN20030217_040154_000000522013_00491_05054_5307.N1	17-FEB-2003 04:01:54	Straylight	52.000	48	30Alp Hya	1.9770	4100.0	104	5054	No
73	GOM_NL__2PRFIN20030217_040629_000000442013_00491_05054_5308.N1	17-FEB-2003 04:06:29	Bright	44.000	8	10Alp CMi	0.40000	6500.0	88	5054	No
74	GOM_NL__2PRFIN20030217_040910_000000532013_00491_05054_5309.N1	17-FEB-2003 04:09:10	Bright	52.500	22	32Alp Leo	1.3600	15200.	105	5054	No
75	GOM_NL__2PRFIN20030217_041243_000000412013_00491_05054_5310.N1	17-FEB-2003 04:12:43	Bright	41.000	17	78Bet Gem	1.1610	4500.0	82	5054	No
76	GOM_NL__2PRFIN20030217_041556_000000712013_00491_05054_5311.N1	17-FEB-2003 04:15:56	Bright	70.500	96	68Del Leo	2.5600	9300.0	141	5054	No
77	GOM_NL__2PRFIN20030217_041858_000000372013_00491_05054_5312.N1	17-FEB-2003 04:18:58	Bright	37.000	42	34Bet Aur	1.9000	10200.	74	5054	No
78	GOM_NL__2PRFIN20030217_042215_000000542013_00491_05054_5313.N1	17-FEB-2003 04:22:15	Bright	53.500	174	52Psi UMa	3.0040	4400.0	107	5054	No
79	GOM_NL__2PRFIN20030217_042415_000000452013_00491_05054_5314.N1	17-FEB-2003 04:24:15	Bright	45.000	82	48Bet UMa	2.3650	10600.	90	5054	No
80	GOM_NL__2PRFIN20030217_042619_000000522013_00491_05054_5315.N1	17-FEB-2003 04:26:19	Bright	52.000	87	64Gam UMa	2.4330	11000.	104	5054	No
81	GOM_NL__2PRFIN20030217_043004_000000372013_00491_05054_5316.N1	17-FEB-2003 04:30:04	Bright	36.500	49	1Alp UMi	1.9900	6300.0	73	5054	No
82	GOM_NL__2PRFIN20030217_043202_000000422013_00491_05054_5317.N1	17-FEB-2003 04:32:02	Bright	42.000	60	7Bet UMi	2.0810	3950.0	84	5054	No
83	GOM_NL__2PRFIN20030217_043420_000000702013_00491_05054_5318.N1	17-FEB-2003 04:34:20	Bright	69.500	39	85Eta UMa	1.8540	24000.	139	5054	No
84	GOM_NL__2PRFIN20030217_043706_000000382013_00491_05054_5319.N1	17-FEB-2003 04:37:06	Bright	37.500	89	5Alp Cep	2.4510	8000.0	75	5054	No
85	GOM_NL__2PRFIN20030217_044044_000000442013_00491_05054_5320.N1	17-FEB-2003 04:40:44	Bright	44.000	130	23Bet Dra	2.7990	5800.0	88	5054	No
86	GOM_NL__2PRFIN20030217_044248_000000362013_00491_05054_5321.N1	17-FEB-2003 04:42:48	Bright	36.000	144	18Del Cyg	2.8600	11000.	72	5054	No
87	GOM_NL__2PRFIN20030217_044503_000000422013_00491_05054_5322.N1	17-FEB-2003 04:45:03	Bright	42.000	5	3Alp Lyr	0.033000	11000.	84	5054	No
88	GOM_NL__2PRFIN20030217_044814_000000602013_00491_05054_5323.N1	17-FEB-2003 04:48:14	Bright	59.500	133	40Zet Her	2.8070	6000.0	119	5054	No
89	GOM_NL__2PRFIN20030217_045244_000001232013_00491_05054_5324.N1	17-FEB-2003 04:52:44	Twilight	123.00	67	5Alp CrB	2.2210	11000.	246	5054	No
90	GOM_NL__2PRFIN20030217_045634_000000542013_00491_05054_5325.N1	17-FEB-2003 04:56:34	Twilight	53.500	126	60Bet Oph	2.7700	4250.0	107	5054	No
91	GOM_NL__2PRFIN20030217_050136_000000402013_00491_05054_5326.N1	17-FEB-2003 05:01:36	Twilight	40.000	155	41Pi Sgr	2.9000	6600.0	80	5054	No
92	GOM_NL__2PRFIN20030217_050316_000000432013_00491_05054_5327.N1	17-FEB-2003 05:03:16	Twilight	42.500	57	34Sig Sgr	2.0660	26000.	85	5054	No
93	GOM_NL__2PRFIN20030217_050533_000001612013_00491_05054_5328.N1	17-FEB-2003 05:05:33	Dark	160.50	102	24Alp Ser	2.6000	4250.0	321	5054	No
94	GOM_NL__2PRFIN20030217_051048_000000642013_00491_05054_5329.N1	17-FEB-2003 05:10:48	Dark	64.000	80	7Del Sco	2.3160	30000.	128	5054	No
95	GOM_NL__2PRFIN20030217_052156_000000762013_00492_05055_5299.N1	17-FEB-2003 05:21:56	Dark	76.000	54	5The Cen	2.0550	4500.0	152	5055	No
96	GOM_NL__2PRFIN20030217_052401_000000582013_00492_05055_5300.N1	17-FEB-2003 05:24:01	Dark	58.000	26	Gam Cru	1.6240	2900.0	116	5055	No
97	GOM_NL__2PRFIN20030217_052537_000000382013_00492_05055_5301.N1	17-FEB-2003 05:25:37	Dark	37.500	29	Bet Car	1.6720	10200.	75	5055	No
98	GOM_NL__2PRFIN20030217_052847_000000472013_00492_05055_5302.N1	17-FEB-2003 05:28:47	Dark	47.000	41	Eps Car	1.8600	4100.0	94	5055	No
99	GOM_NL__2PRFIN20030217_053215_000000432013_00492_05055_5303.N1	17-FEB-2003 05:32:15	Straylight	42.500	34	Gam2Vel	1.7930	23000.	85	5055	No
100	GOM_NL__2PRFIN20030217_053419_000000402013_00492_05055_5304.N1	17-FEB-2003 05:34:19	Straylight	39.500	70	Zet Pup	2.2460	39000.	79	5055	No
101	GOM_NL__2PRFIN20030217_053814_000001072013_00492_05055_5305.N1	17-FEB-2003 05:38:14	Straylight	106.50	100	4Gam Crv	2.5800	13100.	213	5055	No

102	GOM_NL__2PRFIN20030217_072741_000000432013_00493_05056_5041.N1	17-FEB-2003 07:27:41	Bright	42.500	8	10Alp CMI	0.40000	6500.0	85	5056	No
103	GOM_NL__2PRFIN20030217_073021_000000502013_00493_05056_5042.N1	17-FEB-2003 07:30:21	Bright	49.500	22	32Alp Leo	1.3600	15200.	99	5056	No
104	GOM_NL__2PRFIN20030217_073355_000000402013_00493_05056_5043.N1	17-FEB-2003 07:33:55	Bright	39.500	17	78Bet Gem	1.1610	4500.0	79	5056	No
105	GOM_NL__2PRFIN20030217_073504_000000382013_00493_05056_5044.N1	17-FEB-2003 07:35:04	Bright	37.500	24	66Alp Gem	1.5800	10200.	75	5056	No
106	GOM_NL__2PRFIN20030217_073705_000000722013_00493_05056_5045.N1	17-FEB-2003 07:37:05	Bright	71.500	96	68Del Leo	2.5600	9300.0	143	5056	No
107	GOM_NL__2PRFIN20030217_074011_000000382013_00493_05056_5046.N1	17-FEB-2003 07:40:11	Bright	38.000	42	34Bet Aur	1.9000	10200.	76	5056	No
108	GOM_NL__2PRFIN20030217_074324_000000532013_00493_05056_5047.N1	17-FEB-2003 07:43:24	Bright	53.000	174	52Psi UMa	3.0040	4400.0	106	5056	No
109	GOM_NL__2PRFIN20030217_074526_000000452013_00493_05056_5048.N1	17-FEB-2003 07:45:26	Bright	44.500	82	48Bet UMa	2.3650	10600.	89	5056	No
110	GOM_NL__2PRFIN20030217_074729_000000522013_00493_05056_5049.N1	17-FEB-2003 07:47:29	Bright	52.000	87	64Gam UMa	2.4330	11000.	104	5056	No
111	GOM_NL__2PRFIN20030217_075116_000000342013_00493_05056_5050.N1	17-FEB-2003 07:51:16	Bright	34.000	49	1Alp UMi	1.9900	6300.0	68	5056	No
112	GOM_NL__2PRFIN20030217_075313_000000402013_00493_05056_5051.N1	17-FEB-2003 07:53:13	Bright	40.000	60	7Bet UMi	2.0810	3950.0	80	5056	No
113	GOM_NL__2PRFIN20030217_075529_000000692013_00493_05056_5052.N1	17-FEB-2003 07:55:29	Bright	68.500	39	85Eta UMa	1.8540	24000.	137	5056	No
114	GOM_NL__2PRFIN20030217_075805_000000442013_00493_05056_5053.N1	17-FEB-2003 07:58:05	Bright	44.000	119	14Eta Dra	2.7270	4700.0	88	5056	No
115	GOM_NL__2PRFIN20030217_080155_000000422013_00493_05056_5054.N1	17-FEB-2003 08:01:55	Bright	41.500	130	23Bet Dra	2.7990	5800.0	83	5056	No
116	GOM_NL__2PRFIN20030217_080400_000000342013_00493_05056_5055.N1	17-FEB-2003 08:04:00	Bright	34.000	144	18Del Cyg	2.8600	11000.	68	5056	No
117	GOM_NL__2PRFIN20030217_080615_000000392013_00493_05056_5056.N1	17-FEB-2003 08:06:15	Bright	39.000	5	3Alp Lyr	0.033000	11000.	78	5056	No
118	GOM_NL__2PRFIN20030217_080925_000000572013_00493_05056_5057.N1	17-FEB-2003 08:09:25	Bright	56.500	133	40Zet Her	2.8070	6000.0	113	5056	No
119	GOM_NL__2PRFIN20030217_081358_000001372013_00493_05056_5058.N1	17-FEB-2003 08:13:58	Twi_and_stray	136.50	67	5Alp CrB	2.2210	11000.	273	5056	No
120	GOM_NL__2PRFIN20030217_081746_000000542013_00493_05056_5059.N1	17-FEB-2003 08:17:46	Twi_and_stray	54.000	126	60Bet Oph	2.7700	4250.0	108	5056	No
121	GOM_NL__2PRFIN20030217_082249_000000402013_00493_05056_5060.N1	17-FEB-2003 08:22:49	Twilight	40.000	155	41Pi Sgr	2.9000	6600.0	80	5056	No
122	GOM_NL__2PRFIN20030217_082516_000000532013_00493_05056_5061.N1	17-FEB-2003 08:25:16	Dark	52.500	86	35Eta Oph	2.4300	10200.	105	5056	No
123	GOM_NL__2PRFIN20030217_082717_000000432013_00493_05056_5062.N1	17-FEB-2003 08:27:17	Dark	42.500	38	20Eps Sgr	1.8360	11000.	85	5056	No
124	GOM_NL__2PRFIN20030217_083026_000000702013_00493_05056_5063.N1	17-FEB-2003 08:30:26	Dark	70.000	16	21Alp Sco	1.0200	3000.0	140	5056	No
125	GOM_NL__2PRFIN20030217_083203_000000682013_00493_05056_5064.N1	17-FEB-2003 08:32:03	Dark	68.000	80	7Del Sco	2.3160	30000.	136	5056	No
126	GOM_NL__2PRFIN20030217_084311_000000802013_00494_05057_5300.N1	17-FEB-2003 08:43:11	Dark	80.000	54	5The Cen	2.0550	4500.0	160	5057	No
127	GOM_NL__2PRFIN20030217_084515_000000572013_00494_05057_5301.N1	17-FEB-2003 08:45:15	Dark	57.000	26	Gam Cru	1.6240	2900.0	114	5057	No
128	GOM_NL__2PRFIN20030217_084649_000000392013_00494_05057_5302.N1	17-FEB-2003 08:46:49	Dark	38.500	29	Bet Car	1.6720	10200.	77	5057	No
129	GOM_NL__2PRFIN20030217_084959_000000462013_00494_05057_5303.N1	17-FEB-2003 08:49:59	Dark	45.500	41	Eps Car	1.8600	4100.0	91	5057	No
130	GOM_NL__2PRFIN20030217_085327_000000412013_00494_05057_5304.N1	17-FEB-2003 08:53:27	Straylight	40.500	34	Gam2Vel	1.7930	23000.	81	5057	No
131	GOM_NL__2PRFIN20030217_085532_000000402013_00494_05057_5305.N1	17-FEB-2003 08:55:32	Straylight	39.500	70	Zet Pup	2.2460	39000.	79	5057	No
132	GOM_NL__2PRFIN20030217_085924_000001022013_00494_05057_5306.N1	17-FEB-2003 08:59:24	Straylight	101.50	100	4Gam Crv	2.5800	13100.	203	5057	No
133	GOM_NL__2PRFIN20030217_090342_000000562013_00494_05057_5307.N1	17-FEB-2003 09:03:42	Straylight	55.500	48	30Alp Hya	1.9770	4100.0	111	5057	No
134	GOM_NL__2PRFIN20030217_090817_000000442013_00494_05057_5308.N1	17-FEB-2003 09:08:17	Bright	44.000	8	10Alp CMI	0.40000	6500.0	88	5057	No
135	GOM_NL__2PRFIN20030217_091056_000000522013_00494_05057_5309.N1	17-FEB-2003 09:10:56	Bright	52.000	22	32Alp Leo	1.3600	15200.	104	5057	No
136	GOM_NL__2PRFIN20030217_091431_000000382013_00494_05057_5310.N1	17-FEB-2003 09:14:31	Bright	38.000	17	78Bet Gem	1.1610	4500.0	76	5057	No
137	GOM_NL__2PRFIN20030217_091540_000000382013_00494_05057_5311.N1	17-FEB-2003 09:15:40	Bright	37.500	24	66Alp Gem	1.5800	10200.	75	5057	No
138	GOM_NL__2PRFIN20030217_091739_000000722013_00494_05057_5312.N1	17-FEB-2003 09:17:39	Bright	71.500	96	68Del Leo	2.5600	9300.0	143	5057	No
139	GOM_NL__2PRFIN20030217_092047_000000372013_00494_05057_5313.N1	17-FEB-2003 09:20:47	Bright	36.500	42	34Bet Aur	1.9000	10200.	73	5057	No
140	GOM_NL__2PRFIN20030217_092357_000000562013_00494_05057_5314.N1	17-FEB-2003 09:23:57	Bright	55.500	174	52Psi UMa	3.0040	4400.0	111	5057	No
141	GOM_NL__2PRFIN20030217_092601_000000452013_00494_05057_5315.N1	17-FEB-2003 09:26:01	Bright	45.000	82	48Bet UMa	2.3650	10600.	90	5057	No
142	GOM_NL__2PRFIN20030217_092801_000000522013_00494_05057_5316.N1	17-FEB-2003 09:28:01	Bright	51.500	87	64Gam UMa	2.4330	11000.	103	5057	No
143	GOM_NL__2PRFIN20030217_093152_000000382013_00494_05057_5317.N1	17-FEB-2003 09:31:52	Bright	37.500	49	1Alp UMi	1.9900	6300.0	75	5057	No
144	GOM_NL__2PRFIN20030217_093349_000000432013_00494_05057_5318.N1	17-FEB-2003 09:33:49	Bright	43.000	60	7Bet UMi	2.0810	3950.0	86	5057	No
145	GOM_NL__2PRFIN20030217_093604_000000702013_00494_05057_5319.N1	17-FEB-2003 09:36:04	Bright	70.000	39	85Eta UMa	1.8540	24000.	140	5057	No
146	GOM_NL__2PRFIN20030217_093840_000000452013_00494_05057_5320.N1	17-FEB-2003 09:38:40	Bright	45.000	119	14Eta Dra	2.7270	4700.0	90	5057	No
147	GOM_NL__2PRFIN20030217_094231_000000432013_00494_05057_5321.N1	17-FEB-2003 09:42:31	Bright	43.000	130	23Bet Dra	2.7990	5800.0	86	5057	No
148	GOM_NL__2PRFIN20030217_094436_000000382013_00494_05057_5322.N1	17-FEB-2003 09:44:36	Bright	37.500	144	18Del Cyg	2.8600	11000.	75	5057	No
149	GOM_NL__2PRFIN20030217_094651_000000402013_00494_05057_5323.N1	17-FEB-2003 09:46:51	Bright	39.500	5	3Alp Lyr	0.033000	11000.	79	5057	No
150	GOM_NL__2PRFIN20030217_095000_000000602013_00494_05057_5324.N1	17-FEB-2003 09:50:00	Bright	59.500	133	40Zet Her	2.8070	6000.0	119	5057	No
151	GOM_NL__2PRFIN20030217_095435_000001352013_00494_05057_5325.N1	17-FEB-2003 09:54:35	Twi_and_stray	134.50	67	5Alp CrB	2.2210	11000.	269	5057	No
152	GOM_NL__2PRFIN20030217_095824_000000542013_00494_05057_5326.N1	17-FEB-2003 09:58:24	Twi_and_stray	53.500	126	60Bet Oph	2.7700	4250.0	107	5057	No
153	GOM_NL__2PRFIN20030217_100325_000000412013_00494_05057_5327.N1	17-FEB-2003 10:03:25	Twilight	41.000	155	41Pi Sgr	2.9000	6600.0	82	5057	No
154	GOM_NL__2PRFIN20030217_100553_000000532013_00494_05057_5328.N1	17-FEB-2003 10:05:53	Dark	52.500	86	35Eta Oph	2.4300	10200.	105	5057	No
155	GOM_NL__2PRFIN20030217_100753_000000442013_00494_05057_5329.N1	17-FEB-2003 10:07:53	Dark	44.000	38	20Eps Sgr	1.8360	11000.	88	5057	No
156	GOM_NL__2PRFIN20030217_101103_000000632013_00494_05057_5330.N1	17-FEB-2003 10:11:03	Dark	62.500	16	21Alp Sco	1.0200	3000.0	125	5057	No
157	GOM_NL__2PRFIN20030217_101241_000000672013_00494_05057_5331.N1	17-FEB-2003 10:12:41	Dark	67.000	80	7Del Sco	2.3160	30000.	134	5057	No
158	GOM_NL__2PRFIN20030217_102346_000000772013_00495_05058_5300.N1	17-FEB-2003 10:23:46	Dark	77.000	54	5The Cen	2.0550	4500.0	154	5058	No
159	GOM_NL__2PRFIN20030217_102551_000000522013_00495_05058_5301.N1	17-FEB-2003 10:25:51	Dark	52.000	26	Gam Cru	1.6240	2900.0	104	5058	No
160	GOM_NL__2PRFIN20030217_102725_000000392013_00495_05058_5302.N1	17-FEB-2003 10:27:25	Dark	38.500	29	Bet Car	1.6720	10200.	77	5058	No

161	GOM_NL__2PRFIN20030217_103036_000000462013_00495_05058_5303.N1	17-FEB-2003 10:30:36	Dark	45.500	41	Eps Car	1.8600	4100.0	91	5058	No
162	GOM_NL__2PRFIN20030217_103403_000000392013_00495_05058_5304.N1	17-FEB-2003 10:34:03	Straylight	38.500	34	Gam2Vel	1.7930	23000.	77	5058	No
163	GOM_NL__2PRFIN20030217_103608_000000402013_00495_05058_5305.N1	17-FEB-2003 10:36:08	Straylight	40.000	70	Zet Pup	2.2460	39000.	80	5058	No
164	GOM_NL__2PRFIN20030217_104003_000000932013_00495_05058_5306.N1	17-FEB-2003 10:40:03	Straylight	93.000	100	4Gam Crv	2.5800	13100.	186	5058	No
165	GOM_NL__2PRFIN20030217_104417_000000512013_00495_05058_5307.N1	17-FEB-2003 10:44:17	Straylight	51.000	48	30Alp Hya	1.9770	4100.0	102	5058	No
166	GOM_NL__2PRFIN20030217_104853_000000422013_00495_05058_5308.N1	17-FEB-2003 10:48:53	Bright	41.500	8	10Alp CMi	0.40000	6500.0	83	5058	No
167	GOM_NL__2PRFIN20030217_105131_000000552013_00495_05058_5309.N1	17-FEB-2003 10:51:31	Bright	54.500	22	32Alp Leo	1.3600	15200.	109	5058	No
168	GOM_NL__2PRFIN20030217_105507_000000402013_00495_05058_5310.N1	17-FEB-2003 10:55:07	Bright	39.500	17	78Bet Gem	1.1610	4500.0	79	5058	No
169	GOM_NL__2PRFIN20030217_105616_000000392013_00495_05058_5311.N1	17-FEB-2003 10:56:16	Bright	39.000	24	66Alp Gem	1.5800	10200.	78	5058	No
170	GOM_NL__2PRFIN20030217_105814_000000742013_00495_05058_5312.N1	17-FEB-2003 10:58:14	Bright	74.000	96	68Del Leo	2.5600	9300.0	148	5058	No
171	GOM_NL__2PRFIN20030217_110124_000000392013_00495_05058_5313.N1	17-FEB-2003 11:01:24	Bright	39.000	42	34Bet Aur	1.9000	10200.	78	5058	No
172	GOM_NL__2PRFIN20030217_110434_000000542013_00495_05058_5314.N1	17-FEB-2003 11:04:34	Bright	54.000	174	52Psi UMa	3.0040	4400.0	108	5058	No
173	GOM_NL__2PRFIN20030217_110635_000000472013_00495_05058_5315.N1	17-FEB-2003 11:06:35	Bright	46.500	82	48Bet UMa	2.3650	10600.	93	5058	No
174	GOM_NL__2PRFIN20030217_110838_000000532013_00495_05058_5316.N1	17-FEB-2003 11:08:38	Bright	52.500	87	64Gam UMa	2.4330	11000.	105	5058	No
175	GOM_NL__2PRFIN20030217_111227_000000352013_00495_05058_5317.N1	17-FEB-2003 11:12:27	Bright	34.500	49	1Alp UMi	1.9900	6300.0	69	5058	No
176	GOM_NL__2PRFIN20030217_111424_000000442013_00495_05058_5318.N1	17-FEB-2003 11:14:24	Bright	44.000	60	7Bet UMi	2.0810	3950.0	88	5058	No
177	GOM_NL__2PRFIN20030217_111639_000000642013_00495_05058_5319.N1	17-FEB-2003 11:16:39	Bright	64.000	39	85Eta UMa	1.8540	24000.	128	5058	No
178	GOM_NL__2PRFIN20030217_111915_000000462013_00495_05058_5320.N1	17-FEB-2003 11:19:15	Bright	45.500	119	14Eta Dra	2.7270	4700.0	91	5058	No
179	GOM_NL__2PRFIN20030217_112307_000000412013_00495_05058_5321.N1	17-FEB-2003 11:23:07	Bright	41.000	130	23Bet Dra	2.7990	5800.0	82	5058	No
180	GOM_NL__2PRFIN20030217_112512_000000372013_00495_05058_5322.N1	17-FEB-2003 11:25:12	Bright	36.500	144	18Del Cyg	2.8600	11000.	73	5058	No
181	GOM_NL__2PRFIN20030217_112727_000000382013_00495_05058_5323.N1	17-FEB-2003 11:27:27	Bright	37.500	5	3Alp Lyr	0.033000	11000.	75	5058	No
182	GOM_NL__2PRFIN20030217_113037_000000622013_00495_05058_5324.N1	17-FEB-2003 11:30:37	Bright	61.500	133	40Zet Her	2.8070	6000.0	123	5058	No
183	GOM_NL__2PRFIN20030217_113512_000001322013_00495_05058_5325.N1	17-FEB-2003 11:35:12	Twi_and_stray	132.00	67	5Alp CrB	2.2210	11000.	264	5058	No
184	GOM_NL__2PRFIN20030217_113859_000000502013_00495_05058_5326.N1	17-FEB-2003 11:38:59	Twi_and_stray	50.000	126	60Bet Oph	2.7700	4250.0	100	5058	No
185	GOM_NL__2PRFIN20030217_114401_000000412013_00495_05058_5327.N1	17-FEB-2003 11:44:01	Twilight	40.500	155	41Pi Sgr	2.9000	6600.0	81	5058	No
186	GOM_NL__2PRFIN20030217_114629_000000522013_00495_05058_5328.N1	17-FEB-2003 11:46:29	Dark	52.000	86	35Eta Oph	2.4300	10200.	104	5058	No
187	GOM_NL__2PRFIN20030217_114830_000000412013_00495_05058_5329.N1	17-FEB-2003 11:48:30	Dark	40.500	38	20Eps Sgr	1.8360	11000.	81	5058	No
188	GOM_NL__2PRFIN20030217_115140_000000722013_00495_05058_5330.N1	17-FEB-2003 11:51:40	Dark	72.000	16	21Alp Sco	1.0200	3000.0	144	5058	No
189	GOM_NL__2PRFIN20030217_115316_000000692013_00495_05058_5331.N1	17-FEB-2003 11:53:16	Dark	68.500	80	7Del Sco	2.3160	30000.	137	5058	No
190	GOM_NL__2PRFIN20030217_120426_000000832013_00496_05059_5300.N1	17-FEB-2003 12:04:26	Dark	83.000	54	5The Cen	2.0550	4500.0	166	5059	No
191	GOM_NL__2PRFIN20030217_120627_000000582013_00496_05059_5301.N1	17-FEB-2003 12:06:27	Dark	58.000	26	Gam Cru	1.6240	2900.0	116	5059	No
192	GOM_NL__2PRFIN20030217_120801_000000402013_00496_05059_5302.N1	17-FEB-2003 12:08:01	Dark	39.500	29	Bet Car	1.6720	10200.	79	5059	No
193	GOM_NL__2PRFIN20030217_121112_000000422013_00496_05059_5303.N1	17-FEB-2003 12:11:12	Dark	42.000	41	Eps Car	1.8600	4100.0	84	5059	No
194	GOM_NL__2PRFIN20030217_121439_000000432013_00496_05059_5304.N1	17-FEB-2003 12:14:39	Straylight	42.500	34	Gam2Vel	1.7930	23000.	85	5059	No
195	GOM_NL__2PRFIN20030217_121644_000000402013_00496_05059_5305.N1	17-FEB-2003 12:16:44	Straylight	40.000	70	Zet Pup	2.2460	39000.	80	5059	No
196	GOM_NL__2PRFIN20030217_122039_000000962013_00496_05059_5306.N1	17-FEB-2003 12:20:39	Straylight	96.000	100	4Gam Crv	2.5800	13100.	192	5059	No
197	GOM_NL__2PRFIN20030217_122452_000000532013_00496_05059_5307.N1	17-FEB-2003 12:24:52	Straylight	53.000	48	30Alp Hya	1.9770	4100.0	106	5059	No
198	GOM_NL__2PRFIN20030217_122929_000000442013_00496_05059_5308.N1	17-FEB-2003 12:29:29	Bright	43.500	8	10Alp CMi	0.40000	6500.0	87	5059	No
199	GOM_NL__2PRFIN20030217_123205_000000562013_00496_05059_5309.N1	17-FEB-2003 12:32:05	Bright	56.000	22	32Alp Leo	1.3600	15200.	112	5059	No
200	GOM_NL__2PRFIN20030217_123542_000000402013_00496_05059_5310.N1	17-FEB-2003 12:35:42	Bright	39.500	17	78Bet Gem	1.1610	4500.0	79	5059	No
201	GOM_NL__2PRFIN20030217_123652_000000392013_00496_05059_5311.N1	17-FEB-2003 12:36:52	Bright	38.500	24	66Alp Gem	1.5800	10200.	77	5059	No
202	GOM_NL__2PRFIN20030217_123848_000000672013_00496_05059_5312.N1	17-FEB-2003 12:38:48	Bright	67.000	96	68Del Leo	2.5600	9300.0	134	5059	No
203	GOM_NL__2PRFIN20030217_124200_000000382013_00496_05059_5313.N1	17-FEB-2003 12:42:00	Bright	37.500	42	34Bet Aur	1.9000	10200.	75	5059	No
204	GOM_NL__2PRFIN20030217_124509_000000532013_00496_05059_5314.N1	17-FEB-2003 12:45:09	Bright	52.500	174	52Psi UMa	3.0040	4400.0	105	5059	No
205	GOM_NL__2PRFIN20030217_124708_000000492013_00496_05059_5315.N1	17-FEB-2003 12:47:08	Bright	48.500	82	48Bet UMa	2.3650	10600.	97	5059	No
206	GOM_NL__2PRFIN20030217_124914_000000512013_00496_05059_5316.N1	17-FEB-2003 12:49:14	Bright	51.000	87	64Gam UMa	2.4330	11000.	102	5059	No
207	GOM_NL__2PRFIN20030217_125302_000000372013_00496_05059_5317.N1	17-FEB-2003 12:53:02	Bright	36.500	49	1Alp UMi	1.9900	6300.0	73	5059	No
208	GOM_NL__2PRFIN20030217_125459_000000442013_00496_05059_5318.N1	17-FEB-2003 12:54:59	Bright	43.500	60	7Bet UMi	2.0810	3950.0	87	5059	No
209	GOM_NL__2PRFIN20030217_125714_000000682013_00496_05059_5319.N1	17-FEB-2003 12:57:14	Bright	68.000	39	85Eta UMa	1.8540	24000.	136	5059	No
210	GOM_NL__2PRFIN20030217_125949_000000482013_00496_05059_5320.N1	17-FEB-2003 12:59:49	Bright	48.000	119	14Eta Dra	2.7270	4700.0	96	5059	No
211	GOM_NL__2PRFIN20030217_130342_000000442013_00496_05059_5321.N1	17-FEB-2003 13:03:42	Bright	44.000	130	23Bet Dra	2.7990	5800.0	88	5059	No
212	GOM_NL__2PRFIN20030217_130547_000000362013_00496_05059_5322.N1	17-FEB-2003 13:05:47	Bright	36.000	144	18Del Cyg	2.8600	11000.	72	5059	No
213	GOM_NL__2PRFIN20030217_130802_000000402013_00496_05059_5323.N1	17-FEB-2003 13:08:02	Bright	39.500	5	3Alp Lyr	0.033000	11000.	79	5059	No
214	GOM_NL__2PRFIN20030217_131114_000000582013_00496_05059_5324.N1	17-FEB-2003 13:11:14	Bright	58.000	133	40Zet Her	2.8070	6000.0	116	5059	No
215	GOM_NL__2PRFIN20030217_131549_000001242013_00496_05059_5325.N1	17-FEB-2003 13:15:49	Twi_and_stray	123.50	67	5Alp CrB	2.2210	11000.	247	5059	No
216	GOM_NL__2PRFIN20030217_131936_000000562013_00496_05059_5326.N1	17-FEB-2003 13:19:36	Twi_and_stray	55.500	126	60Bet Oph	2.7700	4250.0	111	5059	No
217	GOM_NL__2PRFIN20030217_132437_000000422013_00496_05059_5327.N1	17-FEB-2003 13:24:37	Twilight	42.000	155	41Pi Sgr	2.9000	6600.0	84	5059	No
218	GOM_NL__2PRFIN20030217_132706_000000522013_00496_05059_5328.N1	17-FEB-2003 13:27:06	Dark	52.000	86	35Eta Oph	2.4300	10200.	104	5059	No
219	GOM_NL__2PRFIN20030217_132906_000000452013_00496_05059_5329.N1	17-FEB-2003 13:29:06	Dark	45.000	38	20Eps Sgr	1.8360	11000.	90	5059	No

220	GOM_NL__2PRFIN20030217_133216_000000612013_00496_05059_5330.N1	17-FEB-2003 13:32:16	Dark	61.000	16	21Alp Sco	1.0200	3000.0	122	5059	No
221	GOM_NL__2PRFIN20030217_133353_000000782013_00496_05059_5331.N1	17-FEB-2003 13:33:53	Dark	77.500	80	7Del Sco	2.3160	30000.	155	5059	No
222	GOM_NL__2PRFIN20030217_134442_000000482013_00497_05060_5300.N1	17-FEB-2003 13:44:42	Dark	47.500	77	Eps Cen	2.3030	28000.	95	5060	No
223	GOM_NL__2PRFIN20030217_134618_000000532013_00497_05060_5301.N1	17-FEB-2003 13:46:18	Dark	52.500	12	Alp1Cru	0.77500	30000.	105	5060	No
224	GOM_NL__2PRFIN20030217_134838_000000392013_00497_05060_5302.N1	17-FEB-2003 13:48:38	Dark	38.500	29	Bet Car	1.6720	10200.	77	5060	No
225	GOM_NL__2PRFIN20030217_135116_000000412013_00497_05060_5303.N1	17-FEB-2003 13:51:16	Dark	40.500	71	lot Car	2.2460	7700.0	81	5060	No
226	GOM_NL__2PRFIN20030217_135253_000000412013_00497_05060_5304.N1	17-FEB-2003 13:52:53	Dark	41.000	46	Del Vel	1.9540	10600.	82	5060	No
227	GOM_NL__2PRFIN20030217_135515_000000402013_00497_05060_5305.N1	17-FEB-2003 13:55:15	Straylight	40.000	34	Gam2Vel	1.7930	23000.	80	5060	No
228	GOM_NL__2PRFIN20030217_135720_000000402013_00497_05060_5306.N1	17-FEB-2003 13:57:20	Straylight	40.000	70	Zet Pup	2.2460	39000.	80	5060	No
229	GOM_NL__2PRFIN20030217_140138_000000422013_00497_05060_5307.N1	17-FEB-2003 14:01:38	Straylight	42.000	132	15Rho Pup	2.8030	6900.0	84	5060	No
230	GOM_NL__2PRFIN20030217_140526_000000512013_00497_05060_5308.N1	17-FEB-2003 14:05:26	Straylight	50.500	48	30Alp Hya	1.9770	4100.0	101	5060	No
231	GOM_NL__2PRFIN20030217_141005_000000402013_00497_05060_5309.N1	17-FEB-2003 14:10:05	Bright	39.500	8	10Alp CMi	0.40000	6500.0	79	5060	No
232	GOM_NL__2PRFIN20030217_141242_000000542013_00497_05060_5310.N1	17-FEB-2003 14:12:42	Bright	53.500	22	32Alp Leo	1.3600	15200.	107	5060	No
233	GOM_NL__2PRFIN20030217_141618_000000392013_00497_05060_5311.N1	17-FEB-2003 14:16:18	Bright	38.500	17	78Bet Gem	1.1610	4500.0	77	5060	No
234	GOM_NL__2PRFIN20030217_141725_000000412013_00497_05060_5312.N1	17-FEB-2003 14:17:25	Bright	41.000	24	66Alp Gem	1.5800	10200.	82	5060	No
235	GOM_NL__2PRFIN20030217_141922_000000702013_00497_05060_5313.N1	17-FEB-2003 14:19:22	Bright	70.000	96	68Del Leo	2.5600	9300.0	140	5060	No
236	GOM_NL__2PRFIN20030217_142544_000000522013_00497_05060_5314.N1	17-FEB-2003 14:25:44	Bright	52.000	174	52Psi UMa	3.0040	4400.0	104	5060	No
237	GOM_NL__2PRFIN20030217_142747_000000442013_00497_05060_5315.N1	17-FEB-2003 14:27:47	Bright	44.000	82	48Bet UMa	2.3650	10600.	88	5060	No
238	GOM_NL__2PRFIN20030217_142950_000000522013_00497_05060_5316.N1	17-FEB-2003 14:29:50	Bright	51.500	87	64Gam UMa	2.4330	11000.	103	5060	No
239	GOM_NL__2PRFIN20030217_143340_000000372013_00497_05060_5317.N1	17-FEB-2003 14:33:40	Bright	37.000	49	1Alp UMi	1.9900	6300.0	74	5060	No
240	GOM_NL__2PRFIN20030217_143537_000000422013_00497_05060_5318.N1	17-FEB-2003 14:35:37	Bright	41.500	60	7Bet UMi	2.0810	3950.0	83	5060	No
241	GOM_NL__2PRFIN20030217_143749_000000672013_00497_05060_5319.N1	17-FEB-2003 14:37:49	Bright	67.000	39	85Eta UMa	1.8540	24000.	134	5060	No
242	GOM_NL__2PRFIN20030217_144028_000000452013_00497_05060_5320.N1	17-FEB-2003 14:40:28	Bright	44.500	119	14Eta Dra	2.7270	4700.0	89	5060	No
243	GOM_NL__2PRFIN20030217_144419_000000422013_00497_05060_5321.N1	17-FEB-2003 14:44:19	Bright	42.000	130	23Bet Dra	2.7990	5800.0	84	5060	No
244	GOM_NL__2PRFIN20030217_144625_000000362013_00497_05060_5322.N1	17-FEB-2003 14:46:25	Bright	36.000	144	18Del Cyg	2.8600	11000.	72	5060	No
245	GOM_NL__2PRFIN20030217_144840_000000412013_00497_05060_5323.N1	17-FEB-2003 14:48:40	Bright	41.000	5	3Alp Lyr	0.033000	11000.	82	5060	No
246	GOM_NL__2PRFIN20030217_145151_000000582013_00497_05060_5324.N1	17-FEB-2003 14:51:51	Bright	58.000	133	40Zet Her	2.8070	6000.0	116	5060	No
247	GOM_NL__2PRFIN20030217_145626_000001222013_00497_05060_5325.N1	17-FEB-2003 14:56:26	Twilight	121.50	67	5Alp CrB	2.2210	11000.	243	5060	No
248	GOM_NL__2PRFIN20030217_150014_000000522013_00497_05060_5326.N1	17-FEB-2003 15:00:14	Twilight	51.500	126	60Bet Oph	2.7700	4250.0	103	5060	No
249	GOM_NL__2PRFIN20030217_150514_000000402013_00497_05060_5327.N1	17-FEB-2003 15:05:14	Twilight	40.000	155	41Pi Sgr	2.9000	6600.0	80	5060	No
250	GOM_NL__2PRFIN20030217_150654_000000412013_00497_05060_5328.N1	17-FEB-2003 15:06:54	Twilight	41.000	57	34Sig Sgr	2.0660	26000.	82	5060	No
251	GOM_NL__2PRFIN20030217_150929_000001802013_00497_05060_5329.N1	17-FEB-2003 15:09:29	Dark	180.00	102	24Alp Ser	2.6000	4250.0	360	5060	No
252	GOM_NL__2PRFIN20030217_151434_000000652013_00497_05060_5330.N1	17-FEB-2003 15:14:34	Dark	65.000	80	7Del Sco	2.3160	30000.	130	5060	No
253	GOM_NL__2PRFIN20030217_152520_000000462013_00498_05061_5300.N1	17-FEB-2003 15:25:20	Dark	45.500	77	Eps Cen	2.3030	28000.	91	5061	No
254	GOM_NL__2PRFIN20030217_152656_000000422013_00498_05061_5301.N1	17-FEB-2003 15:26:56	Dark	42.000	12	Alp1Cru	0.77500	30000.	84	5061	No
255	GOM_NL__2PRFIN20030217_152914_000000392013_00498_05061_5302.N1	17-FEB-2003 15:29:14	Dark	38.500	29	Bet Car	1.6720	10200.	77	5061	No
256	GOM_NL__2PRFIN20030217_153153_000000382013_00498_05061_5303.N1	17-FEB-2003 15:31:53	Dark	37.500	71	lot Car	2.2460	7700.0	75	5061	No
257	GOM_NL__2PRFIN20030217_153329_000000402013_00498_05061_5304.N1	17-FEB-2003 15:33:29	Dark	40.000	46	Del Vel	1.9540	10600.	80	5061	No
258	GOM_NL__2PRFIN20030217_153551_000000412013_00498_05061_5305.N1	17-FEB-2003 15:35:51	Straylight	40.500	34	Gam2Vel	1.7930	23000.	81	5061	No
259	GOM_NL__2PRFIN20030217_153756_000000402013_00498_05061_5306.N1	17-FEB-2003 15:37:56	Straylight	40.000	70	Zet Pup	2.2460	39000.	80	5061	No
260	GOM_NL__2PRFIN20030217_154214_000000422013_00498_05061_5307.N1	17-FEB-2003 15:42:14	Straylight	42.000	132	15Rho Pup	2.8030	6900.0	84	5061	No
261	GOM_NL__2PRFIN20030217_154606_000000502013_00498_05061_5308.N1	17-FEB-2003 15:46:06	Straylight	50.000	48	30Alp Hya	1.9770	4100.0	100	5061	No
262	GOM_NL__2PRFIN20030217_155041_000000422013_00498_05061_5309.N1	17-FEB-2003 15:50:41	Bright	41.500	8	10Alp CMi	0.40000	6500.0	83	5061	No
263	GOM_NL__2PRFIN20030217_155319_000000522013_00498_05061_5310.N1	17-FEB-2003 15:53:19	Bright	51.500	22	32Alp Leo	1.3600	15200.	103	5061	No
264	GOM_NL__2PRFIN20030217_155656_000000382013_00498_05061_5311.N1	17-FEB-2003 15:56:56	Bright	38.000	17	78Bet Gem	1.1610	4500.0	76	5061	No
265	GOM_NL__2PRFIN20030217_155805_000000372013_00498_05061_5312.N1	17-FEB-2003 15:58:05	Bright	37.000	24	66Alp Gem	1.5800	10200.	74	5061	No
266	GOM_NL__2PRFIN20030217_155956_000000712013_00498_05061_5313.N1	17-FEB-2003 15:59:56	Bright	71.000	96	68Del Leo	2.5600	9300.0	142	5061	No
267	GOM_NL__2PRFIN20030217_160619_000000532013_00498_05061_5314.N1	17-FEB-2003 16:06:19	Bright	53.000	174	52Psi UMa	3.0040	4400.0	106	5061	No
268	GOM_NL__2PRFIN20030217_160822_000000462013_00498_05061_5315.N1	17-FEB-2003 16:08:22	Bright	45.500	82	48Bet UMa	2.3650	10600.	91	5061	No
269	GOM_NL__2PRFIN20030217_161024_000000532013_00498_05061_5316.N1	17-FEB-2003 16:10:24	Bright	53.000	87	64Gam UMa	2.4330	11000.	106	5061	No
270	GOM_NL__2PRFIN20030217_161416_000000372013_00498_05061_5317.N1	17-FEB-2003 16:14:16	Bright	36.500	49	1Alp UMi	1.9900	6300.0	73	5061	No
271	GOM_NL__2PRFIN20030217_161612_000000432013_00498_05061_5318.N1	17-FEB-2003 16:16:12	Bright	42.500	60	7Bet UMi	2.0810	3950.0	85	5061	No
272	GOM_NL__2PRFIN20030217_161823_000000652013_00498_05061_5319.N1	17-FEB-2003 16:18:23	Bright	64.500	39	85Eta UMa	1.8540	24000.	129	5061	No
273	GOM_NL__2PRFIN20030217_162104_000000442013_00498_05061_5320.N1	17-FEB-2003 16:21:04	Bright	43.500	119	14Eta Dra	2.7270	4700.0	87	5061	No
274	GOM_NL__2PRFIN20030217_162455_000000392013_00498_05061_5321.N1	17-FEB-2003 16:24:55	Bright	39.000	130	23Bet Dra	2.7990	5800.0	78	5061	No
275	GOM_NL__2PRFIN20030217_162701_000000342013_00498_05061_5322.N1	17-FEB-2003 16:27:01	Bright	34.000	144	18Del Cyg	2.8600	11000.	68	5061	No
276	GOM_NL__2PRFIN20030217_162916_000000372013_00498_05061_5323.N1	17-FEB-2003 16:29:16	Bright	37.000	5	3Alp Lyr	0.033000	11000.	74	5061	No
277	GOM_NL__2PRFIN20030217_163227_000000602013_00498_05061_5324.N1	17-FEB-2003 16:32:27	Bright	60.000	133	40Zet Her	2.8070	6000.0	120	5061	No
278	GOM_NL__2PRFIN20030217_163703_000001432013_00498_05061_5325.N1	17-FEB-2003 16:37:03	Twilight	142.50	67	5Alp CrB	2.2210	11000.	285	5061	No

279	GOM_NL__2PRFIN20030217_164050_000000532013_00498_05061_5326.N1	17-FEB-2003 16:40:50	Twilight	52.500	126	60Bet Oph	2.7700	4250.0	105	5061	No
280	GOM_NL__2PRFIN20030217_164550_000000392013_00498_05061_5327.N1	17-FEB-2003 16:45:50	Twilight	38.500	155	41Pi Sgr	2.9000	6600.0	77	5061	No
281	GOM_NL__2PRFIN20030217_164730_000000422013_00498_05061_5328.N1	17-FEB-2003 16:47:30	Twilight	42.000	57	34Sig Sgr	2.0660	26000.	84	5061	No
282	GOM_NL__2PRFIN20030217_165010_000001712013_00498_05061_5329.N1	17-FEB-2003 16:50:10	Dark	170.50	102	24Alp Ser	2.6000	4250.0	341	5061	No
283	GOM_NL__2PRFIN20030217_165511_000000612013_00498_05061_5330.N1	17-FEB-2003 16:55:11	Dark	60.500	80	7Del Sco	2.3160	30000.	121	5061	No
284	GOM_NL__2PRFIN20030217_170556_000000462013_00499_05062_5300.N1	17-FEB-2003 17:05:56	Dark	45.500	77	Eps Cen	2.3030	28000.	91	5062	No
285	GOM_NL__2PRFIN20030217_170732_000000422013_00499_05062_5301.N1	17-FEB-2003 17:07:32	Dark	41.500	12	Alp1Cru	0.77500	30000.	83	5062	No
286	GOM_NL__2PRFIN20030217_170950_000000392013_00499_05062_5302.N1	17-FEB-2003 17:09:50	Dark	39.000	29	Bet Car	1.6720	10200.	78	5062	No
287	GOM_NL__2PRFIN20030217_171229_000000372013_00499_05062_5303.N1	17-FEB-2003 17:12:29	Dark	37.000	71	lot Car	2.2460	7700.0	74	5062	No
288	GOM_NL__2PRFIN20030217_171405_000000432013_00499_05062_5304.N1	17-FEB-2003 17:14:05	Dark	43.000	46	Del Vel	1.9540	10600.	86	5062	No
289	GOM_NL__2PRFIN20030217_171627_000000422013_00499_05062_5305.N1	17-FEB-2003 17:16:27	Straylight	42.000	34	Gam2Vel	1.7930	23000.	84	5062	No
290	GOM_NL__2PRFIN20030217_171832_000000412013_00499_05062_5306.N1	17-FEB-2003 17:18:32	Straylight	40.500	70	Zet Pup	2.2460	39000.	81	5062	No
291	GOM_NL__2PRFIN20030217_172250_000000412013_00499_05062_5307.N1	17-FEB-2003 17:22:50	Straylight	41.000	132	15Rho Pup	2.8030	6900.0	82	5062	No
292	GOM_NL__2PRFIN20030217_172642_000000512013_00499_05062_5308.N1	17-FEB-2003 17:26:42	Straylight	50.500	48	30Alp Hya	1.9770	4100.0	101	5062	No
293	GOM_NL__2PRFIN20030217_173118_000000442013_00499_05062_5309.N1	17-FEB-2003 17:31:18	Bright	44.000	8	10Alp CMi	0.40000	6500.0	88	5062	No
294	GOM_NL__2PRFIN20030217_173354_000000512013_00499_05062_5310.N1	17-FEB-2003 17:33:54	Bright	51.000	22	32Alp Leo	1.3600	15200.	102	5062	No
295	GOM_NL__2PRFIN20030217_173732_000000402013_00499_05062_5311.N1	17-FEB-2003 17:37:32	Bright	40.000	17	78Bet Gem	1.1610	4500.0	80	5062	No
296	GOM_NL__2PRFIN20030217_173840_000000402013_00499_05062_5312.N1	17-FEB-2003 17:38:40	Bright	40.000	24	66Alp Gem	1.5800	10200.	80	5062	No
297	GOM_NL__2PRFIN20030217_174030_000000722013_00499_05062_5313.N1	17-FEB-2003 17:40:30	Bright	71.500	96	68Del Leo	2.5600	9300.0	143	5062	No
298	GOM_NL__2PRFIN20030217_174653_000000542013_00499_05062_5314.N1	17-FEB-2003 17:46:53	Bright	53.500	174	52Psi UMa	3.0040	4400.0	107	5062	No
299	GOM_NL__2PRFIN20030217_174858_000000452013_00499_05062_5315.N1	17-FEB-2003 17:48:58	Bright	45.000	82	48Bet UMa	2.3650	10600.	90	5062	No
300	GOM_NL__2PRFIN20030217_175059_000000502013_00499_05062_5316.N1	17-FEB-2003 17:50:59	Bright	50.000	87	64Gam UMa	2.4330	11000.	100	5062	No
301	GOM_NL__2PRFIN20030217_175451_000000382013_00499_05062_5317.N1	17-FEB-2003 17:54:51	Bright	37.500	49	1Alp UMi	1.9900	6300.0	75	5062	No
302	GOM_NL__2PRFIN20030217_175648_000000412013_00499_05062_5318.N1	17-FEB-2003 17:56:48	Bright	41.000	60	7Bet UMi	2.0810	3950.0	82	5062	No
303	GOM_NL__2PRFIN20030217_175857_000000702013_00499_05062_5319.N1	17-FEB-2003 17:58:57	Bright	70.000	39	85Eta UMa	1.8540	24000.	140	5062	No
304	GOM_NL__2PRFIN20030217_180139_000000452013_00499_05062_5320.N1	17-FEB-2003 18:01:39	Bright	44.500	119	14Eta Dra	2.7270	4700.0	89	5062	No
305	GOM_NL__2PRFIN20030217_180531_000000422013_00499_05062_5321.N1	17-FEB-2003 18:05:31	Bright	42.000	130	23Bet Dra	2.7990	5800.0	84	5062	No
306	GOM_NL__2PRFIN20030217_180737_000000352013_00499_05062_5322.N1	17-FEB-2003 18:07:37	Bright	34.500	144	18Del Cyg	2.8600	11000.	69	5062	No
307	GOM_NL__2PRFIN20030217_180951_000000422013_00499_05062_5323.N1	17-FEB-2003 18:09:51	Bright	42.000	5	3Alp Lyr	0.033000	11000.	84	5062	No
308	GOM_NL__2PRFIN20030217_181302_000000592013_00499_05062_5324.N1	17-FEB-2003 18:13:02	Bright	59.000	133	40Zet Her	2.8070	6000.0	118	5062	No
309	GOM_NL__2PRFIN20030217_181740_000001362013_00499_05062_5325.N1	17-FEB-2003 18:17:40	Twilight	135.50	67	5Alp CrB	2.2210	11000.	271	5062	No
310	GOM_NL__2PRFIN20030217_182127_000000512013_00499_05062_5326.N1	17-FEB-2003 18:21:27	Twilight	51.000	126	60Bet Oph	2.7700	4250.0	102	5062	No
311	GOM_NL__2PRFIN20030217_182626_000000412013_00499_05062_5327.N1	17-FEB-2003 18:26:26	Twilight	40.500	155	41Pi Sgr	2.9000	6600.0	81	5062	No
312	GOM_NL__2PRFIN20030217_182807_000000422013_00499_05062_5328.N1	17-FEB-2003 18:28:07	Twilight	42.000	57	34Sig Sgr	2.0660	26000.	84	5062	No
313	GOM_NL__2PRFIN20030217_183050_000001782013_00499_05062_5329.N1	17-FEB-2003 18:30:50	Dark	178.00	102	24Alp Ser	2.6000	4250.0	356	5062	No
314	GOM_NL__2PRFIN20030217_183548_000000642013_00499_05062_5330.N1	17-FEB-2003 18:35:48	Dark	64.000	80	7Del Sco	2.3160	30000.	128	5062	No
315	GOM_NL__2PRFIN20030217_184634_000000452013_00500_05063_5300.N1	17-FEB-2003 18:46:34	Dark	44.500	77	Eps Cen	2.3030	28000.	89	5063	No
316	GOM_NL__2PRFIN20030217_184809_000000492013_00500_05063_5301.N1	17-FEB-2003 18:48:09	Dark	48.500	12	Alp1Cru	0.77500	30000.	97	5063	No
317	GOM_NL__2PRFIN20030217_185026_000000402013_00500_05063_5302.N1	17-FEB-2003 18:50:26	Dark	40.000	29	Bet Car	1.6720	10200.	80	5063	No
318	GOM_NL__2PRFIN20030217_185305_000000392013_00500_05063_5303.N1	17-FEB-2003 18:53:05	Dark	38.500	71	lot Car	2.2460	7700.0	77	5063	No
319	GOM_NL__2PRFIN20030217_185441_000000422013_00500_05063_5304.N1	17-FEB-2003 18:54:41	Dark	41.500	46	Del Vel	1.9540	10600.	83	5063	No
320	GOM_NL__2PRFIN20030217_185703_000000432013_00500_05063_5305.N1	17-FEB-2003 18:57:03	Straylight	42.500	34	Gam2Vel	1.7930	23000.	85	5063	No
321	GOM_NL__2PRFIN20030217_185908_000000402013_00500_05063_5306.N1	17-FEB-2003 18:59:08	Straylight	40.000	70	Zet Pup	2.2460	39000.	80	5063	No
322	GOM_NL__2PRFIN20030217_190326_000000412013_00500_05063_5307.N1	17-FEB-2003 19:03:26	Straylight	40.500	132	15Rho Pup	2.8030	6900.0	81	5063	No
323	GOM_NL__2PRFIN20030217_190718_000000502013_00500_05063_5308.N1	17-FEB-2003 19:07:18	Straylight	50.000	48	30Alp Hya	1.9770	4100.0	100	5063	No
324	GOM_NL__2PRFIN20030217_191154_000000442013_00500_05063_5309.N1	17-FEB-2003 19:11:54	Bright	44.000	8	10Alp CMi	0.40000	6500.0	88	5063	No
325	GOM_NL__2PRFIN20030217_191430_000000512013_00500_05063_5310.N1	17-FEB-2003 19:14:30	Bright	50.500	22	32Alp Leo	1.3600	15200.	101	5063	No
326	GOM_NL__2PRFIN20030217_191807_000000402013_00500_05063_5311.N1	17-FEB-2003 19:18:07	Bright	39.500	17	78Bet Gem	1.1610	4500.0	79	5063	No
327	GOM_NL__2PRFIN20030217_191916_000000392013_00500_05063_5312.N1	17-FEB-2003 19:19:16	Bright	38.500	24	66Alp Gem	1.5800	10200.	77	5063	No
328	GOM_NL__2PRFIN20030217_192106_000000712013_00500_05063_5313.N1	17-FEB-2003 19:21:06	Bright	71.000	96	68Del Leo	2.5600	9300.0	142	5063	No
329	GOM_NL__2PRFIN20030217_192729_000000532013_00500_05063_5314.N1	17-FEB-2003 19:27:29	Bright	53.000	174	52Psi UMa	3.0040	4400.0	106	5063	No
330	GOM_NL__2PRFIN20030217_192933_000000462013_00500_05063_5315.N1	17-FEB-2003 19:29:33	Bright	46.000	82	48Bet UMa	2.3650	10600.	92	5063	No
331	GOM_NL__2PRFIN20030217_193134_000000512013_00500_05063_5316.N1	17-FEB-2003 19:31:34	Bright	50.500	87	64Gam UMa	2.4330	11000.	101	5063	No
332	GOM_NL__2PRFIN20030217_193527_000000372013_00500_05063_5317.N1	17-FEB-2003 19:35:27	Bright	36.500	49	1Alp UMi	1.9900	6300.0	73	5063	No
333	GOM_NL__2PRFIN20030217_193723_000000412013_00500_05063_5318.N1	17-FEB-2003 19:37:23	Bright	41.000	60	7Bet UMi	2.0810	3950.0	82	5063	No
334	GOM_NL__2PRFIN20030217_193933_000000682013_00500_05063_5319.N1	17-FEB-2003 19:39:33	Bright	67.500	39	85Eta UMa	1.8540	24000.	135	5063	No
335	GOM_NL__2PRFIN20030217_194214_000000442013_00500_05063_5320.N1	17-FEB-2003 19:42:14	Bright	43.500	119	14Eta Dra	2.7270	4700.0	87	5063	No
336	GOM_NL__2PRFIN20030217_194606_000000442013_00500_05063_5321.N1	17-FEB-2003 19:46:06	Bright	43.500	130	23Bet Dra	2.7990	5800.0	87	5063	No
337	GOM_NL__2PRFIN20030217_194813_000000342013_00500_05063_5322.N1	17-FEB-2003 19:48:13	Bright	34.000	144	18Del Cyg	2.8600	11000.	68	5063	No

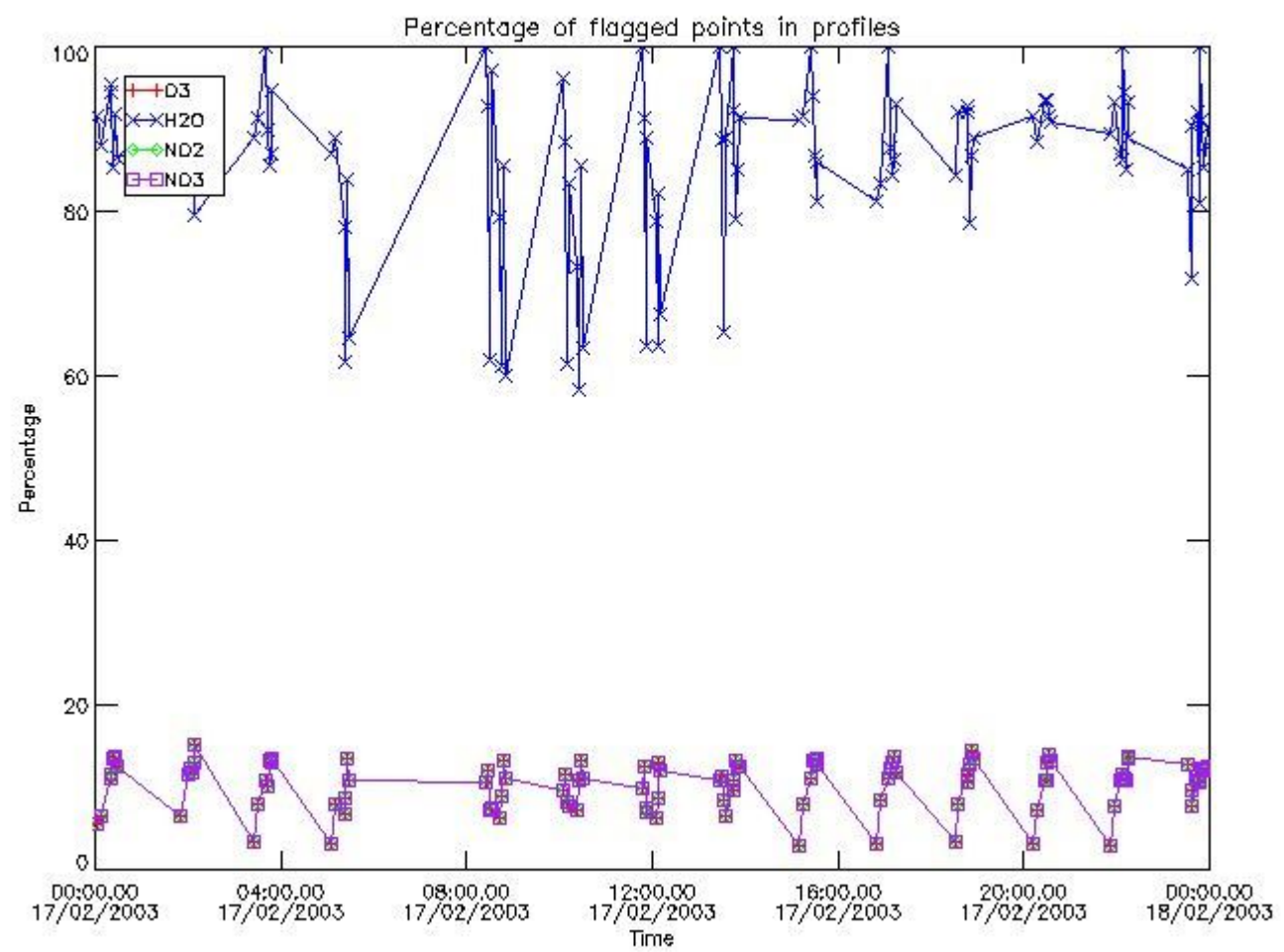
338	GOM_NL__2PRFIN20030217_195027_000000392013_00500_05063_5323.N1	17-FEB-2003 19:50:27	Bright	39.000	5	3Alp Lyr	0.033000	11000.	78	5063	No
339	GOM_NL__2PRFIN20030217_195338_000000602013_00500_05063_5324.N1	17-FEB-2003 19:53:38	Bright	59.500	133	40Zet Her	2.8070	6000.0	119	5063	No
340	GOM_NL__2PRFIN20030217_195817_000001342013_00500_05063_5325.N1	17-FEB-2003 19:58:17	Twilight	133.50	67	5Alp CrB	2.2210	11000.	267	5063	No
341	GOM_NL__2PRFIN20030217_200203_000000532013_00500_05063_5326.N1	17-FEB-2003 20:02:03	Twilight	52.500	126	60Bet Oph	2.7700	4250.0	105	5063	No
342	GOM_NL__2PRFIN20030217_200702_000000432013_00500_05063_5327.N1	17-FEB-2003 20:07:02	Twilight	42.500	155	41Pi Sgr	2.9000	6600.0	85	5063	No
343	GOM_NL__2PRFIN20030217_200843_000000422013_00500_05063_5328.N1	17-FEB-2003 20:08:43	Twilight	42.000	57	34Sig Sgr	2.0660	26000.	84	5063	No
344	GOM_NL__2PRFIN20030217_201130_000001762013_00500_05063_5329.N1	17-FEB-2003 20:11:30	Dark	176.00	102	24Alp Ser	2.6000	4250.0	352	5063	No
345	GOM_NL__2PRFIN20030217_201625_000000702013_00500_05063_5330.N1	17-FEB-2003 20:16:25	Dark	69.500	80	7Del Sco	2.3160	30000.	139	5063	No
346	GOM_NL__2PRFIN20030217_202710_000000472013_00501_05064_5300.N1	17-FEB-2003 20:27:10	Dark	46.500	77	Eps Cen	2.3030	28000.	93	5064	No
347	GOM_NL__2PRFIN20030217_202845_000000472013_00501_05064_5301.N1	17-FEB-2003 20:28:45	Dark	47.000	12	Alp1Cru	0.77500	30000.	94	5064	No
348	GOM_NL__2PRFIN20030217_203102_000000392013_00501_05064_5302.N1	17-FEB-2003 20:31:02	Dark	39.000	29	Bet Car	1.6720	10200.	78	5064	No
349	GOM_NL__2PRFIN20030217_203341_000000372013_00501_05064_5303.N1	17-FEB-2003 20:33:41	Dark	36.500	71	lot Car	2.2460	7700.0	73	5064	No
350	GOM_NL__2PRFIN20030217_203517_000000392013_00501_05064_5304.N1	17-FEB-2003 20:35:17	Dark	38.500	46	Del Vel	1.9540	10600.	77	5064	No
351	GOM_NL__2PRFIN20030217_203739_000000432013_00501_05064_5305.N1	17-FEB-2003 20:37:39	Straylight	42.500	34	Gam2Vel	1.7930	23000.	85	5064	No
352	GOM_NL__2PRFIN20030217_203944_000000392013_00501_05064_5306.N1	17-FEB-2003 20:39:44	Straylight	39.000	70	Zet Pup	2.2460	39000.	78	5064	No
353	GOM_NL__2PRFIN20030217_204402_000000402013_00501_05064_5307.N1	17-FEB-2003 20:44:02	Straylight	39.500	132	15Rho Pup	2.8030	6900.0	79	5064	No
354	GOM_NL__2PRFIN20030217_204753_000000502013_00501_05064_5308.N1	17-FEB-2003 20:47:53	Straylight	50.000	48	30Alp Hya	1.9770	4100.0	100	5064	No
355	GOM_NL__2PRFIN20030217_205230_000000442013_00501_05064_5309.N1	17-FEB-2003 20:52:30	Bright	44.000	8	10Alp CMi	0.40000	6500.0	88	5064	No
356	GOM_NL__2PRFIN20030217_205504_000000532013_00501_05064_5310.N1	17-FEB-2003 20:55:04	Bright	52.500	22	32Alp Leo	1.3600	15200.	105	5064	No
357	GOM_NL__2PRFIN20030217_205843_000000402013_00501_05064_5311.N1	17-FEB-2003 20:58:43	Bright	39.500	17	78Bet Gem	1.1610	4500.0	79	5064	No
358	GOM_NL__2PRFIN20030217_205951_000000392013_00501_05064_5312.N1	17-FEB-2003 20:59:51	Bright	39.000	24	66Alp Gem	1.5800	10200.	78	5064	No
359	GOM_NL__2PRFIN20030217_210140_000000692013_00501_05064_5313.N1	17-FEB-2003 21:01:40	Bright	68.500	96	68Del Leo	2.5600	9300.0	137	5064	No
360	GOM_NL__2PRFIN20030217_210804_000000532013_00501_05064_5314.N1	17-FEB-2003 21:08:04	Bright	53.000	174	52Psi UMa	3.0040	4400.0	106	5064	No
361	GOM_NL__2PRFIN20030217_211007_000000462013_00501_05064_5315.N1	17-FEB-2003 21:10:07	Bright	45.500	82	48Bet UMa	2.3650	10600.	91	5064	No
362	GOM_NL__2PRFIN20030217_211209_000000522013_00501_05064_5316.N1	17-FEB-2003 21:12:09	Bright	52.000	87	64Gam UMa	2.4330	11000.	104	5064	No
363	GOM_NL__2PRFIN20030217_211603_000000382013_00501_05064_5317.N1	17-FEB-2003 21:16:03	Bright	37.500	49	1Alp UMi	1.9900	6300.0	75	5064	No
364	GOM_NL__2PRFIN20030217_211758_000000432013_00501_05064_5318.N1	17-FEB-2003 21:17:58	Bright	42.500	60	7Bet UMi	2.0810	3950.0	85	5064	No
365	GOM_NL__2PRFIN20030217_212008_000000702013_00501_05064_5319.N1	17-FEB-2003 21:20:08	Bright	69.500	39	85Eta UMa	1.8540	24000.	139	5064	No
366	GOM_NL__2PRFIN20030217_212249_000000462013_00501_05064_5320.N1	17-FEB-2003 21:22:49	Bright	45.500	119	14Eta Dra	2.7270	4700.0	91	5064	No
367	GOM_NL__2PRFIN20030217_212641_000000452013_00501_05064_5321.N1	17-FEB-2003 21:26:41	Bright	44.500	130	23Bet Dra	2.7990	5800.0	89	5064	No
368	GOM_NL__2PRFIN20030217_212849_000000342013_00501_05064_5322.N1	17-FEB-2003 21:28:49	Bright	34.000	144	18Del Cyg	2.8600	11000.	68	5064	No
369	GOM_NL__2PRFIN20030217_213103_000000402013_00501_05064_5323.N1	17-FEB-2003 21:31:03	Bright	39.500	5	3Alp Lyr	0.033000	11000.	79	5064	No
370	GOM_NL__2PRFIN20030217_213414_000000592013_00501_05064_5324.N1	17-FEB-2003 21:34:14	Bright	59.000	133	40Zet Her	2.8070	6000.0	118	5064	No
371	GOM_NL__2PRFIN20030217_213854_000001292013_00501_05064_5325.N1	17-FEB-2003 21:38:54	Twilight	129.00	67	5Alp CrB	2.2210	11000.	258	5064	No
372	GOM_NL__2PRFIN20030217_214239_000000522013_00501_05064_5326.N1	17-FEB-2003 21:42:39	Twilight	51.500	126	60Bet Oph	2.7700	4250.0	103	5064	No
373	GOM_NL__2PRFIN20030217_214918_000000422013_00501_05064_5327.N1	17-FEB-2003 21:49:18	Twilight	41.500	57	34Sig Sgr	2.0660	26000.	83	5064	No
374	GOM_NL__2PRFIN20030217_215210_000001762013_00501_05064_5328.N1	17-FEB-2003 21:52:10	Dark	175.50	102	24Alp Ser	2.6000	4250.0	351	5064	No
375	GOM_NL__2PRFIN20030217_215703_000000672013_00501_05064_5329.N1	17-FEB-2003 21:57:03	Dark	66.500	80	7Del Sco	2.3160	30000.	133	5064	No
376	GOM_NL__2PRFIN20030217_220502_000000472014_00001_05065_5300.N1	17-FEB-2003 22:05:02	Dark	46.500	4	Alp1Cen	-0.010000	5800.0	93	5065	No
377	GOM_NL__2PRFIN20030217_220620_000000442014_00001_05065_5301.N1	17-FEB-2003 22:06:20	Dark	44.000	10	Bet Cen	0.61000	28000.	88	5065	No
378	GOM_NL__2PRFIN20030217_220747_000000472014_00001_05065_5302.N1	17-FEB-2003 22:07:47	Dark	46.500	77	Eps Cen	2.3030	28000.	93	5065	No
379	GOM_NL__2PRFIN20030217_220921_000000462014_00001_05065_5303.N1	17-FEB-2003 22:09:21	Dark	46.000	12	Alp1Cru	0.77500	30000.	92	5065	No
380	GOM_NL__2PRFIN20030217_221138_000000472014_00001_05065_5304.N1	17-FEB-2003 22:11:38	Dark	47.000	29	Bet Car	1.6720	10200.	94	5065	No
381	GOM_NL__2PRFIN20030217_221417_000000382014_00001_05065_5305.N1	17-FEB-2003 22:14:17	Dark	37.500	71	lot Car	2.2460	7700.0	75	5065	No
382	GOM_NL__2PRFIN20030217_221553_000000412014_00001_05065_5306.N1	17-FEB-2003 22:15:53	Dark	41.000	46	Del Vel	1.9540	10600.	82	5065	No
383	GOM_NL__2PRFIN20030217_221815_000000392014_00001_05065_5307.N1	17-FEB-2003 22:18:15	Straylight	38.500	34	Gam2Vel	1.7930	23000.	77	5065	No
384	GOM_NL__2PRFIN20030217_222127_000000782014_00001_05065_5308.N1	17-FEB-2003 22:21:27	Straylight	77.500	171	2Eps Crv	3.0010	4250.0	155	5065	No
385	GOM_NL__2PRFIN20030217_222416_000001022014_00001_05065_5309.N1	17-FEB-2003 22:24:16	Straylight	102.00	100	4Gam Crv	2.5800	13100.	204	5065	No
386	GOM_NL__2PRFIN20030217_222829_000000432014_00001_05065_5310.N1	17-FEB-2003 22:28:29	Straylight	42.500	48	30Alp Hya	1.9770	4100.0	85	5065	No
387	GOM_NL__2PRFIN20030217_223306_000000422014_00001_05065_5311.N1	17-FEB-2003 22:33:06	Bright	41.500	8	10Alp CMi	0.40000	6500.0	83	5065	No
388	GOM_NL__2PRFIN20030217_223540_000000522014_00001_05065_5312.N1	17-FEB-2003 22:35:40	Bright	51.500	22	32Alp Leo	1.3600	15200.	103	5065	No
389	GOM_NL__2PRFIN20030217_223919_000000402014_00001_05065_5313.N1	17-FEB-2003 22:39:19	Bright	39.500	17	78Bet Gem	1.1610	4500.0	79	5065	No
390	GOM_NL__2PRFIN20030217_224028_000000392014_00001_05065_5314.N1	17-FEB-2003 22:40:28	Bright	38.500	24	66Alp Gem	1.5800	10200.	77	5065	No
391	GOM_NL__2PRFIN20030217_224214_000000722014_00001_05065_5315.N1	17-FEB-2003 22:42:14	Bright	72.000	96	68Del Leo	2.5600	9300.0	144	5065	No
392	GOM_NL__2PRFIN20030217_224838_000000542014_00001_05065_5316.N1	17-FEB-2003 22:48:38	Bright	54.000	174	52Psi UMa	3.0040	4400.0	108	5065	No
393	GOM_NL__2PRFIN20030217_225043_000000452014_00001_05065_5317.N1	17-FEB-2003 22:50:43	Bright	45.000	82	48Bet UMa	2.3650	10600.	90	5065	No
394	GOM_NL__2PRFIN20030217_225244_000000522014_00001_05065_5318.N1	17-FEB-2003 22:52:44	Bright	52.000	87	64Gam UMa	2.4330	11000.	104	5065	No
395	GOM_NL__2PRFIN20030217_225639_000000372014_00001_05065_5319.N1	17-FEB-2003 22:56:39	Bright	37.000	49	1Alp UMi	1.9900	6300.0	74	5065	No
396	GOM_NL__2PRFIN20030217_225834_000000432014_00001_05065_5320.N1	17-FEB-2003 22:58:34	Bright	42.500	60	7Bet UMi	2.0810	3950.0	85	5065	No

397	GOM_NL__2PRFIN20030217_230043_000000692014_00001_05065_5321.N1	17-FEB-2003 23:00:43	Bright	69.000	39	85Eta UMa	1.8540	24000.	138	5065	No
398	GOM_NL__2PRFIN20030217_230325_000000462014_00001_05065_5322.N1	17-FEB-2003 23:03:25	Bright	46.000	119	14Eta Dra	2.7270	4700.0	92	5065	No
399	GOM_NL__2PRFIN20030217_230717_000000432014_00001_05065_5323.N1	17-FEB-2003 23:07:17	Bright	43.000	130	23Bet Dra	2.7990	5800.0	86	5065	No
400	GOM_NL__2PRFIN20030217_230925_000000352014_00001_05065_5324.N1	17-FEB-2003 23:09:25	Bright	35.000	144	18Del Cyg	2.8600	11000.	70	5065	No
401	GOM_NL__2PRFIN20030217_231139_000000402014_00001_05065_5325.N1	17-FEB-2003 23:11:39	Bright	40.000	5	3Alp Lyr	0.033000	11000.	80	5065	No
402	GOM_NL__2PRFIN20030217_231448_000000612014_00001_05065_5326.N1	17-FEB-2003 23:14:48	Bright	60.500	133	40Zet Her	2.8070	6000.0	121	5065	No
403	GOM_NL__2PRFIN20030217_231946_000000812014_00001_05065_5327.N1	17-FEB-2003 23:19:46	Twilight	80.500	127	27Bet Her	2.7810	4700.0	161	5065	No
404	GOM_NL__2PRFIN20030217_232316_000000502014_00001_05065_5328.N1	17-FEB-2003 23:23:16	Twilight	49.500	126	60Bet Oph	2.7700	4250.0	99	5065	No
405	GOM_NL__2PRFIN20030217_232955_000000432014_00001_05065_5329.N1	17-FEB-2003 23:29:55	Twilight	42.500	57	34Sig Sgr	2.0660	26000.	85	5065	No
406	GOM_NL__2PRFIN20030217_233244_000000442014_00001_05065_5330.N1	17-FEB-2003 23:32:44	Dark	44.000	38	20Eps Sgr	1.8360	11000.	88	5065	No
407	GOM_NL__2PRFIN20030217_233600_000000732014_00001_05065_5331.N1	17-FEB-2003 23:36:00	Dark	73.000	16	21Alp Sco	1.0200	3000.0	146	5065	No
408	GOM_NL__2PRFIN20030217_233740_000000742014_00001_05065_5332.N1	17-FEB-2003 23:37:40	Dark	73.500	80	7Del Sco	2.3160	30000.	147	5065	No
409	GOM_NL__2PRFIN20030217_234538_000000452014_00002_05066_5300.N1	17-FEB-2003 23:45:38	Dark	45.000	4	Alp1Cen	-0.010000	5800.0	90	5066	No
410	GOM_NL__2PRFIN20030217_234655_000000482014_00002_05066_5301.N1	17-FEB-2003 23:46:55	Dark	48.000	10	Bet Cen	0.61000	28000.	96	5066	No
411	GOM_NL__2PRFIN20030217_234822_000000472014_00002_05066_5302.N1	17-FEB-2003 23:48:22	Dark	46.500	77	Eps Cen	2.3030	28000.	93	5066	No
412	GOM_NL__2PRFIN20030217_234957_000000462014_00002_05066_5303.N1	17-FEB-2003 23:49:57	Dark	45.500	12	Alp1Cru	0.77500	30000.	91	5066	No
413	GOM_NL__2PRFIN20030217_235214_000000422014_00002_05066_5304.N1	17-FEB-2003 23:52:14	Dark	41.500	29	Bet Car	1.6720	10200.	83	5066	No
414	GOM_NL__2PRFIN20030217_235453_000000422014_00002_05066_5305.N1	17-FEB-2003 23:54:53	Dark	42.000	71	lot Car	2.2460	7700.0	84	5066	No
415	GOM_NL__2PRFIN20030217_235630_000000412014_00002_05066_5306.N1	17-FEB-2003 23:56:30	Dark	40.500	46	Del Vel	1.9540	10600.	81	5066	No
416	GOM_NL__2PRFIN20030217_235851_000000392014_00002_05066_5307.N1	17-FEB-2003 23:58:51	Straylight	39.000	34	Gam2Vel	1.7930	23000.	78	5066	No

3. Quality information per product

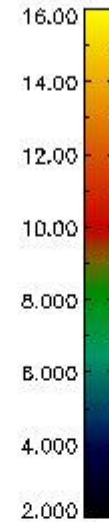
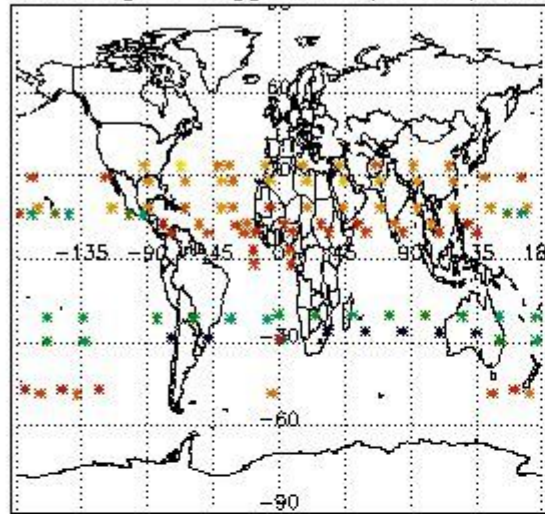
In this section it is plotted some information contained in the Quality Summary data set of the level 2 products. Only products in dark limb conditions and without errors (error flag in the MPH set to "0") are used.

3.1 Plot quality information per product (time dependant)

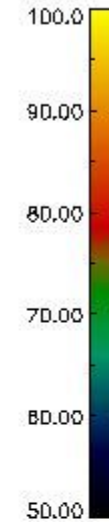
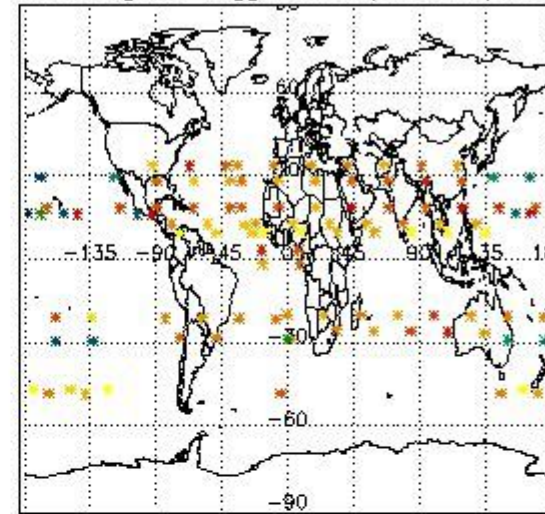


3.2 Plot quality information per product (world map)

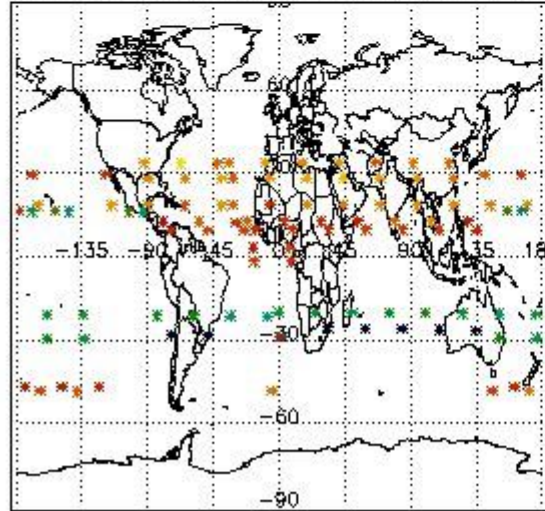
Percentage of flagged data per O3 profile



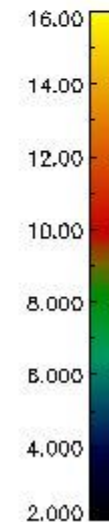
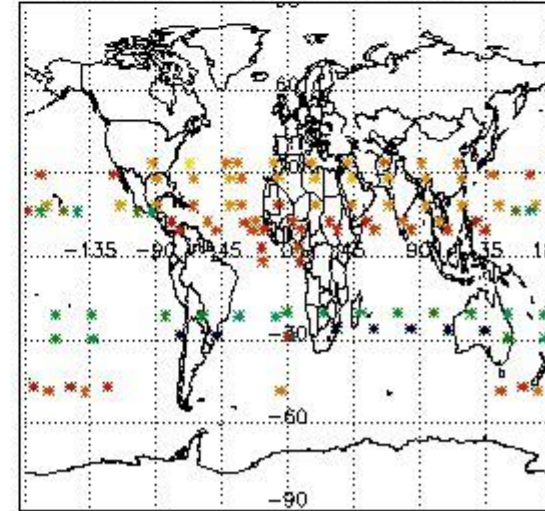
Percentage of flagged data per H2O profile



Percentage of flagged data per NO2 profile



Percentage of flagged data per NO3 profile

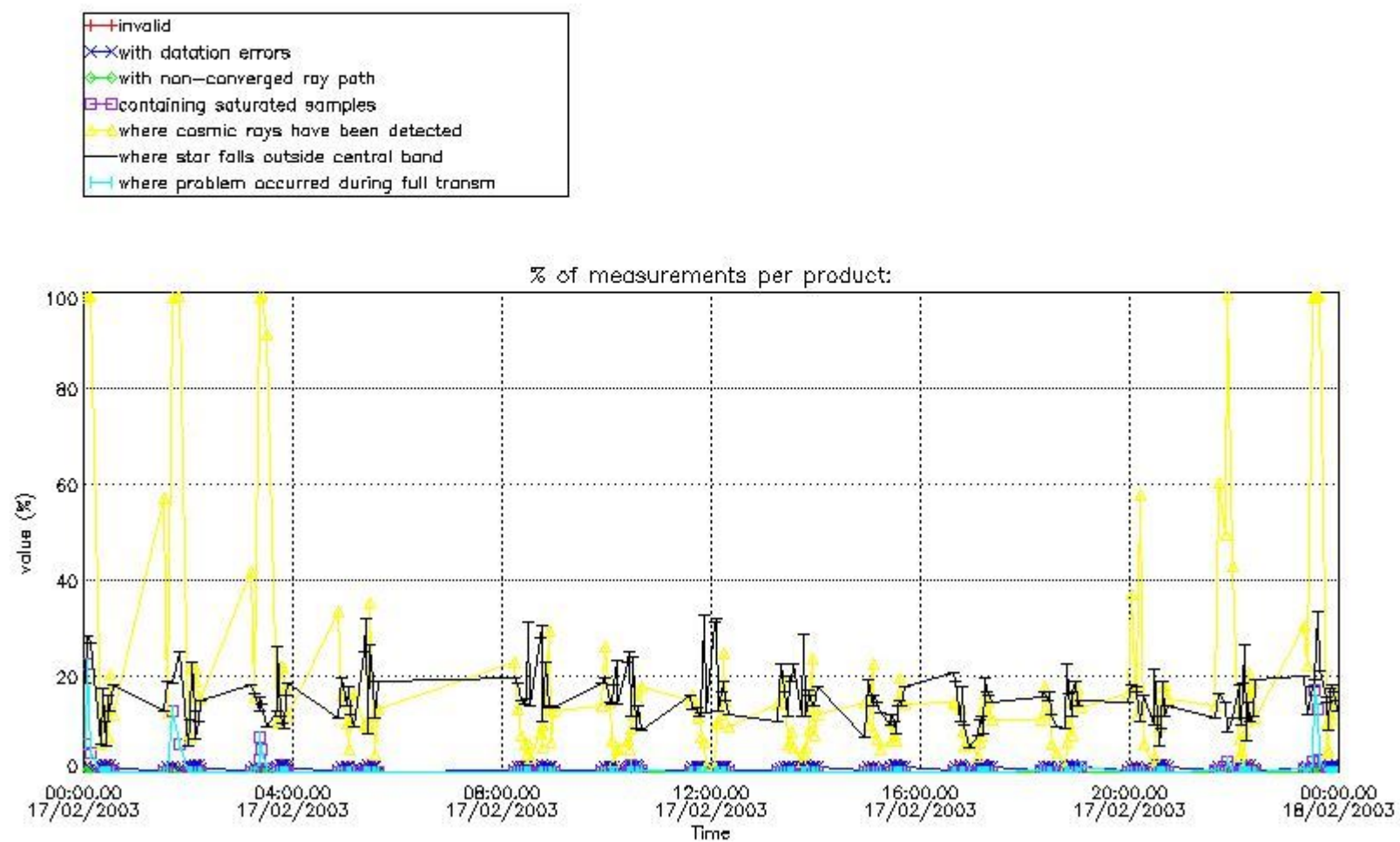


4. Level 1 quality information per product

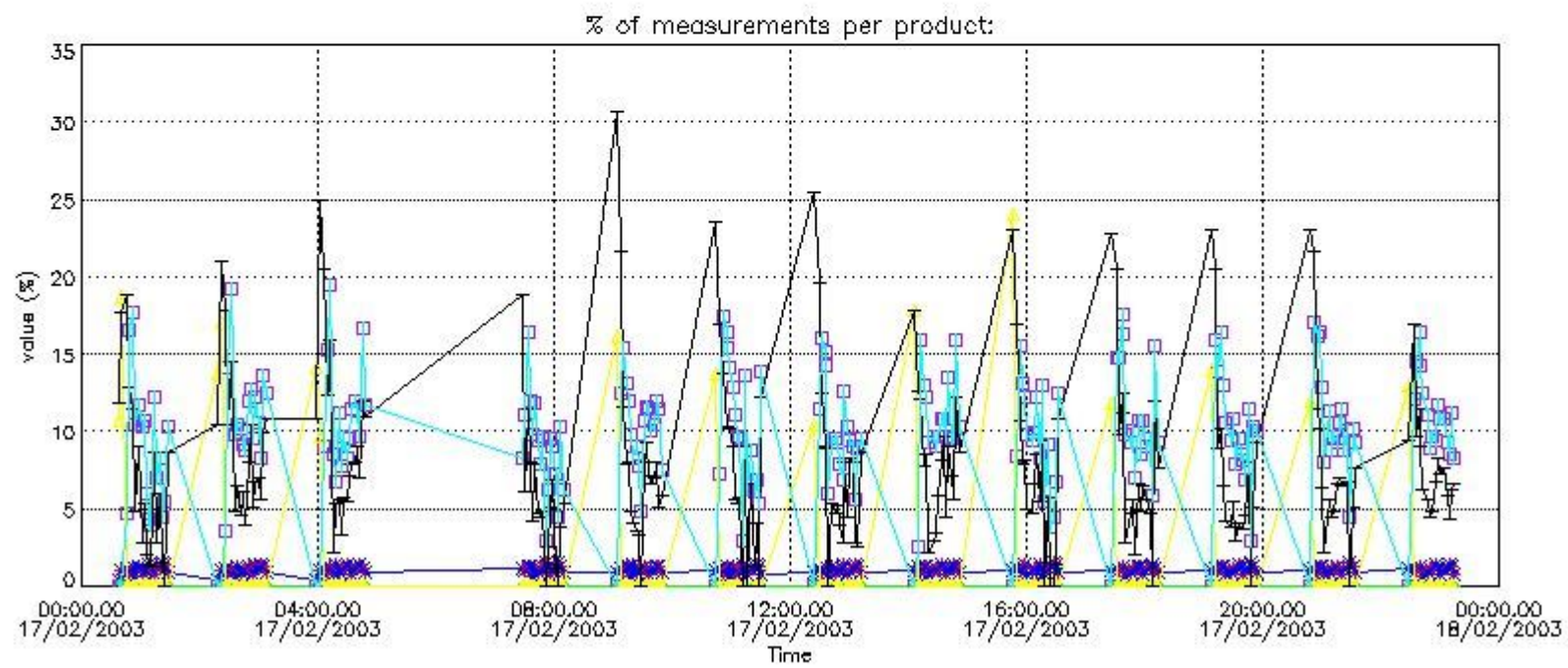
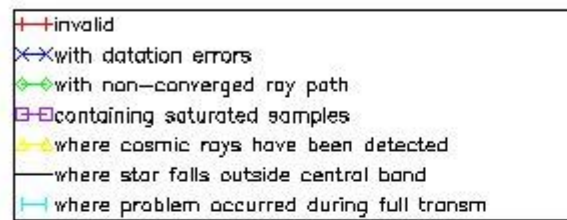
In this section it is plotted some information contained in the Quality Summary data set of the level 2 products that comes from the level 1b processing. Products without errors (error flag in the MPH set to "0") are used.

4.1 Plot quality information per product (time dependant) coming from level 1b processing

4.1.1 Plot level 1 quality information per product (time dependant): ENVISAT ASCENDING passes



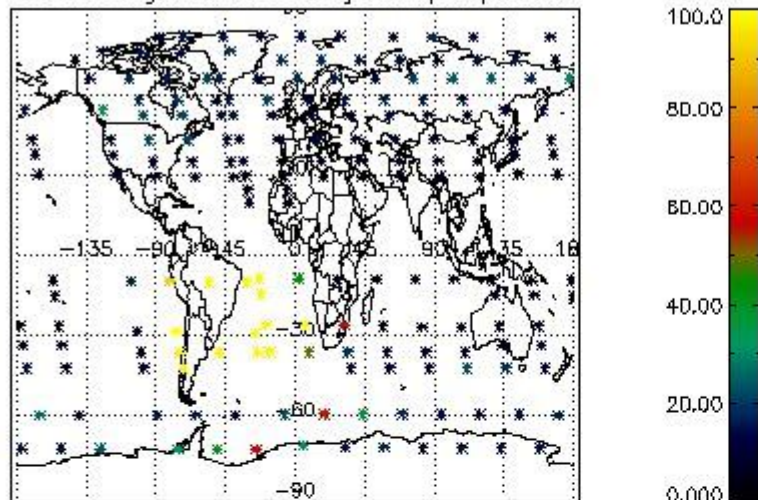
4.1.2 Plot level 1 quality information per product (time dependant): ENVI SAT DESCENDING passes



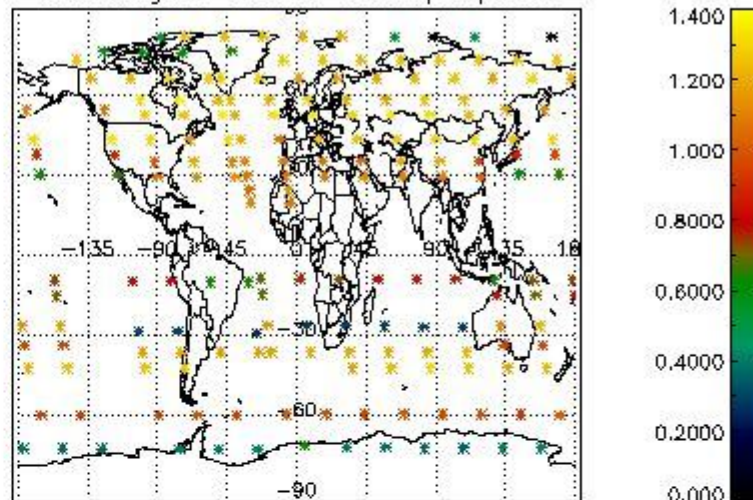
4.2 Plot quality information per product coming from level 1b processing (world map)

4.2.1 Plot level 1 quality information per product (world map): ENVISAT ASCENDING passes

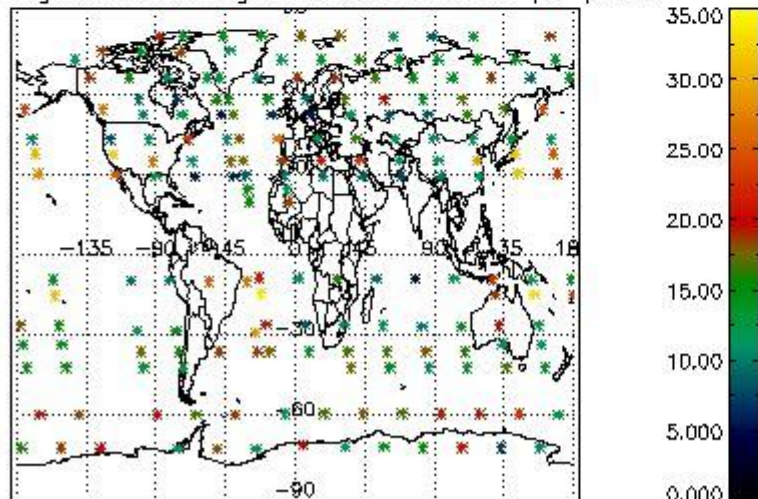
Percentage of cosmic ray hits per profile



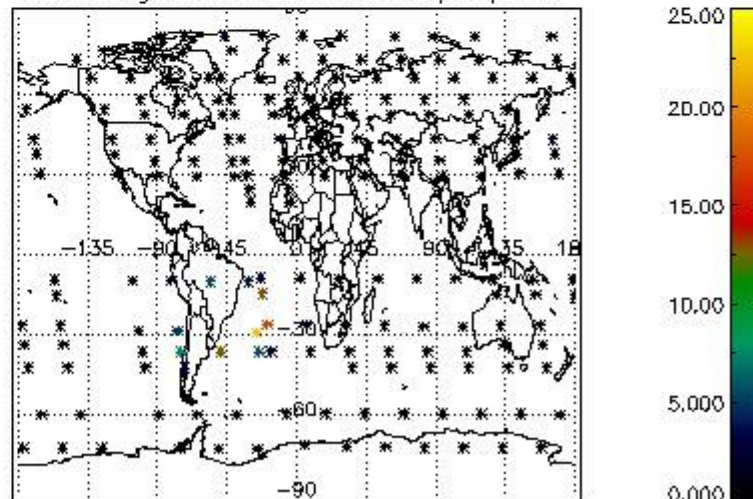
Percentage of datation errors per profile



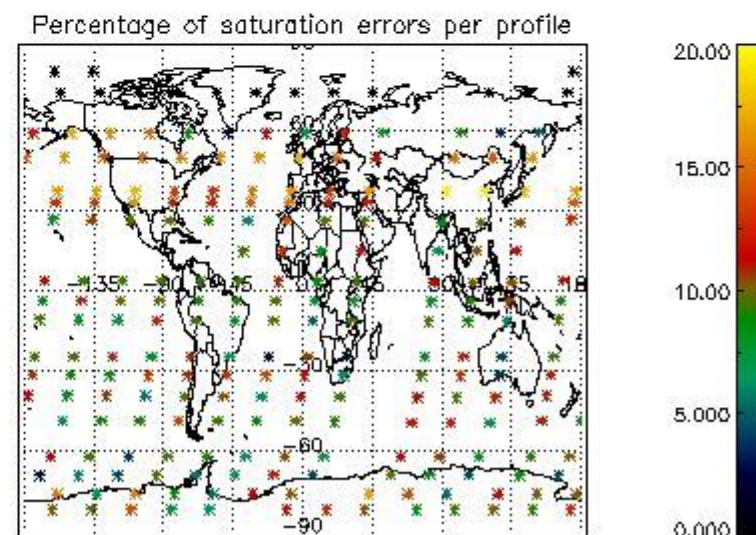
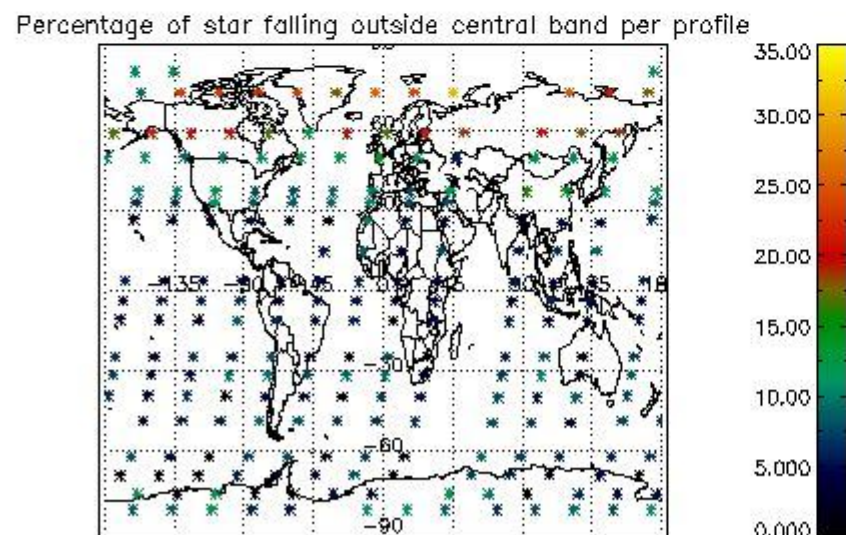
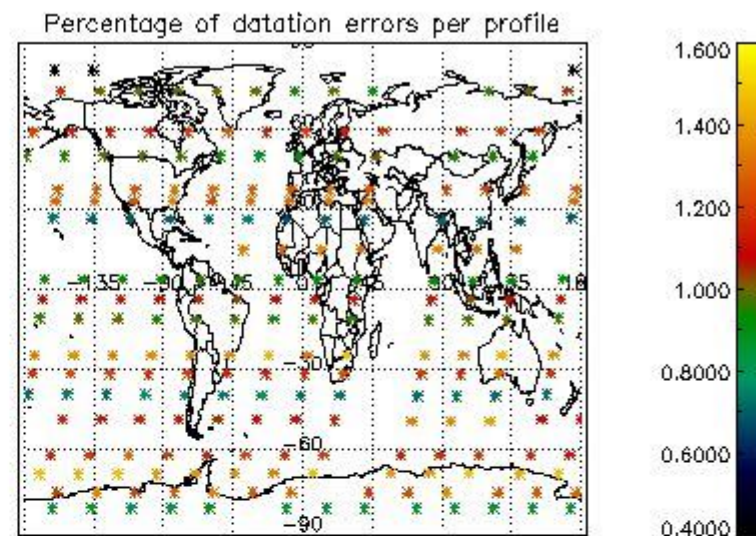
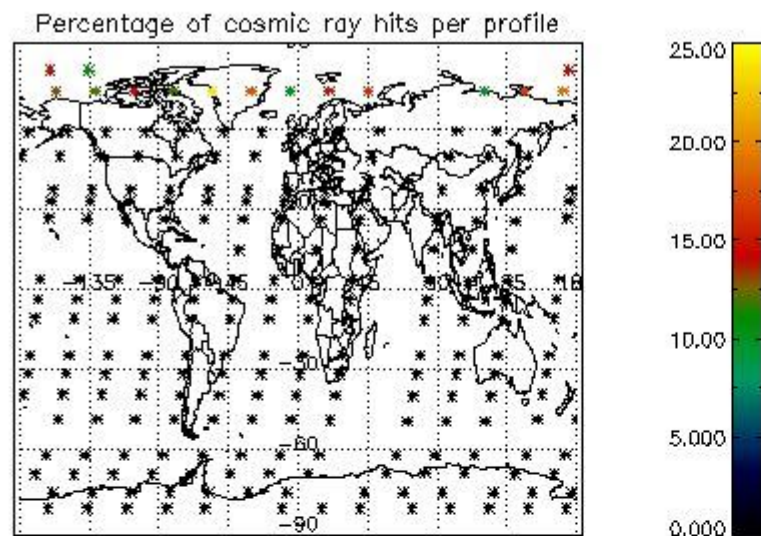
Percentage of star falling outside central band per profile



Percentage of saturation errors per profile



4.2.2 Plot level 1 quality information per product (world map): ENVISAT DESCENDING passes



5. Trace gas profiles

5.1 Ozone statistics based on quality of products

The final quality of the products can be "measured" using the STD (Standard Deviation) attached to every point profile. This information is written to the parameter GOM_NL__2P/NL_LOCAL_SPECIES_DENSITY/o3_std of the level 2 products. The table below shows the statistics for given STD ranges.

The statistics are given with respect to the overall valid production:

- Products without fatal errors: GOM_NL__2P/MPH/PRODUCT_ERR=0
- Valid point profile: GOM_NL__2P/NL_LOCAL_SPECIES_DENSITY/pcd(0)=0

The 'Criteria' is applied to valid points of dark limb products:

- Products in dark limb illumination condition: GOM_NL__2P/NL_SUMMARY_QUALITY/obs_ill_cond=0
- Products without fatal errors: GOM_NL__2P/MPH/PRODUCT_ERR=0
- Valid point profile: GOM_NL__2P/NL_LOCAL_SPECIES_DENSITY/pcd(0)=0

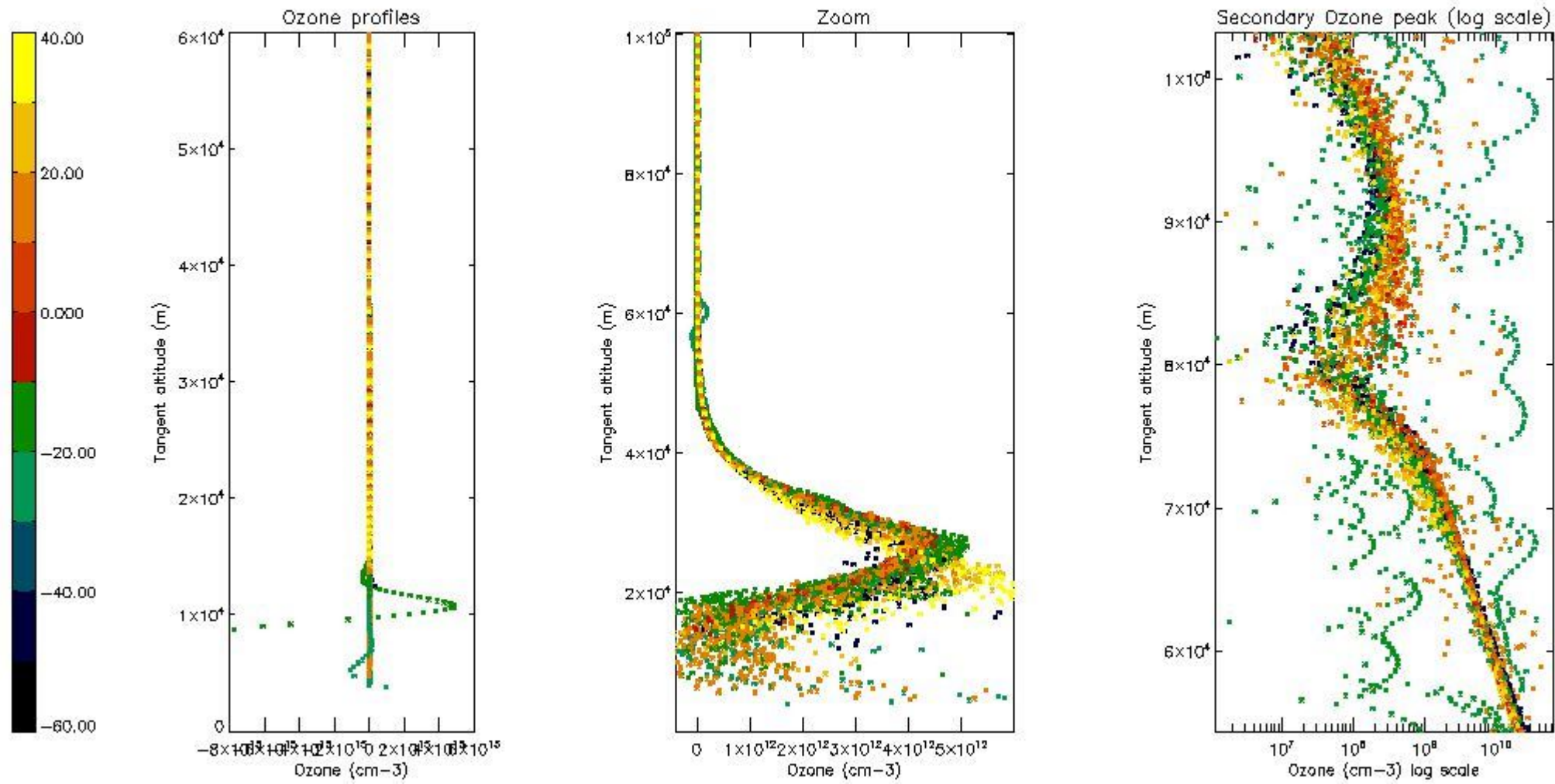
So, the table below shows the percentage of dark limb and valid observations for each criteria with respect to the overall valid daily observations.

Criteria	% of total production
All STD	29
STD < 20	16

STD < 10	13
STD < 5	10

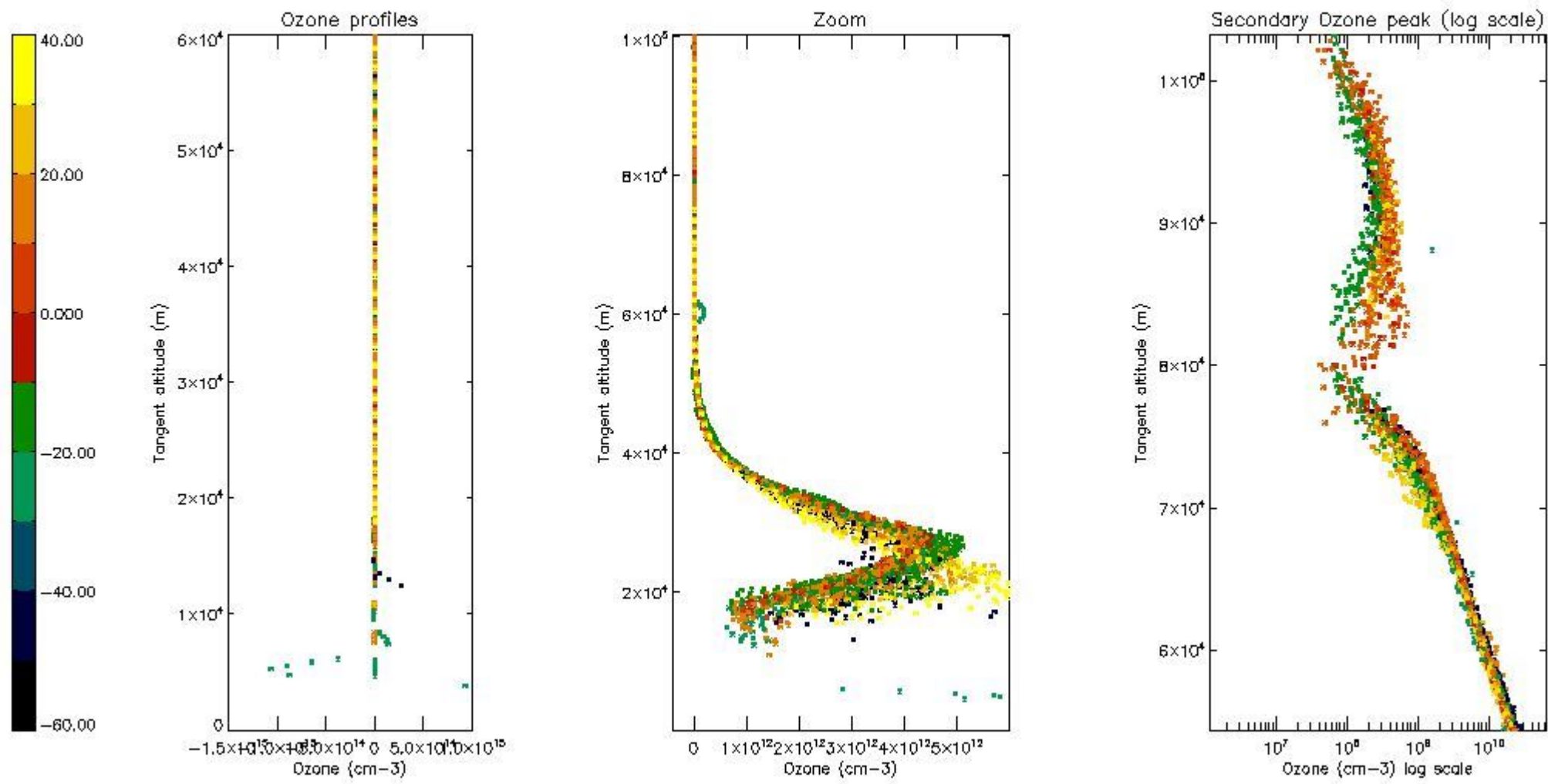
5.2 Plot ozone profiles for all STD (dark without errors)

The colorbar represents the latitude.



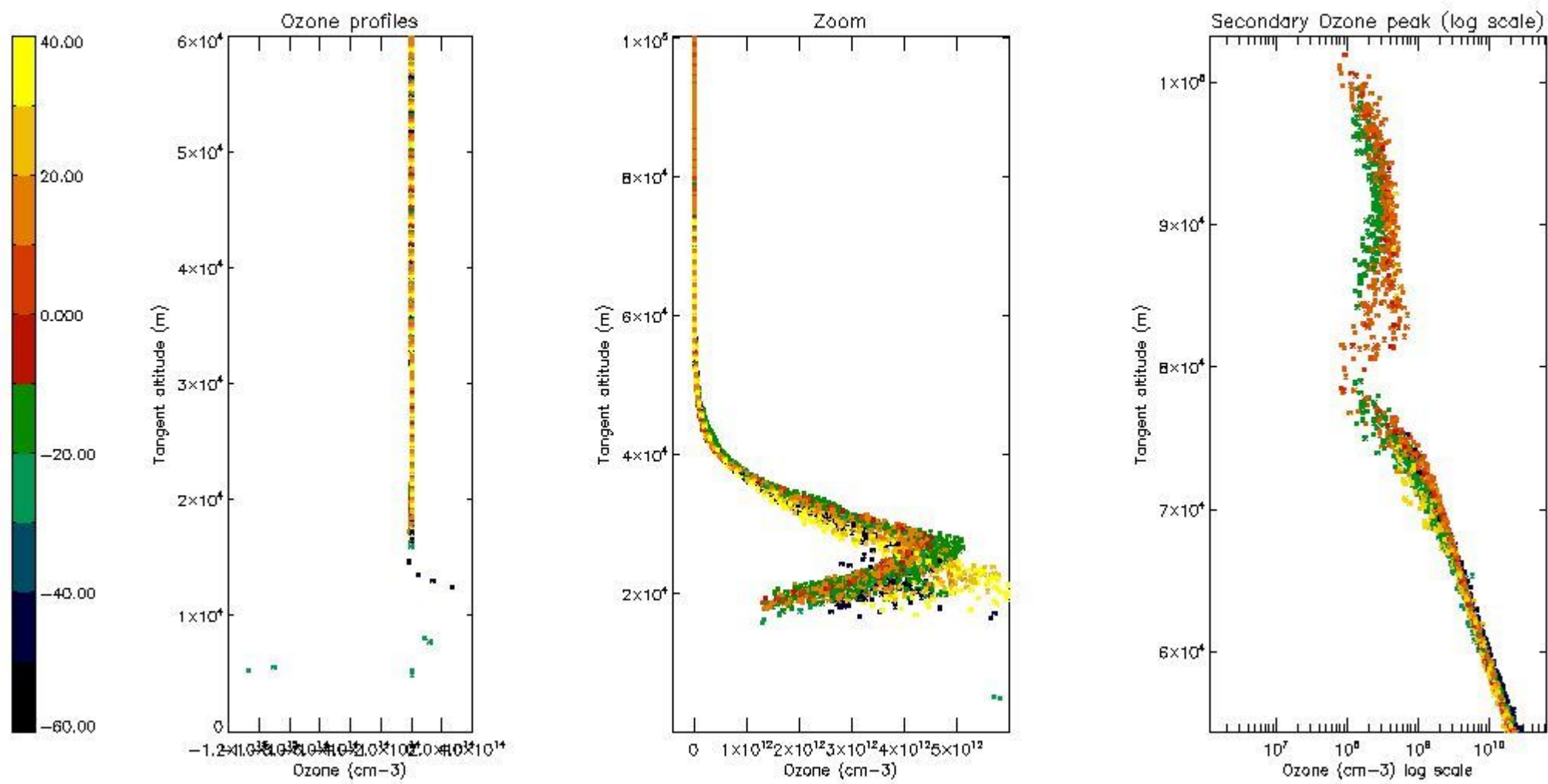
5.3 Plot ozone profiles where STD < 20% (dark without errors)

The colorbar represents the latitude.



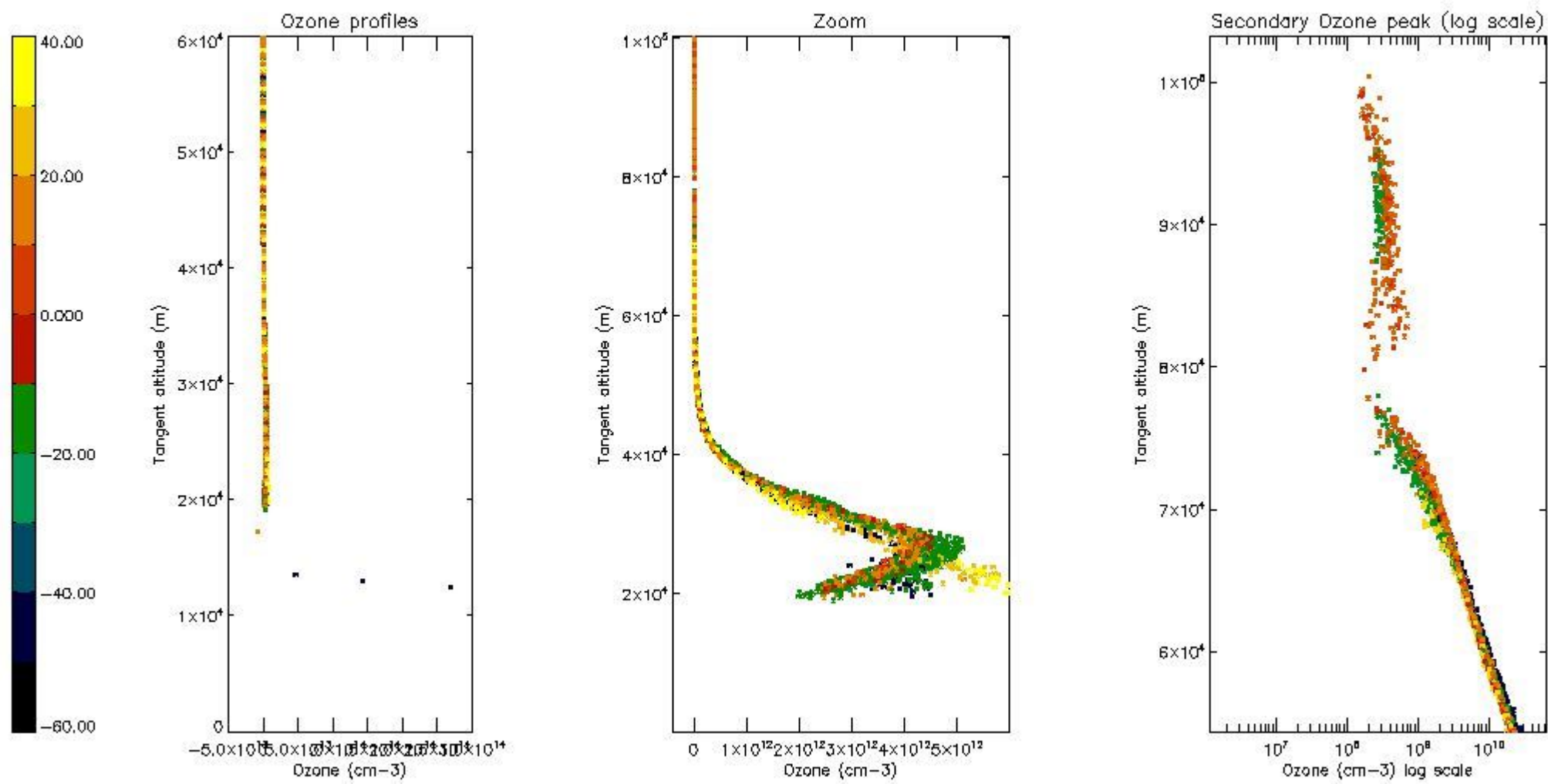
5.4 Plot ozone profiles where STD < 10% (dark without errors)

The colorbar represents the latitude.



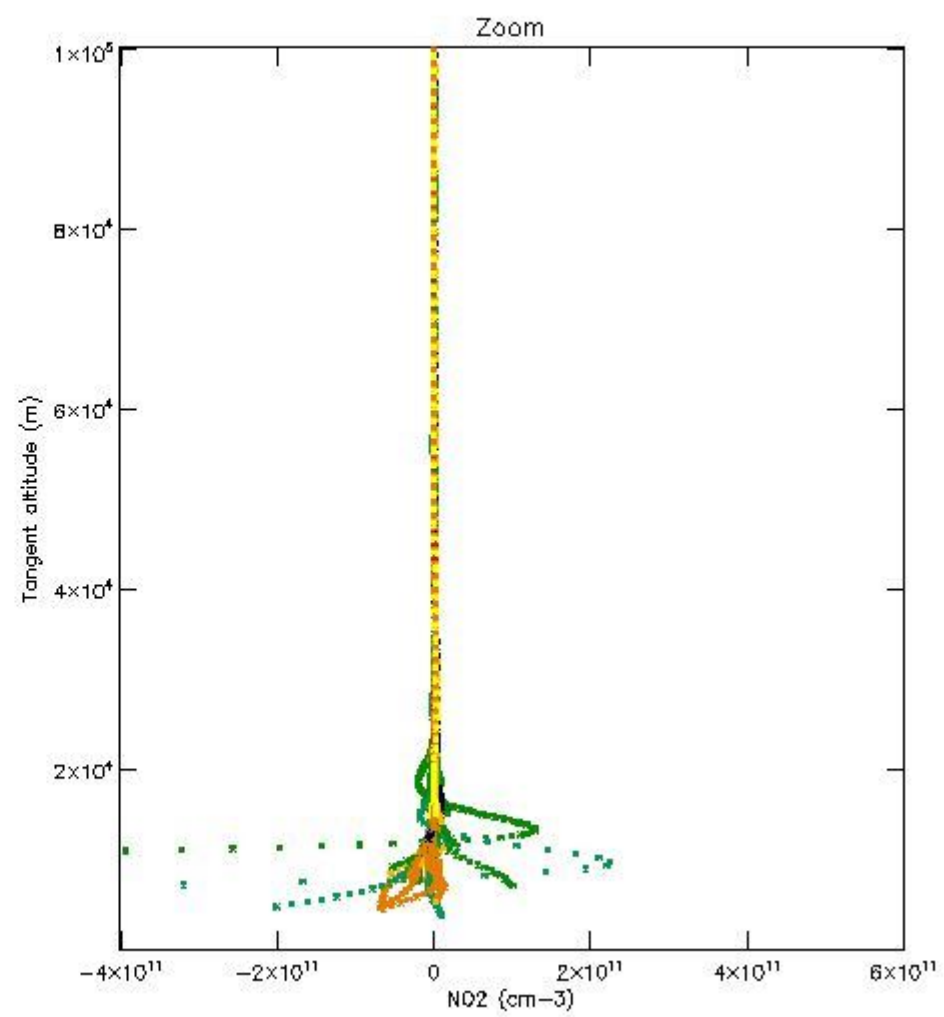
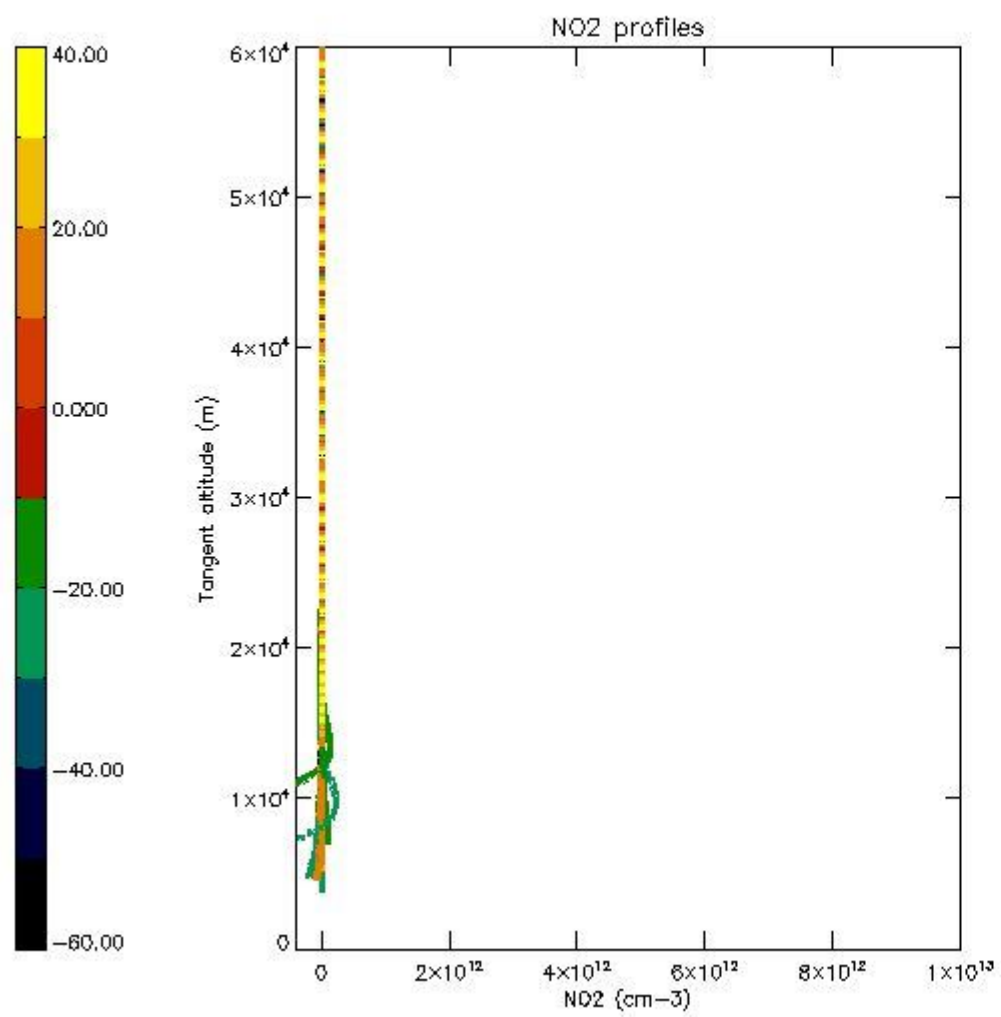
5.5 Plot ozone profiles where $STD < 5\%$ (dark without errors)

The colorbar represents the latitude.



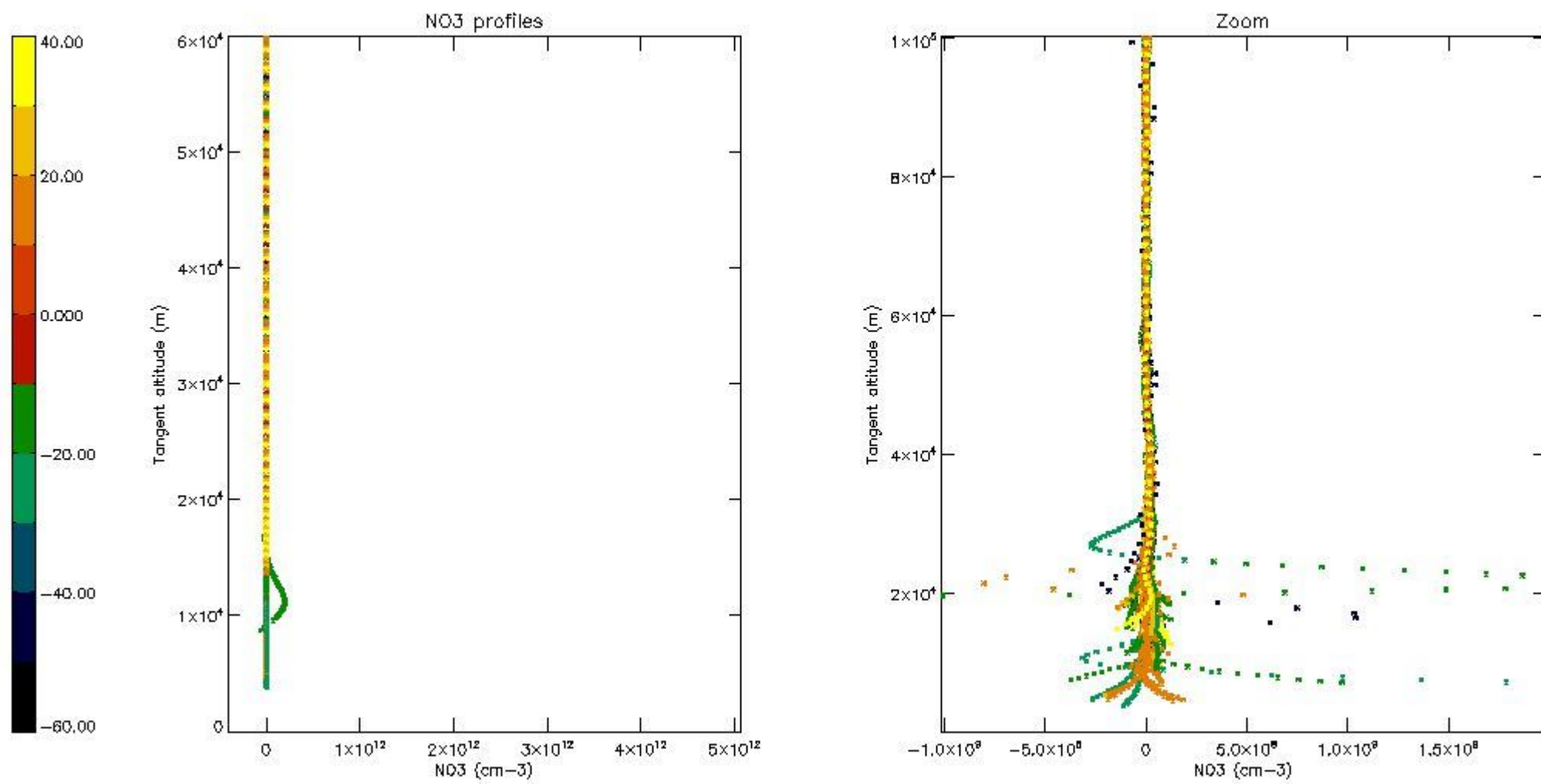
5.6 Plot NO₂ profiles for all STD (dark without errors)

The colorbar represents the latitude.



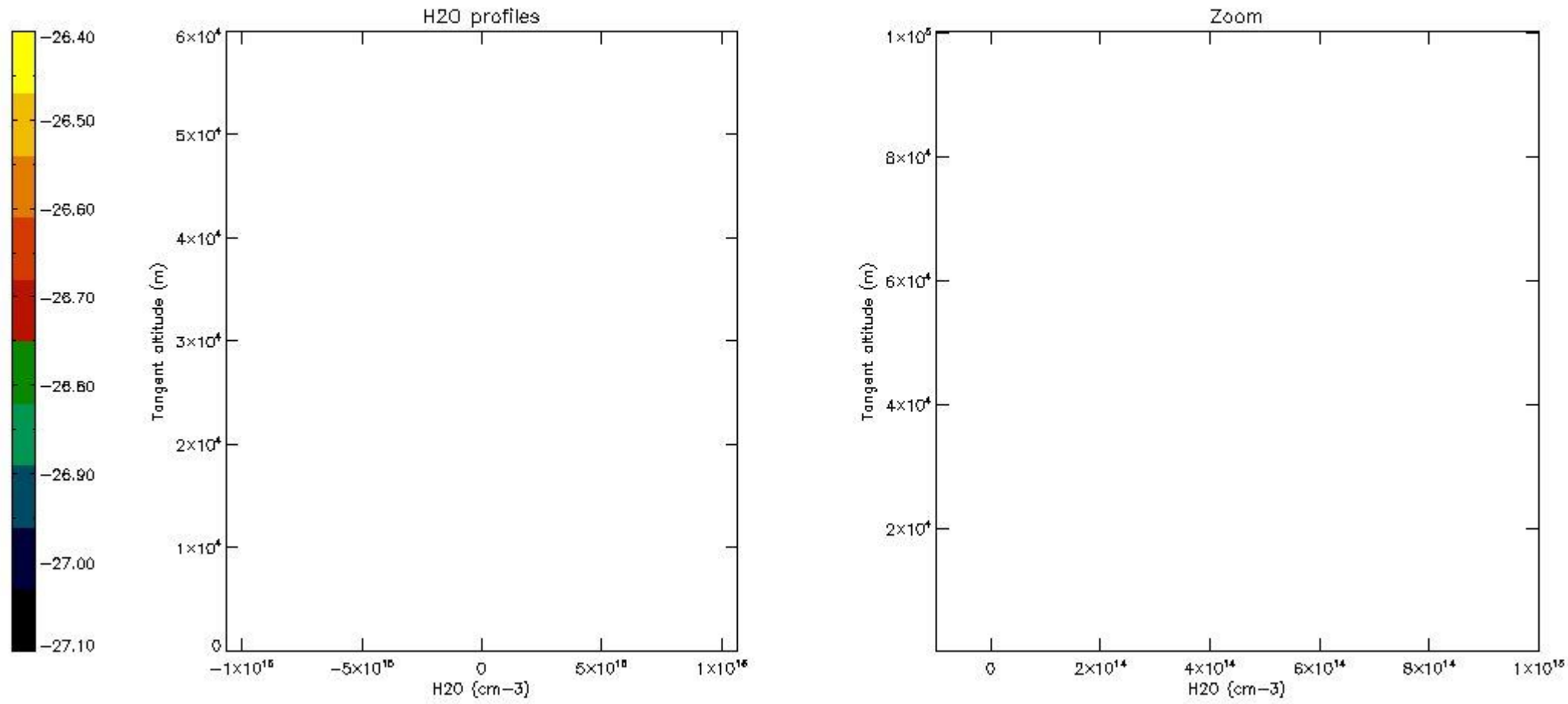
5.7 Plot NO3 profiles for all STD (dark without errors)

The colorbar represents the latitude.



5.8 Plot H2O profiles for all STD (only for occultations of stars 1,2,3,4,13,14,16,26,63 dark without errors)

The colorbar represents the latitude.



6. Auxiliary Data Files used for the production reported in section 2

The number reported in the third column indicates since which file (see list in section 2) the corresponding auxiliary file has been used. The fourth column is the date of those product files.

Type	Auxiliary Filename	Used since product	Used since product date
INST_PHYS_CHARACTERISTICS	GOM_INS_AXNIEC20050627_150440_20020301_000000_20100101_000000	1	17-FEB-2003 00:01:28
LEVEL-2_PROC_CONFIG	GOM_PR2_AXVIEC20091111_152718_20020301_000000_20500101_000000	1	17-FEB-2003 00:01:28
CROSS_SECTIONS_FILE	GOM_CRS_AXVIEC20091111_154832_20020301_000000_20500101_000000	1	17-FEB-2003 00:01:28

GOMOS Level 2 Daily Report

SUMMARY

[1. General Info](#)

[2. Summary of processed GOM_NL_2P products](#)

[3. Level 2 Quality information per product](#)

[3.1 Plot of level 2 quality information per product \(time dependant\)](#)

[3.2 Plot of level 2 quality information per product \(world map\)](#)

[4. Level 1 Quality information per product \(stored on level 2 products\)](#)

[4.1 Plot of level 1 quality information per product \(time dependant\)](#)

[4.1.1 Plot of level 1 quality information per product \(time dependant\): ASCENDING](#)

[4.1.2 Plot of level 1 quality information per product \(time dependant\): DESCENDING](#)

[4.2 Plot of level 1 quality information per product \(world map\)](#)

[4.2.1 Plot of level 1 quality information per product \(world map\): ASCENDING](#)

[4.2.2 Plot of level 1 quality information per product \(world map\): DESCENDING](#)

[5. Ozone profiles based on quality statistics and other trace gas profiles](#)

[5.1 Ozone statistics based on quality of products](#)

[5.2 Plot ozone profiles for all STD \(dark without errors\)](#)

[5.3 Plot ozone profiles where STD < 20% \(dark without errors\)](#)

[5.4. Plot ozone profiles where STD < 10% \(dark without errors\)](#)

[5.5. Plot ozone profiles where STD < 5% \(dark without errors\)](#)

[5.6 Plot NO2 profiles for all STD \(dark without errors\)](#)

[5.7 Plot NO3 profiles for all STD \(dark without errors\)](#)

[5.8 Plot H2O profiles \(only for occultations of stars 1,2,3,4,13,14,16,26,63 dark without errors\) for all STD](#)

[6. Auxiliary Data Files used for the production reported in section 2](#)

This report presents the daily analysis on parameters extracted from GOMOS level 2 data (GOM_NL__2P). It is intended to monitor some important parameters that will impact the quality of these products. A list of level 2 products (and content) that have arrived during the reporting day to the PCF is also given.

Item	Value
Time of report generation	19APR2013 09:38:44
Data source version	GOMOS/6.01
Start time of products	17-02-2003 (17FEB2003 00:00:00)
Stop time of products	18-02-2003 (18FEB2003 00:00:00)
Store outputs in DB	Yes
Nb of level 2 prods	416
Nb of prods with errors	0

2. Summary of processed GOM_NL__2P products.

Nr	Filename	UTC Start time	Limb	Duration	Star Id	Star Name	Star Mag	Star Temp	Nb Meas	Orbit	Prod. error
1	GOM_NL__2PRFIN20030217_000128_000000432013_00488_05051_5327.N1	17-FEB-2003 00:01:28	Twilight	43.000	57	34Sig Sgr	2.0660	26000.	86	5051	No
2	GOM_NL__2PRFIN20030217_000334_000001932013_00488_05051_5328.N1	17-FEB-2003 00:03:34	Dark	192.50	102	24Alp Ser	2.6000	4250.0	385	5051	No
3	GOM_NL__2PRFIN20030217_000855_000000792013_00488_05051_5329.N1	17-FEB-2003 00:08:55	Dark	78.500	80	7Del Sco	2.3160	30000.	157	5051	No
4	GOM_NL__2PRFIN20030217_001950_000000442013_00489_05052_5299.N1	17-FEB-2003 00:19:50	Dark	44.000	77	Eps Cen	2.3030	28000.	88	5052	No
5	GOM_NL__2PRFIN20030217_002128_000000462013_00489_05052_5300.N1	17-FEB-2003 00:21:28	Dark	45.500	12	Alp1Cru	0.77500	30000.	91	5052	No
6	GOM_NL__2PRFIN20030217_002349_000000382013_00489_05052_5301.N1	17-FEB-2003 00:23:49	Dark	38.000	29	Bet Car	1.6720	10200.	76	5052	No
7	GOM_NL__2PRFIN20030217_002627_000000372013_00489_05052_5302.N1	17-FEB-2003 00:26:27	Dark	37.000	71	lot Car	2.2460	7700.0	74	5052	No
8	GOM_NL__2PRFIN20030217_002804_000000412013_00489_05052_5303.N1	17-FEB-2003 00:28:04	Dark	41.000	46	Del Vel	1.9540	10600.	82	5052	No
9	GOM_NL__2PRFIN20030217_003026_000000392013_00489_05052_5304.N1	17-FEB-2003 00:30:26	Straylight	39.000	34	Gam2Vel	1.7930	23000.	78	5052	No
10	GOM_NL__2PRFIN20030217_003333_000000852013_00489_05052_5305.N1	17-FEB-2003 00:33:33	Straylight	84.500	171	2Eps Crv	3.0010	4250.0	169	5052	No
11	GOM_NL__2PRFIN20030217_003703_000001222013_00489_05052_5306.N1	17-FEB-2003 00:37:03	Straylight	122.00	163	7Del Crv	2.9450	11000.	244	5052	No
12	GOM_NL__2PRFIN20030217_004041_000000482013_00489_05052_5307.N1	17-FEB-2003 00:40:41	Straylight	48.000	48	30Alp Hya	1.9770	4100.0	96	5052	No
13	GOM_NL__2PRFIN20030217_004516_000000432013_00489_05052_5308.N1	17-FEB-2003 00:45:16	Bright	42.500	8	10Alp CMi	0.40000	6500.0	85	5052	No
14	GOM_NL__2PRFIN20030217_004758_000000552013_00489_05052_5309.N1	17-FEB-2003 00:47:58	Bright	54.500	22	32Alp Leo	1.3600	15200.	109	5052	No
15	GOM_NL__2PRFIN20030217_005131_000000402013_00489_05052_5310.N1	17-FEB-2003 00:51:31	Bright	39.500	17	78Bet Gem	1.1610	4500.0	79	5052	No
16	GOM_NL__2PRFIN20030217_005447_000000722013_00489_05052_5311.N1	17-FEB-2003 00:54:47	Bright	72.000	96	68Del Leo	2.5600	9300.0	144	5052	No
17	GOM_NL__2PRFIN20030217_005745_000000392013_00489_05052_5312.N1	17-FEB-2003 00:57:45	Bright	38.500	42	34Bet Aur	1.9000	10200.	77	5052	No
18	GOM_NL__2PRFIN20030217_010104_000000542013_00489_05052_5313.N1	17-FEB-2003 01:01:04	Bright	53.500	174	52Psi UMa	3.0040	4400.0	107	5052	No
19	GOM_NL__2PRFIN20030217_010303_000000472013_00489_05052_5314.N1	17-FEB-2003 01:03:03	Bright	47.000	82	48Bet UMa	2.3650	10600.	94	5052	No
20	GOM_NL__2PRFIN20030217_010509_000000502013_00489_05052_5315.N1	17-FEB-2003 01:05:09	Bright	50.000	87	64Gam UMa	2.4330	11000.	100	5052	No
21	GOM_NL__2PRFIN20030217_010852_000000352013_00489_05052_5316.N1	17-FEB-2003 01:08:52	Bright	34.500	49	1Alp UMi	1.9900	6300.0	69	5052	No
22	GOM_NL__2PRFIN20030217_011051_000000392013_00489_05052_5317.N1	17-FEB-2003 01:10:51	Bright	38.500	60	7Bet UMi	2.0810	3950.0	77	5052	No
23	GOM_NL__2PRFIN20030217_011311_000000702013_00489_05052_5318.N1	17-FEB-2003 01:13:11	Bright	69.500	39	85Eta UMa	1.8540	24000.	139	5052	No
24	GOM_NL__2PRFIN20030217_011554_000000362013_00489_05052_5319.N1	17-FEB-2003 01:15:54	Bright	35.500	89	5Alp Cep	2.4510	8000.0	71	5052	No
25	GOM_NL__2PRFIN20030217_011932_000000422013_00489_05052_5320.N1	17-FEB-2003 01:19:32	Bright	42.000	130	23Bet Dra	2.7990	5800.0	84	5052	No
26	GOM_NL__2PRFIN20030217_012136_000000342013_00489_05052_5321.N1	17-FEB-2003 01:21:36	Bright	34.000	144	18Del Cyg	2.8600	11000.	68	5052	No
27	GOM_NL__2PRFIN20030217_012351_000000372013_00489_05052_5322.N1	17-FEB-2003 01:23:51	Bright	36.500	5	3Alp Lyr	0.033000	11000.	73	5052	No
28	GOM_NL__2PRFIN20030217_012701_000000582013_00489_05052_5323.N1	17-FEB-2003 01:27:01	Bright	58.000	133	40Zet Her	2.8070	6000.0	116	5052	No
29	GOM_NL__2PRFIN20030217_013130_000001242013_00489_05052_5324.N1	17-FEB-2003 01:31:30	Twilight	123.50	67	5Alp CrB	2.2210	11000.	247	5052	No
30	GOM_NL__2PRFIN20030217_013521_000000532013_00489_05052_5325.N1	17-FEB-2003 01:35:21	Twilight	53.000	126	60Bet Oph	2.7700	4250.0	106	5052	No
31	GOM_NL__2PRFIN20030217_014204_000000432013_00489_05052_5326.N1	17-FEB-2003 01:42:04	Twilight	43.000	57	34Sig Sgr	2.0660	26000.	86	5052	No
32	GOM_NL__2PRFIN20030217_014931_000000802013_00489_05052_5327.N1	17-FEB-2003 01:49:31	Dark	79.500	80	7Del Sco	2.3160	30000.	159	5052	No
33	GOM_NL__2PRFIN20030217_020026_000000452013_00490_05053_5299.N1	17-FEB-2003 02:00:26	Dark	44.500	77	Eps Cen	2.3030	28000.	89	5053	No
34	GOM_NL__2PRFIN20030217_020204_000000422013_00490_05053_5300.N1	17-FEB-2003 02:02:04	Dark	41.500	12	Alp1Cru	0.77500	30000.	83	5053	No
35	GOM_NL__2PRFIN20030217_020425_000000442013_00490_05053_5301.N1	17-FEB-2003 02:04:25	Dark	43.500	29	Bet Car	1.6720	10200.	87	5053	No
36	GOM_NL__2PRFIN20030217_020703_000000402013_00490_05053_5302.N1	17-FEB-2003 02:07:03	Dark	39.500	71	lot Car	2.2460	7700.0	79	5053	No
37	GOM_NL__2PRFIN20030217_020840_000000372013_00490_05053_5303.N1	17-FEB-2003 02:08:40	Dark	37.000	46	Del Vel	1.9540	10600.	74	5053	No
38	GOM_NL__2PRFIN20030217_021102_000000382013_00490_05053_5304.N1	17-FEB-2003 02:11:02	Straylight	38.000	34	Gam2Vel	1.7930	23000.	76	5053	No
39	GOM_NL__2PRFIN20030217_021407_000000852013_00490_05053_5305.N1	17-FEB-2003 02:14:07	Straylight	84.500	171	2Eps Crv	3.0010	4250.0	169	5053	No
40	GOM_NL__2PRFIN20030217_021739_000001202013_00490_05053_5306.N1	17-FEB-2003 02:17:39	Straylight	120.00	163	7Del Crv	2.9450	11000.	240	5053	No
41	GOM_NL__2PRFIN20030217_022116_000000502013_00490_05053_5307.N1	17-FEB-2003 02:21:16	Straylight	50.000	48	30Alp Hya	1.9770	4100.0	100	5053	No
42	GOM_NL__2PRFIN20030217_022552_000000422013_00490_05053_5308.N1	17-FEB-2003 02:25:52	Bright	42.000	8	10Alp CMi	0.40000	6500.0	84	5053	No

43	GOM_NL__2PRFIN20030217_022834_000000532013_00490_05053_5309.N1	17-FEB-2003 02:28:34	Bright	53.000	22	32Alp Leo	1.3600	15200.	106	5053	No
44	GOM_NL__2PRFIN20030217_023206_000000422013_00490_05053_5310.N1	17-FEB-2003 02:32:06	Bright	41.500	17	78Bet Gem	1.1610	4500.0	83	5053	No
45	GOM_NL__2PRFIN20030217_023522_000000722013_00490_05053_5311.N1	17-FEB-2003 02:35:22	Bright	71.500	96	68Del Leo	2.5600	9300.0	143	5053	No
46	GOM_NL__2PRFIN20030217_023821_000000392013_00490_05053_5312.N1	17-FEB-2003 02:38:21	Bright	38.500	42	34Bet Aur	1.9000	10200.	77	5053	No
47	GOM_NL__2PRFIN20030217_024139_000000542013_00490_05053_5313.N1	17-FEB-2003 02:41:39	Bright	54.000	174	52Psi UMa	3.0040	4400.0	108	5053	No
48	GOM_NL__2PRFIN20030217_024337_000000492013_00490_05053_5314.N1	17-FEB-2003 02:43:37	Bright	49.000	82	48Bet UMa	2.3650	10600.	98	5053	No
49	GOM_NL__2PRFIN20030217_024544_000000512013_00490_05053_5315.N1	17-FEB-2003 02:45:44	Bright	51.000	87	64Gam UMa	2.4330	11000.	102	5053	No
50	GOM_NL__2PRFIN20030217_024928_000000382013_00490_05053_5316.N1	17-FEB-2003 02:49:28	Bright	37.500	49	1Alp UMi	1.9900	6300.0	75	5053	No
51	GOM_NL__2PRFIN20030217_025127_000000432013_00490_05053_5317.N1	17-FEB-2003 02:51:27	Bright	43.000	60	7Bet UMi	2.0810	3950.0	86	5053	No
52	GOM_NL__2PRFIN20030217_025345_000000682013_00490_05053_5318.N1	17-FEB-2003 02:53:45	Bright	68.000	39	85Eta UMa	1.8540	24000.	136	5053	No
53	GOM_NL__2PRFIN20030217_025630_000000372013_00490_05053_5319.N1	17-FEB-2003 02:56:30	Bright	37.000	89	5Alp Cep	2.4510	8000.0	74	5053	No
54	GOM_NL__2PRFIN20030217_030008_000000432013_00490_05053_5320.N1	17-FEB-2003 03:00:08	Bright	42.500	130	23Bet Dra	2.7990	5800.0	85	5053	No
55	GOM_NL__2PRFIN20030217_030212_000000362013_00490_05053_5321.N1	17-FEB-2003 03:02:12	Bright	36.000	144	18Del Cyg	2.8600	11000.	72	5053	No
56	GOM_NL__2PRFIN20030217_030427_000000412013_00490_05053_5322.N1	17-FEB-2003 03:04:27	Bright	40.500	5	3Alp Lyr	0.033000	11000.	81	5053	No
57	GOM_NL__2PRFIN20030217_030737_000000602013_00490_05053_5323.N1	17-FEB-2003 03:07:37	Bright	60.000	133	40Zet Her	2.8070	6000.0	120	5053	No
58	GOM_NL__2PRFIN20030217_031207_000001322013_00490_05053_5324.N1	17-FEB-2003 03:12:07	Twilight	131.50	67	5Alp CrB	2.2210	11000.	263	5053	No
59	GOM_NL__2PRFIN20030217_031558_000000522013_00490_05053_5325.N1	17-FEB-2003 03:15:58	Twilight	51.500	126	60Bet Oph	2.7700	4250.0	103	5053	No
60	GOM_NL__2PRFIN20030217_032100_000000402013_00490_05053_5326.N1	17-FEB-2003 03:21:00	Twilight	39.500	155	41Pi Sgr	2.9000	6600.0	79	5053	No
61	GOM_NL__2PRFIN20030217_032240_000000422013_00490_05053_5327.N1	17-FEB-2003 03:22:40	Twilight	41.500	57	34Sig Sgr	2.0660	26000.	83	5053	No
62	GOM_NL__2PRFIN20030217_032453_000001652013_00490_05053_5328.N1	17-FEB-2003 03:24:53	Dark	164.50	102	24Alp Ser	2.6000	4250.0	329	5053	No
63	GOM_NL__2PRFIN20030217_033010_000000642013_00490_05053_5329.N1	17-FEB-2003 03:30:10	Dark	63.500	80	7Del Sco	2.3160	30000.	127	5053	No
64	GOM_NL__2PRFIN20030217_034103_000000472013_00491_05054_5299.N1	17-FEB-2003 03:41:03	Dark	47.000	77	Eps Cen	2.3030	28000.	94	5054	No
65	GOM_NL__2PRFIN20030217_034241_000000502013_00491_05054_5300.N1	17-FEB-2003 03:42:41	Dark	50.000	12	Alp1Cru	0.77500	30000.	100	5054	No
66	GOM_NL__2PRFIN20030217_034501_000000392013_00491_05054_5301.N1	17-FEB-2003 03:45:01	Dark	38.500	29	Bet Car	1.6720	10200.	77	5054	No
67	GOM_NL__2PRFIN20030217_034740_000000392013_00491_05054_5302.N1	17-FEB-2003 03:47:40	Dark	39.000	71	lot Car	2.2460	7700.0	78	5054	No
68	GOM_NL__2PRFIN20030217_034916_000000382013_00491_05054_5303.N1	17-FEB-2003 03:49:16	Dark	38.000	46	Del Vel	1.9540	10600.	76	5054	No
69	GOM_NL__2PRFIN20030217_035139_000000412013_00491_05054_5304.N1	17-FEB-2003 03:51:39	Straylight	41.000	34	Gam2Vel	1.7930	23000.	82	5054	No
70	GOM_NL__2PRFIN20030217_035446_000000862013_00491_05054_5305.N1	17-FEB-2003 03:54:46	Straylight	85.500	171	2Eps Crv	3.0010	4250.0	171	5054	No
71	GOM_NL__2PRFIN20030217_035814_000001212013_00491_05054_5306.N1	17-FEB-2003 03:58:14	Straylight	120.50	163	7Del Crv	2.9450	11000.	241	5054	No
72	GOM_NL__2PRFIN20030217_040154_000000522013_00491_05054_5307.N1	17-FEB-2003 04:01:54	Straylight	52.000	48	30Alp Hya	1.9770	4100.0	104	5054	No
73	GOM_NL__2PRFIN20030217_040629_000000442013_00491_05054_5308.N1	17-FEB-2003 04:06:29	Bright	44.000	8	10Alp CMi	0.40000	6500.0	88	5054	No
74	GOM_NL__2PRFIN20030217_040910_000000532013_00491_05054_5309.N1	17-FEB-2003 04:09:10	Bright	52.500	22	32Alp Leo	1.3600	15200.	105	5054	No
75	GOM_NL__2PRFIN20030217_041243_000000412013_00491_05054_5310.N1	17-FEB-2003 04:12:43	Bright	41.000	17	78Bet Gem	1.1610	4500.0	82	5054	No
76	GOM_NL__2PRFIN20030217_041556_000000712013_00491_05054_5311.N1	17-FEB-2003 04:15:56	Bright	70.500	96	68Del Leo	2.5600	9300.0	141	5054	No
77	GOM_NL__2PRFIN20030217_041858_000000372013_00491_05054_5312.N1	17-FEB-2003 04:18:58	Bright	37.000	42	34Bet Aur	1.9000	10200.	74	5054	No
78	GOM_NL__2PRFIN20030217_042215_000000542013_00491_05054_5313.N1	17-FEB-2003 04:22:15	Bright	53.500	174	52Psi UMa	3.0040	4400.0	107	5054	No
79	GOM_NL__2PRFIN20030217_042415_000000452013_00491_05054_5314.N1	17-FEB-2003 04:24:15	Bright	45.000	82	48Bet UMa	2.3650	10600.	90	5054	No
80	GOM_NL__2PRFIN20030217_042619_000000522013_00491_05054_5315.N1	17-FEB-2003 04:26:19	Bright	52.000	87	64Gam UMa	2.4330	11000.	104	5054	No
81	GOM_NL__2PRFIN20030217_043004_000000372013_00491_05054_5316.N1	17-FEB-2003 04:30:04	Bright	36.500	49	1Alp UMi	1.9900	6300.0	73	5054	No
82	GOM_NL__2PRFIN20030217_043202_000000422013_00491_05054_5317.N1	17-FEB-2003 04:32:02	Bright	42.000	60	7Bet UMi	2.0810	3950.0	84	5054	No
83	GOM_NL__2PRFIN20030217_043420_000000702013_00491_05054_5318.N1	17-FEB-2003 04:34:20	Bright	69.500	39	85Eta UMa	1.8540	24000.	139	5054	No
84	GOM_NL__2PRFIN20030217_043706_000000382013_00491_05054_5319.N1	17-FEB-2003 04:37:06	Bright	37.500	89	5Alp Cep	2.4510	8000.0	75	5054	No
85	GOM_NL__2PRFIN20030217_044044_000000442013_00491_05054_5320.N1	17-FEB-2003 04:40:44	Bright	44.000	130	23Bet Dra	2.7990	5800.0	88	5054	No
86	GOM_NL__2PRFIN20030217_044248_000000362013_00491_05054_5321.N1	17-FEB-2003 04:42:48	Bright	36.000	144	18Del Cyg	2.8600	11000.	72	5054	No
87	GOM_NL__2PRFIN20030217_044503_000000422013_00491_05054_5322.N1	17-FEB-2003 04:45:03	Bright	42.000	5	3Alp Lyr	0.033000	11000.	84	5054	No
88	GOM_NL__2PRFIN20030217_044814_000000602013_00491_05054_5323.N1	17-FEB-2003 04:48:14	Bright	59.500	133	40Zet Her	2.8070	6000.0	119	5054	No
89	GOM_NL__2PRFIN20030217_045244_000001232013_00491_05054_5324.N1	17-FEB-2003 04:52:44	Twilight	123.00	67	5Alp CrB	2.2210	11000.	246	5054	No
90	GOM_NL__2PRFIN20030217_045634_000000542013_00491_05054_5325.N1	17-FEB-2003 04:56:34	Twilight	53.500	126	60Bet Oph	2.7700	4250.0	107	5054	No
91	GOM_NL__2PRFIN20030217_050136_000000402013_00491_05054_5326.N1	17-FEB-2003 05:01:36	Twilight	40.000	155	41Pi Sgr	2.9000	6600.0	80	5054	No
92	GOM_NL__2PRFIN20030217_050316_000000432013_00491_05054_5327.N1	17-FEB-2003 05:03:16	Twilight	42.500	57	34Sig Sgr	2.0660	26000.	85	5054	No
93	GOM_NL__2PRFIN20030217_050533_000001612013_00491_05054_5328.N1	17-FEB-2003 05:05:33	Dark	160.50	102	24Alp Ser	2.6000	4250.0	321	5054	No
94	GOM_NL__2PRFIN20030217_051048_000000642013_00491_05054_5329.N1	17-FEB-2003 05:10:48	Dark	64.000	80	7Del Sco	2.3160	30000.	128	5054	No
95	GOM_NL__2PRFIN20030217_052156_000000762013_00492_05055_5299.N1	17-FEB-2003 05:21:56	Dark	76.000	54	5The Cen	2.0550	4500.0	152	5055	No
96	GOM_NL__2PRFIN20030217_052401_000000582013_00492_05055_5300.N1	17-FEB-2003 05:24:01	Dark	58.000	26	Gam Cru	1.6240	2900.0	116	5055	No
97	GOM_NL__2PRFIN20030217_052537_000000382013_00492_05055_5301.N1	17-FEB-2003 05:25:37	Dark	37.500	29	Bet Car	1.6720	10200.	75	5055	No
98	GOM_NL__2PRFIN20030217_052847_000000472013_00492_05055_5302.N1	17-FEB-2003 05:28:47	Dark	47.000	41	Eps Car	1.8600	4100.0	94	5055	No
99	GOM_NL__2PRFIN20030217_053215_000000432013_00492_05055_5303.N1	17-FEB-2003 05:32:15	Straylight	42.500	34	Gam2Vel	1.7930	23000.	85	5055	No
100	GOM_NL__2PRFIN20030217_053419_000000402013_00492_05055_5304.N1	17-FEB-2003 05:34:19	Straylight	39.500	70	Zet Pup	2.2460	39000.	79	5055	No
101	GOM_NL__2PRFIN20030217_053814_000001072013_00492_05055_5305.N1	17-FEB-2003 05:38:14	Straylight	106.50	100	4Gam Crv	2.5800	13100.	213	5055	No

102	GOM_NL__2PRFIN20030217_072741_000000432013_00493_05056_5041.N1	17-FEB-2003 07:27:41	Bright	42.500	8	10Alp CMI	0.40000	6500.0	85	5056	No
103	GOM_NL__2PRFIN20030217_073021_000000502013_00493_05056_5042.N1	17-FEB-2003 07:30:21	Bright	49.500	22	32Alp Leo	1.3600	15200.	99	5056	No
104	GOM_NL__2PRFIN20030217_073355_000000402013_00493_05056_5043.N1	17-FEB-2003 07:33:55	Bright	39.500	17	78Bet Gem	1.1610	4500.0	79	5056	No
105	GOM_NL__2PRFIN20030217_073504_000000382013_00493_05056_5044.N1	17-FEB-2003 07:35:04	Bright	37.500	24	66Alp Gem	1.5800	10200.	75	5056	No
106	GOM_NL__2PRFIN20030217_073705_000000722013_00493_05056_5045.N1	17-FEB-2003 07:37:05	Bright	71.500	96	68Del Leo	2.5600	9300.0	143	5056	No
107	GOM_NL__2PRFIN20030217_074011_000000382013_00493_05056_5046.N1	17-FEB-2003 07:40:11	Bright	38.000	42	34Bet Aur	1.9000	10200.	76	5056	No
108	GOM_NL__2PRFIN20030217_074324_000000532013_00493_05056_5047.N1	17-FEB-2003 07:43:24	Bright	53.000	174	52Psi UMa	3.0040	4400.0	106	5056	No
109	GOM_NL__2PRFIN20030217_074526_000000452013_00493_05056_5048.N1	17-FEB-2003 07:45:26	Bright	44.500	82	48Bet UMa	2.3650	10600.	89	5056	No
110	GOM_NL__2PRFIN20030217_074729_000000522013_00493_05056_5049.N1	17-FEB-2003 07:47:29	Bright	52.000	87	64Gam UMa	2.4330	11000.	104	5056	No
111	GOM_NL__2PRFIN20030217_075116_000000342013_00493_05056_5050.N1	17-FEB-2003 07:51:16	Bright	34.000	49	1Alp UMi	1.9900	6300.0	68	5056	No
112	GOM_NL__2PRFIN20030217_075313_000000402013_00493_05056_5051.N1	17-FEB-2003 07:53:13	Bright	40.000	60	7Bet UMi	2.0810	3950.0	80	5056	No
113	GOM_NL__2PRFIN20030217_075529_000000692013_00493_05056_5052.N1	17-FEB-2003 07:55:29	Bright	68.500	39	85Eta UMa	1.8540	24000.	137	5056	No
114	GOM_NL__2PRFIN20030217_075805_000000442013_00493_05056_5053.N1	17-FEB-2003 07:58:05	Bright	44.000	119	14Eta Dra	2.7270	4700.0	88	5056	No
115	GOM_NL__2PRFIN20030217_080155_000000422013_00493_05056_5054.N1	17-FEB-2003 08:01:55	Bright	41.500	130	23Bet Dra	2.7990	5800.0	83	5056	No
116	GOM_NL__2PRFIN20030217_080400_000000342013_00493_05056_5055.N1	17-FEB-2003 08:04:00	Bright	34.000	144	18Del Cyg	2.8600	11000.	68	5056	No
117	GOM_NL__2PRFIN20030217_080615_000000392013_00493_05056_5056.N1	17-FEB-2003 08:06:15	Bright	39.000	5	3Alp Lyr	0.033000	11000.	78	5056	No
118	GOM_NL__2PRFIN20030217_080925_000000572013_00493_05056_5057.N1	17-FEB-2003 08:09:25	Bright	56.500	133	40Zet Her	2.8070	6000.0	113	5056	No
119	GOM_NL__2PRFIN20030217_081358_000001372013_00493_05056_5058.N1	17-FEB-2003 08:13:58	Twilight	136.50	67	5Alp CrB	2.2210	11000.	273	5056	No
120	GOM_NL__2PRFIN20030217_081746_000000542013_00493_05056_5059.N1	17-FEB-2003 08:17:46	Twilight	54.000	126	60Bet Oph	2.7700	4250.0	108	5056	No
121	GOM_NL__2PRFIN20030217_082249_000000402013_00493_05056_5060.N1	17-FEB-2003 08:22:49	Twilight	40.000	155	41Pi Sgr	2.9000	6600.0	80	5056	No
122	GOM_NL__2PRFIN20030217_082516_000000532013_00493_05056_5061.N1	17-FEB-2003 08:25:16	Dark	52.500	86	35Eta Oph	2.4300	10200.	105	5056	No
123	GOM_NL__2PRFIN20030217_082717_000000432013_00493_05056_5062.N1	17-FEB-2003 08:27:17	Dark	42.500	38	20Eps Sgr	1.8360	11000.	85	5056	No
124	GOM_NL__2PRFIN20030217_083026_000000702013_00493_05056_5063.N1	17-FEB-2003 08:30:26	Dark	70.000	16	21Alp Sco	1.0200	3000.0	140	5056	No
125	GOM_NL__2PRFIN20030217_083203_000000682013_00493_05056_5064.N1	17-FEB-2003 08:32:03	Dark	68.000	80	7Del Sco	2.3160	30000.	136	5056	No
126	GOM_NL__2PRFIN20030217_084311_000000802013_00494_05057_5300.N1	17-FEB-2003 08:43:11	Dark	80.000	54	5The Cen	2.0550	4500.0	160	5057	No
127	GOM_NL__2PRFIN20030217_084515_000000572013_00494_05057_5301.N1	17-FEB-2003 08:45:15	Dark	57.000	26	Gam Cru	1.6240	2900.0	114	5057	No
128	GOM_NL__2PRFIN20030217_084649_000000392013_00494_05057_5302.N1	17-FEB-2003 08:46:49	Dark	38.500	29	Bet Car	1.6720	10200.	77	5057	No
129	GOM_NL__2PRFIN20030217_084959_000000462013_00494_05057_5303.N1	17-FEB-2003 08:49:59	Dark	45.500	41	Eps Car	1.8600	4100.0	91	5057	No
130	GOM_NL__2PRFIN20030217_085327_000000412013_00494_05057_5304.N1	17-FEB-2003 08:53:27	Straylight	40.500	34	Gam2Vel	1.7930	23000.	81	5057	No
131	GOM_NL__2PRFIN20030217_085532_000000402013_00494_05057_5305.N1	17-FEB-2003 08:55:32	Straylight	39.500	70	Zet Pup	2.2460	39000.	79	5057	No
132	GOM_NL__2PRFIN20030217_085924_000001022013_00494_05057_5306.N1	17-FEB-2003 08:59:24	Straylight	101.50	100	4Gam Crv	2.5800	13100.	203	5057	No
133	GOM_NL__2PRFIN20030217_090342_000000562013_00494_05057_5307.N1	17-FEB-2003 09:03:42	Straylight	55.500	48	30Alp Hya	1.9770	4100.0	111	5057	No
134	GOM_NL__2PRFIN20030217_090817_000000442013_00494_05057_5308.N1	17-FEB-2003 09:08:17	Bright	44.000	8	10Alp CMI	0.40000	6500.0	88	5057	No
135	GOM_NL__2PRFIN20030217_091056_000000522013_00494_05057_5309.N1	17-FEB-2003 09:10:56	Bright	52.000	22	32Alp Leo	1.3600	15200.	104	5057	No
136	GOM_NL__2PRFIN20030217_091431_000000382013_00494_05057_5310.N1	17-FEB-2003 09:14:31	Bright	38.000	17	78Bet Gem	1.1610	4500.0	76	5057	No
137	GOM_NL__2PRFIN20030217_091540_000000382013_00494_05057_5311.N1	17-FEB-2003 09:15:40	Bright	37.500	24	66Alp Gem	1.5800	10200.	75	5057	No
138	GOM_NL__2PRFIN20030217_091739_000000722013_00494_05057_5312.N1	17-FEB-2003 09:17:39	Bright	71.500	96	68Del Leo	2.5600	9300.0	143	5057	No
139	GOM_NL__2PRFIN20030217_092047_000000372013_00494_05057_5313.N1	17-FEB-2003 09:20:47	Bright	36.500	42	34Bet Aur	1.9000	10200.	73	5057	No
140	GOM_NL__2PRFIN20030217_092357_000000562013_00494_05057_5314.N1	17-FEB-2003 09:23:57	Bright	55.500	174	52Psi UMa	3.0040	4400.0	111	5057	No
141	GOM_NL__2PRFIN20030217_092601_000000452013_00494_05057_5315.N1	17-FEB-2003 09:26:01	Bright	45.000	82	48Bet UMa	2.3650	10600.	90	5057	No
142	GOM_NL__2PRFIN20030217_092801_000000522013_00494_05057_5316.N1	17-FEB-2003 09:28:01	Bright	51.500	87	64Gam UMa	2.4330	11000.	103	5057	No
143	GOM_NL__2PRFIN20030217_093152_000000382013_00494_05057_5317.N1	17-FEB-2003 09:31:52	Bright	37.500	49	1Alp UMi	1.9900	6300.0	75	5057	No
144	GOM_NL__2PRFIN20030217_093349_000000432013_00494_05057_5318.N1	17-FEB-2003 09:33:49	Bright	43.000	60	7Bet UMi	2.0810	3950.0	86	5057	No
145	GOM_NL__2PRFIN20030217_093604_000000702013_00494_05057_5319.N1	17-FEB-2003 09:36:04	Bright	70.000	39	85Eta UMa	1.8540	24000.	140	5057	No
146	GOM_NL__2PRFIN20030217_093840_000000452013_00494_05057_5320.N1	17-FEB-2003 09:38:40	Bright	45.000	119	14Eta Dra	2.7270	4700.0	90	5057	No
147	GOM_NL__2PRFIN20030217_094231_000000432013_00494_05057_5321.N1	17-FEB-2003 09:42:31	Bright	43.000	130	23Bet Dra	2.7990	5800.0	86	5057	No
148	GOM_NL__2PRFIN20030217_094436_000000382013_00494_05057_5322.N1	17-FEB-2003 09:44:36	Bright	37.500	144	18Del Cyg	2.8600	11000.	75	5057	No
149	GOM_NL__2PRFIN20030217_094651_000000402013_00494_05057_5323.N1	17-FEB-2003 09:46:51	Bright	39.500	5	3Alp Lyr	0.033000	11000.	79	5057	No
150	GOM_NL__2PRFIN20030217_095000_000000602013_00494_05057_5324.N1	17-FEB-2003 09:50:00	Bright	59.500	133	40Zet Her	2.8070	6000.0	119	5057	No
151	GOM_NL__2PRFIN20030217_095435_000001352013_00494_05057_5325.N1	17-FEB-2003 09:54:35	Twilight	134.50	67	5Alp CrB	2.2210	11000.	269	5057	No
152	GOM_NL__2PRFIN20030217_095824_000000542013_00494_05057_5326.N1	17-FEB-2003 09:58:24	Twilight	53.500	126	60Bet Oph	2.7700	4250.0	107	5057	No
153	GOM_NL__2PRFIN20030217_100325_000000412013_00494_05057_5327.N1	17-FEB-2003 10:03:25	Twilight	41.000	155	41Pi Sgr	2.9000	6600.0	82	5057	No
154	GOM_NL__2PRFIN20030217_100553_000000532013_00494_05057_5328.N1	17-FEB-2003 10:05:53	Dark	52.500	86	35Eta Oph	2.4300	10200.	105	5057	No
155	GOM_NL__2PRFIN20030217_100753_000000442013_00494_05057_5329.N1	17-FEB-2003 10:07:53	Dark	44.000	38	20Eps Sgr	1.8360	11000.	88	5057	No
156	GOM_NL__2PRFIN20030217_101103_000000632013_00494_05057_5330.N1	17-FEB-2003 10:11:03	Dark	62.500	16	21Alp Sco	1.0200	3000.0	125	5057	No
157	GOM_NL__2PRFIN20030217_101241_000000672013_00494_05057_5331.N1	17-FEB-2003 10:12:41	Dark	67.000	80	7Del Sco	2.3160	30000.	134	5057	No
158	GOM_NL__2PRFIN20030217_102346_000000772013_00495_05058_5300.N1	17-FEB-2003 10:23:46	Dark	77.000	54	5The Cen	2.0550	4500.0	154	5058	No
159	GOM_NL__2PRFIN20030217_102551_000000522013_00495_05058_5301.N1	17-FEB-2003 10:25:51	Dark	52.000	26	Gam Cru	1.6240	2900.0	104	5058	No
160	GOM_NL__2PRFIN20030217_102725_000000392013_00495_05058_5302.N1	17-FEB-2003 10:27:25	Dark	38.500	29	Bet Car	1.6720	10200.	77	5058	No

161	GOM_NL__2PRFIN20030217_103036_000000462013_00495_05058_5303.N1	17-FEB-2003 10:30:36	Dark	45.500	41	Eps Car	1.8600	4100.0	91	5058	No
162	GOM_NL__2PRFIN20030217_103403_000000392013_00495_05058_5304.N1	17-FEB-2003 10:34:03	Straylight	38.500	34	Gam2Vel	1.7930	23000.	77	5058	No
163	GOM_NL__2PRFIN20030217_103608_000000402013_00495_05058_5305.N1	17-FEB-2003 10:36:08	Straylight	40.000	70	Zet Pup	2.2460	39000.	80	5058	No
164	GOM_NL__2PRFIN20030217_104003_000000932013_00495_05058_5306.N1	17-FEB-2003 10:40:03	Straylight	93.000	100	4Gam Crv	2.5800	13100.	186	5058	No
165	GOM_NL__2PRFIN20030217_104417_000000512013_00495_05058_5307.N1	17-FEB-2003 10:44:17	Straylight	51.000	48	30Alp Hya	1.9770	4100.0	102	5058	No
166	GOM_NL__2PRFIN20030217_104853_000000422013_00495_05058_5308.N1	17-FEB-2003 10:48:53	Bright	41.500	8	10Alp CMi	0.40000	6500.0	83	5058	No
167	GOM_NL__2PRFIN20030217_105131_000000552013_00495_05058_5309.N1	17-FEB-2003 10:51:31	Bright	54.500	22	32Alp Leo	1.3600	15200.	109	5058	No
168	GOM_NL__2PRFIN20030217_105507_000000402013_00495_05058_5310.N1	17-FEB-2003 10:55:07	Bright	39.500	17	78Bet Gem	1.1610	4500.0	79	5058	No
169	GOM_NL__2PRFIN20030217_105616_000000392013_00495_05058_5311.N1	17-FEB-2003 10:56:16	Bright	39.000	24	66Alp Gem	1.5800	10200.	78	5058	No
170	GOM_NL__2PRFIN20030217_105814_000000742013_00495_05058_5312.N1	17-FEB-2003 10:58:14	Bright	74.000	96	68Del Leo	2.5600	9300.0	148	5058	No
171	GOM_NL__2PRFIN20030217_110124_000000392013_00495_05058_5313.N1	17-FEB-2003 11:01:24	Bright	39.000	42	34Bet Aur	1.9000	10200.	78	5058	No
172	GOM_NL__2PRFIN20030217_110434_000000542013_00495_05058_5314.N1	17-FEB-2003 11:04:34	Bright	54.000	174	52Psi UMa	3.0040	4400.0	108	5058	No
173	GOM_NL__2PRFIN20030217_110635_000000472013_00495_05058_5315.N1	17-FEB-2003 11:06:35	Bright	46.500	82	48Bet UMa	2.3650	10600.	93	5058	No
174	GOM_NL__2PRFIN20030217_110838_000000532013_00495_05058_5316.N1	17-FEB-2003 11:08:38	Bright	52.500	87	64Gam UMa	2.4330	11000.	105	5058	No
175	GOM_NL__2PRFIN20030217_111227_000000352013_00495_05058_5317.N1	17-FEB-2003 11:12:27	Bright	34.500	49	1Alp UMi	1.9900	6300.0	69	5058	No
176	GOM_NL__2PRFIN20030217_111424_000000442013_00495_05058_5318.N1	17-FEB-2003 11:14:24	Bright	44.000	60	7Bet UMi	2.0810	3950.0	88	5058	No
177	GOM_NL__2PRFIN20030217_111639_000000642013_00495_05058_5319.N1	17-FEB-2003 11:16:39	Bright	64.000	39	85Eta UMa	1.8540	24000.	128	5058	No
178	GOM_NL__2PRFIN20030217_111915_000000462013_00495_05058_5320.N1	17-FEB-2003 11:19:15	Bright	45.500	119	14Eta Dra	2.7270	4700.0	91	5058	No
179	GOM_NL__2PRFIN20030217_112307_000000412013_00495_05058_5321.N1	17-FEB-2003 11:23:07	Bright	41.000	130	23Bet Dra	2.7990	5800.0	82	5058	No
180	GOM_NL__2PRFIN20030217_112512_000000372013_00495_05058_5322.N1	17-FEB-2003 11:25:12	Bright	36.500	144	18Del Cyg	2.8600	11000.	73	5058	No
181	GOM_NL__2PRFIN20030217_112727_000000382013_00495_05058_5323.N1	17-FEB-2003 11:27:27	Bright	37.500	5	3Alp Lyr	0.033000	11000.	75	5058	No
182	GOM_NL__2PRFIN20030217_113037_000000622013_00495_05058_5324.N1	17-FEB-2003 11:30:37	Bright	61.500	133	40Zet Her	2.8070	6000.0	123	5058	No
183	GOM_NL__2PRFIN20030217_113512_000001322013_00495_05058_5325.N1	17-FEB-2003 11:35:12	Twi_and_stray	132.00	67	5Alp CrB	2.2210	11000.	264	5058	No
184	GOM_NL__2PRFIN20030217_113859_000000502013_00495_05058_5326.N1	17-FEB-2003 11:38:59	Twi_and_stray	50.000	126	60Bet Oph	2.7700	4250.0	100	5058	No
185	GOM_NL__2PRFIN20030217_114401_000000412013_00495_05058_5327.N1	17-FEB-2003 11:44:01	Twilight	40.500	155	41Pi Sgr	2.9000	6600.0	81	5058	No
186	GOM_NL__2PRFIN20030217_114629_000000522013_00495_05058_5328.N1	17-FEB-2003 11:46:29	Dark	52.000	86	35Eta Oph	2.4300	10200.	104	5058	No
187	GOM_NL__2PRFIN20030217_114830_000000412013_00495_05058_5329.N1	17-FEB-2003 11:48:30	Dark	40.500	38	20Eps Sgr	1.8360	11000.	81	5058	No
188	GOM_NL__2PRFIN20030217_115140_000000722013_00495_05058_5330.N1	17-FEB-2003 11:51:40	Dark	72.000	16	21Alp Sco	1.0200	3000.0	144	5058	No
189	GOM_NL__2PRFIN20030217_115316_000000692013_00495_05058_5331.N1	17-FEB-2003 11:53:16	Dark	68.500	80	7Del Sco	2.3160	30000.	137	5058	No
190	GOM_NL__2PRFIN20030217_120426_000000832013_00496_05059_5300.N1	17-FEB-2003 12:04:26	Dark	83.000	54	5The Cen	2.0550	4500.0	166	5059	No
191	GOM_NL__2PRFIN20030217_120627_000000582013_00496_05059_5301.N1	17-FEB-2003 12:06:27	Dark	58.000	26	Gam Cru	1.6240	2900.0	116	5059	No
192	GOM_NL__2PRFIN20030217_120801_000000402013_00496_05059_5302.N1	17-FEB-2003 12:08:01	Dark	39.500	29	Bet Car	1.6720	10200.	79	5059	No
193	GOM_NL__2PRFIN20030217_121112_000000422013_00496_05059_5303.N1	17-FEB-2003 12:11:12	Dark	42.000	41	Eps Car	1.8600	4100.0	84	5059	No
194	GOM_NL__2PRFIN20030217_121439_000000432013_00496_05059_5304.N1	17-FEB-2003 12:14:39	Straylight	42.500	34	Gam2Vel	1.7930	23000.	85	5059	No
195	GOM_NL__2PRFIN20030217_121644_000000402013_00496_05059_5305.N1	17-FEB-2003 12:16:44	Straylight	40.000	70	Zet Pup	2.2460	39000.	80	5059	No
196	GOM_NL__2PRFIN20030217_122039_000000962013_00496_05059_5306.N1	17-FEB-2003 12:20:39	Straylight	96.000	100	4Gam Crv	2.5800	13100.	192	5059	No
197	GOM_NL__2PRFIN20030217_122452_000000532013_00496_05059_5307.N1	17-FEB-2003 12:24:52	Straylight	53.000	48	30Alp Hya	1.9770	4100.0	106	5059	No
198	GOM_NL__2PRFIN20030217_122929_000000442013_00496_05059_5308.N1	17-FEB-2003 12:29:29	Bright	43.500	8	10Alp CMi	0.40000	6500.0	87	5059	No
199	GOM_NL__2PRFIN20030217_123205_000000562013_00496_05059_5309.N1	17-FEB-2003 12:32:05	Bright	56.000	22	32Alp Leo	1.3600	15200.	112	5059	No
200	GOM_NL__2PRFIN20030217_123542_000000402013_00496_05059_5310.N1	17-FEB-2003 12:35:42	Bright	39.500	17	78Bet Gem	1.1610	4500.0	79	5059	No
201	GOM_NL__2PRFIN20030217_123652_000000392013_00496_05059_5311.N1	17-FEB-2003 12:36:52	Bright	38.500	24	66Alp Gem	1.5800	10200.	77	5059	No
202	GOM_NL__2PRFIN20030217_123848_000000672013_00496_05059_5312.N1	17-FEB-2003 12:38:48	Bright	67.000	96	68Del Leo	2.5600	9300.0	134	5059	No
203	GOM_NL__2PRFIN20030217_124200_000000382013_00496_05059_5313.N1	17-FEB-2003 12:42:00	Bright	37.500	42	34Bet Aur	1.9000	10200.	75	5059	No
204	GOM_NL__2PRFIN20030217_124509_000000532013_00496_05059_5314.N1	17-FEB-2003 12:45:09	Bright	52.500	174	52Psi UMa	3.0040	4400.0	105	5059	No
205	GOM_NL__2PRFIN20030217_124708_000000492013_00496_05059_5315.N1	17-FEB-2003 12:47:08	Bright	48.500	82	48Bet UMa	2.3650	10600.	97	5059	No
206	GOM_NL__2PRFIN20030217_124914_000000512013_00496_05059_5316.N1	17-FEB-2003 12:49:14	Bright	51.000	87	64Gam UMa	2.4330	11000.	102	5059	No
207	GOM_NL__2PRFIN20030217_125302_000000372013_00496_05059_5317.N1	17-FEB-2003 12:53:02	Bright	36.500	49	1Alp UMi	1.9900	6300.0	73	5059	No
208	GOM_NL__2PRFIN20030217_125459_000000442013_00496_05059_5318.N1	17-FEB-2003 12:54:59	Bright	43.500	60	7Bet UMi	2.0810	3950.0	87	5059	No
209	GOM_NL__2PRFIN20030217_125714_000000682013_00496_05059_5319.N1	17-FEB-2003 12:57:14	Bright	68.000	39	85Eta UMa	1.8540	24000.	136	5059	No
210	GOM_NL__2PRFIN20030217_125949_000000482013_00496_05059_5320.N1	17-FEB-2003 12:59:49	Bright	48.000	119	14Eta Dra	2.7270	4700.0	96	5059	No
211	GOM_NL__2PRFIN20030217_130342_000000442013_00496_05059_5321.N1	17-FEB-2003 13:03:42	Bright	44.000	130	23Bet Dra	2.7990	5800.0	88	5059	No
212	GOM_NL__2PRFIN20030217_130547_000000362013_00496_05059_5322.N1	17-FEB-2003 13:05:47	Bright	36.000	144	18Del Cyg	2.8600	11000.	72	5059	No
213	GOM_NL__2PRFIN20030217_130802_000000402013_00496_05059_5323.N1	17-FEB-2003 13:08:02	Bright	39.500	5	3Alp Lyr	0.033000	11000.	79	5059	No
214	GOM_NL__2PRFIN20030217_131114_000000582013_00496_05059_5324.N1	17-FEB-2003 13:11:14	Bright	58.000	133	40Zet Her	2.8070	6000.0	116	5059	No
215	GOM_NL__2PRFIN20030217_131549_000001242013_00496_05059_5325.N1	17-FEB-2003 13:15:49	Twi_and_stray	123.50	67	5Alp CrB	2.2210	11000.	247	5059	No
216	GOM_NL__2PRFIN20030217_131936_000000562013_00496_05059_5326.N1	17-FEB-2003 13:19:36	Twi_and_stray	55.500	126	60Bet Oph	2.7700	4250.0	111	5059	No
217	GOM_NL__2PRFIN20030217_132437_000000422013_00496_05059_5327.N1	17-FEB-2003 13:24:37	Twilight	42.000	155	41Pi Sgr	2.9000	6600.0	84	5059	No
218	GOM_NL__2PRFIN20030217_132706_000000522013_00496_05059_5328.N1	17-FEB-2003 13:27:06	Dark	52.000	86	35Eta Oph	2.4300	10200.	104	5059	No
219	GOM_NL__2PRFIN20030217_132906_000000452013_00496_05059_5329.N1	17-FEB-2003 13:29:06	Dark	45.000	38	20Eps Sgr	1.8360	11000.	90	5059	No

220	GOM_NL__2PRFIN20030217_133216_000000612013_00496_05059_5330.N1	17-FEB-2003 13:32:16	Dark	61.000	16	21Alp Sco	1.0200	3000.0	122	5059	No
221	GOM_NL__2PRFIN20030217_133353_000000782013_00496_05059_5331.N1	17-FEB-2003 13:33:53	Dark	77.500	80	7Del Sco	2.3160	30000.	155	5059	No
222	GOM_NL__2PRFIN20030217_134442_000000482013_00497_05060_5300.N1	17-FEB-2003 13:44:42	Dark	47.500	77	Eps Cen	2.3030	28000.	95	5060	No
223	GOM_NL__2PRFIN20030217_134618_000000532013_00497_05060_5301.N1	17-FEB-2003 13:46:18	Dark	52.500	12	Alp1Cru	0.77500	30000.	105	5060	No
224	GOM_NL__2PRFIN20030217_134838_000000392013_00497_05060_5302.N1	17-FEB-2003 13:48:38	Dark	38.500	29	Bet Car	1.6720	10200.	77	5060	No
225	GOM_NL__2PRFIN20030217_135116_000000412013_00497_05060_5303.N1	17-FEB-2003 13:51:16	Dark	40.500	71	lot Car	2.2460	7700.0	81	5060	No
226	GOM_NL__2PRFIN20030217_135253_000000412013_00497_05060_5304.N1	17-FEB-2003 13:52:53	Dark	41.000	46	Del Vel	1.9540	10600.	82	5060	No
227	GOM_NL__2PRFIN20030217_135515_000000402013_00497_05060_5305.N1	17-FEB-2003 13:55:15	Straylight	40.000	34	Gam2Vel	1.7930	23000.	80	5060	No
228	GOM_NL__2PRFIN20030217_135720_000000402013_00497_05060_5306.N1	17-FEB-2003 13:57:20	Straylight	40.000	70	Zet Pup	2.2460	39000.	80	5060	No
229	GOM_NL__2PRFIN20030217_140138_000000422013_00497_05060_5307.N1	17-FEB-2003 14:01:38	Straylight	42.000	132	15Rho Pup	2.8030	6900.0	84	5060	No
230	GOM_NL__2PRFIN20030217_140526_000000512013_00497_05060_5308.N1	17-FEB-2003 14:05:26	Straylight	50.500	48	30Alp Hya	1.9770	4100.0	101	5060	No
231	GOM_NL__2PRFIN20030217_141005_000000402013_00497_05060_5309.N1	17-FEB-2003 14:10:05	Bright	39.500	8	10Alp CMi	0.40000	6500.0	79	5060	No
232	GOM_NL__2PRFIN20030217_141242_000000542013_00497_05060_5310.N1	17-FEB-2003 14:12:42	Bright	53.500	22	32Alp Leo	1.3600	15200.	107	5060	No
233	GOM_NL__2PRFIN20030217_141618_000000392013_00497_05060_5311.N1	17-FEB-2003 14:16:18	Bright	38.500	17	78Bet Gem	1.1610	4500.0	77	5060	No
234	GOM_NL__2PRFIN20030217_141725_000000412013_00497_05060_5312.N1	17-FEB-2003 14:17:25	Bright	41.000	24	66Alp Gem	1.5800	10200.	82	5060	No
235	GOM_NL__2PRFIN20030217_141922_000000702013_00497_05060_5313.N1	17-FEB-2003 14:19:22	Bright	70.000	96	68Del Leo	2.5600	9300.0	140	5060	No
236	GOM_NL__2PRFIN20030217_142544_000000522013_00497_05060_5314.N1	17-FEB-2003 14:25:44	Bright	52.000	174	52Psi UMa	3.0040	4400.0	104	5060	No
237	GOM_NL__2PRFIN20030217_142747_000000442013_00497_05060_5315.N1	17-FEB-2003 14:27:47	Bright	44.000	82	48Bet UMa	2.3650	10600.	88	5060	No
238	GOM_NL__2PRFIN20030217_142950_000000522013_00497_05060_5316.N1	17-FEB-2003 14:29:50	Bright	51.500	87	64Gam UMa	2.4330	11000.	103	5060	No
239	GOM_NL__2PRFIN20030217_143340_000000372013_00497_05060_5317.N1	17-FEB-2003 14:33:40	Bright	37.000	49	1Alp UMi	1.9900	6300.0	74	5060	No
240	GOM_NL__2PRFIN20030217_143537_000000422013_00497_05060_5318.N1	17-FEB-2003 14:35:37	Bright	41.500	60	7Bet UMi	2.0810	3950.0	83	5060	No
241	GOM_NL__2PRFIN20030217_143749_000000672013_00497_05060_5319.N1	17-FEB-2003 14:37:49	Bright	67.000	39	85Eta UMa	1.8540	24000.	134	5060	No
242	GOM_NL__2PRFIN20030217_144028_000000452013_00497_05060_5320.N1	17-FEB-2003 14:40:28	Bright	44.500	119	14Eta Dra	2.7270	4700.0	89	5060	No
243	GOM_NL__2PRFIN20030217_144419_000000422013_00497_05060_5321.N1	17-FEB-2003 14:44:19	Bright	42.000	130	23Bet Dra	2.7990	5800.0	84	5060	No
244	GOM_NL__2PRFIN20030217_144625_000000362013_00497_05060_5322.N1	17-FEB-2003 14:46:25	Bright	36.000	144	18Del Cyg	2.8600	11000.	72	5060	No
245	GOM_NL__2PRFIN20030217_144840_000000412013_00497_05060_5323.N1	17-FEB-2003 14:48:40	Bright	41.000	5	3Alp Lyr	0.033000	11000.	82	5060	No
246	GOM_NL__2PRFIN20030217_145151_000000582013_00497_05060_5324.N1	17-FEB-2003 14:51:51	Bright	58.000	133	40Zet Her	2.8070	6000.0	116	5060	No
247	GOM_NL__2PRFIN20030217_145626_000001222013_00497_05060_5325.N1	17-FEB-2003 14:56:26	Twilight	121.50	67	5Alp CrB	2.2210	11000.	243	5060	No
248	GOM_NL__2PRFIN20030217_150014_000000522013_00497_05060_5326.N1	17-FEB-2003 15:00:14	Twilight	51.500	126	60Bet Oph	2.7700	4250.0	103	5060	No
249	GOM_NL__2PRFIN20030217_150514_000000402013_00497_05060_5327.N1	17-FEB-2003 15:05:14	Twilight	40.000	155	41Pi Sgr	2.9000	6600.0	80	5060	No
250	GOM_NL__2PRFIN20030217_150654_000000412013_00497_05060_5328.N1	17-FEB-2003 15:06:54	Twilight	41.000	57	34Sig Sgr	2.0660	26000.	82	5060	No
251	GOM_NL__2PRFIN20030217_150929_000001802013_00497_05060_5329.N1	17-FEB-2003 15:09:29	Dark	180.00	102	24Alp Ser	2.6000	4250.0	360	5060	No
252	GOM_NL__2PRFIN20030217_151434_000000652013_00497_05060_5330.N1	17-FEB-2003 15:14:34	Dark	65.000	80	7Del Sco	2.3160	30000.	130	5060	No
253	GOM_NL__2PRFIN20030217_152520_000000462013_00498_05061_5300.N1	17-FEB-2003 15:25:20	Dark	45.500	77	Eps Cen	2.3030	28000.	91	5061	No
254	GOM_NL__2PRFIN20030217_152656_000000422013_00498_05061_5301.N1	17-FEB-2003 15:26:56	Dark	42.000	12	Alp1Cru	0.77500	30000.	84	5061	No
255	GOM_NL__2PRFIN20030217_152914_000000392013_00498_05061_5302.N1	17-FEB-2003 15:29:14	Dark	38.500	29	Bet Car	1.6720	10200.	77	5061	No
256	GOM_NL__2PRFIN20030217_153153_000000382013_00498_05061_5303.N1	17-FEB-2003 15:31:53	Dark	37.500	71	lot Car	2.2460	7700.0	75	5061	No
257	GOM_NL__2PRFIN20030217_153329_000000402013_00498_05061_5304.N1	17-FEB-2003 15:33:29	Dark	40.000	46	Del Vel	1.9540	10600.	80	5061	No
258	GOM_NL__2PRFIN20030217_153551_000000412013_00498_05061_5305.N1	17-FEB-2003 15:35:51	Straylight	40.500	34	Gam2Vel	1.7930	23000.	81	5061	No
259	GOM_NL__2PRFIN20030217_153756_000000402013_00498_05061_5306.N1	17-FEB-2003 15:37:56	Straylight	40.000	70	Zet Pup	2.2460	39000.	80	5061	No
260	GOM_NL__2PRFIN20030217_154214_000000422013_00498_05061_5307.N1	17-FEB-2003 15:42:14	Straylight	42.000	132	15Rho Pup	2.8030	6900.0	84	5061	No
261	GOM_NL__2PRFIN20030217_154606_000000502013_00498_05061_5308.N1	17-FEB-2003 15:46:06	Straylight	50.000	48	30Alp Hya	1.9770	4100.0	100	5061	No
262	GOM_NL__2PRFIN20030217_155041_000000422013_00498_05061_5309.N1	17-FEB-2003 15:50:41	Bright	41.500	8	10Alp CMi	0.40000	6500.0	83	5061	No
263	GOM_NL__2PRFIN20030217_155319_000000522013_00498_05061_5310.N1	17-FEB-2003 15:53:19	Bright	51.500	22	32Alp Leo	1.3600	15200.	103	5061	No
264	GOM_NL__2PRFIN20030217_155656_000000382013_00498_05061_5311.N1	17-FEB-2003 15:56:56	Bright	38.000	17	78Bet Gem	1.1610	4500.0	76	5061	No
265	GOM_NL__2PRFIN20030217_155805_000000372013_00498_05061_5312.N1	17-FEB-2003 15:58:05	Bright	37.000	24	66Alp Gem	1.5800	10200.	74	5061	No
266	GOM_NL__2PRFIN20030217_155956_000000712013_00498_05061_5313.N1	17-FEB-2003 15:59:56	Bright	71.000	96	68Del Leo	2.5600	9300.0	142	5061	No
267	GOM_NL__2PRFIN20030217_160619_000000532013_00498_05061_5314.N1	17-FEB-2003 16:06:19	Bright	53.000	174	52Psi UMa	3.0040	4400.0	106	5061	No
268	GOM_NL__2PRFIN20030217_160822_000000462013_00498_05061_5315.N1	17-FEB-2003 16:08:22	Bright	45.500	82	48Bet UMa	2.3650	10600.	91	5061	No
269	GOM_NL__2PRFIN20030217_161024_000000532013_00498_05061_5316.N1	17-FEB-2003 16:10:24	Bright	53.000	87	64Gam UMa	2.4330	11000.	106	5061	No
270	GOM_NL__2PRFIN20030217_161416_000000372013_00498_05061_5317.N1	17-FEB-2003 16:14:16	Bright	36.500	49	1Alp UMi	1.9900	6300.0	73	5061	No
271	GOM_NL__2PRFIN20030217_161612_000000432013_00498_05061_5318.N1	17-FEB-2003 16:16:12	Bright	42.500	60	7Bet UMi	2.0810	3950.0	85	5061	No
272	GOM_NL__2PRFIN20030217_161823_000000652013_00498_05061_5319.N1	17-FEB-2003 16:18:23	Bright	64.500	39	85Eta UMa	1.8540	24000.	129	5061	No
273	GOM_NL__2PRFIN20030217_162104_000000442013_00498_05061_5320.N1	17-FEB-2003 16:21:04	Bright	43.500	119	14Eta Dra	2.7270	4700.0	87	5061	No
274	GOM_NL__2PRFIN20030217_162455_000000392013_00498_05061_5321.N1	17-FEB-2003 16:24:55	Bright	39.000	130	23Bet Dra	2.7990	5800.0	78	5061	No
275	GOM_NL__2PRFIN20030217_162701_000000342013_00498_05061_5322.N1	17-FEB-2003 16:27:01	Bright	34.000	144	18Del Cyg	2.8600	11000.	68	5061	No
276	GOM_NL__2PRFIN20030217_162916_000000372013_00498_05061_5323.N1	17-FEB-2003 16:29:16	Bright	37.000	5	3Alp Lyr	0.033000	11000.	74	5061	No
277	GOM_NL__2PRFIN20030217_163227_000000602013_00498_05061_5324.N1	17-FEB-2003 16:32:27	Bright	60.000	133	40Zet Her	2.8070	6000.0	120	5061	No
278	GOM_NL__2PRFIN20030217_163703_000001432013_00498_05061_5325.N1	17-FEB-2003 16:37:03	Twilight	142.50	67	5Alp CrB	2.2210	11000.	285	5061	No

279	GOM_NL__2PRFIN20030217_164050_000000532013_00498_05061_5326.N1	17-FEB-2003 16:40:50	Twilight	52.500	126	60Bet Oph	2.7700	4250.0	105	5061	No
280	GOM_NL__2PRFIN20030217_164550_000000392013_00498_05061_5327.N1	17-FEB-2003 16:45:50	Twilight	38.500	155	41Pi Sgr	2.9000	6600.0	77	5061	No
281	GOM_NL__2PRFIN20030217_164730_000000422013_00498_05061_5328.N1	17-FEB-2003 16:47:30	Twilight	42.000	57	34Sig Sgr	2.0660	26000.	84	5061	No
282	GOM_NL__2PRFIN20030217_165010_000001712013_00498_05061_5329.N1	17-FEB-2003 16:50:10	Dark	170.50	102	24Alp Ser	2.6000	4250.0	341	5061	No
283	GOM_NL__2PRFIN20030217_165511_000000612013_00498_05061_5330.N1	17-FEB-2003 16:55:11	Dark	60.500	80	7Del Sco	2.3160	30000.	121	5061	No
284	GOM_NL__2PRFIN20030217_170556_000000462013_00499_05062_5300.N1	17-FEB-2003 17:05:56	Dark	45.500	77	Eps Cen	2.3030	28000.	91	5062	No
285	GOM_NL__2PRFIN20030217_170732_000000422013_00499_05062_5301.N1	17-FEB-2003 17:07:32	Dark	41.500	12	Alp1Cru	0.77500	30000.	83	5062	No
286	GOM_NL__2PRFIN20030217_170950_000000392013_00499_05062_5302.N1	17-FEB-2003 17:09:50	Dark	39.000	29	Bet Car	1.6720	10200.	78	5062	No
287	GOM_NL__2PRFIN20030217_171229_000000372013_00499_05062_5303.N1	17-FEB-2003 17:12:29	Dark	37.000	71	lot Car	2.2460	7700.0	74	5062	No
288	GOM_NL__2PRFIN20030217_171405_000000432013_00499_05062_5304.N1	17-FEB-2003 17:14:05	Dark	43.000	46	Del Vel	1.9540	10600.	86	5062	No
289	GOM_NL__2PRFIN20030217_171627_000000422013_00499_05062_5305.N1	17-FEB-2003 17:16:27	Straylight	42.000	34	Gam2Vel	1.7930	23000.	84	5062	No
290	GOM_NL__2PRFIN20030217_171832_000000412013_00499_05062_5306.N1	17-FEB-2003 17:18:32	Straylight	40.500	70	Zet Pup	2.2460	39000.	81	5062	No
291	GOM_NL__2PRFIN20030217_172250_000000412013_00499_05062_5307.N1	17-FEB-2003 17:22:50	Straylight	41.000	132	15Rho Pup	2.8030	6900.0	82	5062	No
292	GOM_NL__2PRFIN20030217_172642_000000512013_00499_05062_5308.N1	17-FEB-2003 17:26:42	Straylight	50.500	48	30Alp Hya	1.9770	4100.0	101	5062	No
293	GOM_NL__2PRFIN20030217_173118_000000442013_00499_05062_5309.N1	17-FEB-2003 17:31:18	Bright	44.000	8	10Alp CMi	0.40000	6500.0	88	5062	No
294	GOM_NL__2PRFIN20030217_173354_000000512013_00499_05062_5310.N1	17-FEB-2003 17:33:54	Bright	51.000	22	32Alp Leo	1.3600	15200.	102	5062	No
295	GOM_NL__2PRFIN20030217_173732_000000402013_00499_05062_5311.N1	17-FEB-2003 17:37:32	Bright	40.000	17	78Bet Gem	1.1610	4500.0	80	5062	No
296	GOM_NL__2PRFIN20030217_173840_000000402013_00499_05062_5312.N1	17-FEB-2003 17:38:40	Bright	40.000	24	66Alp Gem	1.5800	10200.	80	5062	No
297	GOM_NL__2PRFIN20030217_174030_000000722013_00499_05062_5313.N1	17-FEB-2003 17:40:30	Bright	71.500	96	68Del Leo	2.5600	9300.0	143	5062	No
298	GOM_NL__2PRFIN20030217_174653_000000542013_00499_05062_5314.N1	17-FEB-2003 17:46:53	Bright	53.500	174	52Psi UMa	3.0040	4400.0	107	5062	No
299	GOM_NL__2PRFIN20030217_174858_000000452013_00499_05062_5315.N1	17-FEB-2003 17:48:58	Bright	45.000	82	48Bet UMa	2.3650	10600.	90	5062	No
300	GOM_NL__2PRFIN20030217_175059_000000502013_00499_05062_5316.N1	17-FEB-2003 17:50:59	Bright	50.000	87	64Gam UMa	2.4330	11000.	100	5062	No
301	GOM_NL__2PRFIN20030217_175451_000000382013_00499_05062_5317.N1	17-FEB-2003 17:54:51	Bright	37.500	49	1Alp UMi	1.9900	6300.0	75	5062	No
302	GOM_NL__2PRFIN20030217_175648_000000412013_00499_05062_5318.N1	17-FEB-2003 17:56:48	Bright	41.000	60	7Bet UMi	2.0810	3950.0	82	5062	No
303	GOM_NL__2PRFIN20030217_175857_000000702013_00499_05062_5319.N1	17-FEB-2003 17:58:57	Bright	70.000	39	85Eta UMa	1.8540	24000.	140	5062	No
304	GOM_NL__2PRFIN20030217_180139_000000452013_00499_05062_5320.N1	17-FEB-2003 18:01:39	Bright	44.500	119	14Eta Dra	2.7270	4700.0	89	5062	No
305	GOM_NL__2PRFIN20030217_180531_000000422013_00499_05062_5321.N1	17-FEB-2003 18:05:31	Bright	42.000	130	23Bet Dra	2.7990	5800.0	84	5062	No
306	GOM_NL__2PRFIN20030217_180737_000000352013_00499_05062_5322.N1	17-FEB-2003 18:07:37	Bright	34.500	144	18Del Cyg	2.8600	11000.	69	5062	No
307	GOM_NL__2PRFIN20030217_180951_000000422013_00499_05062_5323.N1	17-FEB-2003 18:09:51	Bright	42.000	5	3Alp Lyr	0.033000	11000.	84	5062	No
308	GOM_NL__2PRFIN20030217_181302_000000592013_00499_05062_5324.N1	17-FEB-2003 18:13:02	Bright	59.000	133	40Zet Her	2.8070	6000.0	118	5062	No
309	GOM_NL__2PRFIN20030217_181740_000001362013_00499_05062_5325.N1	17-FEB-2003 18:17:40	Twilight	135.50	67	5Alp CrB	2.2210	11000.	271	5062	No
310	GOM_NL__2PRFIN20030217_182127_000000512013_00499_05062_5326.N1	17-FEB-2003 18:21:27	Twilight	51.000	126	60Bet Oph	2.7700	4250.0	102	5062	No
311	GOM_NL__2PRFIN20030217_182626_000000412013_00499_05062_5327.N1	17-FEB-2003 18:26:26	Twilight	40.500	155	41Pi Sgr	2.9000	6600.0	81	5062	No
312	GOM_NL__2PRFIN20030217_182807_000000422013_00499_05062_5328.N1	17-FEB-2003 18:28:07	Twilight	42.000	57	34Sig Sgr	2.0660	26000.	84	5062	No
313	GOM_NL__2PRFIN20030217_183050_000001782013_00499_05062_5329.N1	17-FEB-2003 18:30:50	Dark	178.00	102	24Alp Ser	2.6000	4250.0	356	5062	No
314	GOM_NL__2PRFIN20030217_183548_000000642013_00499_05062_5330.N1	17-FEB-2003 18:35:48	Dark	64.000	80	7Del Sco	2.3160	30000.	128	5062	No
315	GOM_NL__2PRFIN20030217_184634_000000452013_00500_05063_5300.N1	17-FEB-2003 18:46:34	Dark	44.500	77	Eps Cen	2.3030	28000.	89	5063	No
316	GOM_NL__2PRFIN20030217_184809_000000492013_00500_05063_5301.N1	17-FEB-2003 18:48:09	Dark	48.500	12	Alp1Cru	0.77500	30000.	97	5063	No
317	GOM_NL__2PRFIN20030217_185026_000000402013_00500_05063_5302.N1	17-FEB-2003 18:50:26	Dark	40.000	29	Bet Car	1.6720	10200.	80	5063	No
318	GOM_NL__2PRFIN20030217_185305_000000392013_00500_05063_5303.N1	17-FEB-2003 18:53:05	Dark	38.500	71	lot Car	2.2460	7700.0	77	5063	No
319	GOM_NL__2PRFIN20030217_185441_000000422013_00500_05063_5304.N1	17-FEB-2003 18:54:41	Dark	41.500	46	Del Vel	1.9540	10600.	83	5063	No
320	GOM_NL__2PRFIN20030217_185703_000000432013_00500_05063_5305.N1	17-FEB-2003 18:57:03	Straylight	42.500	34	Gam2Vel	1.7930	23000.	85	5063	No
321	GOM_NL__2PRFIN20030217_185908_000000402013_00500_05063_5306.N1	17-FEB-2003 18:59:08	Straylight	40.000	70	Zet Pup	2.2460	39000.	80	5063	No
322	GOM_NL__2PRFIN20030217_190326_000000412013_00500_05063_5307.N1	17-FEB-2003 19:03:26	Straylight	40.500	132	15Rho Pup	2.8030	6900.0	81	5063	No
323	GOM_NL__2PRFIN20030217_190718_000000502013_00500_05063_5308.N1	17-FEB-2003 19:07:18	Straylight	50.000	48	30Alp Hya	1.9770	4100.0	100	5063	No
324	GOM_NL__2PRFIN20030217_191154_000000442013_00500_05063_5309.N1	17-FEB-2003 19:11:54	Bright	44.000	8	10Alp CMi	0.40000	6500.0	88	5063	No
325	GOM_NL__2PRFIN20030217_191430_000000512013_00500_05063_5310.N1	17-FEB-2003 19:14:30	Bright	50.500	22	32Alp Leo	1.3600	15200.	101	5063	No
326	GOM_NL__2PRFIN20030217_191807_000000402013_00500_05063_5311.N1	17-FEB-2003 19:18:07	Bright	39.500	17	78Bet Gem	1.1610	4500.0	79	5063	No
327	GOM_NL__2PRFIN20030217_191916_000000392013_00500_05063_5312.N1	17-FEB-2003 19:19:16	Bright	38.500	24	66Alp Gem	1.5800	10200.	77	5063	No
328	GOM_NL__2PRFIN20030217_192106_000000712013_00500_05063_5313.N1	17-FEB-2003 19:21:06	Bright	71.000	96	68Del Leo	2.5600	9300.0	142	5063	No
329	GOM_NL__2PRFIN20030217_192729_000000532013_00500_05063_5314.N1	17-FEB-2003 19:27:29	Bright	53.000	174	52Psi UMa	3.0040	4400.0	106	5063	No
330	GOM_NL__2PRFIN20030217_192933_000000462013_00500_05063_5315.N1	17-FEB-2003 19:29:33	Bright	46.000	82	48Bet UMa	2.3650	10600.	92	5063	No
331	GOM_NL__2PRFIN20030217_193134_000000512013_00500_05063_5316.N1	17-FEB-2003 19:31:34	Bright	50.500	87	64Gam UMa	2.4330	11000.	101	5063	No
332	GOM_NL__2PRFIN20030217_193527_000000372013_00500_05063_5317.N1	17-FEB-2003 19:35:27	Bright	36.500	49	1Alp UMi	1.9900	6300.0	73	5063	No
333	GOM_NL__2PRFIN20030217_193723_000000412013_00500_05063_5318.N1	17-FEB-2003 19:37:23	Bright	41.000	60	7Bet UMi	2.0810	3950.0	82	5063	No
334	GOM_NL__2PRFIN20030217_193933_000000682013_00500_05063_5319.N1	17-FEB-2003 19:39:33	Bright	67.500	39	85Eta UMa	1.8540	24000.	135	5063	No
335	GOM_NL__2PRFIN20030217_194214_000000442013_00500_05063_5320.N1	17-FEB-2003 19:42:14	Bright	43.500	119	14Eta Dra	2.7270	4700.0	87	5063	No
336	GOM_NL__2PRFIN20030217_194606_000000442013_00500_05063_5321.N1	17-FEB-2003 19:46:06	Bright	43.500	130	23Bet Dra	2.7990	5800.0	87	5063	No
337	GOM_NL__2PRFIN20030217_194813_000000342013_00500_05063_5322.N1	17-FEB-2003 19:48:13	Bright	34.000	144	18Del Cyg	2.8600	11000.	68	5063	No

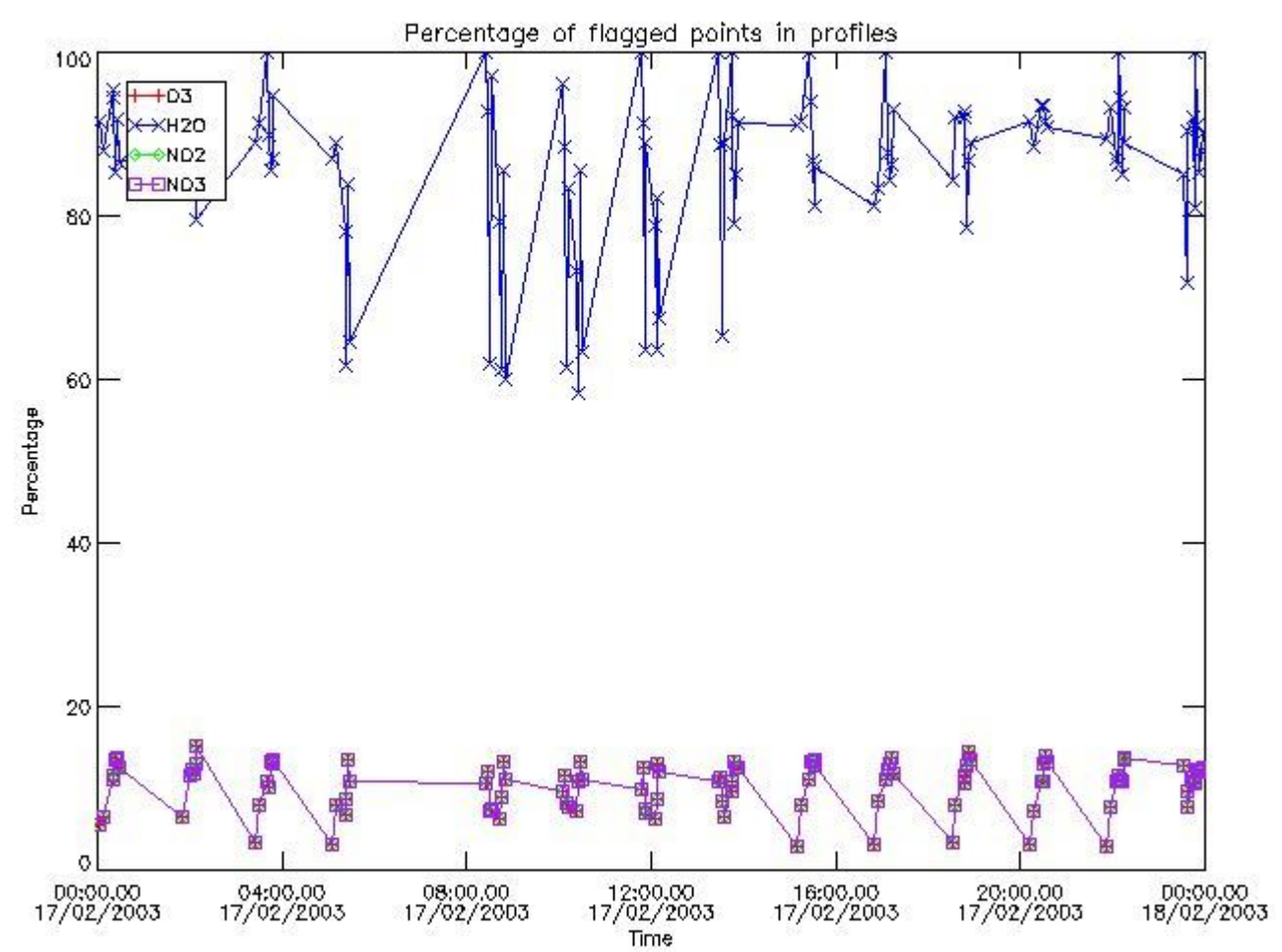
338	GOM_NL__2PRFIN20030217_195027_000000392013_00500_05063_5323.N1	17-FEB-2003 19:50:27	Bright	39.000	5	3Alp Lyr	0.033000	11000.	78	5063	No
339	GOM_NL__2PRFIN20030217_195338_000000602013_00500_05063_5324.N1	17-FEB-2003 19:53:38	Bright	59.500	133	40Zet Her	2.8070	6000.0	119	5063	No
340	GOM_NL__2PRFIN20030217_195817_000001342013_00500_05063_5325.N1	17-FEB-2003 19:58:17	Twilight	133.50	67	5Alp CrB	2.2210	11000.	267	5063	No
341	GOM_NL__2PRFIN20030217_200203_000000532013_00500_05063_5326.N1	17-FEB-2003 20:02:03	Twilight	52.500	126	60Bet Oph	2.7700	4250.0	105	5063	No
342	GOM_NL__2PRFIN20030217_200702_000000432013_00500_05063_5327.N1	17-FEB-2003 20:07:02	Twilight	42.500	155	41Pi Sgr	2.9000	6600.0	85	5063	No
343	GOM_NL__2PRFIN20030217_200843_000000422013_00500_05063_5328.N1	17-FEB-2003 20:08:43	Twilight	42.000	57	34Sig Sgr	2.0660	26000.	84	5063	No
344	GOM_NL__2PRFIN20030217_201130_000001762013_00500_05063_5329.N1	17-FEB-2003 20:11:30	Dark	176.00	102	24Alp Ser	2.6000	4250.0	352	5063	No
345	GOM_NL__2PRFIN20030217_201625_000000702013_00500_05063_5330.N1	17-FEB-2003 20:16:25	Dark	69.500	80	7Del Sco	2.3160	30000.	139	5063	No
346	GOM_NL__2PRFIN20030217_202710_000000472013_00501_05064_5300.N1	17-FEB-2003 20:27:10	Dark	46.500	77	Eps Cen	2.3030	28000.	93	5064	No
347	GOM_NL__2PRFIN20030217_202845_000000472013_00501_05064_5301.N1	17-FEB-2003 20:28:45	Dark	47.000	12	Alp1Cru	0.77500	30000.	94	5064	No
348	GOM_NL__2PRFIN20030217_203102_000000392013_00501_05064_5302.N1	17-FEB-2003 20:31:02	Dark	39.000	29	Bet Car	1.6720	10200.	78	5064	No
349	GOM_NL__2PRFIN20030217_203341_000000372013_00501_05064_5303.N1	17-FEB-2003 20:33:41	Dark	36.500	71	lot Car	2.2460	7700.0	73	5064	No
350	GOM_NL__2PRFIN20030217_203517_000000392013_00501_05064_5304.N1	17-FEB-2003 20:35:17	Dark	38.500	46	Del Vel	1.9540	10600.	77	5064	No
351	GOM_NL__2PRFIN20030217_203739_000000432013_00501_05064_5305.N1	17-FEB-2003 20:37:39	Straylight	42.500	34	Gam2Vel	1.7930	23000.	85	5064	No
352	GOM_NL__2PRFIN20030217_203944_000000392013_00501_05064_5306.N1	17-FEB-2003 20:39:44	Straylight	39.000	70	Zet Pup	2.2460	39000.	78	5064	No
353	GOM_NL__2PRFIN20030217_204402_000000402013_00501_05064_5307.N1	17-FEB-2003 20:44:02	Straylight	39.500	132	15Rho Pup	2.8030	6900.0	79	5064	No
354	GOM_NL__2PRFIN20030217_204753_000000502013_00501_05064_5308.N1	17-FEB-2003 20:47:53	Straylight	50.000	48	30Alp Hya	1.9770	4100.0	100	5064	No
355	GOM_NL__2PRFIN20030217_205230_000000442013_00501_05064_5309.N1	17-FEB-2003 20:52:30	Bright	44.000	8	10Alp CMi	0.40000	6500.0	88	5064	No
356	GOM_NL__2PRFIN20030217_205504_000000532013_00501_05064_5310.N1	17-FEB-2003 20:55:04	Bright	52.500	22	32Alp Leo	1.3600	15200.	105	5064	No
357	GOM_NL__2PRFIN20030217_205843_000000402013_00501_05064_5311.N1	17-FEB-2003 20:58:43	Bright	39.500	17	78Bet Gem	1.1610	4500.0	79	5064	No
358	GOM_NL__2PRFIN20030217_205951_000000392013_00501_05064_5312.N1	17-FEB-2003 20:59:51	Bright	39.000	24	66Alp Gem	1.5800	10200.	78	5064	No
359	GOM_NL__2PRFIN20030217_210140_000000692013_00501_05064_5313.N1	17-FEB-2003 21:01:40	Bright	68.500	96	68Del Leo	2.5600	9300.0	137	5064	No
360	GOM_NL__2PRFIN20030217_210804_000000532013_00501_05064_5314.N1	17-FEB-2003 21:08:04	Bright	53.000	174	52Psi UMa	3.0040	4400.0	106	5064	No
361	GOM_NL__2PRFIN20030217_211007_000000462013_00501_05064_5315.N1	17-FEB-2003 21:10:07	Bright	45.500	82	48Bet UMa	2.3650	10600.	91	5064	No
362	GOM_NL__2PRFIN20030217_211209_000000522013_00501_05064_5316.N1	17-FEB-2003 21:12:09	Bright	52.000	87	64Gam UMa	2.4330	11000.	104	5064	No
363	GOM_NL__2PRFIN20030217_211603_000000382013_00501_05064_5317.N1	17-FEB-2003 21:16:03	Bright	37.500	49	1Alp UMi	1.9900	6300.0	75	5064	No
364	GOM_NL__2PRFIN20030217_211758_000000432013_00501_05064_5318.N1	17-FEB-2003 21:17:58	Bright	42.500	60	7Bet UMi	2.0810	3950.0	85	5064	No
365	GOM_NL__2PRFIN20030217_212008_000000702013_00501_05064_5319.N1	17-FEB-2003 21:20:08	Bright	69.500	39	85Eta UMa	1.8540	24000.	139	5064	No
366	GOM_NL__2PRFIN20030217_212249_000000462013_00501_05064_5320.N1	17-FEB-2003 21:22:49	Bright	45.500	119	14Eta Dra	2.7270	4700.0	91	5064	No
367	GOM_NL__2PRFIN20030217_212641_000000452013_00501_05064_5321.N1	17-FEB-2003 21:26:41	Bright	44.500	130	23Bet Dra	2.7990	5800.0	89	5064	No
368	GOM_NL__2PRFIN20030217_212849_000000342013_00501_05064_5322.N1	17-FEB-2003 21:28:49	Bright	34.000	144	18Del Cyg	2.8600	11000.	68	5064	No
369	GOM_NL__2PRFIN20030217_213103_000000402013_00501_05064_5323.N1	17-FEB-2003 21:31:03	Bright	39.500	5	3Alp Lyr	0.033000	11000.	79	5064	No
370	GOM_NL__2PRFIN20030217_213414_000000592013_00501_05064_5324.N1	17-FEB-2003 21:34:14	Bright	59.000	133	40Zet Her	2.8070	6000.0	118	5064	No
371	GOM_NL__2PRFIN20030217_213854_000001292013_00501_05064_5325.N1	17-FEB-2003 21:38:54	Twilight	129.00	67	5Alp CrB	2.2210	11000.	258	5064	No
372	GOM_NL__2PRFIN20030217_214239_000000522013_00501_05064_5326.N1	17-FEB-2003 21:42:39	Twilight	51.500	126	60Bet Oph	2.7700	4250.0	103	5064	No
373	GOM_NL__2PRFIN20030217_214918_000000422013_00501_05064_5327.N1	17-FEB-2003 21:49:18	Twilight	41.500	57	34Sig Sgr	2.0660	26000.	83	5064	No
374	GOM_NL__2PRFIN20030217_215210_000001762013_00501_05064_5328.N1	17-FEB-2003 21:52:10	Dark	175.50	102	24Alp Ser	2.6000	4250.0	351	5064	No
375	GOM_NL__2PRFIN20030217_215703_000000672013_00501_05064_5329.N1	17-FEB-2003 21:57:03	Dark	66.500	80	7Del Sco	2.3160	30000.	133	5064	No
376	GOM_NL__2PRFIN20030217_220502_000000472014_00001_05065_5300.N1	17-FEB-2003 22:05:02	Dark	46.500	4	Alp1Cen	-0.010000	5800.0	93	5065	No
377	GOM_NL__2PRFIN20030217_220620_000000442014_00001_05065_5301.N1	17-FEB-2003 22:06:20	Dark	44.000	10	Bet Cen	0.61000	28000.	88	5065	No
378	GOM_NL__2PRFIN20030217_220747_000000472014_00001_05065_5302.N1	17-FEB-2003 22:07:47	Dark	46.500	77	Eps Cen	2.3030	28000.	93	5065	No
379	GOM_NL__2PRFIN20030217_220921_000000462014_00001_05065_5303.N1	17-FEB-2003 22:09:21	Dark	46.000	12	Alp1Cru	0.77500	30000.	92	5065	No
380	GOM_NL__2PRFIN20030217_221138_000000472014_00001_05065_5304.N1	17-FEB-2003 22:11:38	Dark	47.000	29	Bet Car	1.6720	10200.	94	5065	No
381	GOM_NL__2PRFIN20030217_221417_000000382014_00001_05065_5305.N1	17-FEB-2003 22:14:17	Dark	37.500	71	lot Car	2.2460	7700.0	75	5065	No
382	GOM_NL__2PRFIN20030217_221553_000000412014_00001_05065_5306.N1	17-FEB-2003 22:15:53	Dark	41.000	46	Del Vel	1.9540	10600.	82	5065	No
383	GOM_NL__2PRFIN20030217_221815_000000392014_00001_05065_5307.N1	17-FEB-2003 22:18:15	Straylight	38.500	34	Gam2Vel	1.7930	23000.	77	5065	No
384	GOM_NL__2PRFIN20030217_222127_000000782014_00001_05065_5308.N1	17-FEB-2003 22:21:27	Straylight	77.500	171	2Eps Crv	3.0010	4250.0	155	5065	No
385	GOM_NL__2PRFIN20030217_222416_000001022014_00001_05065_5309.N1	17-FEB-2003 22:24:16	Straylight	102.00	100	4Gam Crv	2.5800	13100.	204	5065	No
386	GOM_NL__2PRFIN20030217_222829_000000432014_00001_05065_5310.N1	17-FEB-2003 22:28:29	Straylight	42.500	48	30Alp Hya	1.9770	4100.0	85	5065	No
387	GOM_NL__2PRFIN20030217_223306_000000422014_00001_05065_5311.N1	17-FEB-2003 22:33:06	Bright	41.500	8	10Alp CMi	0.40000	6500.0	83	5065	No
388	GOM_NL__2PRFIN20030217_223540_000000522014_00001_05065_5312.N1	17-FEB-2003 22:35:40	Bright	51.500	22	32Alp Leo	1.3600	15200.	103	5065	No
389	GOM_NL__2PRFIN20030217_223919_000000402014_00001_05065_5313.N1	17-FEB-2003 22:39:19	Bright	39.500	17	78Bet Gem	1.1610	4500.0	79	5065	No
390	GOM_NL__2PRFIN20030217_224028_000000392014_00001_05065_5314.N1	17-FEB-2003 22:40:28	Bright	38.500	24	66Alp Gem	1.5800	10200.	77	5065	No
391	GOM_NL__2PRFIN20030217_224214_000000722014_00001_05065_5315.N1	17-FEB-2003 22:42:14	Bright	72.000	96	68Del Leo	2.5600	9300.0	144	5065	No
392	GOM_NL__2PRFIN20030217_224838_000000542014_00001_05065_5316.N1	17-FEB-2003 22:48:38	Bright	54.000	174	52Psi UMa	3.0040	4400.0	108	5065	No
393	GOM_NL__2PRFIN20030217_225043_000000452014_00001_05065_5317.N1	17-FEB-2003 22:50:43	Bright	45.000	82	48Bet UMa	2.3650	10600.	90	5065	No
394	GOM_NL__2PRFIN20030217_225244_000000522014_00001_05065_5318.N1	17-FEB-2003 22:52:44	Bright	52.000	87	64Gam UMa	2.4330	11000.	104	5065	No
395	GOM_NL__2PRFIN20030217_225639_000000372014_00001_05065_5319.N1	17-FEB-2003 22:56:39	Bright	37.000	49	1Alp UMi	1.9900	6300.0	74	5065	No
396	GOM_NL__2PRFIN20030217_225834_000000432014_00001_05065_5320.N1	17-FEB-2003 22:58:34	Bright	42.500	60	7Bet UMi	2.0810	3950.0	85	5065	No

397	GOM_NL__2PRFIN20030217_230043_000000692014_00001_05065_5321.N1	17-FEB-2003 23:00:43	Bright	69.000	39	85Eta UMa	1.8540	24000.	138	5065	No
398	GOM_NL__2PRFIN20030217_230325_000000462014_00001_05065_5322.N1	17-FEB-2003 23:03:25	Bright	46.000	119	14Eta Dra	2.7270	4700.0	92	5065	No
399	GOM_NL__2PRFIN20030217_230717_000000432014_00001_05065_5323.N1	17-FEB-2003 23:07:17	Bright	43.000	130	23Bet Dra	2.7990	5800.0	86	5065	No
400	GOM_NL__2PRFIN20030217_230925_000000352014_00001_05065_5324.N1	17-FEB-2003 23:09:25	Bright	35.000	144	18Del Cyg	2.8600	11000.	70	5065	No
401	GOM_NL__2PRFIN20030217_231139_000000402014_00001_05065_5325.N1	17-FEB-2003 23:11:39	Bright	40.000	5	3Alp Lyr	0.033000	11000.	80	5065	No
402	GOM_NL__2PRFIN20030217_231448_000000612014_00001_05065_5326.N1	17-FEB-2003 23:14:48	Bright	60.500	133	40Zet Her	2.8070	6000.0	121	5065	No
403	GOM_NL__2PRFIN20030217_231946_000000812014_00001_05065_5327.N1	17-FEB-2003 23:19:46	Twilight	80.500	127	27Bet Her	2.7810	4700.0	161	5065	No
404	GOM_NL__2PRFIN20030217_232316_000000502014_00001_05065_5328.N1	17-FEB-2003 23:23:16	Twilight	49.500	126	60Bet Oph	2.7700	4250.0	99	5065	No
405	GOM_NL__2PRFIN20030217_232955_000000432014_00001_05065_5329.N1	17-FEB-2003 23:29:55	Twilight	42.500	57	34Sig Sgr	2.0660	26000.	85	5065	No
406	GOM_NL__2PRFIN20030217_233244_000000442014_00001_05065_5330.N1	17-FEB-2003 23:32:44	Dark	44.000	38	20Eps Sgr	1.8360	11000.	88	5065	No
407	GOM_NL__2PRFIN20030217_233600_000000732014_00001_05065_5331.N1	17-FEB-2003 23:36:00	Dark	73.000	16	21Alp Sco	1.0200	3000.0	146	5065	No
408	GOM_NL__2PRFIN20030217_233740_000000742014_00001_05065_5332.N1	17-FEB-2003 23:37:40	Dark	73.500	80	7Del Sco	2.3160	30000.	147	5065	No
409	GOM_NL__2PRFIN20030217_234538_000000452014_00002_05066_5300.N1	17-FEB-2003 23:45:38	Dark	45.000	4	Alp1Cen	-0.010000	5800.0	90	5066	No
410	GOM_NL__2PRFIN20030217_234655_000000482014_00002_05066_5301.N1	17-FEB-2003 23:46:55	Dark	48.000	10	Bet Cen	0.61000	28000.	96	5066	No
411	GOM_NL__2PRFIN20030217_234822_000000472014_00002_05066_5302.N1	17-FEB-2003 23:48:22	Dark	46.500	77	Eps Cen	2.3030	28000.	93	5066	No
412	GOM_NL__2PRFIN20030217_234957_000000462014_00002_05066_5303.N1	17-FEB-2003 23:49:57	Dark	45.500	12	Alp1Cru	0.77500	30000.	91	5066	No
413	GOM_NL__2PRFIN20030217_235214_000000422014_00002_05066_5304.N1	17-FEB-2003 23:52:14	Dark	41.500	29	Bet Car	1.6720	10200.	83	5066	No
414	GOM_NL__2PRFIN20030217_235453_000000422014_00002_05066_5305.N1	17-FEB-2003 23:54:53	Dark	42.000	71	lot Car	2.2460	7700.0	84	5066	No
415	GOM_NL__2PRFIN20030217_235630_000000412014_00002_05066_5306.N1	17-FEB-2003 23:56:30	Dark	40.500	46	Del Vel	1.9540	10600.	81	5066	No
416	GOM_NL__2PRFIN20030217_235851_000000392014_00002_05066_5307.N1	17-FEB-2003 23:58:51	Straylight	39.000	34	Gam2Vel	1.7930	23000.	78	5066	No

3. Quality information per product

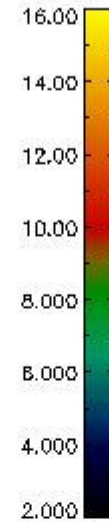
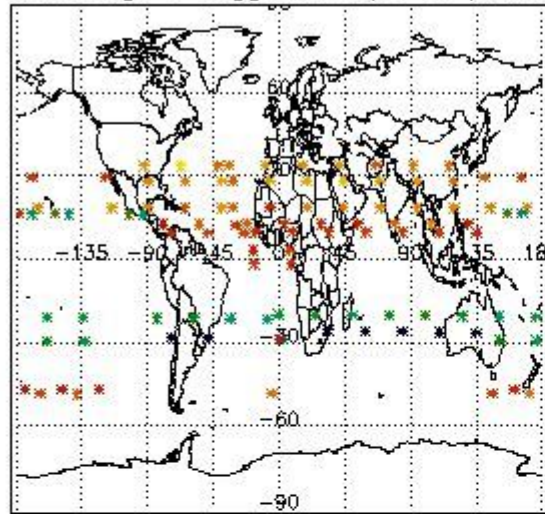
In this section it is plotted some information contained in the Quality Summary data set of the level 2 products. Only products in dark limb conditions and without errors (error flag in the MPH set to "0") are used.

3.1 Plot quality information per product (time dependant)

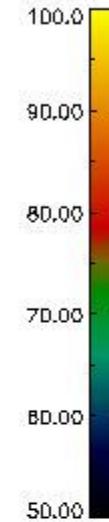
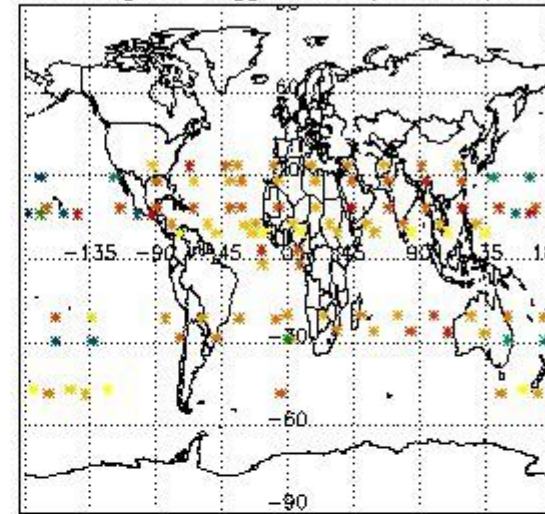


3.2 Plot quality information per product (world map)

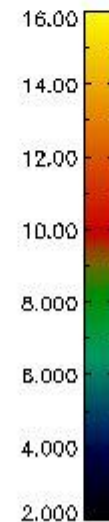
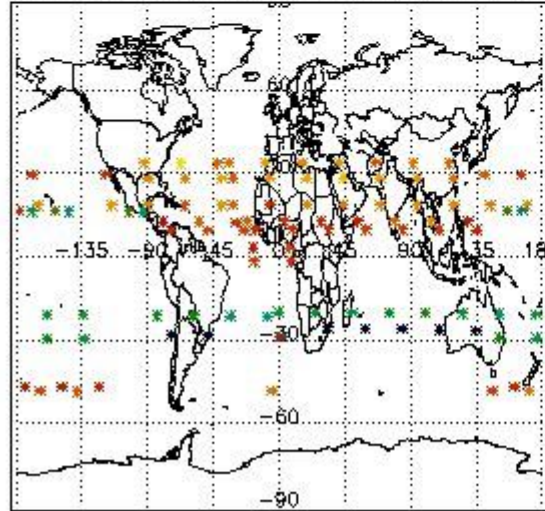
Percentage of flagged data per O3 profile



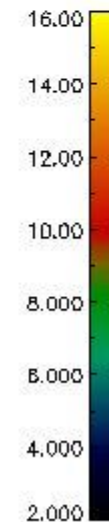
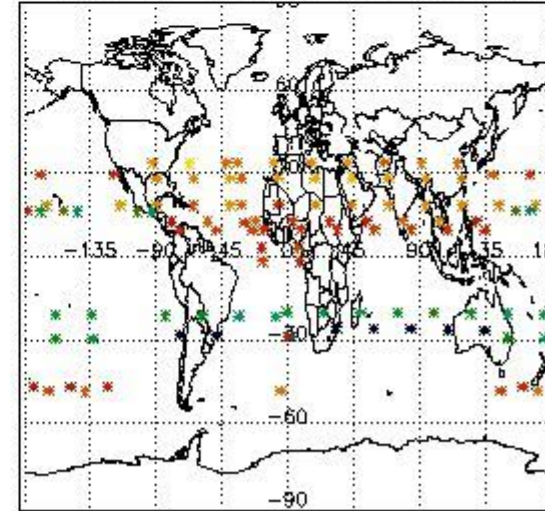
Percentage of flagged data per H2O profile



Percentage of flagged data per NO2 profile



Percentage of flagged data per NO3 profile

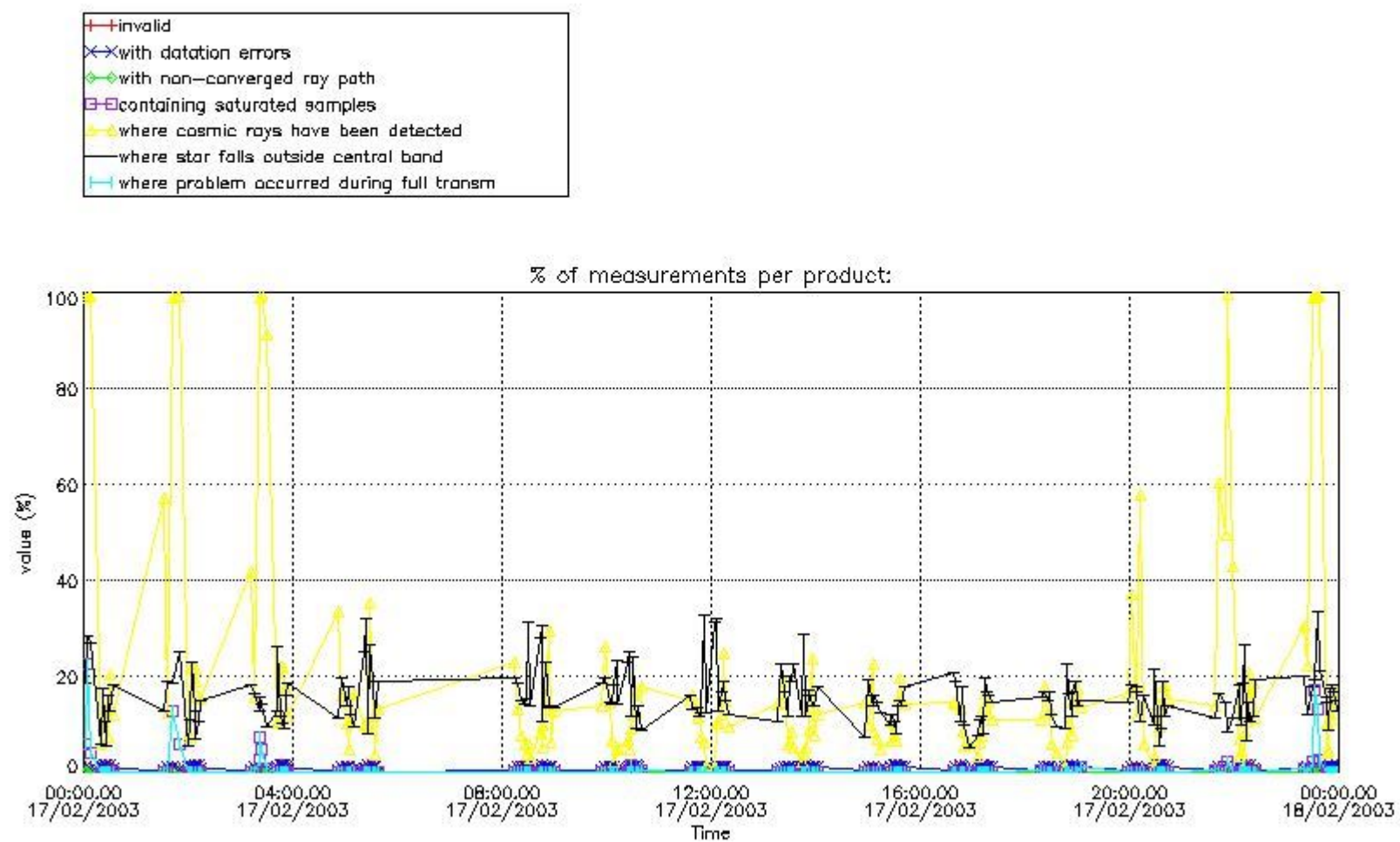


4. Level 1 quality information per product

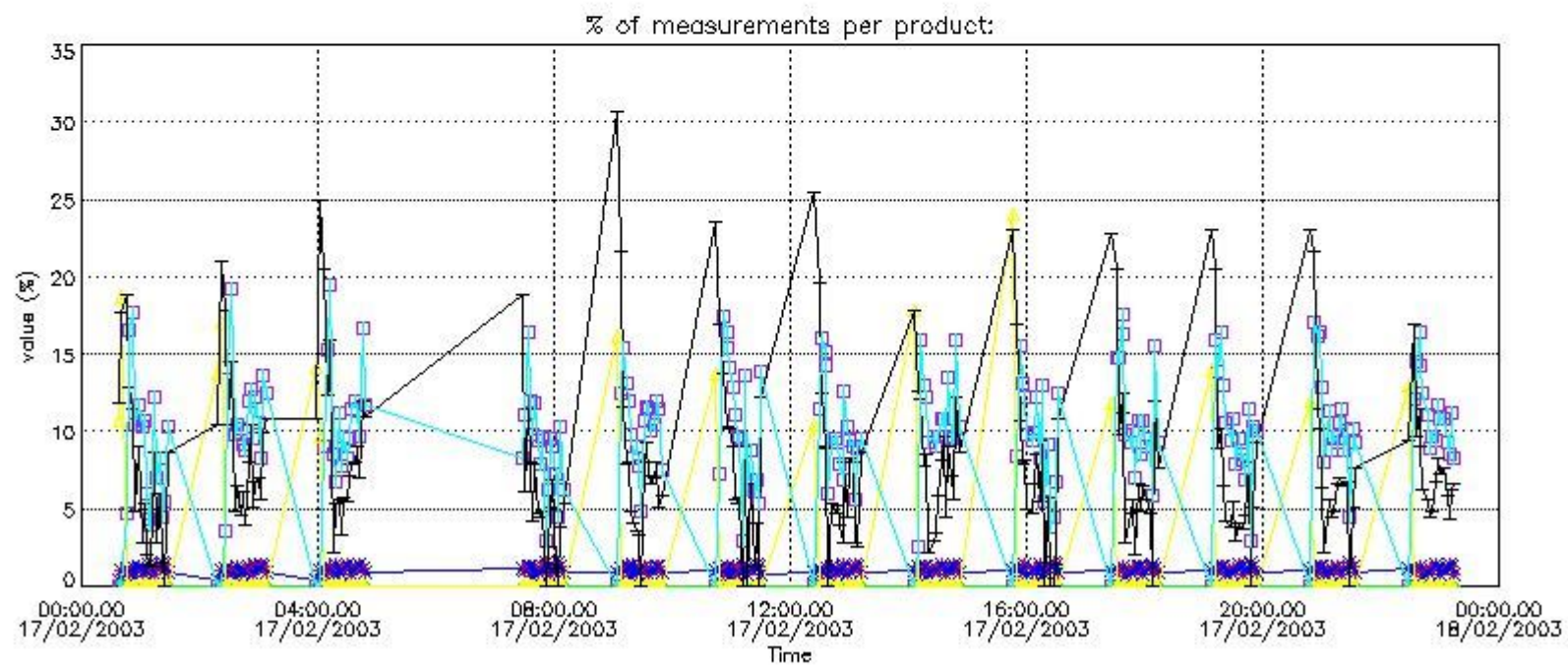
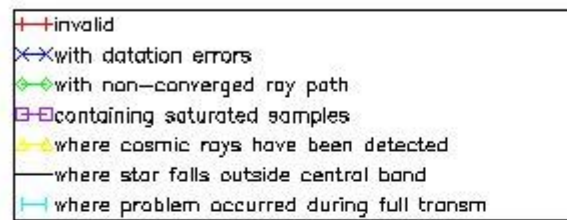
In this section it is plotted some information contained in the Quality Summary data set of the level 2 products that comes from the level 1b processing. Products without errors (error flag in the MPH set to "0") are used.

4.1 Plot quality information per product (time dependant) coming from level 1b processing

4.1.1 Plot level 1 quality information per product (time dependant): ENVISAT ASCENDING passes



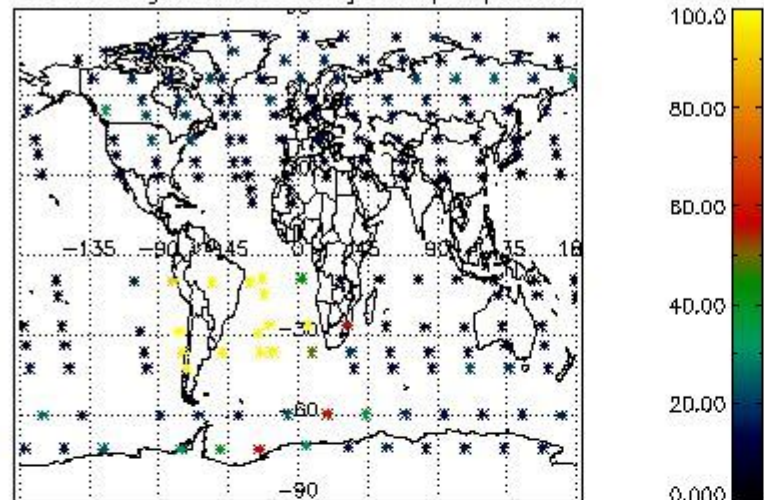
4.1.2 Plot level 1 quality information per product (time dependant): ENVI SAT DESCENDING passes



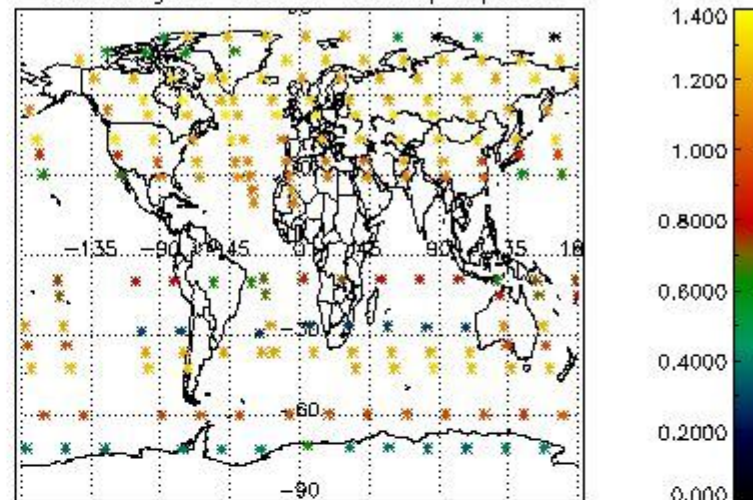
4.2 Plot quality information per product coming from level 1b processing (world map)

4.2.1 Plot level 1 quality information per product (world map): ENVISAT ASCENDING passes

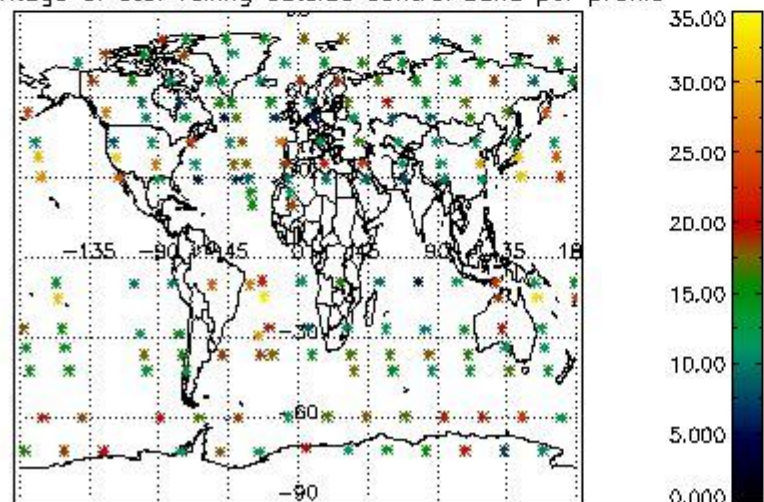
Percentage of cosmic ray hits per profile



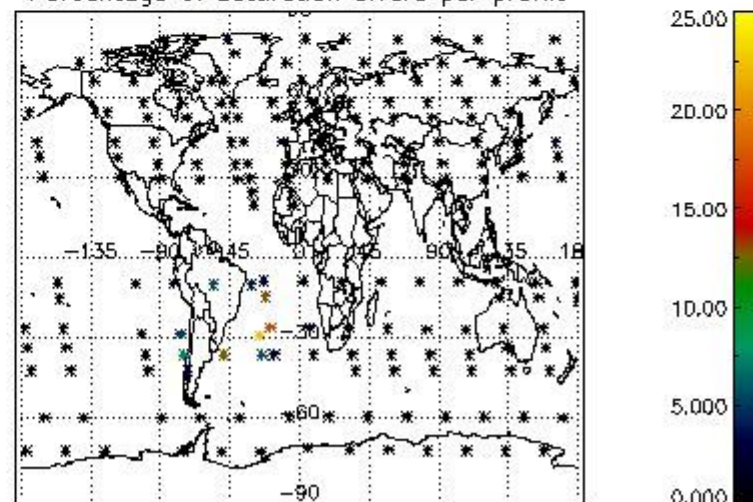
Percentage of datation errors per profile



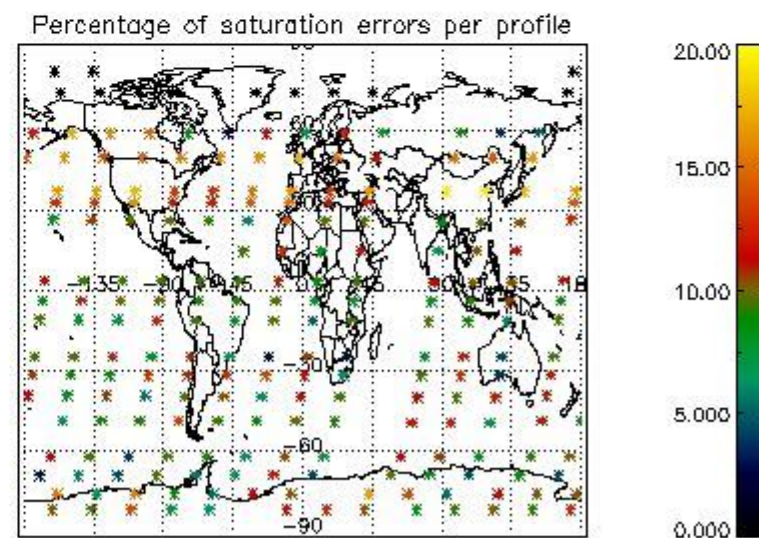
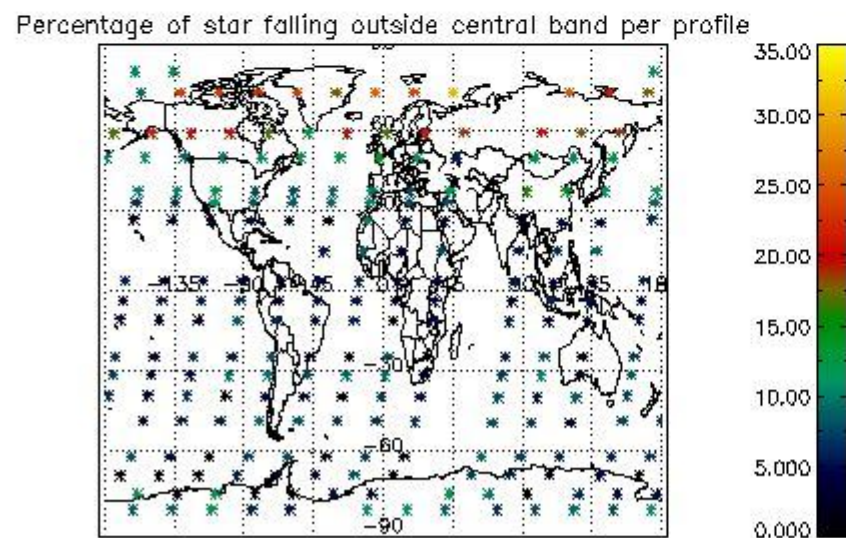
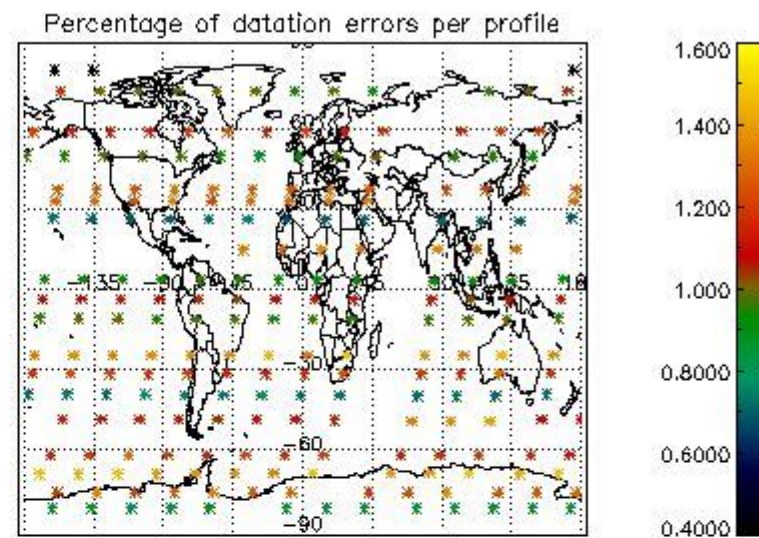
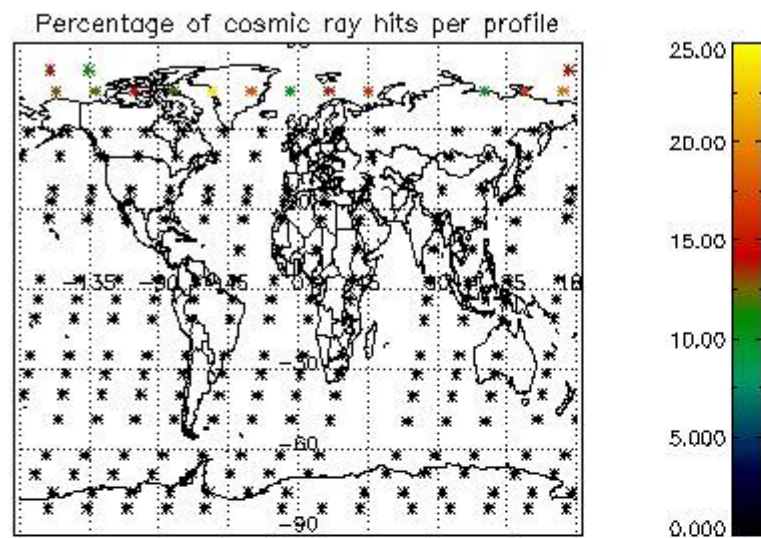
Percentage of star falling outside central band per profile



Percentage of saturation errors per profile



4.2.2 Plot level 1 quality information per product (world map): ENVISAT DESCENDING passes



5. Trace gas profiles

5.1 Ozone statistics based on quality of products

The final quality of the products can be "measured" using the STD (Standard Deviation) attached to every point profile. This information is written to the parameter GOM_NL__2P/NL_LOCAL_SPECIES_DENSITY/o3_std of the level 2 products. The table below shows the statistics for given STD ranges.

The statistics are given with respect to the overall valid production:

- Products without fatal errors: GOM_NL__2P/MPH/PRODUCT_ERR=0
- Valid point profile: GOM_NL__2P/NL_LOCAL_SPECIES_DENSITY/pcd(0)=0

The 'Criteria' is applied to valid points of dark limb products:

- Products in dark limb illumination condition: GOM_NL__2P/NL_SUMMARY_QUALITY/obs_ill_cond=0
- Products without fatal errors: GOM_NL__2P/MPH/PRODUCT_ERR=0
- Valid point profile: GOM_NL__2P/NL_LOCAL_SPECIES_DENSITY/pcd(0)=0

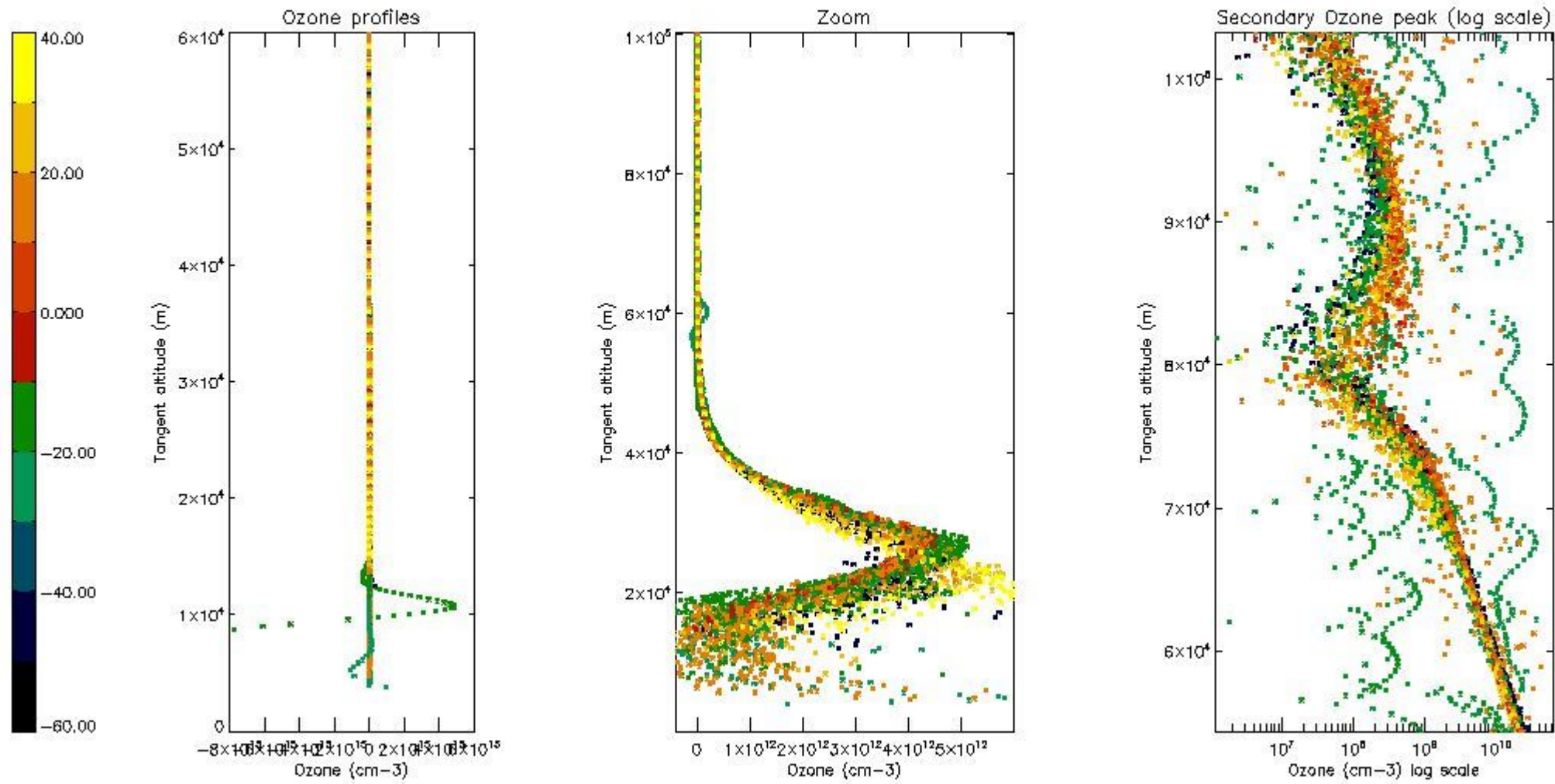
So, the table below shows the percentage of dark limb and valid observations for each criteria with respect to the overall valid daily observations.

Criteria	% of total production
All STD	29
STD < 20	16

STD < 10	13
STD < 5	10

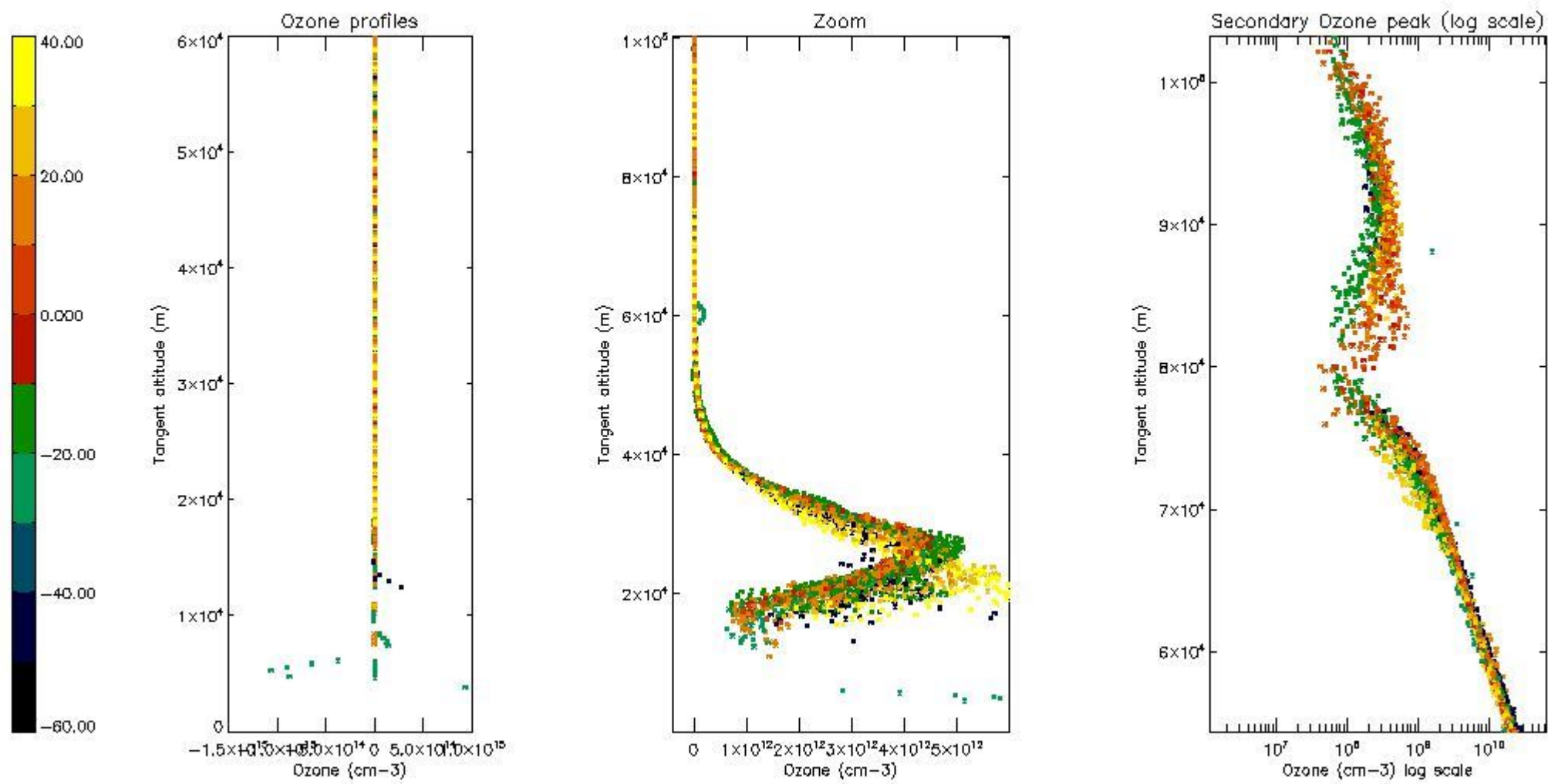
5.2 Plot ozone profiles for all STD (dark without errors)

The colorbar represents the latitude.



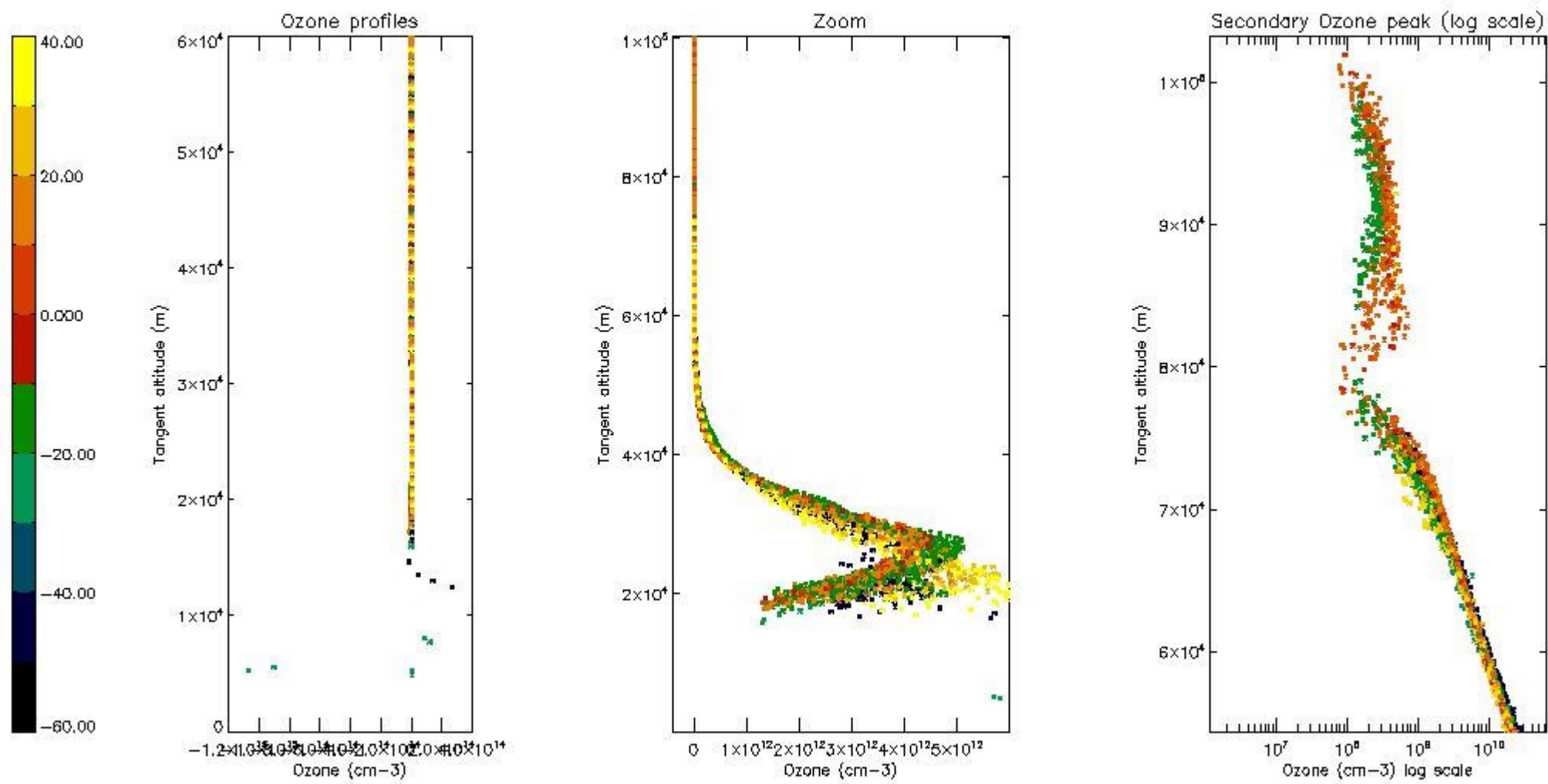
5.3 Plot ozone profiles where STD < 20% (dark without errors)

The colorbar represents the latitude.



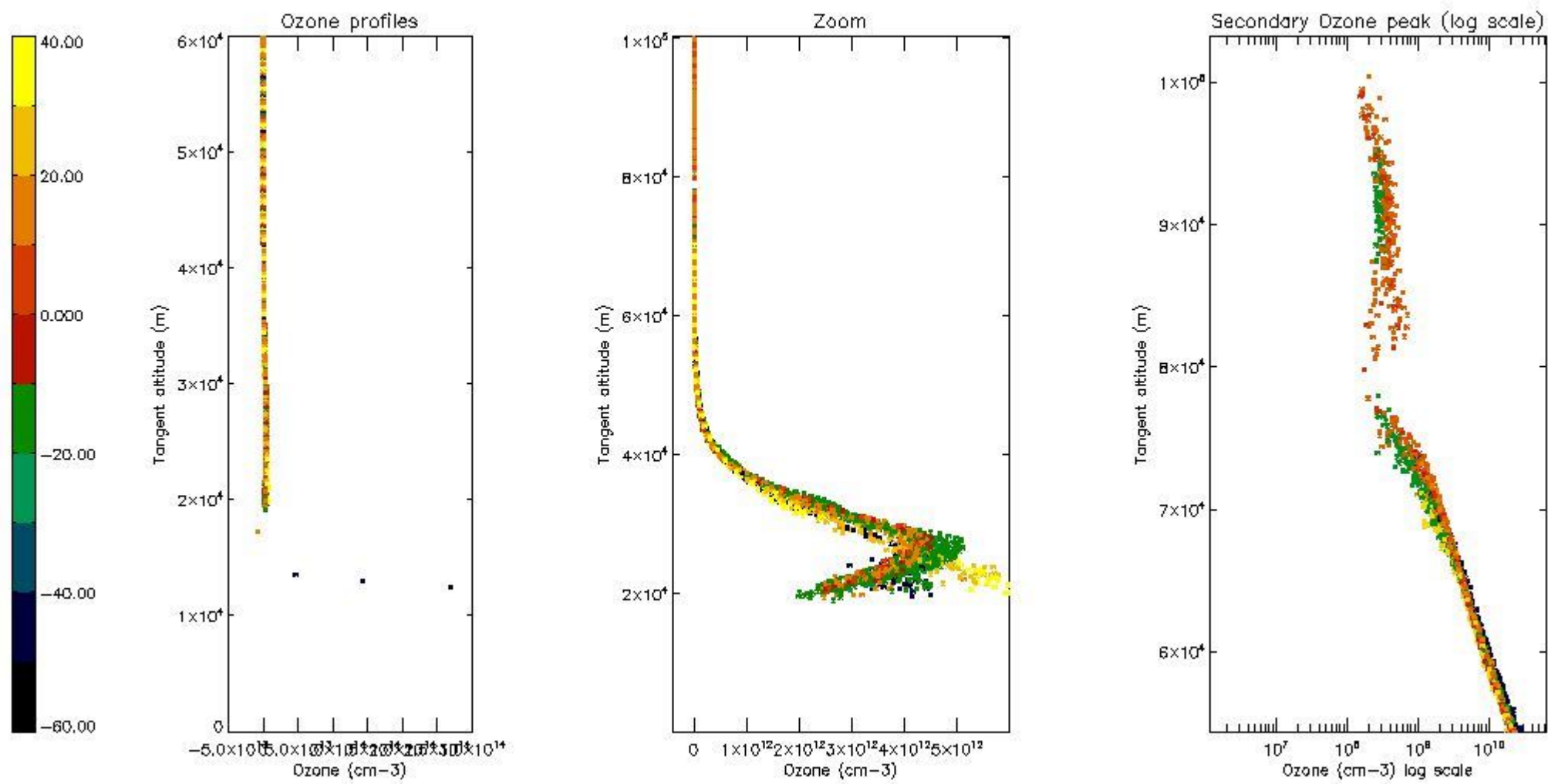
5.4 Plot ozone profiles where STD < 10% (dark without errors)

The colorbar represents the latitude.



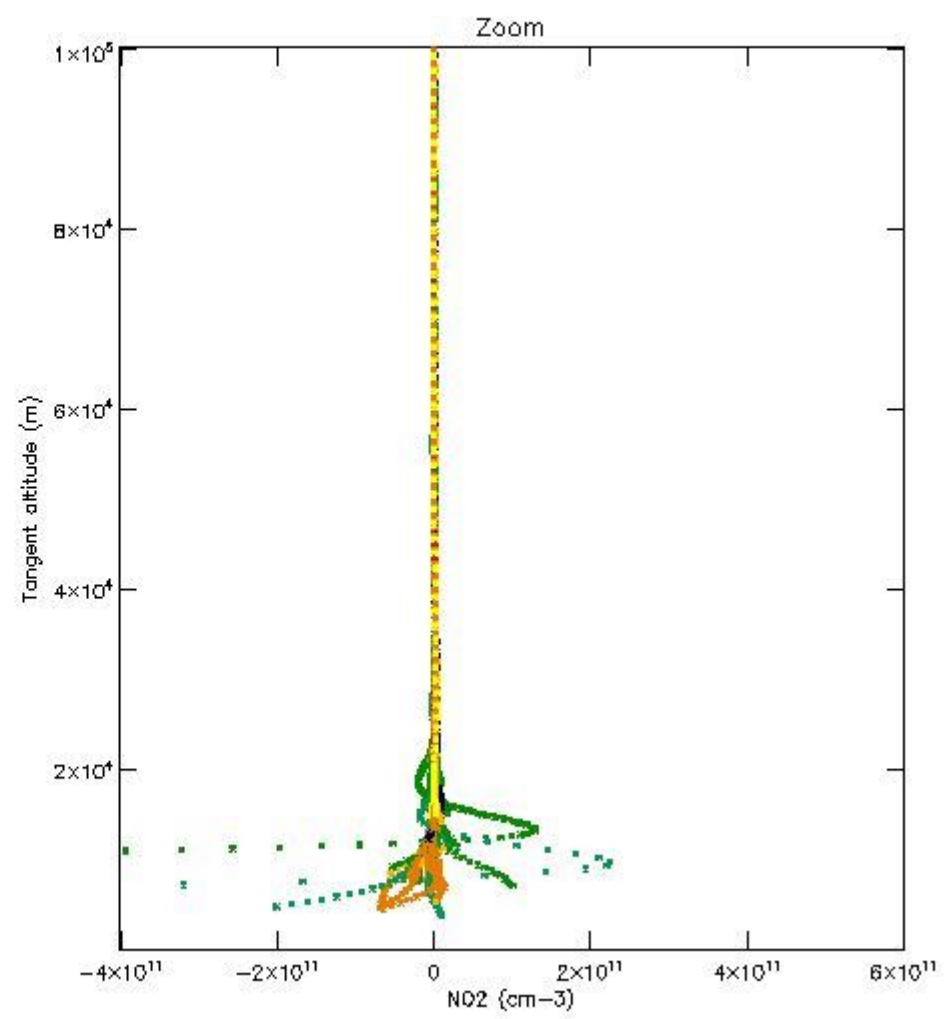
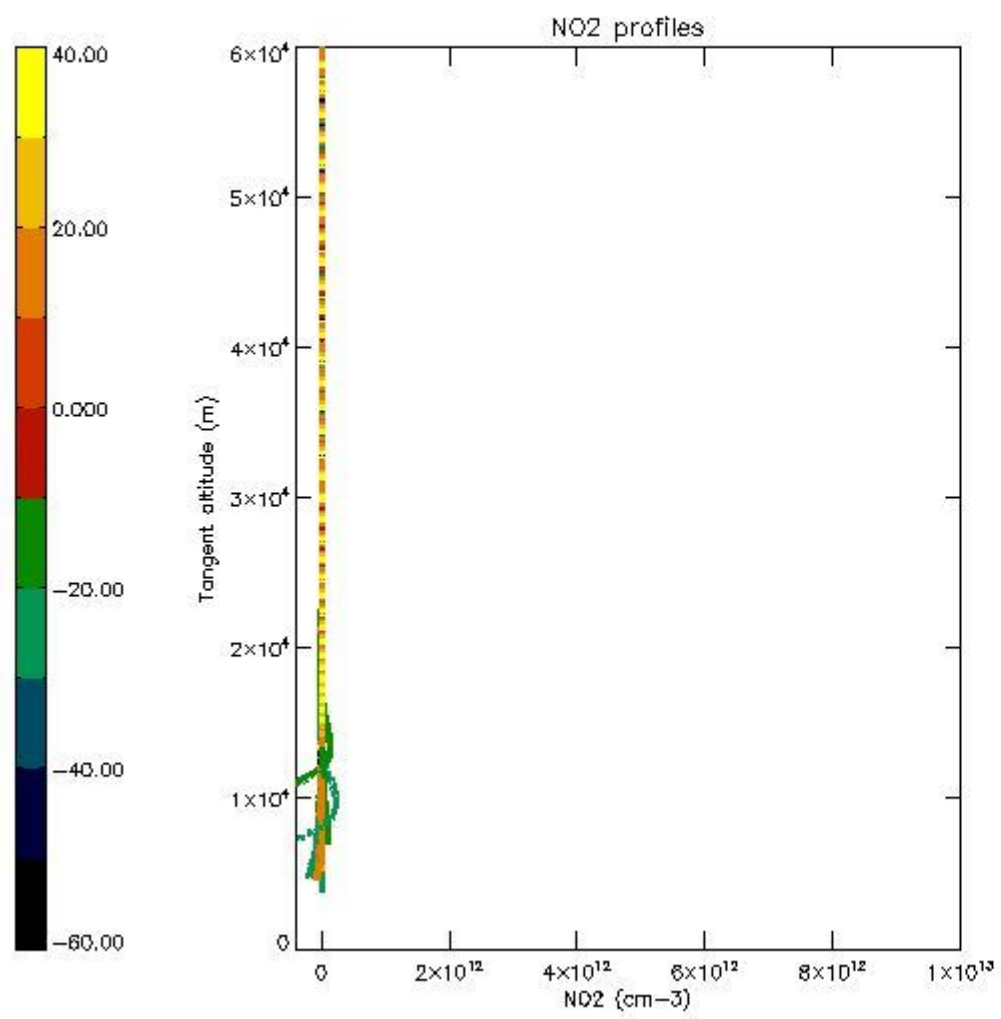
5.5 Plot ozone profiles where $STD < 5\%$ (dark without errors)

The colorbar represents the latitude.



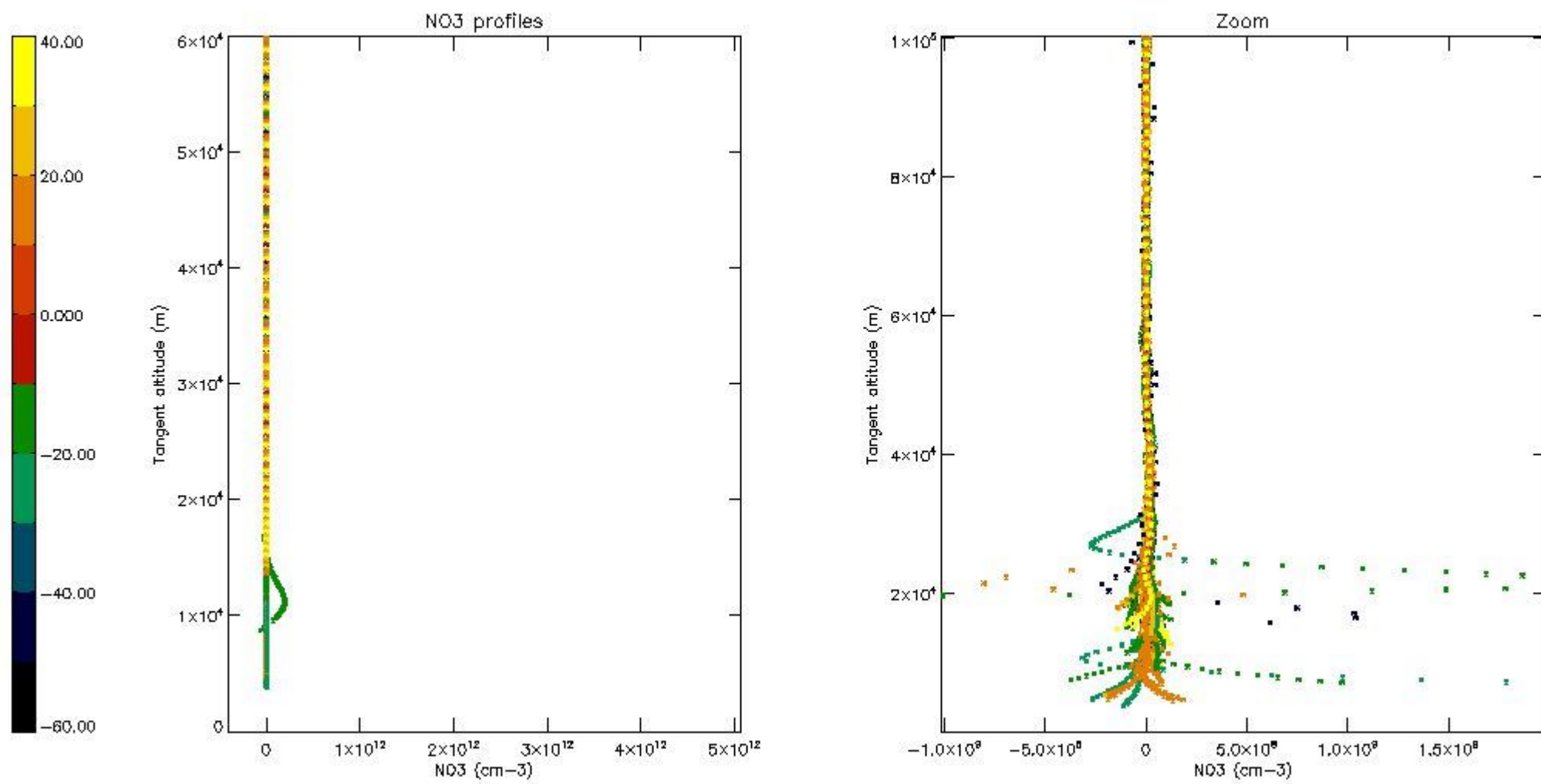
5.6 Plot NO₂ profiles for all STD (dark without errors)

The colorbar represents the latitude.



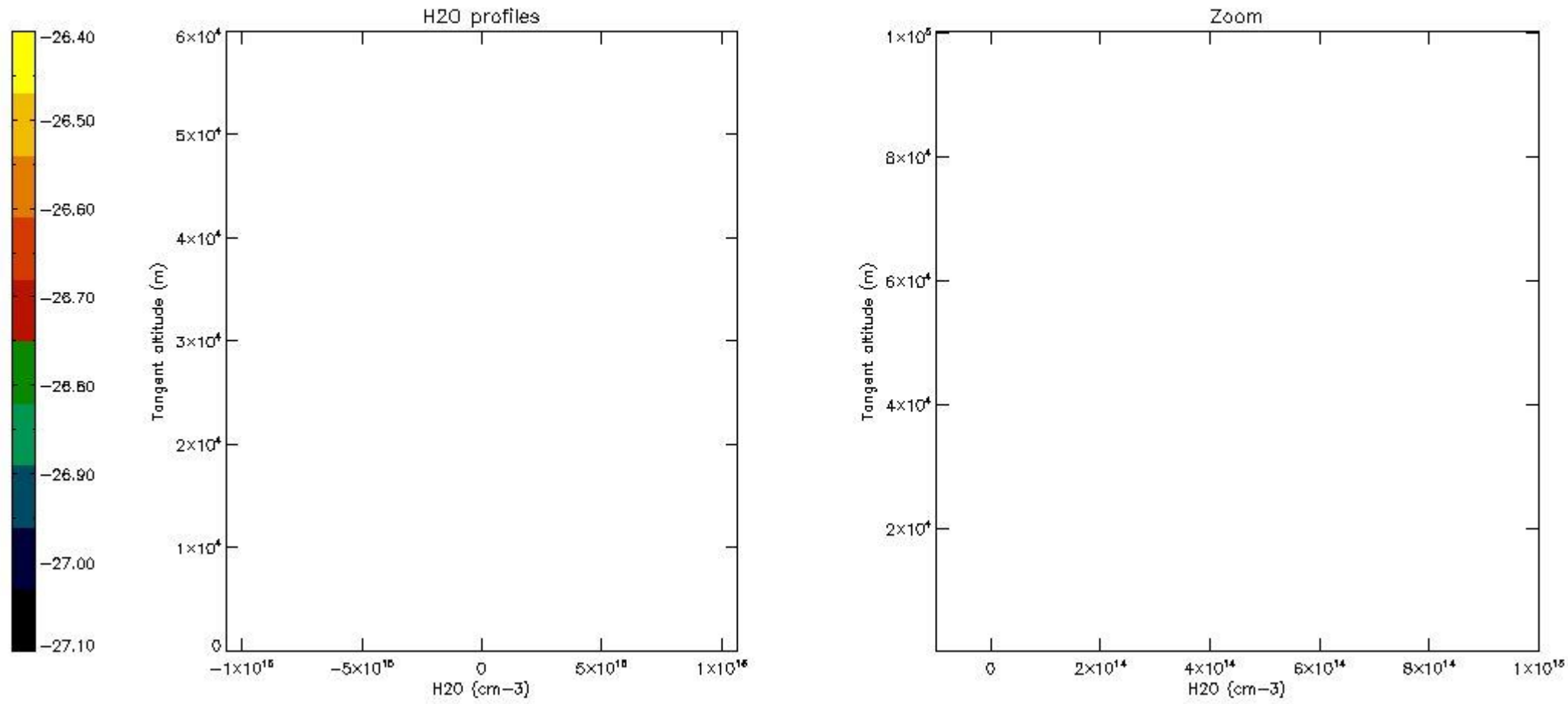
5.7 Plot NO3 profiles for all STD (dark without errors)

The colorbar represents the latitude.



5.8 Plot H₂O profiles for all STD (only for occultations of stars 1,2,3,4,13,14,16,26,63 dark without errors)

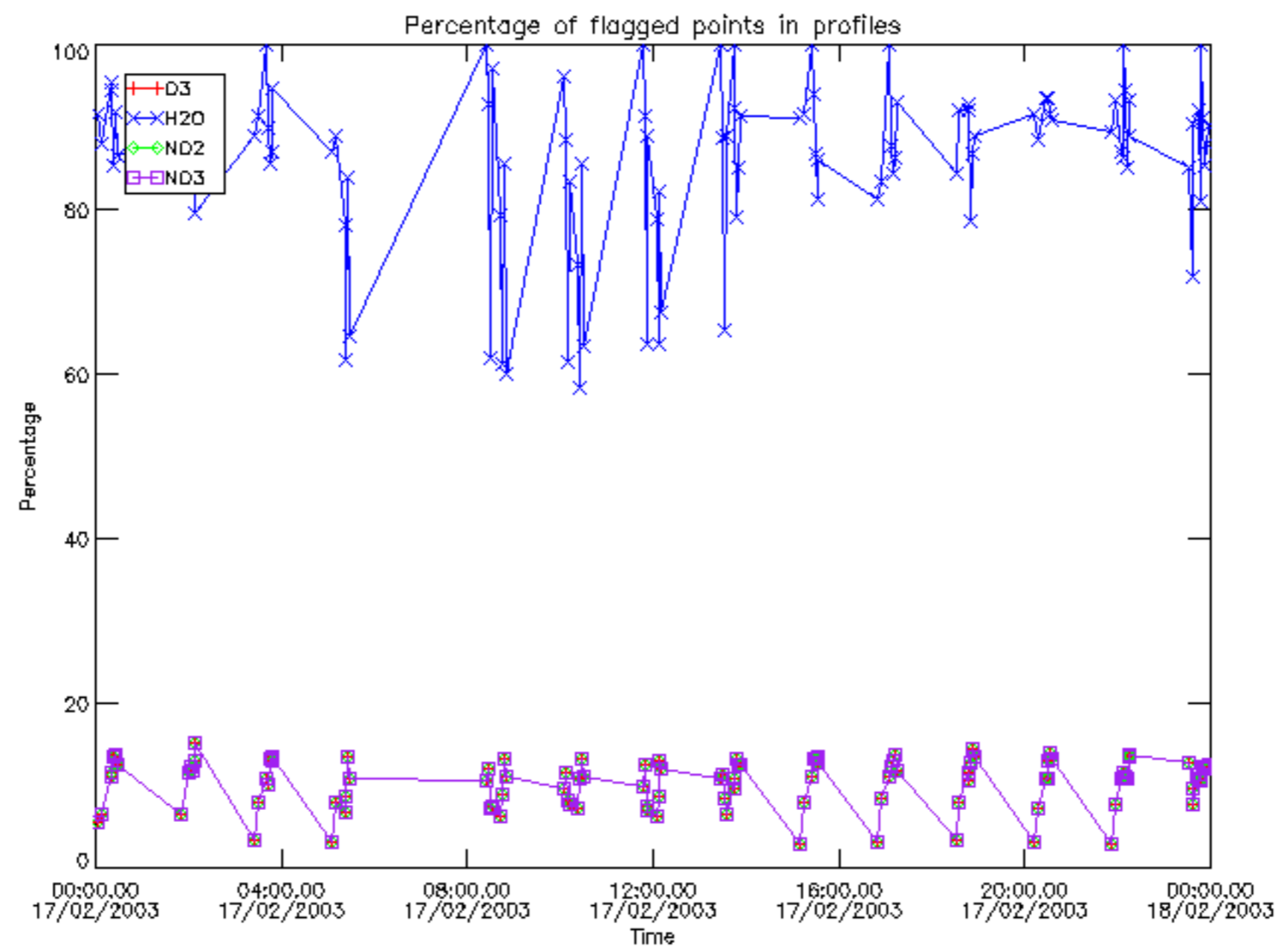
The colorbar represents the latitude.



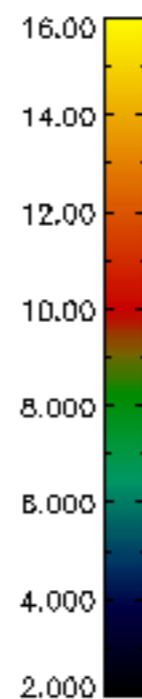
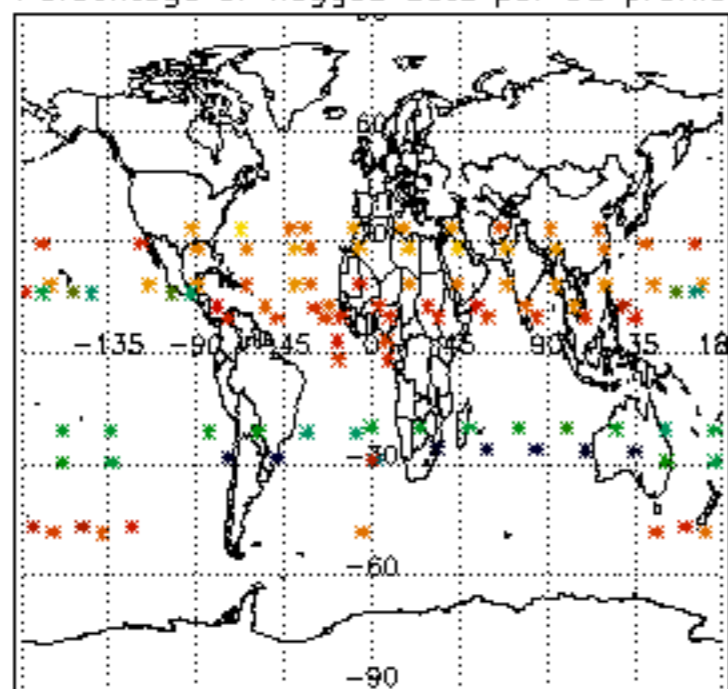
6. Auxiliary Data Files used for the production reported in section 2

The number reported in the third column indicates since which file (see list in section 2) the corresponding auxiliary file has been used. The fourth column is the date of those product files.

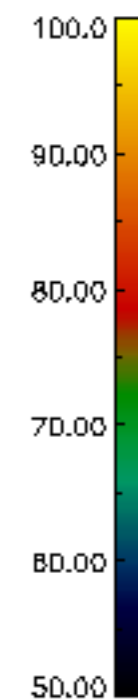
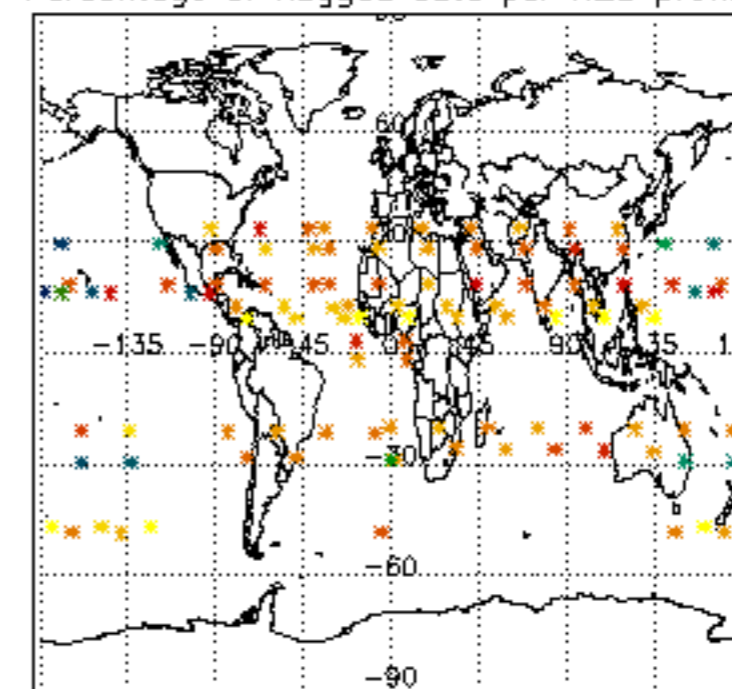
Type	Auxiliary Filename	Used since product	Used since product date
INST_PHYS_CHARACTERISTICS	GOM_INS_AXNIEC20050627_150440_20020301_000000_20100101_000000	1	17-FEB-2003 00:01:28
LEVEL-2_PROC_CONFIG	GOM_PR2_AXVIEC20091111_152718_20020301_000000_20500101_000000	1	17-FEB-2003 00:01:28
CROSS_SECTIONS_FILE	GOM_CRS_AXVIEC20091111_154832_20020301_000000_20500101_000000	1	17-FEB-2003 00:01:28



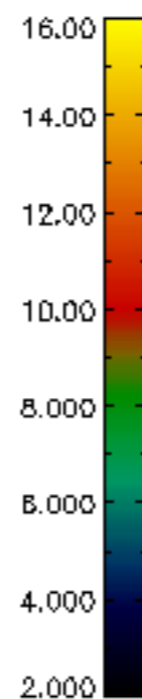
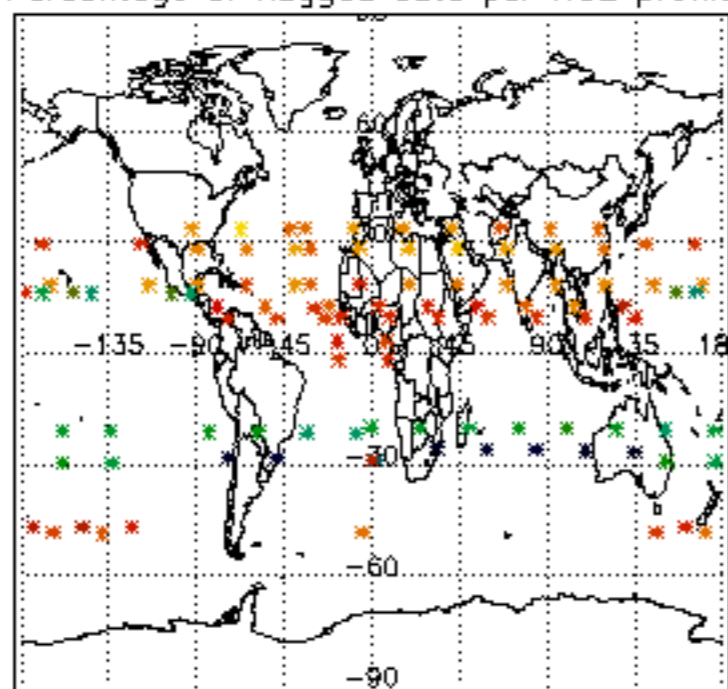
Percentage of flagged data per D3 profile



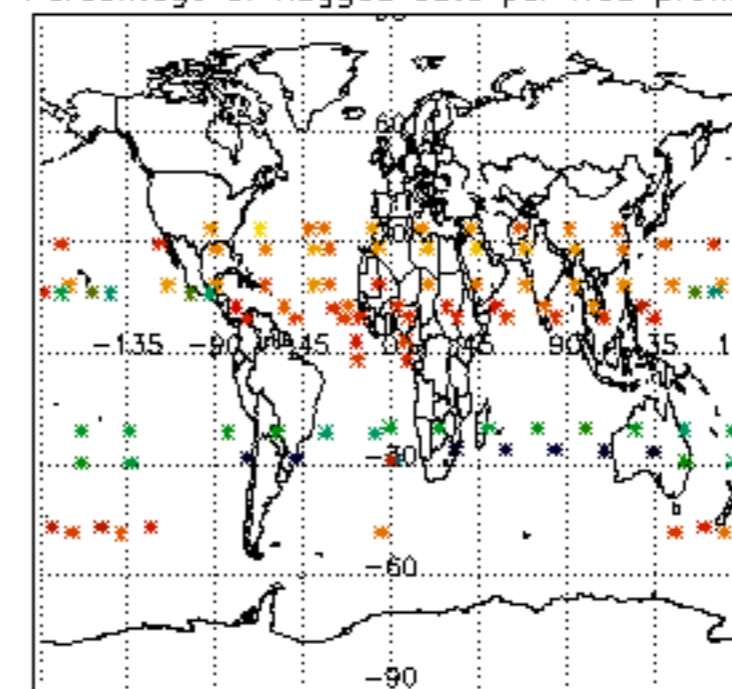
Percentage of flagged data per H2O profile

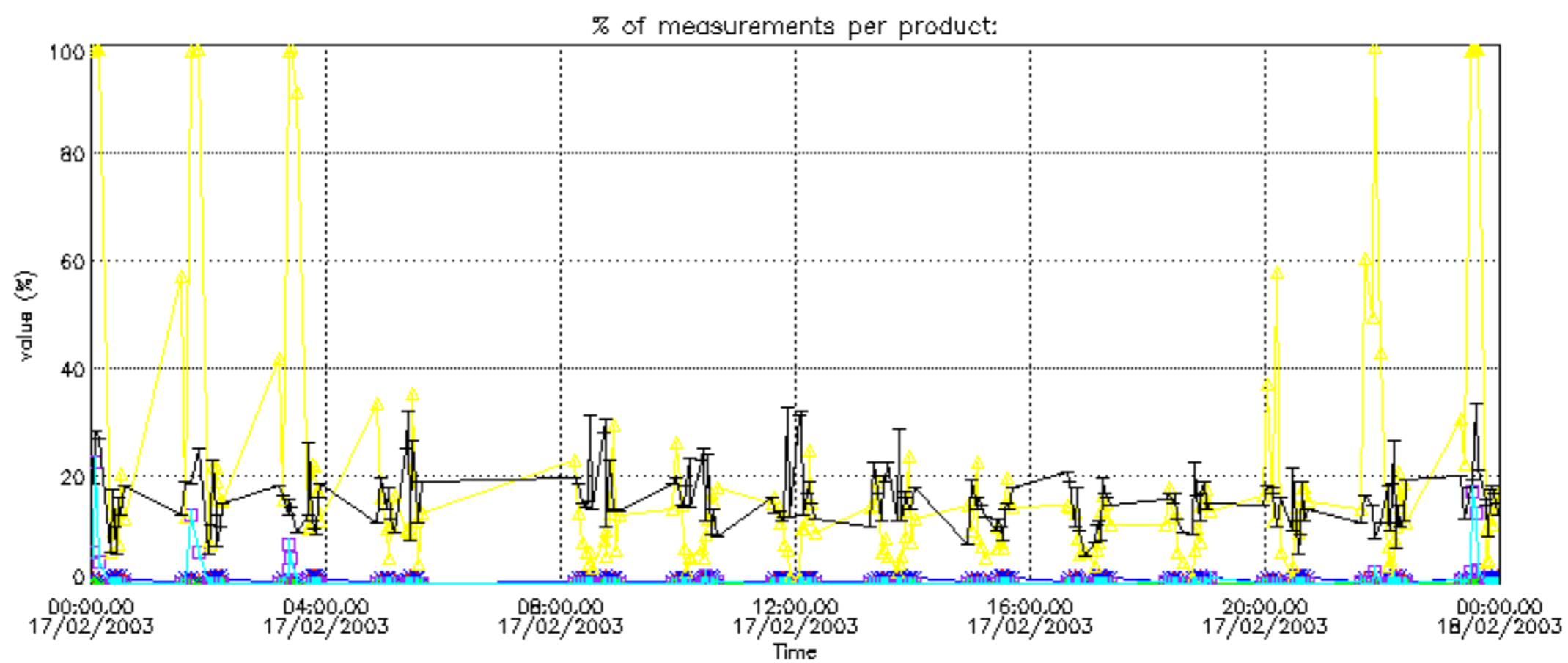
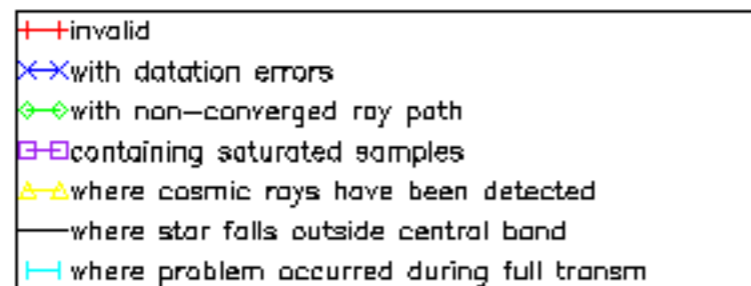


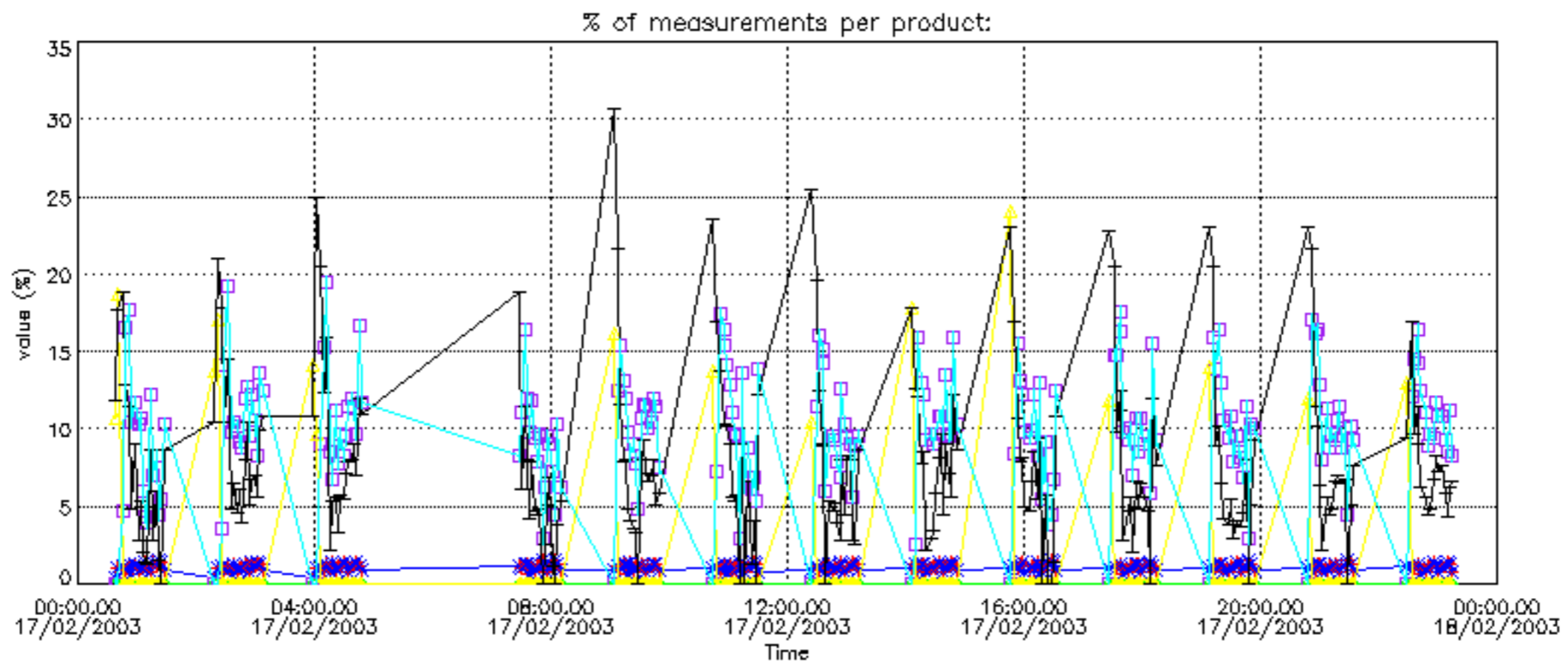
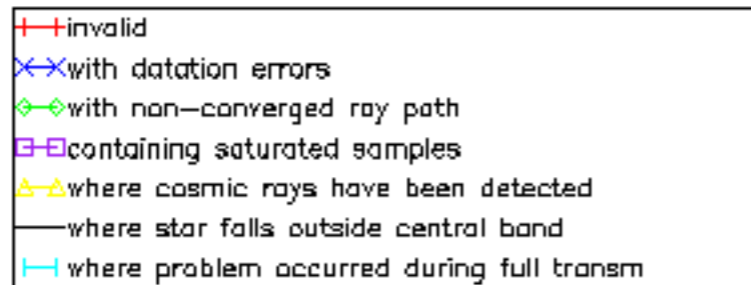
Percentage of flagged data per NO2 profile



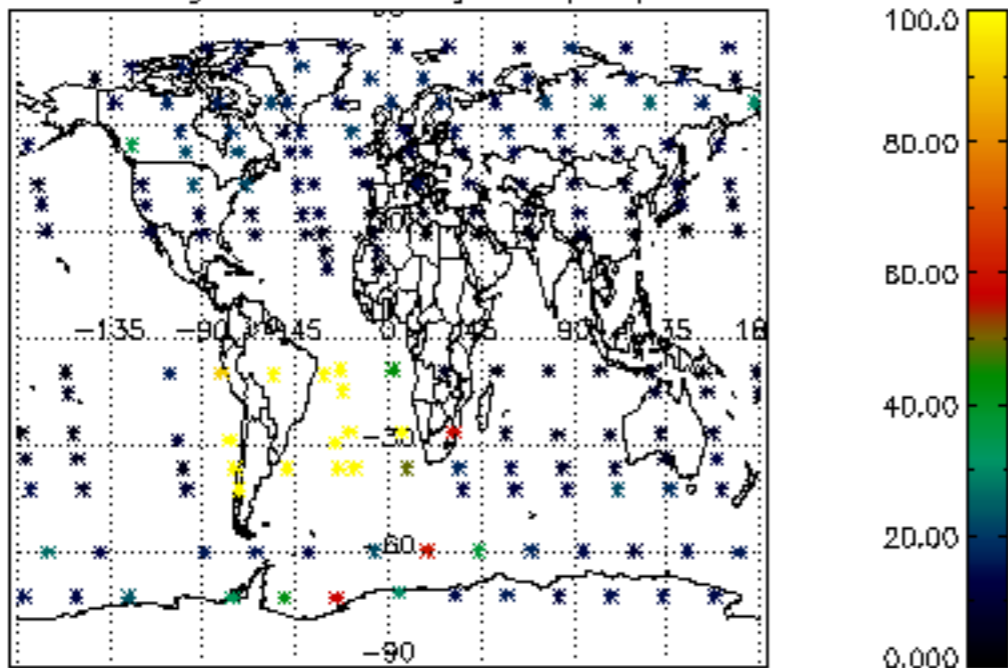
Percentage of flagged data per NO3 profile



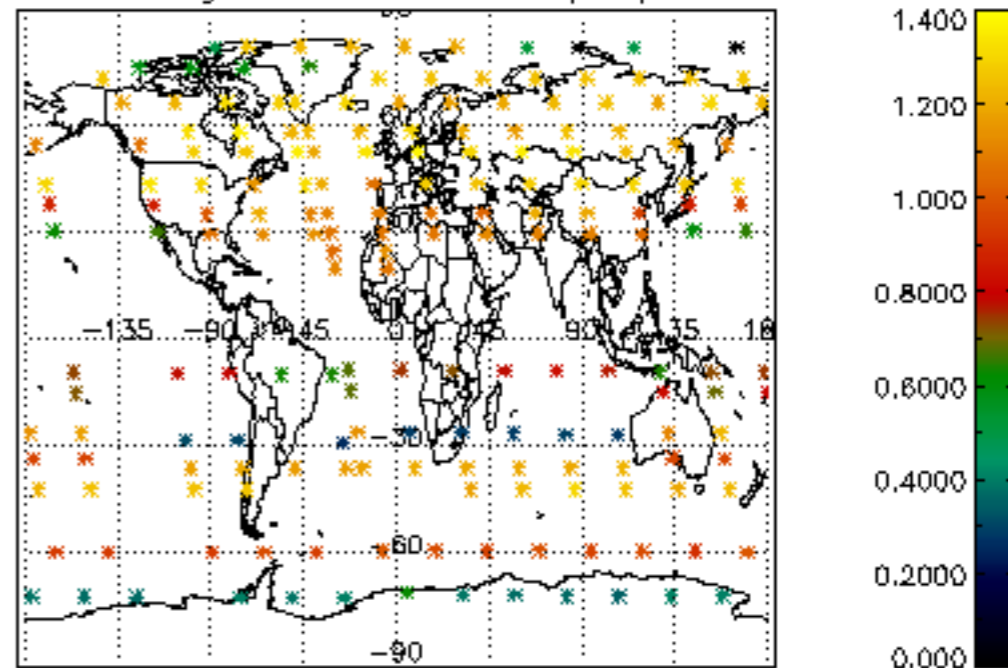




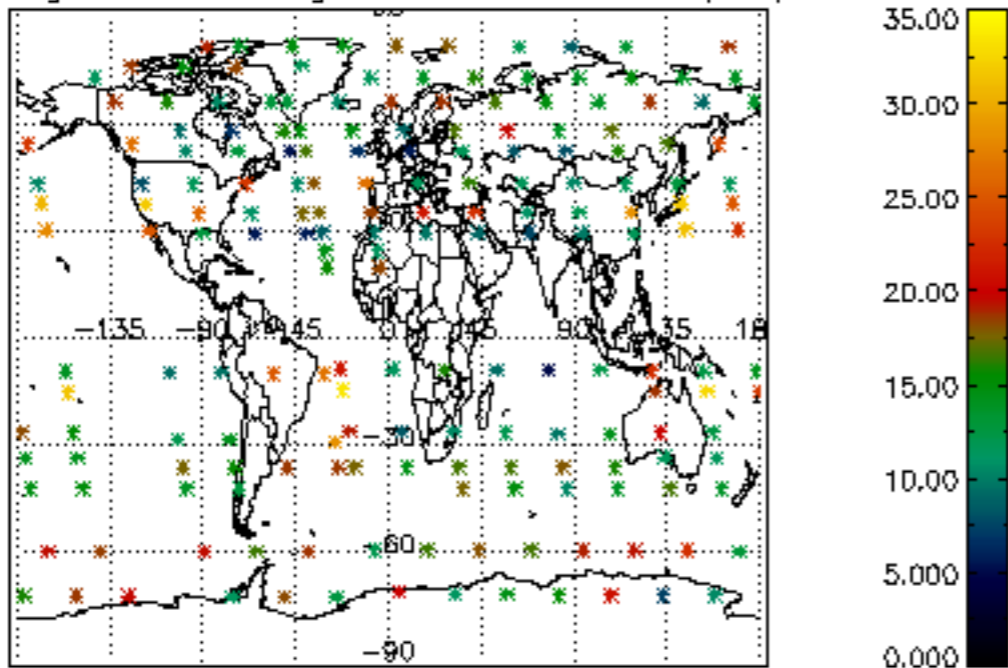
Percentage of cosmic ray hits per profile



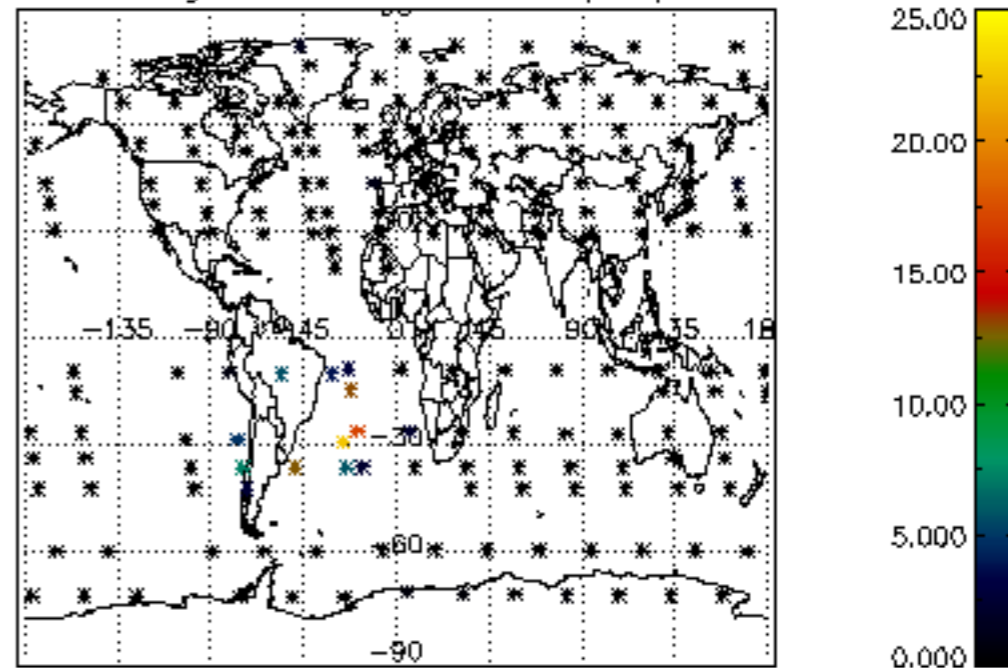
Percentage of datation errors per profile



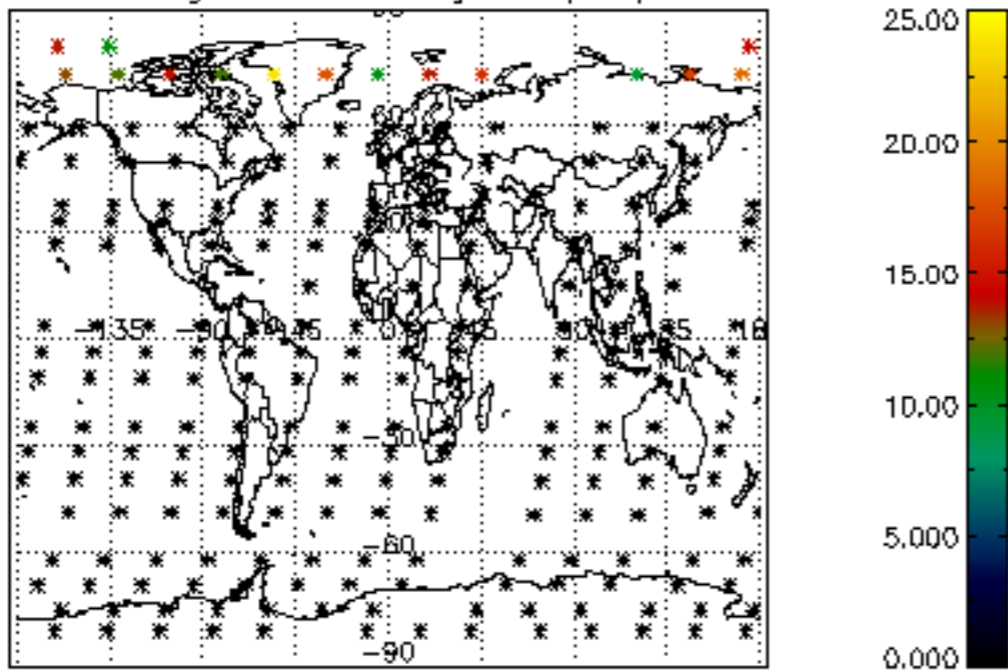
Percentage of star falling outside central band per profile



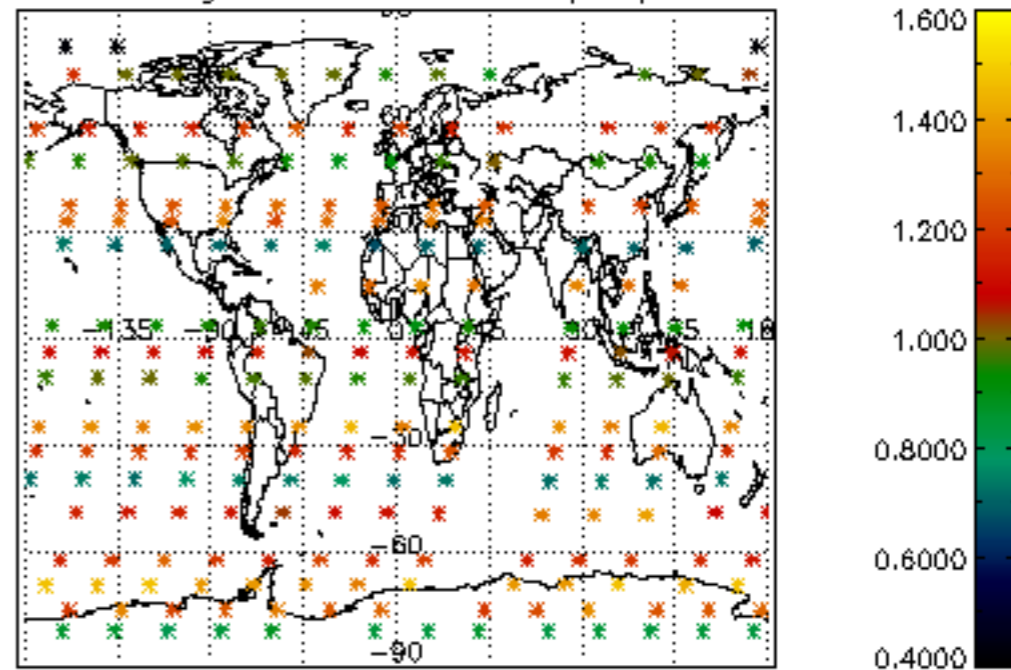
Percentage of saturation errors per profile



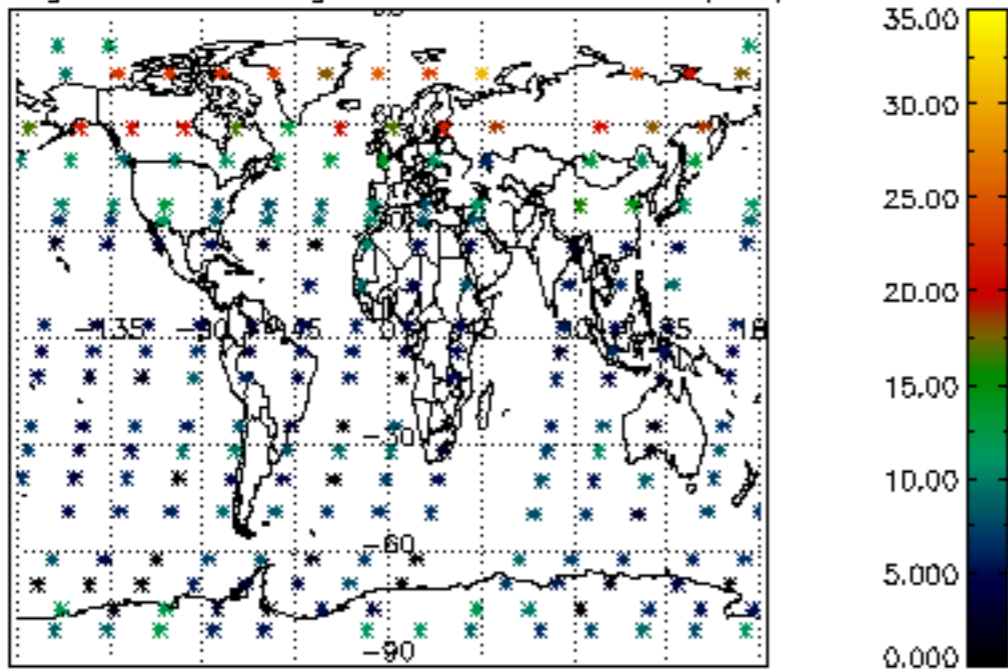
Percentage of cosmic ray hits per profile



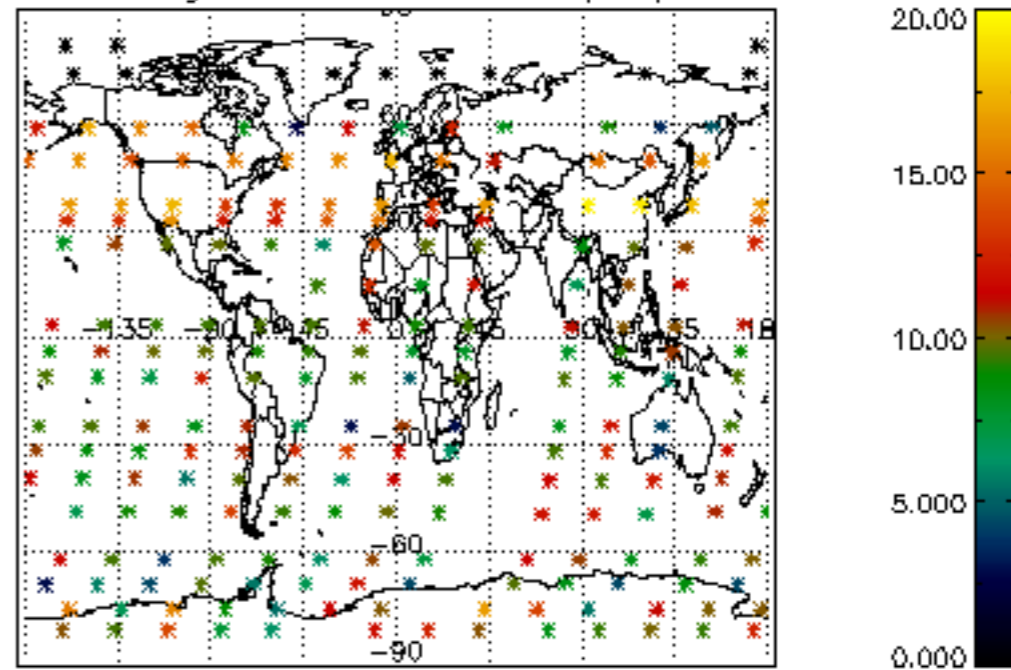
Percentage of datation errors per profile

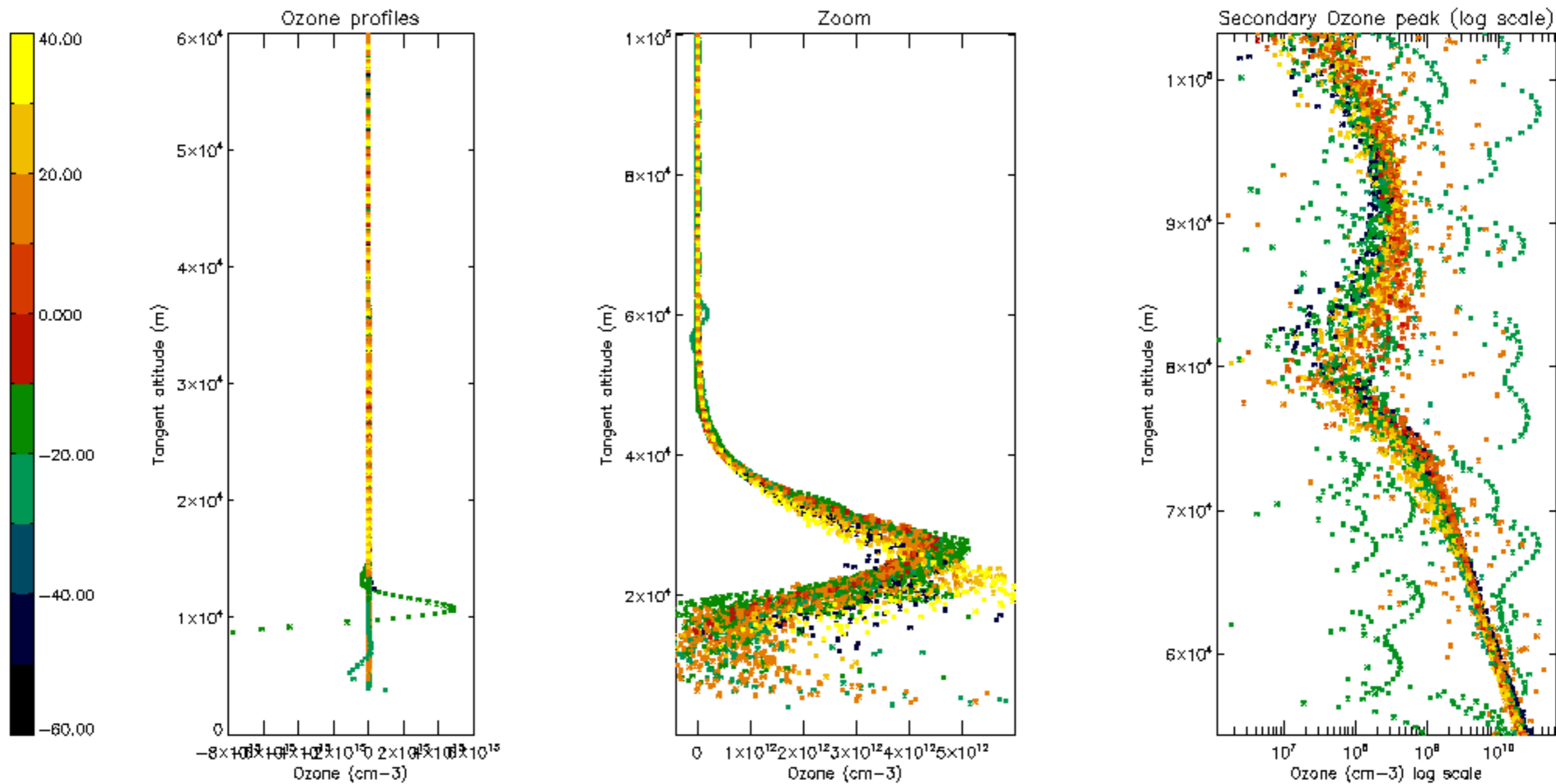


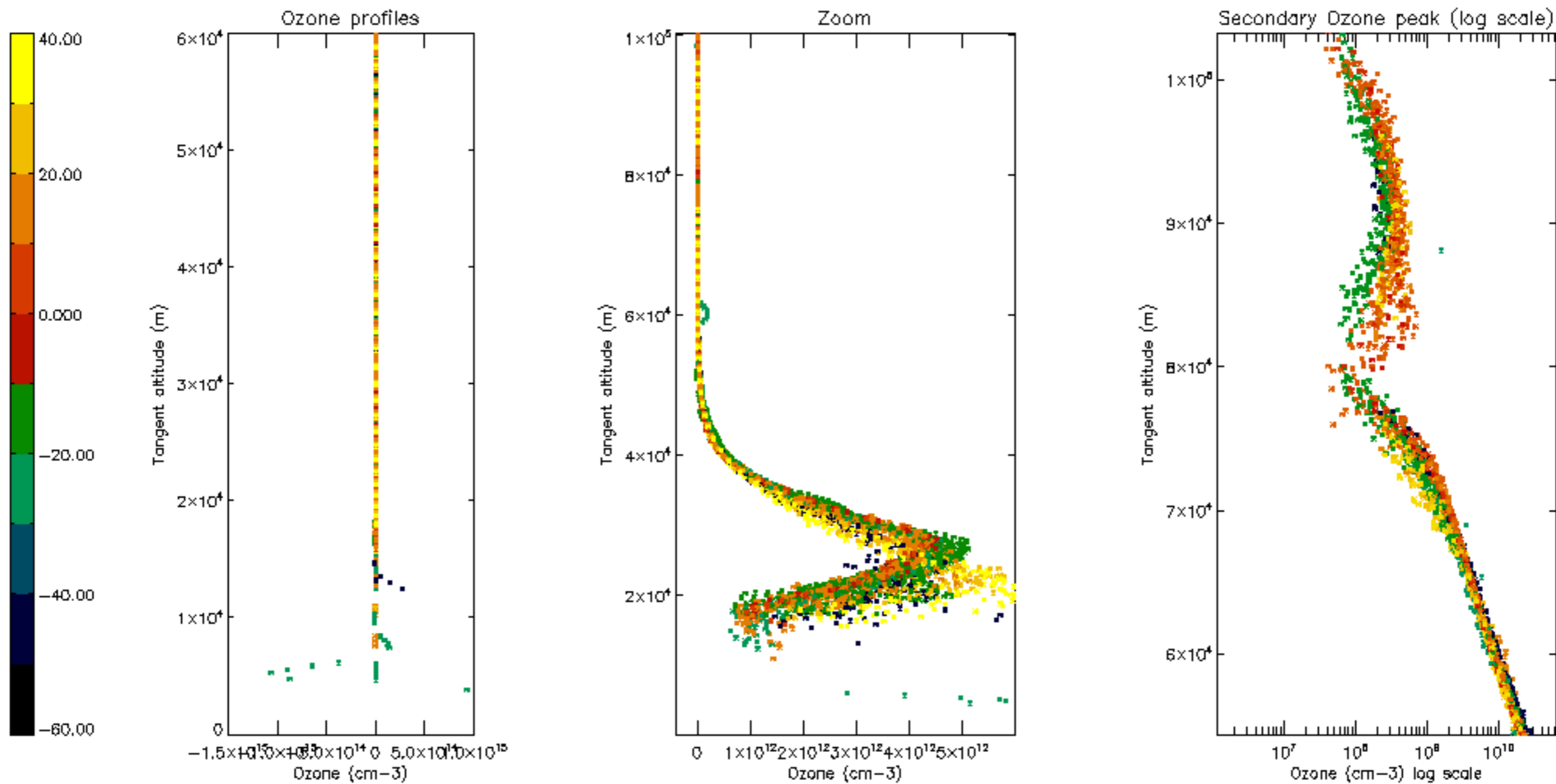
Percentage of star falling outside central band per profile

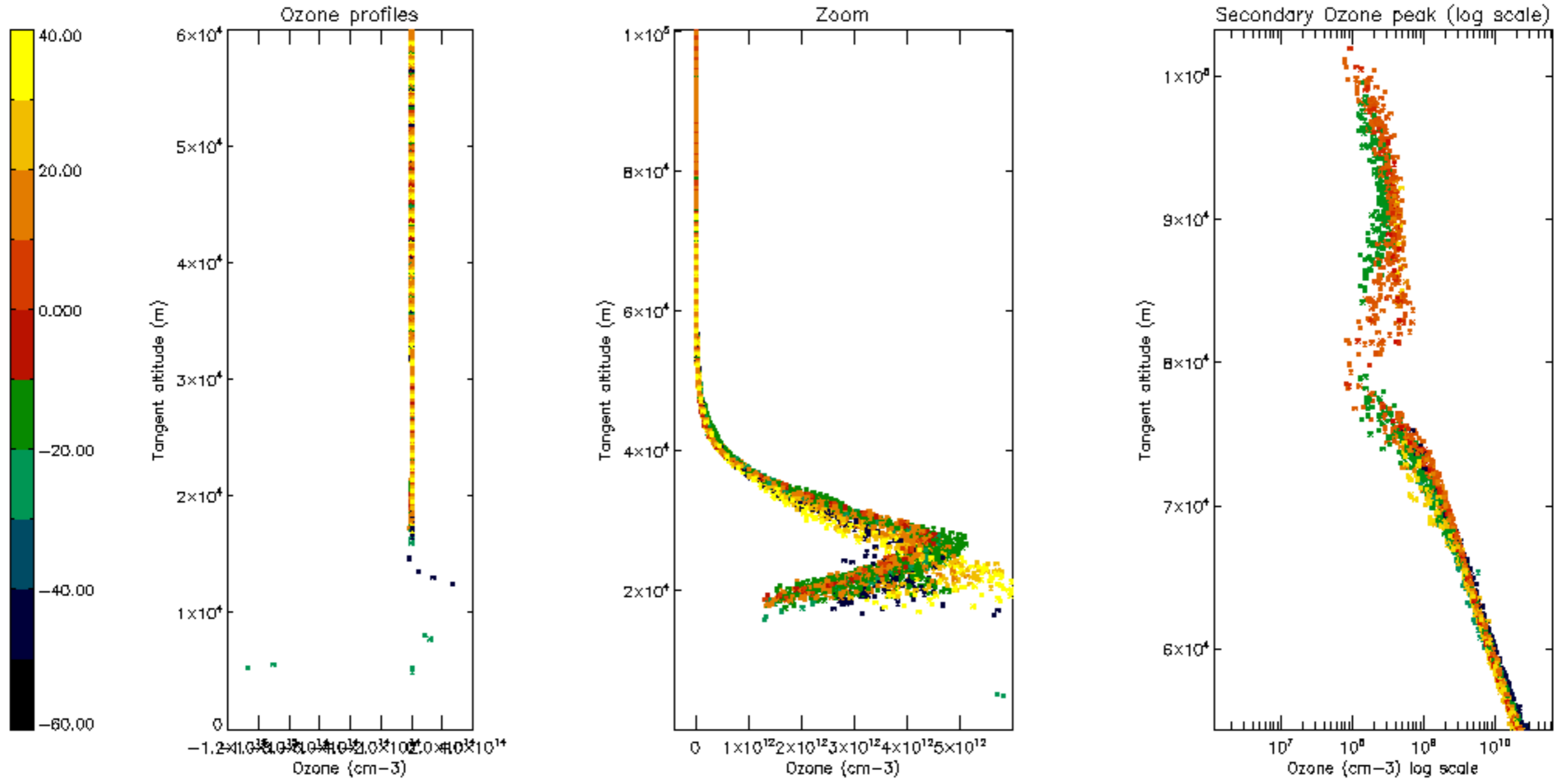


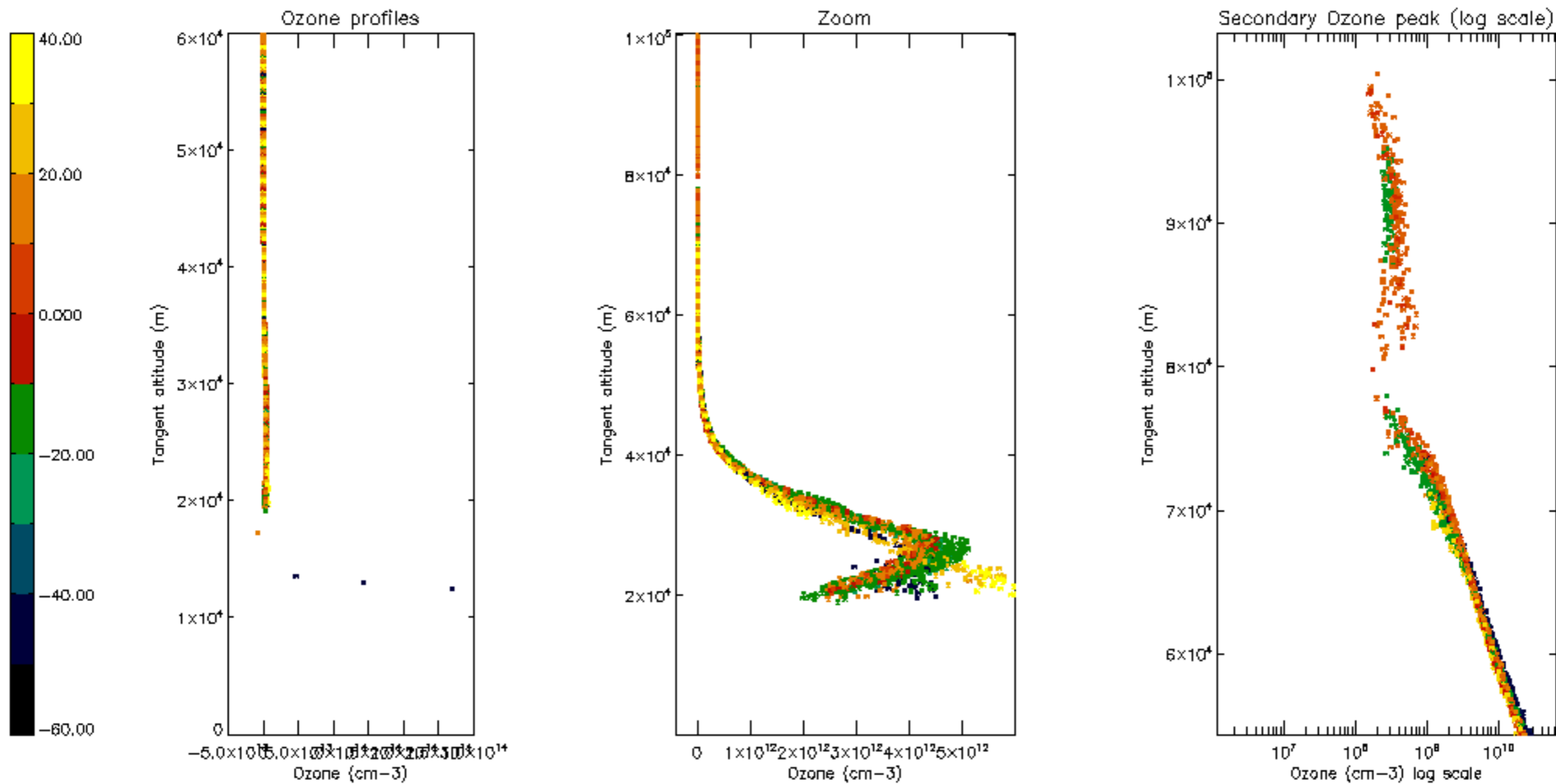
Percentage of saturation errors per profile

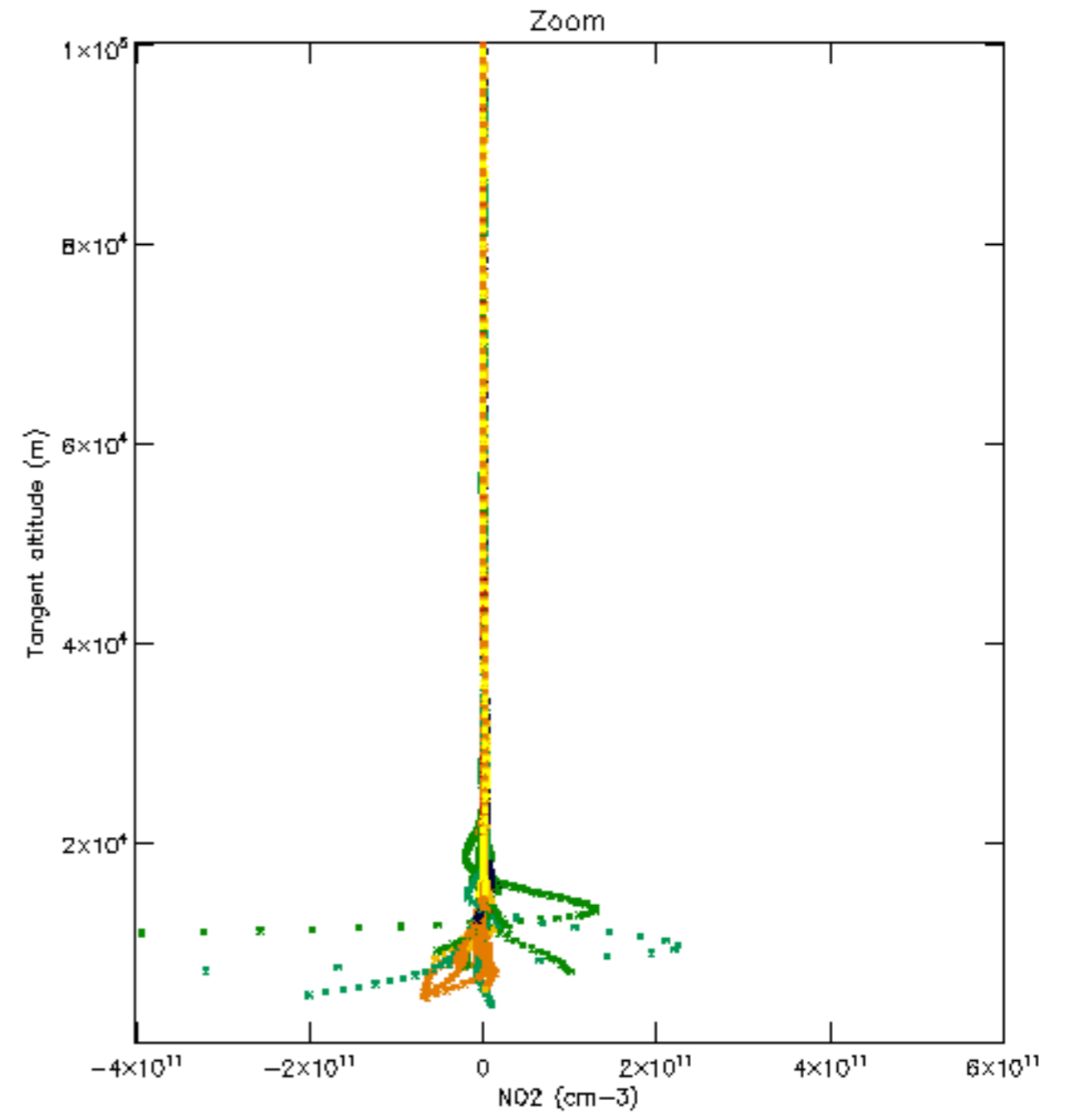
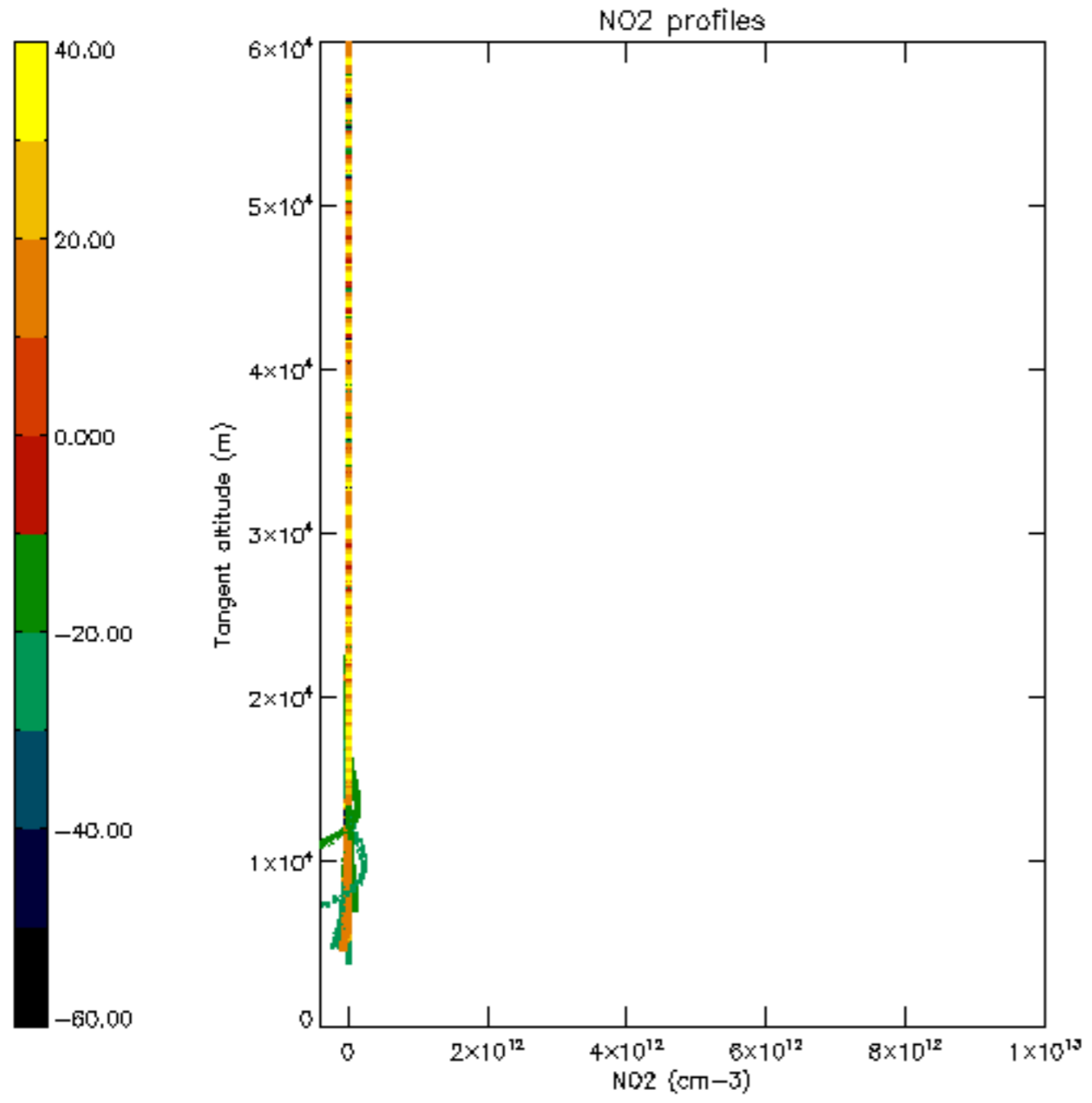


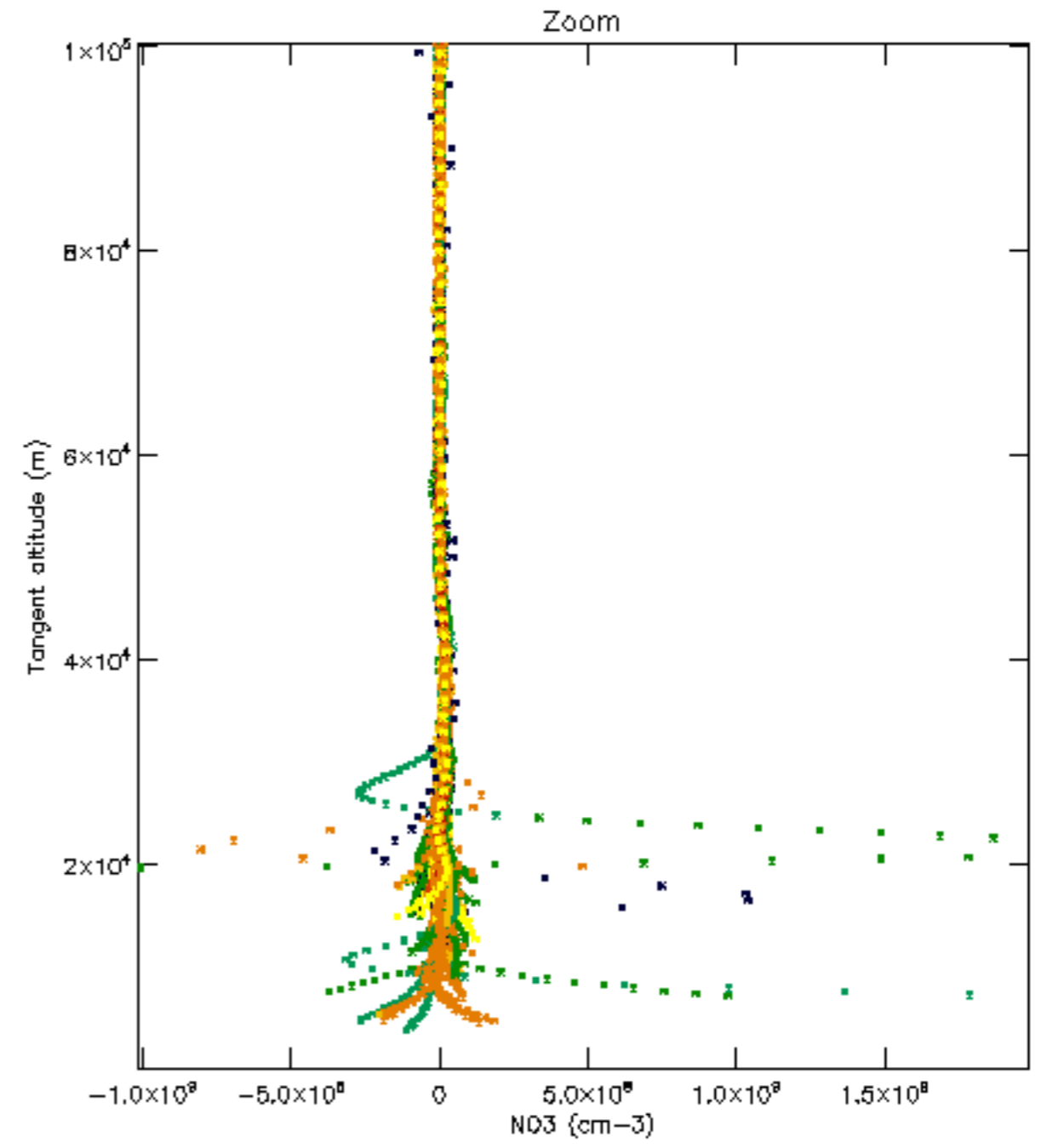
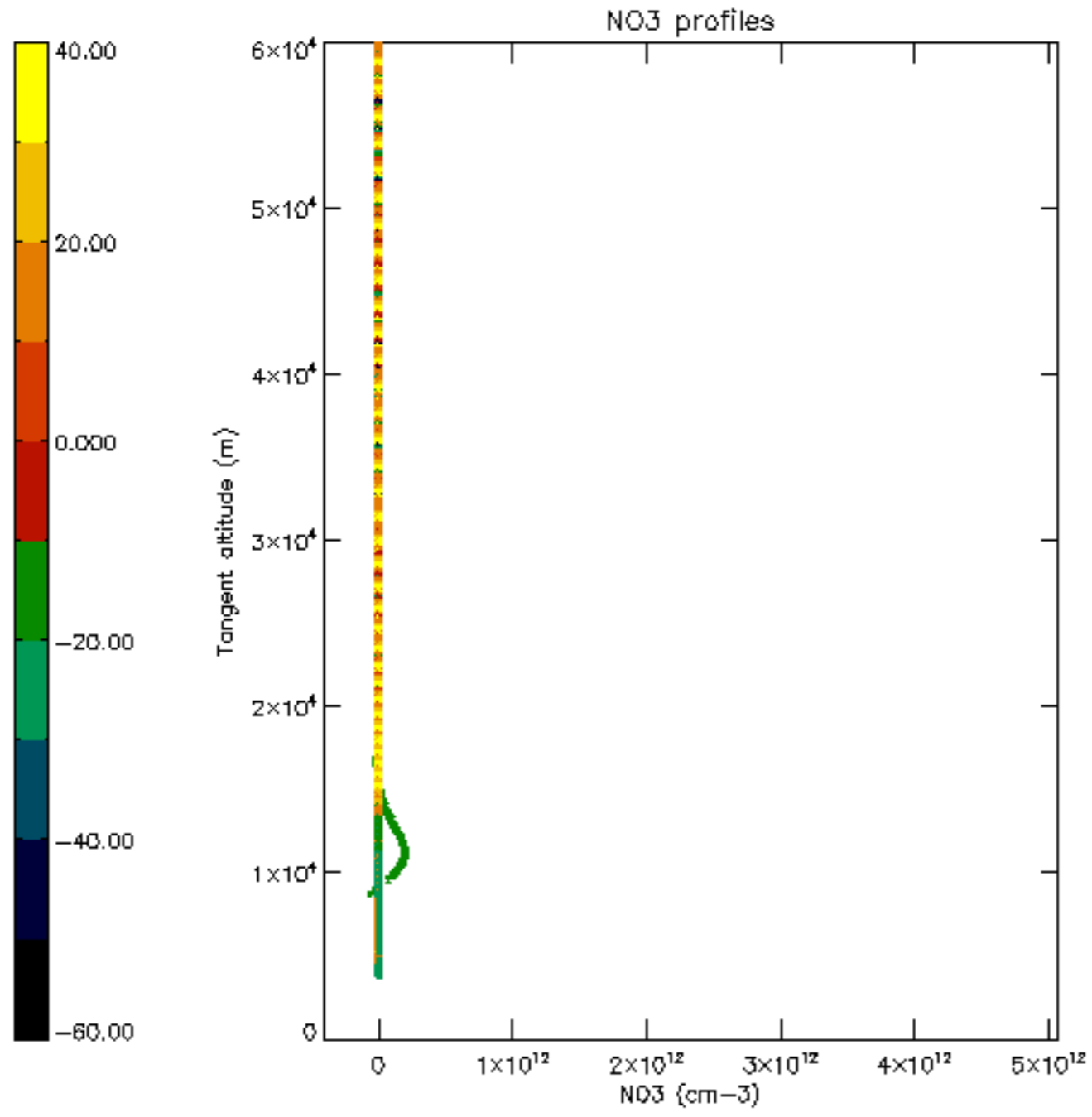


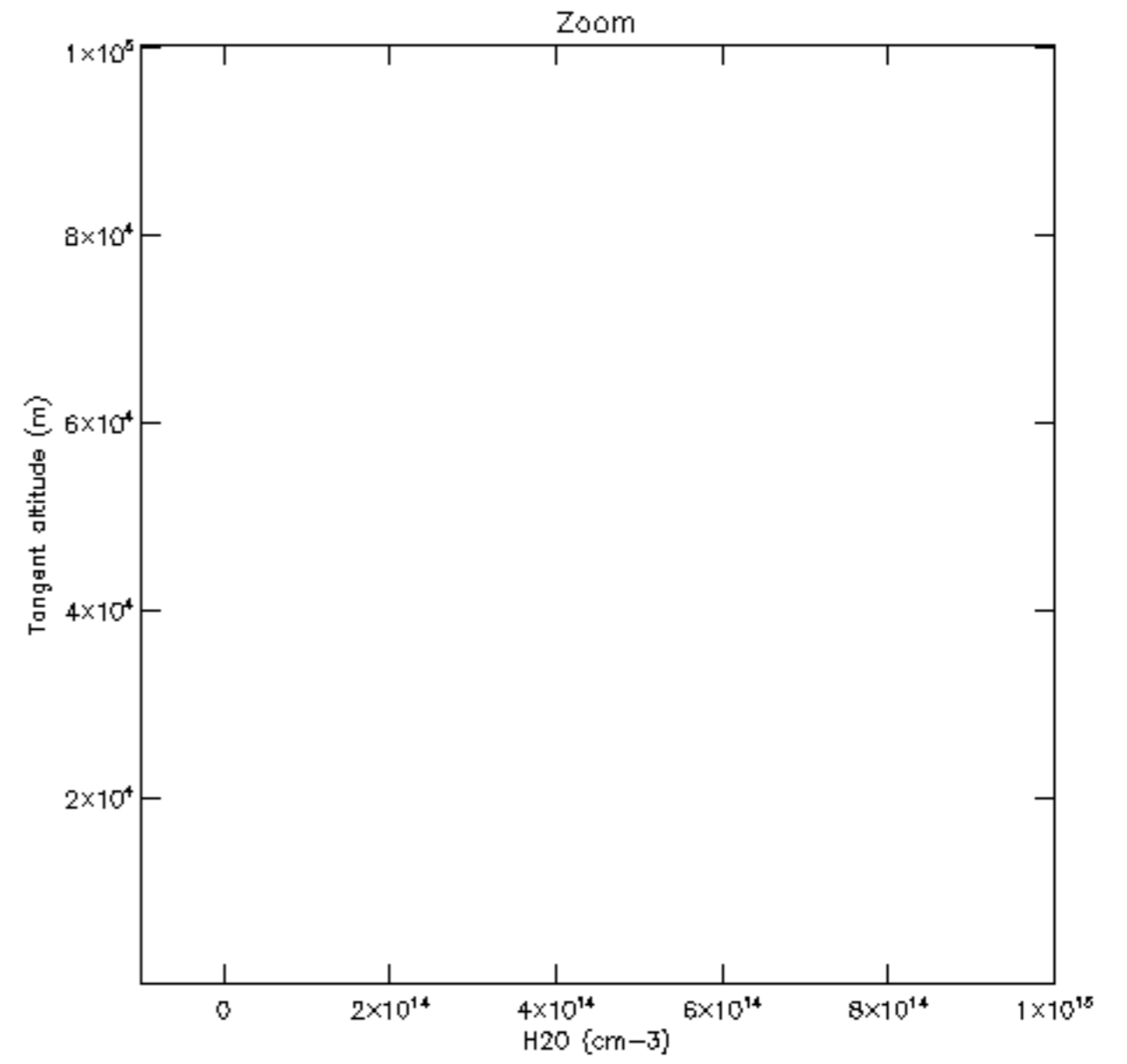
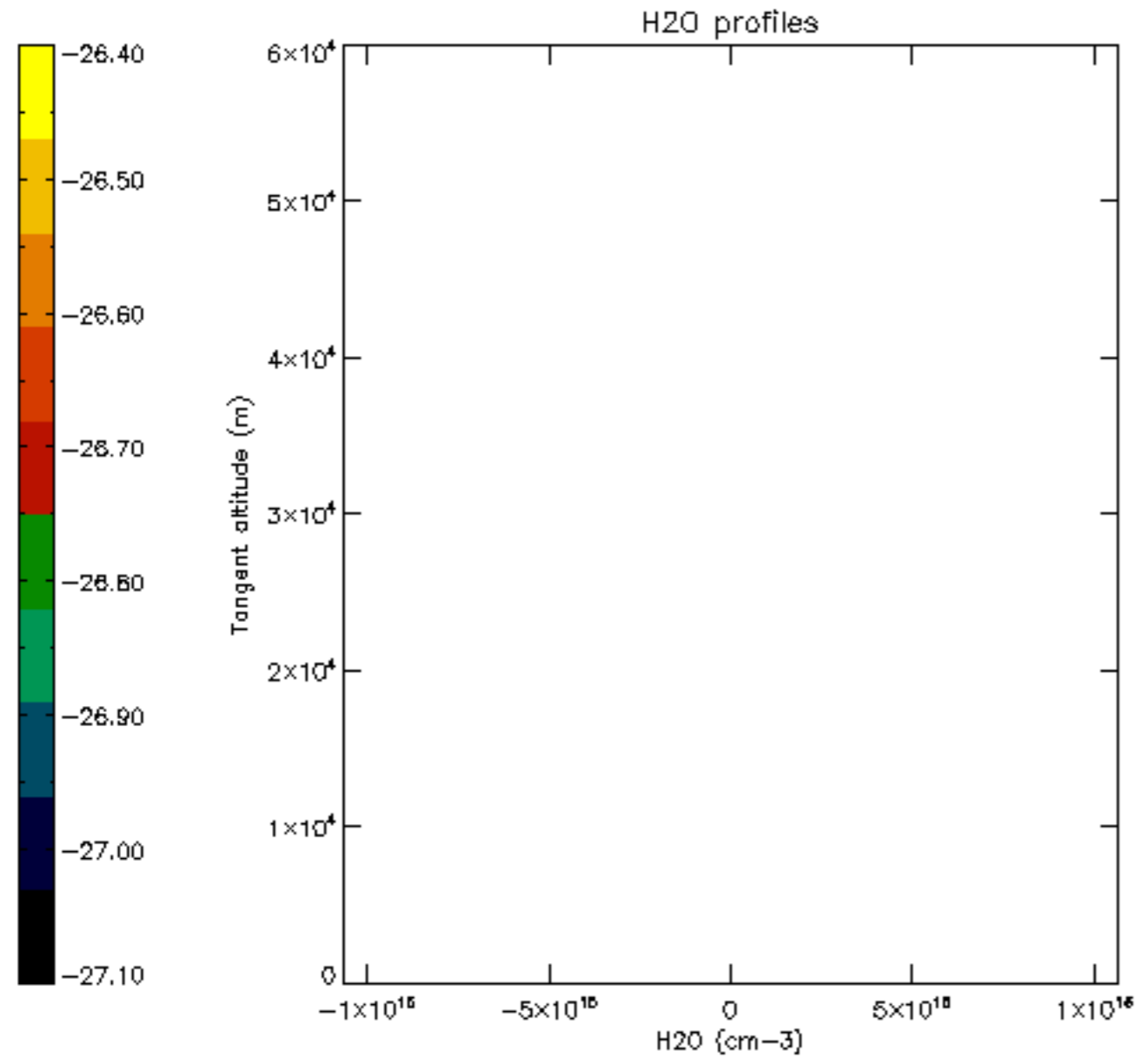


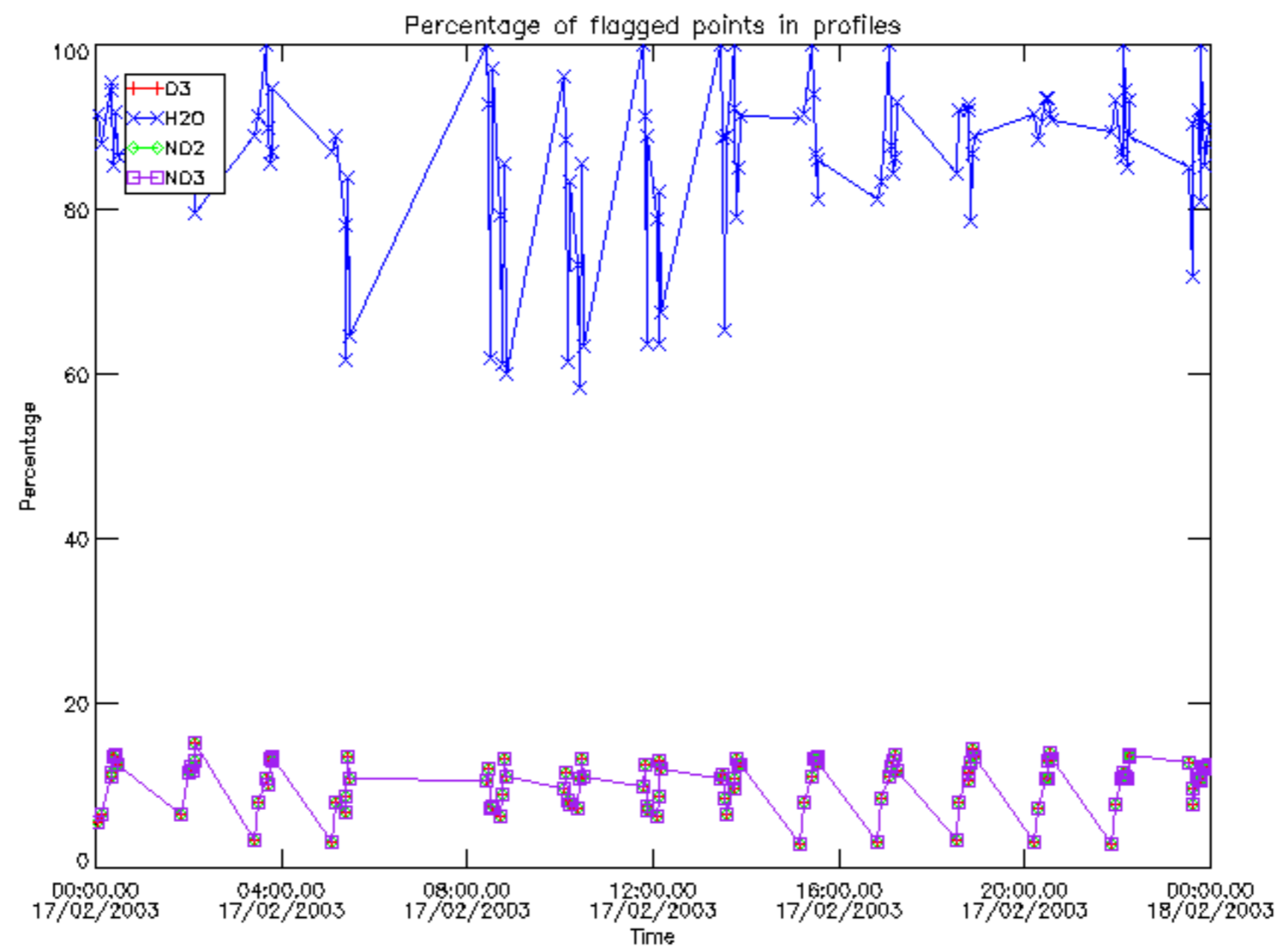




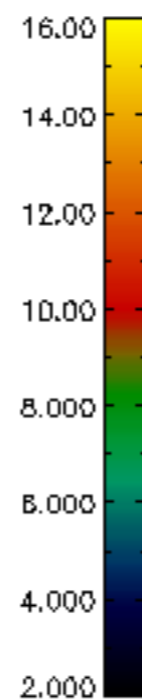
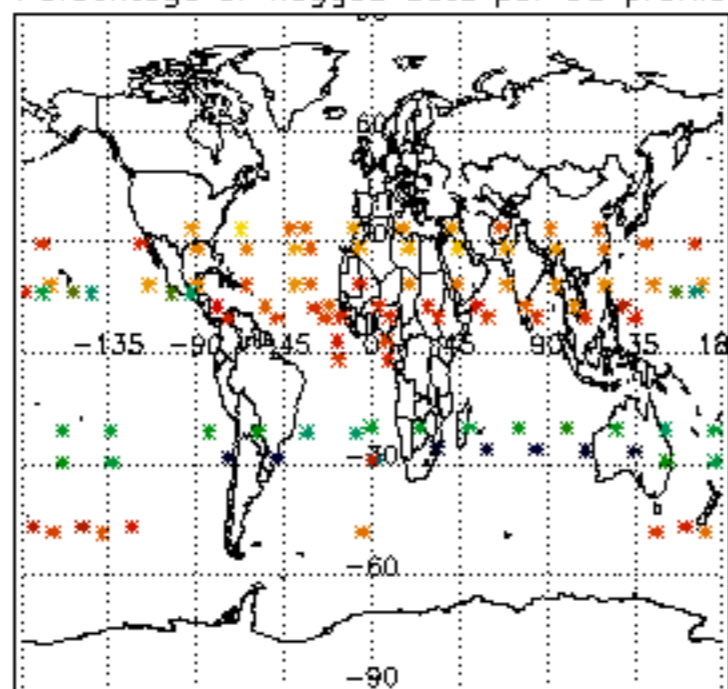




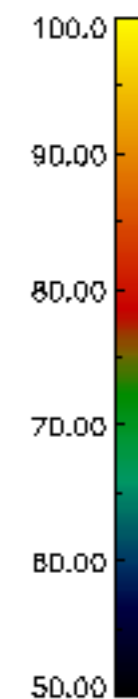
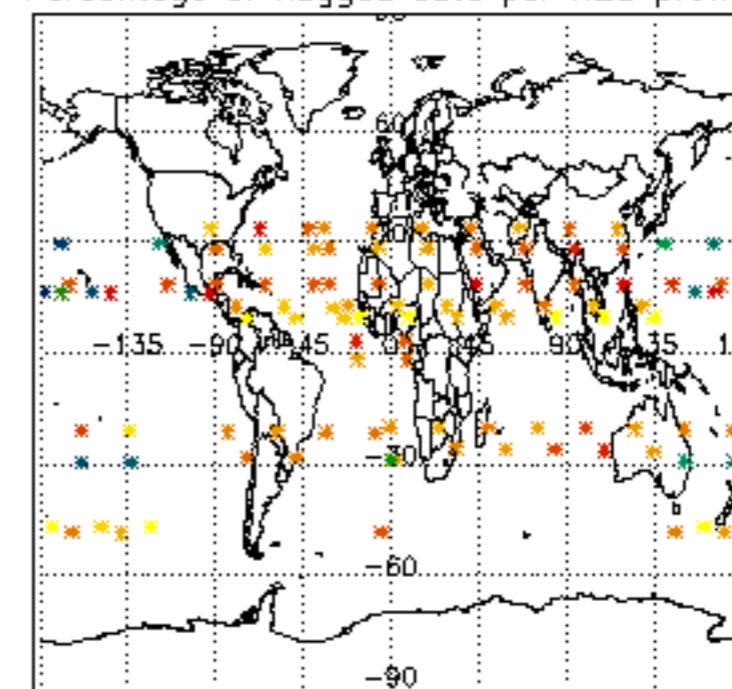




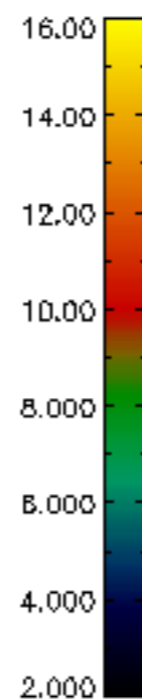
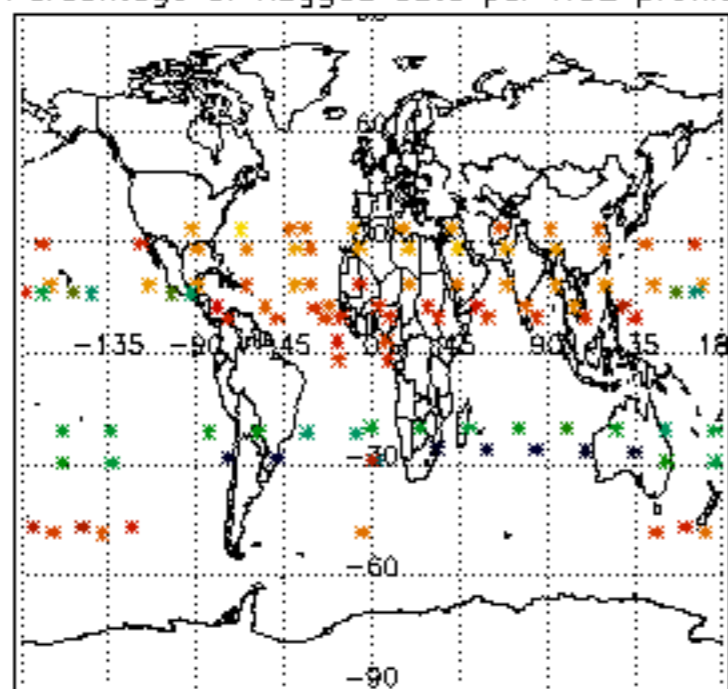
Percentage of flagged data per D3 profile



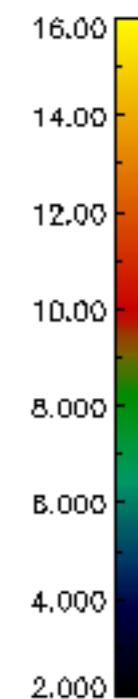
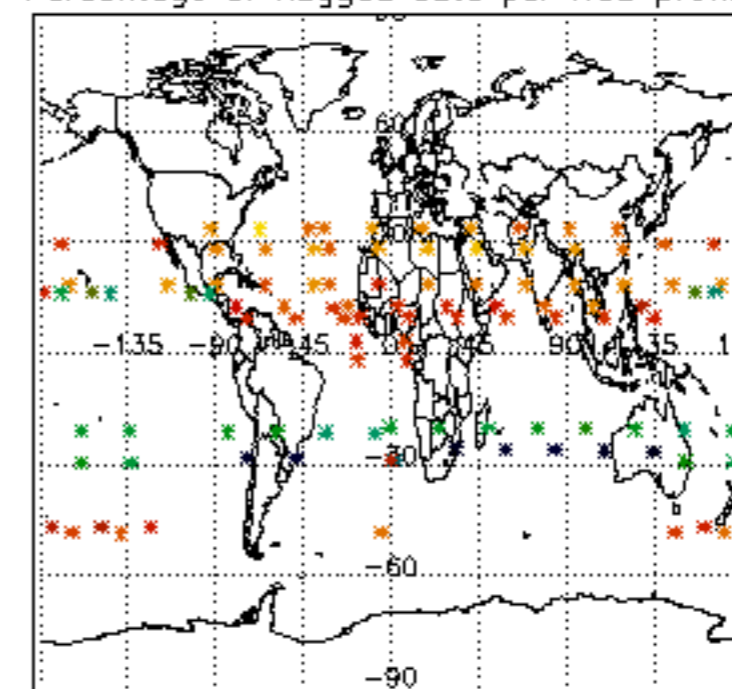
Percentage of flagged data per H2O profile

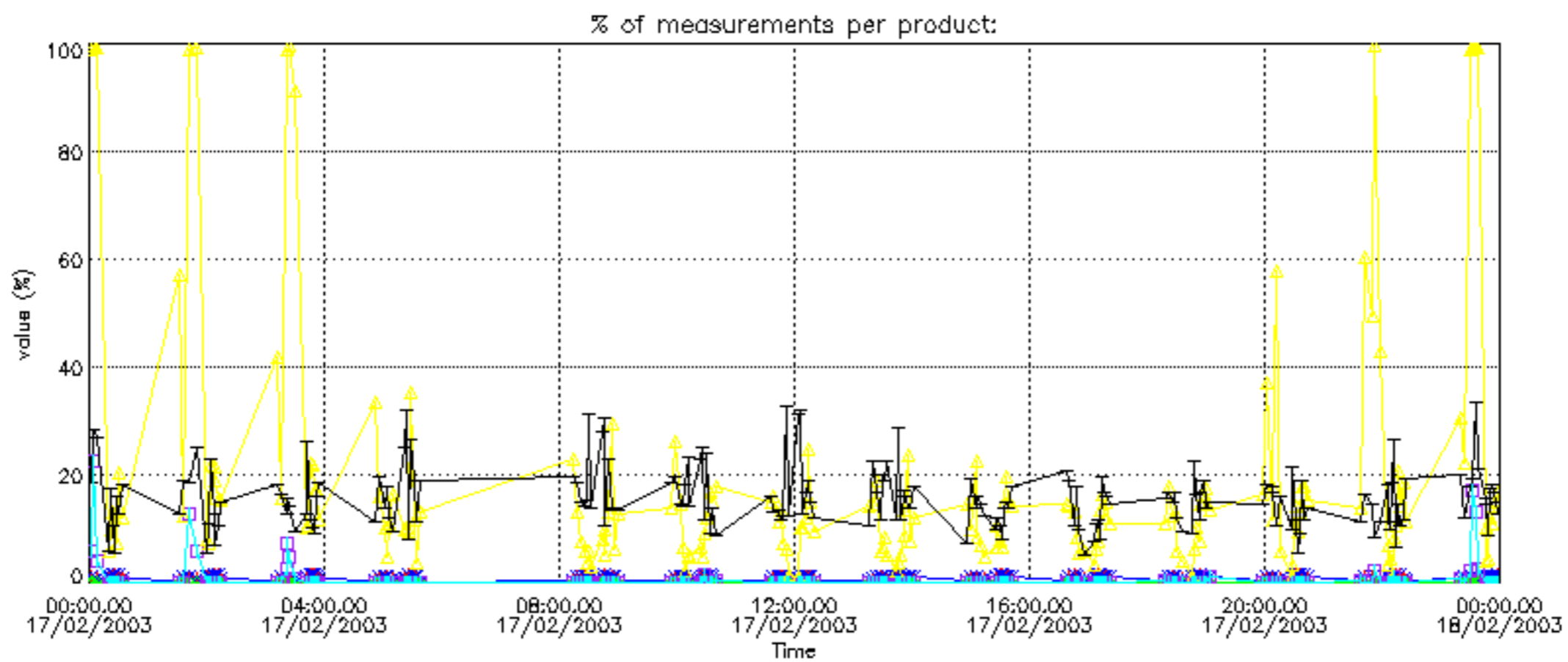
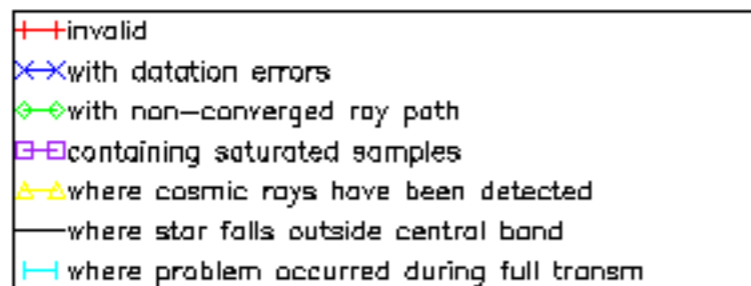


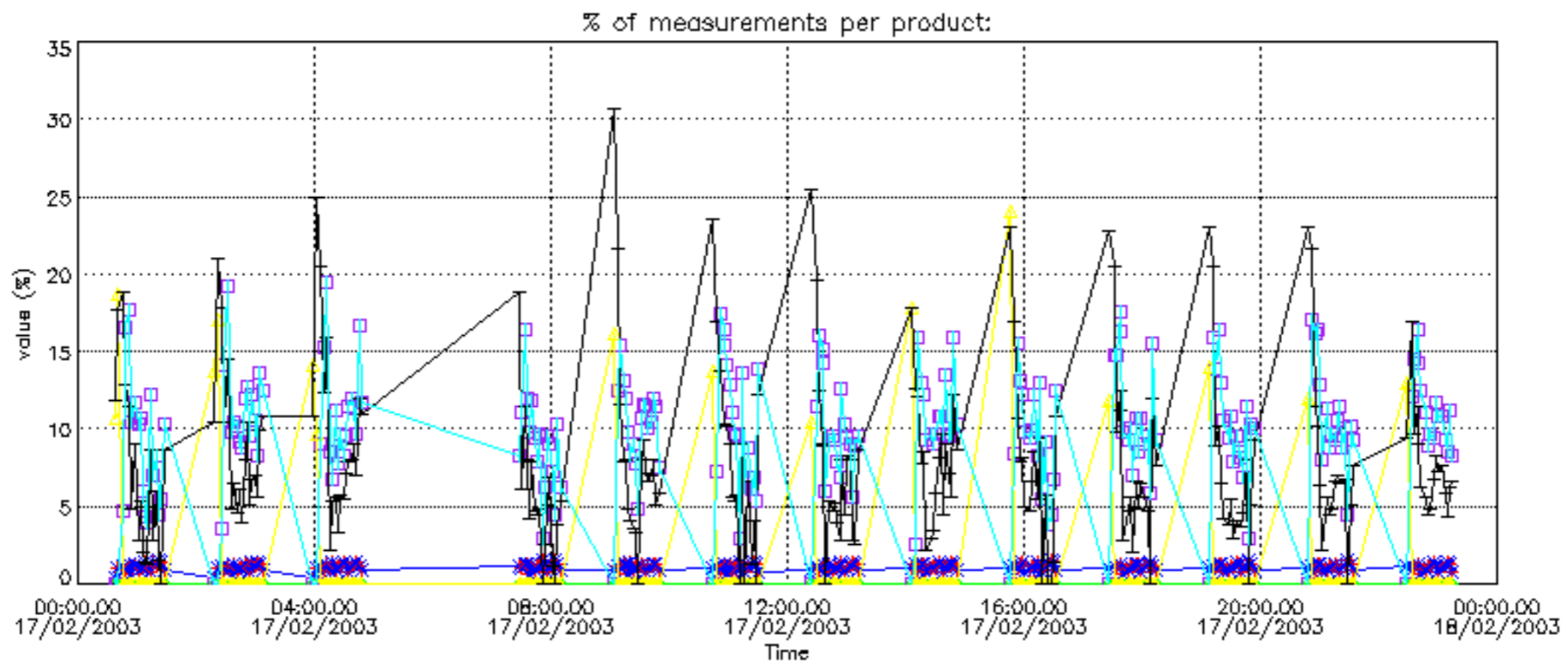
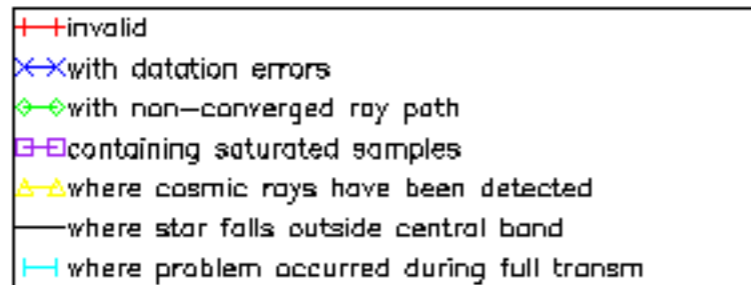
Percentage of flagged data per NO2 profile



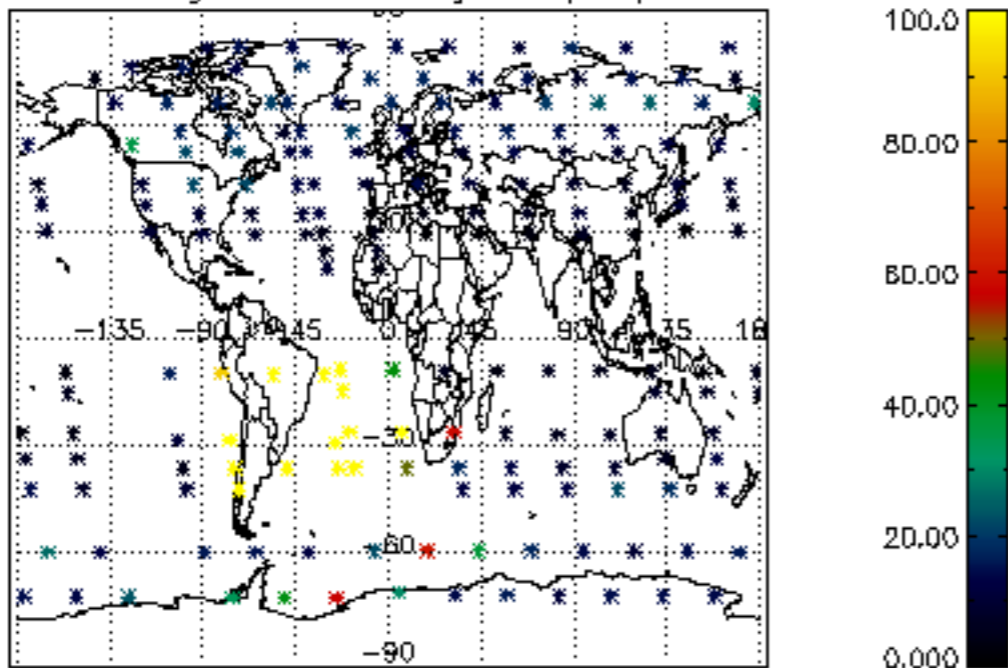
Percentage of flagged data per NO3 profile



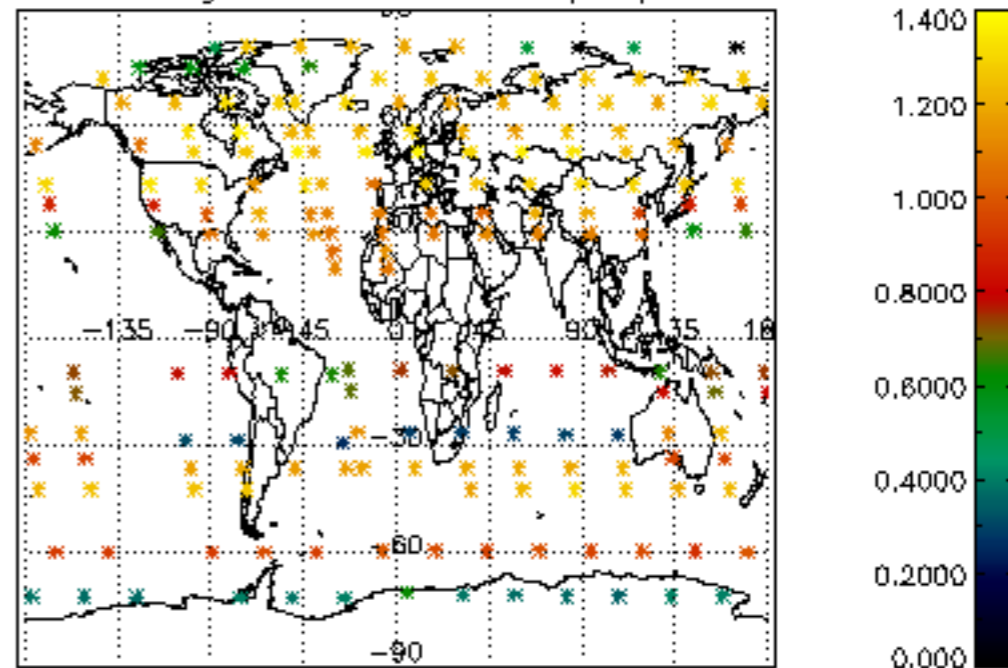




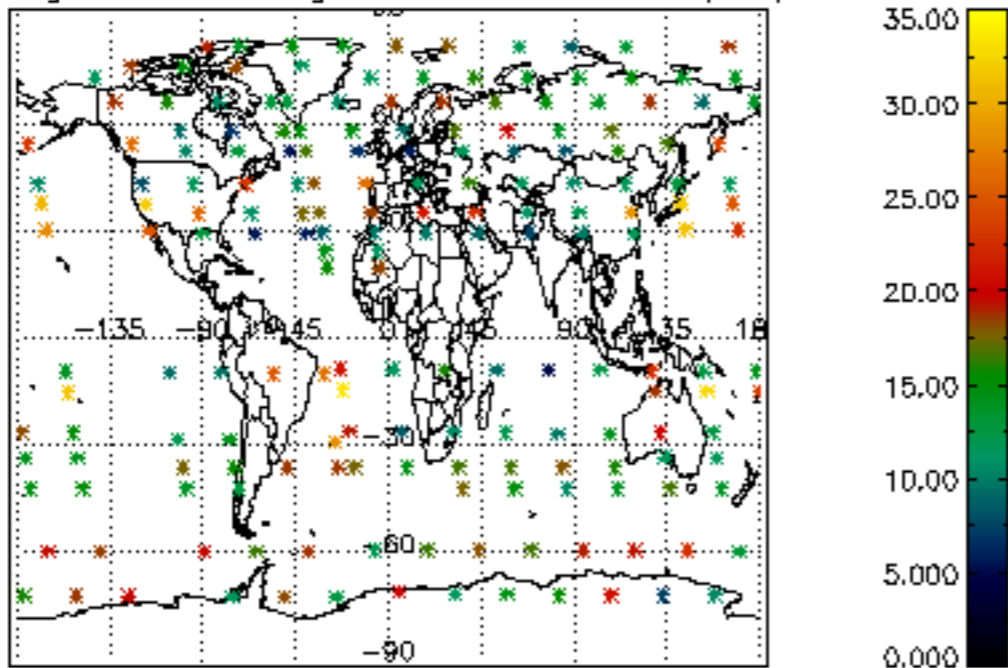
Percentage of cosmic ray hits per profile



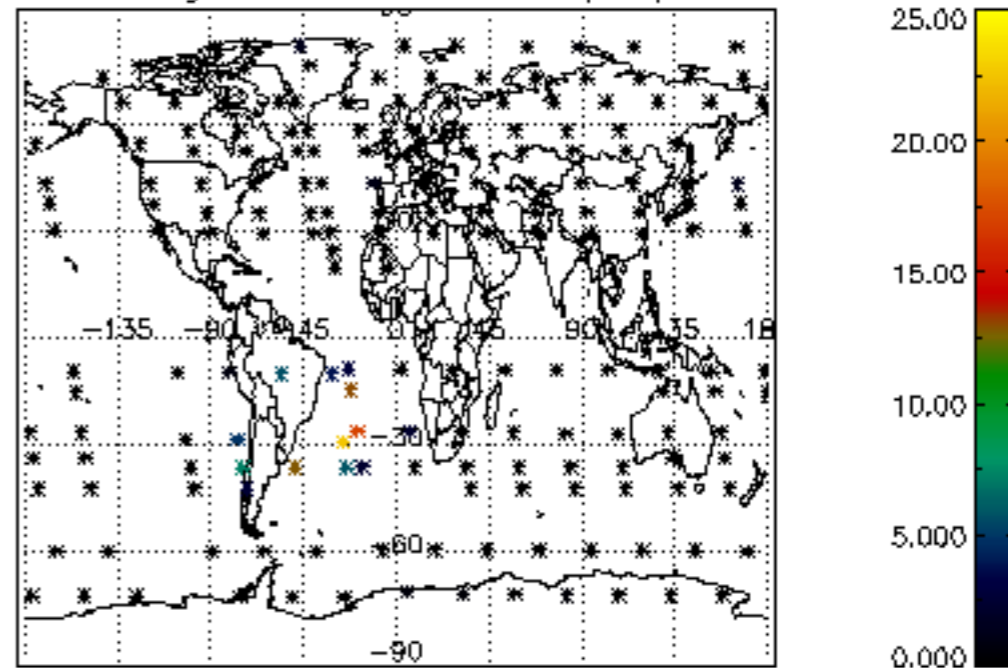
Percentage of datation errors per profile



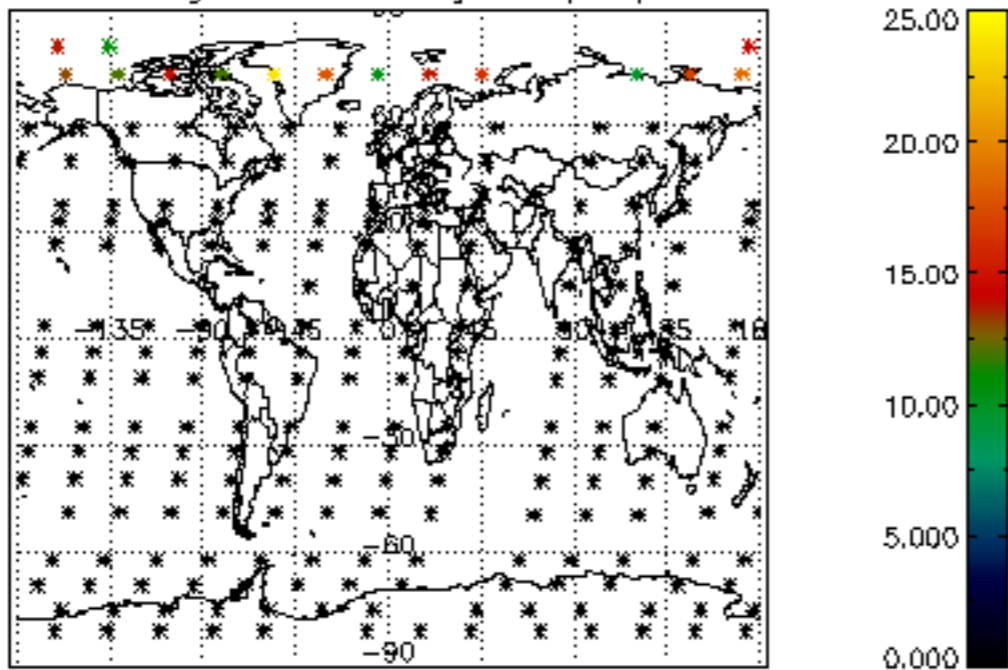
Percentage of star falling outside central band per profile



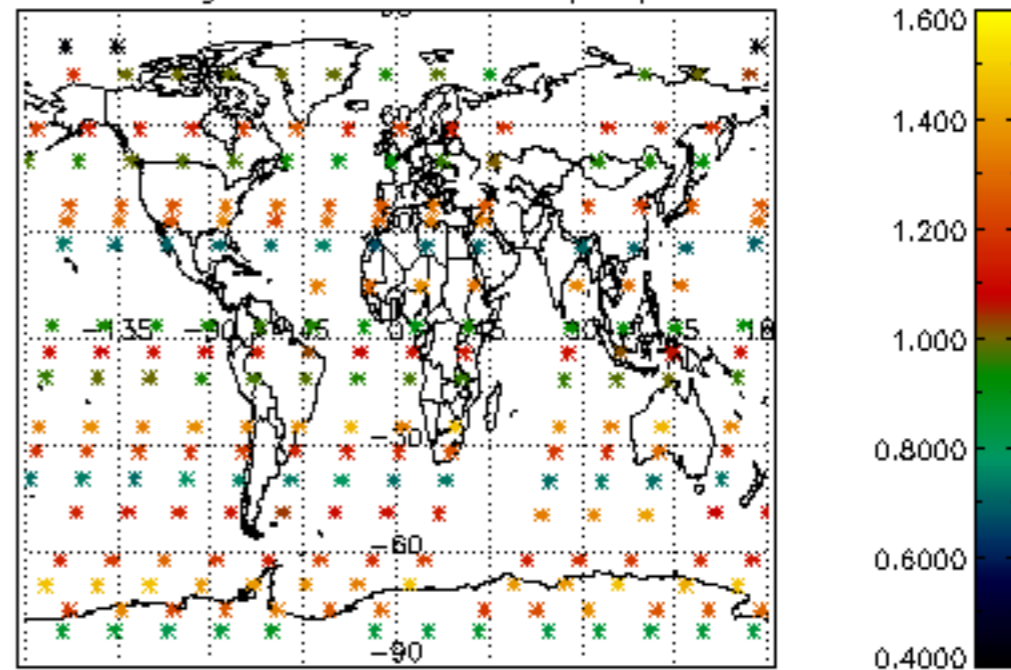
Percentage of saturation errors per profile



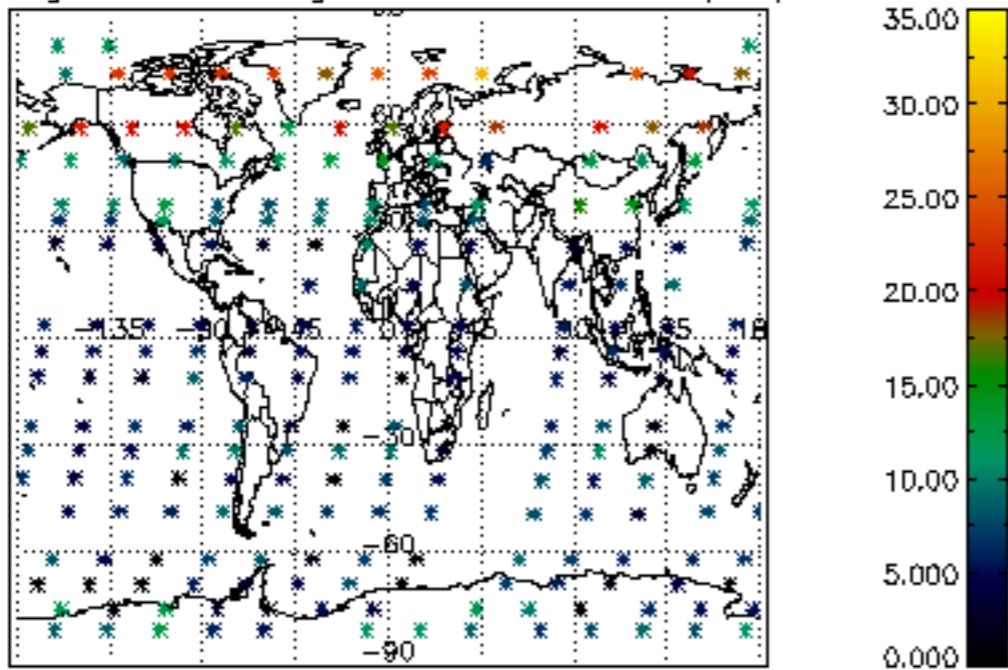
Percentage of cosmic ray hits per profile



Percentage of datation errors per profile



Percentage of star falling outside central band per profile



Percentage of saturation errors per profile

