

GOMOS Level 2 Daily Report

SUMMARY

[1. General Info](#)

[2. Summary of processed GOM_NL_2P products](#)

[3. Level 2 Quality information per product](#)

[3.1 Plot of level 2 quality information per product \(time dependant\)](#)

[3.2 Plot of level 2 quality information per product \(world map\)](#)

[4. Level 1 Quality information per product \(stored on level 2 products\)](#)

[4.1 Plot of level 1 quality information per product \(time dependant\)](#)

[4.1.1 Plot of level 1 quality information per product \(time dependant\): ASCENDING](#)

[4.1.2 Plot of level 1 quality information per product \(time dependant\): DESCENDING](#)

[4.2 Plot of level 1 quality information per product \(world map\)](#)

[4.2.1 Plot of level 1 quality information per product \(world map\): ASCENDING](#)

[4.2.2 Plot of level 1 quality information per product \(world map\): DESCENDING](#)

[5. Ozone profiles based on quality statistics and other trace gas profiles](#)

[5.1 Ozone statistics based on quality of products](#)

[5.2 Plot ozone profiles for all STD \(dark without errors\)](#)

[5.3 Plot ozone profiles where STD < 20% \(dark without errors\)](#)

[5.4. Plot ozone profiles where STD < 10% \(dark without errors\)](#)

[5.5. Plot ozone profiles where STD < 5% \(dark without errors\)](#)

[5.6 Plot NO2 profiles for all STD \(dark without errors\)](#)

[5.7 Plot NO3 profiles for all STD \(dark without errors\)](#)

[5.8 Plot H2O profiles \(only for occultations of stars 1,2,3,4,13,14,16,26,63 dark without errors\) for all STD](#)

[6. Auxiliary Data Files used for the production reported in section 2](#)

This report presents the daily analysis on parameters extracted from GOMOS level 2 data (GOM_NL__2P). It is intended to monitor some important parameters that will impact the quality of these products. A list of level 2 products (and content) that have arrived during the reporting day to the PCF is also given.

Item	Value
Time of report generation	19APR2013 09:34:51
Data source version	GOMOS/6.01
Start time of products	16-02-2003 (16FEB2003 00:00:00)
Stop time of products	17-02-2003 (17FEB2003 00:00:00)
Store outputs in DB	Yes
Nb of level 2 prods	427
Nb of prods with errors	0

2. Summary of processed GOM_NL__2P products.

Nr	Filename	UTC Start time	Limb	Duration	Star Id	Star Name	Star Mag	Star Temp	Nb Meas	Orbit	Prod. error
1	GOM_NL__2PRFIN20030216_000157_000000422013_00474_05037_5318.N1	16-FEB-2003 00:01:57	Bright	42.000	60	7Bet UMi	2.0810	3950.0	84	5037	No
2	GOM_NL__2PRFIN20030216_001035_000000422013_00474_05037_5319.N1	16-FEB-2003 00:10:35	Bright	41.500	130	23Bet Dra	2.7990	5800.0	83	5037	No
3	GOM_NL__2PRFIN20030216_001235_000000362013_00474_05037_5320.N1	16-FEB-2003 00:12:35	Bright	35.500	144	18Del Cyg	2.8600	11000.	71	5037	No
4	GOM_NL__2PRFIN20030216_001451_000000402013_00474_05037_5321.N1	16-FEB-2003 00:14:51	Bright	39.500	5	3Alp Lyr	0.033000	11000.	79	5037	No
5	GOM_NL__2PRFIN20030216_001759_000000572013_00474_05037_5322.N1	16-FEB-2003 00:17:59	Bright	57.000	133	40Zet Her	2.8070	6000.0	114	5037	No
6	GOM_NL__2PRFIN20030216_002216_000001132013_00474_05037_5323.N1	16-FEB-2003 00:22:16	Twilight	112.50	67	5Alp CrB	2.2210	11000.	225	5037	No
7	GOM_NL__2PRFIN20030216_002614_000000502013_00474_05037_5324.N1	16-FEB-2003 00:26:14	Twilight	50.000	126	60Bet Oph	2.7700	4250.0	100	5037	No
8	GOM_NL__2PRFIN20030216_003121_000000412013_00474_05037_5325.N1	16-FEB-2003 00:31:21	Twilight	41.000	155	41Pi Sgr	2.9000	6600.0	82	5037	No
9	GOM_NL__2PRFIN20030216_003425_000001352013_00474_05037_5326.N1	16-FEB-2003 00:34:25	Dark	135.00	102	24Alp Ser	2.6000	4250.0	270	5037	No
10	GOM_NL__2PRFIN20030216_004012_000000622013_00474_05037_5327.N1	16-FEB-2003 00:40:12	Dark	62.000	80	7Del Sco	2.3160	30000.	124	5037	No
11	GOM_NL__2PRFIN20030216_004225_000000452013_00474_05037_5328.N1	16-FEB-2003 00:42:25	Dark	44.500	141	Bet Ara	2.8400	4600.0	89	5037	No
12	GOM_NL__2PRFIN20030216_004835_000000462013_00475_05038_5299.N1	16-FEB-2003 00:48:35	Dark	45.500	4	Alp1Cen	-0.010000	5800.0	91	5038	No
13	GOM_NL__2PRFIN20030216_004954_000000462013_00475_05038_5300.N1	16-FEB-2003 00:49:54	Dark	46.000	10	Bet Cen	0.61000	28000.	92	5038	No
14	GOM_NL__2PRFIN20030216_005116_000000452013_00475_05038_5301.N1	16-FEB-2003 00:51:16	Dark	44.500	77	Eps Cen	2.3030	28000.	89	5038	No
15	GOM_NL__2PRFIN20030216_005258_000000532013_00475_05038_5302.N1	16-FEB-2003 00:52:58	Dark	52.500	12	Alp1Cru	0.77500	30000.	105	5038	No
16	GOM_NL__2PRFIN20030216_005524_000000382013_00475_05038_5303.N1	16-FEB-2003 00:55:24	Dark	37.500	29	Bet Car	1.6720	10200.	75	5038	No
17	GOM_NL__2PRFIN20030216_005801_000000392013_00475_05038_5304.N1	16-FEB-2003 00:58:01	Dark	38.500	71	lot Car	2.2460	7700.0	77	5038	No
18	GOM_NL__2PRFIN20030216_005938_000000372013_00475_05038_5305.N1	16-FEB-2003 00:59:38	Dark	37.000	46	Del Vel	1.9540	10600.	74	5038	No
19	GOM_NL__2PRFIN20030216_010221_000000472013_00475_05038_5306.N1	16-FEB-2003 01:02:21	Straylight	46.500	65	Lam Vel	2.2040	4400.0	93	5038	No
20	GOM_NL__2PRFIN20030216_010405_000000422013_00475_05038_5307.N1	16-FEB-2003 01:04:05	Straylight	41.500	70	Zet Pup	2.2460	39000.	83	5038	No
21	GOM_NL__2PRFIN20030216_010800_000001002013_00475_05038_5308.N1	16-FEB-2003 01:08:00	Straylight	100.00	100	4Gam Crv	2.5800	13100.	200	5038	No
22	GOM_NL__2PRFIN20030216_011218_000000512013_00475_05038_5309.N1	16-FEB-2003 01:12:18	Straylight	51.000	48	30Alp Hya	1.9770	4100.0	102	5038	No
23	GOM_NL__2PRFIN20030216_011650_000000432013_00475_05038_5310.N1	16-FEB-2003 01:16:50	Bright	43.000	8	10Alp CMi	0.40000	6500.0	86	5038	No
24	GOM_NL__2PRFIN20030216_011942_000000552013_00475_05038_5311.N1	16-FEB-2003 01:19:42	Bright	54.500	22	32Alp Leo	1.3600	15200.	109	5038	No
25	GOM_NL__2PRFIN20030216_012306_000000392013_00475_05038_5312.N1	16-FEB-2003 01:23:06	Bright	38.500	17	78Bet Gem	1.1610	4500.0	77	5038	No
26	GOM_NL__2PRFIN20030216_012916_000000372013_00475_05038_5313.N1	16-FEB-2003 01:29:16	Bright	36.500	42	34Bet Aur	1.9000	10200.	73	5038	No
27	GOM_NL__2PRFIN20030216_013255_000000552013_00475_05038_5314.N1	16-FEB-2003 01:32:55	Bright	55.000	174	52Psi UMa	3.0040	4400.0	110	5038	No
28	GOM_NL__2PRFIN20030216_013450_000000472013_00475_05038_5315.N1	16-FEB-2003 01:34:50	Bright	46.500	82	48Bet UMa	2.3650	10600.	93	5038	No
29	GOM_NL__2PRFIN20030216_013658_000000522013_00475_05038_5316.N1	16-FEB-2003 01:36:58	Bright	51.500	87	64Gam UMa	2.4330	11000.	103	5038	No
30	GOM_NL__2PRFIN20030216_014029_000000382013_00475_05038_5317.N1	16-FEB-2003 01:40:29	Bright	37.500	49	1Alp UMi	1.9900	6300.0	75	5038	No
31	GOM_NL__2PRFIN20030216_014232_000000412013_00475_05038_5318.N1	16-FEB-2003 01:42:32	Bright	41.000	60	7Bet UMi	2.0810	3950.0	82	5038	No
32	GOM_NL__2PRFIN20030216_015111_000000432013_00475_05038_5319.N1	16-FEB-2003 01:51:11	Bright	42.500	130	23Bet Dra	2.7990	5800.0	85	5038	No
33	GOM_NL__2PRFIN20030216_015311_000000342013_00475_05038_5320.N1	16-FEB-2003 01:53:11	Bright	34.000	144	18Del Cyg	2.8600	11000.	68	5038	No
34	GOM_NL__2PRFIN20030216_015527_000000382013_00475_05038_5321.N1	16-FEB-2003 01:55:27	Bright	37.500	5	3Alp Lyr	0.033000	11000.	75	5038	No
35	GOM_NL__2PRFIN20030216_015836_000000572013_00475_05038_5322.N1	16-FEB-2003 01:58:36	Bright	57.000	133	40Zet Her	2.8070	6000.0	114	5038	No
36	GOM_NL__2PRFIN20030216_020253_000001122013_00475_05038_5323.N1	16-FEB-2003 02:02:53	Twilight	112.00	67	5Alp CrB	2.2210	11000.	224	5038	No
37	GOM_NL__2PRFIN20030216_020651_000000532013_00475_05038_5324.N1	16-FEB-2003 02:06:51	Twilight	53.000	126	60Bet Oph	2.7700	4250.0	106	5038	No
38	GOM_NL__2PRFIN20030216_021157_000000402013_00475_05038_5325.N1	16-FEB-2003 02:11:57	Twilight	40.000	155	41Pi Sgr	2.9000	6600.0	80	5038	No
39	GOM_NL__2PRFIN20030216_021504_000001552013_00475_05038_5326.N1	16-FEB-2003 02:15:04	Dark	155.00	102	24Alp Ser	2.6000	4250.0	310	5038	No
40	GOM_NL__2PRFIN20030216_021917_000000502013_00475_05038_5327.N1	16-FEB-2003 02:19:17	Dark	49.500	136	23Tau Sco	2.8220	30000.	99	5038	No
41	GOM_NL__2PRFIN20030216_022049_000000682013_00475_05038_5328.N1	16-FEB-2003 02:20:49	Dark	68.000	80	7Del Sco	2.3160	30000.	136	5038	No
42	GOM_NL__2PRFIN20030216_022301_000000402013_00475_05038_5329.N1	16-FEB-2003 02:23:01	Dark	40.000	141	Bet Ara	2.8400	4600.0	80	5038	No

43	GOM_NL__2PRFIN20030216_022911_000000462013_00476_05039_5299.N1	16-FEB-2003 02:29:11	Dark	45.500	4	Alp1Cen	-0.010000	5800.0	91	5039	No
44	GOM_NL__2PRFIN20030216_023031_000000432013_00476_05039_5300.N1	16-FEB-2003 02:30:31	Dark	42.500	10	Bet Cen	0.610000	28000.	85	5039	No
45	GOM_NL__2PRFIN20030216_023152_000000442013_00476_05039_5301.N1	16-FEB-2003 02:31:52	Dark	43.500	77	Eps Cen	2.3030	28000.	87	5039	No
46	GOM_NL__2PRFIN20030216_023334_000000502013_00476_05039_5302.N1	16-FEB-2003 02:33:34	Dark	50.000	12	Alp1Cru	0.775000	30000.	100	5039	No
47	GOM_NL__2PRFIN20030216_023559_000000432013_00476_05039_5303.N1	16-FEB-2003 02:35:59	Dark	43.000	29	Bet Car	1.6720	10200.	86	5039	No
48	GOM_NL__2PRFIN20030216_023837_000000442013_00476_05039_5304.N1	16-FEB-2003 02:38:37	Dark	43.500	71	lot Car	2.2460	7700.0	87	5039	No
49	GOM_NL__2PRFIN20030216_024014_000000422013_00476_05039_5305.N1	16-FEB-2003 02:40:14	Dark	41.500	46	Del Vel	1.9540	10600.	83	5039	No
50	GOM_NL__2PRFIN20030216_024257_000000452013_00476_05039_5306.N1	16-FEB-2003 02:42:57	Straylight	45.000	65	Lam Vel	2.2040	4400.0	90	5039	No
51	GOM_NL__2PRFIN20030216_024442_000000382013_00476_05039_5307.N1	16-FEB-2003 02:44:42	Straylight	38.000	70	Zet Pup	2.2460	39000.	76	5039	No
52	GOM_NL__2PRFIN20030216_024836_000001002013_00476_05039_5308.N1	16-FEB-2003 02:48:36	Straylight	100.00	100	4Gam Crv	2.5800	13100.	200	5039	No
53	GOM_NL__2PRFIN20030216_025253_000000522013_00476_05039_5309.N1	16-FEB-2003 02:52:53	Straylight	51.500	48	30Alp Hya	1.9770	4100.0	103	5039	No
54	GOM_NL__2PRFIN20030216_025726_000000422013_00476_05039_5310.N1	16-FEB-2003 02:57:26	Bright	41.500	8	10Alp CMi	0.400000	6500.0	83	5039	No
55	GOM_NL__2PRFIN20030216_030018_000000542013_00476_05039_5311.N1	16-FEB-2003 03:00:18	Bright	54.000	22	32Alp Leo	1.3600	15200.	108	5039	No
56	GOM_NL__2PRFIN20030216_030342_000000412013_00476_05039_5312.N1	16-FEB-2003 03:03:42	Bright	40.500	17	78Bet Gem	1.1610	4500.0	81	5039	No
57	GOM_NL__2PRFIN20030216_030952_000000392013_00476_05039_5313.N1	16-FEB-2003 03:09:52	Bright	39.000	42	34Bet Aur	1.9000	10200.	78	5039	No
58	GOM_NL__2PRFIN20030216_031331_000000542013_00476_05039_5314.N1	16-FEB-2003 03:13:31	Bright	54.000	174	52Psi UMa	3.0040	4400.0	108	5039	No
59	GOM_NL__2PRFIN20030216_031525_000000462013_00476_05039_5315.N1	16-FEB-2003 03:15:25	Bright	46.000	82	48Bet UMa	2.3650	10600.	92	5039	No
60	GOM_NL__2PRFIN20030216_031734_000000522013_00476_05039_5316.N1	16-FEB-2003 03:17:34	Bright	51.500	87	64Gam UMa	2.4330	11000.	103	5039	No
61	GOM_NL__2PRFIN20030216_032105_000000352013_00476_05039_5317.N1	16-FEB-2003 03:21:05	Bright	34.500	49	1Alp UMi	1.9900	6300.0	69	5039	No
62	GOM_NL__2PRFIN20030216_032309_000000392013_00476_05039_5318.N1	16-FEB-2003 03:23:09	Bright	38.500	60	7Bet UMi	2.0810	3950.0	77	5039	No
63	GOM_NL__2PRFIN20030216_033147_000000422013_00476_05039_5319.N1	16-FEB-2003 03:31:47	Bright	41.500	130	23Bet Dra	2.7990	5800.0	83	5039	No
64	GOM_NL__2PRFIN20030216_033348_000000362013_00476_05039_5320.N1	16-FEB-2003 03:33:48	Bright	35.500	144	18Del Cyg	2.8600	11000.	71	5039	No
65	GOM_NL__2PRFIN20030216_033603_000000402013_00476_05039_5321.N1	16-FEB-2003 03:36:03	Bright	39.500	5	3Alp Lyr	0.033000	11000.	79	5039	No
66	GOM_NL__2PRFIN20030216_033913_000000582013_00476_05039_5322.N1	16-FEB-2003 03:39:13	Bright	58.000	133	40Zet Her	2.8070	6000.0	116	5039	No
67	GOM_NL__2PRFIN20030216_034328_000001252013_00476_05039_5323.N1	16-FEB-2003 03:43:28	Twilight	125.00	67	5Alp CrB	2.2210	11000.	250	5039	No
68	GOM_NL__2PRFIN20030216_034728_000000542013_00476_05039_5324.N1	16-FEB-2003 03:47:28	Twilight	54.000	126	60Bet Oph	2.7700	4250.0	108	5039	No
69	GOM_NL__2PRFIN20030216_035234_000000412013_00476_05039_5325.N1	16-FEB-2003 03:52:34	Twilight	40.500	155	41Pi Sgr	2.9000	6600.0	81	5039	No
70	GOM_NL__2PRFIN20030216_035542_000001322013_00476_05039_5326.N1	16-FEB-2003 03:55:42	Dark	131.50	102	24Alp Ser	2.6000	4250.0	263	5039	No
71	GOM_NL__2PRFIN20030216_035955_000000482013_00476_05039_5327.N1	16-FEB-2003 03:59:55	Dark	47.500	136	23Tau Sco	2.8220	30000.	95	5039	No
72	GOM_NL__2PRFIN20030216_040127_000000682013_00476_05039_5328.N1	16-FEB-2003 04:01:27	Dark	68.000	80	7Del Sco	2.3160	30000.	136	5039	No
73	GOM_NL__2PRFIN20030216_040338_000000402013_00476_05039_5329.N1	16-FEB-2003 04:03:38	Dark	40.000	141	Bet Ara	2.8400	4600.0	80	5039	No
74	GOM_NL__2PRFIN20030216_041108_000000452013_00477_05040_5299.N1	16-FEB-2003 04:11:08	Dark	45.000	10	Bet Cen	0.610000	28000.	90	5040	No
75	GOM_NL__2PRFIN20030216_041230_000000452013_00477_05040_5300.N1	16-FEB-2003 04:12:30	Dark	44.500	77	Eps Cen	2.3030	28000.	89	5040	No
76	GOM_NL__2PRFIN20030216_041358_000000422013_00477_05040_5301.N1	16-FEB-2003 04:13:58	Dark	42.000	20	Bet Cru	1.2530	30000.	84	5040	No
77	GOM_NL__2PRFIN20030216_041552_000000462013_00477_05040_5302.N1	16-FEB-2003 04:15:52	Dark	45.500	64	Gam Cen	2.2000	10600.	91	5040	No
78	GOM_NL__2PRFIN20030216_041913_000000452013_00477_05040_5303.N1	16-FEB-2003 04:19:13	Dark	44.500	71	lot Car	2.2460	7700.0	89	5040	No
79	GOM_NL__2PRFIN20030216_042051_000000432013_00477_05040_5304.N1	16-FEB-2003 04:20:51	Dark	43.000	46	Del Vel	1.9540	10600.	86	5040	No
80	GOM_NL__2PRFIN20030216_042313_000000402013_00477_05040_5305.N1	16-FEB-2003 04:23:13	Straylight	39.500	34	Gam2Vel	1.7930	23000.	79	5040	No
81	GOM_NL__2PRFIN20030216_042518_000000402013_00477_05040_5306.N1	16-FEB-2003 04:25:18	Straylight	40.000	70	Zet Pup	2.2460	39000.	80	5040	No
82	GOM_NL__2PRFIN20030216_042839_000000392013_00477_05040_5307.N1	16-FEB-2003 04:28:39	Straylight	38.500	88	31Eta CMa	2.4480	20000.	77	5040	No
83	GOM_NL__2PRFIN20030216_043330_000000492013_00477_05040_5308.N1	16-FEB-2003 04:33:30	Straylight	49.000	48	30Alp Hya	1.9770	4100.0	98	5040	No
84	GOM_NL__2PRFIN20030216_043803_000000422013_00477_05040_5309.N1	16-FEB-2003 04:38:03	Bright	42.000	8	10Alp CMi	0.400000	6500.0	84	5040	No
85	GOM_NL__2PRFIN20030216_044054_000000512013_00477_05040_5310.N1	16-FEB-2003 04:40:54	Bright	50.500	22	32Alp Leo	1.3600	15200.	101	5040	No
86	GOM_NL__2PRFIN20030216_044419_000000402013_00477_05040_5311.N1	16-FEB-2003 04:44:19	Bright	39.500	17	78Bet Gem	1.1610	4500.0	79	5040	No
87	GOM_NL__2PRFIN20030216_045029_000000372013_00477_05040_5312.N1	16-FEB-2003 04:50:29	Bright	37.000	42	34Bet Aur	1.9000	10200.	74	5040	No
88	GOM_NL__2PRFIN20030216_045406_000000532013_00477_05040_5313.N1	16-FEB-2003 04:54:06	Bright	53.000	174	52Psi UMa	3.0040	4400.0	106	5040	No
89	GOM_NL__2PRFIN20030216_045601_000000462013_00477_05040_5314.N1	16-FEB-2003 04:56:01	Bright	45.500	82	48Bet UMa	2.3650	10600.	91	5040	No
90	GOM_NL__2PRFIN20030216_045809_000000512013_00477_05040_5315.N1	16-FEB-2003 04:58:09	Bright	50.500	87	64Gam UMa	2.4330	11000.	101	5040	No
91	GOM_NL__2PRFIN20030216_050141_000000382013_00477_05040_5316.N1	16-FEB-2003 05:01:41	Bright	37.500	49	1Alp UMi	1.9900	6300.0	75	5040	No
92	GOM_NL__2PRFIN20030216_050344_000000412013_00477_05040_5317.N1	16-FEB-2003 05:03:44	Bright	41.000	60	7Bet UMi	2.0810	3950.0	82	5040	No
93	GOM_NL__2PRFIN20030216_051223_000000422013_00477_05040_5318.N1	16-FEB-2003 05:12:23	Bright	42.000	130	23Bet Dra	2.7990	5800.0	84	5040	No
94	GOM_NL__2PRFIN20030216_051424_000000352013_00477_05040_5319.N1	16-FEB-2003 05:14:24	Bright	34.500	144	18Del Cyg	2.8600	11000.	69	5040	No
95	GOM_NL__2PRFIN20030216_051639_000000382013_00477_05040_5320.N1	16-FEB-2003 05:16:39	Bright	37.500	5	3Alp Lyr	0.033000	11000.	75	5040	No
96	GOM_NL__2PRFIN20030216_051948_000000562013_00477_05040_5321.N1	16-FEB-2003 05:19:48	Bright	56.000	133	40Zet Her	2.8070	6000.0	112	5040	No
97	GOM_NL__2PRFIN20030216_052406_000001242013_00477_05040_5322.N1	16-FEB-2003 05:24:06	Twilight	124.00	67	5Alp CrB	2.2210	11000.	248	5040	No
98	GOM_NL__2PRFIN20030216_052804_000000512013_00477_05040_5323.N1	16-FEB-2003 05:28:04	Twilight	51.000	126	60Bet Oph	2.7700	4250.0	102	5040	No
99	GOM_NL__2PRFIN20030216_053310_000000432013_00477_05040_5324.N1	16-FEB-2003 05:33:10	Twilight	42.500	155	41Pi Sgr	2.9000	6600.0	85	5040	No
100	GOM_NL__2PRFIN20030216_053622_000001442013_00477_05040_5325.N1	16-FEB-2003 05:36:22	Dark	143.50	102	24Alp Ser	2.6000	4250.0	287	5040	No
101	GOM_NL__2PRFIN20030216_054204_000000752013_00477_05040_5326.N1	16-FEB-2003 05:42:04	Dark	75.000	80	7Del Sco	2.3160	30000.	150	5040	No

102	GOM_NL__2PRFIN20030216_054414_000000422013_00477_05040_5327.N1	16-FEB-2003 05:44:14	Dark	42.000	141	Bet Ara	2.8400	4600.0	84	5040	No
103	GOM_NL__2PRFIN20030216_055144_000000552013_00478_05041_5299.N1	16-FEB-2003 05:51:44	Dark	54.500	10	Bet Cen	0.61000	28000.	109	5041	No
104	GOM_NL__2PRFIN20030216_055307_000000462013_00478_05041_5300.N1	16-FEB-2003 05:53:07	Dark	45.500	77	Eps Cen	2.3030	28000.	91	5041	No
105	GOM_NL__2PRFIN20030216_055434_000000402013_00478_05041_5301.N1	16-FEB-2003 05:54:34	Dark	40.000	20	Bet Cru	1.2530	30000.	80	5041	No
106	GOM_NL__2PRFIN20030216_055629_000000492013_00478_05041_5302.N1	16-FEB-2003 05:56:29	Dark	48.500	64	Gam Cen	2.2000	10600.	97	5041	No
107	GOM_NL__2PRFIN20030216_055950_000000422013_00478_05041_5303.N1	16-FEB-2003 05:59:50	Dark	42.000	71	lot Car	2.2460	7700.0	84	5041	No
108	GOM_NL__2PRFIN20030216_060127_000000422013_00478_05041_5304.N1	16-FEB-2003 06:01:27	Dark	42.000	46	Del Vel	1.9540	10600.	84	5041	No
109	GOM_NL__2PRFIN20030216_060349_000000452013_00478_05041_5305.N1	16-FEB-2003 06:03:49	Straylight	44.500	34	Gam2Vel	1.7930	23000.	89	5041	No
110	GOM_NL__2PRFIN20030216_060554_000000392013_00478_05041_5306.N1	16-FEB-2003 06:05:54	Straylight	39.000	70	Zet Pup	2.2460	39000.	78	5041	No
111	GOM_NL__2PRFIN20030216_060915_000000402013_00478_05041_5307.N1	16-FEB-2003 06:09:15	Straylight	40.000	88	31Eta CMa	2.4480	20000.	80	5041	No
112	GOM_NL__2PRFIN20030216_061406_000000442013_00478_05041_5308.N1	16-FEB-2003 06:14:06	Straylight	44.000	48	30Alp Hya	1.9770	4100.0	88	5041	No
113	GOM_NL__2PRFIN20030216_061839_000000462013_00478_05041_5309.N1	16-FEB-2003 06:18:39	Bright	45.500	8	10Alp CMi	0.40000	6500.0	91	5041	No
114	GOM_NL__2PRFIN20030216_062130_000000522013_00478_05041_5310.N1	16-FEB-2003 06:21:30	Bright	51.500	22	32Alp Leo	1.3600	15200.	103	5041	No
115	GOM_NL__2PRFIN20030216_062455_000000392013_00478_05041_5311.N1	16-FEB-2003 06:24:55	Bright	39.000	17	78Bet Gem	1.1610	4500.0	78	5041	No
116	GOM_NL__2PRFIN20030216_063105_000000372013_00478_05041_5312.N1	16-FEB-2003 06:31:05	Bright	36.500	42	34Bet Aur	1.9000	10200.	73	5041	No
117	GOM_NL__2PRFIN20030216_063441_000000542013_00478_05041_5313.N1	16-FEB-2003 06:34:41	Bright	54.000	174	52Psi UMa	3.0040	4400.0	108	5041	No
118	GOM_NL__2PRFIN20030216_063637_000000452013_00478_05041_5314.N1	16-FEB-2003 06:36:37	Bright	45.000	82	48Bet UMa	2.3650	10600.	90	5041	No
119	GOM_NL__2PRFIN20030216_063845_000000502013_00478_05041_5315.N1	16-FEB-2003 06:38:45	Bright	49.500	87	64Gam UMa	2.4330	11000.	99	5041	No
120	GOM_NL__2PRFIN20030216_064217_000000382013_00478_05041_5316.N1	16-FEB-2003 06:42:17	Bright	37.500	49	1Alp UMi	1.9900	6300.0	75	5041	No
121	GOM_NL__2PRFIN20030216_064420_000000412013_00478_05041_5317.N1	16-FEB-2003 06:44:20	Bright	40.500	60	7Bet UMi	2.0810	3950.0	81	5041	No
122	GOM_NL__2PRFIN20030216_065259_000000422013_00478_05041_5318.N1	16-FEB-2003 06:52:59	Bright	41.500	130	23Bet Dra	2.7990	5800.0	83	5041	No
123	GOM_NL__2PRFIN20030216_065500_000000362013_00478_05041_5319.N1	16-FEB-2003 06:55:00	Bright	35.500	144	18Del Cyg	2.8600	11000.	71	5041	No
124	GOM_NL__2PRFIN20030216_065715_000000382013_00478_05041_5320.N1	16-FEB-2003 06:57:15	Bright	38.000	5	3Alp Lyr	0.033000	11000.	76	5041	No
125	GOM_NL__2PRFIN20030216_070024_000000562013_00478_05041_5321.N1	16-FEB-2003 07:00:24	Bright	56.000	133	40Zet Her	2.8070	6000.0	112	5041	No
126	GOM_NL__2PRFIN20030216_070443_000001232013_00478_05041_5322.N1	16-FEB-2003 07:04:43	Twilight_and_stray	122.50	67	5Alp CrB	2.2210	11000.	245	5041	No
127	GOM_NL__2PRFIN20030216_070840_000000532013_00478_05041_5323.N1	16-FEB-2003 07:08:40	Twilight_and_stray	53.000	126	60Bet Oph	2.7700	4250.0	106	5041	No
128	GOM_NL__2PRFIN20030216_071346_000000422013_00478_05041_5324.N1	16-FEB-2003 07:13:46	Twilight	41.500	155	41Pi Sgr	2.9000	6600.0	83	5041	No
129	GOM_NL__2PRFIN20030216_071701_000001482013_00478_05041_5325.N1	16-FEB-2003 07:17:01	Dark	147.50	102	24Alp Ser	2.6000	4250.0	295	5041	No
130	GOM_NL__2PRFIN20030216_072242_000000642013_00478_05041_5326.N1	16-FEB-2003 07:22:42	Dark	64.000	80	7Del Sco	2.3160	30000.	128	5041	No
131	GOM_NL__2PRFIN20030216_072450_000000432013_00478_05041_5327.N1	16-FEB-2003 07:24:50	Dark	43.000	141	Bet Ara	2.8400	4600.0	86	5041	No
132	GOM_NL__2PRFIN20030216_073221_000000482013_00479_05042_5299.N1	16-FEB-2003 07:32:21	Dark	48.000	10	Bet Cen	0.61000	28000.	96	5042	No
133	GOM_NL__2PRFIN20030216_073343_000000452013_00479_05042_5300.N1	16-FEB-2003 07:33:43	Dark	45.000	77	Eps Cen	2.3030	28000.	90	5042	No
134	GOM_NL__2PRFIN20030216_073511_000000452013_00479_05042_5301.N1	16-FEB-2003 07:35:11	Dark	44.500	20	Bet Cru	1.2530	30000.	89	5042	No
135	GOM_NL__2PRFIN20030216_073705_000000462013_00479_05042_5302.N1	16-FEB-2003 07:37:05	Dark	46.000	64	Gam Cen	2.2000	10600.	92	5042	No
136	GOM_NL__2PRFIN20030216_074026_000000422013_00479_05042_5303.N1	16-FEB-2003 07:40:26	Dark	41.500	71	lot Car	2.2460	7700.0	83	5042	No
137	GOM_NL__2PRFIN20030216_074203_000000392013_00479_05042_5304.N1	16-FEB-2003 07:42:03	Dark	39.000	46	Del Vel	1.9540	10600.	78	5042	No
138	GOM_NL__2PRFIN20030216_074426_000000412013_00479_05042_5305.N1	16-FEB-2003 07:44:26	Straylight	40.500	34	Gam2Vel	1.7930	23000.	81	5042	No
139	GOM_NL__2PRFIN20030216_074630_000000392013_00479_05042_5306.N1	16-FEB-2003 07:46:30	Straylight	39.000	70	Zet Pup	2.2460	39000.	78	5042	No
140	GOM_NL__2PRFIN20030216_074951_000000392013_00479_05042_5307.N1	16-FEB-2003 07:49:51	Straylight	39.000	88	31Eta CMa	2.4480	20000.	78	5042	No
141	GOM_NL__2PRFIN20030216_075442_000000562013_00479_05042_5308.N1	16-FEB-2003 07:54:42	Straylight	55.500	48	30Alp Hya	1.9770	4100.0	111	5042	No
142	GOM_NL__2PRFIN20030216_075915_000000462013_00479_05042_5309.N1	16-FEB-2003 07:59:15	Bright	45.500	8	10Alp CMi	0.40000	6500.0	91	5042	No
143	GOM_NL__2PRFIN20030216_080205_000000512013_00479_05042_5310.N1	16-FEB-2003 08:02:05	Bright	50.500	22	32Alp Leo	1.3600	15200.	101	5042	No
144	GOM_NL__2PRFIN20030216_080531_000000382013_00479_05042_5311.N1	16-FEB-2003 08:05:31	Bright	38.000	17	78Bet Gem	1.1610	4500.0	76	5042	No
145	GOM_NL__2PRFIN20030216_081142_000000382013_00479_05042_5312.N1	16-FEB-2003 08:11:42	Bright	38.000	42	34Bet Aur	1.9000	10200.	76	5042	No
146	GOM_NL__2PRFIN20030216_081515_000000532013_00479_05042_5313.N1	16-FEB-2003 08:15:15	Bright	53.000	174	52Psi UMa	3.0040	4400.0	106	5042	No
147	GOM_NL__2PRFIN20030216_081712_000000452013_00479_05042_5314.N1	16-FEB-2003 08:17:12	Bright	44.500	82	48Bet UMa	2.3650	10600.	89	5042	No
148	GOM_NL__2PRFIN20030216_081919_000000522013_00479_05042_5315.N1	16-FEB-2003 08:19:19	Bright	51.500	87	64Gam UMa	2.4330	11000.	103	5042	No
149	GOM_NL__2PRFIN20030216_082253_000000372013_00479_05042_5316.N1	16-FEB-2003 08:22:53	Bright	36.500	49	1Alp UMi	1.9900	6300.0	73	5042	No
150	GOM_NL__2PRFIN20030216_082455_000000422013_00479_05042_5317.N1	16-FEB-2003 08:24:55	Bright	42.000	60	7Bet UMi	2.0810	3950.0	84	5042	No
151	GOM_NL__2PRFIN20030216_083335_000000432013_00479_05042_5318.N1	16-FEB-2003 08:33:35	Bright	42.500	130	23Bet Dra	2.7990	5800.0	85	5042	No
152	GOM_NL__2PRFIN20030216_083536_000000362013_00479_05042_5319.N1	16-FEB-2003 08:35:36	Bright	35.500	144	18Del Cyg	2.8600	11000.	71	5042	No
153	GOM_NL__2PRFIN20030216_083751_000000372013_00479_05042_5320.N1	16-FEB-2003 08:37:51	Bright	37.000	5	3Alp Lyr	0.033000	11000.	74	5042	No
154	GOM_NL__2PRFIN20030216_084100_000000572013_00479_05042_5321.N1	16-FEB-2003 08:41:00	Bright	56.500	133	40Zet Her	2.8070	6000.0	113	5042	No
155	GOM_NL__2PRFIN20030216_084521_000001232013_00479_05042_5322.N1	16-FEB-2003 08:45:21	Twilight_and_stray	123.00	67	5Alp CrB	2.2210	11000.	246	5042	No
156	GOM_NL__2PRFIN20030216_084917_000000522013_00479_05042_5323.N1	16-FEB-2003 08:49:17	Twilight_and_stray	51.500	126	60Bet Oph	2.7700	4250.0	103	5042	No
157	GOM_NL__2PRFIN20030216_085422_000000392013_00479_05042_5324.N1	16-FEB-2003 08:54:22	Twilight	39.000	155	41Pi Sgr	2.9000	6600.0	78	5042	No
158	GOM_NL__2PRFIN20030216_085740_000001442013_00479_05042_5325.N1	16-FEB-2003 08:57:40	Dark	144.00	102	24Alp Ser	2.6000	4250.0	288	5042	No
159	GOM_NL__2PRFIN20030216_090319_000000672013_00479_05042_5326.N1	16-FEB-2003 09:03:19	Dark	67.000	80	7Del Sco	2.3160	30000.	134	5042	No
160	GOM_NL__2PRFIN20030216_090527_000000402013_00479_05042_5327.N1	16-FEB-2003 09:05:27	Dark	39.500	141	Bet Ara	2.8400	4600.0	79	5042	No

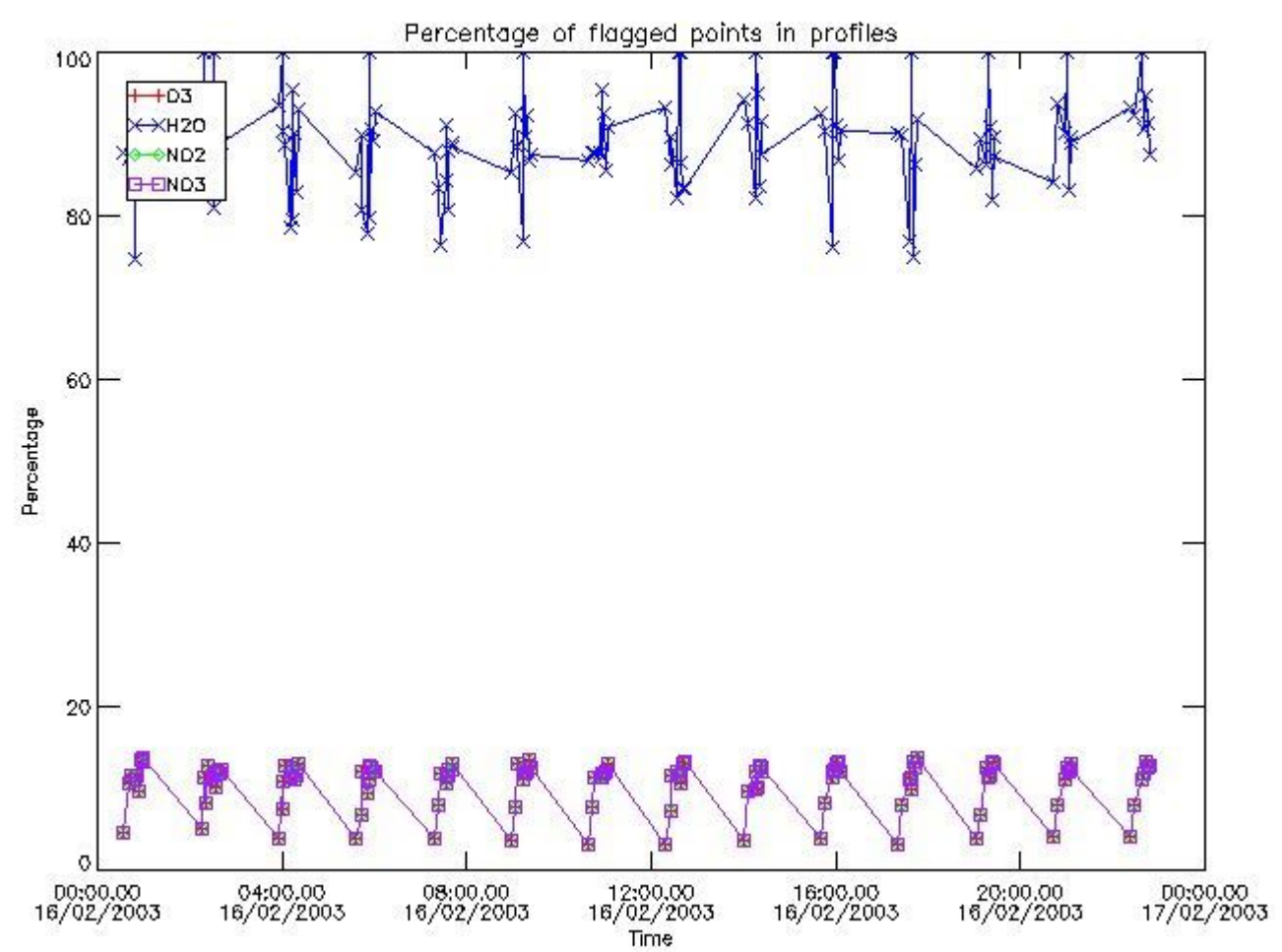
220	GOM_NL_2PRFIN20030216_123532_000000452013_00482_05045_5300.N1	16-FEB-2003 12:35:32	Dark	44.500	77	Eps Cen	2.3030	28000.	89	5045	No
221	GOM_NL_2PRFIN20030216_123713_000000442013_00482_05045_5301.N1	16-FEB-2003 12:37:13	Dark	44.000	12	Alp1Cru	0.77500	30000.	88	5045	No
222	GOM_NL_2PRFIN20030216_123936_000000492013_00482_05045_5302.N1	16-FEB-2003 12:39:36	Dark	48.500	29	Bet Car	1.6720	10200.	97	5045	No
223	GOM_NL_2PRFIN20030216_124214_000000402013_00482_05045_5303.N1	16-FEB-2003 12:42:14	Dark	39.500	71	lot Car	2.2460	7700.0	79	5045	No
224	GOM_NL_2PRFIN20030216_124351_000000432013_00482_05045_5304.N1	16-FEB-2003 12:43:51	Dark	42.500	46	Del Vel	1.9540	10600.	85	5045	No
225	GOM_NL_2PRFIN20030216_124614_000000402013_00482_05045_5305.N1	16-FEB-2003 12:46:14	Straylight	39.500	34	Gam2Vel	1.7930	23000.	79	5045	No
226	GOM_NL_2PRFIN20030216_124818_000000422013_00482_05045_5306.N1	16-FEB-2003 12:48:18	Straylight	42.000	70	Zet Pup	2.2460	39000.	84	5045	No
227	GOM_NL_2PRFIN20030216_125236_000000402013_00482_05045_5307.N1	16-FEB-2003 12:52:36	Straylight	40.000	132	15Rho Pup	2.8030	6900.0	80	5045	No
228	GOM_NL_2PRFIN20030216_125630_000000482013_00482_05045_5308.N1	16-FEB-2003 12:56:30	Straylight	48.000	48	30Alp Hya	1.9770	4100.0	96	5045	No
229	GOM_NL_2PRFIN20030216_130103_000000432013_00482_05045_5309.N1	16-FEB-2003 13:01:03	Bright	43.000	8	10Alp CMi	0.40000	6500.0	86	5045	No
230	GOM_NL_2PRFIN20030216_130350_000000542013_00482_05045_5310.N1	16-FEB-2003 13:03:50	Bright	54.000	22	32Alp Leo	1.3600	15200.	108	5045	No
231	GOM_NL_2PRFIN20030216_130719_000000402013_00482_05045_5311.N1	16-FEB-2003 13:07:19	Bright	40.000	17	78Bet Gem	1.1610	4500.0	80	5045	No
232	GOM_NL_2PRFIN20030216_131700_000000542013_00482_05045_5312.N1	16-FEB-2003 13:17:00	Bright	54.000	174	52Psi UMa	3.0040	4400.0	108	5045	No
233	GOM_NL_2PRFIN20030216_131857_000000462013_00482_05045_5313.N1	16-FEB-2003 13:18:57	Bright	45.500	82	48Bet UMa	2.3650	10600.	91	5045	No
234	GOM_NL_2PRFIN20030216_132104_000000512013_00482_05045_5314.N1	16-FEB-2003 13:21:04	Bright	50.500	87	64Gam UMa	2.4330	11000.	101	5045	No
235	GOM_NL_2PRFIN20030216_132440_000000352013_00482_05045_5315.N1	16-FEB-2003 13:24:40	Bright	35.000	49	1Alp UMi	1.9900	6300.0	70	5045	No
236	GOM_NL_2PRFIN20030216_132642_000000412013_00482_05045_5316.N1	16-FEB-2003 13:26:42	Bright	41.000	60	7Bet UMi	2.0810	3950.0	82	5045	No
237	GOM_NL_2PRFIN20030216_132907_000000682013_00482_05045_5317.N1	16-FEB-2003 13:29:07	Bright	68.000	39	85Eta UMa	1.8540	24000.	136	5045	No
238	GOM_NL_2PRFIN20030216_133140_000000342013_00482_05045_5318.N1	16-FEB-2003 13:31:40	Bright	34.000	89	5Alp Cep	2.4510	8000.0	68	5045	No
239	GOM_NL_2PRFIN20030216_133522_000000432013_00482_05045_5319.N1	16-FEB-2003 13:35:22	Bright	43.000	130	23Bet Dra	2.7990	5800.0	86	5045	No
240	GOM_NL_2PRFIN20030216_133724_000000362013_00482_05045_5320.N1	16-FEB-2003 13:37:24	Bright	35.500	144	18Del Cyg	2.8600	11000.	71	5045	No
241	GOM_NL_2PRFIN20030216_133939_000000412013_00482_05045_5321.N1	16-FEB-2003 13:39:39	Bright	41.000	5	3Alp Lyr	0.033000	11000.	82	5045	No
242	GOM_NL_2PRFIN20030216_134249_000000582013_00482_05045_5322.N1	16-FEB-2003 13:42:49	Bright	57.500	133	40Zet Her	2.8070	6000.0	115	5045	No
243	GOM_NL_2PRFIN20030216_134711_000001142013_00482_05045_5323.N1	16-FEB-2003 13:47:11	Twilight	114.00	67	5Alp CrB	2.2210	11000.	228	5045	No
244	GOM_NL_2PRFIN20030216_135106_000000552013_00482_05045_5324.N1	16-FEB-2003 13:51:06	Twilight	54.500	126	60Bet Oph	2.7700	4250.0	109	5045	No
245	GOM_NL_2PRFIN20030216_135610_000000432013_00482_05045_5325.N1	16-FEB-2003 13:56:10	Twilight	42.500	155	41Pi Sgr	2.9000	6600.0	85	5045	No
246	GOM_NL_2PRFIN20030216_135750_000000432013_00482_05045_5326.N1	16-FEB-2003 13:57:50	Twilight	43.000	57	34Sig Sgr	2.0660	26000.	86	5045	No
247	GOM_NL_2PRFIN20030216_135937_000001482013_00482_05045_5327.N1	16-FEB-2003 13:59:37	Dark	147.50	102	24Alp Ser	2.6000	4250.0	295	5045	No
248	GOM_NL_2PRFIN20030216_140512_000000642013_00482_05045_5328.N1	16-FEB-2003 14:05:12	Dark	64.000	80	7Del Sco	2.3160	30000.	128	5045	No
249	GOM_NL_2PRFIN20030216_141446_000000432013_00483_05046_5299.N1	16-FEB-2003 14:14:46	Dark	42.500	10	Bet Cen	0.61000	28000.	85	5046	No
250	GOM_NL_2PRFIN20030216_141607_000000522013_00483_05046_5300.N1	16-FEB-2003 14:16:07	Dark	51.500	77	Eps Cen	2.3030	28000.	103	5046	No
251	GOM_NL_2PRFIN20030216_141749_000000512013_00483_05046_5301.N1	16-FEB-2003 14:17:49	Dark	50.500	12	Alp1Cru	0.77500	30000.	101	5046	No
252	GOM_NL_2PRFIN20030216_142012_000000402013_00483_05046_5302.N1	16-FEB-2003 14:20:12	Dark	40.000	29	Bet Car	1.6720	10200.	80	5046	No
253	GOM_NL_2PRFIN20030216_142250_000000422013_00483_05046_5303.N1	16-FEB-2003 14:22:50	Dark	42.000	71	lot Car	2.2460	7700.0	84	5046	No
254	GOM_NL_2PRFIN20030216_142427_000000412013_00483_05046_5304.N1	16-FEB-2003 14:24:27	Dark	40.500	46	Del Vel	1.9540	10600.	81	5046	No
255	GOM_NL_2PRFIN20030216_142650_000000382013_00483_05046_5305.N1	16-FEB-2003 14:26:50	Straylight	38.000	34	Gam2Vel	1.7930	23000.	76	5046	No
256	GOM_NL_2PRFIN20030216_142855_000000402013_00483_05046_5306.N1	16-FEB-2003 14:28:55	Straylight	39.500	70	Zet Pup	2.2460	39000.	79	5046	No
257	GOM_NL_2PRFIN20030216_143312_000000432013_00483_05046_5307.N1	16-FEB-2003 14:33:12	Straylight	42.500	132	15Rho Pup	2.8030	6900.0	85	5046	No
258	GOM_NL_2PRFIN20030216_143705_000000522013_00483_05046_5308.N1	16-FEB-2003 14:37:05	Straylight	52.000	48	30Alp Hya	1.9770	4100.0	104	5046	No
259	GOM_NL_2PRFIN20030216_144139_000000402013_00483_05046_5309.N1	16-FEB-2003 14:41:39	Bright	39.500	8	10Alp CMi	0.40000	6500.0	79	5046	No
260	GOM_NL_2PRFIN20030216_144424_000000572013_00483_05046_5310.N1	16-FEB-2003 14:44:24	Bright	57.000	22	32Alp Leo	1.3600	15200.	114	5046	No
261	GOM_NL_2PRFIN20030216_144754_000000402013_00483_05046_5311.N1	16-FEB-2003 14:47:54	Bright	39.500	17	78Bet Gem	1.1610	4500.0	79	5046	No
262	GOM_NL_2PRFIN20030216_145736_000000542013_00483_05046_5312.N1	16-FEB-2003 14:57:36	Bright	53.500	174	52Psi UMa	3.0040	4400.0	107	5046	No
263	GOM_NL_2PRFIN20030216_145934_000000452013_00483_05046_5313.N1	16-FEB-2003 14:59:34	Bright	45.000	82	48Bet UMa	2.3650	10600.	90	5046	No
264	GOM_NL_2PRFIN20030216_150140_000000512013_00483_05046_5314.N1	16-FEB-2003 15:01:40	Bright	50.500	87	64Gam UMa	2.4330	11000.	101	5046	No
265	GOM_NL_2PRFIN20030216_150517_000000362013_00483_05046_5315.N1	16-FEB-2003 15:05:17	Bright	35.500	49	1Alp UMi	1.9900	6300.0	71	5046	No
266	GOM_NL_2PRFIN20030216_150718_000000412013_00483_05046_5316.N1	16-FEB-2003 15:07:18	Bright	40.500	60	7Bet UMi	2.0810	3950.0	81	5046	No
267	GOM_NL_2PRFIN20030216_150942_000000692013_00483_05046_5317.N1	16-FEB-2003 15:09:42	Bright	68.500	39	85Eta UMa	1.8540	24000.	137	5046	No
268	GOM_NL_2PRFIN20030216_151217_000000362013_00483_05046_5318.N1	16-FEB-2003 15:12:17	Bright	35.500	89	5Alp Cep	2.4510	8000.0	71	5046	No
269	GOM_NL_2PRFIN20030216_151558_000000422013_00483_05046_5319.N1	16-FEB-2003 15:15:58	Bright	42.000	130	23Bet Dra	2.7990	5800.0	84	5046	No
270	GOM_NL_2PRFIN20030216_151800_000000362013_00483_05046_5320.N1	16-FEB-2003 15:18:00	Bright	35.500	144	18Del Cyg	2.8600	11000.	71	5046	No
271	GOM_NL_2PRFIN20030216_152016_000000412013_00483_05046_5321.N1	16-FEB-2003 15:20:16	Bright	40.500	5	3Alp Lyr	0.033000	11000.	81	5046	No
272	GOM_NL_2PRFIN20030216_152326_000000572013_00483_05046_5322.N1	16-FEB-2003 15:23:26	Bright	57.000	133	40Zet Her	2.8070	6000.0	114	5046	No
273	GOM_NL_2PRFIN20030216_152747_000001302013_00483_05046_5323.N1	16-FEB-2003 15:27:47	Twilight	129.50	67	5Alp CrB	2.2210	11000.	259	5046	No
274	GOM_NL_2PRFIN20030216_153143_000000522013_00483_05046_5324.N1	16-FEB-2003 15:31:43	Twilight	51.500	126	60Bet Oph	2.7700	4250.0	103	5046	No
275	GOM_NL_2PRFIN20030216_153647_000000402013_00483_05046_5325.N1	16-FEB-2003 15:36:47	Twilight	40.000	155	41Pi Sgr	2.9000	6600.0	80	5046	No
276	GOM_NL_2PRFIN20030216_153827_000000392013_00483_05046_5326.N1	16-FEB-2003 15:38:27	Twilight	39.000	57	34Sig Sgr	2.0660	26000.	78	5046	No
277	GOM_NL_2PRFIN20030216_154017_000001482013_00483_05046_5327.N1	16-FEB-2003 15:40:17	Dark	147.50	102	24Alp Ser	2.6000	4250.0	295	5046	No
278	GOM_NL_2PRFIN20030216_154549_000000622013_00483_05046_5328.N1	16-FEB-2003 15:45:49	Dark	62.000	80	7Del Sco	2.3160	30000.	124	5046	No

397	GOM_NL__2PRFIN20030216_222052_000000432013_00487_05050_5327.N1	16-FEB-2003 22:20:52	Twilight	43.000	57	34Sig Sgr	2.0660	26000.	86	5050	No
398	GOM_NL__2PRFIN20030216_222255_000001612013_00487_05050_5328.N1	16-FEB-2003 22:22:55	Dark	161.00	102	24Alp Ser	2.6000	4250.0	322	5050	No
399	GOM_NL__2PRFIN20030216_222819_000000652013_00487_05050_5329.N1	16-FEB-2003 22:28:19	Dark	65.000	80	7Del Sco	2.3160	30000.	130	5050	No
400	GOM_NL__2PRFIN20030216_223913_000000462013_00488_05051_5299.N1	16-FEB-2003 22:39:13	Dark	45.500	77	Eps Cen	2.3030	28000.	91	5051	No
401	GOM_NL__2PRFIN20030216_224052_000000442013_00488_05051_5300.N1	16-FEB-2003 22:40:52	Dark	43.500	12	Alp1Cru	0.77500	30000.	87	5051	No
402	GOM_NL__2PRFIN20030216_224313_000000392013_00488_05051_5301.N1	16-FEB-2003 22:43:13	Dark	38.500	29	Bet Car	1.6720	10200.	77	5051	No
403	GOM_NL__2PRFIN20030216_224551_000000412013_00488_05051_5302.N1	16-FEB-2003 22:45:51	Dark	40.500	71	lot Car	2.2460	7700.0	81	5051	No
404	GOM_NL__2PRFIN20030216_224728_000000402013_00488_05051_5303.N1	16-FEB-2003 22:47:28	Dark	40.000	46	Del Vel	1.9540	10600.	80	5051	No
405	GOM_NL__2PRFIN20030216_224950_000000422013_00488_05051_5304.N1	16-FEB-2003 22:49:50	Straylight	41.500	34	Gam2Vel	1.7930	23000.	83	5051	No
406	GOM_NL__2PRFIN20030216_225256_000000842013_00488_05051_5305.N1	16-FEB-2003 22:52:56	Straylight	83.500	171	2Eps Crv	3.0010	4250.0	167	5051	No
407	GOM_NL__2PRFIN20030216_225626_000001222013_00488_05051_5306.N1	16-FEB-2003 22:56:26	Straylight	122.00	163	7Del Crv	2.9450	11000.	244	5051	No
408	GOM_NL__2PRFIN20030216_230006_000000472013_00488_05051_5307.N1	16-FEB-2003 23:00:06	Straylight	46.500	48	30Alp Hya	1.9770	4100.0	93	5051	No
409	GOM_NL__2PRFIN20030216_230440_000000462013_00488_05051_5308.N1	16-FEB-2003 23:04:40	Bright	46.000	8	10Alp CMi	0.40000	6500.0	92	5051	No
410	GOM_NL__2PRFIN20030216_230724_000000522013_00488_05051_5309.N1	16-FEB-2003 23:07:24	Bright	51.500	22	32Alp Leo	1.3600	15200.	103	5051	No
411	GOM_NL__2PRFIN20030216_231055_000000392013_00488_05051_5310.N1	16-FEB-2003 23:10:55	Bright	39.000	17	78Bet Gem	1.1610	4500.0	78	5051	No
412	GOM_NL__2PRFIN20030216_231413_000000712013_00488_05051_5311.N1	16-FEB-2003 23:14:13	Bright	71.000	96	68Del Leo	2.5600	9300.0	142	5051	No
413	GOM_NL__2PRFIN20030216_231709_000000392013_00488_05051_5312.N1	16-FEB-2003 23:17:09	Bright	38.500	42	34Bet Aur	1.9000	10200.	77	5051	No
414	GOM_NL__2PRFIN20030216_232030_000000552013_00488_05051_5313.N1	16-FEB-2003 23:20:30	Bright	54.500	174	52Psi UMa	3.0040	4400.0	109	5051	No
415	GOM_NL__2PRFIN20030216_232230_000000442013_00488_05051_5314.N1	16-FEB-2003 23:22:30	Bright	44.000	82	48Bet UMa	2.3650	10600.	88	5051	No
416	GOM_NL__2PRFIN20030216_232434_000000502013_00488_05051_5315.N1	16-FEB-2003 23:24:34	Bright	50.000	87	64Gam UMa	2.4330	11000.	100	5051	No
417	GOM_NL__2PRFIN20030216_232816_000000342013_00488_05051_5316.N1	16-FEB-2003 23:28:16	Bright	34.000	49	1Alp UMi	1.9900	6300.0	68	5051	No
418	GOM_NL__2PRFIN20030216_233016_000000372013_00488_05051_5317.N1	16-FEB-2003 23:30:16	Bright	37.000	60	7Bet UMi	2.0810	3950.0	74	5051	No
419	GOM_NL__2PRFIN20030216_233235_000000702013_00488_05051_5318.N1	16-FEB-2003 23:32:35	Bright	69.500	39	85Eta UMa	1.8540	24000.	139	5051	No
420	GOM_NL__2PRFIN20030216_233517_000000522013_00488_05051_5319.N1	16-FEB-2003 23:35:17	Bright	52.000	89	5Alp Cep	2.4510	8000.0	104	5051	No
421	GOM_NL__2PRFIN20030216_233857_000000402013_00488_05051_5320.N1	16-FEB-2003 23:38:57	Bright	40.000	130	23Bet Dra	2.7990	5800.0	80	5051	No
422	GOM_NL__2PRFIN20030216_234100_000000362013_00488_05051_5321.N1	16-FEB-2003 23:41:00	Bright	35.500	144	18Del Cyg	2.8600	11000.	71	5051	No
423	GOM_NL__2PRFIN20030216_234316_000000422013_00488_05051_5322.N1	16-FEB-2003 23:43:16	Bright	41.500	5	3Alp Lyr	0.033000	11000.	83	5051	No
424	GOM_NL__2PRFIN20030216_234625_000000582013_00488_05051_5323.N1	16-FEB-2003 23:46:25	Bright	58.000	133	40Zet Her	2.8070	6000.0	116	5051	No
425	GOM_NL__2PRFIN20030216_235053_000001282013_00488_05051_5324.N1	16-FEB-2003 23:50:53	Twilight	128.00	67	5Alp CrB	2.2210	11000.	256	5051	No
426	GOM_NL__2PRFIN20030216_235445_000000482013_00488_05051_5325.N1	16-FEB-2003 23:54:45	Twilight	48.000	126	60Bet Oph	2.7700	4250.0	96	5051	No
427	GOM_NL__2PRFIN20030216_235948_000000402013_00488_05051_5326.N1	16-FEB-2003 23:59:48	Twilight	40.000	155	41Pi Sgr	2.9000	6600.0	80	5051	No

3. Quality information per product

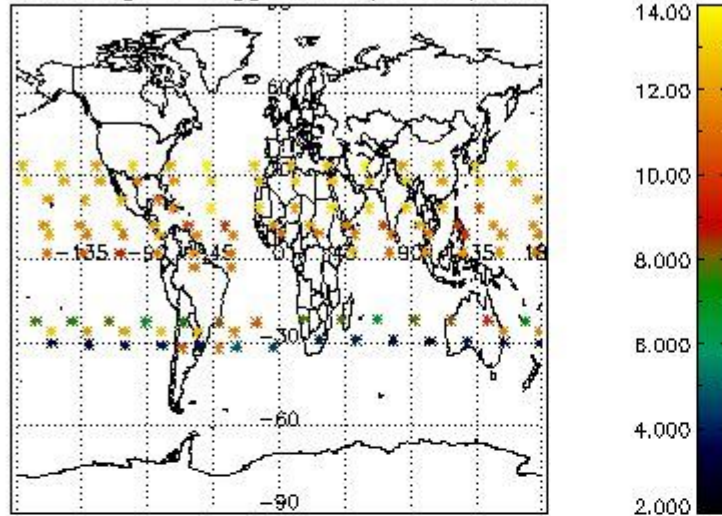
In this section it is plotted some information contained in the Quality Summary data set of the level 2 products. Only products in dark limb conditions and without errors (error flag in the MPH set to "0") are used.

3.1 Plot quality information per product (time dependant)

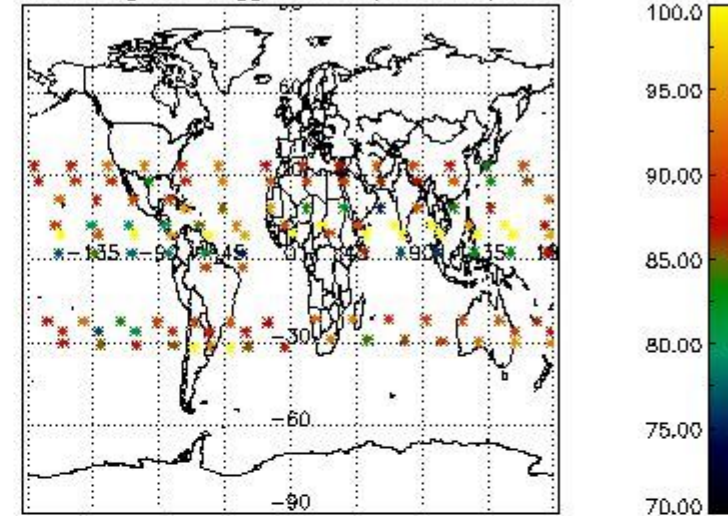


3.2 Plot quality information per product (world map)

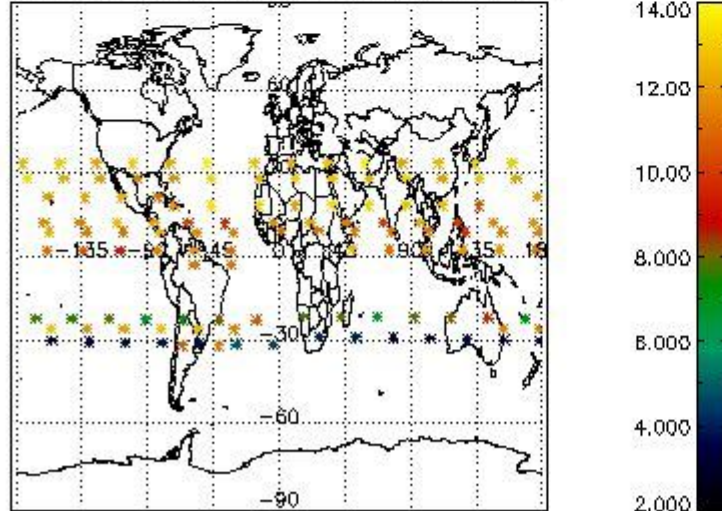
Percentage of flagged data per O3 profile



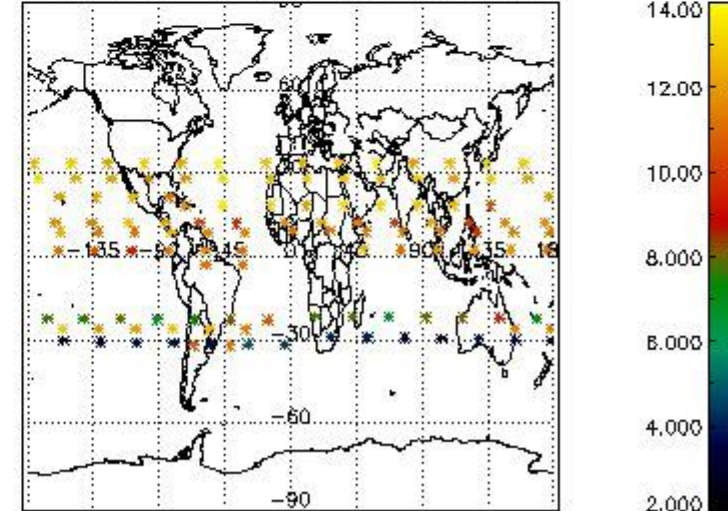
Percentage of flagged data per H2O profile



Percentage of flagged data per NO2 profile



Percentage of flagged data per NO3 profile

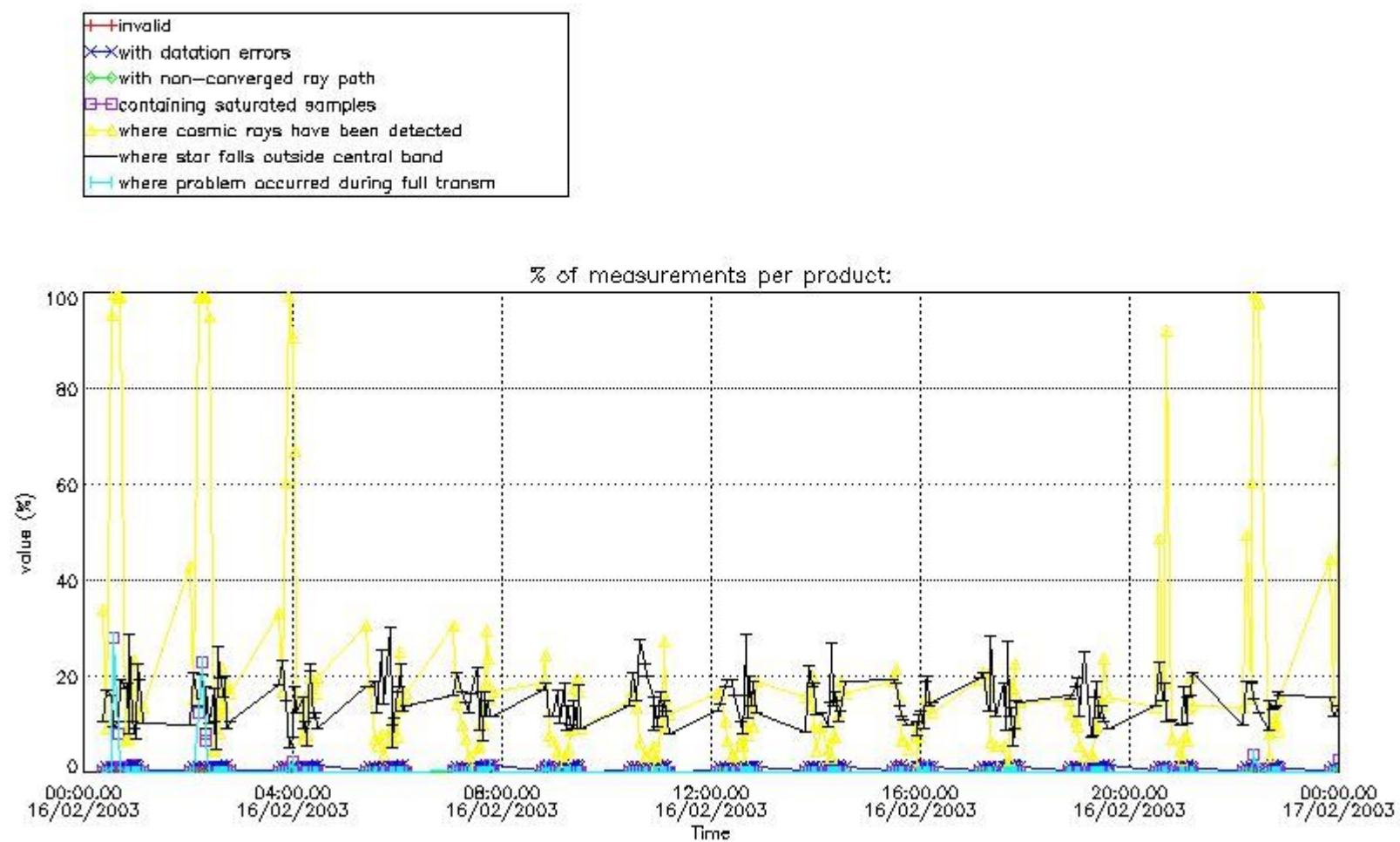


4. Level 1 quality information per product

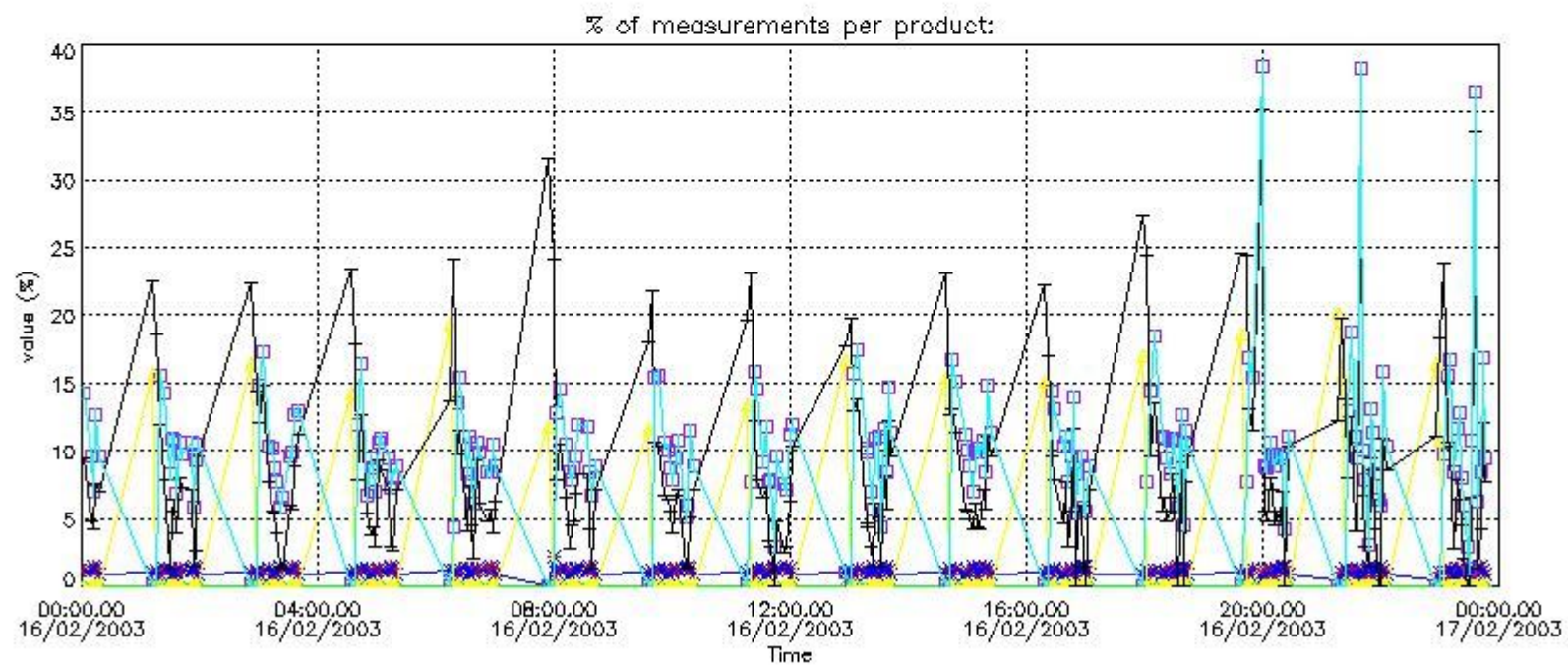
In this section it is plotted some information contained in the Quality Summary data set of the level 2 products that comes from the level 1b processing. Products without errors (error flag in the MPH set to "0") are used.

4.1 Plot quality information per product (time dependant) coming from level 1b processing

4.1.1 Plot level 1 quality information per product (time dependant): ENVISAT ASCENDING passes



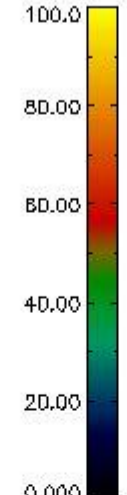
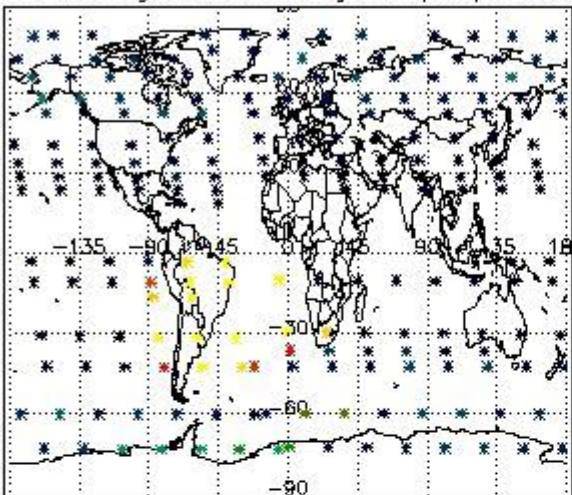
4.1.2 Plot level 1 quality information per product (time dependant): ENVI SAT DESCENDING passes



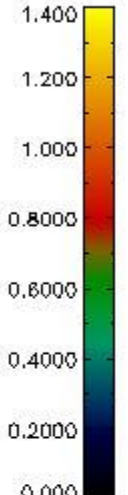
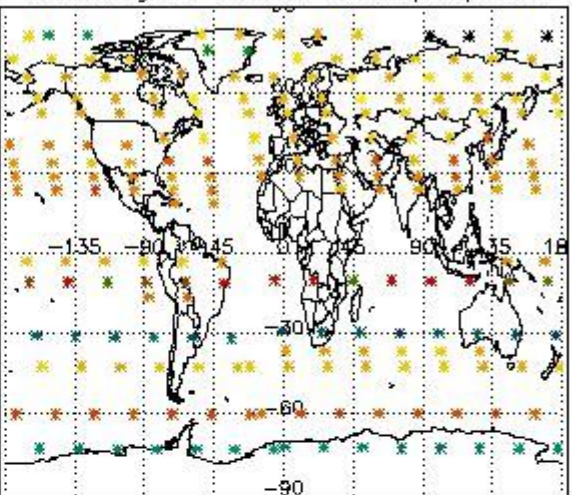
4.2 Plot quality information per product coming from level 1b processing (world map)

4.2.1 Plot level 1 quality information per product (world map): ENVISAT ASCENDING passes

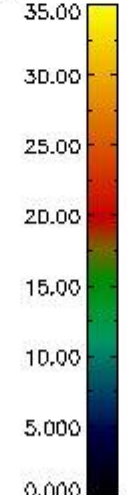
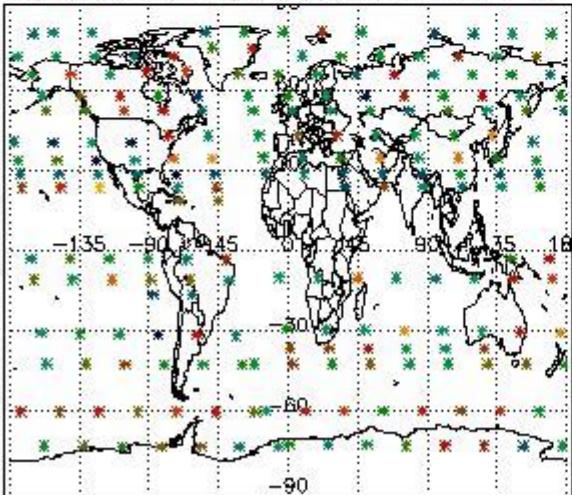
Percentage of cosmic ray hits per profile



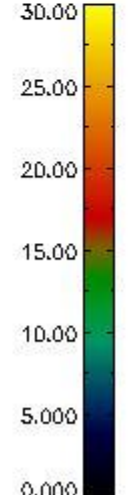
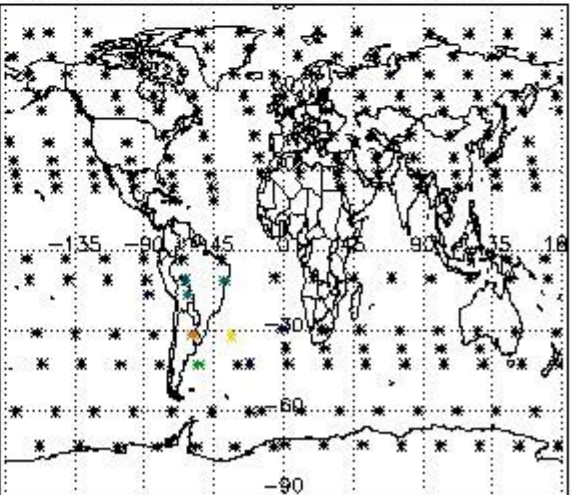
Percentage of datation errors per profile



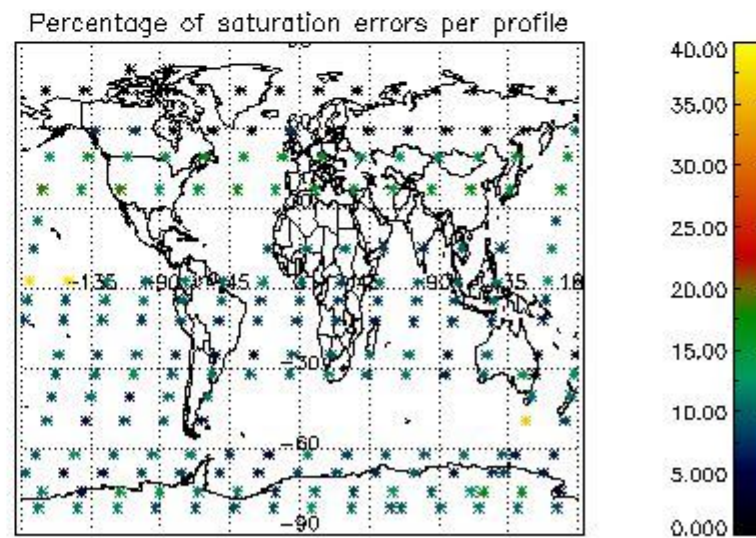
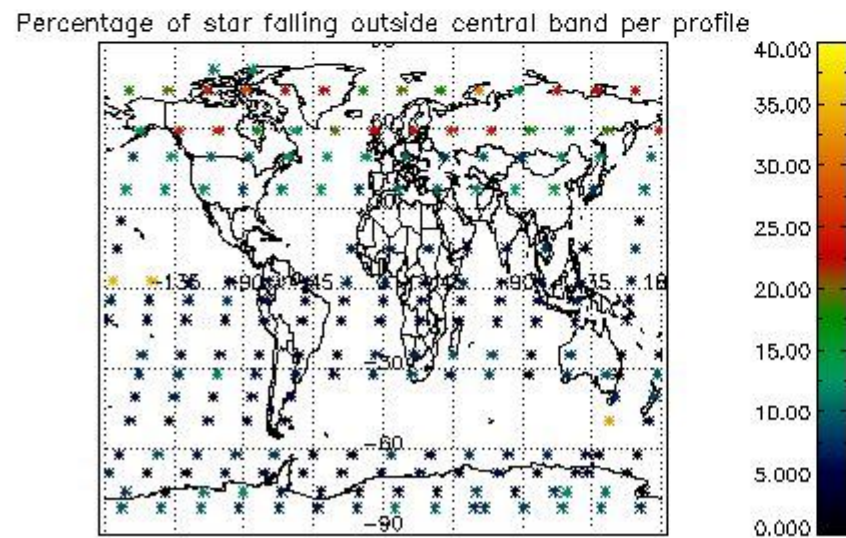
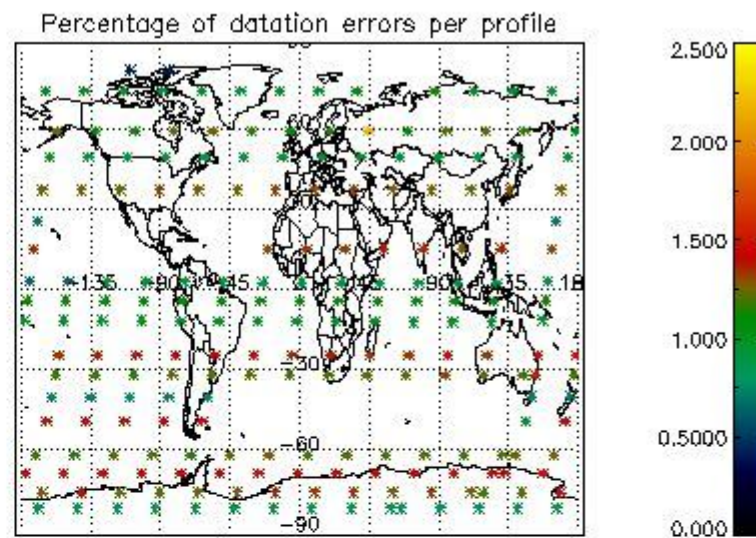
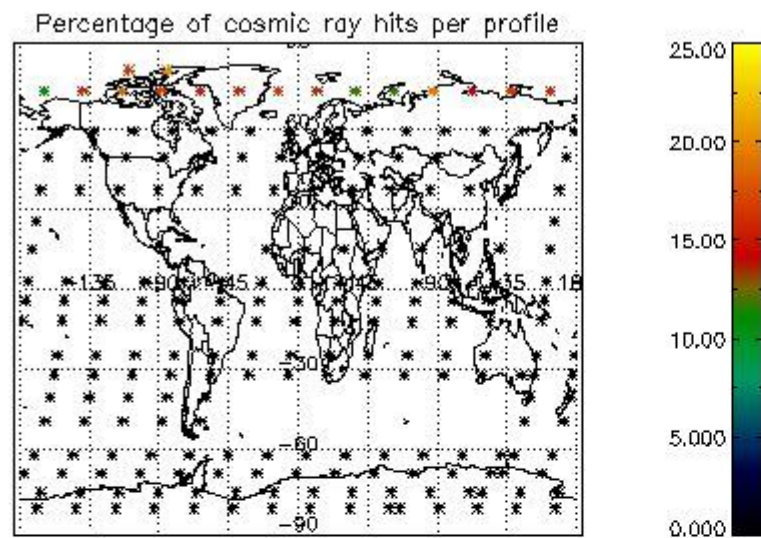
Percentage of star falling outside central band per profile



Percentage of saturation errors per profile



4.2.2 Plot level 1 quality information per product (world map): ENVISAT DESCENDING passes



5. Trace gas profiles

5.1 Ozone statistics based on quality of products

The final quality of the products can be "measured" using the STD (Standard Deviation) attached to every point profile. This information is written to the parameter GOM_NL__2P/NL_LOCAL_SPECIES_DENSITY/o3_std of the level 2 products. The table below shows the statistics for given STD ranges.

The statistics are given with respect to the overall valid production:

- Products without fatal errors: GOM_NL__2P/MPH/PRODUCT_ERR=0
- Valid point profile: GOM_NL__2P/NL_LOCAL_SPECIES_DENSITY/pcd(0)=0

The 'Criteria' is applied to valid points of dark limb products:

- Products in dark limb illumination condition: GOM_NL__2P/NL_SUMMARY_QUALITY/obs_ill_cond=0
- Products without fatal errors: GOM_NL__2P/MPH/PRODUCT_ERR=0
- Valid point profile: GOM_NL__2P/NL_LOCAL_SPECIES_DENSITY/pcd(0)=0

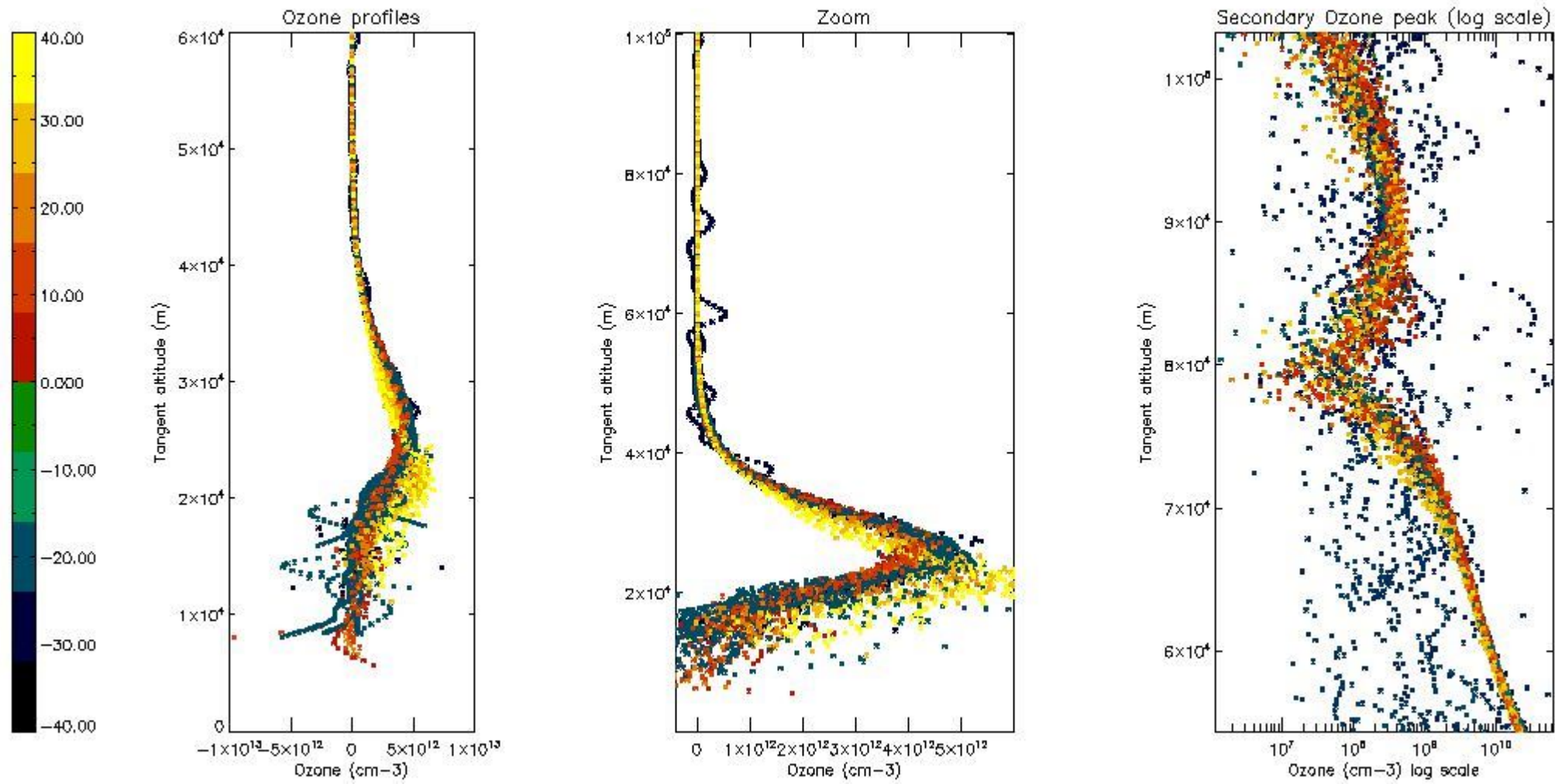
So, the table below shows the percentage of dark limb and valid observations for each criteria with respect to the overall valid daily observations.

Criteria	% of total production
All STD	33
STD < 20	18

STD < 10	16
STD < 5	12

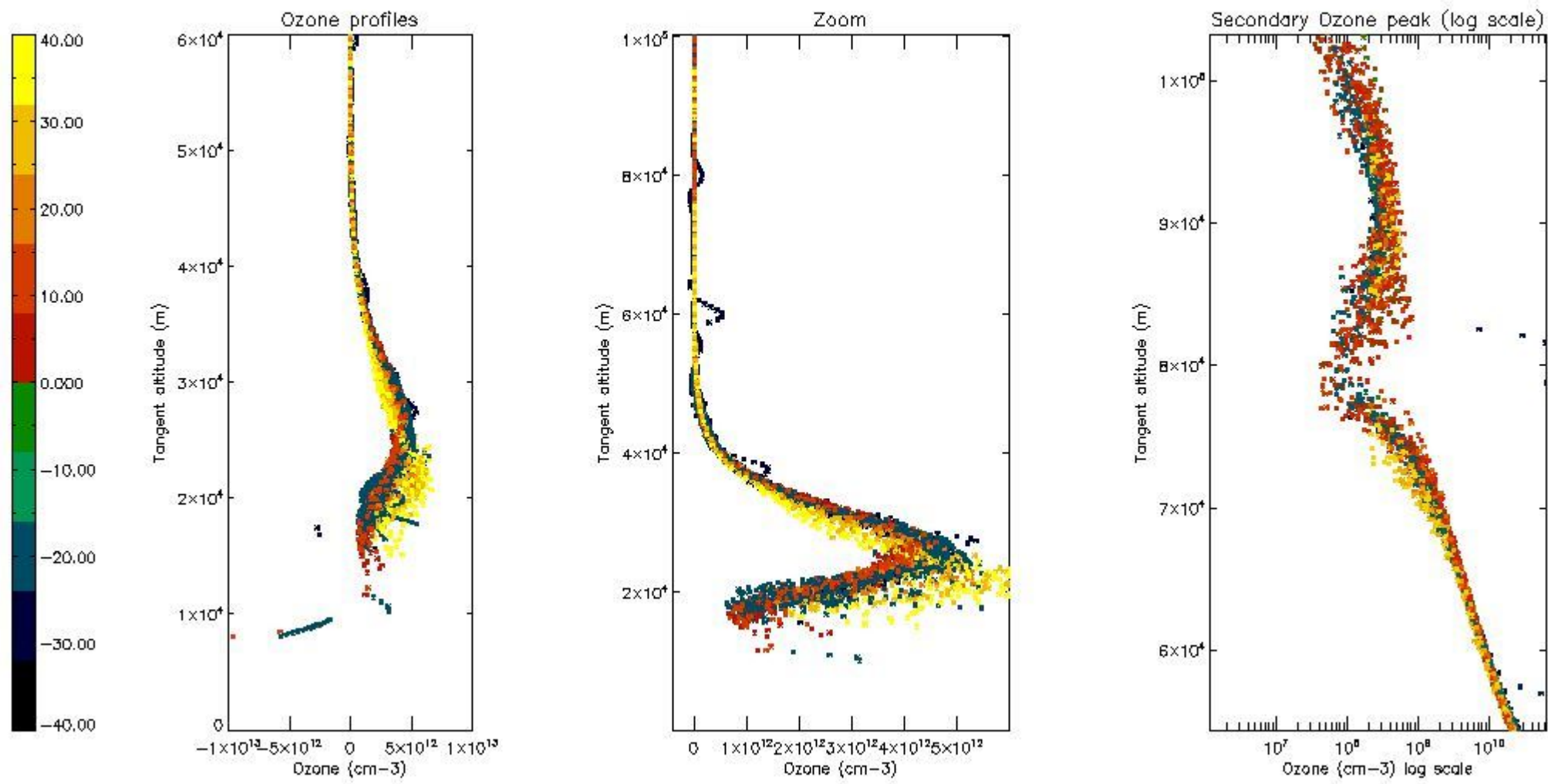
5.2 Plot ozone profiles for all STD (dark without errors)

The colorbar represents the latitude.



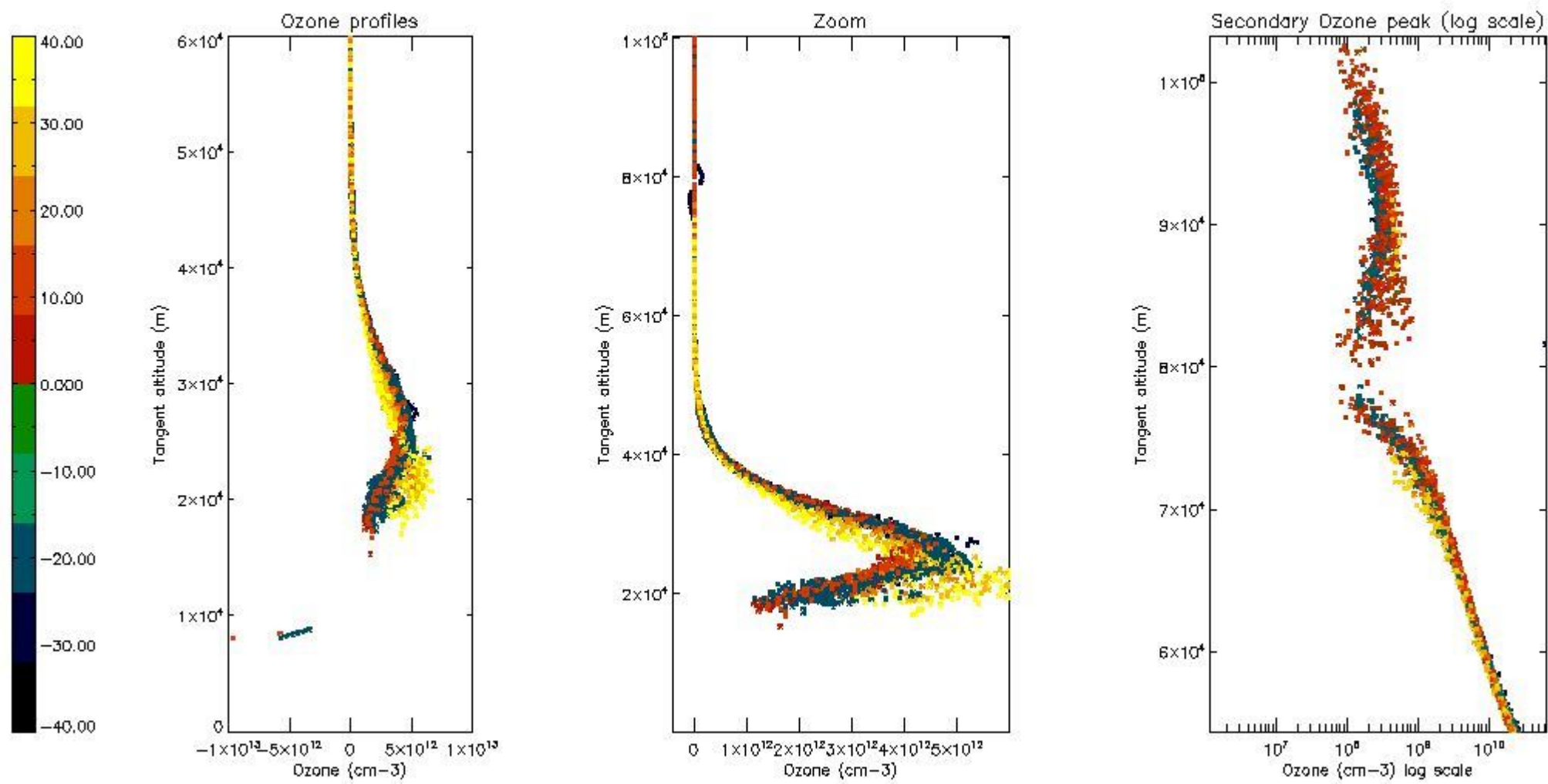
5.3 Plot ozone profiles where STD < 20% (dark without errors)

The colorbar represents the latitude.



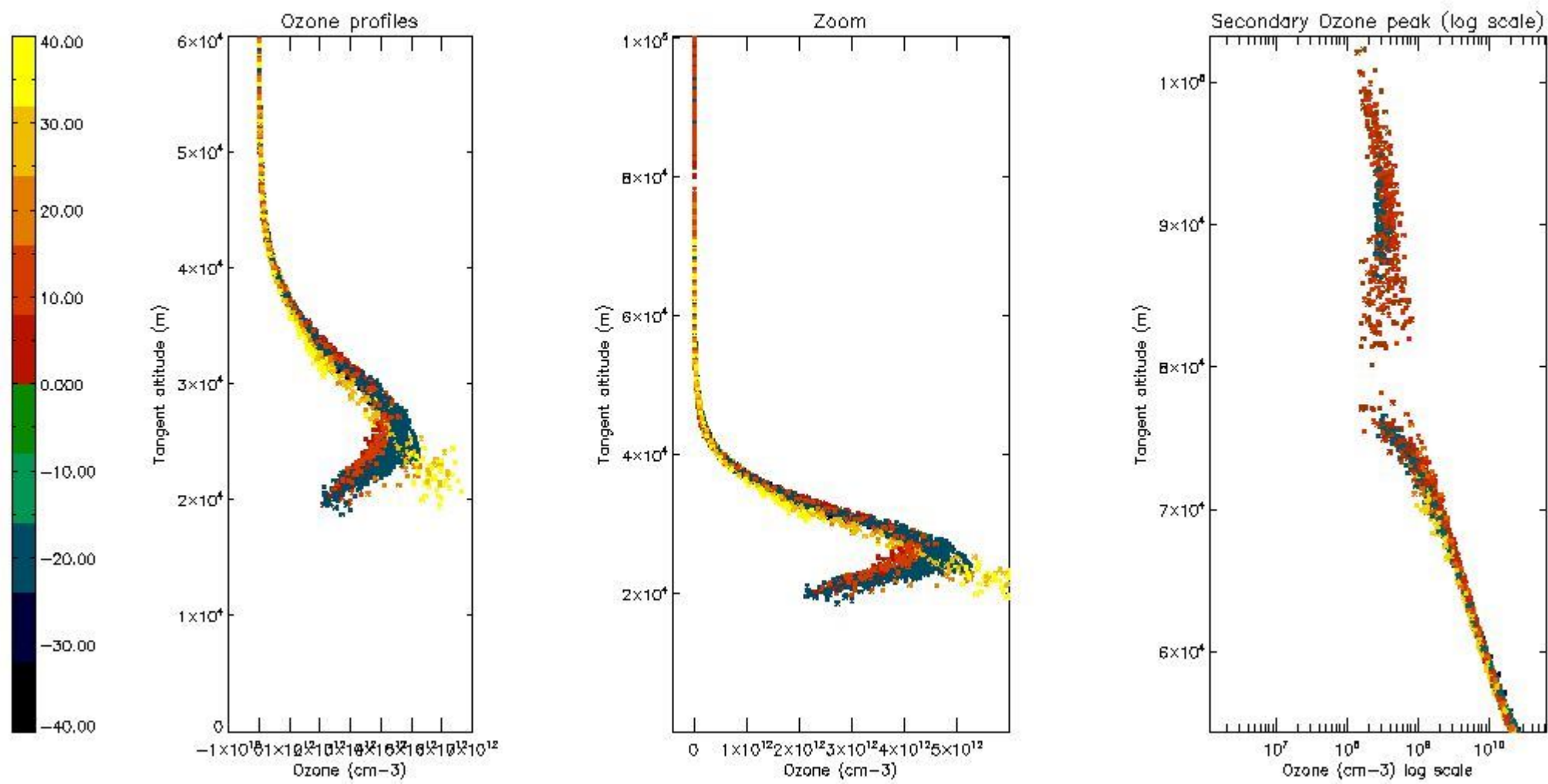
5.4 Plot ozone profiles where STD < 10% (dark without errors)

The colorbar represents the latitude.



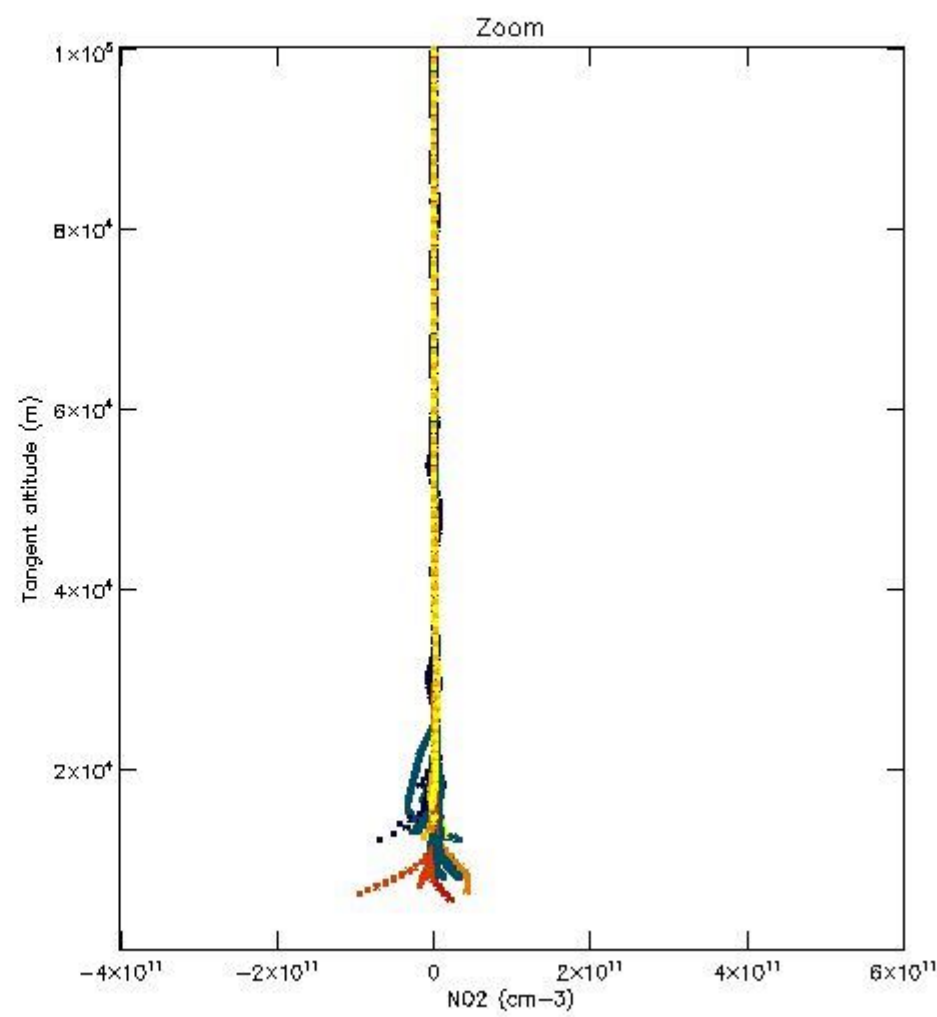
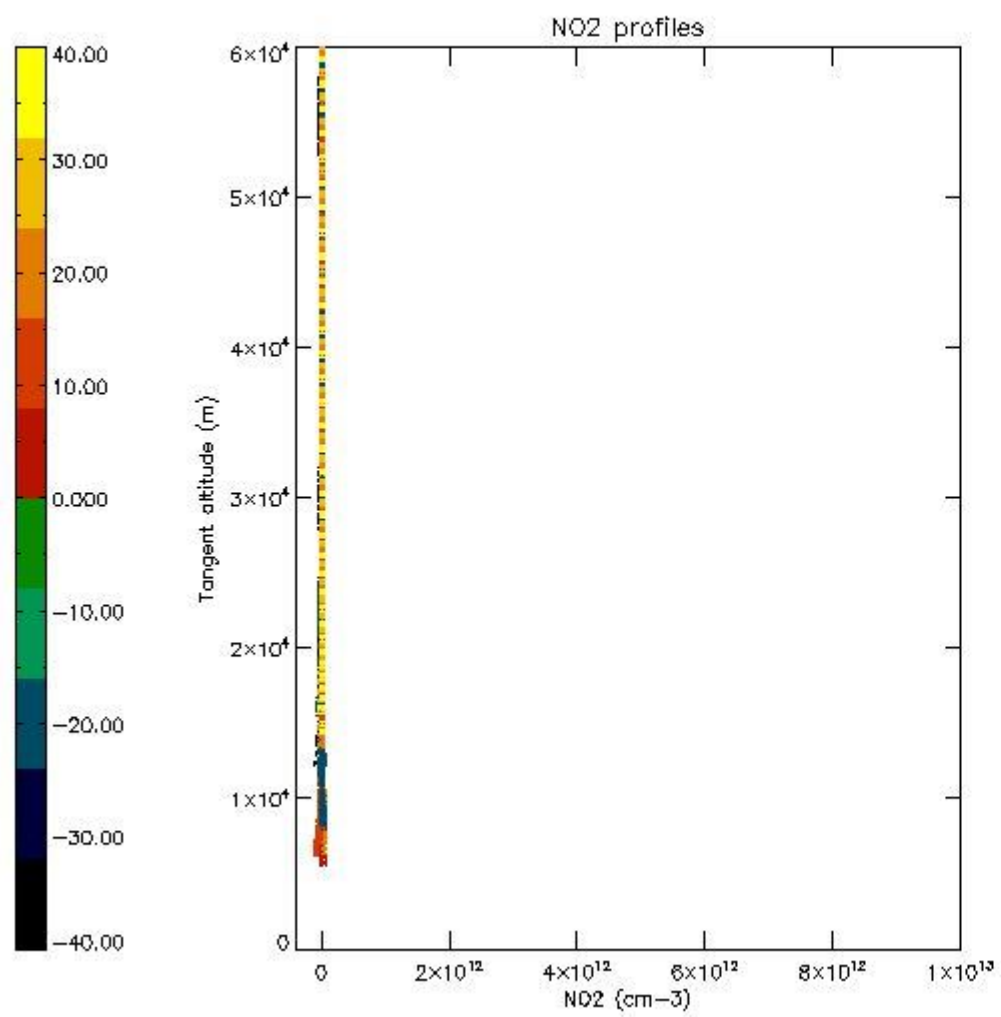
5.5 Plot ozone profiles where $STD < 5\%$ (dark without errors)

The colorbar represents the latitude.



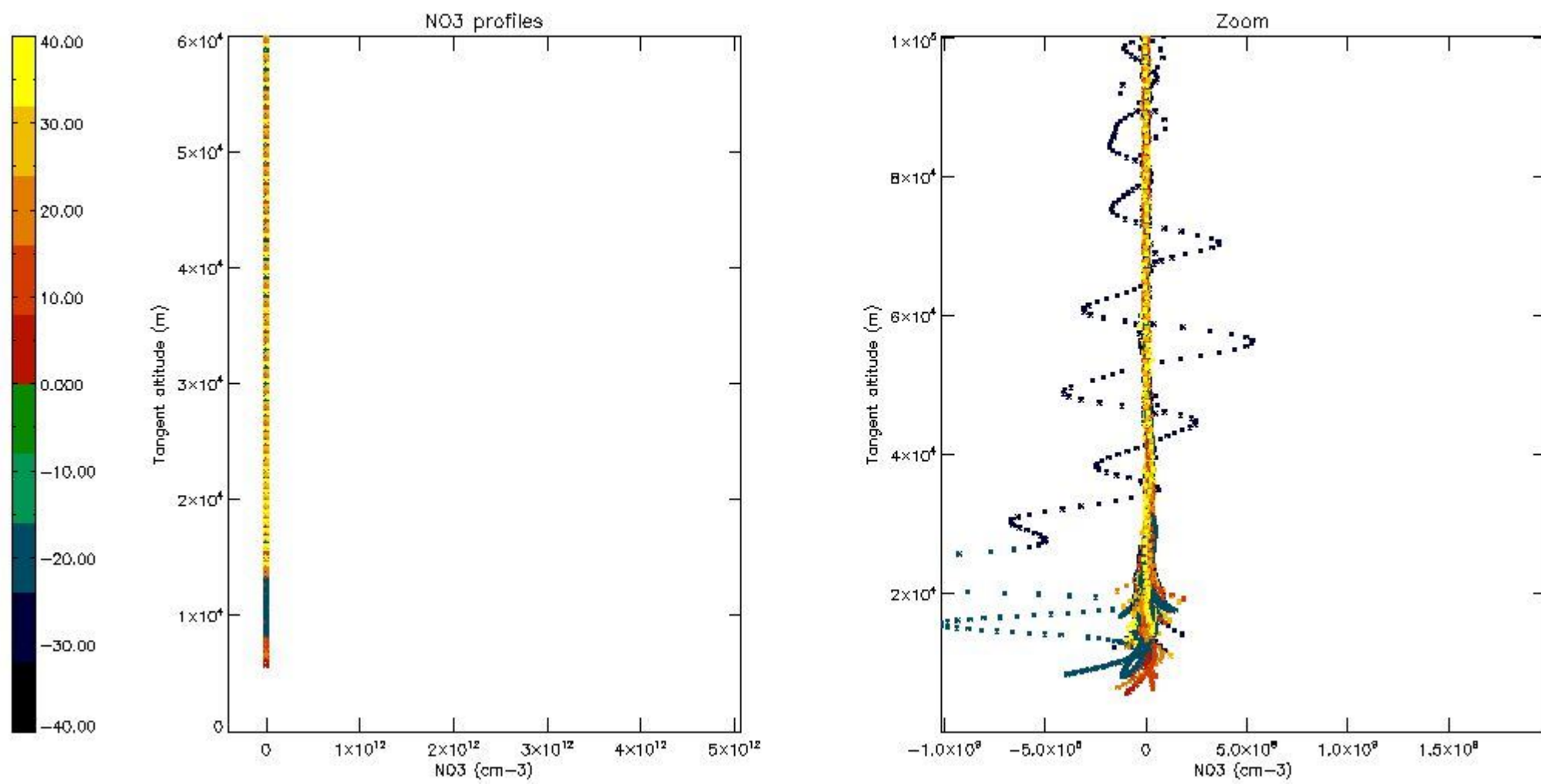
5.6 Plot NO2 profiles for all STD (dark without errors)

The colorbar represents the latitude.



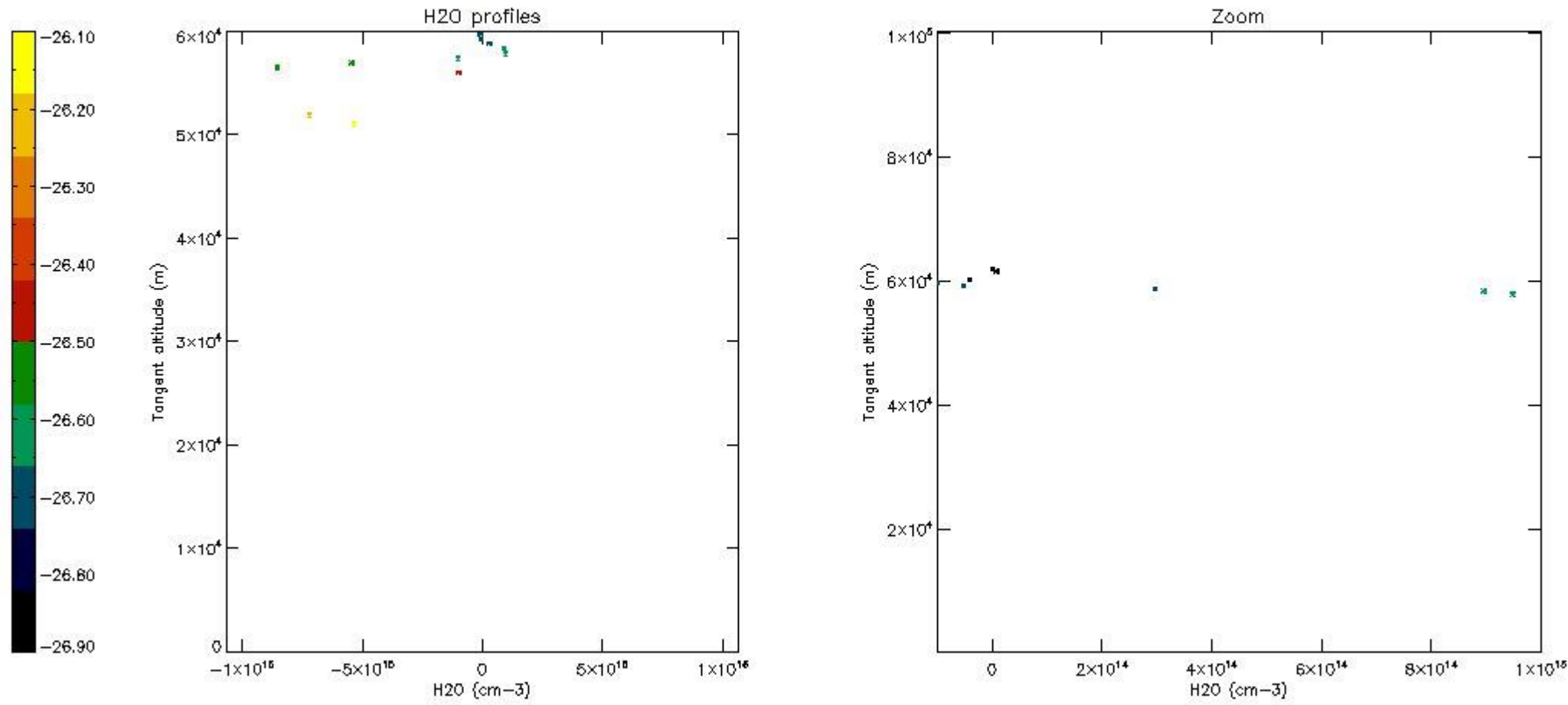
5.7 Plot NO3 profiles for all STD (dark without errors)

The colorbar represents the latitude.



5.8 Plot H2O profiles for all STD (only for occultations of stars 1,2,3,4,13,14,16,26,63 dark without errors)

The colorbar represents the latitude.



6. Auxiliary Data Files used for the production reported in section 2

The number reported in the third column indicates since which file (see list in section 2) the corresponding auxiliary file has been used. The fourth column is the date of those product files.

Type	Auxiliary Filename	Used since product	Used since product date
INST_PHYS_CHARACTERISTICS	GOM_INS_AXNIEC20050627_150440_20020301_000000_20100101_000000	1	16-FEB-2003 00:01:57
LEVEL-2_PROC_CONFIG	GOM_PR2_AXVIEC20091111_152718_20020301_000000_20500101_000000	1	16-FEB-2003 00:01:57
CROSS_SECTIONS_FILE	GOM_CRS_AXVIEC20091111_154832_20020301_000000_20500101_000000	1	16-FEB-2003 00:01:57

GOMOS Level 2 Daily Report

SUMMARY

[1. General Info](#)

[2. Summary of processed GOM_NL_2P products](#)

[3. Level 2 Quality information per product](#)

[3.1 Plot of level 2 quality information per product \(time dependant\)](#)

[3.2 Plot of level 2 quality information per product \(world map\)](#)

[4. Level 1 Quality information per product \(stored on level 2 products\)](#)

[4.1 Plot of level 1 quality information per product \(time dependant\)](#)

[4.1.1 Plot of level 1 quality information per product \(time dependant\): ASCENDING](#)

[4.1.2 Plot of level 1 quality information per product \(time dependant\): DESCENDING](#)

[4.2 Plot of level 1 quality information per product \(world map\)](#)

[4.2.1 Plot of level 1 quality information per product \(world map\): ASCENDING](#)

[4.2.2 Plot of level 1 quality information per product \(world map\): DESCENDING](#)

[5. Ozone profiles based on quality statistics and other trace gas profiles](#)

[5.1 Ozone statistics based on quality of products](#)

[5.2 Plot ozone profiles for all STD \(dark without errors\)](#)

[5.3 Plot ozone profiles where STD < 20% \(dark without errors\)](#)

[5.4. Plot ozone profiles where STD < 10% \(dark without errors\)](#)

[5.5. Plot ozone profiles where STD < 5% \(dark without errors\)](#)

[5.6 Plot NO2 profiles for all STD \(dark without errors\)](#)

[5.7 Plot NO3 profiles for all STD \(dark without errors\)](#)

[5.8 Plot H2O profiles \(only for occultations of stars 1,2,3,4,13,14,16,26,63 dark without errors\) for all STD](#)

[6. Auxiliary Data Files used for the production reported in section 2](#)

This report presents the daily analysis on parameters extracted from GOMOS level 2 data (GOM_NL__2P). It is intended to monitor some important parameters that will impact the quality of these products. A list of level 2 products (and content) that have arrived during the reporting day to the PCF is also given.

Item	Value
Time of report generation	19APR2013 09:34:51
Data source version	GOMOS/6.01
Start time of products	16-02-2003 (16FEB2003 00:00:00)
Stop time of products	17-02-2003 (17FEB2003 00:00:00)
Store outputs in DB	Yes
Nb of level 2 prods	427
Nb of prods with errors	0

2. Summary of processed GOM_NL__2P products.

Nr	Filename	UTC Start time	Limb	Duration	Star Id	Star Name	Star Mag	Star Temp	Nb Meas	Orbit	Prod. error
1	GOM_NL__2PRFIN20030216_000157_000000422013_00474_05037_5318.N1	16-FEB-2003 00:01:57	Bright	42.000	60	7Bet UMi	2.0810	3950.0	84	5037	No
2	GOM_NL__2PRFIN20030216_001035_000000422013_00474_05037_5319.N1	16-FEB-2003 00:10:35	Bright	41.500	130	23Bet Dra	2.7990	5800.0	83	5037	No
3	GOM_NL__2PRFIN20030216_001235_000000362013_00474_05037_5320.N1	16-FEB-2003 00:12:35	Bright	35.500	144	18Del Cyg	2.8600	11000.	71	5037	No
4	GOM_NL__2PRFIN20030216_001451_000000402013_00474_05037_5321.N1	16-FEB-2003 00:14:51	Bright	39.500	5	3Alp Lyr	0.033000	11000.	79	5037	No
5	GOM_NL__2PRFIN20030216_001759_000000572013_00474_05037_5322.N1	16-FEB-2003 00:17:59	Bright	57.000	133	40Zet Her	2.8070	6000.0	114	5037	No
6	GOM_NL__2PRFIN20030216_002216_000001132013_00474_05037_5323.N1	16-FEB-2003 00:22:16	Twilight	112.50	67	5Alp CrB	2.2210	11000.	225	5037	No
7	GOM_NL__2PRFIN20030216_002614_000000502013_00474_05037_5324.N1	16-FEB-2003 00:26:14	Twilight	50.000	126	60Bet Oph	2.7700	4250.0	100	5037	No
8	GOM_NL__2PRFIN20030216_003121_000000412013_00474_05037_5325.N1	16-FEB-2003 00:31:21	Twilight	41.000	155	41Pi Sgr	2.9000	6600.0	82	5037	No
9	GOM_NL__2PRFIN20030216_003425_000001352013_00474_05037_5326.N1	16-FEB-2003 00:34:25	Dark	135.00	102	24Alp Ser	2.6000	4250.0	270	5037	No
10	GOM_NL__2PRFIN20030216_004012_000000622013_00474_05037_5327.N1	16-FEB-2003 00:40:12	Dark	62.000	80	7Del Sco	2.3160	30000.	124	5037	No
11	GOM_NL__2PRFIN20030216_004225_000000452013_00474_05037_5328.N1	16-FEB-2003 00:42:25	Dark	44.500	141	Bet Ara	2.8400	4600.0	89	5037	No
12	GOM_NL__2PRFIN20030216_004835_000000462013_00475_05038_5299.N1	16-FEB-2003 00:48:35	Dark	45.500	4	Alp1Cen	-0.010000	5800.0	91	5038	No
13	GOM_NL__2PRFIN20030216_004954_000000462013_00475_05038_5300.N1	16-FEB-2003 00:49:54	Dark	46.000	10	Bet Cen	0.61000	28000.	92	5038	No
14	GOM_NL__2PRFIN20030216_005116_000000452013_00475_05038_5301.N1	16-FEB-2003 00:51:16	Dark	44.500	77	Eps Cen	2.3030	28000.	89	5038	No
15	GOM_NL__2PRFIN20030216_005258_000000532013_00475_05038_5302.N1	16-FEB-2003 00:52:58	Dark	52.500	12	Alp1Cru	0.77500	30000.	105	5038	No
16	GOM_NL__2PRFIN20030216_005524_000000382013_00475_05038_5303.N1	16-FEB-2003 00:55:24	Dark	37.500	29	Bet Car	1.6720	10200.	75	5038	No
17	GOM_NL__2PRFIN20030216_005801_000000392013_00475_05038_5304.N1	16-FEB-2003 00:58:01	Dark	38.500	71	lot Car	2.2460	7700.0	77	5038	No
18	GOM_NL__2PRFIN20030216_005938_000000372013_00475_05038_5305.N1	16-FEB-2003 00:59:38	Dark	37.000	46	Del Vel	1.9540	10600.	74	5038	No
19	GOM_NL__2PRFIN20030216_010221_000000472013_00475_05038_5306.N1	16-FEB-2003 01:02:21	Straylight	46.500	65	Lam Vel	2.2040	4400.0	93	5038	No
20	GOM_NL__2PRFIN20030216_010405_000000422013_00475_05038_5307.N1	16-FEB-2003 01:04:05	Straylight	41.500	70	Zet Pup	2.2460	39000.	83	5038	No
21	GOM_NL__2PRFIN20030216_010800_000001002013_00475_05038_5308.N1	16-FEB-2003 01:08:00	Straylight	100.00	100	4Gam Crv	2.5800	13100.	200	5038	No
22	GOM_NL__2PRFIN20030216_011218_000000512013_00475_05038_5309.N1	16-FEB-2003 01:12:18	Straylight	51.000	48	30Alp Hya	1.9770	4100.0	102	5038	No
23	GOM_NL__2PRFIN20030216_011650_000000432013_00475_05038_5310.N1	16-FEB-2003 01:16:50	Bright	43.000	8	10Alp CMi	0.40000	6500.0	86	5038	No
24	GOM_NL__2PRFIN20030216_011942_000000552013_00475_05038_5311.N1	16-FEB-2003 01:19:42	Bright	54.500	22	32Alp Leo	1.3600	15200.	109	5038	No
25	GOM_NL__2PRFIN20030216_012306_000000392013_00475_05038_5312.N1	16-FEB-2003 01:23:06	Bright	38.500	17	78Bet Gem	1.1610	4500.0	77	5038	No
26	GOM_NL__2PRFIN20030216_012916_000000372013_00475_05038_5313.N1	16-FEB-2003 01:29:16	Bright	36.500	42	34Bet Aur	1.9000	10200.	73	5038	No
27	GOM_NL__2PRFIN20030216_013255_000000552013_00475_05038_5314.N1	16-FEB-2003 01:32:55	Bright	55.000	174	52Psi UMa	3.0040	4400.0	110	5038	No
28	GOM_NL__2PRFIN20030216_013450_000000472013_00475_05038_5315.N1	16-FEB-2003 01:34:50	Bright	46.500	82	48Bet UMa	2.3650	10600.	93	5038	No
29	GOM_NL__2PRFIN20030216_013658_000000522013_00475_05038_5316.N1	16-FEB-2003 01:36:58	Bright	51.500	87	64Gam UMa	2.4330	11000.	103	5038	No
30	GOM_NL__2PRFIN20030216_014029_000000382013_00475_05038_5317.N1	16-FEB-2003 01:40:29	Bright	37.500	49	1Alp UMi	1.9900	6300.0	75	5038	No
31	GOM_NL__2PRFIN20030216_014232_000000412013_00475_05038_5318.N1	16-FEB-2003 01:42:32	Bright	41.000	60	7Bet UMi	2.0810	3950.0	82	5038	No
32	GOM_NL__2PRFIN20030216_015111_000000432013_00475_05038_5319.N1	16-FEB-2003 01:51:11	Bright	42.500	130	23Bet Dra	2.7990	5800.0	85	5038	No
33	GOM_NL__2PRFIN20030216_015311_000000342013_00475_05038_5320.N1	16-FEB-2003 01:53:11	Bright	34.000	144	18Del Cyg	2.8600	11000.	68	5038	No
34	GOM_NL__2PRFIN20030216_015527_000000382013_00475_05038_5321.N1	16-FEB-2003 01:55:27	Bright	37.500	5	3Alp Lyr	0.033000	11000.	75	5038	No
35	GOM_NL__2PRFIN20030216_015836_000000572013_00475_05038_5322.N1	16-FEB-2003 01:58:36	Bright	57.000	133	40Zet Her	2.8070	6000.0	114	5038	No
36	GOM_NL__2PRFIN20030216_020253_000001122013_00475_05038_5323.N1	16-FEB-2003 02:02:53	Twilight	112.00	67	5Alp CrB	2.2210	11000.	224	5038	No
37	GOM_NL__2PRFIN20030216_020651_000000532013_00475_05038_5324.N1	16-FEB-2003 02:06:51	Twilight	53.000	126	60Bet Oph	2.7700	4250.0	106	5038	No
38	GOM_NL__2PRFIN20030216_021157_000000402013_00475_05038_5325.N1	16-FEB-2003 02:11:57	Twilight	40.000	155	41Pi Sgr	2.9000	6600.0	80	5038	No
39	GOM_NL__2PRFIN20030216_021504_000001552013_00475_05038_5326.N1	16-FEB-2003 02:15:04	Dark	155.00	102	24Alp Ser	2.6000	4250.0	310	5038	No
40	GOM_NL__2PRFIN20030216_021917_000000502013_00475_05038_5327.N1	16-FEB-2003 02:19:17	Dark	49.500	136	23Tau Sco	2.8220	30000.	99	5038	No
41	GOM_NL__2PRFIN20030216_022049_000000682013_00475_05038_5328.N1	16-FEB-2003 02:20:49	Dark	68.000	80	7Del Sco	2.3160	30000.	136	5038	No
42	GOM_NL__2PRFIN20030216_022301_000000402013_00475_05038_5329.N1	16-FEB-2003 02:23:01	Dark	40.000	141	Bet Ara	2.8400	4600.0	80	5038	No

43	GOM_NL__2PRFIN20030216_022911_000000462013_00476_05039_5299.N1	16-FEB-2003 02:29:11	Dark	45.500	4	Alp1Cen	-0.010000	5800.0	91	5039	No
44	GOM_NL__2PRFIN20030216_023031_000000432013_00476_05039_5300.N1	16-FEB-2003 02:30:31	Dark	42.500	10	Bet Cen	0.610000	28000.	85	5039	No
45	GOM_NL__2PRFIN20030216_023152_000000442013_00476_05039_5301.N1	16-FEB-2003 02:31:52	Dark	43.500	77	Eps Cen	2.3030	28000.	87	5039	No
46	GOM_NL__2PRFIN20030216_023334_000000502013_00476_05039_5302.N1	16-FEB-2003 02:33:34	Dark	50.000	12	Alp1Cru	0.775000	30000.	100	5039	No
47	GOM_NL__2PRFIN20030216_023559_000000432013_00476_05039_5303.N1	16-FEB-2003 02:35:59	Dark	43.000	29	Bet Car	1.6720	10200.	86	5039	No
48	GOM_NL__2PRFIN20030216_023837_000000442013_00476_05039_5304.N1	16-FEB-2003 02:38:37	Dark	43.500	71	lot Car	2.2460	7700.0	87	5039	No
49	GOM_NL__2PRFIN20030216_024014_000000422013_00476_05039_5305.N1	16-FEB-2003 02:40:14	Dark	41.500	46	Del Vel	1.9540	10600.	83	5039	No
50	GOM_NL__2PRFIN20030216_024257_000000452013_00476_05039_5306.N1	16-FEB-2003 02:42:57	Straylight	45.000	65	Lam Vel	2.2040	4400.0	90	5039	No
51	GOM_NL__2PRFIN20030216_024442_000000382013_00476_05039_5307.N1	16-FEB-2003 02:44:42	Straylight	38.000	70	Zet Pup	2.2460	39000.	76	5039	No
52	GOM_NL__2PRFIN20030216_024836_000001002013_00476_05039_5308.N1	16-FEB-2003 02:48:36	Straylight	100.00	100	4Gam Crv	2.5800	13100.	200	5039	No
53	GOM_NL__2PRFIN20030216_025253_000000522013_00476_05039_5309.N1	16-FEB-2003 02:52:53	Straylight	51.500	48	30Alp Hya	1.9770	4100.0	103	5039	No
54	GOM_NL__2PRFIN20030216_025726_000000422013_00476_05039_5310.N1	16-FEB-2003 02:57:26	Bright	41.500	8	10Alp CMi	0.400000	6500.0	83	5039	No
55	GOM_NL__2PRFIN20030216_030018_000000542013_00476_05039_5311.N1	16-FEB-2003 03:00:18	Bright	54.000	22	32Alp Leo	1.3600	15200.	108	5039	No
56	GOM_NL__2PRFIN20030216_030342_000000412013_00476_05039_5312.N1	16-FEB-2003 03:03:42	Bright	40.500	17	78Bet Gem	1.1610	4500.0	81	5039	No
57	GOM_NL__2PRFIN20030216_030952_000000392013_00476_05039_5313.N1	16-FEB-2003 03:09:52	Bright	39.000	42	34Bet Aur	1.9000	10200.	78	5039	No
58	GOM_NL__2PRFIN20030216_031331_000000542013_00476_05039_5314.N1	16-FEB-2003 03:13:31	Bright	54.000	174	52Psi UMa	3.0040	4400.0	108	5039	No
59	GOM_NL__2PRFIN20030216_031525_000000462013_00476_05039_5315.N1	16-FEB-2003 03:15:25	Bright	46.000	82	48Bet UMa	2.3650	10600.	92	5039	No
60	GOM_NL__2PRFIN20030216_031734_000000522013_00476_05039_5316.N1	16-FEB-2003 03:17:34	Bright	51.500	87	64Gam UMa	2.4330	11000.	103	5039	No
61	GOM_NL__2PRFIN20030216_032105_000000352013_00476_05039_5317.N1	16-FEB-2003 03:21:05	Bright	34.500	49	1Alp UMi	1.9900	6300.0	69	5039	No
62	GOM_NL__2PRFIN20030216_032309_000000392013_00476_05039_5318.N1	16-FEB-2003 03:23:09	Bright	38.500	60	7Bet UMi	2.0810	3950.0	77	5039	No
63	GOM_NL__2PRFIN20030216_033147_000000422013_00476_05039_5319.N1	16-FEB-2003 03:31:47	Bright	41.500	130	23Bet Dra	2.7990	5800.0	83	5039	No
64	GOM_NL__2PRFIN20030216_033348_000000362013_00476_05039_5320.N1	16-FEB-2003 03:33:48	Bright	35.500	144	18Del Cyg	2.8600	11000.	71	5039	No
65	GOM_NL__2PRFIN20030216_033603_000000402013_00476_05039_5321.N1	16-FEB-2003 03:36:03	Bright	39.500	5	3Alp Lyr	0.033000	11000.	79	5039	No
66	GOM_NL__2PRFIN20030216_033913_000000582013_00476_05039_5322.N1	16-FEB-2003 03:39:13	Bright	58.000	133	40Zet Her	2.8070	6000.0	116	5039	No
67	GOM_NL__2PRFIN20030216_034328_000001252013_00476_05039_5323.N1	16-FEB-2003 03:43:28	Twilight	125.00	67	5Alp CrB	2.2210	11000.	250	5039	No
68	GOM_NL__2PRFIN20030216_034728_000000542013_00476_05039_5324.N1	16-FEB-2003 03:47:28	Twilight	54.000	126	60Bet Oph	2.7700	4250.0	108	5039	No
69	GOM_NL__2PRFIN20030216_035234_000000412013_00476_05039_5325.N1	16-FEB-2003 03:52:34	Twilight	40.500	155	41Pi Sgr	2.9000	6600.0	81	5039	No
70	GOM_NL__2PRFIN20030216_035542_000001322013_00476_05039_5326.N1	16-FEB-2003 03:55:42	Dark	131.50	102	24Alp Ser	2.6000	4250.0	263	5039	No
71	GOM_NL__2PRFIN20030216_035955_000000482013_00476_05039_5327.N1	16-FEB-2003 03:59:55	Dark	47.500	136	23Tau Sco	2.8220	30000.	95	5039	No
72	GOM_NL__2PRFIN20030216_040127_000000682013_00476_05039_5328.N1	16-FEB-2003 04:01:27	Dark	68.000	80	7Del Sco	2.3160	30000.	136	5039	No
73	GOM_NL__2PRFIN20030216_040338_000000402013_00476_05039_5329.N1	16-FEB-2003 04:03:38	Dark	40.000	141	Bet Ara	2.8400	4600.0	80	5039	No
74	GOM_NL__2PRFIN20030216_041108_000000452013_00477_05040_5299.N1	16-FEB-2003 04:11:08	Dark	45.000	10	Bet Cen	0.610000	28000.	90	5040	No
75	GOM_NL__2PRFIN20030216_041230_000000452013_00477_05040_5300.N1	16-FEB-2003 04:12:30	Dark	44.500	77	Eps Cen	2.3030	28000.	89	5040	No
76	GOM_NL__2PRFIN20030216_041358_000000422013_00477_05040_5301.N1	16-FEB-2003 04:13:58	Dark	42.000	20	Bet Cru	1.2530	30000.	84	5040	No
77	GOM_NL__2PRFIN20030216_041552_000000462013_00477_05040_5302.N1	16-FEB-2003 04:15:52	Dark	45.500	64	Gam Cen	2.2000	10600.	91	5040	No
78	GOM_NL__2PRFIN20030216_041913_000000452013_00477_05040_5303.N1	16-FEB-2003 04:19:13	Dark	44.500	71	lot Car	2.2460	7700.0	89	5040	No
79	GOM_NL__2PRFIN20030216_042051_000000432013_00477_05040_5304.N1	16-FEB-2003 04:20:51	Dark	43.000	46	Del Vel	1.9540	10600.	86	5040	No
80	GOM_NL__2PRFIN20030216_042313_000000402013_00477_05040_5305.N1	16-FEB-2003 04:23:13	Straylight	39.500	34	Gam2Vel	1.7930	23000.	79	5040	No
81	GOM_NL__2PRFIN20030216_042518_000000402013_00477_05040_5306.N1	16-FEB-2003 04:25:18	Straylight	40.000	70	Zet Pup	2.2460	39000.	80	5040	No
82	GOM_NL__2PRFIN20030216_042839_000000392013_00477_05040_5307.N1	16-FEB-2003 04:28:39	Straylight	38.500	88	31Eta CMa	2.4480	20000.	77	5040	No
83	GOM_NL__2PRFIN20030216_043330_000000492013_00477_05040_5308.N1	16-FEB-2003 04:33:30	Straylight	49.000	48	30Alp Hya	1.9770	4100.0	98	5040	No
84	GOM_NL__2PRFIN20030216_043803_000000422013_00477_05040_5309.N1	16-FEB-2003 04:38:03	Bright	42.000	8	10Alp CMi	0.400000	6500.0	84	5040	No
85	GOM_NL__2PRFIN20030216_044054_000000512013_00477_05040_5310.N1	16-FEB-2003 04:40:54	Bright	50.500	22	32Alp Leo	1.3600	15200.	101	5040	No
86	GOM_NL__2PRFIN20030216_044419_000000402013_00477_05040_5311.N1	16-FEB-2003 04:44:19	Bright	39.500	17	78Bet Gem	1.1610	4500.0	79	5040	No
87	GOM_NL__2PRFIN20030216_045029_000000372013_00477_05040_5312.N1	16-FEB-2003 04:50:29	Bright	37.000	42	34Bet Aur	1.9000	10200.	74	5040	No
88	GOM_NL__2PRFIN20030216_045406_000000532013_00477_05040_5313.N1	16-FEB-2003 04:54:06	Bright	53.000	174	52Psi UMa	3.0040	4400.0	106	5040	No
89	GOM_NL__2PRFIN20030216_045601_000000462013_00477_05040_5314.N1	16-FEB-2003 04:56:01	Bright	45.500	82	48Bet UMa	2.3650	10600.	91	5040	No
90	GOM_NL__2PRFIN20030216_045809_000000512013_00477_05040_5315.N1	16-FEB-2003 04:58:09	Bright	50.500	87	64Gam UMa	2.4330	11000.	101	5040	No
91	GOM_NL__2PRFIN20030216_050141_000000382013_00477_05040_5316.N1	16-FEB-2003 05:01:41	Bright	37.500	49	1Alp UMi	1.9900	6300.0	75	5040	No
92	GOM_NL__2PRFIN20030216_050344_000000412013_00477_05040_5317.N1	16-FEB-2003 05:03:44	Bright	41.000	60	7Bet UMi	2.0810	3950.0	82	5040	No
93	GOM_NL__2PRFIN20030216_051223_000000422013_00477_05040_5318.N1	16-FEB-2003 05:12:23	Bright	42.000	130	23Bet Dra	2.7990	5800.0	84	5040	No
94	GOM_NL__2PRFIN20030216_051424_000000352013_00477_05040_5319.N1	16-FEB-2003 05:14:24	Bright	34.500	144	18Del Cyg	2.8600	11000.	69	5040	No
95	GOM_NL__2PRFIN20030216_051639_000000382013_00477_05040_5320.N1	16-FEB-2003 05:16:39	Bright	37.500	5	3Alp Lyr	0.033000	11000.	75	5040	No
96	GOM_NL__2PRFIN20030216_051948_000000562013_00477_05040_5321.N1	16-FEB-2003 05:19:48	Bright	56.000	133	40Zet Her	2.8070	6000.0	112	5040	No
97	GOM_NL__2PRFIN20030216_052406_000001242013_00477_05040_5322.N1	16-FEB-2003 05:24:06	Twilight	124.00	67	5Alp CrB	2.2210	11000.	248	5040	No
98	GOM_NL__2PRFIN20030216_052804_000000512013_00477_05040_5323.N1	16-FEB-2003 05:28:04	Twilight	51.000	126	60Bet Oph	2.7700	4250.0	102	5040	No
99	GOM_NL__2PRFIN20030216_053310_000000432013_00477_05040_5324.N1	16-FEB-2003 05:33:10	Twilight	42.500	155	41Pi Sgr	2.9000	6600.0	85	5040	No
100	GOM_NL__2PRFIN20030216_053622_000001442013_00477_05040_5325.N1	16-FEB-2003 05:36:22	Dark	143.50	102	24Alp Ser	2.6000	4250.0	287	5040	No
101	GOM_NL__2PRFIN20030216_054204_000000752013_00477_05040_5326.N1	16-FEB-2003 05:42:04	Dark	75.000	80	7Del Sco	2.3160	30000.	150	5040	No

102	GOM_NL__2PRFIN20030216_054414_000000422013_00477_05040_5327.N1	16-FEB-2003 05:44:14	Dark	42.000	141	Bet Ara	2.8400	4600.0	84	5040	No
103	GOM_NL__2PRFIN20030216_055144_000000552013_00478_05041_5299.N1	16-FEB-2003 05:51:44	Dark	54.500	10	Bet Cen	0.61000	28000.	109	5041	No
104	GOM_NL__2PRFIN20030216_055307_000000462013_00478_05041_5300.N1	16-FEB-2003 05:53:07	Dark	45.500	77	Eps Cen	2.3030	28000.	91	5041	No
105	GOM_NL__2PRFIN20030216_055434_000000402013_00478_05041_5301.N1	16-FEB-2003 05:54:34	Dark	40.000	20	Bet Cru	1.2530	30000.	80	5041	No
106	GOM_NL__2PRFIN20030216_055629_000000492013_00478_05041_5302.N1	16-FEB-2003 05:56:29	Dark	48.500	64	Gam Cen	2.2000	10600.	97	5041	No
107	GOM_NL__2PRFIN20030216_055950_000000422013_00478_05041_5303.N1	16-FEB-2003 05:59:50	Dark	42.000	71	lot Car	2.2460	7700.0	84	5041	No
108	GOM_NL__2PRFIN20030216_060127_000000422013_00478_05041_5304.N1	16-FEB-2003 06:01:27	Dark	42.000	46	Del Vel	1.9540	10600.	84	5041	No
109	GOM_NL__2PRFIN20030216_060349_000000452013_00478_05041_5305.N1	16-FEB-2003 06:03:49	Straylight	44.500	34	Gam2Vel	1.7930	23000.	89	5041	No
110	GOM_NL__2PRFIN20030216_060554_000000392013_00478_05041_5306.N1	16-FEB-2003 06:05:54	Straylight	39.000	70	Zet Pup	2.2460	39000.	78	5041	No
111	GOM_NL__2PRFIN20030216_060915_000000402013_00478_05041_5307.N1	16-FEB-2003 06:09:15	Straylight	40.000	88	31Eta CMa	2.4480	20000.	80	5041	No
112	GOM_NL__2PRFIN20030216_061406_000000442013_00478_05041_5308.N1	16-FEB-2003 06:14:06	Straylight	44.000	48	30Alp Hya	1.9770	4100.0	88	5041	No
113	GOM_NL__2PRFIN20030216_061839_000000462013_00478_05041_5309.N1	16-FEB-2003 06:18:39	Bright	45.500	8	10Alp CMi	0.40000	6500.0	91	5041	No
114	GOM_NL__2PRFIN20030216_062130_000000522013_00478_05041_5310.N1	16-FEB-2003 06:21:30	Bright	51.500	22	32Alp Leo	1.3600	15200.	103	5041	No
115	GOM_NL__2PRFIN20030216_062455_000000392013_00478_05041_5311.N1	16-FEB-2003 06:24:55	Bright	39.000	17	78Bet Gem	1.1610	4500.0	78	5041	No
116	GOM_NL__2PRFIN20030216_063105_000000372013_00478_05041_5312.N1	16-FEB-2003 06:31:05	Bright	36.500	42	34Bet Aur	1.9000	10200.	73	5041	No
117	GOM_NL__2PRFIN20030216_063441_000000542013_00478_05041_5313.N1	16-FEB-2003 06:34:41	Bright	54.000	174	52Psi UMa	3.0040	4400.0	108	5041	No
118	GOM_NL__2PRFIN20030216_063637_000000452013_00478_05041_5314.N1	16-FEB-2003 06:36:37	Bright	45.000	82	48Bet UMa	2.3650	10600.	90	5041	No
119	GOM_NL__2PRFIN20030216_063845_000000502013_00478_05041_5315.N1	16-FEB-2003 06:38:45	Bright	49.500	87	64Gam UMa	2.4330	11000.	99	5041	No
120	GOM_NL__2PRFIN20030216_064217_000000382013_00478_05041_5316.N1	16-FEB-2003 06:42:17	Bright	37.500	49	1Alp UMi	1.9900	6300.0	75	5041	No
121	GOM_NL__2PRFIN20030216_064420_000000412013_00478_05041_5317.N1	16-FEB-2003 06:44:20	Bright	40.500	60	7Bet UMi	2.0810	3950.0	81	5041	No
122	GOM_NL__2PRFIN20030216_065259_000000422013_00478_05041_5318.N1	16-FEB-2003 06:52:59	Bright	41.500	130	23Bet Dra	2.7990	5800.0	83	5041	No
123	GOM_NL__2PRFIN20030216_065500_000000362013_00478_05041_5319.N1	16-FEB-2003 06:55:00	Bright	35.500	144	18Del Cyg	2.8600	11000.	71	5041	No
124	GOM_NL__2PRFIN20030216_065715_000000382013_00478_05041_5320.N1	16-FEB-2003 06:57:15	Bright	38.000	5	3Alp Lyr	0.033000	11000.	76	5041	No
125	GOM_NL__2PRFIN20030216_070024_000000562013_00478_05041_5321.N1	16-FEB-2003 07:00:24	Bright	56.000	133	40Zet Her	2.8070	6000.0	112	5041	No
126	GOM_NL__2PRFIN20030216_070443_000001232013_00478_05041_5322.N1	16-FEB-2003 07:04:43	Twilight	122.50	67	5Alp CrB	2.2210	11000.	245	5041	No
127	GOM_NL__2PRFIN20030216_070840_000000532013_00478_05041_5323.N1	16-FEB-2003 07:08:40	Twilight	53.000	126	60Bet Oph	2.7700	4250.0	106	5041	No
128	GOM_NL__2PRFIN20030216_071346_000000422013_00478_05041_5324.N1	16-FEB-2003 07:13:46	Twilight	41.500	155	41Pi Sgr	2.9000	6600.0	83	5041	No
129	GOM_NL__2PRFIN20030216_071701_000001482013_00478_05041_5325.N1	16-FEB-2003 07:17:01	Dark	147.50	102	24Alp Ser	2.6000	4250.0	295	5041	No
130	GOM_NL__2PRFIN20030216_072242_000000642013_00478_05041_5326.N1	16-FEB-2003 07:22:42	Dark	64.000	80	7Del Sco	2.3160	30000.	128	5041	No
131	GOM_NL__2PRFIN20030216_072450_000000432013_00478_05041_5327.N1	16-FEB-2003 07:24:50	Dark	43.000	141	Bet Ara	2.8400	4600.0	86	5041	No
132	GOM_NL__2PRFIN20030216_073221_000000482013_00479_05042_5299.N1	16-FEB-2003 07:32:21	Dark	48.000	10	Bet Cen	0.61000	28000.	96	5042	No
133	GOM_NL__2PRFIN20030216_073343_000000452013_00479_05042_5300.N1	16-FEB-2003 07:33:43	Dark	45.000	77	Eps Cen	2.3030	28000.	90	5042	No
134	GOM_NL__2PRFIN20030216_073511_000000452013_00479_05042_5301.N1	16-FEB-2003 07:35:11	Dark	44.500	20	Bet Cru	1.2530	30000.	89	5042	No
135	GOM_NL__2PRFIN20030216_073705_000000462013_00479_05042_5302.N1	16-FEB-2003 07:37:05	Dark	46.000	64	Gam Cen	2.2000	10600.	92	5042	No
136	GOM_NL__2PRFIN20030216_074026_000000422013_00479_05042_5303.N1	16-FEB-2003 07:40:26	Dark	41.500	71	lot Car	2.2460	7700.0	83	5042	No
137	GOM_NL__2PRFIN20030216_074203_000000392013_00479_05042_5304.N1	16-FEB-2003 07:42:03	Dark	39.000	46	Del Vel	1.9540	10600.	78	5042	No
138	GOM_NL__2PRFIN20030216_074426_000000412013_00479_05042_5305.N1	16-FEB-2003 07:44:26	Straylight	40.500	34	Gam2Vel	1.7930	23000.	81	5042	No
139	GOM_NL__2PRFIN20030216_074630_000000392013_00479_05042_5306.N1	16-FEB-2003 07:46:30	Straylight	39.000	70	Zet Pup	2.2460	39000.	78	5042	No
140	GOM_NL__2PRFIN20030216_074951_000000392013_00479_05042_5307.N1	16-FEB-2003 07:49:51	Straylight	39.000	88	31Eta CMa	2.4480	20000.	78	5042	No
141	GOM_NL__2PRFIN20030216_075442_000000562013_00479_05042_5308.N1	16-FEB-2003 07:54:42	Straylight	55.500	48	30Alp Hya	1.9770	4100.0	111	5042	No
142	GOM_NL__2PRFIN20030216_075915_000000462013_00479_05042_5309.N1	16-FEB-2003 07:59:15	Bright	45.500	8	10Alp CMi	0.40000	6500.0	91	5042	No
143	GOM_NL__2PRFIN20030216_080205_000000512013_00479_05042_5310.N1	16-FEB-2003 08:02:05	Bright	50.500	22	32Alp Leo	1.3600	15200.	101	5042	No
144	GOM_NL__2PRFIN20030216_080531_000000382013_00479_05042_5311.N1	16-FEB-2003 08:05:31	Bright	38.000	17	78Bet Gem	1.1610	4500.0	76	5042	No
145	GOM_NL__2PRFIN20030216_081142_000000382013_00479_05042_5312.N1	16-FEB-2003 08:11:42	Bright	38.000	42	34Bet Aur	1.9000	10200.	76	5042	No
146	GOM_NL__2PRFIN20030216_081515_000000532013_00479_05042_5313.N1	16-FEB-2003 08:15:15	Bright	53.000	174	52Psi UMa	3.0040	4400.0	106	5042	No
147	GOM_NL__2PRFIN20030216_081712_000000452013_00479_05042_5314.N1	16-FEB-2003 08:17:12	Bright	44.500	82	48Bet UMa	2.3650	10600.	89	5042	No
148	GOM_NL__2PRFIN20030216_081919_000000522013_00479_05042_5315.N1	16-FEB-2003 08:19:19	Bright	51.500	87	64Gam UMa	2.4330	11000.	103	5042	No
149	GOM_NL__2PRFIN20030216_082253_000000372013_00479_05042_5316.N1	16-FEB-2003 08:22:53	Bright	36.500	49	1Alp UMi	1.9900	6300.0	73	5042	No
150	GOM_NL__2PRFIN20030216_082455_000000422013_00479_05042_5317.N1	16-FEB-2003 08:24:55	Bright	42.000	60	7Bet UMi	2.0810	3950.0	84	5042	No
151	GOM_NL__2PRFIN20030216_083335_000000432013_00479_05042_5318.N1	16-FEB-2003 08:33:35	Bright	42.500	130	23Bet Dra	2.7990	5800.0	85	5042	No
152	GOM_NL__2PRFIN20030216_083536_000000362013_00479_05042_5319.N1	16-FEB-2003 08:35:36	Bright	35.500	144	18Del Cyg	2.8600	11000.	71	5042	No
153	GOM_NL__2PRFIN20030216_083751_000000372013_00479_05042_5320.N1	16-FEB-2003 08:37:51	Bright	37.000	5	3Alp Lyr	0.033000	11000.	74	5042	No
154	GOM_NL__2PRFIN20030216_084100_000000572013_00479_05042_5321.N1	16-FEB-2003 08:41:00	Bright	56.500	133	40Zet Her	2.8070	6000.0	113	5042	No
155	GOM_NL__2PRFIN20030216_084521_000001232013_00479_05042_5322.N1	16-FEB-2003 08:45:21	Twilight	123.00	67	5Alp CrB	2.2210	11000.	246	5042	No
156	GOM_NL__2PRFIN20030216_084917_000000522013_00479_05042_5323.N1	16-FEB-2003 08:49:17	Twilight	51.500	126	60Bet Oph	2.7700	4250.0	103	5042	No
157	GOM_NL__2PRFIN20030216_085422_000000392013_00479_05042_5324.N1	16-FEB-2003 08:54:22	Twilight	39.000	155	41Pi Sgr	2.9000	6600.0	78	5042	No
158	GOM_NL__2PRFIN20030216_085740_000001442013_00479_05042_5325.N1	16-FEB-2003 08:57:40	Dark	144.00	102	24Alp Ser	2.6000	4250.0	288	5042	No
159	GOM_NL__2PRFIN20030216_090319_000000672013_00479_05042_5326.N1	16-FEB-2003 09:03:19	Dark	67.000	80	7Del Sco	2.3160	30000.	134	5042	No
160	GOM_NL__2PRFIN20030216_090527_000000402013_00479_05042_5327.N1	16-FEB-2003 09:05:27	Dark	39.500	141	Bet Ara	2.8400	4600.0	79	5042	No

161	GOM_NL__2PRFIN20030216_091257_000000462013_00480_05043_5299.N1	16-FEB-2003 09:12:57	Dark	46.000	10	Bet Cen	0.61000	28000.	92	5043	No
162	GOM_NL__2PRFIN20030216_091420_000000452013_00480_05043_5300.N1	16-FEB-2003 09:14:20	Dark	45.000	77	Eps Cen	2.3030	28000.	90	5043	No
163	GOM_NL__2PRFIN20030216_091547_000000442013_00480_05043_5301.N1	16-FEB-2003 09:15:47	Dark	43.500	20	Bet Cru	1.2530	30000.	87	5043	No
164	GOM_NL__2PRFIN20030216_091743_000000472013_00480_05043_5302.N1	16-FEB-2003 09:17:43	Dark	46.500	64	Gam Cen	2.2000	10600.	93	5043	No
165	GOM_NL__2PRFIN20030216_092102_000000382013_00480_05043_5303.N1	16-FEB-2003 09:21:02	Dark	38.000	71	lot Car	2.2460	7700.0	76	5043	No
166	GOM_NL__2PRFIN20030216_092239_000000412013_00480_05043_5304.N1	16-FEB-2003 09:22:39	Dark	40.500	46	Del Vel	1.9540	10600.	81	5043	No
167	GOM_NL__2PRFIN20030216_092502_000000382013_00480_05043_5305.N1	16-FEB-2003 09:25:02	Straylight	38.000	34	Gam2Vel	1.7930	23000.	76	5043	No
168	GOM_NL__2PRFIN20030216_092706_000000422013_00480_05043_5306.N1	16-FEB-2003 09:27:06	Straylight	41.500	70	Zet Pup	2.2460	39000.	83	5043	No
169	GOM_NL__2PRFIN20030216_093027_000000382013_00480_05043_5307.N1	16-FEB-2003 09:30:27	Straylight	38.000	88	31Eta CMa	2.4480	20000.	76	5043	No
170	GOM_NL__2PRFIN20030216_093518_000000472013_00480_05043_5308.N1	16-FEB-2003 09:35:18	Straylight	47.000	48	30Alp Hya	1.9770	4100.0	94	5043	No
171	GOM_NL__2PRFIN20030216_093951_000000442013_00480_05043_5309.N1	16-FEB-2003 09:39:51	Bright	43.500	8	10Alp CMi	0.40000	6500.0	87	5043	No
172	GOM_NL__2PRFIN20030216_094240_000000522013_00480_05043_5310.N1	16-FEB-2003 09:42:40	Bright	52.000	22	32Alp Leo	1.3600	15200.	104	5043	No
173	GOM_NL__2PRFIN20030216_094607_000000392013_00480_05043_5311.N1	16-FEB-2003 09:46:07	Bright	38.500	17	78Bet Gem	1.1610	4500.0	77	5043	No
174	GOM_NL__2PRFIN20030216_095218_000000382013_00480_05043_5312.N1	16-FEB-2003 09:52:18	Bright	37.500	42	34Bet Aur	1.9000	10200.	75	5043	No
175	GOM_NL__2PRFIN20030216_095549_000000552013_00480_05043_5313.N1	16-FEB-2003 09:55:49	Bright	55.000	174	52Psi UMa	3.0040	4400.0	110	5043	No
176	GOM_NL__2PRFIN20030216_095747_000000462013_00480_05043_5314.N1	16-FEB-2003 09:57:47	Bright	45.500	82	48Bet UMa	2.3650	10600.	91	5043	No
177	GOM_NL__2PRFIN20030216_095955_000000512013_00480_05043_5315.N1	16-FEB-2003 09:59:55	Bright	51.000	87	64Gam UMa	2.4330	11000.	102	5043	No
178	GOM_NL__2PRFIN20030216_100329_000000372013_00480_05043_5316.N1	16-FEB-2003 10:03:29	Bright	37.000	49	1Alp UMi	1.9900	6300.0	74	5043	No
179	GOM_NL__2PRFIN20030216_100531_000000422013_00480_05043_5317.N1	16-FEB-2003 10:05:31	Bright	42.000	60	7Bet UMi	2.0810	3950.0	84	5043	No
180	GOM_NL__2PRFIN20030216_101411_000000402013_00480_05043_5318.N1	16-FEB-2003 10:14:11	Bright	39.500	130	23Bet Dra	2.7990	5800.0	79	5043	No
181	GOM_NL__2PRFIN20030216_101612_000000342013_00480_05043_5319.N1	16-FEB-2003 10:16:12	Bright	33.500	144	18Del Cyg	2.8600	11000.	67	5043	No
182	GOM_NL__2PRFIN20030216_101827_000000392013_00480_05043_5320.N1	16-FEB-2003 10:18:27	Bright	39.000	5	3Alp Lyr	0.033000	11000.	78	5043	No
183	GOM_NL__2PRFIN20030216_102137_000000572013_00480_05043_5321.N1	16-FEB-2003 10:21:37	Bright	56.500	133	40Zet Her	2.8070	6000.0	113	5043	No
184	GOM_NL__2PRFIN20030216_102558_000001202013_00480_05043_5322.N1	16-FEB-2003 10:25:58	Twilight	119.50	67	5Alp CrB	2.2210	11000.	239	5043	No
185	GOM_NL__2PRFIN20030216_102954_000000532013_00480_05043_5323.N1	16-FEB-2003 10:29:54	Twilight	53.000	126	60Bet Oph	2.7700	4250.0	106	5043	No
186	GOM_NL__2PRFIN20030216_103458_000000412013_00480_05043_5324.N1	16-FEB-2003 10:34:58	Twilight	40.500	155	41Pi Sgr	2.9000	6600.0	81	5043	No
187	GOM_NL__2PRFIN20030216_103819_000001782013_00480_05043_5325.N1	16-FEB-2003 10:38:19	Dark	177.50	102	24Alp Ser	2.6000	4250.0	355	5043	No
188	GOM_NL__2PRFIN20030216_104357_000000732013_00480_05043_5326.N1	16-FEB-2003 10:43:57	Dark	73.000	80	7Del Sco	2.3160	30000.	146	5043	No
189	GOM_NL__2PRFIN20030216_104603_000000452013_00480_05043_5327.N1	16-FEB-2003 10:46:03	Dark	45.000	141	Bet Ara	2.8400	4600.0	90	5043	No
190	GOM_NL__2PRFIN20030216_105334_000000452013_00481_05044_5299.N1	16-FEB-2003 10:53:34	Dark	45.000	10	Bet Cen	0.61000	28000.	90	5044	No
191	GOM_NL__2PRFIN20030216_105456_000000452013_00481_05044_5300.N1	16-FEB-2003 10:54:56	Dark	45.000	77	Eps Cen	2.3030	28000.	90	5044	No
192	GOM_NL__2PRFIN20030216_105623_000000442013_00481_05044_5301.N1	16-FEB-2003 10:56:23	Dark	43.500	20	Bet Cru	1.2530	30000.	87	5044	No
193	GOM_NL__2PRFIN20030216_105819_000000472013_00481_05044_5302.N1	16-FEB-2003 10:58:19	Dark	47.000	64	Gam Cen	2.2000	10600.	94	5044	No
194	GOM_NL__2PRFIN20030216_110138_000000422013_00481_05044_5303.N1	16-FEB-2003 11:01:38	Dark	42.000	71	lot Car	2.2460	7700.0	84	5044	No
195	GOM_NL__2PRFIN20030216_110315_000000392013_00481_05044_5304.N1	16-FEB-2003 11:03:15	Dark	39.000	46	Del Vel	1.9540	10600.	78	5044	No
196	GOM_NL__2PRFIN20030216_110538_000000412013_00481_05044_5305.N1	16-FEB-2003 11:05:38	Straylight	40.500	34	Gam2Vel	1.7930	23000.	81	5044	No
197	GOM_NL__2PRFIN20030216_110742_000000402013_00481_05044_5306.N1	16-FEB-2003 11:07:42	Straylight	39.500	70	Zet Pup	2.2460	39000.	79	5044	No
198	GOM_NL__2PRFIN20030216_111103_000000382013_00481_05044_5307.N1	16-FEB-2003 11:11:03	Straylight	38.000	88	31Eta CMa	2.4480	20000.	76	5044	No
199	GOM_NL__2PRFIN20030216_111554_000000492013_00481_05044_5308.N1	16-FEB-2003 11:15:54	Straylight	48.500	48	30Alp Hya	1.9770	4100.0	97	5044	No
200	GOM_NL__2PRFIN20030216_112027_000000462013_00481_05044_5309.N1	16-FEB-2003 11:20:27	Bright	45.500	8	10Alp CMi	0.40000	6500.0	91	5044	No
201	GOM_NL__2PRFIN20030216_112315_000000542013_00481_05044_5310.N1	16-FEB-2003 11:23:15	Bright	53.500	22	32Alp Leo	1.3600	15200.	107	5044	No
202	GOM_NL__2PRFIN20030216_112643_000000382013_00481_05044_5311.N1	16-FEB-2003 11:26:43	Bright	38.000	17	78Bet Gem	1.1610	4500.0	76	5044	No
203	GOM_NL__2PRFIN20030216_113254_000000392013_00481_05044_5312.N1	16-FEB-2003 11:32:54	Bright	38.500	42	34Bet Aur	1.9000	10200.	77	5044	No
204	GOM_NL__2PRFIN20030216_113624_000000562013_00481_05044_5313.N1	16-FEB-2003 11:36:24	Bright	55.500	174	52Psi UMa	3.0040	4400.0	111	5044	No
205	GOM_NL__2PRFIN20030216_113822_000000452013_00481_05044_5314.N1	16-FEB-2003 11:38:22	Bright	45.000	82	48Bet UMa	2.3650	10600.	90	5044	No
206	GOM_NL__2PRFIN20030216_114029_000000512013_00481_05044_5315.N1	16-FEB-2003 11:40:29	Bright	51.000	87	64Gam UMa	2.4330	11000.	102	5044	No
207	GOM_NL__2PRFIN20030216_114404_000000342013_00481_05044_5316.N1	16-FEB-2003 11:44:04	Bright	34.000	49	1Alp UMi	1.9900	6300.0	68	5044	No
208	GOM_NL__2PRFIN20030216_114606_000000422013_00481_05044_5317.N1	16-FEB-2003 11:46:06	Bright	41.500	60	7Bet UMi	2.0810	3950.0	83	5044	No
209	GOM_NL__2PRFIN20030216_115446_000000402013_00481_05044_5318.N1	16-FEB-2003 11:54:46	Bright	40.000	130	23Bet Dra	2.7990	5800.0	80	5044	No
210	GOM_NL__2PRFIN20030216_115648_000000352013_00481_05044_5319.N1	16-FEB-2003 11:56:48	Bright	35.000	144	18Del Cyg	2.8600	11000.	70	5044	No
211	GOM_NL__2PRFIN20030216_115903_000000402013_00481_05044_5320.N1	16-FEB-2003 11:59:03	Bright	40.000	5	3Alp Lyr	0.033000	11000.	80	5044	No
212	GOM_NL__2PRFIN20030216_120213_000000592013_00481_05044_5321.N1	16-FEB-2003 12:02:13	Bright	58.500	133	40Zet Her	2.8070	6000.0	117	5044	No
213	GOM_NL__2PRFIN20030216_120634_000001192013_00481_05044_5322.N1	16-FEB-2003 12:06:34	Twilight	118.50	67	5Alp CrB	2.2210	11000.	237	5044	No
214	GOM_NL__2PRFIN20030216_121030_000000492013_00481_05044_5323.N1	16-FEB-2003 12:10:30	Twilight	49.000	126	60Bet Oph	2.7700	4250.0	98	5044	No
215	GOM_NL__2PRFIN20030216_121534_000000422013_00481_05044_5324.N1	16-FEB-2003 12:15:34	Twilight	42.000	155	41Pi Sgr	2.9000	6600.0	84	5044	No
216	GOM_NL__2PRFIN20030216_121858_000001612013_00481_05044_5325.N1	16-FEB-2003 12:18:58	Dark	161.00	102	24Alp Ser	2.6000	4250.0	322	5044	No
217	GOM_NL__2PRFIN20030216_122433_000000702013_00481_05044_5326.N1	16-FEB-2003 12:24:33	Dark	70.000	80	7Del Sco	2.3160	30000.	140	5044	No
218	GOM_NL__2PRFIN20030216_122638_000000442013_00481_05044_5327.N1	16-FEB-2003 12:26:38	Dark	44.000	141	Bet Ara	2.8400	4600.0	88	5044	No
219	GOM_NL__2PRFIN20030216_123410_000000432013_00482_05045_5299.N1	16-FEB-2003 12:34:10	Dark	42.500	10	Bet Cen	0.61000	28000.	85	5045	No

220	GOM_NL__2PRFIN20030216_123532_000000452013_00482_05045_5300.N1	16-FEB-2003 12:35:32	Dark	44.500	77	Eps Cen	2.3030	28000.	89	5045	No
221	GOM_NL__2PRFIN20030216_123713_000000442013_00482_05045_5301.N1	16-FEB-2003 12:37:13	Dark	44.000	12	Alp1Cru	0.77500	30000.	88	5045	No
222	GOM_NL__2PRFIN20030216_123936_000000492013_00482_05045_5302.N1	16-FEB-2003 12:39:36	Dark	48.500	29	Bet Car	1.6720	10200.	97	5045	No
223	GOM_NL__2PRFIN20030216_124214_000000402013_00482_05045_5303.N1	16-FEB-2003 12:42:14	Dark	39.500	71	lot Car	2.2460	7700.0	79	5045	No
224	GOM_NL__2PRFIN20030216_124351_000000432013_00482_05045_5304.N1	16-FEB-2003 12:43:51	Dark	42.500	46	Del Vel	1.9540	10600.	85	5045	No
225	GOM_NL__2PRFIN20030216_124614_000000402013_00482_05045_5305.N1	16-FEB-2003 12:46:14	Straylight	39.500	34	Gam2Vel	1.7930	23000.	79	5045	No
226	GOM_NL__2PRFIN20030216_124818_000000422013_00482_05045_5306.N1	16-FEB-2003 12:48:18	Straylight	42.000	70	Zet Pup	2.2460	39000.	84	5045	No
227	GOM_NL__2PRFIN20030216_125236_000000402013_00482_05045_5307.N1	16-FEB-2003 12:52:36	Straylight	40.000	132	15Rho Pup	2.8030	6900.0	80	5045	No
228	GOM_NL__2PRFIN20030216_125630_000000482013_00482_05045_5308.N1	16-FEB-2003 12:56:30	Straylight	48.000	48	30Alp Hya	1.9770	4100.0	96	5045	No
229	GOM_NL__2PRFIN20030216_130103_000000432013_00482_05045_5309.N1	16-FEB-2003 13:01:03	Bright	43.000	8	10Alp CMi	0.40000	6500.0	86	5045	No
230	GOM_NL__2PRFIN20030216_130350_000000542013_00482_05045_5310.N1	16-FEB-2003 13:03:50	Bright	54.000	22	32Alp Leo	1.3600	15200.	108	5045	No
231	GOM_NL__2PRFIN20030216_130719_000000402013_00482_05045_5311.N1	16-FEB-2003 13:07:19	Bright	40.000	17	78Bet Gem	1.1610	4500.0	80	5045	No
232	GOM_NL__2PRFIN20030216_131700_000000542013_00482_05045_5312.N1	16-FEB-2003 13:17:00	Bright	54.000	174	52Psi UMa	3.0040	4400.0	108	5045	No
233	GOM_NL__2PRFIN20030216_131857_000000462013_00482_05045_5313.N1	16-FEB-2003 13:18:57	Bright	45.500	82	48Bet UMa	2.3650	10600.	91	5045	No
234	GOM_NL__2PRFIN20030216_132104_000000512013_00482_05045_5314.N1	16-FEB-2003 13:21:04	Bright	50.500	87	64Gam UMa	2.4330	11000.	101	5045	No
235	GOM_NL__2PRFIN20030216_132440_000000352013_00482_05045_5315.N1	16-FEB-2003 13:24:40	Bright	35.000	49	1Alp UMi	1.9900	6300.0	70	5045	No
236	GOM_NL__2PRFIN20030216_132642_000000412013_00482_05045_5316.N1	16-FEB-2003 13:26:42	Bright	41.000	60	7Bet UMi	2.0810	3950.0	82	5045	No
237	GOM_NL__2PRFIN20030216_132907_000000682013_00482_05045_5317.N1	16-FEB-2003 13:29:07	Bright	68.000	39	85Eta UMa	1.8540	24000.	136	5045	No
238	GOM_NL__2PRFIN20030216_133140_000000342013_00482_05045_5318.N1	16-FEB-2003 13:31:40	Bright	34.000	89	5Alp Cep	2.4510	8000.0	68	5045	No
239	GOM_NL__2PRFIN20030216_133522_000000432013_00482_05045_5319.N1	16-FEB-2003 13:35:22	Bright	43.000	130	23Bet Dra	2.7990	5800.0	86	5045	No
240	GOM_NL__2PRFIN20030216_133724_000000362013_00482_05045_5320.N1	16-FEB-2003 13:37:24	Bright	35.500	144	18Del Cyg	2.8600	11000.	71	5045	No
241	GOM_NL__2PRFIN20030216_133939_000000412013_00482_05045_5321.N1	16-FEB-2003 13:39:39	Bright	41.000	5	3Alp Lyr	0.033000	11000.	82	5045	No
242	GOM_NL__2PRFIN20030216_134249_000000582013_00482_05045_5322.N1	16-FEB-2003 13:42:49	Bright	57.500	133	40Zet Her	2.8070	6000.0	115	5045	No
243	GOM_NL__2PRFIN20030216_134711_000001142013_00482_05045_5323.N1	16-FEB-2003 13:47:11	Twilight	114.00	67	5Alp CrB	2.2210	11000.	228	5045	No
244	GOM_NL__2PRFIN20030216_135106_000000552013_00482_05045_5324.N1	16-FEB-2003 13:51:06	Twilight	54.500	126	60Bet Oph	2.7700	4250.0	109	5045	No
245	GOM_NL__2PRFIN20030216_135610_000000432013_00482_05045_5325.N1	16-FEB-2003 13:56:10	Twilight	42.500	155	41Pi Sgr	2.9000	6600.0	85	5045	No
246	GOM_NL__2PRFIN20030216_135750_000000432013_00482_05045_5326.N1	16-FEB-2003 13:57:50	Twilight	43.000	57	34Sig Sgr	2.0660	26000.	86	5045	No
247	GOM_NL__2PRFIN20030216_135937_000001482013_00482_05045_5327.N1	16-FEB-2003 13:59:37	Dark	147.50	102	24Alp Ser	2.6000	4250.0	295	5045	No
248	GOM_NL__2PRFIN20030216_140512_000000642013_00482_05045_5328.N1	16-FEB-2003 14:05:12	Dark	64.000	80	7Del Sco	2.3160	30000.	128	5045	No
249	GOM_NL__2PRFIN20030216_141446_000000432013_00483_05046_5299.N1	16-FEB-2003 14:14:46	Dark	42.500	10	Bet Cen	0.61000	28000.	85	5046	No
250	GOM_NL__2PRFIN20030216_141607_000000522013_00483_05046_5300.N1	16-FEB-2003 14:16:07	Dark	51.500	77	Eps Cen	2.3030	28000.	103	5046	No
251	GOM_NL__2PRFIN20030216_141749_000000512013_00483_05046_5301.N1	16-FEB-2003 14:17:49	Dark	50.500	12	Alp1Cru	0.77500	30000.	101	5046	No
252	GOM_NL__2PRFIN20030216_142012_000000402013_00483_05046_5302.N1	16-FEB-2003 14:20:12	Dark	40.000	29	Bet Car	1.6720	10200.	80	5046	No
253	GOM_NL__2PRFIN20030216_142250_000000422013_00483_05046_5303.N1	16-FEB-2003 14:22:50	Dark	42.000	71	lot Car	2.2460	7700.0	84	5046	No
254	GOM_NL__2PRFIN20030216_142427_000000412013_00483_05046_5304.N1	16-FEB-2003 14:24:27	Dark	40.500	46	Del Vel	1.9540	10600.	81	5046	No
255	GOM_NL__2PRFIN20030216_142650_000000382013_00483_05046_5305.N1	16-FEB-2003 14:26:50	Straylight	38.000	34	Gam2Vel	1.7930	23000.	76	5046	No
256	GOM_NL__2PRFIN20030216_142855_000000402013_00483_05046_5306.N1	16-FEB-2003 14:28:55	Straylight	39.500	70	Zet Pup	2.2460	39000.	79	5046	No
257	GOM_NL__2PRFIN20030216_143312_000000432013_00483_05046_5307.N1	16-FEB-2003 14:33:12	Straylight	42.500	132	15Rho Pup	2.8030	6900.0	85	5046	No
258	GOM_NL__2PRFIN20030216_143705_000000522013_00483_05046_5308.N1	16-FEB-2003 14:37:05	Straylight	52.000	48	30Alp Hya	1.9770	4100.0	104	5046	No
259	GOM_NL__2PRFIN20030216_144139_000000402013_00483_05046_5309.N1	16-FEB-2003 14:41:39	Bright	39.500	8	10Alp CMi	0.40000	6500.0	79	5046	No
260	GOM_NL__2PRFIN20030216_144424_000000572013_00483_05046_5310.N1	16-FEB-2003 14:44:24	Bright	57.000	22	32Alp Leo	1.3600	15200.	114	5046	No
261	GOM_NL__2PRFIN20030216_144754_000000402013_00483_05046_5311.N1	16-FEB-2003 14:47:54	Bright	39.500	17	78Bet Gem	1.1610	4500.0	79	5046	No
262	GOM_NL__2PRFIN20030216_145736_000000542013_00483_05046_5312.N1	16-FEB-2003 14:57:36	Bright	53.500	174	52Psi UMa	3.0040	4400.0	107	5046	No
263	GOM_NL__2PRFIN20030216_145934_000000452013_00483_05046_5313.N1	16-FEB-2003 14:59:34	Bright	45.000	82	48Bet UMa	2.3650	10600.	90	5046	No
264	GOM_NL__2PRFIN20030216_150140_000000512013_00483_05046_5314.N1	16-FEB-2003 15:01:40	Bright	50.500	87	64Gam UMa	2.4330	11000.	101	5046	No
265	GOM_NL__2PRFIN20030216_150517_000000362013_00483_05046_5315.N1	16-FEB-2003 15:05:17	Bright	35.500	49	1Alp UMi	1.9900	6300.0	71	5046	No
266	GOM_NL__2PRFIN20030216_150718_000000412013_00483_05046_5316.N1	16-FEB-2003 15:07:18	Bright	40.500	60	7Bet UMi	2.0810	3950.0	81	5046	No
267	GOM_NL__2PRFIN20030216_150942_000000692013_00483_05046_5317.N1	16-FEB-2003 15:09:42	Bright	68.500	39	85Eta UMa	1.8540	24000.	137	5046	No
268	GOM_NL__2PRFIN20030216_151217_000000362013_00483_05046_5318.N1	16-FEB-2003 15:12:17	Bright	35.500	89	5Alp Cep	2.4510	8000.0	71	5046	No
269	GOM_NL__2PRFIN20030216_151558_000000422013_00483_05046_5319.N1	16-FEB-2003 15:15:58	Bright	42.000	130	23Bet Dra	2.7990	5800.0	84	5046	No
270	GOM_NL__2PRFIN20030216_151800_000000362013_00483_05046_5320.N1	16-FEB-2003 15:18:00	Bright	35.500	144	18Del Cyg	2.8600	11000.	71	5046	No
271	GOM_NL__2PRFIN20030216_152016_000000412013_00483_05046_5321.N1	16-FEB-2003 15:20:16	Bright	40.500	5	3Alp Lyr	0.033000	11000.	81	5046	No
272	GOM_NL__2PRFIN20030216_152326_000000572013_00483_05046_5322.N1	16-FEB-2003 15:23:26	Bright	57.000	133	40Zet Her	2.8070	6000.0	114	5046	No
273	GOM_NL__2PRFIN20030216_152747_000001302013_00483_05046_5323.N1	16-FEB-2003 15:27:47	Twilight	129.50	67	5Alp CrB	2.2210	11000.	259	5046	No
274	GOM_NL__2PRFIN20030216_153143_000000522013_00483_05046_5324.N1	16-FEB-2003 15:31:43	Twilight	51.500	126	60Bet Oph	2.7700	4250.0	103	5046	No
275	GOM_NL__2PRFIN20030216_153647_000000402013_00483_05046_5325.N1	16-FEB-2003 15:36:47	Twilight	40.000	155	41Pi Sgr	2.9000	6600.0	80	5046	No
276	GOM_NL__2PRFIN20030216_153827_000000392013_00483_05046_5326.N1	16-FEB-2003 15:38:27	Twilight	39.000	57	34Sig Sgr	2.0660	26000.	78	5046	No
277	GOM_NL__2PRFIN20030216_154017_000001482013_00483_05046_5327.N1	16-FEB-2003 15:40:17	Dark	147.50	102	24Alp Ser	2.6000	4250.0	295	5046	No
278	GOM_NL__2PRFIN20030216_154549_000000622013_00483_05046_5328.N1	16-FEB-2003 15:45:49	Dark	62.000	80	7Del Sco	2.3160	30000.	124	5046	No

279	GOM_NL__2PRFIN20030216_155524_000000432013_00484_05047_5299.N1	16-FEB-2003 15:55:24	Dark	42.500	10	Bet Cen	0.61000	28000.	85	5047	No
280	GOM_NL__2PRFIN20030216_155646_000000452013_00484_05047_5300.N1	16-FEB-2003 15:56:46	Dark	45.000	77	Eps Cen	2.3030	28000.	90	5047	No
281	GOM_NL__2PRFIN20030216_155826_000000422013_00484_05047_5301.N1	16-FEB-2003 15:58:26	Dark	41.500	12	Alp1Cru	0.77500	30000.	83	5047	No
282	GOM_NL__2PRFIN20030216_160048_000000402013_00484_05047_5302.N1	16-FEB-2003 16:00:48	Dark	39.500	29	Bet Car	1.6720	10200.	79	5047	No
283	GOM_NL__2PRFIN20030216_160326_000000392013_00484_05047_5303.N1	16-FEB-2003 16:03:26	Dark	38.500	71	lot Car	2.2460	7700.0	77	5047	No
284	GOM_NL__2PRFIN20030216_160504_000000422013_00484_05047_5304.N1	16-FEB-2003 16:05:04	Dark	42.000	46	Del Vel	1.9540	10600.	84	5047	No
285	GOM_NL__2PRFIN20030216_160726_000000432013_00484_05047_5305.N1	16-FEB-2003 16:07:26	Straylight	42.500	34	Gam2Vel	1.7930	23000.	85	5047	No
286	GOM_NL__2PRFIN20030216_160931_000000402013_00484_05047_5306.N1	16-FEB-2003 16:09:31	Straylight	40.000	70	Zet Pup	2.2460	39000.	80	5047	No
287	GOM_NL__2PRFIN20030216_161348_000000412013_00484_05047_5307.N1	16-FEB-2003 16:13:48	Straylight	41.000	132	15Rho Pup	2.8030	6900.0	82	5047	No
288	GOM_NL__2PRFIN20030216_161742_000000502013_00484_05047_5308.N1	16-FEB-2003 16:17:42	Straylight	49.500	48	30Alp Hya	1.9770	4100.0	99	5047	No
289	GOM_NL__2PRFIN20030216_162216_000000412013_00484_05047_5309.N1	16-FEB-2003 16:22:16	Bright	41.000	8	10Alp CMi	0.40000	6500.0	82	5047	No
290	GOM_NL__2PRFIN20030216_162502_000000522013_00484_05047_5310.N1	16-FEB-2003 16:25:02	Bright	52.000	22	32Alp Leo	1.3600	15200.	104	5047	No
291	GOM_NL__2PRFIN20030216_162831_000000382013_00484_05047_5311.N1	16-FEB-2003 16:28:31	Bright	38.000	17	78Bet Gem	1.1610	4500.0	76	5047	No
292	GOM_NL__2PRFIN20030216_163810_000000532013_00484_05047_5312.N1	16-FEB-2003 16:38:10	Bright	53.000	174	52Psi UMa	3.0040	4400.0	106	5047	No
293	GOM_NL__2PRFIN20030216_164008_000000462013_00484_05047_5313.N1	16-FEB-2003 16:40:08	Bright	45.500	82	48Bet UMa	2.3650	10600.	91	5047	No
294	GOM_NL__2PRFIN20030216_164214_000000522013_00484_05047_5314.N1	16-FEB-2003 16:42:14	Bright	51.500	87	64Gam UMa	2.4330	11000.	103	5047	No
295	GOM_NL__2PRFIN20030216_164553_000000372013_00484_05047_5315.N1	16-FEB-2003 16:45:53	Bright	36.500	49	1Alp UMi	1.9900	6300.0	73	5047	No
296	GOM_NL__2PRFIN20030216_164753_000000432013_00484_05047_5316.N1	16-FEB-2003 16:47:53	Bright	43.000	60	7Bet UMi	2.0810	3950.0	86	5047	No
297	GOM_NL__2PRFIN20030216_165016_000000652013_00484_05047_5317.N1	16-FEB-2003 16:50:16	Bright	64.500	39	85Eta UMa	1.8540	24000.	129	5047	No
298	GOM_NL__2PRFIN20030216_165253_000000372013_00484_05047_5318.N1	16-FEB-2003 16:52:53	Bright	36.500	89	5Alp Cep	2.4510	8000.0	73	5047	No
299	GOM_NL__2PRFIN20030216_165634_000000422013_00484_05047_5319.N1	16-FEB-2003 16:56:34	Bright	41.500	130	23Bet Dra	2.7990	5800.0	83	5047	No
300	GOM_NL__2PRFIN20030216_165836_000000342013_00484_05047_5320.N1	16-FEB-2003 16:58:36	Bright	34.000	144	18Del Cyg	2.8600	11000.	68	5047	No
301	GOM_NL__2PRFIN20030216_170052_000000362013_00484_05047_5321.N1	16-FEB-2003 17:00:52	Bright	36.000	5	3Alp Lyr	0.033000	11000.	72	5047	No
302	GOM_NL__2PRFIN20030216_170401_000000572013_00484_05047_5322.N1	16-FEB-2003 17:04:01	Bright	56.500	133	40Zet Her	2.8070	6000.0	113	5047	No
303	GOM_NL__2PRFIN20030216_170825_000001312013_00484_05047_5323.N1	16-FEB-2003 17:08:25	Twilight	130.50	67	5Alp CrB	2.2210	11000.	261	5047	No
304	GOM_NL__2PRFIN20030216_171219_000000532013_00484_05047_5324.N1	16-FEB-2003 17:12:19	Twilight	53.000	126	60Bet Oph	2.7700	4250.0	106	5047	No
305	GOM_NL__2PRFIN20030216_171723_000000402013_00484_05047_5325.N1	16-FEB-2003 17:17:23	Twilight	39.500	155	41Pi Sgr	2.9000	6600.0	79	5047	No
306	GOM_NL__2PRFIN20030216_171903_000000402013_00484_05047_5326.N1	16-FEB-2003 17:19:03	Twilight	39.500	57	34Sig Sgr	2.0660	26000.	79	5047	No
307	GOM_NL__2PRFIN20030216_172057_000001862013_00484_05047_5327.N1	16-FEB-2003 17:20:57	Dark	185.50	102	24Alp Ser	2.6000	4250.0	371	5047	No
308	GOM_NL__2PRFIN20030216_172627_000000642013_00484_05047_5328.N1	16-FEB-2003 17:26:27	Dark	64.000	80	7Del Sco	2.3160	30000.	128	5047	No
309	GOM_NL__2PRFIN20030216_173600_000000462013_00485_05048_5299.N1	16-FEB-2003 17:36:00	Dark	46.000	10	Bet Cen	0.61000	28000.	92	5048	No
310	GOM_NL__2PRFIN20030216_173723_000000452013_00485_05048_5300.N1	16-FEB-2003 17:37:23	Dark	45.000	77	Eps Cen	2.3030	28000.	90	5048	No
311	GOM_NL__2PRFIN20030216_173902_000000512013_00485_05048_5301.N1	16-FEB-2003 17:39:02	Dark	51.000	12	Alp1Cru	0.77500	30000.	102	5048	No
312	GOM_NL__2PRFIN20030216_174125_000000392013_00485_05048_5302.N1	16-FEB-2003 17:41:25	Dark	38.500	29	Bet Car	1.6720	10200.	77	5048	No
313	GOM_NL__2PRFIN20030216_174402_000000412013_00485_05048_5303.N1	16-FEB-2003 17:44:02	Dark	40.500	71	lot Car	2.2460	7700.0	81	5048	No
314	GOM_NL__2PRFIN20030216_174540_000000372013_00485_05048_5304.N1	16-FEB-2003 17:45:40	Dark	37.000	46	Del Vel	1.9540	10600.	74	5048	No
315	GOM_NL__2PRFIN20030216_174802_000000382013_00485_05048_5305.N1	16-FEB-2003 17:48:02	Straylight	38.000	34	Gam2Vel	1.7930	23000.	76	5048	No
316	GOM_NL__2PRFIN20030216_175007_000000412013_00485_05048_5306.N1	16-FEB-2003 17:50:07	Straylight	40.500	70	Zet Pup	2.2460	39000.	81	5048	No
317	GOM_NL__2PRFIN20030216_175424_000000412013_00485_05048_5307.N1	16-FEB-2003 17:54:24	Straylight	41.000	132	15Rho Pup	2.8030	6900.0	82	5048	No
318	GOM_NL__2PRFIN20030216_175818_000000532013_00485_05048_5308.N1	16-FEB-2003 17:58:18	Straylight	53.000	48	30Alp Hya	1.9770	4100.0	106	5048	No
319	GOM_NL__2PRFIN20030216_180252_000000452013_00485_05048_5309.N1	16-FEB-2003 18:02:52	Bright	45.000	8	10Alp CMi	0.40000	6500.0	90	5048	No
320	GOM_NL__2PRFIN20030216_180537_000000522013_00485_05048_5310.N1	16-FEB-2003 18:05:37	Bright	52.000	22	32Alp Leo	1.3600	15200.	104	5048	No
321	GOM_NL__2PRFIN20030216_180907_000000412013_00485_05048_5311.N1	16-FEB-2003 18:09:07	Bright	40.500	17	78Bet Gem	1.1610	4500.0	81	5048	No
322	GOM_NL__2PRFIN20030216_181845_000000542013_00485_05048_5312.N1	16-FEB-2003 18:18:45	Bright	54.000	174	52Psi UMa	3.0040	4400.0	108	5048	No
323	GOM_NL__2PRFIN20030216_182044_000000462013_00485_05048_5313.N1	16-FEB-2003 18:20:44	Bright	46.000	82	48Bet UMa	2.3650	10600.	92	5048	No
324	GOM_NL__2PRFIN20030216_182249_000000532013_00485_05048_5314.N1	16-FEB-2003 18:22:49	Bright	52.500	87	64Gam UMa	2.4330	11000.	105	5048	No
325	GOM_NL__2PRFIN20030216_182629_000000372013_00485_05048_5315.N1	16-FEB-2003 18:26:29	Bright	36.500	49	1Alp UMi	1.9900	6300.0	73	5048	No
326	GOM_NL__2PRFIN20030216_182829_000000422013_00485_05048_5316.N1	16-FEB-2003 18:28:29	Bright	42.000	60	7Bet UMi	2.0810	3950.0	84	5048	No
327	GOM_NL__2PRFIN20030216_183051_000000692013_00485_05048_5317.N1	16-FEB-2003 18:30:51	Bright	69.000	39	85Eta UMa	1.8540	24000.	138	5048	No
328	GOM_NL__2PRFIN20030216_183329_000000352013_00485_05048_5318.N1	16-FEB-2003 18:33:29	Bright	34.500	89	5Alp Cep	2.4510	8000.0	69	5048	No
329	GOM_NL__2PRFIN20030216_183710_000000442013_00485_05048_5319.N1	16-FEB-2003 18:37:10	Bright	43.500	130	23Bet Dra	2.7990	5800.0	87	5048	No
330	GOM_NL__2PRFIN20030216_183913_000000342013_00485_05048_5320.N1	16-FEB-2003 18:39:13	Bright	33.500	144	18Del Cyg	2.8600	11000.	67	5048	No
331	GOM_NL__2PRFIN20030216_184128_000000392013_00485_05048_5321.N1	16-FEB-2003 18:41:28	Bright	39.000	5	3Alp Lyr	0.033000	11000.	78	5048	No
332	GOM_NL__2PRFIN20030216_184438_000000582013_00485_05048_5322.N1	16-FEB-2003 18:44:38	Bright	57.500	133	40Zet Her	2.8070	6000.0	115	5048	No
333	GOM_NL__2PRFIN20030216_184902_000001272013_00485_05048_5323.N1	16-FEB-2003 18:49:02	Twilight	127.00	67	5Alp CrB	2.2210	11000.	254	5048	No
334	GOM_NL__2PRFIN20030216_185256_000000502013_00485_05048_5324.N1	16-FEB-2003 18:52:56	Twilight	49.500	126	60Bet Oph	2.7700	4250.0	99	5048	No
335	GOM_NL__2PRFIN20030216_185759_000000422013_00485_05048_5325.N1	16-FEB-2003 18:57:59	Twilight	42.000	155	41Pi Sgr	2.9000	6600.0	84	5048	No
336	GOM_NL__2PRFIN20030216_185939_000000432013_00485_05048_5326.N1	16-FEB-2003 18:59:39	Twilight	43.000	57	34Sig Sgr	2.0660	26000.	86	5048	No
337	GOM_NL__2PRFIN20030216_190136_000001512013_00485_05048_5327.N1	16-FEB-2003 19:01:36	Dark	151.00	102	24Alp Ser	2.6000	4250.0	302	5048	No

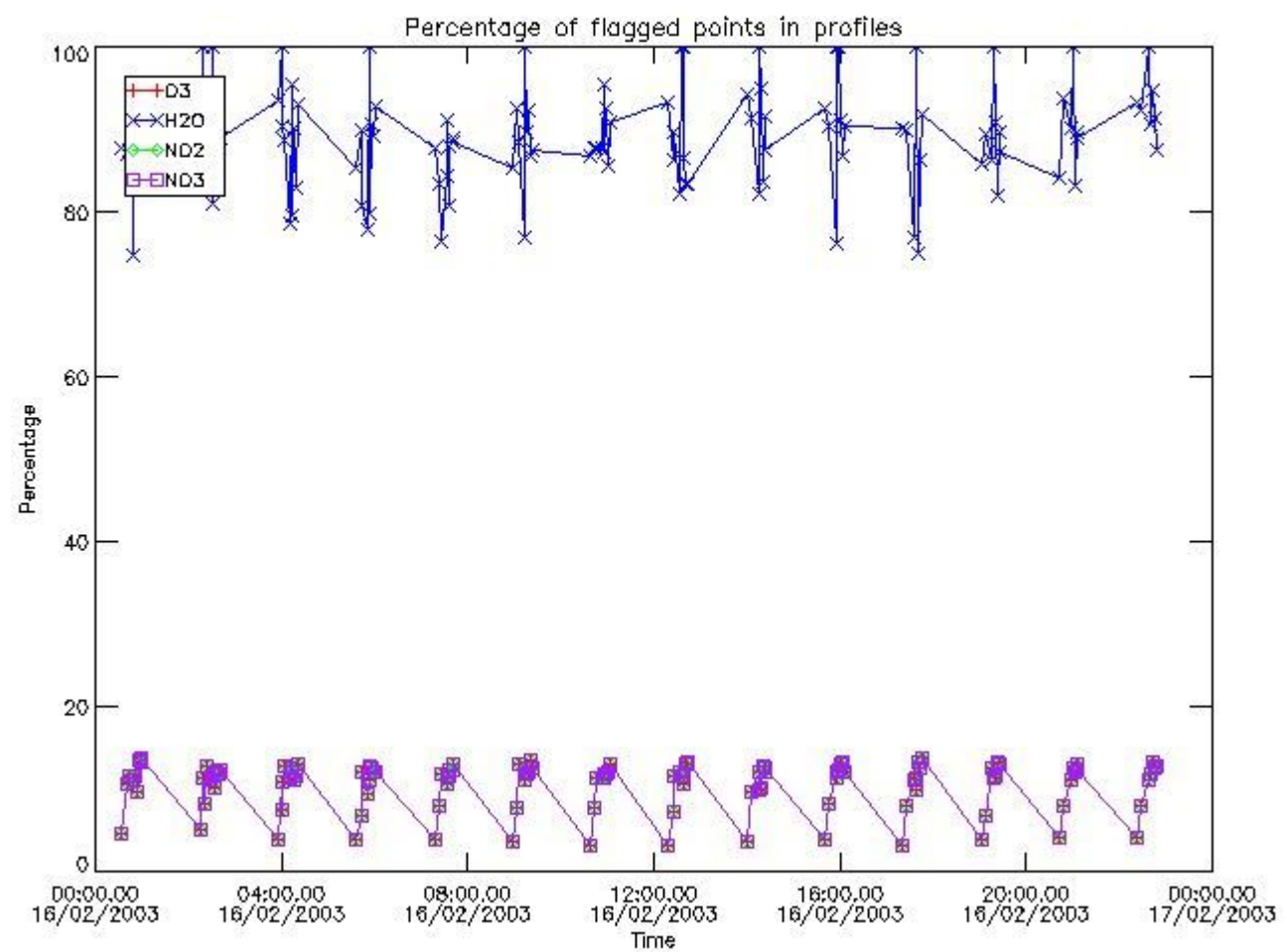
338	GOM_NL__2PRFIN20030216_190704_000000762013_00485_05048_5328.N1	16-FEB-2003 19:07:04	Dark	75.500	80	7Del Sco	2.3160	30000.	151	5048	No
339	GOM_NL__2PRFIN20030216_191637_000000412013_00486_05049_5299.N1	16-FEB-2003 19:16:37	Dark	40.500	10	Bet Cen	0.61000	28000.	81	5049	No
340	GOM_NL__2PRFIN20030216_191800_000000452013_00486_05049_5300.N1	16-FEB-2003 19:18:00	Dark	45.000	77	Eps Cen	2.3030	28000.	90	5049	No
341	GOM_NL__2PRFIN20030216_191939_000000452013_00486_05049_5301.N1	16-FEB-2003 19:19:39	Dark	44.500	12	Alp1Cru	0.77500	30000.	89	5049	No
342	GOM_NL__2PRFIN20030216_192201_000000422013_00486_05049_5302.N1	16-FEB-2003 19:22:01	Dark	42.000	29	Bet Car	1.6720	10200.	84	5049	No
343	GOM_NL__2PRFIN20030216_192439_000000402013_00486_05049_5303.N1	16-FEB-2003 19:24:39	Dark	39.500	71	lot Car	2.2460	7700.0	79	5049	No
344	GOM_NL__2PRFIN20030216_192616_000000402013_00486_05049_5304.N1	16-FEB-2003 19:26:16	Dark	39.500	46	Del Vel	1.9540	10600.	79	5049	No
345	GOM_NL__2PRFIN20030216_192838_000000402013_00486_05049_5305.N1	16-FEB-2003 19:28:38	Straylight	40.000	34	Gam2Vel	1.7930	23000.	80	5049	No
346	GOM_NL__2PRFIN20030216_193043_000000382013_00486_05049_5306.N1	16-FEB-2003 19:30:43	Straylight	38.000	70	Zet Pup	2.2460	39000.	76	5049	No
347	GOM_NL__2PRFIN20030216_193500_000000392013_00486_05049_5307.N1	16-FEB-2003 19:35:00	Straylight	38.500	132	15Rho Pup	2.8030	6900.0	77	5049	No
348	GOM_NL__2PRFIN20030216_193854_000000512013_00486_05049_5308.N1	16-FEB-2003 19:38:54	Straylight	51.000	48	30Alp Hya	1.9770	4100.0	102	5049	No
349	GOM_NL__2PRFIN20030216_194328_000000452013_00486_05049_5309.N1	16-FEB-2003 19:43:28	Bright	45.000	8	10Alp CMi	0.40000	6500.0	90	5049	No
350	GOM_NL__2PRFIN20030216_194613_000000542013_00486_05049_5310.N1	16-FEB-2003 19:46:13	Bright	53.500	22	32Alp Leo	1.3600	15200.	107	5049	No
351	GOM_NL__2PRFIN20030216_194943_000000392013_00486_05049_5311.N1	16-FEB-2003 19:49:43	Bright	39.000	17	78Bet Gem	1.1610	4500.0	78	5049	No
352	GOM_NL__2PRFIN20030216_195920_000000782013_00486_05049_5312.N1	16-FEB-2003 19:59:20	Bright	78.000	174	52Psi UMa	3.0040	4400.0	156	5049	No
353	GOM_NL__2PRFIN20030216_200119_000000452013_00486_05049_5313.N1	16-FEB-2003 20:01:19	Bright	45.000	82	48Bet UMa	2.3650	10600.	90	5049	No
354	GOM_NL__2PRFIN20030216_200324_000000522013_00486_05049_5314.N1	16-FEB-2003 20:03:24	Bright	51.500	87	64Gam UMa	2.4330	11000.	103	5049	No
355	GOM_NL__2PRFIN20030216_200704_000000382013_00486_05049_5315.N1	16-FEB-2003 20:07:04	Bright	37.500	49	1Alp UMi	1.9900	6300.0	75	5049	No
356	GOM_NL__2PRFIN20030216_200904_000000422013_00486_05049_5316.N1	16-FEB-2003 20:09:04	Bright	42.000	60	7Bet UMi	2.0810	3950.0	84	5049	No
357	GOM_NL__2PRFIN20030216_201127_000000682013_00486_05049_5317.N1	16-FEB-2003 20:11:27	Bright	67.500	39	85Eta UMa	1.8540	24000.	135	5049	No
358	GOM_NL__2PRFIN20030216_201405_000000372013_00486_05049_5318.N1	16-FEB-2003 20:14:05	Bright	36.500	89	5Alp Cep	2.4510	8000.0	73	5049	No
359	GOM_NL__2PRFIN20030216_201745_000000422013_00486_05049_5319.N1	16-FEB-2003 20:17:45	Bright	42.000	130	23Bet Dra	2.7990	5800.0	84	5049	No
360	GOM_NL__2PRFIN20030216_201948_000000362013_00486_05049_5320.N1	16-FEB-2003 20:19:48	Bright	36.000	144	18Del Cyg	2.8600	11000.	72	5049	No
361	GOM_NL__2PRFIN20030216_202204_000000362013_00486_05049_5321.N1	16-FEB-2003 20:22:04	Bright	36.000	5	3Alp Lyr	0.033000	11000.	72	5049	No
362	GOM_NL__2PRFIN20030216_202513_000000592013_00486_05049_5322.N1	16-FEB-2003 20:25:13	Bright	58.500	133	40Zet Her	2.8070	6000.0	117	5049	No
363	GOM_NL__2PRFIN20030216_202939_000001232013_00486_05049_5323.N1	16-FEB-2003 20:29:39	Twilight	122.50	67	5Alp CrB	2.2210	11000.	245	5049	No
364	GOM_NL__2PRFIN20030216_203332_000000552013_00486_05049_5324.N1	16-FEB-2003 20:33:32	Twilight	54.500	126	60Bet Oph	2.7700	4250.0	109	5049	No
365	GOM_NL__2PRFIN20030216_203835_000000412013_00486_05049_5325.N1	16-FEB-2003 20:38:35	Twilight	40.500	155	41Pi Sgr	2.9000	6600.0	81	5049	No
366	GOM_NL__2PRFIN20030216_204015_000000432013_00486_05049_5326.N1	16-FEB-2003 20:40:15	Twilight	43.000	57	34Sig Sgr	2.0660	26000.	86	5049	No
367	GOM_NL__2PRFIN20030216_204216_000001512013_00486_05049_5327.N1	16-FEB-2003 20:42:16	Dark	151.00	102	24Alp Ser	2.6000	4250.0	302	5049	No
368	GOM_NL__2PRFIN20030216_204741_000000642013_00486_05049_5328.N1	16-FEB-2003 20:47:41	Dark	64.000	80	7Del Sco	2.3160	30000.	128	5049	No
369	GOM_NL__2PRFIN20030216_205836_000000462013_00487_05050_5299.N1	16-FEB-2003 20:58:36	Dark	45.500	77	Eps Cen	2.3030	28000.	91	5050	No
370	GOM_NL__2PRFIN20030216_210015_000000412013_00487_05050_5300.N1	16-FEB-2003 21:00:15	Dark	41.000	12	Alp1Cru	0.77500	30000.	82	5050	No
371	GOM_NL__2PRFIN20030216_210236_000000422013_00487_05050_5301.N1	16-FEB-2003 21:02:36	Dark	42.000	29	Bet Car	1.6720	10200.	84	5050	No
372	GOM_NL__2PRFIN20030216_210515_000000392013_00487_05050_5302.N1	16-FEB-2003 21:05:15	Dark	39.000	71	lot Car	2.2460	7700.0	78	5050	No
373	GOM_NL__2PRFIN20030216_210652_000000422013_00487_05050_5303.N1	16-FEB-2003 21:06:52	Dark	41.500	46	Del Vel	1.9540	10600.	83	5050	No
374	GOM_NL__2PRFIN20030216_210914_000000412013_00487_05050_5304.N1	16-FEB-2003 21:09:14	Straylight	41.000	34	Gam2Vel	1.7930	23000.	82	5050	No
375	GOM_NL__2PRFIN20030216_211218_000000912013_00487_05050_5305.N1	16-FEB-2003 21:12:18	Straylight	91.000	171	2Eps Crv	3.0010	4250.0	182	5050	No
376	GOM_NL__2PRFIN20030216_211550_000001242013_00487_05050_5306.N1	16-FEB-2003 21:15:50	Straylight	123.50	163	7Del Crv	2.9450	11000.	247	5050	No
377	GOM_NL__2PRFIN20030216_211930_000000482013_00487_05050_5307.N1	16-FEB-2003 21:19:30	Straylight	48.000	48	30Alp Hya	1.9770	4100.0	96	5050	No
378	GOM_NL__2PRFIN20030216_212404_000000402013_00487_05050_5308.N1	16-FEB-2003 21:24:04	Bright	40.000	8	10Alp CMi	0.40000	6500.0	80	5050	No
379	GOM_NL__2PRFIN20030216_212649_000000502013_00487_05050_5309.N1	16-FEB-2003 21:26:49	Bright	50.000	22	32Alp Leo	1.3600	15200.	100	5050	No
380	GOM_NL__2PRFIN20030216_213019_000000402013_00487_05050_5310.N1	16-FEB-2003 21:30:19	Bright	40.000	17	78Bet Gem	1.1610	4500.0	80	5050	No
381	GOM_NL__2PRFIN20030216_213338_000000732013_00487_05050_5311.N1	16-FEB-2003 21:33:38	Bright	72.500	96	68Del Leo	2.5600	9300.0	145	5050	No
382	GOM_NL__2PRFIN20030216_213633_000000372013_00487_05050_5312.N1	16-FEB-2003 21:36:33	Bright	37.000	42	34Bet Aur	1.9000	10200.	74	5050	No
383	GOM_NL__2PRFIN20030216_213955_000000772013_00487_05050_5313.N1	16-FEB-2003 21:39:55	Bright	77.000	174	52Psi UMa	3.0040	4400.0	154	5050	No
384	GOM_NL__2PRFIN20030216_214154_000000452013_00487_05050_5314.N1	16-FEB-2003 21:41:54	Bright	45.000	82	48Bet UMa	2.3650	10600.	90	5050	No
385	GOM_NL__2PRFIN20030216_214359_000000512013_00487_05050_5315.N1	16-FEB-2003 21:43:59	Bright	50.500	87	64Gam UMa	2.4330	11000.	101	5050	No
386	GOM_NL__2PRFIN20030216_214740_000000342013_00487_05050_5316.N1	16-FEB-2003 21:47:40	Bright	33.500	49	1Alp UMi	1.9900	6300.0	67	5050	No
387	GOM_NL__2PRFIN20030216_214940_000000422013_00487_05050_5317.N1	16-FEB-2003 21:49:40	Bright	42.000	60	7Bet UMi	2.0810	3950.0	84	5050	No
388	GOM_NL__2PRFIN20030216_215200_000000712013_00487_05050_5318.N1	16-FEB-2003 21:52:00	Bright	70.500	39	85Eta UMa	1.8540	24000.	141	5050	No
389	GOM_NL__2PRFIN20030216_215441_000000362013_00487_05050_5319.N1	16-FEB-2003 21:54:41	Bright	36.000	89	5Alp Cep	2.4510	8000.0	72	5050	No
390	GOM_NL__2PRFIN20030216_215821_000000402013_00487_05050_5320.N1	16-FEB-2003 21:58:21	Bright	39.500	130	23Bet Dra	2.7990	5800.0	79	5050	No
391	GOM_NL__2PRFIN20030216_220025_000000342013_00487_05050_5321.N1	16-FEB-2003 22:00:25	Bright	33.500	144	18Del Cyg	2.8600	11000.	67	5050	No
392	GOM_NL__2PRFIN20030216_220240_000000412013_00487_05050_5322.N1	16-FEB-2003 22:02:40	Bright	41.000	5	3Alp Lyr	0.033000	11000.	82	5050	No
393	GOM_NL__2PRFIN20030216_220549_000000592013_00487_05050_5323.N1	16-FEB-2003 22:05:49	Bright	58.500	133	40Zet Her	2.8070	6000.0	117	5050	No
394	GOM_NL__2PRFIN20030216_221016_000001192013_00487_05050_5324.N1	16-FEB-2003 22:10:16	Twilight	118.50	67	5Alp CrB	2.2210	11000.	237	5050	No
395	GOM_NL__2PRFIN20030216_221409_000000532013_00487_05050_5325.N1	16-FEB-2003 22:14:09	Twilight	52.500	126	60Bet Oph	2.7700	4250.0	105	5050	No
396	GOM_NL__2PRFIN20030216_221912_000000432013_00487_05050_5326.N1	16-FEB-2003 22:19:12	Twilight	42.500	155	41Pi Sgr	2.9000	6600.0	85	5050	No

397	GOM_NL__2PRFIN20030216_222052_000000432013_00487_05050_5327.N1	16-FEB-2003 22:20:52	Twilight	43.000	57	34Sig Sgr	2.0660	26000.	86	5050	No
398	GOM_NL__2PRFIN20030216_222255_000001612013_00487_05050_5328.N1	16-FEB-2003 22:22:55	Dark	161.00	102	24Alp Ser	2.6000	4250.0	322	5050	No
399	GOM_NL__2PRFIN20030216_222819_000000652013_00487_05050_5329.N1	16-FEB-2003 22:28:19	Dark	65.000	80	7Del Sco	2.3160	30000.	130	5050	No
400	GOM_NL__2PRFIN20030216_223913_000000462013_00488_05051_5299.N1	16-FEB-2003 22:39:13	Dark	45.500	77	Eps Cen	2.3030	28000.	91	5051	No
401	GOM_NL__2PRFIN20030216_224052_000000442013_00488_05051_5300.N1	16-FEB-2003 22:40:52	Dark	43.500	12	Alp1Cru	0.77500	30000.	87	5051	No
402	GOM_NL__2PRFIN20030216_224313_000000392013_00488_05051_5301.N1	16-FEB-2003 22:43:13	Dark	38.500	29	Bet Car	1.6720	10200.	77	5051	No
403	GOM_NL__2PRFIN20030216_224551_000000412013_00488_05051_5302.N1	16-FEB-2003 22:45:51	Dark	40.500	71	lot Car	2.2460	7700.0	81	5051	No
404	GOM_NL__2PRFIN20030216_224728_000000402013_00488_05051_5303.N1	16-FEB-2003 22:47:28	Dark	40.000	46	Del Vel	1.9540	10600.	80	5051	No
405	GOM_NL__2PRFIN20030216_224950_000000422013_00488_05051_5304.N1	16-FEB-2003 22:49:50	Straylight	41.500	34	Gam2Vel	1.7930	23000.	83	5051	No
406	GOM_NL__2PRFIN20030216_225256_000000842013_00488_05051_5305.N1	16-FEB-2003 22:52:56	Straylight	83.500	171	2Eps Crv	3.0010	4250.0	167	5051	No
407	GOM_NL__2PRFIN20030216_225626_000001222013_00488_05051_5306.N1	16-FEB-2003 22:56:26	Straylight	122.00	163	7Del Crv	2.9450	11000.	244	5051	No
408	GOM_NL__2PRFIN20030216_230006_000000472013_00488_05051_5307.N1	16-FEB-2003 23:00:06	Straylight	46.500	48	30Alp Hya	1.9770	4100.0	93	5051	No
409	GOM_NL__2PRFIN20030216_230440_000000462013_00488_05051_5308.N1	16-FEB-2003 23:04:40	Bright	46.000	8	10Alp CMi	0.40000	6500.0	92	5051	No
410	GOM_NL__2PRFIN20030216_230724_000000522013_00488_05051_5309.N1	16-FEB-2003 23:07:24	Bright	51.500	22	32Alp Leo	1.3600	15200.	103	5051	No
411	GOM_NL__2PRFIN20030216_231055_000000392013_00488_05051_5310.N1	16-FEB-2003 23:10:55	Bright	39.000	17	78Bet Gem	1.1610	4500.0	78	5051	No
412	GOM_NL__2PRFIN20030216_231413_000000712013_00488_05051_5311.N1	16-FEB-2003 23:14:13	Bright	71.000	96	68Del Leo	2.5600	9300.0	142	5051	No
413	GOM_NL__2PRFIN20030216_231709_000000392013_00488_05051_5312.N1	16-FEB-2003 23:17:09	Bright	38.500	42	34Bet Aur	1.9000	10200.	77	5051	No
414	GOM_NL__2PRFIN20030216_232030_000000552013_00488_05051_5313.N1	16-FEB-2003 23:20:30	Bright	54.500	174	52Psi UMa	3.0040	4400.0	109	5051	No
415	GOM_NL__2PRFIN20030216_232230_000000442013_00488_05051_5314.N1	16-FEB-2003 23:22:30	Bright	44.000	82	48Bet UMa	2.3650	10600.	88	5051	No
416	GOM_NL__2PRFIN20030216_232434_000000502013_00488_05051_5315.N1	16-FEB-2003 23:24:34	Bright	50.000	87	64Gam UMa	2.4330	11000.	100	5051	No
417	GOM_NL__2PRFIN20030216_232816_000000342013_00488_05051_5316.N1	16-FEB-2003 23:28:16	Bright	34.000	49	1Alp UMi	1.9900	6300.0	68	5051	No
418	GOM_NL__2PRFIN20030216_233016_000000372013_00488_05051_5317.N1	16-FEB-2003 23:30:16	Bright	37.000	60	7Bet UMi	2.0810	3950.0	74	5051	No
419	GOM_NL__2PRFIN20030216_233235_000000702013_00488_05051_5318.N1	16-FEB-2003 23:32:35	Bright	69.500	39	85Eta UMa	1.8540	24000.	139	5051	No
420	GOM_NL__2PRFIN20030216_233517_000000522013_00488_05051_5319.N1	16-FEB-2003 23:35:17	Bright	52.000	89	5Alp Cep	2.4510	8000.0	104	5051	No
421	GOM_NL__2PRFIN20030216_233857_000000402013_00488_05051_5320.N1	16-FEB-2003 23:38:57	Bright	40.000	130	23Bet Dra	2.7990	5800.0	80	5051	No
422	GOM_NL__2PRFIN20030216_234100_000000362013_00488_05051_5321.N1	16-FEB-2003 23:41:00	Bright	35.500	144	18Del Cyg	2.8600	11000.	71	5051	No
423	GOM_NL__2PRFIN20030216_234316_000000422013_00488_05051_5322.N1	16-FEB-2003 23:43:16	Bright	41.500	5	3Alp Lyr	0.033000	11000.	83	5051	No
424	GOM_NL__2PRFIN20030216_234625_000000582013_00488_05051_5323.N1	16-FEB-2003 23:46:25	Bright	58.000	133	40Zet Her	2.8070	6000.0	116	5051	No
425	GOM_NL__2PRFIN20030216_235053_000001282013_00488_05051_5324.N1	16-FEB-2003 23:50:53	Twilight	128.00	67	5Alp CrB	2.2210	11000.	256	5051	No
426	GOM_NL__2PRFIN20030216_235445_000000482013_00488_05051_5325.N1	16-FEB-2003 23:54:45	Twilight	48.000	126	60Bet Oph	2.7700	4250.0	96	5051	No
427	GOM_NL__2PRFIN20030216_235948_000000402013_00488_05051_5326.N1	16-FEB-2003 23:59:48	Twilight	40.000	155	41Pi Sgr	2.9000	6600.0	80	5051	No

3. Quality information per product

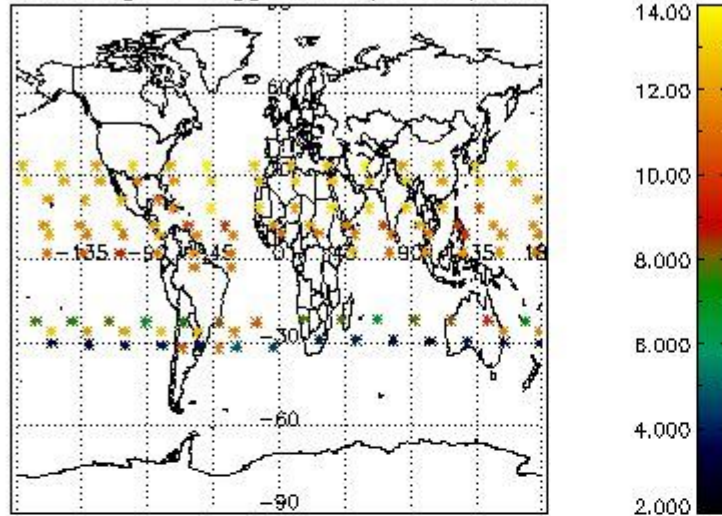
In this section it is plotted some information contained in the Quality Summary data set of the level 2 products. Only products in dark limb conditions and without errors (error flag in the MPH set to "0") are used.

3.1 Plot quality information per product (time dependant)

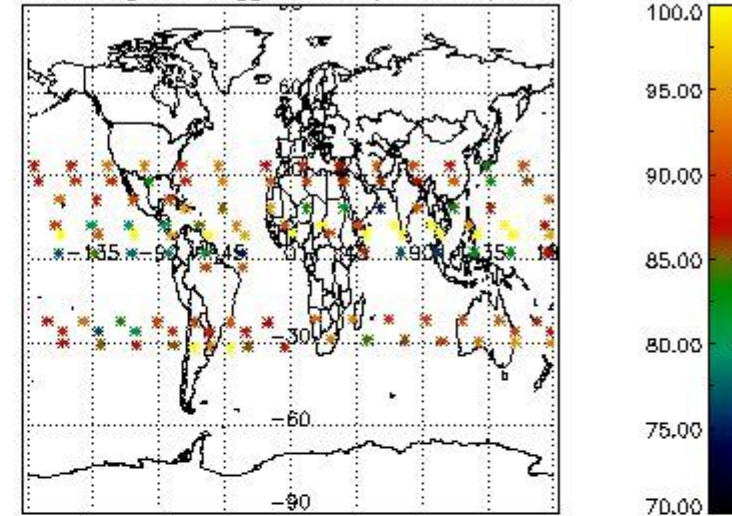


3.2 Plot quality information per product (world map)

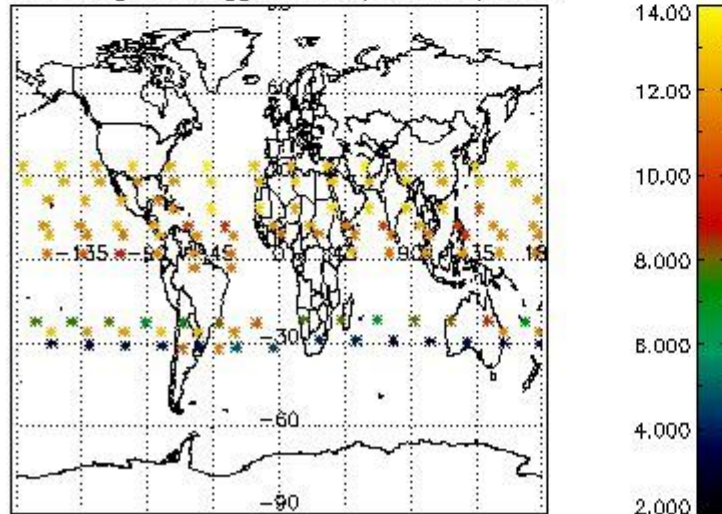
Percentage of flagged data per O3 profile



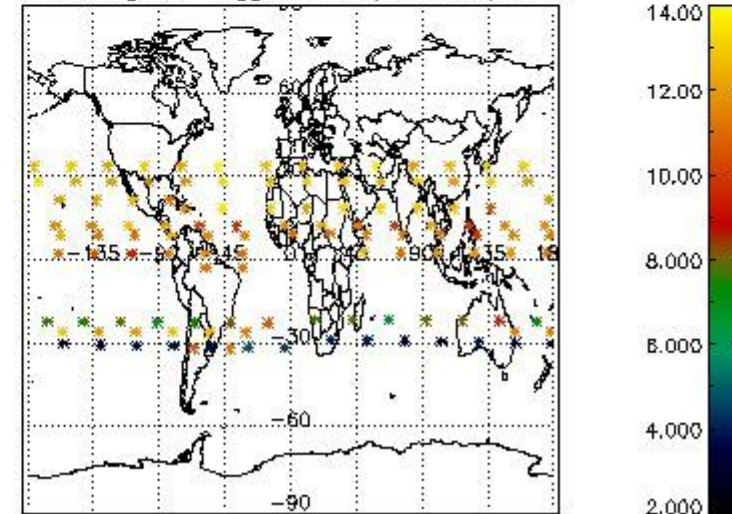
Percentage of flagged data per H2O profile



Percentage of flagged data per NO2 profile



Percentage of flagged data per NO3 profile

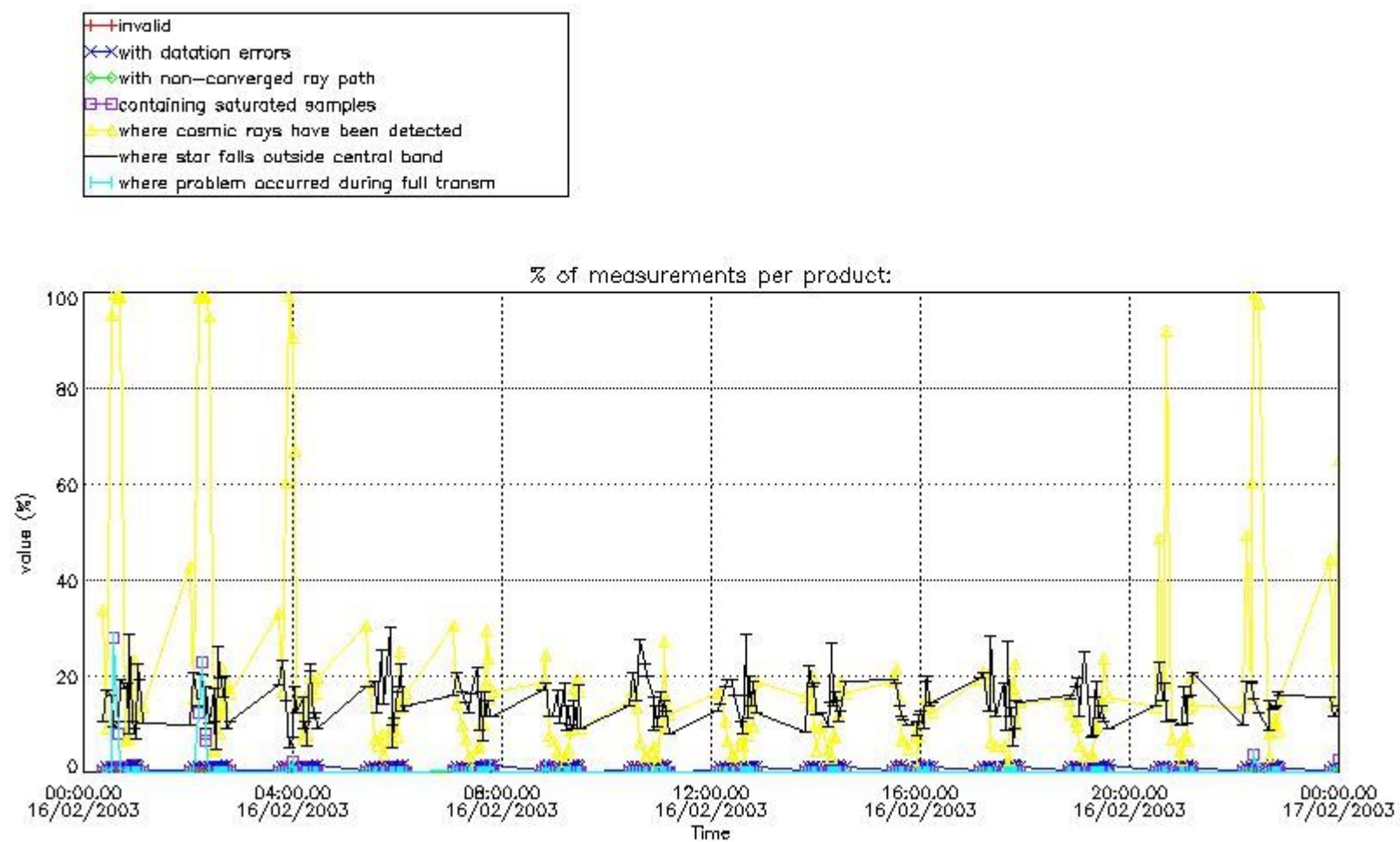


4. Level 1 quality information per product

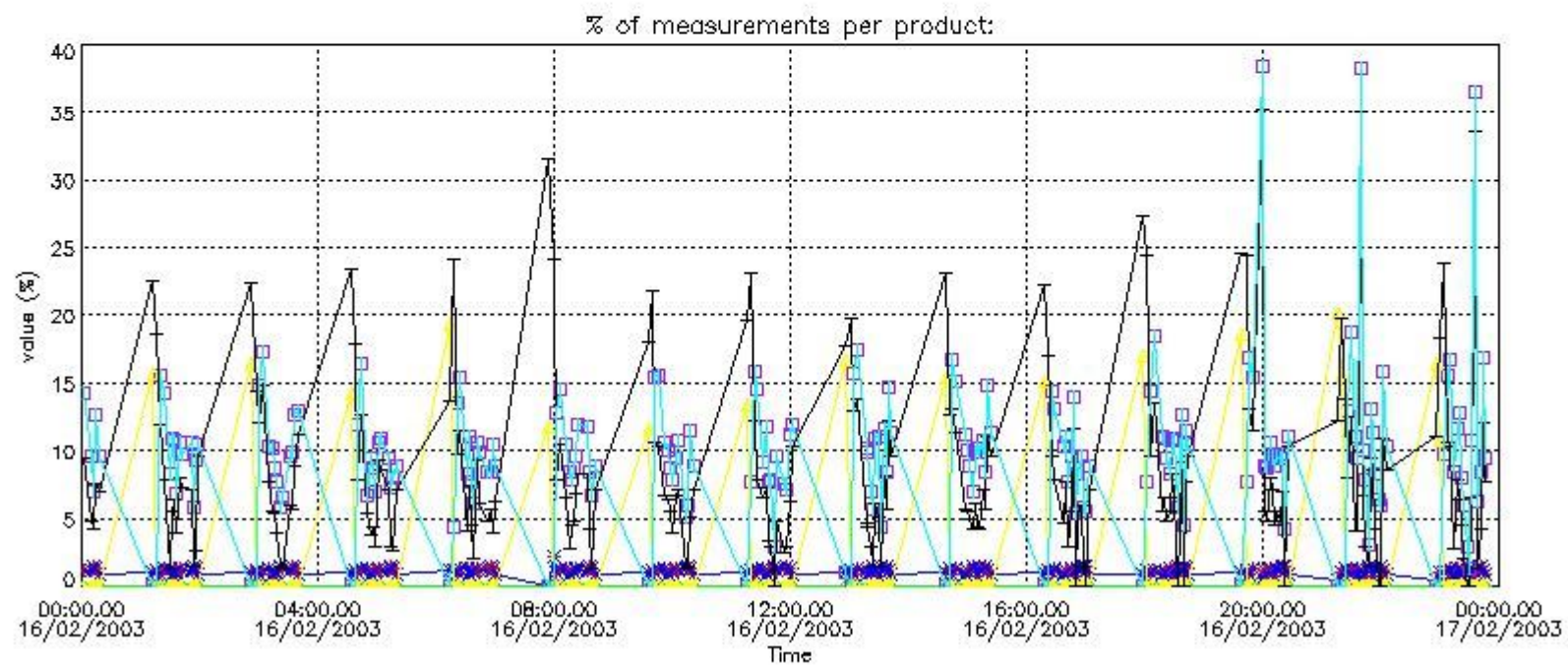
In this section it is plotted some information contained in the Quality Summary data set of the level 2 products that comes from the level 1b processing. Products without errors (error flag in the MPH set to "0") are used.

4.1 Plot quality information per product (time dependant) coming from level 1b processing

4.1.1 Plot level 1 quality information per product (time dependant): ENVISAT ASCENDING passes

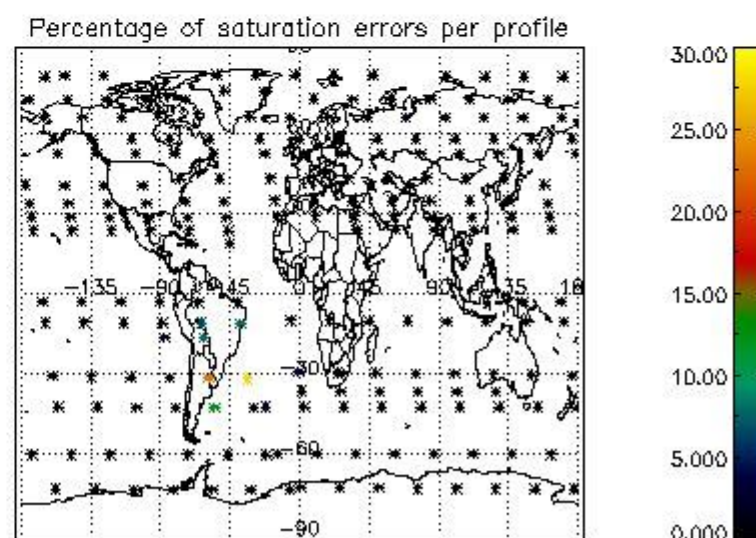
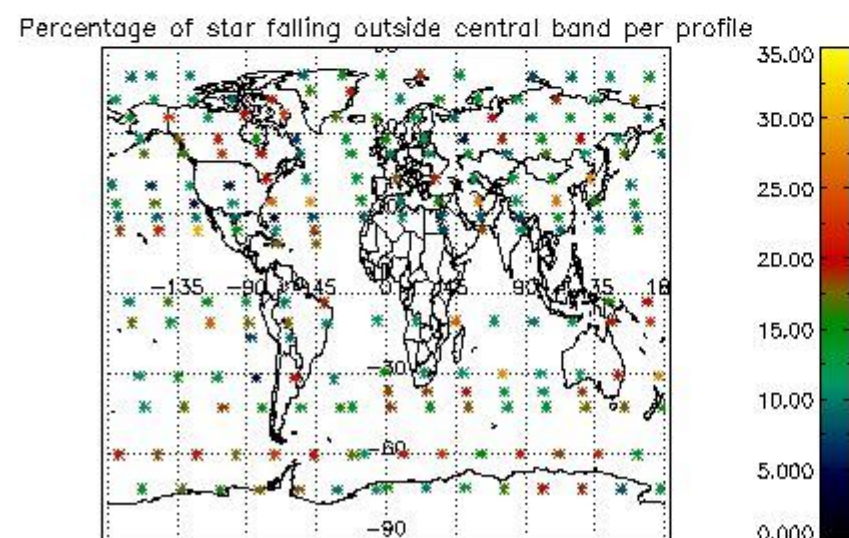
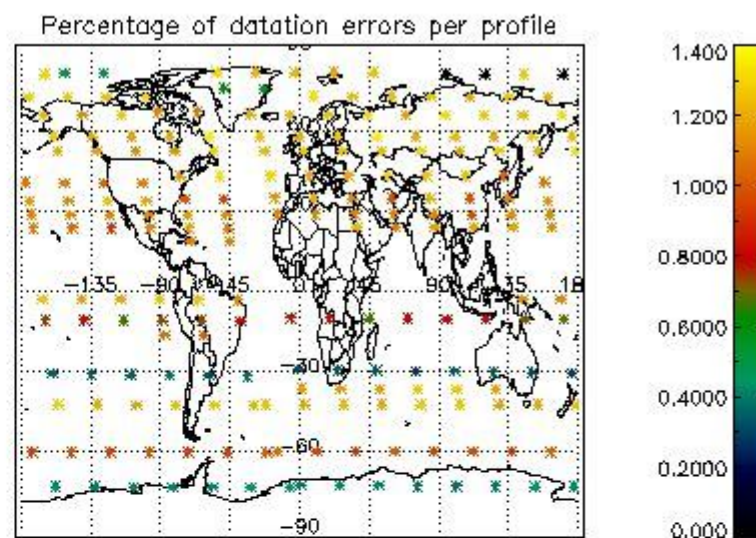
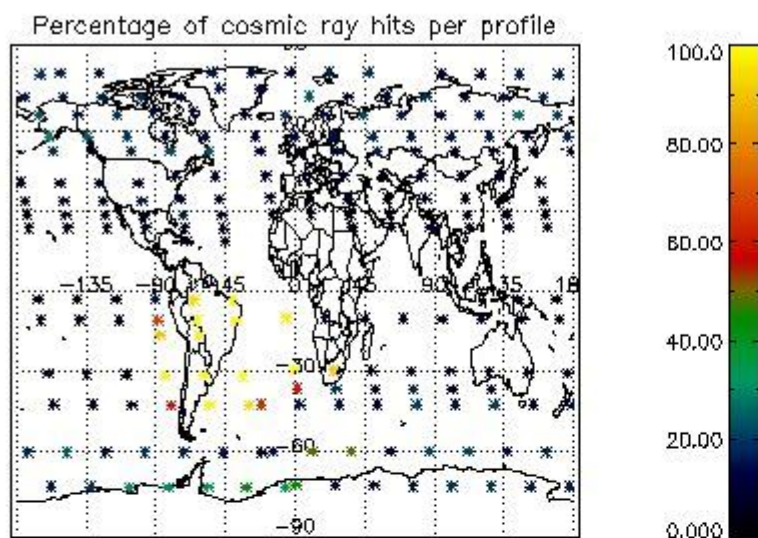


4.1.2 Plot level 1 quality information per product (time dependant): ENVI SAT DESCENDING passes

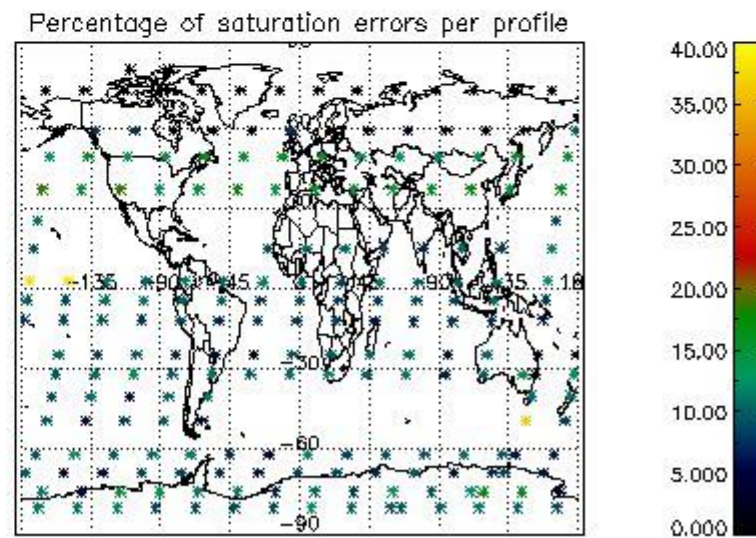
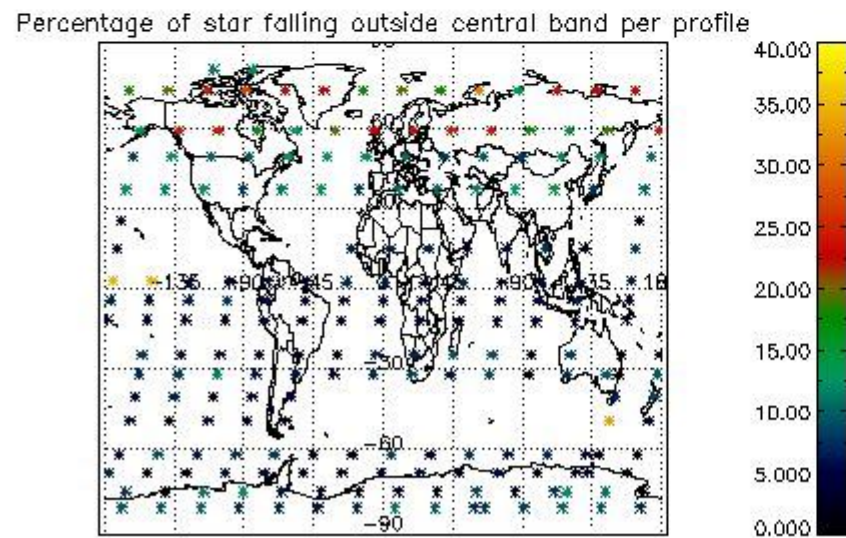
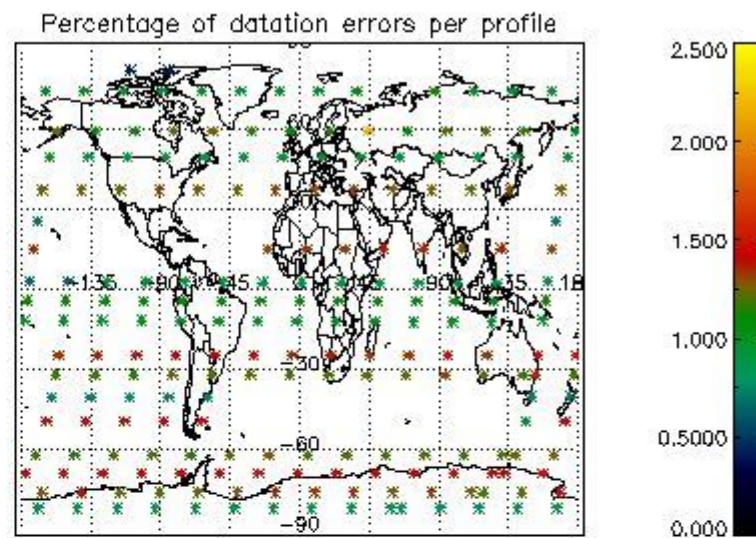
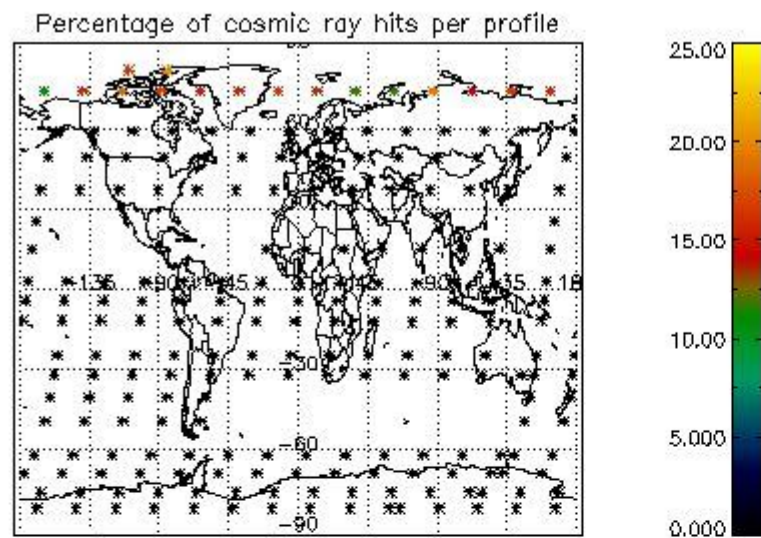


4.2 Plot quality information per product coming from level 1b processing (world map)

4.2.1 Plot level 1 quality information per product (world map): ENVISAT ASCENDING passes



4.2.2 Plot level 1 quality information per product (world map): ENVISAT DESCENDING passes



5. Trace gas profiles

5.1 Ozone statistics based on quality of products

The final quality of the products can be "measured" using the STD (Standard Deviation) attached to every point profile. This information is written to the parameter GOM_NL__2P/NL_LOCAL_SPECIES_DENSITY/o3_std of the level 2 products. The table below shows the statistics for given STD ranges.

The statistics are given with respect to the overall valid production:

- Products without fatal errors: GOM_NL__2P/MPH/PRODUCT_ERR=0
- Valid point profile: GOM_NL__2P/NL_LOCAL_SPECIES_DENSITY/pcd(0)=0

The 'Criteria' is applied to valid points of dark limb products:

- Products in dark limb illumination condition: GOM_NL__2P/NL_SUMMARY_QUALITY/obs_ill_cond=0
- Products without fatal errors: GOM_NL__2P/MPH/PRODUCT_ERR=0
- Valid point profile: GOM_NL__2P/NL_LOCAL_SPECIES_DENSITY/pcd(0)=0

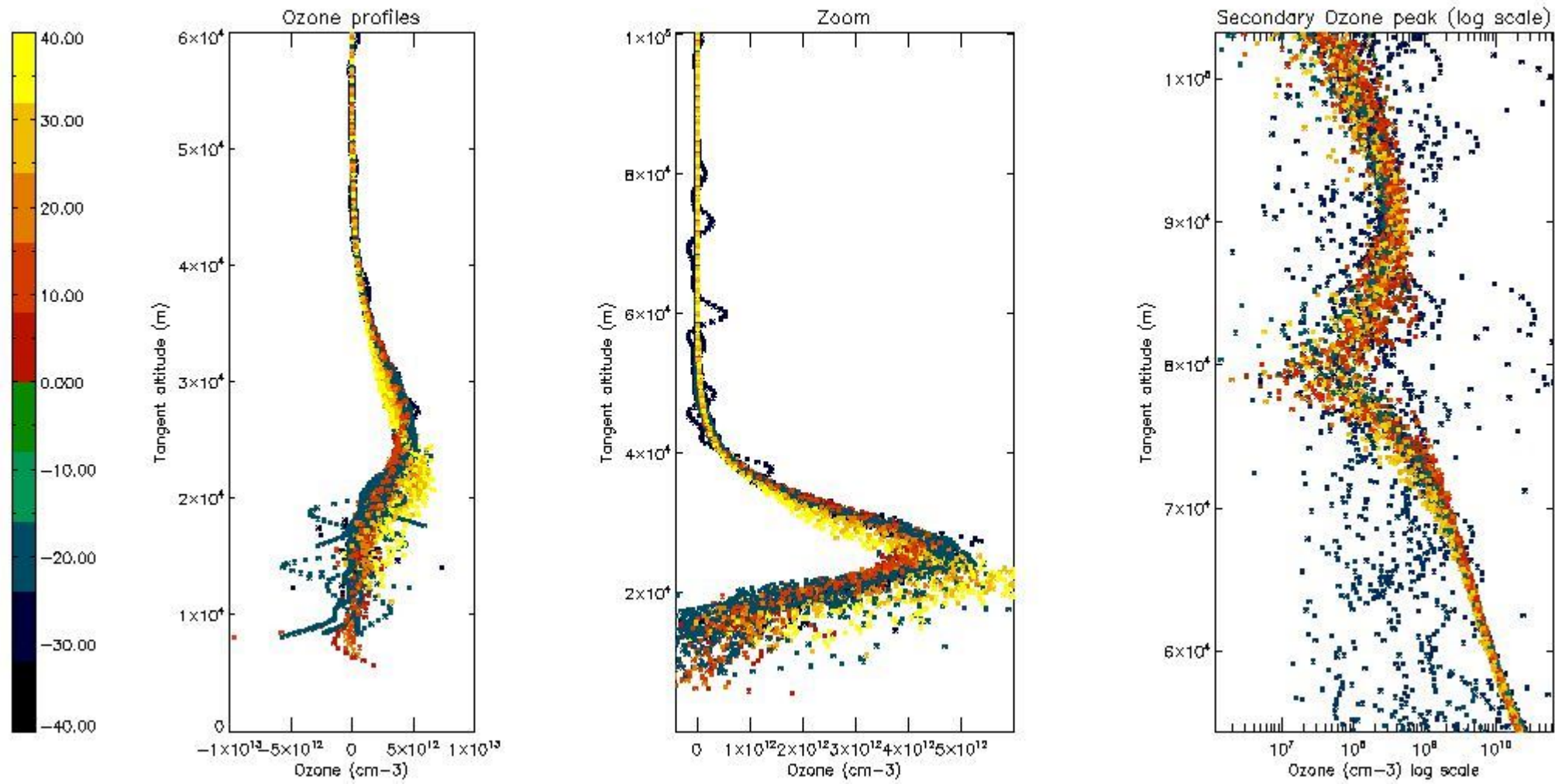
So, the table below shows the percentage of dark limb and valid observations for each criteria with respect to the overall valid daily observations.

Criteria	% of total production
All STD	33
STD < 20	18

STD < 10	16
STD < 5	12

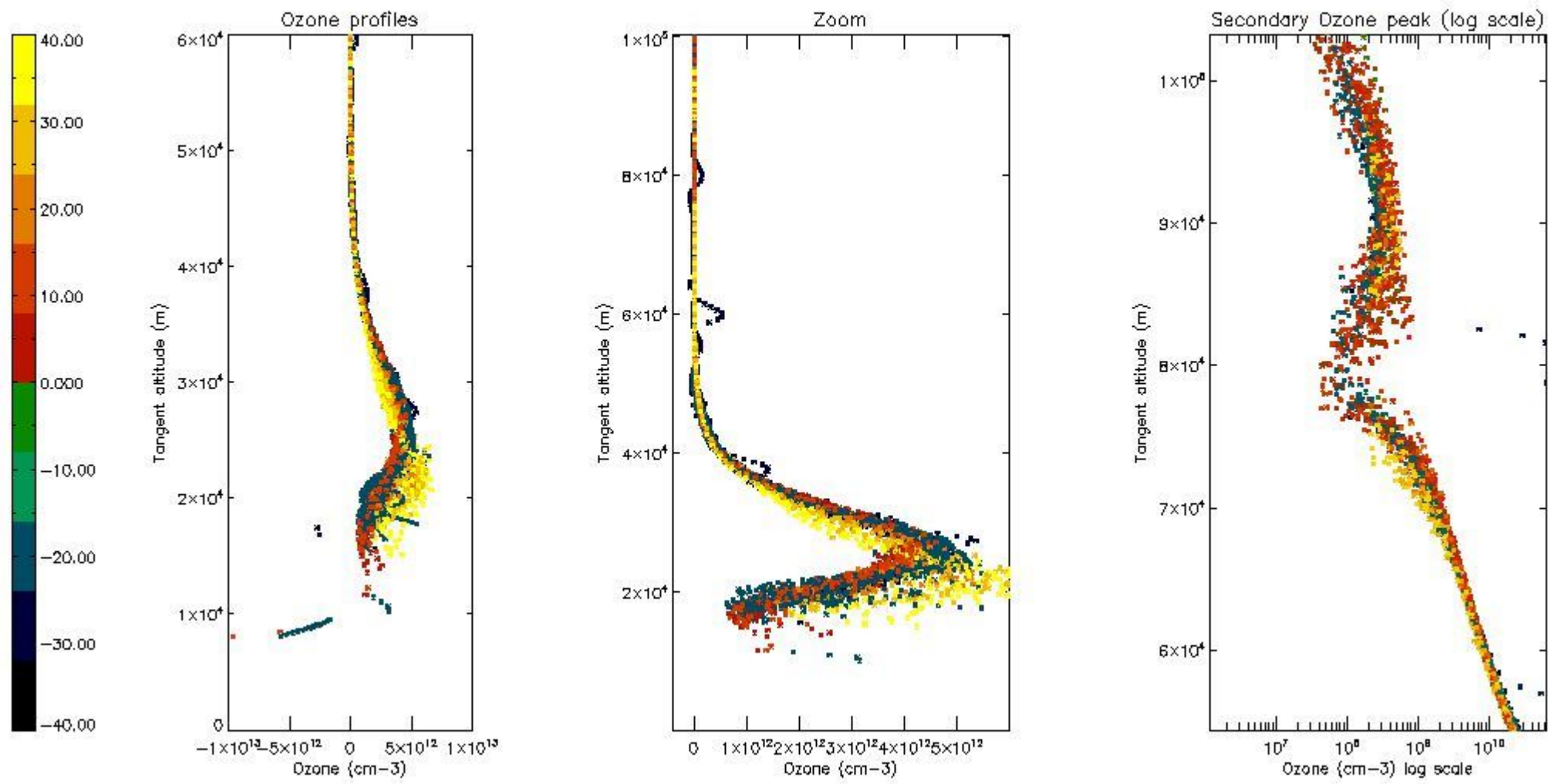
5.2 Plot ozone profiles for all STD (dark without errors)

The colorbar represents the latitude.



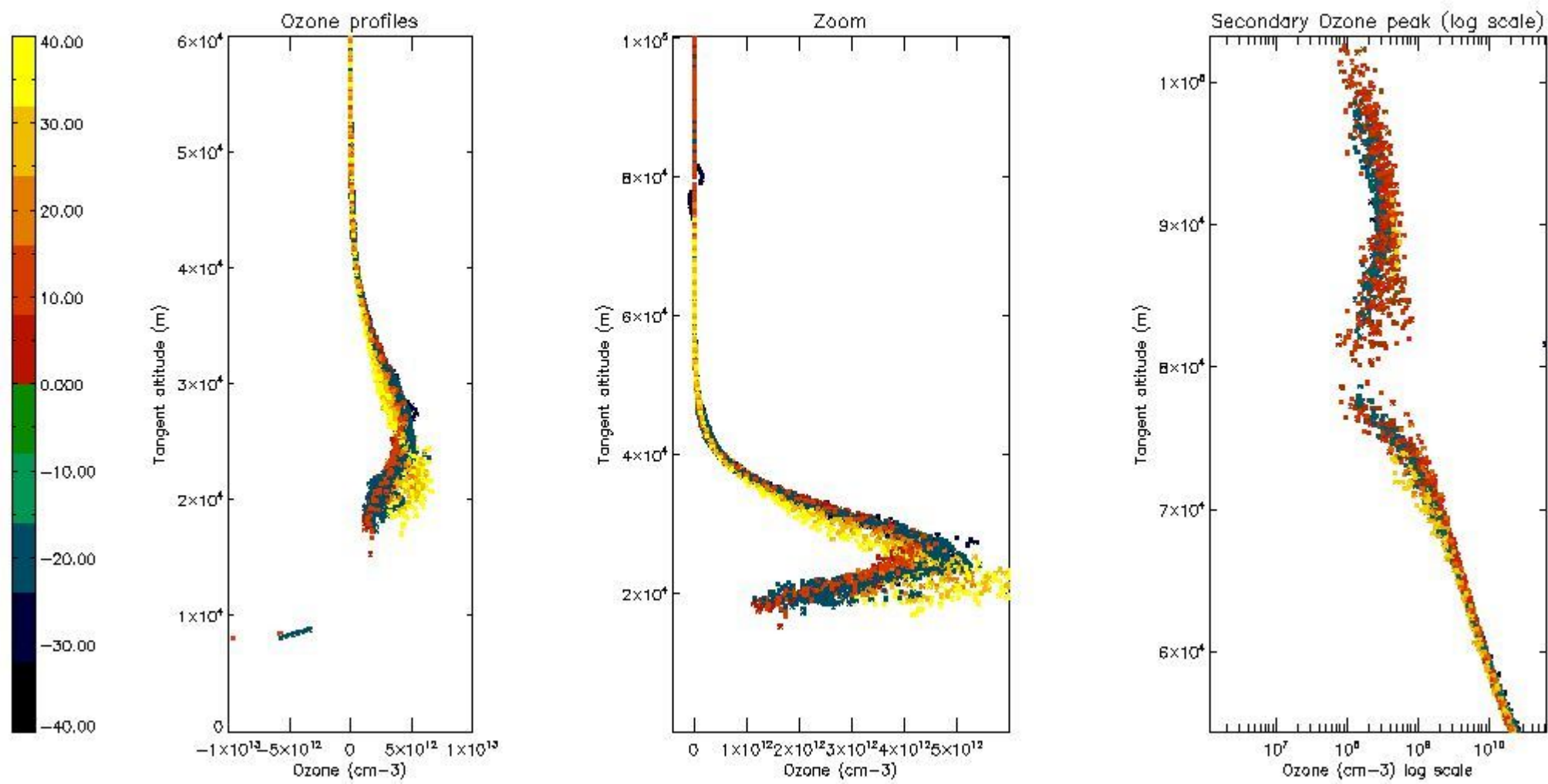
5.3 Plot ozone profiles where STD < 20% (dark without errors)

The colorbar represents the latitude.



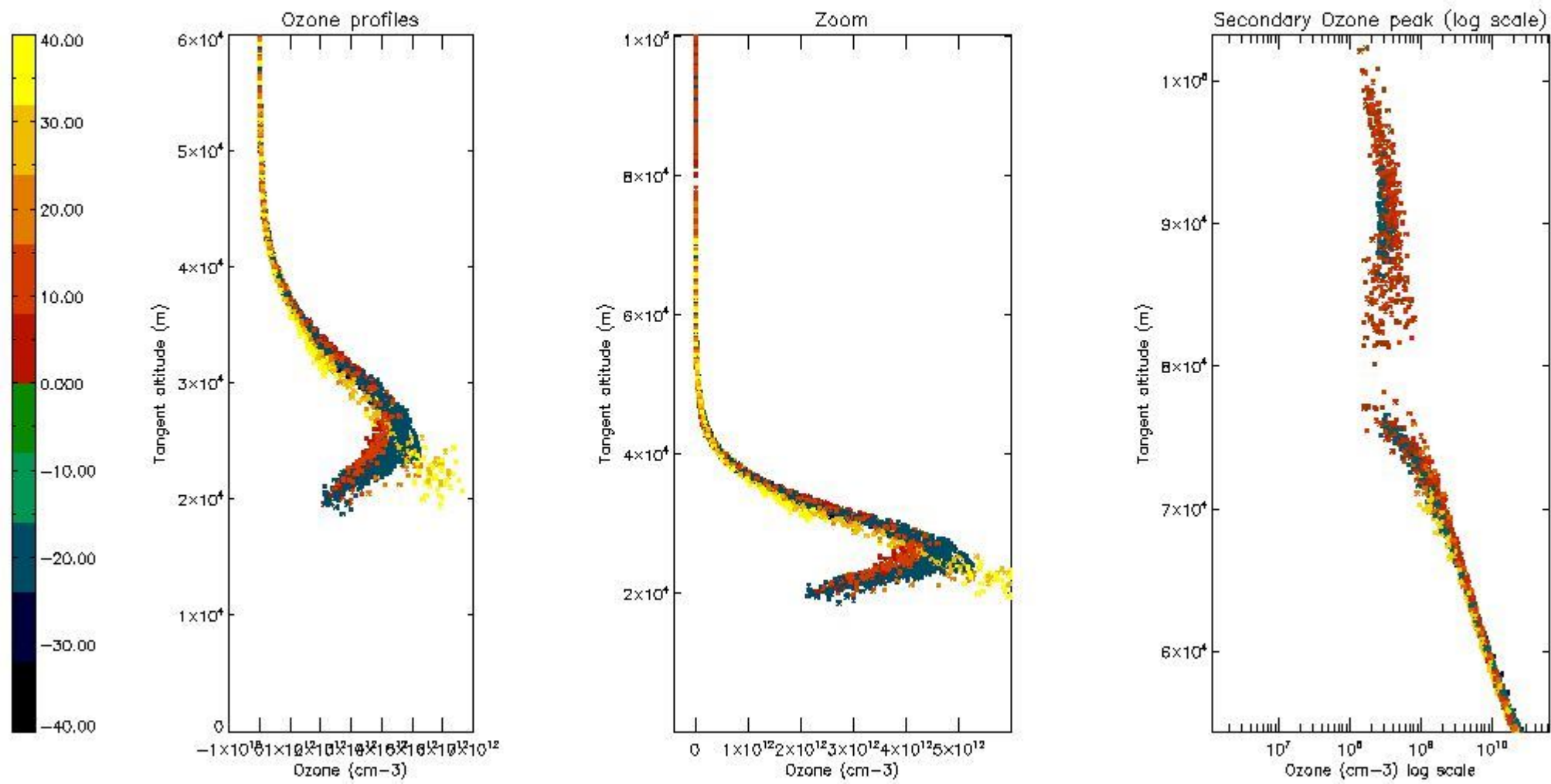
5.4 Plot ozone profiles where STD < 10% (dark without errors)

The colorbar represents the latitude.



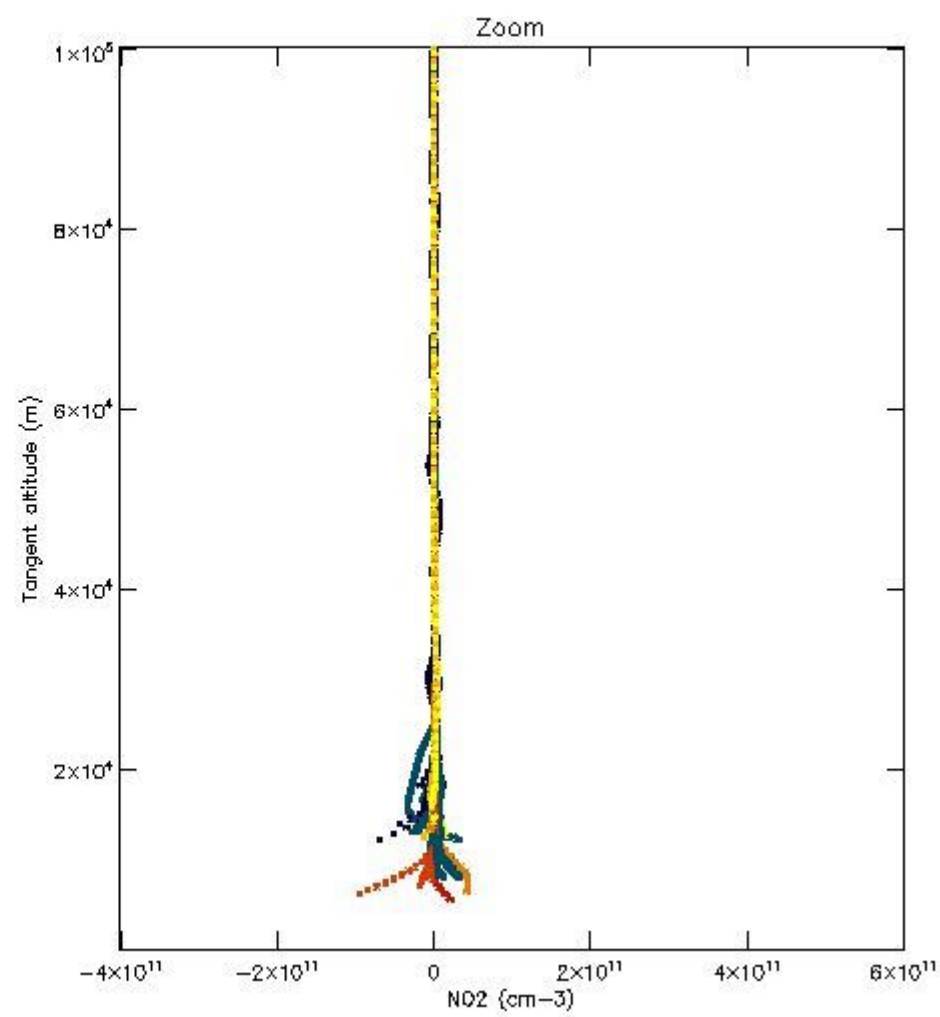
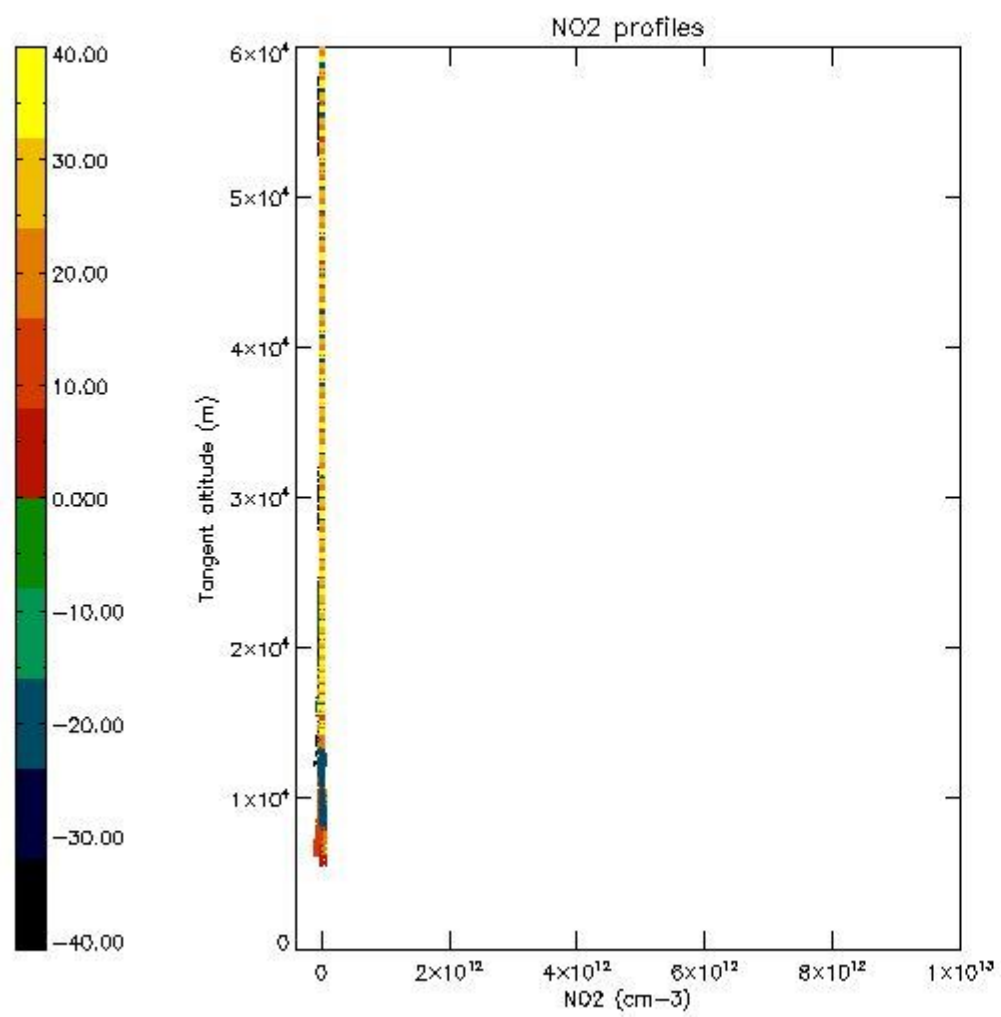
5.5 Plot ozone profiles where STD < 5% (dark without errors)

The colorbar represents the latitude.



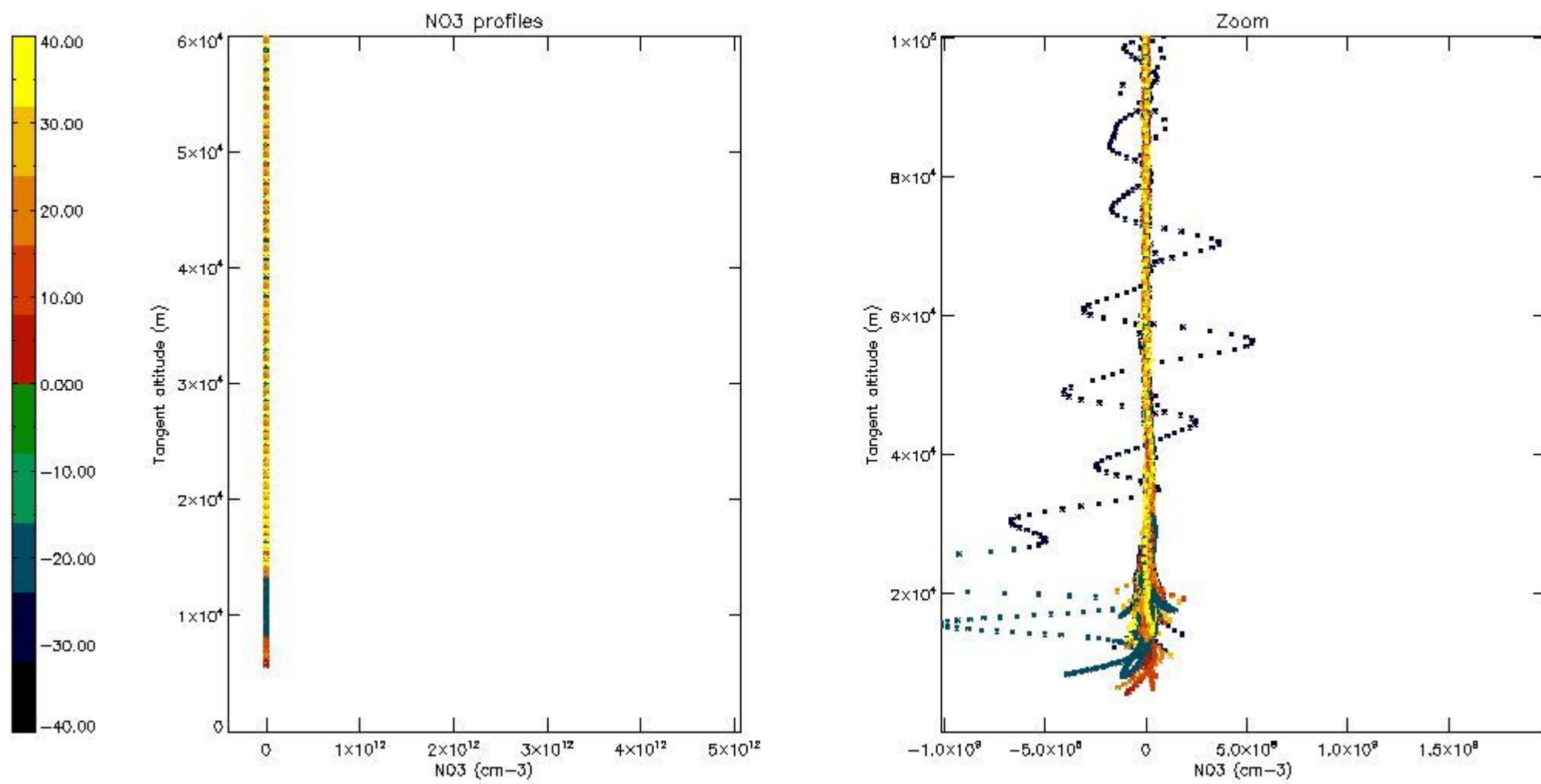
5.6 Plot NO₂ profiles for all STD (dark without errors)

The colorbar represents the latitude.



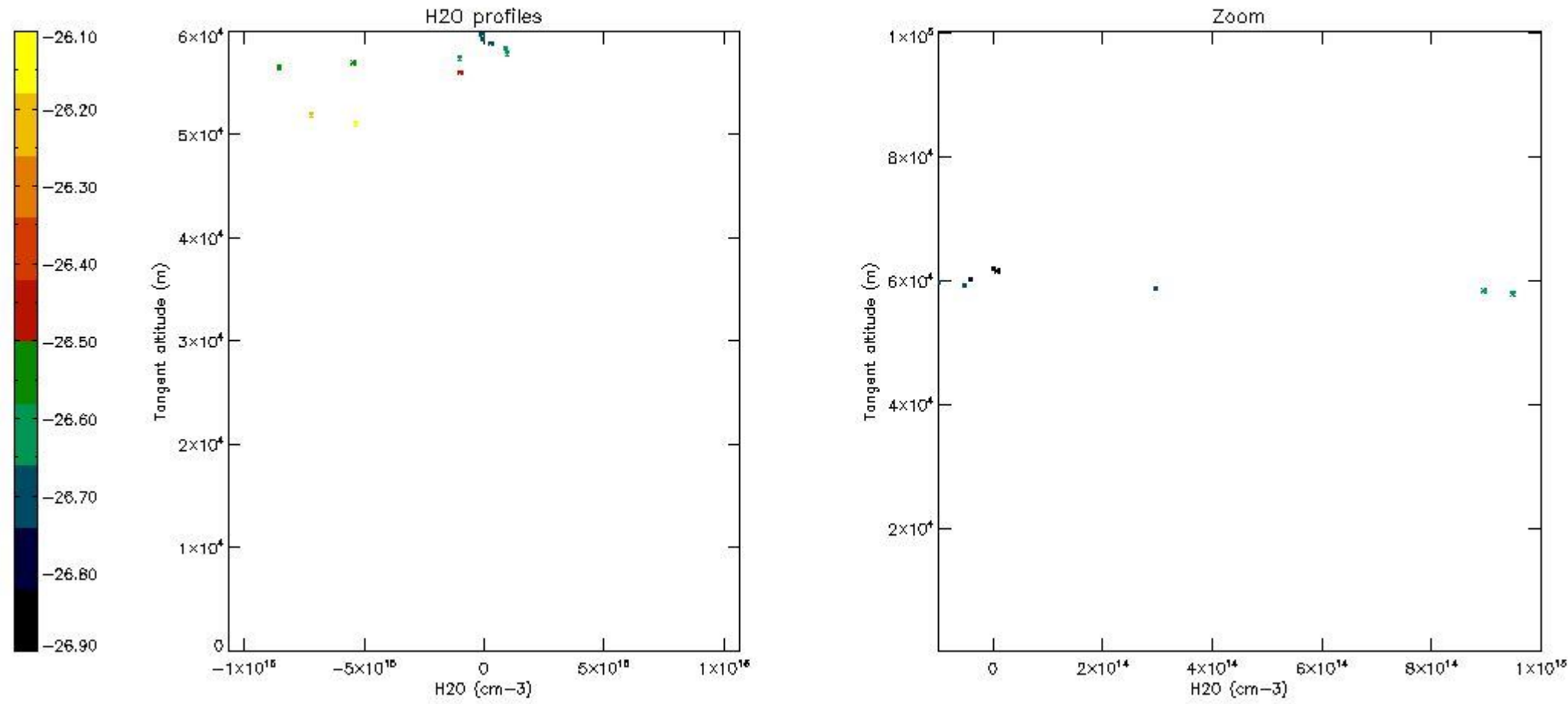
5.7 Plot NO3 profiles for all STD (dark without errors)

The colorbar represents the latitude.



5.8 Plot H₂O profiles for all STD (only for occultations of stars 1,2,3,4,13,14,16,26,63 dark without errors)

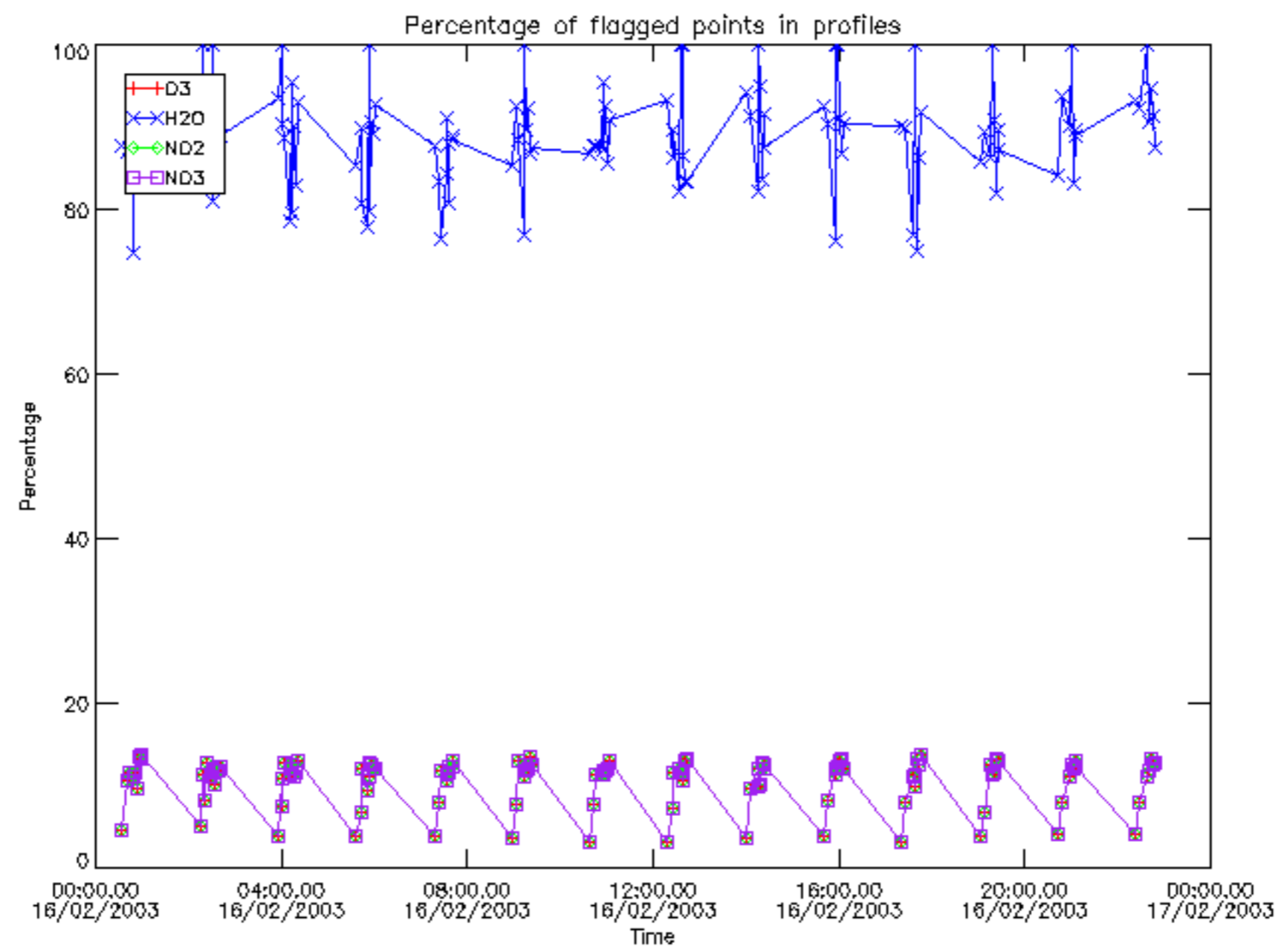
The colorbar represents the latitude.



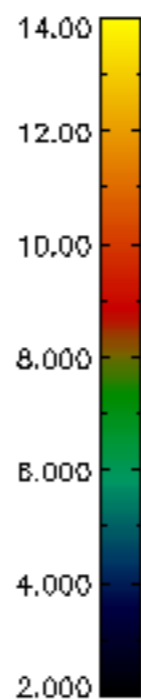
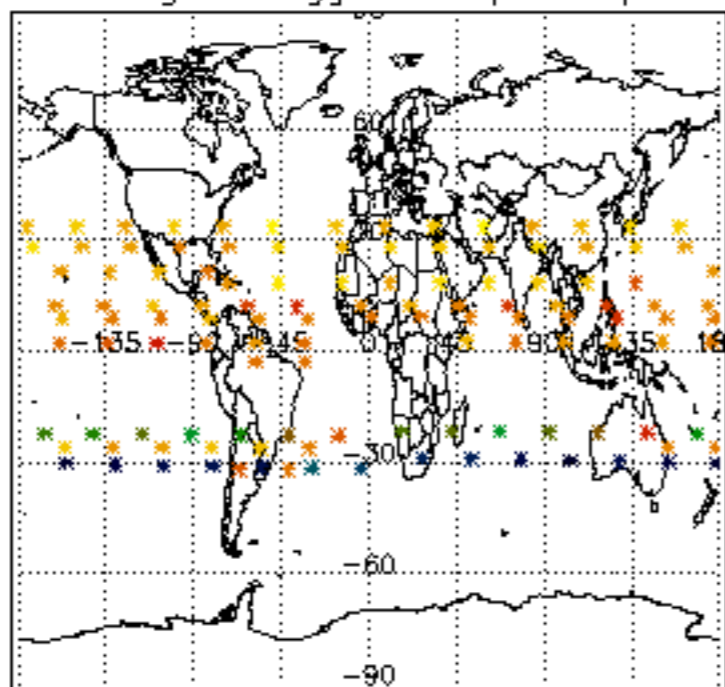
6. Auxiliary Data Files used for the production reported in section 2

The number reported in the third column indicates since which file (see list in section 2) the corresponding auxiliary file has been used. The fourth column is the date of those product files.

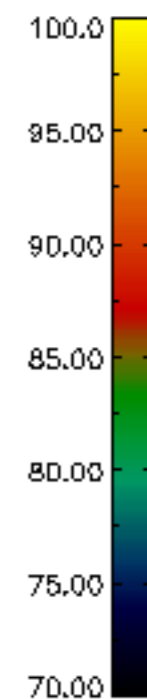
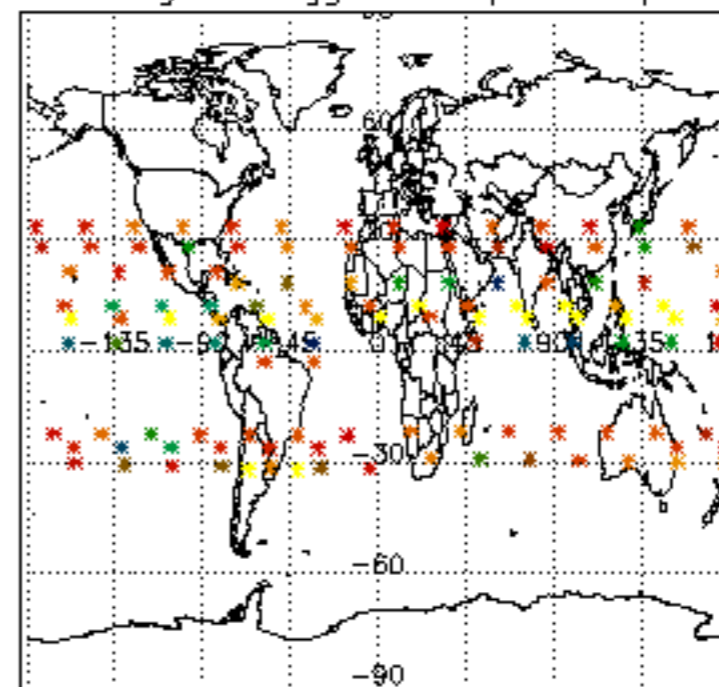
Type	Auxiliary Filename	Used since product	Used since product date
INST_PHYS_CHARACTERISTICS	GOM_INS_AXNIEC20050627_150440_20020301_000000_20100101_000000	1	16-FEB-2003 00:01:57
LEVEL-2_PROC_CONFIG	GOM_PR2_AXVIEC20091111_152718_20020301_000000_20500101_000000	1	16-FEB-2003 00:01:57
CROSS_SECTIONS_FILE	GOM_CRS_AXVIEC20091111_154832_20020301_000000_20500101_000000	1	16-FEB-2003 00:01:57



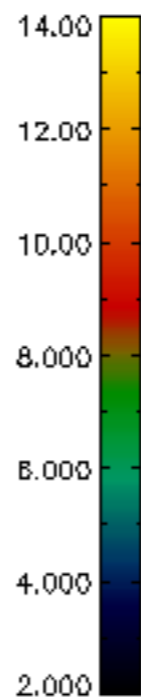
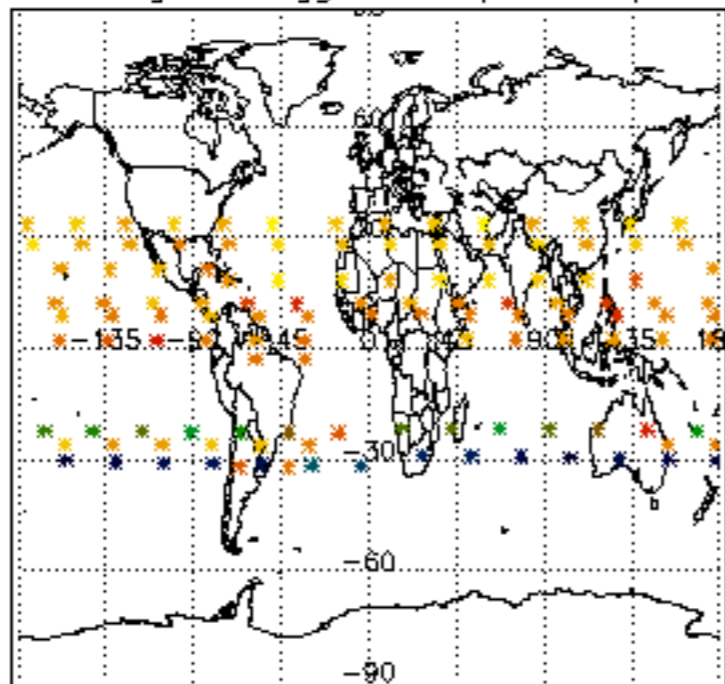
Percentage of flagged data per D3 profile



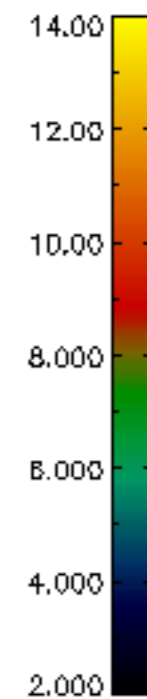
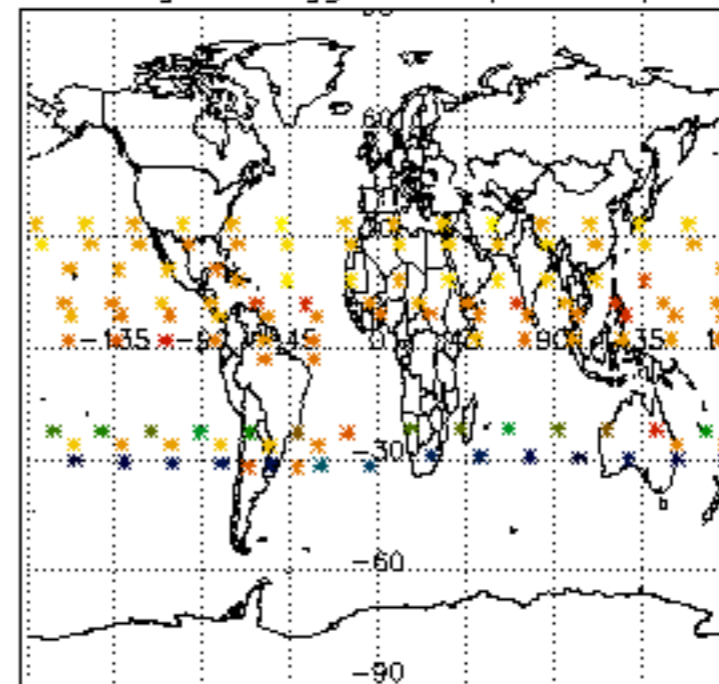
Percentage of flagged data per H2O profile

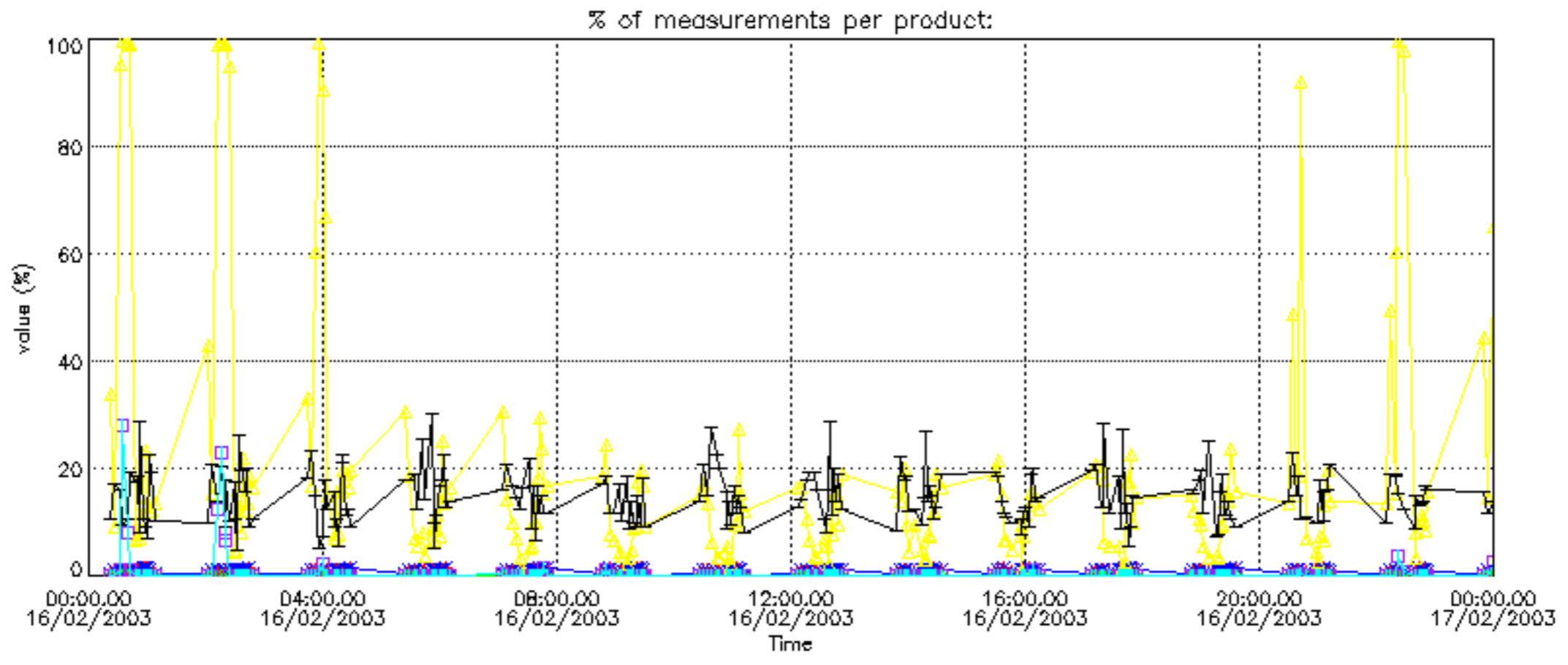


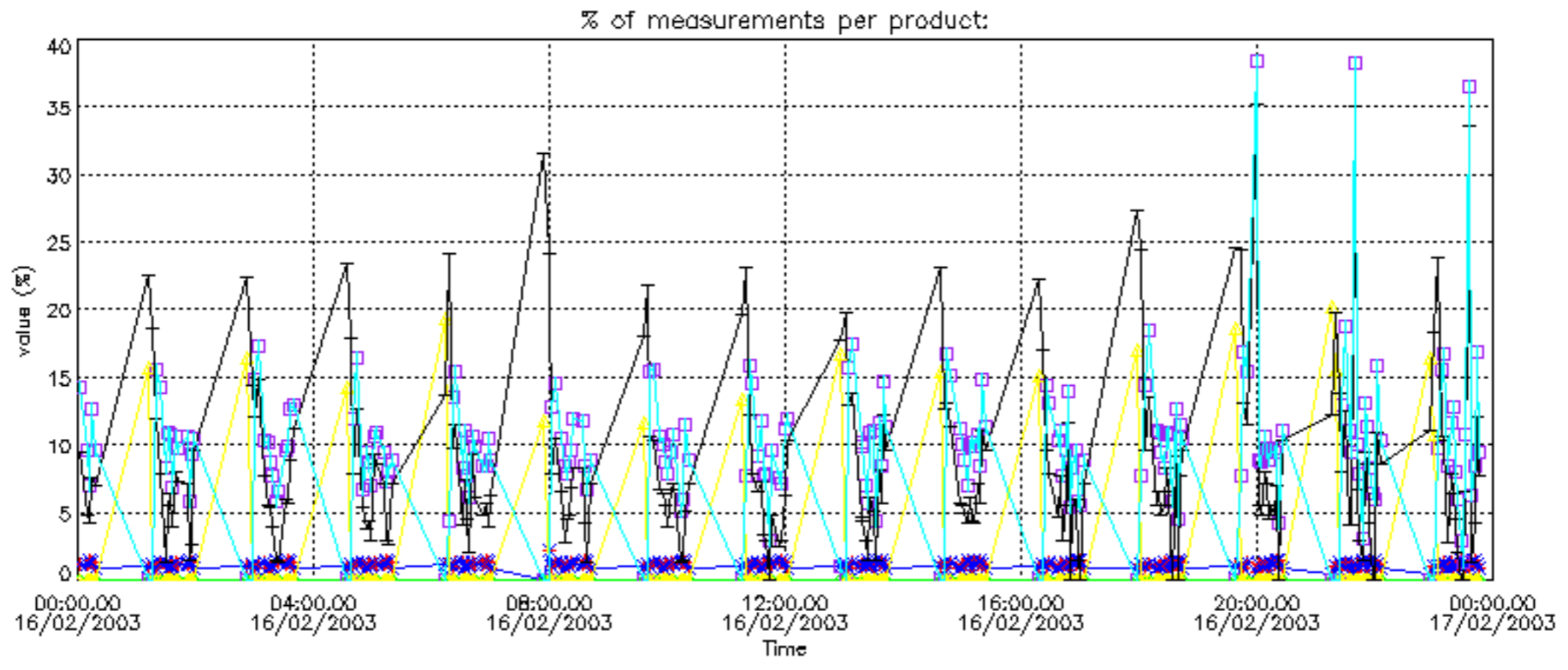
Percentage of flagged data per NO2 profile



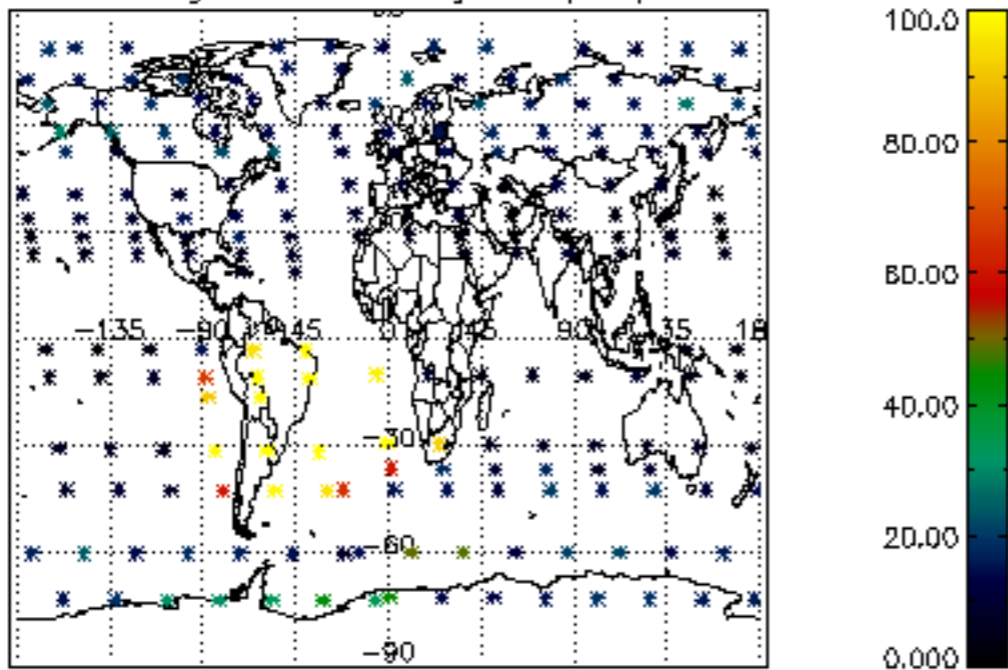
Percentage of flagged data per NO3 profile



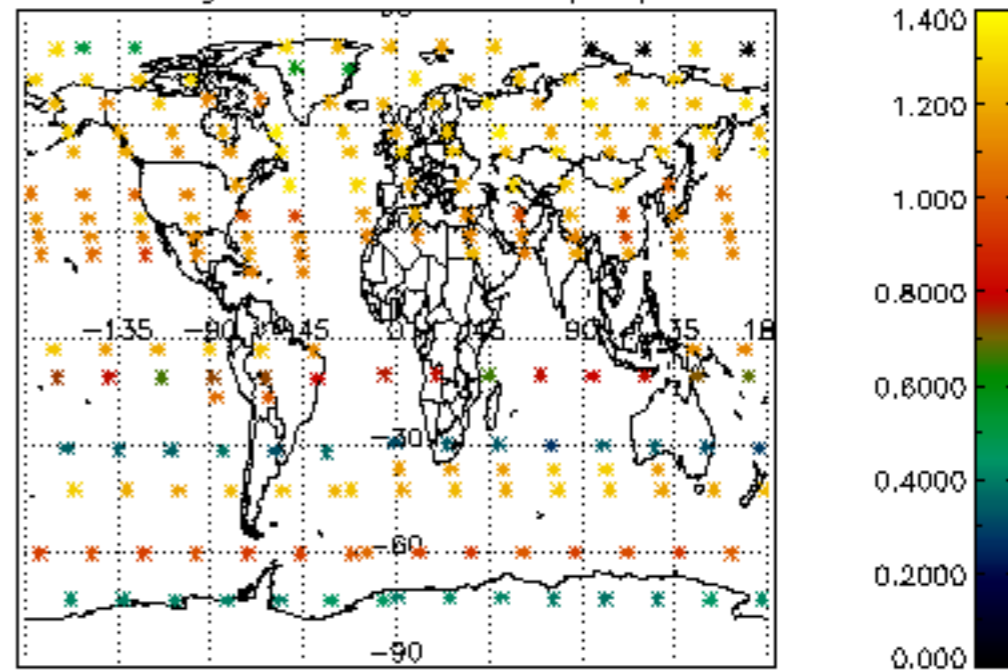




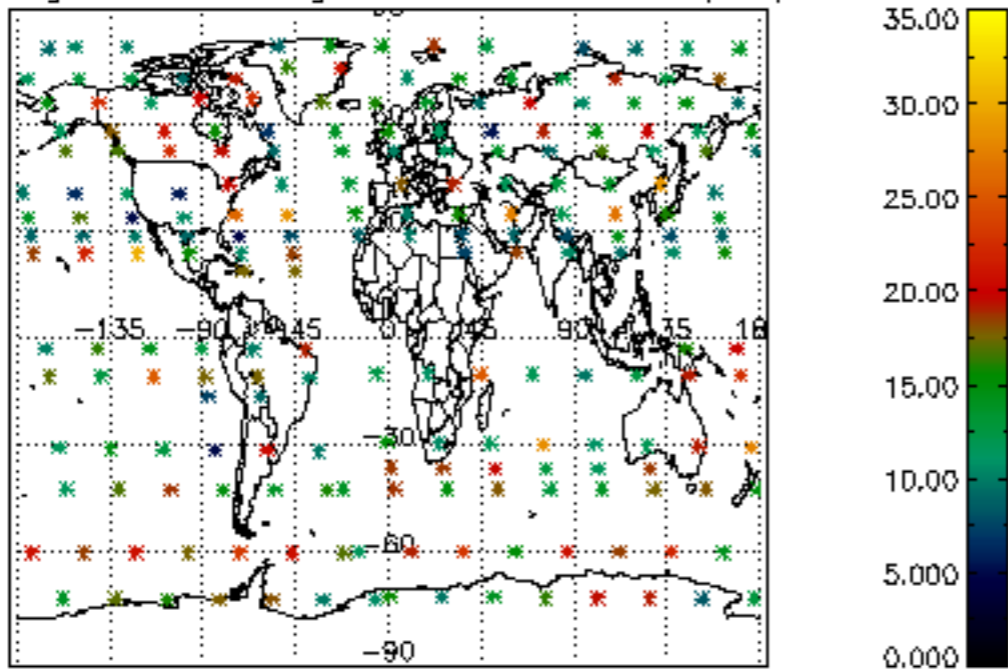
Percentage of cosmic ray hits per profile



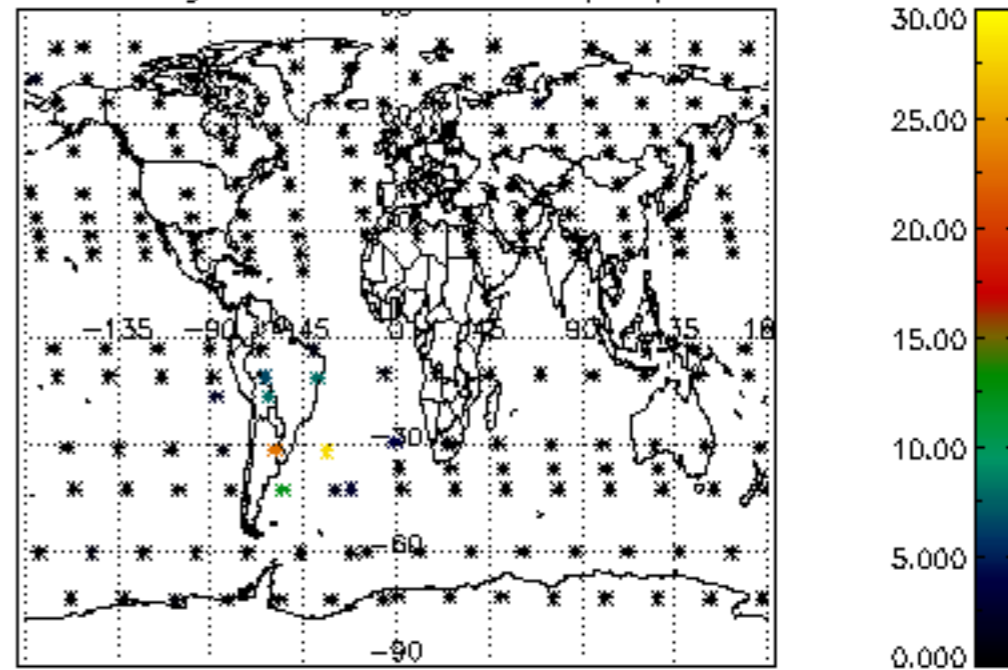
Percentage of datation errors per profile



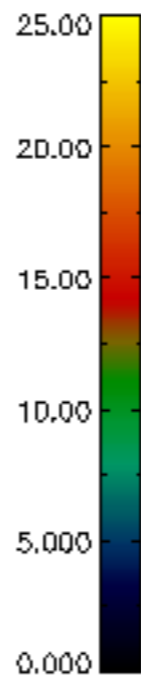
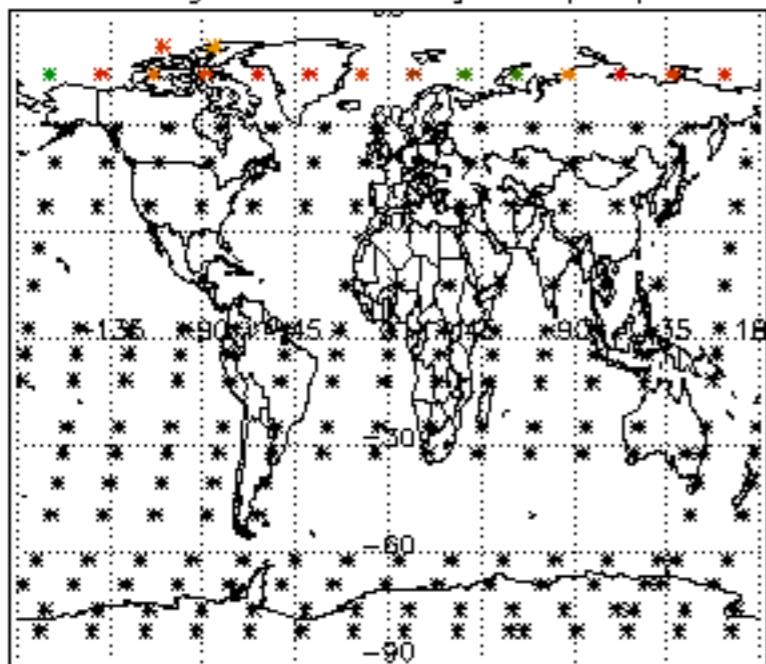
Percentage of star falling outside central band per profile



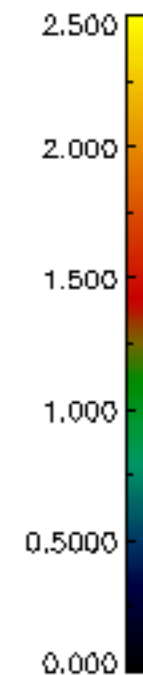
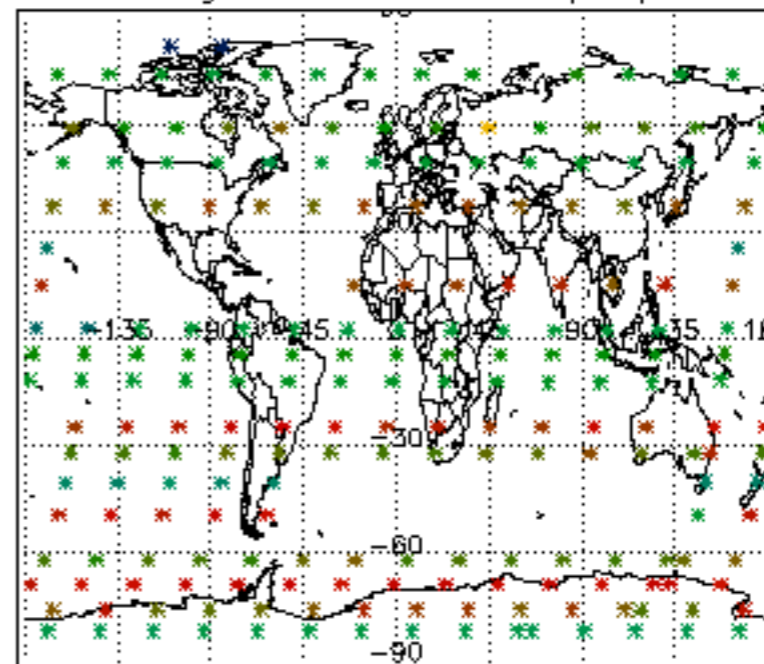
Percentage of saturation errors per profile



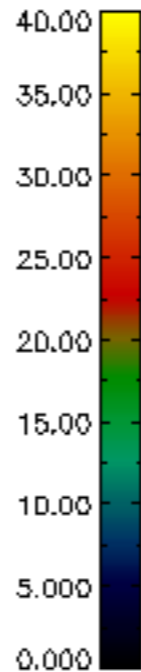
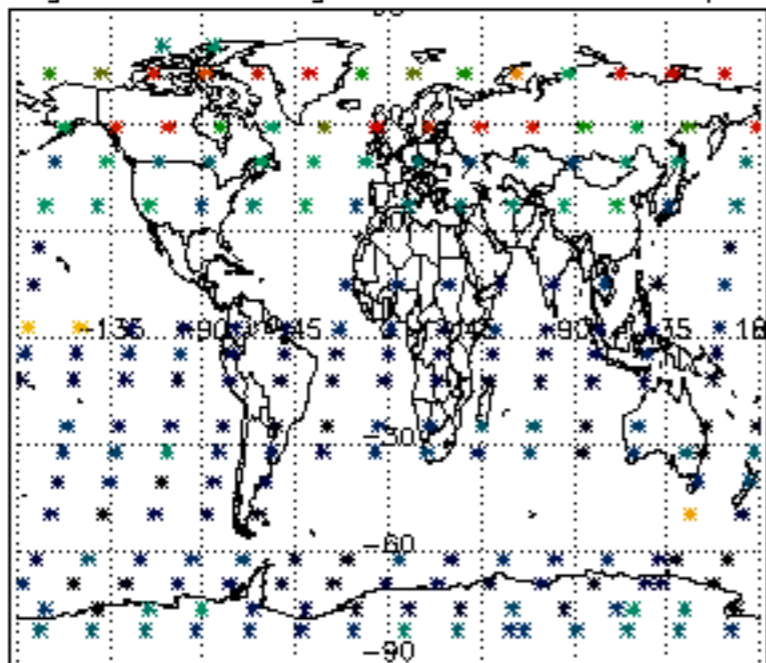
Percentage of cosmic ray hits per profile




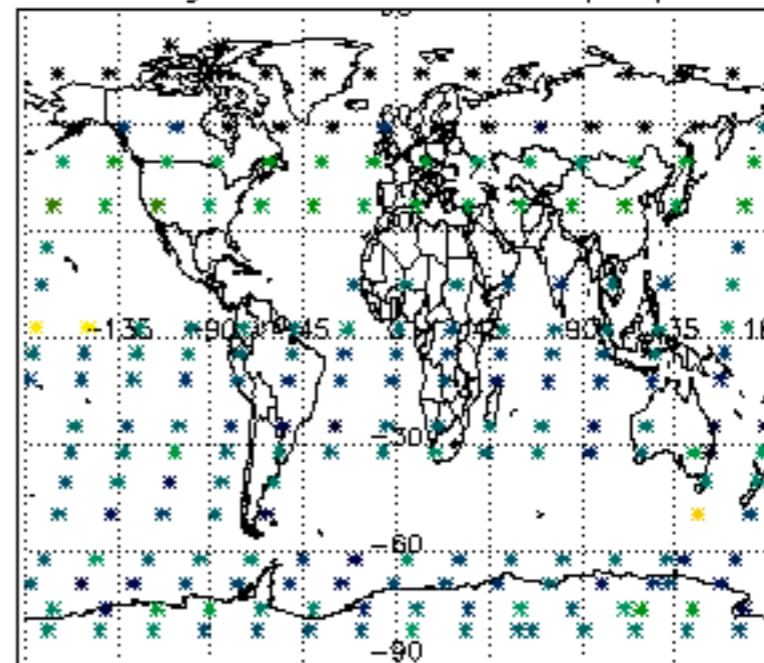
Percentage of datation errors per profile

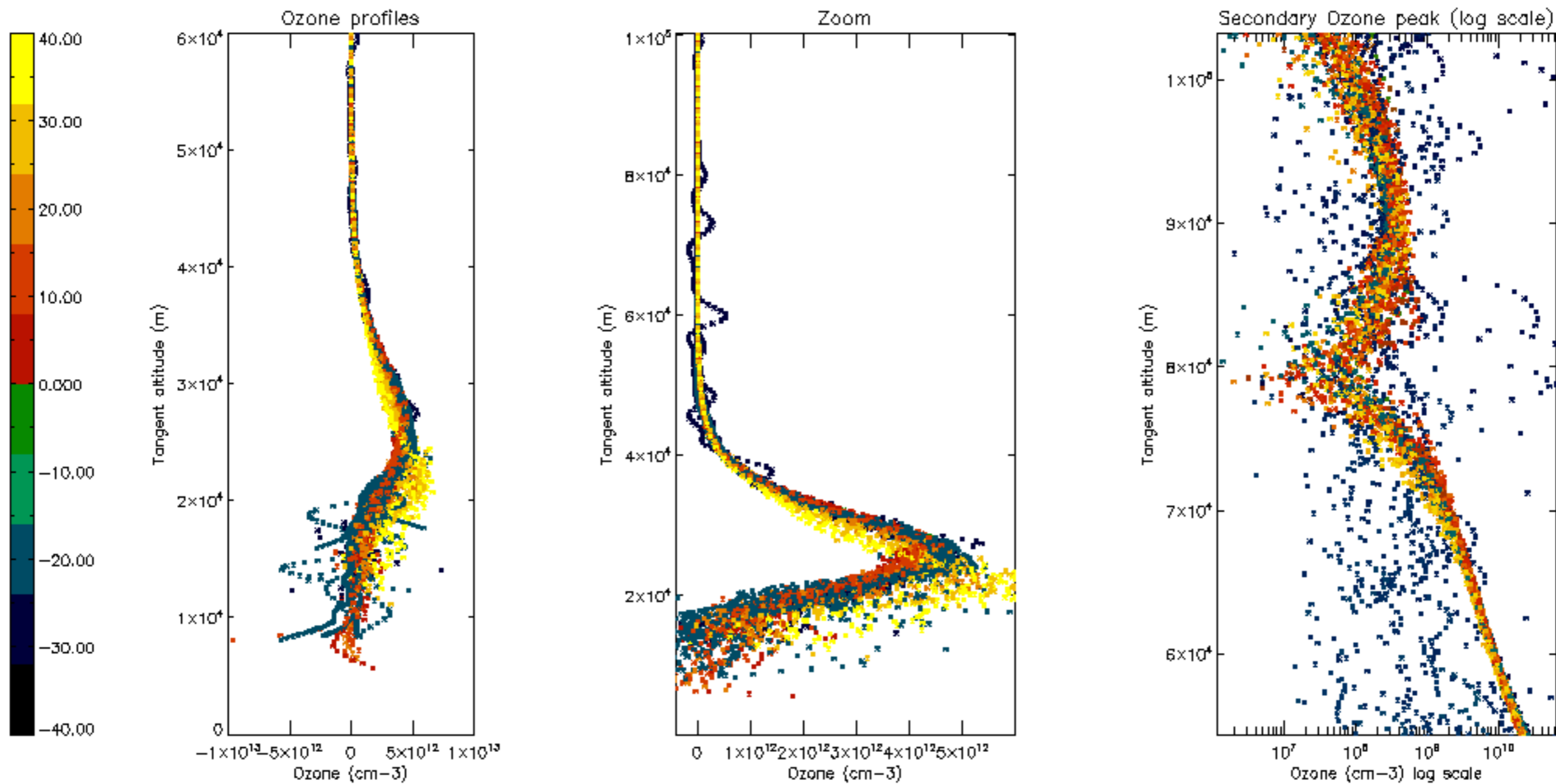


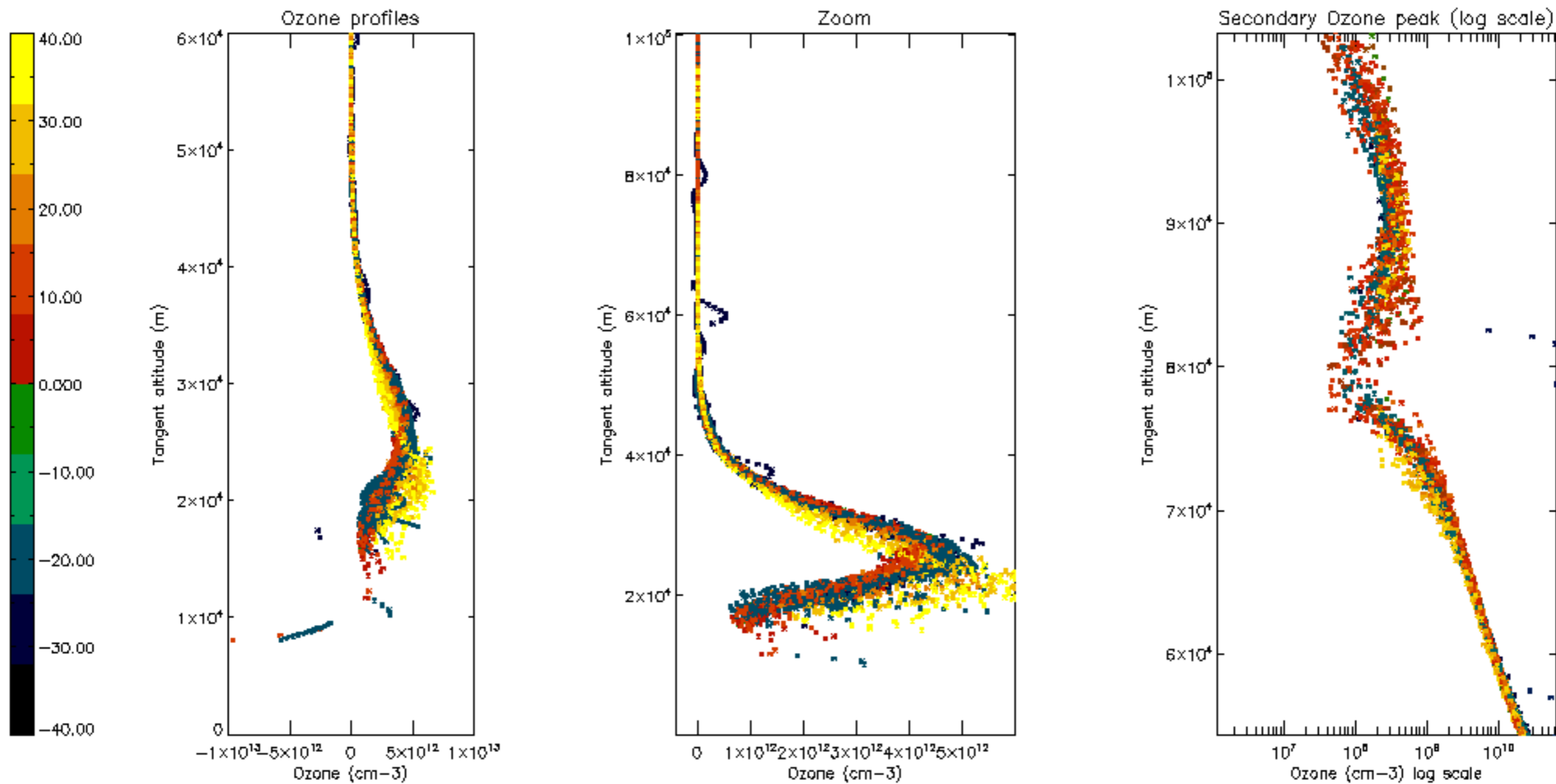
Percentage of star falling outside central band per profile

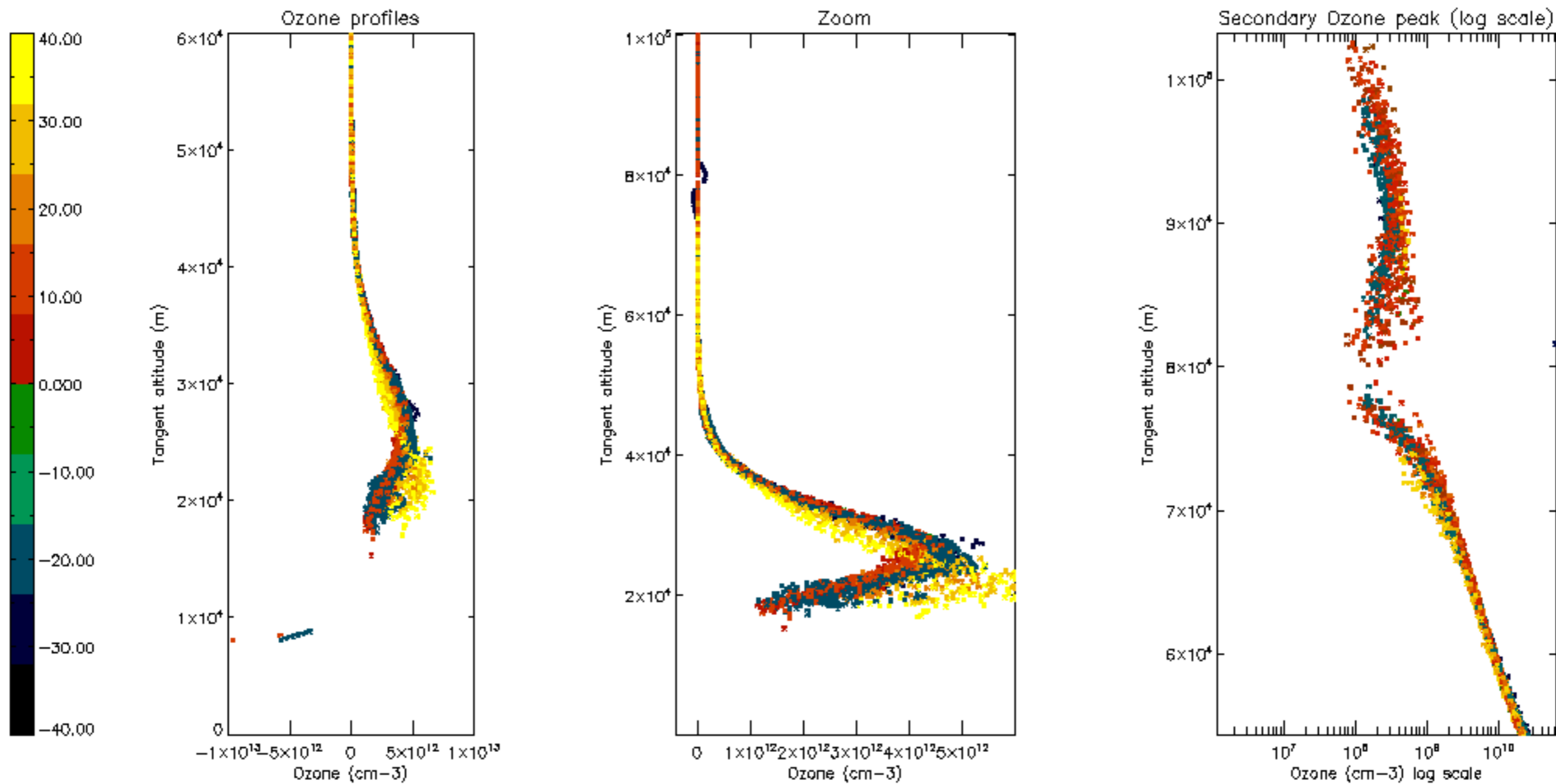


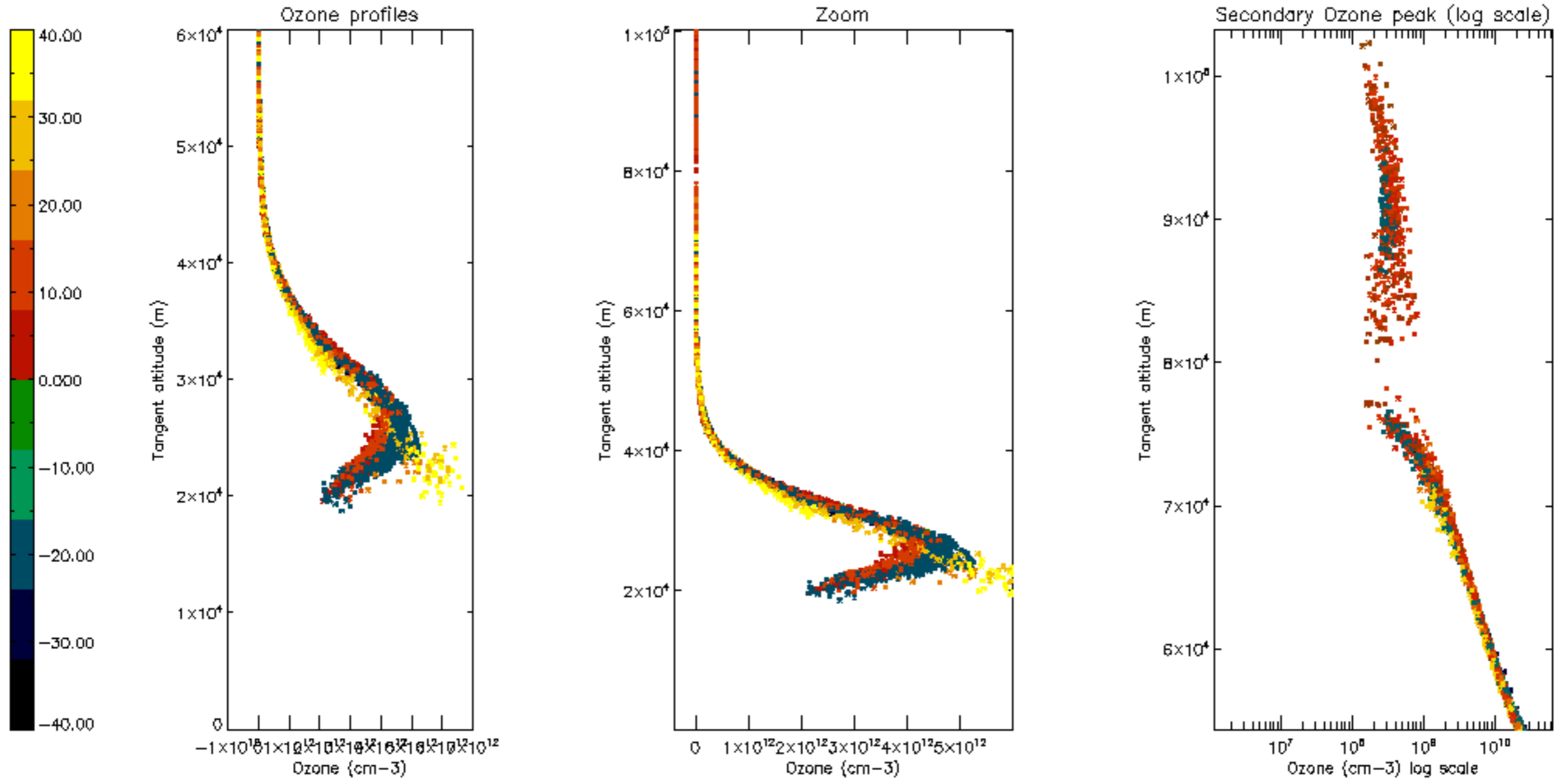
Percentage of saturation errors per profile

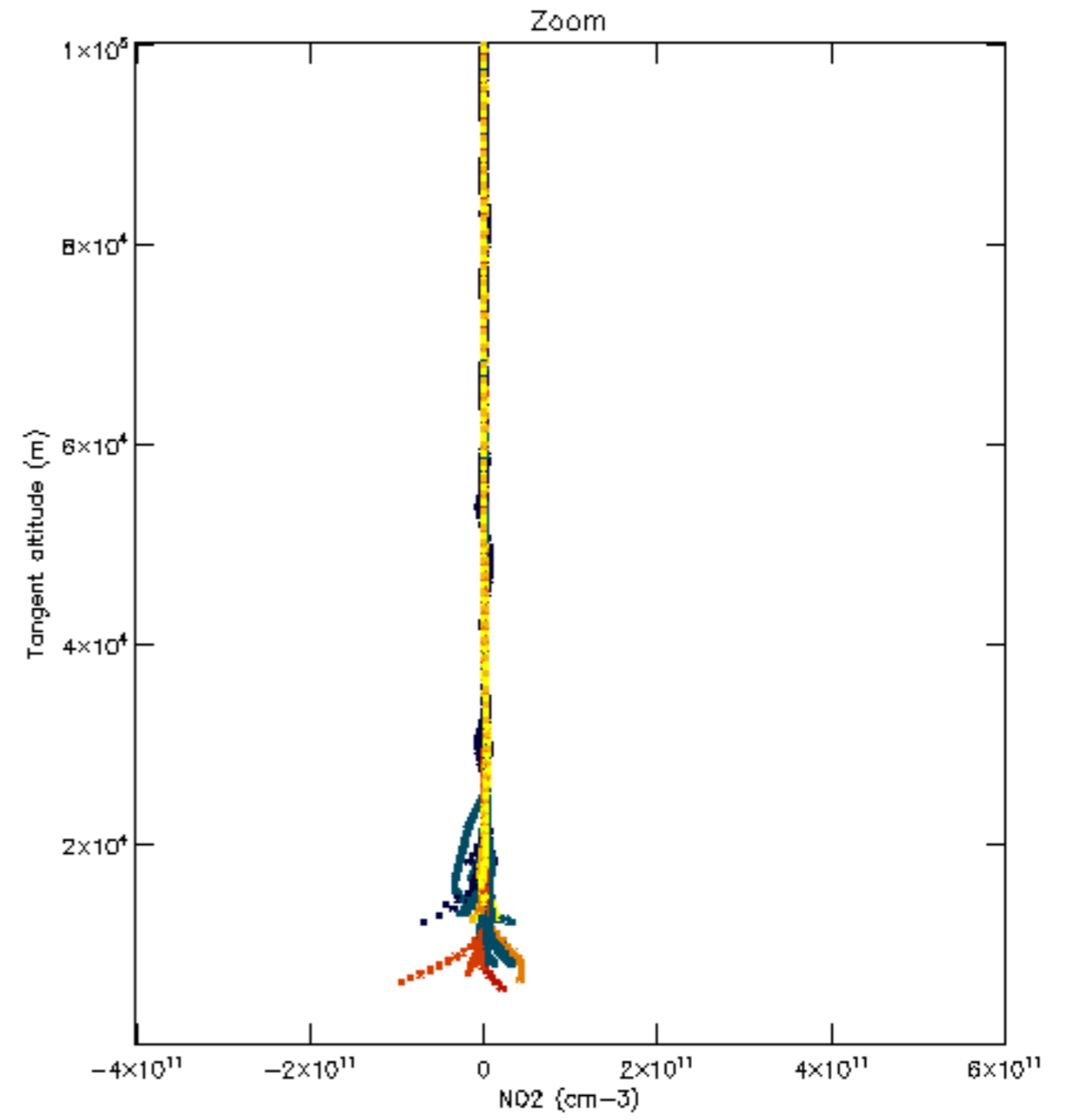
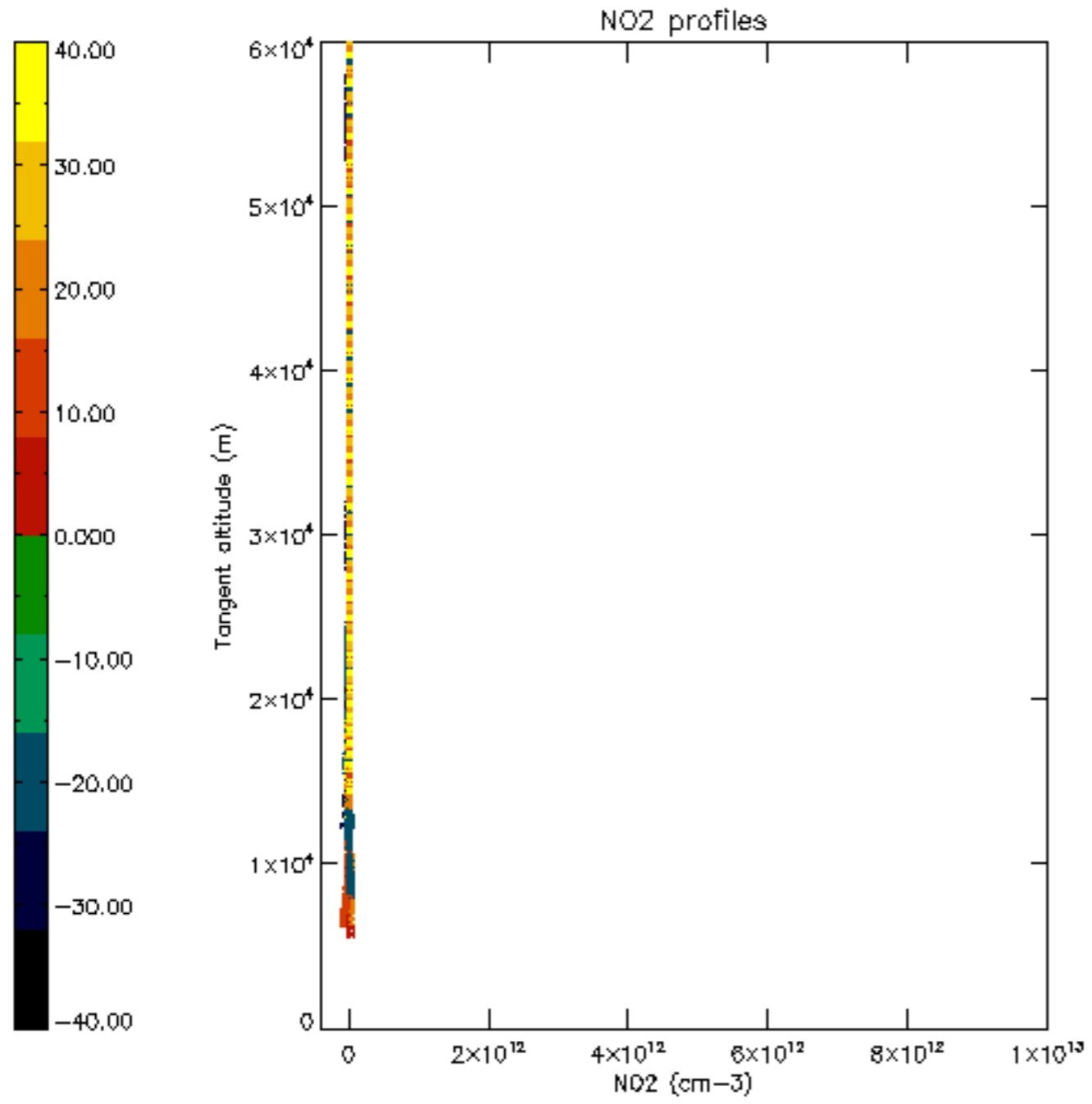


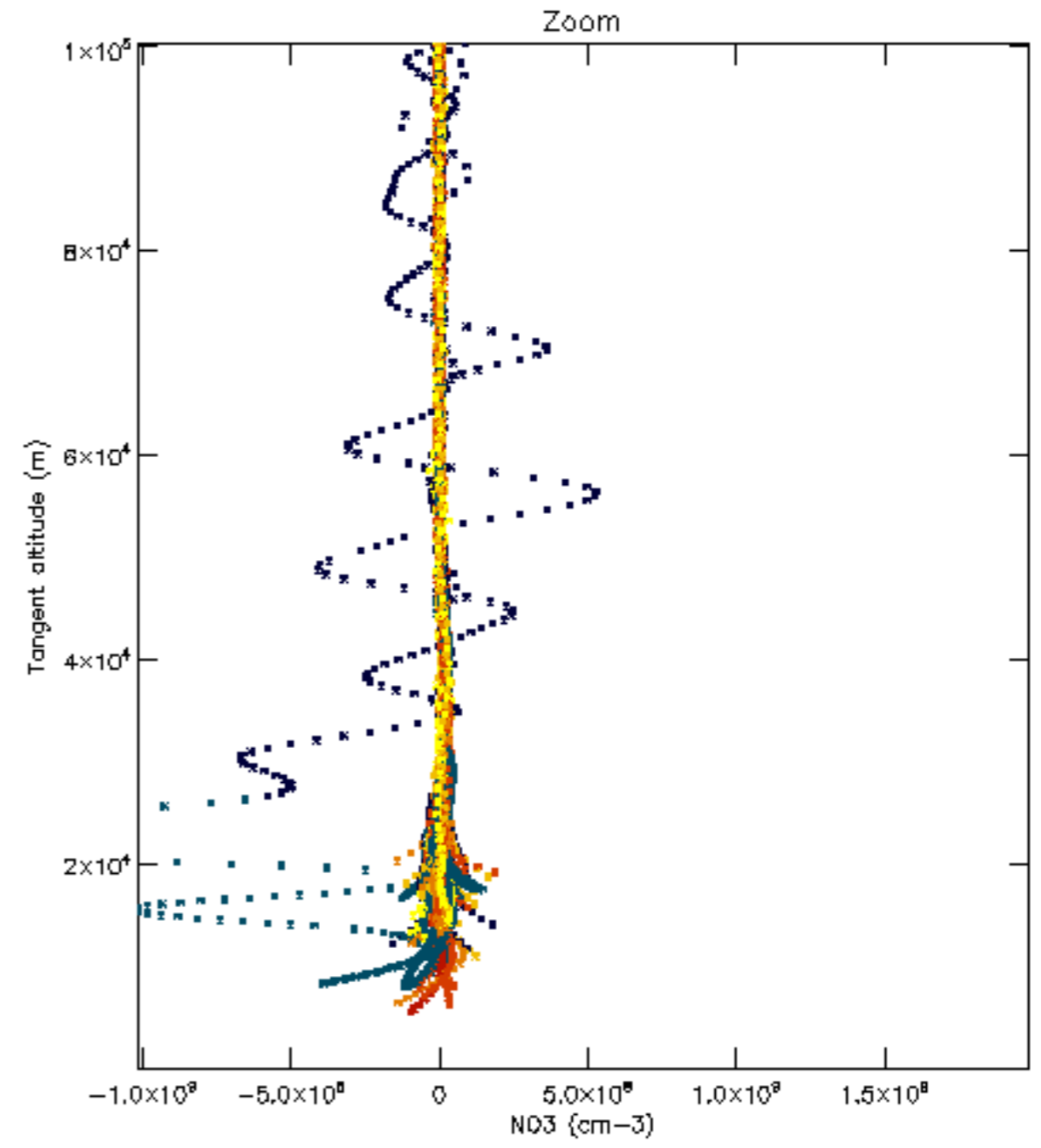
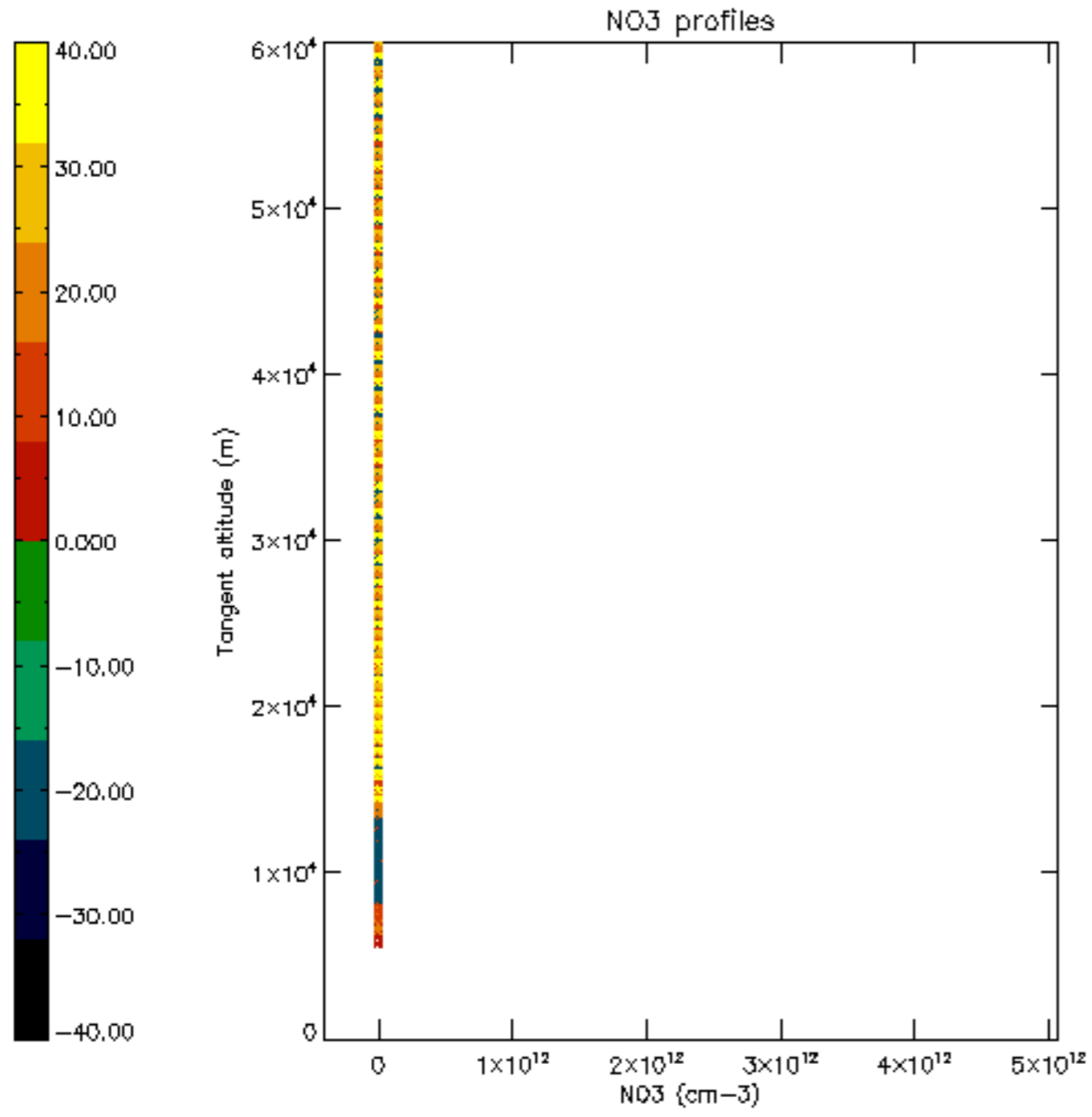


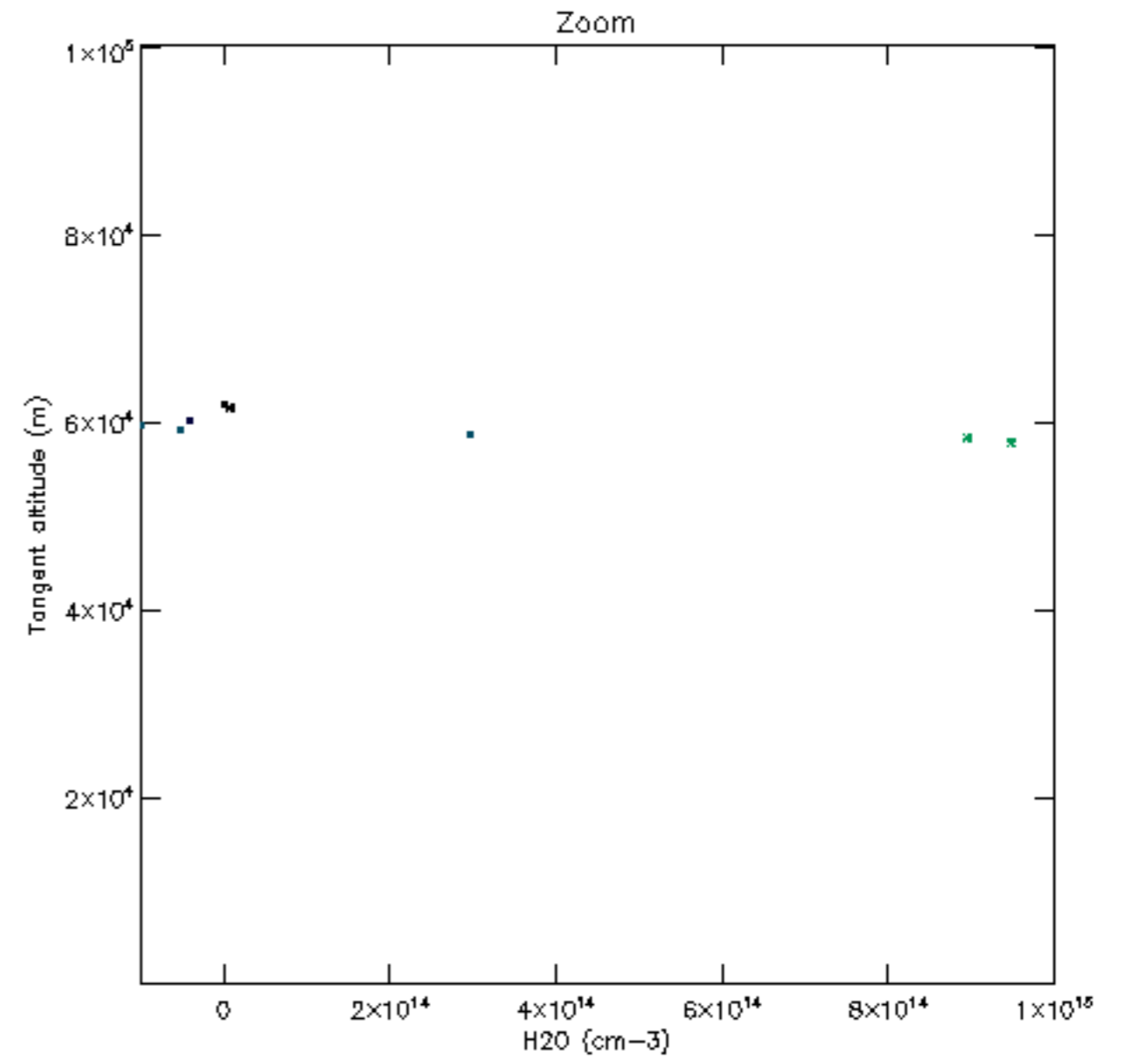
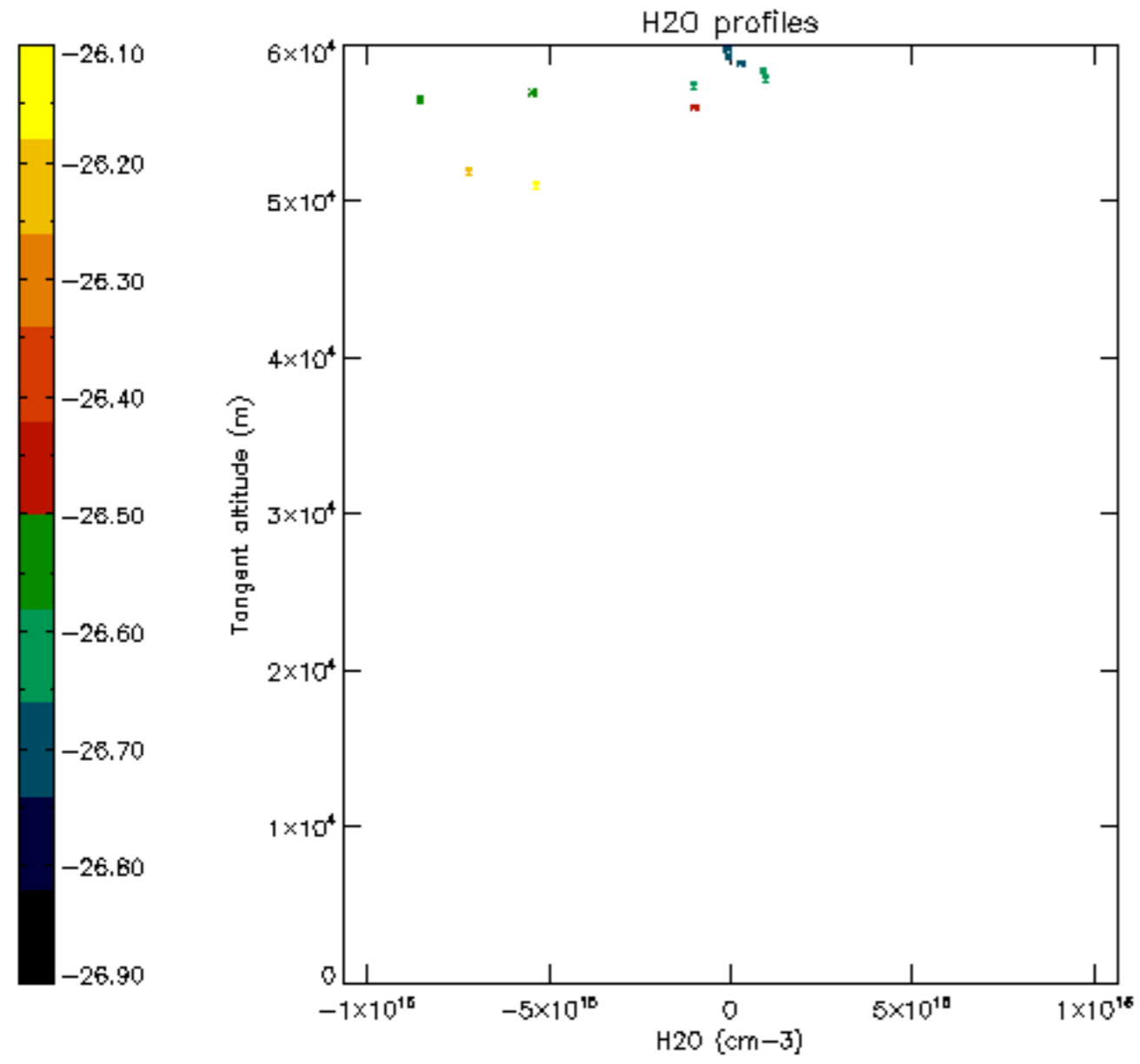


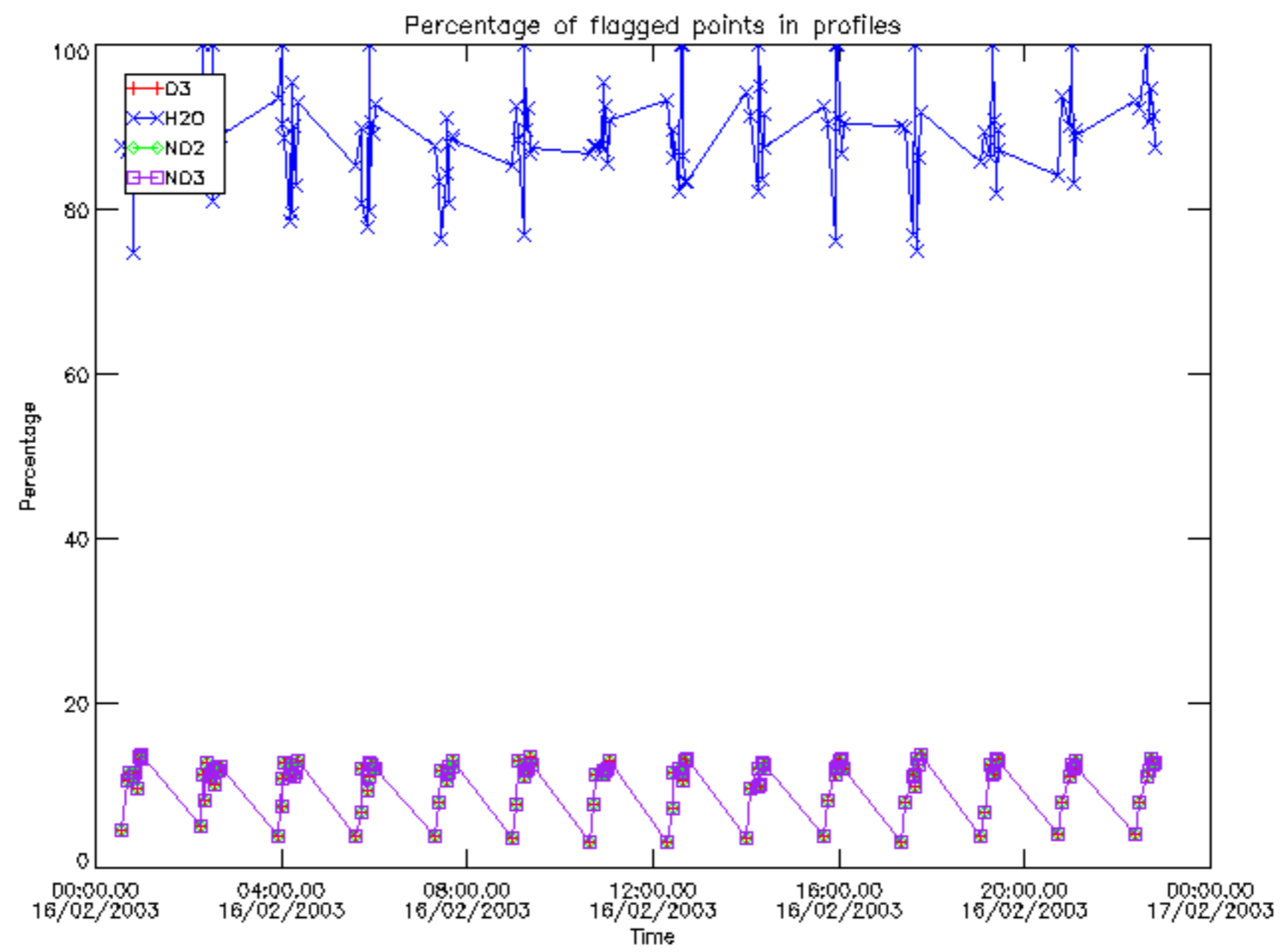




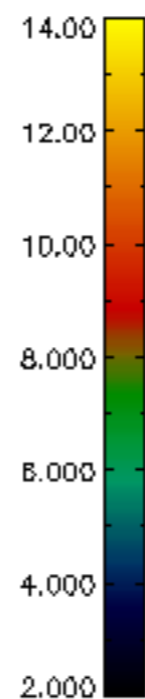
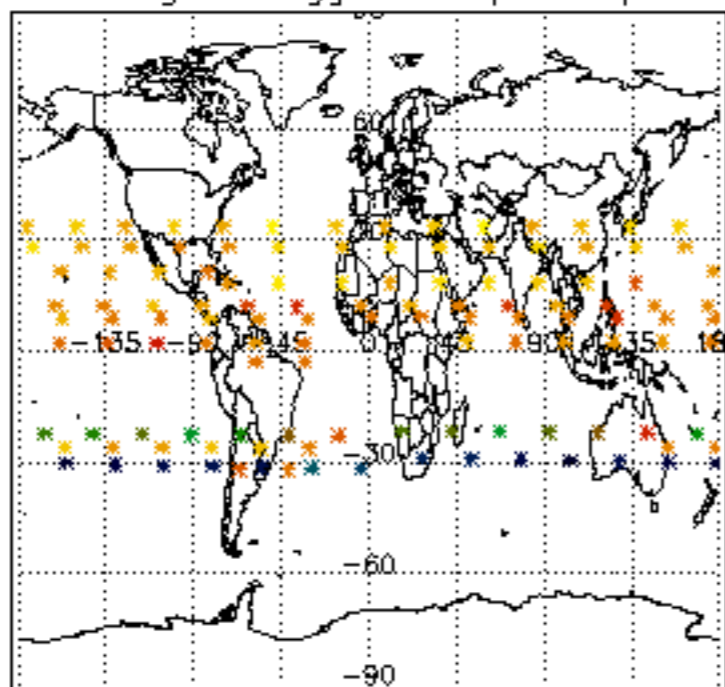




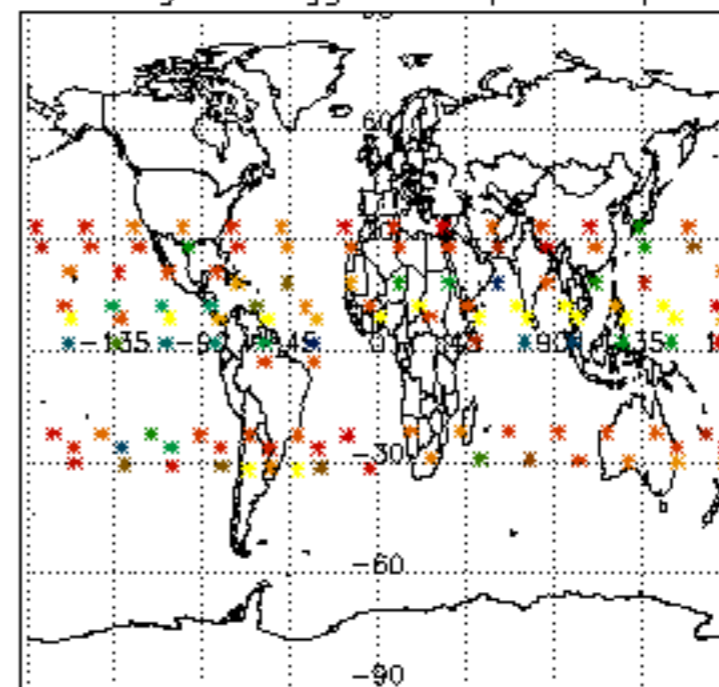




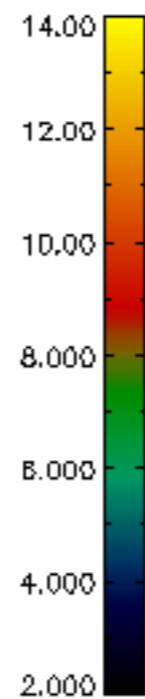
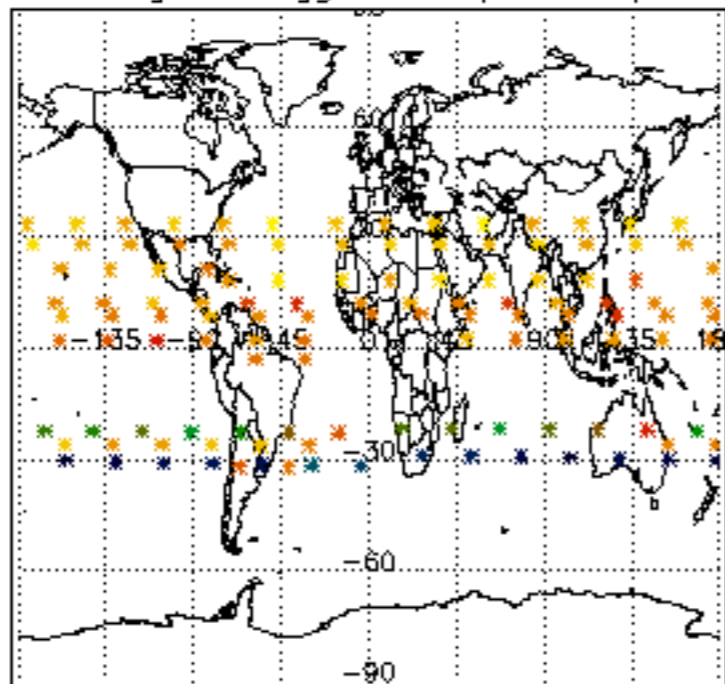
Percentage of flagged data per D3 profile



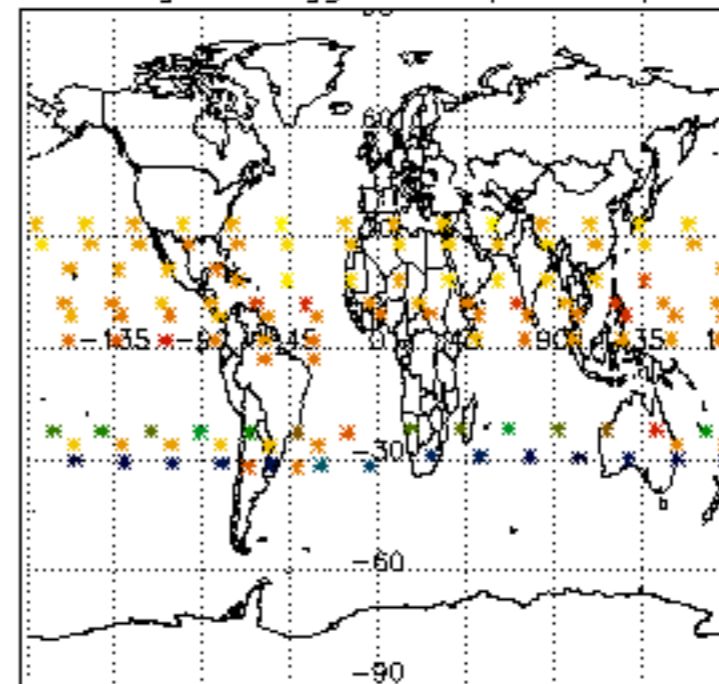
Percentage of flagged data per H2O profile

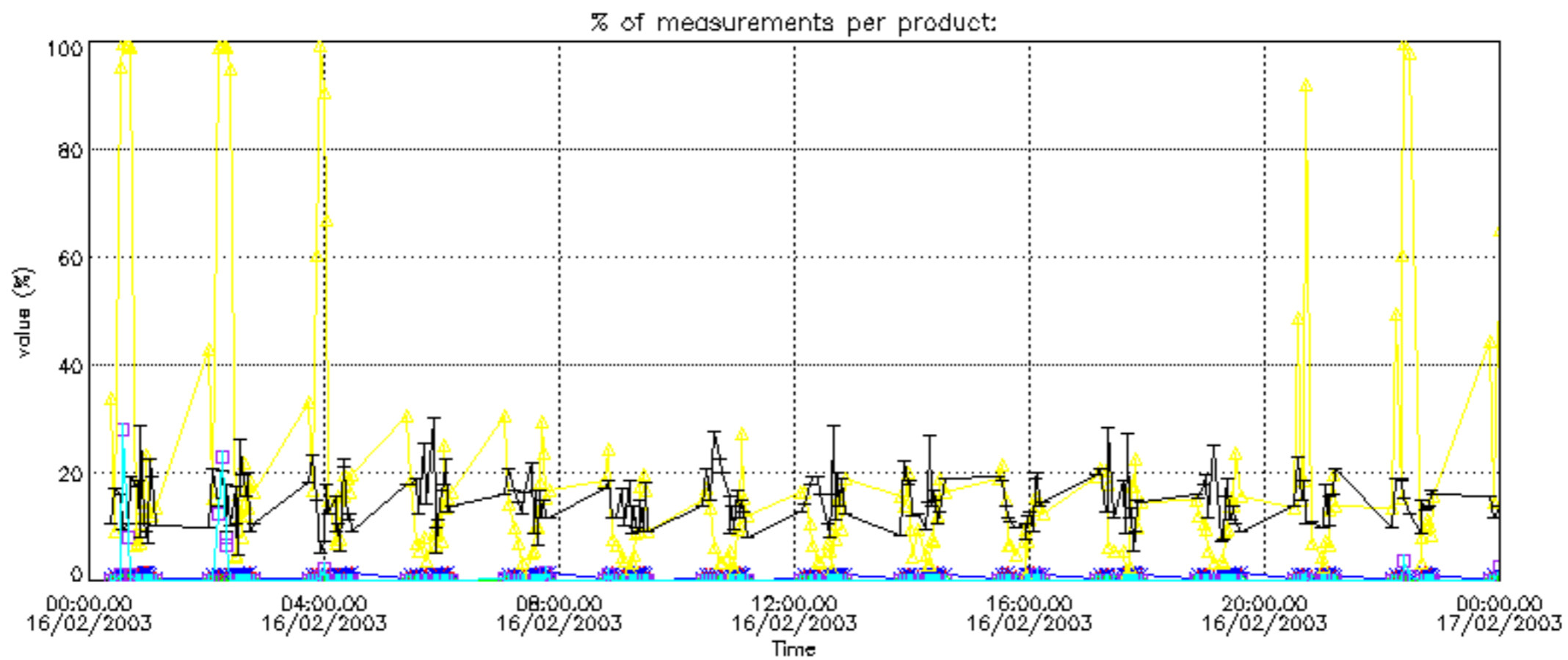


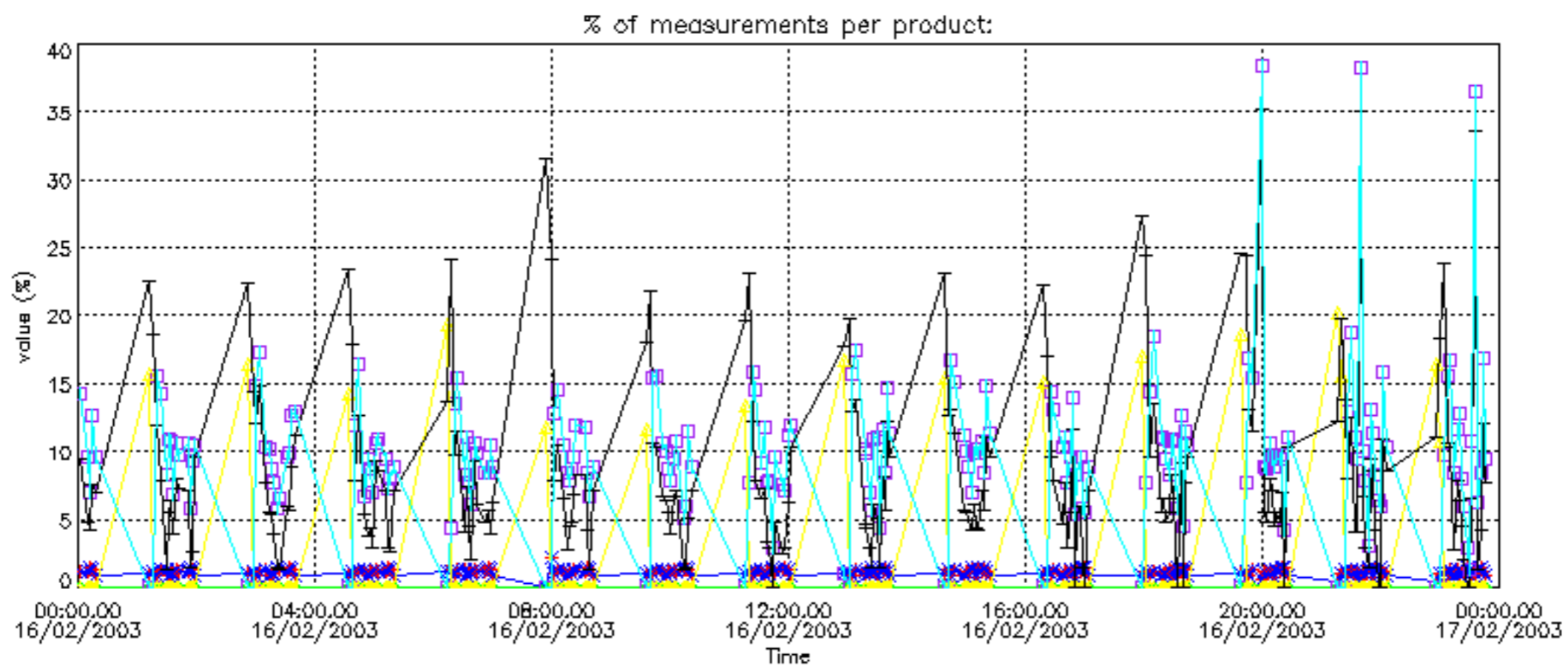
Percentage of flagged data per NO2 profile



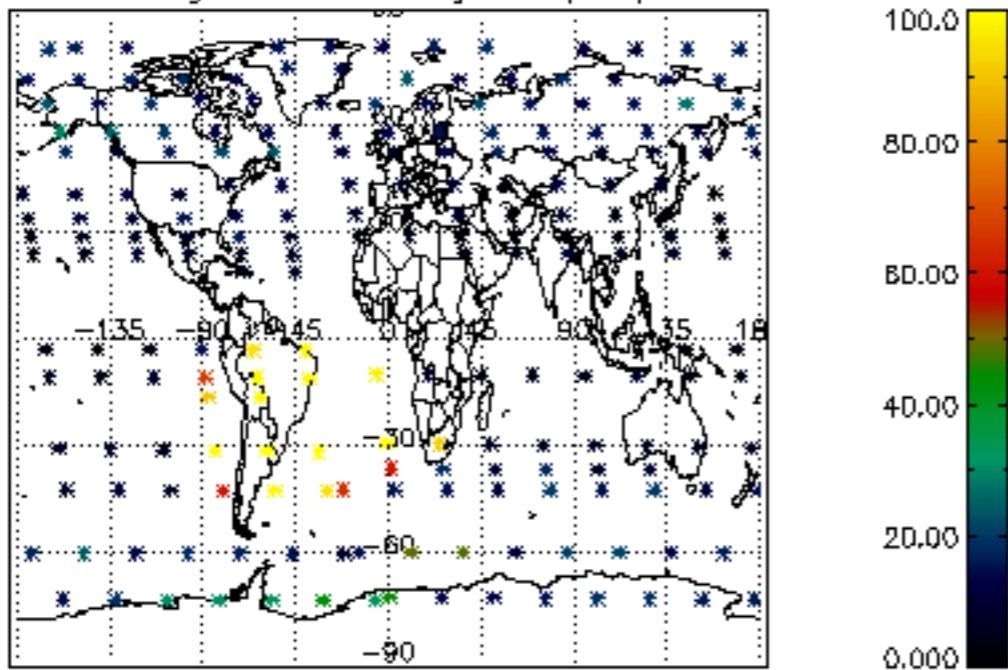
Percentage of flagged data per NO3 profile



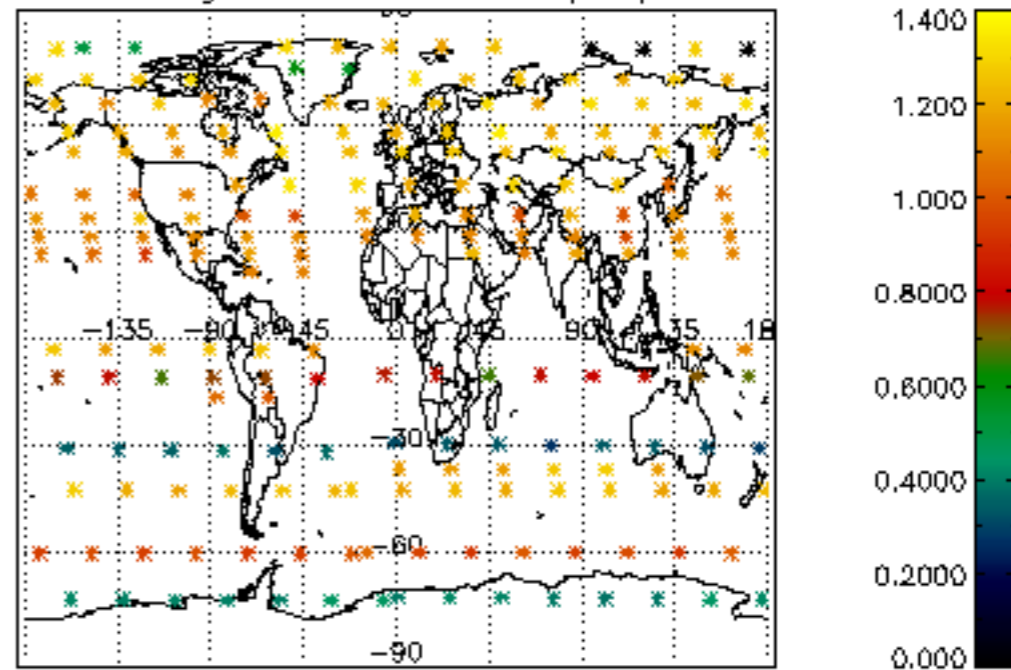




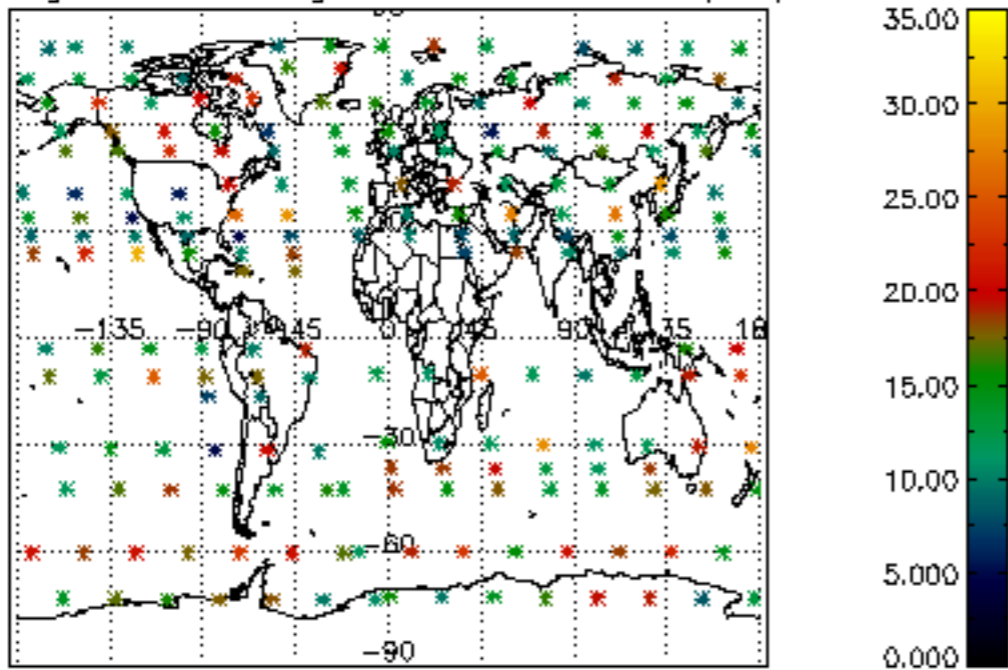
Percentage of cosmic ray hits per profile



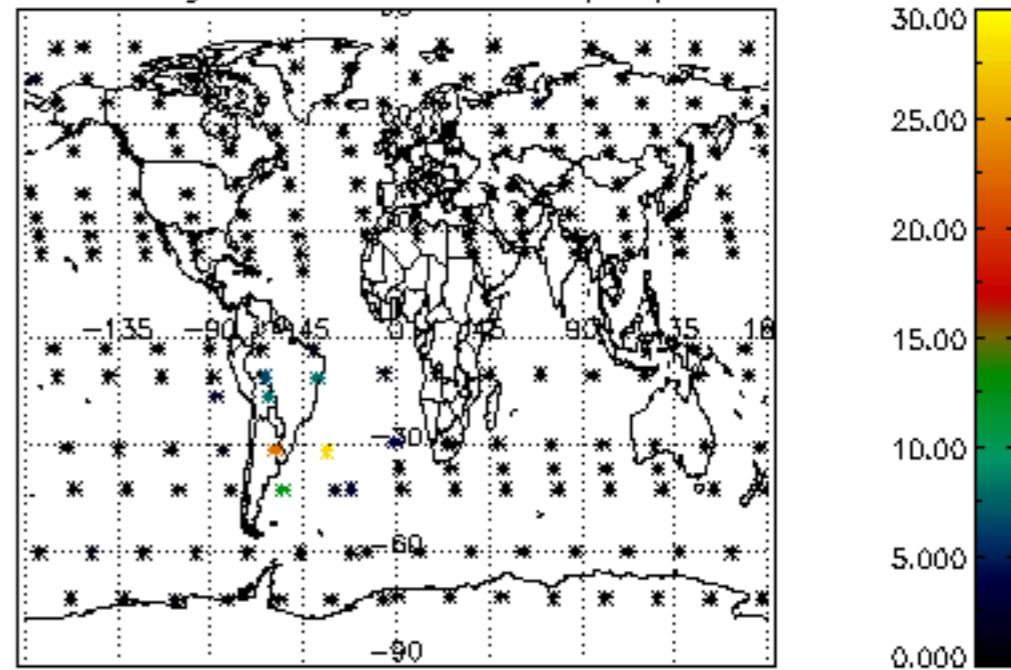
Percentage of datation errors per profile



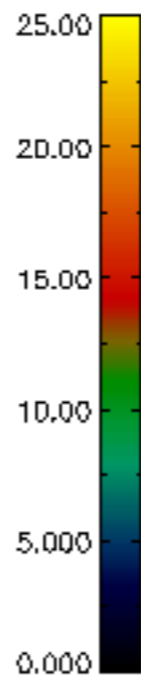
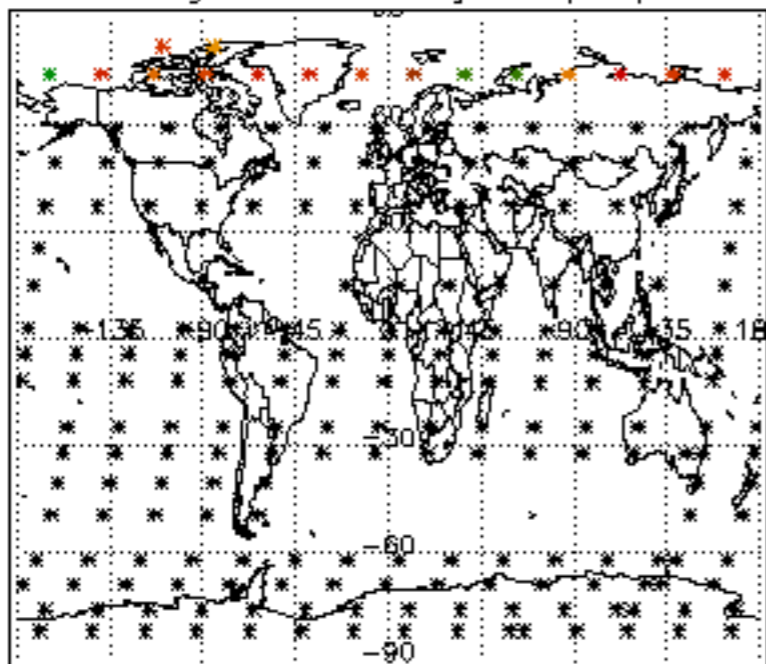
Percentage of star falling outside central band per profile



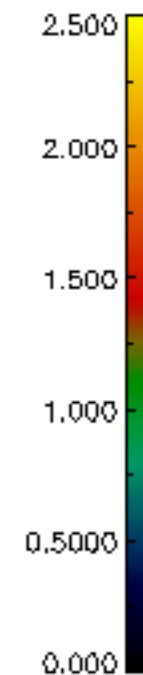
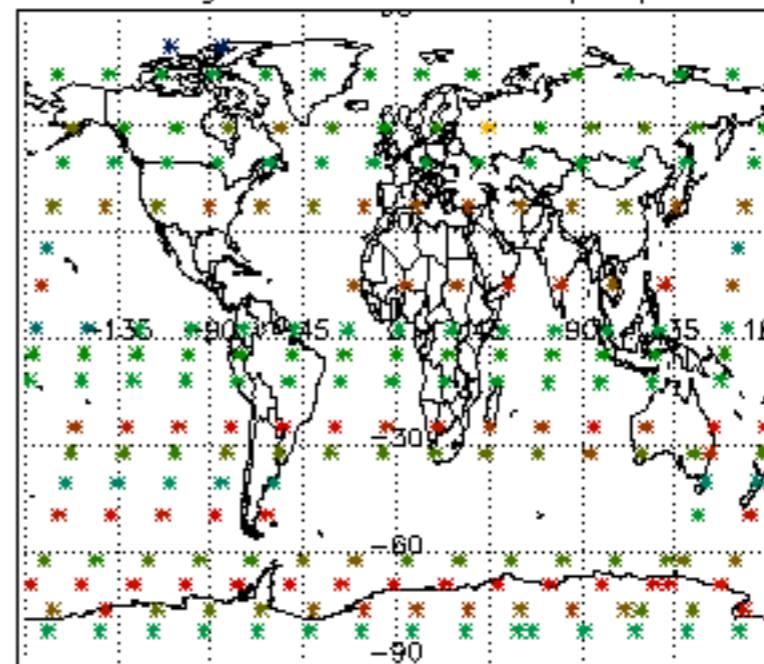
Percentage of saturation errors per profile



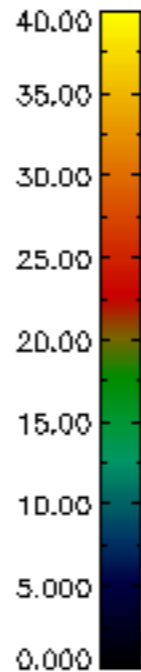
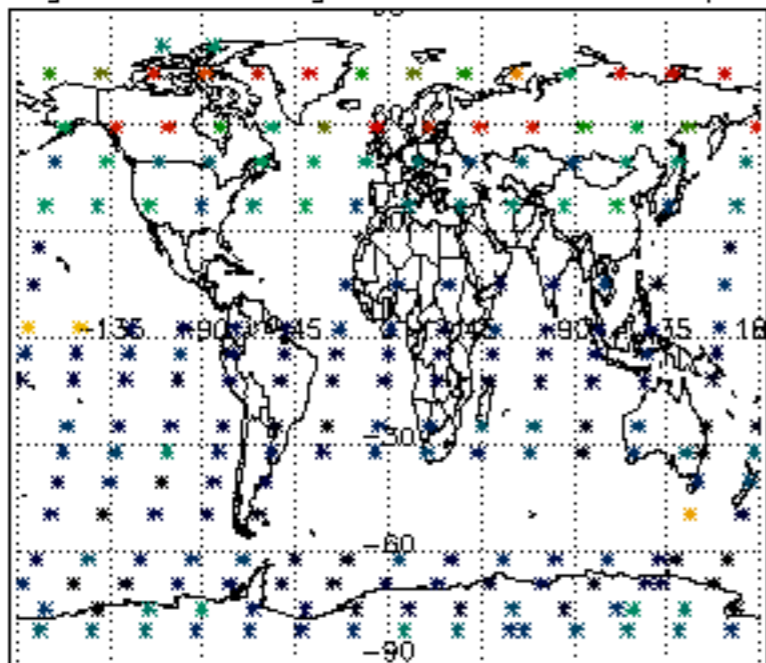
Percentage of cosmic ray hits per profile



Percentage of datation errors per profile



Percentage of star falling outside central band per profile



Percentage of saturation errors per profile

