

GOMOS Level 2 Daily Report

SUMMARY

[1. General Info](#)

[2. Summary of processed GOM_NL_2P products](#)

[3. Level 2 Quality information per product](#)

[3.1 Plot of level 2 quality information per product \(time dependant\)](#)

[3.2 Plot of level 2 quality information per product \(world map\)](#)

[4. Level 1 Quality information per product \(stored on level 2 products\)](#)

[4.1 Plot of level 1 quality information per product \(time dependant\)](#)

[4.1.1 Plot of level 1 quality information per product \(time dependant\): ASCENDING](#)

[4.1.2 Plot of level 1 quality information per product \(time dependant\): DESCENDING](#)

[4.2 Plot of level 1 quality information per product \(world map\)](#)

[4.2.1 Plot of level 1 quality information per product \(world map\): ASCENDING](#)

[4.2.2 Plot of level 1 quality information per product \(world map\): DESCENDING](#)

[5. Ozone profiles based on quality statistics and other trace gas profiles](#)

[5.1 Ozone statistics based on quality of products](#)

[5.2 Plot ozone profiles for all STD \(dark without errors\)](#)

[5.3 Plot ozone profiles where STD < 20% \(dark without errors\)](#)

[5.4. Plot ozone profiles where STD < 10% \(dark without errors\)](#)

[5.5. Plot ozone profiles where STD < 5% \(dark without errors\)](#)

[5.6 Plot NO2 profiles for all STD \(dark without errors\)](#)

[5.7 Plot NO3 profiles for all STD \(dark without errors\)](#)

[5.8 Plot H2O profiles \(only for occultations of stars 1,2,3,4,13,14,16,26,63 dark without errors\) for all STD](#)

[6. Auxiliary Data Files used for the production reported in section 2](#)

This report presents the daily analysis on parameters extracted from GOMOS level 2 data (GOM_NL__2P). It is intended to monitor some important parameters that will impact the quality of these products. A list of level 2 products (and content) that have arrived during the reporting day to the PCF is also given.

Item	Value
Time of report generation	19APR2013 09:30:54
Data source version	GOMOS/6.01
Start time of products	15-02-2003 (15FEB2003 00:00:00)
Stop time of products	16-02-2003 (16FEB2003 00:00:00)
Store outputs in DB	Yes
Nb of level 2 prods	348
Nb of prods with errors	1

2. Summary of processed GOM_NL__2P products.

Nr	Filename	UTC Start time	Limb	Duration	Star Id	Star Name	Star Mag	Star Temp	Nb Meas	Orbit	Prod. error
1	GOM_NL__2PRFIN20030215_000319_000000512013_00460_05023_5307.N1	15-FEB-2003 00:03:19	Straylight	51.000	48	30Alp Hya	1.9770	4100.0	102	5023	No
2	GOM_NL__2PRFIN20030215_000749_000000522013_00460_05023_5308.N1	15-FEB-2003 00:07:49	Bright	52.000	8	10Alp CMi	0.40000	6500.0	104	5023	No
3	GOM_NL__2PRFIN20030215_001051_000000532013_00460_05023_5309.N1	15-FEB-2003 00:10:51	Bright	52.500	22	32Alp Leo	1.3600	15200.	105	5023	No
4	GOM_NL__2PRFIN20030215_001406_000000392013_00460_05023_5310.N1	15-FEB-2003 00:14:06	Bright	38.500	17	78Bet Gem	1.1610	4500.0	77	5023	No
5	GOM_NL__2PRFIN20030215_002011_000000382013_00460_05023_5311.N1	15-FEB-2003 00:20:11	Bright	38.000	42	34Bet Aur	1.9000	10200.	76	5023	No
6	GOM_NL__2PRFIN20030215_002412_000000562013_00460_05023_5312.N1	15-FEB-2003 00:24:12	Bright	55.500	174	52Psi UMa	3.0040	4400.0	111	5023	No
7	GOM_NL__2PRFIN20030215_002602_000000472013_00460_05023_5313.N1	15-FEB-2003 00:26:02	Bright	46.500	82	48Bet UMa	2.3650	10600.	93	5023	No
8	GOM_NL__2PRFIN20030215_002814_000000512013_00460_05023_5314.N1	15-FEB-2003 00:28:14	Bright	51.000	87	64Gam UMa	2.4330	11000.	102	5023	No
9	GOM_NL__2PRFIN20030215_003129_000000382013_00460_05023_5315.N1	15-FEB-2003 00:31:29	Bright	38.000	49	1Alp UMi	1.9900	6300.0	76	5023	No
10	GOM_NL__2PRFIN20030215_003338_000000392013_00460_05023_5316.N1	15-FEB-2003 00:33:38	Bright	39.000	60	7Bet UMi	2.0810	3950.0	78	5023	No
11	GOM_NL__2PRFIN20030215_003620_000000652013_00460_05023_5317.N1	15-FEB-2003 00:36:20	Bright	65.000	39	85Eta UMa	1.8540	24000.	130	5023	No
12	GOM_NL__2PRFIN20030215_004214_000000412013_00460_05023_5318.N1	15-FEB-2003 00:42:14	Bright	40.500	130	23Bet Dra	2.7990	5800.0	81	5023	No
13	GOM_NL__2PRFIN20030215_004410_000000362013_00460_05023_5319.N1	15-FEB-2003 00:44:10	Bright	35.500	144	18Del Cyg	2.8600	11000.	71	5023	No
14	GOM_NL__2PRFIN20030215_004627_000000372013_00460_05023_5320.N1	15-FEB-2003 00:46:27	Bright	37.000	5	3Alp Lyr	0.033000	11000.	74	5023	No
15	GOM_NL__2PRFIN20030215_004935_000000552013_00460_05023_5321.N1	15-FEB-2003 00:49:35	Bright	54.500	133	40Zet Her	2.8070	6000.0	109	5023	No
16	GOM_NL__2PRFIN20030215_005340_000001062013_00460_05023_5322.N1	15-FEB-2003 00:53:40	Twl_and_stray	106.00	67	5Alp CrB	2.2210	11000.	212	5023	No
17	GOM_NL__2PRFIN20030215_005744_000000492013_00460_05023_5323.N1	15-FEB-2003 00:57:44	Bright	49.000	126	60Bet Oph	2.7700	4250.0	98	5023	No
18	GOM_NL__2PRFIN20030215_010521_000001322013_00460_05023_5324.N1	15-FEB-2003 01:05:21	Dark	131.50	102	24Alp Ser	2.6000	4250.0	263	5023	No
19	GOM_NL__2PRFIN20030215_010925_000000412013_00460_05023_5325.N1	15-FEB-2003 01:09:25	Dark	41.000	25	35Lam Sco	1.6200	28000.	82	5023	No
20	GOM_NL__2PRFIN20030215_011128_000000762013_00460_05023_5326.N1	15-FEB-2003 01:11:28	Dark	75.500	80	7Del Sco	2.3160	30000.	151	5023	No
21	GOM_NL__2PRFIN20030215_011356_000000432013_00460_05023_5327.N1	15-FEB-2003 01:13:56	Dark	43.000	141	Bet Ara	2.8400	4600.0	86	5023	No
22	GOM_NL__2PRFIN20030215_011601_000000502013_00461_05024_5297.N1	15-FEB-2003 01:16:01	Dark	49.500	131	Gam Lup	2.8000	26000.	99	5024	No
23	GOM_NL__2PRFIN20030215_012122_000000472013_00461_05024_5298.N1	15-FEB-2003 01:21:22	Dark	47.000	10	Bet Cen	0.61000	28000.	94	5024	No
24	GOM_NL__2PRFIN20030215_012242_000000462013_00461_05024_5299.N1	15-FEB-2003 01:22:42	Dark	46.000	77	Eps Cen	2.3030	28000.	92	5024	No
25	GOM_NL__2PRFIN20030215_012428_000000422013_00461_05024_5300.N1	15-FEB-2003 01:24:28	Dark	41.500	12	Alp1Cru	0.77500	30000.	83	5024	No
26	GOM_NL__2PRFIN20030215_012658_000000382013_00461_05024_5301.N1	15-FEB-2003 01:26:58	Dark	37.500	29	Bet Car	1.6720	10200.	75	5024	No
27	GOM_NL__2PRFIN20030215_012935_000000382013_00461_05024_5302.N1	15-FEB-2003 01:29:35	Dark	37.500	71	lot Car	2.2460	7700.0	75	5024	No
28	GOM_NL__2PRFIN20030215_013112_000000432013_00461_05024_5303.N1	15-FEB-2003 01:31:12	Dark	42.500	46	Del Vel	1.9540	10600.	85	5024	No
29	GOM_NL__2PRFIN20030215_013336_000000412013_00461_05024_5304.N1	15-FEB-2003 01:33:36	Straylight	41.000	34	Gam2Vel	1.7930	23000.	82	5024	No
30	GOM_NL__2PRFIN20030215_013540_000000412013_00461_05024_5305.N1	15-FEB-2003 01:35:40	Straylight	40.500	70	Zet Pup	2.2460	39000.	81	5024	No
31	GOM_NL__2PRFIN20030215_013933_000001062013_00461_05024_5306.N1	15-FEB-2003 01:39:33	Straylight	106.00	100	4Gam Crv	2.5800	13100.	212	5024	No
32	GOM_NL__2PRFIN20030215_014355_000000512013_00461_05024_5307.N1	15-FEB-2003 01:43:55	Straylight	50.500	48	30Alp Hya	1.9770	4100.0	101	5024	No
33	GOM_NL__2PRFIN20030215_014825_000000472013_00461_05024_5308.N1	15-FEB-2003 01:48:25	Bright	46.500	8	10Alp CMi	0.40000	6500.0	93	5024	No
34	GOM_NL__2PRFIN20030215_015126_000000582013_00461_05024_5309.N1	15-FEB-2003 01:51:26	Bright	57.500	22	32Alp Leo	1.3600	15200.	115	5024	No
35	GOM_NL__2PRFIN20030215_015442_000000422013_00461_05024_5310.N1	15-FEB-2003 01:54:42	Bright	41.500	17	78Bet Gem	1.1610	4500.0	83	5024	No
36	GOM_NL__2PRFIN20030215_020047_000000382013_00461_05024_5311.N1	15-FEB-2003 02:00:47	Bright	37.500	42	34Bet Aur	1.9000	10200.	75	5024	No
37	GOM_NL__2PRFIN20030215_020447_000000552013_00461_05024_5312.N1	15-FEB-2003 02:04:47	Bright	54.500	174	52Psi UMa	3.0040	4400.0	109	5024	No
38	GOM_NL__2PRFIN20030215_020637_000000462013_00461_05024_5313.N1	15-FEB-2003 02:06:37	Bright	45.500	82	48Bet UMa	2.3650	10600.	91	5024	No
39	GOM_NL__2PRFIN20030215_020849_000000502013_00461_05024_5314.N1	15-FEB-2003 02:08:49	Bright	49.500	87	64Gam UMa	2.4330	11000.	99	5024	No
40	GOM_NL__2PRFIN20030215_050045_000001052013_00463_05026_5012.N1	15-FEB-2003 05:00:45	Dark	104.50	100	4Gam Crv	2.5800	13100.	209	5026	Yes
41	GOM_NL__2PRFIN20030215_050507_000000502013_00463_05026_5013.N1	15-FEB-2003 05:05:07	Straylight	50.000	48	30Alp Hya	1.9770	4100.0	100	5026	No
42	GOM_NL__2PRFIN20030215_050937_000000502013_00463_05026_5014.N1	15-FEB-2003 05:09:37	Bright	50.000	8	10Alp CMi	0.40000	6500.0	100	5026	No

43	GOM_NL__2PRFIN20030215_051236_000000562013_00463_05026_5015.N1	15-FEB-2003 05:12:36	Bright	56.000	22	32Alp Leo	1.3600	15200.	112	5026	No
44	GOM_NL__2PRFIN20030215_051555_000000392013_00463_05026_5016.N1	15-FEB-2003 05:15:55	Bright	39.000	17	78Bet Gem	1.1610	4500.0	78	5026	No
45	GOM_NL__2PRFIN20030215_052200_000000382013_00463_05026_5017.N1	15-FEB-2003 05:22:00	Bright	37.500	42	34Bet Aur	1.9000	10200.	75	5026	No
46	GOM_NL__2PRFIN20030215_052557_000000552013_00463_05026_5018.N1	15-FEB-2003 05:25:57	Bright	55.000	174	52Psi UMa	3.0040	4400.0	110	5026	No
47	GOM_NL__2PRFIN20030215_052747_000000462013_00463_05026_5019.N1	15-FEB-2003 05:27:47	Bright	46.000	82	48Bet UMa	2.3650	10600.	92	5026	No
48	GOM_NL__2PRFIN20030215_052959_000000532013_00463_05026_5020.N1	15-FEB-2003 05:29:59	Bright	52.500	87	64Gam UMa	2.4330	11000.	105	5026	No
49	GOM_NL__2PRFIN20030215_053317_000000372013_00463_05026_5021.N1	15-FEB-2003 05:33:17	Bright	36.500	49	1Alp UMi	1.9900	6300.0	73	5026	No
50	GOM_NL__2PRFIN20030215_053525_000000412013_00463_05026_5022.N1	15-FEB-2003 05:35:25	Bright	41.000	60	7Bet UMi	2.0810	3950.0	82	5026	No
51	GOM_NL__2PRFIN20030215_054402_000000422013_00463_05026_5023.N1	15-FEB-2003 05:44:02	Bright	41.500	130	23Bet Dra	2.7990	5800.0	83	5026	No
52	GOM_NL__2PRFIN20030215_054558_000000362013_00463_05026_5024.N1	15-FEB-2003 05:45:58	Bright	36.000	144	18Del Cyg	2.8600	11000.	72	5026	No
53	GOM_NL__2PRFIN20030215_054815_000000372013_00463_05026_5025.N1	15-FEB-2003 05:48:15	Bright	36.500	5	3Alp Lyr	0.033000	11000.	73	5026	No
54	GOM_NL__2PRFIN20030215_055123_000000562013_00463_05026_5026.N1	15-FEB-2003 05:51:23	Bright	55.500	133	40Zet Her	2.8070	6000.0	111	5026	No
55	GOM_NL__2PRFIN20030215_055531_000001132013_00463_05026_5027.N1	15-FEB-2003 05:55:31	Tw_i_and_stray	113.00	67	5Alp CrB	2.2210	11000.	226	5026	No
56	GOM_NL__2PRFIN20030215_055933_000000522013_00463_05026_5028.N1	15-FEB-2003 05:59:33	Bright	51.500	126	60Bet Oph	2.7700	4250.0	103	5026	No
57	GOM_NL__2PRFIN20030215_060717_000001452013_00463_05026_5029.N1	15-FEB-2003 06:07:17	Dark	144.50	102	24Alp Ser	2.6000	4250.0	289	5026	No
58	GOM_NL__2PRFIN20030215_061114_000000452013_00463_05026_5030.N1	15-FEB-2003 06:11:14	Dark	44.500	25	35Lam Sco	1.6200	28000.	89	5026	No
59	GOM_NL__2PRFIN20030215_061321_000000612013_00463_05026_5031.N1	15-FEB-2003 06:13:21	Dark	61.000	80	7Del Sco	2.3160	30000.	122	5026	No
60	GOM_NL__2PRFIN20030215_062432_000000742013_00464_05027_5299.N1	15-FEB-2003 06:24:32	Dark	73.500	54	5The Cen	2.0550	4500.0	147	5027	No
61	GOM_NL__2PRFIN20030215_062659_000000592013_00464_05027_5300.N1	15-FEB-2003 06:26:59	Dark	59.000	26	Gam Cru	1.6240	2900.0	118	5027	No
62	GOM_NL__2PRFIN20030215_062846_000000402013_00464_05027_5301.N1	15-FEB-2003 06:28:46	Dark	39.500	29	Bet Car	1.6720	10200.	79	5027	No
63	GOM_NL__2PRFIN20030215_063123_000000402013_00464_05027_5302.N1	15-FEB-2003 06:31:23	Dark	39.500	71	lot Car	2.2460	7700.0	79	5027	No
64	GOM_NL__2PRFIN20030215_063301_000000392013_00464_05027_5303.N1	15-FEB-2003 06:33:01	Dark	38.500	46	Del Vel	1.9540	10600.	77	5027	No
65	GOM_NL__2PRFIN20030215_063524_000000412013_00464_05027_5304.N1	15-FEB-2003 06:35:24	Straylight	41.000	34	Gam2Vel	1.7930	23000.	82	5027	No
66	GOM_NL__2PRFIN20030215_063728_000000412013_00464_05027_5305.N1	15-FEB-2003 06:37:28	Straylight	40.500	70	Zet Pup	2.2460	39000.	81	5027	No
67	GOM_NL__2PRFIN20030215_064121_000001032013_00464_05027_5306.N1	15-FEB-2003 06:41:21	Straylight	103.00	100	4Gam Crv	2.5800	13100.	206	5027	No
68	GOM_NL__2PRFIN20030215_064542_000000512013_00464_05027_5307.N1	15-FEB-2003 06:45:42	Straylight	51.000	48	30Alp Hya	1.9770	4100.0	102	5027	No
69	GOM_NL__2PRFIN20030215_065014_000000482013_00464_05027_5308.N1	15-FEB-2003 06:50:14	Bright	48.000	8	10Alp CMi	0.40000	6500.0	96	5027	No
70	GOM_NL__2PRFIN20030215_065312_000000562013_00464_05027_5309.N1	15-FEB-2003 06:53:12	Bright	55.500	22	32Alp Leo	1.3600	15200.	111	5027	No
71	GOM_NL__2PRFIN20030215_065630_000000412013_00464_05027_5310.N1	15-FEB-2003 06:56:30	Bright	41.000	17	78Bet Gem	1.1610	4500.0	82	5027	No
72	GOM_NL__2PRFIN20030215_070237_000000382013_00464_05027_5311.N1	15-FEB-2003 07:02:37	Bright	38.000	42	34Bet Aur	1.9000	10200.	76	5027	No
73	GOM_NL__2PRFIN20030215_070631_000000552013_00464_05027_5312.N1	15-FEB-2003 07:06:31	Bright	55.000	174	52Psi UMa	3.0040	4400.0	110	5027	No
74	GOM_NL__2PRFIN20030215_070823_000000472013_00464_05027_5313.N1	15-FEB-2003 07:08:23	Bright	47.000	82	48Bet UMa	2.3650	10600.	94	5027	No
75	GOM_NL__2PRFIN20030215_071034_000000502013_00464_05027_5314.N1	15-FEB-2003 07:10:34	Bright	50.000	87	64Gam UMa	2.4330	11000.	100	5027	No
76	GOM_NL__2PRFIN20030215_071353_000000382013_00464_05027_5315.N1	15-FEB-2003 07:13:53	Bright	38.000	49	1Alp UMi	1.9900	6300.0	76	5027	No
77	GOM_NL__2PRFIN20030215_071600_000000402013_00464_05027_5316.N1	15-FEB-2003 07:16:00	Bright	40.000	60	7Bet UMi	2.0810	3950.0	80	5027	No
78	GOM_NL__2PRFIN20030215_072437_000000432013_00464_05027_5317.N1	15-FEB-2003 07:24:37	Bright	42.500	130	23Bet Dra	2.7990	5800.0	85	5027	No
79	GOM_NL__2PRFIN20030215_072634_000000372013_00464_05027_5318.N1	15-FEB-2003 07:26:34	Bright	37.000	144	18Del Cyg	2.8600	11000.	74	5027	No
80	GOM_NL__2PRFIN20030215_072851_000000392013_00464_05027_5319.N1	15-FEB-2003 07:28:51	Bright	38.500	5	3Alp Lyr	0.033000	11000.	77	5027	No
81	GOM_NL__2PRFIN20030215_073158_000000572013_00464_05027_5320.N1	15-FEB-2003 07:31:58	Bright	57.000	133	40Zet Her	2.8070	6000.0	114	5027	No
82	GOM_NL__2PRFIN20030215_073608_000001162013_00464_05027_5321.N1	15-FEB-2003 07:36:08	Tw_i_and_stray	115.50	67	5Alp CrB	2.2210	11000.	231	5027	No
83	GOM_NL__2PRFIN20030215_074009_000000532013_00464_05027_5322.N1	15-FEB-2003 07:40:09	Bright	52.500	126	60Bet Oph	2.7700	4250.0	105	5027	No
84	GOM_NL__2PRFIN20030215_074756_000001362013_00464_05027_5323.N1	15-FEB-2003 07:47:56	Dark	135.50	102	24Alp Ser	2.6000	4250.0	271	5027	No
85	GOM_NL__2PRFIN20030215_075151_000000452013_00464_05027_5324.N1	15-FEB-2003 07:51:51	Dark	44.500	25	35Lam Sco	1.6200	28000.	89	5027	No
86	GOM_NL__2PRFIN20030215_075358_000000662013_00464_05027_5325.N1	15-FEB-2003 07:53:58	Dark	66.000	80	7Del Sco	2.3160	30000.	132	5027	No
87	GOM_NL__2PRFIN20030215_080508_000000662013_00465_05028_5299.N1	15-FEB-2003 08:05:08	Dark	66.000	54	5The Cen	2.0550	4500.0	132	5028	No
88	GOM_NL__2PRFIN20030215_080736_000000522013_00465_05028_5300.N1	15-FEB-2003 08:07:36	Dark	51.500	26	Gam Cru	1.6240	2900.0	103	5028	No
89	GOM_NL__2PRFIN20030215_080922_000000372013_00465_05028_5301.N1	15-FEB-2003 08:09:22	Dark	36.500	29	Bet Car	1.6720	10200.	73	5028	No
90	GOM_NL__2PRFIN20030215_081159_000000412013_00465_05028_5302.N1	15-FEB-2003 08:11:59	Dark	40.500	71	lot Car	2.2460	7700.0	81	5028	No
91	GOM_NL__2PRFIN20030215_081337_000000392013_00465_05028_5303.N1	15-FEB-2003 08:13:37	Dark	38.500	46	Del Vel	1.9540	10600.	77	5028	No
92	GOM_NL__2PRFIN20030215_081600_000000402013_00465_05028_5304.N1	15-FEB-2003 08:16:00	Straylight	40.000	34	Gam2Vel	1.7930	23000.	80	5028	No
93	GOM_NL__2PRFIN20030215_081804_000000392013_00465_05028_5305.N1	15-FEB-2003 08:18:04	Straylight	38.500	70	Zet Pup	2.2460	39000.	77	5028	No
94	GOM_NL__2PRFIN20030215_082158_000001042013_00465_05028_5306.N1	15-FEB-2003 08:21:58	Straylight	103.50	100	4Gam Crv	2.5800	13100.	207	5028	No
95	GOM_NL__2PRFIN20030215_082618_000000542013_00465_05028_5307.N1	15-FEB-2003 08:26:18	Straylight	53.500	48	30Alp Hya	1.9770	4100.0	107	5028	No
96	GOM_NL__2PRFIN20030215_083050_000000522013_00465_05028_5308.N1	15-FEB-2003 08:30:50	Bright	52.000	8	10Alp CMi	0.40000	6500.0	104	5028	No
97	GOM_NL__2PRFIN20030215_083348_000000522013_00465_05028_5309.N1	15-FEB-2003 08:33:48	Bright	51.500	22	32Alp Leo	1.3600	15200.	103	5028	No
98	GOM_NL__2PRFIN20030215_083706_000000412013_00465_05028_5310.N1	15-FEB-2003 08:37:06	Bright	40.500	17	78Bet Gem	1.1610	4500.0	81	5028	No
99	GOM_NL__2PRFIN20030215_084313_000000392013_00465_05028_5311.N1	15-FEB-2003 08:43:13	Bright	38.500	42	34Bet Aur	1.9000	10200.	77	5028	No
100	GOM_NL__2PRFIN20030215_084706_000000542013_00465_05028_5312.N1	15-FEB-2003 08:47:06	Bright	54.000	174	52Psi UMa	3.0040	4400.0	108	5028	No
101	GOM_NL__2PRFIN20030215_084858_000000472013_00465_05028_5313.N1	15-FEB-2003 08:48:58	Bright	46.500	82	48Bet UMa	2.3650	10600.	93	5028	No

102	GOM_NL__2PRFIN20030215_085109_00000522013_00465_05028_5314.N1	15-FEB-2003 08:51:09	Bright	51.500	87	64Gam UMa	2.4330	11000.	103	5028	No
103	GOM_NL__2PRFIN20030215_085428_00000382013_00465_05028_5315.N1	15-FEB-2003 08:54:28	Bright	38.000	49	1Alp UMi	1.9900	6300.0	76	5028	No
104	GOM_NL__2PRFIN20030215_085636_00000432013_00465_05028_5316.N1	15-FEB-2003 08:56:36	Bright	42.500	60	7Bet UMi	2.0810	3950.0	85	5028	No
105	GOM_NL__2PRFIN20030215_090512_00000432013_00465_05028_5317.N1	15-FEB-2003 09:05:12	Bright	43.000	130	23Bet Dra	2.7990	5800.0	86	5028	No
106	GOM_NL__2PRFIN20030215_090710_00000372013_00465_05028_5318.N1	15-FEB-2003 09:07:10	Bright	36.500	144	18Del Cyg	2.8600	11000.	73	5028	No
107	GOM_NL__2PRFIN20030215_090927_00000382013_00465_05028_5319.N1	15-FEB-2003 09:09:27	Bright	37.500	5	3Alp Lyr	0.033000	11000.	75	5028	No
108	GOM_NL__2PRFIN20030215_091233_00000582013_00465_05028_5320.N1	15-FEB-2003 09:12:33	Bright	57.500	133	40Zet Her	2.8070	6000.0	115	5028	No
109	GOM_NL__2PRFIN20030215_091645_00000112013_00465_05028_5321.N1	15-FEB-2003 09:16:45	Tw_i_and_stray	111.00	67	5Alp CrB	2.2210	11000.	222	5028	No
110	GOM_NL__2PRFIN20030215_092045_00000562013_00465_05028_5322.N1	15-FEB-2003 09:20:45	Bright	55.500	126	60Bet Oph	2.7700	4250.0	111	5028	No
111	GOM_NL__2PRFIN20030215_092835_000001392013_00465_05028_5323.N1	15-FEB-2003 09:28:35	Dark	138.50	102	24Alp Ser	2.6000	4250.0	277	5028	No
112	GOM_NL__2PRFIN20030215_093227_00000442013_00465_05028_5324.N1	15-FEB-2003 09:32:27	Dark	44.000	25	35Lam Sco	1.6200	28000.	88	5028	No
113	GOM_NL__2PRFIN20030215_093435_00000662013_00465_05028_5325.N1	15-FEB-2003 09:34:35	Dark	65.500	80	7Del Sco	2.3160	30000.	131	5028	No
114	GOM_NL__2PRFIN20030215_094544_00000822013_00466_05029_5299.N1	15-FEB-2003 09:45:44	Dark	81.500	54	5The Cen	2.0550	4500.0	163	5029	No
115	GOM_NL__2PRFIN20030215_094811_00000572013_00466_05029_5300.N1	15-FEB-2003 09:48:11	Dark	57.000	26	Gam Cru	1.6240	2900.0	114	5029	No
116	GOM_NL__2PRFIN20030215_094958_00000382013_00466_05029_5301.N1	15-FEB-2003 09:49:58	Dark	38.000	29	Bet Car	1.6720	10200.	76	5029	No
117	GOM_NL__2PRFIN20030215_095235_00000442013_00466_05029_5302.N1	15-FEB-2003 09:52:35	Dark	43.500	71	lot Car	2.2460	7700.0	87	5029	No
118	GOM_NL__2PRFIN20030215_095413_00000402013_00466_05029_5303.N1	15-FEB-2003 09:54:13	Dark	40.000	46	Del Vel	1.9540	10600.	80	5029	No
119	GOM_NL__2PRFIN20030215_095636_00000422013_00466_05029_5304.N1	15-FEB-2003 09:56:36	Straylight	41.500	34	Gam2Vel	1.7930	23000.	83	5029	No
120	GOM_NL__2PRFIN20030215_095840_00000402013_00466_05029_5305.N1	15-FEB-2003 09:58:40	Straylight	39.500	70	Zet Pup	2.2460	39000.	79	5029	No
121	GOM_NL__2PRFIN20030215_100234_000001022013_00466_05029_5306.N1	15-FEB-2003 10:02:34	Straylight	102.00	100	4Gam Crv	2.5800	13100.	204	5029	No
122	GOM_NL__2PRFIN20030215_100654_00000572013_00466_05029_5307.N1	15-FEB-2003 10:06:54	Straylight	57.000	48	30Alp Hya	1.9770	4100.0	114	5029	No
123	GOM_NL__2PRFIN20030215_101126_00000452013_00466_05029_5308.N1	15-FEB-2003 10:11:26	Bright	45.000	8	10Alp CMi	0.40000	6500.0	90	5029	No
124	GOM_NL__2PRFIN20030215_101424_00000552013_00466_05029_5309.N1	15-FEB-2003 10:14:24	Bright	54.500	22	32Alp Leo	1.3600	15200.	109	5029	No
125	GOM_NL__2PRFIN20030215_101741_00000422013_00466_05029_5310.N1	15-FEB-2003 10:17:41	Bright	41.500	17	78Bet Gem	1.1610	4500.0	83	5029	No
126	GOM_NL__2PRFIN20030215_102349_00000392013_00466_05029_5311.N1	15-FEB-2003 10:23:49	Bright	39.000	42	34Bet Aur	1.9000	10200.	78	5029	No
127	GOM_NL__2PRFIN20030215_102742_00000532013_00466_05029_5312.N1	15-FEB-2003 10:27:42	Bright	52.500	174	52Psi UMa	3.0040	4400.0	105	5029	No
128	GOM_NL__2PRFIN20030215_102933_00000442013_00466_05029_5313.N1	15-FEB-2003 10:29:33	Bright	44.000	82	48Bet UMa	2.3650	10600.	88	5029	No
129	GOM_NL__2PRFIN20030215_103144_00000502013_00466_05029_5314.N1	15-FEB-2003 10:31:44	Bright	50.000	87	64Gam UMa	2.4330	11000.	100	5029	No
130	GOM_NL__2PRFIN20030215_103504_00000392013_00466_05029_5315.N1	15-FEB-2003 10:35:04	Bright	38.500	49	1Alp UMi	1.9900	6300.0	77	5029	No
131	GOM_NL__2PRFIN20030215_103710_00000432013_00466_05029_5316.N1	15-FEB-2003 10:37:10	Bright	43.000	60	7Bet UMi	2.0810	3950.0	86	5029	No
132	GOM_NL__2PRFIN20030215_104546_00000432013_00466_05029_5317.N1	15-FEB-2003 10:45:46	Bright	43.000	130	23Bet Dra	2.7990	5800.0	86	5029	No
133	GOM_NL__2PRFIN20030215_104744_00000392013_00466_05029_5318.N1	15-FEB-2003 10:47:44	Bright	39.000	144	18Del Cyg	2.8600	11000.	78	5029	No
134	GOM_NL__2PRFIN20030215_105001_00000382013_00466_05029_5319.N1	15-FEB-2003 10:50:01	Bright	37.500	5	3Alp Lyr	0.033000	11000.	75	5029	No
135	GOM_NL__2PRFIN20030215_105311_00000572013_00466_05029_5320.N1	15-FEB-2003 10:53:11	Bright	56.500	133	40Zet Her	2.8070	6000.0	113	5029	No
136	GOM_NL__2PRFIN20030215_105722_000001122013_00466_05029_5321.N1	15-FEB-2003 10:57:22	Tw_i_and_stray	112.00	67	5Alp CrB	2.2210	11000.	224	5029	No
137	GOM_NL__2PRFIN20030215_110121_00000542013_00466_05029_5322.N1	15-FEB-2003 11:01:21	Bright	54.000	126	60Bet Oph	2.7700	4250.0	108	5029	No
138	GOM_NL__2PRFIN20030215_110914_000001292013_00466_05029_5323.N1	15-FEB-2003 11:09:14	Dark	129.00	102	24Alp Ser	2.6000	4250.0	258	5029	No
139	GOM_NL__2PRFIN20030215_111303_00000462013_00466_05029_5324.N1	15-FEB-2003 11:13:03	Dark	45.500	25	35Lam Sco	1.6200	28000.	91	5029	No
140	GOM_NL__2PRFIN20030215_111513_00000592013_00466_05029_5325.N1	15-FEB-2003 11:15:13	Dark	58.500	80	7Del Sco	2.3160	30000.	117	5029	No
141	GOM_NL__2PRFIN20030215_130419_00000442013_00468_05031_5299.N1	15-FEB-2003 13:04:19	Dark	44.000	4	Alp1Cen	-0.010000	5800.0	88	5031	No
142	GOM_NL__2PRFIN20030215_130535_00000492013_00468_05031_5300.N1	15-FEB-2003 13:05:35	Dark	49.000	10	Bet Cen	0.61000	28000.	98	5031	No
143	GOM_NL__2PRFIN20030215_130656_00000482013_00468_05031_5301.N1	15-FEB-2003 13:06:56	Dark	47.500	77	Eps Cen	2.3030	28000.	95	5031	No
144	GOM_NL__2PRFIN20030215_130842_00000442013_00468_05031_5302.N1	15-FEB-2003 13:08:42	Dark	44.000	12	Alp1Cru	0.77500	30000.	88	5031	No
145	GOM_NL__2PRFIN20030215_131111_00000382013_00468_05031_5303.N1	15-FEB-2003 13:11:11	Dark	37.500	29	Bet Car	1.6720	10200.	75	5031	No
146	GOM_NL__2PRFIN20030215_131347_00000392013_00468_05031_5304.N1	15-FEB-2003 13:13:47	Dark	38.500	71	lot Car	2.2460	7700.0	77	5031	No
147	GOM_NL__2PRFIN20030215_131525_00000372013_00468_05031_5305.N1	15-FEB-2003 13:15:25	Dark	37.000	46	Del Vel	1.9540	10600.	74	5031	No
148	GOM_NL__2PRFIN20030215_131748_00000402013_00468_05031_5306.N1	15-FEB-2003 13:17:48	Straylight	39.500	34	Gam2Vel	1.7930	23000.	79	5031	No
149	GOM_NL__2PRFIN20030215_131953_00000392013_00468_05031_5307.N1	15-FEB-2003 13:19:53	Straylight	39.000	70	Zet Pup	2.2460	39000.	78	5031	No
150	GOM_NL__2PRFIN20030215_132314_00000412013_00468_05031_5308.N1	15-FEB-2003 13:23:14	Straylight	41.000	88	31Eta CMa	2.4480	20000.	82	5031	No
151	GOM_NL__2PRFIN20030215_132806_00000502013_00468_05031_5309.N1	15-FEB-2003 13:28:06	Straylight	50.000	48	30Alp Hya	1.9770	4100.0	100	5031	No
152	GOM_NL__2PRFIN20030215_133237_00000472013_00468_05031_5310.N1	15-FEB-2003 13:32:37	Bright	47.000	8	10Alp CMi	0.40000	6500.0	94	5031	No
153	GOM_NL__2PRFIN20030215_133534_00000532013_00468_05031_5311.N1	15-FEB-2003 13:35:34	Bright	52.500	22	32Alp Leo	1.3600	15200.	105	5031	No
154	GOM_NL__2PRFIN20030215_133853_00000412013_00468_05031_5312.N1	15-FEB-2003 13:38:53	Bright	41.000	17	78Bet Gem	1.1610	4500.0	82	5031	No
155	GOM_NL__2PRFIN20030215_134501_00000382013_00468_05031_5313.N1	15-FEB-2003 13:45:01	Bright	38.000	42	34Bet Aur	1.9000	10200.	76	5031	No
156	GOM_NL__2PRFIN20030215_134851_00000552013_00468_05031_5314.N1	15-FEB-2003 13:48:51	Bright	54.500	174	52Psi UMa	3.0040	4400.0	109	5031	No
157	GOM_NL__2PRFIN20030215_135043_00000472013_00468_05031_5315.N1	15-FEB-2003 13:50:43	Bright	46.500	82	48Bet UMa	2.3650	10600.	93	5031	No
158	GOM_NL__2PRFIN20030215_135254_00000492013_00468_05031_5316.N1	15-FEB-2003 13:52:54	Bright	48.500	87	64Gam UMa	2.4330	11000.	97	5031	No
159	GOM_NL__2PRFIN20030215_135614_00000402013_00468_05031_5317.N1	15-FEB-2003 13:56:14	Bright	39.500	49	1Alp UMi	1.9900	6300.0	79	5031	No
160	GOM_NL__2PRFIN20030215_135820_00000412013_00468_05031_5318.N1	15-FEB-2003 13:58:20	Bright	41.000	60	7Bet UMi	2.0810	3950.0	82	5031	No

161	GOM_NL__2PRFIN20030215_140659_000000432013_00468_05031_5319.N1	15-FEB-2003 14:06:59	Bright	43.000	130	23Bet Dra	2.7990	5800.0	86	5031	No
162	GOM_NL__2PRFIN20030215_140857_000000372013_00468_05031_5320.N1	15-FEB-2003 14:08:57	Bright	37.000	144	18Del Cyg	2.8600	11000.	74	5031	No
163	GOM_NL__2PRFIN20030215_141113_000000542013_00468_05031_5321.N1	15-FEB-2003 14:11:13	Bright	54.000	5	3Alp Lyr	0.033000	11000.	108	5031	No
164	GOM_NL__2PRFIN20030215_141424_000000572013_00468_05031_5322.N1	15-FEB-2003 14:14:24	Bright	56.500	133	40Zet Her	2.8070	6000.0	113	5031	No
165	GOM_NL__2PRFIN20030215_141835_000001162013_00468_05031_5323.N1	15-FEB-2003 14:18:35	Twilight	116.00	67	5Alp CrB	2.2210	11000.	232	5031	No
166	GOM_NL__2PRFIN20030215_142232_000000542013_00468_05031_5324.N1	15-FEB-2003 14:22:32	Bright	53.500	126	60Bet Oph	2.7700	4250.0	107	5031	No
167	GOM_NL__2PRFIN20030215_142743_000000432013_00468_05031_5325.N1	15-FEB-2003 14:27:43	Twilight	42.500	155	41Pi Sgr	2.9000	6600.0	85	5031	No
168	GOM_NL__2PRFIN20030215_142955_000000502013_00468_05031_5326.N1	15-FEB-2003 14:29:55	Dark	50.000	86	35Eta Oph	2.4300	10200.	100	5031	No
169	GOM_NL__2PRFIN20030215_143208_000000472013_00468_05031_5327.N1	15-FEB-2003 14:32:08	Dark	46.500	38	20Eps Sgr	1.8360	11000.	93	5031	No
170	GOM_NL__2PRFIN20030215_143416_000000452013_00468_05031_5328.N1	15-FEB-2003 14:34:16	Dark	44.500	25	35Lam Sco	1.6200	28000.	89	5031	No
171	GOM_NL__2PRFIN20030215_143628_000000632013_00468_05031_5329.N1	15-FEB-2003 14:36:28	Dark	62.500	80	7Del Sco	2.3160	30000.	125	5031	No
172	GOM_NL__2PRFIN20030215_143846_000000432013_00468_05031_5330.N1	15-FEB-2003 14:38:46	Dark	43.000	141	Bet Ara	2.8400	4600.0	86	5031	No
173	GOM_NL__2PRFIN20030215_144455_000000462013_00469_05032_5299.N1	15-FEB-2003 14:44:55	Dark	46.000	4	Alp1Cen	-0.010000	5800.0	92	5032	No
174	GOM_NL__2PRFIN20030215_144614_000000432013_00469_05032_5300.N1	15-FEB-2003 14:46:14	Dark	42.500	10	Bet Cen	0.61000	28000.	85	5032	No
175	GOM_NL__2PRFIN20030215_144735_000000462013_00469_05032_5301.N1	15-FEB-2003 14:47:35	Dark	46.000	77	Eps Cen	2.3030	28000.	92	5032	No
176	GOM_NL__2PRFIN20030215_144918_000000422013_00469_05032_5302.N1	15-FEB-2003 14:49:18	Dark	42.000	12	Alp1Cru	0.77500	30000.	84	5032	No
177	GOM_NL__2PRFIN20030215_145147_000000392013_00469_05032_5303.N1	15-FEB-2003 14:51:47	Dark	38.500	29	Bet Car	1.6720	10200.	77	5032	No
178	GOM_NL__2PRFIN20030215_145423_000000392013_00469_05032_5304.N1	15-FEB-2003 14:54:23	Dark	39.000	71	lot Car	2.2460	7700.0	78	5032	No
179	GOM_NL__2PRFIN20030215_145601_000000392013_00469_05032_5305.N1	15-FEB-2003 14:56:01	Dark	39.000	46	Del Vel	1.9540	10600.	78	5032	No
180	GOM_NL__2PRFIN20030215_145824_000000422013_00469_05032_5306.N1	15-FEB-2003 14:58:24	Straylight	41.500	34	Gam2Vel	1.7930	23000.	83	5032	No
181	GOM_NL__2PRFIN20030215_150029_000000402013_00469_05032_5307.N1	15-FEB-2003 15:00:29	Straylight	40.000	70	Zet Pup	2.2460	39000.	80	5032	No
182	GOM_NL__2PRFIN20030215_150350_000000412013_00469_05032_5308.N1	15-FEB-2003 15:03:50	Straylight	40.500	88	31Eta CMa	2.4480	20000.	81	5032	No
183	GOM_NL__2PRFIN20030215_150842_000000492013_00469_05032_5309.N1	15-FEB-2003 15:08:42	Straylight	49.000	48	30Alp Hya	1.9770	4100.0	98	5032	No
184	GOM_NL__2PRFIN20030215_151314_000000472013_00469_05032_5310.N1	15-FEB-2003 15:13:14	Bright	46.500	8	10Alp CMi	0.40000	6500.0	93	5032	No
185	GOM_NL__2PRFIN20030215_151610_000000542013_00469_05032_5311.N1	15-FEB-2003 15:16:10	Bright	53.500	22	32Alp Leo	1.3600	15200.	107	5032	No
186	GOM_NL__2PRFIN20030215_151930_000000392013_00469_05032_5312.N1	15-FEB-2003 15:19:30	Bright	38.500	17	78Bet Gem	1.1610	4500.0	77	5032	No
187	GOM_NL__2PRFIN20030215_152538_000000362013_00469_05032_5313.N1	15-FEB-2003 15:25:38	Bright	36.000	42	34Bet Aur	1.9000	10200.	72	5032	No
188	GOM_NL__2PRFIN20030215_152927_000000542013_00469_05032_5314.N1	15-FEB-2003 15:29:27	Bright	53.500	174	52Psi UMa	3.0040	4400.0	107	5032	No
189	GOM_NL__2PRFIN20030215_153120_000000452013_00469_05032_5315.N1	15-FEB-2003 15:31:20	Bright	44.500	82	48Bet UMa	2.3650	10600.	89	5032	No
190	GOM_NL__2PRFIN20030215_153330_000000512013_00469_05032_5316.N1	15-FEB-2003 15:33:30	Bright	51.000	87	64Gam UMa	2.4330	11000.	102	5032	No
191	GOM_NL__2PRFIN20030215_153653_000000372013_00469_05032_5317.N1	15-FEB-2003 15:36:53	Bright	36.500	49	1Alp UMi	1.9900	6300.0	73	5032	No
192	GOM_NL__2PRFIN20030215_153859_000000422013_00469_05032_5318.N1	15-FEB-2003 15:38:59	Bright	42.000	60	7Bet UMi	2.0810	3950.0	84	5032	No
193	GOM_NL__2PRFIN20030215_154737_000000432013_00469_05032_5319.N1	15-FEB-2003 15:47:37	Bright	42.500	130	23Bet Dra	2.7990	5800.0	85	5032	No
194	GOM_NL__2PRFIN20030215_154935_000000362013_00469_05032_5320.N1	15-FEB-2003 15:49:35	Bright	35.500	144	18Del Cyg	2.8600	11000.	71	5032	No
195	GOM_NL__2PRFIN20030215_155151_000000382013_00469_05032_5321.N1	15-FEB-2003 15:51:51	Bright	38.000	5	3Alp Lyr	0.033000	11000.	76	5032	No
196	GOM_NL__2PRFIN20030215_155500_000000572013_00469_05032_5322.N1	15-FEB-2003 15:55:00	Bright	57.000	133	40Zet Her	2.8070	6000.0	114	5032	No
197	GOM_NL__2PRFIN20030215_155911_000001222013_00469_05032_5323.N1	15-FEB-2003 15:59:11	Twilight	121.50	67	5Alp CrB	2.2210	11000.	243	5032	No
198	GOM_NL__2PRFIN20030215_160312_000000532013_00469_05032_5324.N1	15-FEB-2003 16:03:12	Bright	53.000	126	60Bet Oph	2.7700	4250.0	106	5032	No
199	GOM_NL__2PRFIN20030215_160820_000000392013_00469_05032_5325.N1	15-FEB-2003 16:08:20	Twilight	39.000	155	41Pi Sgr	2.9000	6600.0	78	5032	No
200	GOM_NL__2PRFIN20030215_161034_000000472013_00469_05032_5326.N1	15-FEB-2003 16:10:34	Dark	47.000	86	35Eta Oph	2.4300	10200.	94	5032	No
201	GOM_NL__2PRFIN20030215_161246_000000422013_00469_05032_5327.N1	15-FEB-2003 16:12:46	Dark	41.500	38	20Eps Sgr	1.8360	11000.	83	5032	No
202	GOM_NL__2PRFIN20030215_161454_000000422013_00469_05032_5328.N1	15-FEB-2003 16:14:54	Dark	42.000	25	35Lam Sco	1.6200	28000.	84	5032	No
203	GOM_NL__2PRFIN20030215_161706_000000662013_00469_05032_5329.N1	15-FEB-2003 16:17:06	Dark	65.500	80	7Del Sco	2.3160	30000.	131	5032	No
204	GOM_NL__2PRFIN20030215_161923_000000402013_00469_05032_5330.N1	15-FEB-2003 16:19:23	Dark	39.500	141	Bet Ara	2.8400	4600.0	79	5032	No
205	GOM_NL__2PRFIN20030215_162533_000000442013_00470_05033_5299.N1	15-FEB-2003 16:25:33	Dark	44.000	4	Alp1Cen	-0.010000	5800.0	88	5033	No
206	GOM_NL__2PRFIN20030215_162652_000000422013_00470_05033_5300.N1	15-FEB-2003 16:26:52	Dark	41.500	10	Bet Cen	0.61000	28000.	83	5033	No
207	GOM_NL__2PRFIN20030215_162813_000000452013_00470_05033_5301.N1	15-FEB-2003 16:28:13	Dark	45.000	77	Eps Cen	2.3030	28000.	90	5033	No
208	GOM_NL__2PRFIN20030215_162956_000000422013_00470_05033_5302.N1	15-FEB-2003 16:29:56	Dark	42.000	12	Alp1Cru	0.77500	30000.	84	5033	No
209	GOM_NL__2PRFIN20030215_163223_000000392013_00470_05033_5303.N1	15-FEB-2003 16:32:23	Dark	39.000	29	Bet Car	1.6720	10200.	78	5033	No
210	GOM_NL__2PRFIN20030215_163500_000000392013_00470_05033_5304.N1	15-FEB-2003 16:35:00	Dark	39.000	71	lot Car	2.2460	7700.0	78	5033	No
211	GOM_NL__2PRFIN20030215_163638_000000432013_00470_05033_5305.N1	15-FEB-2003 16:36:38	Dark	42.500	46	Del Vel	1.9540	10600.	85	5033	No
212	GOM_NL__2PRFIN20030215_163901_000000432013_00470_05033_5306.N1	15-FEB-2003 16:39:01	Straylight	42.500	34	Gam2Vel	1.7930	23000.	85	5033	No
213	GOM_NL__2PRFIN20030215_164105_000000422013_00470_05033_5307.N1	15-FEB-2003 16:41:05	Straylight	42.000	70	Zet Pup	2.2460	39000.	84	5033	No
214	GOM_NL__2PRFIN20030215_164426_000000412013_00470_05033_5308.N1	15-FEB-2003 16:44:26	Straylight	41.000	88	31Eta CMa	2.4480	20000.	82	5033	No
215	GOM_NL__2PRFIN20030215_164919_000000512013_00470_05033_5309.N1	15-FEB-2003 16:49:19	Straylight	51.000	48	30Alp Hya	1.9770	4100.0	102	5033	No
216	GOM_NL__2PRFIN20030215_165350_000000462013_00470_05033_5310.N1	15-FEB-2003 16:53:50	Bright	46.000	8	10Alp CMi	0.40000	6500.0	92	5033	No
217	GOM_NL__2PRFIN20030215_165645_000000512013_00470_05033_5311.N1	15-FEB-2003 16:56:45	Bright	51.000	22	32Alp Leo	1.3600	15200.	102	5033	No
218	GOM_NL__2PRFIN20030215_170006_000000402013_00470_05033_5312.N1	15-FEB-2003 17:00:06	Bright	39.500	17	78Bet Gem	1.1610	4500.0	79	5033	No
219	GOM_NL__2PRFIN20030215_170615_000000362013_00470_05033_5313.N1	15-FEB-2003 17:06:15	Bright	36.000	42	34Bet Aur	1.9000	10200.	72	5033	No

220	GOM_NL__2PRFIN20030215_171001_000000532013_00470_05033_5314.N1	15-FEB-2003 17:10:01	Bright	52.500	174	52Psi UMa	3.0040	4400.0	105	5033	No
221	GOM_NL__2PRFIN20030215_171154_000000472013_00470_05033_5315.N1	15-FEB-2003 17:11:54	Bright	46.500	82	48Bet UMa	2.3650	10600.	93	5033	No
222	GOM_NL__2PRFIN20030215_171403_000000532013_00470_05033_5316.N1	15-FEB-2003 17:14:03	Bright	53.000	87	64Gam UMa	2.4330	11000.	106	5033	No
223	GOM_NL__2PRFIN20030215_171729_000000372013_00470_05033_5317.N1	15-FEB-2003 17:17:29	Bright	37.000	49	1Alp UMi	1.9900	6300.0	74	5033	No
224	GOM_NL__2PRFIN20030215_171935_000000422013_00470_05033_5318.N1	15-FEB-2003 17:19:35	Bright	42.000	60	7Bet UMi	2.0810	3950.0	84	5033	No
225	GOM_NL__2PRFIN20030215_172813_000000422013_00470_05033_5319.N1	15-FEB-2003 17:28:13	Bright	41.500	130	23Bet Dra	2.7990	5800.0	83	5033	No
226	GOM_NL__2PRFIN20030215_173011_000000352013_00470_05033_5320.N1	15-FEB-2003 17:30:11	Bright	35.000	144	18Del Cyg	2.8600	11000.	70	5033	No
227	GOM_NL__2PRFIN20030215_173227_000000362013_00470_05033_5321.N1	15-FEB-2003 17:32:27	Bright	35.500	5	3Alp Lyr	0.033000	11000.	71	5033	No
228	GOM_NL__2PRFIN20030215_173536_000000552013_00470_05033_5322.N1	15-FEB-2003 17:35:36	Bright	55.000	133	40Zet Her	2.8070	6000.0	110	5033	No
229	GOM_NL__2PRFIN20030215_173948_000001282013_00470_05033_5323.N1	15-FEB-2003 17:39:48	Twilight	127.50	67	5Alp CrB	2.2210	11000.	255	5033	No
230	GOM_NL__2PRFIN20030215_174349_000000522013_00470_05033_5324.N1	15-FEB-2003 17:43:49	Bright	52.000	126	60Bet Oph	2.7700	4250.0	104	5033	No
231	GOM_NL__2PRFIN20030215_174857_000000412013_00470_05033_5325.N1	15-FEB-2003 17:48:57	Twilight	40.500	155	41Pi Sgr	2.9000	6600.0	81	5033	No
232	GOM_NL__2PRFIN20030215_175110_000000512013_00470_05033_5326.N1	15-FEB-2003 17:51:10	Dark	51.000	86	35Eta Oph	2.4300	10200.	102	5033	No
233	GOM_NL__2PRFIN20030215_175322_000000452013_00470_05033_5327.N1	15-FEB-2003 17:53:22	Dark	44.500	38	20Eps Sgr	1.8360	11000.	89	5033	No
234	GOM_NL__2PRFIN20030215_175530_000000422013_00470_05033_5328.N1	15-FEB-2003 17:55:30	Dark	42.000	25	35Lam Sco	1.6200	28000.	84	5033	No
235	GOM_NL__2PRFIN20030215_175743_000000612013_00470_05033_5329.N1	15-FEB-2003 17:57:43	Dark	61.000	80	7Del Sco	2.3160	30000.	122	5033	No
236	GOM_NL__2PRFIN20030215_175959_000000412013_00470_05033_5330.N1	15-FEB-2003 17:59:59	Dark	41.000	141	Bet Ara	2.8400	4600.0	82	5033	No
237	GOM_NL__2PRFIN20030215_180609_000000562013_00471_05034_5299.N1	15-FEB-2003 18:06:09	Dark	56.000	4	Alp1Cen	-0.010000	5800.0	112	5034	No
238	GOM_NL__2PRFIN20030215_180728_000000492013_00471_05034_5300.N1	15-FEB-2003 18:07:28	Dark	49.000	10	Bet Cen	0.61000	28000.	98	5034	No
239	GOM_NL__2PRFIN20030215_180849_000000442013_00471_05034_5301.N1	15-FEB-2003 18:08:49	Dark	44.000	77	Eps Cen	2.3030	28000.	88	5034	No
240	GOM_NL__2PRFIN20030215_181033_000000502013_00471_05034_5302.N1	15-FEB-2003 18:10:33	Dark	49.500	12	Alp1Cru	0.77500	30000.	99	5034	No
241	GOM_NL__2PRFIN20030215_181259_000000392013_00471_05034_5303.N1	15-FEB-2003 18:12:59	Dark	38.500	29	Bet Car	1.6720	10200.	77	5034	No
242	GOM_NL__2PRFIN20030215_181536_000000392013_00471_05034_5304.N1	15-FEB-2003 18:15:36	Dark	38.500	71	lot Car	2.2460	7700.0	77	5034	No
243	GOM_NL__2PRFIN20030215_181714_000000422013_00471_05034_5305.N1	15-FEB-2003 18:17:14	Dark	41.500	46	Del Vel	1.9540	10600.	83	5034	No
244	GOM_NL__2PRFIN20030215_181937_000000402013_00471_05034_5306.N1	15-FEB-2003 18:19:37	Straylight	40.000	34	Gam2Vel	1.7930	23000.	80	5034	No
245	GOM_NL__2PRFIN20030215_182141_000000412013_00471_05034_5307.N1	15-FEB-2003 18:21:41	Straylight	40.500	70	Zet Pup	2.2460	39000.	81	5034	No
246	GOM_NL__2PRFIN20030215_182502_000000392013_00471_05034_5308.N1	15-FEB-2003 18:25:02	Straylight	39.000	88	31Eta CMa	2.4480	20000.	78	5034	No
247	GOM_NL__2PRFIN20030215_182954_000000482013_00471_05034_5309.N1	15-FEB-2003 18:29:54	Straylight	48.000	48	30Alp Hya	1.9770	4100.0	96	5034	No
248	GOM_NL__2PRFIN20030215_183426_000000492013_00471_05034_5310.N1	15-FEB-2003 18:34:26	Bright	48.500	8	10Alp CMi	0.40000	6500.0	97	5034	No
249	GOM_NL__2PRFIN20030215_183721_000000532013_00471_05034_5311.N1	15-FEB-2003 18:37:21	Bright	53.000	22	32Alp Leo	1.3600	15200.	106	5034	No
250	GOM_NL__2PRFIN20030215_184042_000000402013_00471_05034_5312.N1	15-FEB-2003 18:40:42	Bright	40.000	17	78Bet Gem	1.1610	4500.0	80	5034	No
251	GOM_NL__2PRFIN20030215_184651_000000392013_00471_05034_5313.N1	15-FEB-2003 18:46:51	Bright	38.500	42	34Bet Aur	1.9000	10200.	77	5034	No
252	GOM_NL__2PRFIN20030215_185036_000000552013_00471_05034_5314.N1	15-FEB-2003 18:50:36	Bright	54.500	174	52Psi UMa	3.0040	4400.0	109	5034	No
253	GOM_NL__2PRFIN20030215_185229_000000472013_00471_05034_5315.N1	15-FEB-2003 18:52:29	Bright	47.000	82	48Bet UMa	2.3650	10600.	94	5034	No
254	GOM_NL__2PRFIN20030215_185439_000000512013_00471_05034_5316.N1	15-FEB-2003 18:54:39	Bright	50.500	87	64Gam UMa	2.4330	11000.	101	5034	No
255	GOM_NL__2PRFIN20030215_185805_000000372013_00471_05034_5317.N1	15-FEB-2003 18:58:05	Bright	36.500	49	1Alp UMi	1.9900	6300.0	73	5034	No
256	GOM_NL__2PRFIN20030215_190010_000000422013_00471_05034_5318.N1	15-FEB-2003 19:00:10	Bright	41.500	60	7Bet UMi	2.0810	3950.0	83	5034	No
257	GOM_NL__2PRFIN20030215_190848_000000412013_00471_05034_5319.N1	15-FEB-2003 19:08:48	Bright	41.000	130	23Bet Dra	2.7990	5800.0	82	5034	No
258	GOM_NL__2PRFIN20030215_191303_000000392013_00471_05034_5320.N1	15-FEB-2003 19:13:03	Bright	38.500	5	3Alp Lyr	0.033000	11000.	77	5034	No
259	GOM_NL__2PRFIN20030215_191612_000000572013_00471_05034_5321.N1	15-FEB-2003 19:16:12	Bright	57.000	133	40Zet Her	2.8070	6000.0	114	5034	No
260	GOM_NL__2PRFIN20030215_192025_000001112013_00471_05034_5322.N1	15-FEB-2003 19:20:25	Twilight	110.50	67	5Alp CrB	2.2210	11000.	221	5034	No
261	GOM_NL__2PRFIN20030215_192425_000000512013_00471_05034_5323.N1	15-FEB-2003 19:24:25	Bright	50.500	126	60Bet Oph	2.7700	4250.0	101	5034	No
262	GOM_NL__2PRFIN20030215_192932_000000422013_00471_05034_5324.N1	15-FEB-2003 19:29:32	Twilight	41.500	155	41Pi Sgr	2.9000	6600.0	83	5034	No
263	GOM_NL__2PRFIN20030215_193147_000000542013_00471_05034_5325.N1	15-FEB-2003 19:31:47	Dark	53.500	86	35Eta Oph	2.4300	10200.	107	5034	No
264	GOM_NL__2PRFIN20030215_193358_000000412013_00471_05034_5326.N1	15-FEB-2003 19:33:58	Dark	41.000	38	20Eps Sgr	1.8360	11000.	82	5034	No
265	GOM_NL__2PRFIN20030215_193607_000000432013_00471_05034_5327.N1	15-FEB-2003 19:36:07	Dark	43.000	25	35Lam Sco	1.6200	28000.	86	5034	No
266	GOM_NL__2PRFIN20030215_193820_000000622013_00471_05034_5328.N1	15-FEB-2003 19:38:20	Dark	61.500	80	7Del Sco	2.3160	30000.	123	5034	No
267	GOM_NL__2PRFIN20030215_194035_000000402013_00471_05034_5329.N1	15-FEB-2003 19:40:35	Dark	40.000	141	Bet Ara	2.8400	4600.0	80	5034	No
268	GOM_NL__2PRFIN20030215_194645_000000452013_00472_05035_5299.N1	15-FEB-2003 19:46:45	Dark	45.000	4	Alp1Cen	-0.010000	5800.0	90	5035	No
269	GOM_NL__2PRFIN20030215_194805_000000422013_00472_05035_5300.N1	15-FEB-2003 19:48:05	Dark	42.000	10	Bet Cen	0.61000	28000.	84	5035	No
270	GOM_NL__2PRFIN20030215_194926_000000452013_00472_05035_5301.N1	15-FEB-2003 19:49:26	Dark	44.500	77	Eps Cen	2.3030	28000.	89	5035	No
271	GOM_NL__2PRFIN20030215_195109_000000422013_00472_05035_5302.N1	15-FEB-2003 19:51:09	Dark	42.000	12	Alp1Cru	0.77500	30000.	84	5035	No
272	GOM_NL__2PRFIN20030215_195335_000000462013_00472_05035_5303.N1	15-FEB-2003 19:53:35	Dark	46.000	29	Bet Car	1.6720	10200.	92	5035	No
273	GOM_NL__2PRFIN20030215_195613_000000412013_00472_05035_5304.N1	15-FEB-2003 19:56:13	Dark	40.500	71	lot Car	2.2460	7700.0	81	5035	No
274	GOM_NL__2PRFIN20030215_195750_000000382013_00472_05035_5305.N1	15-FEB-2003 19:57:50	Dark	38.000	46	Del Vel	1.9540	10600.	76	5035	No
275	GOM_NL__2PRFIN20030215_200033_000000462013_00472_05035_5306.N1	15-FEB-2003 20:00:33	Straylight	46.000	65	Lam Vel	2.2040	4400.0	92	5035	No
276	GOM_NL__2PRFIN20030215_200217_000000412013_00472_05035_5307.N1	15-FEB-2003 20:02:17	Straylight	41.000	70	Zet Pup	2.2460	39000.	82	5035	No
277	GOM_NL__2PRFIN20030215_200610_000001122013_00472_05035_5308.N1	15-FEB-2003 20:06:10	Straylight	111.50	100	4Gam Crv	2.5800	13100.	223	5035	No
278	GOM_NL__2PRFIN20030215_201031_000000532013_00472_05035_5309.N1	15-FEB-2003 20:10:31	Straylight	53.000	48	30Alp Hya	1.9770	4100.0	106	5035	No

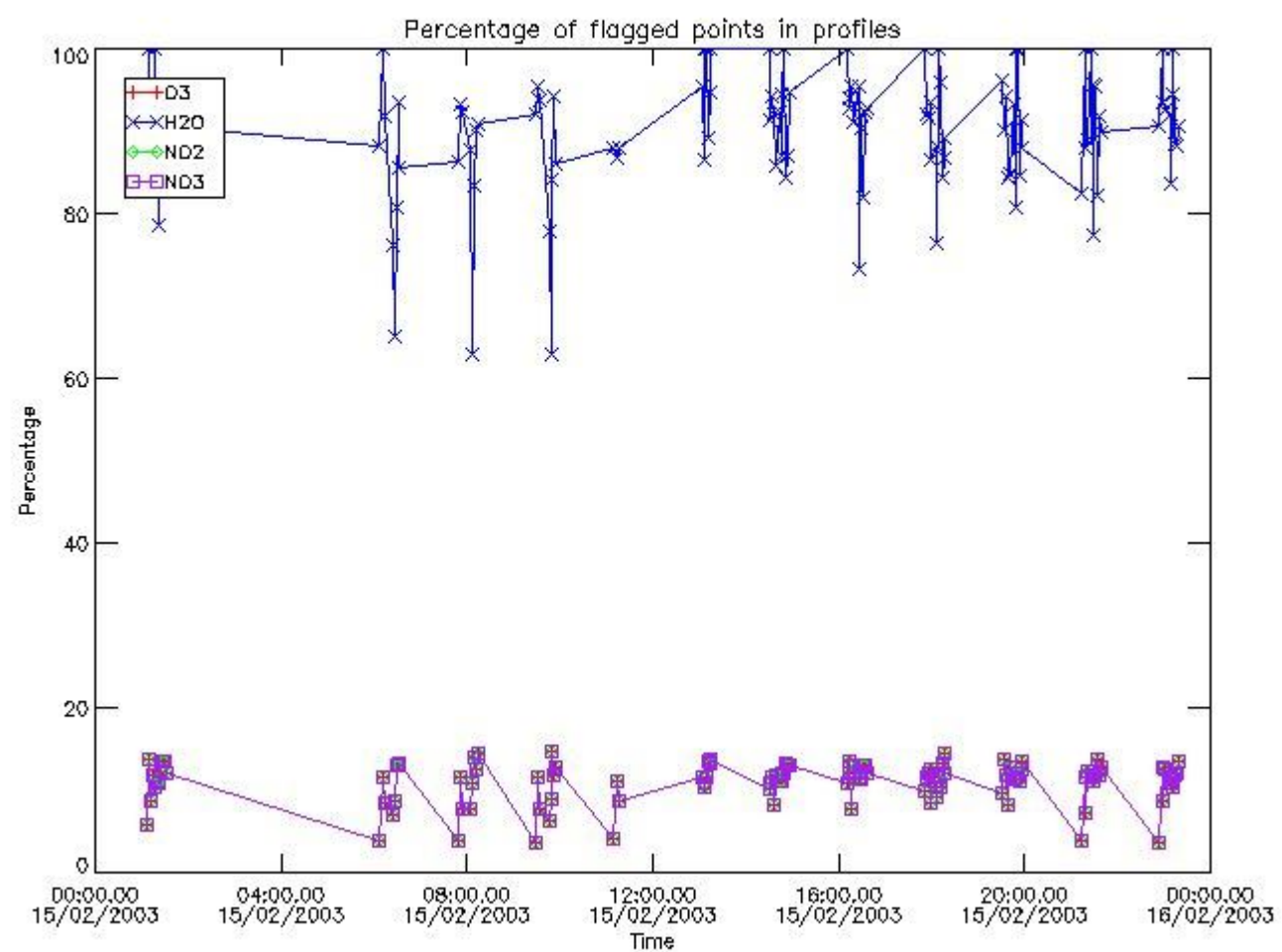
279	GOM_NL__2PRFIN20030215_201502_000000462013_00472_05035_5310.N1	15-FEB-2003 20:15:02	Bright	45.500	8	10Alp CMI	0.40000	6500.0	91	5035	No
280	GOM_NL__2PRFIN20030215_201756_000000532013_00472_05035_5311.N1	15-FEB-2003 20:17:56	Bright	52.500	22	32Alp Leo	1.3600	15200.	105	5035	No
281	GOM_NL__2PRFIN20030215_202119_000000402013_00472_05035_5312.N1	15-FEB-2003 20:21:19	Bright	39.500	17	78Bet Gem	1.1610	4500.0	79	5035	No
282	GOM_NL__2PRFIN20030215_202727_000000392013_00472_05035_5313.N1	15-FEB-2003 20:27:27	Bright	38.500	42	34Bet Aur	1.9000	10200.	77	5035	No
283	GOM_NL__2PRFIN20030215_203111_000000542013_00472_05035_5314.N1	15-FEB-2003 20:31:11	Bright	53.500	174	52Psi UMa	3.0040	4400.0	107	5035	No
284	GOM_NL__2PRFIN20030215_203305_000000462013_00472_05035_5315.N1	15-FEB-2003 20:33:05	Bright	45.500	82	48Bet UMa	2.3650	10600.	91	5035	No
285	GOM_NL__2PRFIN20030215_203514_000000522013_00472_05035_5316.N1	15-FEB-2003 20:35:14	Bright	52.000	87	64Gam UMa	2.4330	11000.	104	5035	No
286	GOM_NL__2PRFIN20030215_203841_000000372013_00472_05035_5317.N1	15-FEB-2003 20:38:41	Bright	36.500	49	1Alp UMi	1.9900	6300.0	73	5035	No
287	GOM_NL__2PRFIN20030215_204046_000000372013_00472_05035_5318.N1	15-FEB-2003 20:40:46	Bright	37.000	60	7Bet UMi	2.0810	3950.0	74	5035	No
288	GOM_NL__2PRFIN20030215_204924_000000442013_00472_05035_5319.N1	15-FEB-2003 20:49:24	Bright	43.500	130	23Bet Dra	2.7990	5800.0	87	5035	No
289	GOM_NL__2PRFIN20030215_205123_000000372013_00472_05035_5320.N1	15-FEB-2003 20:51:23	Bright	36.500	144	18Del Cyg	2.8600	11000.	73	5035	No
290	GOM_NL__2PRFIN20030215_205339_000000402013_00472_05035_5321.N1	15-FEB-2003 20:53:39	Bright	39.500	5	3Alp Lyr	0.033000	11000.	79	5035	No
291	GOM_NL__2PRFIN20030215_205647_000000592013_00472_05035_5322.N1	15-FEB-2003 20:56:47	Bright	59.000	133	40Zet Her	2.8070	6000.0	118	5035	No
292	GOM_NL__2PRFIN20030215_210102_000001202013_00472_05035_5323.N1	15-FEB-2003 21:01:02	Twilight	120.00	67	5Alp CrB	2.2210	11000.	240	5035	No
293	GOM_NL__2PRFIN20030215_210502_000000542013_00472_05035_5324.N1	15-FEB-2003 21:05:02	Twilight	53.500	126	60Bet Oph	2.7700	4250.0	107	5035	No
294	GOM_NL__2PRFIN20030215_211009_000000422013_00472_05035_5325.N1	15-FEB-2003 21:10:09	Twilight	41.500	155	41Pi Sgr	2.9000	6600.0	83	5035	No
295	GOM_NL__2PRFIN20030215_211307_000001312013_00472_05035_5326.N1	15-FEB-2003 21:13:07	Dark	131.00	102	24Alp Ser	2.6000	4250.0	262	5035	No
296	GOM_NL__2PRFIN20030215_211727_000000492013_00472_05035_5327.N1	15-FEB-2003 21:17:27	Dark	48.500	136	23Tau Sco	2.8220	30000.	97	5035	No
297	GOM_NL__2PRFIN20030215_211858_000000722013_00472_05035_5328.N1	15-FEB-2003 21:18:58	Dark	71.500	80	7Del Sco	2.3160	30000.	143	5035	No
298	GOM_NL__2PRFIN20030215_212112_000000422013_00472_05035_5329.N1	15-FEB-2003 21:21:12	Dark	41.500	141	Bet Ara	2.8400	4600.0	83	5035	No
299	GOM_NL__2PRFIN20030215_212722_000000442013_00473_05036_5299.N1	15-FEB-2003 21:27:22	Dark	43.500	4	Alp1Cen	-0.010000	5800.0	87	5036	No
300	GOM_NL__2PRFIN20030215_212842_000000452013_00473_05036_5300.N1	15-FEB-2003 21:28:42	Dark	44.500	10	Bet Cen	0.61000	28000.	89	5036	No
301	GOM_NL__2PRFIN20030215_213003_000000462013_00473_05036_5301.N1	15-FEB-2003 21:30:03	Dark	45.500	77	Eps Cen	2.3030	28000.	91	5036	No
302	GOM_NL__2PRFIN20030215_213145_000000442013_00473_05036_5302.N1	15-FEB-2003 21:31:45	Dark	43.500	12	Alp1Cru	0.77500	30000.	87	5036	No
303	GOM_NL__2PRFIN20030215_213411_000000372013_00473_05036_5303.N1	15-FEB-2003 21:34:11	Dark	37.000	29	Bet Car	1.6720	10200.	74	5036	No
304	GOM_NL__2PRFIN20030215_213649_000000442013_00473_05036_5304.N1	15-FEB-2003 21:36:49	Dark	43.500	71	lot Car	2.2460	7700.0	87	5036	No
305	GOM_NL__2PRFIN20030215_213826_000000402013_00473_05036_5305.N1	15-FEB-2003 21:38:26	Dark	40.000	46	Del Vel	1.9540	10600.	80	5036	No
306	GOM_NL__2PRFIN20030215_214109_000000452013_00473_05036_5306.N1	15-FEB-2003 21:41:09	Straylight	44.500	65	Lam Vel	2.2040	4400.0	89	5036	No
307	GOM_NL__2PRFIN20030215_214253_000000412013_00473_05036_5307.N1	15-FEB-2003 21:42:53	Straylight	40.500	70	Zet Pup	2.2460	39000.	81	5036	No
308	GOM_NL__2PRFIN20030215_214646_000001072013_00473_05036_5308.N1	15-FEB-2003 21:46:46	Straylight	106.50	100	4Gam Crv	2.5800	13100.	213	5036	No
309	GOM_NL__2PRFIN20030215_215107_000000512013_00473_05036_5309.N1	15-FEB-2003 21:51:07	Straylight	51.000	48	30Alp Hya	1.9770	4100.0	102	5036	No
310	GOM_NL__2PRFIN20030215_215538_000000452013_00473_05036_5310.N1	15-FEB-2003 21:55:38	Bright	45.000	8	10Alp CMI	0.40000	6500.0	90	5036	No
311	GOM_NL__2PRFIN20030215_215832_000000542013_00473_05036_5311.N1	15-FEB-2003 21:58:32	Bright	54.000	22	32Alp Leo	1.3600	15200.	108	5036	No
312	GOM_NL__2PRFIN20030215_220155_000000522013_00473_05036_5312.N1	15-FEB-2003 22:01:55	Bright	52.000	17	78Bet Gem	1.1610	4500.0	104	5036	No
313	GOM_NL__2PRFIN20030215_220804_000000372013_00473_05036_5313.N1	15-FEB-2003 22:08:04	Bright	37.000	42	34Bet Aur	1.9000	10200.	74	5036	No
314	GOM_NL__2PRFIN20030215_221146_000000542013_00473_05036_5314.N1	15-FEB-2003 22:11:46	Bright	54.000	174	52Psi UMa	3.0040	4400.0	108	5036	No
315	GOM_NL__2PRFIN20030215_221340_000000472013_00473_05036_5315.N1	15-FEB-2003 22:13:40	Bright	47.000	82	48Bet UMa	2.3650	10600.	94	5036	No
316	GOM_NL__2PRFIN20030215_221549_000000502013_00473_05036_5316.N1	15-FEB-2003 22:15:49	Bright	49.500	87	64Gam UMa	2.4330	11000.	99	5036	No
317	GOM_NL__2PRFIN20030215_221917_000000372013_00473_05036_5317.N1	15-FEB-2003 22:19:17	Bright	36.500	49	1Alp UMi	1.9900	6300.0	73	5036	No
318	GOM_NL__2PRFIN20030215_222122_000000422013_00473_05036_5318.N1	15-FEB-2003 22:21:22	Bright	41.500	60	7Bet UMi	2.0810	3950.0	83	5036	No
319	GOM_NL__2PRFIN20030215_223000_000000392013_00473_05036_5319.N1	15-FEB-2003 22:30:00	Bright	39.000	130	23Bet Dra	2.7990	5800.0	78	5036	No
320	GOM_NL__2PRFIN20030215_223159_000000342013_00473_05036_5320.N1	15-FEB-2003 22:31:59	Bright	34.000	144	18Del Cyg	2.8600	11000.	68	5036	No
321	GOM_NL__2PRFIN20030215_223415_000000402013_00473_05036_5321.N1	15-FEB-2003 22:34:15	Bright	39.500	5	3Alp Lyr	0.033000	11000.	79	5036	No
322	GOM_NL__2PRFIN20030215_223723_000000572013_00473_05036_5322.N1	15-FEB-2003 22:37:23	Bright	57.000	133	40Zet Her	2.8070	6000.0	114	5036	No
323	GOM_NL__2PRFIN20030215_224139_000001092013_00473_05036_5323.N1	15-FEB-2003 22:41:39	Twilight	109.00	67	5Alp CrB	2.2210	11000.	218	5036	No
324	GOM_NL__2PRFIN20030215_224538_000000542013_00473_05036_5324.N1	15-FEB-2003 22:45:38	Twilight	53.500	126	60Bet Oph	2.7700	4250.0	107	5036	No
325	GOM_NL__2PRFIN20030215_225045_000000412013_00473_05036_5325.N1	15-FEB-2003 22:50:45	Twilight	41.000	155	41Pi Sgr	2.9000	6600.0	82	5036	No
326	GOM_NL__2PRFIN20030215_225346_000001392013_00473_05036_5326.N1	15-FEB-2003 22:53:46	Dark	138.50	102	24Alp Ser	2.6000	4250.0	277	5036	No
327	GOM_NL__2PRFIN20030215_225803_000000482013_00473_05036_5327.N1	15-FEB-2003 22:58:03	Dark	48.000	136	23Tau Sco	2.8220	30000.	96	5036	No
328	GOM_NL__2PRFIN20030215_225934_000000772013_00473_05036_5328.N1	15-FEB-2003 22:59:34	Dark	77.000	80	7Del Sco	2.3160	30000.	154	5036	No
329	GOM_NL__2PRFIN20030215_230148_000000412013_00473_05036_5329.N1	15-FEB-2003 23:01:48	Dark	41.000	141	Bet Ara	2.8400	4600.0	82	5036	No
330	GOM_NL__2PRFIN20030215_230759_000000452013_00474_05037_5299.N1	15-FEB-2003 23:07:59	Dark	44.500	4	Alp1Cen	-0.010000	5800.0	89	5037	No
331	GOM_NL__2PRFIN20030215_230918_000000472013_00474_05037_5300.N1	15-FEB-2003 23:09:18	Dark	46.500	10	Bet Cen	0.61000	28000.	93	5037	No
332	GOM_NL__2PRFIN20030215_231039_000000452013_00474_05037_5301.N1	15-FEB-2003 23:10:39	Dark	45.000	77	Eps Cen	2.3030	28000.	90	5037	No
333	GOM_NL__2PRFIN20030215_231222_000000502013_00474_05037_5302.N1	15-FEB-2003 23:12:22	Dark	49.500	12	Alp1Cru	0.77500	30000.	99	5037	No
334	GOM_NL__2PRFIN20030215_231447_000000442013_00474_05037_5303.N1	15-FEB-2003 23:14:47	Dark	43.500	29	Bet Car	1.6720	10200.	87	5037	No
335	GOM_NL__2PRFIN20030215_231725_000000432013_00474_05037_5304.N1	15-FEB-2003 23:17:25	Dark	42.500	71	lot Car	2.2460	7700.0	85	5037	No
336	GOM_NL__2PRFIN20030215_231902_000000382013_00474_05037_5305.N1	15-FEB-2003 23:19:02	Dark	38.000	46	Del Vel	1.9540	10600.	76	5037	No
337	GOM_NL__2PRFIN20030215_232145_000000432013_00474_05037_5306.N1	15-FEB-2003 23:21:45	Straylight	42.500	65	Lam Vel	2.2040	4400.0	85	5037	No

338	GOM_NL__2PRFIN20030215_232330_000000392013_00474_05037_5307.N1	15-FEB-2003 23:23:30	Straylight	38.500	70	Zet Pup	2.2460	39000.	77	5037	No
339	GOM_NL__2PRFIN20030215_232723_000001042013_00474_05037_5308.N1	15-FEB-2003 23:27:23	Straylight	103.50	100	4Gam Crv	2.5800	13100.	207	5037	No
340	GOM_NL__2PRFIN20030215_233142_000000482013_00474_05037_5309.N1	15-FEB-2003 23:31:42	Straylight	48.000	48	30Alp Hya	1.9770	4100.0	96	5037	No
341	GOM_NL__2PRFIN20030215_233615_000000422013_00474_05037_5310.N1	15-FEB-2003 23:36:15	Bright	42.000	8	10Alp CMi	0.40000	6500.0	84	5037	No
342	GOM_NL__2PRFIN20030215_233907_000000512013_00474_05037_5311.N1	15-FEB-2003 23:39:07	Bright	50.500	22	32Alp Leo	1.3600	15200.	101	5037	No
343	GOM_NL__2PRFIN20030215_234231_000000392013_00474_05037_5312.N1	15-FEB-2003 23:42:31	Bright	38.500	17	78Bet Gem	1.1610	4500.0	77	5037	No
344	GOM_NL__2PRFIN20030215_234840_000000382013_00474_05037_5313.N1	15-FEB-2003 23:48:40	Bright	38.000	42	34Bet Aur	1.9000	10200.	76	5037	No
345	GOM_NL__2PRFIN20030215_235221_000000542013_00474_05037_5314.N1	15-FEB-2003 23:52:21	Bright	53.500	174	52Psi UMa	3.0040	4400.0	107	5037	No
346	GOM_NL__2PRFIN20030215_235415_000000592013_00474_05037_5315.N1	15-FEB-2003 23:54:15	Bright	58.500	82	48Bet UMa	2.3650	10600.	117	5037	No
347	GOM_NL__2PRFIN20030215_235624_000000532013_00474_05037_5316.N1	15-FEB-2003 23:56:24	Bright	52.500	87	64Gam UMa	2.4330	11000.	105	5037	No
348	GOM_NL__2PRFIN20030215_235953_000000382013_00474_05037_5317.N1	15-FEB-2003 23:59:53	Bright	37.500	49	1Alp UMi	1.9900	6300.0	75	5037	No

3. Quality information per product

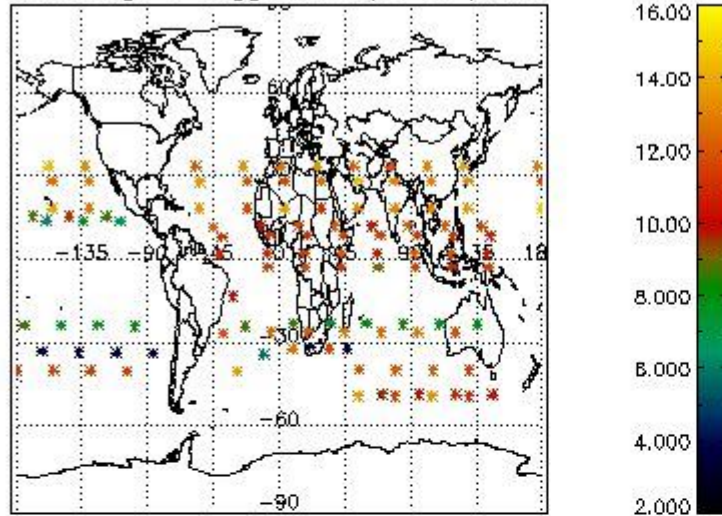
In this section it is plotted some information contained in the Quality Summary data set of the level 2 products. Only products in dark limb conditions and without errors (error flag in the MPH set to "0") are used.

3.1 Plot quality information per product (time dependant)

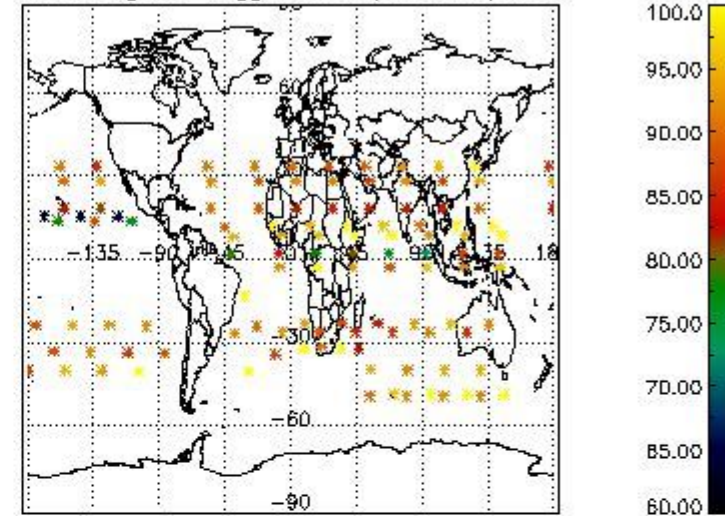


3.2 Plot quality information per product (world map)

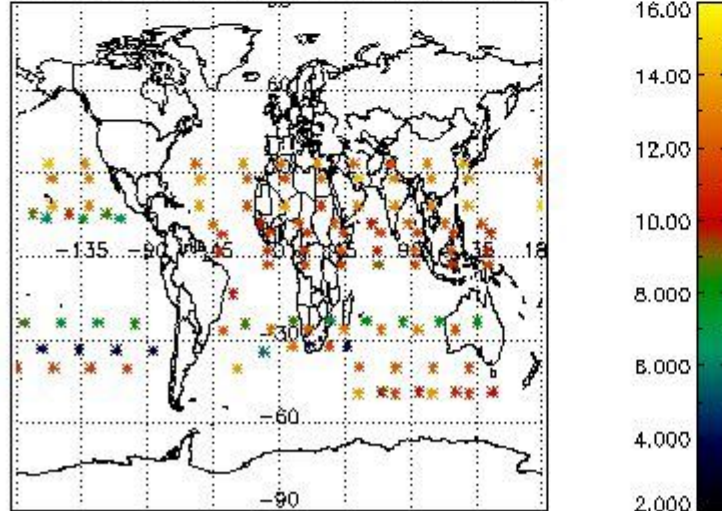
Percentage of flagged data per O3 profile



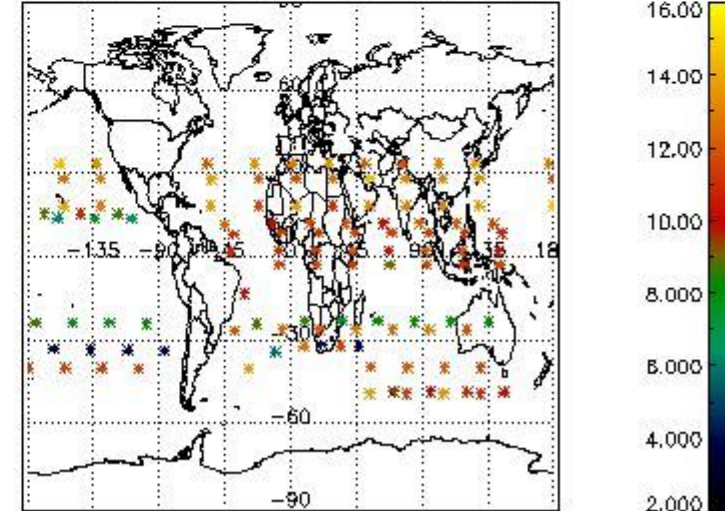
Percentage of flagged data per H2O profile



Percentage of flagged data per NO2 profile



Percentage of flagged data per NO3 profile

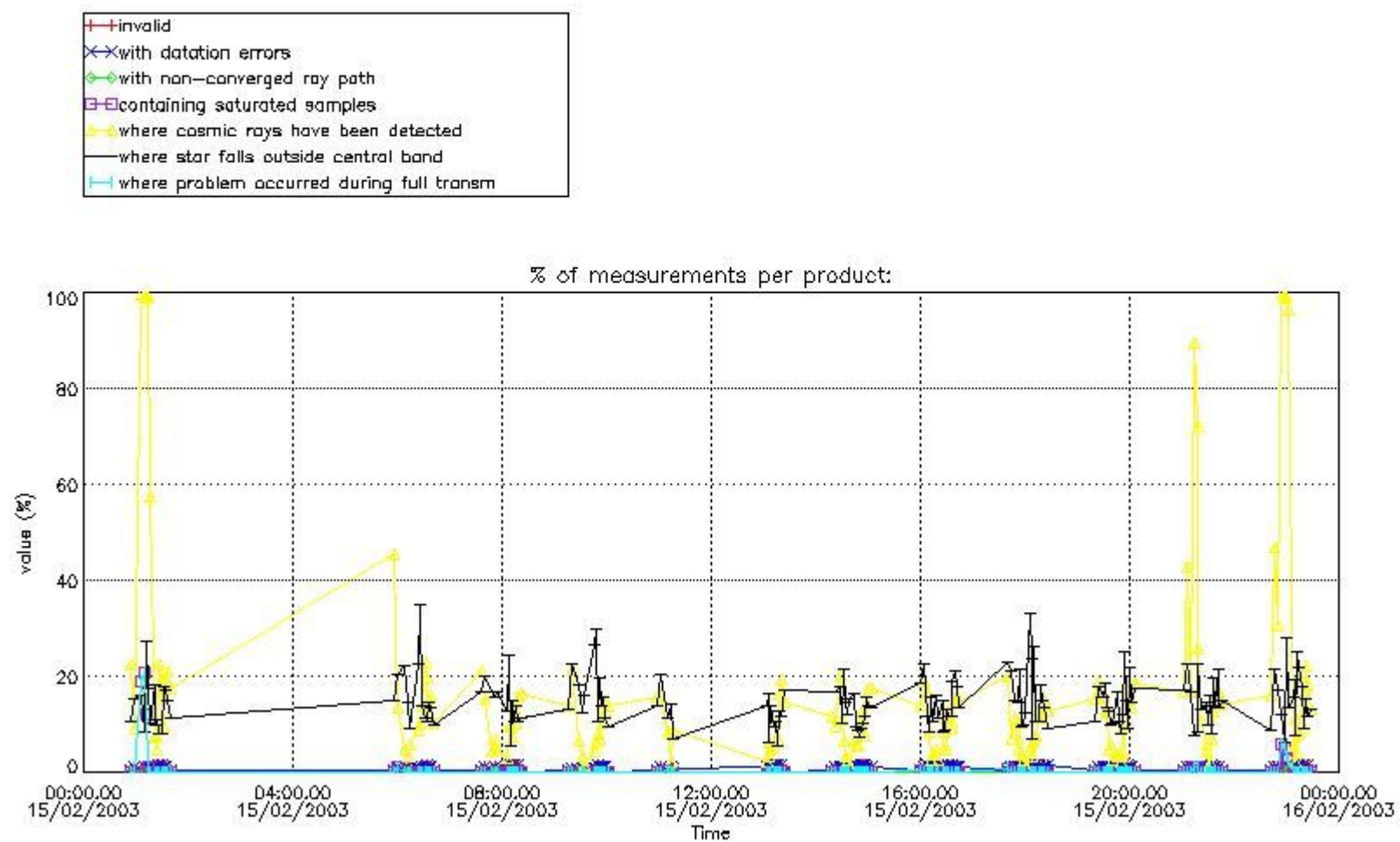


4. Level 1 quality information per product

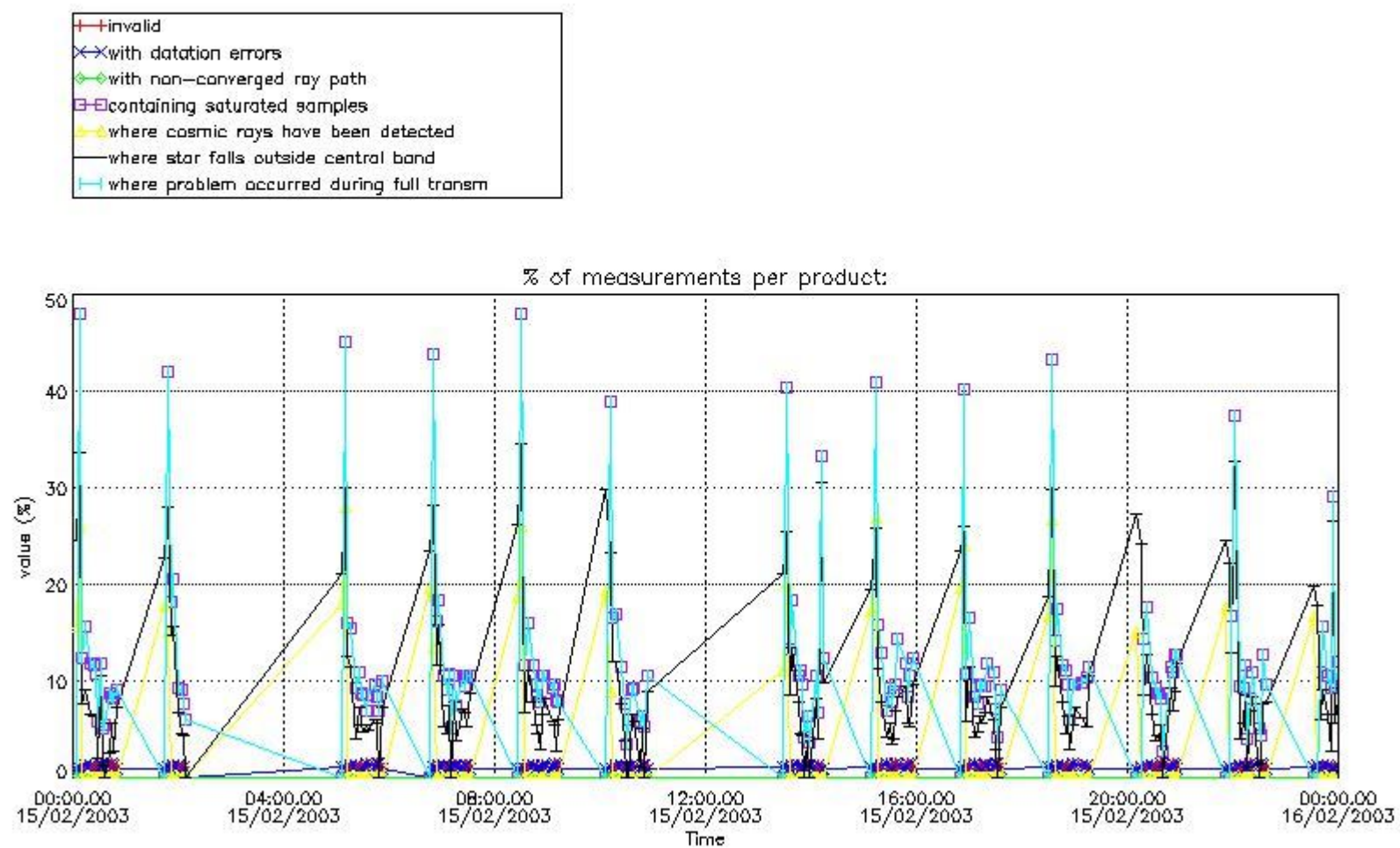
In this section it is plotted some information contained in the Quality Summary data set of the level 2 products that comes from the level 1b processing. Products without errors (error flag in the MPH set to "0") are used.

4.1 Plot quality information per product (time dependant) coming from level 1b processing

4.1.1 Plot level 1 quality information per product (time dependant): ENVISAT ASCENDING passes



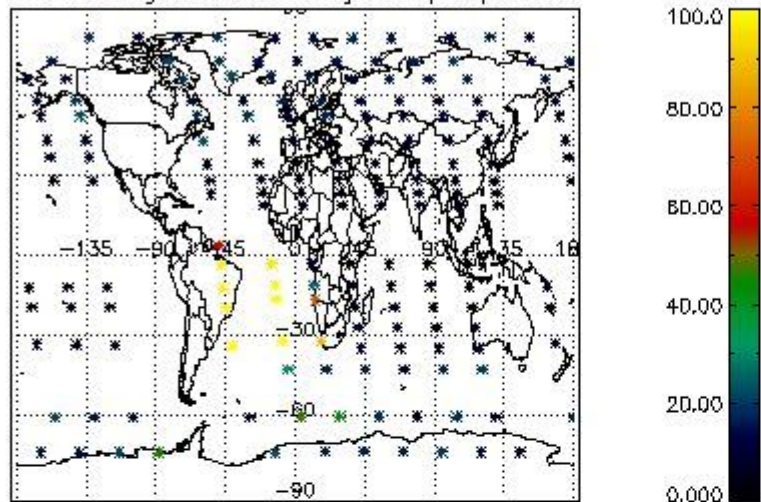
4.1.2 Plot level 1 quality information per product (time dependant): ENVI SAT DESCENDING passes



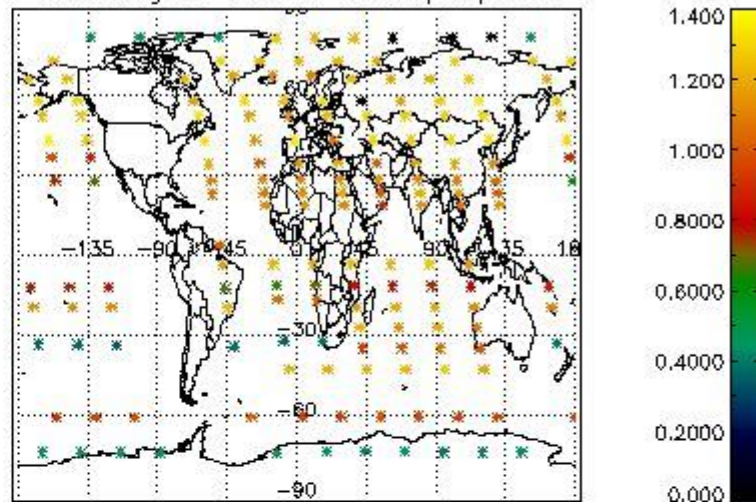
4.2 Plot quality information per product coming from level 1b processing (world map)

4.2.1 Plot level 1 quality information per product (world map): ENVISAT ASCENDING passes

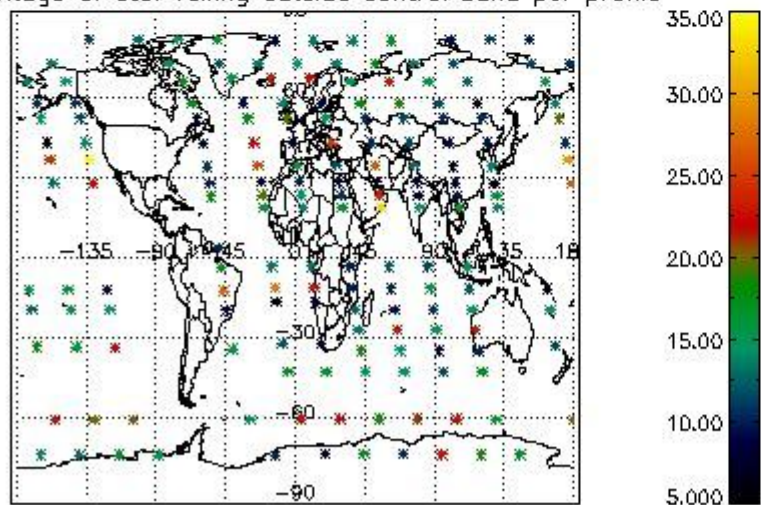
Percentage of cosmic ray hits per profile



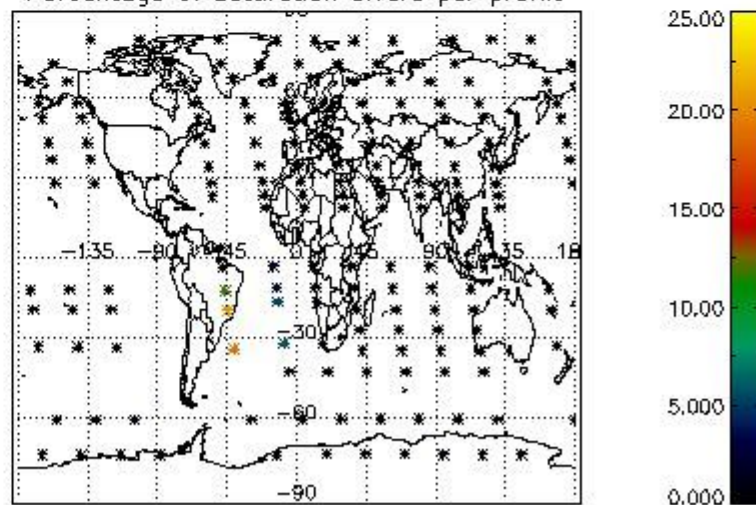
Percentage of datation errors per profile



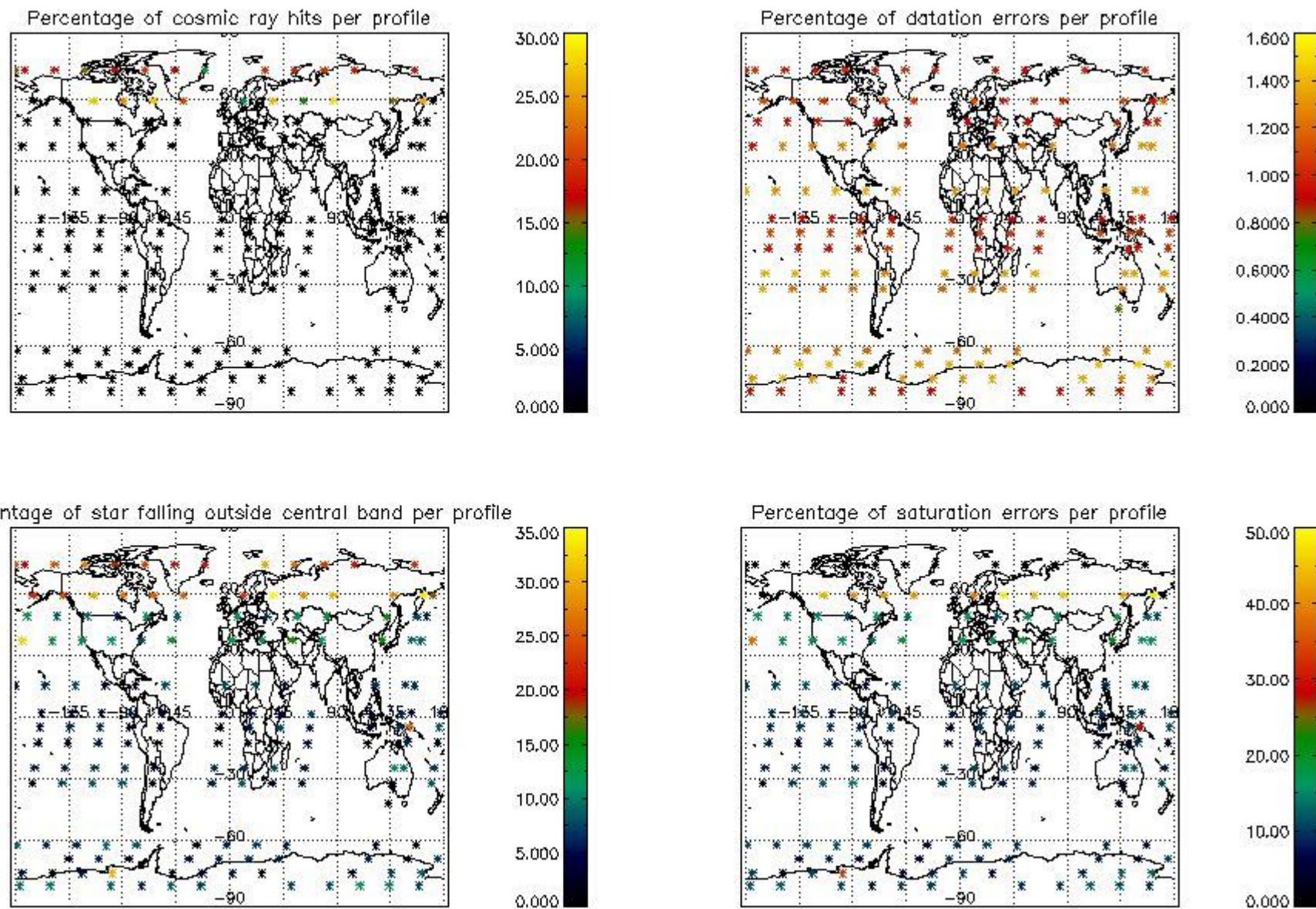
Percentage of star falling outside central band per profile



Percentage of saturation errors per profile



4.2.2 Plot level 1 quality information per product (world map): ENVISAT DESCENDING passes



5. Trace gas profiles

5.1 Ozone statistics based on quality of products

The final quality of the products can be "measured" using the STD (Standard Deviation) attached to every point profile. This information is written to the parameter GOM_NL__2P/NL_LOCAL_SPECIES_DENSITY/o3_std of the level 2 products. The table below shows the statistics for given STD ranges.

The statistics are given with respect to the overall valid production:

- Products without fatal errors: GOM_NL__2P/MPH/PRODUCT_ERR=0
- Valid point profile: GOM_NL__2P/NL_LOCAL_SPECIES_DENSITY/pcd(0)=0

The 'Criteria' is applied to valid points of dark limb products:

- Products in dark limb illumination condition: GOM_NL__2P/NL_SUMMARY_QUALITY/obs_ill_cond=0
- Products without fatal errors: GOM_NL__2P/MPH/PRODUCT_ERR=0
- Valid point profile: GOM_NL__2P/NL_LOCAL_SPECIES_DENSITY/pcd(0)=0

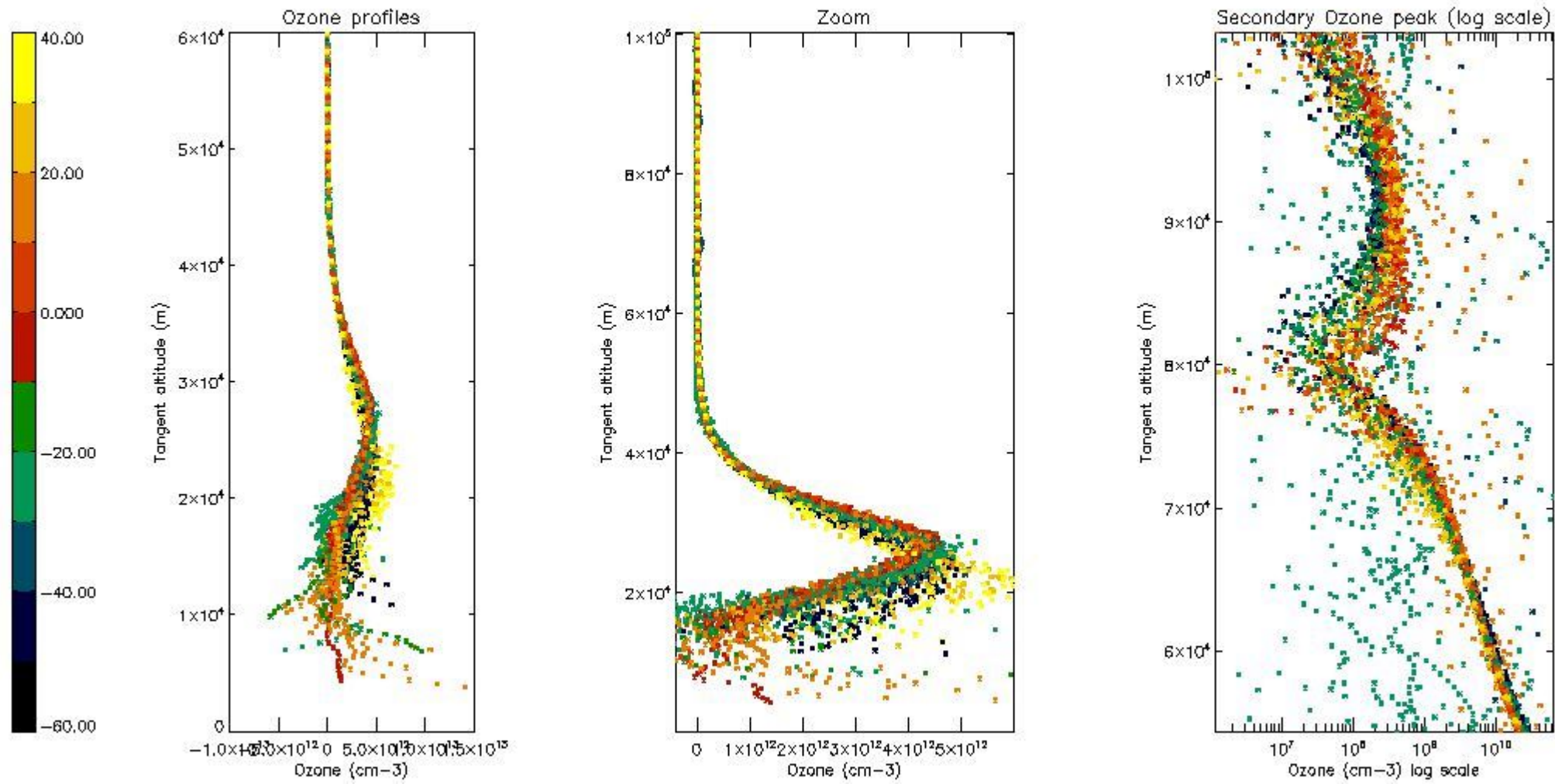
So, the table below shows the percentage of dark limb and valid observations for each criteria with respect to the overall valid daily observations.

Criteria	% of total production
All STD	35
STD < 20	20

STD < 10	17
STD < 5	13

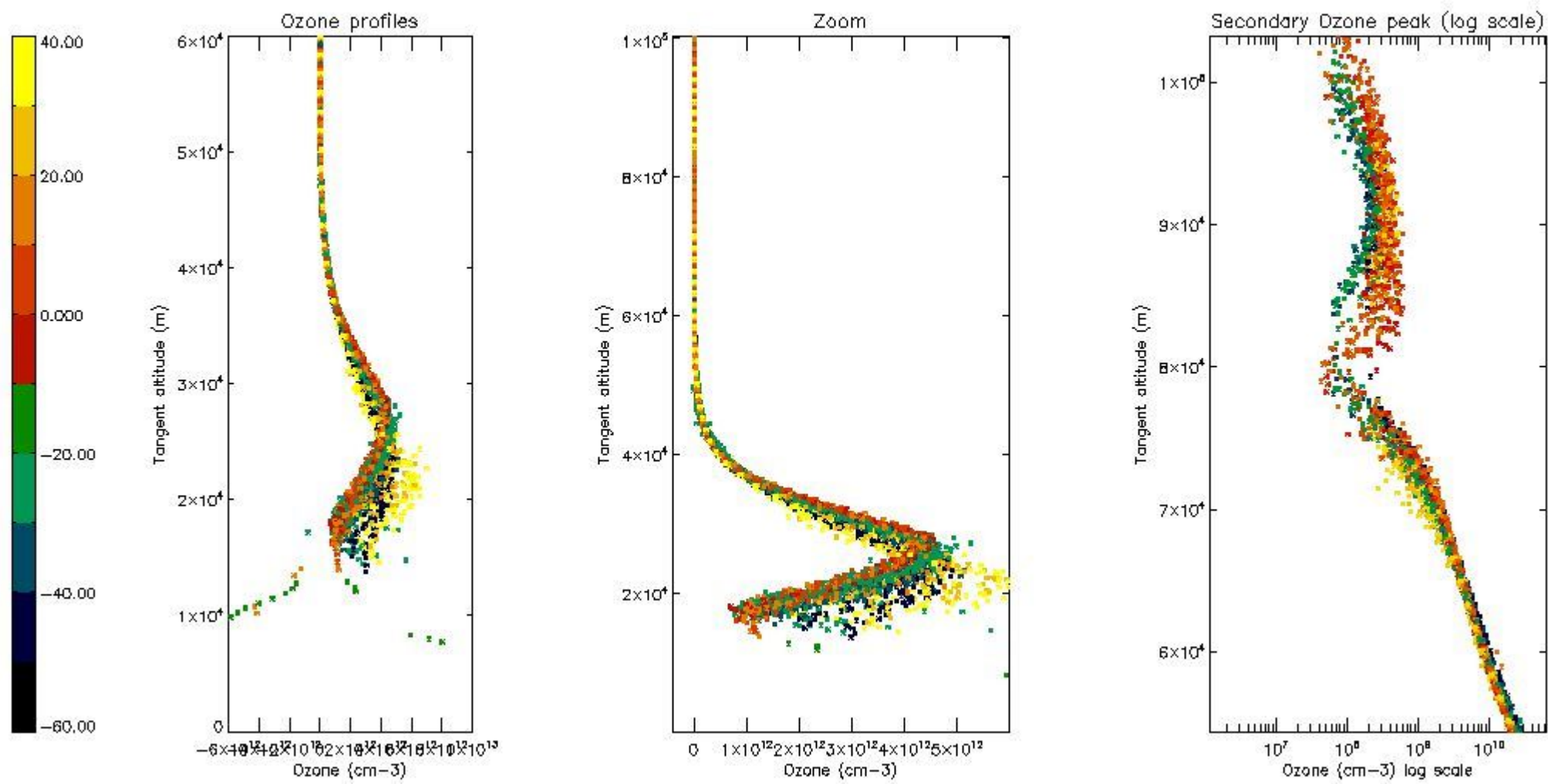
5.2 Plot ozone profiles for all STD (dark without errors)

The colorbar represents the latitude.



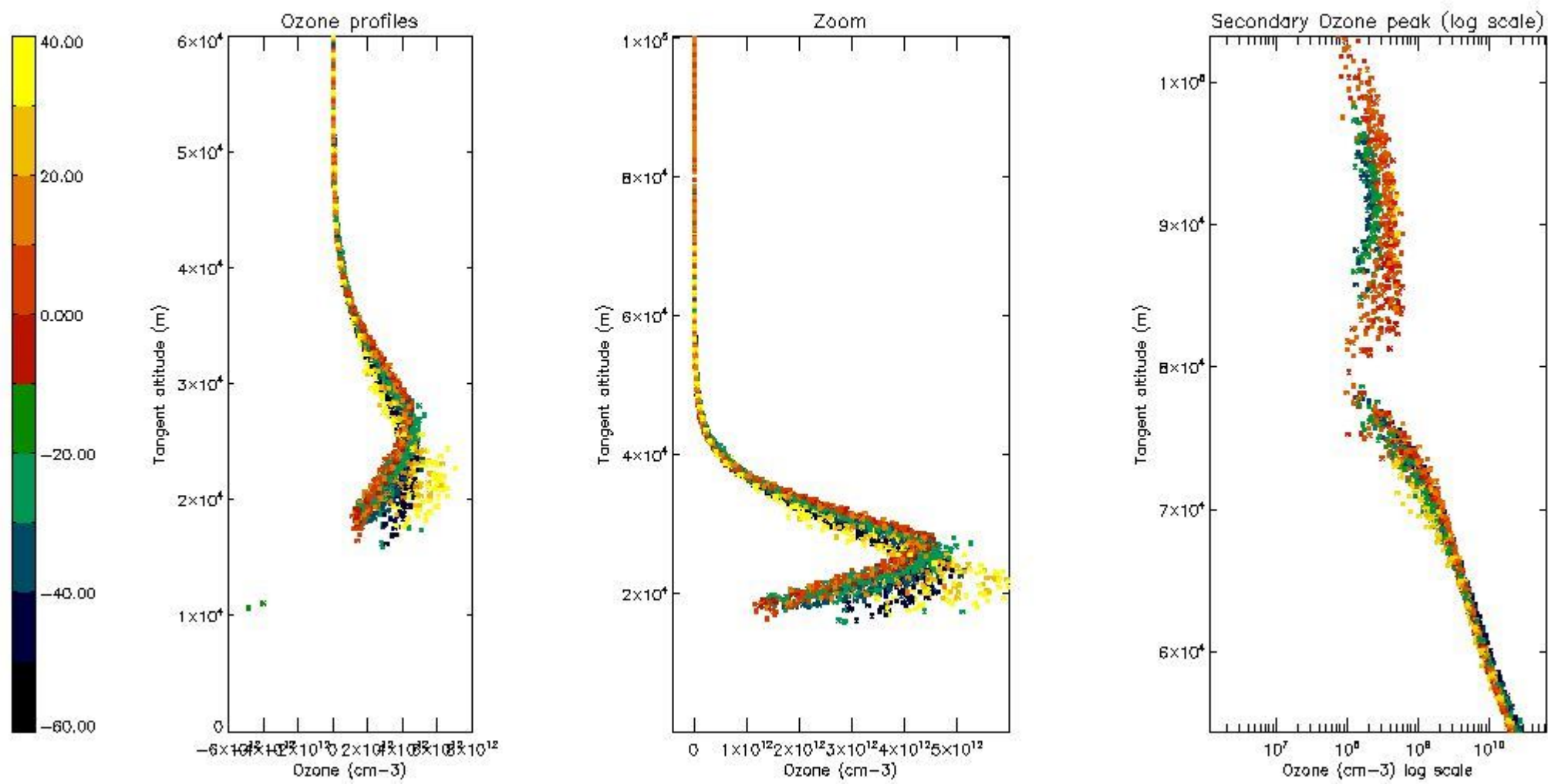
5.3 Plot ozone profiles where STD < 20% (dark without errors)

The colorbar represents the latitude.



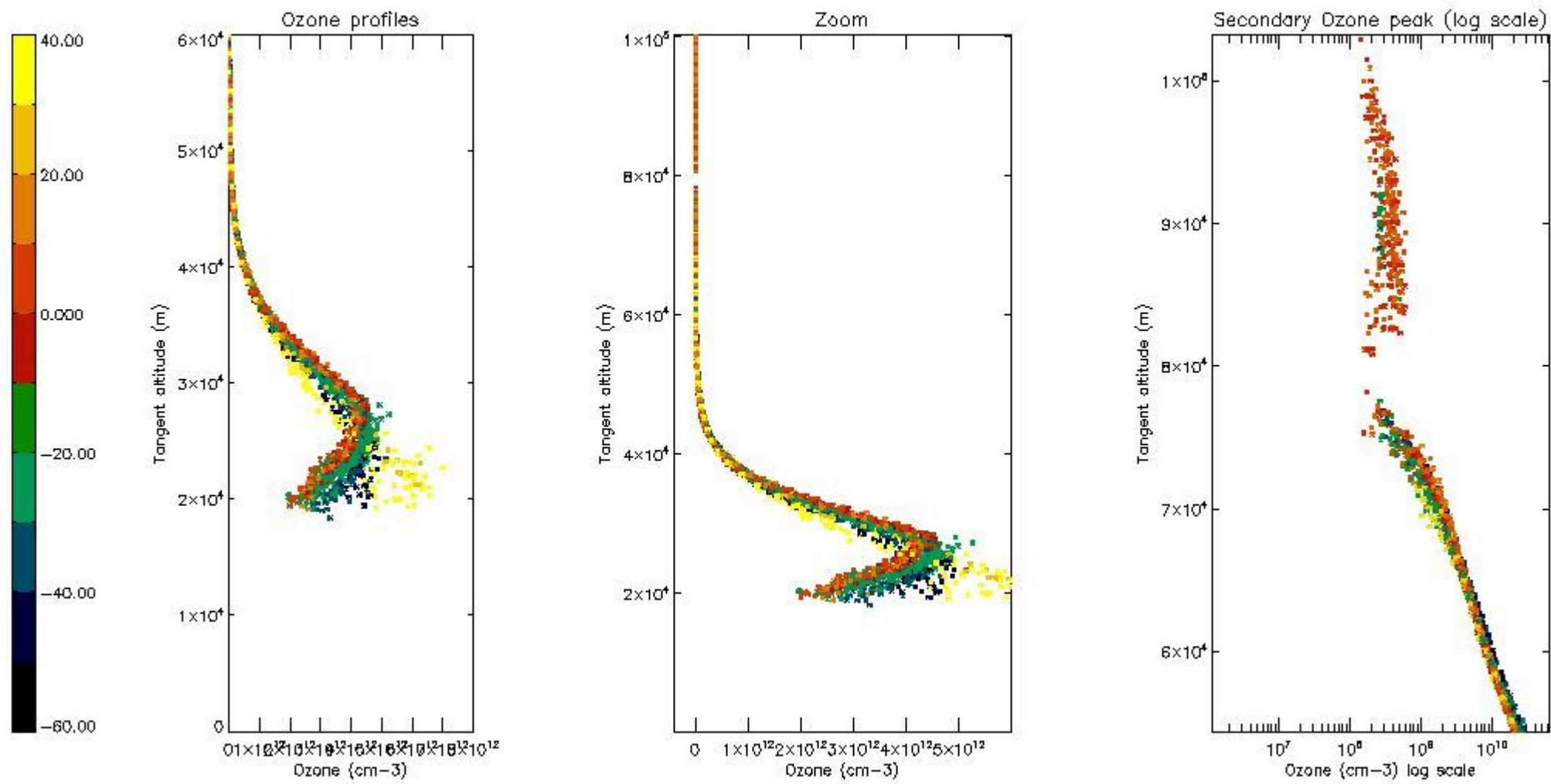
5.4 Plot ozone profiles where STD < 10% (dark without errors)

The colorbar represents the latitude.



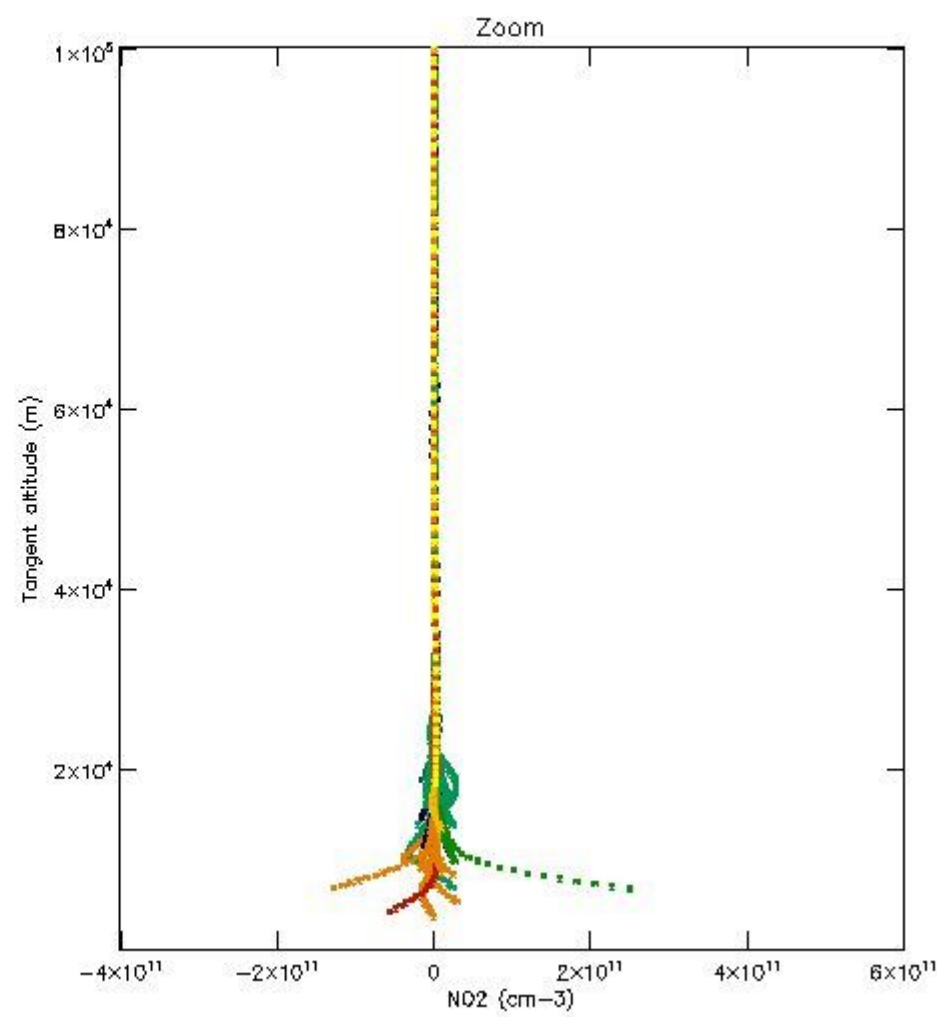
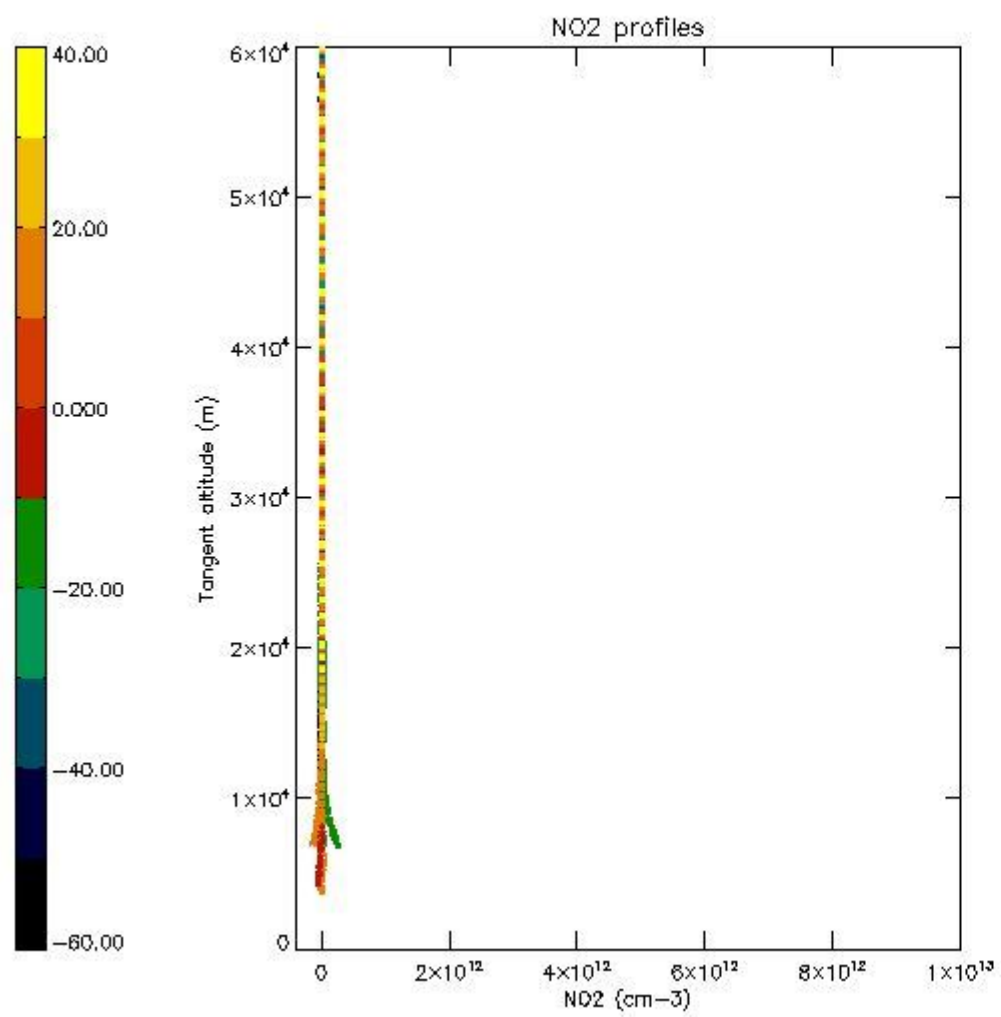
5.5 Plot ozone profiles where STD < 5% (dark without errors)

The colorbar represents the latitude.



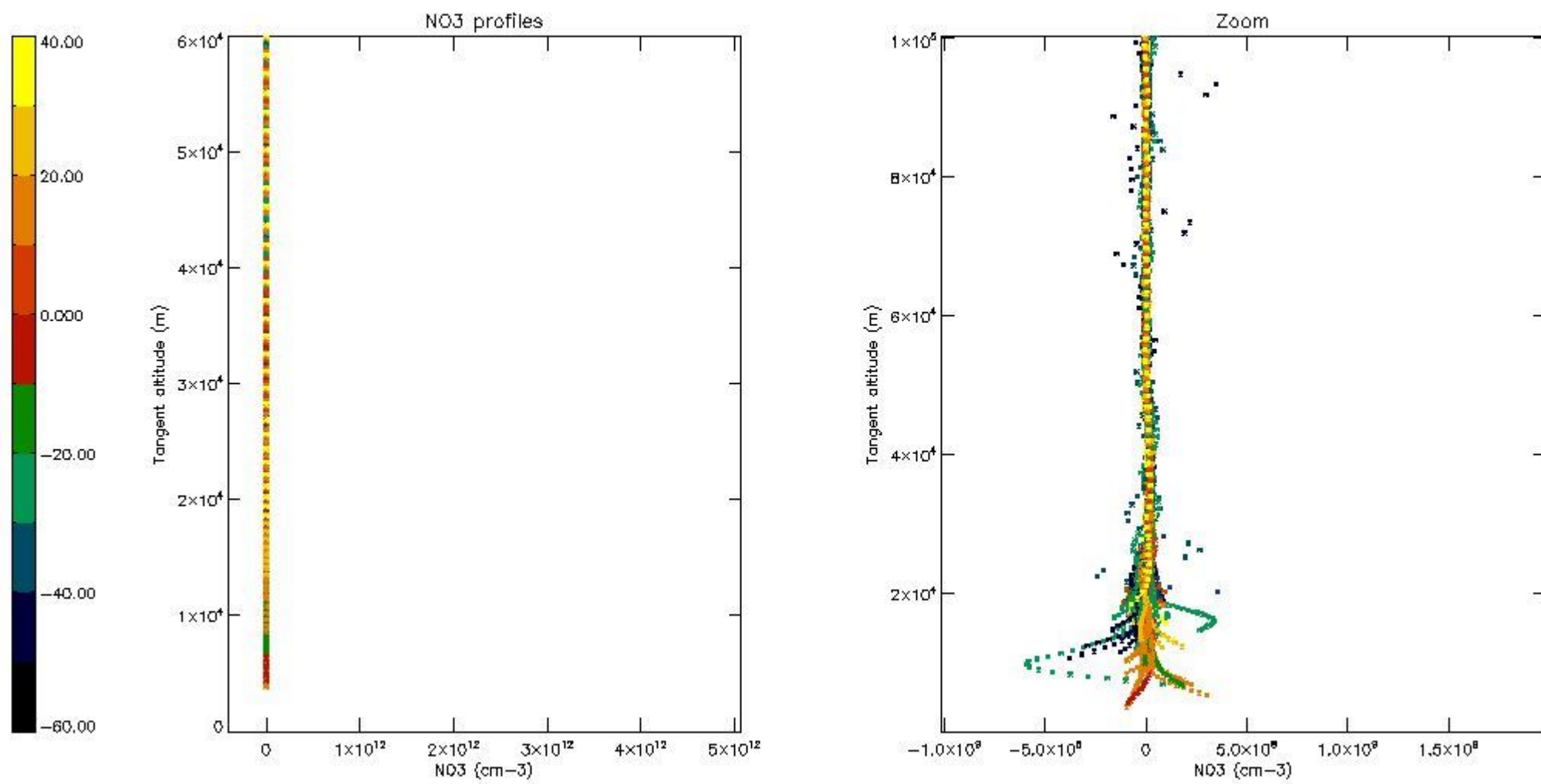
5.6 Plot NO₂ profiles for all STD (dark without errors)

The colorbar represents the latitude.



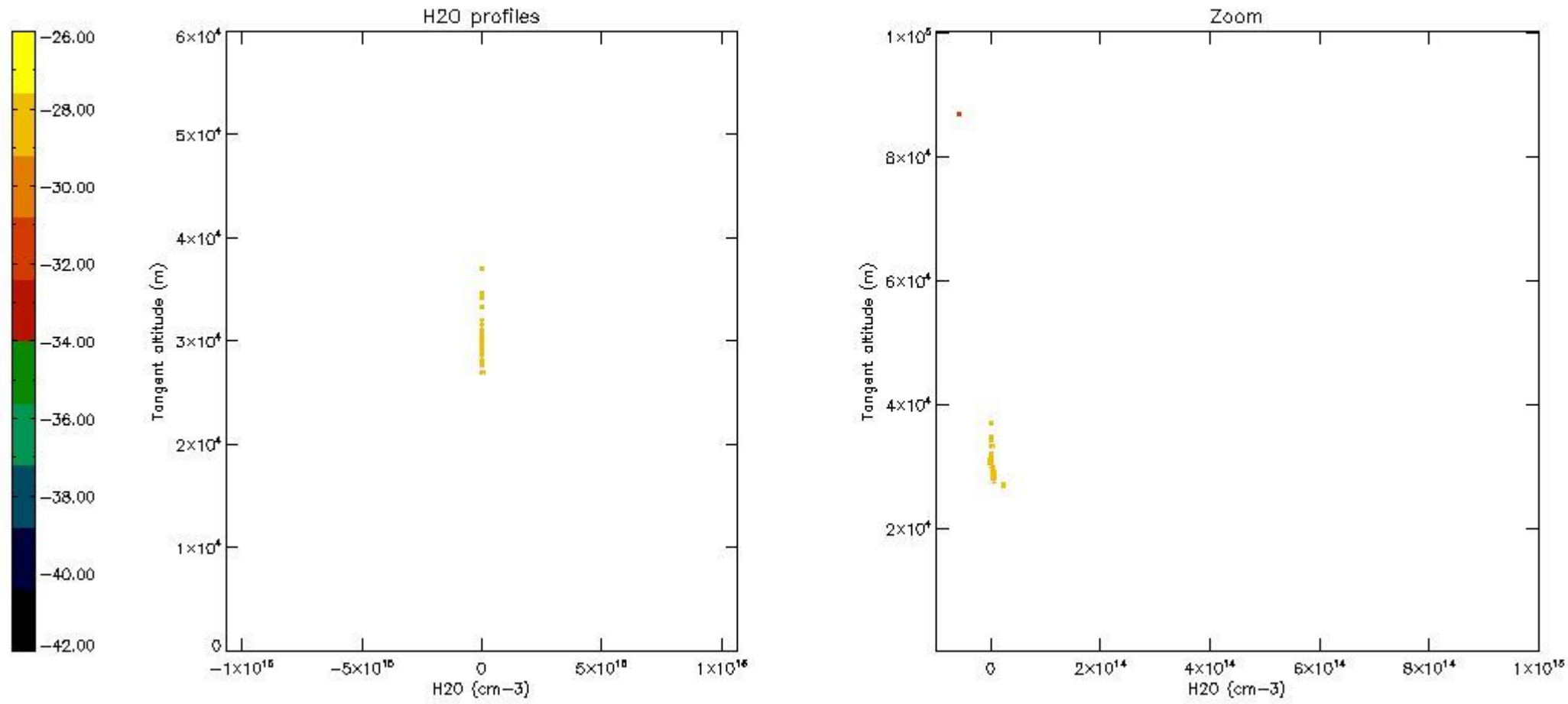
5.7 Plot NO3 profiles for all STD (dark without errors)

The colorbar represents the latitude.



5.8 Plot H2O profiles for all STD (only for occultations of stars 1,2,3,4,13,14,16,26,63 dark without errors)

The colorbar represents the latitude.



6. Auxiliary Data Files used for the production reported in section 2

The number reported in the third column indicates since which file (see list in section 2) the corresponding auxiliary file has been used. The fourth column is the date of those product files.

Type	Auxiliary Filename	Used since product	Used since product date
INST_PHYS_CHARACTERISTICS	GOM_INS_AXNIEC20050627_150440_20020301_000000_20100101_000000	1	15-FEB-2003 00:03:19
LEVEL-2_PROC_CONFIG	GOM_PR2_AXVIEC20091111_152718_20020301_000000_20500101_000000	1	15-FEB-2003 00:03:19
CROSS_SECTIONS_FILE	GOM_CRS_AXVIEC20091111_154832_20020301_000000_20500101_000000	1	15-FEB-2003 00:03:19

GOMOS Level 2 Daily Report

SUMMARY

[1. General Info](#)

[2. Summary of processed GOM_NL_2P products](#)

[3. Level 2 Quality information per product](#)

[3.1 Plot of level 2 quality information per product \(time dependant\)](#)

[3.2 Plot of level 2 quality information per product \(world map\)](#)

[4. Level 1 Quality information per product \(stored on level 2 products\)](#)

[4.1 Plot of level 1 quality information per product \(time dependant\)](#)

[4.1.1 Plot of level 1 quality information per product \(time dependant\): ASCENDING](#)

[4.1.2 Plot of level 1 quality information per product \(time dependant\): DESCENDING](#)

[4.2 Plot of level 1 quality information per product \(world map\)](#)

[4.2.1 Plot of level 1 quality information per product \(world map\): ASCENDING](#)

[4.2.2 Plot of level 1 quality information per product \(world map\): DESCENDING](#)

[5. Ozone profiles based on quality statistics and other trace gas profiles](#)

[5.1 Ozone statistics based on quality of products](#)

[5.2 Plot ozone profiles for all STD \(dark without errors\)](#)

[5.3 Plot ozone profiles where STD < 20% \(dark without errors\)](#)

[5.4. Plot ozone profiles where STD < 10% \(dark without errors\)](#)

[5.5. Plot ozone profiles where STD < 5% \(dark without errors\)](#)

[5.6 Plot NO2 profiles for all STD \(dark without errors\)](#)

[5.7 Plot NO3 profiles for all STD \(dark without errors\)](#)

[5.8 Plot H2O profiles \(only for occultations of stars 1,2,3,4,13,14,16,26,63 dark without errors\) for all STD](#)

[6. Auxiliary Data Files used for the production reported in section 2](#)

This report presents the daily analysis on parameters extracted from GOMOS level 2 data (GOM_NL__2P). It is intended to monitor some important parameters that will impact the quality of these products. A list of level 2 products (and content) that have arrived during the reporting day to the PCF is also given.

Item	Value
Time of report generation	19APR2013 09:30:54
Data source version	GOMOS/6.01
Start time of products	15-02-2003 (15FEB2003 00:00:00)
Stop time of products	16-02-2003 (16FEB2003 00:00:00)
Store outputs in DB	Yes
Nb of level 2 prods	348
Nb of prods with errors	1

2. Summary of processed GOM_NL__2P products.

Nr	Filename	UTC Start time	Limb	Duration	Star Id	Star Name	Star Mag	Star Temp	Nb Meas	Orbit	Prod. error
1	GOM_NL__2PRFIN20030215_000319_000000512013_00460_05023_5307.N1	15-FEB-2003 00:03:19	Straylight	51.000	48	30Alp Hya	1.9770	4100.0	102	5023	No
2	GOM_NL__2PRFIN20030215_000749_000000522013_00460_05023_5308.N1	15-FEB-2003 00:07:49	Bright	52.000	8	10Alp CMi	0.40000	6500.0	104	5023	No
3	GOM_NL__2PRFIN20030215_001051_000000532013_00460_05023_5309.N1	15-FEB-2003 00:10:51	Bright	52.500	22	32Alp Leo	1.3600	15200.	105	5023	No
4	GOM_NL__2PRFIN20030215_001406_000000392013_00460_05023_5310.N1	15-FEB-2003 00:14:06	Bright	38.500	17	78Bet Gem	1.1610	4500.0	77	5023	No
5	GOM_NL__2PRFIN20030215_002011_000000382013_00460_05023_5311.N1	15-FEB-2003 00:20:11	Bright	38.000	42	34Bet Aur	1.9000	10200.	76	5023	No
6	GOM_NL__2PRFIN20030215_002412_000000562013_00460_05023_5312.N1	15-FEB-2003 00:24:12	Bright	55.500	174	52Psi UMa	3.0040	4400.0	111	5023	No
7	GOM_NL__2PRFIN20030215_002602_000000472013_00460_05023_5313.N1	15-FEB-2003 00:26:02	Bright	46.500	82	48Bet UMa	2.3650	10600.	93	5023	No
8	GOM_NL__2PRFIN20030215_002814_000000512013_00460_05023_5314.N1	15-FEB-2003 00:28:14	Bright	51.000	87	64Gam UMa	2.4330	11000.	102	5023	No
9	GOM_NL__2PRFIN20030215_003129_000000382013_00460_05023_5315.N1	15-FEB-2003 00:31:29	Bright	38.000	49	1Alp UMi	1.9900	6300.0	76	5023	No
10	GOM_NL__2PRFIN20030215_003338_000000392013_00460_05023_5316.N1	15-FEB-2003 00:33:38	Bright	39.000	60	7Bet UMi	2.0810	3950.0	78	5023	No
11	GOM_NL__2PRFIN20030215_003620_000000652013_00460_05023_5317.N1	15-FEB-2003 00:36:20	Bright	65.000	39	85Eta UMa	1.8540	24000.	130	5023	No
12	GOM_NL__2PRFIN20030215_004214_000000412013_00460_05023_5318.N1	15-FEB-2003 00:42:14	Bright	40.500	130	23Bet Dra	2.7990	5800.0	81	5023	No
13	GOM_NL__2PRFIN20030215_004410_000000362013_00460_05023_5319.N1	15-FEB-2003 00:44:10	Bright	35.500	144	18Del Cyg	2.8600	11000.	71	5023	No
14	GOM_NL__2PRFIN20030215_004627_000000372013_00460_05023_5320.N1	15-FEB-2003 00:46:27	Bright	37.000	5	3Alp Lyr	0.033000	11000.	74	5023	No
15	GOM_NL__2PRFIN20030215_004935_000000552013_00460_05023_5321.N1	15-FEB-2003 00:49:35	Bright	54.500	133	40Zet Her	2.8070	6000.0	109	5023	No
16	GOM_NL__2PRFIN20030215_005340_000001062013_00460_05023_5322.N1	15-FEB-2003 00:53:40	Twilight	106.00	67	5Alp CrB	2.2210	11000.	212	5023	No
17	GOM_NL__2PRFIN20030215_005744_000000492013_00460_05023_5323.N1	15-FEB-2003 00:57:44	Bright	49.000	126	60Bet Oph	2.7700	4250.0	98	5023	No
18	GOM_NL__2PRFIN20030215_010521_000001322013_00460_05023_5324.N1	15-FEB-2003 01:05:21	Dark	131.50	102	24Alp Ser	2.6000	4250.0	263	5023	No
19	GOM_NL__2PRFIN20030215_010925_000000412013_00460_05023_5325.N1	15-FEB-2003 01:09:25	Dark	41.000	25	35Lam Sco	1.6200	28000.	82	5023	No
20	GOM_NL__2PRFIN20030215_011128_000000762013_00460_05023_5326.N1	15-FEB-2003 01:11:28	Dark	75.500	80	7Del Sco	2.3160	30000.	151	5023	No
21	GOM_NL__2PRFIN20030215_011356_000000432013_00460_05023_5327.N1	15-FEB-2003 01:13:56	Dark	43.000	141	Bet Ara	2.8400	4600.0	86	5023	No
22	GOM_NL__2PRFIN20030215_011601_000000502013_00461_05024_5297.N1	15-FEB-2003 01:16:01	Dark	49.500	131	Gam Lup	2.8000	26000.	99	5024	No
23	GOM_NL__2PRFIN20030215_012122_000000472013_00461_05024_5298.N1	15-FEB-2003 01:21:22	Dark	47.000	10	Bet Cen	0.61000	28000.	94	5024	No
24	GOM_NL__2PRFIN20030215_012242_000000462013_00461_05024_5299.N1	15-FEB-2003 01:22:42	Dark	46.000	77	Eps Cen	2.3030	28000.	92	5024	No
25	GOM_NL__2PRFIN20030215_012428_000000422013_00461_05024_5300.N1	15-FEB-2003 01:24:28	Dark	41.500	12	Alp1Cru	0.77500	30000.	83	5024	No
26	GOM_NL__2PRFIN20030215_012658_000000382013_00461_05024_5301.N1	15-FEB-2003 01:26:58	Dark	37.500	29	Bet Car	1.6720	10200.	75	5024	No
27	GOM_NL__2PRFIN20030215_012935_000000382013_00461_05024_5302.N1	15-FEB-2003 01:29:35	Dark	37.500	71	lot Car	2.2460	7700.0	75	5024	No
28	GOM_NL__2PRFIN20030215_013112_000000432013_00461_05024_5303.N1	15-FEB-2003 01:31:12	Dark	42.500	46	Del Vel	1.9540	10600.	85	5024	No
29	GOM_NL__2PRFIN20030215_013336_000000412013_00461_05024_5304.N1	15-FEB-2003 01:33:36	Straylight	41.000	34	Gam2Vel	1.7930	23000.	82	5024	No
30	GOM_NL__2PRFIN20030215_013540_000000412013_00461_05024_5305.N1	15-FEB-2003 01:35:40	Straylight	40.500	70	Zet Pup	2.2460	39000.	81	5024	No
31	GOM_NL__2PRFIN20030215_013933_000001062013_00461_05024_5306.N1	15-FEB-2003 01:39:33	Straylight	106.00	100	4Gam Crv	2.5800	13100.	212	5024	No
32	GOM_NL__2PRFIN20030215_014355_000000512013_00461_05024_5307.N1	15-FEB-2003 01:43:55	Straylight	50.500	48	30Alp Hya	1.9770	4100.0	101	5024	No
33	GOM_NL__2PRFIN20030215_014825_000000472013_00461_05024_5308.N1	15-FEB-2003 01:48:25	Bright	46.500	8	10Alp CMi	0.40000	6500.0	93	5024	No
34	GOM_NL__2PRFIN20030215_015126_000000582013_00461_05024_5309.N1	15-FEB-2003 01:51:26	Bright	57.500	22	32Alp Leo	1.3600	15200.	115	5024	No
35	GOM_NL__2PRFIN20030215_015442_000000422013_00461_05024_5310.N1	15-FEB-2003 01:54:42	Bright	41.500	17	78Bet Gem	1.1610	4500.0	83	5024	No
36	GOM_NL__2PRFIN20030215_020047_000000382013_00461_05024_5311.N1	15-FEB-2003 02:00:47	Bright	37.500	42	34Bet Aur	1.9000	10200.	75	5024	No
37	GOM_NL__2PRFIN20030215_020447_000000552013_00461_05024_5312.N1	15-FEB-2003 02:04:47	Bright	54.500	174	52Psi UMa	3.0040	4400.0	109	5024	No
38	GOM_NL__2PRFIN20030215_020637_000000462013_00461_05024_5313.N1	15-FEB-2003 02:06:37	Bright	45.500	82	48Bet UMa	2.3650	10600.	91	5024	No
39	GOM_NL__2PRFIN20030215_020849_000000502013_00461_05024_5314.N1	15-FEB-2003 02:08:49	Bright	49.500	87	64Gam UMa	2.4330	11000.	99	5024	No
40	GOM_NL__2PRFIN20030215_050045_000001052013_00463_05026_5012.N1	15-FEB-2003 05:00:45	Dark	104.50	100	4Gam Crv	2.5800	13100.	209	5026	Yes
41	GOM_NL__2PRFIN20030215_050507_000000502013_00463_05026_5013.N1	15-FEB-2003 05:05:07	Straylight	50.000	48	30Alp Hya	1.9770	4100.0	100	5026	No
42	GOM_NL__2PRFIN20030215_050937_000000502013_00463_05026_5014.N1	15-FEB-2003 05:09:37	Bright	50.000	8	10Alp CMi	0.40000	6500.0	100	5026	No

43	GOM_NL__2PRFIN20030215_051236_000000562013_00463_05026_5015.N1	15-FEB-2003 05:12:36	Bright	56.000	22	32Alp Leo	1.3600	15200.	112	5026	No
44	GOM_NL__2PRFIN20030215_051555_000000392013_00463_05026_5016.N1	15-FEB-2003 05:15:55	Bright	39.000	17	78Bet Gem	1.1610	4500.0	78	5026	No
45	GOM_NL__2PRFIN20030215_052200_000000382013_00463_05026_5017.N1	15-FEB-2003 05:22:00	Bright	37.500	42	34Bet Aur	1.9000	10200.	75	5026	No
46	GOM_NL__2PRFIN20030215_052557_000000552013_00463_05026_5018.N1	15-FEB-2003 05:25:57	Bright	55.000	174	52Psi UMa	3.0040	4400.0	110	5026	No
47	GOM_NL__2PRFIN20030215_052747_000000462013_00463_05026_5019.N1	15-FEB-2003 05:27:47	Bright	46.000	82	48Bet UMa	2.3650	10600.	92	5026	No
48	GOM_NL__2PRFIN20030215_052959_000000532013_00463_05026_5020.N1	15-FEB-2003 05:29:59	Bright	52.500	87	64Gam UMa	2.4330	11000.	105	5026	No
49	GOM_NL__2PRFIN20030215_053317_000000372013_00463_05026_5021.N1	15-FEB-2003 05:33:17	Bright	36.500	49	1Alp UMi	1.9900	6300.0	73	5026	No
50	GOM_NL__2PRFIN20030215_053525_000000412013_00463_05026_5022.N1	15-FEB-2003 05:35:25	Bright	41.000	60	7Bet UMi	2.0810	3950.0	82	5026	No
51	GOM_NL__2PRFIN20030215_054402_000000422013_00463_05026_5023.N1	15-FEB-2003 05:44:02	Bright	41.500	130	23Bet Dra	2.7990	5800.0	83	5026	No
52	GOM_NL__2PRFIN20030215_054558_000000362013_00463_05026_5024.N1	15-FEB-2003 05:45:58	Bright	36.000	144	18Del Cyg	2.8600	11000.	72	5026	No
53	GOM_NL__2PRFIN20030215_054815_000000372013_00463_05026_5025.N1	15-FEB-2003 05:48:15	Bright	36.500	5	3Alp Lyr	0.033000	11000.	73	5026	No
54	GOM_NL__2PRFIN20030215_055123_000000562013_00463_05026_5026.N1	15-FEB-2003 05:51:23	Bright	55.500	133	40Zet Her	2.8070	6000.0	111	5026	No
55	GOM_NL__2PRFIN20030215_055531_000001132013_00463_05026_5027.N1	15-FEB-2003 05:55:31	Tw_i_and_stray	113.00	67	5Alp CrB	2.2210	11000.	226	5026	No
56	GOM_NL__2PRFIN20030215_055933_000000522013_00463_05026_5028.N1	15-FEB-2003 05:59:33	Bright	51.500	126	60Bet Oph	2.7700	4250.0	103	5026	No
57	GOM_NL__2PRFIN20030215_060717_000001452013_00463_05026_5029.N1	15-FEB-2003 06:07:17	Dark	144.50	102	24Alp Ser	2.6000	4250.0	289	5026	No
58	GOM_NL__2PRFIN20030215_061114_000000452013_00463_05026_5030.N1	15-FEB-2003 06:11:14	Dark	44.500	25	35Lam Sco	1.6200	28000.	89	5026	No
59	GOM_NL__2PRFIN20030215_061321_000000612013_00463_05026_5031.N1	15-FEB-2003 06:13:21	Dark	61.000	80	7Del Sco	2.3160	30000.	122	5026	No
60	GOM_NL__2PRFIN20030215_062432_000000742013_00464_05027_5299.N1	15-FEB-2003 06:24:32	Dark	73.500	54	5The Cen	2.0550	4500.0	147	5027	No
61	GOM_NL__2PRFIN20030215_062659_000000592013_00464_05027_5300.N1	15-FEB-2003 06:26:59	Dark	59.000	26	Gam Cru	1.6240	2900.0	118	5027	No
62	GOM_NL__2PRFIN20030215_062846_000000402013_00464_05027_5301.N1	15-FEB-2003 06:28:46	Dark	39.500	29	Bet Car	1.6720	10200.	79	5027	No
63	GOM_NL__2PRFIN20030215_063123_000000402013_00464_05027_5302.N1	15-FEB-2003 06:31:23	Dark	39.500	71	lot Car	2.2460	7700.0	79	5027	No
64	GOM_NL__2PRFIN20030215_063301_000000392013_00464_05027_5303.N1	15-FEB-2003 06:33:01	Dark	38.500	46	Del Vel	1.9540	10600.	77	5027	No
65	GOM_NL__2PRFIN20030215_063524_000000412013_00464_05027_5304.N1	15-FEB-2003 06:35:24	Straylight	41.000	34	Gam2Vel	1.7930	23000.	82	5027	No
66	GOM_NL__2PRFIN20030215_063728_000000412013_00464_05027_5305.N1	15-FEB-2003 06:37:28	Straylight	40.500	70	Zet Pup	2.2460	39000.	81	5027	No
67	GOM_NL__2PRFIN20030215_064121_000001032013_00464_05027_5306.N1	15-FEB-2003 06:41:21	Straylight	103.00	100	4Gam Crv	2.5800	13100.	206	5027	No
68	GOM_NL__2PRFIN20030215_064542_000000512013_00464_05027_5307.N1	15-FEB-2003 06:45:42	Straylight	51.000	48	30Alp Hya	1.9770	4100.0	102	5027	No
69	GOM_NL__2PRFIN20030215_065014_000000482013_00464_05027_5308.N1	15-FEB-2003 06:50:14	Bright	48.000	8	10Alp CMi	0.40000	6500.0	96	5027	No
70	GOM_NL__2PRFIN20030215_065312_000000562013_00464_05027_5309.N1	15-FEB-2003 06:53:12	Bright	55.500	22	32Alp Leo	1.3600	15200.	111	5027	No
71	GOM_NL__2PRFIN20030215_065630_000000412013_00464_05027_5310.N1	15-FEB-2003 06:56:30	Bright	41.000	17	78Bet Gem	1.1610	4500.0	82	5027	No
72	GOM_NL__2PRFIN20030215_070237_000000382013_00464_05027_5311.N1	15-FEB-2003 07:02:37	Bright	38.000	42	34Bet Aur	1.9000	10200.	76	5027	No
73	GOM_NL__2PRFIN20030215_070631_000000552013_00464_05027_5312.N1	15-FEB-2003 07:06:31	Bright	55.000	174	52Psi UMa	3.0040	4400.0	110	5027	No
74	GOM_NL__2PRFIN20030215_070823_000000472013_00464_05027_5313.N1	15-FEB-2003 07:08:23	Bright	47.000	82	48Bet UMa	2.3650	10600.	94	5027	No
75	GOM_NL__2PRFIN20030215_071034_000000502013_00464_05027_5314.N1	15-FEB-2003 07:10:34	Bright	50.000	87	64Gam UMa	2.4330	11000.	100	5027	No
76	GOM_NL__2PRFIN20030215_071353_000000382013_00464_05027_5315.N1	15-FEB-2003 07:13:53	Bright	38.000	49	1Alp UMi	1.9900	6300.0	76	5027	No
77	GOM_NL__2PRFIN20030215_071600_000000402013_00464_05027_5316.N1	15-FEB-2003 07:16:00	Bright	40.000	60	7Bet UMi	2.0810	3950.0	80	5027	No
78	GOM_NL__2PRFIN20030215_072437_000000432013_00464_05027_5317.N1	15-FEB-2003 07:24:37	Bright	42.500	130	23Bet Dra	2.7990	5800.0	85	5027	No
79	GOM_NL__2PRFIN20030215_072634_000000372013_00464_05027_5318.N1	15-FEB-2003 07:26:34	Bright	37.000	144	18Del Cyg	2.8600	11000.	74	5027	No
80	GOM_NL__2PRFIN20030215_072851_000000392013_00464_05027_5319.N1	15-FEB-2003 07:28:51	Bright	38.500	5	3Alp Lyr	0.033000	11000.	77	5027	No
81	GOM_NL__2PRFIN20030215_073158_000000572013_00464_05027_5320.N1	15-FEB-2003 07:31:58	Bright	57.000	133	40Zet Her	2.8070	6000.0	114	5027	No
82	GOM_NL__2PRFIN20030215_073608_000001162013_00464_05027_5321.N1	15-FEB-2003 07:36:08	Tw_i_and_stray	115.50	67	5Alp CrB	2.2210	11000.	231	5027	No
83	GOM_NL__2PRFIN20030215_074009_000000532013_00464_05027_5322.N1	15-FEB-2003 07:40:09	Bright	52.500	126	60Bet Oph	2.7700	4250.0	105	5027	No
84	GOM_NL__2PRFIN20030215_074756_000001362013_00464_05027_5323.N1	15-FEB-2003 07:47:56	Dark	135.50	102	24Alp Ser	2.6000	4250.0	271	5027	No
85	GOM_NL__2PRFIN20030215_075151_000000452013_00464_05027_5324.N1	15-FEB-2003 07:51:51	Dark	44.500	25	35Lam Sco	1.6200	28000.	89	5027	No
86	GOM_NL__2PRFIN20030215_075358_000000662013_00464_05027_5325.N1	15-FEB-2003 07:53:58	Dark	66.000	80	7Del Sco	2.3160	30000.	132	5027	No
87	GOM_NL__2PRFIN20030215_080508_000000662013_00465_05028_5299.N1	15-FEB-2003 08:05:08	Dark	66.000	54	5The Cen	2.0550	4500.0	132	5028	No
88	GOM_NL__2PRFIN20030215_080736_000000522013_00465_05028_5300.N1	15-FEB-2003 08:07:36	Dark	51.500	26	Gam Cru	1.6240	2900.0	103	5028	No
89	GOM_NL__2PRFIN20030215_080922_000000372013_00465_05028_5301.N1	15-FEB-2003 08:09:22	Dark	36.500	29	Bet Car	1.6720	10200.	73	5028	No
90	GOM_NL__2PRFIN20030215_081159_000000412013_00465_05028_5302.N1	15-FEB-2003 08:11:59	Dark	40.500	71	lot Car	2.2460	7700.0	81	5028	No
91	GOM_NL__2PRFIN20030215_081337_000000392013_00465_05028_5303.N1	15-FEB-2003 08:13:37	Dark	38.500	46	Del Vel	1.9540	10600.	77	5028	No
92	GOM_NL__2PRFIN20030215_081600_000000402013_00465_05028_5304.N1	15-FEB-2003 08:16:00	Straylight	40.000	34	Gam2Vel	1.7930	23000.	80	5028	No
93	GOM_NL__2PRFIN20030215_081804_000000392013_00465_05028_5305.N1	15-FEB-2003 08:18:04	Straylight	38.500	70	Zet Pup	2.2460	39000.	77	5028	No
94	GOM_NL__2PRFIN20030215_082158_000001042013_00465_05028_5306.N1	15-FEB-2003 08:21:58	Straylight	103.50	100	4Gam Crv	2.5800	13100.	207	5028	No
95	GOM_NL__2PRFIN20030215_082618_000000542013_00465_05028_5307.N1	15-FEB-2003 08:26:18	Straylight	53.500	48	30Alp Hya	1.9770	4100.0	107	5028	No
96	GOM_NL__2PRFIN20030215_083050_000000522013_00465_05028_5308.N1	15-FEB-2003 08:30:50	Bright	52.000	8	10Alp CMi	0.40000	6500.0	104	5028	No
97	GOM_NL__2PRFIN20030215_083348_000000522013_00465_05028_5309.N1	15-FEB-2003 08:33:48	Bright	51.500	22	32Alp Leo	1.3600	15200.	103	5028	No
98	GOM_NL__2PRFIN20030215_083706_000000412013_00465_05028_5310.N1	15-FEB-2003 08:37:06	Bright	40.500	17	78Bet Gem	1.1610	4500.0	81	5028	No
99	GOM_NL__2PRFIN20030215_084313_000000392013_00465_05028_5311.N1	15-FEB-2003 08:43:13	Bright	38.500	42	34Bet Aur	1.9000	10200.	77	5028	No
100	GOM_NL__2PRFIN20030215_084706_000000542013_00465_05028_5312.N1	15-FEB-2003 08:47:06	Bright	54.000	174	52Psi UMa	3.0040	4400.0	108	5028	No
101	GOM_NL__2PRFIN20030215_084858_000000472013_00465_05028_5313.N1	15-FEB-2003 08:48:58	Bright	46.500	82	48Bet UMa	2.3650	10600.	93	5028	No

102	GOM_NL__2PRFIN20030215_085109_000000522013_00465_05028_5314.N1	15-FEB-2003 08:51:09	Bright	51.500	87	64Gam UMa	2.4330	11000.	103	5028	No
103	GOM_NL__2PRFIN20030215_085428_000000382013_00465_05028_5315.N1	15-FEB-2003 08:54:28	Bright	38.000	49	1Alp UMi	1.9900	6300.0	76	5028	No
104	GOM_NL__2PRFIN20030215_085636_000000432013_00465_05028_5316.N1	15-FEB-2003 08:56:36	Bright	42.500	60	7Bet UMi	2.0810	3950.0	85	5028	No
105	GOM_NL__2PRFIN20030215_090512_000000432013_00465_05028_5317.N1	15-FEB-2003 09:05:12	Bright	43.000	130	23Bet Dra	2.7990	5800.0	86	5028	No
106	GOM_NL__2PRFIN20030215_090710_000000372013_00465_05028_5318.N1	15-FEB-2003 09:07:10	Bright	36.500	144	18Del Cyg	2.8600	11000.	73	5028	No
107	GOM_NL__2PRFIN20030215_090927_000000382013_00465_05028_5319.N1	15-FEB-2003 09:09:27	Bright	37.500	5	3Alp Lyr	0.033000	11000.	75	5028	No
108	GOM_NL__2PRFIN20030215_091233_000000582013_00465_05028_5320.N1	15-FEB-2003 09:12:33	Bright	57.500	133	40Zet Her	2.8070	6000.0	115	5028	No
109	GOM_NL__2PRFIN20030215_091645_000001112013_00465_05028_5321.N1	15-FEB-2003 09:16:45	Tw_i_and_stray	111.00	67	5Alp CrB	2.2210	11000.	222	5028	No
110	GOM_NL__2PRFIN20030215_092045_000000562013_00465_05028_5322.N1	15-FEB-2003 09:20:45	Bright	55.500	126	60Bet Oph	2.7700	4250.0	111	5028	No
111	GOM_NL__2PRFIN20030215_092835_000001392013_00465_05028_5323.N1	15-FEB-2003 09:28:35	Dark	138.50	102	24Alp Ser	2.6000	4250.0	277	5028	No
112	GOM_NL__2PRFIN20030215_093227_000000442013_00465_05028_5324.N1	15-FEB-2003 09:32:27	Dark	44.000	25	35Lam Sco	1.6200	28000.	88	5028	No
113	GOM_NL__2PRFIN20030215_093435_000000662013_00465_05028_5325.N1	15-FEB-2003 09:34:35	Dark	65.500	80	7Del Sco	2.3160	30000.	131	5028	No
114	GOM_NL__2PRFIN20030215_094544_000000822013_00466_05029_5299.N1	15-FEB-2003 09:45:44	Dark	81.500	54	5The Cen	2.0550	4500.0	163	5029	No
115	GOM_NL__2PRFIN20030215_094811_000000572013_00466_05029_5300.N1	15-FEB-2003 09:48:11	Dark	57.000	26	Gam Cru	1.6240	2900.0	114	5029	No
116	GOM_NL__2PRFIN20030215_094958_000000382013_00466_05029_5301.N1	15-FEB-2003 09:49:58	Dark	38.000	29	Bet Car	1.6720	10200.	76	5029	No
117	GOM_NL__2PRFIN20030215_095235_000000442013_00466_05029_5302.N1	15-FEB-2003 09:52:35	Dark	43.500	71	lot Car	2.2460	7700.0	87	5029	No
118	GOM_NL__2PRFIN20030215_095413_000000402013_00466_05029_5303.N1	15-FEB-2003 09:54:13	Dark	40.000	46	Del Vel	1.9540	10600.	80	5029	No
119	GOM_NL__2PRFIN20030215_095636_000000422013_00466_05029_5304.N1	15-FEB-2003 09:56:36	Straylight	41.500	34	Gam2Vel	1.7930	23000.	83	5029	No
120	GOM_NL__2PRFIN20030215_095840_000000402013_00466_05029_5305.N1	15-FEB-2003 09:58:40	Straylight	39.500	70	Zet Pup	2.2460	39000.	79	5029	No
121	GOM_NL__2PRFIN20030215_100234_000001022013_00466_05029_5306.N1	15-FEB-2003 10:02:34	Straylight	102.00	100	4Gam Crv	2.5800	13100.	204	5029	No
122	GOM_NL__2PRFIN20030215_100654_000000572013_00466_05029_5307.N1	15-FEB-2003 10:06:54	Straylight	57.000	48	30Alp Hya	1.9770	4100.0	114	5029	No
123	GOM_NL__2PRFIN20030215_101126_000000452013_00466_05029_5308.N1	15-FEB-2003 10:11:26	Bright	45.000	8	10Alp CMi	0.40000	6500.0	90	5029	No
124	GOM_NL__2PRFIN20030215_101424_000000552013_00466_05029_5309.N1	15-FEB-2003 10:14:24	Bright	54.500	22	32Alp Leo	1.3600	15200.	109	5029	No
125	GOM_NL__2PRFIN20030215_101741_000000422013_00466_05029_5310.N1	15-FEB-2003 10:17:41	Bright	41.500	17	78Bet Gem	1.1610	4500.0	83	5029	No
126	GOM_NL__2PRFIN20030215_102349_000000392013_00466_05029_5311.N1	15-FEB-2003 10:23:49	Bright	39.000	42	34Bet Aur	1.9000	10200.	78	5029	No
127	GOM_NL__2PRFIN20030215_102742_000000532013_00466_05029_5312.N1	15-FEB-2003 10:27:42	Bright	52.500	174	52Psi UMa	3.0040	4400.0	105	5029	No
128	GOM_NL__2PRFIN20030215_102933_000000442013_00466_05029_5313.N1	15-FEB-2003 10:29:33	Bright	44.000	82	48Bet UMa	2.3650	10600.	88	5029	No
129	GOM_NL__2PRFIN20030215_103144_000000502013_00466_05029_5314.N1	15-FEB-2003 10:31:44	Bright	50.000	87	64Gam UMa	2.4330	11000.	100	5029	No
130	GOM_NL__2PRFIN20030215_103504_000000392013_00466_05029_5315.N1	15-FEB-2003 10:35:04	Bright	38.500	49	1Alp UMi	1.9900	6300.0	77	5029	No
131	GOM_NL__2PRFIN20030215_103710_000000432013_00466_05029_5316.N1	15-FEB-2003 10:37:10	Bright	43.000	60	7Bet UMi	2.0810	3950.0	86	5029	No
132	GOM_NL__2PRFIN20030215_104546_000000432013_00466_05029_5317.N1	15-FEB-2003 10:45:46	Bright	43.000	130	23Bet Dra	2.7990	5800.0	86	5029	No
133	GOM_NL__2PRFIN20030215_104744_000000392013_00466_05029_5318.N1	15-FEB-2003 10:47:44	Bright	39.000	144	18Del Cyg	2.8600	11000.	78	5029	No
134	GOM_NL__2PRFIN20030215_105001_000000382013_00466_05029_5319.N1	15-FEB-2003 10:50:01	Bright	37.500	5	3Alp Lyr	0.033000	11000.	75	5029	No
135	GOM_NL__2PRFIN20030215_105311_000000572013_00466_05029_5320.N1	15-FEB-2003 10:53:11	Bright	56.500	133	40Zet Her	2.8070	6000.0	113	5029	No
136	GOM_NL__2PRFIN20030215_105722_000001122013_00466_05029_5321.N1	15-FEB-2003 10:57:22	Tw_i_and_stray	112.00	67	5Alp CrB	2.2210	11000.	224	5029	No
137	GOM_NL__2PRFIN20030215_110121_000000542013_00466_05029_5322.N1	15-FEB-2003 11:01:21	Bright	54.000	126	60Bet Oph	2.7700	4250.0	108	5029	No
138	GOM_NL__2PRFIN20030215_110914_000001292013_00466_05029_5323.N1	15-FEB-2003 11:09:14	Dark	129.00	102	24Alp Ser	2.6000	4250.0	258	5029	No
139	GOM_NL__2PRFIN20030215_111303_000000462013_00466_05029_5324.N1	15-FEB-2003 11:13:03	Dark	45.500	25	35Lam Sco	1.6200	28000.	91	5029	No
140	GOM_NL__2PRFIN20030215_111513_000000592013_00466_05029_5325.N1	15-FEB-2003 11:15:13	Dark	58.500	80	7Del Sco	2.3160	30000.	117	5029	No
141	GOM_NL__2PRFIN20030215_130419_000000442013_00468_05031_5299.N1	15-FEB-2003 13:04:19	Dark	44.000	4	Alp1Cen	-0.010000	5800.0	88	5031	No
142	GOM_NL__2PRFIN20030215_130535_000000492013_00468_05031_5300.N1	15-FEB-2003 13:05:35	Dark	49.000	10	Bet Cen	0.61000	28000.	98	5031	No
143	GOM_NL__2PRFIN20030215_130656_000000482013_00468_05031_5301.N1	15-FEB-2003 13:06:56	Dark	47.500	77	Eps Cen	2.3030	28000.	95	5031	No
144	GOM_NL__2PRFIN20030215_130842_000000442013_00468_05031_5302.N1	15-FEB-2003 13:08:42	Dark	44.000	12	Alp1Cru	0.77500	30000.	88	5031	No
145	GOM_NL__2PRFIN20030215_131111_000000382013_00468_05031_5303.N1	15-FEB-2003 13:11:11	Dark	37.500	29	Bet Car	1.6720	10200.	75	5031	No
146	GOM_NL__2PRFIN20030215_131347_000000392013_00468_05031_5304.N1	15-FEB-2003 13:13:47	Dark	38.500	71	lot Car	2.2460	7700.0	77	5031	No
147	GOM_NL__2PRFIN20030215_131525_000000372013_00468_05031_5305.N1	15-FEB-2003 13:15:25	Dark	37.000	46	Del Vel	1.9540	10600.	74	5031	No
148	GOM_NL__2PRFIN20030215_131748_000000402013_00468_05031_5306.N1	15-FEB-2003 13:17:48	Straylight	39.500	34	Gam2Vel	1.7930	23000.	79	5031	No
149	GOM_NL__2PRFIN20030215_131953_000000392013_00468_05031_5307.N1	15-FEB-2003 13:19:53	Straylight	39.000	70	Zet Pup	2.2460	39000.	78	5031	No
150	GOM_NL__2PRFIN20030215_132314_000000412013_00468_05031_5308.N1	15-FEB-2003 13:23:14	Straylight	41.000	88	31Eta CMa	2.4480	20000.	82	5031	No
151	GOM_NL__2PRFIN20030215_132806_000000502013_00468_05031_5309.N1	15-FEB-2003 13:28:06	Straylight	50.000	48	30Alp Hya	1.9770	4100.0	100	5031	No
152	GOM_NL__2PRFIN20030215_133237_000000472013_00468_05031_5310.N1	15-FEB-2003 13:32:37	Bright	47.000	8	10Alp CMi	0.40000	6500.0	94	5031	No
153	GOM_NL__2PRFIN20030215_133534_000000532013_00468_05031_5311.N1	15-FEB-2003 13:35:34	Bright	52.500	22	32Alp Leo	1.3600	15200.	105	5031	No
154	GOM_NL__2PRFIN20030215_133853_000000412013_00468_05031_5312.N1	15-FEB-2003 13:38:53	Bright	41.000	17	78Bet Gem	1.1610	4500.0	82	5031	No
155	GOM_NL__2PRFIN20030215_134501_000000382013_00468_05031_5313.N1	15-FEB-2003 13:45:01	Bright	38.000	42	34Bet Aur	1.9000	10200.	76	5031	No
156	GOM_NL__2PRFIN20030215_134851_000000552013_00468_05031_5314.N1	15-FEB-2003 13:48:51	Bright	54.500	174	52Psi UMa	3.0040	4400.0	109	5031	No
157	GOM_NL__2PRFIN20030215_135043_000000472013_00468_05031_5315.N1	15-FEB-2003 13:50:43	Bright	46.500	82	48Bet UMa	2.3650	10600.	93	5031	No
158	GOM_NL__2PRFIN20030215_135254_000000492013_00468_05031_5316.N1	15-FEB-2003 13:52:54	Bright	48.500	87	64Gam UMa	2.4330	11000.	97	5031	No
159	GOM_NL__2PRFIN20030215_135614_000000402013_00468_05031_5317.N1	15-FEB-2003 13:56:14	Bright	39.500	49	1Alp UMi	1.9900	6300.0	79	5031	No
160	GOM_NL__2PRFIN20030215_135820_000000412013_00468_05031_5318.N1	15-FEB-2003 13:58:20	Bright	41.000	60	7Bet UMi	2.0810	3950.0	82	5031	No

161	GOM_NL__2PRFIN20030215_140659_000000432013_00468_05031_5319.N1	15-FEB-2003 14:06:59	Bright	43.000	130	23Bet Dra	2.7990	5800.0	86	5031	No
162	GOM_NL__2PRFIN20030215_140857_000000372013_00468_05031_5320.N1	15-FEB-2003 14:08:57	Bright	37.000	144	18Del Cyg	2.8600	11000.	74	5031	No
163	GOM_NL__2PRFIN20030215_141113_000000542013_00468_05031_5321.N1	15-FEB-2003 14:11:13	Bright	54.000	5	3Alp Lyr	0.033000	11000.	108	5031	No
164	GOM_NL__2PRFIN20030215_141424_000000572013_00468_05031_5322.N1	15-FEB-2003 14:14:24	Bright	56.500	133	40Zet Her	2.8070	6000.0	113	5031	No
165	GOM_NL__2PRFIN20030215_141835_000001162013_00468_05031_5323.N1	15-FEB-2003 14:18:35	Twilight	116.00	67	5Alp CrB	2.2210	11000.	232	5031	No
166	GOM_NL__2PRFIN20030215_142232_000000542013_00468_05031_5324.N1	15-FEB-2003 14:22:32	Bright	53.500	126	60Bet Oph	2.7700	4250.0	107	5031	No
167	GOM_NL__2PRFIN20030215_142743_000000432013_00468_05031_5325.N1	15-FEB-2003 14:27:43	Twilight	42.500	155	41Pi Sgr	2.9000	6600.0	85	5031	No
168	GOM_NL__2PRFIN20030215_142955_000000502013_00468_05031_5326.N1	15-FEB-2003 14:29:55	Dark	50.000	86	35Eta Oph	2.4300	10200.	100	5031	No
169	GOM_NL__2PRFIN20030215_143208_000000472013_00468_05031_5327.N1	15-FEB-2003 14:32:08	Dark	46.500	38	20Eps Sgr	1.8360	11000.	93	5031	No
170	GOM_NL__2PRFIN20030215_143416_000000452013_00468_05031_5328.N1	15-FEB-2003 14:34:16	Dark	44.500	25	35Lam Sco	1.6200	28000.	89	5031	No
171	GOM_NL__2PRFIN20030215_143628_000000632013_00468_05031_5329.N1	15-FEB-2003 14:36:28	Dark	62.500	80	7Del Sco	2.3160	30000.	125	5031	No
172	GOM_NL__2PRFIN20030215_143846_000000432013_00468_05031_5330.N1	15-FEB-2003 14:38:46	Dark	43.000	141	Bet Ara	2.8400	4600.0	86	5031	No
173	GOM_NL__2PRFIN20030215_144455_000000462013_00469_05032_5299.N1	15-FEB-2003 14:44:55	Dark	46.000	4	Alp1Cen	-0.010000	5800.0	92	5032	No
174	GOM_NL__2PRFIN20030215_144614_000000432013_00469_05032_5300.N1	15-FEB-2003 14:46:14	Dark	42.500	10	Bet Cen	0.61000	28000.	85	5032	No
175	GOM_NL__2PRFIN20030215_144735_000000462013_00469_05032_5301.N1	15-FEB-2003 14:47:35	Dark	46.000	77	Eps Cen	2.3030	28000.	92	5032	No
176	GOM_NL__2PRFIN20030215_144918_000000422013_00469_05032_5302.N1	15-FEB-2003 14:49:18	Dark	42.000	12	Alp1Cru	0.77500	30000.	84	5032	No
177	GOM_NL__2PRFIN20030215_145147_000000392013_00469_05032_5303.N1	15-FEB-2003 14:51:47	Dark	38.500	29	Bet Car	1.6720	10200.	77	5032	No
178	GOM_NL__2PRFIN20030215_145423_000000392013_00469_05032_5304.N1	15-FEB-2003 14:54:23	Dark	39.000	71	lot Car	2.2460	7700.0	78	5032	No
179	GOM_NL__2PRFIN20030215_145601_000000392013_00469_05032_5305.N1	15-FEB-2003 14:56:01	Dark	39.000	46	Del Vel	1.9540	10600.	78	5032	No
180	GOM_NL__2PRFIN20030215_145824_000000422013_00469_05032_5306.N1	15-FEB-2003 14:58:24	Straylight	41.500	34	Gam2Vel	1.7930	23000.	83	5032	No
181	GOM_NL__2PRFIN20030215_150029_000000402013_00469_05032_5307.N1	15-FEB-2003 15:00:29	Straylight	40.000	70	Zet Pup	2.2460	39000.	80	5032	No
182	GOM_NL__2PRFIN20030215_150350_000000412013_00469_05032_5308.N1	15-FEB-2003 15:03:50	Straylight	40.500	88	31Eta CMa	2.4480	20000.	81	5032	No
183	GOM_NL__2PRFIN20030215_150842_000000492013_00469_05032_5309.N1	15-FEB-2003 15:08:42	Straylight	49.000	48	30Alp Hya	1.9770	4100.0	98	5032	No
184	GOM_NL__2PRFIN20030215_151314_000000472013_00469_05032_5310.N1	15-FEB-2003 15:13:14	Bright	46.500	8	10Alp CMi	0.40000	6500.0	93	5032	No
185	GOM_NL__2PRFIN20030215_151610_000000542013_00469_05032_5311.N1	15-FEB-2003 15:16:10	Bright	53.500	22	32Alp Leo	1.3600	15200.	107	5032	No
186	GOM_NL__2PRFIN20030215_151930_000000392013_00469_05032_5312.N1	15-FEB-2003 15:19:30	Bright	38.500	17	78Bet Gem	1.1610	4500.0	77	5032	No
187	GOM_NL__2PRFIN20030215_152538_000000362013_00469_05032_5313.N1	15-FEB-2003 15:25:38	Bright	36.000	42	34Bet Aur	1.9000	10200.	72	5032	No
188	GOM_NL__2PRFIN20030215_152927_000000542013_00469_05032_5314.N1	15-FEB-2003 15:29:27	Bright	53.500	174	52Psi UMa	3.0040	4400.0	107	5032	No
189	GOM_NL__2PRFIN20030215_153120_000000452013_00469_05032_5315.N1	15-FEB-2003 15:31:20	Bright	44.500	82	48Bet UMa	2.3650	10600.	89	5032	No
190	GOM_NL__2PRFIN20030215_153330_000000512013_00469_05032_5316.N1	15-FEB-2003 15:33:30	Bright	51.000	87	64Gam UMa	2.4330	11000.	102	5032	No
191	GOM_NL__2PRFIN20030215_153653_000000372013_00469_05032_5317.N1	15-FEB-2003 15:36:53	Bright	36.500	49	1Alp UMi	1.9900	6300.0	73	5032	No
192	GOM_NL__2PRFIN20030215_153859_000000422013_00469_05032_5318.N1	15-FEB-2003 15:38:59	Bright	42.000	60	7Bet UMi	2.0810	3950.0	84	5032	No
193	GOM_NL__2PRFIN20030215_154737_000000432013_00469_05032_5319.N1	15-FEB-2003 15:47:37	Bright	42.500	130	23Bet Dra	2.7990	5800.0	85	5032	No
194	GOM_NL__2PRFIN20030215_154935_000000362013_00469_05032_5320.N1	15-FEB-2003 15:49:35	Bright	35.500	144	18Del Cyg	2.8600	11000.	71	5032	No
195	GOM_NL__2PRFIN20030215_155151_000000382013_00469_05032_5321.N1	15-FEB-2003 15:51:51	Bright	38.000	5	3Alp Lyr	0.033000	11000.	76	5032	No
196	GOM_NL__2PRFIN20030215_155500_000000572013_00469_05032_5322.N1	15-FEB-2003 15:55:00	Bright	57.000	133	40Zet Her	2.8070	6000.0	114	5032	No
197	GOM_NL__2PRFIN20030215_155911_000001222013_00469_05032_5323.N1	15-FEB-2003 15:59:11	Twilight	121.50	67	5Alp CrB	2.2210	11000.	243	5032	No
198	GOM_NL__2PRFIN20030215_160312_000000532013_00469_05032_5324.N1	15-FEB-2003 16:03:12	Bright	53.000	126	60Bet Oph	2.7700	4250.0	106	5032	No
199	GOM_NL__2PRFIN20030215_160820_000000392013_00469_05032_5325.N1	15-FEB-2003 16:08:20	Twilight	39.000	155	41Pi Sgr	2.9000	6600.0	78	5032	No
200	GOM_NL__2PRFIN20030215_161034_000000472013_00469_05032_5326.N1	15-FEB-2003 16:10:34	Dark	47.000	86	35Eta Oph	2.4300	10200.	94	5032	No
201	GOM_NL__2PRFIN20030215_161246_000000422013_00469_05032_5327.N1	15-FEB-2003 16:12:46	Dark	41.500	38	20Eps Sgr	1.8360	11000.	83	5032	No
202	GOM_NL__2PRFIN20030215_161454_000000422013_00469_05032_5328.N1	15-FEB-2003 16:14:54	Dark	42.000	25	35Lam Sco	1.6200	28000.	84	5032	No
203	GOM_NL__2PRFIN20030215_161706_000000662013_00469_05032_5329.N1	15-FEB-2003 16:17:06	Dark	65.500	80	7Del Sco	2.3160	30000.	131	5032	No
204	GOM_NL__2PRFIN20030215_161923_000000402013_00469_05032_5330.N1	15-FEB-2003 16:19:23	Dark	39.500	141	Bet Ara	2.8400	4600.0	79	5032	No
205	GOM_NL__2PRFIN20030215_162533_000000442013_00470_05033_5299.N1	15-FEB-2003 16:25:33	Dark	44.000	4	Alp1Cen	-0.010000	5800.0	88	5033	No
206	GOM_NL__2PRFIN20030215_162652_000000422013_00470_05033_5300.N1	15-FEB-2003 16:26:52	Dark	41.500	10	Bet Cen	0.61000	28000.	83	5033	No
207	GOM_NL__2PRFIN20030215_162813_000000452013_00470_05033_5301.N1	15-FEB-2003 16:28:13	Dark	45.000	77	Eps Cen	2.3030	28000.	90	5033	No
208	GOM_NL__2PRFIN20030215_162956_000000422013_00470_05033_5302.N1	15-FEB-2003 16:29:56	Dark	42.000	12	Alp1Cru	0.77500	30000.	84	5033	No
209	GOM_NL__2PRFIN20030215_163223_000000392013_00470_05033_5303.N1	15-FEB-2003 16:32:23	Dark	39.000	29	Bet Car	1.6720	10200.	78	5033	No
210	GOM_NL__2PRFIN20030215_163500_000000392013_00470_05033_5304.N1	15-FEB-2003 16:35:00	Dark	39.000	71	lot Car	2.2460	7700.0	78	5033	No
211	GOM_NL__2PRFIN20030215_163638_000000432013_00470_05033_5305.N1	15-FEB-2003 16:36:38	Dark	42.500	46	Del Vel	1.9540	10600.	85	5033	No
212	GOM_NL__2PRFIN20030215_163901_000000432013_00470_05033_5306.N1	15-FEB-2003 16:39:01	Straylight	42.500	34	Gam2Vel	1.7930	23000.	85	5033	No
213	GOM_NL__2PRFIN20030215_164105_000000422013_00470_05033_5307.N1	15-FEB-2003 16:41:05	Straylight	42.000	70	Zet Pup	2.2460	39000.	84	5033	No
214	GOM_NL__2PRFIN20030215_164426_000000412013_00470_05033_5308.N1	15-FEB-2003 16:44:26	Straylight	41.000	88	31Eta CMa	2.4480	20000.	82	5033	No
215	GOM_NL__2PRFIN20030215_164919_000000512013_00470_05033_5309.N1	15-FEB-2003 16:49:19	Straylight	51.000	48	30Alp Hya	1.9770	4100.0	102	5033	No
216	GOM_NL__2PRFIN20030215_165350_000000462013_00470_05033_5310.N1	15-FEB-2003 16:53:50	Bright	46.000	8	10Alp CMi	0.40000	6500.0	92	5033	No
217	GOM_NL__2PRFIN20030215_165645_000000512013_00470_05033_5311.N1	15-FEB-2003 16:56:45	Bright	51.000	22	32Alp Leo	1.3600	15200.	102	5033	No
218	GOM_NL__2PRFIN20030215_170006_000000402013_00470_05033_5312.N1	15-FEB-2003 17:00:06	Bright	39.500	17	78Bet Gem	1.1610	4500.0	79	5033	No
219	GOM_NL__2PRFIN20030215_170615_000000362013_00470_05033_5313.N1	15-FEB-2003 17:06:15	Bright	36.000	42	34Bet Aur	1.9000	10200.	72	5033	No

220	GOM_NL__2PRFIN20030215_171001_000000532013_00470_05033_5314.N1	15-FEB-2003 17:10:01	Bright	52.500	174	52Psi UMa	3.0040	4400.0	105	5033	No
221	GOM_NL__2PRFIN20030215_171154_000000472013_00470_05033_5315.N1	15-FEB-2003 17:11:54	Bright	46.500	82	48Bet UMa	2.3650	10600.	93	5033	No
222	GOM_NL__2PRFIN20030215_171403_000000532013_00470_05033_5316.N1	15-FEB-2003 17:14:03	Bright	53.000	87	64Gam UMa	2.4330	11000.	106	5033	No
223	GOM_NL__2PRFIN20030215_171729_000000372013_00470_05033_5317.N1	15-FEB-2003 17:17:29	Bright	37.000	49	1Alp UMi	1.9900	6300.0	74	5033	No
224	GOM_NL__2PRFIN20030215_171935_000000422013_00470_05033_5318.N1	15-FEB-2003 17:19:35	Bright	42.000	60	7Bet UMi	2.0810	3950.0	84	5033	No
225	GOM_NL__2PRFIN20030215_172813_000000422013_00470_05033_5319.N1	15-FEB-2003 17:28:13	Bright	41.500	130	23Bet Dra	2.7990	5800.0	83	5033	No
226	GOM_NL__2PRFIN20030215_173011_000000352013_00470_05033_5320.N1	15-FEB-2003 17:30:11	Bright	35.000	144	18Del Cyg	2.8600	11000.	70	5033	No
227	GOM_NL__2PRFIN20030215_173227_000000362013_00470_05033_5321.N1	15-FEB-2003 17:32:27	Bright	35.500	5	3Alp Lyr	0.033000	11000.	71	5033	No
228	GOM_NL__2PRFIN20030215_173536_000000552013_00470_05033_5322.N1	15-FEB-2003 17:35:36	Bright	55.000	133	40Zet Her	2.8070	6000.0	110	5033	No
229	GOM_NL__2PRFIN20030215_173948_000001282013_00470_05033_5323.N1	15-FEB-2003 17:39:48	Twilight	127.50	67	5Alp CrB	2.2210	11000.	255	5033	No
230	GOM_NL__2PRFIN20030215_174349_000000522013_00470_05033_5324.N1	15-FEB-2003 17:43:49	Bright	52.000	126	60Bet Oph	2.7700	4250.0	104	5033	No
231	GOM_NL__2PRFIN20030215_174857_000000412013_00470_05033_5325.N1	15-FEB-2003 17:48:57	Twilight	40.500	155	41Pi Sgr	2.9000	6600.0	81	5033	No
232	GOM_NL__2PRFIN20030215_175110_000000512013_00470_05033_5326.N1	15-FEB-2003 17:51:10	Dark	51.000	86	35Eta Oph	2.4300	10200.	102	5033	No
233	GOM_NL__2PRFIN20030215_175322_000000452013_00470_05033_5327.N1	15-FEB-2003 17:53:22	Dark	44.500	38	20Eps Sgr	1.8360	11000.	89	5033	No
234	GOM_NL__2PRFIN20030215_175530_000000422013_00470_05033_5328.N1	15-FEB-2003 17:55:30	Dark	42.000	25	35Lam Sco	1.6200	28000.	84	5033	No
235	GOM_NL__2PRFIN20030215_175743_000000612013_00470_05033_5329.N1	15-FEB-2003 17:57:43	Dark	61.000	80	7Del Sco	2.3160	30000.	122	5033	No
236	GOM_NL__2PRFIN20030215_175959_000000412013_00470_05033_5330.N1	15-FEB-2003 17:59:59	Dark	41.000	141	Bet Ara	2.8400	4600.0	82	5033	No
237	GOM_NL__2PRFIN20030215_180609_000000562013_00471_05034_5299.N1	15-FEB-2003 18:06:09	Dark	56.000	4	Alp1Cen	-0.010000	5800.0	112	5034	No
238	GOM_NL__2PRFIN20030215_180728_000000492013_00471_05034_5300.N1	15-FEB-2003 18:07:28	Dark	49.000	10	Bet Cen	0.61000	28000.	98	5034	No
239	GOM_NL__2PRFIN20030215_180849_000000442013_00471_05034_5301.N1	15-FEB-2003 18:08:49	Dark	44.000	77	Eps Cen	2.3030	28000.	88	5034	No
240	GOM_NL__2PRFIN20030215_181033_000000502013_00471_05034_5302.N1	15-FEB-2003 18:10:33	Dark	49.500	12	Alp1Cru	0.77500	30000.	99	5034	No
241	GOM_NL__2PRFIN20030215_181259_000000392013_00471_05034_5303.N1	15-FEB-2003 18:12:59	Dark	38.500	29	Bet Car	1.6720	10200.	77	5034	No
242	GOM_NL__2PRFIN20030215_181536_000000392013_00471_05034_5304.N1	15-FEB-2003 18:15:36	Dark	38.500	71	lot Car	2.2460	7700.0	77	5034	No
243	GOM_NL__2PRFIN20030215_181714_000000422013_00471_05034_5305.N1	15-FEB-2003 18:17:14	Dark	41.500	46	Del Vel	1.9540	10600.	83	5034	No
244	GOM_NL__2PRFIN20030215_181937_000000402013_00471_05034_5306.N1	15-FEB-2003 18:19:37	Straylight	40.000	34	Gam2Vel	1.7930	23000.	80	5034	No
245	GOM_NL__2PRFIN20030215_182141_000000412013_00471_05034_5307.N1	15-FEB-2003 18:21:41	Straylight	40.500	70	Zet Pup	2.2460	39000.	81	5034	No
246	GOM_NL__2PRFIN20030215_182502_000000392013_00471_05034_5308.N1	15-FEB-2003 18:25:02	Straylight	39.000	88	31Eta CMa	2.4480	20000.	78	5034	No
247	GOM_NL__2PRFIN20030215_182954_000000482013_00471_05034_5309.N1	15-FEB-2003 18:29:54	Straylight	48.000	48	30Alp Hya	1.9770	4100.0	96	5034	No
248	GOM_NL__2PRFIN20030215_183426_000000492013_00471_05034_5310.N1	15-FEB-2003 18:34:26	Bright	48.500	8	10Alp CMi	0.40000	6500.0	97	5034	No
249	GOM_NL__2PRFIN20030215_183721_000000532013_00471_05034_5311.N1	15-FEB-2003 18:37:21	Bright	53.000	22	32Alp Leo	1.3600	15200.	106	5034	No
250	GOM_NL__2PRFIN20030215_184042_000000402013_00471_05034_5312.N1	15-FEB-2003 18:40:42	Bright	40.000	17	78Bet Gem	1.1610	4500.0	80	5034	No
251	GOM_NL__2PRFIN20030215_184651_000000392013_00471_05034_5313.N1	15-FEB-2003 18:46:51	Bright	38.500	42	34Bet Aur	1.9000	10200.	77	5034	No
252	GOM_NL__2PRFIN20030215_185036_000000552013_00471_05034_5314.N1	15-FEB-2003 18:50:36	Bright	54.500	174	52Psi UMa	3.0040	4400.0	109	5034	No
253	GOM_NL__2PRFIN20030215_185229_000000472013_00471_05034_5315.N1	15-FEB-2003 18:52:29	Bright	47.000	82	48Bet UMa	2.3650	10600.	94	5034	No
254	GOM_NL__2PRFIN20030215_185439_000000512013_00471_05034_5316.N1	15-FEB-2003 18:54:39	Bright	50.500	87	64Gam UMa	2.4330	11000.	101	5034	No
255	GOM_NL__2PRFIN20030215_185805_000000372013_00471_05034_5317.N1	15-FEB-2003 18:58:05	Bright	36.500	49	1Alp UMi	1.9900	6300.0	73	5034	No
256	GOM_NL__2PRFIN20030215_190010_000000422013_00471_05034_5318.N1	15-FEB-2003 19:00:10	Bright	41.500	60	7Bet UMi	2.0810	3950.0	83	5034	No
257	GOM_NL__2PRFIN20030215_190848_000000412013_00471_05034_5319.N1	15-FEB-2003 19:08:48	Bright	41.000	130	23Bet Dra	2.7990	5800.0	82	5034	No
258	GOM_NL__2PRFIN20030215_191303_000000392013_00471_05034_5320.N1	15-FEB-2003 19:13:03	Bright	38.500	5	3Alp Lyr	0.033000	11000.	77	5034	No
259	GOM_NL__2PRFIN20030215_191612_000000572013_00471_05034_5321.N1	15-FEB-2003 19:16:12	Bright	57.000	133	40Zet Her	2.8070	6000.0	114	5034	No
260	GOM_NL__2PRFIN20030215_192025_000001112013_00471_05034_5322.N1	15-FEB-2003 19:20:25	Twilight	110.50	67	5Alp CrB	2.2210	11000.	221	5034	No
261	GOM_NL__2PRFIN20030215_192425_000000512013_00471_05034_5323.N1	15-FEB-2003 19:24:25	Bright	50.500	126	60Bet Oph	2.7700	4250.0	101	5034	No
262	GOM_NL__2PRFIN20030215_192932_000000422013_00471_05034_5324.N1	15-FEB-2003 19:29:32	Twilight	41.500	155	41Pi Sgr	2.9000	6600.0	83	5034	No
263	GOM_NL__2PRFIN20030215_193147_000000542013_00471_05034_5325.N1	15-FEB-2003 19:31:47	Dark	53.500	86	35Eta Oph	2.4300	10200.	107	5034	No
264	GOM_NL__2PRFIN20030215_193358_000000412013_00471_05034_5326.N1	15-FEB-2003 19:33:58	Dark	41.000	38	20Eps Sgr	1.8360	11000.	82	5034	No
265	GOM_NL__2PRFIN20030215_193607_000000432013_00471_05034_5327.N1	15-FEB-2003 19:36:07	Dark	43.000	25	35Lam Sco	1.6200	28000.	86	5034	No
266	GOM_NL__2PRFIN20030215_193820_000000622013_00471_05034_5328.N1	15-FEB-2003 19:38:20	Dark	61.500	80	7Del Sco	2.3160	30000.	123	5034	No
267	GOM_NL__2PRFIN20030215_194035_000000402013_00471_05034_5329.N1	15-FEB-2003 19:40:35	Dark	40.000	141	Bet Ara	2.8400	4600.0	80	5034	No
268	GOM_NL__2PRFIN20030215_194645_000000452013_00472_05035_5299.N1	15-FEB-2003 19:46:45	Dark	45.000	4	Alp1Cen	-0.010000	5800.0	90	5035	No
269	GOM_NL__2PRFIN20030215_194805_000000422013_00472_05035_5300.N1	15-FEB-2003 19:48:05	Dark	42.000	10	Bet Cen	0.61000	28000.	84	5035	No
270	GOM_NL__2PRFIN20030215_194926_000000452013_00472_05035_5301.N1	15-FEB-2003 19:49:26	Dark	44.500	77	Eps Cen	2.3030	28000.	89	5035	No
271	GOM_NL__2PRFIN20030215_195109_000000422013_00472_05035_5302.N1	15-FEB-2003 19:51:09	Dark	42.000	12	Alp1Cru	0.77500	30000.	84	5035	No
272	GOM_NL__2PRFIN20030215_195335_000000462013_00472_05035_5303.N1	15-FEB-2003 19:53:35	Dark	46.000	29	Bet Car	1.6720	10200.	92	5035	No
273	GOM_NL__2PRFIN20030215_195613_000000412013_00472_05035_5304.N1	15-FEB-2003 19:56:13	Dark	40.500	71	lot Car	2.2460	7700.0	81	5035	No
274	GOM_NL__2PRFIN20030215_195750_000000382013_00472_05035_5305.N1	15-FEB-2003 19:57:50	Dark	38.000	46	Del Vel	1.9540	10600.	76	5035	No
275	GOM_NL__2PRFIN20030215_200033_000000462013_00472_05035_5306.N1	15-FEB-2003 20:00:33	Straylight	46.000	65	Lam Vel	2.2040	4400.0	92	5035	No
276	GOM_NL__2PRFIN20030215_200217_000000412013_00472_05035_5307.N1	15-FEB-2003 20:02:17	Straylight	41.000	70	Zet Pup	2.2460	39000.	82	5035	No
277	GOM_NL__2PRFIN20030215_200610_000001122013_00472_05035_5308.N1	15-FEB-2003 20:06:10	Straylight	111.50	100	4Gam Crv	2.5800	13100.	223	5035	No
278	GOM_NL__2PRFIN20030215_201031_000000532013_00472_05035_5309.N1	15-FEB-2003 20:10:31	Straylight	53.000	48	30Alp Hya	1.9770	4100.0	106	5035	No

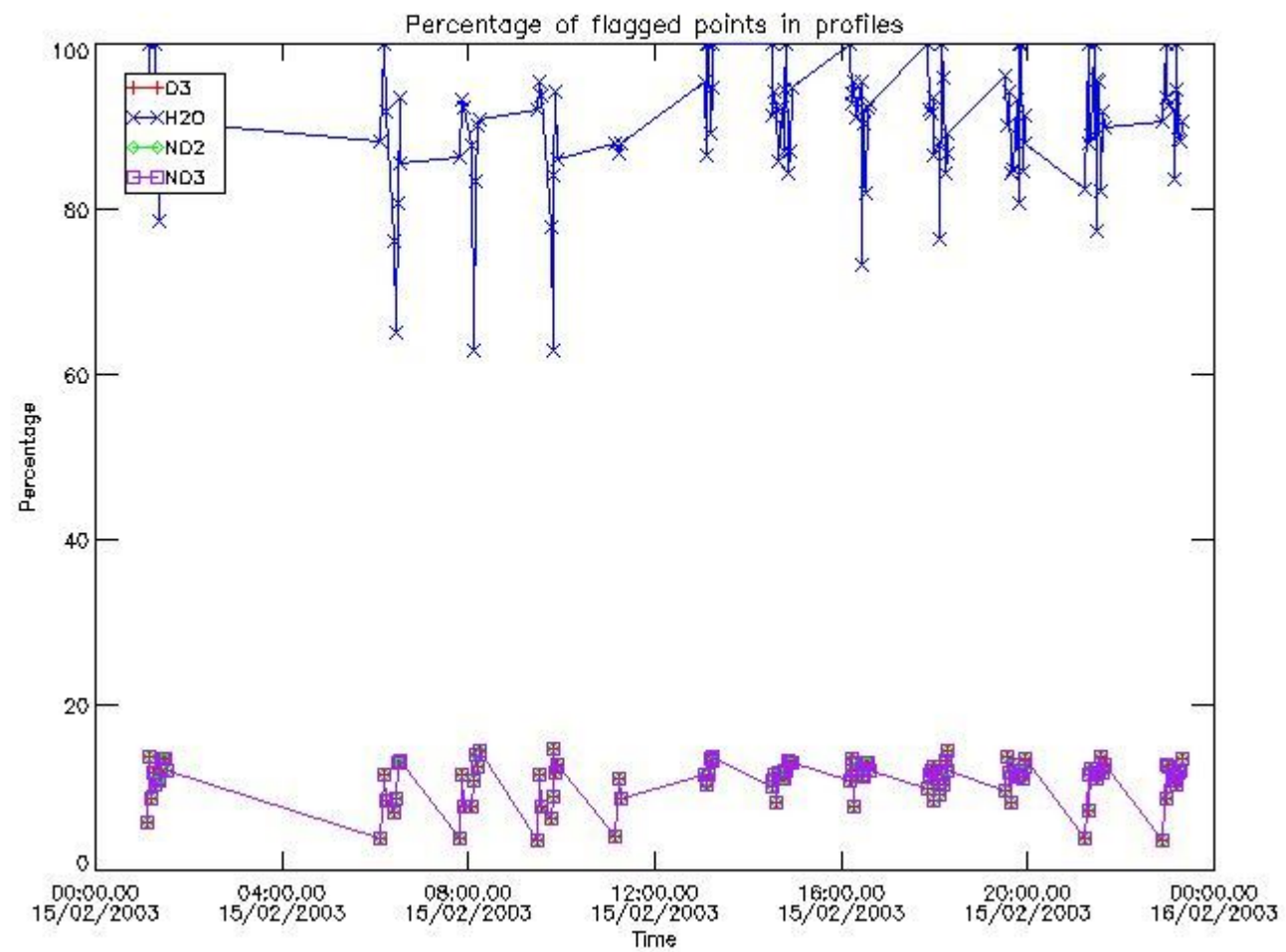
279	GOM_NL__2PRFIN20030215_201502_000000462013_00472_05035_5310.N1	15-FEB-2003 20:15:02	Bright	45.500	8	10Alp CMI	0.40000	6500.0	91	5035	No
280	GOM_NL__2PRFIN20030215_201756_000000532013_00472_05035_5311.N1	15-FEB-2003 20:17:56	Bright	52.500	22	32Alp Leo	1.3600	15200.	105	5035	No
281	GOM_NL__2PRFIN20030215_202119_000000402013_00472_05035_5312.N1	15-FEB-2003 20:21:19	Bright	39.500	17	78Bet Gem	1.1610	4500.0	79	5035	No
282	GOM_NL__2PRFIN20030215_202727_000000392013_00472_05035_5313.N1	15-FEB-2003 20:27:27	Bright	38.500	42	34Bet Aur	1.9000	10200.	77	5035	No
283	GOM_NL__2PRFIN20030215_203111_000000542013_00472_05035_5314.N1	15-FEB-2003 20:31:11	Bright	53.500	174	52Psi UMa	3.0040	4400.0	107	5035	No
284	GOM_NL__2PRFIN20030215_203305_000000462013_00472_05035_5315.N1	15-FEB-2003 20:33:05	Bright	45.500	82	48Bet UMa	2.3650	10600.	91	5035	No
285	GOM_NL__2PRFIN20030215_203514_000000522013_00472_05035_5316.N1	15-FEB-2003 20:35:14	Bright	52.000	87	64Gam UMa	2.4330	11000.	104	5035	No
286	GOM_NL__2PRFIN20030215_203841_000000372013_00472_05035_5317.N1	15-FEB-2003 20:38:41	Bright	36.500	49	1Alp UMi	1.9900	6300.0	73	5035	No
287	GOM_NL__2PRFIN20030215_204046_000000372013_00472_05035_5318.N1	15-FEB-2003 20:40:46	Bright	37.000	60	7Bet UMi	2.0810	3950.0	74	5035	No
288	GOM_NL__2PRFIN20030215_204924_000000442013_00472_05035_5319.N1	15-FEB-2003 20:49:24	Bright	43.500	130	23Bet Dra	2.7990	5800.0	87	5035	No
289	GOM_NL__2PRFIN20030215_205123_000000372013_00472_05035_5320.N1	15-FEB-2003 20:51:23	Bright	36.500	144	18Del Cyg	2.8600	11000.	73	5035	No
290	GOM_NL__2PRFIN20030215_205339_000000402013_00472_05035_5321.N1	15-FEB-2003 20:53:39	Bright	39.500	5	3Alp Lyr	0.033000	11000.	79	5035	No
291	GOM_NL__2PRFIN20030215_205647_000000592013_00472_05035_5322.N1	15-FEB-2003 20:56:47	Bright	59.000	133	40Zet Her	2.8070	6000.0	118	5035	No
292	GOM_NL__2PRFIN20030215_210102_000001202013_00472_05035_5323.N1	15-FEB-2003 21:01:02	Twilight	120.00	67	5Alp CrB	2.2210	11000.	240	5035	No
293	GOM_NL__2PRFIN20030215_210502_000000542013_00472_05035_5324.N1	15-FEB-2003 21:05:02	Twilight	53.500	126	60Bet Oph	2.7700	4250.0	107	5035	No
294	GOM_NL__2PRFIN20030215_211009_000000422013_00472_05035_5325.N1	15-FEB-2003 21:10:09	Twilight	41.500	155	41Pi Sgr	2.9000	6600.0	83	5035	No
295	GOM_NL__2PRFIN20030215_211307_000001312013_00472_05035_5326.N1	15-FEB-2003 21:13:07	Dark	131.00	102	24Alp Ser	2.6000	4250.0	262	5035	No
296	GOM_NL__2PRFIN20030215_211727_000000492013_00472_05035_5327.N1	15-FEB-2003 21:17:27	Dark	48.500	136	23Tau Sco	2.8220	30000.	97	5035	No
297	GOM_NL__2PRFIN20030215_211858_000000722013_00472_05035_5328.N1	15-FEB-2003 21:18:58	Dark	71.500	80	7Del Sco	2.3160	30000.	143	5035	No
298	GOM_NL__2PRFIN20030215_212112_000000422013_00472_05035_5329.N1	15-FEB-2003 21:21:12	Dark	41.500	141	Bet Ara	2.8400	4600.0	83	5035	No
299	GOM_NL__2PRFIN20030215_212722_000000442013_00473_05036_5299.N1	15-FEB-2003 21:27:22	Dark	43.500	4	Alp1Cen	-0.010000	5800.0	87	5036	No
300	GOM_NL__2PRFIN20030215_212842_000000452013_00473_05036_5300.N1	15-FEB-2003 21:28:42	Dark	44.500	10	Bet Cen	0.61000	28000.	89	5036	No
301	GOM_NL__2PRFIN20030215_213003_000000462013_00473_05036_5301.N1	15-FEB-2003 21:30:03	Dark	45.500	77	Eps Cen	2.3030	28000.	91	5036	No
302	GOM_NL__2PRFIN20030215_213145_000000442013_00473_05036_5302.N1	15-FEB-2003 21:31:45	Dark	43.500	12	Alp1Cru	0.77500	30000.	87	5036	No
303	GOM_NL__2PRFIN20030215_213411_000000372013_00473_05036_5303.N1	15-FEB-2003 21:34:11	Dark	37.000	29	Bet Car	1.6720	10200.	74	5036	No
304	GOM_NL__2PRFIN20030215_213649_000000442013_00473_05036_5304.N1	15-FEB-2003 21:36:49	Dark	43.500	71	lot Car	2.2460	7700.0	87	5036	No
305	GOM_NL__2PRFIN20030215_213826_000000402013_00473_05036_5305.N1	15-FEB-2003 21:38:26	Dark	40.000	46	Del Vel	1.9540	10600.	80	5036	No
306	GOM_NL__2PRFIN20030215_214109_000000452013_00473_05036_5306.N1	15-FEB-2003 21:41:09	Straylight	44.500	65	Lam Vel	2.2040	4400.0	89	5036	No
307	GOM_NL__2PRFIN20030215_214253_000000412013_00473_05036_5307.N1	15-FEB-2003 21:42:53	Straylight	40.500	70	Zet Pup	2.2460	39000.	81	5036	No
308	GOM_NL__2PRFIN20030215_214646_000001072013_00473_05036_5308.N1	15-FEB-2003 21:46:46	Straylight	106.50	100	4Gam Crv	2.5800	13100.	213	5036	No
309	GOM_NL__2PRFIN20030215_215107_000000512013_00473_05036_5309.N1	15-FEB-2003 21:51:07	Straylight	51.000	48	30Alp Hya	1.9770	4100.0	102	5036	No
310	GOM_NL__2PRFIN20030215_215538_000000452013_00473_05036_5310.N1	15-FEB-2003 21:55:38	Bright	45.000	8	10Alp CMI	0.40000	6500.0	90	5036	No
311	GOM_NL__2PRFIN20030215_215832_000000542013_00473_05036_5311.N1	15-FEB-2003 21:58:32	Bright	54.000	22	32Alp Leo	1.3600	15200.	108	5036	No
312	GOM_NL__2PRFIN20030215_220155_000000522013_00473_05036_5312.N1	15-FEB-2003 22:01:55	Bright	52.000	17	78Bet Gem	1.1610	4500.0	104	5036	No
313	GOM_NL__2PRFIN20030215_220804_000000372013_00473_05036_5313.N1	15-FEB-2003 22:08:04	Bright	37.000	42	34Bet Aur	1.9000	10200.	74	5036	No
314	GOM_NL__2PRFIN20030215_221146_000000542013_00473_05036_5314.N1	15-FEB-2003 22:11:46	Bright	54.000	174	52Psi UMa	3.0040	4400.0	108	5036	No
315	GOM_NL__2PRFIN20030215_221340_000000472013_00473_05036_5315.N1	15-FEB-2003 22:13:40	Bright	47.000	82	48Bet UMa	2.3650	10600.	94	5036	No
316	GOM_NL__2PRFIN20030215_221549_000000502013_00473_05036_5316.N1	15-FEB-2003 22:15:49	Bright	49.500	87	64Gam UMa	2.4330	11000.	99	5036	No
317	GOM_NL__2PRFIN20030215_221917_000000372013_00473_05036_5317.N1	15-FEB-2003 22:19:17	Bright	36.500	49	1Alp UMi	1.9900	6300.0	73	5036	No
318	GOM_NL__2PRFIN20030215_222122_000000422013_00473_05036_5318.N1	15-FEB-2003 22:21:22	Bright	41.500	60	7Bet UMi	2.0810	3950.0	83	5036	No
319	GOM_NL__2PRFIN20030215_223000_000000392013_00473_05036_5319.N1	15-FEB-2003 22:30:00	Bright	39.000	130	23Bet Dra	2.7990	5800.0	78	5036	No
320	GOM_NL__2PRFIN20030215_223159_000000342013_00473_05036_5320.N1	15-FEB-2003 22:31:59	Bright	34.000	144	18Del Cyg	2.8600	11000.	68	5036	No
321	GOM_NL__2PRFIN20030215_223415_000000402013_00473_05036_5321.N1	15-FEB-2003 22:34:15	Bright	39.500	5	3Alp Lyr	0.033000	11000.	79	5036	No
322	GOM_NL__2PRFIN20030215_223723_000000572013_00473_05036_5322.N1	15-FEB-2003 22:37:23	Bright	57.000	133	40Zet Her	2.8070	6000.0	114	5036	No
323	GOM_NL__2PRFIN20030215_224139_000001092013_00473_05036_5323.N1	15-FEB-2003 22:41:39	Twilight	109.00	67	5Alp CrB	2.2210	11000.	218	5036	No
324	GOM_NL__2PRFIN20030215_224538_000000542013_00473_05036_5324.N1	15-FEB-2003 22:45:38	Twilight	53.500	126	60Bet Oph	2.7700	4250.0	107	5036	No
325	GOM_NL__2PRFIN20030215_225045_000000412013_00473_05036_5325.N1	15-FEB-2003 22:50:45	Twilight	41.000	155	41Pi Sgr	2.9000	6600.0	82	5036	No
326	GOM_NL__2PRFIN20030215_225346_000001392013_00473_05036_5326.N1	15-FEB-2003 22:53:46	Dark	138.50	102	24Alp Ser	2.6000	4250.0	277	5036	No
327	GOM_NL__2PRFIN20030215_225803_000000482013_00473_05036_5327.N1	15-FEB-2003 22:58:03	Dark	48.000	136	23Tau Sco	2.8220	30000.	96	5036	No
328	GOM_NL__2PRFIN20030215_225934_000000772013_00473_05036_5328.N1	15-FEB-2003 22:59:34	Dark	77.000	80	7Del Sco	2.3160	30000.	154	5036	No
329	GOM_NL__2PRFIN20030215_230148_000000412013_00473_05036_5329.N1	15-FEB-2003 23:01:48	Dark	41.000	141	Bet Ara	2.8400	4600.0	82	5036	No
330	GOM_NL__2PRFIN20030215_230759_000000452013_00474_05037_5299.N1	15-FEB-2003 23:07:59	Dark	44.500	4	Alp1Cen	-0.010000	5800.0	89	5037	No
331	GOM_NL__2PRFIN20030215_230918_000000472013_00474_05037_5300.N1	15-FEB-2003 23:09:18	Dark	46.500	10	Bet Cen	0.61000	28000.	93	5037	No
332	GOM_NL__2PRFIN20030215_231039_000000452013_00474_05037_5301.N1	15-FEB-2003 23:10:39	Dark	45.000	77	Eps Cen	2.3030	28000.	90	5037	No
333	GOM_NL__2PRFIN20030215_231222_000000502013_00474_05037_5302.N1	15-FEB-2003 23:12:22	Dark	49.500	12	Alp1Cru	0.77500	30000.	99	5037	No
334	GOM_NL__2PRFIN20030215_231447_000000442013_00474_05037_5303.N1	15-FEB-2003 23:14:47	Dark	43.500	29	Bet Car	1.6720	10200.	87	5037	No
335	GOM_NL__2PRFIN20030215_231725_000000432013_00474_05037_5304.N1	15-FEB-2003 23:17:25	Dark	42.500	71	lot Car	2.2460	7700.0	85	5037	No
336	GOM_NL__2PRFIN20030215_231902_000000382013_00474_05037_5305.N1	15-FEB-2003 23:19:02	Dark	38.000	46	Del Vel	1.9540	10600.	76	5037	No
337	GOM_NL__2PRFIN20030215_232145_000000432013_00474_05037_5306.N1	15-FEB-2003 23:21:45	Straylight	42.500	65	Lam Vel	2.2040	4400.0	85	5037	No

338	GOM_NL__2PRFIN20030215_232330_000000392013_00474_05037_5307.N1	15-FEB-2003 23:23:30	Straylight	38.500	70	Zet Pup	2.2460	39000.	77	5037	No
339	GOM_NL__2PRFIN20030215_232723_000001042013_00474_05037_5308.N1	15-FEB-2003 23:27:23	Straylight	103.50	100	4Gam Crv	2.5800	13100.	207	5037	No
340	GOM_NL__2PRFIN20030215_233142_000000482013_00474_05037_5309.N1	15-FEB-2003 23:31:42	Straylight	48.000	48	30Alp Hya	1.9770	4100.0	96	5037	No
341	GOM_NL__2PRFIN20030215_233615_000000422013_00474_05037_5310.N1	15-FEB-2003 23:36:15	Bright	42.000	8	10Alp CMi	0.40000	6500.0	84	5037	No
342	GOM_NL__2PRFIN20030215_233907_000000512013_00474_05037_5311.N1	15-FEB-2003 23:39:07	Bright	50.500	22	32Alp Leo	1.3600	15200.	101	5037	No
343	GOM_NL__2PRFIN20030215_234231_000000392013_00474_05037_5312.N1	15-FEB-2003 23:42:31	Bright	38.500	17	78Bet Gem	1.1610	4500.0	77	5037	No
344	GOM_NL__2PRFIN20030215_234840_000000382013_00474_05037_5313.N1	15-FEB-2003 23:48:40	Bright	38.000	42	34Bet Aur	1.9000	10200.	76	5037	No
345	GOM_NL__2PRFIN20030215_235221_000000542013_00474_05037_5314.N1	15-FEB-2003 23:52:21	Bright	53.500	174	52Psi UMa	3.0040	4400.0	107	5037	No
346	GOM_NL__2PRFIN20030215_235415_000000592013_00474_05037_5315.N1	15-FEB-2003 23:54:15	Bright	58.500	82	48Bet UMa	2.3650	10600.	117	5037	No
347	GOM_NL__2PRFIN20030215_235624_000000532013_00474_05037_5316.N1	15-FEB-2003 23:56:24	Bright	52.500	87	64Gam UMa	2.4330	11000.	105	5037	No
348	GOM_NL__2PRFIN20030215_235953_000000382013_00474_05037_5317.N1	15-FEB-2003 23:59:53	Bright	37.500	49	1Alp UMi	1.9900	6300.0	75	5037	No

3. Quality information per product

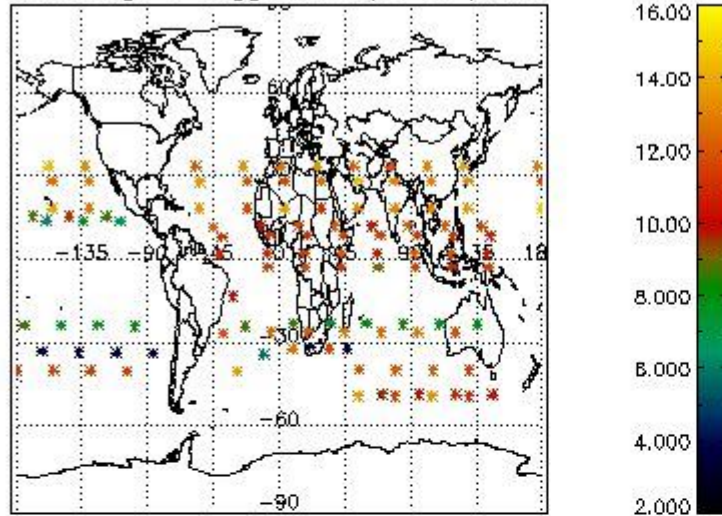
In this section it is plotted some information contained in the Quality Summary data set of the level 2 products. Only products in dark limb conditions and without errors (error flag in the MPH set to "0") are used.

3.1 Plot quality information per product (time dependant)

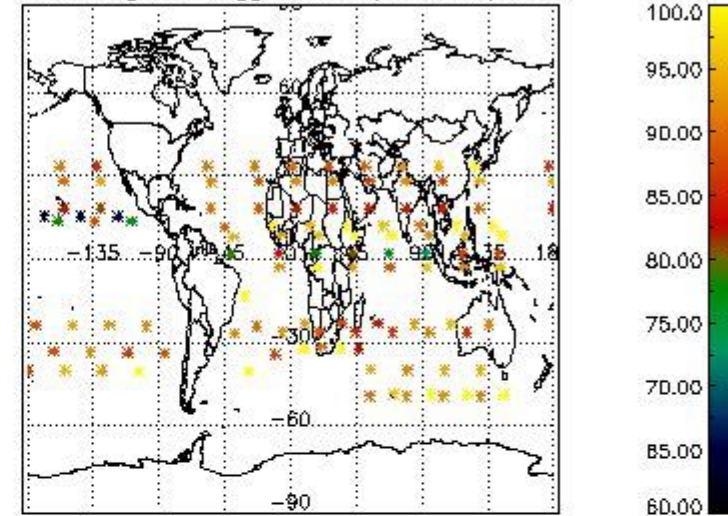


3.2 Plot quality information per product (world map)

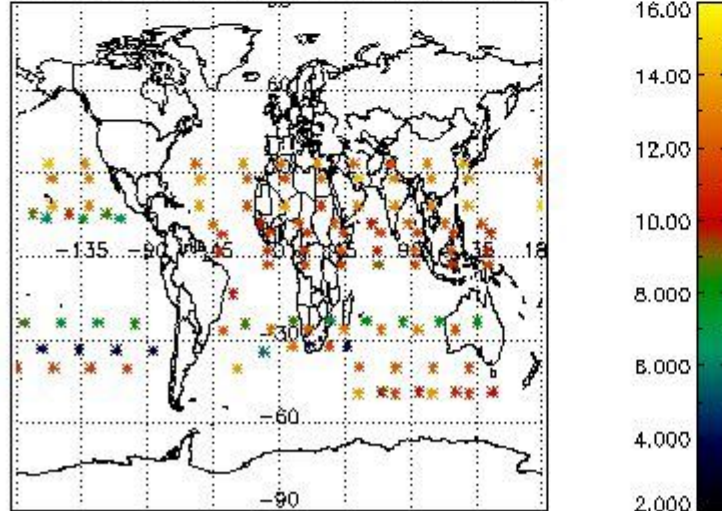
Percentage of flagged data per O3 profile



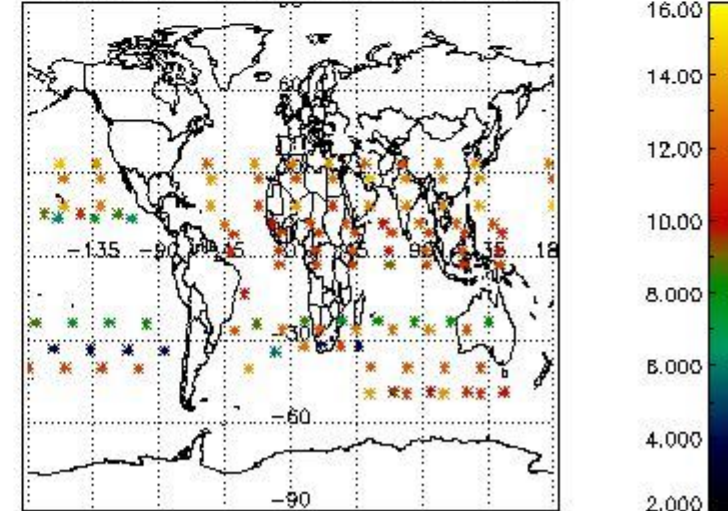
Percentage of flagged data per H2O profile



Percentage of flagged data per NO2 profile



Percentage of flagged data per NO3 profile

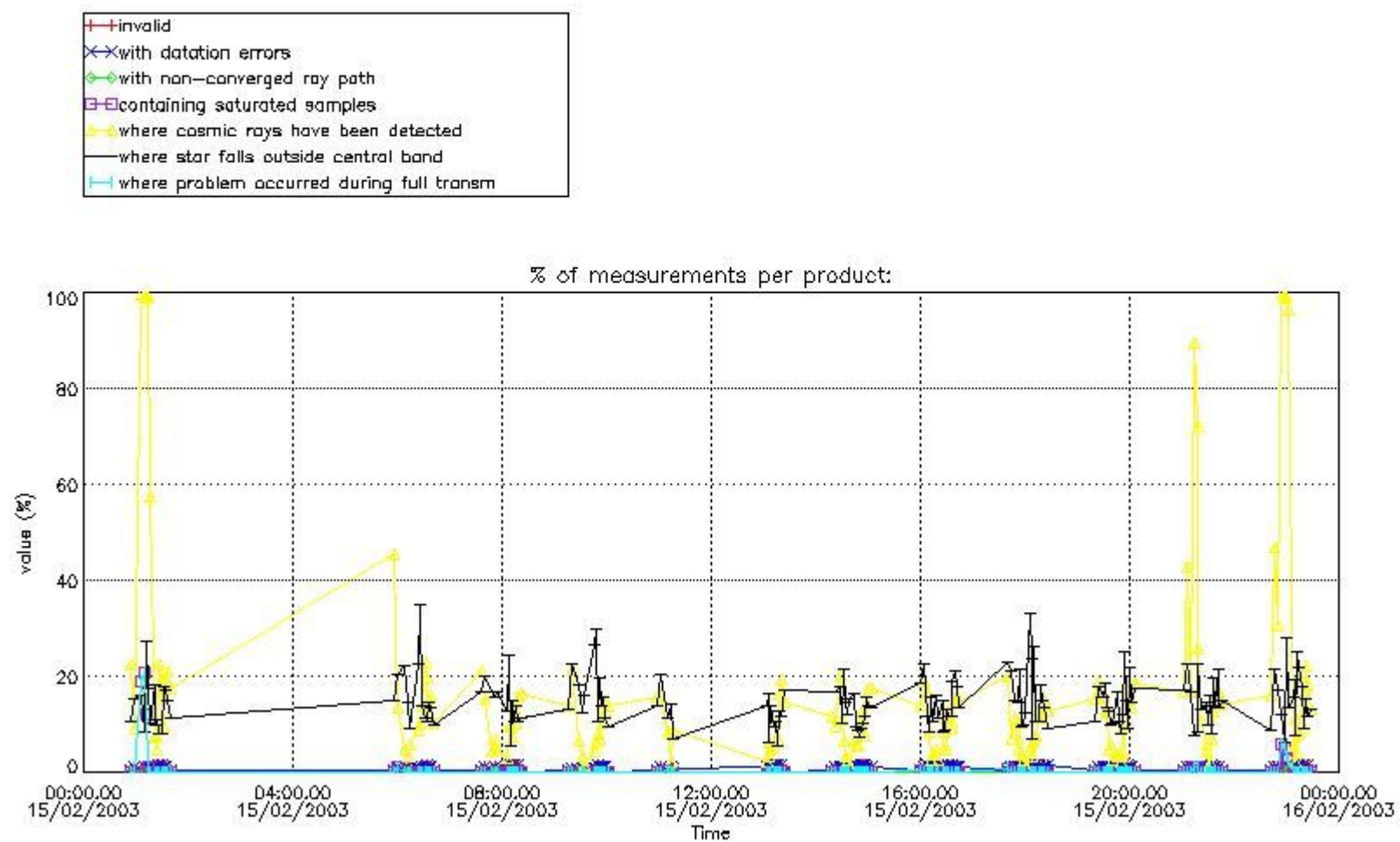


4. Level 1 quality information per product

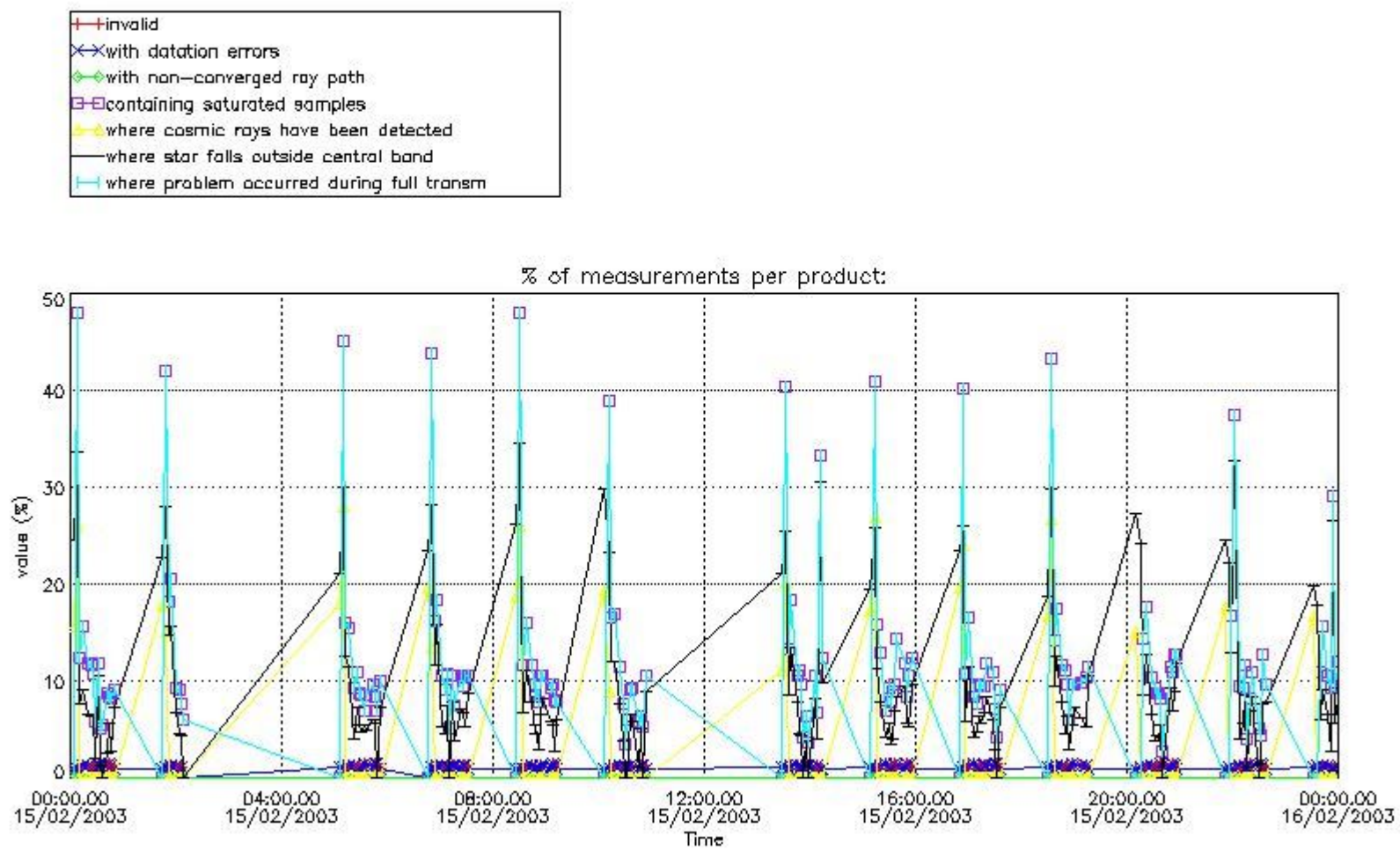
In this section it is plotted some information contained in the Quality Summary data set of the level 2 products that comes from the level 1b processing. Products without errors (error flag in the MPH set to "0") are used.

4.1 Plot quality information per product (time dependant) coming from level 1b processing

4.1.1 Plot level 1 quality information per product (time dependant): ENVISAT ASCENDING passes



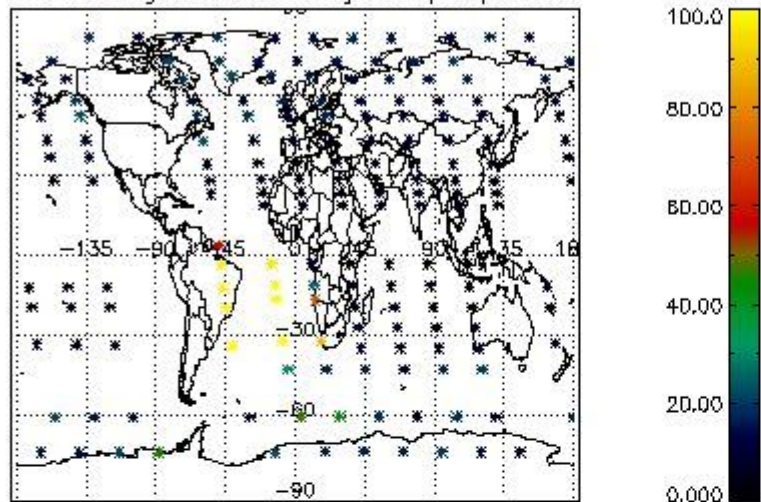
4.1.2 Plot level 1 quality information per product (time dependant): ENVI SAT DESCENDING passes



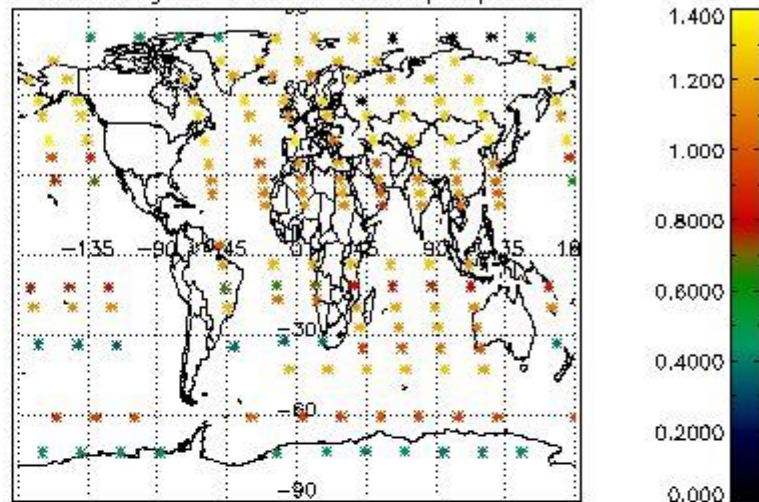
4.2 Plot quality information per product coming from level 1b processing (world map)

4.2.1 Plot level 1 quality information per product (world map): ENVISAT ASCENDING passes

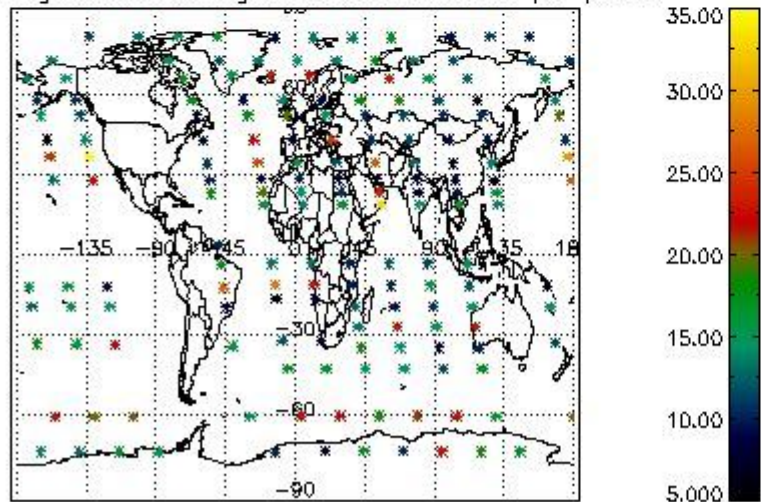
Percentage of cosmic ray hits per profile



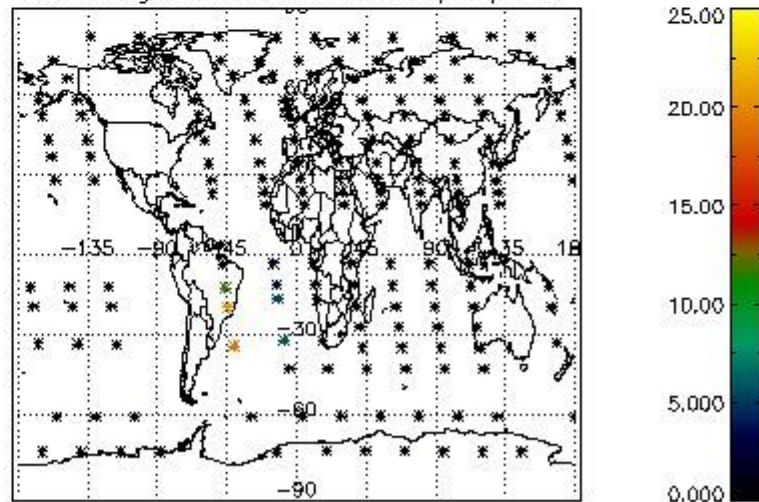
Percentage of datation errors per profile



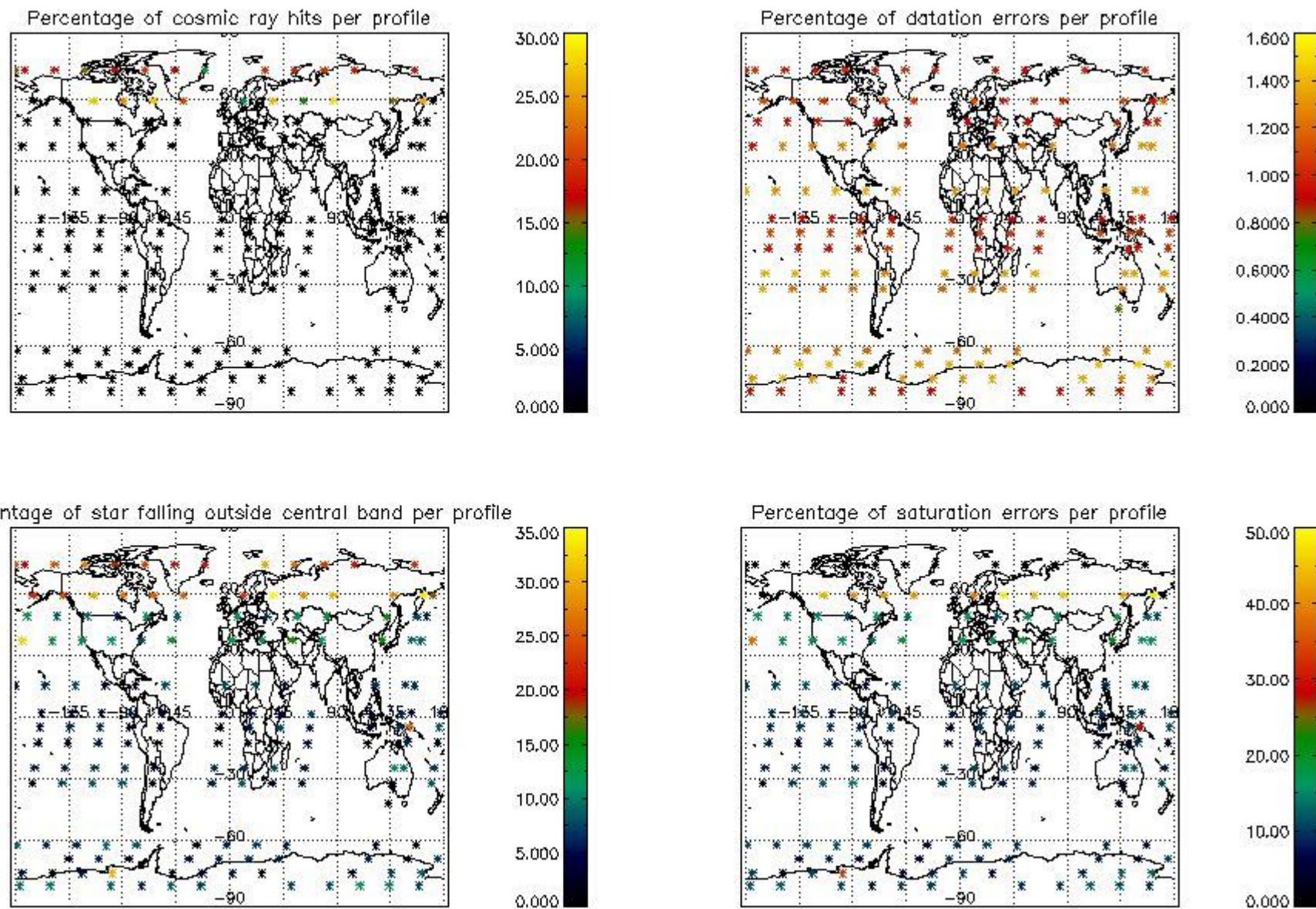
Percentage of star falling outside central band per profile



Percentage of saturation errors per profile



4.2.2 Plot level 1 quality information per product (world map): ENVISAT DESCENDING passes



5. Trace gas profiles

5.1 Ozone statistics based on quality of products

The final quality of the products can be "measured" using the STD (Standard Deviation) attached to every point profile. This information is written to the parameter GOM_NL__2P/NL_LOCAL_SPECIES_DENSITY/o3_std of the level 2 products. The table below shows the statistics for given STD ranges.

The statistics are given with respect to the overall valid production:

- Products without fatal errors: GOM_NL__2P/MPH/PRODUCT_ERR=0
- Valid point profile: GOM_NL__2P/NL_LOCAL_SPECIES_DENSITY/pcd(0)=0

The 'Criteria' is applied to valid points of dark limb products:

- Products in dark limb illumination condition: GOM_NL__2P/NL_SUMMARY_QUALITY/obs_ill_cond=0
- Products without fatal errors: GOM_NL__2P/MPH/PRODUCT_ERR=0
- Valid point profile: GOM_NL__2P/NL_LOCAL_SPECIES_DENSITY/pcd(0)=0

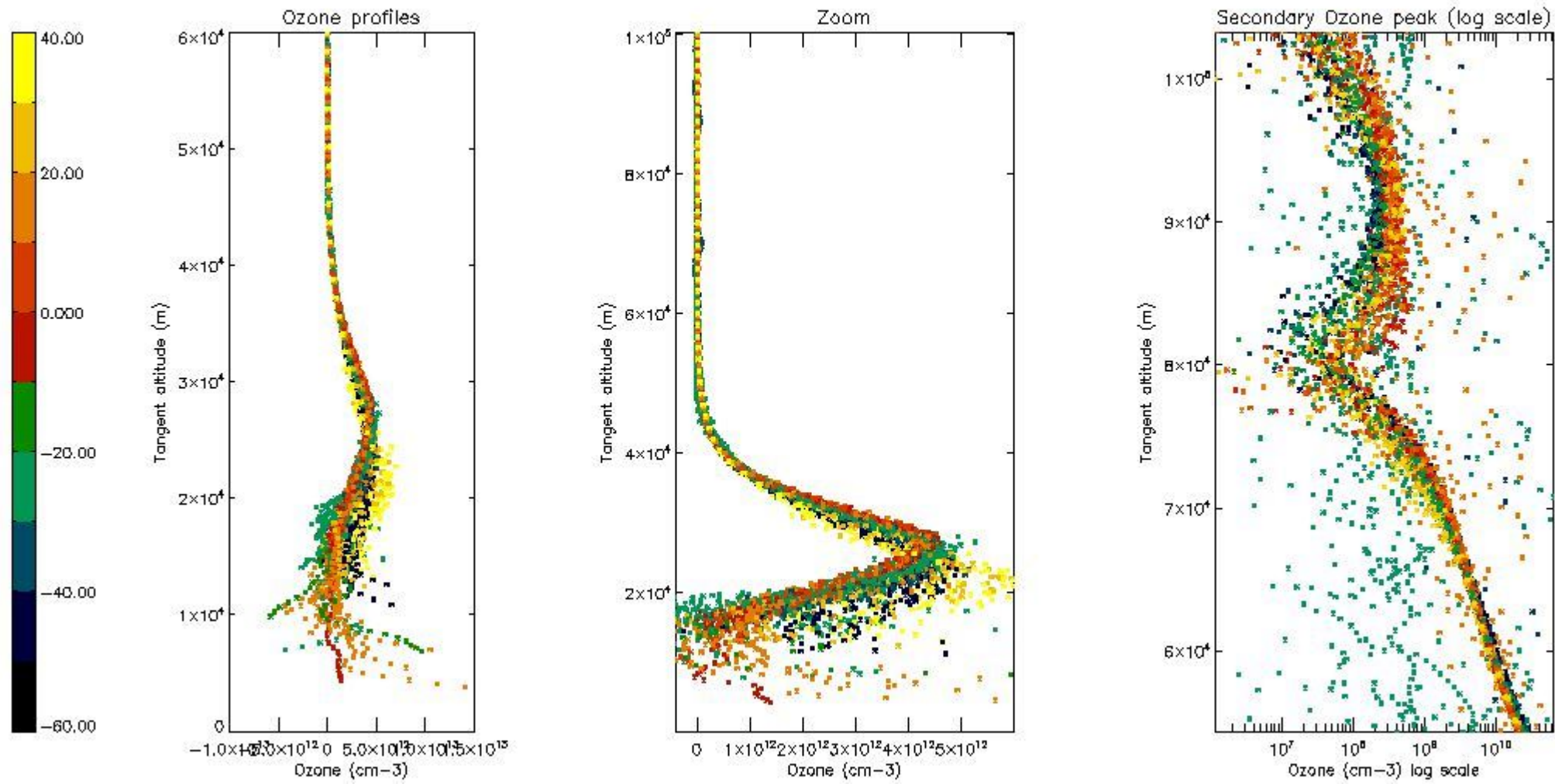
So, the table below shows the percentage of dark limb and valid observations for each criteria with respect to the overall valid daily observations.

Criteria	% of total production
All STD	35
STD < 20	20

STD < 10	17
STD < 5	13

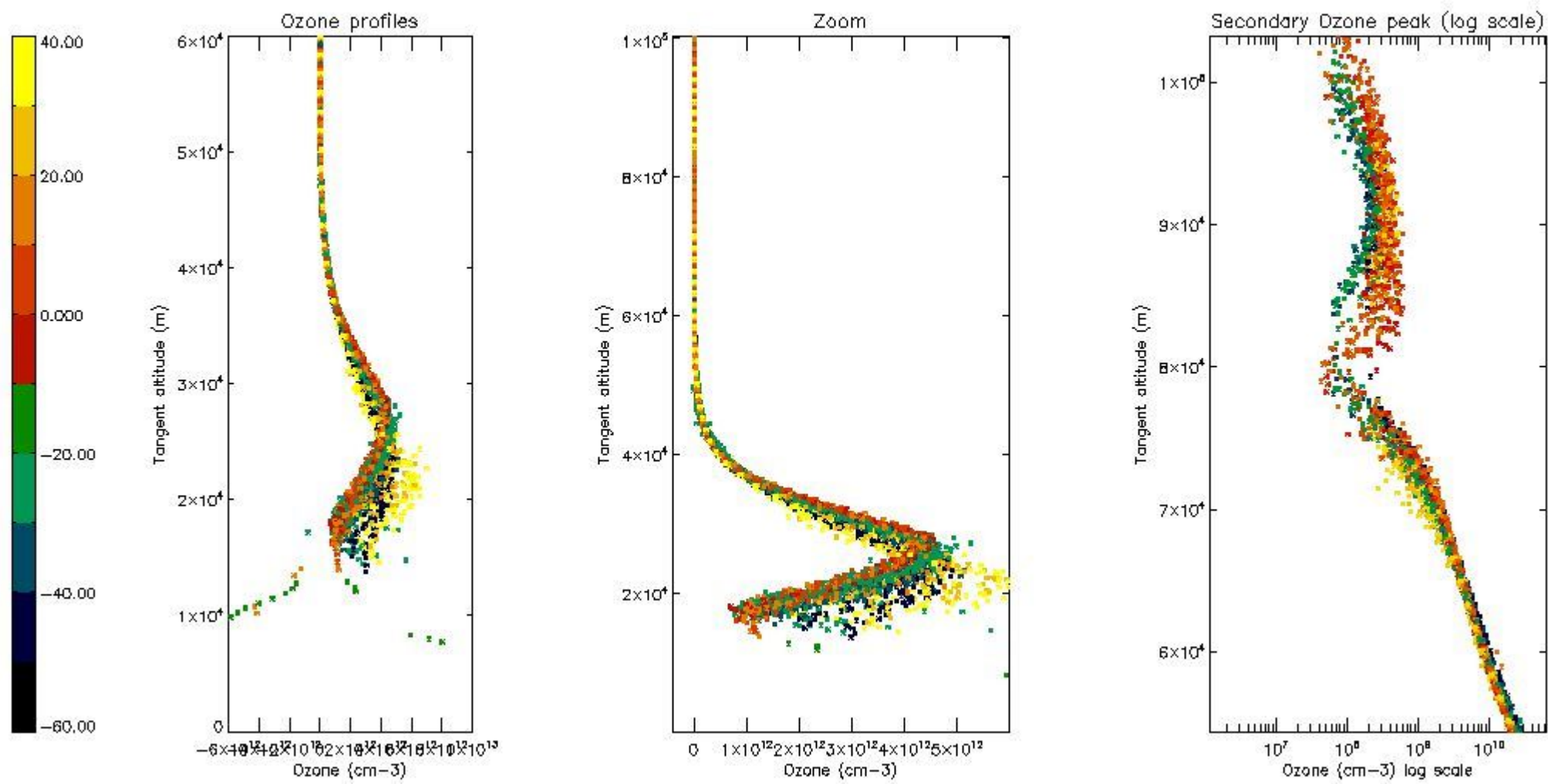
5.2 Plot ozone profiles for all STD (dark without errors)

The colorbar represents the latitude.



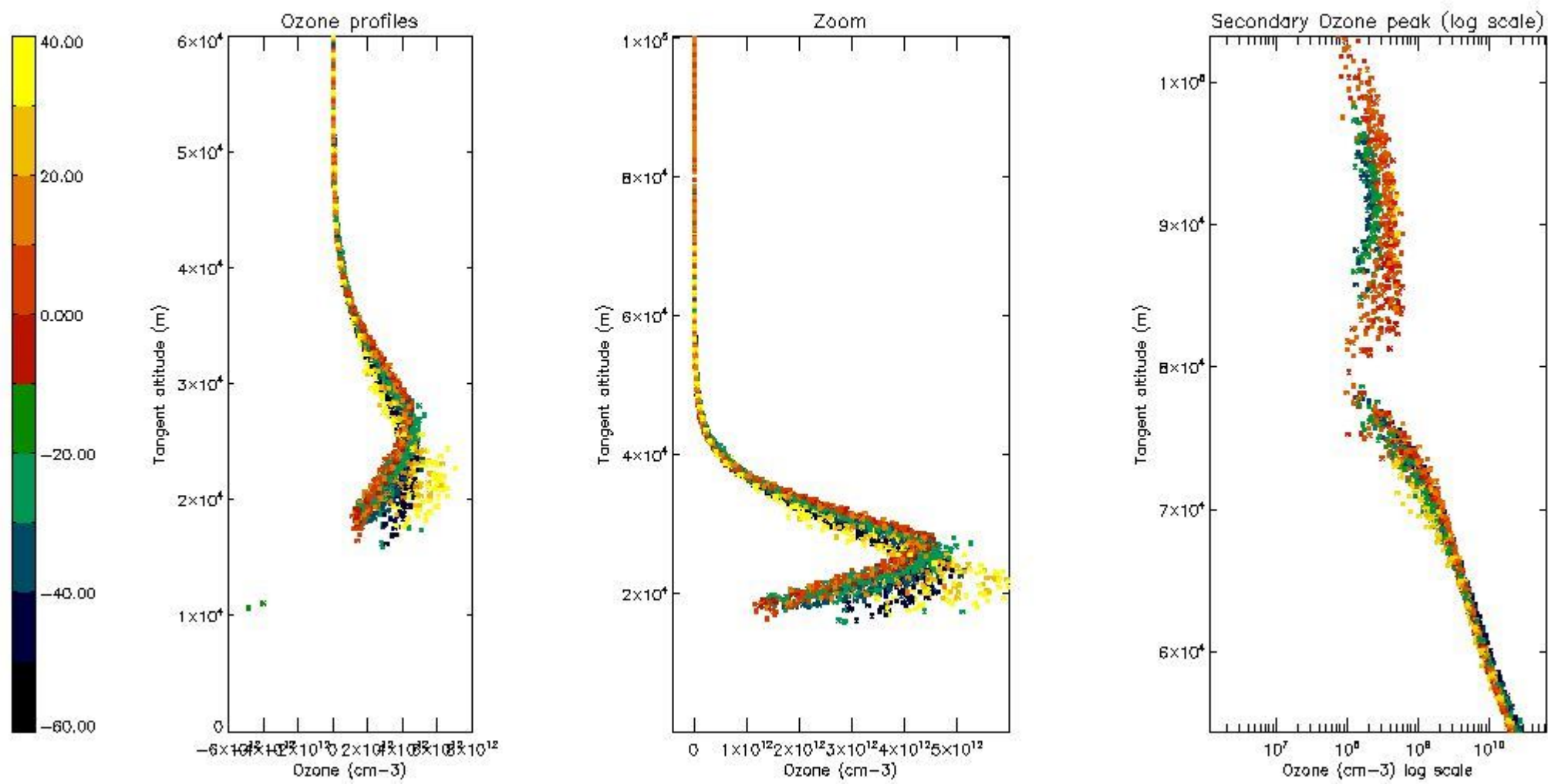
5.3 Plot ozone profiles where STD < 20% (dark without errors)

The colorbar represents the latitude.



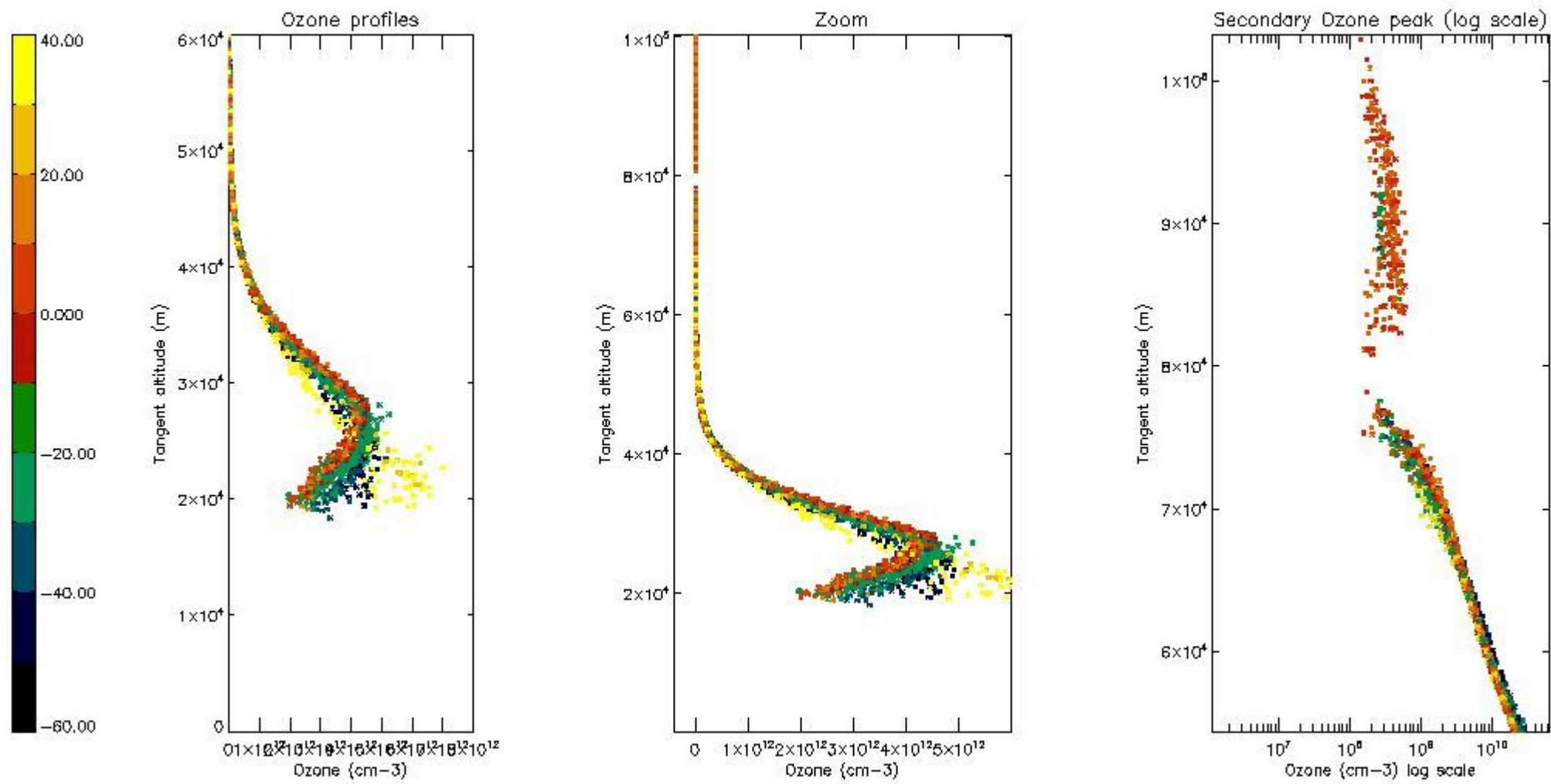
5.4 Plot ozone profiles where STD < 10% (dark without errors)

The colorbar represents the latitude.



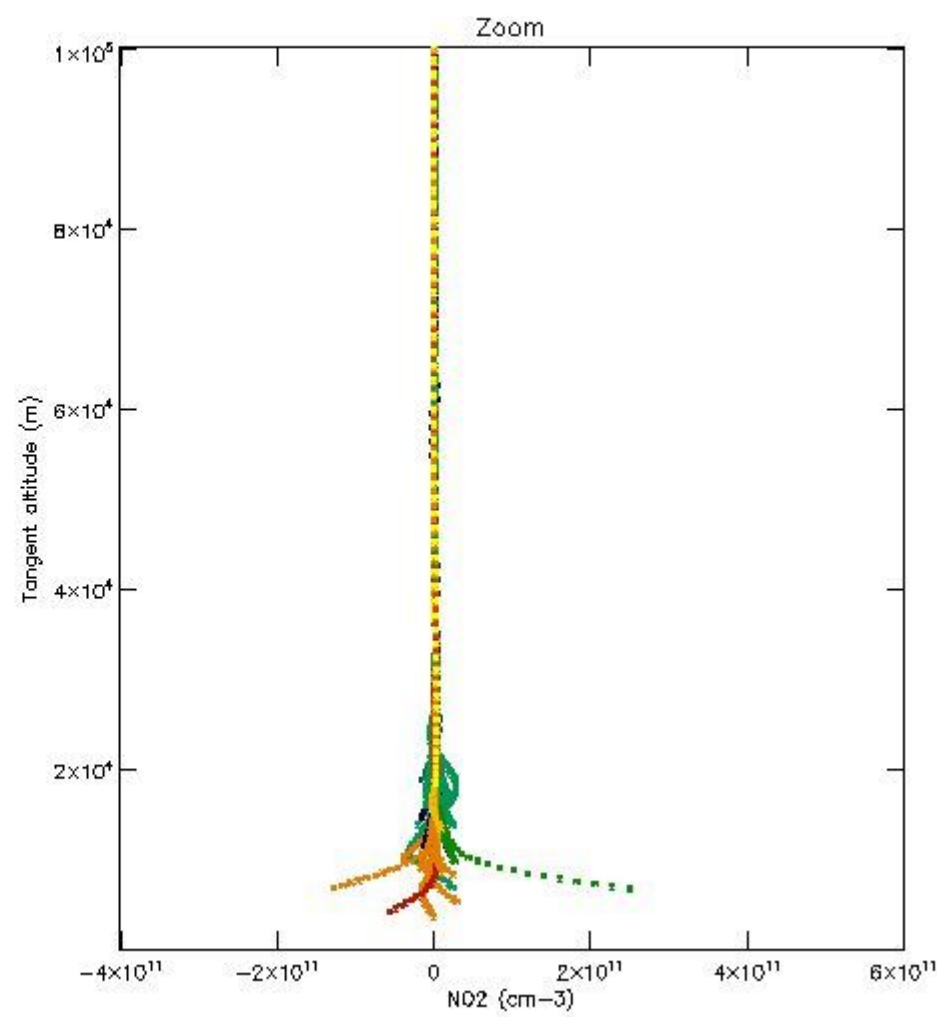
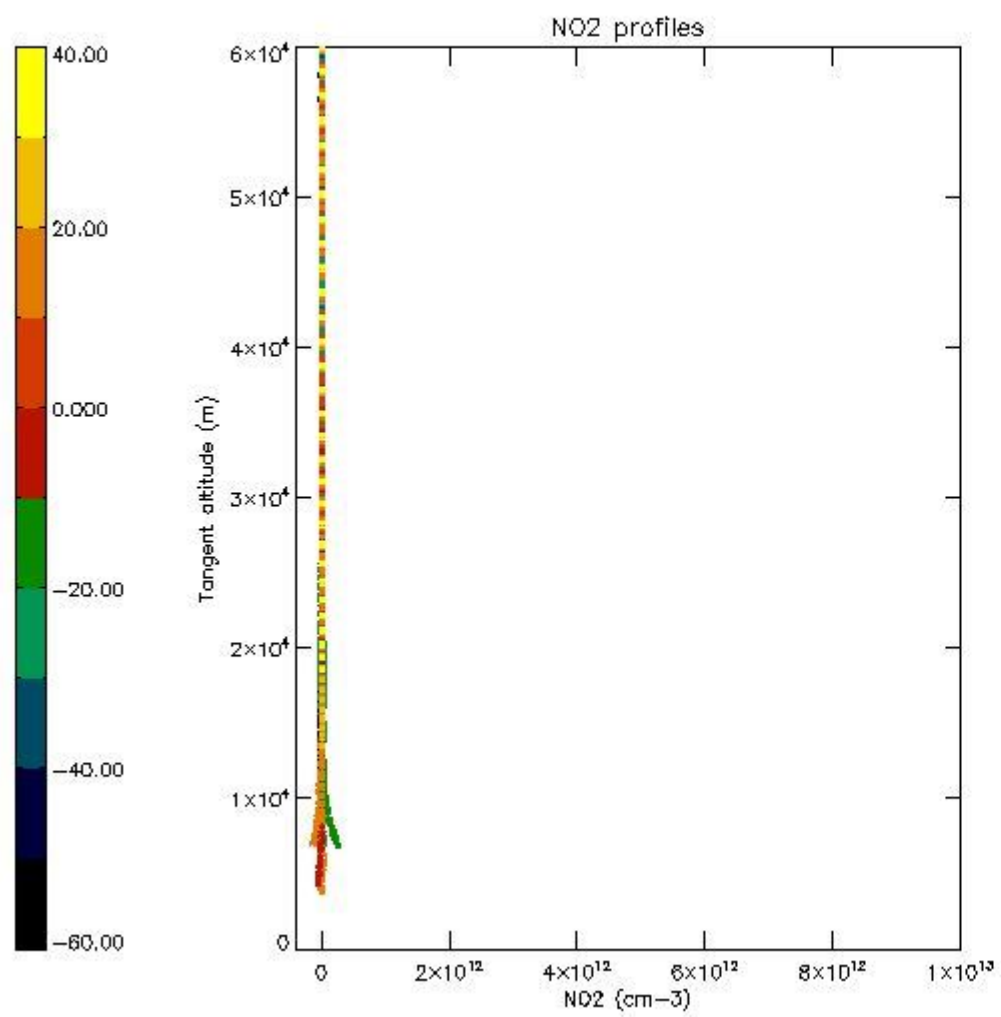
5.5 Plot ozone profiles where STD < 5% (dark without errors)

The colorbar represents the latitude.



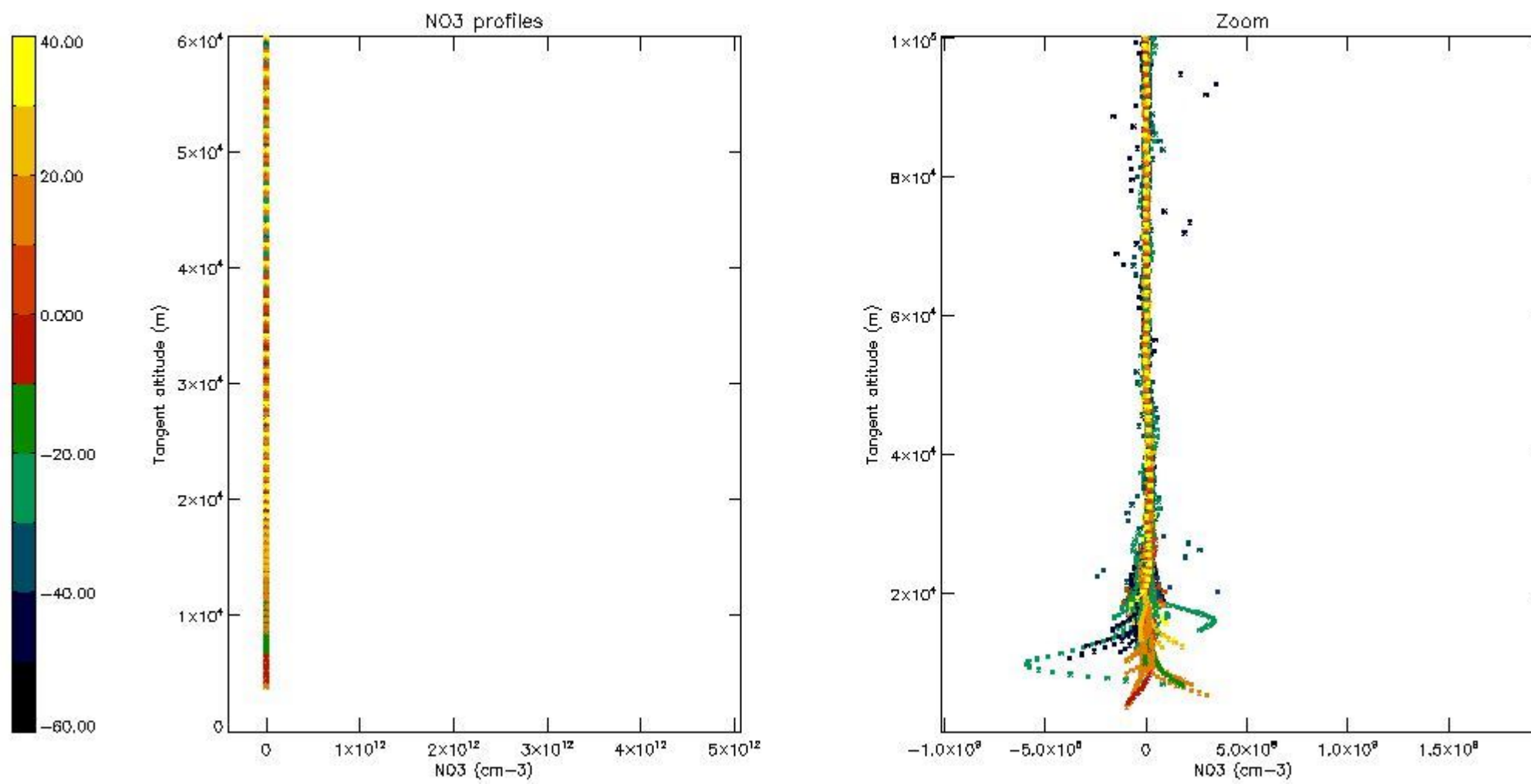
5.6 Plot NO₂ profiles for all STD (dark without errors)

The colorbar represents the latitude.



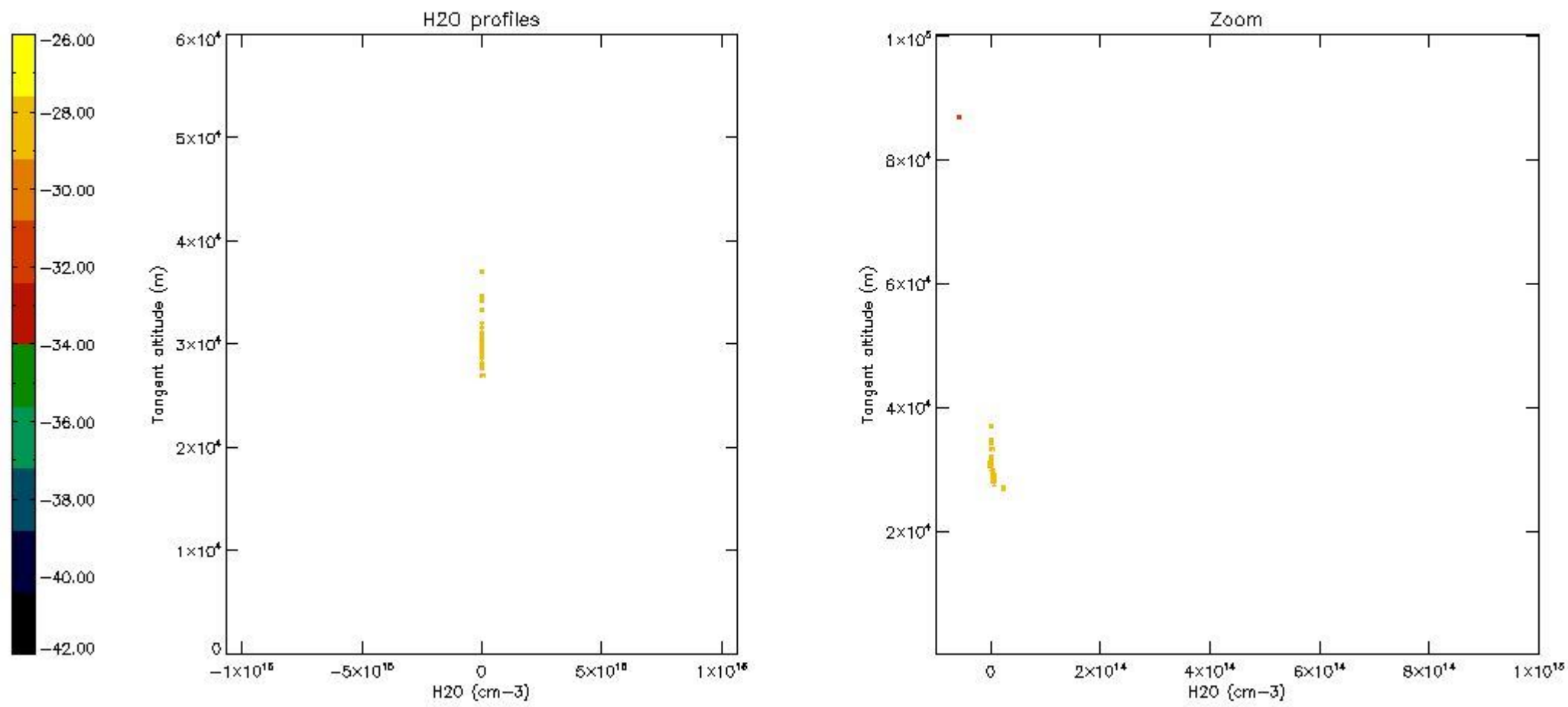
5.7 Plot NO3 profiles for all STD (dark without errors)

The colorbar represents the latitude.



5.8 Plot H2O profiles for all STD (only for occultations of stars 1,2,3,4,13,14,16,26,63 dark without errors)

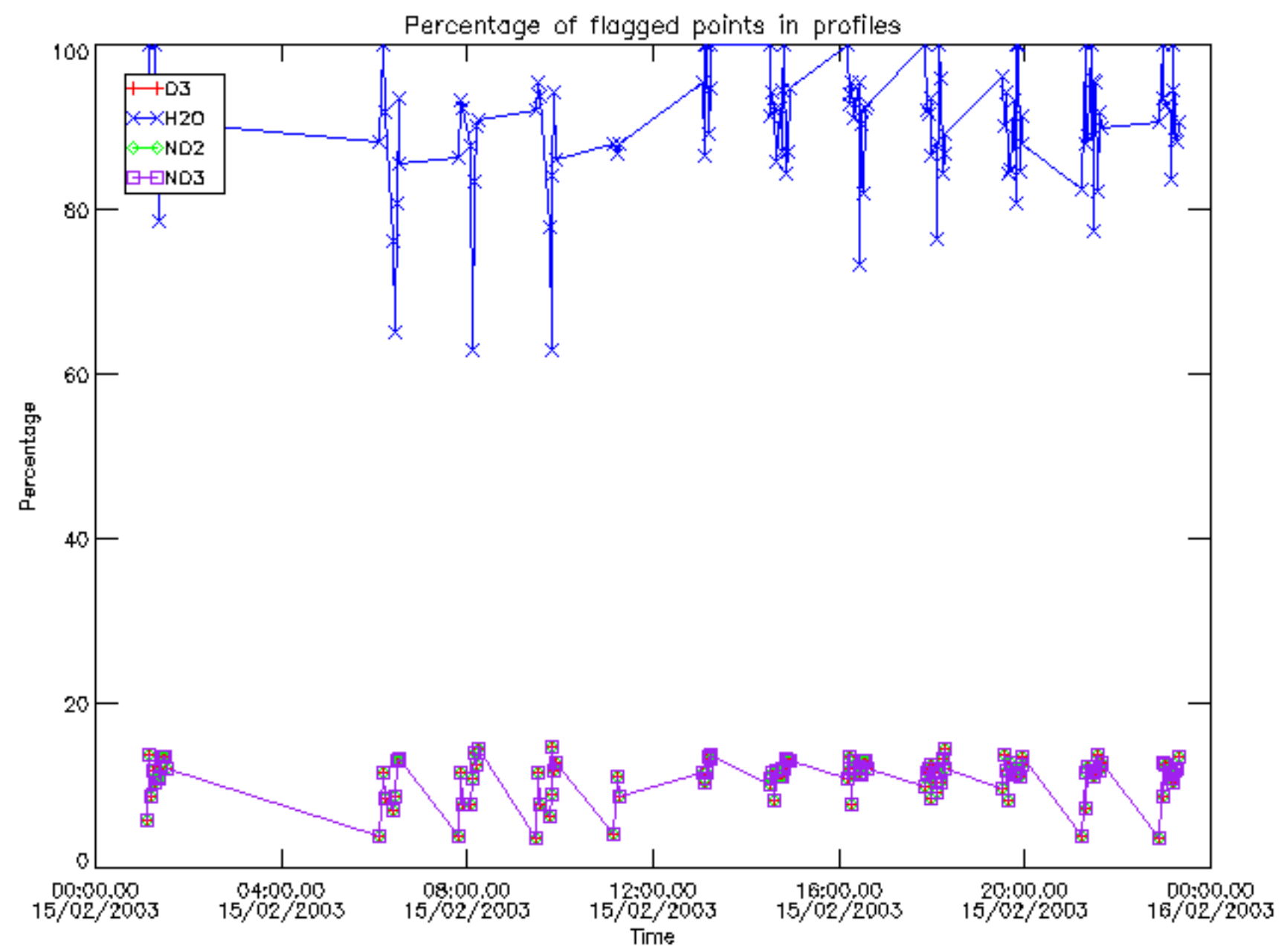
The colorbar represents the latitude.



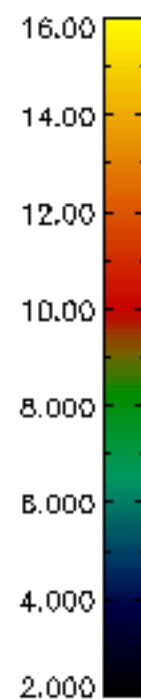
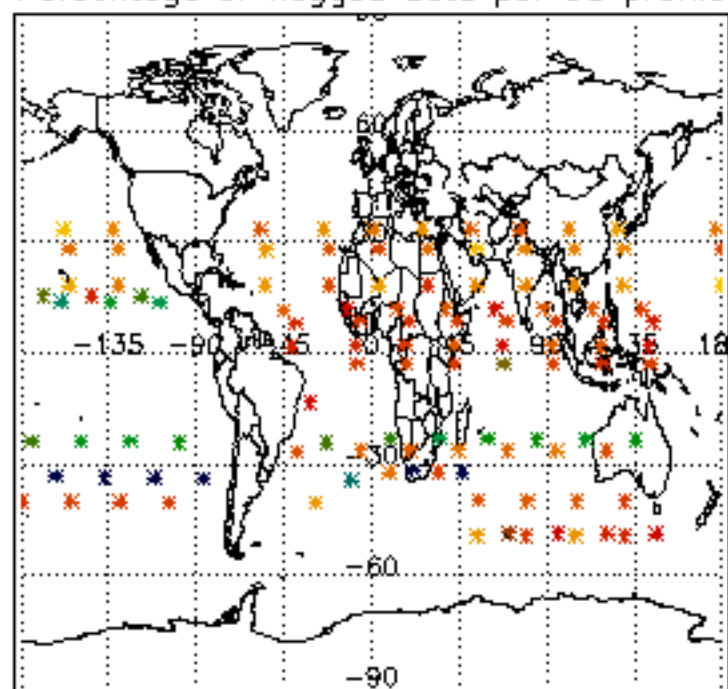
6. Auxiliary Data Files used for the production reported in section 2

The number reported in the third column indicates since which file (see list in section 2) the corresponding auxiliary file has been used. The fourth column is the date of those product files.

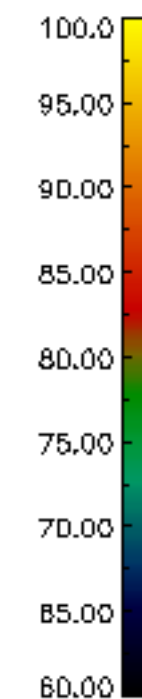
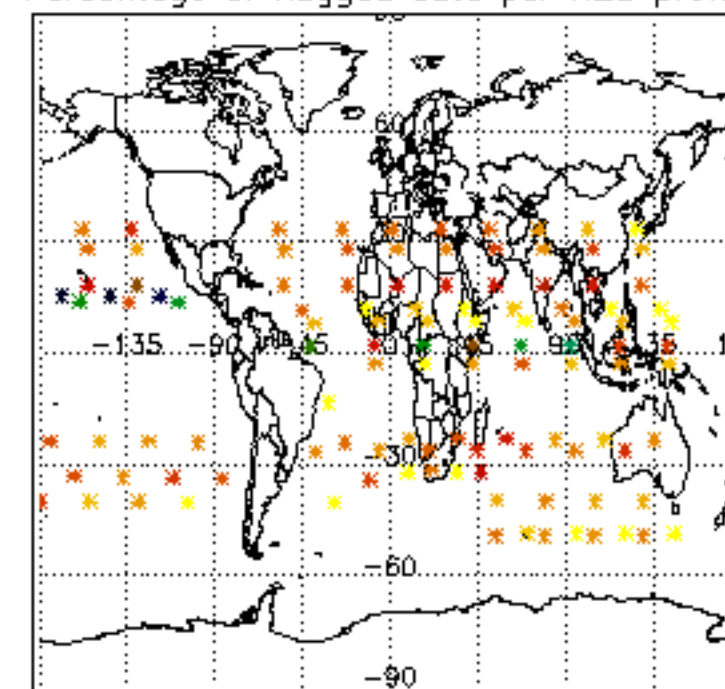
Type	Auxiliary Filename	Used since product	Used since product date
INST_PHYS_CHARACTERISTICS	GOM_INS_AXNIEC20050627_150440_20020301_000000_20100101_000000	1	15-FEB-2003 00:03:19
LEVEL-2_PROC_CONFIG	GOM_PR2_AXVIEC20091111_152718_20020301_000000_20500101_000000	1	15-FEB-2003 00:03:19
CROSS_SECTIONS_FILE	GOM_CRS_AXVIEC20091111_154832_20020301_000000_20500101_000000	1	15-FEB-2003 00:03:19



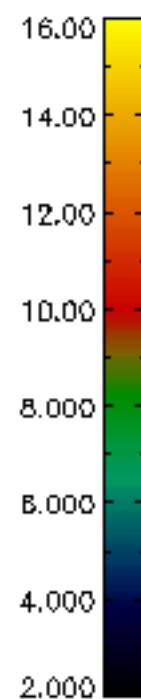
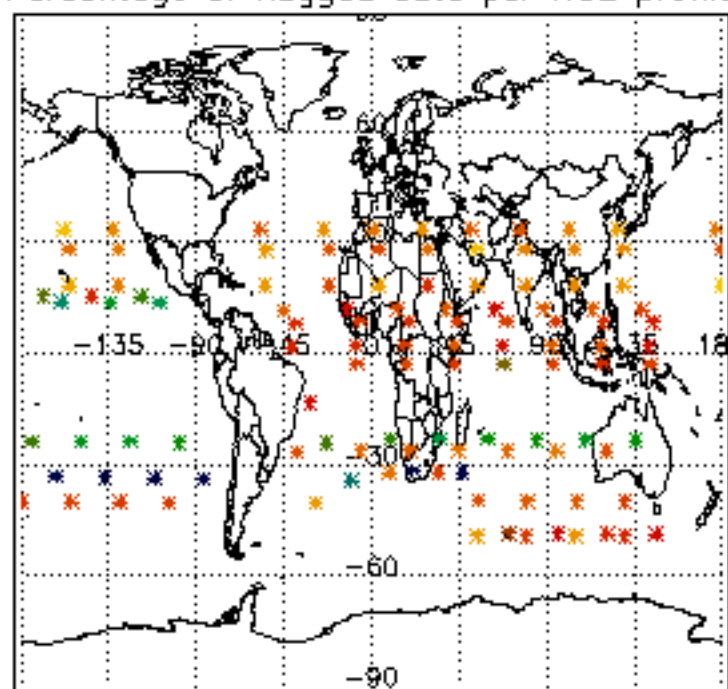
Percentage of flagged data per D3 profile



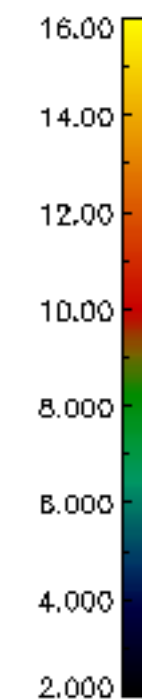
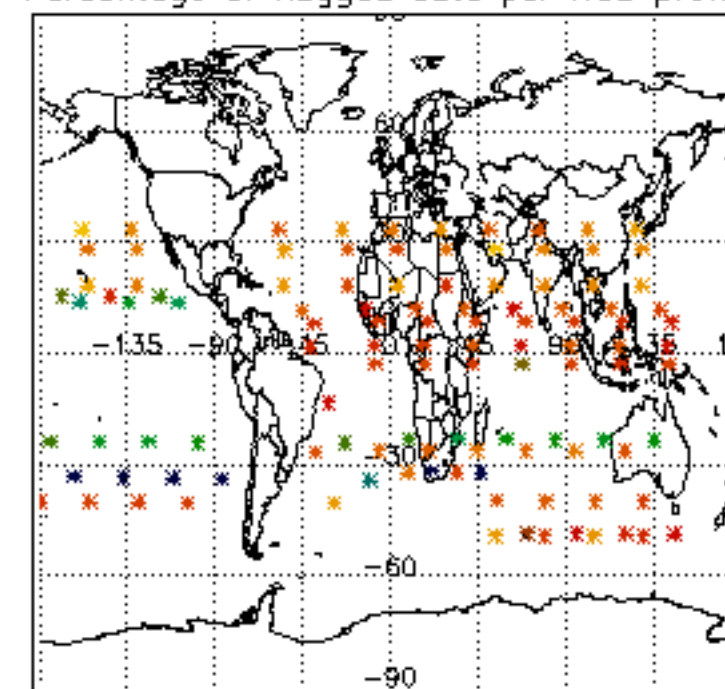
Percentage of flagged data per H2O profile

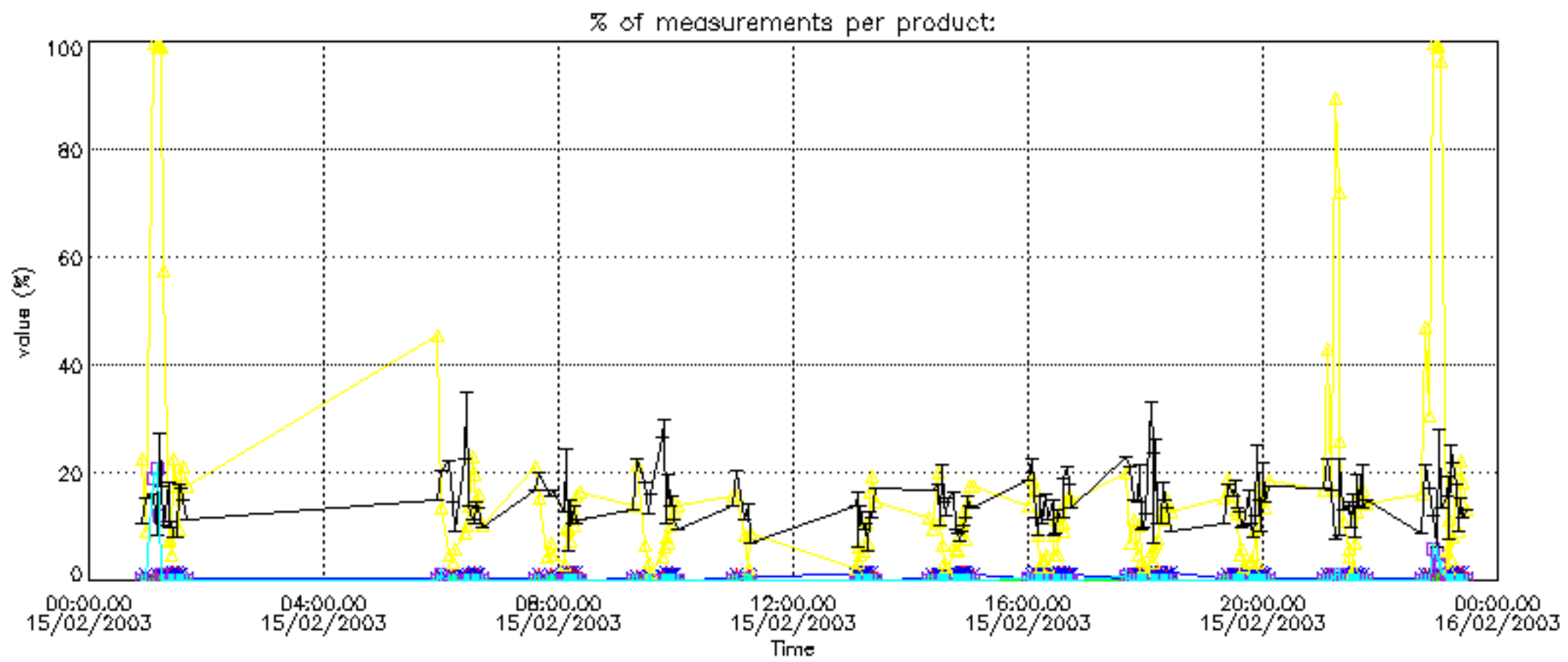
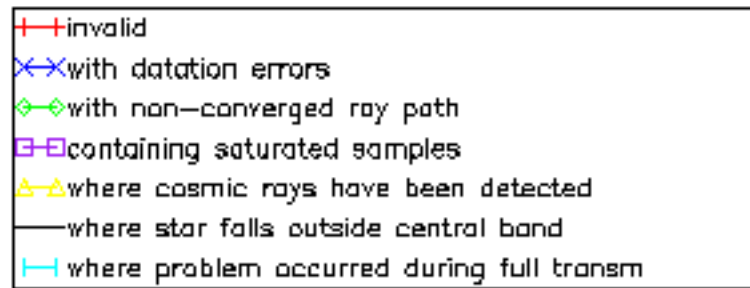


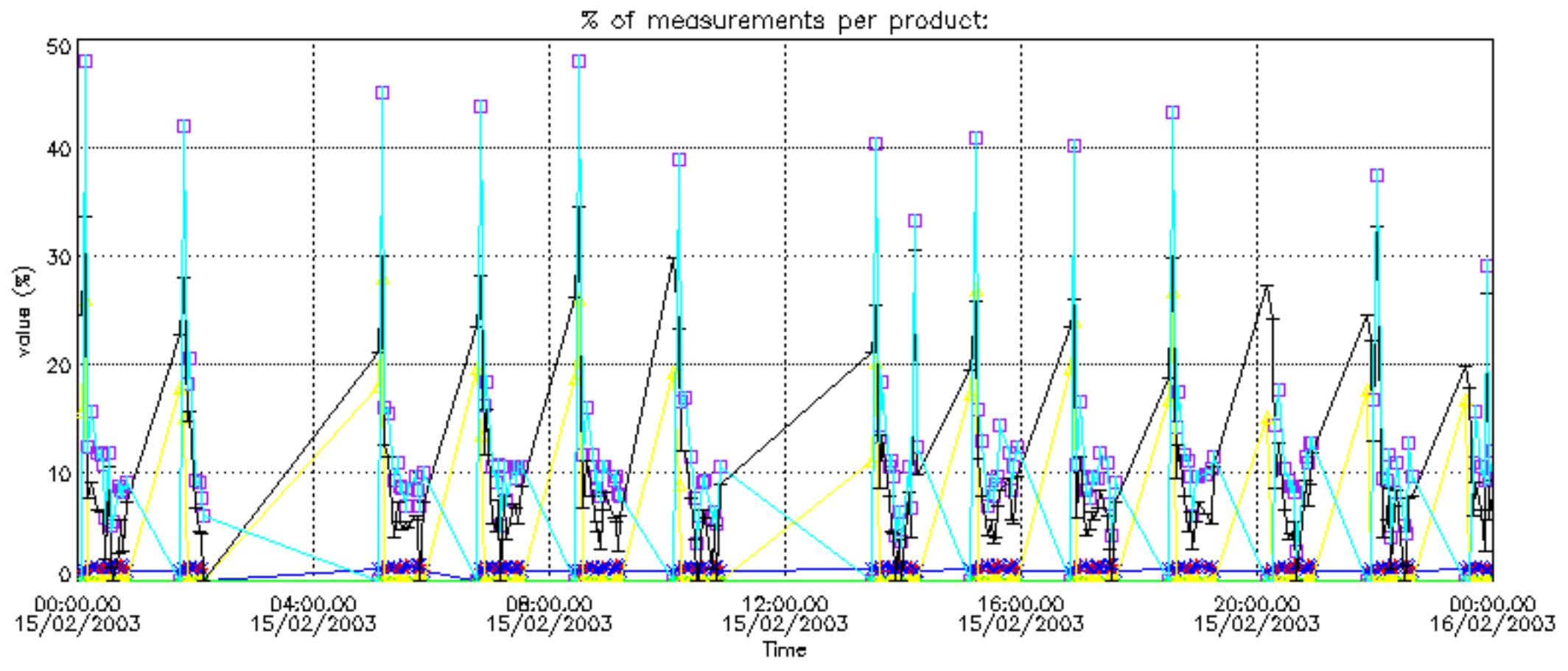
Percentage of flagged data per NO2 profile



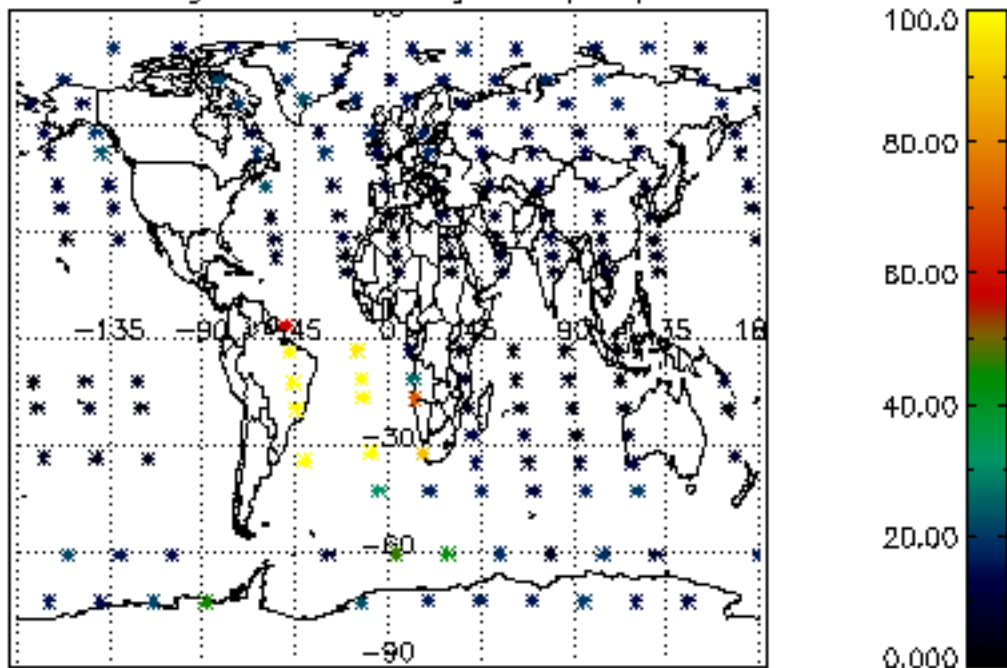
Percentage of flagged data per NO3 profile



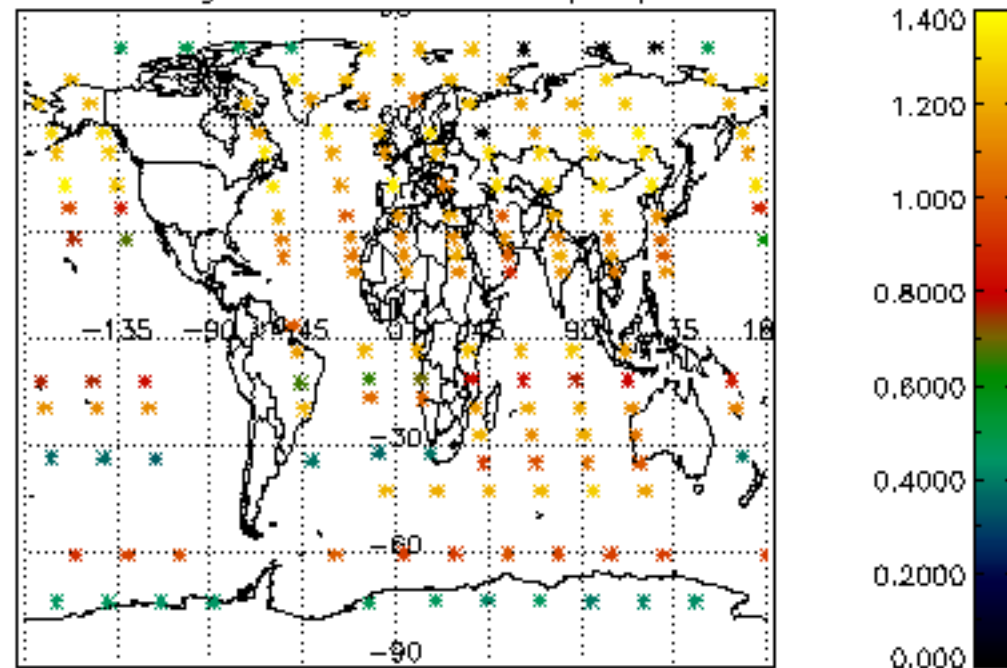




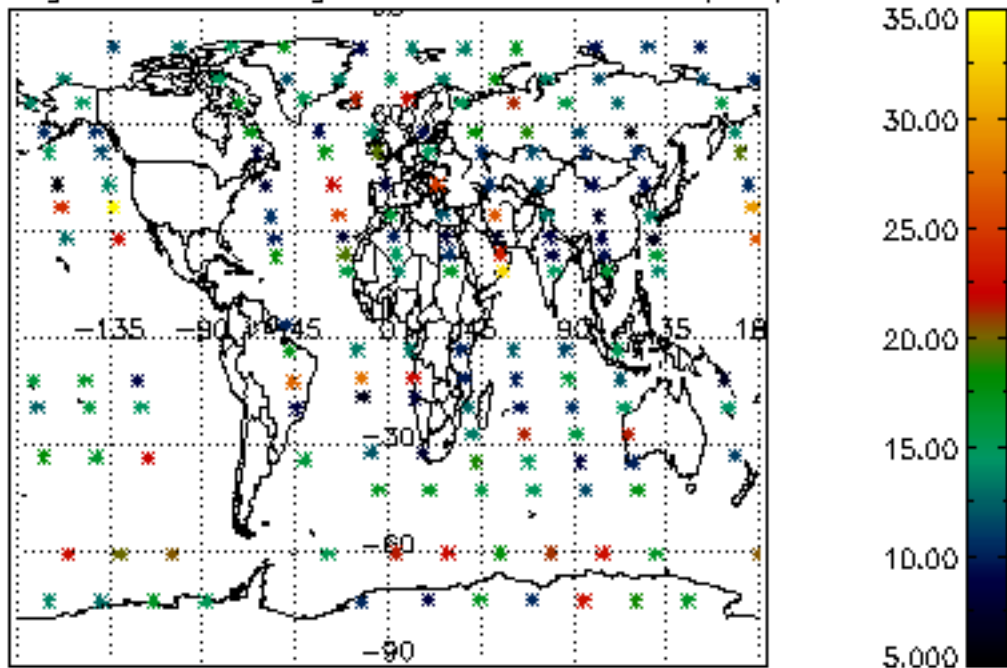
Percentage of cosmic ray hits per profile



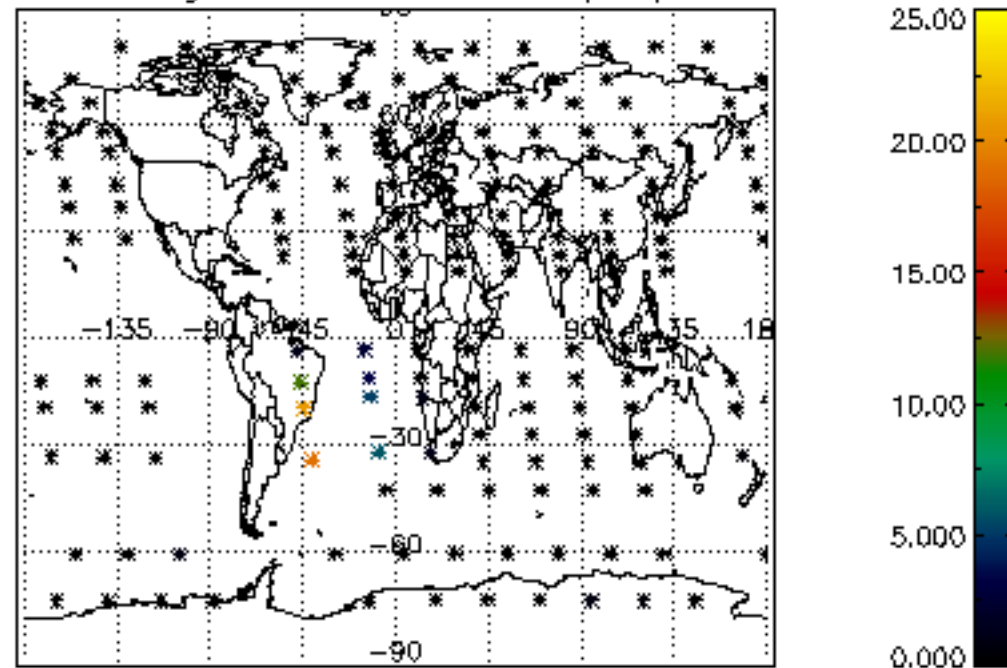
Percentage of datation errors per profile



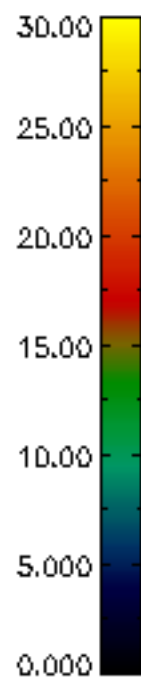
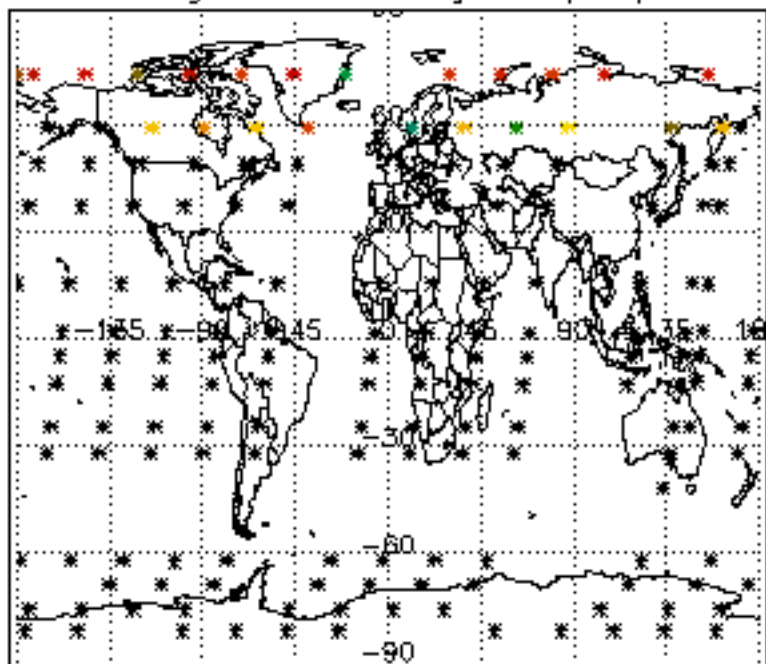
Percentage of star falling outside central band per profile



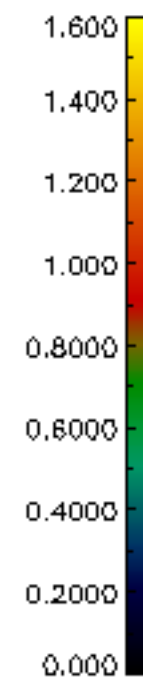
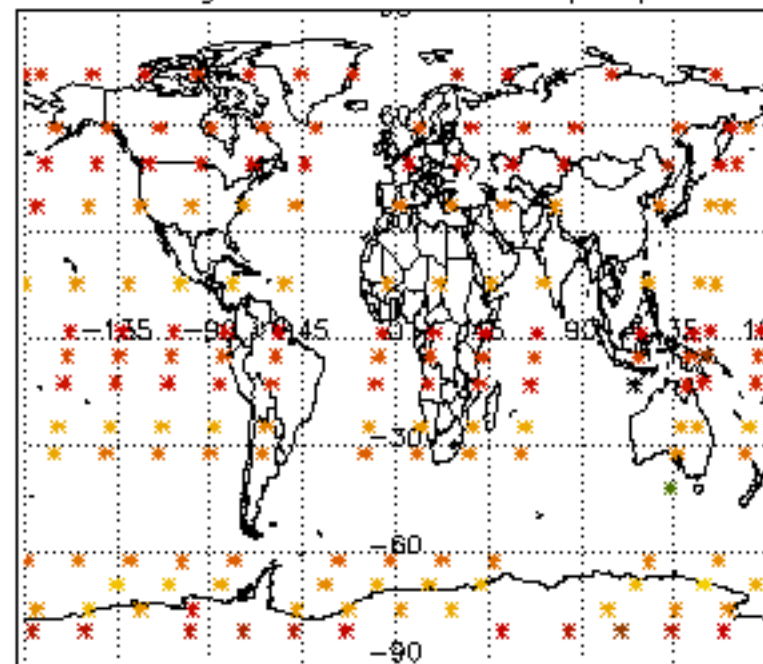
Percentage of saturation errors per profile



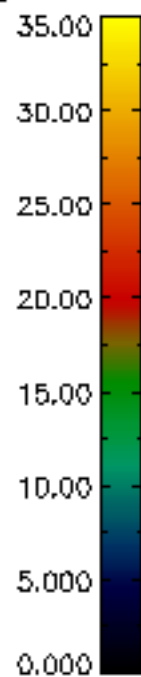
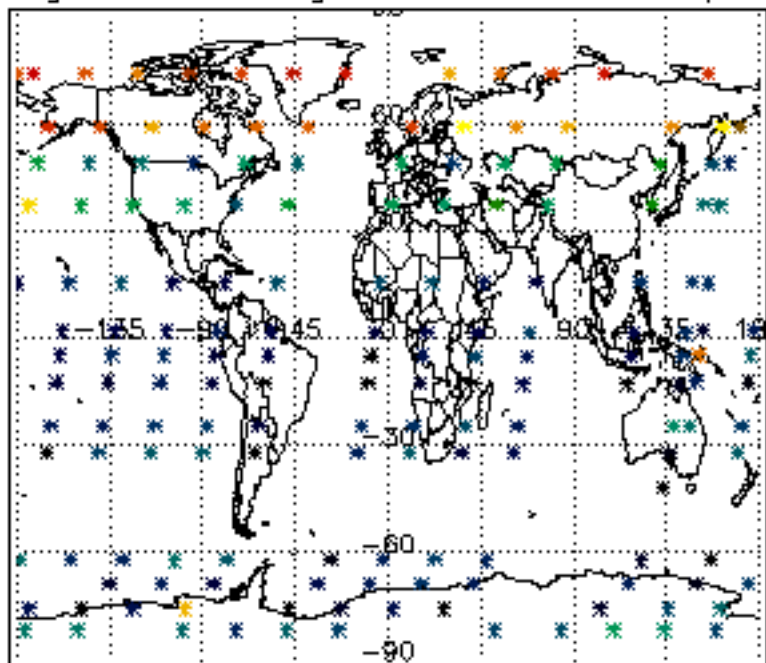
Percentage of cosmic ray hits per profile



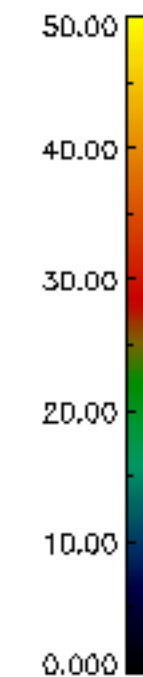
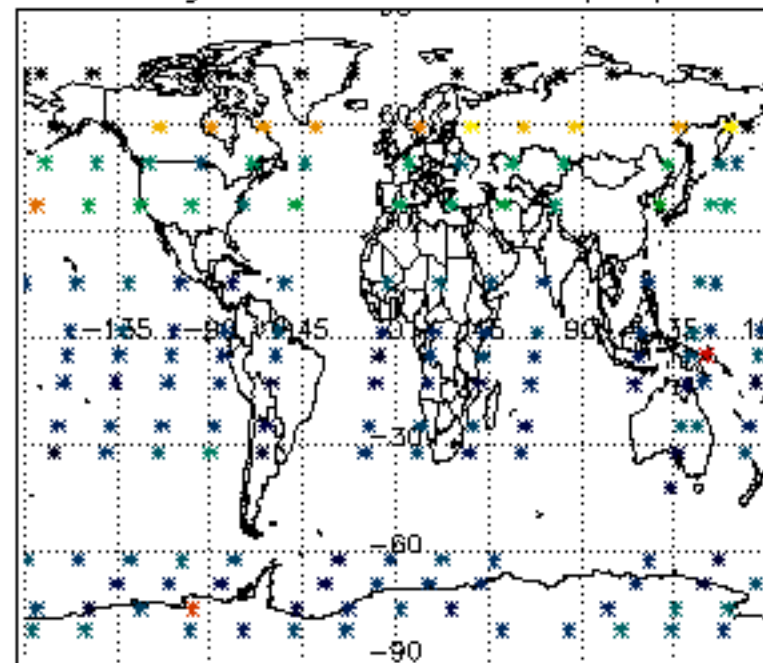
Percentage of datation errors per profile

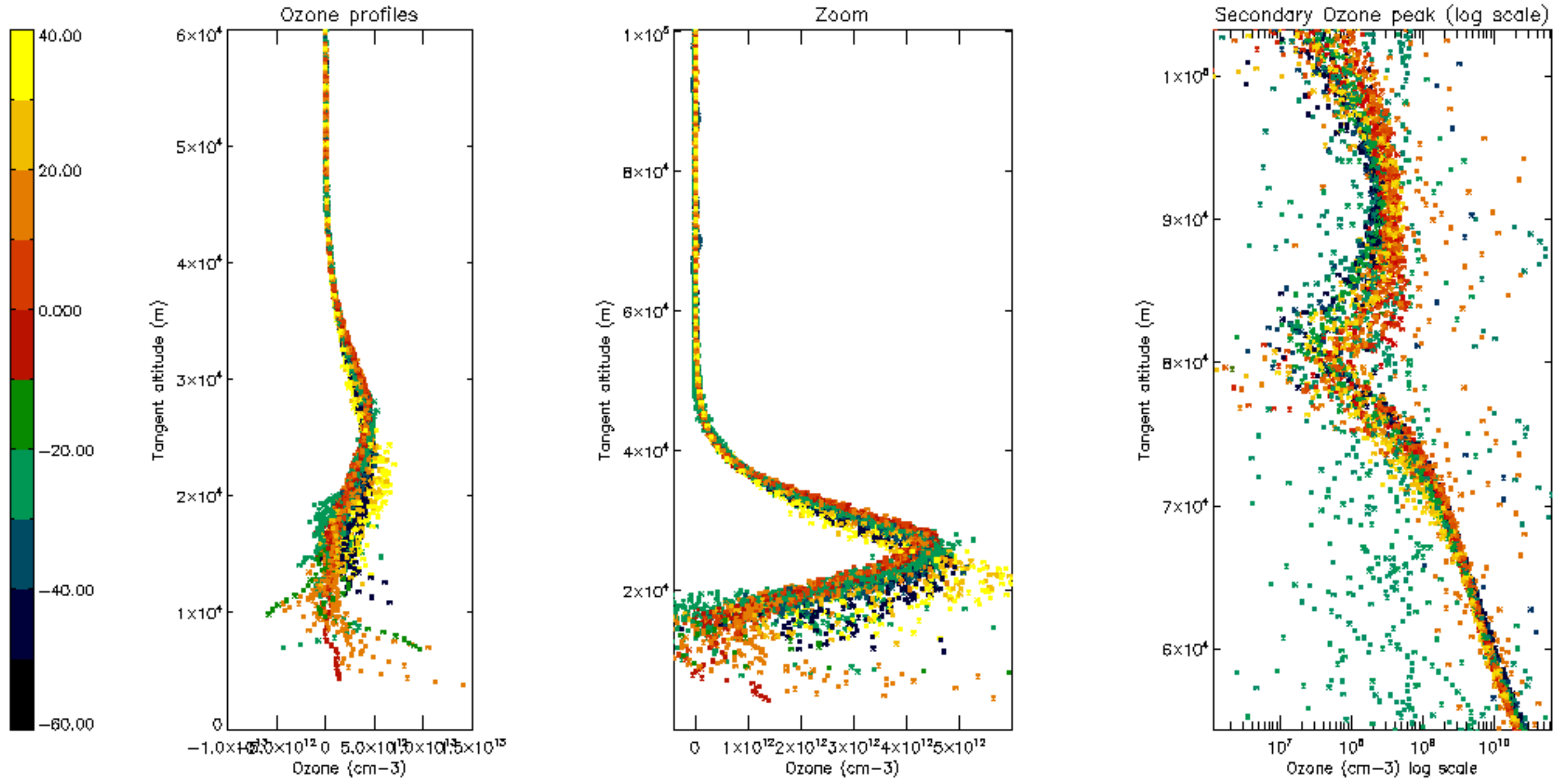


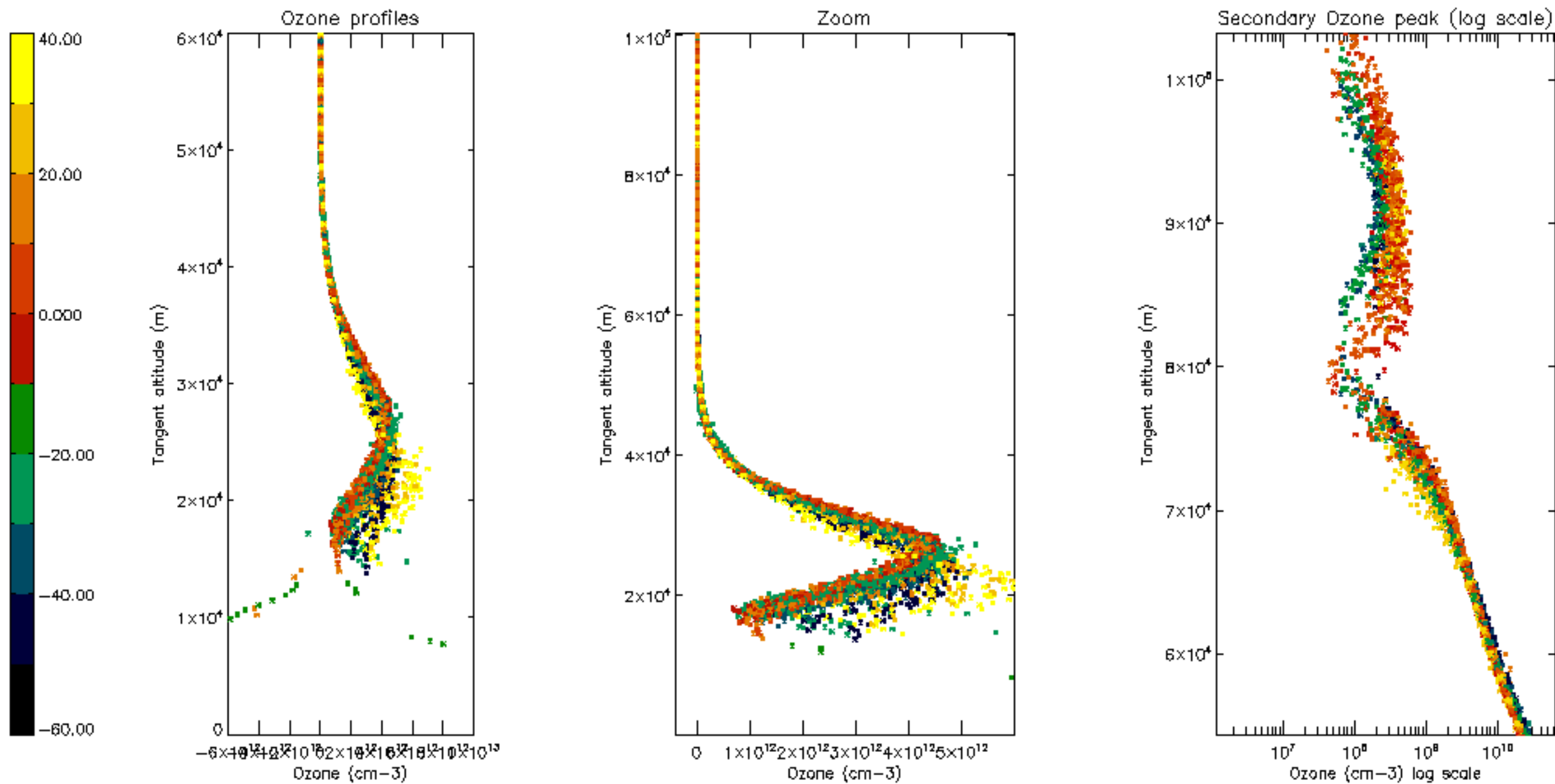
Percentage of star falling outside central band per profile

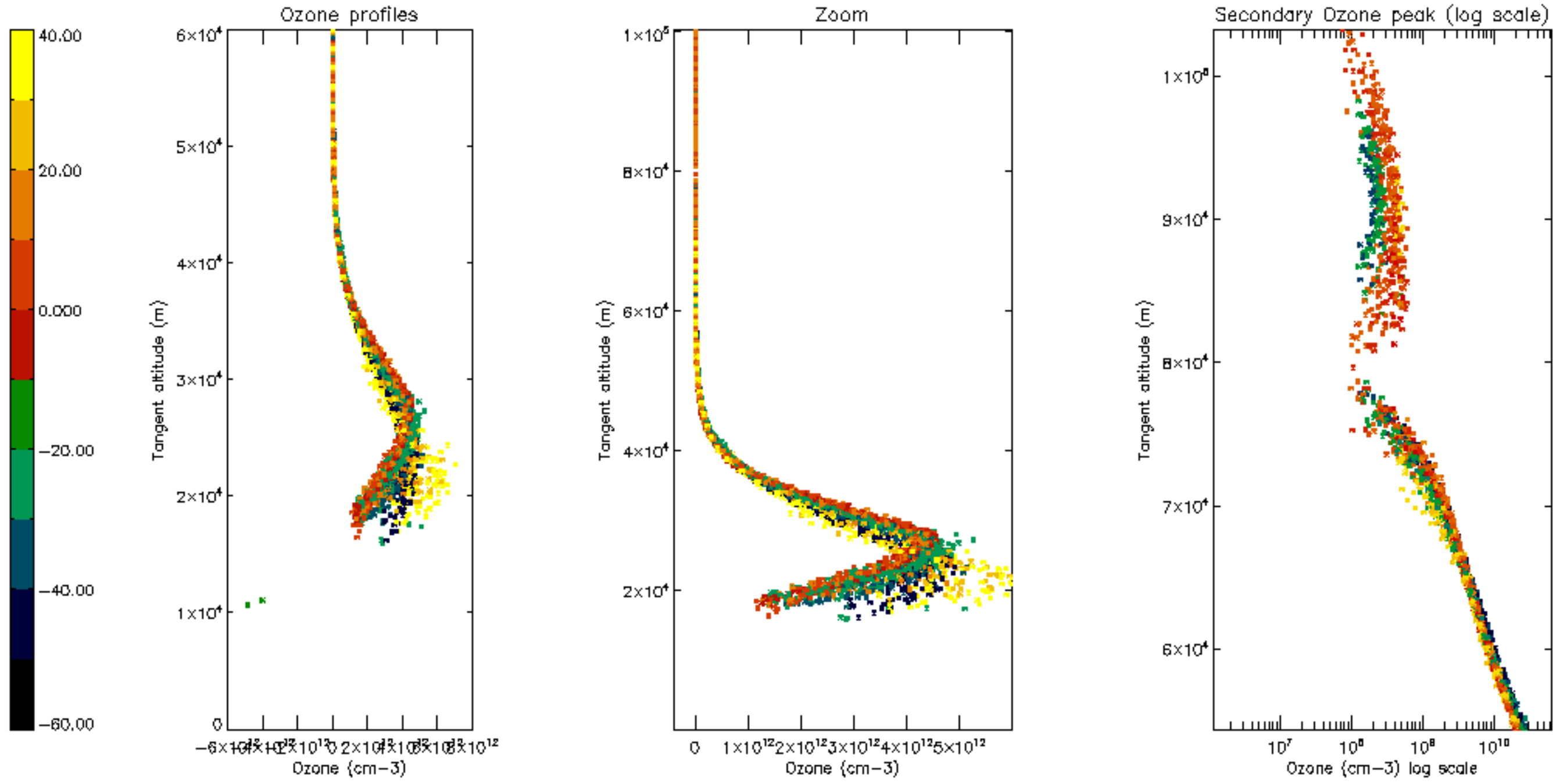


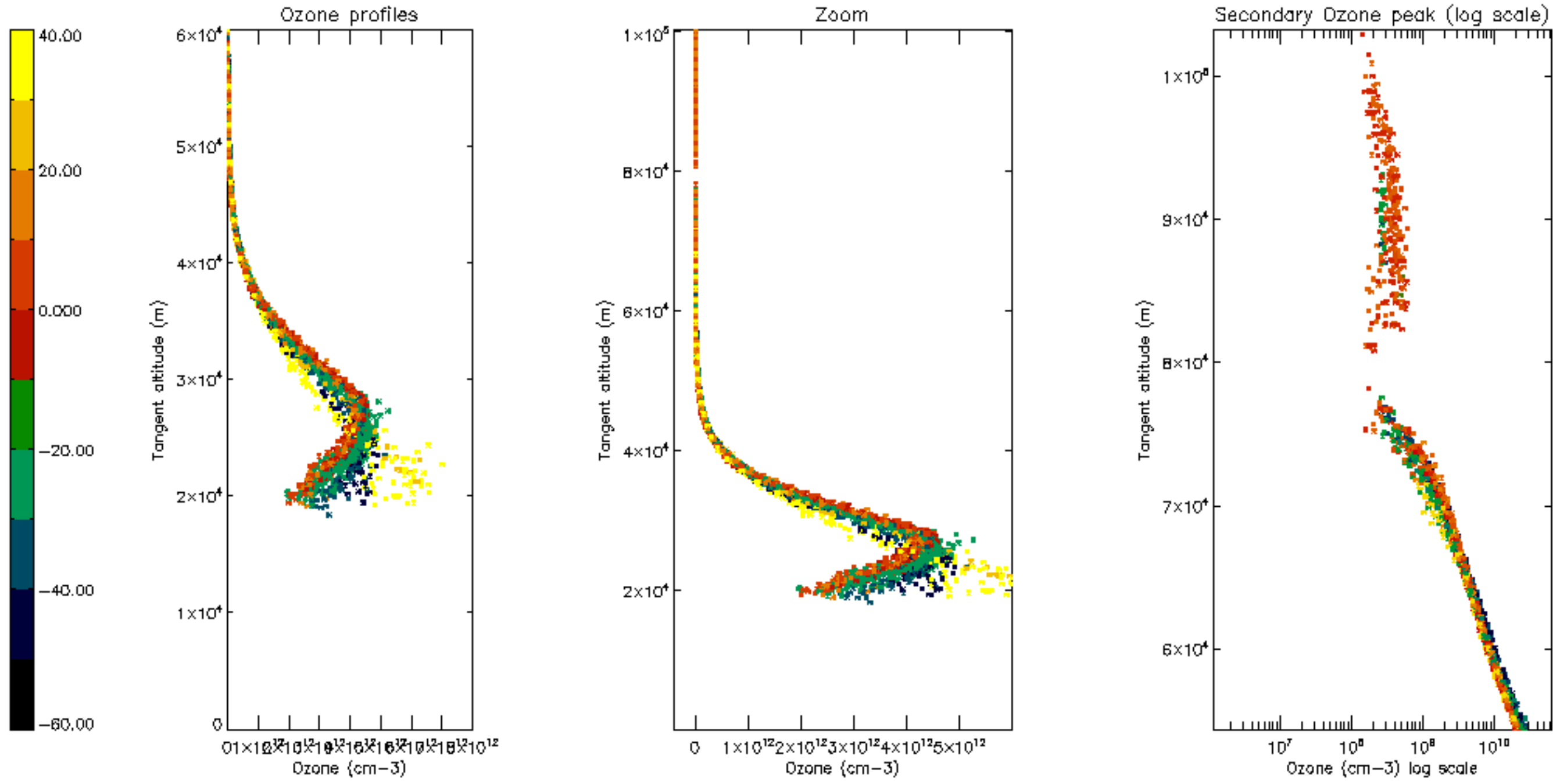
Percentage of saturation errors per profile

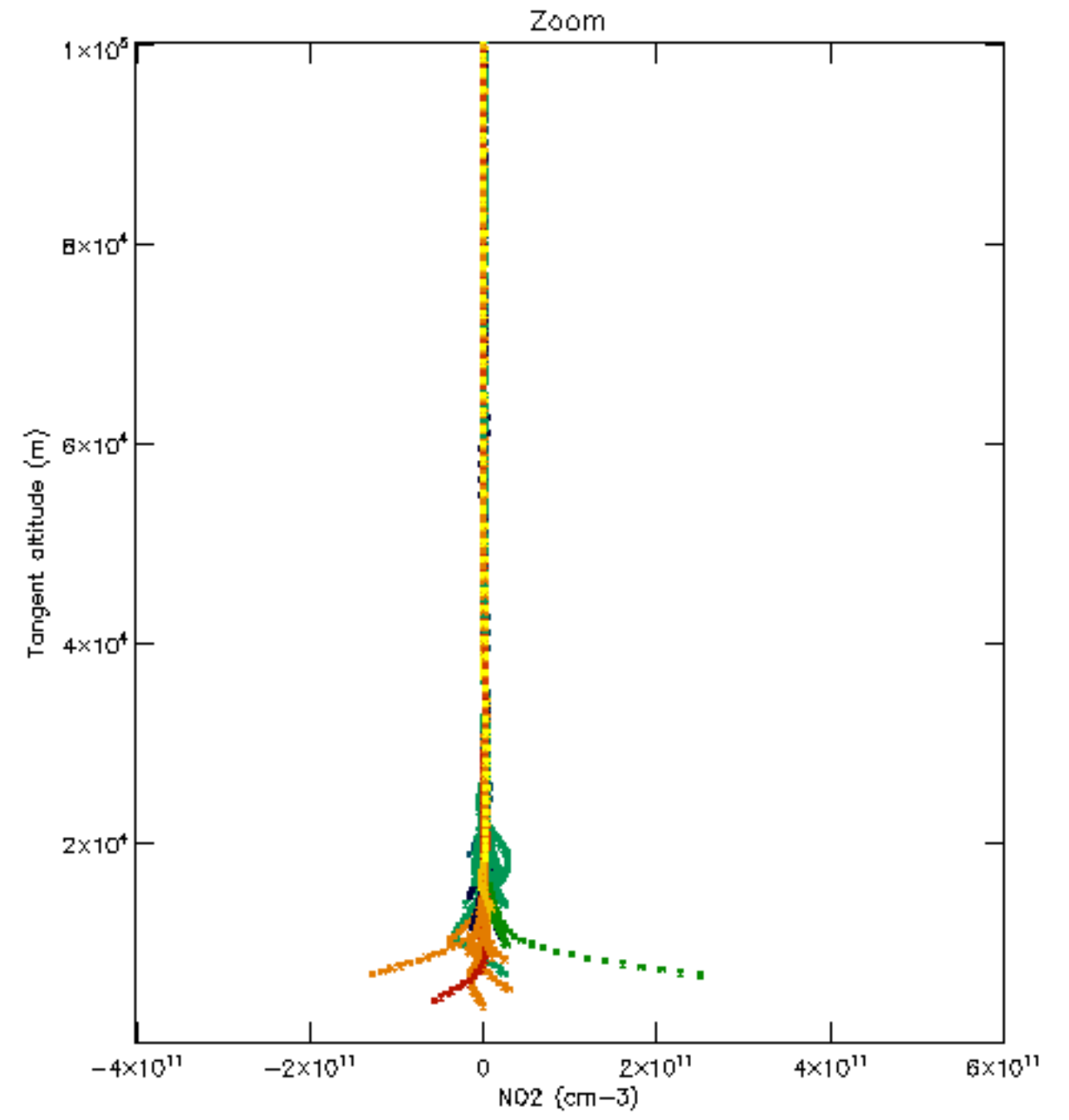
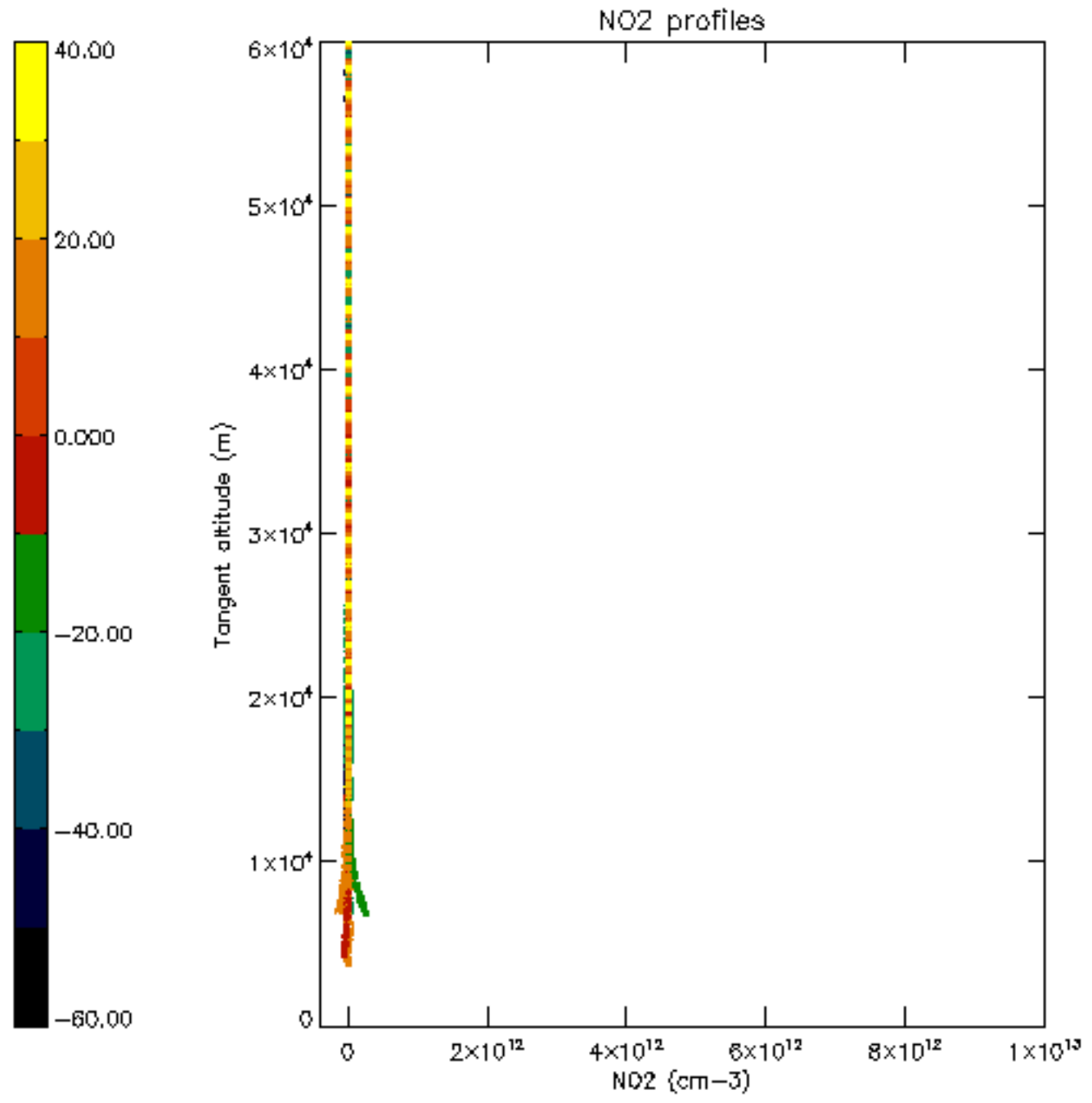


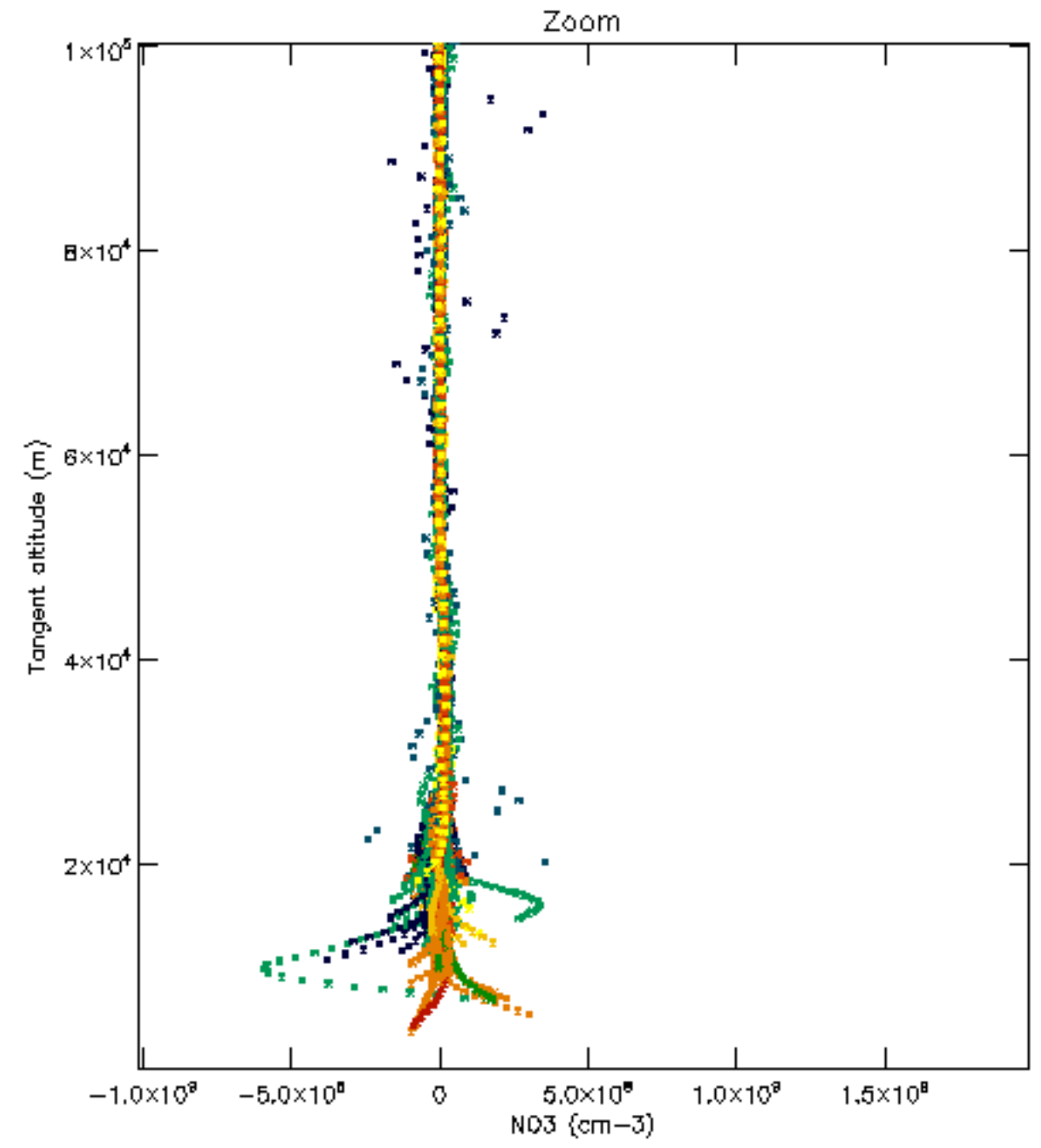
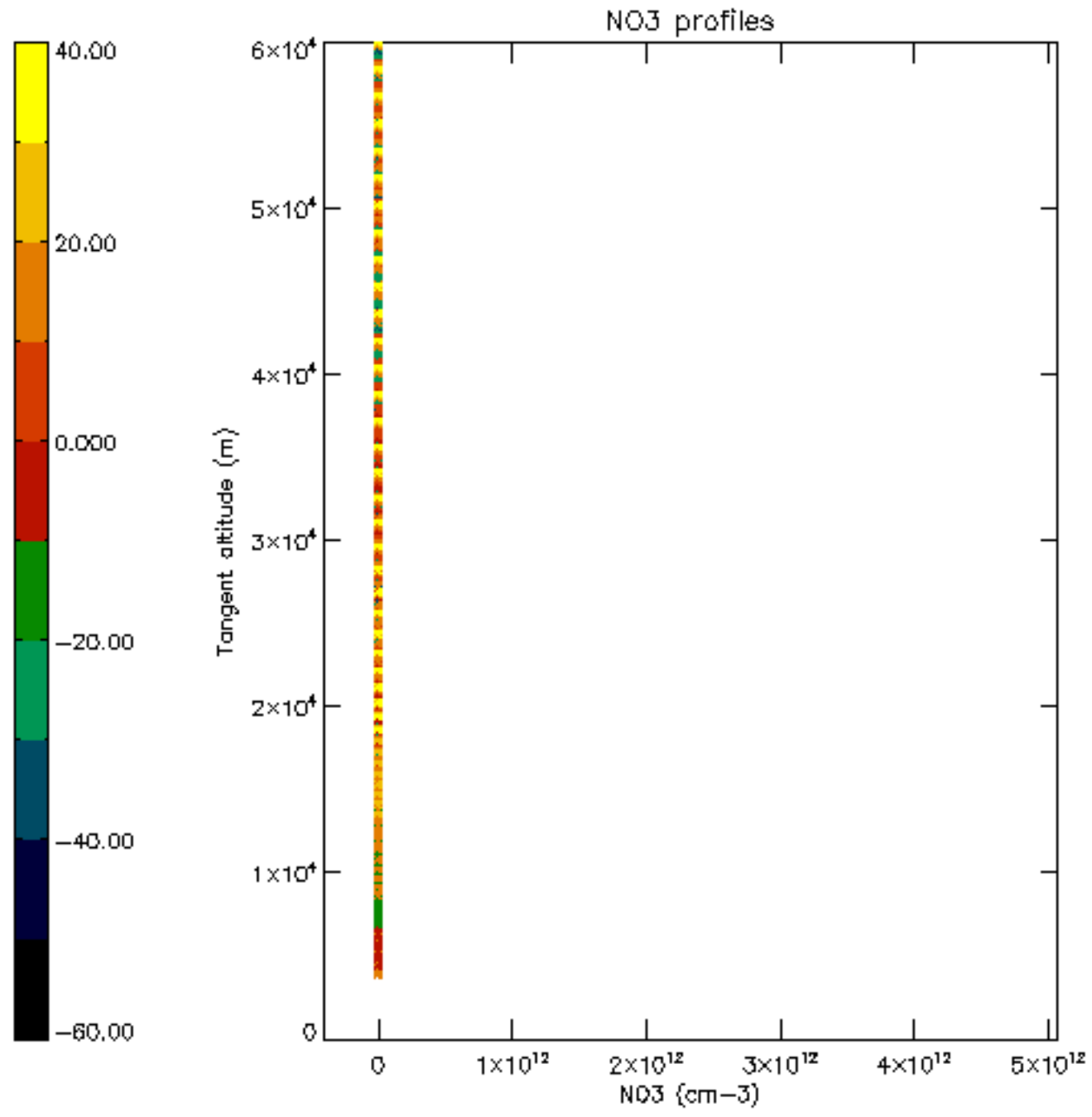


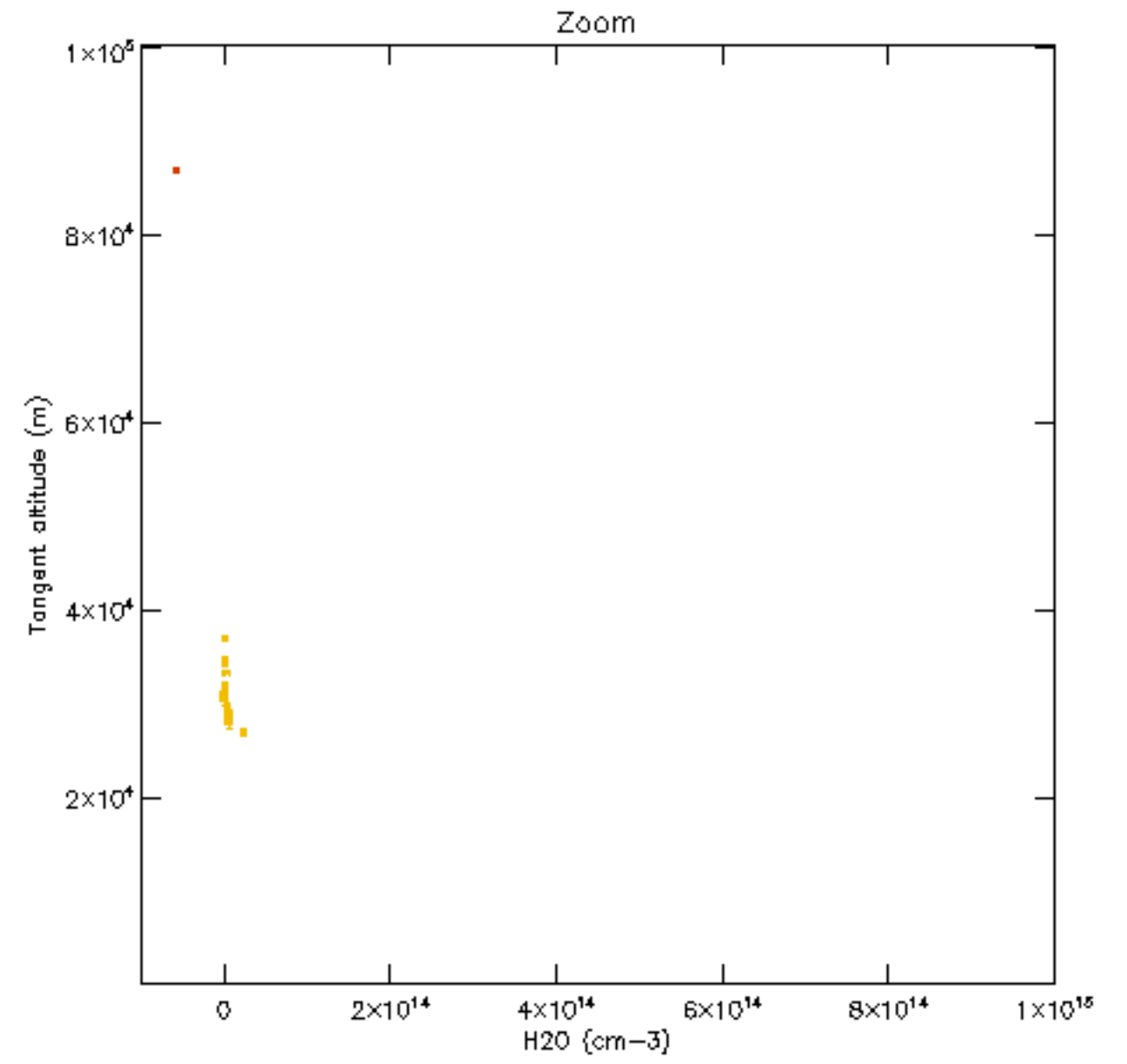
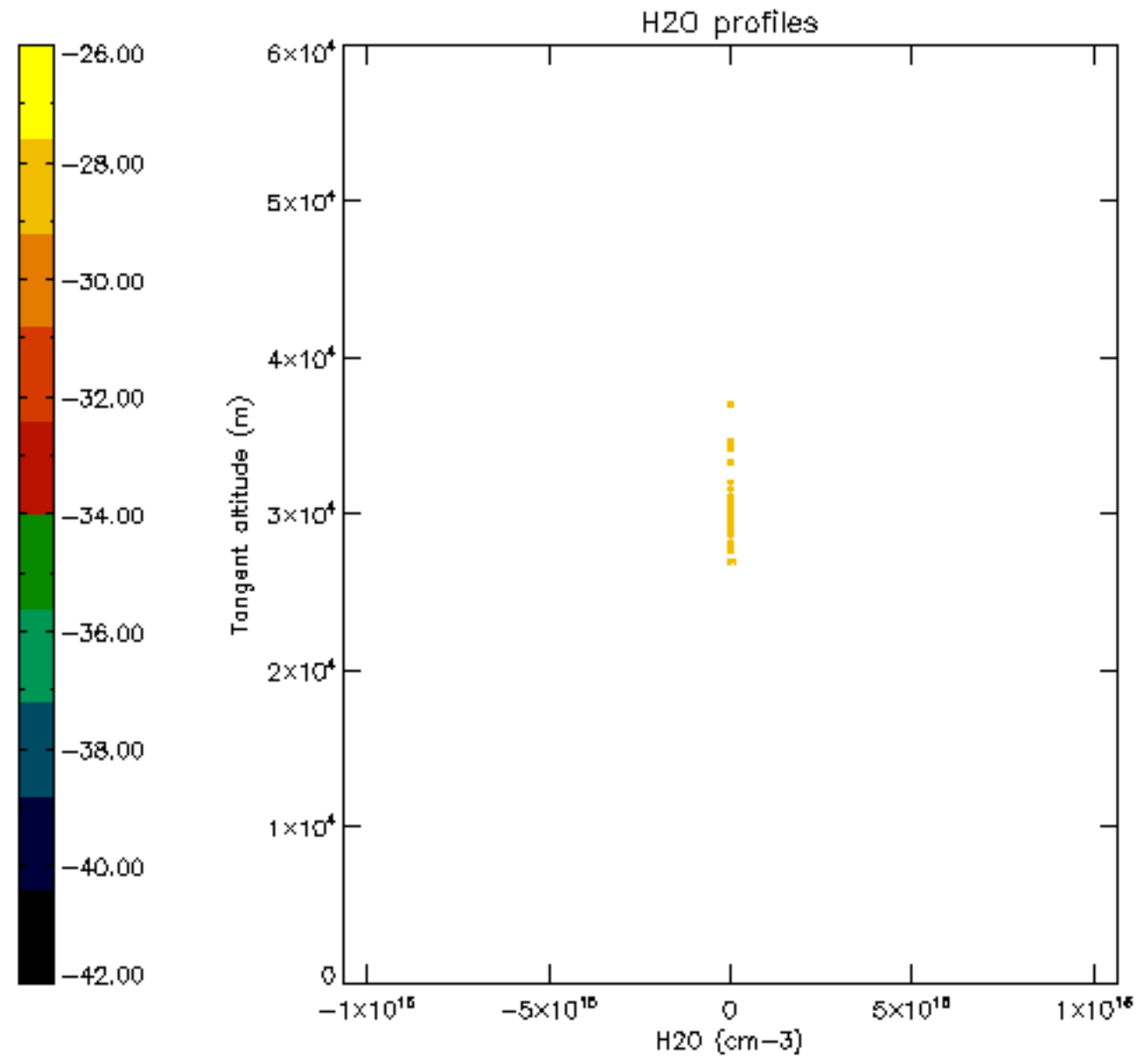


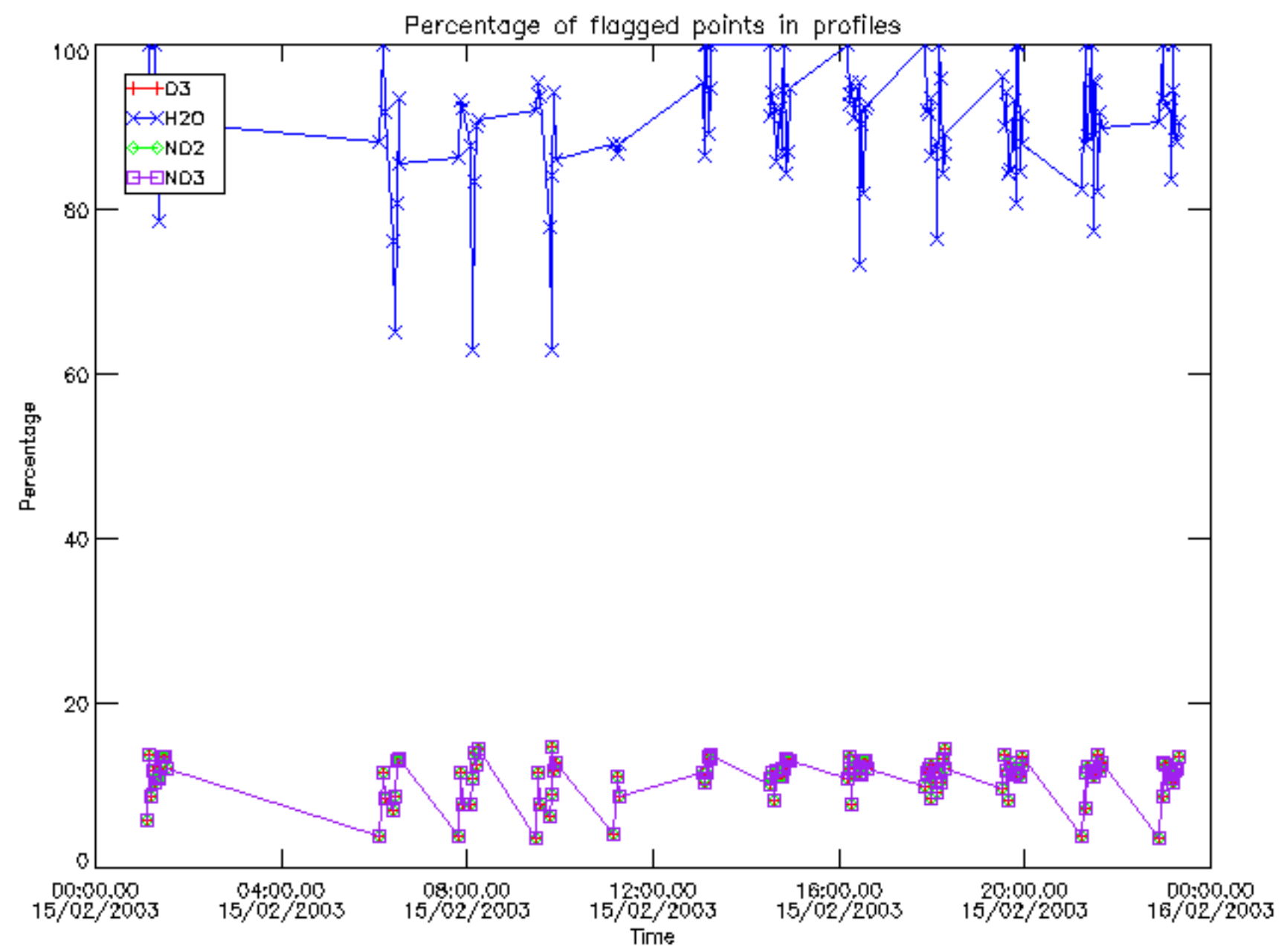




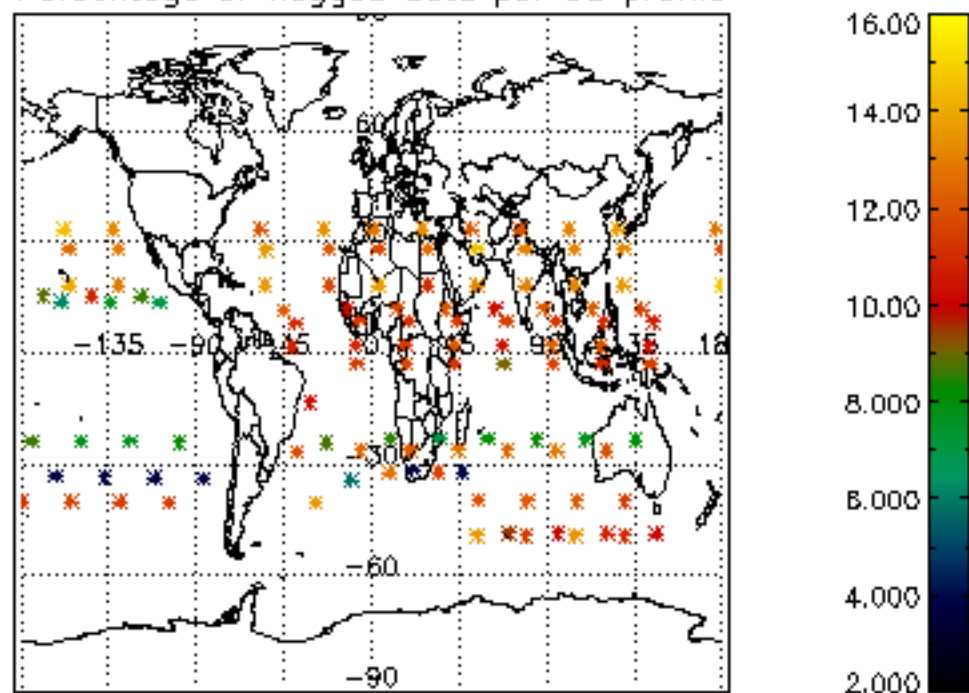




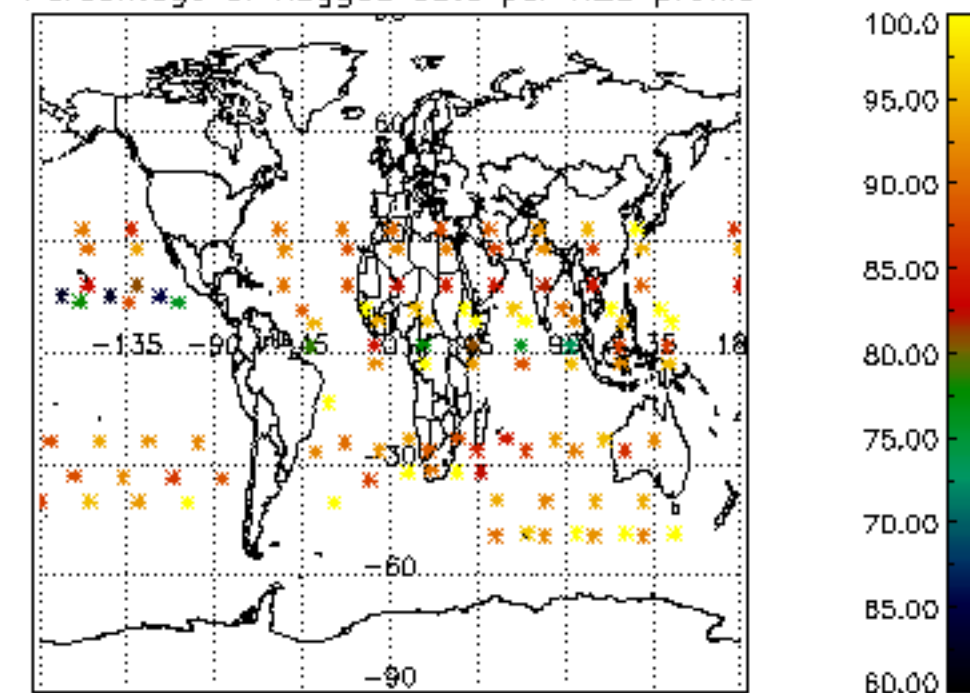




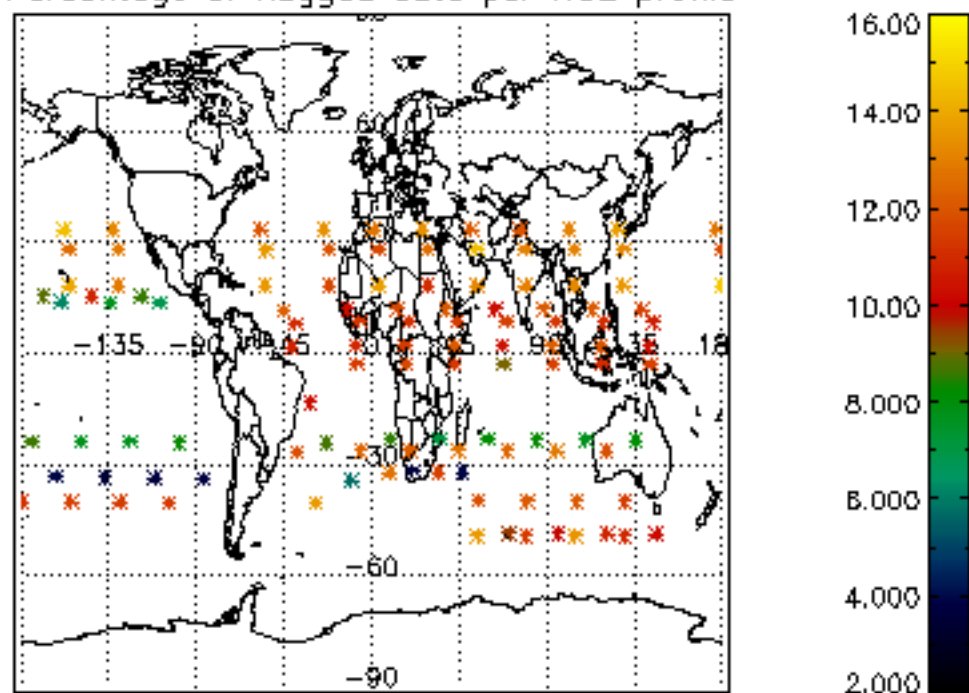
Percentage of flagged data per D3 profile



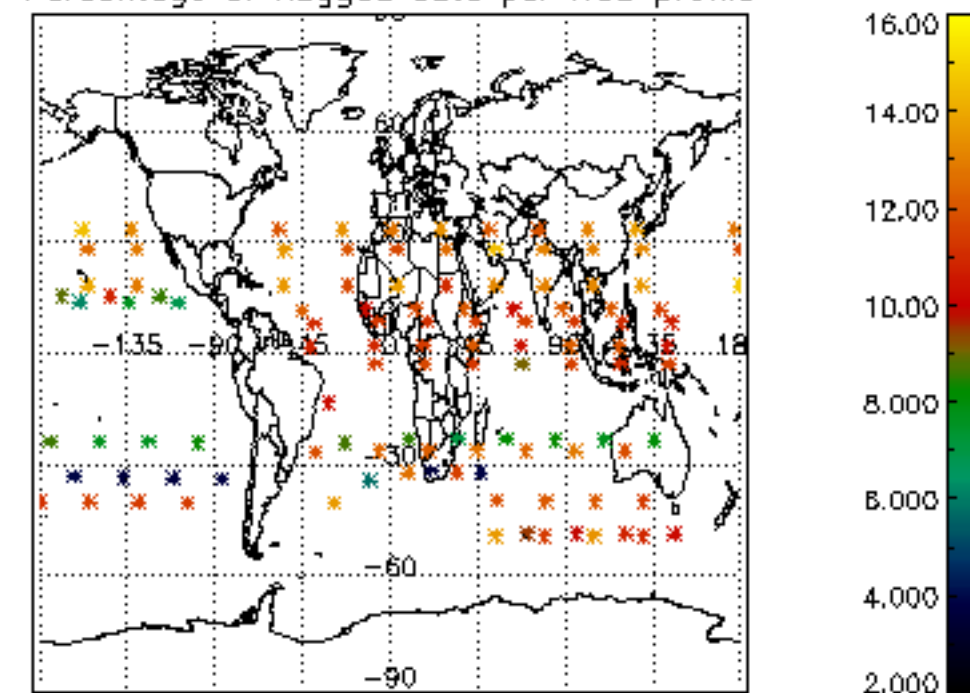
Percentage of flagged data per H2O profile

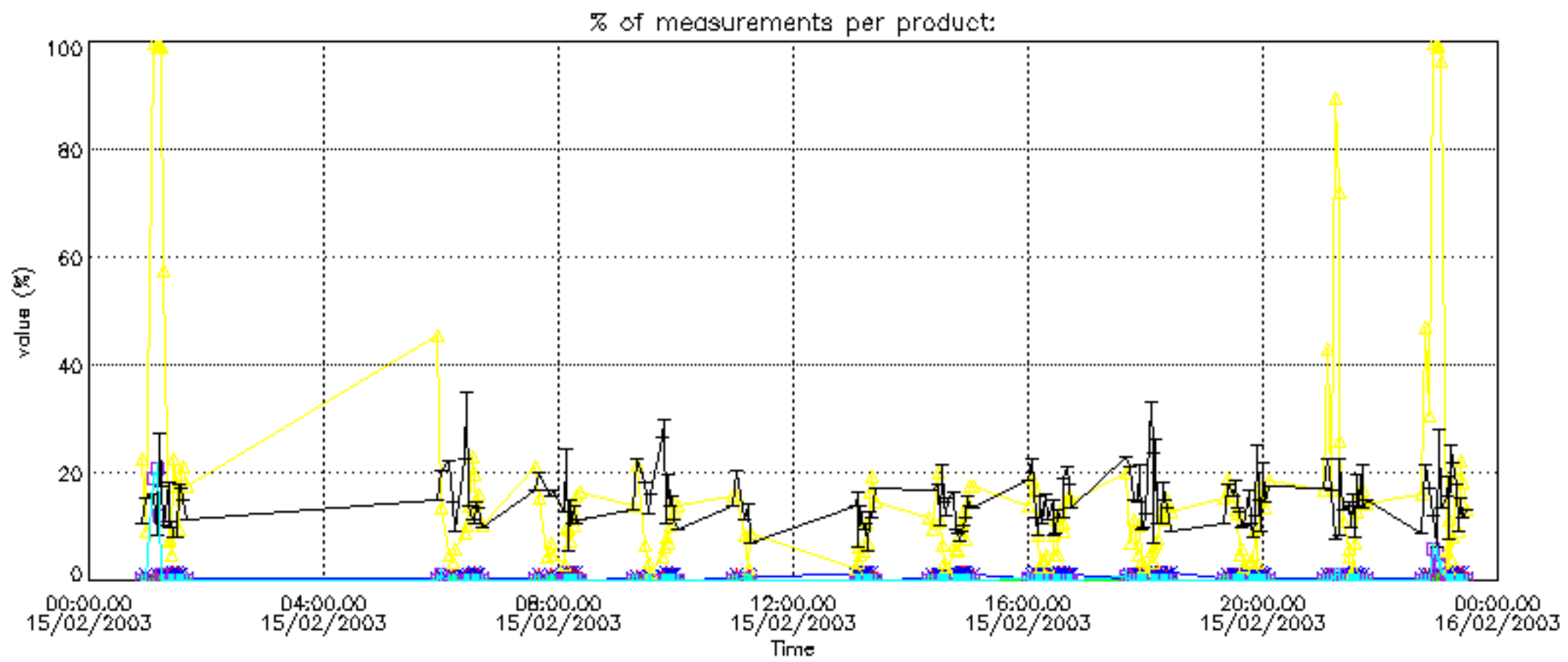


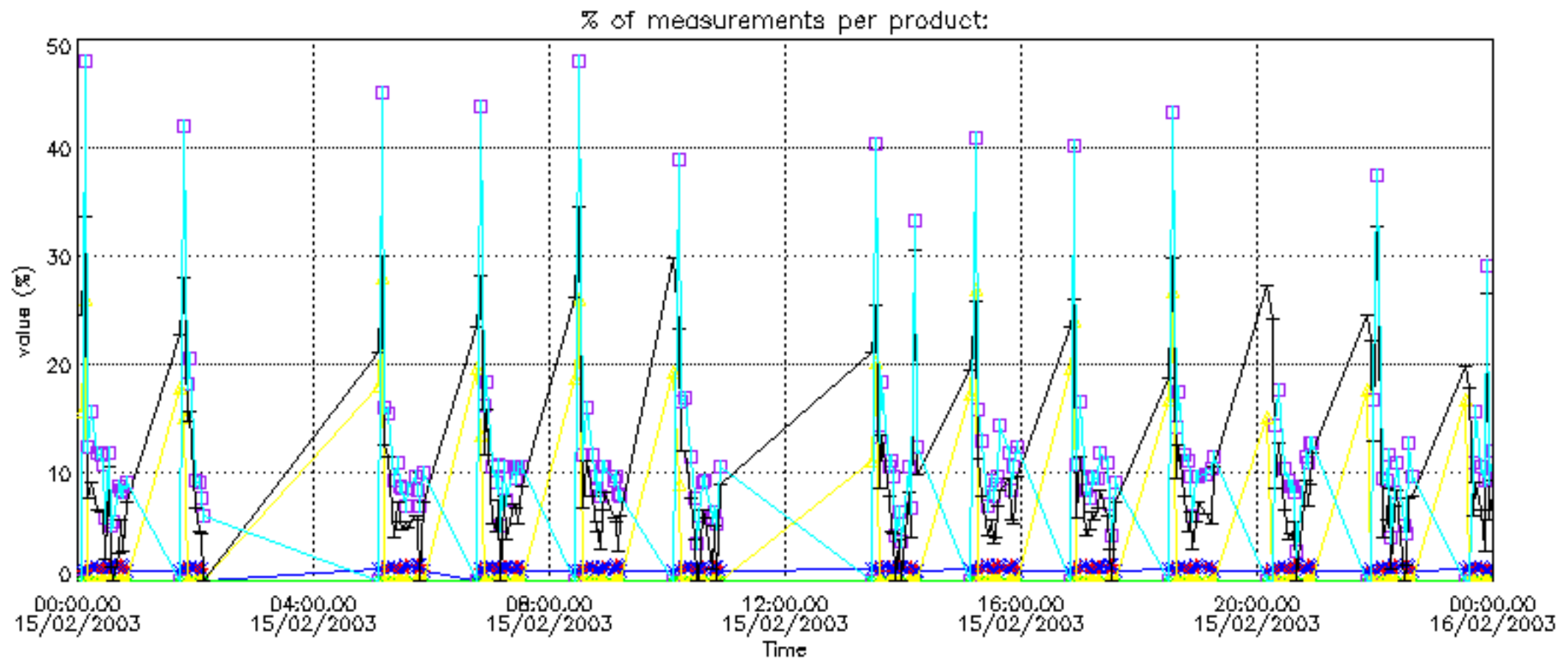
Percentage of flagged data per NO2 profile



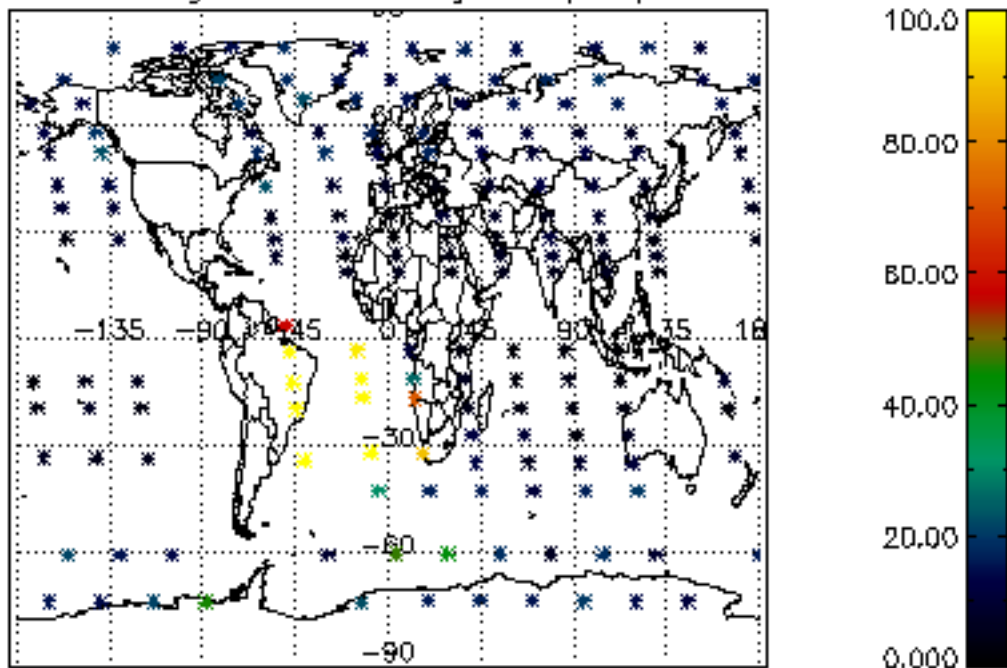
Percentage of flagged data per NO3 profile



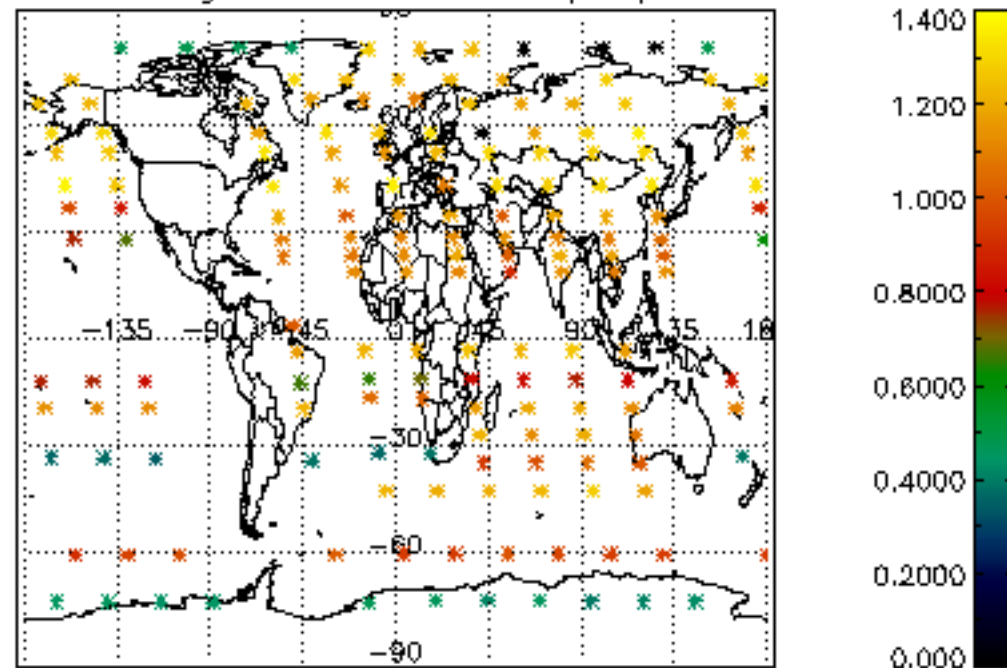




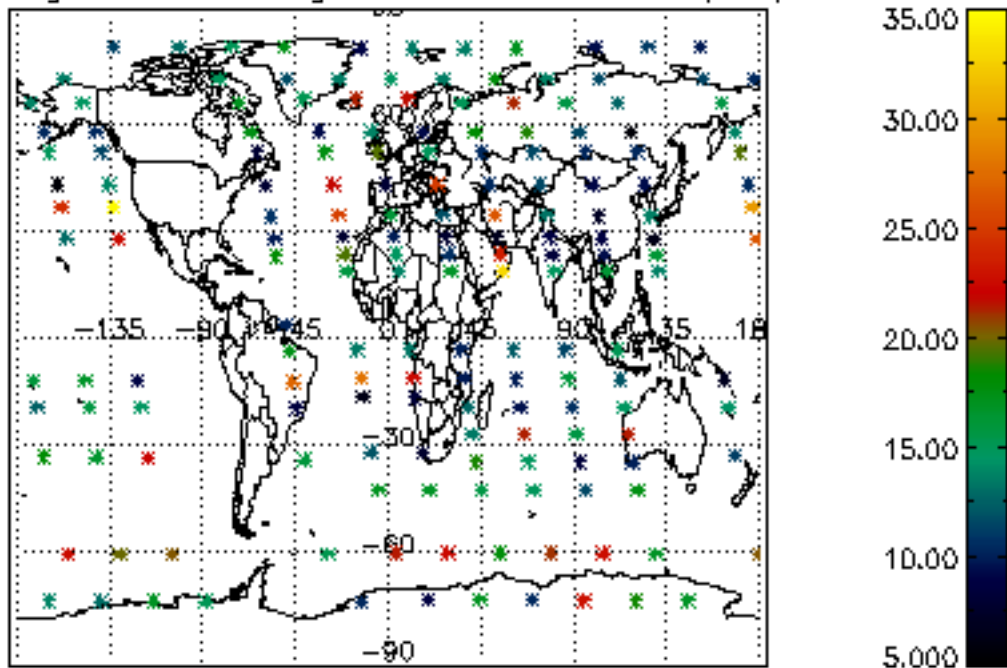
Percentage of cosmic ray hits per profile



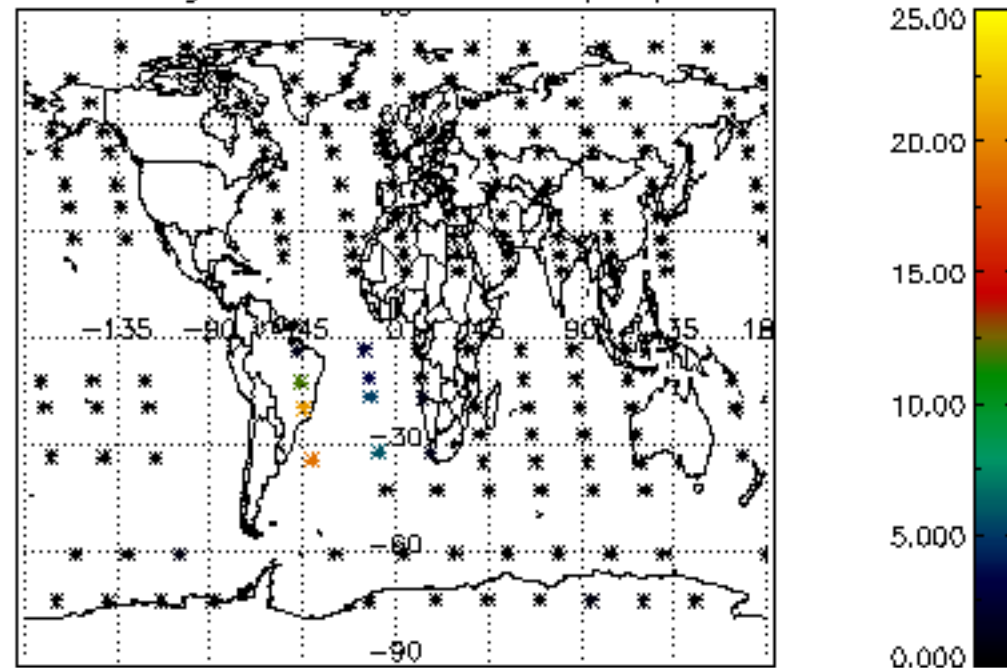
Percentage of datation errors per profile



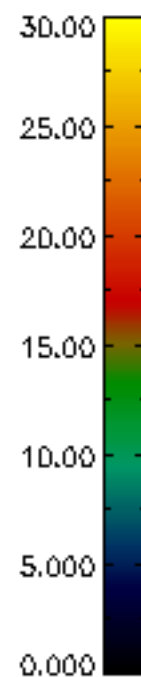
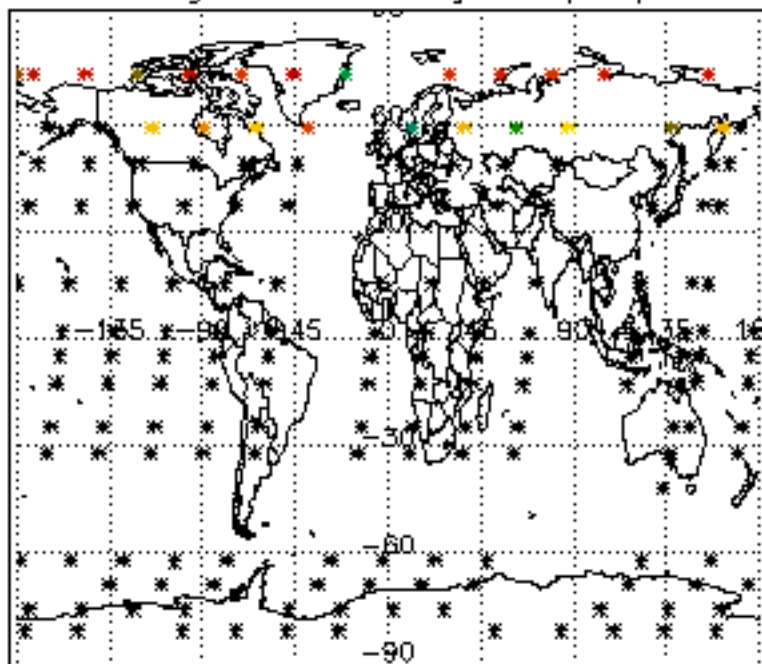
Percentage of star falling outside central band per profile



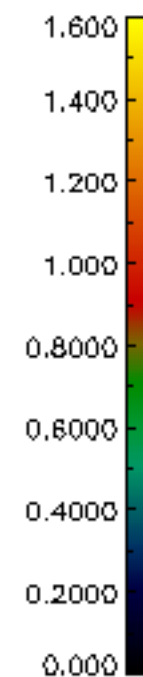
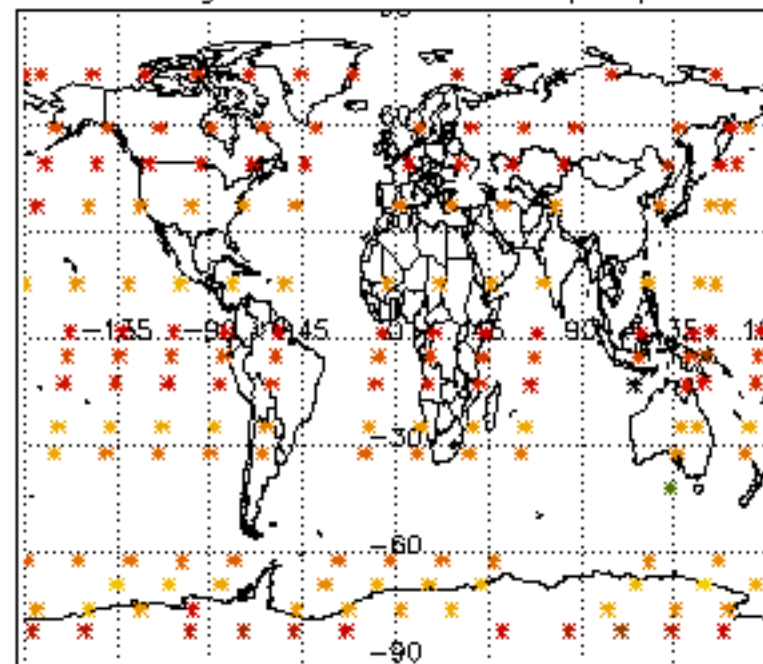
Percentage of saturation errors per profile



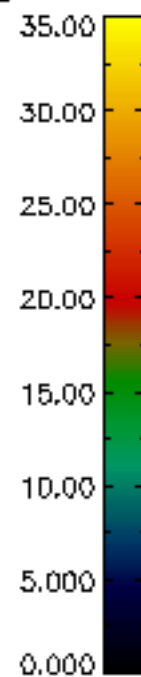
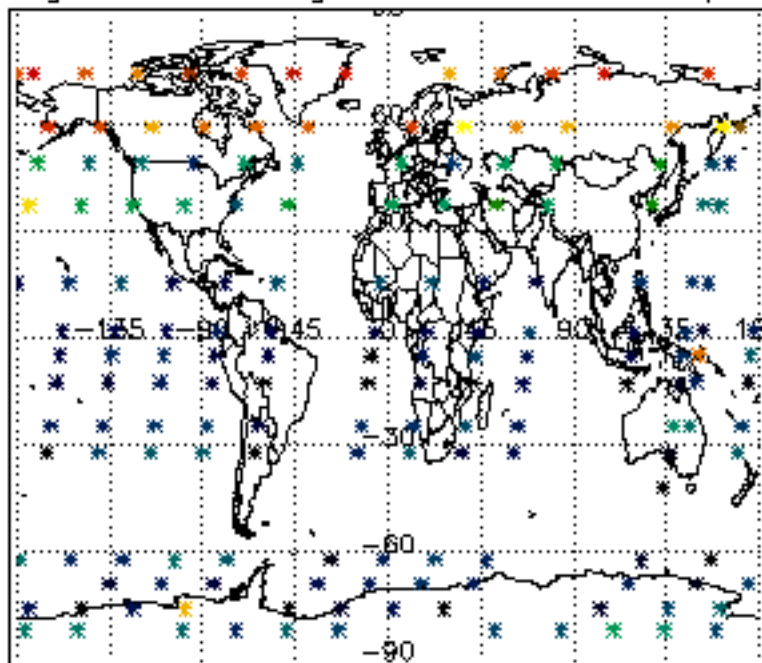
Percentage of cosmic ray hits per profile



Percentage of datation errors per profile



Percentage of star falling outside central band per profile



Percentage of saturation errors per profile

