

GOMOS Level 2 Daily Report

SUMMARY

[1. General Info](#)

[2. Summary of processed GOM_NL_2P products](#)

[3. Level 2 Quality information per product](#)

[3.1 Plot of level 2 quality information per product \(time dependant\)](#)

[3.2 Plot of level 2 quality information per product \(world map\)](#)

[4. Level 1 Quality information per product \(stored on level 2 products\)](#)

[4.1 Plot of level 1 quality information per product \(time dependant\)](#)

[4.1.1 Plot of level 1 quality information per product \(time dependant\): ASCENDING](#)

[4.1.2 Plot of level 1 quality information per product \(time dependant\): DESCENDING](#)

[4.2 Plot of level 1 quality information per product \(world map\)](#)

[4.2.1 Plot of level 1 quality information per product \(world map\): ASCENDING](#)

[4.2.2 Plot of level 1 quality information per product \(world map\): DESCENDING](#)

[5. Ozone profiles based on quality statistics and other trace gas profiles](#)

[5.1 Ozone statistics based on quality of products](#)

[5.2 Plot ozone profiles for all STD \(dark without errors\)](#)

[5.3 Plot ozone profiles where STD < 20% \(dark without errors\)](#)

[5.4. Plot ozone profiles where STD < 10% \(dark without errors\)](#)

[5.5. Plot ozone profiles where STD < 5% \(dark without errors\)](#)

[5.6 Plot NO2 profiles for all STD \(dark without errors\)](#)

[5.7 Plot NO3 profiles for all STD \(dark without errors\)](#)

[5.8 Plot H2O profiles \(only for occultations of stars 1,2,3,4,13,14,16,26,63 dark without errors\) for all STD](#)

[6. Auxiliary Data Files used for the production reported in section 2](#)

This report presents the daily analysis on parameters extracted from GOMOS level 2 data (GOM_NL__2P). It is intended to monitor some important parameters that will impact the quality of these products. A list of level 2 products (and content) that have arrived during the reporting day to the PCF is also given.

Item	Value
Time of report generation	19APR2013 09:27:43
Data source version	GOMOS/6.01
Start time of products	14-02-2003 (14FEB2003 00:00:00)
Stop time of products	15-02-2003 (15FEB2003 00:00:00)
Store outputs in DB	Yes
Nb of level 2 prods	443
Nb of prods with errors	1

2. Summary of processed GOM_NL__2P products.

Nr	Filename	UTC Start time	Limb	Duration	Star Id	Star Name	Star Mag	Star Temp	Nb Meas	Orbit	Prod. error
1	GOM_NL__2PRFIN20030214_000018_000000462013_00445_05008_5324.N1	14-FEB-2003 00:00:18	Dark	45.500	25	35Lam Sco	1.6200	28000.	91	5008	No
2	GOM_NL__2PRFIN20030214_000209_000000712013_00445_05008_5325.N1	14-FEB-2003 00:02:09	Dark	71.000	80	7Del Sco	2.3160	30000.	142	5008	No
3	GOM_NL__2PRFIN20030214_000451_000000422013_00445_05008_5326.N1	14-FEB-2003 00:04:51	Dark	41.500	141	Bet Ara	2.8400	4600.0	83	5008	No
4	GOM_NL__2PRFIN20030214_000647_000000462013_00446_05009_5297.N1	14-FEB-2003 00:06:47	Dark	46.000	131	Gam Lup	2.8000	26000.	92	5009	No
5	GOM_NL__2PRFIN20030214_001215_000000532013_00446_05009_5298.N1	14-FEB-2003 00:12:15	Dark	52.500	10	Bet Cen	0.61000	28000.	105	5009	No
6	GOM_NL__2PRFIN20030214_001522_000000492013_00446_05009_5299.N1	14-FEB-2003 00:15:22	Dark	49.000	12	Alp1Cru	0.77500	30000.	98	5009	No
7	GOM_NL__2PRFIN20030214_001654_000000522013_00446_05009_5300.N1	14-FEB-2003 00:16:54	Dark	51.500	64	Gam Cen	2.2000	10600.	103	5009	No
8	GOM_NL__2PRFIN20030214_001838_000000362013_00446_05009_5301.N1	14-FEB-2003 00:18:38	Dark	35.500	159	Ups Car	2.9200	7200.0	71	5009	No
9	GOM_NL__2PRFIN20030214_002032_000000382013_00446_05009_5302.N1	14-FEB-2003 00:20:32	Dark	38.000	71	lot Car	2.2460	7700.0	76	5009	No
10	GOM_NL__2PRFIN20030214_002210_000000402013_00446_05009_5303.N1	14-FEB-2003 00:22:10	Dark	40.000	46	Del Vel	1.9540	10600.	80	5009	No
11	GOM_NL__2PRFIN20030214_002434_000000412013_00446_05009_5304.N1	14-FEB-2003 00:24:34	Straylight	40.500	34	Gam2Vel	1.7930	23000.	81	5009	No
12	GOM_NL__2PRFIN20030214_002638_000000372013_00446_05009_5305.N1	14-FEB-2003 00:26:38	Straylight	37.000	70	Zet Pup	2.2460	39000.	74	5009	No
13	GOM_NL__2PRFIN20030214_003056_000000412013_00446_05009_5306.N1	14-FEB-2003 00:30:56	Straylight	40.500	132	15Rho Pup	2.8030	6900.0	81	5009	No
14	GOM_NL__2PRFIN20030214_003456_000000502013_00446_05009_5307.N1	14-FEB-2003 00:34:56	Straylight	49.500	48	30Alp Hya	1.9770	4100.0	99	5009	No
15	GOM_NL__2PRFIN20030214_003924_000000522013_00446_05009_5308.N1	14-FEB-2003 00:39:24	Bright	52.000	8	10Alp CMi	0.40000	6500.0	104	5009	No
16	GOM_NL__2PRFIN20030214_004320_000000372013_00446_05009_5309.N1	14-FEB-2003 00:43:20	Bright	37.000	44	24Gam Gem	1.9280	11000.	74	5009	No
17	GOM_NL__2PRFIN20030214_004543_000000382013_00446_05009_5310.N1	14-FEB-2003 00:45:43	Bright	37.500	17	78Bet Gem	1.1610	4500.0	75	5009	No
18	GOM_NL__2PRFIN20030214_005143_000000372013_00446_05009_5311.N1	14-FEB-2003 00:51:43	Bright	36.500	42	34Bet Aur	1.9000	10200.	73	5009	No
19	GOM_NL__2PRFIN20030214_005605_000000552013_00446_05009_5312.N1	14-FEB-2003 00:56:05	Bright	54.500	174	52Psi UMa	3.0040	4400.0	109	5009	No
20	GOM_NL__2PRFIN20030214_005847_000000462013_00446_05009_5313.N1	14-FEB-2003 00:58:47	Bright	45.500	36	50Alp UMa	1.8000	6300.0	91	5009	No
21	GOM_NL__2PRFIN20030214_010307_000000352013_00446_05009_5314.N1	14-FEB-2003 01:03:07	Bright	35.000	49	1Alp UMi	1.9900	6300.0	70	5009	No
22	GOM_NL__2PRFIN20030214_010519_000000402013_00446_05009_5315.N1	14-FEB-2003 01:05:19	Bright	39.500	60	7Bet UMi	2.0810	3950.0	79	5009	No
23	GOM_NL__2PRFIN20030214_010959_000000332013_00446_05009_5316.N1	14-FEB-2003 01:09:59	Bright	33.000	89	5Alp Cep	2.4510	8000.0	66	5009	No
24	GOM_NL__2PRFIN20030214_011353_000000412013_00446_05009_5317.N1	14-FEB-2003 01:13:53	Bright	41.000	130	23Bet Dra	2.7990	5800.0	82	5009	No
25	GOM_NL__2PRFIN20030214_011546_000000342013_00446_05009_5318.N1	14-FEB-2003 01:15:46	Bright	34.000	144	18Del Cyg	2.8600	11000.	68	5009	No
26	GOM_NL__2PRFIN20030214_011803_000000382013_00446_05009_5319.N1	14-FEB-2003 01:18:03	Bright	38.000	5	3Alp Lyr	0.033000	11000.	76	5009	No
27	GOM_NL__2PRFIN20030214_012109_000000572013_00446_05009_5320.N1	14-FEB-2003 01:21:09	Bright	56.500	133	40Zet Her	2.8070	6000.0	113	5009	No
28	GOM_NL__2PRFIN20030214_012505_000001012013_00446_05009_5321.N1	14-FEB-2003 01:25:05	Twilight	101.00	67	5Alp CrB	2.2210	11000.	202	5009	No
29	GOM_NL__2PRFIN20030214_012914_000000522013_00446_05009_5322.N1	14-FEB-2003 01:29:14	Bright	52.000	126	60Bet Oph	2.7700	4250.0	104	5009	No
30	GOM_NL__2PRFIN20030214_013607_000000392013_00446_05009_5323.N1	14-FEB-2003 01:36:07	Twilight	39.000	57	34Sig Sgr	2.0660	26000.	78	5009	No
31	GOM_NL__2PRFIN20030214_013851_000000402013_00446_05009_5324.N1	14-FEB-2003 01:38:51	Dark	39.500	38	20Eps Sgr	1.8360	11000.	79	5009	No
32	GOM_NL__2PRFIN20030214_014055_000000422013_00446_05009_5325.N1	14-FEB-2003 01:40:55	Dark	42.000	25	35Lam Sco	1.6200	28000.	84	5009	No
33	GOM_NL__2PRFIN20030214_014245_000000662013_00446_05009_5326.N1	14-FEB-2003 01:42:45	Dark	65.500	80	7Del Sco	2.3160	30000.	131	5009	No
34	GOM_NL__2PRFIN20030214_014527_000000402013_00446_05009_5327.N1	14-FEB-2003 01:45:27	Dark	39.500	141	Bet Ara	2.8400	4600.0	79	5009	No
35	GOM_NL__2PRFIN20030214_014723_000000492013_00447_05010_5297.N1	14-FEB-2003 01:47:23	Dark	48.500	131	Gam Lup	2.8000	26000.	97	5010	No
36	GOM_NL__2PRFIN20030214_015251_000000452013_00447_05010_5298.N1	14-FEB-2003 01:52:51	Dark	44.500	10	Bet Cen	0.61000	28000.	89	5010	No
37	GOM_NL__2PRFIN20030214_015558_000000492013_00447_05010_5299.N1	14-FEB-2003 01:55:58	Dark	48.500	12	Alp1Cru	0.77500	30000.	97	5010	No
38	GOM_NL__2PRFIN20030214_015730_000000472013_00447_05010_5300.N1	14-FEB-2003 01:57:30	Dark	47.000	64	Gam Cen	2.2000	10600.	94	5010	No
39	GOM_NL__2PRFIN20030214_015914_000000372013_00447_05010_5301.N1	14-FEB-2003 01:59:14	Dark	37.000	159	Ups Car	2.9200	7200.0	74	5010	No
40	GOM_NL__2PRFIN20030214_020144_000000432013_00447_05010_5302.N1	14-FEB-2003 02:01:44	Dark	43.000	41	Eps Car	1.8600	4100.0	86	5010	No
41	GOM_NL__2PRFIN20030214_020510_000000432013_00447_05010_5303.N1	14-FEB-2003 02:05:10	Straylight	43.000	34	Gam2Vel	1.7930	23000.	86	5010	No
42	GOM_NL__2PRFIN20030214_020714_000000412013_00447_05010_5304.N1	14-FEB-2003 02:07:14	Straylight	41.000	70	Zet Pup	2.2460	39000.	82	5010	No

43	GOM_NL__2PRFIN20030214_021036_000000402013_00447_05010_5305.N1	14-FEB-2003 02:10:36	Straylight	39.500	88	31Eta CMa	2.4480	20000.	79	5010	No
44	GOM_NL__2PRFIN20030214_021530_000000512013_00447_05010_5306.N1	14-FEB-2003 02:15:30	Straylight	50.500	48	30Alp Hya	1.9770	4100.0	101	5010	No
45	GOM_NL__2PRFIN20030214_022000_000000502013_00447_05010_5307.N1	14-FEB-2003 02:20:00	Bright	49.500	8	10Alp CMi	0.40000	6500.0	99	5010	No
46	GOM_NL__2PRFIN20030214_022356_000000382013_00447_05010_5308.N1	14-FEB-2003 02:23:56	Bright	37.500	44	24Gam Gem	1.9280	11000.	75	5010	No
47	GOM_NL__2PRFIN20030214_022618_000000412013_00447_05010_5309.N1	14-FEB-2003 02:26:18	Bright	40.500	17	78Bet Gem	1.1610	4500.0	81	5010	No
48	GOM_NL__2PRFIN20030214_023219_000000382013_00447_05010_5310.N1	14-FEB-2003 02:32:19	Bright	37.500	42	34Bet Aur	1.9000	10200.	75	5010	No
49	GOM_NL__2PRFIN20030214_023639_000000552013_00447_05010_5311.N1	14-FEB-2003 02:36:39	Bright	55.000	174	52Psi UMa	3.0040	4400.0	110	5010	No
50	GOM_NL__2PRFIN20030214_023824_000000452013_00447_05010_5312.N1	14-FEB-2003 02:38:24	Bright	45.000	82	48Bet UMa	2.3650	10600.	90	5010	No
51	GOM_NL__2PRFIN20030214_024039_000000532013_00447_05010_5313.N1	14-FEB-2003 02:40:39	Bright	53.000	87	64Gam UMa	2.4330	11000.	106	5010	No
52	GOM_NL__2PRFIN20030214_024342_000000342013_00447_05010_5314.N1	14-FEB-2003 02:43:42	Bright	34.000	49	1Alp UMi	1.9900	6300.0	68	5010	No
53	GOM_NL__2PRFIN20030214_024555_000000412013_00447_05010_5315.N1	14-FEB-2003 02:45:55	Bright	40.500	60	7Bet UMi	2.0810	3950.0	81	5010	No
54	GOM_NL__2PRFIN20030214_025035_000000362013_00447_05010_5316.N1	14-FEB-2003 02:50:35	Bright	35.500	89	5Alp Cep	2.4510	8000.0	71	5010	No
55	GOM_NL__2PRFIN20030214_025429_000000422013_00447_05010_5317.N1	14-FEB-2003 02:54:29	Bright	41.500	130	23Bet Dra	2.7990	5800.0	83	5010	No
56	GOM_NL__2PRFIN20030214_025622_000000342013_00447_05010_5318.N1	14-FEB-2003 02:56:22	Bright	33.500	144	18Del Cyg	2.8600	11000.	67	5010	No
57	GOM_NL__2PRFIN20030214_025839_000000372013_00447_05010_5319.N1	14-FEB-2003 02:58:39	Bright	36.500	5	3Alp Lyr	0.033000	11000.	73	5010	No
58	GOM_NL__2PRFIN20030214_030146_000000552013_00447_05010_5320.N1	14-FEB-2003 03:01:46	Bright	55.000	133	40Zet Her	2.8070	6000.0	110	5010	No
59	GOM_NL__2PRFIN20030214_030542_000001062013_00447_05010_5321.N1	14-FEB-2003 03:05:42	Twilight	105.50	67	5Alp CrB	2.2210	11000.	211	5010	No
60	GOM_NL__2PRFIN20030214_030951_000000502013_00447_05010_5322.N1	14-FEB-2003 03:09:51	Bright	50.000	126	60Bet Oph	2.7700	4250.0	100	5010	No
61	GOM_NL__2PRFIN20030214_031643_000000422013_00447_05010_5323.N1	14-FEB-2003 03:16:43	Twilight	42.000	57	34Sig Sgr	2.0660	26000.	84	5010	No
62	GOM_NL__2PRFIN20030214_031927_000000402013_00447_05010_5324.N1	14-FEB-2003 03:19:27	Dark	39.500	38	20Eps Sgr	1.8360	11000.	79	5010	No
63	GOM_NL__2PRFIN20030214_032131_000000442013_00447_05010_5325.N1	14-FEB-2003 03:21:31	Dark	43.500	25	35Lam Sco	1.6200	28000.	87	5010	No
64	GOM_NL__2PRFIN20030214_032323_000000652013_00447_05010_5326.N1	14-FEB-2003 03:23:23	Dark	65.000	80	7Del Sco	2.3160	30000.	130	5010	No
65	GOM_NL__2PRFIN20030214_032604_000000462013_00447_05010_5327.N1	14-FEB-2003 03:26:04	Dark	45.500	141	Bet Ara	2.8400	4600.0	91	5010	No
66	GOM_NL__2PRFIN20030214_032801_000000472013_00448_05011_5297.N1	14-FEB-2003 03:28:01	Dark	47.000	131	Gam Lup	2.8000	26000.	94	5011	No
67	GOM_NL__2PRFIN20030214_033327_000000422013_00448_05011_5298.N1	14-FEB-2003 03:33:27	Dark	41.500	10	Bet Cen	0.61000	28000.	83	5011	No
68	GOM_NL__2PRFIN20030214_033634_000000512013_00448_05011_5299.N1	14-FEB-2003 03:36:34	Dark	51.000	12	Alp1Cru	0.77500	30000.	102	5011	No
69	GOM_NL__2PRFIN20030214_033807_000000532013_00448_05011_5300.N1	14-FEB-2003 03:38:07	Dark	52.500	64	Gam Cen	2.2000	10600.	105	5011	No
70	GOM_NL__2PRFIN20030214_033951_000000382013_00448_05011_5301.N1	14-FEB-2003 03:39:51	Dark	38.000	159	Ups Car	2.9200	7200.0	76	5011	No
71	GOM_NL__2PRFIN20030214_034220_000000382013_00448_05011_5302.N1	14-FEB-2003 03:42:20	Dark	37.500	41	Eps Car	1.8600	4100.0	75	5011	No
72	GOM_NL__2PRFIN20030214_034546_000000432013_00448_05011_5303.N1	14-FEB-2003 03:45:46	Straylight	42.500	34	Gam2Vel	1.7930	23000.	85	5011	No
73	GOM_NL__2PRFIN20030214_034751_000000392013_00448_05011_5304.N1	14-FEB-2003 03:47:51	Straylight	38.500	70	Zet Pup	2.2460	39000.	77	5011	No
74	GOM_NL__2PRFIN20030214_035112_000000392013_00448_05011_5305.N1	14-FEB-2003 03:51:12	Straylight	39.000	88	31Eta CMa	2.4480	20000.	78	5011	No
75	GOM_NL__2PRFIN20030214_035607_000000522013_00448_05011_5306.N1	14-FEB-2003 03:56:07	Straylight	51.500	48	30Alp Hya	1.9770	4100.0	103	5011	No
76	GOM_NL__2PRFIN20030214_040036_000000522013_00448_05011_5307.N1	14-FEB-2003 04:00:36	Bright	52.000	8	10Alp CMi	0.40000	6500.0	104	5011	No
77	GOM_NL__2PRFIN20030214_040432_000000372013_00448_05011_5308.N1	14-FEB-2003 04:04:32	Bright	37.000	44	24Gam Gem	1.9280	11000.	74	5011	No
78	GOM_NL__2PRFIN20030214_040654_000000402013_00448_05011_5309.N1	14-FEB-2003 04:06:54	Bright	40.000	17	78Bet Gem	1.1610	4500.0	80	5011	No
79	GOM_NL__2PRFIN20030214_041255_000000392013_00448_05011_5310.N1	14-FEB-2003 04:12:55	Bright	38.500	42	34Bet Aur	1.9000	10200.	77	5011	No
80	GOM_NL__2PRFIN20030214_041714_000000552013_00448_05011_5311.N1	14-FEB-2003 04:17:14	Bright	55.000	174	52Psi UMa	3.0040	4400.0	110	5011	No
81	GOM_NL__2PRFIN20030214_041859_000000462013_00448_05011_5312.N1	14-FEB-2003 04:18:59	Bright	46.000	82	48Bet UMa	2.3650	10600.	92	5011	No
82	GOM_NL__2PRFIN20030214_042114_000000522013_00448_05011_5313.N1	14-FEB-2003 04:21:14	Bright	52.000	87	64Gam UMa	2.4330	11000.	104	5011	No
83	GOM_NL__2PRFIN20030214_042418_000000362013_00448_05011_5314.N1	14-FEB-2003 04:24:18	Bright	36.000	49	1Alp UMi	1.9900	6300.0	72	5011	No
84	GOM_NL__2PRFIN20030214_042630_000000422013_00448_05011_5315.N1	14-FEB-2003 04:26:30	Bright	41.500	60	7Bet UMi	2.0810	3950.0	83	5011	No
85	GOM_NL__2PRFIN20030214_043111_000000382013_00448_05011_5316.N1	14-FEB-2003 04:31:11	Bright	37.500	89	5Alp Cep	2.4510	8000.0	75	5011	No
86	GOM_NL__2PRFIN20030214_043504_000000432013_00448_05011_5317.N1	14-FEB-2003 04:35:04	Bright	42.500	130	23Bet Dra	2.7990	5800.0	85	5011	No
87	GOM_NL__2PRFIN20030214_043658_000000352013_00448_05011_5318.N1	14-FEB-2003 04:36:58	Bright	34.500	144	18Del Cyg	2.8600	11000.	69	5011	No
88	GOM_NL__2PRFIN20030214_043915_000000412013_00448_05011_5319.N1	14-FEB-2003 04:39:15	Bright	40.500	5	3Alp Lyr	0.033000	11000.	81	5011	No
89	GOM_NL__2PRFIN20030214_044222_000000552013_00448_05011_5320.N1	14-FEB-2003 04:42:22	Bright	54.500	133	40Zet Her	2.8070	6000.0	109	5011	No
90	GOM_NL__2PRFIN20030214_044619_000001062013_00448_05011_5321.N1	14-FEB-2003 04:46:19	Twilight	105.50	67	5Alp CrB	2.2210	11000.	211	5011	No
91	GOM_NL__2PRFIN20030214_045027_000000512013_00448_05011_5322.N1	14-FEB-2003 04:50:27	Bright	51.000	126	60Bet Oph	2.7700	4250.0	102	5011	No
92	GOM_NL__2PRFIN20030214_045719_000000422013_00448_05011_5323.N1	14-FEB-2003 04:57:19	Twilight	41.500	57	34Sig Sgr	2.0660	26000.	83	5011	No
93	GOM_NL__2PRFIN20030214_050003_000000402013_00448_05011_5324.N1	14-FEB-2003 05:00:03	Dark	40.000	38	20Eps Sgr	1.8360	11000.	80	5011	No
94	GOM_NL__2PRFIN20030214_050208_000000452013_00448_05011_5325.N1	14-FEB-2003 05:02:08	Dark	44.500	25	35Lam Sco	1.6200	28000.	89	5011	No
95	GOM_NL__2PRFIN20030214_050400_000000682013_00448_05011_5326.N1	14-FEB-2003 05:04:00	Dark	67.500	80	7Del Sco	2.3160	30000.	135	5011	No
96	GOM_NL__2PRFIN20030214_050640_000000432013_00448_05011_5327.N1	14-FEB-2003 05:06:40	Dark	43.000	141	Bet Ara	2.8400	4600.0	86	5011	No
97	GOM_NL__2PRFIN20030214_050838_000000462013_00449_05012_5297.N1	14-FEB-2003 05:08:38	Dark	46.000	131	Gam Lup	2.8000	26000.	92	5012	No
98	GOM_NL__2PRFIN20030214_051404_000000532013_00449_05012_5298.N1	14-FEB-2003 05:14:04	Dark	52.500	10	Bet Cen	0.61000	28000.	105	5012	No
99	GOM_NL__2PRFIN20030214_051711_000000532013_00449_05012_5299.N1	14-FEB-2003 05:17:11	Dark	52.500	12	Alp1Cru	0.77500	30000.	105	5012	No
100	GOM_NL__2PRFIN20030214_051844_000000532013_00449_05012_5300.N1	14-FEB-2003 05:18:44	Dark	52.500	64	Gam Cen	2.2000	10600.	105	5012	No
101	GOM_NL__2PRFIN20030214_052027_000000392013_00449_05012_5301.N1	14-FEB-2003 05:20:27	Dark	39.000	159	Ups Car	2.9200	7200.0	78	5012	No

102	GOM_NL__2PRFIN20030214_052256_000000442013_00449_05012_5302.N1	14-FEB-2003 05:22:56	Dark	44.000	41	Eps Car	1.8600	4100.0	88	5012	No
103	GOM_NL__2PRFIN20030214_052622_000000412013_00449_05012_5303.N1	14-FEB-2003 05:26:22	Straylight	41.000	34	Gam2Vel	1.7930	23000.	82	5012	No
104	GOM_NL__2PRFIN20030214_052827_000000422013_00449_05012_5304.N1	14-FEB-2003 05:28:27	Straylight	41.500	70	Zet Pup	2.2460	39000.	83	5012	No
105	GOM_NL__2PRFIN20030214_053148_000000402013_00449_05012_5305.N1	14-FEB-2003 05:31:48	Straylight	40.000	88	31Eta CMa	2.4480	20000.	80	5012	No
106	GOM_NL__2PRFIN20030214_053643_000000542013_00449_05012_5306.N1	14-FEB-2003 05:36:43	Straylight	54.000	48	30Alp Hya	1.9770	4100.0	108	5012	No
107	GOM_NL__2PRFIN20030214_054112_000000522013_00449_05012_5307.N1	14-FEB-2003 05:41:12	Bright	52.000	8	10Alp CMi	0.40000	6500.0	104	5012	No
108	GOM_NL__2PRFIN20030214_054509_000000412013_00449_05012_5308.N1	14-FEB-2003 05:45:09	Bright	40.500	44	24Gam Gem	1.9280	11000.	81	5012	No
109	GOM_NL__2PRFIN20030214_054730_000000402013_00449_05012_5309.N1	14-FEB-2003 05:47:30	Bright	39.500	17	78Bet Gem	1.1610	4500.0	79	5012	No
110	GOM_NL__2PRFIN20030214_055331_000000382013_00449_05012_5310.N1	14-FEB-2003 05:53:31	Bright	37.500	42	34Bet Aur	1.9000	10200.	75	5012	No
111	GOM_NL__2PRFIN20030214_055749_000000552013_00449_05012_5311.N1	14-FEB-2003 05:57:49	Bright	55.000	174	52Psi UMa	3.0040	4400.0	110	5012	No
112	GOM_NL__2PRFIN20030214_055934_000000462013_00449_05012_5312.N1	14-FEB-2003 05:59:34	Bright	45.500	82	48Bet UMa	2.3650	10600.	91	5012	No
113	GOM_NL__2PRFIN20030214_060149_000000532013_00449_05012_5313.N1	14-FEB-2003 06:01:49	Bright	52.500	87	64Gam UMa	2.4330	11000.	105	5012	No
114	GOM_NL__2PRFIN20030214_060454_000000382013_00449_05012_5314.N1	14-FEB-2003 06:04:54	Bright	37.500	49	1Alp UMi	1.9900	6300.0	75	5012	No
115	GOM_NL__2PRFIN20030214_060706_000000422013_00449_05012_5315.N1	14-FEB-2003 06:07:06	Bright	41.500	60	7Bet UMi	2.0810	3950.0	83	5012	No
116	GOM_NL__2PRFIN20030214_061147_000000362013_00449_05012_5316.N1	14-FEB-2003 06:11:47	Bright	35.500	89	5Alp Cep	2.4510	8000.0	71	5012	No
117	GOM_NL__2PRFIN20030214_061540_000000422013_00449_05012_5317.N1	14-FEB-2003 06:15:40	Bright	41.500	130	23Bet Dra	2.7990	5800.0	83	5012	No
118	GOM_NL__2PRFIN20030214_061734_000000342013_00449_05012_5318.N1	14-FEB-2003 06:17:34	Bright	33.500	144	18Del Cyg	2.8600	11000.	67	5012	No
119	GOM_NL__2PRFIN20030214_061951_000000362013_00449_05012_5319.N1	14-FEB-2003 06:19:51	Bright	36.000	5	3Alp Lyr	0.033000	11000.	72	5012	No
120	GOM_NL__2PRFIN20030214_062258_000000542013_00449_05012_5320.N1	14-FEB-2003 06:22:58	Bright	53.500	133	40Zet Her	2.8070	6000.0	107	5012	No
121	GOM_NL__2PRFIN20030214_062656_000001132013_00449_05012_5321.N1	14-FEB-2003 06:26:56	Twilight	112.50	67	5Alp CrB	2.2210	11000.	225	5012	No
122	GOM_NL__2PRFIN20030214_063103_000000522013_00449_05012_5322.N1	14-FEB-2003 06:31:03	Bright	52.000	126	60Bet Oph	2.7700	4250.0	104	5012	No
123	GOM_NL__2PRFIN20030214_063755_000000412013_00449_05012_5323.N1	14-FEB-2003 06:37:55	Twilight	40.500	57	34Sig Sgr	2.0660	26000.	81	5012	No
124	GOM_NL__2PRFIN20030214_064040_000000412013_00449_05012_5324.N1	14-FEB-2003 06:40:40	Dark	41.000	38	20Eps Sgr	1.8360	11000.	82	5012	No
125	GOM_NL__2PRFIN20030214_064244_000000442013_00449_05012_5325.N1	14-FEB-2003 06:42:44	Dark	44.000	25	35Lam Sco	1.6200	28000.	88	5012	No
126	GOM_NL__2PRFIN20030214_064438_000000642013_00449_05012_5326.N1	14-FEB-2003 06:44:38	Dark	64.000	80	7Del Sco	2.3160	30000.	128	5012	No
127	GOM_NL__2PRFIN20030214_064716_000000422013_00449_05012_5327.N1	14-FEB-2003 06:47:16	Dark	41.500	141	Bet Ara	2.8400	4600.0	83	5012	No
128	GOM_NL__2PRFIN20030214_064915_000000472013_00450_05013_5297.N1	14-FEB-2003 06:49:15	Dark	46.500	131	Gam Lup	2.8000	26000.	93	5013	No
129	GOM_NL__2PRFIN20030214_065440_000000472013_00450_05013_5298.N1	14-FEB-2003 06:54:40	Dark	47.000	10	Bet Cen	0.61000	28000.	94	5013	No
130	GOM_NL__2PRFIN20030214_065747_000000412013_00450_05013_5299.N1	14-FEB-2003 06:57:47	Dark	41.000	12	Alp1Cru	0.77500	30000.	82	5013	No
131	GOM_NL__2PRFIN20030214_065921_000000472013_00450_05013_5300.N1	14-FEB-2003 06:59:21	Dark	47.000	64	Gam Cen	2.2000	10600.	94	5013	No
132	GOM_NL__2PRFIN20030214_070103_000000372013_00450_05013_5301.N1	14-FEB-2003 07:01:03	Dark	37.000	159	Ups Car	2.9200	7200.0	74	5013	No
133	GOM_NL__2PRFIN20030214_070332_000000442013_00450_05013_5302.N1	14-FEB-2003 07:03:32	Dark	44.000	41	Eps Car	1.8600	4100.0	88	5013	No
134	GOM_NL__2PRFIN20030214_070658_000000402013_00450_05013_5303.N1	14-FEB-2003 07:06:58	Straylight	39.500	34	Gam2Vel	1.7930	23000.	79	5013	No
135	GOM_NL__2PRFIN20030214_070903_000000422013_00450_05013_5304.N1	14-FEB-2003 07:09:03	Straylight	42.000	70	Zet Pup	2.2460	39000.	84	5013	No
136	GOM_NL__2PRFIN20030214_071224_000000412013_00450_05013_5305.N1	14-FEB-2003 07:12:24	Straylight	40.500	88	31Eta CMa	2.4480	20000.	81	5013	No
137	GOM_NL__2PRFIN20030214_071719_000000492013_00450_05013_5306.N1	14-FEB-2003 07:17:19	Straylight	49.000	48	30Alp Hya	1.9770	4100.0	98	5013	No
138	GOM_NL__2PRFIN20030214_072148_000000502013_00450_05013_5307.N1	14-FEB-2003 07:21:48	Bright	49.500	8	10Alp CMi	0.40000	6500.0	99	5013	No
139	GOM_NL__2PRFIN20030214_072545_000000402013_00450_05013_5308.N1	14-FEB-2003 07:25:45	Bright	39.500	44	24Gam Gem	1.9280	11000.	79	5013	No
140	GOM_NL__2PRFIN20030214_072806_000000392013_00450_05013_5309.N1	14-FEB-2003 07:28:06	Bright	39.000	17	78Bet Gem	1.1610	4500.0	78	5013	No
141	GOM_NL__2PRFIN20030214_073408_000000382013_00450_05013_5310.N1	14-FEB-2003 07:34:08	Bright	37.500	42	34Bet Aur	1.9000	10200.	75	5013	No
142	GOM_NL__2PRFIN20030214_073824_000000552013_00450_05013_5311.N1	14-FEB-2003 07:38:24	Bright	54.500	174	52Psi UMa	3.0040	4400.0	109	5013	No
143	GOM_NL__2PRFIN20030214_074010_000000462013_00450_05013_5312.N1	14-FEB-2003 07:40:10	Bright	45.500	82	48Bet UMa	2.3650	10600.	91	5013	No
144	GOM_NL__2PRFIN20030214_074224_000000532013_00450_05013_5313.N1	14-FEB-2003 07:42:24	Bright	52.500	87	64Gam UMa	2.4330	11000.	105	5013	No
145	GOM_NL__2PRFIN20030214_074530_000000372013_00450_05013_5314.N1	14-FEB-2003 07:45:30	Bright	36.500	49	1Alp UMi	1.9900	6300.0	73	5013	No
146	GOM_NL__2PRFIN20030214_074742_000000422013_00450_05013_5315.N1	14-FEB-2003 07:47:42	Bright	41.500	60	7Bet UMi	2.0810	3950.0	83	5013	No
147	GOM_NL__2PRFIN20030214_075223_000000362013_00450_05013_5316.N1	14-FEB-2003 07:52:23	Bright	35.500	89	5Alp Cep	2.4510	8000.0	71	5013	No
148	GOM_NL__2PRFIN20030214_075616_000000422013_00450_05013_5317.N1	14-FEB-2003 07:56:16	Bright	41.500	130	23Bet Dra	2.7990	5800.0	83	5013	No
149	GOM_NL__2PRFIN20030214_075810_000000352013_00450_05013_5318.N1	14-FEB-2003 07:58:10	Bright	35.000	144	18Del Cyg	2.8600	11000.	70	5013	No
150	GOM_NL__2PRFIN20030214_080026_000000382013_00450_05013_5319.N1	14-FEB-2003 08:00:26	Bright	37.500	5	3Alp Lyr	0.033000	11000.	75	5013	No
151	GOM_NL__2PRFIN20030214_080334_000000542013_00450_05013_5320.N1	14-FEB-2003 08:03:34	Bright	54.000	133	40Zet Her	2.8070	6000.0	108	5013	No
152	GOM_NL__2PRFIN20030214_080732_000001062013_00450_05013_5321.N1	14-FEB-2003 08:07:32	Twilight	106.00	67	5Alp CrB	2.2210	11000.	212	5013	No
153	GOM_NL__2PRFIN20030214_081139_000000492013_00450_05013_5322.N1	14-FEB-2003 08:11:39	Bright	48.500	126	60Bet Oph	2.7700	4250.0	97	5013	No
154	GOM_NL__2PRFIN20030214_081832_000000412013_00450_05013_5323.N1	14-FEB-2003 08:18:32	Twilight	41.000	57	34Sig Sgr	2.0660	26000.	82	5013	No
155	GOM_NL__2PRFIN20030214_082116_000000422013_00450_05013_5324.N1	14-FEB-2003 08:21:16	Dark	41.500	38	20Eps Sgr	1.8360	11000.	83	5013	No
156	GOM_NL__2PRFIN20030214_082320_000000412013_00450_05013_5325.N1	14-FEB-2003 08:23:20	Dark	40.500	25	35Lam Sco	1.6200	28000.	81	5013	No
157	GOM_NL__2PRFIN20030214_082515_000000662013_00450_05013_5326.N1	14-FEB-2003 08:25:15	Dark	66.000	80	7Del Sco	2.3160	30000.	132	5013	No
158	GOM_NL__2PRFIN20030214_082753_000000402013_00450_05013_5327.N1	14-FEB-2003 08:27:53	Dark	39.500	141	Bet Ara	2.8400	4600.0	79	5013	No
159	GOM_NL__2PRFIN20030214_082951_000000492013_00451_05014_5297.N1	14-FEB-2003 08:29:51	Dark	49.000	131	Gam Lup	2.8000	26000.	98	5014	No
160	GOM_NL__2PRFIN20030214_083517_000000422013_00451_05014_5298.N1	14-FEB-2003 08:35:17	Dark	41.500	10	Bet Cen	0.61000	28000.	83	5014	No

161	GOM_NL__2PRFIN20030214_083823_000000462013_00451_05014_5299.N1	14-FEB-2003 08:38:23	Dark	46.000	12	Alp1Cru	0.77500	30000.	92	5014	No
162	GOM_NL__2PRFIN20030214_083957_000000472013_00451_05014_5300.N1	14-FEB-2003 08:39:57	Dark	46.500	64	Gam Cen	2.2000	10600.	93	5014	No
163	GOM_NL__2PRFIN20030214_084139_000000382013_00451_05014_5301.N1	14-FEB-2003 08:41:39	Dark	37.500	159	Ups Car	2.9200	7200.0	75	5014	No
164	GOM_NL__2PRFIN20030214_084408_000000442013_00451_05014_5302.N1	14-FEB-2003 08:44:08	Dark	44.000	41	Eps Car	1.8600	4100.0	88	5014	No
165	GOM_NL__2PRFIN20030214_084734_000000412013_00451_05014_5303.N1	14-FEB-2003 08:47:34	Straylight	41.000	34	Gam2Vel	1.7930	23000.	82	5014	No
166	GOM_NL__2PRFIN20030214_084939_000000402013_00451_05014_5304.N1	14-FEB-2003 08:49:39	Straylight	40.000	70	Zet Pup	2.2460	39000.	80	5014	No
167	GOM_NL__2PRFIN20030214_085300_000000382013_00451_05014_5305.N1	14-FEB-2003 08:53:00	Straylight	37.500	88	31Eta CMa	2.4480	20000.	75	5014	No
168	GOM_NL__2PRFIN20030214_085755_000000522013_00451_05014_5306.N1	14-FEB-2003 08:57:55	Straylight	52.000	48	30Alp Hya	1.9770	4100.0	104	5014	No
169	GOM_NL__2PRFIN20030214_090224_000000512013_00451_05014_5307.N1	14-FEB-2003 09:02:24	Bright	51.000	8	10Alp CMi	0.40000	6500.0	102	5014	No
170	GOM_NL__2PRFIN20030214_090621_000000402013_00451_05014_5308.N1	14-FEB-2003 09:06:21	Bright	39.500	44	24Gam Gem	1.9280	11000.	79	5014	No
171	GOM_NL__2PRFIN20030214_090842_000000402013_00451_05014_5309.N1	14-FEB-2003 09:08:42	Bright	39.500	17	78Bet Gem	1.1610	4500.0	79	5014	No
172	GOM_NL__2PRFIN20030214_091444_000000372013_00451_05014_5310.N1	14-FEB-2003 09:14:44	Bright	37.000	42	34Bet Aur	1.9000	10200.	74	5014	No
173	GOM_NL__2PRFIN20030214_091858_000000532013_00451_05014_5311.N1	14-FEB-2003 09:18:58	Bright	52.500	174	52Psi UMa	3.0040	4400.0	105	5014	No
174	GOM_NL__2PRFIN20030214_092045_000000452013_00451_05014_5312.N1	14-FEB-2003 09:20:45	Bright	44.500	82	48Bet UMa	2.3650	10600.	89	5014	No
175	GOM_NL__2PRFIN20030214_092258_000000532013_00451_05014_5313.N1	14-FEB-2003 09:22:58	Bright	53.000	87	64Gam UMa	2.4330	11000.	106	5014	No
176	GOM_NL__2PRFIN20030214_092605_000000362013_00451_05014_5314.N1	14-FEB-2003 09:26:05	Bright	36.000	49	1Alp UMi	1.9900	6300.0	72	5014	No
177	GOM_NL__2PRFIN20030214_092817_000000432013_00451_05014_5315.N1	14-FEB-2003 09:28:17	Bright	42.500	60	7Bet UMi	2.0810	3950.0	85	5014	No
178	GOM_NL__2PRFIN20030214_093259_000000372013_00451_05014_5316.N1	14-FEB-2003 09:32:59	Bright	37.000	89	5Alp Cep	2.4510	8000.0	74	5014	No
179	GOM_NL__2PRFIN20030214_093651_000000422013_00451_05014_5317.N1	14-FEB-2003 09:36:51	Bright	41.500	130	23Bet Dra	2.7990	5800.0	83	5014	No
180	GOM_NL__2PRFIN20030214_093846_000000352013_00451_05014_5318.N1	14-FEB-2003 09:38:46	Bright	34.500	144	18Del Cyg	2.8600	11000.	69	5014	No
181	GOM_NL__2PRFIN20030214_094102_000000372013_00451_05014_5319.N1	14-FEB-2003 09:41:02	Bright	36.500	5	3Alp Lyr	0.033000	11000.	73	5014	No
182	GOM_NL__2PRFIN20030214_094407_000000572013_00451_05014_5320.N1	14-FEB-2003 09:44:07	Bright	57.000	133	40Zet Her	2.8070	6000.0	114	5014	No
183	GOM_NL__2PRFIN20030214_094810_000001062013_00451_05014_5321.N1	14-FEB-2003 09:48:10	Twilight	105.50	67	5Alp CrB	2.2210	11000.	211	5014	No
184	GOM_NL__2PRFIN20030214_095216_000000512013_00451_05014_5322.N1	14-FEB-2003 09:52:16	Bright	50.500	126	60Bet Oph	2.7700	4250.0	101	5014	No
185	GOM_NL__2PRFIN20030214_095908_000000412013_00451_05014_5323.N1	14-FEB-2003 09:59:08	Twilight	41.000	57	34Sig Sgr	2.0660	26000.	82	5014	No
186	GOM_NL__2PRFIN20030214_100152_000000422013_00451_05014_5324.N1	14-FEB-2003 10:01:52	Dark	41.500	38	20Eps Sgr	1.8360	11000.	83	5014	No
187	GOM_NL__2PRFIN20030214_100356_000000462013_00451_05014_5325.N1	14-FEB-2003 10:03:56	Dark	46.000	25	35Lam Sco	1.6200	28000.	92	5014	No
188	GOM_NL__2PRFIN20030214_100552_000000672013_00451_05014_5326.N1	14-FEB-2003 10:05:52	Dark	67.000	80	7Del Sco	2.3160	30000.	134	5014	No
189	GOM_NL__2PRFIN20030214_100829_000000412013_00451_05014_5327.N1	14-FEB-2003 10:08:29	Dark	40.500	141	Bet Ara	2.8400	4600.0	81	5014	No
190	GOM_NL__2PRFIN20030214_101028_000000472013_00452_05015_5297.N1	14-FEB-2003 10:10:28	Dark	46.500	131	Gam Lup	2.8000	26000.	93	5015	No
191	GOM_NL__2PRFIN20030214_101553_000000432013_00452_05015_5298.N1	14-FEB-2003 10:15:53	Dark	43.000	10	Bet Cen	0.61000	28000.	86	5015	No
192	GOM_NL__2PRFIN20030214_101711_000000442013_00452_05015_5299.N1	14-FEB-2003 10:17:11	Dark	44.000	77	Eps Cen	2.3030	28000.	88	5015	No
193	GOM_NL__2PRFIN20030214_101900_000000432013_00452_05015_5300.N1	14-FEB-2003 10:19:00	Dark	43.000	12	Alp1Cru	0.77500	30000.	86	5015	No
194	GOM_NL__2PRFIN20030214_102034_000000512013_00452_05015_5301.N1	14-FEB-2003 10:20:34	Dark	51.000	64	Gam Cen	2.2000	10600.	102	5015	No
195	GOM_NL__2PRFIN20030214_102215_000000382013_00452_05015_5302.N1	14-FEB-2003 10:22:15	Dark	37.500	159	Ups Car	2.9200	7200.0	75	5015	No
196	GOM_NL__2PRFIN20030214_102409_000000382013_00452_05015_5303.N1	14-FEB-2003 10:24:09	Dark	37.500	71	lot Car	2.2460	7700.0	75	5015	No
197	GOM_NL__2PRFIN20030214_102547_000000432013_00452_05015_5304.N1	14-FEB-2003 10:25:47	Dark	43.000	46	Del Vel	1.9540	10600.	86	5015	No
198	GOM_NL__2PRFIN20030214_102810_000000382013_00452_05015_5305.N1	14-FEB-2003 10:28:10	Straylight	37.500	34	Gam2Vel	1.7930	23000.	75	5015	No
199	GOM_NL__2PRFIN20030214_103015_000000412013_00452_05015_5306.N1	14-FEB-2003 10:30:15	Straylight	40.500	70	Zet Pup	2.2460	39000.	81	5015	No
200	GOM_NL__2PRFIN20030214_103336_000000372013_00452_05015_5307.N1	14-FEB-2003 10:33:36	Straylight	36.500	88	31Eta CMa	2.4480	20000.	73	5015	No
201	GOM_NL__2PRFIN20030214_103831_000000582013_00452_05015_5308.N1	14-FEB-2003 10:38:31	Straylight	58.000	48	30Alp Hya	1.9770	4100.0	116	5015	No
202	GOM_NL__2PRFIN20030214_104300_000000492013_00452_05015_5309.N1	14-FEB-2003 10:43:00	Bright	48.500	8	10Alp CMi	0.40000	6500.0	97	5015	No
203	GOM_NL__2PRFIN20030214_104607_000000552013_00452_05015_5310.N1	14-FEB-2003 10:46:07	Bright	54.500	22	32Alp Leo	1.3600	15200.	109	5015	No
204	GOM_NL__2PRFIN20030214_104918_000000402013_00452_05015_5311.N1	14-FEB-2003 10:49:18	Bright	40.000	17	78Bet Gem	1.1610	4500.0	80	5015	No
205	GOM_NL__2PRFIN20030214_105521_000000372013_00452_05015_5312.N1	14-FEB-2003 10:55:21	Bright	37.000	42	34Bet Aur	1.9000	10200.	74	5015	No
206	GOM_NL__2PRFIN20030214_105933_000000562013_00452_05015_5313.N1	14-FEB-2003 10:59:33	Bright	56.000	174	52Psi UMa	3.0040	4400.0	112	5015	No
207	GOM_NL__2PRFIN20030214_110120_000000452013_00452_05015_5314.N1	14-FEB-2003 11:01:20	Bright	44.500	82	48Bet UMa	2.3650	10600.	89	5015	No
208	GOM_NL__2PRFIN20030214_110333_000000522013_00452_05015_5315.N1	14-FEB-2003 11:03:33	Bright	52.000	87	64Gam UMa	2.4330	11000.	104	5015	No
209	GOM_NL__2PRFIN20030214_110641_000000372013_00452_05015_5316.N1	14-FEB-2003 11:06:41	Bright	37.000	49	1Alp UMi	1.9900	6300.0	74	5015	No
210	GOM_NL__2PRFIN20030214_110852_000000422013_00452_05015_5317.N1	14-FEB-2003 11:08:52	Bright	42.000	60	7Bet UMi	2.0810	3950.0	84	5015	No
211	GOM_NL__2PRFIN20030214_111143_000000662013_00452_05015_5318.N1	14-FEB-2003 11:11:43	Bright	65.500	39	85Eta UMa	1.8540	24000.	131	5015	No
212	GOM_NL__2PRFIN20030214_111727_000000442013_00452_05015_5319.N1	14-FEB-2003 11:17:27	Bright	44.000	130	23Bet Dra	2.7990	5800.0	88	5015	No
213	GOM_NL__2PRFIN20030214_111921_000000352013_00452_05015_5320.N1	14-FEB-2003 11:19:21	Bright	35.000	144	18Del Cyg	2.8600	11000.	70	5015	No
214	GOM_NL__2PRFIN20030214_112138_000000382013_00452_05015_5321.N1	14-FEB-2003 11:21:38	Bright	38.000	5	3Alp Lyr	0.033000	11000.	76	5015	No
215	GOM_NL__2PRFIN20030214_112445_000000562013_00452_05015_5322.N1	14-FEB-2003 11:24:45	Bright	55.500	133	40Zet Her	2.8070	6000.0	111	5015	No
216	GOM_NL__2PRFIN20030214_112846_000001112013_00452_05015_5323.N1	14-FEB-2003 11:28:46	Twilight	110.50	67	5Alp CrB	2.2210	11000.	221	5015	No
217	GOM_NL__2PRFIN20030214_113252_000000492013_00452_05015_5324.N1	14-FEB-2003 11:32:52	Bright	49.000	126	60Bet Oph	2.7700	4250.0	98	5015	No
218	GOM_NL__2PRFIN20030214_114008_000000522013_00452_05015_5325.N1	14-FEB-2003 11:40:08	Dark	51.500	86	35Eta Oph	2.4300	10200.	103	5015	No
219	GOM_NL__2PRFIN20030214_114228_000000422013_00452_05015_5326.N1	14-FEB-2003 11:42:28	Dark	41.500	38	20Eps Sgr	1.8360	11000.	83	5015	No

220	GOM_NL__2PRFIN20030214_114444_000000422013_00452_05015_5327.N1	14-FEB-2003 11:44:44	Dark	41.500	85	Kap Sco	2.4070	28000.	83	5015	No
221	GOM_NL__2PRFIN20030214_114629_000000702013_00452_05015_5328.N1	14-FEB-2003 11:46:29	Dark	70.000	80	7Del Sco	2.3160	30000.	140	5015	No
222	GOM_NL__2PRFIN20030214_114905_000000452013_00452_05015_5329.N1	14-FEB-2003 11:49:05	Dark	45.000	141	Bet Ara	2.8400	4600.0	90	5015	No
223	GOM_NL__2PRFIN20030214_115105_000000492013_00453_05016_5297.N1	14-FEB-2003 11:51:05	Dark	49.000	131	Gam Lup	2.8000	26000.	98	5016	No
224	GOM_NL__2PRFIN20030214_115629_000000432013_00453_05016_5298.N1	14-FEB-2003 11:56:29	Dark	43.000	10	Bet Cen	0.61000	28000.	86	5016	No
225	GOM_NL__2PRFIN20030214_115748_000000452013_00453_05016_5299.N1	14-FEB-2003 11:57:48	Dark	45.000	77	Eps Cen	2.3030	28000.	90	5016	No
226	GOM_NL__2PRFIN20030214_115936_000000512013_00453_05016_5300.N1	14-FEB-2003 11:59:36	Dark	51.000	12	Alp1Cru	0.77500	30000.	102	5016	No
227	GOM_NL__2PRFIN20030214_120110_000000472013_00453_05016_5301.N1	14-FEB-2003 12:01:10	Dark	47.000	64	Gam Cen	2.2000	10600.	94	5016	No
228	GOM_NL__2PRFIN20030214_120251_000000402013_00453_05016_5302.N1	14-FEB-2003 12:02:51	Dark	40.000	159	Ups Car	2.9200	7200.0	80	5016	No
229	GOM_NL__2PRFIN20030214_120445_000000402013_00453_05016_5303.N1	14-FEB-2003 12:04:45	Dark	39.500	71	lot Car	2.2460	7700.0	79	5016	No
230	GOM_NL__2PRFIN20030214_120623_000000382013_00453_05016_5304.N1	14-FEB-2003 12:06:23	Dark	38.000	46	Del Vel	1.9540	10600.	76	5016	No
231	GOM_NL__2PRFIN20030214_120846_000000442013_00453_05016_5305.N1	14-FEB-2003 12:08:46	Straylight	43.500	34	Gam2Vel	1.7930	23000.	87	5016	No
232	GOM_NL__2PRFIN20030214_121051_000000422013_00453_05016_5306.N1	14-FEB-2003 12:10:51	Straylight	41.500	70	Zet Pup	2.2460	39000.	83	5016	No
233	GOM_NL__2PRFIN20030214_121412_000000402013_00453_05016_5307.N1	14-FEB-2003 12:14:12	Straylight	40.000	88	31Eta CMa	2.4480	20000.	80	5016	No
234	GOM_NL__2PRFIN20030214_121906_000000582013_00453_05016_5308.N1	14-FEB-2003 12:19:06	Straylight	58.000	48	30Alp Hya	1.9770	4100.0	116	5016	No
235	GOM_NL__2PRFIN20030214_122336_000000432013_00453_05016_5309.N1	14-FEB-2003 12:23:36	Bright	42.500	8	10Alp CMI	0.40000	6500.0	85	5016	No
236	GOM_NL__2PRFIN20030214_122642_000000562013_00453_05016_5310.N1	14-FEB-2003 12:26:42	Bright	56.000	22	32Alp Leo	1.3600	15200.	112	5016	No
237	GOM_NL__2PRFIN20030214_122954_000000392013_00453_05016_5311.N1	14-FEB-2003 12:29:54	Bright	38.500	17	78Bet Gem	1.1610	4500.0	77	5016	No
238	GOM_NL__2PRFIN20030214_123557_000000382013_00453_05016_5312.N1	14-FEB-2003 12:35:57	Bright	38.000	42	34Bet Aur	1.9000	10200.	76	5016	No
239	GOM_NL__2PRFIN20030214_124008_000000552013_00453_05016_5313.N1	14-FEB-2003 12:40:08	Bright	55.000	174	52Psi UMa	3.0040	4400.0	110	5016	No
240	GOM_NL__2PRFIN20030214_124154_000000462013_00453_05016_5314.N1	14-FEB-2003 12:41:54	Bright	45.500	82	48Bet UMa	2.3650	10600.	91	5016	No
241	GOM_NL__2PRFIN20030214_124408_000000532013_00453_05016_5315.N1	14-FEB-2003 12:44:08	Bright	52.500	87	64Gam UMa	2.4330	11000.	105	5016	No
242	GOM_NL__2PRFIN20030214_124717_000000372013_00453_05016_5316.N1	14-FEB-2003 12:47:17	Bright	37.000	49	1Alp UMi	1.9900	6300.0	74	5016	No
243	GOM_NL__2PRFIN20030214_124925_000000442013_00453_05016_5317.N1	14-FEB-2003 12:49:25	Bright	44.000	60	7Bet UMi	2.0810	3950.0	88	5016	No
244	GOM_NL__2PRFIN20030214_125218_000000682013_00453_05016_5318.N1	14-FEB-2003 12:52:18	Bright	67.500	39	85Eta UMa	1.8540	24000.	135	5016	No
245	GOM_NL__2PRFIN20030214_125800_000000452013_00453_05016_5319.N1	14-FEB-2003 12:58:00	Bright	44.500	130	23Bet Dra	2.7990	5800.0	89	5016	No
246	GOM_NL__2PRFIN20030214_125955_000000402013_00453_05016_5320.N1	14-FEB-2003 12:59:55	Bright	39.500	144	18Del Cyg	2.8600	11000.	79	5016	No
247	GOM_NL__2PRFIN20030214_130211_000000442013_00453_05016_5321.N1	14-FEB-2003 13:02:11	Bright	43.500	5	3Alp Lyr	0.033000	11000.	87	5016	No
248	GOM_NL__2PRFIN20030214_130521_000000582013_00453_05016_5322.N1	14-FEB-2003 13:05:21	Bright	58.000	133	40Zet Her	2.8070	6000.0	116	5016	No
249	GOM_NL__2PRFIN20030214_130923_000001082013_00453_05016_5323.N1	14-FEB-2003 13:09:23	Tw_i_and_stray	108.00	67	5Alp CrB	2.2210	11000.	216	5016	No
250	GOM_NL__2PRFIN20030214_131327_000000492013_00453_05016_5324.N1	14-FEB-2003 13:13:27	Bright	49.000	126	60Bet Oph	2.7700	4250.0	98	5016	No
251	GOM_NL__2PRFIN20030214_132043_000000522013_00453_05016_5325.N1	14-FEB-2003 13:20:43	Dark	52.000	86	35Eta Oph	2.4300	10200.	104	5016	No
252	GOM_NL__2PRFIN20030214_132304_000000432013_00453_05016_5326.N1	14-FEB-2003 13:23:04	Dark	42.500	38	20Eps Sgr	1.8360	11000.	85	5016	No
253	GOM_NL__2PRFIN20030214_132520_000000402013_00453_05016_5327.N1	14-FEB-2003 13:25:20	Dark	39.500	85	Kap Sco	2.4070	28000.	79	5016	No
254	GOM_NL__2PRFIN20030214_132706_000000612013_00453_05016_5328.N1	14-FEB-2003 13:27:06	Dark	60.500	80	7Del Sco	2.3160	30000.	121	5016	No
255	GOM_NL__2PRFIN20030214_132941_000000422013_00453_05016_5329.N1	14-FEB-2003 13:29:41	Dark	41.500	141	Bet Ara	2.8400	4600.0	83	5016	No
256	GOM_NL__2PRFIN20030214_133141_000000512013_00454_05017_5297.N1	14-FEB-2003 13:31:41	Dark	50.500	131	Gam Lup	2.8000	26000.	101	5017	No
257	GOM_NL__2PRFIN20030214_133703_000000452013_00454_05017_5298.N1	14-FEB-2003 13:37:03	Dark	45.000	10	Bet Cen	0.61000	28000.	90	5017	No
258	GOM_NL__2PRFIN20030214_133822_000000492013_00454_05017_5299.N1	14-FEB-2003 13:38:22	Dark	48.500	77	Eps Cen	2.3030	28000.	97	5017	No
259	GOM_NL__2PRFIN20030214_134012_000000452013_00454_05017_5300.N1	14-FEB-2003 13:40:12	Dark	45.000	12	Alp1Cru	0.77500	30000.	90	5017	No
260	GOM_NL__2PRFIN20030214_134147_000000492013_00454_05017_5301.N1	14-FEB-2003 13:41:47	Dark	48.500	64	Gam Cen	2.2000	10600.	97	5017	No
261	GOM_NL__2PRFIN20030214_134328_000000382013_00454_05017_5302.N1	14-FEB-2003 13:43:28	Dark	38.000	159	Ups Car	2.9200	7200.0	76	5017	No
262	GOM_NL__2PRFIN20030214_134521_000000382013_00454_05017_5303.N1	14-FEB-2003 13:45:21	Dark	38.000	71	lot Car	2.2460	7700.0	76	5017	No
263	GOM_NL__2PRFIN20030214_134659_000000392013_00454_05017_5304.N1	14-FEB-2003 13:46:59	Dark	38.500	46	Del Vel	1.9540	10600.	77	5017	No
264	GOM_NL__2PRFIN20030214_134923_000000442013_00454_05017_5305.N1	14-FEB-2003 13:49:23	Straylight	44.000	34	Gam2Vel	1.7930	23000.	88	5017	No
265	GOM_NL__2PRFIN20030214_135127_000000392013_00454_05017_5306.N1	14-FEB-2003 13:51:27	Straylight	38.500	70	Zet Pup	2.2460	39000.	77	5017	No
266	GOM_NL__2PRFIN20030214_135448_000000402013_00454_05017_5307.N1	14-FEB-2003 13:54:48	Straylight	40.000	88	31Eta CMa	2.4480	20000.	80	5017	No
267	GOM_NL__2PRFIN20030214_135941_000000532013_00454_05017_5308.N1	14-FEB-2003 13:59:41	Straylight	53.000	48	30Alp Hya	1.9770	4100.0	106	5017	No
268	GOM_NL__2PRFIN20030214_140413_000000452013_00454_05017_5309.N1	14-FEB-2003 14:04:13	Bright	44.500	8	10Alp CMI	0.40000	6500.0	89	5017	No
269	GOM_NL__2PRFIN20030214_140718_000000542013_00454_05017_5310.N1	14-FEB-2003 14:07:18	Bright	53.500	22	32Alp Leo	1.3600	15200.	107	5017	No
270	GOM_NL__2PRFIN20030214_141029_000000412013_00454_05017_5311.N1	14-FEB-2003 14:10:29	Bright	41.000	17	78Bet Gem	1.1610	4500.0	82	5017	No
271	GOM_NL__2PRFIN20030214_141633_000000382013_00454_05017_5312.N1	14-FEB-2003 14:16:33	Bright	38.000	42	34Bet Aur	1.9000	10200.	76	5017	No
272	GOM_NL__2PRFIN20030214_142043_000000552013_00454_05017_5313.N1	14-FEB-2003 14:20:43	Bright	55.000	174	52Psi UMa	3.0040	4400.0	110	5017	No
273	GOM_NL__2PRFIN20030214_142231_000000472013_00454_05017_5314.N1	14-FEB-2003 14:22:31	Bright	46.500	82	48Bet UMa	2.3650	10600.	93	5017	No
274	GOM_NL__2PRFIN20030214_142445_000000512013_00454_05017_5315.N1	14-FEB-2003 14:24:45	Bright	50.500	87	64Gam UMa	2.4330	11000.	101	5017	No
275	GOM_NL__2PRFIN20030214_142754_000000372013_00454_05017_5316.N1	14-FEB-2003 14:27:54	Bright	36.500	49	1Alp UMi	1.9900	6300.0	73	5017	No
276	GOM_NL__2PRFIN20030214_143005_000000432013_00454_05017_5317.N1	14-FEB-2003 14:30:05	Bright	42.500	60	7Bet UMi	2.0810	3950.0	85	5017	No
277	GOM_NL__2PRFIN20030214_143252_000000692013_00454_05017_5318.N1	14-FEB-2003 14:32:52	Bright	68.500	39	85Eta UMa	1.8540	24000.	137	5017	No
278	GOM_NL__2PRFIN20030214_143839_000000412013_00454_05017_5319.N1	14-FEB-2003 14:38:39	Bright	41.000	130	23Bet Dra	2.7990	5800.0	82	5017	No

279	GOM_NL__2PRFIN20030214_144034_000000342013_00454_05017_5320.N1	14-FEB-2003 14:40:34	Bright	34.000	144	18Del Cyg	2.8600	11000.	68	5017	No
280	GOM_NL__2PRFIN20030214_144251_000000362013_00454_05017_5321.N1	14-FEB-2003 14:42:51	Bright	36.000	5	3Alp Lyr	0.033000	11000.	72	5017	No
281	GOM_NL__2PRFIN20030214_144558_000000562013_00454_05017_5322.N1	14-FEB-2003 14:45:58	Bright	56.000	133	40Zet Her	2.8070	6000.0	112	5017	No
282	GOM_NL__2PRFIN20030214_145000_000001042013_00454_05017_5323.N1	14-FEB-2003 14:50:00	Tw_i_and_stray	104.00	67	5Alp CrB	2.2210	11000.	208	5017	No
283	GOM_NL__2PRFIN20030214_145406_000000522013_00454_05017_5324.N1	14-FEB-2003 14:54:06	Bright	51.500	126	60Bet Oph	2.7700	4250.0	103	5017	No
284	GOM_NL__2PRFIN20030214_150122_000000502013_00454_05017_5325.N1	14-FEB-2003 15:01:22	Dark	49.500	86	35Eta Oph	2.4300	10200.	99	5017	No
285	GOM_NL__2PRFIN20030214_150341_000000432013_00454_05017_5326.N1	14-FEB-2003 15:03:41	Dark	43.000	38	20Eps Sgr	1.8360	11000.	86	5017	No
286	GOM_NL__2PRFIN20030214_150558_000000402013_00454_05017_5327.N1	14-FEB-2003 15:05:58	Dark	39.500	85	Kap Sco	2.4070	28000.	79	5017	No
287	GOM_NL__2PRFIN20030214_150745_000000602013_00454_05017_5328.N1	14-FEB-2003 15:07:45	Dark	59.500	80	7Del Sco	2.3160	30000.	119	5017	No
288	GOM_NL__2PRFIN20030214_151018_000000392013_00454_05017_5329.N1	14-FEB-2003 15:10:18	Dark	39.000	141	Bet Ara	2.8400	4600.0	78	5017	No
289	GOM_NL__2PRFIN20030214_151219_000000472013_00455_05018_5297.N1	14-FEB-2003 15:12:19	Dark	46.500	131	Gam Lup	2.8000	26000.	93	5018	No
290	GOM_NL__2PRFIN20030214_151743_000000422013_00455_05018_5298.N1	14-FEB-2003 15:17:43	Dark	42.000	10	Bet Cen	0.61000	28000.	84	5018	No
291	GOM_NL__2PRFIN20030214_151902_000000452013_00455_05018_5299.N1	14-FEB-2003 15:19:02	Dark	44.500	77	Eps Cen	2.3030	28000.	89	5018	No
292	GOM_NL__2PRFIN20030214_152050_000000442013_00455_05018_5300.N1	14-FEB-2003 15:20:50	Dark	43.500	12	Alp1Cru	0.77500	30000.	87	5018	No
293	GOM_NL__2PRFIN20030214_152225_000000472013_00455_05018_5301.N1	14-FEB-2003 15:22:25	Dark	46.500	64	Gam Cen	2.2000	10600.	93	5018	No
294	GOM_NL__2PRFIN20030214_152404_000000382013_00455_05018_5302.N1	14-FEB-2003 15:24:04	Dark	37.500	159	Ups Car	2.9200	7200.0	75	5018	No
295	GOM_NL__2PRFIN20030214_152558_000000392013_00455_05018_5303.N1	14-FEB-2003 15:25:58	Dark	39.000	71	lot Car	2.2460	7700.0	78	5018	No
296	GOM_NL__2PRFIN20030214_152736_000000392013_00455_05018_5304.N1	14-FEB-2003 15:27:36	Dark	38.500	46	Del Vel	1.9540	10600.	77	5018	No
297	GOM_NL__2PRFIN20030214_152959_000000422013_00455_05018_5305.N1	14-FEB-2003 15:29:59	Straylight	41.500	34	Gam2Vel	1.7930	23000.	83	5018	No
298	GOM_NL__2PRFIN20030214_153204_000000412013_00455_05018_5306.N1	14-FEB-2003 15:32:04	Straylight	41.000	70	Zet Pup	2.2460	39000.	82	5018	No
299	GOM_NL__2PRFIN20030214_153525_000000422013_00455_05018_5307.N1	14-FEB-2003 15:35:25	Straylight	42.000	88	31Eta CMa	2.4480	20000.	84	5018	No
300	GOM_NL__2PRFIN20030214_154019_000000522013_00455_05018_5308.N1	14-FEB-2003 15:40:19	Straylight	51.500	48	30Alp Hya	1.9770	4100.0	103	5018	No
301	GOM_NL__2PRFIN20030214_154449_000000462013_00455_05018_5309.N1	14-FEB-2003 15:44:49	Bright	45.500	8	10Alp CMi	0.40000	6500.0	91	5018	No
302	GOM_NL__2PRFIN20030214_154754_000000542013_00455_05018_5310.N1	14-FEB-2003 15:47:54	Bright	54.000	22	32Alp Leo	1.3600	15200.	108	5018	No
303	GOM_NL__2PRFIN20030214_155106_000000392013_00455_05018_5311.N1	14-FEB-2003 15:51:06	Bright	38.500	17	78Bet Gem	1.1610	4500.0	77	5018	No
304	GOM_NL__2PRFIN20030214_155709_000000372013_00455_05018_5312.N1	14-FEB-2003 15:57:09	Bright	37.000	42	34Bet Aur	1.9000	10200.	74	5018	No
305	GOM_NL__2PRFIN20030214_160118_000000552013_00455_05018_5313.N1	14-FEB-2003 16:01:18	Bright	55.000	174	52Psi UMa	3.0040	4400.0	110	5018	No
306	GOM_NL__2PRFIN20030214_160306_000000462013_00455_05018_5314.N1	14-FEB-2003 16:03:06	Bright	46.000	82	48Bet UMa	2.3650	10600.	92	5018	No
307	GOM_NL__2PRFIN20030214_160519_000000512013_00455_05018_5315.N1	14-FEB-2003 16:05:19	Bright	50.500	87	64Gam UMa	2.4330	11000.	101	5018	No
308	GOM_NL__2PRFIN20030214_160830_000000372013_00455_05018_5316.N1	14-FEB-2003 16:08:30	Bright	37.000	49	1Alp UMi	1.9900	6300.0	74	5018	No
309	GOM_NL__2PRFIN20030214_161040_000000412013_00455_05018_5317.N1	14-FEB-2003 16:10:40	Bright	40.500	60	7Bet UMi	2.0810	3950.0	81	5018	No
310	GOM_NL__2PRFIN20030214_161326_000000662013_00455_05018_5318.N1	14-FEB-2003 16:13:26	Bright	65.500	39	85Eta UMa	1.8540	24000.	131	5018	No
311	GOM_NL__2PRFIN20030214_161915_000000392013_00455_05018_5319.N1	14-FEB-2003 16:19:15	Bright	38.500	130	23Bet Dra	2.7990	5800.0	77	5018	No
312	GOM_NL__2PRFIN20030214_162110_000000342013_00455_05018_5320.N1	14-FEB-2003 16:21:10	Bright	33.500	144	18Del Cyg	2.8600	11000.	67	5018	No
313	GOM_NL__2PRFIN20030214_162327_000000402013_00455_05018_5321.N1	14-FEB-2003 16:23:27	Bright	39.500	5	3Alp Lyr	0.033000	11000.	79	5018	No
314	GOM_NL__2PRFIN20030214_162635_000000542013_00455_05018_5322.N1	14-FEB-2003 16:26:35	Bright	54.000	133	40Zet Her	2.8070	6000.0	108	5018	No
315	GOM_NL__2PRFIN20030214_163036_000001162013_00455_05018_5323.N1	14-FEB-2003 16:30:36	Tw_i_and_stray	116.00	67	5Alp CrB	2.2210	11000.	232	5018	No
316	GOM_NL__2PRFIN20030214_163442_000000502013_00455_05018_5324.N1	14-FEB-2003 16:34:42	Bright	50.000	126	60Bet Oph	2.7700	4250.0	100	5018	No
317	GOM_NL__2PRFIN20030214_164159_000000512013_00455_05018_5325.N1	14-FEB-2003 16:41:59	Dark	51.000	86	35Eta Oph	2.4300	10200.	102	5018	No
318	GOM_NL__2PRFIN20030214_164418_000000392013_00455_05018_5326.N1	14-FEB-2003 16:44:18	Dark	39.000	38	20Eps Sgr	1.8360	11000.	78	5018	No
319	GOM_NL__2PRFIN20030214_164634_000000422013_00455_05018_5327.N1	14-FEB-2003 16:46:34	Dark	41.500	85	Kap Sco	2.4070	28000.	83	5018	No
320	GOM_NL__2PRFIN20030214_164822_000000642013_00455_05018_5328.N1	14-FEB-2003 16:48:22	Dark	64.000	80	7Del Sco	2.3160	30000.	128	5018	No
321	GOM_NL__2PRFIN20030214_165054_000000422013_00455_05018_5329.N1	14-FEB-2003 16:50:54	Dark	42.000	141	Bet Ara	2.8400	4600.0	84	5018	No
322	GOM_NL__2PRFIN20030214_165256_000000482013_00456_05019_5297.N1	14-FEB-2003 16:52:56	Dark	48.000	131	Gam Lup	2.8000	26000.	96	5019	No
323	GOM_NL__2PRFIN20030214_165820_000000432013_00456_05019_5298.N1	14-FEB-2003 16:58:20	Dark	42.500	10	Bet Cen	0.61000	28000.	85	5019	No
324	GOM_NL__2PRFIN20030214_165939_000000442013_00456_05019_5299.N1	14-FEB-2003 16:59:39	Dark	44.000	77	Eps Cen	2.3030	28000.	88	5019	No
325	GOM_NL__2PRFIN20030214_170126_000000422013_00456_05019_5300.N1	14-FEB-2003 17:01:26	Dark	41.500	12	Alp1Cru	0.77500	30000.	83	5019	No
326	GOM_NL__2PRFIN20030214_170301_000000462013_00456_05019_5301.N1	14-FEB-2003 17:03:01	Dark	45.500	64	Gam Cen	2.2000	10600.	91	5019	No
327	GOM_NL__2PRFIN20030214_170440_000000392013_00456_05019_5302.N1	14-FEB-2003 17:04:40	Dark	38.500	159	Ups Car	2.9200	7200.0	77	5019	No
328	GOM_NL__2PRFIN20030214_170634_000000382013_00456_05019_5303.N1	14-FEB-2003 17:06:34	Dark	37.500	71	lot Car	2.2460	7700.0	75	5019	No
329	GOM_NL__2PRFIN20030214_170812_000000382013_00456_05019_5304.N1	14-FEB-2003 17:08:12	Dark	37.500	46	Del Vel	1.9540	10600.	75	5019	No
330	GOM_NL__2PRFIN20030214_171035_000000412013_00456_05019_5305.N1	14-FEB-2003 17:10:35	Straylight	41.000	34	Gam2Vel	1.7930	23000.	82	5019	No
331	GOM_NL__2PRFIN20030214_171240_000000402013_00456_05019_5306.N1	14-FEB-2003 17:12:40	Straylight	40.000	70	Zet Pup	2.2460	39000.	80	5019	No
332	GOM_NL__2PRFIN20030214_171601_000000392013_00456_05019_5307.N1	14-FEB-2003 17:16:01	Straylight	39.000	88	31Eta CMa	2.4480	20000.	78	5019	No
333	GOM_NL__2PRFIN20030214_172055_000000522013_00456_05019_5308.N1	14-FEB-2003 17:20:55	Straylight	52.000	48	30Alp Hya	1.9770	4100.0	104	5019	No
334	GOM_NL__2PRFIN20030214_172525_000000442013_00456_05019_5309.N1	14-FEB-2003 17:25:25	Bright	44.000	8	10Alp CMi	0.40000	6500.0	88	5019	No
335	GOM_NL__2PRFIN20030214_172830_000000552013_00456_05019_5310.N1	14-FEB-2003 17:28:30	Bright	55.000	22	32Alp Leo	1.3600	15200.	110	5019	No
336	GOM_NL__2PRFIN20030214_173142_000000412013_00456_05019_5311.N1	14-FEB-2003 17:31:42	Bright	40.500	17	78Bet Gem	1.1610	4500.0	81	5019	No
337	GOM_NL__2PRFIN20030214_173746_000000382013_00456_05019_5312.N1	14-FEB-2003 17:37:46	Bright	37.500	42	34Bet Aur	1.9000	10200.	75	5019	No

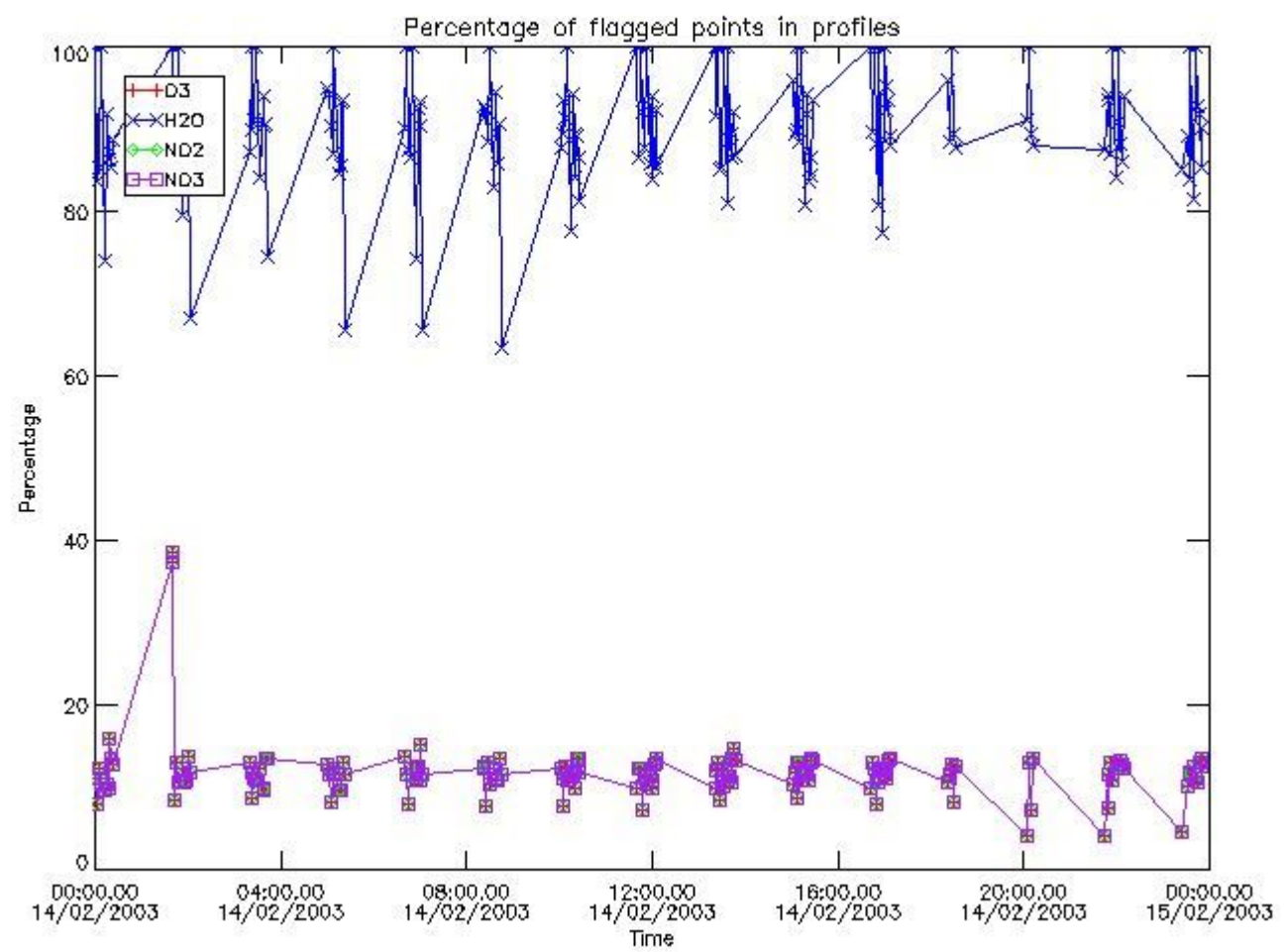
338	GOM_NL__2PRFIN20030214_174153_000000542013_00456_05019_5313.N1	14-FEB-2003 17:41:53	Bright	54.000	174	52Psi UMa	3.0040	4400.0	108	5019	No
339	GOM_NL__2PRFIN20030214_174341_000000452013_00456_05019_5314.N1	14-FEB-2003 17:43:41	Bright	45.000	82	48Bet UMa	2.3650	10600.	90	5019	No
340	GOM_NL__2PRFIN20030214_174554_000000512013_00456_05019_5315.N1	14-FEB-2003 17:45:54	Bright	50.500	87	64Gam UMa	2.4330	11000.	101	5019	No
341	GOM_NL__2PRFIN20030214_174906_000000362013_00456_05019_5316.N1	14-FEB-2003 17:49:06	Bright	36.000	49	1Alp UMi	1.9900	6300.0	72	5019	No
342	GOM_NL__2PRFIN20030214_175116_000000412013_00456_05019_5317.N1	14-FEB-2003 17:51:16	Bright	41.000	60	7Bet UMi	2.0810	3950.0	82	5019	No
343	GOM_NL__2PRFIN20030214_175402_000000652013_00456_05019_5318.N1	14-FEB-2003 17:54:02	Bright	64.500	39	85Eta UMa	1.8540	24000.	129	5019	No
344	GOM_NL__2PRFIN20030214_175951_000000432013_00456_05019_5319.N1	14-FEB-2003 17:59:51	Bright	43.000	130	23Bet Dra	2.7990	5800.0	86	5019	No
345	GOM_NL__2PRFIN20030214_180146_000000362013_00456_05019_5320.N1	14-FEB-2003 18:01:46	Bright	35.500	144	18Del Cyg	2.8600	11000.	71	5019	No
346	GOM_NL__2PRFIN20030214_180403_000000412013_00456_05019_5321.N1	14-FEB-2003 18:04:03	Bright	41.000	5	3Alp Lyr	0.033000	11000.	82	5019	No
347	GOM_NL__2PRFIN20030214_180711_000000532013_00456_05019_5322.N1	14-FEB-2003 18:07:11	Bright	53.000	133	40Zet Her	2.8070	6000.0	106	5019	No
348	GOM_NL__2PRFIN20030214_181113_000001092013_00456_05019_5323.N1	14-FEB-2003 18:11:13	Twilight	109.00	67	5Alp CrB	2.2210	11000.	218	5019	No
349	GOM_NL__2PRFIN20030214_181519_000000522013_00456_05019_5324.N1	14-FEB-2003 18:15:19	Bright	52.000	126	60Bet Oph	2.7700	4250.0	104	5019	No
350	GOM_NL__2PRFIN20030214_182236_000000492013_00456_05019_5325.N1	14-FEB-2003 18:22:36	Dark	48.500	86	35Eta Oph	2.4300	10200.	97	5019	No
351	GOM_NL__2PRFIN20030214_182454_000000442013_00456_05019_5326.N1	14-FEB-2003 18:24:54	Dark	44.000	38	20Eps Sgr	1.8360	11000.	88	5019	No
352	GOM_NL__2PRFIN20030214_182710_000000402013_00456_05019_5327.N1	14-FEB-2003 18:27:10	Dark	40.000	85	Kap Sco	2.4070	28000.	80	5019	No
353	GOM_NL__2PRFIN20030214_182859_000000622013_00456_05019_5328.N1	14-FEB-2003 18:28:59	Dark	61.500	80	7Del Sco	2.3160	30000.	123	5019	No
354	GOM_NL__2PRFIN20030214_183131_000000412013_00456_05019_5329.N1	14-FEB-2003 18:31:31	Dark	41.000	141	Bet Ara	2.8400	4600.0	82	5019	No
355	GOM_NL__2PRFIN20030214_185111_000000422013_00457_05020_5478.N1	14-FEB-2003 18:51:11	Straylight	42.000	34	Gam2Vel	1.7930	23000.	84	5020	No
356	GOM_NL__2PRFIN20030214_185316_000000412013_00457_05020_5479.N1	14-FEB-2003 18:53:16	Straylight	41.000	70	Zet Pup	2.2460	39000.	82	5020	No
357	GOM_NL__2PRFIN20030214_185706_000001062013_00457_05020_5480.N1	14-FEB-2003 18:57:06	Straylight	106.00	100	4Gam Crv	2.5800	13100.	212	5020	No
358	GOM_NL__2PRFIN20030214_190131_000000482013_00457_05020_5481.N1	14-FEB-2003 19:01:31	Straylight	47.500	48	30Alp Hya	1.9770	4100.0	95	5020	No
359	GOM_NL__2PRFIN20030214_190601_000000522013_00457_05020_5482.N1	14-FEB-2003 19:06:01	Bright	52.000	8	10Alp CMi	0.40000	6500.0	104	5020	No
360	GOM_NL__2PRFIN20030214_190905_000000522013_00457_05020_5483.N1	14-FEB-2003 19:09:05	Bright	51.500	22	32Alp Leo	1.3600	15200.	103	5020	No
361	GOM_NL__2PRFIN20030214_191218_000000402013_00457_05020_5484.N1	14-FEB-2003 19:12:18	Bright	39.500	17	78Bet Gem	1.1610	4500.0	79	5020	No
362	GOM_NL__2PRFIN20030214_191822_000000372013_00457_05020_5485.N1	14-FEB-2003 19:18:22	Bright	37.000	42	34Bet Aur	1.9000	10200.	74	5020	No
363	GOM_NL__2PRFIN20030214_192228_000000552013_00457_05020_5486.N1	14-FEB-2003 19:22:28	Bright	54.500	174	52Psi UMa	3.0040	4400.0	109	5020	No
364	GOM_NL__2PRFIN20030214_192416_000000462013_00457_05020_5487.N1	14-FEB-2003 19:24:16	Bright	46.000	82	48Bet UMa	2.3650	10600.	92	5020	No
365	GOM_NL__2PRFIN20030214_192628_000000542013_00457_05020_5488.N1	14-FEB-2003 19:26:28	Bright	53.500	87	64Gam UMa	2.4330	11000.	107	5020	No
366	GOM_NL__2PRFIN20030214_192942_000000372013_00457_05020_5489.N1	14-FEB-2003 19:29:42	Bright	36.500	49	1Alp UMi	1.9900	6300.0	73	5020	No
367	GOM_NL__2PRFIN20030214_193151_000000422013_00457_05020_5490.N1	14-FEB-2003 19:31:51	Bright	41.500	60	7Bet UMi	2.0810	3950.0	83	5020	No
368	GOM_NL__2PRFIN20030214_193434_000000712013_00457_05020_5491.N1	14-FEB-2003 19:34:34	Bright	71.000	39	85Eta UMa	1.8540	24000.	142	5020	No
369	GOM_NL__2PRFIN20030214_194027_000000402013_00457_05020_5492.N1	14-FEB-2003 19:40:27	Bright	39.500	130	23Bet Dra	2.7990	5800.0	79	5020	No
370	GOM_NL__2PRFIN20030214_194223_000000352013_00457_05020_5493.N1	14-FEB-2003 19:42:23	Bright	34.500	144	18Del Cyg	2.8600	11000.	69	5020	No
371	GOM_NL__2PRFIN20030214_194439_000000372013_00457_05020_5494.N1	14-FEB-2003 19:44:39	Bright	36.500	5	3Alp Lyr	0.033000	11000.	73	5020	No
372	GOM_NL__2PRFIN20030214_194746_000000562013_00457_05020_5495.N1	14-FEB-2003 19:47:46	Bright	56.000	133	40Zet Her	2.8070	6000.0	112	5020	No
373	GOM_NL__2PRFIN20030214_195150_000001122013_00457_05020_5496.N1	14-FEB-2003 19:51:50	Twilight	111.50	67	5Alp CrB	2.2210	11000.	223	5020	No
374	GOM_NL__2PRFIN20030214_195555_000000512013_00457_05020_5497.N1	14-FEB-2003 19:55:55	Bright	51.000	126	60Bet Oph	2.7700	4250.0	102	5020	No
375	GOM_NL__2PRFIN20030214_200325_000001242013_00457_05020_5498.N1	14-FEB-2003 20:03:25	Dark	124.00	102	24Alp Ser	2.6000	4250.0	248	5020	No
376	GOM_NL__2PRFIN20030214_200736_000000402013_00457_05020_5499.N1	14-FEB-2003 20:07:36	Dark	39.500	25	35Lam Sco	1.6200	28000.	79	5020	No
377	GOM_NL__2PRFIN20030214_200937_000000722013_00457_05020_5500.N1	14-FEB-2003 20:09:37	Dark	71.500	80	7Del Sco	2.3160	30000.	143	5020	No
378	GOM_NL__2PRFIN20030214_201207_000000382013_00457_05020_5501.N1	14-FEB-2003 20:12:07	Dark	38.000	141	Bet Ara	2.8400	4600.0	76	5020	No
379	GOM_NL__2PRFIN20030214_202924_000000402013_00458_05021_5551.N1	14-FEB-2003 20:29:24	Dark	39.500	46	Del Vel	1.9540	10600.	79	5021	Yes
380	GOM_NL__2PRFIN20030214_203147_000000392013_00458_05021_5552.N1	14-FEB-2003 20:31:47	Straylight	39.000	34	Gam2Vel	1.7930	23000.	78	5021	No
381	GOM_NL__2PRFIN20030214_203352_000000402013_00458_05021_5553.N1	14-FEB-2003 20:33:52	Straylight	39.500	70	Zet Pup	2.2460	39000.	79	5021	No
382	GOM_NL__2PRFIN20030214_203742_000001192013_00458_05021_5554.N1	14-FEB-2003 20:37:42	Straylight	118.50	100	4Gam Crv	2.5800	13100.	237	5021	No
383	GOM_NL__2PRFIN20030214_204207_000000512013_00458_05021_5555.N1	14-FEB-2003 20:42:07	Straylight	51.000	48	30Alp Hya	1.9770	4100.0	102	5021	No
384	GOM_NL__2PRFIN20030214_204637_000000482013_00458_05021_5556.N1	14-FEB-2003 20:46:37	Bright	48.000	8	10Alp CMi	0.40000	6500.0	96	5021	No
385	GOM_NL__2PRFIN20030214_204941_000000532013_00458_05021_5557.N1	14-FEB-2003 20:49:41	Bright	53.000	22	32Alp Leo	1.3600	15200.	106	5021	No
386	GOM_NL__2PRFIN20030214_205255_000000402013_00458_05021_5558.N1	14-FEB-2003 20:52:55	Bright	40.000	17	78Bet Gem	1.1610	4500.0	80	5021	No
387	GOM_NL__2PRFIN20030214_205858_000000392013_00458_05021_5559.N1	14-FEB-2003 20:58:58	Bright	38.500	42	34Bet Aur	1.9000	10200.	77	5021	No
388	GOM_NL__2PRFIN20030214_210303_000000612013_00458_05021_5560.N1	14-FEB-2003 21:03:03	Bright	60.500	174	52Psi UMa	3.0040	4400.0	121	5021	No
389	GOM_NL__2PRFIN20030214_210452_000000472013_00458_05021_5561.N1	14-FEB-2003 21:04:52	Bright	47.000	82	48Bet UMa	2.3650	10600.	94	5021	No
390	GOM_NL__2PRFIN20030214_210704_000000502013_00458_05021_5562.N1	14-FEB-2003 21:07:04	Bright	49.500	87	64Gam UMa	2.4330	11000.	99	5021	No
391	GOM_NL__2PRFIN20030214_211018_000000362013_00458_05021_5563.N1	14-FEB-2003 21:10:18	Bright	35.500	49	1Alp UMi	1.9900	6300.0	71	5021	No
392	GOM_NL__2PRFIN20030214_211227_000000382013_00458_05021_5564.N1	14-FEB-2003 21:12:27	Bright	37.500	60	7Bet UMi	2.0810	3950.0	75	5021	No
393	GOM_NL__2PRFIN20030214_211511_000000702013_00458_05021_5565.N1	14-FEB-2003 21:15:11	Bright	69.500	39	85Eta UMa	1.8540	24000.	139	5021	No
394	GOM_NL__2PRFIN20030214_212102_000000422013_00458_05021_5566.N1	14-FEB-2003 21:21:02	Bright	42.000	130	23Bet Dra	2.7990	5800.0	84	5021	No
395	GOM_NL__2PRFIN20030214_212259_000000352013_00458_05021_5567.N1	14-FEB-2003 21:22:59	Bright	35.000	144	18Del Cyg	2.8600	11000.	70	5021	No
396	GOM_NL__2PRFIN20030214_212515_000000382013_00458_05021_5568.N1	14-FEB-2003 21:25:15	Bright	38.000	5	3Alp Lyr	0.033000	11000.	76	5021	No

397	GOM_NL__2PRFIN20030214_212822_000000562013_00458_05021_5569.N1	14-FEB-2003 21:28:22	Bright	55.500	133	40Zet Her	2.8070	6000.0	111	5021	No
398	GOM_NL__2PRFIN20030214_213227_000001112013_00458_05021_5570.N1	14-FEB-2003 21:32:27	Twl_and_stray	110.50	67	5Alp CrB	2.2210	11000.	221	5021	No
399	GOM_NL__2PRFIN20030214_213631_000000492013_00458_05021_5571.N1	14-FEB-2003 21:36:31	Bright	49.000	126	60Bet Oph	2.7700	4250.0	98	5021	No
400	GOM_NL__2PRFIN20030214_214404_000001482013_00458_05021_5572.N1	14-FEB-2003 21:44:04	Dark	147.50	102	24Alp Ser	2.6000	4250.0	295	5021	No
401	GOM_NL__2PRFIN20030214_214813_000000442013_00458_05021_5573.N1	14-FEB-2003 21:48:13	Dark	44.000	25	35Lam Sco	1.6200	28000.	88	5021	No
402	GOM_NL__2PRFIN20030214_215014_000000692013_00458_05021_5574.N1	14-FEB-2003 21:50:14	Dark	69.000	80	7Del Sco	2.3160	30000.	138	5021	No
403	GOM_NL__2PRFIN20030214_215244_000000392013_00458_05021_5575.N1	14-FEB-2003 21:52:44	Dark	39.000	141	Bet Ara	2.8400	4600.0	78	5021	No
404	GOM_NL__2PRFIN20030214_215447_000000482013_00459_05022_5297.N1	14-FEB-2003 21:54:47	Dark	47.500	131	Gam Lup	2.8000	26000.	95	5022	No
405	GOM_NL__2PRFIN20030214_220010_000000422013_00459_05022_5298.N1	14-FEB-2003 22:00:10	Dark	41.500	10	Bet Cen	0.61000	28000.	83	5022	No
406	GOM_NL__2PRFIN20030214_220129_000000442013_00459_05022_5299.N1	14-FEB-2003 22:01:29	Dark	44.000	77	Eps Cen	2.3030	28000.	88	5022	No
407	GOM_NL__2PRFIN20030214_220316_000000422013_00459_05022_5300.N1	14-FEB-2003 22:03:16	Dark	41.500	12	Alp1Cru	0.77500	30000.	83	5022	No
408	GOM_NL__2PRFIN20030214_220546_000000392013_00459_05022_5301.N1	14-FEB-2003 22:05:46	Dark	38.500	29	Bet Car	1.6720	10200.	77	5022	No
409	GOM_NL__2PRFIN20030214_220822_000000402013_00459_05022_5302.N1	14-FEB-2003 22:08:22	Dark	40.000	71	lot Car	2.2460	7700.0	80	5022	No
410	GOM_NL__2PRFIN20030214_221000_000000422013_00459_05022_5303.N1	14-FEB-2003 22:10:00	Dark	41.500	46	Del Vel	1.9540	10600.	83	5022	No
411	GOM_NL__2PRFIN20030214_221223_000000392013_00459_05022_5304.N1	14-FEB-2003 22:12:23	Straylight	39.000	34	Gam2Vel	1.7930	23000.	78	5022	No
412	GOM_NL__2PRFIN20030214_221428_000000412013_00459_05022_5305.N1	14-FEB-2003 22:14:28	Straylight	40.500	70	Zet Pup	2.2460	39000.	81	5022	No
413	GOM_NL__2PRFIN20030214_221821_000001112013_00459_05022_5306.N1	14-FEB-2003 22:18:21	Straylight	111.00	100	4Gam Crv	2.5800	13100.	222	5022	No
414	GOM_NL__2PRFIN20030214_222243_000000522013_00459_05022_5307.N1	14-FEB-2003 22:22:43	Straylight	52.000	48	30Alp Hya	1.9770	4100.0	104	5022	No
415	GOM_NL__2PRFIN20030214_222713_000000522013_00459_05022_5308.N1	14-FEB-2003 22:27:13	Bright	52.000	8	10Alp CMi	0.40000	6500.0	104	5022	No
416	GOM_NL__2PRFIN20030214_223016_000000552013_00459_05022_5309.N1	14-FEB-2003 22:30:16	Bright	54.500	22	32Alp Leo	1.3600	15200.	109	5022	No
417	GOM_NL__2PRFIN20030214_223331_000000392013_00459_05022_5310.N1	14-FEB-2003 22:33:31	Bright	38.500	17	78Bet Gem	1.1610	4500.0	77	5022	No
418	GOM_NL__2PRFIN20030214_223935_000000382013_00459_05022_5311.N1	14-FEB-2003 22:39:35	Bright	38.000	42	34Bet Aur	1.9000	10200.	76	5022	No
419	GOM_NL__2PRFIN20030214_224338_000000542013_00459_05022_5312.N1	14-FEB-2003 22:43:38	Bright	53.500	174	52Psi UMa	3.0040	4400.0	107	5022	No
420	GOM_NL__2PRFIN20030214_224527_000000462013_00459_05022_5313.N1	14-FEB-2003 22:45:27	Bright	46.000	82	48Bet UMa	2.3650	10600.	92	5022	No
421	GOM_NL__2PRFIN20030214_224739_000000532013_00459_05022_5314.N1	14-FEB-2003 22:47:39	Bright	52.500	87	64Gam UMa	2.4330	11000.	105	5022	No
422	GOM_NL__2PRFIN20030214_225054_000000372013_00459_05022_5315.N1	14-FEB-2003 22:50:54	Bright	37.000	49	1Alp UMi	1.9900	6300.0	74	5022	No
423	GOM_NL__2PRFIN20030214_225303_000000422013_00459_05022_5316.N1	14-FEB-2003 22:53:03	Bright	41.500	60	7Bet UMi	2.0810	3950.0	83	5022	No
424	GOM_NL__2PRFIN20030214_225544_000000682013_00459_05022_5317.N1	14-FEB-2003 22:55:44	Bright	67.500	39	85Eta UMa	1.8540	24000.	135	5022	No
425	GOM_NL__2PRFIN20030214_230138_000000402013_00459_05022_5318.N1	14-FEB-2003 23:01:38	Bright	40.000	130	23Bet Dra	2.7990	5800.0	80	5022	No
426	GOM_NL__2PRFIN20030214_230334_000000342013_00459_05022_5319.N1	14-FEB-2003 23:03:34	Bright	34.000	144	18Del Cyg	2.8600	11000.	68	5022	No
427	GOM_NL__2PRFIN20030214_230551_000000422013_00459_05022_5320.N1	14-FEB-2003 23:05:51	Bright	42.000	5	3Alp Lyr	0.033000	11000.	84	5022	No
428	GOM_NL__2PRFIN20030214_230858_000000562013_00459_05022_5321.N1	14-FEB-2003 23:08:58	Bright	55.500	133	40Zet Her	2.8070	6000.0	111	5022	No
429	GOM_NL__2PRFIN20030214_231304_000001262013_00459_05022_5322.N1	14-FEB-2003 23:13:04	Twl_and_stray	125.50	67	5Alp CrB	2.2210	11000.	251	5022	No
430	GOM_NL__2PRFIN20030214_231707_000000532013_00459_05022_5323.N1	14-FEB-2003 23:17:07	Bright	52.500	126	60Bet Oph	2.7700	4250.0	105	5022	No
431	GOM_NL__2PRFIN20030214_232442_000001202013_00459_05022_5324.N1	14-FEB-2003 23:24:42	Dark	120.00	102	24Alp Ser	2.6000	4250.0	240	5022	No
432	GOM_NL__2PRFIN20030214_233051_000000612013_00459_05022_5325.N1	14-FEB-2003 23:30:51	Dark	61.000	80	7Del Sco	2.3160	30000.	122	5022	No
433	GOM_NL__2PRFIN20030214_233320_000000442013_00459_05022_5326.N1	14-FEB-2003 23:33:20	Dark	44.000	141	Bet Ara	2.8400	4600.0	88	5022	No
434	GOM_NL__2PRFIN20030214_233524_000000482013_00460_05023_5297.N1	14-FEB-2003 23:35:24	Dark	47.500	131	Gam Lup	2.8000	26000.	95	5023	No
435	GOM_NL__2PRFIN20030214_234046_000000412013_00460_05023_5298.N1	14-FEB-2003 23:40:46	Dark	41.000	10	Bet Cen	0.61000	28000.	82	5023	No
436	GOM_NL__2PRFIN20030214_234205_000000462013_00460_05023_5299.N1	14-FEB-2003 23:42:05	Dark	45.500	77	Eps Cen	2.3030	28000.	91	5023	No
437	GOM_NL__2PRFIN20030214_234352_000000492013_00460_05023_5300.N1	14-FEB-2003 23:43:52	Dark	48.500	12	Alp1Cru	0.77500	30000.	97	5023	No
438	GOM_NL__2PRFIN20030214_234622_000000432013_00460_05023_5301.N1	14-FEB-2003 23:46:22	Dark	43.000	29	Bet Car	1.6720	10200.	86	5023	No
439	GOM_NL__2PRFIN20030214_234859_000000382013_00460_05023_5302.N1	14-FEB-2003 23:48:59	Dark	38.000	71	lot Car	2.2460	7700.0	76	5023	No
440	GOM_NL__2PRFIN20030214_235036_000000412013_00460_05023_5303.N1	14-FEB-2003 23:50:36	Dark	41.000	46	Del Vel	1.9540	10600.	82	5023	No
441	GOM_NL__2PRFIN20030214_235300_000000382013_00460_05023_5304.N1	14-FEB-2003 23:53:00	Straylight	38.000	34	Gam2Vel	1.7930	23000.	76	5023	No
442	GOM_NL__2PRFIN20030214_235504_000000382013_00460_05023_5305.N1	14-FEB-2003 23:55:04	Straylight	37.500	70	Zet Pup	2.2460	39000.	75	5023	No
443	GOM_NL__2PRFIN20030214_235857_000001092013_00460_05023_5306.N1	14-FEB-2003 23:58:57	Straylight	109.00	100	4Gam Crv	2.5800	13100.	218	5023	No

3. Quality information per product

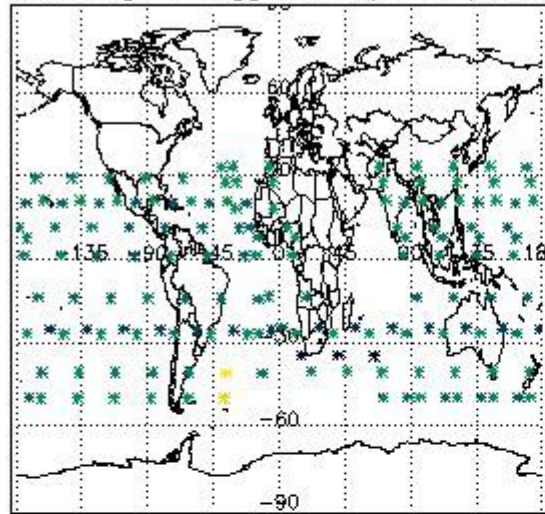
In this section it is plotted some information contained in the Quality Summary data set of the level 2 products. Only products in dark limb conditions and without errors (error flag in the MPH set to "0") are used.

3.1 Plot quality information per product (time dependant)

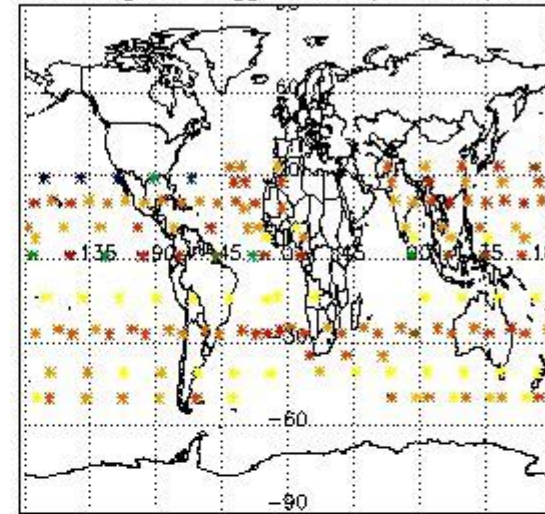


3.2 Plot quality information per product (world map)

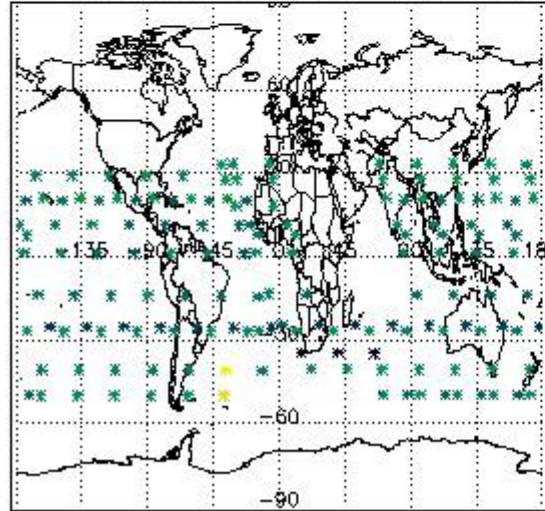
Percentage of flagged data per O3 profile



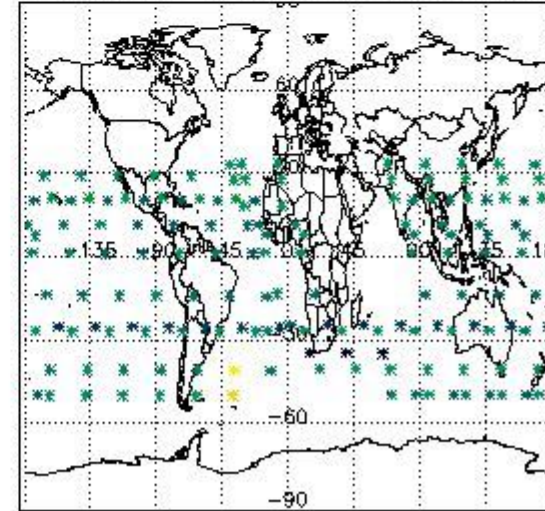
Percentage of flagged data per H2O profile



Percentage of flagged data per NO2 profile



Percentage of flagged data per NO3 profile

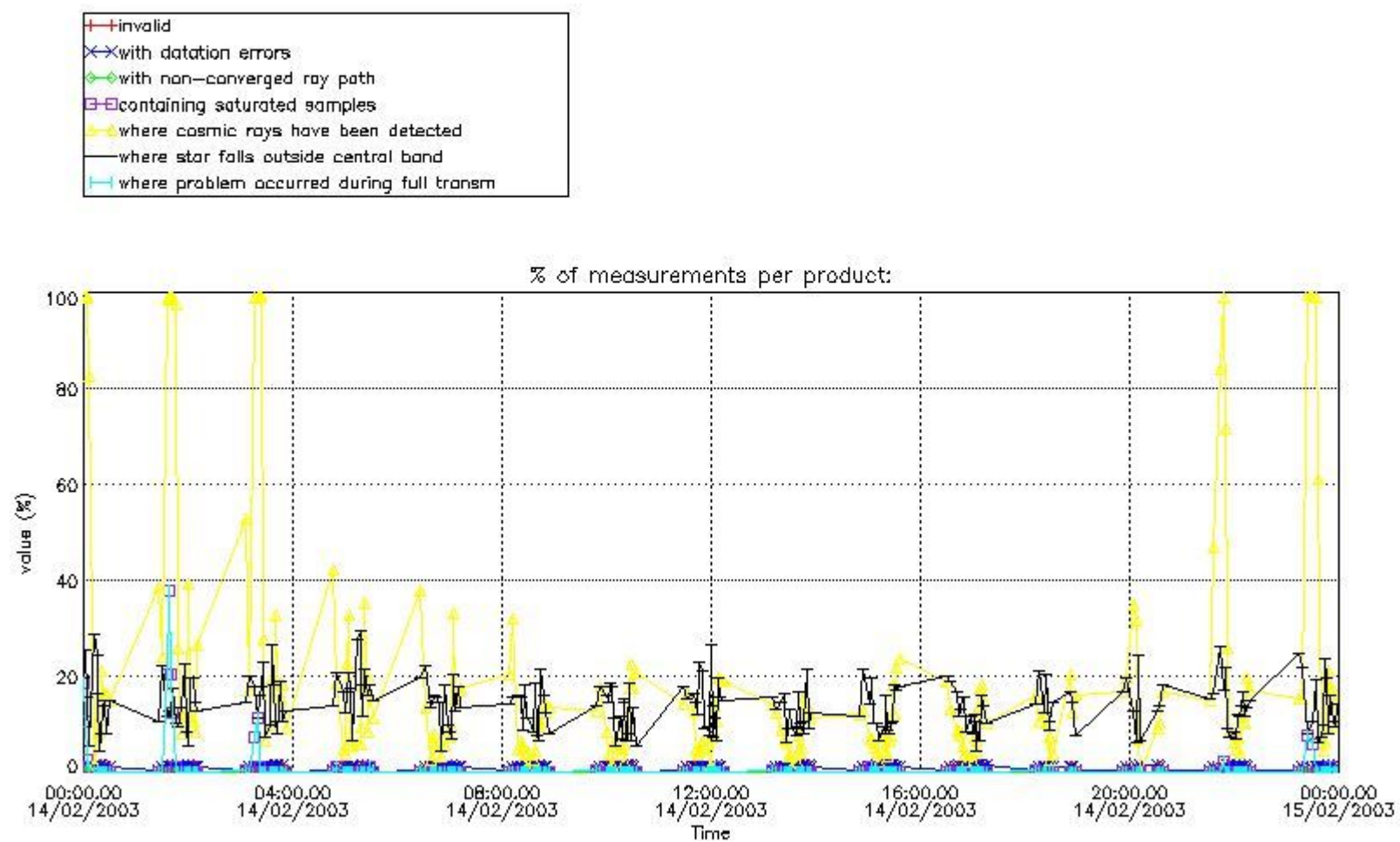


4. Level 1 quality information per product

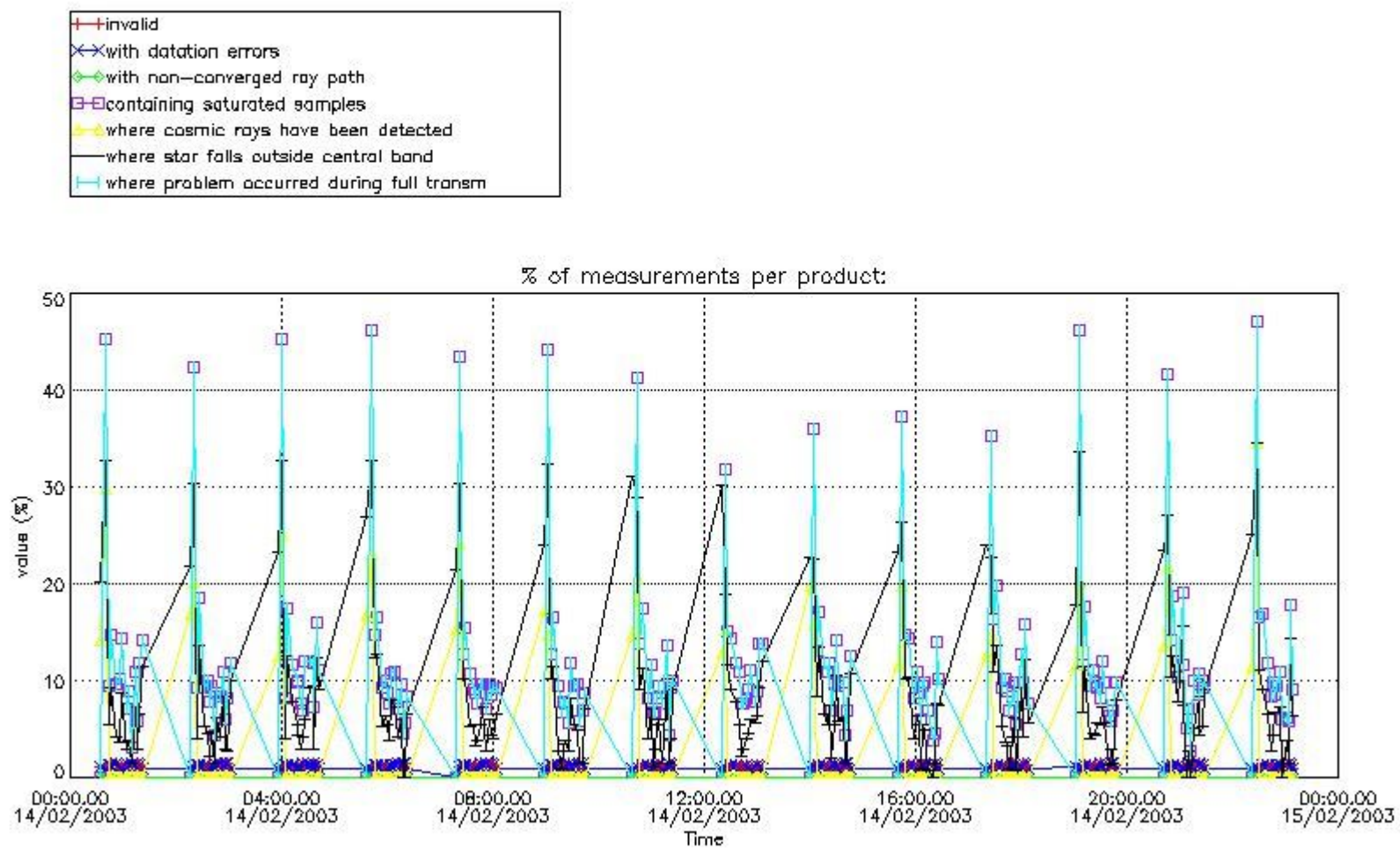
In this section it is plotted some information contained in the Quality Summary data set of the level 2 products that comes from the level 1b processing. Products without errors (error flag in the MPH set to "0") are used.

4.1 Plot quality information per product (time dependant) coming from level 1b processing

4.1.1 Plot level 1 quality information per product (time dependant): ENVISAT ASCENDING passes

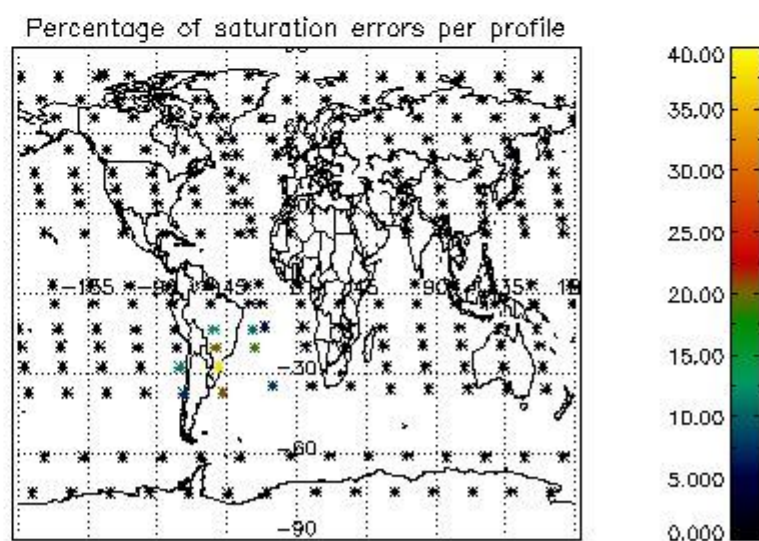
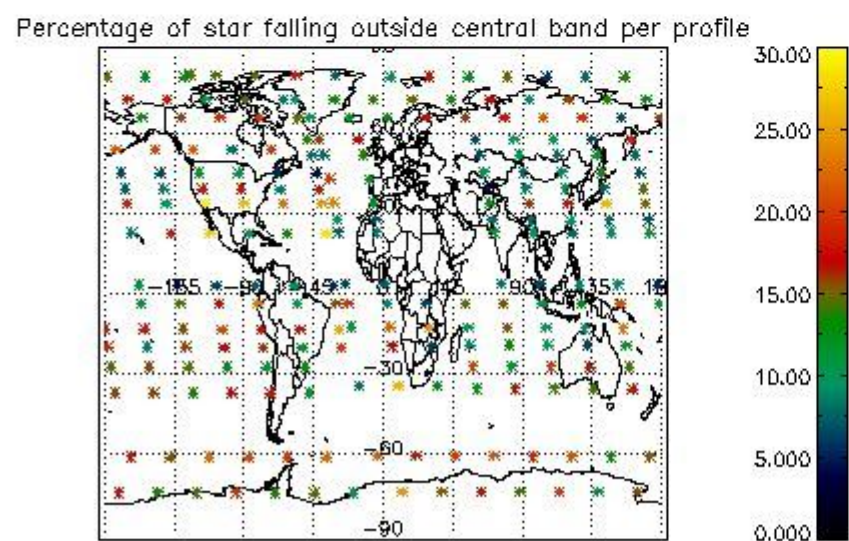
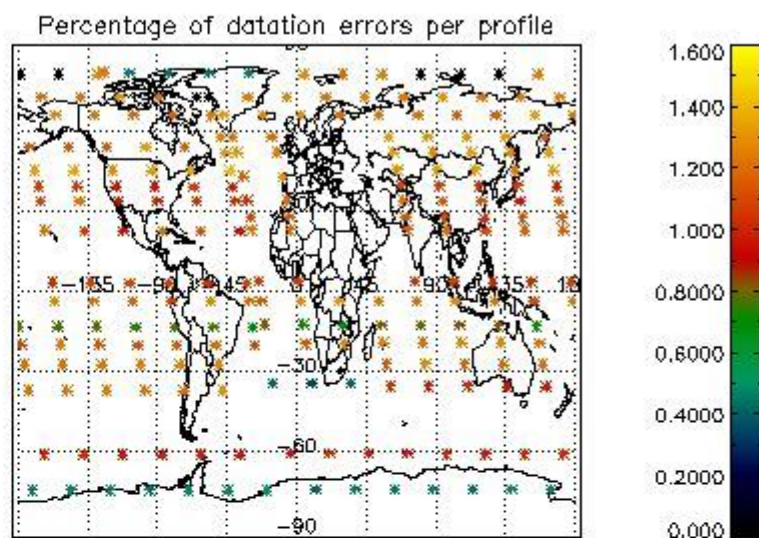
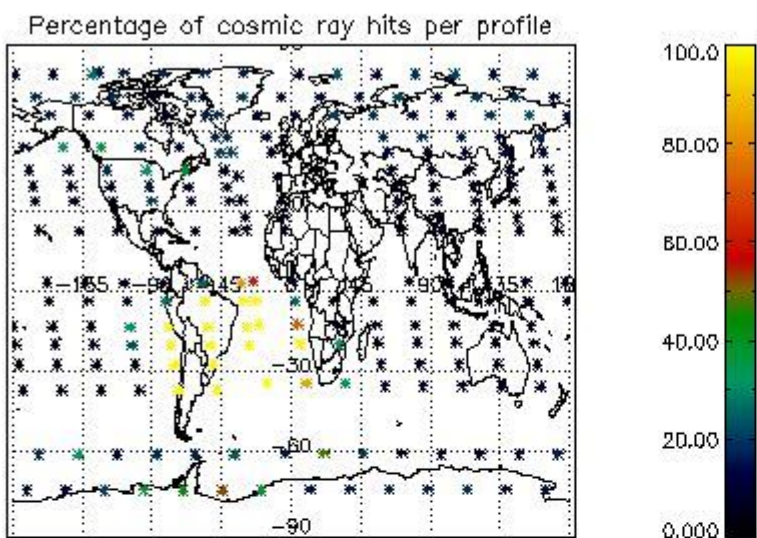


4.1.2 Plot level 1 quality information per product (time dependant): ENVI SAT DESCENDING passes

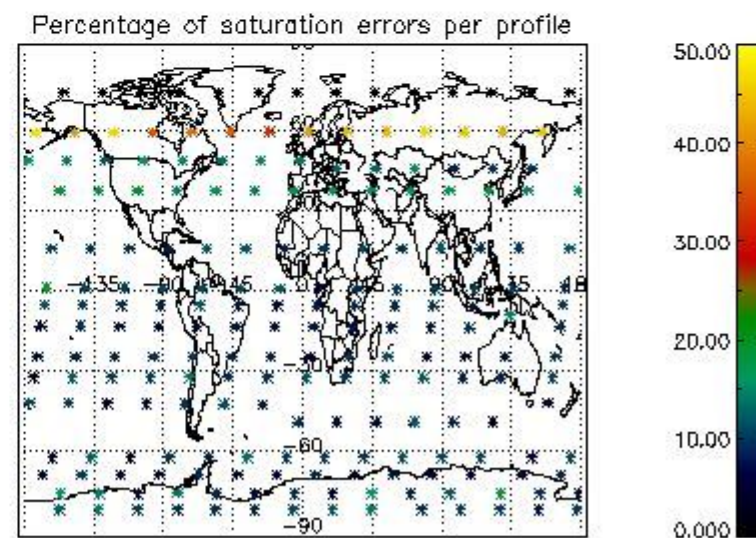
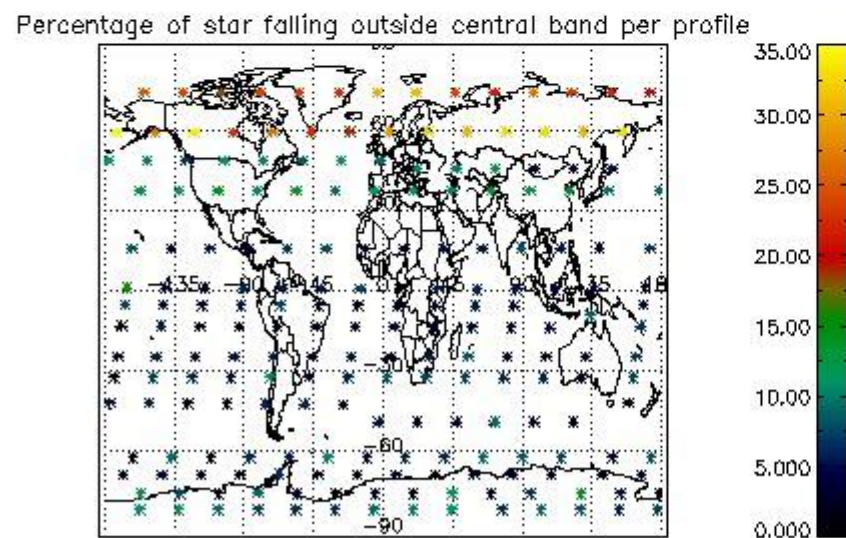
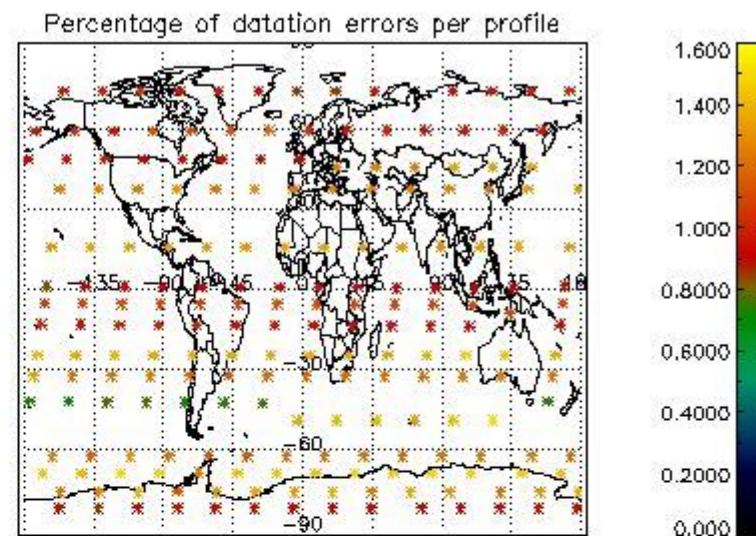
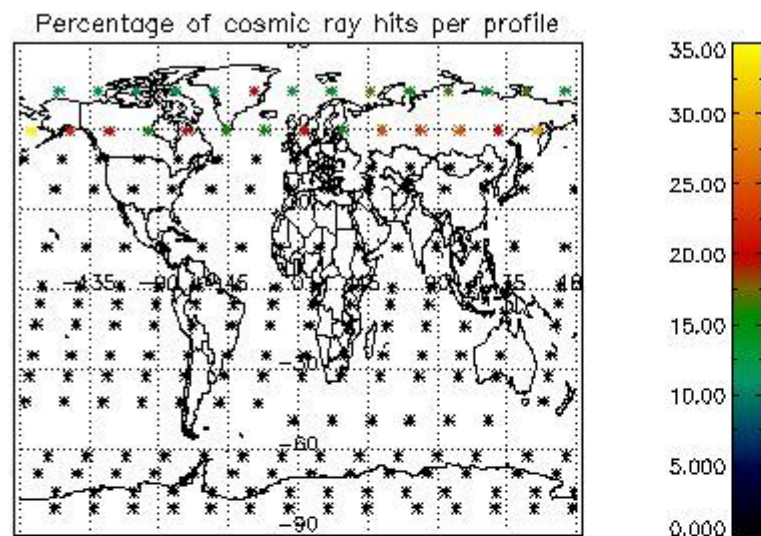


4.2 Plot quality information per product coming from level 1b processing (world map)

4.2.1 Plot level 1 quality information per product (world map): ENVISAT ASCENDING passes



4.2.2 Plot level 1 quality information per product (world map): ENVISAT DESCENDING passes



5. Trace gas profiles

5.1 Ozone statistics based on quality of products

The final quality of the products can be "measured" using the STD (Standard Deviation) attached to every point profile. This information is written to the parameter GOM_NL__2P/NL_LOCAL_SPECIES_DENSITY/o3_std of the level 2 products. The table below shows the statistics for given STD ranges.

The statistics are given with respect to the overall valid production:

- Products without fatal errors: GOM_NL__2P/MPH/PRODUCT_ERR=0
- Valid point profile: GOM_NL__2P/NL_LOCAL_SPECIES_DENSITY/pcd(0)=0

The 'Criteria' is applied to valid points of dark limb products:

- Products in dark limb illumination condition: GOM_NL__2P/NL_SUMMARY_QUALITY/obs_ill_cond=0
- Products without fatal errors: GOM_NL__2P/MPH/PRODUCT_ERR=0
- Valid point profile: GOM_NL__2P/NL_LOCAL_SPECIES_DENSITY/pcd(0)=0

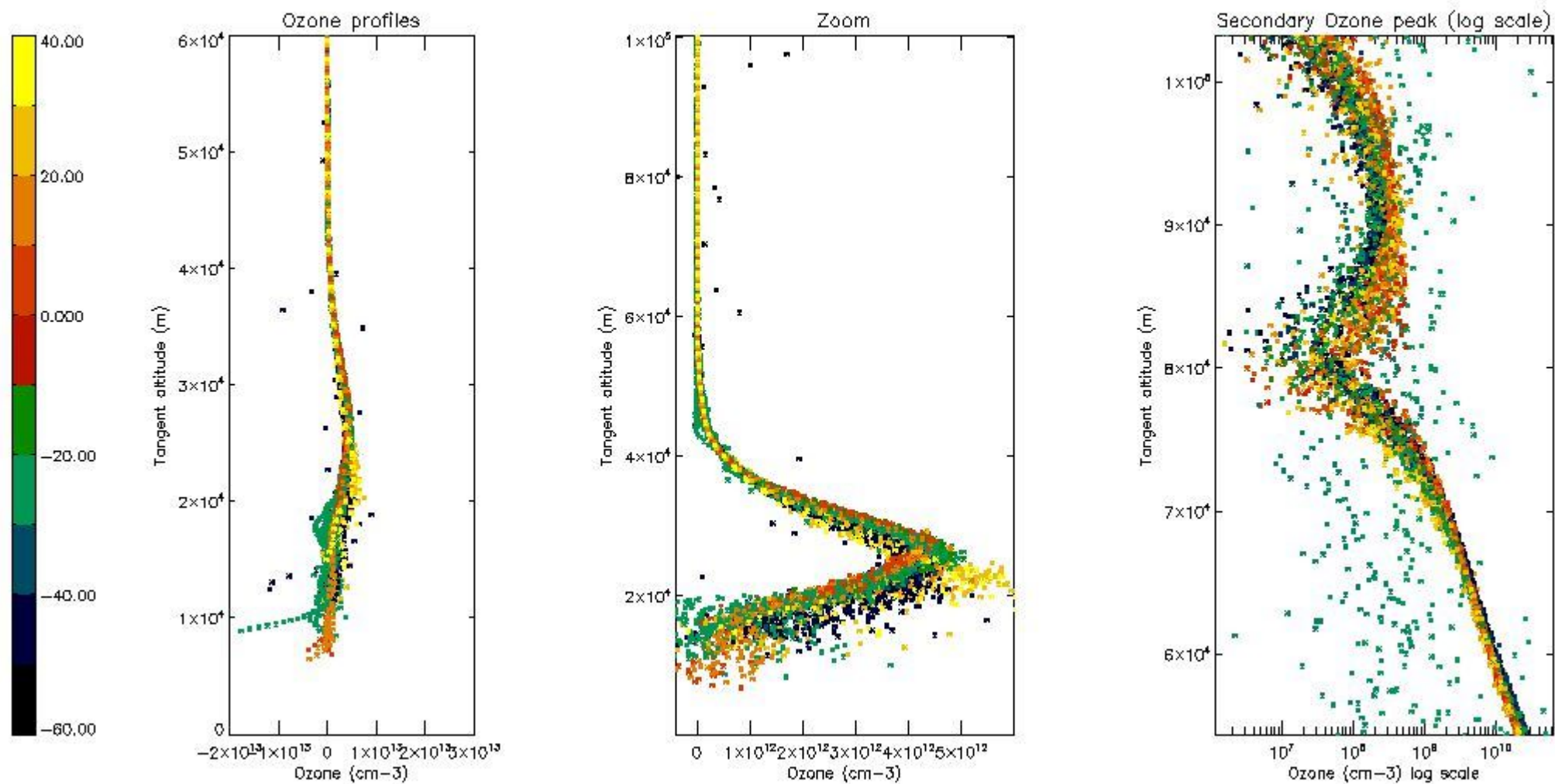
So, the table below shows the percentage of dark limb and valid observations for each criteria with respect to the overall valid daily observations.

Criteria	% of total production
All STD	35
STD < 20	21

STD < 10	18
STD < 5	14

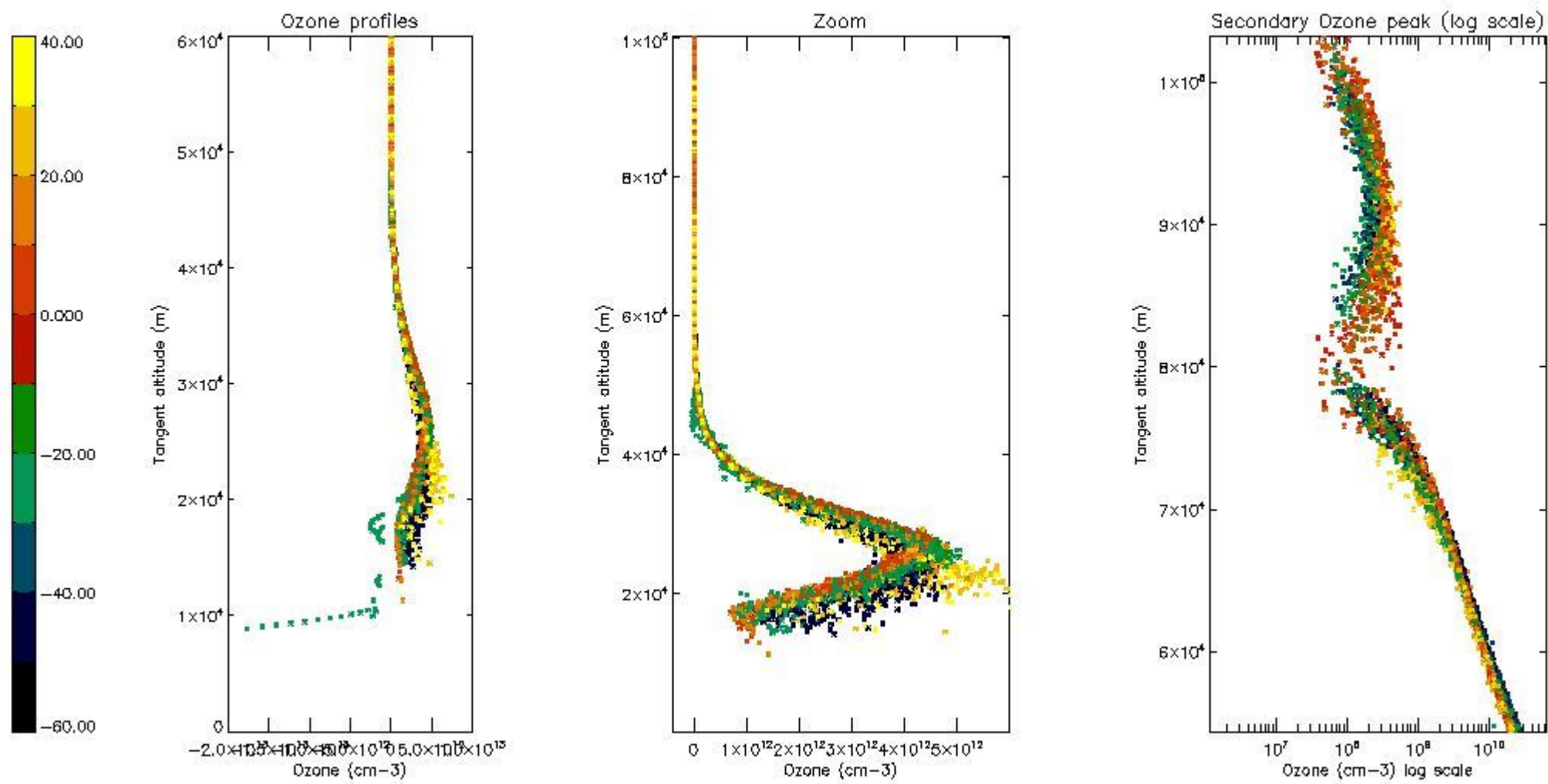
5.2 Plot ozone profiles for all STD (dark without errors)

The colorbar represents the latitude.



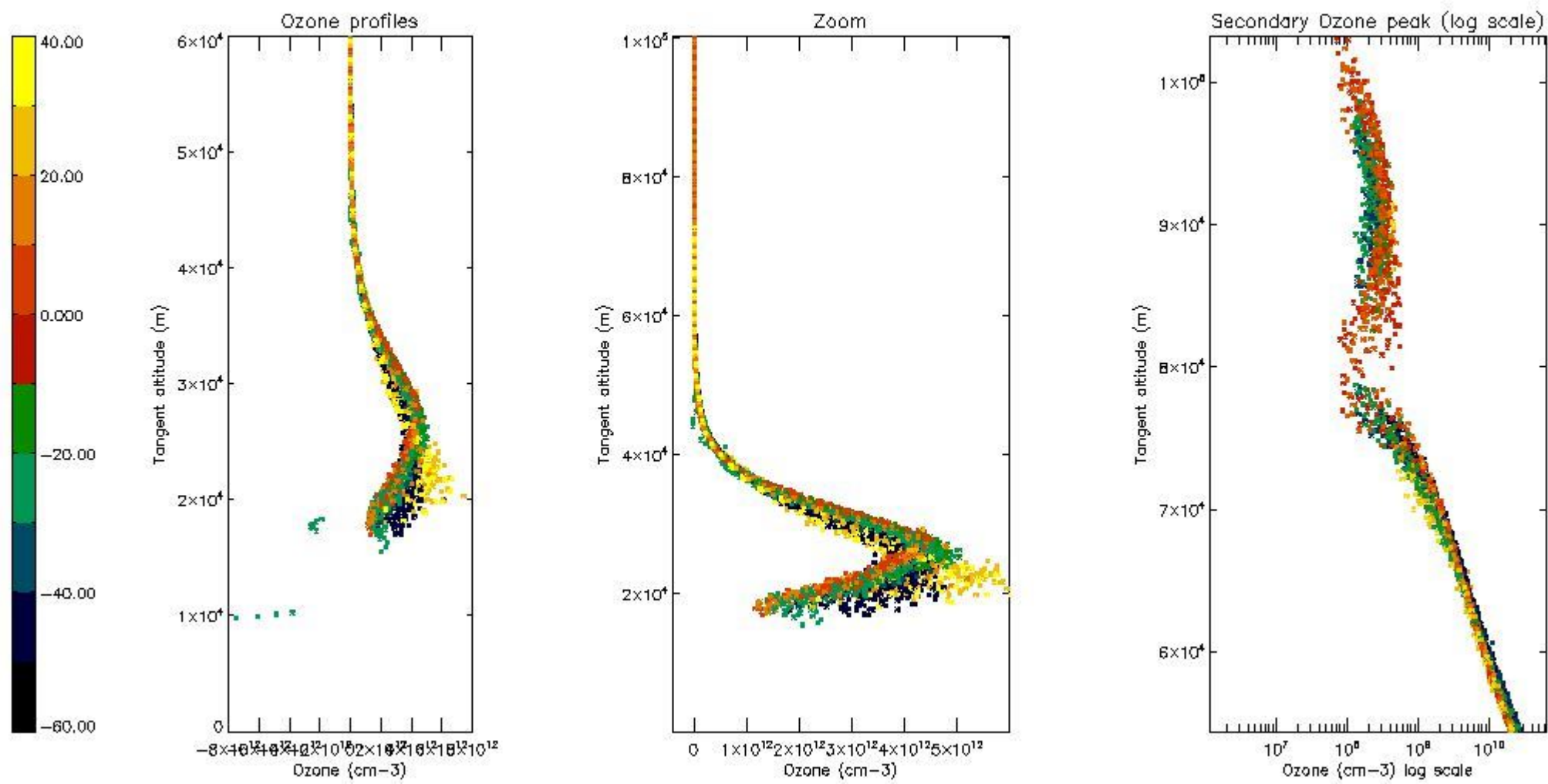
5.3 Plot ozone profiles where STD < 20% (dark without errors)

The colorbar represents the latitude.



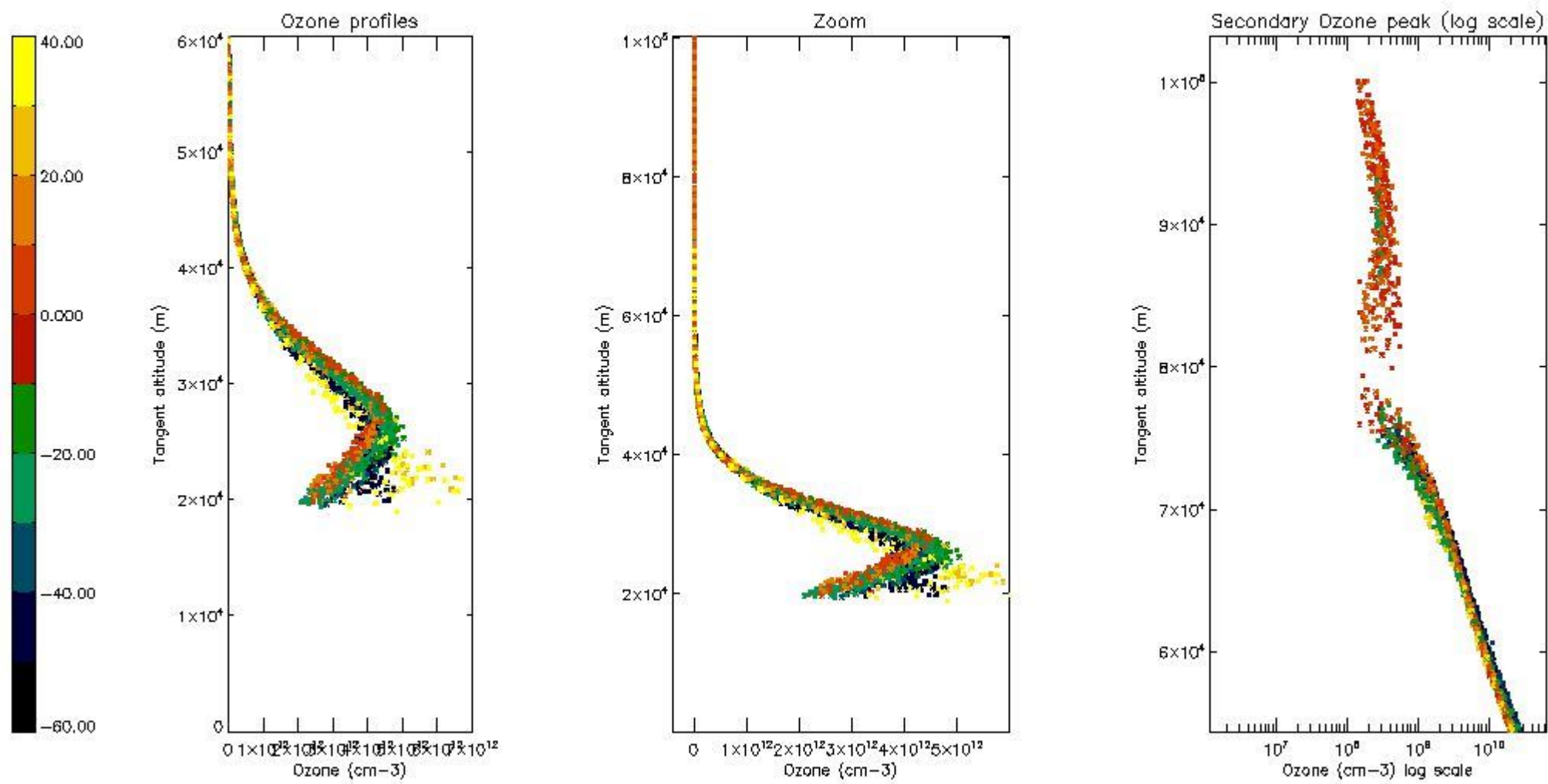
5.4 Plot ozone profiles where STD < 10% (dark without errors)

The colorbar represents the latitude.



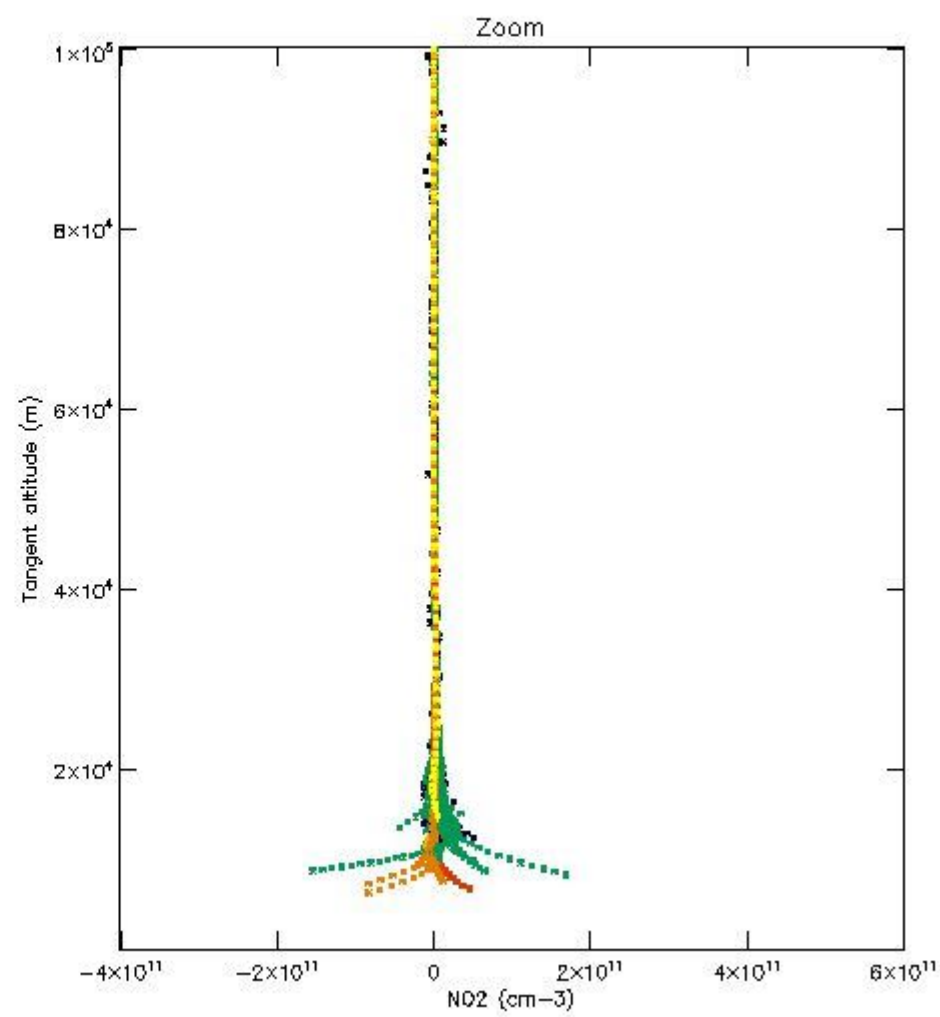
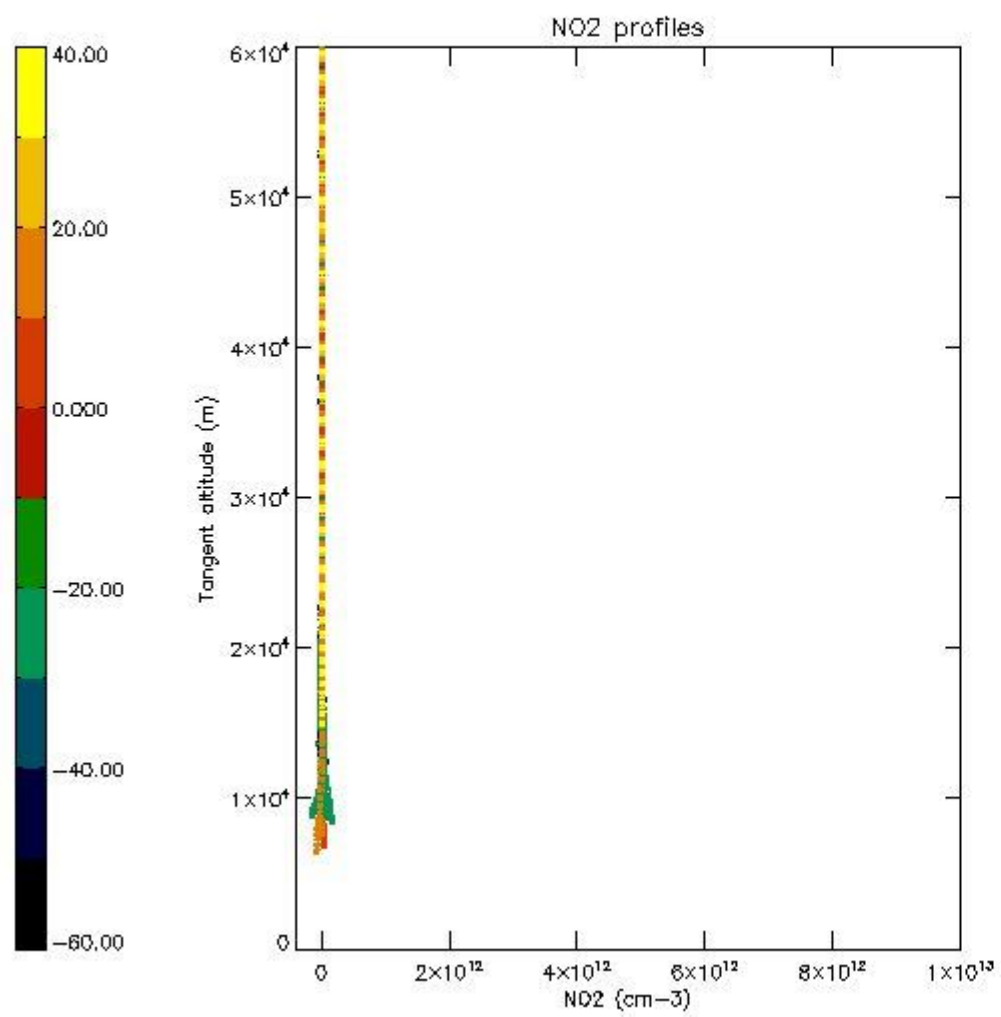
5.5 Plot ozone profiles where STD < 5% (dark without errors)

The colorbar represents the latitude.



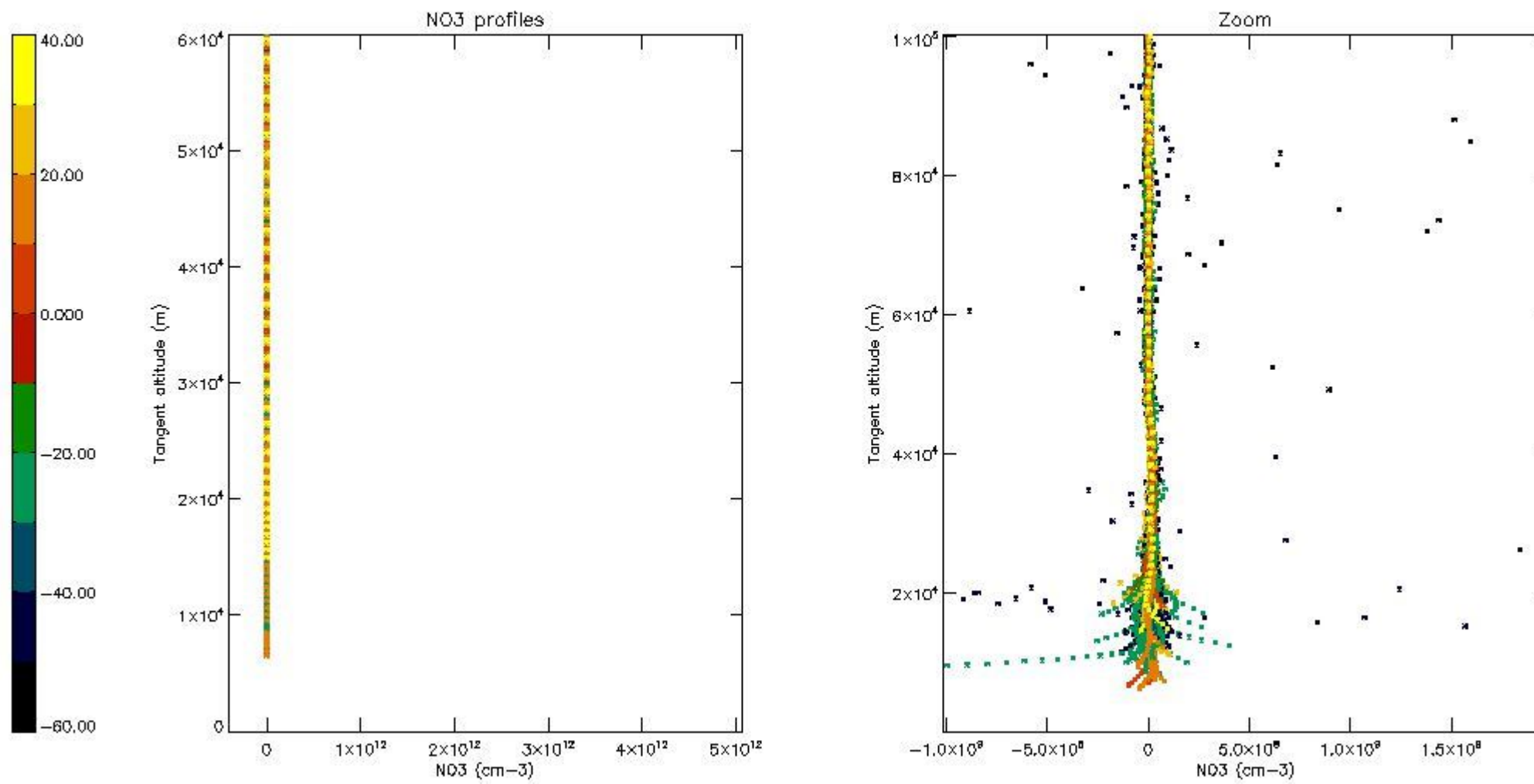
5.6 Plot NO₂ profiles for all STD (dark without errors)

The colorbar represents the latitude.



5.7 Plot NO3 profiles for all STD (dark without errors)

The colorbar represents the latitude.



6. Auxiliary Data Files used for the production reported in section 2

The number reported in the third column indicates since which file (see list in section 2) the corresponding auxiliary file has been used. The fourth column is the date of those product files.

Type	Auxiliary Filename	Used since product	Used since product date
INST_PHYS_CHARACTERISTICS	GOM_INS_AXNIEC20050627_150440_20020301_000000_20100101_000000	1	14-FEB-2003 00:00:18
LEVEL-2_PROC_CONFIG	GOM_PR2_AXVIEC20091111_152718_20020301_000000_20500101_000000	1	14-FEB-2003 00:00:18
CROSS_SECTIONS_FILE	GOM_CRS_AXVIEC20091111_154832_20020301_000000_20500101_000000	1	14-FEB-2003 00:00:18

GOMOS Level 2 Daily Report

SUMMARY

[1. General Info](#)

[2. Summary of processed GOM_NL_2P products](#)

[3. Level 2 Quality information per product](#)

[3.1 Plot of level 2 quality information per product \(time dependant\)](#)

[3.2 Plot of level 2 quality information per product \(world map\)](#)

[4. Level 1 Quality information per product \(stored on level 2 products\)](#)

[4.1 Plot of level 1 quality information per product \(time dependant\)](#)

[4.1.1 Plot of level 1 quality information per product \(time dependant\): ASCENDING](#)

[4.1.2 Plot of level 1 quality information per product \(time dependant\): DESCENDING](#)

[4.2 Plot of level 1 quality information per product \(world map\)](#)

[4.2.1 Plot of level 1 quality information per product \(world map\): ASCENDING](#)

[4.2.2 Plot of level 1 quality information per product \(world map\): DESCENDING](#)

[5. Ozone profiles based on quality statistics and other trace gas profiles](#)

[5.1 Ozone statistics based on quality of products](#)

[5.2 Plot ozone profiles for all STD \(dark without errors\)](#)

[5.3 Plot ozone profiles where STD < 20% \(dark without errors\)](#)

[5.4. Plot ozone profiles where STD < 10% \(dark without errors\)](#)

[5.5. Plot ozone profiles where STD < 5% \(dark without errors\)](#)

[5.6 Plot NO2 profiles for all STD \(dark without errors\)](#)

[5.7 Plot NO3 profiles for all STD \(dark without errors\)](#)

[5.8 Plot H2O profiles \(only for occultations of stars 1,2,3,4,13,14,16,26,63 dark without errors\) for all STD](#)

[6. Auxiliary Data Files used for the production reported in section 2](#)

This report presents the daily analysis on parameters extracted from GOMOS level 2 data (GOM_NL__2P). It is intended to monitor some important parameters that will impact the quality of these products. A list of level 2 products (and content) that have arrived during the reporting day to the PCF is also given.

Item	Value
Time of report generation	19APR2013 09:27:43
Data source version	GOMOS/6.01
Start time of products	14-02-2003 (14FEB2003 00:00:00)
Stop time of products	15-02-2003 (15FEB2003 00:00:00)
Store outputs in DB	Yes
Nb of level 2 prods	443
Nb of prods with errors	1

2. Summary of processed GOM_NL__2P products.

Nr	Filename	UTC Start time	Limb	Duration	Star Id	Star Name	Star Mag	Star Temp	Nb Meas	Orbit	Prod. error
1	GOM_NL__2PRFIN20030214_000018_000000462013_00445_05008_5324.N1	14-FEB-2003 00:00:18	Dark	45.500	25	35Lam Sco	1.6200	28000.	91	5008	No
2	GOM_NL__2PRFIN20030214_000209_000000712013_00445_05008_5325.N1	14-FEB-2003 00:02:09	Dark	71.000	80	7Del Sco	2.3160	30000.	142	5008	No
3	GOM_NL__2PRFIN20030214_000451_000000422013_00445_05008_5326.N1	14-FEB-2003 00:04:51	Dark	41.500	141	Bet Ara	2.8400	4600.0	83	5008	No
4	GOM_NL__2PRFIN20030214_000647_000000462013_00446_05009_5297.N1	14-FEB-2003 00:06:47	Dark	46.000	131	Gam Lup	2.8000	26000.	92	5009	No
5	GOM_NL__2PRFIN20030214_001215_000000532013_00446_05009_5298.N1	14-FEB-2003 00:12:15	Dark	52.500	10	Bet Cen	0.61000	28000.	105	5009	No
6	GOM_NL__2PRFIN20030214_001522_000000492013_00446_05009_5299.N1	14-FEB-2003 00:15:22	Dark	49.000	12	Alp1Cru	0.77500	30000.	98	5009	No
7	GOM_NL__2PRFIN20030214_001654_000000522013_00446_05009_5300.N1	14-FEB-2003 00:16:54	Dark	51.500	64	Gam Cen	2.2000	10600.	103	5009	No
8	GOM_NL__2PRFIN20030214_001838_000000362013_00446_05009_5301.N1	14-FEB-2003 00:18:38	Dark	35.500	159	Ups Car	2.9200	7200.0	71	5009	No
9	GOM_NL__2PRFIN20030214_002032_000000382013_00446_05009_5302.N1	14-FEB-2003 00:20:32	Dark	38.000	71	lot Car	2.2460	7700.0	76	5009	No
10	GOM_NL__2PRFIN20030214_002210_000000402013_00446_05009_5303.N1	14-FEB-2003 00:22:10	Dark	40.000	46	Del Vel	1.9540	10600.	80	5009	No
11	GOM_NL__2PRFIN20030214_002434_000000412013_00446_05009_5304.N1	14-FEB-2003 00:24:34	Straylight	40.500	34	Gam2Vel	1.7930	23000.	81	5009	No
12	GOM_NL__2PRFIN20030214_002638_000000372013_00446_05009_5305.N1	14-FEB-2003 00:26:38	Straylight	37.000	70	Zet Pup	2.2460	39000.	74	5009	No
13	GOM_NL__2PRFIN20030214_003056_000000412013_00446_05009_5306.N1	14-FEB-2003 00:30:56	Straylight	40.500	132	15Rho Pup	2.8030	6900.0	81	5009	No
14	GOM_NL__2PRFIN20030214_003456_000000502013_00446_05009_5307.N1	14-FEB-2003 00:34:56	Straylight	49.500	48	30Alp Hya	1.9770	4100.0	99	5009	No
15	GOM_NL__2PRFIN20030214_003924_000000522013_00446_05009_5308.N1	14-FEB-2003 00:39:24	Bright	52.000	8	10Alp CMi	0.40000	6500.0	104	5009	No
16	GOM_NL__2PRFIN20030214_004320_000000372013_00446_05009_5309.N1	14-FEB-2003 00:43:20	Bright	37.000	44	24Gam Gem	1.9280	11000.	74	5009	No
17	GOM_NL__2PRFIN20030214_004543_000000382013_00446_05009_5310.N1	14-FEB-2003 00:45:43	Bright	37.500	17	78Bet Gem	1.1610	4500.0	75	5009	No
18	GOM_NL__2PRFIN20030214_005143_000000372013_00446_05009_5311.N1	14-FEB-2003 00:51:43	Bright	36.500	42	34Bet Aur	1.9000	10200.	73	5009	No
19	GOM_NL__2PRFIN20030214_005605_000000552013_00446_05009_5312.N1	14-FEB-2003 00:56:05	Bright	54.500	174	52Psi UMa	3.0040	4400.0	109	5009	No
20	GOM_NL__2PRFIN20030214_005847_000000462013_00446_05009_5313.N1	14-FEB-2003 00:58:47	Bright	45.500	36	50Alp UMa	1.8000	6300.0	91	5009	No
21	GOM_NL__2PRFIN20030214_010307_000000352013_00446_05009_5314.N1	14-FEB-2003 01:03:07	Bright	35.000	49	1Alp UMi	1.9900	6300.0	70	5009	No
22	GOM_NL__2PRFIN20030214_010519_000000402013_00446_05009_5315.N1	14-FEB-2003 01:05:19	Bright	39.500	60	7Bet UMi	2.0810	3950.0	79	5009	No
23	GOM_NL__2PRFIN20030214_010959_000000332013_00446_05009_5316.N1	14-FEB-2003 01:09:59	Bright	33.000	89	5Alp Cep	2.4510	8000.0	66	5009	No
24	GOM_NL__2PRFIN20030214_011353_000000412013_00446_05009_5317.N1	14-FEB-2003 01:13:53	Bright	41.000	130	23Bet Dra	2.7990	5800.0	82	5009	No
25	GOM_NL__2PRFIN20030214_011546_000000342013_00446_05009_5318.N1	14-FEB-2003 01:15:46	Bright	34.000	144	18Del Cyg	2.8600	11000.	68	5009	No
26	GOM_NL__2PRFIN20030214_011803_000000382013_00446_05009_5319.N1	14-FEB-2003 01:18:03	Bright	38.000	5	3Alp Lyr	0.033000	11000.	76	5009	No
27	GOM_NL__2PRFIN20030214_012109_000000572013_00446_05009_5320.N1	14-FEB-2003 01:21:09	Bright	56.500	133	40Zet Her	2.8070	6000.0	113	5009	No
28	GOM_NL__2PRFIN20030214_012505_000001012013_00446_05009_5321.N1	14-FEB-2003 01:25:05	Twilight	101.00	67	5Alp CrB	2.2210	11000.	202	5009	No
29	GOM_NL__2PRFIN20030214_012914_000000522013_00446_05009_5322.N1	14-FEB-2003 01:29:14	Bright	52.000	126	60Bet Oph	2.7700	4250.0	104	5009	No
30	GOM_NL__2PRFIN20030214_013607_000000392013_00446_05009_5323.N1	14-FEB-2003 01:36:07	Twilight	39.000	57	34Sig Sgr	2.0660	26000.	78	5009	No
31	GOM_NL__2PRFIN20030214_013851_000000402013_00446_05009_5324.N1	14-FEB-2003 01:38:51	Dark	39.500	38	20Eps Sgr	1.8360	11000.	79	5009	No
32	GOM_NL__2PRFIN20030214_014055_000000422013_00446_05009_5325.N1	14-FEB-2003 01:40:55	Dark	42.000	25	35Lam Sco	1.6200	28000.	84	5009	No
33	GOM_NL__2PRFIN20030214_014245_000000662013_00446_05009_5326.N1	14-FEB-2003 01:42:45	Dark	65.500	80	7Del Sco	2.3160	30000.	131	5009	No
34	GOM_NL__2PRFIN20030214_014527_000000402013_00446_05009_5327.N1	14-FEB-2003 01:45:27	Dark	39.500	141	Bet Ara	2.8400	4600.0	79	5009	No
35	GOM_NL__2PRFIN20030214_014723_000000492013_00447_05010_5297.N1	14-FEB-2003 01:47:23	Dark	48.500	131	Gam Lup	2.8000	26000.	97	5010	No
36	GOM_NL__2PRFIN20030214_015251_000000452013_00447_05010_5298.N1	14-FEB-2003 01:52:51	Dark	44.500	10	Bet Cen	0.61000	28000.	89	5010	No
37	GOM_NL__2PRFIN20030214_015558_000000492013_00447_05010_5299.N1	14-FEB-2003 01:55:58	Dark	48.500	12	Alp1Cru	0.77500	30000.	97	5010	No
38	GOM_NL__2PRFIN20030214_015730_000000472013_00447_05010_5300.N1	14-FEB-2003 01:57:30	Dark	47.000	64	Gam Cen	2.2000	10600.	94	5010	No
39	GOM_NL__2PRFIN20030214_015914_000000372013_00447_05010_5301.N1	14-FEB-2003 01:59:14	Dark	37.000	159	Ups Car	2.9200	7200.0	74	5010	No
40	GOM_NL__2PRFIN20030214_020144_000000432013_00447_05010_5302.N1	14-FEB-2003 02:01:44	Dark	43.000	41	Eps Car	1.8600	4100.0	86	5010	No
41	GOM_NL__2PRFIN20030214_020510_000000432013_00447_05010_5303.N1	14-FEB-2003 02:05:10	Straylight	43.000	34	Gam2Vel	1.7930	23000.	86	5010	No
42	GOM_NL__2PRFIN20030214_020714_000000412013_00447_05010_5304.N1	14-FEB-2003 02:07:14	Straylight	41.000	70	Zet Pup	2.2460	39000.	82	5010	No

43	GOM_NL__2PRFIN20030214_021036_000000402013_00447_05010_5305.N1	14-FEB-2003 02:10:36	Straylight	39.500	88	31Eta CMa	2.4480	20000.	79	5010	No
44	GOM_NL__2PRFIN20030214_021530_000000512013_00447_05010_5306.N1	14-FEB-2003 02:15:30	Straylight	50.500	48	30Alp Hya	1.9770	4100.0	101	5010	No
45	GOM_NL__2PRFIN20030214_022000_000000502013_00447_05010_5307.N1	14-FEB-2003 02:20:00	Bright	49.500	8	10Alp CMi	0.40000	6500.0	99	5010	No
46	GOM_NL__2PRFIN20030214_022356_000000382013_00447_05010_5308.N1	14-FEB-2003 02:23:56	Bright	37.500	44	24Gam Gem	1.9280	11000.	75	5010	No
47	GOM_NL__2PRFIN20030214_022618_000000412013_00447_05010_5309.N1	14-FEB-2003 02:26:18	Bright	40.500	17	78Bet Gem	1.1610	4500.0	81	5010	No
48	GOM_NL__2PRFIN20030214_023219_000000382013_00447_05010_5310.N1	14-FEB-2003 02:32:19	Bright	37.500	42	34Bet Aur	1.9000	10200.	75	5010	No
49	GOM_NL__2PRFIN20030214_023639_000000552013_00447_05010_5311.N1	14-FEB-2003 02:36:39	Bright	55.000	174	52Psi UMa	3.0040	4400.0	110	5010	No
50	GOM_NL__2PRFIN20030214_023824_000000452013_00447_05010_5312.N1	14-FEB-2003 02:38:24	Bright	45.000	82	48Bet UMa	2.3650	10600.	90	5010	No
51	GOM_NL__2PRFIN20030214_024039_000000532013_00447_05010_5313.N1	14-FEB-2003 02:40:39	Bright	53.000	87	64Gam UMa	2.4330	11000.	106	5010	No
52	GOM_NL__2PRFIN20030214_024342_000000342013_00447_05010_5314.N1	14-FEB-2003 02:43:42	Bright	34.000	49	1Alp UMi	1.9900	6300.0	68	5010	No
53	GOM_NL__2PRFIN20030214_024555_000000412013_00447_05010_5315.N1	14-FEB-2003 02:45:55	Bright	40.500	60	7Bet UMi	2.0810	3950.0	81	5010	No
54	GOM_NL__2PRFIN20030214_025035_000000362013_00447_05010_5316.N1	14-FEB-2003 02:50:35	Bright	35.500	89	5Alp Cep	2.4510	8000.0	71	5010	No
55	GOM_NL__2PRFIN20030214_025429_000000422013_00447_05010_5317.N1	14-FEB-2003 02:54:29	Bright	41.500	130	23Bet Dra	2.7990	5800.0	83	5010	No
56	GOM_NL__2PRFIN20030214_025622_000000342013_00447_05010_5318.N1	14-FEB-2003 02:56:22	Bright	33.500	144	18Del Cyg	2.8600	11000.	67	5010	No
57	GOM_NL__2PRFIN20030214_025839_000000372013_00447_05010_5319.N1	14-FEB-2003 02:58:39	Bright	36.500	5	3Alp Lyr	0.033000	11000.	73	5010	No
58	GOM_NL__2PRFIN20030214_030146_000000552013_00447_05010_5320.N1	14-FEB-2003 03:01:46	Bright	55.000	133	40Zet Her	2.8070	6000.0	110	5010	No
59	GOM_NL__2PRFIN20030214_030542_000001062013_00447_05010_5321.N1	14-FEB-2003 03:05:42	Twilight	105.50	67	5Alp CrB	2.2210	11000.	211	5010	No
60	GOM_NL__2PRFIN20030214_030951_000000502013_00447_05010_5322.N1	14-FEB-2003 03:09:51	Bright	50.000	126	60Bet Oph	2.7700	4250.0	100	5010	No
61	GOM_NL__2PRFIN20030214_031643_000000422013_00447_05010_5323.N1	14-FEB-2003 03:16:43	Twilight	42.000	57	34Sig Sgr	2.0660	26000.	84	5010	No
62	GOM_NL__2PRFIN20030214_031927_000000402013_00447_05010_5324.N1	14-FEB-2003 03:19:27	Dark	39.500	38	20Eps Sgr	1.8360	11000.	79	5010	No
63	GOM_NL__2PRFIN20030214_032131_000000442013_00447_05010_5325.N1	14-FEB-2003 03:21:31	Dark	43.500	25	35Lam Sco	1.6200	28000.	87	5010	No
64	GOM_NL__2PRFIN20030214_032323_000000652013_00447_05010_5326.N1	14-FEB-2003 03:23:23	Dark	65.000	80	7Del Sco	2.3160	30000.	130	5010	No
65	GOM_NL__2PRFIN20030214_032604_000000462013_00447_05010_5327.N1	14-FEB-2003 03:26:04	Dark	45.500	141	Bet Ara	2.8400	4600.0	91	5010	No
66	GOM_NL__2PRFIN20030214_032801_000000472013_00448_05011_5297.N1	14-FEB-2003 03:28:01	Dark	47.000	131	Gam Lup	2.8000	26000.	94	5011	No
67	GOM_NL__2PRFIN20030214_033327_000000422013_00448_05011_5298.N1	14-FEB-2003 03:33:27	Dark	41.500	10	Bet Cen	0.61000	28000.	83	5011	No
68	GOM_NL__2PRFIN20030214_033634_000000512013_00448_05011_5299.N1	14-FEB-2003 03:36:34	Dark	51.000	12	Alp1Cru	0.77500	30000.	102	5011	No
69	GOM_NL__2PRFIN20030214_033807_000000532013_00448_05011_5300.N1	14-FEB-2003 03:38:07	Dark	52.500	64	Gam Cen	2.2000	10600.	105	5011	No
70	GOM_NL__2PRFIN20030214_033951_000000382013_00448_05011_5301.N1	14-FEB-2003 03:39:51	Dark	38.000	159	Ups Car	2.9200	7200.0	76	5011	No
71	GOM_NL__2PRFIN20030214_034220_000000382013_00448_05011_5302.N1	14-FEB-2003 03:42:20	Dark	37.500	41	Eps Car	1.8600	4100.0	75	5011	No
72	GOM_NL__2PRFIN20030214_034546_000000432013_00448_05011_5303.N1	14-FEB-2003 03:45:46	Straylight	42.500	34	Gam2Vel	1.7930	23000.	85	5011	No
73	GOM_NL__2PRFIN20030214_034751_000000392013_00448_05011_5304.N1	14-FEB-2003 03:47:51	Straylight	38.500	70	Zet Pup	2.2460	39000.	77	5011	No
74	GOM_NL__2PRFIN20030214_035112_000000392013_00448_05011_5305.N1	14-FEB-2003 03:51:12	Straylight	39.000	88	31Eta CMa	2.4480	20000.	78	5011	No
75	GOM_NL__2PRFIN20030214_035607_000000522013_00448_05011_5306.N1	14-FEB-2003 03:56:07	Straylight	51.500	48	30Alp Hya	1.9770	4100.0	103	5011	No
76	GOM_NL__2PRFIN20030214_040036_000000522013_00448_05011_5307.N1	14-FEB-2003 04:00:36	Bright	52.000	8	10Alp CMi	0.40000	6500.0	104	5011	No
77	GOM_NL__2PRFIN20030214_040432_000000372013_00448_05011_5308.N1	14-FEB-2003 04:04:32	Bright	37.000	44	24Gam Gem	1.9280	11000.	74	5011	No
78	GOM_NL__2PRFIN20030214_040654_000000402013_00448_05011_5309.N1	14-FEB-2003 04:06:54	Bright	40.000	17	78Bet Gem	1.1610	4500.0	80	5011	No
79	GOM_NL__2PRFIN20030214_041255_000000392013_00448_05011_5310.N1	14-FEB-2003 04:12:55	Bright	38.500	42	34Bet Aur	1.9000	10200.	77	5011	No
80	GOM_NL__2PRFIN20030214_041714_000000552013_00448_05011_5311.N1	14-FEB-2003 04:17:14	Bright	55.000	174	52Psi UMa	3.0040	4400.0	110	5011	No
81	GOM_NL__2PRFIN20030214_041859_000000462013_00448_05011_5312.N1	14-FEB-2003 04:18:59	Bright	46.000	82	48Bet UMa	2.3650	10600.	92	5011	No
82	GOM_NL__2PRFIN20030214_042114_000000522013_00448_05011_5313.N1	14-FEB-2003 04:21:14	Bright	52.000	87	64Gam UMa	2.4330	11000.	104	5011	No
83	GOM_NL__2PRFIN20030214_042418_000000362013_00448_05011_5314.N1	14-FEB-2003 04:24:18	Bright	36.000	49	1Alp UMi	1.9900	6300.0	72	5011	No
84	GOM_NL__2PRFIN20030214_042630_000000422013_00448_05011_5315.N1	14-FEB-2003 04:26:30	Bright	41.500	60	7Bet UMi	2.0810	3950.0	83	5011	No
85	GOM_NL__2PRFIN20030214_043111_000000382013_00448_05011_5316.N1	14-FEB-2003 04:31:11	Bright	37.500	89	5Alp Cep	2.4510	8000.0	75	5011	No
86	GOM_NL__2PRFIN20030214_043504_000000432013_00448_05011_5317.N1	14-FEB-2003 04:35:04	Bright	42.500	130	23Bet Dra	2.7990	5800.0	85	5011	No
87	GOM_NL__2PRFIN20030214_043658_000000352013_00448_05011_5318.N1	14-FEB-2003 04:36:58	Bright	34.500	144	18Del Cyg	2.8600	11000.	69	5011	No
88	GOM_NL__2PRFIN20030214_043915_000000412013_00448_05011_5319.N1	14-FEB-2003 04:39:15	Bright	40.500	5	3Alp Lyr	0.033000	11000.	81	5011	No
89	GOM_NL__2PRFIN20030214_044222_000000552013_00448_05011_5320.N1	14-FEB-2003 04:42:22	Bright	54.500	133	40Zet Her	2.8070	6000.0	109	5011	No
90	GOM_NL__2PRFIN20030214_044619_000001062013_00448_05011_5321.N1	14-FEB-2003 04:46:19	Twilight	105.50	67	5Alp CrB	2.2210	11000.	211	5011	No
91	GOM_NL__2PRFIN20030214_045027_000000512013_00448_05011_5322.N1	14-FEB-2003 04:50:27	Bright	51.000	126	60Bet Oph	2.7700	4250.0	102	5011	No
92	GOM_NL__2PRFIN20030214_045719_000000422013_00448_05011_5323.N1	14-FEB-2003 04:57:19	Twilight	41.500	57	34Sig Sgr	2.0660	26000.	83	5011	No
93	GOM_NL__2PRFIN20030214_050003_000000402013_00448_05011_5324.N1	14-FEB-2003 05:00:03	Dark	40.000	38	20Eps Sgr	1.8360	11000.	80	5011	No
94	GOM_NL__2PRFIN20030214_050208_000000452013_00448_05011_5325.N1	14-FEB-2003 05:02:08	Dark	44.500	25	35Lam Sco	1.6200	28000.	89	5011	No
95	GOM_NL__2PRFIN20030214_050400_000000682013_00448_05011_5326.N1	14-FEB-2003 05:04:00	Dark	67.500	80	7Del Sco	2.3160	30000.	135	5011	No
96	GOM_NL__2PRFIN20030214_050640_000000432013_00448_05011_5327.N1	14-FEB-2003 05:06:40	Dark	43.000	141	Bet Ara	2.8400	4600.0	86	5011	No
97	GOM_NL__2PRFIN20030214_050838_000000462013_00449_05012_5297.N1	14-FEB-2003 05:08:38	Dark	46.000	131	Gam Lup	2.8000	26000.	92	5012	No
98	GOM_NL__2PRFIN20030214_051404_000000532013_00449_05012_5298.N1	14-FEB-2003 05:14:04	Dark	52.500	10	Bet Cen	0.61000	28000.	105	5012	No
99	GOM_NL__2PRFIN20030214_051711_000000532013_00449_05012_5299.N1	14-FEB-2003 05:17:11	Dark	52.500	12	Alp1Cru	0.77500	30000.	105	5012	No
100	GOM_NL__2PRFIN20030214_051844_000000532013_00449_05012_5300.N1	14-FEB-2003 05:18:44	Dark	52.500	64	Gam Cen	2.2000	10600.	105	5012	No
101	GOM_NL__2PRFIN20030214_052027_000000392013_00449_05012_5301.N1	14-FEB-2003 05:20:27	Dark	39.000	159	Ups Car	2.9200	7200.0	78	5012	No

102	GOM_NL__2PRFIN20030214_052256_000000442013_00449_05012_5302.N1	14-FEB-2003 05:22:56	Dark	44.000	41	Eps Car	1.8600	4100.0	88	5012	No
103	GOM_NL__2PRFIN20030214_052622_000000412013_00449_05012_5303.N1	14-FEB-2003 05:26:22	Straylight	41.000	34	Gam2Vel	1.7930	23000.	82	5012	No
104	GOM_NL__2PRFIN20030214_052827_000000422013_00449_05012_5304.N1	14-FEB-2003 05:28:27	Straylight	41.500	70	Zet Pup	2.2460	39000.	83	5012	No
105	GOM_NL__2PRFIN20030214_053148_000000402013_00449_05012_5305.N1	14-FEB-2003 05:31:48	Straylight	40.000	88	31Eta CMa	2.4480	20000.	80	5012	No
106	GOM_NL__2PRFIN20030214_053643_000000542013_00449_05012_5306.N1	14-FEB-2003 05:36:43	Straylight	54.000	48	30Alp Hya	1.9770	4100.0	108	5012	No
107	GOM_NL__2PRFIN20030214_054112_000000522013_00449_05012_5307.N1	14-FEB-2003 05:41:12	Bright	52.000	8	10Alp CMi	0.40000	6500.0	104	5012	No
108	GOM_NL__2PRFIN20030214_054509_000000412013_00449_05012_5308.N1	14-FEB-2003 05:45:09	Bright	40.500	44	24Gam Gem	1.9280	11000.	81	5012	No
109	GOM_NL__2PRFIN20030214_054730_000000402013_00449_05012_5309.N1	14-FEB-2003 05:47:30	Bright	39.500	17	78Bet Gem	1.1610	4500.0	79	5012	No
110	GOM_NL__2PRFIN20030214_055331_000000382013_00449_05012_5310.N1	14-FEB-2003 05:53:31	Bright	37.500	42	34Bet Aur	1.9000	10200.	75	5012	No
111	GOM_NL__2PRFIN20030214_055749_000000552013_00449_05012_5311.N1	14-FEB-2003 05:57:49	Bright	55.000	174	52Psi UMa	3.0040	4400.0	110	5012	No
112	GOM_NL__2PRFIN20030214_055934_000000462013_00449_05012_5312.N1	14-FEB-2003 05:59:34	Bright	45.500	82	48Bet UMa	2.3650	10600.	91	5012	No
113	GOM_NL__2PRFIN20030214_060149_000000532013_00449_05012_5313.N1	14-FEB-2003 06:01:49	Bright	52.500	87	64Gam UMa	2.4330	11000.	105	5012	No
114	GOM_NL__2PRFIN20030214_060454_000000382013_00449_05012_5314.N1	14-FEB-2003 06:04:54	Bright	37.500	49	1Alp UMi	1.9900	6300.0	75	5012	No
115	GOM_NL__2PRFIN20030214_060706_000000422013_00449_05012_5315.N1	14-FEB-2003 06:07:06	Bright	41.500	60	7Bet UMi	2.0810	3950.0	83	5012	No
116	GOM_NL__2PRFIN20030214_061147_000000362013_00449_05012_5316.N1	14-FEB-2003 06:11:47	Bright	35.500	89	5Alp Cep	2.4510	8000.0	71	5012	No
117	GOM_NL__2PRFIN20030214_061540_000000422013_00449_05012_5317.N1	14-FEB-2003 06:15:40	Bright	41.500	130	23Bet Dra	2.7990	5800.0	83	5012	No
118	GOM_NL__2PRFIN20030214_061734_000000342013_00449_05012_5318.N1	14-FEB-2003 06:17:34	Bright	33.500	144	18Del Cyg	2.8600	11000.	67	5012	No
119	GOM_NL__2PRFIN20030214_061951_000000362013_00449_05012_5319.N1	14-FEB-2003 06:19:51	Bright	36.000	5	3Alp Lyr	0.033000	11000.	72	5012	No
120	GOM_NL__2PRFIN20030214_062258_000000542013_00449_05012_5320.N1	14-FEB-2003 06:22:58	Bright	53.500	133	40Zet Her	2.8070	6000.0	107	5012	No
121	GOM_NL__2PRFIN20030214_062656_000001132013_00449_05012_5321.N1	14-FEB-2003 06:26:56	Twilight	112.50	67	5Alp CrB	2.2210	11000.	225	5012	No
122	GOM_NL__2PRFIN20030214_063103_000000522013_00449_05012_5322.N1	14-FEB-2003 06:31:03	Bright	52.000	126	60Bet Oph	2.7700	4250.0	104	5012	No
123	GOM_NL__2PRFIN20030214_063755_000000412013_00449_05012_5323.N1	14-FEB-2003 06:37:55	Twilight	40.500	57	34Sig Sgr	2.0660	26000.	81	5012	No
124	GOM_NL__2PRFIN20030214_064040_000000412013_00449_05012_5324.N1	14-FEB-2003 06:40:40	Dark	41.000	38	20Eps Sgr	1.8360	11000.	82	5012	No
125	GOM_NL__2PRFIN20030214_064244_000000442013_00449_05012_5325.N1	14-FEB-2003 06:42:44	Dark	44.000	25	35Lam Sco	1.6200	28000.	88	5012	No
126	GOM_NL__2PRFIN20030214_064438_000000642013_00449_05012_5326.N1	14-FEB-2003 06:44:38	Dark	64.000	80	7Del Sco	2.3160	30000.	128	5012	No
127	GOM_NL__2PRFIN20030214_064716_000000422013_00449_05012_5327.N1	14-FEB-2003 06:47:16	Dark	41.500	141	Bet Ara	2.8400	4600.0	83	5012	No
128	GOM_NL__2PRFIN20030214_064915_000000472013_00450_05013_5297.N1	14-FEB-2003 06:49:15	Dark	46.500	131	Gam Lup	2.8000	26000.	93	5013	No
129	GOM_NL__2PRFIN20030214_065440_000000472013_00450_05013_5298.N1	14-FEB-2003 06:54:40	Dark	47.000	10	Bet Cen	0.61000	28000.	94	5013	No
130	GOM_NL__2PRFIN20030214_065747_000000412013_00450_05013_5299.N1	14-FEB-2003 06:57:47	Dark	41.000	12	Alp1Cru	0.77500	30000.	82	5013	No
131	GOM_NL__2PRFIN20030214_065921_000000472013_00450_05013_5300.N1	14-FEB-2003 06:59:21	Dark	47.000	64	Gam Cen	2.2000	10600.	94	5013	No
132	GOM_NL__2PRFIN20030214_070103_000000372013_00450_05013_5301.N1	14-FEB-2003 07:01:03	Dark	37.000	159	Ups Car	2.9200	7200.0	74	5013	No
133	GOM_NL__2PRFIN20030214_070332_000000442013_00450_05013_5302.N1	14-FEB-2003 07:03:32	Dark	44.000	41	Eps Car	1.8600	4100.0	88	5013	No
134	GOM_NL__2PRFIN20030214_070658_000000402013_00450_05013_5303.N1	14-FEB-2003 07:06:58	Straylight	39.500	34	Gam2Vel	1.7930	23000.	79	5013	No
135	GOM_NL__2PRFIN20030214_070903_000000422013_00450_05013_5304.N1	14-FEB-2003 07:09:03	Straylight	42.000	70	Zet Pup	2.2460	39000.	84	5013	No
136	GOM_NL__2PRFIN20030214_071224_000000412013_00450_05013_5305.N1	14-FEB-2003 07:12:24	Straylight	40.500	88	31Eta CMa	2.4480	20000.	81	5013	No
137	GOM_NL__2PRFIN20030214_071719_000000492013_00450_05013_5306.N1	14-FEB-2003 07:17:19	Straylight	49.000	48	30Alp Hya	1.9770	4100.0	98	5013	No
138	GOM_NL__2PRFIN20030214_072148_000000502013_00450_05013_5307.N1	14-FEB-2003 07:21:48	Bright	49.500	8	10Alp CMi	0.40000	6500.0	99	5013	No
139	GOM_NL__2PRFIN20030214_072545_000000402013_00450_05013_5308.N1	14-FEB-2003 07:25:45	Bright	39.500	44	24Gam Gem	1.9280	11000.	79	5013	No
140	GOM_NL__2PRFIN20030214_072806_000000392013_00450_05013_5309.N1	14-FEB-2003 07:28:06	Bright	39.000	17	78Bet Gem	1.1610	4500.0	78	5013	No
141	GOM_NL__2PRFIN20030214_073408_000000382013_00450_05013_5310.N1	14-FEB-2003 07:34:08	Bright	37.500	42	34Bet Aur	1.9000	10200.	75	5013	No
142	GOM_NL__2PRFIN20030214_073824_000000552013_00450_05013_5311.N1	14-FEB-2003 07:38:24	Bright	54.500	174	52Psi UMa	3.0040	4400.0	109	5013	No
143	GOM_NL__2PRFIN20030214_074010_000000462013_00450_05013_5312.N1	14-FEB-2003 07:40:10	Bright	45.500	82	48Bet UMa	2.3650	10600.	91	5013	No
144	GOM_NL__2PRFIN20030214_074224_000000532013_00450_05013_5313.N1	14-FEB-2003 07:42:24	Bright	52.500	87	64Gam UMa	2.4330	11000.	105	5013	No
145	GOM_NL__2PRFIN20030214_074530_000000372013_00450_05013_5314.N1	14-FEB-2003 07:45:30	Bright	36.500	49	1Alp UMi	1.9900	6300.0	73	5013	No
146	GOM_NL__2PRFIN20030214_074742_000000422013_00450_05013_5315.N1	14-FEB-2003 07:47:42	Bright	41.500	60	7Bet UMi	2.0810	3950.0	83	5013	No
147	GOM_NL__2PRFIN20030214_075223_000000362013_00450_05013_5316.N1	14-FEB-2003 07:52:23	Bright	35.500	89	5Alp Cep	2.4510	8000.0	71	5013	No
148	GOM_NL__2PRFIN20030214_075616_000000422013_00450_05013_5317.N1	14-FEB-2003 07:56:16	Bright	41.500	130	23Bet Dra	2.7990	5800.0	83	5013	No
149	GOM_NL__2PRFIN20030214_075810_000000352013_00450_05013_5318.N1	14-FEB-2003 07:58:10	Bright	35.000	144	18Del Cyg	2.8600	11000.	70	5013	No
150	GOM_NL__2PRFIN20030214_080026_000000382013_00450_05013_5319.N1	14-FEB-2003 08:00:26	Bright	37.500	5	3Alp Lyr	0.033000	11000.	75	5013	No
151	GOM_NL__2PRFIN20030214_080334_000000542013_00450_05013_5320.N1	14-FEB-2003 08:03:34	Bright	54.000	133	40Zet Her	2.8070	6000.0	108	5013	No
152	GOM_NL__2PRFIN20030214_080732_000001062013_00450_05013_5321.N1	14-FEB-2003 08:07:32	Twilight	106.00	67	5Alp CrB	2.2210	11000.	212	5013	No
153	GOM_NL__2PRFIN20030214_081139_000000492013_00450_05013_5322.N1	14-FEB-2003 08:11:39	Bright	48.500	126	60Bet Oph	2.7700	4250.0	97	5013	No
154	GOM_NL__2PRFIN20030214_081832_000000412013_00450_05013_5323.N1	14-FEB-2003 08:18:32	Twilight	41.000	57	34Sig Sgr	2.0660	26000.	82	5013	No
155	GOM_NL__2PRFIN20030214_082116_000000422013_00450_05013_5324.N1	14-FEB-2003 08:21:16	Dark	41.500	38	20Eps Sgr	1.8360	11000.	83	5013	No
156	GOM_NL__2PRFIN20030214_082320_000000412013_00450_05013_5325.N1	14-FEB-2003 08:23:20	Dark	40.500	25	35Lam Sco	1.6200	28000.	81	5013	No
157	GOM_NL__2PRFIN20030214_082515_000000662013_00450_05013_5326.N1	14-FEB-2003 08:25:15	Dark	66.000	80	7Del Sco	2.3160	30000.	132	5013	No
158	GOM_NL__2PRFIN20030214_082753_000000402013_00450_05013_5327.N1	14-FEB-2003 08:27:53	Dark	39.500	141	Bet Ara	2.8400	4600.0	79	5013	No
159	GOM_NL__2PRFIN20030214_082951_000000492013_00451_05014_5297.N1	14-FEB-2003 08:29:51	Dark	49.000	131	Gam Lup	2.8000	26000.	98	5014	No
160	GOM_NL__2PRFIN20030214_083517_000000422013_00451_05014_5298.N1	14-FEB-2003 08:35:17	Dark	41.500	10	Bet Cen	0.61000	28000.	83	5014	No

161	GOM_NL__2PRFIN20030214_083823_000000462013_00451_05014_5299.N1	14-FEB-2003 08:38:23	Dark	46.000	12	Alp1Cru	0.77500	30000.	92	5014	No
162	GOM_NL__2PRFIN20030214_083957_000000472013_00451_05014_5300.N1	14-FEB-2003 08:39:57	Dark	46.500	64	Gam Cen	2.2000	10600.	93	5014	No
163	GOM_NL__2PRFIN20030214_084139_000000382013_00451_05014_5301.N1	14-FEB-2003 08:41:39	Dark	37.500	159	Ups Car	2.9200	7200.0	75	5014	No
164	GOM_NL__2PRFIN20030214_084408_000000442013_00451_05014_5302.N1	14-FEB-2003 08:44:08	Dark	44.000	41	Eps Car	1.8600	4100.0	88	5014	No
165	GOM_NL__2PRFIN20030214_084734_000000412013_00451_05014_5303.N1	14-FEB-2003 08:47:34	Straylight	41.000	34	Gam2Vel	1.7930	23000.	82	5014	No
166	GOM_NL__2PRFIN20030214_084939_000000402013_00451_05014_5304.N1	14-FEB-2003 08:49:39	Straylight	40.000	70	Zet Pup	2.2460	39000.	80	5014	No
167	GOM_NL__2PRFIN20030214_085300_000000382013_00451_05014_5305.N1	14-FEB-2003 08:53:00	Straylight	37.500	88	31Eta CMa	2.4480	20000.	75	5014	No
168	GOM_NL__2PRFIN20030214_085755_000000522013_00451_05014_5306.N1	14-FEB-2003 08:57:55	Straylight	52.000	48	30Alp Hya	1.9770	4100.0	104	5014	No
169	GOM_NL__2PRFIN20030214_090224_000000512013_00451_05014_5307.N1	14-FEB-2003 09:02:24	Bright	51.000	8	10Alp CMi	0.40000	6500.0	102	5014	No
170	GOM_NL__2PRFIN20030214_090621_000000402013_00451_05014_5308.N1	14-FEB-2003 09:06:21	Bright	39.500	44	24Gam Gem	1.9280	11000.	79	5014	No
171	GOM_NL__2PRFIN20030214_090842_000000402013_00451_05014_5309.N1	14-FEB-2003 09:08:42	Bright	39.500	17	78Bet Gem	1.1610	4500.0	79	5014	No
172	GOM_NL__2PRFIN20030214_091444_000000372013_00451_05014_5310.N1	14-FEB-2003 09:14:44	Bright	37.000	42	34Bet Aur	1.9000	10200.	74	5014	No
173	GOM_NL__2PRFIN20030214_091858_000000532013_00451_05014_5311.N1	14-FEB-2003 09:18:58	Bright	52.500	174	52Psi UMa	3.0040	4400.0	105	5014	No
174	GOM_NL__2PRFIN20030214_092045_000000452013_00451_05014_5312.N1	14-FEB-2003 09:20:45	Bright	44.500	82	48Bet UMa	2.3650	10600.	89	5014	No
175	GOM_NL__2PRFIN20030214_092258_000000532013_00451_05014_5313.N1	14-FEB-2003 09:22:58	Bright	53.000	87	64Gam UMa	2.4330	11000.	106	5014	No
176	GOM_NL__2PRFIN20030214_092605_000000362013_00451_05014_5314.N1	14-FEB-2003 09:26:05	Bright	36.000	49	1Alp UMi	1.9900	6300.0	72	5014	No
177	GOM_NL__2PRFIN20030214_092817_000000432013_00451_05014_5315.N1	14-FEB-2003 09:28:17	Bright	42.500	60	7Bet UMi	2.0810	3950.0	85	5014	No
178	GOM_NL__2PRFIN20030214_093259_000000372013_00451_05014_5316.N1	14-FEB-2003 09:32:59	Bright	37.000	89	5Alp Cep	2.4510	8000.0	74	5014	No
179	GOM_NL__2PRFIN20030214_093651_000000422013_00451_05014_5317.N1	14-FEB-2003 09:36:51	Bright	41.500	130	23Bet Dra	2.7990	5800.0	83	5014	No
180	GOM_NL__2PRFIN20030214_093846_000000352013_00451_05014_5318.N1	14-FEB-2003 09:38:46	Bright	34.500	144	18Del Cyg	2.8600	11000.	69	5014	No
181	GOM_NL__2PRFIN20030214_094102_000000372013_00451_05014_5319.N1	14-FEB-2003 09:41:02	Bright	36.500	5	3Alp Lyr	0.033000	11000.	73	5014	No
182	GOM_NL__2PRFIN20030214_094407_000000572013_00451_05014_5320.N1	14-FEB-2003 09:44:07	Bright	57.000	133	40Zet Her	2.8070	6000.0	114	5014	No
183	GOM_NL__2PRFIN20030214_094810_000001062013_00451_05014_5321.N1	14-FEB-2003 09:48:10	Twilight	105.50	67	5Alp CrB	2.2210	11000.	211	5014	No
184	GOM_NL__2PRFIN20030214_095216_000000512013_00451_05014_5322.N1	14-FEB-2003 09:52:16	Bright	50.500	126	60Bet Oph	2.7700	4250.0	101	5014	No
185	GOM_NL__2PRFIN20030214_095908_000000412013_00451_05014_5323.N1	14-FEB-2003 09:59:08	Twilight	41.000	57	34Sig Sgr	2.0660	26000.	82	5014	No
186	GOM_NL__2PRFIN20030214_100152_000000422013_00451_05014_5324.N1	14-FEB-2003 10:01:52	Dark	41.500	38	20Eps Sgr	1.8360	11000.	83	5014	No
187	GOM_NL__2PRFIN20030214_100356_000000462013_00451_05014_5325.N1	14-FEB-2003 10:03:56	Dark	46.000	25	35Lam Sco	1.6200	28000.	92	5014	No
188	GOM_NL__2PRFIN20030214_100552_000000672013_00451_05014_5326.N1	14-FEB-2003 10:05:52	Dark	67.000	80	7Del Sco	2.3160	30000.	134	5014	No
189	GOM_NL__2PRFIN20030214_100829_000000412013_00451_05014_5327.N1	14-FEB-2003 10:08:29	Dark	40.500	141	Bet Ara	2.8400	4600.0	81	5014	No
190	GOM_NL__2PRFIN20030214_101028_000000472013_00452_05015_5297.N1	14-FEB-2003 10:10:28	Dark	46.500	131	Gam Lup	2.8000	26000.	93	5015	No
191	GOM_NL__2PRFIN20030214_101553_000000432013_00452_05015_5298.N1	14-FEB-2003 10:15:53	Dark	43.000	10	Bet Cen	0.61000	28000.	86	5015	No
192	GOM_NL__2PRFIN20030214_101711_000000442013_00452_05015_5299.N1	14-FEB-2003 10:17:11	Dark	44.000	77	Eps Cen	2.3030	28000.	88	5015	No
193	GOM_NL__2PRFIN20030214_101900_000000432013_00452_05015_5300.N1	14-FEB-2003 10:19:00	Dark	43.000	12	Alp1Cru	0.77500	30000.	86	5015	No
194	GOM_NL__2PRFIN20030214_102034_000000512013_00452_05015_5301.N1	14-FEB-2003 10:20:34	Dark	51.000	64	Gam Cen	2.2000	10600.	102	5015	No
195	GOM_NL__2PRFIN20030214_102215_000000382013_00452_05015_5302.N1	14-FEB-2003 10:22:15	Dark	37.500	159	Ups Car	2.9200	7200.0	75	5015	No
196	GOM_NL__2PRFIN20030214_102409_000000382013_00452_05015_5303.N1	14-FEB-2003 10:24:09	Dark	37.500	71	lot Car	2.2460	7700.0	75	5015	No
197	GOM_NL__2PRFIN20030214_102547_000000432013_00452_05015_5304.N1	14-FEB-2003 10:25:47	Dark	43.000	46	Del Vel	1.9540	10600.	86	5015	No
198	GOM_NL__2PRFIN20030214_102810_000000382013_00452_05015_5305.N1	14-FEB-2003 10:28:10	Straylight	37.500	34	Gam2Vel	1.7930	23000.	75	5015	No
199	GOM_NL__2PRFIN20030214_103015_000000412013_00452_05015_5306.N1	14-FEB-2003 10:30:15	Straylight	40.500	70	Zet Pup	2.2460	39000.	81	5015	No
200	GOM_NL__2PRFIN20030214_103336_000000372013_00452_05015_5307.N1	14-FEB-2003 10:33:36	Straylight	36.500	88	31Eta CMa	2.4480	20000.	73	5015	No
201	GOM_NL__2PRFIN20030214_103831_000000582013_00452_05015_5308.N1	14-FEB-2003 10:38:31	Straylight	58.000	48	30Alp Hya	1.9770	4100.0	116	5015	No
202	GOM_NL__2PRFIN20030214_104300_000000492013_00452_05015_5309.N1	14-FEB-2003 10:43:00	Bright	48.500	8	10Alp CMi	0.40000	6500.0	97	5015	No
203	GOM_NL__2PRFIN20030214_104607_000000552013_00452_05015_5310.N1	14-FEB-2003 10:46:07	Bright	54.500	22	32Alp Leo	1.3600	15200.	109	5015	No
204	GOM_NL__2PRFIN20030214_104918_000000402013_00452_05015_5311.N1	14-FEB-2003 10:49:18	Bright	40.000	17	78Bet Gem	1.1610	4500.0	80	5015	No
205	GOM_NL__2PRFIN20030214_105521_000000372013_00452_05015_5312.N1	14-FEB-2003 10:55:21	Bright	37.000	42	34Bet Aur	1.9000	10200.	74	5015	No
206	GOM_NL__2PRFIN20030214_105933_000000562013_00452_05015_5313.N1	14-FEB-2003 10:59:33	Bright	56.000	174	52Psi UMa	3.0040	4400.0	112	5015	No
207	GOM_NL__2PRFIN20030214_110120_000000452013_00452_05015_5314.N1	14-FEB-2003 11:01:20	Bright	44.500	82	48Bet UMa	2.3650	10600.	89	5015	No
208	GOM_NL__2PRFIN20030214_110333_000000522013_00452_05015_5315.N1	14-FEB-2003 11:03:33	Bright	52.000	87	64Gam UMa	2.4330	11000.	104	5015	No
209	GOM_NL__2PRFIN20030214_110641_000000372013_00452_05015_5316.N1	14-FEB-2003 11:06:41	Bright	37.000	49	1Alp UMi	1.9900	6300.0	74	5015	No
210	GOM_NL__2PRFIN20030214_110852_000000422013_00452_05015_5317.N1	14-FEB-2003 11:08:52	Bright	42.000	60	7Bet UMi	2.0810	3950.0	84	5015	No
211	GOM_NL__2PRFIN20030214_111143_000000662013_00452_05015_5318.N1	14-FEB-2003 11:11:43	Bright	65.500	39	85Eta UMa	1.8540	24000.	131	5015	No
212	GOM_NL__2PRFIN20030214_111727_000000442013_00452_05015_5319.N1	14-FEB-2003 11:17:27	Bright	44.000	130	23Bet Dra	2.7990	5800.0	88	5015	No
213	GOM_NL__2PRFIN20030214_111921_000000352013_00452_05015_5320.N1	14-FEB-2003 11:19:21	Bright	35.000	144	18Del Cyg	2.8600	11000.	70	5015	No
214	GOM_NL__2PRFIN20030214_112138_000000382013_00452_05015_5321.N1	14-FEB-2003 11:21:38	Bright	38.000	5	3Alp Lyr	0.033000	11000.	76	5015	No
215	GOM_NL__2PRFIN20030214_112445_000000562013_00452_05015_5322.N1	14-FEB-2003 11:24:45	Bright	55.500	133	40Zet Her	2.8070	6000.0	111	5015	No
216	GOM_NL__2PRFIN20030214_112846_000001112013_00452_05015_5323.N1	14-FEB-2003 11:28:46	Twilight	110.50	67	5Alp CrB	2.2210	11000.	221	5015	No
217	GOM_NL__2PRFIN20030214_113252_000000492013_00452_05015_5324.N1	14-FEB-2003 11:32:52	Bright	49.000	126	60Bet Oph	2.7700	4250.0	98	5015	No
218	GOM_NL__2PRFIN20030214_114008_000000522013_00452_05015_5325.N1	14-FEB-2003 11:40:08	Dark	51.500	86	35Eta Oph	2.4300	10200.	103	5015	No
219	GOM_NL__2PRFIN20030214_114228_000000422013_00452_05015_5326.N1	14-FEB-2003 11:42:28	Dark	41.500	38	20Eps Sgr	1.8360	11000.	83	5015	No

220	GOM_NL__2PRFIN20030214_114444_000000422013_00452_05015_5327.N1	14-FEB-2003 11:44:44	Dark	41.500	85	Kap Sco	2.4070	28000.	83	5015	No
221	GOM_NL__2PRFIN20030214_114629_000000702013_00452_05015_5328.N1	14-FEB-2003 11:46:29	Dark	70.000	80	7Del Sco	2.3160	30000.	140	5015	No
222	GOM_NL__2PRFIN20030214_114905_000000452013_00452_05015_5329.N1	14-FEB-2003 11:49:05	Dark	45.000	141	Bet Ara	2.8400	4600.0	90	5015	No
223	GOM_NL__2PRFIN20030214_115105_000000492013_00453_05016_5297.N1	14-FEB-2003 11:51:05	Dark	49.000	131	Gam Lup	2.8000	26000.	98	5016	No
224	GOM_NL__2PRFIN20030214_115629_000000432013_00453_05016_5298.N1	14-FEB-2003 11:56:29	Dark	43.000	10	Bet Cen	0.61000	28000.	86	5016	No
225	GOM_NL__2PRFIN20030214_115748_000000452013_00453_05016_5299.N1	14-FEB-2003 11:57:48	Dark	45.000	77	Eps Cen	2.3030	28000.	90	5016	No
226	GOM_NL__2PRFIN20030214_115936_000000512013_00453_05016_5300.N1	14-FEB-2003 11:59:36	Dark	51.000	12	Alp1Cru	0.77500	30000.	102	5016	No
227	GOM_NL__2PRFIN20030214_120110_000000472013_00453_05016_5301.N1	14-FEB-2003 12:01:10	Dark	47.000	64	Gam Cen	2.2000	10600.	94	5016	No
228	GOM_NL__2PRFIN20030214_120251_000000402013_00453_05016_5302.N1	14-FEB-2003 12:02:51	Dark	40.000	159	Ups Car	2.9200	7200.0	80	5016	No
229	GOM_NL__2PRFIN20030214_120445_000000402013_00453_05016_5303.N1	14-FEB-2003 12:04:45	Dark	39.500	71	lot Car	2.2460	7700.0	79	5016	No
230	GOM_NL__2PRFIN20030214_120623_000000382013_00453_05016_5304.N1	14-FEB-2003 12:06:23	Dark	38.000	46	Del Vel	1.9540	10600.	76	5016	No
231	GOM_NL__2PRFIN20030214_120846_000000442013_00453_05016_5305.N1	14-FEB-2003 12:08:46	Straylight	43.500	34	Gam2Vel	1.7930	23000.	87	5016	No
232	GOM_NL__2PRFIN20030214_121051_000000422013_00453_05016_5306.N1	14-FEB-2003 12:10:51	Straylight	41.500	70	Zet Pup	2.2460	39000.	83	5016	No
233	GOM_NL__2PRFIN20030214_121412_000000402013_00453_05016_5307.N1	14-FEB-2003 12:14:12	Straylight	40.000	88	31Eta CMa	2.4480	20000.	80	5016	No
234	GOM_NL__2PRFIN20030214_121906_000000582013_00453_05016_5308.N1	14-FEB-2003 12:19:06	Straylight	58.000	48	30Alp Hya	1.9770	4100.0	116	5016	No
235	GOM_NL__2PRFIN20030214_122336_000000432013_00453_05016_5309.N1	14-FEB-2003 12:23:36	Bright	42.500	8	10Alp CMI	0.40000	6500.0	85	5016	No
236	GOM_NL__2PRFIN20030214_122642_000000562013_00453_05016_5310.N1	14-FEB-2003 12:26:42	Bright	56.000	22	32Alp Leo	1.3600	15200.	112	5016	No
237	GOM_NL__2PRFIN20030214_122954_000000392013_00453_05016_5311.N1	14-FEB-2003 12:29:54	Bright	38.500	17	78Bet Gem	1.1610	4500.0	77	5016	No
238	GOM_NL__2PRFIN20030214_123557_000000382013_00453_05016_5312.N1	14-FEB-2003 12:35:57	Bright	38.000	42	34Bet Aur	1.9000	10200.	76	5016	No
239	GOM_NL__2PRFIN20030214_124008_000000552013_00453_05016_5313.N1	14-FEB-2003 12:40:08	Bright	55.000	174	52Psi UMa	3.0040	4400.0	110	5016	No
240	GOM_NL__2PRFIN20030214_124154_000000462013_00453_05016_5314.N1	14-FEB-2003 12:41:54	Bright	45.500	82	48Bet UMa	2.3650	10600.	91	5016	No
241	GOM_NL__2PRFIN20030214_124408_000000532013_00453_05016_5315.N1	14-FEB-2003 12:44:08	Bright	52.500	87	64Gam UMa	2.4330	11000.	105	5016	No
242	GOM_NL__2PRFIN20030214_124717_000000372013_00453_05016_5316.N1	14-FEB-2003 12:47:17	Bright	37.000	49	1Alp UMi	1.9900	6300.0	74	5016	No
243	GOM_NL__2PRFIN20030214_124925_000000442013_00453_05016_5317.N1	14-FEB-2003 12:49:25	Bright	44.000	60	7Bet UMi	2.0810	3950.0	88	5016	No
244	GOM_NL__2PRFIN20030214_125218_000000682013_00453_05016_5318.N1	14-FEB-2003 12:52:18	Bright	67.500	39	85Eta UMa	1.8540	24000.	135	5016	No
245	GOM_NL__2PRFIN20030214_125800_000000452013_00453_05016_5319.N1	14-FEB-2003 12:58:00	Bright	44.500	130	23Bet Dra	2.7990	5800.0	89	5016	No
246	GOM_NL__2PRFIN20030214_125955_000000402013_00453_05016_5320.N1	14-FEB-2003 12:59:55	Bright	39.500	144	18Del Cyg	2.8600	11000.	79	5016	No
247	GOM_NL__2PRFIN20030214_130211_000000442013_00453_05016_5321.N1	14-FEB-2003 13:02:11	Bright	43.500	5	3Alp Lyr	0.033000	11000.	87	5016	No
248	GOM_NL__2PRFIN20030214_130521_000000582013_00453_05016_5322.N1	14-FEB-2003 13:05:21	Bright	58.000	133	40Zet Her	2.8070	6000.0	116	5016	No
249	GOM_NL__2PRFIN20030214_130923_000001082013_00453_05016_5323.N1	14-FEB-2003 13:09:23	Tw_i_and_stray	108.00	67	5Alp CrB	2.2210	11000.	216	5016	No
250	GOM_NL__2PRFIN20030214_131327_000000492013_00453_05016_5324.N1	14-FEB-2003 13:13:27	Bright	49.000	126	60Bet Oph	2.7700	4250.0	98	5016	No
251	GOM_NL__2PRFIN20030214_132043_000000522013_00453_05016_5325.N1	14-FEB-2003 13:20:43	Dark	52.000	86	35Eta Oph	2.4300	10200.	104	5016	No
252	GOM_NL__2PRFIN20030214_132304_000000432013_00453_05016_5326.N1	14-FEB-2003 13:23:04	Dark	42.500	38	20Eps Sgr	1.8360	11000.	85	5016	No
253	GOM_NL__2PRFIN20030214_132520_000000402013_00453_05016_5327.N1	14-FEB-2003 13:25:20	Dark	39.500	85	Kap Sco	2.4070	28000.	79	5016	No
254	GOM_NL__2PRFIN20030214_132706_000000612013_00453_05016_5328.N1	14-FEB-2003 13:27:06	Dark	60.500	80	7Del Sco	2.3160	30000.	121	5016	No
255	GOM_NL__2PRFIN20030214_132941_000000422013_00453_05016_5329.N1	14-FEB-2003 13:29:41	Dark	41.500	141	Bet Ara	2.8400	4600.0	83	5016	No
256	GOM_NL__2PRFIN20030214_133141_000000512013_00454_05017_5297.N1	14-FEB-2003 13:31:41	Dark	50.500	131	Gam Lup	2.8000	26000.	101	5017	No
257	GOM_NL__2PRFIN20030214_133703_000000452013_00454_05017_5298.N1	14-FEB-2003 13:37:03	Dark	45.000	10	Bet Cen	0.61000	28000.	90	5017	No
258	GOM_NL__2PRFIN20030214_133822_000000492013_00454_05017_5299.N1	14-FEB-2003 13:38:22	Dark	48.500	77	Eps Cen	2.3030	28000.	97	5017	No
259	GOM_NL__2PRFIN20030214_134012_000000452013_00454_05017_5300.N1	14-FEB-2003 13:40:12	Dark	45.000	12	Alp1Cru	0.77500	30000.	90	5017	No
260	GOM_NL__2PRFIN20030214_134147_000000492013_00454_05017_5301.N1	14-FEB-2003 13:41:47	Dark	48.500	64	Gam Cen	2.2000	10600.	97	5017	No
261	GOM_NL__2PRFIN20030214_134328_000000382013_00454_05017_5302.N1	14-FEB-2003 13:43:28	Dark	38.000	159	Ups Car	2.9200	7200.0	76	5017	No
262	GOM_NL__2PRFIN20030214_134521_000000382013_00454_05017_5303.N1	14-FEB-2003 13:45:21	Dark	38.000	71	lot Car	2.2460	7700.0	76	5017	No
263	GOM_NL__2PRFIN20030214_134659_000000392013_00454_05017_5304.N1	14-FEB-2003 13:46:59	Dark	38.500	46	Del Vel	1.9540	10600.	77	5017	No
264	GOM_NL__2PRFIN20030214_134923_000000442013_00454_05017_5305.N1	14-FEB-2003 13:49:23	Straylight	44.000	34	Gam2Vel	1.7930	23000.	88	5017	No
265	GOM_NL__2PRFIN20030214_135127_000000392013_00454_05017_5306.N1	14-FEB-2003 13:51:27	Straylight	38.500	70	Zet Pup	2.2460	39000.	77	5017	No
266	GOM_NL__2PRFIN20030214_135448_000000402013_00454_05017_5307.N1	14-FEB-2003 13:54:48	Straylight	40.000	88	31Eta CMa	2.4480	20000.	80	5017	No
267	GOM_NL__2PRFIN20030214_135941_000000532013_00454_05017_5308.N1	14-FEB-2003 13:59:41	Straylight	53.000	48	30Alp Hya	1.9770	4100.0	106	5017	No
268	GOM_NL__2PRFIN20030214_140413_000000452013_00454_05017_5309.N1	14-FEB-2003 14:04:13	Bright	44.500	8	10Alp CMI	0.40000	6500.0	89	5017	No
269	GOM_NL__2PRFIN20030214_140718_000000542013_00454_05017_5310.N1	14-FEB-2003 14:07:18	Bright	53.500	22	32Alp Leo	1.3600	15200.	107	5017	No
270	GOM_NL__2PRFIN20030214_141029_000000412013_00454_05017_5311.N1	14-FEB-2003 14:10:29	Bright	41.000	17	78Bet Gem	1.1610	4500.0	82	5017	No
271	GOM_NL__2PRFIN20030214_141633_000000382013_00454_05017_5312.N1	14-FEB-2003 14:16:33	Bright	38.000	42	34Bet Aur	1.9000	10200.	76	5017	No
272	GOM_NL__2PRFIN20030214_142043_000000552013_00454_05017_5313.N1	14-FEB-2003 14:20:43	Bright	55.000	174	52Psi UMa	3.0040	4400.0	110	5017	No
273	GOM_NL__2PRFIN20030214_142231_000000472013_00454_05017_5314.N1	14-FEB-2003 14:22:31	Bright	46.500	82	48Bet UMa	2.3650	10600.	93	5017	No
274	GOM_NL__2PRFIN20030214_142445_000000512013_00454_05017_5315.N1	14-FEB-2003 14:24:45	Bright	50.500	87	64Gam UMa	2.4330	11000.	101	5017	No
275	GOM_NL__2PRFIN20030214_142754_000000372013_00454_05017_5316.N1	14-FEB-2003 14:27:54	Bright	36.500	49	1Alp UMi	1.9900	6300.0	73	5017	No
276	GOM_NL__2PRFIN20030214_143005_000000432013_00454_05017_5317.N1	14-FEB-2003 14:30:05	Bright	42.500	60	7Bet UMi	2.0810	3950.0	85	5017	No
277	GOM_NL__2PRFIN20030214_143252_000000692013_00454_05017_5318.N1	14-FEB-2003 14:32:52	Bright	68.500	39	85Eta UMa	1.8540	24000.	137	5017	No
278	GOM_NL__2PRFIN20030214_143839_000000412013_00454_05017_5319.N1	14-FEB-2003 14:38:39	Bright	41.000	130	23Bet Dra	2.7990	5800.0	82	5017	No

279	GOM_NL__2PRFIN20030214_144034_000000342013_00454_05017_5320.N1	14-FEB-2003 14:40:34	Bright	34.000	144	18Del Cyg	2.8600	11000.	68	5017	No
280	GOM_NL__2PRFIN20030214_144251_000000362013_00454_05017_5321.N1	14-FEB-2003 14:42:51	Bright	36.000	5	3Alp Lyr	0.033000	11000.	72	5017	No
281	GOM_NL__2PRFIN20030214_144558_000000562013_00454_05017_5322.N1	14-FEB-2003 14:45:58	Bright	56.000	133	40Zet Her	2.8070	6000.0	112	5017	No
282	GOM_NL__2PRFIN20030214_145000_000001042013_00454_05017_5323.N1	14-FEB-2003 14:50:00	Tw_i_and_stray	104.00	67	5Alp CrB	2.2210	11000.	208	5017	No
283	GOM_NL__2PRFIN20030214_145406_000000522013_00454_05017_5324.N1	14-FEB-2003 14:54:06	Bright	51.500	126	60Bet Oph	2.7700	4250.0	103	5017	No
284	GOM_NL__2PRFIN20030214_150122_000000502013_00454_05017_5325.N1	14-FEB-2003 15:01:22	Dark	49.500	86	35Eta Oph	2.4300	10200.	99	5017	No
285	GOM_NL__2PRFIN20030214_150341_000000432013_00454_05017_5326.N1	14-FEB-2003 15:03:41	Dark	43.000	38	20Eps Sgr	1.8360	11000.	86	5017	No
286	GOM_NL__2PRFIN20030214_150558_000000402013_00454_05017_5327.N1	14-FEB-2003 15:05:58	Dark	39.500	85	Kap Sco	2.4070	28000.	79	5017	No
287	GOM_NL__2PRFIN20030214_150745_000000602013_00454_05017_5328.N1	14-FEB-2003 15:07:45	Dark	59.500	80	7Del Sco	2.3160	30000.	119	5017	No
288	GOM_NL__2PRFIN20030214_151018_000000392013_00454_05017_5329.N1	14-FEB-2003 15:10:18	Dark	39.000	141	Bet Ara	2.8400	4600.0	78	5017	No
289	GOM_NL__2PRFIN20030214_151219_000000472013_00455_05018_5297.N1	14-FEB-2003 15:12:19	Dark	46.500	131	Gam Lup	2.8000	26000.	93	5018	No
290	GOM_NL__2PRFIN20030214_151743_000000422013_00455_05018_5298.N1	14-FEB-2003 15:17:43	Dark	42.000	10	Bet Cen	0.61000	28000.	84	5018	No
291	GOM_NL__2PRFIN20030214_151902_000000452013_00455_05018_5299.N1	14-FEB-2003 15:19:02	Dark	44.500	77	Eps Cen	2.3030	28000.	89	5018	No
292	GOM_NL__2PRFIN20030214_152050_000000442013_00455_05018_5300.N1	14-FEB-2003 15:20:50	Dark	43.500	12	Alp1Cru	0.77500	30000.	87	5018	No
293	GOM_NL__2PRFIN20030214_152225_000000472013_00455_05018_5301.N1	14-FEB-2003 15:22:25	Dark	46.500	64	Gam Cen	2.2000	10600.	93	5018	No
294	GOM_NL__2PRFIN20030214_152404_000000382013_00455_05018_5302.N1	14-FEB-2003 15:24:04	Dark	37.500	159	Ups Car	2.9200	7200.0	75	5018	No
295	GOM_NL__2PRFIN20030214_152558_000000392013_00455_05018_5303.N1	14-FEB-2003 15:25:58	Dark	39.000	71	lot Car	2.2460	7700.0	78	5018	No
296	GOM_NL__2PRFIN20030214_152736_000000392013_00455_05018_5304.N1	14-FEB-2003 15:27:36	Dark	38.500	46	Del Vel	1.9540	10600.	77	5018	No
297	GOM_NL__2PRFIN20030214_152959_000000422013_00455_05018_5305.N1	14-FEB-2003 15:29:59	Straylight	41.500	34	Gam2Vel	1.7930	23000.	83	5018	No
298	GOM_NL__2PRFIN20030214_153204_000000412013_00455_05018_5306.N1	14-FEB-2003 15:32:04	Straylight	41.000	70	Zet Pup	2.2460	39000.	82	5018	No
299	GOM_NL__2PRFIN20030214_153525_000000422013_00455_05018_5307.N1	14-FEB-2003 15:35:25	Straylight	42.000	88	31Eta CMa	2.4480	20000.	84	5018	No
300	GOM_NL__2PRFIN20030214_154019_000000522013_00455_05018_5308.N1	14-FEB-2003 15:40:19	Straylight	51.500	48	30Alp Hya	1.9770	4100.0	103	5018	No
301	GOM_NL__2PRFIN20030214_154449_000000462013_00455_05018_5309.N1	14-FEB-2003 15:44:49	Bright	45.500	8	10Alp CMi	0.40000	6500.0	91	5018	No
302	GOM_NL__2PRFIN20030214_154754_000000542013_00455_05018_5310.N1	14-FEB-2003 15:47:54	Bright	54.000	22	32Alp Leo	1.3600	15200.	108	5018	No
303	GOM_NL__2PRFIN20030214_155106_000000392013_00455_05018_5311.N1	14-FEB-2003 15:51:06	Bright	38.500	17	78Bet Gem	1.1610	4500.0	77	5018	No
304	GOM_NL__2PRFIN20030214_155709_000000372013_00455_05018_5312.N1	14-FEB-2003 15:57:09	Bright	37.000	42	34Bet Aur	1.9000	10200.	74	5018	No
305	GOM_NL__2PRFIN20030214_160118_000000552013_00455_05018_5313.N1	14-FEB-2003 16:01:18	Bright	55.000	174	52Psi UMa	3.0040	4400.0	110	5018	No
306	GOM_NL__2PRFIN20030214_160306_000000462013_00455_05018_5314.N1	14-FEB-2003 16:03:06	Bright	46.000	82	48Bet UMa	2.3650	10600.	92	5018	No
307	GOM_NL__2PRFIN20030214_160519_000000512013_00455_05018_5315.N1	14-FEB-2003 16:05:19	Bright	50.500	87	64Gam UMa	2.4330	11000.	101	5018	No
308	GOM_NL__2PRFIN20030214_160830_000000372013_00455_05018_5316.N1	14-FEB-2003 16:08:30	Bright	37.000	49	1Alp UMi	1.9900	6300.0	74	5018	No
309	GOM_NL__2PRFIN20030214_161040_000000412013_00455_05018_5317.N1	14-FEB-2003 16:10:40	Bright	40.500	60	7Bet UMi	2.0810	3950.0	81	5018	No
310	GOM_NL__2PRFIN20030214_161326_000000662013_00455_05018_5318.N1	14-FEB-2003 16:13:26	Bright	65.500	39	85Eta UMa	1.8540	24000.	131	5018	No
311	GOM_NL__2PRFIN20030214_161915_000000392013_00455_05018_5319.N1	14-FEB-2003 16:19:15	Bright	38.500	130	23Bet Dra	2.7990	5800.0	77	5018	No
312	GOM_NL__2PRFIN20030214_162110_000000342013_00455_05018_5320.N1	14-FEB-2003 16:21:10	Bright	33.500	144	18Del Cyg	2.8600	11000.	67	5018	No
313	GOM_NL__2PRFIN20030214_162327_000000402013_00455_05018_5321.N1	14-FEB-2003 16:23:27	Bright	39.500	5	3Alp Lyr	0.033000	11000.	79	5018	No
314	GOM_NL__2PRFIN20030214_162635_000000542013_00455_05018_5322.N1	14-FEB-2003 16:26:35	Bright	54.000	133	40Zet Her	2.8070	6000.0	108	5018	No
315	GOM_NL__2PRFIN20030214_163036_000001162013_00455_05018_5323.N1	14-FEB-2003 16:30:36	Tw_i_and_stray	116.00	67	5Alp CrB	2.2210	11000.	232	5018	No
316	GOM_NL__2PRFIN20030214_163442_000000502013_00455_05018_5324.N1	14-FEB-2003 16:34:42	Bright	50.000	126	60Bet Oph	2.7700	4250.0	100	5018	No
317	GOM_NL__2PRFIN20030214_164159_000000512013_00455_05018_5325.N1	14-FEB-2003 16:41:59	Dark	51.000	86	35Eta Oph	2.4300	10200.	102	5018	No
318	GOM_NL__2PRFIN20030214_164418_000000392013_00455_05018_5326.N1	14-FEB-2003 16:44:18	Dark	39.000	38	20Eps Sgr	1.8360	11000.	78	5018	No
319	GOM_NL__2PRFIN20030214_164634_000000422013_00455_05018_5327.N1	14-FEB-2003 16:46:34	Dark	41.500	85	Kap Sco	2.4070	28000.	83	5018	No
320	GOM_NL__2PRFIN20030214_164822_000000642013_00455_05018_5328.N1	14-FEB-2003 16:48:22	Dark	64.000	80	7Del Sco	2.3160	30000.	128	5018	No
321	GOM_NL__2PRFIN20030214_165054_000000422013_00455_05018_5329.N1	14-FEB-2003 16:50:54	Dark	42.000	141	Bet Ara	2.8400	4600.0	84	5018	No
322	GOM_NL__2PRFIN20030214_165256_000000482013_00456_05019_5297.N1	14-FEB-2003 16:52:56	Dark	48.000	131	Gam Lup	2.8000	26000.	96	5019	No
323	GOM_NL__2PRFIN20030214_165820_000000432013_00456_05019_5298.N1	14-FEB-2003 16:58:20	Dark	42.500	10	Bet Cen	0.61000	28000.	85	5019	No
324	GOM_NL__2PRFIN20030214_165939_000000442013_00456_05019_5299.N1	14-FEB-2003 16:59:39	Dark	44.000	77	Eps Cen	2.3030	28000.	88	5019	No
325	GOM_NL__2PRFIN20030214_170126_000000422013_00456_05019_5300.N1	14-FEB-2003 17:01:26	Dark	41.500	12	Alp1Cru	0.77500	30000.	83	5019	No
326	GOM_NL__2PRFIN20030214_170301_000000462013_00456_05019_5301.N1	14-FEB-2003 17:03:01	Dark	45.500	64	Gam Cen	2.2000	10600.	91	5019	No
327	GOM_NL__2PRFIN20030214_170440_000000392013_00456_05019_5302.N1	14-FEB-2003 17:04:40	Dark	38.500	159	Ups Car	2.9200	7200.0	77	5019	No
328	GOM_NL__2PRFIN20030214_170634_000000382013_00456_05019_5303.N1	14-FEB-2003 17:06:34	Dark	37.500	71	lot Car	2.2460	7700.0	75	5019	No
329	GOM_NL__2PRFIN20030214_170812_000000382013_00456_05019_5304.N1	14-FEB-2003 17:08:12	Dark	37.500	46	Del Vel	1.9540	10600.	75	5019	No
330	GOM_NL__2PRFIN20030214_171035_000000412013_00456_05019_5305.N1	14-FEB-2003 17:10:35	Straylight	41.000	34	Gam2Vel	1.7930	23000.	82	5019	No
331	GOM_NL__2PRFIN20030214_171240_000000402013_00456_05019_5306.N1	14-FEB-2003 17:12:40	Straylight	40.000	70	Zet Pup	2.2460	39000.	80	5019	No
332	GOM_NL__2PRFIN20030214_171601_000000392013_00456_05019_5307.N1	14-FEB-2003 17:16:01	Straylight	39.000	88	31Eta CMa	2.4480	20000.	78	5019	No
333	GOM_NL__2PRFIN20030214_172055_000000522013_00456_05019_5308.N1	14-FEB-2003 17:20:55	Straylight	52.000	48	30Alp Hya	1.9770	4100.0	104	5019	No
334	GOM_NL__2PRFIN20030214_172525_000000442013_00456_05019_5309.N1	14-FEB-2003 17:25:25	Bright	44.000	8	10Alp CMi	0.40000	6500.0	88	5019	No
335	GOM_NL__2PRFIN20030214_172830_000000552013_00456_05019_5310.N1	14-FEB-2003 17:28:30	Bright	55.000	22	32Alp Leo	1.3600	15200.	110	5019	No
336	GOM_NL__2PRFIN20030214_173142_000000412013_00456_05019_5311.N1	14-FEB-2003 17:31:42	Bright	40.500	17	78Bet Gem	1.1610	4500.0	81	5019	No
337	GOM_NL__2PRFIN20030214_173746_000000382013_00456_05019_5312.N1	14-FEB-2003 17:37:46	Bright	37.500	42	34Bet Aur	1.9000	10200.	75	5019	No

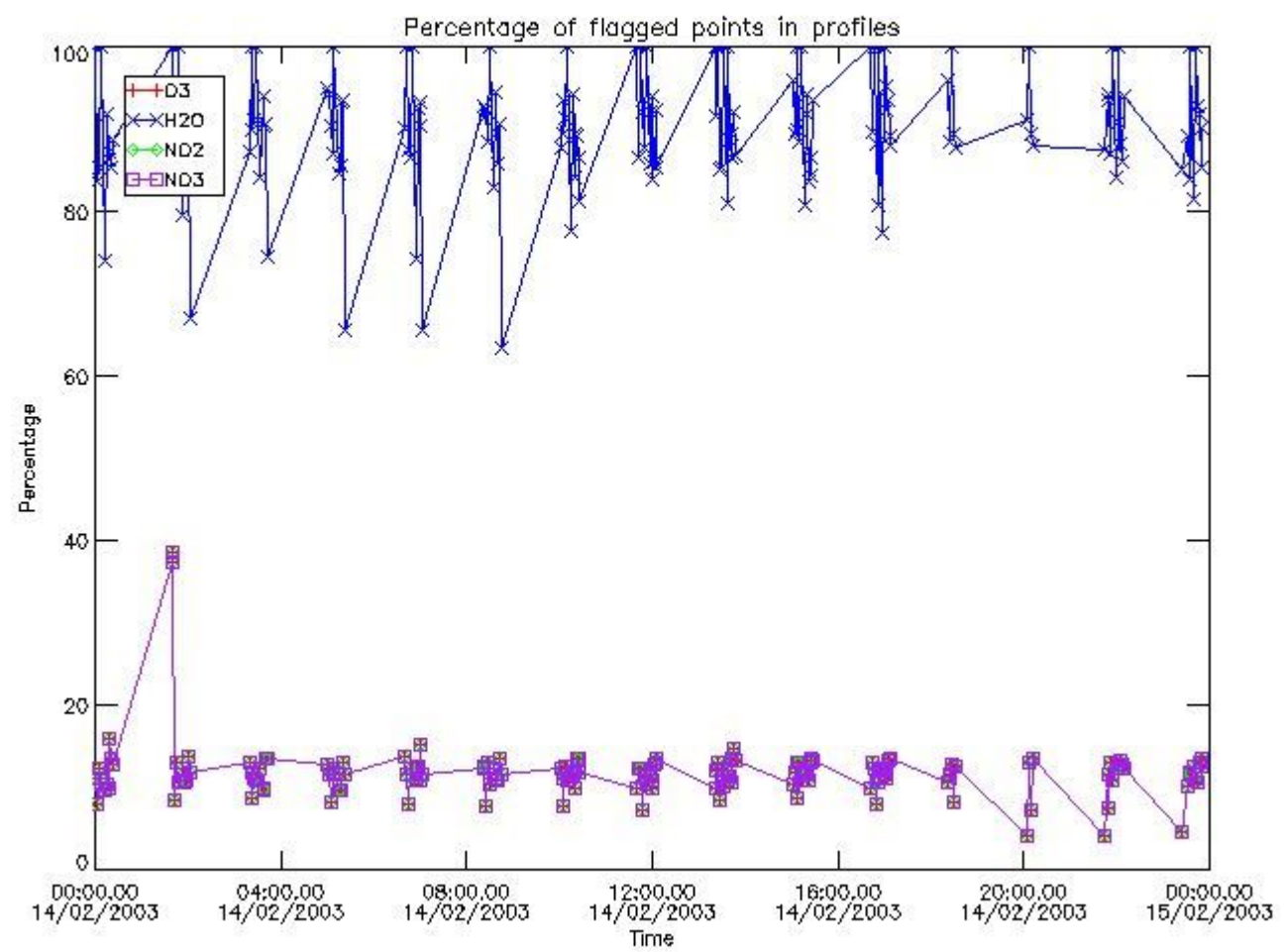
338	GOM_NL__2PRFIN20030214_174153_000000542013_00456_05019_5313.N1	14-FEB-2003 17:41:53	Bright	54.000	174	52Psi UMa	3.0040	4400.0	108	5019	No
339	GOM_NL__2PRFIN20030214_174341_000000452013_00456_05019_5314.N1	14-FEB-2003 17:43:41	Bright	45.000	82	48Bet UMa	2.3650	10600.	90	5019	No
340	GOM_NL__2PRFIN20030214_174554_000000512013_00456_05019_5315.N1	14-FEB-2003 17:45:54	Bright	50.500	87	64Gam UMa	2.4330	11000.	101	5019	No
341	GOM_NL__2PRFIN20030214_174906_000000362013_00456_05019_5316.N1	14-FEB-2003 17:49:06	Bright	36.000	49	1Alp UMi	1.9900	6300.0	72	5019	No
342	GOM_NL__2PRFIN20030214_175116_000000412013_00456_05019_5317.N1	14-FEB-2003 17:51:16	Bright	41.000	60	7Bet UMi	2.0810	3950.0	82	5019	No
343	GOM_NL__2PRFIN20030214_175402_000000652013_00456_05019_5318.N1	14-FEB-2003 17:54:02	Bright	64.500	39	85Eta UMa	1.8540	24000.	129	5019	No
344	GOM_NL__2PRFIN20030214_175951_000000432013_00456_05019_5319.N1	14-FEB-2003 17:59:51	Bright	43.000	130	23Bet Dra	2.7990	5800.0	86	5019	No
345	GOM_NL__2PRFIN20030214_180146_000000362013_00456_05019_5320.N1	14-FEB-2003 18:01:46	Bright	35.500	144	18Del Cyg	2.8600	11000.	71	5019	No
346	GOM_NL__2PRFIN20030214_180403_000000412013_00456_05019_5321.N1	14-FEB-2003 18:04:03	Bright	41.000	5	3Alp Lyr	0.033000	11000.	82	5019	No
347	GOM_NL__2PRFIN20030214_180711_000000532013_00456_05019_5322.N1	14-FEB-2003 18:07:11	Bright	53.000	133	40Zet Her	2.8070	6000.0	106	5019	No
348	GOM_NL__2PRFIN20030214_181113_000001092013_00456_05019_5323.N1	14-FEB-2003 18:11:13	Tw_i_and_stray	109.00	67	5Alp CrB	2.2210	11000.	218	5019	No
349	GOM_NL__2PRFIN20030214_181519_000000522013_00456_05019_5324.N1	14-FEB-2003 18:15:19	Bright	52.000	126	60Bet Oph	2.7700	4250.0	104	5019	No
350	GOM_NL__2PRFIN20030214_182236_000000492013_00456_05019_5325.N1	14-FEB-2003 18:22:36	Dark	48.500	86	35Eta Oph	2.4300	10200.	97	5019	No
351	GOM_NL__2PRFIN20030214_182454_000000442013_00456_05019_5326.N1	14-FEB-2003 18:24:54	Dark	44.000	38	20Eps Sgr	1.8360	11000.	88	5019	No
352	GOM_NL__2PRFIN20030214_182710_000000402013_00456_05019_5327.N1	14-FEB-2003 18:27:10	Dark	40.000	85	Kap Sco	2.4070	28000.	80	5019	No
353	GOM_NL__2PRFIN20030214_182859_000000622013_00456_05019_5328.N1	14-FEB-2003 18:28:59	Dark	61.500	80	7Del Sco	2.3160	30000.	123	5019	No
354	GOM_NL__2PRFIN20030214_183131_000000412013_00456_05019_5329.N1	14-FEB-2003 18:31:31	Dark	41.000	141	Bet Ara	2.8400	4600.0	82	5019	No
355	GOM_NL__2PRFIN20030214_185111_000000422013_00457_05020_5478.N1	14-FEB-2003 18:51:11	Straylight	42.000	34	Gam2Vel	1.7930	23000.	84	5020	No
356	GOM_NL__2PRFIN20030214_185316_000000412013_00457_05020_5479.N1	14-FEB-2003 18:53:16	Straylight	41.000	70	Zet Pup	2.2460	39000.	82	5020	No
357	GOM_NL__2PRFIN20030214_185706_000001062013_00457_05020_5480.N1	14-FEB-2003 18:57:06	Straylight	106.00	100	4Gam Crv	2.5800	13100.	212	5020	No
358	GOM_NL__2PRFIN20030214_190131_000000482013_00457_05020_5481.N1	14-FEB-2003 19:01:31	Straylight	47.500	48	30Alp Hya	1.9770	4100.0	95	5020	No
359	GOM_NL__2PRFIN20030214_190601_000000522013_00457_05020_5482.N1	14-FEB-2003 19:06:01	Bright	52.000	8	10Alp CMi	0.40000	6500.0	104	5020	No
360	GOM_NL__2PRFIN20030214_190905_000000522013_00457_05020_5483.N1	14-FEB-2003 19:09:05	Bright	51.500	22	32Alp Leo	1.3600	15200.	103	5020	No
361	GOM_NL__2PRFIN20030214_191218_000000402013_00457_05020_5484.N1	14-FEB-2003 19:12:18	Bright	39.500	17	78Bet Gem	1.1610	4500.0	79	5020	No
362	GOM_NL__2PRFIN20030214_191822_000000372013_00457_05020_5485.N1	14-FEB-2003 19:18:22	Bright	37.000	42	34Bet Aur	1.9000	10200.	74	5020	No
363	GOM_NL__2PRFIN20030214_192228_000000552013_00457_05020_5486.N1	14-FEB-2003 19:22:28	Bright	54.500	174	52Psi UMa	3.0040	4400.0	109	5020	No
364	GOM_NL__2PRFIN20030214_192416_000000462013_00457_05020_5487.N1	14-FEB-2003 19:24:16	Bright	46.000	82	48Bet UMa	2.3650	10600.	92	5020	No
365	GOM_NL__2PRFIN20030214_192628_000000542013_00457_05020_5488.N1	14-FEB-2003 19:26:28	Bright	53.500	87	64Gam UMa	2.4330	11000.	107	5020	No
366	GOM_NL__2PRFIN20030214_192942_000000372013_00457_05020_5489.N1	14-FEB-2003 19:29:42	Bright	36.500	49	1Alp UMi	1.9900	6300.0	73	5020	No
367	GOM_NL__2PRFIN20030214_193151_000000422013_00457_05020_5490.N1	14-FEB-2003 19:31:51	Bright	41.500	60	7Bet UMi	2.0810	3950.0	83	5020	No
368	GOM_NL__2PRFIN20030214_193434_000000712013_00457_05020_5491.N1	14-FEB-2003 19:34:34	Bright	71.000	39	85Eta UMa	1.8540	24000.	142	5020	No
369	GOM_NL__2PRFIN20030214_194027_000000402013_00457_05020_5492.N1	14-FEB-2003 19:40:27	Bright	39.500	130	23Bet Dra	2.7990	5800.0	79	5020	No
370	GOM_NL__2PRFIN20030214_194223_000000352013_00457_05020_5493.N1	14-FEB-2003 19:42:23	Bright	34.500	144	18Del Cyg	2.8600	11000.	69	5020	No
371	GOM_NL__2PRFIN20030214_194439_000000372013_00457_05020_5494.N1	14-FEB-2003 19:44:39	Bright	36.500	5	3Alp Lyr	0.033000	11000.	73	5020	No
372	GOM_NL__2PRFIN20030214_194746_000000562013_00457_05020_5495.N1	14-FEB-2003 19:47:46	Bright	56.000	133	40Zet Her	2.8070	6000.0	112	5020	No
373	GOM_NL__2PRFIN20030214_195150_000001122013_00457_05020_5496.N1	14-FEB-2003 19:51:50	Tw_i_and_stray	111.50	67	5Alp CrB	2.2210	11000.	223	5020	No
374	GOM_NL__2PRFIN20030214_195555_000000512013_00457_05020_5497.N1	14-FEB-2003 19:55:55	Bright	51.000	126	60Bet Oph	2.7700	4250.0	102	5020	No
375	GOM_NL__2PRFIN20030214_200325_000001242013_00457_05020_5498.N1	14-FEB-2003 20:03:25	Dark	124.00	102	24Alp Ser	2.6000	4250.0	248	5020	No
376	GOM_NL__2PRFIN20030214_200736_000000402013_00457_05020_5499.N1	14-FEB-2003 20:07:36	Dark	39.500	25	35Lam Sco	1.6200	28000.	79	5020	No
377	GOM_NL__2PRFIN20030214_200937_000000722013_00457_05020_5500.N1	14-FEB-2003 20:09:37	Dark	71.500	80	7Del Sco	2.3160	30000.	143	5020	No
378	GOM_NL__2PRFIN20030214_201207_000000382013_00457_05020_5501.N1	14-FEB-2003 20:12:07	Dark	38.000	141	Bet Ara	2.8400	4600.0	76	5020	No
379	GOM_NL__2PRFIN20030214_202924_000000402013_00458_05021_5551.N1	14-FEB-2003 20:29:24	Dark	39.500	46	Del Vel	1.9540	10600.	79	5021	Yes
380	GOM_NL__2PRFIN20030214_203147_000000392013_00458_05021_5552.N1	14-FEB-2003 20:31:47	Straylight	39.000	34	Gam2Vel	1.7930	23000.	78	5021	No
381	GOM_NL__2PRFIN20030214_203352_000000402013_00458_05021_5553.N1	14-FEB-2003 20:33:52	Straylight	39.500	70	Zet Pup	2.2460	39000.	79	5021	No
382	GOM_NL__2PRFIN20030214_203742_000001192013_00458_05021_5554.N1	14-FEB-2003 20:37:42	Straylight	118.50	100	4Gam Crv	2.5800	13100.	237	5021	No
383	GOM_NL__2PRFIN20030214_204207_000000512013_00458_05021_5555.N1	14-FEB-2003 20:42:07	Straylight	51.000	48	30Alp Hya	1.9770	4100.0	102	5021	No
384	GOM_NL__2PRFIN20030214_204637_000000482013_00458_05021_5556.N1	14-FEB-2003 20:46:37	Bright	48.000	8	10Alp CMi	0.40000	6500.0	96	5021	No
385	GOM_NL__2PRFIN20030214_204941_000000532013_00458_05021_5557.N1	14-FEB-2003 20:49:41	Bright	53.000	22	32Alp Leo	1.3600	15200.	106	5021	No
386	GOM_NL__2PRFIN20030214_205255_000000402013_00458_05021_5558.N1	14-FEB-2003 20:52:55	Bright	40.000	17	78Bet Gem	1.1610	4500.0	80	5021	No
387	GOM_NL__2PRFIN20030214_205858_000000392013_00458_05021_5559.N1	14-FEB-2003 20:58:58	Bright	38.500	42	34Bet Aur	1.9000	10200.	77	5021	No
388	GOM_NL__2PRFIN20030214_210303_000000612013_00458_05021_5560.N1	14-FEB-2003 21:03:03	Bright	60.500	174	52Psi UMa	3.0040	4400.0	121	5021	No
389	GOM_NL__2PRFIN20030214_210452_000000472013_00458_05021_5561.N1	14-FEB-2003 21:04:52	Bright	47.000	82	48Bet UMa	2.3650	10600.	94	5021	No
390	GOM_NL__2PRFIN20030214_210704_000000502013_00458_05021_5562.N1	14-FEB-2003 21:07:04	Bright	49.500	87	64Gam UMa	2.4330	11000.	99	5021	No
391	GOM_NL__2PRFIN20030214_211018_000000362013_00458_05021_5563.N1	14-FEB-2003 21:10:18	Bright	35.500	49	1Alp UMi	1.9900	6300.0	71	5021	No
392	GOM_NL__2PRFIN20030214_211227_000000382013_00458_05021_5564.N1	14-FEB-2003 21:12:27	Bright	37.500	60	7Bet UMi	2.0810	3950.0	75	5021	No
393	GOM_NL__2PRFIN20030214_211511_000000702013_00458_05021_5565.N1	14-FEB-2003 21:15:11	Bright	69.500	39	85Eta UMa	1.8540	24000.	139	5021	No
394	GOM_NL__2PRFIN20030214_212102_000000422013_00458_05021_5566.N1	14-FEB-2003 21:21:02	Bright	42.000	130	23Bet Dra	2.7990	5800.0	84	5021	No
395	GOM_NL__2PRFIN20030214_212259_000000352013_00458_05021_5567.N1	14-FEB-2003 21:22:59	Bright	35.000	144	18Del Cyg	2.8600	11000.	70	5021	No
396	GOM_NL__2PRFIN20030214_212515_000000382013_00458_05021_5568.N1	14-FEB-2003 21:25:15	Bright	38.000	5	3Alp Lyr	0.033000	11000.	76	5021	No

397	GOM_NL__2PRFIN20030214_212822_000000562013_00458_05021_5569.N1	14-FEB-2003 21:28:22	Bright	55.500	133	40Zet Her	2.8070	6000.0	111	5021	No
398	GOM_NL__2PRFIN20030214_213227_000001112013_00458_05021_5570.N1	14-FEB-2003 21:32:27	Twilight	110.50	67	5Alp CrB	2.2210	11000.	221	5021	No
399	GOM_NL__2PRFIN20030214_213631_000000492013_00458_05021_5571.N1	14-FEB-2003 21:36:31	Bright	49.000	126	60Bet Oph	2.7700	4250.0	98	5021	No
400	GOM_NL__2PRFIN20030214_214404_000001482013_00458_05021_5572.N1	14-FEB-2003 21:44:04	Dark	147.50	102	24Alp Ser	2.6000	4250.0	295	5021	No
401	GOM_NL__2PRFIN20030214_214813_000000442013_00458_05021_5573.N1	14-FEB-2003 21:48:13	Dark	44.000	25	35Lam Sco	1.6200	28000.	88	5021	No
402	GOM_NL__2PRFIN20030214_215014_000000692013_00458_05021_5574.N1	14-FEB-2003 21:50:14	Dark	69.000	80	7Del Sco	2.3160	30000.	138	5021	No
403	GOM_NL__2PRFIN20030214_215244_000000392013_00458_05021_5575.N1	14-FEB-2003 21:52:44	Dark	39.000	141	Bet Ara	2.8400	4600.0	78	5021	No
404	GOM_NL__2PRFIN20030214_215447_000000482013_00459_05022_5297.N1	14-FEB-2003 21:54:47	Dark	47.500	131	Gam Lup	2.8000	26000.	95	5022	No
405	GOM_NL__2PRFIN20030214_220010_000000422013_00459_05022_5298.N1	14-FEB-2003 22:00:10	Dark	41.500	10	Bet Cen	0.61000	28000.	83	5022	No
406	GOM_NL__2PRFIN20030214_220129_000000442013_00459_05022_5299.N1	14-FEB-2003 22:01:29	Dark	44.000	77	Eps Cen	2.3030	28000.	88	5022	No
407	GOM_NL__2PRFIN20030214_220316_000000422013_00459_05022_5300.N1	14-FEB-2003 22:03:16	Dark	41.500	12	Alp1Cru	0.77500	30000.	83	5022	No
408	GOM_NL__2PRFIN20030214_220546_000000392013_00459_05022_5301.N1	14-FEB-2003 22:05:46	Dark	38.500	29	Bet Car	1.6720	10200.	77	5022	No
409	GOM_NL__2PRFIN20030214_220822_000000402013_00459_05022_5302.N1	14-FEB-2003 22:08:22	Dark	40.000	71	lot Car	2.2460	7700.0	80	5022	No
410	GOM_NL__2PRFIN20030214_221000_000000422013_00459_05022_5303.N1	14-FEB-2003 22:10:00	Dark	41.500	46	Del Vel	1.9540	10600.	83	5022	No
411	GOM_NL__2PRFIN20030214_221223_000000392013_00459_05022_5304.N1	14-FEB-2003 22:12:23	Straylight	39.000	34	Gam2Vel	1.7930	23000.	78	5022	No
412	GOM_NL__2PRFIN20030214_221428_000000412013_00459_05022_5305.N1	14-FEB-2003 22:14:28	Straylight	40.500	70	Zet Pup	2.2460	39000.	81	5022	No
413	GOM_NL__2PRFIN20030214_221821_000001112013_00459_05022_5306.N1	14-FEB-2003 22:18:21	Straylight	111.00	100	4Gam Crv	2.5800	13100.	222	5022	No
414	GOM_NL__2PRFIN20030214_222243_000000522013_00459_05022_5307.N1	14-FEB-2003 22:22:43	Straylight	52.000	48	30Alp Hya	1.9770	4100.0	104	5022	No
415	GOM_NL__2PRFIN20030214_222713_000000522013_00459_05022_5308.N1	14-FEB-2003 22:27:13	Bright	52.000	8	10Alp CMi	0.40000	6500.0	104	5022	No
416	GOM_NL__2PRFIN20030214_223016_000000552013_00459_05022_5309.N1	14-FEB-2003 22:30:16	Bright	54.500	22	32Alp Leo	1.3600	15200.	109	5022	No
417	GOM_NL__2PRFIN20030214_223331_000000392013_00459_05022_5310.N1	14-FEB-2003 22:33:31	Bright	38.500	17	78Bet Gem	1.1610	4500.0	77	5022	No
418	GOM_NL__2PRFIN20030214_223935_000000382013_00459_05022_5311.N1	14-FEB-2003 22:39:35	Bright	38.000	42	34Bet Aur	1.9000	10200.	76	5022	No
419	GOM_NL__2PRFIN20030214_224338_000000542013_00459_05022_5312.N1	14-FEB-2003 22:43:38	Bright	53.500	174	52Psi UMa	3.0040	4400.0	107	5022	No
420	GOM_NL__2PRFIN20030214_224527_000000462013_00459_05022_5313.N1	14-FEB-2003 22:45:27	Bright	46.000	82	48Bet UMa	2.3650	10600.	92	5022	No
421	GOM_NL__2PRFIN20030214_224739_000000532013_00459_05022_5314.N1	14-FEB-2003 22:47:39	Bright	52.500	87	64Gam UMa	2.4330	11000.	105	5022	No
422	GOM_NL__2PRFIN20030214_225054_000000372013_00459_05022_5315.N1	14-FEB-2003 22:50:54	Bright	37.000	49	1Alp UMi	1.9900	6300.0	74	5022	No
423	GOM_NL__2PRFIN20030214_225303_000000422013_00459_05022_5316.N1	14-FEB-2003 22:53:03	Bright	41.500	60	7Bet UMi	2.0810	3950.0	83	5022	No
424	GOM_NL__2PRFIN20030214_225544_000000682013_00459_05022_5317.N1	14-FEB-2003 22:55:44	Bright	67.500	39	85Eta UMa	1.8540	24000.	135	5022	No
425	GOM_NL__2PRFIN20030214_230138_000000402013_00459_05022_5318.N1	14-FEB-2003 23:01:38	Bright	40.000	130	23Bet Dra	2.7990	5800.0	80	5022	No
426	GOM_NL__2PRFIN20030214_230334_000000342013_00459_05022_5319.N1	14-FEB-2003 23:03:34	Bright	34.000	144	18Del Cyg	2.8600	11000.	68	5022	No
427	GOM_NL__2PRFIN20030214_230551_000000422013_00459_05022_5320.N1	14-FEB-2003 23:05:51	Bright	42.000	5	3Alp Lyr	0.033000	11000.	84	5022	No
428	GOM_NL__2PRFIN20030214_230858_000000562013_00459_05022_5321.N1	14-FEB-2003 23:08:58	Bright	55.500	133	40Zet Her	2.8070	6000.0	111	5022	No
429	GOM_NL__2PRFIN20030214_231304_000001262013_00459_05022_5322.N1	14-FEB-2003 23:13:04	Twilight	125.50	67	5Alp CrB	2.2210	11000.	251	5022	No
430	GOM_NL__2PRFIN20030214_231707_000000532013_00459_05022_5323.N1	14-FEB-2003 23:17:07	Bright	52.500	126	60Bet Oph	2.7700	4250.0	105	5022	No
431	GOM_NL__2PRFIN20030214_232442_000001202013_00459_05022_5324.N1	14-FEB-2003 23:24:42	Dark	120.00	102	24Alp Ser	2.6000	4250.0	240	5022	No
432	GOM_NL__2PRFIN20030214_233051_000000612013_00459_05022_5325.N1	14-FEB-2003 23:30:51	Dark	61.000	80	7Del Sco	2.3160	30000.	122	5022	No
433	GOM_NL__2PRFIN20030214_233320_000000442013_00459_05022_5326.N1	14-FEB-2003 23:33:20	Dark	44.000	141	Bet Ara	2.8400	4600.0	88	5022	No
434	GOM_NL__2PRFIN20030214_233524_000000482013_00460_05023_5297.N1	14-FEB-2003 23:35:24	Dark	47.500	131	Gam Lup	2.8000	26000.	95	5023	No
435	GOM_NL__2PRFIN20030214_234046_000000412013_00460_05023_5298.N1	14-FEB-2003 23:40:46	Dark	41.000	10	Bet Cen	0.61000	28000.	82	5023	No
436	GOM_NL__2PRFIN20030214_234205_000000462013_00460_05023_5299.N1	14-FEB-2003 23:42:05	Dark	45.500	77	Eps Cen	2.3030	28000.	91	5023	No
437	GOM_NL__2PRFIN20030214_234352_000000492013_00460_05023_5300.N1	14-FEB-2003 23:43:52	Dark	48.500	12	Alp1Cru	0.77500	30000.	97	5023	No
438	GOM_NL__2PRFIN20030214_234622_000000432013_00460_05023_5301.N1	14-FEB-2003 23:46:22	Dark	43.000	29	Bet Car	1.6720	10200.	86	5023	No
439	GOM_NL__2PRFIN20030214_234859_000000382013_00460_05023_5302.N1	14-FEB-2003 23:48:59	Dark	38.000	71	lot Car	2.2460	7700.0	76	5023	No
440	GOM_NL__2PRFIN20030214_235036_000000412013_00460_05023_5303.N1	14-FEB-2003 23:50:36	Dark	41.000	46	Del Vel	1.9540	10600.	82	5023	No
441	GOM_NL__2PRFIN20030214_235300_000000382013_00460_05023_5304.N1	14-FEB-2003 23:53:00	Straylight	38.000	34	Gam2Vel	1.7930	23000.	76	5023	No
442	GOM_NL__2PRFIN20030214_235504_000000382013_00460_05023_5305.N1	14-FEB-2003 23:55:04	Straylight	37.500	70	Zet Pup	2.2460	39000.	75	5023	No
443	GOM_NL__2PRFIN20030214_235857_000001092013_00460_05023_5306.N1	14-FEB-2003 23:58:57	Straylight	109.00	100	4Gam Crv	2.5800	13100.	218	5023	No

3. Quality information per product

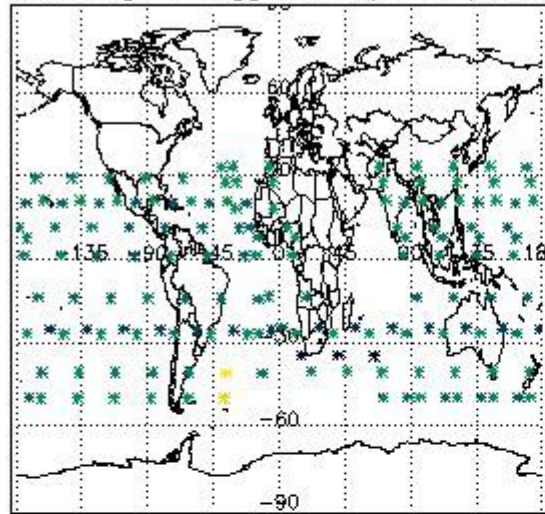
In this section it is plotted some information contained in the Quality Summary data set of the level 2 products. Only products in dark limb conditions and without errors (error flag in the MPH set to "0") are used.

3.1 Plot quality information per product (time dependant)

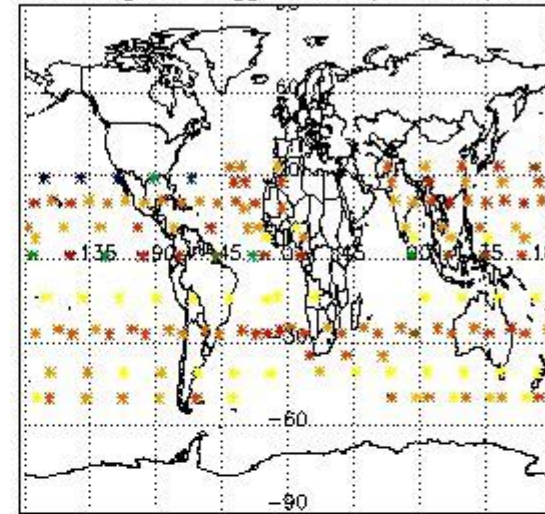


3.2 Plot quality information per product (world map)

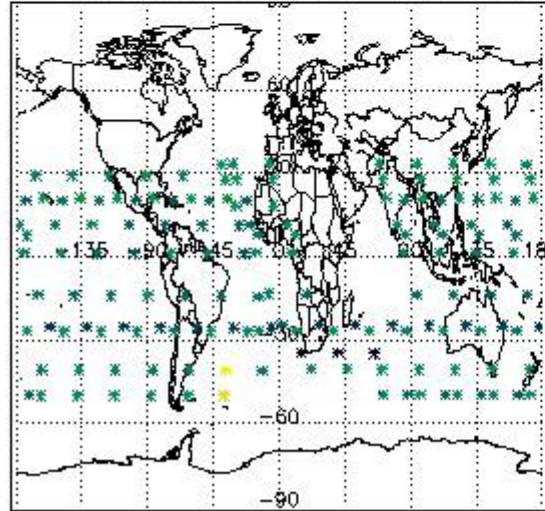
Percentage of flagged data per O3 profile



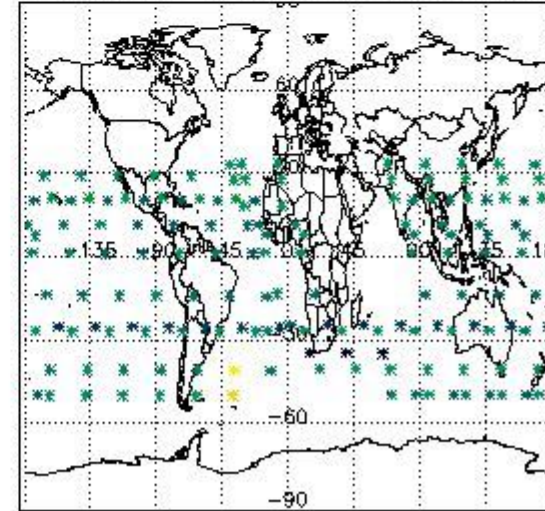
Percentage of flagged data per H2O profile



Percentage of flagged data per NO2 profile



Percentage of flagged data per NO3 profile

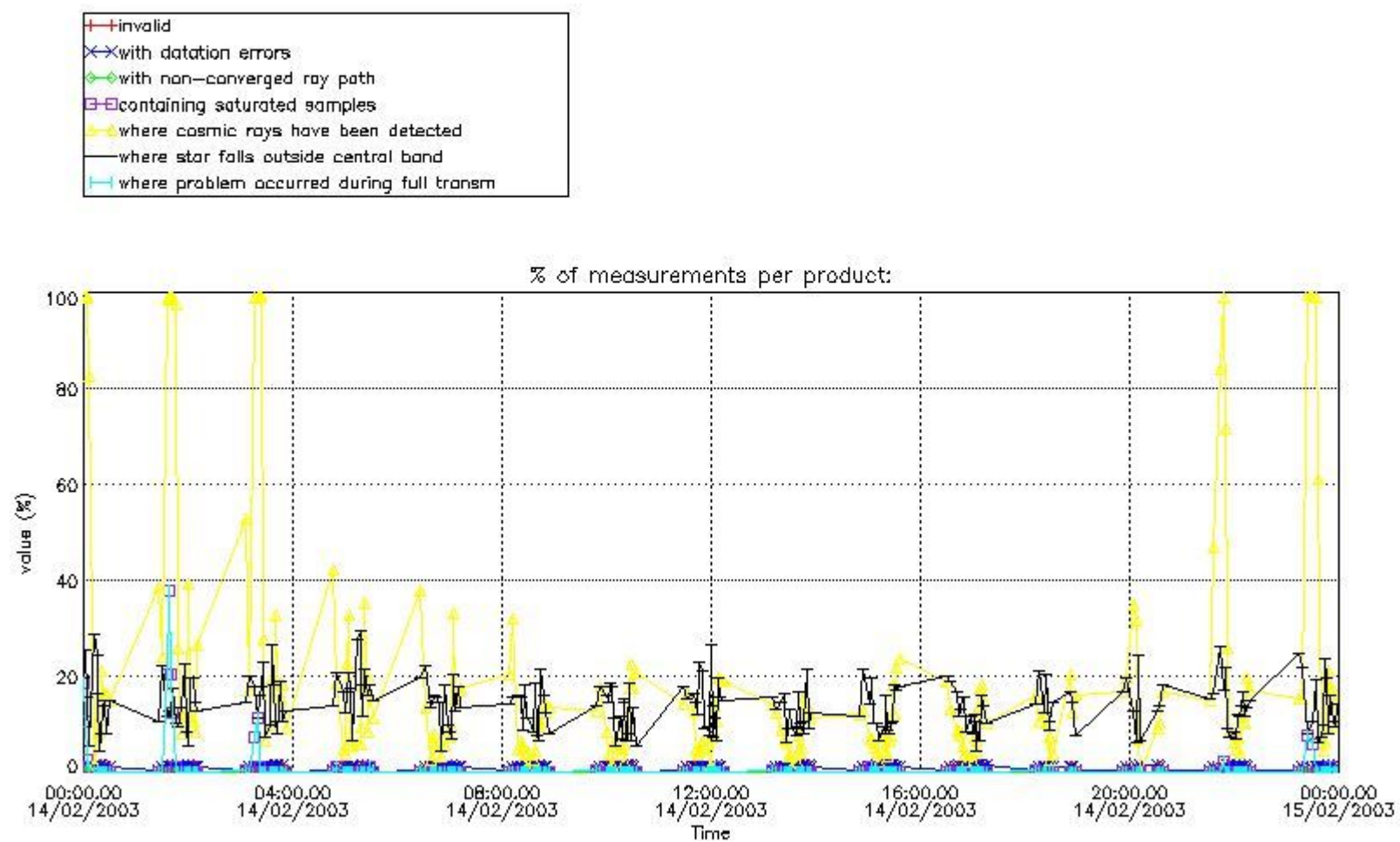


4. Level 1 quality information per product

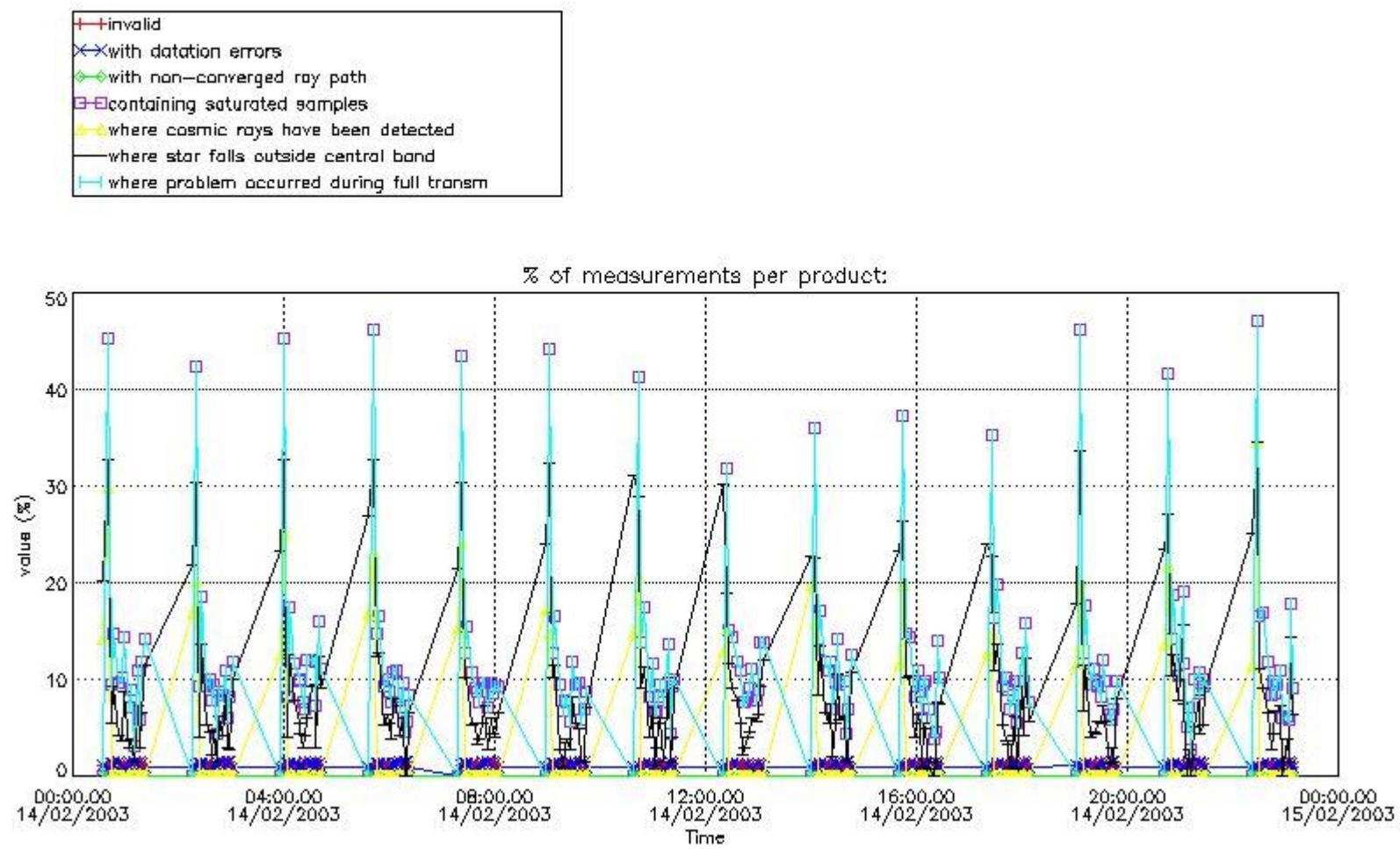
In this section it is plotted some information contained in the Quality Summary data set of the level 2 products that comes from the level 1b processing. Products without errors (error flag in the MPH set to "0") are used.

4.1 Plot quality information per product (time dependant) coming from level 1b processing

4.1.1 Plot level 1 quality information per product (time dependant): ENVISAT ASCENDING passes

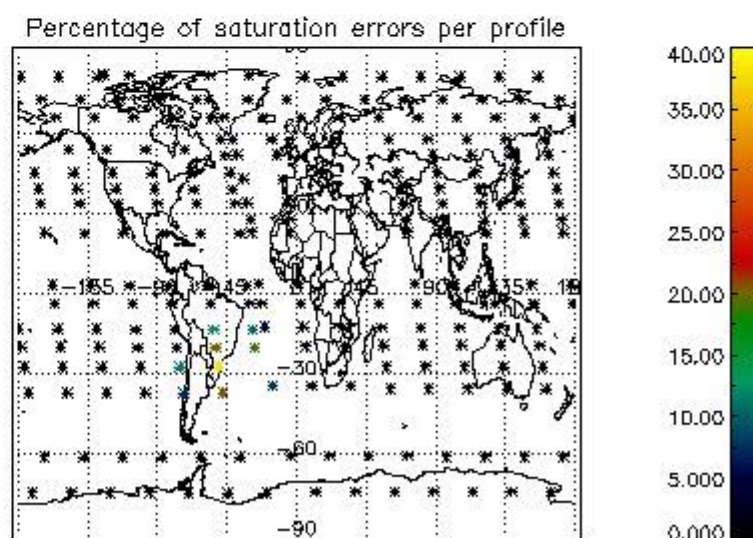
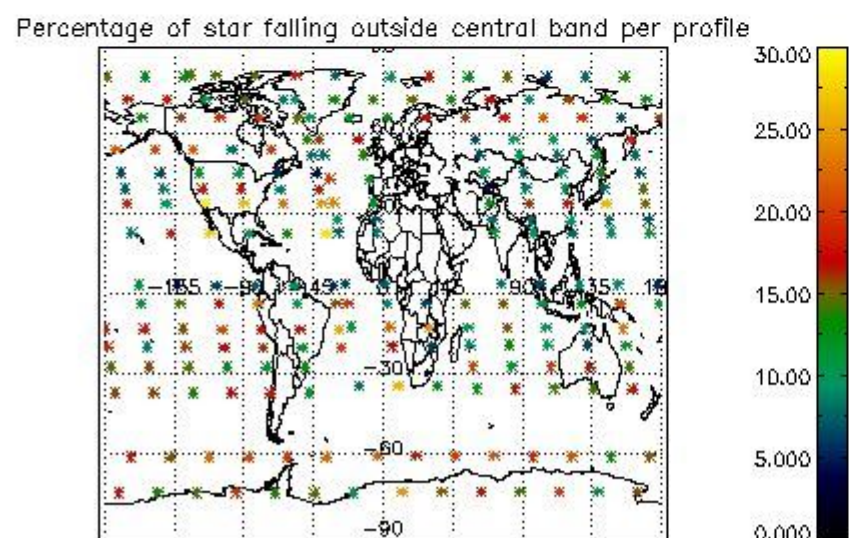
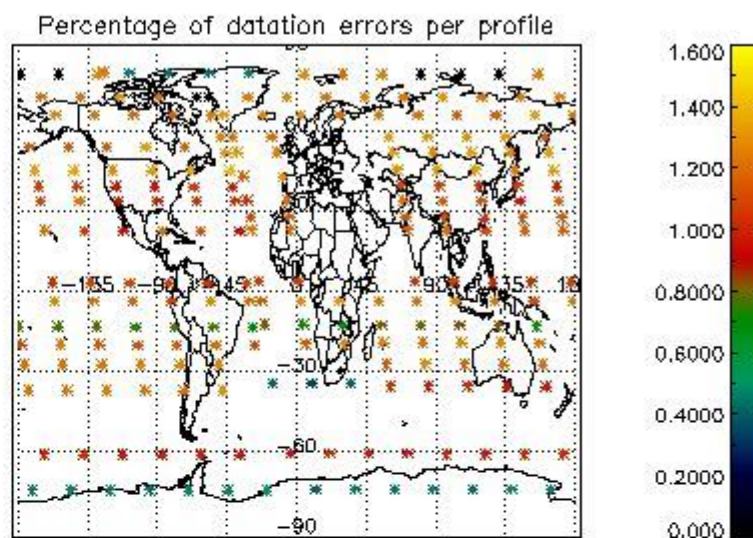
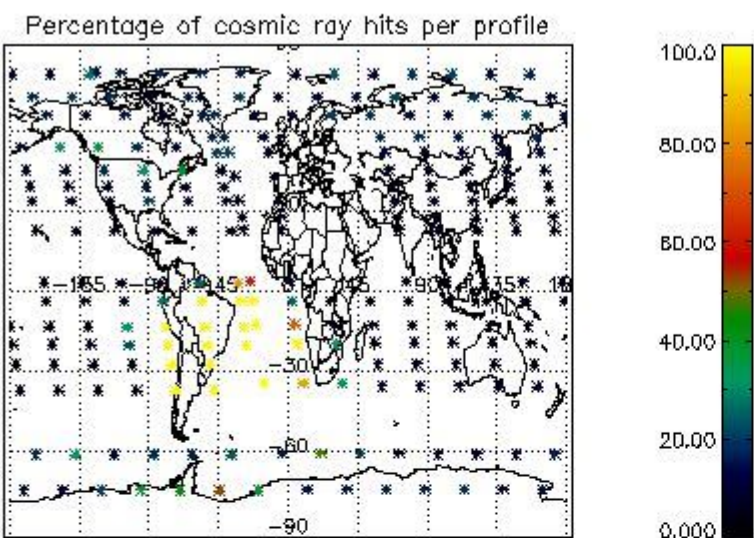


4.1.2 Plot level 1 quality information per product (time dependant): ENVI SAT DESCENDING passes



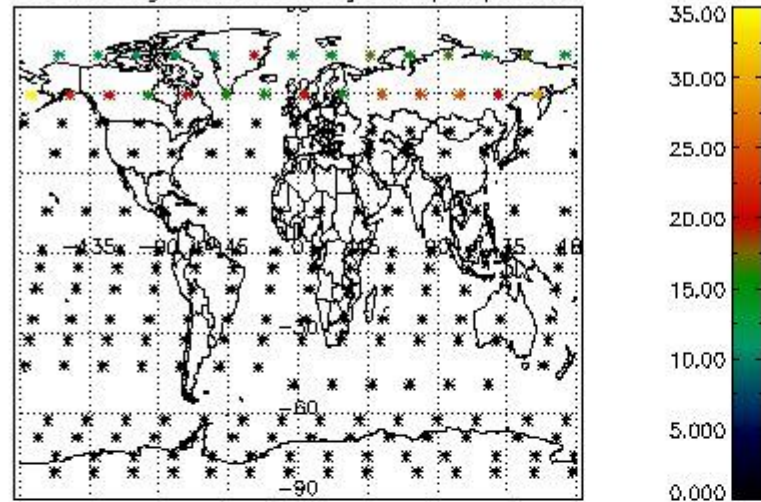
4.2 Plot quality information per product coming from level 1b processing (world map)

4.2.1 Plot level 1 quality information per product (world map): ENVISAT ASCENDING passes

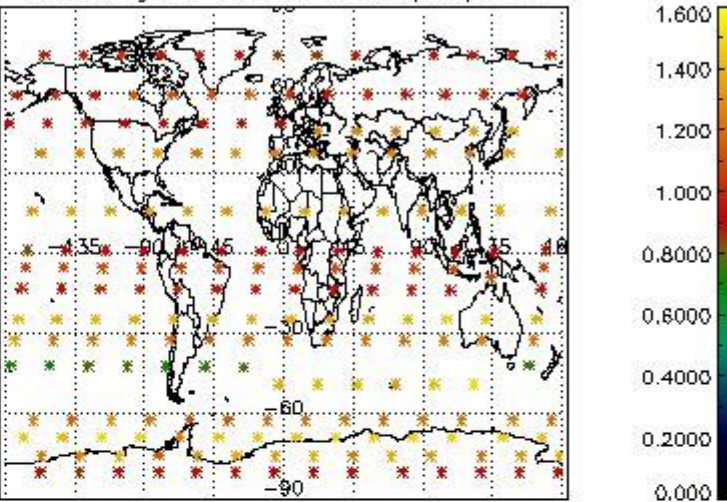


4.2.2 Plot level 1 quality information per product (world map): ENVISAT DESCENDING passes

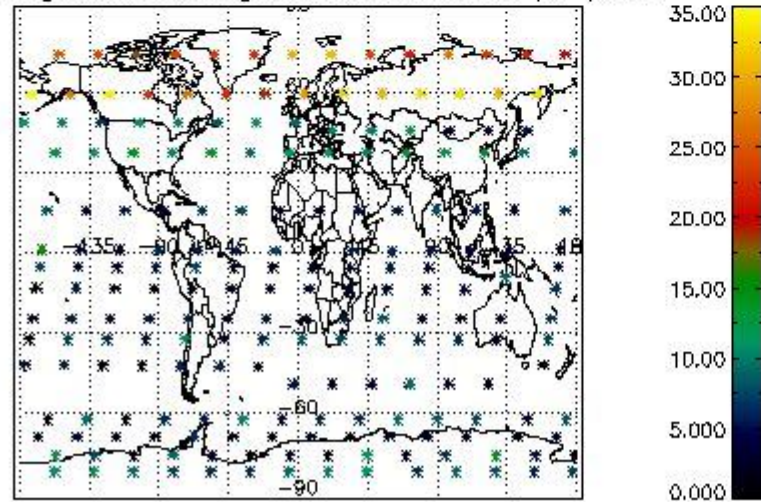
Percentage of cosmic ray hits per profile



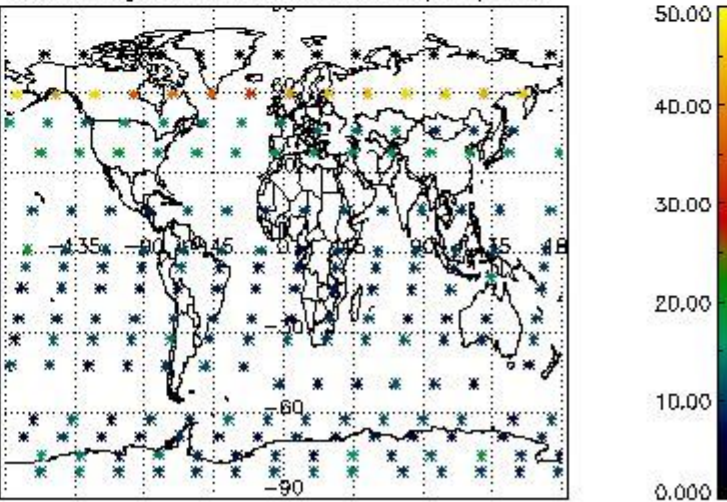
Percentage of datation errors per profile



Percentage of star falling outside central band per profile



Percentage of saturation errors per profile



5. Trace gas profiles

5.1 Ozone statistics based on quality of products

The final quality of the products can be "measured" using the STD (Standard Deviation) attached to every point profile. This information is written to the parameter GOM_NL__2P/NL_LOCAL_SPECIES_DENSITY/o3_std of the level 2 products. The table below shows the statistics for given STD ranges.

The statistics are given with respect to the overall valid production:

- Products without fatal errors: GOM_NL__2P/MPH/PRODUCT_ERR=0
- Valid point profile: GOM_NL__2P/NL_LOCAL_SPECIES_DENSITY/pcd(0)=0

The 'Criteria' is applied to valid points of dark limb products:

- Products in dark limb illumination condition: GOM_NL__2P/NL_SUMMARY_QUALITY/obs_ill_cond=0
- Products without fatal errors: GOM_NL__2P/MPH/PRODUCT_ERR=0
- Valid point profile: GOM_NL__2P/NL_LOCAL_SPECIES_DENSITY/pcd(0)=0

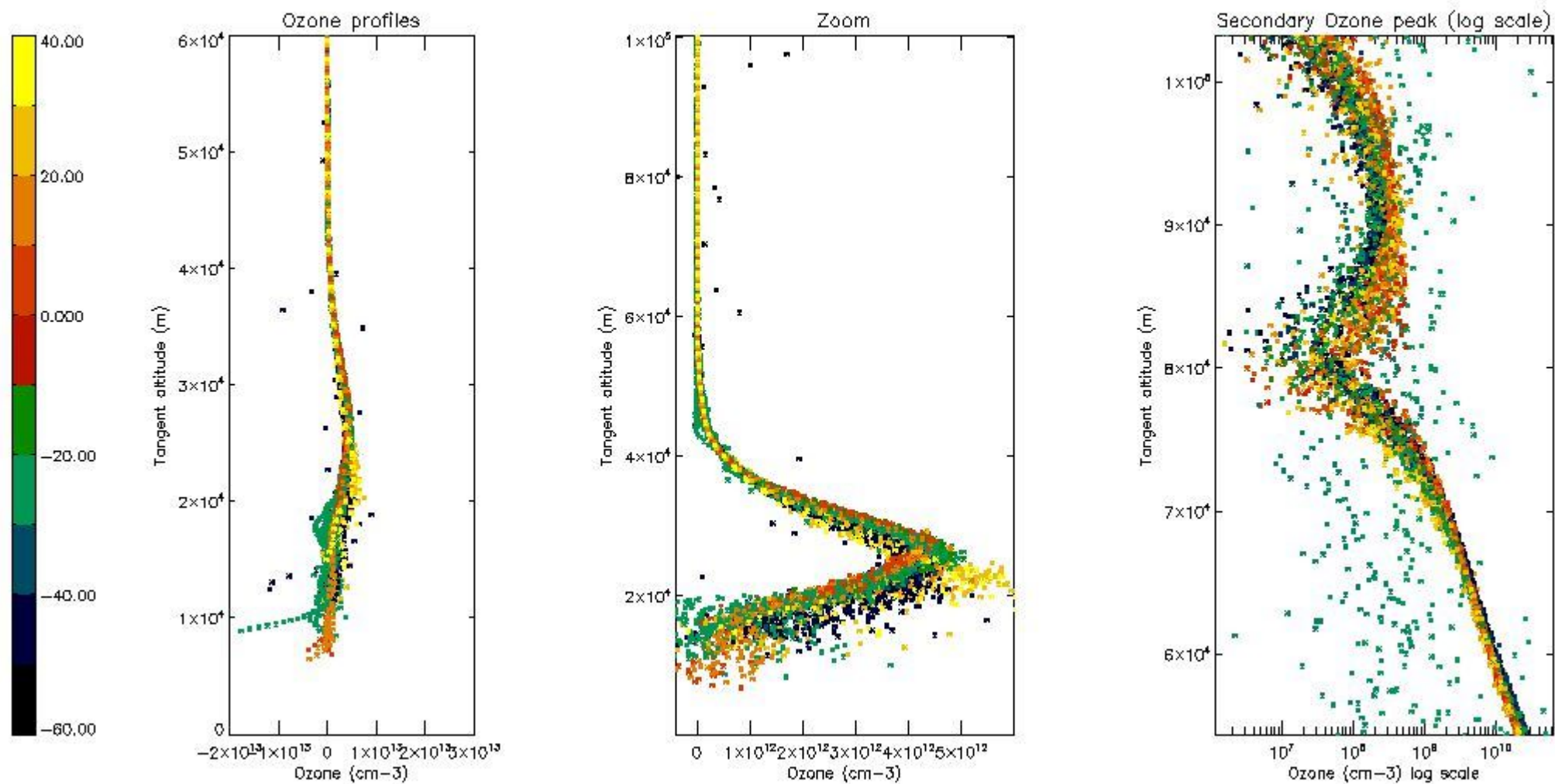
So, the table below shows the percentage of dark limb and valid observations for each criteria with respect to the overall valid daily observations.

Criteria	% of total production
All STD	35
STD < 20	21

STD < 10	18
STD < 5	14

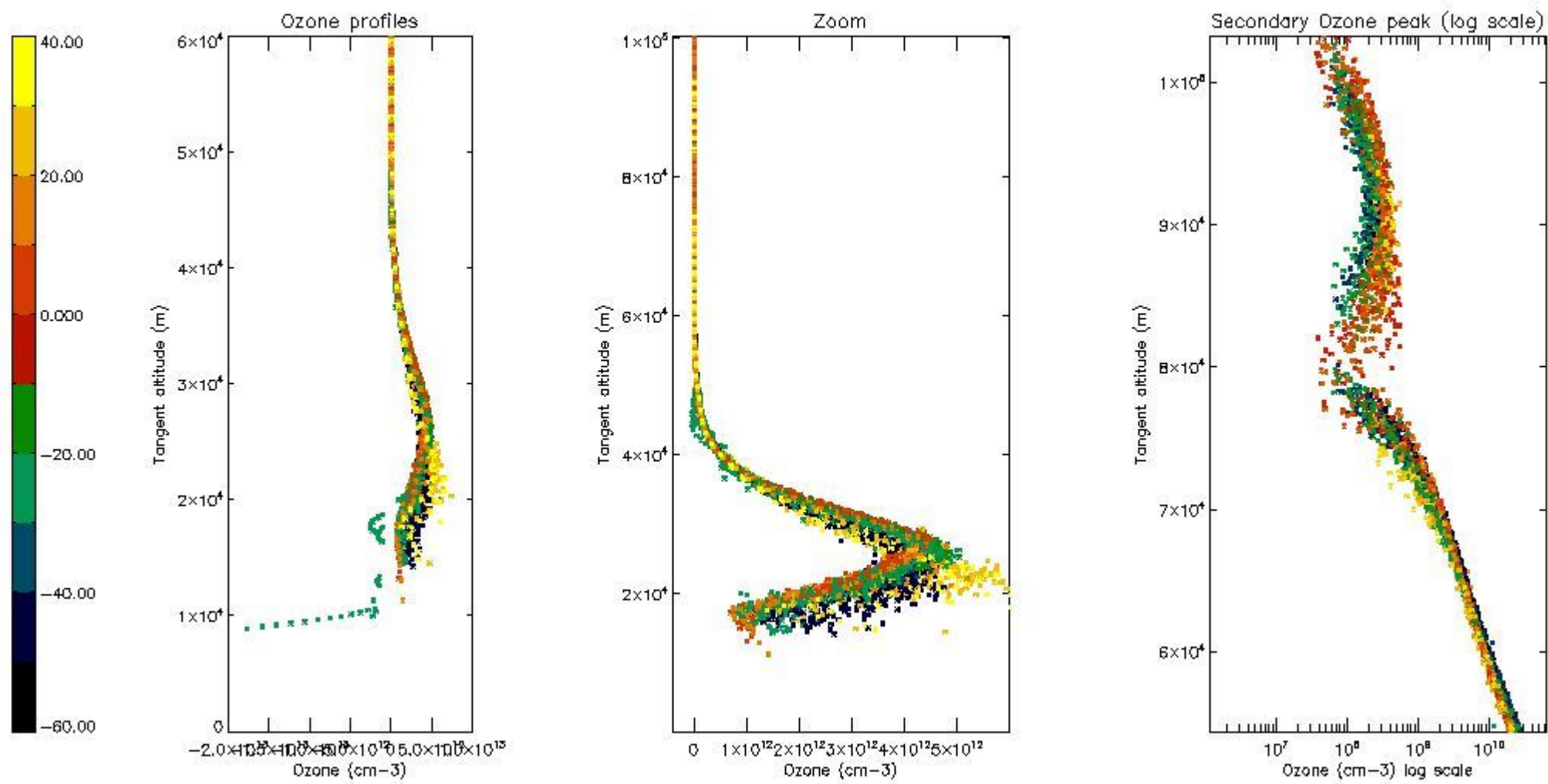
5.2 Plot ozone profiles for all STD (dark without errors)

The colorbar represents the latitude.



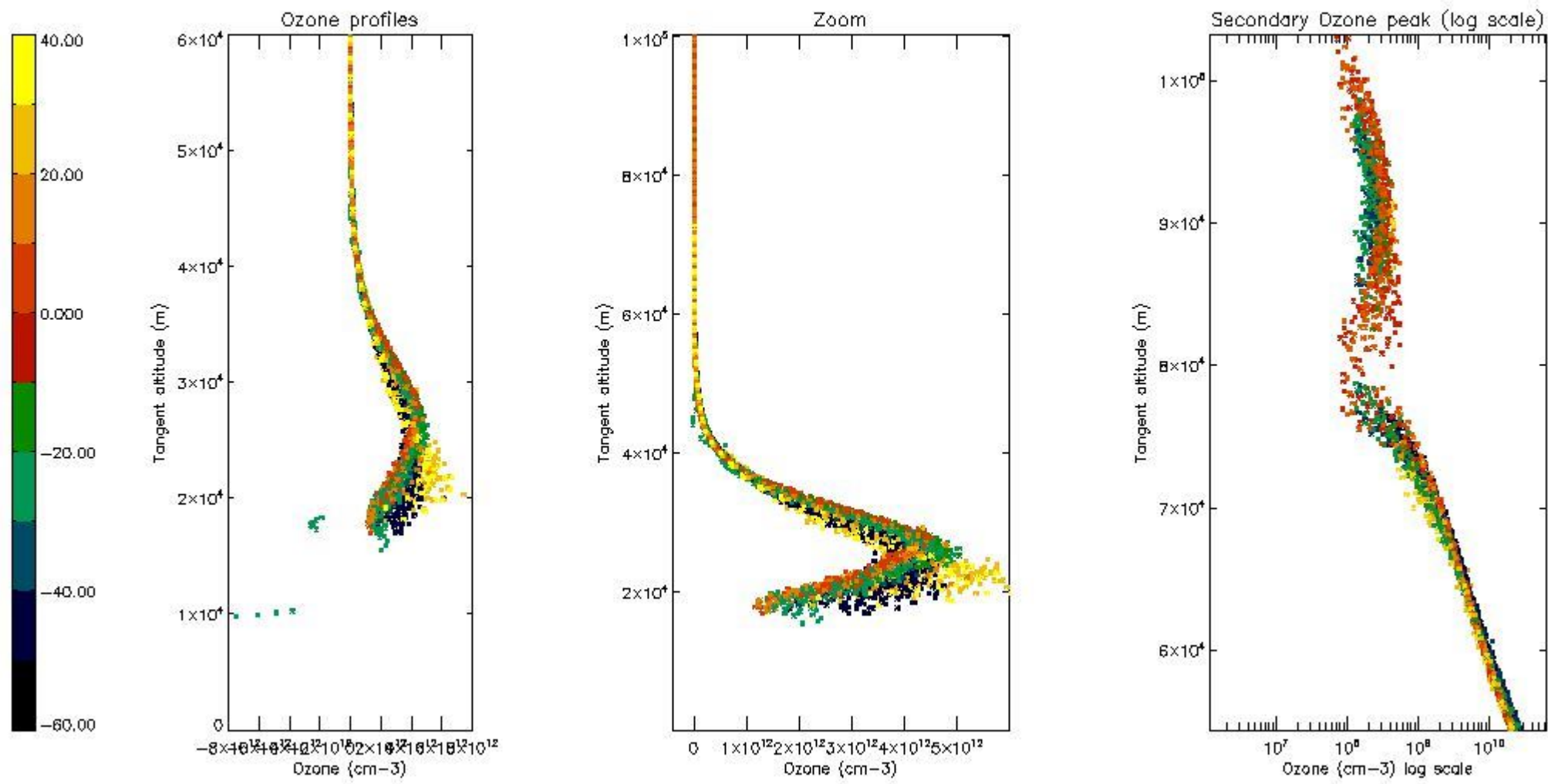
5.3 Plot ozone profiles where STD < 20% (dark without errors)

The colorbar represents the latitude.



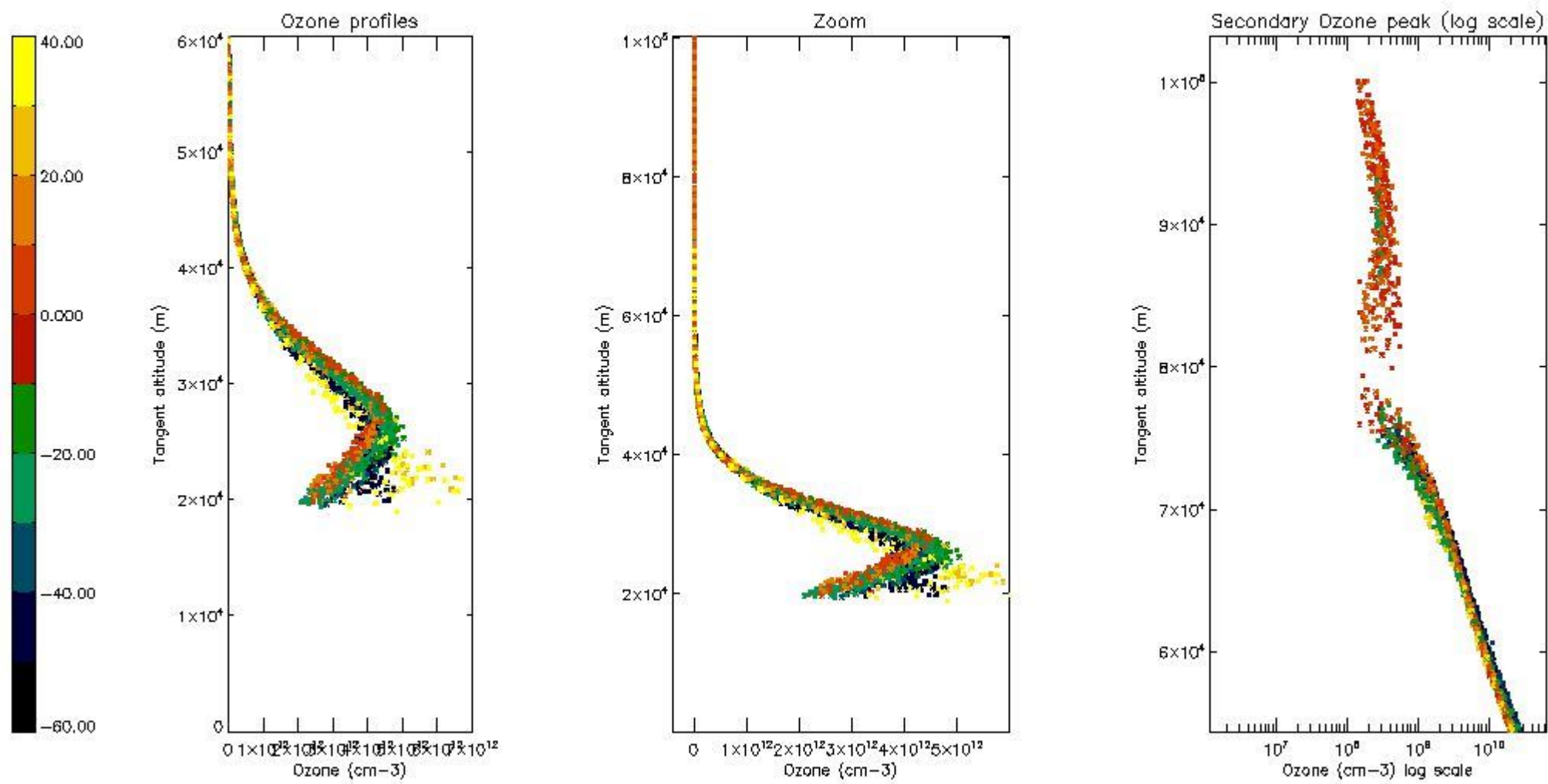
5.4 Plot ozone profiles where STD < 10% (dark without errors)

The colorbar represents the latitude.



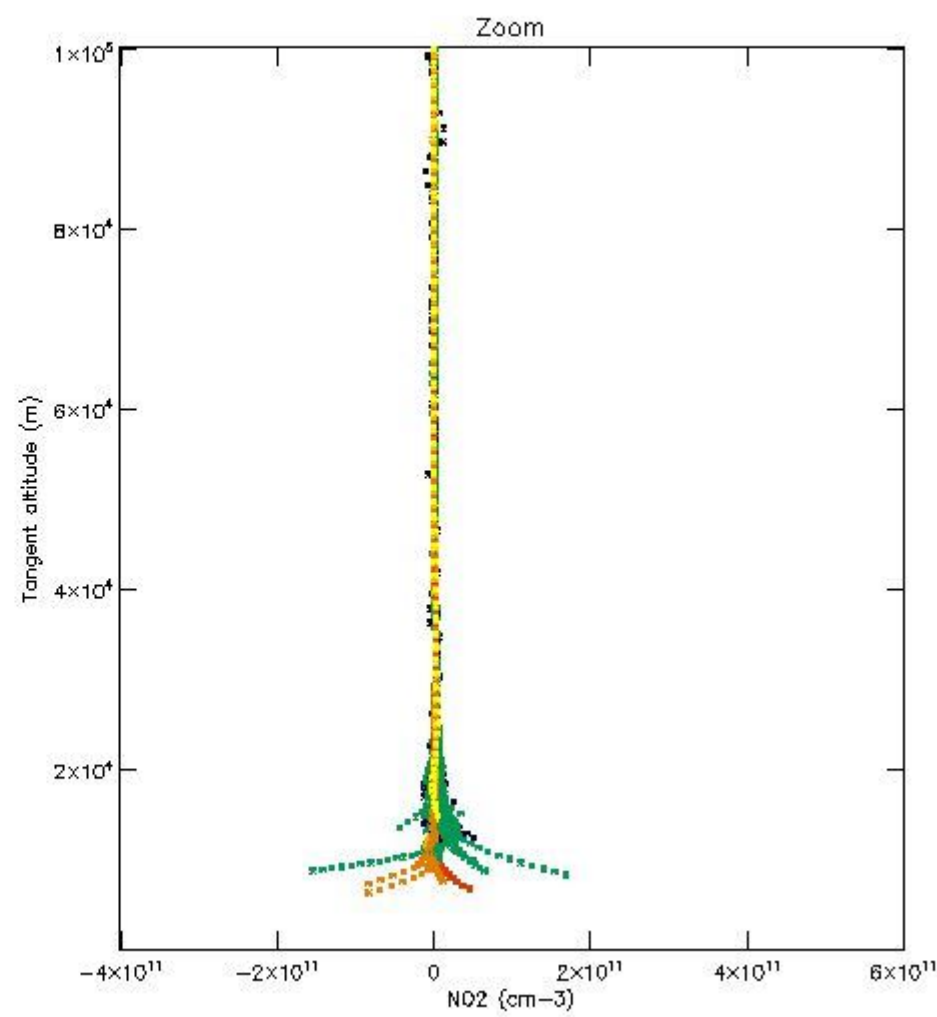
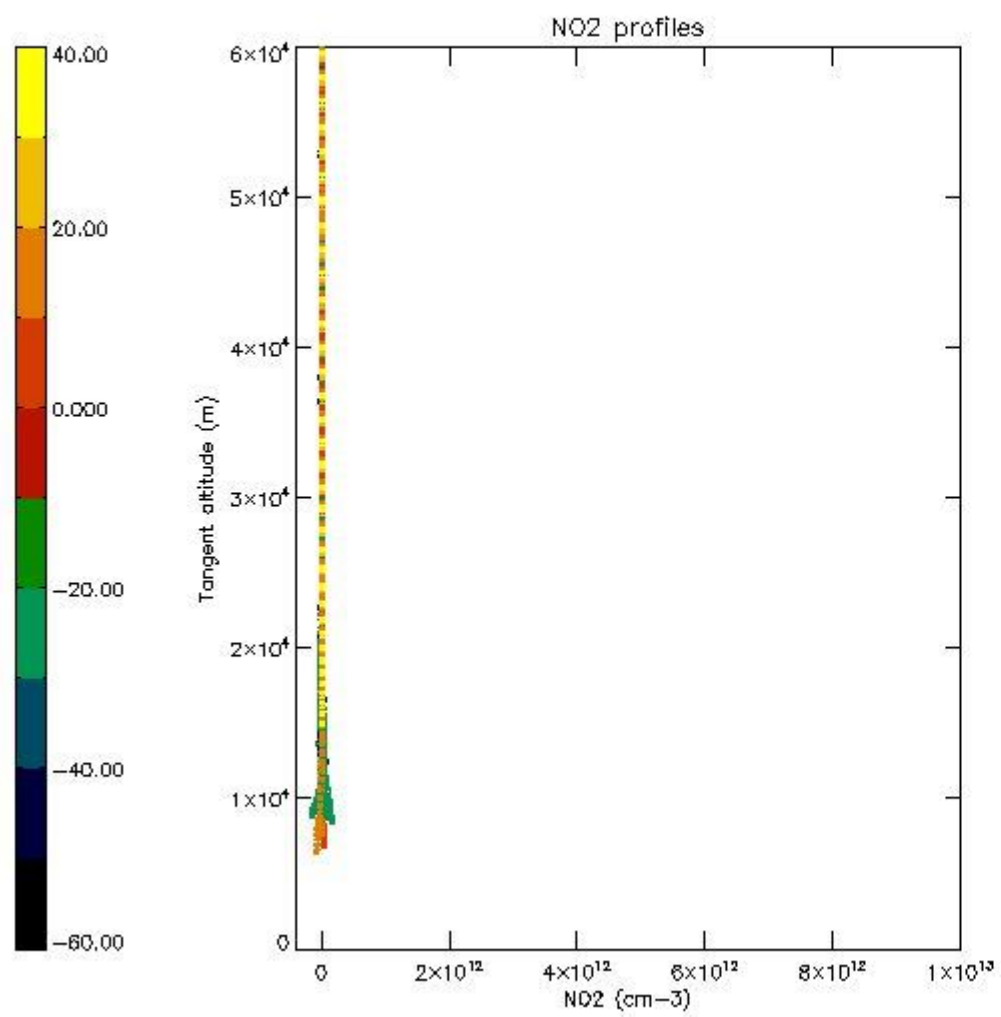
5.5 Plot ozone profiles where STD < 5% (dark without errors)

The colorbar represents the latitude.



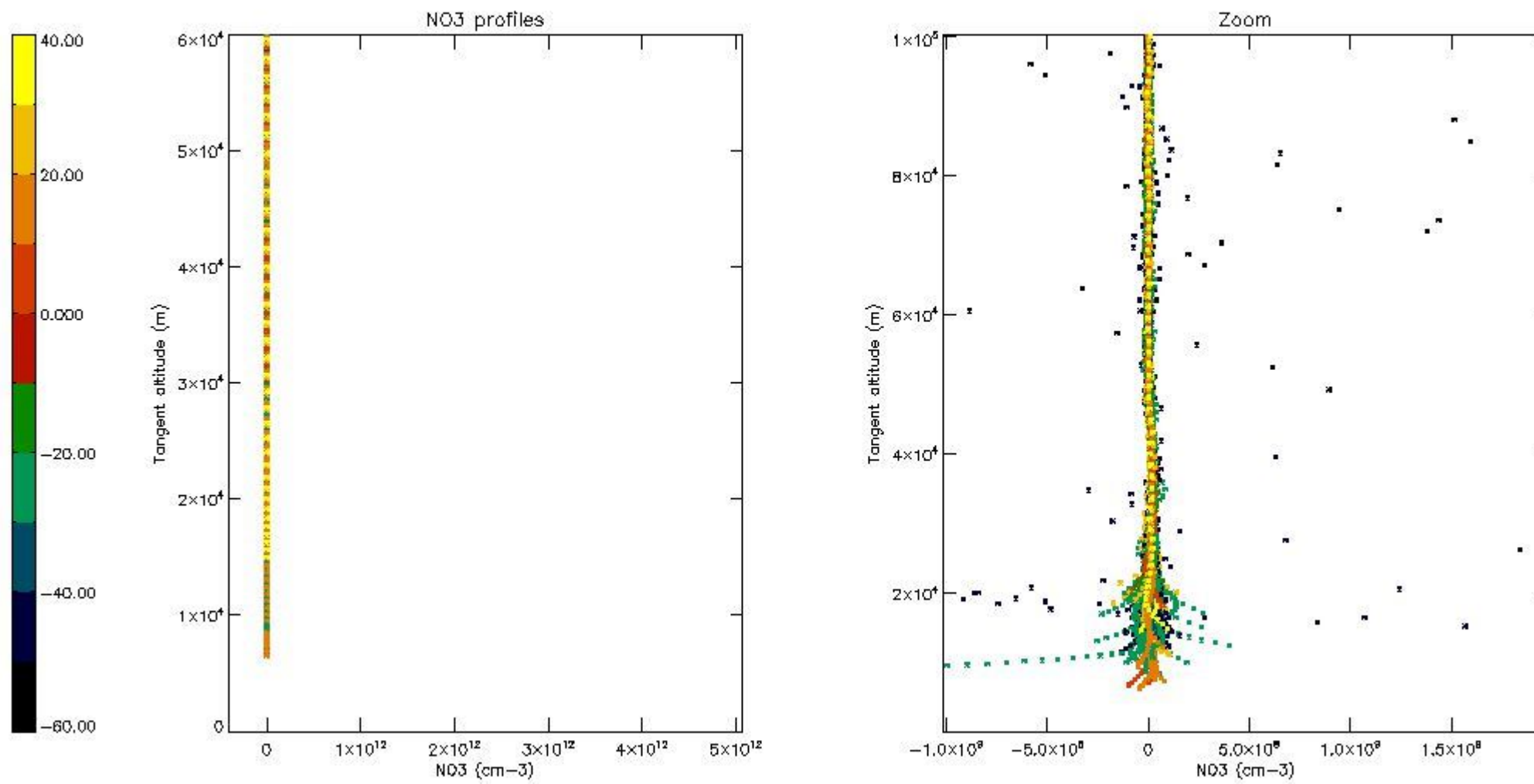
5.6 Plot NO₂ profiles for all STD (dark without errors)

The colorbar represents the latitude.



5.7 Plot NO3 profiles for all STD (dark without errors)

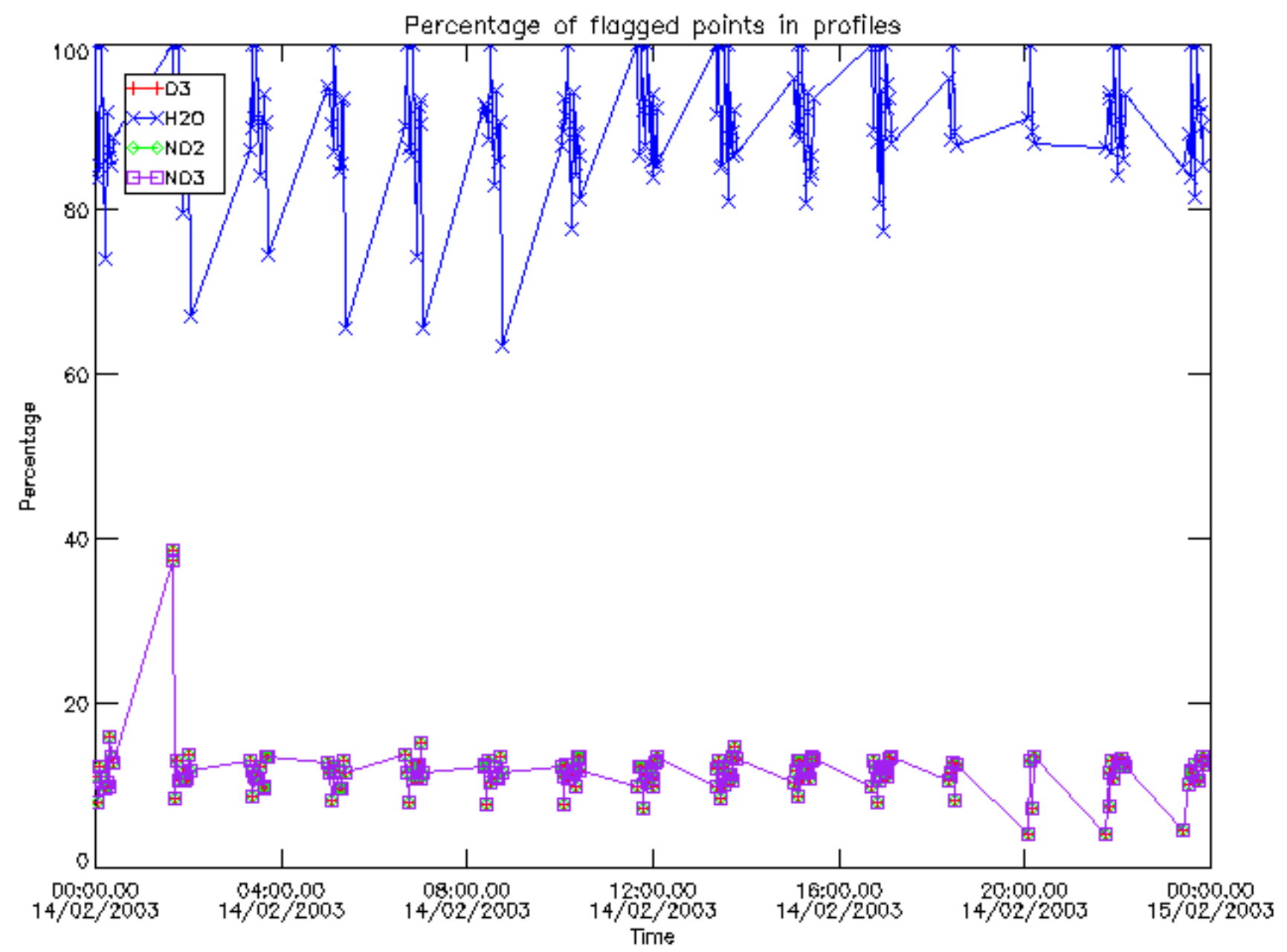
The colorbar represents the latitude.



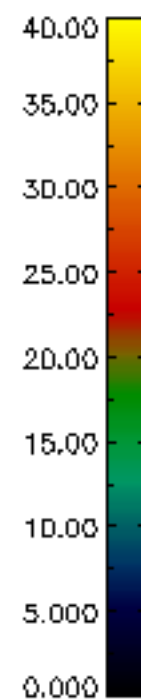
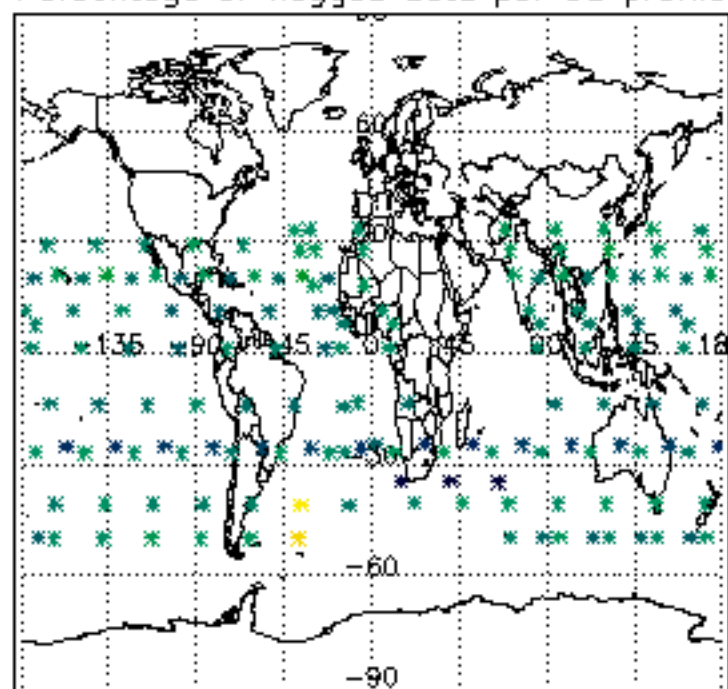
6. Auxiliary Data Files used for the production reported in section 2

The number reported in the third column indicates since which file (see list in section 2) the corresponding auxiliary file has been used. The fourth column is the date of those product files.

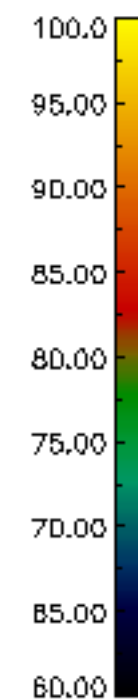
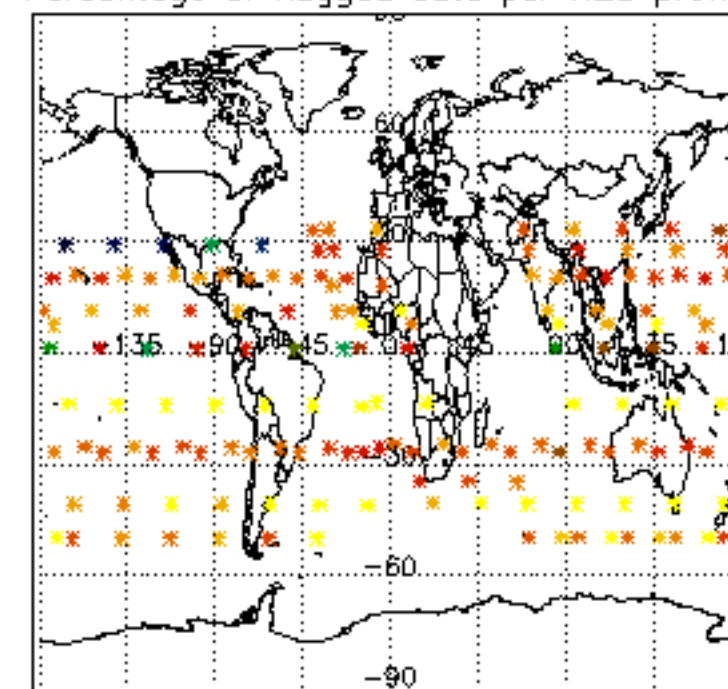
Type	Auxiliary Filename	Used since product	Used since product date
INST_PHYS_CHARACTERISTICS	GOM_INS_AXNIEC20050627_150440_20020301_000000_20100101_000000	1	14-FEB-2003 00:00:18
LEVEL-2_PROC_CONFIG	GOM_PR2_AXVIEC20091111_152718_20020301_000000_20500101_000000	1	14-FEB-2003 00:00:18
CROSS_SECTIONS_FILE	GOM_CRS_AXVIEC20091111_154832_20020301_000000_20500101_000000	1	14-FEB-2003 00:00:18



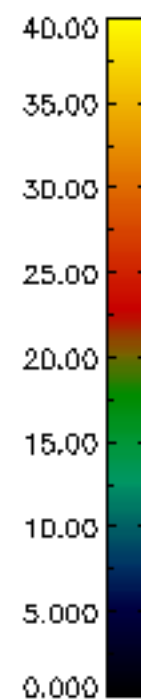
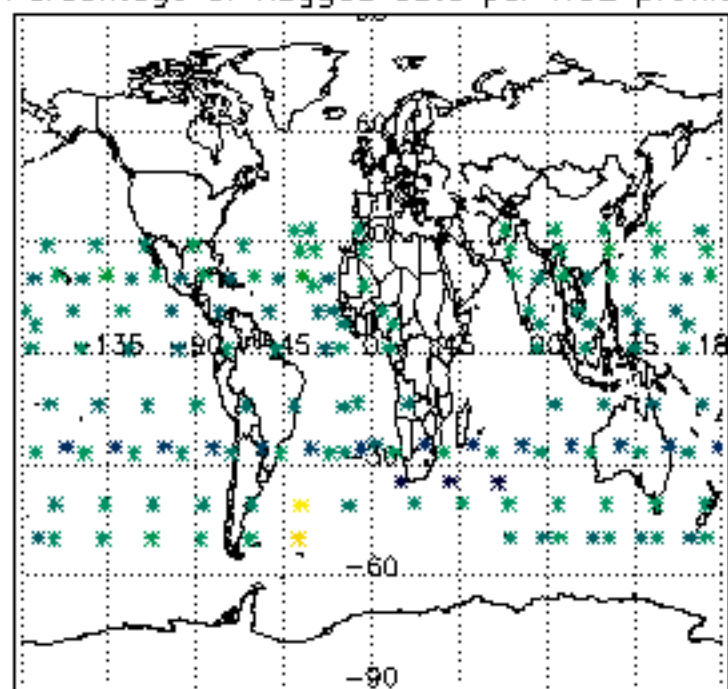
Percentage of flagged data per D3 profile



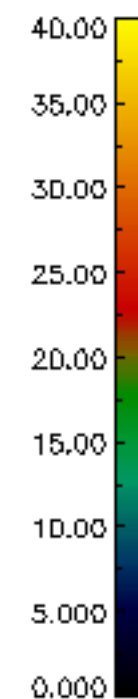
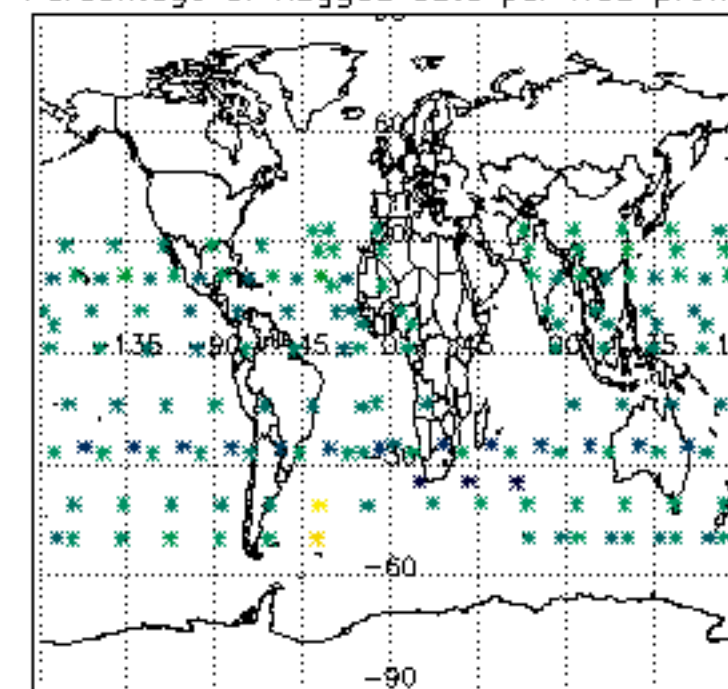
Percentage of flagged data per H2O profile

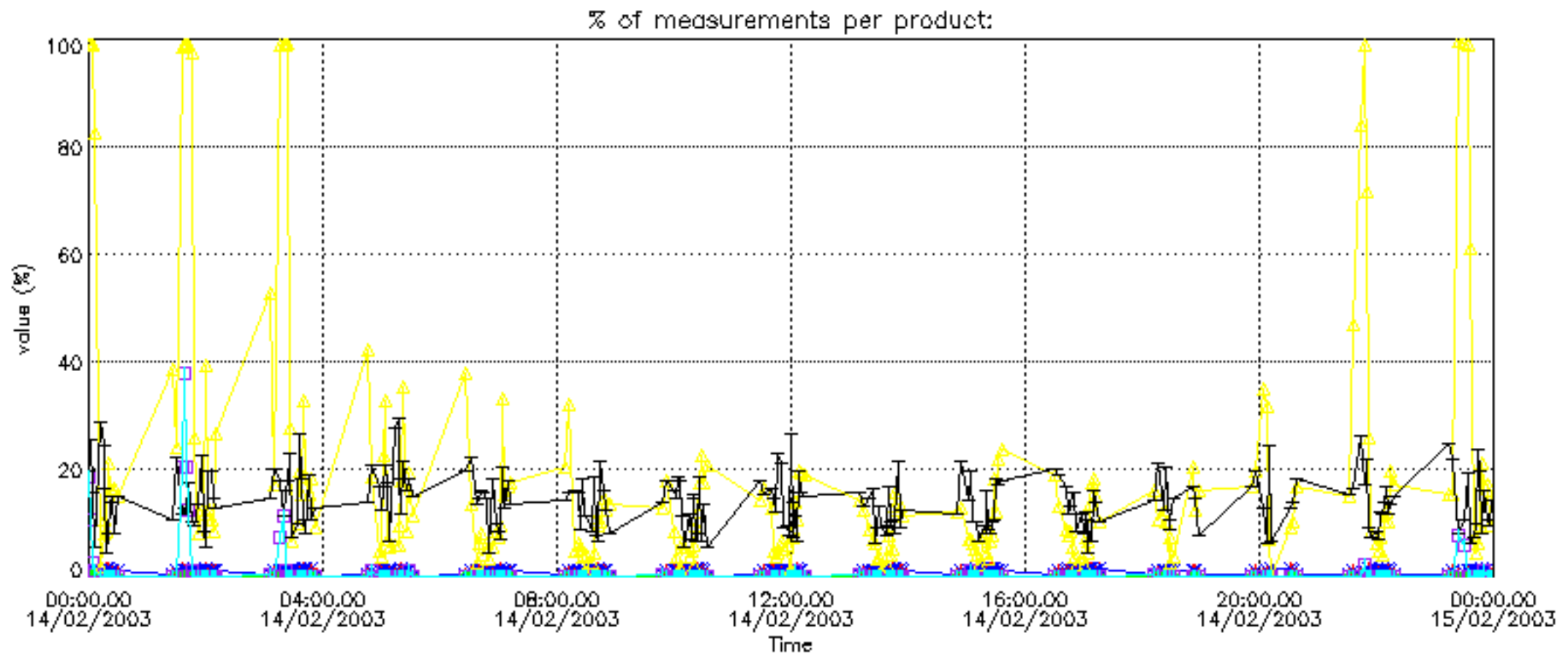


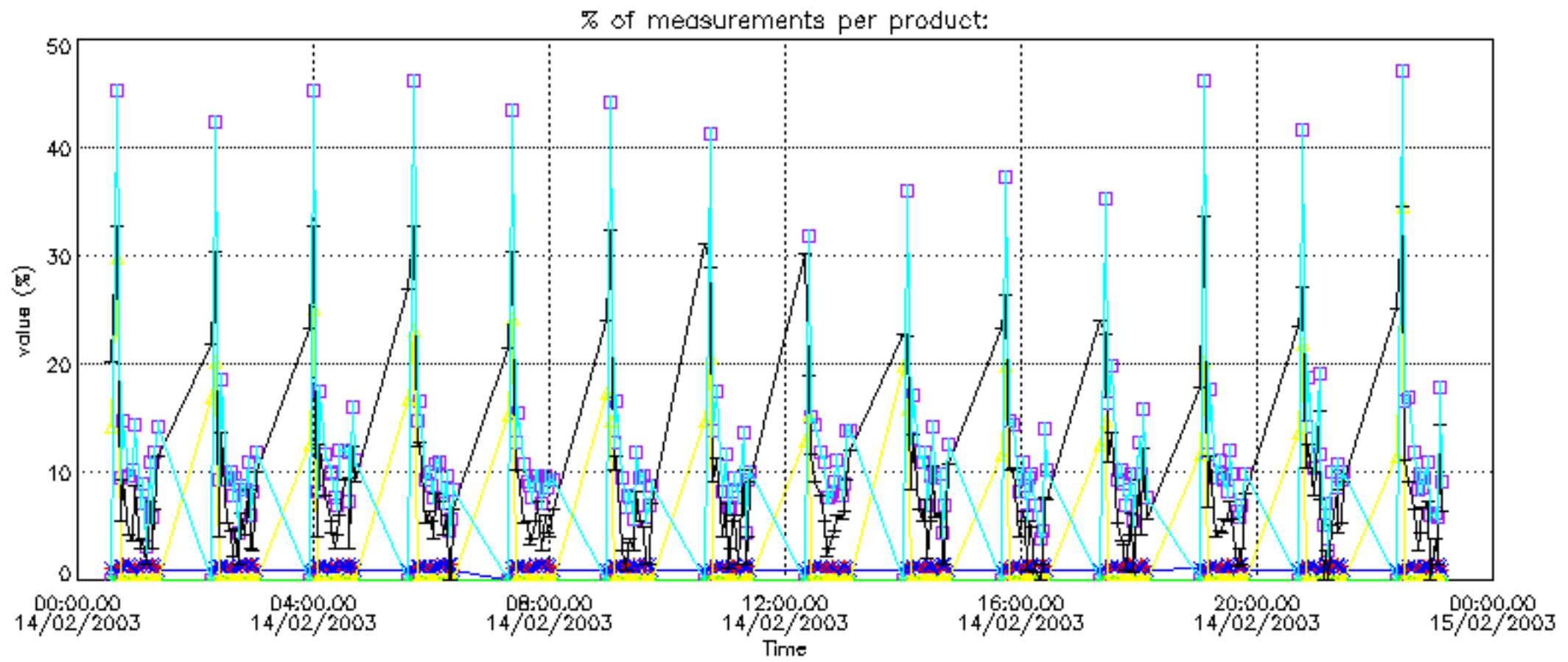
Percentage of flagged data per NO2 profile



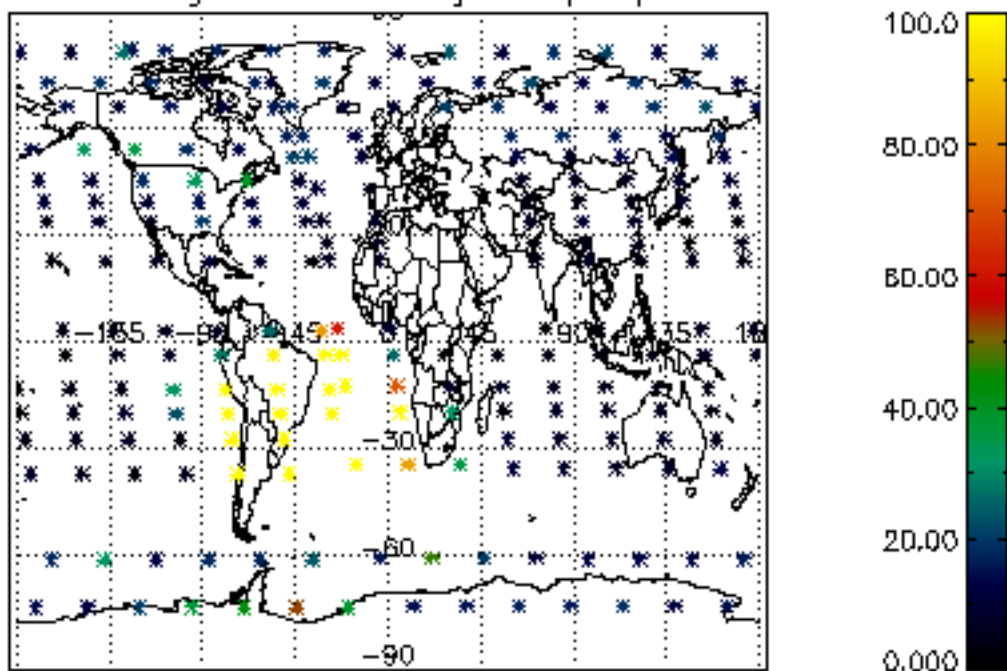
Percentage of flagged data per NO3 profile



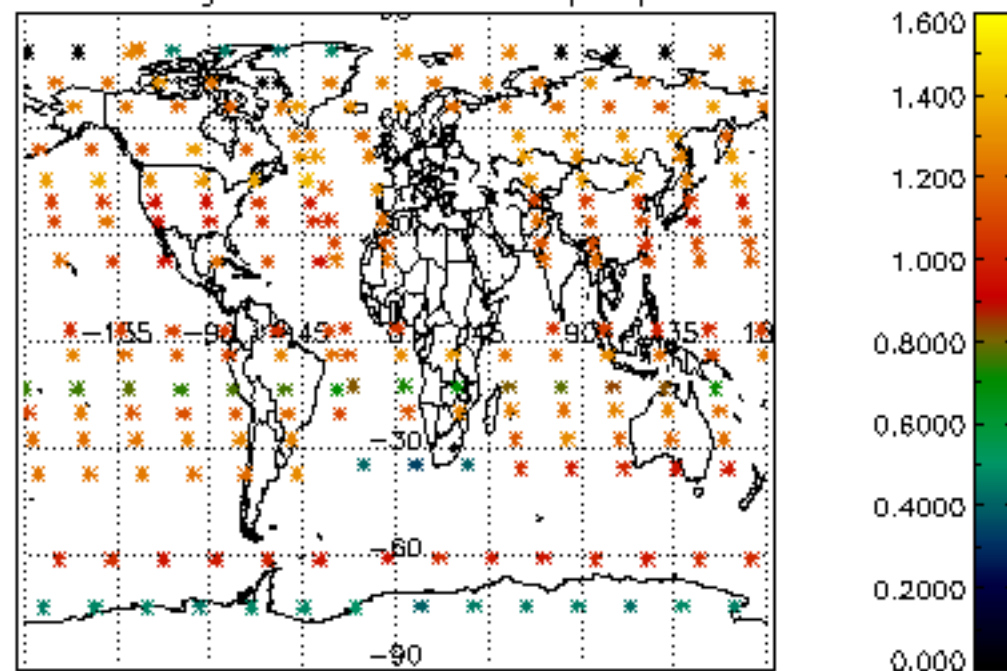




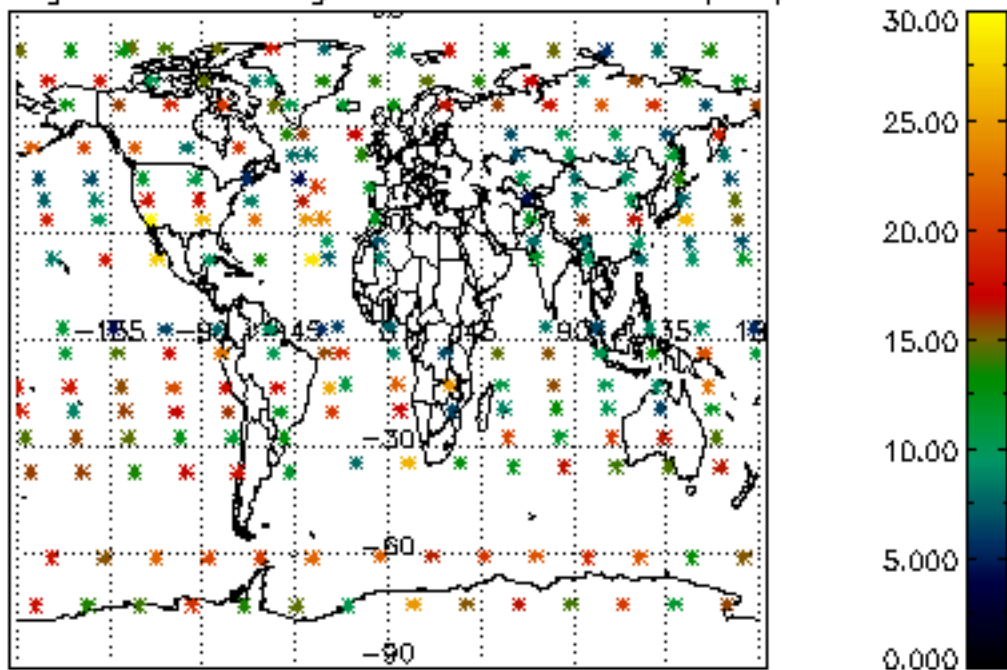
Percentage of cosmic ray hits per profile



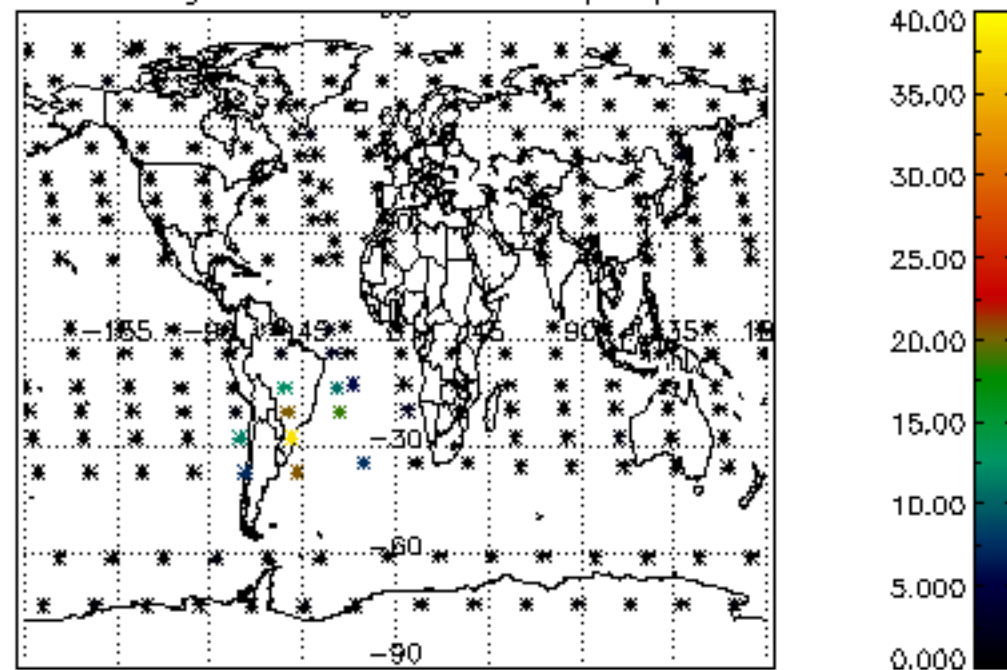
Percentage of datation errors per profile



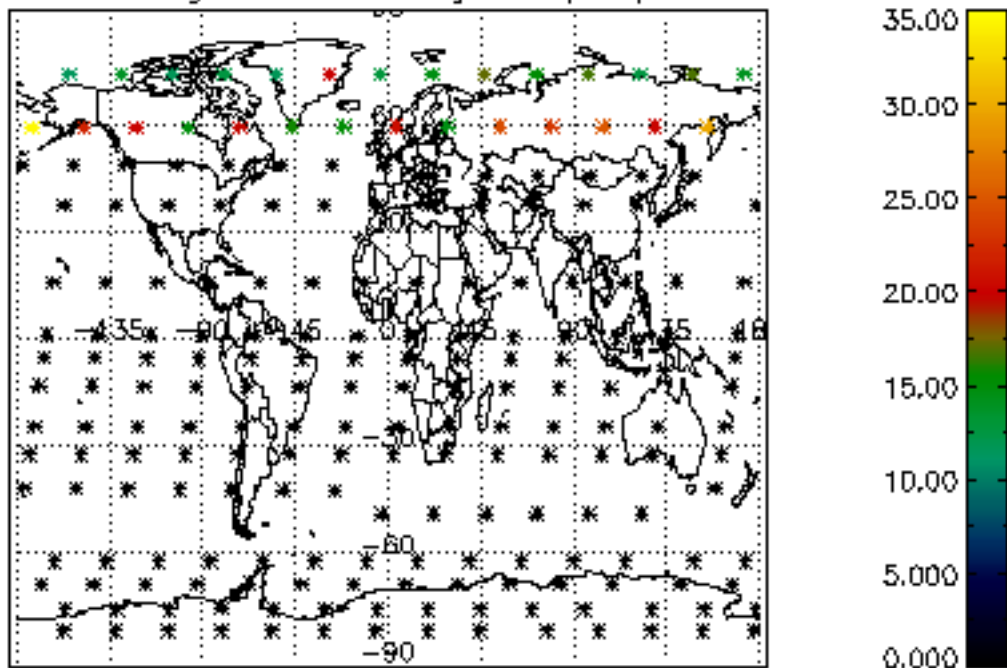
Percentage of star falling outside central band per profile



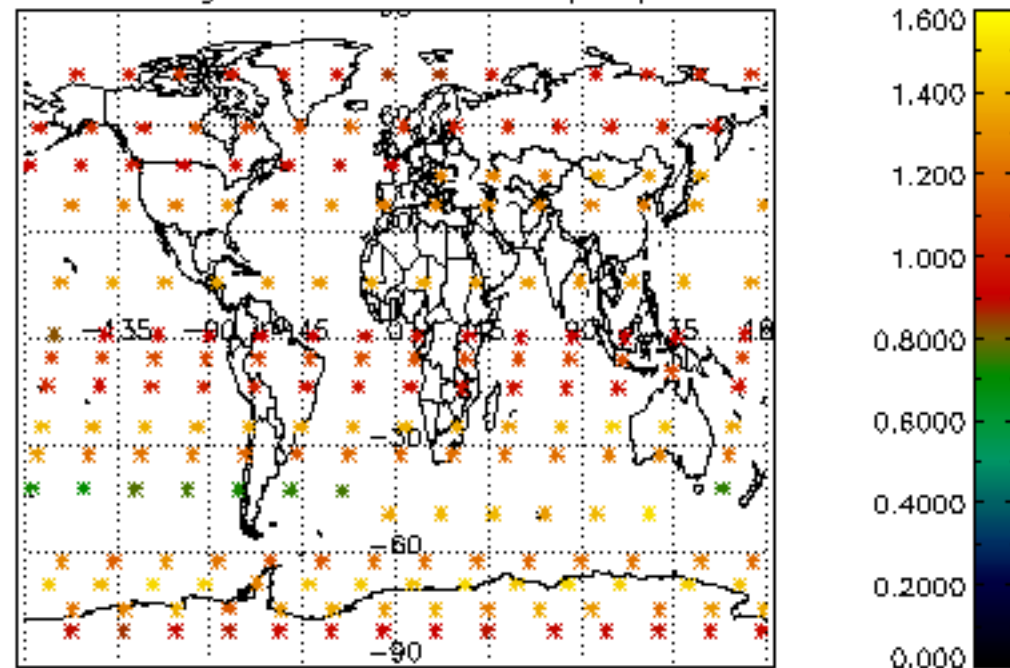
Percentage of saturation errors per profile



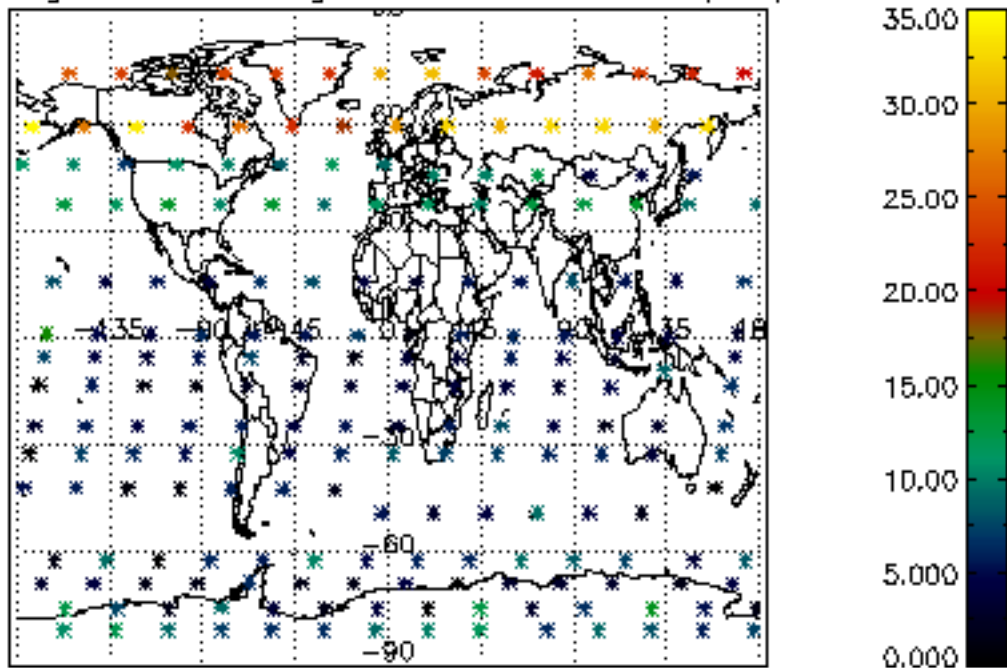
Percentage of cosmic ray hits per profile



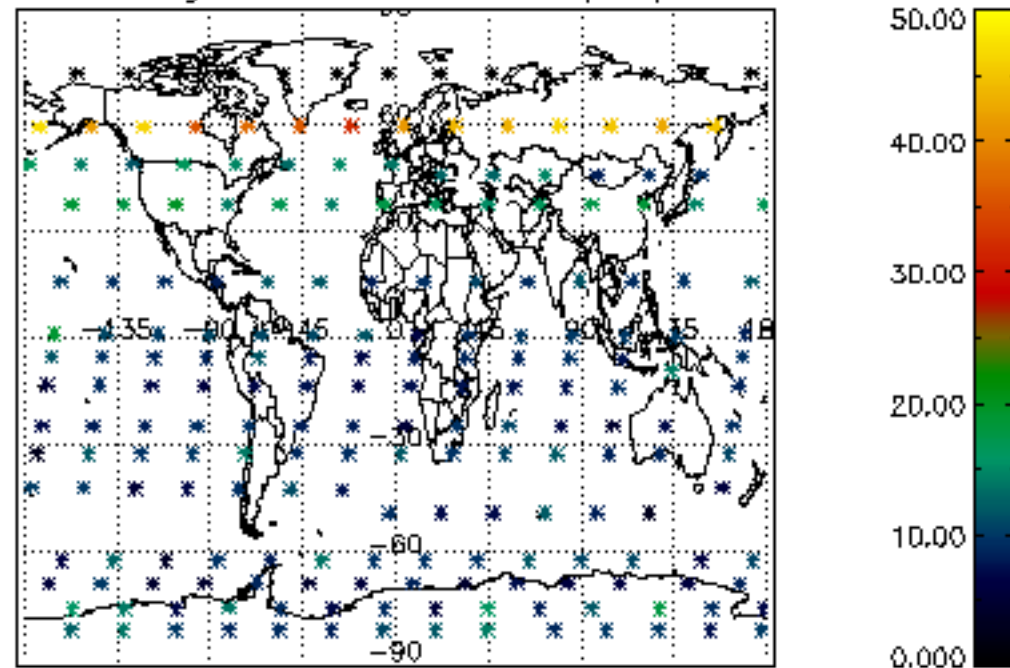
Percentage of datation errors per profile

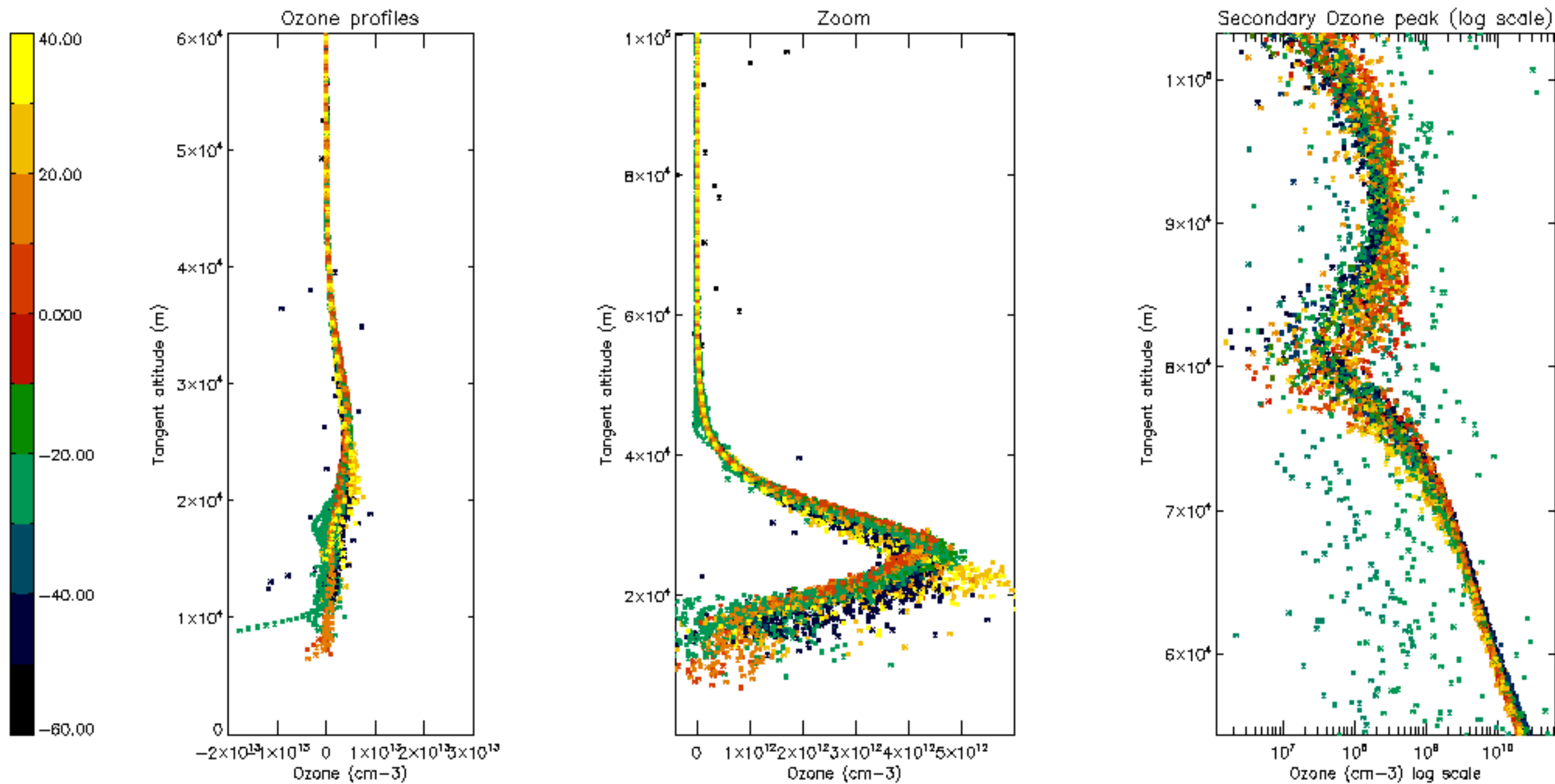


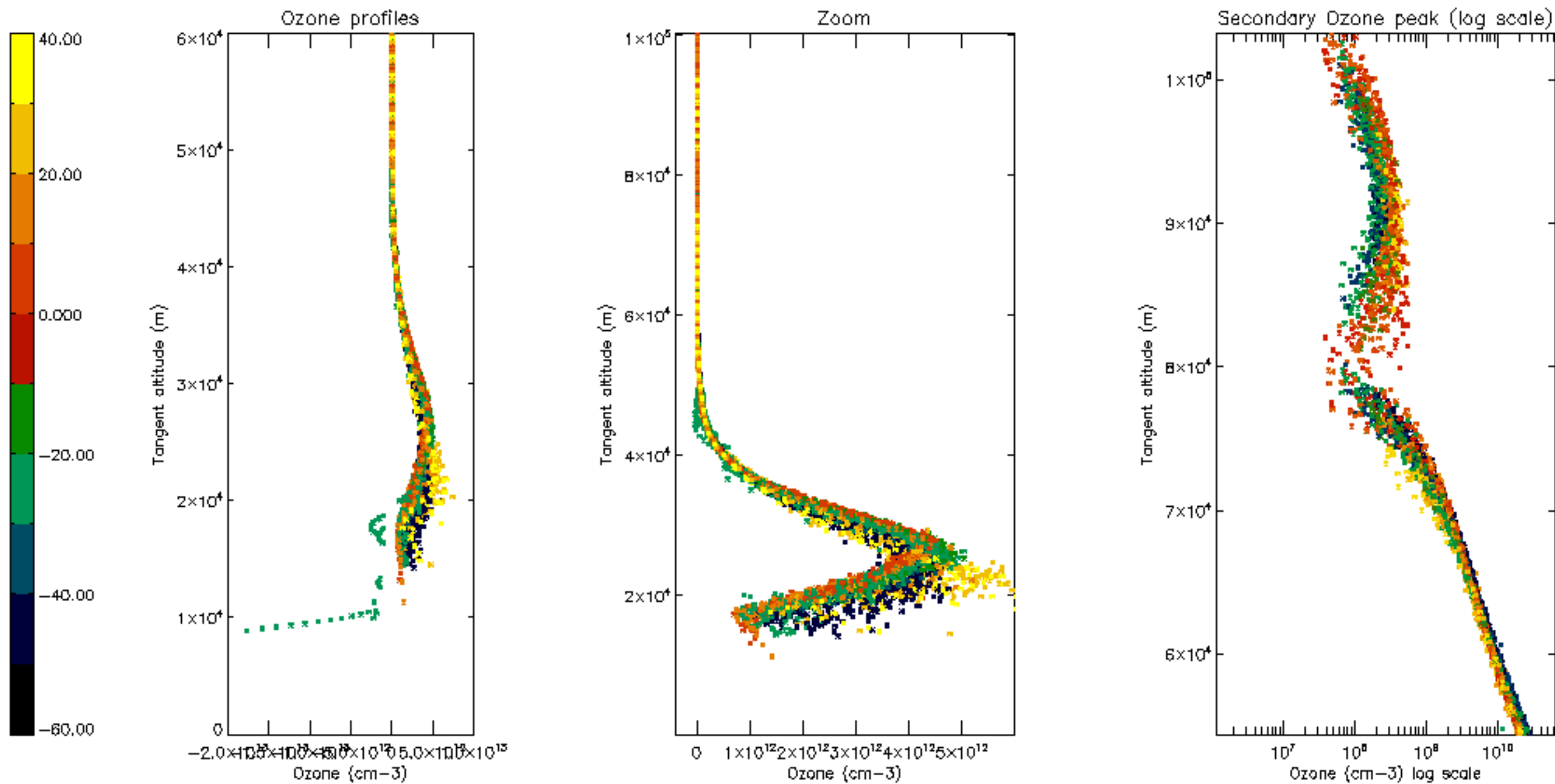
Percentage of star falling outside central band per profile

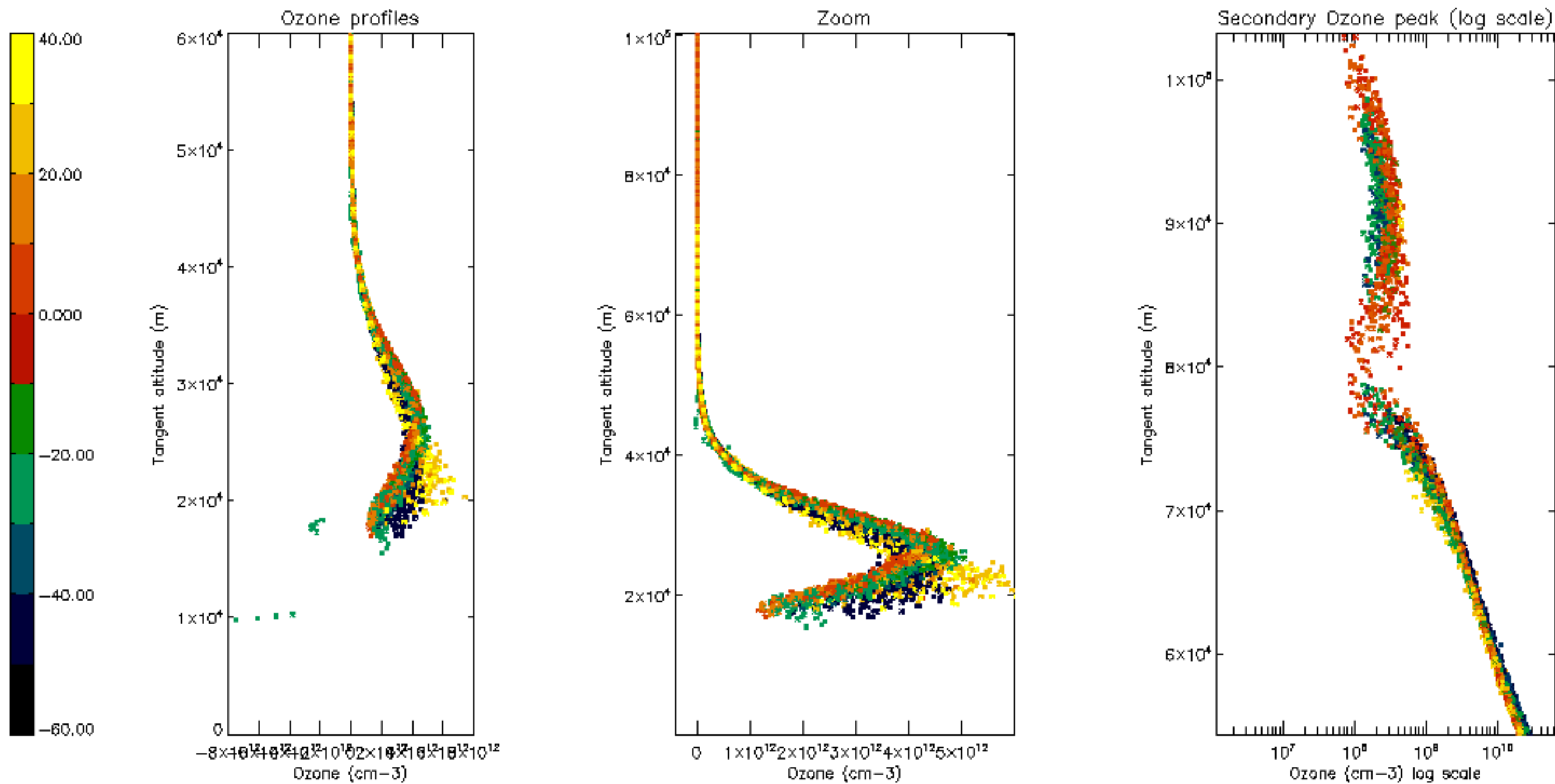


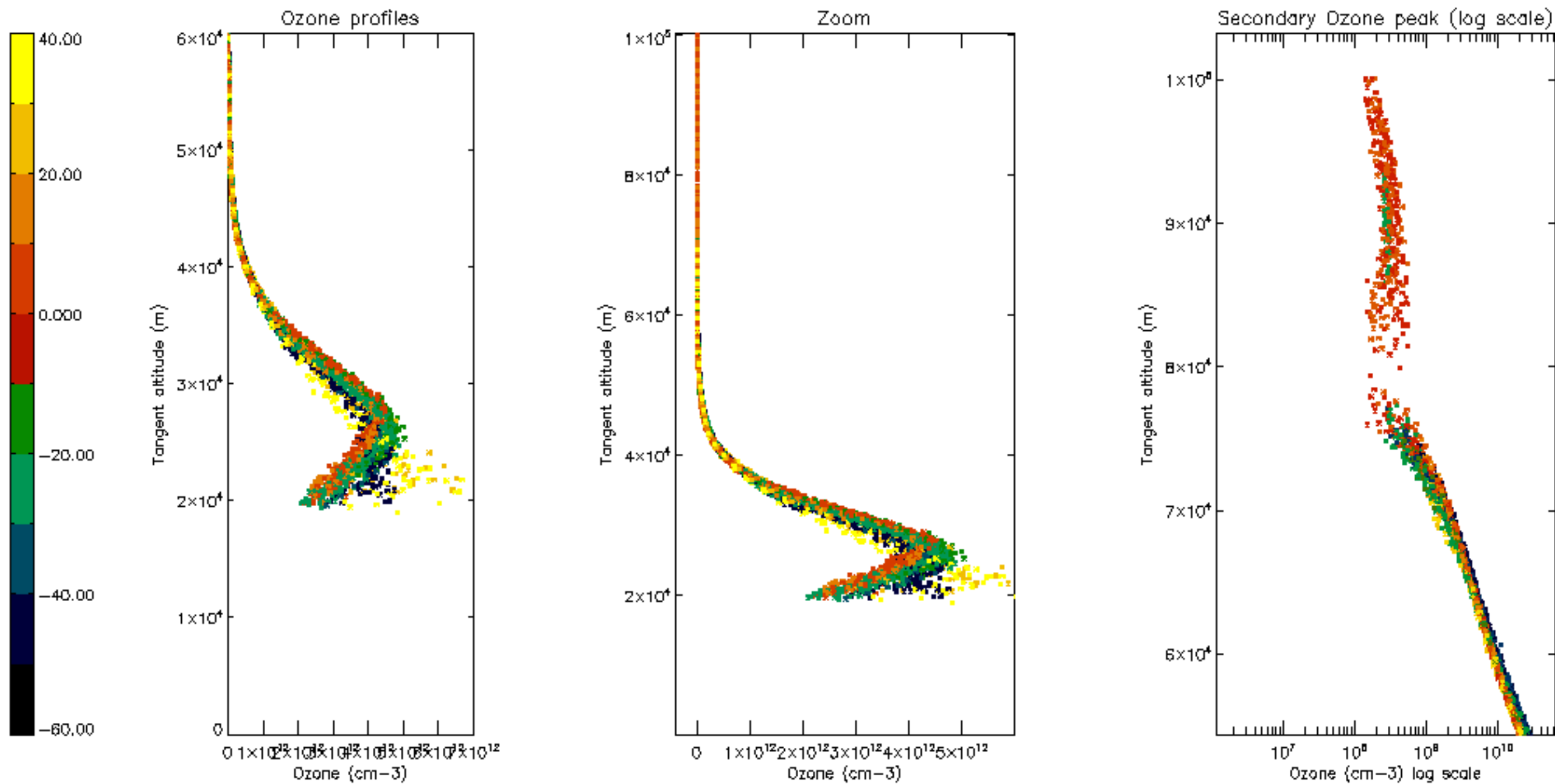
Percentage of saturation errors per profile

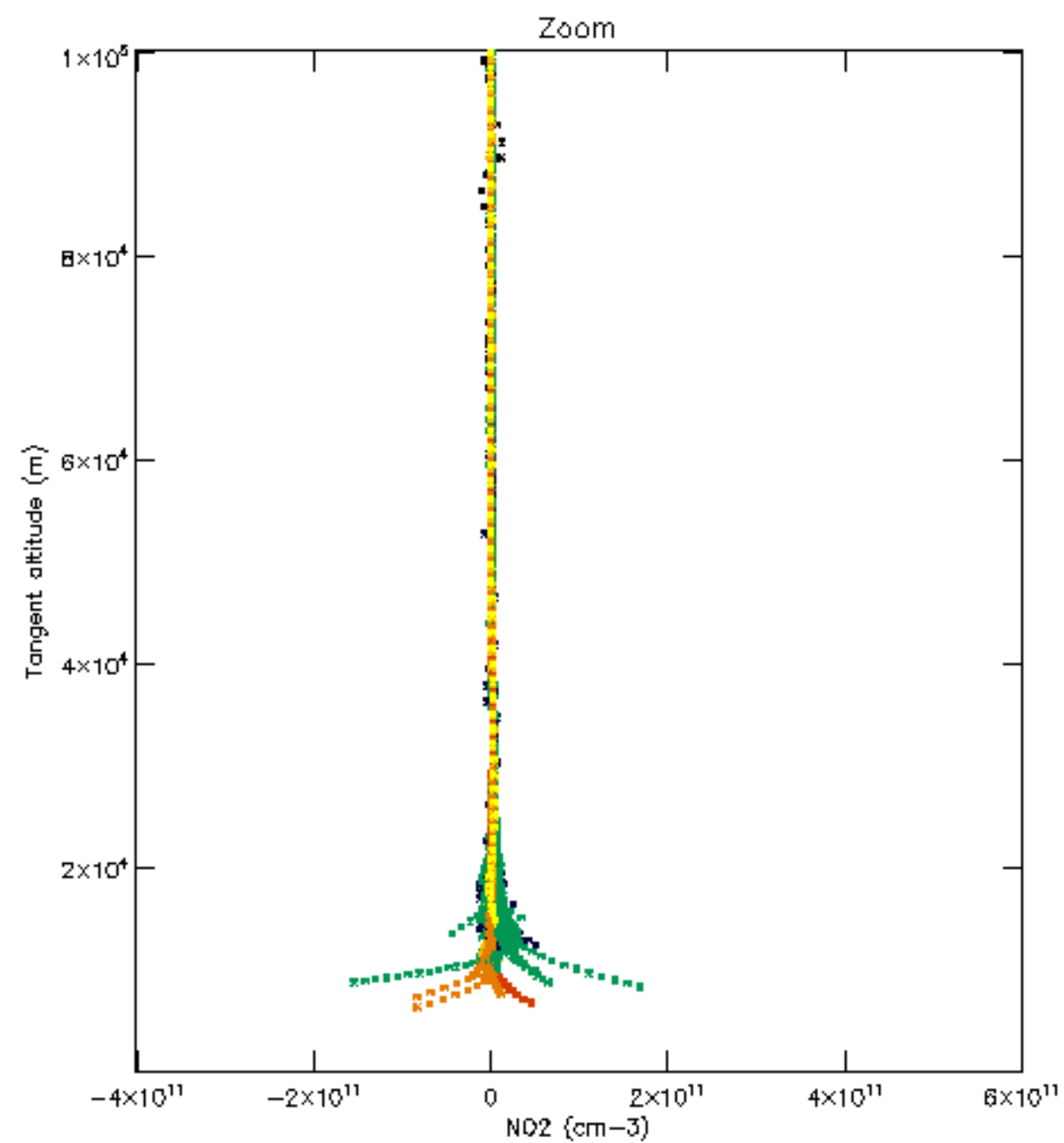
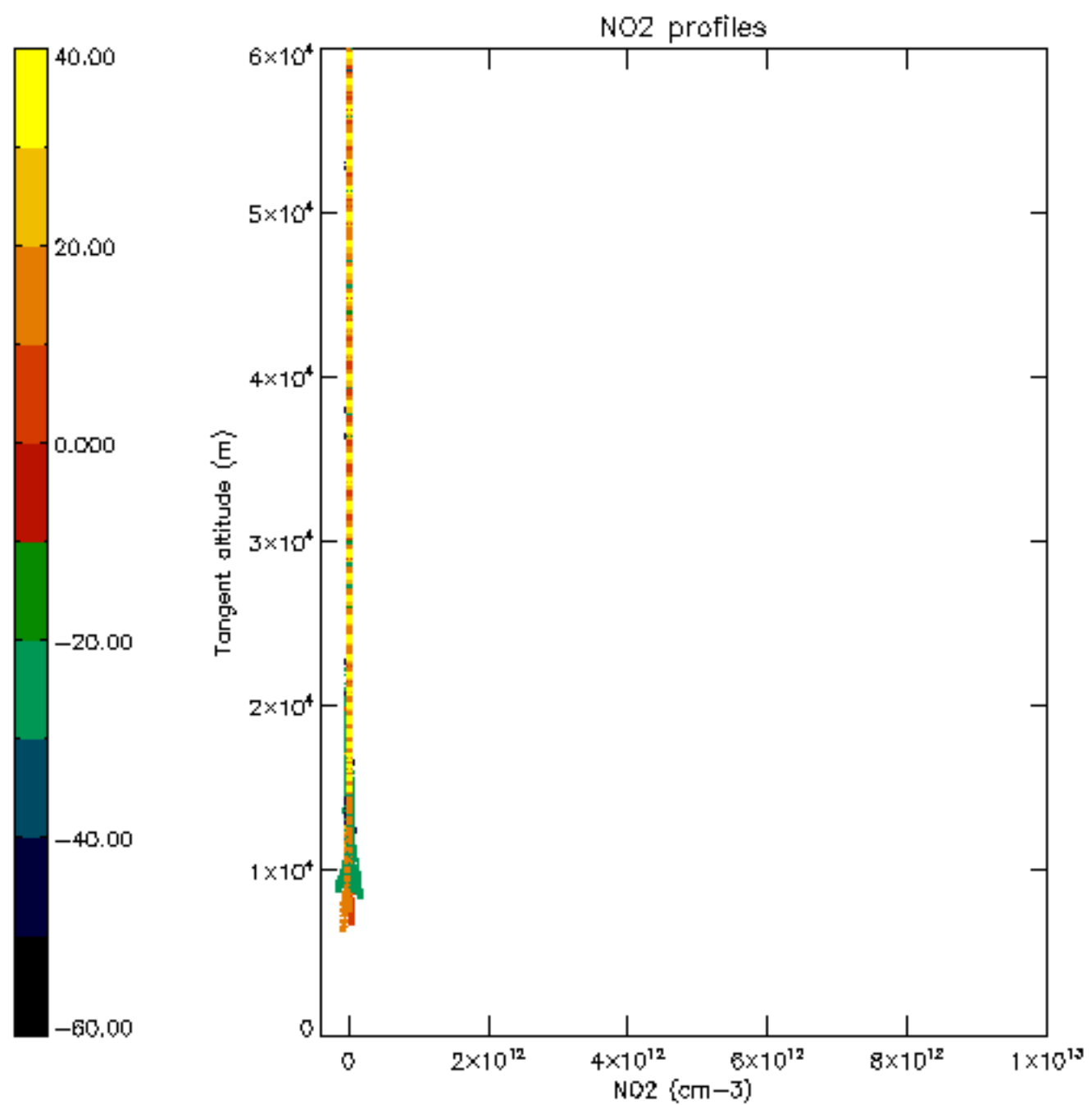


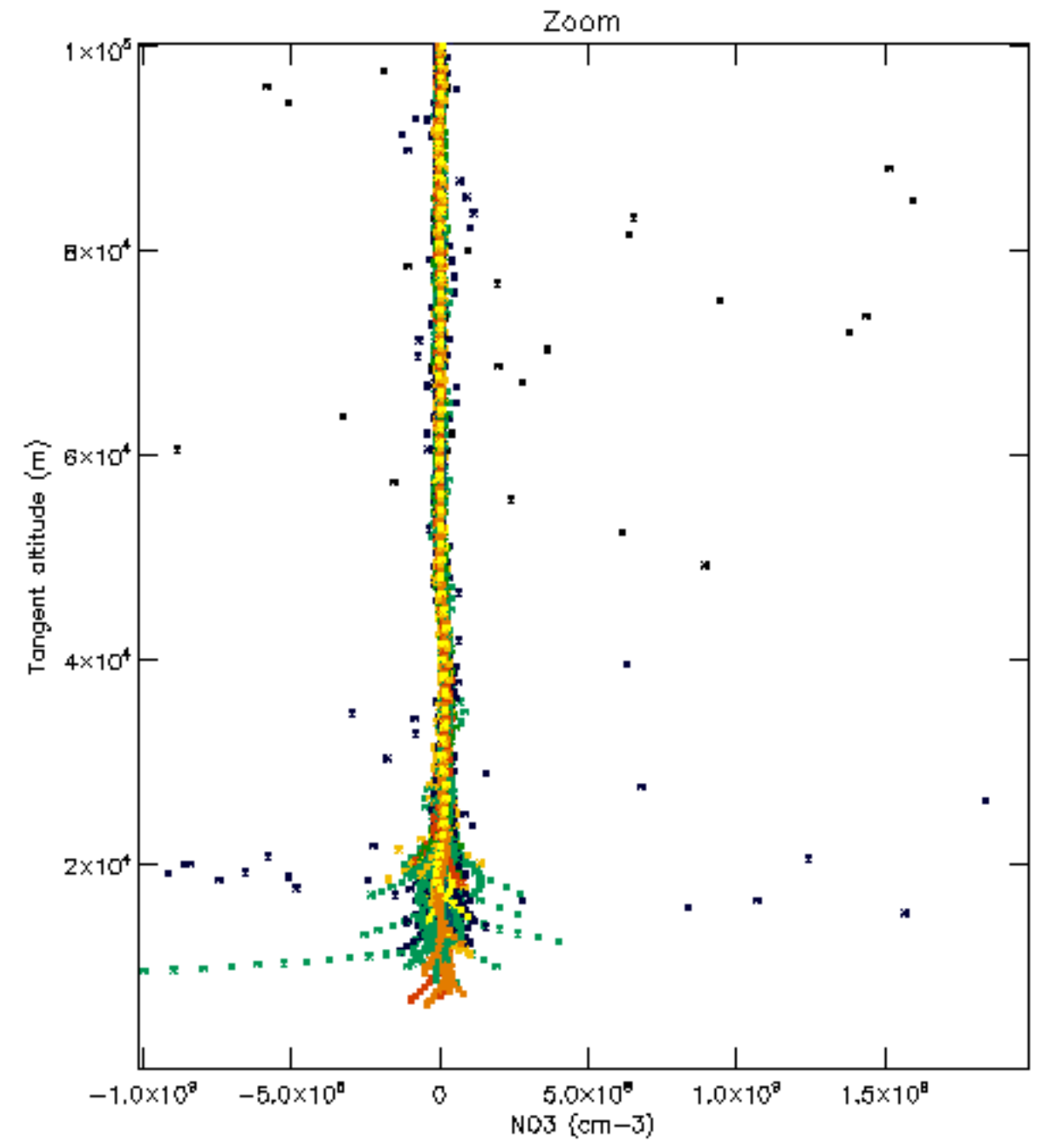
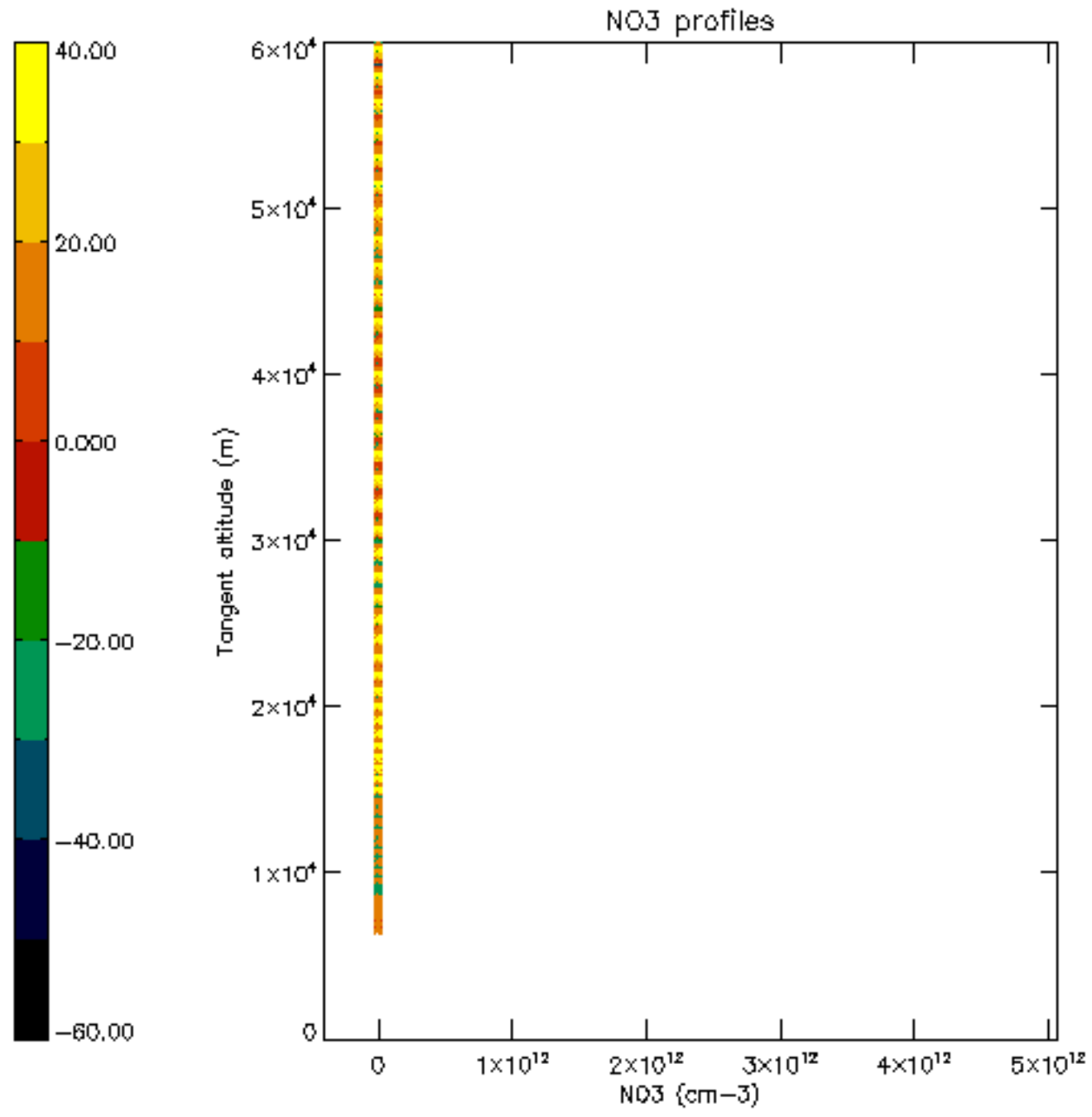


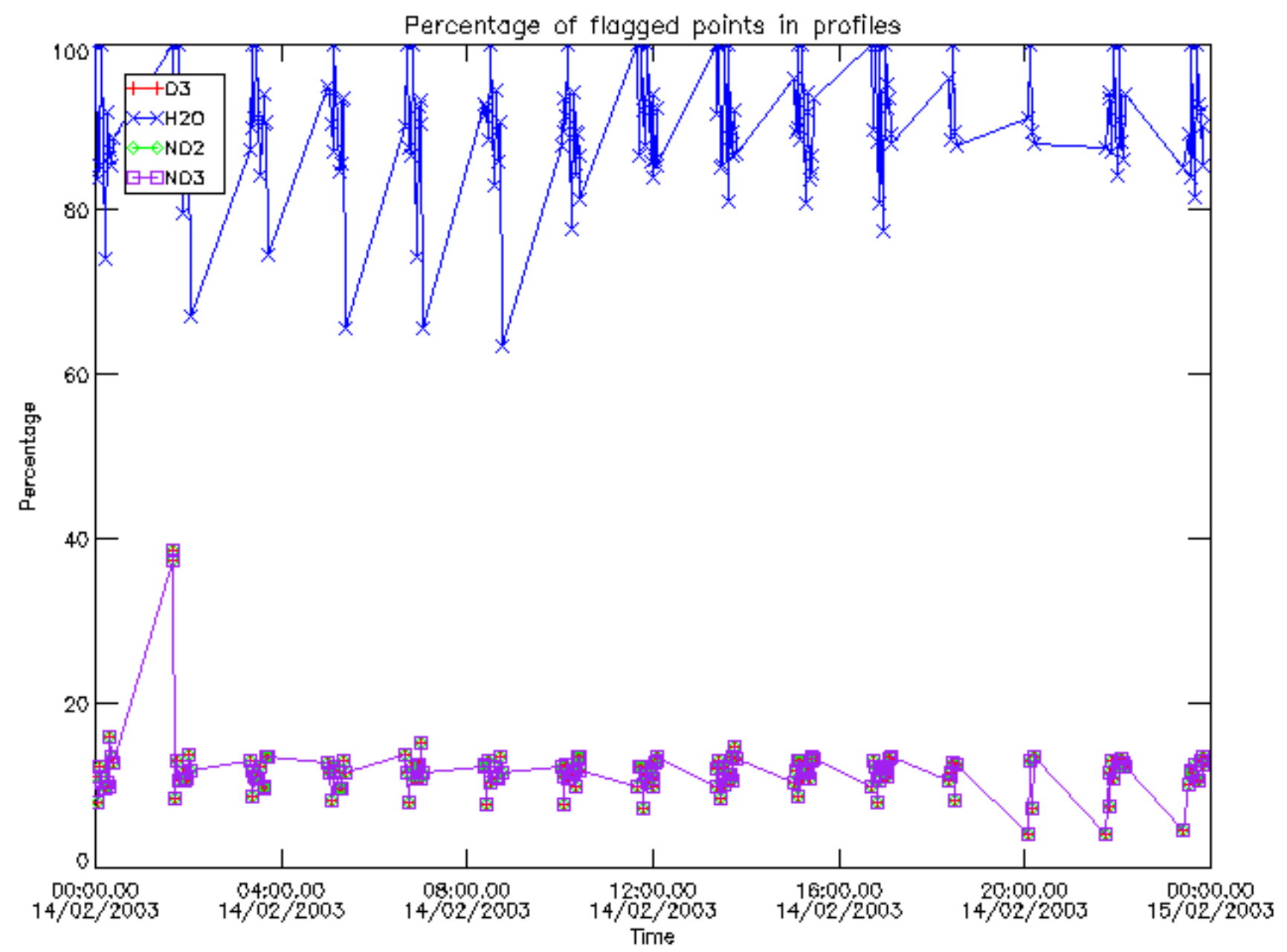




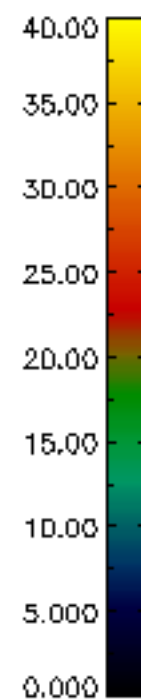
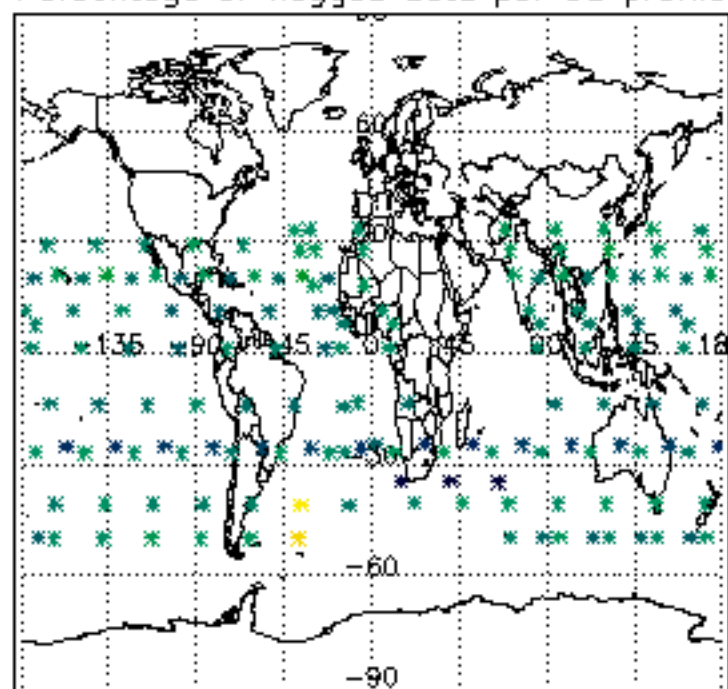




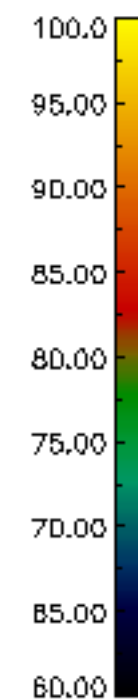
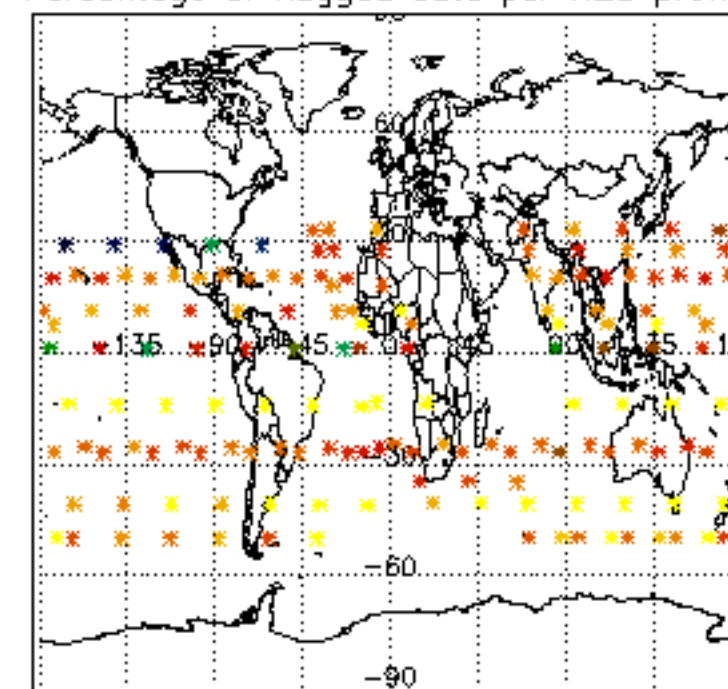




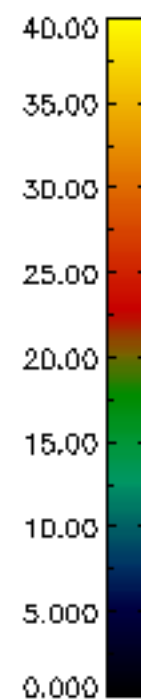
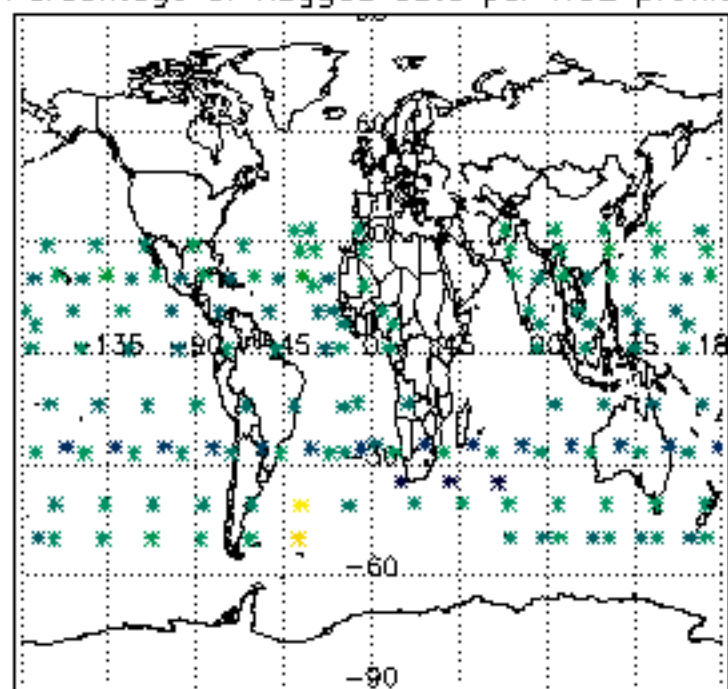
Percentage of flagged data per D3 profile



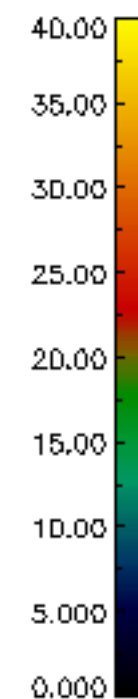
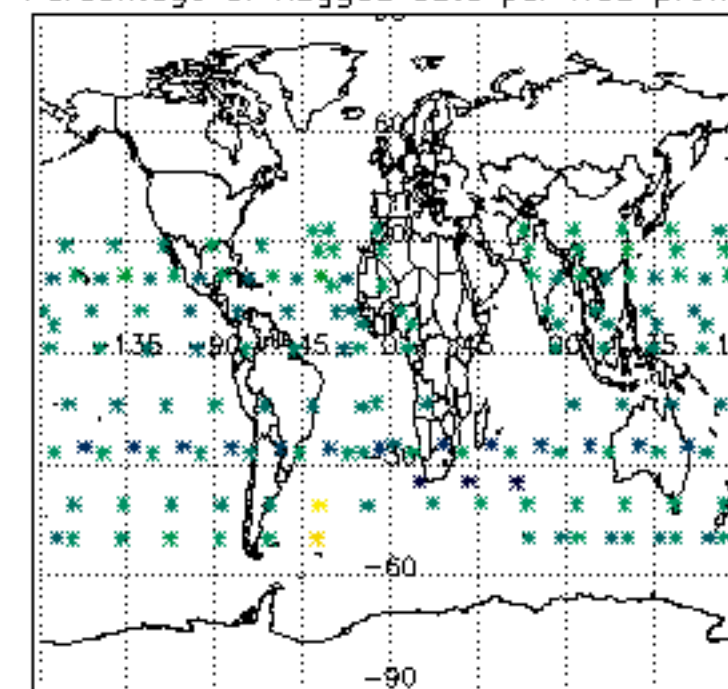
Percentage of flagged data per H2O profile

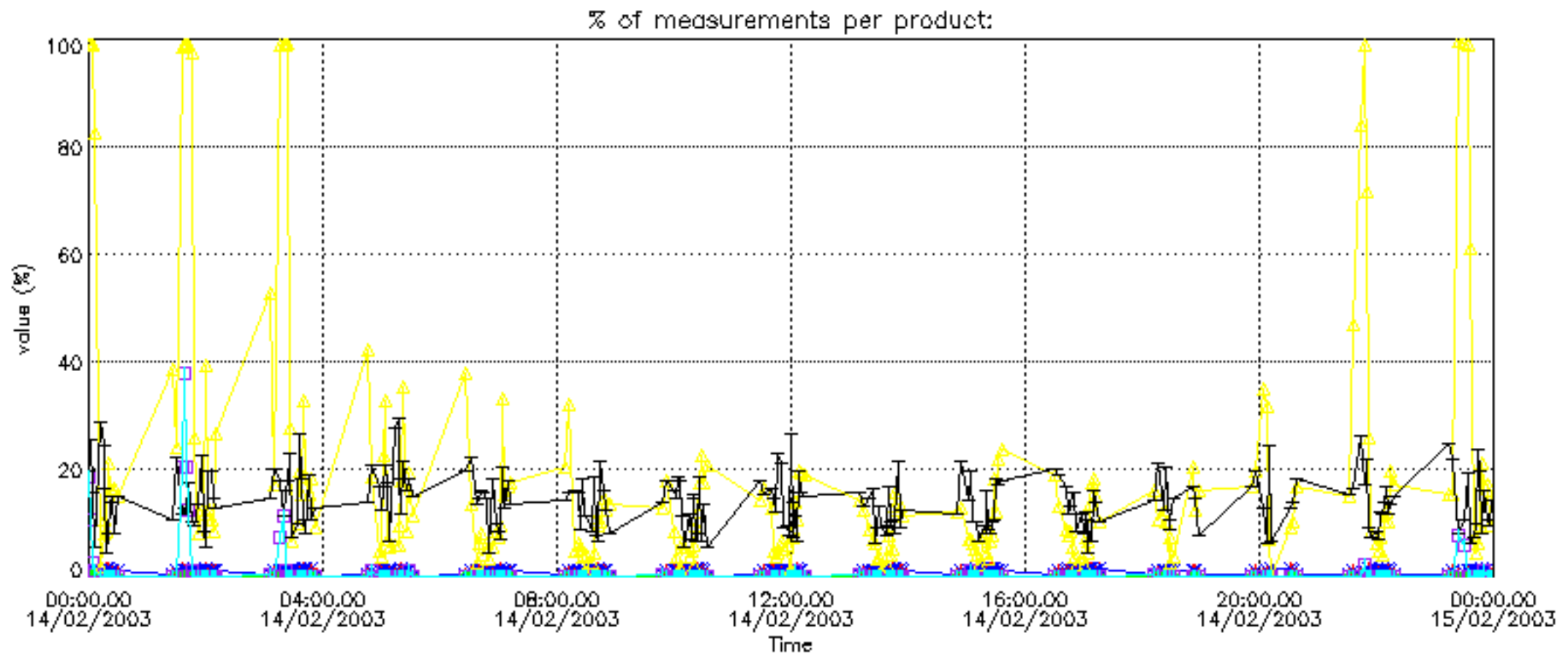


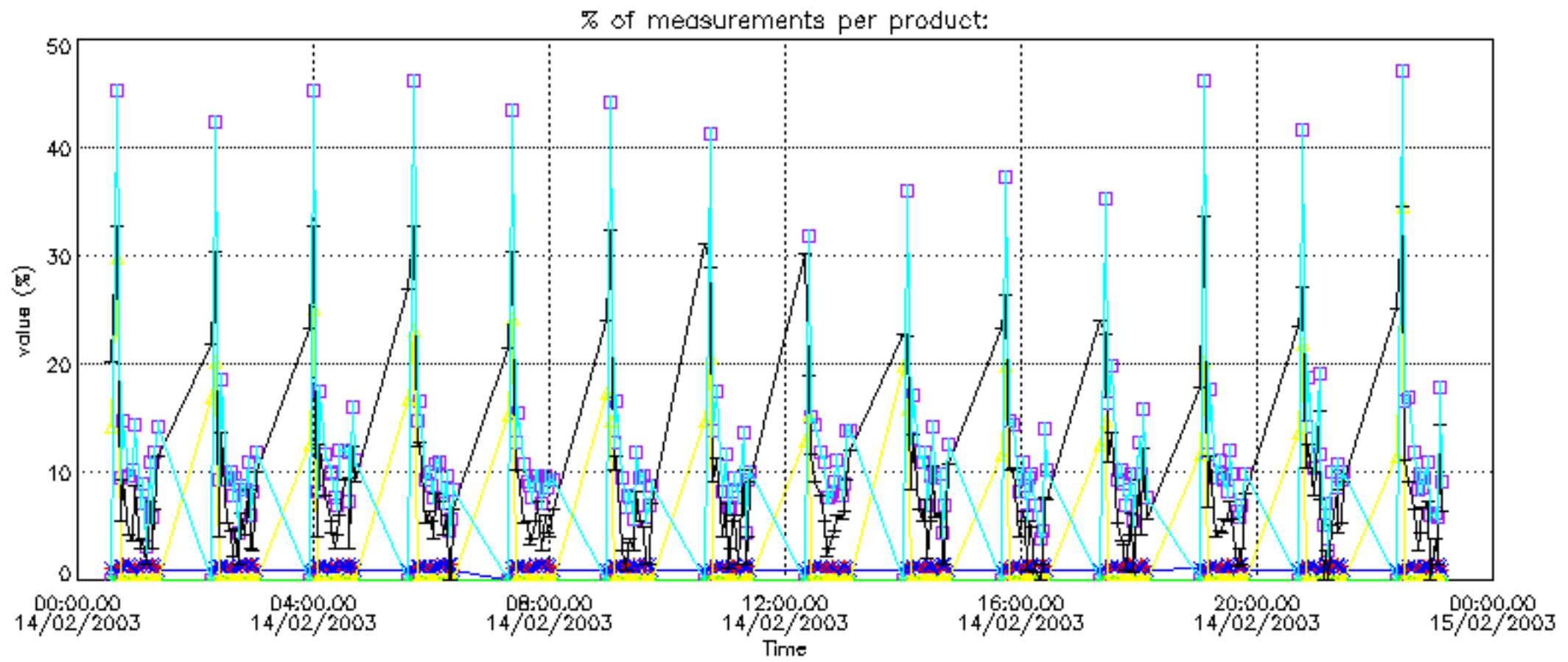
Percentage of flagged data per NO2 profile



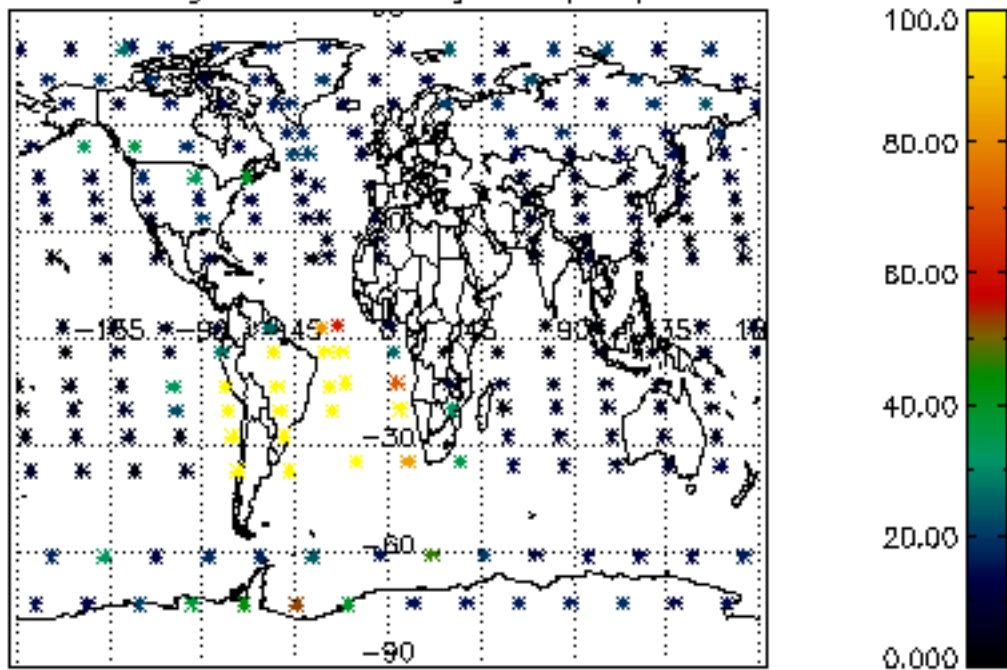
Percentage of flagged data per NO3 profile



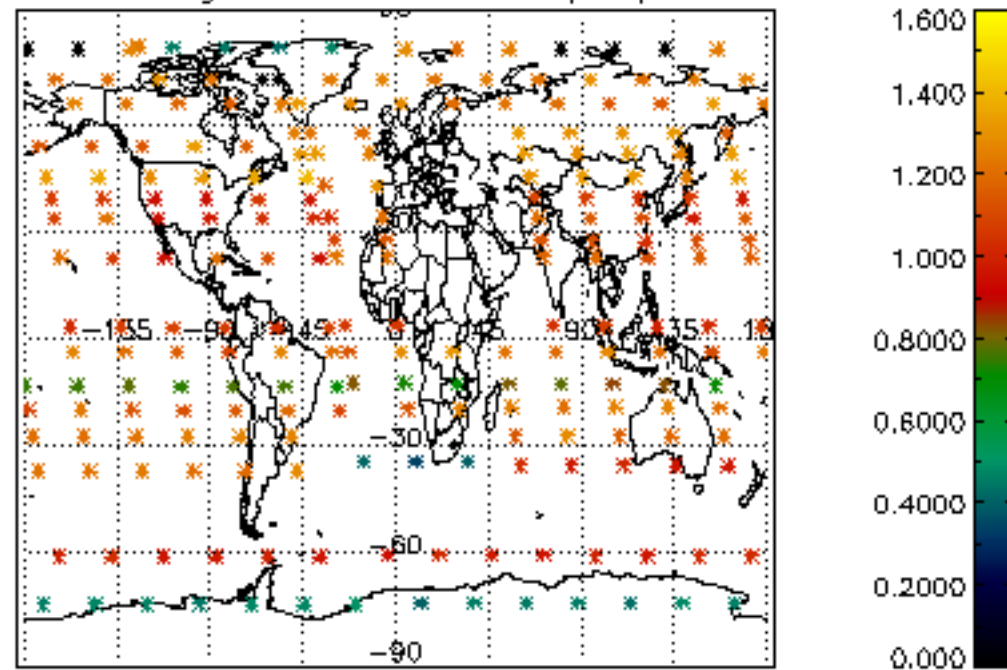




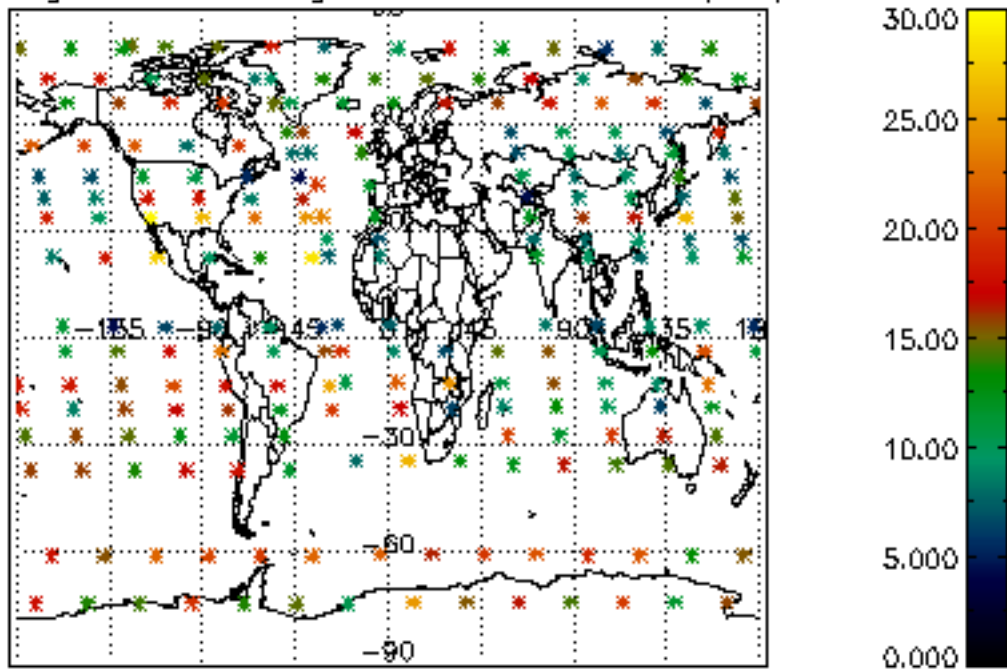
Percentage of cosmic ray hits per profile



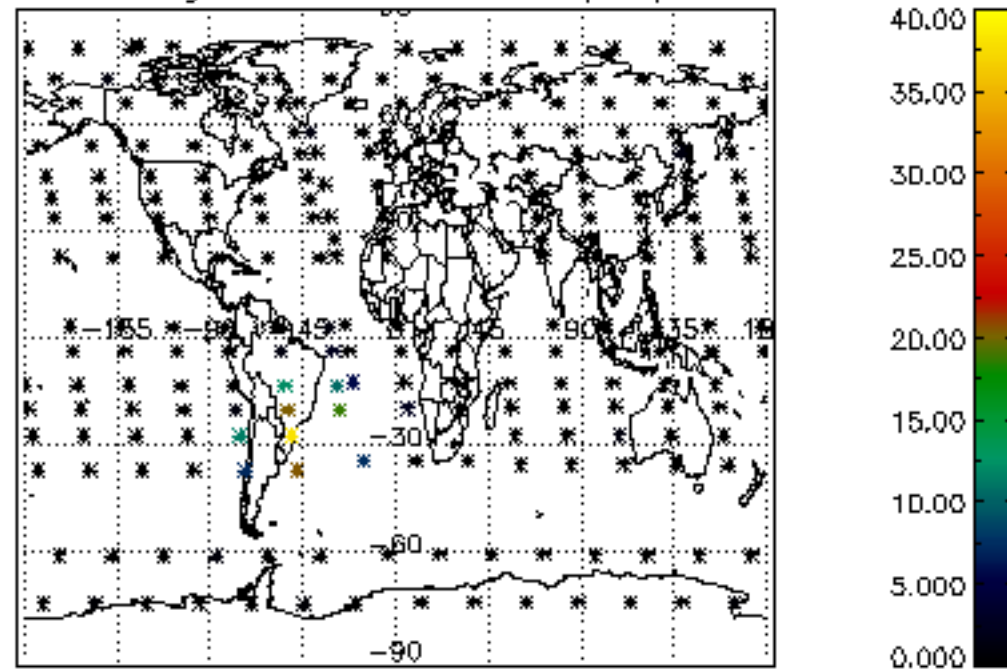
Percentage of datation errors per profile



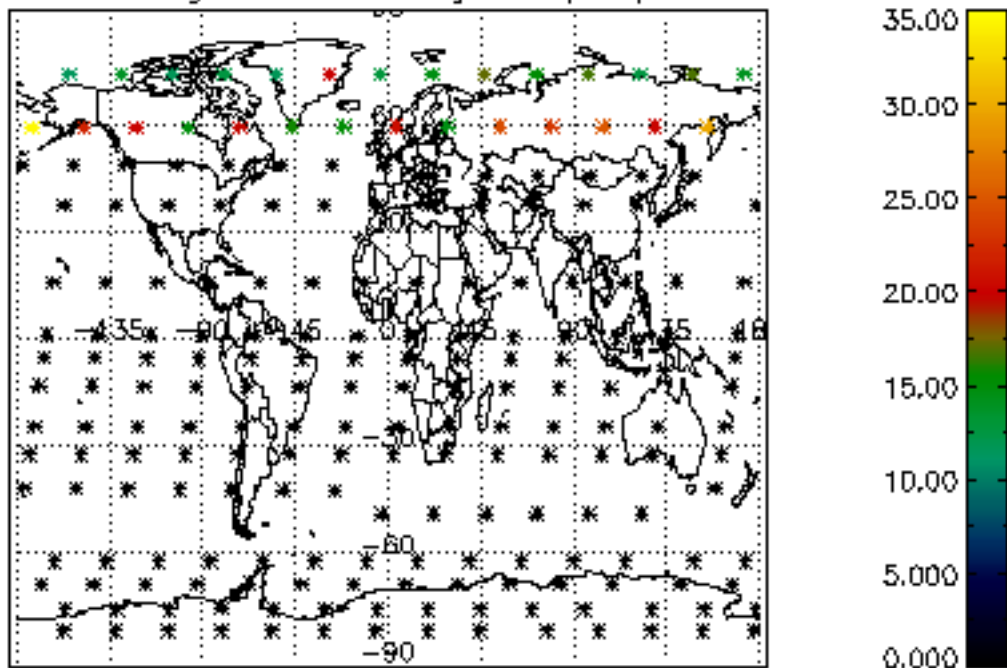
Percentage of star falling outside central band per profile



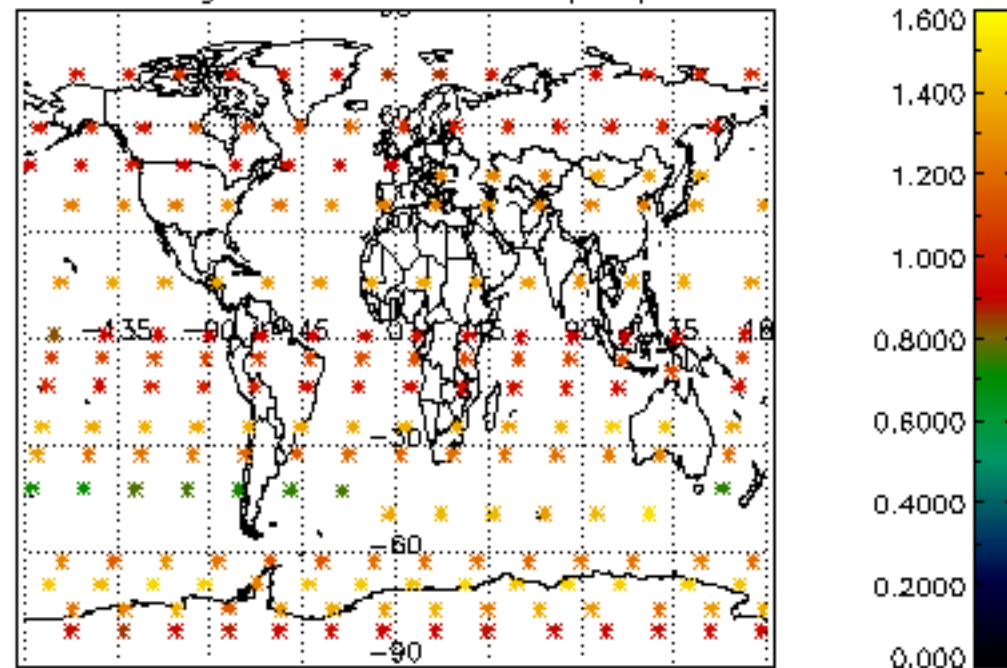
Percentage of saturation errors per profile



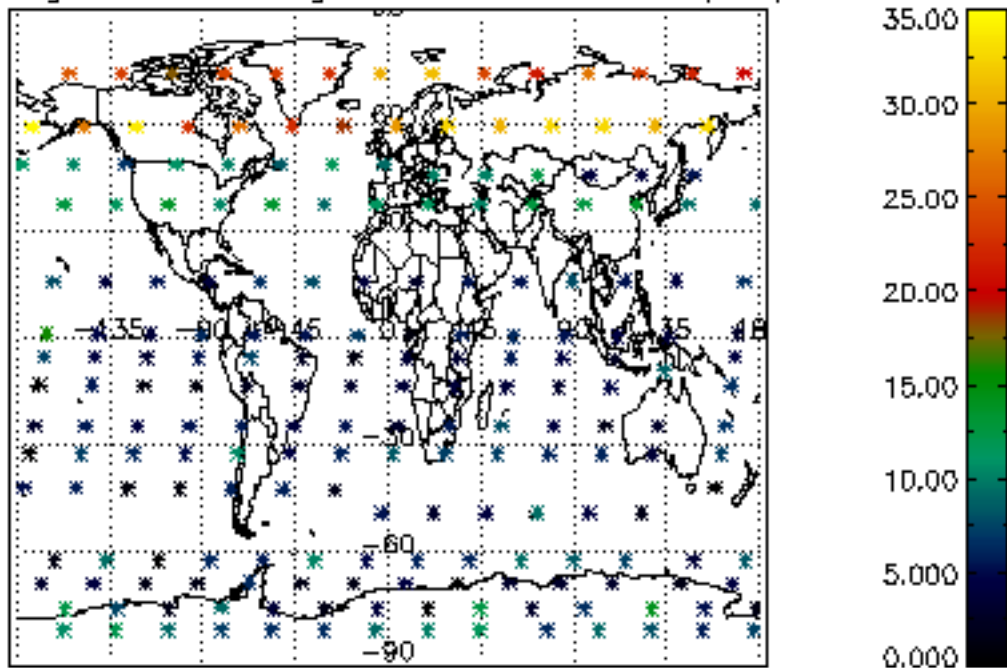
Percentage of cosmic ray hits per profile



Percentage of datation errors per profile



Percentage of star falling outside central band per profile



Percentage of saturation errors per profile

