

GOMOS Level 2 Daily Report

SUMMARY

[1. General Info](#)

[2. Summary of processed GOM_NL_2P products](#)

[3. Level 2 Quality information per product](#)

[3.1 Plot of level 2 quality information per product \(time dependant\)](#)

[3.2 Plot of level 2 quality information per product \(world map\)](#)

[4. Level 1 Quality information per product \(stored on level 2 products\)](#)

[4.1 Plot of level 1 quality information per product \(time dependant\)](#)

[4.1.1 Plot of level 1 quality information per product \(time dependant\): ASCENDING](#)

[4.1.2 Plot of level 1 quality information per product \(time dependant\): DESCENDING](#)

[4.2 Plot of level 1 quality information per product \(world map\)](#)

[4.2.1 Plot of level 1 quality information per product \(world map\): ASCENDING](#)

[4.2.2 Plot of level 1 quality information per product \(world map\): DESCENDING](#)

[5. Ozone profiles based on quality statistics and other trace gas profiles](#)

[5.1 Ozone statistics based on quality of products](#)

[5.2 Plot ozone profiles for all STD \(dark without errors\)](#)

[5.3 Plot ozone profiles where STD < 20% \(dark without errors\)](#)

[5.4. Plot ozone profiles where STD < 10% \(dark without errors\)](#)

[5.5. Plot ozone profiles where STD < 5% \(dark without errors\)](#)

[5.6 Plot NO2 profiles for all STD \(dark without errors\)](#)

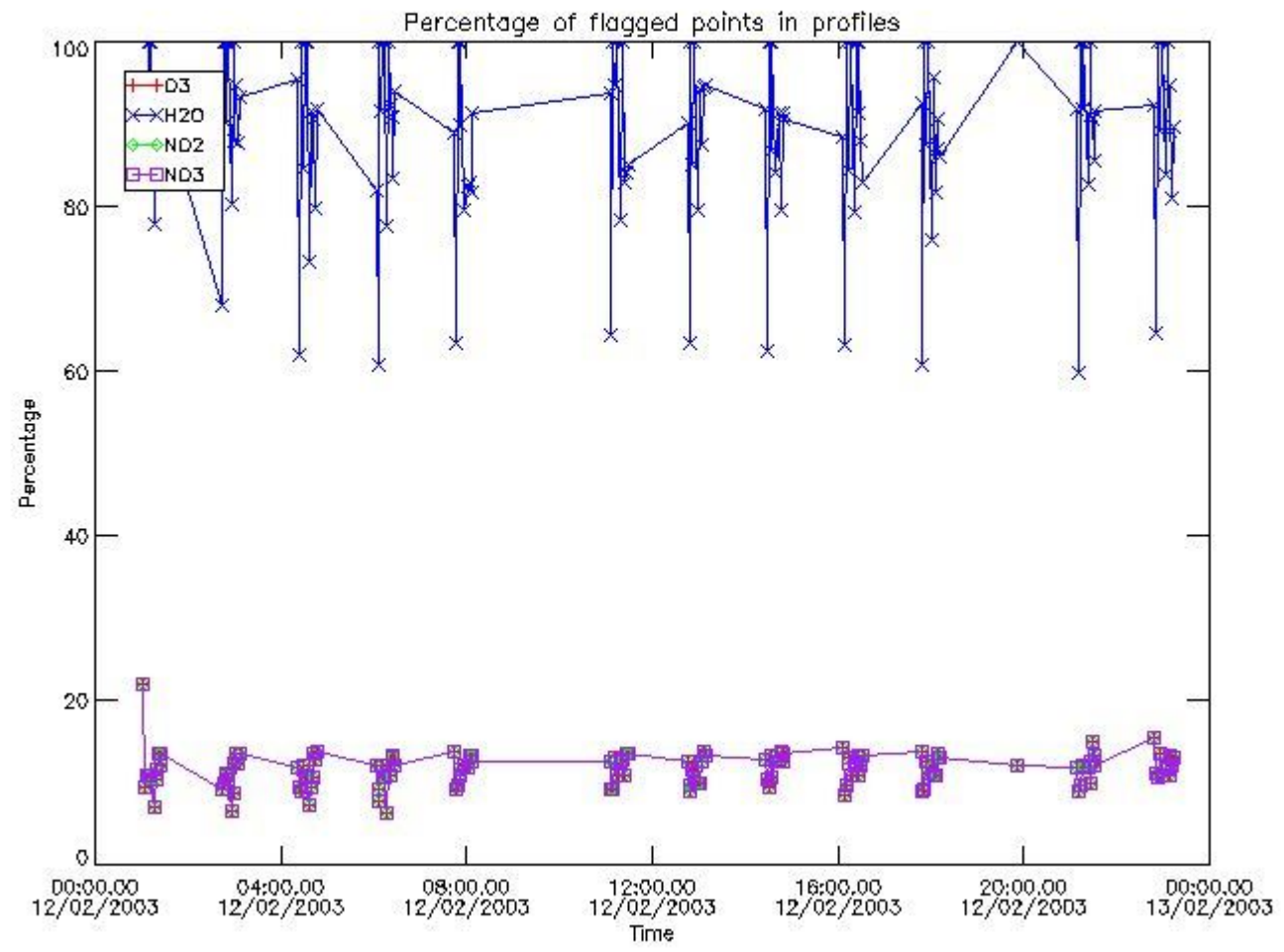
[5.7 Plot NO3 profiles for all STD \(dark without errors\)](#)

[5.8 Plot H2O profiles \(only for occultations of stars 1,2,3,4,13,14,16,26,63 dark without errors\) for all STD](#)

[6. Auxiliary Data Files used for the production reported in section 2](#)

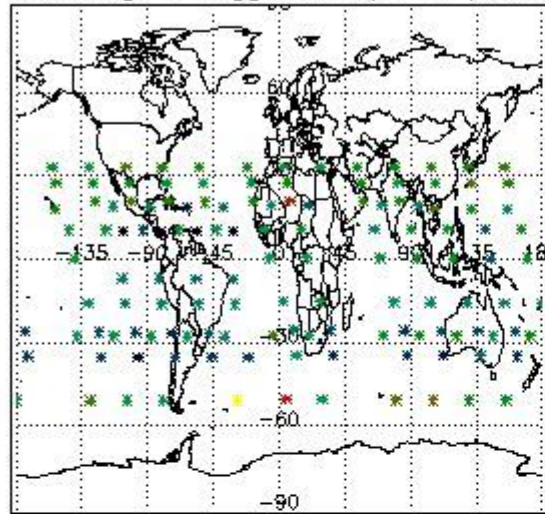
the MPH set to "0") are used.

3.1 Plot quality information per product (time dependant)

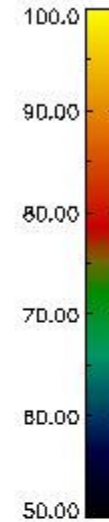
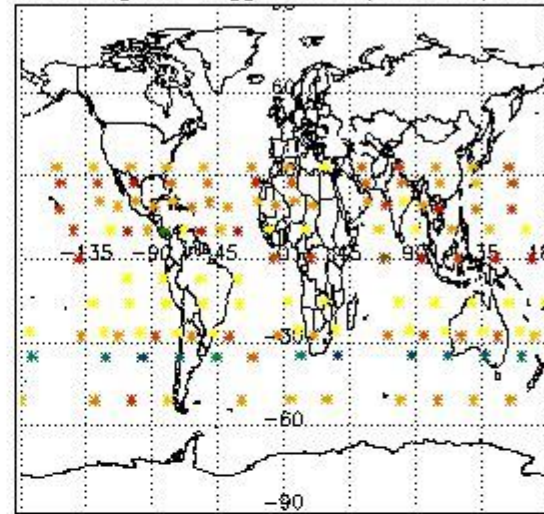


3.2 Plot quality information per product (world map)

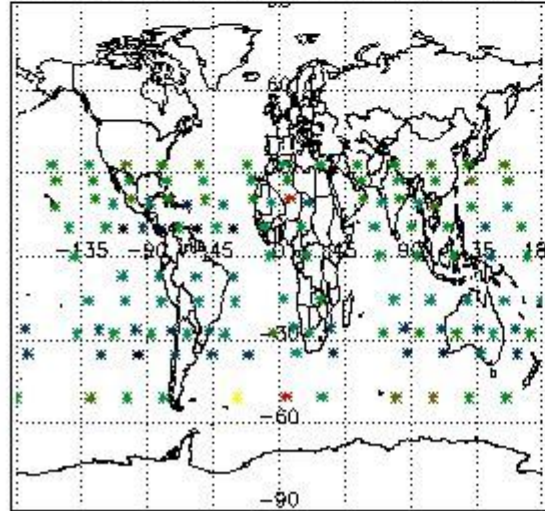
Percentage of flagged data per O3 profile



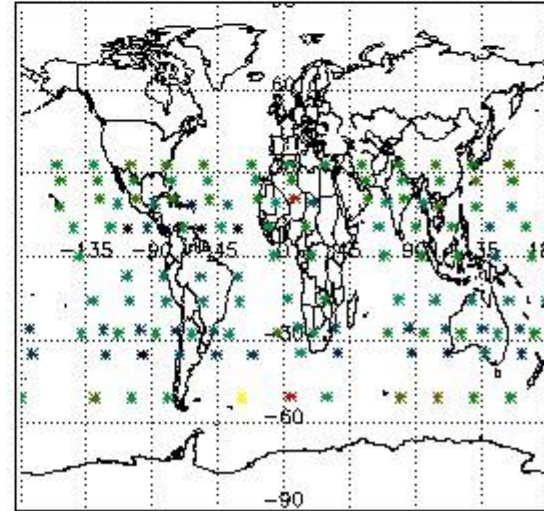
Percentage of flagged data per H2O profile



Percentage of flagged data per NO2 profile



Percentage of flagged data per NO3 profile

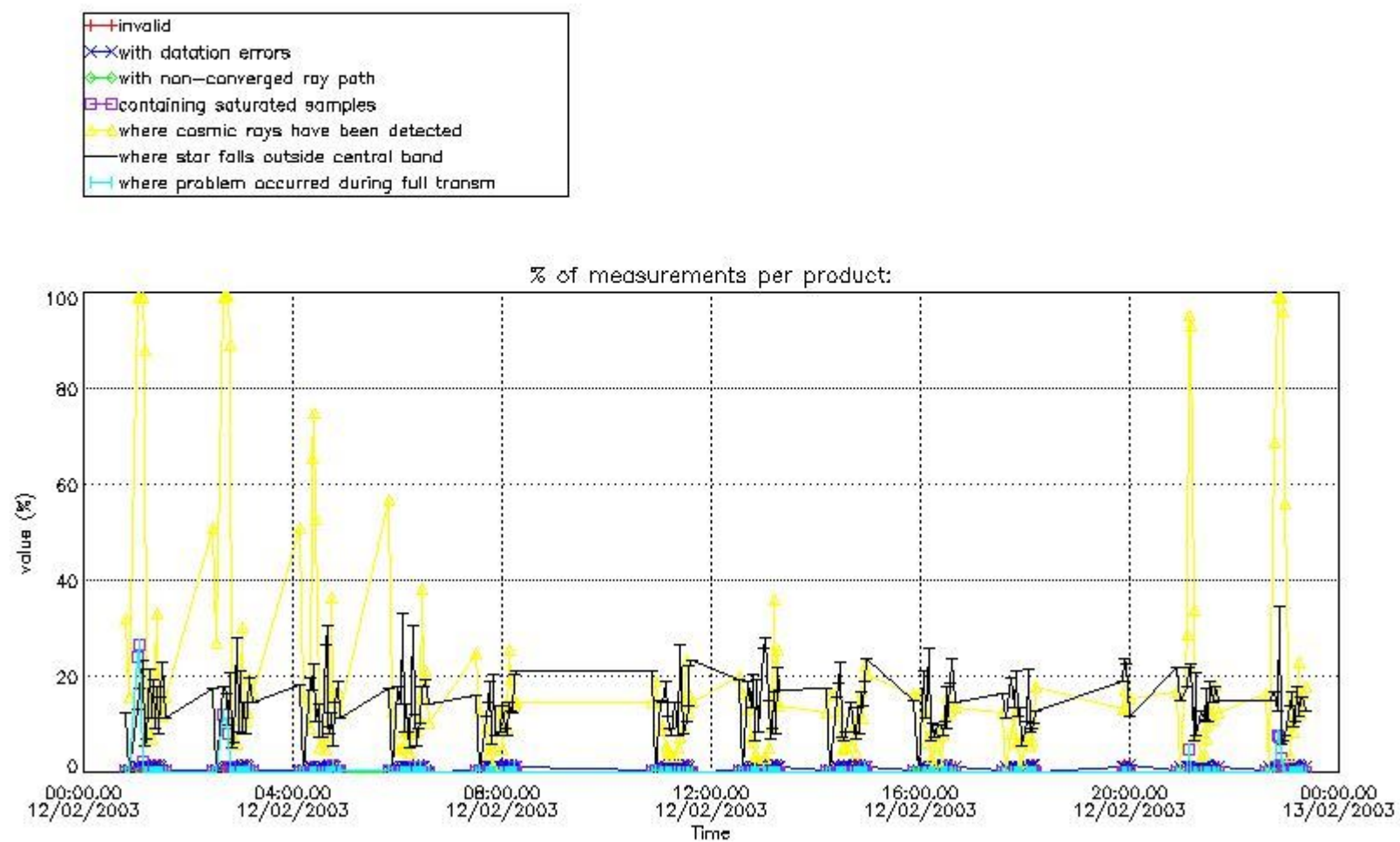


4. Level 1 quality information per product

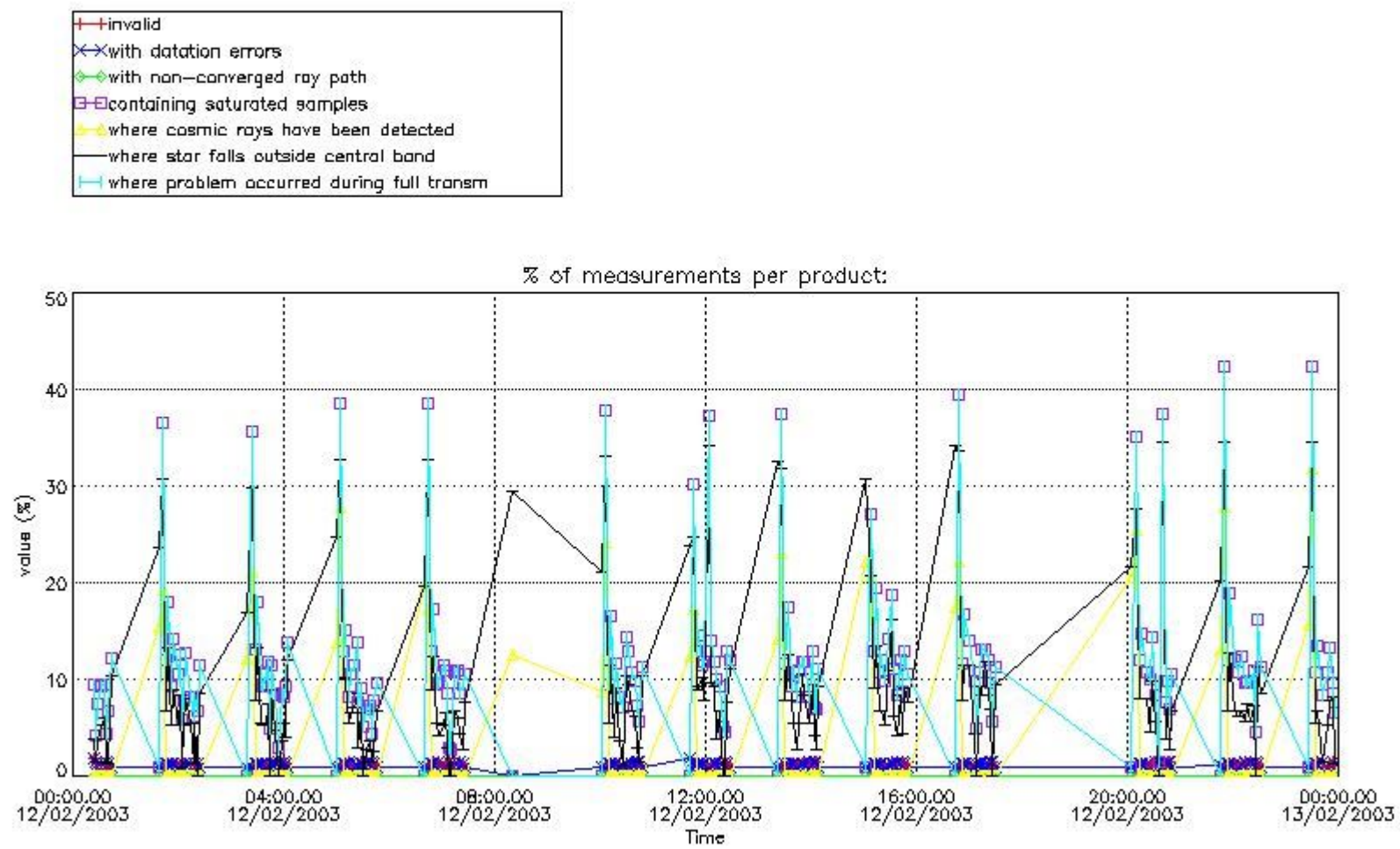
In this section it is plotted some information contained in the Quality Summary data set of the level 2 products that comes from the level 1b processing. Products without errors (error flag in the MPH set to "0") are used.

4.1 Plot quality information per product (time dependant) coming from level 1b processing

4.1.1 Plot level 1 quality information per product (time dependant): ENVISAT ASCENDING passes

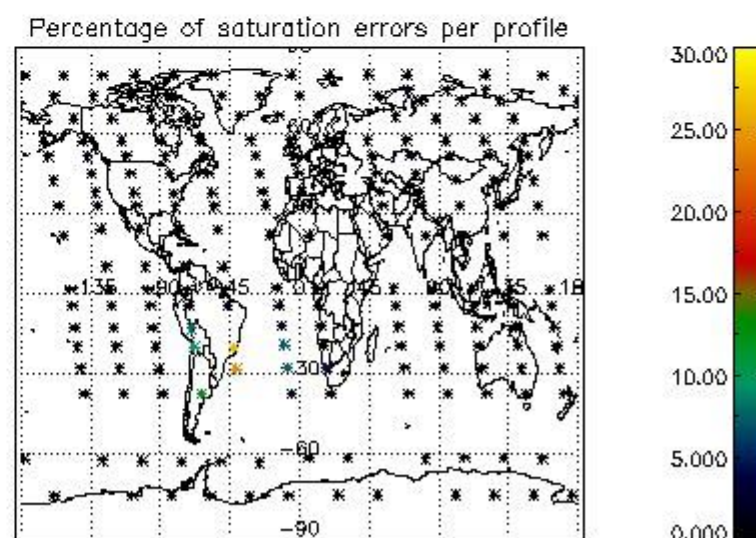
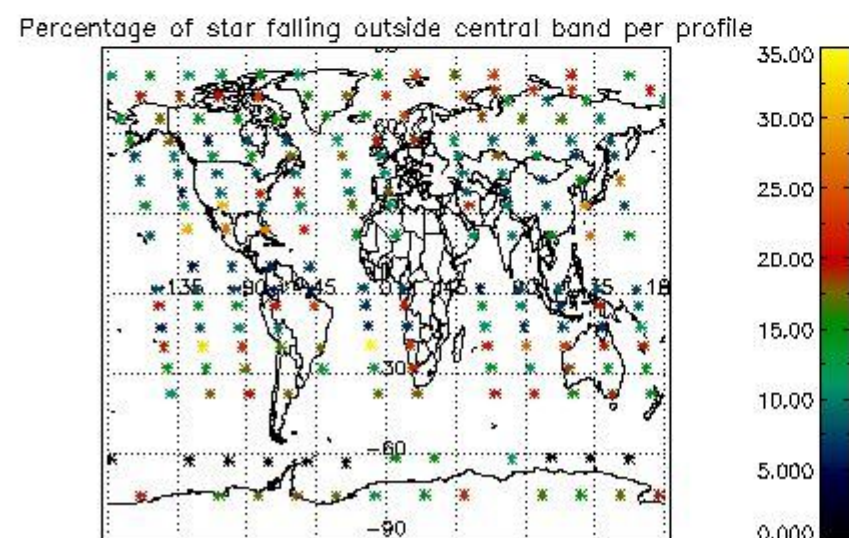
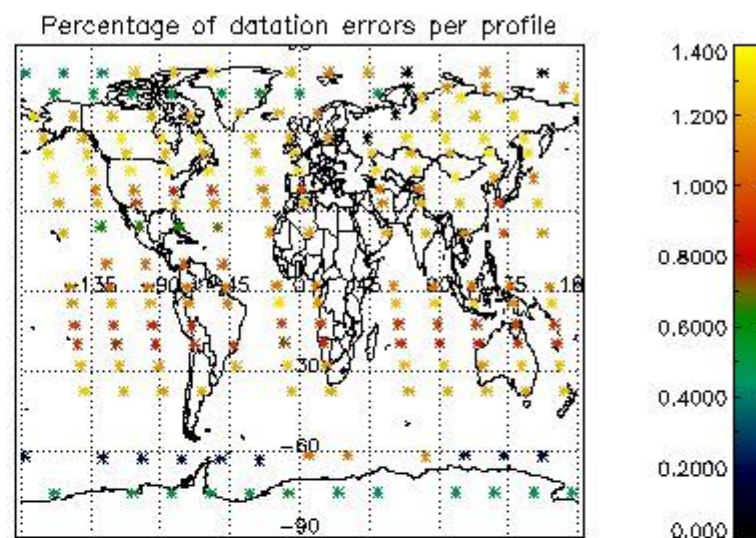
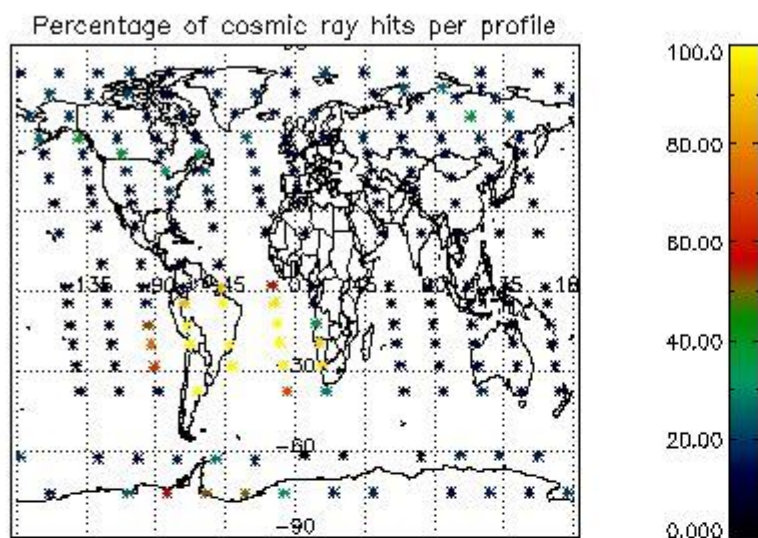


4.1.2 Plot level 1 quality information per product (time dependant): ENVI SAT DESCENDING passes

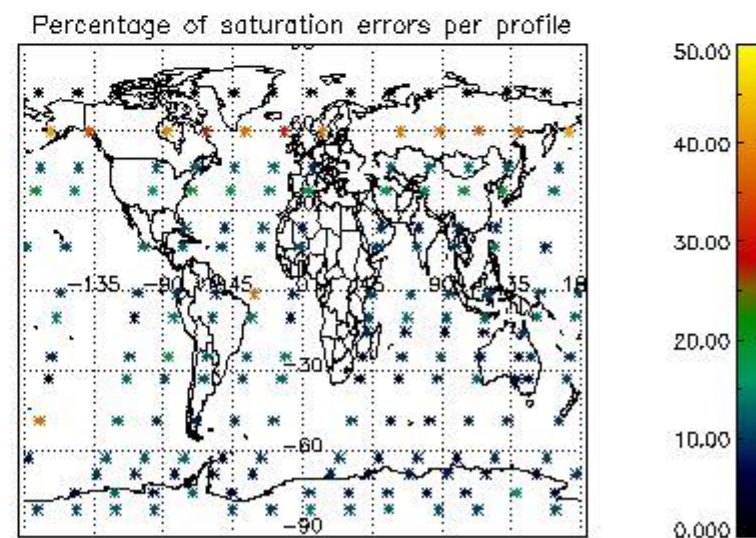
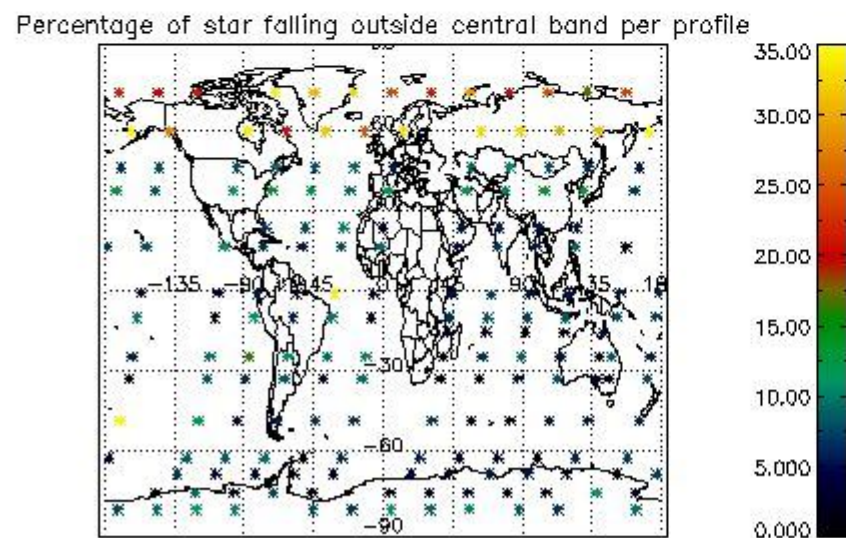
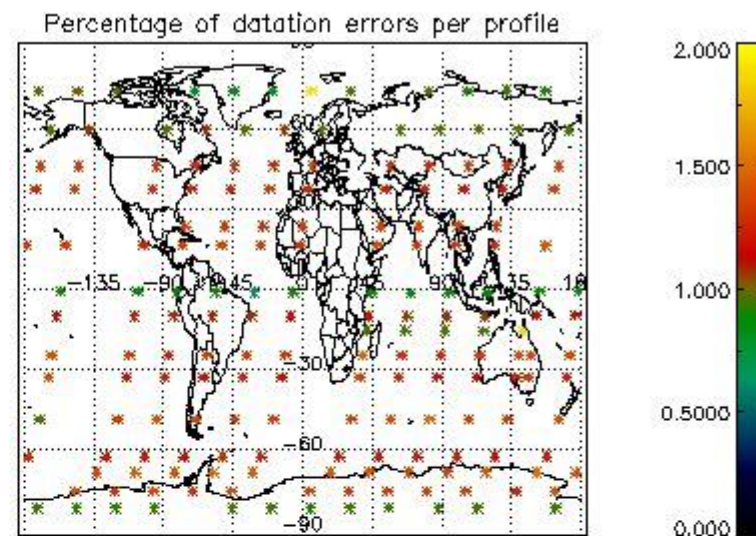
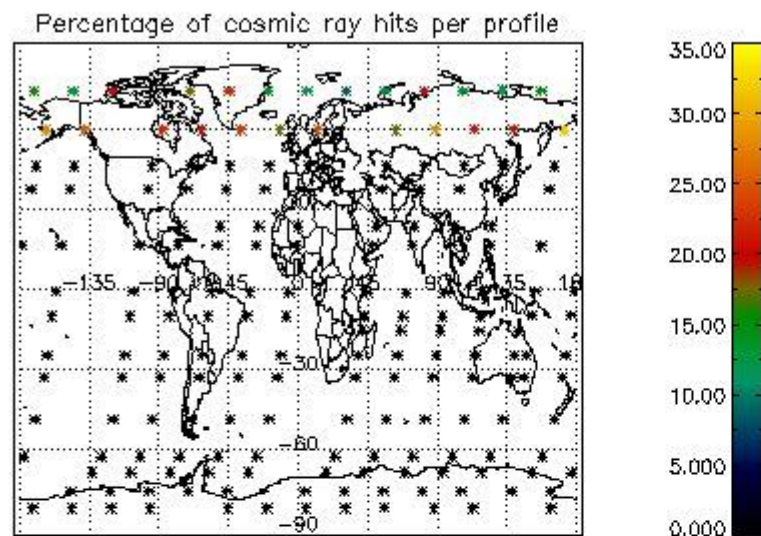


4.2 Plot quality information per product coming from level 1b processing (world map)

4.2.1 Plot level 1 quality information per product (world map): ENVISAT ASCENDING passes



4.2.2 Plot level 1 quality information per product (world map): ENVISAT DESCENDING passes



5. Trace gas profiles

5.1 Ozone statistics based on quality of products

The final quality of the products can be "measured" using the STD (Standard Deviation) attached to every point profile. This information is written to the parameter GOM_NL__2P/NL_LOCAL_SPECIES_DENSITY/o3_std of the level 2 products. The table below shows the statistics for given STD ranges.

The statistics are given with respect to the overall valid production:

- Products without fatal errors: GOM_NL__2P/MPH/PRODUCT_ERR=0
- Valid point profile: GOM_NL__2P/NL_LOCAL_SPECIES_DENSITY/pcd(0)=0

The 'Criteria' is applied to valid points of dark limb products:

- Products in dark limb illumination condition: GOM_NL__2P/NL_SUMMARY_QUALITY/obs_ill_cond=0
- Products without fatal errors: GOM_NL__2P/MPH/PRODUCT_ERR=0
- Valid point profile: GOM_NL__2P/NL_LOCAL_SPECIES_DENSITY/pcd(0)=0

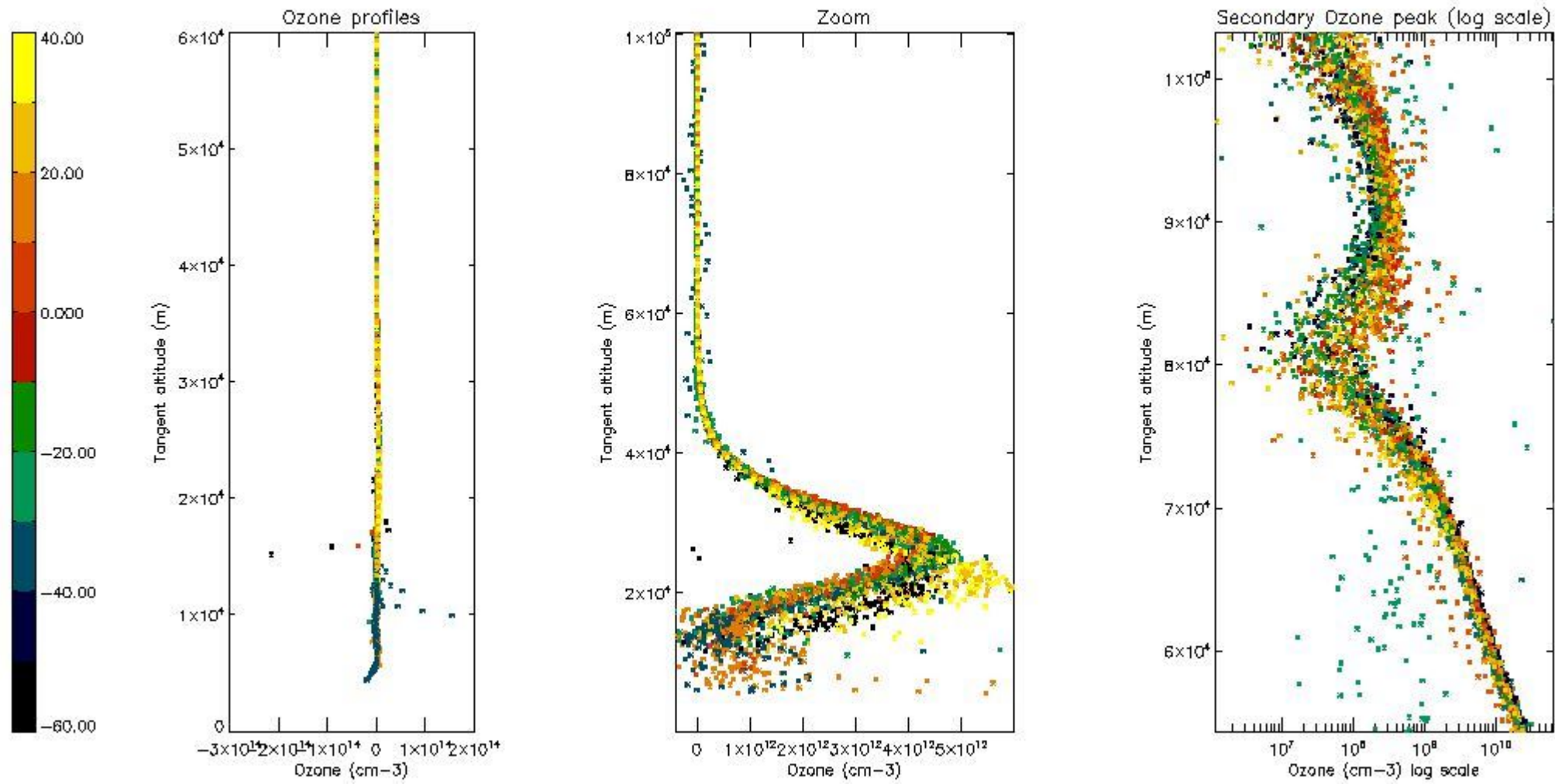
So, the table below shows the percentage of dark limb and valid observations for each criteria with respect to the overall valid daily observations.

Criteria	% of total production
All STD	29
STD < 20	17

STD < 10	15
STD < 5	10

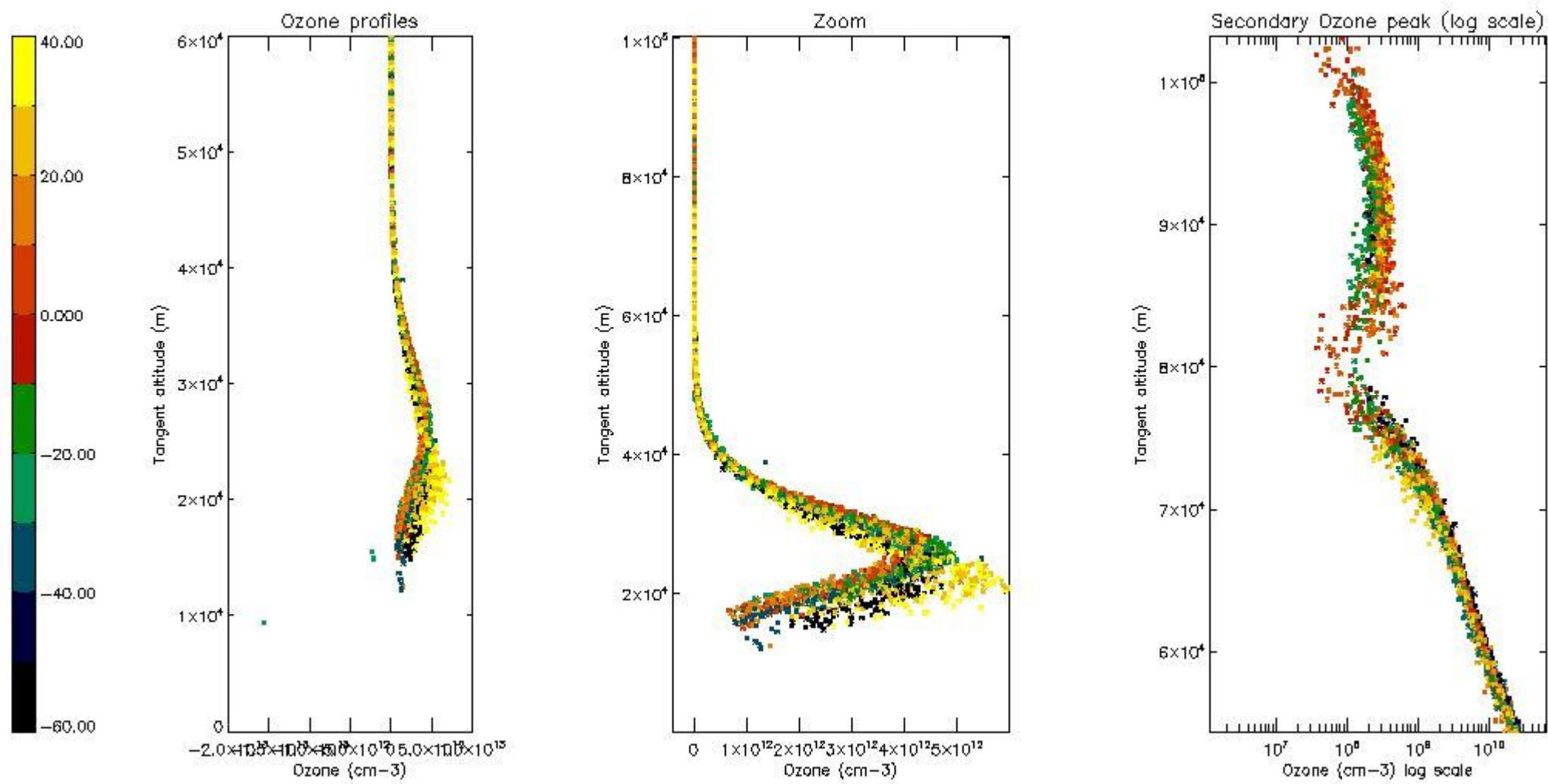
5.2 Plot ozone profiles for all STD (dark without errors)

The colorbar represents the latitude.



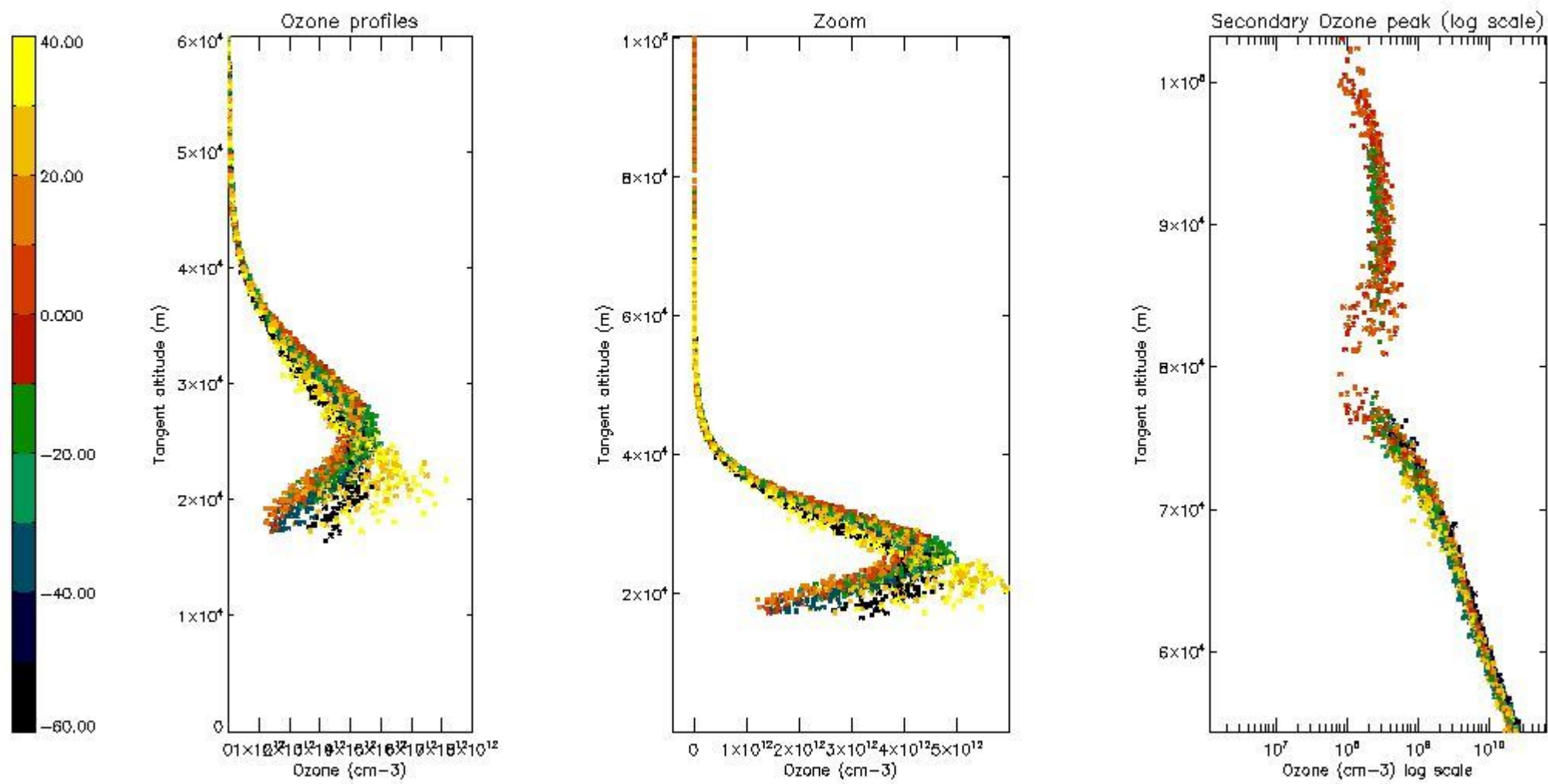
5.3 Plot ozone profiles where STD < 20% (dark without errors)

The colorbar represents the latitude.



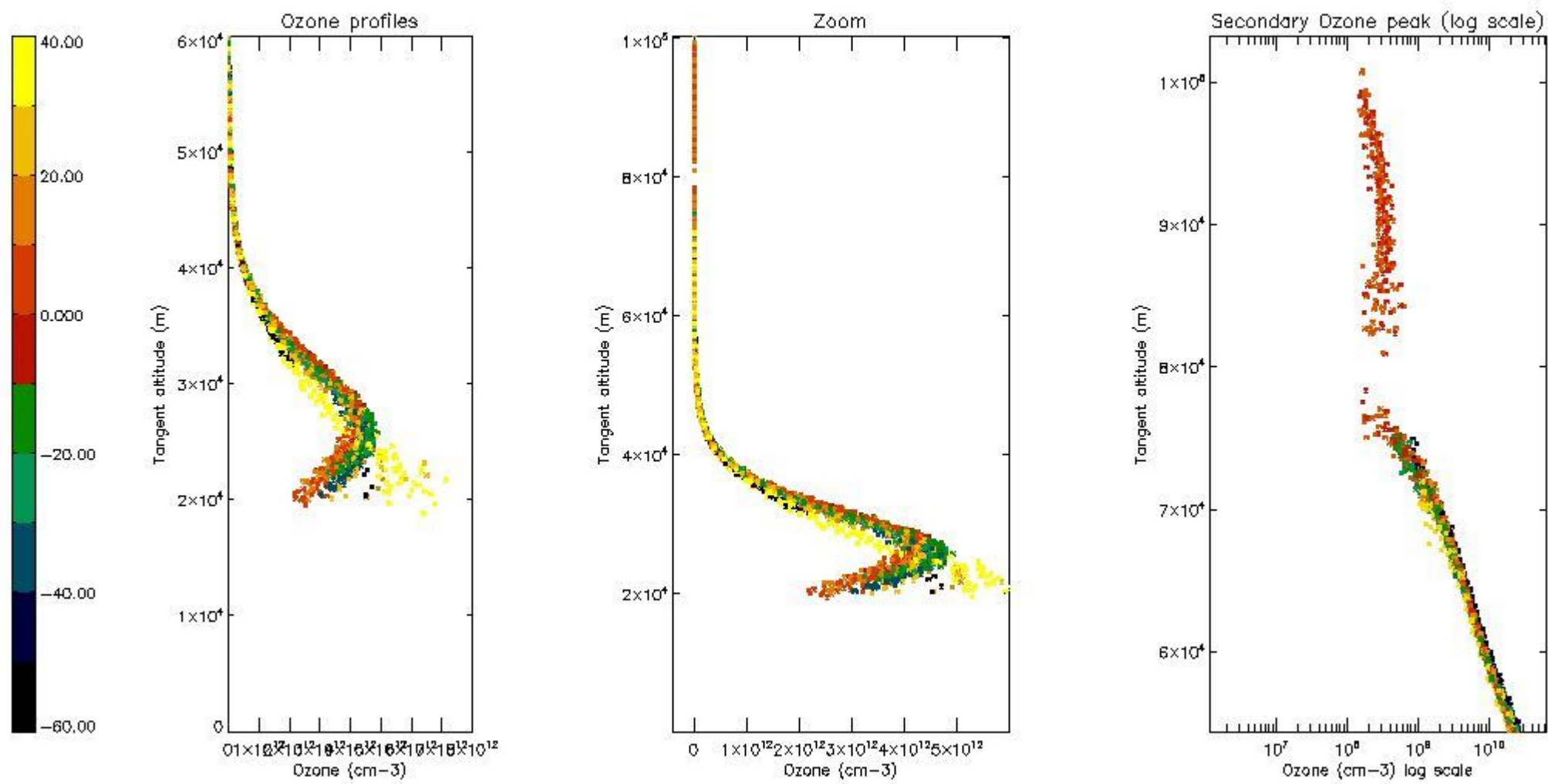
5.4 Plot ozone profiles where STD < 10% (dark without errors)

The colorbar represents the latitude.



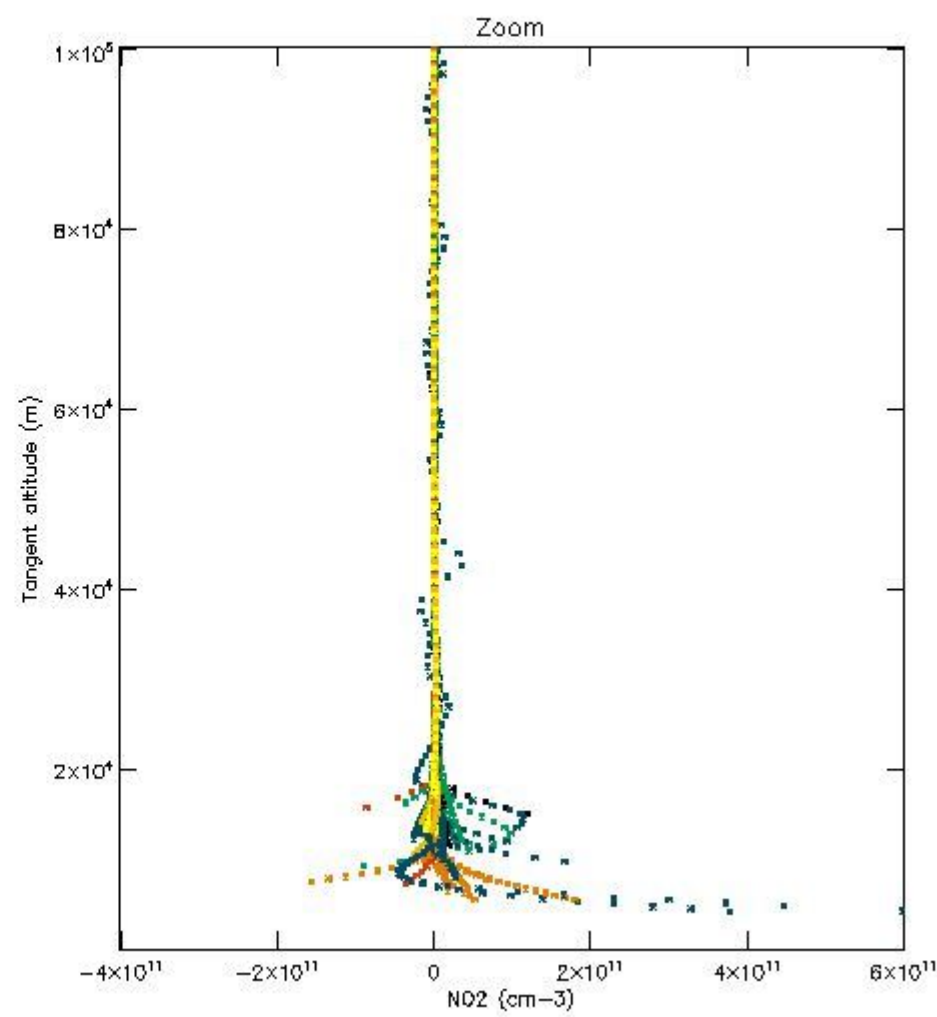
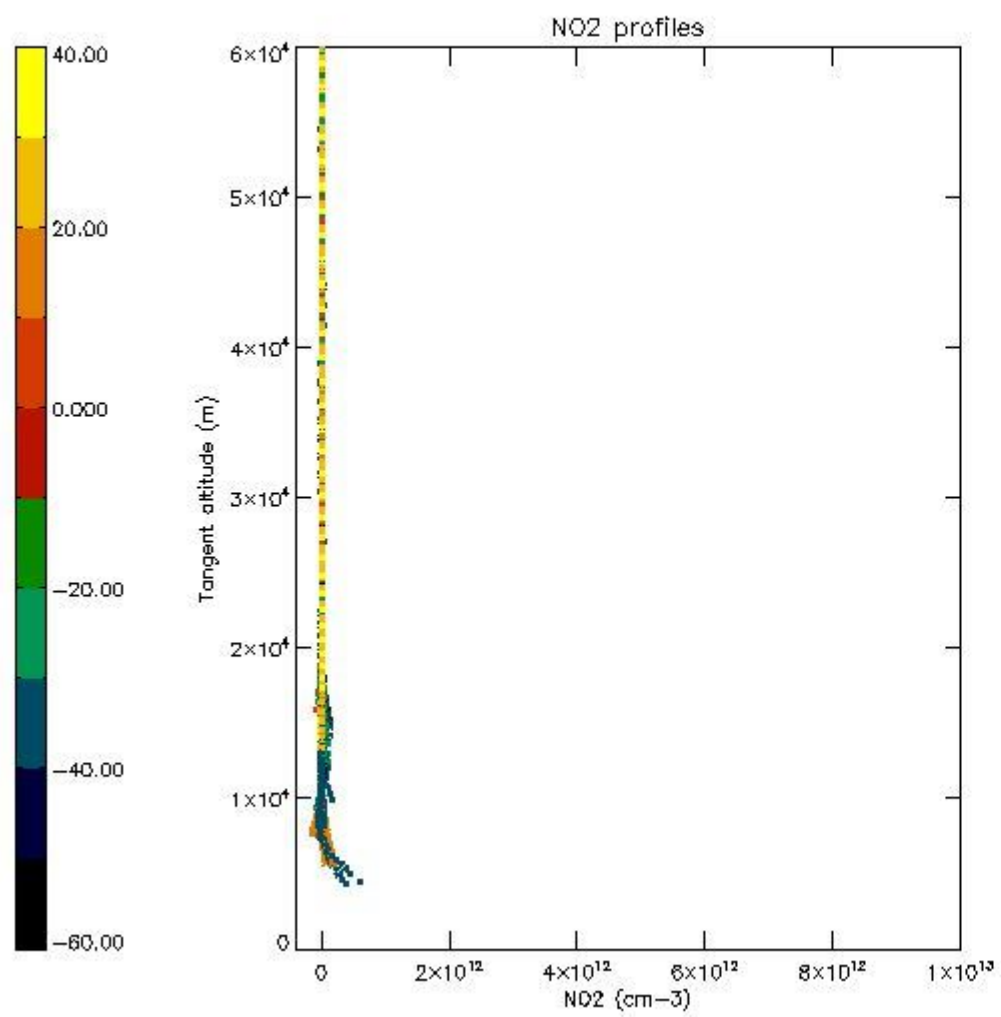
5.5 Plot ozone profiles where STD < 5% (dark without errors)

The colorbar represents the latitude.



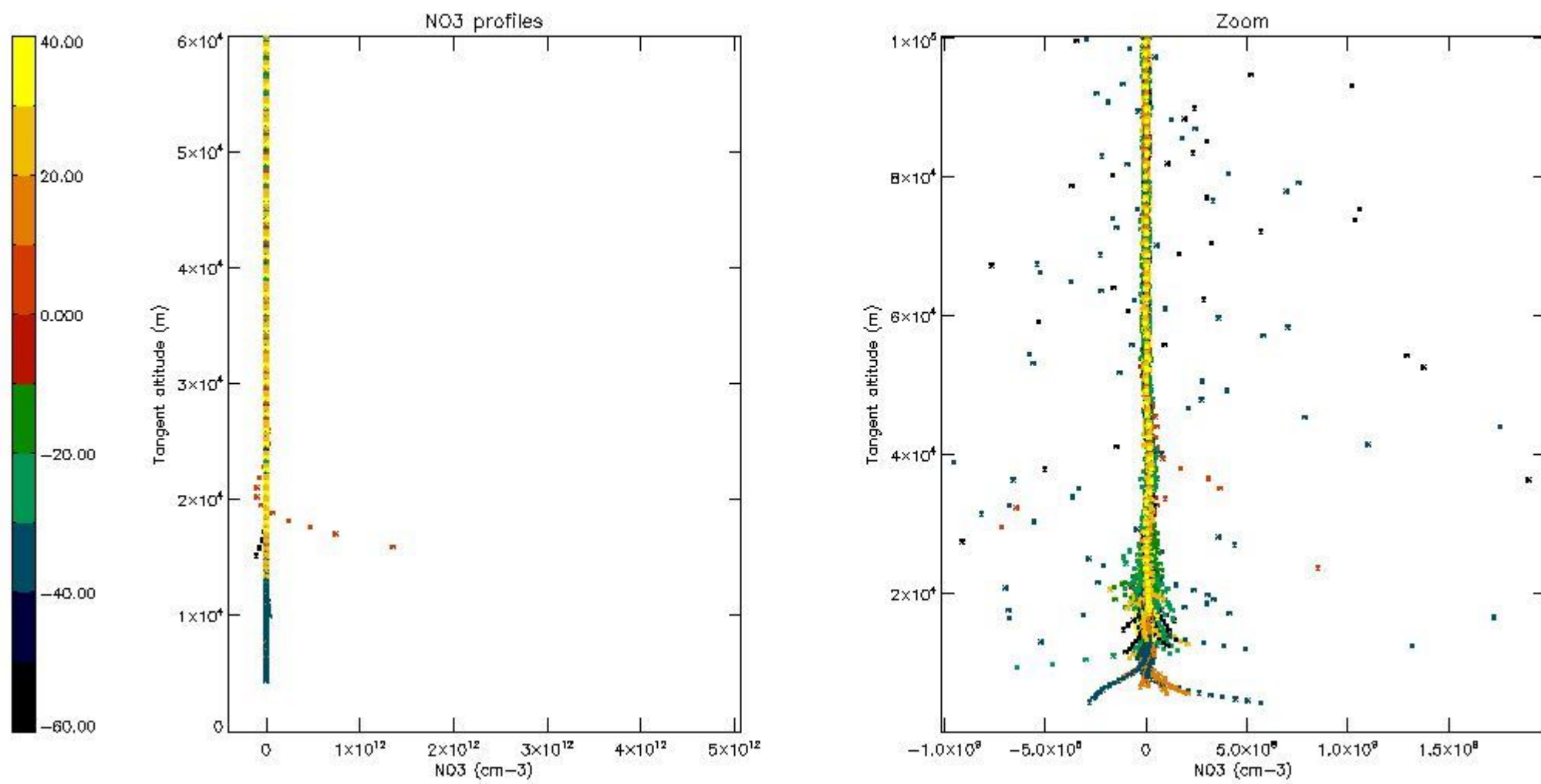
5.6 Plot NO₂ profiles for all STD (dark without errors)

The colorbar represents the latitude.



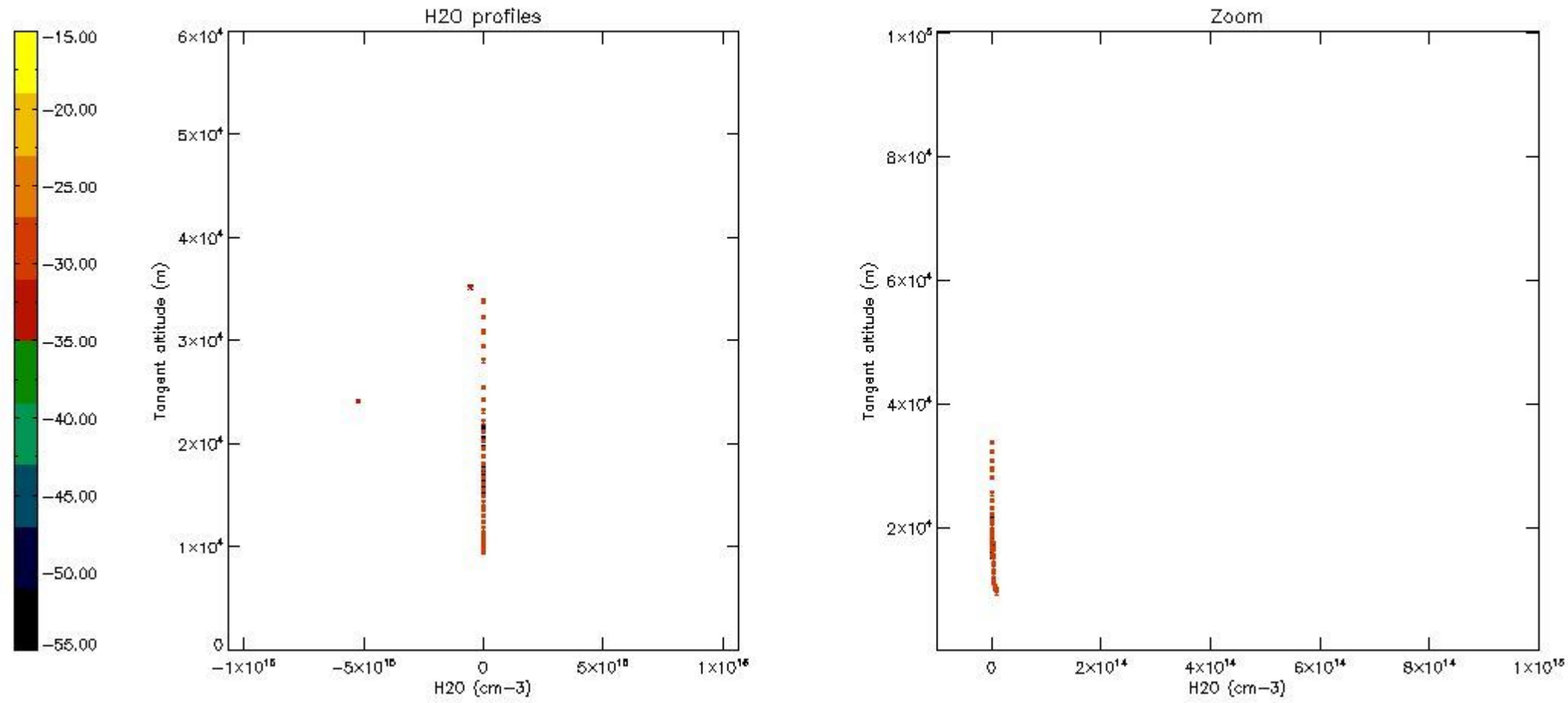
5.7 Plot NO3 profiles for all STD (dark without errors)

The colorbar represents the latitude.



5.8 Plot H2O profiles for all STD (only for occultations of stars 1,2,3,4,13,14,16,26,63 dark without errors)

The colorbar represents the latitude.



6. Auxiliary Data Files used for the production reported in section 2

The number reported in the third column indicates since which file (see list in section 2) the corresponding auxiliary file has been used. The fourth column is the date of those product files.

Type	Auxiliary Filename	Used since product	Used since product date
INST_PHYS_CHARACTERISTICS	GOM_INS_AXNIEC20050627_150440_20020301_000000_20100101_000000	1	12-FEB-2003 00:23:10
LEVEL-2_PROC_CONFIG	GOM_PR2_AXVIEC20091111_152718_20020301_000000_20500101_000000	1	12-FEB-2003 00:23:10
CROSS_SECTIONS_FILE	GOM_CRS_AXVIEC20091111_154832_20020301_000000_20500101_000000	1	12-FEB-2003 00:23:10

GOMOS Level 2 Daily Report

SUMMARY

[1. General Info](#)

[2. Summary of processed GOM_NL_2P products](#)

[3. Level 2 Quality information per product](#)

[3.1 Plot of level 2 quality information per product \(time dependant\)](#)

[3.2 Plot of level 2 quality information per product \(world map\)](#)

[4. Level 1 Quality information per product \(stored on level 2 products\)](#)

[4.1 Plot of level 1 quality information per product \(time dependant\)](#)

[4.1.1 Plot of level 1 quality information per product \(time dependant\): ASCENDING](#)

[4.1.2 Plot of level 1 quality information per product \(time dependant\): DESCENDING](#)

[4.2 Plot of level 1 quality information per product \(world map\)](#)

[4.2.1 Plot of level 1 quality information per product \(world map\): ASCENDING](#)

[4.2.2 Plot of level 1 quality information per product \(world map\): DESCENDING](#)

[5. Ozone profiles based on quality statistics and other trace gas profiles](#)

[5.1 Ozone statistics based on quality of products](#)

[5.2 Plot ozone profiles for all STD \(dark without errors\)](#)

[5.3 Plot ozone profiles where STD < 20% \(dark without errors\)](#)

[5.4. Plot ozone profiles where STD < 10% \(dark without errors\)](#)

[5.5. Plot ozone profiles where STD < 5% \(dark without errors\)](#)

[5.6 Plot NO2 profiles for all STD \(dark without errors\)](#)

[5.7 Plot NO3 profiles for all STD \(dark without errors\)](#)

[5.8 Plot H2O profiles \(only for occultations of stars 1,2,3,4,13,14,16,26,63 dark without errors\) for all STD](#)

[6. Auxiliary Data Files used for the production reported in section 2](#)

102	GOM_NL__2PRFIN20030212_052951_000000402013_00420_04983_5316.N1	12-FEB-2003 05:29:51	Bright	39.500	60	7Bet UMi	2.0810	3950.0	79	4983	No
103	GOM_NL__2PRFIN20030212_053418_000000362013_00420_04983_5317.N1	12-FEB-2003 05:34:18	Bright	36.000	89	5Alp Cep	2.4510	8000.0	72	4983	No
104	GOM_NL__2PRFIN20030212_053819_000000412013_00420_04983_5318.N1	12-FEB-2003 05:38:19	Bright	41.000	130	23Bet Dra	2.7990	5800.0	82	4983	No
105	GOM_NL__2PRFIN20030212_054006_000000352013_00420_04983_5319.N1	12-FEB-2003 05:40:06	Bright	35.000	144	18Del Cyg	2.8600	11000.	70	4983	No
106	GOM_NL__2PRFIN20030212_054224_000000382013_00420_04983_5320.N1	12-FEB-2003 05:42:24	Bright	38.000	5	3Alp Lyr	0.033000	11000.	76	4983	No
107	GOM_NL__2PRFIN20030212_054531_000000522013_00420_04983_5321.N1	12-FEB-2003 05:45:31	Bright	52.000	133	40Zet Her	2.8070	6000.0	104	4983	No
108	GOM_NL__2PRFIN20030212_054913_000000982013_00420_04983_5322.N1	12-FEB-2003 05:49:13	Tw_i_and_stray	98.000	67	5Alp CrB	2.2210	11000.	196	4983	No
109	GOM_NL__2PRFIN20030212_055313_000002552013_00420_04983_5323.N1	12-FEB-2003 05:53:13	Straylight	255.00	83		2.3780	11000.	510	4983	No
110	GOM_NL__2PRFIN20030212_060026_000000422013_00420_04983_5324.N1	12-FEB-2003 06:00:26	Twilight	42.000	57	34Sig Sgr	2.0660	26000.	84	4983	No
111	GOM_NL__2PRFIN20030212_060306_000000422013_00420_04983_5325.N1	12-FEB-2003 06:03:06	Dark	42.000	38	20Eps Sgr	1.8360	11000.	84	4983	No
112	GOM_NL__2PRFIN20030212_060525_000000672013_00420_04983_5326.N1	12-FEB-2003 06:05:25	Dark	66.500	16	21Alp Sco	1.0200	3000.0	133	4983	No
113	GOM_NL__2PRFIN20030212_060724_000000552013_00420_04983_5327.N1	12-FEB-2003 06:07:24	Dark	55.000	158	6Pi Sco	2.9060	28000.	110	4983	No
114	GOM_NL__2PRFIN20030212_060942_000000422013_00420_04983_5328.N1	12-FEB-2003 06:09:42	Dark	42.000	141	Bet Ara	2.8400	4600.0	84	4983	No
115	GOM_NL__2PRFIN20030212_061122_000000492013_00421_04984_5295.N1	12-FEB-2003 06:11:22	Dark	48.500	131	Gam Lup	2.8000	26000.	97	4984	No
116	GOM_NL__2PRFIN20030212_061350_000000482013_00421_04984_5296.N1	12-FEB-2003 06:13:50	Dark	48.000	109	Bet Lup	2.6770	26000.	96	4984	No
117	GOM_NL__2PRFIN20030212_061746_000000812013_00421_04984_5297.N1	12-FEB-2003 06:17:46	Dark	80.500	54	5The Cen	2.0550	4500.0	161	4984	No
118	GOM_NL__2PRFIN20030212_062010_000000422013_00421_04984_5298.N1	12-FEB-2003 06:20:10	Dark	42.000	12	Alp1Cru	0.77500	30000.	84	4984	No
119	GOM_NL__2PRFIN20030212_062135_000000472013_00421_04984_5299.N1	12-FEB-2003 06:21:35	Dark	46.500	64	Gam Cen	2.2000	10600.	93	4984	No
120	GOM_NL__2PRFIN20030212_062333_000000392013_00421_04984_5300.N1	12-FEB-2003 06:23:33	Dark	38.500	159	Ups Car	2.9200	7200.0	77	4984	No
121	GOM_NL__2PRFIN20030212_062527_000000402013_00421_04984_5301.N1	12-FEB-2003 06:25:27	Dark	39.500	71	lot Car	2.2460	7700.0	79	4984	No
122	GOM_NL__2PRFIN20030212_062706_000000422013_00421_04984_5302.N1	12-FEB-2003 06:27:06	Dark	42.000	46	Del Vel	1.9540	10600.	84	4984	No
123	GOM_NL__2PRFIN20030212_062931_000000432013_00421_04984_5303.N1	12-FEB-2003 06:29:31	Straylight	42.500	34	Gam2Vel	1.7930	23000.	85	4984	No
124	GOM_NL__2PRFIN20030212_063207_000000972013_00421_04984_5304.N1	12-FEB-2003 06:32:07	Straylight	96.500	171	2Eps Crv	3.0010	4250.0	193	4984	No
125	GOM_NL__2PRFIN20030212_063525_000001242013_00421_04984_5305.N1	12-FEB-2003 06:35:25	Straylight	123.50	100	4Gam Crv	2.5800	13100.	247	4984	No
126	GOM_NL__2PRFIN20030212_063956_000000512013_00421_04984_5306.N1	12-FEB-2003 06:39:56	Straylight	51.000	48	30Alp Hya	1.9770	4100.0	102	4984	No
127	GOM_NL__2PRFIN20030212_064422_000000522013_00421_04984_5307.N1	12-FEB-2003 06:44:22	Bright	52.000	8	10Alp CMi	0.40000	6500.0	104	4984	No
128	GOM_NL__2PRFIN20030212_064814_000000392013_00421_04984_5308.N1	12-FEB-2003 06:48:14	Bright	39.000	44	24Gam Gem	1.9280	11000.	78	4984	No
129	GOM_NL__2PRFIN20030212_065042_000000412013_00421_04984_5309.N1	12-FEB-2003 06:50:42	Bright	40.500	17	78Bet Gem	1.1610	4500.0	81	4984	No
130	GOM_NL__2PRFIN20030212_065436_000000372013_00421_04984_5310.N1	12-FEB-2003 06:54:36	Bright	37.000	107	37The Aur	2.6490	11000.	74	4984	No
131	GOM_NL__2PRFIN20030212_065635_000000372013_00421_04984_5311.N1	12-FEB-2003 06:56:35	Bright	36.500	42	34Bet Aur	1.9000	10200.	73	4984	No
132	GOM_NL__2PRFIN20030212_070134_000000572013_00421_04984_5312.N1	12-FEB-2003 07:01:34	Bright	57.000	174	52Psi UMa	3.0040	4400.0	114	4984	No
133	GOM_NL__2PRFIN20030212_070402_000000462013_00421_04984_5313.N1	12-FEB-2003 07:04:02	Bright	45.500	36	50Alp UMa	1.8000	6300.0	91	4984	No
134	GOM_NL__2PRFIN20030212_070530_000000532013_00421_04984_5314.N1	12-FEB-2003 07:05:30	Bright	52.500	87	64Gam UMa	2.4330	11000.	105	4984	No
135	GOM_NL__2PRFIN20030212_070807_000000342013_00421_04984_5315.N1	12-FEB-2003 07:08:07	Bright	34.000	49	1Alp UMi	1.9900	6300.0	68	4984	No
136	GOM_NL__2PRFIN20030212_071028_000000372013_00421_04984_5316.N1	12-FEB-2003 07:10:28	Bright	37.000	60	7Bet UMi	2.0810	3950.0	74	4984	No
137	GOM_NL__2PRFIN20030212_071455_000000372013_00421_04984_5317.N1	12-FEB-2003 07:14:55	Bright	37.000	89	5Alp Cep	2.4510	8000.0	74	4984	No
138	GOM_NL__2PRFIN20030212_071856_000000422013_00421_04984_5318.N1	12-FEB-2003 07:18:56	Bright	41.500	130	23Bet Dra	2.7990	5800.0	83	4984	No
139	GOM_NL__2PRFIN20030212_072043_000000352013_00421_04984_5319.N1	12-FEB-2003 07:20:43	Bright	35.000	144	18Del Cyg	2.8600	11000.	70	4984	No
140	GOM_NL__2PRFIN20030212_072301_000000372013_00421_04984_5320.N1	12-FEB-2003 07:23:01	Bright	37.000	5	3Alp Lyr	0.033000	11000.	74	4984	No
141	GOM_NL__2PRFIN20030212_072608_000000522013_00421_04984_5321.N1	12-FEB-2003 07:26:08	Bright	52.000	133	40Zet Her	2.8070	6000.0	104	4984	No
142	GOM_NL__2PRFIN20030212_072950_000000972013_00421_04984_5322.N1	12-FEB-2003 07:29:50	Tw_i_and_stray	96.500	67	5Alp CrB	2.2210	11000.	193	4984	No
143	GOM_NL__2PRFIN20030212_073353_000002552013_00421_04984_5323.N1	12-FEB-2003 07:33:53	Straylight	255.00	83		2.3780	11000.	510	4984	No
144	GOM_NL__2PRFIN20030212_074102_000000392013_00421_04984_5324.N1	12-FEB-2003 07:41:02	Twilight	39.000	57	34Sig Sgr	2.0660	26000.	78	4984	No
145	GOM_NL__2PRFIN20030212_074343_000000412013_00421_04984_5325.N1	12-FEB-2003 07:43:43	Dark	41.000	38	20Eps Sgr	1.8360	11000.	82	4984	No
146	GOM_NL__2PRFIN20030212_074602_000000552013_00421_04984_5326.N1	12-FEB-2003 07:46:02	Dark	55.000	16	21Alp Sco	1.0200	3000.0	110	4984	No
147	GOM_NL__2PRFIN20030212_074802_000000532013_00421_04984_5327.N1	12-FEB-2003 07:48:02	Dark	52.500	158	6Pi Sco	2.9060	28000.	105	4984	No
148	GOM_NL__2PRFIN20030212_075019_000000452013_00421_04984_5328.N1	12-FEB-2003 07:50:19	Dark	44.500	141	Bet Ara	2.8400	4600.0	89	4984	No
149	GOM_NL__2PRFIN20030212_075200_000000472013_00422_04985_5295.N1	12-FEB-2003 07:52:00	Dark	46.500	131	Gam Lup	2.8000	26000.	93	4985	No
150	GOM_NL__2PRFIN20030212_075736_000000422013_00422_04985_5296.N1	12-FEB-2003 07:57:36	Dark	42.000	10	Bet Cen	0.61000	28000.	84	4985	No
151	GOM_NL__2PRFIN20030212_080047_000000432013_00422_04985_5297.N1	12-FEB-2003 08:00:47	Dark	43.000	12	Alp1Cru	0.77500	30000.	86	4985	No
152	GOM_NL__2PRFIN20030212_080329_000000392013_00422_04985_5298.N1	12-FEB-2003 08:03:29	Dark	38.500	29	Bet Car	1.6720	10200.	77	4985	No
153	GOM_NL__2PRFIN20030212_080603_000000392013_00422_04985_5299.N1	12-FEB-2003 08:06:03	Dark	38.500	71	lot Car	2.2460	7700.0	77	4985	No
154	GOM_NL__2PRFIN20030212_080742_000000412013_00422_04985_5300.N1	12-FEB-2003 08:07:42	Dark	41.000	46	Del Vel	1.9540	10600.	82	4985	No
155	GOM_NL__2PRFIN20030212_081007_000000392013_00422_04985_5301.N1	12-FEB-2003 08:10:07	Straylight	39.000	34	Gam2Vel	1.7930	23000.	78	4985	No
156	GOM_NL__2PRFIN20030212_081211_000000402013_00422_04985_5302.N1	12-FEB-2003 08:12:11	Straylight	40.000	70	Zet Pup	2.2460	39000.	80	4985	No
157	GOM_NL__2PRFIN20030212_081326_000000442013_00422_04985_5303.N1	12-FEB-2003 08:13:26	Straylight	44.000	117	Pi Pup	2.7060	3800.0	88	4985	No
158	GOM_NL__2PRFIN20030212_081631_000000452013_00422_04985_5304.N1	12-FEB-2003 08:16:31	Straylight	45.000	37	25Del CMa	1.8300	5900.0	90	4985	No
159	GOM_NL__2PRFIN20030212_082031_000000602013_00422_04985_5305.N1	12-FEB-2003 08:20:31	Straylight	59.500	48	30Alp Hya	1.9770	4100.0	119	4985	No
160	GOM_NL__2PRFIN20030212_100108_000000522013_00423_04986_4975.N1	12-FEB-2003 10:01:08	Straylight	52.000	48	30Alp Hya	1.9770	4100.0	104	4986	No

161	GOM_NL__2PRFIN20030212_100534_00000522013_00423_04986_4976.N1	12-FEB-2003 10:05:34	Bright	51.500	8	10Alp CMI	0.40000	6500.0	103	4986	No
162	GOM_NL__2PRFIN20030212_100926_00000372013_00423_04986_4977.N1	12-FEB-2003 10:09:26	Bright	37.000	44	24Gam Gem	1.9280	11000.	74	4986	No
163	GOM_NL__2PRFIN20030212_101155_00000402013_00423_04986_4978.N1	12-FEB-2003 10:11:55	Bright	39.500	17	78Bet Gem	1.1610	4500.0	79	4986	No
164	GOM_NL__2PRFIN20030212_101548_00000382013_00423_04986_4979.N1	12-FEB-2003 10:15:48	Bright	37.500	107	37The Aur	2.6490	11000.	75	4986	No
165	GOM_NL__2PRFIN20030212_101747_00000392013_00423_04986_4980.N1	12-FEB-2003 10:17:47	Bright	38.500	42	34Bet Aur	1.9000	10200.	77	4986	No
166	GOM_NL__2PRFIN20030212_102243_00000552013_00423_04986_4981.N1	12-FEB-2003 10:22:43	Bright	55.000	174	52Psi UMa	3.0040	4400.0	110	4986	No
167	GOM_NL__2PRFIN20030212_102513_00000432013_00423_04986_4982.N1	12-FEB-2003 10:25:13	Bright	42.500	36	50Alp UMa	1.8000	6300.0	85	4986	No
168	GOM_NL__2PRFIN20030212_102919_00000392013_00423_04986_4983.N1	12-FEB-2003 10:29:19	Bright	38.500	49	1Alp UMi	1.9900	6300.0	77	4986	No
169	GOM_NL__2PRFIN20030212_103139_00000432013_00423_04986_4984.N1	12-FEB-2003 10:31:39	Bright	42.500	60	7Bet UMi	2.0810	3950.0	85	4986	No
170	GOM_NL__2PRFIN20030212_103607_00000382013_00423_04986_4985.N1	12-FEB-2003 10:36:07	Bright	37.500	89	5Alp Cep	2.4510	8000.0	75	4986	No
171	GOM_NL__2PRFIN20030212_104008_00000412013_00423_04986_4986.N1	12-FEB-2003 10:40:08	Bright	41.000	130	23Bet Dra	2.7990	5800.0	82	4986	No
172	GOM_NL__2PRFIN20030212_104155_00000352013_00423_04986_4987.N1	12-FEB-2003 10:41:55	Bright	34.500	144	18Del Cyg	2.8600	11000.	69	4986	No
173	GOM_NL__2PRFIN20030212_104413_00000362013_00423_04986_4988.N1	12-FEB-2003 10:44:13	Bright	36.000	5	3Alp Lyr	0.033000	11000.	72	4986	No
174	GOM_NL__2PRFIN20030212_104719_00000542013_00423_04986_4989.N1	12-FEB-2003 10:47:19	Bright	53.500	133	40Zet Her	2.8070	6000.0	107	4986	No
175	GOM_NL__2PRFIN20030212_105102_000001062013_00423_04986_4990.N1	12-FEB-2003 10:51:02	Tw_i_and_stray	106.00	67	5Alp CrB	2.2210	11000.	212	4986	No
176	GOM_NL__2PRFIN20030212_105513_000002552013_00423_04986_4991.N1	12-FEB-2003 10:55:13	Straylight	255.00	83		2.3780	11000.	510	4986	No
177	GOM_NL__2PRFIN20030212_110214_00000412013_00423_04986_4992.N1	12-FEB-2003 11:02:14	Twilight	40.500	57	34Sig Sgr	2.0660	26000.	81	4986	No
178	GOM_NL__2PRFIN20030212_110456_00000412013_00423_04986_4993.N1	12-FEB-2003 11:04:56	Dark	41.000	38	20Eps Sgr	1.8360	11000.	82	4986	No
179	GOM_NL__2PRFIN20030212_110716_00000552013_00423_04986_4994.N1	12-FEB-2003 11:07:16	Dark	55.000	16	21Alp Sco	1.0200	3000.0	110	4986	No
180	GOM_NL__2PRFIN20030212_110916_00000562013_00423_04986_4995.N1	12-FEB-2003 11:09:16	Dark	55.500	158	6Pi Sco	2.9060	28000.	111	4986	No
181	GOM_NL__2PRFIN20030212_111132_00000392013_00423_04986_4996.N1	12-FEB-2003 11:11:32	Dark	39.000	141	Bet Ara	2.8400	4600.0	78	4986	No
182	GOM_NL__2PRFIN20030212_111313_00000472013_00424_04987_5296.N1	12-FEB-2003 11:13:13	Dark	46.500	131	Gam Lup	2.8000	26000.	93	4987	No
183	GOM_NL__2PRFIN20030212_111850_00000452013_00424_04987_5297.N1	12-FEB-2003 11:18:50	Dark	44.500	10	Bet Cen	0.61000	28000.	89	4987	No
184	GOM_NL__2PRFIN20030212_112200_00000402013_00424_04987_5298.N1	12-FEB-2003 11:22:00	Dark	40.000	12	Alp1Cru	0.77500	30000.	80	4987	No
185	GOM_NL__2PRFIN20030212_112441_00000472013_00424_04987_5299.N1	12-FEB-2003 11:24:41	Dark	47.000	29	Bet Car	1.6720	10200.	94	4987	No
186	GOM_NL__2PRFIN20030212_112716_00000382013_00424_04987_5300.N1	12-FEB-2003 11:27:16	Dark	38.000	71	lot Car	2.2460	7700.0	76	4987	No
187	GOM_NL__2PRFIN20030212_112855_00000382013_00424_04987_5301.N1	12-FEB-2003 11:28:55	Dark	37.500	46	Del Vel	1.9540	10600.	75	4987	No
188	GOM_NL__2PRFIN20030212_113120_00000392013_00424_04987_5302.N1	12-FEB-2003 11:31:20	Straylight	38.500	34	Gam2Vel	1.7930	23000.	77	4987	No
189	GOM_NL__2PRFIN20030212_113324_00000402013_00424_04987_5303.N1	12-FEB-2003 11:33:24	Straylight	40.000	70	Zet Pup	2.2460	39000.	80	4987	No
190	GOM_NL__2PRFIN20030212_113438_00000452013_00424_04987_5304.N1	12-FEB-2003 11:34:38	Straylight	45.000	117	Pi Pup	2.7060	3800.0	90	4987	No
191	GOM_NL__2PRFIN20030212_113743_00000452013_00424_04987_5305.N1	12-FEB-2003 11:37:43	Straylight	45.000	37	25Del CMa	1.8300	5900.0	90	4987	No
192	GOM_NL__2PRFIN20030212_114144_00000532013_00424_04987_5306.N1	12-FEB-2003 11:41:44	Straylight	52.500	48	30Alp Hya	1.9770	4100.0	105	4987	No
193	GOM_NL__2PRFIN20030212_114610_00000472013_00424_04987_5307.N1	12-FEB-2003 11:46:10	Bright	46.500	8	10Alp CMI	0.40000	6500.0	93	4987	No
194	GOM_NL__2PRFIN20030212_115002_00000392013_00424_04987_5308.N1	12-FEB-2003 11:50:02	Bright	39.000	44	24Gam Gem	1.9280	11000.	78	4987	No
195	GOM_NL__2PRFIN20030212_115231_00000382013_00424_04987_5309.N1	12-FEB-2003 11:52:31	Bright	38.000	17	78Bet Gem	1.1610	4500.0	76	4987	No
196	GOM_NL__2PRFIN20030212_115625_00000392013_00424_04987_5310.N1	12-FEB-2003 11:56:25	Bright	39.000	107	37The Aur	2.6490	11000.	78	4987	No
197	GOM_NL__2PRFIN20030212_115823_00000382013_00424_04987_5311.N1	12-FEB-2003 11:58:23	Bright	38.000	42	34Bet Aur	1.9000	10200.	76	4987	No
198	GOM_NL__2PRFIN20030212_120317_00000822013_00424_04987_5312.N1	12-FEB-2003 12:03:17	Bright	82.000	174	52Psi UMa	3.0040	4400.0	164	4987	No
199	GOM_NL__2PRFIN20030212_120549_00000472013_00424_04987_5313.N1	12-FEB-2003 12:05:49	Bright	46.500	36	50Alp UMa	1.8000	6300.0	93	4987	No
200	GOM_NL__2PRFIN20030212_120955_00000382013_00424_04987_5314.N1	12-FEB-2003 12:09:55	Bright	38.000	49	1Alp UMi	1.9900	6300.0	76	4987	No
201	GOM_NL__2PRFIN20030212_121215_00000402013_00424_04987_5315.N1	12-FEB-2003 12:12:15	Bright	40.000	60	7Bet UMi	2.0810	3950.0	80	4987	No
202	GOM_NL__2PRFIN20030212_121642_00000382013_00424_04987_5316.N1	12-FEB-2003 12:16:42	Bright	37.500	89	5Alp Cep	2.4510	8000.0	75	4987	No
203	GOM_NL__2PRFIN20030212_122043_00000392013_00424_04987_5317.N1	12-FEB-2003 12:20:43	Bright	39.000	130	23Bet Dra	2.7990	5800.0	78	4987	No
204	GOM_NL__2PRFIN20030212_122231_00000342013_00424_04987_5318.N1	12-FEB-2003 12:22:31	Bright	33.500	144	18Del Cyg	2.8600	11000.	67	4987	No
205	GOM_NL__2PRFIN20030212_122449_00000392013_00424_04987_5319.N1	12-FEB-2003 12:24:49	Bright	39.000	5	3Alp Lyr	0.033000	11000.	78	4987	No
206	GOM_NL__2PRFIN20030212_122755_00000542013_00424_04987_5320.N1	12-FEB-2003 12:27:55	Bright	54.000	133	40Zet Her	2.8070	6000.0	108	4987	No
207	GOM_NL__2PRFIN20030212_123138_000001032013_00424_04987_5321.N1	12-FEB-2003 12:31:38	Tw_i_and_stray	103.00	67	5Alp CrB	2.2210	11000.	206	4987	No
208	GOM_NL__2PRFIN20030212_123553_000002552013_00424_04987_5322.N1	12-FEB-2003 12:35:53	Straylight	255.00	83		2.3780	11000.	510	4987	No
209	GOM_NL__2PRFIN20030212_124251_00000432013_00424_04987_5323.N1	12-FEB-2003 12:42:51	Twilight	42.500	57	34Sig Sgr	2.0660	26000.	85	4987	No
210	GOM_NL__2PRFIN20030212_124532_00000412013_00424_04987_5324.N1	12-FEB-2003 12:45:32	Dark	40.500	38	20Eps Sgr	1.8360	11000.	81	4987	No
211	GOM_NL__2PRFIN20030212_124752_00000572013_00424_04987_5325.N1	12-FEB-2003 12:47:52	Dark	56.500	16	21Alp Sco	1.0200	3000.0	113	4987	No
212	GOM_NL__2PRFIN20030212_124953_00000532013_00424_04987_5326.N1	12-FEB-2003 12:49:53	Dark	53.000	158	6Pi Sco	2.9060	28000.	106	4987	No
213	GOM_NL__2PRFIN20030212_125208_00000442013_00424_04987_5327.N1	12-FEB-2003 12:52:08	Dark	44.000	141	Bet Ara	2.8400	4600.0	88	4987	No
214	GOM_NL__2PRFIN20030212_125350_00000482013_00425_04988_5296.N1	12-FEB-2003 12:53:50	Dark	48.000	131	Gam Lup	2.8000	26000.	96	4988	No
215	GOM_NL__2PRFIN20030212_125926_00000522013_00425_04988_5297.N1	12-FEB-2003 12:59:26	Dark	52.000	10	Bet Cen	0.61000	28000.	104	4988	No
216	GOM_NL__2PRFIN20030212_130236_00000522013_00425_04988_5298.N1	12-FEB-2003 13:02:36	Dark	52.000	12	Alp1Cru	0.77500	30000.	104	4988	No
217	GOM_NL__2PRFIN20030212_130517_00000412013_00425_04988_5299.N1	12-FEB-2003 13:05:17	Dark	40.500	29	Bet Car	1.6720	10200.	81	4988	No
218	GOM_NL__2PRFIN20030212_130752_00000372013_00425_04988_5300.N1	12-FEB-2003 13:07:52	Dark	37.000	71	lot Car	2.2460	7700.0	74	4988	No
219	GOM_NL__2PRFIN20030212_130931_00000392013_00425_04988_5301.N1	12-FEB-2003 13:09:31	Dark	38.500	46	Del Vel	1.9540	10600.	77	4988	No

220	GOM_NL__2PRFIN20030212_131155_000000422013_00425_04988_5302.N1	12-FEB-2003 13:11:55	Straylight	41.500	34	Gam2Vel	1.7930	23000.	83	4988	No
221	GOM_NL__2PRFIN20030212_131400_000000382013_00425_04988_5303.N1	12-FEB-2003 13:14:00	Straylight	37.500	70	Zet Pup	2.2460	39000.	75	4988	No
222	GOM_NL__2PRFIN20030212_131515_000000462013_00425_04988_5304.N1	12-FEB-2003 13:15:15	Straylight	45.500	117	Pi Pup	2.7060	3800.0	91	4988	No
223	GOM_NL__2PRFIN20030212_131819_000000442013_00425_04988_5305.N1	12-FEB-2003 13:18:19	Straylight	43.500	37	25Del CMa	1.8300	5900.0	87	4988	No
224	GOM_NL__2PRFIN20030212_132220_000000602013_00425_04988_5306.N1	12-FEB-2003 13:22:20	Straylight	60.000	48	30Alp Hya	1.9770	4100.0	120	4988	No
225	GOM_NL__2PRFIN20030212_132645_000000522013_00425_04988_5307.N1	12-FEB-2003 13:26:45	Bright	52.000	8	10Alp CMi	0.40000	6500.0	104	4988	No
226	GOM_NL__2PRFIN20030212_133038_000000392013_00425_04988_5308.N1	12-FEB-2003 13:30:38	Bright	38.500	44	24Gam Gem	1.9280	11000.	77	4988	No
227	GOM_NL__2PRFIN20030212_133306_000000402013_00425_04988_5309.N1	12-FEB-2003 13:33:06	Bright	40.000	17	78Bet Gem	1.1610	4500.0	80	4988	No
228	GOM_NL__2PRFIN20030212_133701_000000382013_00425_04988_5310.N1	12-FEB-2003 13:37:01	Bright	38.000	107	37The Aur	2.6490	11000.	76	4988	No
229	GOM_NL__2PRFIN20030212_133900_000000372013_00425_04988_5311.N1	12-FEB-2003 13:39:00	Bright	37.000	42	34Bet Aur	1.9000	10200.	74	4988	No
230	GOM_NL__2PRFIN20030212_134352_000000562013_00425_04988_5312.N1	12-FEB-2003 13:43:52	Bright	55.500	174	52Psi UMa	3.0040	4400.0	111	4988	No
231	GOM_NL__2PRFIN20030212_134624_000000462013_00425_04988_5313.N1	12-FEB-2003 13:46:24	Bright	45.500	36	50Alp UMa	1.8000	6300.0	91	4988	No
232	GOM_NL__2PRFIN20030212_135031_000000382013_00425_04988_5314.N1	12-FEB-2003 13:50:31	Bright	38.000	49	1Alp UMi	1.9900	6300.0	76	4988	No
233	GOM_NL__2PRFIN20030212_135250_000000422013_00425_04988_5315.N1	12-FEB-2003 13:52:50	Bright	42.000	60	7Bet UMi	2.0810	3950.0	84	4988	No
234	GOM_NL__2PRFIN20030212_135719_000000372013_00425_04988_5316.N1	12-FEB-2003 13:57:19	Bright	36.500	89	5Alp Cep	2.4510	8000.0	73	4988	No
235	GOM_NL__2PRFIN20030212_140119_000000432013_00425_04988_5317.N1	12-FEB-2003 14:01:19	Bright	42.500	130	23Bet Dra	2.7990	5800.0	85	4988	No
236	GOM_NL__2PRFIN20030212_140307_000000362013_00425_04988_5318.N1	12-FEB-2003 14:03:07	Bright	35.500	144	18Del Cyg	2.8600	11000.	71	4988	No
237	GOM_NL__2PRFIN20030212_140525_000000372013_00425_04988_5319.N1	12-FEB-2003 14:05:25	Bright	36.500	5	3Alp Lyr	0.033000	11000.	73	4988	No
238	GOM_NL__2PRFIN20030212_140831_000000542013_00425_04988_5320.N1	12-FEB-2003 14:08:31	Bright	54.000	133	40Zet Her	2.8070	6000.0	108	4988	No
239	GOM_NL__2PRFIN20030212_141216_000001002013_00425_04988_5321.N1	12-FEB-2003 14:12:16	Twi_and_stray	100.00	67	5Alp CrB	2.2210	11000.	200	4988	No
240	GOM_NL__2PRFIN20030212_141633_000002552013_00425_04988_5322.N1	12-FEB-2003 14:16:33	Straylight	255.00	83		2.3780	11000.	510	4988	No
241	GOM_NL__2PRFIN20030212_142326_000000422013_00425_04988_5323.N1	12-FEB-2003 14:23:26	Twilight	41.500	57	34Sig Sgr	2.0660	26000.	83	4988	No
242	GOM_NL__2PRFIN20030212_142608_000000442013_00425_04988_5324.N1	12-FEB-2003 14:26:08	Dark	43.500	38	20Eps Sgr	1.8360	11000.	87	4988	No
243	GOM_NL__2PRFIN20030212_142829_000000592013_00425_04988_5325.N1	12-FEB-2003 14:28:29	Dark	59.000	16	21Alp Sco	1.0200	3000.0	118	4988	No
244	GOM_NL__2PRFIN20030212_143030_000000542013_00425_04988_5326.N1	12-FEB-2003 14:30:30	Dark	54.000	158	6Pi Sco	2.9060	28000.	108	4988	No
245	GOM_NL__2PRFIN20030212_143244_000000392013_00425_04988_5327.N1	12-FEB-2003 14:32:44	Dark	38.500	141	Bet Ara	2.8400	4600.0	77	4988	No
246	GOM_NL__2PRFIN20030212_143427_000000482013_00426_04989_5296.N1	12-FEB-2003 14:34:27	Dark	48.000	131	Gam Lup	2.8000	26000.	96	4989	No
247	GOM_NL__2PRFIN20030212_144003_000000452013_00426_04989_5297.N1	12-FEB-2003 14:40:03	Dark	44.500	10	Bet Cen	0.61000	28000.	89	4989	No
248	GOM_NL__2PRFIN20030212_144312_000000412013_00426_04989_5298.N1	12-FEB-2003 14:43:12	Dark	41.000	12	Alp1Cru	0.77500	30000.	82	4989	No
249	GOM_NL__2PRFIN20030212_144553_000000372013_00426_04989_5299.N1	12-FEB-2003 14:45:53	Dark	37.000	29	Bet Car	1.6720	10200.	74	4989	No
250	GOM_NL__2PRFIN20030212_144827_000000412013_00426_04989_5300.N1	12-FEB-2003 14:48:27	Dark	40.500	71	lot Car	2.2460	7700.0	81	4989	No
251	GOM_NL__2PRFIN20030212_145007_000000382013_00426_04989_5301.N1	12-FEB-2003 14:50:07	Dark	38.000	46	Del Vel	1.9540	10600.	76	4989	No
252	GOM_NL__2PRFIN20030212_145231_000000422013_00426_04989_5302.N1	12-FEB-2003 14:52:31	Straylight	41.500	34	Gam2Vel	1.7930	23000.	83	4989	No
253	GOM_NL__2PRFIN20030212_145436_000000402013_00426_04989_5303.N1	12-FEB-2003 14:54:36	Straylight	40.000	70	Zet Pup	2.2460	39000.	80	4989	No
254	GOM_NL__2PRFIN20030212_145551_000000432013_00426_04989_5304.N1	12-FEB-2003 14:55:51	Straylight	42.500	117	Pi Pup	2.7060	3800.0	85	4989	No
255	GOM_NL__2PRFIN20030212_145855_000000472013_00426_04989_5305.N1	12-FEB-2003 14:58:55	Straylight	46.500	37	25Del CMa	1.8300	5900.0	93	4989	No
256	GOM_NL__2PRFIN20030212_150256_000000592013_00426_04989_5306.N1	12-FEB-2003 15:02:56	Straylight	58.500	48	30Alp Hya	1.9770	4100.0	117	4989	No
257	GOM_NL__2PRFIN20030212_150720_000000462013_00426_04989_5307.N1	12-FEB-2003 15:07:20	Bright	46.000	8	10Alp CMi	0.40000	6500.0	92	4989	No
258	GOM_NL__2PRFIN20030212_151115_000000392013_00426_04989_5308.N1	12-FEB-2003 15:11:15	Bright	38.500	44	24Gam Gem	1.9280	11000.	77	4989	No
259	GOM_NL__2PRFIN20030212_151342_000000412013_00426_04989_5309.N1	12-FEB-2003 15:13:42	Bright	41.000	17	78Bet Gem	1.1610	4500.0	82	4989	No
260	GOM_NL__2PRFIN20030212_151738_000000382013_00426_04989_5310.N1	12-FEB-2003 15:17:38	Bright	37.500	107	37The Aur	2.6490	11000.	75	4989	No
261	GOM_NL__2PRFIN20030212_151936_000000382013_00426_04989_5311.N1	12-FEB-2003 15:19:36	Bright	37.500	42	34Bet Aur	1.9000	10200.	75	4989	No
262	GOM_NL__2PRFIN20030212_152428_000000562013_00426_04989_5312.N1	12-FEB-2003 15:24:28	Bright	56.000	174	52Psi UMa	3.0040	4400.0	112	4989	No
263	GOM_NL__2PRFIN20030212_152700_000000462013_00426_04989_5313.N1	12-FEB-2003 15:27:00	Bright	46.000	36	50Alp UMa	1.8000	6300.0	92	4989	No
264	GOM_NL__2PRFIN20030212_153108_000000402013_00426_04989_5314.N1	12-FEB-2003 15:31:08	Bright	40.000	49	1Alp UMi	1.9900	6300.0	80	4989	No
265	GOM_NL__2PRFIN20030212_153327_000000412013_00426_04989_5315.N1	12-FEB-2003 15:33:27	Bright	40.500	60	7Bet UMi	2.0810	3950.0	81	4989	No
266	GOM_NL__2PRFIN20030212_153756_000000362013_00426_04989_5316.N1	12-FEB-2003 15:37:56	Bright	35.500	89	5Alp Cep	2.4510	8000.0	71	4989	No
267	GOM_NL__2PRFIN20030212_154156_000000422013_00426_04989_5317.N1	12-FEB-2003 15:41:56	Bright	41.500	130	23Bet Dra	2.7990	5800.0	83	4989	No
268	GOM_NL__2PRFIN20030212_154344_000000352013_00426_04989_5318.N1	12-FEB-2003 15:43:44	Bright	34.500	144	18Del Cyg	2.8600	11000.	69	4989	No
269	GOM_NL__2PRFIN20030212_154602_000000392013_00426_04989_5319.N1	12-FEB-2003 15:46:02	Bright	38.500	5	3Alp Lyr	0.033000	11000.	77	4989	No
270	GOM_NL__2PRFIN20030212_154908_000000532013_00426_04989_5320.N1	12-FEB-2003 15:49:08	Bright	52.500	133	40Zet Her	2.8070	6000.0	105	4989	No
271	GOM_NL__2PRFIN20030212_155251_000001002013_00426_04989_5321.N1	12-FEB-2003 15:52:51	Twi_and_stray	99.500	67	5Alp CrB	2.2210	11000.	199	4989	No
272	GOM_NL__2PRFIN20030212_155713_000002552013_00426_04989_5322.N1	12-FEB-2003 15:57:13	Straylight	255.00	83		2.3780	11000.	510	4989	No
273	GOM_NL__2PRFIN20030212_160403_000000432013_00426_04989_5323.N1	12-FEB-2003 16:04:03	Twilight	43.000	57	34Sig Sgr	2.0660	26000.	86	4989	No
274	GOM_NL__2PRFIN20030212_160645_000000402013_00426_04989_5324.N1	12-FEB-2003 16:06:45	Dark	39.500	38	20Eps Sgr	1.8360	11000.	79	4989	No
275	GOM_NL__2PRFIN20030212_160907_000000602013_00426_04989_5325.N1	12-FEB-2003 16:09:07	Dark	60.000	16	21Alp Sco	1.0200	3000.0	120	4989	No
276	GOM_NL__2PRFIN20030212_161108_000000532013_00426_04989_5326.N1	12-FEB-2003 16:11:08	Dark	52.500	158	6Pi Sco	2.9060	28000.	105	4989	No
277	GOM_NL__2PRFIN20030212_161321_000000392013_00426_04989_5327.N1	12-FEB-2003 16:13:21	Dark	39.000	141	Bet Ara	2.8400	4600.0	78	4989	No
278	GOM_NL__2PRFIN20030212_161505_000000472013_00427_04990_5296.N1	12-FEB-2003 16:15:05	Dark	47.000	131	Gam Lup	2.8000	26000.	94	4990	No

279	GOM_NL__2PRFIN20030212_162040_000000422013_00427_04990_5297.N1	12-FEB-2003 16:20:40	Dark	41.500	10	Bet Cen	0.61000	28000.	83	4990	No
280	GOM_NL__2PRFIN20030212_162349_000000412013_00427_04990_5298.N1	12-FEB-2003 16:23:49	Dark	40.500	12	Alp1Cru	0.77500	30000.	81	4990	No
281	GOM_NL__2PRFIN20030212_162516_000000472013_00427_04990_5299.N1	12-FEB-2003 16:25:16	Dark	46.500	64	Gam Cen	2.2000	10600.	93	4990	No
282	GOM_NL__2PRFIN20030212_162710_000000392013_00427_04990_5300.N1	12-FEB-2003 16:27:10	Dark	38.500	159	Ups Car	2.9200	7200.0	77	4990	No
283	GOM_NL__2PRFIN20030212_162904_000000422013_00427_04990_5301.N1	12-FEB-2003 16:29:04	Dark	42.000	71	lot Car	2.2460	7700.0	84	4990	No
284	GOM_NL__2PRFIN20030212_163043_000000392013_00427_04990_5302.N1	12-FEB-2003 16:30:43	Dark	38.500	46	Del Vel	1.9540	10600.	77	4990	No
285	GOM_NL__2PRFIN20030212_163324_000000432013_00427_04990_5303.N1	12-FEB-2003 16:33:24	Straylight	43.000	65	Lam Vel	2.2040	4400.0	86	4990	No
286	GOM_NL__2PRFIN20030212_163546_000001032013_00427_04990_5304.N1	12-FEB-2003 16:35:46	Straylight	103.00	171	2Eps Crv	3.0010	4250.0	206	4990	No
287	GOM_NL__2PRFIN20030212_163930_000000412013_00427_04990_5305.N1	12-FEB-2003 16:39:30	Straylight	41.000	132	15Rho Pup	2.8030	6900.0	82	4990	No
288	GOM_NL__2PRFIN20030212_164332_000000602013_00427_04990_5306.N1	12-FEB-2003 16:43:32	Straylight	60.000	48	30Alp Hya	1.9770	4100.0	120	4990	No
289	GOM_NL__2PRFIN20030212_164758_000000522013_00427_04990_5307.N1	12-FEB-2003 16:47:58	Bright	52.000	8	10Alp CMi	0.40000	6500.0	104	4990	No
290	GOM_NL__2PRFIN20030212_165151_000000392013_00427_04990_5308.N1	12-FEB-2003 16:51:51	Bright	38.500	44	24Gam Gem	1.9280	11000.	77	4990	No
291	GOM_NL__2PRFIN20030212_165419_000000392013_00427_04990_5309.N1	12-FEB-2003 16:54:19	Bright	39.000	17	78Bet Gem	1.1610	4500.0	78	4990	No
292	GOM_NL__2PRFIN20030212_170012_000000402013_00427_04990_5310.N1	12-FEB-2003 17:00:12	Bright	39.500	42	34Bet Aur	1.9000	10200.	79	4990	No
293	GOM_NL__2PRFIN20030212_170502_000000572013_00427_04990_5311.N1	12-FEB-2003 17:05:02	Bright	56.500	174	52Psi UMa	3.0040	4400.0	113	4990	No
294	GOM_NL__2PRFIN20030212_170735_000000412013_00427_04990_5312.N1	12-FEB-2003 17:07:35	Bright	41.000	36	50Alp UMa	1.8000	6300.0	82	4990	No
295	GOM_NL__2PRFIN20030212_171143_000000382013_00427_04990_5313.N1	12-FEB-2003 17:11:43	Bright	37.500	49	1Alp UMi	1.9900	6300.0	75	4990	No
296	GOM_NL__2PRFIN20030212_171402_000000422013_00427_04990_5314.N1	12-FEB-2003 17:14:02	Bright	42.000	60	7Bet UMi	2.0810	3950.0	84	4990	No
297	GOM_NL__2PRFIN20030212_171832_000000382013_00427_04990_5315.N1	12-FEB-2003 17:18:32	Bright	38.000	89	5Alp Cep	2.4510	8000.0	76	4990	No
298	GOM_NL__2PRFIN20030212_172232_000000422013_00427_04990_5316.N1	12-FEB-2003 17:22:32	Bright	41.500	130	23Bet Dra	2.7990	5800.0	83	4990	No
299	GOM_NL__2PRFIN20030212_172420_000000362013_00427_04990_5317.N1	12-FEB-2003 17:24:20	Bright	36.000	144	18Del Cyg	2.8600	11000.	72	4990	No
300	GOM_NL__2PRFIN20030212_172638_000000362013_00427_04990_5318.N1	12-FEB-2003 17:26:38	Bright	35.500	5	3Alp Lyr	0.033000	11000.	71	4990	No
301	GOM_NL__2PRFIN20030212_172944_000000532013_00427_04990_5319.N1	12-FEB-2003 17:29:44	Bright	53.000	133	40Zet Her	2.8070	6000.0	106	4990	No
302	GOM_NL__2PRFIN20030212_173329_000001012013_00427_04990_5320.N1	12-FEB-2003 17:33:29	Twilight	101.00	67	5Alp CrB	2.2210	11000.	202	4990	No
303	GOM_NL__2PRFIN20030212_173742_000000452013_00427_04990_5321.N1	12-FEB-2003 17:37:42	Bright	44.500	126	60Bet Oph	2.7700	4250.0	89	4990	No
304	GOM_NL__2PRFIN20030212_174439_000000432013_00427_04990_5322.N1	12-FEB-2003 17:44:39	Twilight	43.000	57	34Sig Sgr	2.0660	26000.	86	4990	No
305	GOM_NL__2PRFIN20030212_174721_000000412013_00427_04990_5323.N1	12-FEB-2003 17:47:21	Dark	40.500	38	20Eps Sgr	1.8360	11000.	81	4990	No
306	GOM_NL__2PRFIN20030212_174944_000000572013_00427_04990_5324.N1	12-FEB-2003 17:49:44	Dark	56.500	16	21Alp Sco	1.0200	3000.0	113	4990	No
307	GOM_NL__2PRFIN20030212_175145_000000562013_00427_04990_5325.N1	12-FEB-2003 17:51:45	Dark	55.500	158	6Pi Sco	2.9060	28000.	111	4990	No
308	GOM_NL__2PRFIN20030212_175357_000000412013_00427_04990_5326.N1	12-FEB-2003 17:53:57	Dark	40.500	141	Bet Ara	2.8400	4600.0	81	4990	No
309	GOM_NL__2PRFIN20030212_175542_000000462013_00428_04991_5296.N1	12-FEB-2003 17:55:42	Dark	46.000	131	Gam Lup	2.8000	26000.	92	4991	No
310	GOM_NL__2PRFIN20030212_180117_000000422013_00428_04991_5297.N1	12-FEB-2003 18:01:17	Dark	42.000	10	Bet Cen	0.61000	28000.	84	4991	No
311	GOM_NL__2PRFIN20030212_180426_000000472013_00428_04991_5298.N1	12-FEB-2003 18:04:26	Dark	47.000	12	Alp1Cru	0.77500	30000.	94	4991	No
312	GOM_NL__2PRFIN20030212_180553_000000472013_00428_04991_5299.N1	12-FEB-2003 18:05:53	Dark	47.000	64	Gam Cen	2.2000	10600.	94	4991	No
313	GOM_NL__2PRFIN20030212_180747_000000382013_00428_04991_5300.N1	12-FEB-2003 18:07:47	Dark	38.000	159	Ups Car	2.9200	7200.0	76	4991	No
314	GOM_NL__2PRFIN20030212_180941_000000392013_00428_04991_5301.N1	12-FEB-2003 18:09:41	Dark	39.000	71	lot Car	2.2460	7700.0	78	4991	No
315	GOM_NL__2PRFIN20030212_181120_000000392013_00428_04991_5302.N1	12-FEB-2003 18:11:20	Dark	39.000	46	Del Vel	1.9540	10600.	78	4991	No
316	GOM_NL__2PRFIN20030212_195156_000000432013_00429_04992_4980.N1	12-FEB-2003 19:51:56	Dark	42.500	46	Del Vel	1.9540	10600.	85	4992	No
317	GOM_NL__2PRFIN20030212_195437_000000472013_00429_04992_4981.N1	12-FEB-2003 19:54:37	Straylight	46.500	65	Lam Vel	2.2040	4400.0	93	4992	No
318	GOM_NL__2PRFIN20030212_195659_000001012013_00429_04992_4982.N1	12-FEB-2003 19:56:59	Straylight	100.50	171	2Eps Crv	3.0010	4250.0	201	4992	No
319	GOM_NL__2PRFIN20030212_200043_000000392013_00429_04992_4983.N1	12-FEB-2003 20:00:43	Straylight	39.000	132	15Rho Pup	2.8030	6900.0	78	4992	No
320	GOM_NL__2PRFIN20030212_200445_000000512013_00429_04992_4984.N1	12-FEB-2003 20:04:45	Straylight	51.000	48	30Alp Hya	1.9770	4100.0	102	4992	No
321	GOM_NL__2PRFIN20030212_200911_000000472013_00429_04992_4985.N1	12-FEB-2003 20:09:11	Bright	47.000	8	10Alp CMi	0.40000	6500.0	94	4992	No
322	GOM_NL__2PRFIN20030212_201304_000000382013_00429_04992_4986.N1	12-FEB-2003 20:13:04	Bright	37.500	44	24Gam Gem	1.9280	11000.	75	4992	No
323	GOM_NL__2PRFIN20030212_201531_000000382013_00429_04992_4987.N1	12-FEB-2003 20:15:31	Bright	37.500	17	78Bet Gem	1.1610	4500.0	75	4992	No
324	GOM_NL__2PRFIN20030212_202126_000000382013_00429_04992_4988.N1	12-FEB-2003 20:21:26	Bright	37.500	42	34Bet Aur	1.9000	10200.	75	4992	No
325	GOM_NL__2PRFIN20030212_202612_000000562013_00429_04992_4989.N1	12-FEB-2003 20:26:12	Bright	55.500	174	52Psi UMa	3.0040	4400.0	111	4992	No
326	GOM_NL__2PRFIN20030212_202846_000000462013_00429_04992_4990.N1	12-FEB-2003 20:28:46	Bright	45.500	36	50Alp UMa	1.8000	6300.0	91	4992	No
327	GOM_NL__2PRFIN20030212_203255_000000362013_00429_04992_4991.N1	12-FEB-2003 20:32:55	Bright	35.500	49	1Alp UMi	1.9900	6300.0	71	4992	No
328	GOM_NL__2PRFIN20030212_203514_000000362013_00429_04992_4992.N1	12-FEB-2003 20:35:14	Bright	36.000	60	7Bet UMi	2.0810	3950.0	72	4992	No
329	GOM_NL__2PRFIN20030212_203944_000000522013_00429_04992_4993.N1	12-FEB-2003 20:39:44	Bright	52.000	89	5Alp Cep	2.4510	8000.0	104	4992	No
330	GOM_NL__2PRFIN20030212_204344_000000402013_00429_04992_4994.N1	12-FEB-2003 20:43:44	Bright	39.500	130	23Bet Dra	2.7990	5800.0	79	4992	No
331	GOM_NL__2PRFIN20030212_204533_000000362013_00429_04992_4995.N1	12-FEB-2003 20:45:33	Bright	35.500	144	18Del Cyg	2.8600	11000.	71	4992	No
332	GOM_NL__2PRFIN20030212_204750_000000362013_00429_04992_4996.N1	12-FEB-2003 20:47:50	Bright	36.000	5	3Alp Lyr	0.033000	11000.	72	4992	No
333	GOM_NL__2PRFIN20030212_205056_000000532013_00429_04992_4997.N1	12-FEB-2003 20:50:56	Bright	52.500	133	40Zet Her	2.8070	6000.0	105	4992	No
334	GOM_NL__2PRFIN20030212_205441_000001102013_00429_04992_4998.N1	12-FEB-2003 20:54:41	Twilight	109.50	67	5Alp CrB	2.2210	11000.	219	4992	No
335	GOM_NL__2PRFIN20030212_205855_000000472013_00429_04992_4999.N1	12-FEB-2003 20:58:55	Bright	46.500	126	60Bet Oph	2.7700	4250.0	93	4992	No
336	GOM_NL__2PRFIN20030212_210552_000000422013_00429_04992_5000.N1	12-FEB-2003 21:05:52	Twilight	42.000	57	34Sig Sgr	2.0660	26000.	84	4992	No
337	GOM_NL__2PRFIN20030212_210834_000000442013_00429_04992_5001.N1	12-FEB-2003 21:08:34	Dark	43.500	38	20Eps Sgr	1.8360	11000.	87	4992	No

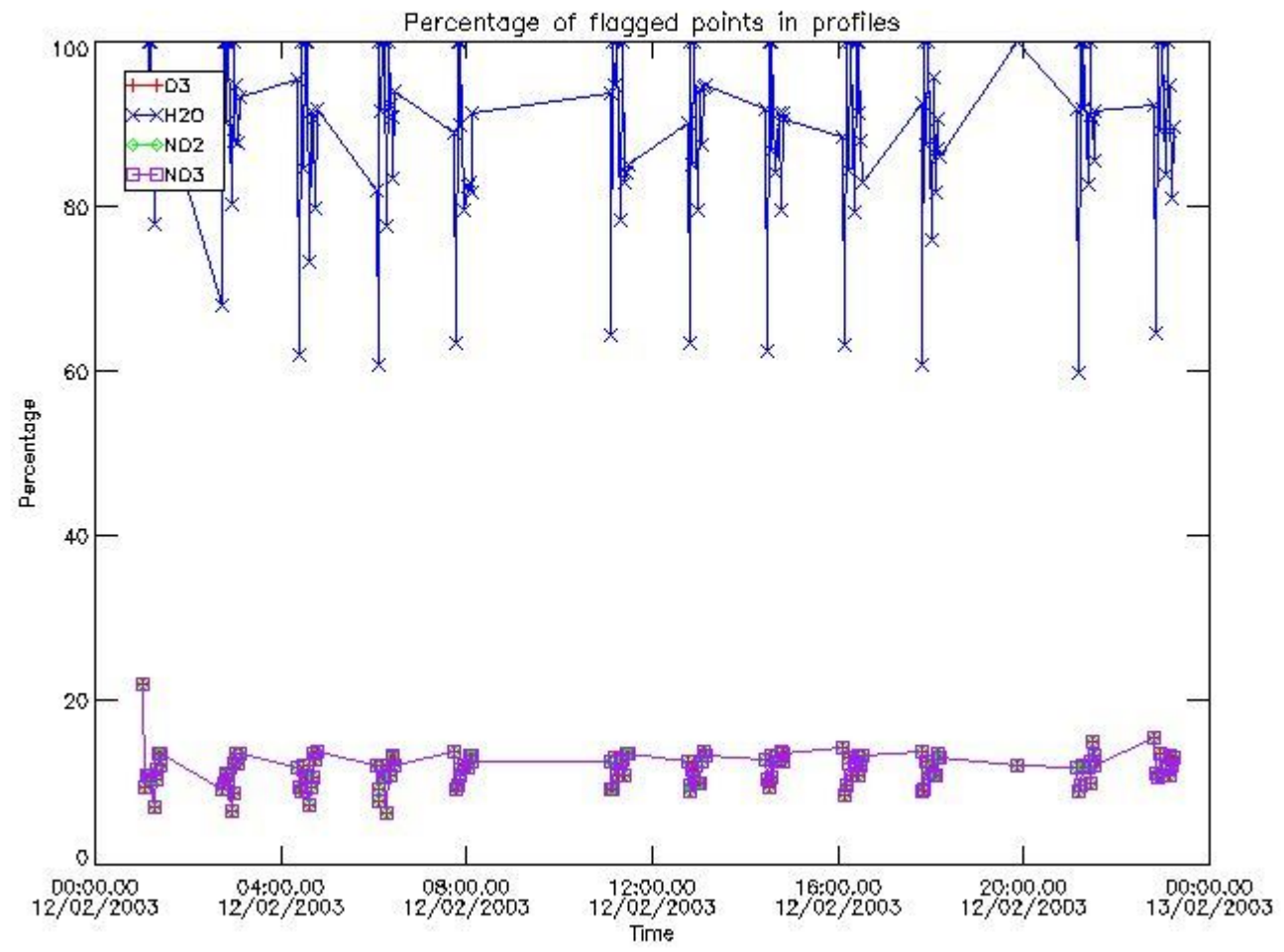
338	GOM_NL__2PRFIN20030212_211058_000000582013_00429_04992_5002.N1	12-FEB-2003 21:10:58	Dark	57.500	16	21Alp Sco	1.0200	3000.0	115	4992	No
339	GOM_NL__2PRFIN20030212_211300_000000532013_00429_04992_5003.N1	12-FEB-2003 21:13:00	Dark	53.000	158	6Pi Sco	2.9060	28000.	106	4992	No
340	GOM_NL__2PRFIN20030212_211510_000000442013_00429_04992_5004.N1	12-FEB-2003 21:15:10	Dark	43.500	141	Bet Ara	2.8400	4600.0	87	4992	No
341	GOM_NL__2PRFIN20030212_211656_000000472013_00430_04993_5297.N1	12-FEB-2003 21:16:56	Dark	46.500	131	Gam Lup	2.8000	26000.	93	4993	No
342	GOM_NL__2PRFIN20030212_212230_000000442013_00430_04993_5298.N1	12-FEB-2003 21:22:30	Dark	43.500	10	Bet Cen	0.61000	28000.	87	4993	No
343	GOM_NL__2PRFIN20030212_212539_000000412013_00430_04993_5299.N1	12-FEB-2003 21:25:39	Dark	41.000	12	Alp1Cru	0.77500	30000.	82	4993	No
344	GOM_NL__2PRFIN20030212_212707_000000522013_00430_04993_5300.N1	12-FEB-2003 21:27:07	Dark	51.500	64	Gam Cen	2.2000	10600.	103	4993	No
345	GOM_NL__2PRFIN20030212_212859_000000382013_00430_04993_5301.N1	12-FEB-2003 21:28:59	Dark	37.500	159	Ups Car	2.9200	7200.0	75	4993	No
346	GOM_NL__2PRFIN20030212_213053_000000392013_00430_04993_5302.N1	12-FEB-2003 21:30:53	Dark	38.500	71	lot Car	2.2460	7700.0	77	4993	No
347	GOM_NL__2PRFIN20030212_213232_000000422013_00430_04993_5303.N1	12-FEB-2003 21:32:32	Dark	42.000	46	Del Vel	1.9540	10600.	84	4993	No
348	GOM_NL__2PRFIN20030212_213513_000000422013_00430_04993_5304.N1	12-FEB-2003 21:35:13	Straylight	41.500	65	Lam Vel	2.2040	4400.0	83	4993	No
349	GOM_NL__2PRFIN20030212_213737_000000932013_00430_04993_5305.N1	12-FEB-2003 21:37:37	Straylight	93.000	171	2Eps Crv	3.0010	4250.0	186	4993	No
350	GOM_NL__2PRFIN20030212_214119_000000402013_00430_04993_5306.N1	12-FEB-2003 21:41:19	Straylight	40.000	132	15Rho Pup	2.8030	6900.0	80	4993	No
351	GOM_NL__2PRFIN20030212_214521_000000502013_00430_04993_5307.N1	12-FEB-2003 21:45:21	Straylight	49.500	48	30Alp Hya	1.9770	4100.0	99	4993	No
352	GOM_NL__2PRFIN20030212_214947_000000522013_00430_04993_5308.N1	12-FEB-2003 21:49:47	Bright	52.000	8	10Alp CMi	0.40000	6500.0	104	4993	No
353	GOM_NL__2PRFIN20030212_215340_000000382013_00430_04993_5309.N1	12-FEB-2003 21:53:40	Bright	37.500	44	24Gam Gem	1.9280	11000.	75	4993	No
354	GOM_NL__2PRFIN20030212_215607_000000402013_00430_04993_5310.N1	12-FEB-2003 21:56:07	Bright	39.500	17	78Bet Gem	1.1610	4500.0	79	4993	No
355	GOM_NL__2PRFIN20030212_220202_000000382013_00430_04993_5311.N1	12-FEB-2003 22:02:02	Bright	37.500	42	34Bet Aur	1.9000	10200.	75	4993	No
356	GOM_NL__2PRFIN20030212_220647_000000562013_00430_04993_5312.N1	12-FEB-2003 22:06:47	Bright	56.000	174	52Psi UMa	3.0040	4400.0	112	4993	No
357	GOM_NL__2PRFIN20030212_220922_000000452013_00430_04993_5313.N1	12-FEB-2003 22:09:22	Bright	44.500	36	50Alp UMa	1.8000	6300.0	89	4993	No
358	GOM_NL__2PRFIN20030212_221331_000000362013_00430_04993_5314.N1	12-FEB-2003 22:13:31	Bright	36.000	49	1Alp UMi	1.9900	6300.0	72	4993	No
359	GOM_NL__2PRFIN20030212_221549_000000412013_00430_04993_5315.N1	12-FEB-2003 22:15:49	Bright	40.500	60	7Bet UMi	2.0810	3950.0	81	4993	No
360	GOM_NL__2PRFIN20030212_222021_000000362013_00430_04993_5316.N1	12-FEB-2003 22:20:21	Bright	36.000	89	5Alp Cep	2.4510	8000.0	72	4993	No
361	GOM_NL__2PRFIN20030212_222419_000000412013_00430_04993_5317.N1	12-FEB-2003 22:24:19	Bright	41.000	130	23Bet Dra	2.7990	5800.0	82	4993	No
362	GOM_NL__2PRFIN20030212_222609_000000332013_00430_04993_5318.N1	12-FEB-2003 22:26:09	Bright	33.000	144	18Del Cyg	2.8600	11000.	66	4993	No
363	GOM_NL__2PRFIN20030212_222826_000000402013_00430_04993_5319.N1	12-FEB-2003 22:28:26	Bright	40.000	5	3Alp Lyr	0.033000	11000.	80	4993	No
364	GOM_NL__2PRFIN20030212_223132_000000532013_00430_04993_5320.N1	12-FEB-2003 22:31:32	Bright	53.000	133	40Zet Her	2.8070	6000.0	106	4993	No
365	GOM_NL__2PRFIN20030212_223517_000001022013_00430_04993_5321.N1	12-FEB-2003 22:35:17	Twil_and_stray	101.50	67	5Alp CrB	2.2210	11000.	203	4993	No
366	GOM_NL__2PRFIN20030212_223932_000000472013_00430_04993_5322.N1	12-FEB-2003 22:39:32	Bright	46.500	126	60Bet Oph	2.7700	4250.0	93	4993	No
367	GOM_NL__2PRFIN20030212_224628_000000422013_00430_04993_5323.N1	12-FEB-2003 22:46:28	Twilight	41.500	57	34Sig Sgr	2.0660	26000.	83	4993	No
368	GOM_NL__2PRFIN20030212_224910_000000402013_00430_04993_5324.N1	12-FEB-2003 22:49:10	Dark	39.500	38	20Eps Sgr	1.8360	11000.	79	4993	No
369	GOM_NL__2PRFIN20030212_225135_000000682013_00430_04993_5325.N1	12-FEB-2003 22:51:35	Dark	68.000	16	21Alp Sco	1.0200	3000.0	136	4993	No
370	GOM_NL__2PRFIN20030212_225337_000000532013_00430_04993_5326.N1	12-FEB-2003 22:53:37	Dark	53.000	158	6Pi Sco	2.9060	28000.	106	4993	No
371	GOM_NL__2PRFIN20030212_225546_000000382013_00430_04993_5327.N1	12-FEB-2003 22:55:46	Dark	37.500	141	Bet Ara	2.8400	4600.0	75	4993	No
372	GOM_NL__2PRFIN20030212_225733_000000472013_00431_04994_5297.N1	12-FEB-2003 22:57:33	Dark	46.500	131	Gam Lup	2.8000	26000.	93	4994	No
373	GOM_NL__2PRFIN20030212_230306_000000442013_00431_04994_5298.N1	12-FEB-2003 23:03:06	Dark	43.500	10	Bet Cen	0.61000	28000.	87	4994	No
374	GOM_NL__2PRFIN20030212_230615_000000452013_00431_04994_5299.N1	12-FEB-2003 23:06:15	Dark	44.500	12	Alp1Cru	0.77500	30000.	89	4994	No
375	GOM_NL__2PRFIN20030212_230743_000000472013_00431_04994_5300.N1	12-FEB-2003 23:07:43	Dark	47.000	64	Gam Cen	2.2000	10600.	94	4994	No
376	GOM_NL__2PRFIN20030212_230935_000000392013_00431_04994_5301.N1	12-FEB-2003 23:09:35	Dark	38.500	159	Ups Car	2.9200	7200.0	77	4994	No
377	GOM_NL__2PRFIN20030212_231129_000000432013_00431_04994_5302.N1	12-FEB-2003 23:11:29	Dark	42.500	71	lot Car	2.2460	7700.0	85	4994	No
378	GOM_NL__2PRFIN20030212_231308_000000392013_00431_04994_5303.N1	12-FEB-2003 23:13:08	Dark	39.000	46	Del Vel	1.9540	10600.	78	4994	No
379	GOM_NL__2PRFIN20030212_231549_000000422013_00431_04994_5304.N1	12-FEB-2003 23:15:49	Straylight	42.000	65	Lam Vel	2.2040	4400.0	84	4994	No
380	GOM_NL__2PRFIN20030212_231813_000000922013_00431_04994_5305.N1	12-FEB-2003 23:18:13	Straylight	92.000	171	2Eps Crv	3.0010	4250.0	184	4994	No
381	GOM_NL__2PRFIN20030212_232155_000000402013_00431_04994_5306.N1	12-FEB-2003 23:21:55	Straylight	39.500	132	15Rho Pup	2.8030	6900.0	79	4994	No
382	GOM_NL__2PRFIN20030212_232556_000000512013_00431_04994_5307.N1	12-FEB-2003 23:25:56	Straylight	51.000	48	30Alp Hya	1.9770	4100.0	102	4994	No
383	GOM_NL__2PRFIN20030212_233023_000000522013_00431_04994_5308.N1	12-FEB-2003 23:30:23	Bright	52.000	8	10Alp CMi	0.40000	6500.0	104	4994	No
384	GOM_NL__2PRFIN20030212_233416_000000372013_00431_04994_5309.N1	12-FEB-2003 23:34:16	Bright	37.000	44	24Gam Gem	1.9280	11000.	74	4994	No
385	GOM_NL__2PRFIN20030212_233643_000000372013_00431_04994_5310.N1	12-FEB-2003 23:36:43	Bright	37.000	17	78Bet Gem	1.1610	4500.0	74	4994	No
386	GOM_NL__2PRFIN20030212_234238_000000362013_00431_04994_5311.N1	12-FEB-2003 23:42:38	Bright	35.500	42	34Bet Aur	1.9000	10200.	71	4994	No
387	GOM_NL__2PRFIN20030212_234722_000000562013_00431_04994_5312.N1	12-FEB-2003 23:47:22	Bright	56.000	174	52Psi UMa	3.0040	4400.0	112	4994	No
388	GOM_NL__2PRFIN20030212_234957_000000452013_00431_04994_5313.N1	12-FEB-2003 23:49:57	Bright	45.000	36	50Alp UMa	1.8000	6300.0	90	4994	No
389	GOM_NL__2PRFIN20030212_235407_000000372013_00431_04994_5314.N1	12-FEB-2003 23:54:07	Bright	36.500	49	1Alp UMi	1.9900	6300.0	73	4994	No
390	GOM_NL__2PRFIN20030212_235625_000000382013_00431_04994_5315.N1	12-FEB-2003 23:56:25	Bright	38.000	60	7Bet UMi	2.0810	3950.0	76	4994	No

3. Quality information per product

In this section it is plotted some information contained in the Quality Summary data set of the level 2 products. Only products in dark limb conditions and without errors (error flag in


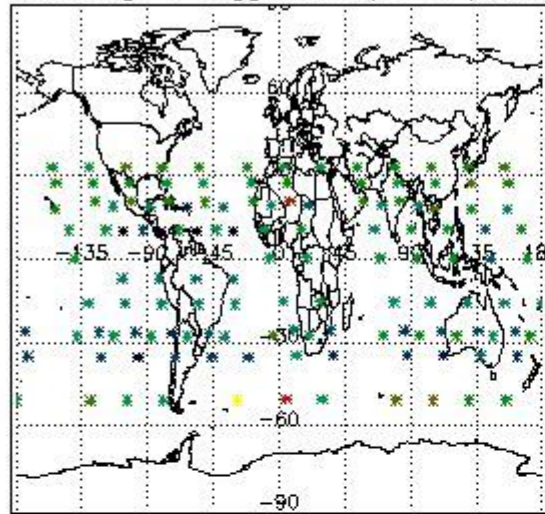
the MPH set to "0") are used.

3.1 Plot quality information per product (time dependant)

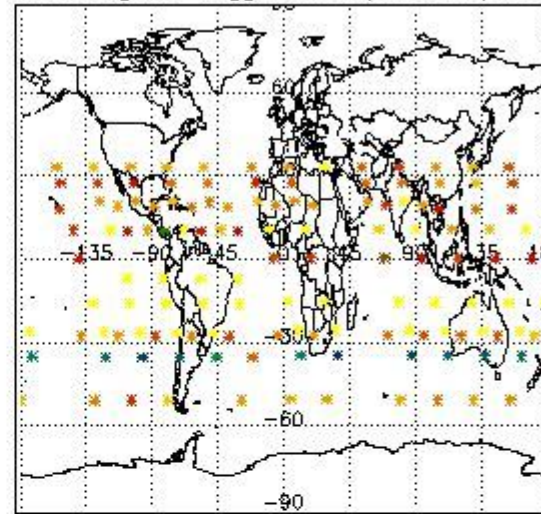


3.2 Plot quality information per product (world map)

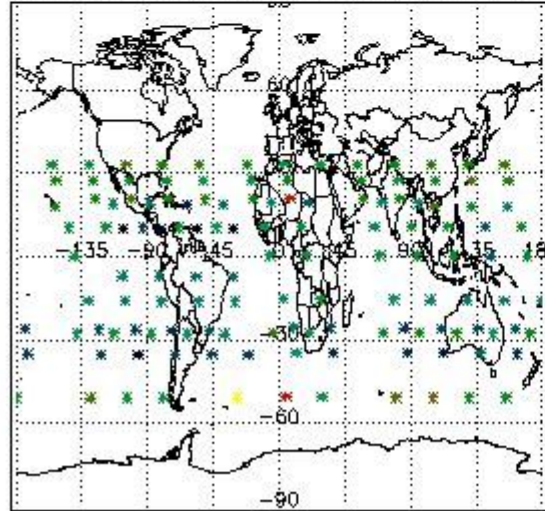
Percentage of flagged data per O3 profile



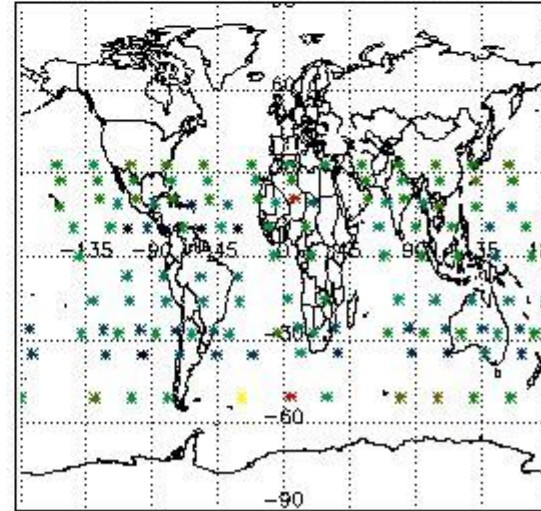
Percentage of flagged data per H2O profile



Percentage of flagged data per NO2 profile



Percentage of flagged data per NO3 profile

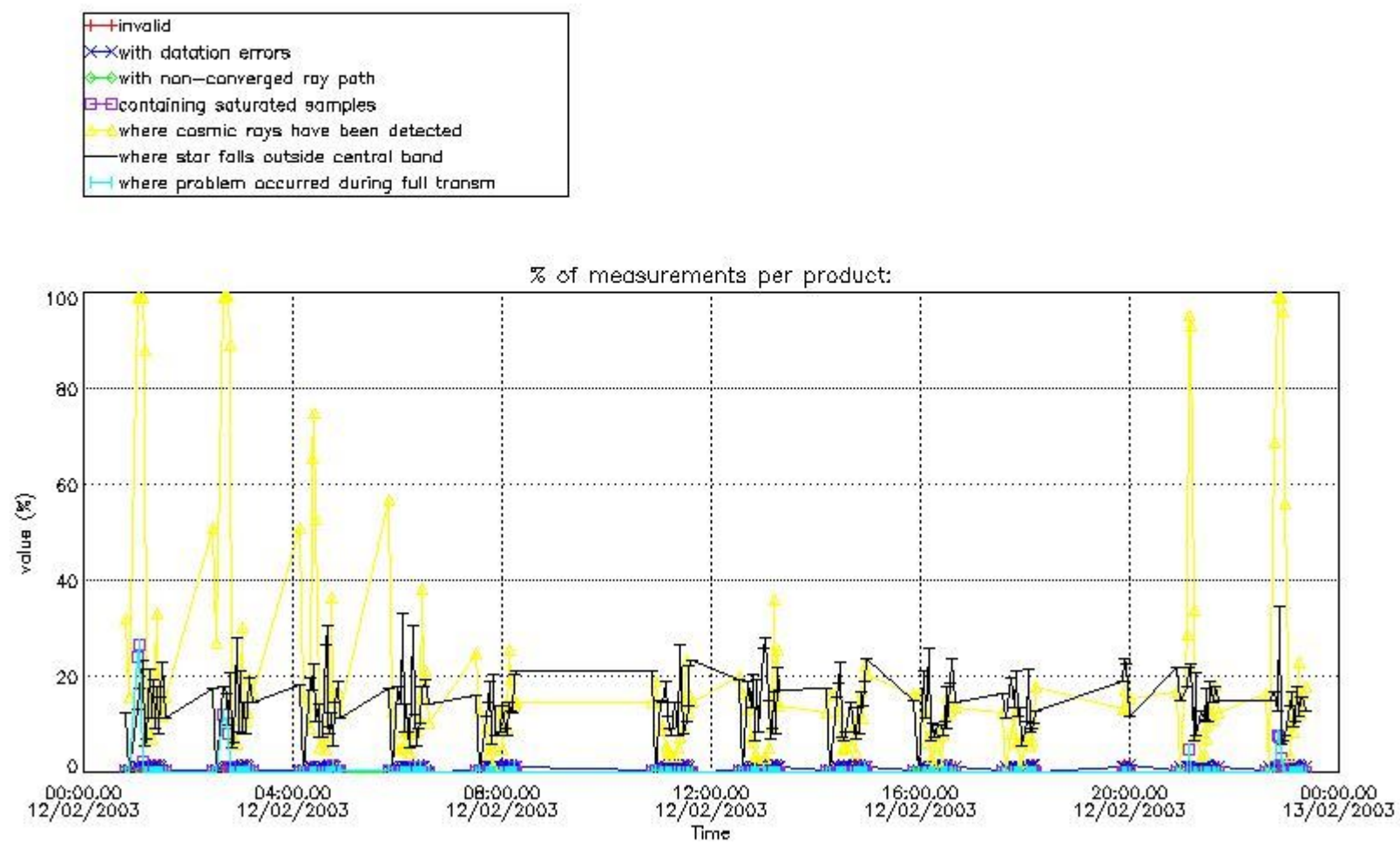


4. Level 1 quality information per product

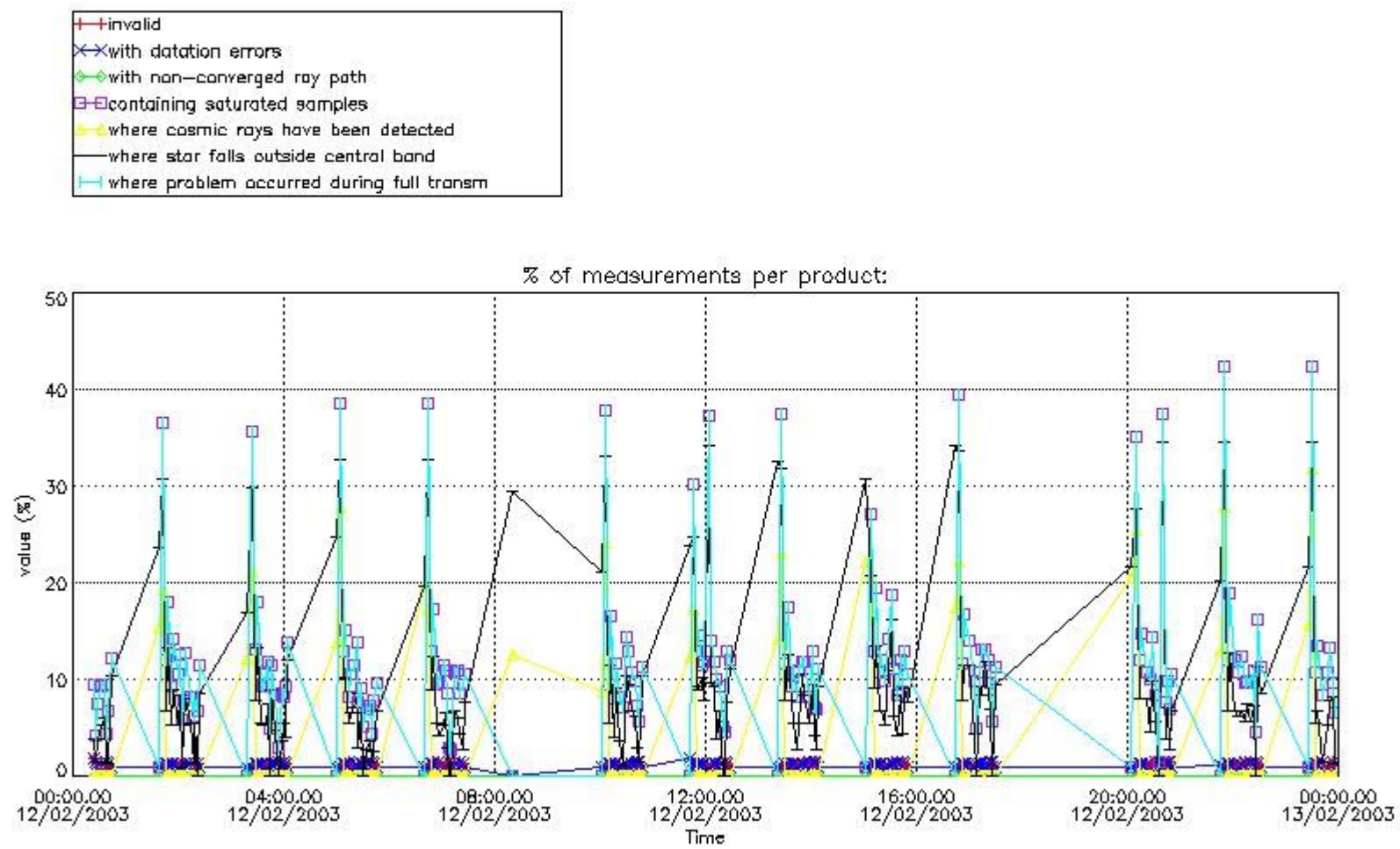
In this section it is plotted some information contained in the Quality Summary data set of the level 2 products that comes from the level 1b processing. Products without errors (error flag in the MPH set to "0") are used.

4.1 Plot quality information per product (time dependant) coming from level 1b processing

4.1.1 Plot level 1 quality information per product (time dependant): ENVISAT ASCENDING passes



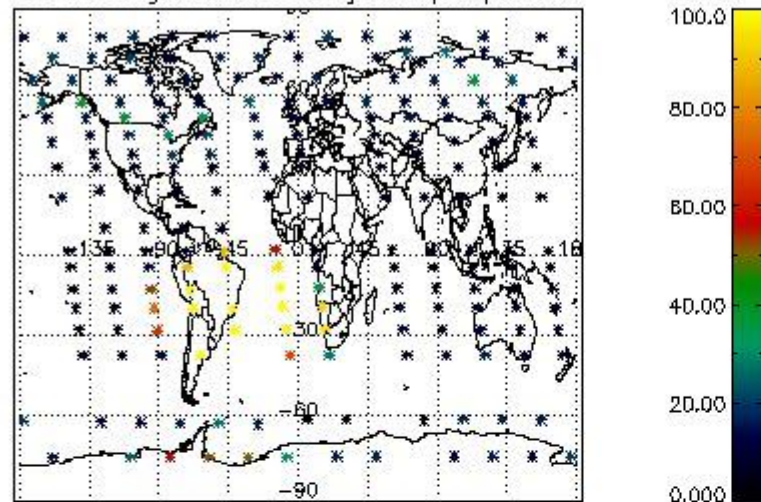
4.1.2 Plot level 1 quality information per product (time dependant): ENVI SAT DESCENDING passes



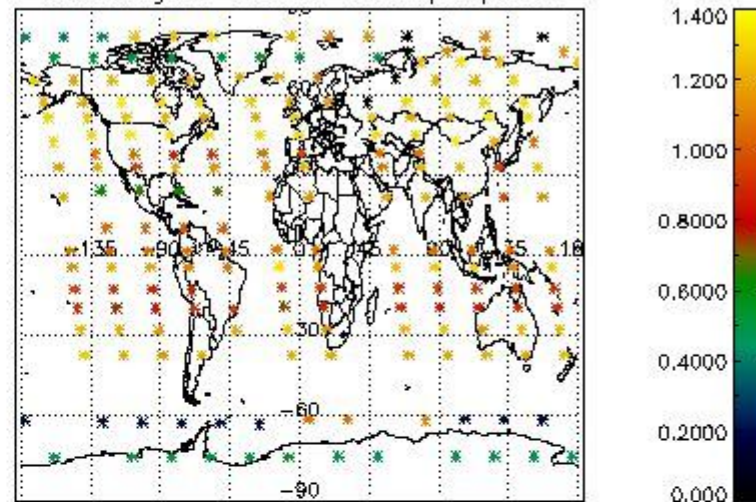
4.2 Plot quality information per product coming from level 1b processing (world map)

4.2.1 Plot level 1 quality information per product (world map): ENVISAT ASCENDING passes

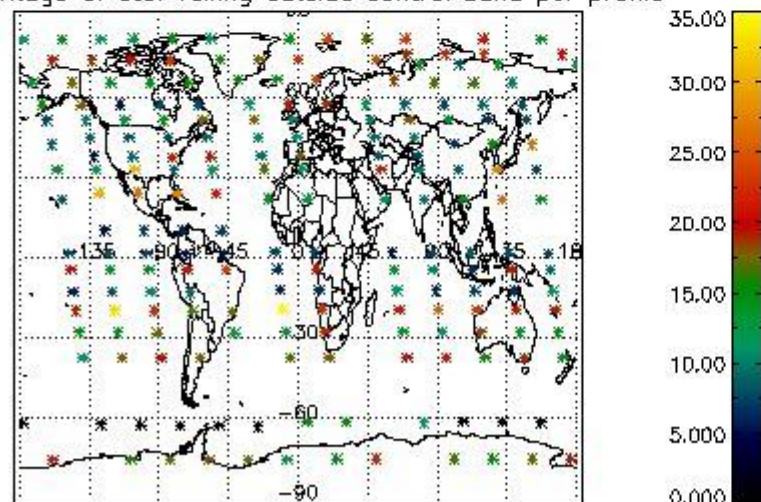
Percentage of cosmic ray hits per profile



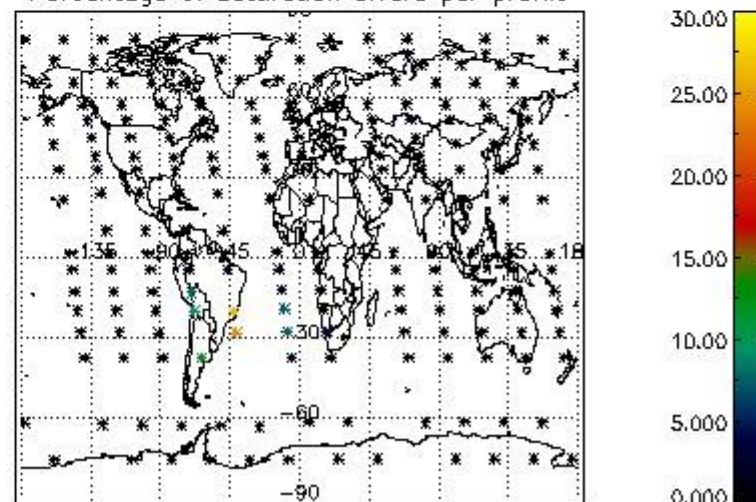
Percentage of datation errors per profile



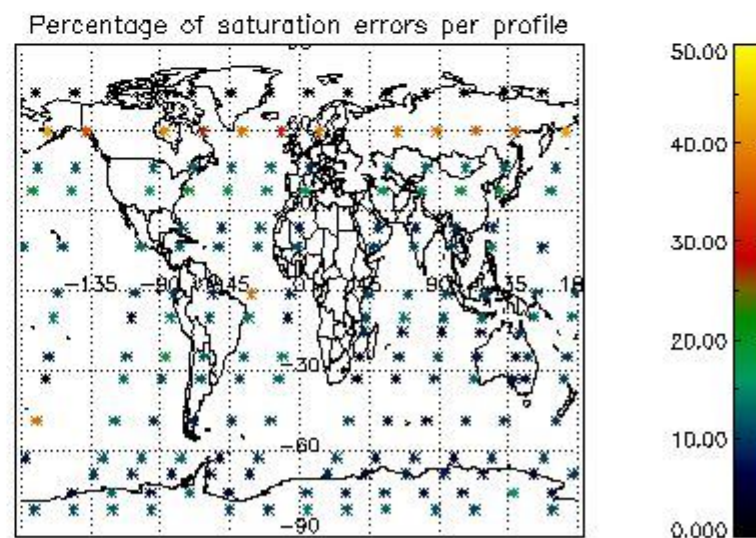
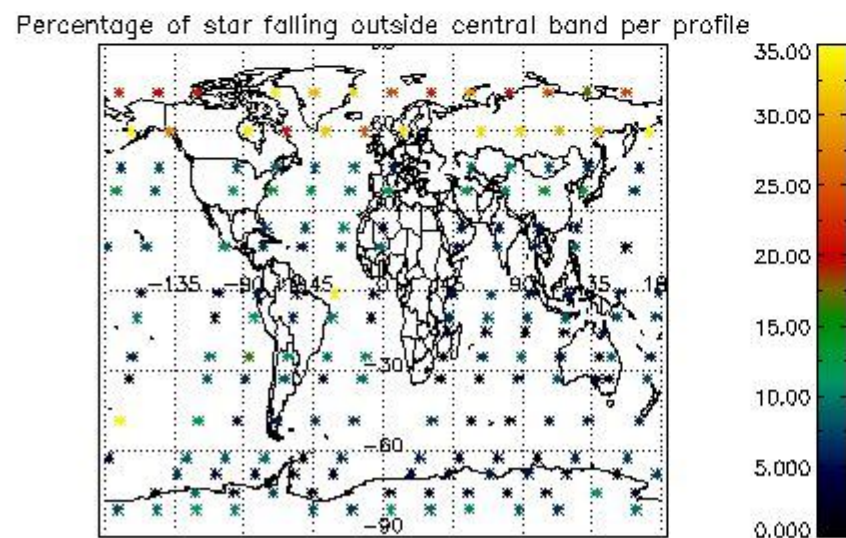
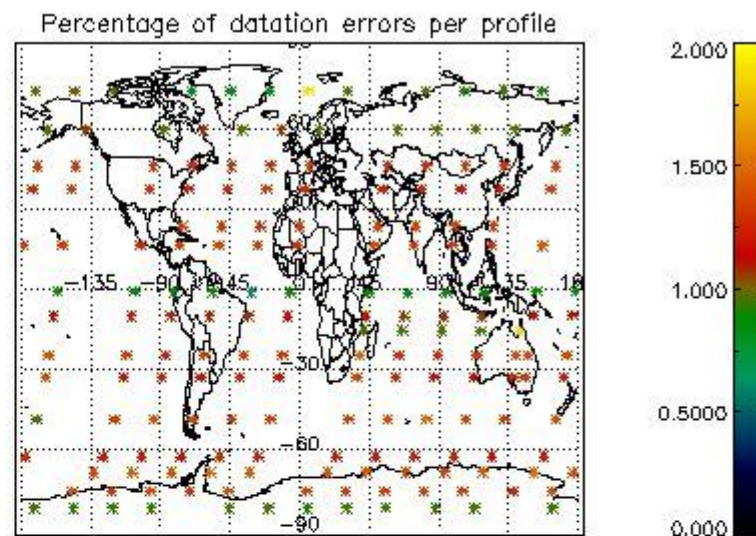
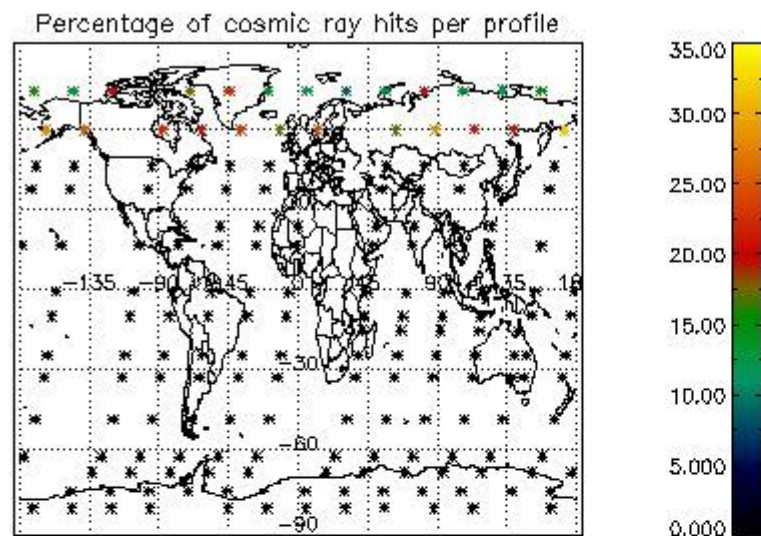
Percentage of star falling outside central band per profile



Percentage of saturation errors per profile



4.2.2 Plot level 1 quality information per product (world map): ENVISAT DESCENDING passes



5. Trace gas profiles

5.1 Ozone statistics based on quality of products

The final quality of the products can be "measured" using the STD (Standard Deviation) attached to every point profile. This information is written to the parameter GOM_NL__2P/NL_LOCAL_SPECIES_DENSITY/o3_std of the level 2 products. The table below shows the statistics for given STD ranges.

The statistics are given with respect to the overall valid production:

- Products without fatal errors: GOM_NL__2P/MPH/PRODUCT_ERR=0
- Valid point profile: GOM_NL__2P/NL_LOCAL_SPECIES_DENSITY/pcd(0)=0

The 'Criteria' is applied to valid points of dark limb products:

- Products in dark limb illumination condition: GOM_NL__2P/NL_SUMMARY_QUALITY/obs_ill_cond=0
- Products without fatal errors: GOM_NL__2P/MPH/PRODUCT_ERR=0
- Valid point profile: GOM_NL__2P/NL_LOCAL_SPECIES_DENSITY/pcd(0)=0

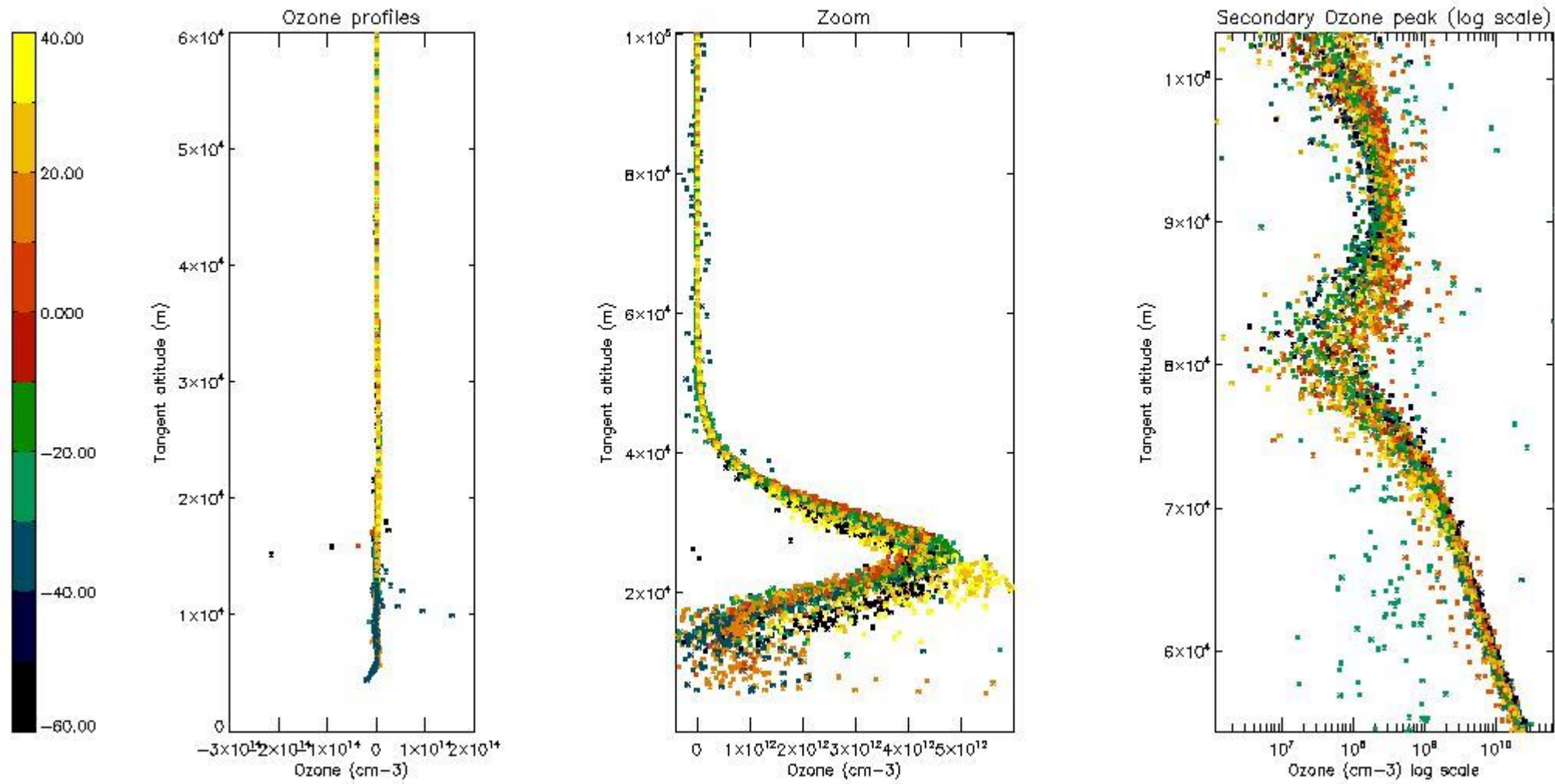
So, the table below shows the percentage of dark limb and valid observations for each criteria with respect to the overall valid daily observations.

Criteria	% of total production
All STD	29
STD < 20	17

STD < 10	15
STD < 5	10

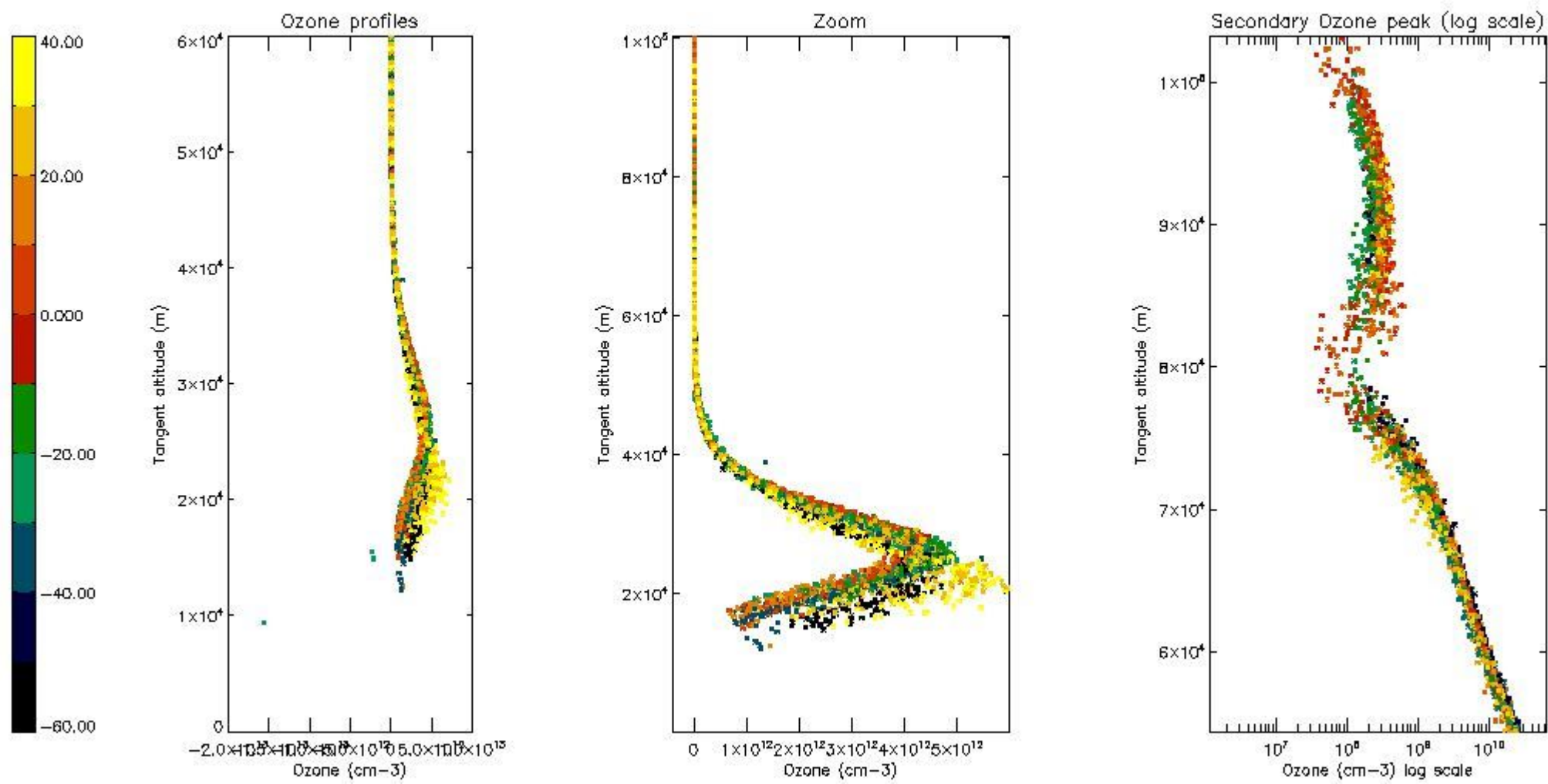
5.2 Plot ozone profiles for all STD (dark without errors)

The colorbar represents the latitude.



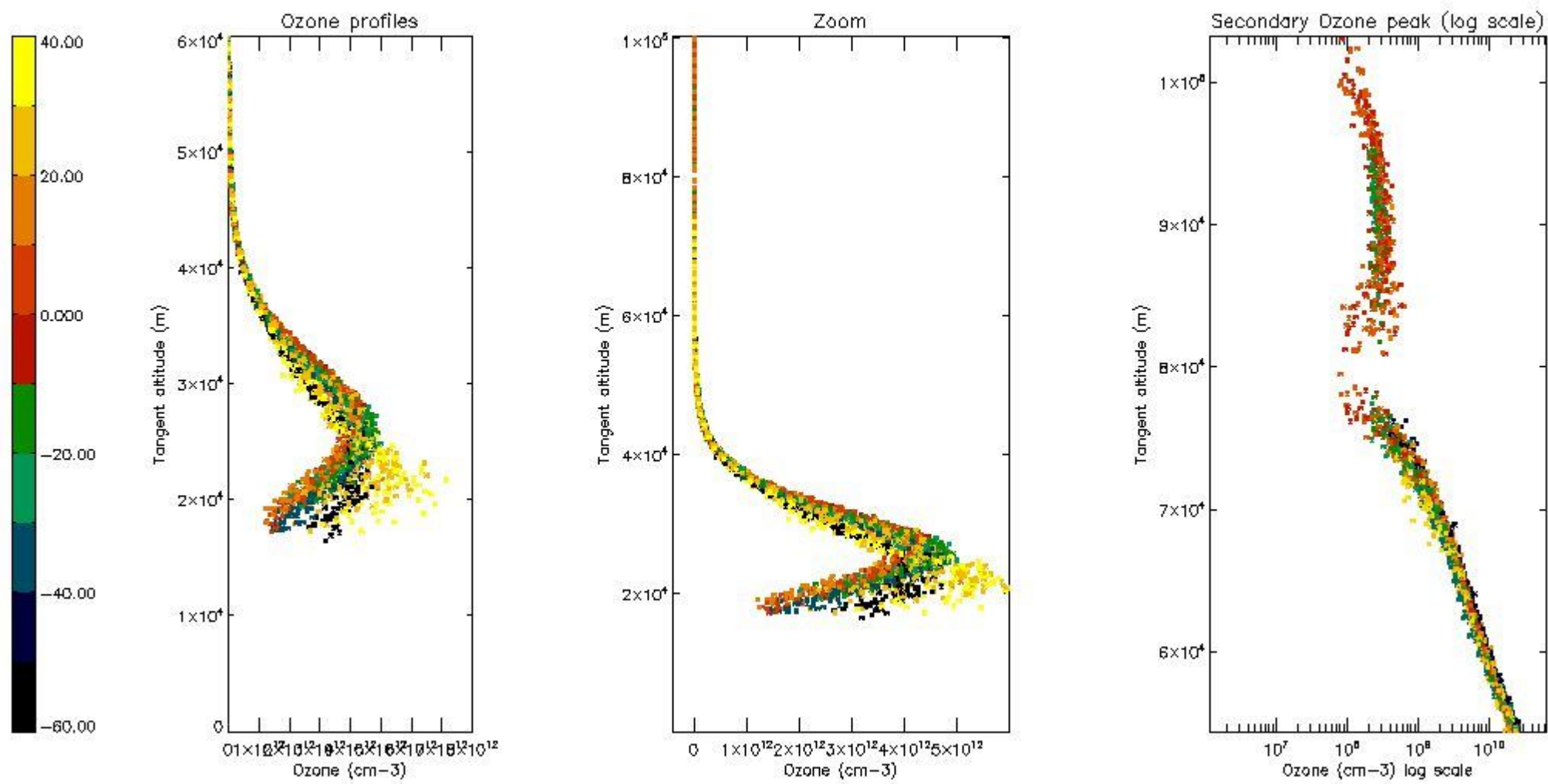
5.3 Plot ozone profiles where STD < 20% (dark without errors)

The colorbar represents the latitude.



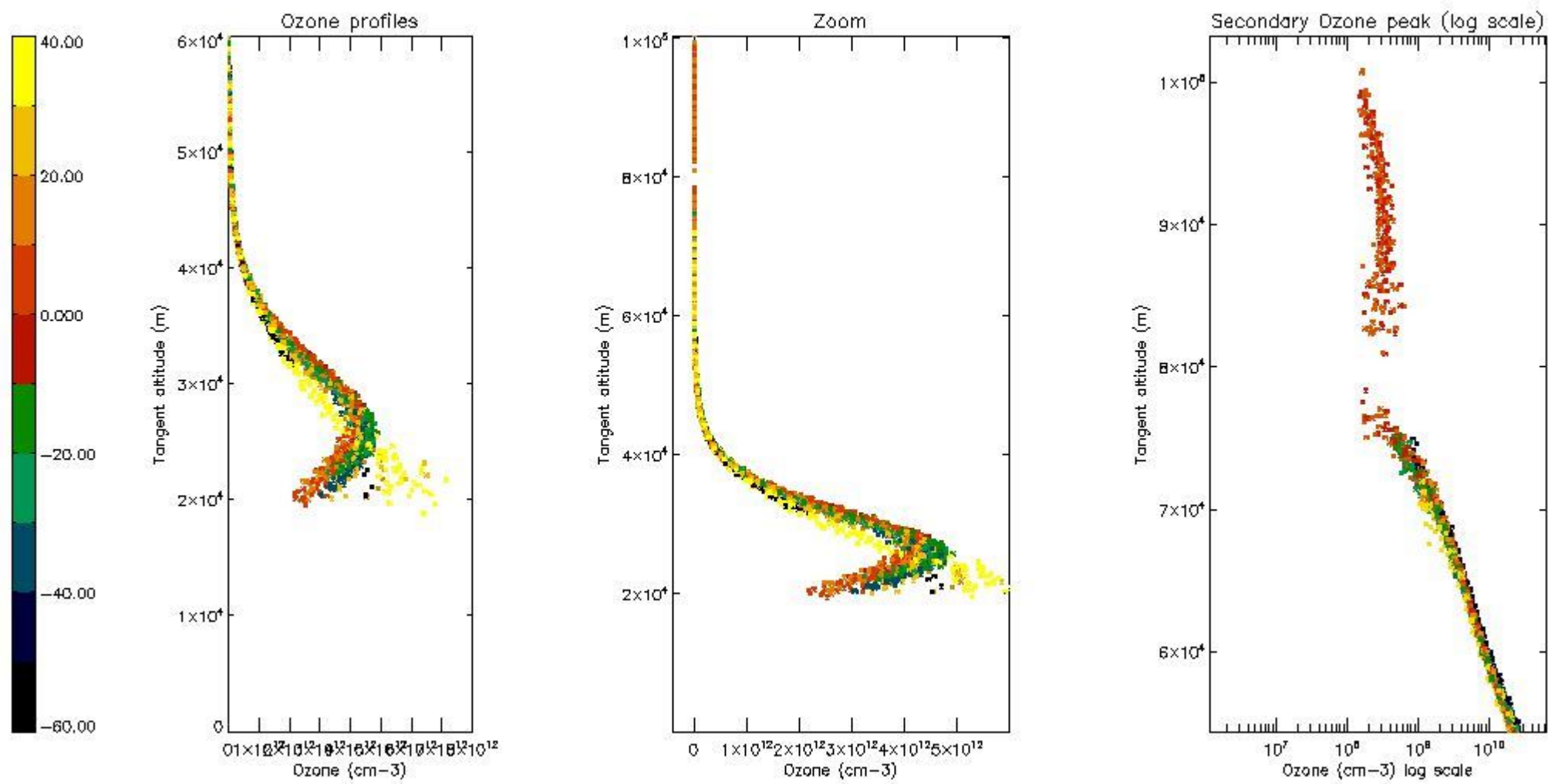
5.4 Plot ozone profiles where STD < 10% (dark without errors)

The colorbar represents the latitude.



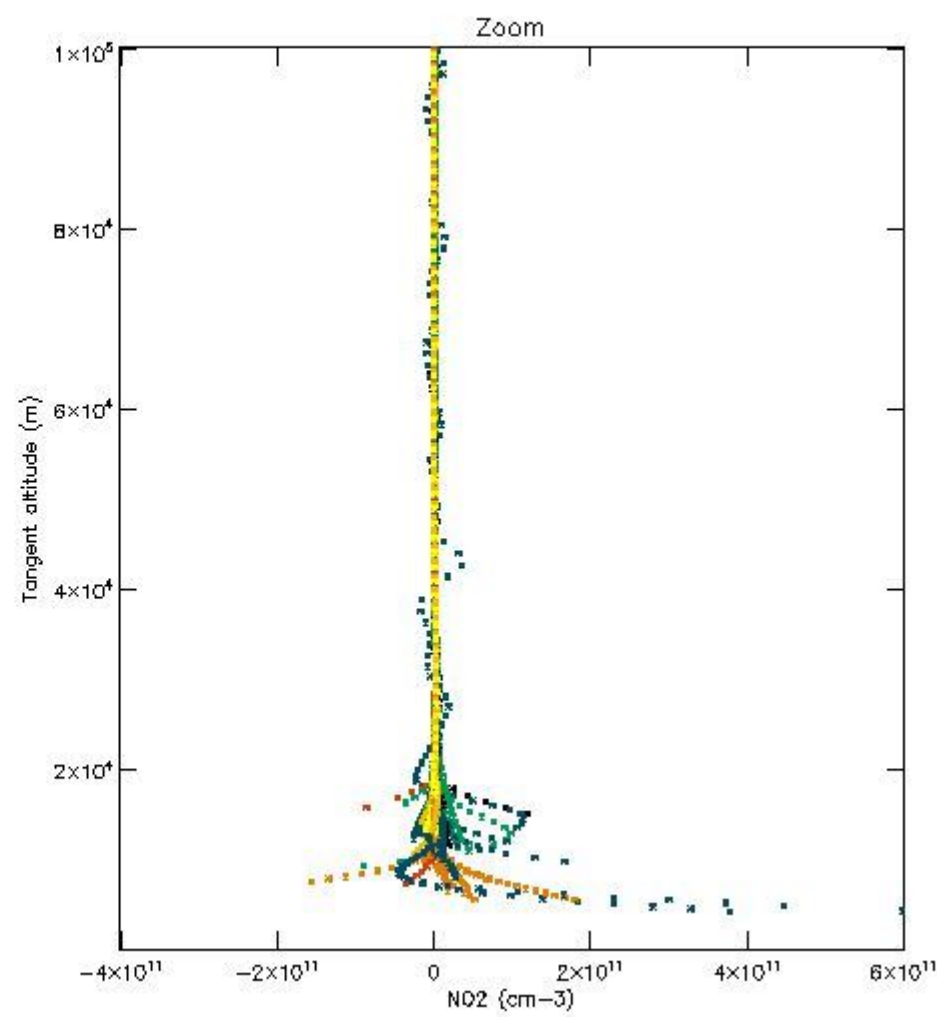
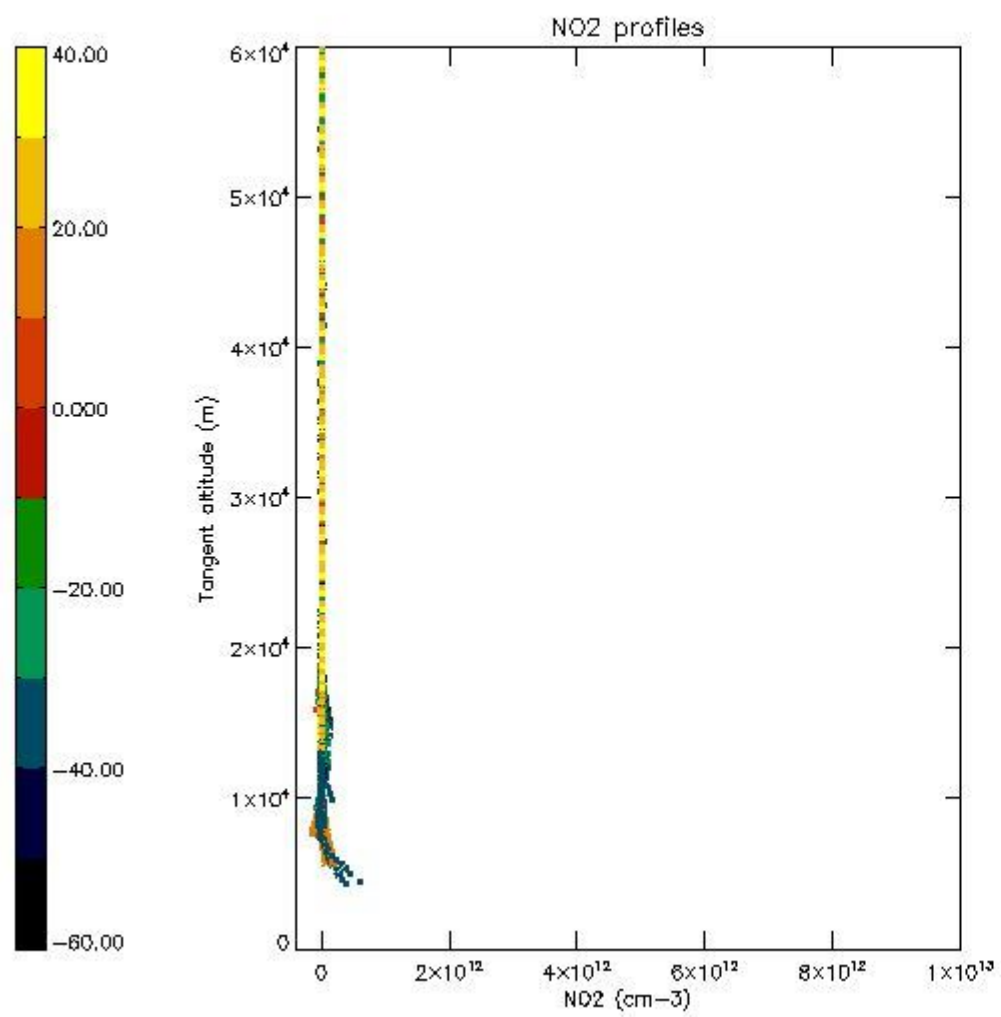
5.5 Plot ozone profiles where STD < 5% (dark without errors)

The colorbar represents the latitude.



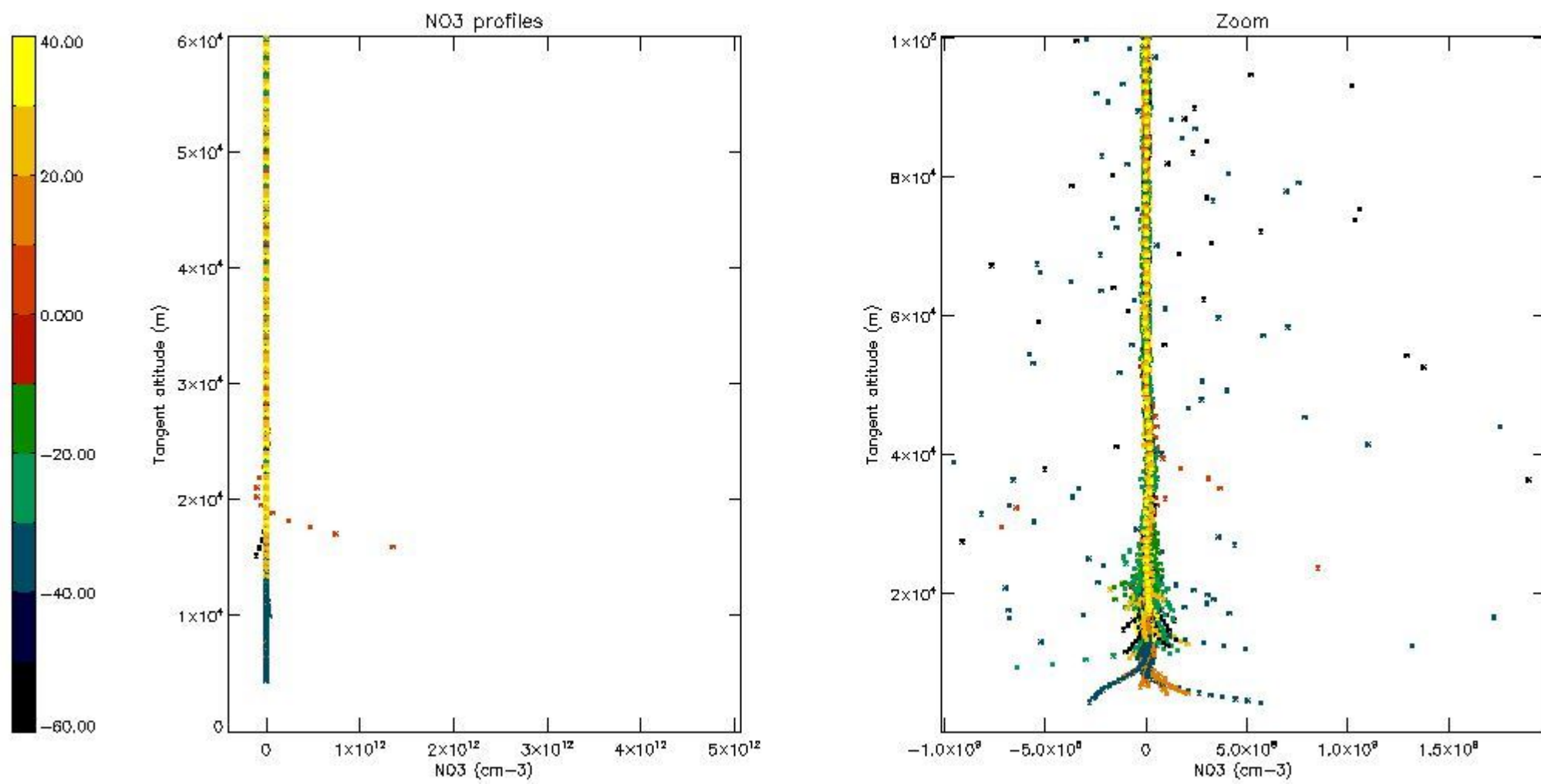
5.6 Plot NO₂ profiles for all STD (dark without errors)

The colorbar represents the latitude.



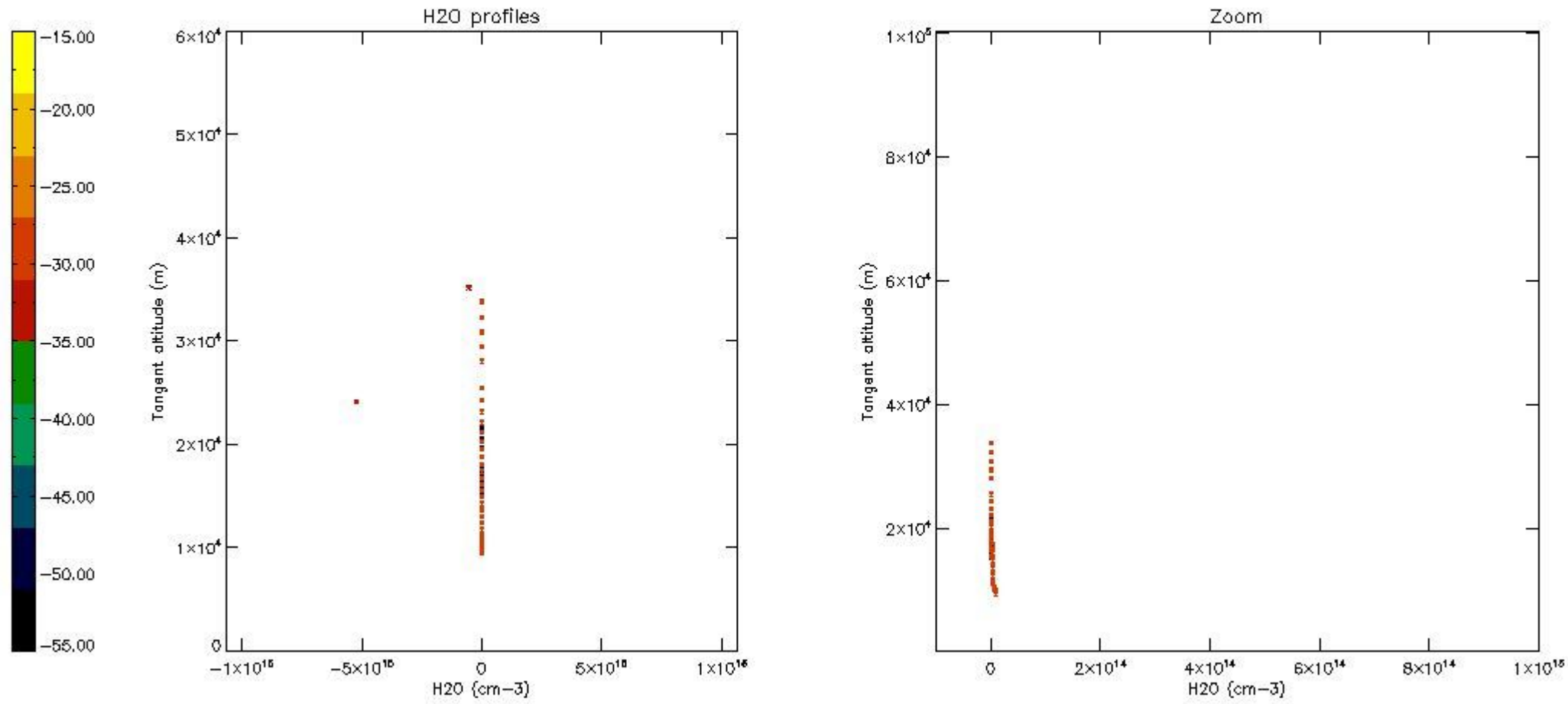
5.7 Plot NO3 profiles for all STD (dark without errors)

The colorbar represents the latitude.



5.8 Plot H2O profiles for all STD (only for occultations of stars 1,2,3,4,13,14,16,26,63 dark without errors)

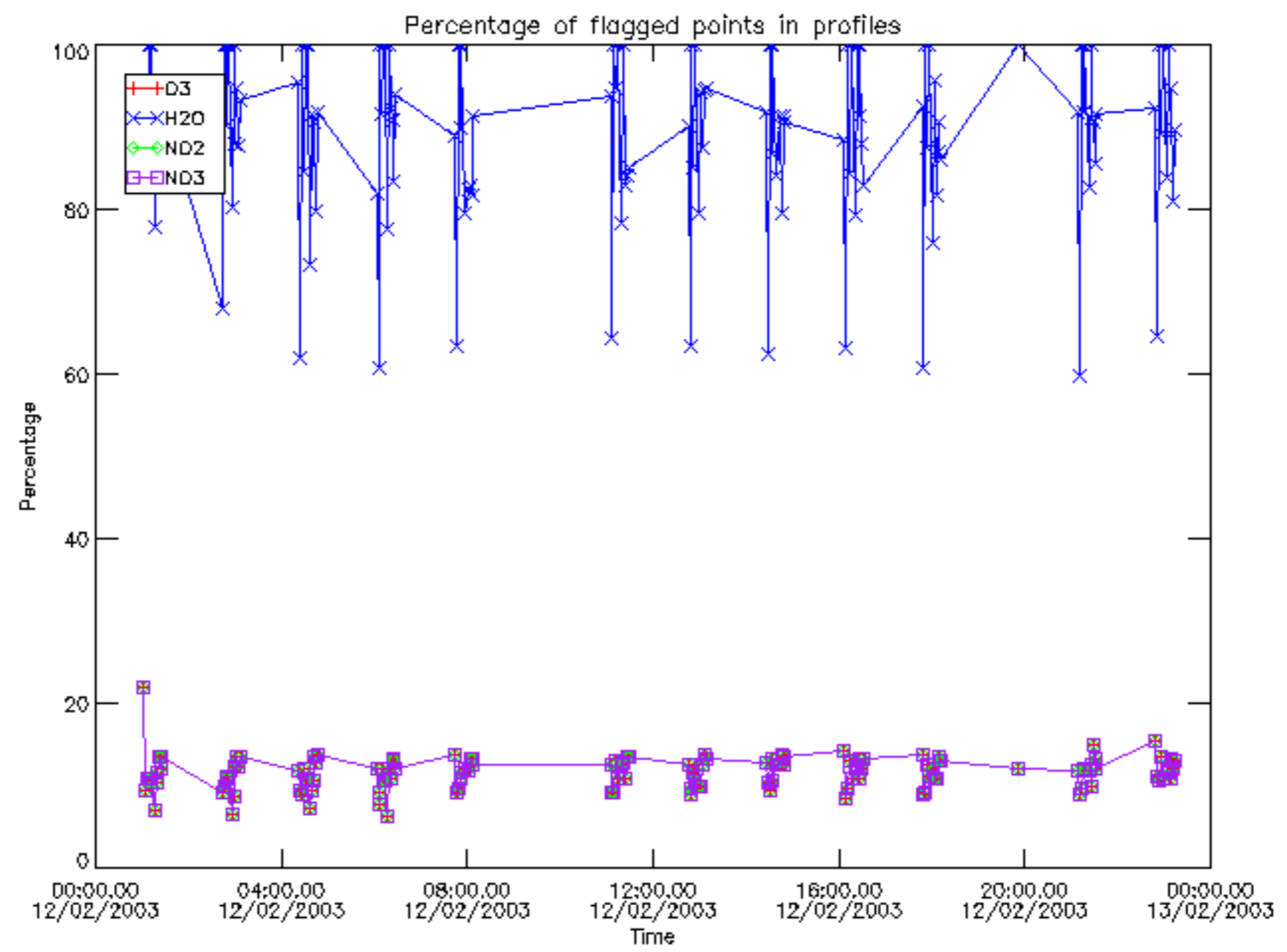
The colorbar represents the latitude.



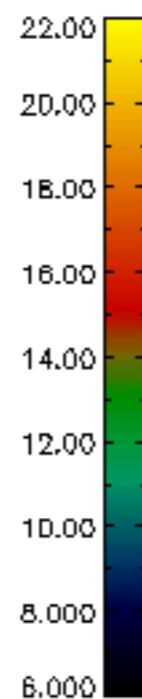
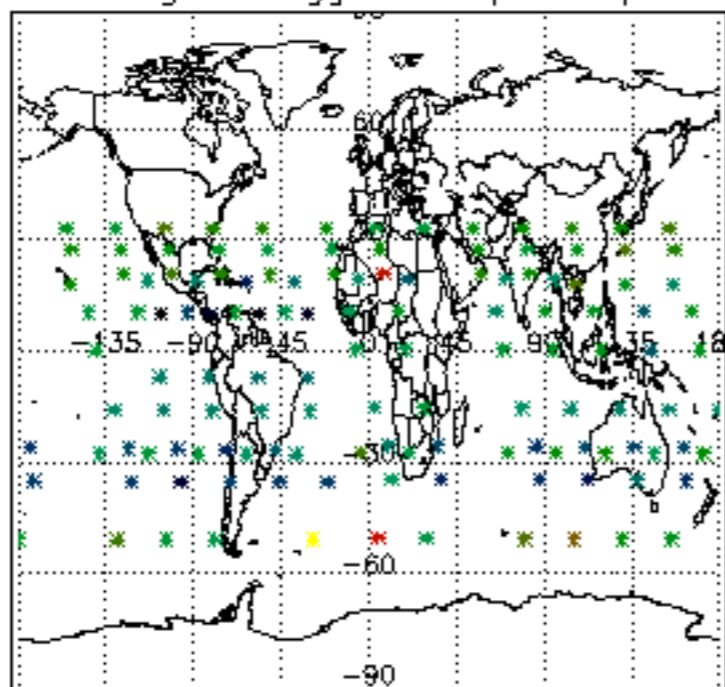
6. Auxiliary Data Files used for the production reported in section 2

The number reported in the third column indicates since which file (see list in section 2) the corresponding auxiliary file has been used. The fourth column is the date of those product files.

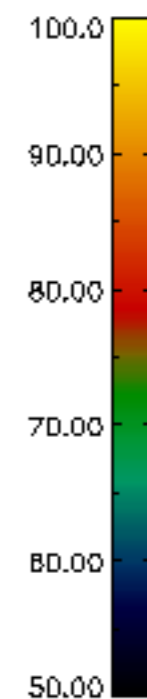
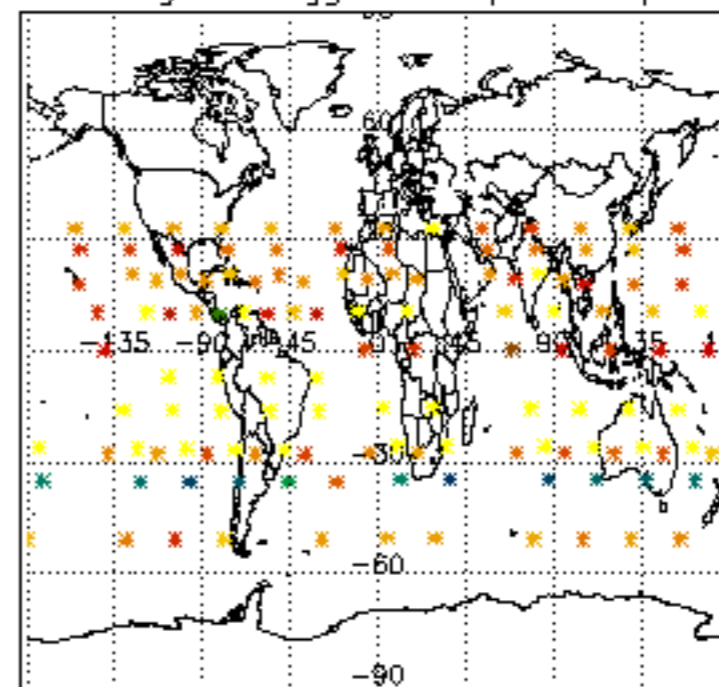
Type	Auxiliary Filename	Used since product	Used since product date
INST_PHYS_CHARACTERISTICS	GOM_INS_AXNIEC20050627_150440_20020301_000000_20100101_000000	1	12-FEB-2003 00:23:10
LEVEL-2_PROC_CONFIG	GOM_PR2_AXVIEC20091111_152718_20020301_000000_20500101_000000	1	12-FEB-2003 00:23:10
CROSS_SECTIONS_FILE	GOM_CRS_AXVIEC20091111_154832_20020301_000000_20500101_000000	1	12-FEB-2003 00:23:10



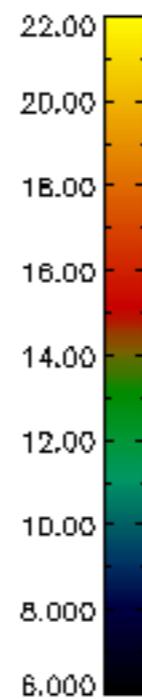
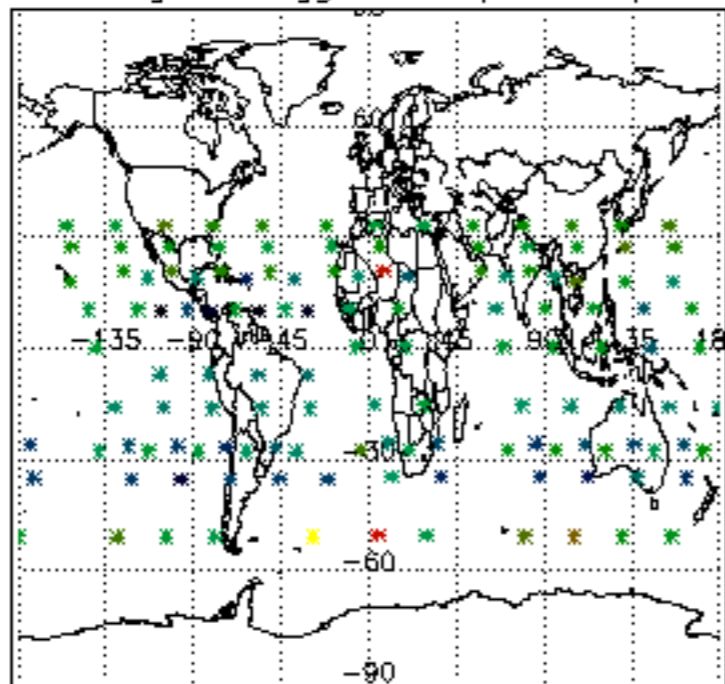
Percentage of flagged data per D3 profile



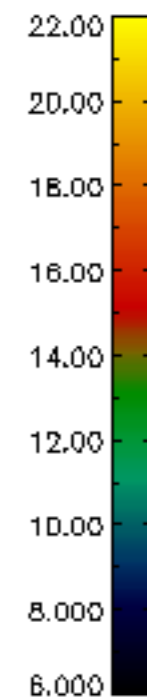
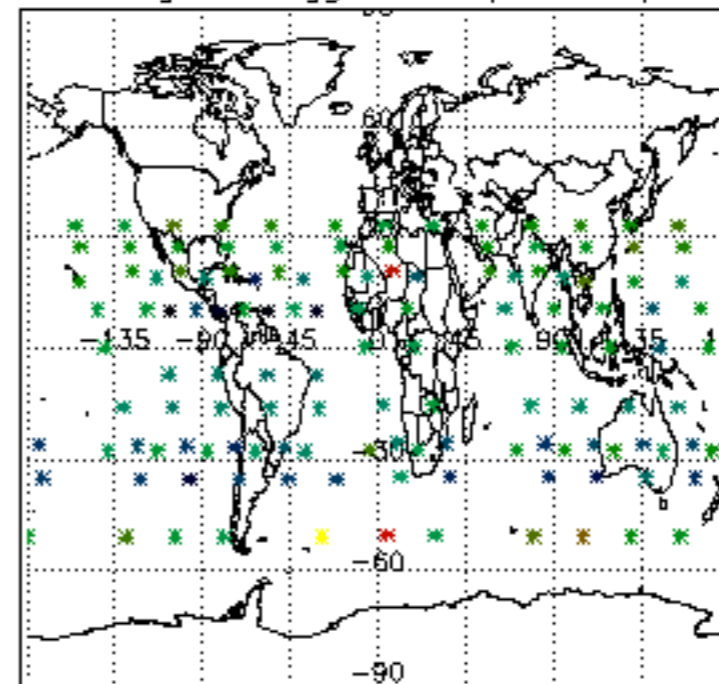
Percentage of flagged data per H2O profile

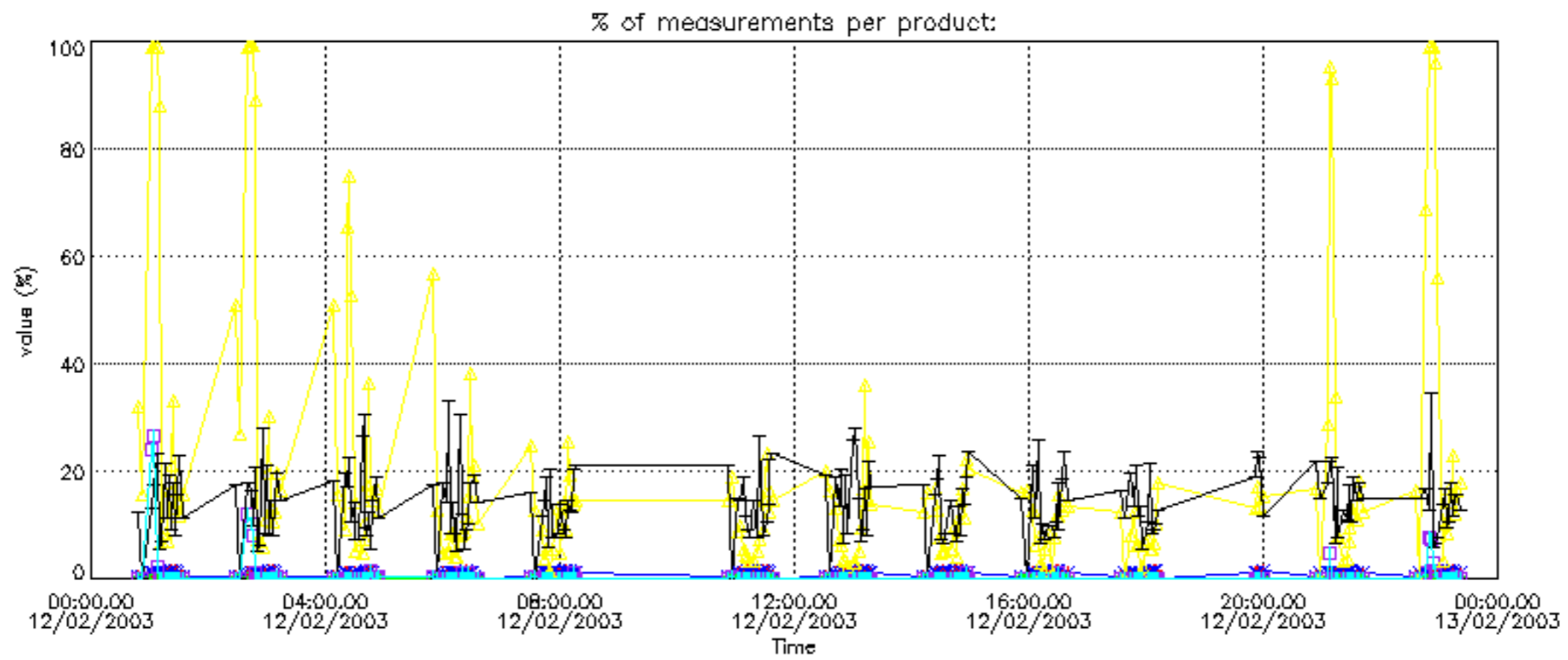
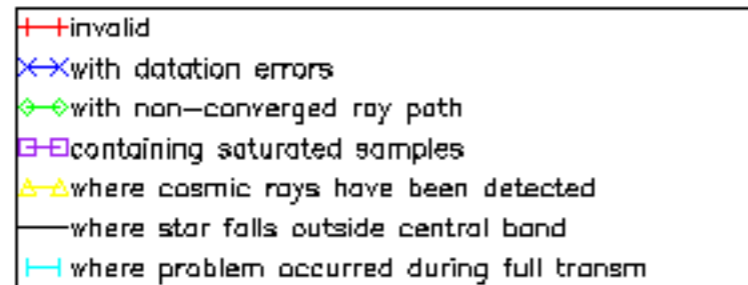


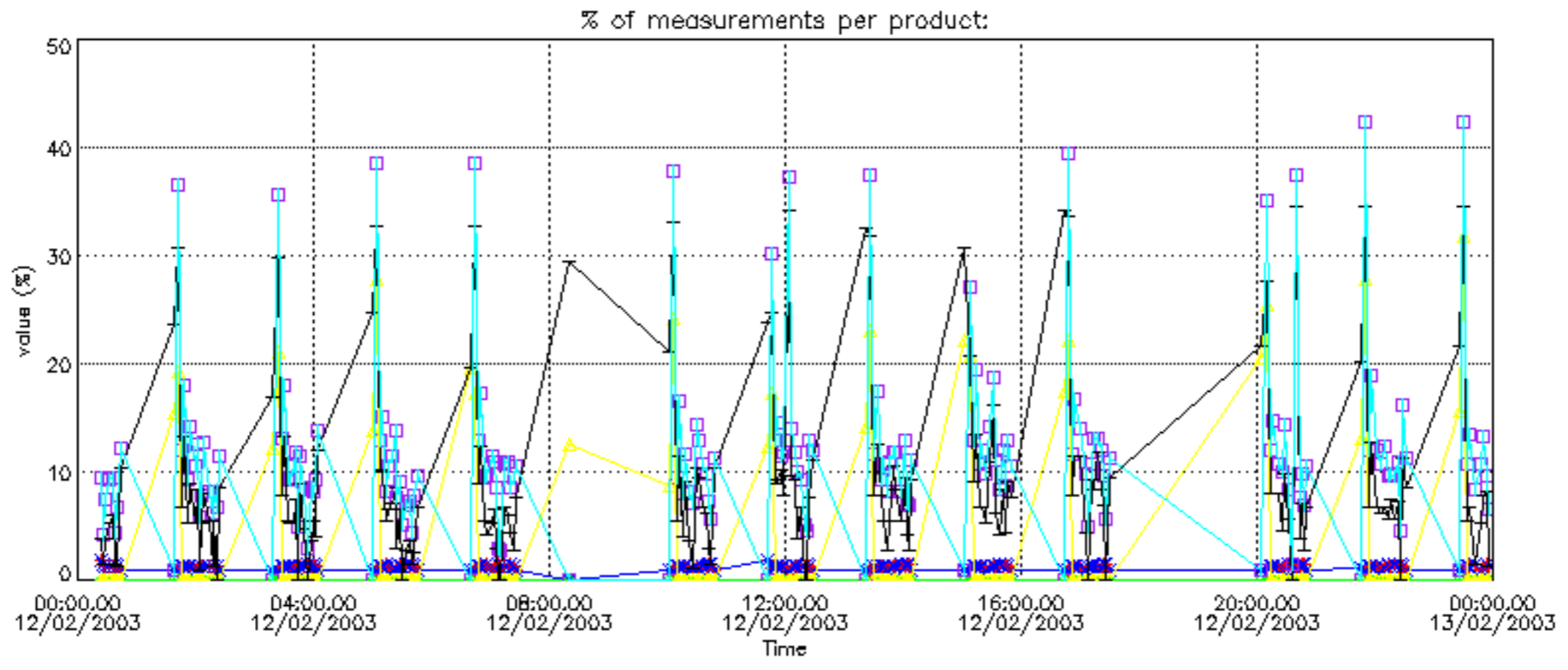
Percentage of flagged data per NO2 profile



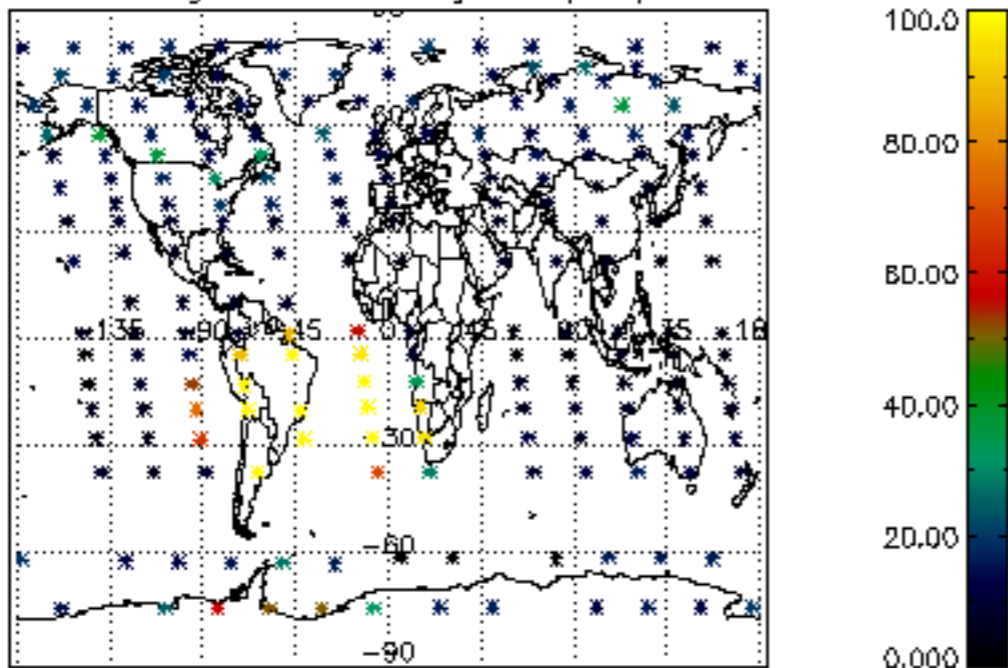
Percentage of flagged data per NO3 profile



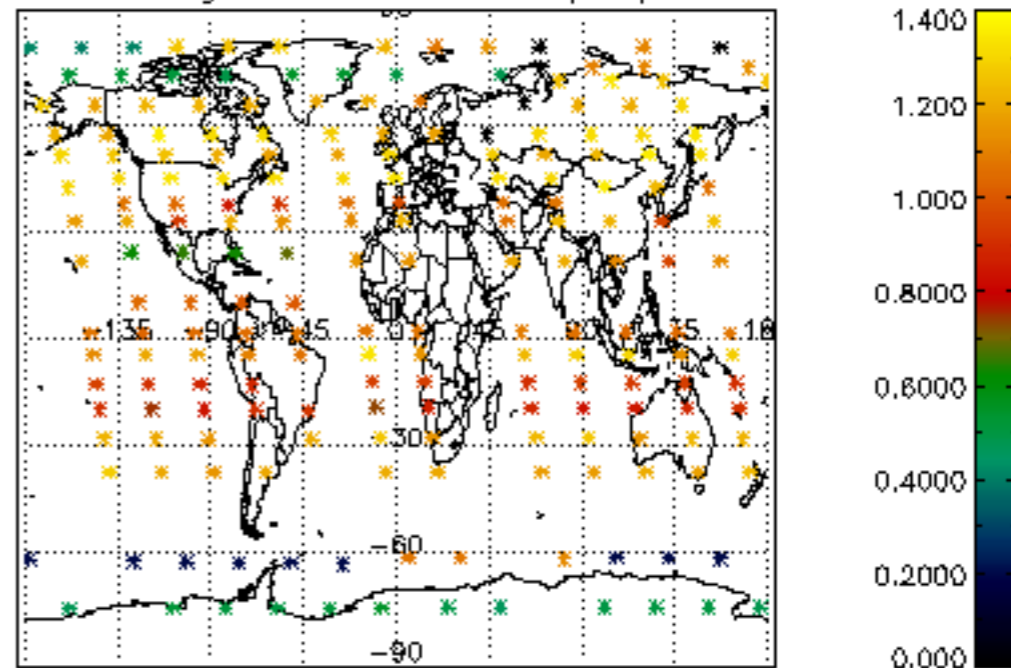




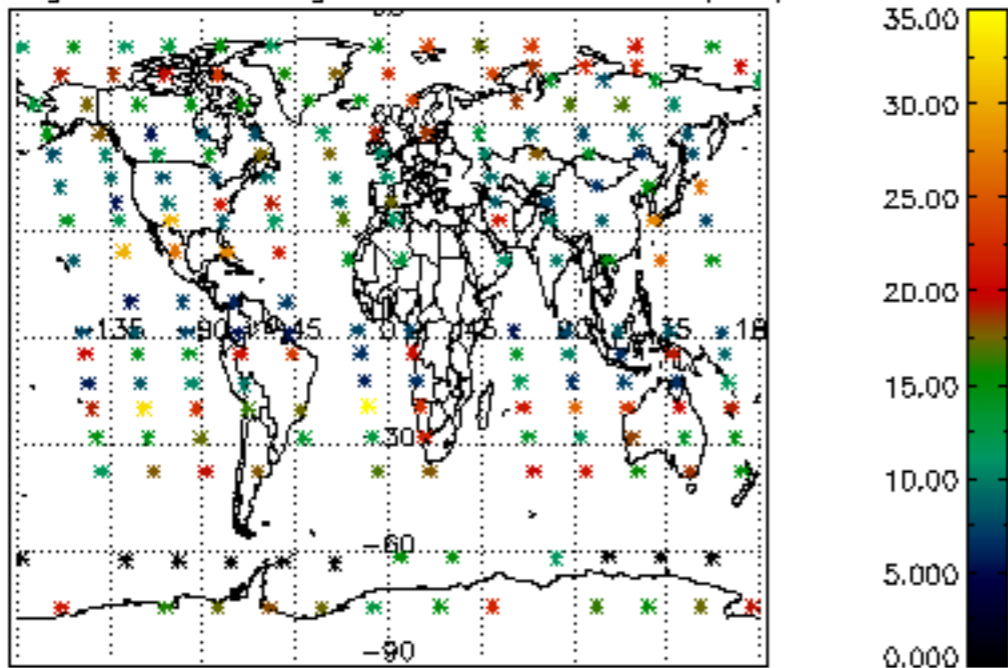
Percentage of cosmic ray hits per profile



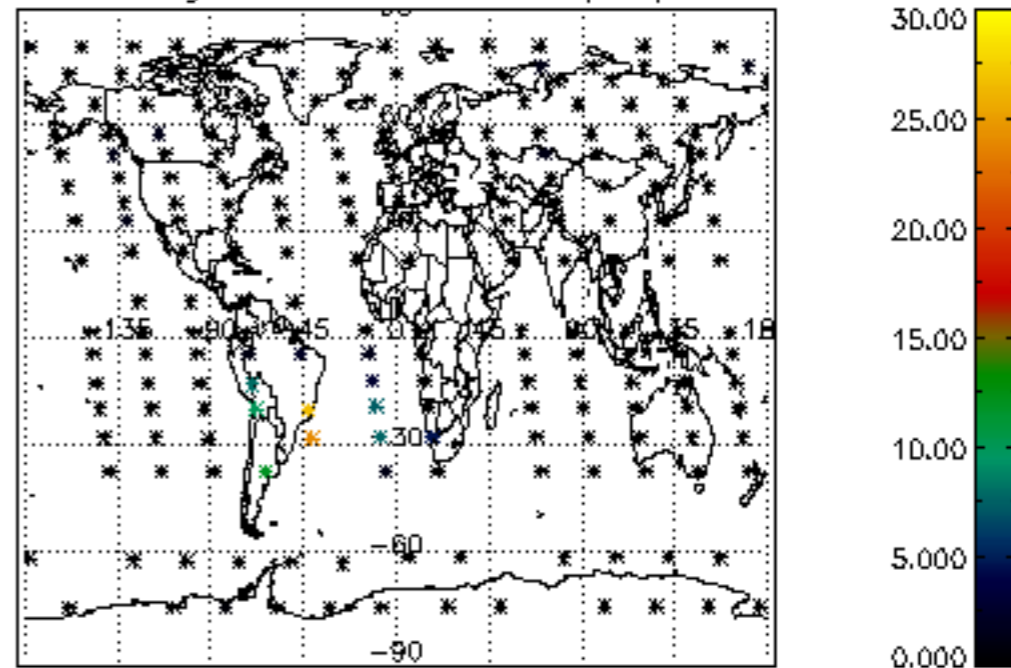
Percentage of datation errors per profile



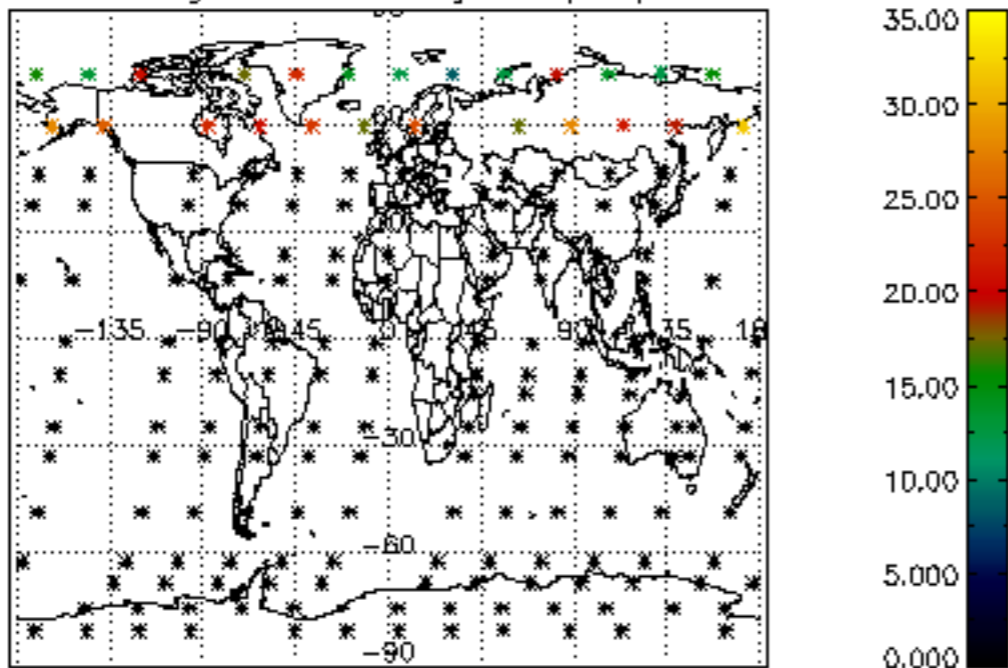
Percentage of star falling outside central band per profile



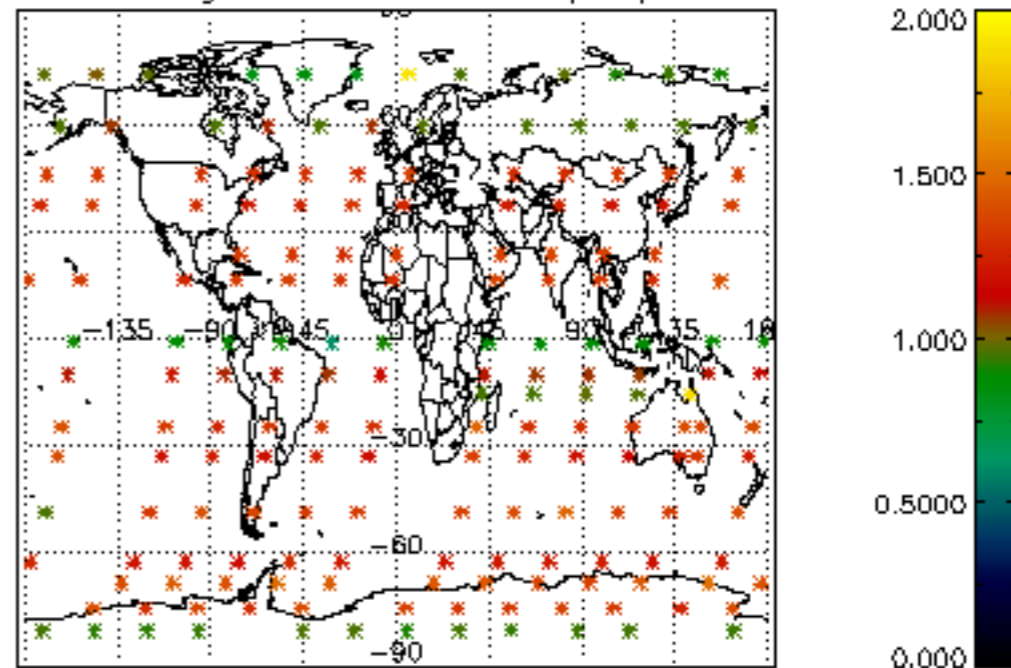
Percentage of saturation errors per profile



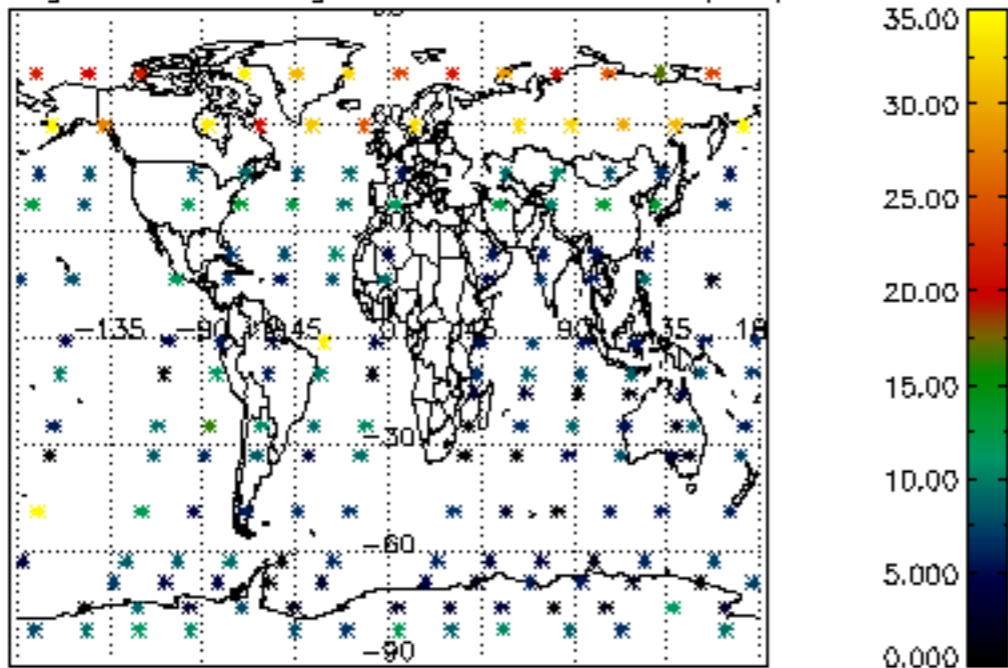
Percentage of cosmic ray hits per profile



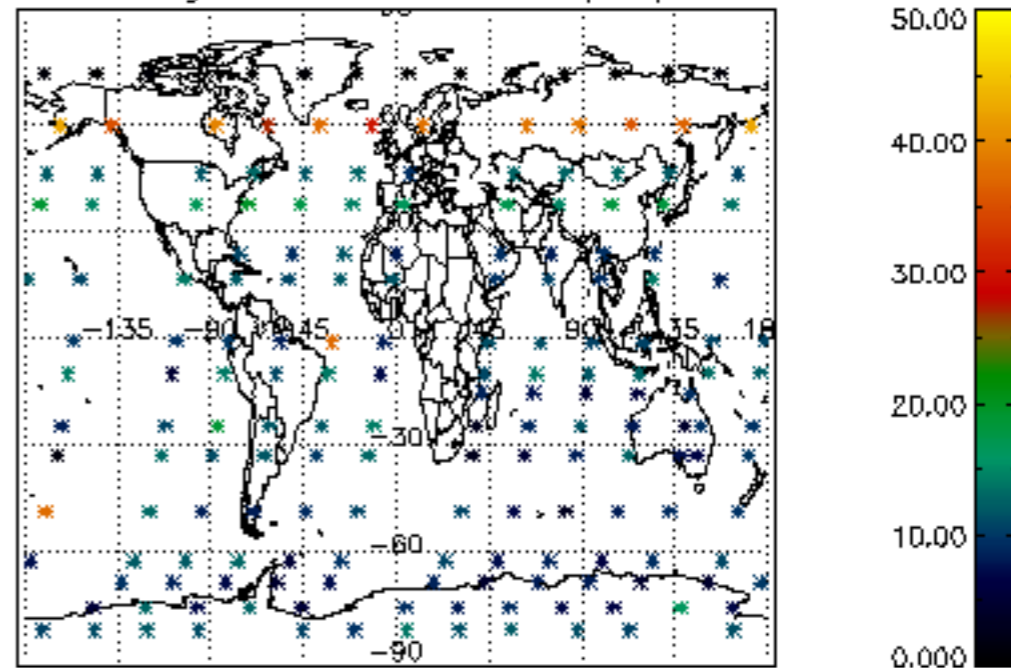
Percentage of datation errors per profile

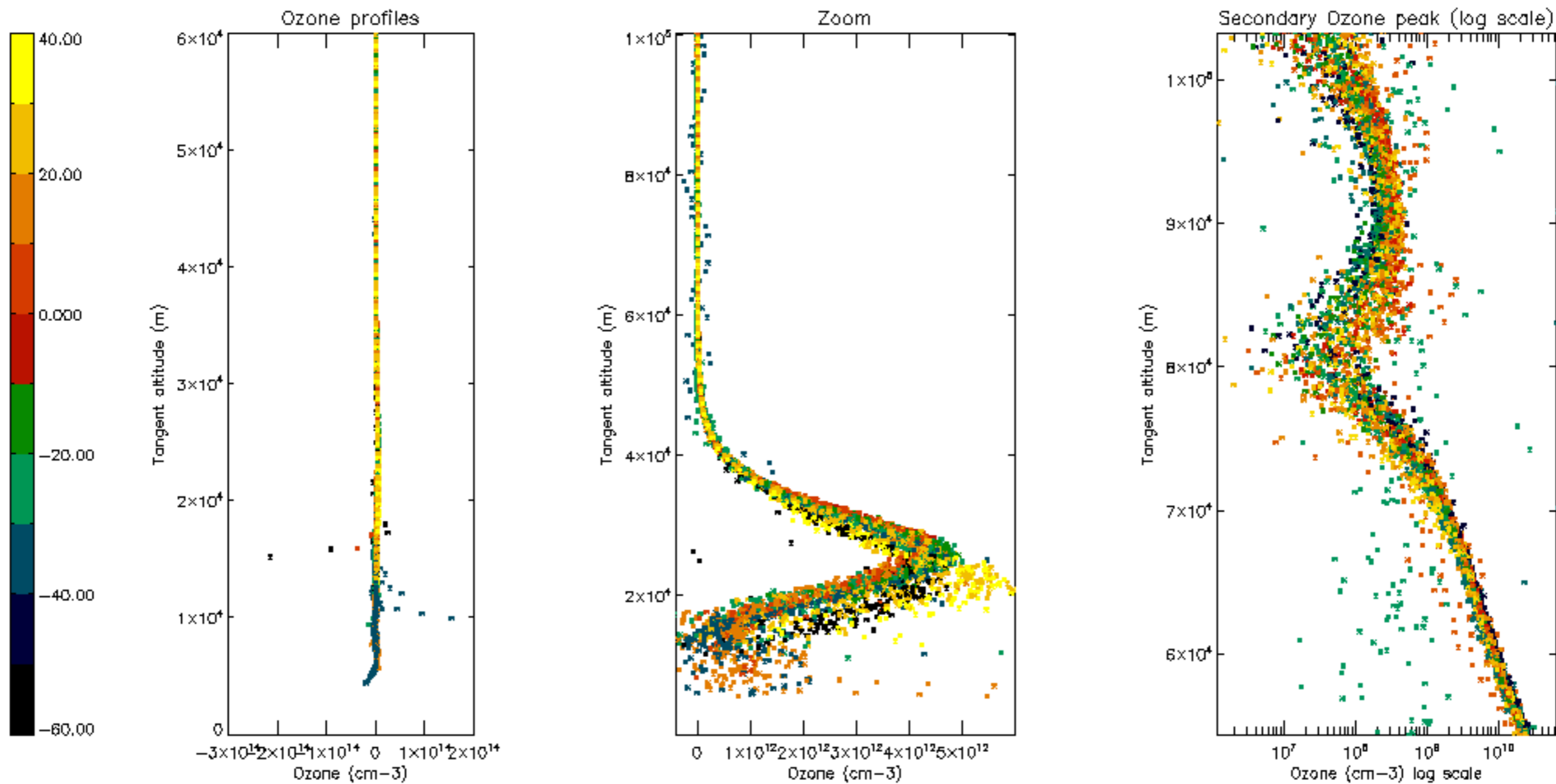


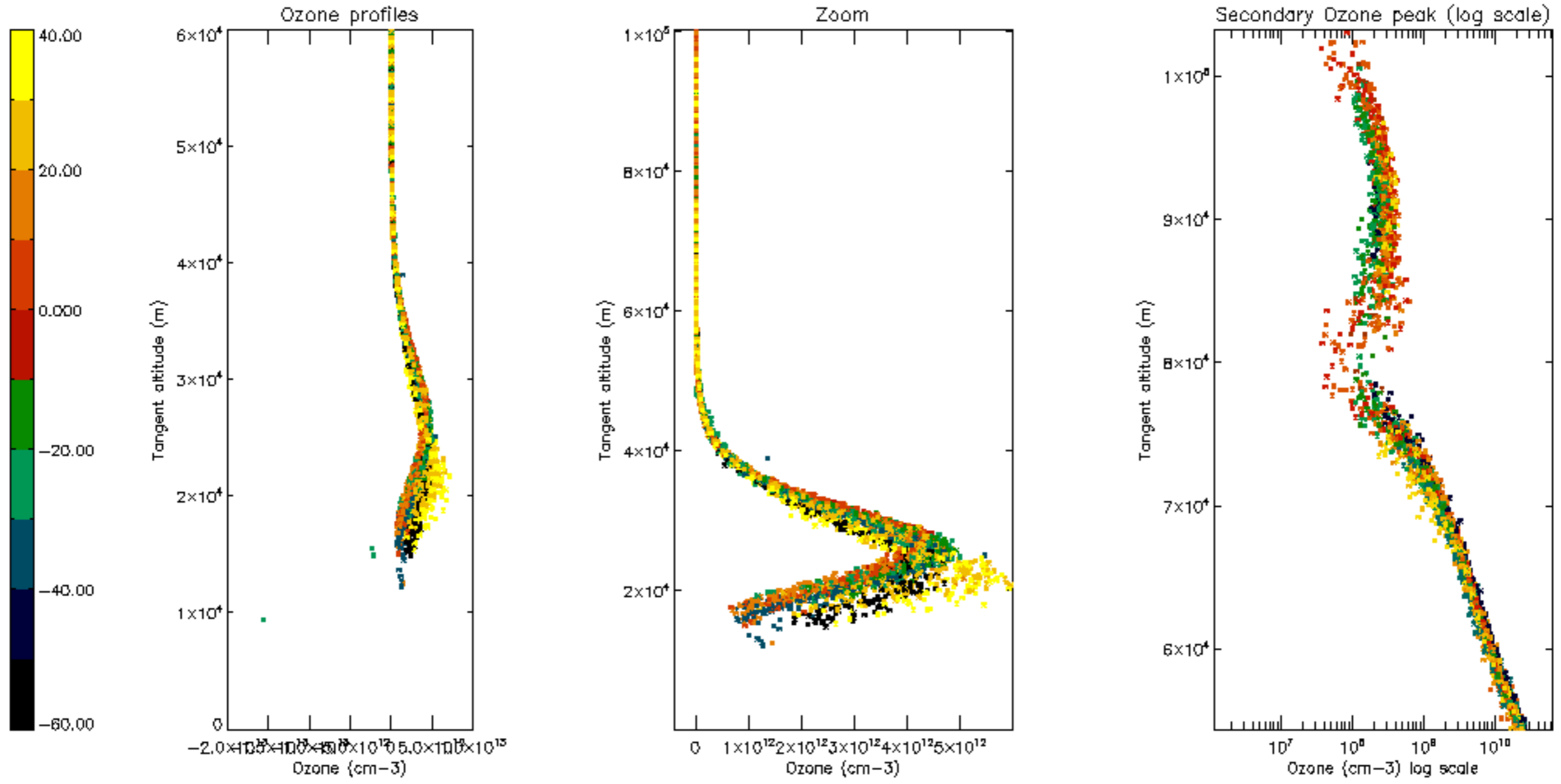
Percentage of star falling outside central band per profile

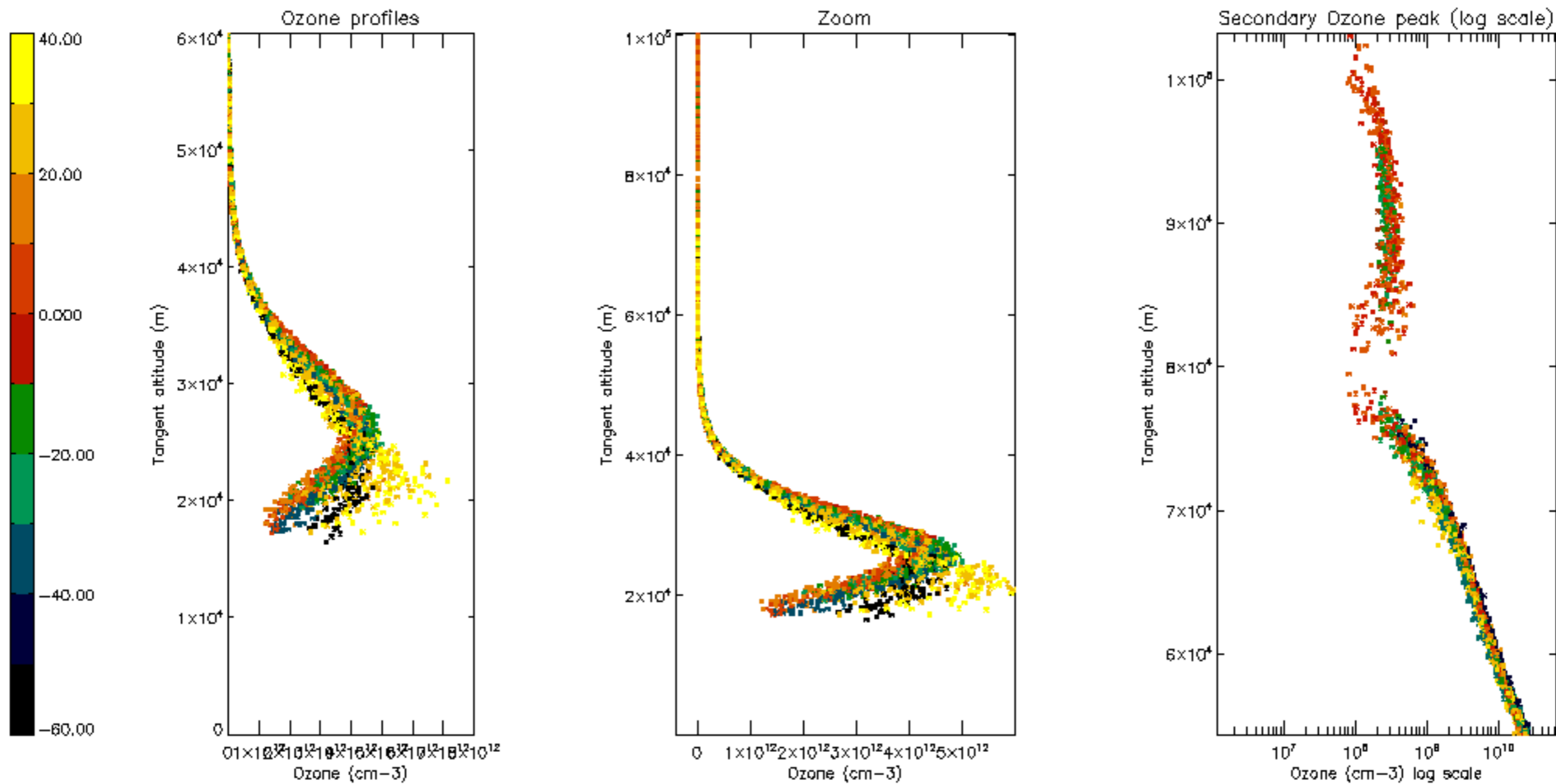


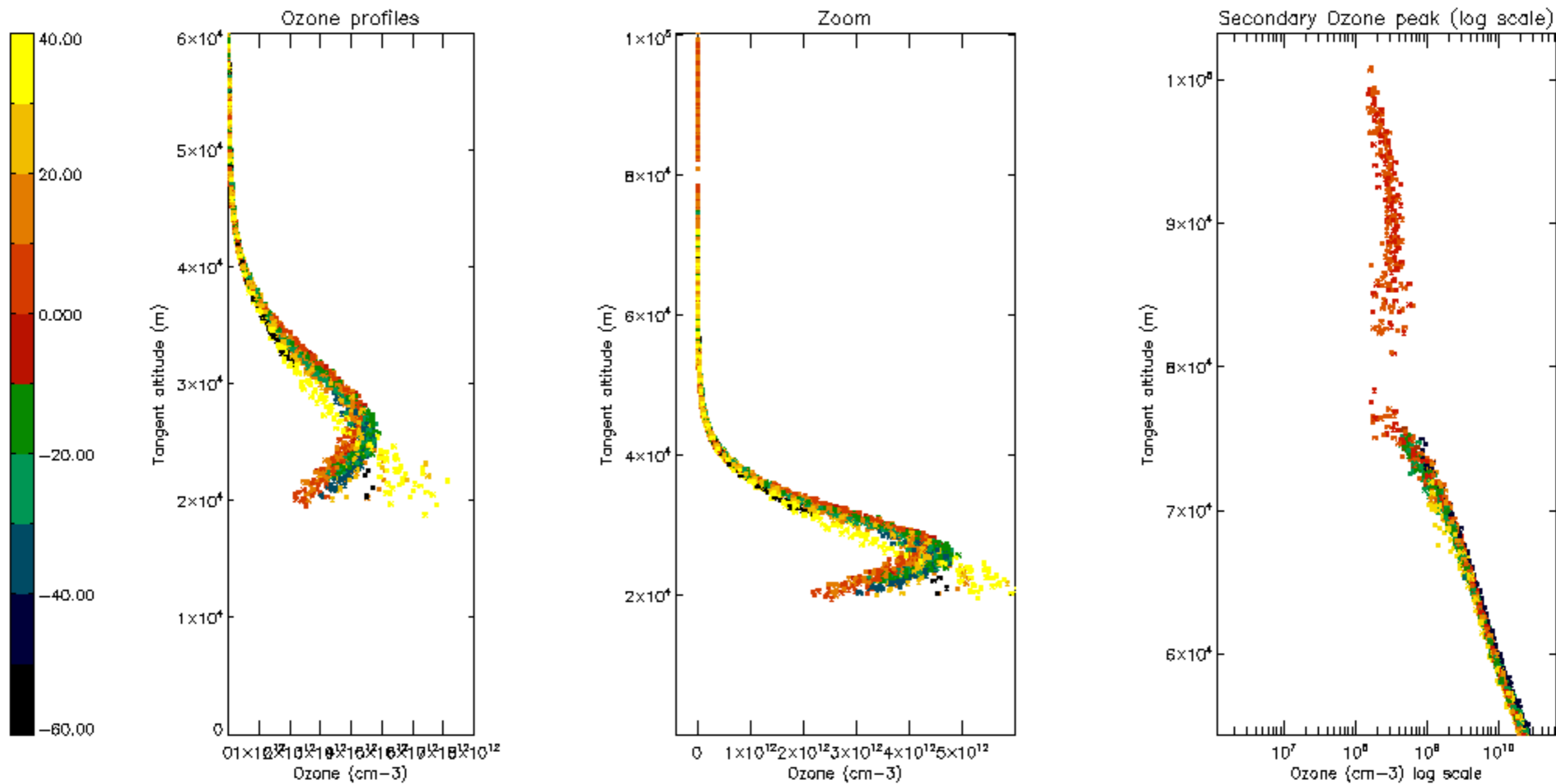
Percentage of saturation errors per profile

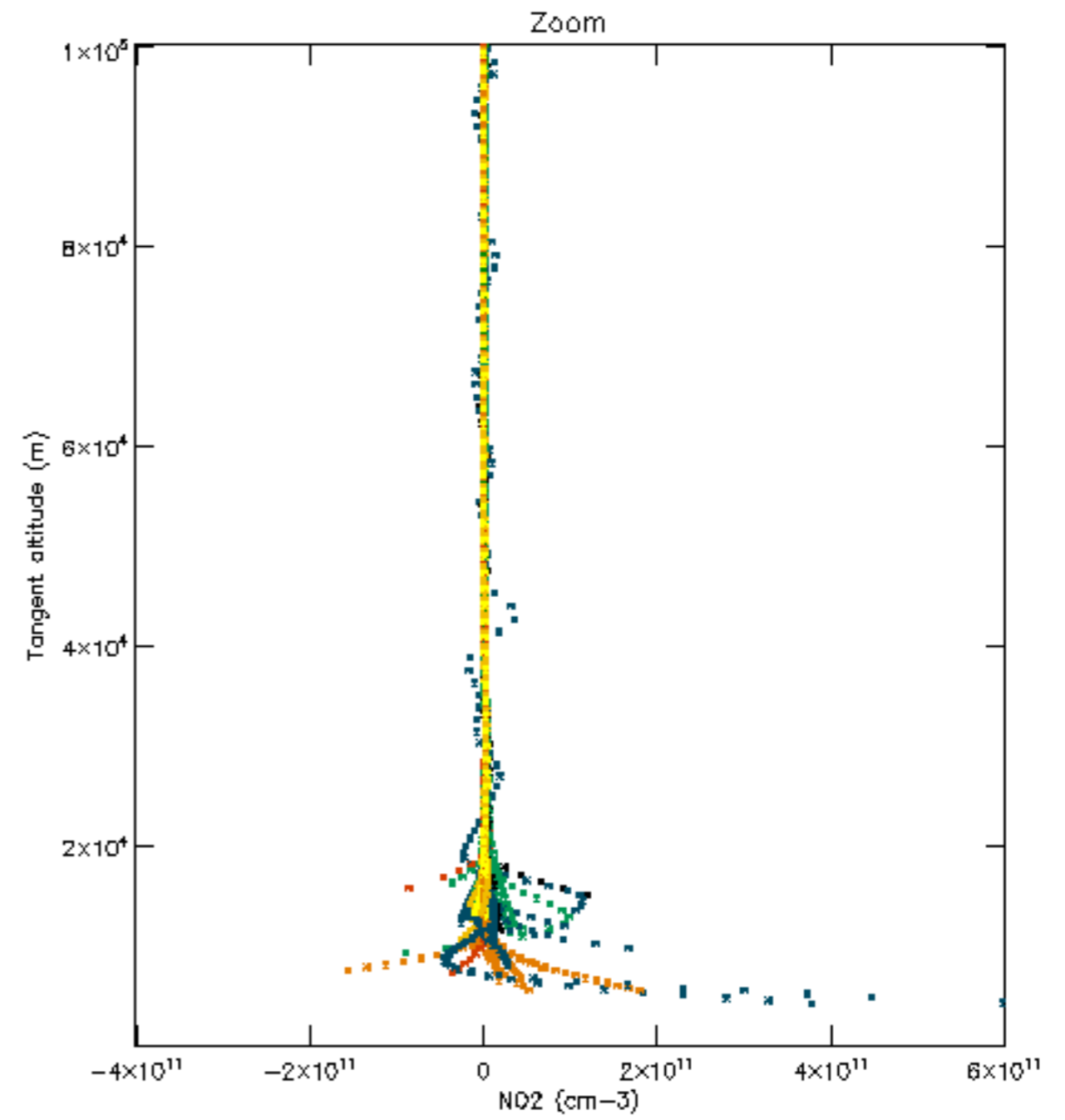
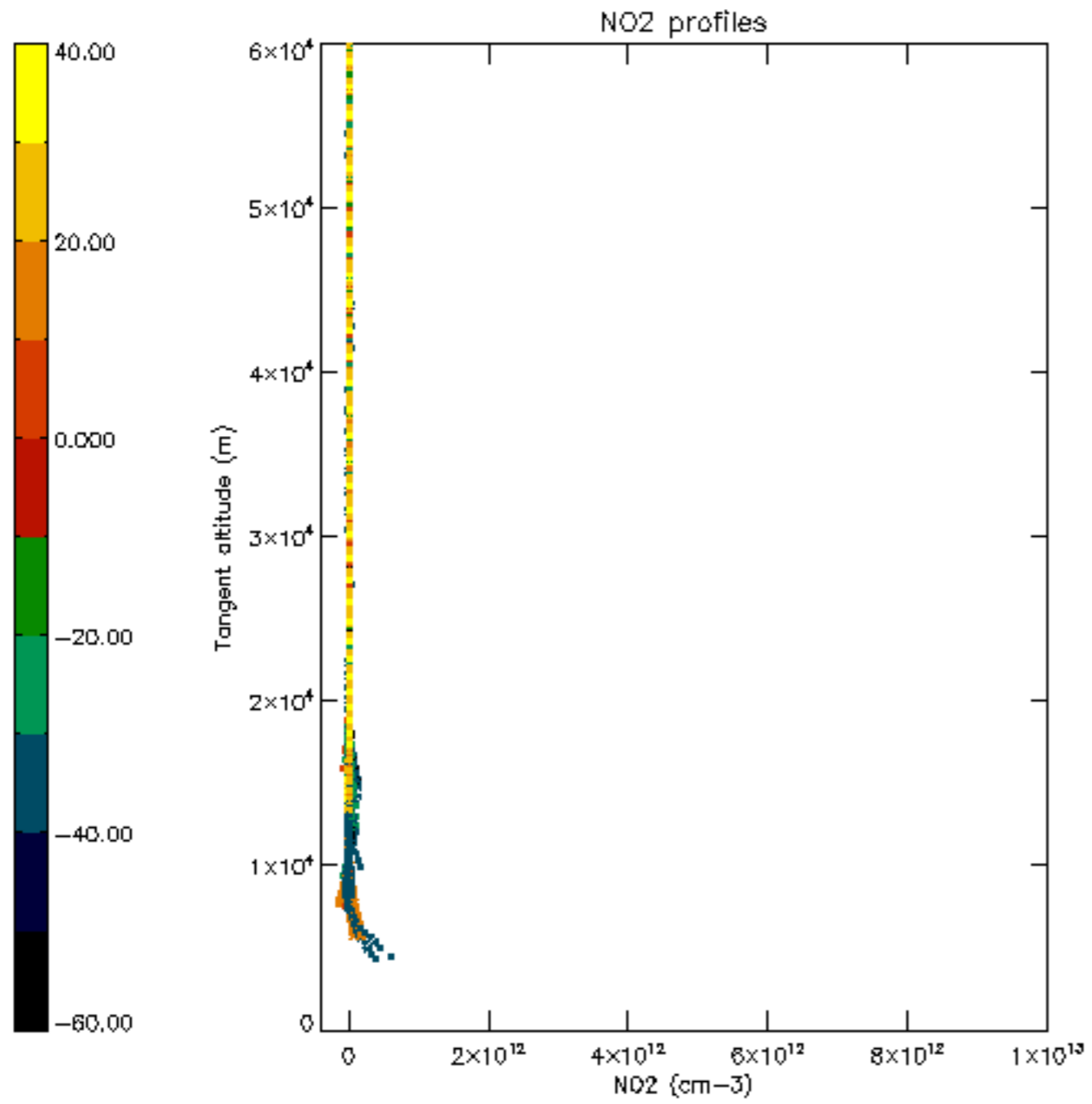


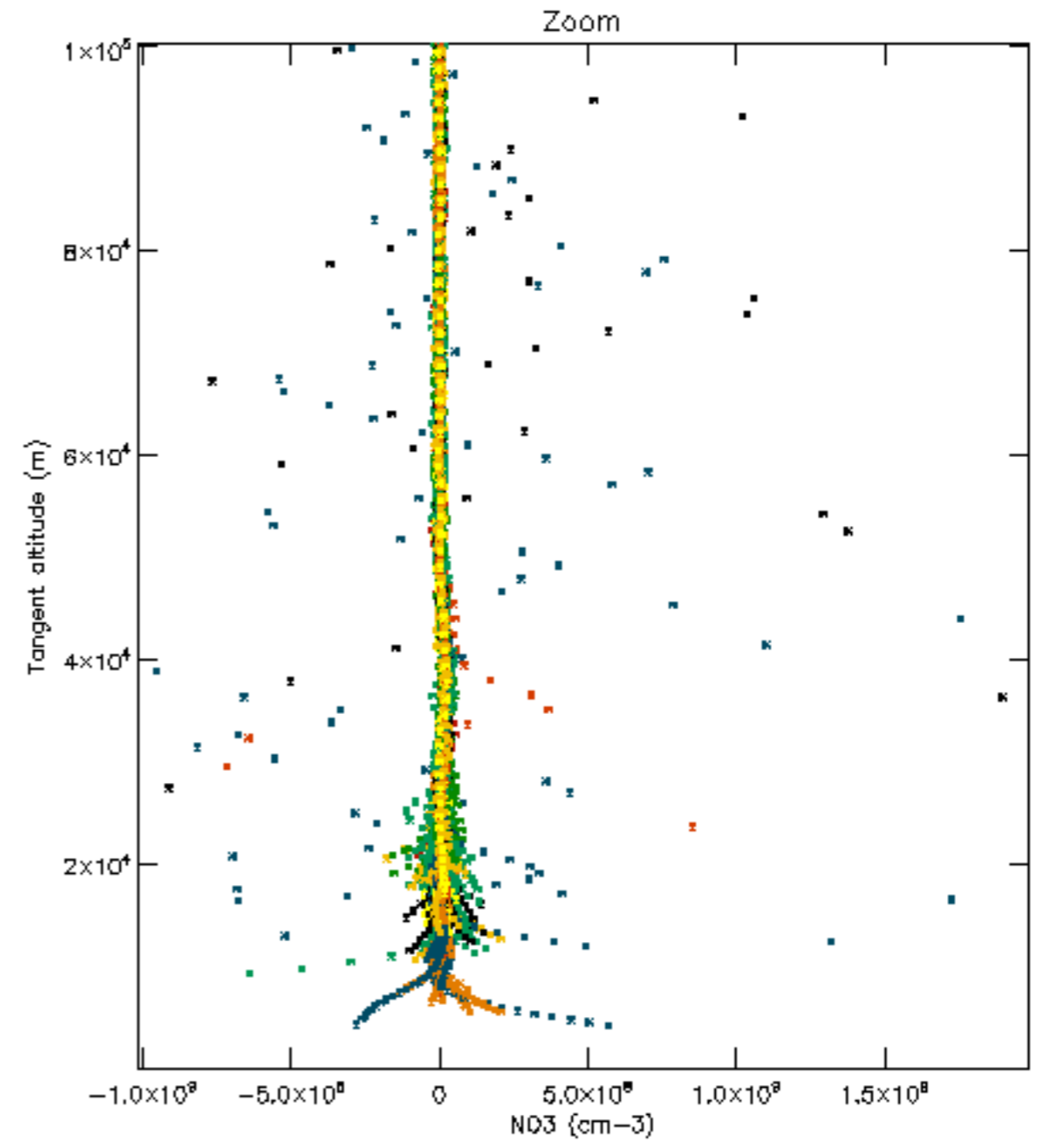
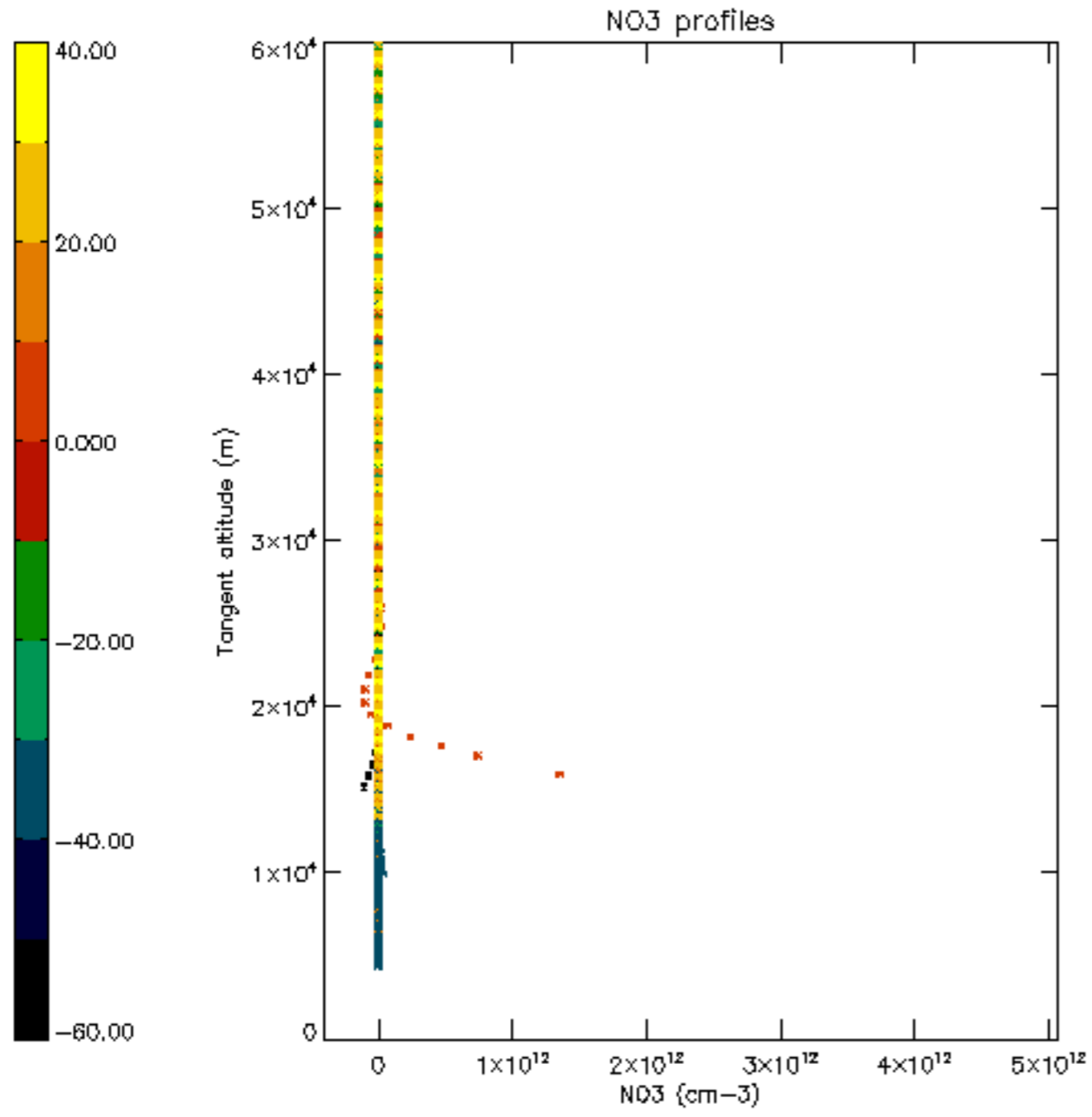


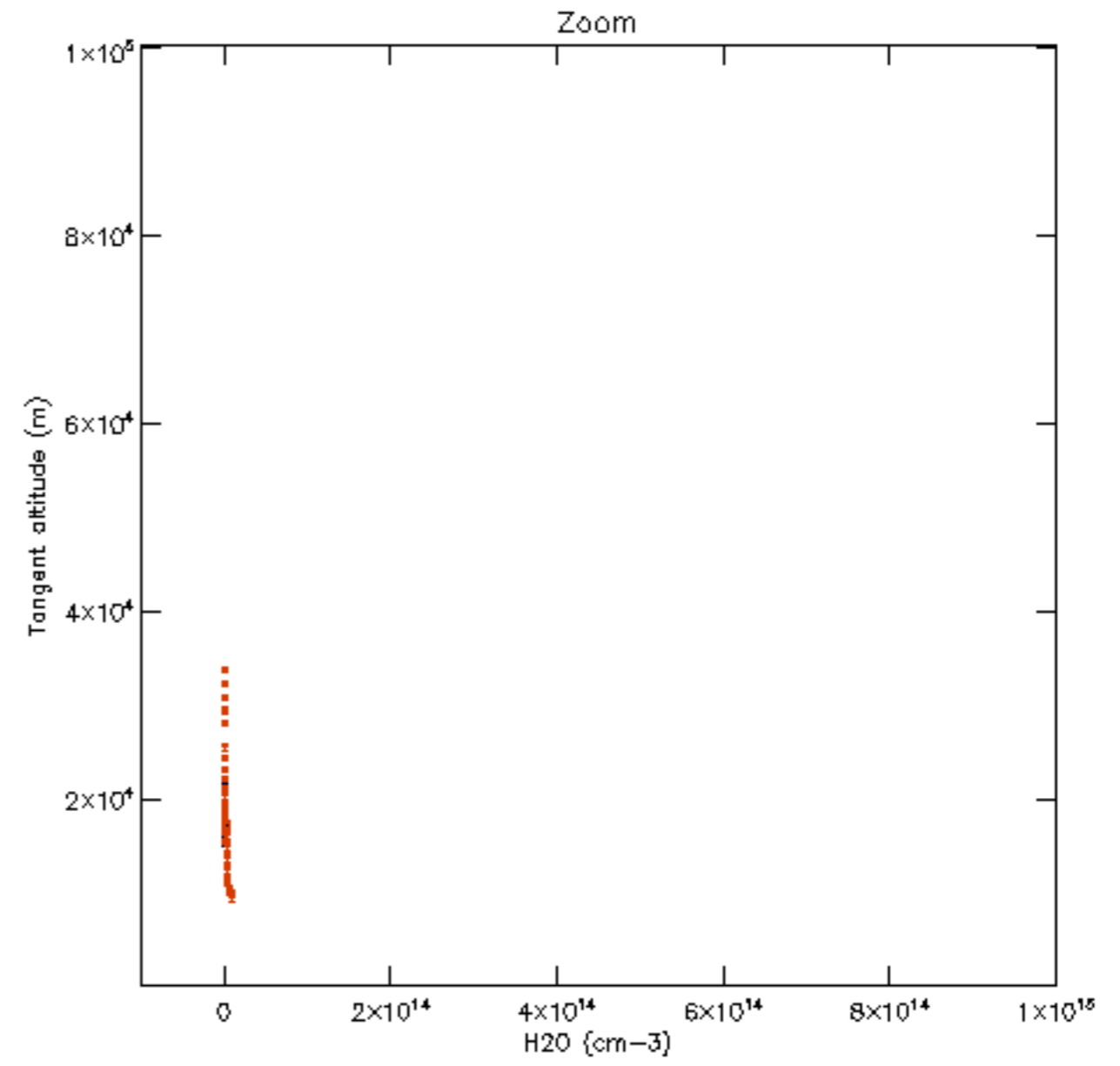
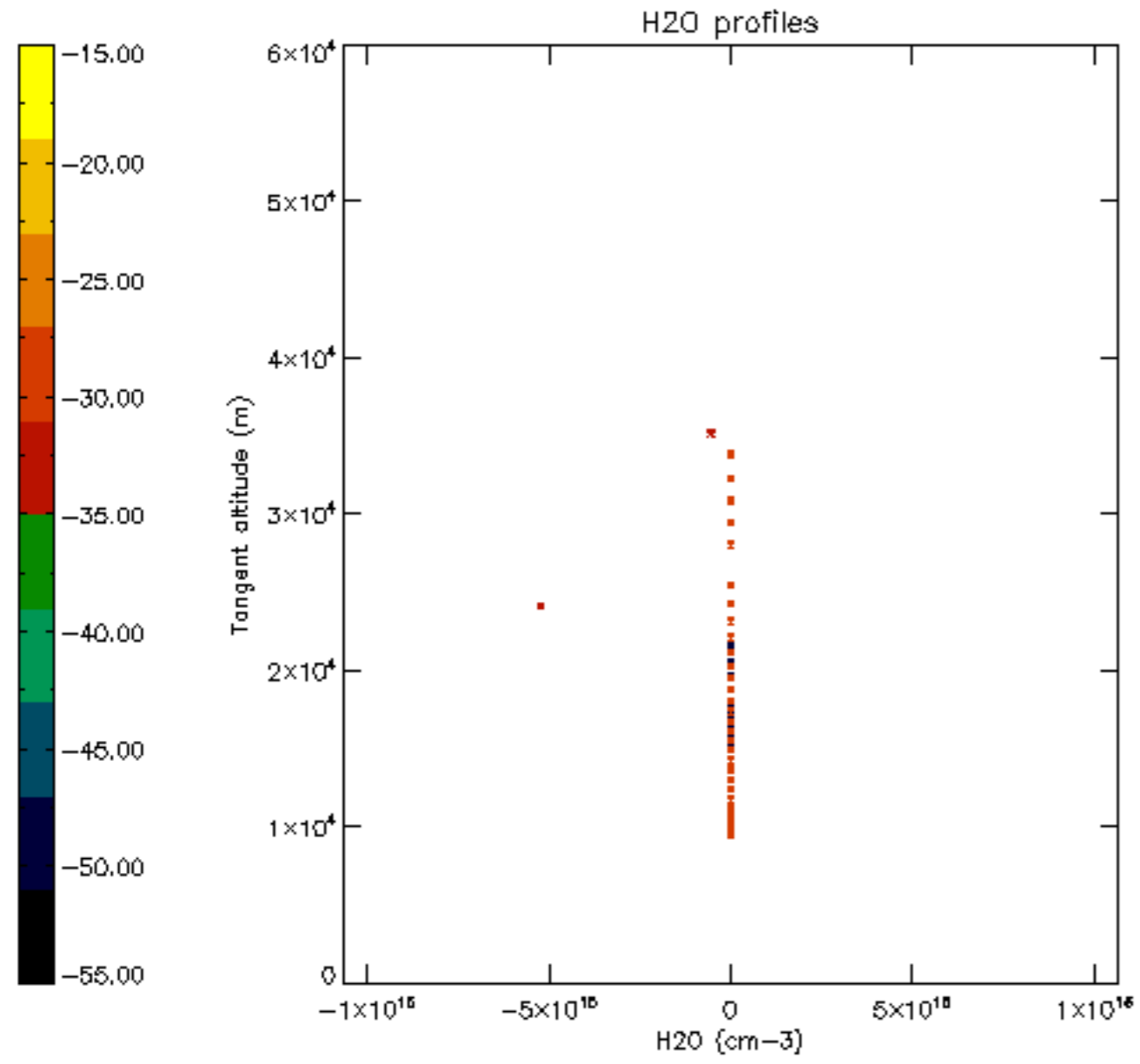


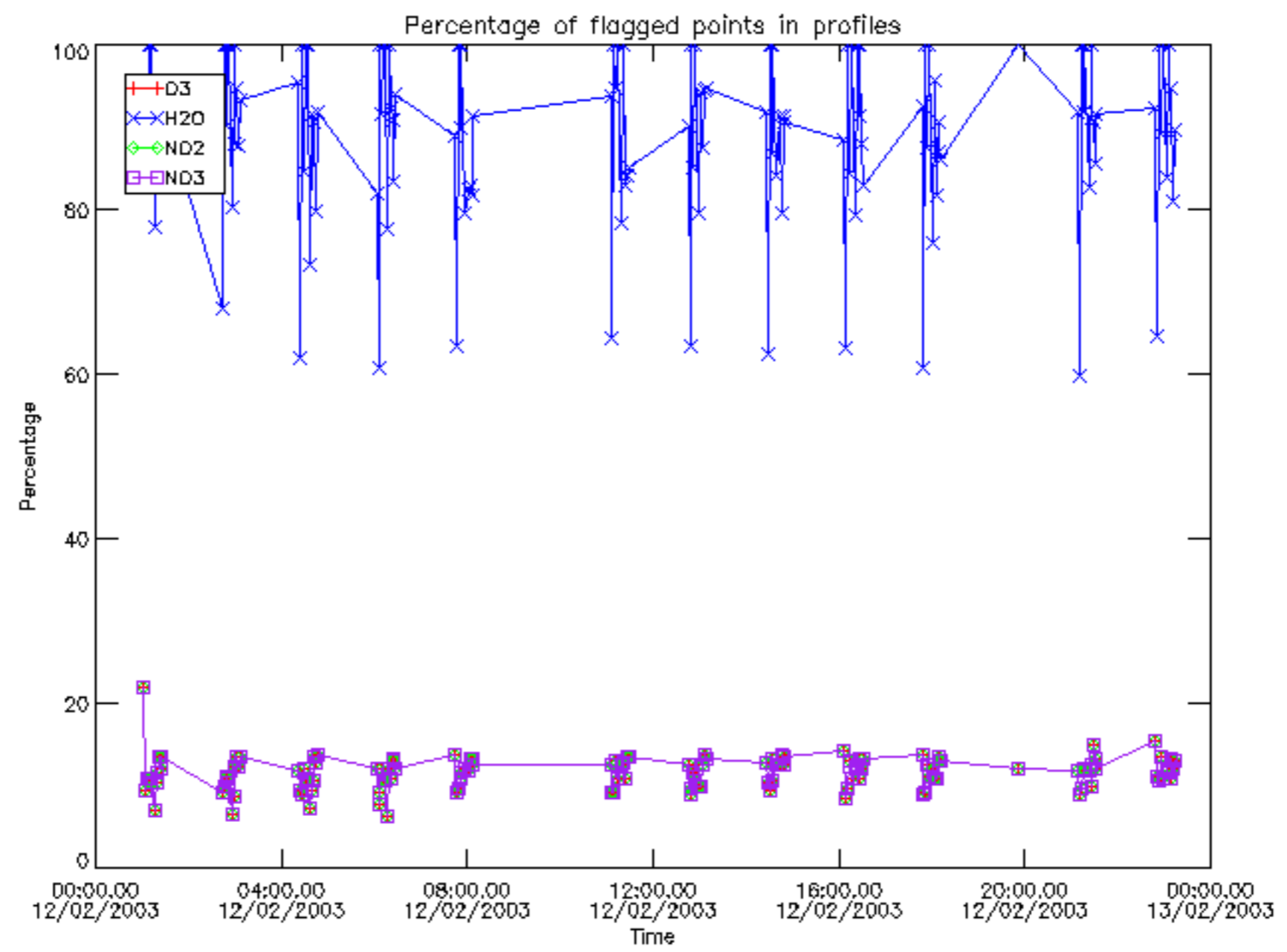




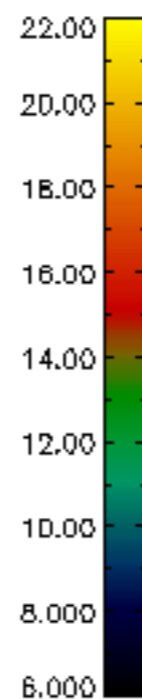
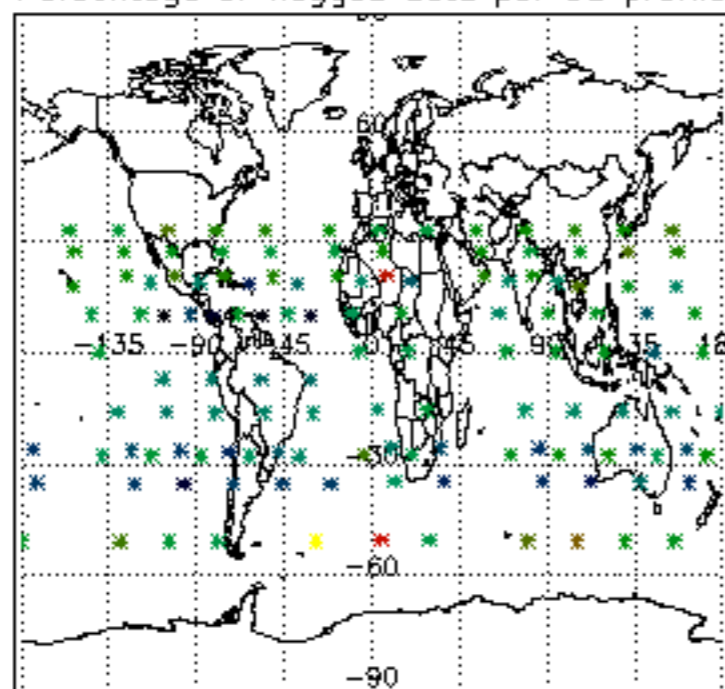




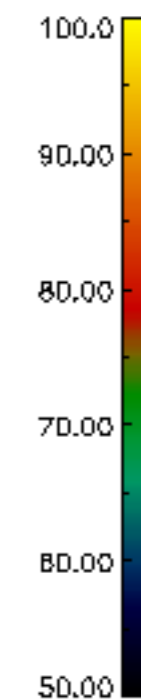
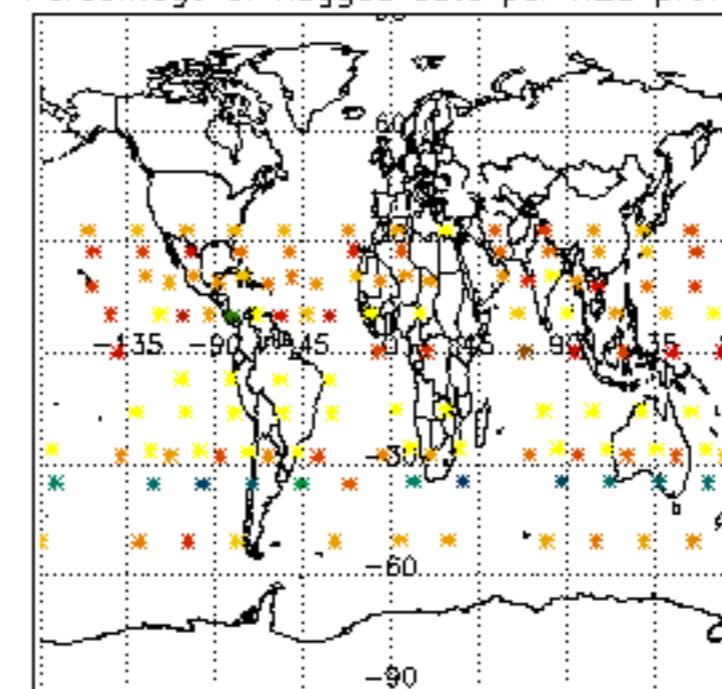




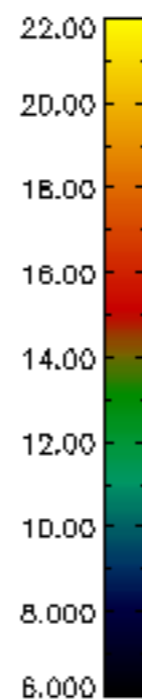
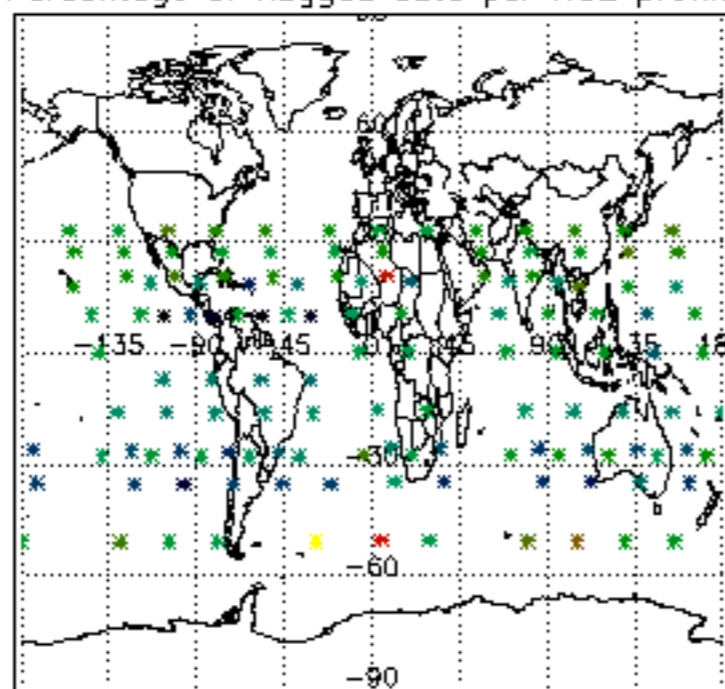
Percentage of flagged data per D3 profile



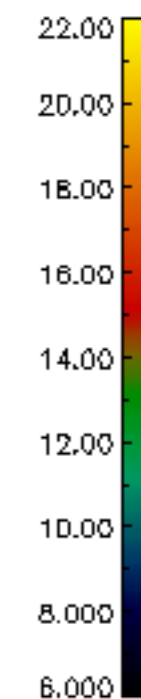
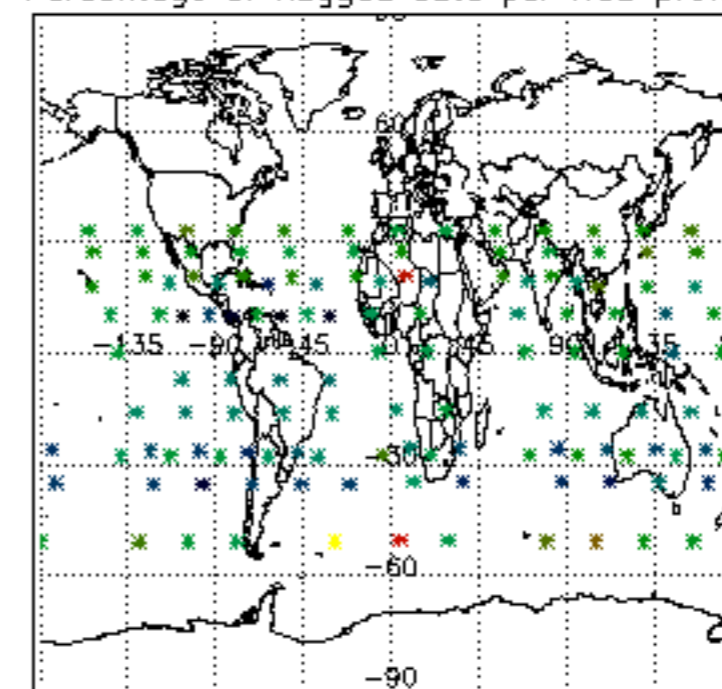
Percentage of flagged data per H2O profile

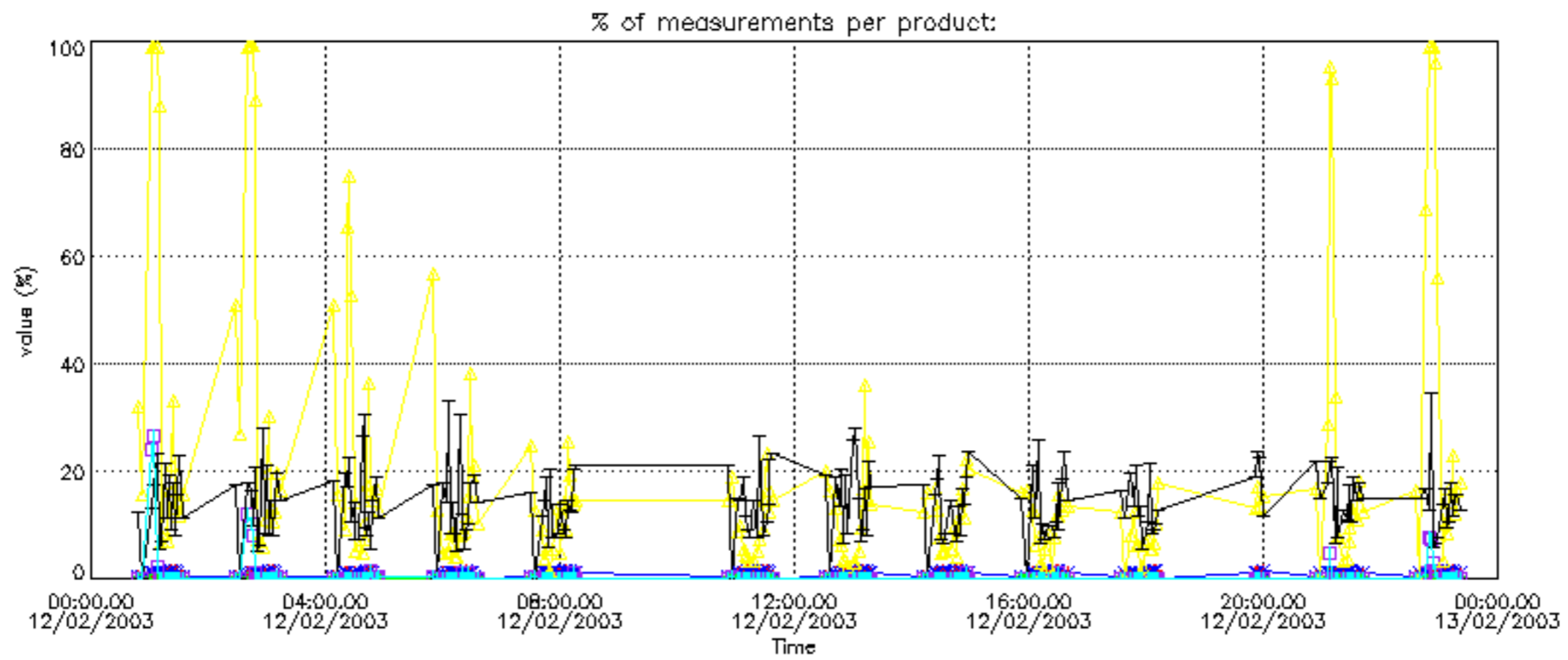
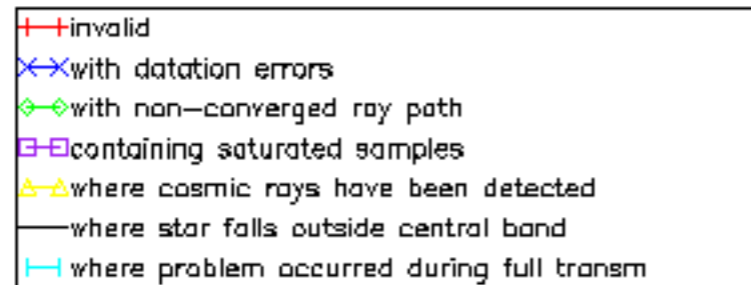


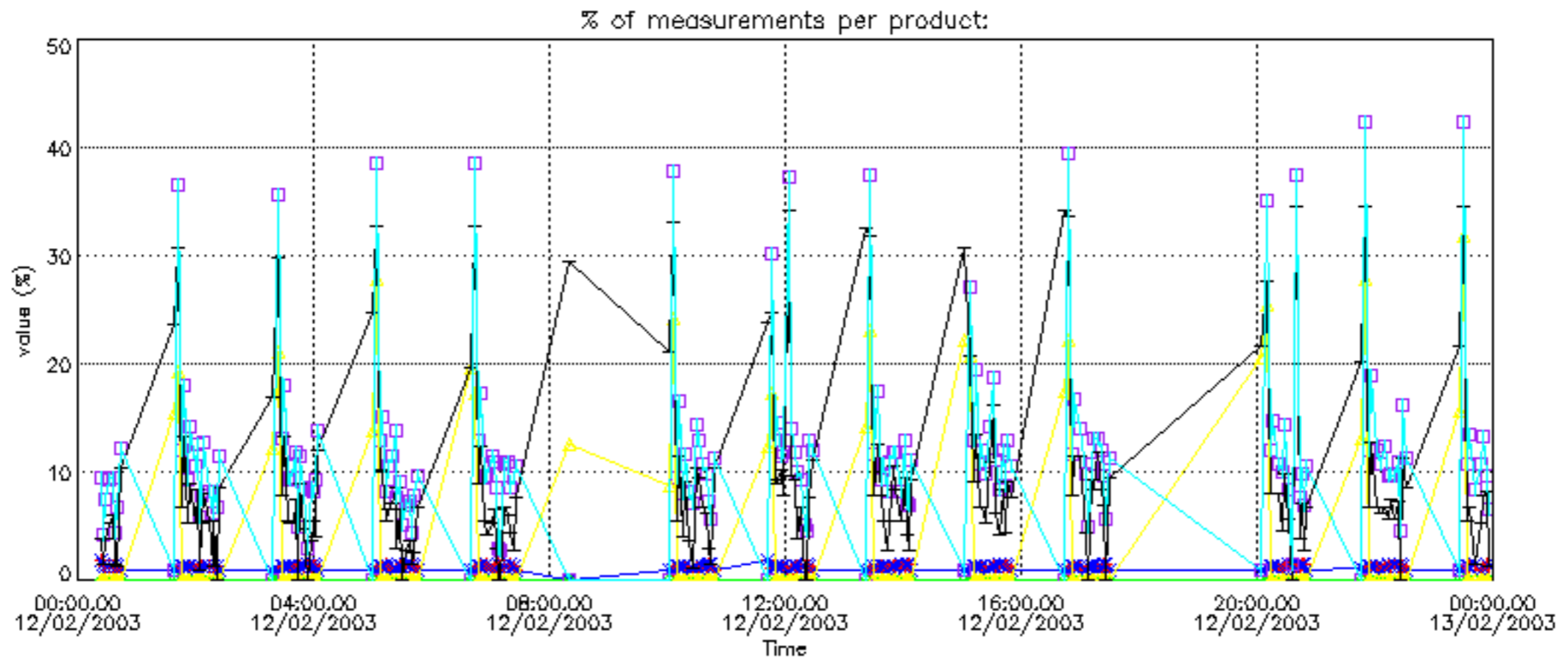
Percentage of flagged data per NO2 profile



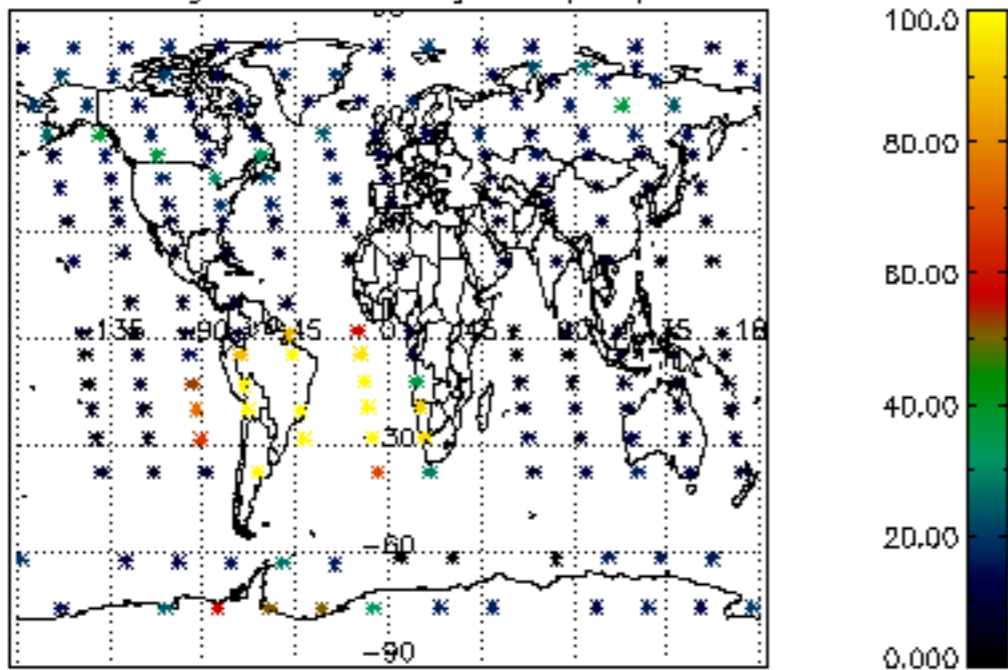
Percentage of flagged data per NO3 profile



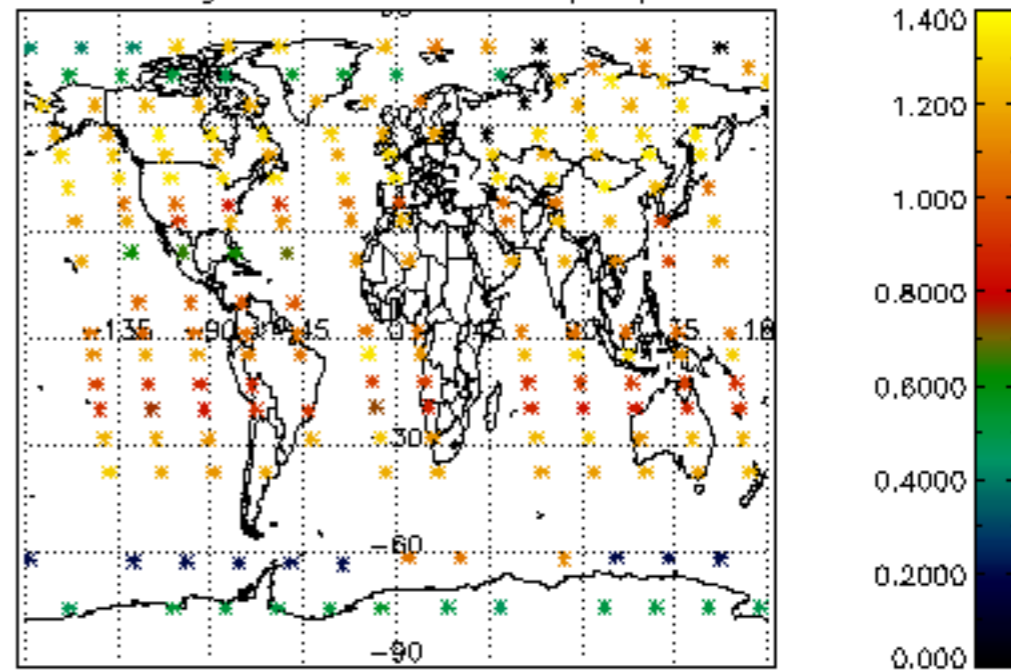




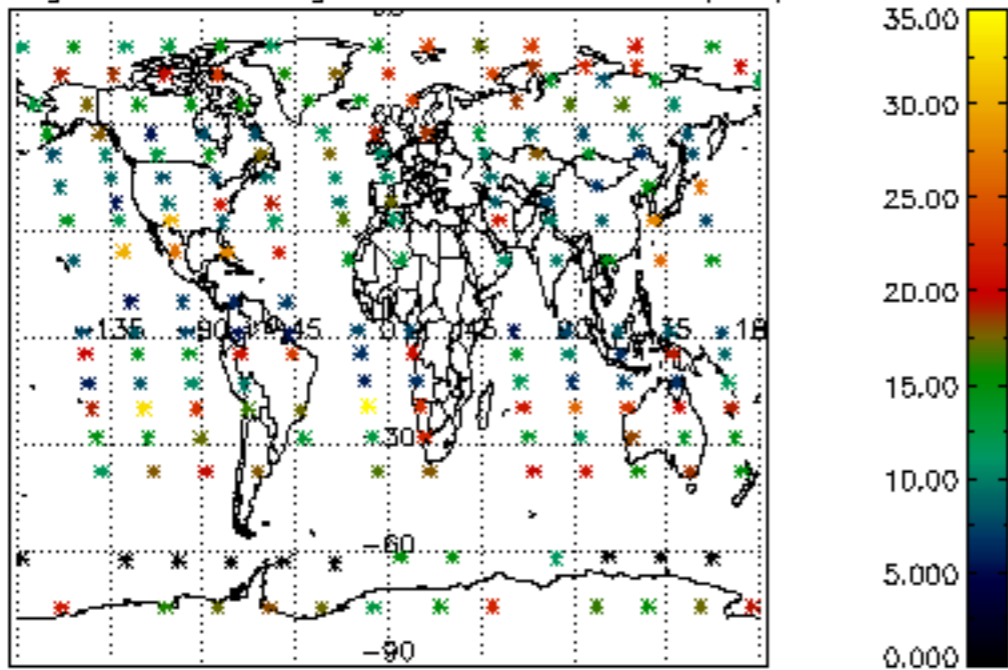
Percentage of cosmic ray hits per profile



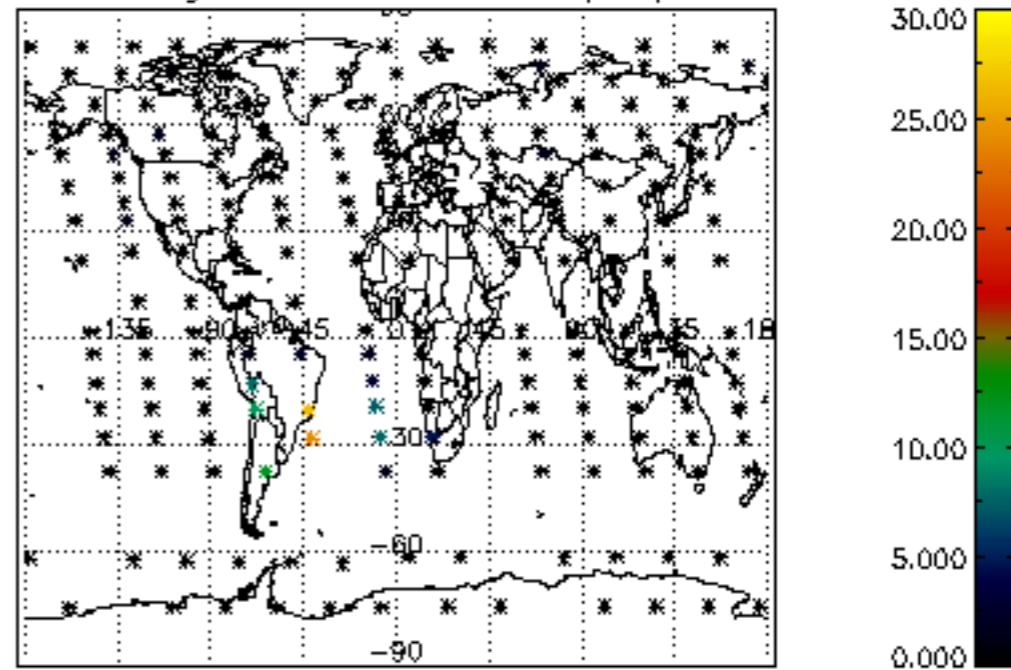
Percentage of datation errors per profile



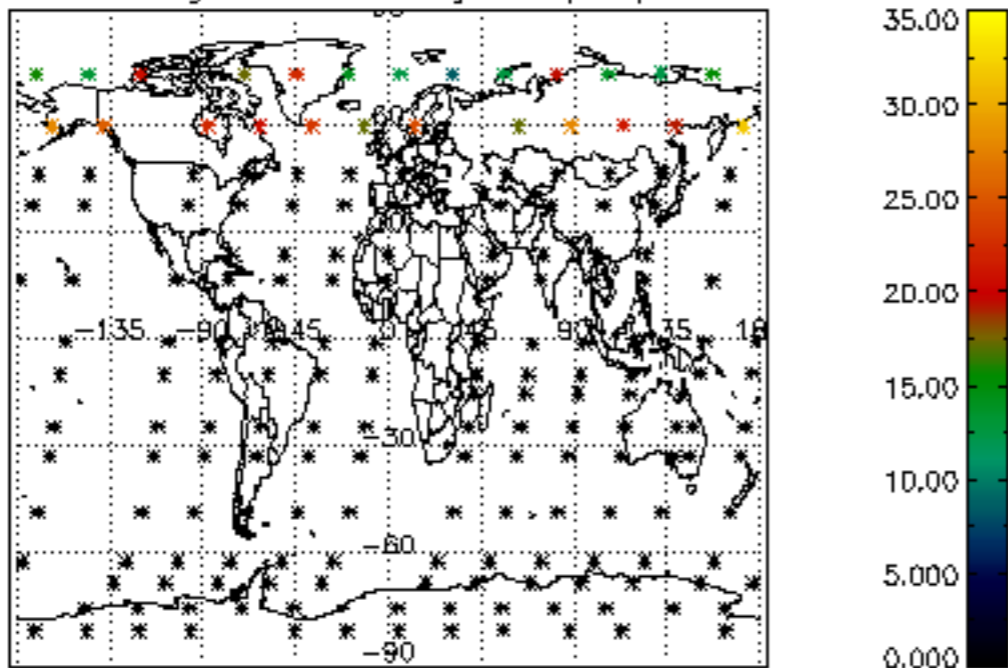
Percentage of star falling outside central band per profile



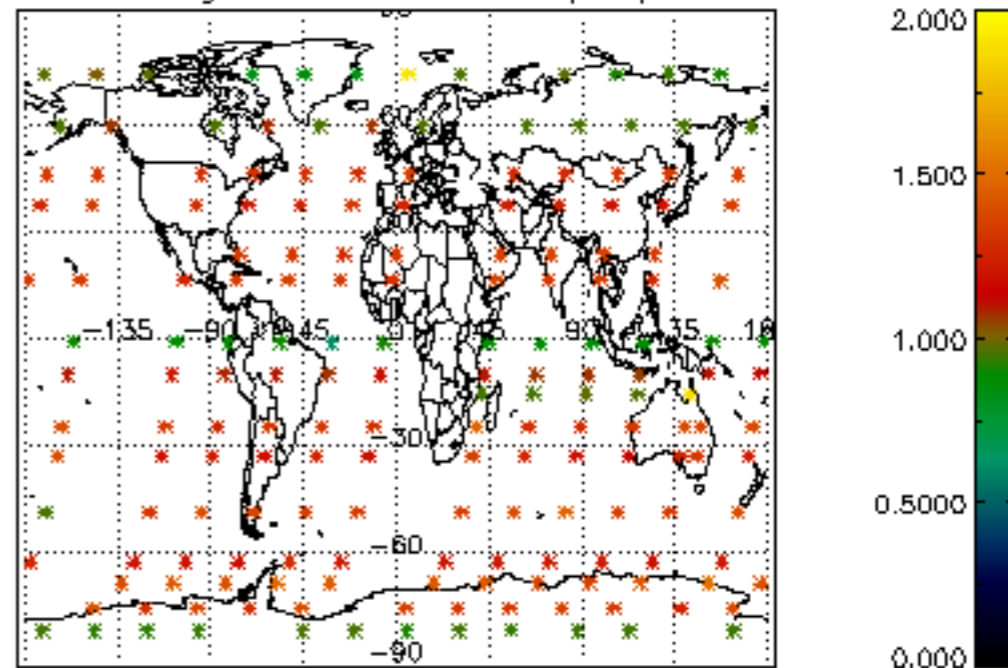
Percentage of saturation errors per profile



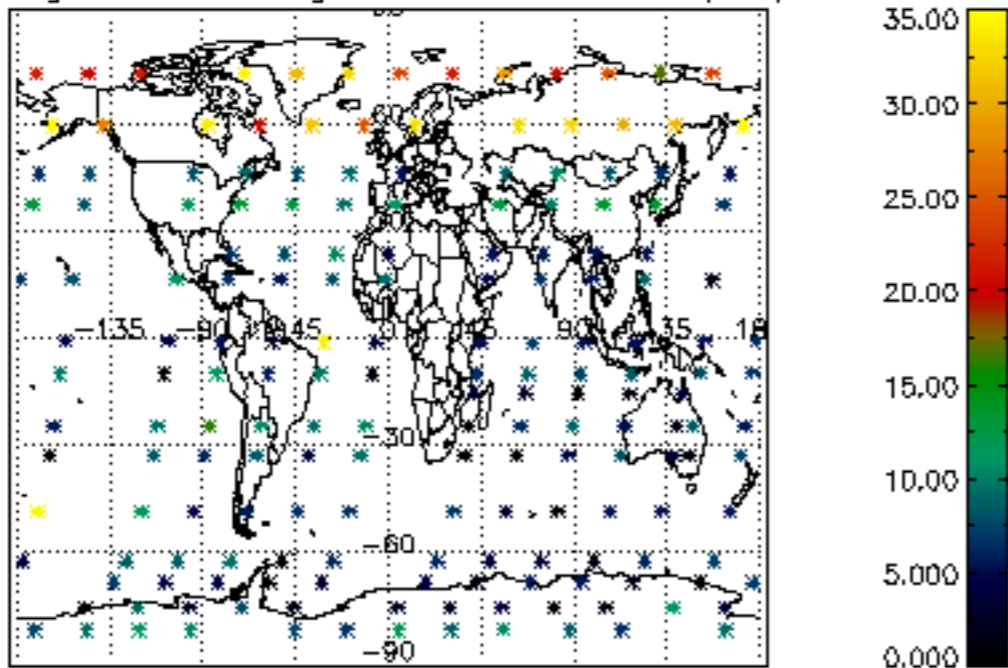
Percentage of cosmic ray hits per profile



Percentage of datation errors per profile



Percentage of star falling outside central band per profile



Percentage of saturation errors per profile

