

GOMOS Level 2 Daily Report

SUMMARY

[1. General Info](#)

[2. Summary of processed GOM_NL_2P products](#)

[3. Level 2 Quality information per product](#)

[3.1 Plot of level 2 quality information per product \(time dependant\)](#)

[3.2 Plot of level 2 quality information per product \(world map\)](#)

[4. Level 1 Quality information per product \(stored on level 2 products\)](#)

[4.1 Plot of level 1 quality information per product \(time dependant\)](#)

[4.1.1 Plot of level 1 quality information per product \(time dependant\): ASCENDING](#)

[4.1.2 Plot of level 1 quality information per product \(time dependant\): DESCENDING](#)

[4.2 Plot of level 1 quality information per product \(world map\)](#)

[4.2.1 Plot of level 1 quality information per product \(world map\): ASCENDING](#)

[4.2.2 Plot of level 1 quality information per product \(world map\): DESCENDING](#)

[5. Ozone profiles based on quality statistics and other trace gas profiles](#)

[5.1 Ozone statistics based on quality of products](#)

[5.2 Plot ozone profiles for all STD \(dark without errors\)](#)

[5.3 Plot ozone profiles where STD < 20% \(dark without errors\)](#)

[5.4. Plot ozone profiles where STD < 10% \(dark without errors\)](#)

[5.5. Plot ozone profiles where STD < 5% \(dark without errors\)](#)

[5.6 Plot NO2 profiles for all STD \(dark without errors\)](#)

[5.7 Plot NO3 profiles for all STD \(dark without errors\)](#)

[5.8 Plot H2O profiles \(only for occultations of stars 1,2,3,4,13,14,16,26,63 dark without errors\) for all STD](#)

[6. Auxiliary Data Files used for the production reported in section 2](#)

This report presents the daily analysis on parameters extracted from GOMOS level 2 data (GOM_NL__2P). It is intended to monitor some important parameters that will impact the quality of these products. A list of level 2 products (and content) that have arrived during the reporting day to the PCF is also given.

Item	Value
Time of report generation	19APR2013 08:48:22
Data source version	GOMOS/6.01
Start time of products	04-02-2003 (04FEB2003 00:00:00)
Stop time of products	05-02-2003 (05FEB2003 00:00:00)
Store outputs in DB	Yes
Nb of level 2 prods	410
Nb of prods with errors	41

2. Summary of processed GOM_NL__2P products.

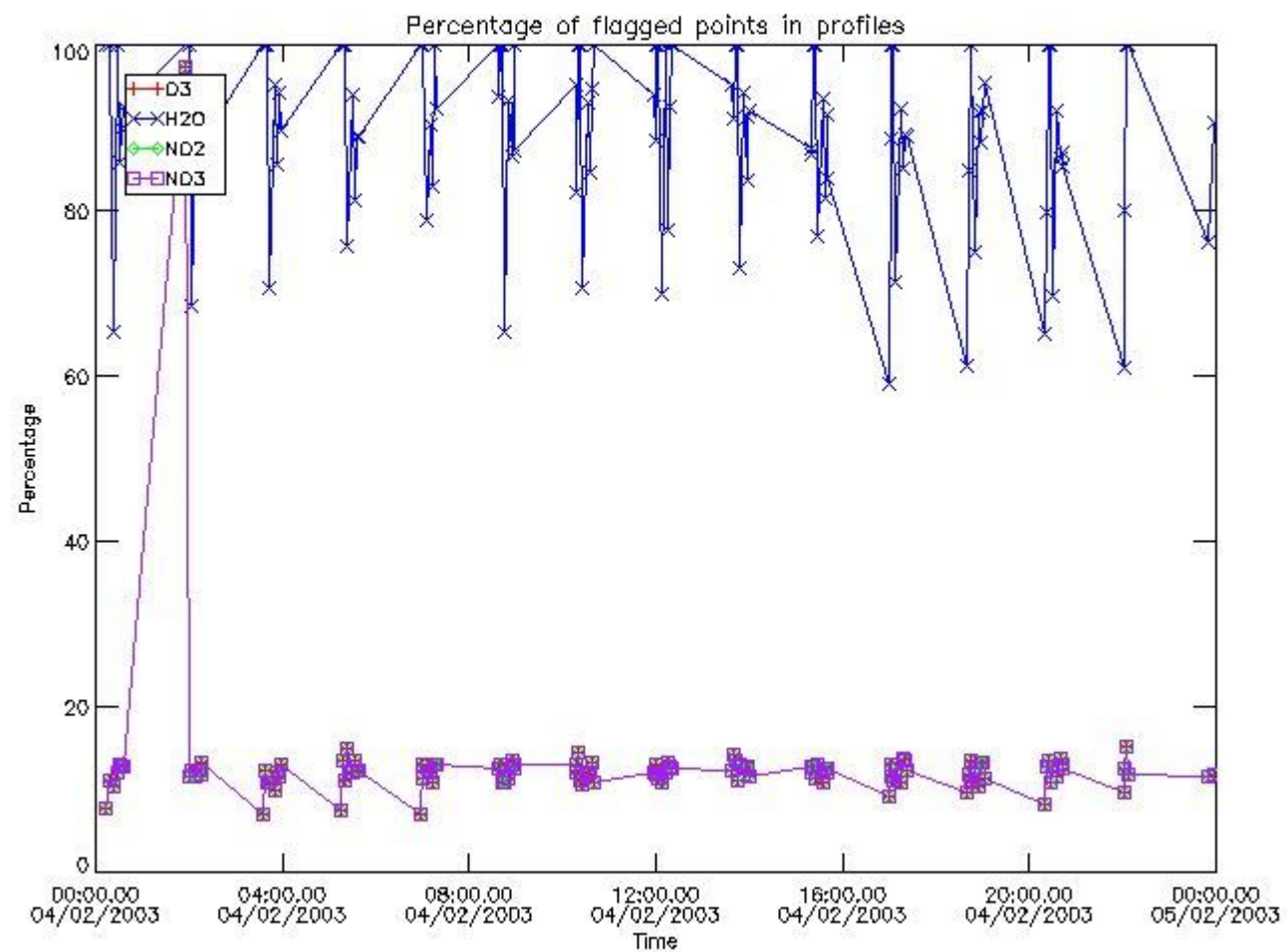
Nr	Filename	UTC Start time	Limb	Duration	Star Id	Star Name	Star Mag	Star Temp	Nb Meas	Orbit	Prod. error
1	GOM_NL__2PRFIN20030204_000605_000000762013_00302_04865_5328.N1	04-FEB-2003 00:06:05	Straylight	76.000	102	24Alp Ser	2.6000	4250.0	152	4865	No
2	GOM_NL__2PRFIN20030204_000848_000000012013_00302_04865_5329.N1	04-FEB-2003 00:08:48	Dark	0.50000	1012	Venus	0.0000	0.0000	1	4865	Yes
3	GOM_NL__2PRFIN20030204_001128_000000532013_00302_04865_5330.N1	04-FEB-2003 00:11:28	Dark	53.000	1014	Mars	0.0000	0.0000	106	4865	Yes
4	GOM_NL__2PRFIN20030204_001357_000000732013_00302_04865_5331.N1	04-FEB-2003 00:13:57	Dark	72.500	104	27Bet Lib	2.6140	13100.	145	4865	No
5	GOM_NL__2PRFIN20030204_001856_000000462013_00302_04865_5332.N1	04-FEB-2003 00:18:56	Dark	46.000	131	Gam Lup	2.8000	26000.	92	4865	No
6	GOM_NL__2PRFIN20030204_002218_000000502013_00303_04866_5304.N1	04-FEB-2003 00:22:18	Dark	49.500	43	Alp TrA	1.9100	4250.0	99	4866	No
7	GOM_NL__2PRFIN20030204_002832_000000422013_00303_04866_5305.N1	04-FEB-2003 00:28:32	Dark	42.000	12	Alp1Cru	0.77500	30000.	84	4866	No
8	GOM_NL__2PRFIN20030204_003152_000000392013_00303_04866_5306.N1	04-FEB-2003 00:31:52	Dark	39.000	29	Bet Car	1.6720	10200.	78	4866	No
9	GOM_NL__2PRFIN20030204_003416_000000402013_00303_04866_5307.N1	04-FEB-2003 00:34:16	Dark	40.000	71	lot Car	2.2460	7700.0	80	4866	No
10	GOM_NL__2PRFIN20030204_003600_000000402013_00303_04866_5308.N1	04-FEB-2003 00:36:00	Dark	40.000	46	Del Vel	1.9540	10600.	80	4866	No
11	GOM_NL__2PRFIN20030204_003830_000000422013_00303_04866_5309.N1	04-FEB-2003 00:38:30	Straylight	41.500	34	Gam2Vel	1.7930	23000.	83	4866	No
12	GOM_NL__2PRFIN20030204_004034_000000412013_00303_04866_5310.N1	04-FEB-2003 00:40:34	Straylight	40.500	70	Zet Pup	2.2460	39000.	81	4866	No
13	GOM_NL__2PRFIN20030204_004155_000000432013_00303_04866_5311.N1	04-FEB-2003 00:41:55	Straylight	42.500	117	Pi Pup	2.7060	3800.0	85	4866	No
14	GOM_NL__2PRFIN20030204_004356_000001982013_00303_04866_5312.N1	04-FEB-2003 00:43:56	Straylight	197.50	100	4Gam Crv	2.5800	13100.	395	4866	No
15	GOM_NL__2PRFIN20030204_004921_000000652013_00303_04866_5313.N1	04-FEB-2003 00:49:21	Straylight	64.500	48	30Alp Hya	1.9770	4100.0	129	4866	No
16	GOM_NL__2PRFIN20030204_005334_000000532013_00303_04866_5314.N1	04-FEB-2003 00:53:34	Twl_and_stray	53.000	8	10Alp CMi	0.40000	6500.0	106	4866	No
17	GOM_NL__2PRFIN20030204_005812_000000542013_00303_04866_5315.N1	04-FEB-2003 00:58:12	Dark	54.000	1015	Jupiter	0.0000	0.0000	108	4866	Yes
18	GOM_NL__2PRFIN20030204_010009_000000432013_00303_04866_5316.N1	04-FEB-2003 01:00:09	Bright	42.500	17	78Bet Gem	1.1610	4500.0	85	4866	No
19	GOM_NL__2PRFIN20030204_010318_000000362013_00303_04866_5317.N1	04-FEB-2003 01:03:18	Bright	36.000	107	37The Aur	2.6490	11000.	72	4866	No
20	GOM_NL__2PRFIN20030204_010522_000000382013_00303_04866_5318.N1	04-FEB-2003 01:05:22	Bright	38.000	42	34Bet Aur	1.9000	10200.	76	4866	No
21	GOM_NL__2PRFIN20030204_011402_000000482013_00303_04866_5319.N1	04-FEB-2003 01:14:02	Bright	48.000	82	48Bet UMa	2.3650	10600.	96	4866	No
22	GOM_NL__2PRFIN20030204_011728_000000372013_00303_04866_5320.N1	04-FEB-2003 01:17:28	Bright	37.000	49	1Alp UMi	1.9900	6300.0	74	4866	No
23	GOM_NL__2PRFIN20030204_012023_000000382013_00303_04866_5321.N1	04-FEB-2003 01:20:23	Bright	37.500	60	7Bet UMi	2.0810	3950.0	75	4866	No
24	GOM_NL__2PRFIN20030204_012200_000000582013_00303_04866_5322.N1	04-FEB-2003 01:22:00	Bright	58.000	55	79Zet UMa	2.0600	10200.	116	4866	No
25	GOM_NL__2PRFIN20030204_012509_000000412013_00303_04866_5323.N1	04-FEB-2003 01:25:09	Bright	41.000	119	14Eta Dra	2.7270	4700.0	82	4866	No
26	GOM_NL__2PRFIN20030204_012826_000000402013_00303_04866_5324.N1	04-FEB-2003 01:28:26	Bright	40.000	130	23Bet Dra	2.7990	5800.0	80	4866	No
27	GOM_NL__2PRFIN20030204_013210_000000362013_00303_04866_5325.N1	04-FEB-2003 01:32:10	Bright	35.500	5	3Alp Lyr	0.033000	11000.	71	4866	No
28	GOM_NL__2PRFIN20030204_013512_000000472013_00303_04866_5326.N1	04-FEB-2003 01:35:12	Bright	46.500	133	40Zet Her	2.8070	6000.0	93	4866	No
29	GOM_NL__2PRFIN20030204_013946_000001212013_00303_04866_5327.N1	04-FEB-2003 01:39:46	Twl_and_stray	121.00	83		2.3780	11000.	242	4866	No
30	GOM_NL__2PRFIN20030204_014640_000000812013_00303_04866_5328.N1	04-FEB-2003 01:46:40	Straylight	81.000	102	24Alp Ser	2.6000	4250.0	162	4866	No
31	GOM_NL__2PRFIN20030204_014923_000000012013_00303_04866_5329.N1	04-FEB-2003 01:49:23	Dark	0.50000	1012	Venus	0.0000	0.0000	1	4866	Yes
32	GOM_NL__2PRFIN20030204_015204_000000572013_00303_04866_5330.N1	04-FEB-2003 01:52:04	Dark	57.000	1014	Mars	0.0000	0.0000	114	4866	Yes
33	GOM_NL__2PRFIN20030204_015434_000000752013_00303_04866_5331.N1	04-FEB-2003 01:54:34	Dark	74.500	104	27Bet Lib	2.6140	13100.	149	4866	No
34	GOM_NL__2PRFIN20030204_015933_000000452013_00303_04866_5332.N1	04-FEB-2003 01:59:33	Dark	44.500	131	Gam Lup	2.8000	26000.	89	4866	No
35	GOM_NL__2PRFIN20030204_020254_000000422013_00304_04867_5304.N1	04-FEB-2003 02:02:54	Dark	41.500	43	Alp TrA	1.9100	4250.0	83	4867	No
36	GOM_NL__2PRFIN20030204_020908_000000442013_00304_04867_5305.N1	04-FEB-2003 02:09:08	Dark	44.000	12	Alp1Cru	0.77500	30000.	88	4867	No
37	GOM_NL__2PRFIN20030204_021228_000000422013_00304_04867_5306.N1	04-FEB-2003 02:12:28	Dark	41.500	29	Bet Car	1.6720	10200.	83	4867	No
38	GOM_NL__2PRFIN20030204_021452_000000442013_00304_04867_5307.N1	04-FEB-2003 02:14:52	Dark	43.500	71	lot Car	2.2460	7700.0	87	4867	No
39	GOM_NL__2PRFIN20030204_021636_000000432013_00304_04867_5308.N1	04-FEB-2003 02:16:36	Dark	42.500	46	Del Vel	1.9540	10600.	85	4867	No
40	GOM_NL__2PRFIN20030204_021906_000000422013_00304_04867_5309.N1	04-FEB-2003 02:19:06	Straylight	41.500	34	Gam2Vel	1.7930	23000.	83	4867	No
41	GOM_NL__2PRFIN20030204_022111_000000412013_00304_04867_5310.N1	04-FEB-2003 02:21:11	Straylight	41.000	70	Zet Pup	2.2460	39000.	82	4867	No
42	GOM_NL__2PRFIN20030204_022231_000000442013_00304_04867_5311.N1	04-FEB-2003 02:22:31	Straylight	43.500	117	Pi Pup	2.7060	3800.0	87	4867	No

397	GOM_NL__2PRFIN20030204_213218_000000422013_00315_04878_5323.N1	04-FEB-2003 21:32:18	Bright	41.500	119	14Eta Dra	2.7270	4700.0	83	4878	No
398	GOM_NL__2PRFIN20030204_213537_000000392013_00315_04878_5324.N1	04-FEB-2003 21:35:37	Bright	39.000	130	23Bet Dra	2.7990	5800.0	78	4878	No
399	GOM_NL__2PRFIN20030204_213923_000000362013_00315_04878_5325.N1	04-FEB-2003 21:39:23	Bright	35.500	5	3Alp Lyr	0.033000	11000.	71	4878	No
400	GOM_NL__2PRFIN20030204_214225_000000482013_00315_04878_5326.N1	04-FEB-2003 21:42:25	Bright	48.000	133	40Zet Her	2.8070	6000.0	96	4878	No
401	GOM_NL__2PRFIN20030204_214709_000001392013_00315_04878_5327.N1	04-FEB-2003 21:47:09	Twilight	138.50	83		2.3780	11000.	277	4878	No
402	GOM_NL__2PRFIN20030204_215408_000000802013_00315_04878_5328.N1	04-FEB-2003 21:54:08	Straylight	79.500	102	24Alp Ser	2.6000	4250.0	159	4878	No
403	GOM_NL__2PRFIN20030204_215635_000000012013_00315_04878_5329.N1	04-FEB-2003 21:56:35	Dark	0.50000	1012	Venus	0.0000	0.0000	1	4878	Yes
404	GOM_NL__2PRFIN20030204_215920_000000522013_00315_04878_5330.N1	04-FEB-2003 21:59:20	Dark	51.500	1014	Mars	0.0000	0.0000	103	4878	Yes
405	GOM_NL__2PRFIN20030204_220102_000000532013_00315_04878_5331.N1	04-FEB-2003 22:01:02	Dark	53.000	16	21Alp Sco	1.0200	3000.0	106	4878	No
406	GOM_NL__2PRFIN20030204_220254_000000412013_00315_04878_5332.N1	04-FEB-2003 22:02:54	Dark	40.500	40	The Sco	1.8590	7100.0	81	4878	No
407	GOM_NL__2PRFIN20030204_220445_000000372013_00315_04878_5333.N1	04-FEB-2003 22:04:45	Dark	37.000	147	Alp Ara	2.8770	26000.	74	4878	No
408	GOM_NL__2PRFIN20030204_220655_000000432013_00315_04878_5334.N1	04-FEB-2003 22:06:55	Dark	43.000	131	Gam Lup	2.8000	26000.	86	4878	No
409	GOM_NL__2PRFIN20030204_235043_000000492013_00317_04880_4659.N1	04-FEB-2003 23:50:43	Dark	48.500	43	Alp TrA	1.9100	4250.0	97	4880	No
410	GOM_NL__2PRFIN20030204_235702_000000442013_00317_04880_4660.N1	04-FEB-2003 23:57:02	Dark	43.500	12	Alp1Cru	0.77500	30000.	87	4880	No

3. Quality information per product

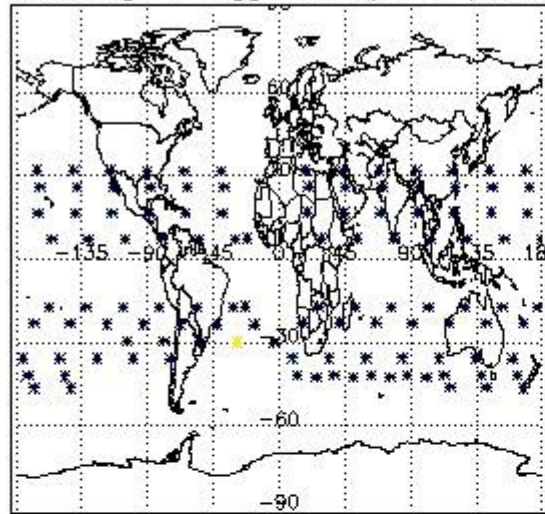
In this section it is plotted some information contained in the Quality Summary data set of the level 2 products. Only products in dark limb conditions and without errors (error flag in the MPH set to "0") are used.

3.1 Plot quality information per product (time dependant)

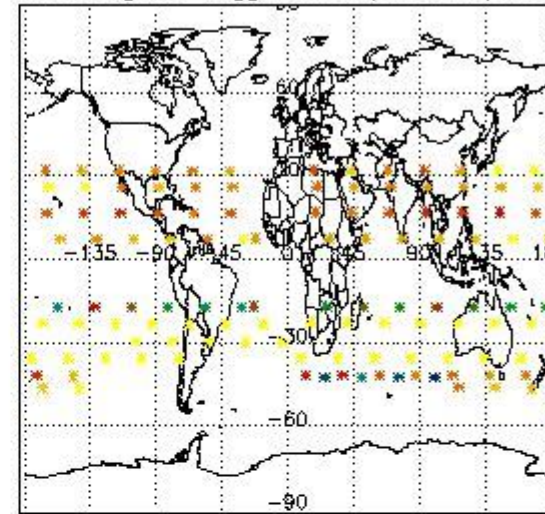


3.2 Plot quality information per product (world map)


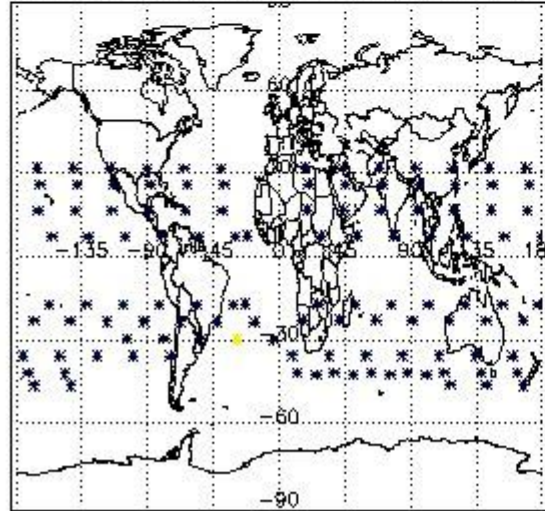
Percentage of flagged data per O3 profile



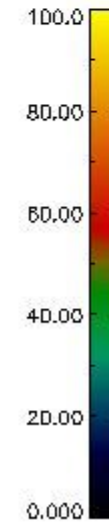
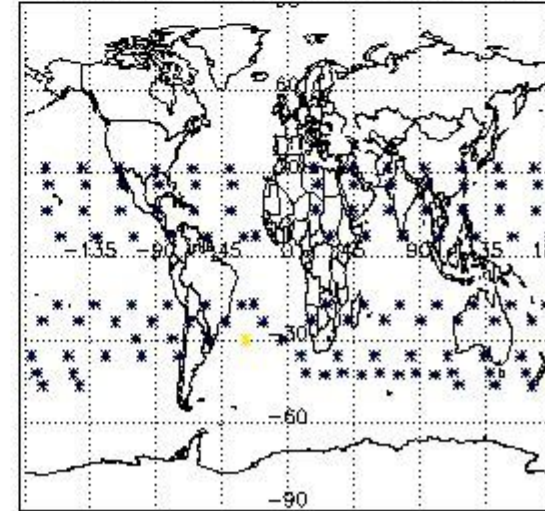
Percentage of flagged data per H2O profile



Percentage of flagged data per NO2 profile



Percentage of flagged data per NO3 profile

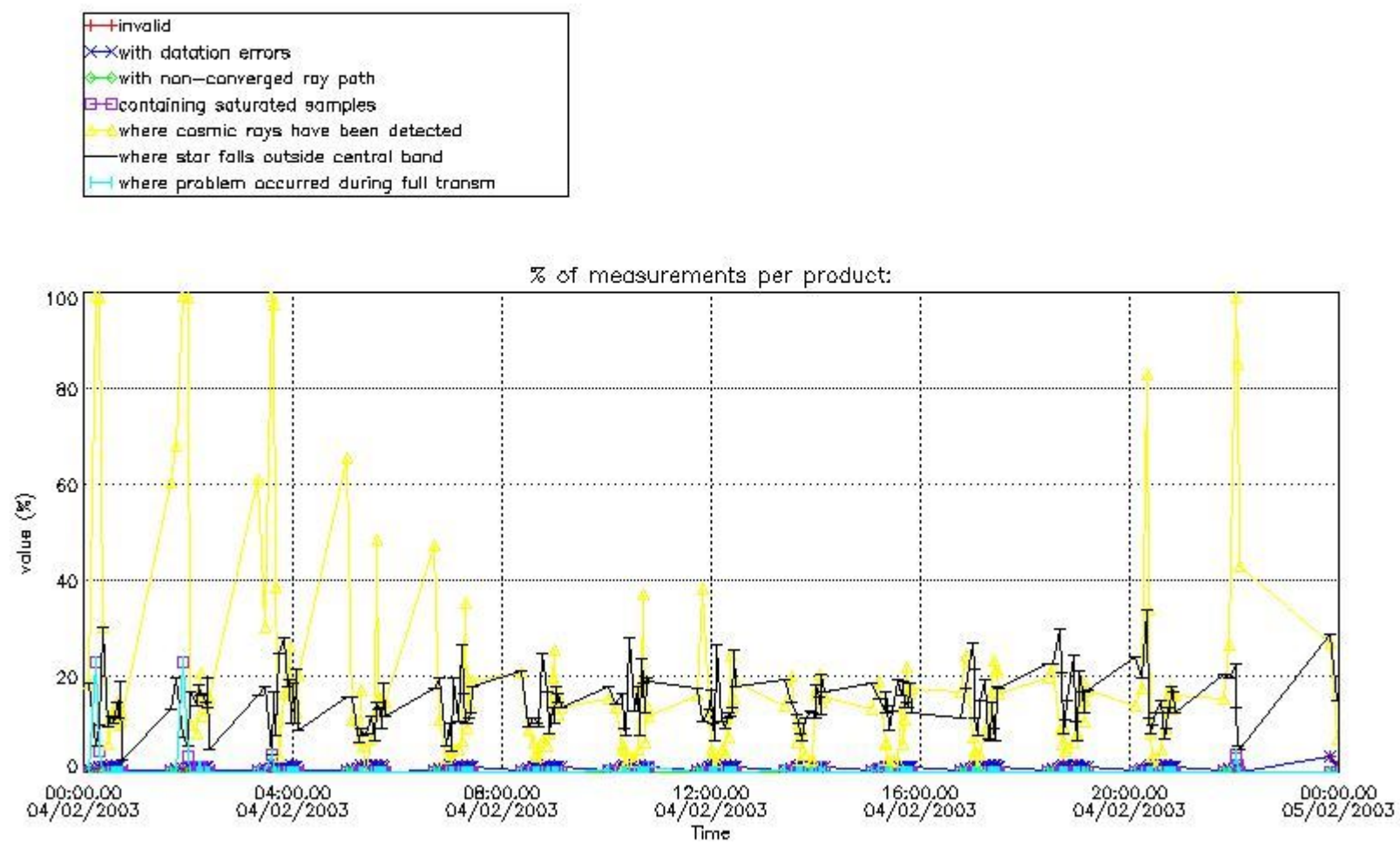


4. Level 1 quality information per product

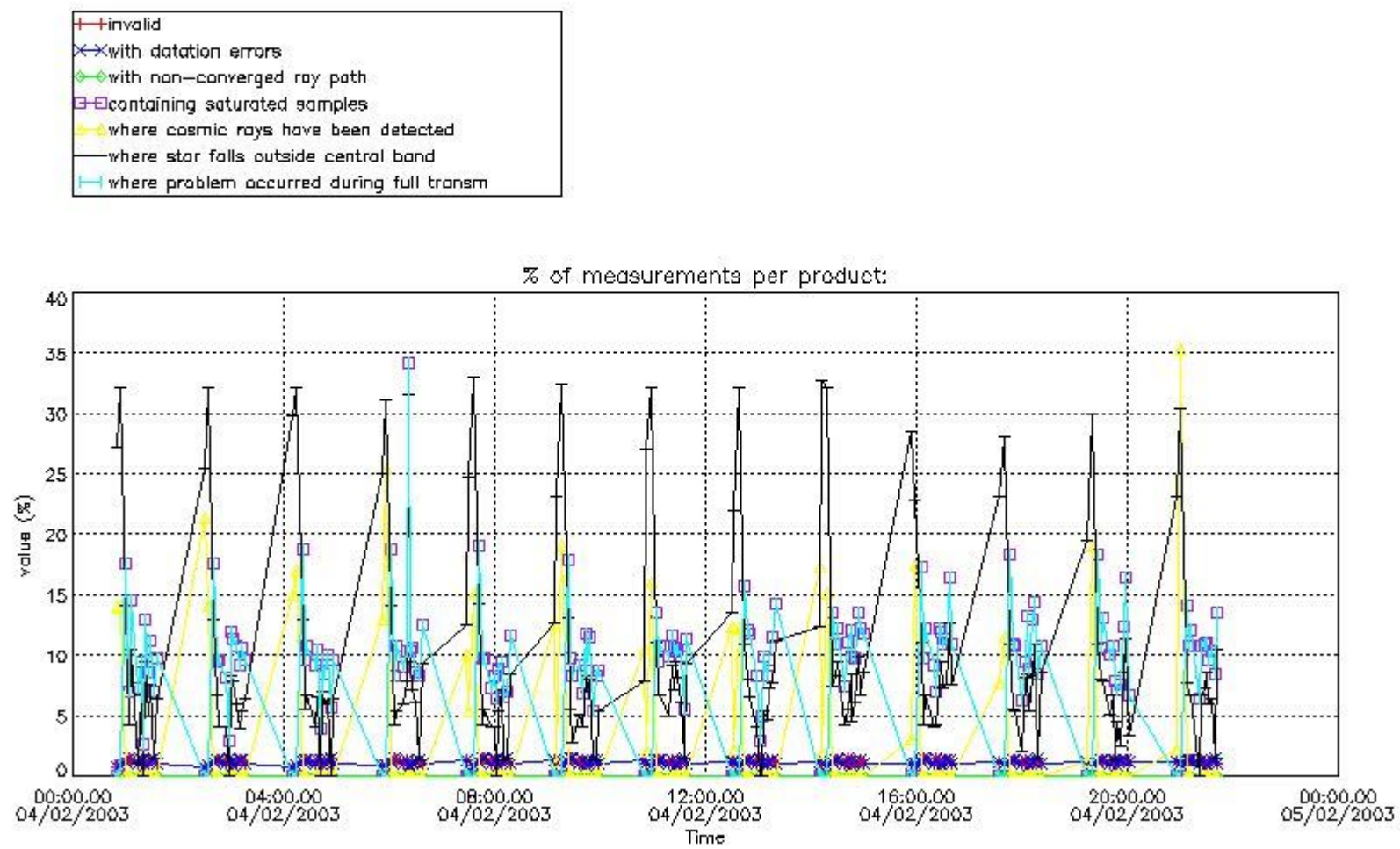
In this section it is plotted some information contained in the Quality Summary data set of the level 2 products that comes from the level 1b processing. Products without errors (error flag in the MPH set to "0") are used.

4.1 Plot quality information per product (time dependant) coming from level 1b processing

4.1.1 Plot level 1 quality information per product (time dependant): ENVISAT ASCENDING passes



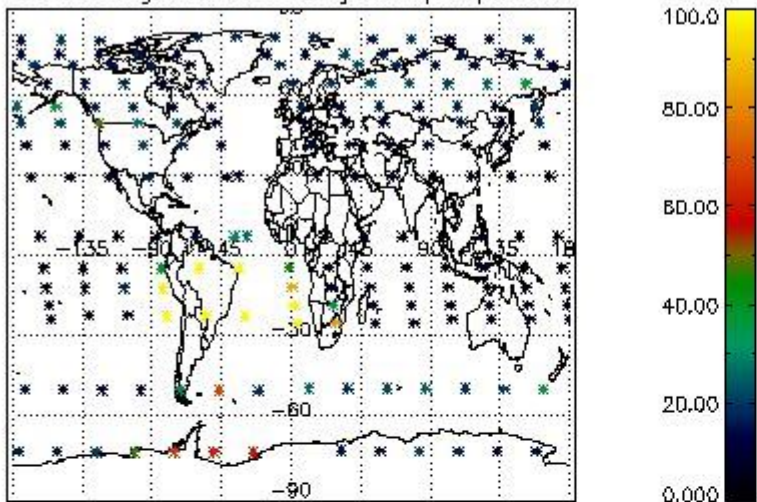
4.1.2 Plot level 1 quality information per product (time dependant): ENVI SAT DESCENDING passes



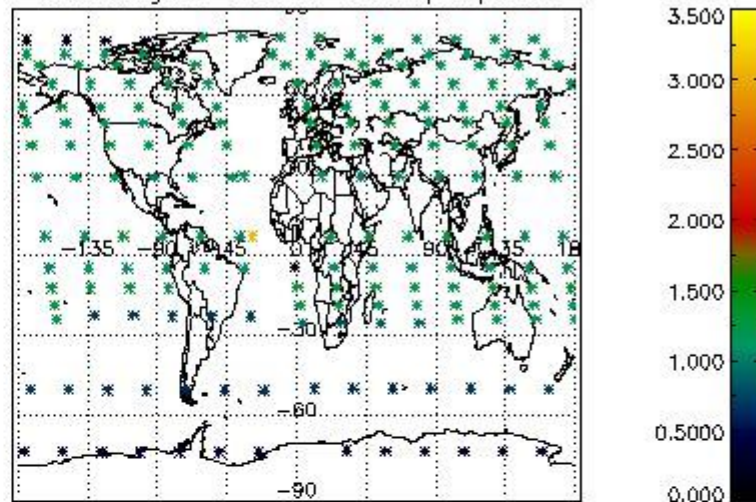
4.2 Plot quality information per product coming from level 1b processing (world map)

4.2.1 Plot level 1 quality information per product (world map): ENVISAT ASCENDING passes

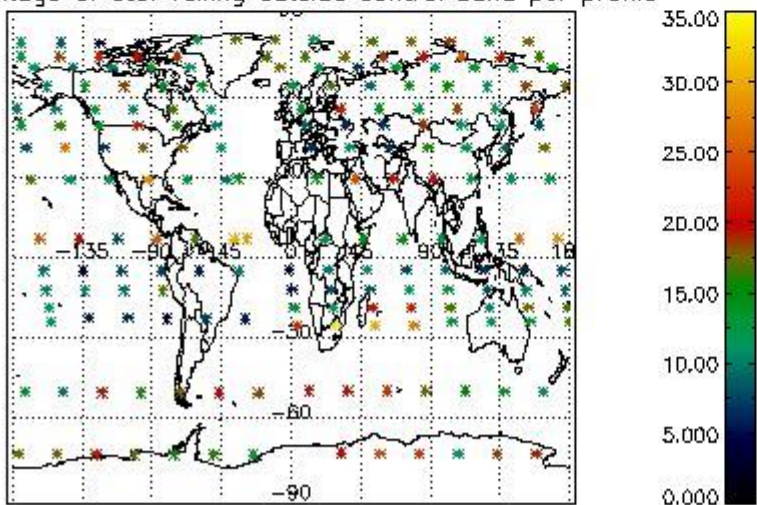
Percentage of cosmic ray hits per profile



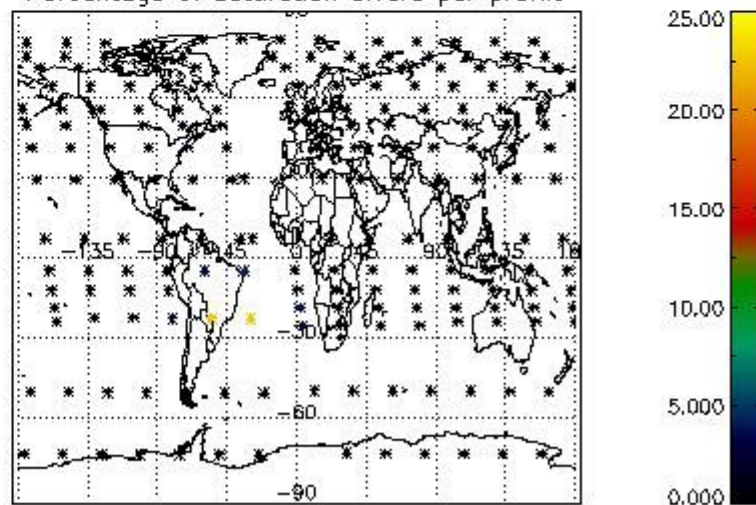
Percentage of datation errors per profile



Percentage of star falling outside central band per profile

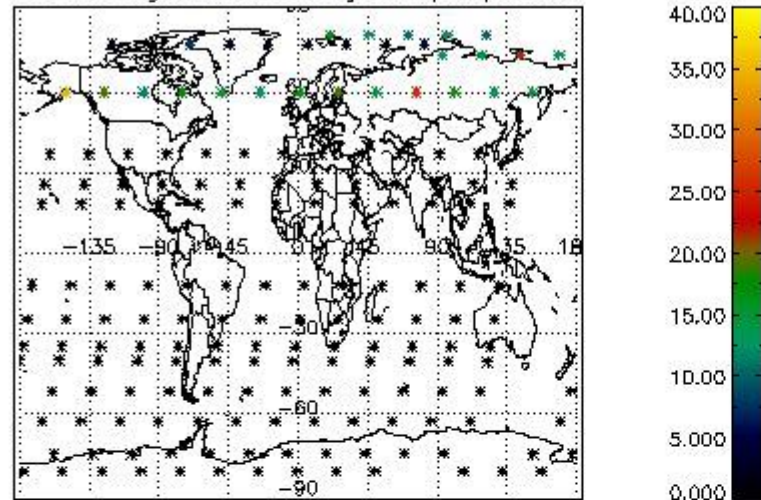


Percentage of saturation errors per profile

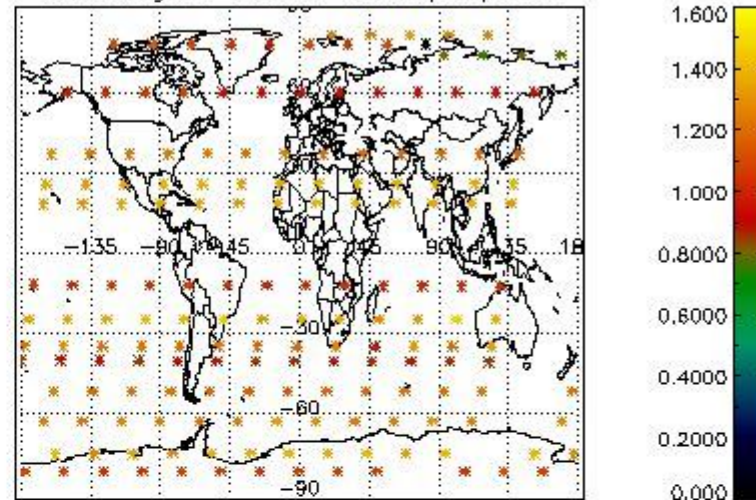


4.2.2 Plot level 1 quality information per product (world map): ENVISAT DESCENDING passes

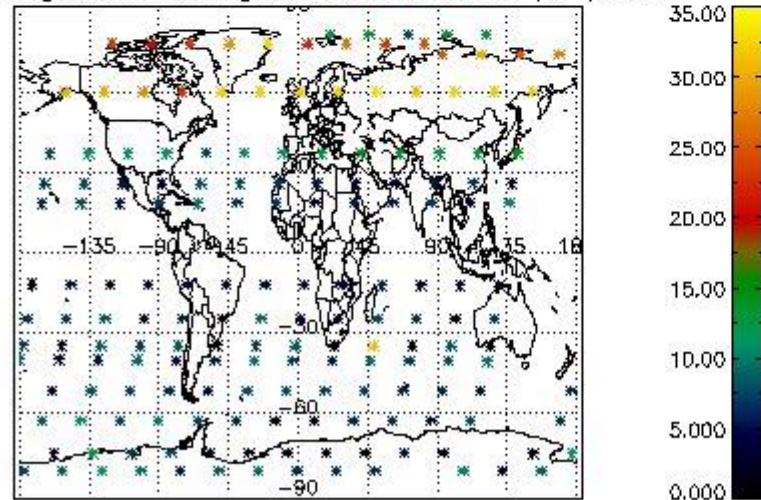
Percentage of cosmic ray hits per profile



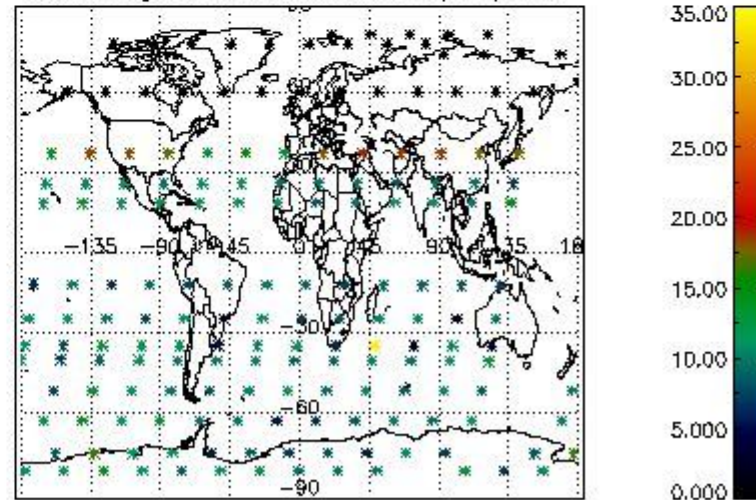
Percentage of datation errors per profile



Percentage of star falling outside central band per profile



Percentage of saturation errors per profile



5. Trace gas profiles

5.1 Ozone statistics based on quality of products

The final quality of the products can be "measured" using the STD (Standard Deviation) attached to every point profile. This information is written to the parameter GOM_NL__2P/NL_LOCAL_SPECIES_DENSITY/o3_std of the level 2 products. The table below shows the statistics for given STD ranges.

The statistics are given with respect to the overall valid production:

- Products without fatal errors: GOM_NL__2P/MPH/PRODUCT_ERR=0
- Valid point profile: GOM_NL__2P/NL_LOCAL_SPECIES_DENSITY/pcd(0)=0

The 'Criteria' is applied to valid points of dark limb products:

- Products in dark limb illumination condition: GOM_NL__2P/NL_SUMMARY_QUALITY/obs_ill_cond=0
- Products without fatal errors: GOM_NL__2P/MPH/PRODUCT_ERR=0
- Valid point profile: GOM_NL__2P/NL_LOCAL_SPECIES_DENSITY/pcd(0)=0

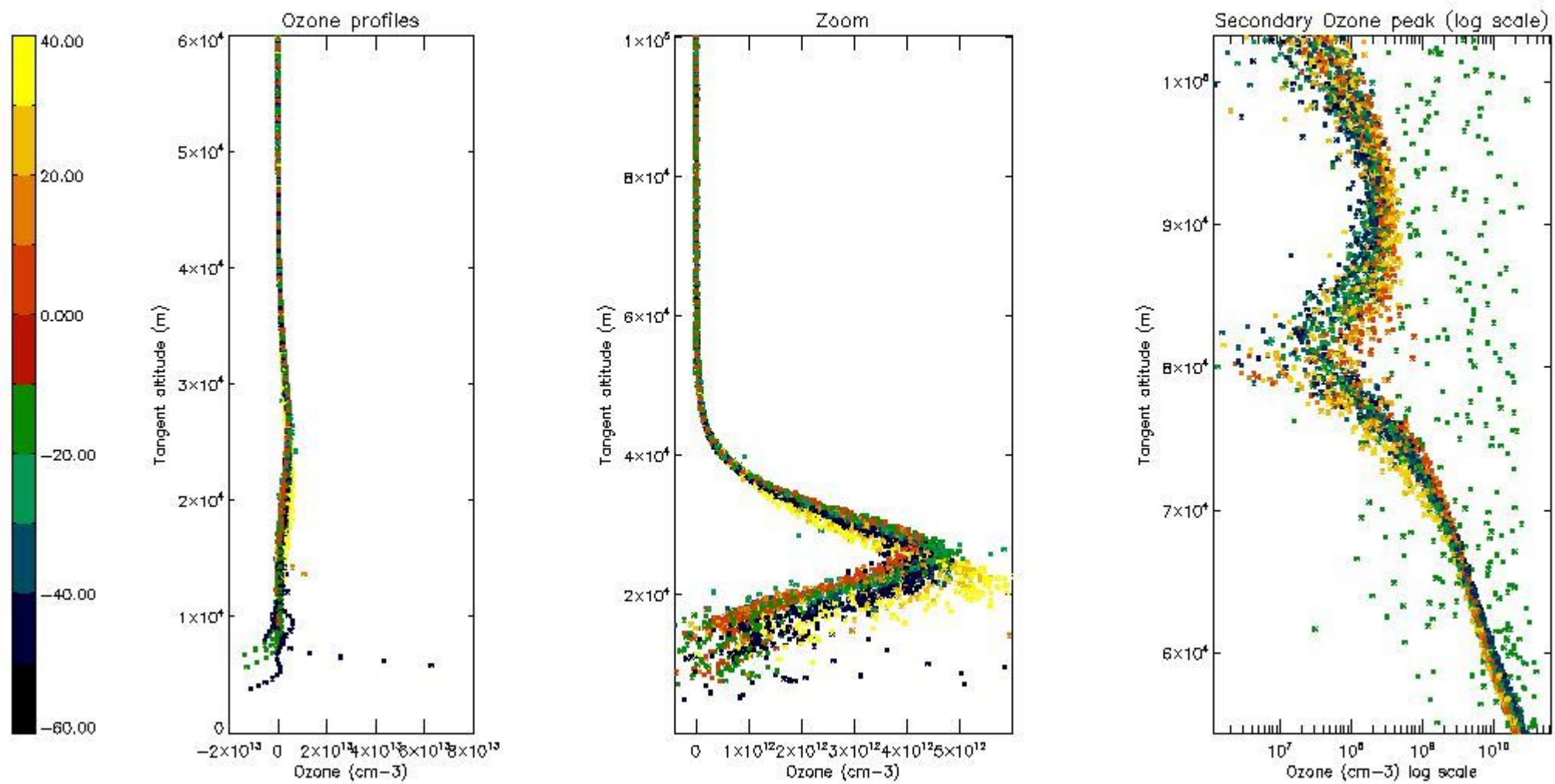
So, the table below shows the percentage of dark limb and valid observations for each criteria with respect to the overall valid daily observations.

Criteria	% of total production
All STD	27
STD < 20	17

STD < 10	14
STD < 5	10

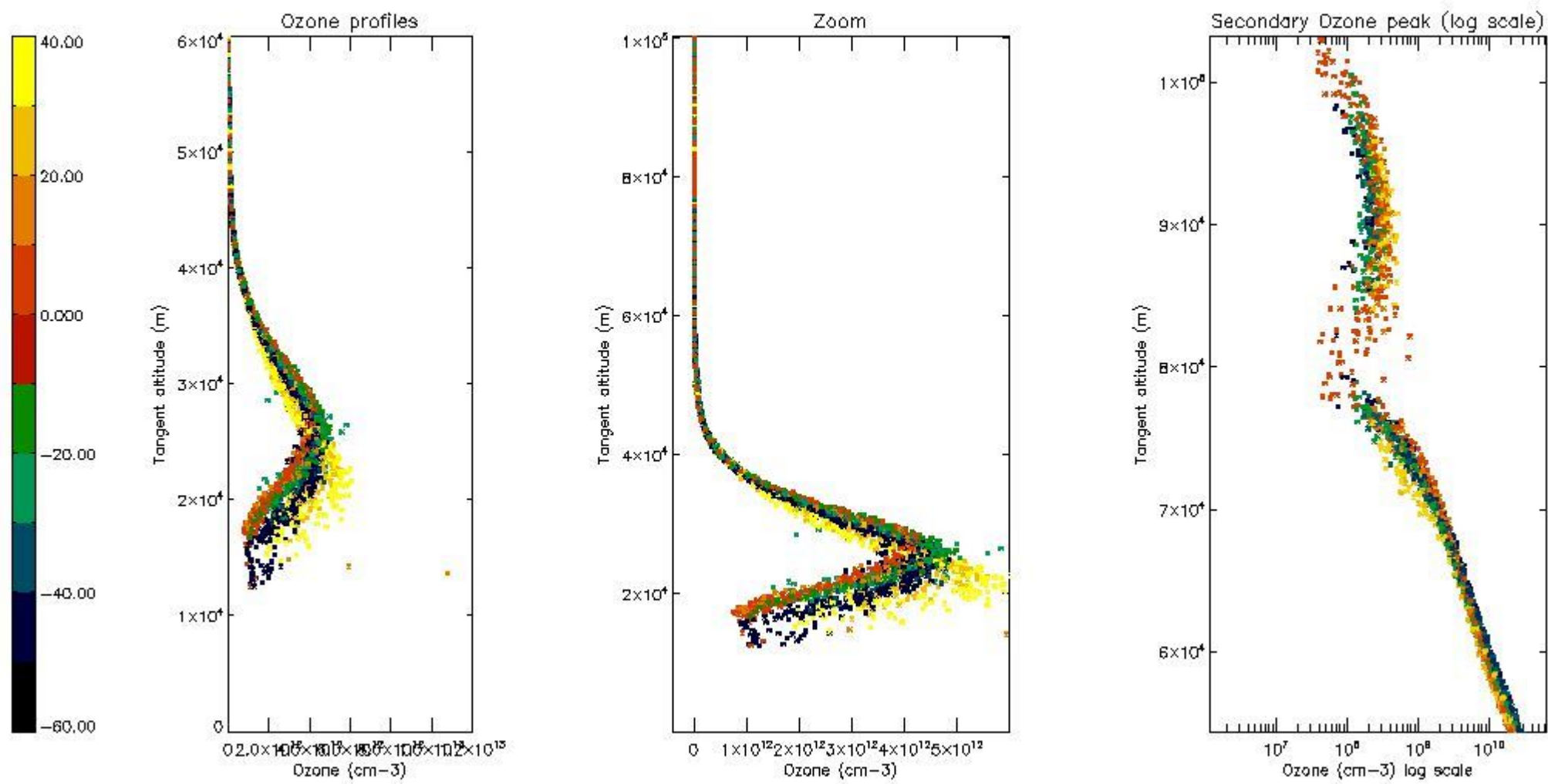
5.2 Plot ozone profiles for all STD (dark without errors)

The colorbar represents the latitude.



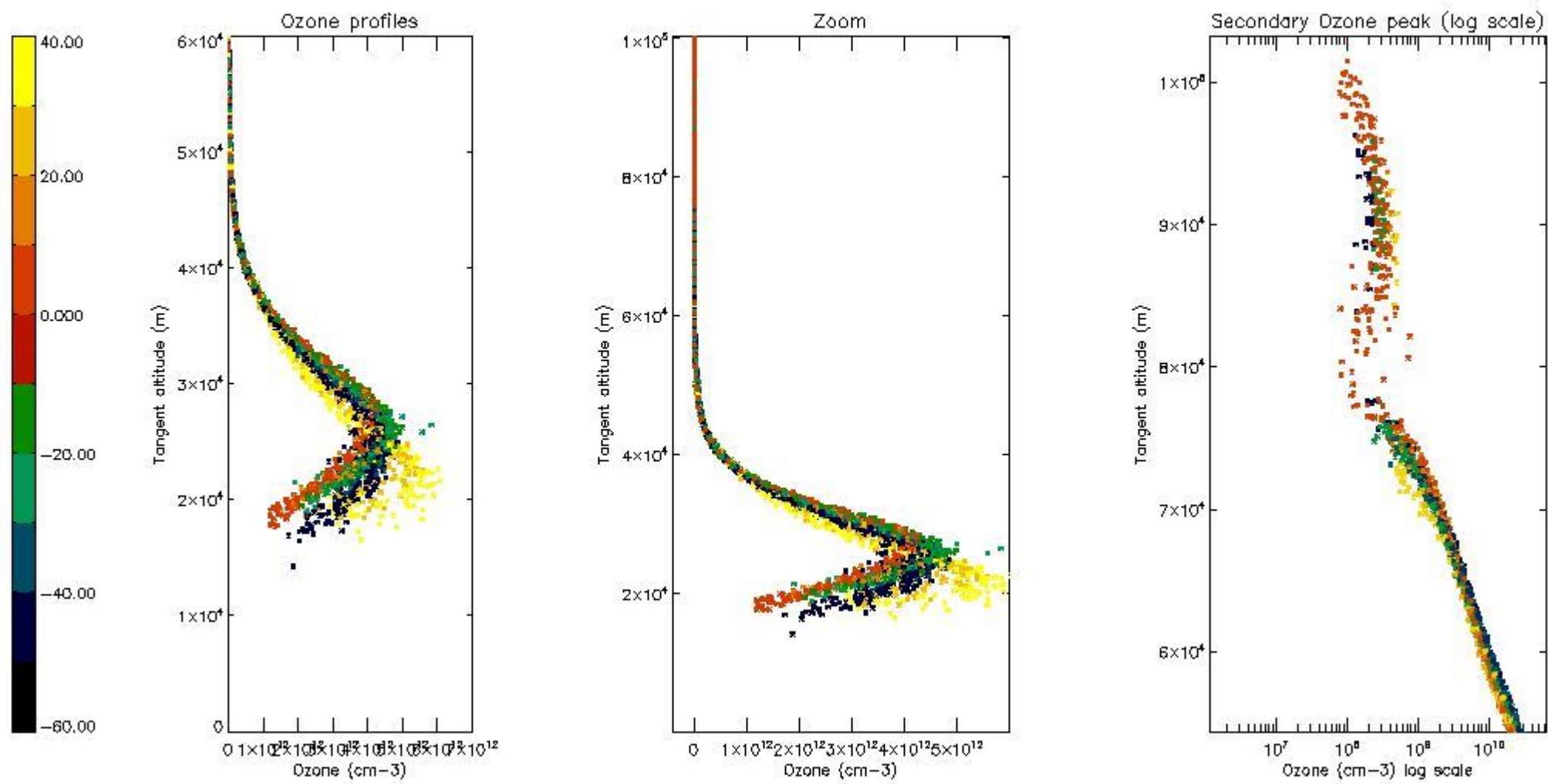
5.3 Plot ozone profiles where STD < 20% (dark without errors)

The colorbar represents the latitude.



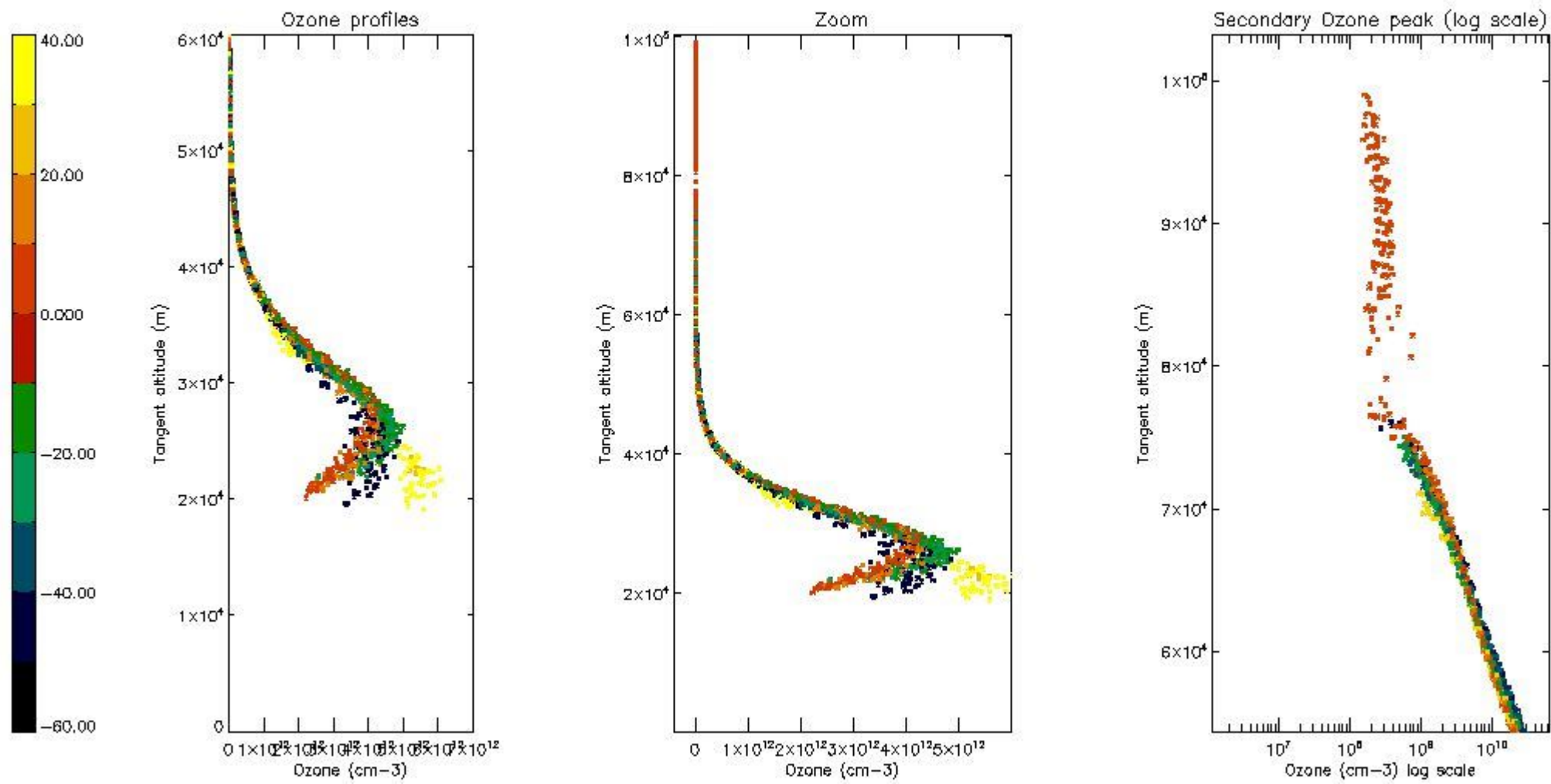
5.4 Plot ozone profiles where STD < 10% (dark without errors)

The colorbar represents the latitude.



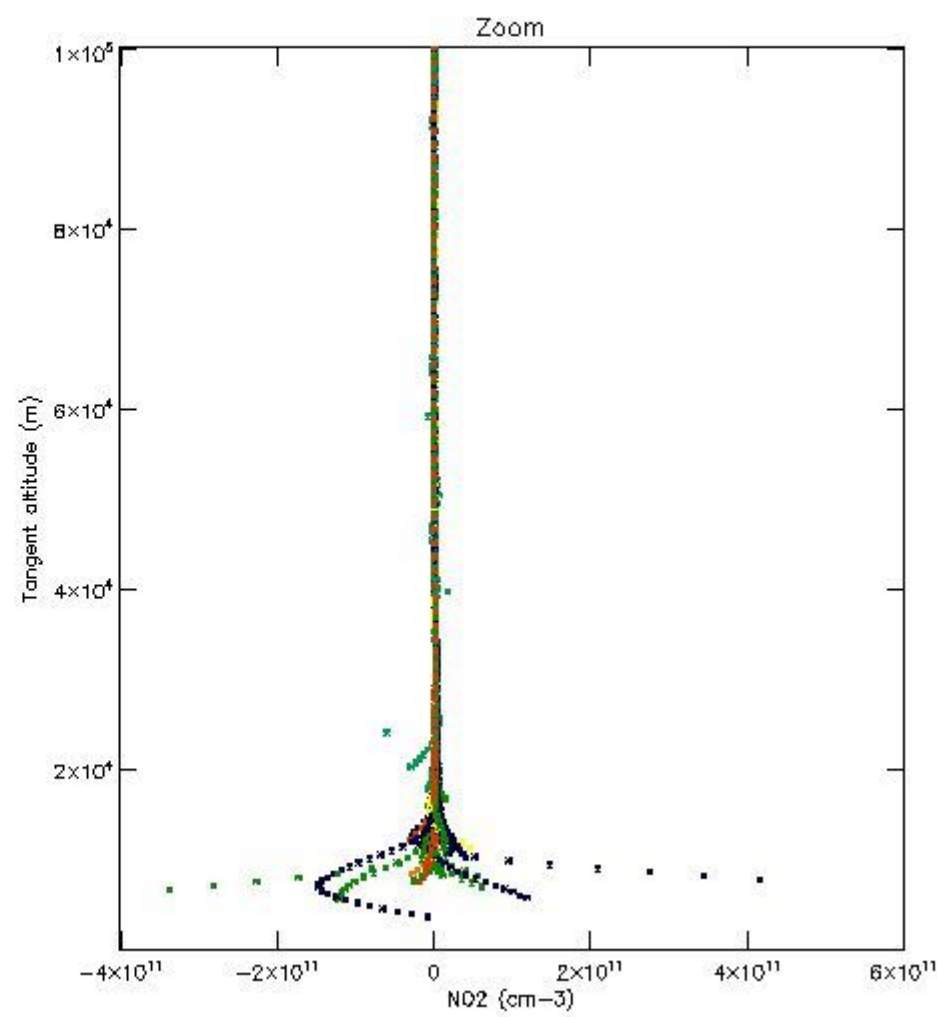
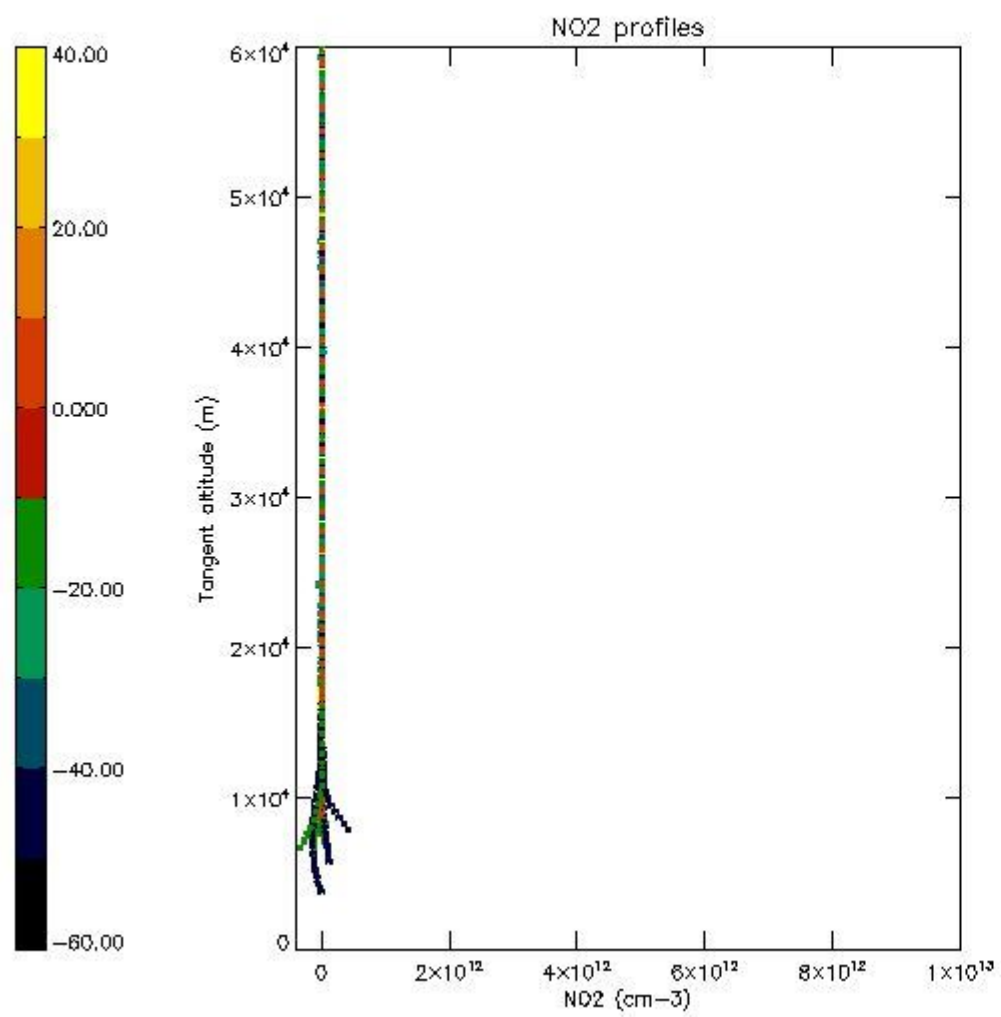
5.5 Plot ozone profiles where STD < 5% (dark without errors)

The colorbar represents the latitude.



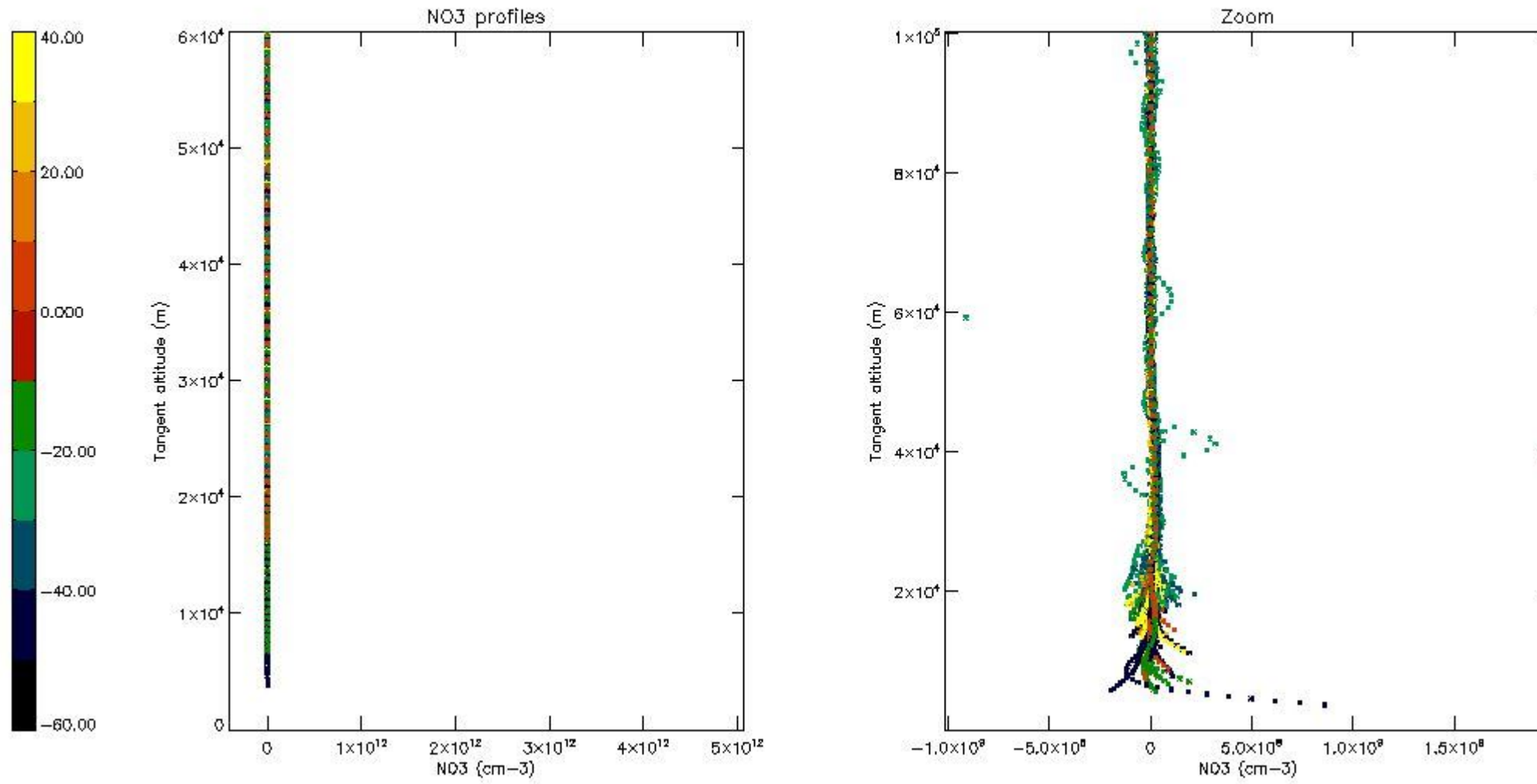
5.6 Plot NO₂ profiles for all STD (dark without errors)

The colorbar represents the latitude.



5.7 Plot NO3 profiles for all STD (dark without errors)

The colorbar represents the latitude.



6. Auxiliary Data Files used for the production reported in section 2

The number reported in the third column indicates since which file (see list in section 2) the corresponding auxiliary file has been used. The fourth column is the date of those product files.

Type	Auxiliary Filename	Used since product	Used since product date
INST_PHYS_CHARACTERISTICS	GOM_INS_AXNIEC20050627_150440_20020301_000000_20100101_000000	1	04-FEB-2003 00:06:05
LEVEL-2_PROC_CONFIG	GOM_PR2_AXVIEC20091111_152718_20020301_000000_20500101_000000	1	04-FEB-2003 00:06:05
CROSS_SECTIONS_FILE	GOM_CRS_AXVIEC20091111_154832_20020301_000000_20500101_000000	1	04-FEB-2003 00:06:05

GOMOS Level 2 Daily Report

SUMMARY

[1. General Info](#)

[2. Summary of processed GOM_NL_2P products](#)

[3. Level 2 Quality information per product](#)

[3.1 Plot of level 2 quality information per product \(time dependant\)](#)

[3.2 Plot of level 2 quality information per product \(world map\)](#)

[4. Level 1 Quality information per product \(stored on level 2 products\)](#)

[4.1 Plot of level 1 quality information per product \(time dependant\)](#)

[4.1.1 Plot of level 1 quality information per product \(time dependant\): ASCENDING](#)

[4.1.2 Plot of level 1 quality information per product \(time dependant\): DESCENDING](#)

[4.2 Plot of level 1 quality information per product \(world map\)](#)

[4.2.1 Plot of level 1 quality information per product \(world map\): ASCENDING](#)

[4.2.2 Plot of level 1 quality information per product \(world map\): DESCENDING](#)

[5. Ozone profiles based on quality statistics and other trace gas profiles](#)

[5.1 Ozone statistics based on quality of products](#)

[5.2 Plot ozone profiles for all STD \(dark without errors\)](#)

[5.3 Plot ozone profiles where STD < 20% \(dark without errors\)](#)

[5.4. Plot ozone profiles where STD < 10% \(dark without errors\)](#)

[5.5. Plot ozone profiles where STD < 5% \(dark without errors\)](#)

[5.6 Plot NO2 profiles for all STD \(dark without errors\)](#)

[5.7 Plot NO3 profiles for all STD \(dark without errors\)](#)

[5.8 Plot H2O profiles \(only for occultations of stars 1,2,3,4,13,14,16,26,63 dark without errors\) for all STD](#)

[6. Auxiliary Data Files used for the production reported in section 2](#)

This report presents the daily analysis on parameters extracted from GOMOS level 2 data (GOM_NL__2P). It is intended to monitor some important parameters that will impact the quality of these products. A list of level 2 products (and content) that have arrived during the reporting day to the PCF is also given.

Item	Value
Time of report generation	19APR2013 08:48:22
Data source version	GOMOS/6.01
Start time of products	04-02-2003 (04FEB2003 00:00:00)
Stop time of products	05-02-2003 (05FEB2003 00:00:00)
Store outputs in DB	Yes
Nb of level 2 prods	410
Nb of prods with errors	41

2. Summary of processed GOM_NL__2P products.

Nr	Filename	UTC Start time	Limb	Duration	Star Id	Star Name	Star Mag	Star Temp	Nb Meas	Orbit	Prod. error
1	GOM_NL__2PRFIN20030204_000605_000000762013_00302_04865_5328.N1	04-FEB-2003 00:06:05	Straylight	76.000	102	24Alp Ser	2.6000	4250.0	152	4865	No
2	GOM_NL__2PRFIN20030204_000848_00000012013_00302_04865_5329.N1	04-FEB-2003 00:08:48	Dark	0.50000	1012	Venus	0.0000	0.0000	1	4865	Yes
3	GOM_NL__2PRFIN20030204_001128_000000532013_00302_04865_5330.N1	04-FEB-2003 00:11:28	Dark	53.000	1014	Mars	0.0000	0.0000	106	4865	Yes
4	GOM_NL__2PRFIN20030204_001357_000000732013_00302_04865_5331.N1	04-FEB-2003 00:13:57	Dark	72.500	104	27Bet Lib	2.6140	13100.	145	4865	No
5	GOM_NL__2PRFIN20030204_001856_000000462013_00302_04865_5332.N1	04-FEB-2003 00:18:56	Dark	46.000	131	Gam Lup	2.8000	26000.	92	4865	No
6	GOM_NL__2PRFIN20030204_002218_000000502013_00303_04866_5304.N1	04-FEB-2003 00:22:18	Dark	49.500	43	Alp TrA	1.9100	4250.0	99	4866	No
7	GOM_NL__2PRFIN20030204_002832_000000422013_00303_04866_5305.N1	04-FEB-2003 00:28:32	Dark	42.000	12	Alp1Cru	0.77500	30000.	84	4866	No
8	GOM_NL__2PRFIN20030204_003152_000000392013_00303_04866_5306.N1	04-FEB-2003 00:31:52	Dark	39.000	29	Bet Car	1.6720	10200.	78	4866	No
9	GOM_NL__2PRFIN20030204_003416_000000402013_00303_04866_5307.N1	04-FEB-2003 00:34:16	Dark	40.000	71	lot Car	2.2460	7700.0	80	4866	No
10	GOM_NL__2PRFIN20030204_003600_000000402013_00303_04866_5308.N1	04-FEB-2003 00:36:00	Dark	40.000	46	Del Vel	1.9540	10600.	80	4866	No
11	GOM_NL__2PRFIN20030204_003830_000000422013_00303_04866_5309.N1	04-FEB-2003 00:38:30	Straylight	41.500	34	Gam2Vel	1.7930	23000.	83	4866	No
12	GOM_NL__2PRFIN20030204_004034_000000412013_00303_04866_5310.N1	04-FEB-2003 00:40:34	Straylight	40.500	70	Zet Pup	2.2460	39000.	81	4866	No
13	GOM_NL__2PRFIN20030204_004155_000000432013_00303_04866_5311.N1	04-FEB-2003 00:41:55	Straylight	42.500	117	Pi Pup	2.7060	3800.0	85	4866	No
14	GOM_NL__2PRFIN20030204_004356_000001982013_00303_04866_5312.N1	04-FEB-2003 00:43:56	Straylight	197.50	100	4Gam Crv	2.5800	13100.	395	4866	No
15	GOM_NL__2PRFIN20030204_004921_000000652013_00303_04866_5313.N1	04-FEB-2003 00:49:21	Straylight	64.500	48	30Alp Hya	1.9770	4100.0	129	4866	No
16	GOM_NL__2PRFIN20030204_005334_000000532013_00303_04866_5314.N1	04-FEB-2003 00:53:34	Twl_and_stray	53.000	8	10Alp CMi	0.40000	6500.0	106	4866	No
17	GOM_NL__2PRFIN20030204_005812_000000542013_00303_04866_5315.N1	04-FEB-2003 00:58:12	Dark	54.000	1015	Jupiter	0.0000	0.0000	108	4866	Yes
18	GOM_NL__2PRFIN20030204_010009_000000432013_00303_04866_5316.N1	04-FEB-2003 01:00:09	Bright	42.500	17	78Bet Gem	1.1610	4500.0	85	4866	No
19	GOM_NL__2PRFIN20030204_010318_000000362013_00303_04866_5317.N1	04-FEB-2003 01:03:18	Bright	36.000	107	37The Aur	2.6490	11000.	72	4866	No
20	GOM_NL__2PRFIN20030204_010522_000000382013_00303_04866_5318.N1	04-FEB-2003 01:05:22	Bright	38.000	42	34Bet Aur	1.9000	10200.	76	4866	No
21	GOM_NL__2PRFIN20030204_011402_000000482013_00303_04866_5319.N1	04-FEB-2003 01:14:02	Bright	48.000	82	48Bet UMa	2.3650	10600.	96	4866	No
22	GOM_NL__2PRFIN20030204_011728_000000372013_00303_04866_5320.N1	04-FEB-2003 01:17:28	Bright	37.000	49	1Alp UMi	1.9900	6300.0	74	4866	No
23	GOM_NL__2PRFIN20030204_012023_000000382013_00303_04866_5321.N1	04-FEB-2003 01:20:23	Bright	37.500	60	7Bet UMi	2.0810	3950.0	75	4866	No
24	GOM_NL__2PRFIN20030204_012200_000000582013_00303_04866_5322.N1	04-FEB-2003 01:22:00	Bright	58.000	55	79Zet UMa	2.0600	10200.	116	4866	No
25	GOM_NL__2PRFIN20030204_012509_000000412013_00303_04866_5323.N1	04-FEB-2003 01:25:09	Bright	41.000	119	14Eta Dra	2.7270	4700.0	82	4866	No
26	GOM_NL__2PRFIN20030204_012826_000000402013_00303_04866_5324.N1	04-FEB-2003 01:28:26	Bright	40.000	130	23Bet Dra	2.7990	5800.0	80	4866	No
27	GOM_NL__2PRFIN20030204_013210_000000362013_00303_04866_5325.N1	04-FEB-2003 01:32:10	Bright	35.500	5	3Alp Lyr	0.033000	11000.	71	4866	No
28	GOM_NL__2PRFIN20030204_013512_000000472013_00303_04866_5326.N1	04-FEB-2003 01:35:12	Bright	46.500	133	40Zet Her	2.8070	6000.0	93	4866	No
29	GOM_NL__2PRFIN20030204_013946_000001212013_00303_04866_5327.N1	04-FEB-2003 01:39:46	Twl_and_stray	121.00	83		2.3780	11000.	242	4866	No
30	GOM_NL__2PRFIN20030204_014640_000000812013_00303_04866_5328.N1	04-FEB-2003 01:46:40	Straylight	81.000	102	24Alp Ser	2.6000	4250.0	162	4866	No
31	GOM_NL__2PRFIN20030204_014923_00000012013_00303_04866_5329.N1	04-FEB-2003 01:49:23	Dark	0.50000	1012	Venus	0.0000	0.0000	1	4866	Yes
32	GOM_NL__2PRFIN20030204_015204_000000572013_00303_04866_5330.N1	04-FEB-2003 01:52:04	Dark	57.000	1014	Mars	0.0000	0.0000	114	4866	Yes
33	GOM_NL__2PRFIN20030204_015434_000000752013_00303_04866_5331.N1	04-FEB-2003 01:54:34	Dark	74.500	104	27Bet Lib	2.6140	13100.	149	4866	No
34	GOM_NL__2PRFIN20030204_015933_000000452013_00303_04866_5332.N1	04-FEB-2003 01:59:33	Dark	44.500	131	Gam Lup	2.8000	26000.	89	4866	No
35	GOM_NL__2PRFIN20030204_020254_000000422013_00304_04867_5304.N1	04-FEB-2003 02:02:54	Dark	41.500	43	Alp TrA	1.9100	4250.0	83	4867	No
36	GOM_NL__2PRFIN20030204_020908_000000442013_00304_04867_5305.N1	04-FEB-2003 02:09:08	Dark	44.000	12	Alp1Cru	0.77500	30000.	88	4867	No
37	GOM_NL__2PRFIN20030204_021228_000000422013_00304_04867_5306.N1	04-FEB-2003 02:12:28	Dark	41.500	29	Bet Car	1.6720	10200.	83	4867	No
38	GOM_NL__2PRFIN20030204_021452_000000442013_00304_04867_5307.N1	04-FEB-2003 02:14:52	Dark	43.500	71	lot Car	2.2460	7700.0	87	4867	No
39	GOM_NL__2PRFIN20030204_021636_000000432013_00304_04867_5308.N1	04-FEB-2003 02:16:36	Dark	42.500	46	Del Vel	1.9540	10600.	85	4867	No
40	GOM_NL__2PRFIN20030204_021906_000000422013_00304_04867_5309.N1	04-FEB-2003 02:19:06	Straylight	41.500	34	Gam2Vel	1.7930	23000.	83	4867	No
41	GOM_NL__2PRFIN20030204_022111_000000412013_00304_04867_5310.N1	04-FEB-2003 02:21:11	Straylight	41.000	70	Zet Pup	2.2460	39000.	82	4867	No
42	GOM_NL__2PRFIN20030204_022231_000000442013_00304_04867_5311.N1	04-FEB-2003 02:22:31	Straylight	43.500	117	Pi Pup	2.7060	3800.0	87	4867	No

161	GOM_NL__2PRFIN20030204_085901_000000402013_00308_04871_5308.N1	04-FEB-2003 08:59:01	Dark	39.500	46	Del Vel	1.9540	10600.	79	4871	No
162	GOM_NL__2PRFIN20030204_090131_000000432013_00308_04871_5309.N1	04-FEB-2003 09:01:31	Straylight	42.500	34	Gam2Vel	1.7930	23000.	85	4871	No
163	GOM_NL__2PRFIN20030204_090335_000000422013_00308_04871_5310.N1	04-FEB-2003 09:03:35	Straylight	41.500	70	Zet Pup	2.2460	39000.	83	4871	No
164	GOM_NL__2PRFIN20030204_090455_000000432013_00308_04871_5311.N1	04-FEB-2003 09:04:55	Straylight	42.500	117	Pi Pup	2.7060	3800.0	85	4871	No
165	GOM_NL__2PRFIN20030204_090722_000000412013_00308_04871_5312.N1	04-FEB-2003 09:07:22	Straylight	40.500	23	21Eps CMa	1.5020	26000.	81	4871	No
166	GOM_NL__2PRFIN20030204_090844_000000402013_00308_04871_5313.N1	04-FEB-2003 09:08:44	Straylight	39.500	179	24Omi2CMa	3.0320	24000.	79	4871	No
167	GOM_NL__2PRFIN20030204_091054_000000462013_00308_04871_5314.N1	04-FEB-2003 09:10:54	Straylight	45.500	1	9Alp CMa	-1.4400	11000.	91	4871	No
168	GOM_NL__2PRFIN20030204_091634_000000532013_00308_04871_5315.N1	04-FEB-2003 09:16:34	Twi_and_stray	52.500	8	10Alp CMi	0.40000	6500.0	105	4871	No
169	GOM_NL__2PRFIN20030204_092111_000000532013_00308_04871_5316.N1	04-FEB-2003 09:21:11	Dark	52.500	1015	Jupiter	0.0000	0.0000	105	4871	Yes
170	GOM_NL__2PRFIN20030204_092308_000000422013_00308_04871_5317.N1	04-FEB-2003 09:23:08	Bright	42.000	17	78Bet Gem	1.1610	4500.0	84	4871	No
171	GOM_NL__2PRFIN20030204_092620_000000362013_00308_04871_5318.N1	04-FEB-2003 09:26:20	Bright	36.000	107	37The Aur	2.6490	11000.	72	4871	No
172	GOM_NL__2PRFIN20030204_092823_000000362013_00308_04871_5319.N1	04-FEB-2003 09:28:23	Bright	36.000	42	34Bet Aur	1.9000	10200.	72	4871	No
173	GOM_NL__2PRFIN20030204_093658_000000502013_00308_04871_5320.N1	04-FEB-2003 09:36:58	Bright	49.500	82	48Bet UMa	2.3650	10600.	99	4871	No
174	GOM_NL__2PRFIN20030204_094028_000000372013_00308_04871_5321.N1	04-FEB-2003 09:40:28	Bright	36.500	49	1Alp UMi	1.9900	6300.0	73	4871	No
175	GOM_NL__2PRFIN20030204_094321_000000432013_00308_04871_5322.N1	04-FEB-2003 09:43:21	Bright	42.500	60	7Bet UMi	2.0810	3950.0	85	4871	No
176	GOM_NL__2PRFIN20030204_094454_000000582013_00308_04871_5323.N1	04-FEB-2003 09:44:54	Bright	57.500	55	79Zet UMa	2.0600	10200.	115	4871	No
177	GOM_NL__2PRFIN20030204_094807_000000442013_00308_04871_5324.N1	04-FEB-2003 09:48:07	Bright	43.500	119	14Eta Dra	2.7270	4700.0	87	4871	No
178	GOM_NL__2PRFIN20030204_095125_000000382013_00308_04871_5325.N1	04-FEB-2003 09:51:25	Bright	37.500	130	23Bet Dra	2.7990	5800.0	75	4871	No
179	GOM_NL__2PRFIN20030204_095510_000000372013_00308_04871_5326.N1	04-FEB-2003 09:55:10	Bright	36.500	5	3Alp Lyr	0.033000	11000.	73	4871	No
180	GOM_NL__2PRFIN20030204_095813_000000462013_00308_04871_5327.N1	04-FEB-2003 09:58:13	Bright	46.000	133	40Zet Her	2.8070	6000.0	92	4871	No
181	GOM_NL__2PRFIN20030204_100251_000001312013_00308_04871_5328.N1	04-FEB-2003 10:02:51	Twi_and_stray	131.00	83		2.3780	11000.	262	4871	No
182	GOM_NL__2PRFIN20030204_100948_000000742013_00308_04871_5329.N1	04-FEB-2003 10:09:48	Straylight	73.500	102	24Alp Ser	2.6000	4250.0	147	4871	No
183	GOM_NL__2PRFIN20030204_101222_000000012013_00308_04871_5330.N1	04-FEB-2003 10:12:22	Dark	0.50000	1012	Venus	0.0000	0.0000	1	4871	Yes
184	GOM_NL__2PRFIN20030204_101505_000000542013_00308_04871_5331.N1	04-FEB-2003 10:15:05	Dark	53.500	1014	Mars	0.0000	0.0000	107	4871	Yes
185	GOM_NL__2PRFIN20030204_101713_000000432013_00308_04871_5332.N1	04-FEB-2003 10:17:13	Dark	43.000	25	35Lam Sco	1.6200	28000.	86	4871	No
186	GOM_NL__2PRFIN20030204_101839_000000432013_00308_04871_5333.N1	04-FEB-2003 10:18:39	Dark	42.500	40	The Sco	1.8590	7100.0	85	4871	No
187	GOM_NL__2PRFIN20030204_102032_000000392013_00308_04871_5334.N1	04-FEB-2003 10:20:32	Dark	38.500	147	Alp Ara	2.8770	26000.	77	4871	No
188	GOM_NL__2PRFIN20030204_102237_000000462013_00308_04871_5335.N1	04-FEB-2003 10:22:37	Dark	45.500	131	Gam Lup	2.8000	26000.	91	4871	No
189	GOM_NL__2PRFIN20030204_102554_000000482013_00309_04872_5304.N1	04-FEB-2003 10:25:54	Dark	48.000	43	Alp TrA	1.9100	4250.0	96	4872	No
190	GOM_NL__2PRFIN20030204_103211_000000432013_00309_04872_5305.N1	04-FEB-2003 10:32:11	Dark	43.000	12	Alp1Cru	0.77500	30000.	86	4872	No
191	GOM_NL__2PRFIN20030204_103529_000000432013_00309_04872_5306.N1	04-FEB-2003 10:35:29	Dark	42.500	29	Bet Car	1.6720	10200.	85	4872	No
192	GOM_NL__2PRFIN20030204_103754_000000392013_00309_04872_5307.N1	04-FEB-2003 10:37:54	Dark	38.500	71	lot Car	2.2460	7700.0	77	4872	No
193	GOM_NL__2PRFIN20030204_103937_000000472013_00309_04872_5308.N1	04-FEB-2003 10:39:37	Dark	46.500	46	Del Vel	1.9540	10600.	93	4872	No
194	GOM_NL__2PRFIN20030204_104207_000000432013_00309_04872_5309.N1	04-FEB-2003 10:42:07	Straylight	43.000	34	Gam2Vel	1.7930	23000.	86	4872	No
195	GOM_NL__2PRFIN20030204_104411_000000412013_00309_04872_5310.N1	04-FEB-2003 10:44:11	Straylight	40.500	70	Zet Pup	2.2460	39000.	81	4872	No
196	GOM_NL__2PRFIN20030204_104531_000000442013_00309_04872_5311.N1	04-FEB-2003 10:45:31	Straylight	43.500	117	Pi Pup	2.7060	3800.0	87	4872	No
197	GOM_NL__2PRFIN20030204_104758_000000432013_00309_04872_5312.N1	04-FEB-2003 10:47:58	Straylight	42.500	23	21Eps CMa	1.5020	26000.	85	4872	No
198	GOM_NL__2PRFIN20030204_104920_000000382013_00309_04872_5313.N1	04-FEB-2003 10:49:20	Straylight	38.000	179	24Omi2CMa	3.0320	24000.	76	4872	No
199	GOM_NL__2PRFIN20030204_105130_000000482013_00309_04872_5314.N1	04-FEB-2003 10:51:30	Straylight	48.000	1	9Alp CMa	-1.4400	11000.	96	4872	No
200	GOM_NL__2PRFIN20030204_105710_000000532013_00309_04872_5315.N1	04-FEB-2003 10:57:10	Twi_and_stray	53.000	8	10Alp CMi	0.40000	6500.0	106	4872	No
201	GOM_NL__2PRFIN20030204_110145_000000542013_00309_04872_5316.N1	04-FEB-2003 11:01:45	Dark	53.500	1015	Jupiter	0.0000	0.0000	107	4872	Yes
202	GOM_NL__2PRFIN20030204_110344_000000412013_00309_04872_5317.N1	04-FEB-2003 11:03:44	Bright	40.500	17	78Bet Gem	1.1610	4500.0	81	4872	No
203	GOM_NL__2PRFIN20030204_110655_000000372013_00309_04872_5318.N1	04-FEB-2003 11:06:55	Bright	37.000	107	37The Aur	2.6490	11000.	74	4872	No
204	GOM_NL__2PRFIN20030204_110859_000000372013_00309_04872_5319.N1	04-FEB-2003 11:08:59	Bright	37.000	42	34Bet Aur	1.9000	10200.	74	4872	No
205	GOM_NL__2PRFIN20030204_111732_000000512013_00309_04872_5320.N1	04-FEB-2003 11:17:32	Bright	50.500	82	48Bet UMa	2.3650	10600.	101	4872	No
206	GOM_NL__2PRFIN20030204_112104_000000392013_00309_04872_5321.N1	04-FEB-2003 11:21:04	Bright	38.500	49	1Alp UMi	1.9900	6300.0	77	4872	No
207	GOM_NL__2PRFIN20030204_112356_000000432013_00309_04872_5322.N1	04-FEB-2003 11:23:56	Bright	42.500	60	7Bet UMi	2.0810	3950.0	85	4872	No
208	GOM_NL__2PRFIN20030204_112530_000000582013_00309_04872_5323.N1	04-FEB-2003 11:25:30	Bright	58.000	55	79Zet UMa	2.0600	10200.	116	4872	No
209	GOM_NL__2PRFIN20030204_112843_000000432013_00309_04872_5324.N1	04-FEB-2003 11:28:43	Bright	43.000	119	14Eta Dra	2.7270	4700.0	86	4872	No
210	GOM_NL__2PRFIN20030204_113201_000000412013_00309_04872_5325.N1	04-FEB-2003 11:32:01	Bright	40.500	130	23Bet Dra	2.7990	5800.0	81	4872	No
211	GOM_NL__2PRFIN20030204_113546_000000362013_00309_04872_5326.N1	04-FEB-2003 11:35:46	Bright	36.000	5	3Alp Lyr	0.033000	11000.	72	4872	No
212	GOM_NL__2PRFIN20030204_113848_000000492013_00309_04872_5327.N1	04-FEB-2003 11:38:48	Bright	48.500	133	40Zet Her	2.8070	6000.0	97	4872	No
213	GOM_NL__2PRFIN20030204_114328_000001302013_00309_04872_5328.N1	04-FEB-2003 11:43:28	Twi_and_stray	129.50	83		2.3780	11000.	259	4872	No
214	GOM_NL__2PRFIN20030204_115024_000000712013_00309_04872_5329.N1	04-FEB-2003 11:50:24	Straylight	71.000	102	24Alp Ser	2.6000	4250.0	142	4872	No
215	GOM_NL__2PRFIN20030204_115258_000000012013_00309_04872_5330.N1	04-FEB-2003 11:52:58	Dark	0.50000	1012	Venus	0.0000	0.0000	1	4872	Yes
216	GOM_NL__2PRFIN20030204_115541_000000572013_00309_04872_5331.N1	04-FEB-2003 11:55:41	Dark	57.000	1014	Mars	0.0000	0.0000	114	4872	Yes
217	GOM_NL__2PRFIN20030204_115749_000000422013_00309_04872_5332.N1	04-FEB-2003 11:57:49	Dark	42.000	25	35Lam Sco	1.6200	28000.	84	4872	No
218	GOM_NL__2PRFIN20030204_115915_000000442013_00309_04872_5333.N1	04-FEB-2003 11:59:15	Dark	43.500	40	The Sco	1.8590	7100.0	87	4872	No
219	GOM_NL__2PRFIN20030204_120108_000000392013_00309_04872_5334.N1	04-FEB-2003 12:01:08	Dark	39.000	147	Alp Ara	2.8770	26000.	78	4872	No

220	GOM_NL__2PRFIN20030204_120313_000000452013_00309_04872_5335.N1	04-FEB-2003 12:03:13	Dark	45.000	131	Gam Lup	2.8000	26000.	90	4872	No
221	GOM_NL__2PRFIN20030204_120631_000000472013_00310_04873_5304.N1	04-FEB-2003 12:06:31	Dark	47.000	43	Alp TrA	1.9100	4250.0	94	4873	No
222	GOM_NL__2PRFIN20030204_121247_000000432013_00310_04873_5305.N1	04-FEB-2003 12:12:47	Dark	42.500	12	Alp1Cru	0.77500	30000.	85	4873	No
223	GOM_NL__2PRFIN20030204_121605_000000392013_00310_04873_5306.N1	04-FEB-2003 12:16:05	Dark	38.500	29	Bet Car	1.6720	10200.	77	4873	No
224	GOM_NL__2PRFIN20030204_121830_000000402013_00310_04873_5307.N1	04-FEB-2003 12:18:30	Dark	40.000	71	lot Car	2.2460	7700.0	80	4873	No
225	GOM_NL__2PRFIN20030204_122013_000000412013_00310_04873_5308.N1	04-FEB-2003 12:20:13	Dark	40.500	46	Del Vel	1.9540	10600.	81	4873	No
226	GOM_NL__2PRFIN20030204_122243_000000392013_00310_04873_5309.N1	04-FEB-2003 12:22:43	Straylight	39.000	34	Gam2Vel	1.7930	23000.	78	4873	No
227	GOM_NL__2PRFIN20030204_122447_000000412013_00310_04873_5310.N1	04-FEB-2003 12:24:47	Straylight	41.000	70	Zet Pup	2.2460	39000.	82	4873	No
228	GOM_NL__2PRFIN20030204_122608_000000462013_00310_04873_5311.N1	04-FEB-2003 12:26:08	Straylight	45.500	117	Pi Pup	2.7060	3800.0	91	4873	No
229	GOM_NL__2PRFIN20030204_122834_000000432013_00310_04873_5312.N1	04-FEB-2003 12:28:34	Straylight	42.500	23	21Eps CMa	1.5020	26000.	85	4873	No
230	GOM_NL__2PRFIN20030204_122956_000000412013_00310_04873_5313.N1	04-FEB-2003 12:29:56	Straylight	40.500	179	24Omi2CMa	3.0320	24000.	81	4873	No
231	GOM_NL__2PRFIN20030204_123206_000000462013_00310_04873_5314.N1	04-FEB-2003 12:32:06	Straylight	45.500	1	9Alp CMa	-1.4400	11000.	91	4873	No
232	GOM_NL__2PRFIN20030204_123746_000000532013_00310_04873_5315.N1	04-FEB-2003 12:37:46	Tw_i_and_stray	53.000	8	10Alp CMi	0.40000	6500.0	106	4873	No
233	GOM_NL__2PRFIN20030204_124220_000000542013_00310_04873_5316.N1	04-FEB-2003 12:42:20	Dark	54.000	1015	Jupiter	0.0000	0.0000	108	4873	Yes
234	GOM_NL__2PRFIN20030204_124419_000000422013_00310_04873_5317.N1	04-FEB-2003 12:44:19	Bright	41.500	17	78Bet Gem	1.1610	4500.0	83	4873	No
235	GOM_NL__2PRFIN20030204_124732_000000382013_00310_04873_5318.N1	04-FEB-2003 12:47:32	Bright	37.500	107	37The Aur	2.6490	11000.	75	4873	No
236	GOM_NL__2PRFIN20030204_124935_000000382013_00310_04873_5319.N1	04-FEB-2003 12:49:35	Bright	38.000	42	34Bet Aur	1.9000	10200.	76	4873	No
237	GOM_NL__2PRFIN20030204_125808_000000492013_00310_04873_5320.N1	04-FEB-2003 12:58:08	Bright	48.500	82	48Bet UMa	2.3650	10600.	97	4873	No
238	GOM_NL__2PRFIN20030204_130139_000000352013_00310_04873_5321.N1	04-FEB-2003 13:01:39	Bright	34.500	49	1Alp UMi	1.9900	6300.0	69	4873	No
239	GOM_NL__2PRFIN20030204_130430_000000412013_00310_04873_5322.N1	04-FEB-2003 13:04:30	Bright	41.000	60	7Bet UMi	2.0810	3950.0	82	4873	No
240	GOM_NL__2PRFIN20030204_130605_000000562013_00310_04873_5323.N1	04-FEB-2003 13:06:05	Bright	56.000	55	79Zet UMa	2.0600	10200.	112	4873	No
241	GOM_NL__2PRFIN20030204_130918_000000432013_00310_04873_5324.N1	04-FEB-2003 13:09:18	Bright	42.500	119	14Eta Dra	2.7270	4700.0	85	4873	No
242	GOM_NL__2PRFIN20030204_131236_000000422013_00310_04873_5325.N1	04-FEB-2003 13:12:36	Bright	41.500	130	23Bet Dra	2.7990	5800.0	83	4873	No
243	GOM_NL__2PRFIN20030204_131622_000000392013_00310_04873_5326.N1	04-FEB-2003 13:16:22	Bright	39.000	5	3Alp Lyr	0.033000	11000.	78	4873	No
244	GOM_NL__2PRFIN20030204_131924_000000492013_00310_04873_5327.N1	04-FEB-2003 13:19:24	Bright	49.000	133	40Zet Her	2.8070	6000.0	98	4873	No
245	GOM_NL__2PRFIN20030204_132405_000001332013_00310_04873_5328.N1	04-FEB-2003 13:24:05	Tw_i_and_stray	133.00	83		2.3780	11000.	266	4873	No
246	GOM_NL__2PRFIN20030204_133102_000000732013_00310_04873_5329.N1	04-FEB-2003 13:31:02	Straylight	73.000	102	24Alp Ser	2.6000	4250.0	146	4873	No
247	GOM_NL__2PRFIN20030204_133333_000000012013_00310_04873_5330.N1	04-FEB-2003 13:33:33	Dark	0.50000	1012	Venus	0.0000	0.0000	1	4873	Yes
248	GOM_NL__2PRFIN20030204_133618_000000592013_00310_04873_5331.N1	04-FEB-2003 13:36:18	Dark	59.000	1014	Mars	0.0000	0.0000	118	4873	Yes
249	GOM_NL__2PRFIN20030204_133825_000000422013_00310_04873_5332.N1	04-FEB-2003 13:38:25	Dark	41.500	25	35Lam Sco	1.6200	28000.	83	4873	No
250	GOM_NL__2PRFIN20030204_133952_000000402013_00310_04873_5333.N1	04-FEB-2003 13:39:52	Dark	39.500	40	The Sco	1.8590	7100.0	79	4873	No
251	GOM_NL__2PRFIN20030204_134144_000000382013_00310_04873_5334.N1	04-FEB-2003 13:41:44	Dark	38.000	147	Alp Ara	2.8770	26000.	76	4873	No
252	GOM_NL__2PRFIN20030204_134350_000000462013_00310_04873_5335.N1	04-FEB-2003 13:43:50	Dark	45.500	131	Gam Lup	2.8000	26000.	91	4873	No
253	GOM_NL__2PRFIN20030204_134706_000000402013_00311_04874_5304.N1	04-FEB-2003 13:47:06	Dark	39.500	43	Alp TrA	1.9100	4250.0	79	4874	No
254	GOM_NL__2PRFIN20030204_135323_000000442013_00311_04874_5305.N1	04-FEB-2003 13:53:23	Dark	43.500	12	Alp1Cru	0.77500	30000.	87	4874	No
255	GOM_NL__2PRFIN20030204_135641_000000402013_00311_04874_5306.N1	04-FEB-2003 13:56:41	Dark	40.000	29	Bet Car	1.6720	10200.	80	4874	No
256	GOM_NL__2PRFIN20030204_135906_000000412013_00311_04874_5307.N1	04-FEB-2003 13:59:06	Dark	40.500	71	lot Car	2.2460	7700.0	81	4874	No
257	GOM_NL__2PRFIN20030204_140049_000000442013_00311_04874_5308.N1	04-FEB-2003 14:00:49	Dark	44.000	46	Del Vel	1.9540	10600.	88	4874	No
258	GOM_NL__2PRFIN20030204_140319_000000422013_00311_04874_5309.N1	04-FEB-2003 14:03:19	Straylight	41.500	34	Gam2Vel	1.7930	23000.	83	4874	No
259	GOM_NL__2PRFIN20030204_140523_000000422013_00311_04874_5310.N1	04-FEB-2003 14:05:23	Straylight	41.500	70	Zet Pup	2.2460	39000.	83	4874	No
260	GOM_NL__2PRFIN20030204_140643_000000452013_00311_04874_5311.N1	04-FEB-2003 14:06:43	Straylight	44.500	117	Pi Pup	2.7060	3800.0	89	4874	No
261	GOM_NL__2PRFIN20030204_140910_000000422013_00311_04874_5312.N1	04-FEB-2003 14:09:10	Straylight	42.000	23	21Eps CMa	1.5020	26000.	84	4874	No
262	GOM_NL__2PRFIN20030204_141032_000000412013_00311_04874_5313.N1	04-FEB-2003 14:10:32	Straylight	40.500	179	24Omi2CMa	3.0320	24000.	81	4874	No
263	GOM_NL__2PRFIN20030204_141242_000000522013_00311_04874_5314.N1	04-FEB-2003 14:12:42	Straylight	52.000	1	9Alp CMa	-1.4400	11000.	104	4874	No
264	GOM_NL__2PRFIN20030204_141821_000000532013_00311_04874_5315.N1	04-FEB-2003 14:18:21	Tw_i_and_stray	53.000	8	10Alp CMi	0.40000	6500.0	106	4874	No
265	GOM_NL__2PRFIN20030204_142256_000000532013_00311_04874_5316.N1	04-FEB-2003 14:22:56	Dark	52.500	1015	Jupiter	0.0000	0.0000	105	4874	Yes
266	GOM_NL__2PRFIN20030204_142454_000000412013_00311_04874_5317.N1	04-FEB-2003 14:24:54	Bright	40.500	17	78Bet Gem	1.1610	4500.0	81	4874	No
267	GOM_NL__2PRFIN20030204_142808_000000372013_00311_04874_5318.N1	04-FEB-2003 14:28:08	Bright	36.500	107	37The Aur	2.6490	11000.	73	4874	No
268	GOM_NL__2PRFIN20030204_143012_000000372013_00311_04874_5319.N1	04-FEB-2003 14:30:12	Bright	37.000	42	34Bet Aur	1.9000	10200.	74	4874	No
269	GOM_NL__2PRFIN20030204_143843_000000482013_00311_04874_5320.N1	04-FEB-2003 14:38:43	Bright	47.500	82	48Bet UMa	2.3650	10600.	95	4874	No
270	GOM_NL__2PRFIN20030204_144217_000000362013_00311_04874_5321.N1	04-FEB-2003 14:42:17	Bright	36.000	49	1Alp UMi	1.9900	6300.0	72	4874	No
271	GOM_NL__2PRFIN20030204_144509_000000422013_00311_04874_5322.N1	04-FEB-2003 14:45:09	Bright	41.500	60	7Bet UMi	2.0810	3950.0	83	4874	No
272	GOM_NL__2PRFIN20030204_144640_000000562013_00311_04874_5323.N1	04-FEB-2003 14:46:40	Bright	55.500	55	79Zet UMa	2.0600	10200.	111	4874	No
273	GOM_NL__2PRFIN20030204_144955_000000412013_00311_04874_5324.N1	04-FEB-2003 14:49:55	Bright	41.000	119	14Eta Dra	2.7270	4700.0	82	4874	No
274	GOM_NL__2PRFIN20030204_145314_000000412013_00311_04874_5325.N1	04-FEB-2003 14:53:14	Bright	40.500	130	23Bet Dra	2.7990	5800.0	81	4874	No
275	GOM_NL__2PRFIN20030204_145659_000000372013_00311_04874_5326.N1	04-FEB-2003 14:56:59	Bright	37.000	5	3Alp Lyr	0.033000	11000.	74	4874	No
276	GOM_NL__2PRFIN20030204_150002_000000472013_00311_04874_5327.N1	04-FEB-2003 15:00:02	Bright	46.500	133	40Zet Her	2.8070	6000.0	93	4874	No
277	GOM_NL__2PRFIN20030204_150441_000001342013_00311_04874_5328.N1	04-FEB-2003 15:04:41	Tw_i_and_stray	134.00	83		2.3780	11000.	268	4874	No
278	GOM_NL__2PRFIN20030204_151140_000000752013_00311_04874_5329.N1	04-FEB-2003 15:11:40	Straylight	74.500	102	24Alp Ser	2.6000	4250.0	149	4874	No

279	GOM_NL__2PRFIN20030204_151412_00000012013_00311_04874_5330.N1	04-FEB-2003 15:14:12	Dark	0.50000	1012	Venus	0.0000	0.0000	1	4874	Yes
280	GOM_NL__2PRFIN20030204_151655_000000532013_00311_04874_5331.N1	04-FEB-2003 15:16:55	Dark	52.500	1014	Mars	0.0000	0.0000	105	4874	Yes
281	GOM_NL__2PRFIN20030204_151903_000000402013_00311_04874_5332.N1	04-FEB-2003 15:19:03	Dark	40.000	25	35Lam Sco	1.6200	28000.	80	4874	No
282	GOM_NL__2PRFIN20030204_152029_000000422013_00311_04874_5333.N1	04-FEB-2003 15:20:29	Dark	42.000	40	The Sco	1.8590	7100.0	84	4874	No
283	GOM_NL__2PRFIN20030204_152221_000000402013_00311_04874_5334.N1	04-FEB-2003 15:22:21	Dark	40.000	147	Alp Ara	2.8770	26000.	80	4874	No
284	GOM_NL__2PRFIN20030204_152428_000000452013_00311_04874_5335.N1	04-FEB-2003 15:24:28	Dark	45.000	131	Gam Lup	2.8000	26000.	90	4874	No
285	GOM_NL__2PRFIN20030204_152743_000000402013_00312_04875_5304.N1	04-FEB-2003 15:27:43	Dark	39.500	43	Alp TrA	1.9100	4250.0	79	4875	No
286	GOM_NL__2PRFIN20030204_153400_000000472013_00312_04875_5305.N1	04-FEB-2003 15:34:00	Dark	46.500	12	Alp1Cru	0.77500	30000.	93	4875	No
287	GOM_NL__2PRFIN20030204_153717_000000412013_00312_04875_5306.N1	04-FEB-2003 15:37:17	Dark	41.000	29	Bet Car	1.6720	10200.	82	4875	No
288	GOM_NL__2PRFIN20030204_153943_000000432013_00312_04875_5307.N1	04-FEB-2003 15:39:43	Dark	42.500	71	lot Car	2.2460	7700.0	85	4875	No
289	GOM_NL__2PRFIN20030204_154126_000000412013_00312_04875_5308.N1	04-FEB-2003 15:41:26	Dark	41.000	46	Del Vel	1.9540	10600.	82	4875	No
290	GOM_NL__2PRFIN20030204_154356_000000412013_00312_04875_5309.N1	04-FEB-2003 15:43:56	Straylight	41.000	34	Gam2Vel	1.7930	23000.	82	4875	No
291	GOM_NL__2PRFIN20030204_154600_000000412013_00312_04875_5310.N1	04-FEB-2003 15:46:00	Straylight	41.000	70	Zet Pup	2.2460	39000.	82	4875	No
292	GOM_NL__2PRFIN20030204_154720_000000432013_00312_04875_5311.N1	04-FEB-2003 15:47:20	Straylight	43.000	117	Pi Pup	2.7060	3800.0	86	4875	No
293	GOM_NL__2PRFIN20030204_155020_000000412013_00312_04875_5312.N1	04-FEB-2003 15:50:20	Straylight	40.500	132	15Rho Pup	2.8030	6900.0	81	4875	No
294	GOM_NL__2PRFIN20030204_155319_000000492013_00312_04875_5313.N1	04-FEB-2003 15:53:19	Straylight	49.000	1	9Alp CMa	-1.4400	11000.	98	4875	No
295	GOM_NL__2PRFIN20030204_155858_000000462013_00312_04875_5314.N1	04-FEB-2003 15:58:58	Twilight_stray	46.000	8	10Alp CMi	0.40000	6500.0	92	4875	No
296	GOM_NL__2PRFIN20030204_160333_000000532013_00312_04875_5315.N1	04-FEB-2003 16:03:33	Dark	52.500	1015	Jupiter	0.0000	0.0000	105	4875	Yes
297	GOM_NL__2PRFIN20030204_160532_000000412013_00312_04875_5316.N1	04-FEB-2003 16:05:32	Bright	40.500	17	78Bet Gem	1.1610	4500.0	81	4875	No
298	GOM_NL__2PRFIN20030204_160844_000000362013_00312_04875_5317.N1	04-FEB-2003 16:08:44	Bright	36.000	107	37The Aur	2.6490	11000.	72	4875	No
299	GOM_NL__2PRFIN20030204_161048_000000372013_00312_04875_5318.N1	04-FEB-2003 16:10:48	Bright	37.000	42	34Bet Aur	1.9000	10200.	74	4875	No
300	GOM_NL__2PRFIN20030204_161918_000000492013_00312_04875_5319.N1	04-FEB-2003 16:19:18	Bright	49.000	82	48Bet UMa	2.3650	10600.	98	4875	No
301	GOM_NL__2PRFIN20030204_162252_000000362013_00312_04875_5320.N1	04-FEB-2003 16:22:52	Bright	35.500	49	1Alp UMi	1.9900	6300.0	71	4875	No
302	GOM_NL__2PRFIN20030204_162545_000000412013_00312_04875_5321.N1	04-FEB-2003 16:25:45	Bright	41.000	60	7Bet UMi	2.0810	3950.0	82	4875	No
303	GOM_NL__2PRFIN20030204_162715_000000592013_00312_04875_5322.N1	04-FEB-2003 16:27:15	Bright	58.500	55	79Zet UMa	2.0600	10200.	117	4875	No
304	GOM_NL__2PRFIN20030204_163031_000000422013_00312_04875_5323.N1	04-FEB-2003 16:30:31	Bright	41.500	119	14Eta Dra	2.7270	4700.0	83	4875	No
305	GOM_NL__2PRFIN20030204_163349_000000402013_00312_04875_5324.N1	04-FEB-2003 16:33:49	Bright	39.500	130	23Bet Dra	2.7990	5800.0	79	4875	No
306	GOM_NL__2PRFIN20030204_163735_000000402013_00312_04875_5325.N1	04-FEB-2003 16:37:35	Bright	39.500	5	3Alp Lyr	0.033000	11000.	79	4875	No
307	GOM_NL__2PRFIN20030204_164038_000000462013_00312_04875_5326.N1	04-FEB-2003 16:40:38	Bright	46.000	133	40Zet Her	2.8070	6000.0	92	4875	No
308	GOM_NL__2PRFIN20030204_164518_000001242013_00312_04875_5327.N1	04-FEB-2003 16:45:18	Twilight_stray	123.50	83		2.3780	11000.	247	4875	No
309	GOM_NL__2PRFIN20030204_165215_000000782013_00312_04875_5328.N1	04-FEB-2003 16:52:15	Straylight	77.500	102	24Alp Ser	2.6000	4250.0	155	4875	No
310	GOM_NL__2PRFIN20030204_165447_00000012013_00312_04875_5329.N1	04-FEB-2003 16:54:47	Dark	0.50000	1012	Venus	0.0000	0.0000	1	4875	Yes
311	GOM_NL__2PRFIN20030204_165731_000000522013_00312_04875_5330.N1	04-FEB-2003 16:57:31	Dark	51.500	1014	Mars	0.0000	0.0000	103	4875	Yes
312	GOM_NL__2PRFIN20030204_165913_000000562013_00312_04875_5331.N1	04-FEB-2003 16:59:13	Dark	55.500	16	21Alp Sco	1.0200	3000.0	111	4875	No
313	GOM_NL__2PRFIN20030204_170105_000000452013_00312_04875_5332.N1	04-FEB-2003 17:01:05	Dark	44.500	40	The Sco	1.8590	7100.0	89	4875	No
314	GOM_NL__2PRFIN20030204_170257_000000402013_00312_04875_5333.N1	04-FEB-2003 17:02:57	Dark	39.500	147	Alp Ara	2.8770	26000.	79	4875	No
315	GOM_NL__2PRFIN20030204_170504_000000462013_00312_04875_5334.N1	04-FEB-2003 17:05:04	Dark	45.500	131	Gam Lup	2.8000	26000.	91	4875	No
316	GOM_NL__2PRFIN20030204_170819_000000412013_00313_04876_5304.N1	04-FEB-2003 17:08:19	Dark	40.500	43	Alp TrA	1.9100	4250.0	81	4876	No
317	GOM_NL__2PRFIN20030204_171437_000000472013_00313_04876_5305.N1	04-FEB-2003 17:14:37	Dark	46.500	12	Alp1Cru	0.77500	30000.	93	4876	No
318	GOM_NL__2PRFIN20030204_171753_000000372013_00313_04876_5306.N1	04-FEB-2003 17:17:53	Dark	37.000	29	Bet Car	1.6720	10200.	74	4876	No
319	GOM_NL__2PRFIN20030204_172019_000000382013_00313_04876_5307.N1	04-FEB-2003 17:20:19	Dark	37.500	71	lot Car	2.2460	7700.0	75	4876	No
320	GOM_NL__2PRFIN20030204_172202_000000422013_00313_04876_5308.N1	04-FEB-2003 17:22:02	Dark	41.500	46	Del Vel	1.9540	10600.	83	4876	No
321	GOM_NL__2PRFIN20030204_172432_000000392013_00313_04876_5309.N1	04-FEB-2003 17:24:32	Straylight	38.500	34	Gam2Vel	1.7930	23000.	77	4876	No
322	GOM_NL__2PRFIN20030204_172636_000000382013_00313_04876_5310.N1	04-FEB-2003 17:26:36	Straylight	38.000	70	Zet Pup	2.2460	39000.	76	4876	No
323	GOM_NL__2PRFIN20030204_172756_000000432013_00313_04876_5311.N1	04-FEB-2003 17:27:56	Straylight	42.500	117	Pi Pup	2.7060	3800.0	85	4876	No
324	GOM_NL__2PRFIN20030204_173056_000000432013_00313_04876_5312.N1	04-FEB-2003 17:30:56	Straylight	43.000	132	15Rho Pup	2.8030	6900.0	86	4876	No
325	GOM_NL__2PRFIN20030204_173355_000000462013_00313_04876_5313.N1	04-FEB-2003 17:33:55	Straylight	45.500	1	9Alp CMa	-1.4400	11000.	91	4876	No
326	GOM_NL__2PRFIN20030204_173934_000000482013_00313_04876_5314.N1	04-FEB-2003 17:39:34	Twilight_stray	48.000	8	10Alp CMi	0.40000	6500.0	96	4876	No
327	GOM_NL__2PRFIN20030204_174408_000000532013_00313_04876_5315.N1	04-FEB-2003 17:44:08	Dark	53.000	1015	Jupiter	0.0000	0.0000	106	4876	Yes
328	GOM_NL__2PRFIN20030204_174608_000000412013_00313_04876_5316.N1	04-FEB-2003 17:46:08	Bright	41.000	17	78Bet Gem	1.1610	4500.0	82	4876	No
329	GOM_NL__2PRFIN20030204_174921_000000372013_00313_04876_5317.N1	04-FEB-2003 17:49:21	Bright	36.500	107	37The Aur	2.6490	11000.	73	4876	No
330	GOM_NL__2PRFIN20030204_175124_000000372013_00313_04876_5318.N1	04-FEB-2003 17:51:24	Bright	37.000	42	34Bet Aur	1.9000	10200.	74	4876	No
331	GOM_NL__2PRFIN20030204_175953_000000482013_00313_04876_5319.N1	04-FEB-2003 17:59:53	Bright	47.500	82	48Bet UMa	2.3650	10600.	95	4876	No
332	GOM_NL__2PRFIN20030204_180328_000000372013_00313_04876_5320.N1	04-FEB-2003 18:03:28	Bright	37.000	49	1Alp UMi	1.9900	6300.0	74	4876	No
333	GOM_NL__2PRFIN20030204_180620_000000422013_00313_04876_5321.N1	04-FEB-2003 18:06:20	Bright	41.500	60	7Bet UMi	2.0810	3950.0	83	4876	No
334	GOM_NL__2PRFIN20030204_180750_000000572013_00313_04876_5322.N1	04-FEB-2003 18:07:50	Bright	56.500	55	79Zet UMa	2.0600	10200.	113	4876	No
335	GOM_NL__2PRFIN20030204_181107_000000432013_00313_04876_5323.N1	04-FEB-2003 18:11:07	Bright	42.500	119	14Eta Dra	2.7270	4700.0	85	4876	No
336	GOM_NL__2PRFIN20030204_181425_000000422013_00313_04876_5324.N1	04-FEB-2003 18:14:25	Bright	41.500	130	23Bet Dra	2.7990	5800.0	83	4876	No
337	GOM_NL__2PRFIN20030204_181811_000000362013_00313_04876_5325.N1	04-FEB-2003 18:18:11	Bright	35.500	5	3Alp Lyr	0.033000	11000.	71	4876	No

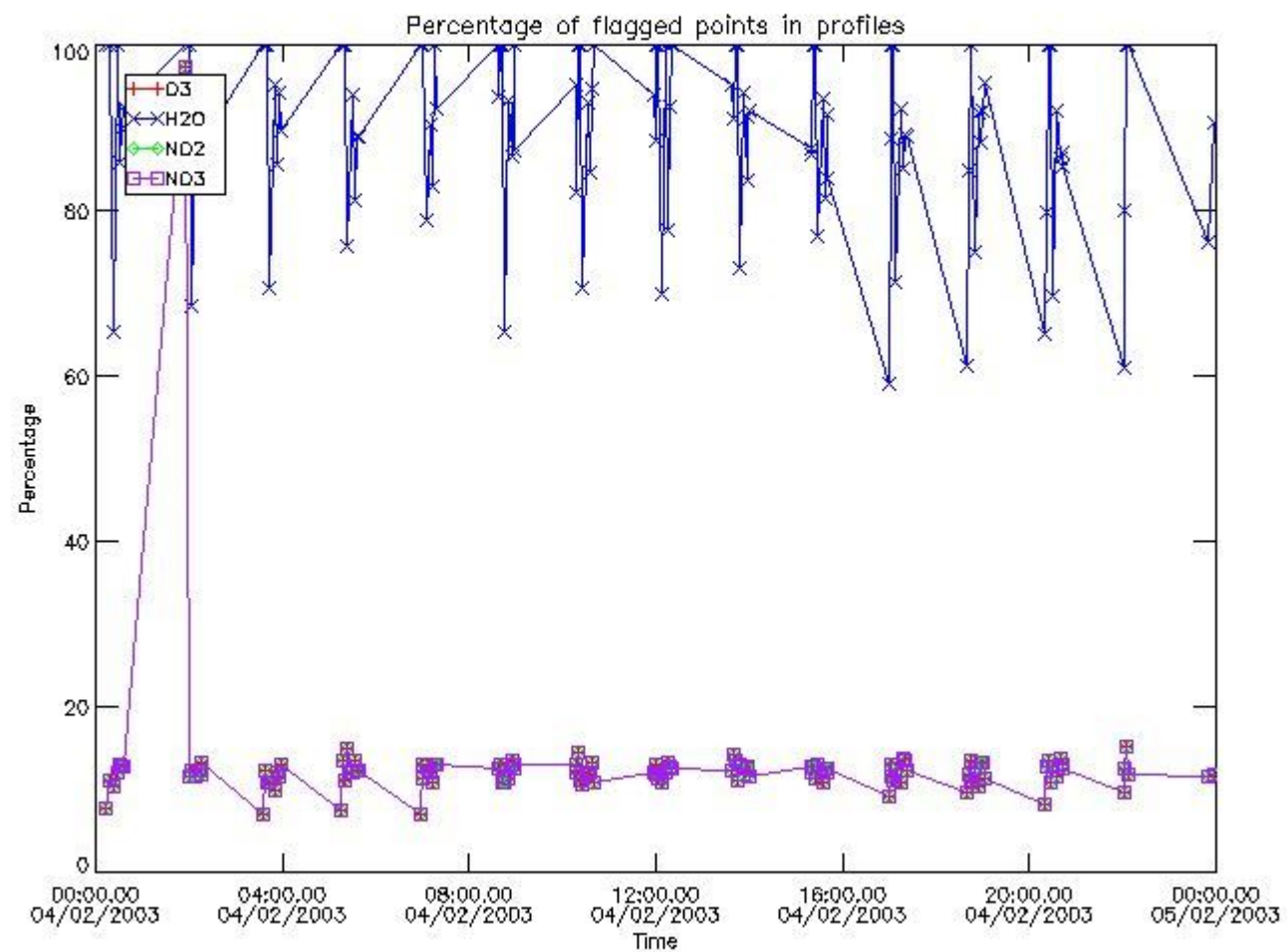
338	GOM_NL_2PRFIN20030204_182114_000000472013_00313_04876_5326.N1	04-FEB-2003 18:21:14	Bright	46.500	133	40Zet Her	2.8070	6000.0	93	4876	No
339	GOM_NL_2PRFIN20030204_182556_000001422013_00313_04876_5327.N1	04-FEB-2003 18:25:56	Twilight	141.50	83		2.3780	11000.	283	4876	No
340	GOM_NL_2PRFIN20030204_183253_000000832013_00313_04876_5328.N1	04-FEB-2003 18:32:53	Straylight	82.500	102	24Alp Ser	2.6000	4250.0	165	4876	No
341	GOM_NL_2PRFIN20030204_183523_00000012013_00313_04876_5329.N1	04-FEB-2003 18:35:23	Dark	0.50000	1012	Venus	0.0000	0.0000	1	4876	Yes
342	GOM_NL_2PRFIN20030204_183807_000000522013_00313_04876_5330.N1	04-FEB-2003 18:38:07	Dark	51.500	1014	Mars	0.0000	0.0000	103	4876	Yes
343	GOM_NL_2PRFIN20030204_183949_000000592013_00313_04876_5331.N1	04-FEB-2003 18:39:49	Dark	58.500	16	21Alp Sco	1.0200	3000.0	117	4876	No
344	GOM_NL_2PRFIN20030204_184142_000000442013_00313_04876_5332.N1	04-FEB-2003 18:41:42	Dark	43.500	40	The Sco	1.8590	7100.0	87	4876	No
345	GOM_NL_2PRFIN20030204_184333_000000382013_00313_04876_5333.N1	04-FEB-2003 18:43:33	Dark	37.500	147	Alp Ara	2.8770	26000.	75	4876	No
346	GOM_NL_2PRFIN20030204_184541_000000472013_00313_04876_5334.N1	04-FEB-2003 18:45:41	Dark	46.500	131	Gam Lup	2.8000	26000.	93	4876	No
347	GOM_NL_2PRFIN20030204_184855_000000412013_00314_04877_5304.N1	04-FEB-2003 18:48:55	Dark	40.500	43	Alp TrA	1.9100	4250.0	81	4877	No
348	GOM_NL_2PRFIN20030204_185513_000000502013_00314_04877_5305.N1	04-FEB-2003 18:55:13	Dark	49.500	12	Alp1Cru	0.77500	30000.	99	4877	No
349	GOM_NL_2PRFIN20030204_185829_000000392013_00314_04877_5306.N1	04-FEB-2003 18:58:29	Dark	38.500	29	Bet Car	1.6720	10200.	77	4877	No
350	GOM_NL_2PRFIN20030204_190055_000000392013_00314_04877_5307.N1	04-FEB-2003 19:00:55	Dark	38.500	71	lot Car	2.2460	7700.0	77	4877	No
351	GOM_NL_2PRFIN20030204_190238_000000452013_00314_04877_5308.N1	04-FEB-2003 19:02:38	Dark	45.000	46	Del Vel	1.9540	10600.	90	4877	No
352	GOM_NL_2PRFIN20030204_190508_000000422013_00314_04877_5309.N1	04-FEB-2003 19:05:08	Straylight	42.000	34	Gam2Vel	1.7930	23000.	84	4877	No
353	GOM_NL_2PRFIN20030204_190712_000000402013_00314_04877_5310.N1	04-FEB-2003 19:07:12	Straylight	40.000	70	Zet Pup	2.2460	39000.	80	4877	No
354	GOM_NL_2PRFIN20030204_190832_000000422013_00314_04877_5311.N1	04-FEB-2003 19:08:32	Straylight	42.000	117	Pi Pup	2.7060	3800.0	84	4877	No
355	GOM_NL_2PRFIN20030204_191133_000000442013_00314_04877_5312.N1	04-FEB-2003 19:11:33	Straylight	43.500	132	15Rho Pup	2.8030	6900.0	87	4877	No
356	GOM_NL_2PRFIN20030204_191431_000000442013_00314_04877_5313.N1	04-FEB-2003 19:14:31	Straylight	43.500	1	9Alp CMa	-1.4400	11000.	87	4877	No
357	GOM_NL_2PRFIN20030204_192010_000000502013_00314_04877_5314.N1	04-FEB-2003 19:20:10	Twilight	50.000	8	10Alp CMi	0.40000	6500.0	100	4877	No
358	GOM_NL_2PRFIN20030204_192444_000000522013_00314_04877_5315.N1	04-FEB-2003 19:24:44	Dark	52.000	1015	Jupiter	0.0000	0.0000	104	4877	Yes
359	GOM_NL_2PRFIN20030204_192644_000000412013_00314_04877_5316.N1	04-FEB-2003 19:26:44	Bright	41.000	17	78Bet Gem	1.1610	4500.0	82	4877	No
360	GOM_NL_2PRFIN20030204_192957_000000382013_00314_04877_5317.N1	04-FEB-2003 19:29:57	Bright	37.500	107	37The Aur	2.6490	11000.	75	4877	No
361	GOM_NL_2PRFIN20030204_193200_000000382013_00314_04877_5318.N1	04-FEB-2003 19:32:00	Bright	38.000	42	34Bet Aur	1.9000	10200.	76	4877	No
362	GOM_NL_2PRFIN20030204_194028_000000502013_00314_04877_5319.N1	04-FEB-2003 19:40:28	Bright	49.500	82	48Bet UMa	2.3650	10600.	99	4877	No
363	GOM_NL_2PRFIN20030204_194404_000000372013_00314_04877_5320.N1	04-FEB-2003 19:44:04	Bright	37.000	49	1Alp UMi	1.9900	6300.0	74	4877	No
364	GOM_NL_2PRFIN20030204_194656_000000392013_00314_04877_5321.N1	04-FEB-2003 19:46:56	Bright	38.500	60	7Bet UMi	2.0810	3950.0	77	4877	No
365	GOM_NL_2PRFIN20030204_194824_000000562013_00314_04877_5322.N1	04-FEB-2003 19:48:24	Bright	56.000	55	79Zet UMa	2.0600	10200.	112	4877	No
366	GOM_NL_2PRFIN20030204_195142_000000402013_00314_04877_5323.N1	04-FEB-2003 19:51:42	Bright	40.000	119	14Eta Dra	2.7270	4700.0	80	4877	No
367	GOM_NL_2PRFIN20030204_195501_000000412013_00314_04877_5324.N1	04-FEB-2003 19:55:01	Bright	40.500	130	23Bet Dra	2.7990	5800.0	81	4877	No
368	GOM_NL_2PRFIN20030204_195847_000000402013_00314_04877_5325.N1	04-FEB-2003 19:58:47	Bright	39.500	5	3Alp Lyr	0.033000	11000.	79	4877	No
369	GOM_NL_2PRFIN20030204_200149_000000452013_00314_04877_5326.N1	04-FEB-2003 20:01:49	Bright	44.500	133	40Zet Her	2.8070	6000.0	89	4877	No
370	GOM_NL_2PRFIN20030204_200632_000001452013_00314_04877_5327.N1	04-FEB-2003 20:06:32	Twilight	145.00	83		2.3780	11000.	290	4877	No
371	GOM_NL_2PRFIN20030204_201330_000000802013_00314_04877_5328.N1	04-FEB-2003 20:13:30	Straylight	79.500	102	24Alp Ser	2.6000	4250.0	159	4877	No
372	GOM_NL_2PRFIN20030204_201558_00000012013_00314_04877_5329.N1	04-FEB-2003 20:15:58	Dark	0.50000	1012	Venus	0.0000	0.0000	1	4877	Yes
373	GOM_NL_2PRFIN20030204_201843_000000502013_00314_04877_5330.N1	04-FEB-2003 20:18:43	Dark	49.500	1014	Mars	0.0000	0.0000	99	4877	Yes
374	GOM_NL_2PRFIN20030204_202026_000000622013_00314_04877_5331.N1	04-FEB-2003 20:20:26	Dark	62.000	16	21Alp Sco	1.0200	3000.0	124	4877	No
375	GOM_NL_2PRFIN20030204_202217_000000402013_00314_04877_5332.N1	04-FEB-2003 20:22:17	Dark	40.000	40	The Sco	1.8590	7100.0	80	4877	No
376	GOM_NL_2PRFIN20030204_202409_000000382013_00314_04877_5333.N1	04-FEB-2003 20:24:09	Dark	38.000	147	Alp Ara	2.8770	26000.	76	4877	No
377	GOM_NL_2PRFIN20030204_202618_000000472013_00314_04877_5334.N1	04-FEB-2003 20:26:18	Dark	46.500	131	Gam Lup	2.8000	26000.	93	4877	No
378	GOM_NL_2PRFIN20030204_202931_000000402013_00315_04878_5304.N1	04-FEB-2003 20:29:31	Dark	40.000	43	Alp TrA	1.9100	4250.0	80	4878	No
379	GOM_NL_2PRFIN20030204_203550_000000442013_00315_04878_5305.N1	04-FEB-2003 20:35:50	Dark	44.000	12	Alp1Cru	0.77500	30000.	88	4878	No
380	GOM_NL_2PRFIN20030204_203906_000000372013_00315_04878_5306.N1	04-FEB-2003 20:39:06	Dark	37.000	29	Bet Car	1.6720	10200.	74	4878	No
381	GOM_NL_2PRFIN20030204_204132_000000392013_00315_04878_5307.N1	04-FEB-2003 20:41:32	Dark	39.000	71	lot Car	2.2460	7700.0	78	4878	No
382	GOM_NL_2PRFIN20030204_204315_000000412013_00315_04878_5308.N1	04-FEB-2003 20:43:15	Dark	41.000	46	Del Vel	1.9540	10600.	82	4878	No
383	GOM_NL_2PRFIN20030204_204544_000000412013_00315_04878_5309.N1	04-FEB-2003 20:45:44	Straylight	40.500	34	Gam2Vel	1.7930	23000.	81	4878	No
384	GOM_NL_2PRFIN20030204_204748_000000432013_00315_04878_5310.N1	04-FEB-2003 20:47:48	Straylight	42.500	70	Zet Pup	2.2460	39000.	85	4878	No
385	GOM_NL_2PRFIN20030204_204908_000000422013_00315_04878_5311.N1	04-FEB-2003 20:49:08	Straylight	42.000	117	Pi Pup	2.7060	3800.0	84	4878	No
386	GOM_NL_2PRFIN20030204_205208_000000412013_00315_04878_5312.N1	04-FEB-2003 20:52:08	Straylight	40.500	132	15Rho Pup	2.8030	6900.0	81	4878	No
387	GOM_NL_2PRFIN20030204_205507_000000462013_00315_04878_5313.N1	04-FEB-2003 20:55:07	Straylight	45.500	1	9Alp CMa	-1.4400	11000.	91	4878	No
388	GOM_NL_2PRFIN20030204_210046_000000512013_00315_04878_5314.N1	04-FEB-2003 21:00:46	Twilight	51.000	8	10Alp CMi	0.40000	6500.0	102	4878	No
389	GOM_NL_2PRFIN20030204_210519_000000532013_00315_04878_5315.N1	04-FEB-2003 21:05:19	Dark	53.000	1015	Jupiter	0.0000	0.0000	106	4878	Yes
390	GOM_NL_2PRFIN20030204_210720_000000392013_00315_04878_5316.N1	04-FEB-2003 21:07:20	Bright	39.000	17	78Bet Gem	1.1610	4500.0	78	4878	No
391	GOM_NL_2PRFIN20030204_211033_000000372013_00315_04878_5317.N1	04-FEB-2003 21:10:33	Bright	37.000	107	37The Aur	2.6490	11000.	74	4878	No
392	GOM_NL_2PRFIN20030204_211236_000000382013_00315_04878_5318.N1	04-FEB-2003 21:12:36	Bright	37.500	42	34Bet Aur	1.9000	10200.	75	4878	No
393	GOM_NL_2PRFIN20030204_212104_000000472013_00315_04878_5319.N1	04-FEB-2003 21:21:04	Bright	47.000	82	48Bet UMa	2.3650	10600.	94	4878	No
394	GOM_NL_2PRFIN20030204_212440_000000372013_00315_04878_5320.N1	04-FEB-2003 21:24:40	Bright	37.000	49	1Alp UMi	1.9900	6300.0	74	4878	No
395	GOM_NL_2PRFIN20030204_212732_000000412013_00315_04878_5321.N1	04-FEB-2003 21:27:32	Bright	41.000	60	7Bet UMi	2.0810	3950.0	82	4878	No
396	GOM_NL_2PRFIN20030204_212900_000000592013_00315_04878_5322.N1	04-FEB-2003 21:29:00	Bright	58.500	55	79Zet UMa	2.0600	10200.	117	4878	No

397	GOM_NL__2PRFIN20030204_213218_000000422013_00315_04878_5323.N1	04-FEB-2003 21:32:18	Bright	41.500	119	14Eta Dra	2.7270	4700.0	83	4878	No
398	GOM_NL__2PRFIN20030204_213537_000000392013_00315_04878_5324.N1	04-FEB-2003 21:35:37	Bright	39.000	130	23Bet Dra	2.7990	5800.0	78	4878	No
399	GOM_NL__2PRFIN20030204_213923_000000362013_00315_04878_5325.N1	04-FEB-2003 21:39:23	Bright	35.500	5	3Alp Lyr	0.033000	11000.	71	4878	No
400	GOM_NL__2PRFIN20030204_214225_000000482013_00315_04878_5326.N1	04-FEB-2003 21:42:25	Bright	48.000	133	40Zet Her	2.8070	6000.0	96	4878	No
401	GOM_NL__2PRFIN20030204_214709_000001392013_00315_04878_5327.N1	04-FEB-2003 21:47:09	Twilight	138.50	83		2.3780	11000.	277	4878	No
402	GOM_NL__2PRFIN20030204_215408_000000802013_00315_04878_5328.N1	04-FEB-2003 21:54:08	Straylight	79.500	102	24Alp Ser	2.6000	4250.0	159	4878	No
403	GOM_NL__2PRFIN20030204_215635_000000012013_00315_04878_5329.N1	04-FEB-2003 21:56:35	Dark	0.50000	1012	Venus	0.0000	0.0000	1	4878	Yes
404	GOM_NL__2PRFIN20030204_215920_000000522013_00315_04878_5330.N1	04-FEB-2003 21:59:20	Dark	51.500	1014	Mars	0.0000	0.0000	103	4878	Yes
405	GOM_NL__2PRFIN20030204_220102_000000532013_00315_04878_5331.N1	04-FEB-2003 22:01:02	Dark	53.000	16	21Alp Sco	1.0200	3000.0	106	4878	No
406	GOM_NL__2PRFIN20030204_220254_000000412013_00315_04878_5332.N1	04-FEB-2003 22:02:54	Dark	40.500	40	The Sco	1.8590	7100.0	81	4878	No
407	GOM_NL__2PRFIN20030204_220445_000000372013_00315_04878_5333.N1	04-FEB-2003 22:04:45	Dark	37.000	147	Alp Ara	2.8770	26000.	74	4878	No
408	GOM_NL__2PRFIN20030204_220655_000000432013_00315_04878_5334.N1	04-FEB-2003 22:06:55	Dark	43.000	131	Gam Lup	2.8000	26000.	86	4878	No
409	GOM_NL__2PRFIN20030204_235043_000000492013_00317_04880_4659.N1	04-FEB-2003 23:50:43	Dark	48.500	43	Alp TrA	1.9100	4250.0	97	4880	No
410	GOM_NL__2PRFIN20030204_235702_000000442013_00317_04880_4660.N1	04-FEB-2003 23:57:02	Dark	43.500	12	Alp1Cru	0.77500	30000.	87	4880	No

3. Quality information per product

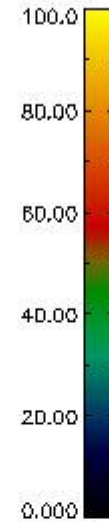
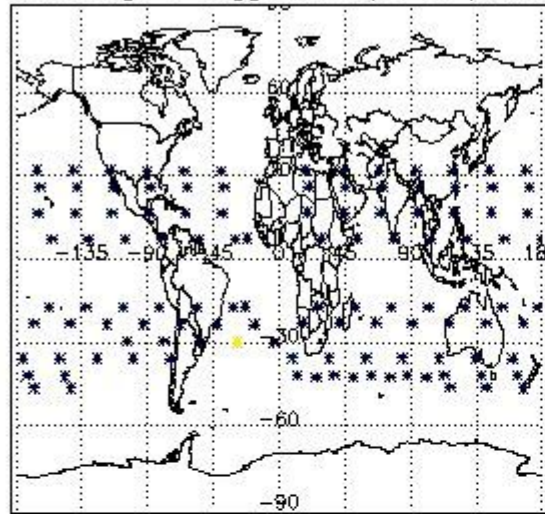
In this section it is plotted some information contained in the Quality Summary data set of the level 2 products. Only products in dark limb conditions and without errors (error flag in the MPH set to "0") are used.

3.1 Plot quality information per product (time dependant)

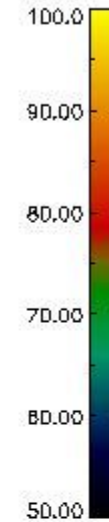
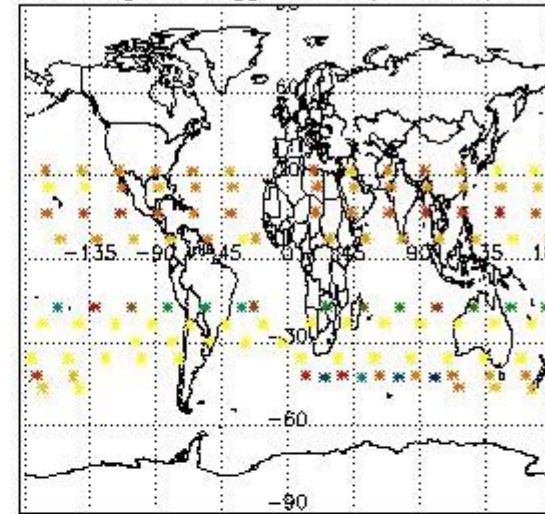


3.2 Plot quality information per product (world map)


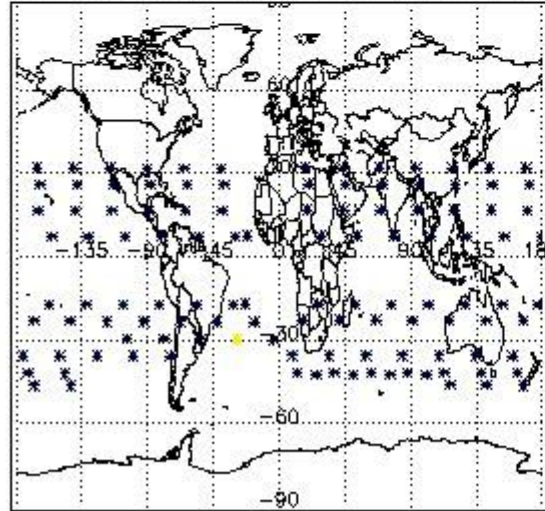
Percentage of flagged data per O3 profile



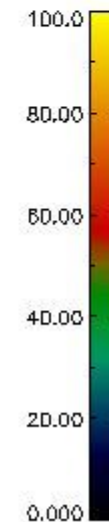
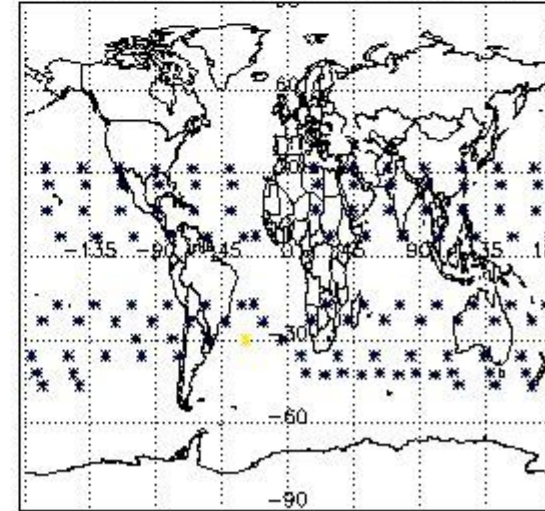
Percentage of flagged data per H2O profile



Percentage of flagged data per NO2 profile



Percentage of flagged data per NO3 profile

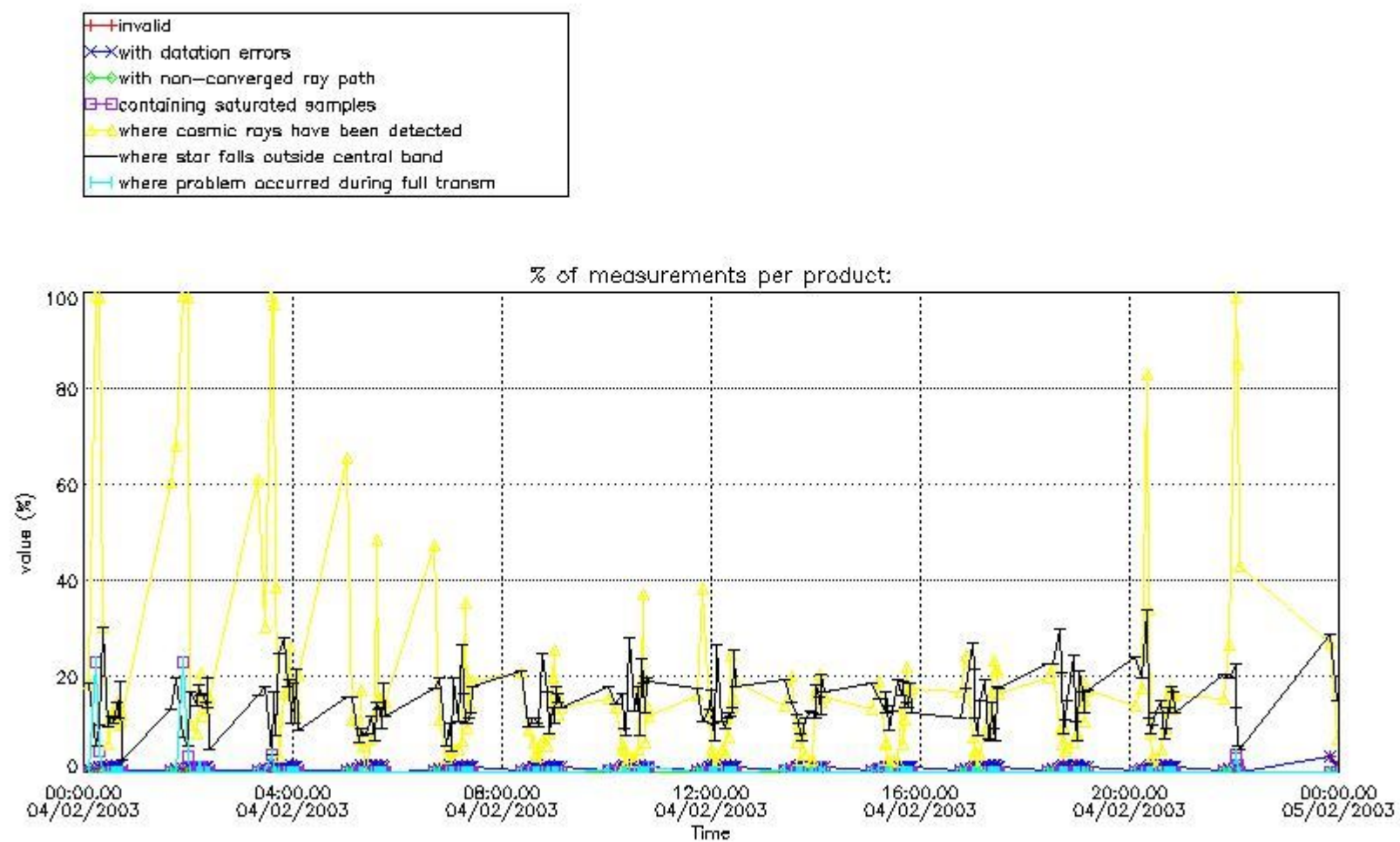


4. Level 1 quality information per product

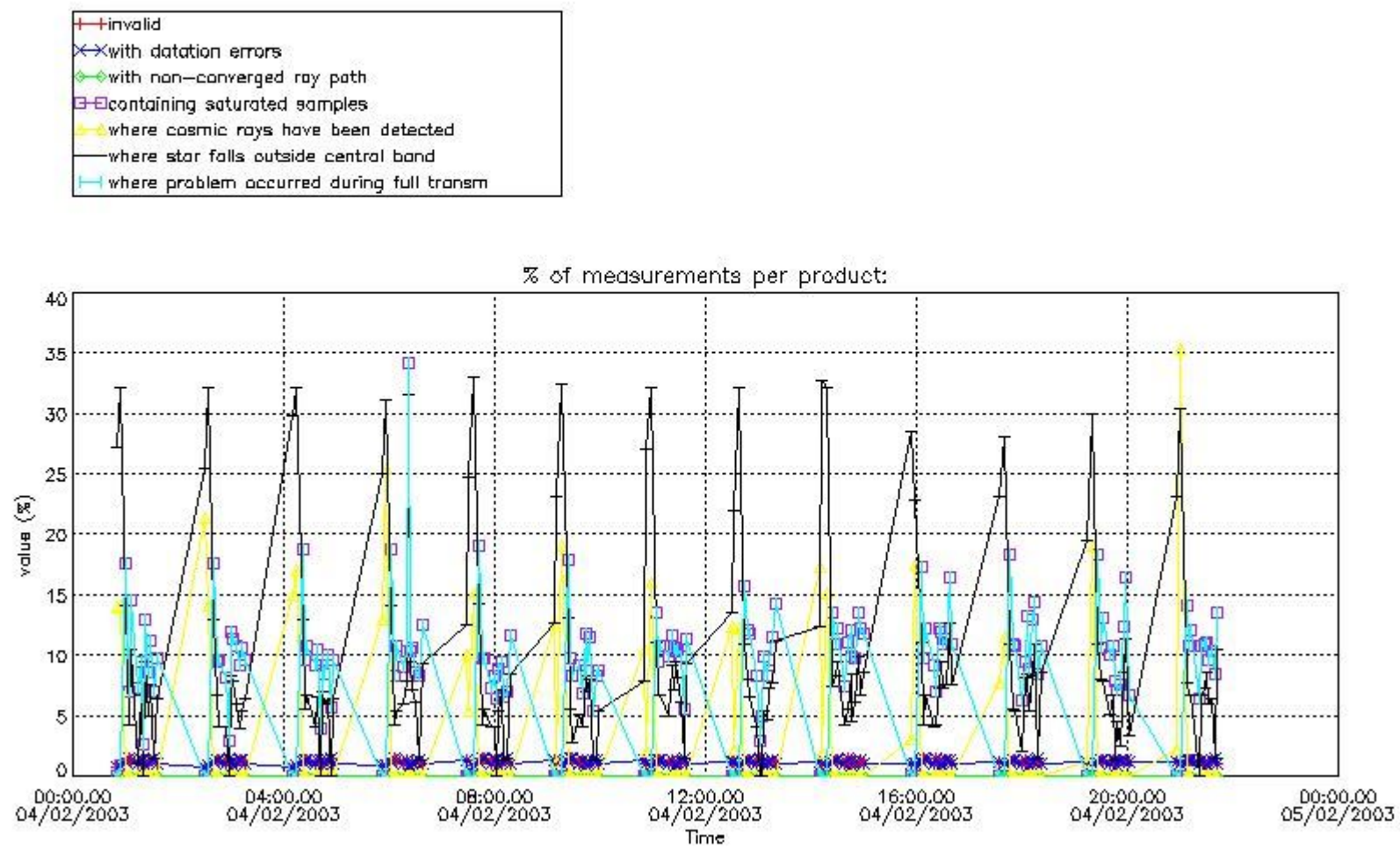
In this section it is plotted some information contained in the Quality Summary data set of the level 2 products that comes from the level 1b processing. Products without errors (error flag in the MPH set to "0") are used.

4.1 Plot quality information per product (time dependant) coming from level 1b processing

4.1.1 Plot level 1 quality information per product (time dependant): ENVISAT ASCENDING passes



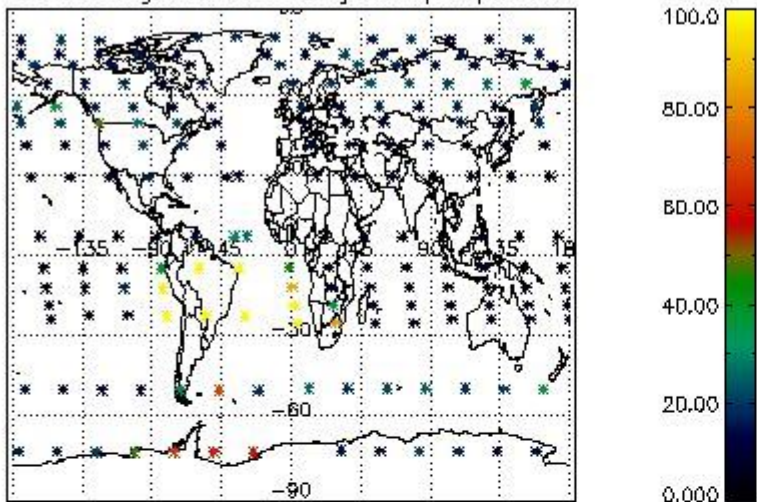
4.1.2 Plot level 1 quality information per product (time dependant): ENVISAT DESCENDING passes



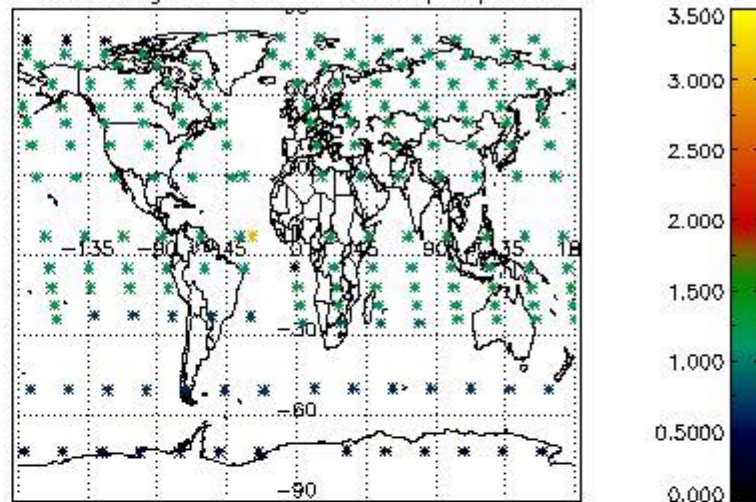
4.2 Plot quality information per product coming from level 1b processing (world map)

4.2.1 Plot level 1 quality information per product (world map): ENVISAT ASCENDING passes

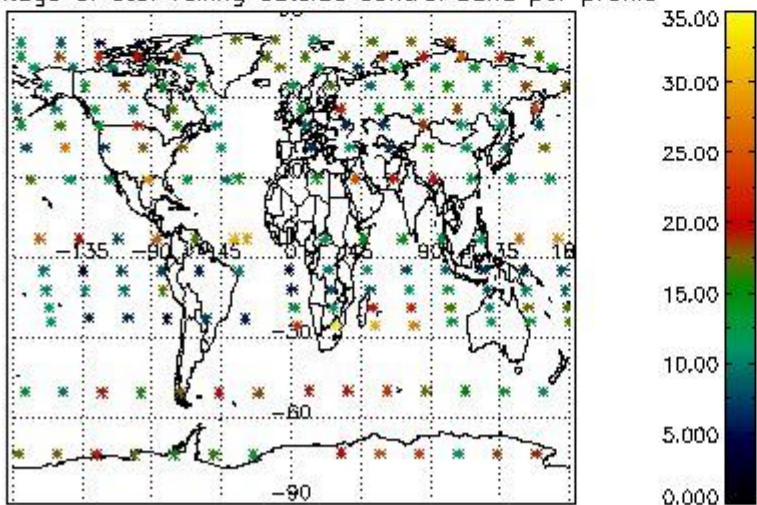
Percentage of cosmic ray hits per profile



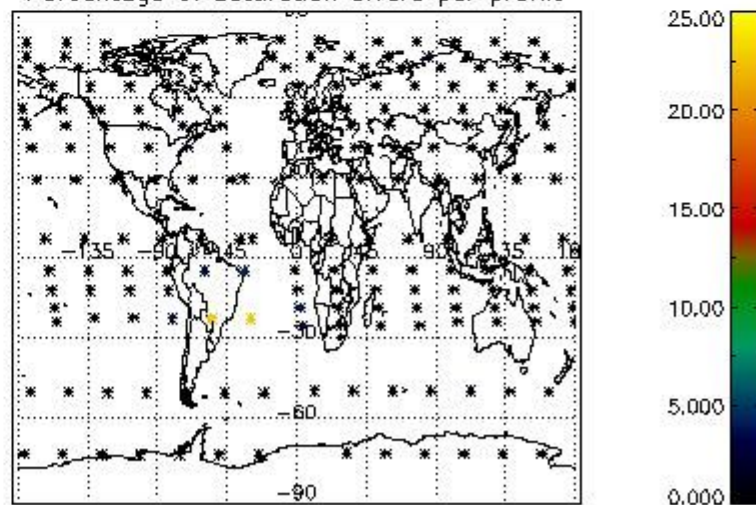
Percentage of datation errors per profile



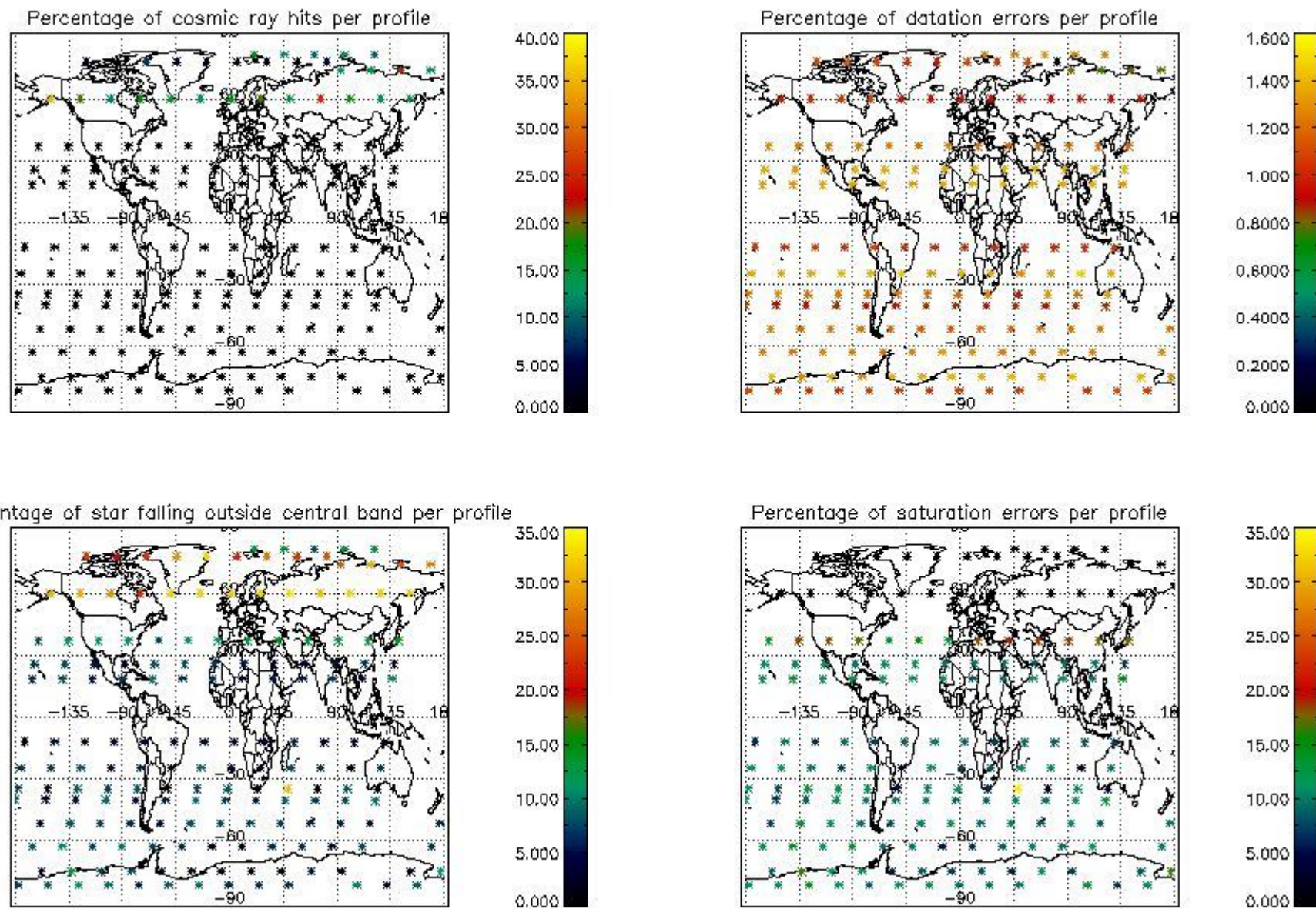
Percentage of star falling outside central band per profile



Percentage of saturation errors per profile



4.2.2 Plot level 1 quality information per product (world map): ENVISAT DESCENDING passes



5. Trace gas profiles

5.1 Ozone statistics based on quality of products

The final quality of the products can be "measured" using the STD (Standard Deviation) attached to every point profile. This information is written to the parameter GOM_NL__2P/NL_LOCAL_SPECIES_DENSITY/o3_std of the level 2 products. The table below shows the statistics for given STD ranges.

The statistics are given with respect to the overall valid production:

- Products without fatal errors: GOM_NL__2P/MPH/PRODUCT_ERR=0
- Valid point profile: GOM_NL__2P/NL_LOCAL_SPECIES_DENSITY/pcd(0)=0

The 'Criteria' is applied to valid points of dark limb products:

- Products in dark limb illumination condition: GOM_NL__2P/NL_SUMMARY_QUALITY/obs_ill_cond=0
- Products without fatal errors: GOM_NL__2P/MPH/PRODUCT_ERR=0
- Valid point profile: GOM_NL__2P/NL_LOCAL_SPECIES_DENSITY/pcd(0)=0

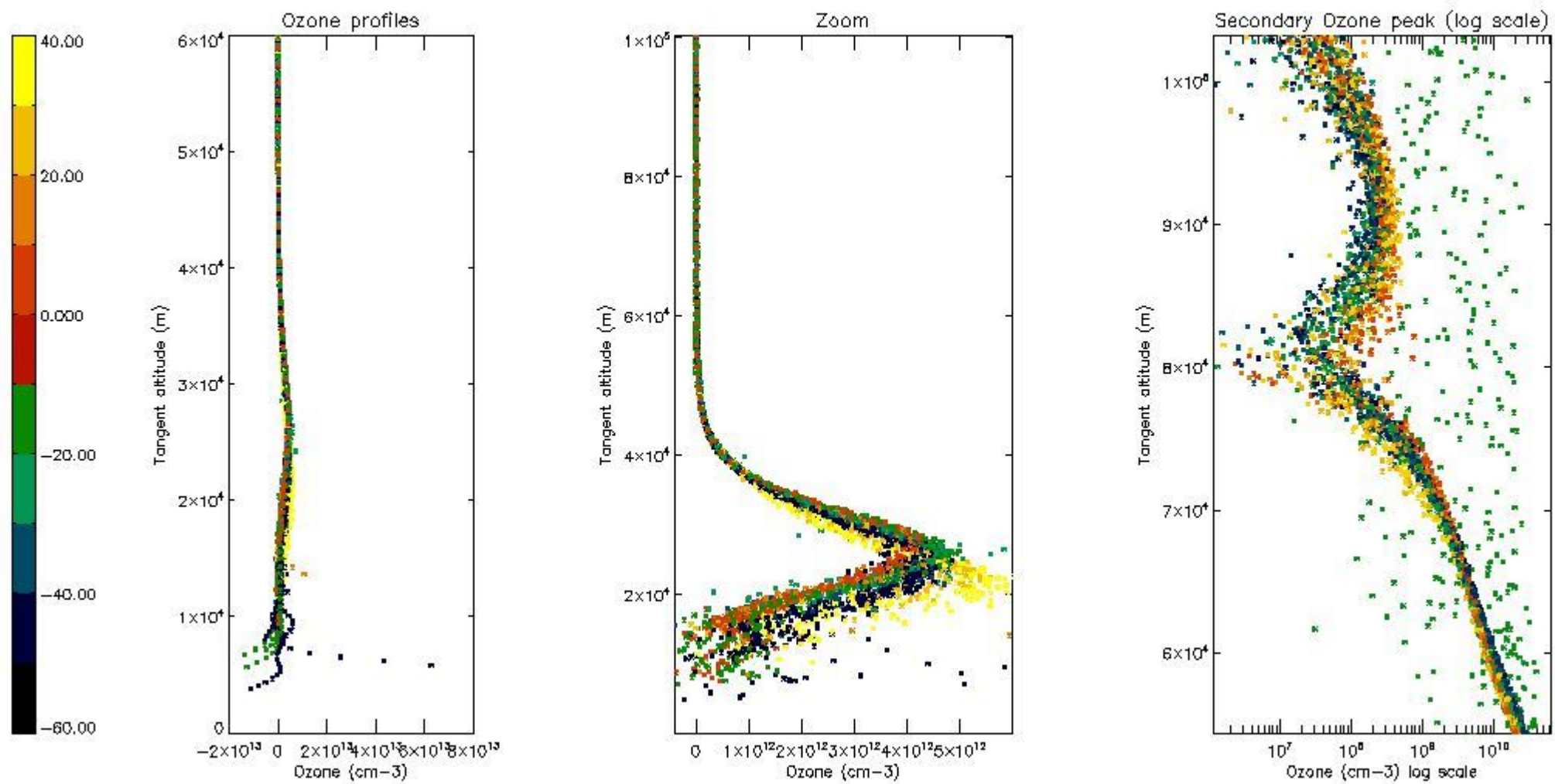
So, the table below shows the percentage of dark limb and valid observations for each criteria with respect to the overall valid daily observations.

Criteria	% of total production
All STD	27
STD < 20	17

STD < 10	14
STD < 5	10

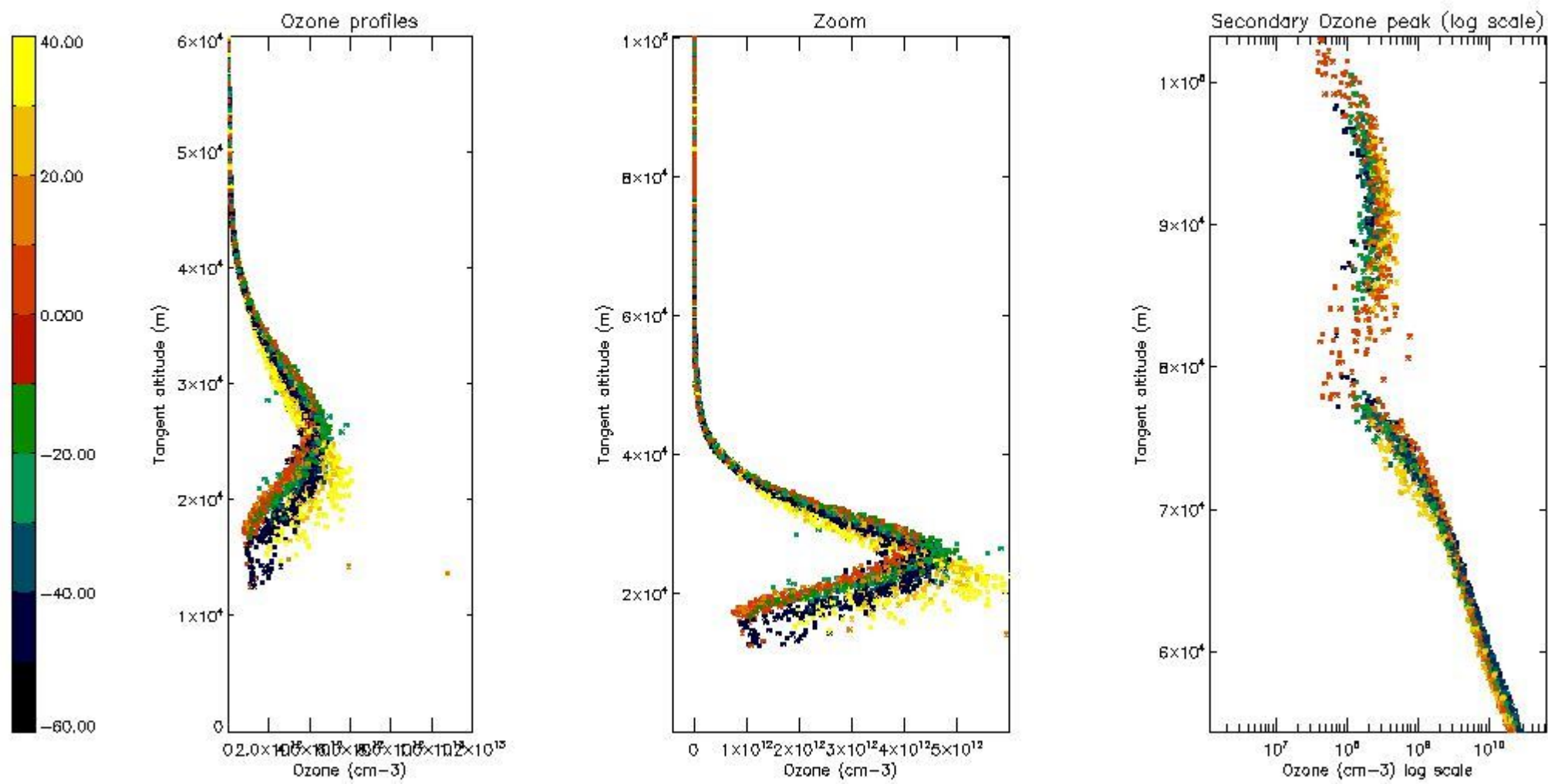
5.2 Plot ozone profiles for all STD (dark without errors)

The colorbar represents the latitude.



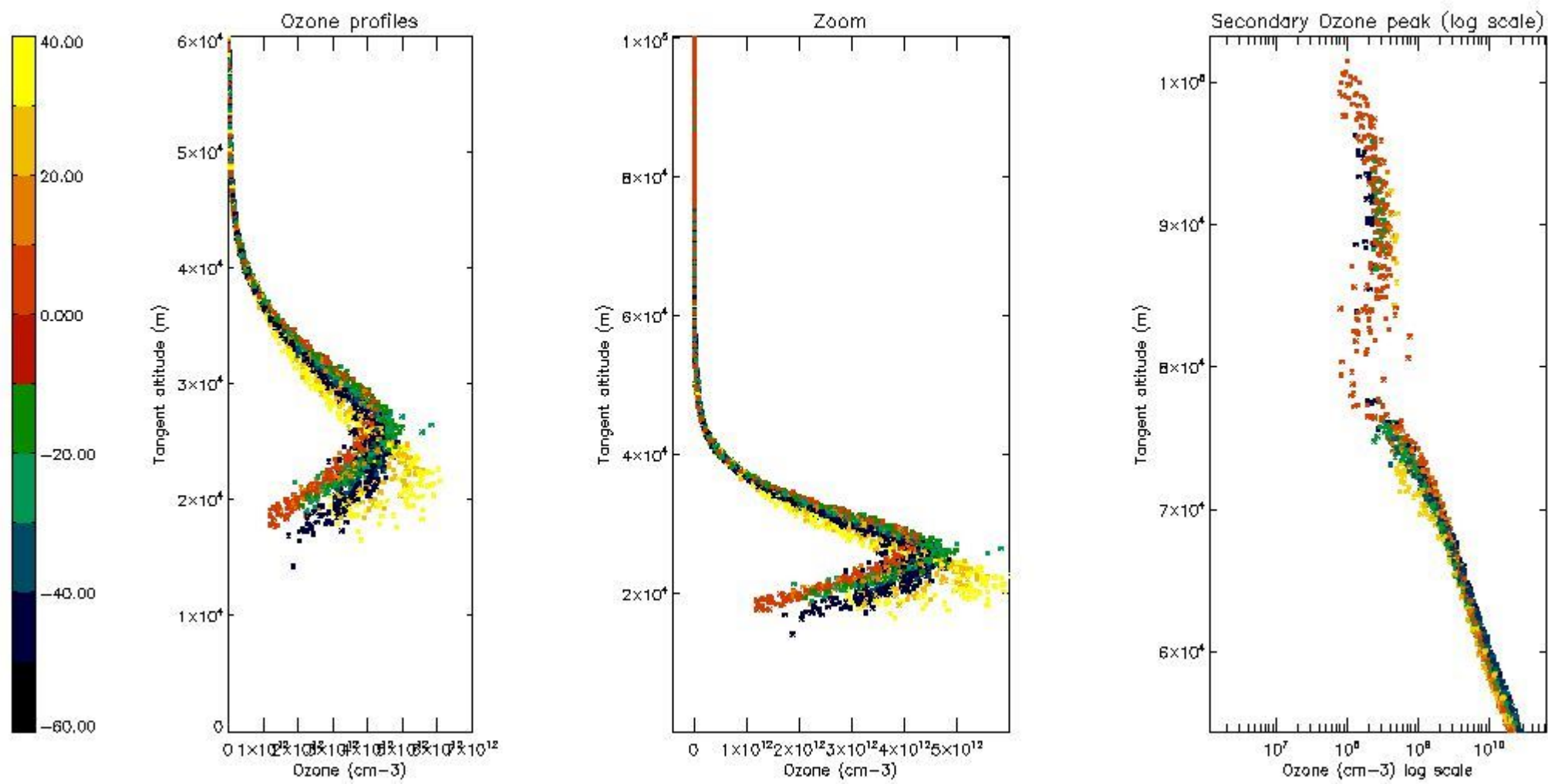
5.3 Plot ozone profiles where STD < 20% (dark without errors)

The colorbar represents the latitude.



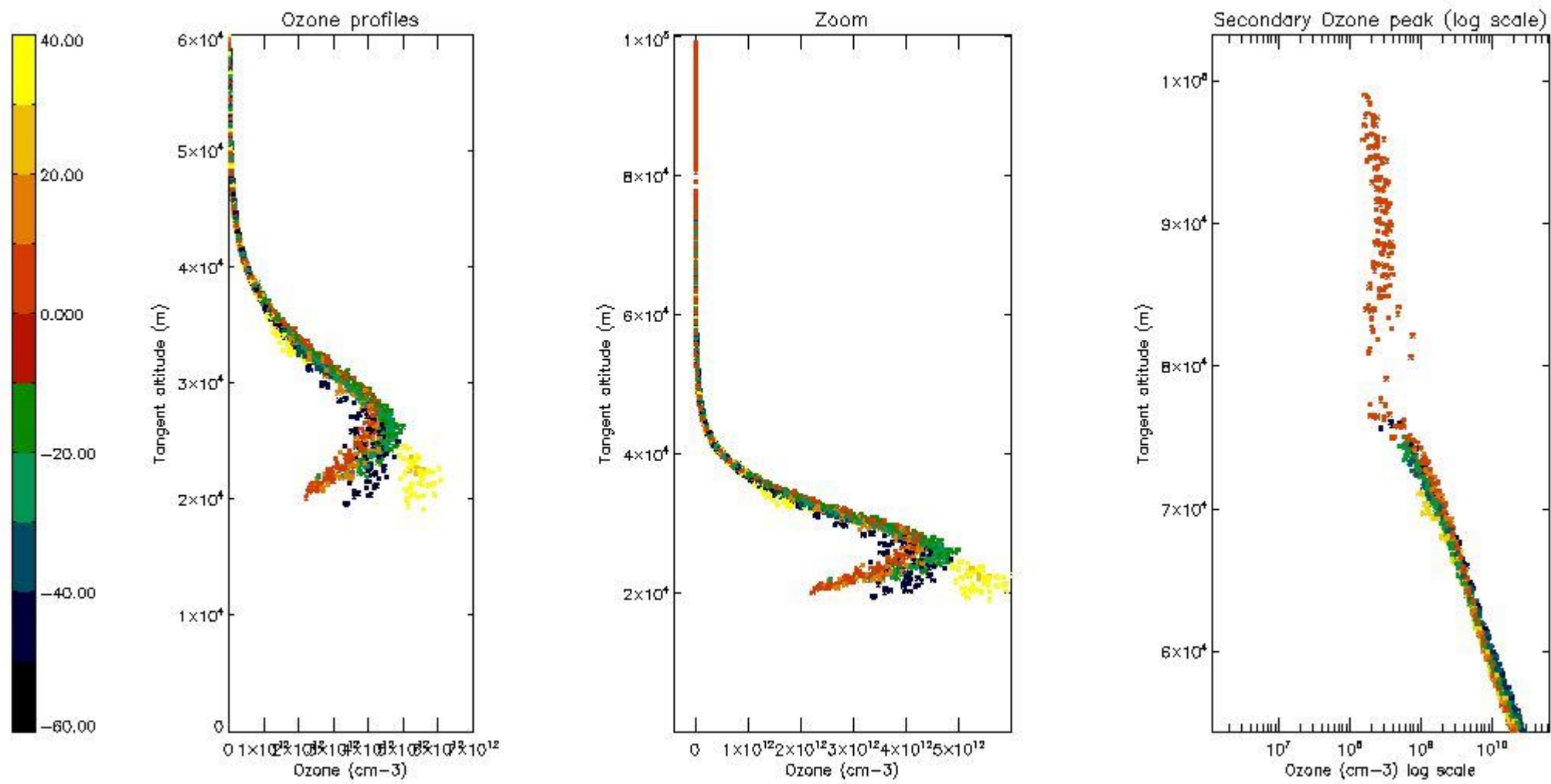
5.4 Plot ozone profiles where STD < 10% (dark without errors)

The colorbar represents the latitude.



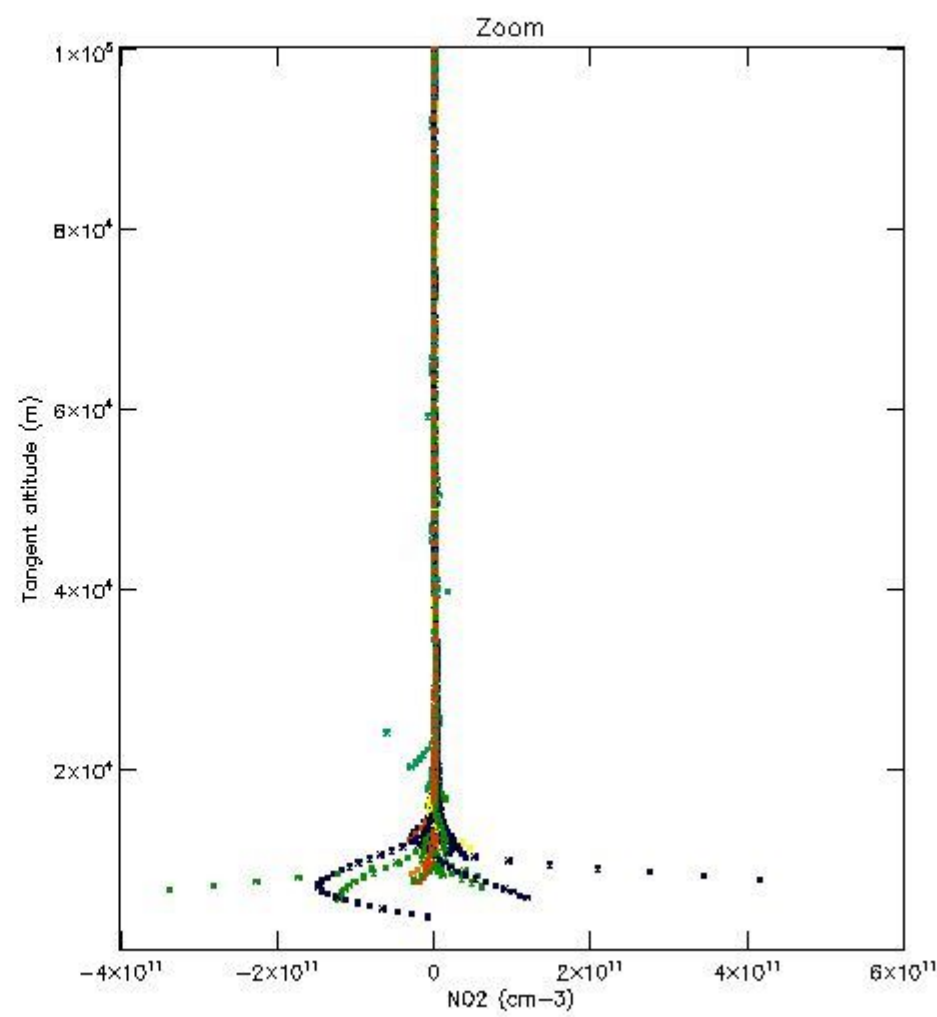
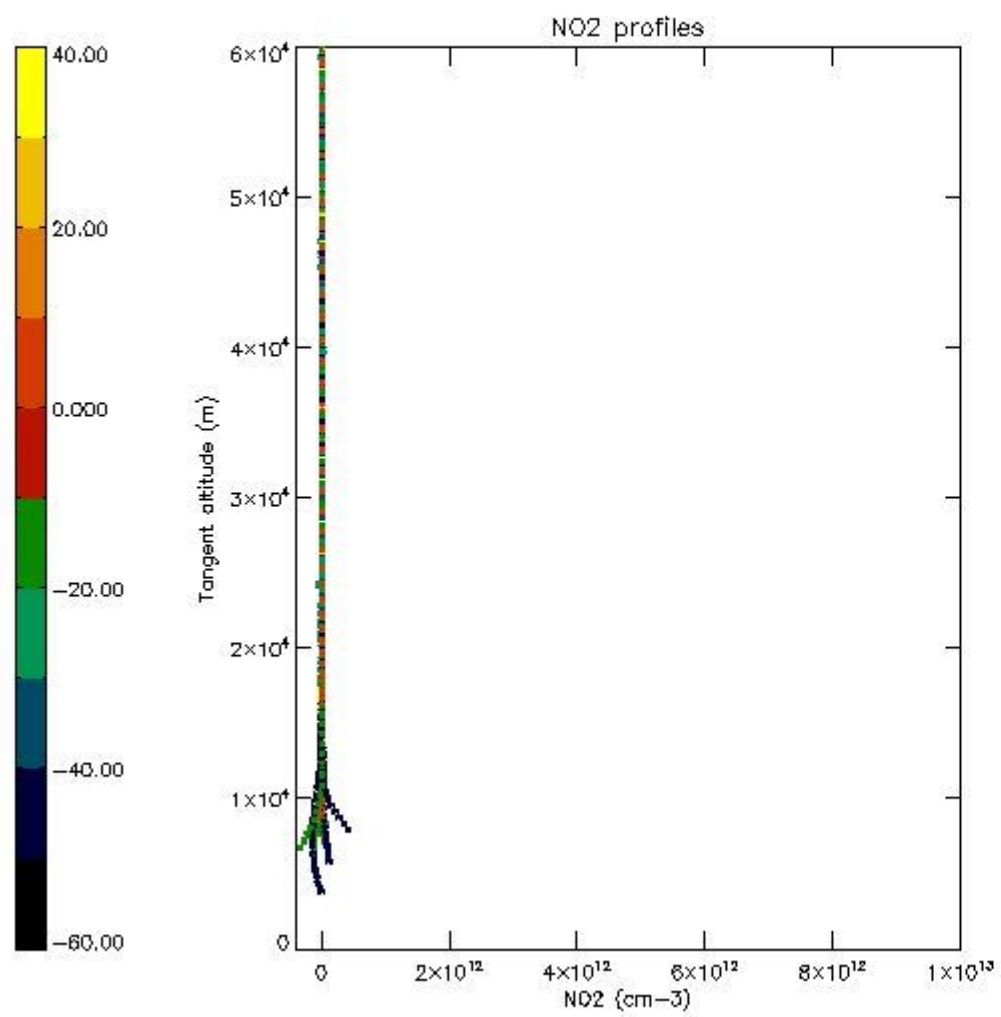
5.5 Plot ozone profiles where STD < 5% (dark without errors)

The colorbar represents the latitude.



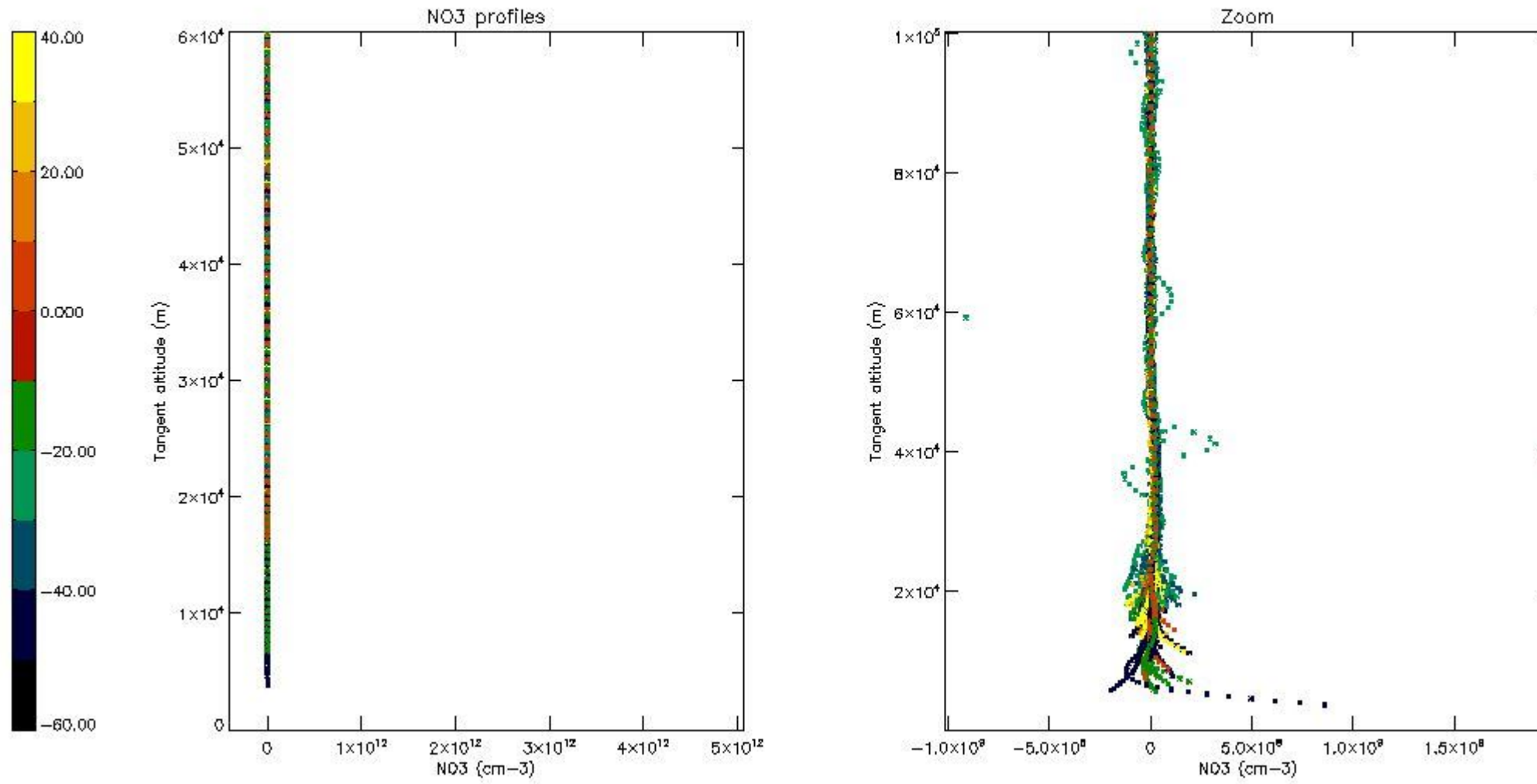
5.6 Plot NO₂ profiles for all STD (dark without errors)

The colorbar represents the latitude.



5.7 Plot NO3 profiles for all STD (dark without errors)

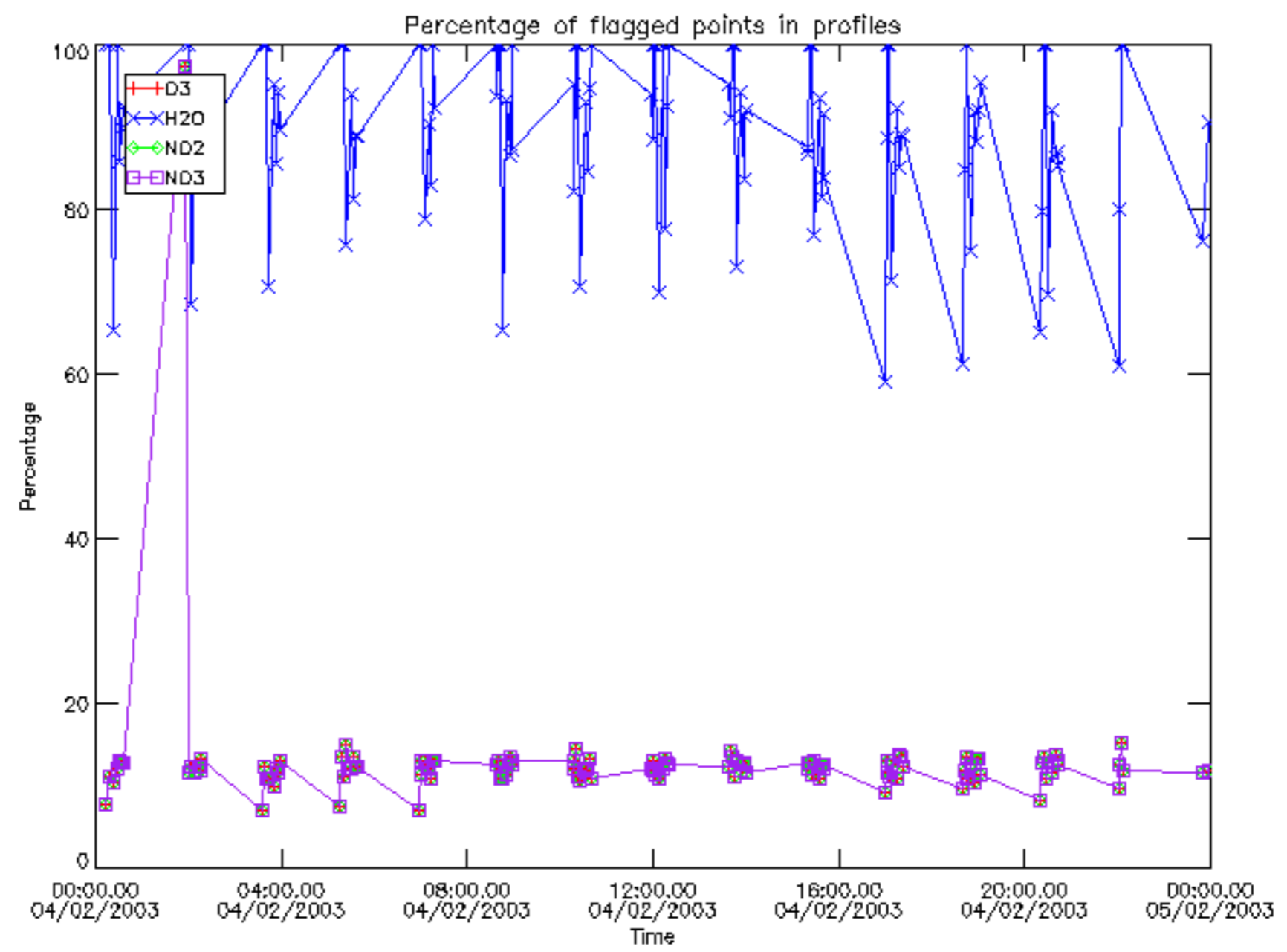
The colorbar represents the latitude.



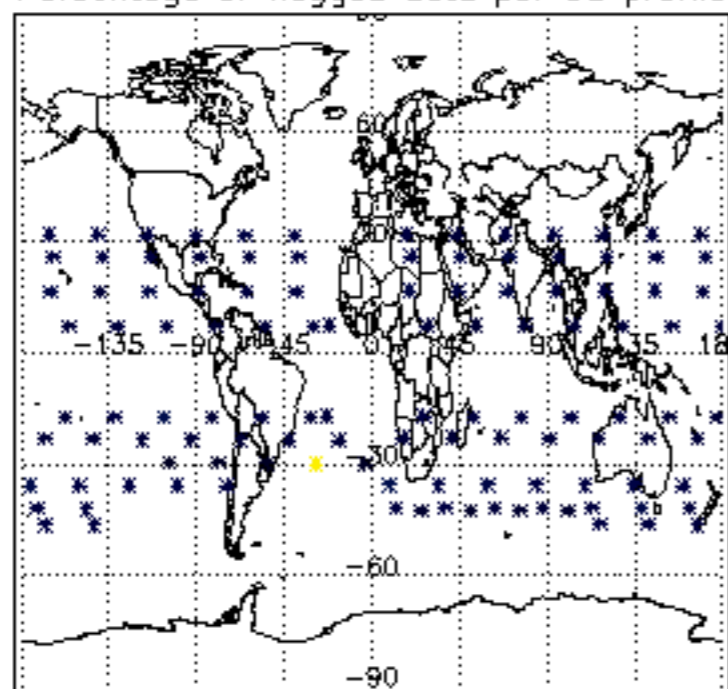
6. Auxiliary Data Files used for the production reported in section 2

The number reported in the third column indicates since which file (see list in section 2) the corresponding auxiliary file has been used. The fourth column is the date of those product files.

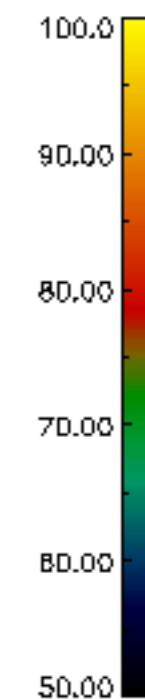
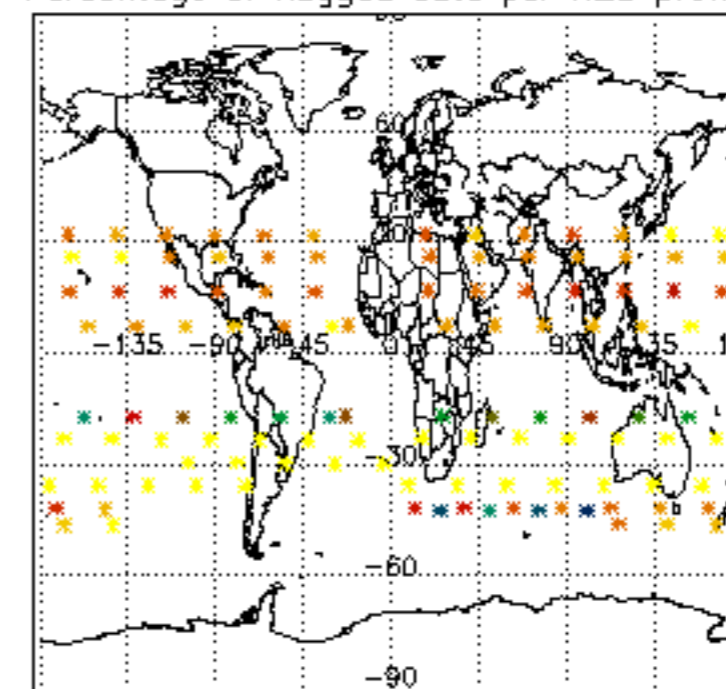
Type	Auxiliary Filename	Used since product	Used since product date
INST_PHYS_CHARACTERISTICS	GOM_INS_AXNIEC20050627_150440_20020301_000000_20100101_000000	1	04-FEB-2003 00:06:05
LEVEL-2_PROC_CONFIG	GOM_PR2_AXVIEC20091111_152718_20020301_000000_20500101_000000	1	04-FEB-2003 00:06:05
CROSS_SECTIONS_FILE	GOM_CRS_AXVIEC20091111_154832_20020301_000000_20500101_000000	1	04-FEB-2003 00:06:05



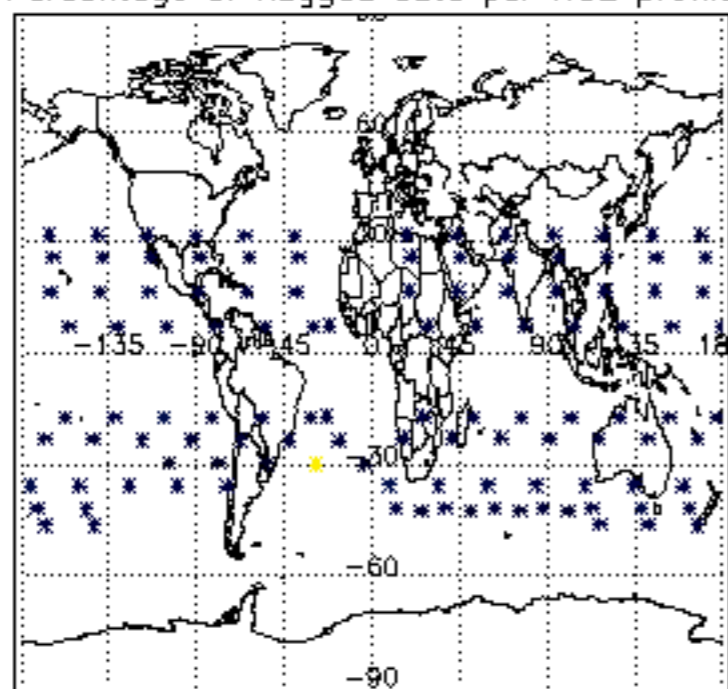
Percentage of flagged data per D3 profile



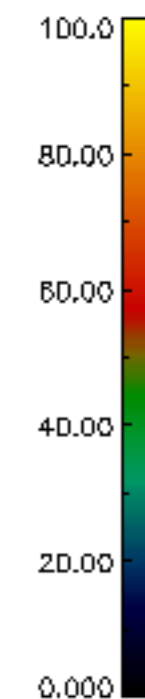
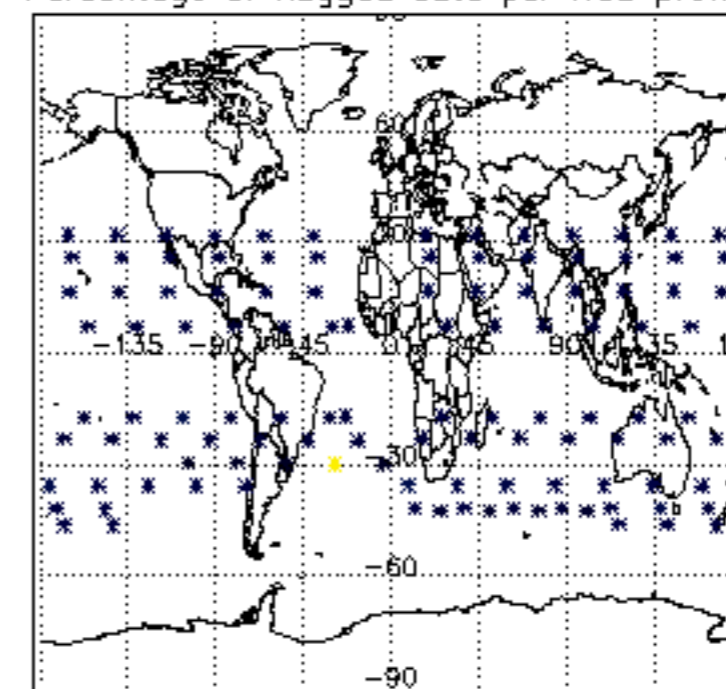
Percentage of flagged data per H2O profile

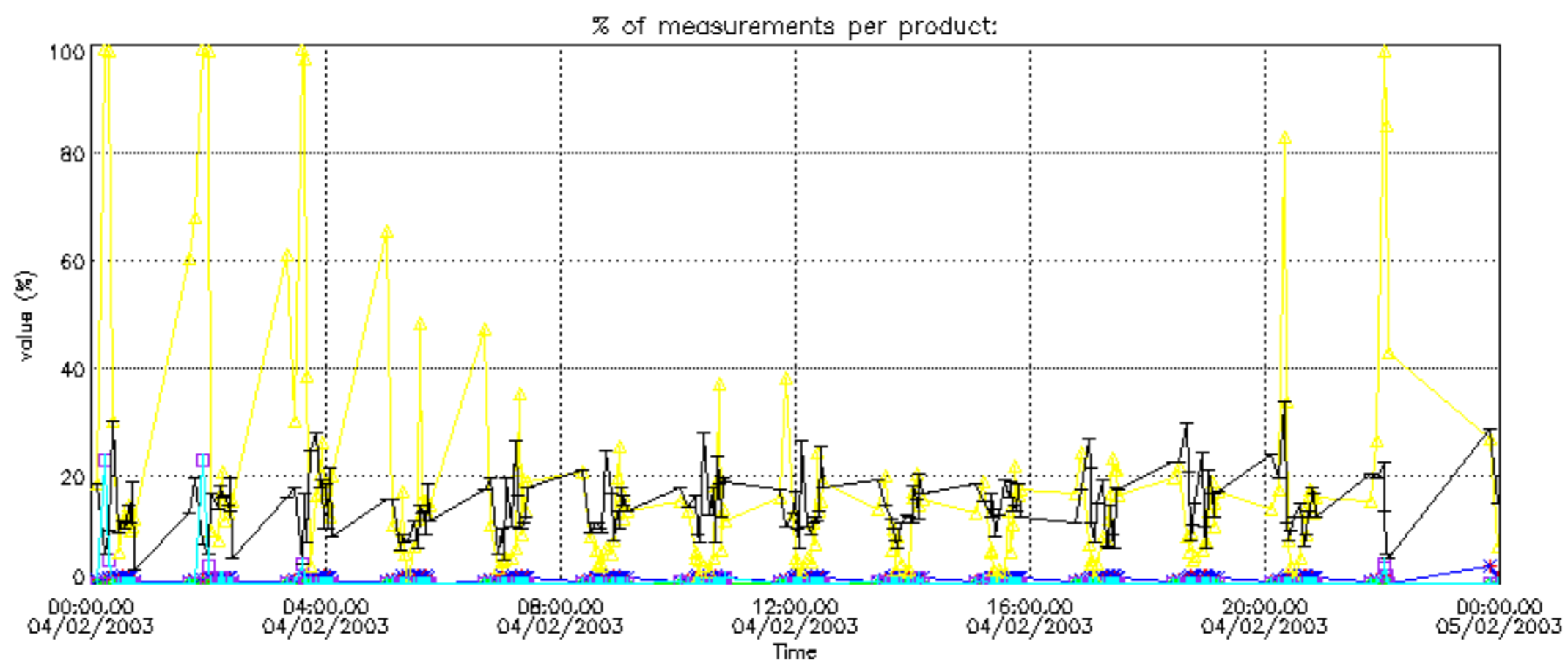
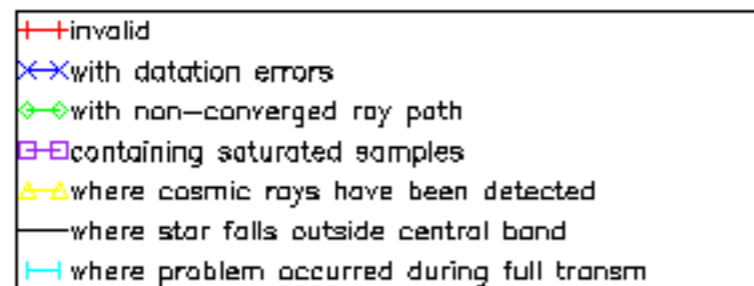


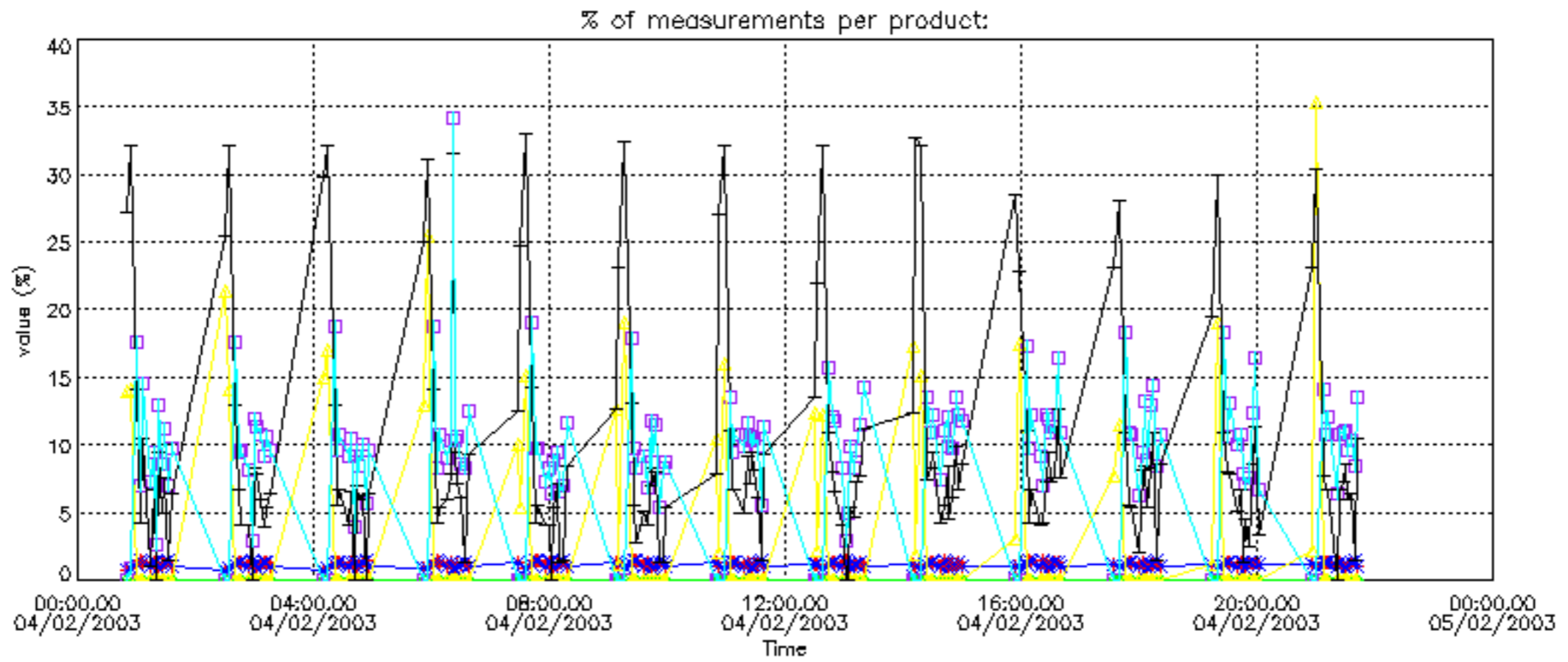
Percentage of flagged data per NO2 profile



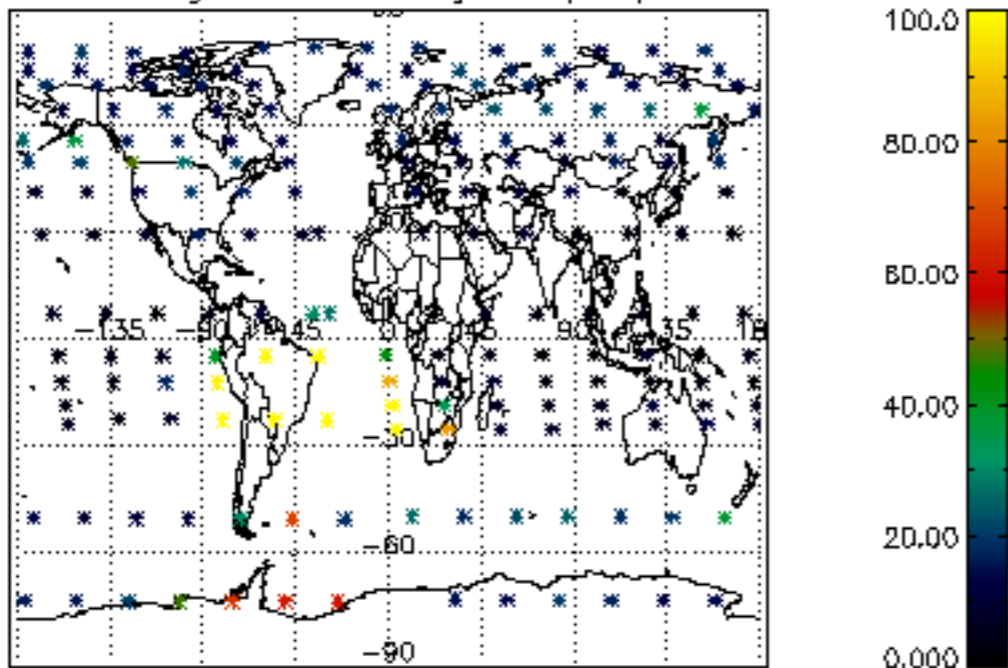
Percentage of flagged data per NO3 profile



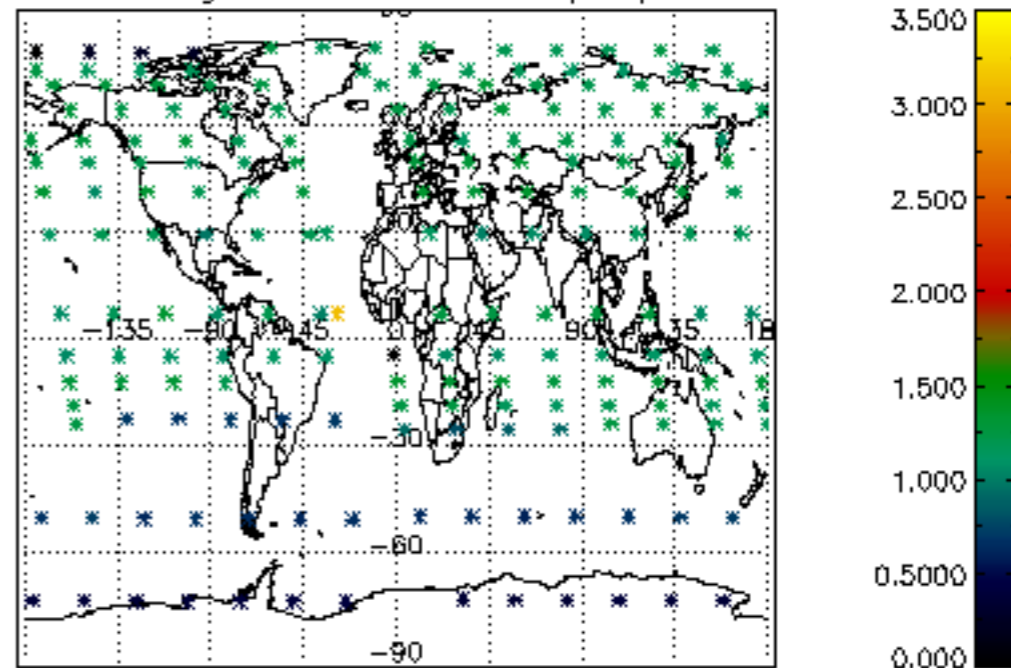




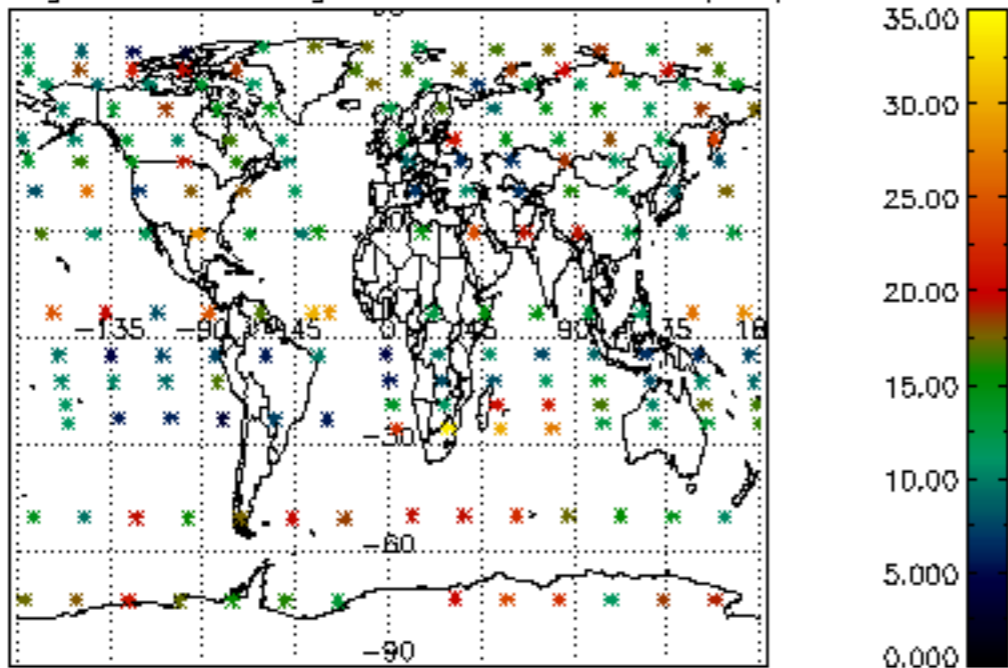
Percentage of cosmic ray hits per profile



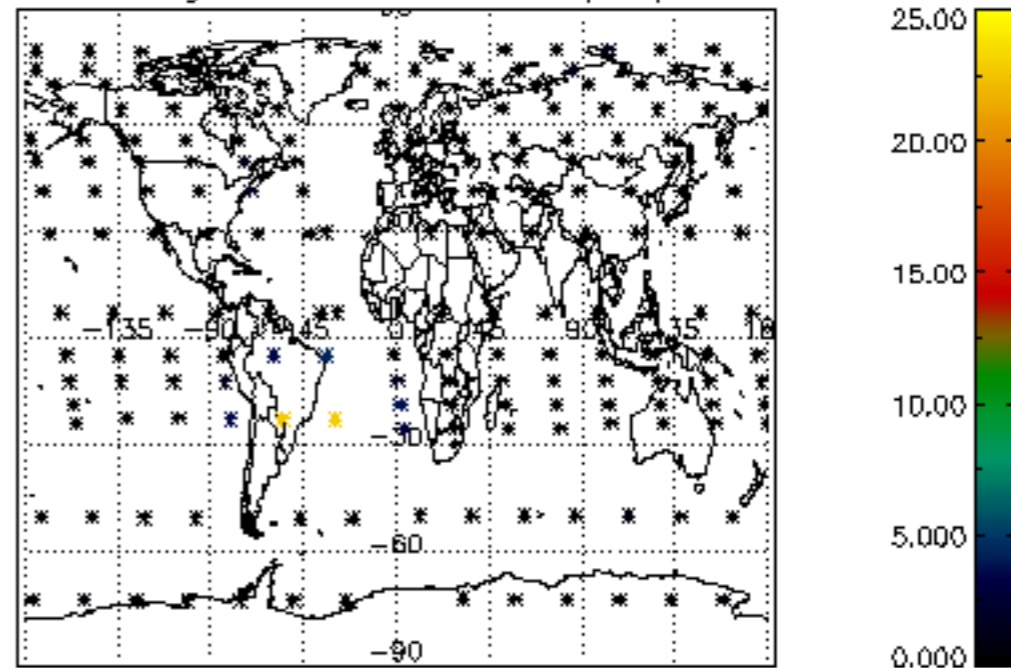
Percentage of datation errors per profile



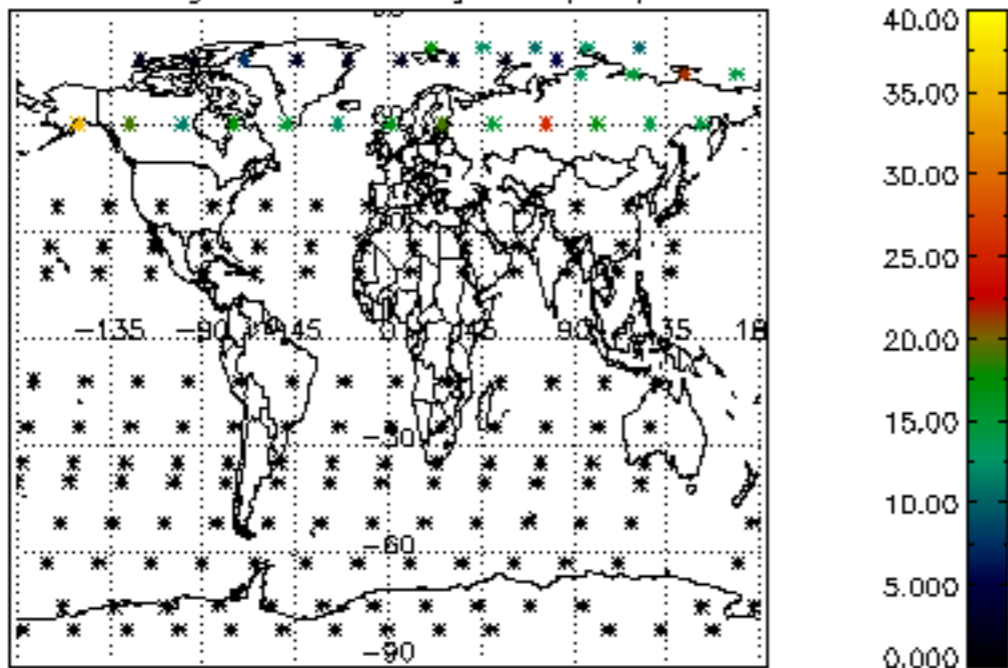
Percentage of star falling outside central band per profile



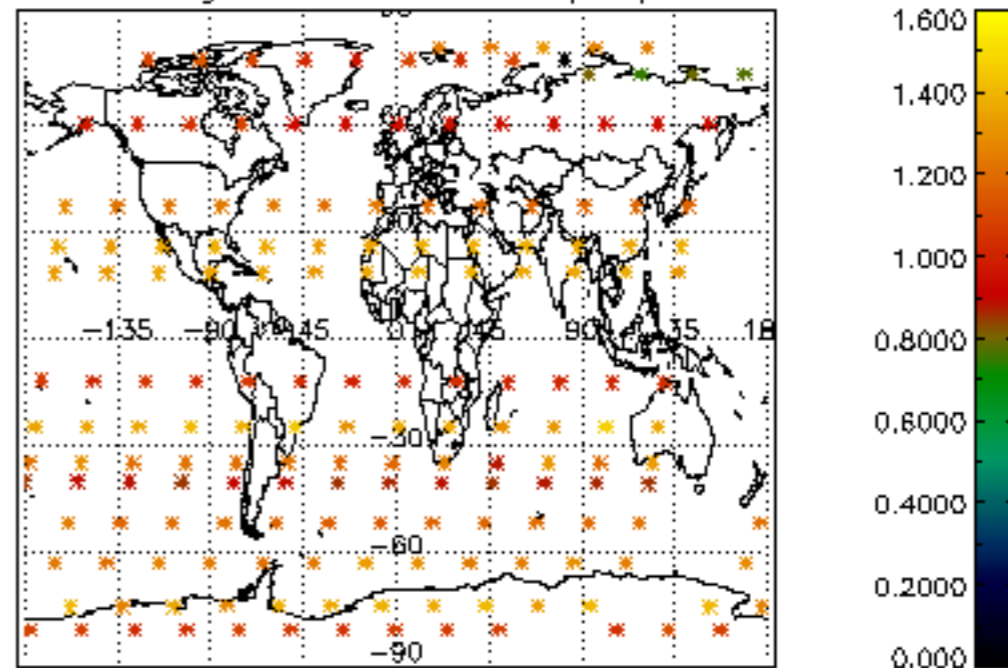
Percentage of saturation errors per profile



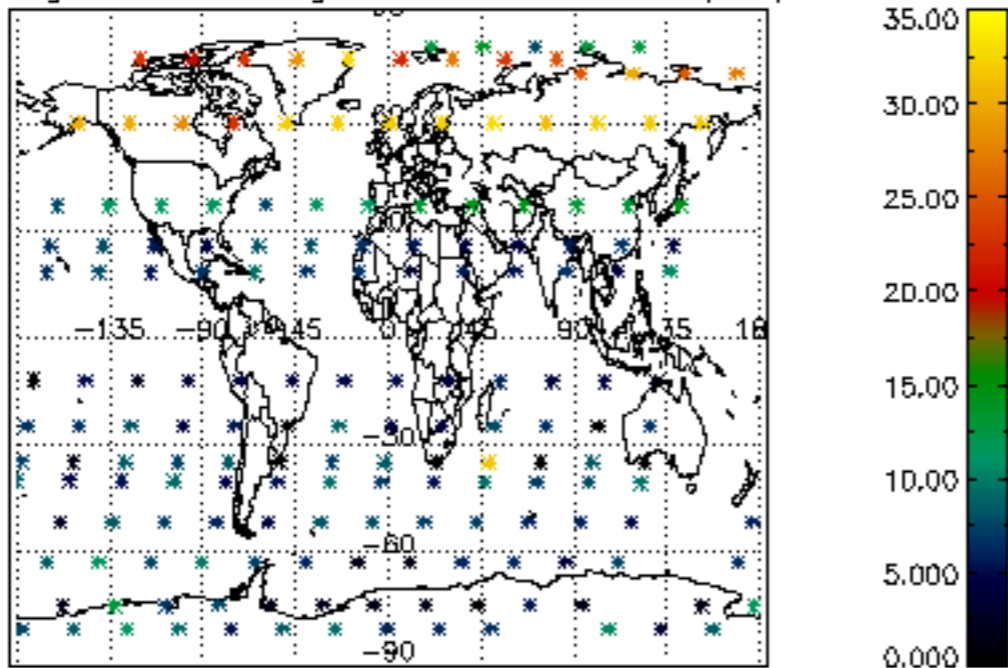
Percentage of cosmic ray hits per profile



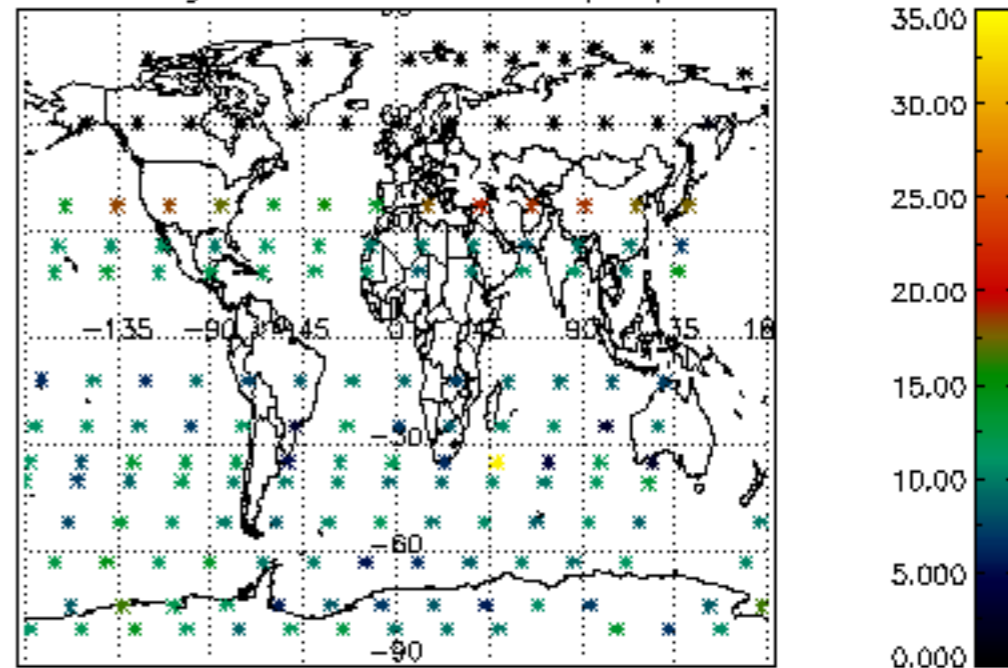
Percentage of datation errors per profile

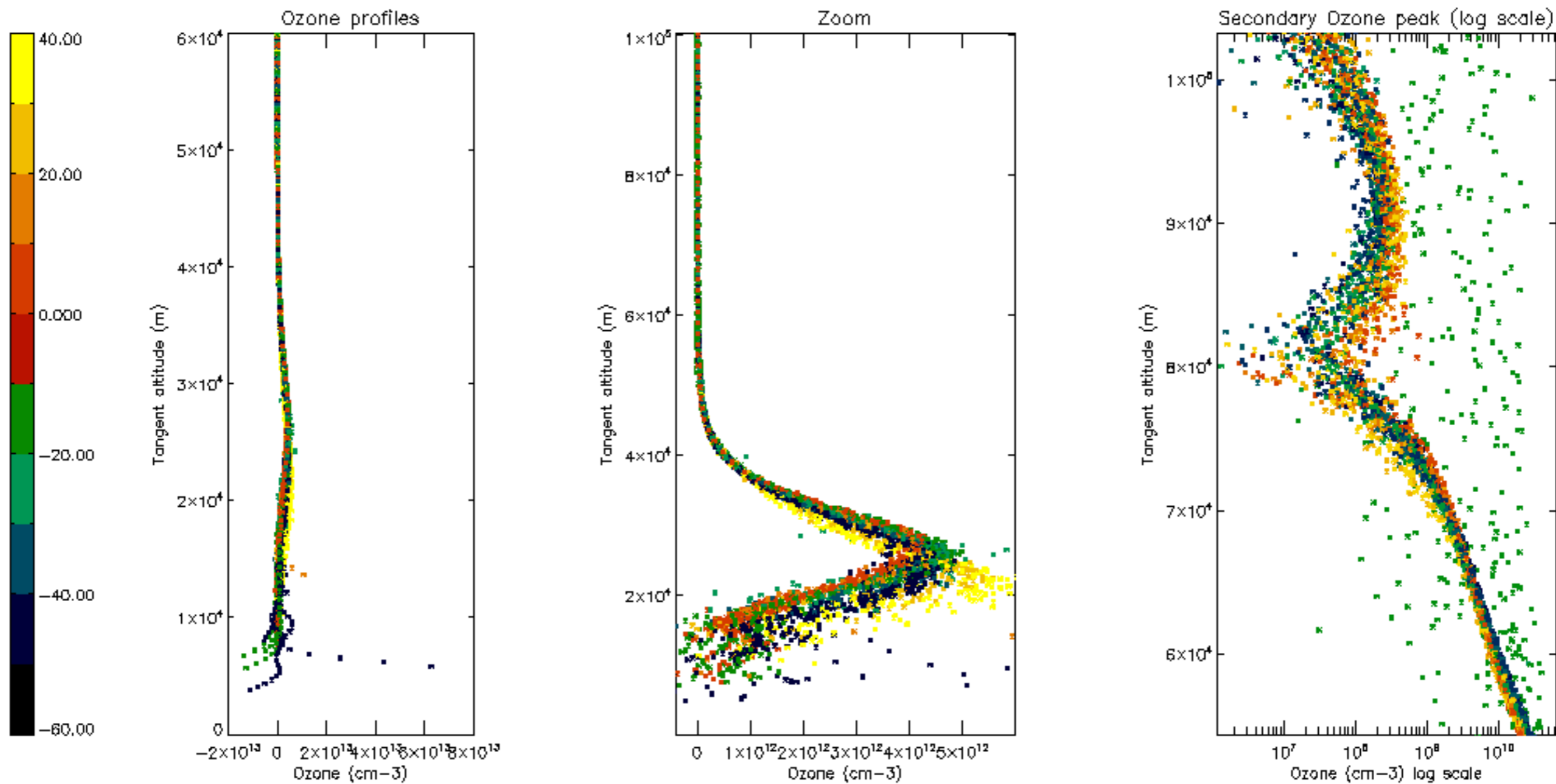


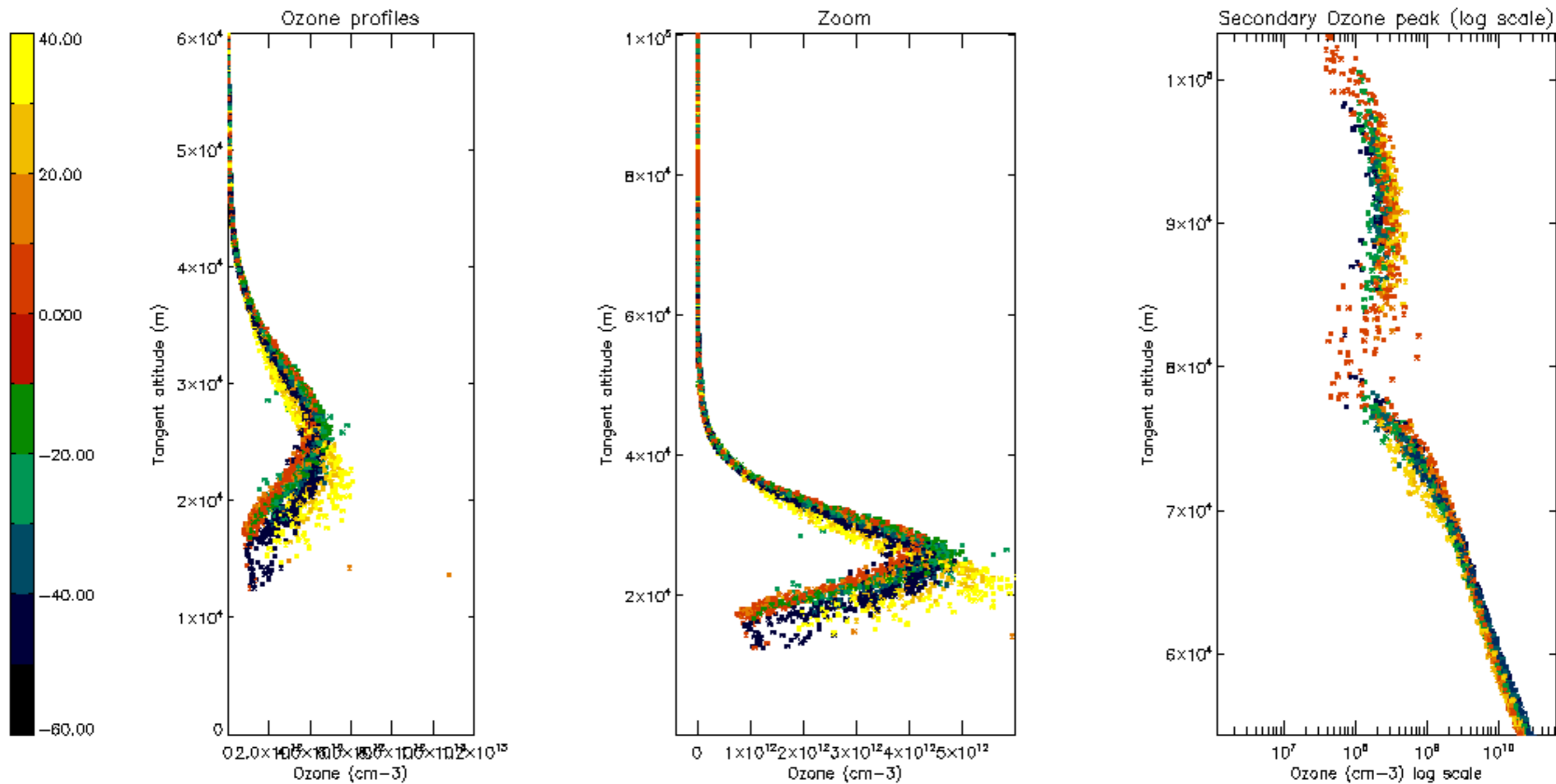
Percentage of star falling outside central band per profile

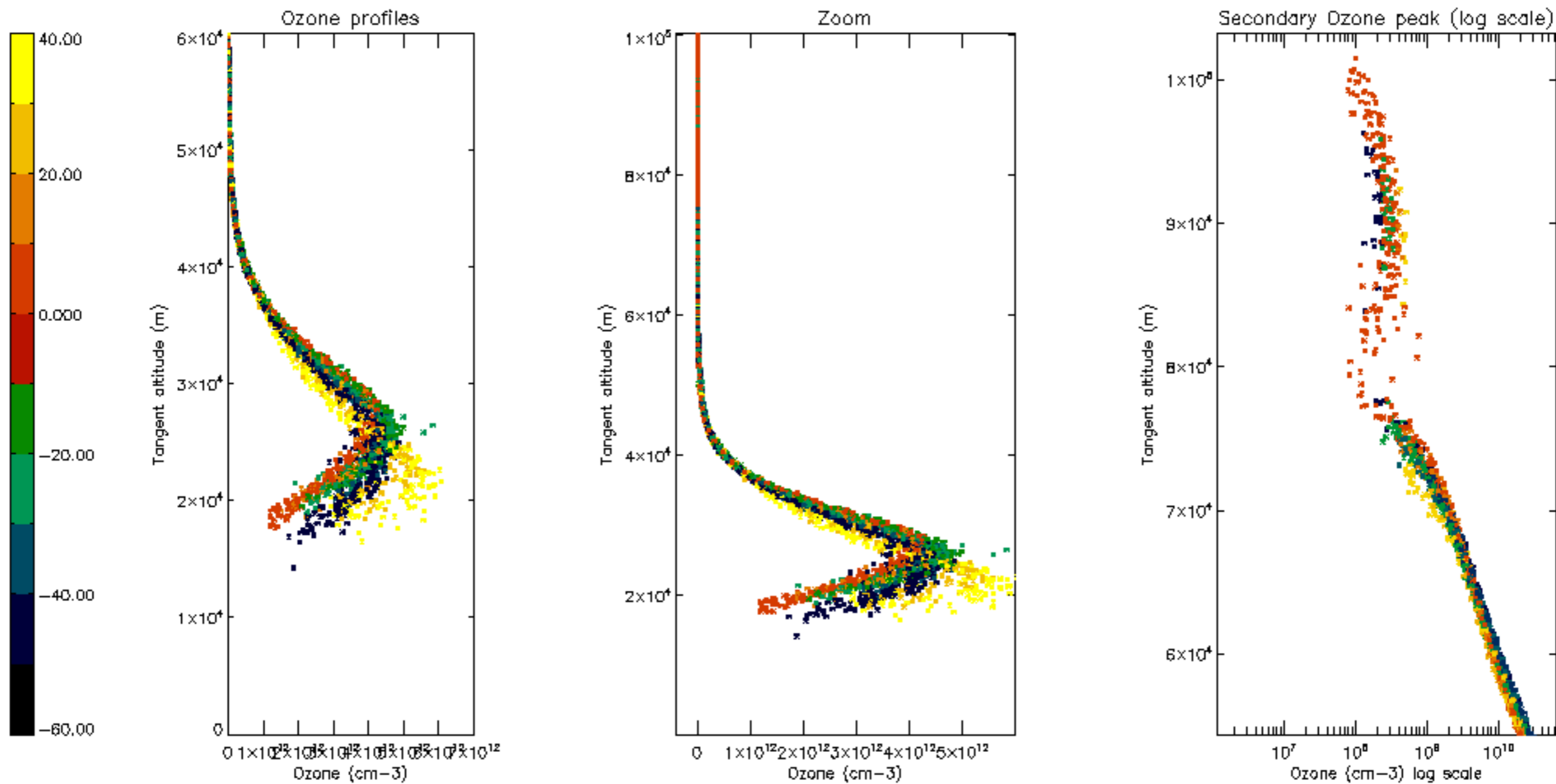


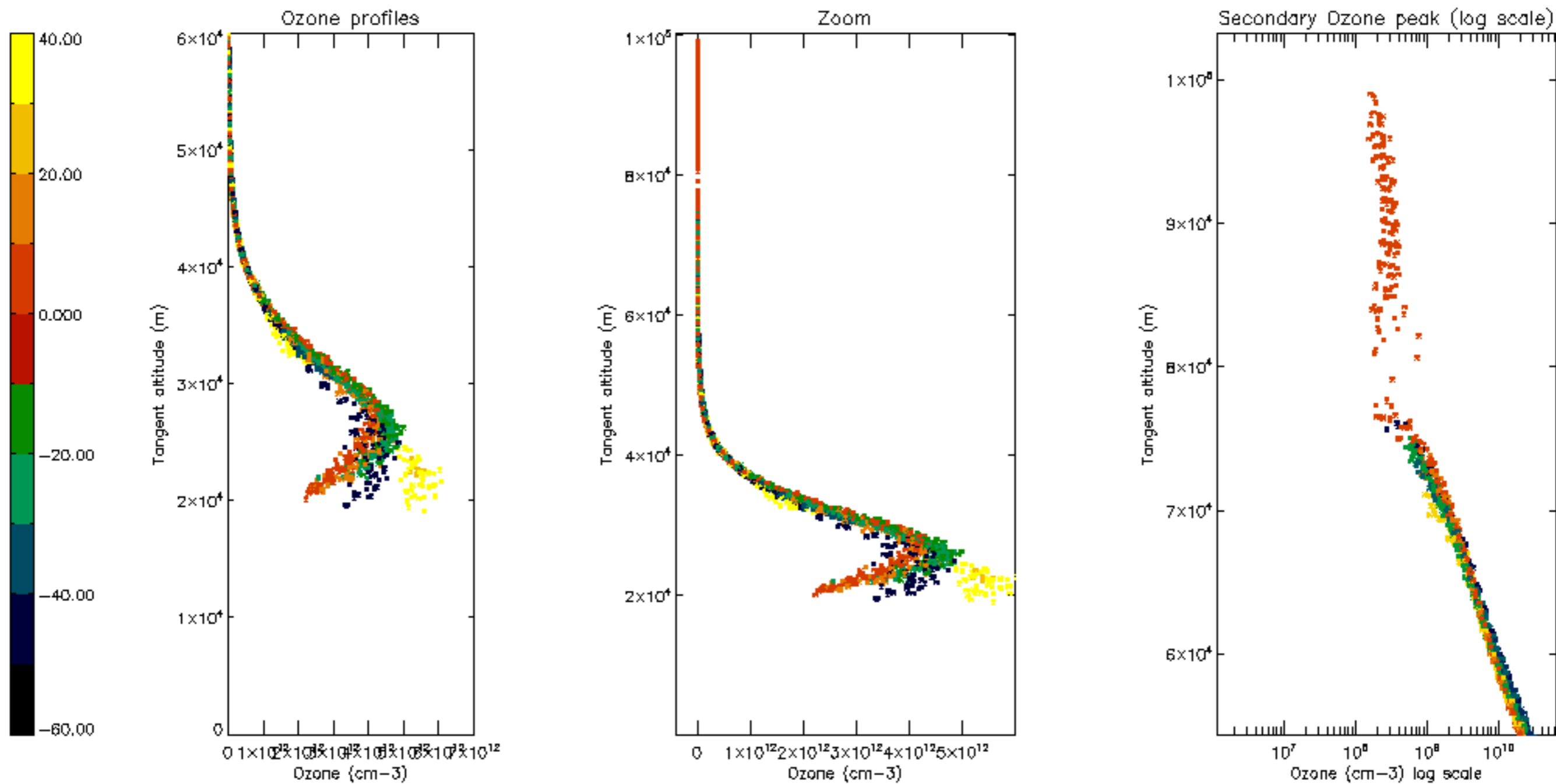
Percentage of saturation errors per profile

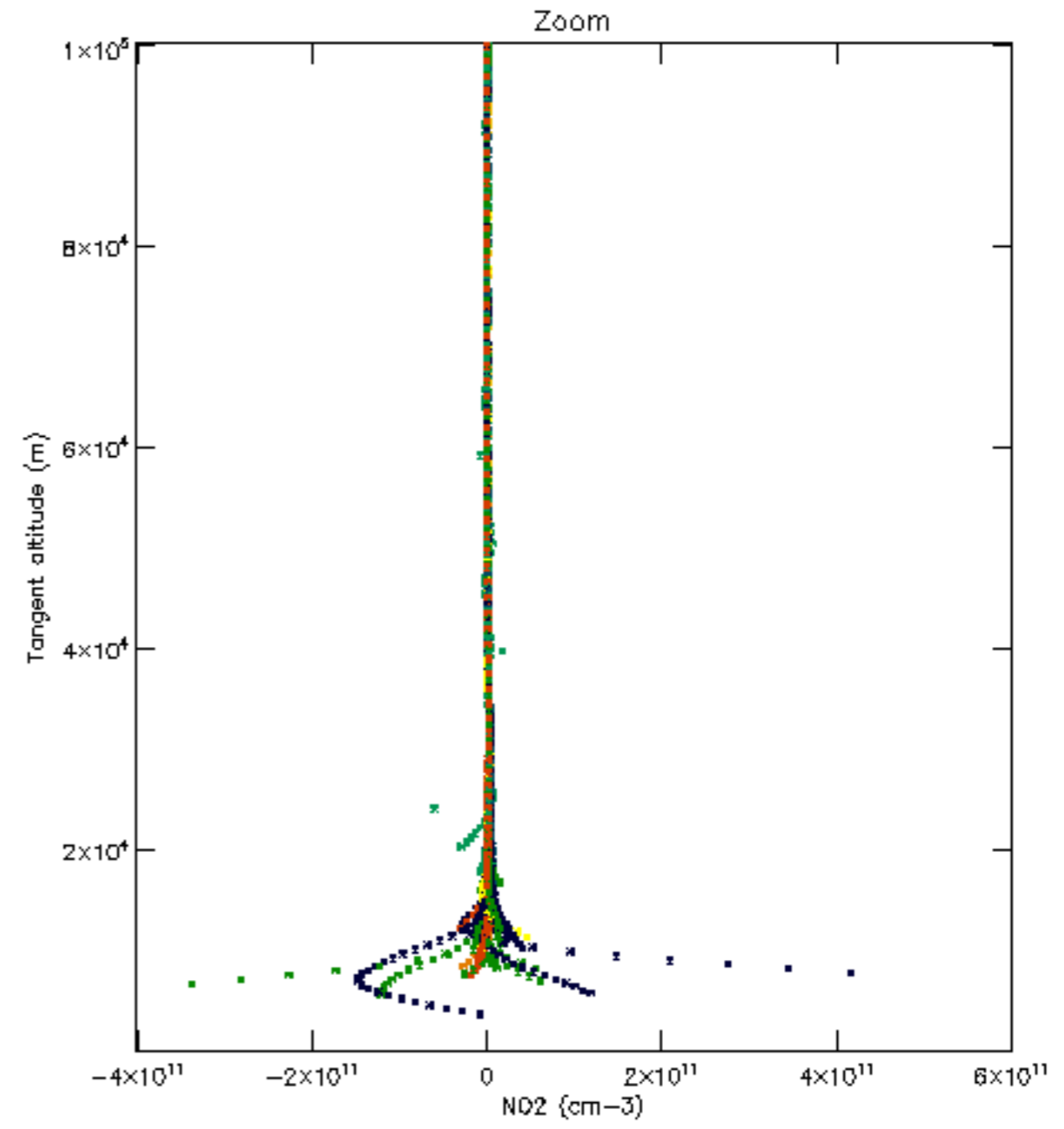
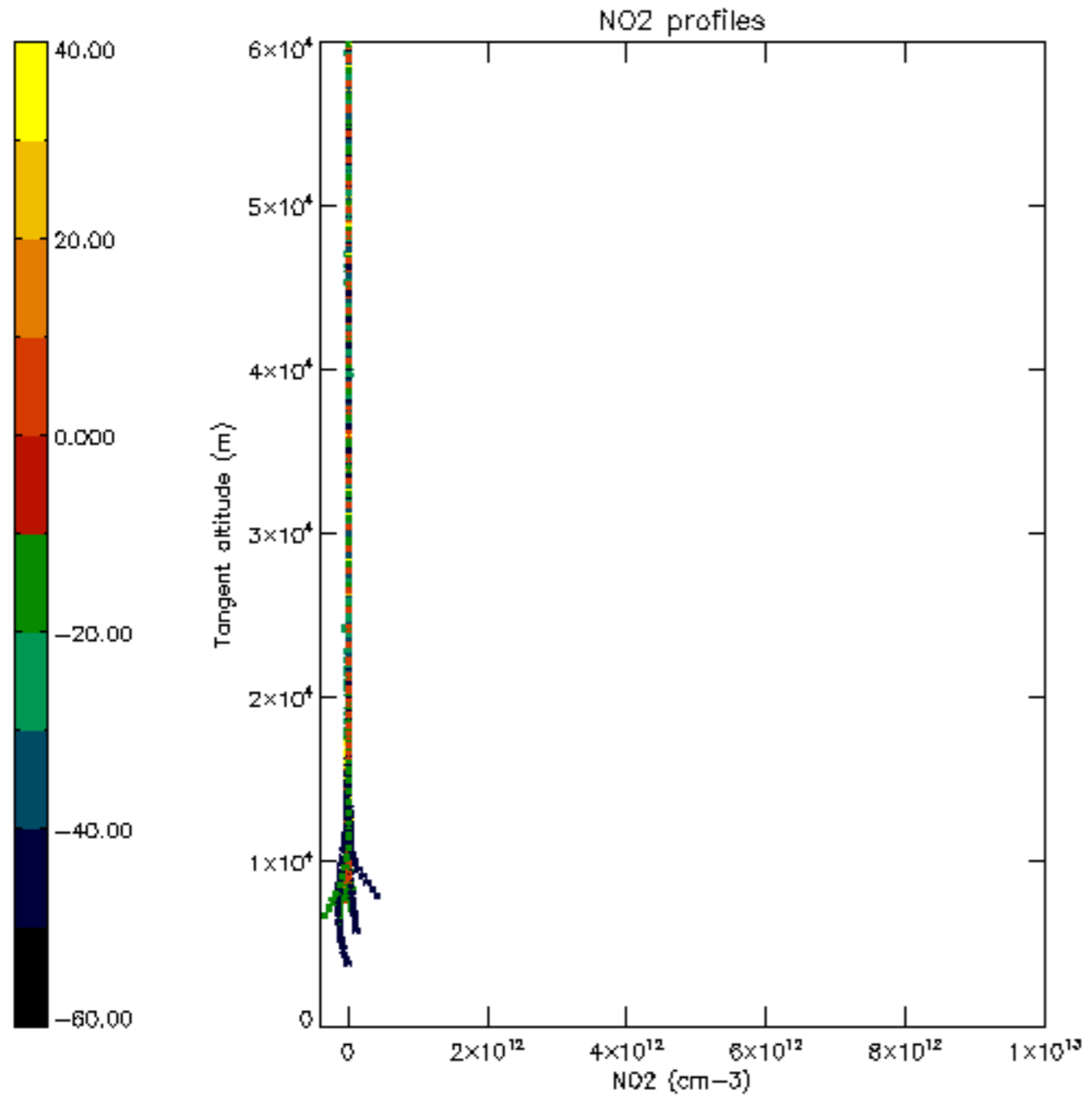


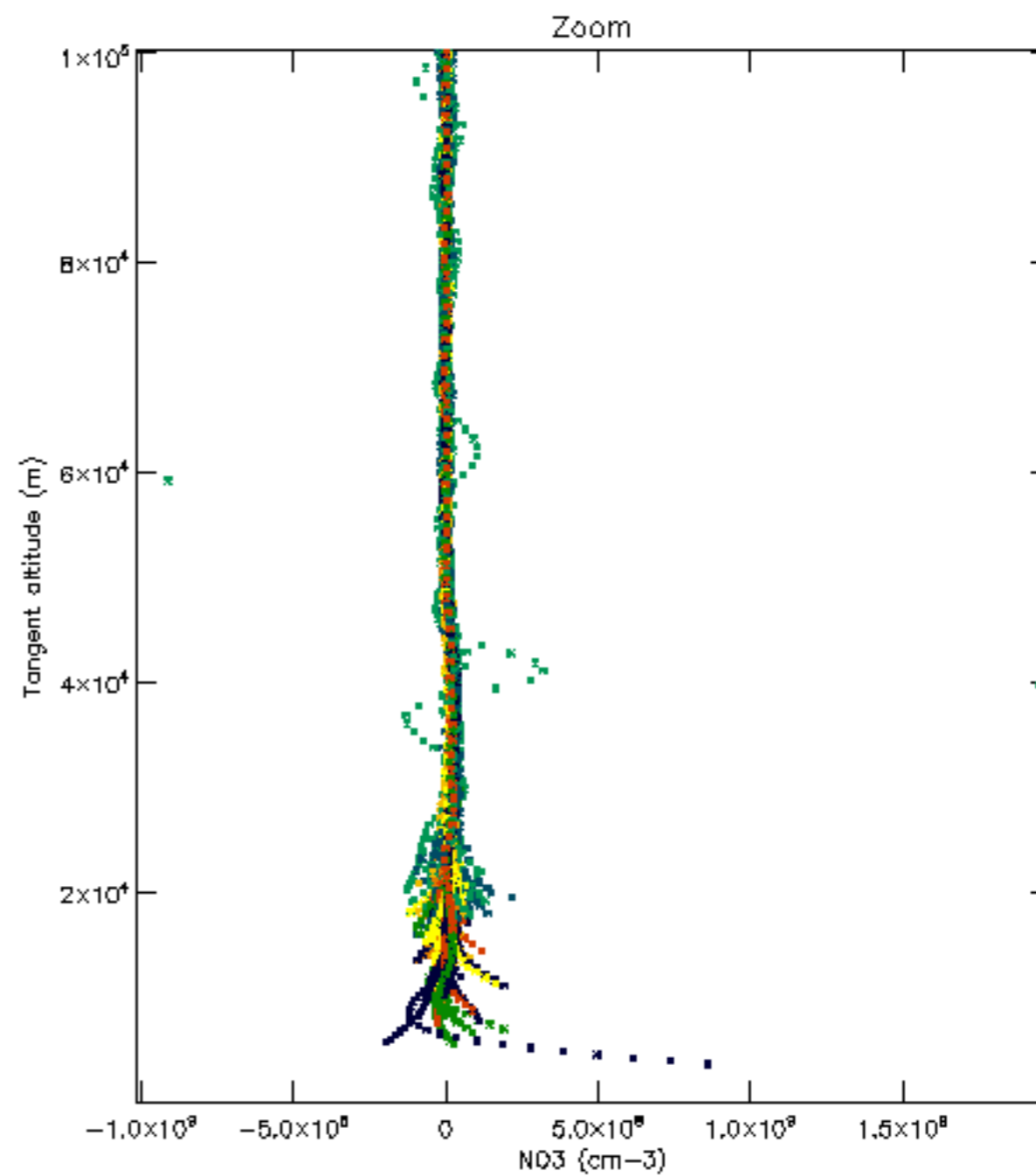
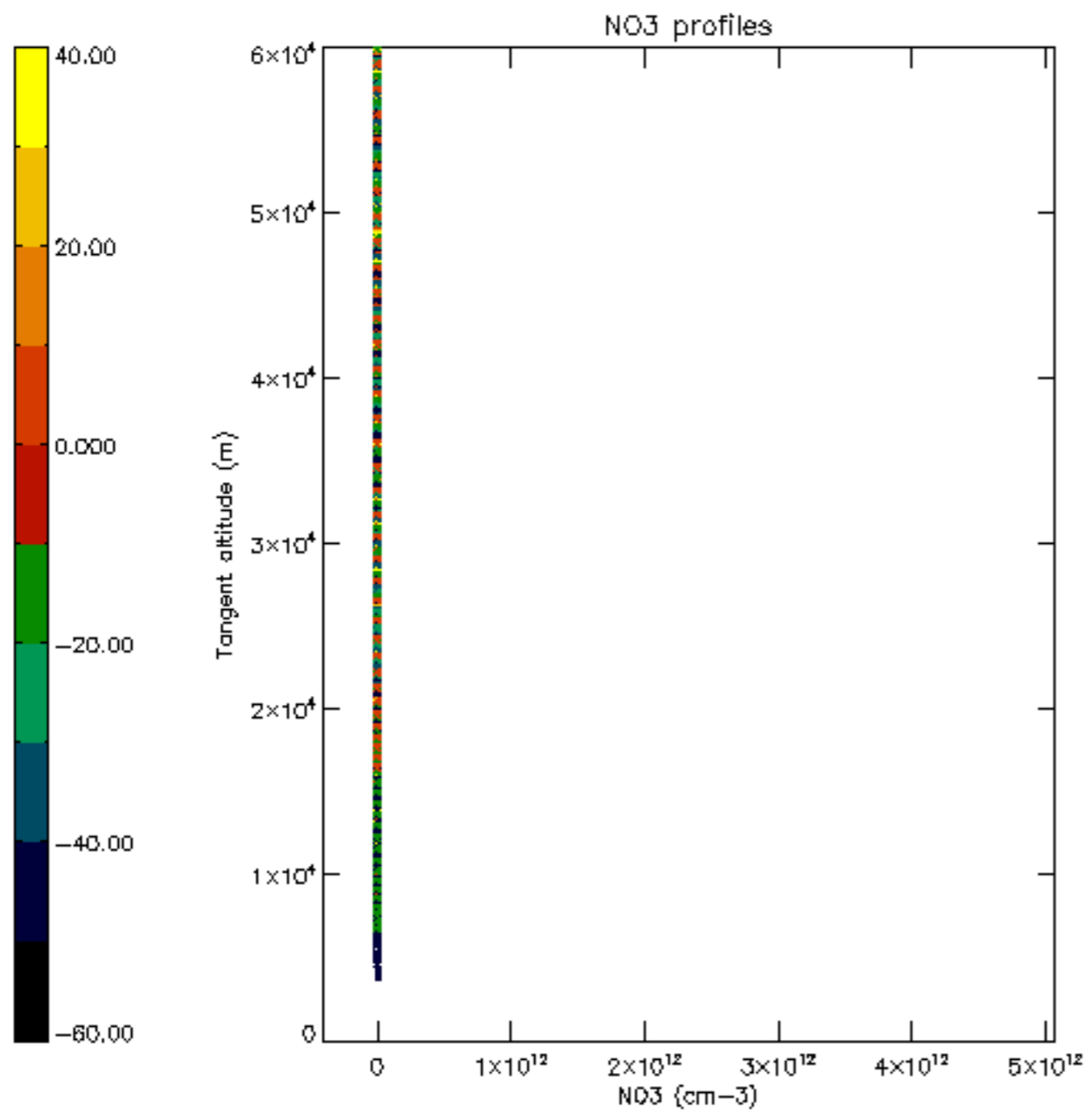


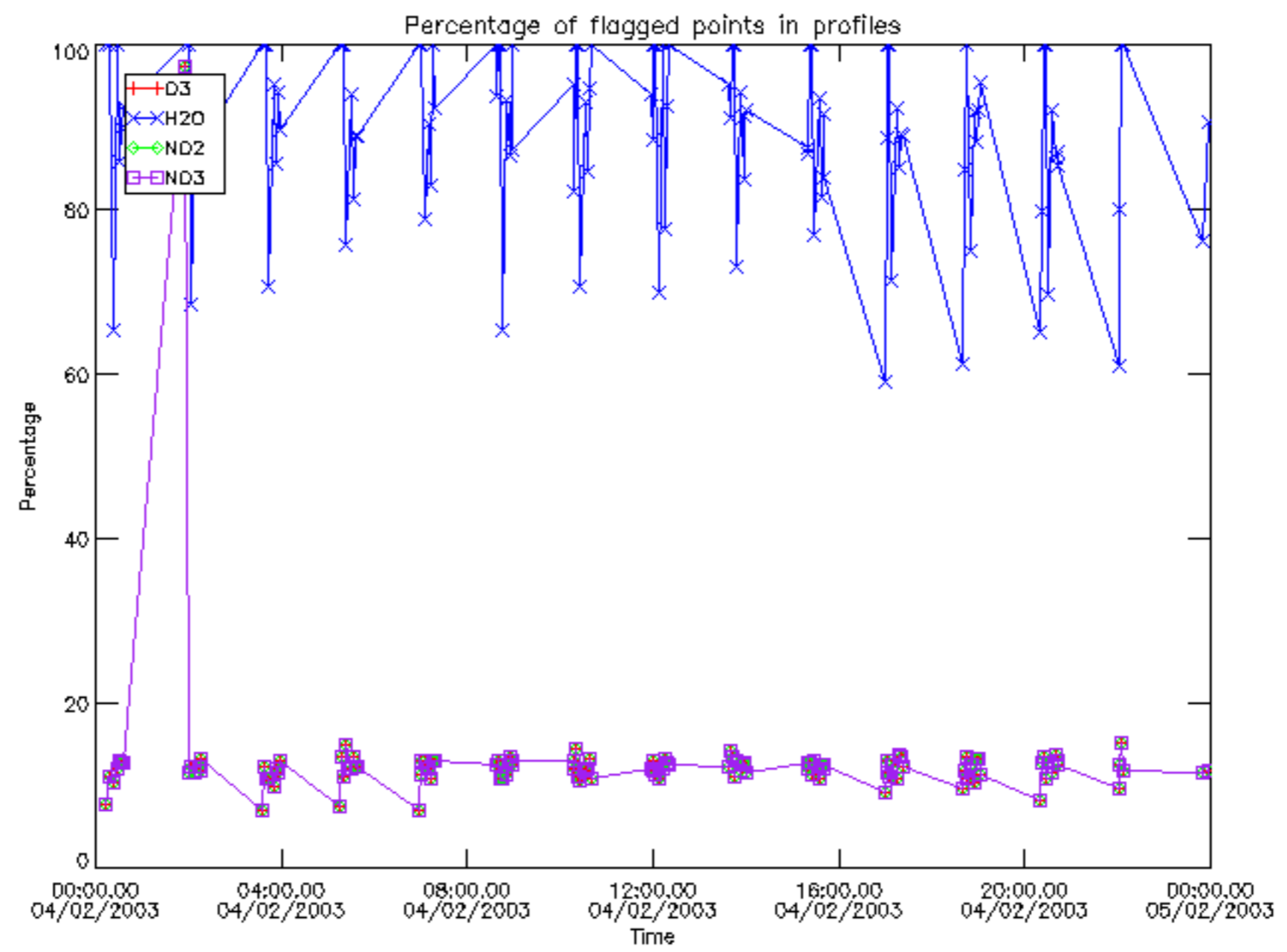




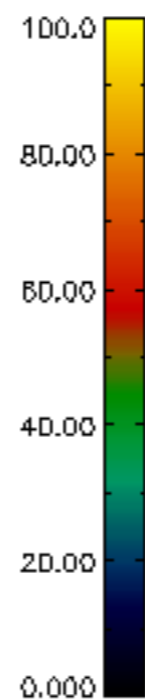
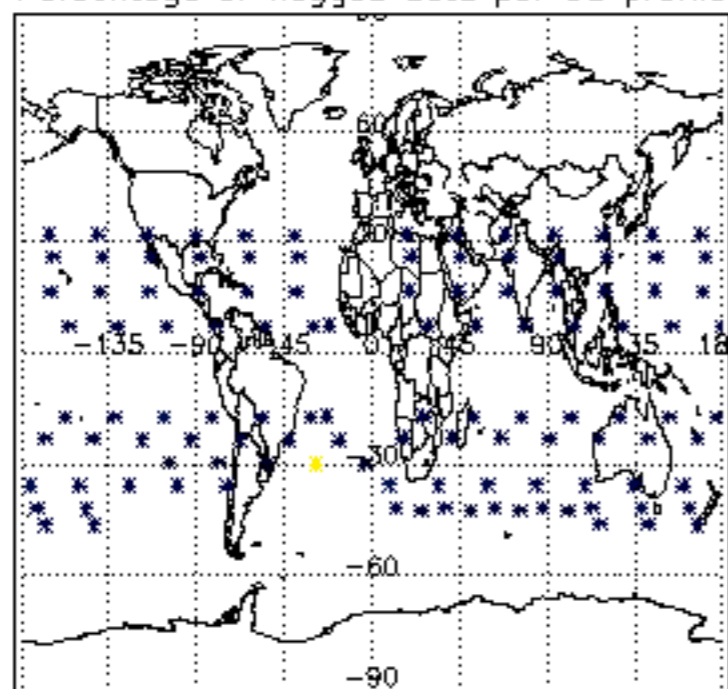




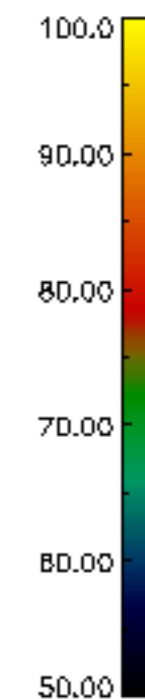
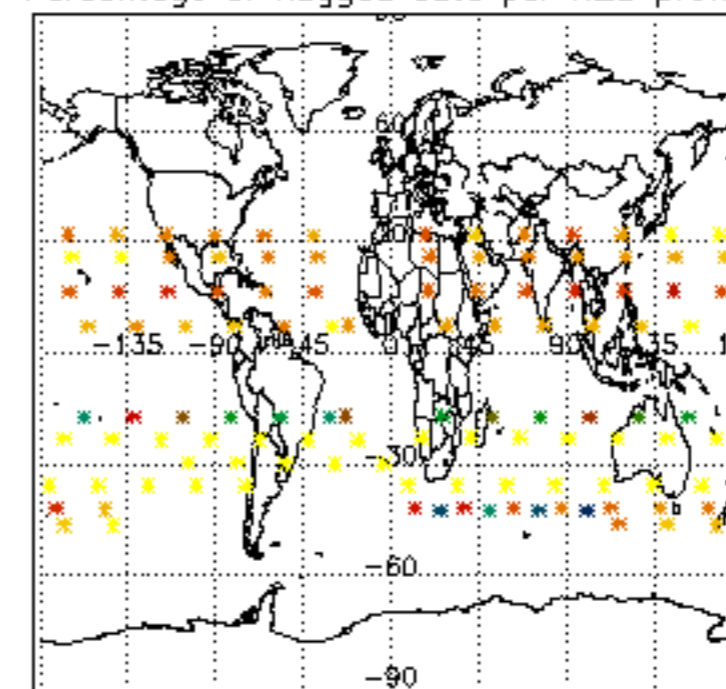




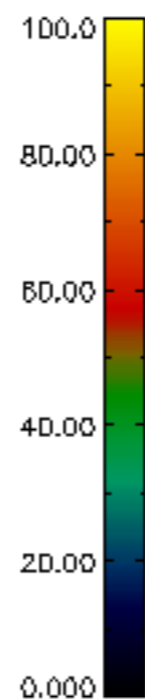
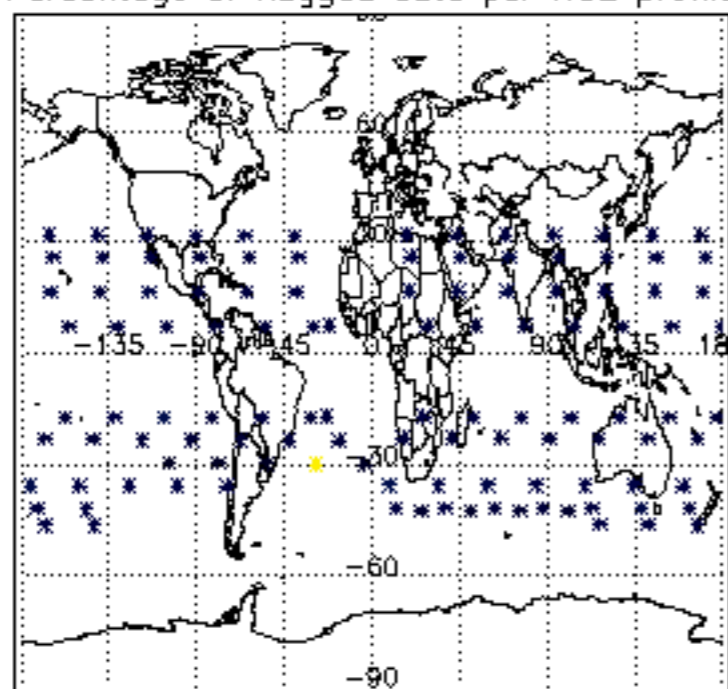
Percentage of flagged data per D3 profile



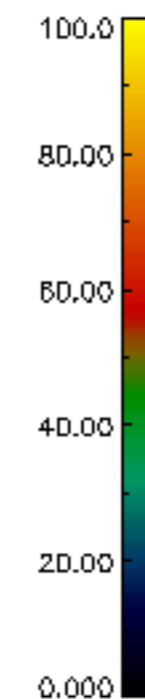
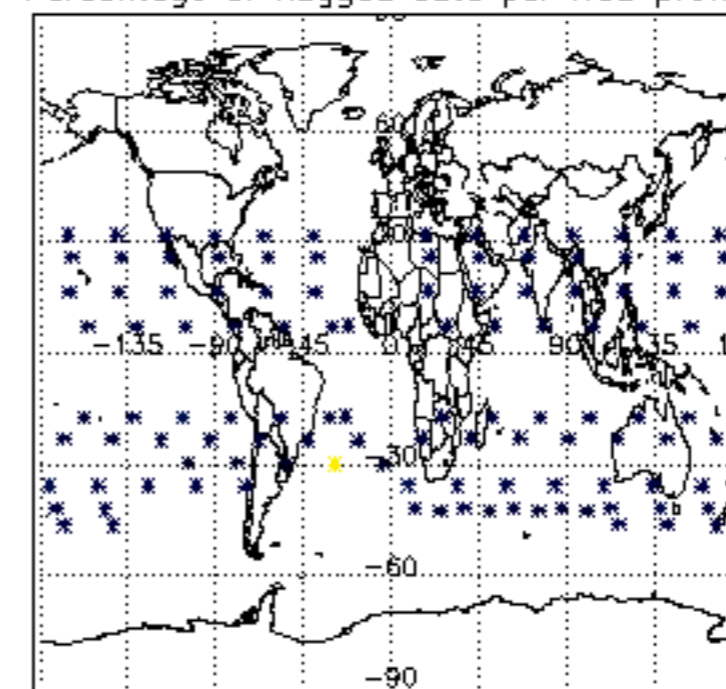
Percentage of flagged data per H2O profile

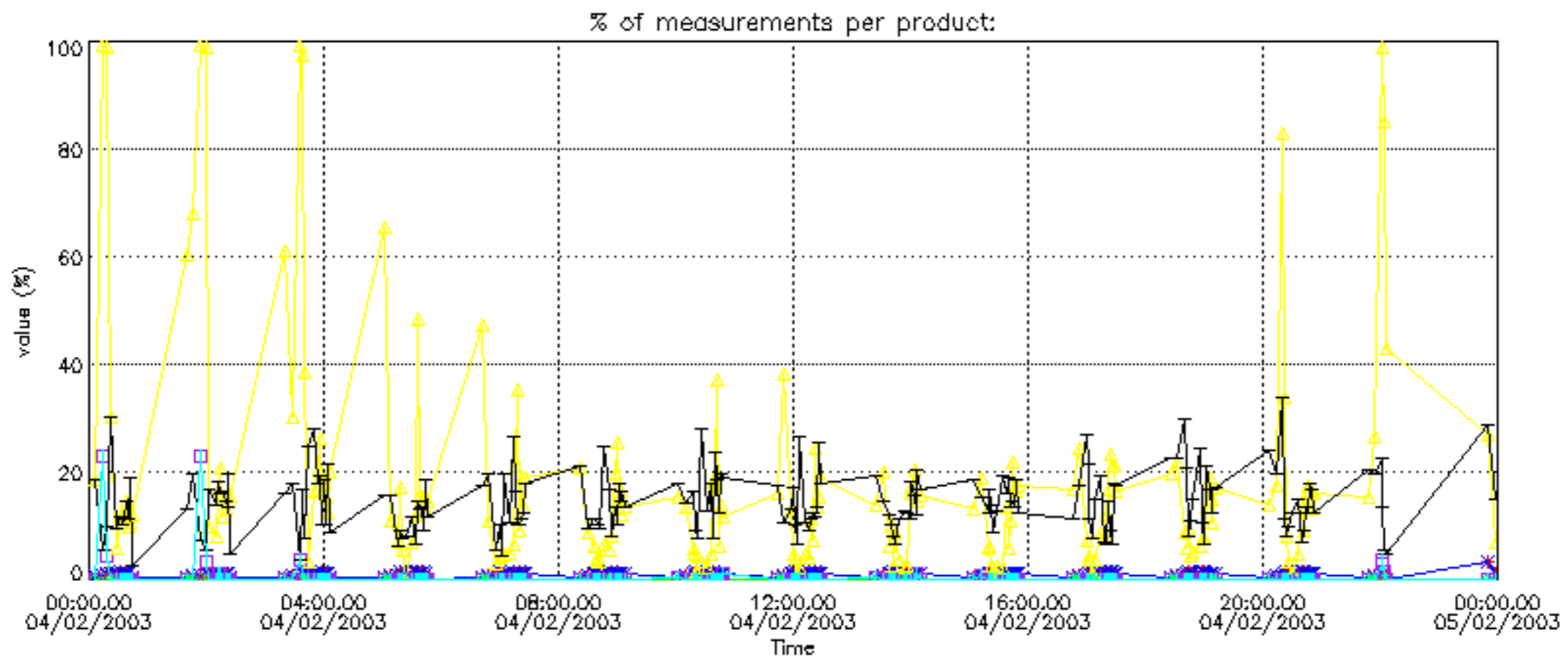


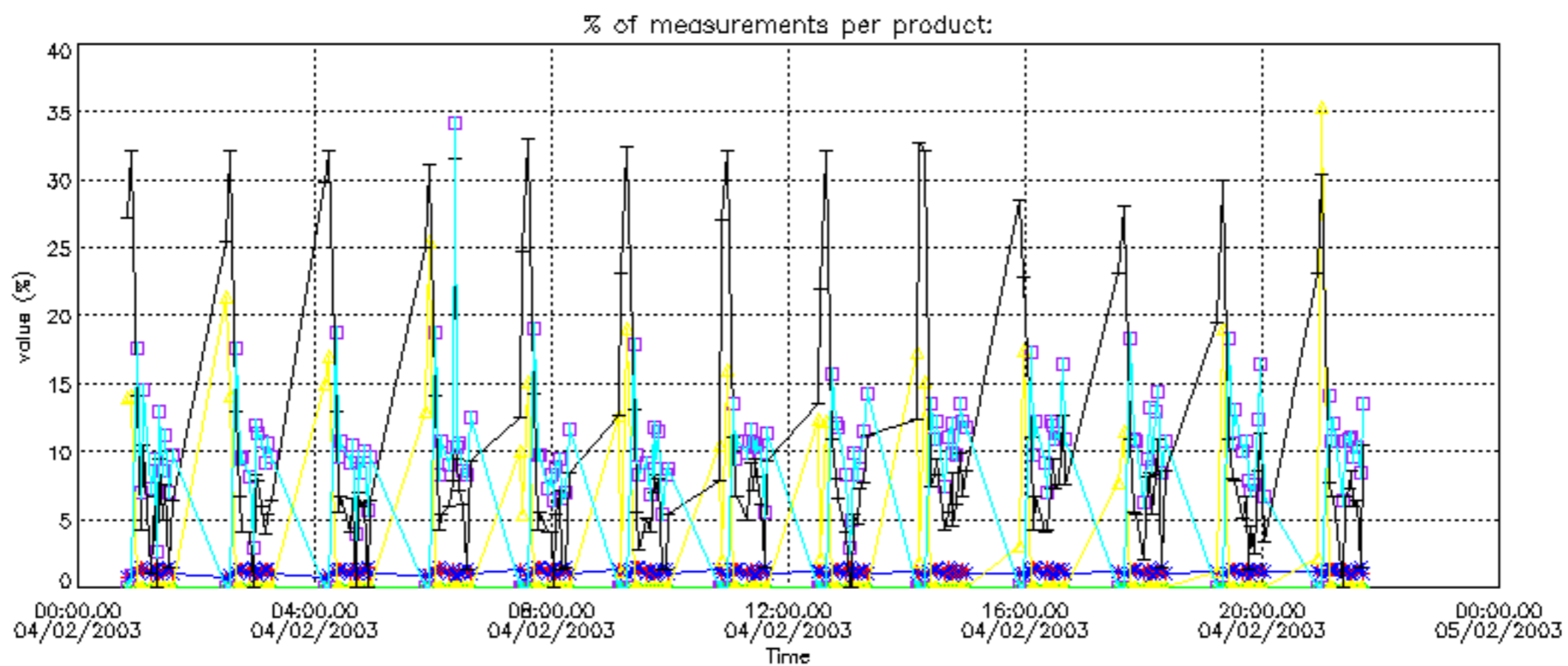
Percentage of flagged data per NO2 profile



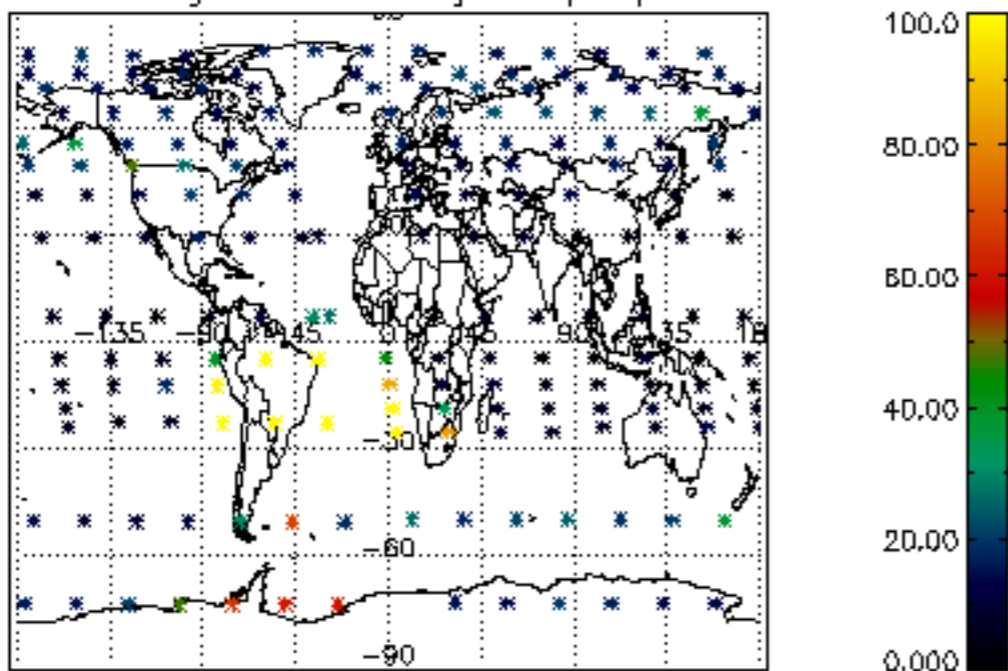
Percentage of flagged data per NO3 profile



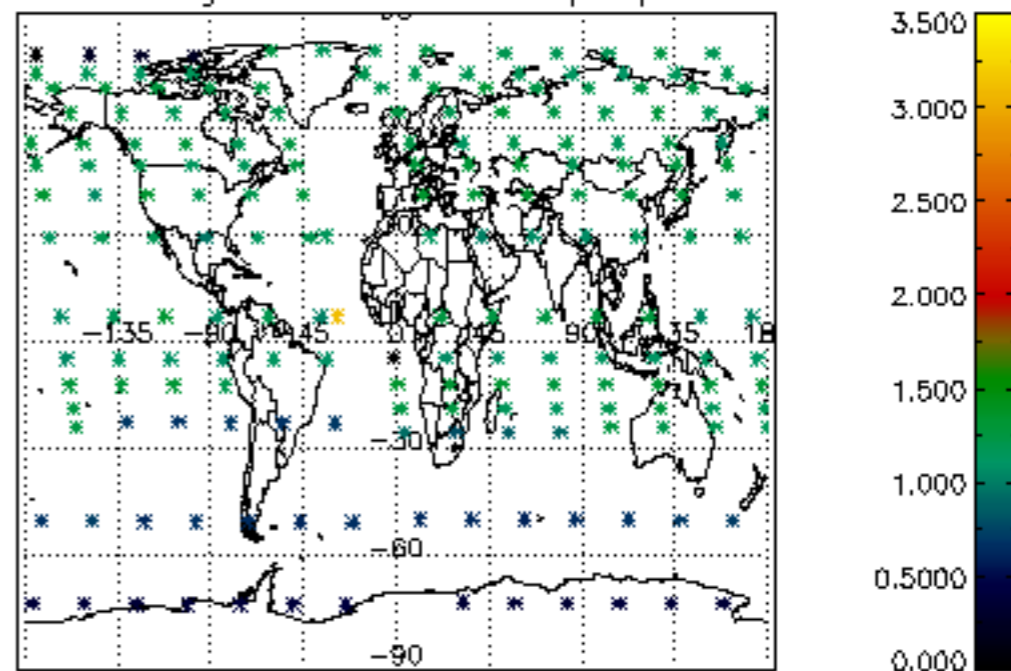




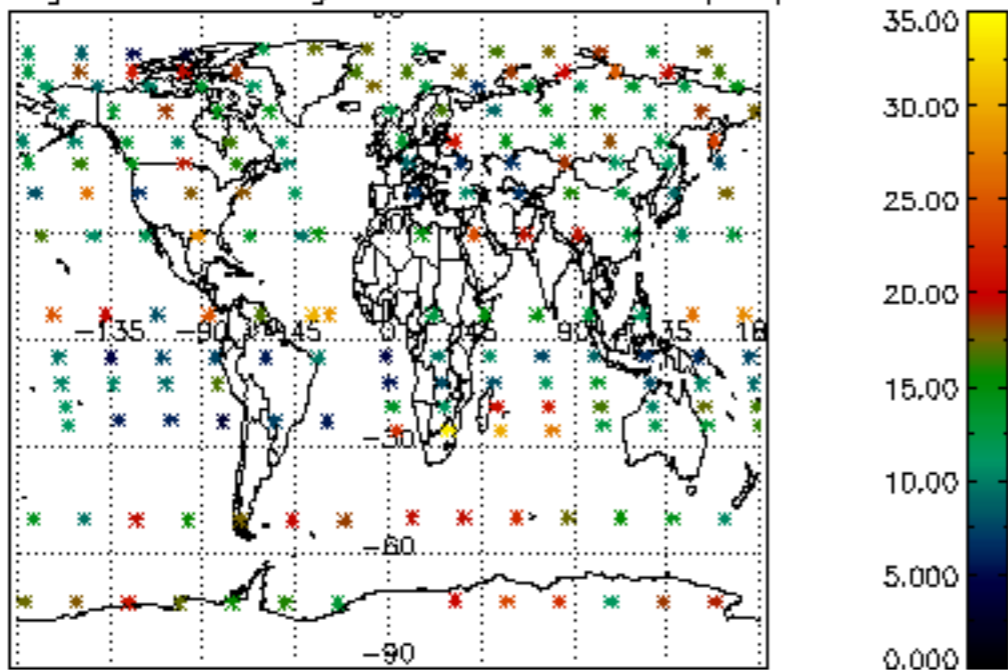
Percentage of cosmic ray hits per profile



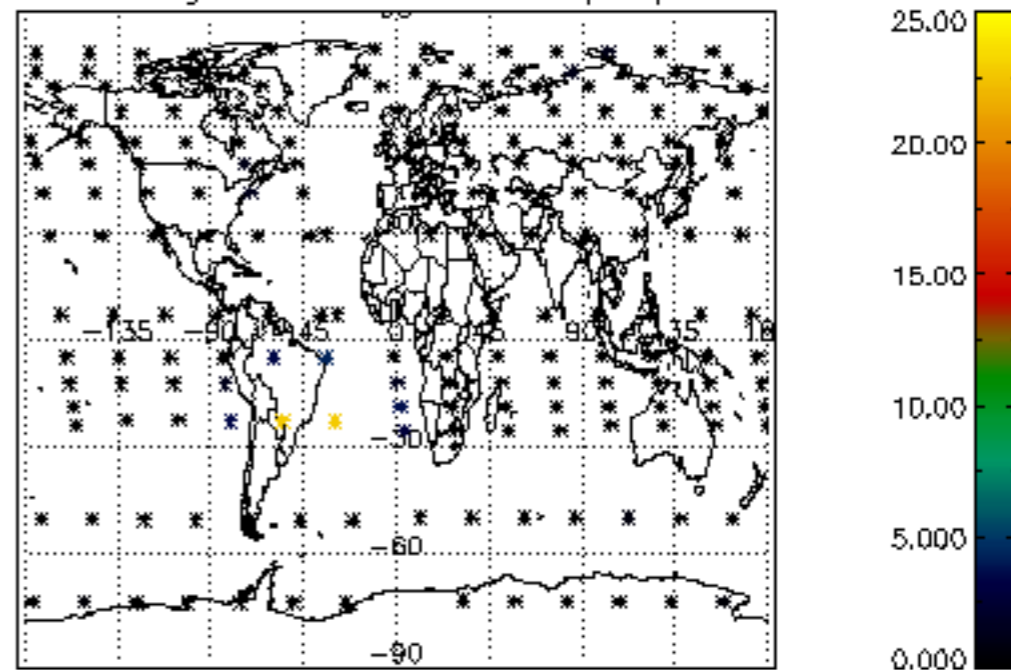
Percentage of datation errors per profile



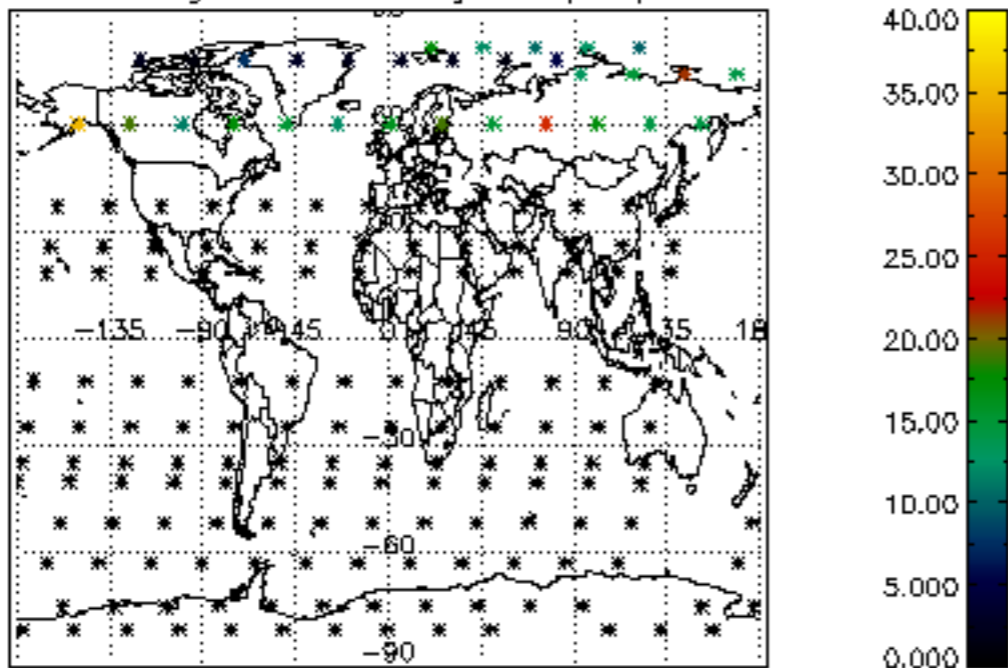
Percentage of star falling outside central band per profile



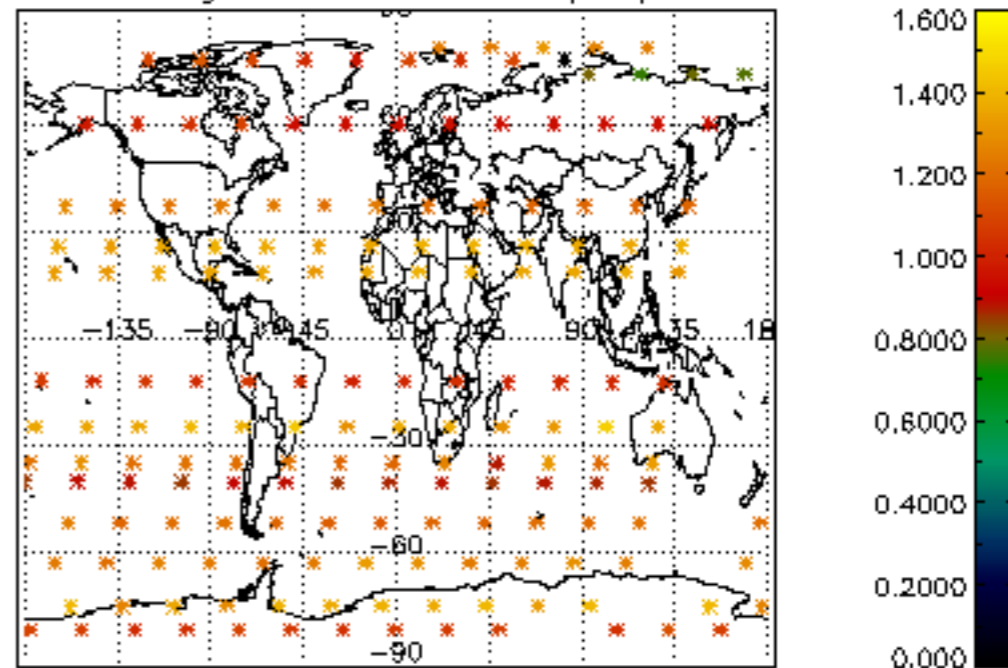
Percentage of saturation errors per profile



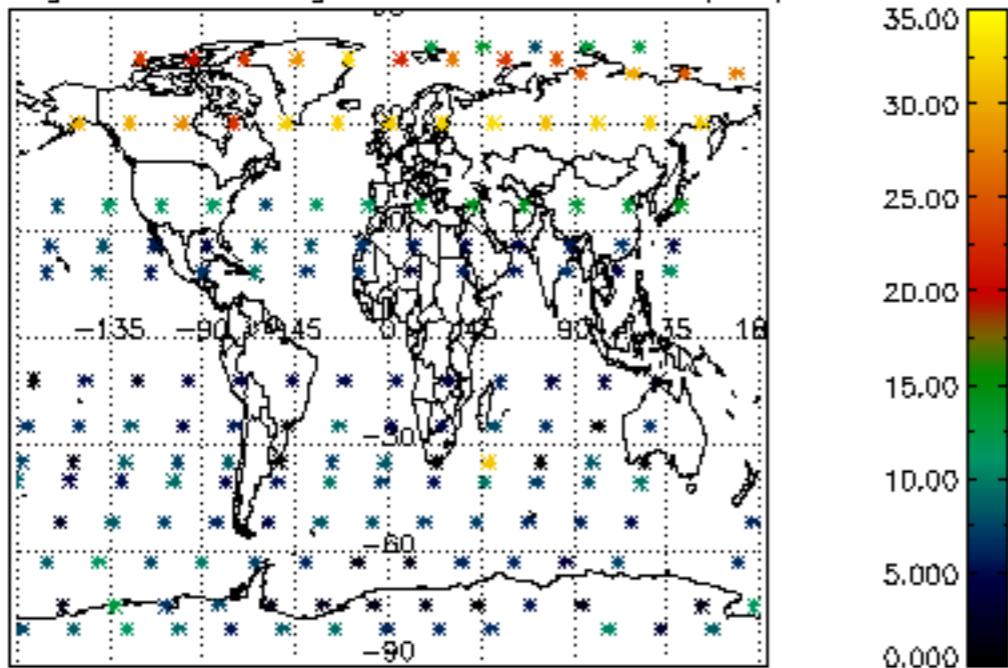
Percentage of cosmic ray hits per profile



Percentage of datation errors per profile



Percentage of star falling outside central band per profile



Percentage of saturation errors per profile

