

GOMOS Level 2 Daily Report

SUMMARY

[1. General Info](#)

[2. Summary of processed GOM_NL_2P products](#)

[3. Level 2 Quality information per product](#)

[3.1 Plot of level 2 quality information per product \(time dependant\)](#)

[3.2 Plot of level 2 quality information per product \(world map\)](#)

[4. Level 1 Quality information per product \(stored on level 2 products\)](#)

[4.1 Plot of level 1 quality information per product \(time dependant\)](#)

[4.1.1 Plot of level 1 quality information per product \(time dependant\): ASCENDING](#)

[4.1.2 Plot of level 1 quality information per product \(time dependant\): DESCENDING](#)

[4.2 Plot of level 1 quality information per product \(world map\)](#)

[4.2.1 Plot of level 1 quality information per product \(world map\): ASCENDING](#)

[4.2.2 Plot of level 1 quality information per product \(world map\): DESCENDING](#)

[5. Ozone profiles based on quality statistics and other trace gas profiles](#)

[5.1 Ozone statistics based on quality of products](#)

[5.2 Plot ozone profiles for all STD \(dark without errors\)](#)

[5.3 Plot ozone profiles where STD < 20% \(dark without errors\)](#)

[5.4. Plot ozone profiles where STD < 10% \(dark without errors\)](#)

[5.5. Plot ozone profiles where STD < 5% \(dark without errors\)](#)

[5.6 Plot NO2 profiles for all STD \(dark without errors\)](#)

[5.7 Plot NO3 profiles for all STD \(dark without errors\)](#)

[5.8 Plot H2O profiles \(only for occultations of stars 1,2,3,4,13,14,16,26,63 dark without errors\) for all STD](#)

[6. Auxiliary Data Files used for the production reported in section 2](#)

This report presents the daily analysis on parameters extracted from GOMOS level 2 data (GOM_NL__2P). It is intended to monitor some important parameters that will impact the quality of these products. A list of level 2 products (and content) that have arrived during the reporting day to the PCF is also given.

Item	Value
Time of report generation	17APR2013 21:55:33
Data source version	GOMOS/6.01
Start time of products	27-12-2002 (27DEC2002 00:00:00)
Stop time of products	28-12-2002 (28DEC2002 00:00:00)
Store outputs in DB	Yes
Nb of level 2 prods	509
Nb of prods with errors	0

2. Summary of processed GOM_NL__2P products.

Nr	Filename	UTC Start time	Limb	Duration	Star Id	Star Name	Star Mag	Star Temp	Nb Meas	Orbit	Prod. error
1	GOM_NL__2PRFIN20021227_000238_000000362012_00245_04307_0635.N1	27-DEC-2002 00:02:38	Bright	35.500	49	1Alp UMi	1.9900	6300.0	71	4307	No
2	GOM_NL__2PRFIN20021227_000710_000000422012_00245_04307_0636.N1	27-DEC-2002 00:07:10	Bright	42.000	60	7Bet UMi	2.0810	3950.0	84	4307	No
3	GOM_NL__2PRFIN20021227_001052_000000382012_00245_04307_0637.N1	27-DEC-2002 00:10:52	Bright	38.000	119	14Eta Dra	2.7270	4700.0	76	4307	No
4	GOM_NL__2PRFIN20021227_001241_000000402012_00245_04307_0638.N1	27-DEC-2002 00:12:41	Bright	39.500	69	33Gam Dra	2.2310	3800.0	79	4307	No
5	GOM_NL__2PRFIN20021227_001805_000000422012_00245_04307_0639.N1	27-DEC-2002 00:18:05	Bright	42.000	180	27Gam Boo	3.0400	8000.0	84	4307	No
6	GOM_NL__2PRFIN20021227_002134_000000432012_00245_04307_0640.N1	27-DEC-2002 00:21:34	Bright	43.000	83		2.3780	11000.0	86	4307	No
7	GOM_NL__2PRFIN20021227_002522_000000522012_00245_04307_0641.N1	27-DEC-2002 00:25:22	Bright	51.500	111	8Eta Boo	2.6800	6000.0	103	4307	No
8	GOM_NL__2PRFIN20021227_003043_000000802012_00245_04307_0642.N1	27-DEC-2002 00:30:43	Tw_i_and_stray	80.000	138	47Eps Vir	2.8280	4700.0	160	4307	No
9	GOM_NL__2PRFIN20021227_003409_000000422012_00245_04307_0643.N1	27-DEC-2002 00:34:09	Bright	41.500	122	9Alp2Lib	2.7470	9700.0	83	4307	No
10	GOM_NL__2PRFIN20021227_003639_000000652012_00245_04307_0644.N1	27-DEC-2002 00:36:39	Straylight	64.500	15	67Alp Vir	0.97600	28000.0	129	4307	No
11	GOM_NL__2PRFIN20021227_004052_000000542012_00245_04307_0645.N1	27-DEC-2002 00:40:52	Dark	53.500	54	5The Cen	2.0550	4500.0	107	4307	No
12	GOM_NL__2PRFIN20021227_004345_000000412012_00245_04307_0646.N1	27-DEC-2002 00:43:45	Dark	40.500	95	Zet Cen	2.5450	26000.0	81	4307	No
13	GOM_NL__2PRFIN20021227_004550_000000442012_00245_04307_0647.N1	27-DEC-2002 00:45:50	Dark	43.500	4	Alp1Cen	-0.010000	5800.0	87	4307	No
14	GOM_NL__2PRFIN20021227_004924_000000442012_00246_04308_0614.N1	27-DEC-2002 00:49:24	Dark	43.500	12	Alp1Cru	0.77500	30000.0	87	4308	No
15	GOM_NL__2PRFIN20021227_005452_000000402012_00246_04308_0615.N1	27-DEC-2002 00:54:52	Dark	40.000	29	Bet Car	1.6720	10200.0	80	4308	No
16	GOM_NL__2PRFIN20021227_005627_000000492012_00246_04308_0616.N1	27-DEC-2002 00:56:27	Dark	48.500	91	Kap Vel	2.4900	26000.0	97	4308	No
17	GOM_NL__2PRFIN20021227_005754_000000502012_00246_04308_0617.N1	27-DEC-2002 00:57:54	Dark	50.000	46	Del Vel	1.9540	10600.0	100	4308	No
18	GOM_NL__2PRFIN20021227_005918_000000562012_00246_04308_0618.N1	27-DEC-2002 00:59:18	Dark	56.000	65	Lam Vel	2.2040	4400.0	112	4308	No
19	GOM_NL__2PRFIN20021227_010210_000000452012_00246_04308_0619.N1	27-DEC-2002 01:02:10	Dark	45.000	2	Alp Car	-0.73600	7000.0	90	4308	No
20	GOM_NL__2PRFIN20021227_010516_000000462012_00246_04308_0620.N1	27-DEC-2002 01:05:16	Dark	46.000	117	Pi Pup	2.7060	3800.0	92	4308	No
21	GOM_NL__2PRFIN20021227_010811_000000532012_00246_04308_0621.N1	27-DEC-2002 01:08:11	Straylight	52.500	23	21Eps CMa	1.5020	26000.0	105	4308	No
22	GOM_NL__2PRFIN20021227_010947_000000522012_00246_04308_0622.N1	27-DEC-2002 01:09:47	Straylight	51.500	179	24Omi2CMa	3.0320	24000.0	103	4308	No
23	GOM_NL__2PRFIN20021227_011211_000000482012_00246_04308_0623.N1	27-DEC-2002 01:12:11	Straylight	47.500	47	2Bet CMa	1.9760	28000.0	95	4308	No
24	GOM_NL__2PRFIN20021227_011457_000000462012_00246_04308_0624.N1	27-DEC-2002 01:14:57	Straylight	45.500	56	53Kap Ori	2.0650	30000.0	91	4308	No
25	GOM_NL__2PRFIN20021227_011629_000000412012_00246_04308_0625.N1	27-DEC-2002 01:16:29	Straylight	40.500	128	67Bet Eri	2.7840	9700.0	81	4308	No
26	GOM_NL__2PRFIN20021227_011747_000000442012_00246_04308_0626.N1	27-DEC-2002 01:17:47	Straylight	44.000	72	34Del Ori	2.2500	30000.0	88	4308	No
27	GOM_NL__2PRFIN20021227_012012_000000542012_00246_04308_0627.N1	27-DEC-2002 01:20:12	Tw_i_and_stray	53.500	14	58Alp Ori	0.87000	3000.0	107	4308	No
28	GOM_NL__2PRFIN20021227_012203_000000852012_00246_04308_0628.N1	27-DEC-2002 01:22:03	Bright	85.000	8	10Alp CMi	0.40000	6500.0	170	4308	No
29	GOM_NL__2PRFIN20021227_012518_000000362012_00246_04308_0629.N1	27-DEC-2002 01:25:18	Bright	36.000	146	25Eta Tau	2.8730	15200.0	72	4308	No
30	GOM_NL__2PRFIN20021227_012724_000000412012_00246_04308_0630.N1	27-DEC-2002 01:27:24	Bright	41.000	114	31ot Aur	2.6930	4600.0	82	4308	No
31	GOM_NL__2PRFIN20021227_012931_000000362012_00246_04308_0631.N1	27-DEC-2002 01:29:31	Bright	36.000	149	45Eps Per	2.8880	30000.0	72	4308	No
32	GOM_NL__2PRFIN20021227_013113_000000472012_00246_04308_0632.N1	27-DEC-2002 01:31:13	Bright	46.500	6	13Alp Aur	0.080000	3400.0	93	4308	No
33	GOM_NL__2PRFIN20021227_013348_000000372012_00246_04308_0633.N1	27-DEC-2002 01:33:48	Bright	36.500	160	23Gam Per	2.9300	4700.0	73	4308	No
34	GOM_NL__2PRFIN20021227_013731_000000372012_00246_04308_0634.N1	27-DEC-2002 01:37:31	Bright	37.000	110	37Del Cas	2.6780	8900.0	74	4308	No
35	GOM_NL__2PRFIN20021227_014313_000000392012_00246_04308_0635.N1	27-DEC-2002 01:43:13	Bright	39.000	49	1Alp UMi	1.9900	6300.0	78	4308	No
36	GOM_NL__2PRFIN20021227_014746_000000422012_00246_04308_0636.N1	27-DEC-2002 01:47:46	Bright	42.000	60	7Bet UMi	2.0810	3950.0	84	4308	No
37	GOM_NL__2PRFIN20021227_015128_000000382012_00246_04308_0637.N1	27-DEC-2002 01:51:28	Bright	38.000	119	14Eta Dra	2.7270	4700.0	76	4308	No
38	GOM_NL__2PRFIN20021227_015317_000000362012_00246_04308_0638.N1	27-DEC-2002 01:53:17	Bright	36.000	69	33Gam Dra	2.2310	3800.0	72	4308	No
39	GOM_NL__2PRFIN20021227_015840_000000432012_00246_04308_0639.N1	27-DEC-2002 01:58:40	Bright	43.000	180	27Gam Boo	3.0400	8000.0	86	4308	No
40	GOM_NL__2PRFIN20021227_020208_000000462012_00246_04308_0640.N1	27-DEC-2002 02:02:08	Bright	46.000	83		2.3780	11000.0	92	4308	No
41	GOM_NL__2PRFIN20021227_020559_000000522012_00246_04308_0641.N1	27-DEC-2002 02:05:59	Bright	52.000	111	8Eta Boo	2.6800	6000.0	104	4308	No
42	GOM_NL__2PRFIN20021227_021119_000000772012_00246_04308_0642.N1	27-DEC-2002 02:11:19	Tw_i_and_stray	77.000	138	47Eps Vir	2.8280	4700.0	154	4308	No

397	GOM_NL__2PRFIN20021227_183919_000000382012_00256_04318_0273.N1	27-DEC-2002 18:39:19	Bright	37.500	69	33Gam Dra	2.2310	3800.0	75	4318	No
398	GOM_NL__2PRFIN20021227_184050_000000472012_00256_04318_0274.N1	27-DEC-2002 18:40:50	Bright	47.000	39	85Eta UMa	1.8540	24000.	94	4318	No
399	GOM_NL__2PRFIN20021227_184439_000000452012_00256_04318_0275.N1	27-DEC-2002 18:44:39	Bright	44.500	180	27Gam Boo	3.0400	8000.0	89	4318	No
400	GOM_NL__2PRFIN20021227_184811_000000422012_00256_04318_0276.N1	27-DEC-2002 18:48:11	Bright	42.000	83		2.3780	11000.	84	4318	No
401	GOM_NL__2PRFIN20021227_185203_000000532012_00256_04318_0277.N1	27-DEC-2002 18:52:03	Bright	52.500	111	8Eta Boo	2.6800	6000.0	105	4318	No
402	GOM_NL__2PRFIN20021227_185730_000000832012_00256_04318_0278.N1	27-DEC-2002 18:57:30	Twilight	82.500	138	47Eps Vir	2.8280	4700.0	165	4318	No
403	GOM_NL__2PRFIN20021227_190049_000000452012_00256_04318_0279.N1	27-DEC-2002 19:00:49	Bright	44.500	122	9Alp2Lib	2.7470	9700.0	89	4318	No
404	GOM_NL__2PRFIN20021227_190329_000000642012_00256_04318_0280.N1	27-DEC-2002 19:03:29	Straylight	64.000	15	67Alp Vir	0.97600	28000.	128	4318	No
405	GOM_NL__2PRFIN20021227_190735_000000442012_00256_04318_0281.N1	27-DEC-2002 19:07:35	Dark	43.500	54	5The Cen	2.0550	4500.0	87	4318	No
406	GOM_NL__2PRFIN20021227_190908_000000392012_00256_04318_0282.N1	27-DEC-2002 19:09:08	Dark	39.000	78	Alp Lup	2.3040	28000.	78	4318	No
407	GOM_NL__2PRFIN20021227_191027_000000412012_00256_04318_0283.N1	27-DEC-2002 19:10:27	Dark	40.500	95	Zet Cen	2.5450	26000.	81	4318	No
408	GOM_NL__2PRFIN20021227_191213_000000432012_00256_04318_0284.N1	27-DEC-2002 19:12:13	Dark	43.000	77	Eps Cen	2.3030	28000.	86	4318	No
409	GOM_NL__2PRFIN20021227_191342_000000462012_00257_04319_0248.N1	27-DEC-2002 19:13:42	Dark	45.500	64	Gam Cen	2.2000	10600.	91	4319	No
410	GOM_NL__2PRFIN20021227_191605_000000442012_00257_04319_0249.N1	27-DEC-2002 19:16:05	Dark	44.000	12	Alp1Cru	0.77500	30000.	88	4319	No
411	GOM_NL__2PRFIN20021227_192130_000000412012_00257_04319_0250.N1	27-DEC-2002 19:21:30	Dark	41.000	29	Bet Car	1.6720	10200.	82	4319	No
412	GOM_NL__2PRFIN20021227_192309_000000462012_00257_04319_0251.N1	27-DEC-2002 19:23:09	Dark	45.500	91	Kap Vel	2.4900	26000.	91	4319	No
413	GOM_NL__2PRFIN20021227_192436_000000452012_00257_04319_0252.N1	27-DEC-2002 19:24:36	Dark	45.000	46	Del Vel	1.9540	10600.	90	4319	No
414	GOM_NL__2PRFIN20021227_192603_000000692012_00257_04319_0253.N1	27-DEC-2002 19:26:03	Dark	69.000	65	Lam Vel	2.2040	4400.0	138	4319	No
415	GOM_NL__2PRFIN20021227_192848_000000492012_00257_04319_0254.N1	27-DEC-2002 19:28:48	Dark	48.500	2	Alp Car	-0.73600	7000.0	97	4319	No
416	GOM_NL__2PRFIN20021227_193155_000000562012_00257_04319_0255.N1	27-DEC-2002 19:31:55	Dark	56.000	117	Pi Pup	2.7060	3800.0	112	4319	No
417	GOM_NL__2PRFIN20021227_193449_000000502012_00257_04319_0256.N1	27-DEC-2002 19:34:49	Straylight	50.000	23	21Eps CMa	1.5020	26000.	100	4319	No
418	GOM_NL__2PRFIN20021227_193626_000000502012_00257_04319_0257.N1	27-DEC-2002 19:36:26	Straylight	49.500	179	24Omi2CMa	3.0320	24000.	99	4319	No
419	GOM_NL__2PRFIN20021227_193901_000000592012_00257_04319_0258.N1	27-DEC-2002 19:39:01	Straylight	59.000	1	9Alp CMa	-1.4400	11000.	118	4319	No
420	GOM_NL__2PRFIN20021227_194133_000000442012_00257_04319_0259.N1	27-DEC-2002 19:41:33	Straylight	43.500	56	53Kap Ori	2.0650	30000.	87	4319	No
421	GOM_NL__2PRFIN20021227_194306_000000402012_00257_04319_0260.N1	27-DEC-2002 19:43:06	Straylight	40.000	128	67Bet Eri	2.7840	9700.0	80	4319	No
422	GOM_NL__2PRFIN20021227_194422_000000462012_00257_04319_0261.N1	27-DEC-2002 19:44:22	Straylight	45.500	72	34Del Ori	2.2500	30000.	91	4319	No
423	GOM_NL__2PRFIN20021227_194646_000000572012_00257_04319_0262.N1	27-DEC-2002 19:46:46	Twilight	57.000	14	58Alp Ori	0.87000	3000.0	114	4319	No
424	GOM_NL__2PRFIN20021227_194829_000000822012_00257_04319_0263.N1	27-DEC-2002 19:48:29	Twilight	81.500	8	10Alp CMi	0.40000	6500.0	163	4319	No
425	GOM_NL__2PRFIN20021227_195046_000000462012_00257_04319_0264.N1	27-DEC-2002 19:50:46	Bright	45.500	176	23Zet Tau	3.0200	22000.	91	4319	No
426	GOM_NL__2PRFIN20021227_195251_000000422012_00257_04319_0265.N1	27-DEC-2002 19:52:51	Bright	41.500	28	12Bet Tau	1.6500	15200.	83	4319	No
427	GOM_NL__2PRFIN20021227_195608_000000362012_00257_04319_0266.N1	27-DEC-2002 19:56:08	Bright	35.500	149	45Eps Per	2.8880	30000.	71	4319	No
428	GOM_NL__2PRFIN20021227_195746_000000442012_00257_04319_0267.N1	27-DEC-2002 19:57:46	Bright	43.500	6	13Alp Aur	0.080000	3400.0	87	4319	No
429	GOM_NL__2PRFIN20021227_195911_000000372012_00257_04319_0268.N1	27-DEC-2002 19:59:11	Bright	37.000	35	33Alp Per	1.7950	6250.0	74	4319	No
430	GOM_NL__2PRFIN20021227_200026_000000382012_00257_04319_0269.N1	27-DEC-2002 20:00:26	Bright	38.000	160	23Gam Per	2.9300	4700.0	76	4319	No
431	GOM_NL__2PRFIN20021227_200411_000000382012_00257_04319_0270.N1	27-DEC-2002 20:04:11	Bright	37.500	110	37Del Cas	2.6780	8900.0	75	4319	No
432	GOM_NL__2PRFIN20021227_200950_000000382012_00257_04319_0271.N1	27-DEC-2002 20:09:50	Bright	37.500	49	1Alp UMi	1.9900	6300.0	75	4319	No
433	GOM_NL__2PRFIN20021227_201323_000000502012_00257_04319_0272.N1	27-DEC-2002 20:13:23	Bright	50.000	36	50Alp UMa	1.8000	6300.0	100	4319	No
434	GOM_NL__2PRFIN20021227_201805_000000382012_00257_04319_0273.N1	27-DEC-2002 20:18:05	Bright	38.000	119	14Eta Dra	2.7270	4700.0	76	4319	No
435	GOM_NL__2PRFIN20021227_201955_000000402012_00257_04319_0274.N1	27-DEC-2002 20:19:55	Bright	39.500	69	33Gam Dra	2.2310	3800.0	79	4319	No
436	GOM_NL__2PRFIN20021227_202126_000000632012_00257_04319_0275.N1	27-DEC-2002 20:21:26	Bright	63.000	39	85Eta UMa	1.8540	24000.	126	4319	No
437	GOM_NL__2PRFIN20021227_202515_000000592012_00257_04319_0276.N1	27-DEC-2002 20:25:15	Bright	59.000	180	27Gam Boo	3.0400	8000.0	118	4319	No
438	GOM_NL__2PRFIN20021227_202847_000000442012_00257_04319_0277.N1	27-DEC-2002 20:28:47	Bright	44.000	83		2.3780	11000.	88	4319	No
439	GOM_NL__2PRFIN20021227_203240_000000532012_00257_04319_0278.N1	27-DEC-2002 20:32:40	Bright	52.500	111	8Eta Boo	2.6800	6000.0	105	4319	No
440	GOM_NL__2PRFIN20021227_203807_000000782012_00257_04319_0279.N1	27-DEC-2002 20:38:07	Twilight	78.000	138	47Eps Vir	2.8280	4700.0	156	4319	No
441	GOM_NL__2PRFIN20021227_204125_000000452012_00257_04319_0280.N1	27-DEC-2002 20:41:25	Bright	45.000	122	9Alp2Lib	2.7470	9700.0	90	4319	No
442	GOM_NL__2PRFIN20021227_204406_000000632012_00257_04319_0281.N1	27-DEC-2002 20:44:06	Straylight	62.500	15	67Alp Vir	0.97600	28000.	125	4319	No
443	GOM_NL__2PRFIN20021227_204811_000000462012_00257_04319_0282.N1	27-DEC-2002 20:48:11	Dark	46.000	54	5The Cen	2.0550	4500.0	92	4319	No
444	GOM_NL__2PRFIN20021227_204945_000000392012_00257_04319_0283.N1	27-DEC-2002 20:49:45	Dark	39.000	78	Alp Lup	2.3040	28000.	78	4319	No
445	GOM_NL__2PRFIN20021227_205103_000000392012_00257_04319_0284.N1	27-DEC-2002 20:51:03	Dark	39.000	95	Zet Cen	2.5450	26000.	78	4319	No
446	GOM_NL__2PRFIN20021227_205250_000000412012_00257_04319_0285.N1	27-DEC-2002 20:52:50	Dark	40.500	77	Eps Cen	2.3030	28000.	81	4319	No
447	GOM_NL__2PRFIN20021227_205417_000000472012_00258_04320_0248.N1	27-DEC-2002 20:54:17	Dark	47.000	64	Gam Cen	2.2000	10600.	94	4320	No
448	GOM_NL__2PRFIN20021227_205641_000000452012_00258_04320_0249.N1	27-DEC-2002 20:56:41	Dark	45.000	12	Alp1Cru	0.77500	30000.	90	4320	No
449	GOM_NL__2PRFIN20021227_210206_000000432012_00258_04320_0250.N1	27-DEC-2002 21:02:06	Dark	42.500	29	Bet Car	1.6720	10200.	85	4320	No
450	GOM_NL__2PRFIN20021227_210345_000000452012_00258_04320_0251.N1	27-DEC-2002 21:03:45	Dark	45.000	91	Kap Vel	2.4900	26000.	90	4320	No
451	GOM_NL__2PRFIN20021227_210513_000000462012_00258_04320_0252.N1	27-DEC-2002 21:05:13	Dark	46.000	46	Del Vel	1.9540	10600.	92	4320	No
452	GOM_NL__2PRFIN20021227_210805_000000452012_00258_04320_0253.N1	27-DEC-2002 21:08:05	Dark	45.000	34	Gam2Vel	1.7930	23000.	90	4320	No
453	GOM_NL__2PRFIN20021227_211017_000000502012_00258_04320_0254.N1	27-DEC-2002 21:10:17	Dark	49.500	70	Zet Pup	2.2460	39000.	99	4320	No
454	GOM_NL__2PRFIN20021227_211231_000000482012_00258_04320_0255.N1	27-DEC-2002 21:12:31	Dark	48.000	117	Pi Pup	2.7060	3800.0	96	4320	No
455	GOM_NL__2PRFIN20021227_211525_000000492012_00258_04320_0256.N1	27-DEC-2002 21:15:25	Straylight	49.000	23	21Eps CMa	1.5020	26000.	98	4320	No

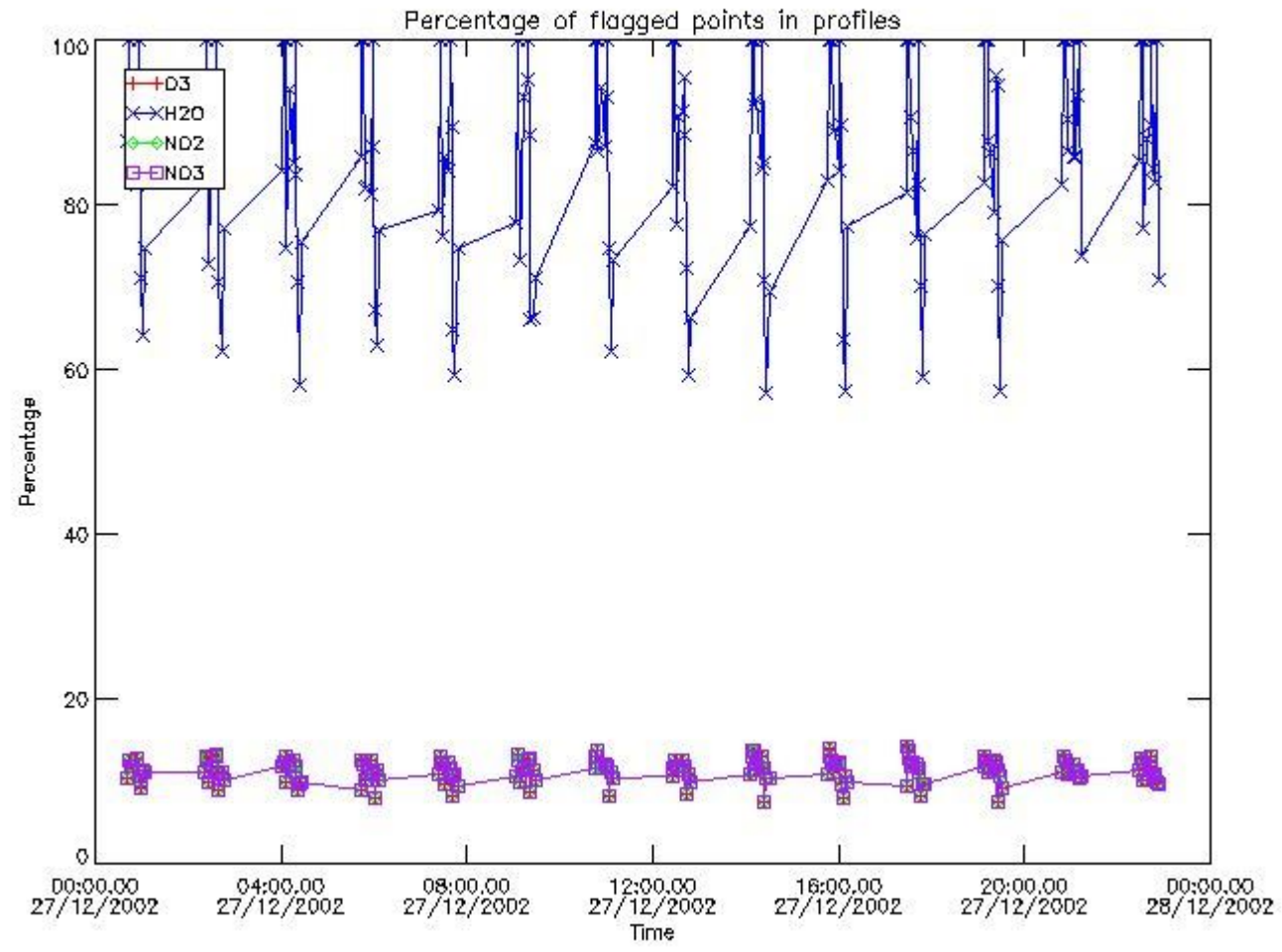
456	GOM_NL__2PRFIN20021227_211702_000000492012_00258_04320_0257.N1	27-DEC-2002 21:17:02	Straylight	49.000	179	24Omi2CMa	3.0320	24000.	98	4320	No
457	GOM_NL__2PRFIN20021227_211921_000000482012_00258_04320_0258.N1	27-DEC-2002 21:19:21	Straylight	48.000	47	2Bet CMA	1.9760	28000.	96	4320	No
458	GOM_NL__2PRFIN20021227_212209_000000442012_00258_04320_0259.N1	27-DEC-2002 21:22:09	Straylight	44.000	56	53Kap Ori	2.0650	30000.	88	4320	No
459	GOM_NL__2PRFIN20021227_212342_000000412012_00258_04320_0260.N1	27-DEC-2002 21:23:42	Straylight	41.000	128	67Bet Eri	2.7840	9700.0	82	4320	No
460	GOM_NL__2PRFIN20021227_212458_000000442012_00258_04320_0261.N1	27-DEC-2002 21:24:58	Straylight	44.000	72	34Del Ori	2.2500	30000.	88	4320	No
461	GOM_NL__2PRFIN20021227_212722_000000572012_00258_04320_0262.N1	27-DEC-2002 21:27:22	Tw_i_and_stray	57.000	14	58Alp Ori	0.87000	3000.0	114	4320	No
462	GOM_NL__2PRFIN20021227_212903_000000832012_00258_04320_0263.N1	27-DEC-2002 21:29:03	Tw_i_and_stray	83.000	8	10Alp CMI	0.40000	6500.0	166	4320	No
463	GOM_NL__2PRFIN20021227_213122_000000432012_00258_04320_0264.N1	27-DEC-2002 21:31:22	Bright	43.000	176	23Zet Tau	3.0200	22000.	86	4320	No
464	GOM_NL__2PRFIN20021227_213327_000000412012_00258_04320_0265.N1	27-DEC-2002 21:33:27	Bright	41.000	28	12Bet Tau	1.6500	15200.	82	4320	No
465	GOM_NL__2PRFIN20021227_213644_000000352012_00258_04320_0266.N1	27-DEC-2002 21:36:44	Bright	35.000	149	45Eps Per	2.8880	30000.	70	4320	No
466	GOM_NL__2PRFIN20021227_213823_000000442012_00258_04320_0267.N1	27-DEC-2002 21:38:23	Bright	43.500	6	13Alp Aur	0.080000	3400.0	87	4320	No
467	GOM_NL__2PRFIN20021227_213947_000000362012_00258_04320_0268.N1	27-DEC-2002 21:39:47	Bright	36.000	35	33Alp Per	1.7950	6250.0	72	4320	No
468	GOM_NL__2PRFIN20021227_214103_000000372012_00258_04320_0269.N1	27-DEC-2002 21:41:03	Bright	37.000	160	23Gam Per	2.9300	4700.0	74	4320	No
469	GOM_NL__2PRFIN20021227_215026_000000382012_00258_04320_0270.N1	27-DEC-2002 21:50:26	Bright	37.500	49	1Alp UMi	1.9900	6300.0	75	4320	No
470	GOM_NL__2PRFIN20021227_215358_000000512012_00258_04320_0271.N1	27-DEC-2002 21:53:58	Bright	50.500	36	50Alp UMa	1.8000	6300.0	101	4320	No
471	GOM_NL__2PRFIN20021227_215841_000000352012_00258_04320_0272.N1	27-DEC-2002 21:58:41	Bright	34.500	119	14Eta Dra	2.7270	4700.0	69	4320	No
472	GOM_NL__2PRFIN20021227_220552_000000432012_00258_04320_0273.N1	27-DEC-2002 22:05:52	Bright	43.000	180	27Gam Boo	3.0400	8000.0	86	4320	No
473	GOM_NL__2PRFIN20021227_220924_000000432012_00258_04320_0274.N1	27-DEC-2002 22:09:24	Bright	43.000	83		2.3780	11000.	86	4320	No
474	GOM_NL__2PRFIN20021227_221317_000000532012_00258_04320_0275.N1	27-DEC-2002 22:13:17	Bright	52.500	111	8Eta Boo	2.6800	6000.0	105	4320	No
475	GOM_NL__2PRFIN20021227_221845_000000832012_00258_04320_0276.N1	27-DEC-2002 22:18:45	Tw_i_and_stray	83.000	138	47Eps Vir	2.8280	4700.0	166	4320	No
476	GOM_NL__2PRFIN20021227_222202_000000472012_00258_04320_0277.N1	27-DEC-2002 22:22:02	Bright	46.500	122	9Alp2Lib	2.7470	9700.0	93	4320	No
477	GOM_NL__2PRFIN20021227_222441_000000642012_00258_04320_0278.N1	27-DEC-2002 22:24:41	Straylight	63.500	15	67Alp Vir	0.97600	28000.	127	4320	No
478	GOM_NL__2PRFIN20021227_222848_000000452012_00258_04320_0279.N1	27-DEC-2002 22:28:48	Dark	45.000	54	5The Cen	2.0550	4500.0	90	4320	No
479	GOM_NL__2PRFIN20021227_223020_000000402012_00258_04320_0280.N1	27-DEC-2002 22:30:20	Dark	40.000	78	Alp Lup	2.3040	28000.	80	4320	No
480	GOM_NL__2PRFIN20021227_223139_000000422012_00258_04320_0281.N1	27-DEC-2002 22:31:39	Dark	41.500	95	Zet Cen	2.5450	26000.	83	4320	No
481	GOM_NL__2PRFIN20021227_223341_000000512012_00258_04320_0282.N1	27-DEC-2002 22:33:41	Dark	50.500	4	Alp1Cen	-0.010000	5800.0	101	4320	No
482	GOM_NL__2PRFIN20021227_223718_000000512012_00259_04321_0368.N1	27-DEC-2002 22:37:18	Dark	50.500	12	Alp1Cru	0.77500	30000.	101	4321	No
483	GOM_NL__2PRFIN20021227_224243_000000402012_00259_04321_0369.N1	27-DEC-2002 22:42:43	Dark	39.500	29	Bet Car	1.6720	10200.	79	4321	No
484	GOM_NL__2PRFIN20021227_224422_000000432012_00259_04321_0370.N1	27-DEC-2002 22:44:22	Dark	43.000	91	Kap Vel	2.4900	26000.	86	4321	No
485	GOM_NL__2PRFIN20021227_224549_000000492012_00259_04321_0371.N1	27-DEC-2002 22:45:49	Dark	48.500	46	Del Vel	1.9540	10600.	97	4321	No
486	GOM_NL__2PRFIN20021227_224842_000000472012_00259_04321_0372.N1	27-DEC-2002 22:48:42	Dark	46.500	34	Gam2Vel	1.7930	23000.	93	4321	No
487	GOM_NL__2PRFIN20021227_225053_000000522012_00259_04321_0373.N1	27-DEC-2002 22:50:53	Dark	52.000	70	Zet Pup	2.2460	39000.	104	4321	No
488	GOM_NL__2PRFIN20021227_225308_000000542012_00259_04321_0374.N1	27-DEC-2002 22:53:08	Dark	53.500	117	Pi Pup	2.7060	3800.0	107	4321	No
489	GOM_NL__2PRFIN20021227_225602_000000532012_00259_04321_0375.N1	27-DEC-2002 22:56:02	Straylight	52.500	23	21Eps CMA	1.5020	26000.	105	4321	No
490	GOM_NL__2PRFIN20021227_225738_000000512012_00259_04321_0376.N1	27-DEC-2002 22:57:38	Straylight	51.000	179	24Omi2CMa	3.0320	24000.	102	4321	No
491	GOM_NL__2PRFIN20021227_225957_000000492012_00259_04321_0377.N1	27-DEC-2002 22:59:57	Straylight	48.500	47	2Bet CMA	1.9760	28000.	97	4321	No
492	GOM_NL__2PRFIN20021227_230245_000000452012_00259_04321_0378.N1	27-DEC-2002 23:02:45	Straylight	44.500	56	53Kap Ori	2.0650	30000.	89	4321	No
493	GOM_NL__2PRFIN20021227_230418_000000392012_00259_04321_0379.N1	27-DEC-2002 23:04:18	Straylight	39.000	128	67Bet Eri	2.7840	9700.0	78	4321	No
494	GOM_NL__2PRFIN20021227_230534_000000442012_00259_04321_0380.N1	27-DEC-2002 23:05:34	Straylight	43.500	72	34Del Ori	2.2500	30000.	87	4321	No
495	GOM_NL__2PRFIN20021227_230757_000000562012_00259_04321_0381.N1	27-DEC-2002 23:07:57	Tw_i_and_stray	56.000	14	58Alp Ori	0.87000	3000.0	112	4321	No
496	GOM_NL__2PRFIN20021227_230938_000000962012_00259_04321_0382.N1	27-DEC-2002 23:09:38	Bright	96.000	8	10Alp CMI	0.40000	6500.0	192	4321	No
497	GOM_NL__2PRFIN20021227_231158_000000442012_00259_04321_0383.N1	27-DEC-2002 23:11:58	Bright	43.500	176	23Zet Tau	3.0200	22000.	87	4321	No
498	GOM_NL__2PRFIN20021227_231402_000000422012_00259_04321_0384.N1	27-DEC-2002 23:14:02	Bright	42.000	28	12Bet Tau	1.6500	15200.	84	4321	No
499	GOM_NL__2PRFIN20021227_231721_000000362012_00259_04321_0385.N1	27-DEC-2002 23:17:21	Bright	35.500	149	45Eps Per	2.8880	30000.	71	4321	No
500	GOM_NL__2PRFIN20021227_231858_000000452012_00259_04321_0386.N1	27-DEC-2002 23:18:58	Bright	44.500	6	13Alp Aur	0.080000	3400.0	89	4321	No
501	GOM_NL__2PRFIN20021227_232024_000000382012_00259_04321_0387.N1	27-DEC-2002 23:20:24	Bright	37.500	35	33Alp Per	1.7950	6250.0	75	4321	No
502	GOM_NL__2PRFIN20021227_232139_000000352012_00259_04321_0388.N1	27-DEC-2002 23:21:39	Bright	35.000	160	23Gam Per	2.9300	4700.0	70	4321	No
503	GOM_NL__2PRFIN20021227_233102_000000362012_00259_04321_0389.N1	27-DEC-2002 23:31:02	Bright	36.000	49	1Alp UMi	1.9900	6300.0	72	4321	No
504	GOM_NL__2PRFIN20021227_233431_000000532012_00259_04321_0390.N1	27-DEC-2002 23:34:31	Bright	53.000	36	50Alp UMa	1.8000	6300.0	106	4321	No
505	GOM_NL__2PRFIN20021227_233917_000000392012_00259_04321_0391.N1	27-DEC-2002 23:39:17	Bright	38.500	119	14Eta Dra	2.7270	4700.0	77	4321	No
506	GOM_NL__2PRFIN20021227_234628_000000442012_00259_04321_0392.N1	27-DEC-2002 23:46:28	Bright	44.000	180	27Gam Boo	3.0400	8000.0	88	4321	No
507	GOM_NL__2PRFIN20021227_235000_000000592012_00259_04321_0393.N1	27-DEC-2002 23:50:00	Bright	59.000	83		2.3780	11000.	118	4321	No
508	GOM_NL__2PRFIN20021227_235353_000000532012_00259_04321_0394.N1	27-DEC-2002 23:53:53	Bright	53.000	111	8Eta Boo	2.6800	6000.0	106	4321	No
509	GOM_NL__2PRFIN20021227_235923_000000812012_00259_04321_0395.N1	27-DEC-2002 23:59:23	Tw_i_and_stray	81.000	138	47Eps Vir	2.8280	4700.0	162	4321	No

3. Quality information per product

In this section it is plotted some information contained in the Quality Summary data set of


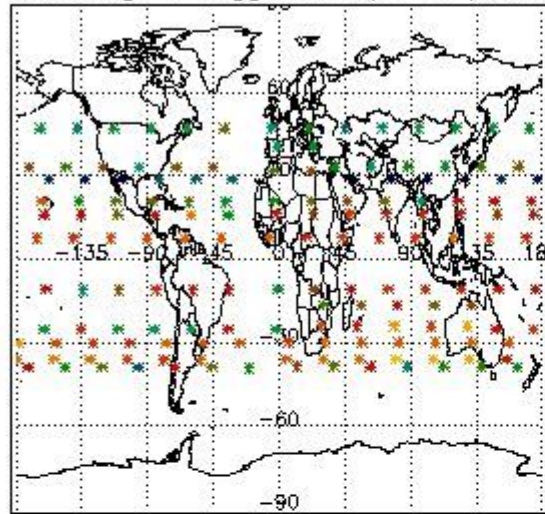
the level 2 products. Only products in dark limb conditions and without errors (error flag in the MPH set to "0") are used.

3.1 Plot quality information per product (time dependant)

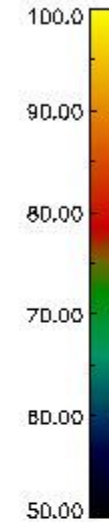
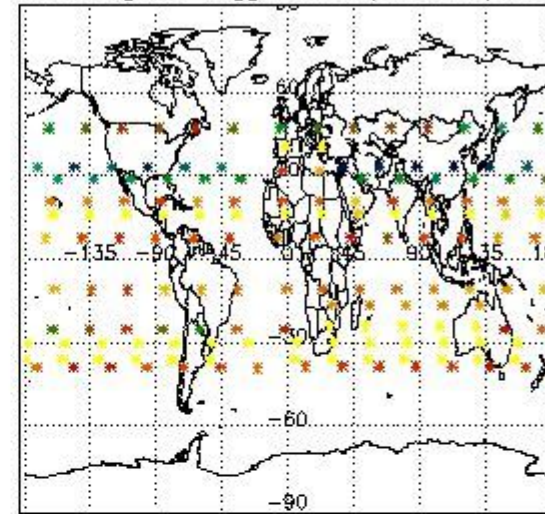


3.2 Plot quality information per product (world map)

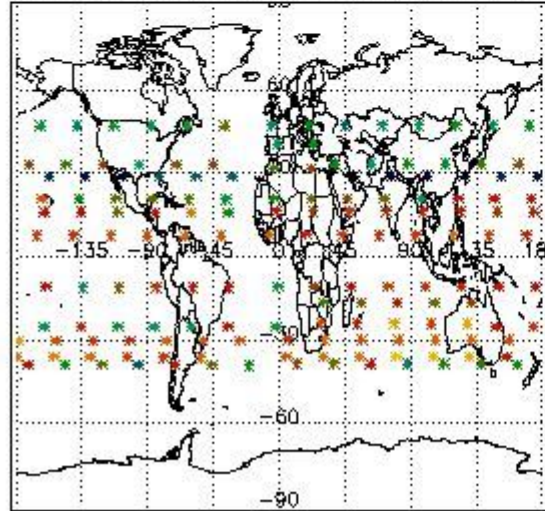
Percentage of flagged data per O3 profile



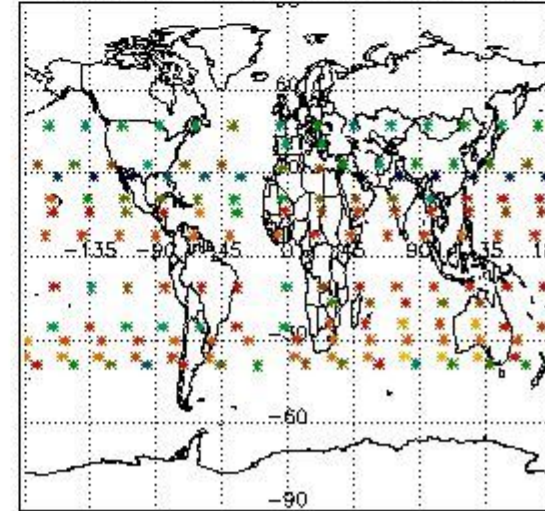
Percentage of flagged data per H2O profile



Percentage of flagged data per NO2 profile



Percentage of flagged data per NO3 profile

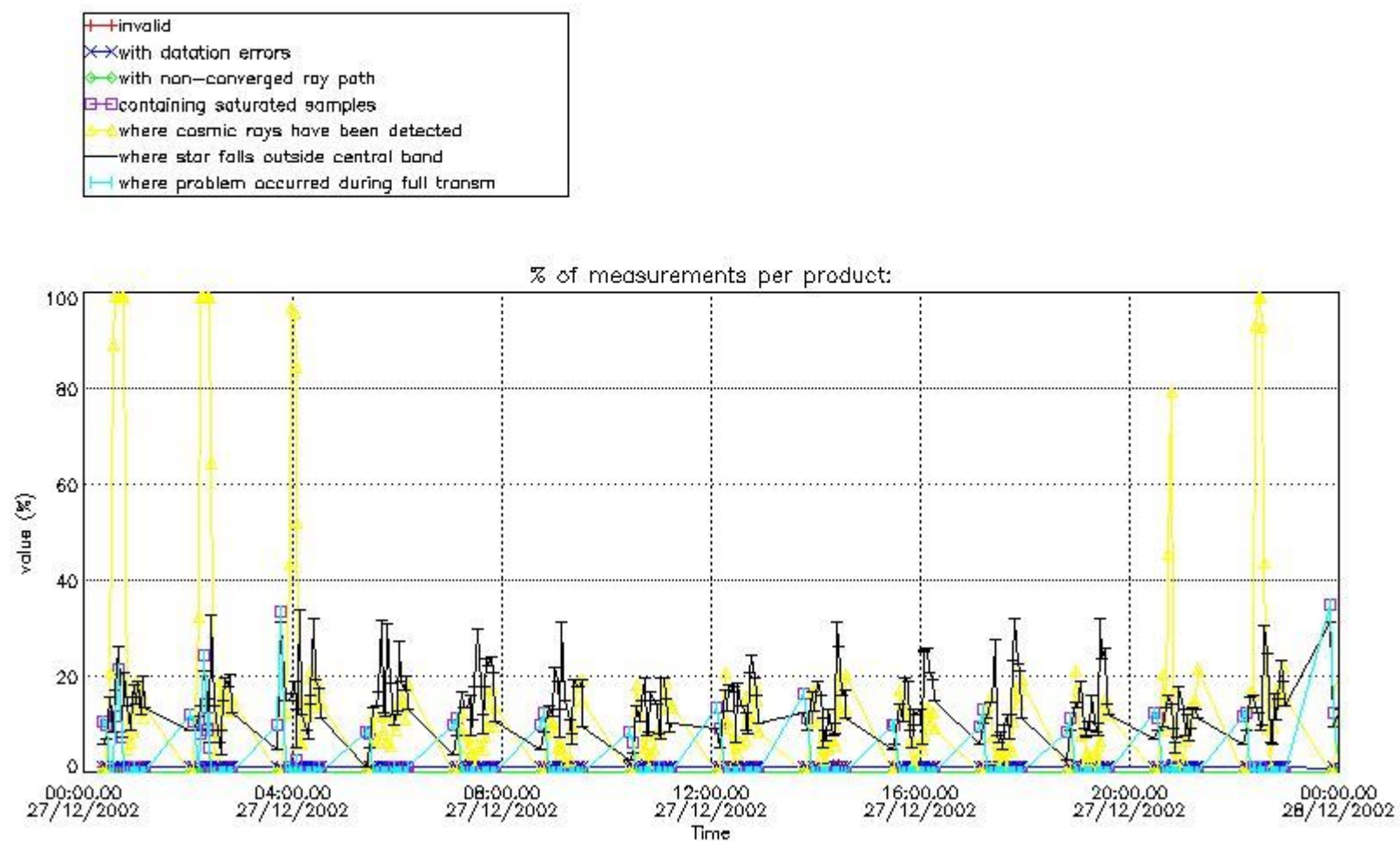


4. Level 1 quality information per product

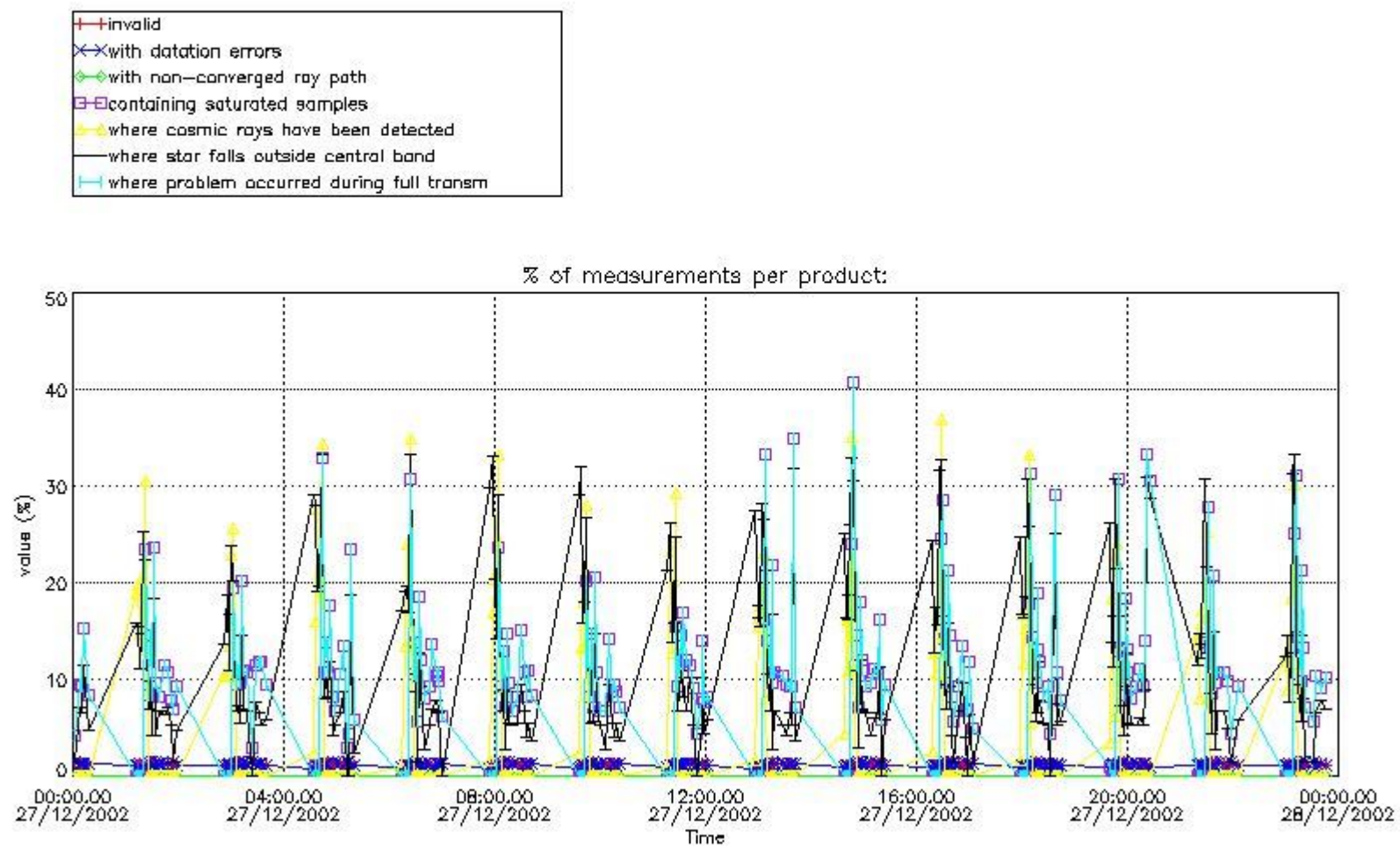
In this section it is plotted some information contained in the Quality Summary data set of the level 2 products that comes from the level 1b processing. Products without errors (error flag in the MPH set to "0") are used.

4.1 Plot quality information per product (time dependant) coming from level 1b processing

4.1.1 Plot level 1 quality information per product (time dependant): ENVISAT ASCENDING passes



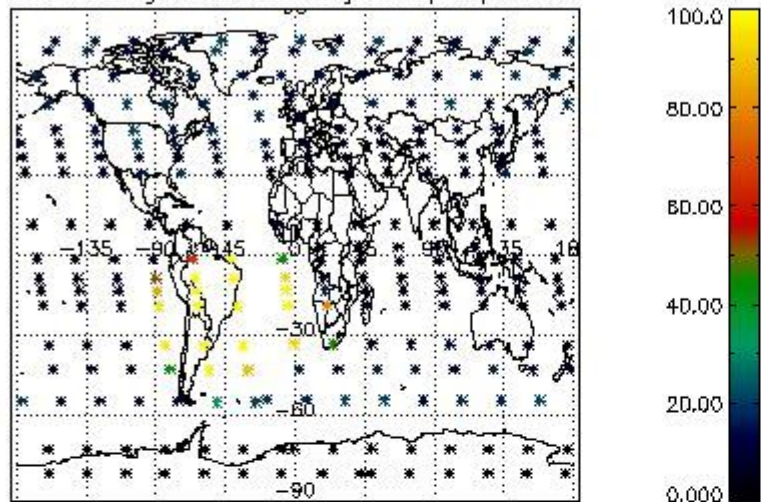
4.1.2 Plot level 1 quality information per product (time dependant): ENVI SAT DESCENDING passes



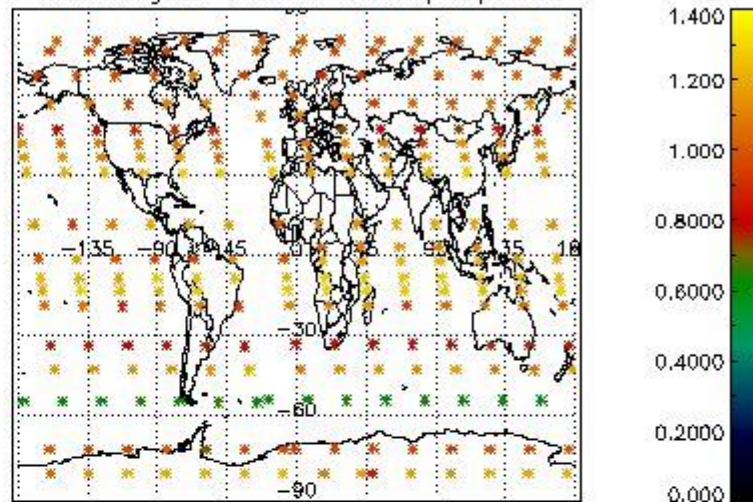
4.2 Plot quality information per product coming from level 1b processing (world map)

4.2.1 Plot level 1 quality information per product (world map): ENVISAT ASCENDING passes

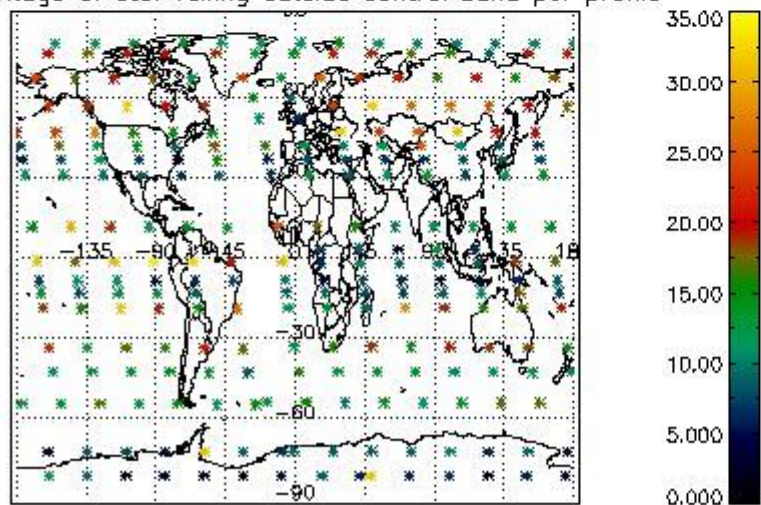
Percentage of cosmic ray hits per profile



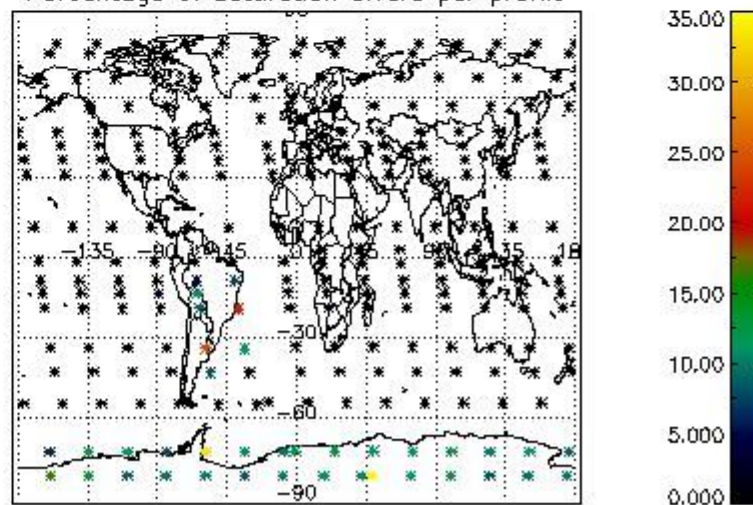
Percentage of datation errors per profile



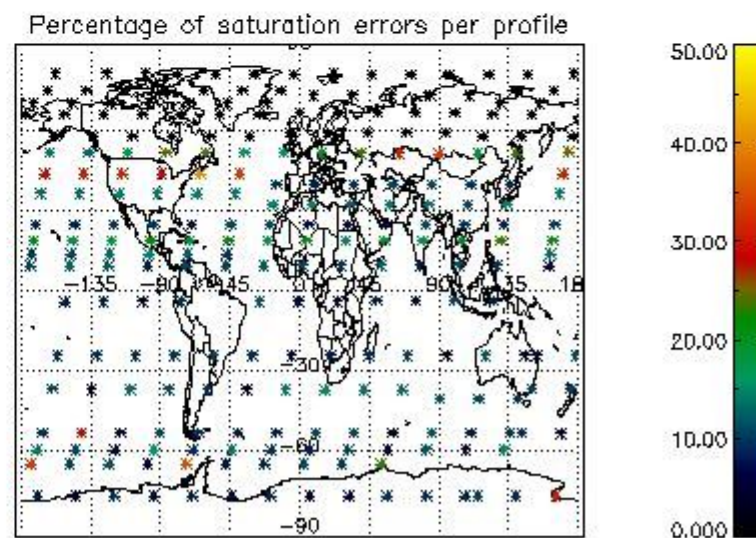
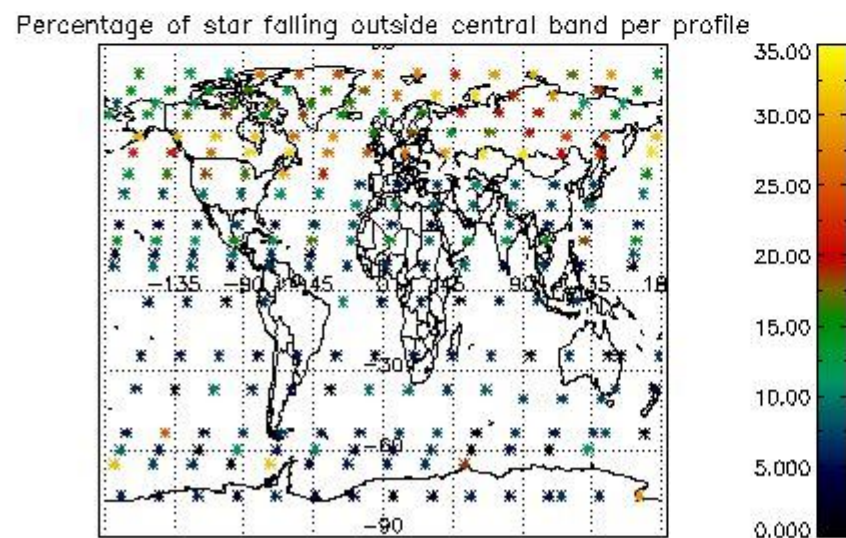
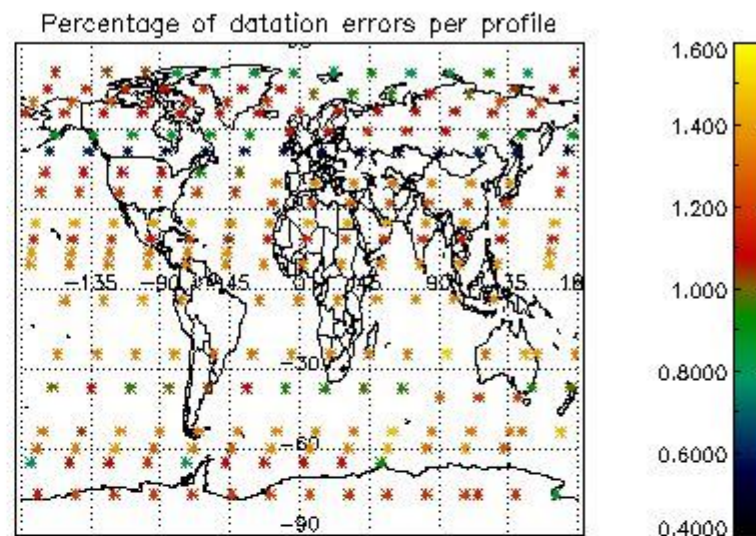
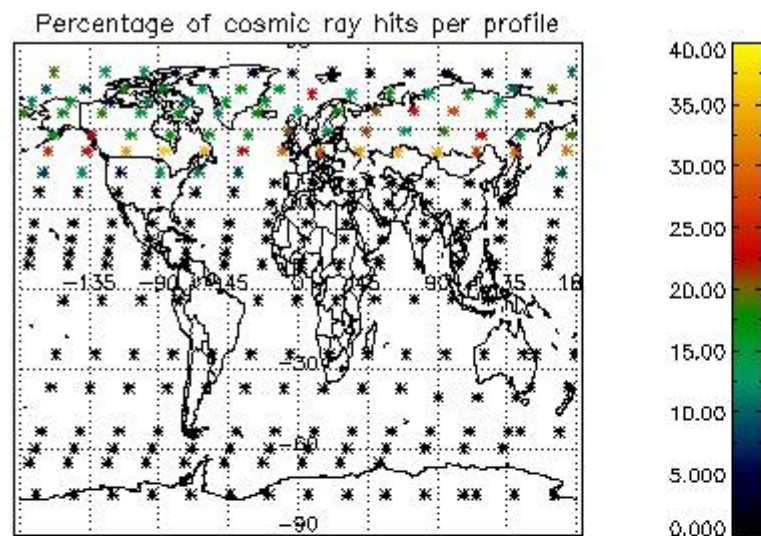
Percentage of star falling outside central band per profile



Percentage of saturation errors per profile



4.2.2 Plot level 1 quality information per product (world map): ENVISAT DESCENDING passes



5. Trace gas profiles

5.1 Ozone statistics based on quality of products

The final quality of the products can be "measured" using the STD (Standard Deviation) attached to every point profile. This information is written to the parameter GOM_NL__2P/NL_LOCAL_SPECIES_DENSITY/o3_std of the level 2 products. The table below shows the statistics for given STD ranges.

The statistics are given with respect to the overall valid production:

- Products without fatal errors: GOM_NL__2P/MPH/PRODUCT_ERR=0
- Valid point profile: GOM_NL__2P/NL_LOCAL_SPECIES_DENSITY/pcd(0)=0

The 'Criteria' is applied to valid points of dark limb products:

- Products in dark limb illumination condition: GOM_NL__2P/NL_SUMMARY_QUALITY/obs_ill_cond=0
- Products without fatal errors: GOM_NL__2P/MPH/PRODUCT_ERR=0
- Valid point profile: GOM_NL__2P/NL_LOCAL_SPECIES_DENSITY/pcd(0)=0

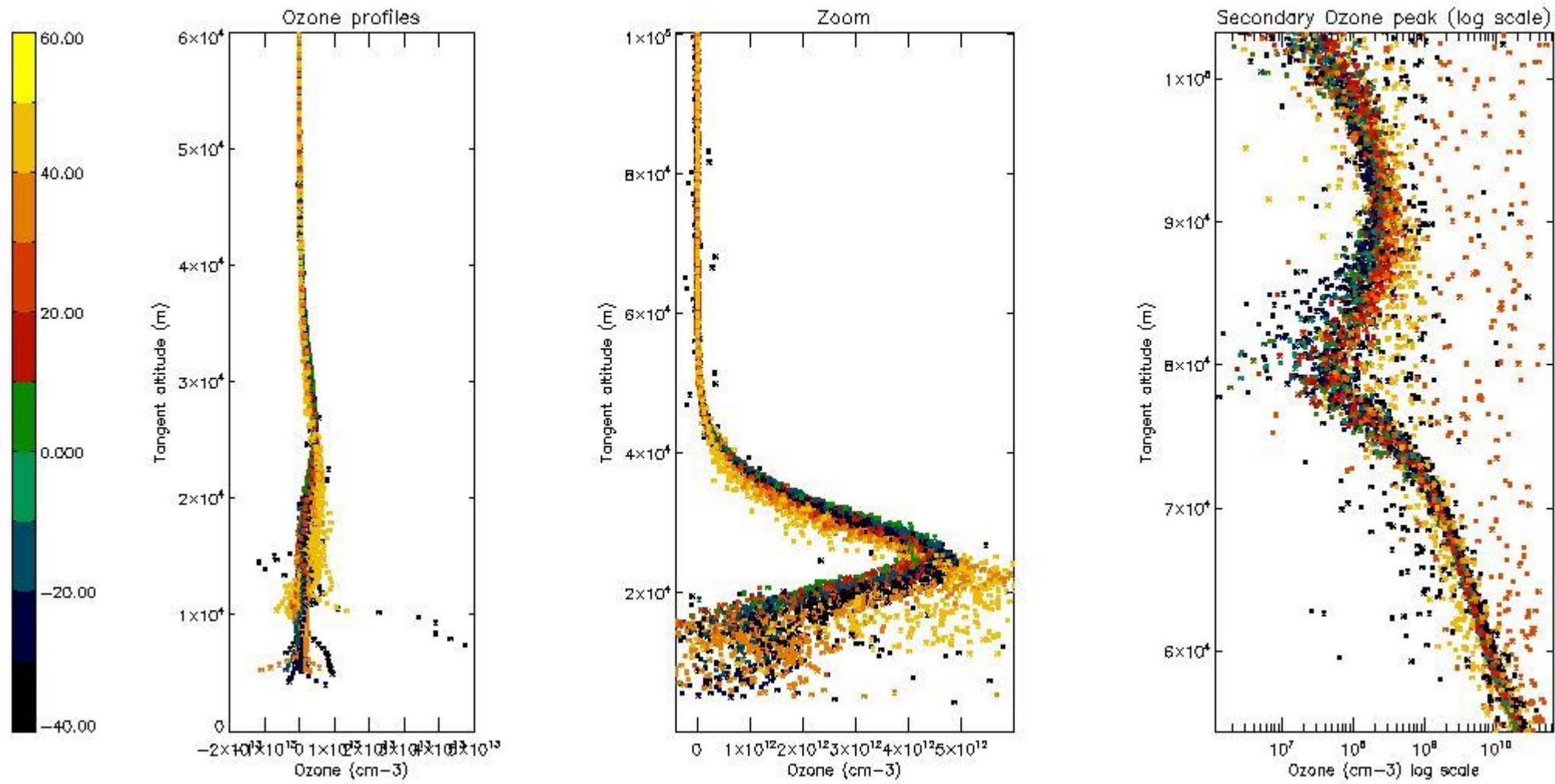
So, the table below shows the percentage of dark limb and valid observations for each criteria with respect to the overall valid daily observations.

Criteria	% of total production
All STD	31
STD < 20	17

STD < 10	14
STD < 5	11

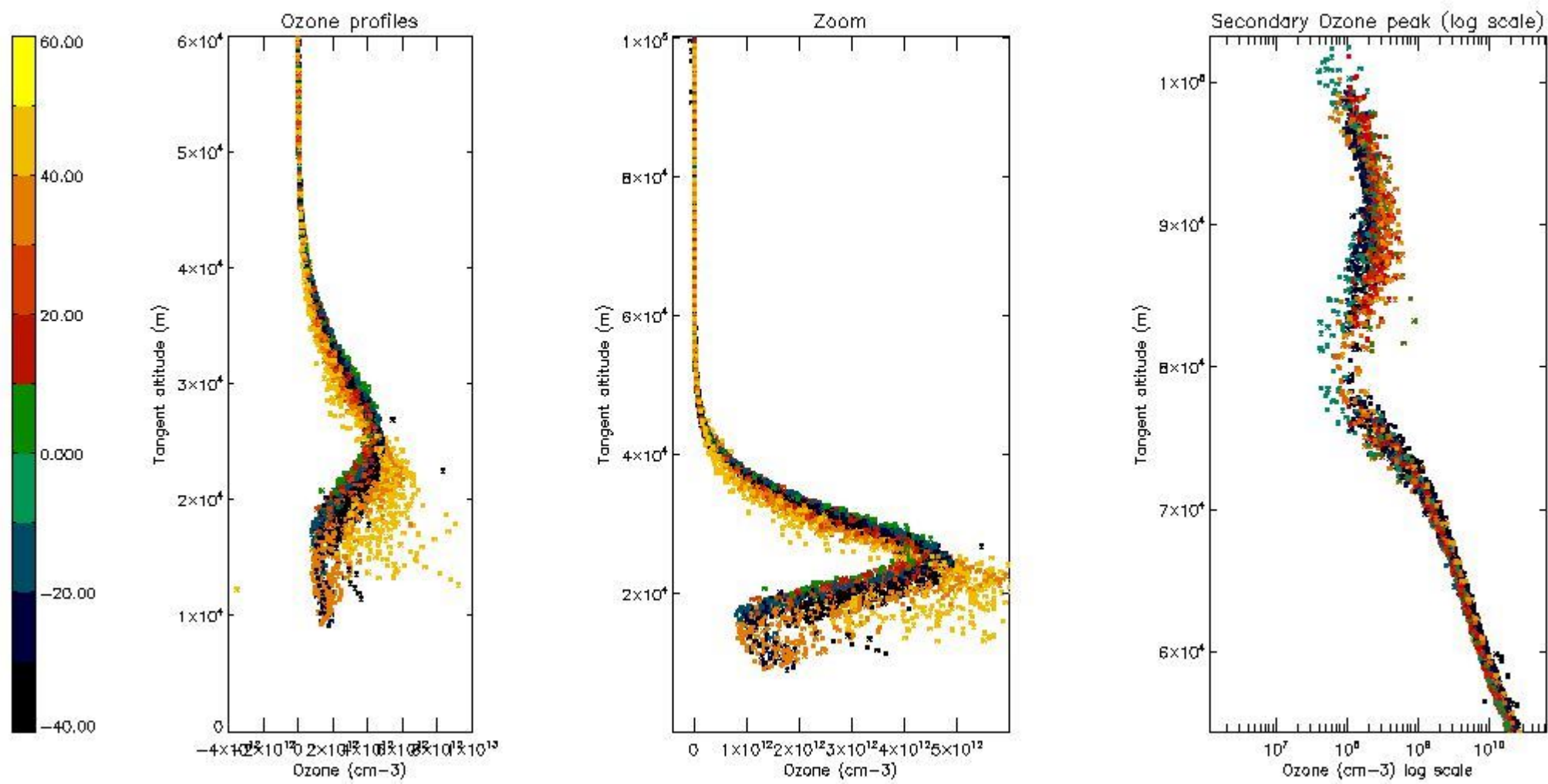
5.2 Plot ozone profiles for all STD (dark without errors)

The colorbar represents the latitude.



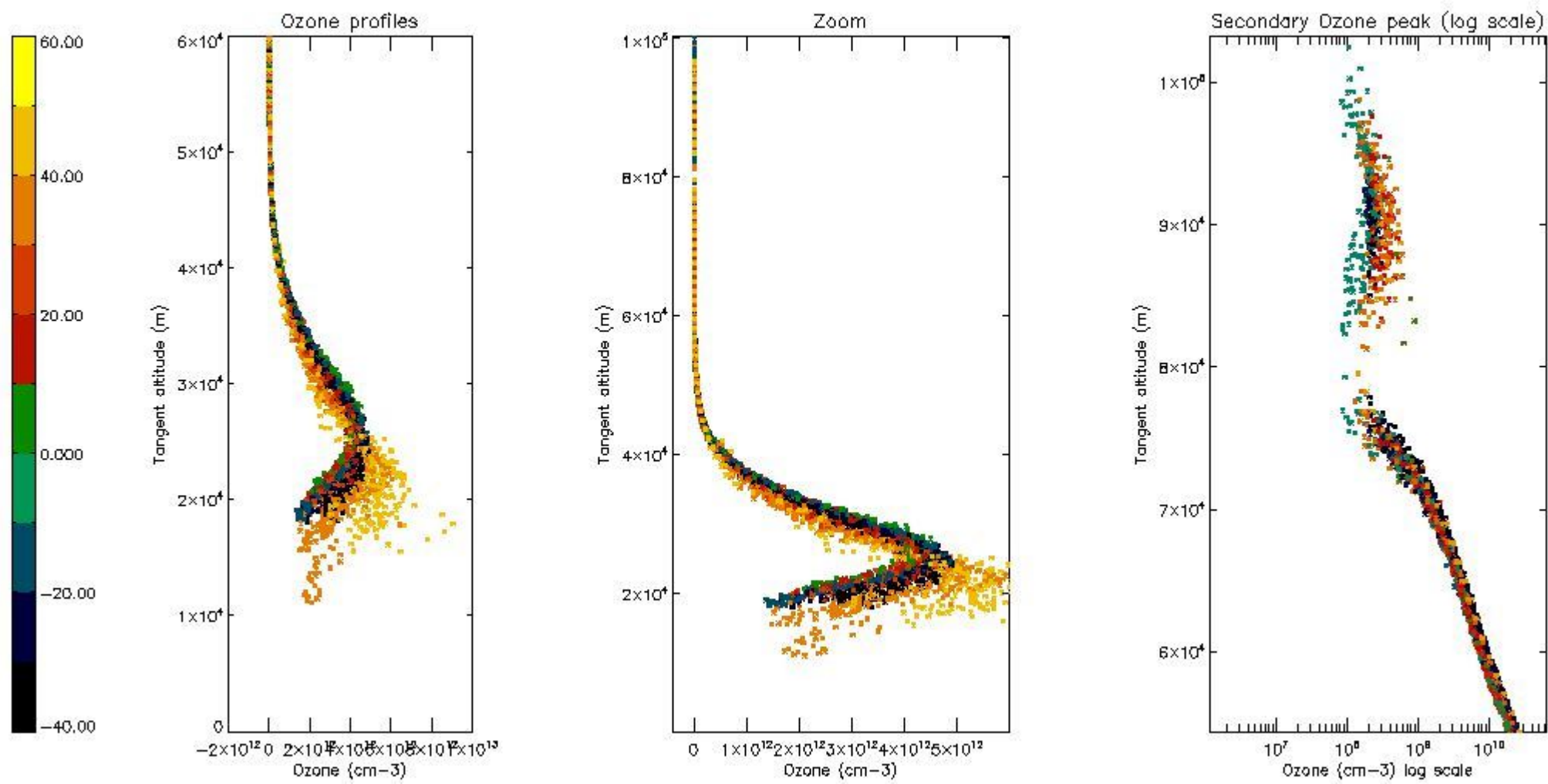
5.3 Plot ozone profiles where STD < 20% (dark without errors)

The colorbar represents the latitude.



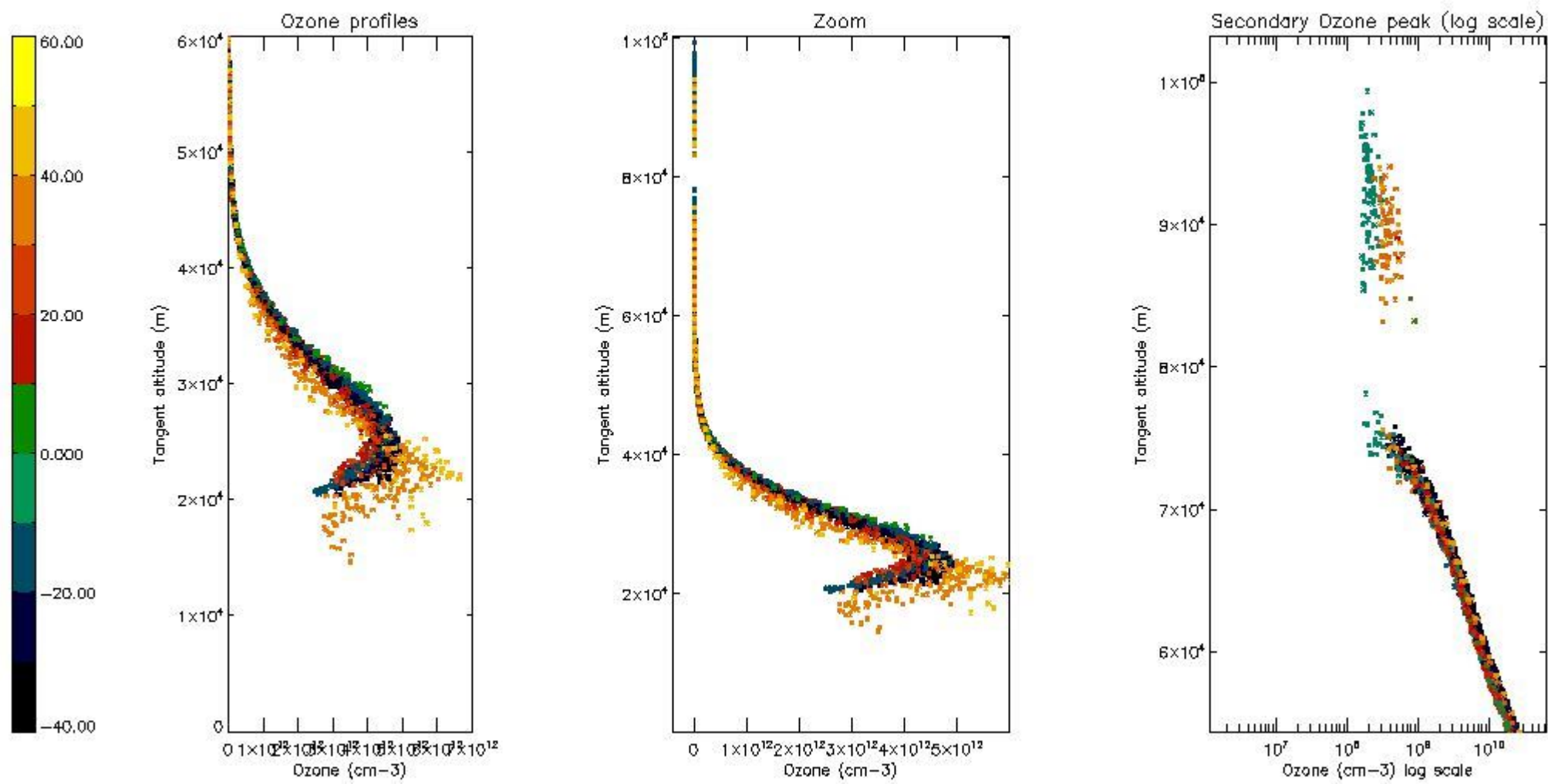
5.4 Plot ozone profiles where STD < 10% (dark without errors)

The colorbar represents the latitude.



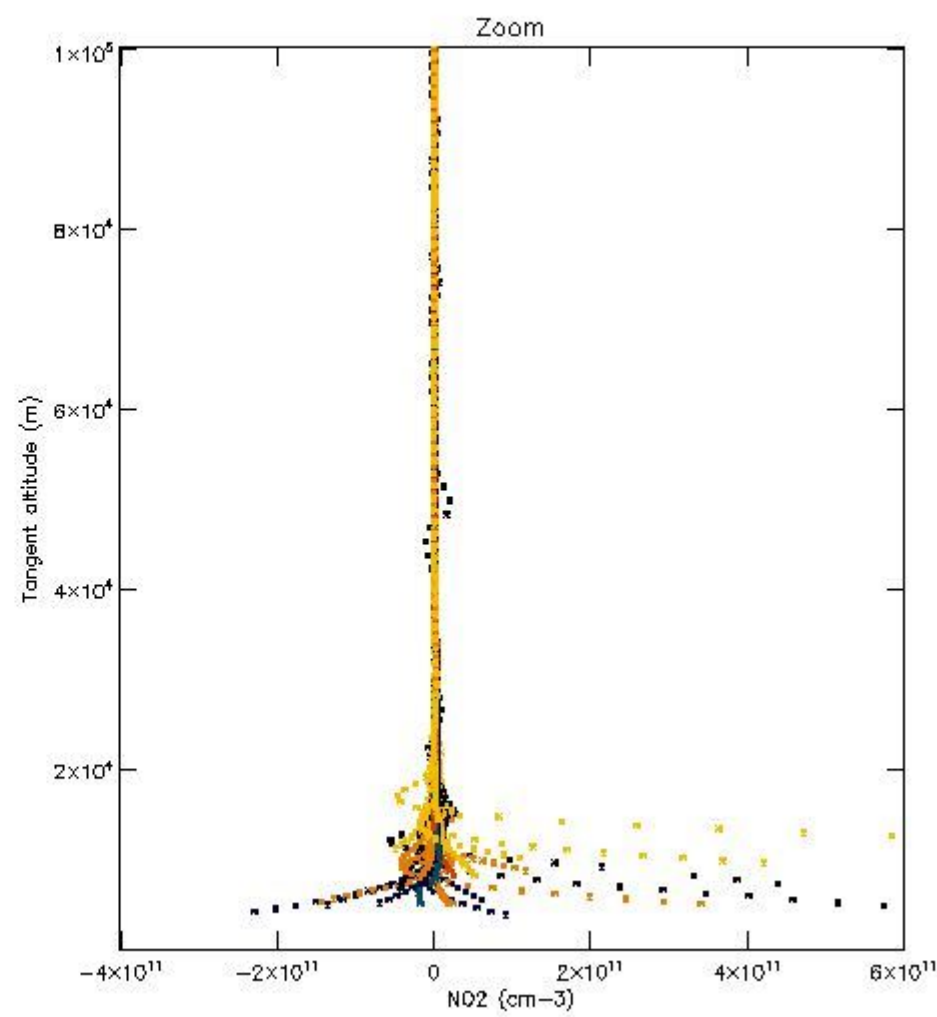
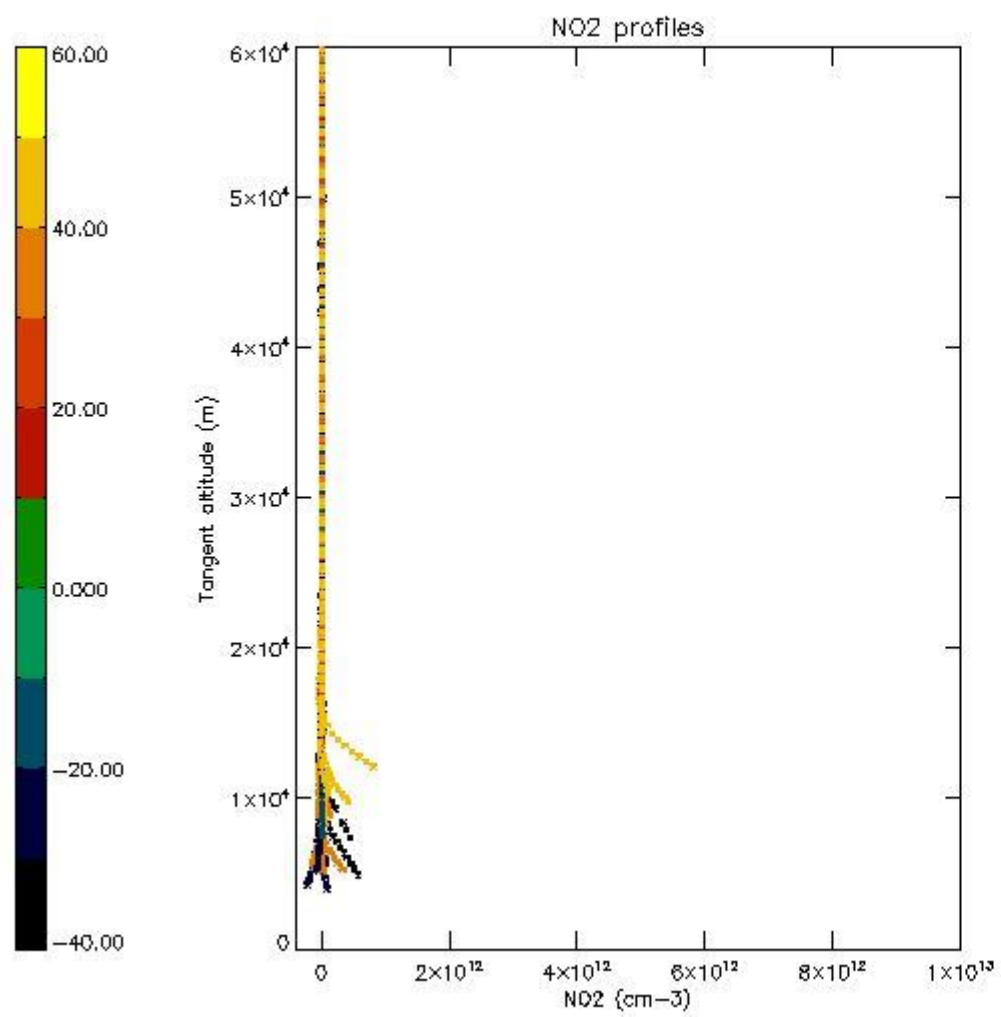
5.5 Plot ozone profiles where STD < 5% (dark without errors)

The colorbar represents the latitude.



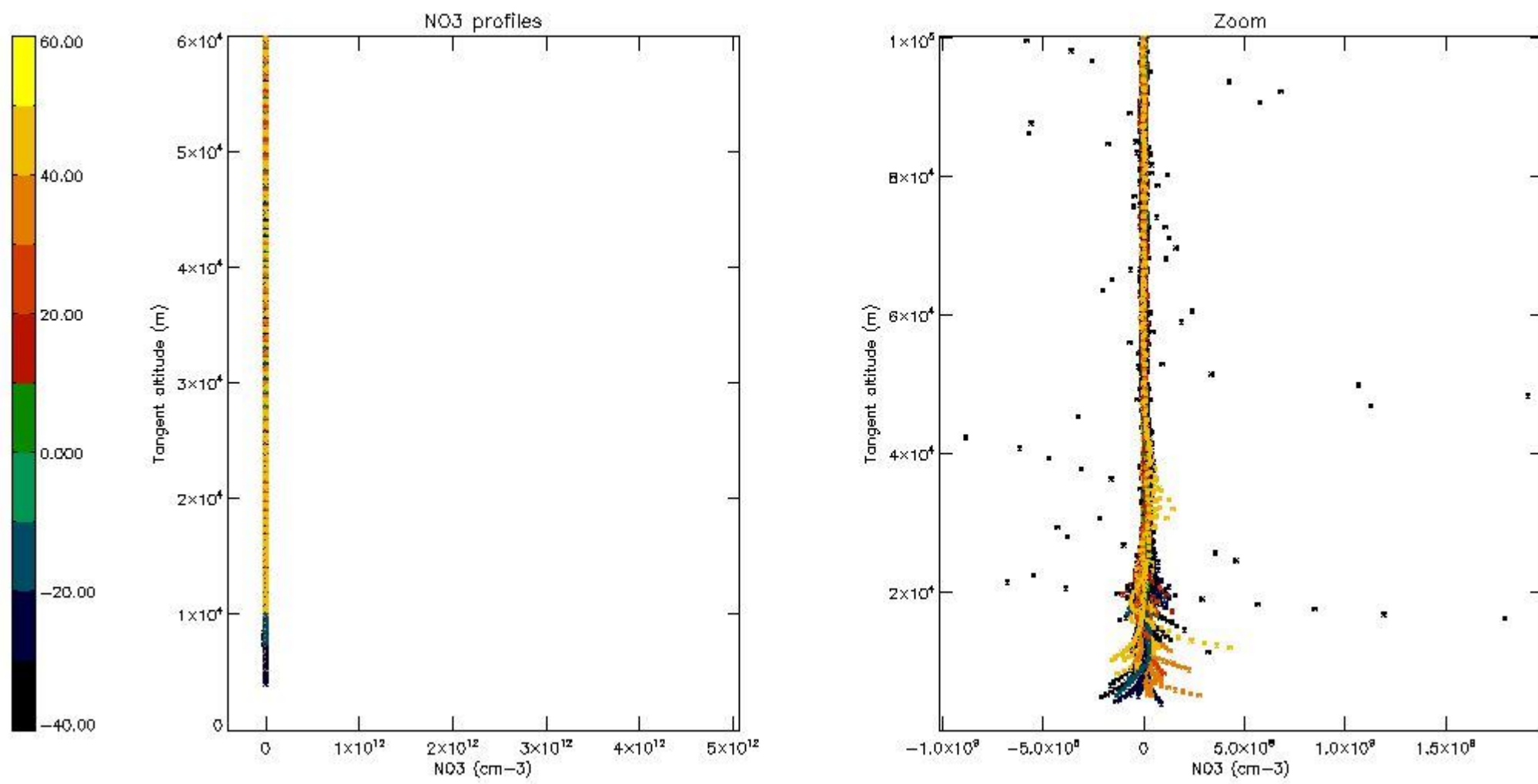
5.6 Plot NO₂ profiles for all STD (dark without errors)

The colorbar represents the latitude.



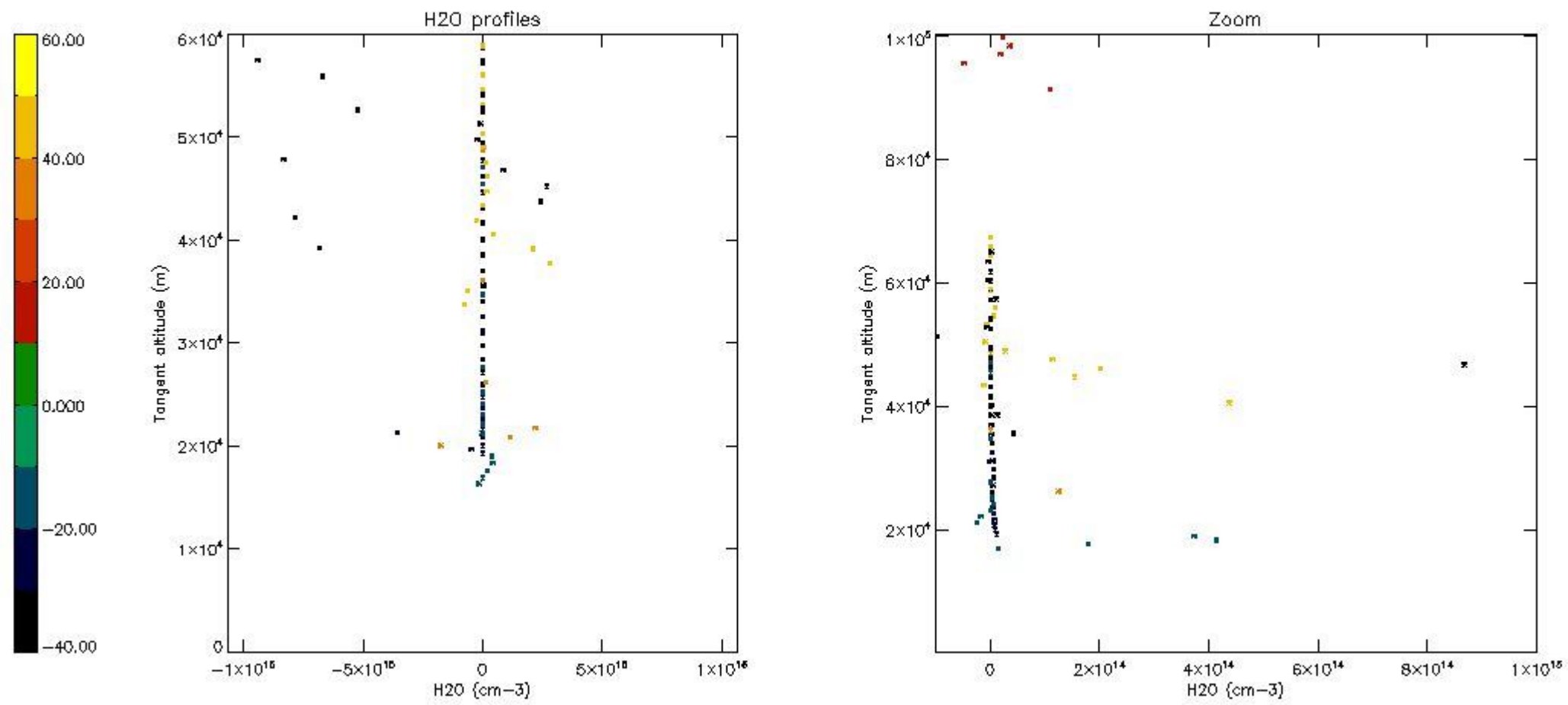
5.7 Plot NO3 profiles for all STD (dark without errors)

The colorbar represents the latitude.



5.8 Plot H2O profiles for all STD (only for occultations of stars 1,2,3,4,13,14,16,26,63 dark without errors)

The colorbar represents the latitude.



6. Auxiliary Data Files used for the production reported in section 2

The number reported in the third column indicates since which file (see list in section 2) the corresponding auxiliary file has been used. The fourth column is the date of those product files.

Type	Auxiliary Filename	Used since product	Used since product date
INST_PHYS_CHARACTERISTICS	GOM_INS_AXNIEC20050627_150440_20020301_000000_20100101_000000	1	27-DEC-2002 00:02:38
LEVEL-2_PROC_CONFIG	GOM_PR2_AXVIEC20091111_152718_20020301_000000_20500101_000000	1	27-DEC-2002 00:02:38
CROSS_SECTIONS_FILE	GOM_CRS_AXVIEC20091111_154832_20020301_000000_20500101_000000	1	27-DEC-2002 00:02:38

GOMOS Level 2 Daily Report

SUMMARY

[1. General Info](#)

[2. Summary of processed GOM_NL_2P products](#)

[3. Level 2 Quality information per product](#)

[3.1 Plot of level 2 quality information per product \(time dependant\)](#)

[3.2 Plot of level 2 quality information per product \(world map\)](#)

[4. Level 1 Quality information per product \(stored on level 2 products\)](#)

[4.1 Plot of level 1 quality information per product \(time dependant\)](#)

[4.1.1 Plot of level 1 quality information per product \(time dependant\): ASCENDING](#)

[4.1.2 Plot of level 1 quality information per product \(time dependant\): DESCENDING](#)

[4.2 Plot of level 1 quality information per product \(world map\)](#)

[4.2.1 Plot of level 1 quality information per product \(world map\): ASCENDING](#)

[4.2.2 Plot of level 1 quality information per product \(world map\): DESCENDING](#)

[5. Ozone profiles based on quality statistics and other trace gas profiles](#)

[5.1 Ozone statistics based on quality of products](#)

[5.2 Plot ozone profiles for all STD \(dark without errors\)](#)

[5.3 Plot ozone profiles where STD < 20% \(dark without errors\)](#)

[5.4. Plot ozone profiles where STD < 10% \(dark without errors\)](#)

[5.5. Plot ozone profiles where STD < 5% \(dark without errors\)](#)

[5.6 Plot NO2 profiles for all STD \(dark without errors\)](#)

[5.7 Plot NO3 profiles for all STD \(dark without errors\)](#)

[5.8 Plot H2O profiles \(only for occultations of stars 1,2,3,4,13,14,16,26,63 dark without errors\) for all STD](#)

[6. Auxiliary Data Files used for the production reported in section 2](#)

This report presents the daily analysis on parameters extracted from GOMOS level 2 data (GOM_NL__2P). It is intended to monitor some important parameters that will impact the quality of these products. A list of level 2 products (and content) that have arrived during the reporting day to the PCF is also given.

Item	Value
Time of report generation	17APR2013 21:55:33
Data source version	GOMOS/6.01
Start time of products	27-12-2002 (27DEC2002 00:00:00)
Stop time of products	28-12-2002 (28DEC2002 00:00:00)
Store outputs in DB	Yes
Nb of level 2 prods	509
Nb of prods with errors	0

2. Summary of processed GOM_NL__2P products.

Nr	Filename	UTC Start time	Limb	Duration	Star Id	Star Name	Star Mag	Star Temp	Nb Meas	Orbit	Prod. error
1	GOM_NL__2PRFIN20021227_000238_000000362012_00245_04307_0635.N1	27-DEC-2002 00:02:38	Bright	35.500	49	1Alp UMi	1.9900	6300.0	71	4307	No
2	GOM_NL__2PRFIN20021227_000710_000000422012_00245_04307_0636.N1	27-DEC-2002 00:07:10	Bright	42.000	60	7Bet UMi	2.0810	3950.0	84	4307	No
3	GOM_NL__2PRFIN20021227_001052_000000382012_00245_04307_0637.N1	27-DEC-2002 00:10:52	Bright	38.000	119	14Eta Dra	2.7270	4700.0	76	4307	No
4	GOM_NL__2PRFIN20021227_001241_000000402012_00245_04307_0638.N1	27-DEC-2002 00:12:41	Bright	39.500	69	33Gam Dra	2.2310	3800.0	79	4307	No
5	GOM_NL__2PRFIN20021227_001805_000000422012_00245_04307_0639.N1	27-DEC-2002 00:18:05	Bright	42.000	180	27Gam Boo	3.0400	8000.0	84	4307	No
6	GOM_NL__2PRFIN20021227_002134_000000432012_00245_04307_0640.N1	27-DEC-2002 00:21:34	Bright	43.000	83		2.3780	11000.	86	4307	No
7	GOM_NL__2PRFIN20021227_002522_000000522012_00245_04307_0641.N1	27-DEC-2002 00:25:22	Bright	51.500	111	8Eta Boo	2.6800	6000.0	103	4307	No
8	GOM_NL__2PRFIN20021227_003043_000000802012_00245_04307_0642.N1	27-DEC-2002 00:30:43	Twilight	80.000	138	47Eps Vir	2.8280	4700.0	160	4307	No
9	GOM_NL__2PRFIN20021227_003409_000000422012_00245_04307_0643.N1	27-DEC-2002 00:34:09	Bright	41.500	122	9Alp2Lib	2.7470	9700.0	83	4307	No
10	GOM_NL__2PRFIN20021227_003639_000000652012_00245_04307_0644.N1	27-DEC-2002 00:36:39	Straylight	64.500	15	67Alp Vir	0.97600	28000.	129	4307	No
11	GOM_NL__2PRFIN20021227_004052_000000542012_00245_04307_0645.N1	27-DEC-2002 00:40:52	Dark	53.500	54	5The Cen	2.0550	4500.0	107	4307	No
12	GOM_NL__2PRFIN20021227_004345_000000412012_00245_04307_0646.N1	27-DEC-2002 00:43:45	Dark	40.500	95	Zet Cen	2.5450	26000.	81	4307	No
13	GOM_NL__2PRFIN20021227_004550_000000442012_00245_04307_0647.N1	27-DEC-2002 00:45:50	Dark	43.500	4	Alp1Cen	-0.010000	5800.0	87	4307	No
14	GOM_NL__2PRFIN20021227_004924_000000442012_00246_04308_0614.N1	27-DEC-2002 00:49:24	Dark	43.500	12	Alp1Cru	0.77500	30000.	87	4308	No
15	GOM_NL__2PRFIN20021227_005452_000000402012_00246_04308_0615.N1	27-DEC-2002 00:54:52	Dark	40.000	29	Bet Car	1.6720	10200.	80	4308	No
16	GOM_NL__2PRFIN20021227_005627_000000492012_00246_04308_0616.N1	27-DEC-2002 00:56:27	Dark	48.500	91	Kap Vel	2.4900	26000.	97	4308	No
17	GOM_NL__2PRFIN20021227_005754_000000502012_00246_04308_0617.N1	27-DEC-2002 00:57:54	Dark	50.000	46	Del Vel	1.9540	10600.	100	4308	No
18	GOM_NL__2PRFIN20021227_005918_000000562012_00246_04308_0618.N1	27-DEC-2002 00:59:18	Dark	56.000	65	Lam Vel	2.2040	4400.0	112	4308	No
19	GOM_NL__2PRFIN20021227_010210_000000452012_00246_04308_0619.N1	27-DEC-2002 01:02:10	Dark	45.000	2	Alp Car	-0.73600	7000.0	90	4308	No
20	GOM_NL__2PRFIN20021227_010516_000000462012_00246_04308_0620.N1	27-DEC-2002 01:05:16	Dark	46.000	117	Pi Pup	2.7060	3800.0	92	4308	No
21	GOM_NL__2PRFIN20021227_010811_000000532012_00246_04308_0621.N1	27-DEC-2002 01:08:11	Straylight	52.500	23	21Eps CMa	1.5020	26000.	105	4308	No
22	GOM_NL__2PRFIN20021227_010947_000000522012_00246_04308_0622.N1	27-DEC-2002 01:09:47	Straylight	51.500	179	24Omi2CMa	3.0320	24000.	103	4308	No
23	GOM_NL__2PRFIN20021227_011211_000000482012_00246_04308_0623.N1	27-DEC-2002 01:12:11	Straylight	47.500	47	2Bet CMa	1.9760	28000.	95	4308	No
24	GOM_NL__2PRFIN20021227_011457_000000462012_00246_04308_0624.N1	27-DEC-2002 01:14:57	Straylight	45.500	56	53Kap Ori	2.0650	30000.	91	4308	No
25	GOM_NL__2PRFIN20021227_011629_000000412012_00246_04308_0625.N1	27-DEC-2002 01:16:29	Straylight	40.500	128	67Bet Eri	2.7840	9700.0	81	4308	No
26	GOM_NL__2PRFIN20021227_011747_000000442012_00246_04308_0626.N1	27-DEC-2002 01:17:47	Straylight	44.000	72	34Del Ori	2.2500	30000.	88	4308	No
27	GOM_NL__2PRFIN20021227_012012_000000542012_00246_04308_0627.N1	27-DEC-2002 01:20:12	Twilight	53.500	14	58Alp Ori	0.87000	3000.0	107	4308	No
28	GOM_NL__2PRFIN20021227_012203_000000852012_00246_04308_0628.N1	27-DEC-2002 01:22:03	Bright	85.000	8	10Alp CMi	0.40000	6500.0	170	4308	No
29	GOM_NL__2PRFIN20021227_012518_000000362012_00246_04308_0629.N1	27-DEC-2002 01:25:18	Bright	36.000	146	25Eta Tau	2.8730	15200.	72	4308	No
30	GOM_NL__2PRFIN20021227_012724_000000412012_00246_04308_0630.N1	27-DEC-2002 01:27:24	Bright	41.000	114	31ot Aur	2.6930	4600.0	82	4308	No
31	GOM_NL__2PRFIN20021227_012931_000000362012_00246_04308_0631.N1	27-DEC-2002 01:29:31	Bright	36.000	149	45Eps Per	2.8880	30000.	72	4308	No
32	GOM_NL__2PRFIN20021227_013113_000000472012_00246_04308_0632.N1	27-DEC-2002 01:31:13	Bright	46.500	6	13Alp Aur	0.080000	3400.0	93	4308	No
33	GOM_NL__2PRFIN20021227_013348_000000372012_00246_04308_0633.N1	27-DEC-2002 01:33:48	Bright	36.500	160	23Gam Per	2.9300	4700.0	73	4308	No
34	GOM_NL__2PRFIN20021227_013731_000000372012_00246_04308_0634.N1	27-DEC-2002 01:37:31	Bright	37.000	110	37Del Cas	2.6780	8900.0	74	4308	No
35	GOM_NL__2PRFIN20021227_014313_000000392012_00246_04308_0635.N1	27-DEC-2002 01:43:13	Bright	39.000	49	1Alp UMi	1.9900	6300.0	78	4308	No
36	GOM_NL__2PRFIN20021227_014746_000000422012_00246_04308_0636.N1	27-DEC-2002 01:47:46	Bright	42.000	60	7Bet UMi	2.0810	3950.0	84	4308	No
37	GOM_NL__2PRFIN20021227_015128_000000382012_00246_04308_0637.N1	27-DEC-2002 01:51:28	Bright	38.000	119	14Eta Dra	2.7270	4700.0	76	4308	No
38	GOM_NL__2PRFIN20021227_015317_000000362012_00246_04308_0638.N1	27-DEC-2002 01:53:17	Bright	36.000	69	33Gam Dra	2.2310	3800.0	72	4308	No
39	GOM_NL__2PRFIN20021227_015840_000000432012_00246_04308_0639.N1	27-DEC-2002 01:58:40	Bright	43.000	180	27Gam Boo	3.0400	8000.0	86	4308	No
40	GOM_NL__2PRFIN20021227_020208_000000462012_00246_04308_0640.N1	27-DEC-2002 02:02:08	Bright	46.000	83		2.3780	11000.	92	4308	No
41	GOM_NL__2PRFIN20021227_020559_000000522012_00246_04308_0641.N1	27-DEC-2002 02:05:59	Bright	52.000	111	8Eta Boo	2.6800	6000.0	104	4308	No
42	GOM_NL__2PRFIN20021227_021119_000000772012_00246_04308_0642.N1	27-DEC-2002 02:11:19	Twilight	77.000	138	47Eps Vir	2.8280	4700.0	154	4308	No

43	GOM_NL__2PRFIN20021227_021445_000000442012_00246_04308_0643.N1	27-DEC-2002 02:14:45	Bright	44.000	122	9Alp2Lib	2.7470	9700.0	88	4308	No
44	GOM_NL__2PRFIN20021227_021718_000000662012_00246_04308_0644.N1	27-DEC-2002 02:17:18	Straylight	66.000	15	67Alp Vir	0.97600	28000.	132	4308	No
45	GOM_NL__2PRFIN20021227_022129_000000462012_00246_04308_0645.N1	27-DEC-2002 02:21:29	Dark	46.000	54	5The Cen	2.0550	4500.0	92	4308	No
46	GOM_NL__2PRFIN20021227_022305_000000402012_00246_04308_0646.N1	27-DEC-2002 02:23:05	Dark	39.500	78	Alp Lup	2.3040	28000.	79	4308	No
47	GOM_NL__2PRFIN20021227_022421_000000402012_00246_04308_0647.N1	27-DEC-2002 02:24:21	Dark	40.000	95	Zet Cen	2.5450	26000.	80	4308	No
48	GOM_NL__2PRFIN20021227_022626_000000522012_00246_04308_0648.N1	27-DEC-2002 02:26:26	Dark	52.000	4	Alp1Cen	-0.010000	5800.0	104	4308	No
49	GOM_NL__2PRFIN20021227_023001_000000432012_00247_04309_0227.N1	27-DEC-2002 02:30:01	Dark	43.000	12	Alp1Cru	0.77500	30000.	86	4309	No
50	GOM_NL__2PRFIN20021227_023527_000000402012_00247_04309_0228.N1	27-DEC-2002 02:35:27	Dark	39.500	29	Bet Car	1.6720	10200.	79	4309	No
51	GOM_NL__2PRFIN20021227_023703_000000432012_00247_04309_0229.N1	27-DEC-2002 02:37:03	Dark	42.500	91	Kap Vel	2.4900	26000.	85	4309	No
52	GOM_NL__2PRFIN20021227_023828_000000472012_00247_04309_0230.N1	27-DEC-2002 02:38:28	Dark	46.500	46	Del Vel	1.9540	10600.	93	4309	No
53	GOM_NL__2PRFIN20021227_023955_000000572012_00247_04309_0231.N1	27-DEC-2002 02:39:55	Dark	56.500	65	Lam Vel	2.2040	4400.0	113	4309	No
54	GOM_NL__2PRFIN20021227_024246_000000462012_00247_04309_0232.N1	27-DEC-2002 02:42:46	Dark	45.500	2	Alp Car	-0.73600	7000.0	91	4309	No
55	GOM_NL__2PRFIN20021227_024551_000000512012_00247_04309_0233.N1	27-DEC-2002 02:45:51	Dark	50.500	117	Pi Pup	2.7060	3800.0	101	4309	No
56	GOM_NL__2PRFIN20021227_024846_000000542012_00247_04309_0234.N1	27-DEC-2002 02:48:46	Straylight	54.000	23	21Eps CMa	1.5020	26000.	108	4309	No
57	GOM_NL__2PRFIN20021227_025021_000000532012_00247_04309_0235.N1	27-DEC-2002 02:50:21	Straylight	52.500	179	24Omi2CMa	3.0320	24000.	105	4309	No
58	GOM_NL__2PRFIN20021227_025247_000000482012_00247_04309_0236.N1	27-DEC-2002 02:52:47	Straylight	47.500	47	2Bet CMa	1.9760	28000.	95	4309	No
59	GOM_NL__2PRFIN20021227_025532_000000482012_00247_04309_0237.N1	27-DEC-2002 02:55:32	Straylight	48.000	56	53Kap Ori	2.0650	30000.	96	4309	No
60	GOM_NL__2PRFIN20021227_025705_000000412012_00247_04309_0238.N1	27-DEC-2002 02:57:05	Straylight	41.000	128	67Bet Eri	2.7840	9700.0	82	4309	No
61	GOM_NL__2PRFIN20021227_025823_000000452012_00247_04309_0239.N1	27-DEC-2002 02:58:23	Straylight	45.000	72	34Del Ori	2.2500	30000.	90	4309	No
62	GOM_NL__2PRFIN20021227_030047_000000532012_00247_04309_0240.N1	27-DEC-2002 03:00:47	Tw_i_and_stray	52.500	14	58Alp Ori	0.87000	3000.0	105	4309	No
63	GOM_NL__2PRFIN20021227_030238_000000822012_00247_04309_0241.N1	27-DEC-2002 03:02:38	Bright	82.000	8	10Alp CMi	0.40000	6500.0	164	4309	No
64	GOM_NL__2PRFIN20021227_030554_000000372012_00247_04309_0242.N1	27-DEC-2002 03:05:54	Bright	37.000	146	25Eta Tau	2.8730	15200.	74	4309	No
65	GOM_NL__2PRFIN20021227_030758_000000422012_00247_04309_0243.N1	27-DEC-2002 03:07:58	Bright	41.500	114	3lot Aur	2.6930	4600.0	83	4309	No
66	GOM_NL__2PRFIN20021227_031007_000000372012_00247_04309_0244.N1	27-DEC-2002 03:10:07	Bright	36.500	149	45Eps Per	2.8880	30000.	73	4309	No
67	GOM_NL__2PRFIN20021227_031148_000000452012_00247_04309_0245.N1	27-DEC-2002 03:11:48	Bright	44.500	6	13Alp Aur	0.080000	3400.0	89	4309	No
68	GOM_NL__2PRFIN20021227_031424_000000372012_00247_04309_0246.N1	27-DEC-2002 03:14:24	Bright	36.500	160	23Gam Per	2.9300	4700.0	73	4309	No
69	GOM_NL__2PRFIN20021227_031807_000000382012_00247_04309_0247.N1	27-DEC-2002 03:18:07	Bright	37.500	110	37Del Cas	2.6780	8900.0	75	4309	No
70	GOM_NL__2PRFIN20021227_032351_000000342012_00247_04309_0248.N1	27-DEC-2002 03:23:51	Bright	33.500	49	1Alp UMi	1.9900	6300.0	67	4309	No
71	GOM_NL__2PRFIN20021227_032825_000000402012_00247_04309_0249.N1	27-DEC-2002 03:28:25	Bright	39.500	60	7Bet UMi	2.0810	3950.0	79	4309	No
72	GOM_NL__2PRFIN20021227_033205_000000382012_00247_04309_0250.N1	27-DEC-2002 03:32:05	Bright	38.000	119	14Eta Dra	2.7270	4700.0	76	4309	No
73	GOM_NL__2PRFIN20021227_033353_000000382012_00247_04309_0251.N1	27-DEC-2002 03:33:53	Bright	38.000	69	33Gam Dra	2.2310	3800.0	76	4309	No
74	GOM_NL__2PRFIN20021227_033917_000000432012_00247_04309_0252.N1	27-DEC-2002 03:39:17	Bright	42.500	180	27Gam Boo	3.0400	8000.0	85	4309	No
75	GOM_NL__2PRFIN20021227_034247_000000412012_00247_04309_0253.N1	27-DEC-2002 03:42:47	Bright	41.000	83		2.3780	11000.	82	4309	No
76	GOM_NL__2PRFIN20021227_034635_000000702012_00247_04309_0254.N1	27-DEC-2002 03:46:35	Bright	70.000	111	8Eta Boo	2.6800	6000.0	140	4309	No
77	GOM_NL__2PRFIN20021227_035156_000000802012_00247_04309_0255.N1	27-DEC-2002 03:51:56	Tw_i_and_stray	80.000	138	47Eps Vir	2.8280	4700.0	160	4309	No
78	GOM_NL__2PRFIN20021227_035522_000000442012_00247_04309_0256.N1	27-DEC-2002 03:55:22	Bright	44.000	122	9Alp2Lib	2.7470	9700.0	88	4309	No
79	GOM_NL__2PRFIN20021227_035755_000000622012_00247_04309_0257.N1	27-DEC-2002 03:57:55	Straylight	61.500	15	67Alp Vir	0.97600	28000.	123	4309	No
80	GOM_NL__2PRFIN20021227_040206_000000482012_00247_04309_0258.N1	27-DEC-2002 04:02:06	Dark	47.500	54	5The Cen	2.0550	4500.0	95	4309	No
81	GOM_NL__2PRFIN20021227_040341_000000422012_00247_04309_0259.N1	27-DEC-2002 04:03:41	Dark	41.500	78	Alp Lup	2.3040	28000.	83	4309	No
82	GOM_NL__2PRFIN20021227_040458_000000402012_00247_04309_0260.N1	27-DEC-2002 04:04:58	Dark	39.500	95	Zet Cen	2.5450	26000.	79	4309	No
83	GOM_NL__2PRFIN20021227_040702_000000522012_00247_04309_0261.N1	27-DEC-2002 04:07:02	Dark	52.000	4	Alp1Cen	-0.010000	5800.0	104	4309	No
84	GOM_NL__2PRFIN20021227_041037_000000422012_00248_04310_0227.N1	27-DEC-2002 04:10:37	Dark	42.000	12	Alp1Cru	0.77500	30000.	84	4310	No
85	GOM_NL__2PRFIN20021227_041604_000000412012_00248_04310_0228.N1	27-DEC-2002 04:16:04	Dark	40.500	29	Bet Car	1.6720	10200.	81	4310	No
86	GOM_NL__2PRFIN20021227_041740_000000442012_00248_04310_0229.N1	27-DEC-2002 04:17:40	Dark	43.500	91	Kap Vel	2.4900	26000.	87	4310	No
87	GOM_NL__2PRFIN20021227_041908_000000462012_00248_04310_0230.N1	27-DEC-2002 04:19:08	Dark	46.000	46	Del Vel	1.9540	10600.	92	4310	No
88	GOM_NL__2PRFIN20021227_042032_000000572012_00248_04310_0231.N1	27-DEC-2002 04:20:32	Dark	56.500	65	Lam Vel	2.2040	4400.0	113	4310	No
89	GOM_NL__2PRFIN20021227_042323_000000532012_00248_04310_0232.N1	27-DEC-2002 04:23:23	Dark	53.000	2	Alp Car	-0.73600	7000.0	106	4310	No
90	GOM_NL__2PRFIN20021227_042628_000000522012_00248_04310_0233.N1	27-DEC-2002 04:26:28	Dark	51.500	117	Pi Pup	2.7060	3800.0	103	4310	No
91	GOM_NL__2PRFIN20021227_042923_000000522012_00248_04310_0234.N1	27-DEC-2002 04:29:23	Straylight	52.000	23	21Eps CMa	1.5020	26000.	104	4310	No
92	GOM_NL__2PRFIN20021227_043100_000000492012_00248_04310_0235.N1	27-DEC-2002 04:31:00	Straylight	49.000	179	24Omi2CMa	3.0320	24000.	98	4310	No
93	GOM_NL__2PRFIN20021227_043336_000000622012_00248_04310_0236.N1	27-DEC-2002 04:33:36	Straylight	62.000	1	9Alp CMa	-1.4400	11000.	124	4310	No
94	GOM_NL__2PRFIN20021227_043645_000000502012_00248_04310_0237.N1	27-DEC-2002 04:36:45	Straylight	50.000	7	19Bet Ori	0.10000	14000.	100	4310	No
95	GOM_NL__2PRFIN20021227_043842_000000472012_00248_04310_0238.N1	27-DEC-2002 04:38:42	Straylight	47.000	30	46Eps Ori	1.6940	30000.	94	4310	No
96	GOM_NL__2PRFIN20021227_044057_000000462012_00248_04310_0239.N1	27-DEC-2002 04:40:57	Tw_i_and_stray	46.000	27	24Gam Ori	1.6360	26000.	92	4310	No
97	GOM_NL__2PRFIN20021227_044313_000000992012_00248_04310_0240.N1	27-DEC-2002 04:43:13	Bright	99.000	8	10Alp CMi	0.40000	6500.0	198	4310	No
98	GOM_NL__2PRFIN20021227_044630_000000382012_00248_04310_0241.N1	27-DEC-2002 04:46:30	Bright	37.500	146	25Eta Tau	2.8730	15200.	75	4310	No
99	GOM_NL__2PRFIN20021227_044837_000000402012_00248_04310_0242.N1	27-DEC-2002 04:48:37	Bright	40.000	114	3lot Aur	2.6930	4600.0	80	4310	No
100	GOM_NL__2PRFIN20021227_045043_000000372012_00248_04310_0243.N1	27-DEC-2002 04:50:43	Bright	37.000	149	45Eps Per	2.8880	30000.	74	4310	No
101	GOM_NL__2PRFIN20021227_045225_000000432012_00248_04310_0244.N1	27-DEC-2002 04:52:25	Bright	42.500	6	13Alp Aur	0.080000	3400.0	85	4310	No

102	GOM_NL__2PRFIN20021227_045500_000000372012_00248_04310_0245.N1	27-DEC-2002 04:55:00	Bright	36.500	160	23Gam Per	2.9300	4700.0	73	4310	No
103	GOM_NL__2PRFIN20021227_045844_000000382012_00248_04310_0246.N1	27-DEC-2002 04:58:44	Bright	37.500	110	37Del Cas	2.6780	8900.0	75	4310	No
104	GOM_NL__2PRFIN20021227_050426_000000382012_00248_04310_0247.N1	27-DEC-2002 05:04:26	Bright	38.000	49	1Alp UMi	1.9900	6300.0	76	4310	No
105	GOM_NL__2PRFIN20021227_050804_000000522012_00248_04310_0248.N1	27-DEC-2002 05:08:04	Bright	52.000	36	50Alp UMa	1.8000	6300.0	104	4310	No
106	GOM_NL__2PRFIN20021227_051241_000000342012_00248_04310_0249.N1	27-DEC-2002 05:12:41	Bright	34.000	119	14Eta Dra	2.7270	4700.0	68	4310	No
107	GOM_NL__2PRFIN20021227_051429_000000352012_00248_04310_0250.N1	27-DEC-2002 05:14:29	Bright	35.000	69	33Gam Dra	2.2310	3800.0	70	4310	No
108	GOM_NL__2PRFIN20021227_051604_000000542012_00248_04310_0251.N1	27-DEC-2002 05:16:04	Bright	53.500	39	85Eta UMa	1.8540	24000.	107	4310	No
109	GOM_NL__2PRFIN20021227_051950_000000432012_00248_04310_0252.N1	27-DEC-2002 05:19:50	Bright	43.000	180	27Gam Boo	3.0400	8000.0	86	4310	No
110	GOM_NL__2PRFIN20021227_052322_000000422012_00248_04310_0253.N1	27-DEC-2002 05:23:22	Bright	41.500	83		2.3780	11000.	83	4310	No
111	GOM_NL__2PRFIN20021227_052712_000000502012_00248_04310_0254.N1	27-DEC-2002 05:27:12	Bright	50.000	111	8Eta Boo	2.6800	6000.0	100	4310	No
112	GOM_NL__2PRFIN20021227_053234_000000782012_00248_04310_0255.N1	27-DEC-2002 05:32:34	Tw_i_and_stray	78.000	138	47Eps Vir	2.8280	4700.0	156	4310	No
113	GOM_NL__2PRFIN20021227_053558_000000442012_00248_04310_0256.N1	27-DEC-2002 05:35:58	Bright	44.000	122	9Alp2Lib	2.7470	9700.0	88	4310	No
114	GOM_NL__2PRFIN20021227_053832_000000632012_00248_04310_0257.N1	27-DEC-2002 05:38:32	Straylight	63.000	15	67Alp Vir	0.97600	28000.	126	4310	No
115	GOM_NL__2PRFIN20021227_054242_000000572012_00248_04310_0258.N1	27-DEC-2002 05:42:42	Dark	57.000	54	5The Cen	2.0550	4500.0	114	4310	No
116	GOM_NL__2PRFIN20021227_054418_000000412012_00248_04310_0259.N1	27-DEC-2002 05:44:18	Dark	41.000	78	Alp Lup	2.3040	28000.	82	4310	No
117	GOM_NL__2PRFIN20021227_054535_000000432012_00248_04310_0260.N1	27-DEC-2002 05:45:35	Dark	42.500	95	Zet Cen	2.5450	26000.	85	4310	No
118	GOM_NL__2PRFIN20021227_054739_000000502012_00248_04310_0261.N1	27-DEC-2002 05:47:39	Dark	50.000	4	Alp1Cen	-0.010000	5800.0	100	4310	No
119	GOM_NL__2PRFIN20021227_055114_000000462012_00249_04311_0247.N1	27-DEC-2002 05:51:14	Dark	45.500	12	Alp1Cru	0.77500	30000.	91	4311	No
120	GOM_NL__2PRFIN20021227_055640_000000412012_00249_04311_0248.N1	27-DEC-2002 05:56:40	Dark	40.500	29	Bet Car	1.6720	10200.	81	4311	No
121	GOM_NL__2PRFIN20021227_055817_000000462012_00249_04311_0249.N1	27-DEC-2002 05:58:17	Dark	46.000	91	Kap Vel	2.4900	26000.	92	4311	No
122	GOM_NL__2PRFIN20021227_055944_000000472012_00249_04311_0250.N1	27-DEC-2002 05:59:44	Dark	46.500	46	Del Vel	1.9540	10600.	93	4311	No
123	GOM_NL__2PRFIN20021227_060109_000000652012_00249_04311_0251.N1	27-DEC-2002 06:01:09	Dark	64.500	65	Lam Vel	2.2040	4400.0	129	4311	No
124	GOM_NL__2PRFIN20021227_060359_000000452012_00249_04311_0252.N1	27-DEC-2002 06:03:59	Dark	45.000	2	Alp Car	-0.73600	7000.0	90	4311	No
125	GOM_NL__2PRFIN20021227_060705_000000502012_00249_04311_0253.N1	27-DEC-2002 06:07:05	Dark	50.000	117	Pi Pup	2.7060	3800.0	100	4311	No
126	GOM_NL__2PRFIN20021227_061000_000000532012_00249_04311_0254.N1	27-DEC-2002 06:10:00	Straylight	52.500	23	21Eps CMa	1.5020	26000.	105	4311	No
127	GOM_NL__2PRFIN20021227_061137_000000502012_00249_04311_0255.N1	27-DEC-2002 06:11:37	Straylight	50.000	179	24Omi2CMa	3.0320	24000.	100	4311	No
128	GOM_NL__2PRFIN20021227_061412_000000532012_00249_04311_0256.N1	27-DEC-2002 06:14:12	Straylight	52.500	1	9Alp CMa	-1.4400	11000.	105	4311	No
129	GOM_NL__2PRFIN20021227_061722_000000452012_00249_04311_0257.N1	27-DEC-2002 06:17:22	Straylight	44.500	7	19Bet Ori	0.10000	14000.	89	4311	No
130	GOM_NL__2PRFIN20021227_061919_000000462012_00249_04311_0258.N1	27-DEC-2002 06:19:19	Straylight	46.000	30	46Eps Ori	1.6940	30000.	92	4311	No
131	GOM_NL__2PRFIN20021227_062133_000000452012_00249_04311_0259.N1	27-DEC-2002 06:21:33	Tw_i_and_stray	44.500	27	24Gam Ori	1.6360	26000.	89	4311	No
132	GOM_NL__2PRFIN20021227_062348_000000992012_00249_04311_0260.N1	27-DEC-2002 06:23:48	Bright	99.000	8	10Alp CMi	0.40000	6500.0	198	4311	No
133	GOM_NL__2PRFIN20021227_062707_000000382012_00249_04311_0261.N1	27-DEC-2002 06:27:07	Bright	38.000	146	25Eta Tau	2.8730	15200.	76	4311	No
134	GOM_NL__2PRFIN20021227_062913_000000402012_00249_04311_0262.N1	27-DEC-2002 06:29:13	Bright	40.000	114	3lot Aur	2.6930	4600.0	80	4311	No
135	GOM_NL__2PRFIN20021227_063119_000000352012_00249_04311_0263.N1	27-DEC-2002 06:31:19	Bright	35.000	149	45Eps Per	2.8880	30000.	70	4311	No
136	GOM_NL__2PRFIN20021227_063301_000000432012_00249_04311_0264.N1	27-DEC-2002 06:33:01	Bright	43.000	6	13Alp Aur	0.080000	3400.0	86	4311	No
137	GOM_NL__2PRFIN20021227_063537_000000382012_00249_04311_0265.N1	27-DEC-2002 06:35:37	Bright	37.500	160	23Gam Per	2.9300	4700.0	75	4311	No
138	GOM_NL__2PRFIN20021227_063920_000000382012_00249_04311_0266.N1	27-DEC-2002 06:39:20	Bright	37.500	110	37Del Cas	2.6780	8900.0	75	4311	No
139	GOM_NL__2PRFIN20021227_064502_000000382012_00249_04311_0267.N1	27-DEC-2002 06:45:02	Bright	37.500	49	1Alp UMi	1.9900	6300.0	75	4311	No
140	GOM_NL__2PRFIN20021227_064840_000000512012_00249_04311_0268.N1	27-DEC-2002 06:48:40	Bright	51.000	36	50Alp UMa	1.8000	6300.0	102	4311	No
141	GOM_NL__2PRFIN20021227_065317_000000392012_00249_04311_0269.N1	27-DEC-2002 06:53:17	Bright	38.500	119	14Eta Dra	2.7270	4700.0	77	4311	No
142	GOM_NL__2PRFIN20021227_065506_000000382012_00249_04311_0270.N1	27-DEC-2002 06:55:06	Bright	37.500	69	33Gam Dra	2.2310	3800.0	75	4311	No
143	GOM_NL__2PRFIN20021227_065640_000000462012_00249_04311_0271.N1	27-DEC-2002 06:56:40	Bright	45.500	39	85Eta UMa	1.8540	24000.	91	4311	No
144	GOM_NL__2PRFIN20021227_070028_000000412012_00249_04311_0272.N1	27-DEC-2002 07:00:28	Bright	41.000	180	27Gam Boo	3.0400	8000.0	82	4311	No
145	GOM_NL__2PRFIN20021227_070359_000000422012_00249_04311_0273.N1	27-DEC-2002 07:03:59	Bright	41.500	83		2.3780	11000.	83	4311	No
146	GOM_NL__2PRFIN20021227_070748_000000532012_00249_04311_0274.N1	27-DEC-2002 07:07:48	Bright	52.500	111	8Eta Boo	2.6800	6000.0	105	4311	No
147	GOM_NL__2PRFIN20021227_071311_000000822012_00249_04311_0275.N1	27-DEC-2002 07:13:11	Tw_i_and_stray	81.500	138	47Eps Vir	2.8280	4700.0	163	4311	No
148	GOM_NL__2PRFIN20021227_071634_000000452012_00249_04311_0276.N1	27-DEC-2002 07:16:34	Bright	44.500	122	9Alp2Lib	2.7470	9700.0	89	4311	No
149	GOM_NL__2PRFIN20021227_071909_000000602012_00249_04311_0277.N1	27-DEC-2002 07:19:09	Straylight	60.000	15	67Alp Vir	0.97600	28000.	120	4311	No
150	GOM_NL__2PRFIN20021227_072319_000000472012_00249_04311_0278.N1	27-DEC-2002 07:23:19	Dark	46.500	54	5The Cen	2.0550	4500.0	93	4311	No
151	GOM_NL__2PRFIN20021227_072454_000000392012_00249_04311_0279.N1	27-DEC-2002 07:24:54	Dark	39.000	78	Alp Lup	2.3040	28000.	78	4311	No
152	GOM_NL__2PRFIN20021227_072611_000000422012_00249_04311_0280.N1	27-DEC-2002 07:26:11	Dark	41.500	95	Zet Cen	2.5450	26000.	83	4311	No
153	GOM_NL__2PRFIN20021227_072815_000000432012_00249_04311_0281.N1	27-DEC-2002 07:28:15	Dark	42.500	4	Alp1Cen	-0.010000	5800.0	85	4311	No
154	GOM_NL__2PRFIN20021227_073150_000000542012_00250_04312_0247.N1	27-DEC-2002 07:31:50	Dark	53.500	12	Alp1Cru	0.77500	30000.	107	4312	No
155	GOM_NL__2PRFIN20021227_073716_000000422012_00250_04312_0248.N1	27-DEC-2002 07:37:16	Dark	41.500	29	Bet Car	1.6720	10200.	83	4312	No
156	GOM_NL__2PRFIN20021227_073853_000000442012_00250_04312_0249.N1	27-DEC-2002 07:38:53	Dark	44.000	91	Kap Vel	2.4900	26000.	88	4312	No
157	GOM_NL__2PRFIN20021227_074021_000000482012_00250_04312_0250.N1	27-DEC-2002 07:40:21	Dark	48.000	46	Del Vel	1.9540	10600.	96	4312	No
158	GOM_NL__2PRFIN20021227_074146_000000622012_00250_04312_0251.N1	27-DEC-2002 07:41:46	Dark	61.500	65	Lam Vel	2.2040	4400.0	123	4312	No
159	GOM_NL__2PRFIN20021227_074435_000000472012_00250_04312_0252.N1	27-DEC-2002 07:44:35	Dark	47.000	2	Alp Car	-0.73600	7000.0	94	4312	No
160	GOM_NL__2PRFIN20021227_074741_000000542012_00250_04312_0253.N1	27-DEC-2002 07:47:41	Dark	54.000	117	Pi Pup	2.7060	3800.0	108	4312	No

161	GOM_NL__2PRFIN20021227_075036_000000532012_00250_04312_0254.N1	27-DEC-2002 07:50:36	Straylight	53.000	23	21Eps CMa	1.5020	26000.	106	4312	No
162	GOM_NL__2PRFIN20021227_075213_000000482012_00250_04312_0255.N1	27-DEC-2002 07:52:13	Straylight	48.000	179	24Omi2CMa	3.0320	24000.	96	4312	No
163	GOM_NL__2PRFIN20021227_075449_000000622012_00250_04312_0256.N1	27-DEC-2002 07:54:49	Straylight	62.000	1	9Alp CMa	-1.4400	11000.	124	4312	No
164	GOM_NL__2PRFIN20021227_075758_000000532012_00250_04312_0257.N1	27-DEC-2002 07:57:58	Straylight	53.000	7	19Bet Ori	0.10000	14000.	106	4312	No
165	GOM_NL__2PRFIN20021227_075955_000000472012_00250_04312_0258.N1	27-DEC-2002 07:59:55	Straylight	46.500	30	46Eps Ori	1.6940	30000.	93	4312	No
166	GOM_NL__2PRFIN20021227_080209_000000432012_00250_04312_0259.N1	27-DEC-2002 08:02:09	Tw_i_and_stray	42.500	27	24Gam Ori	1.6360	26000.	85	4312	No
167	GOM_NL__2PRFIN20021227_080422_000000932012_00250_04312_0260.N1	27-DEC-2002 08:04:22	Bright	93.000	8	10Alp CMi	0.40000	6500.0	186	4312	No
168	GOM_NL__2PRFIN20021227_080743_000000382012_00250_04312_0261.N1	27-DEC-2002 08:07:43	Bright	37.500	146	25Eta Tau	2.8730	15200.	75	4312	No
169	GOM_NL__2PRFIN20021227_080949_000000392012_00250_04312_0262.N1	27-DEC-2002 08:09:49	Bright	39.000	114	3lot Aur	2.6930	4600.0	78	4312	No
170	GOM_NL__2PRFIN20021227_081155_000000362012_00250_04312_0263.N1	27-DEC-2002 08:11:55	Bright	35.500	149	45Eps Per	2.8880	30000.	71	4312	No
171	GOM_NL__2PRFIN20021227_081337_000000412012_00250_04312_0264.N1	27-DEC-2002 08:13:37	Bright	40.500	6	13Alp Aur	0.080000	3400.0	81	4312	No
172	GOM_NL__2PRFIN20021227_081613_000000372012_00250_04312_0265.N1	27-DEC-2002 08:16:13	Bright	36.500	160	23Gam Per	2.9300	4700.0	73	4312	No
173	GOM_NL__2PRFIN20021227_081956_000000382012_00250_04312_0266.N1	27-DEC-2002 08:19:56	Bright	37.500	110	37Del Cas	2.6780	8900.0	75	4312	No
174	GOM_NL__2PRFIN20021227_082539_000000372012_00250_04312_0267.N1	27-DEC-2002 08:25:39	Bright	37.000	49	1Alp UMi	1.9900	6300.0	74	4312	No
175	GOM_NL__2PRFIN20021227_082915_000000532012_00250_04312_0268.N1	27-DEC-2002 08:29:15	Bright	53.000	36	50Alp UMa	1.8000	6300.0	106	4312	No
176	GOM_NL__2PRFIN20021227_083353_000000372012_00250_04312_0269.N1	27-DEC-2002 08:33:53	Bright	37.000	119	14Eta Dra	2.7270	4700.0	74	4312	No
177	GOM_NL__2PRFIN20021227_083542_000000372012_00250_04312_0270.N1	27-DEC-2002 08:35:42	Bright	37.000	69	33Gam Dra	2.2310	3800.0	74	4312	No
178	GOM_NL__2PRFIN20021227_083716_000000462012_00250_04312_0271.N1	27-DEC-2002 08:37:16	Bright	45.500	39	85Eta UMa	1.8540	24000.	91	4312	No
179	GOM_NL__2PRFIN20021227_084105_000000422012_00250_04312_0272.N1	27-DEC-2002 08:41:05	Bright	41.500	180	27Gam Boo	3.0400	8000.0	83	4312	No
180	GOM_NL__2PRFIN20021227_084435_000000422012_00250_04312_0273.N1	27-DEC-2002 08:44:35	Bright	41.500	83		2.3780	11000.	83	4312	No
181	GOM_NL__2PRFIN20021227_084825_000000532012_00250_04312_0274.N1	27-DEC-2002 08:48:25	Bright	53.000	111	8Eta Boo	2.6800	6000.0	106	4312	No
182	GOM_NL__2PRFIN20021227_085348_000000802012_00250_04312_0275.N1	27-DEC-2002 08:53:48	Tw_i_and_stray	80.000	138	47Eps Vir	2.8280	4700.0	160	4312	No
183	GOM_NL__2PRFIN20021227_085711_000000442012_00250_04312_0276.N1	27-DEC-2002 08:57:11	Bright	43.500	122	9Alp2Lib	2.7470	9700.0	87	4312	No
184	GOM_NL__2PRFIN20021227_085947_000000662012_00250_04312_0277.N1	27-DEC-2002 08:59:47	Straylight	66.000	15	67Alp Vir	0.97600	28000.	132	4312	No
185	GOM_NL__2PRFIN20021227_090355_000000482012_00250_04312_0278.N1	27-DEC-2002 09:03:55	Dark	48.000	54	5The Cen	2.0550	4500.0	96	4312	No
186	GOM_NL__2PRFIN20021227_090530_000000422012_00250_04312_0279.N1	27-DEC-2002 09:05:30	Dark	42.000	78	Alp Lup	2.3040	28000.	84	4312	No
187	GOM_NL__2PRFIN20021227_090648_000000412012_00250_04312_0280.N1	27-DEC-2002 09:06:48	Dark	40.500	95	Zet Cen	2.5450	26000.	81	4312	No
188	GOM_NL__2PRFIN20021227_090851_000000512012_00250_04312_0281.N1	27-DEC-2002 09:08:51	Dark	51.000	4	Alp1Cen	-0.010000	5800.0	102	4312	No
189	GOM_NL__2PRFIN20021227_091226_000000442012_00251_04313_0247.N1	27-DEC-2002 09:12:26	Dark	44.000	12	Alp1Cru	0.77500	30000.	88	4313	No
190	GOM_NL__2PRFIN20021227_091753_000000412012_00251_04313_0248.N1	27-DEC-2002 09:17:53	Dark	41.000	29	Bet Car	1.6720	10200.	82	4313	No
191	GOM_NL__2PRFIN20021227_091930_000000442012_00251_04313_0249.N1	27-DEC-2002 09:19:30	Dark	43.500	91	Kap Vel	2.4900	26000.	87	4313	No
192	GOM_NL__2PRFIN20021227_092057_000000442012_00251_04313_0250.N1	27-DEC-2002 09:20:57	Dark	44.000	46	Del Vel	1.9540	10600.	88	4313	No
193	GOM_NL__2PRFIN20021227_092222_000000602012_00251_04313_0251.N1	27-DEC-2002 09:22:22	Dark	59.500	65	Lam Vel	2.2040	4400.0	119	4313	No
194	GOM_NL__2PRFIN20021227_092511_000000452012_00251_04313_0252.N1	27-DEC-2002 09:25:11	Dark	45.000	2	Alp Car	-0.73600	7000.0	90	4313	No
195	GOM_NL__2PRFIN20021227_092817_000000512012_00251_04313_0253.N1	27-DEC-2002 09:28:17	Dark	50.500	117	Pi Pup	2.7060	3800.0	101	4313	No
196	GOM_NL__2PRFIN20021227_093112_000000522012_00251_04313_0254.N1	27-DEC-2002 09:31:12	Straylight	52.000	23	21Eps CMa	1.5020	26000.	104	4313	No
197	GOM_NL__2PRFIN20021227_093249_000000482012_00251_04313_0255.N1	27-DEC-2002 09:32:49	Straylight	47.500	179	24Omi2CMa	3.0320	24000.	95	4313	No
198	GOM_NL__2PRFIN20021227_093524_000000622012_00251_04313_0256.N1	27-DEC-2002 09:35:24	Straylight	62.000	1	9Alp CMa	-1.4400	11000.	124	4313	No
199	GOM_NL__2PRFIN20021227_093834_000000532012_00251_04313_0257.N1	27-DEC-2002 09:38:34	Straylight	53.000	7	19Bet Ori	0.10000	14000.	106	4313	No
200	GOM_NL__2PRFIN20021227_094031_000000452012_00251_04313_0258.N1	27-DEC-2002 09:40:31	Straylight	44.500	30	46Eps Ori	1.6940	30000.	89	4313	No
201	GOM_NL__2PRFIN20021227_094244_000000452012_00251_04313_0259.N1	27-DEC-2002 09:42:44	Tw_i_and_stray	44.500	27	24Gam Ori	1.6360	26000.	89	4313	No
202	GOM_NL__2PRFIN20021227_094458_000000902012_00251_04313_0260.N1	27-DEC-2002 09:44:58	Bright	89.500	8	10Alp CMi	0.40000	6500.0	179	4313	No
203	GOM_NL__2PRFIN20021227_094819_000000372012_00251_04313_0261.N1	27-DEC-2002 09:48:19	Bright	37.000	146	25Eta Tau	2.8730	15200.	74	4313	No
204	GOM_NL__2PRFIN20021227_095025_000000412012_00251_04313_0262.N1	27-DEC-2002 09:50:25	Bright	40.500	114	3lot Aur	2.6930	4600.0	81	4313	No
205	GOM_NL__2PRFIN20021227_095232_000000362012_00251_04313_0263.N1	27-DEC-2002 09:52:32	Bright	35.500	149	45Eps Per	2.8880	30000.	71	4313	No
206	GOM_NL__2PRFIN20021227_095412_000000442012_00251_04313_0264.N1	27-DEC-2002 09:54:12	Bright	44.000	6	13Alp Aur	0.080000	3400.0	88	4313	No
207	GOM_NL__2PRFIN20021227_095649_000000382012_00251_04313_0265.N1	27-DEC-2002 09:56:49	Bright	37.500	160	23Gam Per	2.9300	4700.0	75	4313	No
208	GOM_NL__2PRFIN20021227_100033_000000382012_00251_04313_0266.N1	27-DEC-2002 10:00:33	Bright	37.500	110	37Del Cas	2.6780	8900.0	75	4313	No
209	GOM_NL__2PRFIN20021227_100614_000000372012_00251_04313_0267.N1	27-DEC-2002 10:06:14	Bright	37.000	49	1Alp UMi	1.9900	6300.0	74	4313	No
210	GOM_NL__2PRFIN20021227_100950_000000532012_00251_04313_0268.N1	27-DEC-2002 10:09:50	Bright	53.000	36	50Alp UMa	1.8000	6300.0	106	4313	No
211	GOM_NL__2PRFIN20021227_101429_000000372012_00251_04313_0269.N1	27-DEC-2002 10:14:29	Bright	37.000	119	14Eta Dra	2.7270	4700.0	74	4313	No
212	GOM_NL__2PRFIN20021227_101618_000000372012_00251_04313_0270.N1	27-DEC-2002 10:16:18	Bright	37.000	69	33Gam Dra	2.2310	3800.0	74	4313	No
213	GOM_NL__2PRFIN20021227_101752_000000462012_00251_04313_0271.N1	27-DEC-2002 10:17:52	Bright	45.500	39	85Eta UMa	1.8540	24000.	91	4313	No
214	GOM_NL__2PRFIN20021227_102140_000000422012_00251_04313_0272.N1	27-DEC-2002 10:21:40	Bright	42.000	180	27Gam Boo	3.0400	8000.0	84	4313	No
215	GOM_NL__2PRFIN20021227_102511_000000422012_00251_04313_0273.N1	27-DEC-2002 10:25:11	Bright	41.500	83		2.3780	11000.	83	4313	No
216	GOM_NL__2PRFIN20021227_102901_000000502012_00251_04313_0274.N1	27-DEC-2002 10:29:01	Bright	49.500	111	8Eta Boo	2.6800	6000.0	99	4313	No
217	GOM_NL__2PRFIN20021227_103425_000000802012_00251_04313_0275.N1	27-DEC-2002 10:34:25	Tw_i_and_stray	80.000	138	47Eps Vir	2.8280	4700.0	160	4313	No
218	GOM_NL__2PRFIN20021227_103747_000000432012_00251_04313_0276.N1	27-DEC-2002 10:37:47	Bright	43.000	122	9Alp2Lib	2.7470	9700.0	86	4313	No
219	GOM_NL__2PRFIN20021227_104024_000000612012_00251_04313_0277.N1	27-DEC-2002 10:40:24	Straylight	60.500	15	67Alp Vir	0.97600	28000.	121	4313	No

220	GOM_NL__2PRFIN20021227_104432_000000492012_00251_04313_0278.N1	27-DEC-2002 10:44:32	Dark	48.500	54	5The Cen	2.0550	4500.0	97	4313	No
221	GOM_NL__2PRFIN20021227_104606_000000392012_00251_04313_0279.N1	27-DEC-2002 10:46:06	Dark	39.000	78	Alp Lup	2.3040	28000.	78	4313	No
222	GOM_NL__2PRFIN20021227_104724_000000412012_00251_04313_0280.N1	27-DEC-2002 10:47:24	Dark	41.000	95	Zet Cen	2.5450	26000.	82	4313	No
223	GOM_NL__2PRFIN20021227_104927_000000422012_00251_04313_0281.N1	27-DEC-2002 10:49:27	Dark	41.500	4	Alp1Cen	-0.010000	5800.0	83	4313	No
224	GOM_NL__2PRFIN20021227_105302_000000442012_00252_04314_0247.N1	27-DEC-2002 10:53:02	Dark	44.000	12	Alp1Cru	0.77500	30000.	88	4314	No
225	GOM_NL__2PRFIN20021227_105829_000000432012_00252_04314_0248.N1	27-DEC-2002 10:58:29	Dark	42.500	29	Bet Car	1.6720	10200.	85	4314	No
226	GOM_NL__2PRFIN20021227_110006_000000452012_00252_04314_0249.N1	27-DEC-2002 11:00:06	Dark	44.500	91	Kap Vel	2.4900	26000.	89	4314	No
227	GOM_NL__2PRFIN20021227_110133_000000442012_00252_04314_0250.N1	27-DEC-2002 11:01:33	Dark	43.500	46	Del Vel	1.9540	10600.	87	4314	No
228	GOM_NL__2PRFIN20021227_110257_000000622012_00252_04314_0251.N1	27-DEC-2002 11:02:57	Dark	61.500	65	Lam Vel	2.2040	4400.0	123	4314	No
229	GOM_NL__2PRFIN20021227_110547_000000462012_00252_04314_0252.N1	27-DEC-2002 11:05:47	Dark	45.500	2	Alp Car	-0.73600	7000.0	91	4314	No
230	GOM_NL__2PRFIN20021227_110853_000000492012_00252_04314_0253.N1	27-DEC-2002 11:08:53	Dark	49.000	117	Pi Pup	2.7060	3800.0	98	4314	No
231	GOM_NL__2PRFIN20021227_111146_000000492012_00252_04314_0254.N1	27-DEC-2002 11:11:46	Straylight	48.500	23	21Eps CMa	1.5020	26000.	97	4314	No
232	GOM_NL__2PRFIN20021227_111324_000000492012_00252_04314_0255.N1	27-DEC-2002 11:13:24	Straylight	49.000	179	24Omi2CMa	3.0320	24000.	98	4314	No
233	GOM_NL__2PRFIN20021227_111601_000000542012_00252_04314_0256.N1	27-DEC-2002 11:16:01	Straylight	54.000	1	9Alp CMa	-1.4400	11000.	108	4314	No
234	GOM_NL__2PRFIN20021227_111909_000000502012_00252_04314_0257.N1	27-DEC-2002 11:19:09	Straylight	49.500	7	19Bet Ori	0.10000	14000.	99	4314	No
235	GOM_NL__2PRFIN20021227_112106_000000442012_00252_04314_0258.N1	27-DEC-2002 11:21:06	Straylight	43.500	30	46Eps Ori	1.6940	30000.	87	4314	No
236	GOM_NL__2PRFIN20021227_112320_000000452012_00252_04314_0259.N1	27-DEC-2002 11:23:20	Tw_i_and_stray	44.500	27	24Gam Ori	1.6360	26000.	89	4314	No
237	GOM_NL__2PRFIN20021227_112532_000000872012_00252_04314_0260.N1	27-DEC-2002 11:25:32	Bright	87.000	8	10Alp CMi	0.40000	6500.0	174	4314	No
238	GOM_NL__2PRFIN20021227_112855_000000382012_00252_04314_0261.N1	27-DEC-2002 11:28:55	Bright	37.500	146	25Eta Tau	2.8730	15200.	75	4314	No
239	GOM_NL__2PRFIN20021227_113100_000000412012_00252_04314_0262.N1	27-DEC-2002 11:31:00	Bright	41.000	114	3Iot Aur	2.6930	4600.0	82	4314	No
240	GOM_NL__2PRFIN20021227_113308_000000372012_00252_04314_0263.N1	27-DEC-2002 11:33:08	Bright	37.000	149	45Eps Per	2.8880	30000.	74	4314	No
241	GOM_NL__2PRFIN20021227_113446_000000452012_00252_04314_0264.N1	27-DEC-2002 11:34:46	Bright	44.500	6	13Alp Aur	0.080000	3400.0	89	4314	No
242	GOM_NL__2PRFIN20021227_113725_000000382012_00252_04314_0265.N1	27-DEC-2002 11:37:25	Bright	37.500	160	23Gam Per	2.9300	4700.0	75	4314	No
243	GOM_NL__2PRFIN20021227_114109_000000392012_00252_04314_0266.N1	27-DEC-2002 11:41:09	Bright	39.000	110	37Del Cas	2.6780	8900.0	78	4314	No
244	GOM_NL__2PRFIN20021227_114649_000000392012_00252_04314_0267.N1	27-DEC-2002 11:46:49	Bright	38.500	49	1Alp UMi	1.9900	6300.0	77	4314	No
245	GOM_NL__2PRFIN20021227_115026_000000462012_00252_04314_0268.N1	27-DEC-2002 11:50:26	Bright	46.000	36	50Alp UMa	1.8000	6300.0	92	4314	No
246	GOM_NL__2PRFIN20021227_115505_000000382012_00252_04314_0269.N1	27-DEC-2002 11:55:05	Bright	37.500	119	14Eta Dra	2.7270	4700.0	75	4314	No
247	GOM_NL__2PRFIN20021227_115654_000000402012_00252_04314_0270.N1	27-DEC-2002 11:56:54	Bright	39.500	69	33Gam Dra	2.2310	3800.0	79	4314	No
248	GOM_NL__2PRFIN20021227_115827_000000462012_00252_04314_0271.N1	27-DEC-2002 11:58:27	Bright	46.000	39	85Eta UMa	1.8540	24000.	92	4314	No
249	GOM_NL__2PRFIN20021227_120216_000000432012_00252_04314_0272.N1	27-DEC-2002 12:02:16	Bright	43.000	180	27Gam Boo	3.0400	8000.0	86	4314	No
250	GOM_NL__2PRFIN20021227_120547_000000452012_00252_04314_0273.N1	27-DEC-2002 12:05:47	Bright	44.500	83		2.3780	11000.	89	4314	No
251	GOM_NL__2PRFIN20021227_120938_000000512012_00252_04314_0274.N1	27-DEC-2002 12:09:38	Bright	50.500	111	8Eta Boo	2.6800	6000.0	101	4314	No
252	GOM_NL__2PRFIN20021227_121502_000000832012_00252_04314_0275.N1	27-DEC-2002 12:15:02	Tw_i_and_stray	82.500	138	47Eps Vir	2.8280	4700.0	165	4314	No
253	GOM_NL__2PRFIN20021227_121821_000000472012_00252_04314_0276.N1	27-DEC-2002 12:18:21	Bright	47.000	122	9Alp2Lib	2.7470	9700.0	94	4314	No
254	GOM_NL__2PRFIN20021227_122059_000000662012_00252_04314_0277.N1	27-DEC-2002 12:20:59	Straylight	66.000	15	67Alp Vir	0.97600	28000.	132	4314	No
255	GOM_NL__2PRFIN20021227_122507_000000482012_00252_04314_0278.N1	27-DEC-2002 12:25:07	Dark	48.000	54	5The Cen	2.0550	4500.0	96	4314	No
256	GOM_NL__2PRFIN20021227_122642_000000452012_00252_04314_0279.N1	27-DEC-2002 12:26:42	Dark	44.500	78	Alp Lup	2.3040	28000.	89	4314	No
257	GOM_NL__2PRFIN20021227_122800_000000412012_00252_04314_0280.N1	27-DEC-2002 12:28:00	Dark	40.500	95	Zet Cen	2.5450	26000.	81	4314	No
258	GOM_NL__2PRFIN20021227_123003_000000432012_00252_04314_0281.N1	27-DEC-2002 12:30:03	Dark	43.000	4	Alp1Cen	-0.010000	5800.0	86	4314	No
259	GOM_NL__2PRFIN20021227_123339_000000432012_00253_04315_0247.N1	27-DEC-2002 12:33:39	Dark	43.000	12	Alp1Cru	0.77500	30000.	86	4315	No
260	GOM_NL__2PRFIN20021227_123906_000000412012_00253_04315_0248.N1	27-DEC-2002 12:39:06	Dark	41.000	29	Bet Car	1.6720	10200.	82	4315	No
261	GOM_NL__2PRFIN20021227_124043_000000452012_00253_04315_0249.N1	27-DEC-2002 12:40:43	Dark	45.000	91	Kap Vel	2.4900	26000.	90	4315	No
262	GOM_NL__2PRFIN20021227_124210_000000442012_00253_04315_0250.N1	27-DEC-2002 12:42:10	Dark	43.500	46	Del Vel	1.9540	10600.	87	4315	No
263	GOM_NL__2PRFIN20021227_124336_000000602012_00253_04315_0251.N1	27-DEC-2002 12:43:36	Dark	60.000	65	Lam Vel	2.2040	4400.0	120	4315	No
264	GOM_NL__2PRFIN20021227_124624_000000472012_00253_04315_0252.N1	27-DEC-2002 12:46:24	Dark	47.000	2	Alp Car	-0.73600	7000.0	94	4315	No
265	GOM_NL__2PRFIN20021227_124930_000000512012_00253_04315_0253.N1	27-DEC-2002 12:49:30	Dark	51.000	117	Pi Pup	2.7060	3800.0	102	4315	No
266	GOM_NL__2PRFIN20021227_125225_000000502012_00253_04315_0254.N1	27-DEC-2002 12:52:25	Straylight	50.000	23	21Eps CMa	1.5020	26000.	100	4315	No
267	GOM_NL__2PRFIN20021227_125400_000000492012_00253_04315_0255.N1	27-DEC-2002 12:54:00	Straylight	48.500	179	24Omi2CMa	3.0320	24000.	97	4315	No
268	GOM_NL__2PRFIN20021227_125634_000000622012_00253_04315_0256.N1	27-DEC-2002 12:56:34	Straylight	62.000	1	9Alp CMa	-1.4400	11000.	124	4315	No
269	GOM_NL__2PRFIN20021227_125909_000000462012_00253_04315_0257.N1	27-DEC-2002 12:59:09	Straylight	45.500	56	53Kap Ori	2.0650	30000.	91	4315	No
270	GOM_NL__2PRFIN20021227_130041_000000432012_00253_04315_0258.N1	27-DEC-2002 13:00:41	Straylight	43.000	128	67Bet Eri	2.7840	9700.0	86	4315	No
271	GOM_NL__2PRFIN20021227_130158_000000462012_00253_04315_0259.N1	27-DEC-2002 13:01:58	Straylight	45.500	72	34Del Ori	2.2500	30000.	91	4315	No
272	GOM_NL__2PRFIN20021227_130422_000000552012_00253_04315_0260.N1	27-DEC-2002 13:04:22	Tw_i_and_stray	55.000	14	58Alp Ori	0.87000	3000.0	110	4315	No
273	GOM_NL__2PRFIN20021227_130609_000000872012_00253_04315_0261.N1	27-DEC-2002 13:06:09	Bright	86.500	8	10Alp CMi	0.40000	6500.0	173	4315	No
274	GOM_NL__2PRFIN20021227_130822_000000502012_00253_04315_0262.N1	27-DEC-2002 13:08:22	Bright	49.500	176	23Zet Tau	3.0200	22000.	99	4315	No
275	GOM_NL__2PRFIN20021227_131027_000000432012_00253_04315_0263.N1	27-DEC-2002 13:10:27	Bright	43.000	28	12Bet Tau	1.6500	15200.	86	4315	No
276	GOM_NL__2PRFIN20021227_131343_000000372012_00253_04315_0264.N1	27-DEC-2002 13:13:43	Bright	37.000	149	45Eps Per	2.8880	30000.	74	4315	No
277	GOM_NL__2PRFIN20021227_131521_000000482012_00253_04315_0265.N1	27-DEC-2002 13:15:21	Bright	48.000	6	13Alp Aur	0.080000	3400.0	96	4315	No
278	GOM_NL__2PRFIN20021227_131646_000000372012_00253_04315_0266.N1	27-DEC-2002 13:16:46	Bright	36.500	35	33Alp Per	1.7950	6250.0	73	4315	No

279	GOM_NL__2PRFIN20021227_131801_000000372012_00253_04315_0267.N1	27-DEC-2002 13:18:01	Bright	37.000	160	23Gam Per	2.9300	4700.0	74	4315	No
280	GOM_NL__2PRFIN20021227_132725_000000392012_00253_04315_0268.N1	27-DEC-2002 13:27:25	Bright	38.500	49	1Alp UMi	1.9900	6300.0	77	4315	No
281	GOM_NL__2PRFIN20021227_133102_000000482012_00253_04315_0269.N1	27-DEC-2002 13:31:02	Bright	48.000	36	50Alp UMa	1.8000	6300.0	96	4315	No
282	GOM_NL__2PRFIN20021227_133541_000000382012_00253_04315_0270.N1	27-DEC-2002 13:35:41	Bright	38.000	119	14Eta Dra	2.7270	4700.0	76	4315	No
283	GOM_NL__2PRFIN20021227_133730_000000382012_00253_04315_0271.N1	27-DEC-2002 13:37:30	Bright	38.000	69	33Gam Dra	2.2310	3800.0	76	4315	No
284	GOM_NL__2PRFIN20021227_133903_000000632012_00253_04315_0272.N1	27-DEC-2002 13:39:03	Bright	63.000	39	85Eta UMa	1.8540	24000.	126	4315	No
285	GOM_NL__2PRFIN20021227_134252_000000422012_00253_04315_0273.N1	27-DEC-2002 13:42:52	Bright	42.000	180	27Gam Boo	3.0400	8000.0	84	4315	No
286	GOM_NL__2PRFIN20021227_134621_000000492012_00253_04315_0274.N1	27-DEC-2002 13:46:21	Bright	48.500	83		2.3780	11000.	97	4315	No
287	GOM_NL__2PRFIN20021227_135014_000000532012_00253_04315_0275.N1	27-DEC-2002 13:50:14	Bright	52.500	111	8Eta Boo	2.6800	6000.0	105	4315	No
288	GOM_NL__2PRFIN20021227_135539_000000832012_00253_04315_0276.N1	27-DEC-2002 13:55:39	Tw_i_and_stray	83.000	138	47Eps Vir	2.8280	4700.0	166	4315	No
289	GOM_NL__2PRFIN20021227_135857_000000472012_00253_04315_0277.N1	27-DEC-2002 13:58:57	Bright	47.000	122	9Alp2Lib	2.7470	9700.0	94	4315	No
290	GOM_NL__2PRFIN20021227_140136_000000672012_00253_04315_0278.N1	27-DEC-2002 14:01:36	Straylight	66.500	15	67Alp Vir	0.97600	28000.	133	4315	No
291	GOM_NL__2PRFIN20021227_140545_000000472012_00253_04315_0279.N1	27-DEC-2002 14:05:45	Dark	47.000	54	5The Cen	2.0550	4500.0	94	4315	No
292	GOM_NL__2PRFIN20021227_140719_000000412012_00253_04315_0280.N1	27-DEC-2002 14:07:19	Dark	40.500	78	Alp Lup	2.3040	28000.	81	4315	No
293	GOM_NL__2PRFIN20021227_140837_000000402012_00253_04315_0281.N1	27-DEC-2002 14:08:37	Dark	39.500	95	Zet Cen	2.5450	26000.	79	4315	No
294	GOM_NL__2PRFIN20021227_141025_000000412012_00253_04315_0282.N1	27-DEC-2002 14:10:25	Dark	40.500	77	Eps Cen	2.3030	28000.	81	4315	No
295	GOM_NL__2PRFIN20021227_141152_000000452012_00254_04316_0247.N1	27-DEC-2002 14:11:52	Dark	45.000	64	Gam Cen	2.2000	10600.	90	4316	No
296	GOM_NL__2PRFIN20021227_141416_000000432012_00254_04316_0248.N1	27-DEC-2002 14:14:16	Dark	42.500	12	Alp1Cru	0.77500	30000.	85	4316	No
297	GOM_NL__2PRFIN20021227_141942_000000392012_00254_04316_0249.N1	27-DEC-2002 14:19:42	Dark	39.000	29	Bet Car	1.6720	10200.	78	4316	No
298	GOM_NL__2PRFIN20021227_142119_000000452012_00254_04316_0250.N1	27-DEC-2002 14:21:19	Dark	44.500	91	Kap Vel	2.4900	26000.	89	4316	No
299	GOM_NL__2PRFIN20021227_142247_000000442012_00254_04316_0251.N1	27-DEC-2002 14:22:47	Dark	44.000	46	Del Vel	1.9540	10600.	88	4316	No
300	GOM_NL__2PRFIN20021227_142413_000000682012_00254_04316_0252.N1	27-DEC-2002 14:24:13	Dark	67.500	65	Lam Vel	2.2040	4400.0	135	4316	No
301	GOM_NL__2PRFIN20021227_142659_000000502012_00254_04316_0253.N1	27-DEC-2002 14:26:59	Dark	49.500	2	Alp Car	-0.73600	7000.0	99	4316	No
302	GOM_NL__2PRFIN20021227_143006_000000502012_00254_04316_0254.N1	27-DEC-2002 14:30:06	Dark	49.500	117	Pi Pup	2.7060	3800.0	99	4316	No
303	GOM_NL__2PRFIN20021227_143301_000000502012_00254_04316_0255.N1	27-DEC-2002 14:33:01	Straylight	50.000	23	21Eps CMa	1.5020	26000.	100	4316	No
304	GOM_NL__2PRFIN20021227_143437_000000502012_00254_04316_0256.N1	27-DEC-2002 14:34:37	Straylight	49.500	179	24Omi2CMa	3.0320	24000.	99	4316	No
305	GOM_NL__2PRFIN20021227_143713_000000582012_00254_04316_0257.N1	27-DEC-2002 14:37:13	Straylight	58.000	1	9Alp CMa	-1.4400	11000.	116	4316	No
306	GOM_NL__2PRFIN20021227_143945_000000462012_00254_04316_0258.N1	27-DEC-2002 14:39:45	Straylight	46.000	56	53Kap Ori	2.0650	30000.	92	4316	No
307	GOM_NL__2PRFIN20021227_144117_000000442012_00254_04316_0259.N1	27-DEC-2002 14:41:17	Straylight	43.500	128	67Bet Eri	2.7840	9700.0	87	4316	No
308	GOM_NL__2PRFIN20021227_144235_000000462012_00254_04316_0260.N1	27-DEC-2002 14:42:35	Straylight	45.500	72	34Del Ori	2.2500	30000.	91	4316	No
309	GOM_NL__2PRFIN20021227_144458_000000542012_00254_04316_0261.N1	27-DEC-2002 14:44:58	Tw_i_and_stray	54.000	14	58Alp Ori	0.87000	3000.0	108	4316	No
310	GOM_NL__2PRFIN20021227_144644_000000962012_00254_04316_0262.N1	27-DEC-2002 14:46:44	Bright	95.500	8	10Alp CMi	0.40000	6500.0	191	4316	No
311	GOM_NL__2PRFIN20021227_144859_000000542012_00254_04316_0263.N1	27-DEC-2002 14:48:59	Bright	54.000	176	23Zet Tau	3.0200	22000.	108	4316	No
312	GOM_NL__2PRFIN20021227_145104_000000422012_00254_04316_0264.N1	27-DEC-2002 14:51:04	Bright	41.500	28	12Bet Tau	1.6500	15200.	83	4316	No
313	GOM_NL__2PRFIN20021227_145420_000000352012_00254_04316_0265.N1	27-DEC-2002 14:54:20	Bright	35.000	149	45Eps Per	2.8880	30000.	70	4316	No
314	GOM_NL__2PRFIN20021227_145600_000000422012_00254_04316_0266.N1	27-DEC-2002 14:56:00	Bright	41.500	6	13Alp Aur	0.080000	3400.0	83	4316	No
315	GOM_NL__2PRFIN20021227_145723_000000382012_00254_04316_0267.N1	27-DEC-2002 14:57:23	Bright	37.500	35	33Alp Per	1.7950	6250.0	75	4316	No
316	GOM_NL__2PRFIN20021227_145838_000000372012_00254_04316_0268.N1	27-DEC-2002 14:58:38	Bright	36.500	160	23Gam Per	2.9300	4700.0	73	4316	No
317	GOM_NL__2PRFIN20021227_150222_000000382012_00254_04316_0269.N1	27-DEC-2002 15:02:22	Bright	38.000	110	37Del Cas	2.6780	8900.0	76	4316	No
318	GOM_NL__2PRFIN20021227_150802_000000372012_00254_04316_0270.N1	27-DEC-2002 15:08:02	Bright	36.500	49	1Alp UMi	1.9900	6300.0	73	4316	No
319	GOM_NL__2PRFIN20021227_151137_000000502012_00254_04316_0271.N1	27-DEC-2002 15:11:37	Bright	50.000	36	50Alp UMa	1.8000	6300.0	100	4316	No
320	GOM_NL__2PRFIN20021227_151617_000000382012_00254_04316_0272.N1	27-DEC-2002 15:16:17	Bright	38.000	119	14Eta Dra	2.7270	4700.0	76	4316	No
321	GOM_NL__2PRFIN20021227_151806_000000402012_00254_04316_0273.N1	27-DEC-2002 15:18:06	Bright	40.000	69	33Gam Dra	2.2310	3800.0	80	4316	No
322	GOM_NL__2PRFIN20021227_151940_000000432012_00254_04316_0274.N1	27-DEC-2002 15:19:40	Bright	42.500	39	85Eta UMa	1.8540	24000.	85	4316	No
323	GOM_NL__2PRFIN20021227_152329_000000432012_00254_04316_0275.N1	27-DEC-2002 15:23:29	Bright	42.500	180	27Gam Boo	3.0400	8000.0	85	4316	No
324	GOM_NL__2PRFIN20021227_152700_000000422012_00254_04316_0276.N1	27-DEC-2002 15:27:00	Bright	41.500	83		2.3780	11000.	83	4316	No
325	GOM_NL__2PRFIN20021227_153051_000000512012_00254_04316_0277.N1	27-DEC-2002 15:30:51	Bright	50.500	111	8Eta Boo	2.6800	6000.0	101	4316	No
326	GOM_NL__2PRFIN20021227_153616_000000822012_00254_04316_0278.N1	27-DEC-2002 15:36:16	Tw_i_and_stray	81.500	138	47Eps Vir	2.8280	4700.0	163	4316	No
327	GOM_NL__2PRFIN20021227_153937_000000432012_00254_04316_0279.N1	27-DEC-2002 15:39:37	Bright	42.500	122	9Alp2Lib	2.7470	9700.0	85	4316	No
328	GOM_NL__2PRFIN20021227_154215_000000642012_00254_04316_0280.N1	27-DEC-2002 15:42:15	Straylight	64.000	15	67Alp Vir	0.97600	28000.	128	4316	No
329	GOM_NL__2PRFIN20021227_154622_000000482012_00254_04316_0281.N1	27-DEC-2002 15:46:22	Dark	47.500	54	5The Cen	2.0550	4500.0	95	4316	No
330	GOM_NL__2PRFIN20021227_154755_000000402012_00254_04316_0282.N1	27-DEC-2002 15:47:55	Dark	40.000	78	Alp Lup	2.3040	28000.	80	4316	No
331	GOM_NL__2PRFIN20021227_154914_000000402012_00254_04316_0283.N1	27-DEC-2002 15:49:14	Dark	39.500	95	Zet Cen	2.5450	26000.	79	4316	No
332	GOM_NL__2PRFIN20021227_155101_000000412012_00254_04316_0284.N1	27-DEC-2002 15:51:01	Dark	41.000	77	Eps Cen	2.3030	28000.	82	4316	No
333	GOM_NL__2PRFIN20021227_155230_000000462012_00255_04317_0247.N1	27-DEC-2002 15:52:30	Dark	46.000	64	Gam Cen	2.2000	10600.	92	4317	No
334	GOM_NL__2PRFIN20021227_155452_000000422012_00255_04317_0248.N1	27-DEC-2002 15:54:52	Dark	42.000	12	Alp1Cru	0.77500	30000.	84	4317	No
335	GOM_NL__2PRFIN20021227_160018_000000422012_00255_04317_0249.N1	27-DEC-2002 16:00:18	Dark	41.500	29	Bet Car	1.6720	10200.	83	4317	No
336	GOM_NL__2PRFIN20021227_160156_000000432012_00255_04317_0250.N1	27-DEC-2002 16:01:56	Dark	42.500	91	Kap Vel	2.4900	26000.	85	4317	No
337	GOM_NL__2PRFIN20021227_160324_000000532012_00255_04317_0251.N1	27-DEC-2002 16:03:24	Dark	53.000	46	Del Vel	1.9540	10600.	106	4317	No

338	GOM_NL__2PRFIN20021227_160449_000000642012_00255_04317_0252.N1	27-DEC-2002 16:04:49	Dark	63.500	65	Lam Vel	2.2040	4400.0	127	4317	No
339	GOM_NL__2PRFIN20021227_160736_000000492012_00255_04317_0253.N1	27-DEC-2002 16:07:36	Dark	48.500	2	Alp Car	-0.73600	7000.0	97	4317	No
340	GOM_NL__2PRFIN20021227_161043_000000512012_00255_04317_0254.N1	27-DEC-2002 16:10:43	Dark	50.500	117	Pi Pup	2.7060	3800.0	101	4317	No
341	GOM_NL__2PRFIN20021227_161337_000000522012_00255_04317_0255.N1	27-DEC-2002 16:13:37	Straylight	52.000	23	21Eps CMa	1.5020	26000.	104	4317	No
342	GOM_NL__2PRFIN20021227_161514_000000502012_00255_04317_0256.N1	27-DEC-2002 16:15:14	Straylight	50.000	179	24Omi2CMa	3.0320	24000.	100	4317	No
343	GOM_NL__2PRFIN20021227_161748_000000582012_00255_04317_0257.N1	27-DEC-2002 16:17:48	Straylight	57.500	1	9Alp CMa	-1.4400	11000.	115	4317	No
344	GOM_NL__2PRFIN20021227_162021_000000432012_00255_04317_0258.N1	27-DEC-2002 16:20:21	Straylight	43.000	56	53Kap Ori	2.0650	30000.	86	4317	No
345	GOM_NL__2PRFIN20021227_162153_000000432012_00255_04317_0259.N1	27-DEC-2002 16:21:53	Straylight	43.000	128	67Bet Eri	2.7840	9700.0	86	4317	No
346	GOM_NL__2PRFIN20021227_162310_000000452012_00255_04317_0260.N1	27-DEC-2002 16:23:10	Straylight	45.000	72	34Del Ori	2.2500	30000.	90	4317	No
347	GOM_NL__2PRFIN20021227_162534_000000572012_00255_04317_0261.N1	27-DEC-2002 16:25:34	Tw_i_and_stray	57.000	14	58Alp Ori	0.87000	3000.0	114	4317	No
348	GOM_NL__2PRFIN20021227_162718_000000962012_00255_04317_0262.N1	27-DEC-2002 16:27:18	Bright	96.000	8	10Alp CMi	0.40000	6500.0	192	4317	No
349	GOM_NL__2PRFIN20021227_162934_000000462012_00255_04317_0263.N1	27-DEC-2002 16:29:34	Bright	45.500	176	23Zet Tau	3.0200	22000.	91	4317	No
350	GOM_NL__2PRFIN20021227_163139_000000432012_00255_04317_0264.N1	27-DEC-2002 16:31:39	Bright	42.500	28	12Bet Tau	1.6500	15200.	85	4317	No
351	GOM_NL__2PRFIN20021227_163456_000000362012_00255_04317_0265.N1	27-DEC-2002 16:34:56	Bright	36.000	149	45Eps Per	2.8880	30000.	72	4317	No
352	GOM_NL__2PRFIN20021227_163635_000000452012_00255_04317_0266.N1	27-DEC-2002 16:36:35	Bright	44.500	6	13Alp Aur	0.080000	3400.0	89	4317	No
353	GOM_NL__2PRFIN20021227_163759_000000382012_00255_04317_0267.N1	27-DEC-2002 16:37:59	Bright	38.000	35	33Alp Per	1.7950	6250.0	76	4317	No
354	GOM_NL__2PRFIN20021227_163914_000000372012_00255_04317_0268.N1	27-DEC-2002 16:39:14	Bright	36.500	160	23Gam Per	2.9300	4700.0	73	4317	No
355	GOM_NL__2PRFIN20021227_164258_000000362012_00255_04317_0269.N1	27-DEC-2002 16:42:58	Bright	36.000	110	37Del Cas	2.6780	8900.0	72	4317	No
356	GOM_NL__2PRFIN20021227_164838_000000382012_00255_04317_0270.N1	27-DEC-2002 16:48:38	Bright	37.500	49	1Alp UMi	1.9900	6300.0	75	4317	No
357	GOM_NL__2PRFIN20021227_165212_000000522012_00255_04317_0271.N1	27-DEC-2002 16:52:12	Bright	52.000	36	50Alp UMa	1.8000	6300.0	104	4317	No
358	GOM_NL__2PRFIN20021227_165653_000000372012_00255_04317_0272.N1	27-DEC-2002 16:56:53	Bright	37.000	119	14Eta Dra	2.7270	4700.0	74	4317	No
359	GOM_NL__2PRFIN20021227_165843_000000362012_00255_04317_0273.N1	27-DEC-2002 16:58:43	Bright	36.000	69	33Gam Dra	2.2310	3800.0	72	4317	No
360	GOM_NL__2PRFIN20021227_170014_000000472012_00255_04317_0274.N1	27-DEC-2002 17:00:14	Bright	46.500	39	85Eta UMa	1.8540	24000.	93	4317	No
361	GOM_NL__2PRFIN20021227_170404_000000412012_00255_04317_0275.N1	27-DEC-2002 17:04:04	Bright	41.000	180	27Gam Boo	3.0400	8000.0	82	4317	No
362	GOM_NL__2PRFIN20021227_170736_000000422012_00255_04317_0276.N1	27-DEC-2002 17:07:36	Bright	42.000	83		2.3780	11000.	84	4317	No
363	GOM_NL__2PRFIN20021227_171126_000000542012_00255_04317_0277.N1	27-DEC-2002 17:11:26	Bright	54.000	111	8Eta Boo	2.6800	6000.0	108	4317	No
364	GOM_NL__2PRFIN20021227_171653_000000792012_00255_04317_0278.N1	27-DEC-2002 17:16:53	Tw_i_and_stray	79.000	138	47Eps Vir	2.8280	4700.0	158	4317	No
365	GOM_NL__2PRFIN20021227_172013_000000452012_00255_04317_0279.N1	27-DEC-2002 17:20:13	Bright	45.000	122	9Alp2Lib	2.7470	9700.0	90	4317	No
366	GOM_NL__2PRFIN20021227_172252_000000622012_00255_04317_0280.N1	27-DEC-2002 17:22:52	Straylight	61.500	15	67Alp Vir	0.97600	28000.	123	4317	No
367	GOM_NL__2PRFIN20021227_172658_000000542012_00255_04317_0281.N1	27-DEC-2002 17:26:58	Dark	54.000	54	5The Cen	2.0550	4500.0	108	4317	No
368	GOM_NL__2PRFIN20021227_172832_000000402012_00255_04317_0282.N1	27-DEC-2002 17:28:32	Dark	39.500	78	Alp Lup	2.3040	28000.	79	4317	No
369	GOM_NL__2PRFIN20021227_172950_000000402012_00255_04317_0283.N1	27-DEC-2002 17:29:50	Dark	40.000	95	Zet Cen	2.5450	26000.	80	4317	No
370	GOM_NL__2PRFIN20021227_173137_000000412012_00255_04317_0284.N1	27-DEC-2002 17:31:37	Dark	41.000	77	Eps Cen	2.3030	28000.	82	4317	No
371	GOM_NL__2PRFIN20021227_173306_000000442012_00256_04318_0247.N1	27-DEC-2002 17:33:06	Dark	43.500	64	Gam Cen	2.2000	10600.	87	4318	No
372	GOM_NL__2PRFIN20021227_173528_000000422012_00256_04318_0248.N1	27-DEC-2002 17:35:28	Dark	41.500	12	Alp1Cru	0.77500	30000.	83	4318	No
373	GOM_NL__2PRFIN20021227_174054_000000422012_00256_04318_0249.N1	27-DEC-2002 17:40:54	Dark	42.000	29	Bet Car	1.6720	10200.	84	4318	No
374	GOM_NL__2PRFIN20021227_174232_000000452012_00256_04318_0250.N1	27-DEC-2002 17:42:32	Dark	44.500	91	Kap Vel	2.4900	26000.	89	4318	No
375	GOM_NL__2PRFIN20021227_174400_000000462012_00256_04318_0251.N1	27-DEC-2002 17:44:00	Dark	46.000	46	Del Vel	1.9540	10600.	92	4318	No
376	GOM_NL__2PRFIN20021227_174526_000000632012_00256_04318_0252.N1	27-DEC-2002 17:45:26	Dark	62.500	65	Lam Vel	2.2040	4400.0	125	4318	No
377	GOM_NL__2PRFIN20021227_174812_000000532012_00256_04318_0253.N1	27-DEC-2002 17:48:12	Dark	53.000	2	Alp Car	-0.73600	7000.0	106	4318	No
378	GOM_NL__2PRFIN20021227_175119_000000542012_00256_04318_0254.N1	27-DEC-2002 17:51:19	Dark	53.500	117	Pi Pup	2.7060	3800.0	107	4318	No
379	GOM_NL__2PRFIN20021227_175413_000000532012_00256_04318_0255.N1	27-DEC-2002 17:54:13	Straylight	52.500	23	21Eps CMa	1.5020	26000.	105	4318	No
380	GOM_NL__2PRFIN20021227_175550_000000492012_00256_04318_0256.N1	27-DEC-2002 17:55:50	Straylight	49.000	179	24Omi2CMa	3.0320	24000.	98	4318	No
381	GOM_NL__2PRFIN20021227_175825_000000592012_00256_04318_0257.N1	27-DEC-2002 17:58:25	Straylight	58.500	1	9Alp CMa	-1.4400	11000.	117	4318	No
382	GOM_NL__2PRFIN20021227_180057_000000452012_00256_04318_0258.N1	27-DEC-2002 18:00:57	Straylight	45.000	56	53Kap Ori	2.0650	30000.	90	4318	No
383	GOM_NL__2PRFIN20021227_180229_000000432012_00256_04318_0259.N1	27-DEC-2002 18:02:29	Straylight	43.000	128	67Bet Eri	2.7840	9700.0	86	4318	No
384	GOM_NL__2PRFIN20021227_180346_000000462012_00256_04318_0260.N1	27-DEC-2002 18:03:46	Straylight	46.000	72	34Del Ori	2.2500	30000.	92	4318	No
385	GOM_NL__2PRFIN20021227_180610_000000572012_00256_04318_0261.N1	27-DEC-2002 18:06:10	Tw_i_and_stray	57.000	14	58Alp Ori	0.87000	3000.0	114	4318	No
386	GOM_NL__2PRFIN20021227_180754_000000872012_00256_04318_0262.N1	27-DEC-2002 18:07:54	Tw_i_and_stray	87.000	8	10Alp CMi	0.40000	6500.0	174	4318	No
387	GOM_NL__2PRFIN20021227_181010_000000472012_00256_04318_0263.N1	27-DEC-2002 18:10:10	Bright	46.500	176	23Zet Tau	3.0200	22000.	93	4318	No
388	GOM_NL__2PRFIN20021227_181215_000000422012_00256_04318_0264.N1	27-DEC-2002 18:12:15	Bright	42.000	28	12Bet Tau	1.6500	15200.	84	4318	No
389	GOM_NL__2PRFIN20021227_181532_000000362012_00256_04318_0265.N1	27-DEC-2002 18:15:32	Bright	36.000	149	45Eps Per	2.8880	30000.	72	4318	No
390	GOM_NL__2PRFIN20021227_181711_000000432012_00256_04318_0266.N1	27-DEC-2002 18:17:11	Bright	42.500	6	13Alp Aur	0.080000	3400.0	85	4318	No
391	GOM_NL__2PRFIN20021227_181835_000000382012_00256_04318_0267.N1	27-DEC-2002 18:18:35	Bright	38.000	35	33Alp Per	1.7950	6250.0	76	4318	No
392	GOM_NL__2PRFIN20021227_181950_000000382012_00256_04318_0268.N1	27-DEC-2002 18:19:50	Bright	38.000	160	23Gam Per	2.9300	4700.0	76	4318	No
393	GOM_NL__2PRFIN20021227_182335_000000372012_00256_04318_0269.N1	27-DEC-2002 18:23:35	Bright	37.000	110	37Del Cas	2.6780	8900.0	74	4318	No
394	GOM_NL__2PRFIN20021227_182914_000000382012_00256_04318_0270.N1	27-DEC-2002 18:29:14	Bright	37.500	49	1Alp UMi	1.9900	6300.0	75	4318	No
395	GOM_NL__2PRFIN20021227_183248_000000462012_00256_04318_0271.N1	27-DEC-2002 18:32:48	Bright	46.000	36	50Alp UMa	1.8000	6300.0	92	4318	No
396	GOM_NL__2PRFIN20021227_183729_000000482012_00256_04318_0272.N1	27-DEC-2002 18:37:29	Bright	48.000	119	14Eta Dra	2.7270	4700.0	96	4318	No

397	GOM_NL__2PRFIN20021227_183919_000000382012_00256_04318_0273.N1	27-DEC-2002 18:39:19	Bright	37.500	69	33Gam Dra	2.2310	3800.0	75	4318	No
398	GOM_NL__2PRFIN20021227_184050_000000472012_00256_04318_0274.N1	27-DEC-2002 18:40:50	Bright	47.000	39	85Eta UMa	1.8540	24000.	94	4318	No
399	GOM_NL__2PRFIN20021227_184439_000000452012_00256_04318_0275.N1	27-DEC-2002 18:44:39	Bright	44.500	180	27Gam Boo	3.0400	8000.0	89	4318	No
400	GOM_NL__2PRFIN20021227_184811_000000422012_00256_04318_0276.N1	27-DEC-2002 18:48:11	Bright	42.000	83		2.3780	11000.	84	4318	No
401	GOM_NL__2PRFIN20021227_185203_000000532012_00256_04318_0277.N1	27-DEC-2002 18:52:03	Bright	52.500	111	8Eta Boo	2.6800	6000.0	105	4318	No
402	GOM_NL__2PRFIN20021227_185730_000000832012_00256_04318_0278.N1	27-DEC-2002 18:57:30	Tw_i_and_stray	82.500	138	47Eps Vir	2.8280	4700.0	165	4318	No
403	GOM_NL__2PRFIN20021227_190049_000000452012_00256_04318_0279.N1	27-DEC-2002 19:00:49	Bright	44.500	122	9Alp2Lib	2.7470	9700.0	89	4318	No
404	GOM_NL__2PRFIN20021227_190329_000000642012_00256_04318_0280.N1	27-DEC-2002 19:03:29	Straylight	64.000	15	67Alp Vir	0.97600	28000.	128	4318	No
405	GOM_NL__2PRFIN20021227_190735_000000442012_00256_04318_0281.N1	27-DEC-2002 19:07:35	Dark	43.500	54	5The Cen	2.0550	4500.0	87	4318	No
406	GOM_NL__2PRFIN20021227_190908_000000392012_00256_04318_0282.N1	27-DEC-2002 19:09:08	Dark	39.000	78	Alp Lup	2.3040	28000.	78	4318	No
407	GOM_NL__2PRFIN20021227_191027_000000412012_00256_04318_0283.N1	27-DEC-2002 19:10:27	Dark	40.500	95	Zet Cen	2.5450	26000.	81	4318	No
408	GOM_NL__2PRFIN20021227_191213_000000432012_00256_04318_0284.N1	27-DEC-2002 19:12:13	Dark	43.000	77	Eps Cen	2.3030	28000.	86	4318	No
409	GOM_NL__2PRFIN20021227_191342_000000462012_00257_04319_0248.N1	27-DEC-2002 19:13:42	Dark	45.500	64	Gam Cen	2.2000	10600.	91	4319	No
410	GOM_NL__2PRFIN20021227_191605_000000442012_00257_04319_0249.N1	27-DEC-2002 19:16:05	Dark	44.000	12	Alp1Cru	0.77500	30000.	88	4319	No
411	GOM_NL__2PRFIN20021227_192130_000000412012_00257_04319_0250.N1	27-DEC-2002 19:21:30	Dark	41.000	29	Bet Car	1.6720	10200.	82	4319	No
412	GOM_NL__2PRFIN20021227_192309_000000462012_00257_04319_0251.N1	27-DEC-2002 19:23:09	Dark	45.500	91	Kap Vel	2.4900	26000.	91	4319	No
413	GOM_NL__2PRFIN20021227_192436_000000452012_00257_04319_0252.N1	27-DEC-2002 19:24:36	Dark	45.000	46	Del Vel	1.9540	10600.	90	4319	No
414	GOM_NL__2PRFIN20021227_192603_000000692012_00257_04319_0253.N1	27-DEC-2002 19:26:03	Dark	69.000	65	Lam Vel	2.2040	4400.0	138	4319	No
415	GOM_NL__2PRFIN20021227_192848_000000492012_00257_04319_0254.N1	27-DEC-2002 19:28:48	Dark	48.500	2	Alp Car	-0.73600	7000.0	97	4319	No
416	GOM_NL__2PRFIN20021227_193155_000000562012_00257_04319_0255.N1	27-DEC-2002 19:31:55	Dark	56.000	117	Pi Pup	2.7060	3800.0	112	4319	No
417	GOM_NL__2PRFIN20021227_193449_000000502012_00257_04319_0256.N1	27-DEC-2002 19:34:49	Straylight	50.000	23	21Eps CMa	1.5020	26000.	100	4319	No
418	GOM_NL__2PRFIN20021227_193626_000000502012_00257_04319_0257.N1	27-DEC-2002 19:36:26	Straylight	49.500	179	24Omi2CMa	3.0320	24000.	99	4319	No
419	GOM_NL__2PRFIN20021227_193901_000000592012_00257_04319_0258.N1	27-DEC-2002 19:39:01	Straylight	59.000	1	9Alp CMa	-1.4400	11000.	118	4319	No
420	GOM_NL__2PRFIN20021227_194133_000000442012_00257_04319_0259.N1	27-DEC-2002 19:41:33	Straylight	43.500	56	53Kap Ori	2.0650	30000.	87	4319	No
421	GOM_NL__2PRFIN20021227_194306_000000402012_00257_04319_0260.N1	27-DEC-2002 19:43:06	Straylight	40.000	128	67Bet Eri	2.7840	9700.0	80	4319	No
422	GOM_NL__2PRFIN20021227_194422_000000462012_00257_04319_0261.N1	27-DEC-2002 19:44:22	Straylight	45.500	72	34Del Ori	2.2500	30000.	91	4319	No
423	GOM_NL__2PRFIN20021227_194646_000000572012_00257_04319_0262.N1	27-DEC-2002 19:46:46	Tw_i_and_stray	57.000	14	58Alp Ori	0.87000	3000.0	114	4319	No
424	GOM_NL__2PRFIN20021227_194829_000000822012_00257_04319_0263.N1	27-DEC-2002 19:48:29	Tw_i_and_stray	81.500	8	10Alp CMi	0.40000	6500.0	163	4319	No
425	GOM_NL__2PRFIN20021227_195046_000000462012_00257_04319_0264.N1	27-DEC-2002 19:50:46	Bright	45.500	176	23Zet Tau	3.0200	22000.	91	4319	No
426	GOM_NL__2PRFIN20021227_195251_000000422012_00257_04319_0265.N1	27-DEC-2002 19:52:51	Bright	41.500	28	12Bet Tau	1.6500	15200.	83	4319	No
427	GOM_NL__2PRFIN20021227_195608_000000362012_00257_04319_0266.N1	27-DEC-2002 19:56:08	Bright	35.500	149	45Eps Per	2.8880	30000.	71	4319	No
428	GOM_NL__2PRFIN20021227_195746_000000442012_00257_04319_0267.N1	27-DEC-2002 19:57:46	Bright	43.500	6	13Alp Aur	0.080000	3400.0	87	4319	No
429	GOM_NL__2PRFIN20021227_195911_000000372012_00257_04319_0268.N1	27-DEC-2002 19:59:11	Bright	37.000	35	33Alp Per	1.7950	6250.0	74	4319	No
430	GOM_NL__2PRFIN20021227_200026_000000382012_00257_04319_0269.N1	27-DEC-2002 20:00:26	Bright	38.000	160	23Gam Per	2.9300	4700.0	76	4319	No
431	GOM_NL__2PRFIN20021227_200411_000000382012_00257_04319_0270.N1	27-DEC-2002 20:04:11	Bright	37.500	110	37Del Cas	2.6780	8900.0	75	4319	No
432	GOM_NL__2PRFIN20021227_200950_000000382012_00257_04319_0271.N1	27-DEC-2002 20:09:50	Bright	37.500	49	1Alp UMi	1.9900	6300.0	75	4319	No
433	GOM_NL__2PRFIN20021227_201323_000000502012_00257_04319_0272.N1	27-DEC-2002 20:13:23	Bright	50.000	36	50Alp UMa	1.8000	6300.0	100	4319	No
434	GOM_NL__2PRFIN20021227_201805_000000382012_00257_04319_0273.N1	27-DEC-2002 20:18:05	Bright	38.000	119	14Eta Dra	2.7270	4700.0	76	4319	No
435	GOM_NL__2PRFIN20021227_201955_000000402012_00257_04319_0274.N1	27-DEC-2002 20:19:55	Bright	39.500	69	33Gam Dra	2.2310	3800.0	79	4319	No
436	GOM_NL__2PRFIN20021227_202126_000000632012_00257_04319_0275.N1	27-DEC-2002 20:21:26	Bright	63.000	39	85Eta UMa	1.8540	24000.	126	4319	No
437	GOM_NL__2PRFIN20021227_202515_000000592012_00257_04319_0276.N1	27-DEC-2002 20:25:15	Bright	59.000	180	27Gam Boo	3.0400	8000.0	118	4319	No
438	GOM_NL__2PRFIN20021227_202847_000000442012_00257_04319_0277.N1	27-DEC-2002 20:28:47	Bright	44.000	83		2.3780	11000.	88	4319	No
439	GOM_NL__2PRFIN20021227_203240_000000532012_00257_04319_0278.N1	27-DEC-2002 20:32:40	Bright	52.500	111	8Eta Boo	2.6800	6000.0	105	4319	No
440	GOM_NL__2PRFIN20021227_203807_000000782012_00257_04319_0279.N1	27-DEC-2002 20:38:07	Tw_i_and_stray	78.000	138	47Eps Vir	2.8280	4700.0	156	4319	No
441	GOM_NL__2PRFIN20021227_204125_000000452012_00257_04319_0280.N1	27-DEC-2002 20:41:25	Bright	45.000	122	9Alp2Lib	2.7470	9700.0	90	4319	No
442	GOM_NL__2PRFIN20021227_204406_000000632012_00257_04319_0281.N1	27-DEC-2002 20:44:06	Straylight	62.500	15	67Alp Vir	0.97600	28000.	125	4319	No
443	GOM_NL__2PRFIN20021227_204811_000000462012_00257_04319_0282.N1	27-DEC-2002 20:48:11	Dark	46.000	54	5The Cen	2.0550	4500.0	92	4319	No
444	GOM_NL__2PRFIN20021227_204945_000000392012_00257_04319_0283.N1	27-DEC-2002 20:49:45	Dark	39.000	78	Alp Lup	2.3040	28000.	78	4319	No
445	GOM_NL__2PRFIN20021227_205103_000000392012_00257_04319_0284.N1	27-DEC-2002 20:51:03	Dark	39.000	95	Zet Cen	2.5450	26000.	78	4319	No
446	GOM_NL__2PRFIN20021227_205250_000000412012_00257_04319_0285.N1	27-DEC-2002 20:52:50	Dark	40.500	77	Eps Cen	2.3030	28000.	81	4319	No
447	GOM_NL__2PRFIN20021227_205417_000000472012_00258_04320_0248.N1	27-DEC-2002 20:54:17	Dark	47.000	64	Gam Cen	2.2000	10600.	94	4320	No
448	GOM_NL__2PRFIN20021227_205641_000000452012_00258_04320_0249.N1	27-DEC-2002 20:56:41	Dark	45.000	12	Alp1Cru	0.77500	30000.	90	4320	No
449	GOM_NL__2PRFIN20021227_210206_000000432012_00258_04320_0250.N1	27-DEC-2002 21:02:06	Dark	42.500	29	Bet Car	1.6720	10200.	85	4320	No
450	GOM_NL__2PRFIN20021227_210345_000000452012_00258_04320_0251.N1	27-DEC-2002 21:03:45	Dark	45.000	91	Kap Vel	2.4900	26000.	90	4320	No
451	GOM_NL__2PRFIN20021227_210513_000000462012_00258_04320_0252.N1	27-DEC-2002 21:05:13	Dark	46.000	46	Del Vel	1.9540	10600.	92	4320	No
452	GOM_NL__2PRFIN20021227_210805_000000452012_00258_04320_0253.N1	27-DEC-2002 21:08:05	Dark	45.000	34	Gam2Vel	1.7930	23000.	90	4320	No
453	GOM_NL__2PRFIN20021227_211017_000000502012_00258_04320_0254.N1	27-DEC-2002 21:10:17	Dark	49.500	70	Zet Pup	2.2460	39000.	99	4320	No
454	GOM_NL__2PRFIN20021227_211231_000000482012_00258_04320_0255.N1	27-DEC-2002 21:12:31	Dark	48.000	117	Pi Pup	2.7060	3800.0	96	4320	No
455	GOM_NL__2PRFIN20021227_211525_000000492012_00258_04320_0256.N1	27-DEC-2002 21:15:25	Straylight	49.000	23	21Eps CMa	1.5020	26000.	98	4320	No

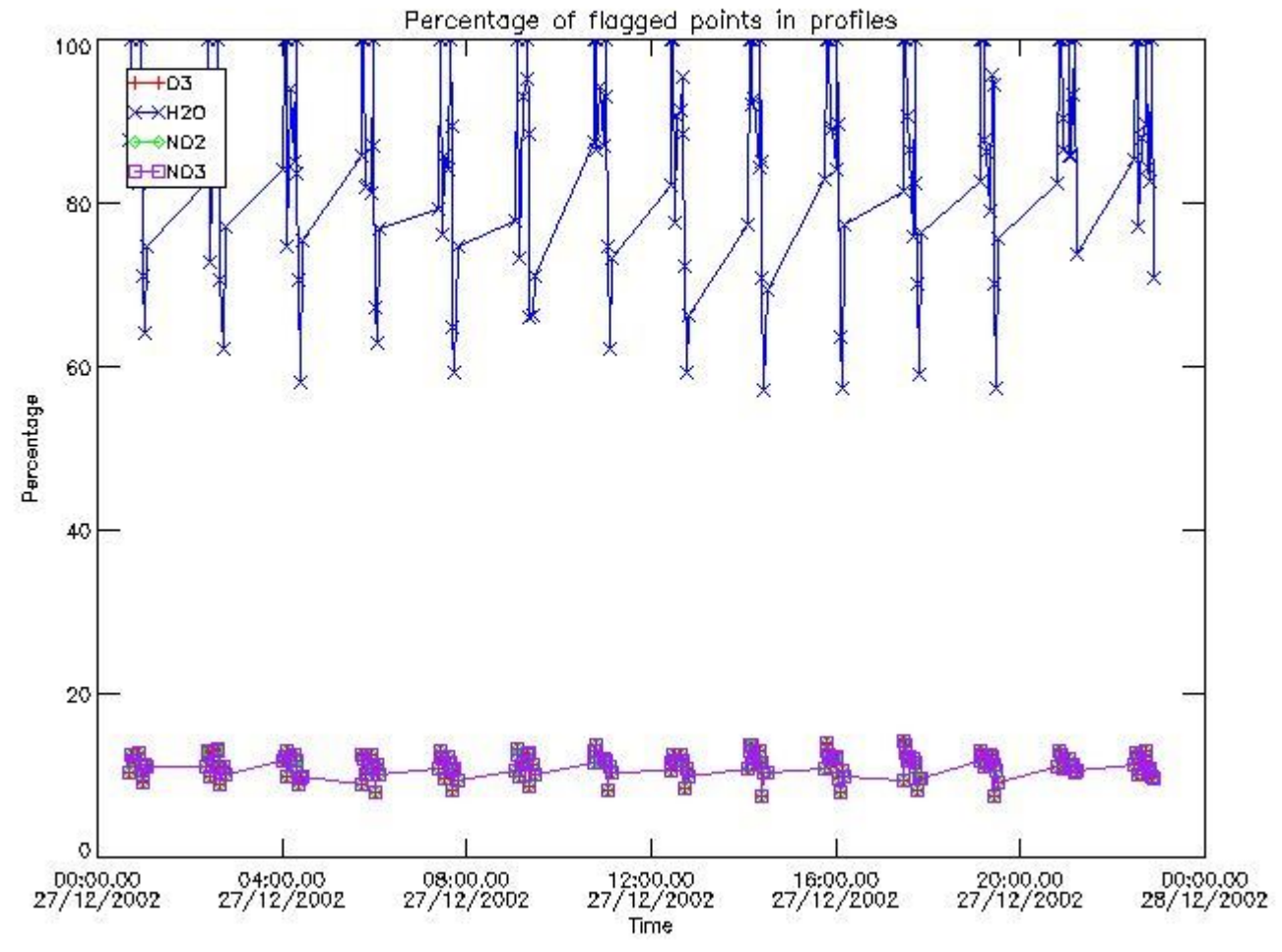
456	GOM_NL__2PRFIN20021227_211702_000000492012_00258_04320_0257.N1	27-DEC-2002 21:17:02	Straylight	49.000	179	24Omi2CMa	3.0320	24000.	98	4320	No
457	GOM_NL__2PRFIN20021227_211921_000000482012_00258_04320_0258.N1	27-DEC-2002 21:19:21	Straylight	48.000	47	2Bet CMA	1.9760	28000.	96	4320	No
458	GOM_NL__2PRFIN20021227_212209_000000442012_00258_04320_0259.N1	27-DEC-2002 21:22:09	Straylight	44.000	56	53Kap Ori	2.0650	30000.	88	4320	No
459	GOM_NL__2PRFIN20021227_212342_000000412012_00258_04320_0260.N1	27-DEC-2002 21:23:42	Straylight	41.000	128	67Bet Eri	2.7840	9700.0	82	4320	No
460	GOM_NL__2PRFIN20021227_212458_000000442012_00258_04320_0261.N1	27-DEC-2002 21:24:58	Straylight	44.000	72	34Del Ori	2.2500	30000.	88	4320	No
461	GOM_NL__2PRFIN20021227_212722_000000572012_00258_04320_0262.N1	27-DEC-2002 21:27:22	Tw_i_and_stray	57.000	14	58Alp Ori	0.87000	3000.0	114	4320	No
462	GOM_NL__2PRFIN20021227_212903_000000832012_00258_04320_0263.N1	27-DEC-2002 21:29:03	Tw_i_and_stray	83.000	8	10Alp CMI	0.40000	6500.0	166	4320	No
463	GOM_NL__2PRFIN20021227_213122_000000432012_00258_04320_0264.N1	27-DEC-2002 21:31:22	Bright	43.000	176	23Zet Tau	3.0200	22000.	86	4320	No
464	GOM_NL__2PRFIN20021227_213327_000000412012_00258_04320_0265.N1	27-DEC-2002 21:33:27	Bright	41.000	28	12Bet Tau	1.6500	15200.	82	4320	No
465	GOM_NL__2PRFIN20021227_213644_000000352012_00258_04320_0266.N1	27-DEC-2002 21:36:44	Bright	35.000	149	45Eps Per	2.8880	30000.	70	4320	No
466	GOM_NL__2PRFIN20021227_213823_000000442012_00258_04320_0267.N1	27-DEC-2002 21:38:23	Bright	43.500	6	13Alp Aur	0.080000	3400.0	87	4320	No
467	GOM_NL__2PRFIN20021227_213947_000000362012_00258_04320_0268.N1	27-DEC-2002 21:39:47	Bright	36.000	35	33Alp Per	1.7950	6250.0	72	4320	No
468	GOM_NL__2PRFIN20021227_214103_000000372012_00258_04320_0269.N1	27-DEC-2002 21:41:03	Bright	37.000	160	23Gam Per	2.9300	4700.0	74	4320	No
469	GOM_NL__2PRFIN20021227_215026_000000382012_00258_04320_0270.N1	27-DEC-2002 21:50:26	Bright	37.500	49	1Alp UMi	1.9900	6300.0	75	4320	No
470	GOM_NL__2PRFIN20021227_215358_000000512012_00258_04320_0271.N1	27-DEC-2002 21:53:58	Bright	50.500	36	50Alp UMa	1.8000	6300.0	101	4320	No
471	GOM_NL__2PRFIN20021227_215841_000000352012_00258_04320_0272.N1	27-DEC-2002 21:58:41	Bright	34.500	119	14Eta Dra	2.7270	4700.0	69	4320	No
472	GOM_NL__2PRFIN20021227_220552_000000432012_00258_04320_0273.N1	27-DEC-2002 22:05:52	Bright	43.000	180	27Gam Boo	3.0400	8000.0	86	4320	No
473	GOM_NL__2PRFIN20021227_220924_000000432012_00258_04320_0274.N1	27-DEC-2002 22:09:24	Bright	43.000	83		2.3780	11000.	86	4320	No
474	GOM_NL__2PRFIN20021227_221317_000000532012_00258_04320_0275.N1	27-DEC-2002 22:13:17	Bright	52.500	111	8Eta Boo	2.6800	6000.0	105	4320	No
475	GOM_NL__2PRFIN20021227_221845_000000832012_00258_04320_0276.N1	27-DEC-2002 22:18:45	Tw_i_and_stray	83.000	138	47Eps Vir	2.8280	4700.0	166	4320	No
476	GOM_NL__2PRFIN20021227_222202_000000472012_00258_04320_0277.N1	27-DEC-2002 22:22:02	Bright	46.500	122	9Alp2Lib	2.7470	9700.0	93	4320	No
477	GOM_NL__2PRFIN20021227_222441_000000642012_00258_04320_0278.N1	27-DEC-2002 22:24:41	Straylight	63.500	15	67Alp Vir	0.97600	28000.	127	4320	No
478	GOM_NL__2PRFIN20021227_222848_000000452012_00258_04320_0279.N1	27-DEC-2002 22:28:48	Dark	45.000	54	5The Cen	2.0550	4500.0	90	4320	No
479	GOM_NL__2PRFIN20021227_223020_000000402012_00258_04320_0280.N1	27-DEC-2002 22:30:20	Dark	40.000	78	Alp Lup	2.3040	28000.	80	4320	No
480	GOM_NL__2PRFIN20021227_223139_000000422012_00258_04320_0281.N1	27-DEC-2002 22:31:39	Dark	41.500	95	Zet Cen	2.5450	26000.	83	4320	No
481	GOM_NL__2PRFIN20021227_223341_000000512012_00258_04320_0282.N1	27-DEC-2002 22:33:41	Dark	50.500	4	Alp1Cen	-0.010000	5800.0	101	4320	No
482	GOM_NL__2PRFIN20021227_223718_000000512012_00259_04321_0368.N1	27-DEC-2002 22:37:18	Dark	50.500	12	Alp1Cru	0.77500	30000.	101	4321	No
483	GOM_NL__2PRFIN20021227_224243_000000402012_00259_04321_0369.N1	27-DEC-2002 22:42:43	Dark	39.500	29	Bet Car	1.6720	10200.	79	4321	No
484	GOM_NL__2PRFIN20021227_224422_000000432012_00259_04321_0370.N1	27-DEC-2002 22:44:22	Dark	43.000	91	Kap Vel	2.4900	26000.	86	4321	No
485	GOM_NL__2PRFIN20021227_224549_000000492012_00259_04321_0371.N1	27-DEC-2002 22:45:49	Dark	48.500	46	Del Vel	1.9540	10600.	97	4321	No
486	GOM_NL__2PRFIN20021227_224842_000000472012_00259_04321_0372.N1	27-DEC-2002 22:48:42	Dark	46.500	34	Gam2Vel	1.7930	23000.	93	4321	No
487	GOM_NL__2PRFIN20021227_225053_000000522012_00259_04321_0373.N1	27-DEC-2002 22:50:53	Dark	52.000	70	Zet Pup	2.2460	39000.	104	4321	No
488	GOM_NL__2PRFIN20021227_225308_000000542012_00259_04321_0374.N1	27-DEC-2002 22:53:08	Dark	53.500	117	Pi Pup	2.7060	3800.0	107	4321	No
489	GOM_NL__2PRFIN20021227_225602_000000532012_00259_04321_0375.N1	27-DEC-2002 22:56:02	Straylight	52.500	23	21Eps CMA	1.5020	26000.	105	4321	No
490	GOM_NL__2PRFIN20021227_225738_000000512012_00259_04321_0376.N1	27-DEC-2002 22:57:38	Straylight	51.000	179	24Omi2CMa	3.0320	24000.	102	4321	No
491	GOM_NL__2PRFIN20021227_225957_000000492012_00259_04321_0377.N1	27-DEC-2002 22:59:57	Straylight	48.500	47	2Bet CMA	1.9760	28000.	97	4321	No
492	GOM_NL__2PRFIN20021227_230245_000000452012_00259_04321_0378.N1	27-DEC-2002 23:02:45	Straylight	44.500	56	53Kap Ori	2.0650	30000.	89	4321	No
493	GOM_NL__2PRFIN20021227_230418_000000392012_00259_04321_0379.N1	27-DEC-2002 23:04:18	Straylight	39.000	128	67Bet Eri	2.7840	9700.0	78	4321	No
494	GOM_NL__2PRFIN20021227_230534_000000442012_00259_04321_0380.N1	27-DEC-2002 23:05:34	Straylight	43.500	72	34Del Ori	2.2500	30000.	87	4321	No
495	GOM_NL__2PRFIN20021227_230757_000000562012_00259_04321_0381.N1	27-DEC-2002 23:07:57	Tw_i_and_stray	56.000	14	58Alp Ori	0.87000	3000.0	112	4321	No
496	GOM_NL__2PRFIN20021227_230938_000000962012_00259_04321_0382.N1	27-DEC-2002 23:09:38	Bright	96.000	8	10Alp CMI	0.40000	6500.0	192	4321	No
497	GOM_NL__2PRFIN20021227_231158_000000442012_00259_04321_0383.N1	27-DEC-2002 23:11:58	Bright	43.500	176	23Zet Tau	3.0200	22000.	87	4321	No
498	GOM_NL__2PRFIN20021227_231402_000000422012_00259_04321_0384.N1	27-DEC-2002 23:14:02	Bright	42.000	28	12Bet Tau	1.6500	15200.	84	4321	No
499	GOM_NL__2PRFIN20021227_231721_000000362012_00259_04321_0385.N1	27-DEC-2002 23:17:21	Bright	35.500	149	45Eps Per	2.8880	30000.	71	4321	No
500	GOM_NL__2PRFIN20021227_231858_000000452012_00259_04321_0386.N1	27-DEC-2002 23:18:58	Bright	44.500	6	13Alp Aur	0.080000	3400.0	89	4321	No
501	GOM_NL__2PRFIN20021227_232024_000000382012_00259_04321_0387.N1	27-DEC-2002 23:20:24	Bright	37.500	35	33Alp Per	1.7950	6250.0	75	4321	No
502	GOM_NL__2PRFIN20021227_232139_000000352012_00259_04321_0388.N1	27-DEC-2002 23:21:39	Bright	35.000	160	23Gam Per	2.9300	4700.0	70	4321	No
503	GOM_NL__2PRFIN20021227_233102_000000362012_00259_04321_0389.N1	27-DEC-2002 23:31:02	Bright	36.000	49	1Alp UMi	1.9900	6300.0	72	4321	No
504	GOM_NL__2PRFIN20021227_233431_000000532012_00259_04321_0390.N1	27-DEC-2002 23:34:31	Bright	53.000	36	50Alp UMa	1.8000	6300.0	106	4321	No
505	GOM_NL__2PRFIN20021227_233917_000000392012_00259_04321_0391.N1	27-DEC-2002 23:39:17	Bright	38.500	119	14Eta Dra	2.7270	4700.0	77	4321	No
506	GOM_NL__2PRFIN20021227_234628_000000442012_00259_04321_0392.N1	27-DEC-2002 23:46:28	Bright	44.000	180	27Gam Boo	3.0400	8000.0	88	4321	No
507	GOM_NL__2PRFIN20021227_235000_000000592012_00259_04321_0393.N1	27-DEC-2002 23:50:00	Bright	59.000	83		2.3780	11000.	118	4321	No
508	GOM_NL__2PRFIN20021227_235353_000000532012_00259_04321_0394.N1	27-DEC-2002 23:53:53	Bright	53.000	111	8Eta Boo	2.6800	6000.0	106	4321	No
509	GOM_NL__2PRFIN20021227_235923_000000812012_00259_04321_0395.N1	27-DEC-2002 23:59:23	Tw_i_and_stray	81.000	138	47Eps Vir	2.8280	4700.0	162	4321	No

3. Quality information per product

In this section it is plotted some information contained in the Quality Summary data set of

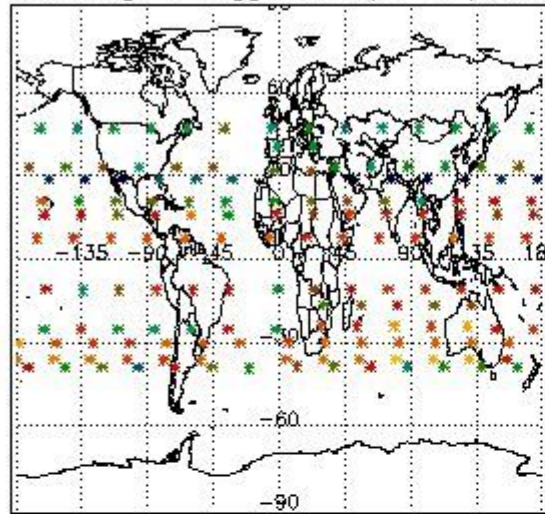
the level 2 products. Only products in dark limb conditions and without errors (error flag in the MPH set to "0") are used.

3.1 Plot quality information per product (time dependant)

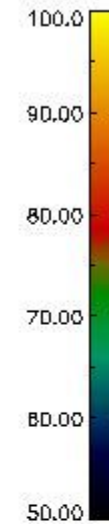
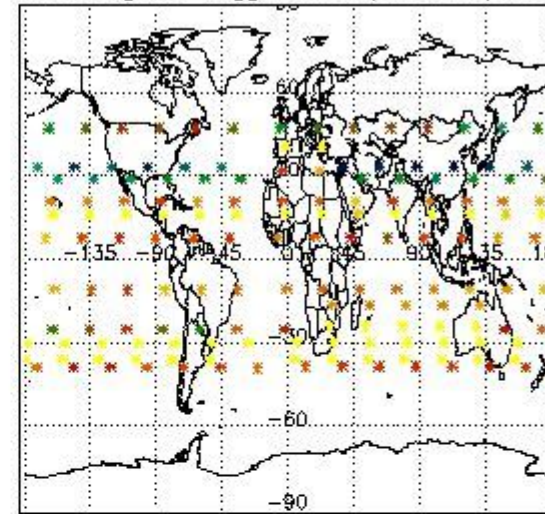


3.2 Plot quality information per product (world map)

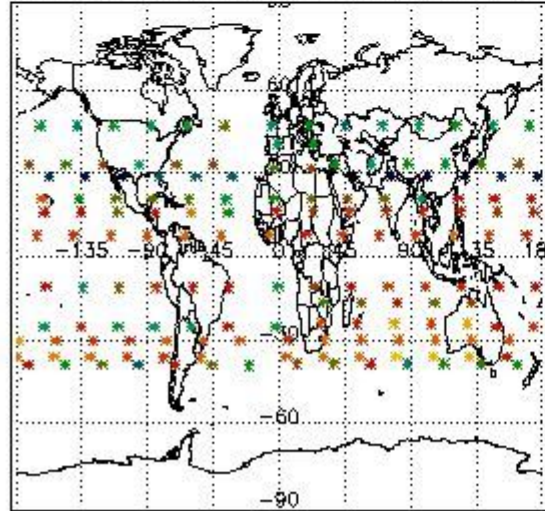
Percentage of flagged data per O3 profile



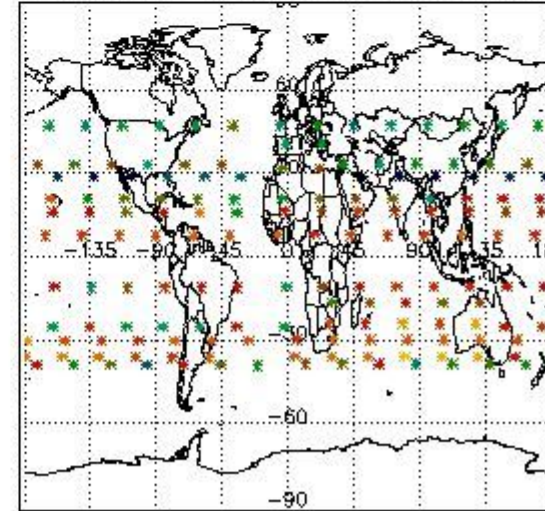
Percentage of flagged data per H2O profile



Percentage of flagged data per NO2 profile



Percentage of flagged data per NO3 profile

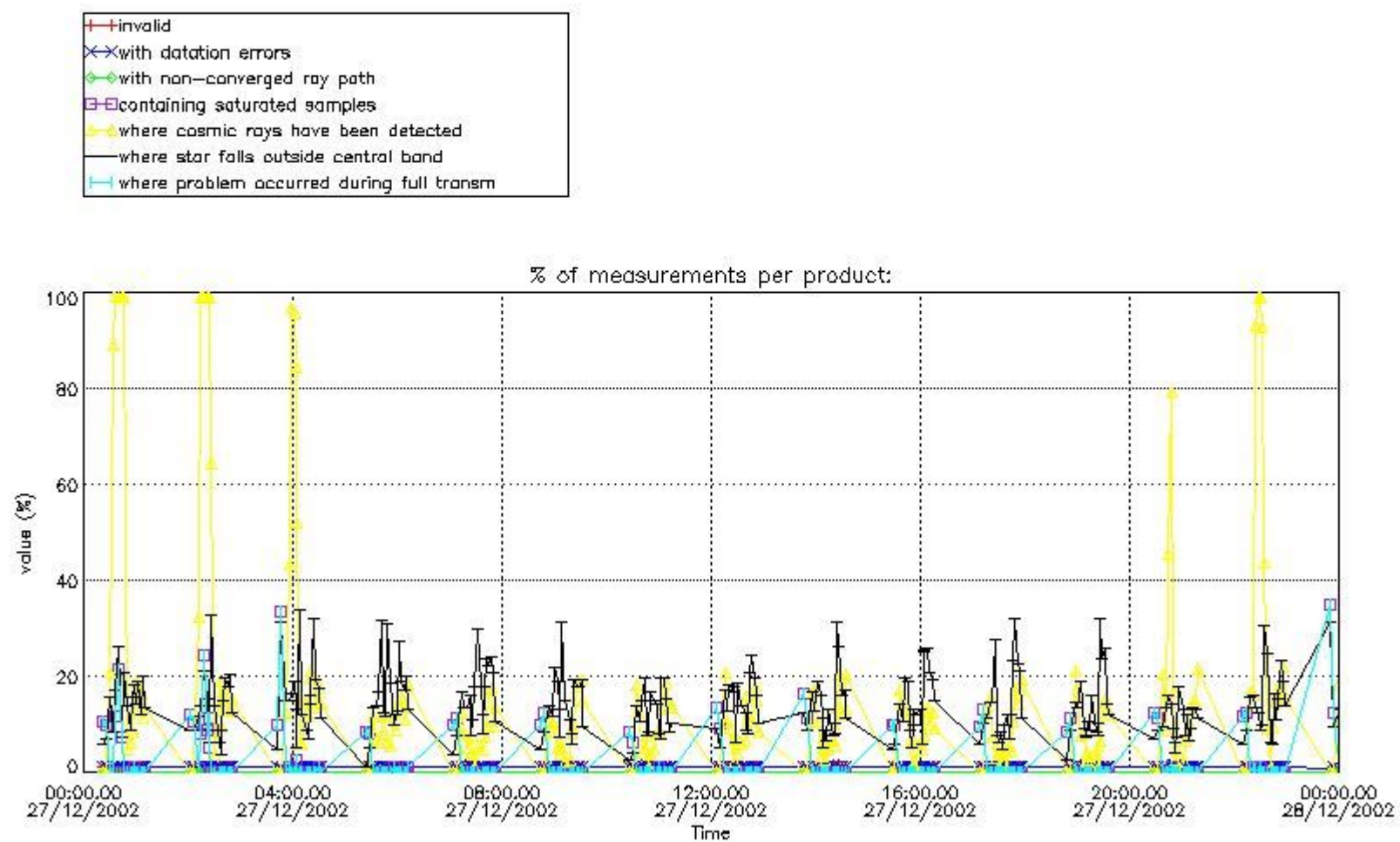


4. Level 1 quality information per product

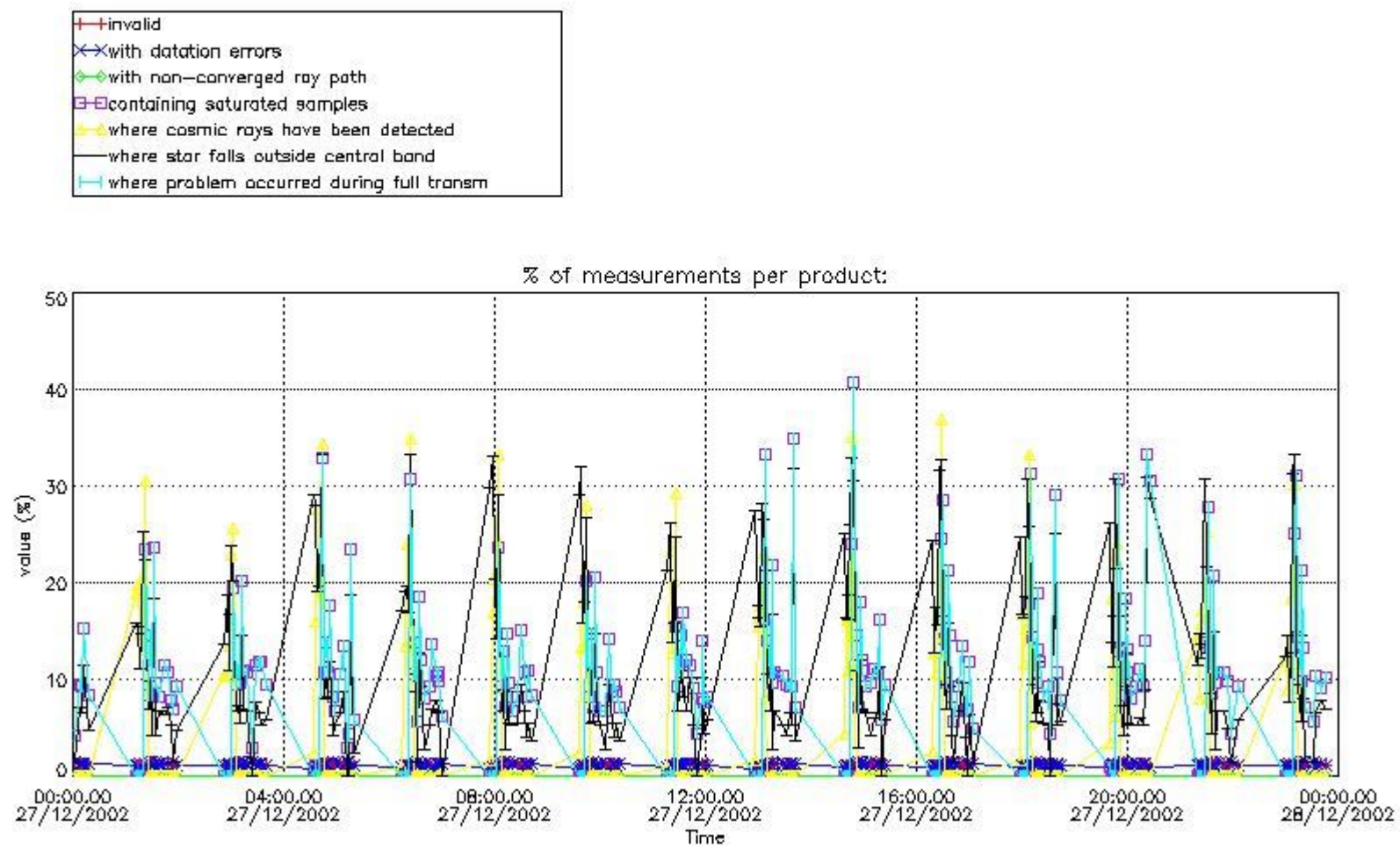
In this section it is plotted some information contained in the Quality Summary data set of the level 2 products that comes from the level 1b processing. Products without errors (error flag in the MPH set to "0") are used.

4.1 Plot quality information per product (time dependant) coming from level 1b processing

4.1.1 Plot level 1 quality information per product (time dependant): ENVISAT ASCENDING passes



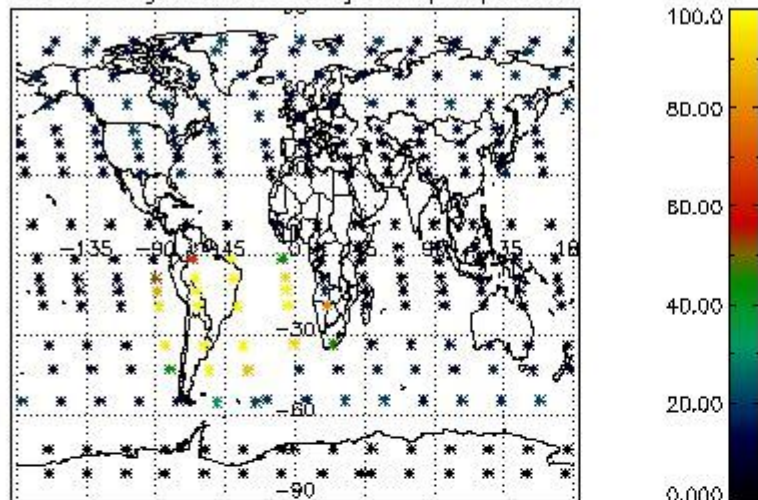
4.1.2 Plot level 1 quality information per product (time dependant): ENVI SAT DESCENDING passes



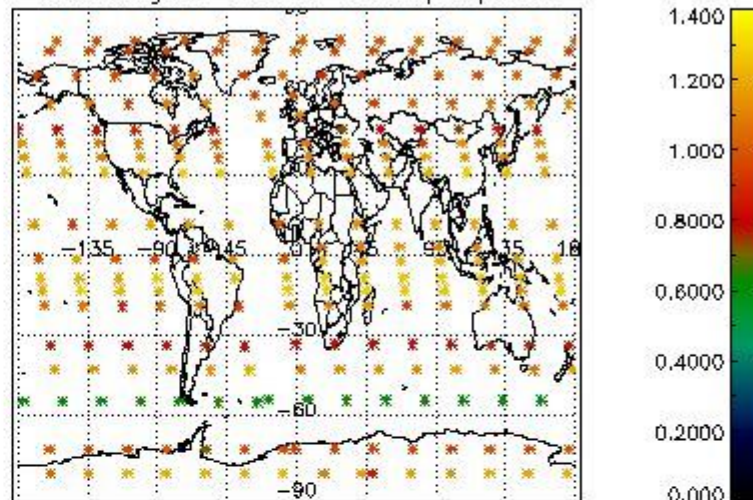
4.2 Plot quality information per product coming from level 1b processing (world map)

4.2.1 Plot level 1 quality information per product (world map): ENVISAT ASCENDING passes

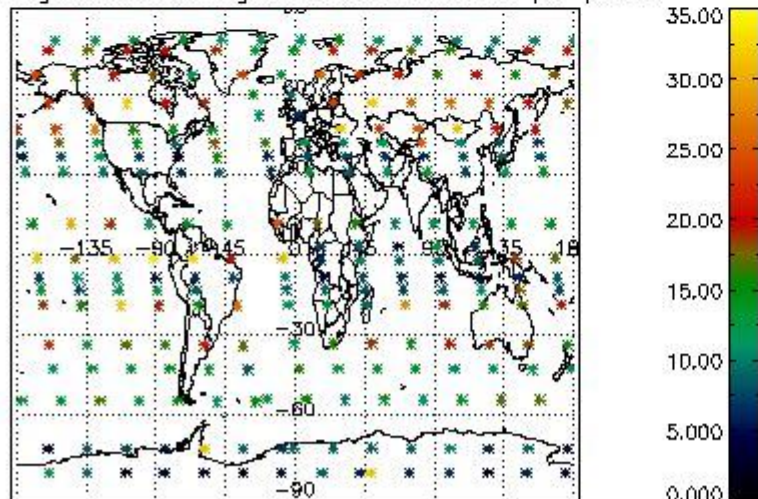
Percentage of cosmic ray hits per profile



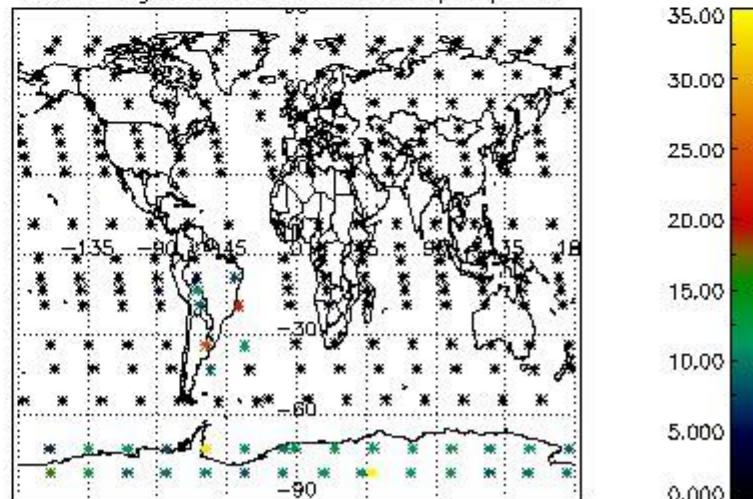
Percentage of datation errors per profile



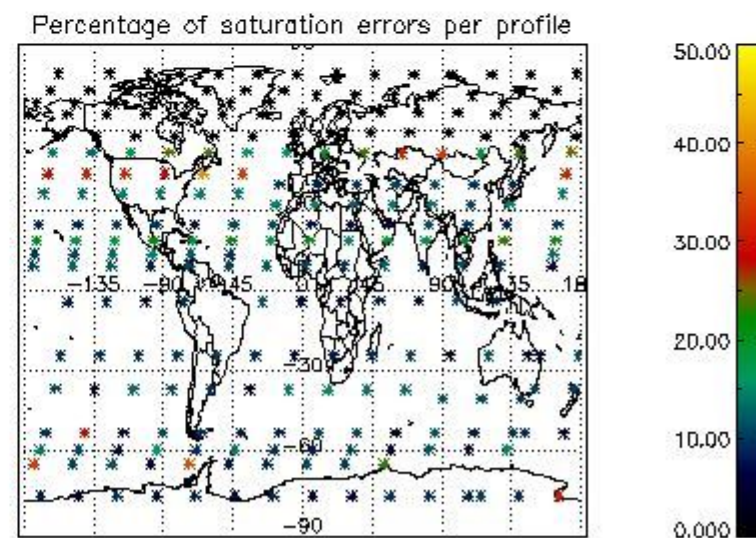
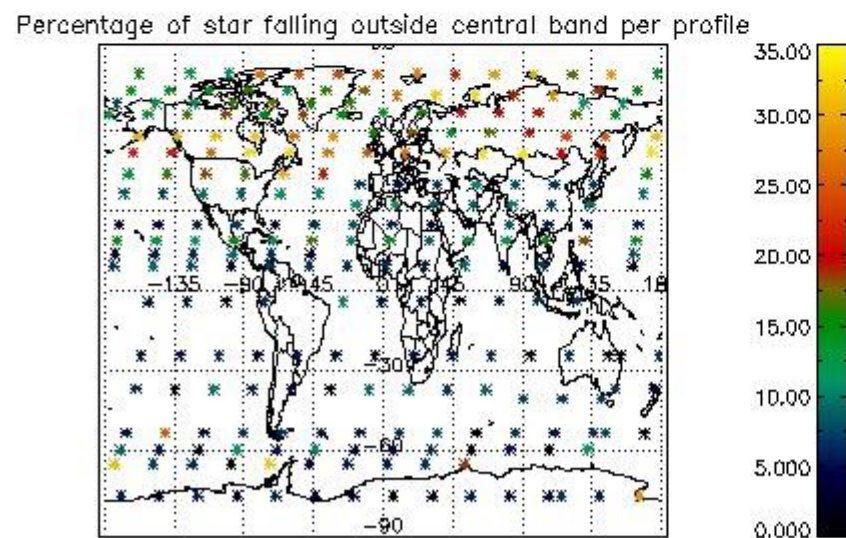
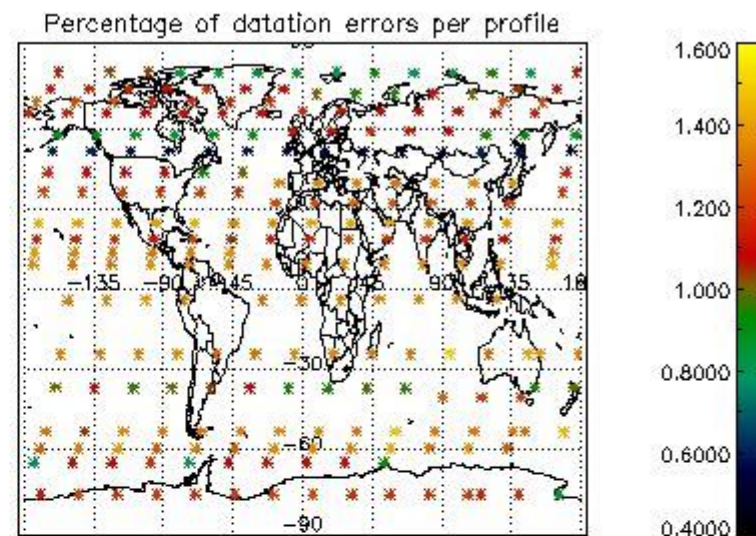
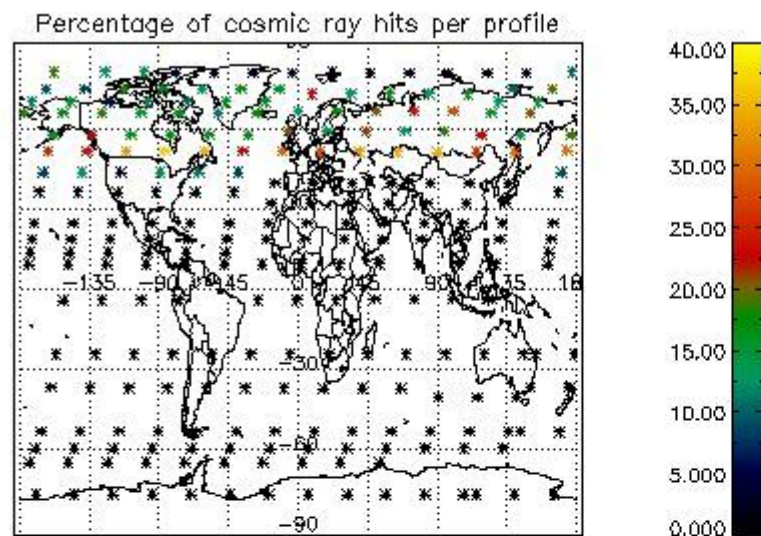
Percentage of star falling outside central band per profile



Percentage of saturation errors per profile



4.2.2 Plot level 1 quality information per product (world map): ENVISAT DESCENDING passes



5. Trace gas profiles

5.1 Ozone statistics based on quality of products

The final quality of the products can be "measured" using the STD (Standard Deviation) attached to every point profile. This information is written to the parameter GOM_NL__2P/NL_LOCAL_SPECIES_DENSITY/o3_std of the level 2 products. The table below shows the statistics for given STD ranges.

The statistics are given with respect to the overall valid production:

- Products without fatal errors: GOM_NL__2P/MPH/PRODUCT_ERR=0
- Valid point profile: GOM_NL__2P/NL_LOCAL_SPECIES_DENSITY/pcd(0)=0

The 'Criteria' is applied to valid points of dark limb products:

- Products in dark limb illumination condition: GOM_NL__2P/NL_SUMMARY_QUALITY/obs_ill_cond=0
- Products without fatal errors: GOM_NL__2P/MPH/PRODUCT_ERR=0
- Valid point profile: GOM_NL__2P/NL_LOCAL_SPECIES_DENSITY/pcd(0)=0

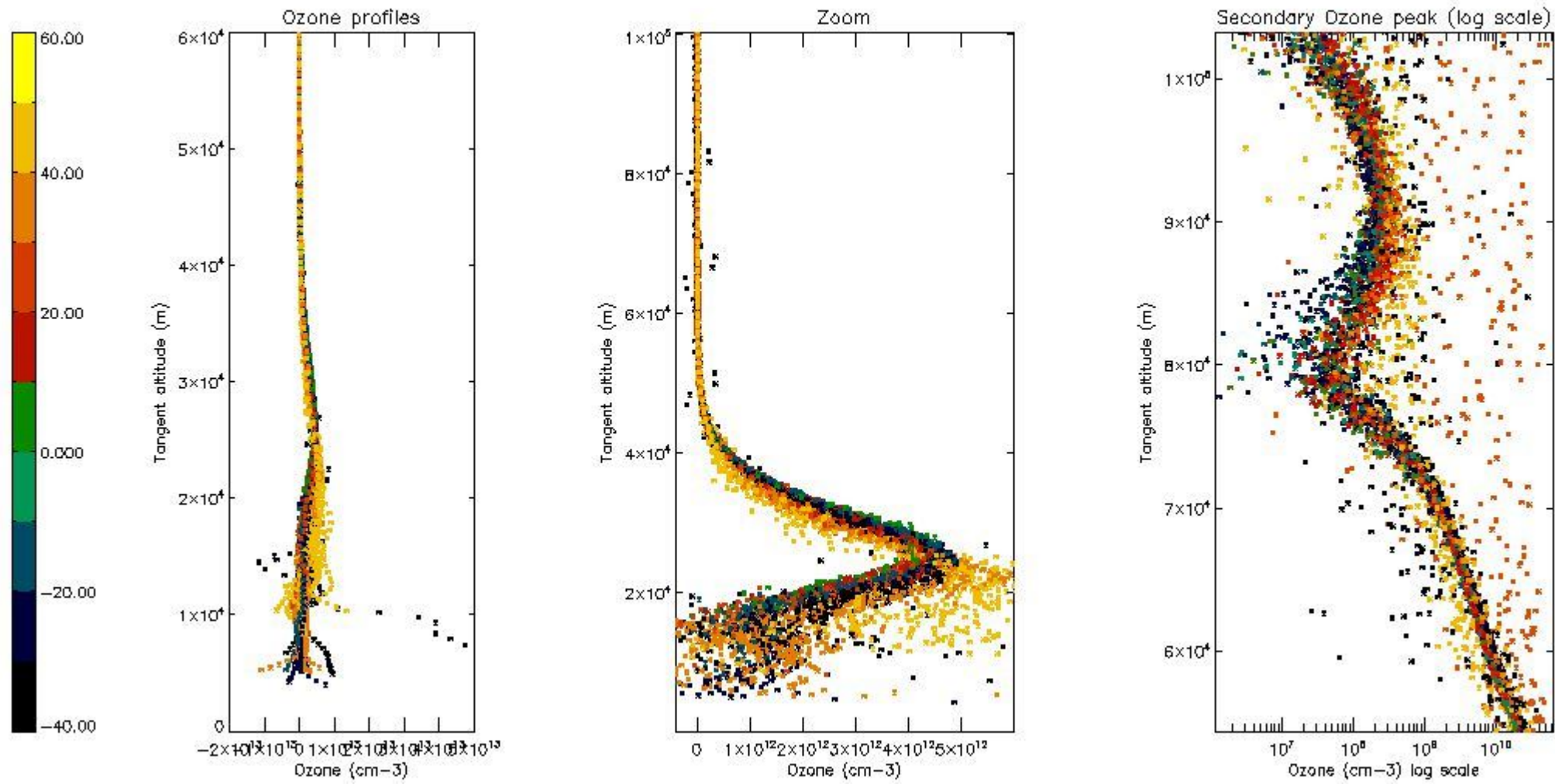
So, the table below shows the percentage of dark limb and valid observations for each criteria with respect to the overall valid daily observations.

Criteria	% of total production
All STD	31
STD < 20	17

STD < 10	14
STD < 5	11

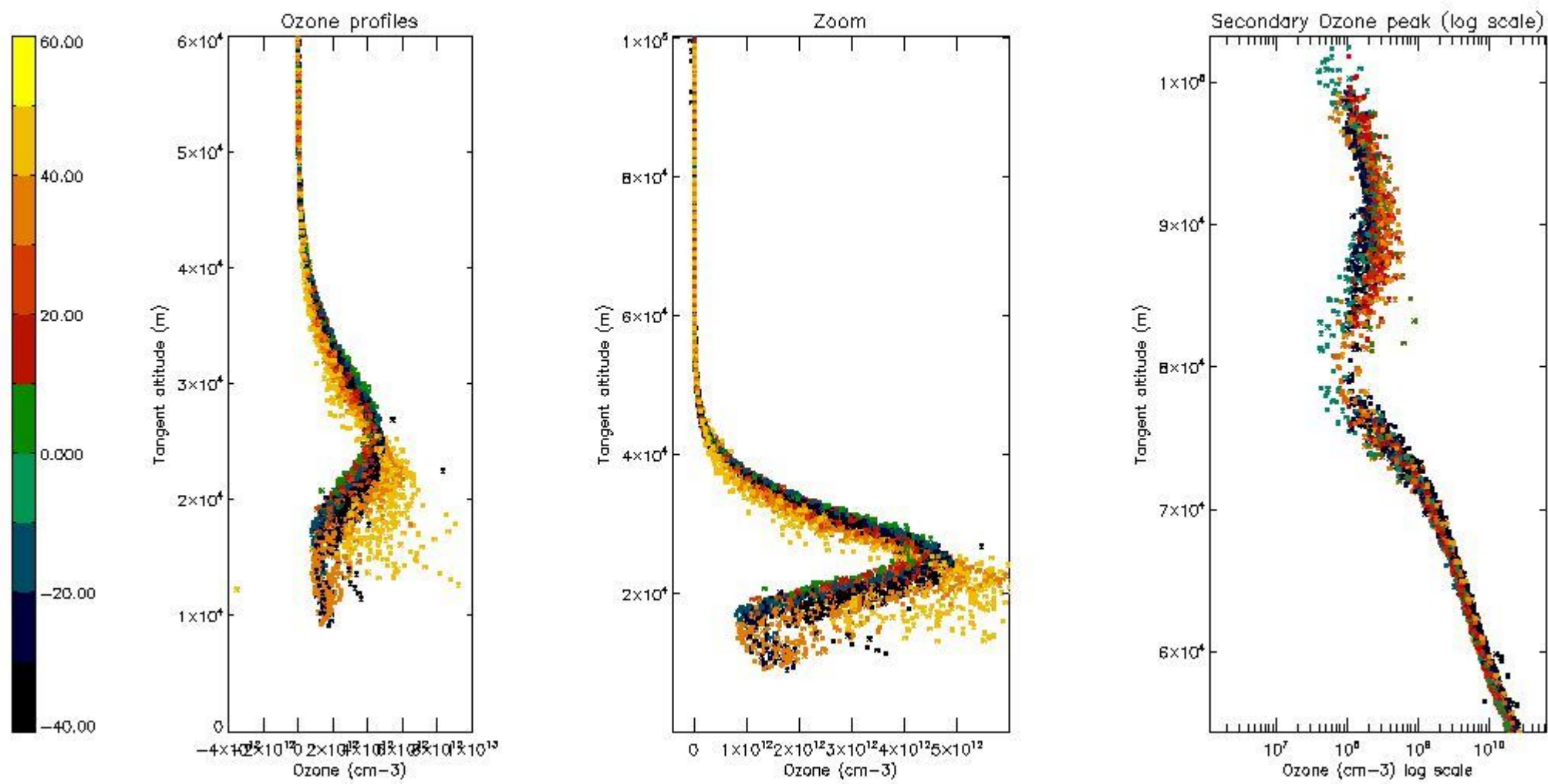
5.2 Plot ozone profiles for all STD (dark without errors)

The colorbar represents the latitude.



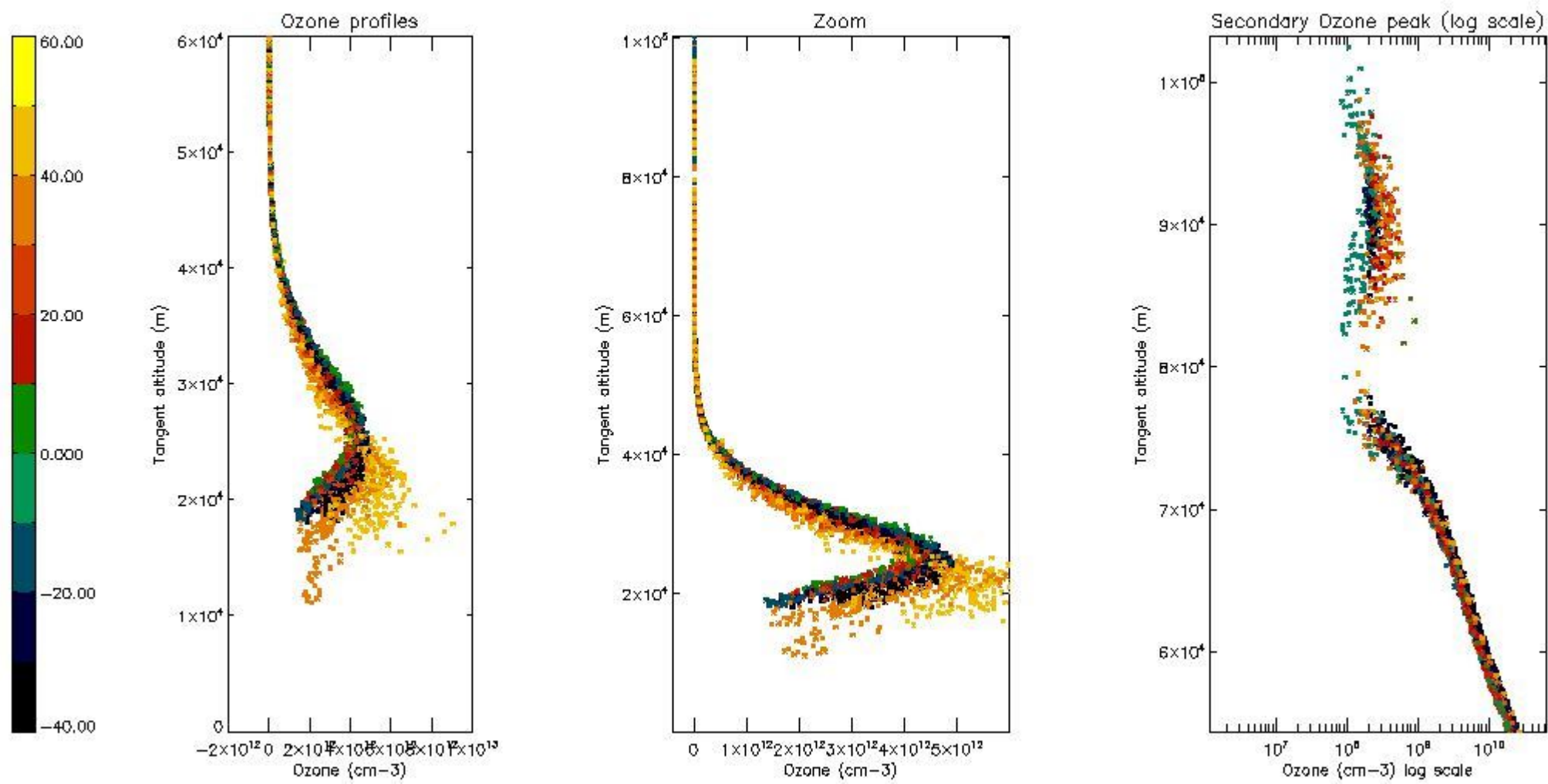
5.3 Plot ozone profiles where STD < 20% (dark without errors)

The colorbar represents the latitude.



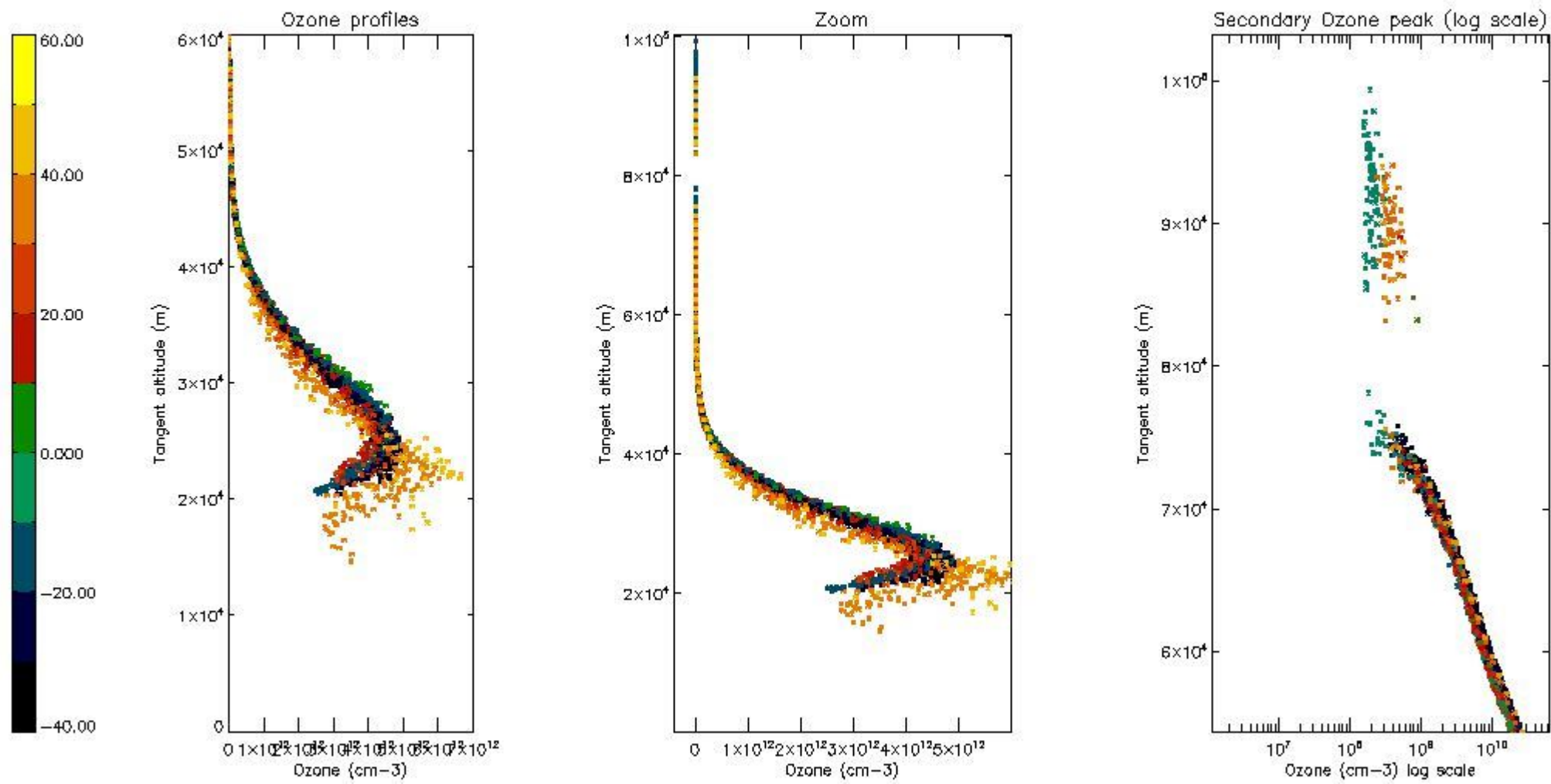
5.4 Plot ozone profiles where STD < 10% (dark without errors)

The colorbar represents the latitude.



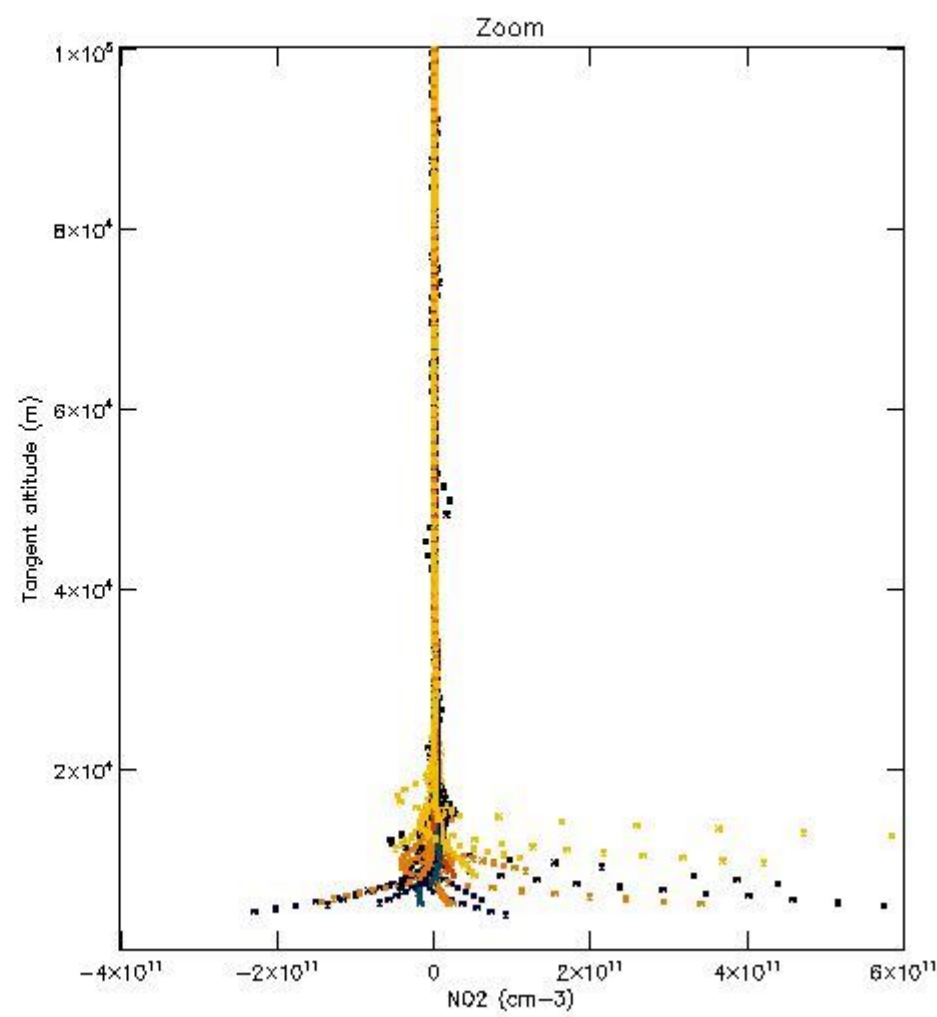
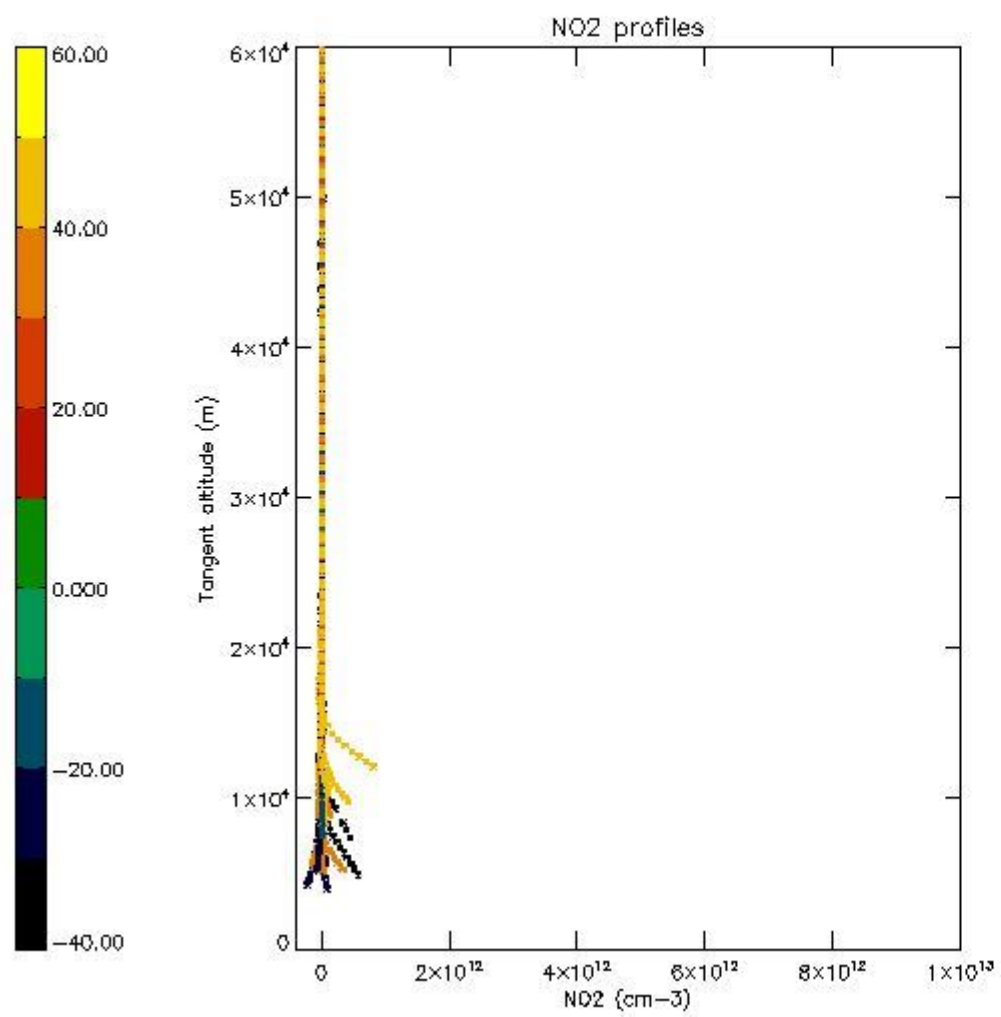
5.5 Plot ozone profiles where STD < 5% (dark without errors)

The colorbar represents the latitude.



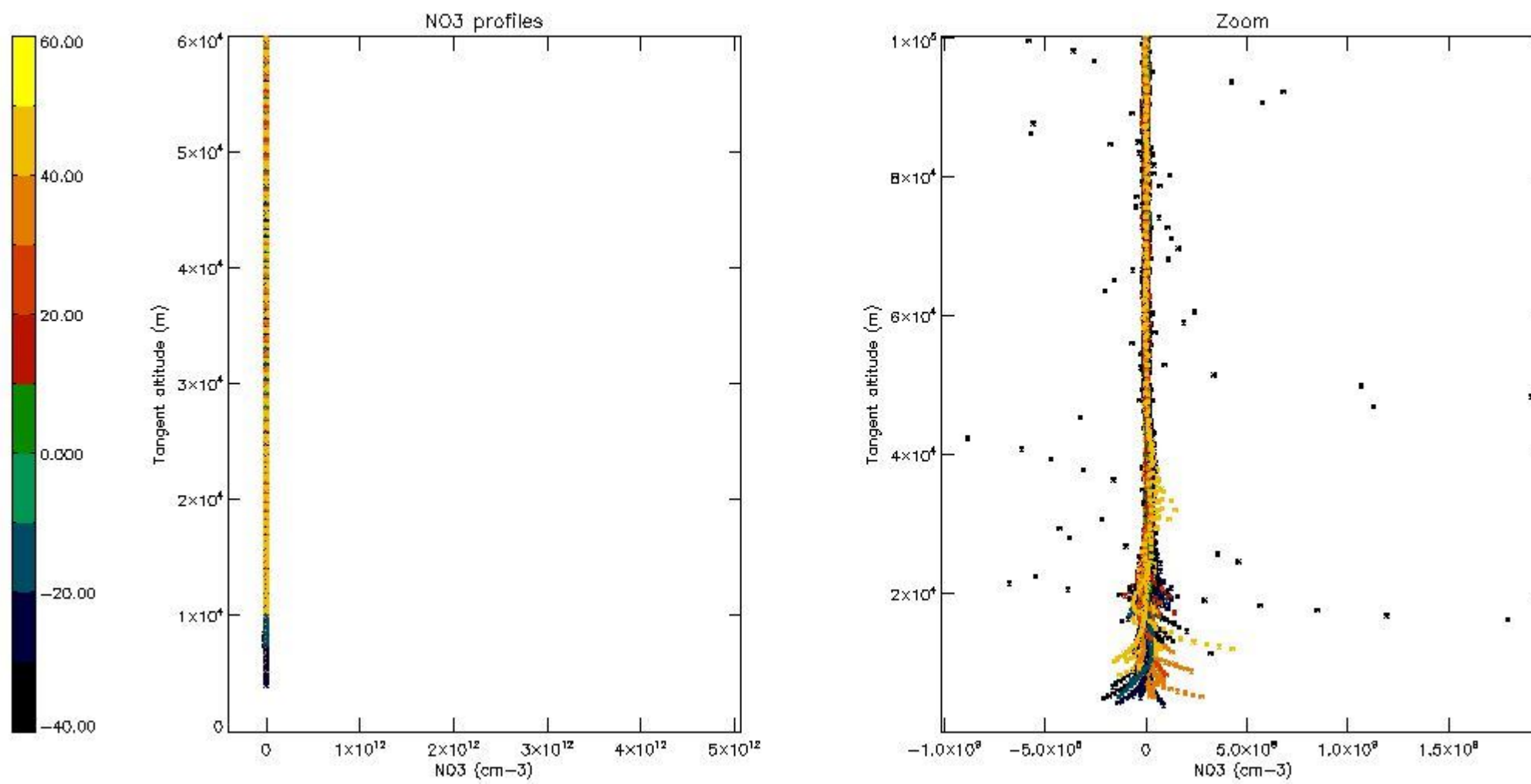
5.6 Plot NO₂ profiles for all STD (dark without errors)

The colorbar represents the latitude.



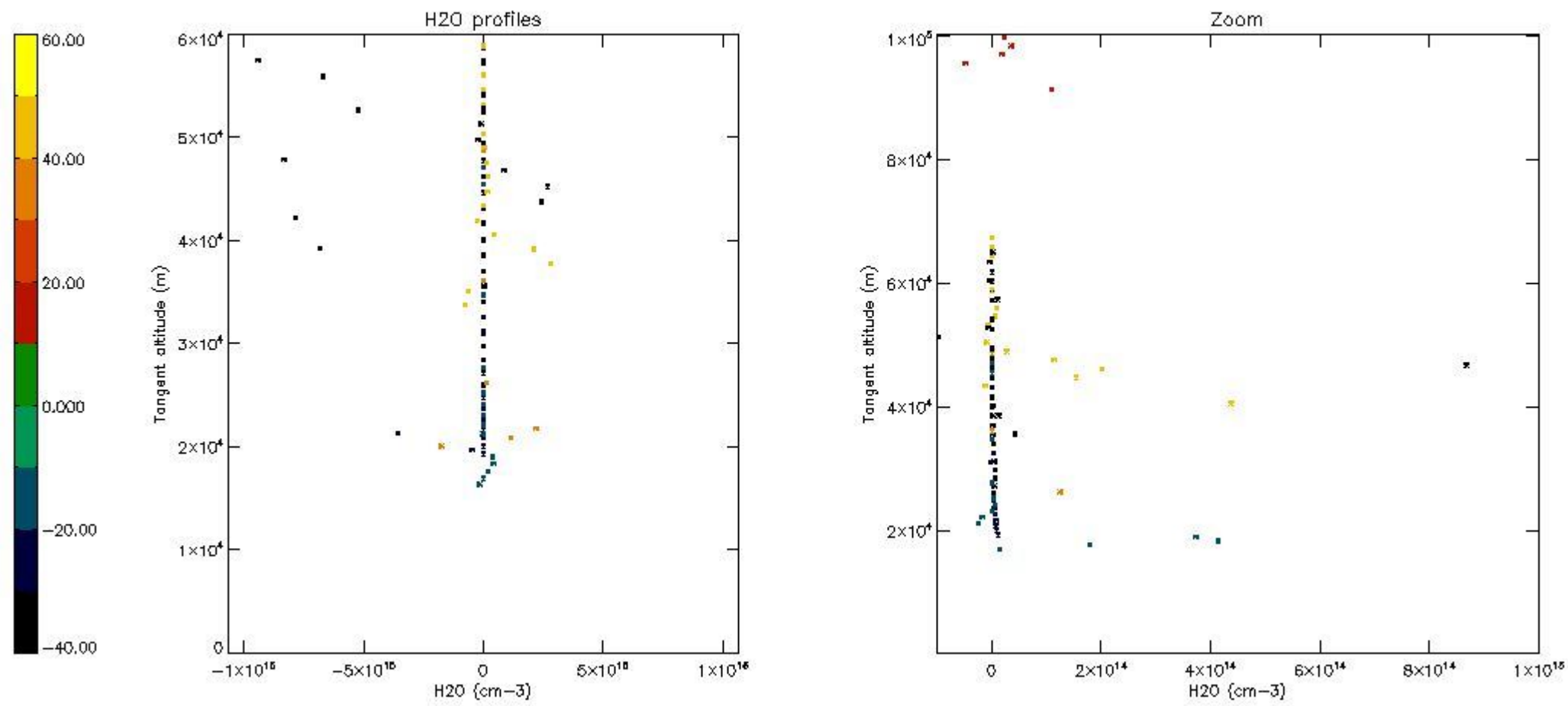
5.7 Plot NO3 profiles for all STD (dark without errors)

The colorbar represents the latitude.



5.8 Plot H2O profiles for all STD (only for occultations of stars 1,2,3,4,13,14,16,26,63 dark without errors)

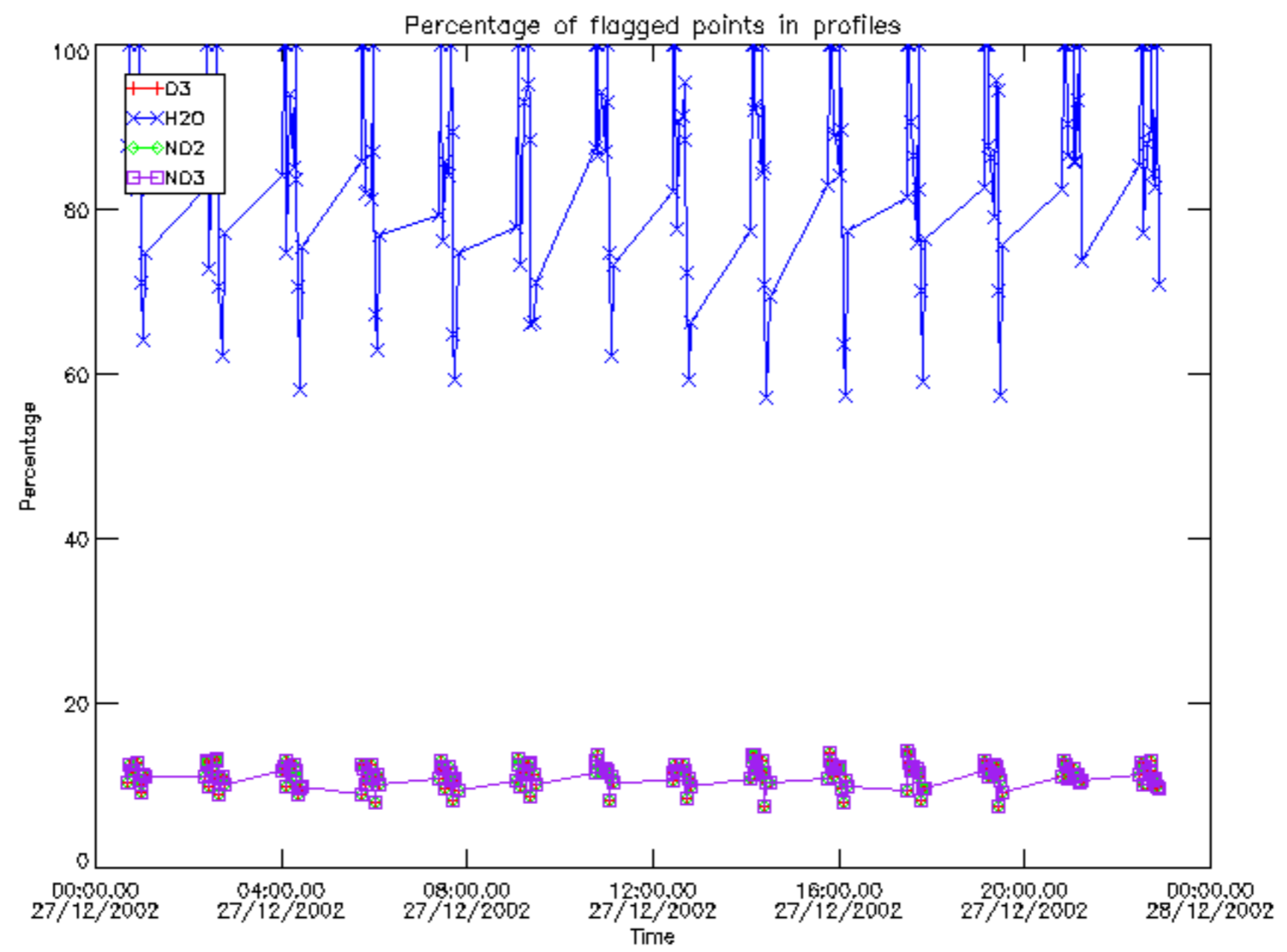
The colorbar represents the latitude.



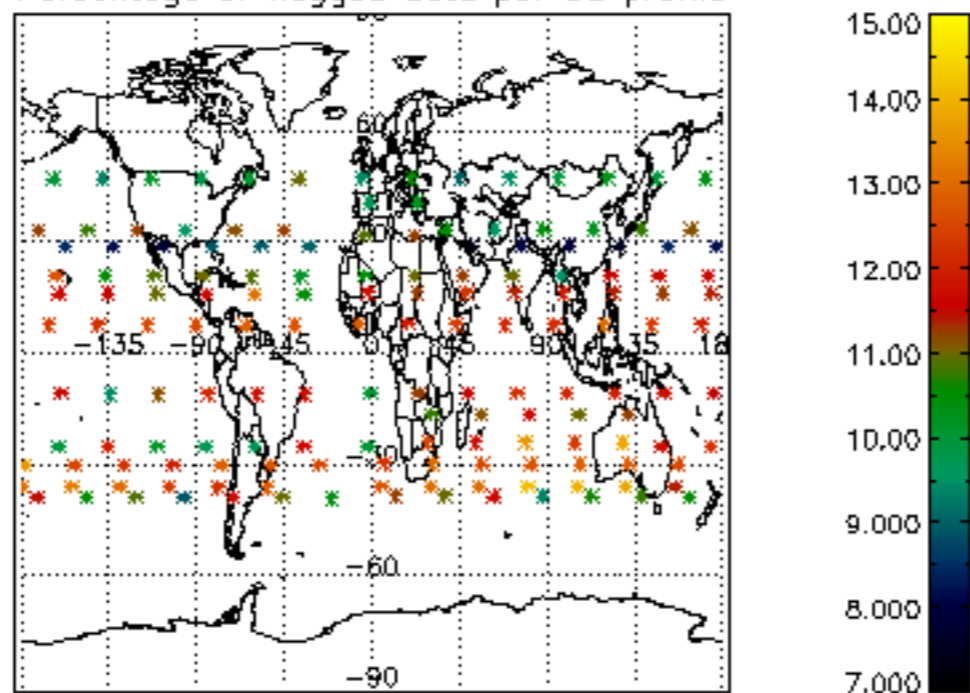
6. Auxiliary Data Files used for the production reported in section 2

The number reported in the third column indicates since which file (see list in section 2) the corresponding auxiliary file has been used. The fourth column is the date of those product files.

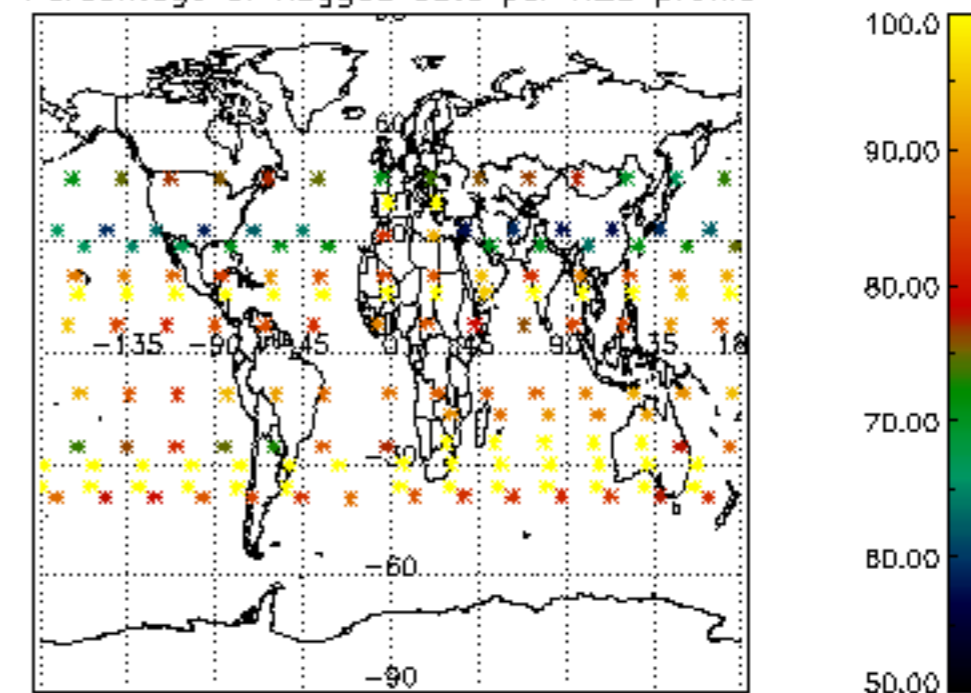
Type	Auxiliary Filename	Used since product	Used since product date
INST_PHYS_CHARACTERISTICS	GOM_INS_AXNIEC20050627_150440_20020301_000000_20100101_000000	1	27-DEC-2002 00:02:38
LEVEL-2_PROC_CONFIG	GOM_PR2_AXVIEC20091111_152718_20020301_000000_20500101_000000	1	27-DEC-2002 00:02:38
CROSS_SECTIONS_FILE	GOM_CRS_AXVIEC20091111_154832_20020301_000000_20500101_000000	1	27-DEC-2002 00:02:38



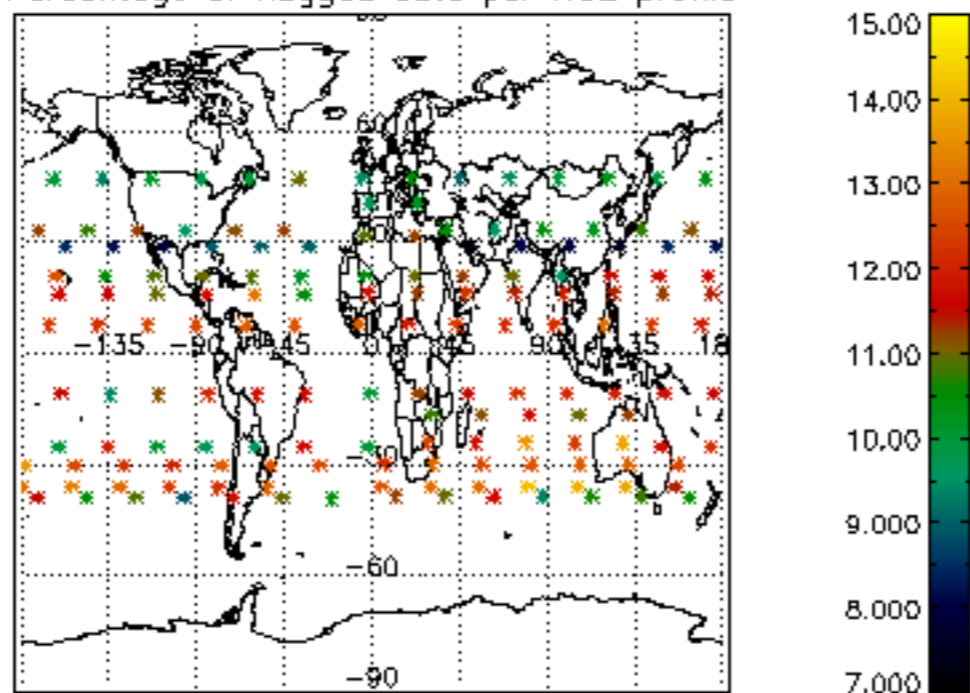
Percentage of flagged data per D3 profile



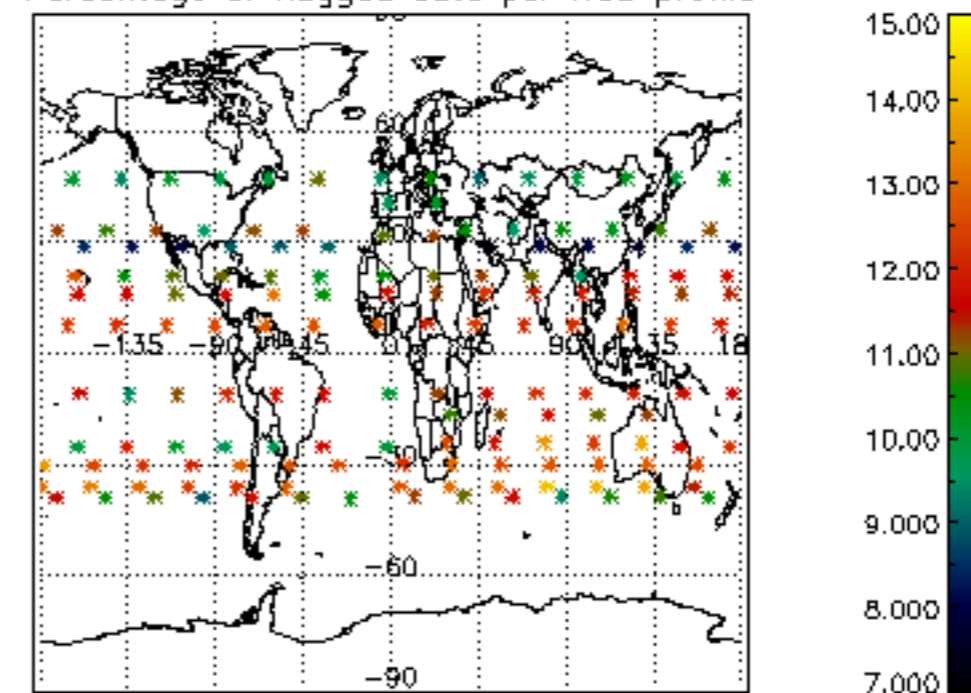
Percentage of flagged data per H2O profile

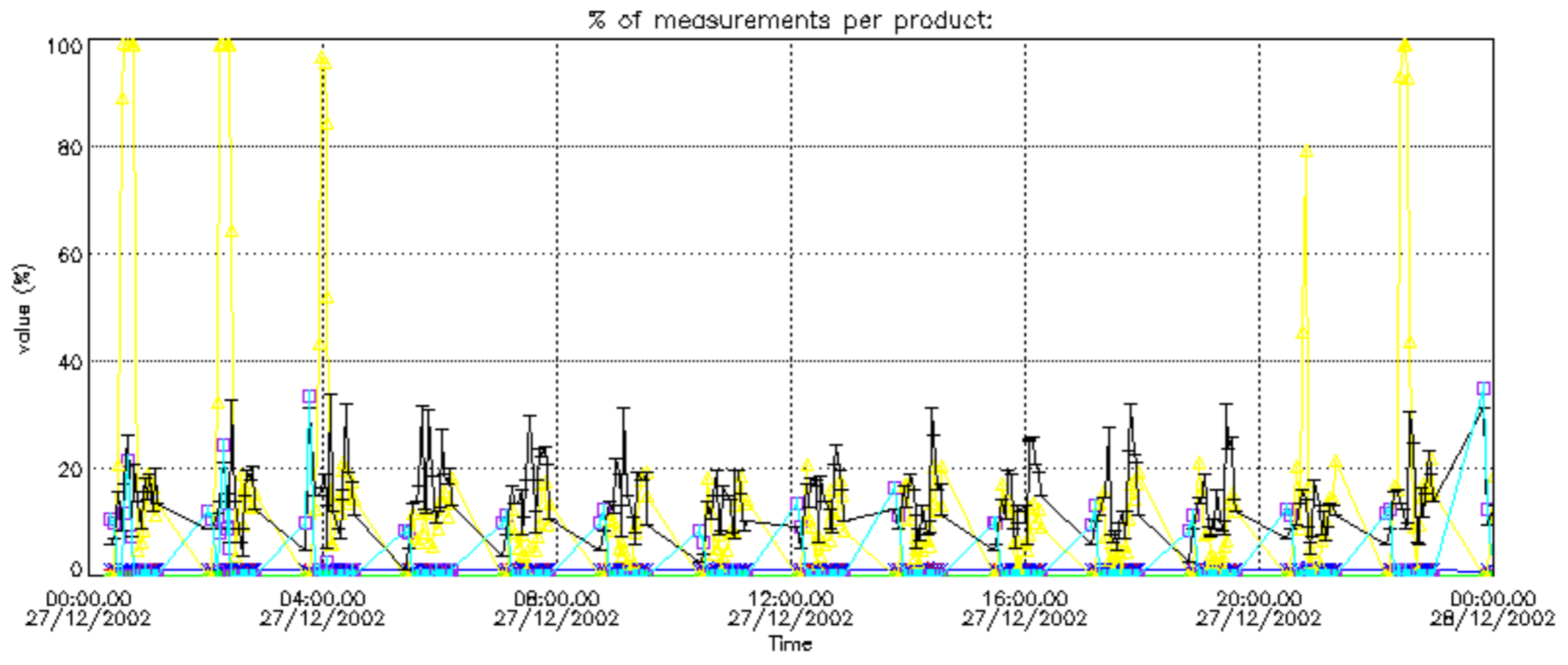


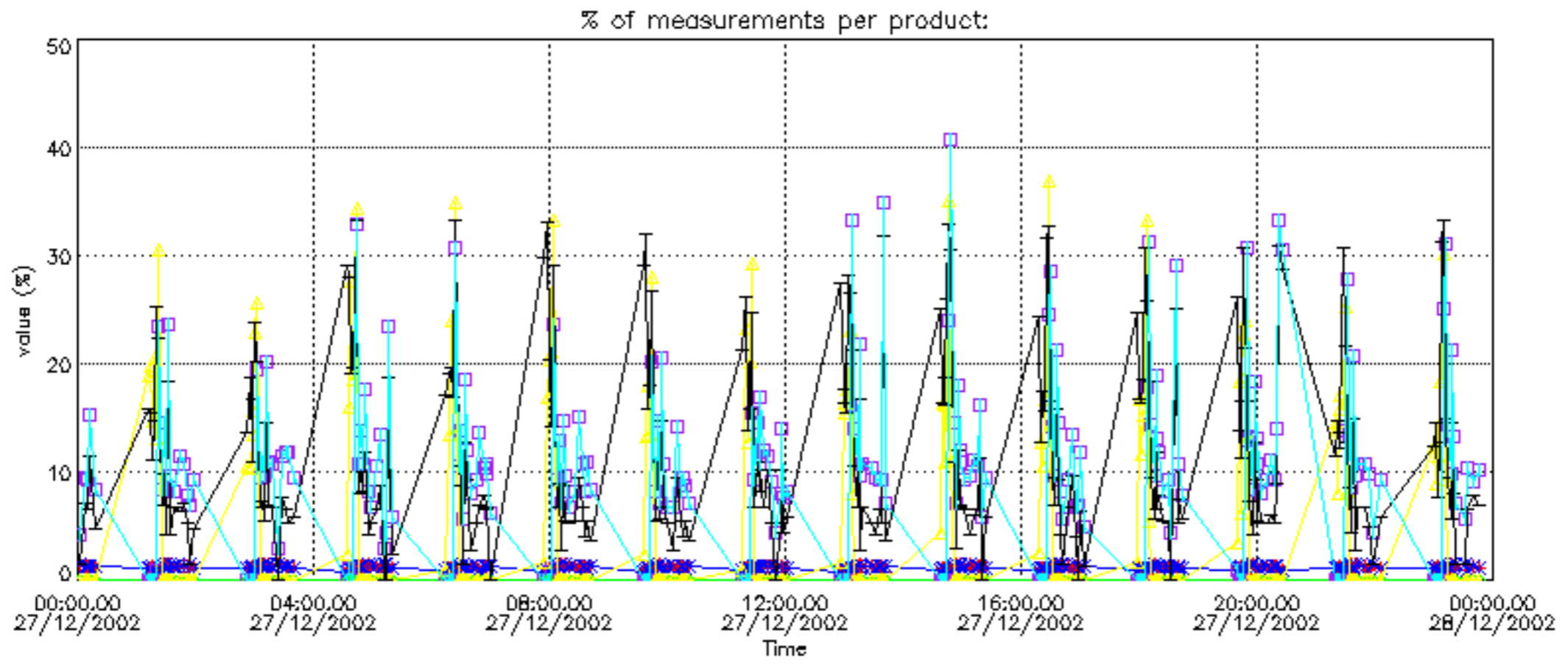
Percentage of flagged data per NO2 profile



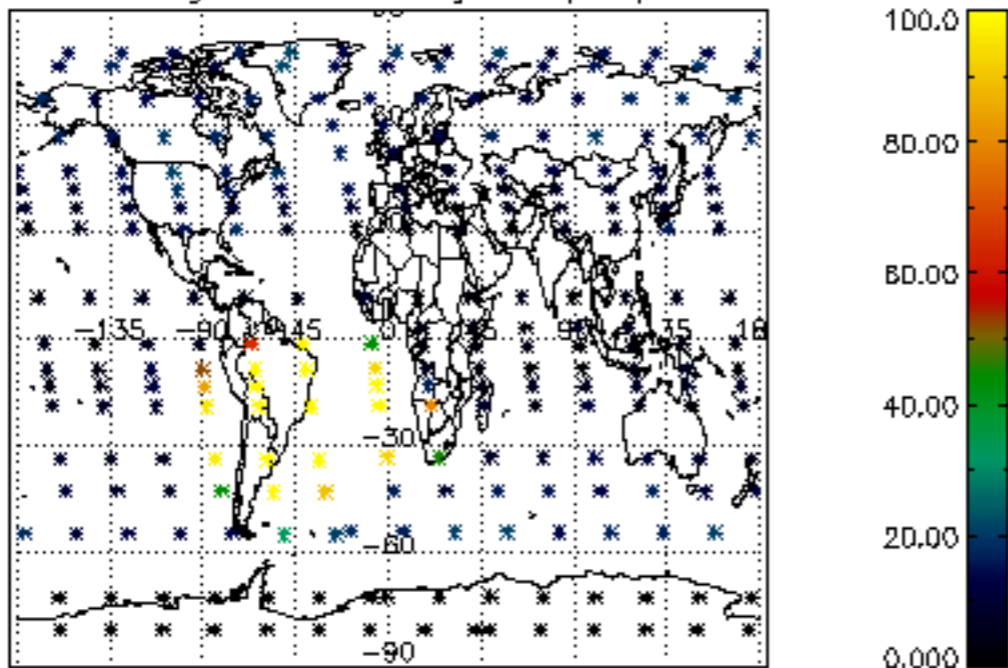
Percentage of flagged data per NO3 profile



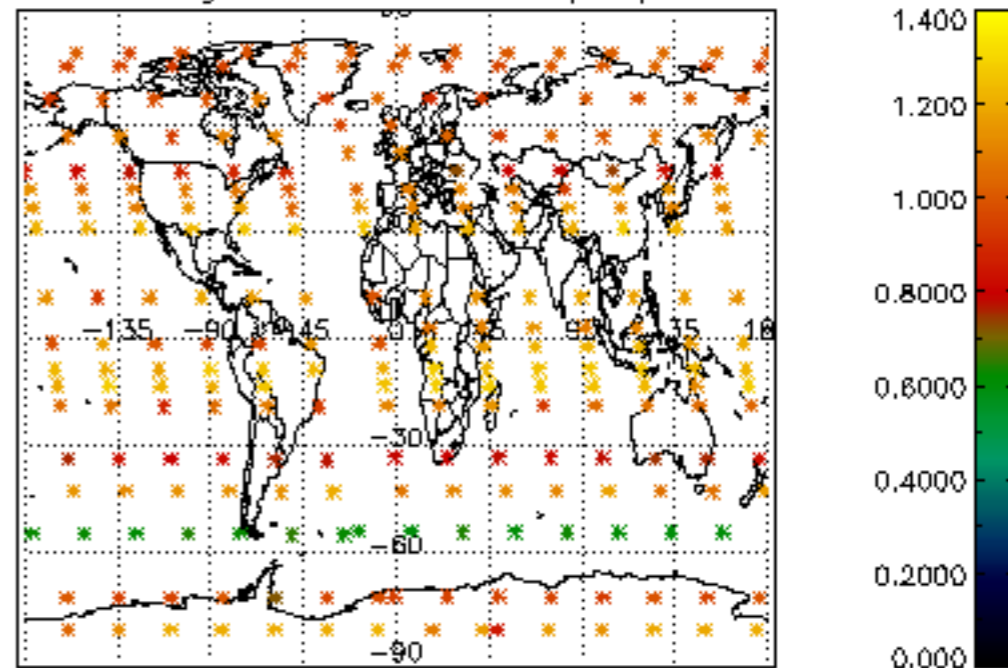




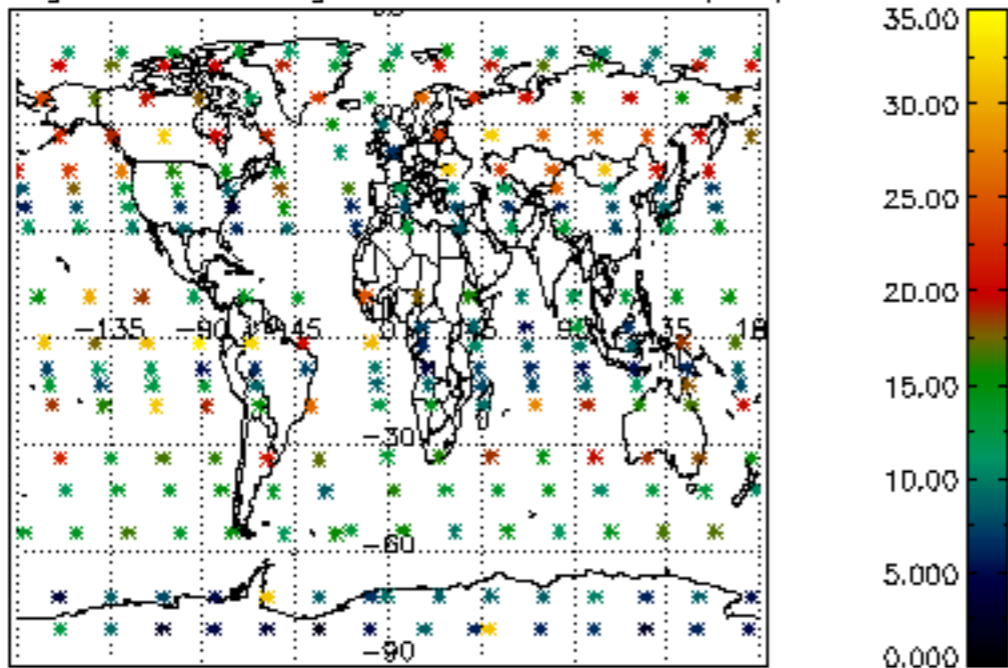
Percentage of cosmic ray hits per profile



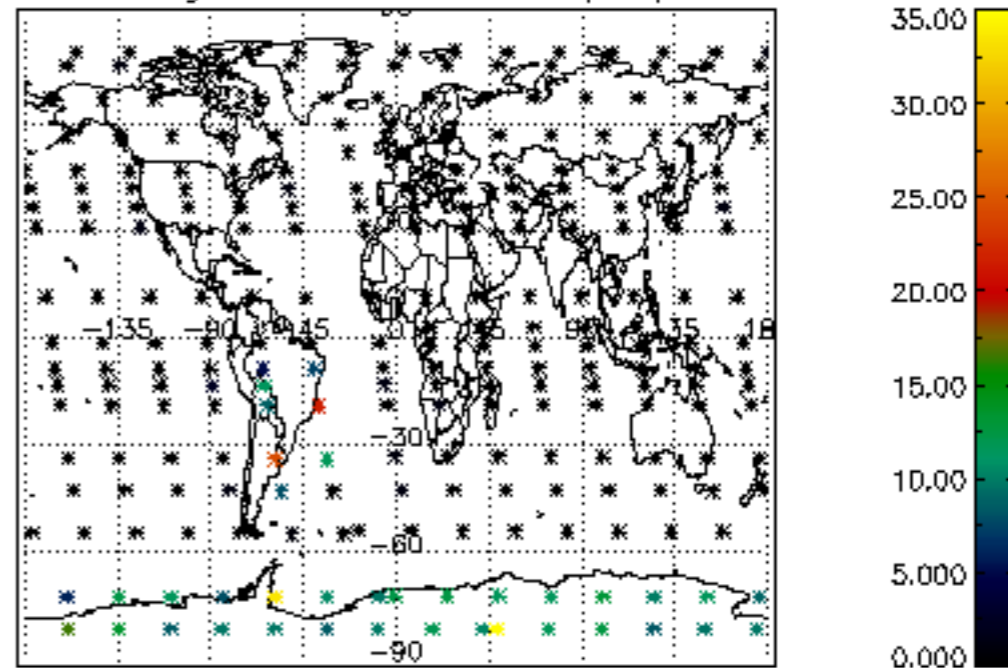
Percentage of datation errors per profile



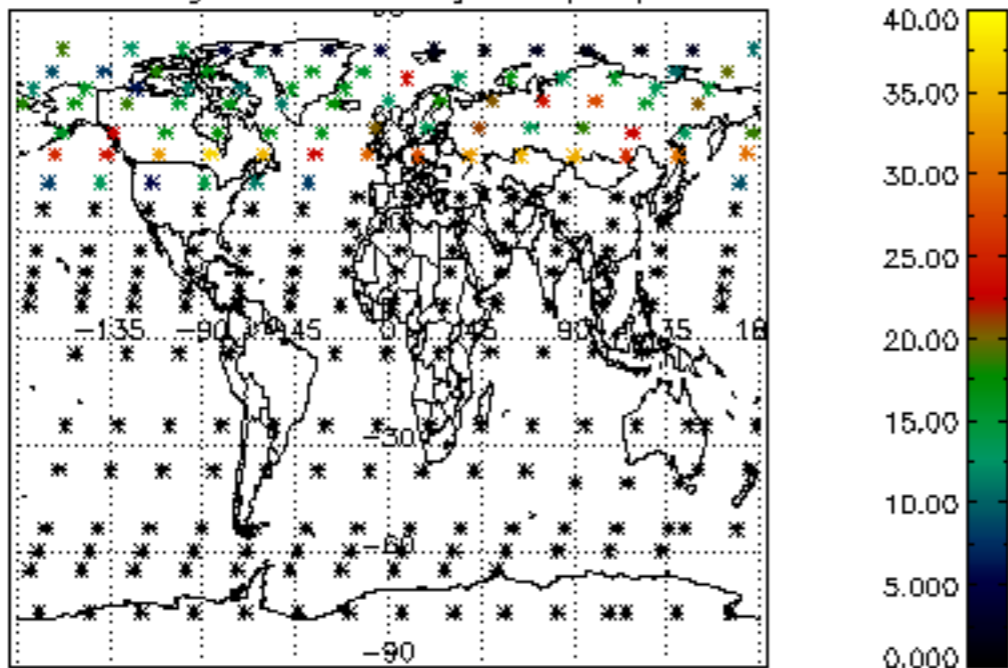
Percentage of star falling outside central band per profile



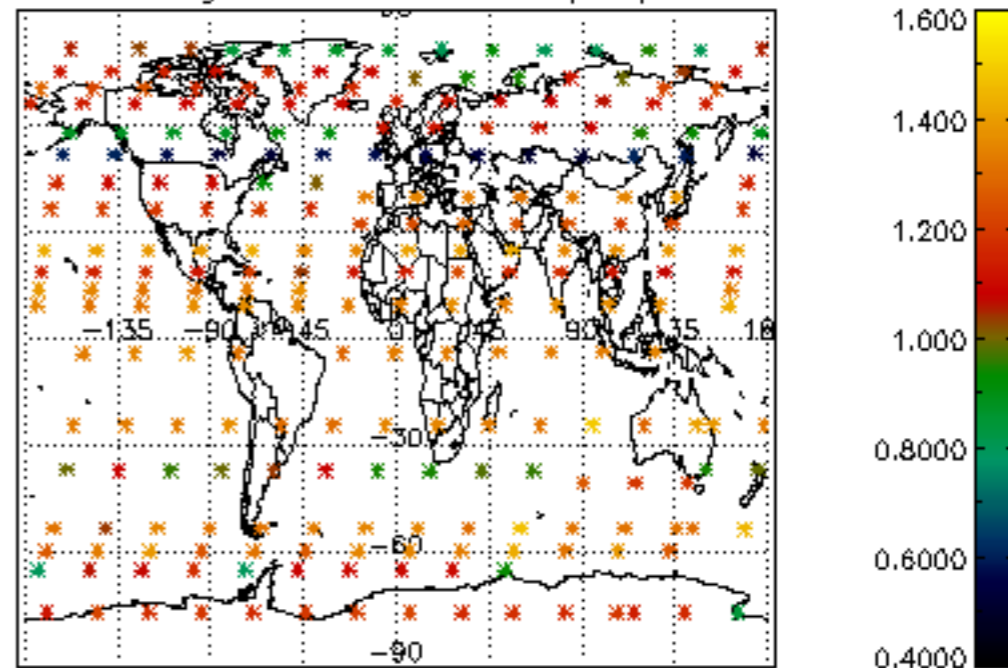
Percentage of saturation errors per profile



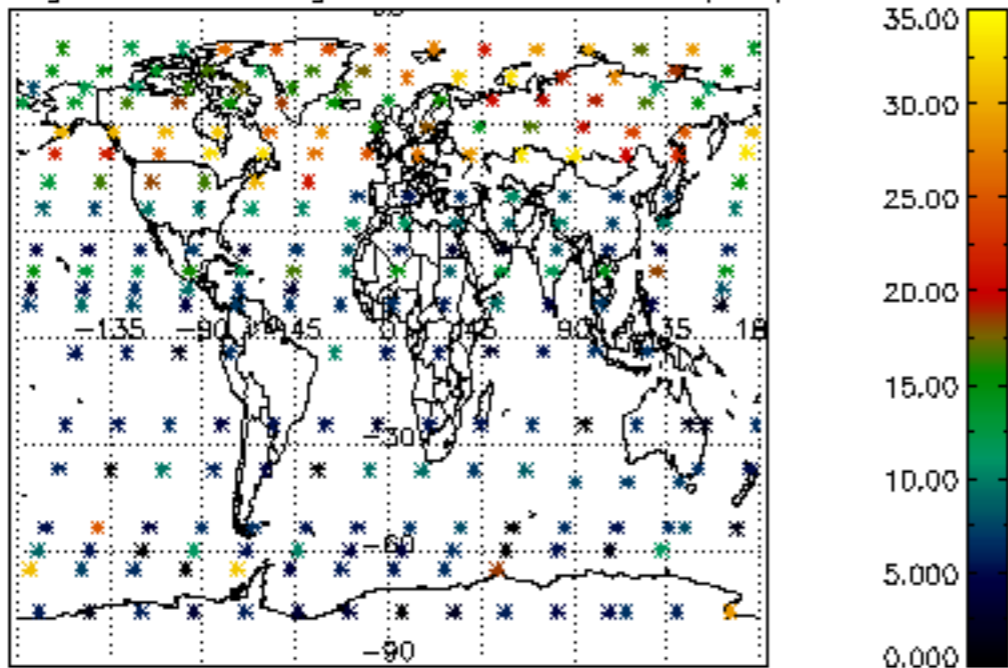
Percentage of cosmic ray hits per profile



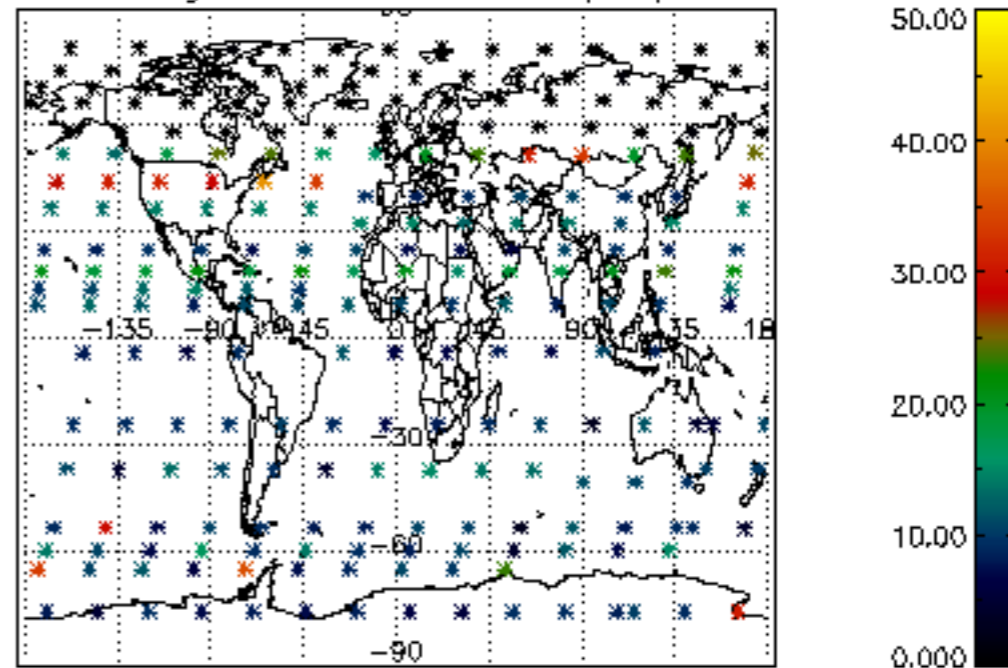
Percentage of datation errors per profile

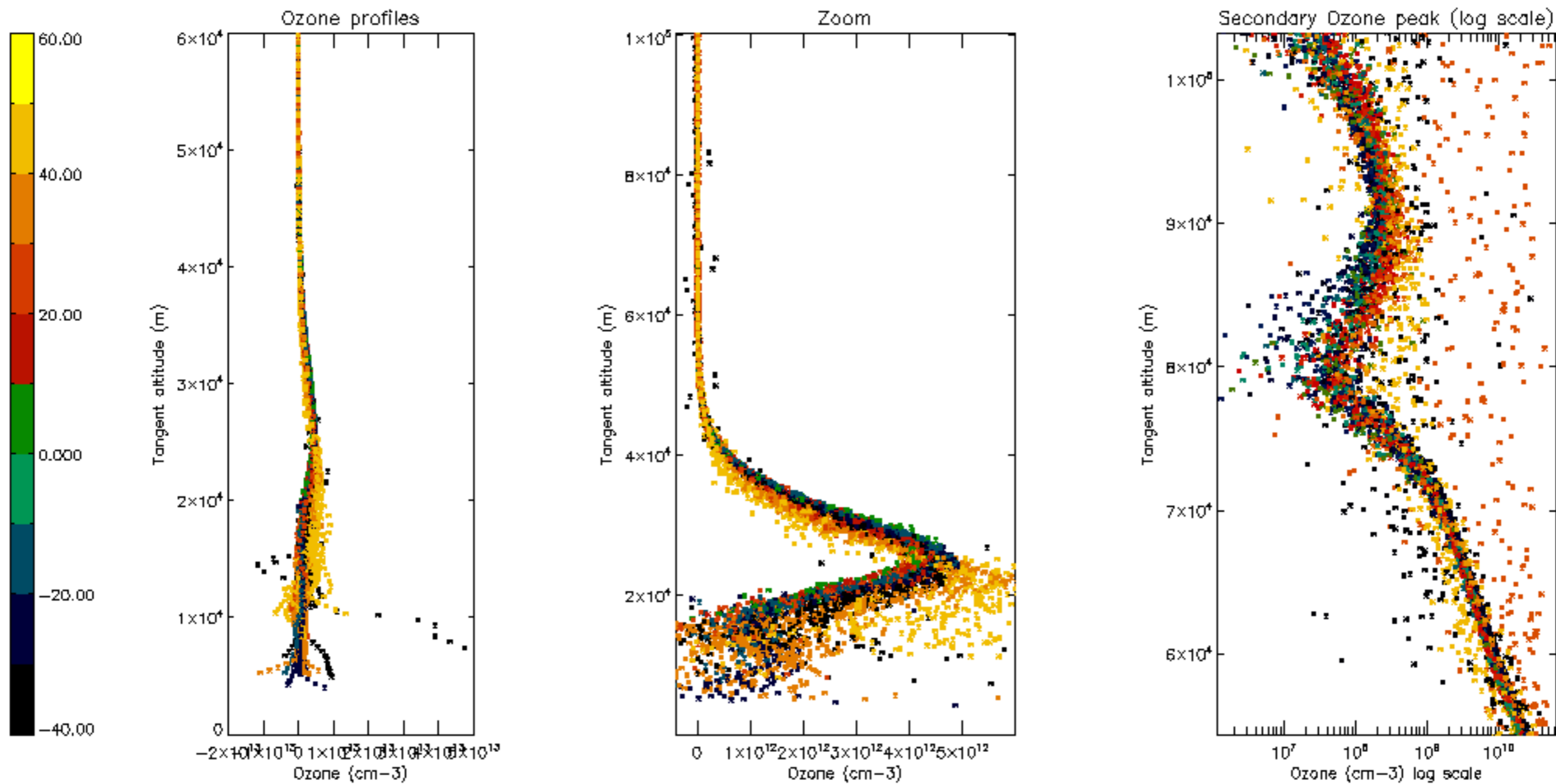


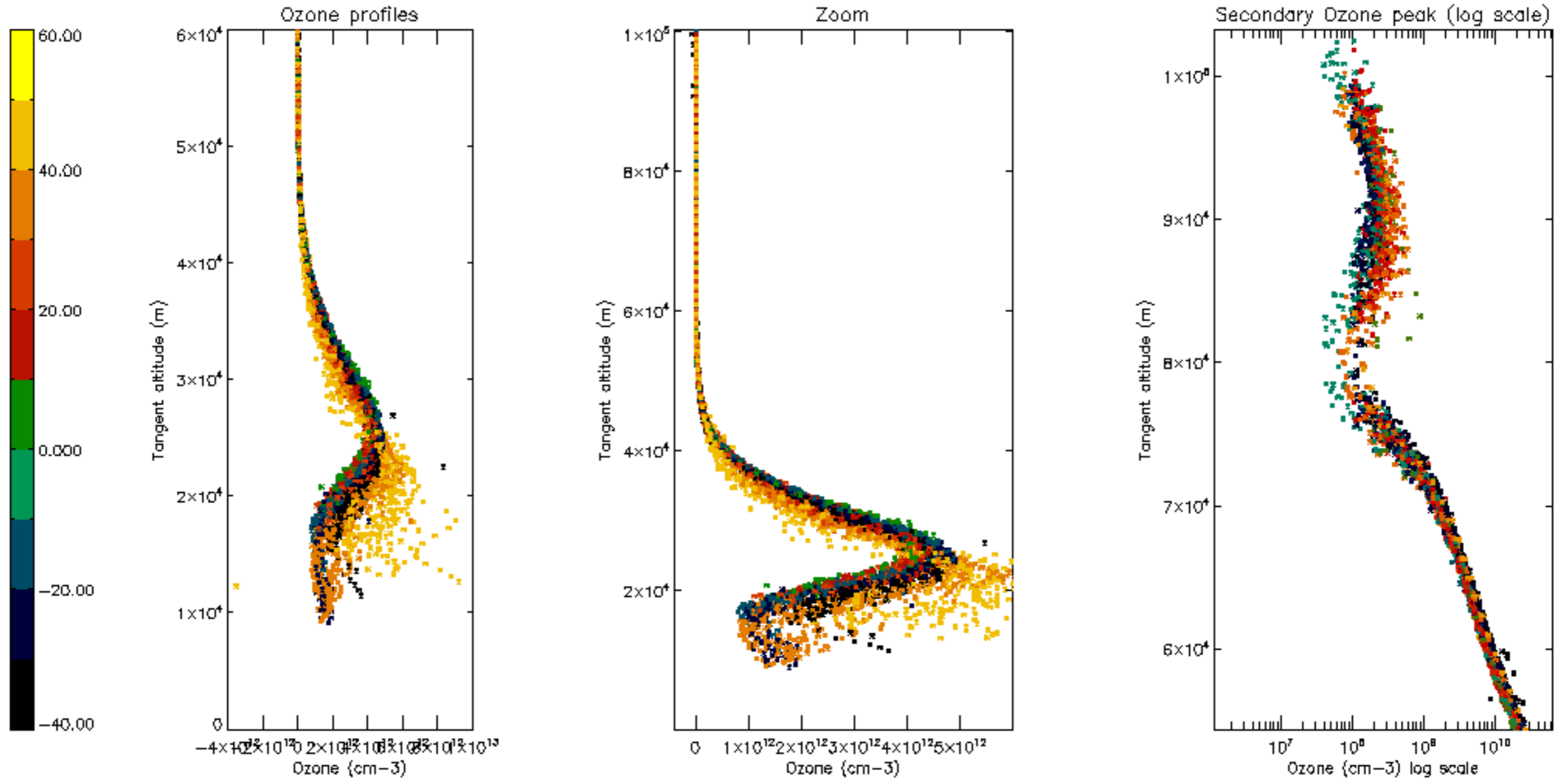
Percentage of star falling outside central band per profile

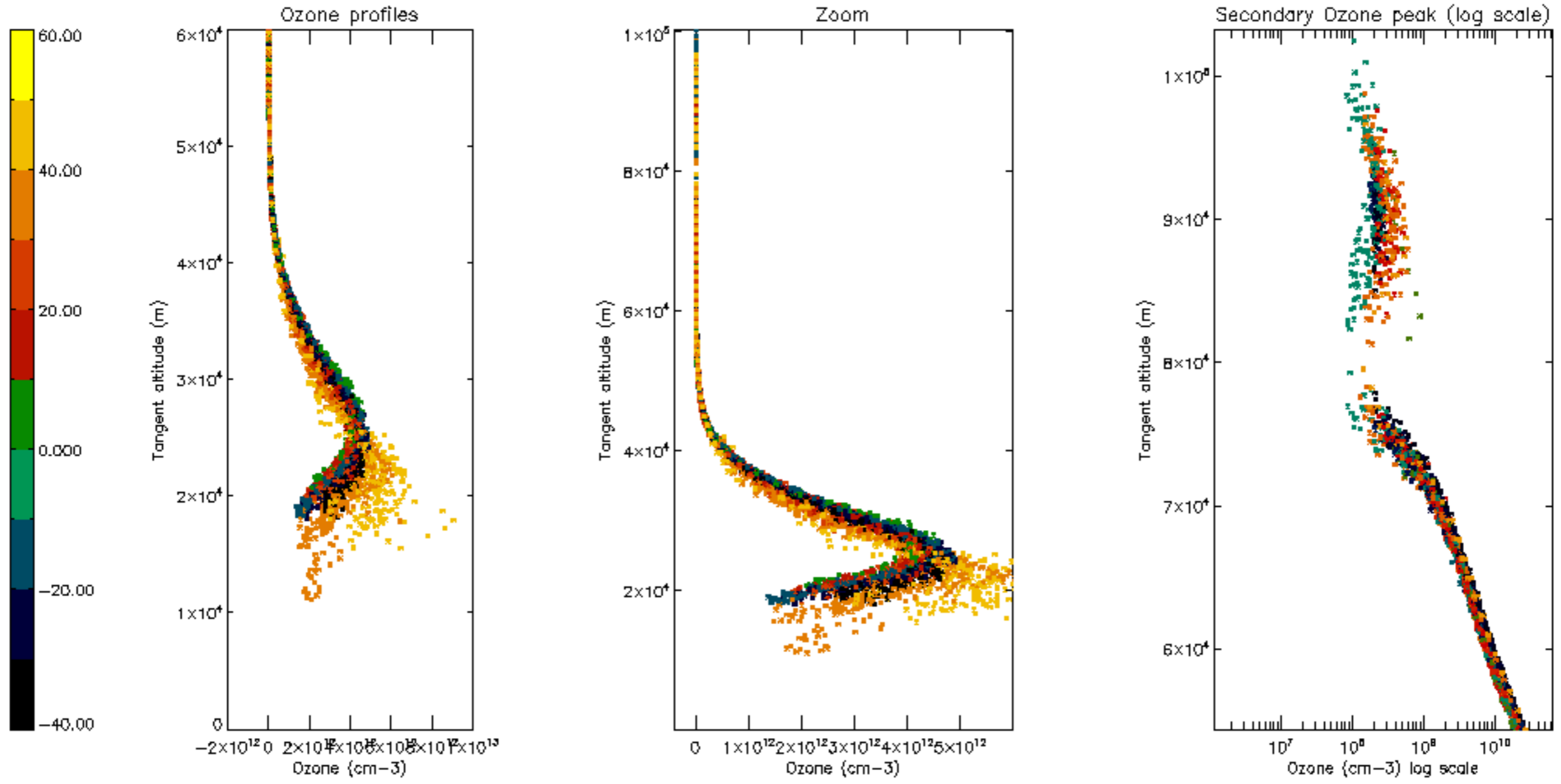


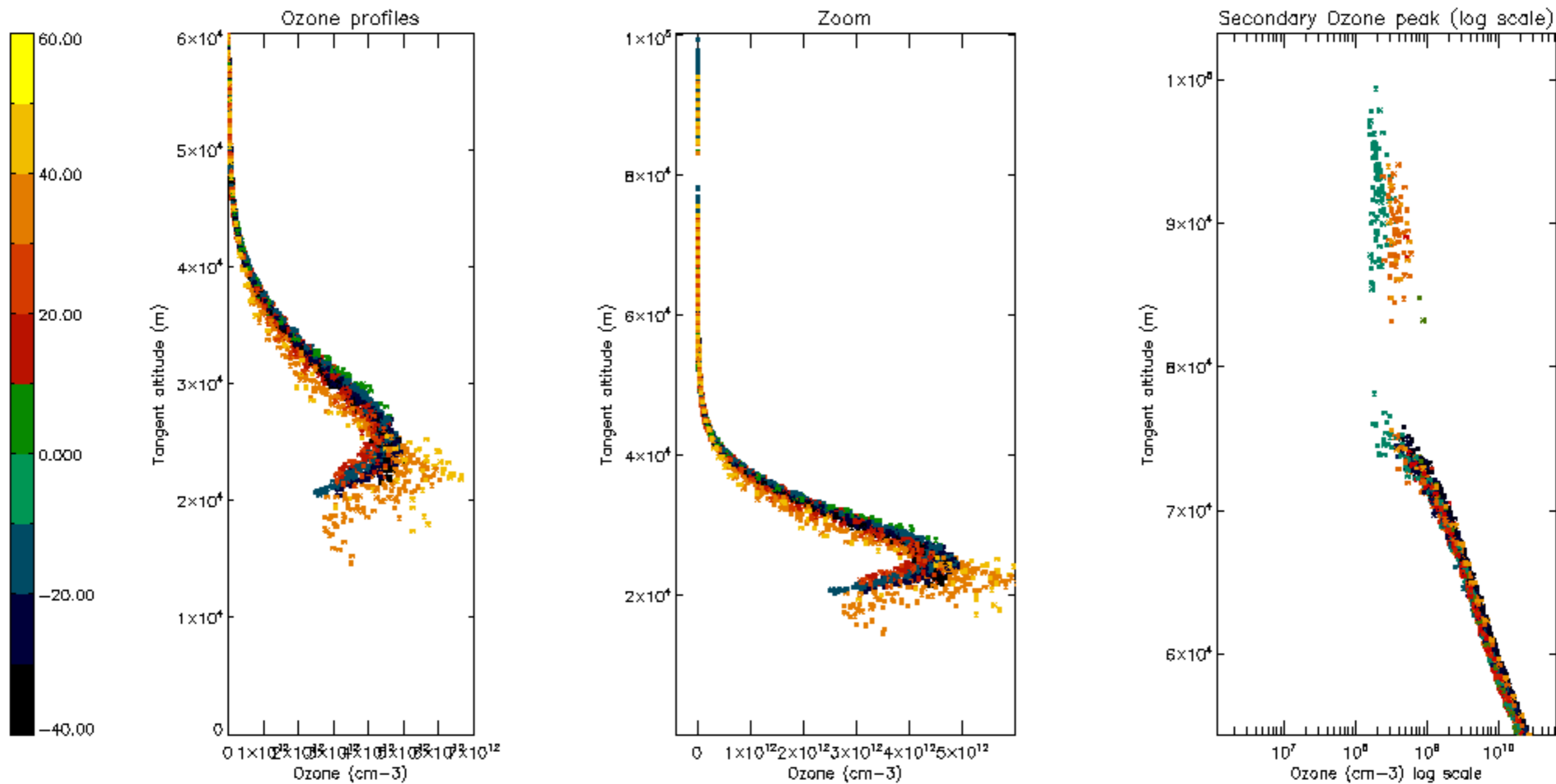
Percentage of saturation errors per profile

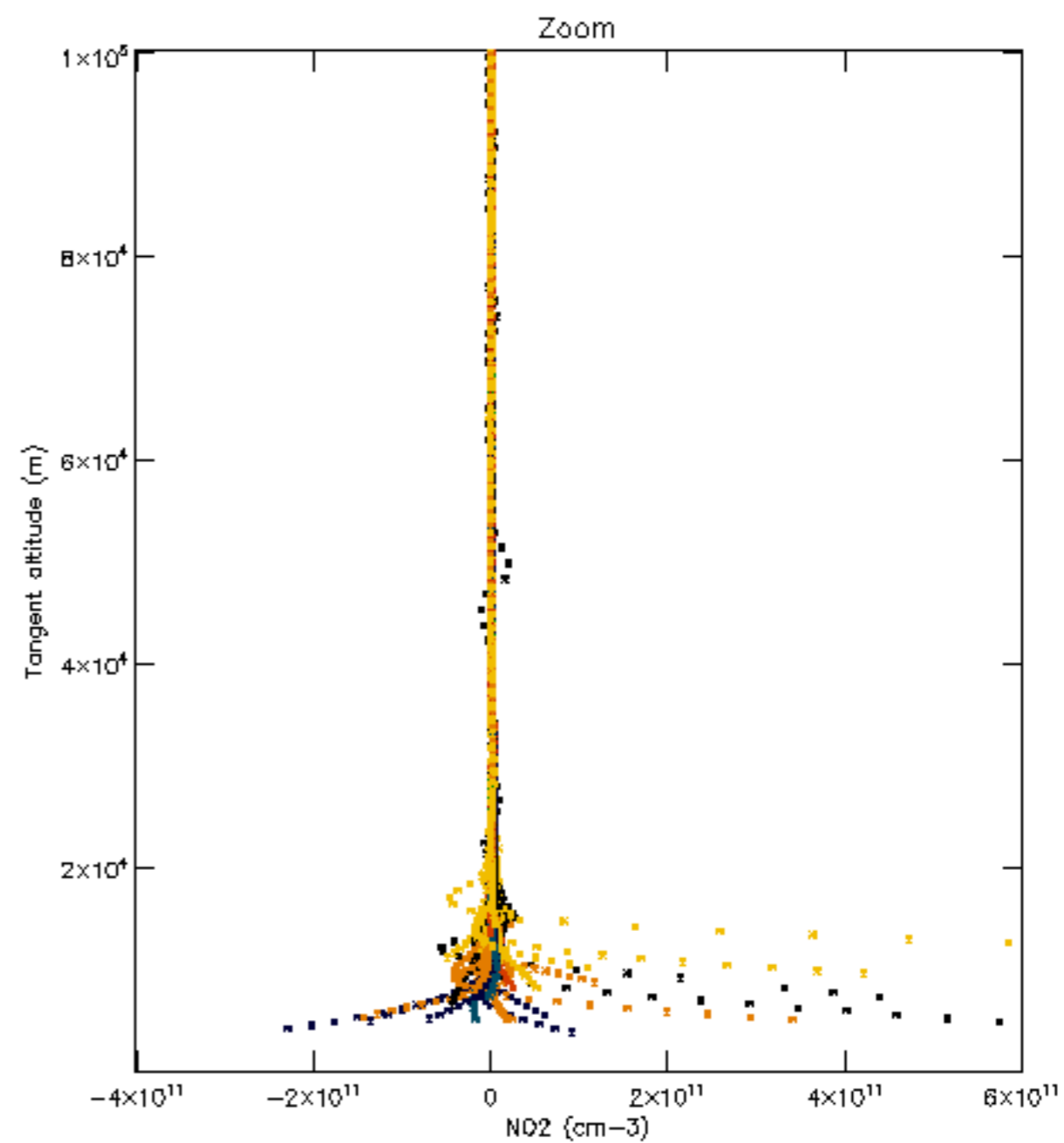
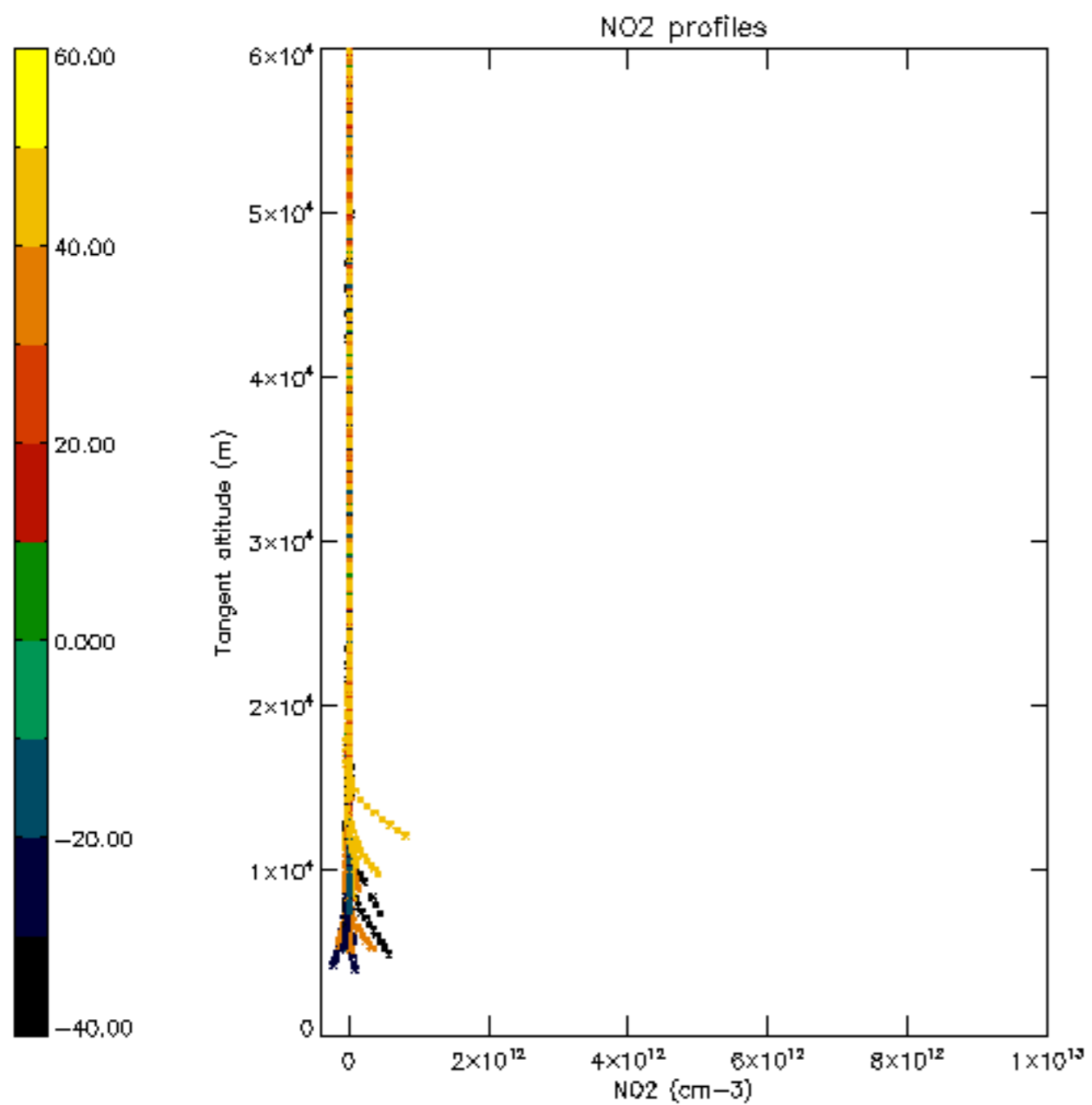


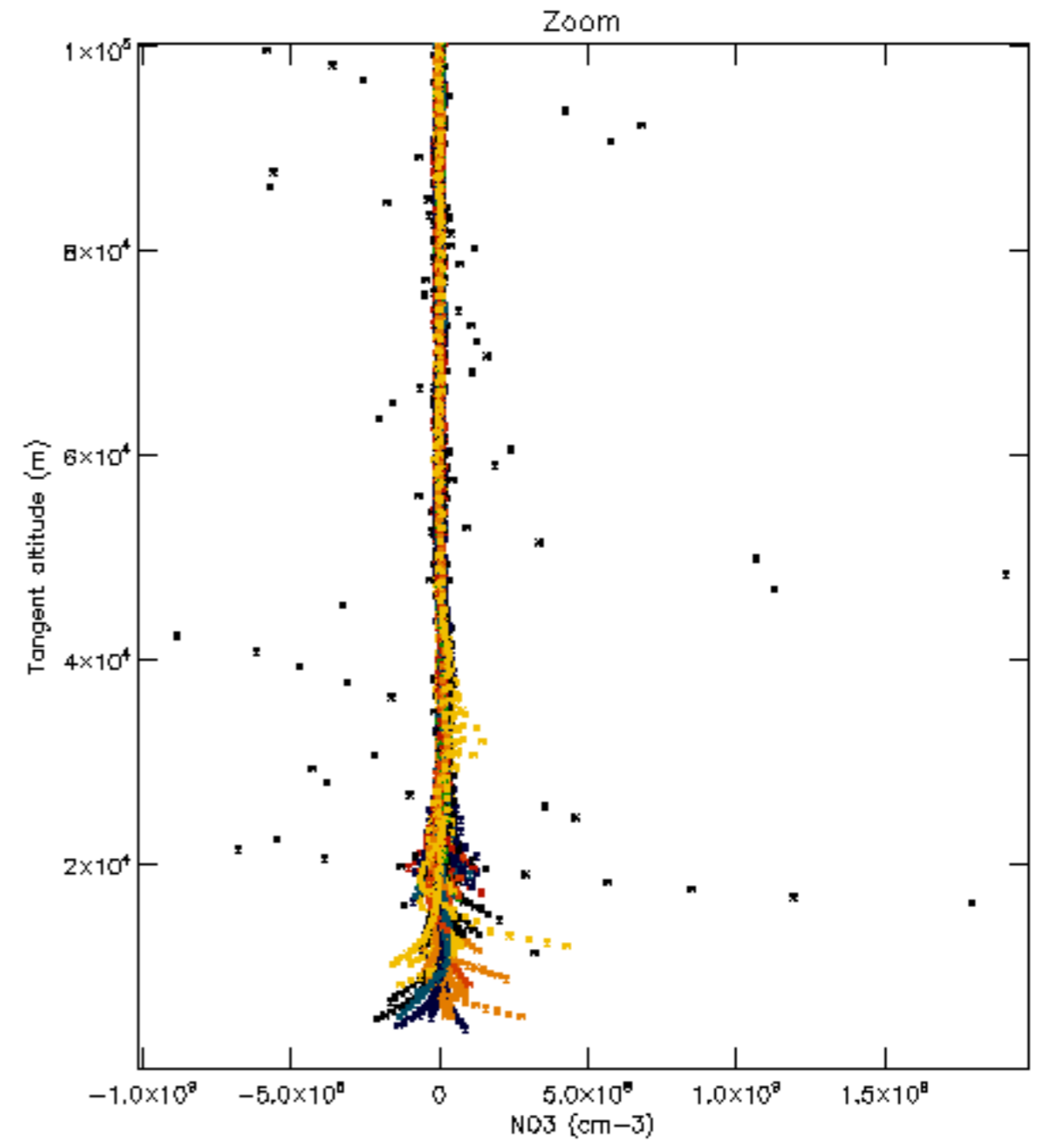
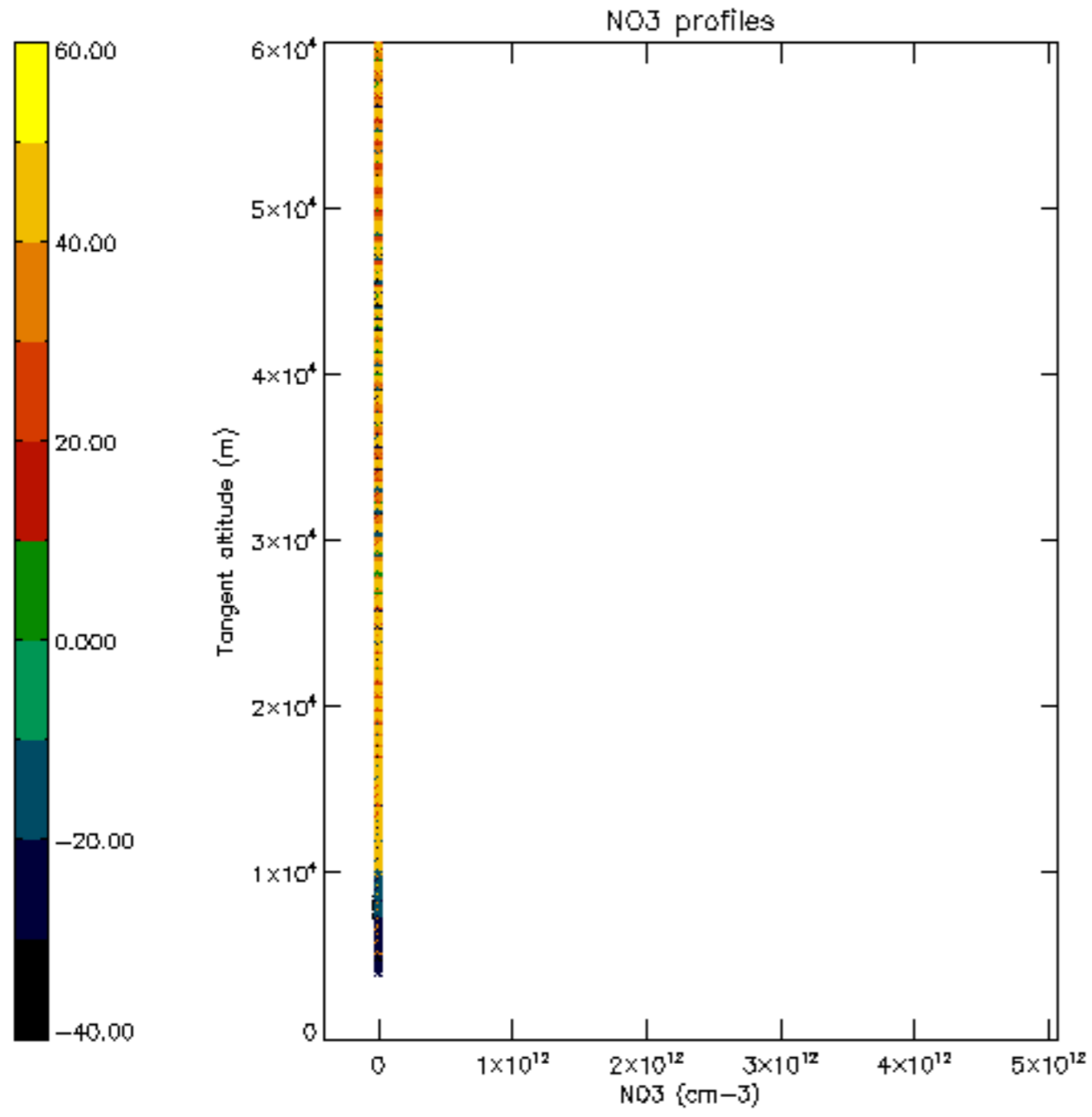


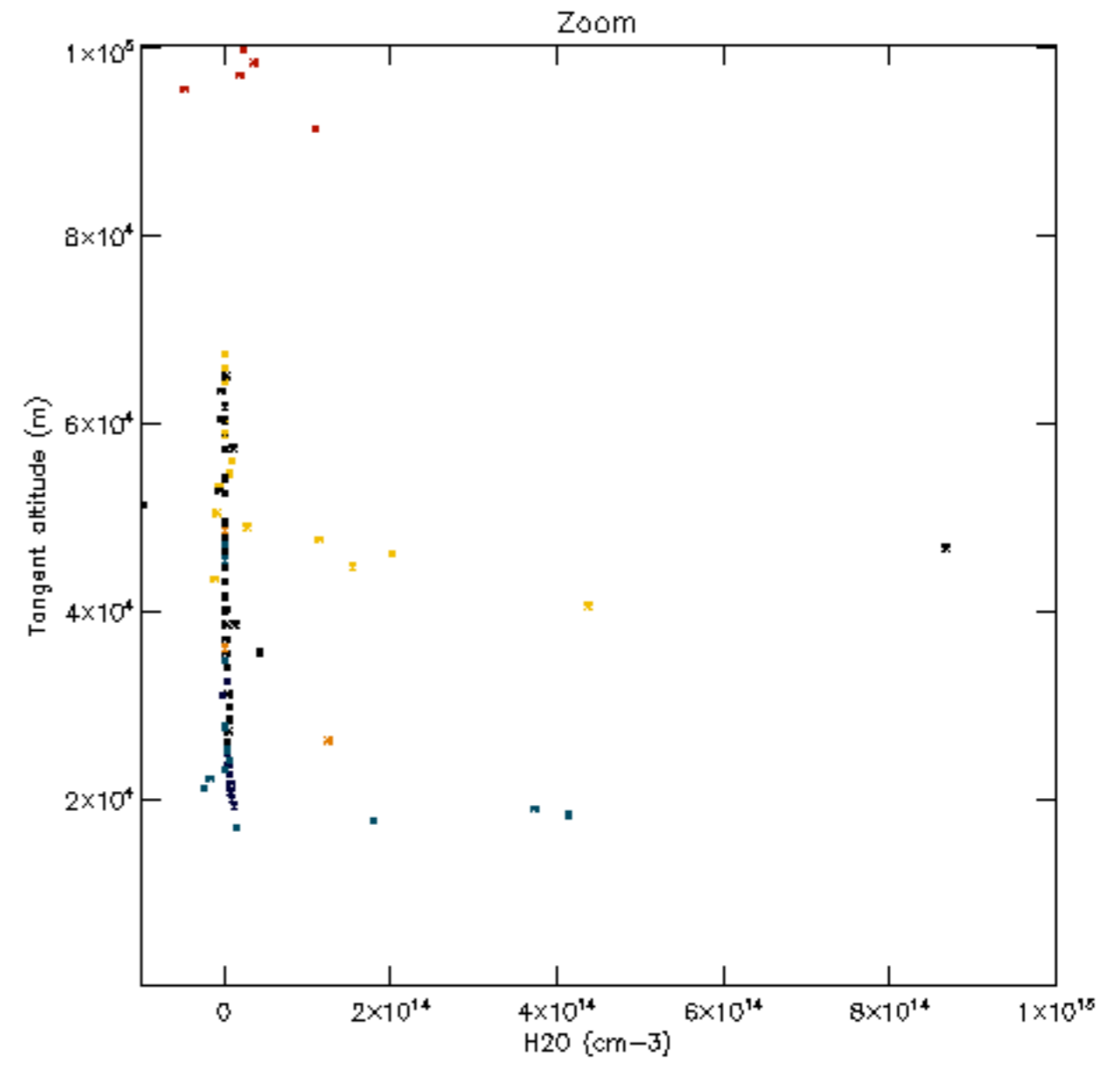
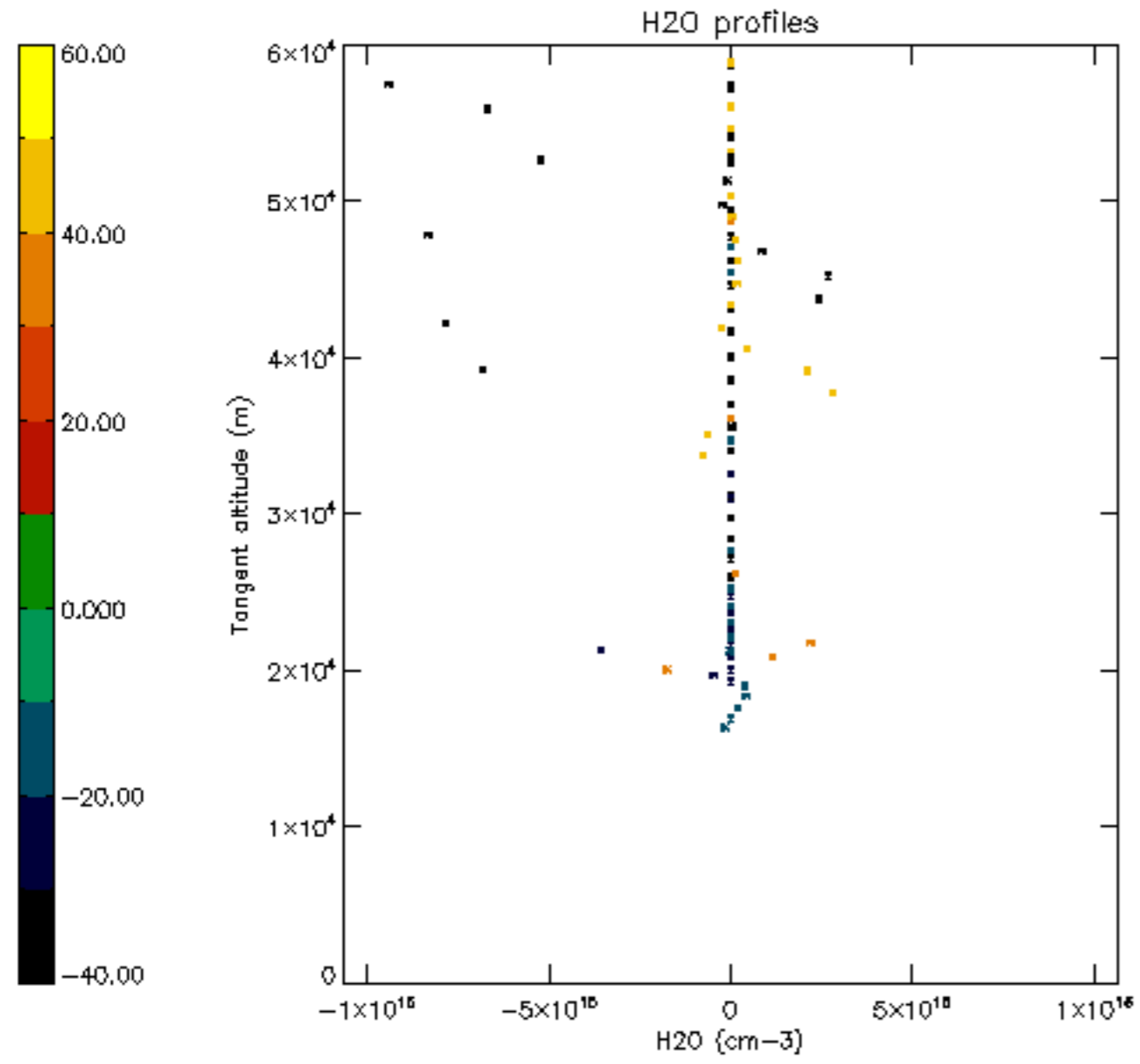


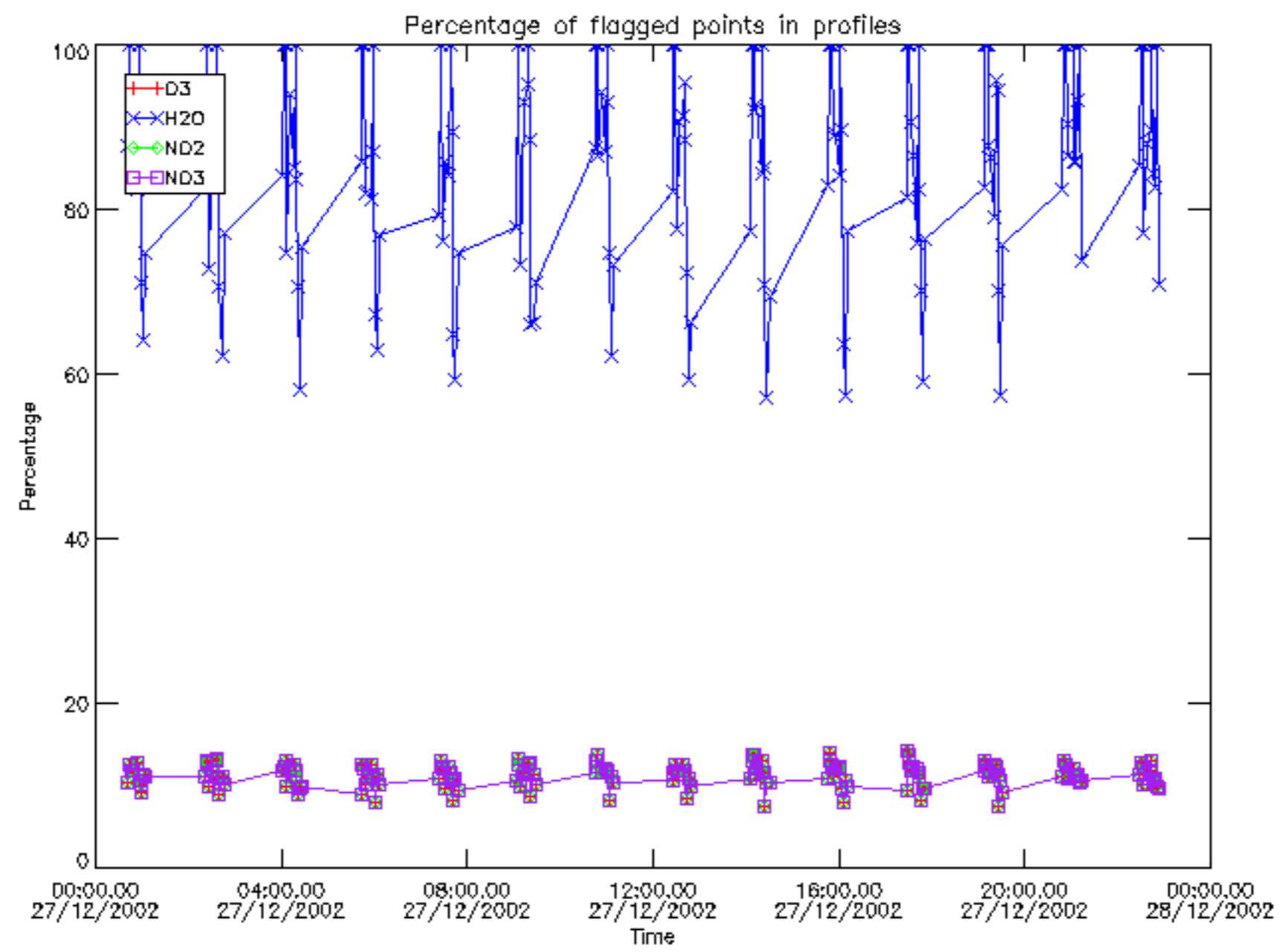




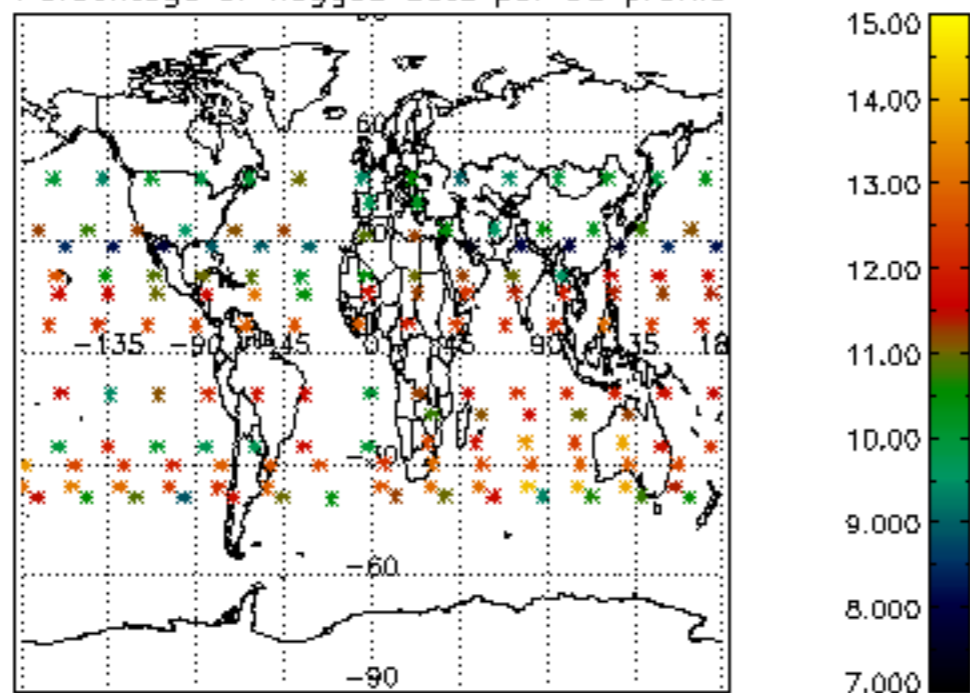




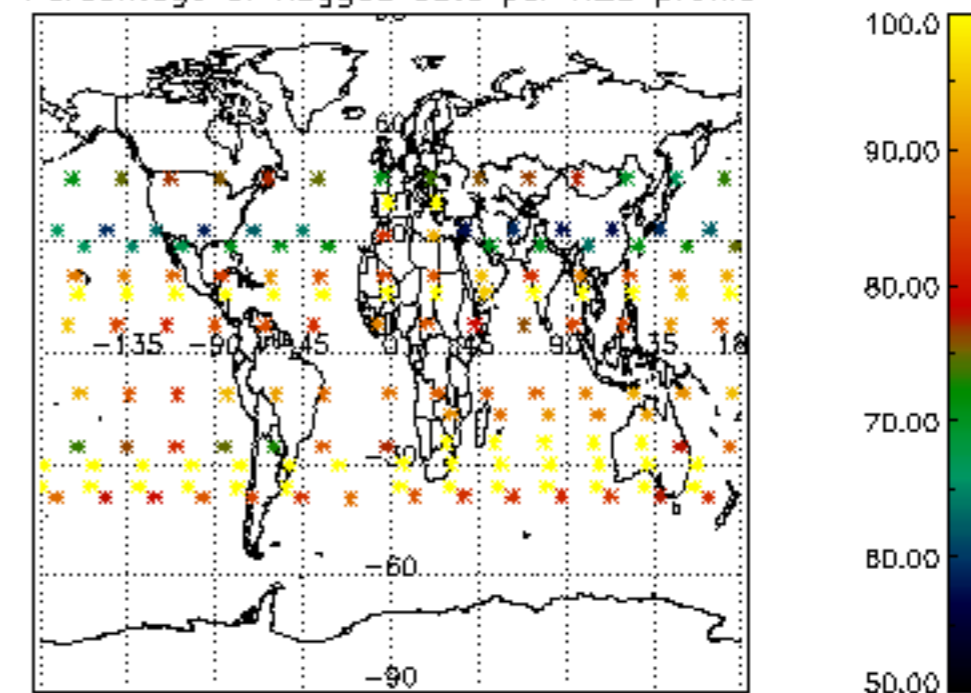




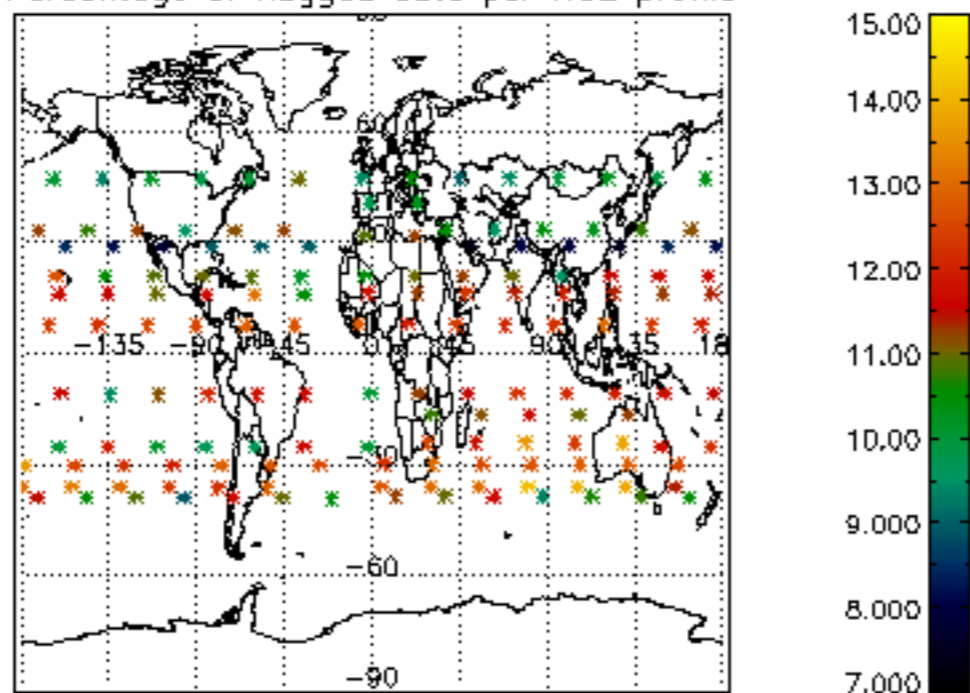
Percentage of flagged data per D3 profile



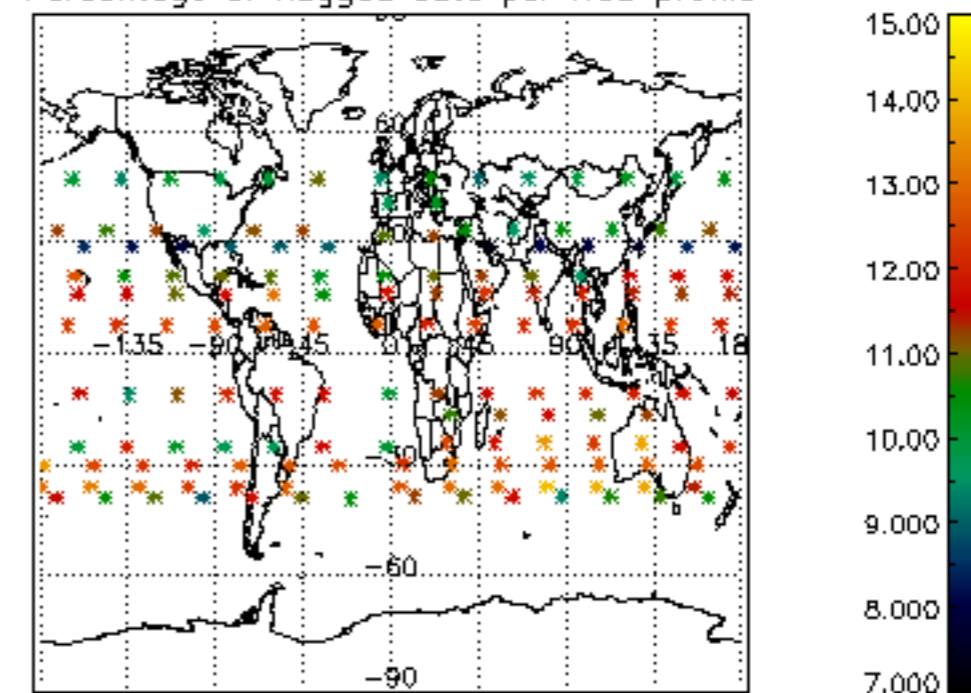
Percentage of flagged data per H2O profile

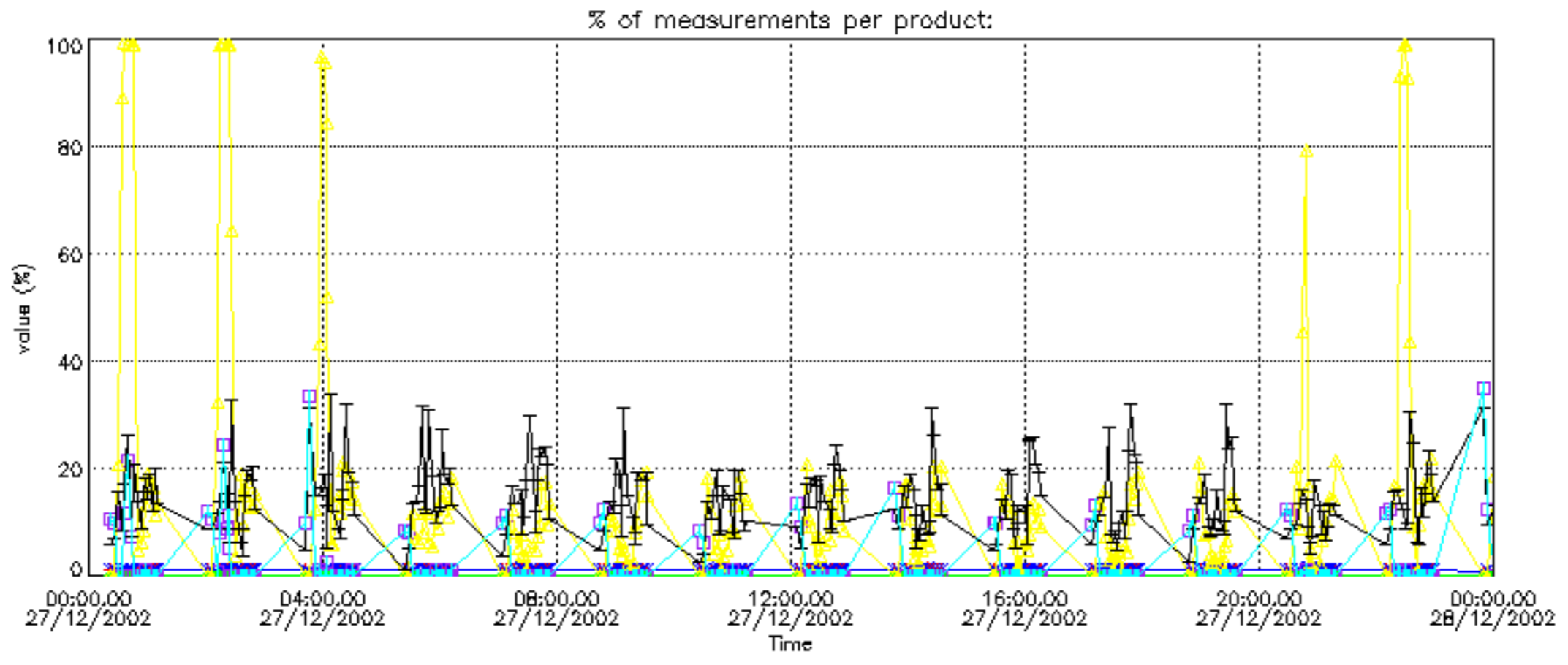


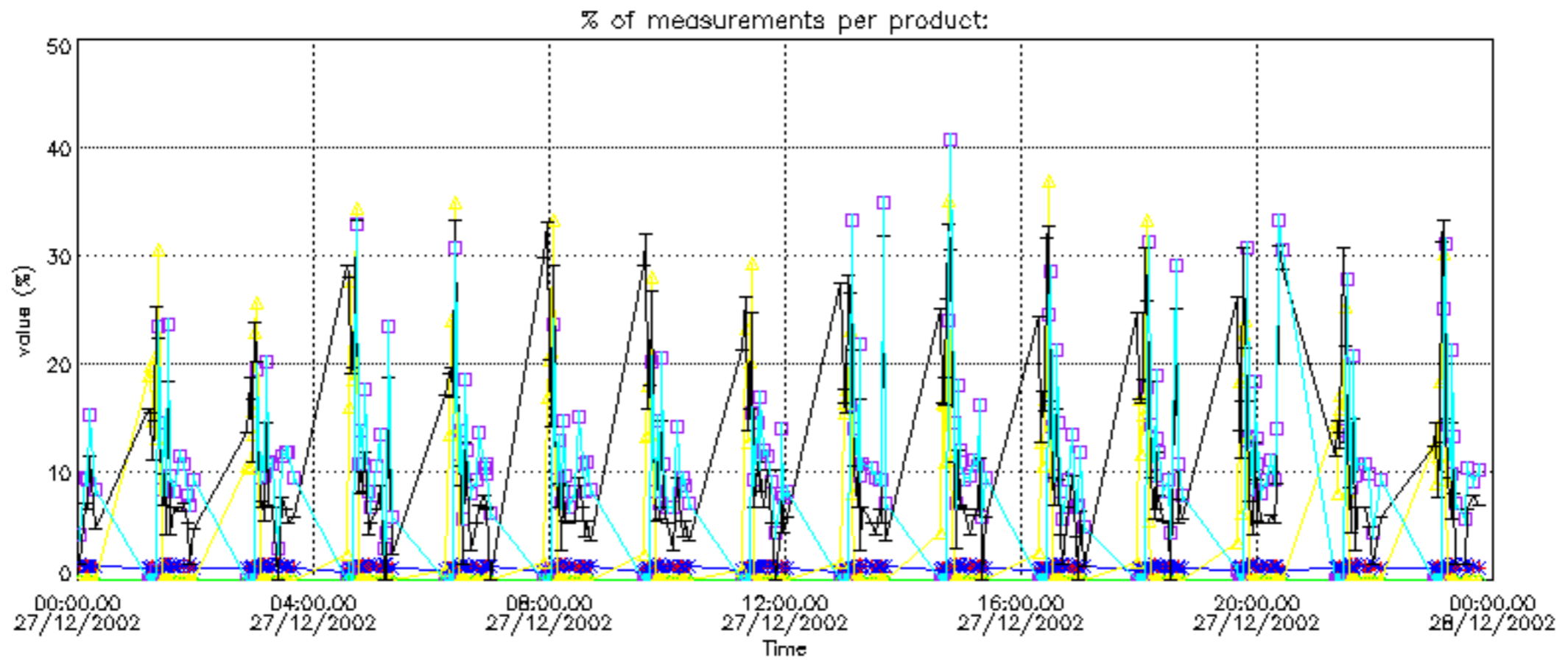
Percentage of flagged data per NO2 profile



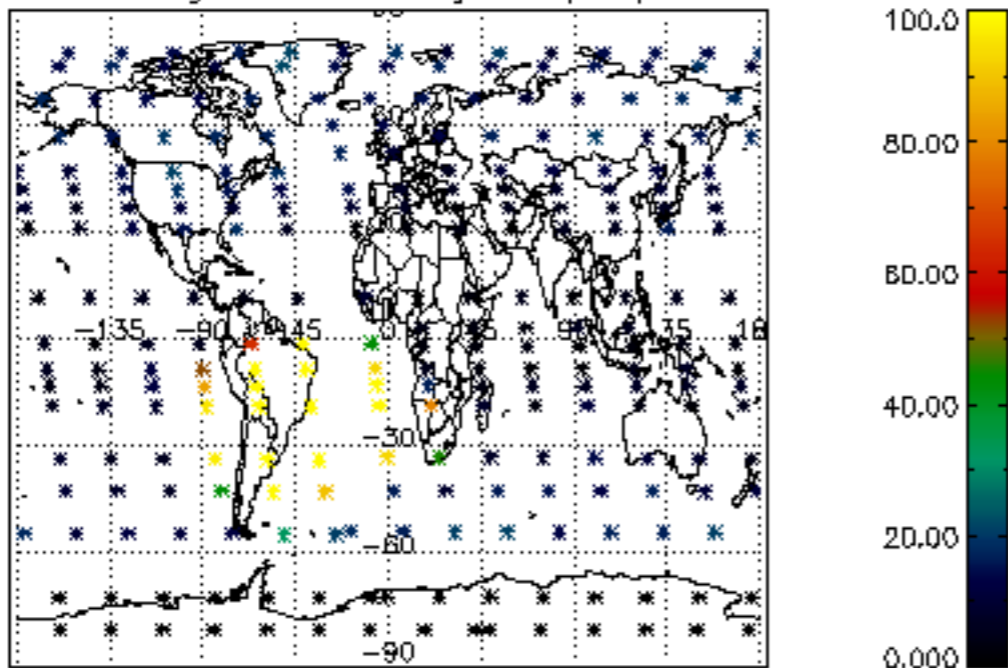
Percentage of flagged data per NO3 profile



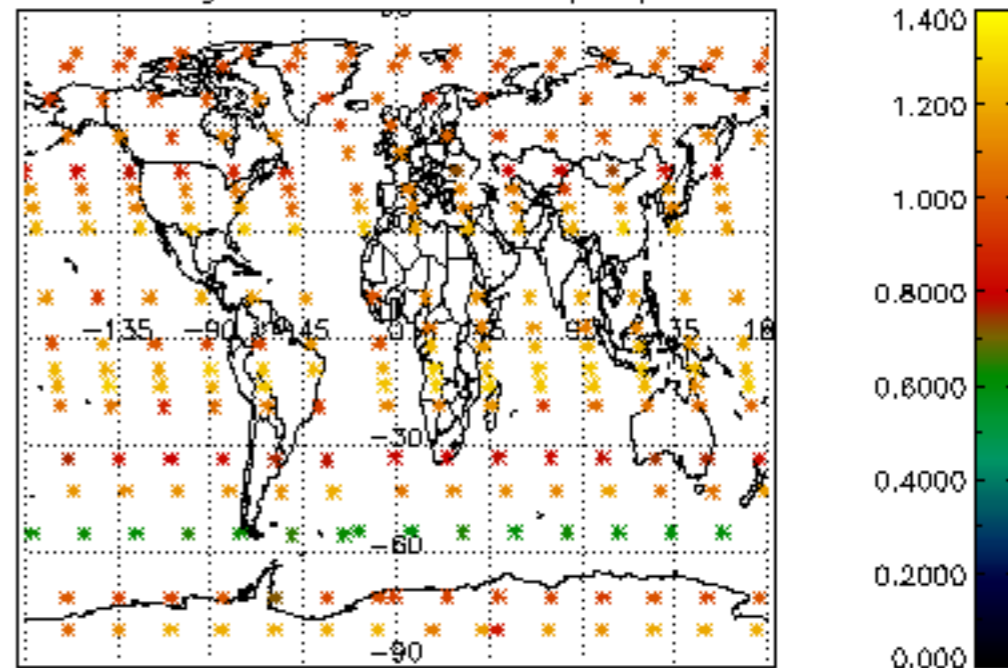




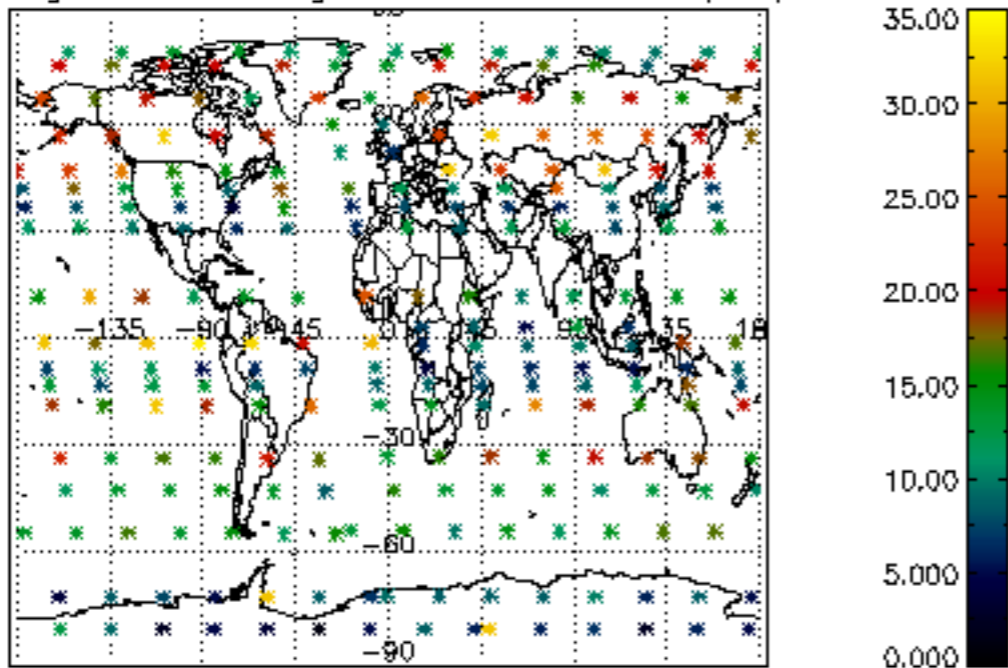
Percentage of cosmic ray hits per profile



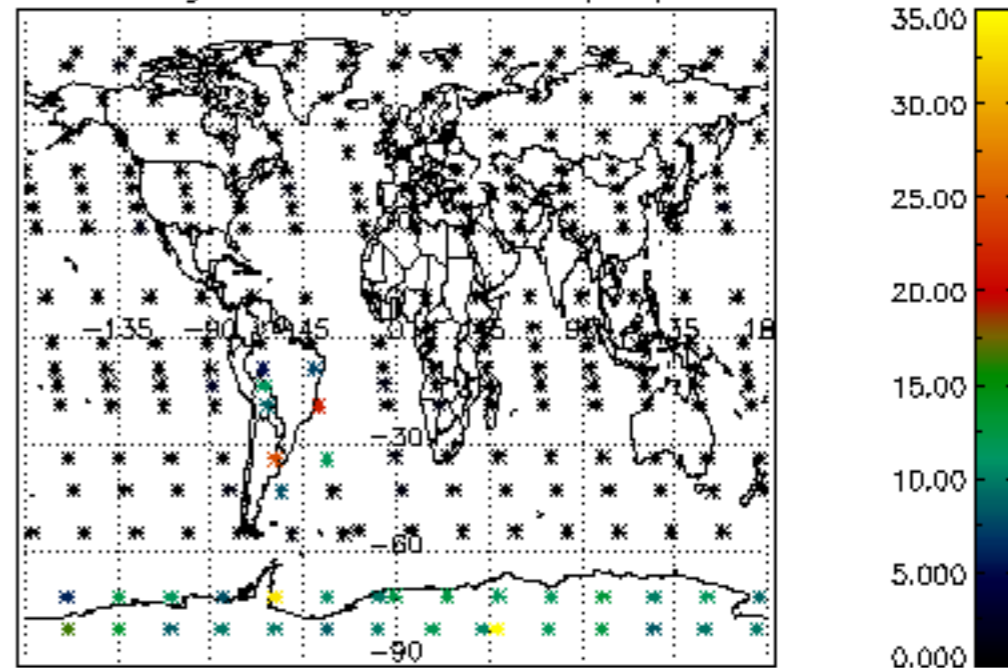
Percentage of datation errors per profile



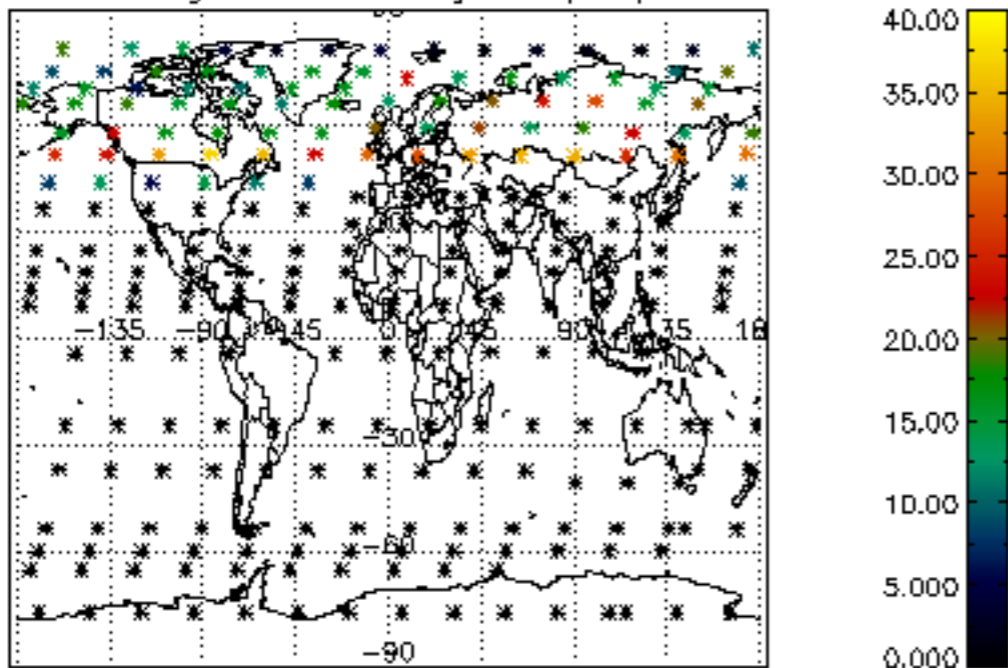
Percentage of star falling outside central band per profile



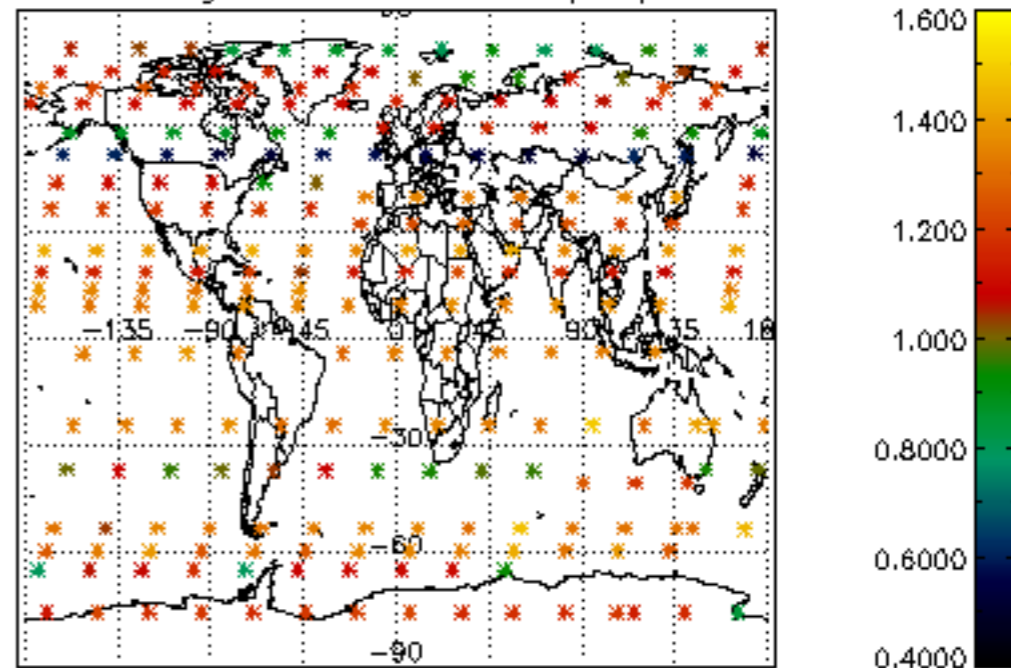
Percentage of saturation errors per profile



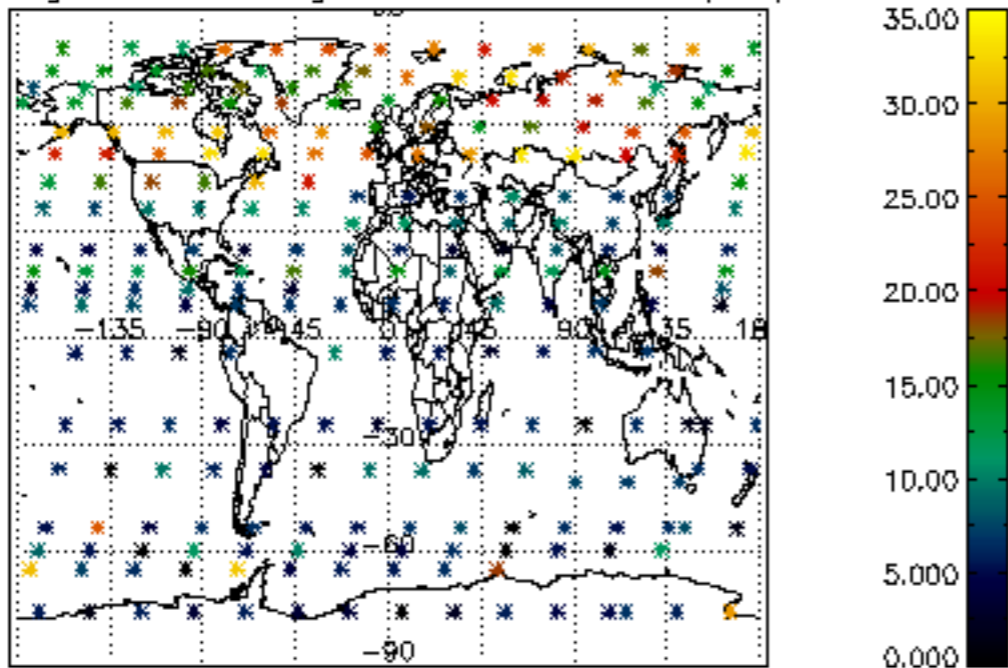
Percentage of cosmic ray hits per profile



Percentage of datation errors per profile



Percentage of star falling outside central band per profile



Percentage of saturation errors per profile

