

GOMOS Level 2 Daily Report

SUMMARY

[1. General Info](#)

[2. Summary of processed GOM_NL_2P products](#)

[3. Level 2 Quality information per product](#)

[3.1 Plot of level 2 quality information per product \(time dependant\)](#)

[3.2 Plot of level 2 quality information per product \(world map\)](#)

[4. Level 1 Quality information per product \(stored on level 2 products\)](#)

[4.1 Plot of level 1 quality information per product \(time dependant\)](#)

[4.1.1 Plot of level 1 quality information per product \(time dependant\): ASCENDING](#)

[4.1.2 Plot of level 1 quality information per product \(time dependant\): DESCENDING](#)

[4.2 Plot of level 1 quality information per product \(world map\)](#)

[4.2.1 Plot of level 1 quality information per product \(world map\): ASCENDING](#)

[4.2.2 Plot of level 1 quality information per product \(world map\): DESCENDING](#)

[5. Ozone profiles based on quality statistics and other trace gas profiles](#)

[5.1 Ozone statistics based on quality of products](#)

[5.2 Plot ozone profiles for all STD \(dark without errors\)](#)

[5.3 Plot ozone profiles where STD < 20% \(dark without errors\)](#)

[5.4. Plot ozone profiles where STD < 10% \(dark without errors\)](#)

[5.5. Plot ozone profiles where STD < 5% \(dark without errors\)](#)

[5.6 Plot NO2 profiles for all STD \(dark without errors\)](#)

[5.7 Plot NO3 profiles for all STD \(dark without errors\)](#)

[5.8 Plot H2O profiles \(only for occultations of stars 1,2,3,4,13,14,16,26,63 dark without errors\) for all STD](#)

[6. Auxiliary Data Files used for the production reported in section 2](#)

This report presents the daily analysis on parameters extracted from GOMOS level 2 data (GOM_NL__2P). It is intended to monitor some important parameters that will impact the quality of these products. A list of level 2 products (and content) that have arrived during the reporting day to the PCF is also given.

Item	Value
Time of report generation	17APR2013 21:50:32
Data source version	GOMOS/6.01
Start time of products	26-12-2002 (26DEC2002 00:00:00)
Stop time of products	27-12-2002 (27DEC2002 00:00:00)
Store outputs in DB	Yes
Nb of level 2 prods	502
Nb of prods with errors	0

2. Summary of processed GOM_NL__2P products.

Nr	Filename	UTC Start time	Limb	Duration	Star Id	Star Name	Star Mag	Star Temp	Nb Meas	Orbit	Prod. error
1	GOM_NL__2PRFIN20021226_000044_000000542012_00231_04293_0600.N1	26-DEC-2002 00:00:44	Straylight	53.500	179	24Omi2CMa	3.0320	24000.	107	4293	No
2	GOM_NL__2PRFIN20021226_000310_000000472012_00231_04293_0601.N1	26-DEC-2002 00:03:10	Straylight	47.000	47	2Bet CMa	1.9760	28000.	94	4293	No
3	GOM_NL__2PRFIN20021226_000556_000000442012_00231_04293_0602.N1	26-DEC-2002 00:05:56	Straylight	43.500	56	53Kap Ori	2.0650	30000.	87	4293	No
4	GOM_NL__2PRFIN20021226_000729_000000412012_00231_04293_0603.N1	26-DEC-2002 00:07:29	Straylight	40.500	128	67Bet Eri	2.7840	9700.0	81	4293	No
5	GOM_NL__2PRFIN20021226_000847_000000452012_00231_04293_0604.N1	26-DEC-2002 00:08:47	Straylight	45.000	72	34Del Ori	2.2500	30000.	90	4293	No
6	GOM_NL__2PRFIN20021226_001112_000000582012_00231_04293_0605.N1	26-DEC-2002 00:11:12	Twilight_stray	58.000	14	58Alp Ori	0.87000	3000.0	116	4293	No
7	GOM_NL__2PRFIN20021226_001319_000000842012_00231_04293_0606.N1	26-DEC-2002 00:13:19	Bright	84.000	8	10Alp CMi	0.40000	6500.0	168	4293	No
8	GOM_NL__2PRFIN20021226_001616_000000372012_00231_04293_0607.N1	26-DEC-2002 00:16:16	Bright	36.500	146	25Eta Tau	2.8730	15200.	73	4293	No
9	GOM_NL__2PRFIN20021226_001818_000000362012_00231_04293_0608.N1	26-DEC-2002 00:18:18	Bright	35.500	150	44Zet Per	2.8900	28000.	71	4293	No
10	GOM_NL__2PRFIN20021226_002029_000000372012_00231_04293_0609.N1	26-DEC-2002 00:20:29	Bright	36.500	149	45Eps Per	2.8880	30000.	73	4293	No
11	GOM_NL__2PRFIN20021226_002217_000000462012_00231_04293_0610.N1	26-DEC-2002 00:22:17	Bright	45.500	6	13Alp Aur	0.080000	3400.0	91	4293	No
12	GOM_NL__2PRFIN20021226_002445_000000372012_00231_04293_0611.N1	26-DEC-2002 00:24:45	Bright	36.500	160	23Gam Per	2.9300	4700.0	73	4293	No
13	GOM_NL__2PRFIN20021226_002825_000000382012_00231_04293_0612.N1	26-DEC-2002 00:28:25	Bright	38.000	110	37Del Cas	2.6780	8900.0	76	4293	No
14	GOM_NL__2PRFIN20021226_003412_000000522012_00231_04293_0613.N1	26-DEC-2002 00:34:12	Bright	52.000	49	1Alp UMi	1.9900	6300.0	104	4293	No
15	GOM_NL__2PRFIN20021226_003848_000000432012_00231_04293_0614.N1	26-DEC-2002 00:38:48	Bright	43.000	60	7Bet UMi	2.0810	3950.0	86	4293	No
16	GOM_NL__2PRFIN20021226_004227_000000362012_00231_04293_0615.N1	26-DEC-2002 00:42:27	Bright	36.000	119	14Eta Dra	2.7270	4700.0	72	4293	No
17	GOM_NL__2PRFIN20021226_004414_000000362012_00231_04293_0616.N1	26-DEC-2002 00:44:14	Bright	36.000	69	33Gam Dra	2.2310	3800.0	72	4293	No
18	GOM_NL__2PRFIN20021226_004556_000000442012_00231_04293_0617.N1	26-DEC-2002 00:45:56	Bright	43.500	39	85Eta UMa	1.8540	24000.	87	4293	No
19	GOM_NL__2PRFIN20021226_004938_000000432012_00231_04293_0618.N1	26-DEC-2002 00:49:38	Bright	42.500	180	27Gam Boo	3.0400	8000.0	85	4293	No
20	GOM_NL__2PRFIN20021226_005308_000000422012_00231_04293_0619.N1	26-DEC-2002 00:53:08	Bright	41.500	83		2.3780	11000.	83	4293	No
21	GOM_NL__2PRFIN20021226_005653_000000522012_00231_04293_0620.N1	26-DEC-2002 00:56:53	Bright	51.500	111	8Eta Boo	2.6800	6000.0	103	4293	No
22	GOM_NL__2PRFIN20021226_010203_000000732012_00231_04293_0621.N1	26-DEC-2002 01:02:03	Twilight_stray	73.000	138	47Eps Vir	2.8280	4700.0	146	4293	No
23	GOM_NL__2PRFIN20021226_010538_000000452012_00231_04293_0622.N1	26-DEC-2002 01:05:38	Bright	44.500	122	9Alp2Lib	2.7470	9700.0	89	4293	No
24	GOM_NL__2PRFIN20021226_010802_000000572012_00231_04293_0623.N1	26-DEC-2002 01:08:02	Straylight	57.000	15	67Alp Vir	0.97600	28000.	114	4293	No
25	GOM_NL__2PRFIN20021226_011220_000000462012_00231_04293_0624.N1	26-DEC-2002 01:12:20	Dark	46.000	54	5The Cen	2.0550	4500.0	92	4293	No
26	GOM_NL__2PRFIN20021226_011400_000000412012_00231_04293_0625.N1	26-DEC-2002 01:14:00	Dark	41.000	78	Alp Lup	2.3040	28000.	82	4293	No
27	GOM_NL__2PRFIN20021226_011723_000000402012_00231_04293_0626.N1	26-DEC-2002 01:17:23	Dark	40.000	4	Alp1Cen	-0.010000	5800.0	80	4293	No
28	GOM_NL__2PRFIN20021226_012054_000000432012_00232_04294_0592.N1	26-DEC-2002 01:20:54	Dark	43.000	12	Alp1Cru	0.77500	30000.	86	4294	No
29	GOM_NL__2PRFIN20021226_012623_000000402012_00232_04294_0593.N1	26-DEC-2002 01:26:23	Dark	39.500	29	Bet Car	1.6720	10200.	79	4294	No
30	GOM_NL__2PRFIN20021226_012753_000000462012_00232_04294_0594.N1	26-DEC-2002 01:27:53	Dark	45.500	91	Kap Vel	2.4900	26000.	91	4294	No
31	GOM_NL__2PRFIN20021226_012922_000000462012_00232_04294_0595.N1	26-DEC-2002 01:29:22	Dark	45.500	46	Del Vel	1.9540	10600.	91	4294	No
32	GOM_NL__2PRFIN20021226_013216_000000492012_00232_04294_0596.N1	26-DEC-2002 01:32:16	Dark	49.000	34	Gam2Vel	1.7930	23000.	98	4294	No
33	GOM_NL__2PRFIN20021226_013428_000000522012_00232_04294_0597.N1	26-DEC-2002 01:34:28	Dark	51.500	70	Zet Pup	2.2460	39000.	103	4294	No
34	GOM_NL__2PRFIN20021226_013646_000000552012_00232_04294_0598.N1	26-DEC-2002 01:36:46	Dark	55.000	117	Pi Pup	2.7060	3800.0	110	4294	No
35	GOM_NL__2PRFIN20021226_013943_000000522012_00232_04294_0599.N1	26-DEC-2002 01:39:43	Straylight	51.500	23	21Eps CMa	1.5020	26000.	103	4294	No
36	GOM_NL__2PRFIN20021226_014121_000000522012_00232_04294_0600.N1	26-DEC-2002 01:41:21	Straylight	51.500	179	24Omi2CMa	3.0320	24000.	103	4294	No
37	GOM_NL__2PRFIN20021226_014346_000000472012_00232_04294_0601.N1	26-DEC-2002 01:43:46	Straylight	47.000	47	2Bet CMa	1.9760	28000.	94	4294	No
38	GOM_NL__2PRFIN20021226_014630_000000492012_00232_04294_0602.N1	26-DEC-2002 01:46:30	Straylight	48.500	56	53Kap Ori	2.0650	30000.	97	4294	No
39	GOM_NL__2PRFIN20021226_014805_000000432012_00232_04294_0603.N1	26-DEC-2002 01:48:05	Straylight	42.500	128	67Bet Eri	2.7840	9700.0	85	4294	No
40	GOM_NL__2PRFIN20021226_014924_000000452012_00232_04294_0604.N1	26-DEC-2002 01:49:24	Straylight	44.500	72	34Del Ori	2.2500	30000.	89	4294	No
41	GOM_NL__2PRFIN20021226_015149_000000572012_00232_04294_0605.N1	26-DEC-2002 01:51:49	Twilight_stray	56.500	14	58Alp Ori	0.87000	3000.0	113	4294	No
42	GOM_NL__2PRFIN20021226_015353_000001012012_00232_04294_0606.N1	26-DEC-2002 01:53:53	Bright	100.50	8	10Alp CMi	0.40000	6500.0	201	4294	No

43	GOM_NL__2PRFIN20021226_015652_000000362012_00232_04294_0607.N1	26-DEC-2002 01:56:52	Bright	36.000	146	25Eta Tau	2.8730	15200.	72	4294	No
44	GOM_NL__2PRFIN20021226_015854_000000362012_00232_04294_0608.N1	26-DEC-2002 01:58:54	Bright	36.000	150	44Zet Per	2.8900	28000.	72	4294	No
45	GOM_NL__2PRFIN20021226_020105_000000362012_00232_04294_0609.N1	26-DEC-2002 02:01:05	Bright	36.000	149	45Eps Per	2.8880	30000.	72	4294	No
46	GOM_NL__2PRFIN20021226_020252_000000442012_00232_04294_0610.N1	26-DEC-2002 02:02:52	Bright	44.000	6	13Alp Aur	0.080000	3400.0	88	4294	No
47	GOM_NL__2PRFIN20021226_020521_000000372012_00232_04294_0611.N1	26-DEC-2002 02:05:21	Bright	36.500	160	23Gam Per	2.9300	4700.0	73	4294	No
48	GOM_NL__2PRFIN20021226_020902_000000382012_00232_04294_0612.N1	26-DEC-2002 02:09:02	Bright	37.500	110	37Del Cas	2.6780	8900.0	75	4294	No
49	GOM_NL__2PRFIN20021226_021448_000000372012_00232_04294_0613.N1	26-DEC-2002 02:14:48	Bright	37.000	49	1Alp UMi	1.9900	6300.0	74	4294	No
50	GOM_NL__2PRFIN20021226_021926_000000412012_00232_04294_0614.N1	26-DEC-2002 02:19:26	Bright	40.500	60	7Bet UMi	2.0810	3950.0	81	4294	No
51	GOM_NL__2PRFIN20021226_022304_000000392012_00232_04294_0615.N1	26-DEC-2002 02:23:04	Bright	39.000	119	14Eta Dra	2.7270	4700.0	78	4294	No
52	GOM_NL__2PRFIN20021226_022450_000000382012_00232_04294_0616.N1	26-DEC-2002 02:24:50	Bright	38.000	69	33Gam Dra	2.2310	3800.0	76	4294	No
53	GOM_NL__2PRFIN20021226_022632_000000452012_00232_04294_0617.N1	26-DEC-2002 02:26:32	Bright	44.500	39	85Eta UMa	1.8540	24000.	89	4294	No
54	GOM_NL__2PRFIN20021226_023016_000000432012_00232_04294_0618.N1	26-DEC-2002 02:30:16	Bright	43.000	180	27Gam Boo	3.0400	8000.0	86	4294	No
55	GOM_NL__2PRFIN20021226_023345_000000422012_00232_04294_0619.N1	26-DEC-2002 02:33:45	Bright	42.000	83		2.3780	11000.	84	4294	No
56	GOM_NL__2PRFIN20021226_023729_000000512012_00232_04294_0620.N1	26-DEC-2002 02:37:29	Bright	50.500	111	8Eta Boo	2.6800	6000.0	101	4294	No
57	GOM_NL__2PRFIN20021226_024239_000000772012_00232_04294_0621.N1	26-DEC-2002 02:42:39	Tw_i_and_stray	77.000	138	47Eps Vir	2.8280	4700.0	154	4294	No
58	GOM_NL__2PRFIN20021226_024615_000000452012_00232_04294_0622.N1	26-DEC-2002 02:46:15	Bright	44.500	122	9Alp2Lib	2.7470	9700.0	89	4294	No
59	GOM_NL__2PRFIN20021226_024839_000000642012_00232_04294_0623.N1	26-DEC-2002 02:48:39	Straylight	63.500	15	67Alp Vir	0.97600	28000.	127	4294	No
60	GOM_NL__2PRFIN20021226_025257_000000532012_00232_04294_0624.N1	26-DEC-2002 02:52:57	Dark	52.500	54	5The Cen	2.0550	4500.0	105	4294	No
61	GOM_NL__2PRFIN20021226_025436_000000392012_00232_04294_0625.N1	26-DEC-2002 02:54:36	Dark	38.500	78	Alp Lup	2.3040	28000.	77	4294	No
62	GOM_NL__2PRFIN20021226_025759_000000502012_00232_04294_0626.N1	26-DEC-2002 02:57:59	Dark	50.000	4	Alp1Cen	-0.010000	5800.0	100	4294	No
63	GOM_NL__2PRFIN20021226_030131_000000422012_00233_04295_0592.N1	26-DEC-2002 03:01:31	Dark	41.500	12	Alp1Cru	0.77500	30000.	83	4295	No
64	GOM_NL__2PRFIN20021226_030659_000000402012_00233_04295_0593.N1	26-DEC-2002 03:06:59	Dark	39.500	29	Bet Car	1.6720	10200.	79	4295	No
65	GOM_NL__2PRFIN20021226_030831_000000432012_00233_04295_0594.N1	26-DEC-2002 03:08:31	Dark	43.000	91	Kap Vel	2.4900	26000.	86	4295	No
66	GOM_NL__2PRFIN20021226_031000_000000442012_00233_04295_0595.N1	26-DEC-2002 03:10:00	Dark	44.000	46	Del Vel	1.9540	10600.	88	4295	No
67	GOM_NL__2PRFIN20021226_031253_000000462012_00233_04295_0596.N1	26-DEC-2002 03:12:53	Dark	45.500	34	Gam2Vel	1.7930	23000.	91	4295	No
68	GOM_NL__2PRFIN20021226_031504_000000502012_00233_04295_0597.N1	26-DEC-2002 03:15:04	Dark	50.000	70	Zet Pup	2.2460	39000.	100	4295	No
69	GOM_NL__2PRFIN20021226_031722_000000492012_00233_04295_0598.N1	26-DEC-2002 03:17:22	Dark	48.500	117	Pi Pup	2.7060	3800.0	97	4295	No
70	GOM_NL__2PRFIN20021226_032020_000000522012_00233_04295_0599.N1	26-DEC-2002 03:20:20	Straylight	51.500	23	21Eps CMa	1.5020	26000.	103	4295	No
71	GOM_NL__2PRFIN20021226_032157_000000502012_00233_04295_0600.N1	26-DEC-2002 03:21:57	Straylight	50.000	179	24Omi2CMa	3.0320	24000.	100	4295	No
72	GOM_NL__2PRFIN20021226_032435_000000582012_00233_04295_0601.N1	26-DEC-2002 03:24:35	Straylight	57.500	1	9Alp CMa	-1.4400	11000.	115	4295	No
73	GOM_NL__2PRFIN20021226_032745_000000532012_00233_04295_0602.N1	26-DEC-2002 03:27:45	Straylight	52.500	7	19Bet Ori	0.10000	14000.	105	4295	No
74	GOM_NL__2PRFIN20021226_032941_000000512012_00233_04295_0603.N1	26-DEC-2002 03:29:41	Straylight	50.500	30	46Eps Ori	1.6940	30000.	101	4295	No
75	GOM_NL__2PRFIN20021226_033158_000000472012_00233_04295_0604.N1	26-DEC-2002 03:31:58	Tw_i_and_stray	46.500	27	24Gam Ori	1.6360	26000.	93	4295	No
76	GOM_NL__2PRFIN20021226_033428_000000872012_00233_04295_0605.N1	26-DEC-2002 03:34:28	Bright	86.500	8	10Alp CMi	0.40000	6500.0	173	4295	No
77	GOM_NL__2PRFIN20021226_033728_000000372012_00233_04295_0606.N1	26-DEC-2002 03:37:28	Bright	37.000	146	25Eta Tau	2.8730	15200.	74	4295	No
78	GOM_NL__2PRFIN20021226_033938_000000412012_00233_04295_0607.N1	26-DEC-2002 03:39:38	Bright	41.000	114	31ot Aur	2.6930	4600.0	82	4295	No
79	GOM_NL__2PRFIN20021226_034141_000000372012_00233_04295_0608.N1	26-DEC-2002 03:41:41	Bright	36.500	149	45Eps Per	2.8880	30000.	73	4295	No
80	GOM_NL__2PRFIN20021226_034326_000000452012_00233_04295_0609.N1	26-DEC-2002 03:43:26	Bright	44.500	6	13Alp Aur	0.080000	3400.0	89	4295	No
81	GOM_NL__2PRFIN20021226_034557_000000372012_00233_04295_0610.N1	26-DEC-2002 03:45:57	Bright	36.500	160	23Gam Per	2.9300	4700.0	73	4295	No
82	GOM_NL__2PRFIN20021226_034938_000000372012_00233_04295_0611.N1	26-DEC-2002 03:49:38	Bright	37.000	110	37Del Cas	2.6780	8900.0	74	4295	No
83	GOM_NL__2PRFIN20021226_035524_000000372012_00233_04295_0612.N1	26-DEC-2002 03:55:24	Bright	37.000	49	1Alp UMi	1.9900	6300.0	74	4295	No
84	GOM_NL__2PRFIN20021226_040002_000000422012_00233_04295_0613.N1	26-DEC-2002 04:00:02	Bright	42.000	60	7Bet UMi	2.0810	3950.0	84	4295	No
85	GOM_NL__2PRFIN20021226_040340_000000392012_00233_04295_0614.N1	26-DEC-2002 04:03:40	Bright	38.500	119	14Eta Dra	2.7270	4700.0	77	4295	No
86	GOM_NL__2PRFIN20021226_040526_000000402012_00233_04295_0615.N1	26-DEC-2002 04:05:26	Bright	39.500	69	33Gam Dra	2.2310	3800.0	79	4295	No
87	GOM_NL__2PRFIN20021226_040705_000000472012_00233_04295_0616.N1	26-DEC-2002 04:07:05	Bright	47.000	39	85Eta UMa	1.8540	24000.	94	4295	No
88	GOM_NL__2PRFIN20021226_041052_000000422012_00233_04295_0617.N1	26-DEC-2002 04:10:52	Bright	42.000	180	27Gam Boo	3.0400	8000.0	84	4295	No
89	GOM_NL__2PRFIN20021226_041418_000000452012_00233_04295_0618.N1	26-DEC-2002 04:14:18	Bright	44.500	83		2.3780	11000.	89	4295	No
90	GOM_NL__2PRFIN20021226_041804_000000692012_00233_04295_0619.N1	26-DEC-2002 04:18:04	Bright	69.000	111	8Eta Boo	2.6800	6000.0	138	4295	No
91	GOM_NL__2PRFIN20021226_042316_000000722012_00233_04295_0620.N1	26-DEC-2002 04:23:16	Tw_i_and_stray	72.000	138	47Eps Vir	2.8280	4700.0	144	4295	No
92	GOM_NL__2PRFIN20021226_042651_000000452012_00233_04295_0621.N1	26-DEC-2002 04:26:51	Bright	44.500	122	9Alp2Lib	2.7470	9700.0	89	4295	No
93	GOM_NL__2PRFIN20021226_042917_000000622012_00233_04295_0622.N1	26-DEC-2002 04:29:17	Straylight	62.000	15	67Alp Vir	0.97600	28000.	124	4295	No
94	GOM_NL__2PRFIN20021226_043334_000000462012_00233_04295_0623.N1	26-DEC-2002 04:33:34	Dark	46.000	54	5The Cen	2.0550	4500.0	92	4295	No
95	GOM_NL__2PRFIN20021226_043513_000000412012_00233_04295_0624.N1	26-DEC-2002 04:35:13	Dark	40.500	78	Alp Lup	2.3040	28000.	81	4295	No
96	GOM_NL__2PRFIN20021226_043627_000000412012_00233_04295_0625.N1	26-DEC-2002 04:36:27	Dark	41.000	95	Zet Cen	2.5450	26000.	82	4295	No
97	GOM_NL__2PRFIN20021226_043836_000000522012_00233_04295_0626.N1	26-DEC-2002 04:38:36	Dark	52.000	4	Alp1Cen	-0.010000	5800.0	104	4295	No
98	GOM_NL__2PRFIN20021226_044207_000000512012_00234_04296_0608.N1	26-DEC-2002 04:42:07	Dark	51.000	12	Alp1Cru	0.77500	30000.	102	4296	No
99	GOM_NL__2PRFIN20021226_044736_000000402012_00234_04296_0609.N1	26-DEC-2002 04:47:36	Dark	39.500	29	Bet Car	1.6720	10200.	79	4296	No
100	GOM_NL__2PRFIN20021226_044907_000000442012_00234_04296_0610.N1	26-DEC-2002 04:49:07	Dark	43.500	91	Kap Vel	2.4900	26000.	87	4296	No
101	GOM_NL__2PRFIN20021226_045035_000000532012_00234_04296_0611.N1	26-DEC-2002 04:50:35	Dark	52.500	46	Del Vel	1.9540	10600.	105	4296	No

102	GOM_NL__2PRFIN20021226_045329_000000462012_00234_04296_0612.N1	26-DEC-2002 04:53:29	Dark	46.000	34	Gam2Vel	1.7930	23000.	92	4296	No
103	GOM_NL__2PRFIN20021226_045538_000000522012_00234_04296_0613.N1	26-DEC-2002 04:55:38	Dark	52.000	70	Zet Pup	2.2460	39000.	104	4296	No
104	GOM_NL__2PRFIN20021226_045759_000000522012_00234_04296_0614.N1	26-DEC-2002 04:57:59	Dark	51.500	117	Pi Pup	2.7060	3800.0	103	4296	No
105	GOM_NL__2PRFIN20021226_050055_000000532012_00234_04296_0615.N1	26-DEC-2002 05:00:55	Straylight	53.000	23	21Eps CMa	1.5020	26000.	106	4296	No
106	GOM_NL__2PRFIN20021226_050233_000000512012_00234_04296_0616.N1	26-DEC-2002 05:02:33	Straylight	51.000	179	24Omi2CMa	3.0320	24000.	102	4296	No
107	GOM_NL__2PRFIN20021226_050511_000000632012_00234_04296_0617.N1	26-DEC-2002 05:05:11	Straylight	63.000	1	9Alp CMa	-1.4400	11000.	126	4296	No
108	GOM_NL__2PRFIN20021226_050820_000000532012_00234_04296_0618.N1	26-DEC-2002 05:08:20	Straylight	53.000	7	19Bet Ori	0.10000	14000.	106	4296	No
109	GOM_NL__2PRFIN20021226_051018_000000462012_00234_04296_0619.N1	26-DEC-2002 05:10:18	Straylight	46.000	30	46Eps Ori	1.6940	30000.	92	4296	No
110	GOM_NL__2PRFIN20021226_051233_000000472012_00234_04296_0620.N1	26-DEC-2002 05:12:33	Tw_i_and_stray	47.000	27	24Gam Ori	1.6360	26000.	94	4296	No
111	GOM_NL__2PRFIN20021226_051503_000001032012_00234_04296_0621.N1	26-DEC-2002 05:15:03	Bright	103.00	8	10Alp CMi	0.40000	6500.0	206	4296	No
112	GOM_NL__2PRFIN20021226_051804_000000372012_00234_04296_0622.N1	26-DEC-2002 05:18:04	Bright	37.000	146	25Eta Tau	2.8730	15200.	74	4296	No
113	GOM_NL__2PRFIN20021226_052015_000000412012_00234_04296_0623.N1	26-DEC-2002 05:20:15	Bright	40.500	114	3Iot Aur	2.6930	4600.0	81	4296	No
114	GOM_NL__2PRFIN20021226_052217_000000362012_00234_04296_0624.N1	26-DEC-2002 05:22:17	Bright	36.000	149	45Eps Per	2.8880	30000.	72	4296	No
115	GOM_NL__2PRFIN20021226_052403_000000442012_00234_04296_0625.N1	26-DEC-2002 05:24:03	Bright	43.500	6	13Alp Aur	0.080000	3400.0	87	4296	No
116	GOM_NL__2PRFIN20021226_052634_000000372012_00234_04296_0626.N1	26-DEC-2002 05:26:34	Bright	36.500	160	23Gam Per	2.9300	4700.0	73	4296	No
117	GOM_NL__2PRFIN20021226_053014_000000382012_00234_04296_0627.N1	26-DEC-2002 05:30:14	Bright	37.500	110	37Del Cas	2.6780	8900.0	75	4296	No
118	GOM_NL__2PRFIN20021226_053603_000000382012_00234_04296_0628.N1	26-DEC-2002 05:36:03	Bright	38.000	49	1Alp UMi	1.9900	6300.0	76	4296	No
119	GOM_NL__2PRFIN20021226_054038_000000402012_00234_04296_0629.N1	26-DEC-2002 05:40:38	Bright	40.000	60	7Bet UMi	2.0810	3950.0	80	4296	No
120	GOM_NL__2PRFIN20021226_054416_000000362012_00234_04296_0630.N1	26-DEC-2002 05:44:16	Bright	36.000	119	14Eta Dra	2.7270	4700.0	72	4296	No
121	GOM_NL__2PRFIN20021226_054603_000000352012_00234_04296_0631.N1	26-DEC-2002 05:46:03	Bright	35.000	69	33Gam Dra	2.2310	3800.0	70	4296	No
122	GOM_NL__2PRFIN20021226_054741_000000482012_00234_04296_0632.N1	26-DEC-2002 05:47:41	Bright	48.000	39	85Eta UMa	1.8540	24000.	96	4296	No
123	GOM_NL__2PRFIN20021226_055128_000000422012_00234_04296_0633.N1	26-DEC-2002 05:51:28	Bright	41.500	180	27Gam Boo	3.0400	8000.0	83	4296	No
124	GOM_NL__2PRFIN20021226_055454_000000442012_00234_04296_0634.N1	26-DEC-2002 05:54:54	Bright	43.500	83		2.3780	11000.	87	4296	No
125	GOM_NL__2PRFIN20021226_055840_000000522012_00234_04296_0635.N1	26-DEC-2002 05:58:40	Bright	52.000	111	8Eta Boo	2.6800	6000.0	104	4296	No
126	GOM_NL__2PRFIN20021226_060354_000000792012_00234_04296_0636.N1	26-DEC-2002 06:03:54	Tw_i_and_stray	78.500	138	47Eps Vir	2.8280	4700.0	157	4296	No
127	GOM_NL__2PRFIN20021226_060727_000000452012_00234_04296_0637.N1	26-DEC-2002 06:07:27	Bright	45.000	122	9Alp2Lib	2.7470	9700.0	90	4296	No
128	GOM_NL__2PRFIN20021226_060953_000000622012_00234_04296_0638.N1	26-DEC-2002 06:09:53	Straylight	61.500	15	67Alp Vir	0.97600	28000.	123	4296	No
129	GOM_NL__2PRFIN20021226_061411_000000482012_00234_04296_0639.N1	26-DEC-2002 06:14:11	Dark	47.500	54	5The Cen	2.0550	4500.0	95	4296	No
130	GOM_NL__2PRFIN20021226_061549_000000432012_00234_04296_0640.N1	26-DEC-2002 06:15:49	Dark	42.500	78	Alp Lup	2.3040	28000.	85	4296	No
131	GOM_NL__2PRFIN20021226_061704_000000412012_00234_04296_0641.N1	26-DEC-2002 06:17:04	Dark	41.000	95	Zet Cen	2.5450	26000.	82	4296	No
132	GOM_NL__2PRFIN20021226_061912_000000472012_00234_04296_0642.N1	26-DEC-2002 06:19:12	Dark	47.000	4	Alp1Cen	-0.010000	5800.0	94	4296	No
133	GOM_NL__2PRFIN20021226_062243_000000512012_00235_04297_0592.N1	26-DEC-2002 06:22:43	Dark	50.500	12	Alp1Cru	0.77500	30000.	101	4297	No
134	GOM_NL__2PRFIN20021226_062812_000000412012_00235_04297_0593.N1	26-DEC-2002 06:28:12	Dark	40.500	29	Bet Car	1.6720	10200.	81	4297	No
135	GOM_NL__2PRFIN20021226_062944_000000442012_00235_04297_0594.N1	26-DEC-2002 06:29:44	Dark	44.000	91	Kap Vel	2.4900	26000.	88	4297	No
136	GOM_NL__2PRFIN20021226_063112_000000492012_00235_04297_0595.N1	26-DEC-2002 06:31:12	Dark	48.500	46	Del Vel	1.9540	10600.	97	4297	No
137	GOM_NL__2PRFIN20021226_063403_000000522012_00235_04297_0596.N1	26-DEC-2002 06:34:03	Dark	51.500	34	Gam2Vel	1.7930	23000.	103	4297	No
138	GOM_NL__2PRFIN20021226_063617_000000522012_00235_04297_0597.N1	26-DEC-2002 06:36:17	Dark	52.000	70	Zet Pup	2.2460	39000.	104	4297	No
139	GOM_NL__2PRFIN20021226_063835_000000512012_00235_04297_0598.N1	26-DEC-2002 06:38:35	Dark	51.000	117	Pi Pup	2.7060	3800.0	102	4297	No
140	GOM_NL__2PRFIN20021226_064132_000000502012_00235_04297_0599.N1	26-DEC-2002 06:41:32	Straylight	49.500	23	21Eps CMa	1.5020	26000.	99	4297	No
141	GOM_NL__2PRFIN20021226_064310_000000502012_00235_04297_0600.N1	26-DEC-2002 06:43:10	Straylight	49.500	179	24Omi2CMa	3.0320	24000.	99	4297	No
142	GOM_NL__2PRFIN20021226_064547_000000632012_00235_04297_0601.N1	26-DEC-2002 06:45:47	Straylight	63.000	1	9Alp CMa	-1.4400	11000.	126	4297	No
143	GOM_NL__2PRFIN20021226_064857_000000522012_00235_04297_0602.N1	26-DEC-2002 06:48:57	Straylight	52.000	7	19Bet Ori	0.10000	14000.	104	4297	No
144	GOM_NL__2PRFIN20021226_065054_000000472012_00235_04297_0603.N1	26-DEC-2002 06:50:54	Straylight	47.000	30	46Eps Ori	1.6940	30000.	94	4297	No
145	GOM_NL__2PRFIN20021226_065309_000000462012_00235_04297_0604.N1	26-DEC-2002 06:53:09	Tw_i_and_stray	46.000	27	24Gam Ori	1.6360	26000.	92	4297	No
146	GOM_NL__2PRFIN20021226_065538_000001022012_00235_04297_0605.N1	26-DEC-2002 06:55:38	Bright	101.50	8	10Alp CMi	0.40000	6500.0	203	4297	No
147	GOM_NL__2PRFIN20021226_065840_000000382012_00235_04297_0606.N1	26-DEC-2002 06:58:40	Bright	38.000	146	25Eta Tau	2.8730	15200.	76	4297	No
148	GOM_NL__2PRFIN20021226_070050_000000422012_00235_04297_0607.N1	26-DEC-2002 07:00:50	Bright	41.500	114	3Iot Aur	2.6930	4600.0	83	4297	No
149	GOM_NL__2PRFIN20021226_070254_000000382012_00235_04297_0608.N1	26-DEC-2002 07:02:54	Bright	38.000	149	45Eps Per	2.8880	30000.	76	4297	No
150	GOM_NL__2PRFIN20021226_070439_000000442012_00235_04297_0609.N1	26-DEC-2002 07:04:39	Bright	44.000	6	13Alp Aur	0.080000	3400.0	88	4297	No
151	GOM_NL__2PRFIN20021226_070710_000000372012_00235_04297_0610.N1	26-DEC-2002 07:07:10	Bright	36.500	160	23Gam Per	2.9300	4700.0	73	4297	No
152	GOM_NL__2PRFIN20021226_071051_000000382012_00235_04297_0611.N1	26-DEC-2002 07:10:51	Bright	38.000	110	37Del Cas	2.6780	8900.0	76	4297	No
153	GOM_NL__2PRFIN20021226_071639_000000362012_00235_04297_0612.N1	26-DEC-2002 07:16:39	Bright	35.500	49	1Alp UMi	1.9900	6300.0	71	4297	No
154	GOM_NL__2PRFIN20021226_072114_000000402012_00235_04297_0613.N1	26-DEC-2002 07:21:14	Bright	39.500	60	7Bet UMi	2.0810	3950.0	79	4297	No
155	GOM_NL__2PRFIN20021226_072452_000000382012_00235_04297_0614.N1	26-DEC-2002 07:24:52	Bright	37.500	119	14Eta Dra	2.7270	4700.0	75	4297	No
156	GOM_NL__2PRFIN20021226_072639_000000392012_00235_04297_0615.N1	26-DEC-2002 07:26:39	Bright	38.500	69	33Gam Dra	2.2310	3800.0	77	4297	No
157	GOM_NL__2PRFIN20021226_072819_000000452012_00235_04297_0616.N1	26-DEC-2002 07:28:19	Bright	44.500	39	85Eta UMa	1.8540	24000.	89	4297	No
158	GOM_NL__2PRFIN20021226_073204_000000422012_00235_04297_0617.N1	26-DEC-2002 07:32:04	Bright	42.000	180	27Gam Boo	3.0400	8000.0	84	4297	No
159	GOM_NL__2PRFIN20021226_073532_000000582012_00235_04297_0618.N1	26-DEC-2002 07:35:32	Bright	58.000	83		2.3780	11000.	116	4297	No
160	GOM_NL__2PRFIN20021226_073919_000000522012_00235_04297_0619.N1	26-DEC-2002 07:39:19	Bright	51.500	111	8Eta Boo	2.6800	6000.0	103	4297	No

161	GOM_NL__2PRFIN20021226_074431_000000782012_00235_04297_0620.N1	26-DEC-2002 07:44:31	Twilight_stray	78.000	138	47Eps Vir	2.8280	4700.0	156	4297	No
162	GOM_NL__2PRFIN20021226_074804_000000442012_00235_04297_0621.N1	26-DEC-2002 07:48:04	Bright	44.000	122	9Alp2Lib	2.7470	9700.0	88	4297	No
163	GOM_NL__2PRFIN20021226_075031_000000602012_00235_04297_0622.N1	26-DEC-2002 07:50:31	Straylight	59.500	15	67Alp Vir	0.97600	28000.	119	4297	No
164	GOM_NL__2PRFIN20021226_075447_000000462012_00235_04297_0623.N1	26-DEC-2002 07:54:47	Dark	46.000	54	5The Cen	2.0550	4500.0	92	4297	No
165	GOM_NL__2PRFIN20021226_075626_000000402012_00235_04297_0624.N1	26-DEC-2002 07:56:26	Dark	40.000	78	Alp Lup	2.3040	28000.	80	4297	No
166	GOM_NL__2PRFIN20021226_075740_000000422012_00235_04297_0625.N1	26-DEC-2002 07:57:40	Dark	42.000	95	Zet Cen	2.5450	26000.	84	4297	No
167	GOM_NL__2PRFIN20021226_075948_000000442012_00235_04297_0626.N1	26-DEC-2002 07:59:48	Dark	44.000	4	Alp1Cen	-0.010000	5800.0	88	4297	No
168	GOM_NL__2PRFIN20021226_080320_000000462012_00236_04298_0592.N1	26-DEC-2002 08:03:20	Dark	45.500	12	Alp1Cru	0.77500	30000.	91	4298	No
169	GOM_NL__2PRFIN20021226_080848_000000412012_00236_04298_0593.N1	26-DEC-2002 08:08:48	Dark	41.000	29	Bet Car	1.6720	10200.	82	4298	No
170	GOM_NL__2PRFIN20021226_081020_000000462012_00236_04298_0594.N1	26-DEC-2002 08:10:20	Dark	46.000	91	Kap Vel	2.4900	26000.	92	4298	No
171	GOM_NL__2PRFIN20021226_081147_000000532012_00236_04298_0595.N1	26-DEC-2002 08:11:47	Dark	52.500	46	Del Vel	1.9540	10600.	105	4298	No
172	GOM_NL__2PRFIN20021226_081440_000000492012_00236_04298_0596.N1	26-DEC-2002 08:14:40	Dark	48.500	34	Gam2Vel	1.7930	23000.	97	4298	No
173	GOM_NL__2PRFIN20021226_081652_000000512012_00236_04298_0597.N1	26-DEC-2002 08:16:52	Dark	51.000	70	Zet Pup	2.2460	39000.	102	4298	No
174	GOM_NL__2PRFIN20021226_081912_000000532012_00236_04298_0598.N1	26-DEC-2002 08:19:12	Dark	52.500	117	Pi Pup	2.7060	3800.0	105	4298	No
175	GOM_NL__2PRFIN20021226_082208_000000552012_00236_04298_0599.N1	26-DEC-2002 08:22:08	Straylight	54.500	23	21Eps CMa	1.5020	26000.	109	4298	No
176	GOM_NL__2PRFIN20021226_082345_000000502012_00236_04298_0600.N1	26-DEC-2002 08:23:45	Straylight	49.500	179	24Omi2CMa	3.0320	24000.	99	4298	No
177	GOM_NL__2PRFIN20021226_082623_000000562012_00236_04298_0601.N1	26-DEC-2002 08:26:23	Straylight	56.000	1	9Alp CMa	-1.4400	11000.	112	4298	No
178	GOM_NL__2PRFIN20021226_082933_000000472012_00236_04298_0602.N1	26-DEC-2002 08:29:33	Straylight	46.500	7	19Bet Ori	0.10000	14000.	93	4298	No
179	GOM_NL__2PRFIN20021226_083130_000000472012_00236_04298_0603.N1	26-DEC-2002 08:31:30	Straylight	46.500	30	46Eps Ori	1.6940	30000.	93	4298	No
180	GOM_NL__2PRFIN20021226_083344_000000442012_00236_04298_0604.N1	26-DEC-2002 08:33:44	Twilight_stray	44.000	27	24Gam Ori	1.6360	26000.	88	4298	No
181	GOM_NL__2PRFIN20021226_083613_000000982012_00236_04298_0605.N1	26-DEC-2002 08:36:13	Bright	98.000	8	10Alp CMi	0.40000	6500.0	196	4298	No
182	GOM_NL__2PRFIN20021226_083917_000000372012_00236_04298_0606.N1	26-DEC-2002 08:39:17	Bright	37.000	146	25Eta Tau	2.8730	15200.	74	4298	No
183	GOM_NL__2PRFIN20021226_084127_000000412012_00236_04298_0607.N1	26-DEC-2002 08:41:27	Bright	40.500	114	3lot Aur	2.6930	4600.0	81	4298	No
184	GOM_NL__2PRFIN20021226_084329_000000382012_00236_04298_0608.N1	26-DEC-2002 08:43:29	Bright	38.000	149	45Eps Per	2.8880	30000.	76	4298	No
185	GOM_NL__2PRFIN20021226_084515_000000452012_00236_04298_0609.N1	26-DEC-2002 08:45:15	Bright	44.500	6	13Alp Aur	0.080000	3400.0	89	4298	No
186	GOM_NL__2PRFIN20021226_084746_000000362012_00236_04298_0610.N1	26-DEC-2002 08:47:46	Bright	35.500	160	23Gam Per	2.9300	4700.0	71	4298	No
187	GOM_NL__2PRFIN20021226_085127_000000372012_00236_04298_0611.N1	26-DEC-2002 08:51:27	Bright	37.000	110	37Del Cas	2.6780	8900.0	74	4298	No
188	GOM_NL__2PRFIN20021226_085714_000000382012_00236_04298_0612.N1	26-DEC-2002 08:57:14	Bright	38.000	49	1Alp UMi	1.9900	6300.0	76	4298	No
189	GOM_NL__2PRFIN20021226_090150_000000402012_00236_04298_0613.N1	26-DEC-2002 09:01:50	Bright	39.500	60	7Bet UMi	2.0810	3950.0	79	4298	No
190	GOM_NL__2PRFIN20021226_090529_000000372012_00236_04298_0614.N1	26-DEC-2002 09:05:29	Bright	37.000	119	14Eta Dra	2.7270	4700.0	74	4298	No
191	GOM_NL__2PRFIN20021226_090715_000000522012_00236_04298_0615.N1	26-DEC-2002 09:07:15	Bright	52.000	69	33Gam Dra	2.2310	3800.0	104	4298	No
192	GOM_NL__2PRFIN20021226_090855_000000452012_00236_04298_0616.N1	26-DEC-2002 09:08:55	Bright	45.000	39	85Eta UMa	1.8540	24000.	90	4298	No
193	GOM_NL__2PRFIN20021226_091241_000000422012_00236_04298_0617.N1	26-DEC-2002 09:12:41	Bright	41.500	180	27Gam Boo	3.0400	8000.0	83	4298	No
194	GOM_NL__2PRFIN20021226_091608_000000432012_00236_04298_0618.N1	26-DEC-2002 09:16:08	Bright	43.000	83		2.3780	11000.	86	4298	No
195	GOM_NL__2PRFIN20021226_091956_000000512012_00236_04298_0619.N1	26-DEC-2002 09:19:56	Bright	50.500	111	8Eta Boo	2.6800	6000.0	101	4298	No
196	GOM_NL__2PRFIN20021226_092508_000000772012_00236_04298_0620.N1	26-DEC-2002 09:25:08	Twilight_stray	77.000	138	47Eps Vir	2.8280	4700.0	154	4298	No
197	GOM_NL__2PRFIN20021226_092841_000000432012_00236_04298_0621.N1	26-DEC-2002 09:28:41	Bright	43.000	122	9Alp2Lib	2.7470	9700.0	86	4298	No
198	GOM_NL__2PRFIN20021226_093107_000000612012_00236_04298_0622.N1	26-DEC-2002 09:31:07	Straylight	61.000	15	67Alp Vir	0.97600	28000.	122	4298	No
199	GOM_NL__2PRFIN20021226_093524_000000472012_00236_04298_0623.N1	26-DEC-2002 09:35:24	Dark	46.500	54	5The Cen	2.0550	4500.0	93	4298	No
200	GOM_NL__2PRFIN20021226_093702_000000402012_00236_04298_0624.N1	26-DEC-2002 09:37:02	Dark	40.000	78	Alp Lup	2.3040	28000.	80	4298	No
201	GOM_NL__2PRFIN20021226_093817_000000422012_00236_04298_0625.N1	26-DEC-2002 09:38:17	Dark	42.000	95	Zet Cen	2.5450	26000.	84	4298	No
202	GOM_NL__2PRFIN20021226_094024_000000522012_00236_04298_0626.N1	26-DEC-2002 09:40:24	Dark	52.000	4	Alp1Cen	-0.010000	5800.0	104	4298	No
203	GOM_NL__2PRFIN20021226_094356_000000442012_00237_04299_0594.N1	26-DEC-2002 09:43:56	Dark	44.000	12	Alp1Cru	0.77500	30000.	88	4299	No
204	GOM_NL__2PRFIN20021226_094925_000000412012_00237_04299_0595.N1	26-DEC-2002 09:49:25	Dark	40.500	29	Bet Car	1.6720	10200.	81	4299	No
205	GOM_NL__2PRFIN20021226_095057_000000452012_00237_04299_0596.N1	26-DEC-2002 09:50:57	Dark	45.000	91	Kap Vel	2.4900	26000.	90	4299	No
206	GOM_NL__2PRFIN20021226_095226_000000502012_00237_04299_0597.N1	26-DEC-2002 09:52:26	Dark	50.000	46	Del Vel	1.9540	10600.	100	4299	No
207	GOM_NL__2PRFIN20021226_095518_000000512012_00237_04299_0598.N1	26-DEC-2002 09:55:18	Dark	50.500	34	Gam2Vel	1.7930	23000.	101	4299	No
208	GOM_NL__2PRFIN20021226_095731_000000492012_00237_04299_0599.N1	26-DEC-2002 09:57:31	Dark	48.500	70	Zet Pup	2.2460	39000.	97	4299	No
209	GOM_NL__2PRFIN20021226_095948_000000532012_00237_04299_0600.N1	26-DEC-2002 09:59:48	Dark	52.500	117	Pi Pup	2.7060	3800.0	105	4299	No
210	GOM_NL__2PRFIN20021226_100245_000000552012_00237_04299_0601.N1	26-DEC-2002 10:02:45	Straylight	55.000	23	21Eps CMa	1.5020	26000.	110	4299	No
211	GOM_NL__2PRFIN20021226_100421_000000512012_00237_04299_0602.N1	26-DEC-2002 10:04:21	Straylight	51.000	179	24Omi2CMa	3.0320	24000.	102	4299	No
212	GOM_NL__2PRFIN20021226_100700_000000632012_00237_04299_0603.N1	26-DEC-2002 10:07:00	Straylight	62.500	1	9Alp CMa	-1.4400	11000.	125	4299	No
213	GOM_NL__2PRFIN20021226_101009_000000512012_00237_04299_0604.N1	26-DEC-2002 10:10:09	Straylight	50.500	7	19Bet Ori	0.10000	14000.	101	4299	No
214	GOM_NL__2PRFIN20021226_101207_000000462012_00237_04299_0605.N1	26-DEC-2002 10:12:07	Straylight	46.000	30	46Eps Ori	1.6940	30000.	92	4299	No
215	GOM_NL__2PRFIN20021226_101421_000000442012_00237_04299_0606.N1	26-DEC-2002 10:14:21	Twilight_stray	44.000	27	24Gam Ori	1.6360	26000.	88	4299	No
216	GOM_NL__2PRFIN20021226_101648_000000882012_00237_04299_0607.N1	26-DEC-2002 10:16:48	Bright	87.500	8	10Alp CMi	0.40000	6500.0	175	4299	No
217	GOM_NL__2PRFIN20021226_101952_000000362012_00237_04299_0608.N1	26-DEC-2002 10:19:52	Bright	36.000	146	25Eta Tau	2.8730	15200.	72	4299	No
218	GOM_NL__2PRFIN20021226_102202_000000412012_00237_04299_0609.N1	26-DEC-2002 10:22:02	Bright	40.500	114	3lot Aur	2.6930	4600.0	81	4299	No
219	GOM_NL__2PRFIN20021226_102406_000000372012_00237_04299_0610.N1	26-DEC-2002 10:24:06	Bright	37.000	149	45Eps Per	2.8880	30000.	74	4299	No

220	GOM_NL__2PRFIN20021226_102552_000000452012_00237_04299_0611.N1	26-DEC-2002 10:25:52	Bright	44.500	6	13Alp Aur	0.080000	3400.0	89	4299	No
221	GOM_NL__2PRFIN20021226_102822_000000372012_00237_04299_0612.N1	26-DEC-2002 10:28:22	Bright	36.500	160	23Gam Per	2.9300	4700.0	73	4299	No
222	GOM_NL__2PRFIN20021226_103204_000000412012_00237_04299_0613.N1	26-DEC-2002 10:32:04	Bright	40.500	110	37Del Cas	2.6780	8900.0	81	4299	No
223	GOM_NL__2PRFIN20021226_104226_000000402012_00237_04299_0614.N1	26-DEC-2002 10:42:26	Bright	39.500	60	7Bet UMi	2.0810	3950.0	79	4299	No
224	GOM_NL__2PRFIN20021226_104605_000000372012_00237_04299_0615.N1	26-DEC-2002 10:46:05	Bright	37.000	119	14Eta Dra	2.7270	4700.0	74	4299	No
225	GOM_NL__2PRFIN20021226_104751_000000362012_00237_04299_0616.N1	26-DEC-2002 10:47:51	Bright	36.000	69	33Gam Dra	2.2310	3800.0	72	4299	No
226	GOM_NL__2PRFIN20021226_104932_000000452012_00237_04299_0617.N1	26-DEC-2002 10:49:32	Bright	44.500	39	85Eta UMa	1.8540	24000.	89	4299	No
227	GOM_NL__2PRFIN20021226_105317_000000412012_00237_04299_0618.N1	26-DEC-2002 10:53:17	Bright	41.000	180	27Gam Boo	3.0400	8000.0	82	4299	No
228	GOM_NL__2PRFIN20021226_105646_000000582012_00237_04299_0619.N1	26-DEC-2002 10:56:46	Bright	58.000	83		2.3780	11000.	116	4299	No
229	GOM_NL__2PRFIN20021226_110033_000000502012_00237_04299_0620.N1	26-DEC-2002 11:00:33	Bright	49.500	111	8Eta Boo	2.6800	6000.0	99	4299	No
230	GOM_NL__2PRFIN20021226_110546_000000722012_00237_04299_0621.N1	26-DEC-2002 11:05:46	Tw_i_and_stray	71.500	138	47Eps Vir	2.8280	4700.0	143	4299	No
231	GOM_NL__2PRFIN20021226_110918_000000422012_00237_04299_0622.N1	26-DEC-2002 11:09:18	Bright	42.000	122	9Alp2Lib	2.7470	9700.0	84	4299	No
232	GOM_NL__2PRFIN20021226_111146_000000612012_00237_04299_0623.N1	26-DEC-2002 11:11:46	Straylight	61.000	15	67Alp Vir	0.97600	28000.	122	4299	No
233	GOM_NL__2PRFIN20021226_111600_000000552012_00237_04299_0624.N1	26-DEC-2002 11:16:00	Dark	55.000	54	5The Cen	2.0550	4500.0	110	4299	No
234	GOM_NL__2PRFIN20021226_111739_000000422012_00237_04299_0625.N1	26-DEC-2002 11:17:39	Dark	41.500	78	Alp Lup	2.3040	28000.	83	4299	No
235	GOM_NL__2PRFIN20021226_111853_000000412012_00237_04299_0626.N1	26-DEC-2002 11:18:53	Dark	40.500	95	Zet Cen	2.5450	26000.	81	4299	No
236	GOM_NL__2PRFIN20021226_112100_000000522012_00237_04299_0627.N1	26-DEC-2002 11:21:00	Dark	52.000	4	Alp1Cen	-0.010000	5800.0	104	4299	No
237	GOM_NL__2PRFIN20021226_112433_000000422012_00238_04300_0207.N1	26-DEC-2002 11:24:33	Dark	42.000	12	Alp1Cru	0.77500	30000.	84	4300	No
238	GOM_NL__2PRFIN20021226_113001_000000412012_00238_04300_0208.N1	26-DEC-2002 11:30:01	Dark	41.000	29	Bet Car	1.6720	10200.	82	4300	No
239	GOM_NL__2PRFIN20021226_113134_000000452012_00238_04300_0209.N1	26-DEC-2002 11:31:34	Dark	45.000	91	Kap Vel	2.4900	26000.	90	4300	No
240	GOM_NL__2PRFIN20021226_113302_000000432012_00238_04300_0210.N1	26-DEC-2002 11:33:02	Dark	43.000	46	Del Vel	1.9540	10600.	86	4300	No
241	GOM_NL__2PRFIN20021226_113425_000000592012_00238_04300_0211.N1	26-DEC-2002 11:34:25	Dark	59.000	65	Lam Vel	2.2040	4400.0	118	4300	No
242	GOM_NL__2PRFIN20021226_113720_000000472012_00238_04300_0212.N1	26-DEC-2002 11:37:20	Dark	46.500	2	Alp Car	-0.73600	7000.0	93	4300	No
243	GOM_NL__2PRFIN20021226_114024_000000482012_00238_04300_0213.N1	26-DEC-2002 11:40:24	Dark	48.000	117	Pi Pup	2.7060	3800.0	96	4300	No
244	GOM_NL__2PRFIN20021226_114321_000000542012_00238_04300_0214.N1	26-DEC-2002 11:43:21	Straylight	54.000	23	21Eps CMa	1.5020	26000.	108	4300	No
245	GOM_NL__2PRFIN20021226_114458_000000502012_00238_04300_0215.N1	26-DEC-2002 11:44:58	Straylight	50.000	179	24Omi2CMa	3.0320	24000.	100	4300	No
246	GOM_NL__2PRFIN20021226_114736_000000632012_00238_04300_0216.N1	26-DEC-2002 11:47:36	Straylight	63.000	1	9Alp CMa	-1.4400	11000.	126	4300	No
247	GOM_NL__2PRFIN20021226_115045_000000492012_00238_04300_0217.N1	26-DEC-2002 11:50:45	Straylight	49.000	7	19Bet Ori	0.10000	14000.	98	4300	No
248	GOM_NL__2PRFIN20021226_115243_000000472012_00238_04300_0218.N1	26-DEC-2002 11:52:43	Straylight	47.000	30	46Eps Ori	1.6940	30000.	94	4300	No
249	GOM_NL__2PRFIN20021226_115525_000000572012_00238_04300_0219.N1	26-DEC-2002 11:55:25	Tw_i_and_stray	57.000	14	58Alp Ori	0.87000	3000.0	114	4300	No
250	GOM_NL__2PRFIN20021226_115724_000000902012_00238_04300_0220.N1	26-DEC-2002 11:57:24	Bright	90.000	8	10Alp CMi	0.40000	6500.0	180	4300	No
251	GOM_NL__2PRFIN20021226_120029_000000372012_00238_04300_0221.N1	26-DEC-2002 12:00:29	Bright	36.500	146	25Eta Tau	2.8730	15200.	73	4300	No
252	GOM_NL__2PRFIN20021226_120238_000000412012_00238_04300_0222.N1	26-DEC-2002 12:02:38	Bright	41.000	114	31ot Aur	2.6930	4600.0	82	4300	No
253	GOM_NL__2PRFIN20021226_120442_000000382012_00238_04300_0223.N1	26-DEC-2002 12:04:42	Bright	37.500	149	45Eps Per	2.8880	30000.	75	4300	No
254	GOM_NL__2PRFIN20021226_120628_000000452012_00238_04300_0224.N1	26-DEC-2002 12:06:28	Bright	45.000	6	13Alp Aur	0.080000	3400.0	90	4300	No
255	GOM_NL__2PRFIN20021226_120858_000000382012_00238_04300_0225.N1	26-DEC-2002 12:08:58	Bright	37.500	160	23Gam Per	2.9300	4700.0	75	4300	No
256	GOM_NL__2PRFIN20021226_121240_000000372012_00238_04300_0226.N1	26-DEC-2002 12:12:40	Bright	37.000	110	37Del Cas	2.6780	8900.0	74	4300	No
257	GOM_NL__2PRFIN20021226_121827_000000382012_00238_04300_0227.N1	26-DEC-2002 12:18:27	Bright	37.500	49	1Alp UMi	1.9900	6300.0	75	4300	No
258	GOM_NL__2PRFIN20021226_122302_000000362012_00238_04300_0228.N1	26-DEC-2002 12:23:02	Bright	35.500	60	7Bet UMi	2.0810	3950.0	71	4300	No
259	GOM_NL__2PRFIN20021226_122641_000000382012_00238_04300_0229.N1	26-DEC-2002 12:26:41	Bright	37.500	119	14Eta Dra	2.7270	4700.0	75	4300	No
260	GOM_NL__2PRFIN20021226_122827_000000402012_00238_04300_0230.N1	26-DEC-2002 12:28:27	Bright	39.500	69	33Gam Dra	2.2310	3800.0	79	4300	No
261	GOM_NL__2PRFIN20021226_123006_000000442012_00238_04300_0231.N1	26-DEC-2002 12:30:06	Bright	43.500	39	85Eta UMa	1.8540	24000.	87	4300	No
262	GOM_NL__2PRFIN20021226_123353_000000412012_00238_04300_0232.N1	26-DEC-2002 12:33:53	Bright	40.500	180	27Gam Boo	3.0400	8000.0	81	4300	No
263	GOM_NL__2PRFIN20021226_123722_000000412012_00238_04300_0233.N1	26-DEC-2002 12:37:22	Bright	41.000	83		2.3780	11000.	82	4300	No
264	GOM_NL__2PRFIN20021226_124108_000000522012_00238_04300_0234.N1	26-DEC-2002 12:41:08	Bright	51.500	111	8Eta Boo	2.6800	6000.0	103	4300	No
265	GOM_NL__2PRFIN20021226_124623_000000752012_00238_04300_0235.N1	26-DEC-2002 12:46:23	Tw_i_and_stray	75.000	138	47Eps Vir	2.8280	4700.0	150	4300	No
266	GOM_NL__2PRFIN20021226_124954_000000412012_00238_04300_0236.N1	26-DEC-2002 12:49:54	Bright	40.500	122	9Alp2Lib	2.7470	9700.0	81	4300	No
267	GOM_NL__2PRFIN20021226_125223_000000612012_00238_04300_0237.N1	26-DEC-2002 12:52:23	Straylight	61.000	15	67Alp Vir	0.97600	28000.	122	4300	No
268	GOM_NL__2PRFIN20021226_125637_000000482012_00238_04300_0238.N1	26-DEC-2002 12:56:37	Dark	47.500	54	5The Cen	2.0550	4500.0	95	4300	No
269	GOM_NL__2PRFIN20021226_125815_000000402012_00238_04300_0239.N1	26-DEC-2002 12:58:15	Dark	40.000	78	Alp Lup	2.3040	28000.	80	4300	No
270	GOM_NL__2PRFIN20021226_125930_000000402012_00238_04300_0240.N1	26-DEC-2002 12:59:30	Dark	39.500	95	Zet Cen	2.5450	26000.	79	4300	No
271	GOM_NL__2PRFIN20021226_130136_000000432012_00238_04300_0241.N1	26-DEC-2002 13:01:36	Dark	42.500	4	Alp1Cen	-0.010000	5800.0	85	4300	No
272	GOM_NL__2PRFIN20021226_130510_000000412012_00239_04301_0227.N1	26-DEC-2002 13:05:10	Dark	40.500	12	Alp1Cru	0.77500	30000.	81	4301	No
273	GOM_NL__2PRFIN20021226_131038_000000402012_00239_04301_0228.N1	26-DEC-2002 13:10:38	Dark	39.500	29	Bet Car	1.6720	10200.	79	4301	No
274	GOM_NL__2PRFIN20021226_131211_000000442012_00239_04301_0229.N1	26-DEC-2002 13:12:11	Dark	43.500	91	Kap Vel	2.4900	26000.	87	4301	No
275	GOM_NL__2PRFIN20021226_131340_000000422012_00239_04301_0230.N1	26-DEC-2002 13:13:40	Dark	42.000	46	Del Vel	1.9540	10600.	84	4301	No
276	GOM_NL__2PRFIN20021226_131502_000000572012_00239_04301_0231.N1	26-DEC-2002 13:15:02	Dark	57.000	65	Lam Vel	2.2040	4400.0	114	4301	No
277	GOM_NL__2PRFIN20021226_131757_000000462012_00239_04301_0232.N1	26-DEC-2002 13:17:57	Dark	45.500	2	Alp Car	-0.73600	7000.0	91	4301	No
278	GOM_NL__2PRFIN20021226_132101_000000492012_00239_04301_0233.N1	26-DEC-2002 13:21:01	Dark	49.000	117	Pi Pup	2.7060	3800.0	98	4301	No

279	GOM_NL__2PRFIN20021226_132358_00000522012_00239_04301_0234.N1	26-DEC-2002 13:23:58	Straylight	51.500	23	21Eps CMa	1.5020	26000.	103	4301	No
280	GOM_NL__2PRFIN20021226_132535_00000492012_00239_04301_0235.N1	26-DEC-2002 13:25:35	Straylight	48.500	179	24Omi2CMa	3.0320	24000.	97	4301	No
281	GOM_NL__2PRFIN20021226_132813_00000632012_00239_04301_0236.N1	26-DEC-2002 13:28:13	Straylight	63.000	1	9Alp CMa	-1.4400	11000.	126	4301	No
282	GOM_NL__2PRFIN20021226_133121_00000472012_00239_04301_0237.N1	26-DEC-2002 13:31:21	Straylight	46.500	7	19Bet Ori	0.10000	14000.	93	4301	No
283	GOM_NL__2PRFIN20021226_133320_00000462012_00239_04301_0238.N1	26-DEC-2002 13:33:20	Straylight	46.000	30	46Eps Ori	1.6940	30000.	92	4301	No
284	GOM_NL__2PRFIN20021226_133602_00000572012_00239_04301_0239.N1	26-DEC-2002 13:36:02	Tw_i_and_stray	57.000	14	58Alp Ori	0.87000	3000.0	114	4301	No
285	GOM_NL__2PRFIN20021226_133759_00000882012_00239_04301_0240.N1	26-DEC-2002 13:37:59	Bright	88.000	8	10Alp CMI	0.40000	6500.0	176	4301	No
286	GOM_NL__2PRFIN20021226_134105_00000372012_00239_04301_0241.N1	26-DEC-2002 13:41:05	Bright	37.000	146	25Eta Tau	2.8730	15200.	74	4301	No
287	GOM_NL__2PRFIN20021226_134315_00000402012_00239_04301_0242.N1	26-DEC-2002 13:43:15	Bright	39.500	114	3lot Aur	2.6930	4600.0	79	4301	No
288	GOM_NL__2PRFIN20021226_134519_00000362012_00239_04301_0243.N1	26-DEC-2002 13:45:19	Bright	36.000	149	45Eps Per	2.8880	30000.	72	4301	No
289	GOM_NL__2PRFIN20021226_134704_00000432012_00239_04301_0244.N1	26-DEC-2002 13:47:04	Bright	43.000	6	13Alp Aur	0.080000	3400.0	86	4301	No
290	GOM_NL__2PRFIN20021226_134935_00000372012_00239_04301_0245.N1	26-DEC-2002 13:49:35	Bright	37.000	160	23Gam Per	2.9300	4700.0	74	4301	No
291	GOM_NL__2PRFIN20021226_135317_00000382012_00239_04301_0246.N1	26-DEC-2002 13:53:17	Bright	37.500	110	37Del Cas	2.6780	8900.0	75	4301	No
292	GOM_NL__2PRFIN20021226_135904_00000372012_00239_04301_0247.N1	26-DEC-2002 13:59:04	Bright	37.000	49	1Alp UMi	1.9900	6300.0	74	4301	No
293	GOM_NL__2PRFIN20021226_140338_00000402012_00239_04301_0248.N1	26-DEC-2002 14:03:38	Bright	40.000	60	7Bet UMi	2.0810	3950.0	80	4301	No
294	GOM_NL__2PRFIN20021226_140717_00000372012_00239_04301_0249.N1	26-DEC-2002 14:07:17	Bright	36.500	119	14Eta Dra	2.7270	4700.0	73	4301	No
295	GOM_NL__2PRFIN20021226_140904_00000372012_00239_04301_0250.N1	26-DEC-2002 14:09:04	Bright	37.000	69	33Gam Dra	2.2310	3800.0	74	4301	No
296	GOM_NL__2PRFIN20021226_141043_00000442012_00239_04301_0251.N1	26-DEC-2002 14:10:43	Bright	44.000	39	85Eta UMa	1.8540	24000.	88	4301	No
297	GOM_NL__2PRFIN20021226_141430_00000402012_00239_04301_0252.N1	26-DEC-2002 14:14:30	Bright	40.000	180	27Gam Boo	3.0400	8000.0	80	4301	No
298	GOM_NL__2PRFIN20021226_141759_00000402012_00239_04301_0253.N1	26-DEC-2002 14:17:59	Bright	40.000	83		2.3780	11000.	80	4301	No
299	GOM_NL__2PRFIN20021226_142146_00000502012_00239_04301_0254.N1	26-DEC-2002 14:21:46	Bright	49.500	111	8Eta Boo	2.6800	6000.0	99	4301	No
300	GOM_NL__2PRFIN20021226_142700_00000792012_00239_04301_0255.N1	26-DEC-2002 14:27:00	Tw_i_and_stray	79.000	138	47Eps Vir	2.8280	4700.0	158	4301	No
301	GOM_NL__2PRFIN20021226_143031_00000442012_00239_04301_0256.N1	26-DEC-2002 14:30:31	Bright	43.500	122	9Alp2Lib	2.7470	9700.0	87	4301	No
302	GOM_NL__2PRFIN20021226_143300_00000642012_00239_04301_0257.N1	26-DEC-2002 14:33:00	Straylight	64.000	15	67Alp Vir	0.97600	28000.	128	4301	No
303	GOM_NL__2PRFIN20021226_143714_00000482012_00239_04301_0258.N1	26-DEC-2002 14:37:14	Dark	48.000	54	5The Cen	2.0550	4500.0	96	4301	No
304	GOM_NL__2PRFIN20021226_143852_00000412012_00239_04301_0259.N1	26-DEC-2002 14:38:52	Dark	40.500	78	Alp Lup	2.3040	28000.	81	4301	No
305	GOM_NL__2PRFIN20021226_144007_00000422012_00239_04301_0260.N1	26-DEC-2002 14:40:07	Dark	41.500	95	Zet Cen	2.5450	26000.	83	4301	No
306	GOM_NL__2PRFIN20021226_144213_00000522012_00239_04301_0261.N1	26-DEC-2002 14:42:13	Dark	52.000	4	Alp1Cen	-0.010000	5800.0	104	4301	No
307	GOM_NL__2PRFIN20021226_144547_00000412012_00240_04302_0227.N1	26-DEC-2002 14:45:47	Dark	40.500	12	Alp1Cru	0.77500	30000.	81	4302	No
308	GOM_NL__2PRFIN20021226_145115_00000392012_00240_04302_0228.N1	26-DEC-2002 14:51:15	Dark	39.000	29	Bet Car	1.6720	10200.	78	4302	No
309	GOM_NL__2PRFIN20021226_145248_00000432012_00240_04302_0229.N1	26-DEC-2002 14:52:48	Dark	43.000	91	Kap Vel	2.4900	26000.	86	4302	No
310	GOM_NL__2PRFIN20021226_145416_00000462012_00240_04302_0230.N1	26-DEC-2002 14:54:16	Dark	45.500	46	Del Vel	1.9540	10600.	91	4302	No
311	GOM_NL__2PRFIN20021226_145540_00000582012_00240_04302_0231.N1	26-DEC-2002 14:55:40	Dark	58.000	65	Lam Vel	2.2040	4400.0	116	4302	No
312	GOM_NL__2PRFIN20021226_145833_00000532012_00240_04302_0232.N1	26-DEC-2002 14:58:33	Dark	52.500	2	Alp Car	-0.73600	7000.0	105	4302	No
313	GOM_NL__2PRFIN20021226_150138_00000492012_00240_04302_0233.N1	26-DEC-2002 15:01:38	Dark	49.000	117	Pi Pup	2.7060	3800.0	98	4302	No
314	GOM_NL__2PRFIN20021226_150435_00000512012_00240_04302_0234.N1	26-DEC-2002 15:04:35	Straylight	50.500	23	21Eps CMa	1.5020	26000.	101	4302	No
315	GOM_NL__2PRFIN20021226_150612_00000482012_00240_04302_0235.N1	26-DEC-2002 15:06:12	Straylight	48.000	179	24Omi2CMa	3.0320	24000.	96	4302	No
316	GOM_NL__2PRFIN20021226_150849_00000552012_00240_04302_0236.N1	26-DEC-2002 15:08:49	Straylight	55.000	1	9Alp CMa	-1.4400	11000.	110	4302	No
317	GOM_NL__2PRFIN20021226_151158_00000462012_00240_04302_0237.N1	26-DEC-2002 15:11:58	Straylight	45.500	7	19Bet Ori	0.10000	14000.	91	4302	No
318	GOM_NL__2PRFIN20021226_151356_00000452012_00240_04302_0238.N1	26-DEC-2002 15:13:56	Straylight	44.500	30	46Eps Ori	1.6940	30000.	89	4302	No
319	GOM_NL__2PRFIN20021226_151638_00000562012_00240_04302_0239.N1	26-DEC-2002 15:16:38	Tw_i_and_stray	56.000	14	58Alp Ori	0.87000	3000.0	112	4302	No
320	GOM_NL__2PRFIN20021226_151834_00000802012_00240_04302_0240.N1	26-DEC-2002 15:18:34	Bright	80.000	8	10Alp CMI	0.40000	6500.0	160	4302	No
321	GOM_NL__2PRFIN20021226_152142_00000372012_00240_04302_0241.N1	26-DEC-2002 15:21:42	Bright	36.500	146	25Eta Tau	2.8730	15200.	73	4302	No
322	GOM_NL__2PRFIN20021226_152350_00000412012_00240_04302_0242.N1	26-DEC-2002 15:23:50	Bright	41.000	114	3lot Aur	2.6930	4600.0	82	4302	No
323	GOM_NL__2PRFIN20021226_152554_00000372012_00240_04302_0243.N1	26-DEC-2002 15:25:54	Bright	36.500	149	45Eps Per	2.8880	30000.	73	4302	No
324	GOM_NL__2PRFIN20021226_152739_00000432012_00240_04302_0244.N1	26-DEC-2002 15:27:39	Bright	42.500	6	13Alp Aur	0.080000	3400.0	85	4302	No
325	GOM_NL__2PRFIN20021226_153011_00000372012_00240_04302_0245.N1	26-DEC-2002 15:30:11	Bright	36.500	160	23Gam Per	2.9300	4700.0	73	4302	No
326	GOM_NL__2PRFIN20021226_153353_00000392012_00240_04302_0246.N1	26-DEC-2002 15:33:53	Bright	38.500	110	37Del Cas	2.6780	8900.0	77	4302	No
327	GOM_NL__2PRFIN20021226_153938_00000392012_00240_04302_0247.N1	26-DEC-2002 15:39:38	Bright	39.000	49	1Alp UMi	1.9900	6300.0	78	4302	No
328	GOM_NL__2PRFIN20021226_154411_00000422012_00240_04302_0248.N1	26-DEC-2002 15:44:11	Bright	42.000	60	7Bet UMi	2.0810	3950.0	84	4302	No
329	GOM_NL__2PRFIN20021226_154752_00000372012_00240_04302_0249.N1	26-DEC-2002 15:47:52	Bright	37.000	119	14Eta Dra	2.7270	4700.0	74	4302	No
330	GOM_NL__2PRFIN20021226_154940_00000372012_00240_04302_0250.N1	26-DEC-2002 15:49:40	Bright	36.500	69	33Gam Dra	2.2310	3800.0	73	4302	No
331	GOM_NL__2PRFIN20021226_155116_00000452012_00240_04302_0251.N1	26-DEC-2002 15:51:16	Bright	44.500	39	85Eta UMa	1.8540	24000.	89	4302	No
332	GOM_NL__2PRFIN20021226_155504_00000412012_00240_04302_0252.N1	26-DEC-2002 15:55:04	Bright	41.000	180	27Gam Boo	3.0400	8000.0	82	4302	No
333	GOM_NL__2PRFIN20021226_155831_00000432012_00240_04302_0253.N1	26-DEC-2002 15:58:31	Bright	43.000	83		2.3780	11000.	86	4302	No
334	GOM_NL__2PRFIN20021226_160220_00000502012_00240_04302_0254.N1	26-DEC-2002 16:02:20	Bright	50.000	111	8Eta Boo	2.6800	6000.0	100	4302	No
335	GOM_NL__2PRFIN20021226_160737_00000792012_00240_04302_0255.N1	26-DEC-2002 16:07:37	Tw_i_and_stray	79.000	138	47Eps Vir	2.8280	4700.0	158	4302	No
336	GOM_NL__2PRFIN20021226_161106_00000442012_00240_04302_0256.N1	26-DEC-2002 16:11:06	Bright	43.500	122	9Alp2Lib	2.7470	9700.0	87	4302	No
337	GOM_NL__2PRFIN20021226_161336_00000602012_00240_04302_0257.N1	26-DEC-2002 16:13:36	Straylight	60.000	15	67Alp Vir	0.97600	28000.	120	4302	No

338	GOM_NL__2PRFIN20021226_161749_000000502012_00240_04302_0258.N1	26-DEC-2002 16:17:49	Dark	49.500	54	5The Cen	2.0550	4500.0	99	4302	No
339	GOM_NL__2PRFIN20021226_161927_000000392012_00240_04302_0259.N1	26-DEC-2002 16:19:27	Dark	39.000	78	Alp Lup	2.3040	28000.	78	4302	No
340	GOM_NL__2PRFIN20021226_162043_000000412012_00240_04302_0260.N1	26-DEC-2002 16:20:43	Dark	40.500	95	Zet Cen	2.5450	26000.	81	4302	No
341	GOM_NL__2PRFIN20021226_162249_000000522012_00240_04302_0261.N1	26-DEC-2002 16:22:49	Dark	52.000	4	Alp1Cen	-0.010000	5800.0	104	4302	No
342	GOM_NL__2PRFIN20021226_162622_000000422012_00241_04303_0227.N1	26-DEC-2002 16:26:22	Dark	42.000	12	Alp1Cru	0.77500	30000.	84	4303	No
343	GOM_NL__2PRFIN20021226_163150_000000422012_00241_04303_0228.N1	26-DEC-2002 16:31:50	Dark	42.000	29	Bet Car	1.6720	10200.	84	4303	No
344	GOM_NL__2PRFIN20021226_163324_000000452012_00241_04303_0229.N1	26-DEC-2002 16:33:24	Dark	44.500	91	Kap Vel	2.4900	26000.	89	4303	No
345	GOM_NL__2PRFIN20021226_163452_000000462012_00241_04303_0230.N1	26-DEC-2002 16:34:52	Dark	45.500	46	Del Vel	1.9540	10600.	91	4303	No
346	GOM_NL__2PRFIN20021226_163615_000000612012_00241_04303_0231.N1	26-DEC-2002 16:36:15	Dark	60.500	65	Lam Vel	2.2040	4400.0	121	4303	No
347	GOM_NL__2PRFIN20021226_163909_000000492012_00241_04303_0232.N1	26-DEC-2002 16:39:09	Dark	48.500	2	Alp Car	-0.73600	7000.0	97	4303	No
348	GOM_NL__2PRFIN20021226_164213_000000502012_00241_04303_0233.N1	26-DEC-2002 16:42:13	Dark	49.500	117	Pi Pup	2.7060	3800.0	99	4303	No
349	GOM_NL__2PRFIN20021226_164510_000000502012_00241_04303_0234.N1	26-DEC-2002 16:45:10	Straylight	50.000	23	21Eps CMa	1.5020	26000.	100	4303	No
350	GOM_NL__2PRFIN20021226_164647_000000492012_00241_04303_0235.N1	26-DEC-2002 16:46:47	Straylight	49.000	179	24Omi2CMa	3.0320	24000.	98	4303	No
351	GOM_NL__2PRFIN20021226_164922_000000612012_00241_04303_0236.N1	26-DEC-2002 16:49:22	Straylight	61.000	1	9Alp CMa	-1.4400	11000.	122	4303	No
352	GOM_NL__2PRFIN20021226_165234_000000482012_00241_04303_0237.N1	26-DEC-2002 16:52:34	Straylight	47.500	7	19Bet Ori	0.10000	14000.	95	4303	No
353	GOM_NL__2PRFIN20021226_165430_000000462012_00241_04303_0238.N1	26-DEC-2002 16:54:30	Straylight	46.000	30	46Eps Ori	1.6940	30000.	92	4303	No
354	GOM_NL__2PRFIN20021226_165712_000000582012_00241_04303_0239.N1	26-DEC-2002 16:57:12	Tw_i_and_stray	58.000	14	58Alp Ori	0.87000	3000.0	116	4303	No
355	GOM_NL__2PRFIN20021226_165908_000001002012_00241_04303_0240.N1	26-DEC-2002 16:59:08	Bright	99.500	8	10Alp CMi	0.40000	6500.0	199	4303	No
356	GOM_NL__2PRFIN20021226_170217_000000372012_00241_04303_0241.N1	26-DEC-2002 17:02:17	Bright	37.000	146	25Eta Tau	2.8730	15200.	74	4303	No
357	GOM_NL__2PRFIN20021226_170426_000000422012_00241_04303_0242.N1	26-DEC-2002 17:04:26	Bright	41.500	114	3Iot Aur	2.6930	4600.0	83	4303	No
358	GOM_NL__2PRFIN20021226_170630_000000362012_00241_04303_0243.N1	26-DEC-2002 17:06:30	Bright	36.000	149	45Eps Per	2.8880	30000.	72	4303	No
359	GOM_NL__2PRFIN20021226_170814_000000422012_00241_04303_0244.N1	26-DEC-2002 17:08:14	Bright	42.000	6	13Alp Aur	0.080000	3400.0	84	4303	No
360	GOM_NL__2PRFIN20021226_171047_000000372012_00241_04303_0245.N1	26-DEC-2002 17:10:47	Bright	37.000	160	23Gam Per	2.9300	4700.0	74	4303	No
361	GOM_NL__2PRFIN20021226_171429_000000382012_00241_04303_0246.N1	26-DEC-2002 17:14:29	Bright	37.500	110	37Del Cas	2.6780	8900.0	75	4303	No
362	GOM_NL__2PRFIN20021226_172012_000000412012_00241_04303_0247.N1	26-DEC-2002 17:20:12	Bright	40.500	49	1Alp UMi	1.9900	6300.0	81	4303	No
363	GOM_NL__2PRFIN20021226_172449_000000412012_00241_04303_0248.N1	26-DEC-2002 17:24:49	Bright	41.000	60	7Bet UMi	2.0810	3950.0	82	4303	No
364	GOM_NL__2PRFIN20021226_172828_000000392012_00241_04303_0249.N1	26-DEC-2002 17:28:28	Bright	38.500	119	14Eta Dra	2.7270	4700.0	77	4303	No
365	GOM_NL__2PRFIN20021226_173016_000000362012_00241_04303_0250.N1	26-DEC-2002 17:30:16	Bright	35.500	69	33Gam Dra	2.2310	3800.0	71	4303	No
366	GOM_NL__2PRFIN20021226_173153_000000472012_00241_04303_0251.N1	26-DEC-2002 17:31:53	Bright	46.500	39	85Eta UMa	1.8540	24000.	93	4303	No
367	GOM_NL__2PRFIN20021226_173541_000000432012_00241_04303_0252.N1	26-DEC-2002 17:35:41	Bright	42.500	180	27Gam Boo	3.0400	8000.0	85	4303	No
368	GOM_NL__2PRFIN20021226_173909_000000402012_00241_04303_0253.N1	26-DEC-2002 17:39:09	Bright	40.000	83		2.3780	11000.	80	4303	No
369	GOM_NL__2PRFIN20021226_174257_000000512012_00241_04303_0254.N1	26-DEC-2002 17:42:57	Bright	50.500	111	8Eta Boo	2.6800	6000.0	101	4303	No
370	GOM_NL__2PRFIN20021226_174814_000000742012_00241_04303_0255.N1	26-DEC-2002 17:48:14	Tw_i_and_stray	73.500	138	47Eps Vir	2.8280	4700.0	147	4303	No
371	GOM_NL__2PRFIN20021226_175143_000000442012_00241_04303_0256.N1	26-DEC-2002 17:51:43	Bright	44.000	122	9Alp2Lib	2.7470	9700.0	88	4303	No
372	GOM_NL__2PRFIN20021226_175413_000000572012_00241_04303_0257.N1	26-DEC-2002 17:54:13	Straylight	57.000	15	67Alp Vir	0.97600	28000.	114	4303	No
373	GOM_NL__2PRFIN20021226_175825_000000452012_00241_04303_0258.N1	26-DEC-2002 17:58:25	Dark	45.000	54	5The Cen	2.0550	4500.0	90	4303	No
374	GOM_NL__2PRFIN20021226_180004_000000392012_00241_04303_0259.N1	26-DEC-2002 18:00:04	Dark	39.000	78	Alp Lup	2.3040	28000.	78	4303	No
375	GOM_NL__2PRFIN20021226_180120_000000402012_00241_04303_0260.N1	26-DEC-2002 18:01:20	Dark	40.000	95	Zet Cen	2.5450	26000.	80	4303	No
376	GOM_NL__2PRFIN20021226_180325_000000442012_00241_04303_0261.N1	26-DEC-2002 18:03:25	Dark	44.000	4	Alp1Cen	-0.010000	5800.0	88	4303	No
377	GOM_NL__2PRFIN20021226_180659_000000432012_00242_04304_0227.N1	26-DEC-2002 18:06:59	Dark	43.000	12	Alp1Cru	0.77500	30000.	86	4304	No
378	GOM_NL__2PRFIN20021226_181226_000000402012_00242_04304_0228.N1	26-DEC-2002 18:12:26	Dark	39.500	29	Bet Car	1.6720	10200.	79	4304	No
379	GOM_NL__2PRFIN20021226_181401_000000442012_00242_04304_0229.N1	26-DEC-2002 18:14:01	Dark	44.000	91	Kap Vel	2.4900	26000.	88	4304	No
380	GOM_NL__2PRFIN20021226_181528_000000462012_00242_04304_0230.N1	26-DEC-2002 18:15:28	Dark	45.500	46	Del Vel	1.9540	10600.	91	4304	No
381	GOM_NL__2PRFIN20021226_181651_000000622012_00242_04304_0231.N1	26-DEC-2002 18:16:51	Dark	61.500	65	Lam Vel	2.2040	4400.0	123	4304	No
382	GOM_NL__2PRFIN20021226_181945_000000532012_00242_04304_0232.N1	26-DEC-2002 18:19:45	Dark	53.000	2	Alp Car	-0.73600	7000.0	106	4304	No
383	GOM_NL__2PRFIN20021226_182250_000000532012_00242_04304_0233.N1	26-DEC-2002 18:22:50	Dark	53.000	117	Pi Pup	2.7060	3800.0	106	4304	No
384	GOM_NL__2PRFIN20021226_182546_000000542012_00242_04304_0234.N1	26-DEC-2002 18:25:46	Straylight	53.500	23	21Eps CMa	1.5020	26000.	107	4304	No
385	GOM_NL__2PRFIN20021226_182723_000000502012_00242_04304_0235.N1	26-DEC-2002 18:27:23	Straylight	50.000	179	24Omi2CMa	3.0320	24000.	100	4304	No
386	GOM_NL__2PRFIN20021226_182958_000000632012_00242_04304_0236.N1	26-DEC-2002 18:29:58	Straylight	63.000	1	9Alp CMa	-1.4400	11000.	126	4304	No
387	GOM_NL__2PRFIN20021226_183309_000000482012_00242_04304_0237.N1	26-DEC-2002 18:33:09	Straylight	47.500	7	19Bet Ori	0.10000	14000.	95	4304	No
388	GOM_NL__2PRFIN20021226_183506_000000462012_00242_04304_0238.N1	26-DEC-2002 18:35:06	Straylight	45.500	30	46Eps Ori	1.6940	30000.	91	4304	No
389	GOM_NL__2PRFIN20021226_183748_000000582012_00242_04304_0239.N1	26-DEC-2002 18:37:48	Tw_i_and_stray	58.000	14	58Alp Ori	0.87000	3000.0	116	4304	No
390	GOM_NL__2PRFIN20021226_183943_000000922012_00242_04304_0240.N1	26-DEC-2002 18:39:43	Bright	92.000	8	10Alp CMi	0.40000	6500.0	184	4304	No
391	GOM_NL__2PRFIN20021226_184253_000000382012_00242_04304_0241.N1	26-DEC-2002 18:42:53	Bright	37.500	146	25Eta Tau	2.8730	15200.	75	4304	No
392	GOM_NL__2PRFIN20021226_184502_000000412012_00242_04304_0242.N1	26-DEC-2002 18:45:02	Bright	40.500	114	3Iot Aur	2.6930	4600.0	81	4304	No
393	GOM_NL__2PRFIN20021226_184706_000000362012_00242_04304_0243.N1	26-DEC-2002 18:47:06	Bright	36.000	149	45Eps Per	2.8880	30000.	72	4304	No
394	GOM_NL__2PRFIN20021226_184850_000000452012_00242_04304_0244.N1	26-DEC-2002 18:48:50	Bright	44.500	6	13Alp Aur	0.080000	3400.0	89	4304	No
395	GOM_NL__2PRFIN20021226_185123_000000382012_00242_04304_0245.N1	26-DEC-2002 18:51:23	Bright	37.500	160	23Gam Per	2.9300	4700.0	75	4304	No
396	GOM_NL__2PRFIN20021226_185506_000000362012_00242_04304_0246.N1	26-DEC-2002 18:55:06	Bright	36.000	110	37Del Cas	2.6780	8900.0	72	4304	No

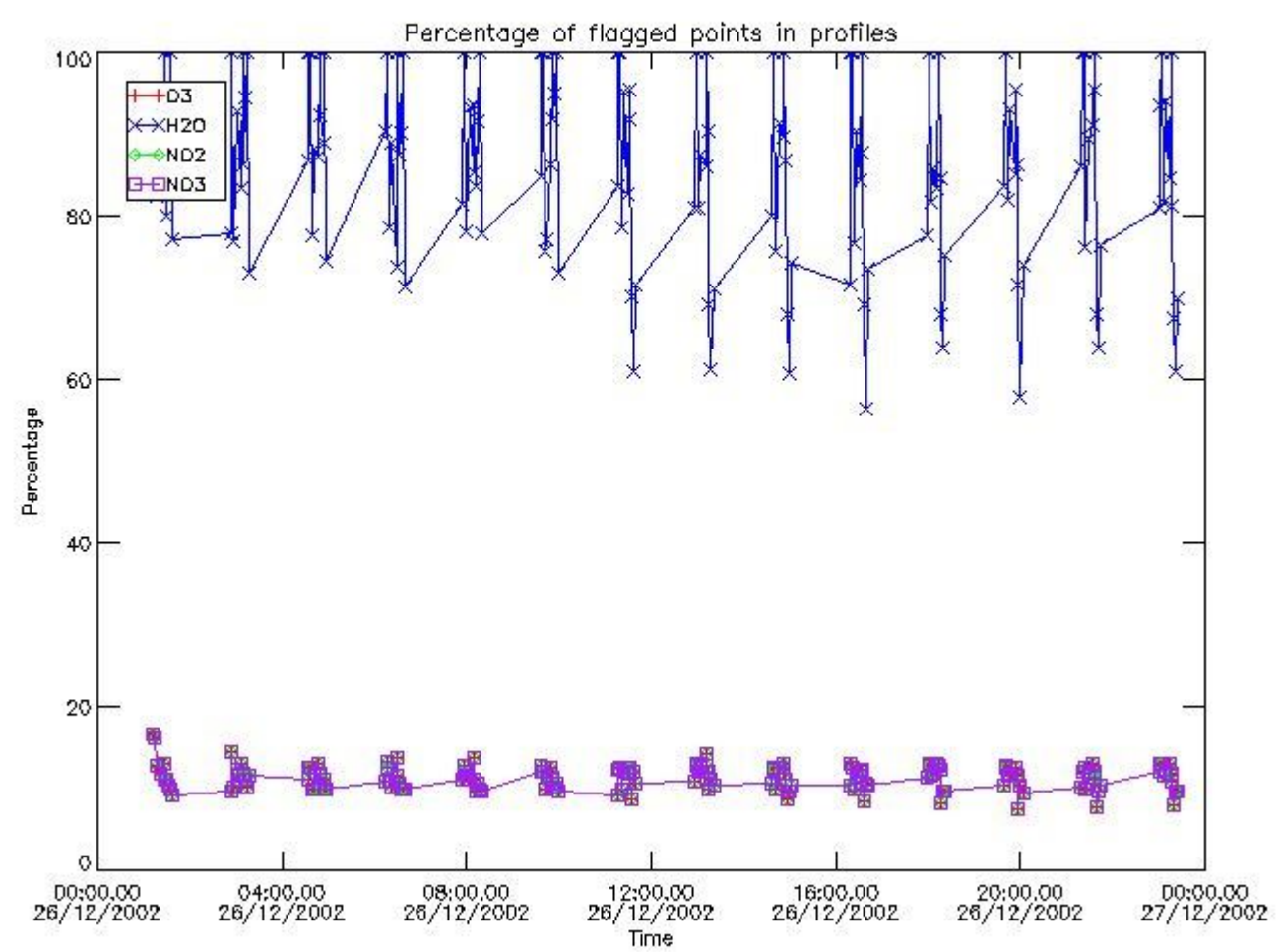
397	GOM_NL__2PRFIN20021226_190048_000000422012_00242_04304_0247.N1	26-DEC-2002 19:00:48	Bright	41.500	49	1Alp UMi	1.9900	6300.0	83	4304	No
398	GOM_NL__2PRFIN20021226_190525_000000372012_00242_04304_0248.N1	26-DEC-2002 19:05:25	Bright	36.500	60	7Bet UMi	2.0810	3950.0	73	4304	No
399	GOM_NL__2PRFIN20021226_190904_000000402012_00242_04304_0249.N1	26-DEC-2002 19:09:04	Bright	39.500	119	14Eta Dra	2.7270	4700.0	79	4304	No
400	GOM_NL__2PRFIN20021226_191052_000000392012_00242_04304_0250.N1	26-DEC-2002 19:10:52	Bright	38.500	69	33Gam Dra	2.2310	3800.0	77	4304	No
401	GOM_NL__2PRFIN20021226_191230_000000442012_00242_04304_0251.N1	26-DEC-2002 19:12:30	Bright	44.000	39	85Eta UMa	1.8540	24000.	88	4304	No
402	GOM_NL__2PRFIN20021226_191617_000000592012_00242_04304_0252.N1	26-DEC-2002 19:16:17	Bright	59.000	180	27Gam Boo	3.0400	8000.0	118	4304	No
403	GOM_NL__2PRFIN20021226_191945_000000452012_00242_04304_0253.N1	26-DEC-2002 19:19:45	Bright	44.500	83		2.3780	11000.	89	4304	No
404	GOM_NL__2PRFIN20021226_192334_000000512012_00242_04304_0254.N1	26-DEC-2002 19:23:34	Bright	50.500	111	8Eta Boo	2.6800	6000.0	101	4304	No
405	GOM_NL__2PRFIN20021226_192851_000000742012_00242_04304_0255.N1	26-DEC-2002 19:28:51	Tw_i_and_stray	74.000	138	47Eps Vir	2.8280	4700.0	148	4304	No
406	GOM_NL__2PRFIN20021226_193219_000000452012_00242_04304_0256.N1	26-DEC-2002 19:32:19	Bright	45.000	122	9Alp2Lib	2.7470	9700.0	90	4304	No
407	GOM_NL__2PRFIN20021226_193450_000000652012_00242_04304_0257.N1	26-DEC-2002 19:34:50	Straylight	64.500	15	67Alp Vir	0.97600	28000.	129	4304	No
408	GOM_NL__2PRFIN20021226_193902_000000492012_00242_04304_0258.N1	26-DEC-2002 19:39:02	Dark	49.000	54	5The Cen	2.0550	4500.0	98	4304	No
409	GOM_NL__2PRFIN20021226_194040_000000412012_00242_04304_0259.N1	26-DEC-2002 19:40:40	Dark	40.500	78	Alp Lup	2.3040	28000.	81	4304	No
410	GOM_NL__2PRFIN20021226_194156_000000402012_00242_04304_0260.N1	26-DEC-2002 19:41:56	Dark	40.000	95	Zet Cen	2.5450	26000.	80	4304	No
411	GOM_NL__2PRFIN20021226_194401_000000452012_00242_04304_0261.N1	26-DEC-2002 19:44:01	Dark	44.500	4	Alp1Cen	-0.010000	5800.0	89	4304	No
412	GOM_NL__2PRFIN20021226_194734_000000432012_00243_04305_0227.N1	26-DEC-2002 19:47:34	Dark	43.000	12	Alp1Cru	0.77500	30000.	86	4305	No
413	GOM_NL__2PRFIN20021226_195302_000000412012_00243_04305_0228.N1	26-DEC-2002 19:53:02	Dark	40.500	29	Bet Car	1.6720	10200.	81	4305	No
414	GOM_NL__2PRFIN20021226_195437_000000452012_00243_04305_0229.N1	26-DEC-2002 19:54:37	Dark	45.000	91	Kap Vel	2.4900	26000.	90	4305	No
415	GOM_NL__2PRFIN20021226_195604_000000452012_00243_04305_0230.N1	26-DEC-2002 19:56:04	Dark	44.500	46	Del Vel	1.9540	10600.	89	4305	No
416	GOM_NL__2PRFIN20021226_195728_000000692012_00243_04305_0231.N1	26-DEC-2002 19:57:28	Dark	69.000	65	Lam Vel	2.2040	4400.0	138	4305	No
417	GOM_NL__2PRFIN20021226_200021_000000492012_00243_04305_0232.N1	26-DEC-2002 20:00:21	Dark	49.000	2	Alp Car	-0.73600	7000.0	98	4305	No
418	GOM_NL__2PRFIN20021226_200325_000000542012_00243_04305_0233.N1	26-DEC-2002 20:03:25	Dark	54.000	117	Pi Pup	2.7060	3800.0	108	4305	No
419	GOM_NL__2PRFIN20021226_200622_000000512012_00243_04305_0234.N1	26-DEC-2002 20:06:22	Straylight	50.500	23	21Eps CMa	1.5020	26000.	101	4305	No
420	GOM_NL__2PRFIN20021226_200759_000000512012_00243_04305_0235.N1	26-DEC-2002 20:07:59	Straylight	51.000	179	24Omi2CMa	3.0320	24000.	102	4305	No
421	GOM_NL__2PRFIN20021226_201022_000000502012_00243_04305_0236.N1	26-DEC-2002 20:10:22	Straylight	50.000	47	2Bet CMa	1.9760	28000.	100	4305	No
422	GOM_NL__2PRFIN20021226_201308_000000462012_00243_04305_0237.N1	26-DEC-2002 20:13:08	Straylight	45.500	56	53Kap Ori	2.0650	30000.	91	4305	No
423	GOM_NL__2PRFIN20021226_201441_000000412012_00243_04305_0238.N1	26-DEC-2002 20:14:41	Straylight	40.500	128	67Bet Eri	2.7840	9700.0	81	4305	No
424	GOM_NL__2PRFIN20021226_201559_000000452012_00243_04305_0239.N1	26-DEC-2002 20:15:59	Straylight	45.000	72	34Del Ori	2.2500	30000.	90	4305	No
425	GOM_NL__2PRFIN20021226_201824_000000552012_00243_04305_0240.N1	26-DEC-2002 20:18:24	Tw_i_and_stray	55.000	14	58Alp Ori	0.87000	3000.0	110	4305	No
426	GOM_NL__2PRFIN20021226_202018_000000982012_00243_04305_0241.N1	26-DEC-2002 20:20:18	Bright	97.500	8	10Alp CMi	0.40000	6500.0	195	4305	No
427	GOM_NL__2PRFIN20021226_202330_000000372012_00243_04305_0242.N1	26-DEC-2002 20:23:30	Bright	37.000	146	25Eta Tau	2.8730	15200.	74	4305	No
428	GOM_NL__2PRFIN20021226_202537_000000422012_00243_04305_0243.N1	26-DEC-2002 20:25:37	Bright	41.500	114	3Iot Aur	2.6930	4600.0	83	4305	No
429	GOM_NL__2PRFIN20021226_202742_000000372012_00243_04305_0244.N1	26-DEC-2002 20:27:42	Bright	37.000	149	45Eps Per	2.8880	30000.	74	4305	No
430	GOM_NL__2PRFIN20021226_202926_000000462012_00243_04305_0245.N1	26-DEC-2002 20:29:26	Bright	45.500	6	13Alp Aur	0.080000	3400.0	91	4305	No
431	GOM_NL__2PRFIN20021226_203159_000000382012_00243_04305_0246.N1	26-DEC-2002 20:31:59	Bright	38.000	160	23Gam Per	2.9300	4700.0	76	4305	No
432	GOM_NL__2PRFIN20021226_203542_000000382012_00243_04305_0247.N1	26-DEC-2002 20:35:42	Bright	37.500	110	37Del Cas	2.6780	8900.0	75	4305	No
433	GOM_NL__2PRFIN20021226_204126_000000382012_00243_04305_0248.N1	26-DEC-2002 20:41:26	Bright	37.500	49	1Alp UMi	1.9900	6300.0	75	4305	No
434	GOM_NL__2PRFIN20021226_204600_000000412012_00243_04305_0249.N1	26-DEC-2002 20:46:00	Bright	41.000	60	7Bet UMi	2.0810	3950.0	82	4305	No
435	GOM_NL__2PRFIN20021226_204941_000000382012_00243_04305_0250.N1	26-DEC-2002 20:49:41	Bright	38.000	119	14Eta Dra	2.7270	4700.0	76	4305	No
436	GOM_NL__2PRFIN20021226_205128_000000392012_00243_04305_0251.N1	26-DEC-2002 20:51:28	Bright	39.000	69	33Gam Dra	2.2310	3800.0	78	4305	No
437	GOM_NL__2PRFIN20021226_205652_000000422012_00243_04305_0252.N1	26-DEC-2002 20:56:52	Bright	41.500	180	27Gam Boo	3.0400	8000.0	83	4305	No
438	GOM_NL__2PRFIN20021226_210020_000000462012_00243_04305_0253.N1	26-DEC-2002 21:00:20	Bright	46.000	83		2.3780	11000.	92	4305	No
439	GOM_NL__2PRFIN20021226_210410_000000512012_00243_04305_0254.N1	26-DEC-2002 21:04:10	Bright	51.000	111	8Eta Boo	2.6800	6000.0	102	4305	No
440	GOM_NL__2PRFIN20021226_210928_000000762012_00243_04305_0255.N1	26-DEC-2002 21:09:28	Tw_i_and_stray	75.500	138	47Eps Vir	2.8280	4700.0	151	4305	No
441	GOM_NL__2PRFIN20021226_211255_000000472012_00243_04305_0256.N1	26-DEC-2002 21:12:55	Bright	46.500	122	9Alp2Lib	2.7470	9700.0	93	4305	No
442	GOM_NL__2PRFIN20021226_211527_000000632012_00243_04305_0257.N1	26-DEC-2002 21:15:27	Straylight	63.000	15	67Alp Vir	0.97600	28000.	126	4305	No
443	GOM_NL__2PRFIN20021226_211939_000000512012_00243_04305_0258.N1	26-DEC-2002 21:19:39	Dark	50.500	54	5The Cen	2.0550	4500.0	101	4305	No
444	GOM_NL__2PRFIN20021226_212115_000000422012_00243_04305_0259.N1	26-DEC-2002 21:21:15	Dark	42.000	78	Alp Lup	2.3040	28000.	84	4305	No
445	GOM_NL__2PRFIN20021226_212232_000000412012_00243_04305_0260.N1	26-DEC-2002 21:22:32	Dark	41.000	95	Zet Cen	2.5450	26000.	82	4305	No
446	GOM_NL__2PRFIN20021226_212437_000000512012_00243_04305_0261.N1	26-DEC-2002 21:24:37	Dark	51.000	4	Alp1Cen	-0.010000	5800.0	102	4305	No
447	GOM_NL__2PRFIN20021226_212812_000000432012_00244_04306_0613.N1	26-DEC-2002 21:28:12	Dark	43.000	12	Alp1Cru	0.77500	30000.	86	4306	No
448	GOM_NL__2PRFIN20021226_213339_000000402012_00244_04306_0614.N1	26-DEC-2002 21:33:39	Dark	39.500	29	Bet Car	1.6720	10200.	79	4306	No
449	GOM_NL__2PRFIN20021226_213514_000000432012_00244_04306_0615.N1	26-DEC-2002 21:35:14	Dark	42.500	91	Kap Vel	2.4900	26000.	85	4306	No
450	GOM_NL__2PRFIN20021226_213641_000000452012_00244_04306_0616.N1	26-DEC-2002 21:36:41	Dark	45.000	46	Del Vel	1.9540	10600.	90	4306	No
451	GOM_NL__2PRFIN20021226_213803_000000662012_00244_04306_0617.N1	26-DEC-2002 21:38:03	Dark	66.000	65	Lam Vel	2.2040	4400.0	132	4306	No
452	GOM_NL__2PRFIN20021226_214057_000000532012_00244_04306_0618.N1	26-DEC-2002 21:40:57	Dark	52.500	2	Alp Car	-0.73600	7000.0	105	4306	No
453	GOM_NL__2PRFIN20021226_214403_000000492012_00244_04306_0619.N1	26-DEC-2002 21:44:03	Dark	49.000	117	Pi Pup	2.7060	3800.0	98	4306	No
454	GOM_NL__2PRFIN20021226_214658_000000552012_00244_04306_0620.N1	26-DEC-2002 21:46:58	Straylight	54.500	23	21Eps CMa	1.5020	26000.	109	4306	No
455	GOM_NL__2PRFIN20021226_214835_000000522012_00244_04306_0621.N1	26-DEC-2002 21:48:35	Straylight	51.500	179	24Omi2CMa	3.0320	24000.	103	4306	No

456	GOM_NL__2PRFIN20021226_215059_000000482012_00244_04306_0622.N1	26-DEC-2002 21:50:59	Straylight	47.500	47	2Bet CMa	1.9760	28000.	95	4306	No
457	GOM_NL__2PRFIN20021226_215344_000000472012_00244_04306_0623.N1	26-DEC-2002 21:53:44	Straylight	46.500	56	53Kap Ori	2.0650	30000.	93	4306	No
458	GOM_NL__2PRFIN20021226_215517_000000422012_00244_04306_0624.N1	26-DEC-2002 21:55:17	Straylight	42.000	128	67Bet Eri	2.7840	9700.0	84	4306	No
459	GOM_NL__2PRFIN20021226_215635_000000452012_00244_04306_0625.N1	26-DEC-2002 21:56:35	Straylight	44.500	72	34Del Ori	2.2500	30000.	89	4306	No
460	GOM_NL__2PRFIN20021226_215901_000000532012_00244_04306_0626.N1	26-DEC-2002 21:59:01	Tw_i_and_stray	53.000	14	58Alp Ori	0.87000	3000.0	106	4306	No
461	GOM_NL__2PRFIN20021226_220053_000000912012_00244_04306_0627.N1	26-DEC-2002 22:00:53	Bright	91.000	8	10Alp CMi	0.40000	6500.0	182	4306	No
462	GOM_NL__2PRFIN20021226_220406_000000362012_00244_04306_0628.N1	26-DEC-2002 22:04:06	Bright	35.500	146	25Eta Tau	2.8730	15200.	71	4306	No
463	GOM_NL__2PRFIN20021226_220613_000000412012_00244_04306_0629.N1	26-DEC-2002 22:06:13	Bright	41.000	114	3lot Aur	2.6930	4600.0	82	4306	No
464	GOM_NL__2PRFIN20021226_220819_000000362012_00244_04306_0630.N1	26-DEC-2002 22:08:19	Bright	35.500	149	45Eps Per	2.8880	30000.	71	4306	No
465	GOM_NL__2PRFIN20021226_221001_000000472012_00244_04306_0631.N1	26-DEC-2002 22:10:01	Bright	46.500	6	13Alp Aur	0.080000	3400.0	93	4306	No
466	GOM_NL__2PRFIN20021226_221236_000000352012_00244_04306_0632.N1	26-DEC-2002 22:12:36	Bright	35.000	160	23Gam Per	2.9300	4700.0	70	4306	No
467	GOM_NL__2PRFIN20021226_221618_000000372012_00244_04306_0633.N1	26-DEC-2002 22:16:18	Bright	37.000	110	37Del Cas	2.6780	8900.0	74	4306	No
468	GOM_NL__2PRFIN20021226_222202_000000382012_00244_04306_0634.N1	26-DEC-2002 22:22:02	Bright	38.000	49	1Alp UMi	1.9900	6300.0	76	4306	No
469	GOM_NL__2PRFIN20021226_222636_000000402012_00244_04306_0635.N1	26-DEC-2002 22:26:36	Bright	39.500	60	7Bet UMi	2.0810	3950.0	79	4306	No
470	GOM_NL__2PRFIN20021226_223016_000000382012_00244_04306_0636.N1	26-DEC-2002 22:30:16	Bright	38.000	119	14Eta Dra	2.7270	4700.0	76	4306	No
471	GOM_NL__2PRFIN20021226_223204_000000362012_00244_04306_0637.N1	26-DEC-2002 22:32:04	Bright	36.000	69	33Gam Dra	2.2310	3800.0	72	4306	No
472	GOM_NL__2PRFIN20021226_223728_000000432012_00244_04306_0638.N1	26-DEC-2002 22:37:28	Bright	43.000	180	27Gam Boo	3.0400	8000.0	86	4306	No
473	GOM_NL__2PRFIN20021226_224056_000000462012_00244_04306_0639.N1	26-DEC-2002 22:40:56	Bright	45.500	83		2.3780	11000.	91	4306	No
474	GOM_NL__2PRFIN20021226_224447_000000502012_00244_04306_0640.N1	26-DEC-2002 22:44:47	Bright	50.000	111	8Eta Boo	2.6800	6000.0	100	4306	No
475	GOM_NL__2PRFIN20021226_225005_000000792012_00244_04306_0641.N1	26-DEC-2002 22:50:05	Tw_i_and_stray	79.000	138	47Eps Vir	2.8280	4700.0	158	4306	No
476	GOM_NL__2PRFIN20021226_225331_000000462012_00244_04306_0642.N1	26-DEC-2002 22:53:31	Bright	45.500	122	9Alp2Lib	2.7470	9700.0	91	4306	No
477	GOM_NL__2PRFIN20021226_225604_000000622012_00244_04306_0643.N1	26-DEC-2002 22:56:04	Straylight	61.500	15	67Alp Vir	0.97600	28000.	123	4306	No
478	GOM_NL__2PRFIN20021226_230015_000000512012_00244_04306_0644.N1	26-DEC-2002 23:00:15	Dark	50.500	54	5The Cen	2.0550	4500.0	101	4306	No
479	GOM_NL__2PRFIN20021226_230152_000000392012_00244_04306_0645.N1	26-DEC-2002 23:01:52	Dark	39.000	78	Alp Lup	2.3040	28000.	78	4306	No
480	GOM_NL__2PRFIN20021226_230309_000000402012_00244_04306_0646.N1	26-DEC-2002 23:03:09	Dark	39.500	95	Zet Cen	2.5450	26000.	79	4306	No
481	GOM_NL__2PRFIN20021226_230514_000000442012_00244_04306_0647.N1	26-DEC-2002 23:05:14	Dark	44.000	4	Alp1Cen	-0.010000	5800.0	88	4306	No
482	GOM_NL__2PRFIN20021226_230848_000000422012_00245_04307_0614.N1	26-DEC-2002 23:08:48	Dark	41.500	12	Alp1Cru	0.77500	30000.	83	4307	No
483	GOM_NL__2PRFIN20021226_231415_000000402012_00245_04307_0615.N1	26-DEC-2002 23:14:15	Dark	39.500	29	Bet Car	1.6720	10200.	79	4307	No
484	GOM_NL__2PRFIN20021226_231550_000000472012_00245_04307_0616.N1	26-DEC-2002 23:15:50	Dark	46.500	91	Kap Vel	2.4900	26000.	93	4307	No
485	GOM_NL__2PRFIN20021226_231718_000000432012_00245_04307_0617.N1	26-DEC-2002 23:17:18	Dark	43.000	46	Del Vel	1.9540	10600.	86	4307	No
486	GOM_NL__2PRFIN20021226_231842_000000652012_00245_04307_0618.N1	26-DEC-2002 23:18:42	Dark	65.000	65	Lam Vel	2.2040	4400.0	130	4307	No
487	GOM_NL__2PRFIN20021226_232134_000000532012_00245_04307_0619.N1	26-DEC-2002 23:21:34	Dark	53.000	2	Alp Car	-0.73600	7000.0	106	4307	No
488	GOM_NL__2PRFIN20021226_232439_000000542012_00245_04307_0620.N1	26-DEC-2002 23:24:39	Dark	53.500	117	Pi Pup	2.7060	3800.0	107	4307	No
489	GOM_NL__2PRFIN20021226_232735_000000512012_00245_04307_0621.N1	26-DEC-2002 23:27:35	Straylight	51.000	23	21Eps CMa	1.5020	26000.	102	4307	No
490	GOM_NL__2PRFIN20021226_232911_000000512012_00245_04307_0622.N1	26-DEC-2002 23:29:11	Straylight	50.500	179	24Omi2CMa	3.0320	24000.	101	4307	No
491	GOM_NL__2PRFIN20021226_233135_000000482012_00245_04307_0623.N1	26-DEC-2002 23:31:35	Straylight	47.500	47	2Bet CMa	1.9760	28000.	95	4307	No
492	GOM_NL__2PRFIN20021226_233421_000000452012_00245_04307_0624.N1	26-DEC-2002 23:34:21	Straylight	44.500	56	53Kap Ori	2.0650	30000.	89	4307	No
493	GOM_NL__2PRFIN20021226_233553_000000412012_00245_04307_0625.N1	26-DEC-2002 23:35:53	Straylight	40.500	128	67Bet Eri	2.7840	9700.0	81	4307	No
494	GOM_NL__2PRFIN20021226_233711_000000442012_00245_04307_0626.N1	26-DEC-2002 23:37:11	Straylight	44.000	72	34Del Ori	2.2500	30000.	88	4307	No
495	GOM_NL__2PRFIN20021226_233936_000000532012_00245_04307_0627.N1	26-DEC-2002 23:39:36	Tw_i_and_stray	53.000	14	58Alp Ori	0.87000	3000.0	106	4307	No
496	GOM_NL__2PRFIN20021226_234128_000000892012_00245_04307_0628.N1	26-DEC-2002 23:41:28	Bright	88.500	8	10Alp CMi	0.40000	6500.0	177	4307	No
497	GOM_NL__2PRFIN20021226_234442_000000362012_00245_04307_0629.N1	26-DEC-2002 23:44:42	Bright	36.000	146	25Eta Tau	2.8730	15200.	72	4307	No
498	GOM_NL__2PRFIN20021226_234648_000000412012_00245_04307_0630.N1	26-DEC-2002 23:46:48	Bright	41.000	114	3lot Aur	2.6930	4600.0	82	4307	No
499	GOM_NL__2PRFIN20021226_234854_000000372012_00245_04307_0631.N1	26-DEC-2002 23:48:54	Bright	36.500	149	45Eps Per	2.8880	30000.	73	4307	No
500	GOM_NL__2PRFIN20021226_235038_000000452012_00245_04307_0632.N1	26-DEC-2002 23:50:38	Bright	44.500	6	13Alp Aur	0.080000	3400.0	89	4307	No
501	GOM_NL__2PRFIN20021226_235312_000000352012_00245_04307_0633.N1	26-DEC-2002 23:53:12	Bright	35.000	160	23Gam Per	2.9300	4700.0	70	4307	No
502	GOM_NL__2PRFIN20021226_235655_000000382012_00245_04307_0634.N1	26-DEC-2002 23:56:55	Bright	38.000	110	37Del Cas	2.6780	8900.0	76	4307	No

3. Quality information per product

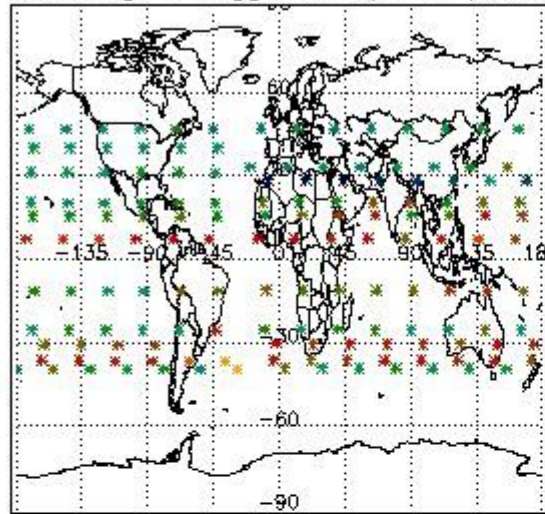
In this section it is plotted some information contained in the Quality Summary data set of the level 2 products. Only products in dark limb conditions and without errors (error flag in the MPH set to "0") are used.

3.1 Plot quality information per product (time dependant)

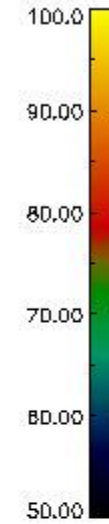
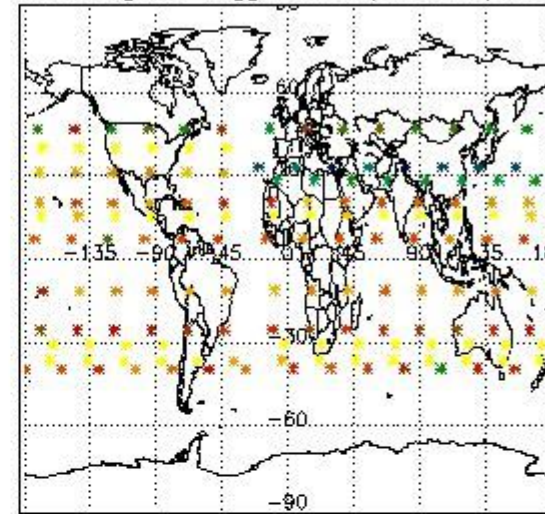


3.2 Plot quality information per product (world map)


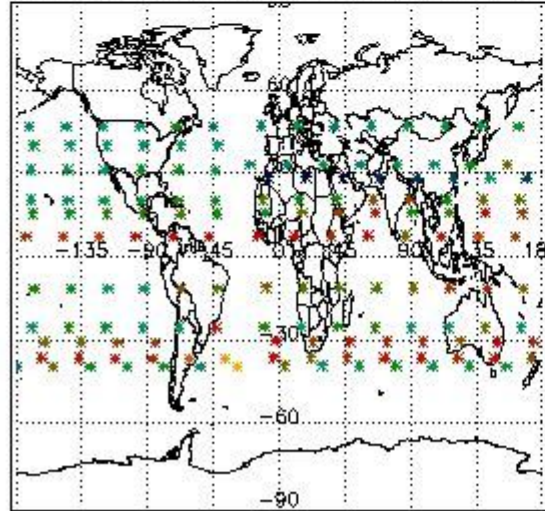
Percentage of flagged data per O3 profile



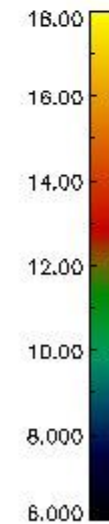
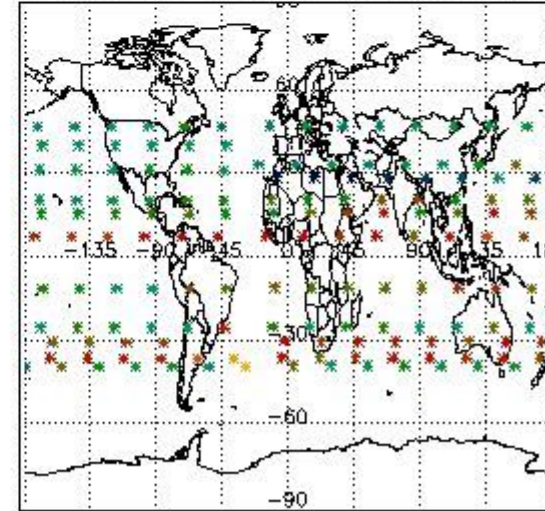
Percentage of flagged data per H2O profile



Percentage of flagged data per NO2 profile



Percentage of flagged data per NO3 profile

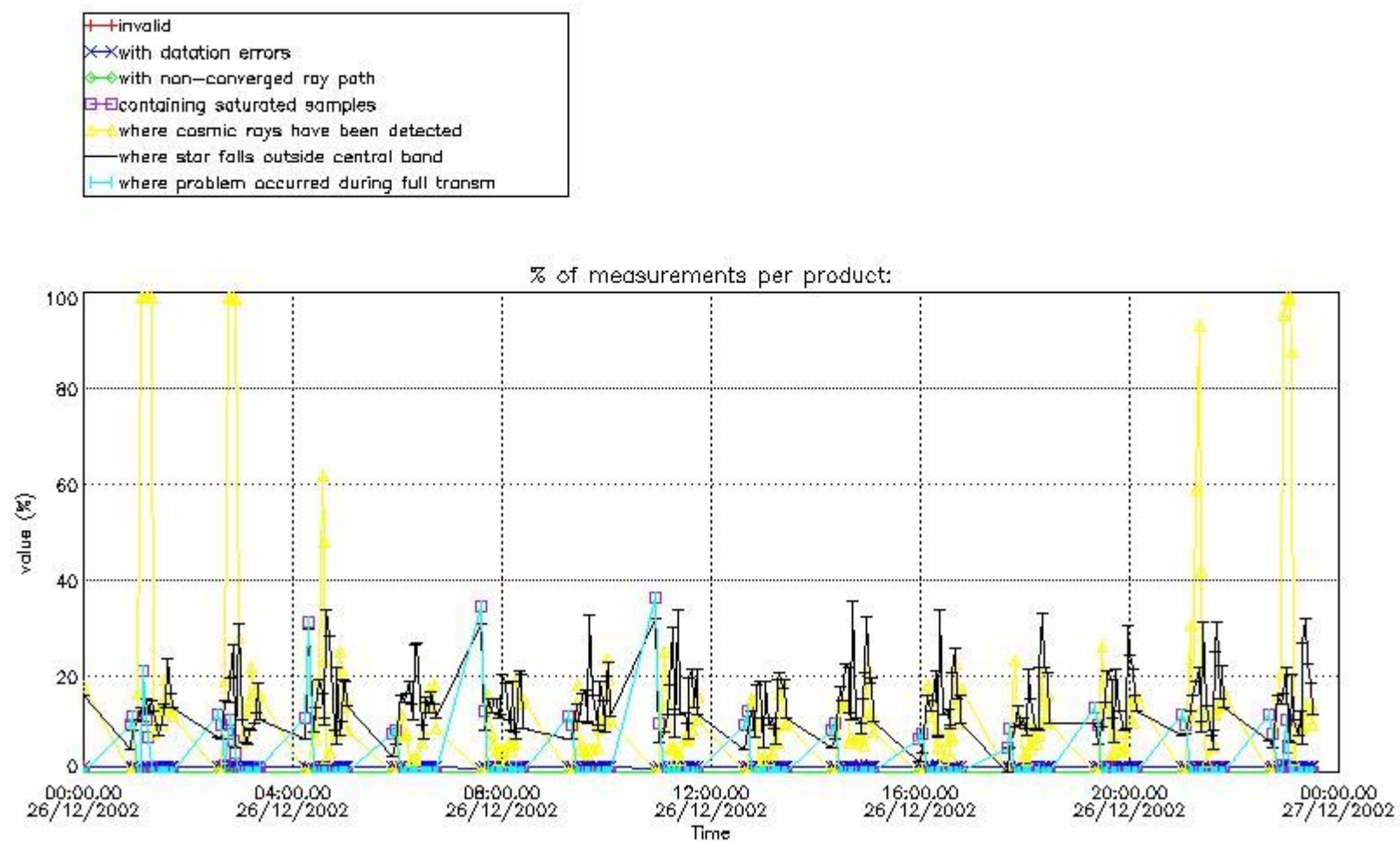


4. Level 1 quality information per product

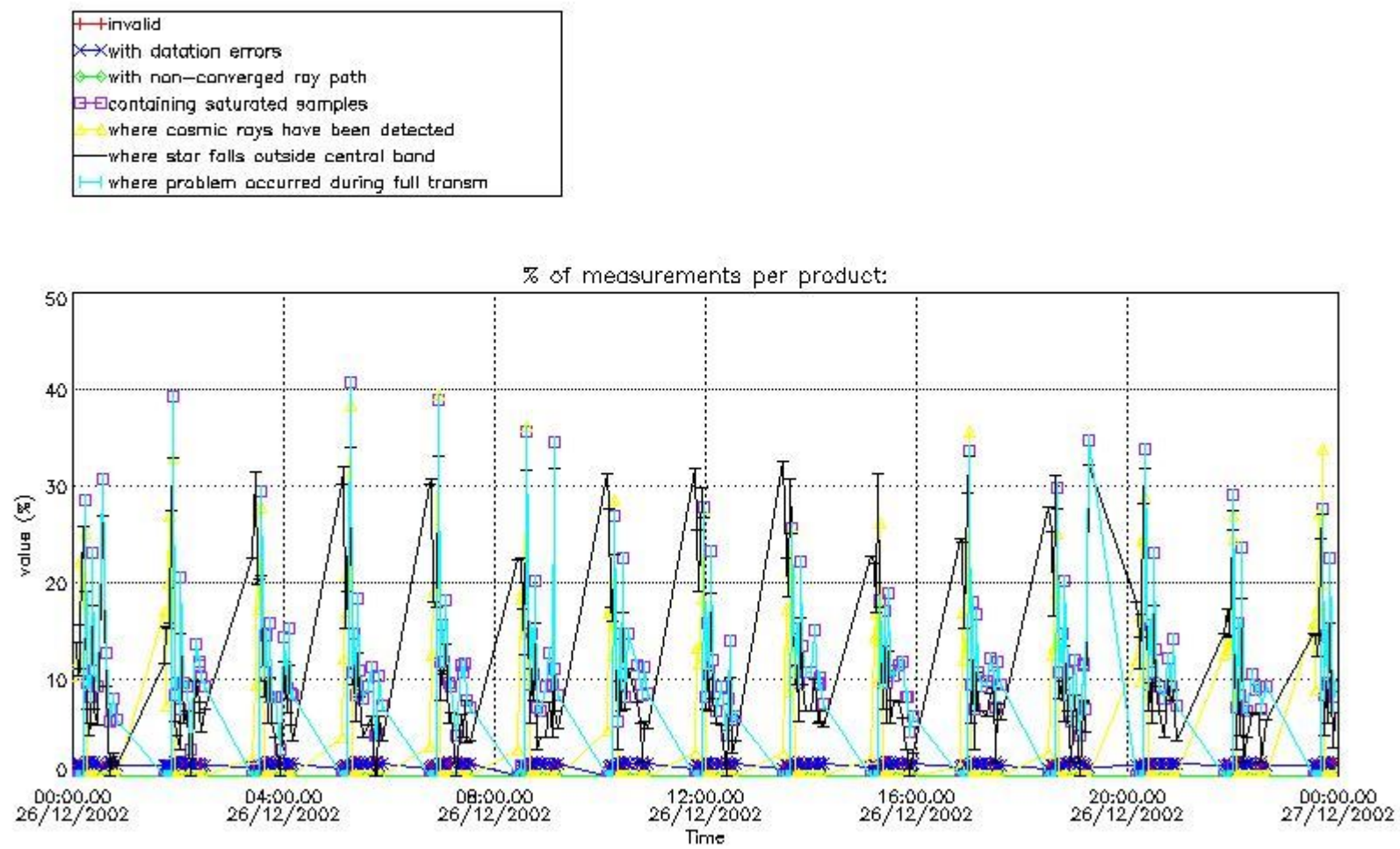
In this section it is plotted some information contained in the Quality Summary data set of the level 2 products that comes from the level 1b processing. Products without errors (error flag in the MPH set to "0") are used.

4.1 Plot quality information per product (time dependant) coming from level 1b processing

4.1.1 Plot level 1 quality information per product (time dependant): ENVISAT ASCENDING passes



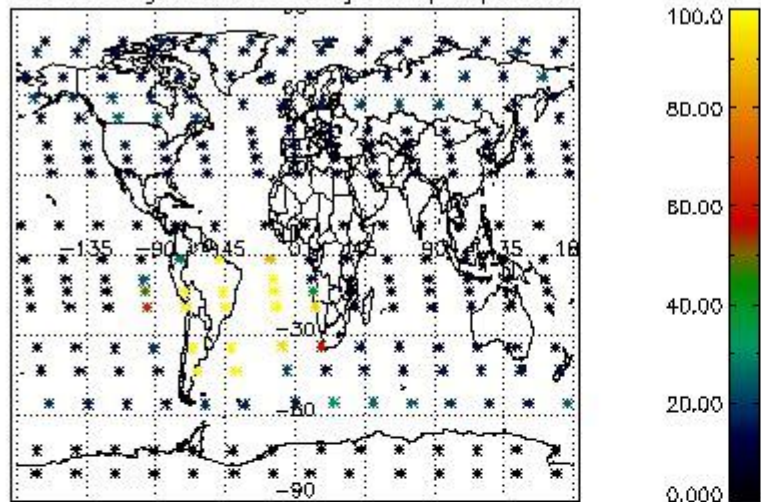
4.1.2 Plot level 1 quality information per product (time dependant): ENVI SAT DESCENDING passes



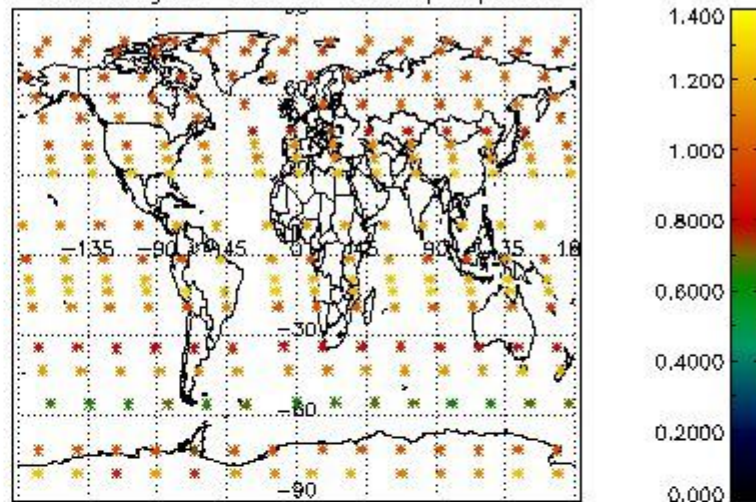
4.2 Plot quality information per product coming from level 1b processing (world map)

4.2.1 Plot level 1 quality information per product (world map): ENVISAT ASCENDING passes

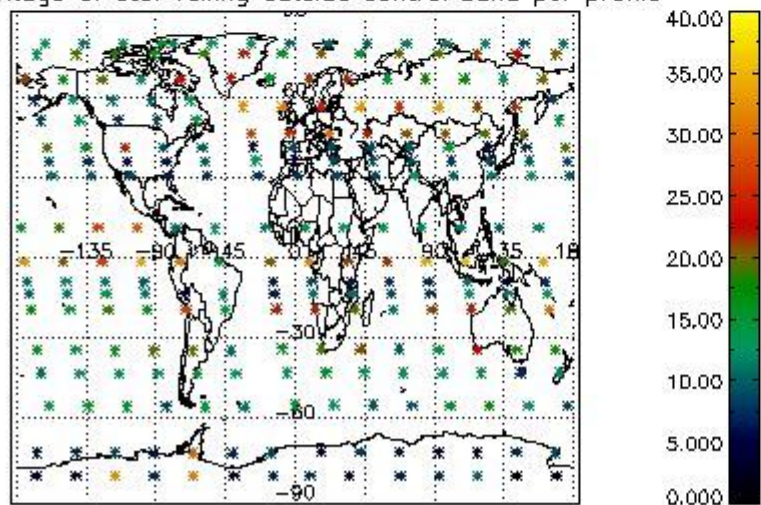
Percentage of cosmic ray hits per profile



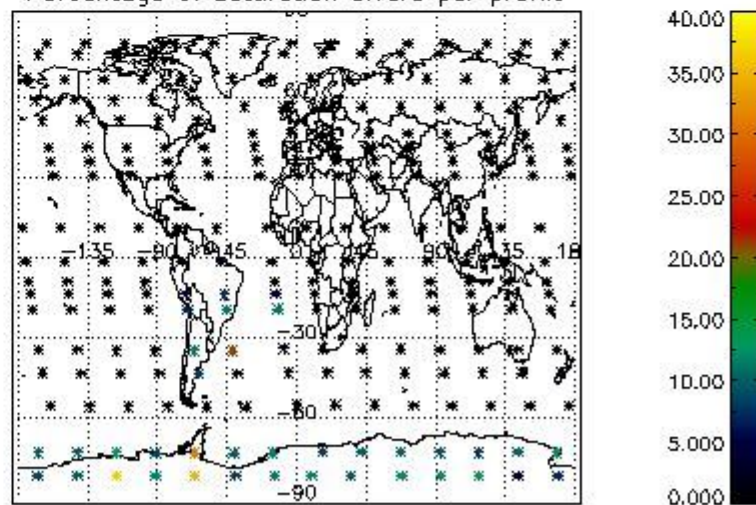
Percentage of datation errors per profile



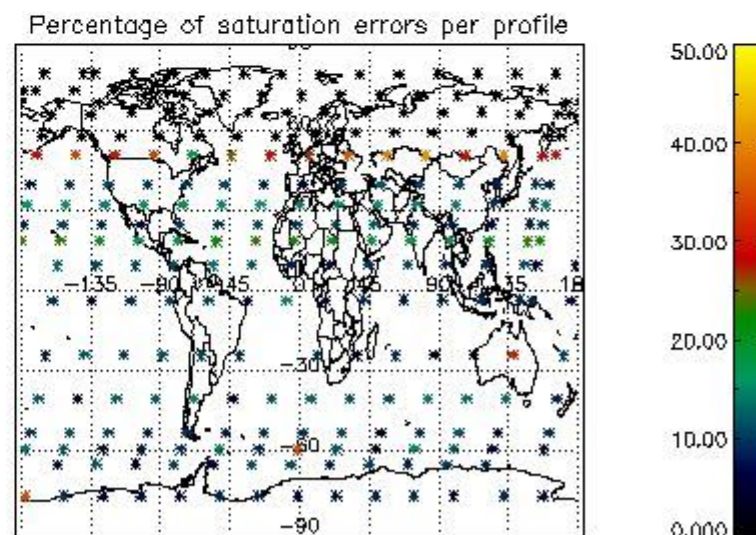
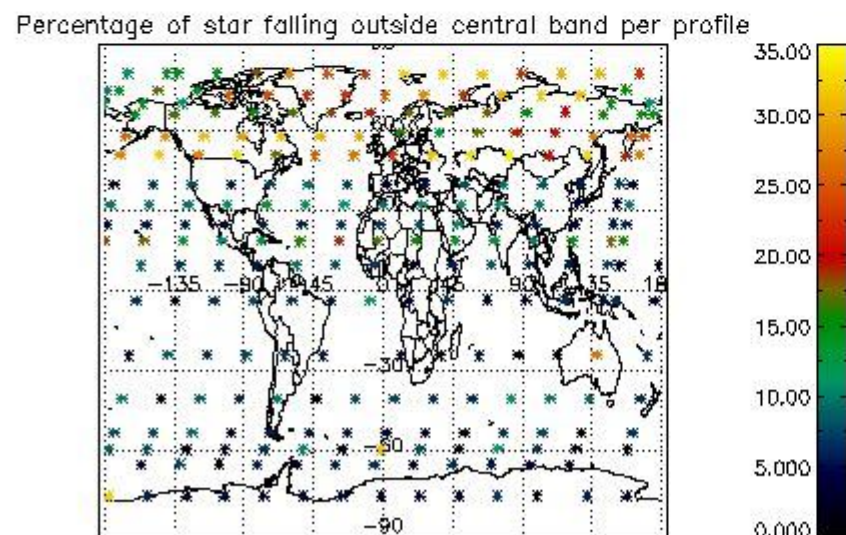
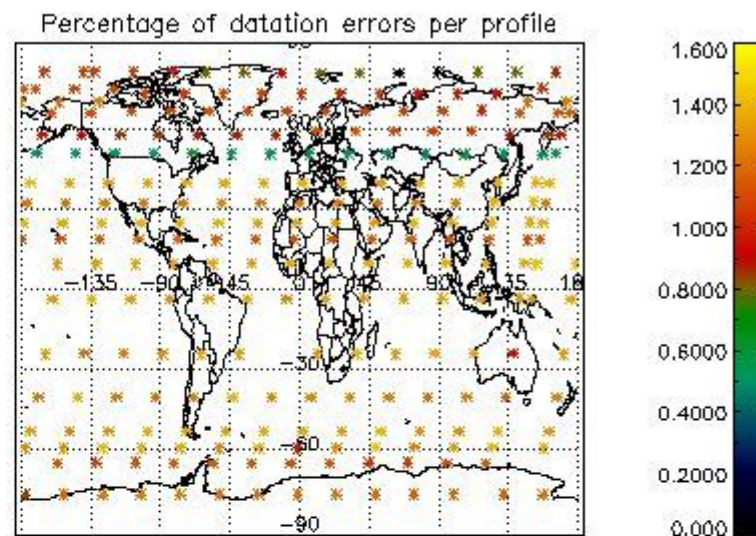
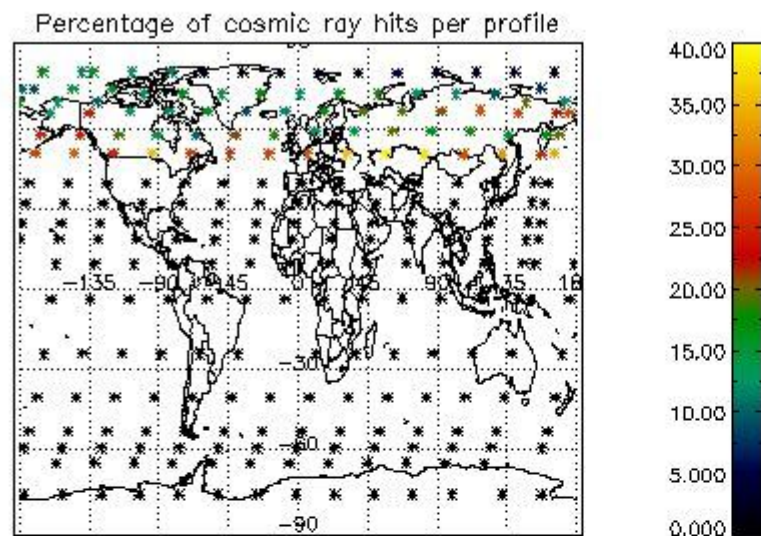
Percentage of star falling outside central band per profile



Percentage of saturation errors per profile



4.2.2 Plot level 1 quality information per product (world map): ENVISAT DESCENDING passes



5. Trace gas profiles

5.1 Ozone statistics based on quality of products

The final quality of the products can be "measured" using the STD (Standard Deviation) attached to every point profile. This information is written to the parameter GOM_NL__2P/NL_LOCAL_SPECIES_DENSITY/o3_std of the level 2 products. The table below shows the statistics for given STD ranges.

The statistics are given with respect to the overall valid production:

- Products without fatal errors: GOM_NL__2P/MPH/PRODUCT_ERR=0
- Valid point profile: GOM_NL__2P/NL_LOCAL_SPECIES_DENSITY/pcd(0)=0

The 'Criteria' is applied to valid points of dark limb products:

- Products in dark limb illumination condition: GOM_NL__2P/NL_SUMMARY_QUALITY/obs_ill_cond=0
- Products without fatal errors: GOM_NL__2P/MPH/PRODUCT_ERR=0
- Valid point profile: GOM_NL__2P/NL_LOCAL_SPECIES_DENSITY/pcd(0)=0

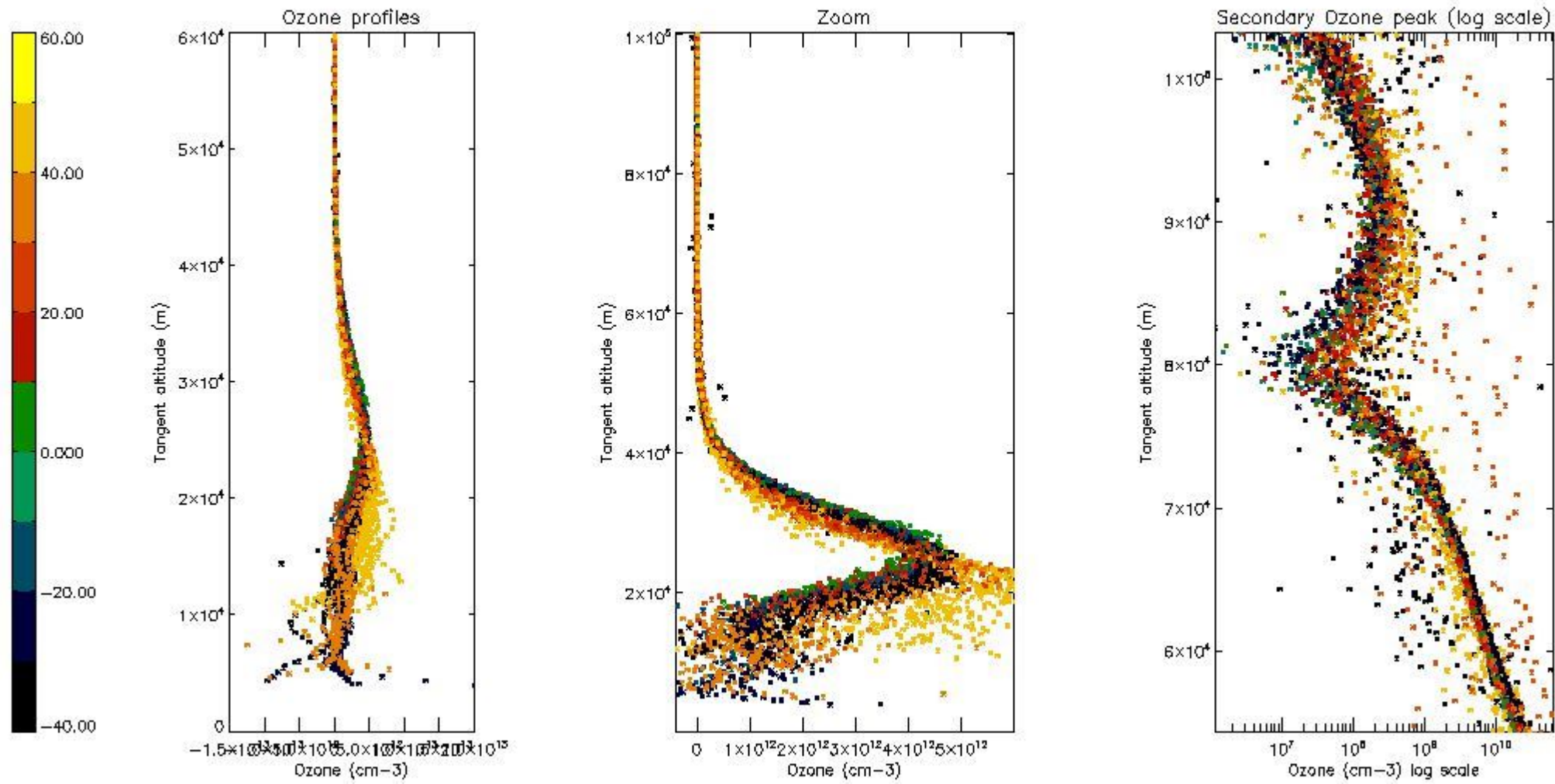
So, the table below shows the percentage of dark limb and valid observations for each criteria with respect to the overall valid daily observations.

Criteria	% of total production
All STD	30
STD < 20	17

STD < 10	14
STD < 5	11

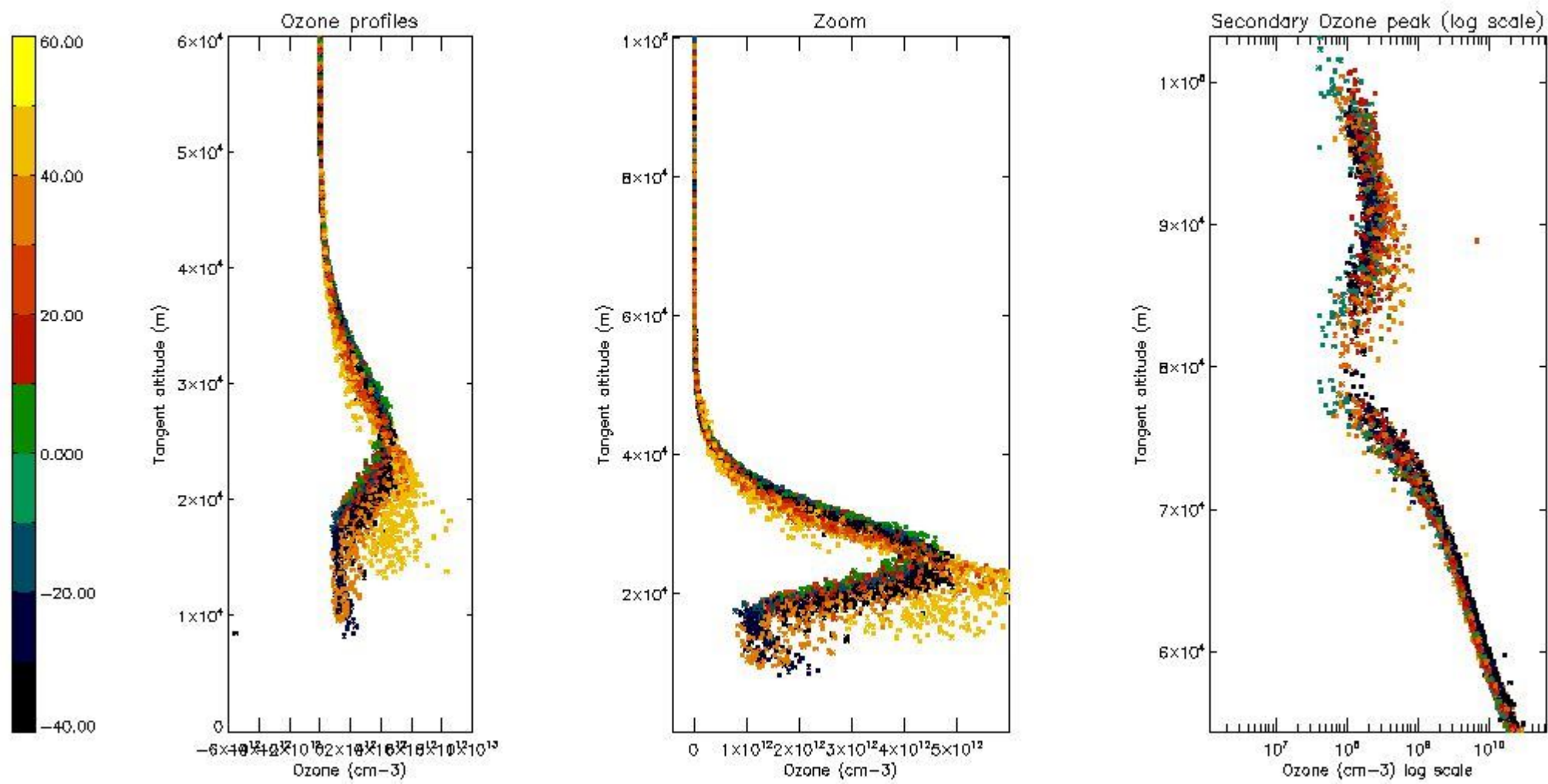
5.2 Plot ozone profiles for all STD (dark without errors)

The colorbar represents the latitude.



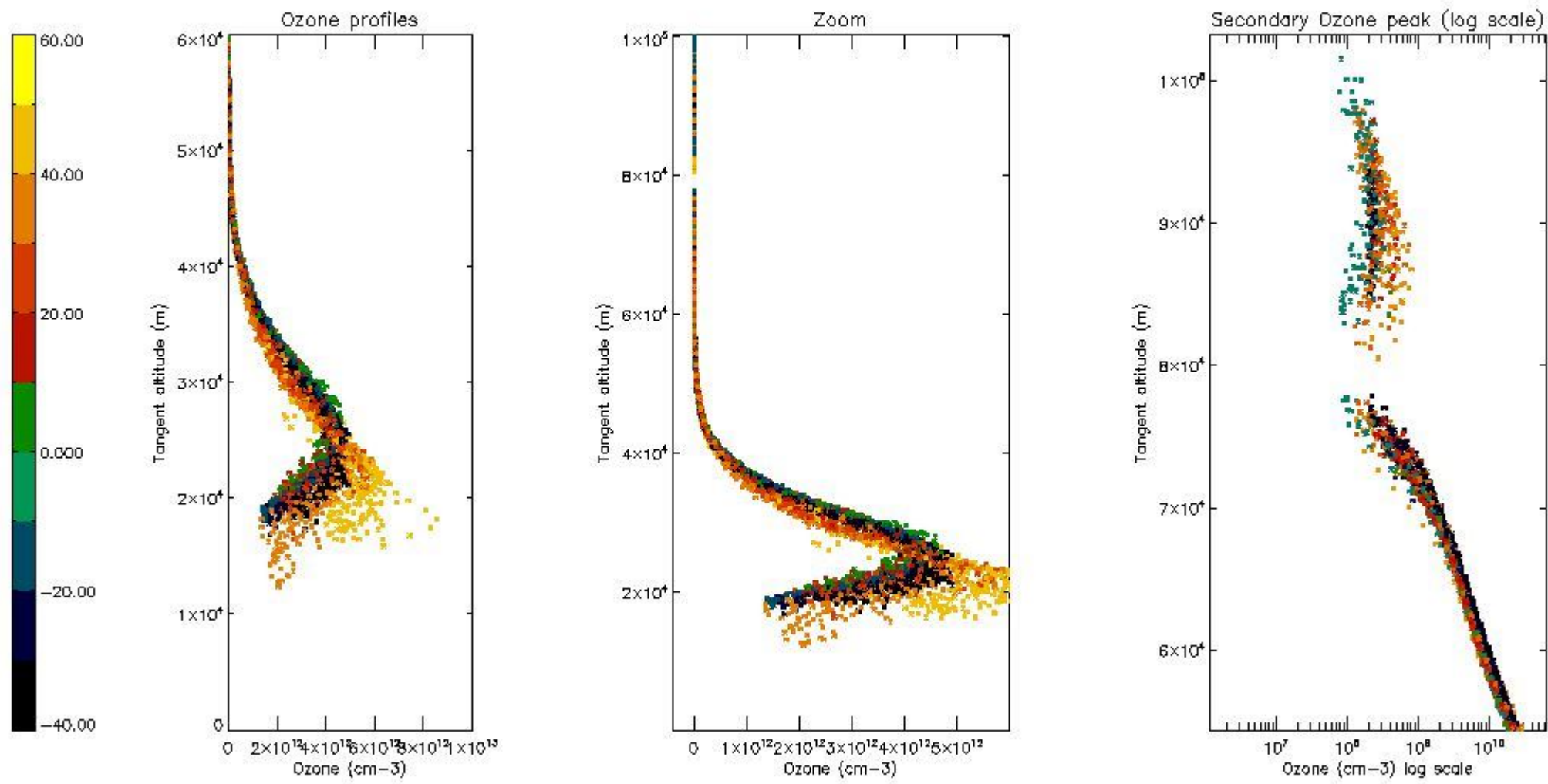
5.3 Plot ozone profiles where STD < 20% (dark without errors)

The colorbar represents the latitude.



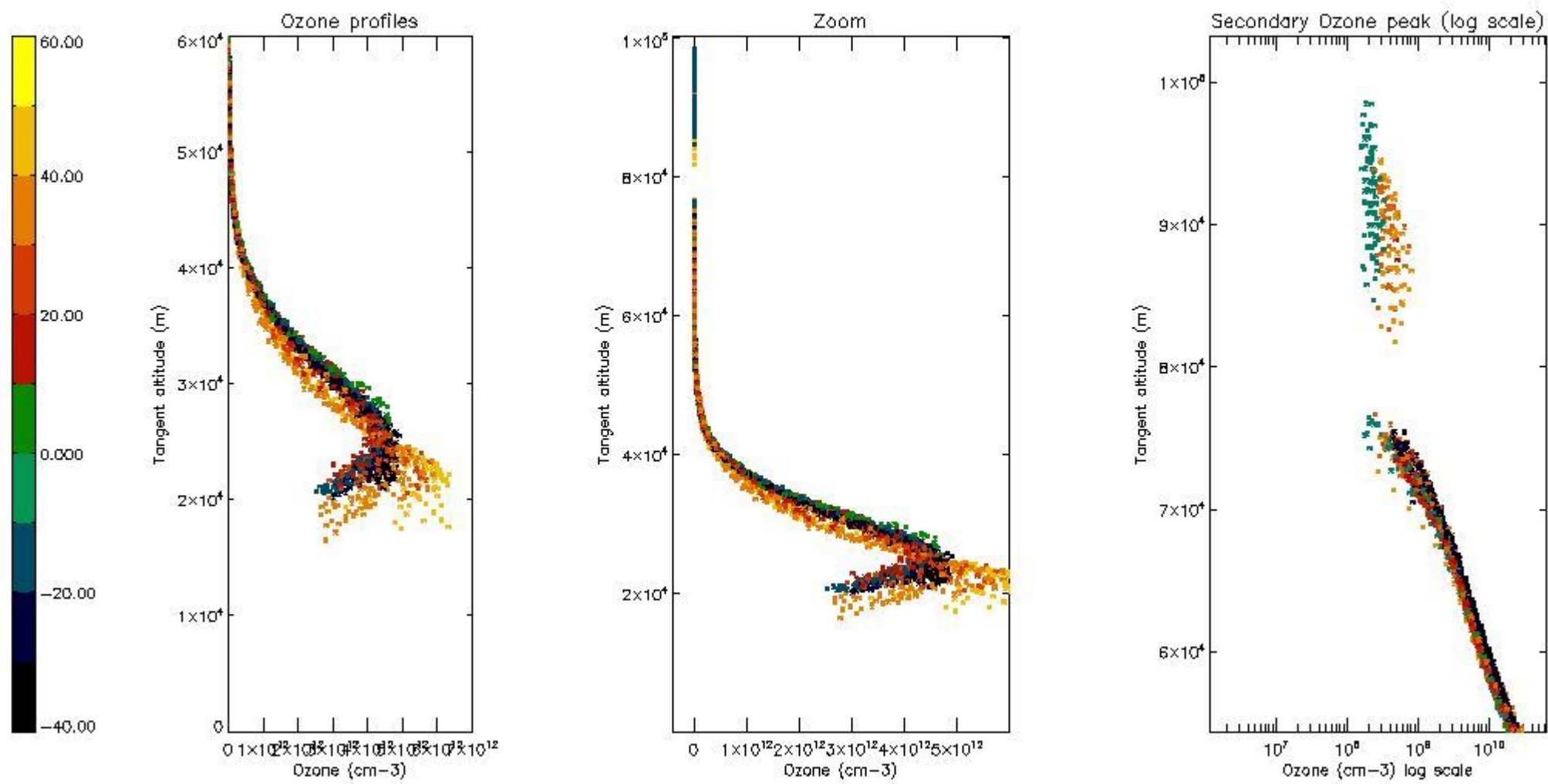
5.4 Plot ozone profiles where STD < 10% (dark without errors)

The colorbar represents the latitude.



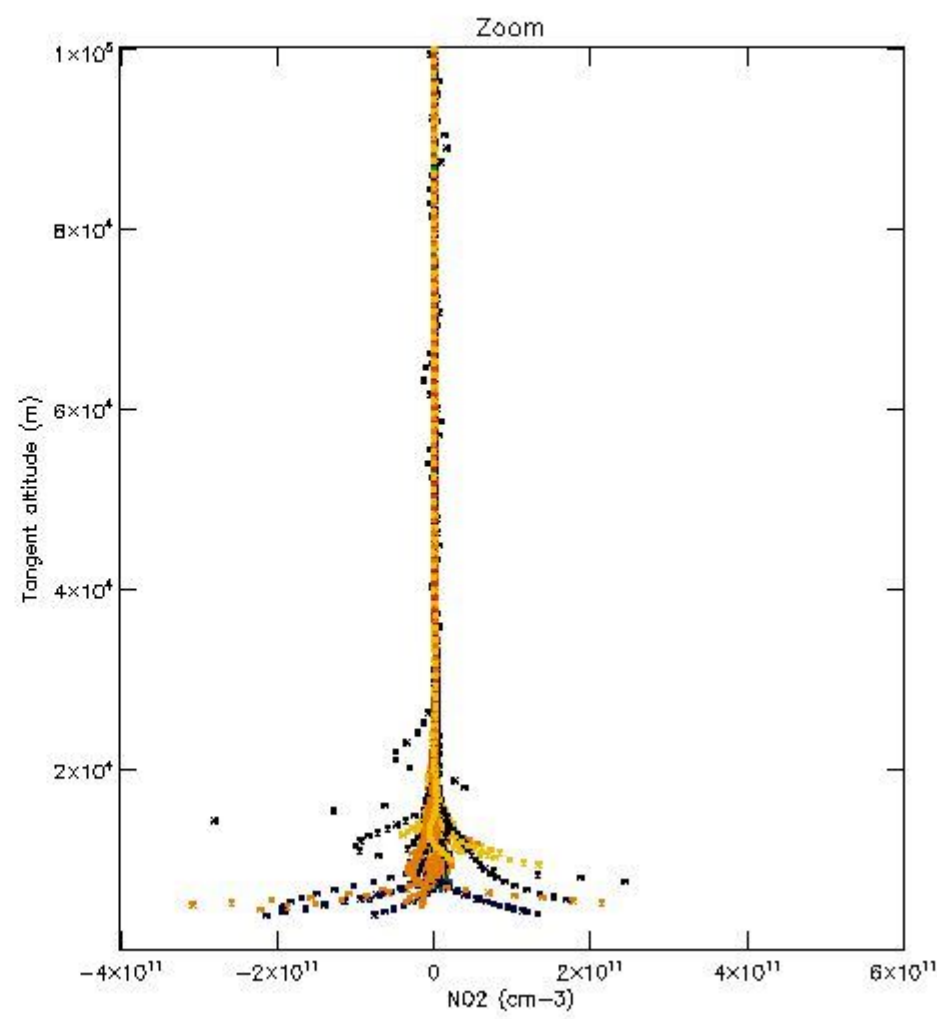
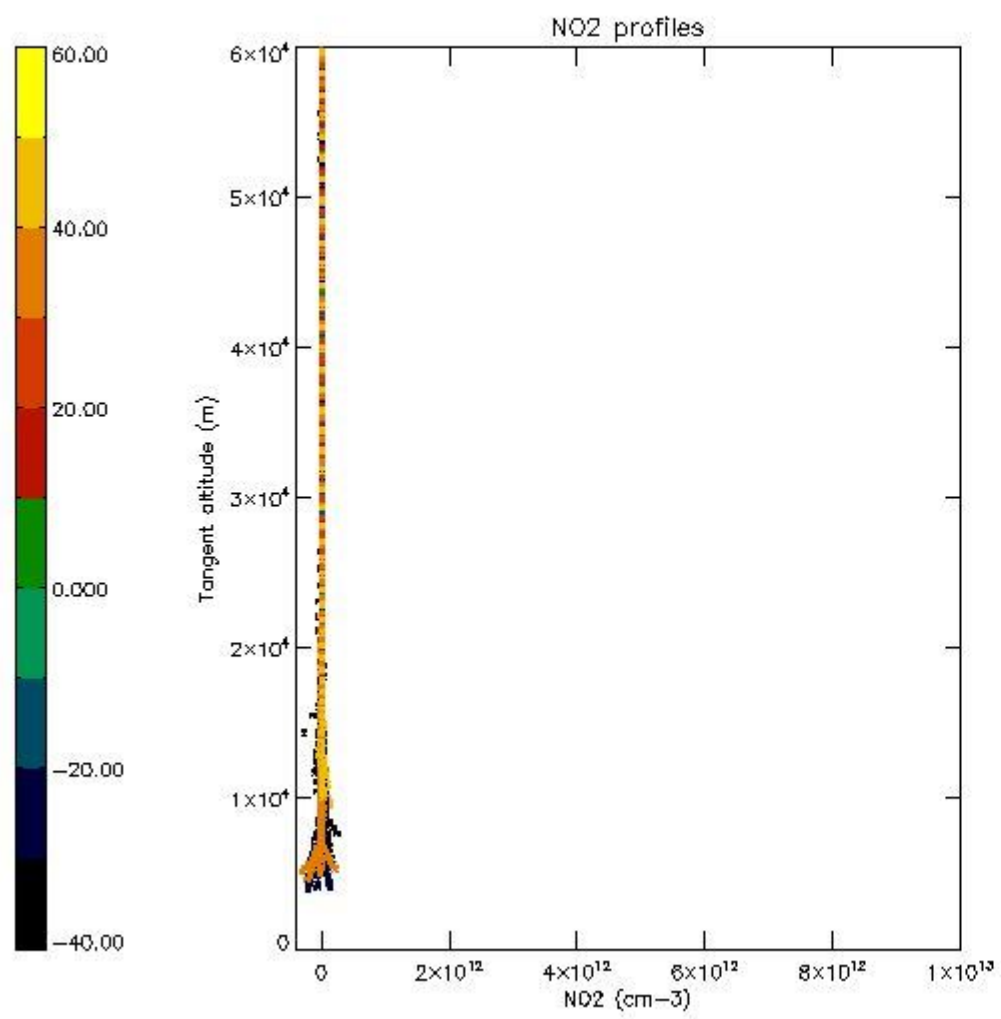
5.5 Plot ozone profiles where STD < 5% (dark without errors)

The colorbar represents the latitude.



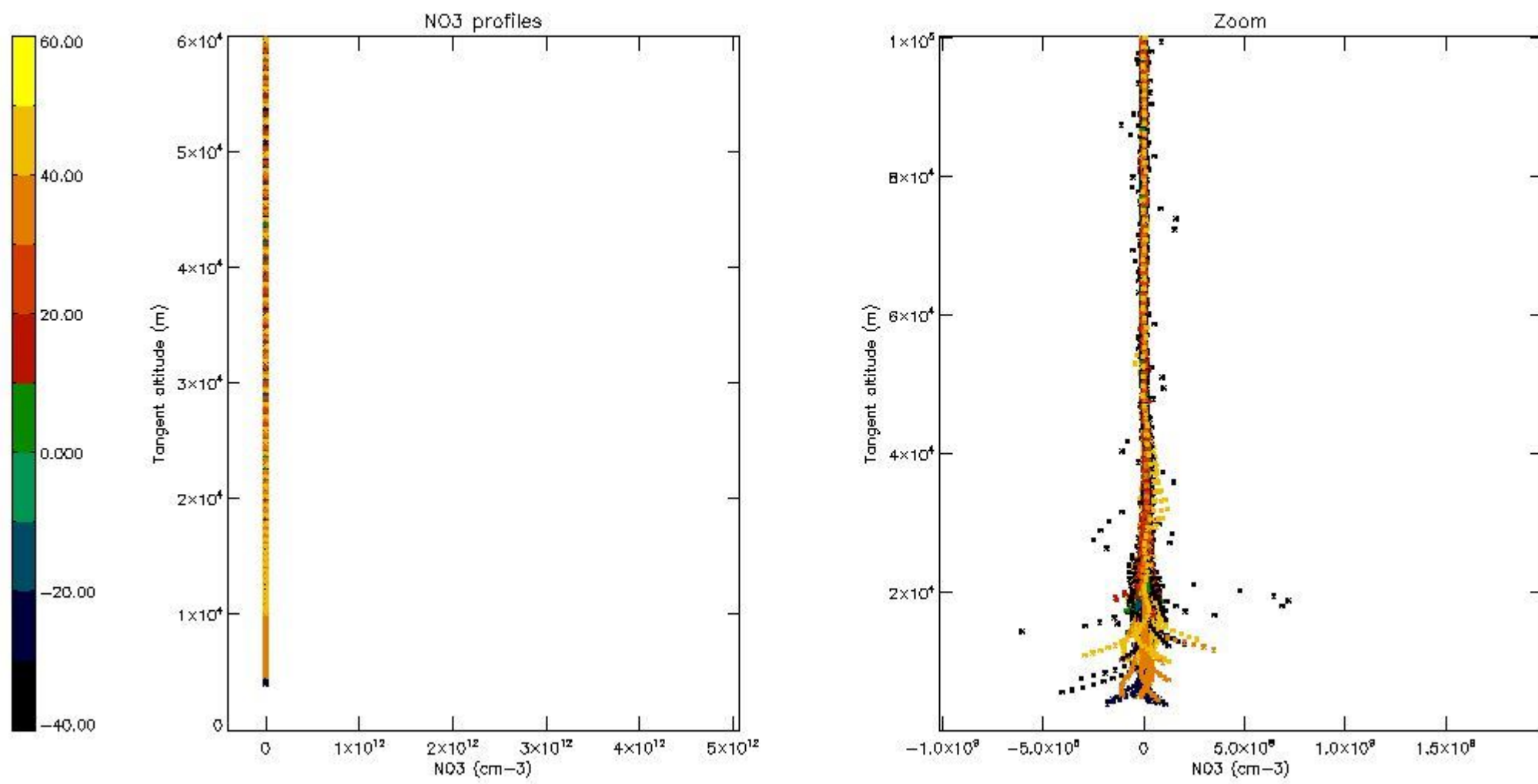
5.6 Plot NO₂ profiles for all STD (dark without errors)

The colorbar represents the latitude.



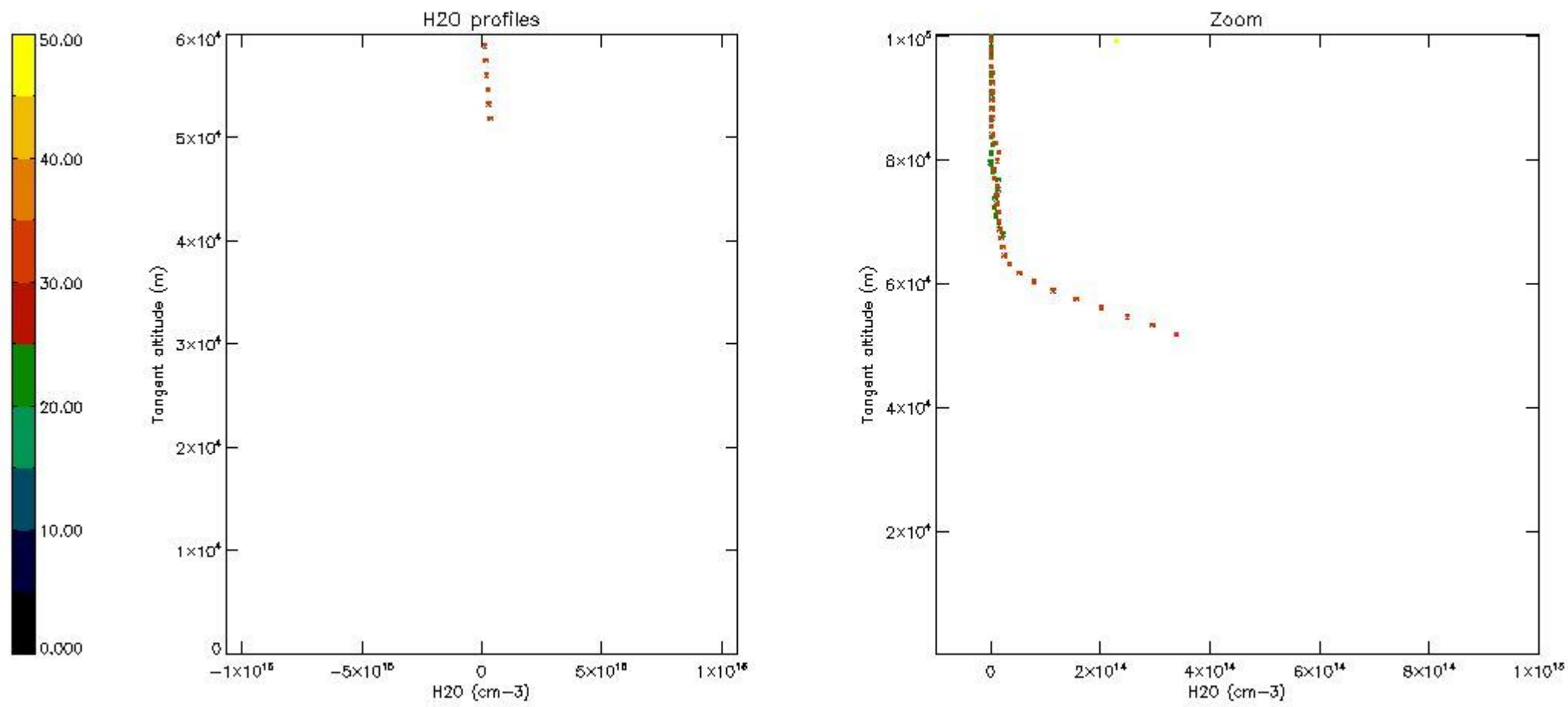
5.7 Plot NO3 profiles for all STD (dark without errors)

The colorbar represents the latitude.



5.8 Plot H₂O profiles for all STD (only for occultations of stars 1,2,3,4,13,14,16,26,63 dark without errors)

The colorbar represents the latitude.



6. Auxiliary Data Files used for the production reported in section 2

The number reported in the third column indicates since which file (see list in section 2) the corresponding auxiliary file has been used. The fourth column is the date of those product files.

Type	Auxiliary Filename	Used since product	Used since product date
INST_PHYS_CHARACTERISTICS	GOM_INS_AXNIEC20050627_150440_20020301_000000_20100101_000000	1	26-DEC-2002 00:00:44
LEVEL-2_PROC_CONFIG	GOM_PR2_AXVIEC20091111_152718_20020301_000000_20500101_000000	1	26-DEC-2002 00:00:44
CROSS_SECTIONS_FILE	GOM_CRS_AXVIEC20091111_154832_20020301_000000_20500101_000000	1	26-DEC-2002 00:00:44

GOMOS Level 2 Daily Report

SUMMARY

[1. General Info](#)

[2. Summary of processed GOM_NL_2P products](#)

[3. Level 2 Quality information per product](#)

[3.1 Plot of level 2 quality information per product \(time dependant\)](#)

[3.2 Plot of level 2 quality information per product \(world map\)](#)

[4. Level 1 Quality information per product \(stored on level 2 products\)](#)

[4.1 Plot of level 1 quality information per product \(time dependant\)](#)

[4.1.1 Plot of level 1 quality information per product \(time dependant\): ASCENDING](#)

[4.1.2 Plot of level 1 quality information per product \(time dependant\): DESCENDING](#)

[4.2 Plot of level 1 quality information per product \(world map\)](#)

[4.2.1 Plot of level 1 quality information per product \(world map\): ASCENDING](#)

[4.2.2 Plot of level 1 quality information per product \(world map\): DESCENDING](#)

[5. Ozone profiles based on quality statistics and other trace gas profiles](#)

[5.1 Ozone statistics based on quality of products](#)

[5.2 Plot ozone profiles for all STD \(dark without errors\)](#)

[5.3 Plot ozone profiles where STD < 20% \(dark without errors\)](#)

[5.4. Plot ozone profiles where STD < 10% \(dark without errors\)](#)

[5.5. Plot ozone profiles where STD < 5% \(dark without errors\)](#)

[5.6 Plot NO2 profiles for all STD \(dark without errors\)](#)

[5.7 Plot NO3 profiles for all STD \(dark without errors\)](#)

[5.8 Plot H2O profiles \(only for occultations of stars 1,2,3,4,13,14,16,26,63 dark without errors\) for all STD](#)

[6. Auxiliary Data Files used for the production reported in section 2](#)

This report presents the daily analysis on parameters extracted from GOMOS level 2 data (GOM_NL__2P). It is intended to monitor some important parameters that will impact the quality of these products. A list of level 2 products (and content) that have arrived during the reporting day to the PCF is also given.

Item	Value
Time of report generation	17APR2013 21:50:32
Data source version	GOMOS/6.01
Start time of products	26-12-2002 (26DEC2002 00:00:00)
Stop time of products	27-12-2002 (27DEC2002 00:00:00)
Store outputs in DB	Yes
Nb of level 2 prods	502
Nb of prods with errors	0

2. Summary of processed GOM_NL__2P products.

Nr	Filename	UTC Start time	Limb	Duration	Star Id	Star Name	Star Mag	Star Temp	Nb Meas	Orbit	Prod. error
1	GOM_NL__2PRFIN20021226_000044_00000542012_00231_04293_0600.N1	26-DEC-2002 00:00:44	Straylight	53.500	179	24Omi2CMa	3.0320	24000.	107	4293	No
2	GOM_NL__2PRFIN20021226_000310_000000472012_00231_04293_0601.N1	26-DEC-2002 00:03:10	Straylight	47.000	47	2Bet CMa	1.9760	28000.	94	4293	No
3	GOM_NL__2PRFIN20021226_000556_000000442012_00231_04293_0602.N1	26-DEC-2002 00:05:56	Straylight	43.500	56	53Kap Ori	2.0650	30000.	87	4293	No
4	GOM_NL__2PRFIN20021226_000729_000000412012_00231_04293_0603.N1	26-DEC-2002 00:07:29	Straylight	40.500	128	67Bet Eri	2.7840	9700.0	81	4293	No
5	GOM_NL__2PRFIN20021226_000847_000000452012_00231_04293_0604.N1	26-DEC-2002 00:08:47	Straylight	45.000	72	34Del Ori	2.2500	30000.	90	4293	No
6	GOM_NL__2PRFIN20021226_001112_000000582012_00231_04293_0605.N1	26-DEC-2002 00:11:12	Twilight_stray	58.000	14	58Alp Ori	0.87000	3000.0	116	4293	No
7	GOM_NL__2PRFIN20021226_001319_000000842012_00231_04293_0606.N1	26-DEC-2002 00:13:19	Bright	84.000	8	10Alp CMi	0.40000	6500.0	168	4293	No
8	GOM_NL__2PRFIN20021226_001616_000000372012_00231_04293_0607.N1	26-DEC-2002 00:16:16	Bright	36.500	146	25Eta Tau	2.8730	15200.	73	4293	No
9	GOM_NL__2PRFIN20021226_001818_000000362012_00231_04293_0608.N1	26-DEC-2002 00:18:18	Bright	35.500	150	44Zet Per	2.8900	28000.	71	4293	No
10	GOM_NL__2PRFIN20021226_002029_000000372012_00231_04293_0609.N1	26-DEC-2002 00:20:29	Bright	36.500	149	45Eps Per	2.8880	30000.	73	4293	No
11	GOM_NL__2PRFIN20021226_002217_000000462012_00231_04293_0610.N1	26-DEC-2002 00:22:17	Bright	45.500	6	13Alp Aur	0.080000	3400.0	91	4293	No
12	GOM_NL__2PRFIN20021226_002445_000000372012_00231_04293_0611.N1	26-DEC-2002 00:24:45	Bright	36.500	160	23Gam Per	2.9300	4700.0	73	4293	No
13	GOM_NL__2PRFIN20021226_002825_000000382012_00231_04293_0612.N1	26-DEC-2002 00:28:25	Bright	38.000	110	37Del Cas	2.6780	8900.0	76	4293	No
14	GOM_NL__2PRFIN20021226_003412_000000522012_00231_04293_0613.N1	26-DEC-2002 00:34:12	Bright	52.000	49	1Alp UMi	1.9900	6300.0	104	4293	No
15	GOM_NL__2PRFIN20021226_003848_000000432012_00231_04293_0614.N1	26-DEC-2002 00:38:48	Bright	43.000	60	7Bet UMi	2.0810	3950.0	86	4293	No
16	GOM_NL__2PRFIN20021226_004227_000000362012_00231_04293_0615.N1	26-DEC-2002 00:42:27	Bright	36.000	119	14Eta Dra	2.7270	4700.0	72	4293	No
17	GOM_NL__2PRFIN20021226_004414_000000362012_00231_04293_0616.N1	26-DEC-2002 00:44:14	Bright	36.000	69	33Gam Dra	2.2310	3800.0	72	4293	No
18	GOM_NL__2PRFIN20021226_004556_000000442012_00231_04293_0617.N1	26-DEC-2002 00:45:56	Bright	43.500	39	85Eta UMa	1.8540	24000.	87	4293	No
19	GOM_NL__2PRFIN20021226_004938_000000432012_00231_04293_0618.N1	26-DEC-2002 00:49:38	Bright	42.500	180	27Gam Boo	3.0400	8000.0	85	4293	No
20	GOM_NL__2PRFIN20021226_005308_000000422012_00231_04293_0619.N1	26-DEC-2002 00:53:08	Bright	41.500	83		2.3780	11000.	83	4293	No
21	GOM_NL__2PRFIN20021226_005653_000000522012_00231_04293_0620.N1	26-DEC-2002 00:56:53	Bright	51.500	111	8Eta Boo	2.6800	6000.0	103	4293	No
22	GOM_NL__2PRFIN20021226_010203_000000732012_00231_04293_0621.N1	26-DEC-2002 01:02:03	Twilight_stray	73.000	138	47Eps Vir	2.8280	4700.0	146	4293	No
23	GOM_NL__2PRFIN20021226_010538_000000452012_00231_04293_0622.N1	26-DEC-2002 01:05:38	Bright	44.500	122	9Alp2Lib	2.7470	9700.0	89	4293	No
24	GOM_NL__2PRFIN20021226_010802_000000572012_00231_04293_0623.N1	26-DEC-2002 01:08:02	Straylight	57.000	15	67Alp Vir	0.97600	28000.	114	4293	No
25	GOM_NL__2PRFIN20021226_011220_000000462012_00231_04293_0624.N1	26-DEC-2002 01:12:20	Dark	46.000	54	5The Cen	2.0550	4500.0	92	4293	No
26	GOM_NL__2PRFIN20021226_011400_000000412012_00231_04293_0625.N1	26-DEC-2002 01:14:00	Dark	41.000	78	Alp Lup	2.3040	28000.	82	4293	No
27	GOM_NL__2PRFIN20021226_011723_000000402012_00231_04293_0626.N1	26-DEC-2002 01:17:23	Dark	40.000	4	Alp1Cen	-0.010000	5800.0	80	4293	No
28	GOM_NL__2PRFIN20021226_012054_000000432012_00232_04294_0592.N1	26-DEC-2002 01:20:54	Dark	43.000	12	Alp1Cru	0.77500	30000.	86	4294	No
29	GOM_NL__2PRFIN20021226_012623_000000402012_00232_04294_0593.N1	26-DEC-2002 01:26:23	Dark	39.500	29	Bet Car	1.6720	10200.	79	4294	No
30	GOM_NL__2PRFIN20021226_012753_000000462012_00232_04294_0594.N1	26-DEC-2002 01:27:53	Dark	45.500	91	Kap Vel	2.4900	26000.	91	4294	No
31	GOM_NL__2PRFIN20021226_012922_000000462012_00232_04294_0595.N1	26-DEC-2002 01:29:22	Dark	45.500	46	Del Vel	1.9540	10600.	91	4294	No
32	GOM_NL__2PRFIN20021226_013216_000000492012_00232_04294_0596.N1	26-DEC-2002 01:32:16	Dark	49.000	34	Gam2Vel	1.7930	23000.	98	4294	No
33	GOM_NL__2PRFIN20021226_013428_000000522012_00232_04294_0597.N1	26-DEC-2002 01:34:28	Dark	51.500	70	Zet Pup	2.2460	39000.	103	4294	No
34	GOM_NL__2PRFIN20021226_013646_000000552012_00232_04294_0598.N1	26-DEC-2002 01:36:46	Dark	55.000	117	Pi Pup	2.7060	3800.0	110	4294	No
35	GOM_NL__2PRFIN20021226_013943_000000522012_00232_04294_0599.N1	26-DEC-2002 01:39:43	Straylight	51.500	23	21Eps CMa	1.5020	26000.	103	4294	No
36	GOM_NL__2PRFIN20021226_014121_000000522012_00232_04294_0600.N1	26-DEC-2002 01:41:21	Straylight	51.500	179	24Omi2CMa	3.0320	24000.	103	4294	No
37	GOM_NL__2PRFIN20021226_014346_000000472012_00232_04294_0601.N1	26-DEC-2002 01:43:46	Straylight	47.000	47	2Bet CMa	1.9760	28000.	94	4294	No
38	GOM_NL__2PRFIN20021226_014630_000000492012_00232_04294_0602.N1	26-DEC-2002 01:46:30	Straylight	48.500	56	53Kap Ori	2.0650	30000.	97	4294	No
39	GOM_NL__2PRFIN20021226_014805_000000432012_00232_04294_0603.N1	26-DEC-2002 01:48:05	Straylight	42.500	128	67Bet Eri	2.7840	9700.0	85	4294	No
40	GOM_NL__2PRFIN20021226_014924_000000452012_00232_04294_0604.N1	26-DEC-2002 01:49:24	Straylight	44.500	72	34Del Ori	2.2500	30000.	89	4294	No
41	GOM_NL__2PRFIN20021226_015149_000000572012_00232_04294_0605.N1	26-DEC-2002 01:51:49	Twilight_stray	56.500	14	58Alp Ori	0.87000	3000.0	113	4294	No
42	GOM_NL__2PRFIN20021226_015353_000001012012_00232_04294_0606.N1	26-DEC-2002 01:53:53	Bright	100.50	8	10Alp CMi	0.40000	6500.0	201	4294	No

43	GOM_NL__2PRFIN20021226_015652_000000362012_00232_04294_0607.N1	26-DEC-2002 01:56:52	Bright	36.000	146	25Eta Tau	2.8730	15200.	72	4294	No
44	GOM_NL__2PRFIN20021226_015854_000000362012_00232_04294_0608.N1	26-DEC-2002 01:58:54	Bright	36.000	150	44Zet Per	2.8900	28000.	72	4294	No
45	GOM_NL__2PRFIN20021226_020105_000000362012_00232_04294_0609.N1	26-DEC-2002 02:01:05	Bright	36.000	149	45Eps Per	2.8880	30000.	72	4294	No
46	GOM_NL__2PRFIN20021226_020252_000000442012_00232_04294_0610.N1	26-DEC-2002 02:02:52	Bright	44.000	6	13Alp Aur	0.080000	3400.0	88	4294	No
47	GOM_NL__2PRFIN20021226_020521_000000372012_00232_04294_0611.N1	26-DEC-2002 02:05:21	Bright	36.500	160	23Gam Per	2.9300	4700.0	73	4294	No
48	GOM_NL__2PRFIN20021226_020902_000000382012_00232_04294_0612.N1	26-DEC-2002 02:09:02	Bright	37.500	110	37Del Cas	2.6780	8900.0	75	4294	No
49	GOM_NL__2PRFIN20021226_021448_000000372012_00232_04294_0613.N1	26-DEC-2002 02:14:48	Bright	37.000	49	1Alp UMi	1.9900	6300.0	74	4294	No
50	GOM_NL__2PRFIN20021226_021926_000000412012_00232_04294_0614.N1	26-DEC-2002 02:19:26	Bright	40.500	60	7Bet UMi	2.0810	3950.0	81	4294	No
51	GOM_NL__2PRFIN20021226_022304_000000392012_00232_04294_0615.N1	26-DEC-2002 02:23:04	Bright	39.000	119	14Eta Dra	2.7270	4700.0	78	4294	No
52	GOM_NL__2PRFIN20021226_022450_000000382012_00232_04294_0616.N1	26-DEC-2002 02:24:50	Bright	38.000	69	33Gam Dra	2.2310	3800.0	76	4294	No
53	GOM_NL__2PRFIN20021226_022632_000000452012_00232_04294_0617.N1	26-DEC-2002 02:26:32	Bright	44.500	39	85Eta UMa	1.8540	24000.	89	4294	No
54	GOM_NL__2PRFIN20021226_023016_000000432012_00232_04294_0618.N1	26-DEC-2002 02:30:16	Bright	43.000	180	27Gam Boo	3.0400	8000.0	86	4294	No
55	GOM_NL__2PRFIN20021226_023345_000000422012_00232_04294_0619.N1	26-DEC-2002 02:33:45	Bright	42.000	83		2.3780	11000.	84	4294	No
56	GOM_NL__2PRFIN20021226_023729_000000512012_00232_04294_0620.N1	26-DEC-2002 02:37:29	Bright	50.500	111	8Eta Boo	2.6800	6000.0	101	4294	No
57	GOM_NL__2PRFIN20021226_024239_000000772012_00232_04294_0621.N1	26-DEC-2002 02:42:39	Twi_and_stray	77.000	138	47Eps Vir	2.8280	4700.0	154	4294	No
58	GOM_NL__2PRFIN20021226_024615_000000452012_00232_04294_0622.N1	26-DEC-2002 02:46:15	Bright	44.500	122	9Alp2Lib	2.7470	9700.0	89	4294	No
59	GOM_NL__2PRFIN20021226_024839_000000642012_00232_04294_0623.N1	26-DEC-2002 02:48:39	Straylight	63.500	15	67Alp Vir	0.97600	28000.	127	4294	No
60	GOM_NL__2PRFIN20021226_025257_000000532012_00232_04294_0624.N1	26-DEC-2002 02:52:57	Dark	52.500	54	5The Cen	2.0550	4500.0	105	4294	No
61	GOM_NL__2PRFIN20021226_025436_000000392012_00232_04294_0625.N1	26-DEC-2002 02:54:36	Dark	38.500	78	Alp Lup	2.3040	28000.	77	4294	No
62	GOM_NL__2PRFIN20021226_025759_000000502012_00232_04294_0626.N1	26-DEC-2002 02:57:59	Dark	50.000	4	Alp1Cen	-0.010000	5800.0	100	4294	No
63	GOM_NL__2PRFIN20021226_030131_000000422012_00233_04295_0592.N1	26-DEC-2002 03:01:31	Dark	41.500	12	Alp1Cru	0.77500	30000.	83	4295	No
64	GOM_NL__2PRFIN20021226_030659_000000402012_00233_04295_0593.N1	26-DEC-2002 03:06:59	Dark	39.500	29	Bet Car	1.6720	10200.	79	4295	No
65	GOM_NL__2PRFIN20021226_030831_000000432012_00233_04295_0594.N1	26-DEC-2002 03:08:31	Dark	43.000	91	Kap Vel	2.4900	26000.	86	4295	No
66	GOM_NL__2PRFIN20021226_031000_000000442012_00233_04295_0595.N1	26-DEC-2002 03:10:00	Dark	44.000	46	Del Vel	1.9540	10600.	88	4295	No
67	GOM_NL__2PRFIN20021226_031253_000000462012_00233_04295_0596.N1	26-DEC-2002 03:12:53	Dark	45.500	34	Gam2Vel	1.7930	23000.	91	4295	No
68	GOM_NL__2PRFIN20021226_031504_000000502012_00233_04295_0597.N1	26-DEC-2002 03:15:04	Dark	50.000	70	Zet Pup	2.2460	39000.	100	4295	No
69	GOM_NL__2PRFIN20021226_031722_000000492012_00233_04295_0598.N1	26-DEC-2002 03:17:22	Dark	48.500	117	Pi Pup	2.7060	3800.0	97	4295	No
70	GOM_NL__2PRFIN20021226_032020_000000522012_00233_04295_0599.N1	26-DEC-2002 03:20:20	Straylight	51.500	23	21Eps CMa	1.5020	26000.	103	4295	No
71	GOM_NL__2PRFIN20021226_032157_000000502012_00233_04295_0600.N1	26-DEC-2002 03:21:57	Straylight	50.000	179	24Omi2CMa	3.0320	24000.	100	4295	No
72	GOM_NL__2PRFIN20021226_032435_000000582012_00233_04295_0601.N1	26-DEC-2002 03:24:35	Straylight	57.500	1	9Alp CMa	-1.4400	11000.	115	4295	No
73	GOM_NL__2PRFIN20021226_032745_000000532012_00233_04295_0602.N1	26-DEC-2002 03:27:45	Straylight	52.500	7	19Bet Ori	0.10000	14000.	105	4295	No
74	GOM_NL__2PRFIN20021226_032941_000000512012_00233_04295_0603.N1	26-DEC-2002 03:29:41	Straylight	50.500	30	46Eps Ori	1.6940	30000.	101	4295	No
75	GOM_NL__2PRFIN20021226_033158_000000472012_00233_04295_0604.N1	26-DEC-2002 03:31:58	Twi_and_stray	46.500	27	24Gam Ori	1.6360	26000.	93	4295	No
76	GOM_NL__2PRFIN20021226_033428_000000872012_00233_04295_0605.N1	26-DEC-2002 03:34:28	Bright	86.500	8	10Alp CMi	0.40000	6500.0	173	4295	No
77	GOM_NL__2PRFIN20021226_033728_000000372012_00233_04295_0606.N1	26-DEC-2002 03:37:28	Bright	37.000	146	25Eta Tau	2.8730	15200.	74	4295	No
78	GOM_NL__2PRFIN20021226_033938_000000412012_00233_04295_0607.N1	26-DEC-2002 03:39:38	Bright	41.000	114	3Iot Aur	2.6930	4600.0	82	4295	No
79	GOM_NL__2PRFIN20021226_034141_000000372012_00233_04295_0608.N1	26-DEC-2002 03:41:41	Bright	36.500	149	45Eps Per	2.8880	30000.	73	4295	No
80	GOM_NL__2PRFIN20021226_034326_000000452012_00233_04295_0609.N1	26-DEC-2002 03:43:26	Bright	44.500	6	13Alp Aur	0.080000	3400.0	89	4295	No
81	GOM_NL__2PRFIN20021226_034557_000000372012_00233_04295_0610.N1	26-DEC-2002 03:45:57	Bright	36.500	160	23Gam Per	2.9300	4700.0	73	4295	No
82	GOM_NL__2PRFIN20021226_034938_000000372012_00233_04295_0611.N1	26-DEC-2002 03:49:38	Bright	37.000	110	37Del Cas	2.6780	8900.0	74	4295	No
83	GOM_NL__2PRFIN20021226_035524_000000372012_00233_04295_0612.N1	26-DEC-2002 03:55:24	Bright	37.000	49	1Alp UMi	1.9900	6300.0	74	4295	No
84	GOM_NL__2PRFIN20021226_040002_000000422012_00233_04295_0613.N1	26-DEC-2002 04:00:02	Bright	42.000	60	7Bet UMi	2.0810	3950.0	84	4295	No
85	GOM_NL__2PRFIN20021226_040340_000000392012_00233_04295_0614.N1	26-DEC-2002 04:03:40	Bright	38.500	119	14Eta Dra	2.7270	4700.0	77	4295	No
86	GOM_NL__2PRFIN20021226_040526_000000402012_00233_04295_0615.N1	26-DEC-2002 04:05:26	Bright	39.500	69	33Gam Dra	2.2310	3800.0	79	4295	No
87	GOM_NL__2PRFIN20021226_040705_000000472012_00233_04295_0616.N1	26-DEC-2002 04:07:05	Bright	47.000	39	85Eta UMa	1.8540	24000.	94	4295	No
88	GOM_NL__2PRFIN20021226_041052_000000422012_00233_04295_0617.N1	26-DEC-2002 04:10:52	Bright	42.000	180	27Gam Boo	3.0400	8000.0	84	4295	No
89	GOM_NL__2PRFIN20021226_041418_000000452012_00233_04295_0618.N1	26-DEC-2002 04:14:18	Bright	44.500	83		2.3780	11000.	89	4295	No
90	GOM_NL__2PRFIN20021226_041804_000000692012_00233_04295_0619.N1	26-DEC-2002 04:18:04	Bright	69.000	111	8Eta Boo	2.6800	6000.0	138	4295	No
91	GOM_NL__2PRFIN20021226_042316_000000722012_00233_04295_0620.N1	26-DEC-2002 04:23:16	Twi_and_stray	72.000	138	47Eps Vir	2.8280	4700.0	144	4295	No
92	GOM_NL__2PRFIN20021226_042651_000000452012_00233_04295_0621.N1	26-DEC-2002 04:26:51	Bright	44.500	122	9Alp2Lib	2.7470	9700.0	89	4295	No
93	GOM_NL__2PRFIN20021226_042917_000000622012_00233_04295_0622.N1	26-DEC-2002 04:29:17	Straylight	62.000	15	67Alp Vir	0.97600	28000.	124	4295	No
94	GOM_NL__2PRFIN20021226_043334_000000462012_00233_04295_0623.N1	26-DEC-2002 04:33:34	Dark	46.000	54	5The Cen	2.0550	4500.0	92	4295	No
95	GOM_NL__2PRFIN20021226_043513_000000412012_00233_04295_0624.N1	26-DEC-2002 04:35:13	Dark	40.500	78	Alp Lup	2.3040	28000.	81	4295	No
96	GOM_NL__2PRFIN20021226_043627_000000412012_00233_04295_0625.N1	26-DEC-2002 04:36:27	Dark	41.000	95	Zet Cen	2.5450	26000.	82	4295	No
97	GOM_NL__2PRFIN20021226_043836_000000522012_00233_04295_0626.N1	26-DEC-2002 04:38:36	Dark	52.000	4	Alp1Cen	-0.010000	5800.0	104	4295	No
98	GOM_NL__2PRFIN20021226_044207_000000512012_00234_04296_0608.N1	26-DEC-2002 04:42:07	Dark	51.000	12	Alp1Cru	0.77500	30000.	102	4296	No
99	GOM_NL__2PRFIN20021226_044736_000000402012_00234_04296_0609.N1	26-DEC-2002 04:47:36	Dark	39.500	29	Bet Car	1.6720	10200.	79	4296	No
100	GOM_NL__2PRFIN20021226_044907_000000442012_00234_04296_0610.N1	26-DEC-2002 04:49:07	Dark	43.500	91	Kap Vel	2.4900	26000.	87	4296	No
101	GOM_NL__2PRFIN20021226_045035_000000532012_00234_04296_0611.N1	26-DEC-2002 04:50:35	Dark	52.500	46	Del Vel	1.9540	10600.	105	4296	No

102	GOM_NL__2PRFIN20021226_045329_000000462012_00234_04296_0612.N1	26-DEC-2002 04:53:29	Dark	46.000	34	Gam2Vel	1.7930	23000.	92	4296	No
103	GOM_NL__2PRFIN20021226_045538_000000522012_00234_04296_0613.N1	26-DEC-2002 04:55:38	Dark	52.000	70	Zet Pup	2.2460	39000.	104	4296	No
104	GOM_NL__2PRFIN20021226_045759_000000522012_00234_04296_0614.N1	26-DEC-2002 04:57:59	Dark	51.500	117	Pi Pup	2.7060	3800.0	103	4296	No
105	GOM_NL__2PRFIN20021226_050055_000000532012_00234_04296_0615.N1	26-DEC-2002 05:00:55	Straylight	53.000	23	21Eps CMa	1.5020	26000.	106	4296	No
106	GOM_NL__2PRFIN20021226_050233_000000512012_00234_04296_0616.N1	26-DEC-2002 05:02:33	Straylight	51.000	179	24Omi2CMa	3.0320	24000.	102	4296	No
107	GOM_NL__2PRFIN20021226_050511_000000632012_00234_04296_0617.N1	26-DEC-2002 05:05:11	Straylight	63.000	1	9Alp CMa	-1.4400	11000.	126	4296	No
108	GOM_NL__2PRFIN20021226_050820_000000532012_00234_04296_0618.N1	26-DEC-2002 05:08:20	Straylight	53.000	7	19Bet Ori	0.10000	14000.	106	4296	No
109	GOM_NL__2PRFIN20021226_051018_000000462012_00234_04296_0619.N1	26-DEC-2002 05:10:18	Straylight	46.000	30	46Eps Ori	1.6940	30000.	92	4296	No
110	GOM_NL__2PRFIN20021226_051233_000000472012_00234_04296_0620.N1	26-DEC-2002 05:12:33	Tw_i_and_stray	47.000	27	24Gam Ori	1.6360	26000.	94	4296	No
111	GOM_NL__2PRFIN20021226_051503_000001032012_00234_04296_0621.N1	26-DEC-2002 05:15:03	Bright	103.00	8	10Alp CMi	0.40000	6500.0	206	4296	No
112	GOM_NL__2PRFIN20021226_051804_000000372012_00234_04296_0622.N1	26-DEC-2002 05:18:04	Bright	37.000	146	25Eta Tau	2.8730	15200.	74	4296	No
113	GOM_NL__2PRFIN20021226_052015_000000412012_00234_04296_0623.N1	26-DEC-2002 05:20:15	Bright	40.500	114	3Iot Aur	2.6930	4600.0	81	4296	No
114	GOM_NL__2PRFIN20021226_052217_000000362012_00234_04296_0624.N1	26-DEC-2002 05:22:17	Bright	36.000	149	45Eps Per	2.8880	30000.	72	4296	No
115	GOM_NL__2PRFIN20021226_052403_000000442012_00234_04296_0625.N1	26-DEC-2002 05:24:03	Bright	43.500	6	13Alp Aur	0.080000	3400.0	87	4296	No
116	GOM_NL__2PRFIN20021226_052634_000000372012_00234_04296_0626.N1	26-DEC-2002 05:26:34	Bright	36.500	160	23Gam Per	2.9300	4700.0	73	4296	No
117	GOM_NL__2PRFIN20021226_053014_000000382012_00234_04296_0627.N1	26-DEC-2002 05:30:14	Bright	37.500	110	37Del Cas	2.6780	8900.0	75	4296	No
118	GOM_NL__2PRFIN20021226_053603_000000382012_00234_04296_0628.N1	26-DEC-2002 05:36:03	Bright	38.000	49	1Alp UMi	1.9900	6300.0	76	4296	No
119	GOM_NL__2PRFIN20021226_054038_000000402012_00234_04296_0629.N1	26-DEC-2002 05:40:38	Bright	40.000	60	7Bet UMi	2.0810	3950.0	80	4296	No
120	GOM_NL__2PRFIN20021226_054416_000000362012_00234_04296_0630.N1	26-DEC-2002 05:44:16	Bright	36.000	119	14Eta Dra	2.7270	4700.0	72	4296	No
121	GOM_NL__2PRFIN20021226_054603_000000352012_00234_04296_0631.N1	26-DEC-2002 05:46:03	Bright	35.000	69	33Gam Dra	2.2310	3800.0	70	4296	No
122	GOM_NL__2PRFIN20021226_054741_000000482012_00234_04296_0632.N1	26-DEC-2002 05:47:41	Bright	48.000	39	85Eta UMa	1.8540	24000.	96	4296	No
123	GOM_NL__2PRFIN20021226_055128_000000422012_00234_04296_0633.N1	26-DEC-2002 05:51:28	Bright	41.500	180	27Gam Boo	3.0400	8000.0	83	4296	No
124	GOM_NL__2PRFIN20021226_055454_000000442012_00234_04296_0634.N1	26-DEC-2002 05:54:54	Bright	43.500	83		2.3780	11000.	87	4296	No
125	GOM_NL__2PRFIN20021226_055840_000000522012_00234_04296_0635.N1	26-DEC-2002 05:58:40	Bright	52.000	111	8Eta Boo	2.6800	6000.0	104	4296	No
126	GOM_NL__2PRFIN20021226_060354_000000792012_00234_04296_0636.N1	26-DEC-2002 06:03:54	Tw_i_and_stray	78.500	138	47Eps Vir	2.8280	4700.0	157	4296	No
127	GOM_NL__2PRFIN20021226_060727_000000452012_00234_04296_0637.N1	26-DEC-2002 06:07:27	Bright	45.000	122	9Alp2Lib	2.7470	9700.0	90	4296	No
128	GOM_NL__2PRFIN20021226_060953_000000622012_00234_04296_0638.N1	26-DEC-2002 06:09:53	Straylight	61.500	15	67Alp Vir	0.97600	28000.	123	4296	No
129	GOM_NL__2PRFIN20021226_061411_000000482012_00234_04296_0639.N1	26-DEC-2002 06:14:11	Dark	47.500	54	5The Cen	2.0550	4500.0	95	4296	No
130	GOM_NL__2PRFIN20021226_061549_000000432012_00234_04296_0640.N1	26-DEC-2002 06:15:49	Dark	42.500	78	Alp Lup	2.3040	28000.	85	4296	No
131	GOM_NL__2PRFIN20021226_061704_000000412012_00234_04296_0641.N1	26-DEC-2002 06:17:04	Dark	41.000	95	Zet Cen	2.5450	26000.	82	4296	No
132	GOM_NL__2PRFIN20021226_061912_000000472012_00234_04296_0642.N1	26-DEC-2002 06:19:12	Dark	47.000	4	Alp1Cen	-0.010000	5800.0	94	4296	No
133	GOM_NL__2PRFIN20021226_062243_000000512012_00235_04297_0592.N1	26-DEC-2002 06:22:43	Dark	50.500	12	Alp1Cru	0.77500	30000.	101	4297	No
134	GOM_NL__2PRFIN20021226_062812_000000412012_00235_04297_0593.N1	26-DEC-2002 06:28:12	Dark	40.500	29	Bet Car	1.6720	10200.	81	4297	No
135	GOM_NL__2PRFIN20021226_062944_000000442012_00235_04297_0594.N1	26-DEC-2002 06:29:44	Dark	44.000	91	Kap Vel	2.4900	26000.	88	4297	No
136	GOM_NL__2PRFIN20021226_063112_000000492012_00235_04297_0595.N1	26-DEC-2002 06:31:12	Dark	48.500	46	Del Vel	1.9540	10600.	97	4297	No
137	GOM_NL__2PRFIN20021226_063403_000000522012_00235_04297_0596.N1	26-DEC-2002 06:34:03	Dark	51.500	34	Gam2Vel	1.7930	23000.	103	4297	No
138	GOM_NL__2PRFIN20021226_063617_000000522012_00235_04297_0597.N1	26-DEC-2002 06:36:17	Dark	52.000	70	Zet Pup	2.2460	39000.	104	4297	No
139	GOM_NL__2PRFIN20021226_063835_000000512012_00235_04297_0598.N1	26-DEC-2002 06:38:35	Dark	51.000	117	Pi Pup	2.7060	3800.0	102	4297	No
140	GOM_NL__2PRFIN20021226_064132_000000502012_00235_04297_0599.N1	26-DEC-2002 06:41:32	Straylight	49.500	23	21Eps CMa	1.5020	26000.	99	4297	No
141	GOM_NL__2PRFIN20021226_064310_000000502012_00235_04297_0600.N1	26-DEC-2002 06:43:10	Straylight	49.500	179	24Omi2CMa	3.0320	24000.	99	4297	No
142	GOM_NL__2PRFIN20021226_064547_000000632012_00235_04297_0601.N1	26-DEC-2002 06:45:47	Straylight	63.000	1	9Alp CMa	-1.4400	11000.	126	4297	No
143	GOM_NL__2PRFIN20021226_064857_000000522012_00235_04297_0602.N1	26-DEC-2002 06:48:57	Straylight	52.000	7	19Bet Ori	0.10000	14000.	104	4297	No
144	GOM_NL__2PRFIN20021226_065054_000000472012_00235_04297_0603.N1	26-DEC-2002 06:50:54	Straylight	47.000	30	46Eps Ori	1.6940	30000.	94	4297	No
145	GOM_NL__2PRFIN20021226_065309_000000462012_00235_04297_0604.N1	26-DEC-2002 06:53:09	Tw_i_and_stray	46.000	27	24Gam Ori	1.6360	26000.	92	4297	No
146	GOM_NL__2PRFIN20021226_065538_000001022012_00235_04297_0605.N1	26-DEC-2002 06:55:38	Bright	101.50	8	10Alp CMi	0.40000	6500.0	203	4297	No
147	GOM_NL__2PRFIN20021226_065840_000000382012_00235_04297_0606.N1	26-DEC-2002 06:58:40	Bright	38.000	146	25Eta Tau	2.8730	15200.	76	4297	No
148	GOM_NL__2PRFIN20021226_070050_000000422012_00235_04297_0607.N1	26-DEC-2002 07:00:50	Bright	41.500	114	3Iot Aur	2.6930	4600.0	83	4297	No
149	GOM_NL__2PRFIN20021226_070254_000000382012_00235_04297_0608.N1	26-DEC-2002 07:02:54	Bright	38.000	149	45Eps Per	2.8880	30000.	76	4297	No
150	GOM_NL__2PRFIN20021226_070439_000000442012_00235_04297_0609.N1	26-DEC-2002 07:04:39	Bright	44.000	6	13Alp Aur	0.080000	3400.0	88	4297	No
151	GOM_NL__2PRFIN20021226_070710_000000372012_00235_04297_0610.N1	26-DEC-2002 07:07:10	Bright	36.500	160	23Gam Per	2.9300	4700.0	73	4297	No
152	GOM_NL__2PRFIN20021226_071051_000000382012_00235_04297_0611.N1	26-DEC-2002 07:10:51	Bright	38.000	110	37Del Cas	2.6780	8900.0	76	4297	No
153	GOM_NL__2PRFIN20021226_071639_000000362012_00235_04297_0612.N1	26-DEC-2002 07:16:39	Bright	35.500	49	1Alp UMi	1.9900	6300.0	71	4297	No
154	GOM_NL__2PRFIN20021226_072114_000000402012_00235_04297_0613.N1	26-DEC-2002 07:21:14	Bright	39.500	60	7Bet UMi	2.0810	3950.0	79	4297	No
155	GOM_NL__2PRFIN20021226_072452_000000382012_00235_04297_0614.N1	26-DEC-2002 07:24:52	Bright	37.500	119	14Eta Dra	2.7270	4700.0	75	4297	No
156	GOM_NL__2PRFIN20021226_072639_000000392012_00235_04297_0615.N1	26-DEC-2002 07:26:39	Bright	38.500	69	33Gam Dra	2.2310	3800.0	77	4297	No
157	GOM_NL__2PRFIN20021226_072819_000000452012_00235_04297_0616.N1	26-DEC-2002 07:28:19	Bright	44.500	39	85Eta UMa	1.8540	24000.	89	4297	No
158	GOM_NL__2PRFIN20021226_073204_000000422012_00235_04297_0617.N1	26-DEC-2002 07:32:04	Bright	42.000	180	27Gam Boo	3.0400	8000.0	84	4297	No
159	GOM_NL__2PRFIN20021226_073532_000000582012_00235_04297_0618.N1	26-DEC-2002 07:35:32	Bright	58.000	83		2.3780	11000.	116	4297	No
160	GOM_NL__2PRFIN20021226_073919_000000522012_00235_04297_0619.N1	26-DEC-2002 07:39:19	Bright	51.500	111	8Eta Boo	2.6800	6000.0	103	4297	No

161	GOM_NL__2PRFIN20021226_074431_000000782012_00235_04297_0620.N1	26-DEC-2002 07:44:31	Twilight	78.000	138	47Eps Vir	2.8280	4700.0	156	4297	No
162	GOM_NL__2PRFIN20021226_074804_000000442012_00235_04297_0621.N1	26-DEC-2002 07:48:04	Bright	44.000	122	9Alp2Lib	2.7470	9700.0	88	4297	No
163	GOM_NL__2PRFIN20021226_075031_000000602012_00235_04297_0622.N1	26-DEC-2002 07:50:31	Straylight	59.500	15	67Alp Vir	0.97600	28000.	119	4297	No
164	GOM_NL__2PRFIN20021226_075447_000000462012_00235_04297_0623.N1	26-DEC-2002 07:54:47	Dark	46.000	54	5The Cen	2.0550	4500.0	92	4297	No
165	GOM_NL__2PRFIN20021226_075626_000000402012_00235_04297_0624.N1	26-DEC-2002 07:56:26	Dark	40.000	78	Alp Lup	2.3040	28000.	80	4297	No
166	GOM_NL__2PRFIN20021226_075740_000000422012_00235_04297_0625.N1	26-DEC-2002 07:57:40	Dark	42.000	95	Zet Cen	2.5450	26000.	84	4297	No
167	GOM_NL__2PRFIN20021226_075948_000000442012_00235_04297_0626.N1	26-DEC-2002 07:59:48	Dark	44.000	4	Alp1Cen	-0.010000	5800.0	88	4297	No
168	GOM_NL__2PRFIN20021226_080320_000000462012_00236_04298_0592.N1	26-DEC-2002 08:03:20	Dark	45.500	12	Alp1Cru	0.77500	30000.	91	4298	No
169	GOM_NL__2PRFIN20021226_080848_000000412012_00236_04298_0593.N1	26-DEC-2002 08:08:48	Dark	41.000	29	Bet Car	1.6720	10200.	82	4298	No
170	GOM_NL__2PRFIN20021226_081020_000000462012_00236_04298_0594.N1	26-DEC-2002 08:10:20	Dark	46.000	91	Kap Vel	2.4900	26000.	92	4298	No
171	GOM_NL__2PRFIN20021226_081147_000000532012_00236_04298_0595.N1	26-DEC-2002 08:11:47	Dark	52.500	46	Del Vel	1.9540	10600.	105	4298	No
172	GOM_NL__2PRFIN20021226_081440_000000492012_00236_04298_0596.N1	26-DEC-2002 08:14:40	Dark	48.500	34	Gam2Vel	1.7930	23000.	97	4298	No
173	GOM_NL__2PRFIN20021226_081652_000000512012_00236_04298_0597.N1	26-DEC-2002 08:16:52	Dark	51.000	70	Zet Pup	2.2460	39000.	102	4298	No
174	GOM_NL__2PRFIN20021226_081912_000000532012_00236_04298_0598.N1	26-DEC-2002 08:19:12	Dark	52.500	117	Pi Pup	2.7060	3800.0	105	4298	No
175	GOM_NL__2PRFIN20021226_082208_000000552012_00236_04298_0599.N1	26-DEC-2002 08:22:08	Straylight	54.500	23	21Eps CMa	1.5020	26000.	109	4298	No
176	GOM_NL__2PRFIN20021226_082345_000000502012_00236_04298_0600.N1	26-DEC-2002 08:23:45	Straylight	49.500	179	24Omi2CMa	3.0320	24000.	99	4298	No
177	GOM_NL__2PRFIN20021226_082623_000000562012_00236_04298_0601.N1	26-DEC-2002 08:26:23	Straylight	56.000	1	9Alp CMa	-1.4400	11000.	112	4298	No
178	GOM_NL__2PRFIN20021226_082933_000000472012_00236_04298_0602.N1	26-DEC-2002 08:29:33	Straylight	46.500	7	19Bet Ori	0.10000	14000.	93	4298	No
179	GOM_NL__2PRFIN20021226_083130_000000472012_00236_04298_0603.N1	26-DEC-2002 08:31:30	Straylight	46.500	30	46Eps Ori	1.6940	30000.	93	4298	No
180	GOM_NL__2PRFIN20021226_083344_000000442012_00236_04298_0604.N1	26-DEC-2002 08:33:44	Twilight	44.000	27	24Gam Ori	1.6360	26000.	88	4298	No
181	GOM_NL__2PRFIN20021226_083613_000000982012_00236_04298_0605.N1	26-DEC-2002 08:36:13	Bright	98.000	8	10Alp CMi	0.40000	6500.0	196	4298	No
182	GOM_NL__2PRFIN20021226_083917_000000372012_00236_04298_0606.N1	26-DEC-2002 08:39:17	Bright	37.000	146	25Eta Tau	2.8730	15200.	74	4298	No
183	GOM_NL__2PRFIN20021226_084127_000000412012_00236_04298_0607.N1	26-DEC-2002 08:41:27	Bright	40.500	114	3lot Aur	2.6930	4600.0	81	4298	No
184	GOM_NL__2PRFIN20021226_084329_000000382012_00236_04298_0608.N1	26-DEC-2002 08:43:29	Bright	38.000	149	45Eps Per	2.8880	30000.	76	4298	No
185	GOM_NL__2PRFIN20021226_084515_000000452012_00236_04298_0609.N1	26-DEC-2002 08:45:15	Bright	44.500	6	13Alp Aur	0.080000	3400.0	89	4298	No
186	GOM_NL__2PRFIN20021226_084746_000000362012_00236_04298_0610.N1	26-DEC-2002 08:47:46	Bright	35.500	160	23Gam Per	2.9300	4700.0	71	4298	No
187	GOM_NL__2PRFIN20021226_085127_000000372012_00236_04298_0611.N1	26-DEC-2002 08:51:27	Bright	37.000	110	37Del Cas	2.6780	8900.0	74	4298	No
188	GOM_NL__2PRFIN20021226_085714_000000382012_00236_04298_0612.N1	26-DEC-2002 08:57:14	Bright	38.000	49	1Alp UMi	1.9900	6300.0	76	4298	No
189	GOM_NL__2PRFIN20021226_090150_000000402012_00236_04298_0613.N1	26-DEC-2002 09:01:50	Bright	39.500	60	7Bet UMi	2.0810	3950.0	79	4298	No
190	GOM_NL__2PRFIN20021226_090529_000000372012_00236_04298_0614.N1	26-DEC-2002 09:05:29	Bright	37.000	119	14Eta Dra	2.7270	4700.0	74	4298	No
191	GOM_NL__2PRFIN20021226_090715_000000522012_00236_04298_0615.N1	26-DEC-2002 09:07:15	Bright	52.000	69	33Gam Dra	2.2310	3800.0	104	4298	No
192	GOM_NL__2PRFIN20021226_090855_000000452012_00236_04298_0616.N1	26-DEC-2002 09:08:55	Bright	45.000	39	85Eta UMa	1.8540	24000.	90	4298	No
193	GOM_NL__2PRFIN20021226_091241_000000422012_00236_04298_0617.N1	26-DEC-2002 09:12:41	Bright	41.500	180	27Gam Boo	3.0400	8000.0	83	4298	No
194	GOM_NL__2PRFIN20021226_091608_000000432012_00236_04298_0618.N1	26-DEC-2002 09:16:08	Bright	43.000	83		2.3780	11000.	86	4298	No
195	GOM_NL__2PRFIN20021226_091956_000000512012_00236_04298_0619.N1	26-DEC-2002 09:19:56	Bright	50.500	111	8Eta Boo	2.6800	6000.0	101	4298	No
196	GOM_NL__2PRFIN20021226_092508_000000772012_00236_04298_0620.N1	26-DEC-2002 09:25:08	Twilight	77.000	138	47Eps Vir	2.8280	4700.0	154	4298	No
197	GOM_NL__2PRFIN20021226_092841_000000432012_00236_04298_0621.N1	26-DEC-2002 09:28:41	Bright	43.000	122	9Alp2Lib	2.7470	9700.0	86	4298	No
198	GOM_NL__2PRFIN20021226_093107_000000612012_00236_04298_0622.N1	26-DEC-2002 09:31:07	Straylight	61.000	15	67Alp Vir	0.97600	28000.	122	4298	No
199	GOM_NL__2PRFIN20021226_093524_000000472012_00236_04298_0623.N1	26-DEC-2002 09:35:24	Dark	46.500	54	5The Cen	2.0550	4500.0	93	4298	No
200	GOM_NL__2PRFIN20021226_093702_000000402012_00236_04298_0624.N1	26-DEC-2002 09:37:02	Dark	40.000	78	Alp Lup	2.3040	28000.	80	4298	No
201	GOM_NL__2PRFIN20021226_093817_000000422012_00236_04298_0625.N1	26-DEC-2002 09:38:17	Dark	42.000	95	Zet Cen	2.5450	26000.	84	4298	No
202	GOM_NL__2PRFIN20021226_094024_000000522012_00236_04298_0626.N1	26-DEC-2002 09:40:24	Dark	52.000	4	Alp1Cen	-0.010000	5800.0	104	4298	No
203	GOM_NL__2PRFIN20021226_094356_000000442012_00237_04299_0594.N1	26-DEC-2002 09:43:56	Dark	44.000	12	Alp1Cru	0.77500	30000.	88	4299	No
204	GOM_NL__2PRFIN20021226_094925_000000412012_00237_04299_0595.N1	26-DEC-2002 09:49:25	Dark	40.500	29	Bet Car	1.6720	10200.	81	4299	No
205	GOM_NL__2PRFIN20021226_095057_000000452012_00237_04299_0596.N1	26-DEC-2002 09:50:57	Dark	45.000	91	Kap Vel	2.4900	26000.	90	4299	No
206	GOM_NL__2PRFIN20021226_095226_000000502012_00237_04299_0597.N1	26-DEC-2002 09:52:26	Dark	50.000	46	Del Vel	1.9540	10600.	100	4299	No
207	GOM_NL__2PRFIN20021226_095518_000000512012_00237_04299_0598.N1	26-DEC-2002 09:55:18	Dark	50.500	34	Gam2Vel	1.7930	23000.	101	4299	No
208	GOM_NL__2PRFIN20021226_095731_000000492012_00237_04299_0599.N1	26-DEC-2002 09:57:31	Dark	48.500	70	Zet Pup	2.2460	39000.	97	4299	No
209	GOM_NL__2PRFIN20021226_095948_000000532012_00237_04299_0600.N1	26-DEC-2002 09:59:48	Dark	52.500	117	Pi Pup	2.7060	3800.0	105	4299	No
210	GOM_NL__2PRFIN20021226_100245_000000552012_00237_04299_0601.N1	26-DEC-2002 10:02:45	Straylight	55.000	23	21Eps CMa	1.5020	26000.	110	4299	No
211	GOM_NL__2PRFIN20021226_100421_000000512012_00237_04299_0602.N1	26-DEC-2002 10:04:21	Straylight	51.000	179	24Omi2CMa	3.0320	24000.	102	4299	No
212	GOM_NL__2PRFIN20021226_100700_000000632012_00237_04299_0603.N1	26-DEC-2002 10:07:00	Straylight	62.500	1	9Alp CMa	-1.4400	11000.	125	4299	No
213	GOM_NL__2PRFIN20021226_101009_000000512012_00237_04299_0604.N1	26-DEC-2002 10:10:09	Straylight	50.500	7	19Bet Ori	0.10000	14000.	101	4299	No
214	GOM_NL__2PRFIN20021226_101207_000000462012_00237_04299_0605.N1	26-DEC-2002 10:12:07	Straylight	46.000	30	46Eps Ori	1.6940	30000.	92	4299	No
215	GOM_NL__2PRFIN20021226_101421_000000442012_00237_04299_0606.N1	26-DEC-2002 10:14:21	Twilight	44.000	27	24Gam Ori	1.6360	26000.	88	4299	No
216	GOM_NL__2PRFIN20021226_101648_000000882012_00237_04299_0607.N1	26-DEC-2002 10:16:48	Bright	87.500	8	10Alp CMi	0.40000	6500.0	175	4299	No
217	GOM_NL__2PRFIN20021226_101952_000000362012_00237_04299_0608.N1	26-DEC-2002 10:19:52	Bright	36.000	146	25Eta Tau	2.8730	15200.	72	4299	No
218	GOM_NL__2PRFIN20021226_102202_000000412012_00237_04299_0609.N1	26-DEC-2002 10:22:02	Bright	40.500	114	3lot Aur	2.6930	4600.0	81	4299	No
219	GOM_NL__2PRFIN20021226_102406_000000372012_00237_04299_0610.N1	26-DEC-2002 10:24:06	Bright	37.000	149	45Eps Per	2.8880	30000.	74	4299	No

220	GOM_NL__2PRFIN20021226_102552_000000452012_00237_04299_0611.N1	26-DEC-2002 10:25:52	Bright	44.500	6	13Alp Aur	0.080000	3400.0	89	4299	No
221	GOM_NL__2PRFIN20021226_102822_000000372012_00237_04299_0612.N1	26-DEC-2002 10:28:22	Bright	36.500	160	23Gam Per	2.9300	4700.0	73	4299	No
222	GOM_NL__2PRFIN20021226_103204_000000412012_00237_04299_0613.N1	26-DEC-2002 10:32:04	Bright	40.500	110	37Del Cas	2.6780	8900.0	81	4299	No
223	GOM_NL__2PRFIN20021226_104226_000000402012_00237_04299_0614.N1	26-DEC-2002 10:42:26	Bright	39.500	60	7Bet UMi	2.0810	3950.0	79	4299	No
224	GOM_NL__2PRFIN20021226_104605_000000372012_00237_04299_0615.N1	26-DEC-2002 10:46:05	Bright	37.000	119	14Eta Dra	2.7270	4700.0	74	4299	No
225	GOM_NL__2PRFIN20021226_104751_000000362012_00237_04299_0616.N1	26-DEC-2002 10:47:51	Bright	36.000	69	33Gam Dra	2.2310	3800.0	72	4299	No
226	GOM_NL__2PRFIN20021226_104932_000000452012_00237_04299_0617.N1	26-DEC-2002 10:49:32	Bright	44.500	39	85Eta UMa	1.8540	24000.	89	4299	No
227	GOM_NL__2PRFIN20021226_105317_000000412012_00237_04299_0618.N1	26-DEC-2002 10:53:17	Bright	41.000	180	27Gam Boo	3.0400	8000.0	82	4299	No
228	GOM_NL__2PRFIN20021226_105646_000000582012_00237_04299_0619.N1	26-DEC-2002 10:56:46	Bright	58.000	83		2.3780	11000.	116	4299	No
229	GOM_NL__2PRFIN20021226_110033_000000502012_00237_04299_0620.N1	26-DEC-2002 11:00:33	Bright	49.500	111	8Eta Boo	2.6800	6000.0	99	4299	No
230	GOM_NL__2PRFIN20021226_110546_000000722012_00237_04299_0621.N1	26-DEC-2002 11:05:46	Tw_i_and_stray	71.500	138	47Eps Vir	2.8280	4700.0	143	4299	No
231	GOM_NL__2PRFIN20021226_110918_000000422012_00237_04299_0622.N1	26-DEC-2002 11:09:18	Bright	42.000	122	9Alp2Lib	2.7470	9700.0	84	4299	No
232	GOM_NL__2PRFIN20021226_111146_000000612012_00237_04299_0623.N1	26-DEC-2002 11:11:46	Straylight	61.000	15	67Alp Vir	0.97600	28000.	122	4299	No
233	GOM_NL__2PRFIN20021226_111600_000000552012_00237_04299_0624.N1	26-DEC-2002 11:16:00	Dark	55.000	54	5The Cen	2.0550	4500.0	110	4299	No
234	GOM_NL__2PRFIN20021226_111739_000000422012_00237_04299_0625.N1	26-DEC-2002 11:17:39	Dark	41.500	78	Alp Lup	2.3040	28000.	83	4299	No
235	GOM_NL__2PRFIN20021226_111853_000000412012_00237_04299_0626.N1	26-DEC-2002 11:18:53	Dark	40.500	95	Zet Cen	2.5450	26000.	81	4299	No
236	GOM_NL__2PRFIN20021226_112100_000000522012_00237_04299_0627.N1	26-DEC-2002 11:21:00	Dark	52.000	4	Alp1Cen	-0.010000	5800.0	104	4299	No
237	GOM_NL__2PRFIN20021226_112433_000000422012_00238_04300_0207.N1	26-DEC-2002 11:24:33	Dark	42.000	12	Alp1Cru	0.77500	30000.	84	4300	No
238	GOM_NL__2PRFIN20021226_113001_000000412012_00238_04300_0208.N1	26-DEC-2002 11:30:01	Dark	41.000	29	Bet Car	1.6720	10200.	82	4300	No
239	GOM_NL__2PRFIN20021226_113134_000000452012_00238_04300_0209.N1	26-DEC-2002 11:31:34	Dark	45.000	91	Kap Vel	2.4900	26000.	90	4300	No
240	GOM_NL__2PRFIN20021226_113302_000000432012_00238_04300_0210.N1	26-DEC-2002 11:33:02	Dark	43.000	46	Del Vel	1.9540	10600.	86	4300	No
241	GOM_NL__2PRFIN20021226_113425_000000592012_00238_04300_0211.N1	26-DEC-2002 11:34:25	Dark	59.000	65	Lam Vel	2.2040	4400.0	118	4300	No
242	GOM_NL__2PRFIN20021226_113720_000000472012_00238_04300_0212.N1	26-DEC-2002 11:37:20	Dark	46.500	2	Alp Car	-0.73600	7000.0	93	4300	No
243	GOM_NL__2PRFIN20021226_114024_000000482012_00238_04300_0213.N1	26-DEC-2002 11:40:24	Dark	48.000	117	Pi Pup	2.7060	3800.0	96	4300	No
244	GOM_NL__2PRFIN20021226_114321_000000542012_00238_04300_0214.N1	26-DEC-2002 11:43:21	Straylight	54.000	23	21Eps CMa	1.5020	26000.	108	4300	No
245	GOM_NL__2PRFIN20021226_114458_000000502012_00238_04300_0215.N1	26-DEC-2002 11:44:58	Straylight	50.000	179	24Omi2CMa	3.0320	24000.	100	4300	No
246	GOM_NL__2PRFIN20021226_114736_000000632012_00238_04300_0216.N1	26-DEC-2002 11:47:36	Straylight	63.000	1	9Alp CMa	-1.4400	11000.	126	4300	No
247	GOM_NL__2PRFIN20021226_115045_000000492012_00238_04300_0217.N1	26-DEC-2002 11:50:45	Straylight	49.000	7	19Bet Ori	0.10000	14000.	98	4300	No
248	GOM_NL__2PRFIN20021226_115243_000000472012_00238_04300_0218.N1	26-DEC-2002 11:52:43	Straylight	47.000	30	46Eps Ori	1.6940	30000.	94	4300	No
249	GOM_NL__2PRFIN20021226_115525_000000572012_00238_04300_0219.N1	26-DEC-2002 11:55:25	Tw_i_and_stray	57.000	14	58Alp Ori	0.87000	3000.0	114	4300	No
250	GOM_NL__2PRFIN20021226_115724_000000902012_00238_04300_0220.N1	26-DEC-2002 11:57:24	Bright	90.000	8	10Alp CMi	0.40000	6500.0	180	4300	No
251	GOM_NL__2PRFIN20021226_120029_000000372012_00238_04300_0221.N1	26-DEC-2002 12:00:29	Bright	36.500	146	25Eta Tau	2.8730	15200.	73	4300	No
252	GOM_NL__2PRFIN20021226_120238_000000412012_00238_04300_0222.N1	26-DEC-2002 12:02:38	Bright	41.000	114	31ot Aur	2.6930	4600.0	82	4300	No
253	GOM_NL__2PRFIN20021226_120442_000000382012_00238_04300_0223.N1	26-DEC-2002 12:04:42	Bright	37.500	149	45Eps Per	2.8880	30000.	75	4300	No
254	GOM_NL__2PRFIN20021226_120628_000000452012_00238_04300_0224.N1	26-DEC-2002 12:06:28	Bright	45.000	6	13Alp Aur	0.080000	3400.0	90	4300	No
255	GOM_NL__2PRFIN20021226_120858_000000382012_00238_04300_0225.N1	26-DEC-2002 12:08:58	Bright	37.500	160	23Gam Per	2.9300	4700.0	75	4300	No
256	GOM_NL__2PRFIN20021226_121240_000000372012_00238_04300_0226.N1	26-DEC-2002 12:12:40	Bright	37.000	110	37Del Cas	2.6780	8900.0	74	4300	No
257	GOM_NL__2PRFIN20021226_121827_000000382012_00238_04300_0227.N1	26-DEC-2002 12:18:27	Bright	37.500	49	1Alp UMi	1.9900	6300.0	75	4300	No
258	GOM_NL__2PRFIN20021226_122302_000000362012_00238_04300_0228.N1	26-DEC-2002 12:23:02	Bright	35.500	60	7Bet UMi	2.0810	3950.0	71	4300	No
259	GOM_NL__2PRFIN20021226_122641_000000382012_00238_04300_0229.N1	26-DEC-2002 12:26:41	Bright	37.500	119	14Eta Dra	2.7270	4700.0	75	4300	No
260	GOM_NL__2PRFIN20021226_122827_000000402012_00238_04300_0230.N1	26-DEC-2002 12:28:27	Bright	39.500	69	33Gam Dra	2.2310	3800.0	79	4300	No
261	GOM_NL__2PRFIN20021226_123006_000000442012_00238_04300_0231.N1	26-DEC-2002 12:30:06	Bright	43.500	39	85Eta UMa	1.8540	24000.	87	4300	No
262	GOM_NL__2PRFIN20021226_123353_000000412012_00238_04300_0232.N1	26-DEC-2002 12:33:53	Bright	40.500	180	27Gam Boo	3.0400	8000.0	81	4300	No
263	GOM_NL__2PRFIN20021226_123722_000000412012_00238_04300_0233.N1	26-DEC-2002 12:37:22	Bright	41.000	83		2.3780	11000.	82	4300	No
264	GOM_NL__2PRFIN20021226_124108_000000522012_00238_04300_0234.N1	26-DEC-2002 12:41:08	Bright	51.500	111	8Eta Boo	2.6800	6000.0	103	4300	No
265	GOM_NL__2PRFIN20021226_124623_000000752012_00238_04300_0235.N1	26-DEC-2002 12:46:23	Tw_i_and_stray	75.000	138	47Eps Vir	2.8280	4700.0	150	4300	No
266	GOM_NL__2PRFIN20021226_124954_000000412012_00238_04300_0236.N1	26-DEC-2002 12:49:54	Bright	40.500	122	9Alp2Lib	2.7470	9700.0	81	4300	No
267	GOM_NL__2PRFIN20021226_125223_000000612012_00238_04300_0237.N1	26-DEC-2002 12:52:23	Straylight	61.000	15	67Alp Vir	0.97600	28000.	122	4300	No
268	GOM_NL__2PRFIN20021226_125637_000000482012_00238_04300_0238.N1	26-DEC-2002 12:56:37	Dark	47.500	54	5The Cen	2.0550	4500.0	95	4300	No
269	GOM_NL__2PRFIN20021226_125815_000000402012_00238_04300_0239.N1	26-DEC-2002 12:58:15	Dark	40.000	78	Alp Lup	2.3040	28000.	80	4300	No
270	GOM_NL__2PRFIN20021226_125930_000000402012_00238_04300_0240.N1	26-DEC-2002 12:59:30	Dark	39.500	95	Zet Cen	2.5450	26000.	79	4300	No
271	GOM_NL__2PRFIN20021226_130136_000000432012_00238_04300_0241.N1	26-DEC-2002 13:01:36	Dark	42.500	4	Alp1Cen	-0.010000	5800.0	85	4300	No
272	GOM_NL__2PRFIN20021226_130510_000000412012_00239_04301_0227.N1	26-DEC-2002 13:05:10	Dark	40.500	12	Alp1Cru	0.77500	30000.	81	4301	No
273	GOM_NL__2PRFIN20021226_131038_000000402012_00239_04301_0228.N1	26-DEC-2002 13:10:38	Dark	39.500	29	Bet Car	1.6720	10200.	79	4301	No
274	GOM_NL__2PRFIN20021226_131211_000000442012_00239_04301_0229.N1	26-DEC-2002 13:12:11	Dark	43.500	91	Kap Vel	2.4900	26000.	87	4301	No
275	GOM_NL__2PRFIN20021226_131340_000000422012_00239_04301_0230.N1	26-DEC-2002 13:13:40	Dark	42.000	46	Del Vel	1.9540	10600.	84	4301	No
276	GOM_NL__2PRFIN20021226_131502_000000572012_00239_04301_0231.N1	26-DEC-2002 13:15:02	Dark	57.000	65	Lam Vel	2.2040	4400.0	114	4301	No
277	GOM_NL__2PRFIN20021226_131757_000000462012_00239_04301_0232.N1	26-DEC-2002 13:17:57	Dark	45.500	2	Alp Car	-0.73600	7000.0	91	4301	No
278	GOM_NL__2PRFIN20021226_132101_000000492012_00239_04301_0233.N1	26-DEC-2002 13:21:01	Dark	49.000	117	Pi Pup	2.7060	3800.0	98	4301	No

279	GOM_NL__2PRFIN20021226_132358_00000522012_00239_04301_0234.N1	26-DEC-2002 13:23:58	Straylight	51.500	23	21Eps CMa	1.5020	26000.	103	4301	No
280	GOM_NL__2PRFIN20021226_132535_00000492012_00239_04301_0235.N1	26-DEC-2002 13:25:35	Straylight	48.500	179	24Omi2CMa	3.0320	24000.	97	4301	No
281	GOM_NL__2PRFIN20021226_132813_00000632012_00239_04301_0236.N1	26-DEC-2002 13:28:13	Straylight	63.000	1	9Alp CMa	-1.4400	11000.	126	4301	No
282	GOM_NL__2PRFIN20021226_133121_00000472012_00239_04301_0237.N1	26-DEC-2002 13:31:21	Straylight	46.500	7	19Bet Ori	0.10000	14000.	93	4301	No
283	GOM_NL__2PRFIN20021226_133320_00000462012_00239_04301_0238.N1	26-DEC-2002 13:33:20	Straylight	46.000	30	46Eps Ori	1.6940	30000.	92	4301	No
284	GOM_NL__2PRFIN20021226_133602_00000572012_00239_04301_0239.N1	26-DEC-2002 13:36:02	Tw_i_and_stray	57.000	14	58Alp Ori	0.87000	3000.0	114	4301	No
285	GOM_NL__2PRFIN20021226_133759_00000882012_00239_04301_0240.N1	26-DEC-2002 13:37:59	Bright	88.000	8	10Alp CMI	0.40000	6500.0	176	4301	No
286	GOM_NL__2PRFIN20021226_134105_00000372012_00239_04301_0241.N1	26-DEC-2002 13:41:05	Bright	37.000	146	25Eta Tau	2.8730	15200.	74	4301	No
287	GOM_NL__2PRFIN20021226_134315_00000402012_00239_04301_0242.N1	26-DEC-2002 13:43:15	Bright	39.500	114	3lot Aur	2.6930	4600.0	79	4301	No
288	GOM_NL__2PRFIN20021226_134519_00000362012_00239_04301_0243.N1	26-DEC-2002 13:45:19	Bright	36.000	149	45Eps Per	2.8880	30000.	72	4301	No
289	GOM_NL__2PRFIN20021226_134704_00000432012_00239_04301_0244.N1	26-DEC-2002 13:47:04	Bright	43.000	6	13Alp Aur	0.080000	3400.0	86	4301	No
290	GOM_NL__2PRFIN20021226_134935_00000372012_00239_04301_0245.N1	26-DEC-2002 13:49:35	Bright	37.000	160	23Gam Per	2.9300	4700.0	74	4301	No
291	GOM_NL__2PRFIN20021226_135317_00000382012_00239_04301_0246.N1	26-DEC-2002 13:53:17	Bright	37.500	110	37Del Cas	2.6780	8900.0	75	4301	No
292	GOM_NL__2PRFIN20021226_135904_00000372012_00239_04301_0247.N1	26-DEC-2002 13:59:04	Bright	37.000	49	1Alp UMi	1.9900	6300.0	74	4301	No
293	GOM_NL__2PRFIN20021226_140338_00000402012_00239_04301_0248.N1	26-DEC-2002 14:03:38	Bright	40.000	60	7Bet UMi	2.0810	3950.0	80	4301	No
294	GOM_NL__2PRFIN20021226_140717_00000372012_00239_04301_0249.N1	26-DEC-2002 14:07:17	Bright	36.500	119	14Eta Dra	2.7270	4700.0	73	4301	No
295	GOM_NL__2PRFIN20021226_140904_00000372012_00239_04301_0250.N1	26-DEC-2002 14:09:04	Bright	37.000	69	33Gam Dra	2.2310	3800.0	74	4301	No
296	GOM_NL__2PRFIN20021226_141043_00000442012_00239_04301_0251.N1	26-DEC-2002 14:10:43	Bright	44.000	39	85Eta UMa	1.8540	24000.	88	4301	No
297	GOM_NL__2PRFIN20021226_141430_00000402012_00239_04301_0252.N1	26-DEC-2002 14:14:30	Bright	40.000	180	27Gam Boo	3.0400	8000.0	80	4301	No
298	GOM_NL__2PRFIN20021226_141759_00000402012_00239_04301_0253.N1	26-DEC-2002 14:17:59	Bright	40.000	83		2.3780	11000.	80	4301	No
299	GOM_NL__2PRFIN20021226_142146_00000502012_00239_04301_0254.N1	26-DEC-2002 14:21:46	Bright	49.500	111	8Eta Boo	2.6800	6000.0	99	4301	No
300	GOM_NL__2PRFIN20021226_142700_00000792012_00239_04301_0255.N1	26-DEC-2002 14:27:00	Tw_i_and_stray	79.000	138	47Eps Vir	2.8280	4700.0	158	4301	No
301	GOM_NL__2PRFIN20021226_143031_00000442012_00239_04301_0256.N1	26-DEC-2002 14:30:31	Bright	43.500	122	9Alp2Lib	2.7470	9700.0	87	4301	No
302	GOM_NL__2PRFIN20021226_143300_00000642012_00239_04301_0257.N1	26-DEC-2002 14:33:00	Straylight	64.000	15	67Alp Vir	0.97600	28000.	128	4301	No
303	GOM_NL__2PRFIN20021226_143714_00000482012_00239_04301_0258.N1	26-DEC-2002 14:37:14	Dark	48.000	54	5The Cen	2.0550	4500.0	96	4301	No
304	GOM_NL__2PRFIN20021226_143852_00000412012_00239_04301_0259.N1	26-DEC-2002 14:38:52	Dark	40.500	78	Alp Lup	2.3040	28000.	81	4301	No
305	GOM_NL__2PRFIN20021226_144007_00000422012_00239_04301_0260.N1	26-DEC-2002 14:40:07	Dark	41.500	95	Zet Cen	2.5450	26000.	83	4301	No
306	GOM_NL__2PRFIN20021226_144213_00000522012_00239_04301_0261.N1	26-DEC-2002 14:42:13	Dark	52.000	4	Alp1Cen	-0.010000	5800.0	104	4301	No
307	GOM_NL__2PRFIN20021226_144547_00000412012_00240_04302_0227.N1	26-DEC-2002 14:45:47	Dark	40.500	12	Alp1Cru	0.77500	30000.	81	4302	No
308	GOM_NL__2PRFIN20021226_145115_00000392012_00240_04302_0228.N1	26-DEC-2002 14:51:15	Dark	39.000	29	Bet Car	1.6720	10200.	78	4302	No
309	GOM_NL__2PRFIN20021226_145248_00000432012_00240_04302_0229.N1	26-DEC-2002 14:52:48	Dark	43.000	91	Kap Vel	2.4900	26000.	86	4302	No
310	GOM_NL__2PRFIN20021226_145416_00000462012_00240_04302_0230.N1	26-DEC-2002 14:54:16	Dark	45.500	46	Del Vel	1.9540	10600.	91	4302	No
311	GOM_NL__2PRFIN20021226_145540_00000582012_00240_04302_0231.N1	26-DEC-2002 14:55:40	Dark	58.000	65	Lam Vel	2.2040	4400.0	116	4302	No
312	GOM_NL__2PRFIN20021226_145833_00000532012_00240_04302_0232.N1	26-DEC-2002 14:58:33	Dark	52.500	2	Alp Car	-0.73600	7000.0	105	4302	No
313	GOM_NL__2PRFIN20021226_150138_00000492012_00240_04302_0233.N1	26-DEC-2002 15:01:38	Dark	49.000	117	Pi Pup	2.7060	3800.0	98	4302	No
314	GOM_NL__2PRFIN20021226_150435_00000512012_00240_04302_0234.N1	26-DEC-2002 15:04:35	Straylight	50.500	23	21Eps CMa	1.5020	26000.	101	4302	No
315	GOM_NL__2PRFIN20021226_150612_00000482012_00240_04302_0235.N1	26-DEC-2002 15:06:12	Straylight	48.000	179	24Omi2CMa	3.0320	24000.	96	4302	No
316	GOM_NL__2PRFIN20021226_150849_00000552012_00240_04302_0236.N1	26-DEC-2002 15:08:49	Straylight	55.000	1	9Alp CMa	-1.4400	11000.	110	4302	No
317	GOM_NL__2PRFIN20021226_151158_00000462012_00240_04302_0237.N1	26-DEC-2002 15:11:58	Straylight	45.500	7	19Bet Ori	0.10000	14000.	91	4302	No
318	GOM_NL__2PRFIN20021226_151356_00000452012_00240_04302_0238.N1	26-DEC-2002 15:13:56	Straylight	44.500	30	46Eps Ori	1.6940	30000.	89	4302	No
319	GOM_NL__2PRFIN20021226_151638_00000562012_00240_04302_0239.N1	26-DEC-2002 15:16:38	Tw_i_and_stray	56.000	14	58Alp Ori	0.87000	3000.0	112	4302	No
320	GOM_NL__2PRFIN20021226_151834_00000802012_00240_04302_0240.N1	26-DEC-2002 15:18:34	Bright	80.000	8	10Alp CMI	0.40000	6500.0	160	4302	No
321	GOM_NL__2PRFIN20021226_152142_00000372012_00240_04302_0241.N1	26-DEC-2002 15:21:42	Bright	36.500	146	25Eta Tau	2.8730	15200.	73	4302	No
322	GOM_NL__2PRFIN20021226_152350_00000412012_00240_04302_0242.N1	26-DEC-2002 15:23:50	Bright	41.000	114	3lot Aur	2.6930	4600.0	82	4302	No
323	GOM_NL__2PRFIN20021226_152554_00000372012_00240_04302_0243.N1	26-DEC-2002 15:25:54	Bright	36.500	149	45Eps Per	2.8880	30000.	73	4302	No
324	GOM_NL__2PRFIN20021226_152739_00000432012_00240_04302_0244.N1	26-DEC-2002 15:27:39	Bright	42.500	6	13Alp Aur	0.080000	3400.0	85	4302	No
325	GOM_NL__2PRFIN20021226_153011_00000372012_00240_04302_0245.N1	26-DEC-2002 15:30:11	Bright	36.500	160	23Gam Per	2.9300	4700.0	73	4302	No
326	GOM_NL__2PRFIN20021226_153353_00000392012_00240_04302_0246.N1	26-DEC-2002 15:33:53	Bright	38.500	110	37Del Cas	2.6780	8900.0	77	4302	No
327	GOM_NL__2PRFIN20021226_153938_00000392012_00240_04302_0247.N1	26-DEC-2002 15:39:38	Bright	39.000	49	1Alp UMi	1.9900	6300.0	78	4302	No
328	GOM_NL__2PRFIN20021226_154411_00000422012_00240_04302_0248.N1	26-DEC-2002 15:44:11	Bright	42.000	60	7Bet UMi	2.0810	3950.0	84	4302	No
329	GOM_NL__2PRFIN20021226_154752_00000372012_00240_04302_0249.N1	26-DEC-2002 15:47:52	Bright	37.000	119	14Eta Dra	2.7270	4700.0	74	4302	No
330	GOM_NL__2PRFIN20021226_154940_00000372012_00240_04302_0250.N1	26-DEC-2002 15:49:40	Bright	36.500	69	33Gam Dra	2.2310	3800.0	73	4302	No
331	GOM_NL__2PRFIN20021226_155116_00000452012_00240_04302_0251.N1	26-DEC-2002 15:51:16	Bright	44.500	39	85Eta UMa	1.8540	24000.	89	4302	No
332	GOM_NL__2PRFIN20021226_155504_00000412012_00240_04302_0252.N1	26-DEC-2002 15:55:04	Bright	41.000	180	27Gam Boo	3.0400	8000.0	82	4302	No
333	GOM_NL__2PRFIN20021226_155831_00000432012_00240_04302_0253.N1	26-DEC-2002 15:58:31	Bright	43.000	83		2.3780	11000.	86	4302	No
334	GOM_NL__2PRFIN20021226_160220_00000502012_00240_04302_0254.N1	26-DEC-2002 16:02:20	Bright	50.000	111	8Eta Boo	2.6800	6000.0	100	4302	No
335	GOM_NL__2PRFIN20021226_160737_00000792012_00240_04302_0255.N1	26-DEC-2002 16:07:37	Tw_i_and_stray	79.000	138	47Eps Vir	2.8280	4700.0	158	4302	No
336	GOM_NL__2PRFIN20021226_161106_00000442012_00240_04302_0256.N1	26-DEC-2002 16:11:06	Bright	43.500	122	9Alp2Lib	2.7470	9700.0	87	4302	No
337	GOM_NL__2PRFIN20021226_161336_00000602012_00240_04302_0257.N1	26-DEC-2002 16:13:36	Straylight	60.000	15	67Alp Vir	0.97600	28000.	120	4302	No

338	GOM_NL__2PRFIN20021226_161749_000000502012_00240_04302_0258.N1	26-DEC-2002 16:17:49	Dark	49.500	54	5The Cen	2.0550	4500.0	99	4302	No
339	GOM_NL__2PRFIN20021226_161927_000000392012_00240_04302_0259.N1	26-DEC-2002 16:19:27	Dark	39.000	78	Alp Lup	2.3040	28000.	78	4302	No
340	GOM_NL__2PRFIN20021226_162043_000000412012_00240_04302_0260.N1	26-DEC-2002 16:20:43	Dark	40.500	95	Zet Cen	2.5450	26000.	81	4302	No
341	GOM_NL__2PRFIN20021226_162249_000000522012_00240_04302_0261.N1	26-DEC-2002 16:22:49	Dark	52.000	4	Alp1Cen	-0.010000	5800.0	104	4302	No
342	GOM_NL__2PRFIN20021226_162622_000000422012_00241_04303_0227.N1	26-DEC-2002 16:26:22	Dark	42.000	12	Alp1Cru	0.77500	30000.	84	4303	No
343	GOM_NL__2PRFIN20021226_163150_000000422012_00241_04303_0228.N1	26-DEC-2002 16:31:50	Dark	42.000	29	Bet Car	1.6720	10200.	84	4303	No
344	GOM_NL__2PRFIN20021226_163324_000000452012_00241_04303_0229.N1	26-DEC-2002 16:33:24	Dark	44.500	91	Kap Vel	2.4900	26000.	89	4303	No
345	GOM_NL__2PRFIN20021226_163452_000000462012_00241_04303_0230.N1	26-DEC-2002 16:34:52	Dark	45.500	46	Del Vel	1.9540	10600.	91	4303	No
346	GOM_NL__2PRFIN20021226_163615_000000612012_00241_04303_0231.N1	26-DEC-2002 16:36:15	Dark	60.500	65	Lam Vel	2.2040	4400.0	121	4303	No
347	GOM_NL__2PRFIN20021226_163909_000000492012_00241_04303_0232.N1	26-DEC-2002 16:39:09	Dark	48.500	2	Alp Car	-0.73600	7000.0	97	4303	No
348	GOM_NL__2PRFIN20021226_164213_000000502012_00241_04303_0233.N1	26-DEC-2002 16:42:13	Dark	49.500	117	Pi Pup	2.7060	3800.0	99	4303	No
349	GOM_NL__2PRFIN20021226_164510_000000502012_00241_04303_0234.N1	26-DEC-2002 16:45:10	Straylight	50.000	23	21Eps CMa	1.5020	26000.	100	4303	No
350	GOM_NL__2PRFIN20021226_164647_000000492012_00241_04303_0235.N1	26-DEC-2002 16:46:47	Straylight	49.000	179	24Omi2CMa	3.0320	24000.	98	4303	No
351	GOM_NL__2PRFIN20021226_164922_000000612012_00241_04303_0236.N1	26-DEC-2002 16:49:22	Straylight	61.000	1	9Alp CMa	-1.4400	11000.	122	4303	No
352	GOM_NL__2PRFIN20021226_165234_000000482012_00241_04303_0237.N1	26-DEC-2002 16:52:34	Straylight	47.500	7	19Bet Ori	0.10000	14000.	95	4303	No
353	GOM_NL__2PRFIN20021226_165430_000000462012_00241_04303_0238.N1	26-DEC-2002 16:54:30	Straylight	46.000	30	46Eps Ori	1.6940	30000.	92	4303	No
354	GOM_NL__2PRFIN20021226_165712_000000582012_00241_04303_0239.N1	26-DEC-2002 16:57:12	Tw_i_and_stray	58.000	14	58Alp Ori	0.87000	3000.0	116	4303	No
355	GOM_NL__2PRFIN20021226_165908_000001002012_00241_04303_0240.N1	26-DEC-2002 16:59:08	Bright	99.500	8	10Alp CMi	0.40000	6500.0	199	4303	No
356	GOM_NL__2PRFIN20021226_170217_000000372012_00241_04303_0241.N1	26-DEC-2002 17:02:17	Bright	37.000	146	25Eta Tau	2.8730	15200.	74	4303	No
357	GOM_NL__2PRFIN20021226_170426_000000422012_00241_04303_0242.N1	26-DEC-2002 17:04:26	Bright	41.500	114	3Iot Aur	2.6930	4600.0	83	4303	No
358	GOM_NL__2PRFIN20021226_170630_000000362012_00241_04303_0243.N1	26-DEC-2002 17:06:30	Bright	36.000	149	45Eps Per	2.8880	30000.	72	4303	No
359	GOM_NL__2PRFIN20021226_170814_000000422012_00241_04303_0244.N1	26-DEC-2002 17:08:14	Bright	42.000	6	13Alp Aur	0.080000	3400.0	84	4303	No
360	GOM_NL__2PRFIN20021226_171047_000000372012_00241_04303_0245.N1	26-DEC-2002 17:10:47	Bright	37.000	160	23Gam Per	2.9300	4700.0	74	4303	No
361	GOM_NL__2PRFIN20021226_171429_000000382012_00241_04303_0246.N1	26-DEC-2002 17:14:29	Bright	37.500	110	37Del Cas	2.6780	8900.0	75	4303	No
362	GOM_NL__2PRFIN20021226_172012_000000412012_00241_04303_0247.N1	26-DEC-2002 17:20:12	Bright	40.500	49	1Alp UMi	1.9900	6300.0	81	4303	No
363	GOM_NL__2PRFIN20021226_172449_000000412012_00241_04303_0248.N1	26-DEC-2002 17:24:49	Bright	41.000	60	7Bet UMi	2.0810	3950.0	82	4303	No
364	GOM_NL__2PRFIN20021226_172828_000000392012_00241_04303_0249.N1	26-DEC-2002 17:28:28	Bright	38.500	119	14Eta Dra	2.7270	4700.0	77	4303	No
365	GOM_NL__2PRFIN20021226_173016_000000362012_00241_04303_0250.N1	26-DEC-2002 17:30:16	Bright	35.500	69	33Gam Dra	2.2310	3800.0	71	4303	No
366	GOM_NL__2PRFIN20021226_173153_000000472012_00241_04303_0251.N1	26-DEC-2002 17:31:53	Bright	46.500	39	85Eta UMa	1.8540	24000.	93	4303	No
367	GOM_NL__2PRFIN20021226_173541_000000432012_00241_04303_0252.N1	26-DEC-2002 17:35:41	Bright	42.500	180	27Gam Boo	3.0400	8000.0	85	4303	No
368	GOM_NL__2PRFIN20021226_173909_000000402012_00241_04303_0253.N1	26-DEC-2002 17:39:09	Bright	40.000	83		2.3780	11000.	80	4303	No
369	GOM_NL__2PRFIN20021226_174257_000000512012_00241_04303_0254.N1	26-DEC-2002 17:42:57	Bright	50.500	111	8Eta Boo	2.6800	6000.0	101	4303	No
370	GOM_NL__2PRFIN20021226_174814_000000742012_00241_04303_0255.N1	26-DEC-2002 17:48:14	Tw_i_and_stray	73.500	138	47Eps Vir	2.8280	4700.0	147	4303	No
371	GOM_NL__2PRFIN20021226_175143_000000442012_00241_04303_0256.N1	26-DEC-2002 17:51:43	Bright	44.000	122	9Alp2Lib	2.7470	9700.0	88	4303	No
372	GOM_NL__2PRFIN20021226_175413_000000572012_00241_04303_0257.N1	26-DEC-2002 17:54:13	Straylight	57.000	15	67Alp Vir	0.97600	28000.	114	4303	No
373	GOM_NL__2PRFIN20021226_175825_000000452012_00241_04303_0258.N1	26-DEC-2002 17:58:25	Dark	45.000	54	5The Cen	2.0550	4500.0	90	4303	No
374	GOM_NL__2PRFIN20021226_180004_000000392012_00241_04303_0259.N1	26-DEC-2002 18:00:04	Dark	39.000	78	Alp Lup	2.3040	28000.	78	4303	No
375	GOM_NL__2PRFIN20021226_180120_000000402012_00241_04303_0260.N1	26-DEC-2002 18:01:20	Dark	40.000	95	Zet Cen	2.5450	26000.	80	4303	No
376	GOM_NL__2PRFIN20021226_180325_000000442012_00241_04303_0261.N1	26-DEC-2002 18:03:25	Dark	44.000	4	Alp1Cen	-0.010000	5800.0	88	4303	No
377	GOM_NL__2PRFIN20021226_180659_000000432012_00242_04304_0227.N1	26-DEC-2002 18:06:59	Dark	43.000	12	Alp1Cru	0.77500	30000.	86	4304	No
378	GOM_NL__2PRFIN20021226_181226_000000402012_00242_04304_0228.N1	26-DEC-2002 18:12:26	Dark	39.500	29	Bet Car	1.6720	10200.	79	4304	No
379	GOM_NL__2PRFIN20021226_181401_000000442012_00242_04304_0229.N1	26-DEC-2002 18:14:01	Dark	44.000	91	Kap Vel	2.4900	26000.	88	4304	No
380	GOM_NL__2PRFIN20021226_181528_000000462012_00242_04304_0230.N1	26-DEC-2002 18:15:28	Dark	45.500	46	Del Vel	1.9540	10600.	91	4304	No
381	GOM_NL__2PRFIN20021226_181651_000000622012_00242_04304_0231.N1	26-DEC-2002 18:16:51	Dark	61.500	65	Lam Vel	2.2040	4400.0	123	4304	No
382	GOM_NL__2PRFIN20021226_181945_000000532012_00242_04304_0232.N1	26-DEC-2002 18:19:45	Dark	53.000	2	Alp Car	-0.73600	7000.0	106	4304	No
383	GOM_NL__2PRFIN20021226_182250_000000532012_00242_04304_0233.N1	26-DEC-2002 18:22:50	Dark	53.000	117	Pi Pup	2.7060	3800.0	106	4304	No
384	GOM_NL__2PRFIN20021226_182546_000000542012_00242_04304_0234.N1	26-DEC-2002 18:25:46	Straylight	53.500	23	21Eps CMa	1.5020	26000.	107	4304	No
385	GOM_NL__2PRFIN20021226_182723_000000502012_00242_04304_0235.N1	26-DEC-2002 18:27:23	Straylight	50.000	179	24Omi2CMa	3.0320	24000.	100	4304	No
386	GOM_NL__2PRFIN20021226_182958_000000632012_00242_04304_0236.N1	26-DEC-2002 18:29:58	Straylight	63.000	1	9Alp CMa	-1.4400	11000.	126	4304	No
387	GOM_NL__2PRFIN20021226_183309_000000482012_00242_04304_0237.N1	26-DEC-2002 18:33:09	Straylight	47.500	7	19Bet Ori	0.10000	14000.	95	4304	No
388	GOM_NL__2PRFIN20021226_183506_000000462012_00242_04304_0238.N1	26-DEC-2002 18:35:06	Straylight	45.500	30	46Eps Ori	1.6940	30000.	91	4304	No
389	GOM_NL__2PRFIN20021226_183748_000000582012_00242_04304_0239.N1	26-DEC-2002 18:37:48	Tw_i_and_stray	58.000	14	58Alp Ori	0.87000	3000.0	116	4304	No
390	GOM_NL__2PRFIN20021226_183943_000000922012_00242_04304_0240.N1	26-DEC-2002 18:39:43	Bright	92.000	8	10Alp CMi	0.40000	6500.0	184	4304	No
391	GOM_NL__2PRFIN20021226_184253_000000382012_00242_04304_0241.N1	26-DEC-2002 18:42:53	Bright	37.500	146	25Eta Tau	2.8730	15200.	75	4304	No
392	GOM_NL__2PRFIN20021226_184502_000000412012_00242_04304_0242.N1	26-DEC-2002 18:45:02	Bright	40.500	114	3Iot Aur	2.6930	4600.0	81	4304	No
393	GOM_NL__2PRFIN20021226_184706_000000362012_00242_04304_0243.N1	26-DEC-2002 18:47:06	Bright	36.000	149	45Eps Per	2.8880	30000.	72	4304	No
394	GOM_NL__2PRFIN20021226_184850_000000452012_00242_04304_0244.N1	26-DEC-2002 18:48:50	Bright	44.500	6	13Alp Aur	0.080000	3400.0	89	4304	No
395	GOM_NL__2PRFIN20021226_185123_000000382012_00242_04304_0245.N1	26-DEC-2002 18:51:23	Bright	37.500	160	23Gam Per	2.9300	4700.0	75	4304	No
396	GOM_NL__2PRFIN20021226_185506_000000362012_00242_04304_0246.N1	26-DEC-2002 18:55:06	Bright	36.000	110	37Del Cas	2.6780	8900.0	72	4304	No

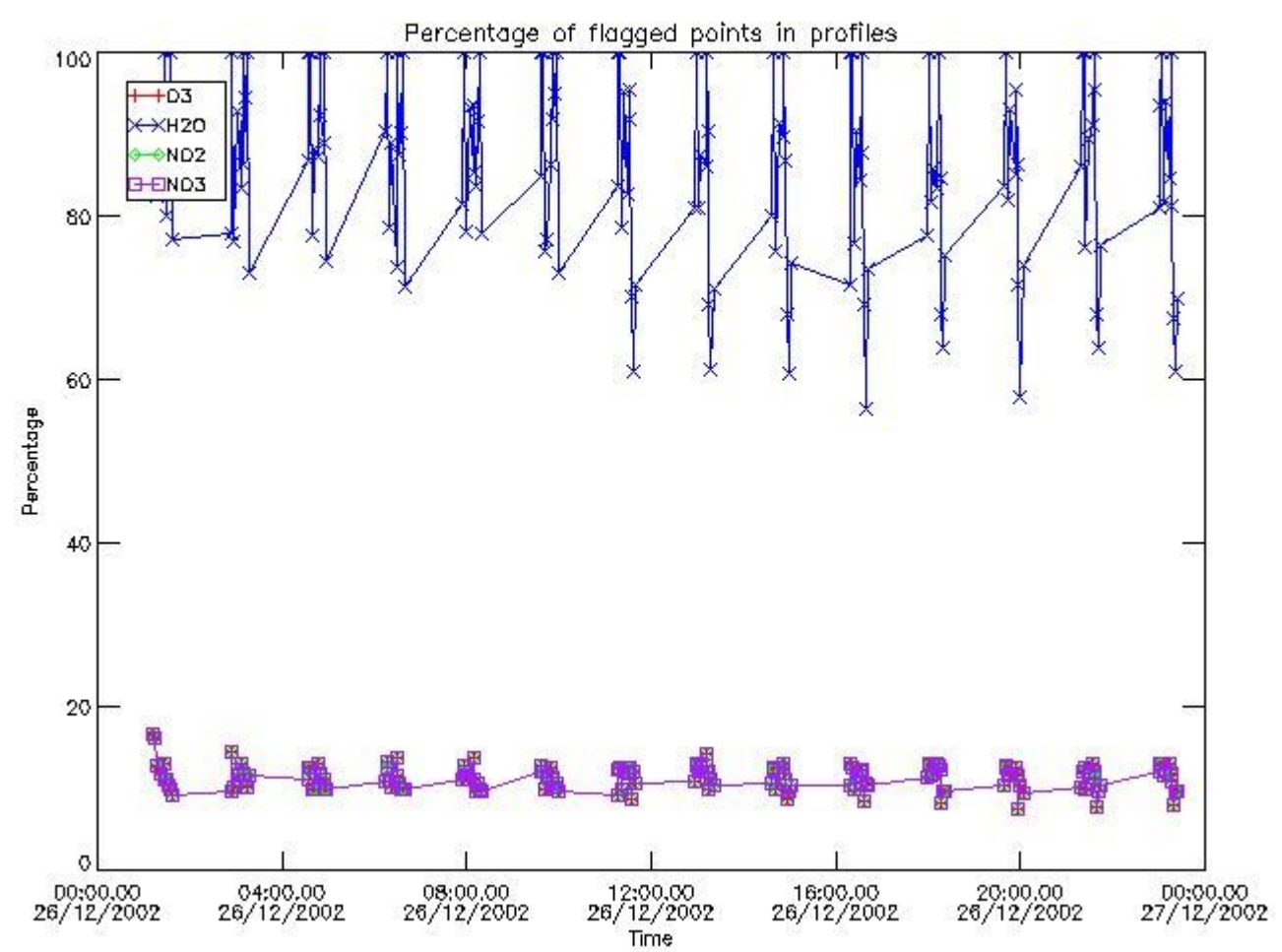
397	GOM_NL__2PRFIN20021226_190048_000000422012_00242_04304_0247.N1	26-DEC-2002 19:00:48	Bright	41.500	49	1Alp UMi	1.9900	6300.0	83	4304	No
398	GOM_NL__2PRFIN20021226_190525_000000372012_00242_04304_0248.N1	26-DEC-2002 19:05:25	Bright	36.500	60	7Bet UMi	2.0810	3950.0	73	4304	No
399	GOM_NL__2PRFIN20021226_190904_000000402012_00242_04304_0249.N1	26-DEC-2002 19:09:04	Bright	39.500	119	14Eta Dra	2.7270	4700.0	79	4304	No
400	GOM_NL__2PRFIN20021226_191052_000000392012_00242_04304_0250.N1	26-DEC-2002 19:10:52	Bright	38.500	69	33Gam Dra	2.2310	3800.0	77	4304	No
401	GOM_NL__2PRFIN20021226_191230_000000442012_00242_04304_0251.N1	26-DEC-2002 19:12:30	Bright	44.000	39	85Eta UMa	1.8540	24000.	88	4304	No
402	GOM_NL__2PRFIN20021226_191617_000000592012_00242_04304_0252.N1	26-DEC-2002 19:16:17	Bright	59.000	180	27Gam Boo	3.0400	8000.0	118	4304	No
403	GOM_NL__2PRFIN20021226_191945_000000452012_00242_04304_0253.N1	26-DEC-2002 19:19:45	Bright	44.500	83		2.3780	11000.	89	4304	No
404	GOM_NL__2PRFIN20021226_192334_000000512012_00242_04304_0254.N1	26-DEC-2002 19:23:34	Bright	50.500	111	8Eta Boo	2.6800	6000.0	101	4304	No
405	GOM_NL__2PRFIN20021226_192851_000000742012_00242_04304_0255.N1	26-DEC-2002 19:28:51	Tw_i_and_stray	74.000	138	47Eps Vir	2.8280	4700.0	148	4304	No
406	GOM_NL__2PRFIN20021226_193219_000000452012_00242_04304_0256.N1	26-DEC-2002 19:32:19	Bright	45.000	122	9Alp2Lib	2.7470	9700.0	90	4304	No
407	GOM_NL__2PRFIN20021226_193450_000000652012_00242_04304_0257.N1	26-DEC-2002 19:34:50	Straylight	64.500	15	67Alp Vir	0.97600	28000.	129	4304	No
408	GOM_NL__2PRFIN20021226_193902_000000492012_00242_04304_0258.N1	26-DEC-2002 19:39:02	Dark	49.000	54	5The Cen	2.0550	4500.0	98	4304	No
409	GOM_NL__2PRFIN20021226_194040_000000412012_00242_04304_0259.N1	26-DEC-2002 19:40:40	Dark	40.500	78	Alp Lup	2.3040	28000.	81	4304	No
410	GOM_NL__2PRFIN20021226_194156_000000402012_00242_04304_0260.N1	26-DEC-2002 19:41:56	Dark	40.000	95	Zet Cen	2.5450	26000.	80	4304	No
411	GOM_NL__2PRFIN20021226_194401_000000452012_00242_04304_0261.N1	26-DEC-2002 19:44:01	Dark	44.500	4	Alp1Cen	-0.010000	5800.0	89	4304	No
412	GOM_NL__2PRFIN20021226_194734_000000432012_00243_04305_0227.N1	26-DEC-2002 19:47:34	Dark	43.000	12	Alp1Cru	0.77500	30000.	86	4305	No
413	GOM_NL__2PRFIN20021226_195302_000000412012_00243_04305_0228.N1	26-DEC-2002 19:53:02	Dark	40.500	29	Bet Car	1.6720	10200.	81	4305	No
414	GOM_NL__2PRFIN20021226_195437_000000452012_00243_04305_0229.N1	26-DEC-2002 19:54:37	Dark	45.000	91	Kap Vel	2.4900	26000.	90	4305	No
415	GOM_NL__2PRFIN20021226_195604_000000452012_00243_04305_0230.N1	26-DEC-2002 19:56:04	Dark	44.500	46	Del Vel	1.9540	10600.	89	4305	No
416	GOM_NL__2PRFIN20021226_195728_000000692012_00243_04305_0231.N1	26-DEC-2002 19:57:28	Dark	69.000	65	Lam Vel	2.2040	4400.0	138	4305	No
417	GOM_NL__2PRFIN20021226_200021_000000492012_00243_04305_0232.N1	26-DEC-2002 20:00:21	Dark	49.000	2	Alp Car	-0.73600	7000.0	98	4305	No
418	GOM_NL__2PRFIN20021226_200325_000000542012_00243_04305_0233.N1	26-DEC-2002 20:03:25	Dark	54.000	117	Pi Pup	2.7060	3800.0	108	4305	No
419	GOM_NL__2PRFIN20021226_200622_000000512012_00243_04305_0234.N1	26-DEC-2002 20:06:22	Straylight	50.500	23	21Eps CMa	1.5020	26000.	101	4305	No
420	GOM_NL__2PRFIN20021226_200759_000000512012_00243_04305_0235.N1	26-DEC-2002 20:07:59	Straylight	51.000	179	24Omi2CMa	3.0320	24000.	102	4305	No
421	GOM_NL__2PRFIN20021226_201022_000000502012_00243_04305_0236.N1	26-DEC-2002 20:10:22	Straylight	50.000	47	2Bet CMa	1.9760	28000.	100	4305	No
422	GOM_NL__2PRFIN20021226_201308_000000462012_00243_04305_0237.N1	26-DEC-2002 20:13:08	Straylight	45.500	56	53Kap Ori	2.0650	30000.	91	4305	No
423	GOM_NL__2PRFIN20021226_201441_000000412012_00243_04305_0238.N1	26-DEC-2002 20:14:41	Straylight	40.500	128	67Bet Eri	2.7840	9700.0	81	4305	No
424	GOM_NL__2PRFIN20021226_201559_000000452012_00243_04305_0239.N1	26-DEC-2002 20:15:59	Straylight	45.000	72	34Del Ori	2.2500	30000.	90	4305	No
425	GOM_NL__2PRFIN20021226_201824_000000552012_00243_04305_0240.N1	26-DEC-2002 20:18:24	Tw_i_and_stray	55.000	14	58Alp Ori	0.87000	3000.0	110	4305	No
426	GOM_NL__2PRFIN20021226_202018_000000982012_00243_04305_0241.N1	26-DEC-2002 20:20:18	Bright	97.500	8	10Alp CMi	0.40000	6500.0	195	4305	No
427	GOM_NL__2PRFIN20021226_202330_000000372012_00243_04305_0242.N1	26-DEC-2002 20:23:30	Bright	37.000	146	25Eta Tau	2.8730	15200.	74	4305	No
428	GOM_NL__2PRFIN20021226_202537_000000422012_00243_04305_0243.N1	26-DEC-2002 20:25:37	Bright	41.500	114	3Iot Aur	2.6930	4600.0	83	4305	No
429	GOM_NL__2PRFIN20021226_202742_000000372012_00243_04305_0244.N1	26-DEC-2002 20:27:42	Bright	37.000	149	45Eps Per	2.8880	30000.	74	4305	No
430	GOM_NL__2PRFIN20021226_202926_000000462012_00243_04305_0245.N1	26-DEC-2002 20:29:26	Bright	45.500	6	13Alp Aur	0.080000	3400.0	91	4305	No
431	GOM_NL__2PRFIN20021226_203159_000000382012_00243_04305_0246.N1	26-DEC-2002 20:31:59	Bright	38.000	160	23Gam Per	2.9300	4700.0	76	4305	No
432	GOM_NL__2PRFIN20021226_203542_000000382012_00243_04305_0247.N1	26-DEC-2002 20:35:42	Bright	37.500	110	37Del Cas	2.6780	8900.0	75	4305	No
433	GOM_NL__2PRFIN20021226_204126_000000382012_00243_04305_0248.N1	26-DEC-2002 20:41:26	Bright	37.500	49	1Alp UMi	1.9900	6300.0	75	4305	No
434	GOM_NL__2PRFIN20021226_204600_000000412012_00243_04305_0249.N1	26-DEC-2002 20:46:00	Bright	41.000	60	7Bet UMi	2.0810	3950.0	82	4305	No
435	GOM_NL__2PRFIN20021226_204941_000000382012_00243_04305_0250.N1	26-DEC-2002 20:49:41	Bright	38.000	119	14Eta Dra	2.7270	4700.0	76	4305	No
436	GOM_NL__2PRFIN20021226_205128_000000392012_00243_04305_0251.N1	26-DEC-2002 20:51:28	Bright	39.000	69	33Gam Dra	2.2310	3800.0	78	4305	No
437	GOM_NL__2PRFIN20021226_205652_000000422012_00243_04305_0252.N1	26-DEC-2002 20:56:52	Bright	41.500	180	27Gam Boo	3.0400	8000.0	83	4305	No
438	GOM_NL__2PRFIN20021226_210020_000000462012_00243_04305_0253.N1	26-DEC-2002 21:00:20	Bright	46.000	83		2.3780	11000.	92	4305	No
439	GOM_NL__2PRFIN20021226_210410_000000512012_00243_04305_0254.N1	26-DEC-2002 21:04:10	Bright	51.000	111	8Eta Boo	2.6800	6000.0	102	4305	No
440	GOM_NL__2PRFIN20021226_210928_000000762012_00243_04305_0255.N1	26-DEC-2002 21:09:28	Tw_i_and_stray	75.500	138	47Eps Vir	2.8280	4700.0	151	4305	No
441	GOM_NL__2PRFIN20021226_211255_000000472012_00243_04305_0256.N1	26-DEC-2002 21:12:55	Bright	46.500	122	9Alp2Lib	2.7470	9700.0	93	4305	No
442	GOM_NL__2PRFIN20021226_211527_000000632012_00243_04305_0257.N1	26-DEC-2002 21:15:27	Straylight	63.000	15	67Alp Vir	0.97600	28000.	126	4305	No
443	GOM_NL__2PRFIN20021226_211939_000000512012_00243_04305_0258.N1	26-DEC-2002 21:19:39	Dark	50.500	54	5The Cen	2.0550	4500.0	101	4305	No
444	GOM_NL__2PRFIN20021226_212115_000000422012_00243_04305_0259.N1	26-DEC-2002 21:21:15	Dark	42.000	78	Alp Lup	2.3040	28000.	84	4305	No
445	GOM_NL__2PRFIN20021226_212232_000000412012_00243_04305_0260.N1	26-DEC-2002 21:22:32	Dark	41.000	95	Zet Cen	2.5450	26000.	82	4305	No
446	GOM_NL__2PRFIN20021226_212437_000000512012_00243_04305_0261.N1	26-DEC-2002 21:24:37	Dark	51.000	4	Alp1Cen	-0.010000	5800.0	102	4305	No
447	GOM_NL__2PRFIN20021226_212812_000000432012_00244_04306_0613.N1	26-DEC-2002 21:28:12	Dark	43.000	12	Alp1Cru	0.77500	30000.	86	4306	No
448	GOM_NL__2PRFIN20021226_213339_000000402012_00244_04306_0614.N1	26-DEC-2002 21:33:39	Dark	39.500	29	Bet Car	1.6720	10200.	79	4306	No
449	GOM_NL__2PRFIN20021226_213514_000000432012_00244_04306_0615.N1	26-DEC-2002 21:35:14	Dark	42.500	91	Kap Vel	2.4900	26000.	85	4306	No
450	GOM_NL__2PRFIN20021226_213641_000000452012_00244_04306_0616.N1	26-DEC-2002 21:36:41	Dark	45.000	46	Del Vel	1.9540	10600.	90	4306	No
451	GOM_NL__2PRFIN20021226_213803_000000662012_00244_04306_0617.N1	26-DEC-2002 21:38:03	Dark	66.000	65	Lam Vel	2.2040	4400.0	132	4306	No
452	GOM_NL__2PRFIN20021226_214057_000000532012_00244_04306_0618.N1	26-DEC-2002 21:40:57	Dark	52.500	2	Alp Car	-0.73600	7000.0	105	4306	No
453	GOM_NL__2PRFIN20021226_214403_000000492012_00244_04306_0619.N1	26-DEC-2002 21:44:03	Dark	49.000	117	Pi Pup	2.7060	3800.0	98	4306	No
454	GOM_NL__2PRFIN20021226_214658_000000552012_00244_04306_0620.N1	26-DEC-2002 21:46:58	Straylight	54.500	23	21Eps CMa	1.5020	26000.	109	4306	No
455	GOM_NL__2PRFIN20021226_214835_000000522012_00244_04306_0621.N1	26-DEC-2002 21:48:35	Straylight	51.500	179	24Omi2CMa	3.0320	24000.	103	4306	No

456	GOM_NL__2PRFIN20021226_215059_000000482012_00244_04306_0622.N1	26-DEC-2002 21:50:59	Straylight	47.500	47	2Bet CMa	1.9760	28000.	95	4306	No
457	GOM_NL__2PRFIN20021226_215344_000000472012_00244_04306_0623.N1	26-DEC-2002 21:53:44	Straylight	46.500	56	53Kap Ori	2.0650	30000.	93	4306	No
458	GOM_NL__2PRFIN20021226_215517_000000422012_00244_04306_0624.N1	26-DEC-2002 21:55:17	Straylight	42.000	128	67Bet Eri	2.7840	9700.0	84	4306	No
459	GOM_NL__2PRFIN20021226_215635_000000452012_00244_04306_0625.N1	26-DEC-2002 21:56:35	Straylight	44.500	72	34Del Ori	2.2500	30000.	89	4306	No
460	GOM_NL__2PRFIN20021226_215901_000000532012_00244_04306_0626.N1	26-DEC-2002 21:59:01	Tw_i_and_stray	53.000	14	58Alp Ori	0.87000	3000.0	106	4306	No
461	GOM_NL__2PRFIN20021226_220053_000000912012_00244_04306_0627.N1	26-DEC-2002 22:00:53	Bright	91.000	8	10Alp CMi	0.40000	6500.0	182	4306	No
462	GOM_NL__2PRFIN20021226_220406_000000362012_00244_04306_0628.N1	26-DEC-2002 22:04:06	Bright	35.500	146	25Eta Tau	2.8730	15200.	71	4306	No
463	GOM_NL__2PRFIN20021226_220613_000000412012_00244_04306_0629.N1	26-DEC-2002 22:06:13	Bright	41.000	114	3lot Aur	2.6930	4600.0	82	4306	No
464	GOM_NL__2PRFIN20021226_220819_000000362012_00244_04306_0630.N1	26-DEC-2002 22:08:19	Bright	35.500	149	45Eps Per	2.8880	30000.	71	4306	No
465	GOM_NL__2PRFIN20021226_221001_000000472012_00244_04306_0631.N1	26-DEC-2002 22:10:01	Bright	46.500	6	13Alp Aur	0.080000	3400.0	93	4306	No
466	GOM_NL__2PRFIN20021226_221236_000000352012_00244_04306_0632.N1	26-DEC-2002 22:12:36	Bright	35.000	160	23Gam Per	2.9300	4700.0	70	4306	No
467	GOM_NL__2PRFIN20021226_221618_000000372012_00244_04306_0633.N1	26-DEC-2002 22:16:18	Bright	37.000	110	37Del Cas	2.6780	8900.0	74	4306	No
468	GOM_NL__2PRFIN20021226_222202_000000382012_00244_04306_0634.N1	26-DEC-2002 22:22:02	Bright	38.000	49	1Alp UMi	1.9900	6300.0	76	4306	No
469	GOM_NL__2PRFIN20021226_222636_000000402012_00244_04306_0635.N1	26-DEC-2002 22:26:36	Bright	39.500	60	7Bet UMi	2.0810	3950.0	79	4306	No
470	GOM_NL__2PRFIN20021226_223016_000000382012_00244_04306_0636.N1	26-DEC-2002 22:30:16	Bright	38.000	119	14Eta Dra	2.7270	4700.0	76	4306	No
471	GOM_NL__2PRFIN20021226_223204_000000362012_00244_04306_0637.N1	26-DEC-2002 22:32:04	Bright	36.000	69	33Gam Dra	2.2310	3800.0	72	4306	No
472	GOM_NL__2PRFIN20021226_223728_000000432012_00244_04306_0638.N1	26-DEC-2002 22:37:28	Bright	43.000	180	27Gam Boo	3.0400	8000.0	86	4306	No
473	GOM_NL__2PRFIN20021226_224056_000000462012_00244_04306_0639.N1	26-DEC-2002 22:40:56	Bright	45.500	83		2.3780	11000.	91	4306	No
474	GOM_NL__2PRFIN20021226_224447_000000502012_00244_04306_0640.N1	26-DEC-2002 22:44:47	Bright	50.000	111	8Eta Boo	2.6800	6000.0	100	4306	No
475	GOM_NL__2PRFIN20021226_225005_000000792012_00244_04306_0641.N1	26-DEC-2002 22:50:05	Tw_i_and_stray	79.000	138	47Eps Vir	2.8280	4700.0	158	4306	No
476	GOM_NL__2PRFIN20021226_225331_000000462012_00244_04306_0642.N1	26-DEC-2002 22:53:31	Bright	45.500	122	9Alp2Lib	2.7470	9700.0	91	4306	No
477	GOM_NL__2PRFIN20021226_225604_000000622012_00244_04306_0643.N1	26-DEC-2002 22:56:04	Straylight	61.500	15	67Alp Vir	0.97600	28000.	123	4306	No
478	GOM_NL__2PRFIN20021226_230015_000000512012_00244_04306_0644.N1	26-DEC-2002 23:00:15	Dark	50.500	54	5The Cen	2.0550	4500.0	101	4306	No
479	GOM_NL__2PRFIN20021226_230152_000000392012_00244_04306_0645.N1	26-DEC-2002 23:01:52	Dark	39.000	78	Alp Lup	2.3040	28000.	78	4306	No
480	GOM_NL__2PRFIN20021226_230309_000000402012_00244_04306_0646.N1	26-DEC-2002 23:03:09	Dark	39.500	95	Zet Cen	2.5450	26000.	79	4306	No
481	GOM_NL__2PRFIN20021226_230514_000000442012_00244_04306_0647.N1	26-DEC-2002 23:05:14	Dark	44.000	4	Alp1Cen	-0.010000	5800.0	88	4306	No
482	GOM_NL__2PRFIN20021226_230848_000000422012_00245_04307_0614.N1	26-DEC-2002 23:08:48	Dark	41.500	12	Alp1Cru	0.77500	30000.	83	4307	No
483	GOM_NL__2PRFIN20021226_231415_000000402012_00245_04307_0615.N1	26-DEC-2002 23:14:15	Dark	39.500	29	Bet Car	1.6720	10200.	79	4307	No
484	GOM_NL__2PRFIN20021226_231550_000000472012_00245_04307_0616.N1	26-DEC-2002 23:15:50	Dark	46.500	91	Kap Vel	2.4900	26000.	93	4307	No
485	GOM_NL__2PRFIN20021226_231718_000000432012_00245_04307_0617.N1	26-DEC-2002 23:17:18	Dark	43.000	46	Del Vel	1.9540	10600.	86	4307	No
486	GOM_NL__2PRFIN20021226_231842_000000652012_00245_04307_0618.N1	26-DEC-2002 23:18:42	Dark	65.000	65	Lam Vel	2.2040	4400.0	130	4307	No
487	GOM_NL__2PRFIN20021226_232134_000000532012_00245_04307_0619.N1	26-DEC-2002 23:21:34	Dark	53.000	2	Alp Car	-0.73600	7000.0	106	4307	No
488	GOM_NL__2PRFIN20021226_232439_000000542012_00245_04307_0620.N1	26-DEC-2002 23:24:39	Dark	53.500	117	Pi Pup	2.7060	3800.0	107	4307	No
489	GOM_NL__2PRFIN20021226_232735_000000512012_00245_04307_0621.N1	26-DEC-2002 23:27:35	Straylight	51.000	23	21Eps CMa	1.5020	26000.	102	4307	No
490	GOM_NL__2PRFIN20021226_232911_000000512012_00245_04307_0622.N1	26-DEC-2002 23:29:11	Straylight	50.500	179	24Omi2CMa	3.0320	24000.	101	4307	No
491	GOM_NL__2PRFIN20021226_233135_000000482012_00245_04307_0623.N1	26-DEC-2002 23:31:35	Straylight	47.500	47	2Bet CMa	1.9760	28000.	95	4307	No
492	GOM_NL__2PRFIN20021226_233421_000000452012_00245_04307_0624.N1	26-DEC-2002 23:34:21	Straylight	44.500	56	53Kap Ori	2.0650	30000.	89	4307	No
493	GOM_NL__2PRFIN20021226_233553_000000412012_00245_04307_0625.N1	26-DEC-2002 23:35:53	Straylight	40.500	128	67Bet Eri	2.7840	9700.0	81	4307	No
494	GOM_NL__2PRFIN20021226_233711_000000442012_00245_04307_0626.N1	26-DEC-2002 23:37:11	Straylight	44.000	72	34Del Ori	2.2500	30000.	88	4307	No
495	GOM_NL__2PRFIN20021226_233936_000000532012_00245_04307_0627.N1	26-DEC-2002 23:39:36	Tw_i_and_stray	53.000	14	58Alp Ori	0.87000	3000.0	106	4307	No
496	GOM_NL__2PRFIN20021226_234128_000000892012_00245_04307_0628.N1	26-DEC-2002 23:41:28	Bright	88.500	8	10Alp CMi	0.40000	6500.0	177	4307	No
497	GOM_NL__2PRFIN20021226_234442_000000362012_00245_04307_0629.N1	26-DEC-2002 23:44:42	Bright	36.000	146	25Eta Tau	2.8730	15200.	72	4307	No
498	GOM_NL__2PRFIN20021226_234648_000000412012_00245_04307_0630.N1	26-DEC-2002 23:46:48	Bright	41.000	114	3lot Aur	2.6930	4600.0	82	4307	No
499	GOM_NL__2PRFIN20021226_234854_000000372012_00245_04307_0631.N1	26-DEC-2002 23:48:54	Bright	36.500	149	45Eps Per	2.8880	30000.	73	4307	No
500	GOM_NL__2PRFIN20021226_235038_000000452012_00245_04307_0632.N1	26-DEC-2002 23:50:38	Bright	44.500	6	13Alp Aur	0.080000	3400.0	89	4307	No
501	GOM_NL__2PRFIN20021226_235312_000000352012_00245_04307_0633.N1	26-DEC-2002 23:53:12	Bright	35.000	160	23Gam Per	2.9300	4700.0	70	4307	No
502	GOM_NL__2PRFIN20021226_235655_000000382012_00245_04307_0634.N1	26-DEC-2002 23:56:55	Bright	38.000	110	37Del Cas	2.6780	8900.0	76	4307	No

3. Quality information per product

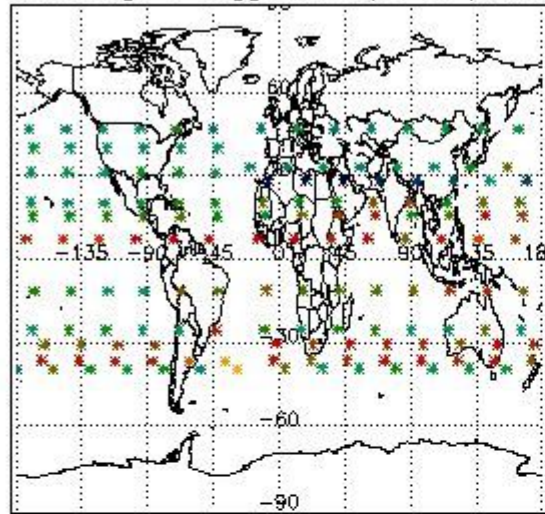
In this section it is plotted some information contained in the Quality Summary data set of the level 2 products. Only products in dark limb conditions and without errors (error flag in the MPH set to "0") are used.

3.1 Plot quality information per product (time dependant)

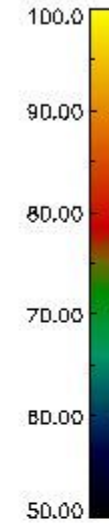
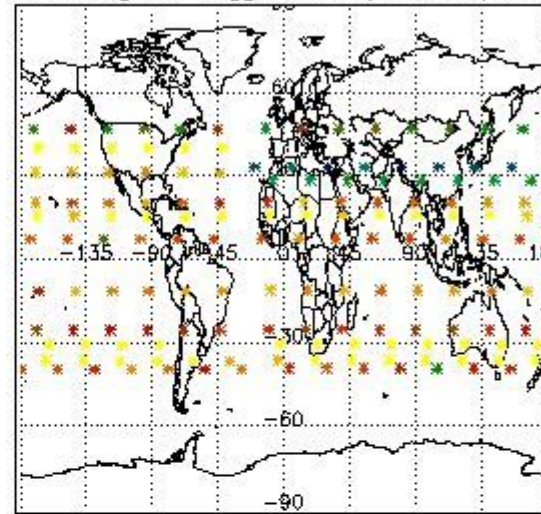


3.2 Plot quality information per product (world map)


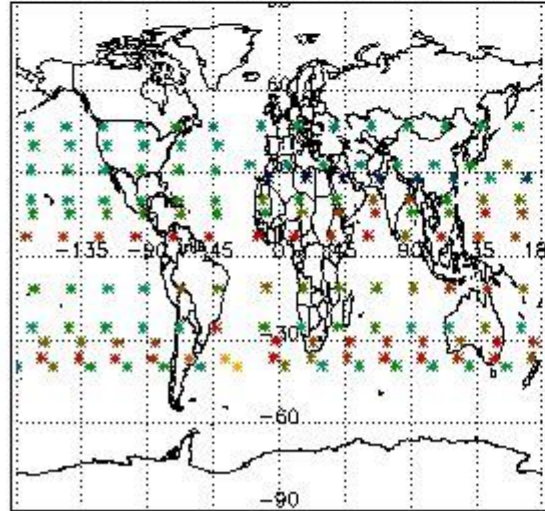
Percentage of flagged data per O3 profile




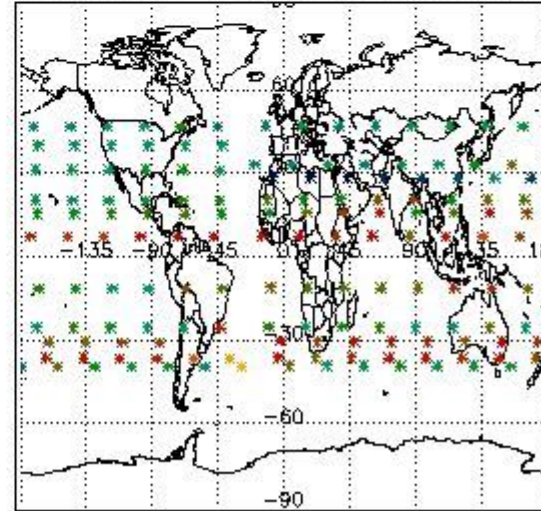
Percentage of flagged data per H2O profile



Percentage of flagged data per NO2 profile



Percentage of flagged data per NO3 profile

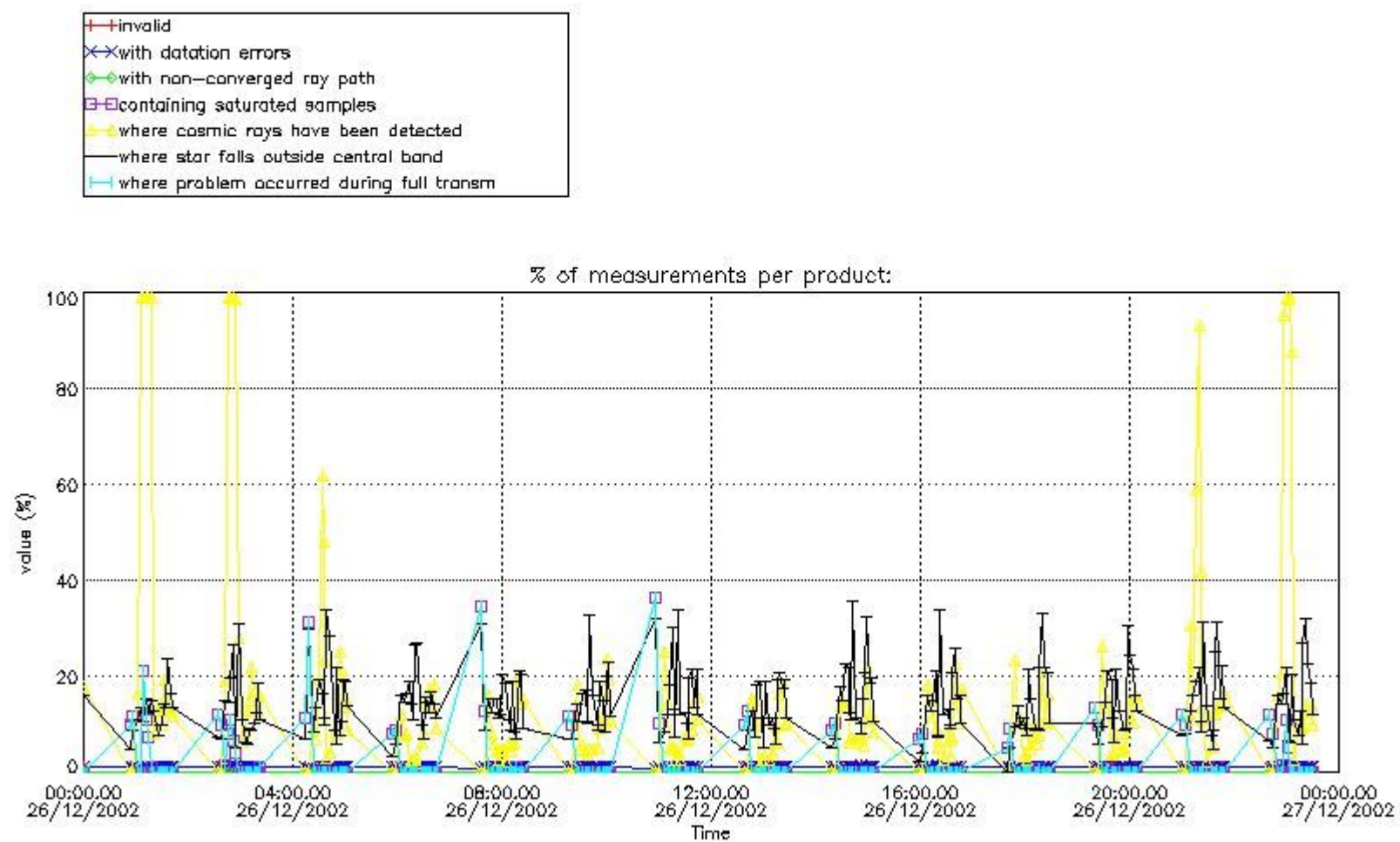


4. Level 1 quality information per product

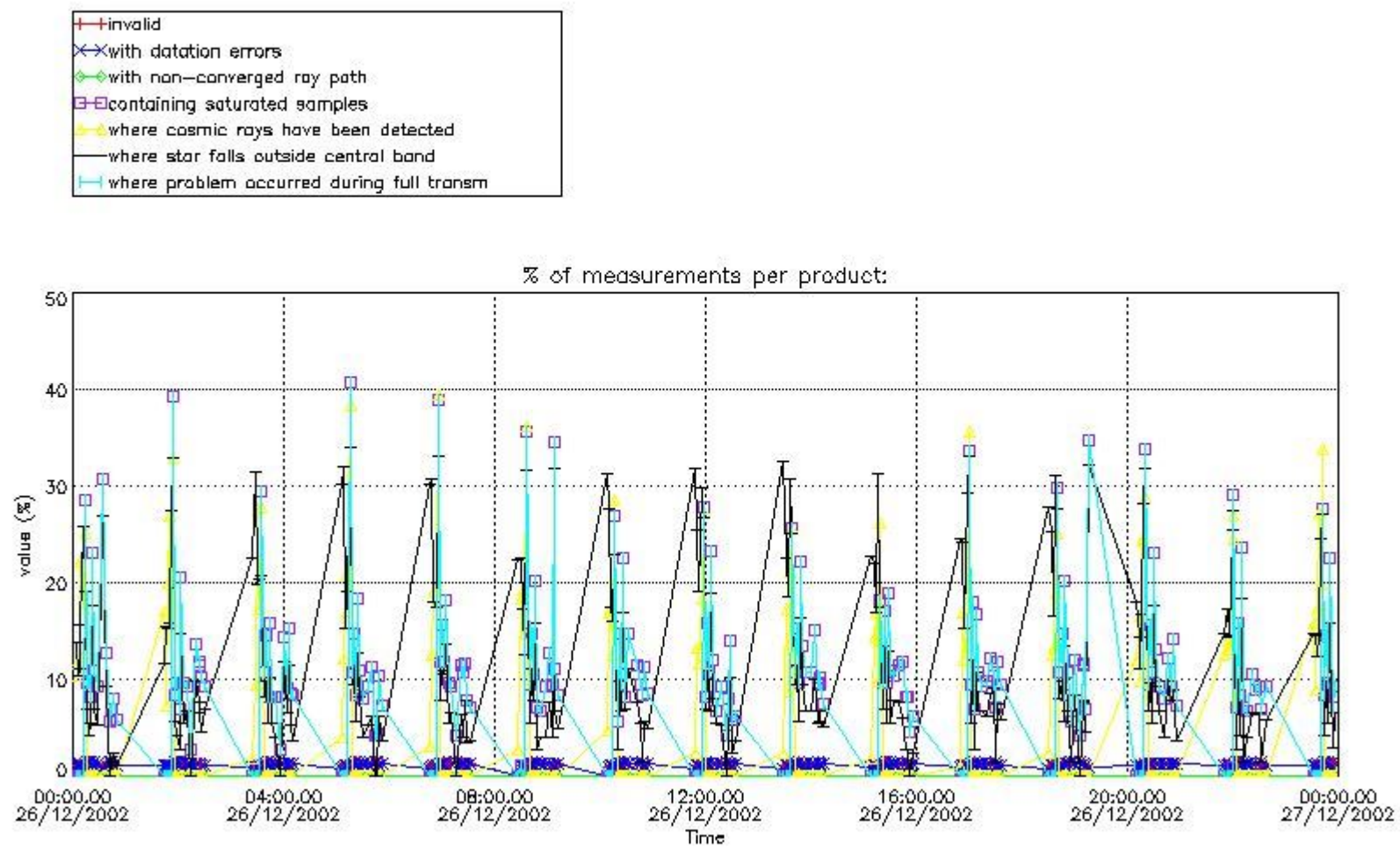
In this section it is plotted some information contained in the Quality Summary data set of the level 2 products that comes from the level 1b processing. Products without errors (error flag in the MPH set to "0") are used.

4.1 Plot quality information per product (time dependant) coming from level 1b processing

4.1.1 Plot level 1 quality information per product (time dependant): ENVISAT ASCENDING passes



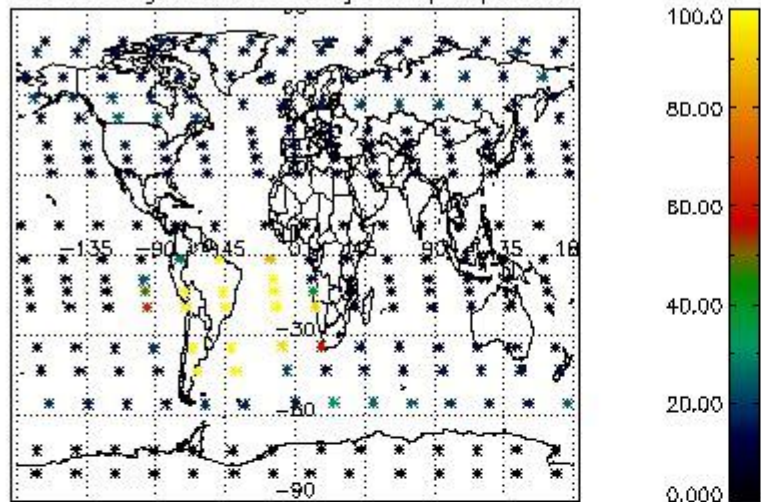
4.1.2 Plot level 1 quality information per product (time dependant): ENVI SAT DESCENDING passes



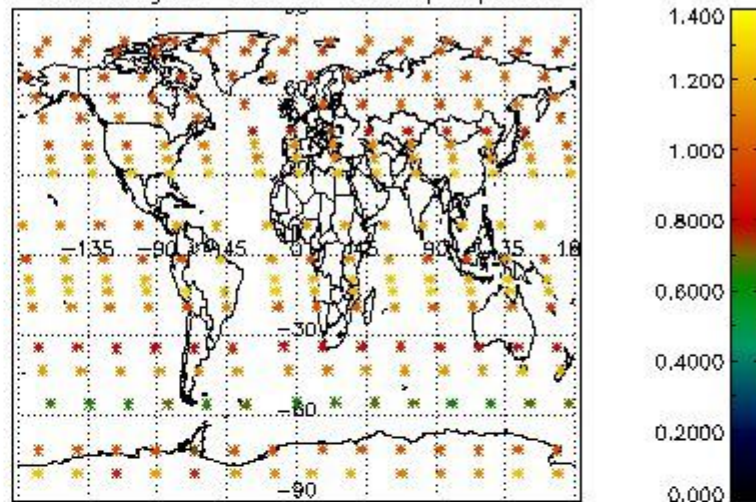
4.2 Plot quality information per product coming from level 1b processing (world map)

4.2.1 Plot level 1 quality information per product (world map): ENVISAT ASCENDING passes

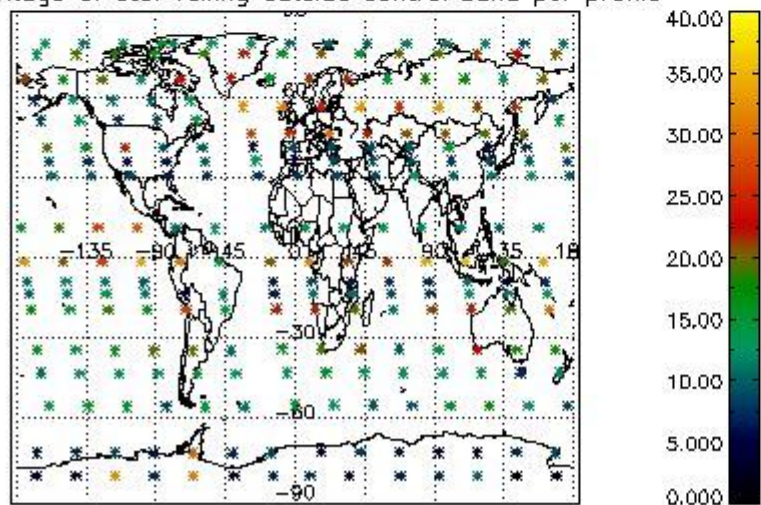
Percentage of cosmic ray hits per profile



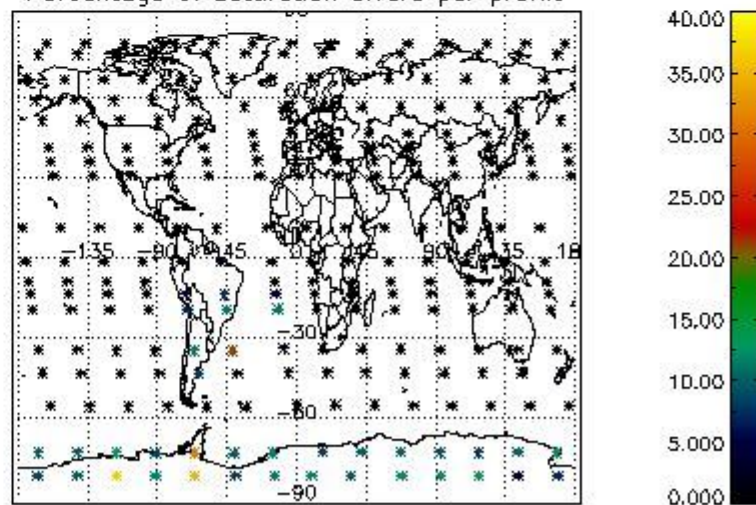
Percentage of datation errors per profile



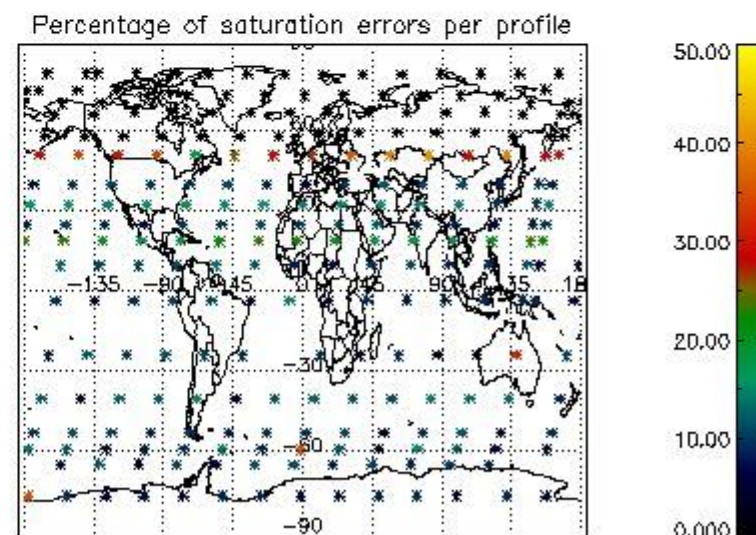
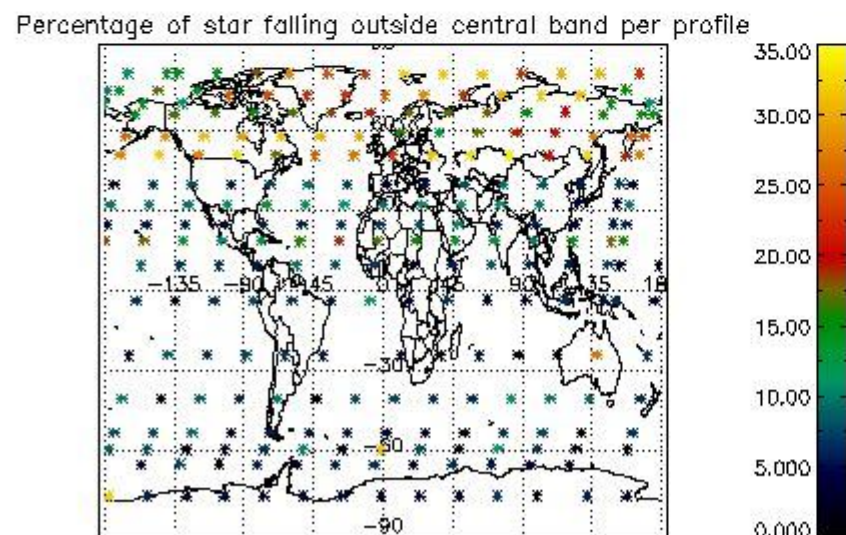
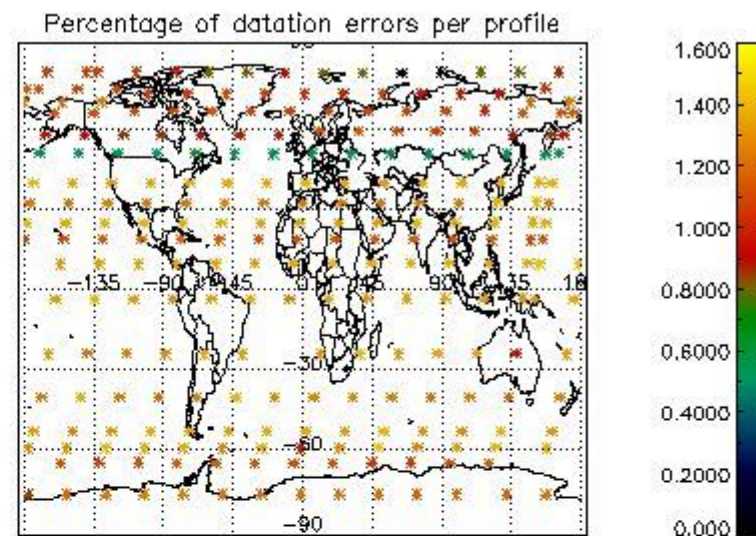
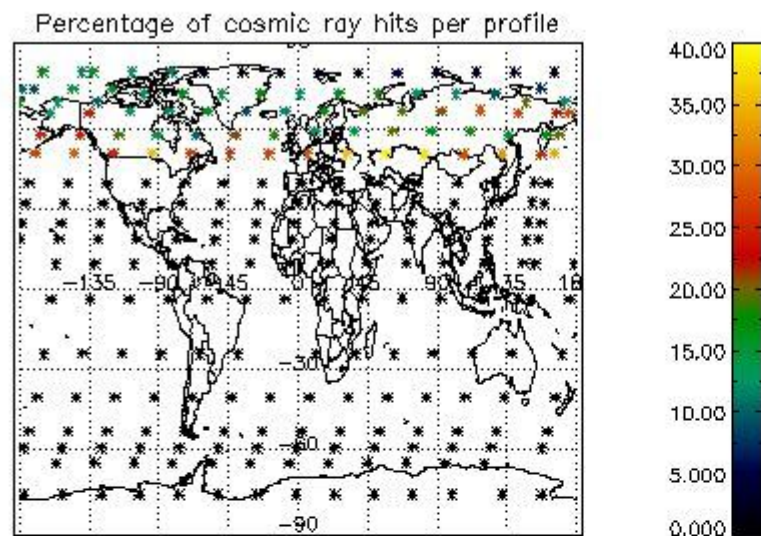
Percentage of star falling outside central band per profile



Percentage of saturation errors per profile



4.2.2 Plot level 1 quality information per product (world map): ENVISAT DESCENDING passes



5. Trace gas profiles

5.1 Ozone statistics based on quality of products

The final quality of the products can be "measured" using the STD (Standard Deviation) attached to every point profile. This information is written to the parameter GOM_NL__2P/NL_LOCAL_SPECIES_DENSITY/o3_std of the level 2 products. The table below shows the statistics for given STD ranges.

The statistics are given with respect to the overall valid production:

- Products without fatal errors: GOM_NL__2P/MPH/PRODUCT_ERR=0
- Valid point profile: GOM_NL__2P/NL_LOCAL_SPECIES_DENSITY/pcd(0)=0

The 'Criteria' is applied to valid points of dark limb products:

- Products in dark limb illumination condition: GOM_NL__2P/NL_SUMMARY_QUALITY/obs_ill_cond=0
- Products without fatal errors: GOM_NL__2P/MPH/PRODUCT_ERR=0
- Valid point profile: GOM_NL__2P/NL_LOCAL_SPECIES_DENSITY/pcd(0)=0

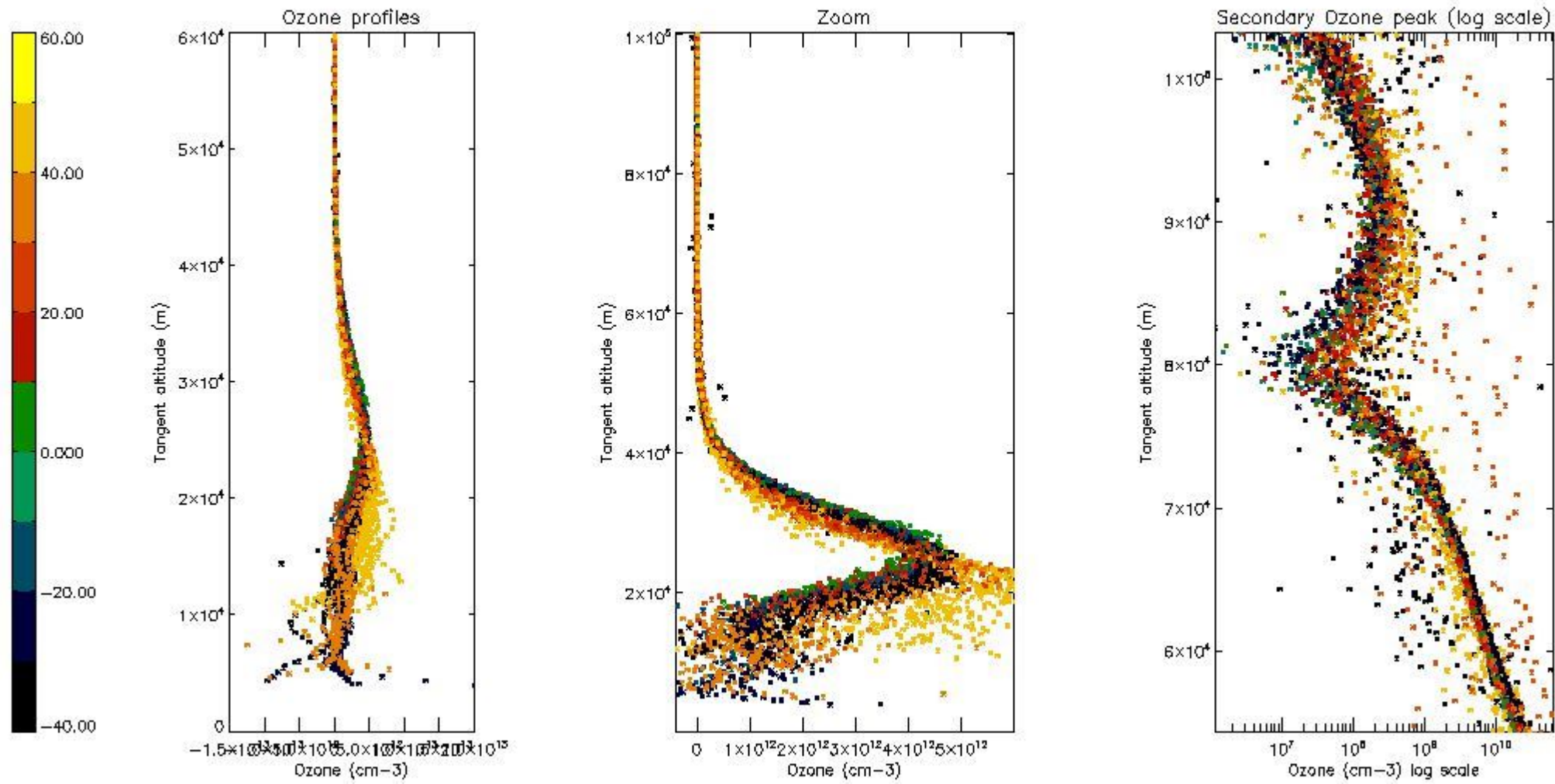
So, the table below shows the percentage of dark limb and valid observations for each criteria with respect to the overall valid daily observations.

Criteria	% of total production
All STD	30
STD < 20	17

STD < 10	14
STD < 5	11

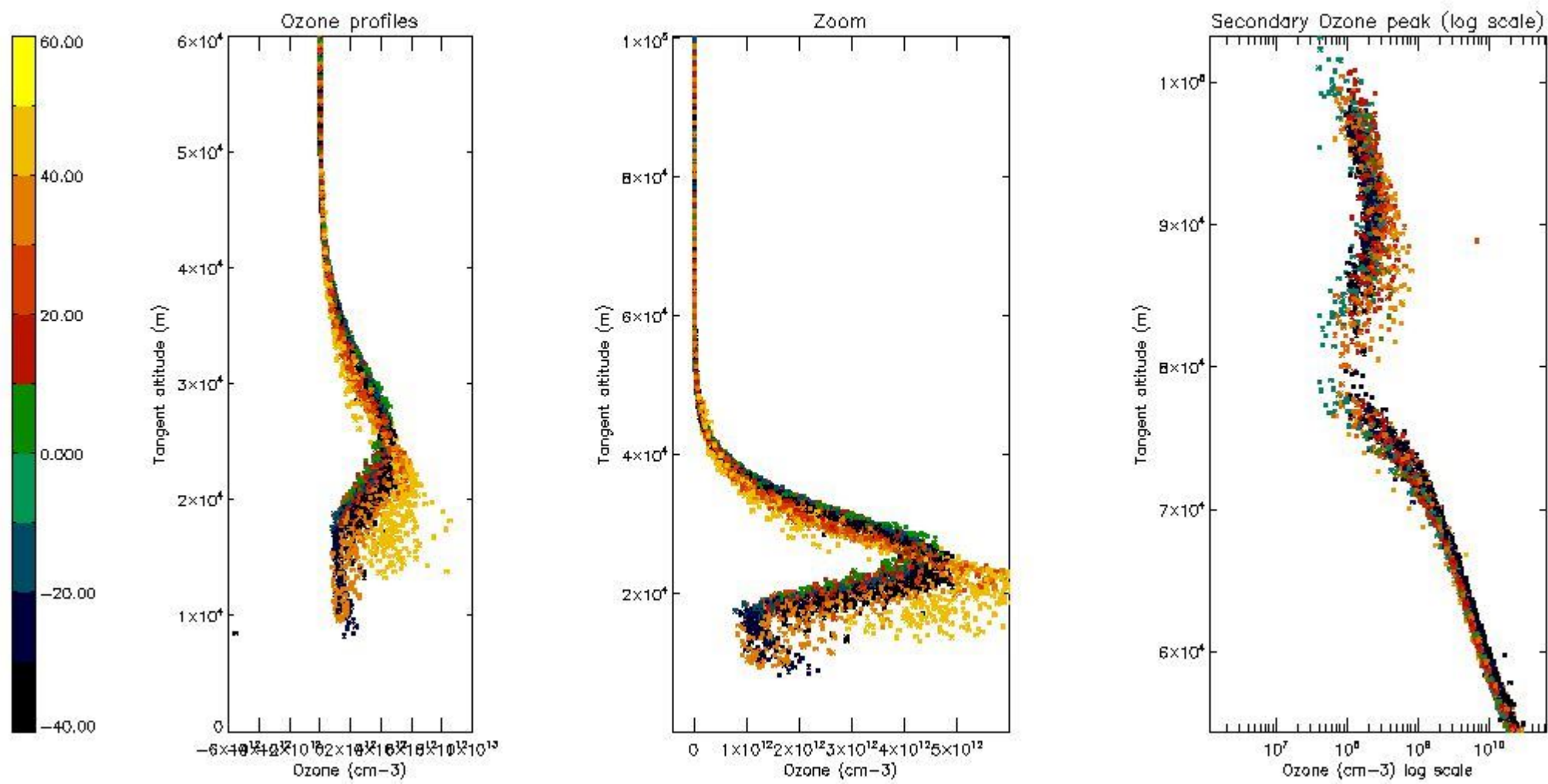
5.2 Plot ozone profiles for all STD (dark without errors)

The colorbar represents the latitude.



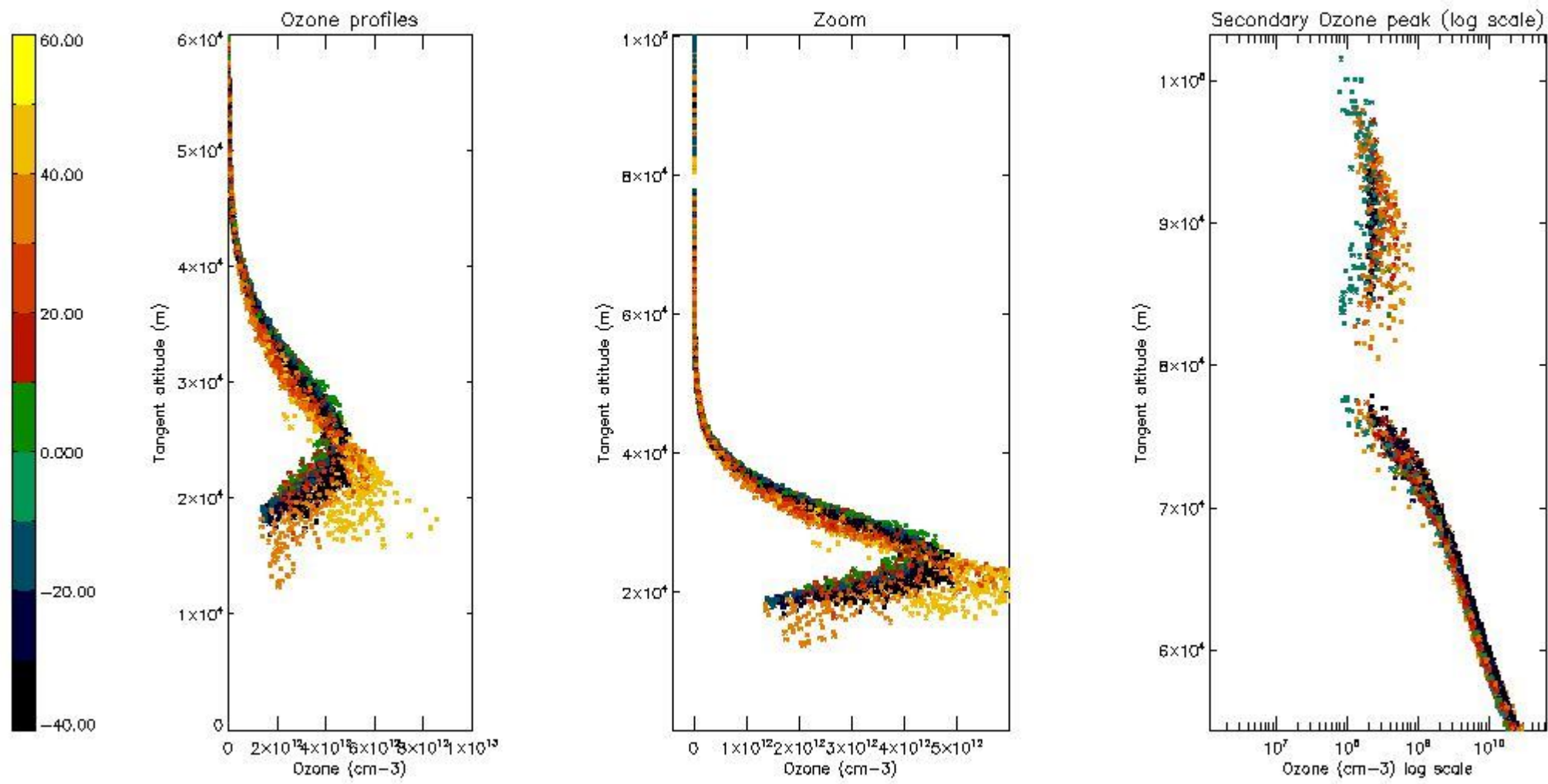
5.3 Plot ozone profiles where STD < 20% (dark without errors)

The colorbar represents the latitude.



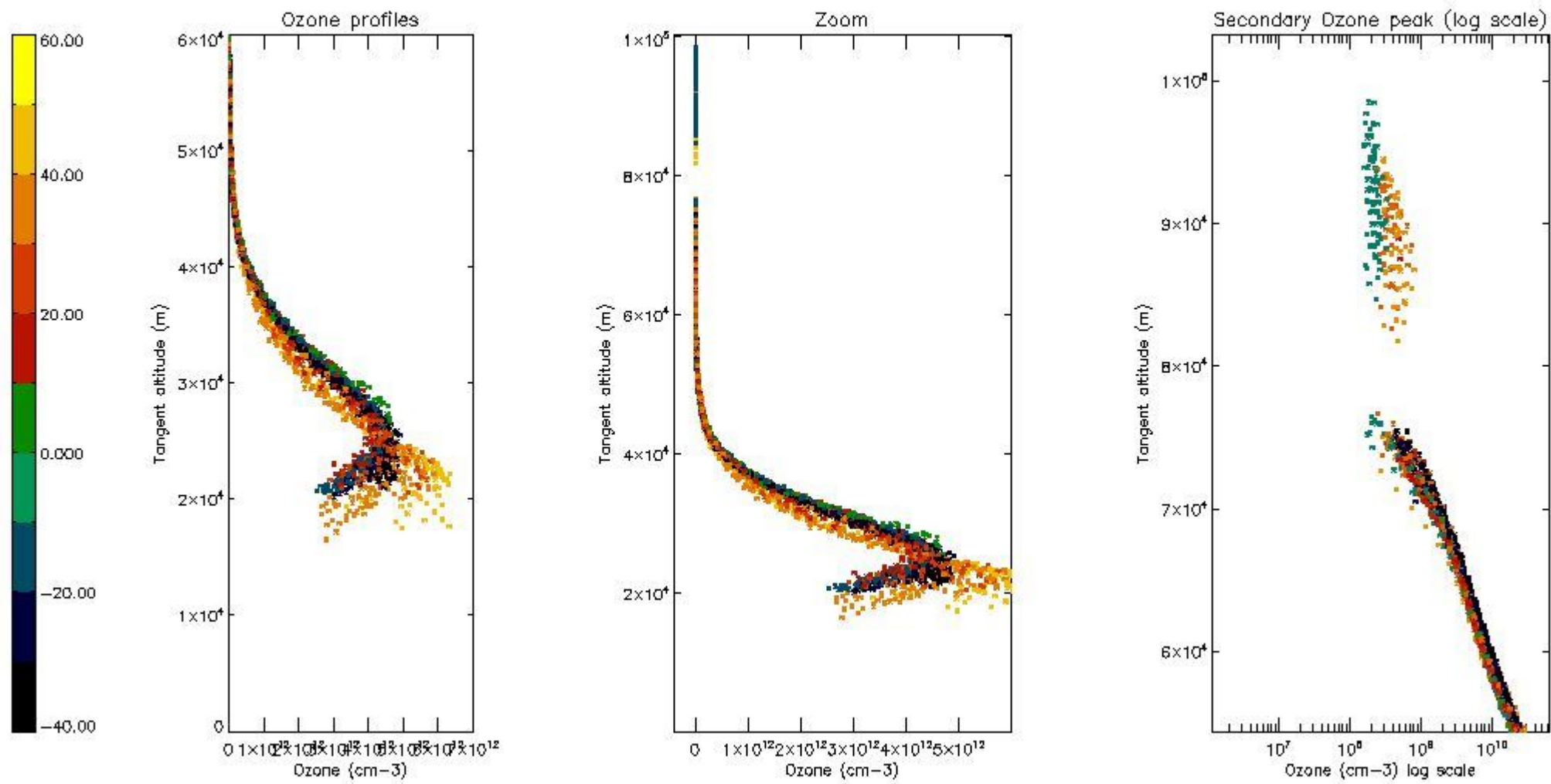
5.4 Plot ozone profiles where STD < 10% (dark without errors)

The colorbar represents the latitude.



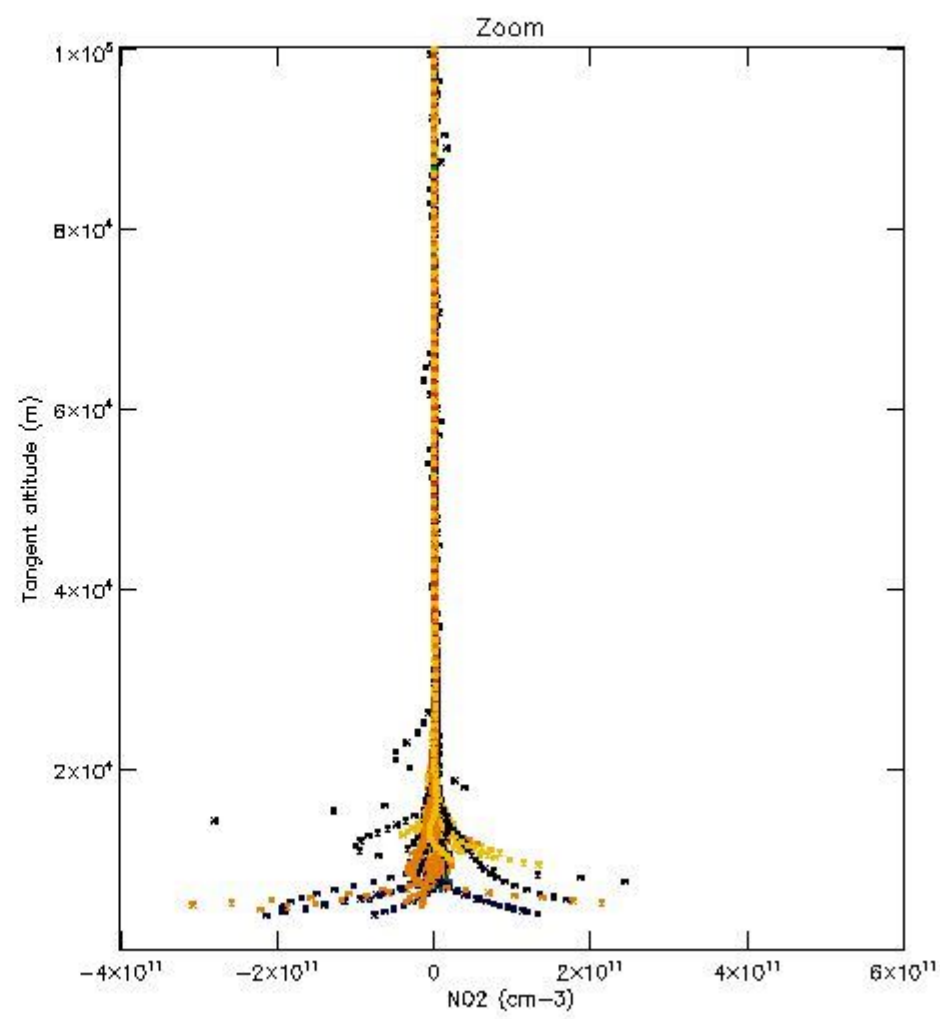
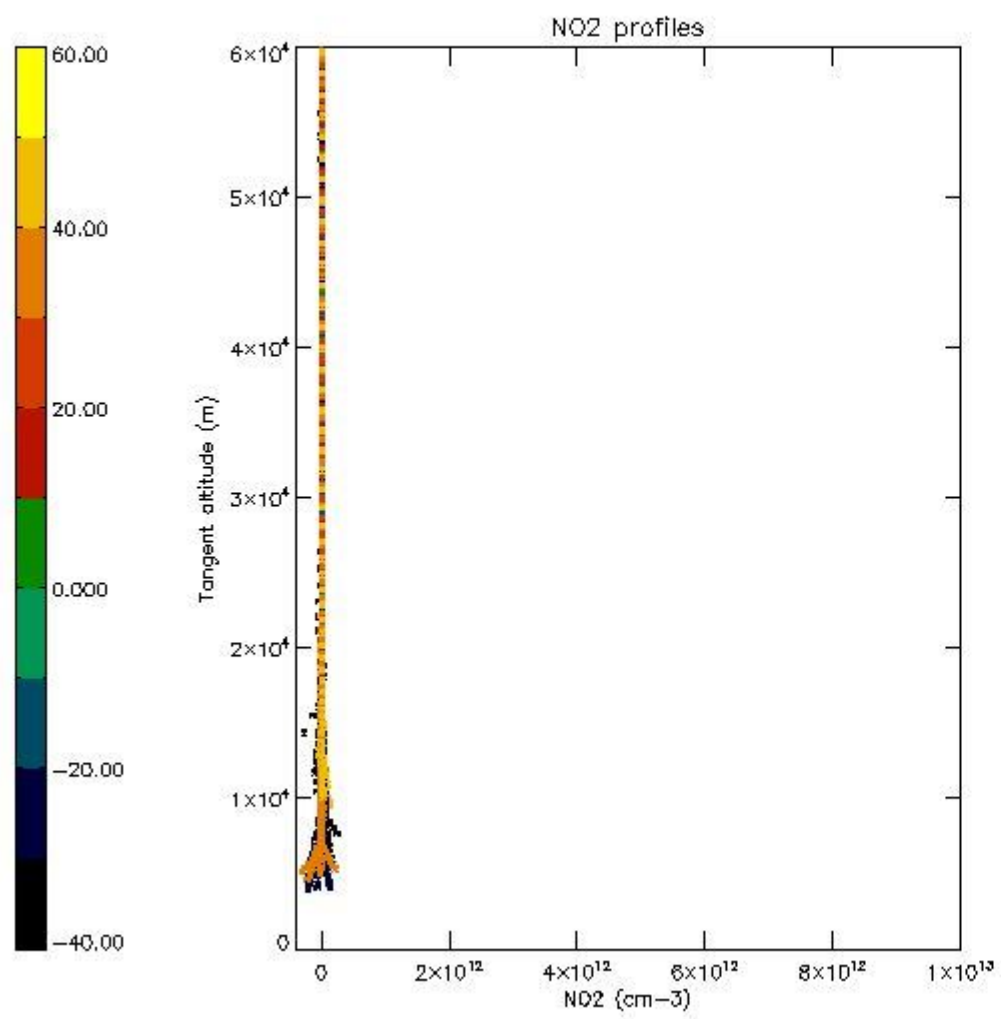
5.5 Plot ozone profiles where STD < 5% (dark without errors)

The colorbar represents the latitude.



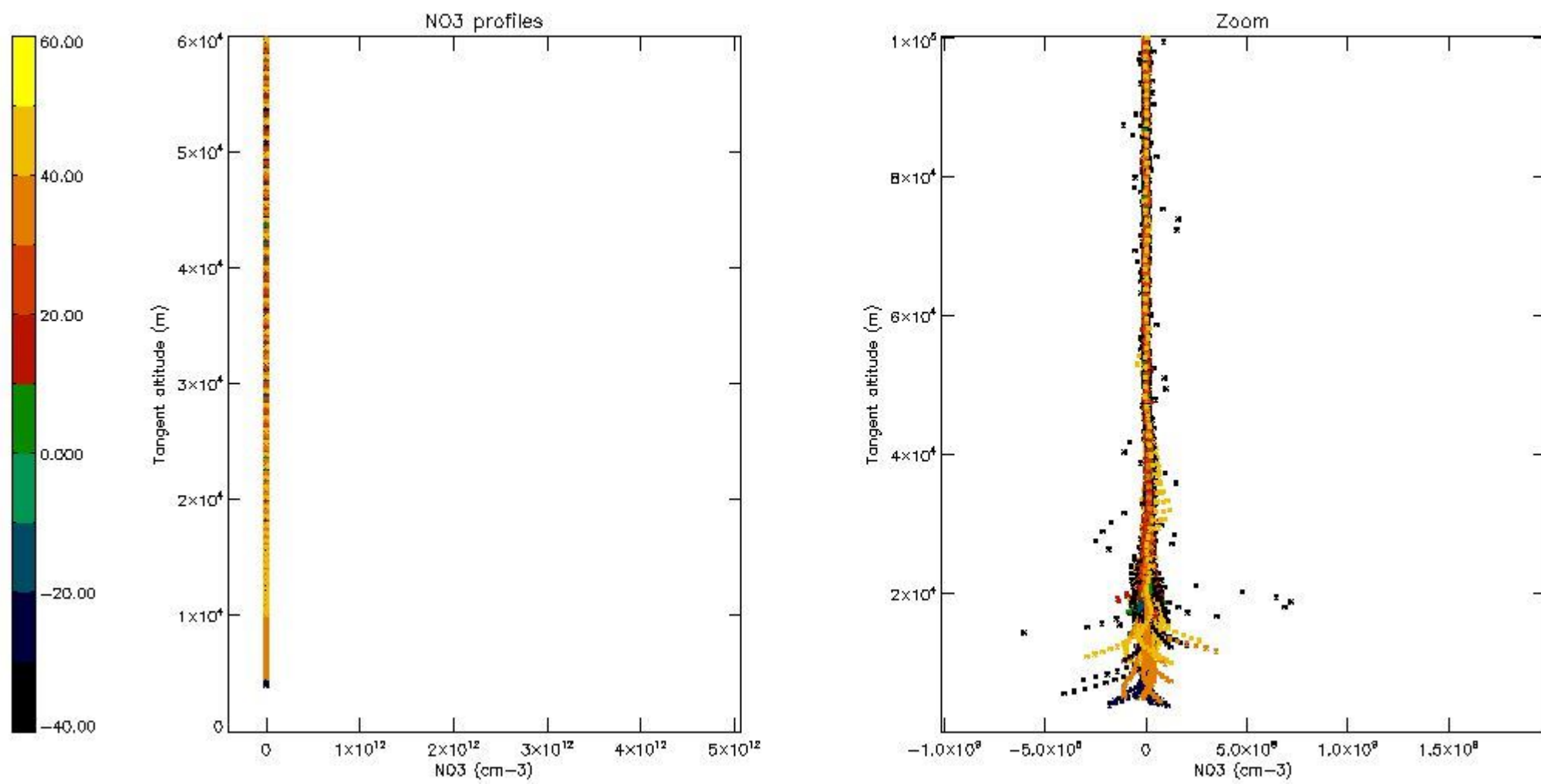
5.6 Plot NO₂ profiles for all STD (dark without errors)

The colorbar represents the latitude.



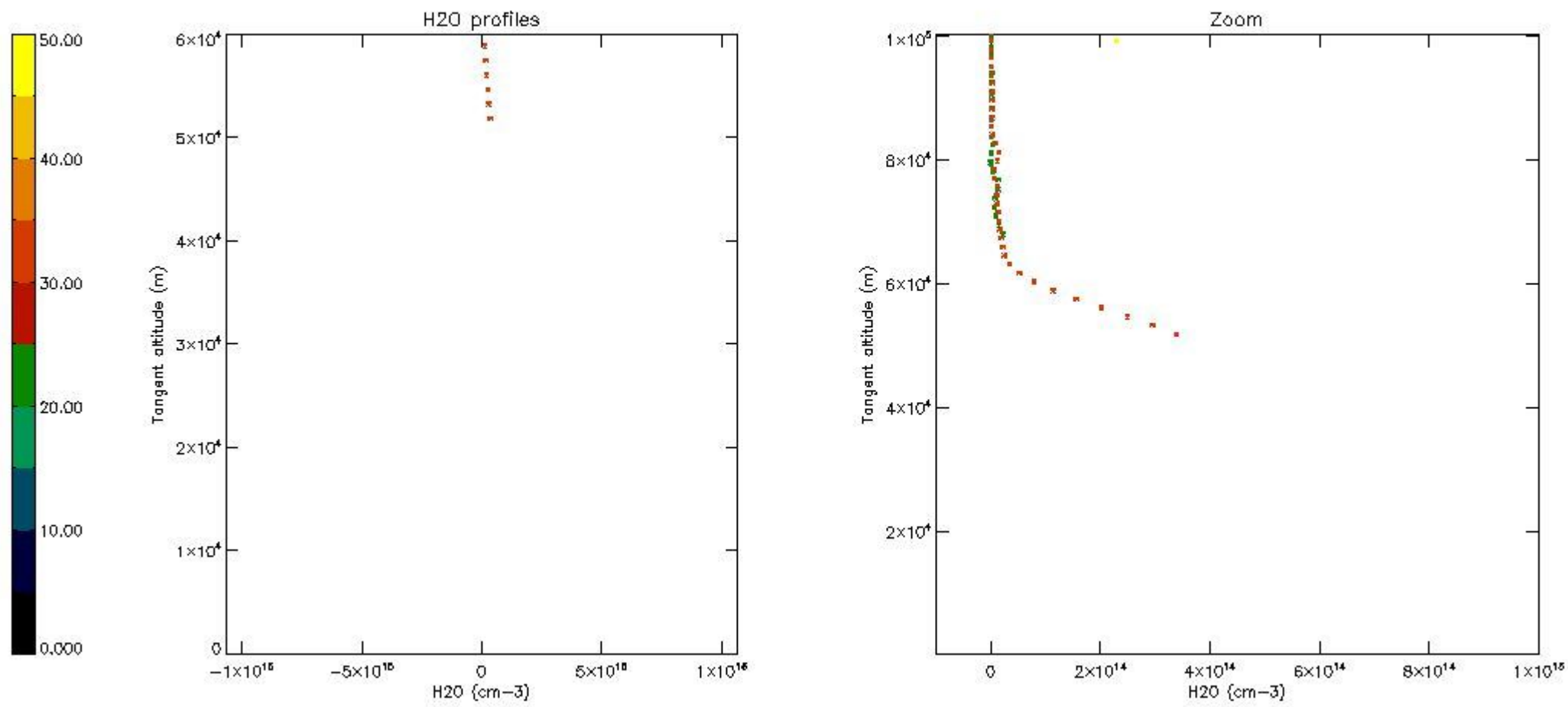
5.7 Plot NO3 profiles for all STD (dark without errors)

The colorbar represents the latitude.



5.8 Plot H₂O profiles for all STD (only for occultations of stars 1,2,3,4,13,14,16,26,63 dark without errors)

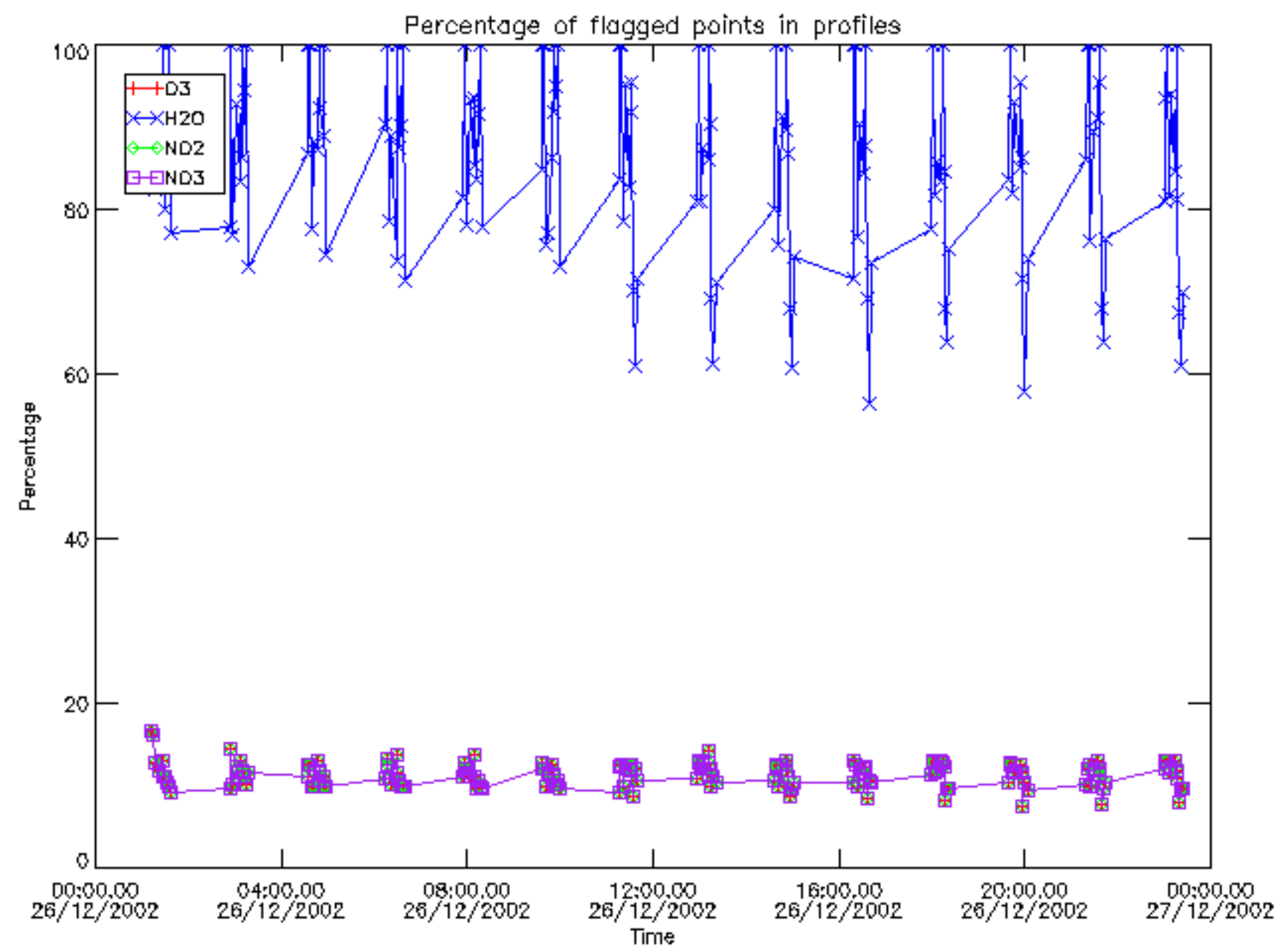
The colorbar represents the latitude.



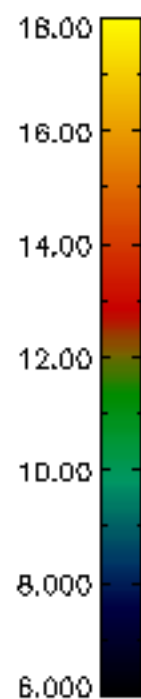
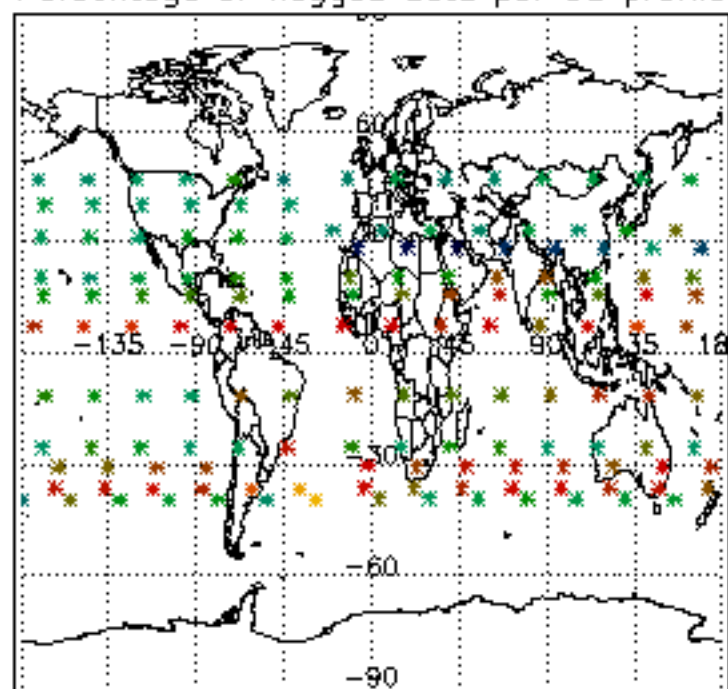
6. Auxiliary Data Files used for the production reported in section 2

The number reported in the third column indicates since which file (see list in section 2) the corresponding auxiliary file has been used. The fourth column is the date of those product files.

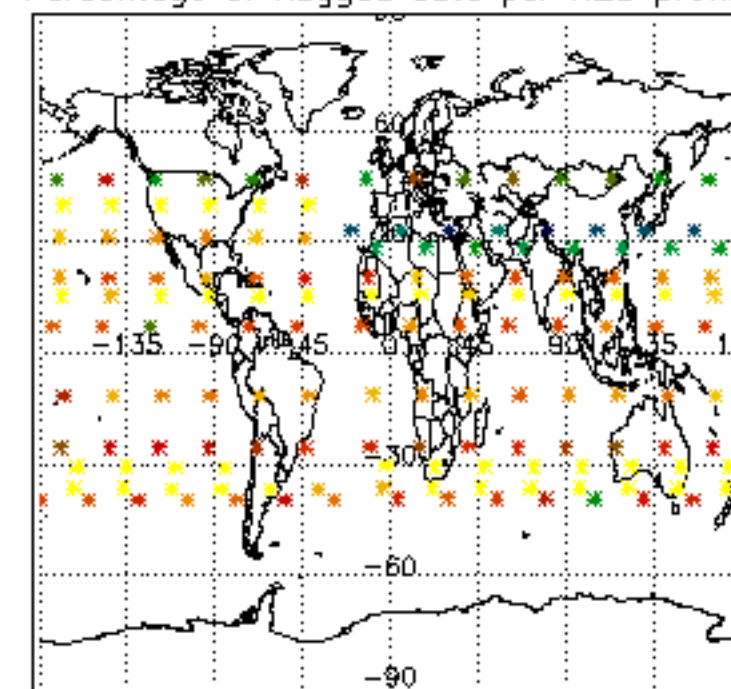
Type	Auxiliary Filename	Used since product	Used since product date
INST_PHYS_CHARACTERISTICS	GOM_INS_AXNIEC20050627_150440_20020301_000000_20100101_000000	1	26-DEC-2002 00:00:44
LEVEL-2_PROC_CONFIG	GOM_PR2_AXVIEC20091111_152718_20020301_000000_20500101_000000	1	26-DEC-2002 00:00:44
CROSS_SECTIONS_FILE	GOM_CRS_AXVIEC20091111_154832_20020301_000000_20500101_000000	1	26-DEC-2002 00:00:44



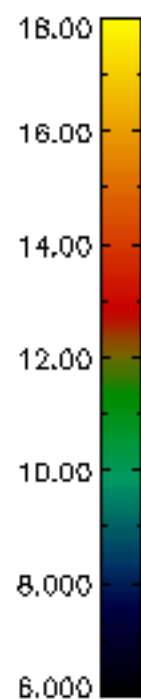
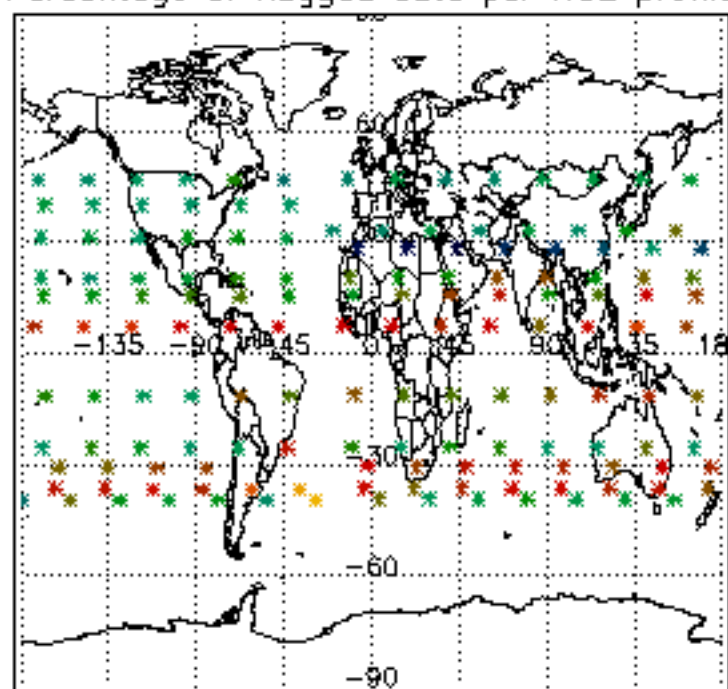
Percentage of flagged data per D3 profile



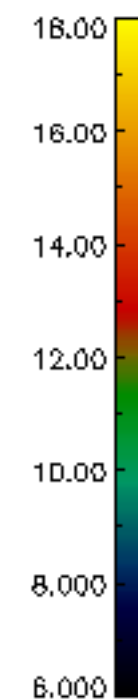
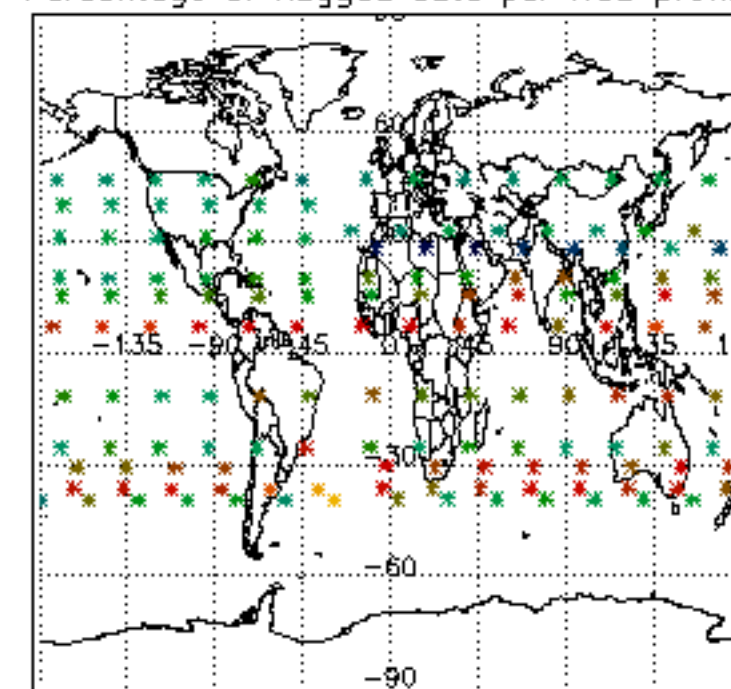
Percentage of flagged data per H2O profile

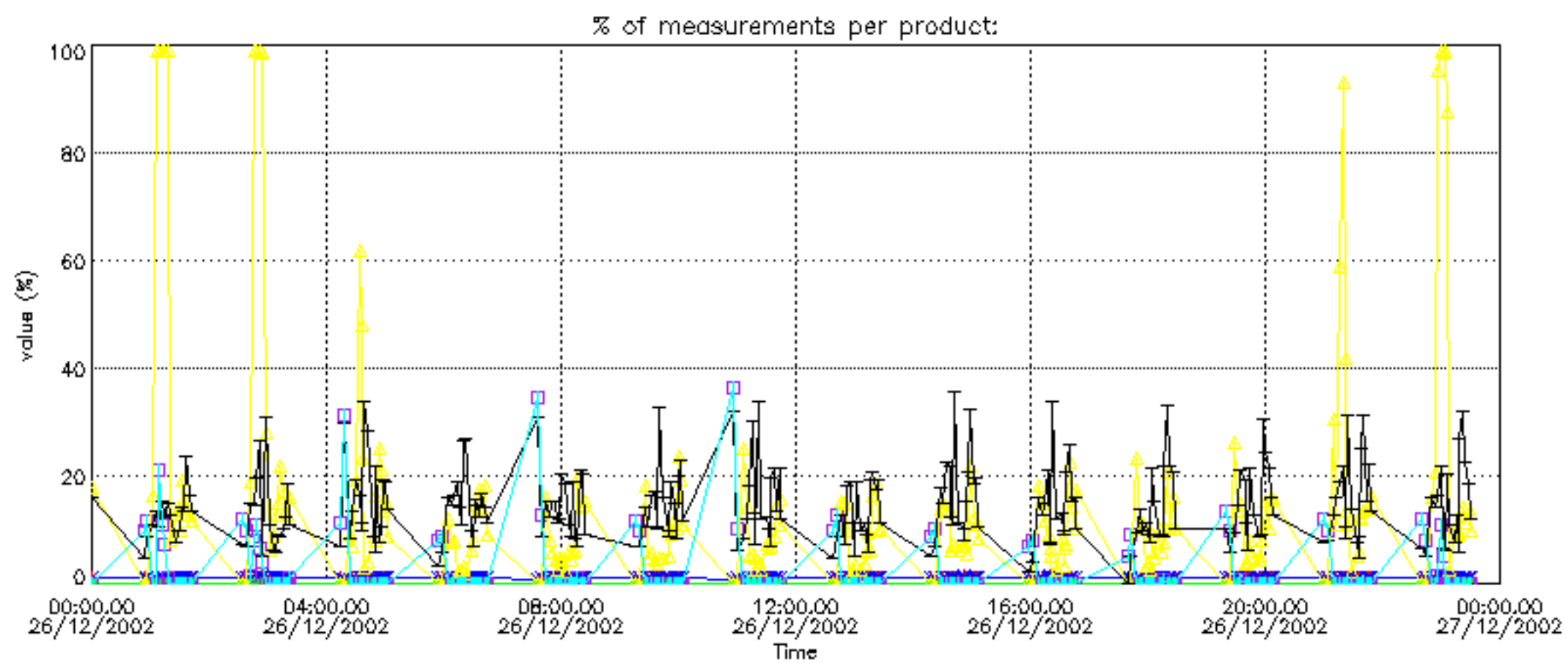
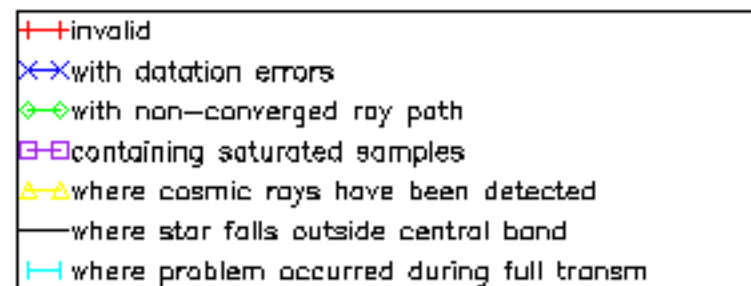


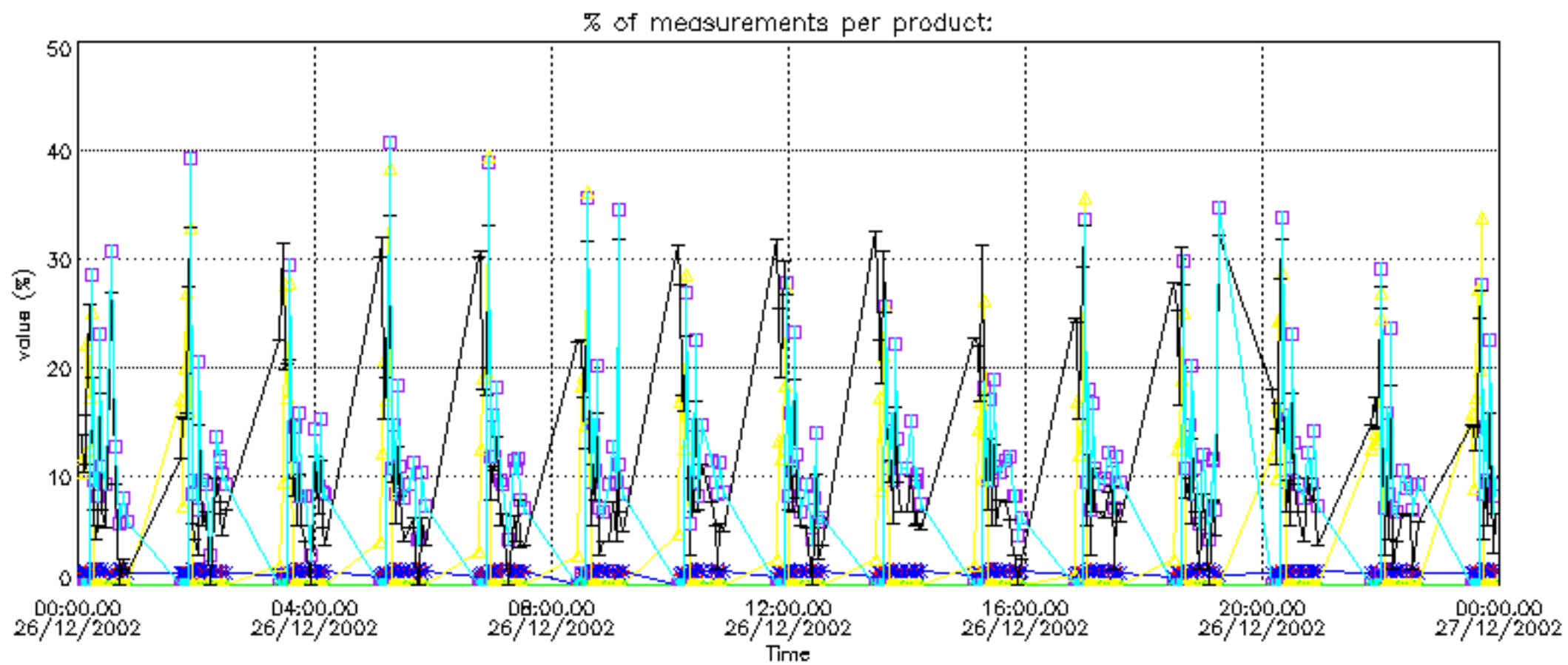
Percentage of flagged data per NO2 profile



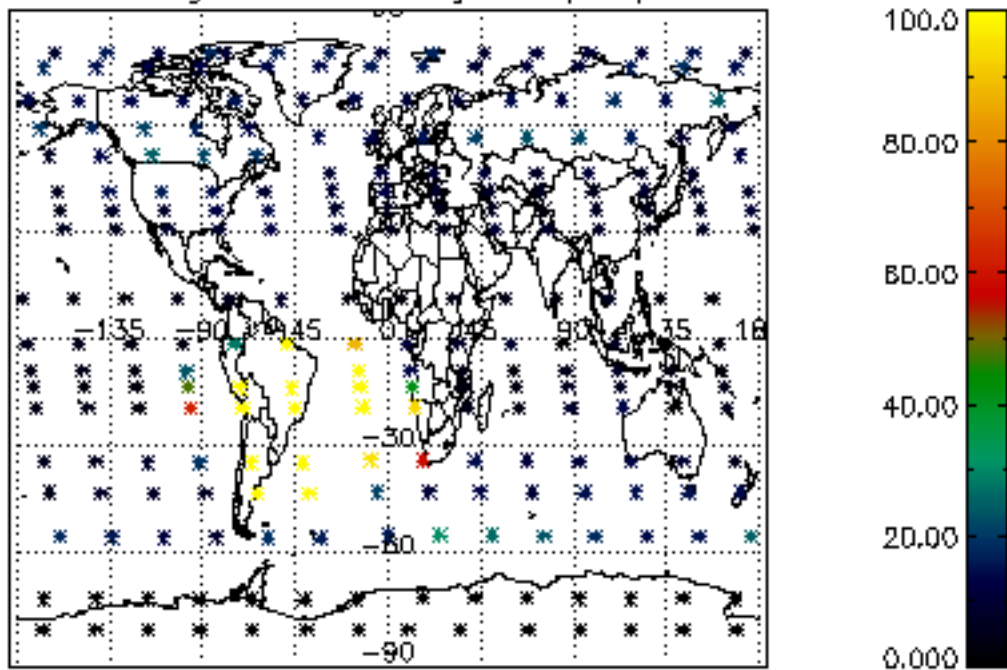
Percentage of flagged data per NO3 profile



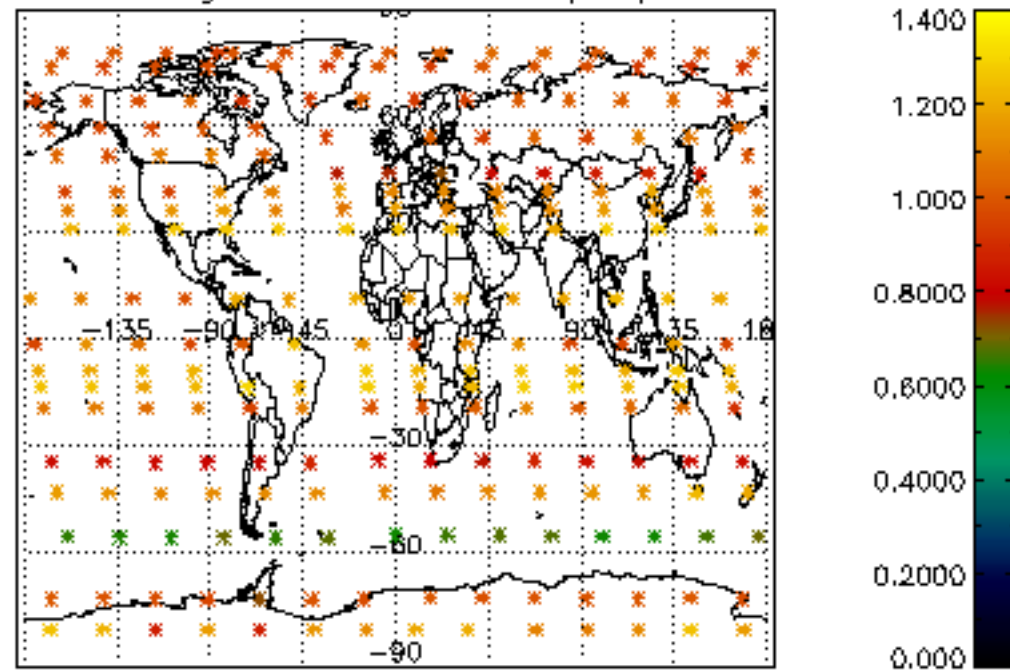




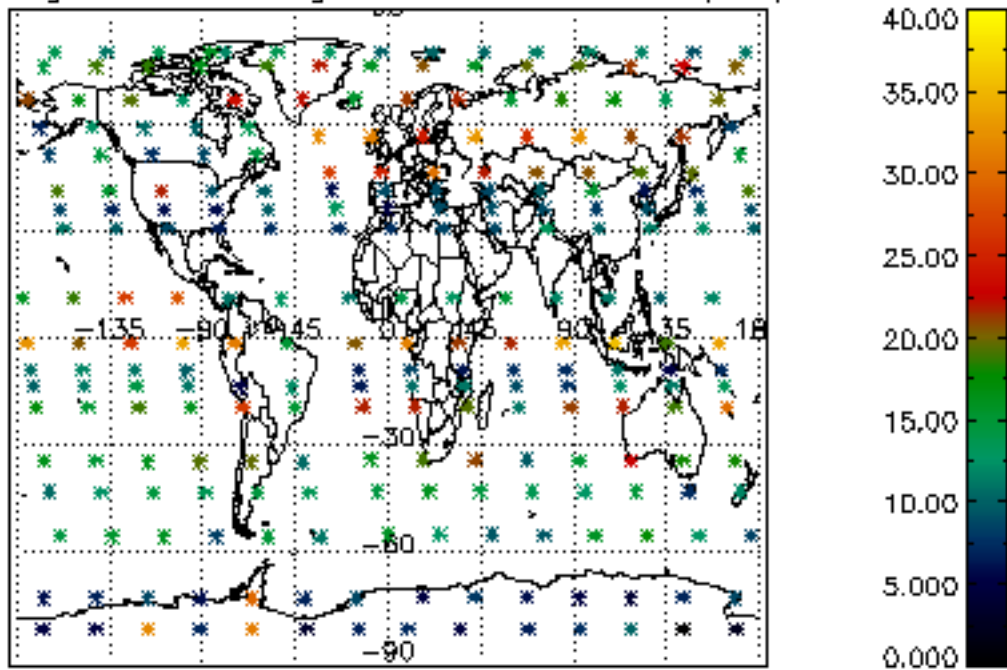
Percentage of cosmic ray hits per profile



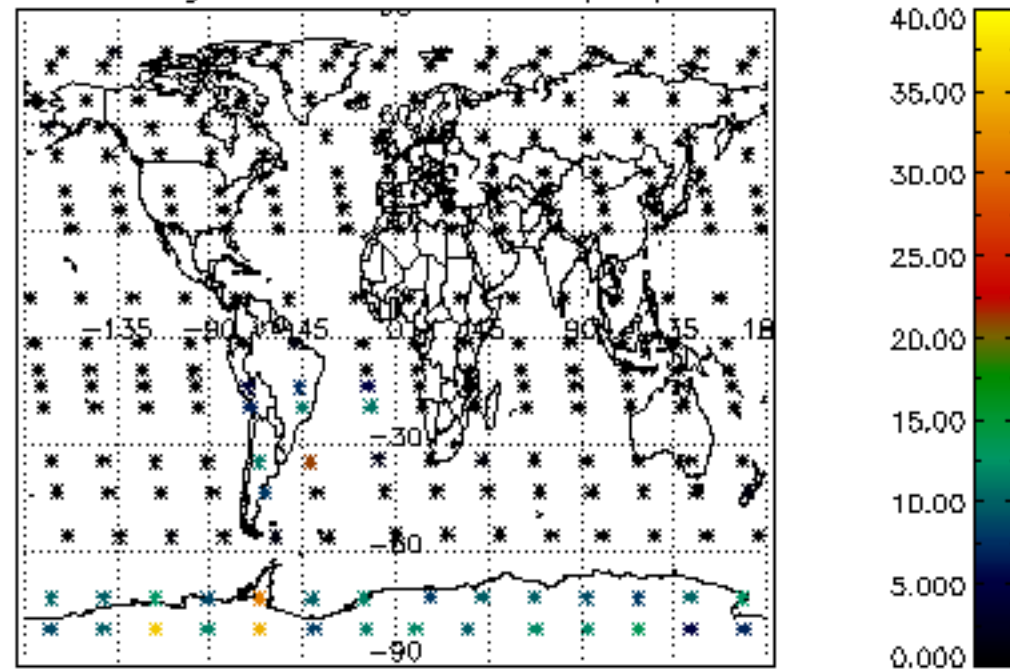
Percentage of datation errors per profile



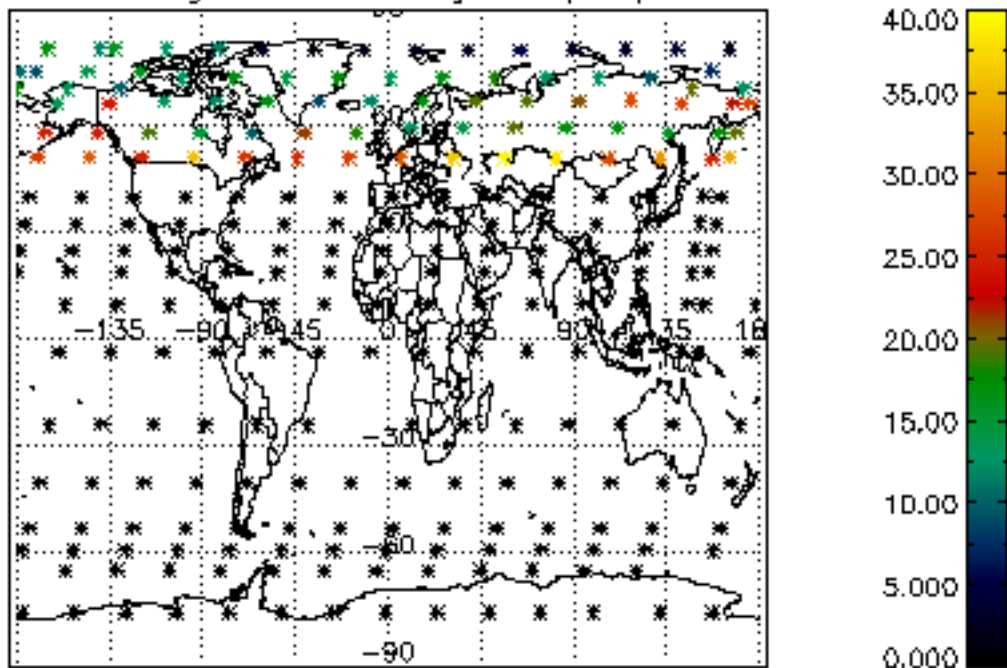
Percentage of star falling outside central band per profile



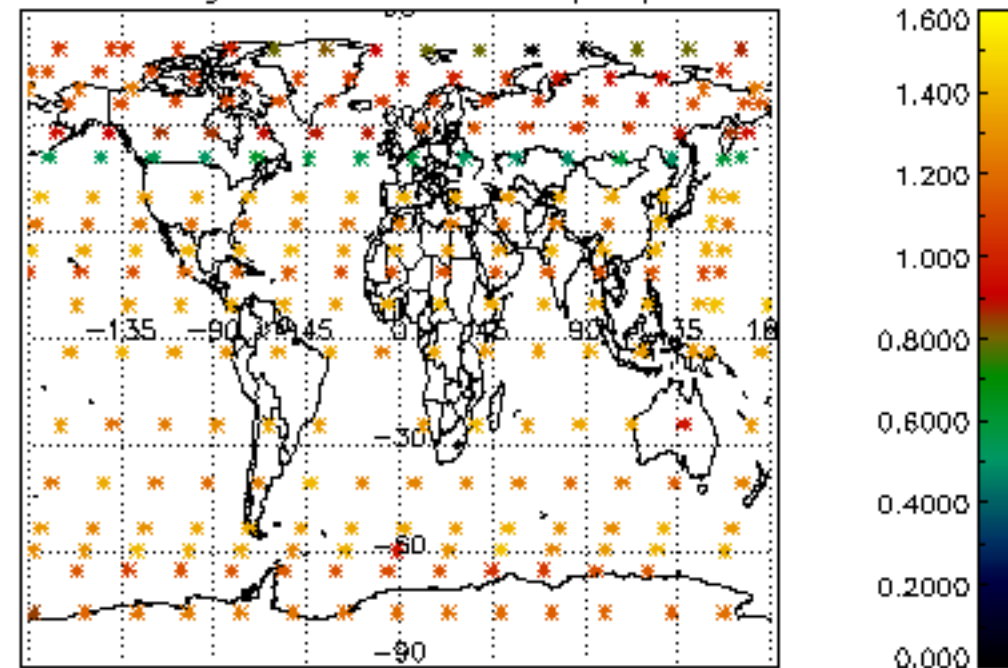
Percentage of saturation errors per profile



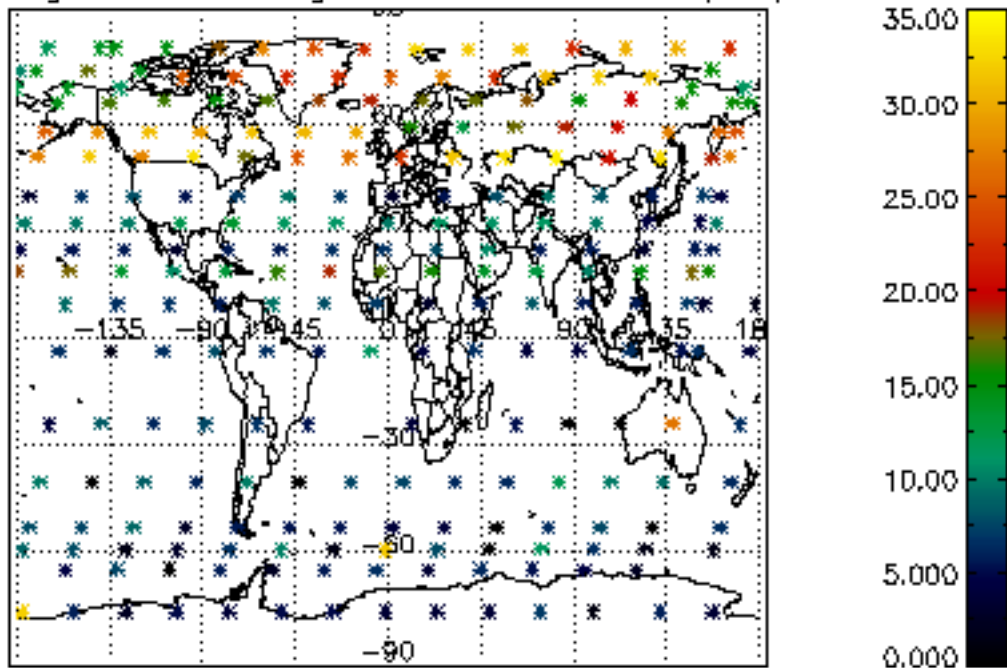
Percentage of cosmic ray hits per profile



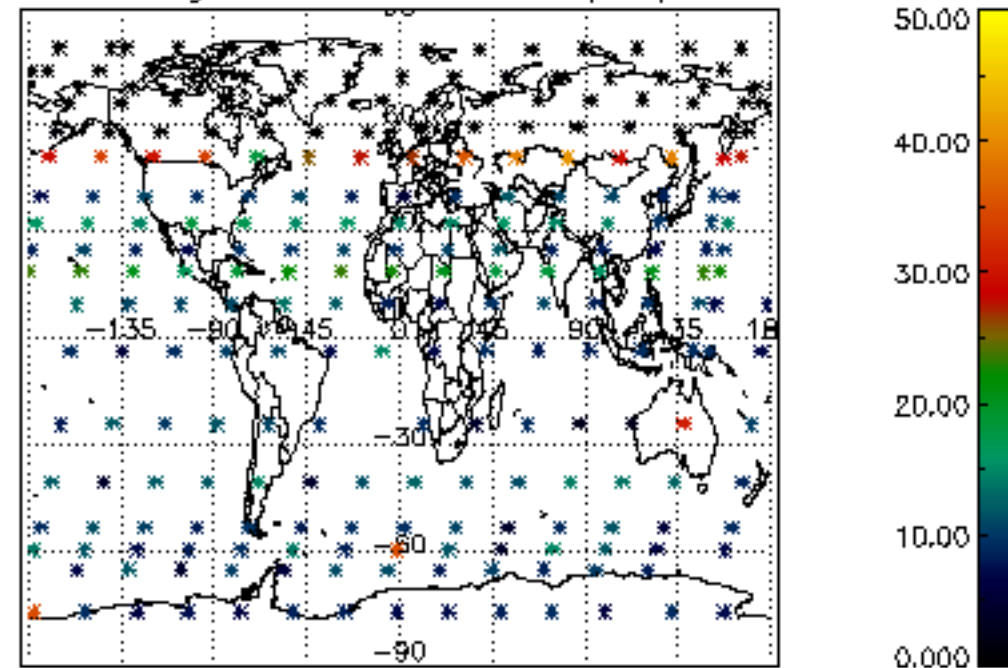
Percentage of datation errors per profile

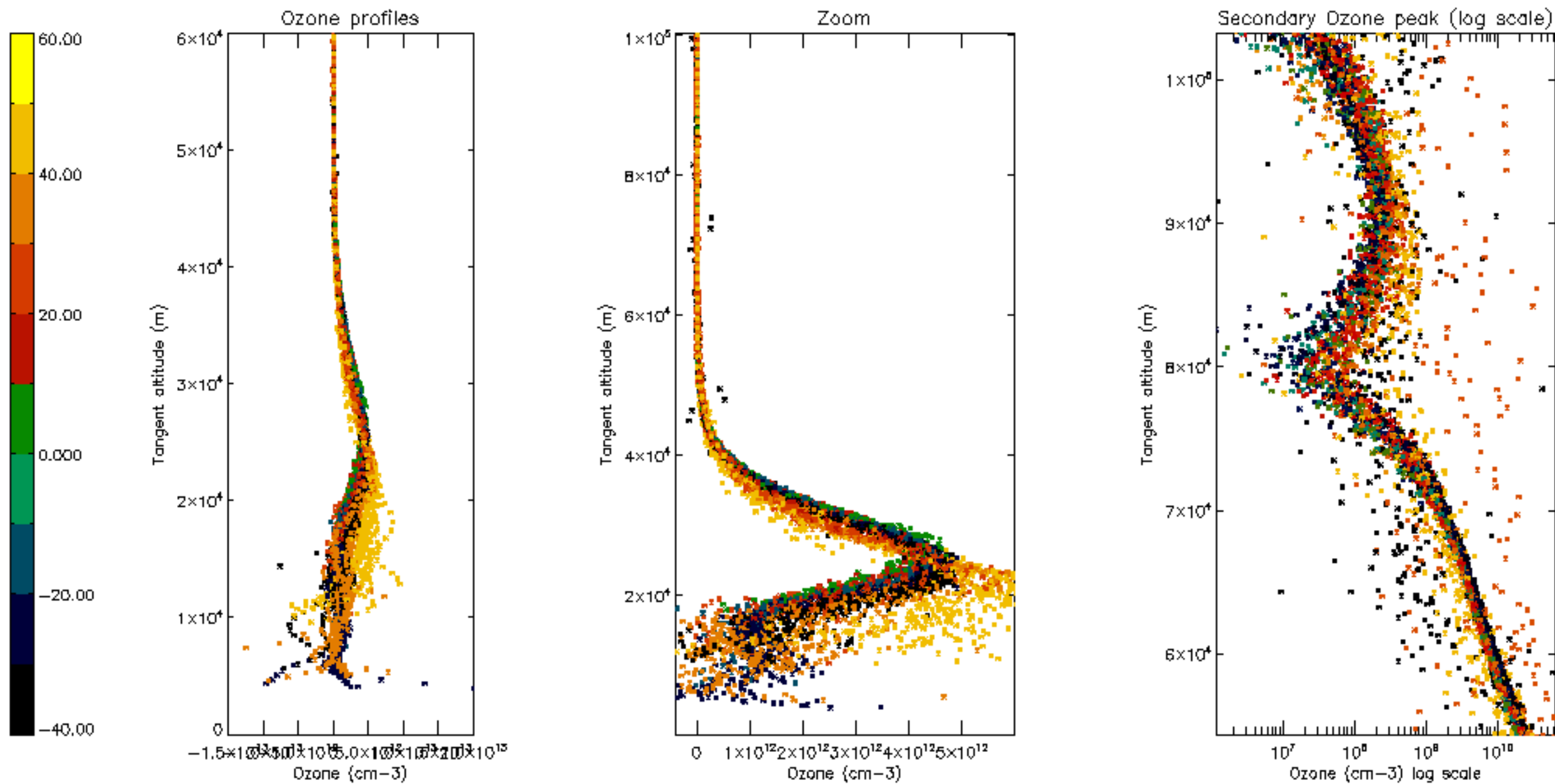


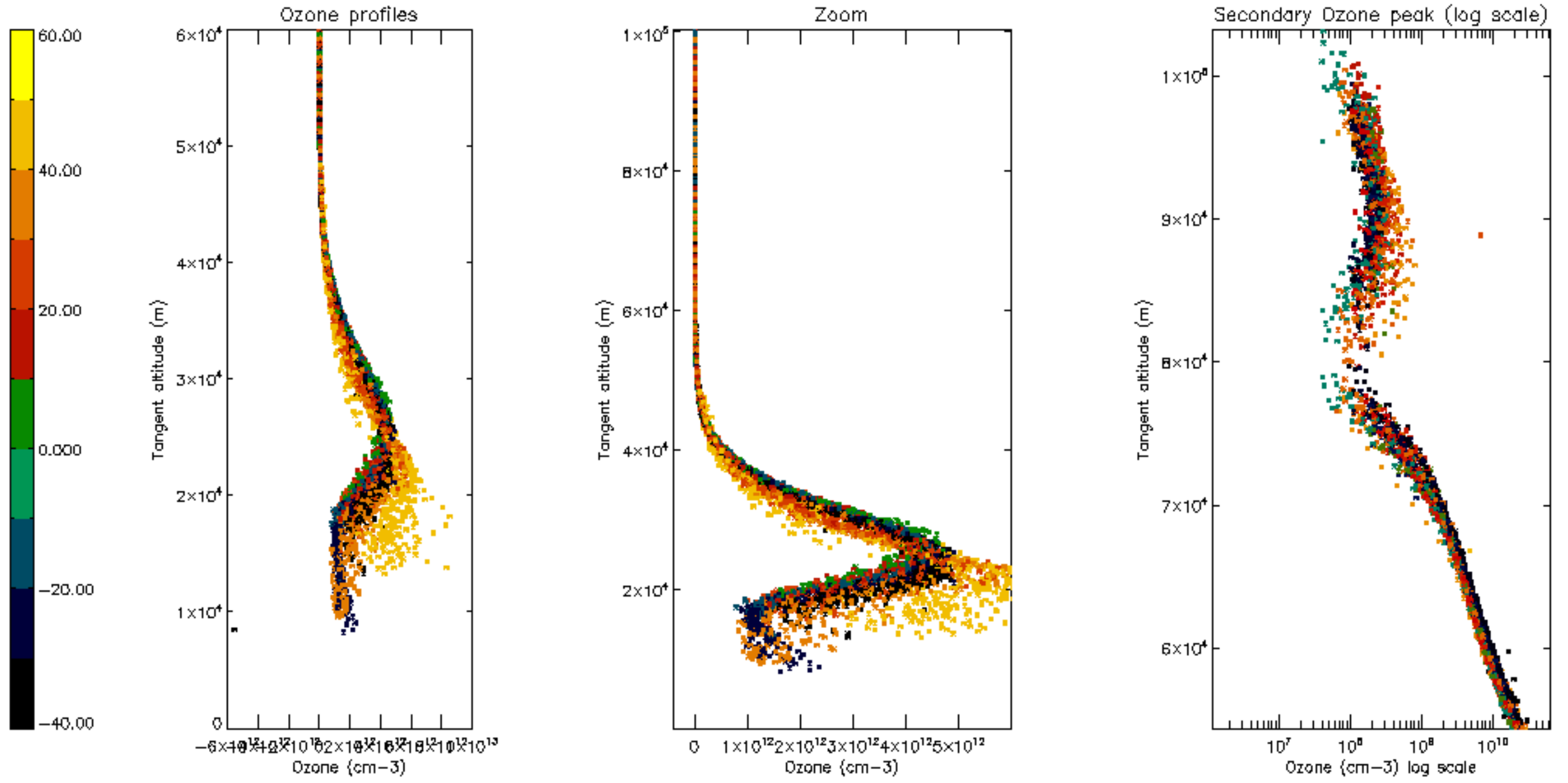
Percentage of star falling outside central band per profile

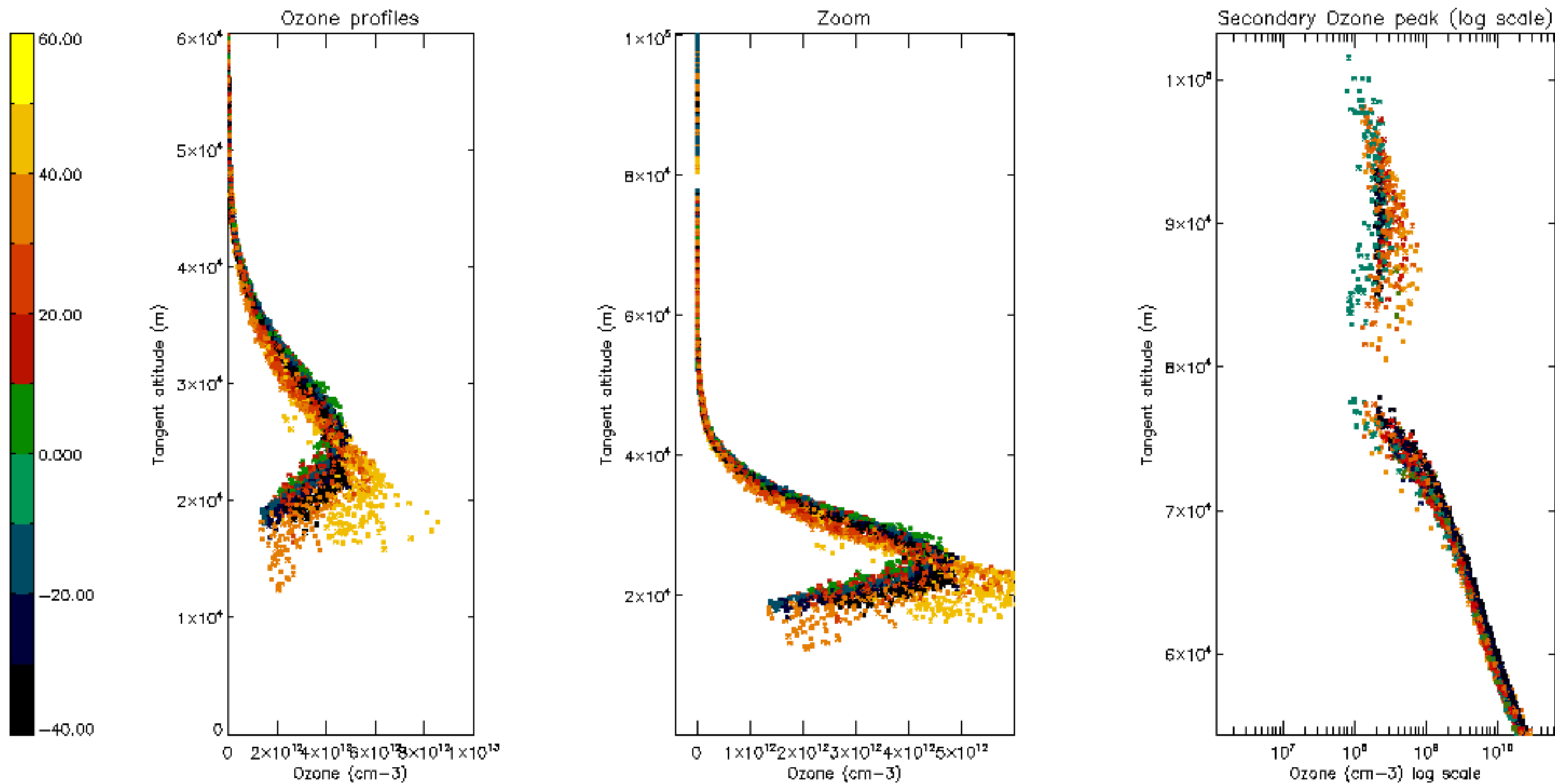


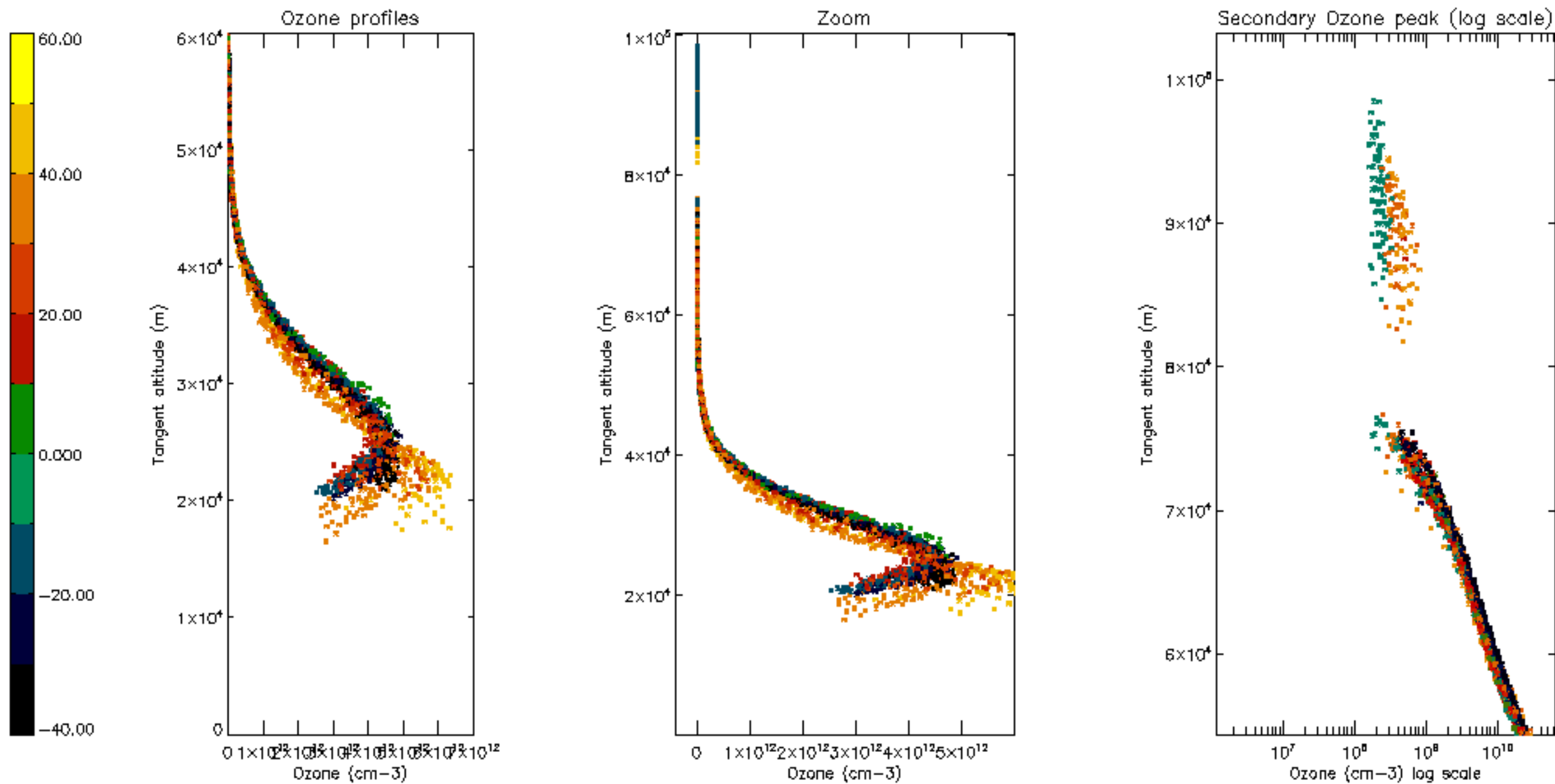
Percentage of saturation errors per profile

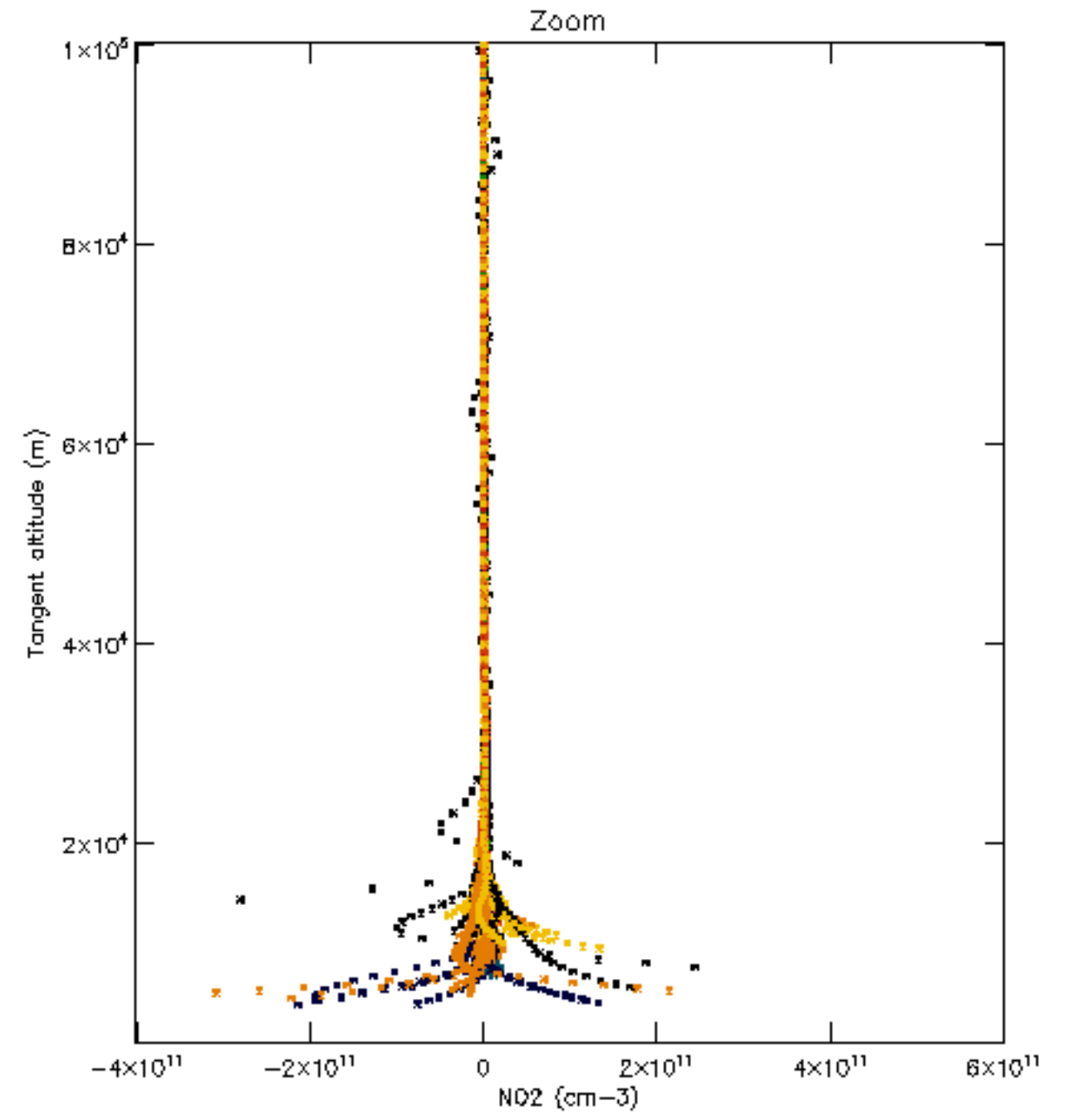
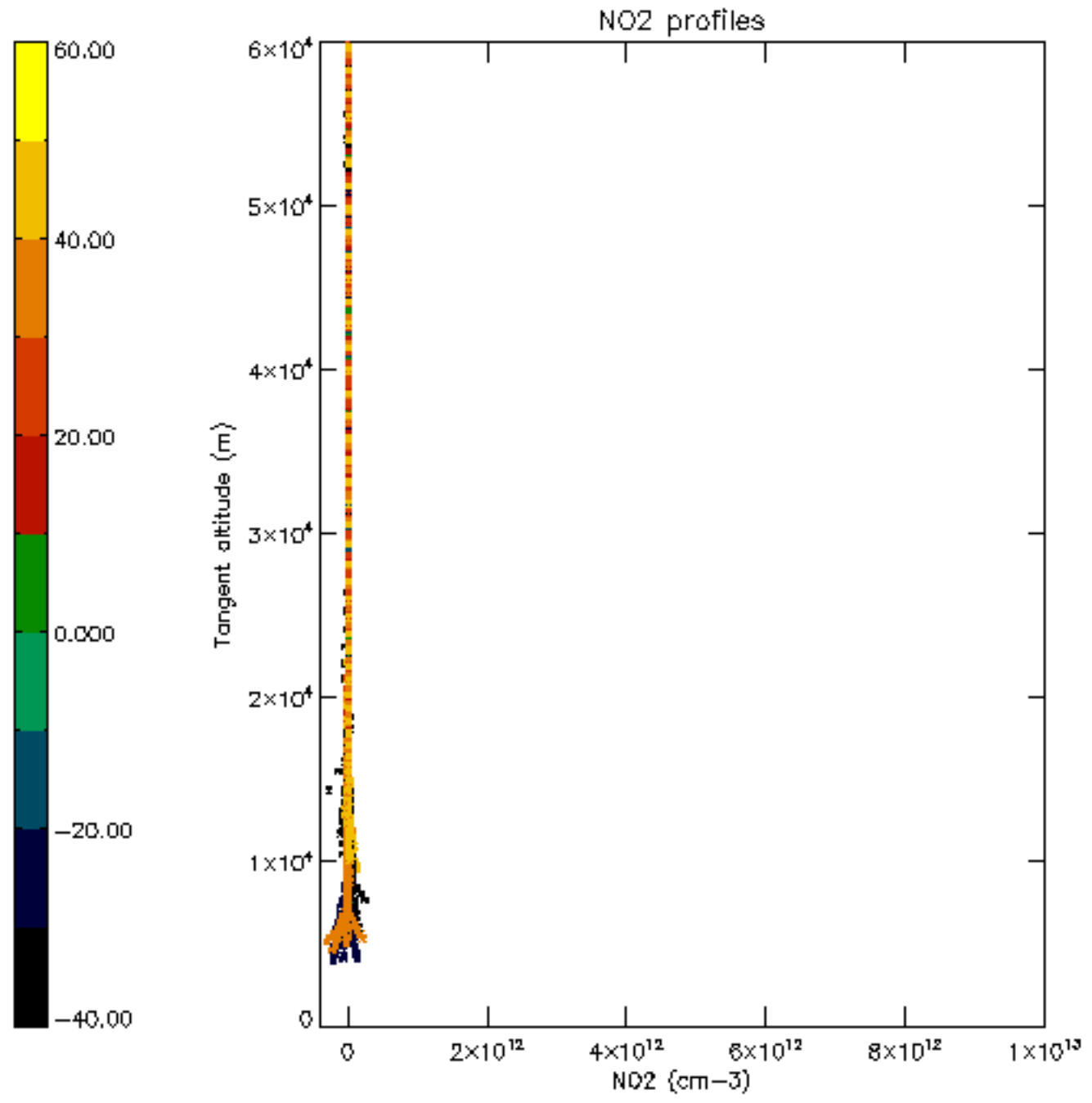


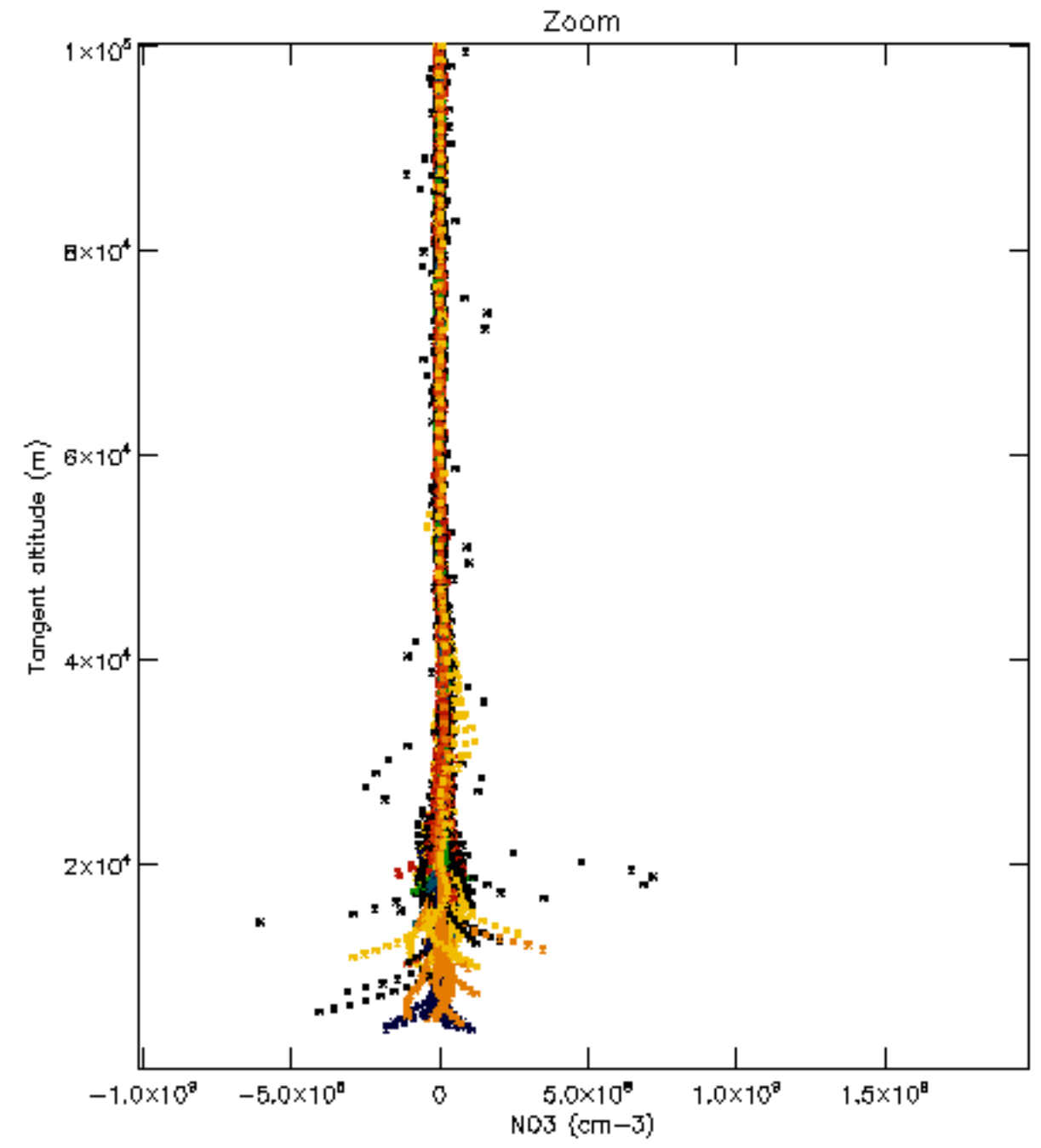
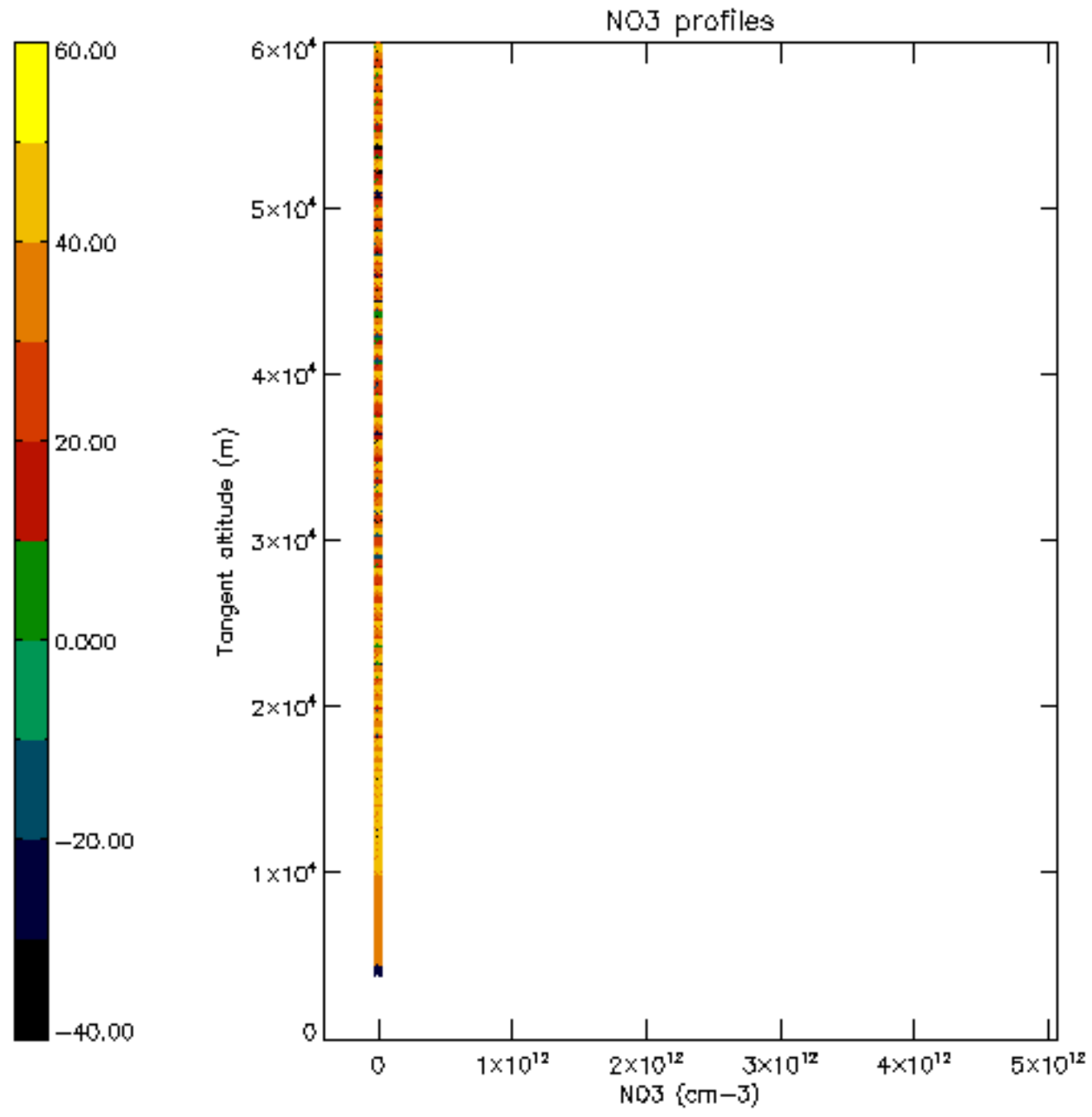


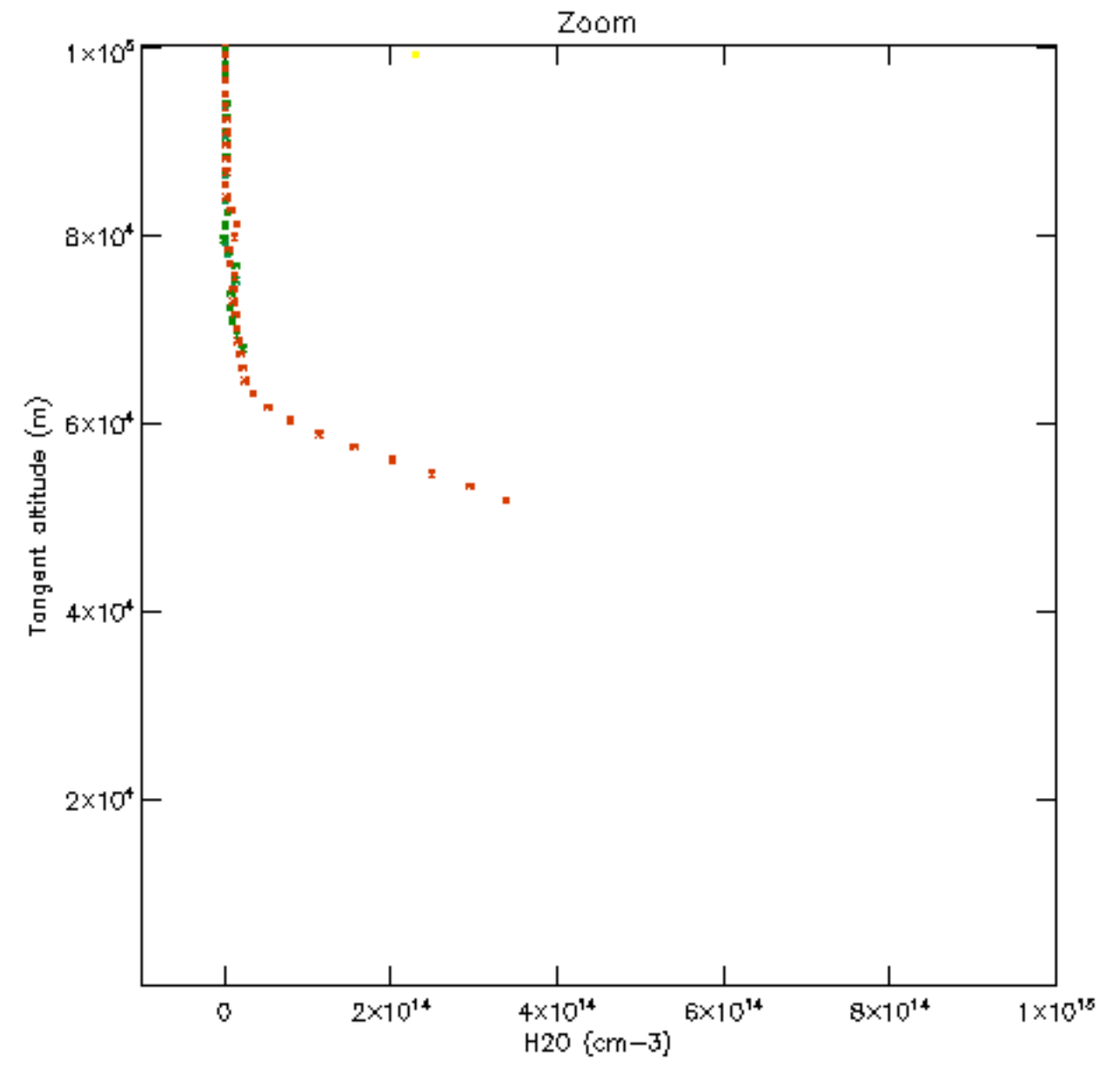
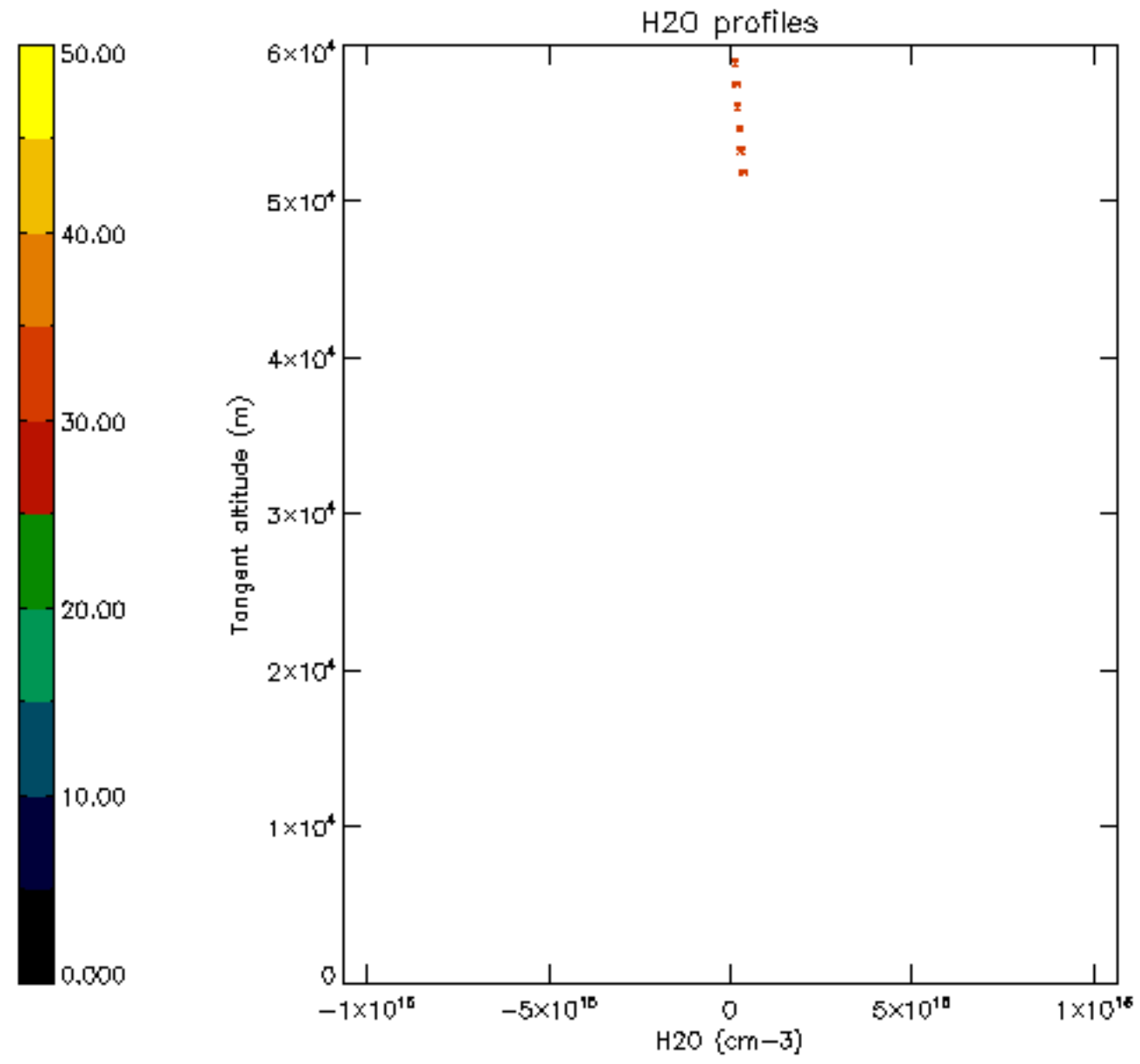


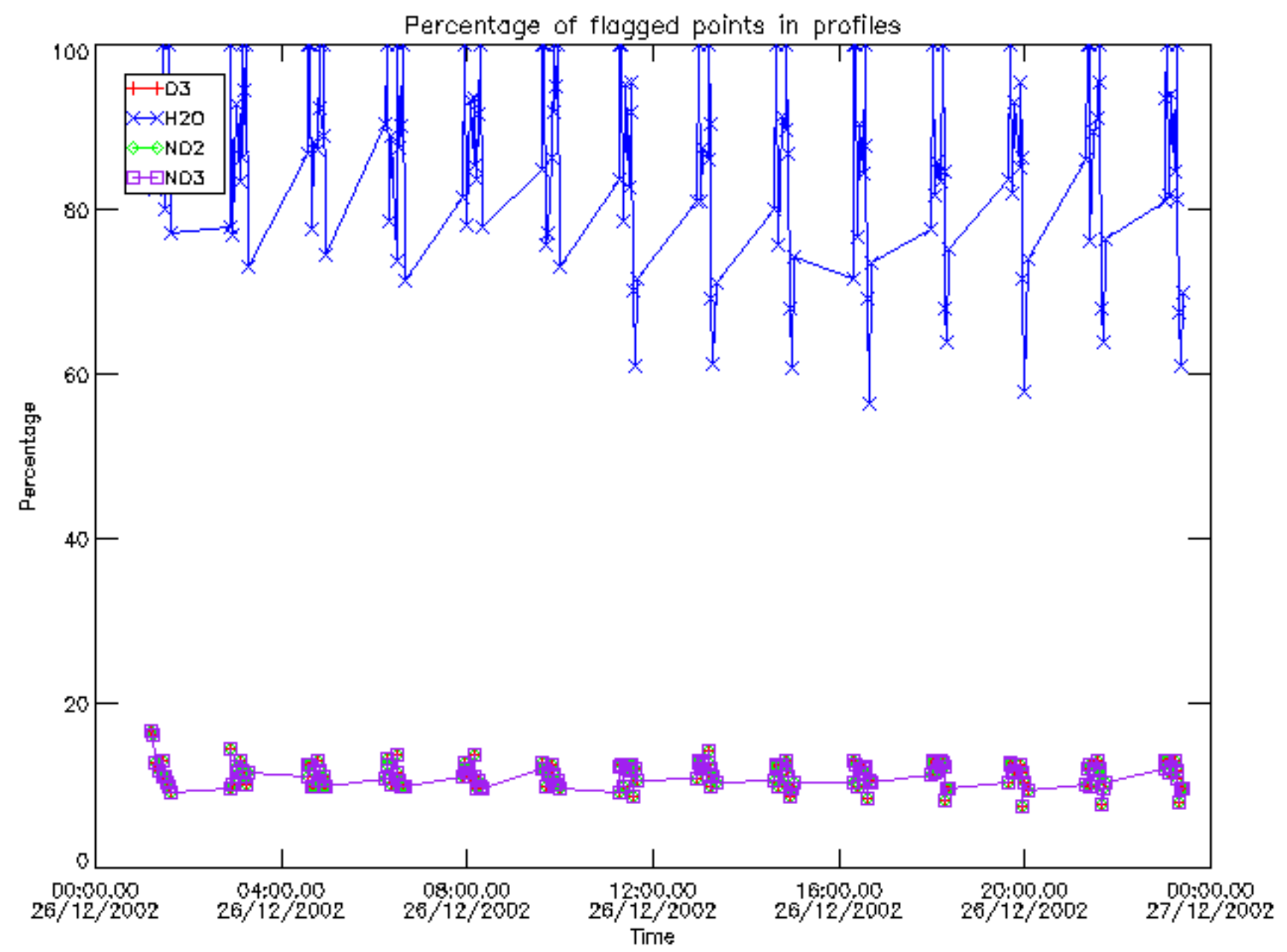




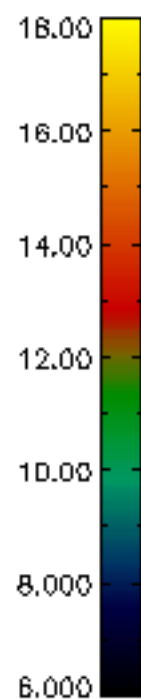
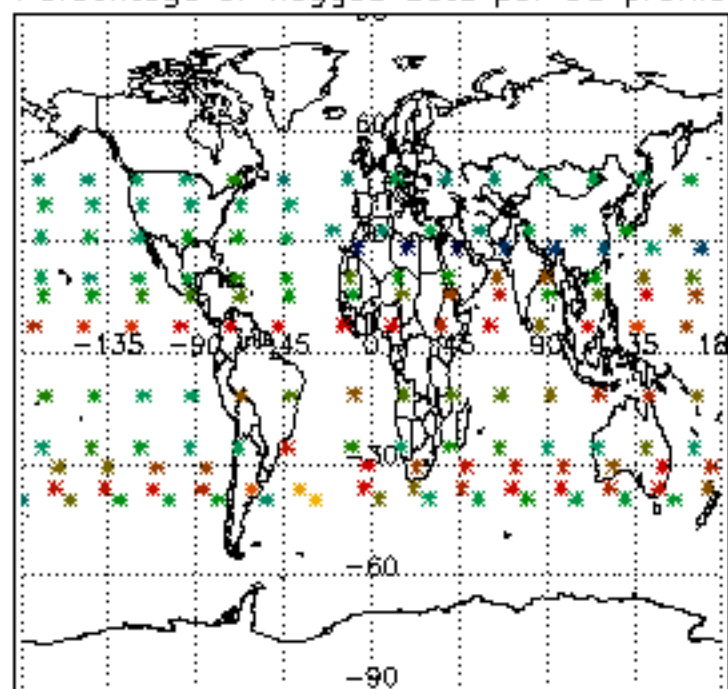




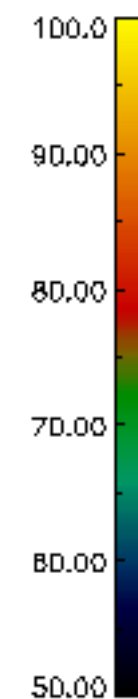
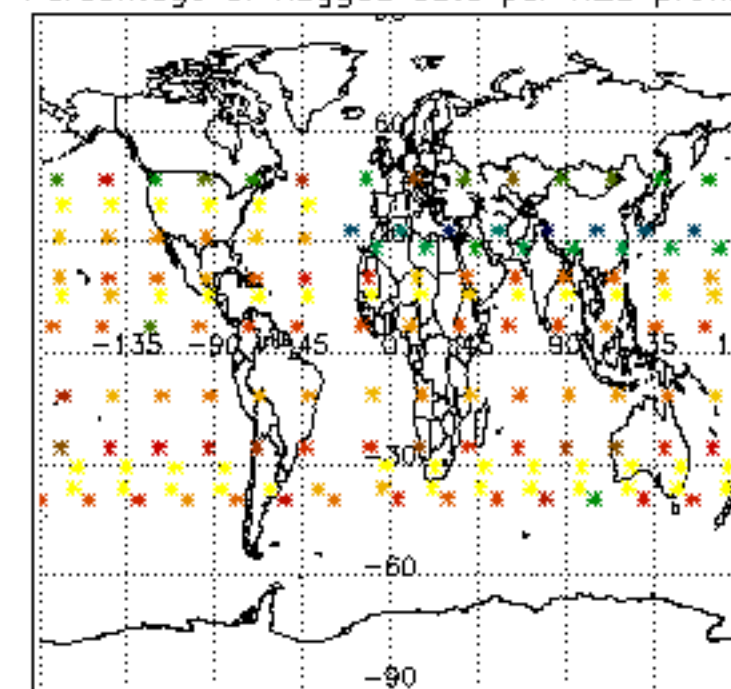




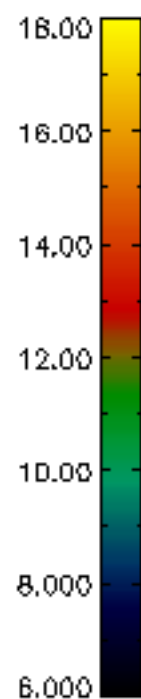
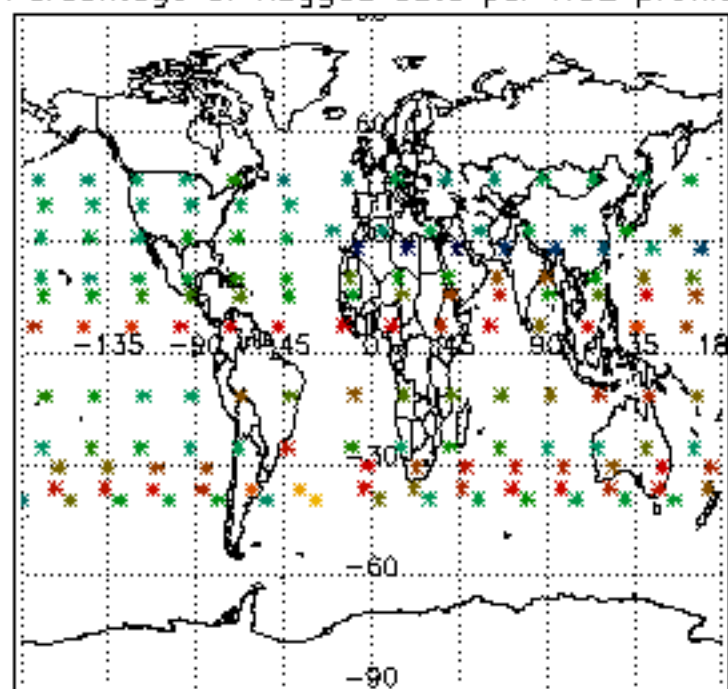
Percentage of flagged data per D3 profile



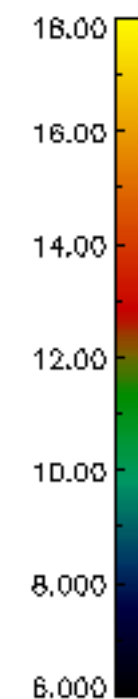
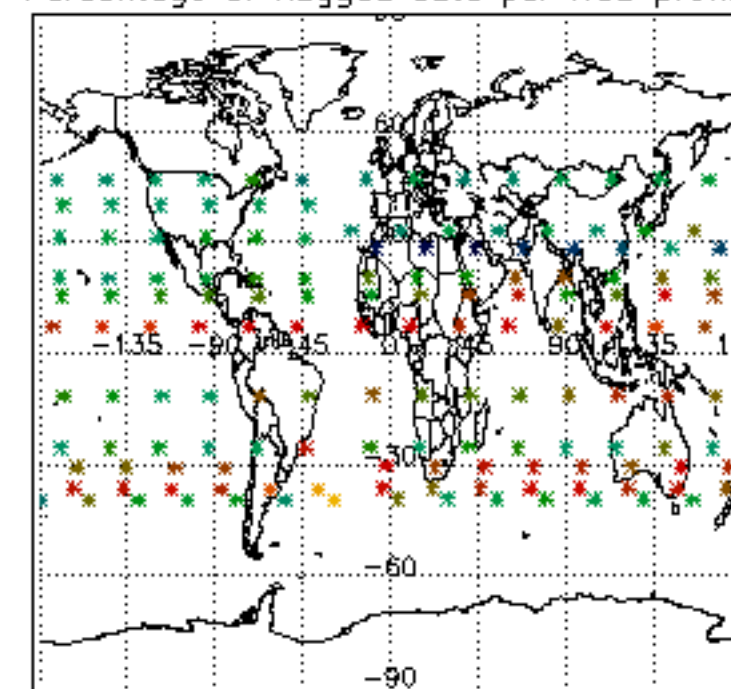
Percentage of flagged data per H2O profile

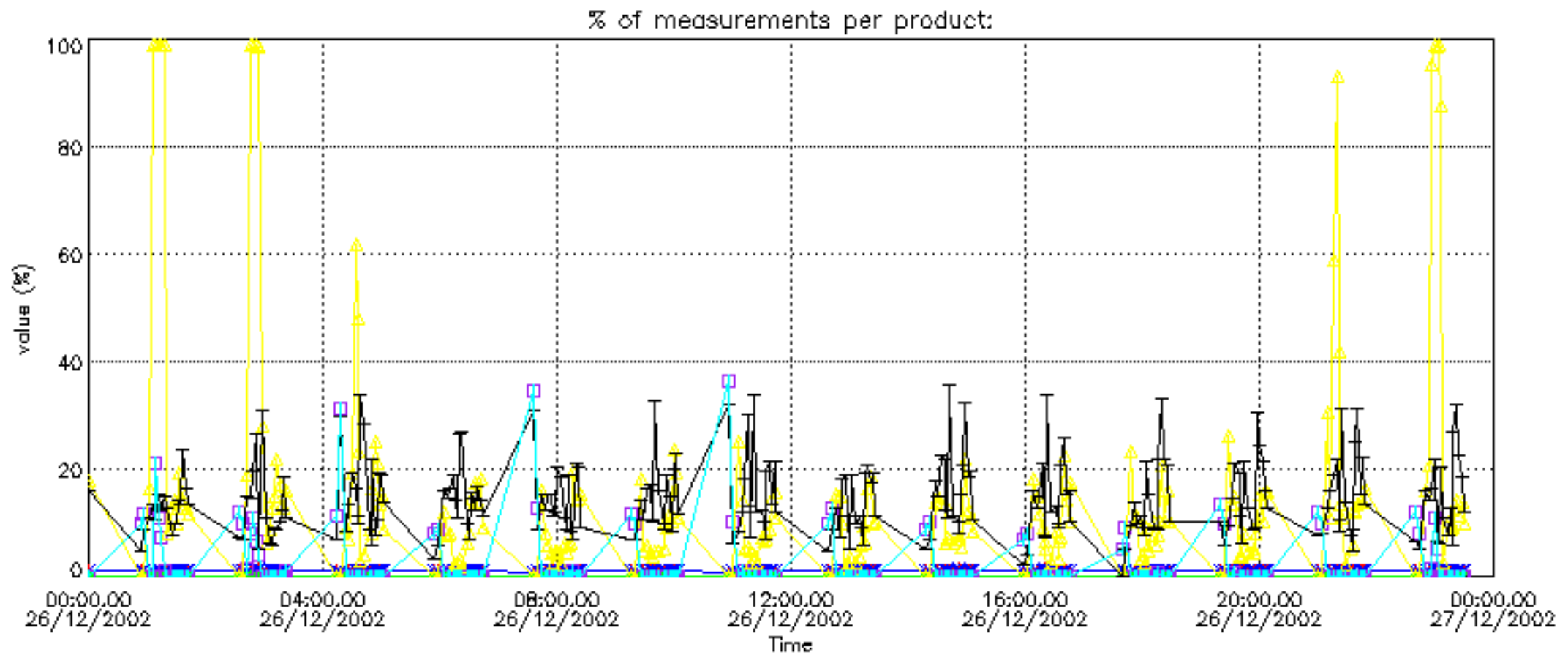


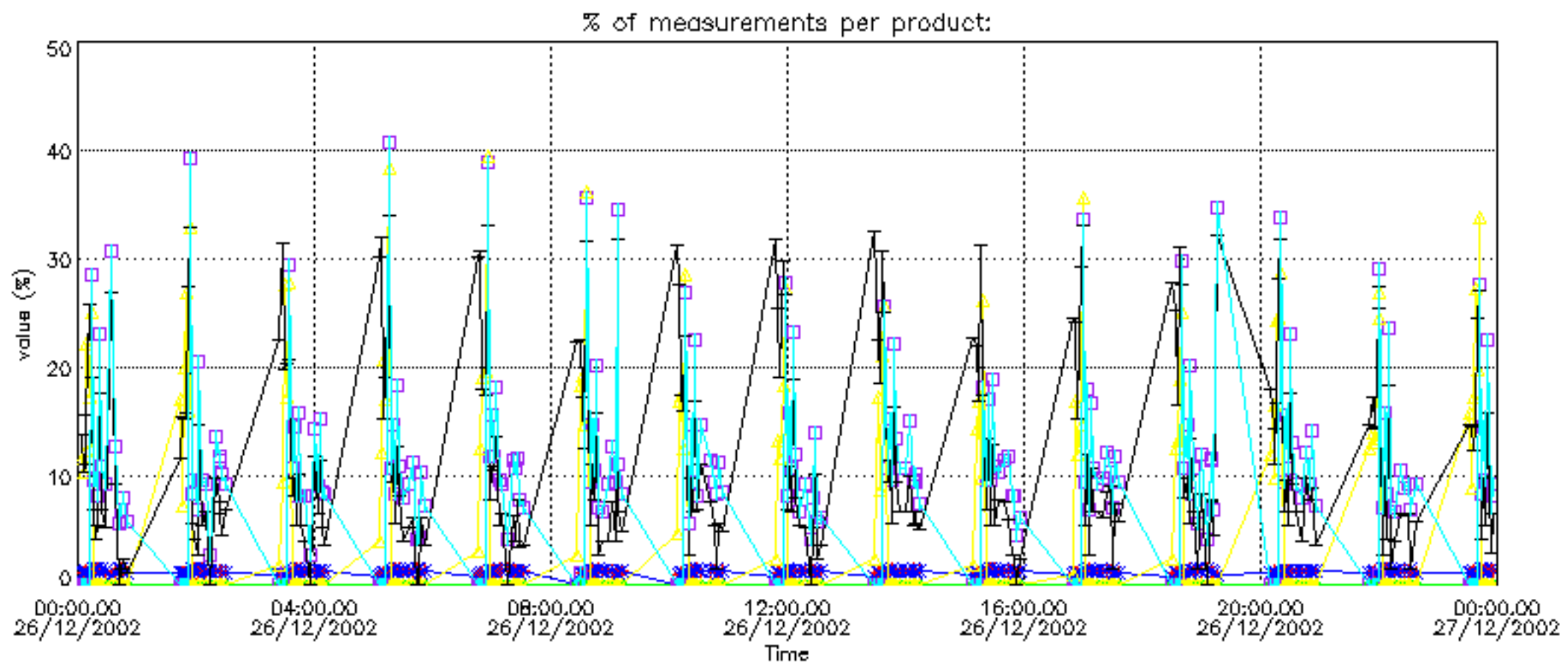
Percentage of flagged data per NO2 profile



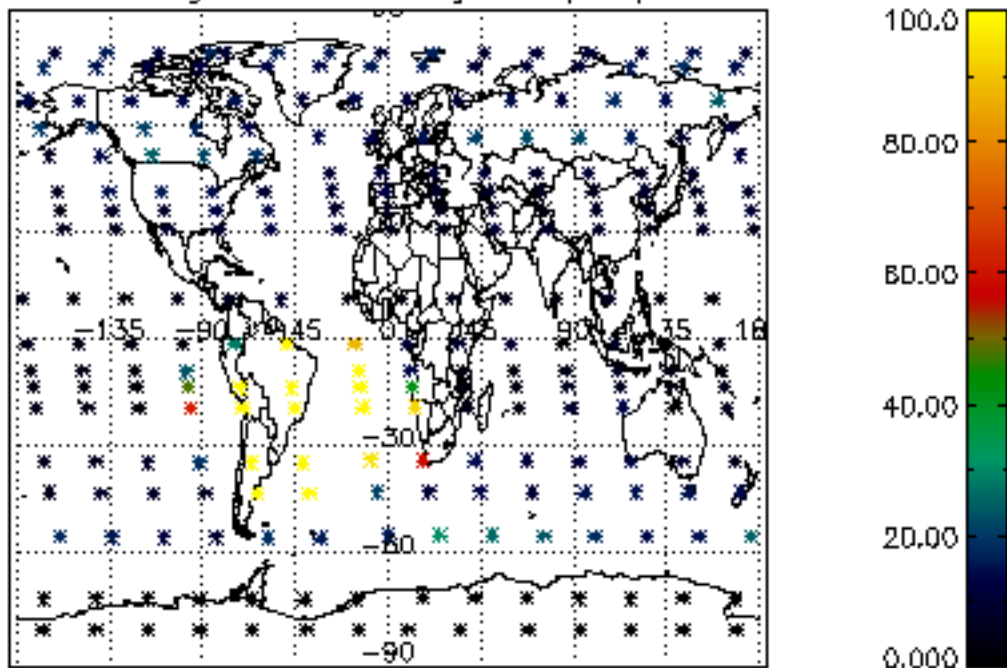
Percentage of flagged data per NO3 profile



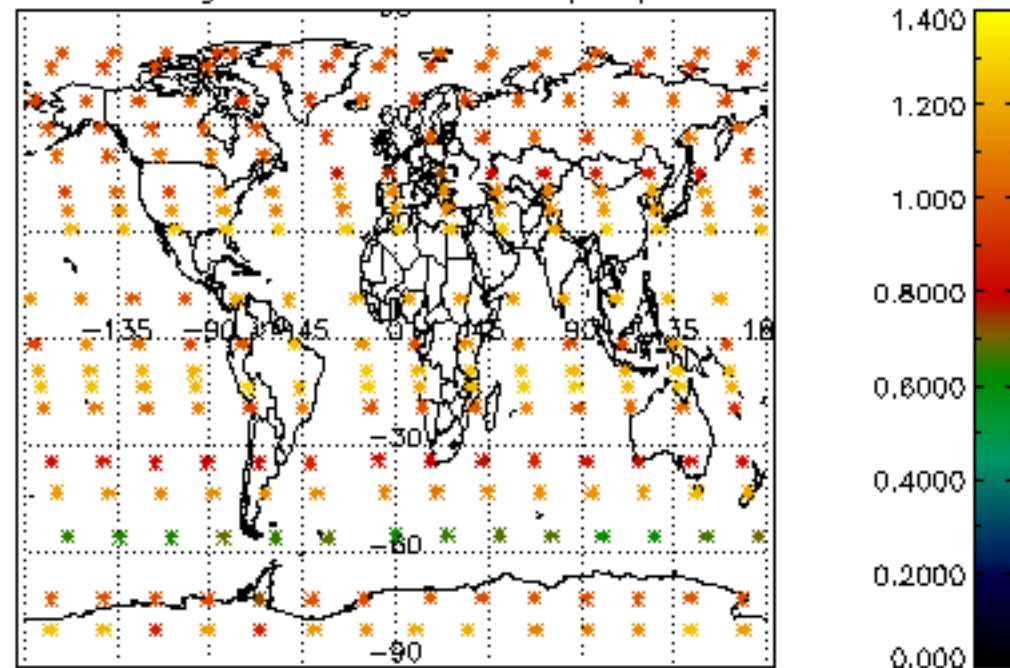




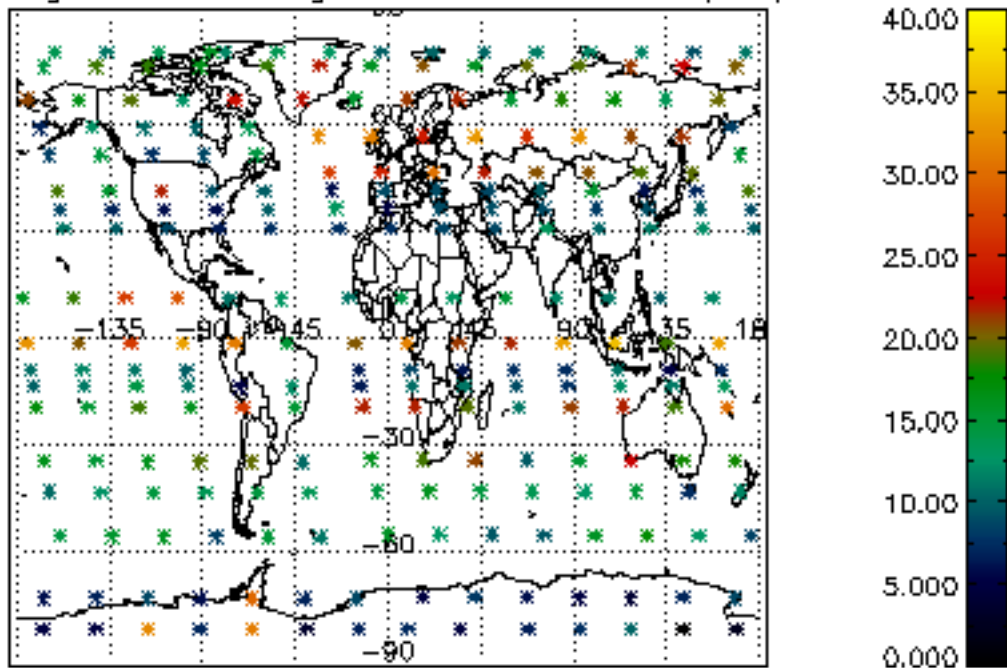
Percentage of cosmic ray hits per profile



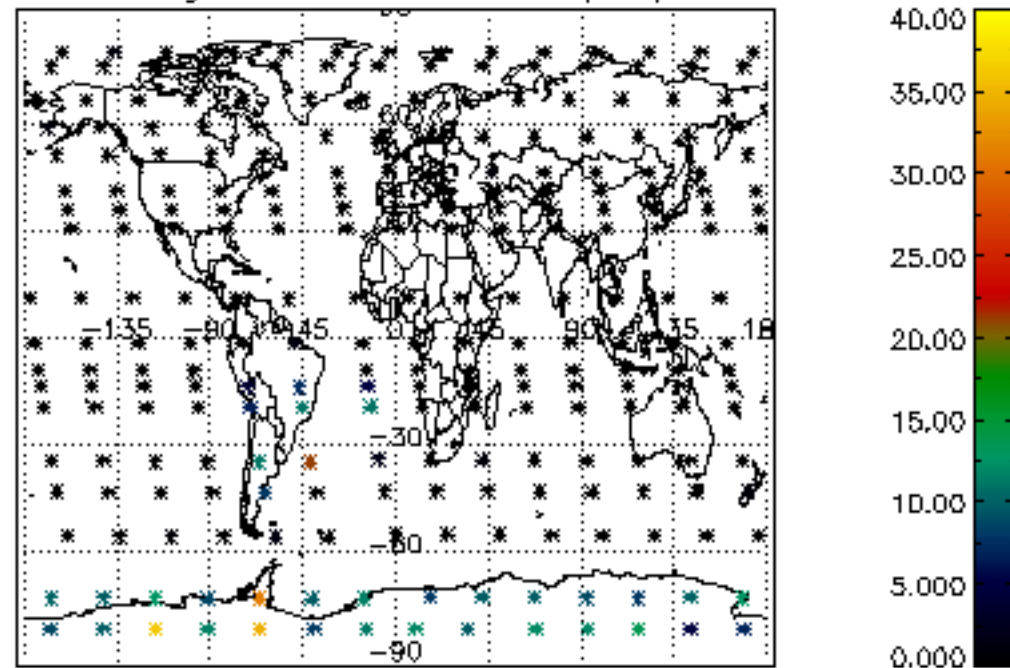
Percentage of datation errors per profile



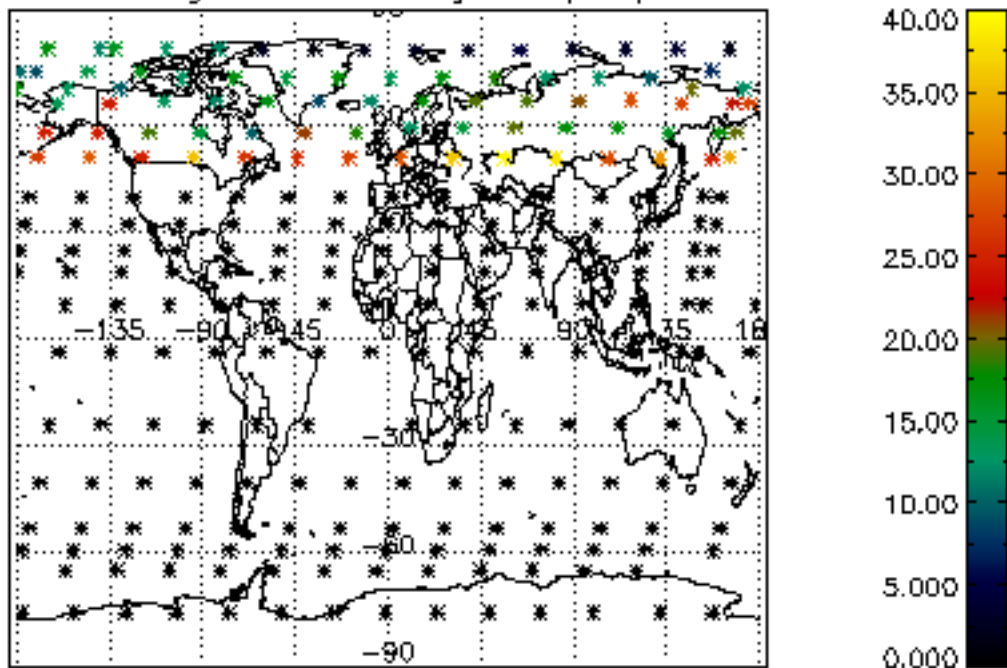
Percentage of star falling outside central band per profile



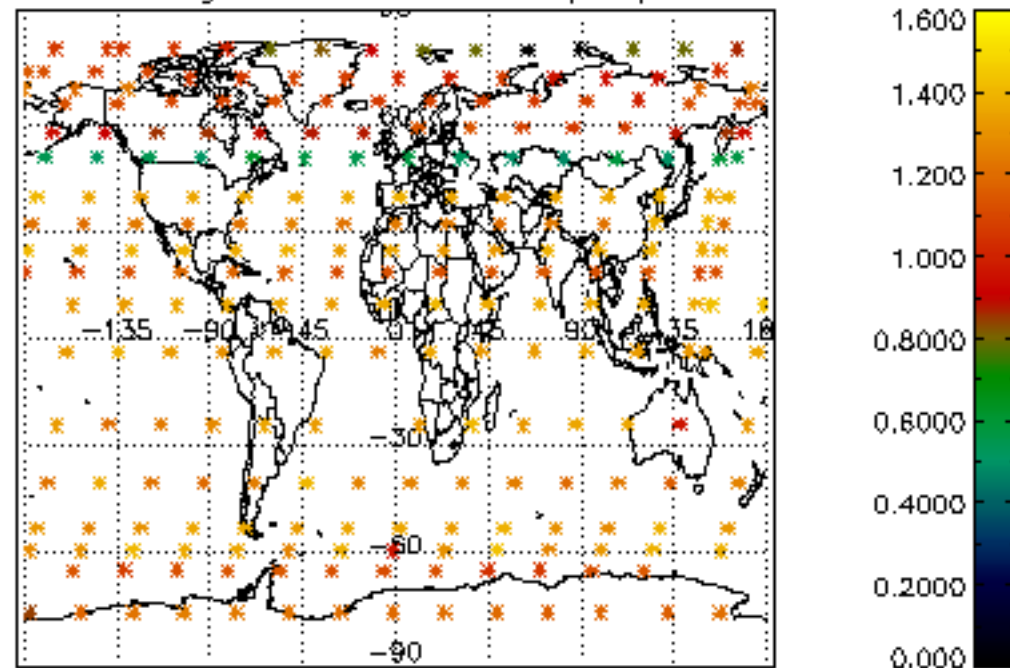
Percentage of saturation errors per profile



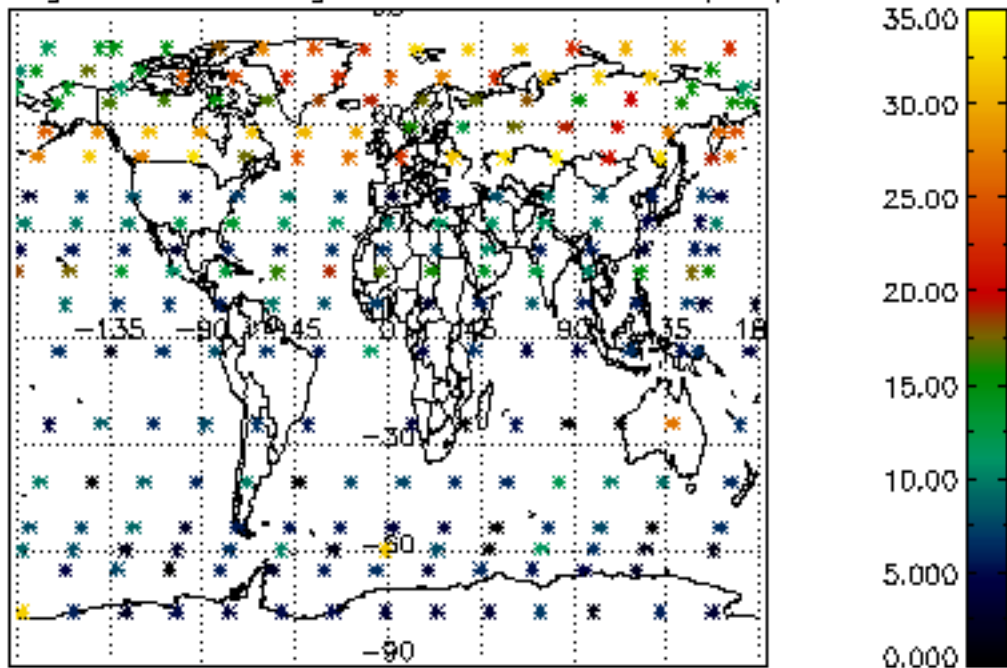
Percentage of cosmic ray hits per profile



Percentage of datation errors per profile



Percentage of star falling outside central band per profile



Percentage of saturation errors per profile

