

GOMOS Level 2 Daily Report

SUMMARY

[1. General Info](#)

[2. Summary of processed GOM_NL_2P products](#)

[3. Level 2 Quality information per product](#)

[3.1 Plot of level 2 quality information per product \(time dependant\)](#)

[3.2 Plot of level 2 quality information per product \(world map\)](#)

[4. Level 1 Quality information per product \(stored on level 2 products\)](#)

[4.1 Plot of level 1 quality information per product \(time dependant\)](#)

[4.1.1 Plot of level 1 quality information per product \(time dependant\): ASCENDING](#)

[4.1.2 Plot of level 1 quality information per product \(time dependant\): DESCENDING](#)

[4.2 Plot of level 1 quality information per product \(world map\)](#)

[4.2.1 Plot of level 1 quality information per product \(world map\): ASCENDING](#)

[4.2.2 Plot of level 1 quality information per product \(world map\): DESCENDING](#)

[5. Ozone profiles based on quality statistics and other trace gas profiles](#)

[5.1 Ozone statistics based on quality of products](#)

[5.2 Plot ozone profiles for all STD \(dark without errors\)](#)

[5.3 Plot ozone profiles where STD < 20% \(dark without errors\)](#)

[5.4. Plot ozone profiles where STD < 10% \(dark without errors\)](#)

[5.5. Plot ozone profiles where STD < 5% \(dark without errors\)](#)

[5.6 Plot NO2 profiles for all STD \(dark without errors\)](#)

[5.7 Plot NO3 profiles for all STD \(dark without errors\)](#)

[5.8 Plot H2O profiles \(only for occultations of stars 1,2,3,4,13,14,16,26,63 dark without errors\) for all STD](#)

[6. Auxiliary Data Files used for the production reported in section 2](#)

This report presents the daily analysis on parameters extracted from GOMOS level 2 data (GOM_NL__2P). It is intended to monitor some important parameters that will impact the quality of these products. A list of level 2 products (and content) that have arrived during the reporting day to the PCF is also given.

Item	Value
Time of report generation	17APR2013 21:45:36
Data source version	GOMOS/6.01
Start time of products	25-12-2002 (25DEC2002 00:00:00)
Stop time of products	26-12-2002 (26DEC2002 00:00:00)
Store outputs in DB	Yes
Nb of level 2 prods	490
Nb of prods with errors	0

2. Summary of processed GOM_NL__2P products.

Nr	Filename	UTC Start time	Limb	Duration	Star Id	Star Name	Star Mag	Star Temp	Nb Meas	Orbit	Prod. error
1	GOM_NL__2PRFIN20021225_000313_000000472012_00216_04278_0306.N1	25-DEC-2002 00:03:13	Dark	47.000	54	5The Cen	2.0550	4500.0	94	4278	No
2	GOM_NL__2PRFIN20021225_000456_000000392012_00216_04278_0307.N1	25-DEC-2002 00:04:56	Dark	39.000	78	Alp Lup	2.3040	28000.	78	4278	No
3	GOM_NL__2PRFIN20021225_000915_000000502012_00217_04279_0274.N1	25-DEC-2002 00:09:15	Dark	49.500	64	Gam Cen	2.2000	10600.	99	4279	No
4	GOM_NL__2PRFIN20021225_001148_000000442012_00217_04279_0275.N1	25-DEC-2002 00:11:48	Dark	44.000	12	Alp1Cru	0.77500	30000.	88	4279	No
5	GOM_NL__2PRFIN20021225_001717_000000402012_00217_04279_0276.N1	25-DEC-2002 00:17:17	Dark	40.000	29	Bet Car	1.6720	10200.	80	4279	No
6	GOM_NL__2PRFIN20021225_002007_000000502012_00217_04279_0277.N1	25-DEC-2002 00:20:07	Dark	49.500	41	Eps Car	1.8600	4100.0	99	4279	No
7	GOM_NL__2PRFIN20021225_002130_000000702012_00217_04279_0278.N1	25-DEC-2002 00:21:30	Dark	70.000	65	Lam Vel	2.2040	4400.0	140	4279	No
8	GOM_NL__2PRFIN20021225_002308_000000472012_00217_04279_0279.N1	25-DEC-2002 00:23:08	Dark	46.500	34	Gam2Vel	1.7930	23000.	93	4279	No
9	GOM_NL__2PRFIN20021225_002519_000000532012_00217_04279_0280.N1	25-DEC-2002 00:25:19	Dark	53.000	70	Zet Pup	2.2460	39000.	106	4279	No
10	GOM_NL__2PRFIN20021225_002740_000000572012_00217_04279_0281.N1	25-DEC-2002 00:27:40	Dark	56.500	117	Pi Pup	2.7060	3800.0	113	4279	No
11	GOM_NL__2PRFIN20021225_003039_000000522012_00217_04279_0282.N1	25-DEC-2002 00:30:39	Straylight	51.500	23	21Eps CMa	1.5020	26000.	103	4279	No
12	GOM_NL__2PRFIN20021225_003217_000000532012_00217_04279_0283.N1	25-DEC-2002 00:32:17	Straylight	52.500	179	24Omi2CMa	3.0320	24000.	105	4279	No
13	GOM_NL__2PRFIN20021225_003442_000000512012_00217_04279_0284.N1	25-DEC-2002 00:34:42	Straylight	50.500	47	2Bet CMa	1.9760	28000.	101	4279	No
14	GOM_NL__2PRFIN20021225_003732_000000462012_00217_04279_0285.N1	25-DEC-2002 00:37:32	Straylight	46.000	56	53Kap Ori	2.0650	30000.	92	4279	No
15	GOM_NL__2PRFIN20021225_003903_000000402012_00217_04279_0286.N1	25-DEC-2002 00:39:03	Straylight	40.000	128	67Bet Eri	2.7840	9700.0	80	4279	No
16	GOM_NL__2PRFIN20021225_004024_000000472012_00217_04279_0287.N1	25-DEC-2002 00:40:24	Straylight	46.500	72	34Del Ori	2.2500	30000.	93	4279	No
17	GOM_NL__2PRFIN20021225_004251_000000592012_00217_04279_0288.N1	25-DEC-2002 00:42:51	Tw_i_and_stray	59.000	14	58Alp Ori	0.87000	3000.0	118	4279	No
18	GOM_NL__2PRFIN20021225_004520_000000522012_00217_04279_0289.N1	25-DEC-2002 00:45:20	Bright	52.000	13	87Alp Tau	0.86700	3800.0	104	4279	No
19	GOM_NL__2PRFIN20021225_004653_000000442012_00217_04279_0290.N1	25-DEC-2002 00:46:53	Bright	44.000	176	23Zet Tau	3.0200	22000.	88	4279	No
20	GOM_NL__2PRFIN20021225_004901_000000422012_00217_04279_0291.N1	25-DEC-2002 00:49:01	Bright	41.500	28	12Bet Tau	1.6500	15200.	83	4279	No
21	GOM_NL__2PRFIN20021225_005204_000000372012_00217_04279_0292.N1	25-DEC-2002 00:52:04	Bright	37.000	149	45Eps Per	2.8880	30000.	74	4279	No
22	GOM_NL__2PRFIN20021225_005354_000000482012_00217_04279_0293.N1	25-DEC-2002 00:53:54	Bright	47.500	6	13Alp Aur	0.080000	3400.0	95	4279	No
23	GOM_NL__2PRFIN20021225_005619_000000372012_00217_04279_0294.N1	25-DEC-2002 00:56:19	Bright	37.000	160	23Gam Per	2.9300	4700.0	74	4279	No
24	GOM_NL__2PRFIN20021225_005956_000000392012_00217_04279_0295.N1	25-DEC-2002 00:59:56	Bright	38.500	110	37Del Cas	2.6780	8900.0	77	4279	No
25	GOM_NL__2PRFIN20021225_010551_000000392012_00217_04279_0296.N1	25-DEC-2002 01:05:51	Bright	38.500	49	1Alp UMi	1.9900	6300.0	77	4279	No
26	GOM_NL__2PRFIN20021225_011028_000000372012_00217_04279_0297.N1	25-DEC-2002 01:10:28	Bright	37.000	60	7Bet UMi	2.0810	3950.0	74	4279	No
27	GOM_NL__2PRFIN20021225_011403_000000372012_00217_04279_0298.N1	25-DEC-2002 01:14:03	Bright	36.500	119	14Eta Dra	2.7270	4700.0	73	4279	No
28	GOM_NL__2PRFIN20021225_011525_000000622012_00217_04279_0299.N1	25-DEC-2002 01:15:25	Bright	62.000	55	79Zet UMa	2.0600	10200.	124	4279	No
29	GOM_NL__2PRFIN20021225_011735_000000452012_00217_04279_0300.N1	25-DEC-2002 01:17:35	Bright	44.500	39	85Eta UMa	1.8540	24000.	89	4279	No
30	GOM_NL__2PRFIN20021225_012116_000000422012_00217_04279_0301.N1	25-DEC-2002 01:21:16	Bright	41.500	180	27Gam Boo	3.0400	8000.0	83	4279	No
31	GOM_NL__2PRFIN20021225_012440_000000452012_00217_04279_0302.N1	25-DEC-2002 01:24:40	Bright	44.500	83		2.3780	11000.	89	4279	No
32	GOM_NL__2PRFIN20021225_012824_000000502012_00217_04279_0303.N1	25-DEC-2002 01:28:24	Bright	50.000	111	8Eta Boo	2.6800	6000.0	100	4279	No
33	GOM_NL__2PRFIN20021225_013323_000000772012_00217_04279_0304.N1	25-DEC-2002 01:33:23	Tw_i_and_stray	76.500	138	47Eps Vir	2.8280	4700.0	153	4279	No
34	GOM_NL__2PRFIN20021225_013707_000000442012_00217_04279_0305.N1	25-DEC-2002 01:37:07	Bright	43.500	122	9Alp2Lib	2.7470	9700.0	87	4279	No
35	GOM_NL__2PRFIN20021225_013923_000000642012_00217_04279_0306.N1	25-DEC-2002 01:39:23	Straylight	64.000	15	67Alp Vir	0.97600	28000.	128	4279	No
36	GOM_NL__2PRFIN20021225_014349_000000482012_00217_04279_0307.N1	25-DEC-2002 01:43:49	Dark	48.000	54	5The Cen	2.0550	4500.0	96	4279	No
37	GOM_NL__2PRFIN20021225_014532_000000402012_00217_04279_0308.N1	25-DEC-2002 01:45:32	Dark	40.000	78	Alp Lup	2.3040	28000.	80	4279	No
38	GOM_NL__2PRFIN20021225_014951_000000472012_00218_04280_0275.N1	25-DEC-2002 01:49:51	Dark	46.500	64	Gam Cen	2.2000	10600.	93	4280	No
39	GOM_NL__2PRFIN20021225_015224_000000452012_00218_04280_0276.N1	25-DEC-2002 01:52:24	Dark	44.500	12	Alp1Cru	0.77500	30000.	89	4280	No
40	GOM_NL__2PRFIN20021225_015725_000000422012_00218_04280_0277.N1	25-DEC-2002 01:57:25	Dark	42.000	159	Ups Car	2.9200	7200.0	84	4280	No
41	GOM_NL__2PRFIN20021225_015858_000000432012_00218_04280_0278.N1	25-DEC-2002 01:58:58	Dark	43.000	71	lot Car	2.2460	7700.0	86	4280	No
42	GOM_NL__2PRFIN20021225_020043_000000562012_00218_04280_0279.N1	25-DEC-2002 02:00:43	Dark	56.000	41	Eps Car	1.8600	4100.0	112	4280	No

43	GOM_NL__2PRFIN20021225_020208_000000582012_00218_04280_0280.N1	25-DEC-2002 02:02:08	Dark	58.000	65	Lam Vel	2.2040	4400.0	116	4280	No
44	GOM_NL__2PRFIN20021225_020515_000000502012_00218_04280_0281.N1	25-DEC-2002 02:05:15	Dark	50.000	2	Alp Car	-0.73600	7000.0	100	4280	No
45	GOM_NL__2PRFIN20021225_020816_000000552012_00218_04280_0282.N1	25-DEC-2002 02:08:16	Dark	55.000	117	Pi Pup	2.7060	3800.0	110	4280	No
46	GOM_NL__2PRFIN20021225_021116_000000512012_00218_04280_0283.N1	25-DEC-2002 02:11:16	Straylight	50.500	23	21Eps CMa	1.5020	26000.	101	4280	No
47	GOM_NL__2PRFIN20021225_021254_000000532012_00218_04280_0284.N1	25-DEC-2002 02:12:54	Straylight	52.500	179	24Omi2CMa	3.0320	24000.	105	4280	No
48	GOM_NL__2PRFIN20021225_021535_000000572012_00218_04280_0285.N1	25-DEC-2002 02:15:35	Straylight	56.500	1	9Alp CMa	-1.4400	11000.	113	4280	No
49	GOM_NL__2PRFIN20021225_021843_000000492012_00218_04280_0286.N1	25-DEC-2002 02:18:43	Straylight	49.000	7	19Bet Ori	0.10000	14000.	98	4280	No
50	GOM_NL__2PRFIN20021225_022044_000000472012_00218_04280_0287.N1	25-DEC-2002 02:20:44	Straylight	47.000	30	46Eps Ori	1.6940	30000.	94	4280	No
51	GOM_NL__2PRFIN20021225_022259_000000492012_00218_04280_0288.N1	25-DEC-2002 02:22:59	Tw_i_and_stray	48.500	27	24Gam Ori	1.6360	26000.	97	4280	No
52	GOM_NL__2PRFIN20021225_022556_000000522012_00218_04280_0289.N1	25-DEC-2002 02:25:56	Bright	52.000	13	87Alp Tau	0.86700	3800.0	104	4280	No
53	GOM_NL__2PRFIN20021225_022731_000000422012_00218_04280_0290.N1	25-DEC-2002 02:27:31	Bright	42.000	176	23Zet Tau	3.0200	22000.	84	4280	No
54	GOM_NL__2PRFIN20021225_022936_000000432012_00218_04280_0291.N1	25-DEC-2002 02:29:36	Bright	42.500	28	12Bet Tau	1.6500	15200.	85	4280	No
55	GOM_NL__2PRFIN20021225_023240_000000372012_00218_04280_0292.N1	25-DEC-2002 02:32:40	Bright	36.500	149	45Eps Per	2.8880	30000.	73	4280	No
56	GOM_NL__2PRFIN20021225_023431_000000462012_00218_04280_0293.N1	25-DEC-2002 02:34:31	Bright	45.500	6	13Alp Aur	0.080000	3400.0	91	4280	No
57	GOM_NL__2PRFIN20021225_023654_000000372012_00218_04280_0294.N1	25-DEC-2002 02:36:54	Bright	37.000	160	23Gam Per	2.9300	4700.0	74	4280	No
58	GOM_NL__2PRFIN20021225_024032_000000382012_00218_04280_0295.N1	25-DEC-2002 02:40:32	Bright	37.500	110	37Del Cas	2.6780	8900.0	75	4280	No
59	GOM_NL__2PRFIN20021225_024625_000000392012_00218_04280_0296.N1	25-DEC-2002 02:46:25	Bright	38.500	49	1Alp UMi	1.9900	6300.0	77	4280	No
60	GOM_NL__2PRFIN20021225_025103_000000422012_00218_04280_0297.N1	25-DEC-2002 02:51:03	Bright	41.500	60	7Bet UMi	2.0810	3950.0	83	4280	No
61	GOM_NL__2PRFIN20021225_025437_000000412012_00218_04280_0298.N1	25-DEC-2002 02:54:37	Bright	40.500	119	14Eta Dra	2.7270	4700.0	81	4280	No
62	GOM_NL__2PRFIN20021225_025623_000000362012_00218_04280_0299.N1	25-DEC-2002 02:56:23	Bright	36.000	69	33Gam Dra	2.2310	3800.0	72	4280	No
63	GOM_NL__2PRFIN20021225_025811_000000432012_00218_04280_0300.N1	25-DEC-2002 02:58:11	Bright	43.000	39	85Eta UMa	1.8540	24000.	86	4280	No
64	GOM_NL__2PRFIN20021225_030150_000000452012_00218_04280_0301.N1	25-DEC-2002 03:01:50	Bright	44.500	180	27Gam Boo	3.0400	8000.0	89	4280	No
65	GOM_NL__2PRFIN20021225_030516_000000442012_00218_04280_0302.N1	25-DEC-2002 03:05:16	Bright	43.500	83		2.3780	11000.	87	4280	No
66	GOM_NL__2PRFIN20021225_030900_000000502012_00218_04280_0303.N1	25-DEC-2002 03:09:00	Bright	49.500	111	8Eta Boo	2.6800	6000.0	99	4280	No
67	GOM_NL__2PRFIN20021225_031400_000000782012_00218_04280_0304.N1	25-DEC-2002 03:14:00	Tw_i_and_stray	78.000	138	47Eps Vir	2.8280	4700.0	156	4280	No
68	GOM_NL__2PRFIN20021225_031745_000000422012_00218_04280_0305.N1	25-DEC-2002 03:17:45	Bright	41.500	122	9Alp2Lib	2.7470	9700.0	83	4280	No
69	GOM_NL__2PRFIN20021225_032002_000000612012_00218_04280_0306.N1	25-DEC-2002 03:20:02	Straylight	60.500	15	67Alp Vir	0.97600	28000.	121	4280	No
70	GOM_NL__2PRFIN20021225_032426_000000442012_00218_04280_0307.N1	25-DEC-2002 03:24:26	Dark	44.000	54	5The Cen	2.0550	4500.0	88	4280	No
71	GOM_NL__2PRFIN20021225_032608_000000412012_00218_04280_0308.N1	25-DEC-2002 03:26:08	Dark	41.000	78	Alp Lup	2.3040	28000.	82	4280	No
72	GOM_NL__2PRFIN20021225_032933_000000522012_00218_04280_0309.N1	25-DEC-2002 03:29:33	Dark	52.000	4	Alp1Cen	-0.010000	5800.0	104	4280	No
73	GOM_NL__2PRFIN20021225_033300_000000422012_00219_04281_0276.N1	25-DEC-2002 03:33:00	Dark	42.000	12	Alp1Cru	0.77500	30000.	84	4281	No
74	GOM_NL__2PRFIN20021225_033801_000000402012_00219_04281_0277.N1	25-DEC-2002 03:38:01	Dark	40.000	159	Ups Car	2.9200	7200.0	80	4281	No
75	GOM_NL__2PRFIN20021225_033934_000000442012_00219_04281_0278.N1	25-DEC-2002 03:39:34	Dark	44.000	71	lot Car	2.2460	7700.0	88	4281	No
76	GOM_NL__2PRFIN20021225_034120_000000562012_00219_04281_0279.N1	25-DEC-2002 03:41:20	Dark	55.500	41	Eps Car	1.8600	4100.0	111	4281	No
77	GOM_NL__2PRFIN20021225_034244_000000612012_00219_04281_0280.N1	25-DEC-2002 03:42:44	Dark	61.000	65	Lam Vel	2.2040	4400.0	122	4281	No
78	GOM_NL__2PRFIN20021225_034551_000000422012_00219_04281_0281.N1	25-DEC-2002 03:45:51	Dark	41.500	2	Alp Car	-0.73600	7000.0	83	4281	No
79	GOM_NL__2PRFIN20021225_034853_000000542012_00219_04281_0282.N1	25-DEC-2002 03:48:53	Dark	53.500	117	Pi Pup	2.7060	3800.0	107	4281	No
80	GOM_NL__2PRFIN20021225_035152_000000552012_00219_04281_0283.N1	25-DEC-2002 03:51:52	Straylight	55.000	23	21Eps CMa	1.5020	26000.	110	4281	No
81	GOM_NL__2PRFIN20021225_035328_000000542012_00219_04281_0284.N1	25-DEC-2002 03:53:28	Straylight	54.000	179	24Omi2CMa	3.0320	24000.	108	4281	No
82	GOM_NL__2PRFIN20021225_035611_000000642012_00219_04281_0285.N1	25-DEC-2002 03:56:11	Straylight	64.000	1	9Alp CMa	-1.4400	11000.	128	4281	No
83	GOM_NL__2PRFIN20021225_035919_000000502012_00219_04281_0286.N1	25-DEC-2002 03:59:19	Straylight	50.000	7	19Bet Ori	0.10000	14000.	100	4281	No
84	GOM_NL__2PRFIN20021225_040119_000000482012_00219_04281_0287.N1	25-DEC-2002 04:01:19	Straylight	48.000	30	46Eps Ori	1.6940	30000.	96	4281	No
85	GOM_NL__2PRFIN20021225_040335_000000452012_00219_04281_0288.N1	25-DEC-2002 04:03:35	Tw_i_and_stray	44.500	27	24Gam Ori	1.6360	26000.	89	4281	No
86	GOM_NL__2PRFIN20021225_040632_000000492012_00219_04281_0289.N1	25-DEC-2002 04:06:32	Bright	48.500	13	87Alp Tau	0.86700	3800.0	97	4281	No
87	GOM_NL__2PRFIN20021225_040805_000000462012_00219_04281_0290.N1	25-DEC-2002 04:08:05	Bright	46.000	176	23Zet Tau	3.0200	22000.	92	4281	No
88	GOM_NL__2PRFIN20021225_041011_000000432012_00219_04281_0291.N1	25-DEC-2002 04:10:11	Bright	43.000	28	12Bet Tau	1.6500	15200.	86	4281	No
89	GOM_NL__2PRFIN20021225_041316_000000362012_00219_04281_0292.N1	25-DEC-2002 04:13:16	Bright	35.500	149	45Eps Per	2.8880	30000.	71	4281	No
90	GOM_NL__2PRFIN20021225_041505_000000482012_00219_04281_0293.N1	25-DEC-2002 04:15:05	Bright	48.000	6	13Alp Aur	0.080000	3400.0	96	4281	No
91	GOM_NL__2PRFIN20021225_041731_000000372012_00219_04281_0294.N1	25-DEC-2002 04:17:31	Bright	36.500	160	23Gam Per	2.9300	4700.0	73	4281	No
92	GOM_NL__2PRFIN20021225_042109_000000372012_00219_04281_0295.N1	25-DEC-2002 04:21:09	Bright	37.000	110	37Del Cas	2.6780	8900.0	74	4281	No
93	GOM_NL__2PRFIN20021225_042701_000000412012_00219_04281_0296.N1	25-DEC-2002 04:27:01	Bright	40.500	49	1Alp UMi	1.9900	6300.0	81	4281	No
94	GOM_NL__2PRFIN20021225_043139_000000372012_00219_04281_0297.N1	25-DEC-2002 04:31:39	Bright	37.000	60	7Bet UMi	2.0810	3950.0	74	4281	No
95	GOM_NL__2PRFIN20021225_043513_000000412012_00219_04281_0298.N1	25-DEC-2002 04:35:13	Bright	40.500	119	14Eta Dra	2.7270	4700.0	81	4281	No
96	GOM_NL__2PRFIN20021225_043659_000000392012_00219_04281_0299.N1	25-DEC-2002 04:36:59	Bright	39.000	69	33Gam Dra	2.2310	3800.0	78	4281	No
97	GOM_NL__2PRFIN20021225_043846_000000432012_00219_04281_0300.N1	25-DEC-2002 04:38:46	Bright	42.500	39	85Eta UMa	1.8540	24000.	85	4281	No
98	GOM_NL__2PRFIN20021225_044228_000000422012_00219_04281_0301.N1	25-DEC-2002 04:42:28	Bright	42.000	180	27Gam Boo	3.0400	8000.0	84	4281	No
99	GOM_NL__2PRFIN20021225_044554_000000412012_00219_04281_0302.N1	25-DEC-2002 04:45:54	Bright	40.500	83		2.3780	11000.	81	4281	No
100	GOM_NL__2PRFIN20021225_044937_000000682012_00219_04281_0303.N1	25-DEC-2002 04:49:37	Bright	68.000	111	8Eta Boo	2.6800	6000.0	136	4281	No
101	GOM_NL__2PRFIN20021225_045438_000000722012_00219_04281_0304.N1	25-DEC-2002 04:54:38	Tw_i_and_stray	72.000	138	47Eps Vir	2.8280	4700.0	144	4281	No

102	GOM_NL__2PRFIN20021225_045821_000000432012_00219_04281_0305.N1	25-DEC-2002 04:58:21	Bright	42.500	122	9Alp2Lib	2.7470	9700.0	85	4281	No
103	GOM_NL__2PRFIN20021225_050038_000000622012_00219_04281_0306.N1	25-DEC-2002 05:00:38	Straylight	61.500	15	67Alp Vir	0.97600	28000.	123	4281	No
104	GOM_NL__2PRFIN20021225_050503_000000462012_00219_04281_0307.N1	25-DEC-2002 05:05:03	Dark	46.000	54	5The Cen	2.0550	4500.0	92	4281	No
105	GOM_NL__2PRFIN20021225_050644_000000412012_00219_04281_0308.N1	25-DEC-2002 05:06:44	Dark	41.000	78	Alp Lup	2.3040	28000.	82	4281	No
106	GOM_NL__2PRFIN20021225_051009_000000462012_00219_04281_0309.N1	25-DEC-2002 05:10:09	Dark	46.000	4	Alp1Cen	-0.010000	5800.0	92	4281	No
107	GOM_NL__2PRFIN20021225_051337_000000522012_00220_04282_0571.N1	25-DEC-2002 05:13:37	Dark	51.500	12	Alp1Cru	0.77500	30000.	103	4282	No
108	GOM_NL__2PRFIN20021225_051838_000000402012_00220_04282_0572.N1	25-DEC-2002 05:18:38	Dark	40.000	159	Ups Car	2.9200	7200.0	80	4282	No
109	GOM_NL__2PRFIN20021225_052011_000000432012_00220_04282_0573.N1	25-DEC-2002 05:20:11	Dark	42.500	71	Iot Car	2.2460	7700.0	85	4282	No
110	GOM_NL__2PRFIN20021225_052156_000000482012_00220_04282_0574.N1	25-DEC-2002 05:21:56	Dark	48.000	41	Eps Car	1.8600	4100.0	96	4282	No
111	GOM_NL__2PRFIN20021225_052322_000000572012_00220_04282_0575.N1	25-DEC-2002 05:23:22	Dark	56.500	65	Lam Vel	2.2040	4400.0	113	4282	No
112	GOM_NL__2PRFIN20021225_052628_000000492012_00220_04282_0576.N1	25-DEC-2002 05:26:28	Dark	48.500	2	Alp Car	-0.73600	7000.0	97	4282	No
113	GOM_NL__2PRFIN20021225_052929_000000522012_00220_04282_0577.N1	25-DEC-2002 05:29:29	Dark	52.000	117	Pi Pup	2.7060	3800.0	104	4282	No
114	GOM_NL__2PRFIN20021225_053229_000000522012_00220_04282_0578.N1	25-DEC-2002 05:32:29	Straylight	51.500	23	21Eps CMa	1.5020	26000.	103	4282	No
115	GOM_NL__2PRFIN20021225_053407_000000502012_00220_04282_0579.N1	25-DEC-2002 05:34:07	Straylight	49.500	179	24Omi2CMa	3.0320	24000.	99	4282	No
116	GOM_NL__2PRFIN20021225_053646_000000622012_00220_04282_0580.N1	25-DEC-2002 05:36:46	Straylight	62.000	1	9Alp CMa	-1.4400	11000.	124	4282	No
117	GOM_NL__2PRFIN20021225_053956_000000472012_00220_04282_0581.N1	25-DEC-2002 05:39:56	Straylight	47.000	7	19Bet Ori	0.10000	14000.	94	4282	No
118	GOM_NL__2PRFIN20021225_054156_000000472012_00220_04282_0582.N1	25-DEC-2002 05:41:56	Straylight	47.000	30	46Eps Ori	1.6940	30000.	94	4282	No
119	GOM_NL__2PRFIN20021225_054411_000000472012_00220_04282_0583.N1	25-DEC-2002 05:44:11	Tw_i_and_stray	46.500	27	24Gam Ori	1.6360	26000.	93	4282	No
120	GOM_NL__2PRFIN20021225_054708_000000522012_00220_04282_0584.N1	25-DEC-2002 05:47:08	Bright	52.000	13	87Alp Tau	0.86700	3800.0	104	4282	No
121	GOM_NL__2PRFIN20021225_054840_000000452012_00220_04282_0585.N1	25-DEC-2002 05:48:40	Bright	45.000	176	23Zet Tau	3.0200	22000.	90	4282	No
122	GOM_NL__2PRFIN20021225_055048_000000442012_00220_04282_0586.N1	25-DEC-2002 05:50:48	Bright	43.500	28	12Bet Tau	1.6500	15200.	87	4282	No
123	GOM_NL__2PRFIN20021225_055352_000000372012_00220_04282_0587.N1	25-DEC-2002 05:53:52	Bright	36.500	149	45Eps Per	2.8880	30000.	73	4282	No
124	GOM_NL__2PRFIN20021225_055543_000000432012_00220_04282_0588.N1	25-DEC-2002 05:55:43	Bright	42.500	6	13Alp Aur	0.080000	3400.0	85	4282	No
125	GOM_NL__2PRFIN20021225_055807_000000362012_00220_04282_0589.N1	25-DEC-2002 05:58:07	Bright	36.000	160	23Gam Per	2.9300	4700.0	72	4282	No
126	GOM_NL__2PRFIN20021225_060145_000000382012_00220_04282_0590.N1	25-DEC-2002 06:01:45	Bright	37.500	110	37Del Cas	2.6780	8900.0	75	4282	No
127	GOM_NL__2PRFIN20021225_060739_000000392012_00220_04282_0591.N1	25-DEC-2002 06:07:39	Bright	38.500	49	1Alp UMi	1.9900	6300.0	77	4282	No
128	GOM_NL__2PRFIN20021225_061215_000000412012_00220_04282_0592.N1	25-DEC-2002 06:12:15	Bright	40.500	60	7Bet UMi	2.0810	3950.0	81	4282	No
129	GOM_NL__2PRFIN20021225_061552_000000362012_00220_04282_0593.N1	25-DEC-2002 06:15:52	Bright	36.000	119	14Eta Dra	2.7270	4700.0	72	4282	No
130	GOM_NL__2PRFIN20021225_061736_000000352012_00220_04282_0594.N1	25-DEC-2002 06:17:36	Bright	35.000	69	33Gam Dra	2.2310	3800.0	70	4282	No
131	GOM_NL__2PRFIN20021225_061921_000000452012_00220_04282_0595.N1	25-DEC-2002 06:19:21	Bright	45.000	39	85Eta UMa	1.8540	24000.	90	4282	No
132	GOM_NL__2PRFIN20021225_062305_000000422012_00220_04282_0596.N1	25-DEC-2002 06:23:05	Bright	42.000	180	27Gam Boo	3.0400	8000.0	84	4282	No
133	GOM_NL__2PRFIN20021225_062631_000000412012_00220_04282_0597.N1	25-DEC-2002 06:26:31	Bright	40.500	83		2.3780	11000.	81	4282	No
134	GOM_NL__2PRFIN20021225_063011_000000592012_00220_04282_0598.N1	25-DEC-2002 06:30:11	Bright	59.000	111	8Eta Boo	2.6800	6000.0	118	4282	No
135	GOM_NL__2PRFIN20021225_063515_000000732012_00220_04282_0599.N1	25-DEC-2002 06:35:15	Tw_i_and_stray	72.500	138	47Eps Vir	2.8280	4700.0	145	4282	No
136	GOM_NL__2PRFIN20021225_063858_000000432012_00220_04282_0600.N1	25-DEC-2002 06:38:58	Bright	42.500	122	9Alp2Lib	2.7470	9700.0	85	4282	No
137	GOM_NL__2PRFIN20021225_064116_000000592012_00220_04282_0601.N1	25-DEC-2002 06:41:16	Straylight	59.000	15	67Alp Vir	0.97600	28000.	118	4282	No
138	GOM_NL__2PRFIN20021225_064539_000000482012_00220_04282_0602.N1	25-DEC-2002 06:45:39	Dark	47.500	54	5The Cen	2.0550	4500.0	95	4282	No
139	GOM_NL__2PRFIN20021225_064721_000000412012_00220_04282_0603.N1	25-DEC-2002 06:47:21	Dark	40.500	78	Alp Lup	2.3040	28000.	81	4282	No
140	GOM_NL__2PRFIN20021225_065045_000000442012_00220_04282_0604.N1	25-DEC-2002 06:50:45	Dark	43.500	4	Alp1Cen	-0.010000	5800.0	87	4282	No
141	GOM_NL__2PRFIN20021225_065413_000000422012_00221_04283_0188.N1	25-DEC-2002 06:54:13	Dark	41.500	12	Alp1Cru	0.77500	30000.	83	4283	No
142	GOM_NL__2PRFIN20021225_065914_000000422012_00221_04283_0189.N1	25-DEC-2002 06:59:14	Dark	41.500	159	Ups Car	2.9200	7200.0	83	4283	No
143	GOM_NL__2PRFIN20021225_070048_000000432012_00221_04283_0190.N1	25-DEC-2002 07:00:48	Dark	42.500	71	Iot Car	2.2460	7700.0	85	4283	No
144	GOM_NL__2PRFIN20021225_070232_000000552012_00221_04283_0191.N1	25-DEC-2002 07:02:32	Dark	54.500	41	Eps Car	1.8600	4100.0	109	4283	No
145	GOM_NL__2PRFIN20021225_070357_000000582012_00221_04283_0192.N1	25-DEC-2002 07:03:57	Dark	58.000	65	Lam Vel	2.2040	4400.0	116	4283	No
146	GOM_NL__2PRFIN20021225_070704_000000452012_00221_04283_0193.N1	25-DEC-2002 07:07:04	Dark	45.000	2	Alp Car	-0.73600	7000.0	90	4283	No
147	GOM_NL__2PRFIN20021225_071006_000000502012_00221_04283_0194.N1	25-DEC-2002 07:10:06	Dark	49.500	117	Pi Pup	2.7060	3800.0	99	4283	No
148	GOM_NL__2PRFIN20021225_071304_000000512012_00221_04283_0195.N1	25-DEC-2002 07:13:04	Straylight	50.500	23	21Eps CMa	1.5020	26000.	101	4283	No
149	GOM_NL__2PRFIN20021225_071443_000000502012_00221_04283_0196.N1	25-DEC-2002 07:14:43	Straylight	49.500	179	24Omi2CMa	3.0320	24000.	99	4283	No
150	GOM_NL__2PRFIN20021225_071722_000000582012_00221_04283_0197.N1	25-DEC-2002 07:17:22	Straylight	58.000	1	9Alp CMa	-1.4400	11000.	116	4283	No
151	GOM_NL__2PRFIN20021225_072032_000000472012_00221_04283_0198.N1	25-DEC-2002 07:20:32	Straylight	47.000	7	19Bet Ori	0.10000	14000.	94	4283	No
152	GOM_NL__2PRFIN20021225_072229_000000482012_00221_04283_0199.N1	25-DEC-2002 07:22:29	Straylight	48.000	30	46Eps Ori	1.6940	30000.	96	4283	No
153	GOM_NL__2PRFIN20021225_072444_000000492012_00221_04283_0200.N1	25-DEC-2002 07:24:44	Tw_i_and_stray	48.500	27	24Gam Ori	1.6360	26000.	97	4283	No
154	GOM_NL__2PRFIN20021225_072744_000000522012_00221_04283_0201.N1	25-DEC-2002 07:27:44	Bright	52.000	13	87Alp Tau	0.86700	3800.0	104	4283	No
155	GOM_NL__2PRFIN20021225_072916_000000442012_00221_04283_0202.N1	25-DEC-2002 07:29:16	Bright	43.500	176	23Zet Tau	3.0200	22000.	87	4283	No
156	GOM_NL__2PRFIN20021225_073123_000000432012_00221_04283_0203.N1	25-DEC-2002 07:31:23	Bright	42.500	28	12Bet Tau	1.6500	15200.	85	4283	No
157	GOM_NL__2PRFIN20021225_073429_000000372012_00221_04283_0204.N1	25-DEC-2002 07:34:29	Bright	36.500	149	45Eps Per	2.8880	30000.	73	4283	No
158	GOM_NL__2PRFIN20021225_073617_000000472012_00221_04283_0205.N1	25-DEC-2002 07:36:17	Bright	46.500	6	13Alp Aur	0.080000	3400.0	93	4283	No
159	GOM_NL__2PRFIN20021225_073844_000000362012_00221_04283_0206.N1	25-DEC-2002 07:38:44	Bright	36.000	160	23Gam Per	2.9300	4700.0	72	4283	No
160	GOM_NL__2PRFIN20021225_074222_000000382012_00221_04283_0207.N1	25-DEC-2002 07:42:22	Bright	38.000	110	37Del Cas	2.6780	8900.0	76	4283	No

161	GOM_NL__2PRFIN20021225_074813_000000412012_00221_04283_0208.N1	25-DEC-2002 07:48:13	Bright	40.500	49	1Alp UMi	1.9900	6300.0	81	4283	No
162	GOM_NL__2PRFIN20021225_075251_000000392012_00221_04283_0209.N1	25-DEC-2002 07:52:51	Bright	38.500	60	7Bet UMi	2.0810	3950.0	77	4283	No
163	GOM_NL__2PRFIN20021225_075628_000000382012_00221_04283_0210.N1	25-DEC-2002 07:56:28	Bright	38.000	119	14Eta Dra	2.7270	4700.0	76	4283	No
164	GOM_NL__2PRFIN20021225_075812_000000402012_00221_04283_0211.N1	25-DEC-2002 07:58:12	Bright	39.500	69	33Gam Dra	2.2310	3800.0	79	4283	No
165	GOM_NL__2PRFIN20021225_075958_000000442012_00221_04283_0212.N1	25-DEC-2002 07:59:58	Bright	43.500	39	85Eta UMa	1.8540	24000.	87	4283	No
166	GOM_NL__2PRFIN20021225_080341_000000402012_00221_04283_0213.N1	25-DEC-2002 08:03:41	Bright	40.000	180	27Gam Boo	3.0400	8000.0	80	4283	No
167	GOM_NL__2PRFIN20021225_080707_000000402012_00221_04283_0214.N1	25-DEC-2002 08:07:07	Bright	40.000	83		2.3780	11000.	80	4283	No
168	GOM_NL__2PRFIN20021225_081049_000000502012_00221_04283_0215.N1	25-DEC-2002 08:10:49	Bright	49.500	111	8Eta Boo	2.6800	6000.0	99	4283	No
169	GOM_NL__2PRFIN20021225_081552_000000762012_00221_04283_0216.N1	25-DEC-2002 08:15:52	Tw_i_and_stray	76.000	138	47Eps Vir	2.8280	4700.0	152	4283	No
170	GOM_NL__2PRFIN20021225_081935_000000432012_00221_04283_0217.N1	25-DEC-2002 08:19:35	Bright	42.500	122	9Alp2Lib	2.7470	9700.0	85	4283	No
171	GOM_NL__2PRFIN20021225_082153_000000592012_00221_04283_0218.N1	25-DEC-2002 08:21:53	Straylight	58.500	15	67Alp Vir	0.97600	28000.	117	4283	No
172	GOM_NL__2PRFIN20021225_082615_000000462012_00221_04283_0219.N1	25-DEC-2002 08:26:15	Dark	46.000	54	5The Cen	2.0550	4500.0	92	4283	No
173	GOM_NL__2PRFIN20021225_082757_000000412012_00221_04283_0220.N1	25-DEC-2002 08:27:57	Dark	40.500	78	Alp Lup	2.3040	28000.	81	4283	No
174	GOM_NL__2PRFIN20021225_083121_000000442012_00221_04283_0221.N1	25-DEC-2002 08:31:21	Dark	43.500	4	Alp1Cen	-0.010000	5800.0	87	4283	No
175	GOM_NL__2PRFIN20021225_083450_000000432012_00222_04284_0188.N1	25-DEC-2002 08:34:50	Dark	42.500	12	Alp1Cru	0.77500	30000.	85	4284	No
176	GOM_NL__2PRFIN20021225_083950_000000402012_00222_04284_0189.N1	25-DEC-2002 08:39:50	Dark	39.500	159	Ups Car	2.9200	7200.0	79	4284	No
177	GOM_NL__2PRFIN20021225_084124_000000442012_00222_04284_0190.N1	25-DEC-2002 08:41:24	Dark	44.000	71	lot Car	2.2460	7700.0	88	4284	No
178	GOM_NL__2PRFIN20021225_084309_000000492012_00222_04284_0191.N1	25-DEC-2002 08:43:09	Dark	48.500	41	Eps Car	1.8600	4100.0	97	4284	No
179	GOM_NL__2PRFIN20021225_084434_000000622012_00222_04284_0192.N1	25-DEC-2002 08:44:34	Dark	61.500	65	Lam Vel	2.2040	4400.0	123	4284	No
180	GOM_NL__2PRFIN20021225_084740_000000482012_00222_04284_0193.N1	25-DEC-2002 08:47:40	Dark	47.500	2	Alp Car	-0.73600	7000.0	95	4284	No
181	GOM_NL__2PRFIN20021225_085040_000000542012_00222_04284_0194.N1	25-DEC-2002 08:50:40	Dark	53.500	117	Pi Pup	2.7060	3800.0	107	4284	No
182	GOM_NL__2PRFIN20021225_085341_000000532012_00222_04284_0195.N1	25-DEC-2002 08:53:41	Straylight	53.000	23	21Eps CMa	1.5020	26000.	106	4284	No
183	GOM_NL__2PRFIN20021225_085519_000000492012_00222_04284_0196.N1	25-DEC-2002 08:55:19	Straylight	49.000	179	24Omi2CMa	3.0320	24000.	98	4284	No
184	GOM_NL__2PRFIN20021225_085758_000000562012_00222_04284_0197.N1	25-DEC-2002 08:57:58	Straylight	55.500	1	9Alp CMa	-1.4400	11000.	111	4284	No
185	GOM_NL__2PRFIN20021225_090107_000000472012_00222_04284_0198.N1	25-DEC-2002 09:01:07	Straylight	46.500	7	19Bet Ori	0.10000	14000.	93	4284	No
186	GOM_NL__2PRFIN20021225_090307_000000472012_00222_04284_0199.N1	25-DEC-2002 09:03:07	Straylight	47.000	30	46Eps Ori	1.6940	30000.	94	4284	No
187	GOM_NL__2PRFIN20021225_090520_000000482012_00222_04284_0200.N1	25-DEC-2002 09:05:20	Tw_i_and_stray	47.500	27	24Gam Ori	1.6360	26000.	95	4284	No
188	GOM_NL__2PRFIN20021225_090820_000000472012_00222_04284_0201.N1	25-DEC-2002 09:08:20	Bright	46.500	13	87Alp Tau	0.86700	3800.0	93	4284	No
189	GOM_NL__2PRFIN20021225_090954_000000432012_00222_04284_0202.N1	25-DEC-2002 09:09:54	Bright	43.000	176	23Zet Tau	3.0200	22000.	86	4284	No
190	GOM_NL__2PRFIN20021225_091159_000000412012_00222_04284_0203.N1	25-DEC-2002 09:11:59	Bright	41.000	28	12Bet Tau	1.6500	15200.	82	4284	No
191	GOM_NL__2PRFIN20021225_091505_000000372012_00222_04284_0204.N1	25-DEC-2002 09:15:05	Bright	37.000	149	45Eps Per	2.8880	30000.	74	4284	No
192	GOM_NL__2PRFIN20021225_091654_000000422012_00222_04284_0205.N1	25-DEC-2002 09:16:54	Bright	42.000	6	13Alp Aur	0.080000	3400.0	84	4284	No
193	GOM_NL__2PRFIN20021225_091919_000000372012_00222_04284_0206.N1	25-DEC-2002 09:19:19	Bright	37.000	160	23Gam Per	2.9300	4700.0	74	4284	No
194	GOM_NL__2PRFIN20021225_092258_000000372012_00222_04284_0207.N1	25-DEC-2002 09:22:58	Bright	36.500	110	37Del Cas	2.6780	8900.0	73	4284	No
195	GOM_NL__2PRFIN20021225_092852_000000362012_00222_04284_0208.N1	25-DEC-2002 09:28:52	Bright	36.000	49	1Alp UMi	1.9900	6300.0	72	4284	No
196	GOM_NL__2PRFIN20021225_093328_000000402012_00222_04284_0209.N1	25-DEC-2002 09:33:28	Bright	40.000	60	7Bet UMi	2.0810	3950.0	80	4284	No
197	GOM_NL__2PRFIN20021225_093704_000000382012_00222_04284_0210.N1	25-DEC-2002 09:37:04	Bright	38.000	119	14Eta Dra	2.7270	4700.0	76	4284	No
198	GOM_NL__2PRFIN20021225_093848_000000382012_00222_04284_0211.N1	25-DEC-2002 09:38:48	Bright	38.000	69	33Gam Dra	2.2310	3800.0	76	4284	No
199	GOM_NL__2PRFIN20021225_094034_000000432012_00222_04284_0212.N1	25-DEC-2002 09:40:34	Bright	42.500	39	85Eta UMa	1.8540	24000.	85	4284	No
200	GOM_NL__2PRFIN20021225_094418_000000422012_00222_04284_0213.N1	25-DEC-2002 09:44:18	Bright	41.500	180	27Gam Boo	3.0400	8000.0	83	4284	No
201	GOM_NL__2PRFIN20021225_094744_000000402012_00222_04284_0214.N1	25-DEC-2002 09:47:44	Bright	40.000	83		2.3780	11000.	80	4284	No
202	GOM_NL__2PRFIN20021225_095126_000000682012_00222_04284_0215.N1	25-DEC-2002 09:51:26	Bright	68.000	111	8Eta Boo	2.6800	6000.0	136	4284	No
203	GOM_NL__2PRFIN20021225_095629_000000732012_00222_04284_0216.N1	25-DEC-2002 09:56:29	Tw_i_and_stray	72.500	138	47Eps Vir	2.8280	4700.0	145	4284	No
204	GOM_NL__2PRFIN20021225_100012_000000412012_00222_04284_0217.N1	25-DEC-2002 10:00:12	Bright	41.000	122	9Alp2Lib	2.7470	9700.0	82	4284	No
205	GOM_NL__2PRFIN20021225_100230_000000592012_00222_04284_0218.N1	25-DEC-2002 10:02:30	Straylight	58.500	15	67Alp Vir	0.97600	28000.	117	4284	No
206	GOM_NL__2PRFIN20021225_100652_000000472012_00222_04284_0219.N1	25-DEC-2002 10:06:52	Dark	46.500	54	5The Cen	2.0550	4500.0	93	4284	No
207	GOM_NL__2PRFIN20021225_100833_000000412012_00222_04284_0220.N1	25-DEC-2002 10:08:33	Dark	41.000	78	Alp Lup	2.3040	28000.	82	4284	No
208	GOM_NL__2PRFIN20021225_101157_000000522012_00222_04284_0221.N1	25-DEC-2002 10:11:57	Dark	52.000	4	Alp1Cen	-0.010000	5800.0	104	4284	No
209	GOM_NL__2PRFIN20021225_101526_000000432012_00223_04285_0188.N1	25-DEC-2002 10:15:26	Dark	42.500	12	Alp1Cru	0.77500	30000.	85	4285	No
210	GOM_NL__2PRFIN20021225_102026_000000412012_00223_04285_0189.N1	25-DEC-2002 10:20:26	Dark	40.500	159	Ups Car	2.9200	7200.0	81	4285	No
211	GOM_NL__2PRFIN20021225_102201_000000442012_00223_04285_0190.N1	25-DEC-2002 10:22:01	Dark	43.500	71	lot Car	2.2460	7700.0	87	4285	No
212	GOM_NL__2PRFIN20021225_102345_000000492012_00223_04285_0191.N1	25-DEC-2002 10:23:45	Dark	49.000	41	Eps Car	1.8600	4100.0	98	4285	No
213	GOM_NL__2PRFIN20021225_102511_000000612012_00223_04285_0192.N1	25-DEC-2002 10:25:11	Dark	60.500	65	Lam Vel	2.2040	4400.0	121	4285	No
214	GOM_NL__2PRFIN20021225_102816_000000482012_00223_04285_0193.N1	25-DEC-2002 10:28:16	Dark	47.500	2	Alp Car	-0.73600	7000.0	95	4285	No
215	GOM_NL__2PRFIN20021225_103116_000000532012_00223_04285_0194.N1	25-DEC-2002 10:31:16	Dark	53.000	117	Pi Pup	2.7060	3800.0	106	4285	No
216	GOM_NL__2PRFIN20021225_103417_000000542012_00223_04285_0195.N1	25-DEC-2002 10:34:17	Straylight	54.000	23	21Eps CMa	1.5020	26000.	108	4285	No
217	GOM_NL__2PRFIN20021225_103553_000000522012_00223_04285_0196.N1	25-DEC-2002 10:35:53	Straylight	52.000	179	24Omi2CMa	3.0320	24000.	104	4285	No
218	GOM_NL__2PRFIN20021225_103835_000000582012_00223_04285_0197.N1	25-DEC-2002 10:38:35	Straylight	57.500	1	9Alp CMa	-1.4400	11000.	115	4285	No
219	GOM_NL__2PRFIN20021225_104143_000000532012_00223_04285_0198.N1	25-DEC-2002 10:41:43	Straylight	53.000	7	19Bet Ori	0.10000	14000.	106	4285	No

220	GOM_NL__2PRFIN20021225_104341_000000492012_00223_04285_0199.N1	25-DEC-2002 10:43:41	Straylight	49.000	30	46Eps Ori	1.6940	30000.	98	4285	No
221	GOM_NL__2PRFIN20021225_104627_000000542012_00223_04285_0200.N1	25-DEC-2002 10:46:27	Tw_i_and_stray	54.000	14	58Alp Ori	0.87000	3000.0	108	4285	No
222	GOM_NL__2PRFIN20021225_104856_000000442012_00223_04285_0201.N1	25-DEC-2002 10:48:56	Bright	43.500	13	87Alp Tau	0.86700	3800.0	87	4285	No
223	GOM_NL__2PRFIN20021225_105028_000000452012_00223_04285_0202.N1	25-DEC-2002 10:50:28	Bright	45.000	176	23Zet Tau	3.0200	22000.	90	4285	No
224	GOM_NL__2PRFIN20021225_105235_000000432012_00223_04285_0203.N1	25-DEC-2002 10:52:35	Bright	42.500	28	12Bet Tau	1.6500	15200.	85	4285	No
225	GOM_NL__2PRFIN20021225_105541_000000372012_00223_04285_0204.N1	25-DEC-2002 10:55:41	Bright	37.000	149	45Eps Per	2.8880	30000.	74	4285	No
226	GOM_NL__2PRFIN20021225_105728_000000472012_00223_04285_0205.N1	25-DEC-2002 10:57:28	Bright	46.500	6	13Alp Aur	0.080000	3400.0	93	4285	No
227	GOM_NL__2PRFIN20021225_105956_000000382012_00223_04285_0206.N1	25-DEC-2002 10:59:56	Bright	37.500	160	23Gam Per	2.9300	4700.0	75	4285	No
228	GOM_NL__2PRFIN20021225_110334_000000412012_00223_04285_0207.N1	25-DEC-2002 11:03:34	Bright	40.500	110	37Del Cas	2.6780	8900.0	81	4285	No
229	GOM_NL__2PRFIN20021225_110927_000000382012_00223_04285_0208.N1	25-DEC-2002 11:09:27	Bright	38.000	49	1Alp UMi	1.9900	6300.0	76	4285	No
230	GOM_NL__2PRFIN20021225_111403_000000412012_00223_04285_0209.N1	25-DEC-2002 11:14:03	Bright	40.500	60	7Bet UMi	2.0810	3950.0	81	4285	No
231	GOM_NL__2PRFIN20021225_111740_000000382012_00223_04285_0210.N1	25-DEC-2002 11:17:40	Bright	38.000	119	14Eta Dra	2.7270	4700.0	76	4285	No
232	GOM_NL__2PRFIN20021225_111924_000000362012_00223_04285_0211.N1	25-DEC-2002 11:19:24	Bright	35.500	69	33Gam Dra	2.2310	3800.0	71	4285	No
233	GOM_NL__2PRFIN20021225_112110_000000462012_00223_04285_0212.N1	25-DEC-2002 11:21:10	Bright	45.500	39	85Eta UMa	1.8540	24000.	91	4285	No
234	GOM_NL__2PRFIN20021225_112452_000000422012_00223_04285_0213.N1	25-DEC-2002 11:24:52	Bright	42.000	180	27Gam Boo	3.0400	8000.0	84	4285	No
235	GOM_NL__2PRFIN20021225_112820_000000402012_00223_04285_0214.N1	25-DEC-2002 11:28:20	Bright	40.000	83		2.3780	11000.	80	4285	No
236	GOM_NL__2PRFIN20021225_113202_000000502012_00223_04285_0215.N1	25-DEC-2002 11:32:02	Bright	49.500	111	8Eta Boo	2.6800	6000.0	99	4285	No
237	GOM_NL__2PRFIN20021225_113706_000000752012_00223_04285_0216.N1	25-DEC-2002 11:37:06	Tw_i_and_stray	74.500	138	47Eps Vir	2.8280	4700.0	149	4285	No
238	GOM_NL__2PRFIN20021225_114047_000000452012_00223_04285_0217.N1	25-DEC-2002 11:40:47	Bright	44.500	122	9Alp2Lib	2.7470	9700.0	89	4285	No
239	GOM_NL__2PRFIN20021225_114307_000000592012_00223_04285_0218.N1	25-DEC-2002 11:43:07	Straylight	59.000	15	67Alp Vir	0.97600	28000.	118	4285	No
240	GOM_NL__2PRFIN20021225_114800_000000412012_00223_04285_0219.N1	25-DEC-2002 11:48:00	Dark	40.500	81	Eta Cen	2.3560	28000.	81	4285	No
241	GOM_NL__2PRFIN20021225_115022_000000402012_00223_04285_0220.N1	25-DEC-2002 11:50:22	Dark	40.000	95	Zet Cen	2.5450	26000.	80	4285	No
242	GOM_NL__2PRFIN20021225_115305_000000442012_00224_04286_0188.N1	25-DEC-2002 11:53:05	Dark	43.500	10	Bet Cen	0.61000	28000.	87	4286	No
243	GOM_NL__2PRFIN20021225_115603_000000412012_00224_04286_0189.N1	25-DEC-2002 11:56:03	Dark	40.500	12	Alp1Cru	0.77500	30000.	81	4286	No
244	GOM_NL__2PRFIN20021225_120103_000000402012_00224_04286_0190.N1	25-DEC-2002 12:01:03	Dark	40.000	159	Ups Car	2.9200	7200.0	80	4286	No
245	GOM_NL__2PRFIN20021225_120238_000000442012_00224_04286_0191.N1	25-DEC-2002 12:02:38	Dark	44.000	71	Iot Car	2.2460	7700.0	88	4286	No
246	GOM_NL__2PRFIN20021225_120422_000000432012_00224_04286_0192.N1	25-DEC-2002 12:04:22	Dark	42.500	41	Eps Car	1.8600	4100.0	85	4286	No
247	GOM_NL__2PRFIN20021225_120550_000000612012_00224_04286_0193.N1	25-DEC-2002 12:05:50	Dark	61.000	65	Lam Vel	2.2040	4400.0	122	4286	No
248	GOM_NL__2PRFIN20021225_120852_000000482012_00224_04286_0194.N1	25-DEC-2002 12:08:52	Dark	48.000	2	Alp Car	-0.73600	7000.0	96	4286	No
249	GOM_NL__2PRFIN20021225_121155_000000512012_00224_04286_0195.N1	25-DEC-2002 12:11:55	Dark	50.500	117	Pi Pup	2.7060	3800.0	101	4286	No
250	GOM_NL__2PRFIN20021225_121454_000000512012_00224_04286_0196.N1	25-DEC-2002 12:14:54	Straylight	50.500	23	21Eps CMa	1.5020	26000.	101	4286	No
251	GOM_NL__2PRFIN20021225_121631_000000502012_00224_04286_0197.N1	25-DEC-2002 12:16:31	Straylight	50.000	179	24Omi2CMa	3.0320	24000.	100	4286	No
252	GOM_NL__2PRFIN20021225_121912_000000632012_00224_04286_0198.N1	25-DEC-2002 12:19:12	Straylight	62.500	1	9Alp CMa	-1.4400	11000.	125	4286	No
253	GOM_NL__2PRFIN20021225_122220_000000502012_00224_04286_0199.N1	25-DEC-2002 12:22:20	Straylight	49.500	7	19Bet Ori	0.10000	14000.	99	4286	No
254	GOM_NL__2PRFIN20021225_122420_000000462012_00224_04286_0200.N1	25-DEC-2002 12:24:20	Straylight	46.000	30	46Eps Ori	1.6940	30000.	92	4286	No
255	GOM_NL__2PRFIN20021225_122705_000000592012_00224_04286_0201.N1	25-DEC-2002 12:27:05	Tw_i_and_stray	59.000	14	58Alp Ori	0.87000	3000.0	118	4286	No
256	GOM_NL__2PRFIN20021225_122932_000000472012_00224_04286_0202.N1	25-DEC-2002 12:29:32	Bright	47.000	13	87Alp Tau	0.86700	3800.0	94	4286	No
257	GOM_NL__2PRFIN20021225_123106_000000422012_00224_04286_0203.N1	25-DEC-2002 12:31:06	Bright	41.500	176	23Zet Tau	3.0200	22000.	83	4286	No
258	GOM_NL__2PRFIN20021225_123311_000000412012_00224_04286_0204.N1	25-DEC-2002 12:33:11	Bright	41.000	28	12Bet Tau	1.6500	15200.	82	4286	No
259	GOM_NL__2PRFIN20021225_123618_000000362012_00224_04286_0205.N1	25-DEC-2002 12:36:18	Bright	36.000	149	45Eps Per	2.8880	30000.	72	4286	No
260	GOM_NL__2PRFIN20021225_123807_000000412012_00224_04286_0206.N1	25-DEC-2002 12:38:07	Bright	41.000	6	13Alp Aur	0.080000	3400.0	82	4286	No
261	GOM_NL__2PRFIN20021225_124032_000000372012_00224_04286_0207.N1	25-DEC-2002 12:40:32	Bright	36.500	160	23Gam Per	2.9300	4700.0	73	4286	No
262	GOM_NL__2PRFIN20021225_124411_000000372012_00224_04286_0208.N1	25-DEC-2002 12:44:11	Bright	37.000	110	37Del Cas	2.6780	8900.0	74	4286	No
263	GOM_NL__2PRFIN20021225_125440_000000402012_00224_04286_0209.N1	25-DEC-2002 12:54:40	Bright	39.500	60	7Bet UMi	2.0810	3950.0	79	4286	No
264	GOM_NL__2PRFIN20021225_125817_000000372012_00224_04286_0210.N1	25-DEC-2002 12:58:17	Bright	37.000	119	14Eta Dra	2.7270	4700.0	74	4286	No
265	GOM_NL__2PRFIN20021225_130001_000000392012_00224_04286_0211.N1	25-DEC-2002 13:00:01	Bright	39.000	69	33Gam Dra	2.2310	3800.0	78	4286	No
266	GOM_NL__2PRFIN20021225_130146_000000422012_00224_04286_0212.N1	25-DEC-2002 13:01:46	Bright	42.000	39	85Eta UMa	1.8540	24000.	84	4286	No
267	GOM_NL__2PRFIN20021225_130529_000000412012_00224_04286_0213.N1	25-DEC-2002 13:05:29	Bright	40.500	180	27Gam Boo	3.0400	8000.0	81	4286	No
268	GOM_NL__2PRFIN20021225_130856_000000412012_00224_04286_0214.N1	25-DEC-2002 13:08:56	Bright	41.000	83		2.3780	11000.	82	4286	No
269	GOM_NL__2PRFIN20021225_131240_000000502012_00224_04286_0215.N1	25-DEC-2002 13:12:40	Bright	50.000	111	8Eta Boo	2.6800	6000.0	100	4286	No
270	GOM_NL__2PRFIN20021225_131744_000000742012_00224_04286_0216.N1	25-DEC-2002 13:17:44	Tw_i_and_stray	74.000	138	47Eps Vir	2.8280	4700.0	148	4286	No
271	GOM_NL__2PRFIN20021225_132125_000000432012_00224_04286_0217.N1	25-DEC-2002 13:21:25	Bright	43.000	122	9Alp2Lib	2.7470	9700.0	86	4286	No
272	GOM_NL__2PRFIN20021225_132345_000000662012_00224_04286_0218.N1	25-DEC-2002 13:23:45	Straylight	65.500	15	67Alp Vir	0.97600	28000.	131	4286	No
273	GOM_NL__2PRFIN20021225_132837_000000422012_00224_04286_0219.N1	25-DEC-2002 13:28:37	Dark	42.000	81	Eta Cen	2.3560	28000.	84	4286	No
274	GOM_NL__2PRFIN20021225_133059_000000412012_00224_04286_0220.N1	25-DEC-2002 13:30:59	Dark	41.000	95	Zet Cen	2.5450	26000.	82	4286	No
275	GOM_NL__2PRFIN20021225_133342_000000432012_00225_04287_0188.N1	25-DEC-2002 13:33:42	Dark	42.500	10	Bet Cen	0.61000	28000.	85	4287	No
276	GOM_NL__2PRFIN20021225_133640_000000402012_00225_04287_0189.N1	25-DEC-2002 13:36:40	Dark	40.000	12	Alp1Cru	0.77500	30000.	80	4287	No
277	GOM_NL__2PRFIN20021225_134140_000000412012_00225_04287_0190.N1	25-DEC-2002 13:41:40	Dark	41.000	159	Ups Car	2.9200	7200.0	82	4287	No
278	GOM_NL__2PRFIN20021225_134315_000000412012_00225_04287_0191.N1	25-DEC-2002 13:43:15	Dark	40.500	71	Iot Car	2.2460	7700.0	81	4287	No

279	GOM_NL__2PRFIN20021225_134459_000000512012_00225_04287_0192.N1	25-DEC-2002 13:44:59	Dark	50.500	41	Eps Car	1.8600	4100.0	101	4287	No
280	GOM_NL__2PRFIN20021225_134627_000000602012_00225_04287_0193.N1	25-DEC-2002 13:46:27	Dark	60.000	65	Lam Vel	2.2040	4400.0	120	4287	No
281	GOM_NL__2PRFIN20021225_134929_000000482012_00225_04287_0194.N1	25-DEC-2002 13:49:29	Dark	47.500	2	Alp Car	-0.73600	7000.0	95	4287	No
282	GOM_NL__2PRFIN20021225_135232_000000502012_00225_04287_0195.N1	25-DEC-2002 13:52:32	Dark	49.500	117	Pi Pup	2.7060	3800.0	99	4287	No
283	GOM_NL__2PRFIN20021225_135530_000000532012_00225_04287_0196.N1	25-DEC-2002 13:55:30	Straylight	53.000	23	21Eps CMa	1.5020	26000.	106	4287	No
284	GOM_NL__2PRFIN20021225_135709_000000482012_00225_04287_0197.N1	25-DEC-2002 13:57:09	Straylight	48.000	179	24Omi2CMa	3.0320	24000.	96	4287	No
285	GOM_NL__2PRFIN20021225_135948_000000602012_00225_04287_0198.N1	25-DEC-2002 13:59:48	Straylight	59.500	1	9Alp CMa	-1.4400	11000.	119	4287	No
286	GOM_NL__2PRFIN20021225_140257_000000482012_00225_04287_0199.N1	25-DEC-2002 14:02:57	Straylight	48.000	7	19Bet Ori	0.10000	14000.	96	4287	No
287	GOM_NL__2PRFIN20021225_140456_000000452012_00225_04287_0200.N1	25-DEC-2002 14:04:56	Straylight	45.000	30	46Eps Ori	1.6940	30000.	90	4287	No
288	GOM_NL__2PRFIN20021225_140741_000000592012_00225_04287_0201.N1	25-DEC-2002 14:07:41	Tw_i_and_stray	59.000	14	58Alp Ori	0.87000	3000.0	118	4287	No
289	GOM_NL__2PRFIN20021225_141009_000000442012_00225_04287_0202.N1	25-DEC-2002 14:10:09	Bright	44.000	13	87Alp Tau	0.86700	3800.0	88	4287	No
290	GOM_NL__2PRFIN20021225_141143_000000412012_00225_04287_0203.N1	25-DEC-2002 14:11:43	Bright	40.500	176	23Zet Tau	3.0200	22000.	81	4287	No
291	GOM_NL__2PRFIN20021225_141348_000000412012_00225_04287_0204.N1	25-DEC-2002 14:13:48	Bright	41.000	28	12Bet Tau	1.6500	15200.	82	4287	No
292	GOM_NL__2PRFIN20021225_141652_000000372012_00225_04287_0205.N1	25-DEC-2002 14:16:52	Bright	37.000	149	45Eps Per	2.8880	30000.	74	4287	No
293	GOM_NL__2PRFIN20021225_141842_000000442012_00225_04287_0206.N1	25-DEC-2002 14:18:42	Bright	44.000	6	13Alp Aur	0.080000	3400.0	88	4287	No
294	GOM_NL__2PRFIN20021225_142108_000000372012_00225_04287_0207.N1	25-DEC-2002 14:21:08	Bright	37.000	160	23Gam Per	2.9300	4700.0	74	4287	No
295	GOM_NL__2PRFIN20021225_142447_000000382012_00225_04287_0208.N1	25-DEC-2002 14:24:47	Bright	37.500	110	37Del Cas	2.6780	8900.0	75	4287	No
296	GOM_NL__2PRFIN20021225_143039_000000352012_00225_04287_0209.N1	25-DEC-2002 14:30:39	Bright	35.000	49	1Alp UMi	1.9900	6300.0	70	4287	No
297	GOM_NL__2PRFIN20021225_143516_000000382012_00225_04287_0210.N1	25-DEC-2002 14:35:16	Bright	37.500	60	7Bet UMi	2.0810	3950.0	75	4287	No
298	GOM_NL__2PRFIN20021225_143850_000000412012_00225_04287_0211.N1	25-DEC-2002 14:38:50	Bright	41.000	119	14Eta Dra	2.7270	4700.0	82	4287	No
299	GOM_NL__2PRFIN20021225_144037_000000382012_00225_04287_0212.N1	25-DEC-2002 14:40:37	Bright	38.000	69	33Gam Dra	2.2310	3800.0	76	4287	No
300	GOM_NL__2PRFIN20021225_144221_000000442012_00225_04287_0213.N1	25-DEC-2002 14:42:21	Bright	44.000	39	85Eta UMa	1.8540	24000.	88	4287	No
301	GOM_NL__2PRFIN20021225_144604_000000422012_00225_04287_0214.N1	25-DEC-2002 14:46:04	Bright	42.000	180	27Gam Boo	3.0400	8000.0	84	4287	No
302	GOM_NL__2PRFIN20021225_144932_000000422012_00225_04287_0215.N1	25-DEC-2002 14:49:32	Bright	42.000	83		2.3780	11000.	84	4287	No
303	GOM_NL__2PRFIN20021225_145313_000000522012_00225_04287_0216.N1	25-DEC-2002 14:53:13	Bright	52.000	111	8Eta Boo	2.6800	6000.0	104	4287	No
304	GOM_NL__2PRFIN20021225_145820_000000812012_00225_04287_0217.N1	25-DEC-2002 14:58:20	Tw_i_and_stray	80.500	138	47Eps Vir	2.8280	4700.0	161	4287	No
305	GOM_NL__2PRFIN20021225_150158_000000552012_00225_04287_0218.N1	25-DEC-2002 15:01:58	Bright	55.000	122	9Alp2Lib	2.7470	9700.0	110	4287	No
306	GOM_NL__2PRFIN20021225_150420_000000632012_00225_04287_0219.N1	25-DEC-2002 15:04:20	Straylight	63.000	15	67Alp Vir	0.97600	28000.	126	4287	No
307	GOM_NL__2PRFIN20021225_150914_000000412012_00225_04287_0220.N1	25-DEC-2002 15:09:14	Dark	41.000	81	Eta Cen	2.3560	28000.	82	4287	No
308	GOM_NL__2PRFIN20021225_151136_000000422012_00225_04287_0221.N1	25-DEC-2002 15:11:36	Dark	41.500	95	Zet Cen	2.5450	26000.	83	4287	No
309	GOM_NL__2PRFIN20021225_151418_000000422012_00226_04288_0188.N1	25-DEC-2002 15:14:18	Dark	41.500	10	Bet Cen	0.61000	28000.	83	4288	No
310	GOM_NL__2PRFIN20021225_151716_000000412012_00226_04288_0570.N1	25-DEC-2002 15:17:16	Dark	40.500	12	Alp1Cru	0.77500	30000.	81	4288	No
311	GOM_NL__2PRFIN20021225_152217_000000382012_00226_04288_0571.N1	25-DEC-2002 15:22:17	Dark	38.000	159	Ups Car	2.9200	7200.0	76	4288	No
312	GOM_NL__2PRFIN20021225_152351_000000432012_00226_04288_0572.N1	25-DEC-2002 15:23:51	Dark	42.500	71	lot Car	2.2460	7700.0	85	4288	No
313	GOM_NL__2PRFIN20021225_152535_000000512012_00226_04288_0573.N1	25-DEC-2002 15:25:35	Dark	50.500	41	Eps Car	1.8600	4100.0	101	4288	No
314	GOM_NL__2PRFIN20021225_152703_000000612012_00226_04288_0574.N1	25-DEC-2002 15:27:03	Dark	60.500	65	Lam Vel	2.2040	4400.0	121	4288	No
315	GOM_NL__2PRFIN20021225_153005_000000472012_00226_04288_0575.N1	25-DEC-2002 15:30:05	Dark	46.500	2	Alp Car	-0.73600	7000.0	93	4288	No
316	GOM_NL__2PRFIN20021225_153308_000000512012_00226_04288_0576.N1	25-DEC-2002 15:33:08	Dark	50.500	117	Pi Pup	2.7060	3800.0	101	4288	No
317	GOM_NL__2PRFIN20021225_153606_000000492012_00226_04288_0577.N1	25-DEC-2002 15:36:06	Straylight	48.500	23	21Eps CMa	1.5020	26000.	97	4288	No
318	GOM_NL__2PRFIN20021225_153743_000000502012_00226_04288_0578.N1	25-DEC-2002 15:37:43	Straylight	49.500	179	24Omi2CMa	3.0320	24000.	99	4288	No
319	GOM_NL__2PRFIN20021225_154023_000000642012_00226_04288_0579.N1	25-DEC-2002 15:40:23	Straylight	64.000	1	9Alp CMa	-1.4400	11000.	128	4288	No
320	GOM_NL__2PRFIN20021225_154332_000000502012_00226_04288_0580.N1	25-DEC-2002 15:43:32	Straylight	49.500	7	19Bet Ori	0.10000	14000.	99	4288	No
321	GOM_NL__2PRFIN20021225_154531_000000482012_00226_04288_0581.N1	25-DEC-2002 15:45:31	Straylight	47.500	30	46Eps Ori	1.6940	30000.	95	4288	No
322	GOM_NL__2PRFIN20021225_154815_000000592012_00226_04288_0582.N1	25-DEC-2002 15:48:15	Tw_i_and_stray	59.000	14	58Alp Ori	0.87000	3000.0	118	4288	No
323	GOM_NL__2PRFIN20021225_155044_000000522012_00226_04288_0583.N1	25-DEC-2002 15:50:44	Bright	52.000	13	87Alp Tau	0.86700	3800.0	104	4288	No
324	GOM_NL__2PRFIN20021225_155215_000000462012_00226_04288_0584.N1	25-DEC-2002 15:52:15	Bright	45.500	176	23Zet Tau	3.0200	22000.	91	4288	No
325	GOM_NL__2PRFIN20021225_155422_000000432012_00226_04288_0585.N1	25-DEC-2002 15:54:22	Bright	43.000	28	12Bet Tau	1.6500	15200.	86	4288	No
326	GOM_NL__2PRFIN20021225_155729_000000372012_00226_04288_0586.N1	25-DEC-2002 15:57:29	Bright	37.000	149	45Eps Per	2.8880	30000.	74	4288	No
327	GOM_NL__2PRFIN20021225_155917_000000452012_00226_04288_0587.N1	25-DEC-2002 15:59:17	Bright	44.500	6	13Alp Aur	0.080000	3400.0	89	4288	No
328	GOM_NL__2PRFIN20021225_160145_000000382012_00226_04288_0588.N1	25-DEC-2002 16:01:45	Bright	37.500	160	23Gam Per	2.9300	4700.0	75	4288	No
329	GOM_NL__2PRFIN20021225_160523_000000382012_00226_04288_0589.N1	25-DEC-2002 16:05:23	Bright	38.000	110	37Del Cas	2.6780	8900.0	76	4288	No
330	GOM_NL__2PRFIN20021225_161115_000000392012_00226_04288_0590.N1	25-DEC-2002 16:11:15	Bright	38.500	49	1Alp UMi	1.9900	6300.0	77	4288	No
331	GOM_NL__2PRFIN20021225_161551_000000422012_00226_04288_0591.N1	25-DEC-2002 16:15:51	Bright	41.500	60	7Bet UMi	2.0810	3950.0	83	4288	No
332	GOM_NL__2PRFIN20021225_161927_000000392012_00226_04288_0592.N1	25-DEC-2002 16:19:27	Bright	39.000	119	14Eta Dra	2.7270	4700.0	78	4288	No
333	GOM_NL__2PRFIN20021225_162113_000000392012_00226_04288_0593.N1	25-DEC-2002 16:21:13	Bright	38.500	69	33Gam Dra	2.2310	3800.0	77	4288	No
334	GOM_NL__2PRFIN20021225_162256_000000432012_00226_04288_0594.N1	25-DEC-2002 16:22:56	Bright	42.500	39	85Eta UMa	1.8540	24000.	85	4288	No
335	GOM_NL__2PRFIN20021225_162638_000000422012_00226_04288_0595.N1	25-DEC-2002 16:26:38	Bright	42.000	180	27Gam Boo	3.0400	8000.0	84	4288	No
336	GOM_NL__2PRFIN20021225_163007_000000412012_00226_04288_0596.N1	25-DEC-2002 16:30:07	Bright	41.000	83		2.3780	11000.	82	4288	No
337	GOM_NL__2PRFIN20021225_163351_000000512012_00226_04288_0597.N1	25-DEC-2002 16:33:51	Bright	50.500	111	8Eta Boo	2.6800	6000.0	101	4288	No

338	GOM_NL__2PRFIN20021225_163857_000000792012_00226_04288_0598.N1	25-DEC-2002 16:38:57	Twilight	78.500	138	47Eps Vir	2.8280	4700.0	157	4288	No
339	GOM_NL__2PRFIN20021225_164237_000000552012_00226_04288_0599.N1	25-DEC-2002 16:42:37	Bright	55.000	122	9Alp2Lib	2.7470	9700.0	110	4288	No
340	GOM_NL__2PRFIN20021225_164456_000000662012_00226_04288_0600.N1	25-DEC-2002 16:44:56	Straylight	65.500	15	67Alp Vir	0.97600	28000.	131	4288	No
341	GOM_NL__2PRFIN20021225_164950_000000392012_00226_04288_0601.N1	25-DEC-2002 16:49:50	Dark	39.000	81	Eta Cen	2.3560	28000.	78	4288	No
342	GOM_NL__2PRFIN20021225_165212_000000412012_00226_04288_0602.N1	25-DEC-2002 16:52:12	Dark	40.500	95	Zet Cen	2.5450	26000.	81	4288	No
343	GOM_NL__2PRFIN20021225_165454_000000462012_00227_04289_0603.N1	25-DEC-2002 16:54:54	Dark	45.500	10	Bet Cen	0.61000	28000.	91	4289	No
344	GOM_NL__2PRFIN20021225_165752_000000422012_00227_04289_0571.N1	25-DEC-2002 16:57:52	Dark	42.000	12	Alp1Cru	0.77500	30000.	84	4289	No
345	GOM_NL__2PRFIN20021225_170253_000000412012_00227_04289_0572.N1	25-DEC-2002 17:02:53	Dark	41.000	159	Ups Car	2.9200	7200.0	82	4289	No
346	GOM_NL__2PRFIN20021225_170427_000000422012_00227_04289_0573.N1	25-DEC-2002 17:04:27	Dark	42.000	71	Iot Car	2.2460	7700.0	84	4289	No
347	GOM_NL__2PRFIN20021225_170611_000000432012_00227_04289_0574.N1	25-DEC-2002 17:06:11	Dark	42.500	41	Eps Car	1.8600	4100.0	85	4289	No
348	GOM_NL__2PRFIN20021225_170740_000000622012_00227_04289_0575.N1	25-DEC-2002 17:07:40	Dark	62.000	65	Lam Vel	2.2040	4400.0	124	4289	No
349	GOM_NL__2PRFIN20021225_171041_000000492012_00227_04289_0576.N1	25-DEC-2002 17:10:41	Dark	49.000	2	Alp Car	-0.73600	7000.0	98	4289	No
350	GOM_NL__2PRFIN20021225_171344_000000532012_00227_04289_0577.N1	25-DEC-2002 17:13:44	Dark	52.500	117	Pi Pup	2.7060	3800.0	105	4289	No
351	GOM_NL__2PRFIN20021225_171643_000000512012_00227_04289_0578.N1	25-DEC-2002 17:16:43	Straylight	51.000	23	21Eps CMa	1.5020	26000.	102	4289	No
352	GOM_NL__2PRFIN20021225_171818_000000532012_00227_04289_0579.N1	25-DEC-2002 17:18:18	Straylight	52.500	179	24Omi2CMa	3.0320	24000.	105	4289	No
353	GOM_NL__2PRFIN20021225_172059_000000562012_00227_04289_0580.N1	25-DEC-2002 17:20:59	Straylight	55.500	1	9Alp CMa	-1.4400	11000.	111	4289	No
354	GOM_NL__2PRFIN20021225_172408_000000502012_00227_04289_0581.N1	25-DEC-2002 17:24:08	Straylight	49.500	7	19Bet Ori	0.10000	14000.	99	4289	No
355	GOM_NL__2PRFIN20021225_172607_000000472012_00227_04289_0582.N1	25-DEC-2002 17:26:07	Straylight	46.500	30	46Eps Ori	1.6940	30000.	93	4289	No
356	GOM_NL__2PRFIN20021225_172851_000000562012_00227_04289_0583.N1	25-DEC-2002 17:28:51	Twilight	55.500	14	58Alp Ori	0.87000	3000.0	111	4289	No
357	GOM_NL__2PRFIN20021225_173120_000000522012_00227_04289_0584.N1	25-DEC-2002 17:31:20	Bright	52.000	13	87Alp Tau	0.86700	3800.0	104	4289	No
358	GOM_NL__2PRFIN20021225_173251_000000442012_00227_04289_0585.N1	25-DEC-2002 17:32:51	Bright	44.000	176	23Zet Tau	3.0200	22000.	88	4289	No
359	GOM_NL__2PRFIN20021225_173456_000000452012_00227_04289_0586.N1	25-DEC-2002 17:34:56	Bright	44.500	28	12Bet Tau	1.6500	15200.	89	4289	No
360	GOM_NL__2PRFIN20021225_173804_000000372012_00227_04289_0587.N1	25-DEC-2002 17:38:04	Bright	37.000	149	45Eps Per	2.8880	30000.	74	4289	No
361	GOM_NL__2PRFIN20021225_173953_000000442012_00227_04289_0588.N1	25-DEC-2002 17:39:53	Bright	43.500	6	13Alp Aur	0.080000	3400.0	87	4289	No
362	GOM_NL__2PRFIN20021225_174221_000000372012_00227_04289_0589.N1	25-DEC-2002 17:42:21	Bright	36.500	160	23Gam Per	2.9300	4700.0	73	4289	No
363	GOM_NL__2PRFIN20021225_174559_000000372012_00227_04289_0590.N1	25-DEC-2002 17:45:59	Bright	36.500	110	37Del Cas	2.6780	8900.0	73	4289	No
364	GOM_NL__2PRFIN20021225_175151_000000392012_00227_04289_0591.N1	25-DEC-2002 17:51:51	Bright	38.500	49	1Alp UMi	1.9900	6300.0	77	4289	No
365	GOM_NL__2PRFIN20021225_175626_000000412012_00227_04289_0592.N1	25-DEC-2002 17:56:26	Bright	40.500	60	7Bet UMi	2.0810	3950.0	81	4289	No
366	GOM_NL__2PRFIN20021225_180003_000000392012_00227_04289_0593.N1	25-DEC-2002 18:00:03	Bright	39.000	119	14Eta Dra	2.7270	4700.0	78	4289	No
367	GOM_NL__2PRFIN20021225_180149_000000362012_00227_04289_0594.N1	25-DEC-2002 18:01:49	Bright	36.000	69	33Gam Dra	2.2310	3800.0	72	4289	No
368	GOM_NL__2PRFIN20021225_180332_000000462012_00227_04289_0595.N1	25-DEC-2002 18:03:32	Bright	46.000	39	85Eta UMa	1.8540	24000.	92	4289	No
369	GOM_NL__2PRFIN20021225_180714_000000432012_00227_04289_0596.N1	25-DEC-2002 18:07:14	Bright	42.500	180	27Gam Boo	3.0400	8000.0	85	4289	No
370	GOM_NL__2PRFIN20021225_181044_000000442012_00227_04289_0597.N1	25-DEC-2002 18:10:44	Bright	43.500	83		2.3780	11000.	87	4289	No
371	GOM_NL__2PRFIN20021225_181428_000000522012_00227_04289_0598.N1	25-DEC-2002 18:14:28	Bright	51.500	111	8Eta Boo	2.6800	6000.0	103	4289	No
372	GOM_NL__2PRFIN20021225_181934_000000762012_00227_04289_0599.N1	25-DEC-2002 18:19:34	Twilight	75.500	138	47Eps Vir	2.8280	4700.0	151	4289	No
373	GOM_NL__2PRFIN20021225_182313_000000422012_00227_04289_0600.N1	25-DEC-2002 18:23:13	Bright	41.500	122	9Alp2Lib	2.7470	9700.0	83	4289	No
374	GOM_NL__2PRFIN20021225_182535_000000632012_00227_04289_0601.N1	25-DEC-2002 18:25:35	Straylight	62.500	15	67Alp Vir	0.97600	28000.	125	4289	No
375	GOM_NL__2PRFIN20021225_183026_000000412012_00227_04289_0602.N1	25-DEC-2002 18:30:26	Dark	40.500	81	Eta Cen	2.3560	28000.	81	4289	No
376	GOM_NL__2PRFIN20021225_183249_000000422012_00227_04289_0603.N1	25-DEC-2002 18:32:49	Dark	42.000	95	Zet Cen	2.5450	26000.	84	4289	No
377	GOM_NL__2PRFIN20021225_183530_000000432012_00228_04290_0604.N1	25-DEC-2002 18:35:30	Dark	42.500	10	Bet Cen	0.61000	28000.	85	4290	No
378	GOM_NL__2PRFIN20021225_183828_000000432012_00228_04290_0571.N1	25-DEC-2002 18:38:28	Dark	43.000	12	Alp1Cru	0.77500	30000.	86	4290	No
379	GOM_NL__2PRFIN20021225_184357_000000422012_00228_04290_0572.N1	25-DEC-2002 18:43:57	Dark	41.500	29	Bet Car	1.6720	10200.	83	4290	No
380	GOM_NL__2PRFIN20021225_184528_000000442012_00228_04290_0573.N1	25-DEC-2002 18:45:28	Dark	44.000	91	Kap Vel	2.4900	26000.	88	4290	No
381	GOM_NL__2PRFIN20021225_184656_000000452012_00228_04290_0574.N1	25-DEC-2002 18:46:56	Dark	45.000	46	Del Vel	1.9540	10600.	90	4290	No
382	GOM_NL__2PRFIN20021225_184949_000000472012_00228_04290_0575.N1	25-DEC-2002 18:49:49	Dark	46.500	34	Gam2Vel	1.7930	23000.	93	4290	No
383	GOM_NL__2PRFIN20021225_185201_000000532012_00228_04290_0576.N1	25-DEC-2002 18:52:01	Dark	53.000	70	Zet Pup	2.2460	39000.	106	4290	No
384	GOM_NL__2PRFIN20021225_185420_000000542012_00228_04290_0577.N1	25-DEC-2002 18:54:20	Dark	53.500	117	Pi Pup	2.7060	3800.0	107	4290	No
385	GOM_NL__2PRFIN20021225_185718_000000542012_00228_04290_0578.N1	25-DEC-2002 18:57:18	Straylight	53.500	23	21Eps CMa	1.5020	26000.	107	4290	No
386	GOM_NL__2PRFIN20021225_185854_000000522012_00228_04290_0579.N1	25-DEC-2002 18:58:54	Straylight	51.500	179	24Omi2CMa	3.0320	24000.	103	4290	No
387	GOM_NL__2PRFIN20021225_190121_000000492012_00228_04290_0580.N1	25-DEC-2002 19:01:21	Straylight	49.000	47	2Bet CMa	1.9760	28000.	98	4290	No
388	GOM_NL__2PRFIN20021225_190408_000000482012_00228_04290_0581.N1	25-DEC-2002 19:04:08	Straylight	47.500	56	53Kap Ori	2.0650	30000.	95	4290	No
389	GOM_NL__2PRFIN20021225_190541_000000412012_00228_04290_0582.N1	25-DEC-2002 19:05:41	Straylight	40.500	128	67Bet Eri	2.7840	9700.0	81	4290	No
390	GOM_NL__2PRFIN20021225_190700_000000472012_00228_04290_0583.N1	25-DEC-2002 19:07:00	Straylight	46.500	72	34Del Ori	2.2500	30000.	93	4290	No
391	GOM_NL__2PRFIN20021225_190925_000000592012_00228_04290_0584.N1	25-DEC-2002 19:09:25	Twilight	58.500	14	58Alp Ori	0.87000	3000.0	117	4290	No
392	GOM_NL__2PRFIN20021225_191134_000000912012_00228_04290_0585.N1	25-DEC-2002 19:11:34	Bright	91.000	8	10Alp CMi	0.40000	6500.0	182	4290	No
393	GOM_NL__2PRFIN20021225_191427_000000362012_00228_04290_0586.N1	25-DEC-2002 19:14:27	Bright	36.000	146	25Eta Tau	2.8730	15200.	72	4290	No
394	GOM_NL__2PRFIN20021225_191630_000000372012_00228_04290_0587.N1	25-DEC-2002 19:16:30	Bright	37.000	150	44Zet Per	2.8900	28000.	74	4290	No
395	GOM_NL__2PRFIN20021225_191841_000000372012_00228_04290_0588.N1	25-DEC-2002 19:18:41	Bright	36.500	149	45Eps Per	2.8880	30000.	73	4290	No
396	GOM_NL__2PRFIN20021225_192029_000000452012_00228_04290_0589.N1	25-DEC-2002 19:20:29	Bright	45.000	6	13Alp Aur	0.080000	3400.0	90	4290	No

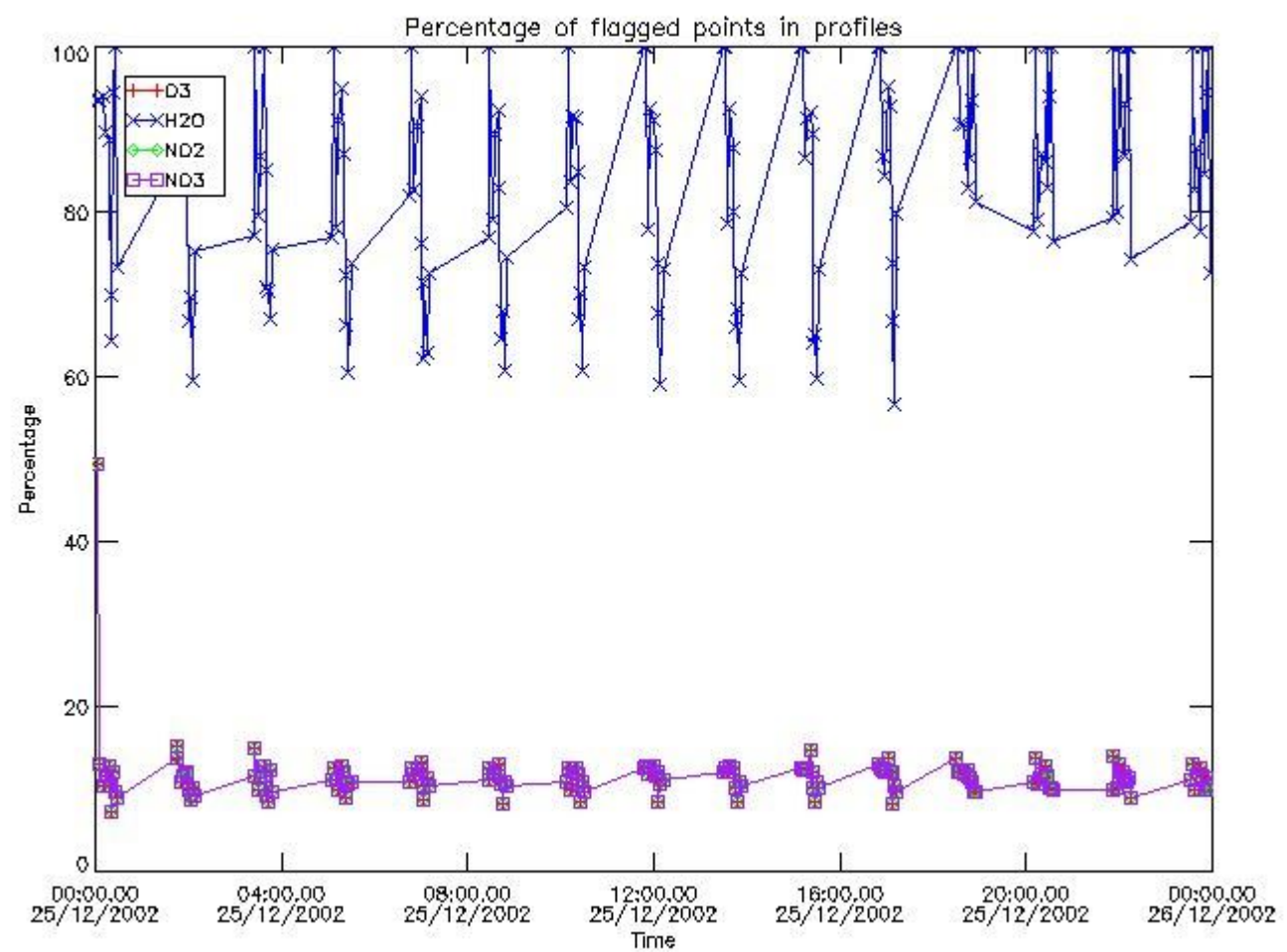
397	GOM_NL__2PRFIN20021225_192257_000000382012_00228_04290_0590.N1	25-DEC-2002 19:22:57	Bright	37.500	160	23Gam Per	2.9300	4700.0	75	4290	No
398	GOM_NL__2PRFIN20021225_192636_000000382012_00228_04290_0591.N1	25-DEC-2002 19:26:36	Bright	38.000	110	37Del Cas	2.6780	8900.0	76	4290	No
399	GOM_NL__2PRFIN20021225_193226_000000392012_00228_04290_0592.N1	25-DEC-2002 19:32:26	Bright	39.000	49	1Alp UMi	1.9900	6300.0	78	4290	No
400	GOM_NL__2PRFIN20021225_193703_000000392012_00228_04290_0593.N1	25-DEC-2002 19:37:03	Bright	38.500	60	7Bet UMi	2.0810	3950.0	77	4290	No
401	GOM_NL__2PRFIN20021225_194040_000000382012_00228_04290_0594.N1	25-DEC-2002 19:40:40	Bright	38.000	119	14Eta Dra	2.7270	4700.0	76	4290	No
402	GOM_NL__2PRFIN20021225_194225_000000402012_00228_04290_0595.N1	25-DEC-2002 19:42:25	Bright	40.000	69	33Gam Dra	2.2310	3800.0	80	4290	No
403	GOM_NL__2PRFIN20021225_194408_000000442012_00228_04290_0596.N1	25-DEC-2002 19:44:08	Bright	44.000	39	85Eta UMa	1.8540	24000.	88	4290	No
404	GOM_NL__2PRFIN20021225_194752_000000482012_00228_04290_0597.N1	25-DEC-2002 19:47:52	Bright	47.500	180	27Gam Boo	3.0400	8000.0	95	4290	No
405	GOM_NL__2PRFIN20021225_195120_000000422012_00228_04290_0598.N1	25-DEC-2002 19:51:20	Bright	41.500	83		2.3780	11000.	83	4290	No
406	GOM_NL__2PRFIN20021225_195502_000000542012_00228_04290_0599.N1	25-DEC-2002 19:55:02	Bright	53.500	111	8Eta Boo	2.6800	6000.0	107	4290	No
407	GOM_NL__2PRFIN20021225_200011_000000802012_00228_04290_0600.N1	25-DEC-2002 20:00:11	Tw_i_and_stray	79.500	138	47Eps Vir	2.8280	4700.0	159	4290	No
408	GOM_NL__2PRFIN20021225_200349_000000432012_00228_04290_0601.N1	25-DEC-2002 20:03:49	Bright	43.000	122	9Alp2Lib	2.7470	9700.0	86	4290	No
409	GOM_NL__2PRFIN20021225_200612_000000622012_00228_04290_0602.N1	25-DEC-2002 20:06:12	Straylight	62.000	15	67Alp Vir	0.97600	28000.	124	4290	No
410	GOM_NL__2PRFIN20021225_201031_000000482012_00228_04290_0603.N1	25-DEC-2002 20:10:31	Dark	47.500	54	5The Cen	2.0550	4500.0	95	4290	No
411	GOM_NL__2PRFIN20021225_201211_000000412012_00228_04290_0604.N1	25-DEC-2002 20:12:11	Dark	41.000	78	Alp Lup	2.3040	28000.	82	4290	No
412	GOM_NL__2PRFIN20021225_201535_000000482012_00228_04290_0605.N1	25-DEC-2002 20:15:35	Dark	48.000	4	Alp1Cen	-0.010000	5800.0	96	4290	No
413	GOM_NL__2PRFIN20021225_201905_000000432012_00229_04291_0592.N1	25-DEC-2002 20:19:05	Dark	43.000	12	Alp1Cru	0.77500	30000.	86	4291	No
414	GOM_NL__2PRFIN20021225_202434_000000402012_00229_04291_0593.N1	25-DEC-2002 20:24:34	Dark	40.000	29	Bet Car	1.6720	10200.	80	4291	No
415	GOM_NL__2PRFIN20021225_202605_000000452012_00229_04291_0594.N1	25-DEC-2002 20:26:05	Dark	45.000	91	Kap Vel	2.4900	26000.	90	4291	No
416	GOM_NL__2PRFIN20021225_202733_000000442012_00229_04291_0595.N1	25-DEC-2002 20:27:33	Dark	44.000	46	Del Vel	1.9540	10600.	88	4291	No
417	GOM_NL__2PRFIN20021225_203026_000000502012_00229_04291_0596.N1	25-DEC-2002 20:30:26	Dark	50.000	34	Gam2Vel	1.7930	23000.	100	4291	No
418	GOM_NL__2PRFIN20021225_203238_000000512012_00229_04291_0597.N1	25-DEC-2002 20:32:38	Dark	50.500	70	Zet Pup	2.2460	39000.	101	4291	No
419	GOM_NL__2PRFIN20021225_203457_000000522012_00229_04291_0598.N1	25-DEC-2002 20:34:57	Dark	51.500	117	Pi Pup	2.7060	3800.0	103	4291	No
420	GOM_NL__2PRFIN20021225_203755_000000522012_00229_04291_0599.N1	25-DEC-2002 20:37:55	Straylight	51.500	23	21Eps CMa	1.5020	26000.	103	4291	No
421	GOM_NL__2PRFIN20021225_203932_000000522012_00229_04291_0600.N1	25-DEC-2002 20:39:32	Straylight	51.500	179	24Omi2CMa	3.0320	24000.	103	4291	No
422	GOM_NL__2PRFIN20021225_204157_000000532012_00229_04291_0601.N1	25-DEC-2002 20:41:57	Straylight	52.500	47	2Bet CMa	1.9760	28000.	105	4291	No
423	GOM_NL__2PRFIN20021225_204445_000000452012_00229_04291_0602.N1	25-DEC-2002 20:44:45	Straylight	44.500	56	53Kap Ori	2.0650	30000.	89	4291	No
424	GOM_NL__2PRFIN20021225_204617_000000382012_00229_04291_0603.N1	25-DEC-2002 20:46:17	Straylight	38.000	128	67Bet Eri	2.7840	9700.0	76	4291	No
425	GOM_NL__2PRFIN20021225_204736_000000452012_00229_04291_0604.N1	25-DEC-2002 20:47:36	Straylight	44.500	72	34Del Ori	2.2500	30000.	89	4291	No
426	GOM_NL__2PRFIN20021225_205002_000000592012_00229_04291_0605.N1	25-DEC-2002 20:50:02	Tw_i_and_stray	59.000	14	58Alp Ori	0.87000	3000.0	118	4291	No
427	GOM_NL__2PRFIN20021225_205208_000000932012_00229_04291_0606.N1	25-DEC-2002 20:52:08	Bright	92.500	8	10Alp CMi	0.40000	6500.0	185	4291	No
428	GOM_NL__2PRFIN20021225_205504_000000372012_00229_04291_0607.N1	25-DEC-2002 20:55:04	Bright	37.000	146	25Eta Tau	2.8730	15200.	74	4291	No
429	GOM_NL__2PRFIN20021225_205706_000000382012_00229_04291_0608.N1	25-DEC-2002 20:57:06	Bright	38.000	150	44Zet Per	2.8900	28000.	76	4291	No
430	GOM_NL__2PRFIN20021225_205917_000000372012_00229_04291_0609.N1	25-DEC-2002 20:59:17	Bright	37.000	149	45Eps Per	2.8880	30000.	74	4291	No
431	GOM_NL__2PRFIN20021225_210105_000000462012_00229_04291_0610.N1	25-DEC-2002 21:01:05	Bright	46.000	6	13Alp Aur	0.080000	3400.0	92	4291	No
432	GOM_NL__2PRFIN20021225_210333_000000352012_00229_04291_0611.N1	25-DEC-2002 21:03:33	Bright	35.000	160	23Gam Per	2.9300	4700.0	70	4291	No
433	GOM_NL__2PRFIN20021225_210712_000000382012_00229_04291_0612.N1	25-DEC-2002 21:07:12	Bright	38.000	110	37Del Cas	2.6780	8900.0	76	4291	No
434	GOM_NL__2PRFIN20021225_211303_000000392012_00229_04291_0613.N1	25-DEC-2002 21:13:03	Bright	38.500	49	1Alp UMi	1.9900	6300.0	77	4291	No
435	GOM_NL__2PRFIN20021225_211739_000000372012_00229_04291_0614.N1	25-DEC-2002 21:17:39	Bright	36.500	60	7Bet UMi	2.0810	3950.0	73	4291	No
436	GOM_NL__2PRFIN20021225_212116_000000392012_00229_04291_0615.N1	25-DEC-2002 21:21:16	Bright	38.500	119	14Eta Dra	2.7270	4700.0	77	4291	No
437	GOM_NL__2PRFIN20021225_212302_000000402012_00229_04291_0616.N1	25-DEC-2002 21:23:02	Bright	39.500	69	33Gam Dra	2.2310	3800.0	79	4291	No
438	GOM_NL__2PRFIN20021225_212444_000000462012_00229_04291_0617.N1	25-DEC-2002 21:24:44	Bright	46.000	39	85Eta UMa	1.8540	24000.	92	4291	No
439	GOM_NL__2PRFIN20021225_212828_000000422012_00229_04291_0618.N1	25-DEC-2002 21:28:28	Bright	41.500	180	27Gam Boo	3.0400	8000.0	83	4291	No
440	GOM_NL__2PRFIN20021225_213156_000000442012_00229_04291_0619.N1	25-DEC-2002 21:31:56	Bright	43.500	83		2.3780	11000.	87	4291	No
441	GOM_NL__2PRFIN20021225_213539_000000522012_00229_04291_0620.N1	25-DEC-2002 21:35:39	Bright	51.500	111	8Eta Boo	2.6800	6000.0	103	4291	No
442	GOM_NL__2PRFIN20021225_214048_000000772012_00229_04291_0621.N1	25-DEC-2002 21:40:48	Tw_i_and_stray	76.500	138	47Eps Vir	2.8280	4700.0	153	4291	No
443	GOM_NL__2PRFIN20021225_214425_000000552012_00229_04291_0622.N1	25-DEC-2002 21:44:25	Bright	55.000	122	9Alp2Lib	2.7470	9700.0	110	4291	No
444	GOM_NL__2PRFIN20021225_214647_000000662012_00229_04291_0623.N1	25-DEC-2002 21:46:47	Straylight	66.000	15	67Alp Vir	0.97600	28000.	132	4291	No
445	GOM_NL__2PRFIN20021225_215108_000000512012_00229_04291_0624.N1	25-DEC-2002 21:51:08	Dark	51.000	54	5The Cen	2.0550	4500.0	102	4291	No
446	GOM_NL__2PRFIN20021225_215247_000000402012_00229_04291_0625.N1	25-DEC-2002 21:52:47	Dark	40.000	78	Alp Lup	2.3040	28000.	80	4291	No
447	GOM_NL__2PRFIN20021225_215611_000000512012_00229_04291_0626.N1	25-DEC-2002 21:56:11	Dark	50.500	4	Alp1Cen	-0.010000	5800.0	101	4291	No
448	GOM_NL__2PRFIN20021225_215942_000000402012_00230_04292_0596.N1	25-DEC-2002 21:59:42	Dark	39.500	12	Alp1Cru	0.77500	30000.	79	4292	No
449	GOM_NL__2PRFIN20021225_220511_000000432012_00230_04292_0597.N1	25-DEC-2002 22:05:11	Dark	42.500	29	Bet Car	1.6720	10200.	85	4292	No
450	GOM_NL__2PRFIN20021225_220642_000000442012_00230_04292_0598.N1	25-DEC-2002 22:06:42	Dark	44.000	91	Kap Vel	2.4900	26000.	88	4292	No
451	GOM_NL__2PRFIN20021225_220810_000000462012_00230_04292_0599.N1	25-DEC-2002 22:08:10	Dark	45.500	46	Del Vel	1.9540	10600.	91	4292	No
452	GOM_NL__2PRFIN20021225_221104_000000472012_00230_04292_0600.N1	25-DEC-2002 22:11:04	Dark	46.500	34	Gam2Vel	1.7930	23000.	93	4292	No
453	GOM_NL__2PRFIN20021225_221314_000000492012_00230_04292_0601.N1	25-DEC-2002 22:13:14	Dark	49.000	70	Zet Pup	2.2460	39000.	98	4292	No
454	GOM_NL__2PRFIN20021225_221533_000000572012_00230_04292_0602.N1	25-DEC-2002 22:15:33	Dark	56.500	117	Pi Pup	2.7060	3800.0	113	4292	No
455	GOM_NL__2PRFIN20021225_221831_000000492012_00230_04292_0603.N1	25-DEC-2002 22:18:31	Straylight	48.500	23	21Eps CMa	1.5020	26000.	97	4292	No

456	GOM_NL__2PRFIN20021225_222006_000000542012_00230_04292_0604.N1	25-DEC-2002 22:20:06	Straylight	53.500	179	24Omi2CMa	3.0320	24000.	107	4292	No
457	GOM_NL__2PRFIN20021225_222234_000000462012_00230_04292_0605.N1	25-DEC-2002 22:22:34	Straylight	46.000	47	2Bet CMa	1.9760	28000.	92	4292	No
458	GOM_NL__2PRFIN20021225_222520_000000442012_00230_04292_0606.N1	25-DEC-2002 22:25:20	Straylight	43.500	56	53Kap Ori	2.0650	30000.	87	4292	No
459	GOM_NL__2PRFIN20021225_222653_000000392012_00230_04292_0607.N1	25-DEC-2002 22:26:53	Straylight	39.000	128	67Bet Eri	2.7840	9700.0	78	4292	No
460	GOM_NL__2PRFIN20021225_222812_000000442012_00230_04292_0608.N1	25-DEC-2002 22:28:12	Straylight	43.500	72	34Del Ori	2.2500	30000.	87	4292	No
461	GOM_NL__2PRFIN20021225_223038_000000592012_00230_04292_0609.N1	25-DEC-2002 22:30:38	Tw_i_and_stray	59.000	14	58Alp Ori	0.87000	3000.0	118	4292	No
462	GOM_NL__2PRFIN20021225_223243_000001012012_00230_04292_0610.N1	25-DEC-2002 22:32:43	Bright	100.50	8	10Alp CMi	0.40000	6500.0	201	4292	No
463	GOM_NL__2PRFIN20021225_223540_000000362012_00230_04292_0611.N1	25-DEC-2002 22:35:40	Bright	35.500	146	25Eta Tau	2.8730	15200.	71	4292	No
464	GOM_NL__2PRFIN20021225_223742_000000382012_00230_04292_0612.N1	25-DEC-2002 22:37:42	Bright	37.500	150	44Zet Per	2.8900	28000.	75	4292	No
465	GOM_NL__2PRFIN20021225_223953_000000362012_00230_04292_0613.N1	25-DEC-2002 22:39:53	Bright	36.000	149	45Eps Per	2.8880	30000.	72	4292	No
466	GOM_NL__2PRFIN20021225_224140_000000442012_00230_04292_0614.N1	25-DEC-2002 22:41:40	Bright	44.000	6	13Alp Aur	0.080000	3400.0	88	4292	No
467	GOM_NL__2PRFIN20021225_224409_000000362012_00230_04292_0615.N1	25-DEC-2002 22:44:09	Bright	36.000	160	23Gam Per	2.9300	4700.0	72	4292	No
468	GOM_NL__2PRFIN20021225_224749_000000382012_00230_04292_0616.N1	25-DEC-2002 22:47:49	Bright	37.500	110	37Del Cas	2.6780	8900.0	75	4292	No
469	GOM_NL__2PRFIN20021225_225338_000000392012_00230_04292_0617.N1	25-DEC-2002 22:53:38	Bright	39.000	49	1Alp UMi	1.9900	6300.0	78	4292	No
470	GOM_NL__2PRFIN20021225_225815_000000402012_00230_04292_0618.N1	25-DEC-2002 22:58:15	Bright	40.000	60	7Bet UMi	2.0810	3950.0	80	4292	No
471	GOM_NL__2PRFIN20021225_230151_000000372012_00230_04292_0619.N1	25-DEC-2002 23:01:51	Bright	36.500	119	14Eta Dra	2.7270	4700.0	73	4292	No
472	GOM_NL__2PRFIN20021225_230338_000000382012_00230_04292_0620.N1	25-DEC-2002 23:03:38	Bright	38.000	69	33Gam Dra	2.2310	3800.0	76	4292	No
473	GOM_NL__2PRFIN20021225_230518_000000452012_00230_04292_0621.N1	25-DEC-2002 23:05:18	Bright	45.000	39	85Eta UMa	1.8540	24000.	90	4292	No
474	GOM_NL__2PRFIN20021225_230903_000000592012_00230_04292_0622.N1	25-DEC-2002 23:09:03	Bright	59.000	180	27Gam Boo	3.0400	8000.0	118	4292	No
475	GOM_NL__2PRFIN20021225_231232_000000442012_00230_04292_0623.N1	25-DEC-2002 23:12:32	Bright	43.500	83		2.3780	11000.	87	4292	No
476	GOM_NL__2PRFIN20021225_231615_000000542012_00230_04292_0624.N1	25-DEC-2002 23:16:15	Bright	53.500	111	8Eta Boo	2.6800	6000.0	107	4292	No
477	GOM_NL__2PRFIN20021225_232125_000000792012_00230_04292_0625.N1	25-DEC-2002 23:21:25	Tw_i_and_stray	78.500	138	47Eps Vir	2.8280	4700.0	157	4292	No
478	GOM_NL__2PRFIN20021225_232502_000000462012_00230_04292_0626.N1	25-DEC-2002 23:25:02	Bright	46.000	122	9Alp2Lib	2.7470	9700.0	92	4292	No
479	GOM_NL__2PRFIN20021225_232725_000000612012_00230_04292_0627.N1	25-DEC-2002 23:27:25	Straylight	61.000	15	67Alp Vir	0.97600	28000.	122	4292	No
480	GOM_NL__2PRFIN20021225_233145_000000462012_00230_04292_0628.N1	25-DEC-2002 23:31:45	Dark	45.500	54	5The Cen	2.0550	4500.0	91	4292	No
481	GOM_NL__2PRFIN20021225_233324_000000402012_00230_04292_0629.N1	25-DEC-2002 23:33:24	Dark	39.500	78	Alp Lup	2.3040	28000.	79	4292	No
482	GOM_NL__2PRFIN20021225_233647_000000522012_00230_04292_0630.N1	25-DEC-2002 23:36:47	Dark	52.000	4	Alp1Cen	-0.010000	5800.0	104	4292	No
483	GOM_NL__2PRFIN20021225_234018_000000452012_00231_04293_0592.N1	25-DEC-2002 23:40:18	Dark	45.000	12	Alp1Cru	0.77500	30000.	90	4293	No
484	GOM_NL__2PRFIN20021225_234547_000000412012_00231_04293_0593.N1	25-DEC-2002 23:45:47	Dark	40.500	29	Bet Car	1.6720	10200.	81	4293	No
485	GOM_NL__2PRFIN20021225_234717_000000452012_00231_04293_0594.N1	25-DEC-2002 23:47:17	Dark	44.500	91	Kap Vel	2.4900	26000.	89	4293	No
486	GOM_NL__2PRFIN20021225_234847_000000522012_00231_04293_0595.N1	25-DEC-2002 23:48:47	Dark	52.000	46	Del Vel	1.9540	10600.	104	4293	No
487	GOM_NL__2PRFIN20021225_235140_000000452012_00231_04293_0596.N1	25-DEC-2002 23:51:40	Dark	45.000	34	Gam2Vel	1.7930	23000.	90	4293	No
488	GOM_NL__2PRFIN20021225_235349_000000492012_00231_04293_0597.N1	25-DEC-2002 23:53:49	Dark	49.000	70	Zet Pup	2.2460	39000.	98	4293	No
489	GOM_NL__2PRFIN20021225_235610_000000522012_00231_04293_0598.N1	25-DEC-2002 23:56:10	Dark	51.500	117	Pi Pup	2.7060	3800.0	103	4293	No
490	GOM_NL__2PRFIN20021225_235908_000000502012_00231_04293_0599.N1	25-DEC-2002 23:59:08	Straylight	50.000	23	21Eps CMa	1.5020	26000.	100	4293	No

3. Quality information per product

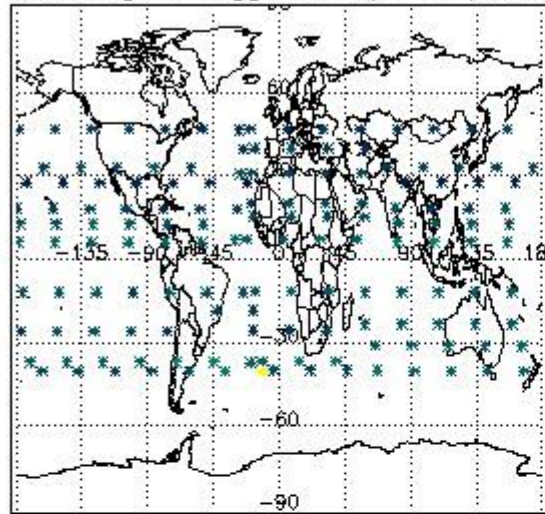
In this section it is plotted some information contained in the Quality Summary data set of the level 2 products. Only products in dark limb conditions and without errors (error flag in the MPH set to "0") are used.

3.1 Plot quality information per product (time dependant)

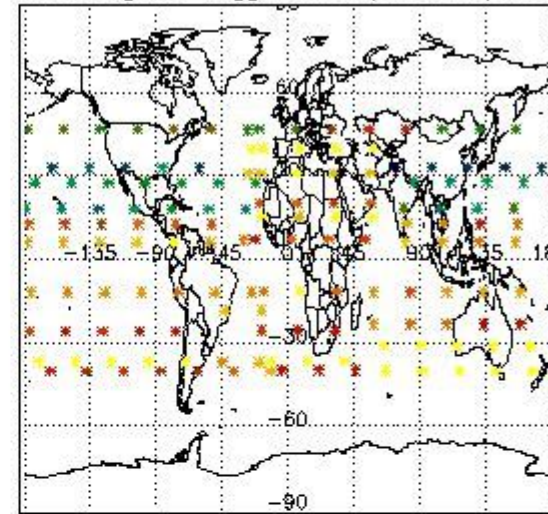


3.2 Plot quality information per product (world map)


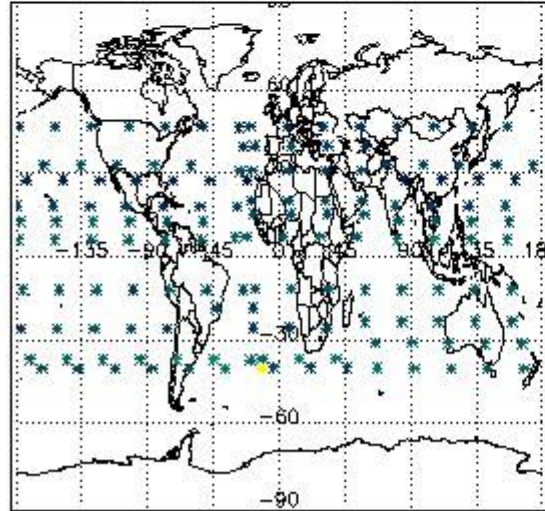
Percentage of flagged data per O3 profile



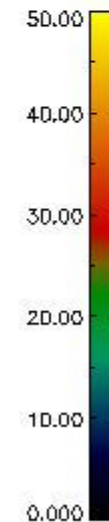
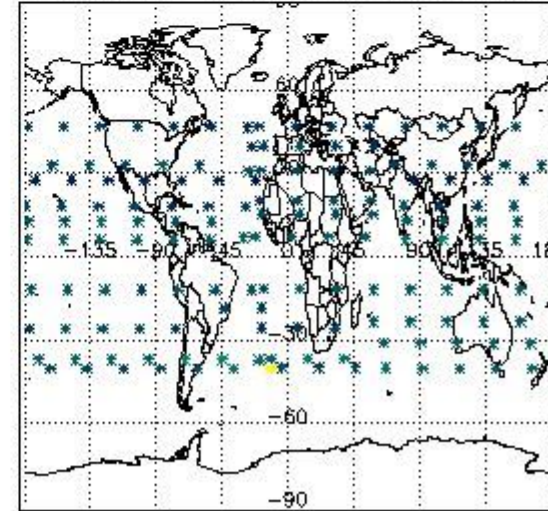
Percentage of flagged data per H2O profile



Percentage of flagged data per NO2 profile



Percentage of flagged data per NO3 profile

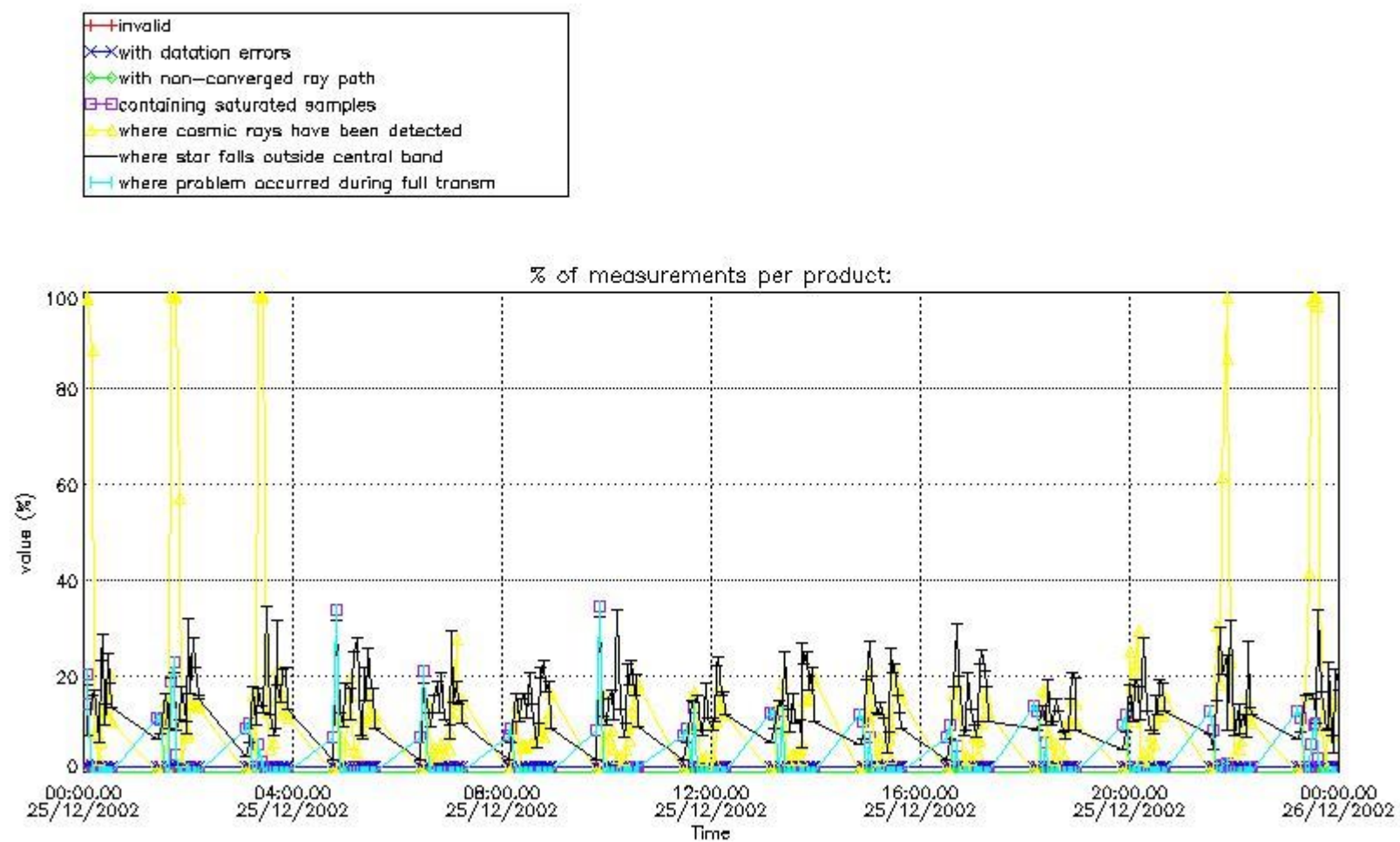


4. Level 1 quality information per product

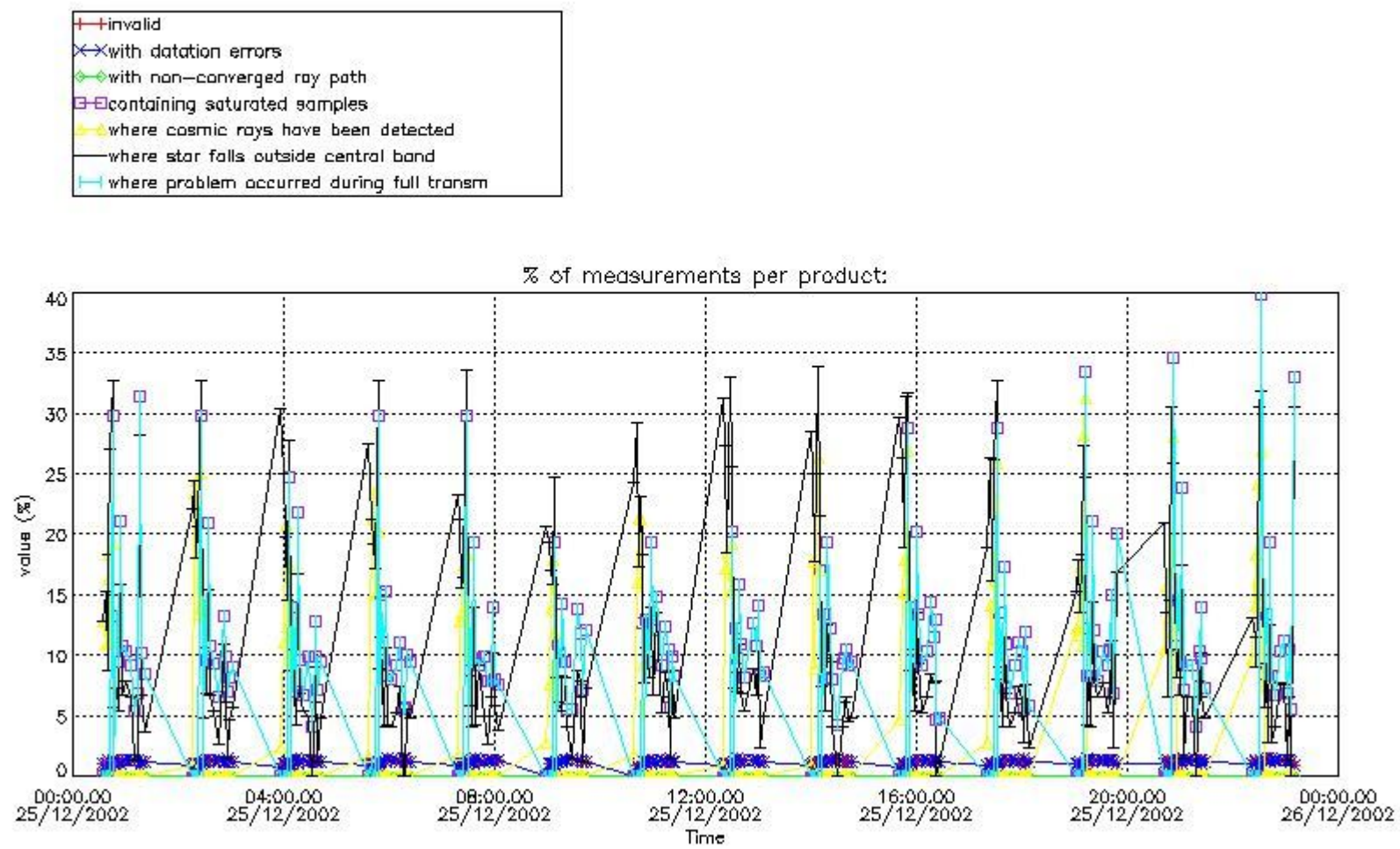
In this section it is plotted some information contained in the Quality Summary data set of the level 2 products that comes from the level 1b processing. Products without errors (error flag in the MPH set to "0") are used.

4.1 Plot quality information per product (time dependant) coming from level 1b processing

4.1.1 Plot level 1 quality information per product (time dependant): ENVISAT ASCENDING passes



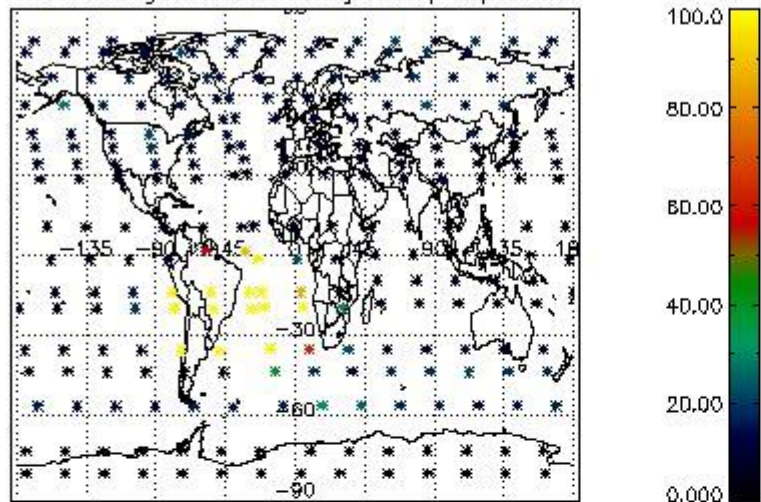
4.1.2 Plot level 1 quality information per product (time dependant): ENVI SAT DESCENDING passes



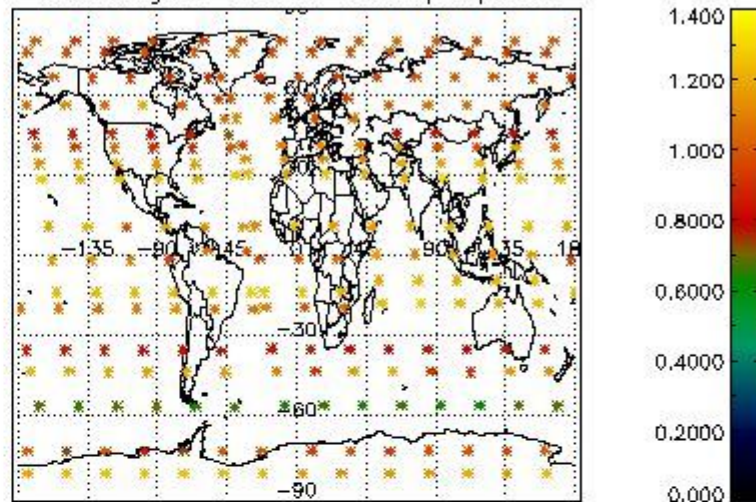
4.2 Plot quality information per product coming from level 1b processing (world map)

4.2.1 Plot level 1 quality information per product (world map): ENVISAT ASCENDING passes

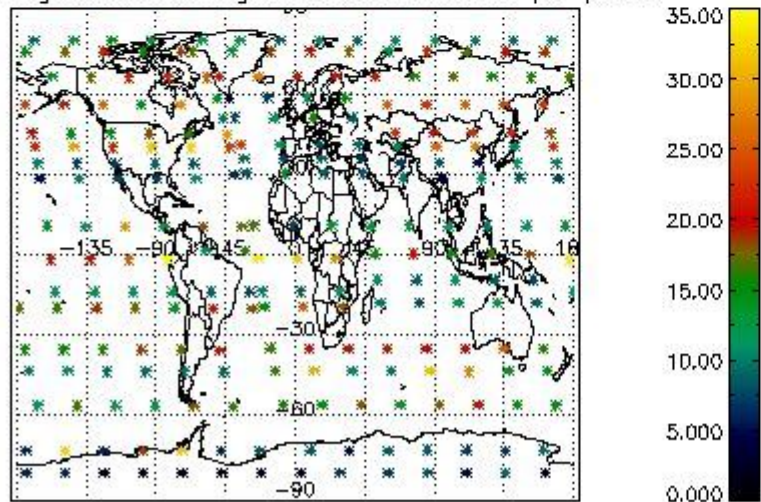
Percentage of cosmic ray hits per profile



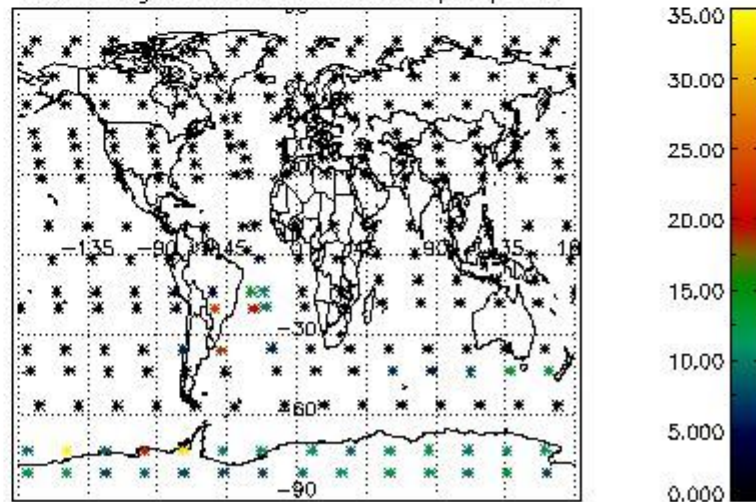
Percentage of datation errors per profile



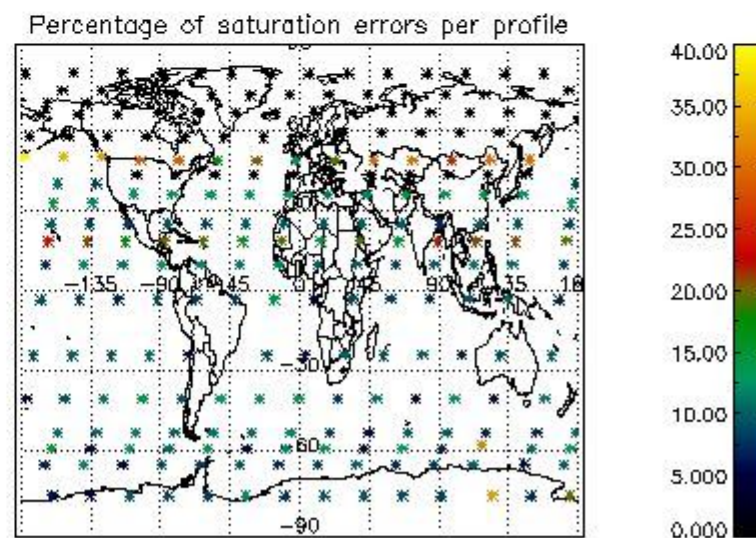
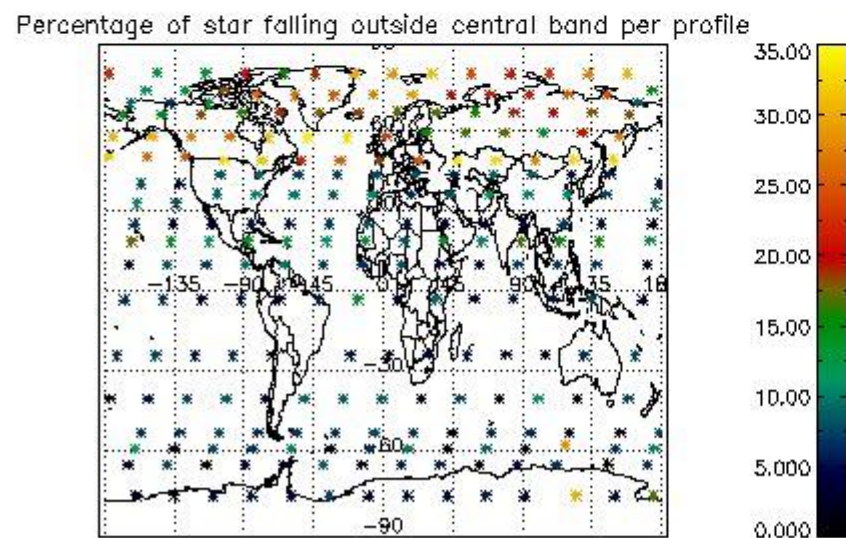
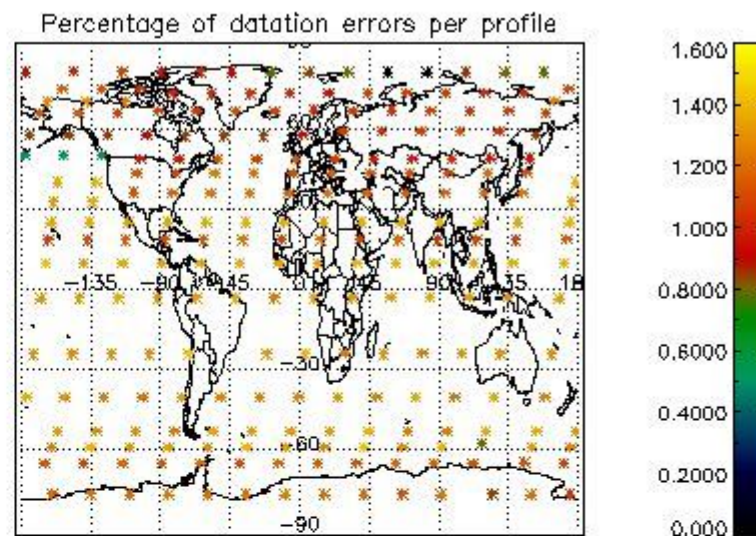
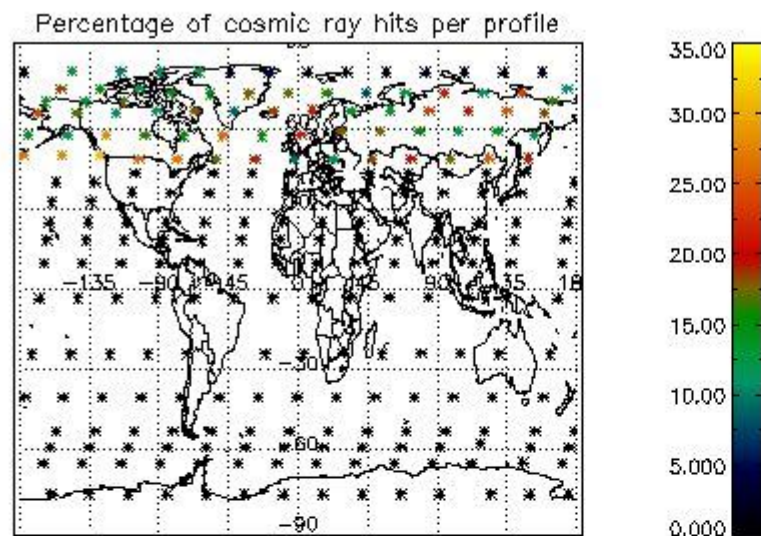
Percentage of star falling outside central band per profile



Percentage of saturation errors per profile



4.2.2 Plot level 1 quality information per product (world map): ENVISAT DESCENDING passes



5. Trace gas profiles

5.1 Ozone statistics based on quality of products

The final quality of the products can be "measured" using the STD (Standard Deviation) attached to every point profile. This information is written to the parameter GOM_NL__2P/NL_LOCAL_SPECIES_DENSITY/o3_std of the level 2 products. The table below shows the statistics for given STD ranges.

The statistics are given with respect to the overall valid production:

- Products without fatal errors: GOM_NL__2P/MPH/PRODUCT_ERR=0
- Valid point profile: GOM_NL__2P/NL_LOCAL_SPECIES_DENSITY/pcd(0)=0

The 'Criteria' is applied to valid points of dark limb products:

- Products in dark limb illumination condition: GOM_NL__2P/NL_SUMMARY_QUALITY/obs_ill_cond=0
- Products without fatal errors: GOM_NL__2P/MPH/PRODUCT_ERR=0
- Valid point profile: GOM_NL__2P/NL_LOCAL_SPECIES_DENSITY/pcd(0)=0

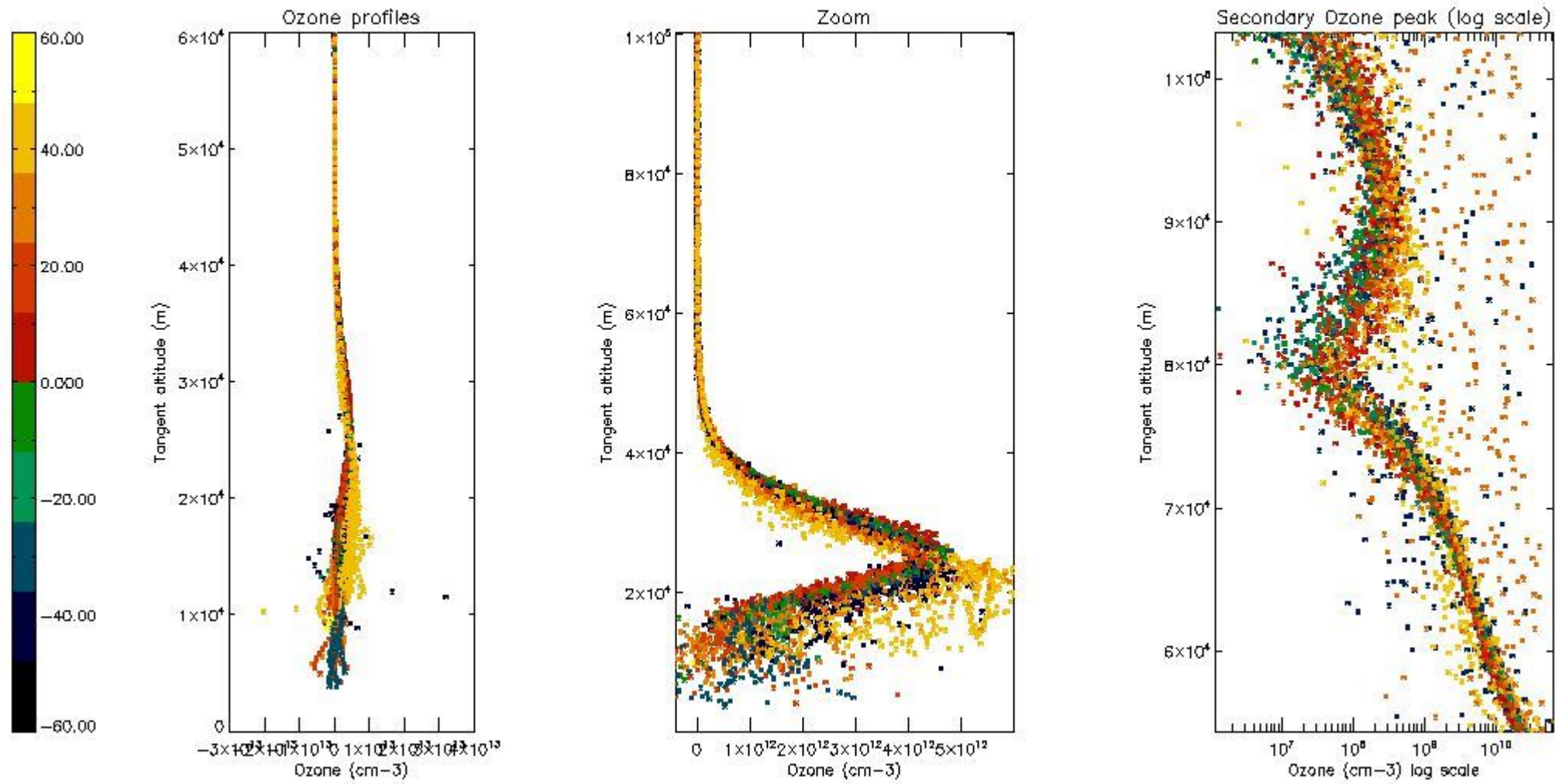
So, the table below shows the percentage of dark limb and valid observations for each criteria with respect to the overall valid daily observations.

Criteria	% of total production
All STD	31
STD < 20	17

STD < 10	14
STD < 5	9

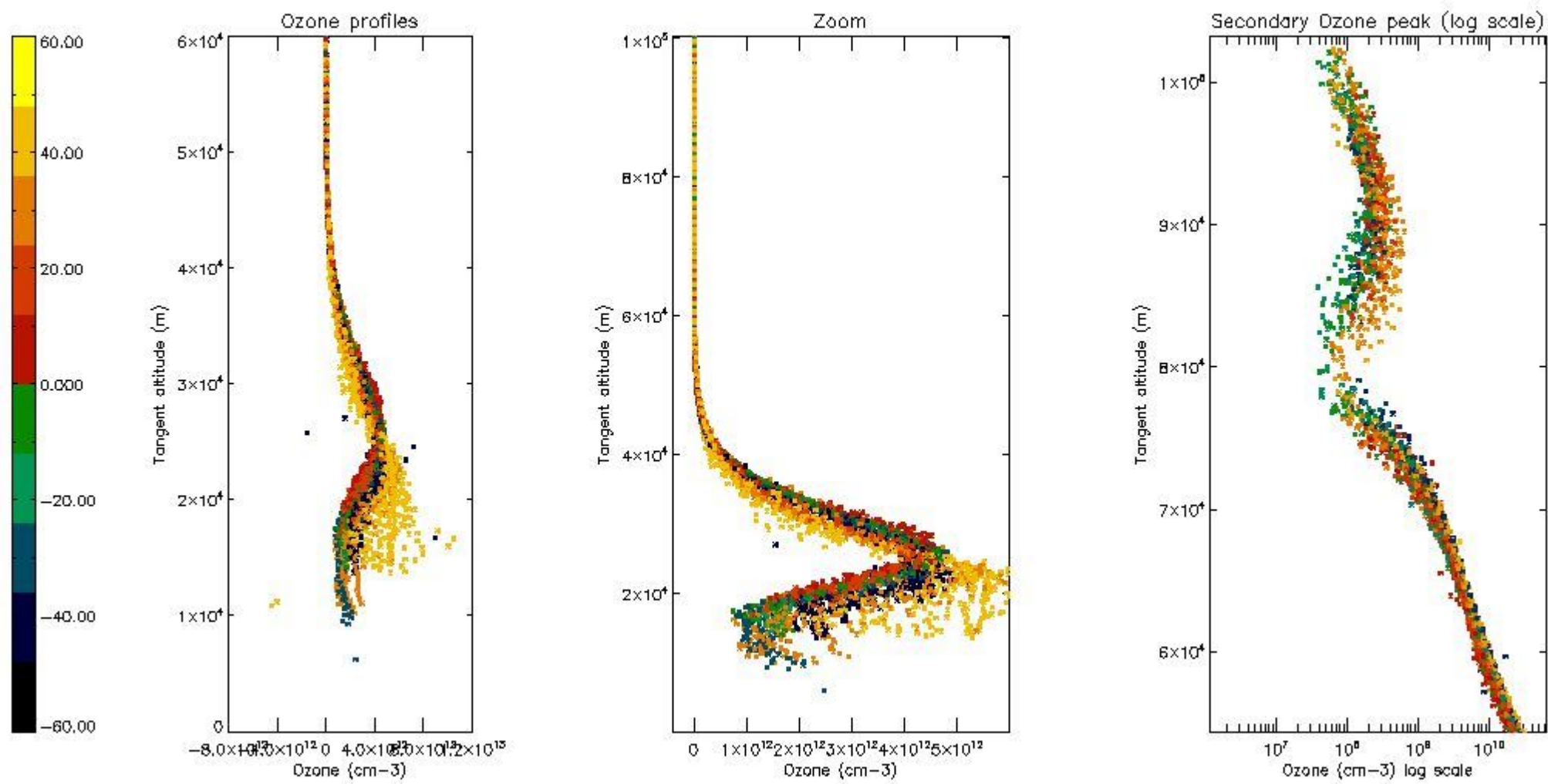
5.2 Plot ozone profiles for all STD (dark without errors)

The colorbar represents the latitude.



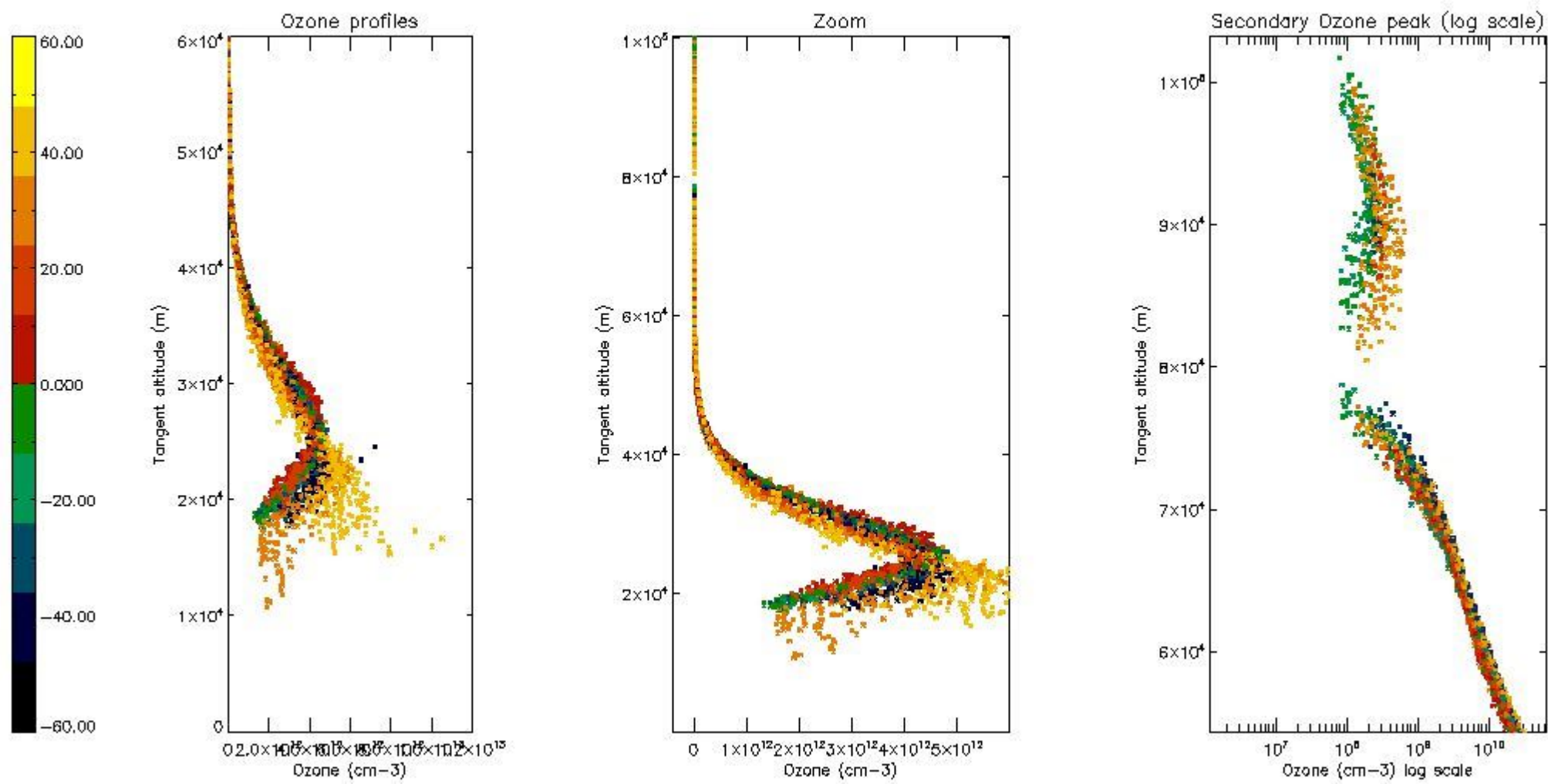
5.3 Plot ozone profiles where STD < 20% (dark without errors)

The colorbar represents the latitude.



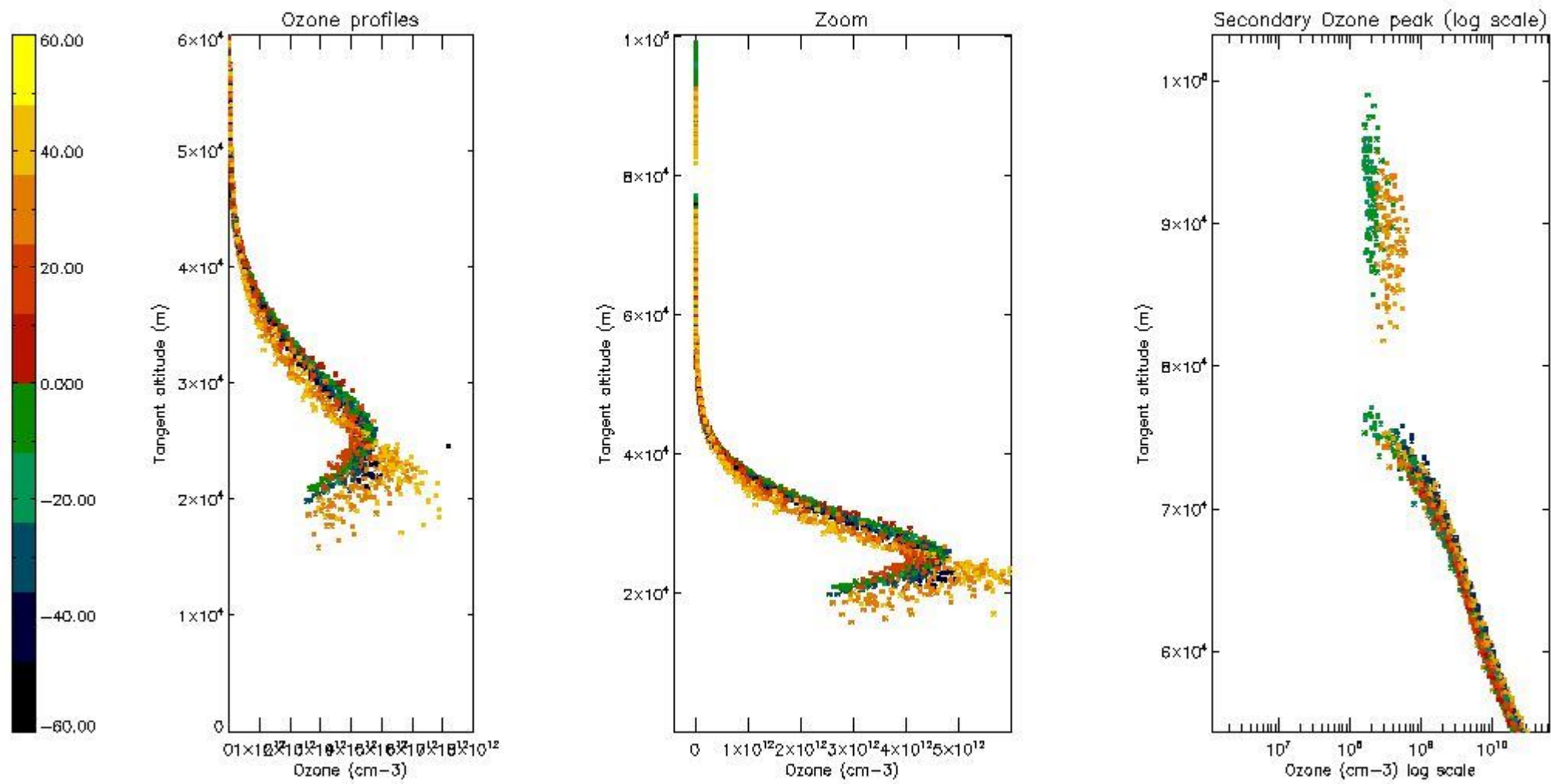
5.4 Plot ozone profiles where STD < 10% (dark without errors)

The colorbar represents the latitude.



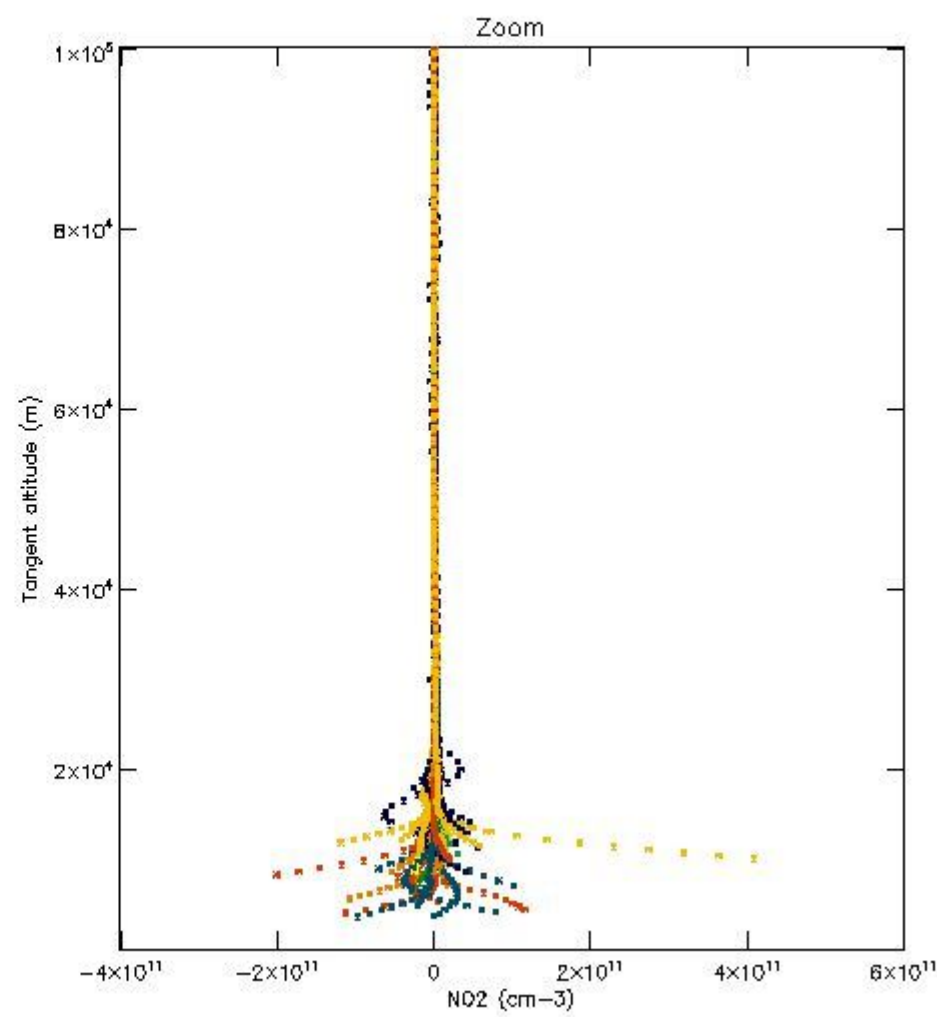
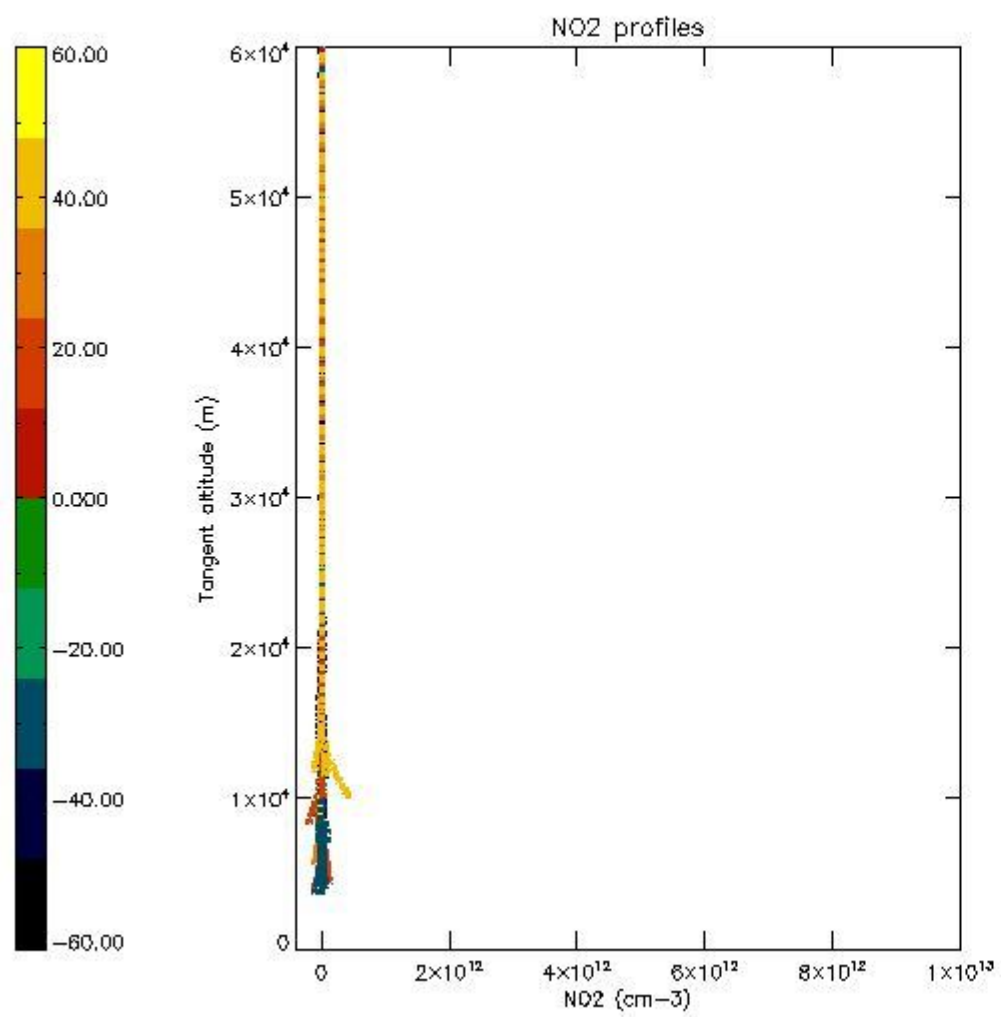
5.5 Plot ozone profiles where STD < 5% (dark without errors)

The colorbar represents the latitude.



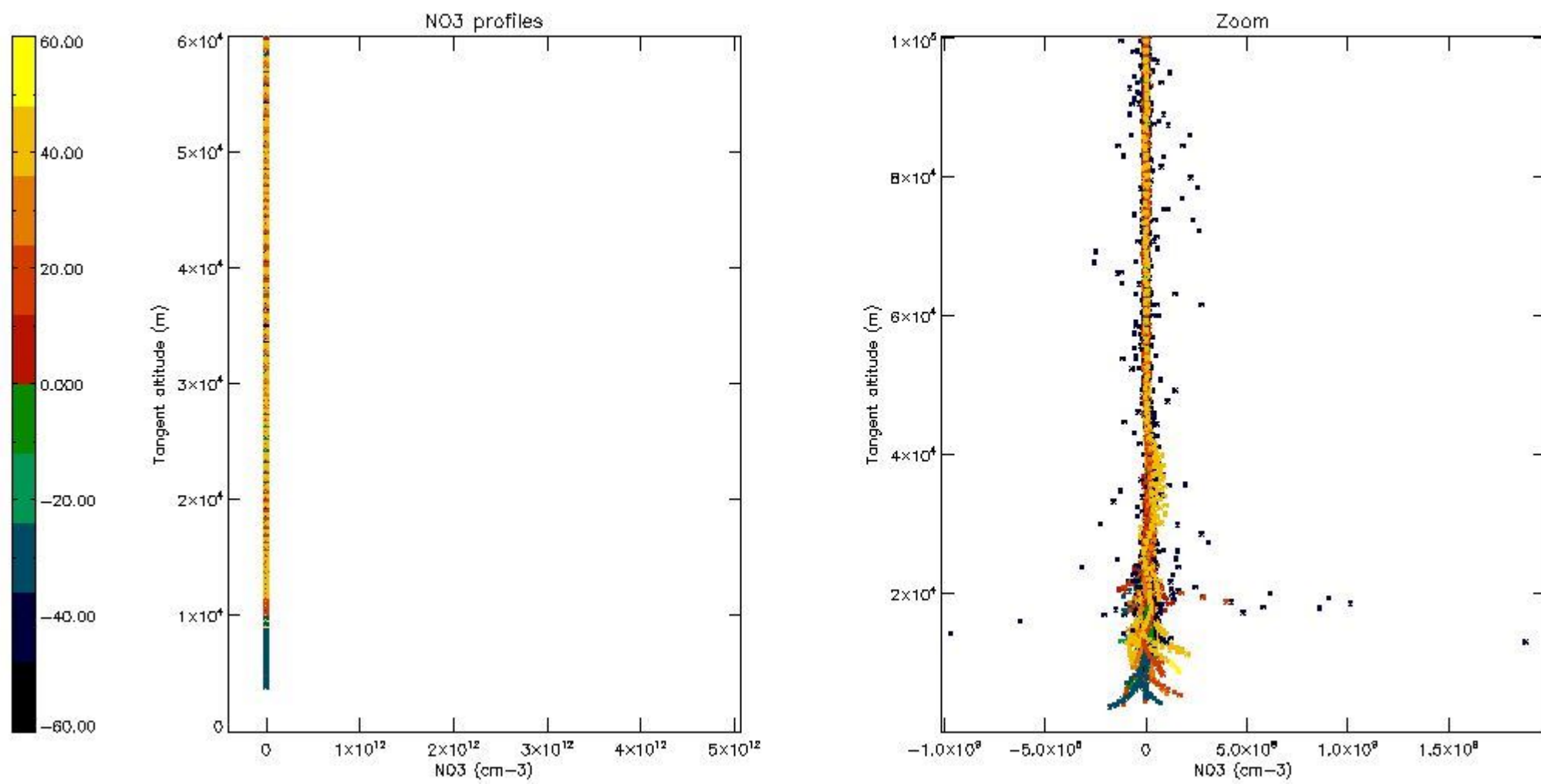
5.6 Plot NO₂ profiles for all STD (dark without errors)

The colorbar represents the latitude.



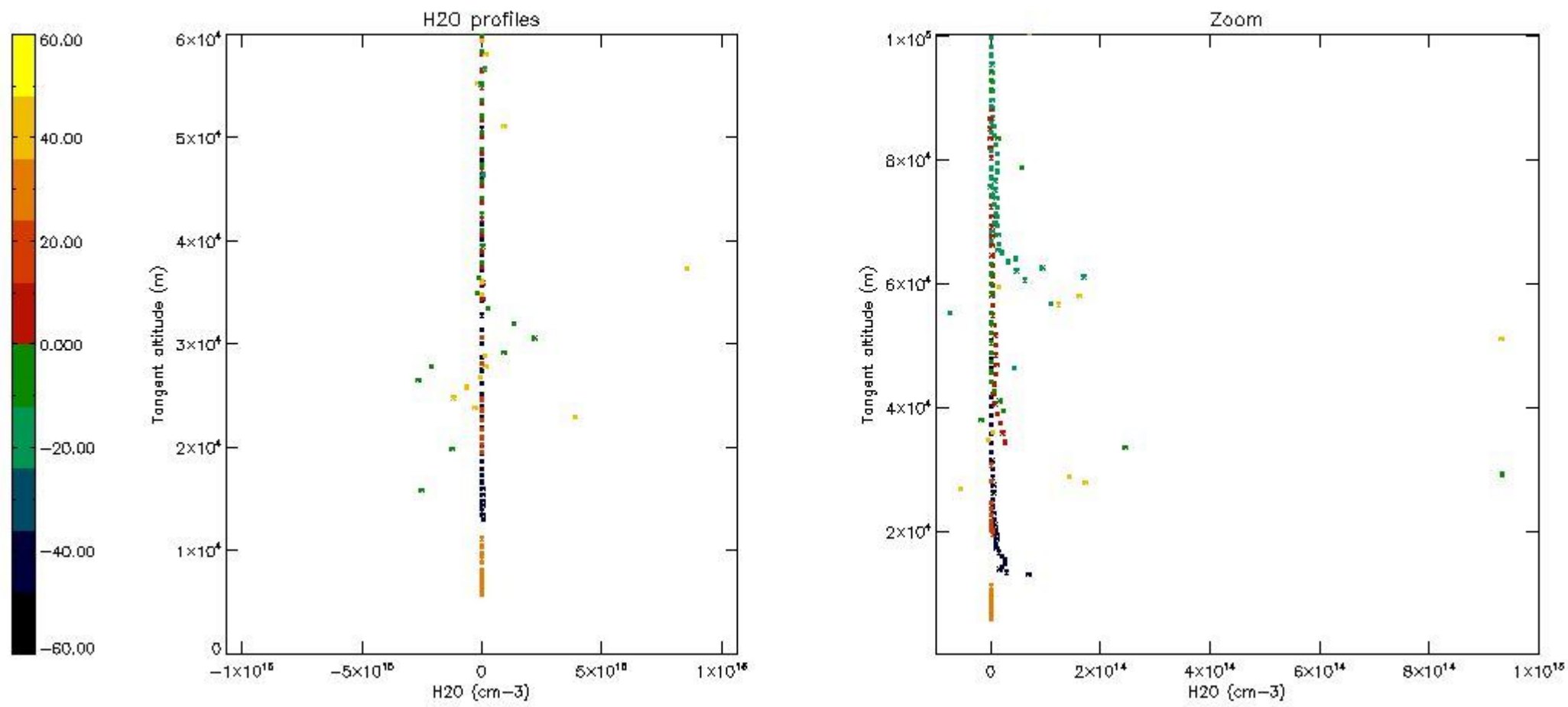
5.7 Plot NO3 profiles for all STD (dark without errors)

The colorbar represents the latitude.



5.8 Plot H2O profiles for all STD (only for occultations of stars 1,2,3,4,13,14,16,26,63 dark without errors)

The colorbar represents the latitude.



6. Auxiliary Data Files used for the production reported in section 2

The number reported in the third column indicates since which file (see list in section 2) the corresponding auxiliary file has been used. The fourth column is the date of those product files.

Type	Auxiliary Filename	Used since product	Used since product date
INST_PHYS_CHARACTERISTICS	GOM_INS_AXNIEC20050627_150440_20020301_000000_20100101_000000	1	25-DEC-2002 00:03:13
LEVEL-2_PROC_CONFIG	GOM_PR2_AXVIEC20091111_152718_20020301_000000_20500101_000000	1	25-DEC-2002 00:03:13
CROSS_SECTIONS_FILE	GOM_CRS_AXVIEC20091111_154832_20020301_000000_20500101_000000	1	25-DEC-2002 00:03:13

GOMOS Level 2 Daily Report

SUMMARY

[1. General Info](#)

[2. Summary of processed GOM_NL_2P products](#)

[3. Level 2 Quality information per product](#)

[3.1 Plot of level 2 quality information per product \(time dependant\)](#)

[3.2 Plot of level 2 quality information per product \(world map\)](#)

[4. Level 1 Quality information per product \(stored on level 2 products\)](#)

[4.1 Plot of level 1 quality information per product \(time dependant\)](#)

[4.1.1 Plot of level 1 quality information per product \(time dependant\): ASCENDING](#)

[4.1.2 Plot of level 1 quality information per product \(time dependant\): DESCENDING](#)

[4.2 Plot of level 1 quality information per product \(world map\)](#)

[4.2.1 Plot of level 1 quality information per product \(world map\): ASCENDING](#)

[4.2.2 Plot of level 1 quality information per product \(world map\): DESCENDING](#)

[5. Ozone profiles based on quality statistics and other trace gas profiles](#)

[5.1 Ozone statistics based on quality of products](#)

[5.2 Plot ozone profiles for all STD \(dark without errors\)](#)

[5.3 Plot ozone profiles where STD < 20% \(dark without errors\)](#)

[5.4. Plot ozone profiles where STD < 10% \(dark without errors\)](#)

[5.5. Plot ozone profiles where STD < 5% \(dark without errors\)](#)

[5.6 Plot NO2 profiles for all STD \(dark without errors\)](#)

[5.7 Plot NO3 profiles for all STD \(dark without errors\)](#)

[5.8 Plot H2O profiles \(only for occultations of stars 1,2,3,4,13,14,16,26,63 dark without errors\) for all STD](#)

[6. Auxiliary Data Files used for the production reported in section 2](#)

This report presents the daily analysis on parameters extracted from GOMOS level 2 data (GOM_NL__2P). It is intended to monitor some important parameters that will impact the quality of these products. A list of level 2 products (and content) that have arrived during the reporting day to the PCF is also given.

Item	Value
Time of report generation	17APR2013 21:45:36
Data source version	GOMOS/6.01
Start time of products	25-12-2002 (25DEC2002 00:00:00)
Stop time of products	26-12-2002 (26DEC2002 00:00:00)
Store outputs in DB	Yes
Nb of level 2 prods	490
Nb of prods with errors	0

2. Summary of processed GOM_NL__2P products.

Nr	Filename	UTC Start time	Limb	Duration	Star Id	Star Name	Star Mag	Star Temp	Nb Meas	Orbit	Prod. error
1	GOM_NL__2PRFIN20021225_000313_000000472012_00216_04278_0306.N1	25-DEC-2002 00:03:13	Dark	47.000	54	5The Cen	2.0550	4500.0	94	4278	No
2	GOM_NL__2PRFIN20021225_000456_000000392012_00216_04278_0307.N1	25-DEC-2002 00:04:56	Dark	39.000	78	Alp Lup	2.3040	28000.	78	4278	No
3	GOM_NL__2PRFIN20021225_000915_000000502012_00217_04279_0274.N1	25-DEC-2002 00:09:15	Dark	49.500	64	Gam Cen	2.2000	10600.	99	4279	No
4	GOM_NL__2PRFIN20021225_001148_000000442012_00217_04279_0275.N1	25-DEC-2002 00:11:48	Dark	44.000	12	Alp1Cru	0.77500	30000.	88	4279	No
5	GOM_NL__2PRFIN20021225_001717_000000402012_00217_04279_0276.N1	25-DEC-2002 00:17:17	Dark	40.000	29	Bet Car	1.6720	10200.	80	4279	No
6	GOM_NL__2PRFIN20021225_002007_000000502012_00217_04279_0277.N1	25-DEC-2002 00:20:07	Dark	49.500	41	Eps Car	1.8600	4100.0	99	4279	No
7	GOM_NL__2PRFIN20021225_002130_000000702012_00217_04279_0278.N1	25-DEC-2002 00:21:30	Dark	70.000	65	Lam Vel	2.2040	4400.0	140	4279	No
8	GOM_NL__2PRFIN20021225_002308_000000472012_00217_04279_0279.N1	25-DEC-2002 00:23:08	Dark	46.500	34	Gam2Vel	1.7930	23000.	93	4279	No
9	GOM_NL__2PRFIN20021225_002519_000000532012_00217_04279_0280.N1	25-DEC-2002 00:25:19	Dark	53.000	70	Zet Pup	2.2460	39000.	106	4279	No
10	GOM_NL__2PRFIN20021225_002740_000000572012_00217_04279_0281.N1	25-DEC-2002 00:27:40	Dark	56.500	117	Pi Pup	2.7060	3800.0	113	4279	No
11	GOM_NL__2PRFIN20021225_003039_000000522012_00217_04279_0282.N1	25-DEC-2002 00:30:39	Straylight	51.500	23	21Eps CMa	1.5020	26000.	103	4279	No
12	GOM_NL__2PRFIN20021225_003217_000000532012_00217_04279_0283.N1	25-DEC-2002 00:32:17	Straylight	52.500	179	24Omi2CMa	3.0320	24000.	105	4279	No
13	GOM_NL__2PRFIN20021225_003442_000000512012_00217_04279_0284.N1	25-DEC-2002 00:34:42	Straylight	50.500	47	2Bet CMa	1.9760	28000.	101	4279	No
14	GOM_NL__2PRFIN20021225_003732_000000462012_00217_04279_0285.N1	25-DEC-2002 00:37:32	Straylight	46.000	56	53Kap Ori	2.0650	30000.	92	4279	No
15	GOM_NL__2PRFIN20021225_003903_000000402012_00217_04279_0286.N1	25-DEC-2002 00:39:03	Straylight	40.000	128	67Bet Eri	2.7840	9700.0	80	4279	No
16	GOM_NL__2PRFIN20021225_004024_000000472012_00217_04279_0287.N1	25-DEC-2002 00:40:24	Straylight	46.500	72	34Del Ori	2.2500	30000.	93	4279	No
17	GOM_NL__2PRFIN20021225_004251_000000592012_00217_04279_0288.N1	25-DEC-2002 00:42:51	Tw_i_and_stray	59.000	14	58Alp Ori	0.87000	3000.0	118	4279	No
18	GOM_NL__2PRFIN20021225_004520_000000522012_00217_04279_0289.N1	25-DEC-2002 00:45:20	Bright	52.000	13	87Alp Tau	0.86700	3800.0	104	4279	No
19	GOM_NL__2PRFIN20021225_004653_000000442012_00217_04279_0290.N1	25-DEC-2002 00:46:53	Bright	44.000	176	23Zet Tau	3.0200	22000.	88	4279	No
20	GOM_NL__2PRFIN20021225_004901_000000422012_00217_04279_0291.N1	25-DEC-2002 00:49:01	Bright	41.500	28	12Bet Tau	1.6500	15200.	83	4279	No
21	GOM_NL__2PRFIN20021225_005204_000000372012_00217_04279_0292.N1	25-DEC-2002 00:52:04	Bright	37.000	149	45Eps Per	2.8880	30000.	74	4279	No
22	GOM_NL__2PRFIN20021225_005354_000000482012_00217_04279_0293.N1	25-DEC-2002 00:53:54	Bright	47.500	6	13Alp Aur	0.080000	3400.0	95	4279	No
23	GOM_NL__2PRFIN20021225_005619_000000372012_00217_04279_0294.N1	25-DEC-2002 00:56:19	Bright	37.000	160	23Gam Per	2.9300	4700.0	74	4279	No
24	GOM_NL__2PRFIN20021225_005956_000000392012_00217_04279_0295.N1	25-DEC-2002 00:59:56	Bright	38.500	110	37Del Cas	2.6780	8900.0	77	4279	No
25	GOM_NL__2PRFIN20021225_010551_000000392012_00217_04279_0296.N1	25-DEC-2002 01:05:51	Bright	38.500	49	1Alp UMi	1.9900	6300.0	77	4279	No
26	GOM_NL__2PRFIN20021225_011028_000000372012_00217_04279_0297.N1	25-DEC-2002 01:10:28	Bright	37.000	60	7Bet UMi	2.0810	3950.0	74	4279	No
27	GOM_NL__2PRFIN20021225_011403_000000372012_00217_04279_0298.N1	25-DEC-2002 01:14:03	Bright	36.500	119	14Eta Dra	2.7270	4700.0	73	4279	No
28	GOM_NL__2PRFIN20021225_011525_000000622012_00217_04279_0299.N1	25-DEC-2002 01:15:25	Bright	62.000	55	79Zet UMa	2.0600	10200.	124	4279	No
29	GOM_NL__2PRFIN20021225_011735_000000452012_00217_04279_0300.N1	25-DEC-2002 01:17:35	Bright	44.500	39	85Eta UMa	1.8540	24000.	89	4279	No
30	GOM_NL__2PRFIN20021225_012116_000000422012_00217_04279_0301.N1	25-DEC-2002 01:21:16	Bright	41.500	180	27Gam Boo	3.0400	8000.0	83	4279	No
31	GOM_NL__2PRFIN20021225_012440_000000452012_00217_04279_0302.N1	25-DEC-2002 01:24:40	Bright	44.500	83		2.3780	11000.	89	4279	No
32	GOM_NL__2PRFIN20021225_012824_000000502012_00217_04279_0303.N1	25-DEC-2002 01:28:24	Bright	50.000	111	8Eta Boo	2.6800	6000.0	100	4279	No
33	GOM_NL__2PRFIN20021225_013323_000000772012_00217_04279_0304.N1	25-DEC-2002 01:33:23	Tw_i_and_stray	76.500	138	47Eps Vir	2.8280	4700.0	153	4279	No
34	GOM_NL__2PRFIN20021225_013707_000000442012_00217_04279_0305.N1	25-DEC-2002 01:37:07	Bright	43.500	122	9Alp2Lib	2.7470	9700.0	87	4279	No
35	GOM_NL__2PRFIN20021225_013923_000000642012_00217_04279_0306.N1	25-DEC-2002 01:39:23	Straylight	64.000	15	67Alp Vir	0.97600	28000.	128	4279	No
36	GOM_NL__2PRFIN20021225_014349_000000482012_00217_04279_0307.N1	25-DEC-2002 01:43:49	Dark	48.000	54	5The Cen	2.0550	4500.0	96	4279	No
37	GOM_NL__2PRFIN20021225_014532_000000402012_00217_04279_0308.N1	25-DEC-2002 01:45:32	Dark	40.000	78	Alp Lup	2.3040	28000.	80	4279	No
38	GOM_NL__2PRFIN20021225_014951_000000472012_00218_04280_0275.N1	25-DEC-2002 01:49:51	Dark	46.500	64	Gam Cen	2.2000	10600.	93	4280	No
39	GOM_NL__2PRFIN20021225_015224_000000452012_00218_04280_0276.N1	25-DEC-2002 01:52:24	Dark	44.500	12	Alp1Cru	0.77500	30000.	89	4280	No
40	GOM_NL__2PRFIN20021225_015725_000000422012_00218_04280_0277.N1	25-DEC-2002 01:57:25	Dark	42.000	159	Ups Car	2.9200	7200.0	84	4280	No
41	GOM_NL__2PRFIN20021225_015858_000000432012_00218_04280_0278.N1	25-DEC-2002 01:58:58	Dark	43.000	71	lot Car	2.2460	7700.0	86	4280	No
42	GOM_NL__2PRFIN20021225_020043_000000562012_00218_04280_0279.N1	25-DEC-2002 02:00:43	Dark	56.000	41	Eps Car	1.8600	4100.0	112	4280	No

43	GOM_NL__2PRFIN20021225_020208_000000582012_00218_04280_0280.N1	25-DEC-2002 02:02:08	Dark	58.000	65	Lam Vel	2.2040	4400.0	116	4280	No
44	GOM_NL__2PRFIN20021225_020515_000000502012_00218_04280_0281.N1	25-DEC-2002 02:05:15	Dark	50.000	2	Alp Car	-0.73600	7000.0	100	4280	No
45	GOM_NL__2PRFIN20021225_020816_000000552012_00218_04280_0282.N1	25-DEC-2002 02:08:16	Dark	55.000	117	Pi Pup	2.7060	3800.0	110	4280	No
46	GOM_NL__2PRFIN20021225_021116_000000512012_00218_04280_0283.N1	25-DEC-2002 02:11:16	Straylight	50.500	23	21Eps CMa	1.5020	26000.	101	4280	No
47	GOM_NL__2PRFIN20021225_021254_000000532012_00218_04280_0284.N1	25-DEC-2002 02:12:54	Straylight	52.500	179	24Omi2CMa	3.0320	24000.	105	4280	No
48	GOM_NL__2PRFIN20021225_021535_000000572012_00218_04280_0285.N1	25-DEC-2002 02:15:35	Straylight	56.500	1	9Alp CMa	-1.4400	11000.	113	4280	No
49	GOM_NL__2PRFIN20021225_021843_000000492012_00218_04280_0286.N1	25-DEC-2002 02:18:43	Straylight	49.000	7	19Bet Ori	0.10000	14000.	98	4280	No
50	GOM_NL__2PRFIN20021225_022044_000000472012_00218_04280_0287.N1	25-DEC-2002 02:20:44	Straylight	47.000	30	46Eps Ori	1.6940	30000.	94	4280	No
51	GOM_NL__2PRFIN20021225_022259_000000492012_00218_04280_0288.N1	25-DEC-2002 02:22:59	Tw_i_and_stray	48.500	27	24Gam Ori	1.6360	26000.	97	4280	No
52	GOM_NL__2PRFIN20021225_022556_000000522012_00218_04280_0289.N1	25-DEC-2002 02:25:56	Bright	52.000	13	87Alp Tau	0.86700	3800.0	104	4280	No
53	GOM_NL__2PRFIN20021225_022731_000000422012_00218_04280_0290.N1	25-DEC-2002 02:27:31	Bright	42.000	176	23Zet Tau	3.0200	22000.	84	4280	No
54	GOM_NL__2PRFIN20021225_022936_000000432012_00218_04280_0291.N1	25-DEC-2002 02:29:36	Bright	42.500	28	12Bet Tau	1.6500	15200.	85	4280	No
55	GOM_NL__2PRFIN20021225_023240_000000372012_00218_04280_0292.N1	25-DEC-2002 02:32:40	Bright	36.500	149	45Eps Per	2.8880	30000.	73	4280	No
56	GOM_NL__2PRFIN20021225_023431_000000462012_00218_04280_0293.N1	25-DEC-2002 02:34:31	Bright	45.500	6	13Alp Aur	0.080000	3400.0	91	4280	No
57	GOM_NL__2PRFIN20021225_023654_000000372012_00218_04280_0294.N1	25-DEC-2002 02:36:54	Bright	37.000	160	23Gam Per	2.9300	4700.0	74	4280	No
58	GOM_NL__2PRFIN20021225_024032_000000382012_00218_04280_0295.N1	25-DEC-2002 02:40:32	Bright	37.500	110	37Del Cas	2.6780	8900.0	75	4280	No
59	GOM_NL__2PRFIN20021225_024625_000000392012_00218_04280_0296.N1	25-DEC-2002 02:46:25	Bright	38.500	49	1Alp UMi	1.9900	6300.0	77	4280	No
60	GOM_NL__2PRFIN20021225_025103_000000422012_00218_04280_0297.N1	25-DEC-2002 02:51:03	Bright	41.500	60	7Bet UMi	2.0810	3950.0	83	4280	No
61	GOM_NL__2PRFIN20021225_025437_000000412012_00218_04280_0298.N1	25-DEC-2002 02:54:37	Bright	40.500	119	14Eta Dra	2.7270	4700.0	81	4280	No
62	GOM_NL__2PRFIN20021225_025623_000000362012_00218_04280_0299.N1	25-DEC-2002 02:56:23	Bright	36.000	69	33Gam Dra	2.2310	3800.0	72	4280	No
63	GOM_NL__2PRFIN20021225_025811_000000432012_00218_04280_0300.N1	25-DEC-2002 02:58:11	Bright	43.000	39	85Eta UMa	1.8540	24000.	86	4280	No
64	GOM_NL__2PRFIN20021225_030150_000000452012_00218_04280_0301.N1	25-DEC-2002 03:01:50	Bright	44.500	180	27Gam Boo	3.0400	8000.0	89	4280	No
65	GOM_NL__2PRFIN20021225_030516_000000442012_00218_04280_0302.N1	25-DEC-2002 03:05:16	Bright	43.500	83		2.3780	11000.	87	4280	No
66	GOM_NL__2PRFIN20021225_030900_000000502012_00218_04280_0303.N1	25-DEC-2002 03:09:00	Bright	49.500	111	8Eta Boo	2.6800	6000.0	99	4280	No
67	GOM_NL__2PRFIN20021225_031400_000000782012_00218_04280_0304.N1	25-DEC-2002 03:14:00	Tw_i_and_stray	78.000	138	47Eps Vir	2.8280	4700.0	156	4280	No
68	GOM_NL__2PRFIN20021225_031745_000000422012_00218_04280_0305.N1	25-DEC-2002 03:17:45	Bright	41.500	122	9Alp2Lib	2.7470	9700.0	83	4280	No
69	GOM_NL__2PRFIN20021225_032002_000000612012_00218_04280_0306.N1	25-DEC-2002 03:20:02	Straylight	60.500	15	67Alp Vir	0.97600	28000.	121	4280	No
70	GOM_NL__2PRFIN20021225_032426_000000442012_00218_04280_0307.N1	25-DEC-2002 03:24:26	Dark	44.000	54	5The Cen	2.0550	4500.0	88	4280	No
71	GOM_NL__2PRFIN20021225_032608_000000412012_00218_04280_0308.N1	25-DEC-2002 03:26:08	Dark	41.000	78	Alp Lup	2.3040	28000.	82	4280	No
72	GOM_NL__2PRFIN20021225_032933_000000522012_00218_04280_0309.N1	25-DEC-2002 03:29:33	Dark	52.000	4	Alp1Cen	-0.010000	5800.0	104	4280	No
73	GOM_NL__2PRFIN20021225_033300_000000422012_00219_04281_0276.N1	25-DEC-2002 03:33:00	Dark	42.000	12	Alp1Cru	0.77500	30000.	84	4281	No
74	GOM_NL__2PRFIN20021225_033801_000000402012_00219_04281_0277.N1	25-DEC-2002 03:38:01	Dark	40.000	159	Ups Car	2.9200	7200.0	80	4281	No
75	GOM_NL__2PRFIN20021225_033934_000000442012_00219_04281_0278.N1	25-DEC-2002 03:39:34	Dark	44.000	71	lot Car	2.2460	7700.0	88	4281	No
76	GOM_NL__2PRFIN20021225_034120_000000562012_00219_04281_0279.N1	25-DEC-2002 03:41:20	Dark	55.500	41	Eps Car	1.8600	4100.0	111	4281	No
77	GOM_NL__2PRFIN20021225_034244_000000612012_00219_04281_0280.N1	25-DEC-2002 03:42:44	Dark	61.000	65	Lam Vel	2.2040	4400.0	122	4281	No
78	GOM_NL__2PRFIN20021225_034551_000000422012_00219_04281_0281.N1	25-DEC-2002 03:45:51	Dark	41.500	2	Alp Car	-0.73600	7000.0	83	4281	No
79	GOM_NL__2PRFIN20021225_034853_000000542012_00219_04281_0282.N1	25-DEC-2002 03:48:53	Dark	53.500	117	Pi Pup	2.7060	3800.0	107	4281	No
80	GOM_NL__2PRFIN20021225_035152_000000552012_00219_04281_0283.N1	25-DEC-2002 03:51:52	Straylight	55.000	23	21Eps CMa	1.5020	26000.	110	4281	No
81	GOM_NL__2PRFIN20021225_035328_000000542012_00219_04281_0284.N1	25-DEC-2002 03:53:28	Straylight	54.000	179	24Omi2CMa	3.0320	24000.	108	4281	No
82	GOM_NL__2PRFIN20021225_035611_000000642012_00219_04281_0285.N1	25-DEC-2002 03:56:11	Straylight	64.000	1	9Alp CMa	-1.4400	11000.	128	4281	No
83	GOM_NL__2PRFIN20021225_035919_000000502012_00219_04281_0286.N1	25-DEC-2002 03:59:19	Straylight	50.000	7	19Bet Ori	0.10000	14000.	100	4281	No
84	GOM_NL__2PRFIN20021225_040119_000000482012_00219_04281_0287.N1	25-DEC-2002 04:01:19	Straylight	48.000	30	46Eps Ori	1.6940	30000.	96	4281	No
85	GOM_NL__2PRFIN20021225_040335_000000452012_00219_04281_0288.N1	25-DEC-2002 04:03:35	Tw_i_and_stray	44.500	27	24Gam Ori	1.6360	26000.	89	4281	No
86	GOM_NL__2PRFIN20021225_040632_000000492012_00219_04281_0289.N1	25-DEC-2002 04:06:32	Bright	48.500	13	87Alp Tau	0.86700	3800.0	97	4281	No
87	GOM_NL__2PRFIN20021225_040805_000000462012_00219_04281_0290.N1	25-DEC-2002 04:08:05	Bright	46.000	176	23Zet Tau	3.0200	22000.	92	4281	No
88	GOM_NL__2PRFIN20021225_041011_000000432012_00219_04281_0291.N1	25-DEC-2002 04:10:11	Bright	43.000	28	12Bet Tau	1.6500	15200.	86	4281	No
89	GOM_NL__2PRFIN20021225_041316_000000362012_00219_04281_0292.N1	25-DEC-2002 04:13:16	Bright	35.500	149	45Eps Per	2.8880	30000.	71	4281	No
90	GOM_NL__2PRFIN20021225_041505_000000482012_00219_04281_0293.N1	25-DEC-2002 04:15:05	Bright	48.000	6	13Alp Aur	0.080000	3400.0	96	4281	No
91	GOM_NL__2PRFIN20021225_041731_000000372012_00219_04281_0294.N1	25-DEC-2002 04:17:31	Bright	36.500	160	23Gam Per	2.9300	4700.0	73	4281	No
92	GOM_NL__2PRFIN20021225_042109_000000372012_00219_04281_0295.N1	25-DEC-2002 04:21:09	Bright	37.000	110	37Del Cas	2.6780	8900.0	74	4281	No
93	GOM_NL__2PRFIN20021225_042701_000000412012_00219_04281_0296.N1	25-DEC-2002 04:27:01	Bright	40.500	49	1Alp UMi	1.9900	6300.0	81	4281	No
94	GOM_NL__2PRFIN20021225_043139_000000372012_00219_04281_0297.N1	25-DEC-2002 04:31:39	Bright	37.000	60	7Bet UMi	2.0810	3950.0	74	4281	No
95	GOM_NL__2PRFIN20021225_043513_000000412012_00219_04281_0298.N1	25-DEC-2002 04:35:13	Bright	40.500	119	14Eta Dra	2.7270	4700.0	81	4281	No
96	GOM_NL__2PRFIN20021225_043659_000000392012_00219_04281_0299.N1	25-DEC-2002 04:36:59	Bright	39.000	69	33Gam Dra	2.2310	3800.0	78	4281	No
97	GOM_NL__2PRFIN20021225_043846_000000432012_00219_04281_0300.N1	25-DEC-2002 04:38:46	Bright	42.500	39	85Eta UMa	1.8540	24000.	85	4281	No
98	GOM_NL__2PRFIN20021225_044228_000000422012_00219_04281_0301.N1	25-DEC-2002 04:42:28	Bright	42.000	180	27Gam Boo	3.0400	8000.0	84	4281	No
99	GOM_NL__2PRFIN20021225_044554_000000412012_00219_04281_0302.N1	25-DEC-2002 04:45:54	Bright	40.500	83		2.3780	11000.	81	4281	No
100	GOM_NL__2PRFIN20021225_044937_000000682012_00219_04281_0303.N1	25-DEC-2002 04:49:37	Bright	68.000	111	8Eta Boo	2.6800	6000.0	136	4281	No
101	GOM_NL__2PRFIN20021225_045438_000000722012_00219_04281_0304.N1	25-DEC-2002 04:54:38	Tw_i_and_stray	72.000	138	47Eps Vir	2.8280	4700.0	144	4281	No

102	GOM_NL__2PRFIN20021225_045821_000000432012_00219_04281_0305.N1	25-DEC-2002 04:58:21	Bright	42.500	122	9Alp2Lib	2.7470	9700.0	85	4281	No
103	GOM_NL__2PRFIN20021225_050038_000000622012_00219_04281_0306.N1	25-DEC-2002 05:00:38	Straylight	61.500	15	67Alp Vir	0.97600	28000.	123	4281	No
104	GOM_NL__2PRFIN20021225_050503_000000462012_00219_04281_0307.N1	25-DEC-2002 05:05:03	Dark	46.000	54	5The Cen	2.0550	4500.0	92	4281	No
105	GOM_NL__2PRFIN20021225_050644_000000412012_00219_04281_0308.N1	25-DEC-2002 05:06:44	Dark	41.000	78	Alp Lup	2.3040	28000.	82	4281	No
106	GOM_NL__2PRFIN20021225_051009_000000462012_00219_04281_0309.N1	25-DEC-2002 05:10:09	Dark	46.000	4	Alp1Cen	-0.010000	5800.0	92	4281	No
107	GOM_NL__2PRFIN20021225_051337_000000522012_00220_04282_0571.N1	25-DEC-2002 05:13:37	Dark	51.500	12	Alp1Cru	0.77500	30000.	103	4282	No
108	GOM_NL__2PRFIN20021225_051838_000000402012_00220_04282_0572.N1	25-DEC-2002 05:18:38	Dark	40.000	159	Ups Car	2.9200	7200.0	80	4282	No
109	GOM_NL__2PRFIN20021225_052011_000000432012_00220_04282_0573.N1	25-DEC-2002 05:20:11	Dark	42.500	71	Iot Car	2.2460	7700.0	85	4282	No
110	GOM_NL__2PRFIN20021225_052156_000000482012_00220_04282_0574.N1	25-DEC-2002 05:21:56	Dark	48.000	41	Eps Car	1.8600	4100.0	96	4282	No
111	GOM_NL__2PRFIN20021225_052322_000000572012_00220_04282_0575.N1	25-DEC-2002 05:23:22	Dark	56.500	65	Lam Vel	2.2040	4400.0	113	4282	No
112	GOM_NL__2PRFIN20021225_052628_000000492012_00220_04282_0576.N1	25-DEC-2002 05:26:28	Dark	48.500	2	Alp Car	-0.73600	7000.0	97	4282	No
113	GOM_NL__2PRFIN20021225_052929_000000522012_00220_04282_0577.N1	25-DEC-2002 05:29:29	Dark	52.000	117	Pi Pup	2.7060	3800.0	104	4282	No
114	GOM_NL__2PRFIN20021225_053229_000000522012_00220_04282_0578.N1	25-DEC-2002 05:32:29	Straylight	51.500	23	21Eps CMa	1.5020	26000.	103	4282	No
115	GOM_NL__2PRFIN20021225_053407_000000502012_00220_04282_0579.N1	25-DEC-2002 05:34:07	Straylight	49.500	179	24Omi2CMa	3.0320	24000.	99	4282	No
116	GOM_NL__2PRFIN20021225_053646_000000622012_00220_04282_0580.N1	25-DEC-2002 05:36:46	Straylight	62.000	1	9Alp CMa	-1.4400	11000.	124	4282	No
117	GOM_NL__2PRFIN20021225_053956_000000472012_00220_04282_0581.N1	25-DEC-2002 05:39:56	Straylight	47.000	7	19Bet Ori	0.10000	14000.	94	4282	No
118	GOM_NL__2PRFIN20021225_054156_000000472012_00220_04282_0582.N1	25-DEC-2002 05:41:56	Straylight	47.000	30	46Eps Ori	1.6940	30000.	94	4282	No
119	GOM_NL__2PRFIN20021225_054411_000000472012_00220_04282_0583.N1	25-DEC-2002 05:44:11	Tw_i_and_stray	46.500	27	24Gam Ori	1.6360	26000.	93	4282	No
120	GOM_NL__2PRFIN20021225_054708_000000522012_00220_04282_0584.N1	25-DEC-2002 05:47:08	Bright	52.000	13	87Alp Tau	0.86700	3800.0	104	4282	No
121	GOM_NL__2PRFIN20021225_054840_000000452012_00220_04282_0585.N1	25-DEC-2002 05:48:40	Bright	45.000	176	23Zet Tau	3.0200	22000.	90	4282	No
122	GOM_NL__2PRFIN20021225_055048_000000442012_00220_04282_0586.N1	25-DEC-2002 05:50:48	Bright	43.500	28	12Bet Tau	1.6500	15200.	87	4282	No
123	GOM_NL__2PRFIN20021225_055352_000000372012_00220_04282_0587.N1	25-DEC-2002 05:53:52	Bright	36.500	149	45Eps Per	2.8880	30000.	73	4282	No
124	GOM_NL__2PRFIN20021225_055543_000000432012_00220_04282_0588.N1	25-DEC-2002 05:55:43	Bright	42.500	6	13Alp Aur	0.080000	3400.0	85	4282	No
125	GOM_NL__2PRFIN20021225_055807_000000362012_00220_04282_0589.N1	25-DEC-2002 05:58:07	Bright	36.000	160	23Gam Per	2.9300	4700.0	72	4282	No
126	GOM_NL__2PRFIN20021225_060145_000000382012_00220_04282_0590.N1	25-DEC-2002 06:01:45	Bright	37.500	110	37Del Cas	2.6780	8900.0	75	4282	No
127	GOM_NL__2PRFIN20021225_060739_000000392012_00220_04282_0591.N1	25-DEC-2002 06:07:39	Bright	38.500	49	1Alp UMi	1.9900	6300.0	77	4282	No
128	GOM_NL__2PRFIN20021225_061215_000000412012_00220_04282_0592.N1	25-DEC-2002 06:12:15	Bright	40.500	60	7Bet UMi	2.0810	3950.0	81	4282	No
129	GOM_NL__2PRFIN20021225_061552_000000362012_00220_04282_0593.N1	25-DEC-2002 06:15:52	Bright	36.000	119	14Eta Dra	2.7270	4700.0	72	4282	No
130	GOM_NL__2PRFIN20021225_061736_000000352012_00220_04282_0594.N1	25-DEC-2002 06:17:36	Bright	35.000	69	33Gam Dra	2.2310	3800.0	70	4282	No
131	GOM_NL__2PRFIN20021225_061921_000000452012_00220_04282_0595.N1	25-DEC-2002 06:19:21	Bright	45.000	39	85Eta UMa	1.8540	24000.	90	4282	No
132	GOM_NL__2PRFIN20021225_062305_000000422012_00220_04282_0596.N1	25-DEC-2002 06:23:05	Bright	42.000	180	27Gam Boo	3.0400	8000.0	84	4282	No
133	GOM_NL__2PRFIN20021225_062631_000000412012_00220_04282_0597.N1	25-DEC-2002 06:26:31	Bright	40.500	83		2.3780	11000.	81	4282	No
134	GOM_NL__2PRFIN20021225_063011_000000592012_00220_04282_0598.N1	25-DEC-2002 06:30:11	Bright	59.000	111	8Eta Boo	2.6800	6000.0	118	4282	No
135	GOM_NL__2PRFIN20021225_063515_000000732012_00220_04282_0599.N1	25-DEC-2002 06:35:15	Tw_i_and_stray	72.500	138	47Eps Vir	2.8280	4700.0	145	4282	No
136	GOM_NL__2PRFIN20021225_063858_000000432012_00220_04282_0600.N1	25-DEC-2002 06:38:58	Bright	42.500	122	9Alp2Lib	2.7470	9700.0	85	4282	No
137	GOM_NL__2PRFIN20021225_064116_000000592012_00220_04282_0601.N1	25-DEC-2002 06:41:16	Straylight	59.000	15	67Alp Vir	0.97600	28000.	118	4282	No
138	GOM_NL__2PRFIN20021225_064539_000000482012_00220_04282_0602.N1	25-DEC-2002 06:45:39	Dark	47.500	54	5The Cen	2.0550	4500.0	95	4282	No
139	GOM_NL__2PRFIN20021225_064721_000000412012_00220_04282_0603.N1	25-DEC-2002 06:47:21	Dark	40.500	78	Alp Lup	2.3040	28000.	81	4282	No
140	GOM_NL__2PRFIN20021225_065045_000000442012_00220_04282_0604.N1	25-DEC-2002 06:50:45	Dark	43.500	4	Alp1Cen	-0.010000	5800.0	87	4282	No
141	GOM_NL__2PRFIN20021225_065413_000000422012_00221_04283_0188.N1	25-DEC-2002 06:54:13	Dark	41.500	12	Alp1Cru	0.77500	30000.	83	4283	No
142	GOM_NL__2PRFIN20021225_065914_000000422012_00221_04283_0189.N1	25-DEC-2002 06:59:14	Dark	41.500	159	Ups Car	2.9200	7200.0	83	4283	No
143	GOM_NL__2PRFIN20021225_070048_000000432012_00221_04283_0190.N1	25-DEC-2002 07:00:48	Dark	42.500	71	Iot Car	2.2460	7700.0	85	4283	No
144	GOM_NL__2PRFIN20021225_070232_000000552012_00221_04283_0191.N1	25-DEC-2002 07:02:32	Dark	54.500	41	Eps Car	1.8600	4100.0	109	4283	No
145	GOM_NL__2PRFIN20021225_070357_000000582012_00221_04283_0192.N1	25-DEC-2002 07:03:57	Dark	58.000	65	Lam Vel	2.2040	4400.0	116	4283	No
146	GOM_NL__2PRFIN20021225_070704_000000452012_00221_04283_0193.N1	25-DEC-2002 07:07:04	Dark	45.000	2	Alp Car	-0.73600	7000.0	90	4283	No
147	GOM_NL__2PRFIN20021225_071006_000000502012_00221_04283_0194.N1	25-DEC-2002 07:10:06	Dark	49.500	117	Pi Pup	2.7060	3800.0	99	4283	No
148	GOM_NL__2PRFIN20021225_071304_000000512012_00221_04283_0195.N1	25-DEC-2002 07:13:04	Straylight	50.500	23	21Eps CMa	1.5020	26000.	101	4283	No
149	GOM_NL__2PRFIN20021225_071443_000000502012_00221_04283_0196.N1	25-DEC-2002 07:14:43	Straylight	49.500	179	24Omi2CMa	3.0320	24000.	99	4283	No
150	GOM_NL__2PRFIN20021225_071722_000000582012_00221_04283_0197.N1	25-DEC-2002 07:17:22	Straylight	58.000	1	9Alp CMa	-1.4400	11000.	116	4283	No
151	GOM_NL__2PRFIN20021225_072032_000000472012_00221_04283_0198.N1	25-DEC-2002 07:20:32	Straylight	47.000	7	19Bet Ori	0.10000	14000.	94	4283	No
152	GOM_NL__2PRFIN20021225_072229_000000482012_00221_04283_0199.N1	25-DEC-2002 07:22:29	Straylight	48.000	30	46Eps Ori	1.6940	30000.	96	4283	No
153	GOM_NL__2PRFIN20021225_072444_000000492012_00221_04283_0200.N1	25-DEC-2002 07:24:44	Tw_i_and_stray	48.500	27	24Gam Ori	1.6360	26000.	97	4283	No
154	GOM_NL__2PRFIN20021225_072744_000000522012_00221_04283_0201.N1	25-DEC-2002 07:27:44	Bright	52.000	13	87Alp Tau	0.86700	3800.0	104	4283	No
155	GOM_NL__2PRFIN20021225_072916_000000442012_00221_04283_0202.N1	25-DEC-2002 07:29:16	Bright	43.500	176	23Zet Tau	3.0200	22000.	87	4283	No
156	GOM_NL__2PRFIN20021225_073123_000000432012_00221_04283_0203.N1	25-DEC-2002 07:31:23	Bright	42.500	28	12Bet Tau	1.6500	15200.	85	4283	No
157	GOM_NL__2PRFIN20021225_073429_000000372012_00221_04283_0204.N1	25-DEC-2002 07:34:29	Bright	36.500	149	45Eps Per	2.8880	30000.	73	4283	No
158	GOM_NL__2PRFIN20021225_073617_000000472012_00221_04283_0205.N1	25-DEC-2002 07:36:17	Bright	46.500	6	13Alp Aur	0.080000	3400.0	93	4283	No
159	GOM_NL__2PRFIN20021225_073844_000000362012_00221_04283_0206.N1	25-DEC-2002 07:38:44	Bright	36.000	160	23Gam Per	2.9300	4700.0	72	4283	No
160	GOM_NL__2PRFIN20021225_074222_000000382012_00221_04283_0207.N1	25-DEC-2002 07:42:22	Bright	38.000	110	37Del Cas	2.6780	8900.0	76	4283	No

161	GOM_NL__2PRFIN20021225_074813_000000412012_00221_04283_0208.N1	25-DEC-2002 07:48:13	Bright	40.500	49	1Alp UMi	1.9900	6300.0	81	4283	No
162	GOM_NL__2PRFIN20021225_075251_000000392012_00221_04283_0209.N1	25-DEC-2002 07:52:51	Bright	38.500	60	7Bet UMi	2.0810	3950.0	77	4283	No
163	GOM_NL__2PRFIN20021225_075628_000000382012_00221_04283_0210.N1	25-DEC-2002 07:56:28	Bright	38.000	119	14Eta Dra	2.7270	4700.0	76	4283	No
164	GOM_NL__2PRFIN20021225_075812_000000402012_00221_04283_0211.N1	25-DEC-2002 07:58:12	Bright	39.500	69	33Gam Dra	2.2310	3800.0	79	4283	No
165	GOM_NL__2PRFIN20021225_075958_000000442012_00221_04283_0212.N1	25-DEC-2002 07:59:58	Bright	43.500	39	85Eta UMa	1.8540	24000.	87	4283	No
166	GOM_NL__2PRFIN20021225_080341_000000402012_00221_04283_0213.N1	25-DEC-2002 08:03:41	Bright	40.000	180	27Gam Boo	3.0400	8000.0	80	4283	No
167	GOM_NL__2PRFIN20021225_080707_000000402012_00221_04283_0214.N1	25-DEC-2002 08:07:07	Bright	40.000	83		2.3780	11000.	80	4283	No
168	GOM_NL__2PRFIN20021225_081049_000000502012_00221_04283_0215.N1	25-DEC-2002 08:10:49	Bright	49.500	111	8Eta Boo	2.6800	6000.0	99	4283	No
169	GOM_NL__2PRFIN20021225_081552_000000762012_00221_04283_0216.N1	25-DEC-2002 08:15:52	Twi_and_stray	76.000	138	47Eps Vir	2.8280	4700.0	152	4283	No
170	GOM_NL__2PRFIN20021225_081935_000000432012_00221_04283_0217.N1	25-DEC-2002 08:19:35	Bright	42.500	122	9Alp2Lib	2.7470	9700.0	85	4283	No
171	GOM_NL__2PRFIN20021225_082153_000000592012_00221_04283_0218.N1	25-DEC-2002 08:21:53	Straylight	58.500	15	67Alp Vir	0.97600	28000.	117	4283	No
172	GOM_NL__2PRFIN20021225_082615_000000462012_00221_04283_0219.N1	25-DEC-2002 08:26:15	Dark	46.000	54	5The Cen	2.0550	4500.0	92	4283	No
173	GOM_NL__2PRFIN20021225_082757_000000412012_00221_04283_0220.N1	25-DEC-2002 08:27:57	Dark	40.500	78	Alp Lup	2.3040	28000.	81	4283	No
174	GOM_NL__2PRFIN20021225_083121_000000442012_00221_04283_0221.N1	25-DEC-2002 08:31:21	Dark	43.500	4	Alp1Cen	-0.010000	5800.0	87	4283	No
175	GOM_NL__2PRFIN20021225_083450_000000432012_00222_04284_0188.N1	25-DEC-2002 08:34:50	Dark	42.500	12	Alp1Cru	0.77500	30000.	85	4284	No
176	GOM_NL__2PRFIN20021225_083950_000000402012_00222_04284_0189.N1	25-DEC-2002 08:39:50	Dark	39.500	159	Ups Car	2.9200	7200.0	79	4284	No
177	GOM_NL__2PRFIN20021225_084124_000000442012_00222_04284_0190.N1	25-DEC-2002 08:41:24	Dark	44.000	71	lot Car	2.2460	7700.0	88	4284	No
178	GOM_NL__2PRFIN20021225_084309_000000492012_00222_04284_0191.N1	25-DEC-2002 08:43:09	Dark	48.500	41	Eps Car	1.8600	4100.0	97	4284	No
179	GOM_NL__2PRFIN20021225_084434_000000622012_00222_04284_0192.N1	25-DEC-2002 08:44:34	Dark	61.500	65	Lam Vel	2.2040	4400.0	123	4284	No
180	GOM_NL__2PRFIN20021225_084740_000000482012_00222_04284_0193.N1	25-DEC-2002 08:47:40	Dark	47.500	2	Alp Car	-0.73600	7000.0	95	4284	No
181	GOM_NL__2PRFIN20021225_085040_000000542012_00222_04284_0194.N1	25-DEC-2002 08:50:40	Dark	53.500	117	Pi Pup	2.7060	3800.0	107	4284	No
182	GOM_NL__2PRFIN20021225_085341_000000532012_00222_04284_0195.N1	25-DEC-2002 08:53:41	Straylight	53.000	23	21Eps CMa	1.5020	26000.	106	4284	No
183	GOM_NL__2PRFIN20021225_085519_000000492012_00222_04284_0196.N1	25-DEC-2002 08:55:19	Straylight	49.000	179	24Omi2CMa	3.0320	24000.	98	4284	No
184	GOM_NL__2PRFIN20021225_085758_000000562012_00222_04284_0197.N1	25-DEC-2002 08:57:58	Straylight	55.500	1	9Alp CMa	-1.4400	11000.	111	4284	No
185	GOM_NL__2PRFIN20021225_090107_000000472012_00222_04284_0198.N1	25-DEC-2002 09:01:07	Straylight	46.500	7	19Bet Ori	0.10000	14000.	93	4284	No
186	GOM_NL__2PRFIN20021225_090307_000000472012_00222_04284_0199.N1	25-DEC-2002 09:03:07	Straylight	47.000	30	46Eps Ori	1.6940	30000.	94	4284	No
187	GOM_NL__2PRFIN20021225_090520_000000482012_00222_04284_0200.N1	25-DEC-2002 09:05:20	Twi_and_stray	47.500	27	24Gam Ori	1.6360	26000.	95	4284	No
188	GOM_NL__2PRFIN20021225_090820_000000472012_00222_04284_0201.N1	25-DEC-2002 09:08:20	Bright	46.500	13	87Alp Tau	0.86700	3800.0	93	4284	No
189	GOM_NL__2PRFIN20021225_090954_000000432012_00222_04284_0202.N1	25-DEC-2002 09:09:54	Bright	43.000	176	23Zet Tau	3.0200	22000.	86	4284	No
190	GOM_NL__2PRFIN20021225_091159_000000412012_00222_04284_0203.N1	25-DEC-2002 09:11:59	Bright	41.000	28	12Bet Tau	1.6500	15200.	82	4284	No
191	GOM_NL__2PRFIN20021225_091505_000000372012_00222_04284_0204.N1	25-DEC-2002 09:15:05	Bright	37.000	149	45Eps Per	2.8880	30000.	74	4284	No
192	GOM_NL__2PRFIN20021225_091654_000000422012_00222_04284_0205.N1	25-DEC-2002 09:16:54	Bright	42.000	6	13Alp Aur	0.080000	3400.0	84	4284	No
193	GOM_NL__2PRFIN20021225_091919_000000372012_00222_04284_0206.N1	25-DEC-2002 09:19:19	Bright	37.000	160	23Gam Per	2.9300	4700.0	74	4284	No
194	GOM_NL__2PRFIN20021225_092258_000000372012_00222_04284_0207.N1	25-DEC-2002 09:22:58	Bright	36.500	110	37Del Cas	2.6780	8900.0	73	4284	No
195	GOM_NL__2PRFIN20021225_092852_000000362012_00222_04284_0208.N1	25-DEC-2002 09:28:52	Bright	36.000	49	1Alp UMi	1.9900	6300.0	72	4284	No
196	GOM_NL__2PRFIN20021225_093328_000000402012_00222_04284_0209.N1	25-DEC-2002 09:33:28	Bright	40.000	60	7Bet UMi	2.0810	3950.0	80	4284	No
197	GOM_NL__2PRFIN20021225_093704_000000382012_00222_04284_0210.N1	25-DEC-2002 09:37:04	Bright	38.000	119	14Eta Dra	2.7270	4700.0	76	4284	No
198	GOM_NL__2PRFIN20021225_093848_000000382012_00222_04284_0211.N1	25-DEC-2002 09:38:48	Bright	38.000	69	33Gam Dra	2.2310	3800.0	76	4284	No
199	GOM_NL__2PRFIN20021225_094034_000000432012_00222_04284_0212.N1	25-DEC-2002 09:40:34	Bright	42.500	39	85Eta UMa	1.8540	24000.	85	4284	No
200	GOM_NL__2PRFIN20021225_094418_000000422012_00222_04284_0213.N1	25-DEC-2002 09:44:18	Bright	41.500	180	27Gam Boo	3.0400	8000.0	83	4284	No
201	GOM_NL__2PRFIN20021225_094744_000000402012_00222_04284_0214.N1	25-DEC-2002 09:47:44	Bright	40.000	83		2.3780	11000.	80	4284	No
202	GOM_NL__2PRFIN20021225_095126_000000682012_00222_04284_0215.N1	25-DEC-2002 09:51:26	Bright	68.000	111	8Eta Boo	2.6800	6000.0	136	4284	No
203	GOM_NL__2PRFIN20021225_095629_000000732012_00222_04284_0216.N1	25-DEC-2002 09:56:29	Twi_and_stray	72.500	138	47Eps Vir	2.8280	4700.0	145	4284	No
204	GOM_NL__2PRFIN20021225_100012_000000412012_00222_04284_0217.N1	25-DEC-2002 10:00:12	Bright	41.000	122	9Alp2Lib	2.7470	9700.0	82	4284	No
205	GOM_NL__2PRFIN20021225_100230_000000592012_00222_04284_0218.N1	25-DEC-2002 10:02:30	Straylight	58.500	15	67Alp Vir	0.97600	28000.	117	4284	No
206	GOM_NL__2PRFIN20021225_100652_000000472012_00222_04284_0219.N1	25-DEC-2002 10:06:52	Dark	46.500	54	5The Cen	2.0550	4500.0	93	4284	No
207	GOM_NL__2PRFIN20021225_100833_000000412012_00222_04284_0220.N1	25-DEC-2002 10:08:33	Dark	41.000	78	Alp Lup	2.3040	28000.	82	4284	No
208	GOM_NL__2PRFIN20021225_101157_000000522012_00222_04284_0221.N1	25-DEC-2002 10:11:57	Dark	52.000	4	Alp1Cen	-0.010000	5800.0	104	4284	No
209	GOM_NL__2PRFIN20021225_101526_000000432012_00223_04285_0188.N1	25-DEC-2002 10:15:26	Dark	42.500	12	Alp1Cru	0.77500	30000.	85	4285	No
210	GOM_NL__2PRFIN20021225_102026_000000412012_00223_04285_0189.N1	25-DEC-2002 10:20:26	Dark	40.500	159	Ups Car	2.9200	7200.0	81	4285	No
211	GOM_NL__2PRFIN20021225_102201_000000442012_00223_04285_0190.N1	25-DEC-2002 10:22:01	Dark	43.500	71	lot Car	2.2460	7700.0	87	4285	No
212	GOM_NL__2PRFIN20021225_102345_000000492012_00223_04285_0191.N1	25-DEC-2002 10:23:45	Dark	49.000	41	Eps Car	1.8600	4100.0	98	4285	No
213	GOM_NL__2PRFIN20021225_102511_000000612012_00223_04285_0192.N1	25-DEC-2002 10:25:11	Dark	60.500	65	Lam Vel	2.2040	4400.0	121	4285	No
214	GOM_NL__2PRFIN20021225_102816_000000482012_00223_04285_0193.N1	25-DEC-2002 10:28:16	Dark	47.500	2	Alp Car	-0.73600	7000.0	95	4285	No
215	GOM_NL__2PRFIN20021225_103116_000000532012_00223_04285_0194.N1	25-DEC-2002 10:31:16	Dark	53.000	117	Pi Pup	2.7060	3800.0	106	4285	No
216	GOM_NL__2PRFIN20021225_103417_000000542012_00223_04285_0195.N1	25-DEC-2002 10:34:17	Straylight	54.000	23	21Eps CMa	1.5020	26000.	108	4285	No
217	GOM_NL__2PRFIN20021225_103553_000000522012_00223_04285_0196.N1	25-DEC-2002 10:35:53	Straylight	52.000	179	24Omi2CMa	3.0320	24000.	104	4285	No
218	GOM_NL__2PRFIN20021225_103835_000000582012_00223_04285_0197.N1	25-DEC-2002 10:38:35	Straylight	57.500	1	9Alp CMa	-1.4400	11000.	115	4285	No
219	GOM_NL__2PRFIN20021225_104143_000000532012_00223_04285_0198.N1	25-DEC-2002 10:41:43	Straylight	53.000	7	19Bet Ori	0.10000	14000.	106	4285	No

220	GOM_NL__2PRFIN20021225_104341_000000492012_00223_04285_0199.N1	25-DEC-2002 10:43:41	Straylight	49.000	30	46Eps Ori	1.6940	30000.	98	4285	No
221	GOM_NL__2PRFIN20021225_104627_000000542012_00223_04285_0200.N1	25-DEC-2002 10:46:27	Tw_i_and_stray	54.000	14	58Alp Ori	0.87000	3000.0	108	4285	No
222	GOM_NL__2PRFIN20021225_104856_000000442012_00223_04285_0201.N1	25-DEC-2002 10:48:56	Bright	43.500	13	87Alp Tau	0.86700	3800.0	87	4285	No
223	GOM_NL__2PRFIN20021225_105028_000000452012_00223_04285_0202.N1	25-DEC-2002 10:50:28	Bright	45.000	176	23Zet Tau	3.0200	22000.	90	4285	No
224	GOM_NL__2PRFIN20021225_105235_000000432012_00223_04285_0203.N1	25-DEC-2002 10:52:35	Bright	42.500	28	12Bet Tau	1.6500	15200.	85	4285	No
225	GOM_NL__2PRFIN20021225_105541_000000372012_00223_04285_0204.N1	25-DEC-2002 10:55:41	Bright	37.000	149	45Eps Per	2.8880	30000.	74	4285	No
226	GOM_NL__2PRFIN20021225_105728_000000472012_00223_04285_0205.N1	25-DEC-2002 10:57:28	Bright	46.500	6	13Alp Aur	0.080000	3400.0	93	4285	No
227	GOM_NL__2PRFIN20021225_105956_000000382012_00223_04285_0206.N1	25-DEC-2002 10:59:56	Bright	37.500	160	23Gam Per	2.9300	4700.0	75	4285	No
228	GOM_NL__2PRFIN20021225_110334_000000412012_00223_04285_0207.N1	25-DEC-2002 11:03:34	Bright	40.500	110	37Del Cas	2.6780	8900.0	81	4285	No
229	GOM_NL__2PRFIN20021225_110927_000000382012_00223_04285_0208.N1	25-DEC-2002 11:09:27	Bright	38.000	49	1Alp UMi	1.9900	6300.0	76	4285	No
230	GOM_NL__2PRFIN20021225_111403_000000412012_00223_04285_0209.N1	25-DEC-2002 11:14:03	Bright	40.500	60	7Bet UMi	2.0810	3950.0	81	4285	No
231	GOM_NL__2PRFIN20021225_111740_000000382012_00223_04285_0210.N1	25-DEC-2002 11:17:40	Bright	38.000	119	14Eta Dra	2.7270	4700.0	76	4285	No
232	GOM_NL__2PRFIN20021225_111924_000000362012_00223_04285_0211.N1	25-DEC-2002 11:19:24	Bright	35.500	69	33Gam Dra	2.2310	3800.0	71	4285	No
233	GOM_NL__2PRFIN20021225_112110_000000462012_00223_04285_0212.N1	25-DEC-2002 11:21:10	Bright	45.500	39	85Eta UMa	1.8540	24000.	91	4285	No
234	GOM_NL__2PRFIN20021225_112452_000000422012_00223_04285_0213.N1	25-DEC-2002 11:24:52	Bright	42.000	180	27Gam Boo	3.0400	8000.0	84	4285	No
235	GOM_NL__2PRFIN20021225_112820_000000402012_00223_04285_0214.N1	25-DEC-2002 11:28:20	Bright	40.000	83		2.3780	11000.	80	4285	No
236	GOM_NL__2PRFIN20021225_113202_000000502012_00223_04285_0215.N1	25-DEC-2002 11:32:02	Bright	49.500	111	8Eta Boo	2.6800	6000.0	99	4285	No
237	GOM_NL__2PRFIN20021225_113706_000000752012_00223_04285_0216.N1	25-DEC-2002 11:37:06	Tw_i_and_stray	74.500	138	47Eps Vir	2.8280	4700.0	149	4285	No
238	GOM_NL__2PRFIN20021225_114047_000000452012_00223_04285_0217.N1	25-DEC-2002 11:40:47	Bright	44.500	122	9Alp2Lib	2.7470	9700.0	89	4285	No
239	GOM_NL__2PRFIN20021225_114307_000000592012_00223_04285_0218.N1	25-DEC-2002 11:43:07	Straylight	59.000	15	67Alp Vir	0.97600	28000.	118	4285	No
240	GOM_NL__2PRFIN20021225_114800_000000412012_00223_04285_0219.N1	25-DEC-2002 11:48:00	Dark	40.500	81	Eta Cen	2.3560	28000.	81	4285	No
241	GOM_NL__2PRFIN20021225_115022_000000402012_00223_04285_0220.N1	25-DEC-2002 11:50:22	Dark	40.000	95	Zet Cen	2.5450	26000.	80	4285	No
242	GOM_NL__2PRFIN20021225_115305_000000442012_00224_04286_0188.N1	25-DEC-2002 11:53:05	Dark	43.500	10	Bet Cen	0.61000	28000.	87	4286	No
243	GOM_NL__2PRFIN20021225_115603_000000412012_00224_04286_0189.N1	25-DEC-2002 11:56:03	Dark	40.500	12	Alp1Cru	0.77500	30000.	81	4286	No
244	GOM_NL__2PRFIN20021225_120103_000000402012_00224_04286_0190.N1	25-DEC-2002 12:01:03	Dark	40.000	159	Ups Car	2.9200	7200.0	80	4286	No
245	GOM_NL__2PRFIN20021225_120238_000000442012_00224_04286_0191.N1	25-DEC-2002 12:02:38	Dark	44.000	71	Iot Car	2.2460	7700.0	88	4286	No
246	GOM_NL__2PRFIN20021225_120422_000000432012_00224_04286_0192.N1	25-DEC-2002 12:04:22	Dark	42.500	41	Eps Car	1.8600	4100.0	85	4286	No
247	GOM_NL__2PRFIN20021225_120550_000000612012_00224_04286_0193.N1	25-DEC-2002 12:05:50	Dark	61.000	65	Lam Vel	2.2040	4400.0	122	4286	No
248	GOM_NL__2PRFIN20021225_120852_000000482012_00224_04286_0194.N1	25-DEC-2002 12:08:52	Dark	48.000	2	Alp Car	-0.73600	7000.0	96	4286	No
249	GOM_NL__2PRFIN20021225_121155_000000512012_00224_04286_0195.N1	25-DEC-2002 12:11:55	Dark	50.500	117	Pi Pup	2.7060	3800.0	101	4286	No
250	GOM_NL__2PRFIN20021225_121454_000000512012_00224_04286_0196.N1	25-DEC-2002 12:14:54	Straylight	50.500	23	21Eps CMa	1.5020	26000.	101	4286	No
251	GOM_NL__2PRFIN20021225_121631_000000502012_00224_04286_0197.N1	25-DEC-2002 12:16:31	Straylight	50.000	179	24Omi2CMa	3.0320	24000.	100	4286	No
252	GOM_NL__2PRFIN20021225_121912_000000632012_00224_04286_0198.N1	25-DEC-2002 12:19:12	Straylight	62.500	1	9Alp CMa	-1.4400	11000.	125	4286	No
253	GOM_NL__2PRFIN20021225_122220_000000502012_00224_04286_0199.N1	25-DEC-2002 12:22:20	Straylight	49.500	7	19Bet Ori	0.10000	14000.	99	4286	No
254	GOM_NL__2PRFIN20021225_122420_000000462012_00224_04286_0200.N1	25-DEC-2002 12:24:20	Straylight	46.000	30	46Eps Ori	1.6940	30000.	92	4286	No
255	GOM_NL__2PRFIN20021225_122705_000000592012_00224_04286_0201.N1	25-DEC-2002 12:27:05	Tw_i_and_stray	59.000	14	58Alp Ori	0.87000	3000.0	118	4286	No
256	GOM_NL__2PRFIN20021225_122932_000000472012_00224_04286_0202.N1	25-DEC-2002 12:29:32	Bright	47.000	13	87Alp Tau	0.86700	3800.0	94	4286	No
257	GOM_NL__2PRFIN20021225_123106_000000422012_00224_04286_0203.N1	25-DEC-2002 12:31:06	Bright	41.500	176	23Zet Tau	3.0200	22000.	83	4286	No
258	GOM_NL__2PRFIN20021225_123311_000000412012_00224_04286_0204.N1	25-DEC-2002 12:33:11	Bright	41.000	28	12Bet Tau	1.6500	15200.	82	4286	No
259	GOM_NL__2PRFIN20021225_123618_000000362012_00224_04286_0205.N1	25-DEC-2002 12:36:18	Bright	36.000	149	45Eps Per	2.8880	30000.	72	4286	No
260	GOM_NL__2PRFIN20021225_123807_000000412012_00224_04286_0206.N1	25-DEC-2002 12:38:07	Bright	41.000	6	13Alp Aur	0.080000	3400.0	82	4286	No
261	GOM_NL__2PRFIN20021225_124032_000000372012_00224_04286_0207.N1	25-DEC-2002 12:40:32	Bright	36.500	160	23Gam Per	2.9300	4700.0	73	4286	No
262	GOM_NL__2PRFIN20021225_124411_000000372012_00224_04286_0208.N1	25-DEC-2002 12:44:11	Bright	37.000	110	37Del Cas	2.6780	8900.0	74	4286	No
263	GOM_NL__2PRFIN20021225_125440_000000402012_00224_04286_0209.N1	25-DEC-2002 12:54:40	Bright	39.500	60	7Bet UMi	2.0810	3950.0	79	4286	No
264	GOM_NL__2PRFIN20021225_125817_000000372012_00224_04286_0210.N1	25-DEC-2002 12:58:17	Bright	37.000	119	14Eta Dra	2.7270	4700.0	74	4286	No
265	GOM_NL__2PRFIN20021225_130001_000000392012_00224_04286_0211.N1	25-DEC-2002 13:00:01	Bright	39.000	69	33Gam Dra	2.2310	3800.0	78	4286	No
266	GOM_NL__2PRFIN20021225_130146_000000422012_00224_04286_0212.N1	25-DEC-2002 13:01:46	Bright	42.000	39	85Eta UMa	1.8540	24000.	84	4286	No
267	GOM_NL__2PRFIN20021225_130529_000000412012_00224_04286_0213.N1	25-DEC-2002 13:05:29	Bright	40.500	180	27Gam Boo	3.0400	8000.0	81	4286	No
268	GOM_NL__2PRFIN20021225_130856_000000412012_00224_04286_0214.N1	25-DEC-2002 13:08:56	Bright	41.000	83		2.3780	11000.	82	4286	No
269	GOM_NL__2PRFIN20021225_131240_000000502012_00224_04286_0215.N1	25-DEC-2002 13:12:40	Bright	50.000	111	8Eta Boo	2.6800	6000.0	100	4286	No
270	GOM_NL__2PRFIN20021225_131744_000000742012_00224_04286_0216.N1	25-DEC-2002 13:17:44	Tw_i_and_stray	74.000	138	47Eps Vir	2.8280	4700.0	148	4286	No
271	GOM_NL__2PRFIN20021225_132125_000000432012_00224_04286_0217.N1	25-DEC-2002 13:21:25	Bright	43.000	122	9Alp2Lib	2.7470	9700.0	86	4286	No
272	GOM_NL__2PRFIN20021225_132345_000000662012_00224_04286_0218.N1	25-DEC-2002 13:23:45	Straylight	65.500	15	67Alp Vir	0.97600	28000.	131	4286	No
273	GOM_NL__2PRFIN20021225_132837_000000422012_00224_04286_0219.N1	25-DEC-2002 13:28:37	Dark	42.000	81	Eta Cen	2.3560	28000.	84	4286	No
274	GOM_NL__2PRFIN20021225_133059_000000412012_00224_04286_0220.N1	25-DEC-2002 13:30:59	Dark	41.000	95	Zet Cen	2.5450	26000.	82	4286	No
275	GOM_NL__2PRFIN20021225_133342_000000432012_00225_04287_0188.N1	25-DEC-2002 13:33:42	Dark	42.500	10	Bet Cen	0.61000	28000.	85	4287	No
276	GOM_NL__2PRFIN20021225_133640_000000402012_00225_04287_0189.N1	25-DEC-2002 13:36:40	Dark	40.000	12	Alp1Cru	0.77500	30000.	80	4287	No
277	GOM_NL__2PRFIN20021225_134140_000000412012_00225_04287_0190.N1	25-DEC-2002 13:41:40	Dark	41.000	159	Ups Car	2.9200	7200.0	82	4287	No
278	GOM_NL__2PRFIN20021225_134315_000000412012_00225_04287_0191.N1	25-DEC-2002 13:43:15	Dark	40.500	71	Iot Car	2.2460	7700.0	81	4287	No

279	GOM_NL__2PRFIN20021225_134459_000000512012_00225_04287_0192.N1	25-DEC-2002 13:44:59	Dark	50.500	41	Eps Car	1.8600	4100.0	101	4287	No
280	GOM_NL__2PRFIN20021225_134627_000000602012_00225_04287_0193.N1	25-DEC-2002 13:46:27	Dark	60.000	65	Lam Vel	2.2040	4400.0	120	4287	No
281	GOM_NL__2PRFIN20021225_134929_000000482012_00225_04287_0194.N1	25-DEC-2002 13:49:29	Dark	47.500	2	Alp Car	-0.73600	7000.0	95	4287	No
282	GOM_NL__2PRFIN20021225_135232_000000502012_00225_04287_0195.N1	25-DEC-2002 13:52:32	Dark	49.500	117	Pi Pup	2.7060	3800.0	99	4287	No
283	GOM_NL__2PRFIN20021225_135530_000000532012_00225_04287_0196.N1	25-DEC-2002 13:55:30	Straylight	53.000	23	21Eps CMa	1.5020	26000.	106	4287	No
284	GOM_NL__2PRFIN20021225_135709_000000482012_00225_04287_0197.N1	25-DEC-2002 13:57:09	Straylight	48.000	179	24Omi2CMa	3.0320	24000.	96	4287	No
285	GOM_NL__2PRFIN20021225_135948_000000602012_00225_04287_0198.N1	25-DEC-2002 13:59:48	Straylight	59.500	1	9Alp CMa	-1.4400	11000.	119	4287	No
286	GOM_NL__2PRFIN20021225_140257_000000482012_00225_04287_0199.N1	25-DEC-2002 14:02:57	Straylight	48.000	7	19Bet Ori	0.10000	14000.	96	4287	No
287	GOM_NL__2PRFIN20021225_140456_000000452012_00225_04287_0200.N1	25-DEC-2002 14:04:56	Straylight	45.000	30	46Eps Ori	1.6940	30000.	90	4287	No
288	GOM_NL__2PRFIN20021225_140741_000000592012_00225_04287_0201.N1	25-DEC-2002 14:07:41	Tw_i_and_stray	59.000	14	58Alp Ori	0.87000	3000.0	118	4287	No
289	GOM_NL__2PRFIN20021225_141009_000000442012_00225_04287_0202.N1	25-DEC-2002 14:10:09	Bright	44.000	13	87Alp Tau	0.86700	3800.0	88	4287	No
290	GOM_NL__2PRFIN20021225_141143_000000412012_00225_04287_0203.N1	25-DEC-2002 14:11:43	Bright	40.500	176	23Zet Tau	3.0200	22000.	81	4287	No
291	GOM_NL__2PRFIN20021225_141348_000000412012_00225_04287_0204.N1	25-DEC-2002 14:13:48	Bright	41.000	28	12Bet Tau	1.6500	15200.	82	4287	No
292	GOM_NL__2PRFIN20021225_141652_000000372012_00225_04287_0205.N1	25-DEC-2002 14:16:52	Bright	37.000	149	45Eps Per	2.8880	30000.	74	4287	No
293	GOM_NL__2PRFIN20021225_141842_000000442012_00225_04287_0206.N1	25-DEC-2002 14:18:42	Bright	44.000	6	13Alp Aur	0.080000	3400.0	88	4287	No
294	GOM_NL__2PRFIN20021225_142108_000000372012_00225_04287_0207.N1	25-DEC-2002 14:21:08	Bright	37.000	160	23Gam Per	2.9300	4700.0	74	4287	No
295	GOM_NL__2PRFIN20021225_142447_000000382012_00225_04287_0208.N1	25-DEC-2002 14:24:47	Bright	37.500	110	37Del Cas	2.6780	8900.0	75	4287	No
296	GOM_NL__2PRFIN20021225_143039_000000352012_00225_04287_0209.N1	25-DEC-2002 14:30:39	Bright	35.000	49	1Alp UMi	1.9900	6300.0	70	4287	No
297	GOM_NL__2PRFIN20021225_143516_000000382012_00225_04287_0210.N1	25-DEC-2002 14:35:16	Bright	37.500	60	7Bet UMi	2.0810	3950.0	75	4287	No
298	GOM_NL__2PRFIN20021225_143850_000000412012_00225_04287_0211.N1	25-DEC-2002 14:38:50	Bright	41.000	119	14Eta Dra	2.7270	4700.0	82	4287	No
299	GOM_NL__2PRFIN20021225_144037_000000382012_00225_04287_0212.N1	25-DEC-2002 14:40:37	Bright	38.000	69	33Gam Dra	2.2310	3800.0	76	4287	No
300	GOM_NL__2PRFIN20021225_144221_000000442012_00225_04287_0213.N1	25-DEC-2002 14:42:21	Bright	44.000	39	85Eta UMa	1.8540	24000.	88	4287	No
301	GOM_NL__2PRFIN20021225_144604_000000422012_00225_04287_0214.N1	25-DEC-2002 14:46:04	Bright	42.000	180	27Gam Boo	3.0400	8000.0	84	4287	No
302	GOM_NL__2PRFIN20021225_144932_000000422012_00225_04287_0215.N1	25-DEC-2002 14:49:32	Bright	42.000	83		2.3780	11000.	84	4287	No
303	GOM_NL__2PRFIN20021225_145313_000000522012_00225_04287_0216.N1	25-DEC-2002 14:53:13	Bright	52.000	111	8Eta Boo	2.6800	6000.0	104	4287	No
304	GOM_NL__2PRFIN20021225_145820_000000812012_00225_04287_0217.N1	25-DEC-2002 14:58:20	Tw_i_and_stray	80.500	138	47Eps Vir	2.8280	4700.0	161	4287	No
305	GOM_NL__2PRFIN20021225_150158_000000552012_00225_04287_0218.N1	25-DEC-2002 15:01:58	Bright	55.000	122	9Alp2Lib	2.7470	9700.0	110	4287	No
306	GOM_NL__2PRFIN20021225_150420_000000632012_00225_04287_0219.N1	25-DEC-2002 15:04:20	Straylight	63.000	15	67Alp Vir	0.97600	28000.	126	4287	No
307	GOM_NL__2PRFIN20021225_150914_000000412012_00225_04287_0220.N1	25-DEC-2002 15:09:14	Dark	41.000	81	Eta Cen	2.3560	28000.	82	4287	No
308	GOM_NL__2PRFIN20021225_151136_000000422012_00225_04287_0221.N1	25-DEC-2002 15:11:36	Dark	41.500	95	Zet Cen	2.5450	26000.	83	4287	No
309	GOM_NL__2PRFIN20021225_151418_000000422012_00226_04288_0188.N1	25-DEC-2002 15:14:18	Dark	41.500	10	Bet Cen	0.61000	28000.	83	4288	No
310	GOM_NL__2PRFIN20021225_151716_000000412012_00226_04288_0570.N1	25-DEC-2002 15:17:16	Dark	40.500	12	Alp1Cru	0.77500	30000.	81	4288	No
311	GOM_NL__2PRFIN20021225_152217_000000382012_00226_04288_0571.N1	25-DEC-2002 15:22:17	Dark	38.000	159	Ups Car	2.9200	7200.0	76	4288	No
312	GOM_NL__2PRFIN20021225_152351_000000432012_00226_04288_0572.N1	25-DEC-2002 15:23:51	Dark	42.500	71	lot Car	2.2460	7700.0	85	4288	No
313	GOM_NL__2PRFIN20021225_152535_000000512012_00226_04288_0573.N1	25-DEC-2002 15:25:35	Dark	50.500	41	Eps Car	1.8600	4100.0	101	4288	No
314	GOM_NL__2PRFIN20021225_152703_000000612012_00226_04288_0574.N1	25-DEC-2002 15:27:03	Dark	60.500	65	Lam Vel	2.2040	4400.0	121	4288	No
315	GOM_NL__2PRFIN20021225_153005_000000472012_00226_04288_0575.N1	25-DEC-2002 15:30:05	Dark	46.500	2	Alp Car	-0.73600	7000.0	93	4288	No
316	GOM_NL__2PRFIN20021225_153308_000000512012_00226_04288_0576.N1	25-DEC-2002 15:33:08	Dark	50.500	117	Pi Pup	2.7060	3800.0	101	4288	No
317	GOM_NL__2PRFIN20021225_153606_000000492012_00226_04288_0577.N1	25-DEC-2002 15:36:06	Straylight	48.500	23	21Eps CMa	1.5020	26000.	97	4288	No
318	GOM_NL__2PRFIN20021225_153743_000000502012_00226_04288_0578.N1	25-DEC-2002 15:37:43	Straylight	49.500	179	24Omi2CMa	3.0320	24000.	99	4288	No
319	GOM_NL__2PRFIN20021225_154023_000000642012_00226_04288_0579.N1	25-DEC-2002 15:40:23	Straylight	64.000	1	9Alp CMa	-1.4400	11000.	128	4288	No
320	GOM_NL__2PRFIN20021225_154332_000000502012_00226_04288_0580.N1	25-DEC-2002 15:43:32	Straylight	49.500	7	19Bet Ori	0.10000	14000.	99	4288	No
321	GOM_NL__2PRFIN20021225_154531_000000482012_00226_04288_0581.N1	25-DEC-2002 15:45:31	Straylight	47.500	30	46Eps Ori	1.6940	30000.	95	4288	No
322	GOM_NL__2PRFIN20021225_154815_000000592012_00226_04288_0582.N1	25-DEC-2002 15:48:15	Tw_i_and_stray	59.000	14	58Alp Ori	0.87000	3000.0	118	4288	No
323	GOM_NL__2PRFIN20021225_155044_000000522012_00226_04288_0583.N1	25-DEC-2002 15:50:44	Bright	52.000	13	87Alp Tau	0.86700	3800.0	104	4288	No
324	GOM_NL__2PRFIN20021225_155215_000000462012_00226_04288_0584.N1	25-DEC-2002 15:52:15	Bright	45.500	176	23Zet Tau	3.0200	22000.	91	4288	No
325	GOM_NL__2PRFIN20021225_155422_000000432012_00226_04288_0585.N1	25-DEC-2002 15:54:22	Bright	43.000	28	12Bet Tau	1.6500	15200.	86	4288	No
326	GOM_NL__2PRFIN20021225_155729_000000372012_00226_04288_0586.N1	25-DEC-2002 15:57:29	Bright	37.000	149	45Eps Per	2.8880	30000.	74	4288	No
327	GOM_NL__2PRFIN20021225_155917_000000452012_00226_04288_0587.N1	25-DEC-2002 15:59:17	Bright	44.500	6	13Alp Aur	0.080000	3400.0	89	4288	No
328	GOM_NL__2PRFIN20021225_160145_000000382012_00226_04288_0588.N1	25-DEC-2002 16:01:45	Bright	37.500	160	23Gam Per	2.9300	4700.0	75	4288	No
329	GOM_NL__2PRFIN20021225_160523_000000382012_00226_04288_0589.N1	25-DEC-2002 16:05:23	Bright	38.000	110	37Del Cas	2.6780	8900.0	76	4288	No
330	GOM_NL__2PRFIN20021225_161115_000000392012_00226_04288_0590.N1	25-DEC-2002 16:11:15	Bright	38.500	49	1Alp UMi	1.9900	6300.0	77	4288	No
331	GOM_NL__2PRFIN20021225_161551_000000422012_00226_04288_0591.N1	25-DEC-2002 16:15:51	Bright	41.500	60	7Bet UMi	2.0810	3950.0	83	4288	No
332	GOM_NL__2PRFIN20021225_161927_000000392012_00226_04288_0592.N1	25-DEC-2002 16:19:27	Bright	39.000	119	14Eta Dra	2.7270	4700.0	78	4288	No
333	GOM_NL__2PRFIN20021225_162113_000000392012_00226_04288_0593.N1	25-DEC-2002 16:21:13	Bright	38.500	69	33Gam Dra	2.2310	3800.0	77	4288	No
334	GOM_NL__2PRFIN20021225_162256_000000432012_00226_04288_0594.N1	25-DEC-2002 16:22:56	Bright	42.500	39	85Eta UMa	1.8540	24000.	85	4288	No
335	GOM_NL__2PRFIN20021225_162638_000000422012_00226_04288_0595.N1	25-DEC-2002 16:26:38	Bright	42.000	180	27Gam Boo	3.0400	8000.0	84	4288	No
336	GOM_NL__2PRFIN20021225_163007_000000412012_00226_04288_0596.N1	25-DEC-2002 16:30:07	Bright	41.000	83		2.3780	11000.	82	4288	No
337	GOM_NL__2PRFIN20021225_163351_000000512012_00226_04288_0597.N1	25-DEC-2002 16:33:51	Bright	50.500	111	8Eta Boo	2.6800	6000.0	101	4288	No

338	GOM_NL__2PRFIN20021225_163857_000000792012_00226_04288_0598.N1	25-DEC-2002 16:38:57	Twilight	78.500	138	47Eps Vir	2.8280	4700.0	157	4288	No
339	GOM_NL__2PRFIN20021225_164237_000000552012_00226_04288_0599.N1	25-DEC-2002 16:42:37	Bright	55.000	122	9Alp2Lib	2.7470	9700.0	110	4288	No
340	GOM_NL__2PRFIN20021225_164456_000000662012_00226_04288_0600.N1	25-DEC-2002 16:44:56	Straylight	65.500	15	67Alp Vir	0.97600	28000.	131	4288	No
341	GOM_NL__2PRFIN20021225_164950_000000392012_00226_04288_0601.N1	25-DEC-2002 16:49:50	Dark	39.000	81	Eta Cen	2.3560	28000.	78	4288	No
342	GOM_NL__2PRFIN20021225_165212_000000412012_00226_04288_0602.N1	25-DEC-2002 16:52:12	Dark	40.500	95	Zet Cen	2.5450	26000.	81	4288	No
343	GOM_NL__2PRFIN20021225_165454_000000462012_00227_04289_0603.N1	25-DEC-2002 16:54:54	Dark	45.500	10	Bet Cen	0.61000	28000.	91	4289	No
344	GOM_NL__2PRFIN20021225_165752_000000422012_00227_04289_0571.N1	25-DEC-2002 16:57:52	Dark	42.000	12	Alp1Cru	0.77500	30000.	84	4289	No
345	GOM_NL__2PRFIN20021225_170253_000000412012_00227_04289_0572.N1	25-DEC-2002 17:02:53	Dark	41.000	159	Ups Car	2.9200	7200.0	82	4289	No
346	GOM_NL__2PRFIN20021225_170427_000000422012_00227_04289_0573.N1	25-DEC-2002 17:04:27	Dark	42.000	71	Iot Car	2.2460	7700.0	84	4289	No
347	GOM_NL__2PRFIN20021225_170611_000000432012_00227_04289_0574.N1	25-DEC-2002 17:06:11	Dark	42.500	41	Eps Car	1.8600	4100.0	85	4289	No
348	GOM_NL__2PRFIN20021225_170740_000000622012_00227_04289_0575.N1	25-DEC-2002 17:07:40	Dark	62.000	65	Lam Vel	2.2040	4400.0	124	4289	No
349	GOM_NL__2PRFIN20021225_171041_000000492012_00227_04289_0576.N1	25-DEC-2002 17:10:41	Dark	49.000	2	Alp Car	-0.73600	7000.0	98	4289	No
350	GOM_NL__2PRFIN20021225_171344_000000532012_00227_04289_0577.N1	25-DEC-2002 17:13:44	Dark	52.500	117	Pi Pup	2.7060	3800.0	105	4289	No
351	GOM_NL__2PRFIN20021225_171643_000000512012_00227_04289_0578.N1	25-DEC-2002 17:16:43	Straylight	51.000	23	21Eps CMa	1.5020	26000.	102	4289	No
352	GOM_NL__2PRFIN20021225_171818_000000532012_00227_04289_0579.N1	25-DEC-2002 17:18:18	Straylight	52.500	179	24Omi2CMa	3.0320	24000.	105	4289	No
353	GOM_NL__2PRFIN20021225_172059_000000562012_00227_04289_0580.N1	25-DEC-2002 17:20:59	Straylight	55.500	1	9Alp CMa	-1.4400	11000.	111	4289	No
354	GOM_NL__2PRFIN20021225_172408_000000502012_00227_04289_0581.N1	25-DEC-2002 17:24:08	Straylight	49.500	7	19Bet Ori	0.10000	14000.	99	4289	No
355	GOM_NL__2PRFIN20021225_172607_000000472012_00227_04289_0582.N1	25-DEC-2002 17:26:07	Straylight	46.500	30	46Eps Ori	1.6940	30000.	93	4289	No
356	GOM_NL__2PRFIN20021225_172851_000000562012_00227_04289_0583.N1	25-DEC-2002 17:28:51	Twilight	55.500	14	58Alp Ori	0.87000	3000.0	111	4289	No
357	GOM_NL__2PRFIN20021225_173120_000000522012_00227_04289_0584.N1	25-DEC-2002 17:31:20	Bright	52.000	13	87Alp Tau	0.86700	3800.0	104	4289	No
358	GOM_NL__2PRFIN20021225_173251_000000442012_00227_04289_0585.N1	25-DEC-2002 17:32:51	Bright	44.000	176	23Zet Tau	3.0200	22000.	88	4289	No
359	GOM_NL__2PRFIN20021225_173456_000000452012_00227_04289_0586.N1	25-DEC-2002 17:34:56	Bright	44.500	28	12Bet Tau	1.6500	15200.	89	4289	No
360	GOM_NL__2PRFIN20021225_173804_000000372012_00227_04289_0587.N1	25-DEC-2002 17:38:04	Bright	37.000	149	45Eps Per	2.8880	30000.	74	4289	No
361	GOM_NL__2PRFIN20021225_173953_000000442012_00227_04289_0588.N1	25-DEC-2002 17:39:53	Bright	43.500	6	13Alp Aur	0.080000	3400.0	87	4289	No
362	GOM_NL__2PRFIN20021225_174221_000000372012_00227_04289_0589.N1	25-DEC-2002 17:42:21	Bright	36.500	160	23Gam Per	2.9300	4700.0	73	4289	No
363	GOM_NL__2PRFIN20021225_174559_000000372012_00227_04289_0590.N1	25-DEC-2002 17:45:59	Bright	36.500	110	37Del Cas	2.6780	8900.0	73	4289	No
364	GOM_NL__2PRFIN20021225_175151_000000392012_00227_04289_0591.N1	25-DEC-2002 17:51:51	Bright	38.500	49	1Alp UMi	1.9900	6300.0	77	4289	No
365	GOM_NL__2PRFIN20021225_175626_000000412012_00227_04289_0592.N1	25-DEC-2002 17:56:26	Bright	40.500	60	7Bet UMi	2.0810	3950.0	81	4289	No
366	GOM_NL__2PRFIN20021225_180003_000000392012_00227_04289_0593.N1	25-DEC-2002 18:00:03	Bright	39.000	119	14Eta Dra	2.7270	4700.0	78	4289	No
367	GOM_NL__2PRFIN20021225_180149_000000362012_00227_04289_0594.N1	25-DEC-2002 18:01:49	Bright	36.000	69	33Gam Dra	2.2310	3800.0	72	4289	No
368	GOM_NL__2PRFIN20021225_180332_000000462012_00227_04289_0595.N1	25-DEC-2002 18:03:32	Bright	46.000	39	85Eta UMa	1.8540	24000.	92	4289	No
369	GOM_NL__2PRFIN20021225_180714_000000432012_00227_04289_0596.N1	25-DEC-2002 18:07:14	Bright	42.500	180	27Gam Boo	3.0400	8000.0	85	4289	No
370	GOM_NL__2PRFIN20021225_181044_000000442012_00227_04289_0597.N1	25-DEC-2002 18:10:44	Bright	43.500	83		2.3780	11000.	87	4289	No
371	GOM_NL__2PRFIN20021225_181428_000000522012_00227_04289_0598.N1	25-DEC-2002 18:14:28	Bright	51.500	111	8Eta Boo	2.6800	6000.0	103	4289	No
372	GOM_NL__2PRFIN20021225_181934_000000762012_00227_04289_0599.N1	25-DEC-2002 18:19:34	Twilight	75.500	138	47Eps Vir	2.8280	4700.0	151	4289	No
373	GOM_NL__2PRFIN20021225_182313_000000422012_00227_04289_0600.N1	25-DEC-2002 18:23:13	Bright	41.500	122	9Alp2Lib	2.7470	9700.0	83	4289	No
374	GOM_NL__2PRFIN20021225_182535_000000632012_00227_04289_0601.N1	25-DEC-2002 18:25:35	Straylight	62.500	15	67Alp Vir	0.97600	28000.	125	4289	No
375	GOM_NL__2PRFIN20021225_183026_000000412012_00227_04289_0602.N1	25-DEC-2002 18:30:26	Dark	40.500	81	Eta Cen	2.3560	28000.	81	4289	No
376	GOM_NL__2PRFIN20021225_183249_000000422012_00227_04289_0603.N1	25-DEC-2002 18:32:49	Dark	42.000	95	Zet Cen	2.5450	26000.	84	4289	No
377	GOM_NL__2PRFIN20021225_183530_000000432012_00228_04290_0604.N1	25-DEC-2002 18:35:30	Dark	42.500	10	Bet Cen	0.61000	28000.	85	4290	No
378	GOM_NL__2PRFIN20021225_183828_000000432012_00228_04290_0571.N1	25-DEC-2002 18:38:28	Dark	43.000	12	Alp1Cru	0.77500	30000.	86	4290	No
379	GOM_NL__2PRFIN20021225_184357_000000422012_00228_04290_0572.N1	25-DEC-2002 18:43:57	Dark	41.500	29	Bet Car	1.6720	10200.	83	4290	No
380	GOM_NL__2PRFIN20021225_184528_000000442012_00228_04290_0573.N1	25-DEC-2002 18:45:28	Dark	44.000	91	Kap Vel	2.4900	26000.	88	4290	No
381	GOM_NL__2PRFIN20021225_184656_000000452012_00228_04290_0574.N1	25-DEC-2002 18:46:56	Dark	45.000	46	Del Vel	1.9540	10600.	90	4290	No
382	GOM_NL__2PRFIN20021225_184949_000000472012_00228_04290_0575.N1	25-DEC-2002 18:49:49	Dark	46.500	34	Gam2Vel	1.7930	23000.	93	4290	No
383	GOM_NL__2PRFIN20021225_185201_000000532012_00228_04290_0576.N1	25-DEC-2002 18:52:01	Dark	53.000	70	Zet Pup	2.2460	39000.	106	4290	No
384	GOM_NL__2PRFIN20021225_185420_000000542012_00228_04290_0577.N1	25-DEC-2002 18:54:20	Dark	53.500	117	Pi Pup	2.7060	3800.0	107	4290	No
385	GOM_NL__2PRFIN20021225_185718_000000542012_00228_04290_0578.N1	25-DEC-2002 18:57:18	Straylight	53.500	23	21Eps CMa	1.5020	26000.	107	4290	No
386	GOM_NL__2PRFIN20021225_185854_000000522012_00228_04290_0579.N1	25-DEC-2002 18:58:54	Straylight	51.500	179	24Omi2CMa	3.0320	24000.	103	4290	No
387	GOM_NL__2PRFIN20021225_190121_000000492012_00228_04290_0580.N1	25-DEC-2002 19:01:21	Straylight	49.000	47	2Bet CMa	1.9760	28000.	98	4290	No
388	GOM_NL__2PRFIN20021225_190408_000000482012_00228_04290_0581.N1	25-DEC-2002 19:04:08	Straylight	47.500	56	53Kap Ori	2.0650	30000.	95	4290	No
389	GOM_NL__2PRFIN20021225_190541_000000412012_00228_04290_0582.N1	25-DEC-2002 19:05:41	Straylight	40.500	128	67Bet Eri	2.7840	9700.0	81	4290	No
390	GOM_NL__2PRFIN20021225_190700_000000472012_00228_04290_0583.N1	25-DEC-2002 19:07:00	Straylight	46.500	72	34Del Ori	2.2500	30000.	93	4290	No
391	GOM_NL__2PRFIN20021225_190925_000000592012_00228_04290_0584.N1	25-DEC-2002 19:09:25	Twilight	58.500	14	58Alp Ori	0.87000	3000.0	117	4290	No
392	GOM_NL__2PRFIN20021225_191134_000000912012_00228_04290_0585.N1	25-DEC-2002 19:11:34	Bright	91.000	8	10Alp CMi	0.40000	6500.0	182	4290	No
393	GOM_NL__2PRFIN20021225_191427_000000362012_00228_04290_0586.N1	25-DEC-2002 19:14:27	Bright	36.000	146	25Eta Tau	2.8730	15200.	72	4290	No
394	GOM_NL__2PRFIN20021225_191630_000000372012_00228_04290_0587.N1	25-DEC-2002 19:16:30	Bright	37.000	150	44Zet Per	2.8900	28000.	74	4290	No
395	GOM_NL__2PRFIN20021225_191841_000000372012_00228_04290_0588.N1	25-DEC-2002 19:18:41	Bright	36.500	149	45Eps Per	2.8880	30000.	73	4290	No
396	GOM_NL__2PRFIN20021225_192029_000000452012_00228_04290_0589.N1	25-DEC-2002 19:20:29	Bright	45.000	6	13Alp Aur	0.080000	3400.0	90	4290	No

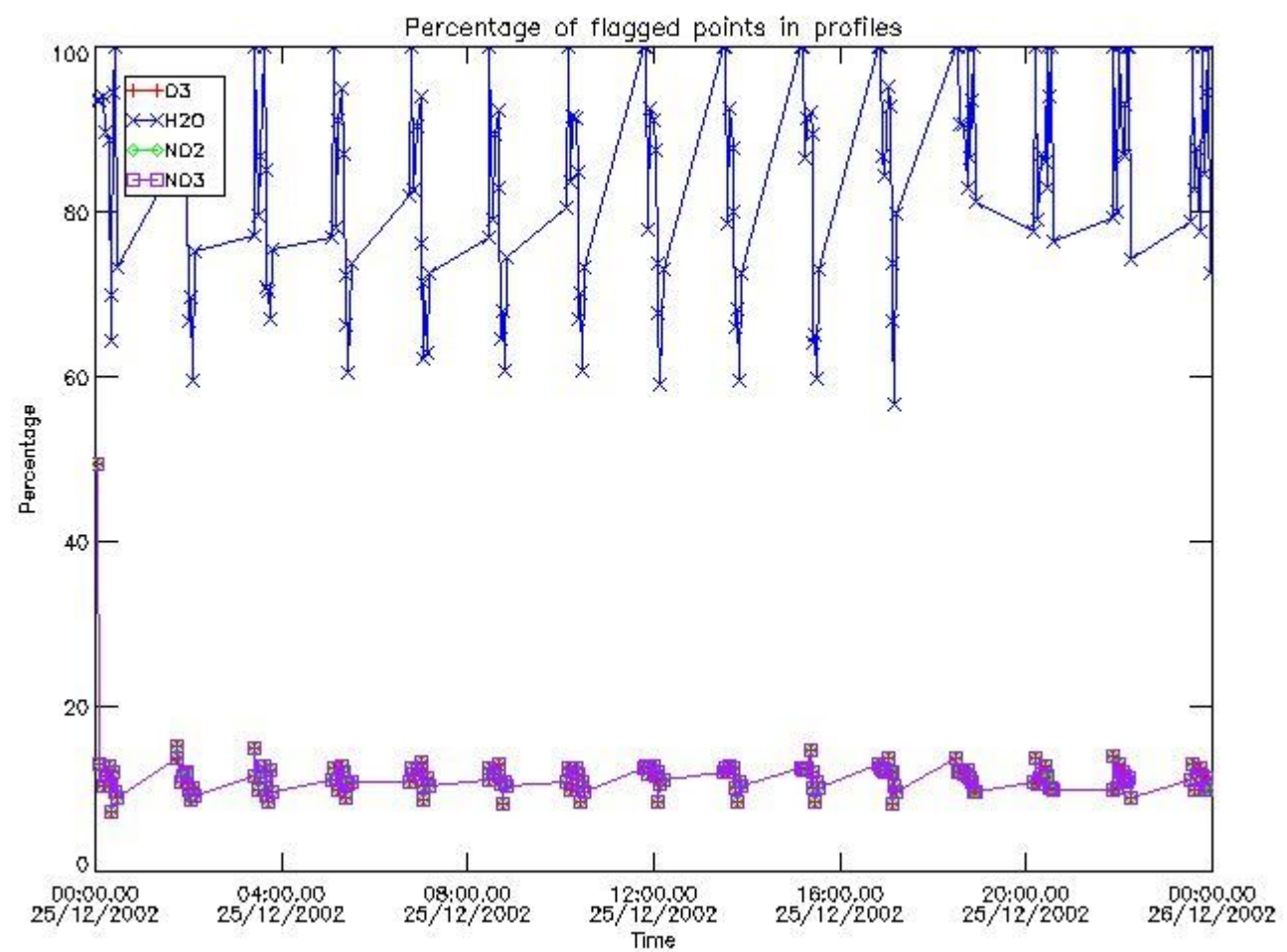
397	GOM_NL__2PRFIN20021225_192257_000000382012_00228_04290_0590.N1	25-DEC-2002 19:22:57	Bright	37.500	160	23Gam Per	2.9300	4700.0	75	4290	No
398	GOM_NL__2PRFIN20021225_192636_000000382012_00228_04290_0591.N1	25-DEC-2002 19:26:36	Bright	38.000	110	37Del Cas	2.6780	8900.0	76	4290	No
399	GOM_NL__2PRFIN20021225_193226_000000392012_00228_04290_0592.N1	25-DEC-2002 19:32:26	Bright	39.000	49	1Alp UMi	1.9900	6300.0	78	4290	No
400	GOM_NL__2PRFIN20021225_193703_000000392012_00228_04290_0593.N1	25-DEC-2002 19:37:03	Bright	38.500	60	7Bet UMi	2.0810	3950.0	77	4290	No
401	GOM_NL__2PRFIN20021225_194040_000000382012_00228_04290_0594.N1	25-DEC-2002 19:40:40	Bright	38.000	119	14Eta Dra	2.7270	4700.0	76	4290	No
402	GOM_NL__2PRFIN20021225_194225_000000402012_00228_04290_0595.N1	25-DEC-2002 19:42:25	Bright	40.000	69	33Gam Dra	2.2310	3800.0	80	4290	No
403	GOM_NL__2PRFIN20021225_194408_000000442012_00228_04290_0596.N1	25-DEC-2002 19:44:08	Bright	44.000	39	85Eta UMa	1.8540	24000.	88	4290	No
404	GOM_NL__2PRFIN20021225_194752_000000482012_00228_04290_0597.N1	25-DEC-2002 19:47:52	Bright	47.500	180	27Gam Boo	3.0400	8000.0	95	4290	No
405	GOM_NL__2PRFIN20021225_195120_000000422012_00228_04290_0598.N1	25-DEC-2002 19:51:20	Bright	41.500	83		2.3780	11000.	83	4290	No
406	GOM_NL__2PRFIN20021225_195502_000000542012_00228_04290_0599.N1	25-DEC-2002 19:55:02	Bright	53.500	111	8Eta Boo	2.6800	6000.0	107	4290	No
407	GOM_NL__2PRFIN20021225_200011_000000802012_00228_04290_0600.N1	25-DEC-2002 20:00:11	Tw_i_and_stray	79.500	138	47Eps Vir	2.8280	4700.0	159	4290	No
408	GOM_NL__2PRFIN20021225_200349_000000432012_00228_04290_0601.N1	25-DEC-2002 20:03:49	Bright	43.000	122	9Alp2Lib	2.7470	9700.0	86	4290	No
409	GOM_NL__2PRFIN20021225_200612_000000622012_00228_04290_0602.N1	25-DEC-2002 20:06:12	Straylight	62.000	15	67Alp Vir	0.97600	28000.	124	4290	No
410	GOM_NL__2PRFIN20021225_201031_000000482012_00228_04290_0603.N1	25-DEC-2002 20:10:31	Dark	47.500	54	5The Cen	2.0550	4500.0	95	4290	No
411	GOM_NL__2PRFIN20021225_201211_000000412012_00228_04290_0604.N1	25-DEC-2002 20:12:11	Dark	41.000	78	Alp Lup	2.3040	28000.	82	4290	No
412	GOM_NL__2PRFIN20021225_201535_000000482012_00228_04290_0605.N1	25-DEC-2002 20:15:35	Dark	48.000	4	Alp1Cen	-0.010000	5800.0	96	4290	No
413	GOM_NL__2PRFIN20021225_201905_000000432012_00229_04291_0592.N1	25-DEC-2002 20:19:05	Dark	43.000	12	Alp1Cru	0.77500	30000.	86	4291	No
414	GOM_NL__2PRFIN20021225_202434_000000402012_00229_04291_0593.N1	25-DEC-2002 20:24:34	Dark	40.000	29	Bet Car	1.6720	10200.	80	4291	No
415	GOM_NL__2PRFIN20021225_202605_000000452012_00229_04291_0594.N1	25-DEC-2002 20:26:05	Dark	45.000	91	Kap Vel	2.4900	26000.	90	4291	No
416	GOM_NL__2PRFIN20021225_202733_000000442012_00229_04291_0595.N1	25-DEC-2002 20:27:33	Dark	44.000	46	Del Vel	1.9540	10600.	88	4291	No
417	GOM_NL__2PRFIN20021225_203026_000000502012_00229_04291_0596.N1	25-DEC-2002 20:30:26	Dark	50.000	34	Gam2Vel	1.7930	23000.	100	4291	No
418	GOM_NL__2PRFIN20021225_203238_000000512012_00229_04291_0597.N1	25-DEC-2002 20:32:38	Dark	50.500	70	Zet Pup	2.2460	39000.	101	4291	No
419	GOM_NL__2PRFIN20021225_203457_000000522012_00229_04291_0598.N1	25-DEC-2002 20:34:57	Dark	51.500	117	Pi Pup	2.7060	3800.0	103	4291	No
420	GOM_NL__2PRFIN20021225_203755_000000522012_00229_04291_0599.N1	25-DEC-2002 20:37:55	Straylight	51.500	23	21Eps CMa	1.5020	26000.	103	4291	No
421	GOM_NL__2PRFIN20021225_203932_000000522012_00229_04291_0600.N1	25-DEC-2002 20:39:32	Straylight	51.500	179	24Omi2CMa	3.0320	24000.	103	4291	No
422	GOM_NL__2PRFIN20021225_204157_000000532012_00229_04291_0601.N1	25-DEC-2002 20:41:57	Straylight	52.500	47	2Bet CMa	1.9760	28000.	105	4291	No
423	GOM_NL__2PRFIN20021225_204445_000000452012_00229_04291_0602.N1	25-DEC-2002 20:44:45	Straylight	44.500	56	53Kap Ori	2.0650	30000.	89	4291	No
424	GOM_NL__2PRFIN20021225_204617_000000382012_00229_04291_0603.N1	25-DEC-2002 20:46:17	Straylight	38.000	128	67Bet Eri	2.7840	9700.0	76	4291	No
425	GOM_NL__2PRFIN20021225_204736_000000452012_00229_04291_0604.N1	25-DEC-2002 20:47:36	Straylight	44.500	72	34Del Ori	2.2500	30000.	89	4291	No
426	GOM_NL__2PRFIN20021225_205002_000000592012_00229_04291_0605.N1	25-DEC-2002 20:50:02	Tw_i_and_stray	59.000	14	58Alp Ori	0.87000	3000.0	118	4291	No
427	GOM_NL__2PRFIN20021225_205208_000000932012_00229_04291_0606.N1	25-DEC-2002 20:52:08	Bright	92.500	8	10Alp CMi	0.40000	6500.0	185	4291	No
428	GOM_NL__2PRFIN20021225_205504_000000372012_00229_04291_0607.N1	25-DEC-2002 20:55:04	Bright	37.000	146	25Eta Tau	2.8730	15200.	74	4291	No
429	GOM_NL__2PRFIN20021225_205706_000000382012_00229_04291_0608.N1	25-DEC-2002 20:57:06	Bright	38.000	150	44Zet Per	2.8900	28000.	76	4291	No
430	GOM_NL__2PRFIN20021225_205917_000000372012_00229_04291_0609.N1	25-DEC-2002 20:59:17	Bright	37.000	149	45Eps Per	2.8880	30000.	74	4291	No
431	GOM_NL__2PRFIN20021225_210105_000000462012_00229_04291_0610.N1	25-DEC-2002 21:01:05	Bright	46.000	6	13Alp Aur	0.080000	3400.0	92	4291	No
432	GOM_NL__2PRFIN20021225_210333_000000352012_00229_04291_0611.N1	25-DEC-2002 21:03:33	Bright	35.000	160	23Gam Per	2.9300	4700.0	70	4291	No
433	GOM_NL__2PRFIN20021225_210712_000000382012_00229_04291_0612.N1	25-DEC-2002 21:07:12	Bright	38.000	110	37Del Cas	2.6780	8900.0	76	4291	No
434	GOM_NL__2PRFIN20021225_211303_000000392012_00229_04291_0613.N1	25-DEC-2002 21:13:03	Bright	38.500	49	1Alp UMi	1.9900	6300.0	77	4291	No
435	GOM_NL__2PRFIN20021225_211739_000000372012_00229_04291_0614.N1	25-DEC-2002 21:17:39	Bright	36.500	60	7Bet UMi	2.0810	3950.0	73	4291	No
436	GOM_NL__2PRFIN20021225_212116_000000392012_00229_04291_0615.N1	25-DEC-2002 21:21:16	Bright	38.500	119	14Eta Dra	2.7270	4700.0	77	4291	No
437	GOM_NL__2PRFIN20021225_212302_000000402012_00229_04291_0616.N1	25-DEC-2002 21:23:02	Bright	39.500	69	33Gam Dra	2.2310	3800.0	79	4291	No
438	GOM_NL__2PRFIN20021225_212444_000000462012_00229_04291_0617.N1	25-DEC-2002 21:24:44	Bright	46.000	39	85Eta UMa	1.8540	24000.	92	4291	No
439	GOM_NL__2PRFIN20021225_212828_000000422012_00229_04291_0618.N1	25-DEC-2002 21:28:28	Bright	41.500	180	27Gam Boo	3.0400	8000.0	83	4291	No
440	GOM_NL__2PRFIN20021225_213156_000000442012_00229_04291_0619.N1	25-DEC-2002 21:31:56	Bright	43.500	83		2.3780	11000.	87	4291	No
441	GOM_NL__2PRFIN20021225_213539_000000522012_00229_04291_0620.N1	25-DEC-2002 21:35:39	Bright	51.500	111	8Eta Boo	2.6800	6000.0	103	4291	No
442	GOM_NL__2PRFIN20021225_214048_000000772012_00229_04291_0621.N1	25-DEC-2002 21:40:48	Tw_i_and_stray	76.500	138	47Eps Vir	2.8280	4700.0	153	4291	No
443	GOM_NL__2PRFIN20021225_214425_000000552012_00229_04291_0622.N1	25-DEC-2002 21:44:25	Bright	55.000	122	9Alp2Lib	2.7470	9700.0	110	4291	No
444	GOM_NL__2PRFIN20021225_214647_000000662012_00229_04291_0623.N1	25-DEC-2002 21:46:47	Straylight	66.000	15	67Alp Vir	0.97600	28000.	132	4291	No
445	GOM_NL__2PRFIN20021225_215108_000000512012_00229_04291_0624.N1	25-DEC-2002 21:51:08	Dark	51.000	54	5The Cen	2.0550	4500.0	102	4291	No
446	GOM_NL__2PRFIN20021225_215247_000000402012_00229_04291_0625.N1	25-DEC-2002 21:52:47	Dark	40.000	78	Alp Lup	2.3040	28000.	80	4291	No
447	GOM_NL__2PRFIN20021225_215611_000000512012_00229_04291_0626.N1	25-DEC-2002 21:56:11	Dark	50.500	4	Alp1Cen	-0.010000	5800.0	101	4291	No
448	GOM_NL__2PRFIN20021225_215942_000000402012_00230_04292_0596.N1	25-DEC-2002 21:59:42	Dark	39.500	12	Alp1Cru	0.77500	30000.	79	4292	No
449	GOM_NL__2PRFIN20021225_220511_000000432012_00230_04292_0597.N1	25-DEC-2002 22:05:11	Dark	42.500	29	Bet Car	1.6720	10200.	85	4292	No
450	GOM_NL__2PRFIN20021225_220642_000000442012_00230_04292_0598.N1	25-DEC-2002 22:06:42	Dark	44.000	91	Kap Vel	2.4900	26000.	88	4292	No
451	GOM_NL__2PRFIN20021225_220810_000000462012_00230_04292_0599.N1	25-DEC-2002 22:08:10	Dark	45.500	46	Del Vel	1.9540	10600.	91	4292	No
452	GOM_NL__2PRFIN20021225_221104_000000472012_00230_04292_0600.N1	25-DEC-2002 22:11:04	Dark	46.500	34	Gam2Vel	1.7930	23000.	93	4292	No
453	GOM_NL__2PRFIN20021225_221314_000000492012_00230_04292_0601.N1	25-DEC-2002 22:13:14	Dark	49.000	70	Zet Pup	2.2460	39000.	98	4292	No
454	GOM_NL__2PRFIN20021225_221533_000000572012_00230_04292_0602.N1	25-DEC-2002 22:15:33	Dark	56.500	117	Pi Pup	2.7060	3800.0	113	4292	No
455	GOM_NL__2PRFIN20021225_221831_000000492012_00230_04292_0603.N1	25-DEC-2002 22:18:31	Straylight	48.500	23	21Eps CMa	1.5020	26000.	97	4292	No

456	GOM_NL__2PRFIN20021225_222006_000000542012_00230_04292_0604.N1	25-DEC-2002 22:20:06	Straylight	53.500	179	24Omi2CMa	3.0320	24000.	107	4292	No
457	GOM_NL__2PRFIN20021225_222234_000000462012_00230_04292_0605.N1	25-DEC-2002 22:22:34	Straylight	46.000	47	2Bet CMa	1.9760	28000.	92	4292	No
458	GOM_NL__2PRFIN20021225_222520_000000442012_00230_04292_0606.N1	25-DEC-2002 22:25:20	Straylight	43.500	56	53Kap Ori	2.0650	30000.	87	4292	No
459	GOM_NL__2PRFIN20021225_222653_000000392012_00230_04292_0607.N1	25-DEC-2002 22:26:53	Straylight	39.000	128	67Bet Eri	2.7840	9700.0	78	4292	No
460	GOM_NL__2PRFIN20021225_222812_000000442012_00230_04292_0608.N1	25-DEC-2002 22:28:12	Straylight	43.500	72	34Del Ori	2.2500	30000.	87	4292	No
461	GOM_NL__2PRFIN20021225_223038_000000592012_00230_04292_0609.N1	25-DEC-2002 22:30:38	Tw_i_and_stray	59.000	14	58Alp Ori	0.87000	3000.0	118	4292	No
462	GOM_NL__2PRFIN20021225_223243_000001012012_00230_04292_0610.N1	25-DEC-2002 22:32:43	Bright	100.50	8	10Alp CMi	0.40000	6500.0	201	4292	No
463	GOM_NL__2PRFIN20021225_223540_000000362012_00230_04292_0611.N1	25-DEC-2002 22:35:40	Bright	35.500	146	25Eta Tau	2.8730	15200.	71	4292	No
464	GOM_NL__2PRFIN20021225_223742_000000382012_00230_04292_0612.N1	25-DEC-2002 22:37:42	Bright	37.500	150	44Zet Per	2.8900	28000.	75	4292	No
465	GOM_NL__2PRFIN20021225_223953_000000362012_00230_04292_0613.N1	25-DEC-2002 22:39:53	Bright	36.000	149	45Eps Per	2.8880	30000.	72	4292	No
466	GOM_NL__2PRFIN20021225_224140_000000442012_00230_04292_0614.N1	25-DEC-2002 22:41:40	Bright	44.000	6	13Alp Aur	0.080000	3400.0	88	4292	No
467	GOM_NL__2PRFIN20021225_224409_000000362012_00230_04292_0615.N1	25-DEC-2002 22:44:09	Bright	36.000	160	23Gam Per	2.9300	4700.0	72	4292	No
468	GOM_NL__2PRFIN20021225_224749_000000382012_00230_04292_0616.N1	25-DEC-2002 22:47:49	Bright	37.500	110	37Del Cas	2.6780	8900.0	75	4292	No
469	GOM_NL__2PRFIN20021225_225338_000000392012_00230_04292_0617.N1	25-DEC-2002 22:53:38	Bright	39.000	49	1Alp UMi	1.9900	6300.0	78	4292	No
470	GOM_NL__2PRFIN20021225_225815_000000402012_00230_04292_0618.N1	25-DEC-2002 22:58:15	Bright	40.000	60	7Bet UMi	2.0810	3950.0	80	4292	No
471	GOM_NL__2PRFIN20021225_230151_000000372012_00230_04292_0619.N1	25-DEC-2002 23:01:51	Bright	36.500	119	14Eta Dra	2.7270	4700.0	73	4292	No
472	GOM_NL__2PRFIN20021225_230338_000000382012_00230_04292_0620.N1	25-DEC-2002 23:03:38	Bright	38.000	69	33Gam Dra	2.2310	3800.0	76	4292	No
473	GOM_NL__2PRFIN20021225_230518_000000452012_00230_04292_0621.N1	25-DEC-2002 23:05:18	Bright	45.000	39	85Eta UMa	1.8540	24000.	90	4292	No
474	GOM_NL__2PRFIN20021225_230903_000000592012_00230_04292_0622.N1	25-DEC-2002 23:09:03	Bright	59.000	180	27Gam Boo	3.0400	8000.0	118	4292	No
475	GOM_NL__2PRFIN20021225_231232_000000442012_00230_04292_0623.N1	25-DEC-2002 23:12:32	Bright	43.500	83		2.3780	11000.	87	4292	No
476	GOM_NL__2PRFIN20021225_231615_000000542012_00230_04292_0624.N1	25-DEC-2002 23:16:15	Bright	53.500	111	8Eta Boo	2.6800	6000.0	107	4292	No
477	GOM_NL__2PRFIN20021225_232125_000000792012_00230_04292_0625.N1	25-DEC-2002 23:21:25	Tw_i_and_stray	78.500	138	47Eps Vir	2.8280	4700.0	157	4292	No
478	GOM_NL__2PRFIN20021225_232502_000000462012_00230_04292_0626.N1	25-DEC-2002 23:25:02	Bright	46.000	122	9Alp2Lib	2.7470	9700.0	92	4292	No
479	GOM_NL__2PRFIN20021225_232725_000000612012_00230_04292_0627.N1	25-DEC-2002 23:27:25	Straylight	61.000	15	67Alp Vir	0.97600	28000.	122	4292	No
480	GOM_NL__2PRFIN20021225_233145_000000462012_00230_04292_0628.N1	25-DEC-2002 23:31:45	Dark	45.500	54	5The Cen	2.0550	4500.0	91	4292	No
481	GOM_NL__2PRFIN20021225_233324_000000402012_00230_04292_0629.N1	25-DEC-2002 23:33:24	Dark	39.500	78	Alp Lup	2.3040	28000.	79	4292	No
482	GOM_NL__2PRFIN20021225_233647_000000522012_00230_04292_0630.N1	25-DEC-2002 23:36:47	Dark	52.000	4	Alp1Cen	-0.010000	5800.0	104	4292	No
483	GOM_NL__2PRFIN20021225_234018_000000452012_00231_04293_0592.N1	25-DEC-2002 23:40:18	Dark	45.000	12	Alp1Cru	0.77500	30000.	90	4293	No
484	GOM_NL__2PRFIN20021225_234547_000000412012_00231_04293_0593.N1	25-DEC-2002 23:45:47	Dark	40.500	29	Bet Car	1.6720	10200.	81	4293	No
485	GOM_NL__2PRFIN20021225_234717_000000452012_00231_04293_0594.N1	25-DEC-2002 23:47:17	Dark	44.500	91	Kap Vel	2.4900	26000.	89	4293	No
486	GOM_NL__2PRFIN20021225_234847_000000522012_00231_04293_0595.N1	25-DEC-2002 23:48:47	Dark	52.000	46	Del Vel	1.9540	10600.	104	4293	No
487	GOM_NL__2PRFIN20021225_235140_000000452012_00231_04293_0596.N1	25-DEC-2002 23:51:40	Dark	45.000	34	Gam2Vel	1.7930	23000.	90	4293	No
488	GOM_NL__2PRFIN20021225_235349_000000492012_00231_04293_0597.N1	25-DEC-2002 23:53:49	Dark	49.000	70	Zet Pup	2.2460	39000.	98	4293	No
489	GOM_NL__2PRFIN20021225_235610_000000522012_00231_04293_0598.N1	25-DEC-2002 23:56:10	Dark	51.500	117	Pi Pup	2.7060	3800.0	103	4293	No
490	GOM_NL__2PRFIN20021225_235908_000000502012_00231_04293_0599.N1	25-DEC-2002 23:59:08	Straylight	50.000	23	21Eps CMa	1.5020	26000.	100	4293	No

3. Quality information per product

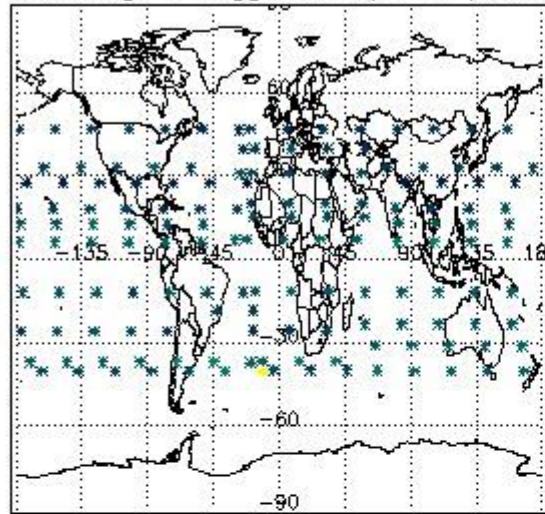
In this section it is plotted some information contained in the Quality Summary data set of the level 2 products. Only products in dark limb conditions and without errors (error flag in the MPH set to "0") are used.

3.1 Plot quality information per product (time dependant)

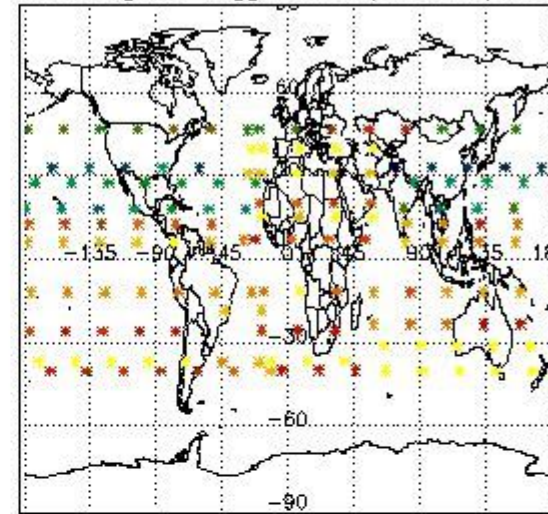


3.2 Plot quality information per product (world map)

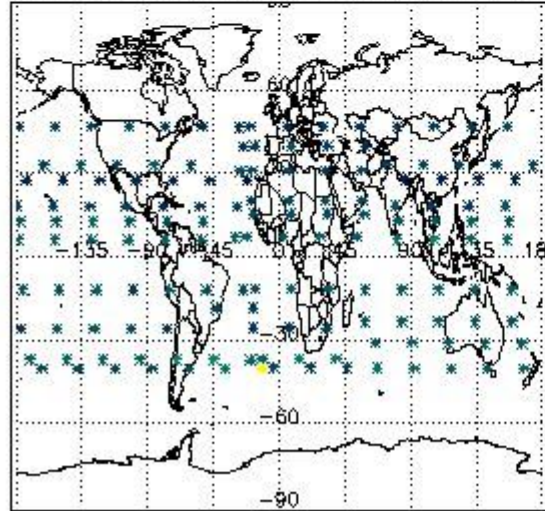
Percentage of flagged data per O3 profile



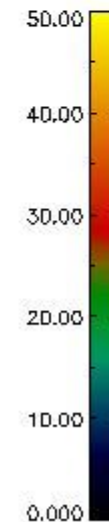
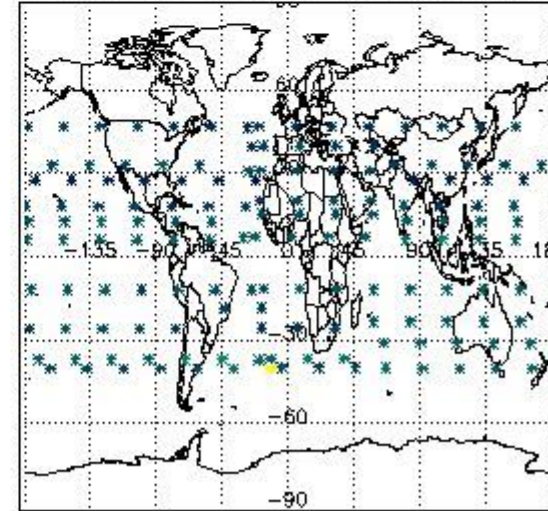
Percentage of flagged data per H2O profile



Percentage of flagged data per NO2 profile



Percentage of flagged data per NO3 profile

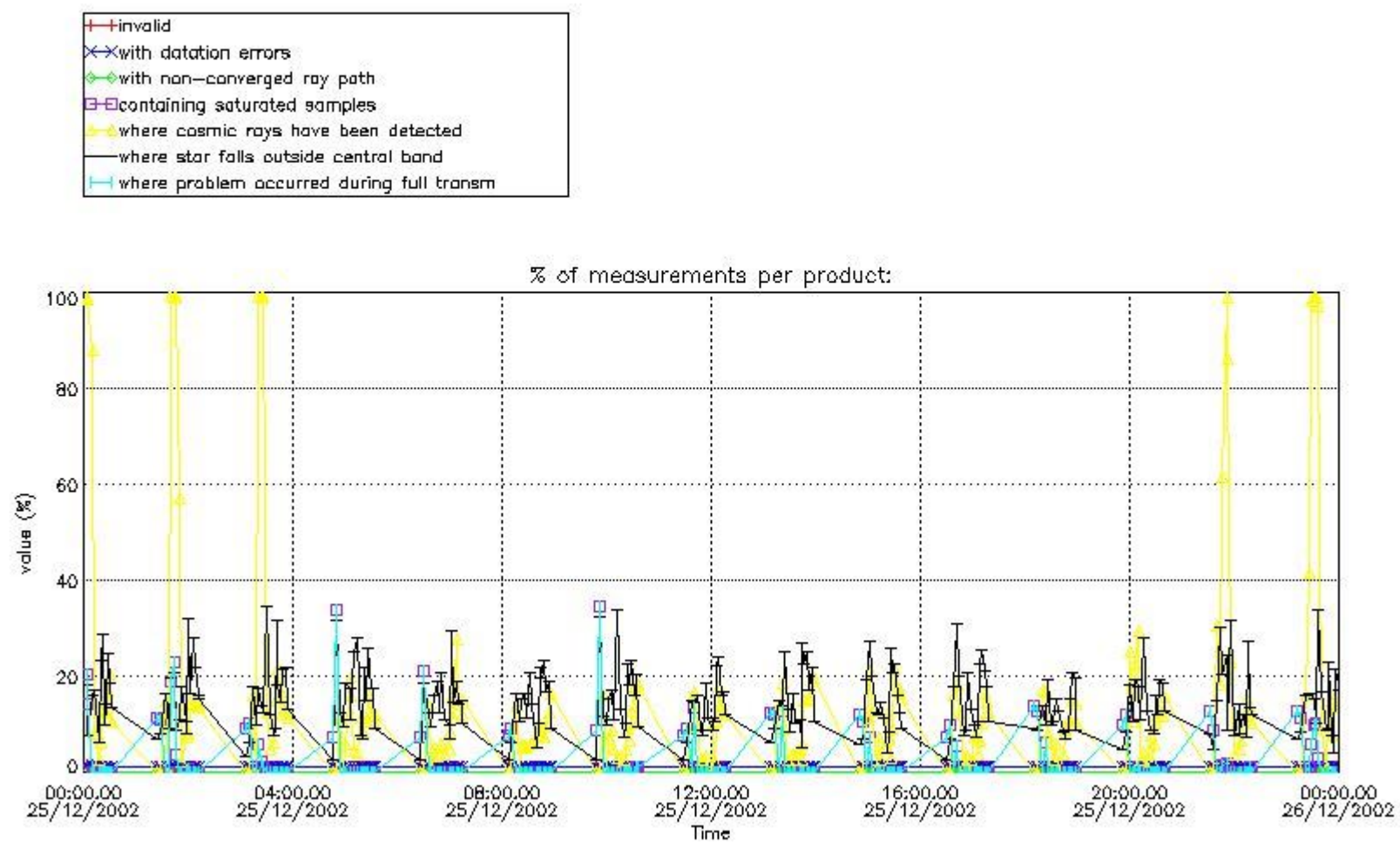


4. Level 1 quality information per product

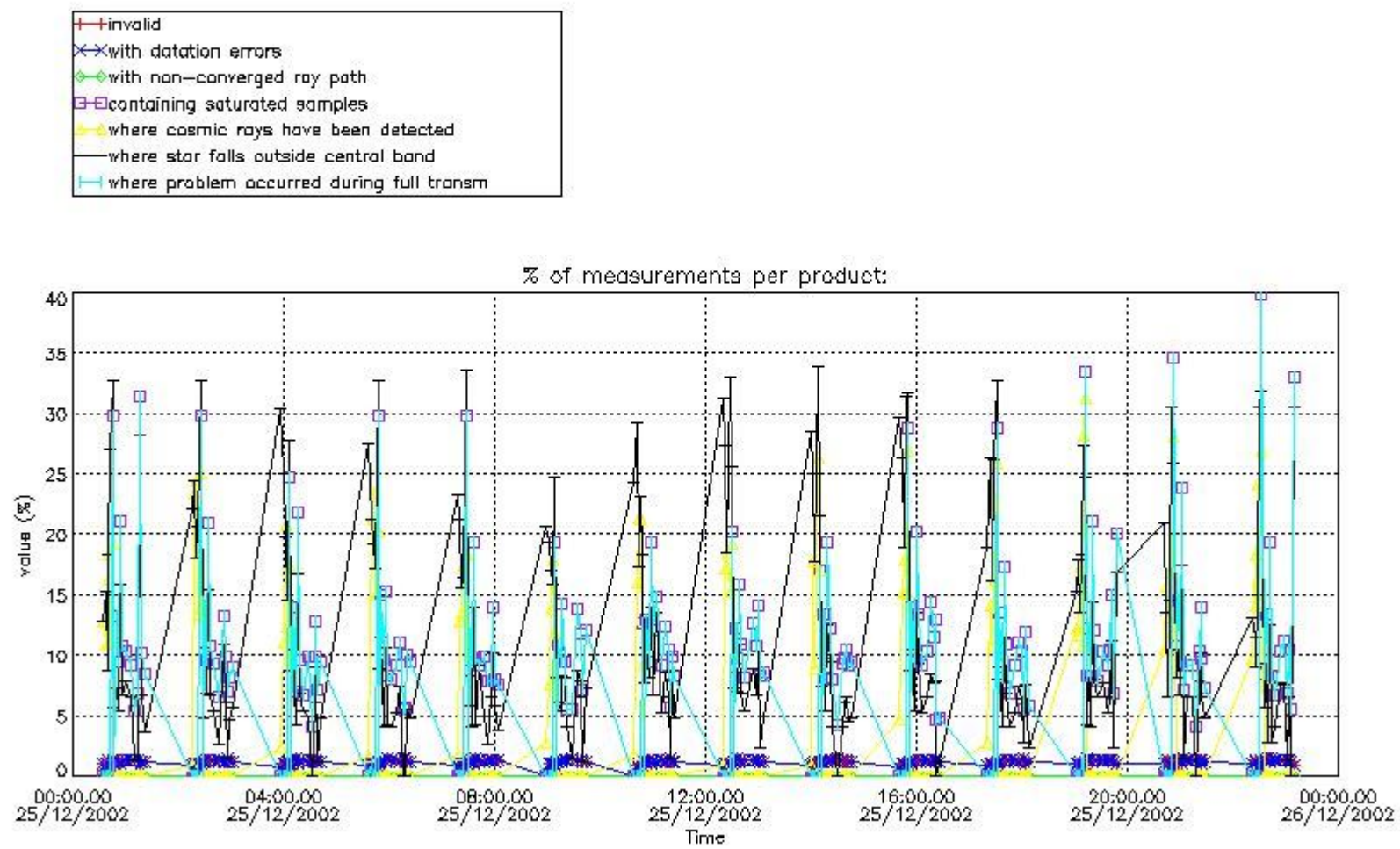
In this section it is plotted some information contained in the Quality Summary data set of the level 2 products that comes from the level 1b processing. Products without errors (error flag in the MPH set to "0") are used.

4.1 Plot quality information per product (time dependant) coming from level 1b processing

4.1.1 Plot level 1 quality information per product (time dependant): ENVISAT ASCENDING passes

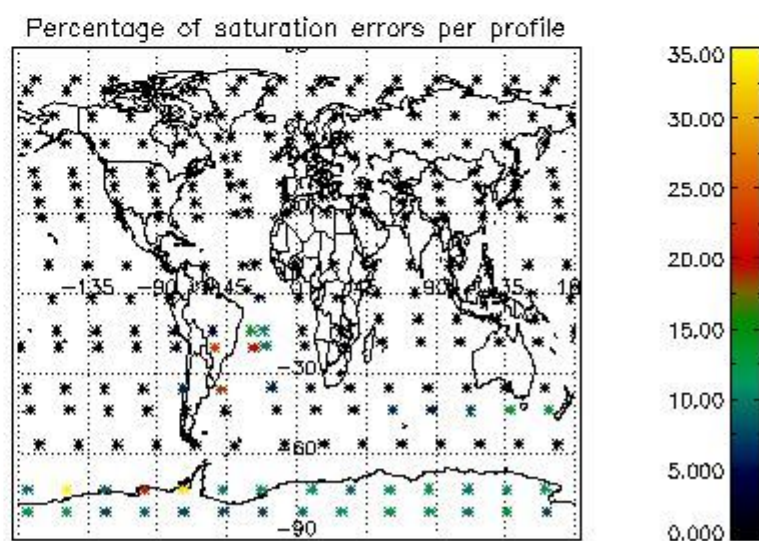
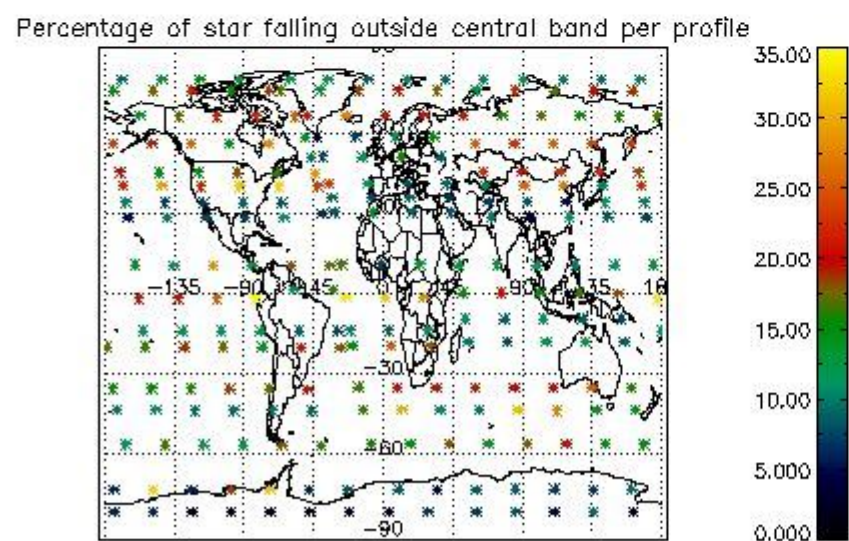
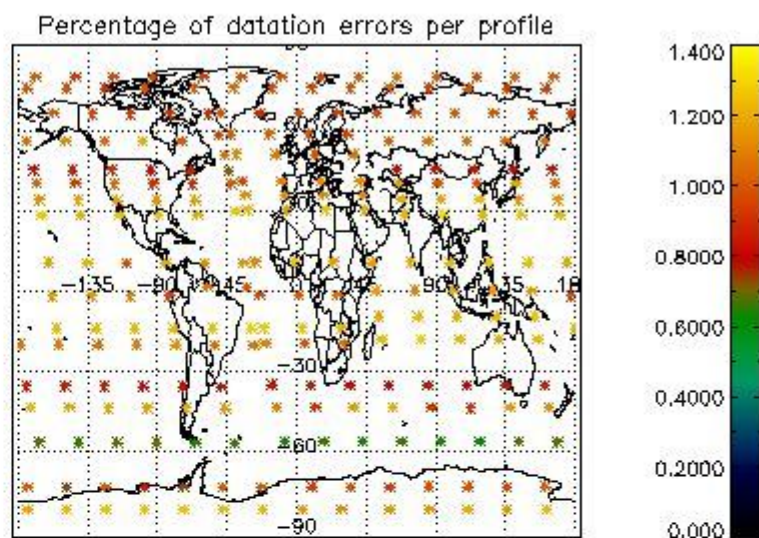
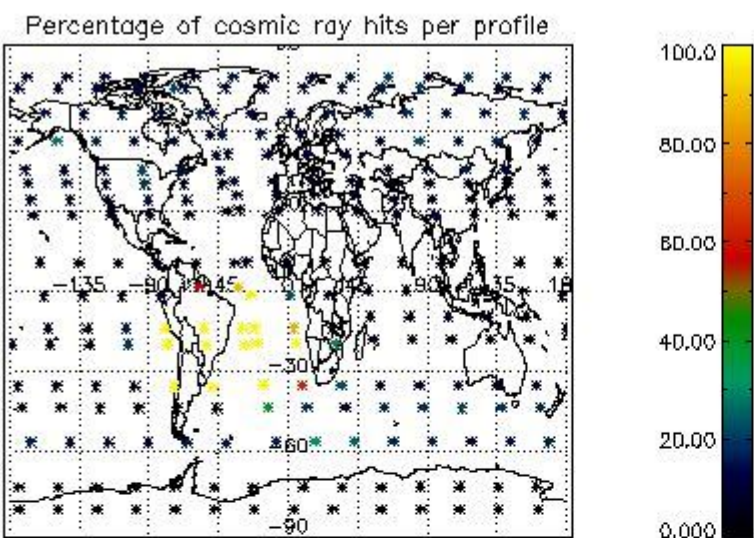


4.1.2 Plot level 1 quality information per product (time dependant): ENVI SAT DESCENDING passes

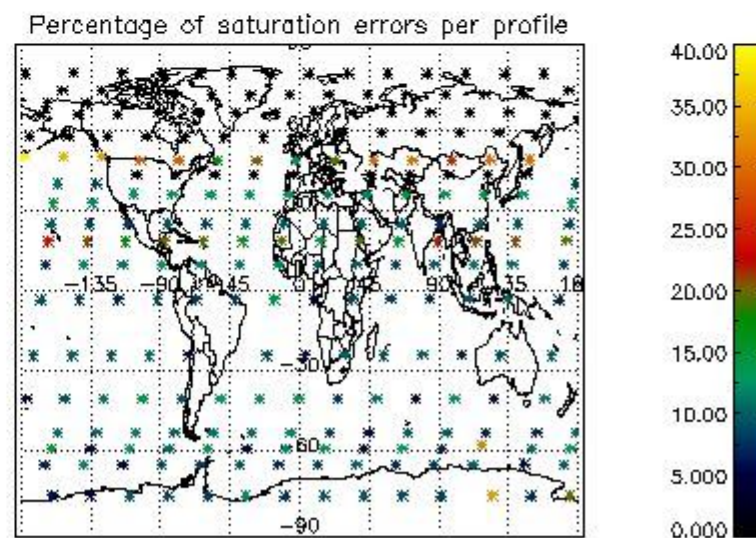
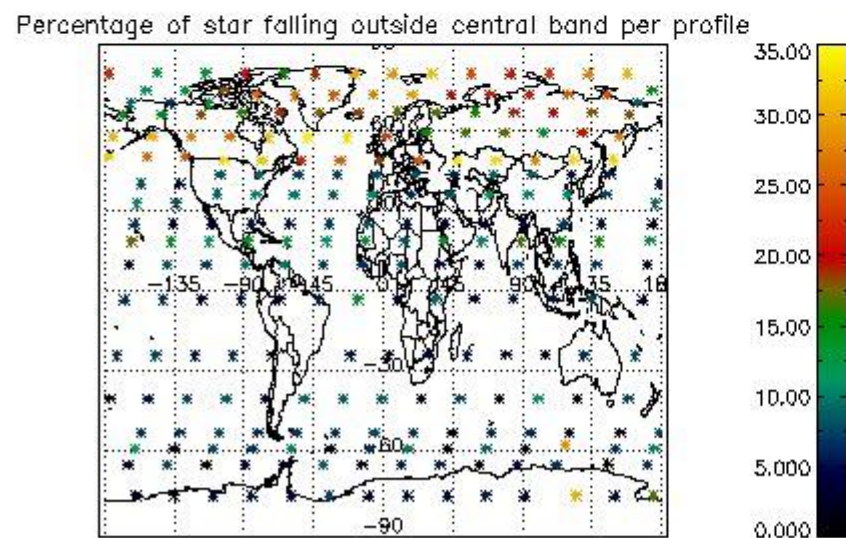
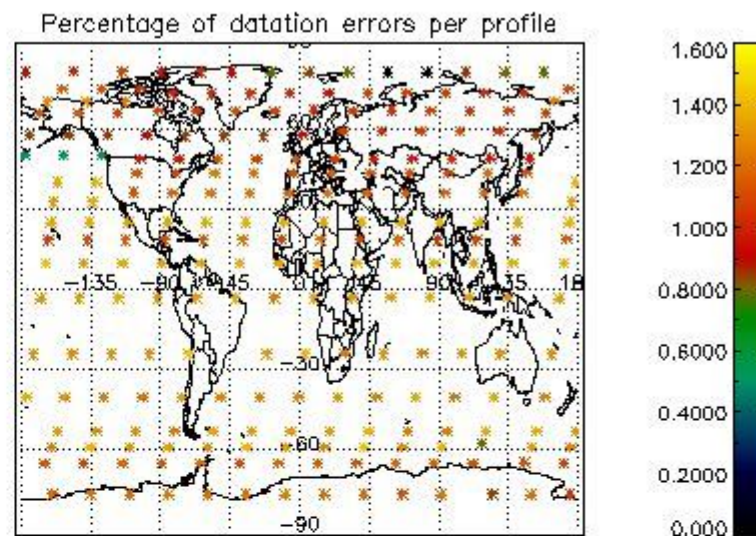
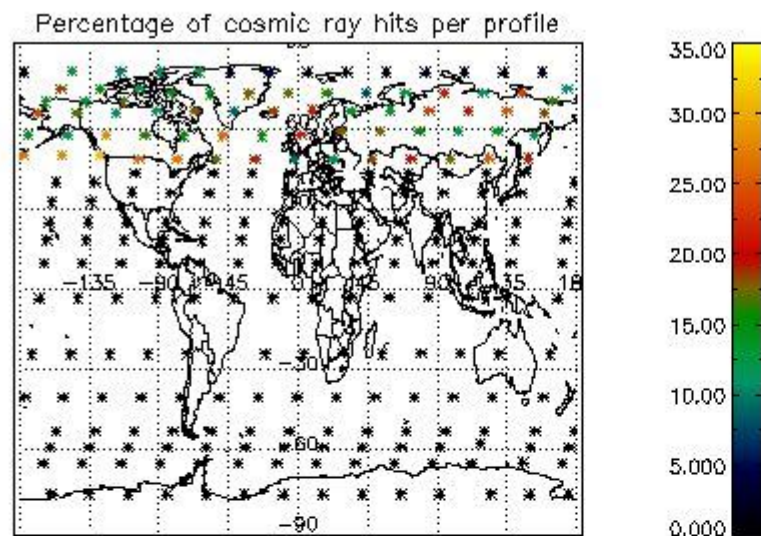


4.2 Plot quality information per product coming from level 1b processing (world map)

4.2.1 Plot level 1 quality information per product (world map): ENVISAT ASCENDING passes



4.2.2 Plot level 1 quality information per product (world map): ENVISAT DESCENDING passes



5. Trace gas profiles

5.1 Ozone statistics based on quality of products

The final quality of the products can be "measured" using the STD (Standard Deviation) attached to every point profile. This information is written to the parameter GOM_NL__2P/NL_LOCAL_SPECIES_DENSITY/o3_std of the level 2 products. The table below shows the statistics for given STD ranges.

The statistics are given with respect to the overall valid production:

- Products without fatal errors: GOM_NL__2P/MPH/PRODUCT_ERR=0
- Valid point profile: GOM_NL__2P/NL_LOCAL_SPECIES_DENSITY/pcd(0)=0

The 'Criteria' is applied to valid points of dark limb products:

- Products in dark limb illumination condition: GOM_NL__2P/NL_SUMMARY_QUALITY/obs_ill_cond=0
- Products without fatal errors: GOM_NL__2P/MPH/PRODUCT_ERR=0
- Valid point profile: GOM_NL__2P/NL_LOCAL_SPECIES_DENSITY/pcd(0)=0

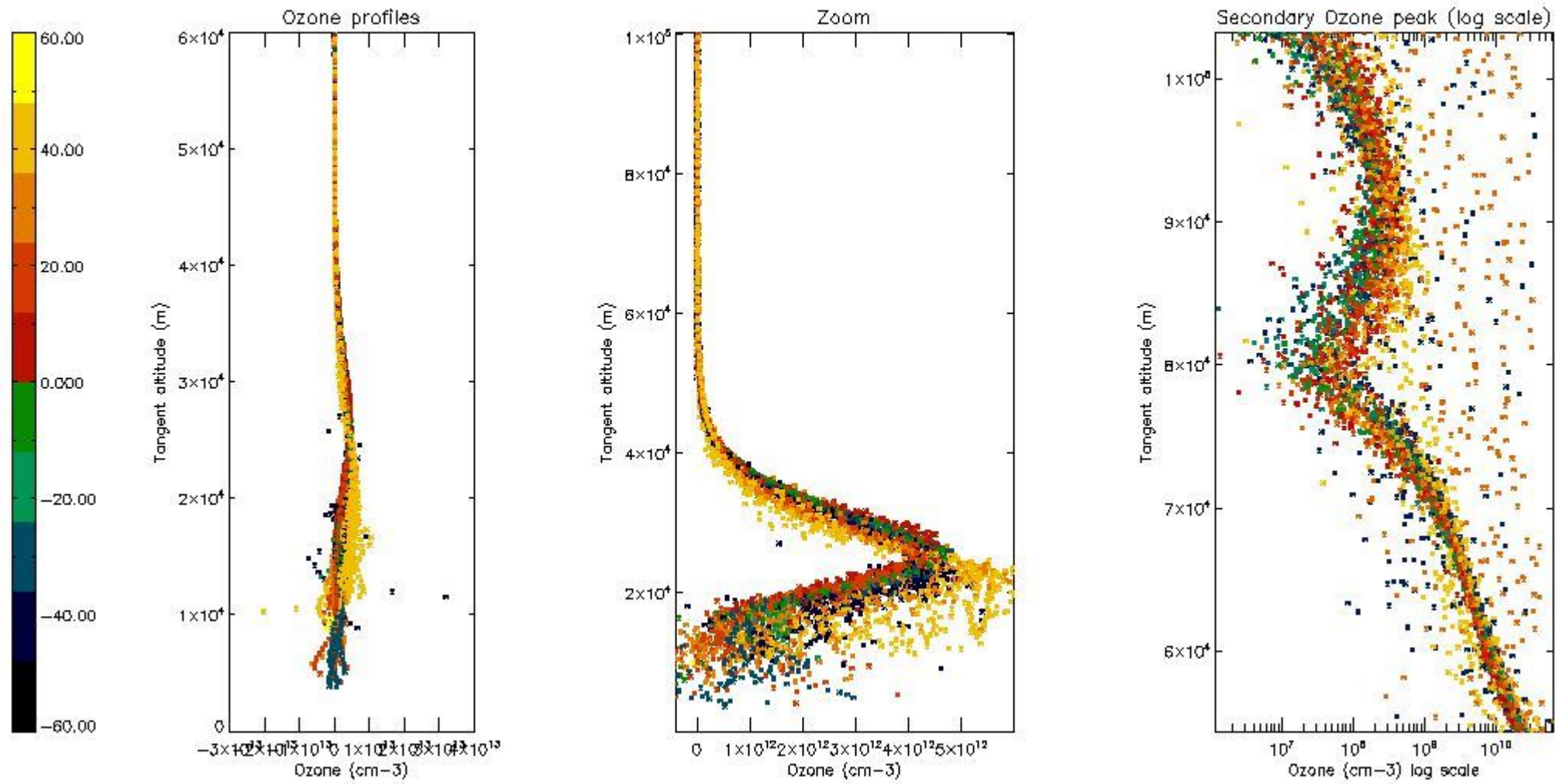
So, the table below shows the percentage of dark limb and valid observations for each criteria with respect to the overall valid daily observations.

Criteria	% of total production
All STD	31
STD < 20	17

STD < 10	14
STD < 5	9

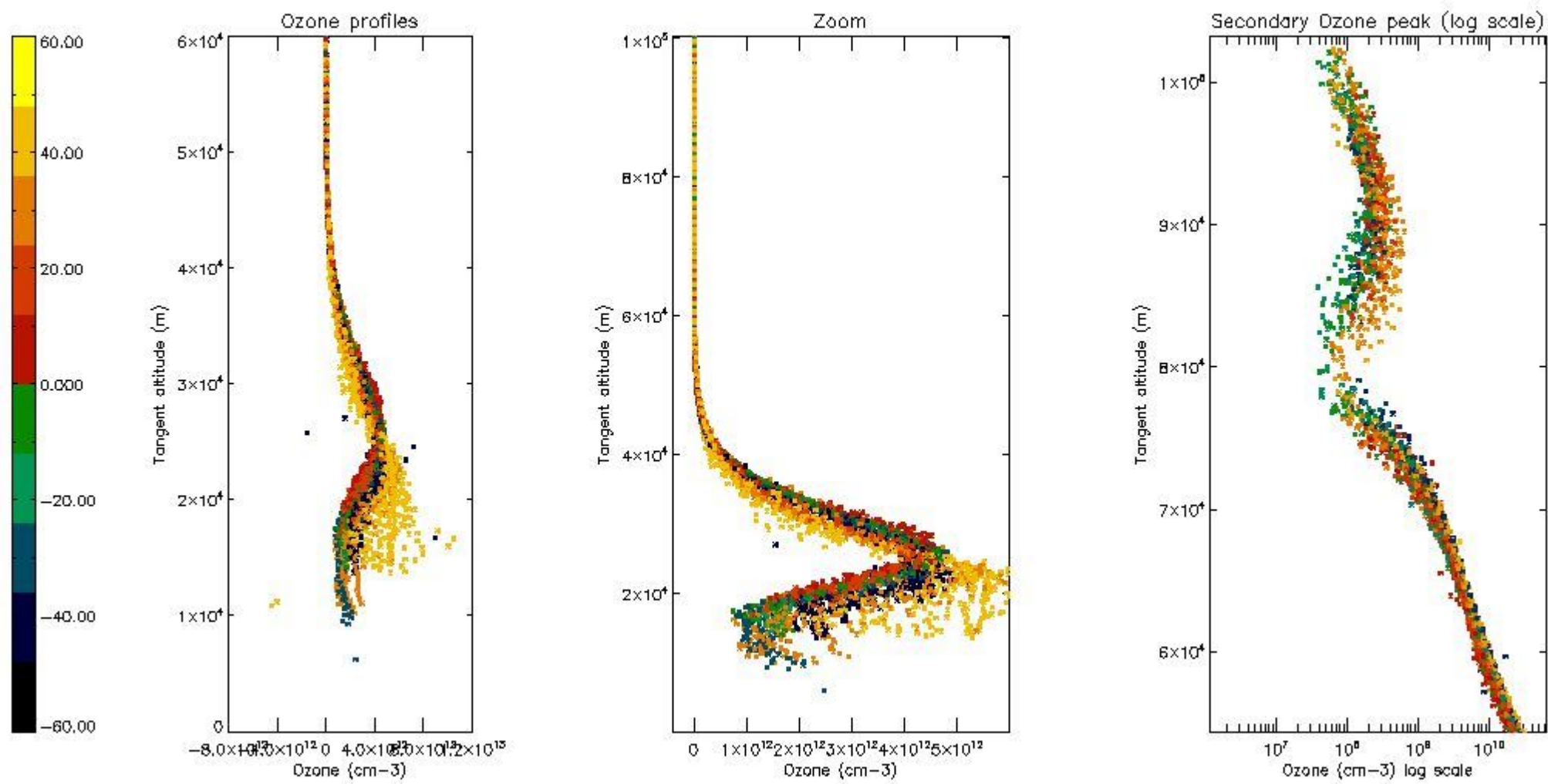
5.2 Plot ozone profiles for all STD (dark without errors)

The colorbar represents the latitude.



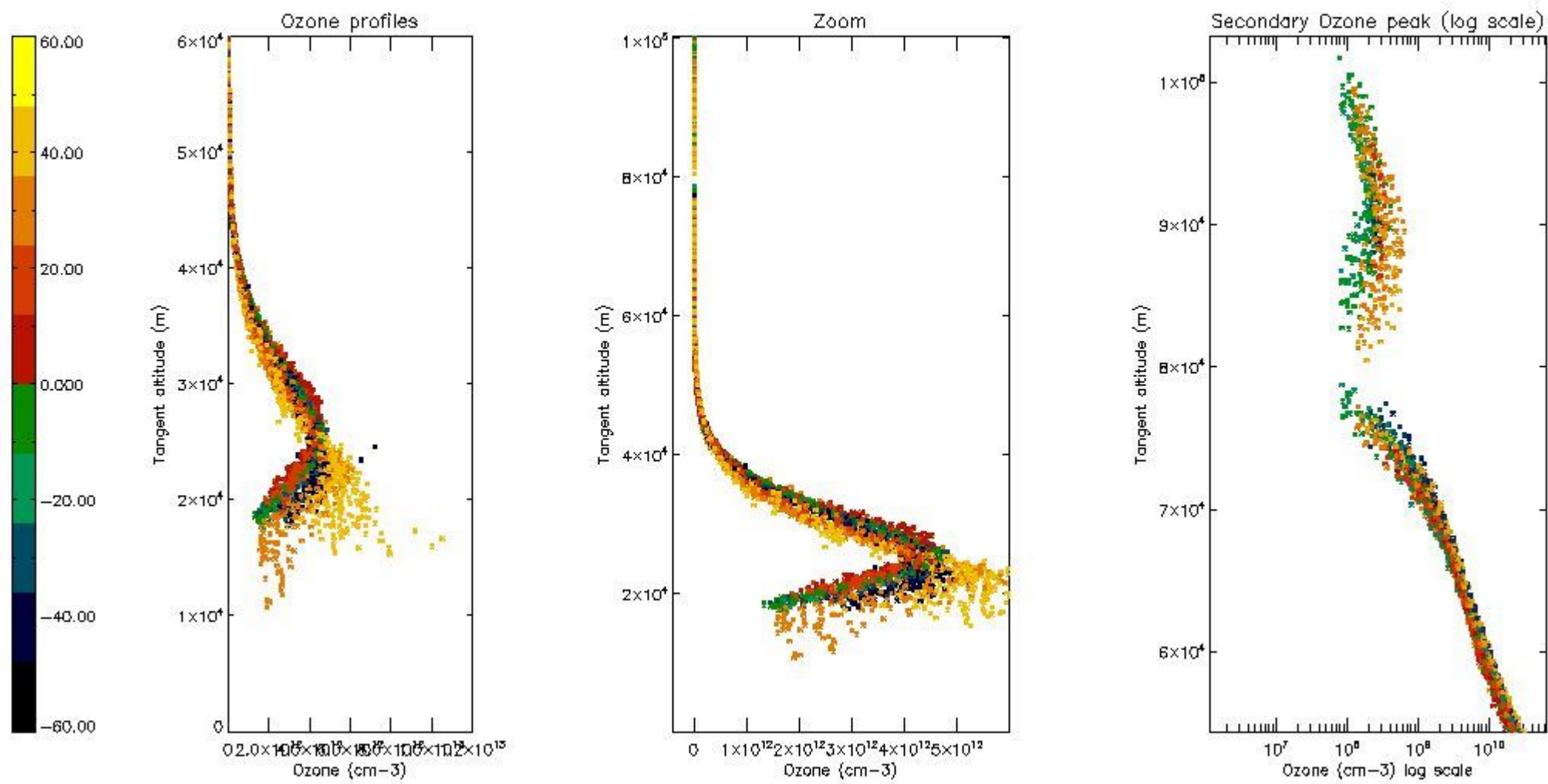
5.3 Plot ozone profiles where STD < 20% (dark without errors)

The colorbar represents the latitude.



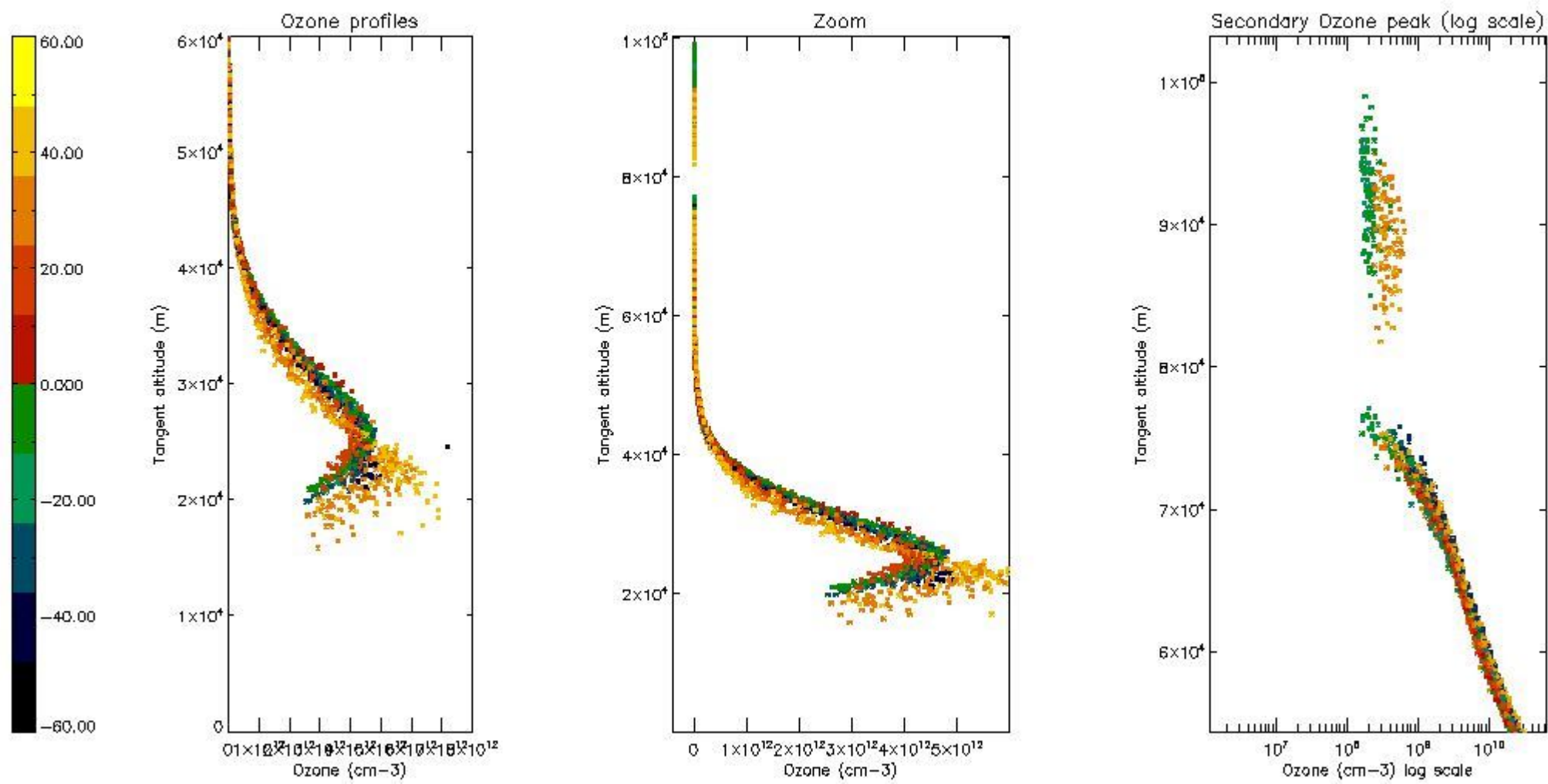
5.4 Plot ozone profiles where STD < 10% (dark without errors)

The colorbar represents the latitude.



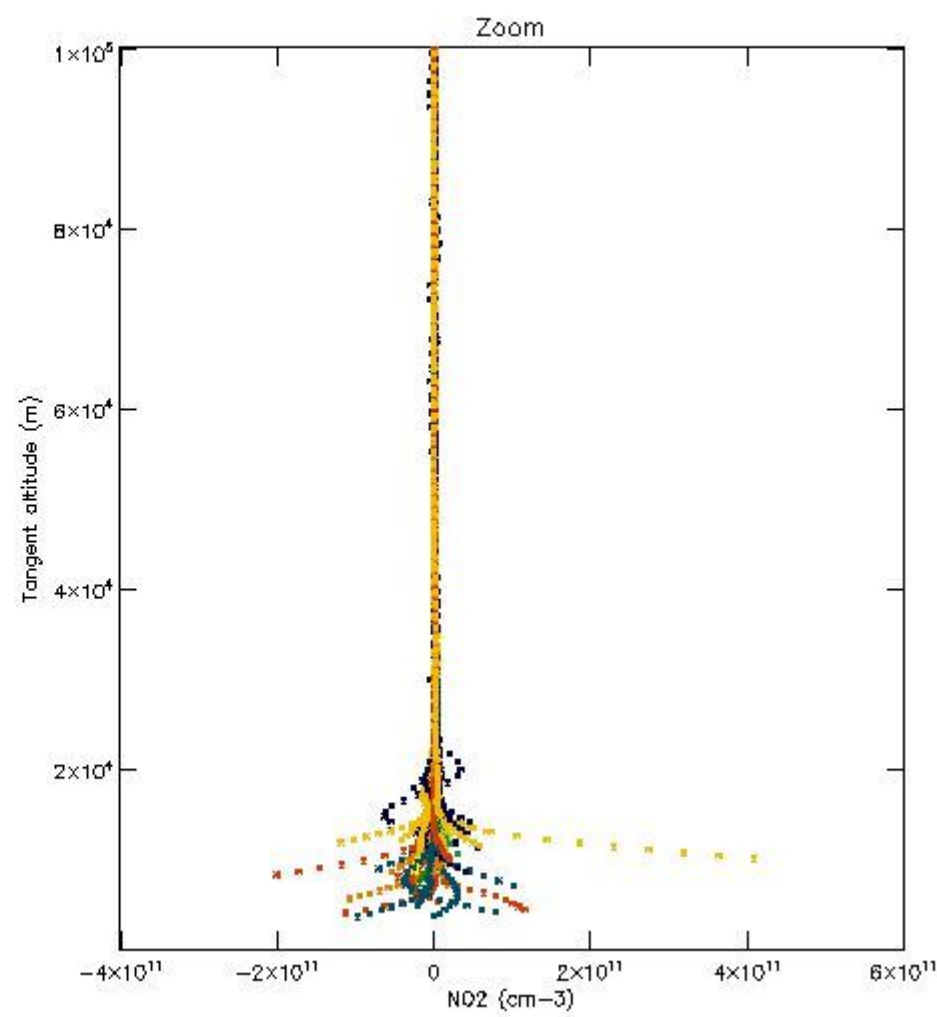
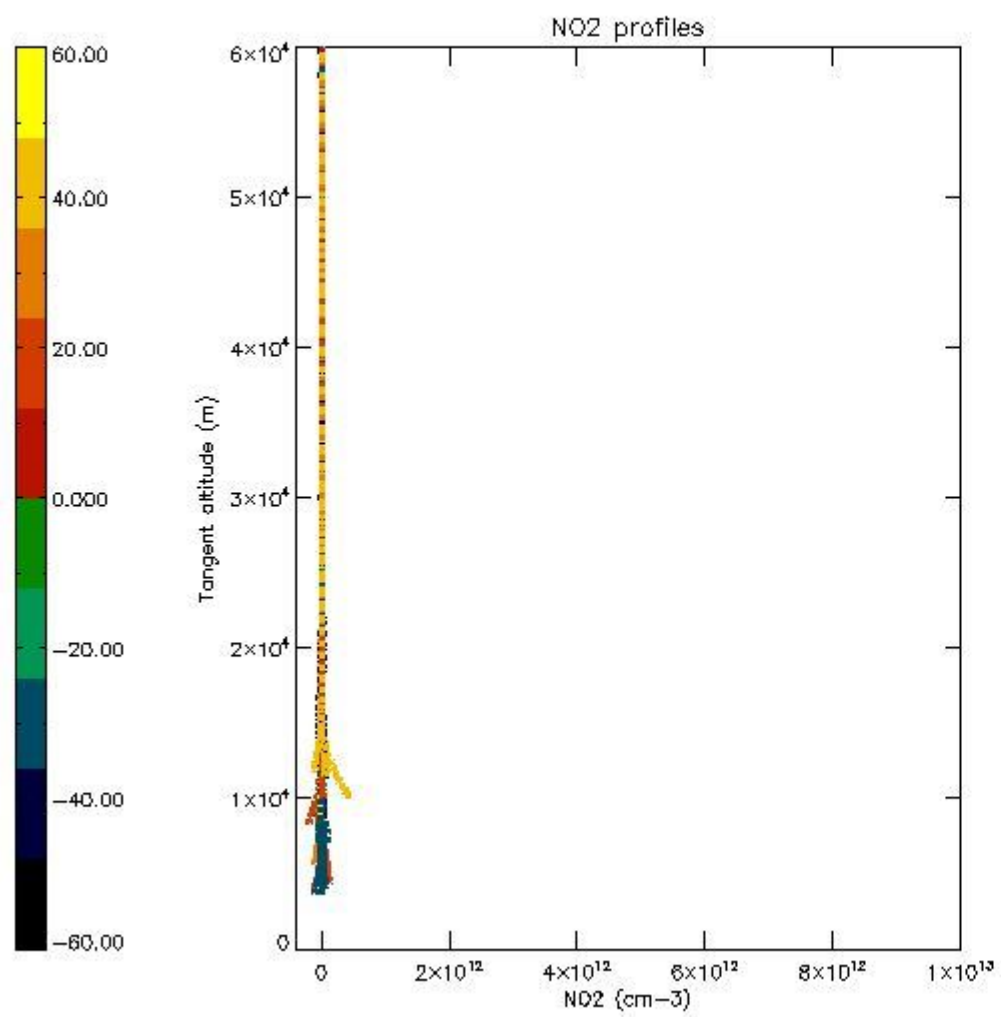
5.5 Plot ozone profiles where STD < 5% (dark without errors)

The colorbar represents the latitude.



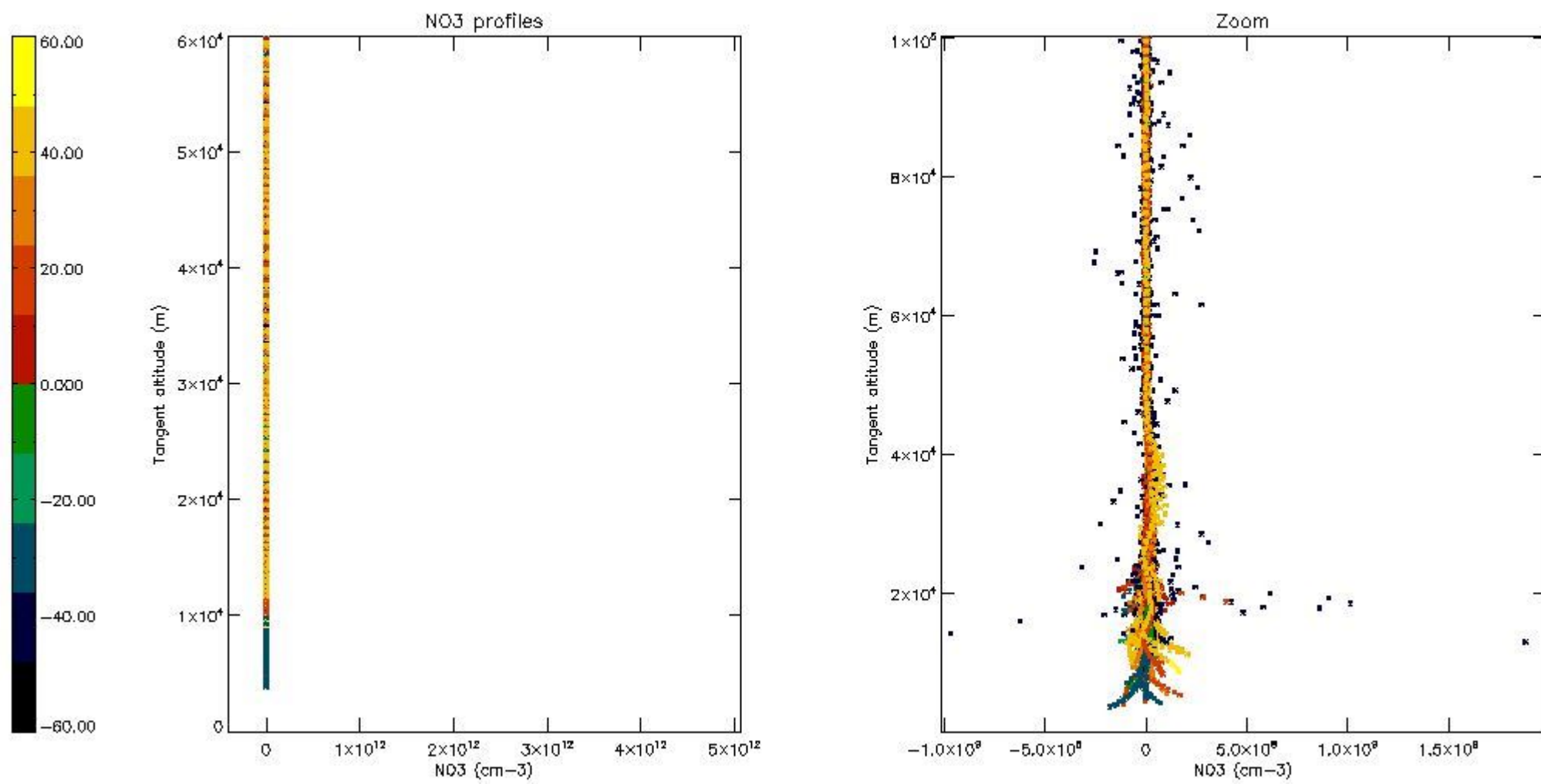
5.6 Plot NO₂ profiles for all STD (dark without errors)

The colorbar represents the latitude.



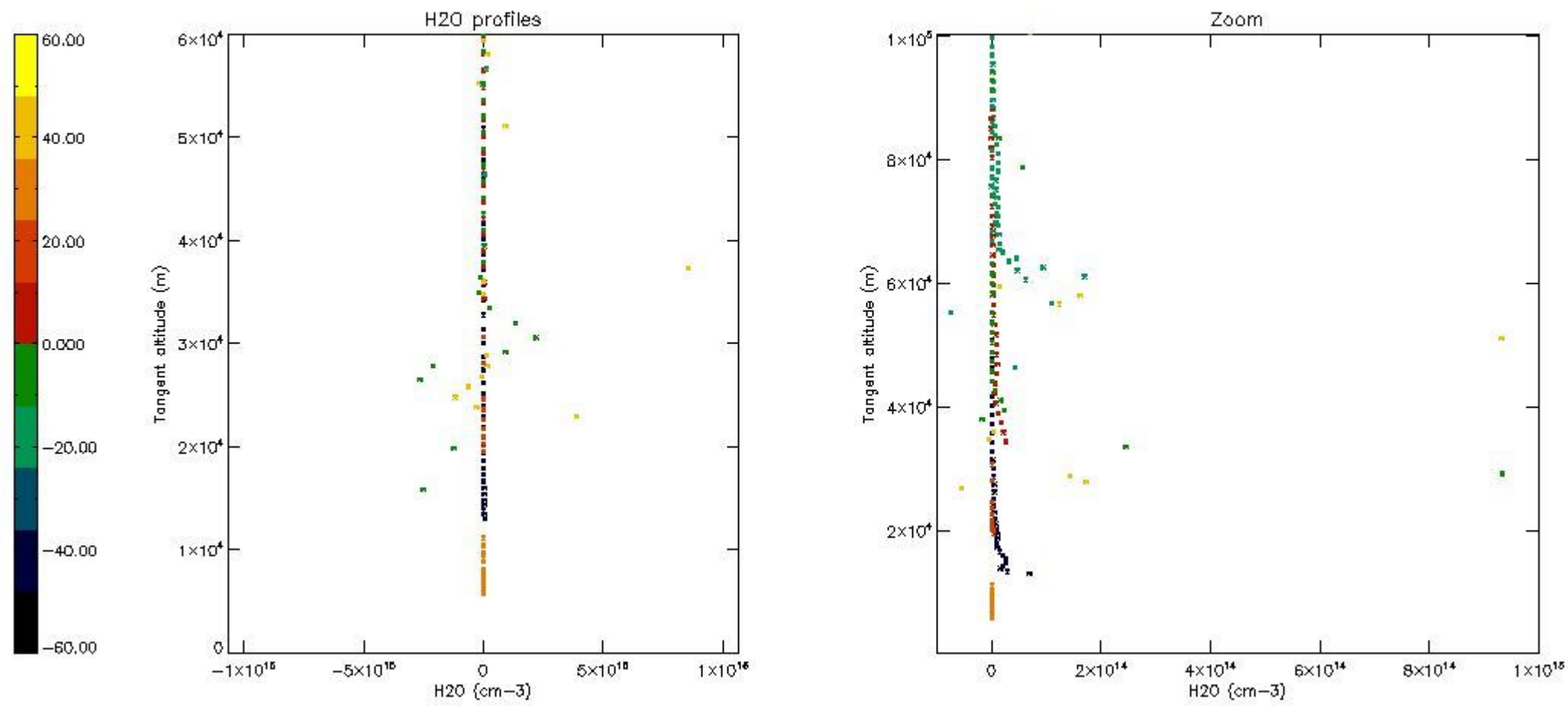
5.7 Plot NO3 profiles for all STD (dark without errors)

The colorbar represents the latitude.



5.8 Plot H2O profiles for all STD (only for occultations of stars 1,2,3,4,13,14,16,26,63 dark without errors)

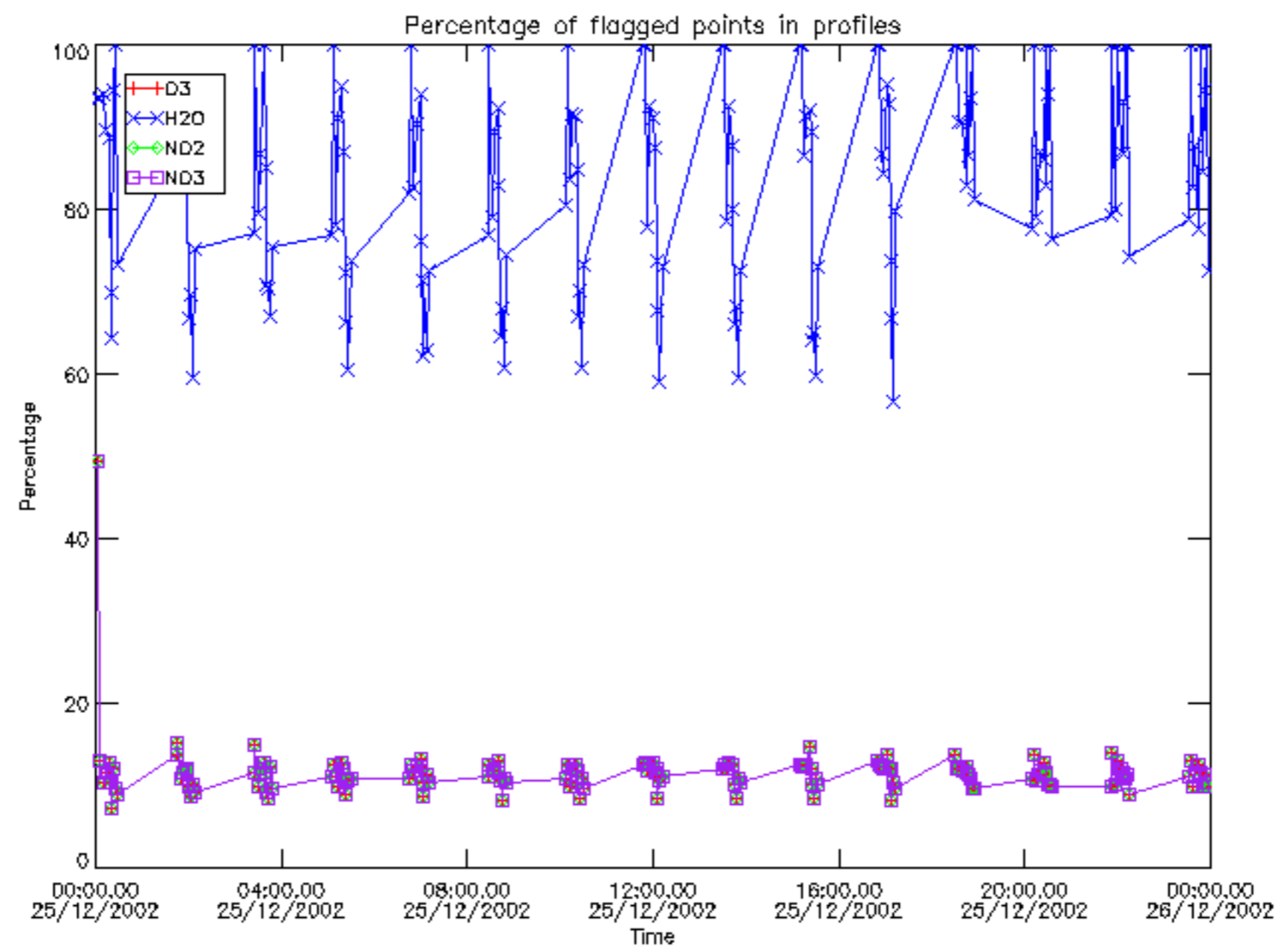
The colorbar represents the latitude.



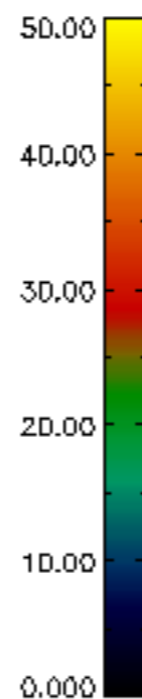
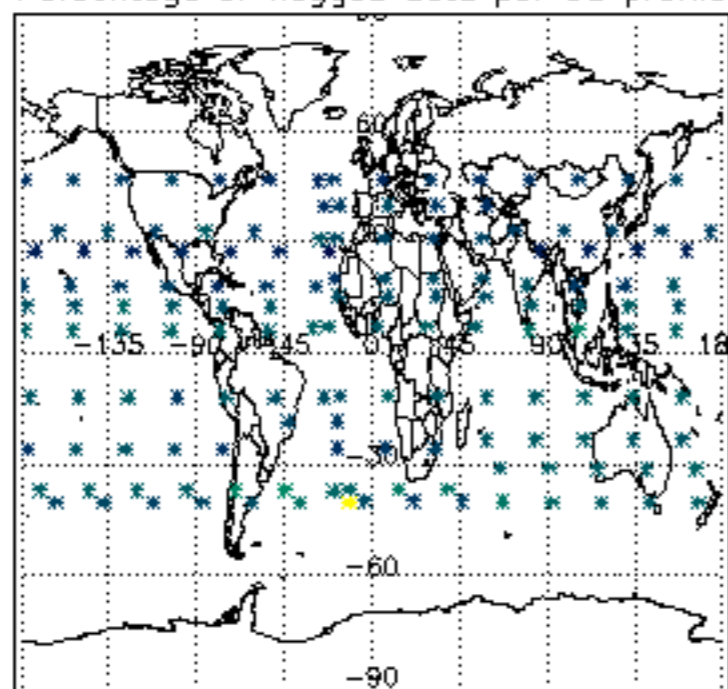
6. Auxiliary Data Files used for the production reported in section 2

The number reported in the third column indicates since which file (see list in section 2) the corresponding auxiliary file has been used. The fourth column is the date of those product files.

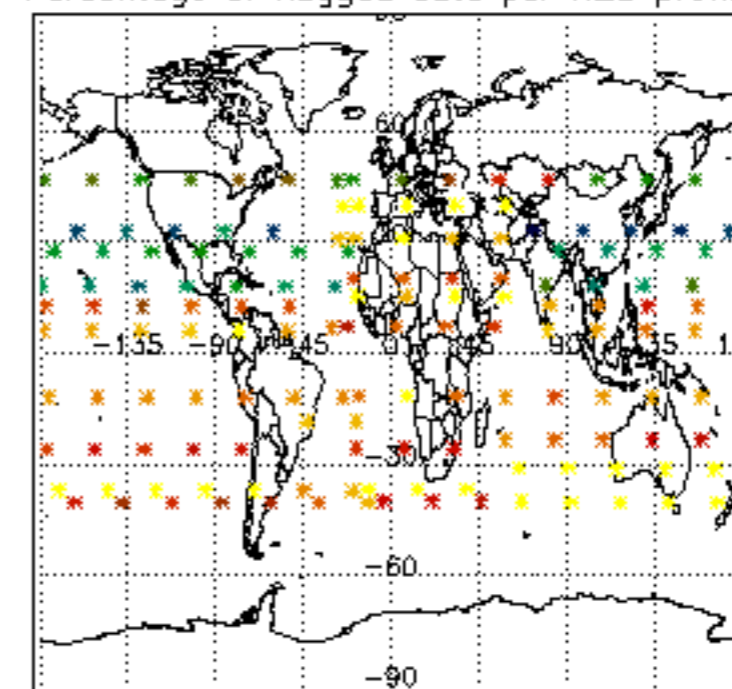
Type	Auxiliary Filename	Used since product	Used since product date
INST_PHYS_CHARACTERISTICS	GOM_INS_AXNIEC20050627_150440_20020301_000000_20100101_000000	1	25-DEC-2002 00:03:13
LEVEL-2_PROC_CONFIG	GOM_PR2_AXVIEC20091111_152718_20020301_000000_20500101_000000	1	25-DEC-2002 00:03:13
CROSS_SECTIONS_FILE	GOM_CRS_AXVIEC20091111_154832_20020301_000000_20500101_000000	1	25-DEC-2002 00:03:13



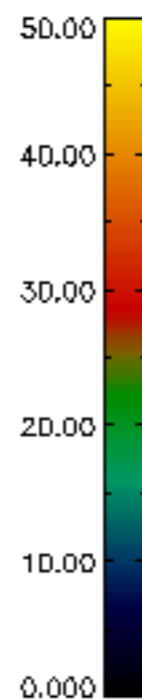
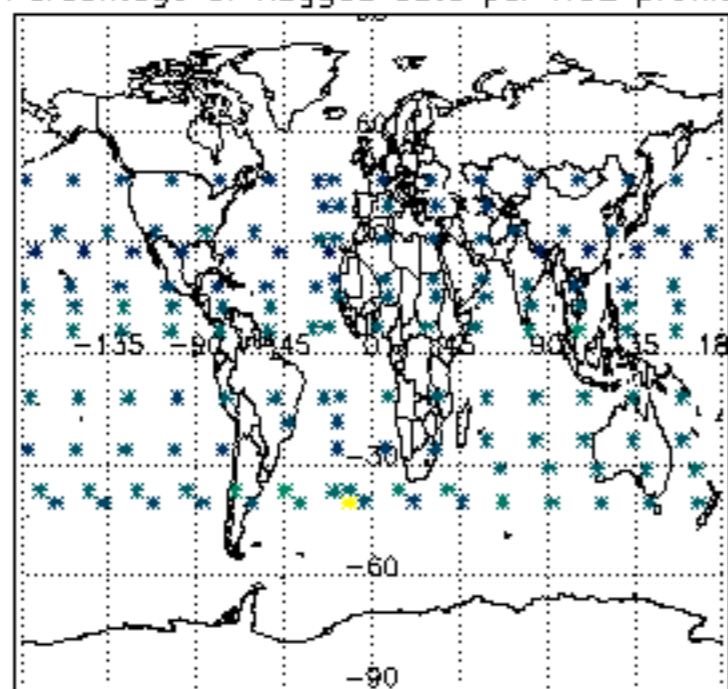
Percentage of flagged data per D3 profile



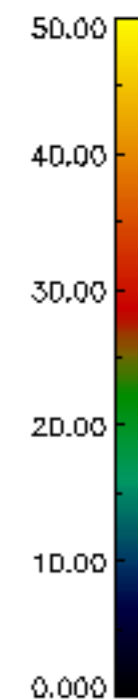
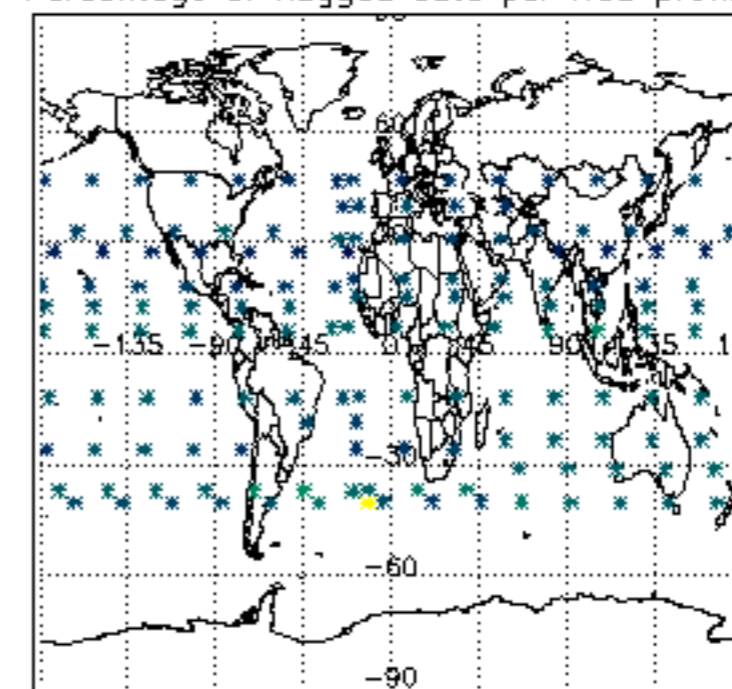
Percentage of flagged data per H2O profile

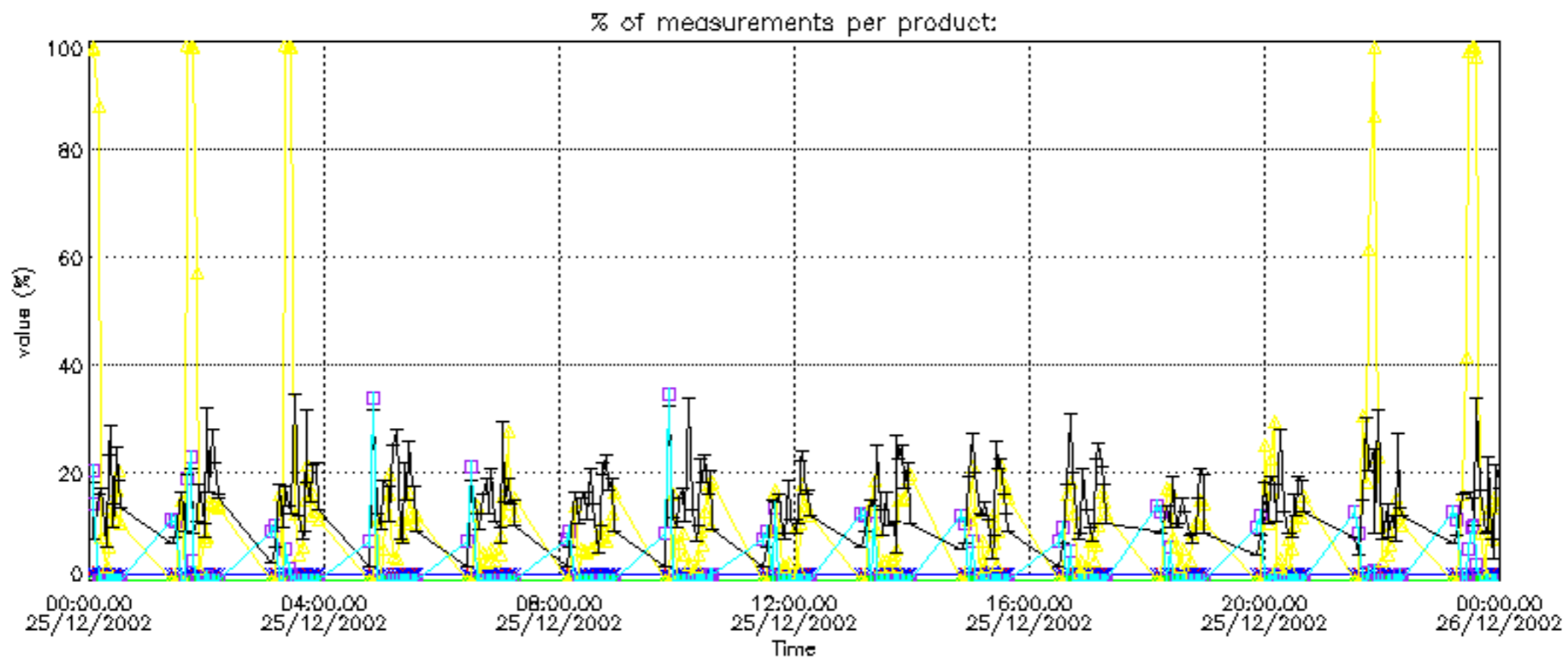


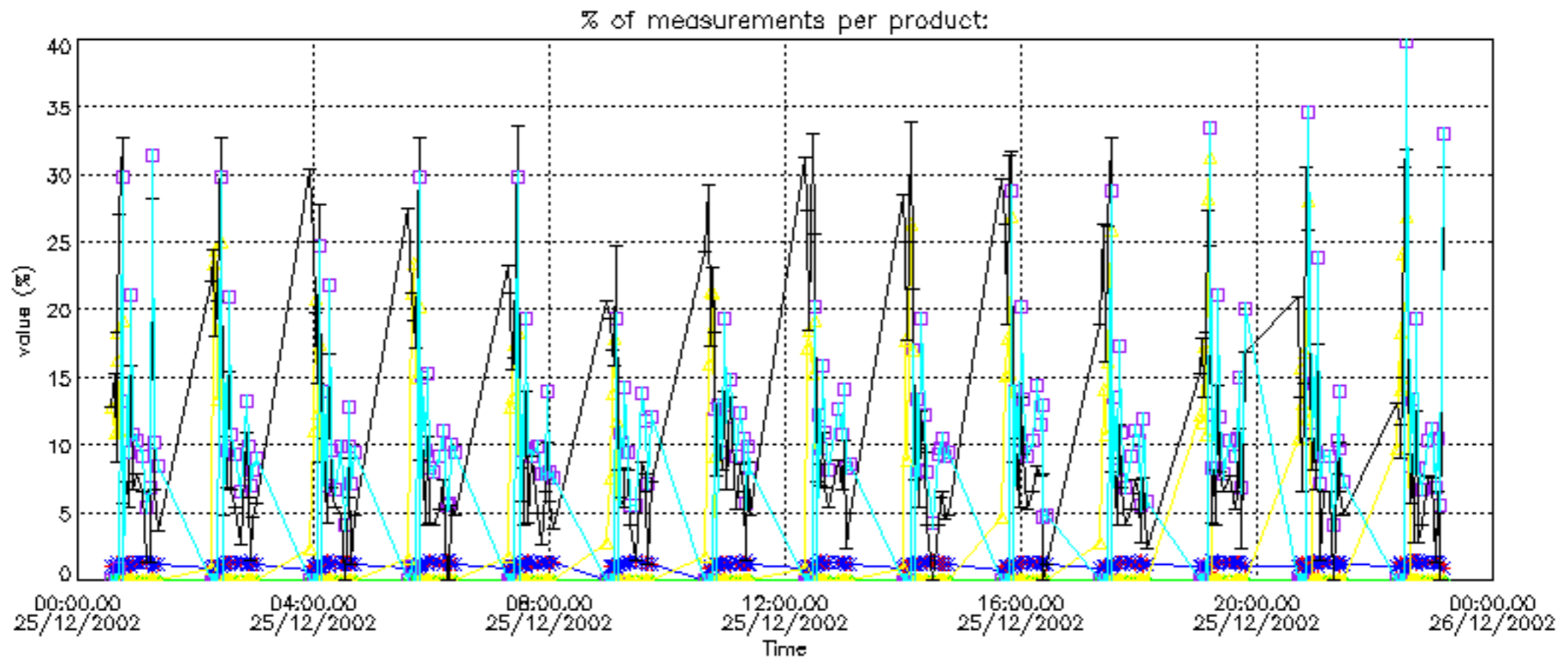
Percentage of flagged data per NO2 profile



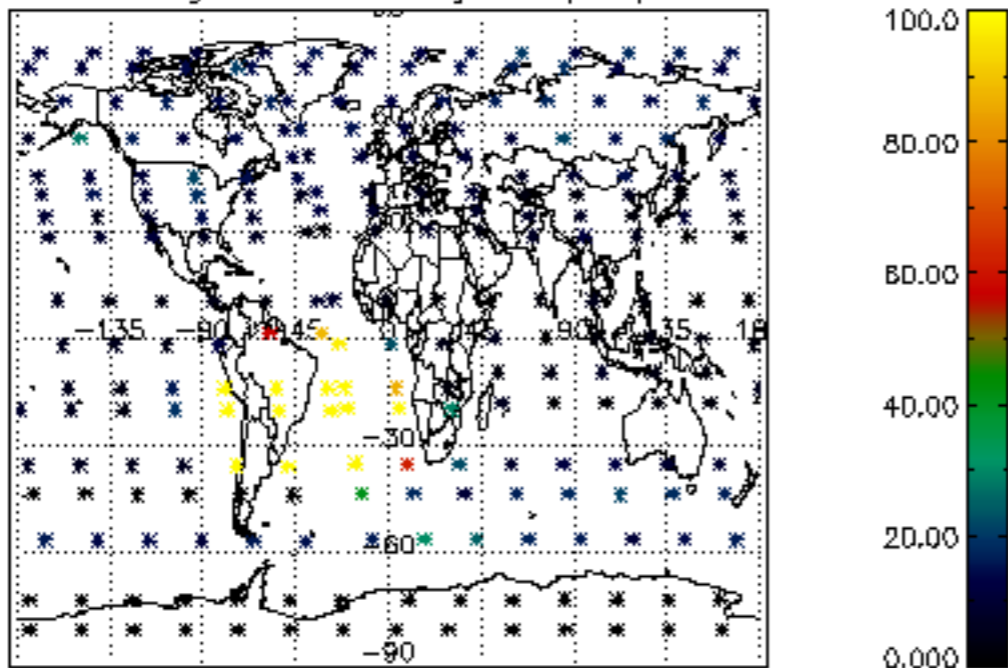
Percentage of flagged data per NO3 profile



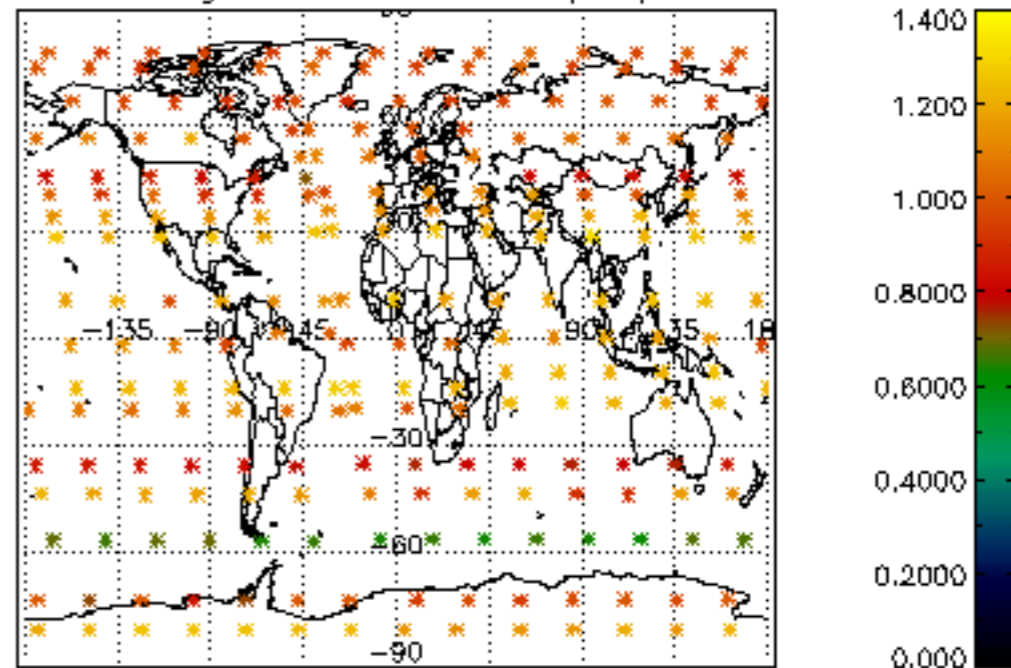




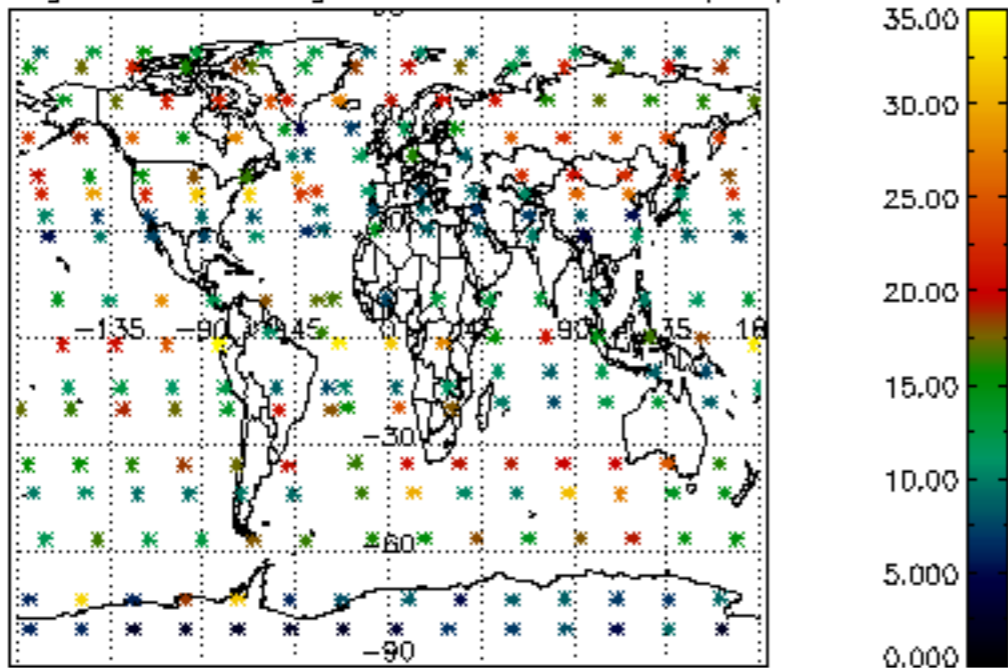
Percentage of cosmic ray hits per profile



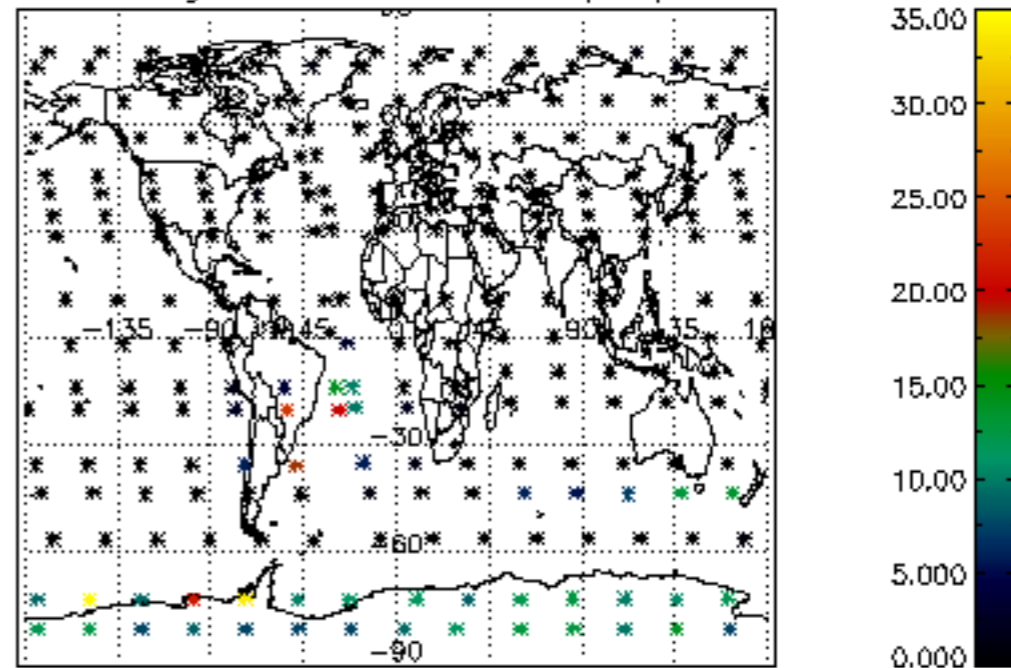
Percentage of datation errors per profile



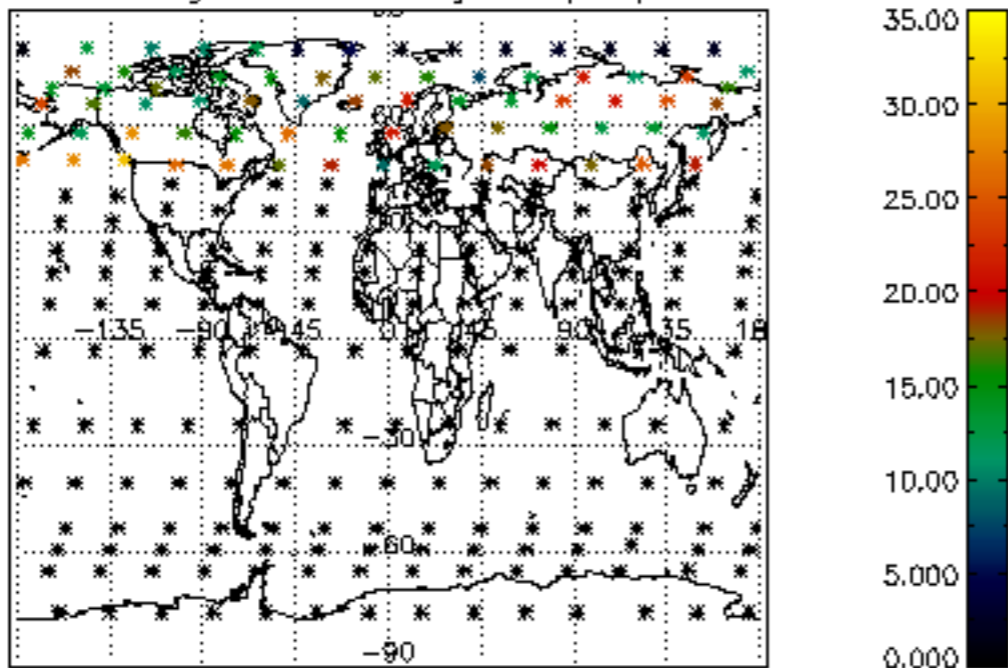
Percentage of star falling outside central band per profile



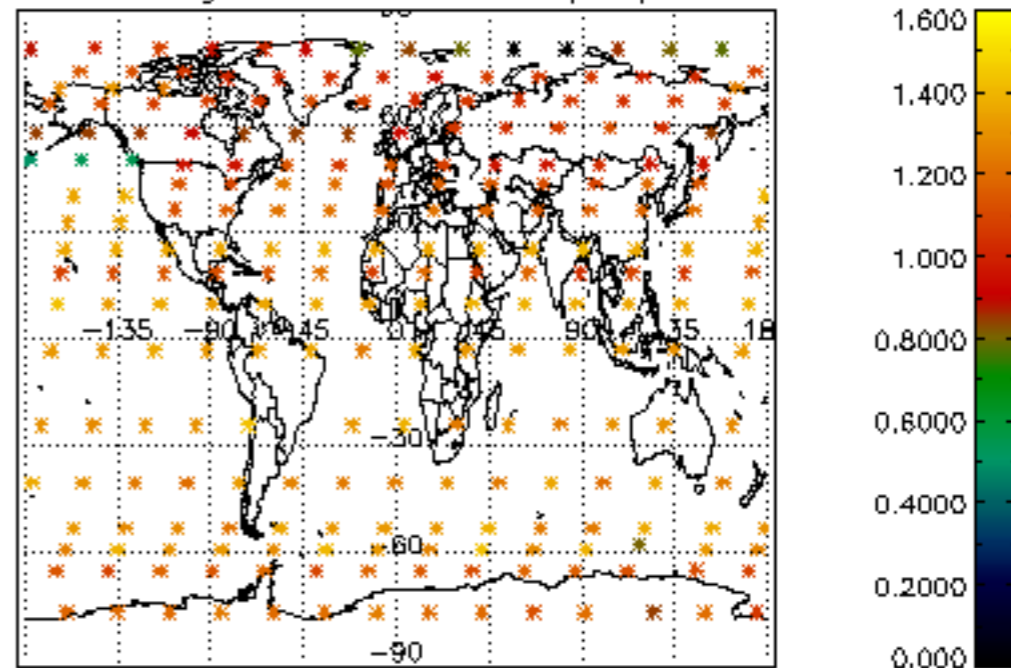
Percentage of saturation errors per profile



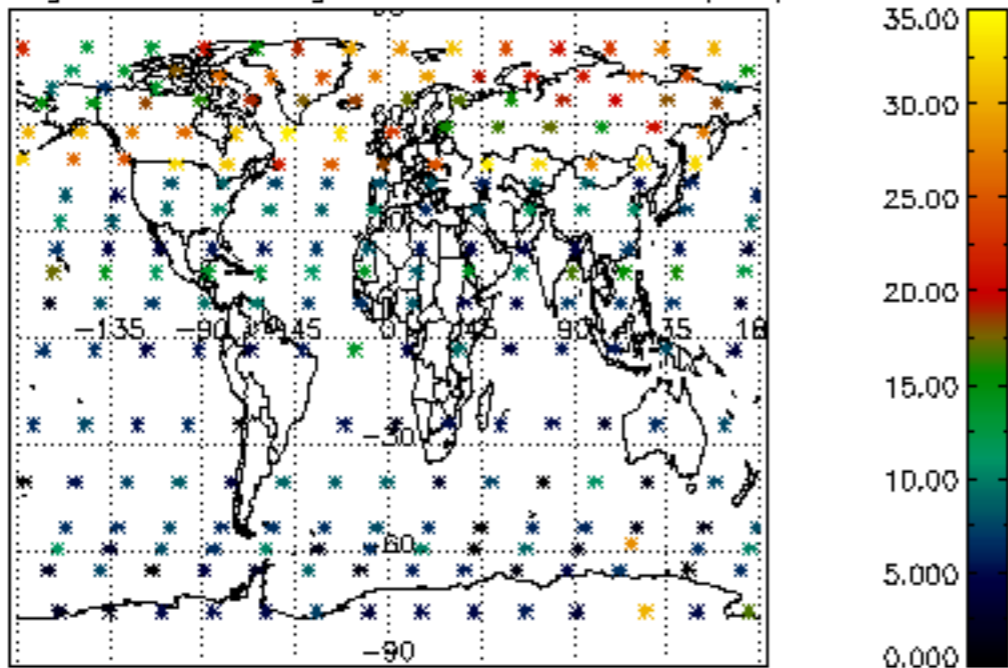
Percentage of cosmic ray hits per profile



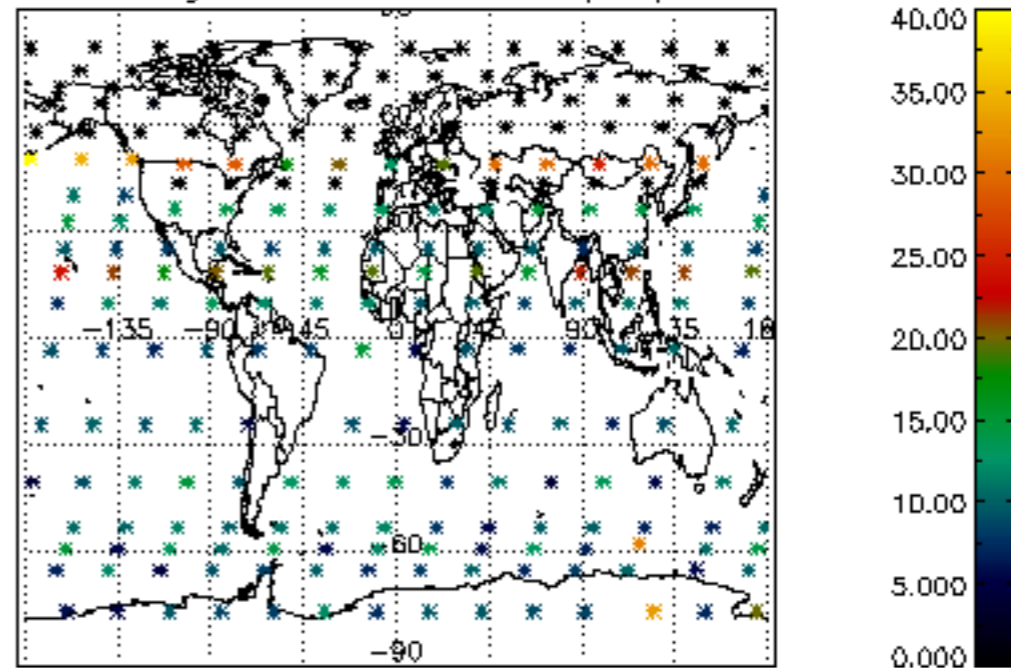
Percentage of datation errors per profile

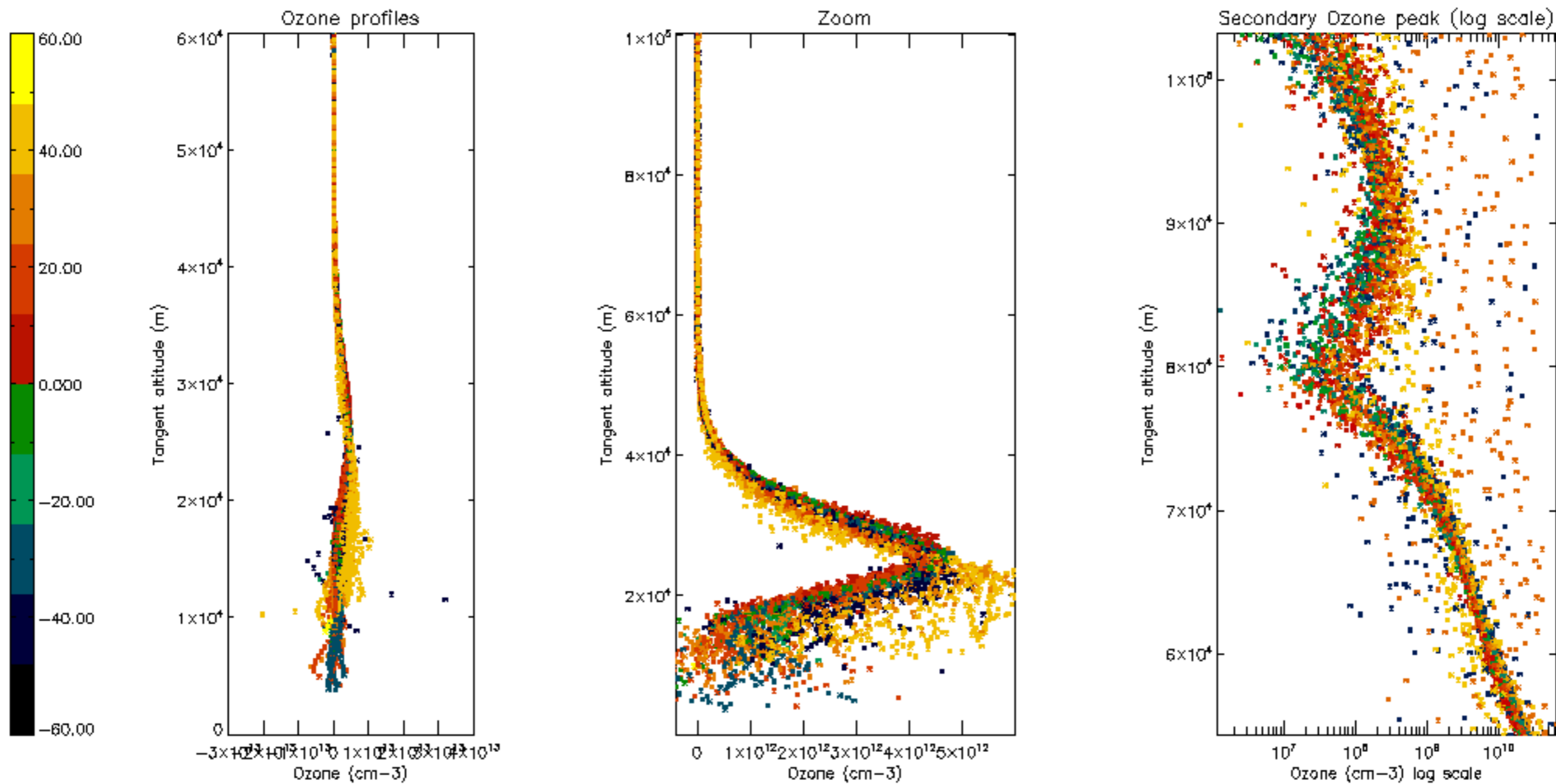


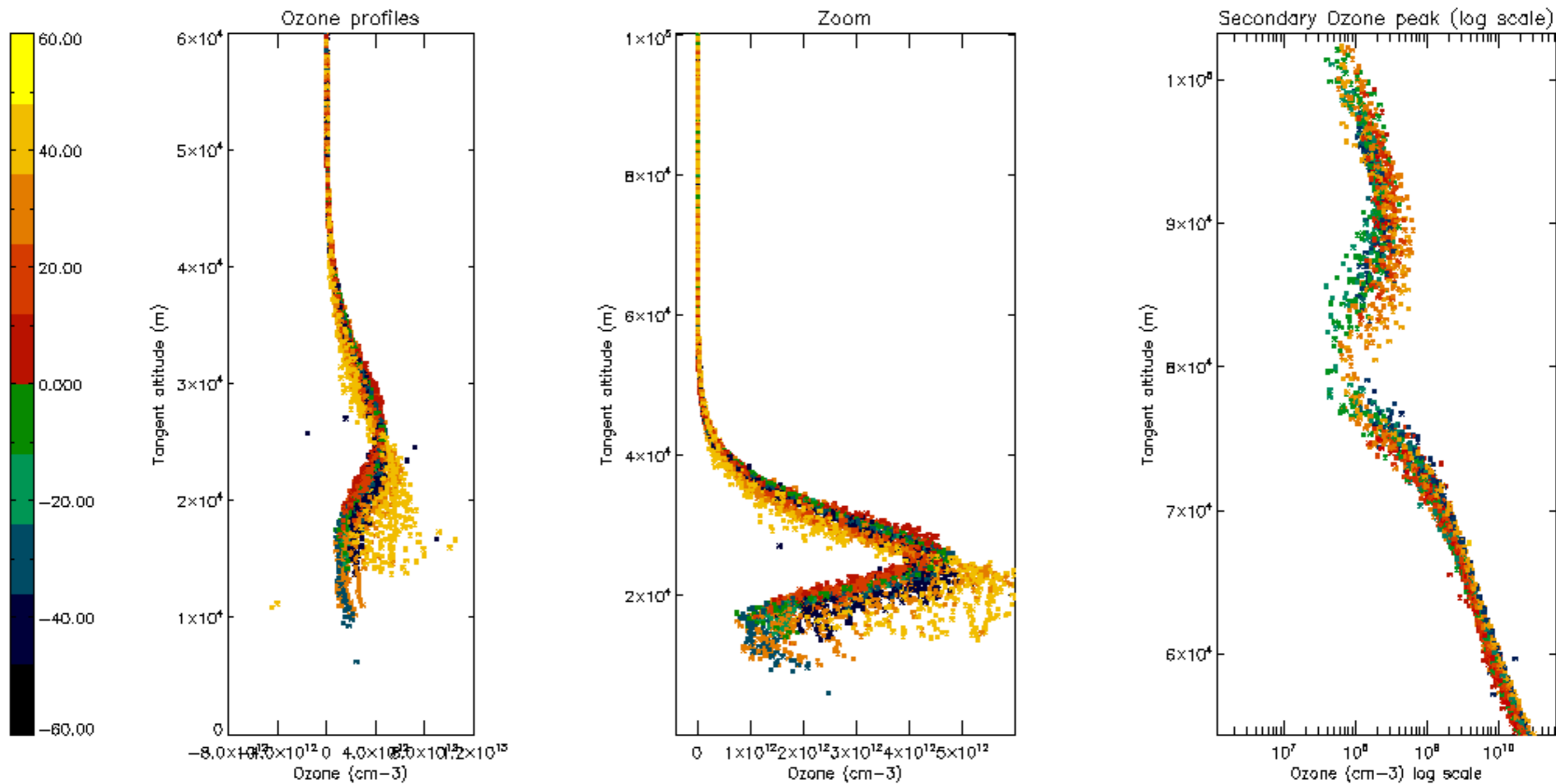
Percentage of star falling outside central band per profile

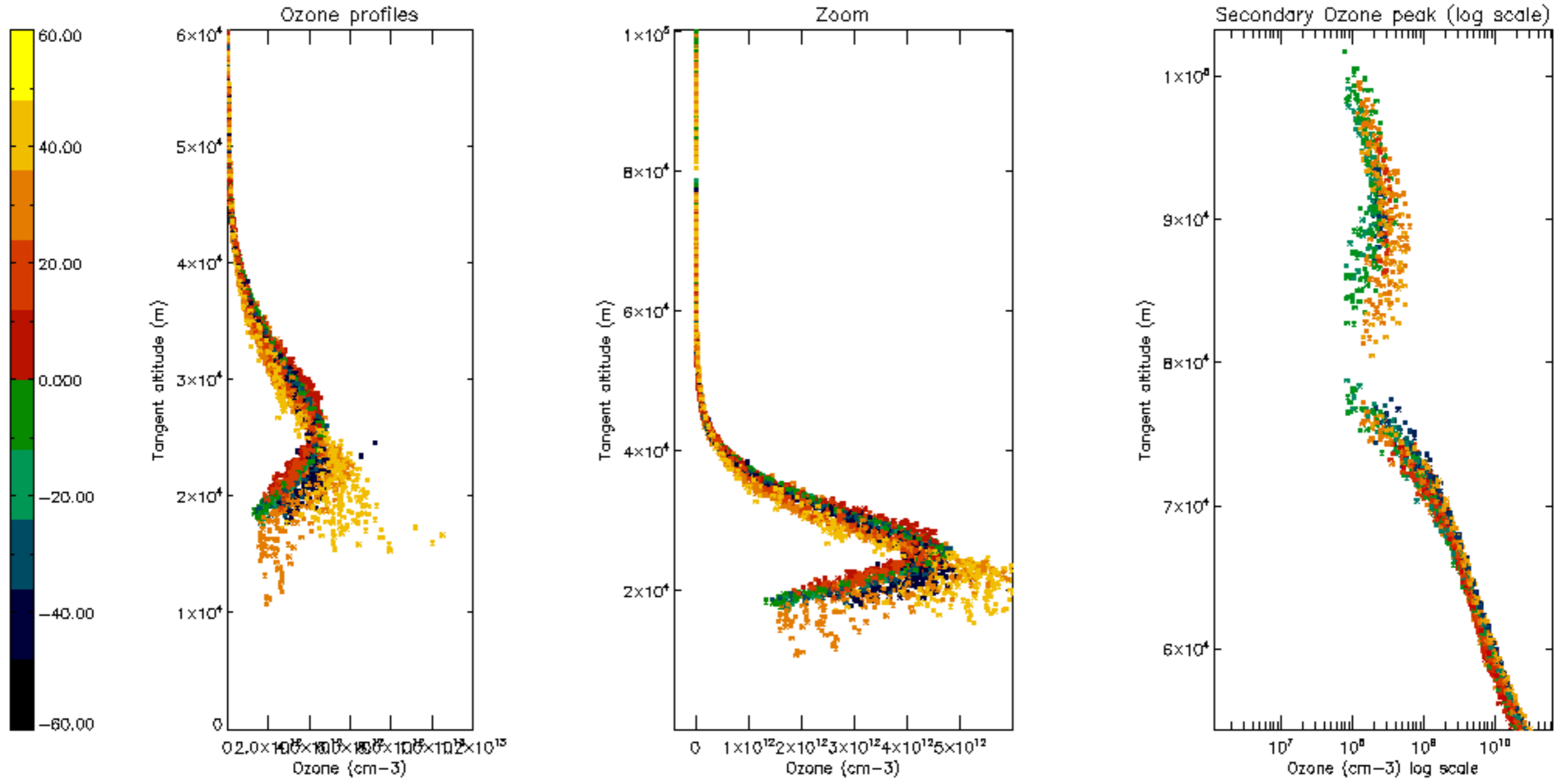


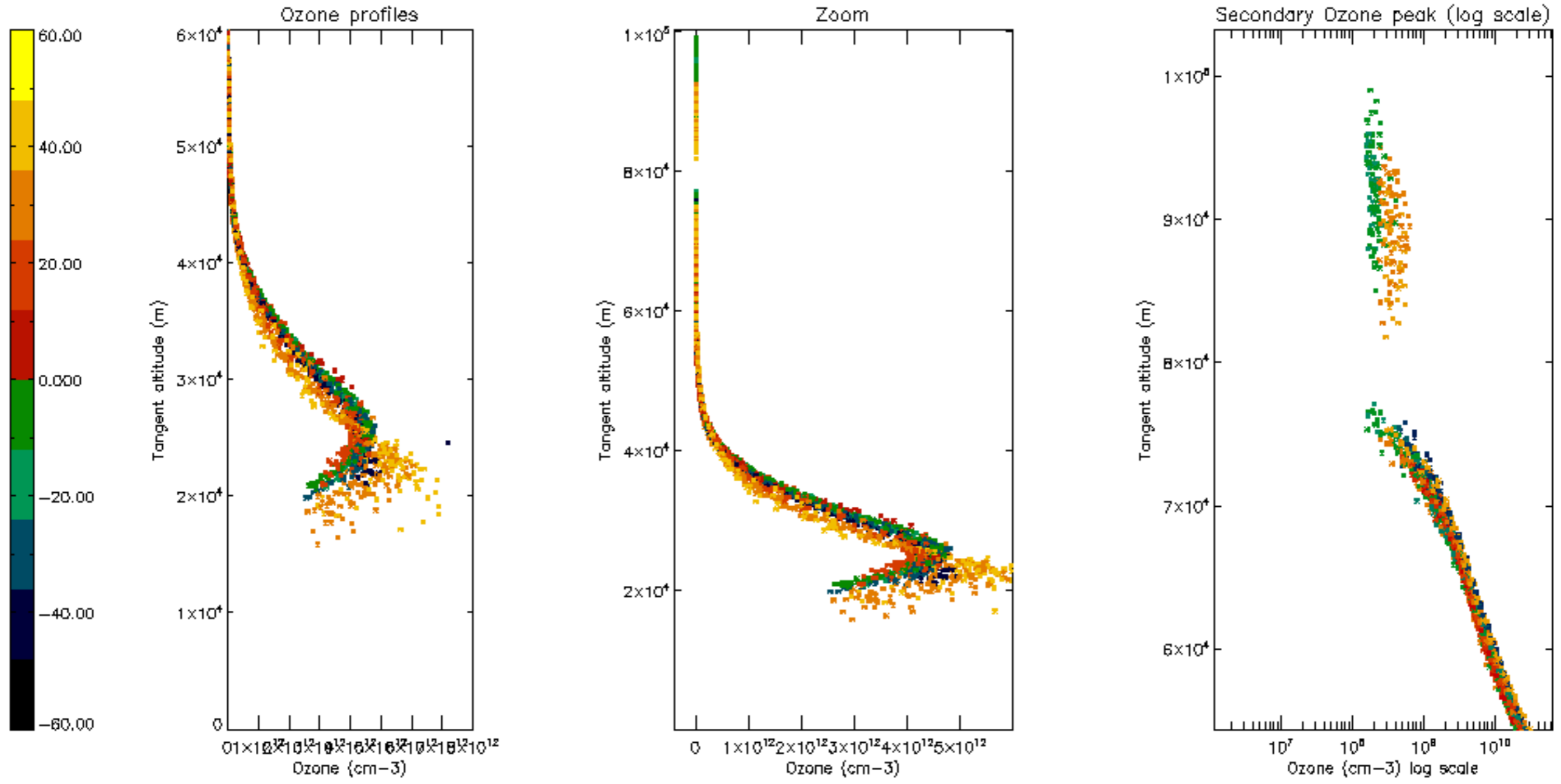
Percentage of saturation errors per profile

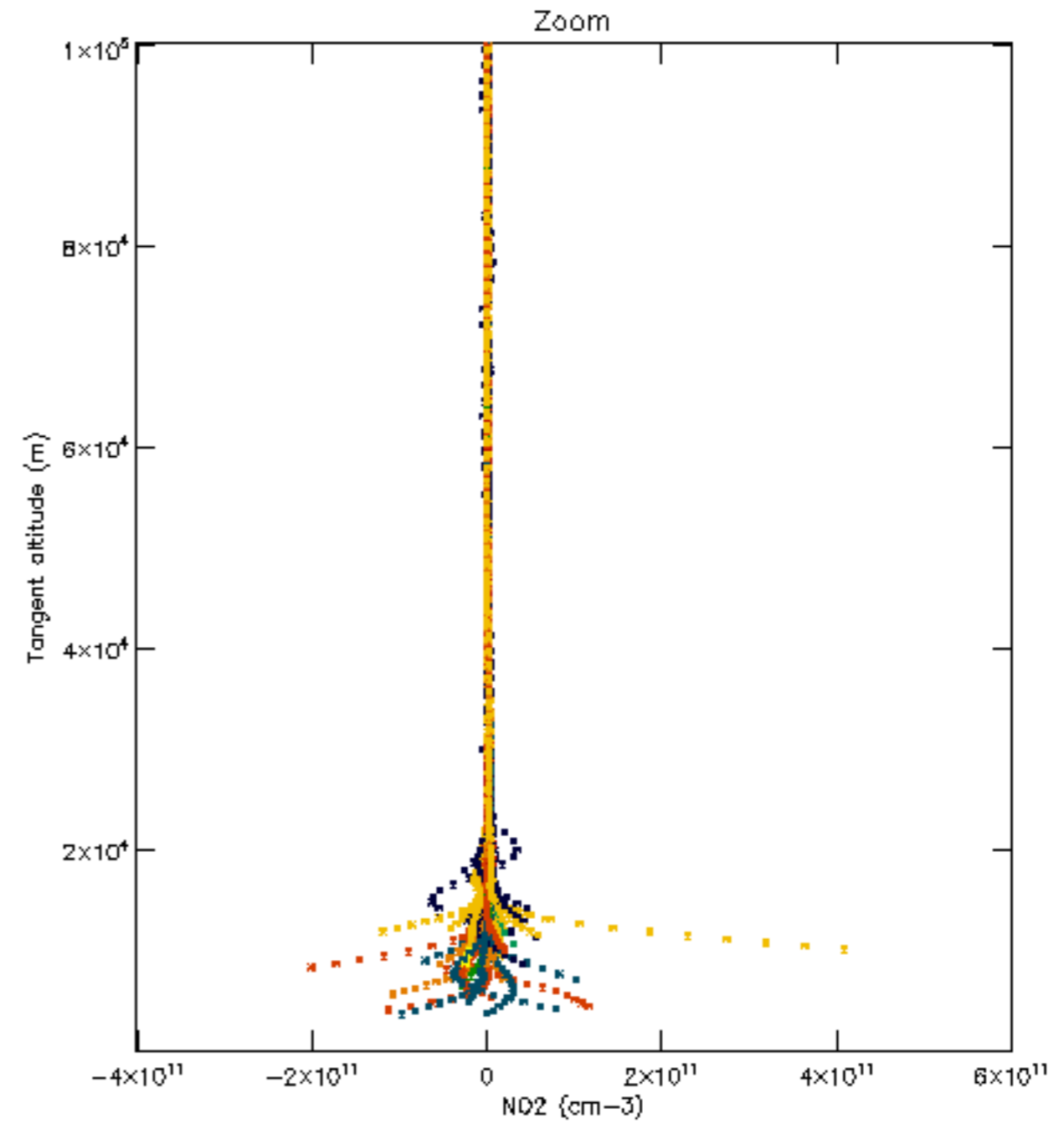
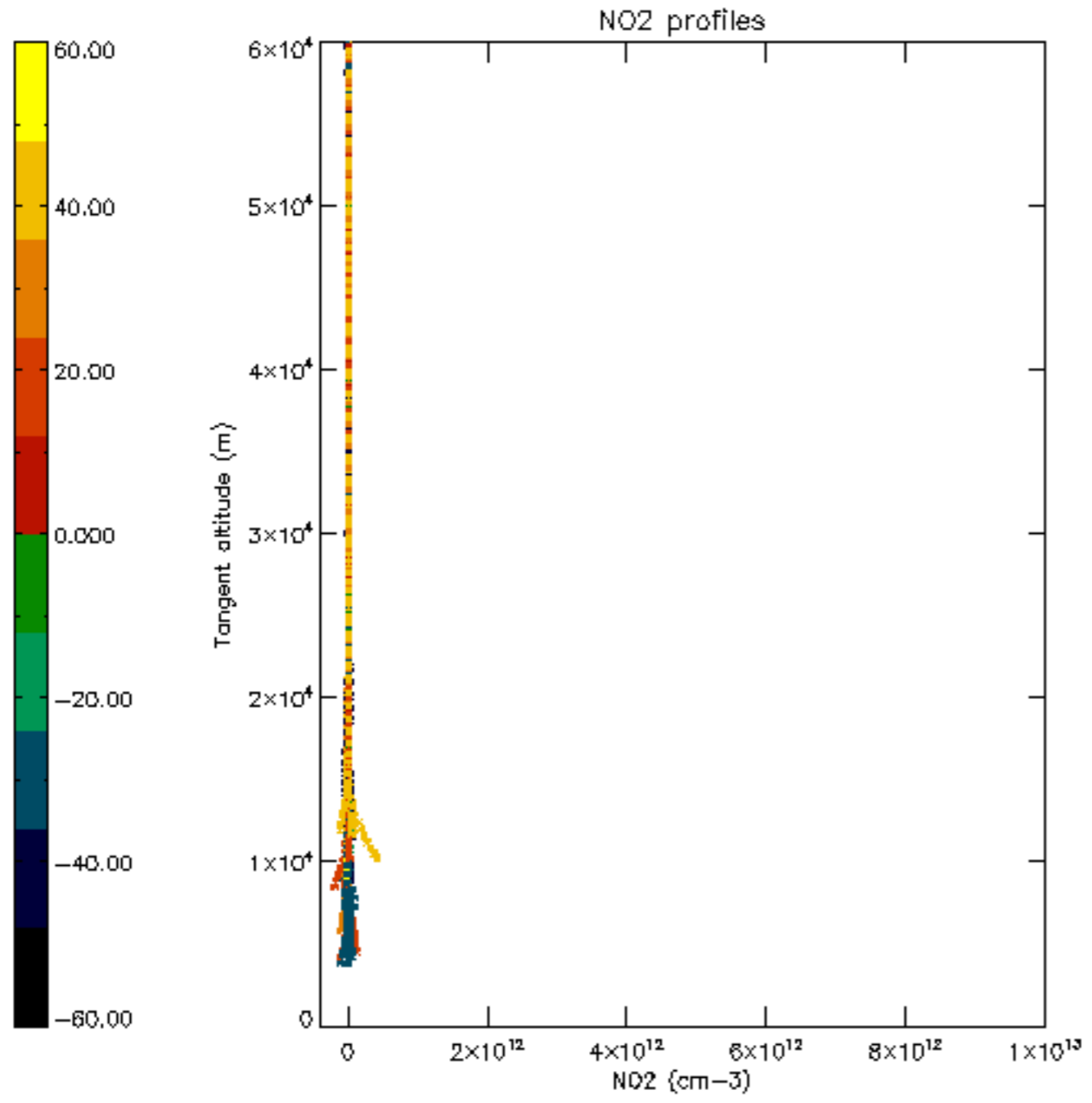


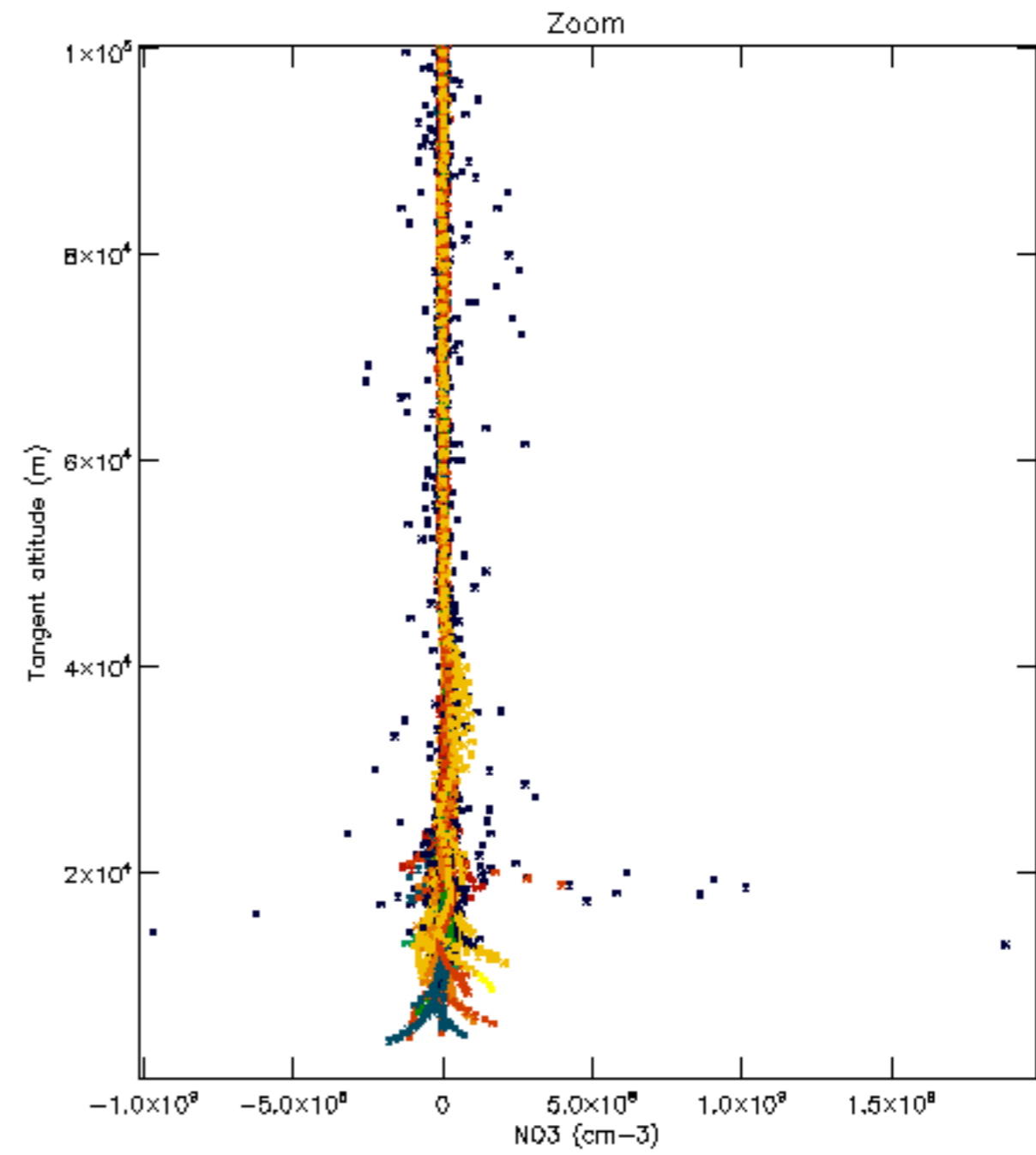
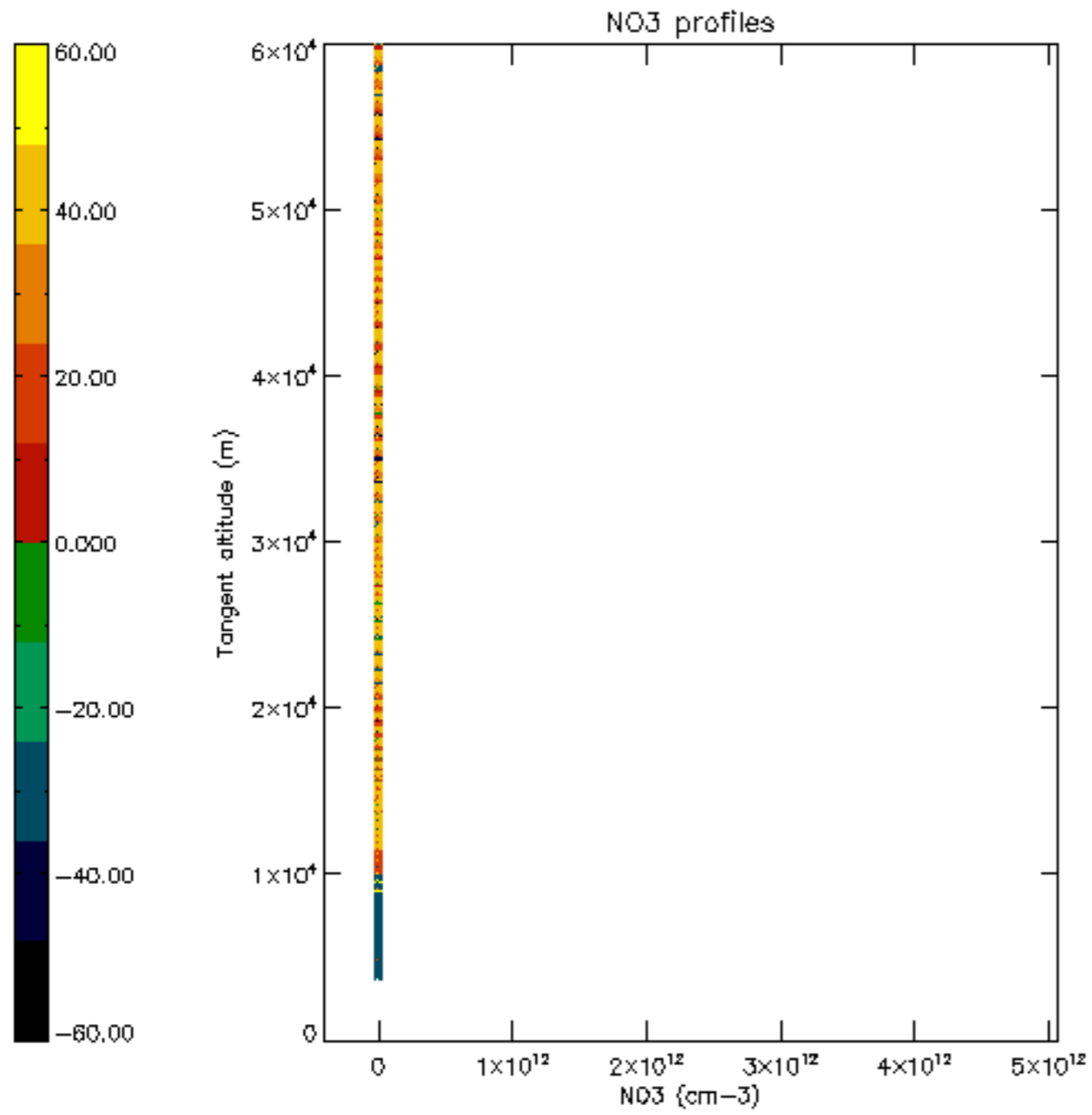


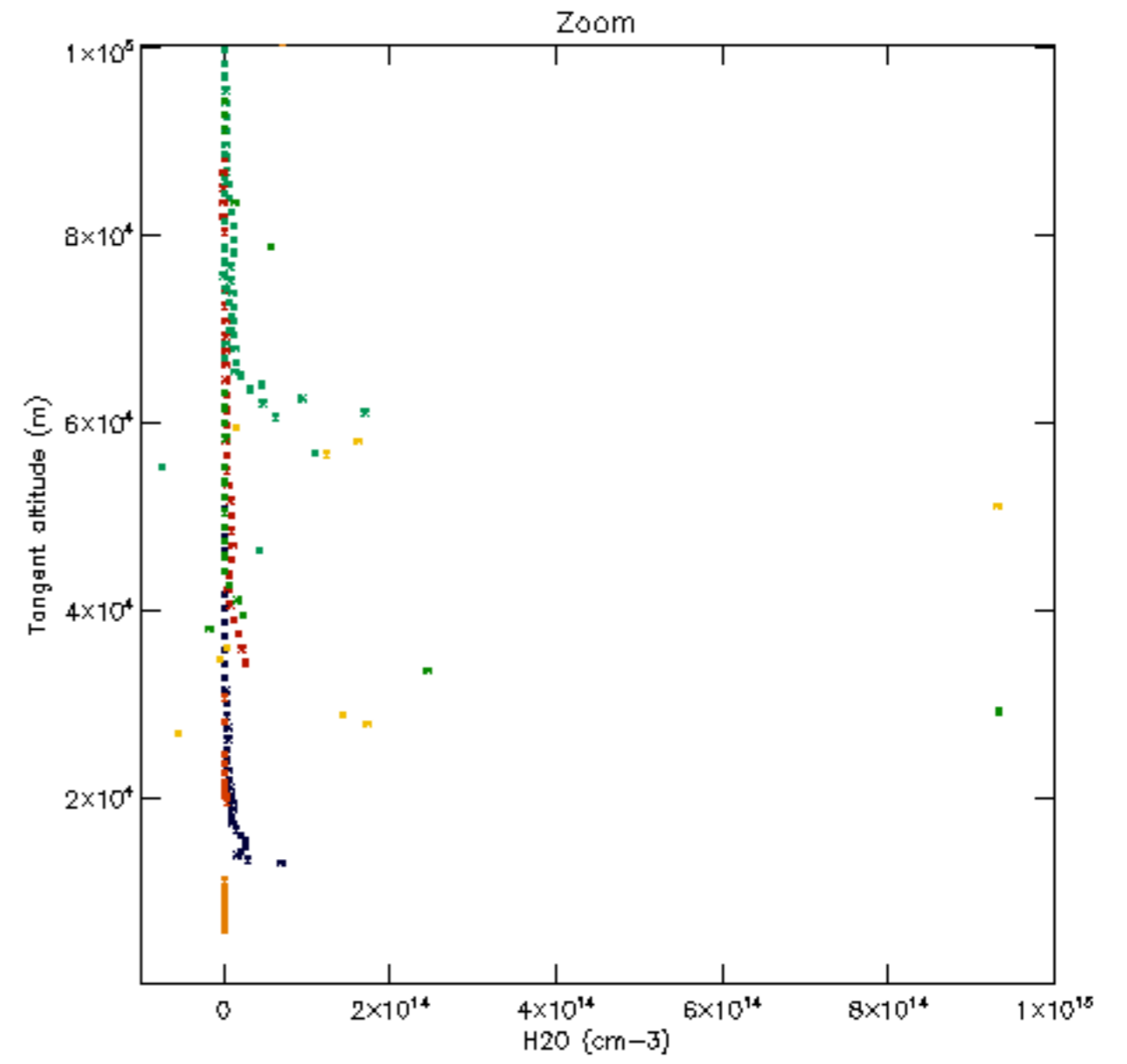
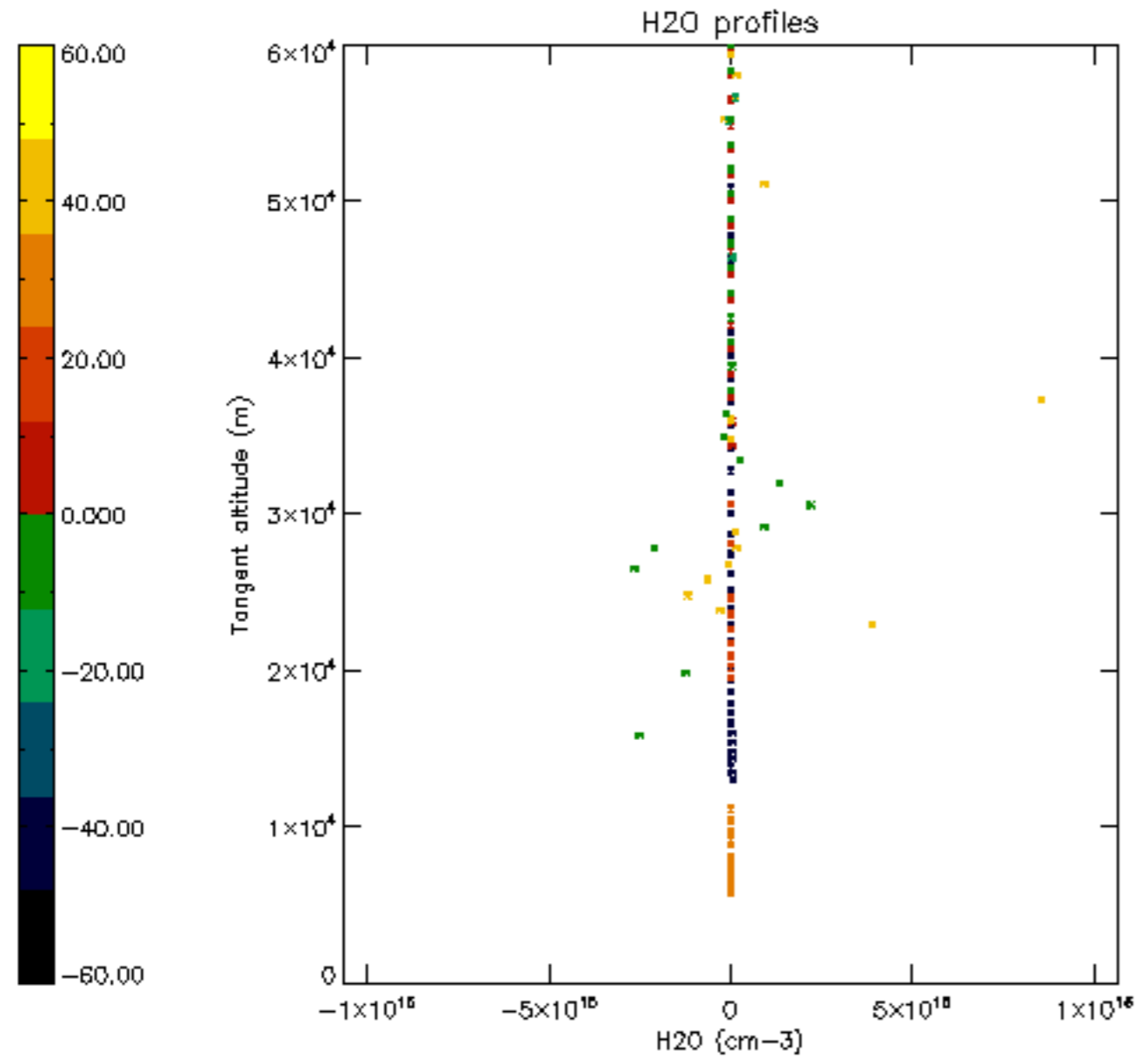


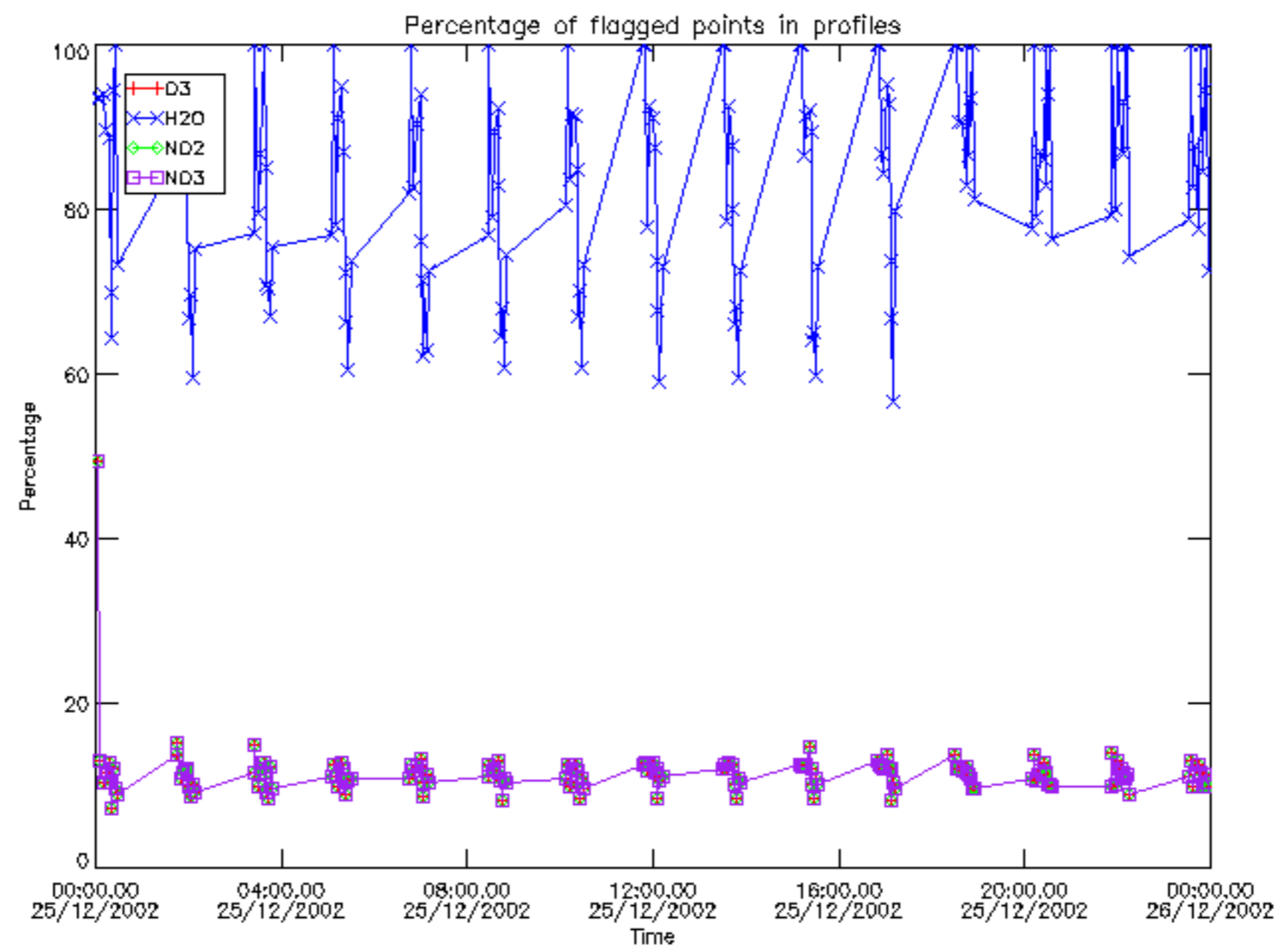




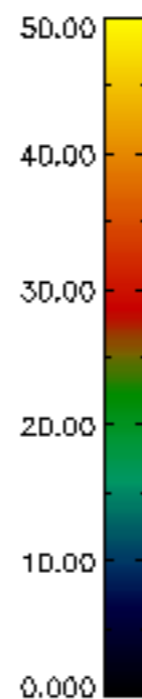
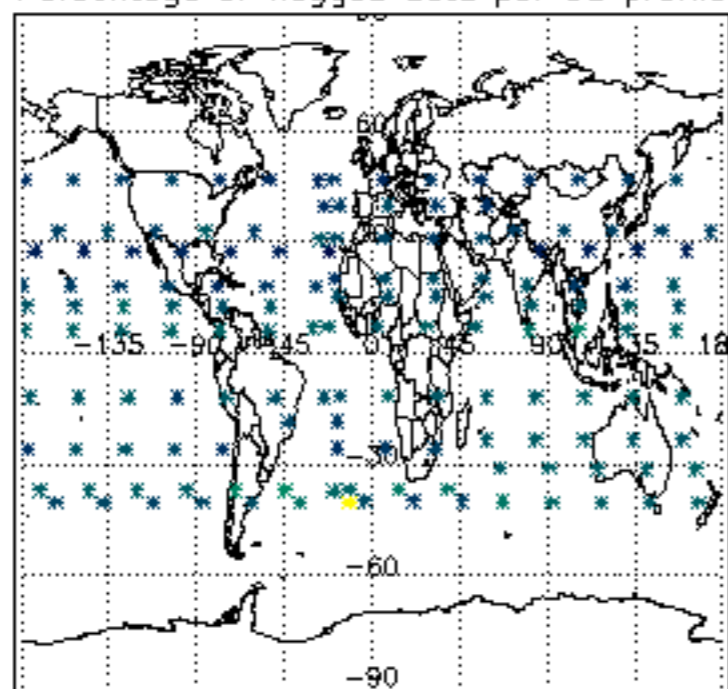




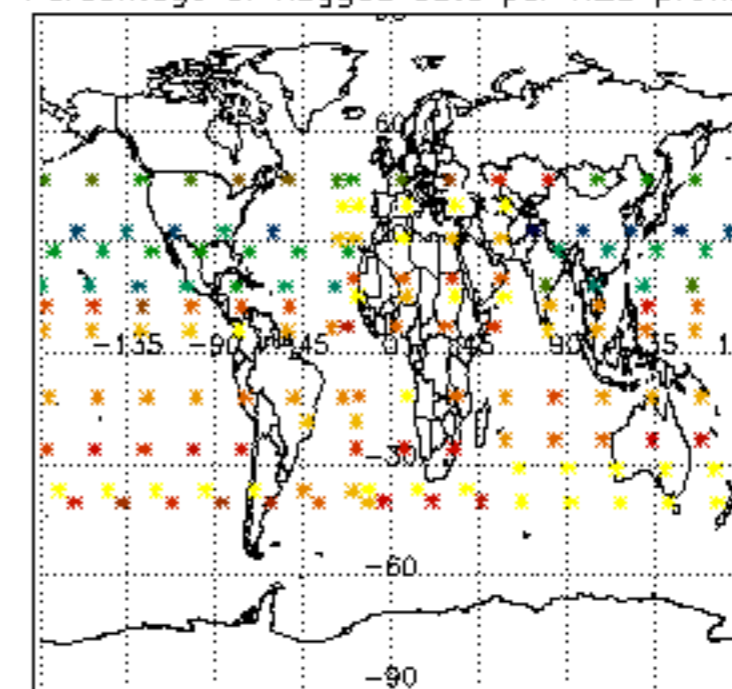




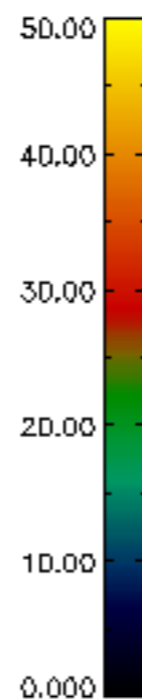
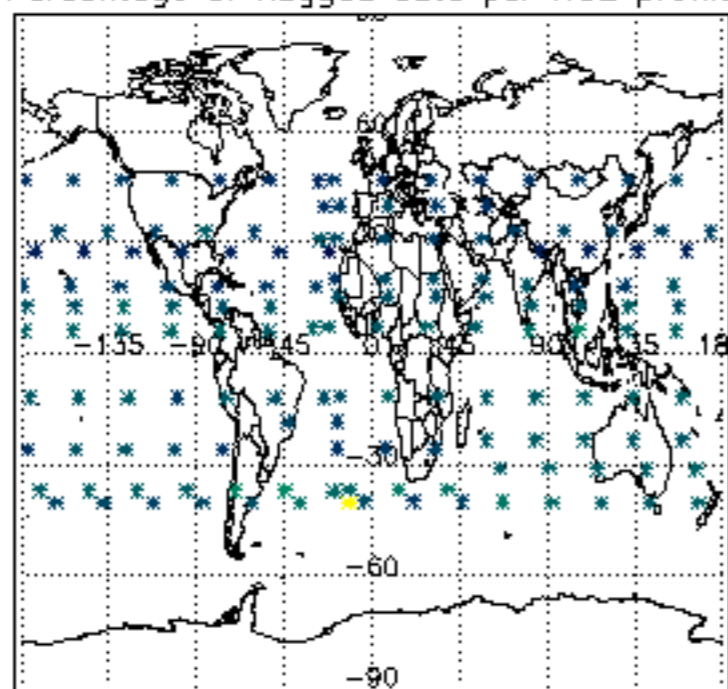
Percentage of flagged data per D3 profile



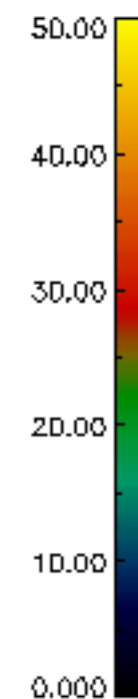
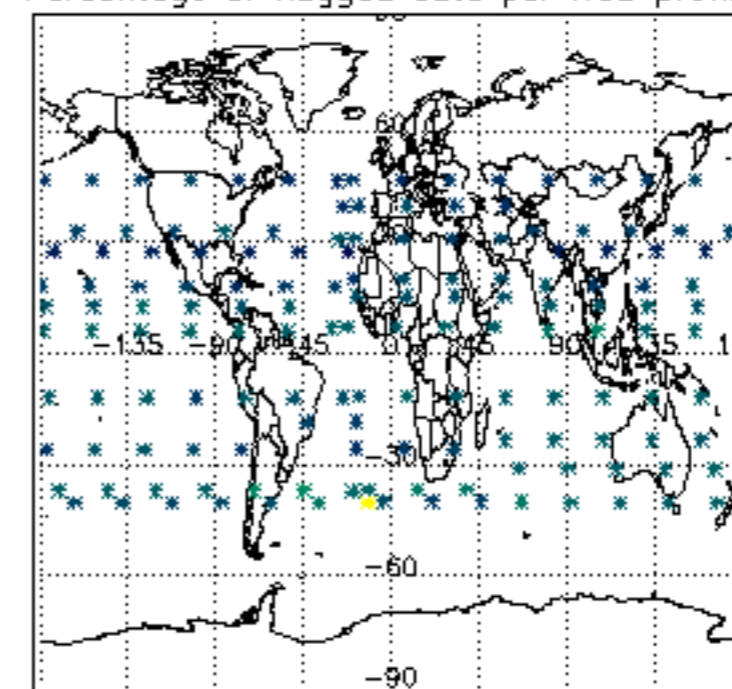
Percentage of flagged data per H2O profile

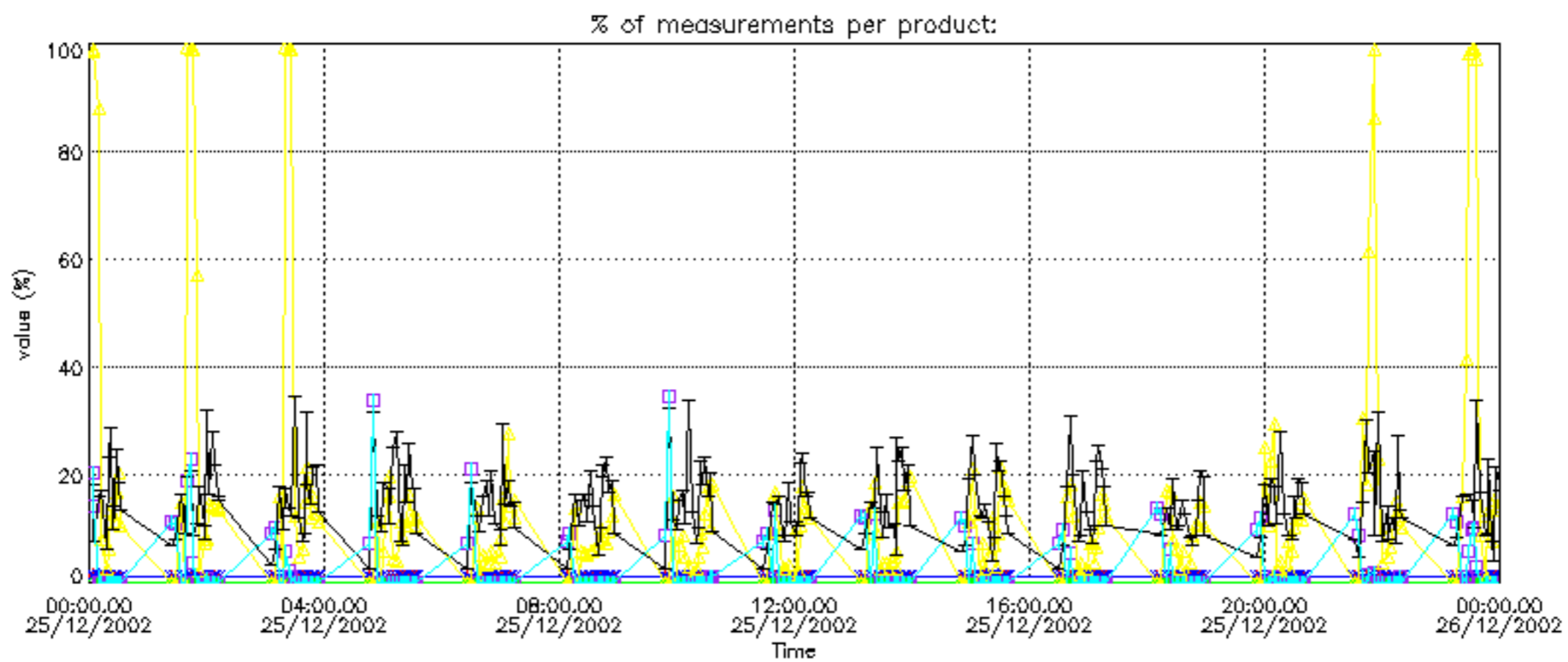


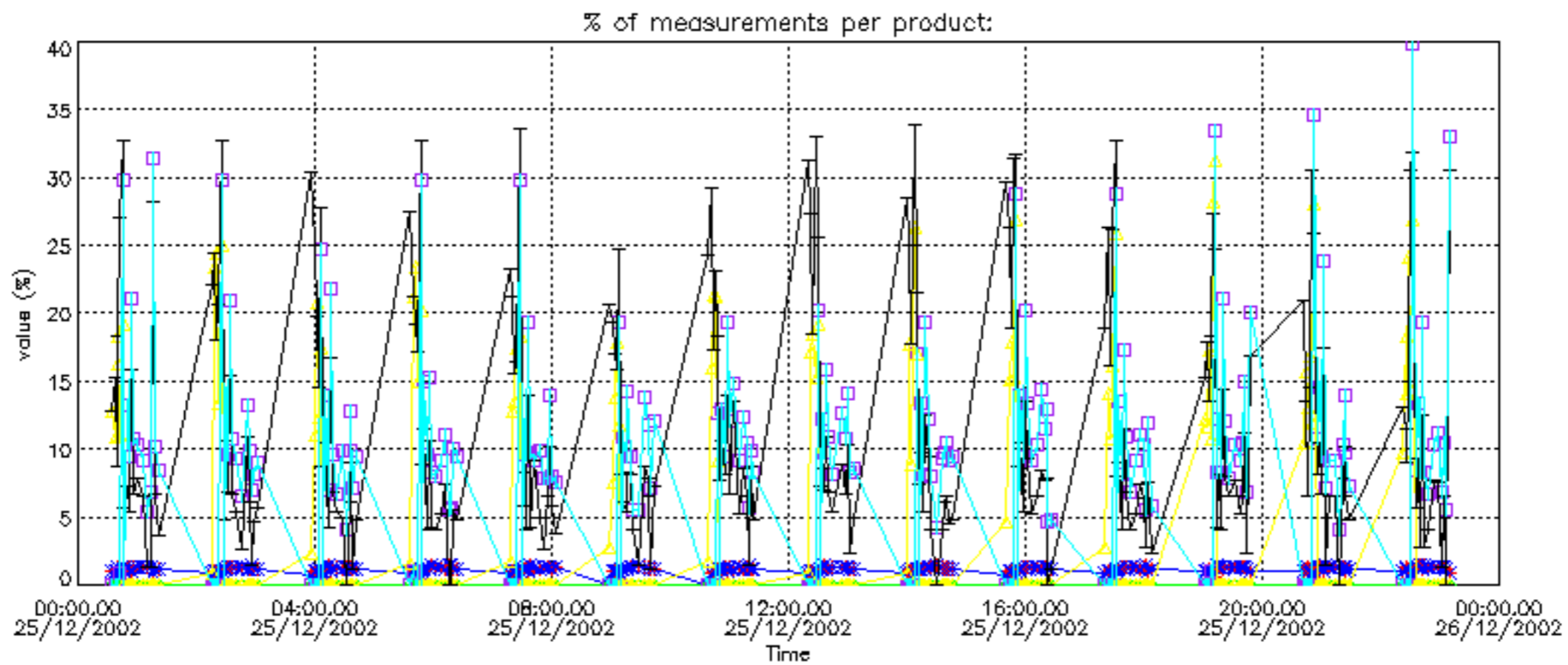
Percentage of flagged data per NO2 profile



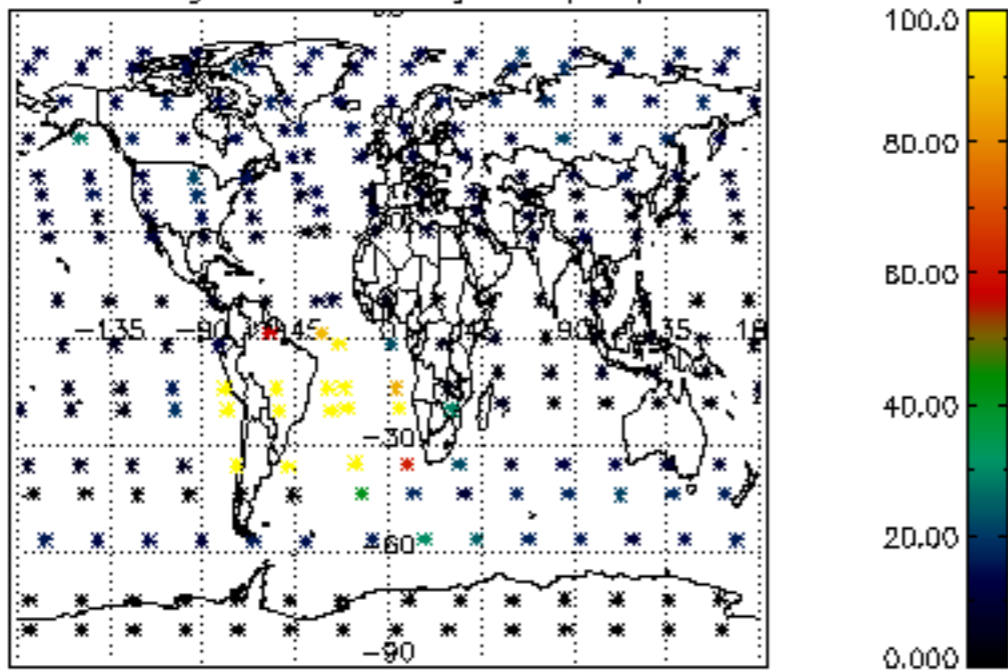
Percentage of flagged data per NO3 profile



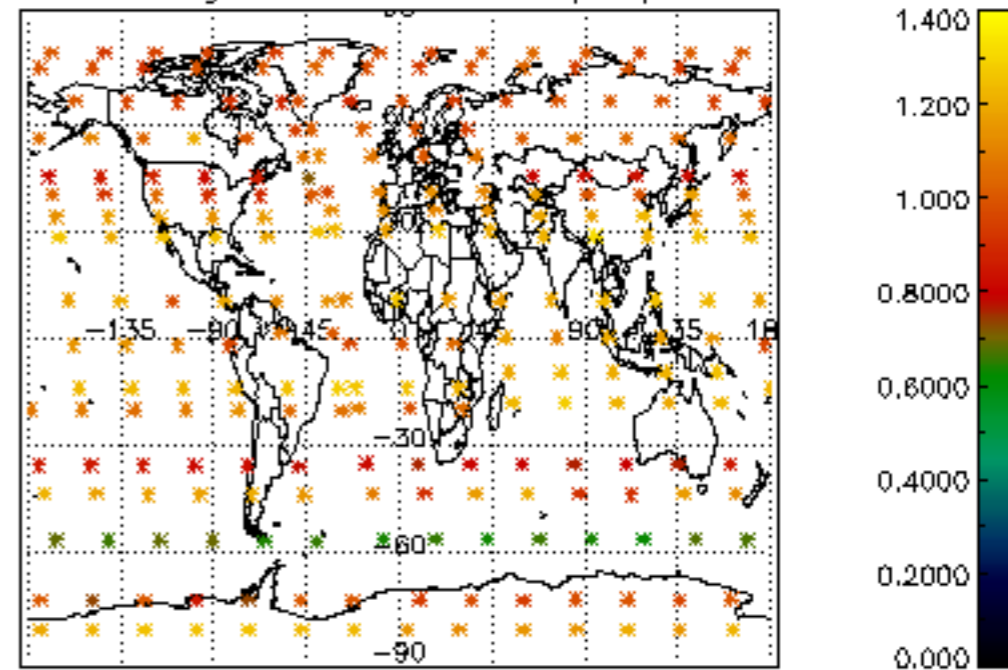




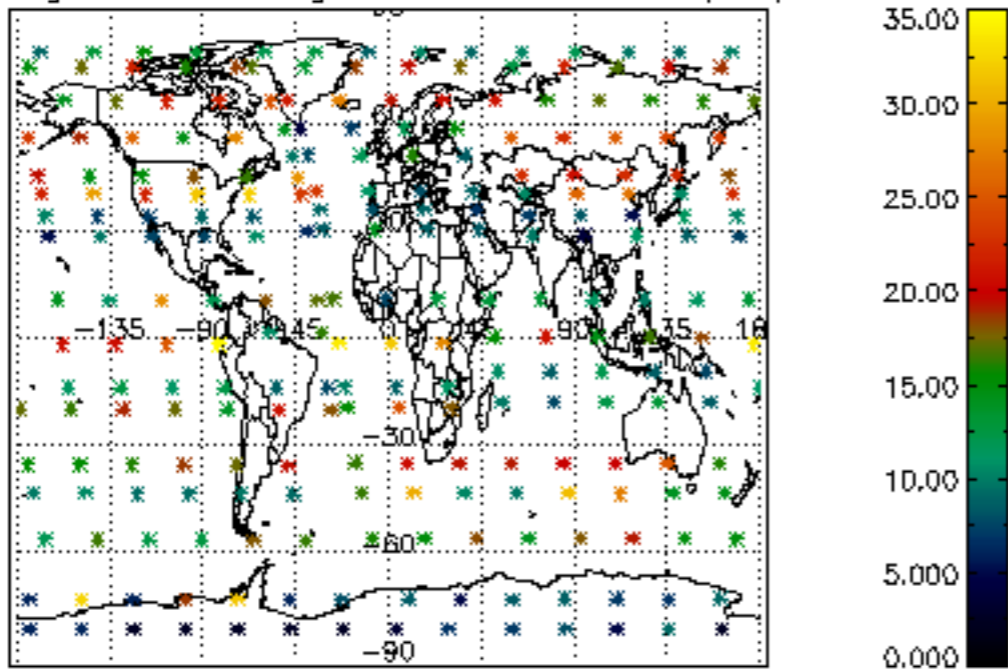
Percentage of cosmic ray hits per profile



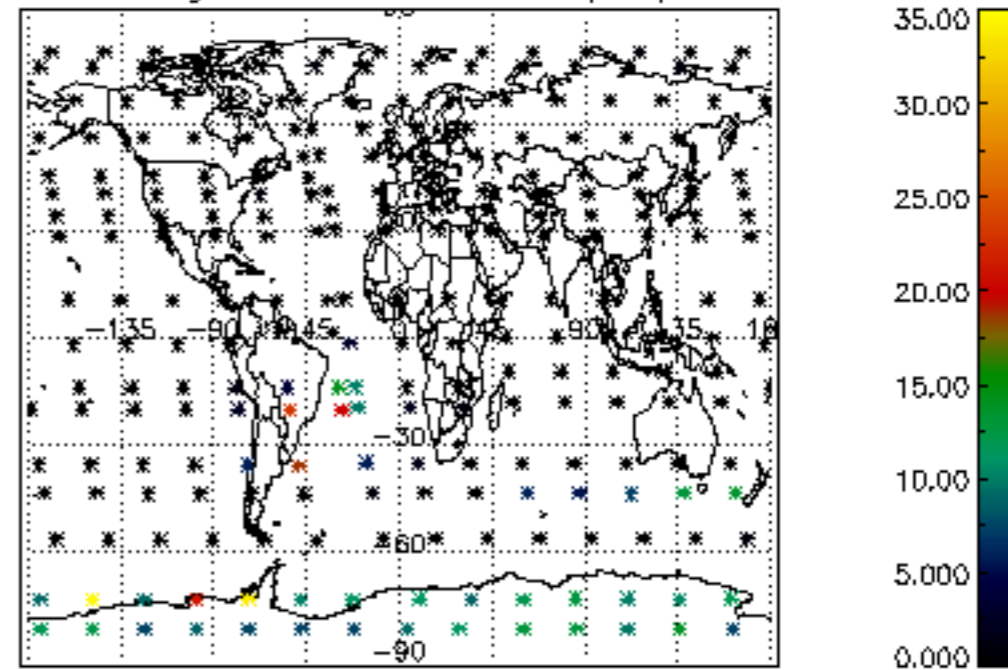
Percentage of datation errors per profile



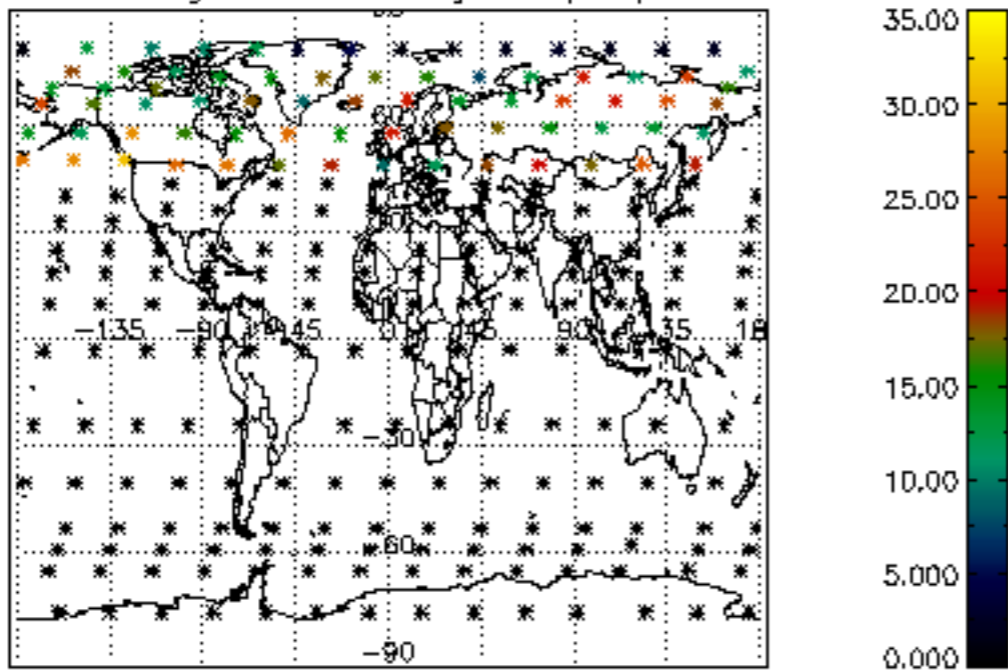
Percentage of star falling outside central band per profile



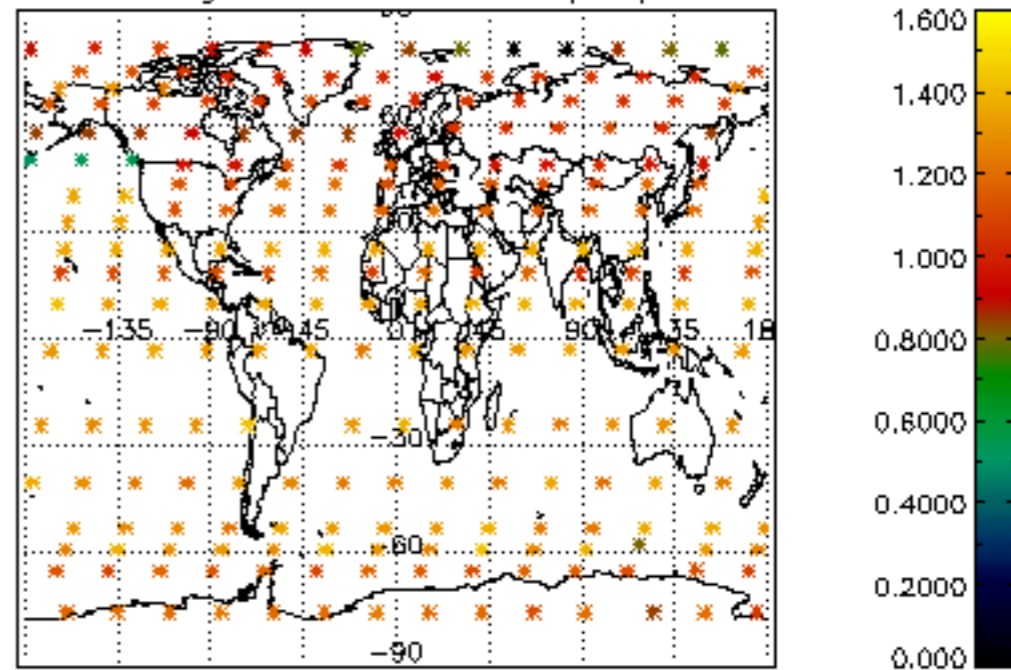
Percentage of saturation errors per profile



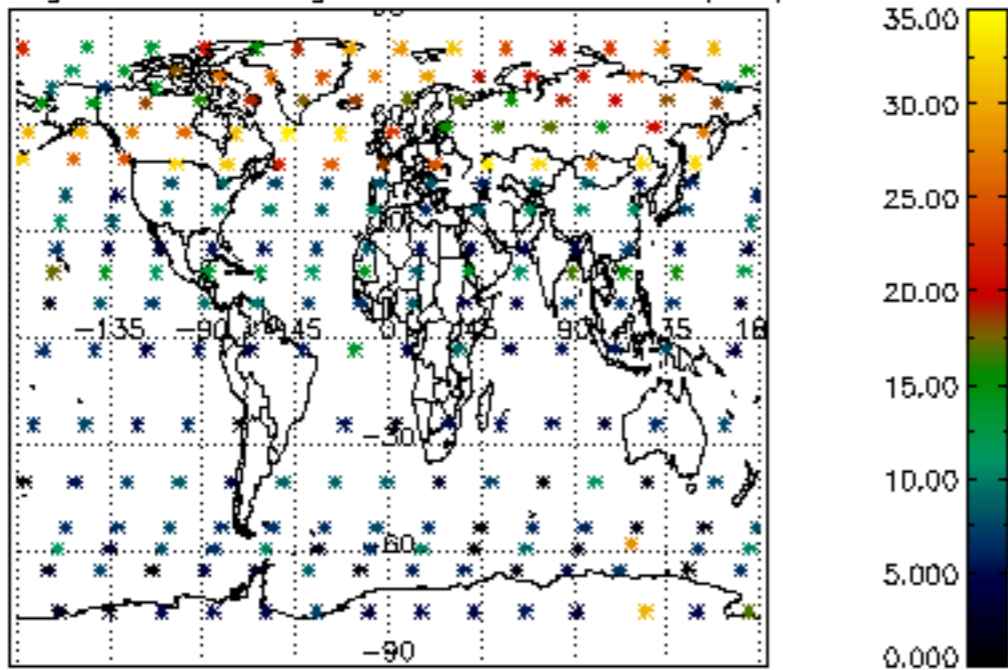
Percentage of cosmic ray hits per profile



Percentage of datation errors per profile



Percentage of star falling outside central band per profile



Percentage of saturation errors per profile

