

GOMOS Level 2 Daily Report

SUMMARY

[1. General Info](#)

[2. Summary of processed GOM_NL_2P products](#)

[3. Level 2 Quality information per product](#)

[3.1 Plot of level 2 quality information per product \(time dependant\)](#)

[3.2 Plot of level 2 quality information per product \(world map\)](#)

[4. Level 1 Quality information per product \(stored on level 2 products\)](#)

[4.1 Plot of level 1 quality information per product \(time dependant\)](#)

[4.1.1 Plot of level 1 quality information per product \(time dependant\): ASCENDING](#)

[4.1.2 Plot of level 1 quality information per product \(time dependant\): DESCENDING](#)

[4.2 Plot of level 1 quality information per product \(world map\)](#)

[4.2.1 Plot of level 1 quality information per product \(world map\): ASCENDING](#)

[4.2.2 Plot of level 1 quality information per product \(world map\): DESCENDING](#)

[5. Ozone profiles based on quality statistics and other trace gas profiles](#)

[5.1 Ozone statistics based on quality of products](#)

[5.2 Plot ozone profiles for all STD \(dark without errors\)](#)

[5.3 Plot ozone profiles where STD < 20% \(dark without errors\)](#)

[5.4. Plot ozone profiles where STD < 10% \(dark without errors\)](#)

[5.5. Plot ozone profiles where STD < 5% \(dark without errors\)](#)

[5.6 Plot NO2 profiles for all STD \(dark without errors\)](#)

[5.7 Plot NO3 profiles for all STD \(dark without errors\)](#)

[5.8 Plot H2O profiles \(only for occultations of stars 1,2,3,4,13,14,16,26,63 dark without errors\) for all STD](#)

[6. Auxiliary Data Files used for the production reported in section 2](#)

This report presents the daily analysis on parameters extracted from GOMOS level 2 data (GOM_NL__2P). It is intended to monitor some important parameters that will impact the quality of these products. A list of level 2 products (and content) that have arrived during the reporting day to the PCF is also given.

Item	Value
Time of report generation	17APR2013 21:39:11
Data source version	GOMOS/6.01
Start time of products	23-12-2002 (23DEC2002 00:00:00)
Stop time of products	24-12-2002 (24DEC2002 00:00:00)
Store outputs in DB	Yes
Nb of level 2 prods	502
Nb of prods with errors	0

2. Summary of processed GOM_NL__2P products.

Nr	Filename	UTC Start time	Limb	Duration	Star Id	Star Name	Star Mag	Star Temp	Nb Meas	Orbit	Prod. error
1	GOM_NL__2PRFIN20021223_000009_000000482012_00188_04250_0600.N1	23-DEC-2002 00:00:09	Straylight	48.000	56	53Kap Ori	2.0650	30000.	96	4250	No
2	GOM_NL__2PRFIN20021223_000139_000000442012_00188_04250_0601.N1	23-DEC-2002 00:01:39	Straylight	43.500	128	67Bet Eri	2.7840	9700.0	87	4250	No
3	GOM_NL__2PRFIN20021223_000303_000000472012_00188_04250_0602.N1	23-DEC-2002 00:03:03	Straylight	46.500	72	34Del Ori	2.2500	30000.	93	4250	No
4	GOM_NL__2PRFIN20021223_000503_000000452012_00188_04250_0603.N1	23-DEC-2002 00:05:03	Twilight	44.500	27	24Gam Ori	1.6360	26000.	89	4250	No
5	GOM_NL__2PRFIN20021223_000756_000000522012_00188_04250_0604.N1	23-DEC-2002 00:07:56	Twilight	52.000	13	87Alp Tau	0.86700	3800.0	104	4250	No
6	GOM_NL__2PRFIN20021223_000941_000000402012_00188_04250_0605.N1	23-DEC-2002 00:09:41	Bright	40.000	176	23Zet Tau	3.0200	22000.	80	4250	No
7	GOM_NL__2PRFIN20021223_001145_000000402012_00188_04250_0606.N1	23-DEC-2002 00:11:45	Bright	40.000	28	12Bet Tau	1.6500	15200.	80	4250	No
8	GOM_NL__2PRFIN20021223_001439_000000362012_00188_04250_0607.N1	23-DEC-2002 00:14:39	Bright	36.000	149	45Eps Per	2.8880	30000.	72	4250	No
9	GOM_NL__2PRFIN20021223_001640_000000462012_00188_04250_0608.N1	23-DEC-2002 00:16:40	Bright	46.000	6	13Alp Aur	0.080000	3400.0	92	4250	No
10	GOM_NL__2PRFIN20021223_001849_000000372012_00188_04250_0609.N1	23-DEC-2002 00:18:49	Bright	36.500	160	23Gam Per	2.9300	4700.0	73	4250	No
11	GOM_NL__2PRFIN20021223_002221_000000382012_00188_04250_0610.N1	23-DEC-2002 00:22:21	Bright	38.000	110	37Del Cas	2.6780	8900.0	76	4250	No
12	GOM_NL__2PRFIN20021223_002830_000000382012_00188_04250_0611.N1	23-DEC-2002 00:28:30	Bright	37.500	49	1Alp UMi	1.9900	6300.0	75	4250	No
13	GOM_NL__2PRFIN20021223_003308_000000392012_00188_04250_0612.N1	23-DEC-2002 00:33:08	Bright	39.000	60	7Bet UMi	2.0810	3950.0	78	4250	No
14	GOM_NL__2PRFIN20021223_003639_000000372012_00188_04250_0613.N1	23-DEC-2002 00:36:39	Bright	37.000	119	14Eta Dra	2.7270	4700.0	74	4250	No
15	GOM_NL__2PRFIN20021223_003812_000000412012_00188_04250_0614.N1	23-DEC-2002 00:38:12	Bright	40.500	55	79Zet UMa	2.0600	10200.	81	4250	No
16	GOM_NL__2PRFIN20021223_004016_000000412012_00188_04250_0615.N1	23-DEC-2002 00:40:16	Bright	40.500	39	85Eta UMa	1.8540	24000.	81	4250	No
17	GOM_NL__2PRFIN20021223_004353_000000402012_00188_04250_0616.N1	23-DEC-2002 00:43:53	Bright	39.500	180	27Gam Boo	3.0400	8000.0	79	4250	No
18	GOM_NL__2PRFIN20021223_004715_000000382012_00188_04250_0617.N1	23-DEC-2002 00:47:15	Bright	37.500	83		2.3780	11000.	75	4250	No
19	GOM_NL__2PRFIN20021223_005051_000000482012_00188_04250_0618.N1	23-DEC-2002 00:50:51	Bright	47.500	111	8Eta Boo	2.6800	6000.0	95	4250	No
20	GOM_NL__2PRFIN20021223_005533_000000712012_00188_04250_0619.N1	23-DEC-2002 00:55:33	Bright	71.000	138	47Eps Vir	2.8280	4700.0	142	4250	No
21	GOM_NL__2PRFIN20021223_005935_000000542012_00188_04250_0620.N1	23-DEC-2002 00:59:35	Bright	54.000	122	9Alp2Lib	2.7470	9700.0	108	4250	No
22	GOM_NL__2PRFIN20021223_010135_000000532012_00188_04250_0621.N1	23-DEC-2002 01:01:35	Twilight	52.500	15	67Alp Vir	0.97600	28000.	105	4250	No
23	GOM_NL__2PRFIN20021223_010505_000000542012_00188_04250_0622.N1	23-DEC-2002 01:05:05	Dark	53.500	169	46Gam Hya	2.9910	4700.0	107	4250	No
24	GOM_NL__2PRFIN20021223_010648_000000402012_00188_04250_0623.N1	23-DEC-2002 01:06:48	Dark	40.000	81	Eta Cen	2.3560	28000.	80	4250	No
25	GOM_NL__2PRFIN20021223_010907_000000402012_00188_04250_0624.N1	23-DEC-2002 01:09:07	Dark	40.000	95	Zet Cen	2.5450	26000.	80	4250	No
26	GOM_NL__2PRFIN20021223_011127_000000432012_00188_04250_0625.N1	23-DEC-2002 01:11:27	Dark	43.000	4	Alp1Cen	-0.010000	5800.0	86	4250	No
27	GOM_NL__2PRFIN20021223_011449_000000412012_00189_04251_0475.N1	23-DEC-2002 01:14:49	Dark	40.500	12	Alp1Cru	0.77500	30000.	81	4251	No
28	GOM_NL__2PRFIN20021223_012020_000000402012_00189_04251_0476.N1	23-DEC-2002 01:20:20	Dark	40.000	29	Bet Car	1.6720	10200.	80	4251	No
29	GOM_NL__2PRFIN20021223_012306_000000552012_00189_04251_0477.N1	23-DEC-2002 01:23:06	Dark	55.000	41	Eps Car	1.8600	4100.0	110	4251	No
30	GOM_NL__2PRFIN20021223_012605_000000472012_00189_04251_0478.N1	23-DEC-2002 01:26:05	Dark	47.000	34	Gam2Vel	1.7930	23000.	94	4251	No
31	GOM_NL__2PRFIN20021223_012743_000000542012_00189_04251_0479.N1	23-DEC-2002 01:27:43	Dark	54.000	2	Alp Car	-0.73600	7000.0	108	4251	No
32	GOM_NL__2PRFIN20021223_013041_000000512012_00189_04251_0480.N1	23-DEC-2002 01:30:41	Dark	50.500	117	Pi Pup	2.7060	3800.0	101	4251	No
33	GOM_NL__2PRFIN20021223_013343_000000552012_00189_04251_0481.N1	23-DEC-2002 01:33:43	Straylight	54.500	23	21Eps CMa	1.5020	26000.	109	4251	No
34	GOM_NL__2PRFIN20021223_013524_000000502012_00189_04251_0482.N1	23-DEC-2002 01:35:24	Straylight	50.000	179	24Omi2CMa	3.0320	24000.	100	4251	No
35	GOM_NL__2PRFIN20021223_013808_000000592012_00189_04251_0483.N1	23-DEC-2002 01:38:08	Straylight	59.000	1	9Alp CMa	-1.4400	11000.	118	4251	No
36	GOM_NL__2PRFIN20021223_014045_000000462012_00189_04251_0484.N1	23-DEC-2002 01:40:45	Straylight	46.000	56	53Kap Ori	2.0650	30000.	92	4251	No
37	GOM_NL__2PRFIN20021223_014215_000000432012_00189_04251_0485.N1	23-DEC-2002 01:42:15	Straylight	43.000	128	67Bet Eri	2.7840	9700.0	86	4251	No
38	GOM_NL__2PRFIN20021223_014338_000000452012_00189_04251_0486.N1	23-DEC-2002 01:43:38	Straylight	45.000	72	34Del Ori	2.2500	30000.	90	4251	No
39	GOM_NL__2PRFIN20021223_014538_000000482012_00189_04251_0487.N1	23-DEC-2002 01:45:38	Twilight	48.000	27	24Gam Ori	1.6360	26000.	96	4251	No
40	GOM_NL__2PRFIN20021223_014831_000000522012_00189_04251_0488.N1	23-DEC-2002 01:48:31	Twilight	52.000	13	87Alp Tau	0.86700	3800.0	104	4251	No
41	GOM_NL__2PRFIN20021223_015016_000000442012_00189_04251_0489.N1	23-DEC-2002 01:50:16	Bright	43.500	176	23Zet Tau	3.0200	22000.	87	4251	No
42	GOM_NL__2PRFIN20021223_015220_000000432012_00189_04251_0490.N1	23-DEC-2002 01:52:20	Bright	42.500	28	12Bet Tau	1.6500	15200.	85	4251	No

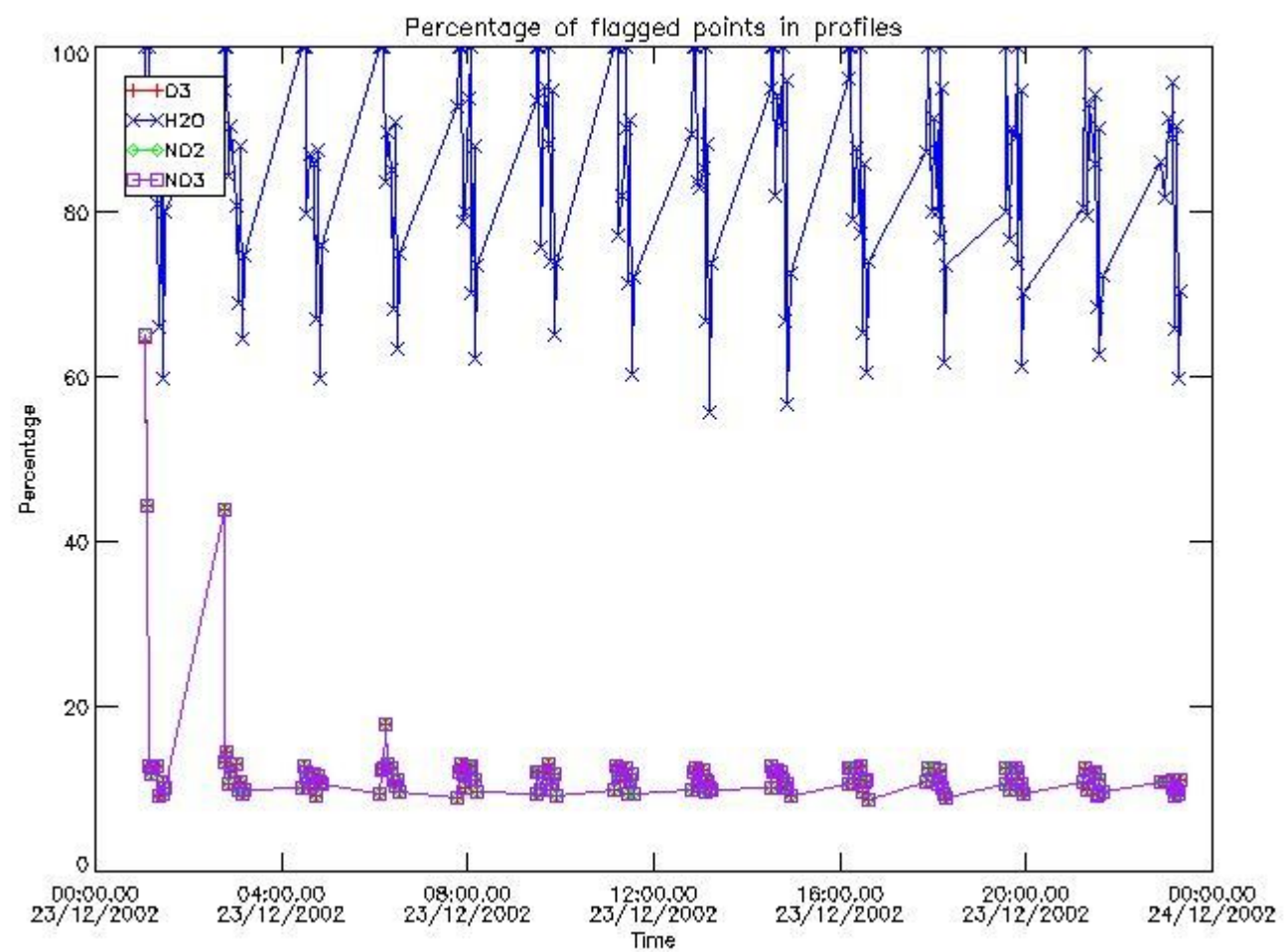
397	GOM_NL__2PRFIN20021223_184902_000000382012_00199_04261_0167.N1	23-DEC-2002 18:49:02	Bright	38.000	110	37Del Cas	2.6780	8900.0	76	4261	No
398	GOM_NL__2PRFIN20021223_185504_000000392012_00199_04261_0168.N1	23-DEC-2002 18:55:04	Bright	39.000	49	1Alp UMi	1.9900	6300.0	78	4261	No
399	GOM_NL__2PRFIN20021223_185943_000000412012_00199_04261_0169.N1	23-DEC-2002 18:59:43	Bright	40.500	60	7Bet UMi	2.0810	3950.0	81	4261	No
400	GOM_NL__2PRFIN20021223_190315_000000352012_00199_04261_0170.N1	23-DEC-2002 19:03:15	Bright	34.500	119	14Eta Dra	2.7270	4700.0	69	4261	No
401	GOM_NL__2PRFIN20021223_190444_000000462012_00199_04261_0171.N1	23-DEC-2002 19:04:44	Bright	45.500	55	79Zet UMa	2.0600	10200.	91	4261	No
402	GOM_NL__2PRFIN20021223_190650_000000452012_00199_04261_0172.N1	23-DEC-2002 19:06:50	Bright	44.500	39	85Eta UMa	1.8540	24000.	89	4261	No
403	GOM_NL__2PRFIN20021223_191028_000000422012_00199_04261_0173.N1	23-DEC-2002 19:10:28	Bright	42.000	180	27Gam Boo	3.0400	8000.0	84	4261	No
404	GOM_NL__2PRFIN20021223_191352_000000402012_00199_04261_0174.N1	23-DEC-2002 19:13:52	Bright	40.000	83		2.3780	11000.	80	4261	No
405	GOM_NL__2PRFIN20021223_191730_000000492012_00199_04261_0175.N1	23-DEC-2002 19:17:30	Bright	48.500	111	8Eta Boo	2.6800	6000.0	97	4261	No
406	GOM_NL__2PRFIN20021223_192219_000000692012_00199_04261_0176.N1	23-DEC-2002 19:22:19	Tw_i_and_stray	68.500	138	47Eps Vir	2.8280	4700.0	137	4261	No
407	GOM_NL__2PRFIN20021223_192615_000000402012_00199_04261_0177.N1	23-DEC-2002 19:26:15	Bright	40.000	122	9Alp2Lib	2.7470	9700.0	80	4261	No
408	GOM_NL__2PRFIN20021223_192820_000000552012_00199_04261_0178.N1	23-DEC-2002 19:28:20	Tw_i_and_stray	54.500	15	67Alp Vir	0.97600	28000.	109	4261	No
409	GOM_NL__2PRFIN20021223_193252_000000482012_00199_04261_0179.N1	23-DEC-2002 19:32:52	Dark	48.000	54	5The Cen	2.0550	4500.0	96	4261	No
410	GOM_NL__2PRFIN20021223_193438_000000412012_00199_04261_0180.N1	23-DEC-2002 19:34:38	Dark	41.000	78	Alp Lup	2.3040	28000.	82	4261	No
411	GOM_NL__2PRFIN20021223_193805_000000522012_00199_04261_0181.N1	23-DEC-2002 19:38:05	Dark	52.000	4	Alp1Cen	-0.010000	5800.0	104	4261	No
412	GOM_NL__2PRFIN20021223_194129_000000412012_00200_04262_0147.N1	23-DEC-2002 19:41:29	Dark	40.500	12	Alp1Cru	0.77500	30000.	81	4262	No
413	GOM_NL__2PRFIN20021223_194700_000000412012_00200_04262_0148.N1	23-DEC-2002 19:47:00	Dark	41.000	29	Bet Car	1.6720	10200.	82	4262	No
414	GOM_NL__2PRFIN20021223_194823_000000462012_00200_04262_0149.N1	23-DEC-2002 19:48:23	Dark	45.500	91	Kap Vel	2.4900	26000.	91	4262	No
415	GOM_NL__2PRFIN20021223_194947_000000432012_00200_04262_0150.N1	23-DEC-2002 19:49:47	Dark	42.500	41	Eps Car	1.8600	4100.0	85	4262	No
416	GOM_NL__2PRFIN20021223_195247_000000492012_00200_04262_0151.N1	23-DEC-2002 19:52:47	Dark	48.500	34	Gam2Vel	1.7930	23000.	97	4262	No
417	GOM_NL__2PRFIN20021223_195422_000000522012_00200_04262_0152.N1	23-DEC-2002 19:54:22	Dark	52.000	2	Alp Car	-0.73600	7000.0	104	4262	No
418	GOM_NL__2PRFIN20021223_195722_000000542012_00200_04262_0153.N1	23-DEC-2002 19:57:22	Dark	54.000	117	Pi Pup	2.7060	3800.0	108	4262	No
419	GOM_NL__2PRFIN20021223_200022_000000542012_00200_04262_0154.N1	23-DEC-2002 20:00:22	Straylight	54.000	23	21Eps CMa	1.5020	26000.	108	4262	No
420	GOM_NL__2PRFIN20021223_200202_000000522012_00200_04262_0155.N1	23-DEC-2002 20:02:02	Straylight	52.000	179	24Omi2CMa	3.0320	24000.	104	4262	No
421	GOM_NL__2PRFIN20021223_200431_000000482012_00200_04262_0156.N1	23-DEC-2002 20:04:31	Straylight	47.500	47	2Bet CMa	1.9760	28000.	95	4262	No
422	GOM_NL__2PRFIN20021223_200721_000000432012_00200_04262_0157.N1	23-DEC-2002 20:07:21	Straylight	43.000	56	53Kap Ori	2.0650	30000.	86	4262	No
423	GOM_NL__2PRFIN20021223_200851_000000422012_00200_04262_0158.N1	23-DEC-2002 20:08:51	Straylight	42.000	128	67Bet Eri	2.7840	9700.0	84	4262	No
424	GOM_NL__2PRFIN20021223_201014_000000442012_00200_04262_0159.N1	23-DEC-2002 20:10:14	Straylight	44.000	72	34Del Ori	2.2500	30000.	88	4262	No
425	GOM_NL__2PRFIN20021223_201246_000000592012_00200_04262_0160.N1	23-DEC-2002 20:12:46	Tw_i_and_stray	59.000	14	58Alp Ori	0.87000	3000.0	118	4262	No
426	GOM_NL__2PRFIN20021223_201508_000000522012_00200_04262_0161.N1	23-DEC-2002 20:15:08	Tw_i_and_stray	52.000	13	87Alp Tau	0.86700	3800.0	104	4262	No
427	GOM_NL__2PRFIN20021223_201649_000000442012_00200_04262_0162.N1	23-DEC-2002 20:16:49	Bright	43.500	176	23Zet Tau	3.0200	22000.	87	4262	No
428	GOM_NL__2PRFIN20021223_201854_000000432012_00200_04262_0163.N1	23-DEC-2002 20:18:54	Bright	42.500	28	12Bet Tau	1.6500	15200.	85	4262	No
429	GOM_NL__2PRFIN20021223_202151_000000372012_00200_04262_0164.N1	23-DEC-2002 20:21:51	Bright	37.000	149	45Eps Per	2.8880	30000.	74	4262	No
430	GOM_NL__2PRFIN20021223_202349_000000442012_00200_04262_0165.N1	23-DEC-2002 20:23:49	Bright	44.000	6	13Alp Aur	0.080000	3400.0	88	4262	No
431	GOM_NL__2PRFIN20021223_202604_000000372012_00200_04262_0166.N1	23-DEC-2002 20:26:04	Bright	37.000	160	23Gam Per	2.9300	4700.0	74	4262	No
432	GOM_NL__2PRFIN20021223_202938_000000382012_00200_04262_0167.N1	23-DEC-2002 20:29:38	Bright	37.500	110	37Del Cas	2.6780	8900.0	75	4262	No
433	GOM_NL__2PRFIN20021223_203541_000000372012_00200_04262_0168.N1	23-DEC-2002 20:35:41	Bright	37.000	49	1Alp UMi	1.9900	6300.0	74	4262	No
434	GOM_NL__2PRFIN20021223_204019_000000402012_00200_04262_0169.N1	23-DEC-2002 20:40:19	Bright	39.500	60	7Bet UMi	2.0810	3950.0	79	4262	No
435	GOM_NL__2PRFIN20021223_204352_000000362012_00200_04262_0170.N1	23-DEC-2002 20:43:52	Bright	36.000	119	14Eta Dra	2.7270	4700.0	72	4262	No
436	GOM_NL__2PRFIN20021223_204520_000000472012_00200_04262_0171.N1	23-DEC-2002 20:45:20	Bright	46.500	55	79Zet UMa	2.0600	10200.	93	4262	No
437	GOM_NL__2PRFIN20021223_204726_000000432012_00200_04262_0172.N1	23-DEC-2002 20:47:26	Bright	42.500	39	85Eta UMa	1.8540	24000.	85	4262	No
438	GOM_NL__2PRFIN20021223_205104_000000422012_00200_04262_0173.N1	23-DEC-2002 20:51:04	Bright	41.500	180	27Gam Boo	3.0400	8000.0	83	4262	No
439	GOM_NL__2PRFIN20021223_205429_000000432012_00200_04262_0174.N1	23-DEC-2002 20:54:29	Bright	42.500	83		2.3780	11000.	85	4262	No
440	GOM_NL__2PRFIN20021223_205807_000000662012_00200_04262_0175.N1	23-DEC-2002 20:58:07	Bright	66.000	111	8Eta Boo	2.6800	6000.0	132	4262	No
441	GOM_NL__2PRFIN20021223_210256_000000782012_00200_04262_0176.N1	23-DEC-2002 21:02:56	Tw_i_and_stray	78.000	138	47Eps Vir	2.8280	4700.0	156	4262	No
442	GOM_NL__2PRFIN20021223_210651_000000412012_00200_04262_0177.N1	23-DEC-2002 21:06:51	Bright	40.500	122	9Alp2Lib	2.7470	9700.0	81	4262	No
443	GOM_NL__2PRFIN20021223_210857_000000572012_00200_04262_0178.N1	23-DEC-2002 21:08:57	Tw_i_and_stray	57.000	15	67Alp Vir	0.97600	28000.	114	4262	No
444	GOM_NL__2PRFIN20021223_211329_000000472012_00200_04262_0179.N1	23-DEC-2002 21:13:29	Dark	46.500	54	5The Cen	2.0550	4500.0	93	4262	No
445	GOM_NL__2PRFIN20021223_211515_000000412012_00200_04262_0180.N1	23-DEC-2002 21:15:15	Dark	41.000	78	Alp Lup	2.3040	28000.	82	4262	No
446	GOM_NL__2PRFIN20021223_211841_000000522012_00200_04262_0181.N1	23-DEC-2002 21:18:41	Dark	52.000	4	Alp1Cen	-0.010000	5800.0	104	4262	No
447	GOM_NL__2PRFIN20021223_212205_000000442012_00201_04263_0493.N1	23-DEC-2002 21:22:05	Dark	44.000	12	Alp1Cru	0.77500	30000.	88	4263	No
448	GOM_NL__2PRFIN20021223_212736_000000432012_00201_04263_0494.N1	23-DEC-2002 21:27:36	Dark	42.500	29	Bet Car	1.6720	10200.	85	4263	No
449	GOM_NL__2PRFIN20021223_212859_000000442012_00201_04263_0495.N1	23-DEC-2002 21:28:59	Dark	43.500	91	Kap Vel	2.4900	26000.	87	4263	No
450	GOM_NL__2PRFIN20021223_213024_000000562012_00201_04263_0496.N1	23-DEC-2002 21:30:24	Dark	56.000	41	Eps Car	1.8600	4100.0	112	4263	No
451	GOM_NL__2PRFIN20021223_213324_000000462012_00201_04263_0497.N1	23-DEC-2002 21:33:24	Dark	46.000	34	Gam2Vel	1.7930	23000.	92	4263	No
452	GOM_NL__2PRFIN20021223_213458_000000542012_00201_04263_0498.N1	23-DEC-2002 21:34:58	Dark	53.500	2	Alp Car	-0.73600	7000.0	107	4263	No
453	GOM_NL__2PRFIN20021223_213757_000000532012_00201_04263_0499.N1	23-DEC-2002 21:37:57	Dark	53.000	117	Pi Pup	2.7060	3800.0	106	4263	No
454	GOM_NL__2PRFIN20021223_214059_000000502012_00201_04263_0500.N1	23-DEC-2002 21:40:59	Straylight	50.000	23	21Eps CMa	1.5020	26000.	100	4263	No
455	GOM_NL__2PRFIN20021223_214239_000000522012_00201_04263_0501.N1	23-DEC-2002 21:42:39	Straylight	52.000	179	24Omi2CMa	3.0320	24000.	104	4263	No

456	GOM_NL__2PRFIN20021223_214507_000000472012_00201_04263_0502.N1	23-DEC-2002 21:45:07	Straylight	46.500	47	2Bet CMa	1.9760	28000.	93	4263	No
457	GOM_NL__2PRFIN20021223_214757_000000472012_00201_04263_0503.N1	23-DEC-2002 21:47:57	Straylight	47.000	56	53Kap Ori	2.0650	30000.	94	4263	No
458	GOM_NL__2PRFIN20021223_214928_000000422012_00201_04263_0504.N1	23-DEC-2002 21:49:28	Straylight	42.000	128	67Bet Eri	2.7840	9700.0	84	4263	No
459	GOM_NL__2PRFIN20021223_215049_000000462012_00201_04263_0505.N1	23-DEC-2002 21:50:49	Straylight	46.000	72	34Del Ori	2.2500	30000.	92	4263	No
460	GOM_NL__2PRFIN20021223_215321_000000582012_00201_04263_0506.N1	23-DEC-2002 21:53:21	Tw_i_and_stray	58.000	14	58Alp Ori	0.87000	3000.0	116	4263	No
461	GOM_NL__2PRFIN20021223_215544_000000522012_00201_04263_0507.N1	23-DEC-2002 21:55:44	Tw_i_and_stray	52.000	13	87Alp Tau	0.86700	3800.0	104	4263	No
462	GOM_NL__2PRFIN20021223_215724_000000412012_00201_04263_0508.N1	23-DEC-2002 21:57:24	Bright	41.000	176	23Zet Tau	3.0200	22000.	82	4263	No
463	GOM_NL__2PRFIN20021223_215929_000000412012_00201_04263_0509.N1	23-DEC-2002 21:59:29	Bright	41.000	28	12Bet Tau	1.6500	15200.	82	4263	No
464	GOM_NL__2PRFIN20021223_220227_000000372012_00201_04263_0510.N1	23-DEC-2002 22:02:27	Bright	37.000	149	45Eps Per	2.8880	30000.	74	4263	No
465	GOM_NL__2PRFIN20021223_220425_000000432012_00201_04263_0511.N1	23-DEC-2002 22:04:25	Bright	43.000	6	13Alp Aur	0.080000	3400.0	86	4263	No
466	GOM_NL__2PRFIN20021223_220639_000000382012_00201_04263_0512.N1	23-DEC-2002 22:06:39	Bright	37.500	160	23Gam Per	2.9300	4700.0	75	4263	No
467	GOM_NL__2PRFIN20021223_221014_000000382012_00201_04263_0513.N1	23-DEC-2002 22:10:14	Bright	37.500	110	37Del Cas	2.6780	8900.0	75	4263	No
468	GOM_NL__2PRFIN20021223_221617_000000382012_00201_04263_0514.N1	23-DEC-2002 22:16:17	Bright	37.500	49	1Alp UMi	1.9900	6300.0	75	4263	No
469	GOM_NL__2PRFIN20021223_222055_000000402012_00201_04263_0515.N1	23-DEC-2002 22:20:55	Bright	39.500	60	7Bet UMi	2.0810	3950.0	79	4263	No
470	GOM_NL__2PRFIN20021223_222428_000000372012_00201_04263_0516.N1	23-DEC-2002 22:24:28	Bright	36.500	119	14Eta Dra	2.7270	4700.0	73	4263	No
471	GOM_NL__2PRFIN20021223_222556_000000462012_00201_04263_0517.N1	23-DEC-2002 22:25:56	Bright	45.500	55	79Zet UMa	2.0600	10200.	91	4263	No
472	GOM_NL__2PRFIN20021223_222801_000000432012_00201_04263_0518.N1	23-DEC-2002 22:28:01	Bright	43.000	39	85Eta UMa	1.8540	24000.	86	4263	No
473	GOM_NL__2PRFIN20021223_223141_000000392012_00201_04263_0519.N1	23-DEC-2002 22:31:41	Bright	38.500	180	27Gam Boo	3.0400	8000.0	77	4263	No
474	GOM_NL__2PRFIN20021223_223505_000000412012_00201_04263_0520.N1	23-DEC-2002 22:35:05	Bright	40.500	83		2.3780	11000.	81	4263	No
475	GOM_NL__2PRFIN20021223_223843_000000462012_00201_04263_0521.N1	23-DEC-2002 22:38:43	Bright	45.500	111	8Eta Boo	2.6800	6000.0	91	4263	No
476	GOM_NL__2PRFIN20021223_224333_000000732012_00201_04263_0522.N1	23-DEC-2002 22:43:33	Tw_i_and_stray	72.500	138	47Eps Vir	2.8280	4700.0	145	4263	No
477	GOM_NL__2PRFIN20021223_224727_000000412012_00201_04263_0523.N1	23-DEC-2002 22:47:27	Bright	41.000	122	9Alp2Lib	2.7470	9700.0	82	4263	No
478	GOM_NL__2PRFIN20021223_224934_000000592012_00201_04263_0524.N1	23-DEC-2002 22:49:34	Tw_i_and_stray	59.000	15	67Alp Vir	0.97600	28000.	118	4263	No
479	GOM_NL__2PRFIN20021223_225405_000000472012_00201_04263_0525.N1	23-DEC-2002 22:54:05	Dark	47.000	54	5The Cen	2.0550	4500.0	94	4263	No
480	GOM_NL__2PRFIN20021223_225917_000000472012_00201_04263_0526.N1	23-DEC-2002 22:59:17	Dark	47.000	4	Alp1Cen	-0.010000	5800.0	94	4263	No
481	GOM_NL__2PRFIN20021223_230242_000000472012_00202_04264_0628.N1	23-DEC-2002 23:02:42	Dark	47.000	12	Alp1Cru	0.77500	30000.	94	4264	No
482	GOM_NL__2PRFIN20021223_230813_000000502012_00202_04264_0629.N1	23-DEC-2002 23:08:13	Dark	50.000	29	Bet Car	1.6720	10200.	100	4264	No
483	GOM_NL__2PRFIN20021223_230935_000000462012_00202_04264_0630.N1	23-DEC-2002 23:09:35	Dark	46.000	91	Kap Vel	2.4900	26000.	92	4264	No
484	GOM_NL__2PRFIN20021223_231100_000000562012_00202_04264_0631.N1	23-DEC-2002 23:11:00	Dark	56.000	41	Eps Car	1.8600	4100.0	112	4264	No
485	GOM_NL__2PRFIN20021223_231400_000000522012_00202_04264_0632.N1	23-DEC-2002 23:14:00	Dark	52.000	34	Gam2Vel	1.7930	23000.	104	4264	No
486	GOM_NL__2PRFIN20021223_231534_000000542012_00202_04264_0633.N1	23-DEC-2002 23:15:34	Dark	54.000	2	Alp Car	-0.73600	7000.0	108	4264	No
487	GOM_NL__2PRFIN20021223_231834_000000512012_00202_04264_0634.N1	23-DEC-2002 23:18:34	Dark	51.000	117	Pi Pup	2.7060	3800.0	102	4264	No
488	GOM_NL__2PRFIN20021223_232135_000000542012_00202_04264_0635.N1	23-DEC-2002 23:21:35	Straylight	53.500	23	21Eps CMa	1.5020	26000.	107	4264	No
489	GOM_NL__2PRFIN20021223_232312_000000522012_00202_04264_0636.N1	23-DEC-2002 23:23:12	Straylight	51.500	179	24Omi2CMa	3.0320	24000.	103	4264	No
490	GOM_NL__2PRFIN20021223_232543_000000442012_00202_04264_0637.N1	23-DEC-2002 23:25:43	Straylight	43.500	47	2Bet CMa	1.9760	28000.	87	4264	No
491	GOM_NL__2PRFIN20021223_232832_000000472012_00202_04264_0638.N1	23-DEC-2002 23:28:32	Straylight	47.000	56	53Kap Ori	2.0650	30000.	94	4264	No
492	GOM_NL__2PRFIN20021223_233003_000000432012_00202_04264_0639.N1	23-DEC-2002 23:30:03	Straylight	42.500	128	67Bet Eri	2.7840	9700.0	85	4264	No
493	GOM_NL__2PRFIN20021223_233125_000000472012_00202_04264_0640.N1	23-DEC-2002 23:31:25	Straylight	47.000	72	34Del Ori	2.2500	30000.	94	4264	No
494	GOM_NL__2PRFIN20021223_233357_000000602012_00202_04264_0641.N1	23-DEC-2002 23:33:57	Tw_i_and_stray	60.000	14	58Alp Ori	0.87000	3000.0	120	4264	No
495	GOM_NL__2PRFIN20021223_233620_000000492012_00202_04264_0642.N1	23-DEC-2002 23:36:20	Tw_i_and_stray	48.500	13	87Alp Tau	0.86700	3800.0	97	4264	No
496	GOM_NL__2PRFIN20021223_233800_000000432012_00202_04264_0643.N1	23-DEC-2002 23:38:00	Bright	43.000	176	23Zet Tau	3.0200	22000.	86	4264	No
497	GOM_NL__2PRFIN20021223_234004_000000432012_00202_04264_0644.N1	23-DEC-2002 23:40:04	Bright	42.500	28	12Bet Tau	1.6500	15200.	85	4264	No
498	GOM_NL__2PRFIN20021223_234303_000000362012_00202_04264_0645.N1	23-DEC-2002 23:43:03	Bright	36.000	149	45Eps Per	2.8880	30000.	72	4264	No
499	GOM_NL__2PRFIN20021223_234500_000000452012_00202_04264_0646.N1	23-DEC-2002 23:45:00	Bright	45.000	6	13Alp Aur	0.080000	3400.0	90	4264	No
500	GOM_NL__2PRFIN20021223_234716_000000372012_00202_04264_0647.N1	23-DEC-2002 23:47:16	Bright	36.500	160	23Gam Per	2.9300	4700.0	73	4264	No
501	GOM_NL__2PRFIN20021223_235050_000000382012_00202_04264_0648.N1	23-DEC-2002 23:50:50	Bright	37.500	110	37Del Cas	2.6780	8900.0	75	4264	No
502	GOM_NL__2PRFIN20021223_235653_000000372012_00202_04264_0649.N1	23-DEC-2002 23:56:53	Bright	37.000	49	1Alp UMi	1.9900	6300.0	74	4264	No

3. Quality information per product


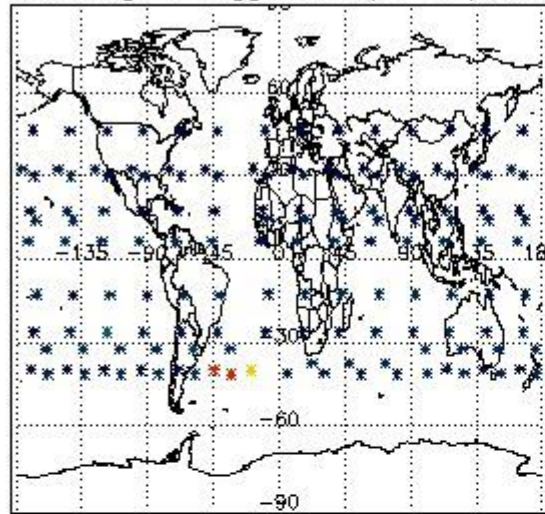
In this section it is plotted some information contained in the Quality Summary data set of the level 2 products. Only products in dark limb conditions and without errors (error flag in the MPH set to "0") are used.

3.1 Plot quality information per product (time dependant)

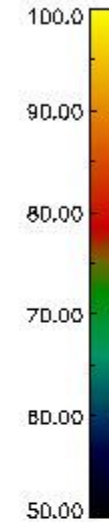
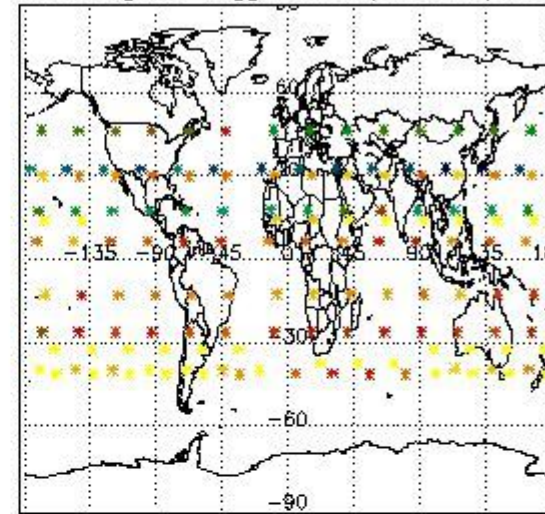


3.2 Plot quality information per product (world map)


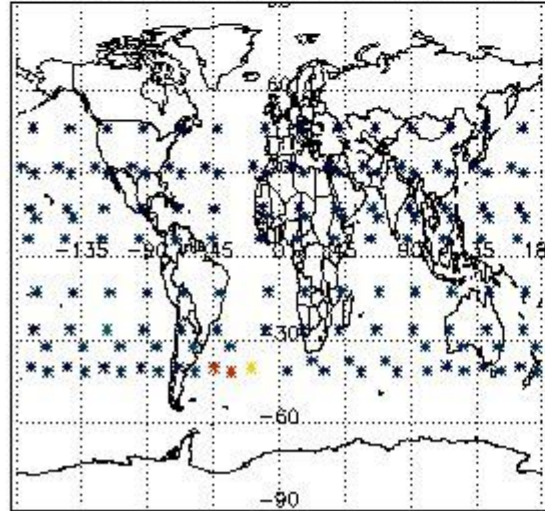
Percentage of flagged data per O3 profile



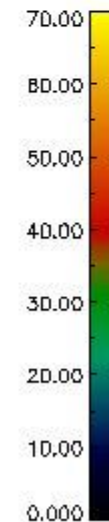
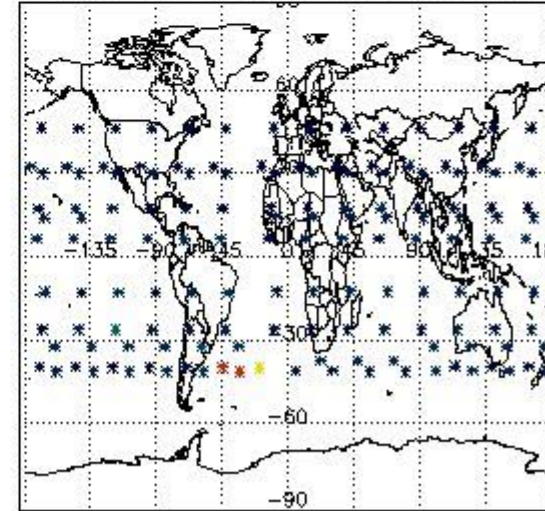
Percentage of flagged data per H2O profile



Percentage of flagged data per NO2 profile



Percentage of flagged data per NO3 profile

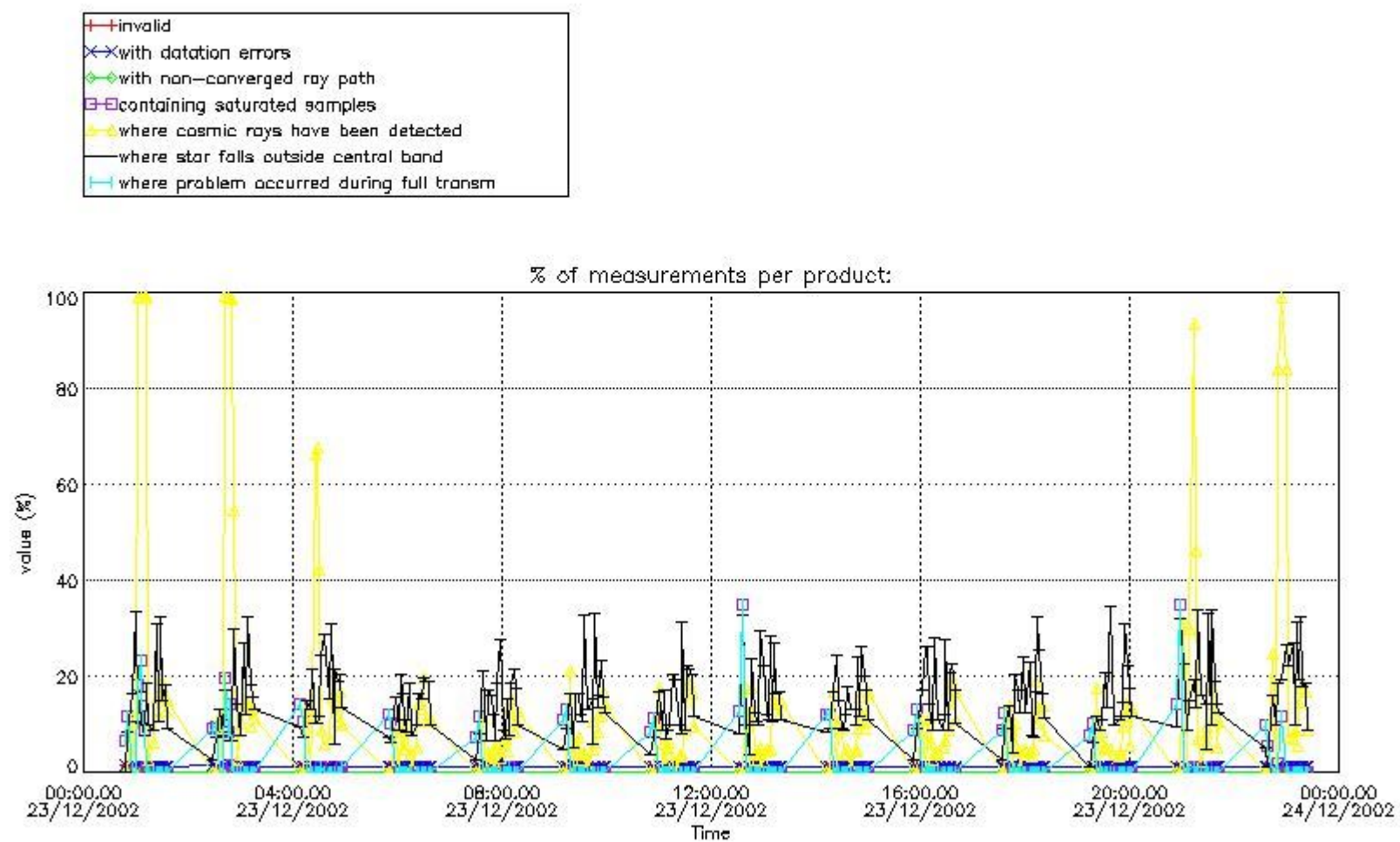


4. Level 1 quality information per product

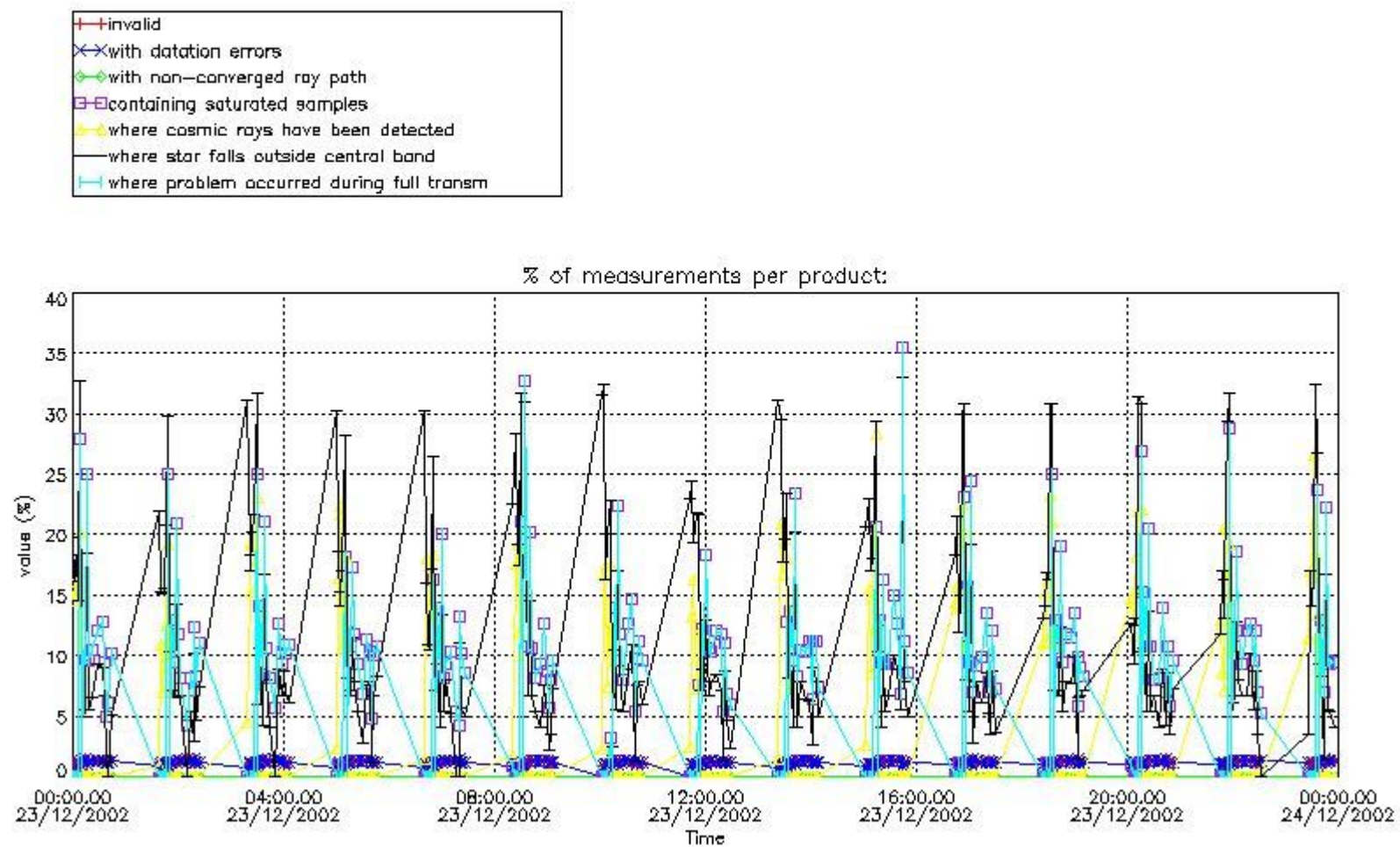
In this section it is plotted some information contained in the Quality Summary data set of the level 2 products that comes from the level 1b processing. Products without errors (error flag in the MPH set to "0") are used.

4.1 Plot quality information per product (time dependant) coming from level 1b processing

4.1.1 Plot level 1 quality information per product (time dependant): ENVISAT ASCENDING passes



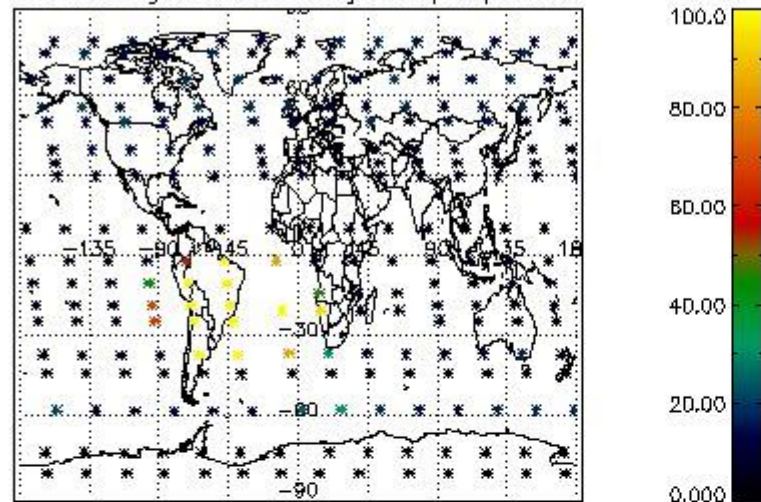
4.1.2 Plot level 1 quality information per product (time dependant): ENVI SAT DESCENDING passes



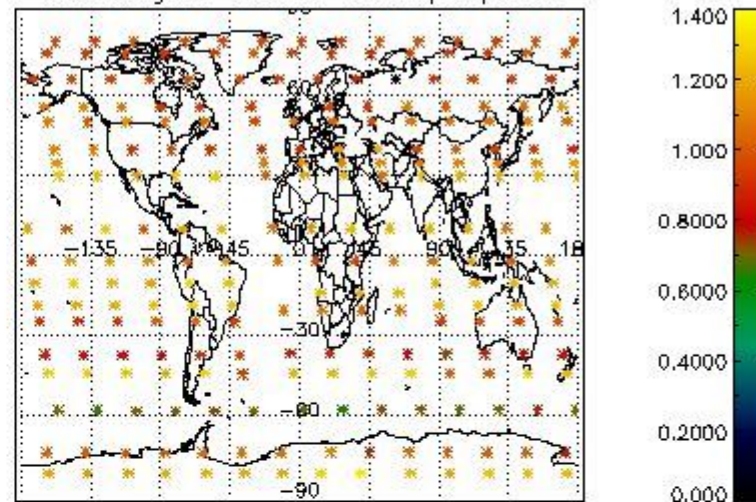
4.2 Plot quality information per product coming from level 1b processing (world map)

4.2.1 Plot level 1 quality information per product (world map): ENVISAT ASCENDING passes

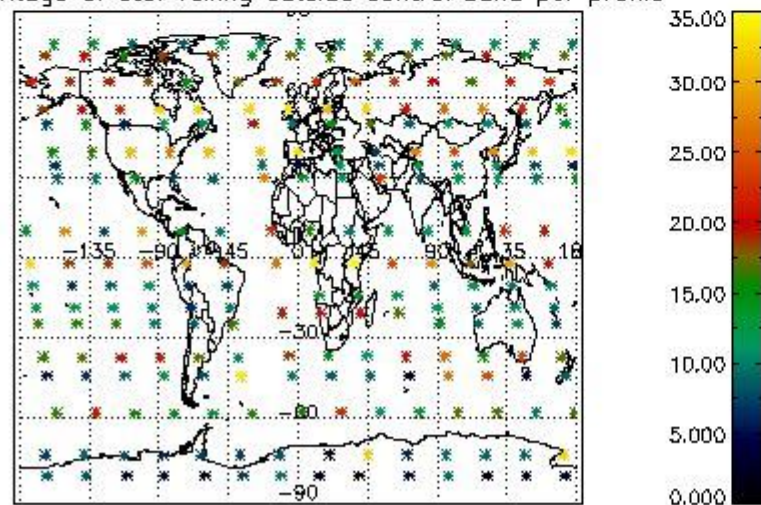
Percentage of cosmic ray hits per profile



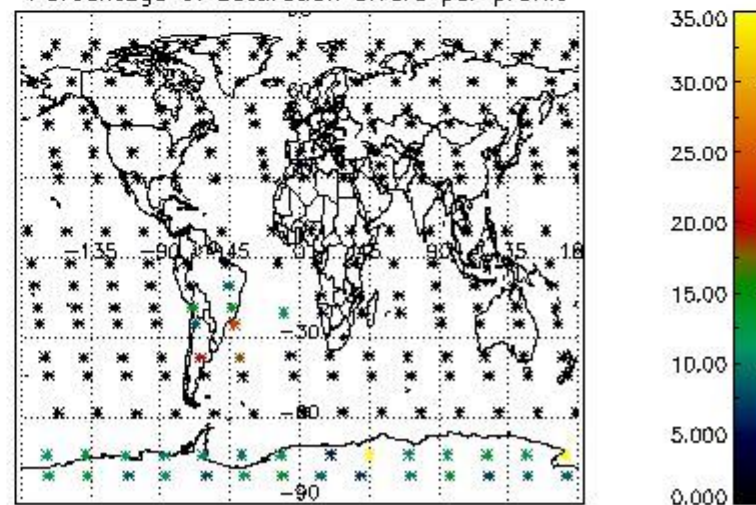
Percentage of datation errors per profile



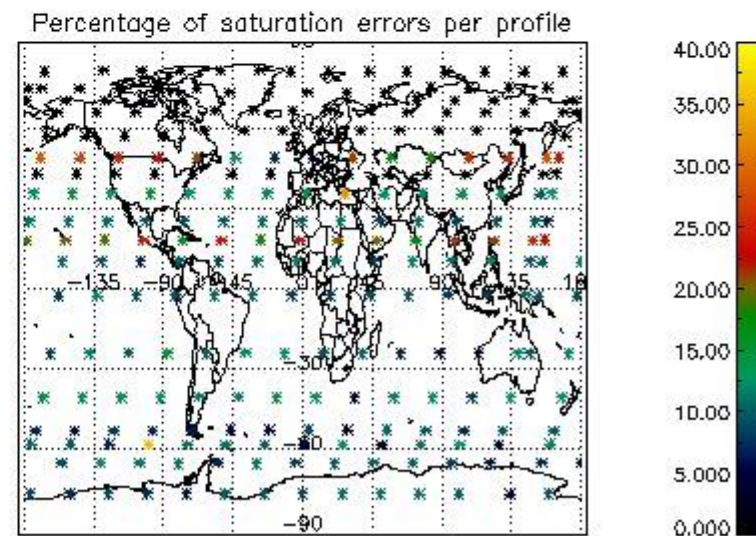
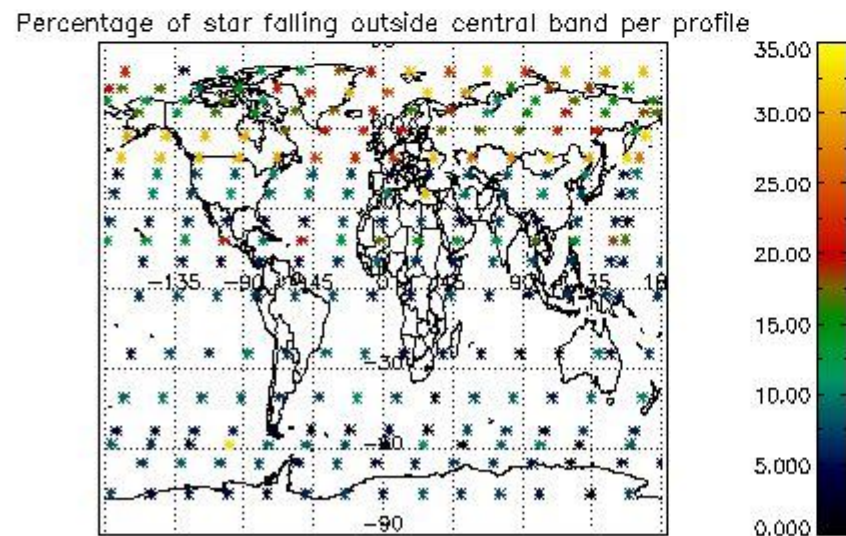
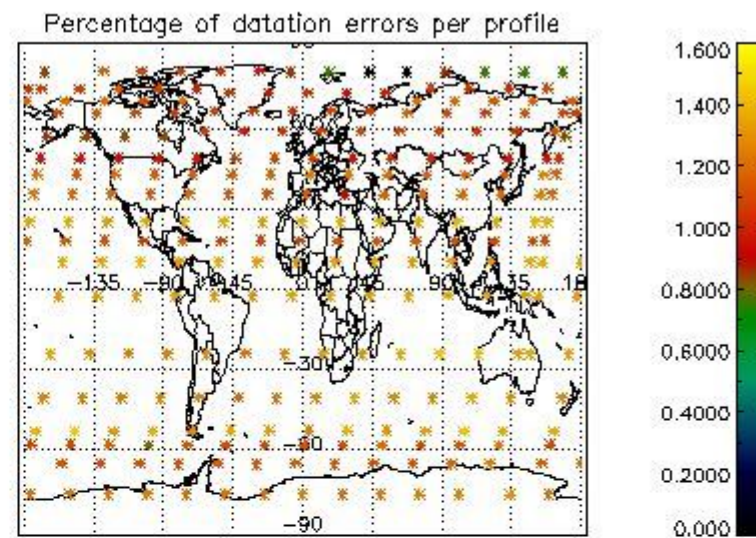
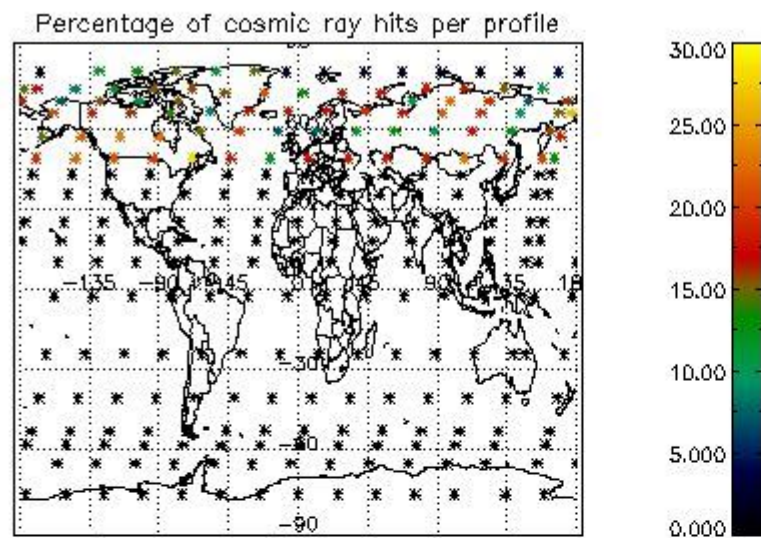
Percentage of star falling outside central band per profile



Percentage of saturation errors per profile



4.2.2 Plot level 1 quality information per product (world map): ENVISAT DESCENDING passes



5. Trace gas profiles

5.1 Ozone statistics based on quality of products

The final quality of the products can be "measured" using the STD (Standard Deviation) attached to every point profile. This information is written to the parameter GOM_NL__2P/NL_LOCAL_SPECIES_DENSITY/o3_std of the level 2 products. The table below shows the statistics for given STD ranges.

The statistics are given with respect to the overall valid production:

- Products without fatal errors: GOM_NL__2P/MPH/PRODUCT_ERR=0
- Valid point profile: GOM_NL__2P/NL_LOCAL_SPECIES_DENSITY/pcd(0)=0

The 'Criteria' is applied to valid points of dark limb products:

- Products in dark limb illumination condition: GOM_NL__2P/NL_SUMMARY_QUALITY/obs_ill_cond=0
- Products without fatal errors: GOM_NL__2P/MPH/PRODUCT_ERR=0
- Valid point profile: GOM_NL__2P/NL_LOCAL_SPECIES_DENSITY/pcd(0)=0

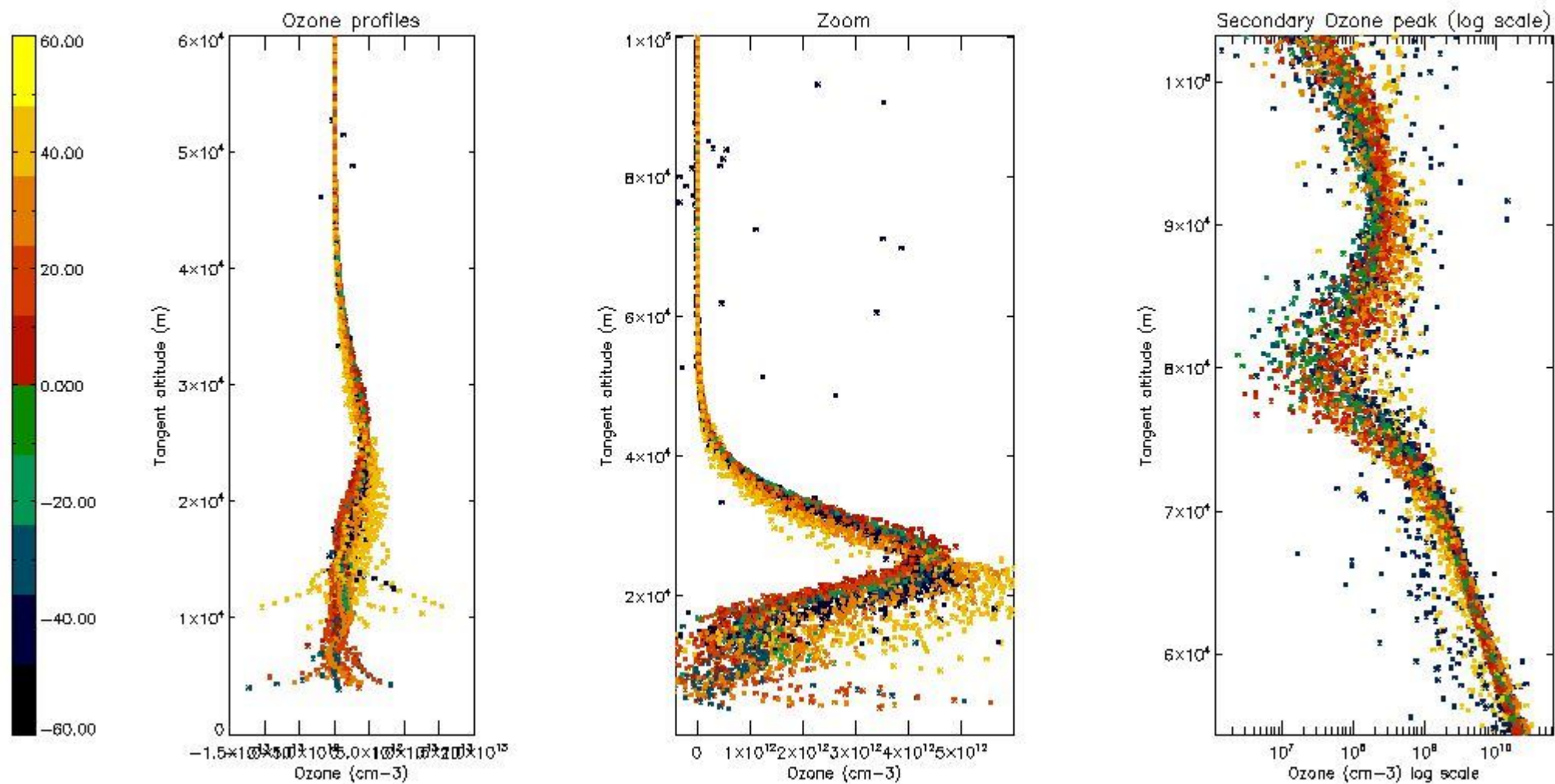
So, the table below shows the percentage of dark limb and valid observations for each criteria with respect to the overall valid daily observations.

Criteria	% of total production
All STD	29
STD < 20	17

STD < 10	14
STD < 5	11

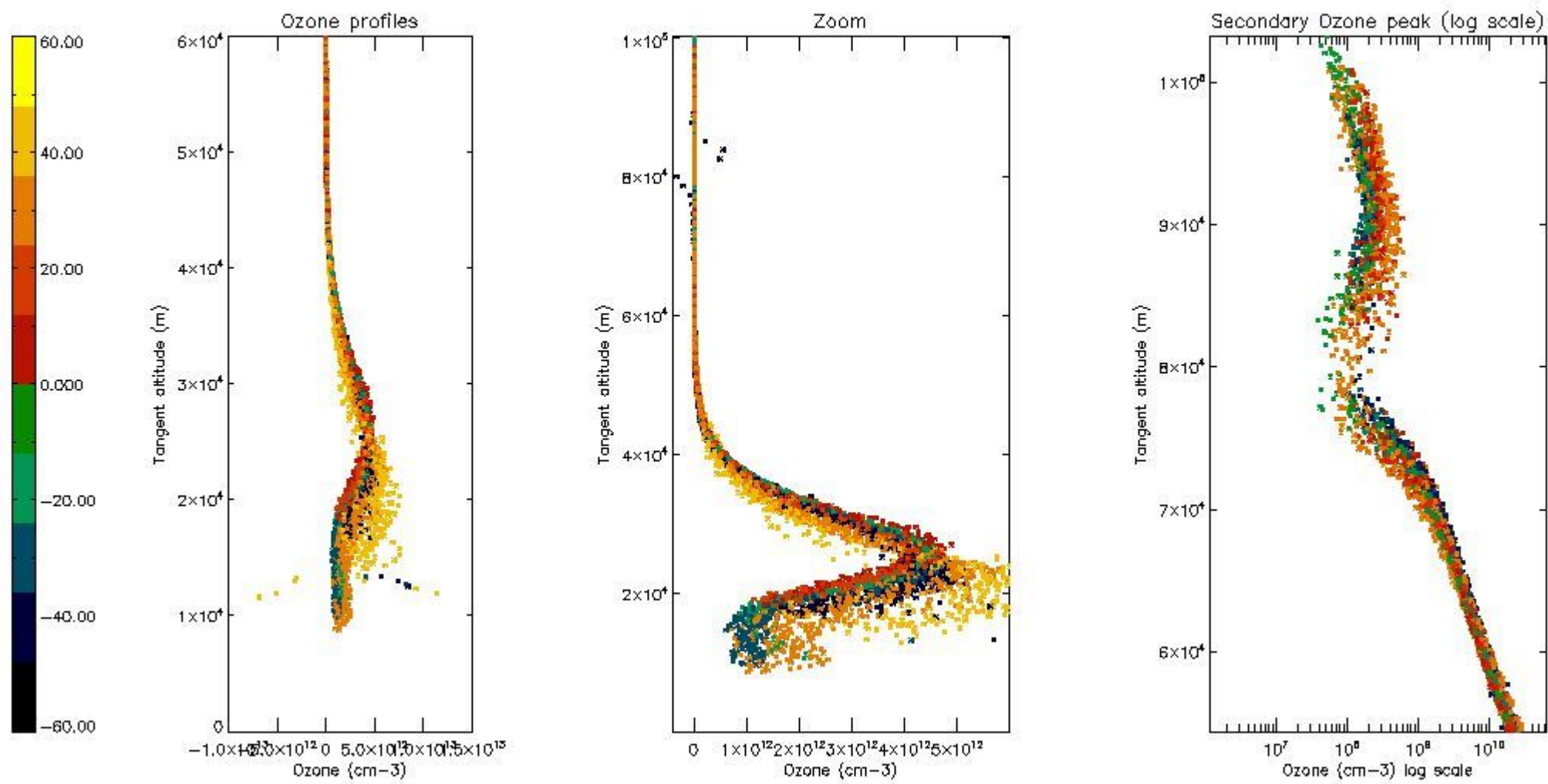
5.2 Plot ozone profiles for all STD (dark without errors)

The colorbar represents the latitude.



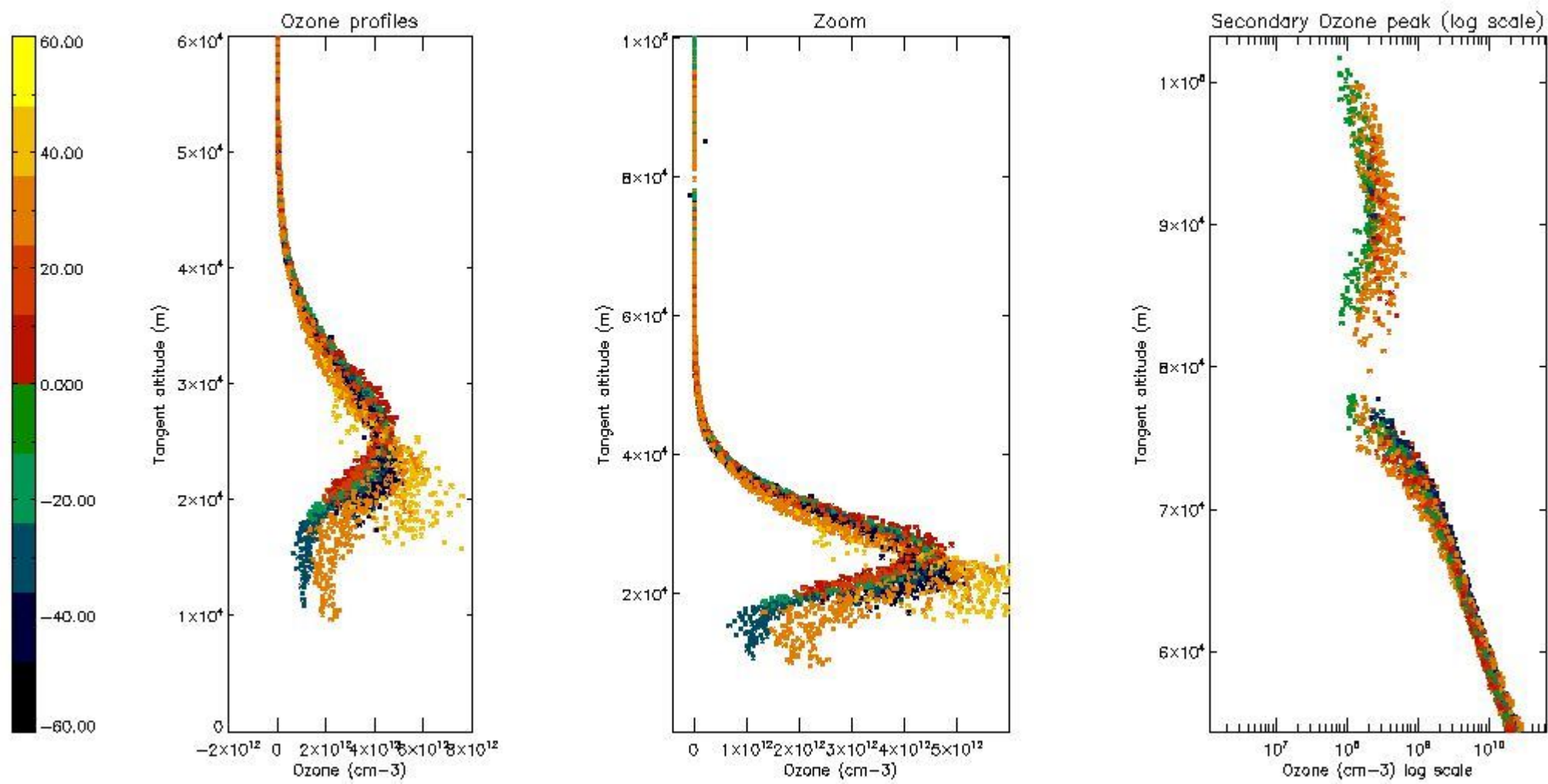
5.3 Plot ozone profiles where STD < 20% (dark without errors)

The colorbar represents the latitude.



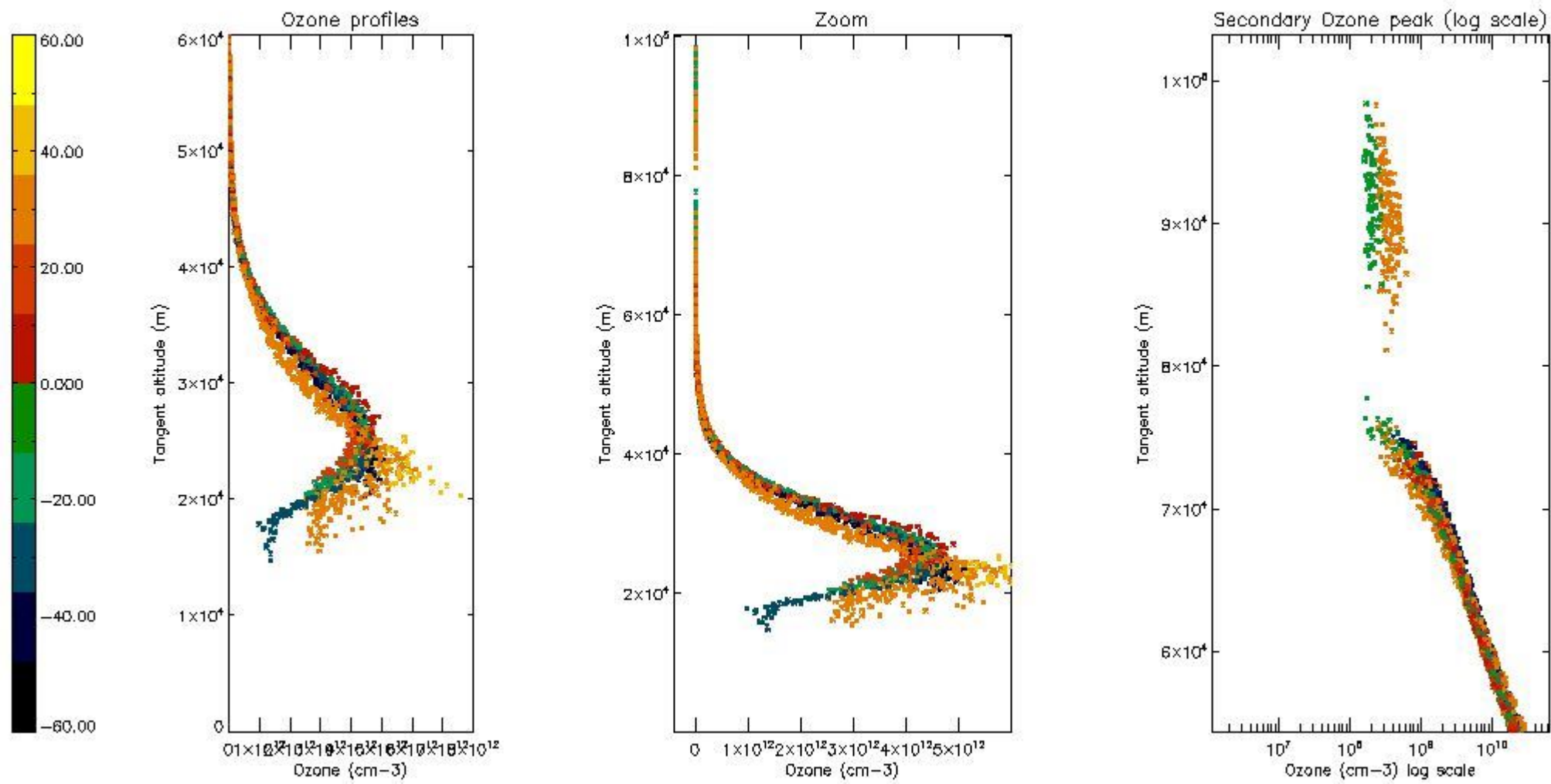
5.4 Plot ozone profiles where STD < 10% (dark without errors)

The colorbar represents the latitude.



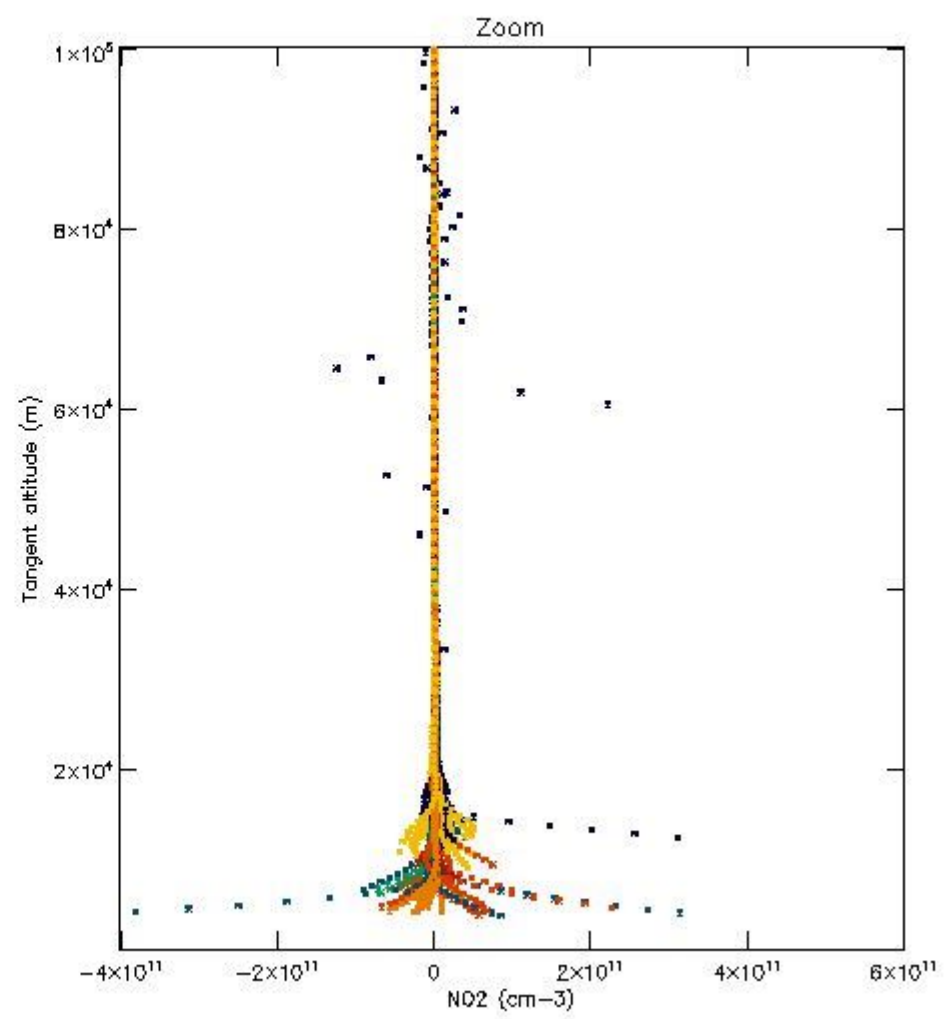
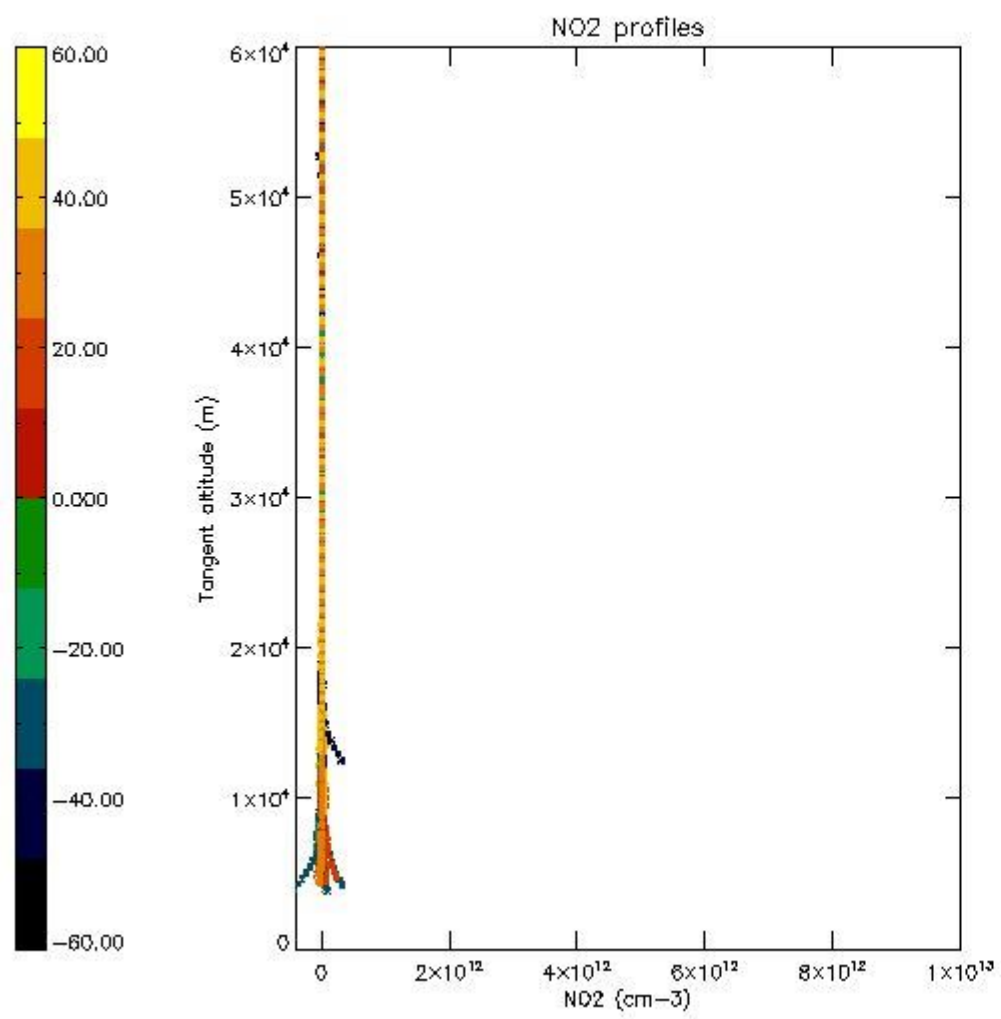
5.5 Plot ozone profiles where STD < 5% (dark without errors)

The colorbar represents the latitude.



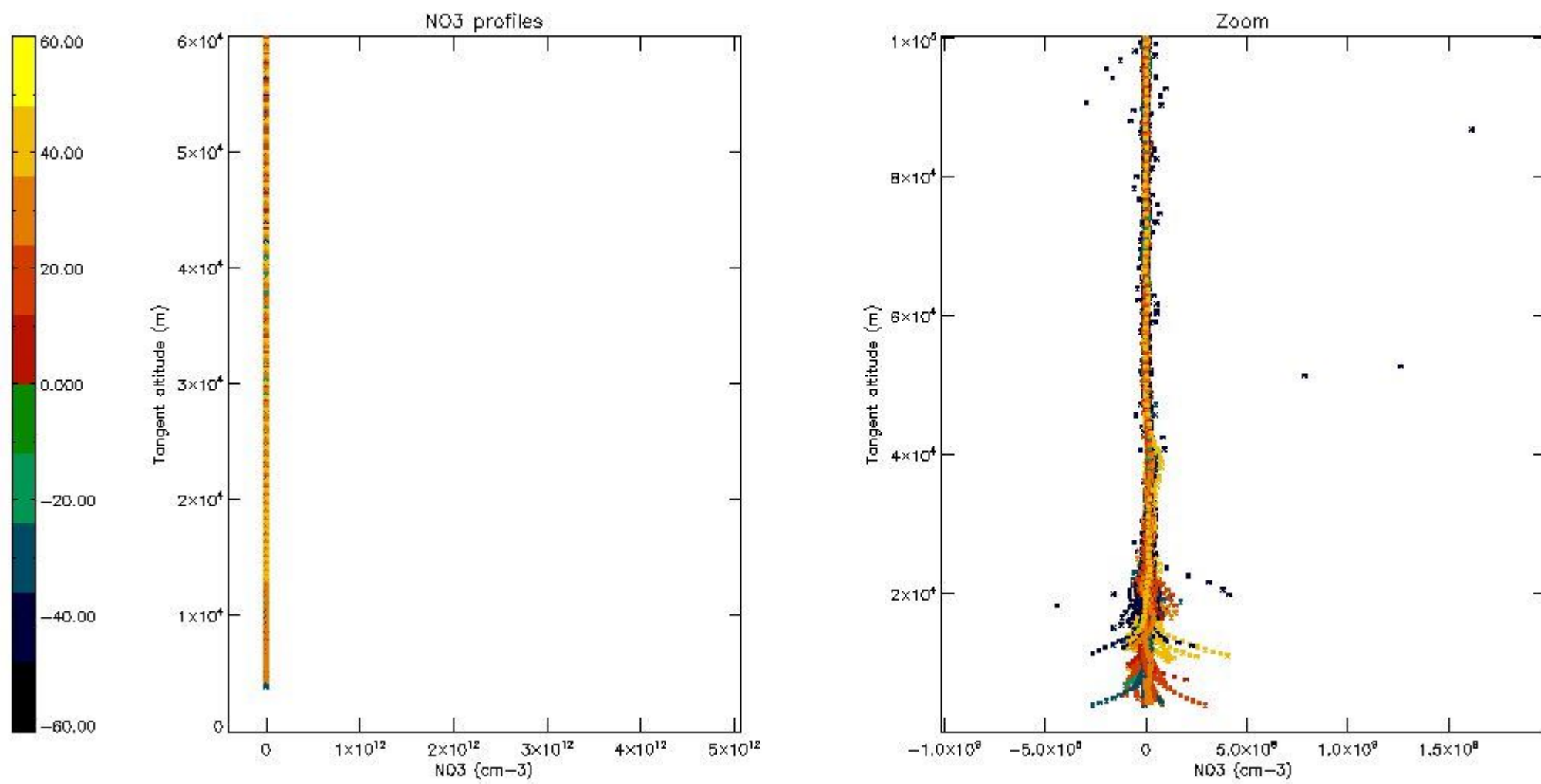
5.6 Plot NO₂ profiles for all STD (dark without errors)

The colorbar represents the latitude.



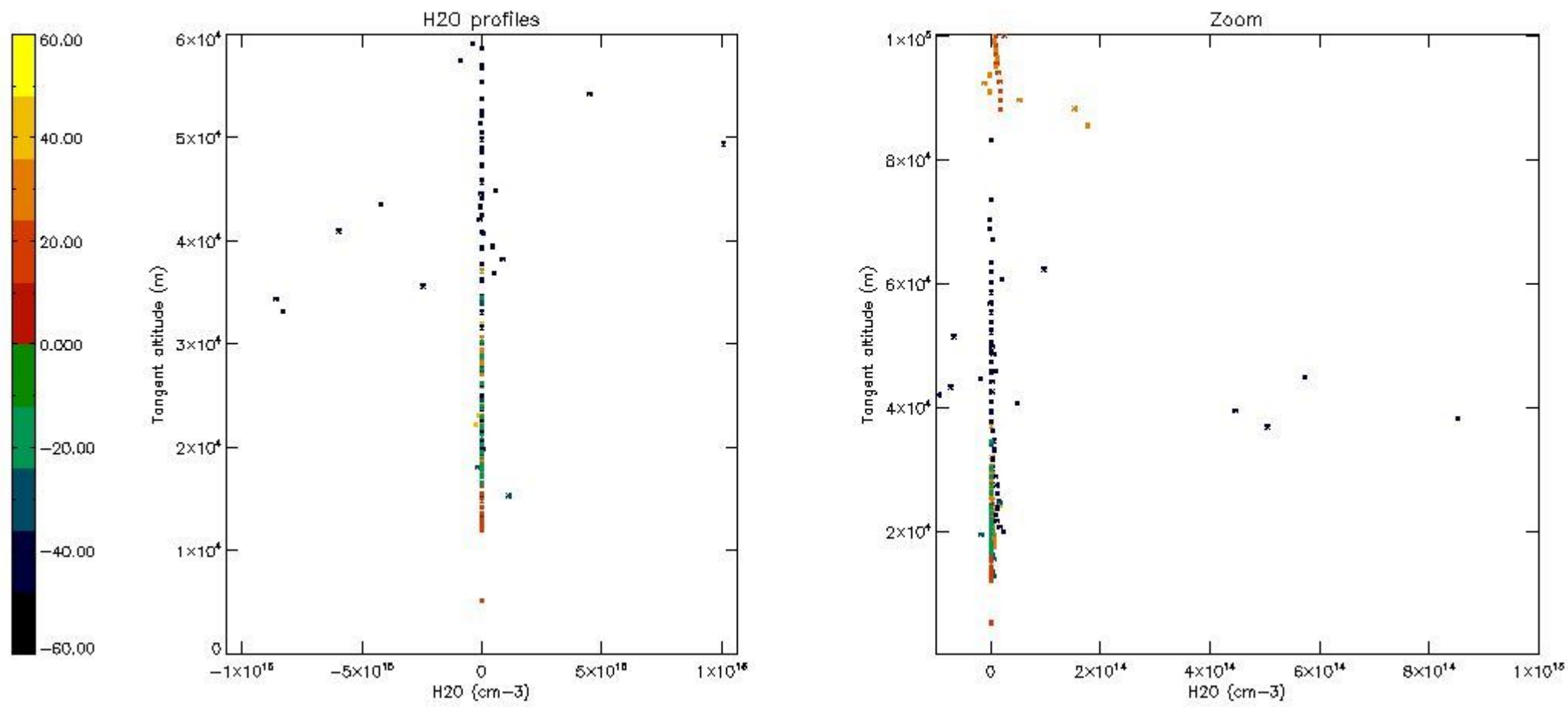
5.7 Plot NO3 profiles for all STD (dark without errors)

The colorbar represents the latitude.



5.8 Plot H2O profiles for all STD (only for occultations of stars 1,2,3,4,13,14,16,26,63 dark without errors)

The colorbar represents the latitude.



6. Auxiliary Data Files used for the production reported in section 2

The number reported in the third column indicates since which file (see list in section 2) the corresponding auxiliary file has been used. The fourth column is the date of those product files.

Type	Auxiliary Filename	Used since product	Used since product date
INST_PHYS_CHARACTERISTICS	GOM_INS_AXNIEC20050627_150440_20020301_000000_20100101_000000	1	23-DEC-2002 00:00:09
LEVEL-2_PROC_CONFIG	GOM_PR2_AXVIEC20091111_152718_20020301_000000_20500101_000000	1	23-DEC-2002 00:00:09
CROSS_SECTIONS_FILE	GOM_CRS_AXVIEC20091111_154832_20020301_000000_20500101_000000	1	23-DEC-2002 00:00:09

GOMOS Level 2 Daily Report

SUMMARY

[1. General Info](#)

[2. Summary of processed GOM_NL_2P products](#)

[3. Level 2 Quality information per product](#)

[3.1 Plot of level 2 quality information per product \(time dependant\)](#)

[3.2 Plot of level 2 quality information per product \(world map\)](#)

[4. Level 1 Quality information per product \(stored on level 2 products\)](#)

[4.1 Plot of level 1 quality information per product \(time dependant\)](#)

[4.1.1 Plot of level 1 quality information per product \(time dependant\): ASCENDING](#)

[4.1.2 Plot of level 1 quality information per product \(time dependant\): DESCENDING](#)

[4.2 Plot of level 1 quality information per product \(world map\)](#)

[4.2.1 Plot of level 1 quality information per product \(world map\): ASCENDING](#)

[4.2.2 Plot of level 1 quality information per product \(world map\): DESCENDING](#)

[5. Ozone profiles based on quality statistics and other trace gas profiles](#)

[5.1 Ozone statistics based on quality of products](#)

[5.2 Plot ozone profiles for all STD \(dark without errors\)](#)

[5.3 Plot ozone profiles where STD < 20% \(dark without errors\)](#)

[5.4. Plot ozone profiles where STD < 10% \(dark without errors\)](#)

[5.5. Plot ozone profiles where STD < 5% \(dark without errors\)](#)

[5.6 Plot NO2 profiles for all STD \(dark without errors\)](#)

[5.7 Plot NO3 profiles for all STD \(dark without errors\)](#)

[5.8 Plot H2O profiles \(only for occultations of stars 1,2,3,4,13,14,16,26,63 dark without errors\) for all STD](#)

[6. Auxiliary Data Files used for the production reported in section 2](#)

This report presents the daily analysis on parameters extracted from GOMOS level 2 data (GOM_NL__2P). It is intended to monitor some important parameters that will impact the quality of these products. A list of level 2 products (and content) that have arrived during the reporting day to the PCF is also given.

Item	Value
Time of report generation	17APR2013 21:39:11
Data source version	GOMOS/6.01
Start time of products	23-12-2002 (23DEC2002 00:00:00)
Stop time of products	24-12-2002 (24DEC2002 00:00:00)
Store outputs in DB	Yes
Nb of level 2 prods	502
Nb of prods with errors	0

2. Summary of processed GOM_NL__2P products.

Nr	Filename	UTC Start time	Limb	Duration	Star Id	Star Name	Star Mag	Star Temp	Nb Meas	Orbit	Prod. error
1	GOM_NL__2PRFIN20021223_000009_00000482012_00188_04250_0600.N1	23-DEC-2002 00:00:09	Straylight	48.000	56	53Kap Ori	2.0650	30000.	96	4250	No
2	GOM_NL__2PRFIN20021223_000139_00000442012_00188_04250_0601.N1	23-DEC-2002 00:01:39	Straylight	43.500	128	67Bet Eri	2.7840	9700.0	87	4250	No
3	GOM_NL__2PRFIN20021223_000303_00000472012_00188_04250_0602.N1	23-DEC-2002 00:03:03	Straylight	46.500	72	34Del Ori	2.2500	30000.	93	4250	No
4	GOM_NL__2PRFIN20021223_000503_00000452012_00188_04250_0603.N1	23-DEC-2002 00:05:03	Twilight	44.500	27	24Gam Ori	1.6360	26000.	89	4250	No
5	GOM_NL__2PRFIN20021223_000756_00000522012_00188_04250_0604.N1	23-DEC-2002 00:07:56	Twilight	52.000	13	87Alp Tau	0.86700	3800.0	104	4250	No
6	GOM_NL__2PRFIN20021223_000941_00000402012_00188_04250_0605.N1	23-DEC-2002 00:09:41	Bright	40.000	176	23Zet Tau	3.0200	22000.	80	4250	No
7	GOM_NL__2PRFIN20021223_001145_00000402012_00188_04250_0606.N1	23-DEC-2002 00:11:45	Bright	40.000	28	12Bet Tau	1.6500	15200.	80	4250	No
8	GOM_NL__2PRFIN20021223_001439_00000362012_00188_04250_0607.N1	23-DEC-2002 00:14:39	Bright	36.000	149	45Eps Per	2.8880	30000.	72	4250	No
9	GOM_NL__2PRFIN20021223_001640_00000462012_00188_04250_0608.N1	23-DEC-2002 00:16:40	Bright	46.000	6	13Alp Aur	0.080000	3400.0	92	4250	No
10	GOM_NL__2PRFIN20021223_001849_00000372012_00188_04250_0609.N1	23-DEC-2002 00:18:49	Bright	36.500	160	23Gam Per	2.9300	4700.0	73	4250	No
11	GOM_NL__2PRFIN20021223_002221_00000382012_00188_04250_0610.N1	23-DEC-2002 00:22:21	Bright	38.000	110	37Del Cas	2.6780	8900.0	76	4250	No
12	GOM_NL__2PRFIN20021223_002830_00000382012_00188_04250_0611.N1	23-DEC-2002 00:28:30	Bright	37.500	49	1Alp UMi	1.9900	6300.0	75	4250	No
13	GOM_NL__2PRFIN20021223_003308_00000392012_00188_04250_0612.N1	23-DEC-2002 00:33:08	Bright	39.000	60	7Bet UMi	2.0810	3950.0	78	4250	No
14	GOM_NL__2PRFIN20021223_003639_00000372012_00188_04250_0613.N1	23-DEC-2002 00:36:39	Bright	37.000	119	14Eta Dra	2.7270	4700.0	74	4250	No
15	GOM_NL__2PRFIN20021223_003812_00000412012_00188_04250_0614.N1	23-DEC-2002 00:38:12	Bright	40.500	55	79Zet UMa	2.0600	10200.	81	4250	No
16	GOM_NL__2PRFIN20021223_004016_00000412012_00188_04250_0615.N1	23-DEC-2002 00:40:16	Bright	40.500	39	85Eta UMa	1.8540	24000.	81	4250	No
17	GOM_NL__2PRFIN20021223_004353_00000402012_00188_04250_0616.N1	23-DEC-2002 00:43:53	Bright	39.500	180	27Gam Boo	3.0400	8000.0	79	4250	No
18	GOM_NL__2PRFIN20021223_004715_00000382012_00188_04250_0617.N1	23-DEC-2002 00:47:15	Bright	37.500	83		2.3780	11000.	75	4250	No
19	GOM_NL__2PRFIN20021223_005051_00000482012_00188_04250_0618.N1	23-DEC-2002 00:50:51	Bright	47.500	111	8Eta Boo	2.6800	6000.0	95	4250	No
20	GOM_NL__2PRFIN20021223_005533_00000712012_00188_04250_0619.N1	23-DEC-2002 00:55:33	Bright	71.000	138	47Eps Vir	2.8280	4700.0	142	4250	No
21	GOM_NL__2PRFIN20021223_005935_00000542012_00188_04250_0620.N1	23-DEC-2002 00:59:35	Bright	54.000	122	9Alp2Lib	2.7470	9700.0	108	4250	No
22	GOM_NL__2PRFIN20021223_010135_00000532012_00188_04250_0621.N1	23-DEC-2002 01:01:35	Twilight	52.500	15	67Alp Vir	0.97600	28000.	105	4250	No
23	GOM_NL__2PRFIN20021223_010505_00000542012_00188_04250_0622.N1	23-DEC-2002 01:05:05	Dark	53.500	169	46Gam Hya	2.9910	4700.0	107	4250	No
24	GOM_NL__2PRFIN20021223_010648_00000402012_00188_04250_0623.N1	23-DEC-2002 01:06:48	Dark	40.000	81	Eta Cen	2.3560	28000.	80	4250	No
25	GOM_NL__2PRFIN20021223_010907_00000402012_00188_04250_0624.N1	23-DEC-2002 01:09:07	Dark	40.000	95	Zet Cen	2.5450	26000.	80	4250	No
26	GOM_NL__2PRFIN20021223_011127_00000432012_00188_04250_0625.N1	23-DEC-2002 01:11:27	Dark	43.000	4	Alp1Cen	-0.010000	5800.0	86	4250	No
27	GOM_NL__2PRFIN20021223_011449_00000412012_00189_04251_0475.N1	23-DEC-2002 01:14:49	Dark	40.500	12	Alp1Cru	0.77500	30000.	81	4251	No
28	GOM_NL__2PRFIN20021223_012020_00000402012_00189_04251_0476.N1	23-DEC-2002 01:20:20	Dark	40.000	29	Bet Car	1.6720	10200.	80	4251	No
29	GOM_NL__2PRFIN20021223_012306_00000552012_00189_04251_0477.N1	23-DEC-2002 01:23:06	Dark	55.000	41	Eps Car	1.8600	4100.0	110	4251	No
30	GOM_NL__2PRFIN20021223_012605_00000472012_00189_04251_0478.N1	23-DEC-2002 01:26:05	Dark	47.000	34	Gam2Vel	1.7930	23000.	94	4251	No
31	GOM_NL__2PRFIN20021223_012743_00000542012_00189_04251_0479.N1	23-DEC-2002 01:27:43	Dark	54.000	2	Alp Car	-0.73600	7000.0	108	4251	No
32	GOM_NL__2PRFIN20021223_013041_00000512012_00189_04251_0480.N1	23-DEC-2002 01:30:41	Dark	50.500	117	Pi Pup	2.7060	3800.0	101	4251	No
33	GOM_NL__2PRFIN20021223_013343_00000552012_00189_04251_0481.N1	23-DEC-2002 01:33:43	Straylight	54.500	23	21Eps CMa	1.5020	26000.	109	4251	No
34	GOM_NL__2PRFIN20021223_013524_00000502012_00189_04251_0482.N1	23-DEC-2002 01:35:24	Straylight	50.000	179	24Omi2CMa	3.0320	24000.	100	4251	No
35	GOM_NL__2PRFIN20021223_013808_00000592012_00189_04251_0483.N1	23-DEC-2002 01:38:08	Straylight	59.000	1	9Alp CMa	-1.4400	11000.	118	4251	No
36	GOM_NL__2PRFIN20021223_014045_00000462012_00189_04251_0484.N1	23-DEC-2002 01:40:45	Straylight	46.000	56	53Kap Ori	2.0650	30000.	92	4251	No
37	GOM_NL__2PRFIN20021223_014215_00000432012_00189_04251_0485.N1	23-DEC-2002 01:42:15	Straylight	43.000	128	67Bet Eri	2.7840	9700.0	86	4251	No
38	GOM_NL__2PRFIN20021223_014338_00000452012_00189_04251_0486.N1	23-DEC-2002 01:43:38	Straylight	45.000	72	34Del Ori	2.2500	30000.	90	4251	No
39	GOM_NL__2PRFIN20021223_014538_00000482012_00189_04251_0487.N1	23-DEC-2002 01:45:38	Twilight	48.000	27	24Gam Ori	1.6360	26000.	96	4251	No
40	GOM_NL__2PRFIN20021223_014831_00000522012_00189_04251_0488.N1	23-DEC-2002 01:48:31	Twilight	52.000	13	87Alp Tau	0.86700	3800.0	104	4251	No
41	GOM_NL__2PRFIN20021223_015016_00000442012_00189_04251_0489.N1	23-DEC-2002 01:50:16	Bright	43.500	176	23Zet Tau	3.0200	22000.	87	4251	No
42	GOM_NL__2PRFIN20021223_015220_00000432012_00189_04251_0490.N1	23-DEC-2002 01:52:20	Bright	42.500	28	12Bet Tau	1.6500	15200.	85	4251	No

161	GOM_NL__2PRFIN20021223_074200_000000392012_00192_04254_0156.N1	23-DEC-2002 07:42:00	Bright	39.000	122	9Alp2Lib	2.7470	9700.0	78	4254	No
162	GOM_NL__2PRFIN20021223_074359_000000612012_00192_04254_0157.N1	23-DEC-2002 07:43:59	Twi_and_stray	61.000	15	67Alp Vir	0.97600	28000.	122	4254	No
163	GOM_NL__2PRFIN20021223_074730_000000572012_00192_04254_0158.N1	23-DEC-2002 07:47:30	Dark	56.500	169	46Gam Hya	2.9910	4700.0	113	4254	No
164	GOM_NL__2PRFIN20021223_074913_000000422012_00192_04254_0159.N1	23-DEC-2002 07:49:13	Dark	42.000	81	Eta Cen	2.3560	28000.	84	4254	No
165	GOM_NL__2PRFIN20021223_075132_000000392012_00192_04254_0160.N1	23-DEC-2002 07:51:32	Dark	39.000	95	Zet Cen	2.5450	26000.	78	4254	No
166	GOM_NL__2PRFIN20021223_075352_000000432012_00192_04254_0161.N1	23-DEC-2002 07:53:52	Dark	43.000	4	Alp1Cen	-0.010000	5800.0	86	4254	No
167	GOM_NL__2PRFIN20021223_075714_000000512012_00193_04255_0127.N1	23-DEC-2002 07:57:14	Dark	50.500	12	Alp1Cru	0.77500	30000.	101	4255	No
168	GOM_NL__2PRFIN20021223_080246_000000402012_00193_04255_0128.N1	23-DEC-2002 08:02:46	Dark	40.000	29	Bet Car	1.6720	10200.	80	4255	No
169	GOM_NL__2PRFIN20021223_080406_000000442012_00193_04255_0129.N1	23-DEC-2002 08:04:06	Dark	44.000	91	Kap Vel	2.4900	26000.	88	4255	No
170	GOM_NL__2PRFIN20021223_080532_000000462012_00193_04255_0130.N1	23-DEC-2002 08:05:32	Dark	45.500	41	Eps Car	1.8600	4100.0	91	4255	No
171	GOM_NL__2PRFIN20021223_080831_000000462012_00193_04255_0131.N1	23-DEC-2002 08:08:31	Dark	46.000	34	Gam2Vel	1.7930	23000.	92	4255	No
172	GOM_NL__2PRFIN20021223_081008_000000462012_00193_04255_0132.N1	23-DEC-2002 08:10:08	Dark	45.500	2	Alp Car	-0.73600	7000.0	91	4255	No
173	GOM_NL__2PRFIN20021223_081307_000000542012_00193_04255_0133.N1	23-DEC-2002 08:13:07	Dark	53.500	117	Pi Pup	2.7060	3800.0	107	4255	No
174	GOM_NL__2PRFIN20021223_081609_000000522012_00193_04255_0134.N1	23-DEC-2002 08:16:09	Straylight	52.000	23	21Eps CMa	1.5020	26000.	104	4255	No
175	GOM_NL__2PRFIN20021223_081748_000000512012_00193_04255_0135.N1	23-DEC-2002 08:17:48	Straylight	51.000	179	24Omi2CMa	3.0320	24000.	102	4255	No
176	GOM_NL__2PRFIN20021223_082034_000000582012_00193_04255_0136.N1	23-DEC-2002 08:20:34	Straylight	57.500	1	9Alp CMa	-1.4400	11000.	115	4255	No
177	GOM_NL__2PRFIN20021223_082343_000000512012_00193_04255_0137.N1	23-DEC-2002 08:23:43	Straylight	51.000	7	19Bet Ori	0.10000	14000.	102	4255	No
178	GOM_NL__2PRFIN20021223_082546_000000472012_00193_04255_0138.N1	23-DEC-2002 08:25:46	Straylight	47.000	30	46Eps Ori	1.6940	30000.	94	4255	No
179	GOM_NL__2PRFIN20021223_082802_000000462012_00193_04255_0139.N1	23-DEC-2002 08:28:02	Twi_and_stray	46.000	27	24Gam Ori	1.6360	26000.	92	4255	No
180	GOM_NL__2PRFIN20021223_083056_000000522012_00193_04255_0140.N1	23-DEC-2002 08:30:56	Twi_and_stray	52.000	13	87Alp Tau	0.86700	3800.0	104	4255	No
181	GOM_NL__2PRFIN20021223_083239_000000412012_00193_04255_0141.N1	23-DEC-2002 08:32:39	Bright	40.500	176	23Zet Tau	3.0200	22000.	81	4255	No
182	GOM_NL__2PRFIN20021223_083444_000000552012_00193_04255_0142.N1	23-DEC-2002 08:34:44	Bright	55.000	28	12Bet Tau	1.6500	15200.	110	4255	No
183	GOM_NL__2PRFIN20021223_083739_000000372012_00193_04255_0143.N1	23-DEC-2002 08:37:39	Bright	37.000	149	45Eps Per	2.8880	30000.	74	4255	No
184	GOM_NL__2PRFIN20021223_083938_000000452012_00193_04255_0144.N1	23-DEC-2002 08:39:38	Bright	44.500	6	13Alp Aur	0.080000	3400.0	89	4255	No
185	GOM_NL__2PRFIN20021223_084150_000000382012_00193_04255_0145.N1	23-DEC-2002 08:41:50	Bright	37.500	160	23Gam Per	2.9300	4700.0	75	4255	No
186	GOM_NL__2PRFIN20021223_084524_000000372012_00193_04255_0146.N1	23-DEC-2002 08:45:24	Bright	37.000	110	37Del Cas	2.6780	8900.0	74	4255	No
187	GOM_NL__2PRFIN20021223_085129_000000382012_00193_04255_0147.N1	23-DEC-2002 08:51:29	Bright	37.500	49	1Alp UMi	1.9900	6300.0	75	4255	No
188	GOM_NL__2PRFIN20021223_085607_000000402012_00193_04255_0148.N1	23-DEC-2002 08:56:07	Bright	39.500	60	7Bet UMi	2.0810	3950.0	79	4255	No
189	GOM_NL__2PRFIN20021223_085936_000000402012_00193_04255_0149.N1	23-DEC-2002 08:59:36	Bright	40.000	119	14Eta Dra	2.7270	4700.0	80	4255	No
190	GOM_NL__2PRFIN20021223_090108_000000452012_00193_04255_0150.N1	23-DEC-2002 09:01:08	Bright	44.500	55	79Zet UMa	2.0600	10200.	89	4255	No
191	GOM_NL__2PRFIN20021223_090314_000000442012_00193_04255_0151.N1	23-DEC-2002 09:03:14	Bright	43.500	39	85Eta UMa	1.8540	24000.	87	4255	No
192	GOM_NL__2PRFIN20021223_090652_000000422012_00193_04255_0152.N1	23-DEC-2002 09:06:52	Bright	41.500	180	27Gam Boo	3.0400	8000.0	83	4255	No
193	GOM_NL__2PRFIN20021223_091015_000000422012_00193_04255_0153.N1	23-DEC-2002 09:10:15	Bright	41.500	83		2.3780	11000.	83	4255	No
194	GOM_NL__2PRFIN20021223_091352_000000502012_00193_04255_0154.N1	23-DEC-2002 09:13:52	Bright	49.500	111	8Eta Boo	2.6800	6000.0	99	4255	No
195	GOM_NL__2PRFIN20021223_091837_000000712012_00193_04255_0155.N1	23-DEC-2002 09:18:37	Twi_and_stray	71.000	138	47Eps Vir	2.8280	4700.0	142	4255	No
196	GOM_NL__2PRFIN20021223_092236_000000392012_00193_04255_0156.N1	23-DEC-2002 09:22:36	Bright	39.000	122	9Alp2Lib	2.7470	9700.0	78	4255	No
197	GOM_NL__2PRFIN20021223_092438_000000582012_00193_04255_0157.N1	23-DEC-2002 09:24:38	Twi_and_stray	58.000	15	67Alp Vir	0.97600	28000.	116	4255	No
198	GOM_NL__2PRFIN20021223_092809_000000552012_00193_04255_0158.N1	23-DEC-2002 09:28:09	Dark	54.500	169	46Gam Hya	2.9910	4700.0	109	4255	No
199	GOM_NL__2PRFIN20021223_092949_000000422012_00193_04255_0159.N1	23-DEC-2002 09:29:49	Dark	42.000	81	Eta Cen	2.3560	28000.	84	4255	No
200	GOM_NL__2PRFIN20021223_093209_000000422012_00193_04255_0160.N1	23-DEC-2002 09:32:09	Dark	42.000	95	Zet Cen	2.5450	26000.	84	4255	No
201	GOM_NL__2PRFIN20021223_093427_000000522012_00193_04255_0161.N1	23-DEC-2002 09:34:27	Dark	52.000	4	Alp1Cen	-0.010000	5800.0	104	4255	No
202	GOM_NL__2PRFIN20021223_093750_000000422012_00194_04256_0127.N1	23-DEC-2002 09:37:50	Dark	42.000	12	Alp1Cru	0.77500	30000.	84	4256	No
203	GOM_NL__2PRFIN20021223_094322_000000432012_00194_04256_0128.N1	23-DEC-2002 09:43:22	Dark	43.000	29	Bet Car	1.6720	10200.	86	4256	No
204	GOM_NL__2PRFIN20021223_094443_000000432012_00194_04256_0129.N1	23-DEC-2002 09:44:43	Dark	43.000	91	Kap Vel	2.4900	26000.	86	4256	No
205	GOM_NL__2PRFIN20021223_094609_000000562012_00194_04256_0130.N1	23-DEC-2002 09:46:09	Dark	56.000	41	Eps Car	1.8600	4100.0	112	4256	No
206	GOM_NL__2PRFIN20021223_094908_000000482012_00194_04256_0131.N1	23-DEC-2002 09:49:08	Dark	48.000	34	Gam2Vel	1.7930	23000.	96	4256	No
207	GOM_NL__2PRFIN20021223_095044_000000442012_00194_04256_0132.N1	23-DEC-2002 09:50:44	Dark	43.500	2	Alp Car	-0.73600	7000.0	87	4256	No
208	GOM_NL__2PRFIN20021223_095344_000000562012_00194_04256_0133.N1	23-DEC-2002 09:53:44	Dark	55.500	117	Pi Pup	2.7060	3800.0	111	4256	No
209	GOM_NL__2PRFIN20021223_095645_000000512012_00194_04256_0134.N1	23-DEC-2002 09:56:45	Straylight	51.000	23	21Eps CMa	1.5020	26000.	102	4256	No
210	GOM_NL__2PRFIN20021223_095824_000000532012_00194_04256_0135.N1	23-DEC-2002 09:58:24	Straylight	53.000	179	24Omi2CMa	3.0320	24000.	106	4256	No
211	GOM_NL__2PRFIN20021223_100110_000000642012_00194_04256_0136.N1	23-DEC-2002 10:01:10	Straylight	63.500	1	9Alp CMa	-1.4400	11000.	127	4256	No
212	GOM_NL__2PRFIN20021223_100419_000000542012_00194_04256_0137.N1	23-DEC-2002 10:04:19	Straylight	54.000	7	19Bet Ori	0.10000	14000.	108	4256	No
213	GOM_NL__2PRFIN20021223_100622_000000462012_00194_04256_0138.N1	23-DEC-2002 10:06:22	Straylight	46.000	30	46Eps Ori	1.6940	30000.	92	4256	No
214	GOM_NL__2PRFIN20021223_100838_000000482012_00194_04256_0139.N1	23-DEC-2002 10:08:38	Twi_and_stray	47.500	27	24Gam Ori	1.6360	26000.	95	4256	No
215	GOM_NL__2PRFIN20021223_101132_000000462012_00194_04256_0140.N1	23-DEC-2002 10:11:32	Twi_and_stray	46.000	13	87Alp Tau	0.86700	3800.0	92	4256	No
216	GOM_NL__2PRFIN20021223_101315_000000402012_00194_04256_0141.N1	23-DEC-2002 10:13:15	Bright	40.000	176	23Zet Tau	3.0200	22000.	80	4256	No
217	GOM_NL__2PRFIN20021223_101519_000000432012_00194_04256_0142.N1	23-DEC-2002 10:15:19	Bright	43.000	28	12Bet Tau	1.6500	15200.	86	4256	No
218	GOM_NL__2PRFIN20021223_101815_000000372012_00194_04256_0143.N1	23-DEC-2002 10:18:15	Bright	36.500	149	45Eps Per	2.8880	30000.	73	4256	No
219	GOM_NL__2PRFIN20021223_102014_000000472012_00194_04256_0144.N1	23-DEC-2002 10:20:14	Bright	47.000	6	13Alp Aur	0.080000	3400.0	94	4256	No

220	GOM_NL__2PRFIN20021223_102226_000000382012_00194_04256_0145.N1	23-DEC-2002 10:22:26	Bright	38.000	160	23Gam Per	2.9300	4700.0	76	4256	No
221	GOM_NL__2PRFIN20021223_102600_000000382012_00194_04256_0146.N1	23-DEC-2002 10:26:00	Bright	37.500	110	37Del Cas	2.6780	8900.0	75	4256	No
222	GOM_NL__2PRFIN20021223_103205_000000402012_00194_04256_0147.N1	23-DEC-2002 10:32:05	Bright	39.500	49	1Alp UMi	1.9900	6300.0	79	4256	No
223	GOM_NL__2PRFIN20021223_103643_000000412012_00194_04256_0148.N1	23-DEC-2002 10:36:43	Bright	41.000	60	7Bet UMi	2.0810	3950.0	82	4256	No
224	GOM_NL__2PRFIN20021223_104012_000000382012_00194_04256_0149.N1	23-DEC-2002 10:40:12	Bright	37.500	119	14Eta Dra	2.7270	4700.0	75	4256	No
225	GOM_NL__2PRFIN20021223_104145_000000462012_00194_04256_0150.N1	23-DEC-2002 10:41:45	Bright	46.000	55	79Zet UMa	2.0600	10200.	92	4256	No
226	GOM_NL__2PRFIN20021223_104351_000000452012_00194_04256_0151.N1	23-DEC-2002 10:43:51	Bright	44.500	39	85Eta UMa	1.8540	24000.	89	4256	No
227	GOM_NL__2PRFIN20021223_104728_000000422012_00194_04256_0152.N1	23-DEC-2002 10:47:28	Bright	41.500	180	27Gam Boo	3.0400	8000.0	83	4256	No
228	GOM_NL__2PRFIN20021223_105049_000000432012_00194_04256_0153.N1	23-DEC-2002 10:50:49	Bright	42.500	83		2.3780	11000.	85	4256	No
229	GOM_NL__2PRFIN20021223_105428_000000492012_00194_04256_0154.N1	23-DEC-2002 10:54:28	Bright	48.500	111	8Eta Boo	2.6800	6000.0	97	4256	No
230	GOM_NL__2PRFIN20021223_105914_000000722012_00194_04256_0155.N1	23-DEC-2002 10:59:14	Twi_and_stray	71.500	138	47Eps Vir	2.8280	4700.0	143	4256	No
231	GOM_NL__2PRFIN20021223_110312_000000412012_00194_04256_0156.N1	23-DEC-2002 11:03:12	Bright	40.500	122	9Alp2Lib	2.7470	9700.0	81	4256	No
232	GOM_NL__2PRFIN20021223_110513_000000612012_00194_04256_0157.N1	23-DEC-2002 11:05:13	Twi_and_stray	61.000	15	67Alp Vir	0.97600	28000.	122	4256	No
233	GOM_NL__2PRFIN20021223_110844_000000522012_00194_04256_0158.N1	23-DEC-2002 11:08:44	Dark	51.500	169	46Gam Hya	2.9910	4700.0	103	4256	No
234	GOM_NL__2PRFIN20021223_111026_000000402012_00194_04256_0159.N1	23-DEC-2002 11:10:26	Dark	40.000	81	Eta Cen	2.3560	28000.	80	4256	No
235	GOM_NL__2PRFIN20021223_111245_000000422012_00194_04256_0160.N1	23-DEC-2002 11:12:45	Dark	41.500	95	Zet Cen	2.5450	26000.	83	4256	No
236	GOM_NL__2PRFIN20021223_111504_000000442012_00194_04256_0161.N1	23-DEC-2002 11:15:04	Dark	44.000	4	Alp1Cen	-0.010000	5800.0	88	4256	No
237	GOM_NL__2PRFIN20021223_111827_000000452012_00195_04257_0127.N1	23-DEC-2002 11:18:27	Dark	44.500	12	Alp1Cru	0.77500	30000.	89	4257	No
238	GOM_NL__2PRFIN20021223_112358_000000412012_00195_04257_0128.N1	23-DEC-2002 11:23:58	Dark	40.500	29	Bet Car	1.6720	10200.	81	4257	No
239	GOM_NL__2PRFIN20021223_112519_000000452012_00195_04257_0129.N1	23-DEC-2002 11:25:19	Dark	44.500	91	Kap Vel	2.4900	26000.	89	4257	No
240	GOM_NL__2PRFIN20021223_112645_000000552012_00195_04257_0130.N1	23-DEC-2002 11:26:45	Dark	54.500	41	Eps Car	1.8600	4100.0	109	4257	No
241	GOM_NL__2PRFIN20021223_112944_000000462012_00195_04257_0131.N1	23-DEC-2002 11:29:44	Dark	45.500	34	Gam2Vel	1.7930	23000.	91	4257	No
242	GOM_NL__2PRFIN20021223_113120_000000472012_00195_04257_0132.N1	23-DEC-2002 11:31:20	Dark	47.000	2	Alp Car	-0.73600	7000.0	94	4257	No
243	GOM_NL__2PRFIN20021223_113419_000000542012_00195_04257_0133.N1	23-DEC-2002 11:34:19	Dark	54.000	117	Pi Pup	2.7060	3800.0	108	4257	No
244	GOM_NL__2PRFIN20021223_113721_000000552012_00195_04257_0134.N1	23-DEC-2002 11:37:21	Straylight	54.500	23	21Eps CMa	1.5020	26000.	109	4257	No
245	GOM_NL__2PRFIN20021223_113901_000000522012_00195_04257_0135.N1	23-DEC-2002 11:39:01	Straylight	52.000	179	24Omi2CMa	3.0320	24000.	104	4257	No
246	GOM_NL__2PRFIN20021223_114143_000000612012_00195_04257_0136.N1	23-DEC-2002 11:41:43	Straylight	61.000	1	9Alp CMa	-1.4400	11000.	122	4257	No
247	GOM_NL__2PRFIN20021223_114455_000000492012_00195_04257_0137.N1	23-DEC-2002 11:44:55	Straylight	49.000	7	19Bet Ori	0.10000	14000.	98	4257	No
248	GOM_NL__2PRFIN20021223_114657_000000492012_00195_04257_0138.N1	23-DEC-2002 11:46:57	Straylight	49.000	30	46Eps Ori	1.6940	30000.	98	4257	No
249	GOM_NL__2PRFIN20021223_114913_000000482012_00195_04257_0139.N1	23-DEC-2002 11:49:13	Twi_and_stray	48.000	27	24Gam Ori	1.6360	26000.	96	4257	No
250	GOM_NL__2PRFIN20021223_115208_000000462012_00195_04257_0140.N1	23-DEC-2002 11:52:08	Twi_and_stray	46.000	13	87Alp Tau	0.86700	3800.0	92	4257	No
251	GOM_NL__2PRFIN20021223_115350_000000432012_00195_04257_0141.N1	23-DEC-2002 11:53:50	Bright	42.500	176	23Zet Tau	3.0200	22000.	85	4257	No
252	GOM_NL__2PRFIN20021223_115552_000000452012_00195_04257_0142.N1	23-DEC-2002 11:55:52	Bright	45.000	28	12Bet Tau	1.6500	15200.	90	4257	No
253	GOM_NL__2PRFIN20021223_115851_000000382012_00195_04257_0143.N1	23-DEC-2002 11:58:51	Bright	38.000	149	45Eps Per	2.8880	30000.	76	4257	No
254	GOM_NL__2PRFIN20021223_120047_000000472012_00195_04257_0144.N1	23-DEC-2002 12:00:47	Bright	46.500	6	13Alp Aur	0.080000	3400.0	93	4257	No
255	GOM_NL__2PRFIN20021223_120302_000000382012_00195_04257_0145.N1	23-DEC-2002 12:03:02	Bright	37.500	160	23Gam Per	2.9300	4700.0	75	4257	No
256	GOM_NL__2PRFIN20021223_120636_000000392012_00195_04257_0146.N1	23-DEC-2002 12:06:36	Bright	38.500	110	37Del Cas	2.6780	8900.0	77	4257	No
257	GOM_NL__2PRFIN20021223_121238_000000422012_00195_04257_0147.N1	23-DEC-2002 12:12:38	Bright	41.500	49	1Alp UMi	1.9900	6300.0	83	4257	No
258	GOM_NL__2PRFIN20021223_121716_000000432012_00195_04257_0148.N1	23-DEC-2002 12:17:16	Bright	42.500	60	7Bet UMi	2.0810	3950.0	85	4257	No
259	GOM_NL__2PRFIN20021223_122050_000000372012_00195_04257_0149.N1	23-DEC-2002 12:20:50	Bright	37.000	119	14Eta Dra	2.7270	4700.0	74	4257	No
260	GOM_NL__2PRFIN20021223_122221_000000462012_00195_04257_0150.N1	23-DEC-2002 12:22:21	Bright	45.500	55	79Zet UMa	2.0600	10200.	91	4257	No
261	GOM_NL__2PRFIN20021223_122426_000000442012_00195_04257_0151.N1	23-DEC-2002 12:24:26	Bright	43.500	39	85Eta UMa	1.8540	24000.	87	4257	No
262	GOM_NL__2PRFIN20021223_122802_000000422012_00195_04257_0152.N1	23-DEC-2002 12:28:02	Bright	42.000	180	27Gam Boo	3.0400	8000.0	84	4257	No
263	GOM_NL__2PRFIN20021223_123127_000000432012_00195_04257_0153.N1	23-DEC-2002 12:31:27	Bright	43.000	83		2.3780	11000.	86	4257	No
264	GOM_NL__2PRFIN20021223_123505_000000662012_00195_04257_0154.N1	23-DEC-2002 12:35:05	Bright	66.000	111	8Eta Boo	2.6800	6000.0	132	4257	No
265	GOM_NL__2PRFIN20021223_123952_000000662012_00195_04257_0155.N1	23-DEC-2002 12:39:52	Twi_and_stray	66.000	138	47Eps Vir	2.8280	4700.0	132	4257	No
266	GOM_NL__2PRFIN20021223_124348_000000402012_00195_04257_0156.N1	23-DEC-2002 12:43:48	Bright	39.500	122	9Alp2Lib	2.7470	9700.0	79	4257	No
267	GOM_NL__2PRFIN20021223_124552_000000642012_00195_04257_0157.N1	23-DEC-2002 12:45:52	Twi_and_stray	63.500	15	67Alp Vir	0.97600	28000.	127	4257	No
268	GOM_NL__2PRFIN20021223_124923_000000522012_00195_04257_0158.N1	23-DEC-2002 12:49:23	Dark	52.000	169	46Gam Hya	2.9910	4700.0	104	4257	No
269	GOM_NL__2PRFIN20021223_125101_000000422012_00195_04257_0159.N1	23-DEC-2002 12:51:01	Dark	42.000	81	Eta Cen	2.3560	28000.	84	4257	No
270	GOM_NL__2PRFIN20021223_125321_000000412012_00195_04257_0160.N1	23-DEC-2002 12:53:21	Dark	41.000	95	Zet Cen	2.5450	26000.	82	4257	No
271	GOM_NL__2PRFIN20021223_125540_000000492012_00195_04257_0161.N1	23-DEC-2002 12:55:40	Dark	49.000	4	Alp1Cen	-0.010000	5800.0	98	4257	No
272	GOM_NL__2PRFIN20021223_125903_000000472012_00196_04258_0127.N1	23-DEC-2002 12:59:03	Dark	47.000	12	Alp1Cru	0.77500	30000.	94	4258	No
273	GOM_NL__2PRFIN20021223_130435_000000422012_00196_04258_0128.N1	23-DEC-2002 13:04:35	Dark	41.500	29	Bet Car	1.6720	10200.	83	4258	No
274	GOM_NL__2PRFIN20021223_130556_000000462012_00196_04258_0129.N1	23-DEC-2002 13:05:56	Dark	45.500	91	Kap Vel	2.4900	26000.	91	4258	No
275	GOM_NL__2PRFIN20021223_130721_000000532012_00196_04258_0130.N1	23-DEC-2002 13:07:21	Dark	53.000	41	Eps Car	1.8600	4100.0	106	4258	No
276	GOM_NL__2PRFIN20021223_131021_000000472012_00196_04258_0131.N1	23-DEC-2002 13:10:21	Dark	47.000	34	Gam2Vel	1.7930	23000.	94	4258	No
277	GOM_NL__2PRFIN20021223_131157_000000502012_00196_04258_0132.N1	23-DEC-2002 13:11:57	Dark	50.000	2	Alp Car	-0.73600	7000.0	100	4258	No
278	GOM_NL__2PRFIN20021223_131455_000000522012_00196_04258_0133.N1	23-DEC-2002 13:14:55	Dark	52.000	117	Pi Pup	2.7060	3800.0	104	4258	No

338	GOM_NL__2PRFIN20021223_161037_000000532012_00197_04259_0158.N1	23-DEC-2002 16:10:37	Dark	53.000	169	46Gam Hya	2.9910	4700.0	106	4259	No
339	GOM_NL__2PRFIN20021223_161215_000000412012_00197_04259_0159.N1	23-DEC-2002 16:12:15	Dark	41.000	81	Eta Cen	2.3560	28000.	82	4259	No
340	GOM_NL__2PRFIN20021223_161434_000000412012_00197_04259_0160.N1	23-DEC-2002 16:14:34	Dark	40.500	95	Zet Cen	2.5450	26000.	81	4259	No
341	GOM_NL__2PRFIN20021223_161653_000000482012_00197_04259_0161.N1	23-DEC-2002 16:16:53	Dark	48.000	4	Alp1Cen	-0.010000	5800.0	96	4259	No
342	GOM_NL__2PRFIN20021223_162016_000000412012_00198_04260_0474.N1	23-DEC-2002 16:20:16	Dark	41.000	12	Alp1Cru	0.77500	30000.	82	4260	No
343	GOM_NL__2PRFIN20021223_162547_000000402012_00198_04260_0475.N1	23-DEC-2002 16:25:47	Dark	40.000	29	Bet Car	1.6720	10200.	80	4260	No
344	GOM_NL__2PRFIN20021223_162709_000000462012_00198_04260_0476.N1	23-DEC-2002 16:27:09	Dark	46.000	91	Kap Vel	2.4900	26000.	92	4260	No
345	GOM_NL__2PRFIN20021223_162834_000000532012_00198_04260_0477.N1	23-DEC-2002 16:28:34	Dark	52.500	41	Eps Car	1.8600	4100.0	105	4260	No
346	GOM_NL__2PRFIN20021223_163134_000000472012_00198_04260_0478.N1	23-DEC-2002 16:31:34	Dark	46.500	34	Gam2Vel	1.7930	23000.	93	4260	No
347	GOM_NL__2PRFIN20021223_163310_000000462012_00198_04260_0479.N1	23-DEC-2002 16:33:10	Dark	46.000	2	Alp Car	-0.73600	7000.0	92	4260	No
348	GOM_NL__2PRFIN20021223_163606_000000582012_00198_04260_0480.N1	23-DEC-2002 16:36:06	Dark	57.500	117	Pi Pup	2.7060	3800.0	115	4260	No
349	GOM_NL__2PRFIN20021223_163908_000000562012_00198_04260_0481.N1	23-DEC-2002 16:39:08	Straylight	55.500	23	21Eps CMa	1.5020	26000.	111	4260	No
350	GOM_NL__2PRFIN20021223_164048_000000542012_00198_04260_0482.N1	23-DEC-2002 16:40:48	Straylight	53.500	179	24Omi2CMa	3.0320	24000.	107	4260	No
351	GOM_NL__2PRFIN20021223_164318_000000522012_00198_04260_0483.N1	23-DEC-2002 16:43:18	Straylight	52.000	47	2Bet CMa	1.9760	28000.	104	4260	No
352	GOM_NL__2PRFIN20021223_164608_000000512012_00198_04260_0484.N1	23-DEC-2002 16:46:08	Straylight	51.000	56	53Kap Ori	2.0650	30000.	102	4260	No
353	GOM_NL__2PRFIN20021223_164739_000000422012_00198_04260_0485.N1	23-DEC-2002 16:47:39	Straylight	42.000	128	67Bet Eri	2.7840	9700.0	84	4260	No
354	GOM_NL__2PRFIN20021223_164901_000000472012_00198_04260_0486.N1	23-DEC-2002 16:49:01	Straylight	46.500	72	34Del Ori	2.2500	30000.	93	4260	No
355	GOM_NL__2PRFIN20021223_165133_000000602012_00198_04260_0487.N1	23-DEC-2002 16:51:33	Twilight_stray	60.000	14	58Alp Ori	0.87000	3000.0	120	4260	No
356	GOM_NL__2PRFIN20021223_165355_000000522012_00198_04260_0488.N1	23-DEC-2002 16:53:55	Twilight_stray	52.000	13	87Alp Tau	0.86700	3800.0	104	4260	No
357	GOM_NL__2PRFIN20021223_165536_000000442012_00198_04260_0489.N1	23-DEC-2002 16:55:36	Bright	43.500	176	23Zet Tau	3.0200	22000.	87	4260	No
358	GOM_NL__2PRFIN20021223_165741_000000452012_00198_04260_0490.N1	23-DEC-2002 16:57:41	Bright	44.500	28	12Bet Tau	1.6500	15200.	89	4260	No
359	GOM_NL__2PRFIN20021223_170039_000000372012_00198_04260_0491.N1	23-DEC-2002 17:00:39	Bright	37.000	149	45Eps Per	2.8880	30000.	74	4260	No
360	GOM_NL__2PRFIN20021223_170237_000000472012_00198_04260_0492.N1	23-DEC-2002 17:02:37	Bright	47.000	6	13Alp Aur	0.080000	3400.0	94	4260	No
361	GOM_NL__2PRFIN20021223_170451_000000362012_00198_04260_0493.N1	23-DEC-2002 17:04:51	Bright	35.500	160	23Gam Per	2.9300	4700.0	71	4260	No
362	GOM_NL__2PRFIN20021223_170825_000000382012_00198_04260_0494.N1	23-DEC-2002 17:08:25	Bright	38.000	110	37Del Cas	2.6780	8900.0	76	4260	No
363	GOM_NL__2PRFIN20021223_171426_000000412012_00198_04260_0495.N1	23-DEC-2002 17:14:26	Bright	40.500	49	1Alp UMi	1.9900	6300.0	81	4260	No
364	GOM_NL__2PRFIN20021223_171906_000000412012_00198_04260_0496.N1	23-DEC-2002 17:19:06	Bright	40.500	60	7Bet UMi	2.0810	3950.0	81	4260	No
365	GOM_NL__2PRFIN20021223_172238_000000382012_00198_04260_0497.N1	23-DEC-2002 17:22:38	Bright	38.000	119	14Eta Dra	2.7270	4700.0	76	4260	No
366	GOM_NL__2PRFIN20021223_172409_000000432012_00198_04260_0498.N1	23-DEC-2002 17:24:09	Bright	43.000	55	79Zet UMa	2.0600	10200.	86	4260	No
367	GOM_NL__2PRFIN20021223_172614_000000462012_00198_04260_0499.N1	23-DEC-2002 17:26:14	Bright	45.500	39	85Eta UMa	1.8540	24000.	91	4260	No
368	GOM_NL__2PRFIN20021223_172952_000000412012_00198_04260_0500.N1	23-DEC-2002 17:29:52	Bright	41.000	180	27Gam Boo	3.0400	8000.0	82	4260	No
369	GOM_NL__2PRFIN20021223_173315_000000412012_00198_04260_0501.N1	23-DEC-2002 17:33:15	Bright	40.500	83		2.3780	11000.	81	4260	No
370	GOM_NL__2PRFIN20021223_173654_000000492012_00198_04260_0502.N1	23-DEC-2002 17:36:54	Bright	49.000	111	8Eta Boo	2.6800	6000.0	98	4260	No
371	GOM_NL__2PRFIN20021223_174142_000000702012_00198_04260_0503.N1	23-DEC-2002 17:41:42	Twilight_stray	69.500	138	47Eps Vir	2.8280	4700.0	139	4260	No
372	GOM_NL__2PRFIN20021223_174537_000000392012_00198_04260_0504.N1	23-DEC-2002 17:45:37	Bright	39.000	122	9Alp2Lib	2.7470	9700.0	78	4260	No
373	GOM_NL__2PRFIN20021223_174741_000000642012_00198_04260_0505.N1	23-DEC-2002 17:47:41	Twilight_stray	63.500	15	67Alp Vir	0.97600	28000.	127	4260	No
374	GOM_NL__2PRFIN20021223_175215_000000472012_00198_04260_0506.N1	23-DEC-2002 17:52:15	Dark	47.000	54	5The Cen	2.0550	4500.0	94	4260	No
375	GOM_NL__2PRFIN20021223_175402_000000412012_00198_04260_0507.N1	23-DEC-2002 17:54:02	Dark	41.000	78	Alp Lup	2.3040	28000.	82	4260	No
376	GOM_NL__2PRFIN20021223_175729_000000462012_00198_04260_0508.N1	23-DEC-2002 17:57:29	Dark	45.500	4	Alp1Cen	-0.010000	5800.0	91	4260	No
377	GOM_NL__2PRFIN20021223_180053_000000412012_00199_04261_0147.N1	23-DEC-2002 18:00:53	Dark	41.000	12	Alp1Cru	0.77500	30000.	82	4261	No
378	GOM_NL__2PRFIN20021223_180624_000000482012_00199_04261_0148.N1	23-DEC-2002 18:06:24	Dark	48.000	29	Bet Car	1.6720	10200.	96	4261	No
379	GOM_NL__2PRFIN20021223_180746_000000452012_00199_04261_0149.N1	23-DEC-2002 18:07:46	Dark	45.000	91	Kap Vel	2.4900	26000.	90	4261	No
380	GOM_NL__2PRFIN20021223_180911_000000422012_00199_04261_0150.N1	23-DEC-2002 18:09:11	Dark	41.500	41	Eps Car	1.8600	4100.0	83	4261	No
381	GOM_NL__2PRFIN20021223_181210_000000512012_00199_04261_0151.N1	23-DEC-2002 18:12:10	Dark	50.500	34	Gam2Vel	1.7930	23000.	101	4261	No
382	GOM_NL__2PRFIN20021223_181346_000000542012_00199_04261_0152.N1	23-DEC-2002 18:13:46	Dark	54.000	2	Alp Car	-0.73600	7000.0	108	4261	No
383	GOM_NL__2PRFIN20021223_181645_000000572012_00199_04261_0153.N1	23-DEC-2002 18:16:45	Dark	57.000	117	Pi Pup	2.7060	3800.0	114	4261	No
384	GOM_NL__2PRFIN20021223_181944_000000552012_00199_04261_0154.N1	23-DEC-2002 18:19:44	Straylight	55.000	23	21Eps CMa	1.5020	26000.	110	4261	No
385	GOM_NL__2PRFIN20021223_182125_000000532012_00199_04261_0155.N1	23-DEC-2002 18:21:25	Straylight	52.500	179	24Omi2CMa	3.0320	24000.	105	4261	No
386	GOM_NL__2PRFIN20021223_182354_000000502012_00199_04261_0156.N1	23-DEC-2002 18:23:54	Straylight	49.500	47	2Bet CMa	1.9760	28000.	99	4261	No
387	GOM_NL__2PRFIN20021223_182644_000000462012_00199_04261_0157.N1	23-DEC-2002 18:26:44	Straylight	46.000	56	53Kap Ori	2.0650	30000.	92	4261	No
388	GOM_NL__2PRFIN20021223_182815_000000452012_00199_04261_0158.N1	23-DEC-2002 18:28:15	Straylight	44.500	128	67Bet Eri	2.7840	9700.0	89	4261	No
389	GOM_NL__2PRFIN20021223_182938_000000462012_00199_04261_0159.N1	23-DEC-2002 18:29:38	Straylight	46.000	72	34Del Ori	2.2500	30000.	92	4261	No
390	GOM_NL__2PRFIN20021223_183209_000000602012_00199_04261_0160.N1	23-DEC-2002 18:32:09	Twilight_stray	60.000	14	58Alp Ori	0.87000	3000.0	120	4261	No
391	GOM_NL__2PRFIN20021223_183432_000000522012_00199_04261_0161.N1	23-DEC-2002 18:34:32	Twilight_stray	52.000	13	87Alp Tau	0.86700	3800.0	104	4261	No
392	GOM_NL__2PRFIN20021223_183613_000000422012_00199_04261_0162.N1	23-DEC-2002 18:36:13	Bright	42.000	176	23Zet Tau	3.0200	22000.	84	4261	No
393	GOM_NL__2PRFIN20021223_183817_000000432012_00199_04261_0163.N1	23-DEC-2002 18:38:17	Bright	42.500	28	12Bet Tau	1.6500	15200.	85	4261	No
394	GOM_NL__2PRFIN20021223_184115_000000382012_00199_04261_0164.N1	23-DEC-2002 18:41:15	Bright	37.500	149	45Eps Per	2.8880	30000.	75	4261	No
395	GOM_NL__2PRFIN20021223_184312_000000452012_00199_04261_0165.N1	23-DEC-2002 18:43:12	Bright	44.500	6	13Alp Aur	0.080000	3400.0	89	4261	No
396	GOM_NL__2PRFIN20021223_184527_000000372012_00199_04261_0166.N1	23-DEC-2002 18:45:27	Bright	37.000	160	23Gam Per	2.9300	4700.0	74	4261	No

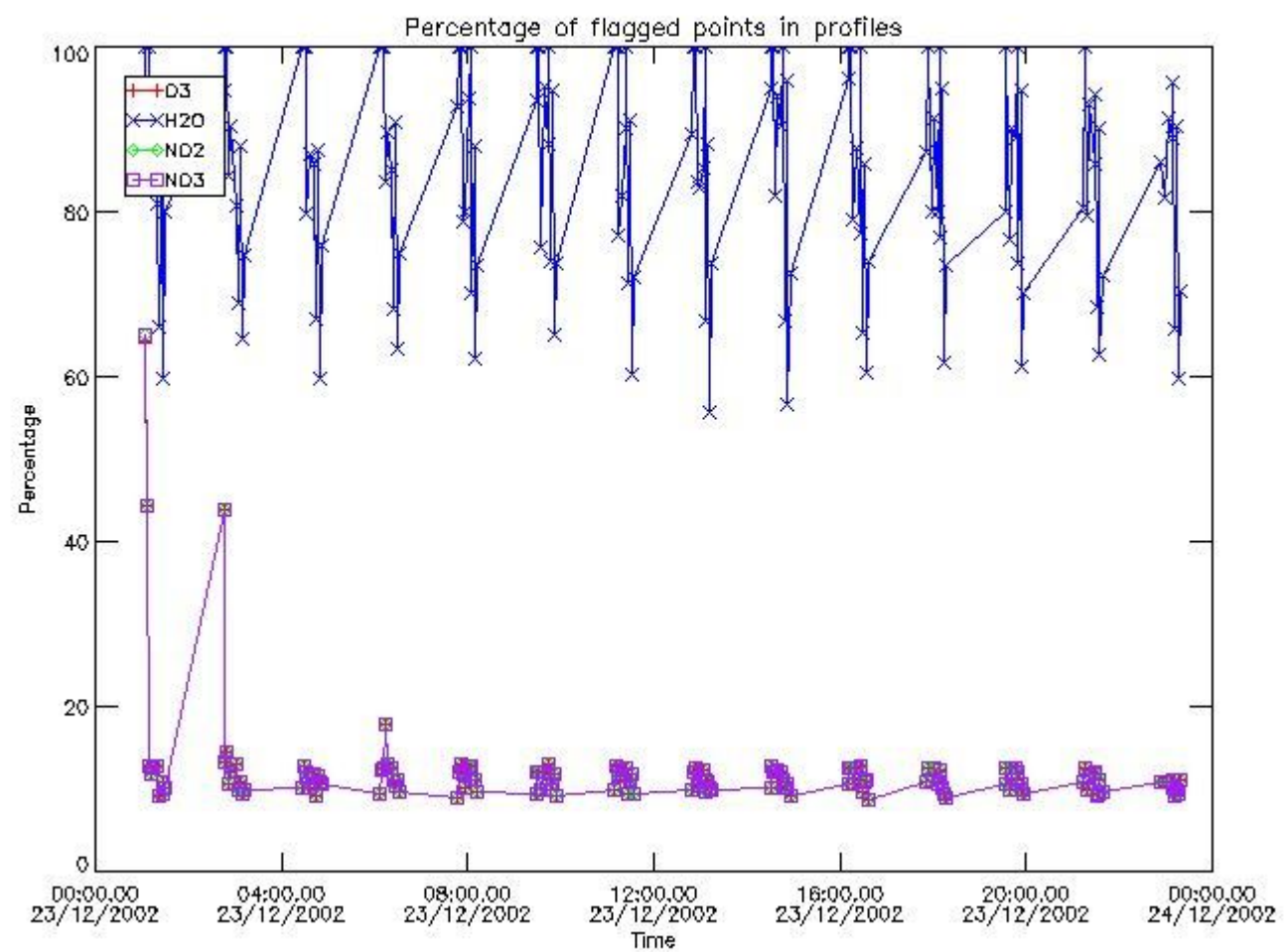
397	GOM_NL__2PRFIN20021223_184902_000000382012_00199_04261_0167.N1	23-DEC-2002 18:49:02	Bright	38.000	110	37Del Cas	2.6780	8900.0	76	4261	No
398	GOM_NL__2PRFIN20021223_185504_000000392012_00199_04261_0168.N1	23-DEC-2002 18:55:04	Bright	39.000	49	1Alp UMi	1.9900	6300.0	78	4261	No
399	GOM_NL__2PRFIN20021223_185943_000000412012_00199_04261_0169.N1	23-DEC-2002 18:59:43	Bright	40.500	60	7Bet UMi	2.0810	3950.0	81	4261	No
400	GOM_NL__2PRFIN20021223_190315_000000352012_00199_04261_0170.N1	23-DEC-2002 19:03:15	Bright	34.500	119	14Eta Dra	2.7270	4700.0	69	4261	No
401	GOM_NL__2PRFIN20021223_190444_000000462012_00199_04261_0171.N1	23-DEC-2002 19:04:44	Bright	45.500	55	79Zet UMa	2.0600	10200.	91	4261	No
402	GOM_NL__2PRFIN20021223_190650_000000452012_00199_04261_0172.N1	23-DEC-2002 19:06:50	Bright	44.500	39	85Eta UMa	1.8540	24000.	89	4261	No
403	GOM_NL__2PRFIN20021223_191028_000000422012_00199_04261_0173.N1	23-DEC-2002 19:10:28	Bright	42.000	180	27Gam Boo	3.0400	8000.0	84	4261	No
404	GOM_NL__2PRFIN20021223_191352_000000402012_00199_04261_0174.N1	23-DEC-2002 19:13:52	Bright	40.000	83		2.3780	11000.	80	4261	No
405	GOM_NL__2PRFIN20021223_191730_000000492012_00199_04261_0175.N1	23-DEC-2002 19:17:30	Bright	48.500	111	8Eta Boo	2.6800	6000.0	97	4261	No
406	GOM_NL__2PRFIN20021223_192219_000000692012_00199_04261_0176.N1	23-DEC-2002 19:22:19	Tw_i_and_stray	68.500	138	47Eps Vir	2.8280	4700.0	137	4261	No
407	GOM_NL__2PRFIN20021223_192615_000000402012_00199_04261_0177.N1	23-DEC-2002 19:26:15	Bright	40.000	122	9Alp2Lib	2.7470	9700.0	80	4261	No
408	GOM_NL__2PRFIN20021223_192820_000000552012_00199_04261_0178.N1	23-DEC-2002 19:28:20	Tw_i_and_stray	54.500	15	67Alp Vir	0.97600	28000.	109	4261	No
409	GOM_NL__2PRFIN20021223_193252_000000482012_00199_04261_0179.N1	23-DEC-2002 19:32:52	Dark	48.000	54	5The Cen	2.0550	4500.0	96	4261	No
410	GOM_NL__2PRFIN20021223_193438_000000412012_00199_04261_0180.N1	23-DEC-2002 19:34:38	Dark	41.000	78	Alp Lup	2.3040	28000.	82	4261	No
411	GOM_NL__2PRFIN20021223_193805_000000522012_00199_04261_0181.N1	23-DEC-2002 19:38:05	Dark	52.000	4	Alp1Cen	-0.010000	5800.0	104	4261	No
412	GOM_NL__2PRFIN20021223_194129_000000412012_00200_04262_0147.N1	23-DEC-2002 19:41:29	Dark	40.500	12	Alp1Cru	0.77500	30000.	81	4262	No
413	GOM_NL__2PRFIN20021223_194700_000000412012_00200_04262_0148.N1	23-DEC-2002 19:47:00	Dark	41.000	29	Bet Car	1.6720	10200.	82	4262	No
414	GOM_NL__2PRFIN20021223_194823_000000462012_00200_04262_0149.N1	23-DEC-2002 19:48:23	Dark	45.500	91	Kap Vel	2.4900	26000.	91	4262	No
415	GOM_NL__2PRFIN20021223_194947_000000432012_00200_04262_0150.N1	23-DEC-2002 19:49:47	Dark	42.500	41	Eps Car	1.8600	4100.0	85	4262	No
416	GOM_NL__2PRFIN20021223_195247_000000492012_00200_04262_0151.N1	23-DEC-2002 19:52:47	Dark	48.500	34	Gam2Vel	1.7930	23000.	97	4262	No
417	GOM_NL__2PRFIN20021223_195422_000000522012_00200_04262_0152.N1	23-DEC-2002 19:54:22	Dark	52.000	2	Alp Car	-0.73600	7000.0	104	4262	No
418	GOM_NL__2PRFIN20021223_195722_000000542012_00200_04262_0153.N1	23-DEC-2002 19:57:22	Dark	54.000	117	Pi Pup	2.7060	3800.0	108	4262	No
419	GOM_NL__2PRFIN20021223_200022_000000542012_00200_04262_0154.N1	23-DEC-2002 20:00:22	Straylight	54.000	23	21Eps CMa	1.5020	26000.	108	4262	No
420	GOM_NL__2PRFIN20021223_200202_000000522012_00200_04262_0155.N1	23-DEC-2002 20:02:02	Straylight	52.000	179	24Omi2CMa	3.0320	24000.	104	4262	No
421	GOM_NL__2PRFIN20021223_200431_000000482012_00200_04262_0156.N1	23-DEC-2002 20:04:31	Straylight	47.500	47	2Bet CMa	1.9760	28000.	95	4262	No
422	GOM_NL__2PRFIN20021223_200721_000000432012_00200_04262_0157.N1	23-DEC-2002 20:07:21	Straylight	43.000	56	53Kap Ori	2.0650	30000.	86	4262	No
423	GOM_NL__2PRFIN20021223_200851_000000422012_00200_04262_0158.N1	23-DEC-2002 20:08:51	Straylight	42.000	128	67Bet Eri	2.7840	9700.0	84	4262	No
424	GOM_NL__2PRFIN20021223_201014_000000442012_00200_04262_0159.N1	23-DEC-2002 20:10:14	Straylight	44.000	72	34Del Ori	2.2500	30000.	88	4262	No
425	GOM_NL__2PRFIN20021223_201246_000000592012_00200_04262_0160.N1	23-DEC-2002 20:12:46	Tw_i_and_stray	59.000	14	58Alp Ori	0.87000	3000.0	118	4262	No
426	GOM_NL__2PRFIN20021223_201508_000000522012_00200_04262_0161.N1	23-DEC-2002 20:15:08	Tw_i_and_stray	52.000	13	87Alp Tau	0.86700	3800.0	104	4262	No
427	GOM_NL__2PRFIN20021223_201649_000000442012_00200_04262_0162.N1	23-DEC-2002 20:16:49	Bright	43.500	176	23Zet Tau	3.0200	22000.	87	4262	No
428	GOM_NL__2PRFIN20021223_201854_000000432012_00200_04262_0163.N1	23-DEC-2002 20:18:54	Bright	42.500	28	12Bet Tau	1.6500	15200.	85	4262	No
429	GOM_NL__2PRFIN20021223_202151_000000372012_00200_04262_0164.N1	23-DEC-2002 20:21:51	Bright	37.000	149	45Eps Per	2.8880	30000.	74	4262	No
430	GOM_NL__2PRFIN20021223_202349_000000442012_00200_04262_0165.N1	23-DEC-2002 20:23:49	Bright	44.000	6	13Alp Aur	0.080000	3400.0	88	4262	No
431	GOM_NL__2PRFIN20021223_202604_000000372012_00200_04262_0166.N1	23-DEC-2002 20:26:04	Bright	37.000	160	23Gam Per	2.9300	4700.0	74	4262	No
432	GOM_NL__2PRFIN20021223_202938_000000382012_00200_04262_0167.N1	23-DEC-2002 20:29:38	Bright	37.500	110	37Del Cas	2.6780	8900.0	75	4262	No
433	GOM_NL__2PRFIN20021223_203541_000000372012_00200_04262_0168.N1	23-DEC-2002 20:35:41	Bright	37.000	49	1Alp UMi	1.9900	6300.0	74	4262	No
434	GOM_NL__2PRFIN20021223_204019_000000402012_00200_04262_0169.N1	23-DEC-2002 20:40:19	Bright	39.500	60	7Bet UMi	2.0810	3950.0	79	4262	No
435	GOM_NL__2PRFIN20021223_204352_000000362012_00200_04262_0170.N1	23-DEC-2002 20:43:52	Bright	36.000	119	14Eta Dra	2.7270	4700.0	72	4262	No
436	GOM_NL__2PRFIN20021223_204520_000000472012_00200_04262_0171.N1	23-DEC-2002 20:45:20	Bright	46.500	55	79Zet UMa	2.0600	10200.	93	4262	No
437	GOM_NL__2PRFIN20021223_204726_000000432012_00200_04262_0172.N1	23-DEC-2002 20:47:26	Bright	42.500	39	85Eta UMa	1.8540	24000.	85	4262	No
438	GOM_NL__2PRFIN20021223_205104_000000422012_00200_04262_0173.N1	23-DEC-2002 20:51:04	Bright	41.500	180	27Gam Boo	3.0400	8000.0	83	4262	No
439	GOM_NL__2PRFIN20021223_205429_000000432012_00200_04262_0174.N1	23-DEC-2002 20:54:29	Bright	42.500	83		2.3780	11000.	85	4262	No
440	GOM_NL__2PRFIN20021223_205807_000000662012_00200_04262_0175.N1	23-DEC-2002 20:58:07	Bright	66.000	111	8Eta Boo	2.6800	6000.0	132	4262	No
441	GOM_NL__2PRFIN20021223_210256_000000782012_00200_04262_0176.N1	23-DEC-2002 21:02:56	Tw_i_and_stray	78.000	138	47Eps Vir	2.8280	4700.0	156	4262	No
442	GOM_NL__2PRFIN20021223_210651_000000412012_00200_04262_0177.N1	23-DEC-2002 21:06:51	Bright	40.500	122	9Alp2Lib	2.7470	9700.0	81	4262	No
443	GOM_NL__2PRFIN20021223_210857_000000572012_00200_04262_0178.N1	23-DEC-2002 21:08:57	Tw_i_and_stray	57.000	15	67Alp Vir	0.97600	28000.	114	4262	No
444	GOM_NL__2PRFIN20021223_211329_000000472012_00200_04262_0179.N1	23-DEC-2002 21:13:29	Dark	46.500	54	5The Cen	2.0550	4500.0	93	4262	No
445	GOM_NL__2PRFIN20021223_211515_000000412012_00200_04262_0180.N1	23-DEC-2002 21:15:15	Dark	41.000	78	Alp Lup	2.3040	28000.	82	4262	No
446	GOM_NL__2PRFIN20021223_211841_000000522012_00200_04262_0181.N1	23-DEC-2002 21:18:41	Dark	52.000	4	Alp1Cen	-0.010000	5800.0	104	4262	No
447	GOM_NL__2PRFIN20021223_212205_000000442012_00201_04263_0493.N1	23-DEC-2002 21:22:05	Dark	44.000	12	Alp1Cru	0.77500	30000.	88	4263	No
448	GOM_NL__2PRFIN20021223_212736_000000432012_00201_04263_0494.N1	23-DEC-2002 21:27:36	Dark	42.500	29	Bet Car	1.6720	10200.	85	4263	No
449	GOM_NL__2PRFIN20021223_212859_000000442012_00201_04263_0495.N1	23-DEC-2002 21:28:59	Dark	43.500	91	Kap Vel	2.4900	26000.	87	4263	No
450	GOM_NL__2PRFIN20021223_213024_000000562012_00201_04263_0496.N1	23-DEC-2002 21:30:24	Dark	56.000	41	Eps Car	1.8600	4100.0	112	4263	No
451	GOM_NL__2PRFIN20021223_213324_000000462012_00201_04263_0497.N1	23-DEC-2002 21:33:24	Dark	46.000	34	Gam2Vel	1.7930	23000.	92	4263	No
452	GOM_NL__2PRFIN20021223_213458_000000542012_00201_04263_0498.N1	23-DEC-2002 21:34:58	Dark	53.500	2	Alp Car	-0.73600	7000.0	107	4263	No
453	GOM_NL__2PRFIN20021223_213757_000000532012_00201_04263_0499.N1	23-DEC-2002 21:37:57	Dark	53.000	117	Pi Pup	2.7060	3800.0	106	4263	No
454	GOM_NL__2PRFIN20021223_214059_000000502012_00201_04263_0500.N1	23-DEC-2002 21:40:59	Straylight	50.000	23	21Eps CMa	1.5020	26000.	100	4263	No
455	GOM_NL__2PRFIN20021223_214239_000000522012_00201_04263_0501.N1	23-DEC-2002 21:42:39	Straylight	52.000	179	24Omi2CMa	3.0320	24000.	104	4263	No

456	GOM_NL__2PRFIN20021223_214507_000000472012_00201_04263_0502.N1	23-DEC-2002 21:45:07	Straylight	46.500	47	2Bet CMa	1.9760	28000.	93	4263	No
457	GOM_NL__2PRFIN20021223_214757_000000472012_00201_04263_0503.N1	23-DEC-2002 21:47:57	Straylight	47.000	56	53Kap Ori	2.0650	30000.	94	4263	No
458	GOM_NL__2PRFIN20021223_214928_000000422012_00201_04263_0504.N1	23-DEC-2002 21:49:28	Straylight	42.000	128	67Bet Eri	2.7840	9700.0	84	4263	No
459	GOM_NL__2PRFIN20021223_215049_000000462012_00201_04263_0505.N1	23-DEC-2002 21:50:49	Straylight	46.000	72	34Del Ori	2.2500	30000.	92	4263	No
460	GOM_NL__2PRFIN20021223_215321_000000582012_00201_04263_0506.N1	23-DEC-2002 21:53:21	Tw_i_and_stray	58.000	14	58Alp Ori	0.87000	3000.0	116	4263	No
461	GOM_NL__2PRFIN20021223_215544_000000522012_00201_04263_0507.N1	23-DEC-2002 21:55:44	Tw_i_and_stray	52.000	13	87Alp Tau	0.86700	3800.0	104	4263	No
462	GOM_NL__2PRFIN20021223_215724_000000412012_00201_04263_0508.N1	23-DEC-2002 21:57:24	Bright	41.000	176	23Zet Tau	3.0200	22000.	82	4263	No
463	GOM_NL__2PRFIN20021223_215929_000000412012_00201_04263_0509.N1	23-DEC-2002 21:59:29	Bright	41.000	28	12Bet Tau	1.6500	15200.	82	4263	No
464	GOM_NL__2PRFIN20021223_220227_000000372012_00201_04263_0510.N1	23-DEC-2002 22:02:27	Bright	37.000	149	45Eps Per	2.8880	30000.	74	4263	No
465	GOM_NL__2PRFIN20021223_220425_000000432012_00201_04263_0511.N1	23-DEC-2002 22:04:25	Bright	43.000	6	13Alp Aur	0.080000	3400.0	86	4263	No
466	GOM_NL__2PRFIN20021223_220639_000000382012_00201_04263_0512.N1	23-DEC-2002 22:06:39	Bright	37.500	160	23Gam Per	2.9300	4700.0	75	4263	No
467	GOM_NL__2PRFIN20021223_221014_000000382012_00201_04263_0513.N1	23-DEC-2002 22:10:14	Bright	37.500	110	37Del Cas	2.6780	8900.0	75	4263	No
468	GOM_NL__2PRFIN20021223_221617_000000382012_00201_04263_0514.N1	23-DEC-2002 22:16:17	Bright	37.500	49	1Alp UMi	1.9900	6300.0	75	4263	No
469	GOM_NL__2PRFIN20021223_222055_000000402012_00201_04263_0515.N1	23-DEC-2002 22:20:55	Bright	39.500	60	7Bet UMi	2.0810	3950.0	79	4263	No
470	GOM_NL__2PRFIN20021223_222428_000000372012_00201_04263_0516.N1	23-DEC-2002 22:24:28	Bright	36.500	119	14Eta Dra	2.7270	4700.0	73	4263	No
471	GOM_NL__2PRFIN20021223_222556_000000462012_00201_04263_0517.N1	23-DEC-2002 22:25:56	Bright	45.500	55	79Zet UMa	2.0600	10200.	91	4263	No
472	GOM_NL__2PRFIN20021223_222801_000000432012_00201_04263_0518.N1	23-DEC-2002 22:28:01	Bright	43.000	39	85Eta UMa	1.8540	24000.	86	4263	No
473	GOM_NL__2PRFIN20021223_223141_000000392012_00201_04263_0519.N1	23-DEC-2002 22:31:41	Bright	38.500	180	27Gam Boo	3.0400	8000.0	77	4263	No
474	GOM_NL__2PRFIN20021223_223505_000000412012_00201_04263_0520.N1	23-DEC-2002 22:35:05	Bright	40.500	83		2.3780	11000.	81	4263	No
475	GOM_NL__2PRFIN20021223_223843_000000462012_00201_04263_0521.N1	23-DEC-2002 22:38:43	Bright	45.500	111	8Eta Boo	2.6800	6000.0	91	4263	No
476	GOM_NL__2PRFIN20021223_224333_000000732012_00201_04263_0522.N1	23-DEC-2002 22:43:33	Tw_i_and_stray	72.500	138	47Eps Vir	2.8280	4700.0	145	4263	No
477	GOM_NL__2PRFIN20021223_224727_000000412012_00201_04263_0523.N1	23-DEC-2002 22:47:27	Bright	41.000	122	9Alp2Lib	2.7470	9700.0	82	4263	No
478	GOM_NL__2PRFIN20021223_224934_000000592012_00201_04263_0524.N1	23-DEC-2002 22:49:34	Tw_i_and_stray	59.000	15	67Alp Vir	0.97600	28000.	118	4263	No
479	GOM_NL__2PRFIN20021223_225405_000000472012_00201_04263_0525.N1	23-DEC-2002 22:54:05	Dark	47.000	54	5The Cen	2.0550	4500.0	94	4263	No
480	GOM_NL__2PRFIN20021223_225917_000000472012_00201_04263_0526.N1	23-DEC-2002 22:59:17	Dark	47.000	4	Alp1Cen	-0.010000	5800.0	94	4263	No
481	GOM_NL__2PRFIN20021223_230242_000000472012_00202_04264_0628.N1	23-DEC-2002 23:02:42	Dark	47.000	12	Alp1Cru	0.77500	30000.	94	4264	No
482	GOM_NL__2PRFIN20021223_230813_000000502012_00202_04264_0629.N1	23-DEC-2002 23:08:13	Dark	50.000	29	Bet Car	1.6720	10200.	100	4264	No
483	GOM_NL__2PRFIN20021223_230935_000000462012_00202_04264_0630.N1	23-DEC-2002 23:09:35	Dark	46.000	91	Kap Vel	2.4900	26000.	92	4264	No
484	GOM_NL__2PRFIN20021223_231100_000000562012_00202_04264_0631.N1	23-DEC-2002 23:11:00	Dark	56.000	41	Eps Car	1.8600	4100.0	112	4264	No
485	GOM_NL__2PRFIN20021223_231400_000000522012_00202_04264_0632.N1	23-DEC-2002 23:14:00	Dark	52.000	34	Gam2Vel	1.7930	23000.	104	4264	No
486	GOM_NL__2PRFIN20021223_231534_000000542012_00202_04264_0633.N1	23-DEC-2002 23:15:34	Dark	54.000	2	Alp Car	-0.73600	7000.0	108	4264	No
487	GOM_NL__2PRFIN20021223_231834_000000512012_00202_04264_0634.N1	23-DEC-2002 23:18:34	Dark	51.000	117	Pi Pup	2.7060	3800.0	102	4264	No
488	GOM_NL__2PRFIN20021223_232135_000000542012_00202_04264_0635.N1	23-DEC-2002 23:21:35	Straylight	53.500	23	21Eps CMa	1.5020	26000.	107	4264	No
489	GOM_NL__2PRFIN20021223_232312_000000522012_00202_04264_0636.N1	23-DEC-2002 23:23:12	Straylight	51.500	179	24Omi2CMa	3.0320	24000.	103	4264	No
490	GOM_NL__2PRFIN20021223_232543_000000442012_00202_04264_0637.N1	23-DEC-2002 23:25:43	Straylight	43.500	47	2Bet CMa	1.9760	28000.	87	4264	No
491	GOM_NL__2PRFIN20021223_232832_000000472012_00202_04264_0638.N1	23-DEC-2002 23:28:32	Straylight	47.000	56	53Kap Ori	2.0650	30000.	94	4264	No
492	GOM_NL__2PRFIN20021223_233003_000000432012_00202_04264_0639.N1	23-DEC-2002 23:30:03	Straylight	42.500	128	67Bet Eri	2.7840	9700.0	85	4264	No
493	GOM_NL__2PRFIN20021223_233125_000000472012_00202_04264_0640.N1	23-DEC-2002 23:31:25	Straylight	47.000	72	34Del Ori	2.2500	30000.	94	4264	No
494	GOM_NL__2PRFIN20021223_233357_000000602012_00202_04264_0641.N1	23-DEC-2002 23:33:57	Tw_i_and_stray	60.000	14	58Alp Ori	0.87000	3000.0	120	4264	No
495	GOM_NL__2PRFIN20021223_233620_000000492012_00202_04264_0642.N1	23-DEC-2002 23:36:20	Tw_i_and_stray	48.500	13	87Alp Tau	0.86700	3800.0	97	4264	No
496	GOM_NL__2PRFIN20021223_233800_000000432012_00202_04264_0643.N1	23-DEC-2002 23:38:00	Bright	43.000	176	23Zet Tau	3.0200	22000.	86	4264	No
497	GOM_NL__2PRFIN20021223_234004_000000432012_00202_04264_0644.N1	23-DEC-2002 23:40:04	Bright	42.500	28	12Bet Tau	1.6500	15200.	85	4264	No
498	GOM_NL__2PRFIN20021223_234303_000000362012_00202_04264_0645.N1	23-DEC-2002 23:43:03	Bright	36.000	149	45Eps Per	2.8880	30000.	72	4264	No
499	GOM_NL__2PRFIN20021223_234500_000000452012_00202_04264_0646.N1	23-DEC-2002 23:45:00	Bright	45.000	6	13Alp Aur	0.080000	3400.0	90	4264	No
500	GOM_NL__2PRFIN20021223_234716_000000372012_00202_04264_0647.N1	23-DEC-2002 23:47:16	Bright	36.500	160	23Gam Per	2.9300	4700.0	73	4264	No
501	GOM_NL__2PRFIN20021223_235050_000000382012_00202_04264_0648.N1	23-DEC-2002 23:50:50	Bright	37.500	110	37Del Cas	2.6780	8900.0	75	4264	No
502	GOM_NL__2PRFIN20021223_235653_000000372012_00202_04264_0649.N1	23-DEC-2002 23:56:53	Bright	37.000	49	1Alp UMi	1.9900	6300.0	74	4264	No

3. Quality information per product


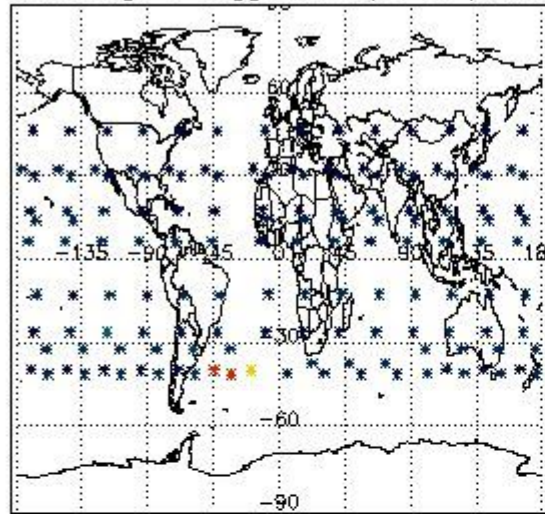
In this section it is plotted some information contained in the Quality Summary data set of the level 2 products. Only products in dark limb conditions and without errors (error flag in the MPH set to "0") are used.

3.1 Plot quality information per product (time dependant)

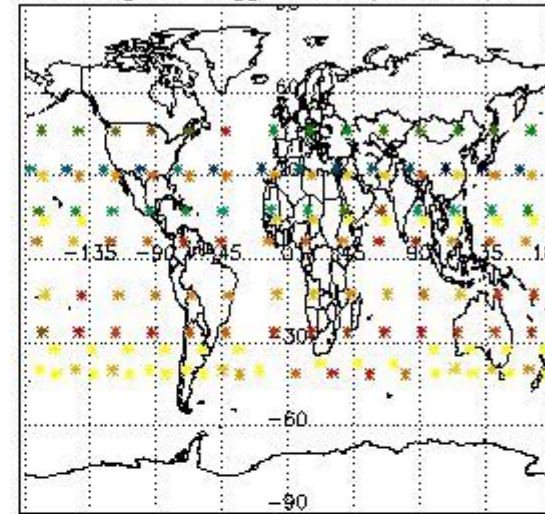


3.2 Plot quality information per product (world map)


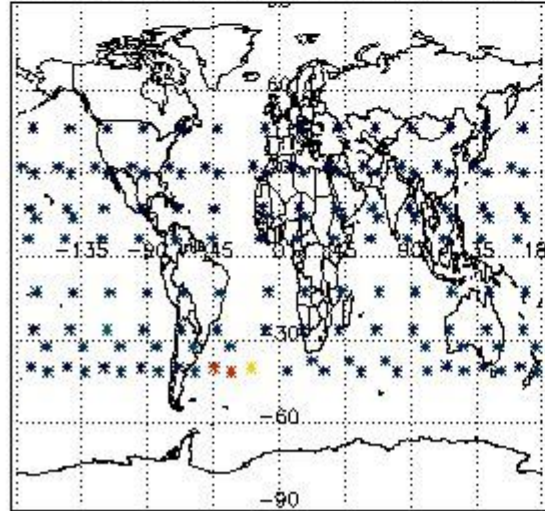
Percentage of flagged data per O3 profile



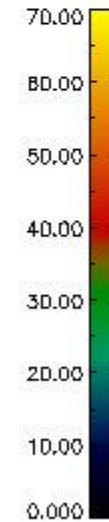
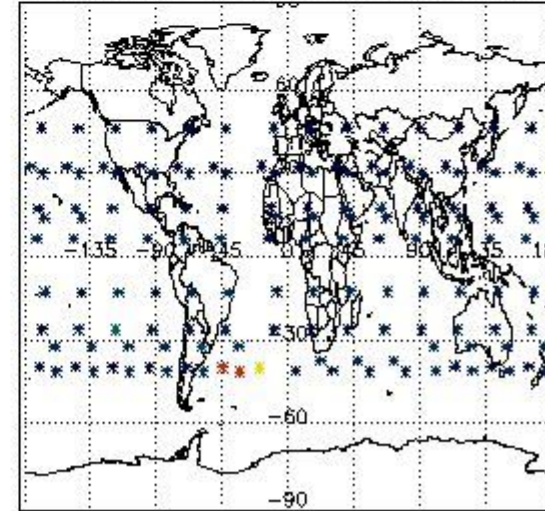
Percentage of flagged data per H2O profile



Percentage of flagged data per NO2 profile



Percentage of flagged data per NO3 profile

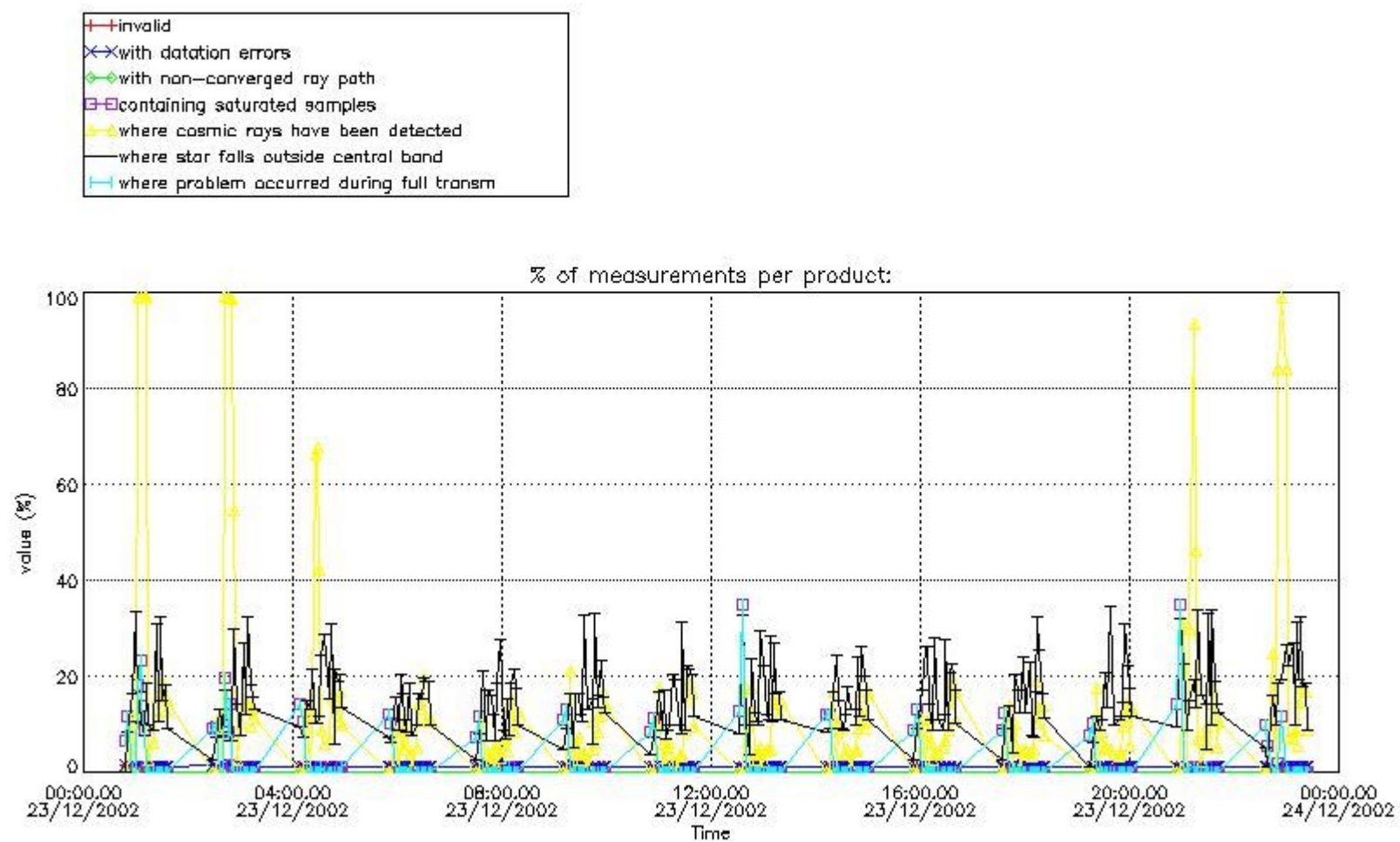


4. Level 1 quality information per product

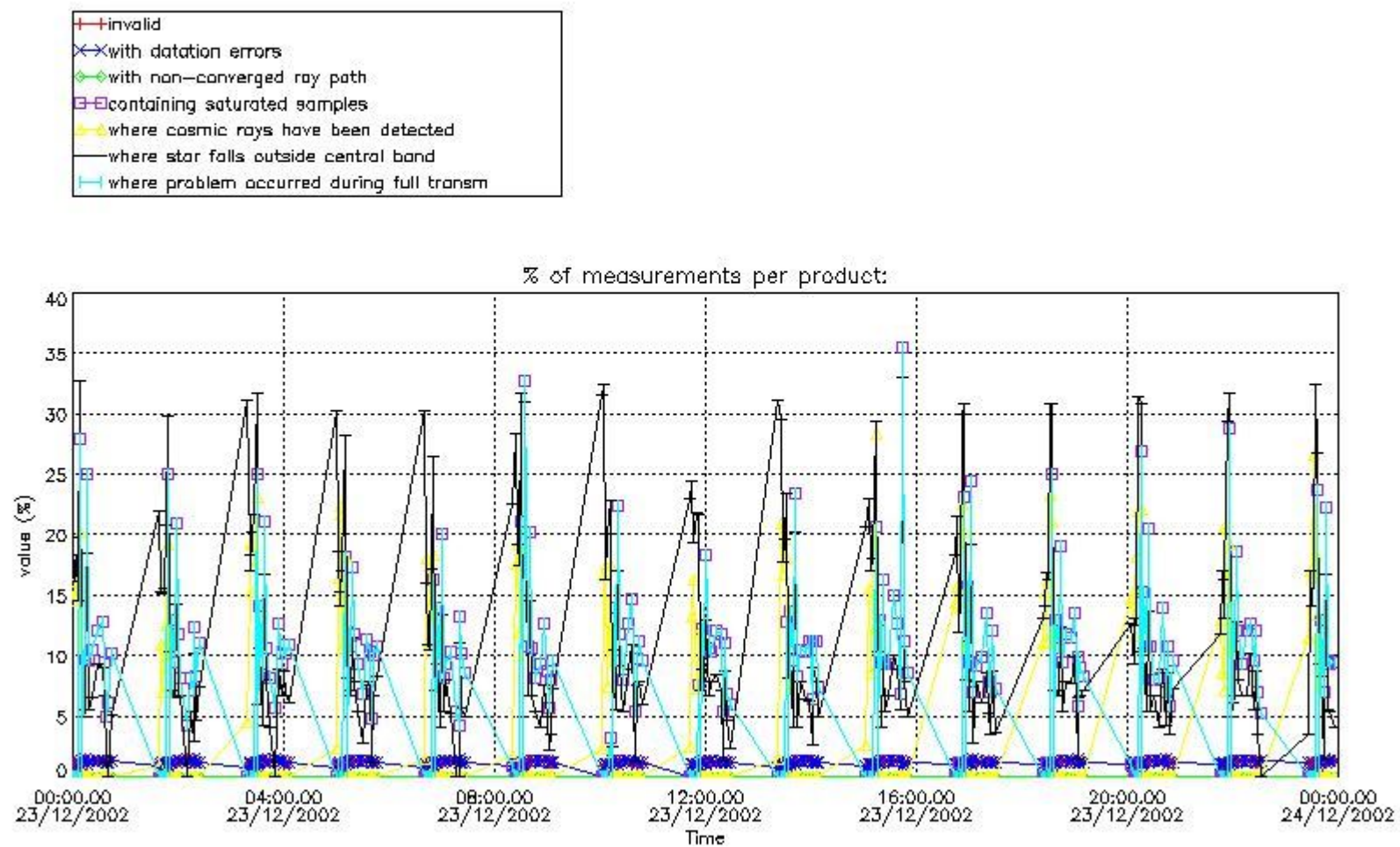
In this section it is plotted some information contained in the Quality Summary data set of the level 2 products that comes from the level 1b processing. Products without errors (error flag in the MPH set to "0") are used.

4.1 Plot quality information per product (time dependant) coming from level 1b processing

4.1.1 Plot level 1 quality information per product (time dependant): ENVISAT ASCENDING passes



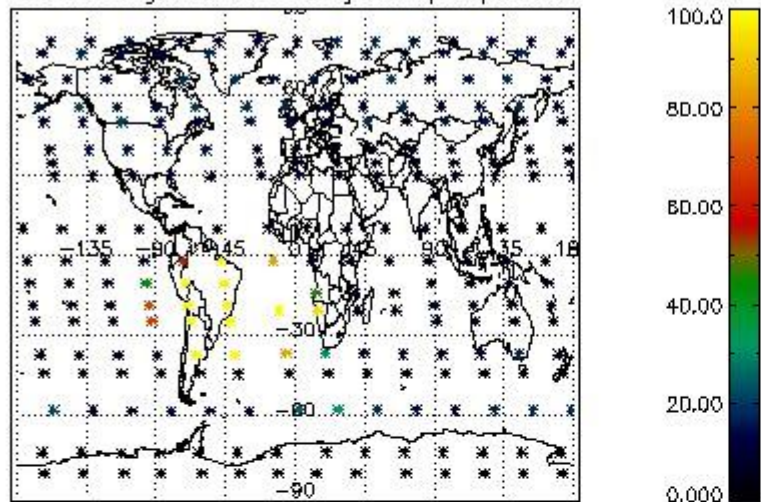
4.1.2 Plot level 1 quality information per product (time dependant): ENVI SAT DESCENDING passes



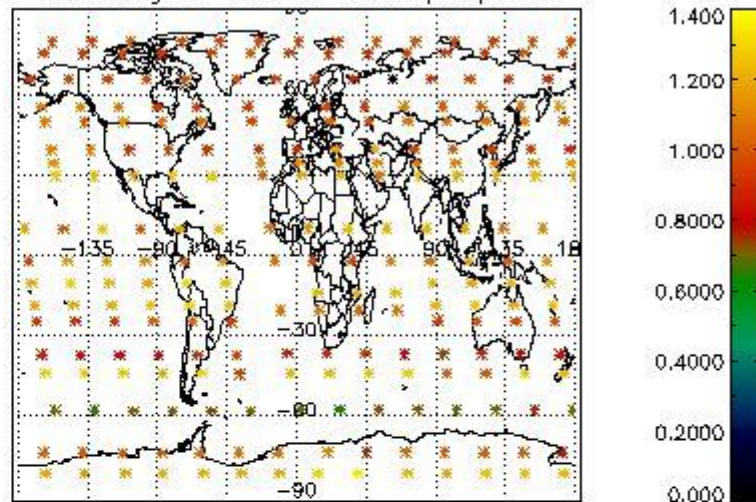
4.2 Plot quality information per product coming from level 1b processing (world map)

4.2.1 Plot level 1 quality information per product (world map): ENVISAT ASCENDING passes

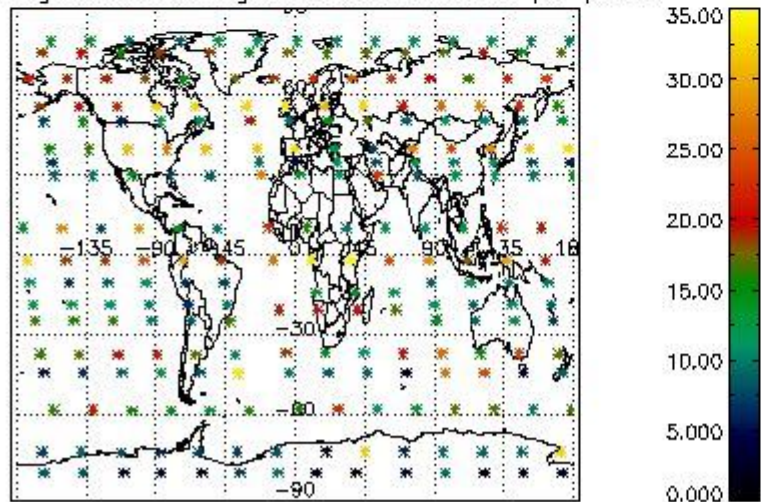
Percentage of cosmic ray hits per profile



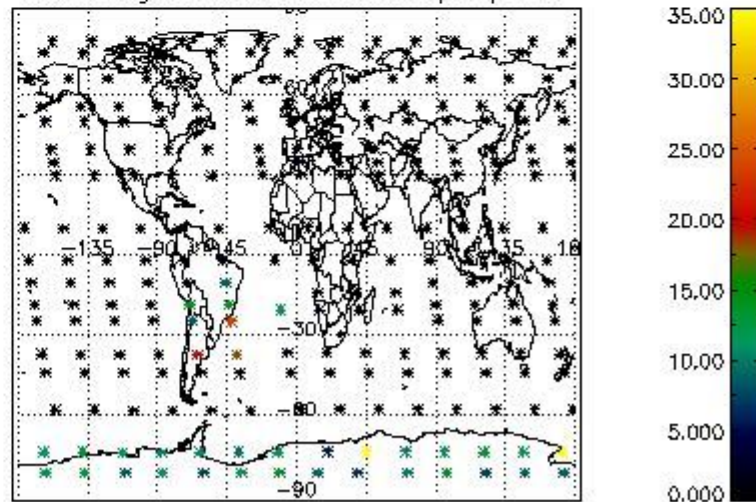
Percentage of datation errors per profile



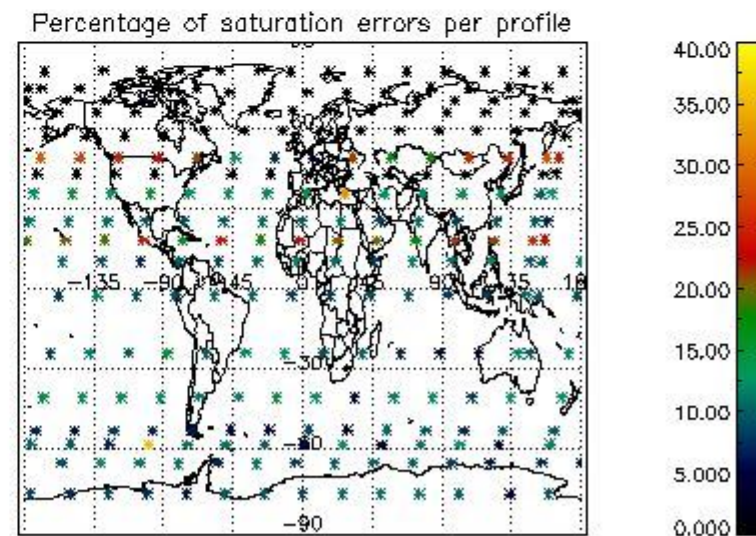
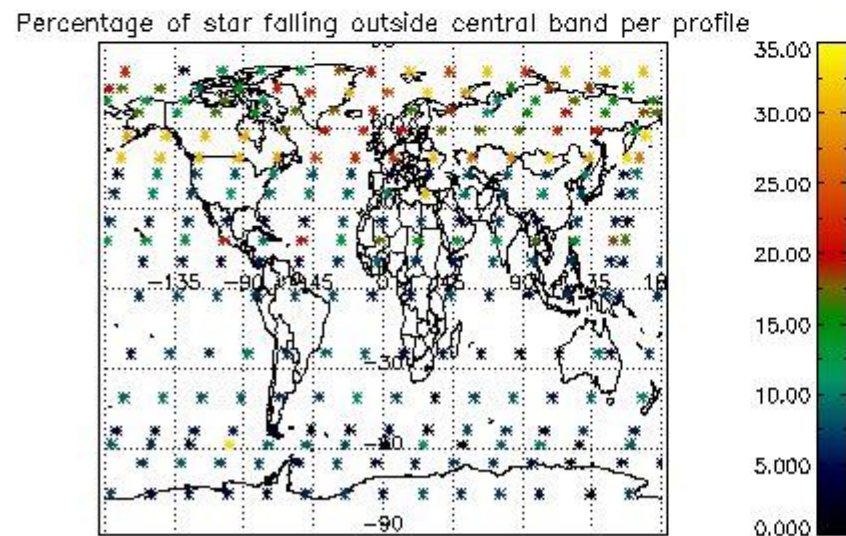
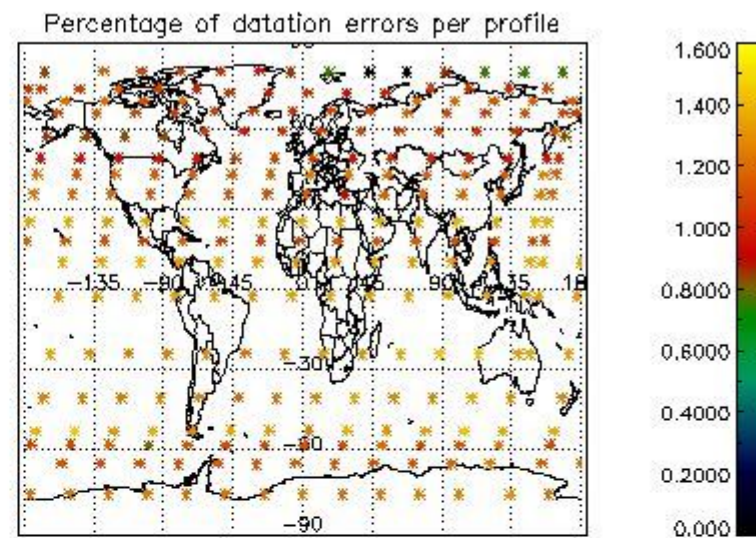
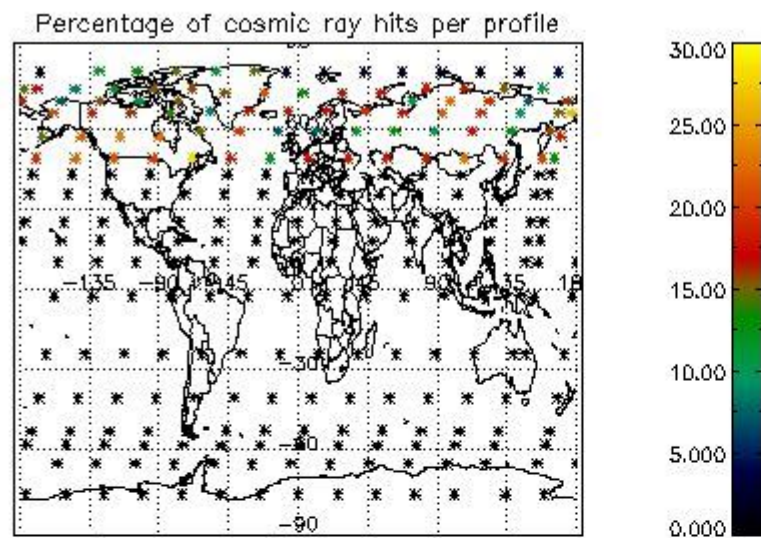
Percentage of star falling outside central band per profile



Percentage of saturation errors per profile



4.2.2 Plot level 1 quality information per product (world map): ENVISAT DESCENDING passes



5. Trace gas profiles

5.1 Ozone statistics based on quality of products

The final quality of the products can be "measured" using the STD (Standard Deviation) attached to every point profile. This information is written to the parameter GOM_NL__2P/NL_LOCAL_SPECIES_DENSITY/o3_std of the level 2 products. The table below shows the statistics for given STD ranges.

The statistics are given with respect to the overall valid production:

- Products without fatal errors: GOM_NL__2P/MPH/PRODUCT_ERR=0
- Valid point profile: GOM_NL__2P/NL_LOCAL_SPECIES_DENSITY/pcd(0)=0

The 'Criteria' is applied to valid points of dark limb products:

- Products in dark limb illumination condition: GOM_NL__2P/NL_SUMMARY_QUALITY/obs_ill_cond=0
- Products without fatal errors: GOM_NL__2P/MPH/PRODUCT_ERR=0
- Valid point profile: GOM_NL__2P/NL_LOCAL_SPECIES_DENSITY/pcd(0)=0

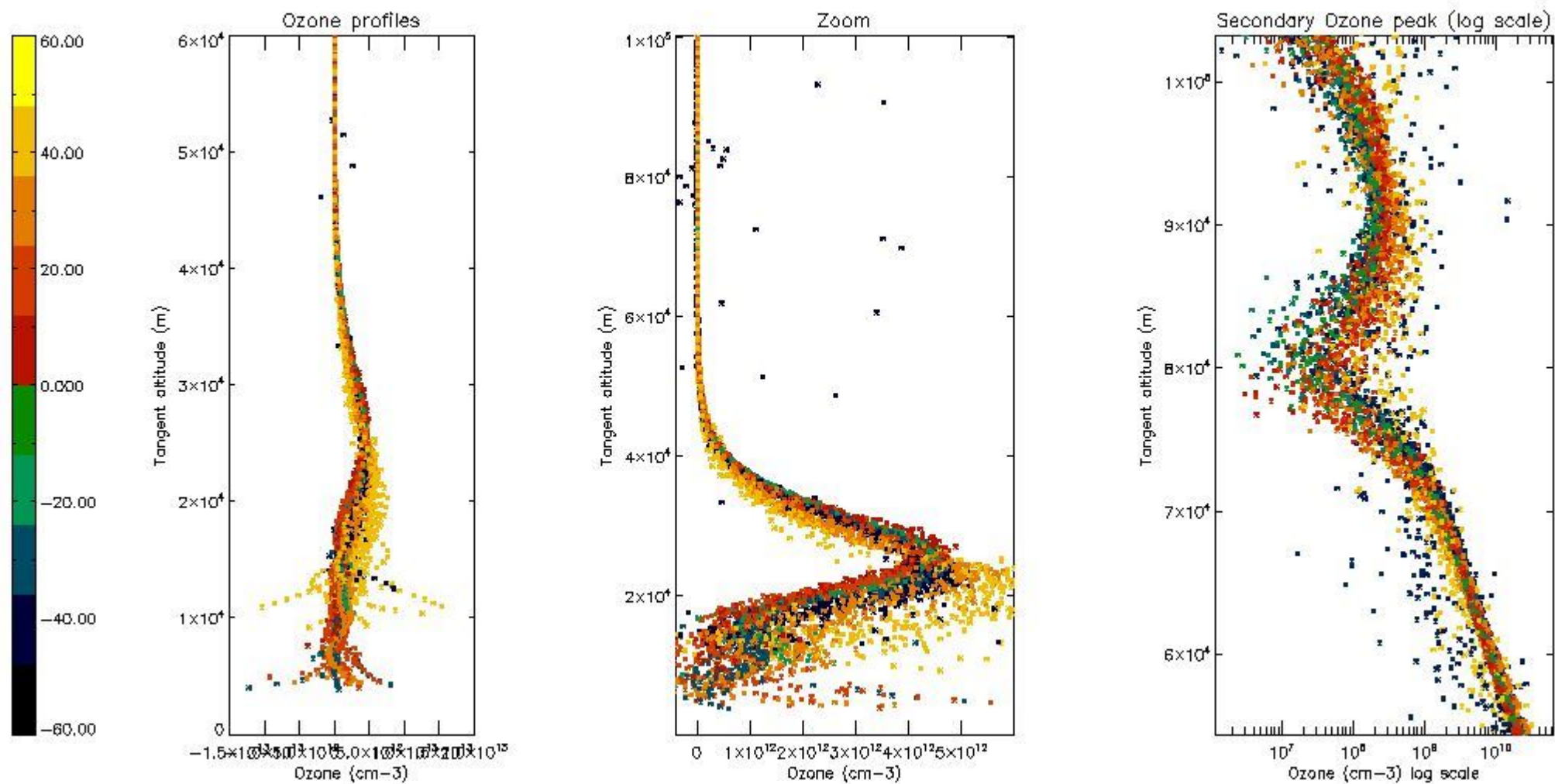
So, the table below shows the percentage of dark limb and valid observations for each criteria with respect to the overall valid daily observations.

Criteria	% of total production
All STD	29
STD < 20	17

STD < 10	14
STD < 5	11

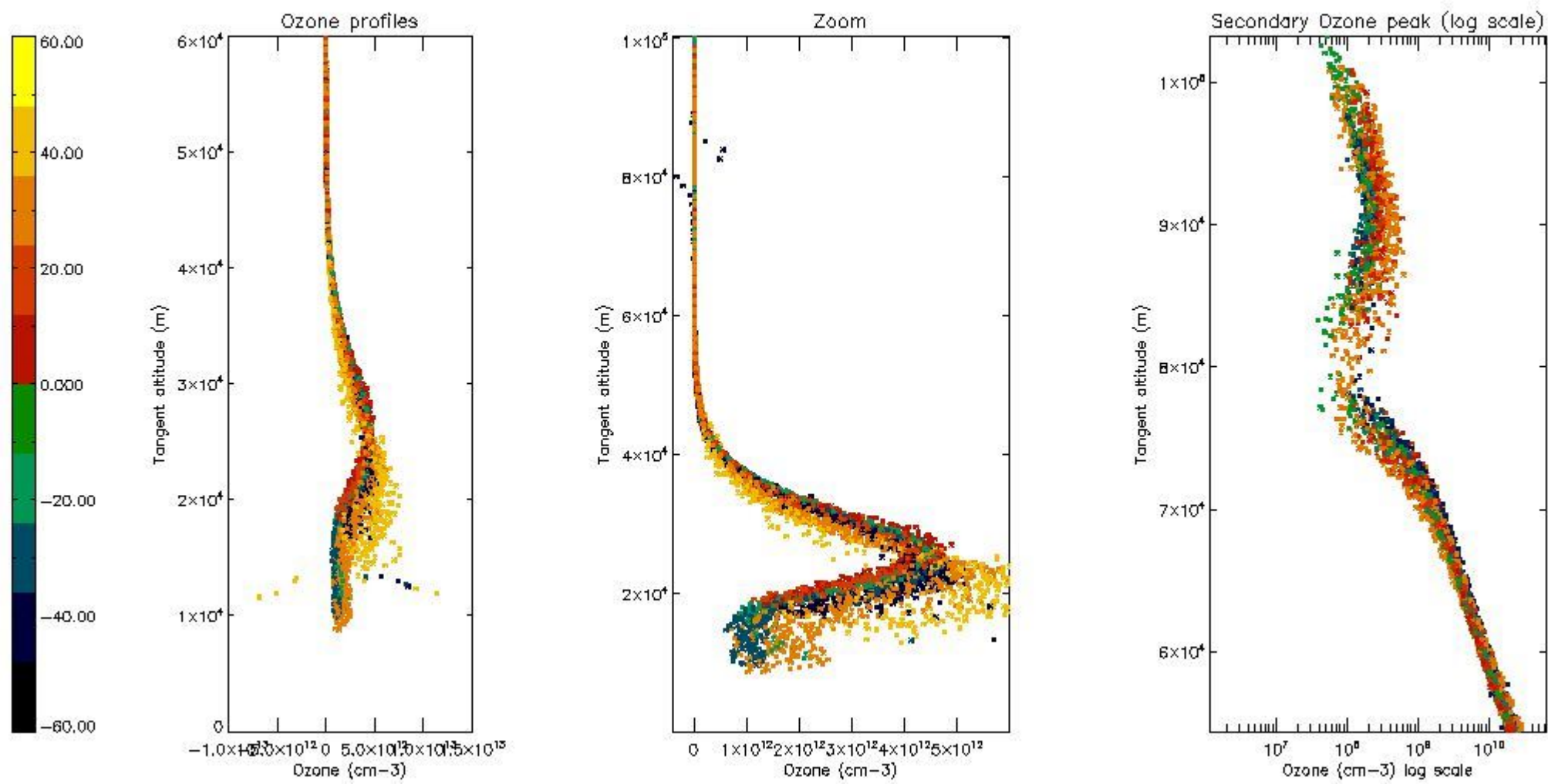
5.2 Plot ozone profiles for all STD (dark without errors)

The colorbar represents the latitude.



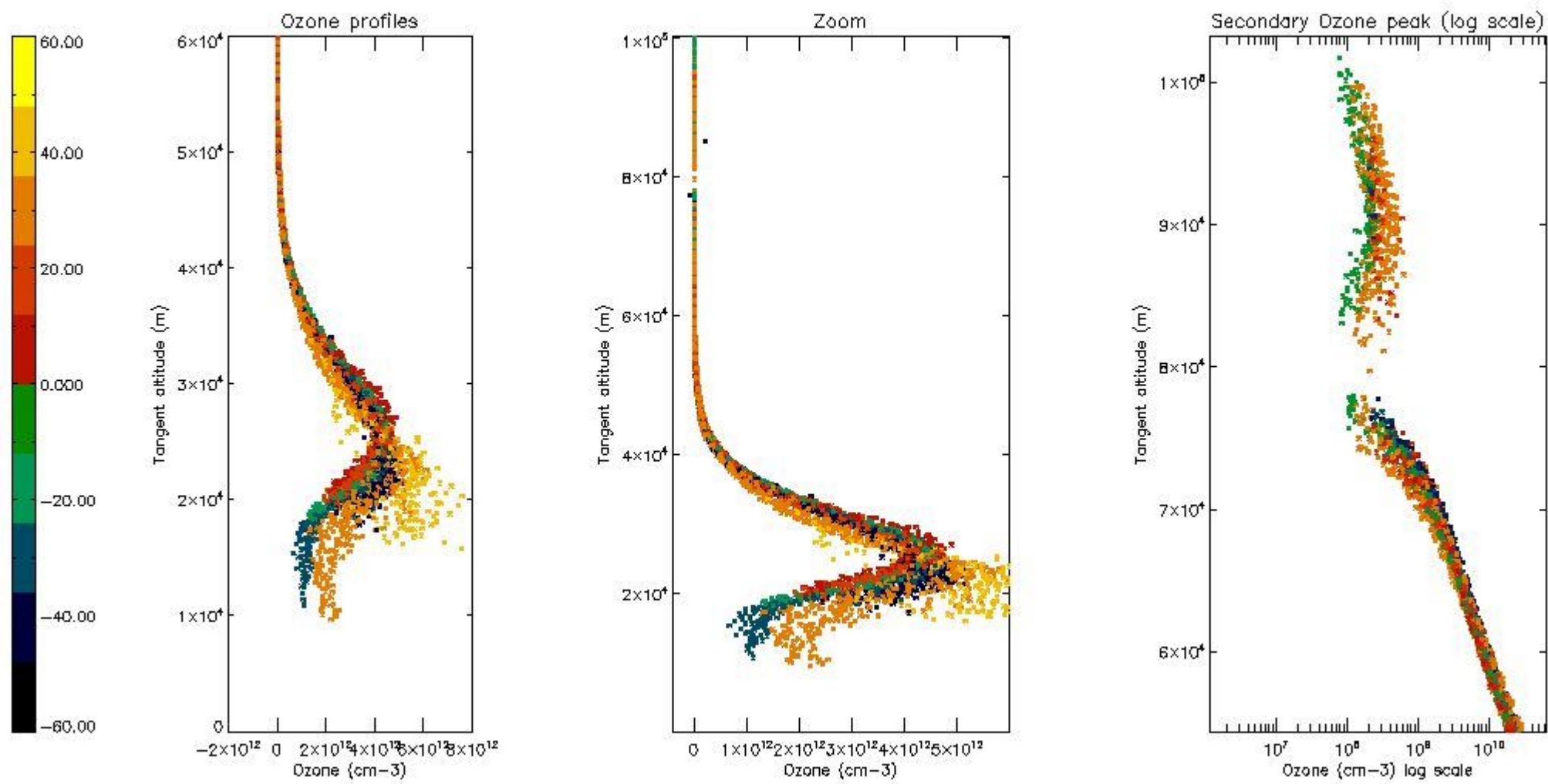
5.3 Plot ozone profiles where STD < 20% (dark without errors)

The colorbar represents the latitude.



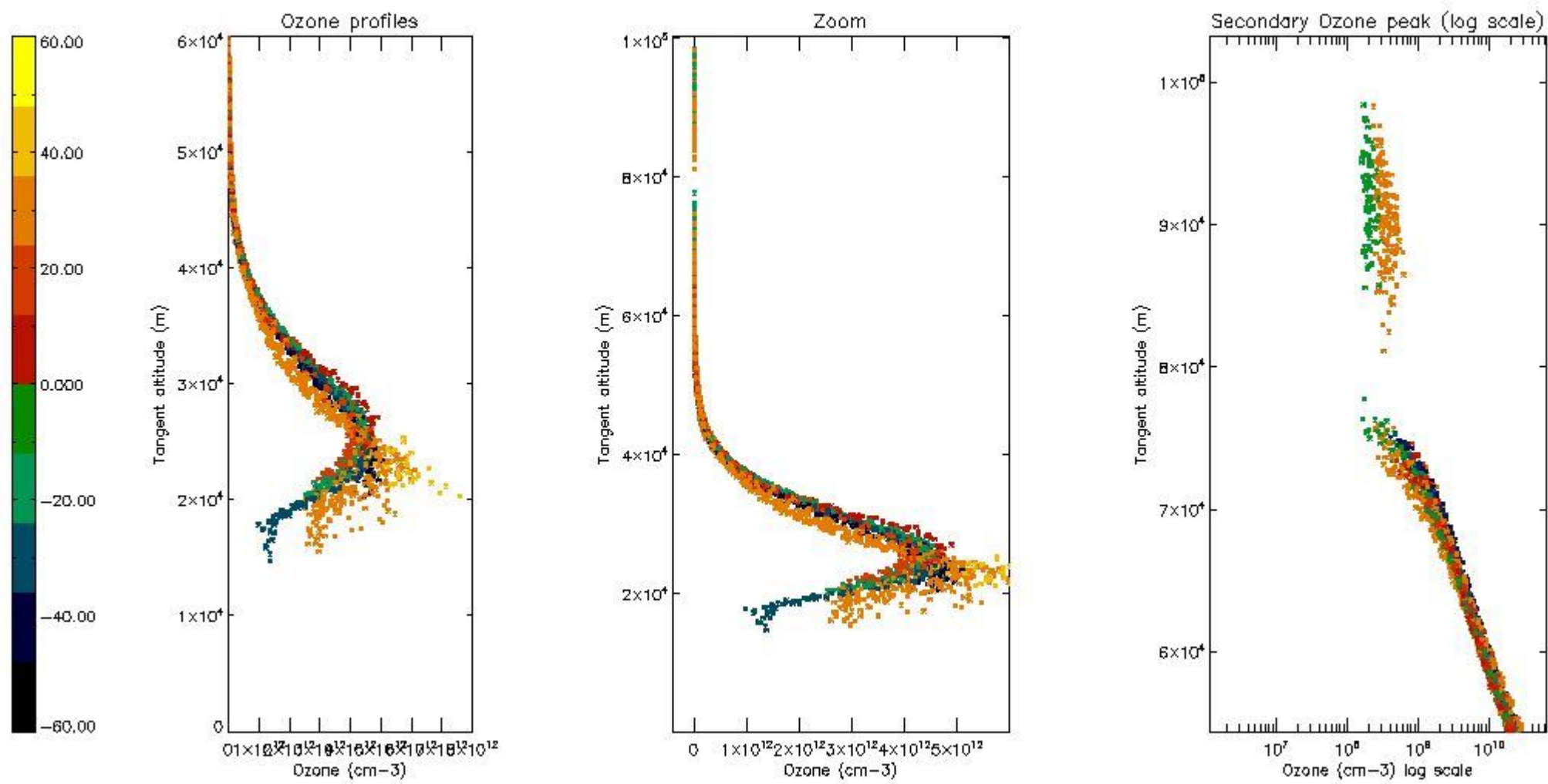
5.4 Plot ozone profiles where STD < 10% (dark without errors)

The colorbar represents the latitude.



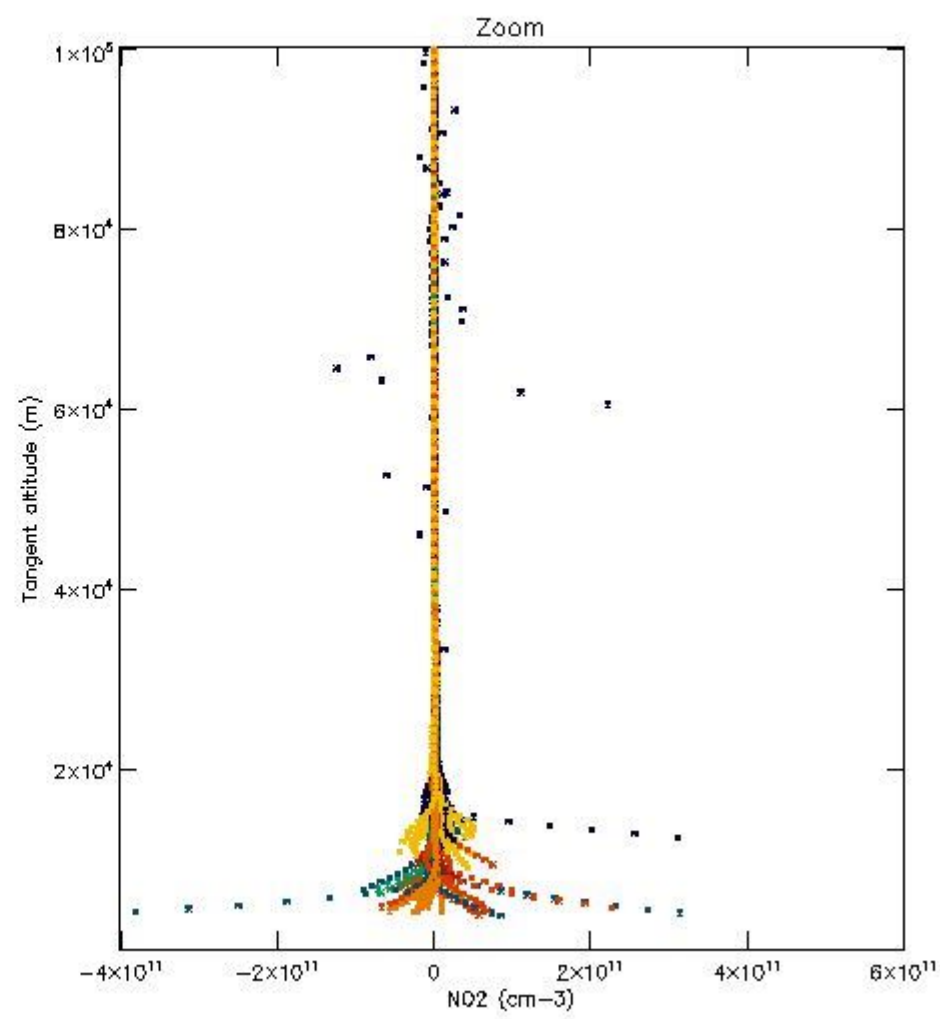
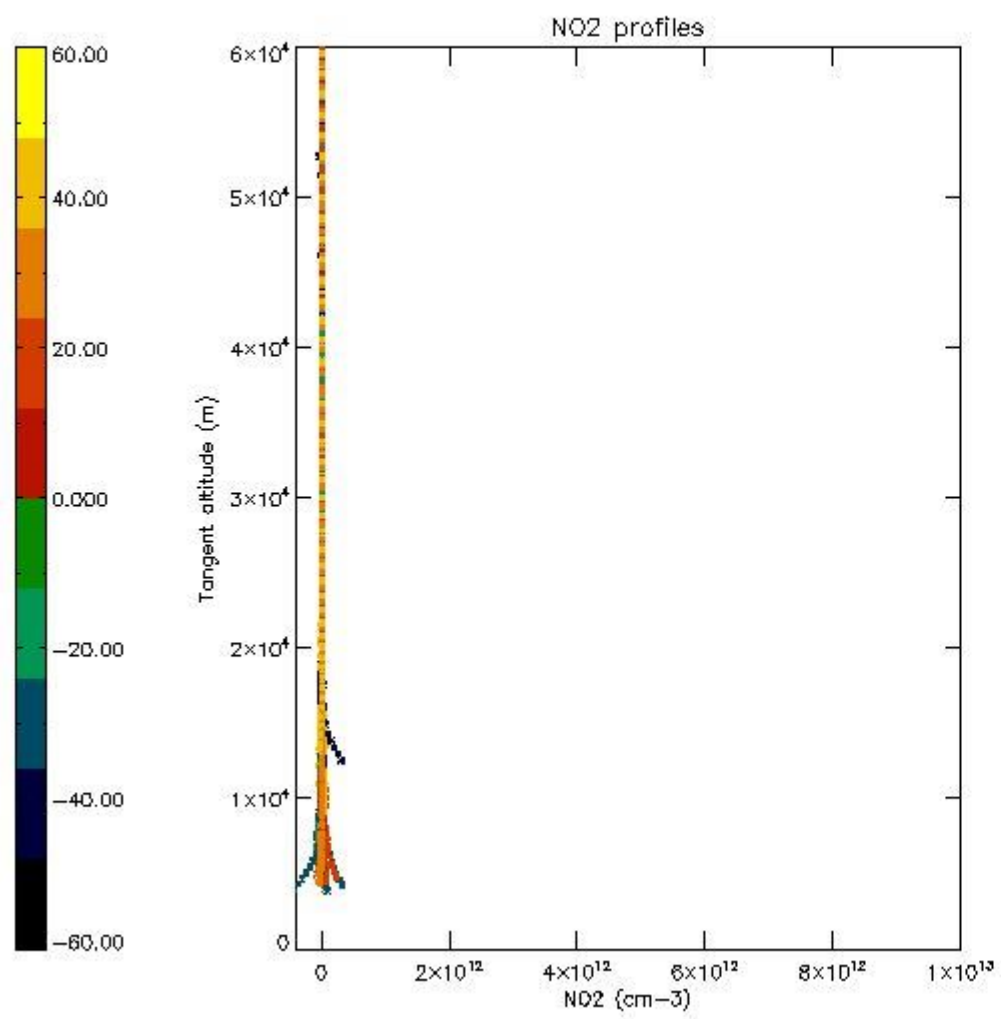
5.5 Plot ozone profiles where STD < 5% (dark without errors)

The colorbar represents the latitude.



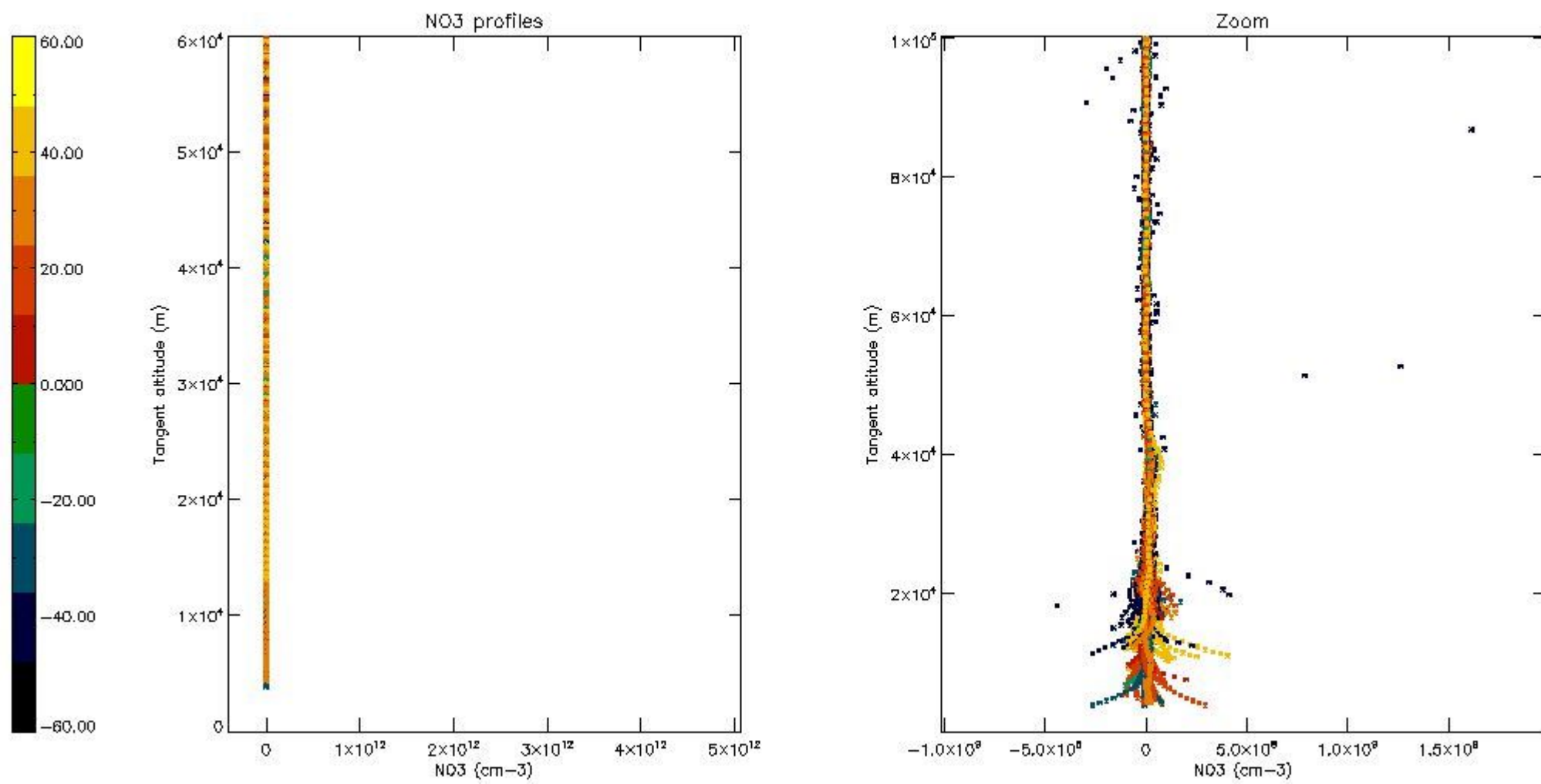
5.6 Plot NO₂ profiles for all STD (dark without errors)

The colorbar represents the latitude.



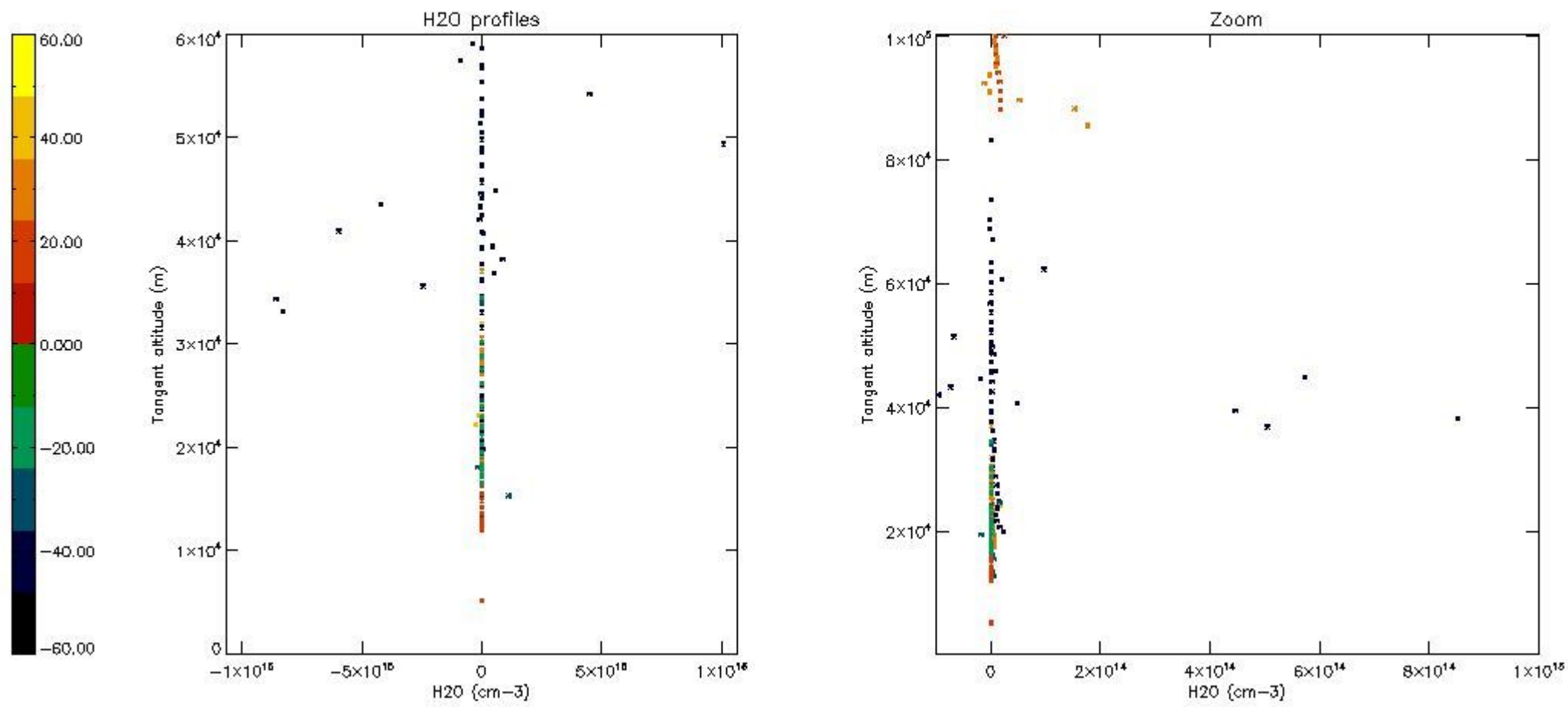
5.7 Plot NO3 profiles for all STD (dark without errors)

The colorbar represents the latitude.



5.8 Plot H₂O profiles for all STD (only for occultations of stars 1,2,3,4,13,14,16,26,63 dark without errors)

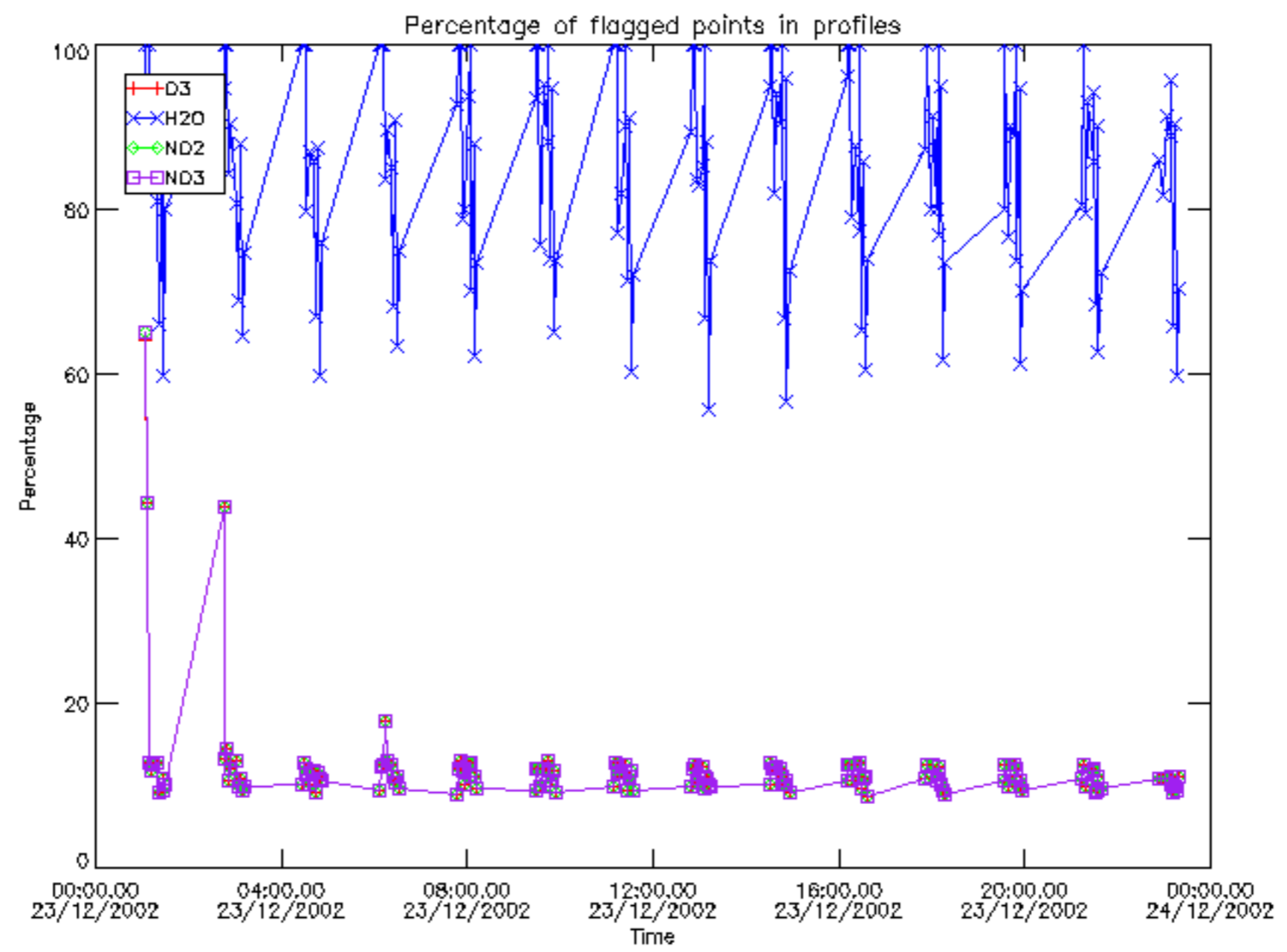
The colorbar represents the latitude.



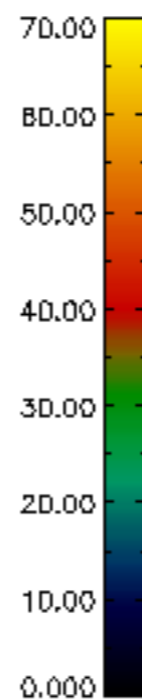
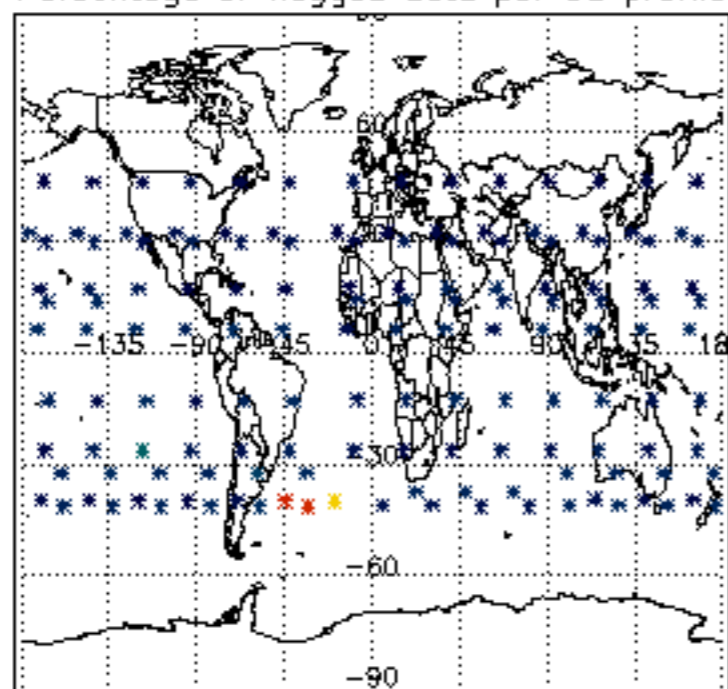
6. Auxiliary Data Files used for the production reported in section 2

The number reported in the third column indicates since which file (see list in section 2) the corresponding auxiliary file has been used. The fourth column is the date of those product files.

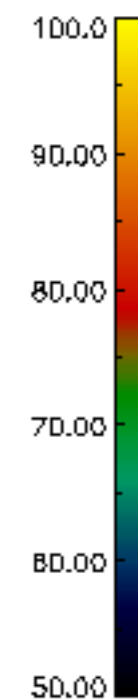
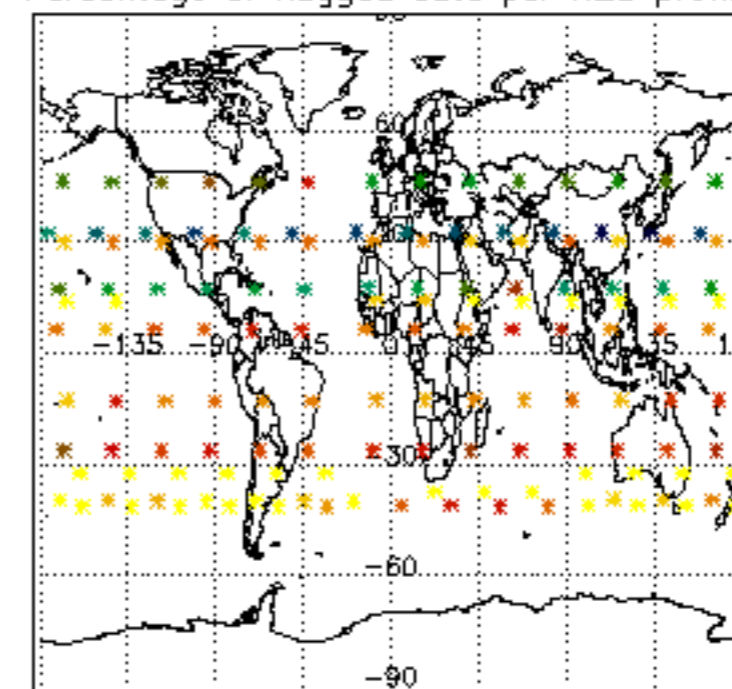
Type	Auxiliary Filename	Used since product	Used since product date
INST_PHYS_CHARACTERISTICS	GOM_INS_AXNIEC20050627_150440_20020301_000000_20100101_000000	1	23-DEC-2002 00:00:09
LEVEL-2_PROC_CONFIG	GOM_PR2_AXVIEC20091111_152718_20020301_000000_20500101_000000	1	23-DEC-2002 00:00:09
CROSS_SECTIONS_FILE	GOM_CRS_AXVIEC20091111_154832_20020301_000000_20500101_000000	1	23-DEC-2002 00:00:09



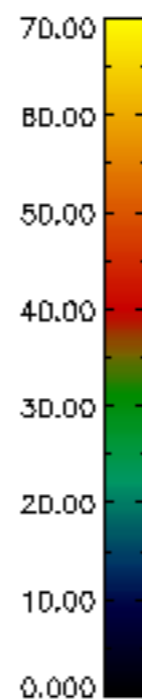
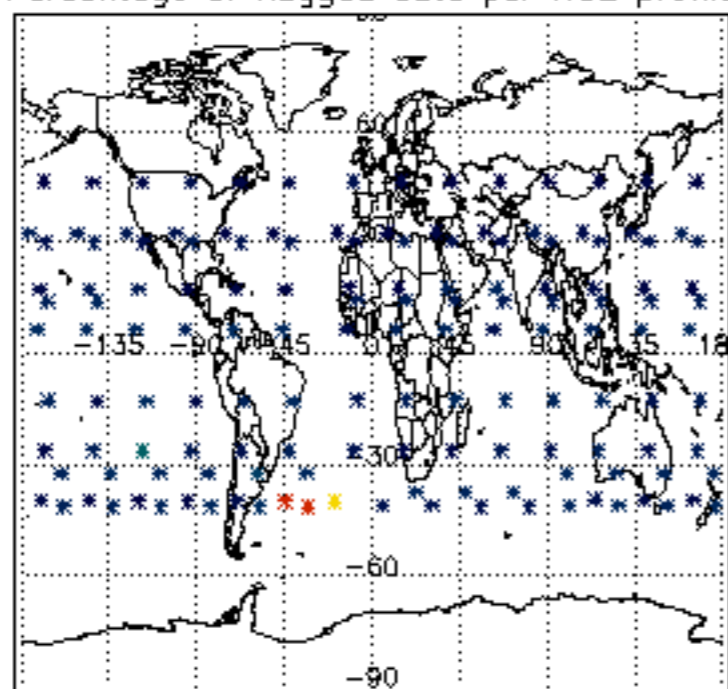
Percentage of flagged data per D3 profile



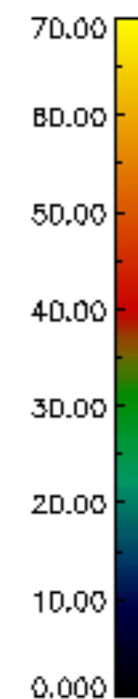
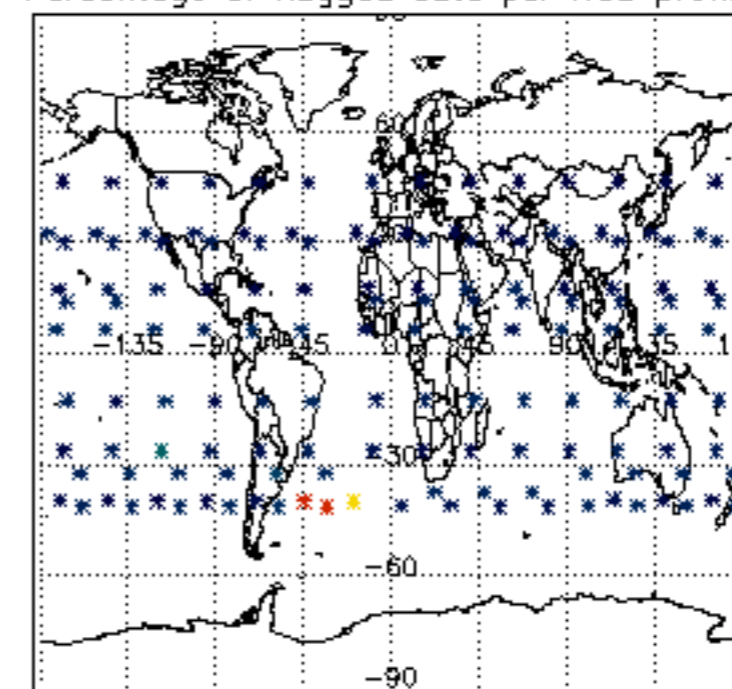
Percentage of flagged data per H2O profile

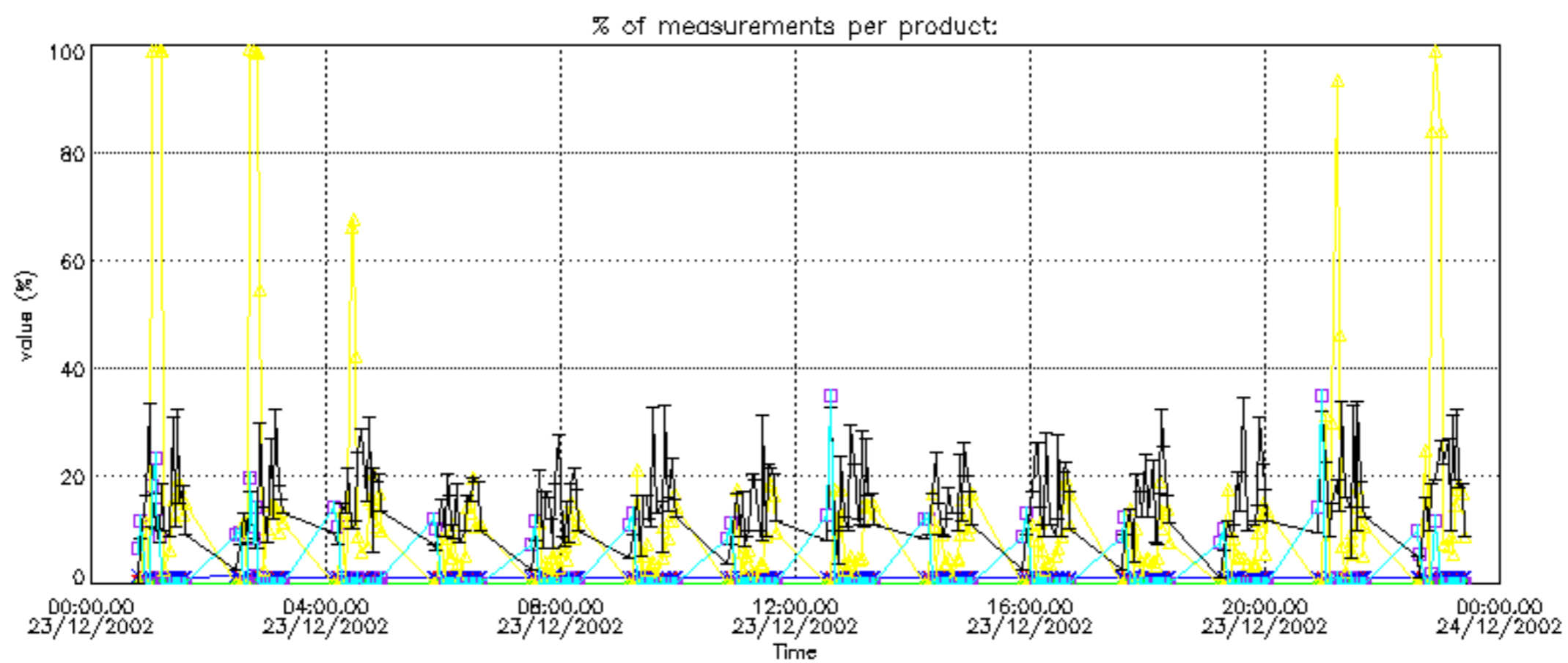
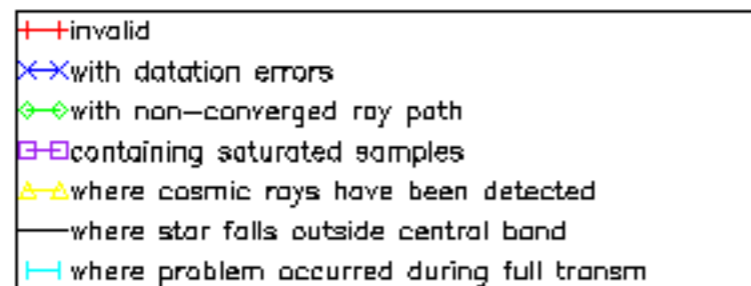


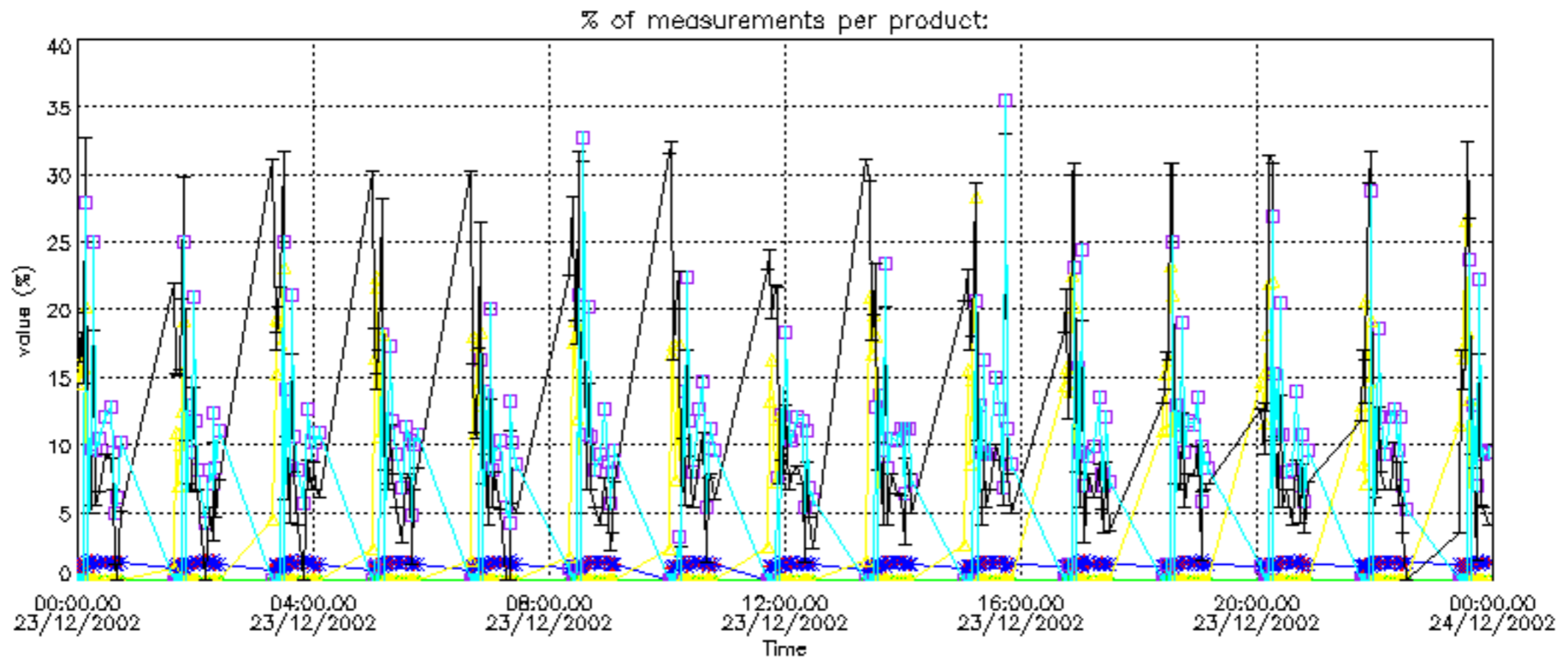
Percentage of flagged data per NO2 profile



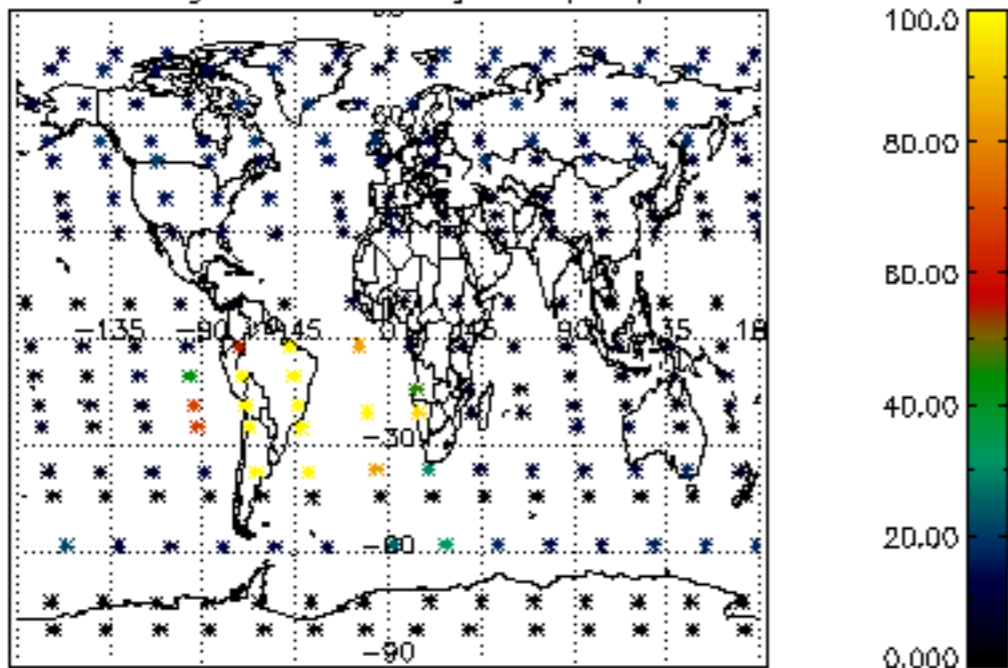
Percentage of flagged data per NO3 profile



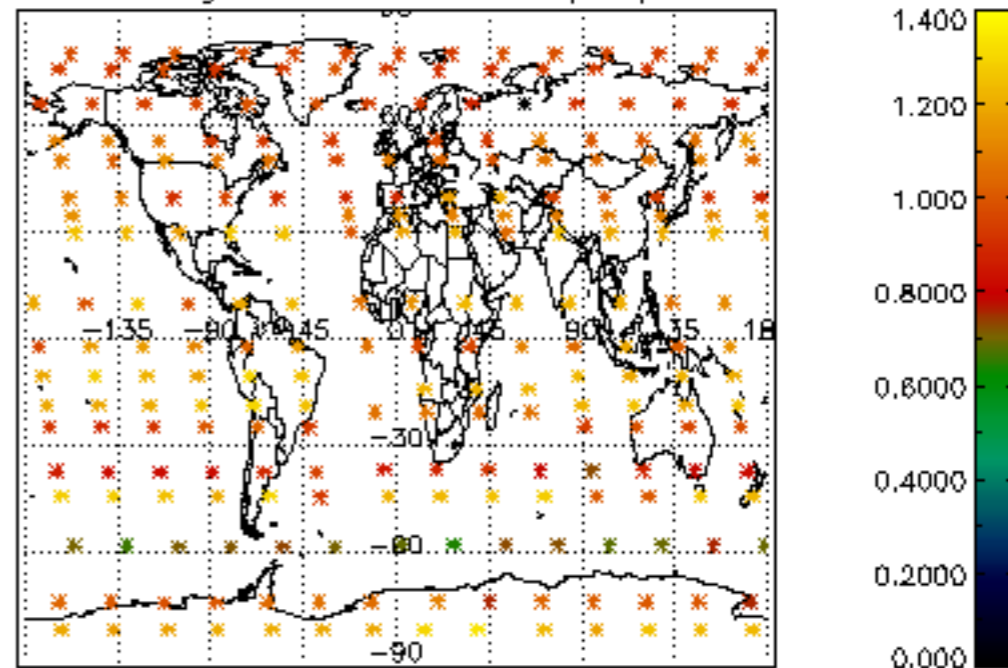




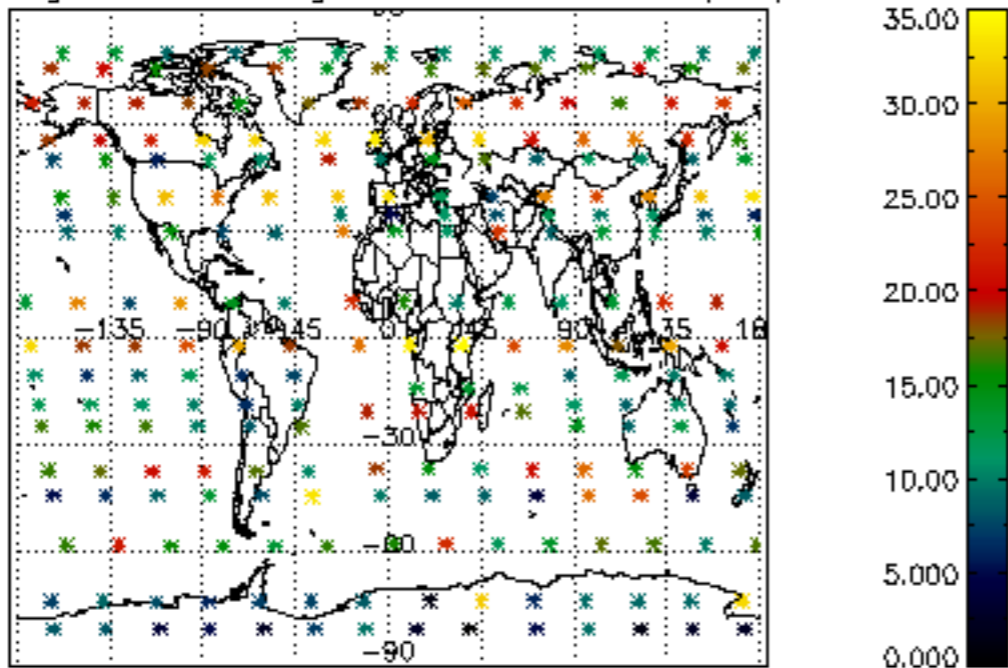
Percentage of cosmic ray hits per profile



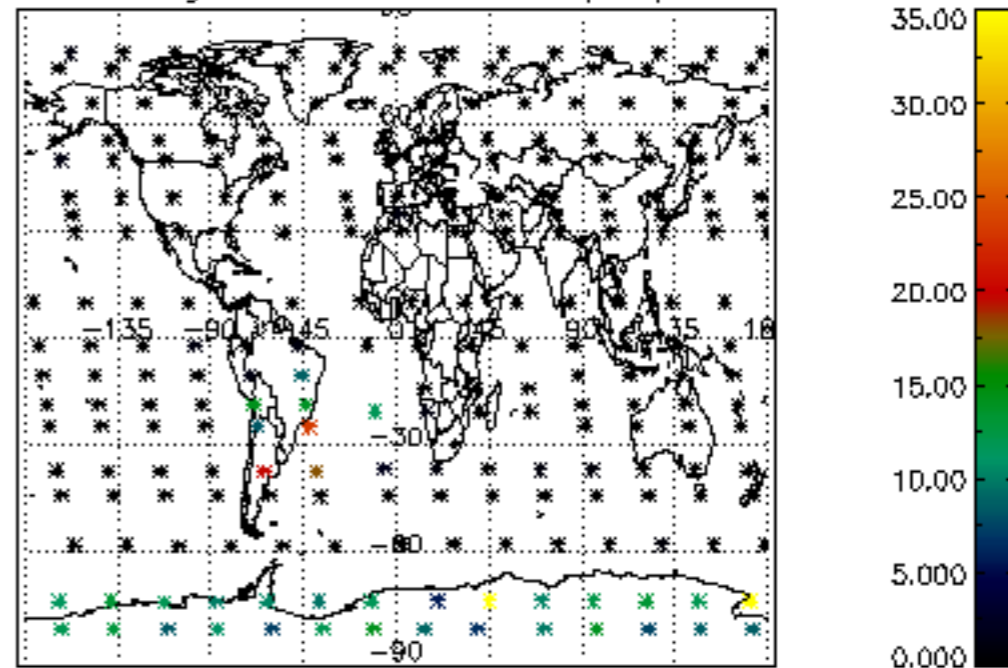
Percentage of datation errors per profile



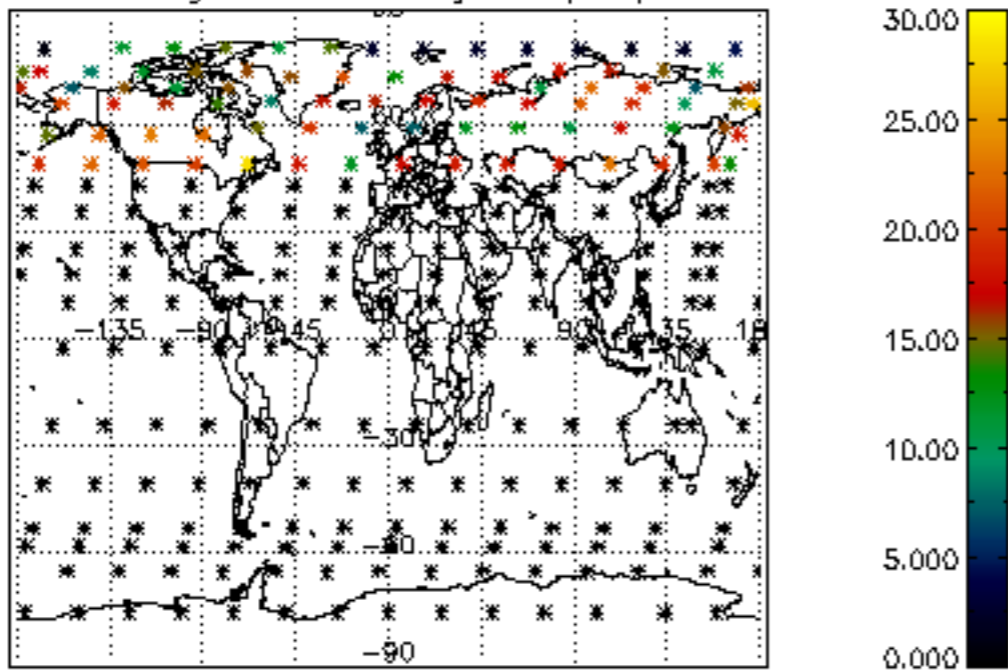
Percentage of star falling outside central band per profile



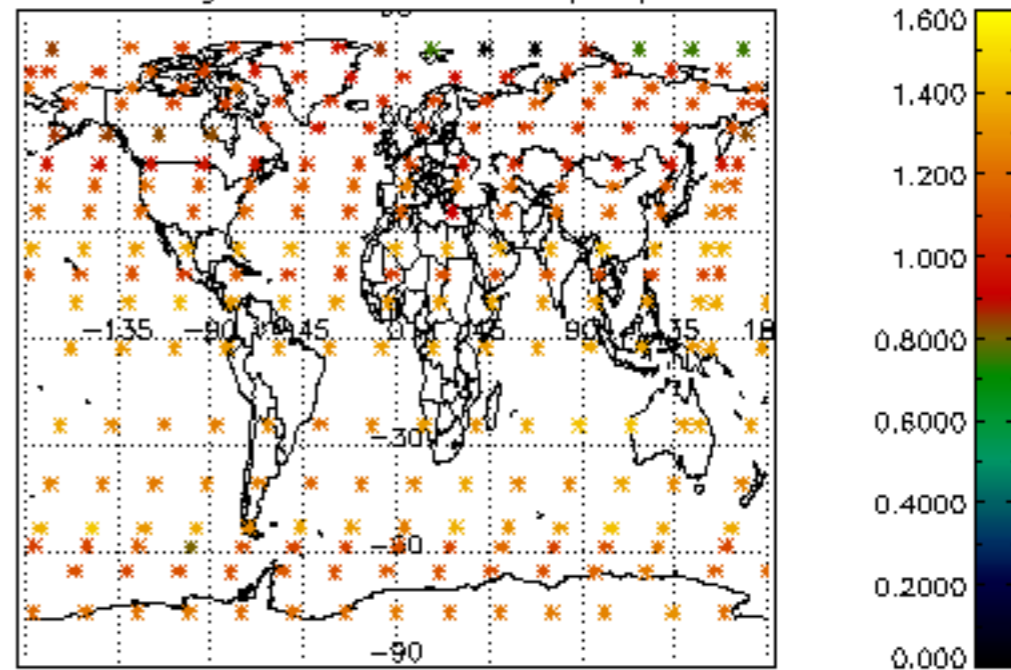
Percentage of saturation errors per profile



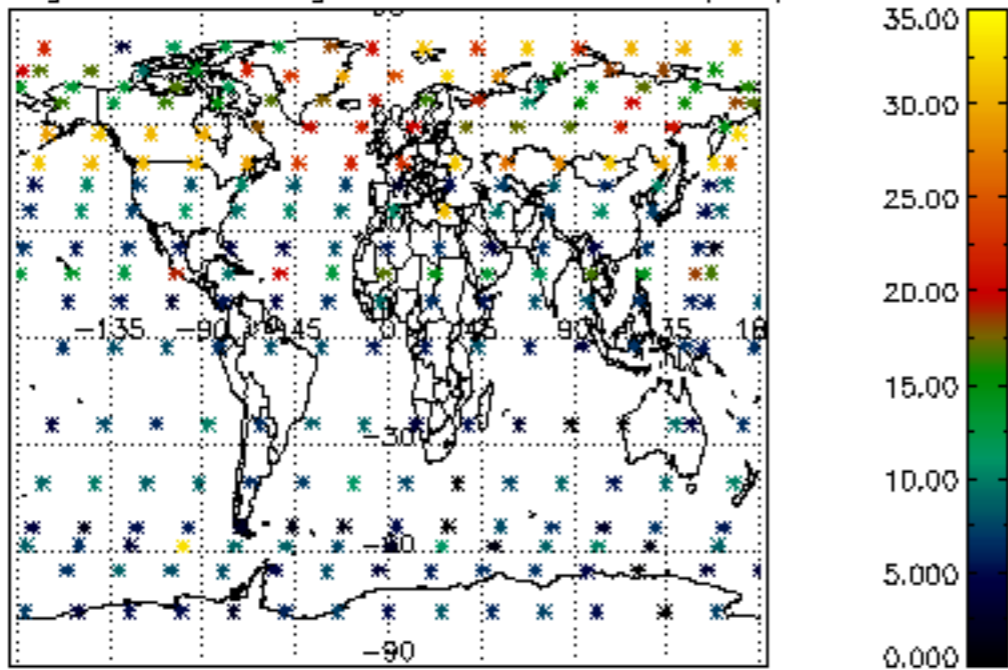
Percentage of cosmic ray hits per profile



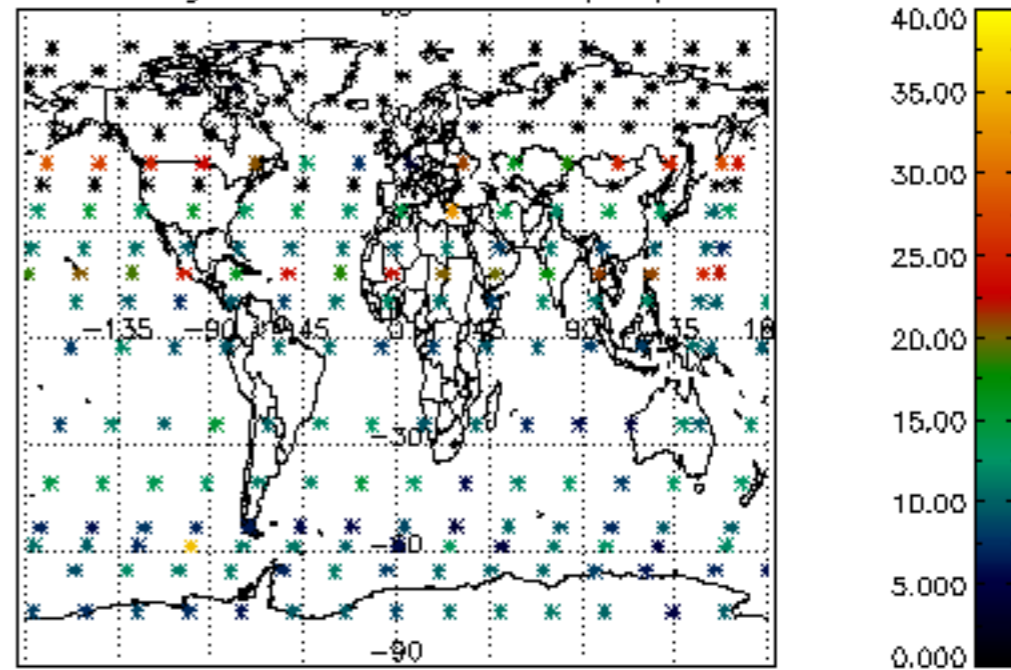
Percentage of datation errors per profile

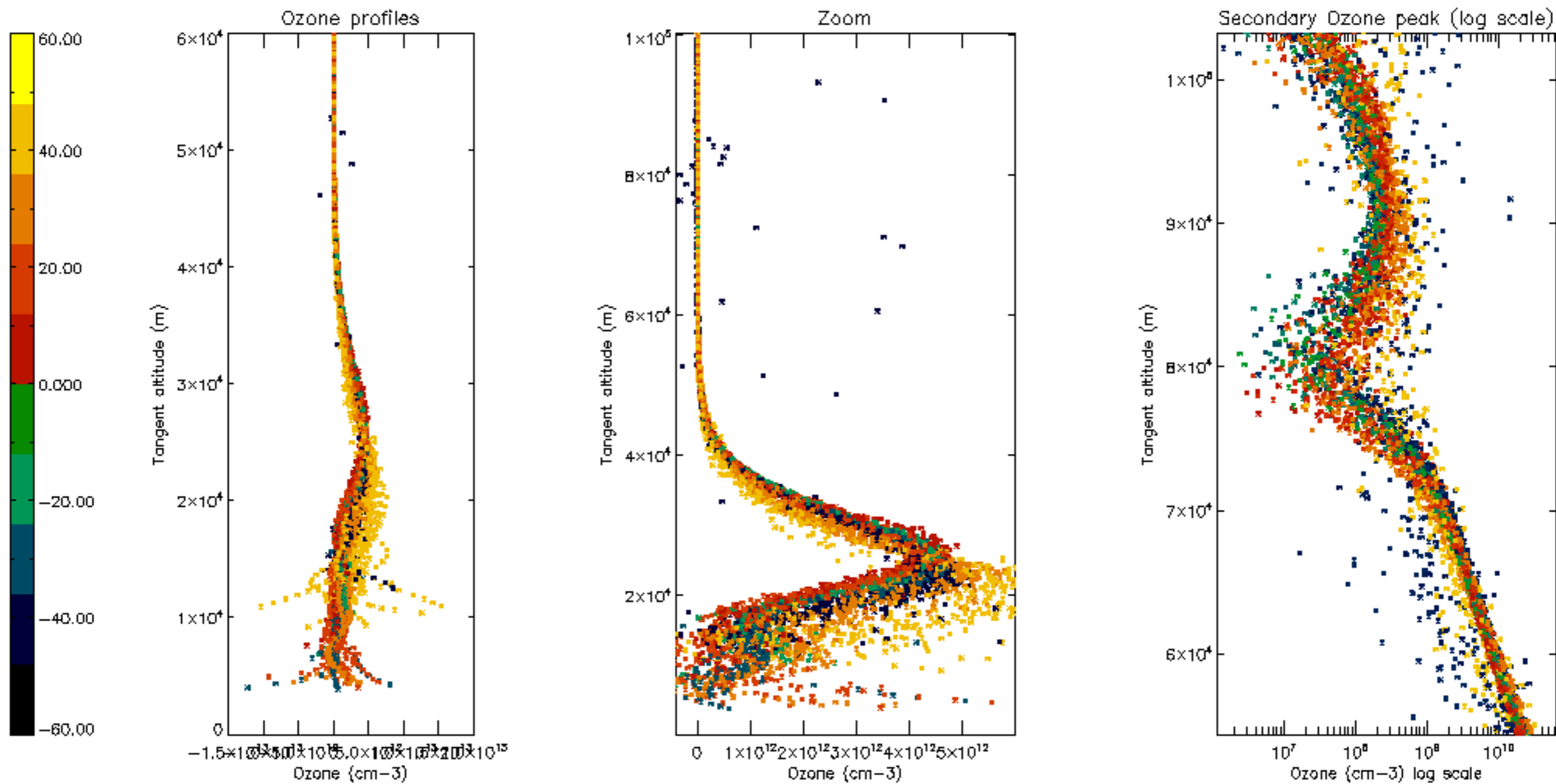


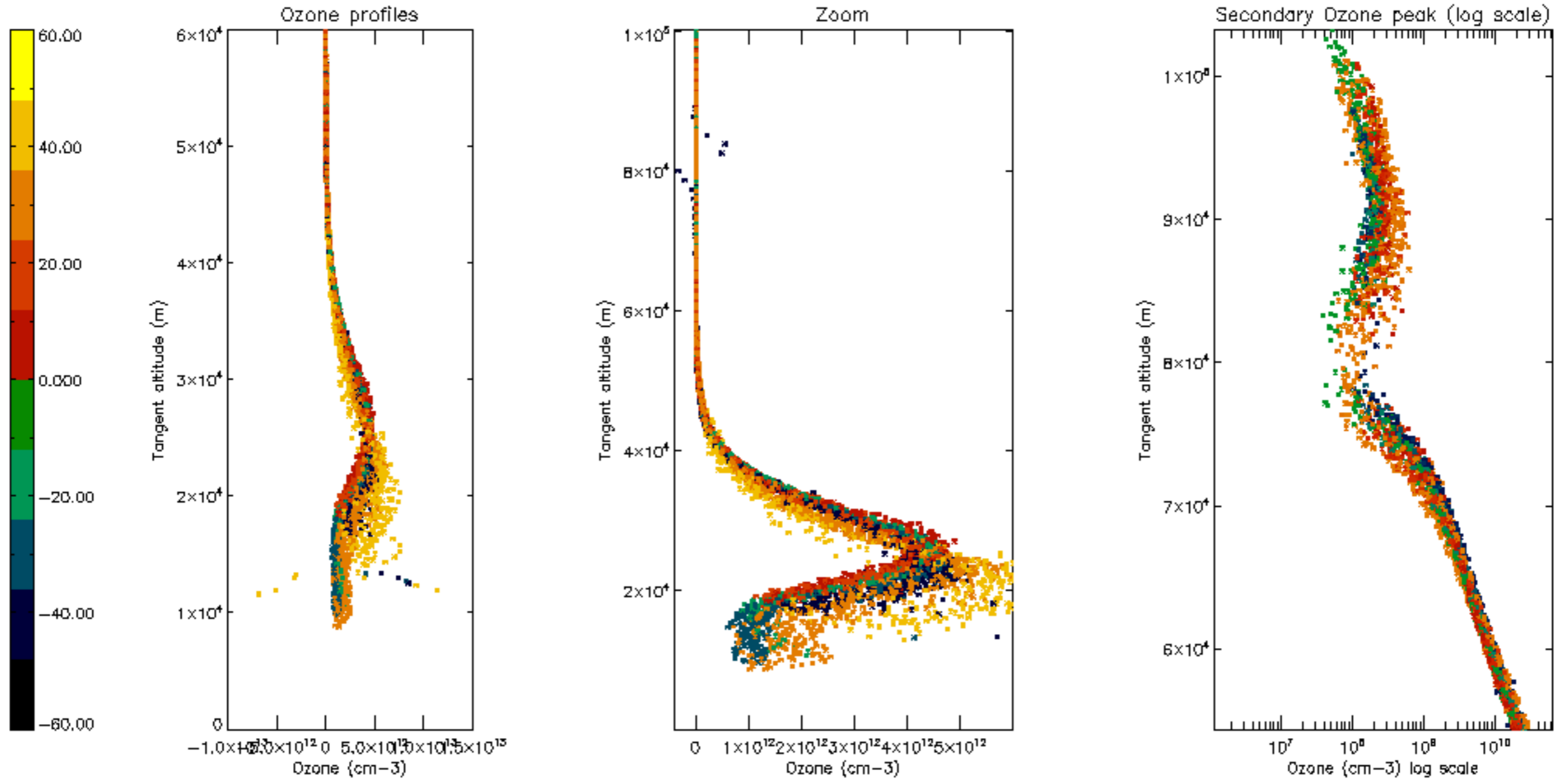
Percentage of star falling outside central band per profile

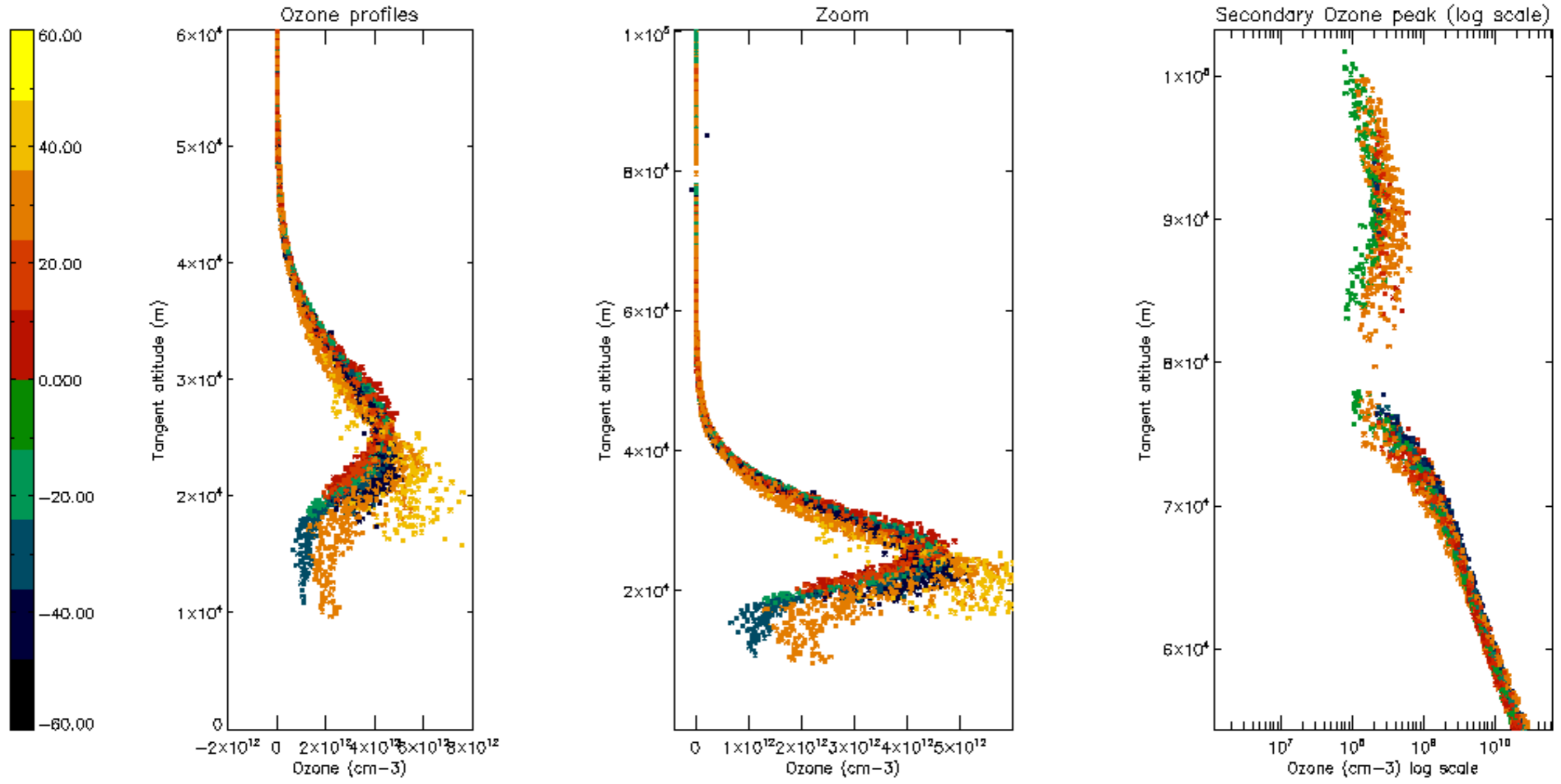


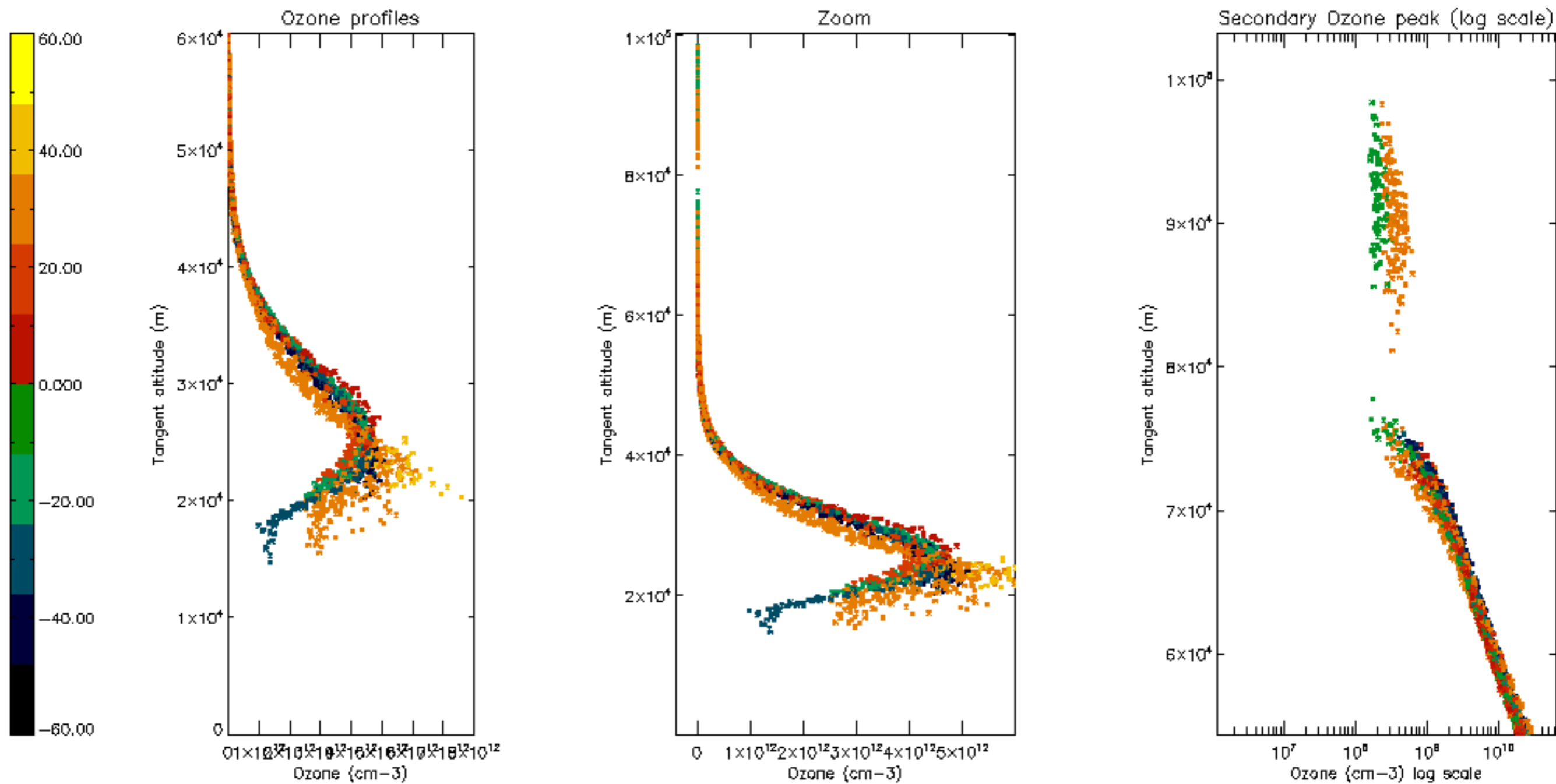
Percentage of saturation errors per profile

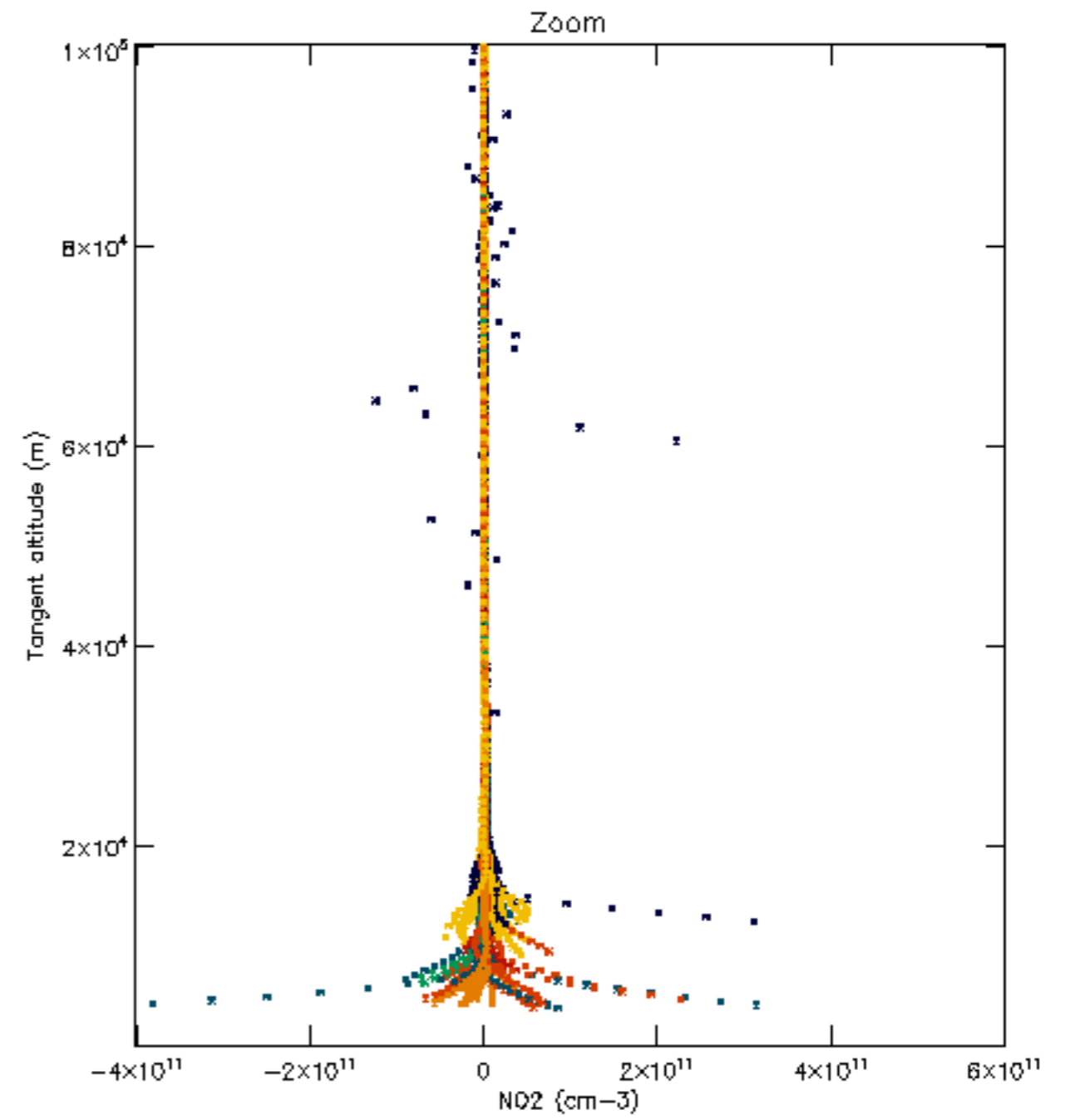
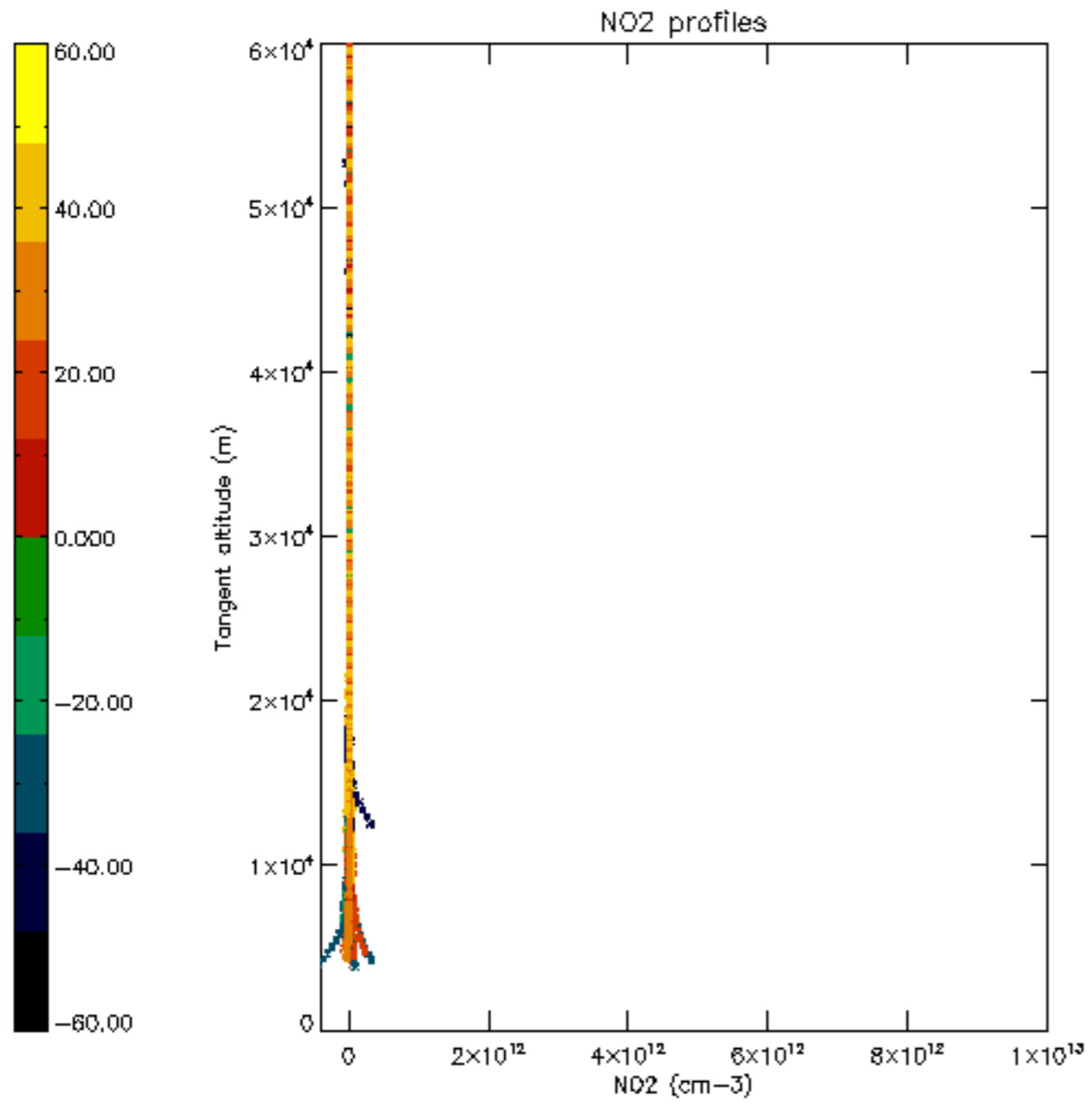


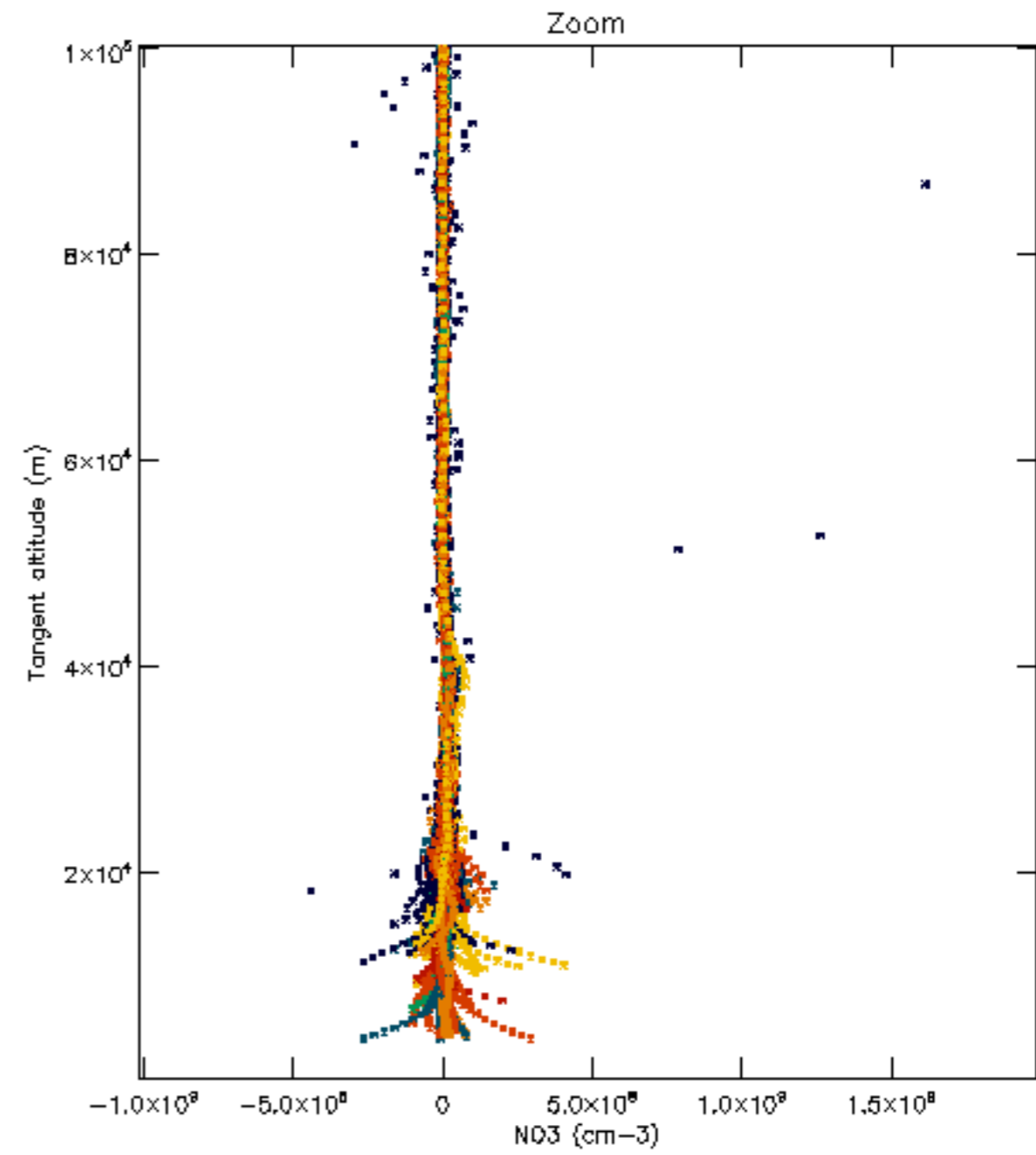
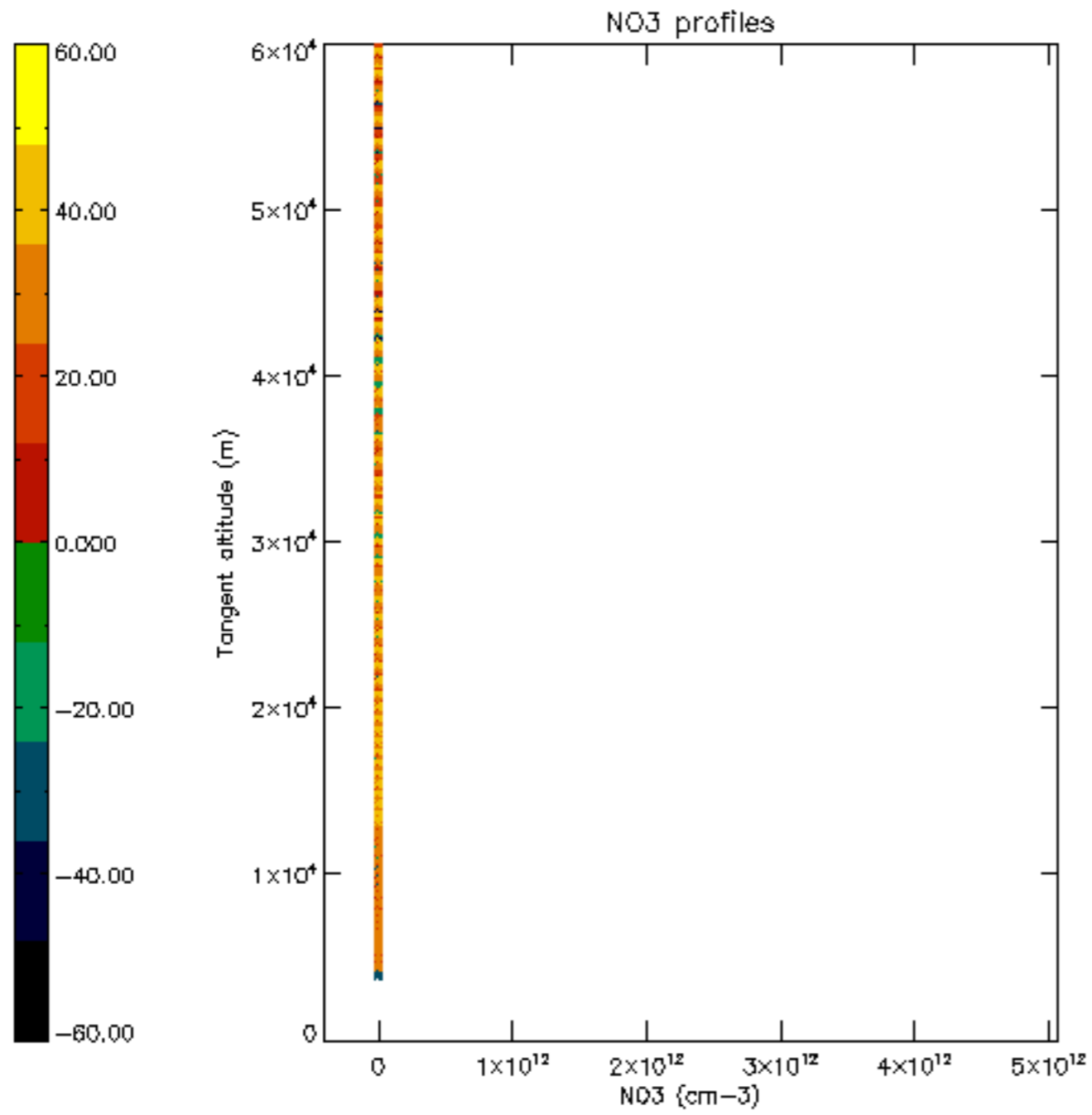


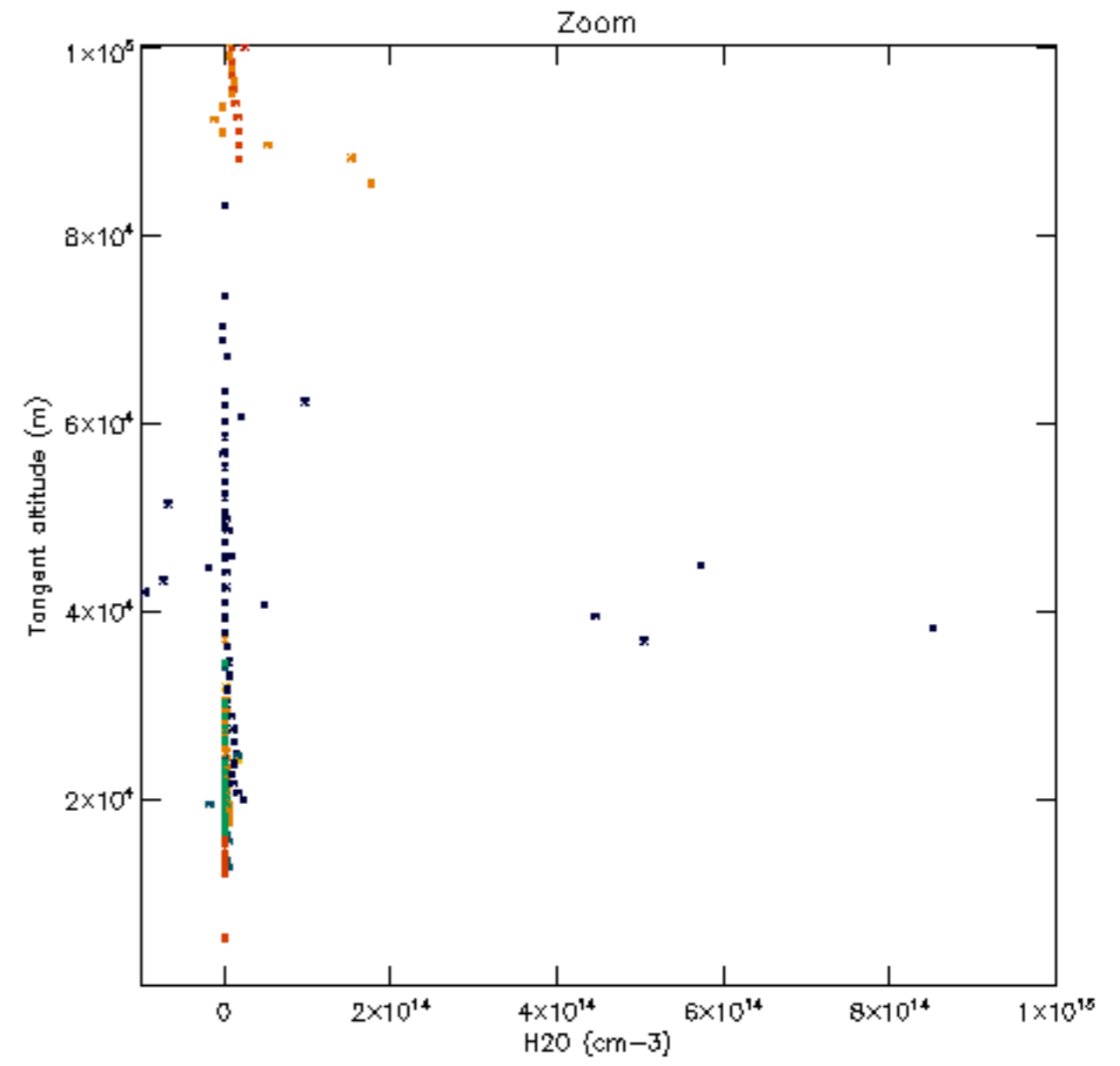
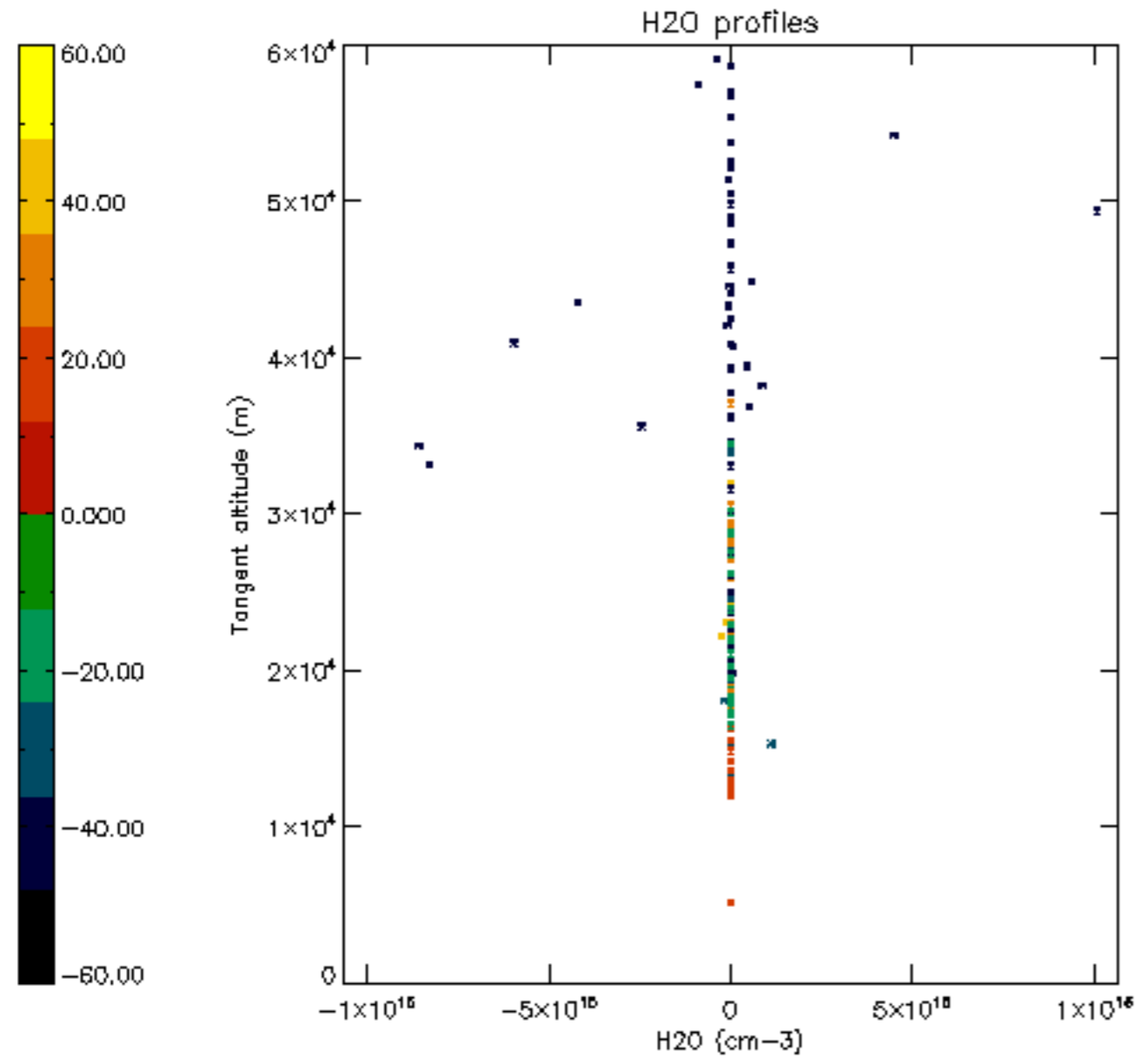


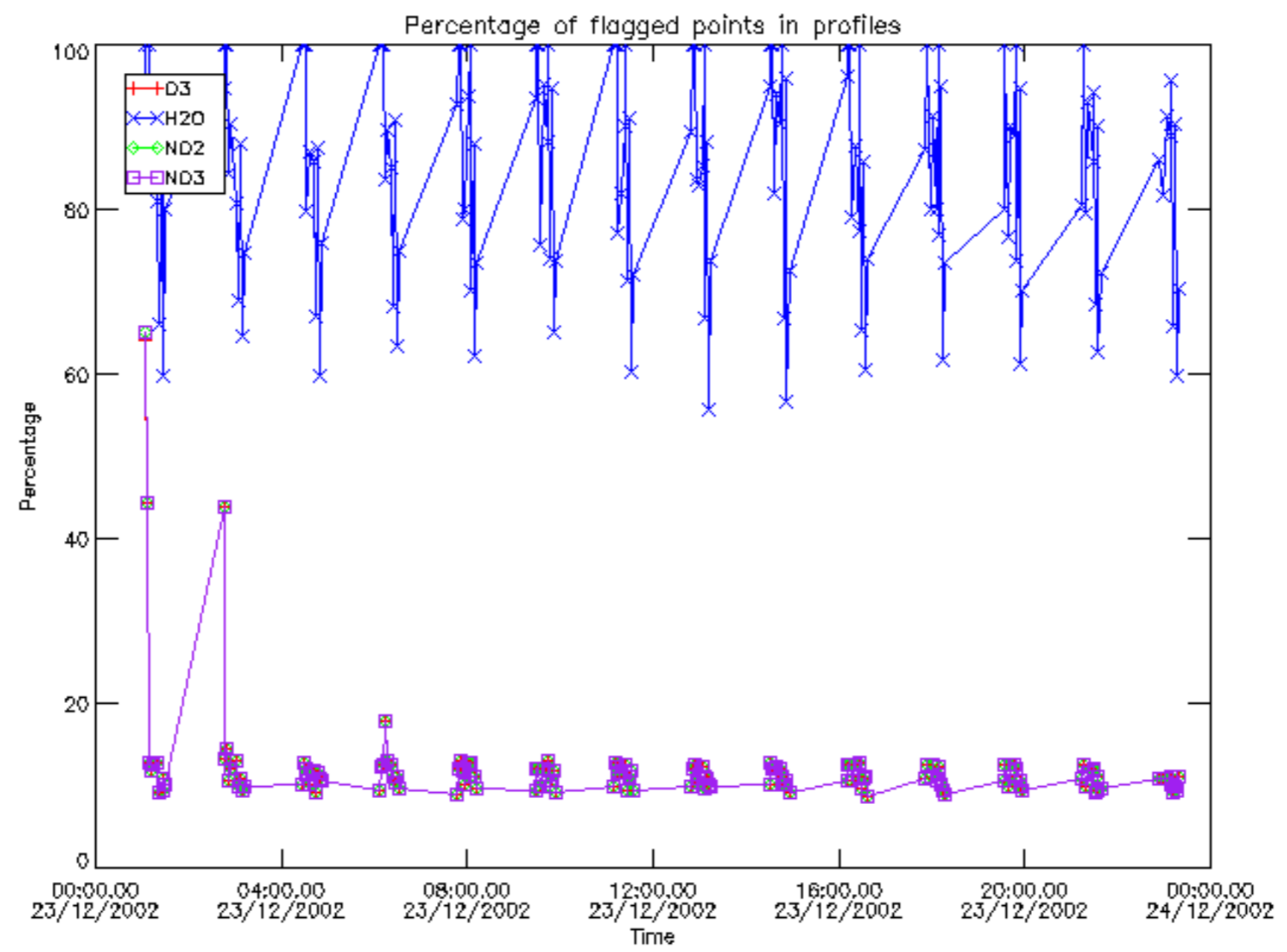




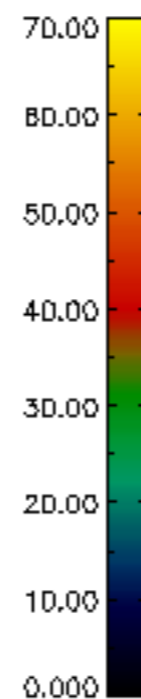
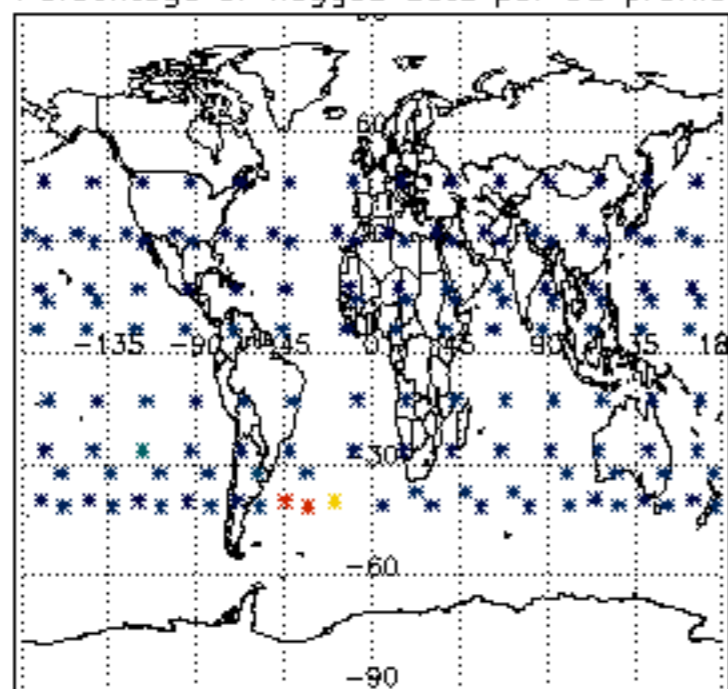




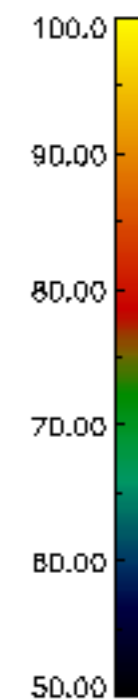
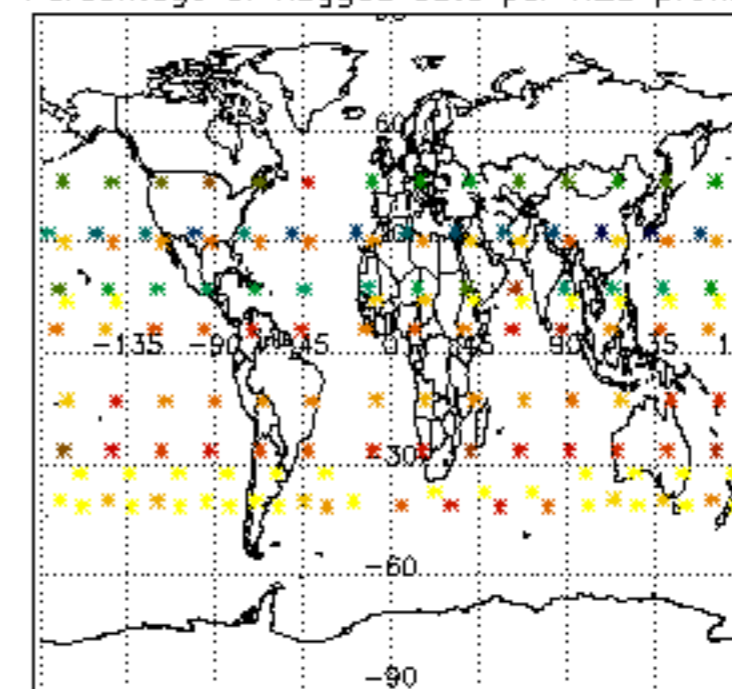




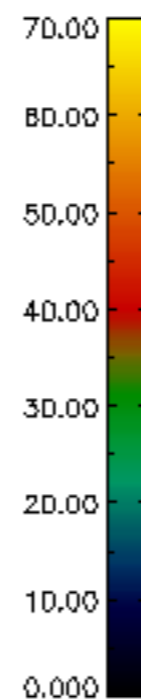
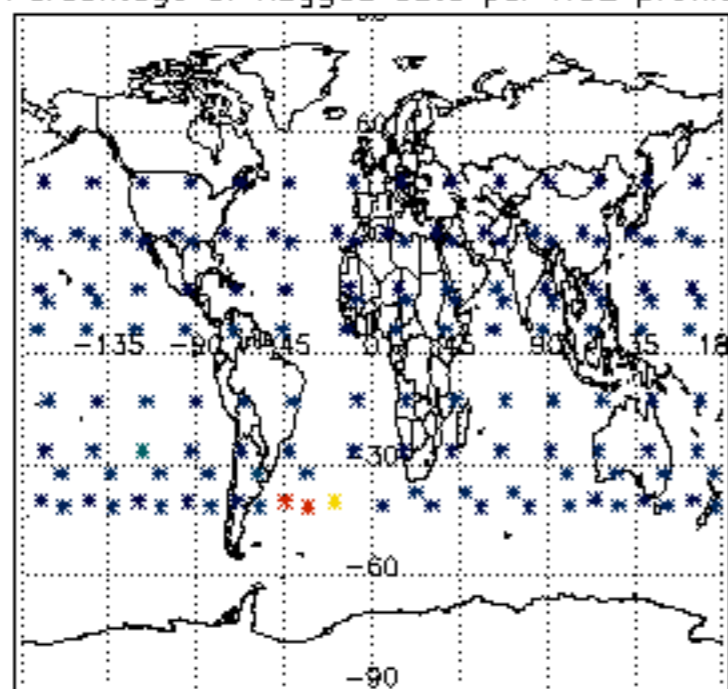
Percentage of flagged data per D3 profile



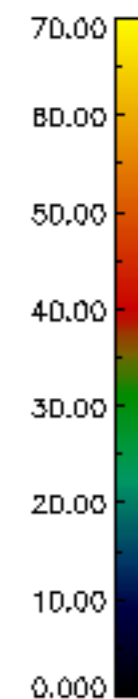
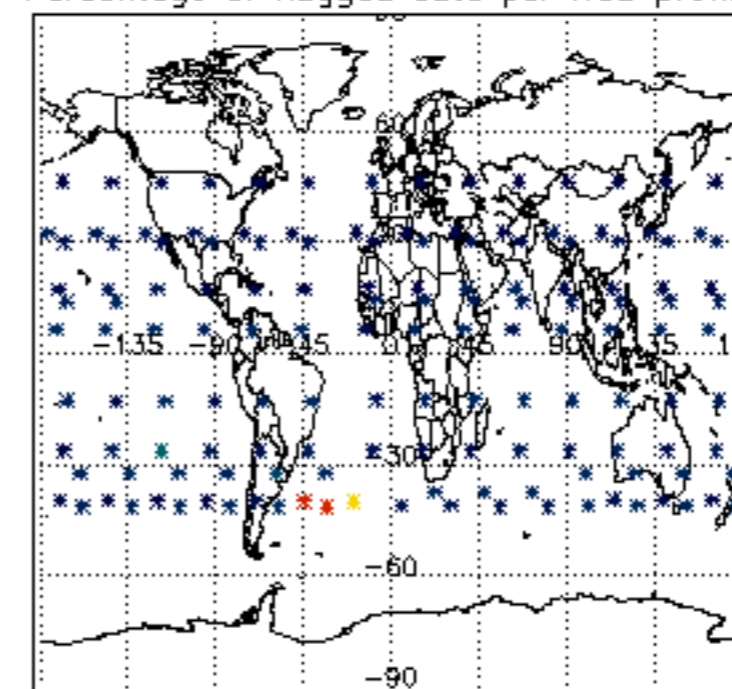
Percentage of flagged data per H2O profile

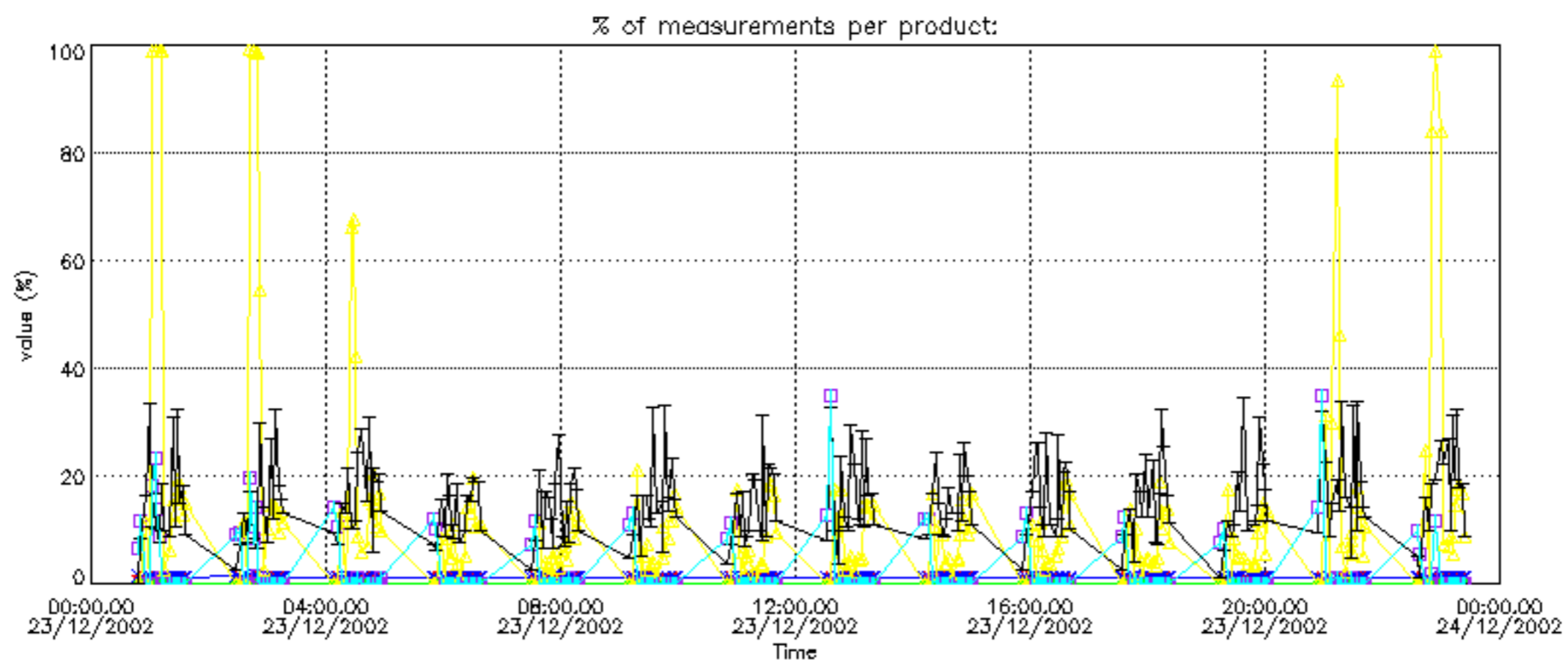
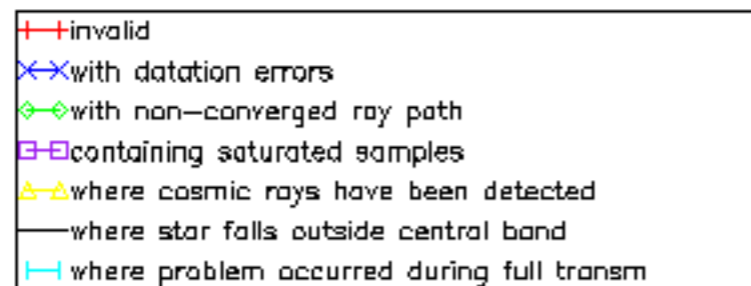


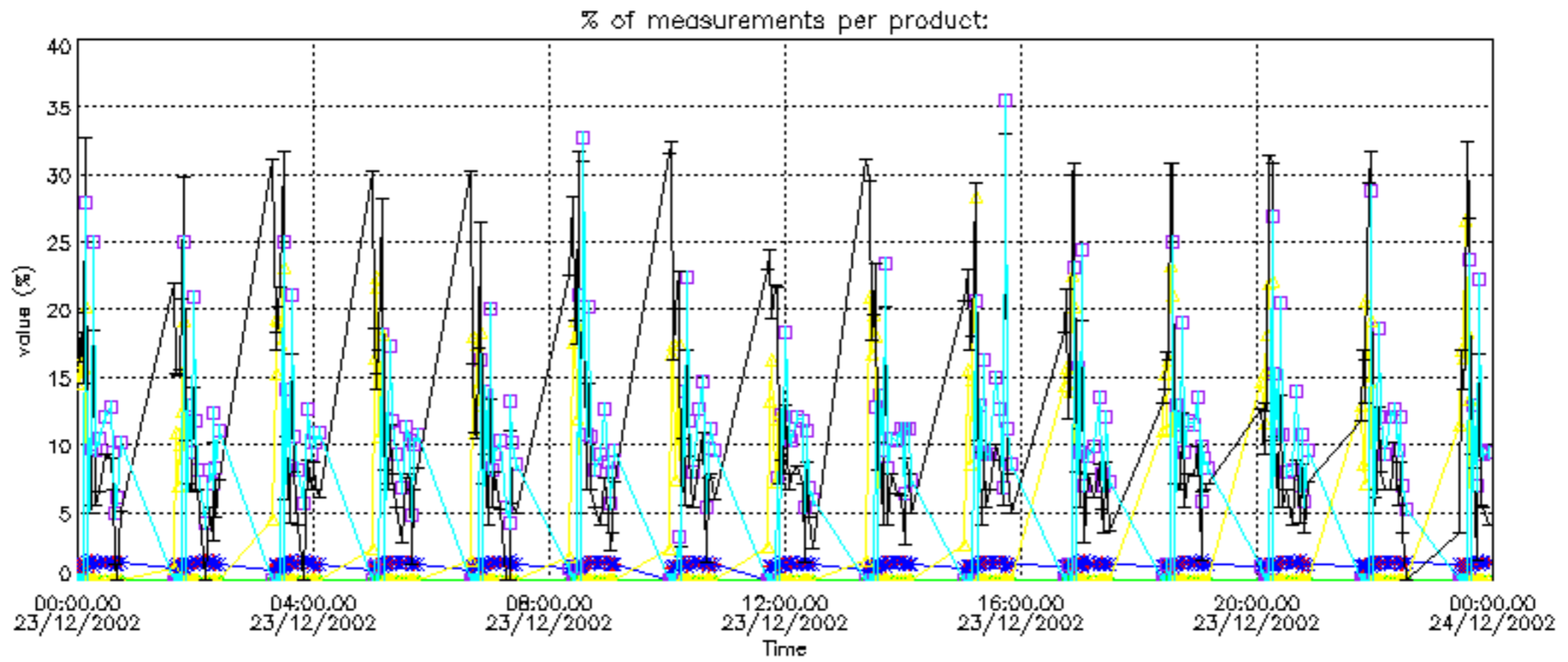
Percentage of flagged data per NO2 profile



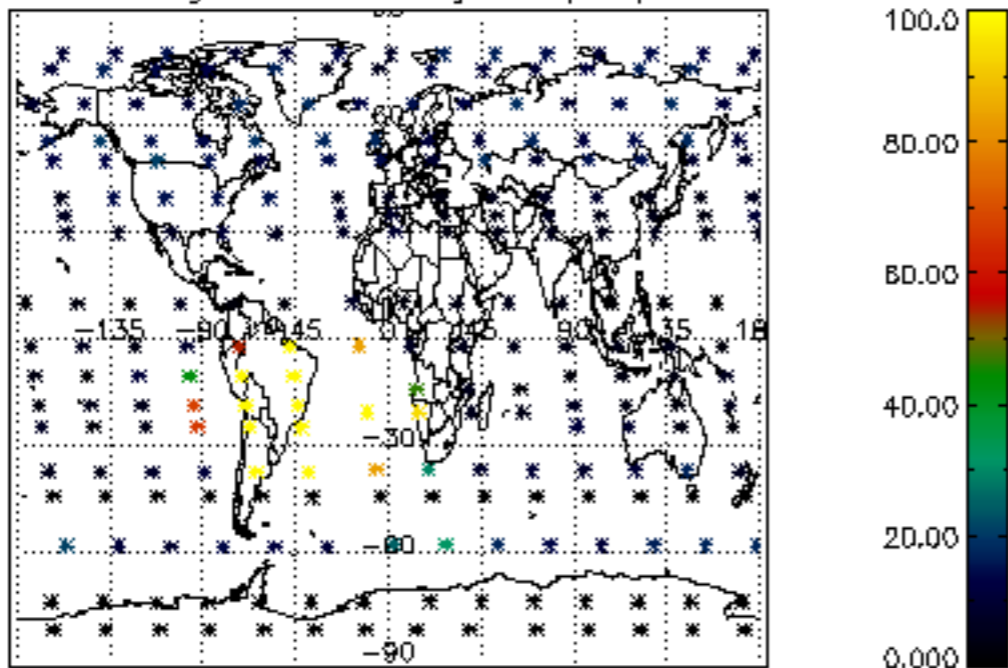
Percentage of flagged data per NO3 profile



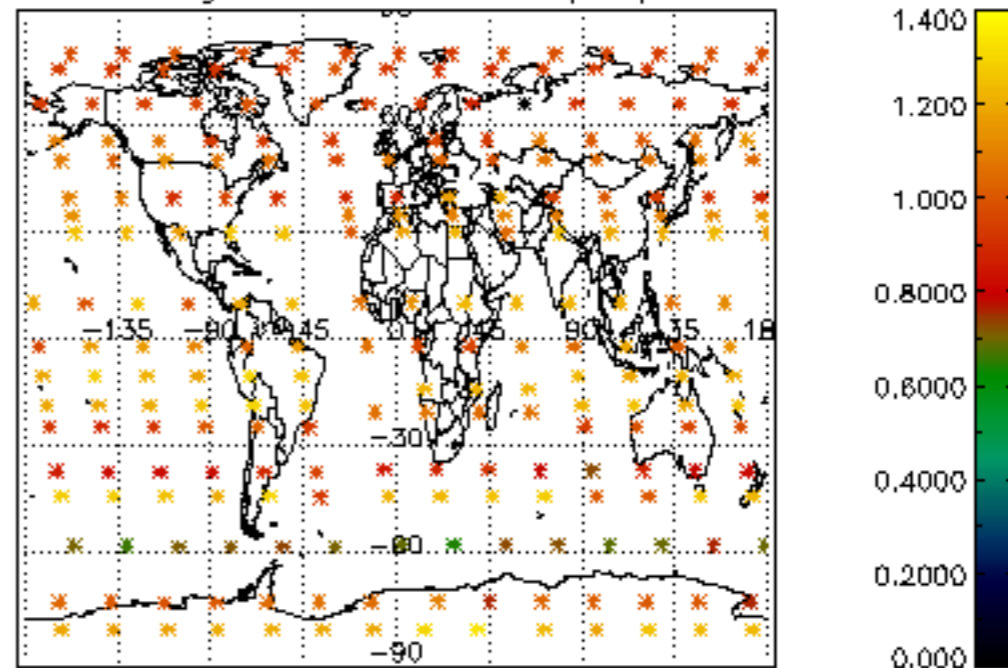




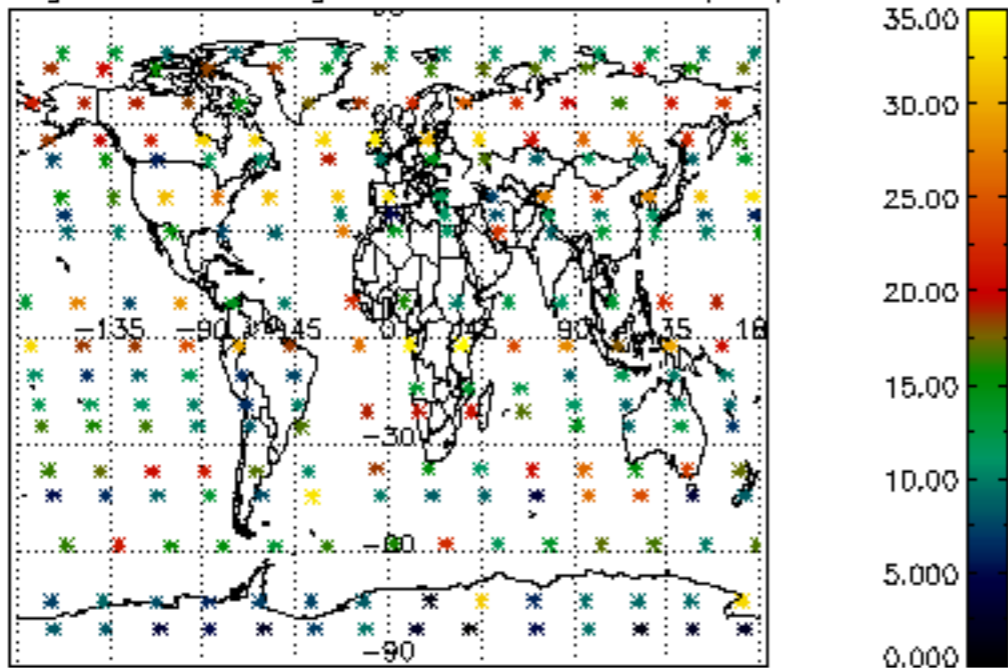
Percentage of cosmic ray hits per profile



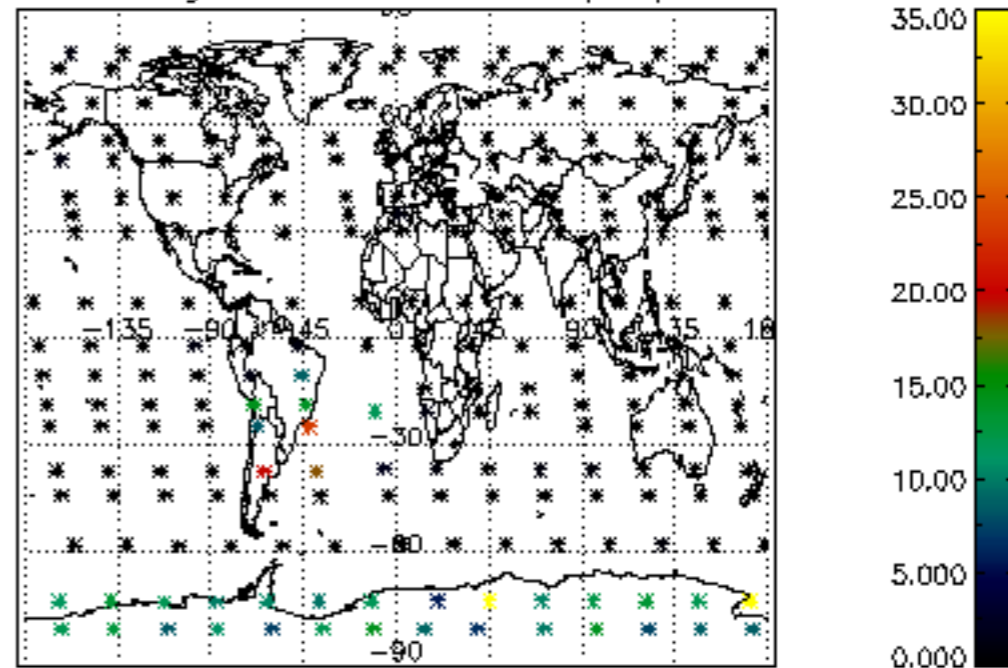
Percentage of datation errors per profile



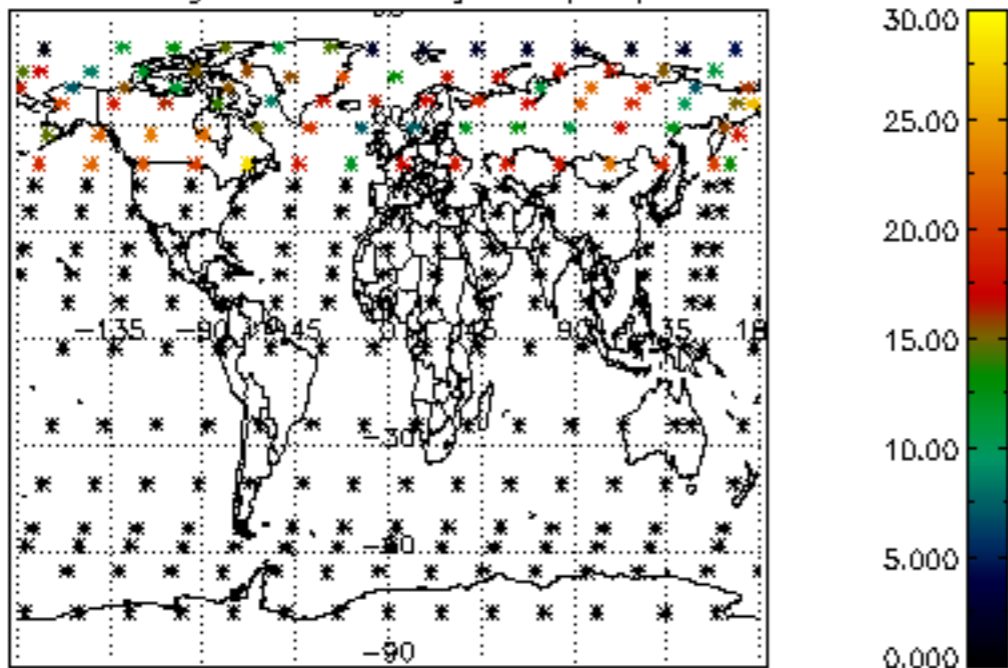
Percentage of star falling outside central band per profile



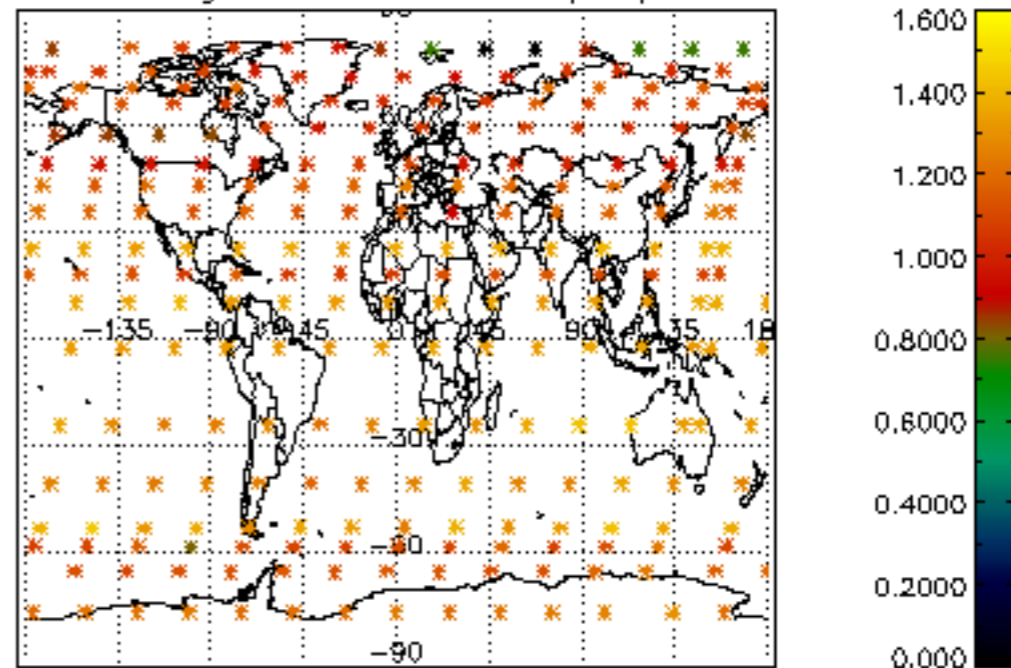
Percentage of saturation errors per profile



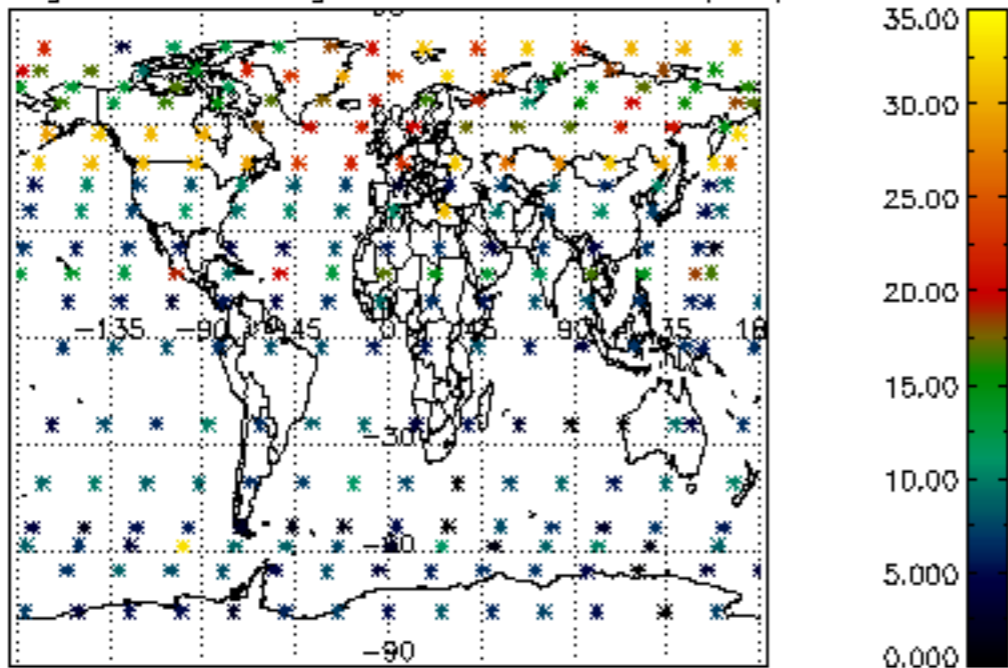
Percentage of cosmic ray hits per profile



Percentage of datation errors per profile



Percentage of star falling outside central band per profile



Percentage of saturation errors per profile

