

GOMOS Level 2 Daily Report

SUMMARY

[1. General Info](#)

[2. Summary of processed GOM_NL_2P products](#)

[3. Level 2 Quality information per product](#)

[3.1 Plot of level 2 quality information per product \(time dependant\)](#)

[3.2 Plot of level 2 quality information per product \(world map\)](#)

[4. Level 1 Quality information per product \(stored on level 2 products\)](#)

[4.1 Plot of level 1 quality information per product \(time dependant\)](#)

[4.1.1 Plot of level 1 quality information per product \(time dependant\): ASCENDING](#)

[4.1.2 Plot of level 1 quality information per product \(time dependant\): DESCENDING](#)

[4.2 Plot of level 1 quality information per product \(world map\)](#)

[4.2.1 Plot of level 1 quality information per product \(world map\): ASCENDING](#)

[4.2.2 Plot of level 1 quality information per product \(world map\): DESCENDING](#)

[5. Ozone profiles based on quality statistics and other trace gas profiles](#)

[5.1 Ozone statistics based on quality of products](#)

[5.2 Plot ozone profiles for all STD \(dark without errors\)](#)

[5.3 Plot ozone profiles where STD < 20% \(dark without errors\)](#)

[5.4. Plot ozone profiles where STD < 10% \(dark without errors\)](#)

[5.5. Plot ozone profiles where STD < 5% \(dark without errors\)](#)

[5.6 Plot NO2 profiles for all STD \(dark without errors\)](#)

[5.7 Plot NO3 profiles for all STD \(dark without errors\)](#)

[5.8 Plot H2O profiles \(only for occultations of stars 1,2,3,4,13,14,16,26,63 dark without errors\) for all STD](#)

[6. Auxiliary Data Files used for the production reported in section 2](#)

This report presents the daily analysis on parameters extracted from GOMOS level 2 data (GOM_NL__2P). It is intended to monitor some important parameters that will impact the quality of these products. A list of level 2 products (and content) that have arrived during the reporting day to the PCF is also given.

Item	Value
Time of report generation	17APR2013 21:33:01
Data source version	GOMOS/6.01
Start time of products	21-12-2002 (21DEC2002 00:00:00)
Stop time of products	22-12-2002 (22DEC2002 00:00:00)
Store outputs in DB	Yes
Nb of level 2 prods	491
Nb of prods with errors	0

2. Summary of processed GOM_NL__2P products.

Nr	Filename	UTC Start time	Limb	Duration	Star Id	Star Name	Star Mag	Star Temp	Nb Meas	Orbit	Prod. error
1	GOM_NL__2PRFIN20021221_010028_000000502012_00160_04222_0423.N1	21-DEC-2002 01:00:28	Straylight	50.000	47	2Bet CMa	1.9760	28000.	100	4222	No
2	GOM_NL__2PRFIN20021221_010321_000000472012_00160_04222_0424.N1	21-DEC-2002 01:03:21	Straylight	47.000	56	53Kap Ori	2.0650	30000.	94	4222	No
3	GOM_NL__2PRFIN20021221_010451_000000452012_00160_04222_0425.N1	21-DEC-2002 01:04:51	Straylight	45.000	128	67Bet Eri	2.7840	9700.0	90	4222	No
4	GOM_NL__2PRFIN20021221_010617_000000482012_00160_04222_0426.N1	21-DEC-2002 01:06:17	Straylight	48.000	72	34Del Ori	2.2500	30000.	96	4222	No
5	GOM_NL__2PRFIN20021221_010856_000000622012_00160_04222_0427.N1	21-DEC-2002 01:08:56	Twilight	62.000	14	58Alp Ori	0.87000	3000.0	124	4222	No
6	GOM_NL__2PRFIN20021221_011108_000000522012_00160_04222_0428.N1	21-DEC-2002 01:11:08	Twilight	52.000	13	87Alp Tau	0.86700	3800.0	104	4222	No
7	GOM_NL__2PRFIN20021221_011330_000000362012_00160_04222_0429.N1	21-DEC-2002 01:13:30	Bright	36.000	146	25Eta Tau	2.8730	15200.	72	4222	No
8	GOM_NL__2PRFIN20021221_011505_000000432012_00160_04222_0430.N1	21-DEC-2002 01:15:05	Bright	42.500	28	12Bet Tau	1.6500	15200.	85	4222	No
9	GOM_NL__2PRFIN20021221_011749_000000372012_00160_04222_0431.N1	21-DEC-2002 01:17:49	Bright	37.000	149	45Eps Per	2.8880	30000.	74	4222	No
10	GOM_NL__2PRFIN20021221_012003_000000372012_00160_04222_0432.N1	21-DEC-2002 01:20:03	Bright	36.500	175	39Del Per	3.0100	19400.	73	4222	No
11	GOM_NL__2PRFIN20021221_012156_000000352012_00160_04222_0433.N1	21-DEC-2002 01:21:56	Bright	35.000	160	23Gam Per	2.9300	4700.0	70	4222	No
12	GOM_NL__2PRFIN20021221_012523_000000372012_00160_04222_0434.N1	21-DEC-2002 01:25:23	Bright	37.000	110	37Del Cas	2.6780	8900.0	74	4222	No
13	GOM_NL__2PRFIN20021221_013142_000000382012_00160_04222_0435.N1	21-DEC-2002 01:31:42	Bright	38.000	49	1Alp UMi	1.9900	6300.0	76	4222	No
14	GOM_NL__2PRFIN20021221_013622_000000402012_00160_04222_0436.N1	21-DEC-2002 01:36:22	Bright	39.500	60	7Bet UMi	2.0810	3950.0	79	4222	No
15	GOM_NL__2PRFIN20021221_013949_000000382012_00160_04222_0437.N1	21-DEC-2002 01:39:49	Bright	38.000	119	14Eta Dra	2.7270	4700.0	76	4222	No
16	GOM_NL__2PRFIN20021221_014131_000000402012_00160_04222_0438.N1	21-DEC-2002 01:41:31	Bright	40.000	55	79Zet UMa	2.0600	10200.	80	4222	No
17	GOM_NL__2PRFIN20021221_014332_000000402012_00160_04222_0439.N1	21-DEC-2002 01:43:32	Bright	40.000	39	85Eta UMa	1.8540	24000.	80	4222	No
18	GOM_NL__2PRFIN20021221_014704_000000382012_00160_04222_0440.N1	21-DEC-2002 01:47:04	Bright	38.000	180	27Gam Boo	3.0400	8000.0	76	4222	No
19	GOM_NL__2PRFIN20021221_015023_000000392012_00160_04222_0441.N1	21-DEC-2002 01:50:23	Bright	39.000	83		2.3780	11000.	78	4222	No
20	GOM_NL__2PRFIN20021221_015353_000000482012_00160_04222_0442.N1	21-DEC-2002 01:53:53	Bright	48.000	111	8Eta Boo	2.6800	6000.0	96	4222	No
21	GOM_NL__2PRFIN20021221_015530_000000362012_00160_04222_0443.N1	21-DEC-2002 01:55:30	Bright	36.000	102	24Alp Ser	2.6000	4250.0	72	4222	No
22	GOM_NL__2PRFIN20021221_015821_000000652012_00160_04222_0444.N1	21-DEC-2002 01:58:21	Bright	64.500	138	47Eps Vir	2.8280	4700.0	129	4222	No
23	GOM_NL__2PRFIN20021221_020236_000000392012_00160_04222_0445.N1	21-DEC-2002 02:02:36	Bright	39.000	122	9Alp2Lib	2.7470	9700.0	78	4222	No
24	GOM_NL__2PRFIN20021221_020419_000000602012_00160_04222_0446.N1	21-DEC-2002 02:04:19	Twilight	60.000	15	67Alp Vir	0.97600	28000.	120	4222	No
25	GOM_NL__2PRFIN20021221_020753_000000482012_00160_04222_0447.N1	21-DEC-2002 02:07:53	Dark	47.500	169	46Gam Hya	2.9910	4700.0	95	4222	No
26	GOM_NL__2PRFIN20021221_020951_000000382012_00160_04222_0448.N1	21-DEC-2002 02:09:51	Dark	38.000	81	Eta Cen	2.3560	28000.	76	4222	No
27	GOM_NL__2PRFIN20021221_021105_000000382012_00160_04222_0449.N1	21-DEC-2002 02:11:05	Dark	38.000	78	Alp Lup	2.3040	28000.	76	4222	No
28	GOM_NL__2PRFIN20021221_021434_000000402012_00160_04222_0450.N1	21-DEC-2002 02:14:34	Dark	39.500	4	Alp1Cen	-0.010000	5800.0	79	4222	No
29	GOM_NL__2PRFIN20021221_021749_000000422012_00161_04223_0424.N1	21-DEC-2002 02:17:49	Dark	42.000	12	Alp1Cru	0.77500	30000.	84	4223	No
30	GOM_NL__2PRFIN20021221_022248_000000392012_00161_04223_0425.N1	21-DEC-2002 02:22:48	Dark	39.000	159	Ups Car	2.9200	7200.0	78	4223	No
31	GOM_NL__2PRFIN20021221_022416_000000432012_00161_04223_0426.N1	21-DEC-2002 02:24:16	Dark	43.000	71	Iot Car	2.2460	7700.0	86	4223	No
32	GOM_NL__2PRFIN20021221_022606_000000522012_00161_04223_0427.N1	21-DEC-2002 02:26:06	Dark	51.500	41	Eps Car	1.8600	4100.0	103	4223	No
33	GOM_NL__2PRFIN20021221_022901_000000462012_00161_04223_0428.N1	21-DEC-2002 02:29:01	Dark	45.500	34	Gam2Vel	1.7930	23000.	91	4223	No
34	GOM_NL__2PRFIN20021221_023047_000000462012_00161_04223_0429.N1	21-DEC-2002 02:30:47	Dark	46.000	2	Alp Car	-0.73600	7000.0	92	4223	No
35	GOM_NL__2PRFIN20021221_023341_000000492012_00161_04223_0430.N1	21-DEC-2002 02:33:41	Dark	49.000	117	Pi Pup	2.7060	3800.0	98	4223	No
36	GOM_NL__2PRFIN20021221_023647_000000522012_00161_04223_0431.N1	21-DEC-2002 02:36:47	Straylight	51.500	23	21Eps CMa	1.5020	26000.	103	4223	No
37	GOM_NL__2PRFIN20021221_023830_000000542012_00161_04223_0432.N1	21-DEC-2002 02:38:30	Straylight	53.500	179	24Omi2CMa	3.0320	24000.	107	4223	No
38	GOM_NL__2PRFIN20021221_024104_000000522012_00161_04223_0433.N1	21-DEC-2002 02:41:04	Straylight	52.000	47	2Bet CMa	1.9760	28000.	104	4223	No
39	GOM_NL__2PRFIN20021221_024357_000000492012_00161_04223_0434.N1	21-DEC-2002 02:43:57	Straylight	48.500	56	53Kap Ori	2.0650	30000.	97	4223	No
40	GOM_NL__2PRFIN20021221_024527_000000432012_00161_04223_0435.N1	21-DEC-2002 02:45:27	Straylight	42.500	128	67Bet Eri	2.7840	9700.0	85	4223	No
41	GOM_NL__2PRFIN20021221_024653_000000482012_00161_04223_0436.N1	21-DEC-2002 02:46:53	Straylight	48.000	72	34Del Ori	2.2500	30000.	96	4223	No
42	GOM_NL__2PRFIN20021221_024931_000000622012_00161_04223_0437.N1	21-DEC-2002 02:49:31	Twilight	62.000	14	58Alp Ori	0.87000	3000.0	124	4223	No

43	GOM_NL__2PRFIN20021221_025144_000000532012_00161_04223_0438.N1	21-DEC-2002 02:51:44	Twilight	53.000	13	87Alp Tau	0.86700	3800.0	106	4223	No
44	GOM_NL__2PRFIN20021221_025406_000000362012_00161_04223_0439.N1	21-DEC-2002 02:54:06	Bright	36.000	146	25Eta Tau	2.8730	15200.	72	4223	No
45	GOM_NL__2PRFIN20021221_025541_000000432012_00161_04223_0440.N1	21-DEC-2002 02:55:41	Bright	43.000	28	12Bet Tau	1.6500	15200.	86	4223	No
46	GOM_NL__2PRFIN20021221_025825_000000372012_00161_04223_0441.N1	21-DEC-2002 02:58:25	Bright	37.000	149	45Eps Per	2.8880	30000.	74	4223	No
47	GOM_NL__2PRFIN20021221_030039_000000362012_00161_04223_0442.N1	21-DEC-2002 03:00:39	Bright	36.000	175	39Del Per	3.0100	19400.	72	4223	No
48	GOM_NL__2PRFIN20021221_030233_000000372012_00161_04223_0443.N1	21-DEC-2002 03:02:33	Bright	36.500	160	23Gam Per	2.9300	4700.0	73	4223	No
49	GOM_NL__2PRFIN20021221_030559_000000372012_00161_04223_0444.N1	21-DEC-2002 03:05:59	Bright	37.000	110	37Del Cas	2.6780	8900.0	74	4223	No
50	GOM_NL__2PRFIN20021221_031218_000000342012_00161_04223_0445.N1	21-DEC-2002 03:12:18	Bright	33.500	49	1Alp UMi	1.9900	6300.0	67	4223	No
51	GOM_NL__2PRFIN20021221_031658_000000402012_00161_04223_0446.N1	21-DEC-2002 03:16:58	Bright	39.500	60	7Bet UMi	2.0810	3950.0	79	4223	No
52	GOM_NL__2PRFIN20021221_032025_000000362012_00161_04223_0447.N1	21-DEC-2002 03:20:25	Bright	36.000	119	14Eta Dra	2.7270	4700.0	72	4223	No
53	GOM_NL__2PRFIN20021221_032207_000000432012_00161_04223_0448.N1	21-DEC-2002 03:22:07	Bright	43.000	55	79Zet UMa	2.0600	10200.	86	4223	No
54	GOM_NL__2PRFIN20021221_032408_000000422012_00161_04223_0449.N1	21-DEC-2002 03:24:08	Bright	42.000	39	85Eta UMa	1.8540	24000.	84	4223	No
55	GOM_NL__2PRFIN20021221_032740_000000392012_00161_04223_0450.N1	21-DEC-2002 03:27:40	Bright	38.500	180	27Gam Boo	3.0400	8000.0	77	4223	No
56	GOM_NL__2PRFIN20021221_033059_000000402012_00161_04223_0451.N1	21-DEC-2002 03:30:59	Bright	40.000	83		2.3780	11000.	80	4223	No
57	GOM_NL__2PRFIN20021221_033430_000000452012_00161_04223_0452.N1	21-DEC-2002 03:34:30	Bright	45.000	111	8Eta Boo	2.6800	6000.0	90	4223	No
58	GOM_NL__2PRFIN20021221_033606_000000362012_00161_04223_0453.N1	21-DEC-2002 03:36:06	Bright	35.500	102	24Alp Ser	2.6000	4250.0	71	4223	No
59	GOM_NL__2PRFIN20021221_033858_000000632012_00161_04223_0454.N1	21-DEC-2002 03:38:58	Bright	63.000	138	47Eps Vir	2.8280	4700.0	126	4223	No
60	GOM_NL__2PRFIN20021221_034313_000000372012_00161_04223_0455.N1	21-DEC-2002 03:43:13	Bright	37.000	122	9Alp2Lib	2.7470	9700.0	74	4223	No
61	GOM_NL__2PRFIN20021221_034458_000000582012_00161_04223_0456.N1	21-DEC-2002 03:44:58	Twilight	57.500	15	67Alp Vir	0.97600	28000.	115	4223	No
62	GOM_NL__2PRFIN20021221_034830_000000502012_00161_04223_0457.N1	21-DEC-2002 03:48:30	Dark	49.500	169	46Gam Hya	2.9910	4700.0	99	4223	No
63	GOM_NL__2PRFIN20021221_035027_000000412012_00161_04223_0458.N1	21-DEC-2002 03:50:27	Dark	40.500	81	Eta Cen	2.3560	28000.	81	4223	No
64	GOM_NL__2PRFIN20021221_035141_000000402012_00161_04223_0459.N1	21-DEC-2002 03:51:41	Dark	39.500	78	Alp Lup	2.3040	28000.	79	4223	No
65	GOM_NL__2PRFIN20021221_035510_000000502012_00161_04223_0460.N1	21-DEC-2002 03:55:10	Dark	50.000	4	Alp1Cen	-0.010000	5800.0	100	4223	No
66	GOM_NL__2PRFIN20021221_035826_000000432012_00162_04224_0067.N1	21-DEC-2002 03:58:26	Dark	43.000	12	Alp1Cru	0.77500	30000.	86	4224	No
67	GOM_NL__2PRFIN20021221_040324_000000392012_00162_04224_0068.N1	21-DEC-2002 04:03:24	Dark	39.000	159	Ups Car	2.9200	7200.0	78	4224	No
68	GOM_NL__2PRFIN20021221_040453_000000412012_00162_04224_0069.N1	21-DEC-2002 04:04:53	Dark	41.000	71	Iot Car	2.2460	7700.0	82	4224	No
69	GOM_NL__2PRFIN20021221_040642_000000462012_00162_04224_0070.N1	21-DEC-2002 04:06:42	Dark	46.000	41	Eps Car	1.8600	4100.0	92	4224	No
70	GOM_NL__2PRFIN20021221_040938_000000472012_00162_04224_0071.N1	21-DEC-2002 04:09:38	Dark	46.500	34	Gam2Vel	1.7930	23000.	93	4224	No
71	GOM_NL__2PRFIN20021221_041123_000000542012_00162_04224_0072.N1	21-DEC-2002 04:11:23	Dark	54.000	2	Alp Car	-0.73600	7000.0	108	4224	No
72	GOM_NL__2PRFIN20021221_041418_000000572012_00162_04224_0073.N1	21-DEC-2002 04:14:18	Dark	57.000	117	Pi Pup	2.7060	3800.0	114	4224	No
73	GOM_NL__2PRFIN20021221_041724_000000532012_00162_04224_0074.N1	21-DEC-2002 04:17:24	Straylight	53.000	23	21Eps CMa	1.5020	26000.	106	4224	No
74	GOM_NL__2PRFIN20021221_041906_000000532012_00162_04224_0075.N1	21-DEC-2002 04:19:06	Straylight	52.500	179	24Omi2CMa	3.0320	24000.	105	4224	No
75	GOM_NL__2PRFIN20021221_042139_000000522012_00162_04224_0076.N1	21-DEC-2002 04:21:39	Straylight	52.000	47	2Bet CMa	1.9760	28000.	104	4224	No
76	GOM_NL__2PRFIN20021221_042433_000000472012_00162_04224_0077.N1	21-DEC-2002 04:24:33	Straylight	47.000	56	53Kap Ori	2.0650	30000.	94	4224	No
77	GOM_NL__2PRFIN20021221_042602_000000442012_00162_04224_0078.N1	21-DEC-2002 04:26:02	Straylight	44.000	128	67Bet Eri	2.7840	9700.0	88	4224	No
78	GOM_NL__2PRFIN20021221_042727_000000492012_00162_04224_0079.N1	21-DEC-2002 04:27:27	Straylight	48.500	72	34Del Ori	2.2500	30000.	97	4224	No
79	GOM_NL__2PRFIN20021221_043006_000000622012_00162_04224_0080.N1	21-DEC-2002 04:30:06	Twilight	62.000	14	58Alp Ori	0.87000	3000.0	124	4224	No
80	GOM_NL__2PRFIN20021221_043220_000000532012_00162_04224_0081.N1	21-DEC-2002 04:32:20	Twilight	53.000	13	87Alp Tau	0.86700	3800.0	106	4224	No
81	GOM_NL__2PRFIN20021221_043442_000000382012_00162_04224_0082.N1	21-DEC-2002 04:34:42	Bright	37.500	146	25Eta Tau	2.8730	15200.	75	4224	No
82	GOM_NL__2PRFIN20021221_043616_000000442012_00162_04224_0083.N1	21-DEC-2002 04:36:16	Bright	43.500	28	12Bet Tau	1.6500	15200.	87	4224	No
83	GOM_NL__2PRFIN20021221_043901_000000362012_00162_04224_0084.N1	21-DEC-2002 04:39:01	Bright	36.000	149	45Eps Per	2.8880	30000.	72	4224	No
84	GOM_NL__2PRFIN20021221_044113_000000392012_00162_04224_0085.N1	21-DEC-2002 04:41:13	Bright	39.000	175	39Del Per	3.0100	19400.	78	4224	No
85	GOM_NL__2PRFIN20021221_044308_000000372012_00162_04224_0086.N1	21-DEC-2002 04:43:08	Bright	37.000	160	23Gam Per	2.9300	4700.0	74	4224	No
86	GOM_NL__2PRFIN20021221_044636_000000392012_00162_04224_0087.N1	21-DEC-2002 04:46:36	Bright	38.500	110	37Del Cas	2.6780	8900.0	77	4224	No
87	GOM_NL__2PRFIN20021221_045254_000000352012_00162_04224_0088.N1	21-DEC-2002 04:52:54	Bright	34.500	49	1Alp UMi	1.9900	6300.0	69	4224	No
88	GOM_NL__2PRFIN20021221_045734_000000412012_00162_04224_0089.N1	21-DEC-2002 04:57:34	Bright	40.500	60	7Bet UMi	2.0810	3950.0	81	4224	No
89	GOM_NL__2PRFIN20021221_050101_000000372012_00162_04224_0090.N1	21-DEC-2002 05:01:01	Bright	37.000	119	14Eta Dra	2.7270	4700.0	74	4224	No
90	GOM_NL__2PRFIN20021221_050243_000000442012_00162_04224_0091.N1	21-DEC-2002 05:02:43	Bright	44.000	55	79Zet UMa	2.0600	10200.	88	4224	No
91	GOM_NL__2PRFIN20021221_050444_000000412012_00162_04224_0092.N1	21-DEC-2002 05:04:44	Bright	40.500	39	85Eta UMa	1.8540	24000.	81	4224	No
92	GOM_NL__2PRFIN20021221_050816_000000402012_00162_04224_0093.N1	21-DEC-2002 05:08:16	Bright	40.000	180	27Gam Boo	3.0400	8000.0	80	4224	No
93	GOM_NL__2PRFIN20021221_051135_000000412012_00162_04224_0094.N1	21-DEC-2002 05:11:35	Bright	41.000	83		2.3780	11000.	82	4224	No
94	GOM_NL__2PRFIN20021221_051506_000000472012_00162_04224_0095.N1	21-DEC-2002 05:15:06	Bright	46.500	111	8Eta Boo	2.6800	6000.0	93	4224	No
95	GOM_NL__2PRFIN20021221_051643_000000352012_00162_04224_0096.N1	21-DEC-2002 05:16:43	Bright	34.500	102	24Alp Ser	2.6000	4250.0	69	4224	No
96	GOM_NL__2PRFIN20021221_051934_000000632012_00162_04224_0097.N1	21-DEC-2002 05:19:34	Bright	62.500	138	47Eps Vir	2.8280	4700.0	125	4224	No
97	GOM_NL__2PRFIN20021221_052349_000000402012_00162_04224_0098.N1	21-DEC-2002 05:23:49	Bright	39.500	122	9Alp2Lib	2.7470	9700.0	79	4224	No
98	GOM_NL__2PRFIN20021221_052535_000000582012_00162_04224_0099.N1	21-DEC-2002 05:25:35	Twilight	58.000	15	67Alp Vir	0.97600	28000.	116	4224	No
99	GOM_NL__2PRFIN20021221_052907_000000552012_00162_04224_0100.N1	21-DEC-2002 05:29:07	Dark	54.500	169	46Gam Hya	2.9910	4700.0	109	4224	No
100	GOM_NL__2PRFIN20021221_053104_000000422012_00162_04224_0101.N1	21-DEC-2002 05:31:04	Dark	41.500	81	Eta Cen	2.3560	28000.	83	4224	No
101	GOM_NL__2PRFIN20021221_053217_000000392012_00162_04224_0102.N1	21-DEC-2002 05:32:17	Dark	39.000	78	Alp Lup	2.3040	28000.	78	4224	No

102	GOM_NL__2PRFIN20021221_053547_000000422012_00162_04224_0103.N1	21-DEC-2002 05:35:47	Dark	42.000	4	Alp1Cen	-0.010000	5800.0	84	4224	No
103	GOM_NL__2PRFIN20021221_053902_000000512012_00163_04225_0067.N1	21-DEC-2002 05:39:02	Dark	51.000	12	Alp1Cru	0.77500	30000.	102	4225	No
104	GOM_NL__2PRFIN20021221_054401_000000402012_00163_04225_0068.N1	21-DEC-2002 05:44:01	Dark	39.500	159	Ups Car	2.9200	7200.0	79	4225	No
105	GOM_NL__2PRFIN20021221_054529_000000412012_00163_04225_0069.N1	21-DEC-2002 05:45:29	Dark	41.000	71	Iot Car	2.2460	7700.0	82	4225	No
106	GOM_NL__2PRFIN20021221_054719_000000562012_00163_04225_0070.N1	21-DEC-2002 05:47:19	Dark	55.500	41	Eps Car	1.8600	4100.0	111	4225	No
107	GOM_NL__2PRFIN20021221_055014_000000482012_00163_04225_0071.N1	21-DEC-2002 05:50:14	Dark	47.500	34	Gam2Vel	1.7930	23000.	95	4225	No
108	GOM_NL__2PRFIN20021221_055200_000000482012_00163_04225_0072.N1	21-DEC-2002 05:52:00	Dark	48.000	2	Alp Car	-0.73600	7000.0	96	4225	No
109	GOM_NL__2PRFIN20021221_055454_000000522012_00163_04225_0073.N1	21-DEC-2002 05:54:54	Dark	52.000	117	Pi Pup	2.7060	3800.0	104	4225	No
110	GOM_NL__2PRFIN20021221_055800_000000522012_00163_04225_0074.N1	21-DEC-2002 05:58:00	Straylight	52.000	23	21Eps CMa	1.5020	26000.	104	4225	No
111	GOM_NL__2PRFIN20021221_055943_000000522012_00163_04225_0075.N1	21-DEC-2002 05:59:43	Straylight	51.500	179	24Omi2CMa	3.0320	24000.	103	4225	No
112	GOM_NL__2PRFIN20021221_060231_000000592012_00163_04225_0076.N1	21-DEC-2002 06:02:31	Straylight	58.500	1	9Alp CMa	-1.4400	11000.	117	4225	No
113	GOM_NL__2PRFIN20021221_060542_000000512012_00163_04225_0077.N1	21-DEC-2002 06:05:42	Straylight	51.000	7	19Bet Ori	0.10000	14000.	102	4225	No
114	GOM_NL__2PRFIN20021221_060749_000000512012_00163_04225_0078.N1	21-DEC-2002 06:07:49	Straylight	50.500	30	46Eps Ori	1.6940	30000.	101	4225	No
115	GOM_NL__2PRFIN20021221_061004_000000482012_00163_04225_0079.N1	21-DEC-2002 06:10:04	Twi_and_stray	47.500	27	24Gam Ori	1.6360	26000.	95	4225	No
116	GOM_NL__2PRFIN20021221_061257_000000512012_00163_04225_0080.N1	21-DEC-2002 06:12:57	Twi_and_stray	51.000	13	87Alp Tau	0.86700	3800.0	102	4225	No
117	GOM_NL__2PRFIN20021221_061518_000000382012_00163_04225_0081.N1	21-DEC-2002 06:15:18	Bright	37.500	146	25Eta Tau	2.8730	15200.	75	4225	No
118	GOM_NL__2PRFIN20021221_061651_000000412012_00163_04225_0082.N1	21-DEC-2002 06:16:51	Bright	41.000	28	12Bet Tau	1.6500	15200.	82	4225	No
119	GOM_NL__2PRFIN20021221_061935_000000392012_00163_04225_0083.N1	21-DEC-2002 06:19:35	Bright	39.000	149	45Eps Per	2.8880	30000.	78	4225	No
120	GOM_NL__2PRFIN20021221_062149_000000392012_00163_04225_0084.N1	21-DEC-2002 06:21:49	Bright	38.500	175	39Del Per	3.0100	19400.	77	4225	No
121	GOM_NL__2PRFIN20021221_062344_000000392012_00163_04225_0085.N1	21-DEC-2002 06:23:44	Bright	38.500	160	23Gam Per	2.9300	4700.0	77	4225	No
122	GOM_NL__2PRFIN20021221_062712_000000532012_00163_04225_0086.N1	21-DEC-2002 06:27:12	Bright	53.000	110	37Del Cas	2.6780	8900.0	106	4225	No
123	GOM_NL__2PRFIN20021221_063330_000000362012_00163_04225_0087.N1	21-DEC-2002 06:33:30	Bright	36.000	49	1Alp UMi	1.9900	6300.0	72	4225	No
124	GOM_NL__2PRFIN20021221_063810_000000392012_00163_04225_0088.N1	21-DEC-2002 06:38:10	Bright	39.000	60	7Bet UMi	2.0810	3950.0	78	4225	No
125	GOM_NL__2PRFIN20021221_064137_000000382012_00163_04225_0089.N1	21-DEC-2002 06:41:37	Bright	38.000	119	14Eta Dra	2.7270	4700.0	76	4225	No
126	GOM_NL__2PRFIN20021221_064319_000000432012_00163_04225_0090.N1	21-DEC-2002 06:43:19	Bright	42.500	55	79Zet UMa	2.0600	10200.	85	4225	No
127	GOM_NL__2PRFIN20021221_064520_000000602012_00163_04225_0091.N1	21-DEC-2002 06:45:20	Bright	60.000	39	85Eta UMa	1.8540	24000.	120	4225	No
128	GOM_NL__2PRFIN20021221_064852_000000402012_00163_04225_0092.N1	21-DEC-2002 06:48:52	Bright	40.000	180	27Gam Boo	3.0400	8000.0	80	4225	No
129	GOM_NL__2PRFIN20021221_065212_000000402012_00163_04225_0093.N1	21-DEC-2002 06:52:12	Bright	39.500	83		2.3780	11000.	79	4225	No
130	GOM_NL__2PRFIN20021221_065543_000000452012_00163_04225_0094.N1	21-DEC-2002 06:55:43	Bright	45.000	111	8Eta Boo	2.6800	6000.0	90	4225	No
131	GOM_NL__2PRFIN20021221_070011_000000652012_00163_04225_0095.N1	21-DEC-2002 07:00:11	Bright	64.500	138	47Eps Vir	2.8280	4700.0	129	4225	No
132	GOM_NL__2PRFIN20021221_070425_000000542012_00163_04225_0096.N1	21-DEC-2002 07:04:25	Bright	54.000	122	9Alp2Lib	2.7470	9700.0	108	4225	No
133	GOM_NL__2PRFIN20021221_070612_000000682012_00163_04225_0097.N1	21-DEC-2002 07:06:12	Twi_and_stray	68.000	15	67Alp Vir	0.97600	28000.	136	4225	No
134	GOM_NL__2PRFIN20021221_070943_000000512012_00163_04225_0098.N1	21-DEC-2002 07:09:43	Dark	51.000	169	46Gam Hya	2.9910	4700.0	102	4225	No
135	GOM_NL__2PRFIN20021221_071140_000000412012_00163_04225_0099.N1	21-DEC-2002 07:11:40	Dark	41.000	81	Eta Cen	2.3560	28000.	82	4225	No
136	GOM_NL__2PRFIN20021221_071254_000000412012_00163_04225_0100.N1	21-DEC-2002 07:12:54	Dark	40.500	78	Alp Lup	2.3040	28000.	81	4225	No
137	GOM_NL__2PRFIN20021221_071434_000000692012_00163_04225_0101.N1	21-DEC-2002 07:14:34	Dark	69.000	171	2Eps Crv	3.0010	4250.0	138	4225	No
138	GOM_NL__2PRFIN20021221_071649_000000402012_00163_04225_0102.N1	21-DEC-2002 07:16:49	Dark	40.000	10	Bet Cen	0.61000	28000.	80	4225	No
139	GOM_NL__2PRFIN20021221_071939_000000472012_00164_04226_0067.N1	21-DEC-2002 07:19:39	Dark	47.000	12	Alp1Cru	0.77500	30000.	94	4226	No
140	GOM_NL__2PRFIN20021221_072437_000000392012_00164_04226_0068.N1	21-DEC-2002 07:24:37	Dark	38.500	159	Ups Car	2.9200	7200.0	77	4226	No
141	GOM_NL__2PRFIN20021221_072606_000000422012_00164_04226_0069.N1	21-DEC-2002 07:26:06	Dark	41.500	71	Iot Car	2.2460	7700.0	83	4226	No
142	GOM_NL__2PRFIN20021221_072755_000000442012_00164_04226_0070.N1	21-DEC-2002 07:27:55	Dark	44.000	41	Eps Car	1.8600	4100.0	88	4226	No
143	GOM_NL__2PRFIN20021221_073051_000000502012_00164_04226_0071.N1	21-DEC-2002 07:30:51	Dark	50.000	34	Gam2Vel	1.7930	23000.	100	4226	No
144	GOM_NL__2PRFIN20021221_073236_000000452012_00164_04226_0072.N1	21-DEC-2002 07:32:36	Dark	45.000	2	Alp Car	-0.73600	7000.0	90	4226	No
145	GOM_NL__2PRFIN20021221_073531_000000542012_00164_04226_0073.N1	21-DEC-2002 07:35:31	Dark	53.500	117	Pi Pup	2.7060	3800.0	107	4226	No
146	GOM_NL__2PRFIN20021221_073836_000000542012_00164_04226_0074.N1	21-DEC-2002 07:38:36	Straylight	53.500	23	21Eps CMa	1.5020	26000.	107	4226	No
147	GOM_NL__2PRFIN20021221_074019_000000502012_00164_04226_0075.N1	21-DEC-2002 07:40:19	Straylight	49.500	179	24Omi2CMa	3.0320	24000.	99	4226	No
148	GOM_NL__2PRFIN20021221_074307_000000642012_00164_04226_0076.N1	21-DEC-2002 07:43:07	Straylight	64.000	1	9Alp CMa	-1.4400	11000.	128	4226	No
149	GOM_NL__2PRFIN20021221_074618_000000482012_00164_04226_0077.N1	21-DEC-2002 07:46:18	Straylight	48.000	7	19Bet Ori	0.10000	14000.	96	4226	No
150	GOM_NL__2PRFIN20021221_074825_000000472012_00164_04226_0078.N1	21-DEC-2002 07:48:25	Straylight	47.000	30	46Eps Ori	1.6940	30000.	94	4226	No
151	GOM_NL__2PRFIN20021221_075041_000000482012_00164_04226_0079.N1	21-DEC-2002 07:50:41	Twi_and_stray	48.000	27	24Gam Ori	1.6360	26000.	96	4226	No
152	GOM_NL__2PRFIN20021221_075333_000000482012_00164_04226_0080.N1	21-DEC-2002 07:53:33	Twi_and_stray	48.000	13	87Alp Tau	0.86700	3800.0	96	4226	No
153	GOM_NL__2PRFIN20021221_075554_000000362012_00164_04226_0081.N1	21-DEC-2002 07:55:54	Bright	36.000	146	25Eta Tau	2.8730	15200.	72	4226	No
154	GOM_NL__2PRFIN20021221_075728_000000492012_00164_04226_0082.N1	21-DEC-2002 07:57:28	Bright	49.000	28	12Bet Tau	1.6500	15200.	98	4226	No
155	GOM_NL__2PRFIN20021221_080013_000000382012_00164_04226_0083.N1	21-DEC-2002 08:00:13	Bright	37.500	149	45Eps Per	2.8880	30000.	75	4226	No
156	GOM_NL__2PRFIN20021221_080225_000000392012_00164_04226_0084.N1	21-DEC-2002 08:02:25	Bright	39.000	175	39Del Per	3.0100	19400.	78	4226	No
157	GOM_NL__2PRFIN20021221_080421_000000372012_00164_04226_0085.N1	21-DEC-2002 08:04:21	Bright	37.000	160	23Gam Per	2.9300	4700.0	74	4226	No
158	GOM_NL__2PRFIN20021221_080748_000000392012_00164_04226_0086.N1	21-DEC-2002 08:07:48	Bright	38.500	110	37Del Cas	2.6780	8900.0	77	4226	No
159	GOM_NL__2PRFIN20021221_081406_000000382012_00164_04226_0087.N1	21-DEC-2002 08:14:06	Bright	37.500	49	1Alp UMi	1.9900	6300.0	75	4226	No
160	GOM_NL__2PRFIN20021221_081846_000000362012_00164_04226_0088.N1	21-DEC-2002 08:18:46	Bright	36.000	60	7Bet UMi	2.0810	3950.0	72	4226	No

161	GOM_NL__2PRFIN20021221_082213_000000382012_00164_04226_0089.N1	21-DEC-2002 08:22:13	Bright	37.500	119	14Eta Dra	2.7270	4700.0	75	4226	No
162	GOM_NL__2PRFIN20021221_082354_000000432012_00164_04226_0090.N1	21-DEC-2002 08:23:54	Bright	43.000	55	79Zet UMa	2.0600	10200.	86	4226	No
163	GOM_NL__2PRFIN20021221_082556_000000412012_00164_04226_0091.N1	21-DEC-2002 08:25:56	Bright	41.000	39	85Eta UMa	1.8540	24000.	82	4226	No
164	GOM_NL__2PRFIN20021221_082928_000000392012_00164_04226_0092.N1	21-DEC-2002 08:29:28	Bright	39.000	180	27Gam Boo	3.0400	8000.0	78	4226	No
165	GOM_NL__2PRFIN20021221_083248_000000382012_00164_04226_0093.N1	21-DEC-2002 08:32:48	Bright	37.500	83		2.3780	11000.	75	4226	No
166	GOM_NL__2PRFIN20021221_083619_000000462012_00164_04226_0094.N1	21-DEC-2002 08:36:19	Bright	46.000	111	8Eta Boo	2.6800	6000.0	92	4226	No
167	GOM_NL__2PRFIN20021221_084048_000000652012_00164_04226_0095.N1	21-DEC-2002 08:40:48	Bright	65.000	138	47Eps Vir	2.8280	4700.0	130	4226	No
168	GOM_NL__2PRFIN20021221_084501_000000392012_00164_04226_0096.N1	21-DEC-2002 08:45:01	Bright	38.500	122	9Alp2Lib	2.7470	9700.0	77	4226	No
169	GOM_NL__2PRFIN20021221_084649_000000562012_00164_04226_0097.N1	21-DEC-2002 08:46:49	Tw_i_and_stray	56.000	15	67Alp Vir	0.97600	28000.	112	4226	No
170	GOM_NL__2PRFIN20021221_085020_000000502012_00164_04226_0098.N1	21-DEC-2002 08:50:20	Dark	50.000	169	46Gam Hya	2.9910	4700.0	100	4226	No
171	GOM_NL__2PRFIN20021221_085217_000000422012_00164_04226_0099.N1	21-DEC-2002 08:52:17	Dark	42.000	81	Eta Cen	2.3560	28000.	84	4226	No
172	GOM_NL__2PRFIN20021221_085330_000000412012_00164_04226_0100.N1	21-DEC-2002 08:53:30	Dark	41.000	78	Alp Lup	2.3040	28000.	82	4226	No
173	GOM_NL__2PRFIN20021221_085512_000000622012_00164_04226_0101.N1	21-DEC-2002 08:55:12	Dark	61.500	171	2Eps Crv	3.0010	4250.0	123	4226	No
174	GOM_NL__2PRFIN20021221_085726_000000472012_00164_04226_0102.N1	21-DEC-2002 08:57:26	Dark	47.000	10	Bet Cen	0.61000	28000.	94	4226	No
175	GOM_NL__2PRFIN20021221_090015_000000402012_00165_04227_0067.N1	21-DEC-2002 09:00:15	Dark	39.500	12	Alp1Cru	0.77500	30000.	79	4227	No
176	GOM_NL__2PRFIN20021221_090514_000000392012_00165_04227_0068.N1	21-DEC-2002 09:05:14	Dark	39.000	159	Ups Car	2.9200	7200.0	78	4227	No
177	GOM_NL__2PRFIN20021221_090643_000000422012_00165_04227_0069.N1	21-DEC-2002 09:06:43	Dark	41.500	71	Iot Car	2.2460	7700.0	83	4227	No
178	GOM_NL__2PRFIN20021221_090832_000000482012_00165_04227_0070.N1	21-DEC-2002 09:08:32	Dark	48.000	41	Eps Car	1.8600	4100.0	96	4227	No
179	GOM_NL__2PRFIN20021221_091127_000000462012_00165_04227_0071.N1	21-DEC-2002 09:11:27	Dark	46.000	34	Gam2Vel	1.7930	23000.	92	4227	No
180	GOM_NL__2PRFIN20021221_091312_000000452012_00165_04227_0072.N1	21-DEC-2002 09:13:12	Dark	45.000	2	Alp Car	-0.73600	7000.0	90	4227	No
181	GOM_NL__2PRFIN20021221_091607_000000522012_00165_04227_0073.N1	21-DEC-2002 09:16:07	Dark	52.000	117	Pi Pup	2.7060	3800.0	104	4227	No
182	GOM_NL__2PRFIN20021221_091913_000000522012_00165_04227_0074.N1	21-DEC-2002 09:19:13	Straylight	52.000	23	21Eps CMa	1.5020	26000.	104	4227	No
183	GOM_NL__2PRFIN20021221_092055_000000522012_00165_04227_0075.N1	21-DEC-2002 09:20:55	Straylight	51.500	179	24Omi2CMa	3.0320	24000.	103	4227	No
184	GOM_NL__2PRFIN20021221_092344_000000602012_00165_04227_0076.N1	21-DEC-2002 09:23:44	Straylight	59.500	1	9Alp CMa	-1.4400	11000.	119	4227	No
185	GOM_NL__2PRFIN20021221_092654_000000472012_00165_04227_0077.N1	21-DEC-2002 09:26:54	Straylight	47.000	7	19Bet Ori	0.10000	14000.	94	4227	No
186	GOM_NL__2PRFIN20021221_092900_000000492012_00165_04227_0078.N1	21-DEC-2002 09:29:00	Straylight	48.500	30	46Eps Ori	1.6940	30000.	97	4227	No
187	GOM_NL__2PRFIN20021221_093117_000000492012_00165_04227_0079.N1	21-DEC-2002 09:31:17	Tw_i_and_stray	49.000	27	24Gam Ori	1.6360	26000.	98	4227	No
188	GOM_NL__2PRFIN20021221_093408_000000522012_00165_04227_0080.N1	21-DEC-2002 09:34:08	Tw_i_and_stray	52.000	13	87Alp Tau	0.86700	3800.0	104	4227	No
189	GOM_NL__2PRFIN20021221_093631_000000392012_00165_04227_0081.N1	21-DEC-2002 09:36:31	Bright	38.500	146	25Eta Tau	2.8730	15200.	77	4227	No
190	GOM_NL__2PRFIN20021221_093803_000000412012_00165_04227_0082.N1	21-DEC-2002 09:38:03	Bright	41.000	28	12Bet Tau	1.6500	15200.	82	4227	No
191	GOM_NL__2PRFIN20021221_094049_000000382012_00165_04227_0083.N1	21-DEC-2002 09:40:49	Bright	37.500	149	45Eps Per	2.8880	30000.	75	4227	No
192	GOM_NL__2PRFIN20021221_094301_000000392012_00165_04227_0084.N1	21-DEC-2002 09:43:01	Bright	39.000	175	39Del Per	3.0100	19400.	78	4227	No
193	GOM_NL__2PRFIN20021221_094456_000000392012_00165_04227_0085.N1	21-DEC-2002 09:44:56	Bright	38.500	160	23Gam Per	2.9300	4700.0	77	4227	No
194	GOM_NL__2PRFIN20021221_094825_000000382012_00165_04227_0086.N1	21-DEC-2002 09:48:25	Bright	38.000	110	37Del Cas	2.6780	8900.0	76	4227	No
195	GOM_NL__2PRFIN20021221_095442_000000382012_00165_04227_0087.N1	21-DEC-2002 09:54:42	Bright	38.000	49	1Alp UMi	1.9900	6300.0	76	4227	No
196	GOM_NL__2PRFIN20021221_095922_000000402012_00165_04227_0088.N1	21-DEC-2002 09:59:22	Bright	39.500	60	7Bet UMi	2.0810	3950.0	79	4227	No
197	GOM_NL__2PRFIN20021221_100249_000000372012_00165_04227_0089.N1	21-DEC-2002 10:02:49	Bright	37.000	119	14Eta Dra	2.7270	4700.0	74	4227	No
198	GOM_NL__2PRFIN20021221_100430_000000442012_00165_04227_0090.N1	21-DEC-2002 10:04:30	Bright	43.500	55	79Zet UMa	2.0600	10200.	87	4227	No
199	GOM_NL__2PRFIN20021221_100632_000000432012_00165_04227_0091.N1	21-DEC-2002 10:06:32	Bright	43.000	39	85Eta UMa	1.8540	24000.	86	4227	No
200	GOM_NL__2PRFIN20021221_101004_000000482012_00165_04227_0092.N1	21-DEC-2002 10:10:04	Bright	47.500	180	27Gam Boo	3.0400	8000.0	95	4227	No
201	GOM_NL__2PRFIN20021221_101324_000000392012_00165_04227_0093.N1	21-DEC-2002 10:13:24	Bright	39.000	83		2.3780	11000.	78	4227	No
202	GOM_NL__2PRFIN20021221_101655_000000472012_00165_04227_0094.N1	21-DEC-2002 10:16:55	Bright	46.500	111	8Eta Boo	2.6800	6000.0	93	4227	No
203	GOM_NL__2PRFIN20021221_102125_000000652012_00165_04227_0095.N1	21-DEC-2002 10:21:25	Bright	64.500	138	47Eps Vir	2.8280	4700.0	129	4227	No
204	GOM_NL__2PRFIN20021221_102538_000000392012_00165_04227_0096.N1	21-DEC-2002 10:25:38	Bright	39.000	122	9Alp2Lib	2.7470	9700.0	78	4227	No
205	GOM_NL__2PRFIN20021221_102726_000000572012_00165_04227_0097.N1	21-DEC-2002 10:27:26	Tw_i_and_stray	56.500	15	67Alp Vir	0.97600	28000.	113	4227	No
206	GOM_NL__2PRFIN20021221_103057_000000482012_00165_04227_0098.N1	21-DEC-2002 10:30:57	Dark	48.000	169	46Gam Hya	2.9910	4700.0	96	4227	No
207	GOM_NL__2PRFIN20021221_103253_000000412012_00165_04227_0099.N1	21-DEC-2002 10:32:53	Dark	40.500	81	Eta Cen	2.3560	28000.	81	4227	No
208	GOM_NL__2PRFIN20021221_103406_000000412012_00165_04227_0100.N1	21-DEC-2002 10:34:06	Dark	41.000	78	Alp Lup	2.3040	28000.	82	4227	No
209	GOM_NL__2PRFIN20021221_103550_000000622012_00165_04227_0101.N1	21-DEC-2002 10:35:50	Dark	62.000	171	2Eps Crv	3.0010	4250.0	124	4227	No
210	GOM_NL__2PRFIN20021221_103802_000000422012_00165_04227_0102.N1	21-DEC-2002 10:38:02	Dark	42.000	10	Bet Cen	0.61000	28000.	84	4227	No
211	GOM_NL__2PRFIN20021221_104051_000000422012_00166_04228_0067.N1	21-DEC-2002 10:40:51	Dark	41.500	12	Alp1Cru	0.77500	30000.	83	4228	No
212	GOM_NL__2PRFIN20021221_104550_000000392012_00166_04228_0068.N1	21-DEC-2002 10:45:50	Dark	39.000	159	Ups Car	2.9200	7200.0	78	4228	No
213	GOM_NL__2PRFIN20021221_104719_000000422012_00166_04228_0069.N1	21-DEC-2002 10:47:19	Dark	42.000	71	Iot Car	2.2460	7700.0	84	4228	No
214	GOM_NL__2PRFIN20021221_104908_000000572012_00166_04228_0070.N1	21-DEC-2002 10:49:08	Dark	57.000	41	Eps Car	1.8600	4100.0	114	4228	No
215	GOM_NL__2PRFIN20021221_105204_000000502012_00166_04228_0071.N1	21-DEC-2002 10:52:04	Dark	49.500	34	Gam2Vel	1.7930	23000.	99	4228	No
216	GOM_NL__2PRFIN20021221_105349_000000452012_00166_04228_0072.N1	21-DEC-2002 10:53:49	Dark	44.500	2	Alp Car	-0.73600	7000.0	89	4228	No
217	GOM_NL__2PRFIN20021221_105644_000000492012_00166_04228_0073.N1	21-DEC-2002 10:56:44	Dark	48.500	117	Pi Pup	2.7060	3800.0	97	4228	No
218	GOM_NL__2PRFIN20021221_105949_000000532012_00166_04228_0074.N1	21-DEC-2002 10:59:49	Straylight	53.000	23	21Eps CMa	1.5020	26000.	106	4228	No
219	GOM_NL__2PRFIN20021221_110131_000000512012_00166_04228_0075.N1	21-DEC-2002 11:01:31	Straylight	50.500	179	24Omi2CMa	3.0320	24000.	101	4228	No

220	GOM_NL__2PRFIN20021221_110420_000000582012_00166_04228_0076.N1	21-DEC-2002 11:04:20	Straylight	58.000	1	9Alp CMa	-1.4400	11000.	116	4228	No
221	GOM_NL__2PRFIN20021221_110731_000000462012_00166_04228_0077.N1	21-DEC-2002 11:07:31	Straylight	46.000	7	19Bet Ori	0.10000	14000.	92	4228	No
222	GOM_NL__2PRFIN20021221_110936_000000512012_00166_04228_0078.N1	21-DEC-2002 11:09:36	Straylight	51.000	30	46Eps Ori	1.6940	30000.	102	4228	No
223	GOM_NL__2PRFIN20021221_111150_000000502012_00166_04228_0079.N1	21-DEC-2002 11:11:50	Tw_i_and_stray	49.500	27	24Gam Ori	1.6360	26000.	99	4228	No
224	GOM_NL__2PRFIN20021221_111445_000000502012_00166_04228_0080.N1	21-DEC-2002 11:14:45	Tw_i_and_stray	49.500	13	87Alp Tau	0.86700	3800.0	99	4228	No
225	GOM_NL__2PRFIN20021221_111706_000000352012_00166_04228_0081.N1	21-DEC-2002 11:17:06	Bright	35.000	146	25Eta Tau	2.8730	15200.	70	4228	No
226	GOM_NL__2PRFIN20021221_111839_000000432012_00166_04228_0082.N1	21-DEC-2002 11:18:39	Bright	42.500	28	12Bet Tau	1.6500	15200.	85	4228	No
227	GOM_NL__2PRFIN20021221_112123_000000402012_00166_04228_0083.N1	21-DEC-2002 11:21:23	Bright	39.500	149	45Eps Per	2.8880	30000.	79	4228	No
228	GOM_NL__2PRFIN20021221_112337_000000392012_00166_04228_0084.N1	21-DEC-2002 11:23:37	Bright	38.500	175	39Del Per	3.0100	19400.	77	4228	No
229	GOM_NL__2PRFIN20021221_112533_000000392012_00166_04228_0085.N1	21-DEC-2002 11:25:33	Bright	38.500	160	23Gam Per	2.9300	4700.0	77	4228	No
230	GOM_NL__2PRFIN20021221_112901_000000382012_00166_04228_0086.N1	21-DEC-2002 11:29:01	Bright	38.000	110	37Del Cas	2.6780	8900.0	76	4228	No
231	GOM_NL__2PRFIN20021221_113518_000000362012_00166_04228_0087.N1	21-DEC-2002 11:35:18	Bright	36.000	49	1Alp UMi	1.9900	6300.0	72	4228	No
232	GOM_NL__2PRFIN20021221_113958_000000402012_00166_04228_0088.N1	21-DEC-2002 11:39:58	Bright	39.500	60	7Bet UMi	2.0810	3950.0	79	4228	No
233	GOM_NL__2PRFIN20021221_114325_000000372012_00166_04228_0089.N1	21-DEC-2002 11:43:25	Bright	36.500	119	14Eta Dra	2.7270	4700.0	73	4228	No
234	GOM_NL__2PRFIN20021221_114506_000000432012_00166_04228_0090.N1	21-DEC-2002 11:45:06	Bright	43.000	55	79Zet UMa	2.0600	10200.	86	4228	No
235	GOM_NL__2PRFIN20021221_114708_000000432012_00166_04228_0091.N1	21-DEC-2002 11:47:08	Bright	43.000	39	85Eta UMa	1.8540	24000.	86	4228	No
236	GOM_NL__2PRFIN20021221_115040_000000412012_00166_04228_0092.N1	21-DEC-2002 11:50:40	Bright	41.000	180	27Gam Boo	3.0400	8000.0	82	4228	No
237	GOM_NL__2PRFIN20021221_115400_000000422012_00166_04228_0093.N1	21-DEC-2002 11:54:00	Bright	41.500	83		2.3780	11000.	83	4228	No
238	GOM_NL__2PRFIN20021221_115732_000000502012_00166_04228_0094.N1	21-DEC-2002 11:57:32	Bright	49.500	111	8Eta Boo	2.6800	6000.0	99	4228	No
239	GOM_NL__2PRFIN20021221_120202_000000652012_00166_04228_0095.N1	21-DEC-2002 12:02:02	Bright	65.000	138	47Eps Vir	2.8280	4700.0	130	4228	No
240	GOM_NL__2PRFIN20021221_120612_000000412012_00166_04228_0096.N1	21-DEC-2002 12:06:12	Bright	41.000	122	9Alp2Lib	2.7470	9700.0	82	4228	No
241	GOM_NL__2PRFIN20021221_120803_000000602012_00166_04228_0097.N1	21-DEC-2002 12:08:03	Tw_i_and_stray	60.000	15	67Alp Vir	0.97600	28000.	120	4228	No
242	GOM_NL__2PRFIN20021221_121134_000000512012_00166_04228_0098.N1	21-DEC-2002 12:11:34	Dark	51.000	169	46Gam Hya	2.9910	4700.0	102	4228	No
243	GOM_NL__2PRFIN20021221_121329_000000422012_00166_04228_0099.N1	21-DEC-2002 12:13:29	Dark	42.000	81	Eta Cen	2.3560	28000.	84	4228	No
244	GOM_NL__2PRFIN20021221_121442_000000382012_00166_04228_0100.N1	21-DEC-2002 12:14:42	Dark	38.000	78	Alp Lup	2.3040	28000.	76	4228	No
245	GOM_NL__2PRFIN20021221_121627_000000772012_00166_04228_0101.N1	21-DEC-2002 12:16:27	Dark	76.500	171	2Eps Crv	3.0010	4250.0	153	4228	No
246	GOM_NL__2PRFIN20021221_121838_000000432012_00166_04228_0102.N1	21-DEC-2002 12:18:38	Dark	43.000	10	Bet Cen	0.61000	28000.	86	4228	No
247	GOM_NL__2PRFIN20021221_122128_000000442012_00167_04229_0067.N1	21-DEC-2002 12:21:28	Dark	43.500	12	Alp1Cru	0.77500	30000.	87	4229	No
248	GOM_NL__2PRFIN20021221_122627_000000412012_00167_04229_0068.N1	21-DEC-2002 12:26:27	Dark	40.500	159	Ups Car	2.9200	7200.0	81	4229	No
249	GOM_NL__2PRFIN20021221_122755_000000422012_00167_04229_0069.N1	21-DEC-2002 12:27:55	Dark	42.000	71	lot Car	2.2460	7700.0	84	4229	No
250	GOM_NL__2PRFIN20021221_122944_000000462012_00167_04229_0070.N1	21-DEC-2002 12:29:44	Dark	46.000	41	Eps Car	1.8600	4100.0	92	4229	No
251	GOM_NL__2PRFIN20021221_123240_000000452012_00167_04229_0071.N1	21-DEC-2002 12:32:40	Dark	45.000	34	Gam2Vel	1.7930	23000.	90	4229	No
252	GOM_NL__2PRFIN20021221_123425_000000452012_00167_04229_0072.N1	21-DEC-2002 12:34:25	Dark	44.500	2	Alp Car	-0.73600	7000.0	89	4229	No
253	GOM_NL__2PRFIN20021221_123720_000000532012_00167_04229_0073.N1	21-DEC-2002 12:37:20	Dark	53.000	117	Pi Pup	2.7060	3800.0	106	4229	No
254	GOM_NL__2PRFIN20021221_124025_000000512012_00167_04229_0074.N1	21-DEC-2002 12:40:25	Straylight	50.500	23	21Eps CMa	1.5020	26000.	101	4229	No
255	GOM_NL__2PRFIN20021221_124207_000000512012_00167_04229_0075.N1	21-DEC-2002 12:42:07	Straylight	51.000	179	24Omi2CMa	3.0320	24000.	102	4229	No
256	GOM_NL__2PRFIN20021221_124456_000000572012_00167_04229_0076.N1	21-DEC-2002 12:44:56	Straylight	57.000	1	9Alp CMa	-1.4400	11000.	114	4229	No
257	GOM_NL__2PRFIN20021221_124806_000000542012_00167_04229_0077.N1	21-DEC-2002 12:48:06	Straylight	54.000	7	19Bet Ori	0.10000	14000.	108	4229	No
258	GOM_NL__2PRFIN20021221_125012_000000472012_00167_04229_0078.N1	21-DEC-2002 12:50:12	Straylight	47.000	30	46Eps Ori	1.6940	30000.	94	4229	No
259	GOM_NL__2PRFIN20021221_125228_000000492012_00167_04229_0079.N1	21-DEC-2002 12:52:28	Tw_i_and_stray	48.500	27	24Gam Ori	1.6360	26000.	97	4229	No
260	GOM_NL__2PRFIN20021221_125520_000000522012_00167_04229_0080.N1	21-DEC-2002 12:55:20	Tw_i_and_stray	52.000	13	87Alp Tau	0.86700	3800.0	104	4229	No
261	GOM_NL__2PRFIN20021221_125743_000000352012_00167_04229_0081.N1	21-DEC-2002 12:57:43	Bright	35.000	146	25Eta Tau	2.8730	15200.	70	4229	No
262	GOM_NL__2PRFIN20021221_125915_000000422012_00167_04229_0082.N1	21-DEC-2002 12:59:15	Bright	42.000	28	12Bet Tau	1.6500	15200.	84	4229	No
263	GOM_NL__2PRFIN20021221_130201_000000392012_00167_04229_0083.N1	21-DEC-2002 13:02:01	Bright	38.500	149	45Eps Per	2.8880	30000.	77	4229	No
264	GOM_NL__2PRFIN20021221_130415_000000382012_00167_04229_0084.N1	21-DEC-2002 13:04:15	Bright	38.000	175	39Del Per	3.0100	19400.	76	4229	No
265	GOM_NL__2PRFIN20021221_130608_000000382012_00167_04229_0085.N1	21-DEC-2002 13:06:08	Bright	38.000	160	23Gam Per	2.9300	4700.0	76	4229	No
266	GOM_NL__2PRFIN20021221_130937_000000382012_00167_04229_0086.N1	21-DEC-2002 13:09:37	Bright	38.000	110	37Del Cas	2.6780	8900.0	76	4229	No
267	GOM_NL__2PRFIN20021221_131554_000000372012_00167_04229_0087.N1	21-DEC-2002 13:15:54	Bright	36.500	49	1Alp UMi	1.9900	6300.0	73	4229	No
268	GOM_NL__2PRFIN20021221_132034_000000392012_00167_04229_0088.N1	21-DEC-2002 13:20:34	Bright	39.000	60	7Bet UMi	2.0810	3950.0	78	4229	No
269	GOM_NL__2PRFIN20021221_132402_000000372012_00167_04229_0089.N1	21-DEC-2002 13:24:02	Bright	37.000	119	14Eta Dra	2.7270	4700.0	74	4229	No
270	GOM_NL__2PRFIN20021221_132541_000000422012_00167_04229_0090.N1	21-DEC-2002 13:25:41	Bright	42.000	55	79Zet UMa	2.0600	10200.	84	4229	No
271	GOM_NL__2PRFIN20021221_132743_000000432012_00167_04229_0091.N1	21-DEC-2002 13:27:43	Bright	42.500	39	85Eta UMa	1.8540	24000.	85	4229	No
272	GOM_NL__2PRFIN20021221_133116_000000572012_00167_04229_0092.N1	21-DEC-2002 13:31:16	Bright	57.000	180	27Gam Boo	3.0400	8000.0	114	4229	No
273	GOM_NL__2PRFIN20021221_133436_000000402012_00167_04229_0093.N1	21-DEC-2002 13:34:36	Bright	39.500	83		2.3780	11000.	79	4229	No
274	GOM_NL__2PRFIN20021221_133808_000000462012_00167_04229_0094.N1	21-DEC-2002 13:38:08	Bright	46.000	111	8Eta Boo	2.6800	6000.0	92	4229	No
275	GOM_NL__2PRFIN20021221_134239_000000622012_00167_04229_0095.N1	21-DEC-2002 13:42:39	Bright	62.000	138	47Eps Vir	2.8280	4700.0	124	4229	No
276	GOM_NL__2PRFIN20021221_134648_000000542012_00167_04229_0096.N1	21-DEC-2002 13:46:48	Bright	54.000	122	9Alp2Lib	2.7470	9700.0	108	4229	No
277	GOM_NL__2PRFIN20021221_134839_000000552012_00167_04229_0097.N1	21-DEC-2002 13:48:39	Tw_i_and_stray	55.000	15	67Alp Vir	0.97600	28000.	110	4229	No
278	GOM_NL__2PRFIN20021221_135210_000000512012_00167_04229_0098.N1	21-DEC-2002 13:52:10	Dark	51.000	169	46Gam Hya	2.9910	4700.0	102	4229	No

279	GOM_NL__2PRFIN20021221_135405_000000402012_00167_04229_0099.N1	21-DEC-2002 13:54:05	Dark	39.500	81	Eta Cen	2.3560	28000.	79	4229	No
280	GOM_NL__2PRFIN20021221_135519_000000402012_00167_04229_0100.N1	21-DEC-2002 13:55:19	Dark	40.000	78	Alp Lup	2.3040	28000.	80	4229	No
281	GOM_NL__2PRFIN20021221_135704_000000692012_00167_04229_0101.N1	21-DEC-2002 13:57:04	Dark	69.000	171	2Eps Crv	3.0010	4250.0	138	4229	No
282	GOM_NL__2PRFIN20021221_135914_000000442012_00167_04229_0102.N1	21-DEC-2002 13:59:14	Dark	43.500	10	Bet Cen	0.61000	28000.	87	4229	No
283	GOM_NL__2PRFIN20021221_140204_000000402012_00168_04230_0067.N1	21-DEC-2002 14:02:04	Dark	39.500	12	Alp1Cru	0.77500	30000.	79	4230	No
284	GOM_NL__2PRFIN20021221_140703_000000412012_00168_04230_0068.N1	21-DEC-2002 14:07:03	Dark	40.500	159	Ups Car	2.9200	7200.0	81	4230	No
285	GOM_NL__2PRFIN20021221_140832_000000422012_00168_04230_0069.N1	21-DEC-2002 14:08:32	Dark	41.500	71	Iot Car	2.2460	7700.0	83	4230	No
286	GOM_NL__2PRFIN20021221_141021_000000532012_00168_04230_0070.N1	21-DEC-2002 14:10:21	Dark	53.000	41	Eps Car	1.8600	4100.0	106	4230	No
287	GOM_NL__2PRFIN20021221_141317_000000482012_00168_04230_0071.N1	21-DEC-2002 14:13:17	Dark	47.500	34	Gam2Vel	1.7930	23000.	95	4230	No
288	GOM_NL__2PRFIN20021221_141501_000000522012_00168_04230_0072.N1	21-DEC-2002 14:15:01	Dark	51.500	2	Alp Car	-0.73600	7000.0	103	4230	No
289	GOM_NL__2PRFIN20021221_141757_000000532012_00168_04230_0073.N1	21-DEC-2002 14:17:57	Dark	52.500	117	Pi Pup	2.7060	3800.0	105	4230	No
290	GOM_NL__2PRFIN20021221_142101_000000512012_00168_04230_0074.N1	21-DEC-2002 14:21:01	Straylight	50.500	23	21Eps CMa	1.5020	26000.	101	4230	No
291	GOM_NL__2PRFIN20021221_142244_000000502012_00168_04230_0075.N1	21-DEC-2002 14:22:44	Straylight	49.500	179	24Omi2CMa	3.0320	24000.	99	4230	No
292	GOM_NL__2PRFIN20021221_142532_000000612012_00168_04230_0076.N1	21-DEC-2002 14:25:32	Straylight	61.000	1	9Alp CMa	-1.4400	11000.	122	4230	No
293	GOM_NL__2PRFIN20021221_142809_000000482012_00168_04230_0077.N1	21-DEC-2002 14:28:09	Straylight	48.000	56	53Kap Ori	2.0650	30000.	96	4230	No
294	GOM_NL__2PRFIN20021221_142939_000000442012_00168_04230_0078.N1	21-DEC-2002 14:29:39	Straylight	43.500	128	67Bet Eri	2.7840	9700.0	87	4230	No
295	GOM_NL__2PRFIN20021221_143104_000000472012_00168_04230_0079.N1	21-DEC-2002 14:31:04	Straylight	47.000	72	34Del Ori	2.2500	30000.	94	4230	No
296	GOM_NL__2PRFIN20021221_143341_000000562012_00168_04230_0080.N1	21-DEC-2002 14:33:41	Tw_i_and_stray	55.500	14	58Alp Ori	0.87000	3000.0	111	4230	No
297	GOM_NL__2PRFIN20021221_143556_000000522012_00168_04230_0081.N1	21-DEC-2002 14:35:56	Tw_i_and_stray	52.000	13	87Alp Tau	0.86700	3800.0	104	4230	No
298	GOM_NL__2PRFIN20021221_143747_000000432012_00168_04230_0082.N1	21-DEC-2002 14:37:47	Bright	43.000	176	23Zet Tau	3.0200	22000.	86	4230	No
299	GOM_NL__2PRFIN20021221_143951_000000542012_00168_04230_0083.N1	21-DEC-2002 14:39:51	Bright	54.000	28	12Bet Tau	1.6500	15200.	108	4230	No
300	GOM_NL__2PRFIN20021221_144238_000000362012_00168_04230_0084.N1	21-DEC-2002 14:42:38	Bright	35.500	149	45Eps Per	2.8880	30000.	71	4230	No
301	GOM_NL__2PRFIN20021221_144452_000000362012_00168_04230_0085.N1	21-DEC-2002 14:44:52	Bright	35.500	175	39Del Per	3.0100	19400.	71	4230	No
302	GOM_NL__2PRFIN20021221_144646_000000382012_00168_04230_0086.N1	21-DEC-2002 14:46:46	Bright	37.500	160	23Gam Per	2.9300	4700.0	75	4230	No
303	GOM_NL__2PRFIN20021221_145014_000000392012_00168_04230_0087.N1	21-DEC-2002 14:50:14	Bright	38.500	110	37Del Cas	2.6780	8900.0	77	4230	No
304	GOM_NL__2PRFIN20021221_145631_000000362012_00168_04230_0088.N1	21-DEC-2002 14:56:31	Bright	35.500	49	1Alp UMi	1.9900	6300.0	71	4230	No
305	GOM_NL__2PRFIN20021221_150110_000000532012_00168_04230_0089.N1	21-DEC-2002 15:01:10	Bright	53.000	60	7Bet UMi	2.0810	3950.0	106	4230	No
306	GOM_NL__2PRFIN20021221_150438_000000362012_00168_04230_0090.N1	21-DEC-2002 15:04:38	Bright	36.000	119	14Eta Dra	2.7270	4700.0	72	4230	No
307	GOM_NL__2PRFIN20021221_150617_000000442012_00168_04230_0091.N1	21-DEC-2002 15:06:17	Bright	43.500	55	79Zet UMa	2.0600	10200.	87	4230	No
308	GOM_NL__2PRFIN20021221_150820_000000422012_00168_04230_0092.N1	21-DEC-2002 15:08:20	Bright	41.500	39	85Eta UMa	1.8540	24000.	83	4230	No
309	GOM_NL__2PRFIN20021221_151153_000000372012_00168_04230_0093.N1	21-DEC-2002 15:11:53	Bright	37.000	180	27Gam Boo	3.0400	8000.0	74	4230	No
310	GOM_NL__2PRFIN20021221_151513_000000392012_00168_04230_0094.N1	21-DEC-2002 15:15:13	Bright	38.500	83		2.3780	11000.	77	4230	No
311	GOM_NL__2PRFIN20021221_151845_000000452012_00168_04230_0095.N1	21-DEC-2002 15:18:45	Bright	45.000	111	8Eta Boo	2.6800	6000.0	90	4230	No
312	GOM_NL__2PRFIN20021221_152316_000000642012_00168_04230_0096.N1	21-DEC-2002 15:23:16	Bright	63.500	138	47Eps Vir	2.8280	4700.0	127	4230	No
313	GOM_NL__2PRFIN20021221_152728_000000542012_00168_04230_0097.N1	21-DEC-2002 15:27:28	Bright	54.000	122	9Alp2Lib	2.7470	9700.0	108	4230	No
314	GOM_NL__2PRFIN20021221_152907_000002362012_00168_04230_0098.N1	21-DEC-2002 15:29:07	Straylight	236.00	62	94Bet Leo	2.1360	9700.0	472	4230	No
315	GOM_NL__2PRFIN20021221_153442_000000402012_00168_04230_0099.N1	21-DEC-2002 15:34:42	Dark	39.500	81	Eta Cen	2.3560	28000.	79	4230	No
316	GOM_NL__2PRFIN20021221_153555_000000412012_00168_04230_0100.N1	21-DEC-2002 15:35:55	Dark	41.000	78	Alp Lup	2.3040	28000.	82	4230	No
317	GOM_NL__2PRFIN20021221_153924_000000452012_00168_04230_0101.N1	21-DEC-2002 15:39:24	Dark	45.000	4	Alp1Cen	-0.010000	5800.0	90	4230	No
318	GOM_NL__2PRFIN20021221_154241_000000402012_00169_04231_0087.N1	21-DEC-2002 15:42:41	Dark	39.500	12	Alp1Cru	0.77500	30000.	79	4231	No
319	GOM_NL__2PRFIN20021221_154739_000000392012_00169_04231_0088.N1	21-DEC-2002 15:47:39	Dark	38.500	159	Ups Car	2.9200	7200.0	77	4231	No
320	GOM_NL__2PRFIN20021221_154909_000000442012_00169_04231_0089.N1	21-DEC-2002 15:49:09	Dark	44.000	71	Iot Car	2.2460	7700.0	88	4231	No
321	GOM_NL__2PRFIN20021221_155058_000000482012_00169_04231_0090.N1	21-DEC-2002 15:50:58	Dark	47.500	41	Eps Car	1.8600	4100.0	95	4231	No
322	GOM_NL__2PRFIN20021221_155354_000000472012_00169_04231_0091.N1	21-DEC-2002 15:53:54	Dark	47.000	34	Gam2Vel	1.7930	23000.	94	4231	No
323	GOM_NL__2PRFIN20021221_155538_000000502012_00169_04231_0092.N1	21-DEC-2002 15:55:38	Dark	50.000	2	Alp Car	-0.73600	7000.0	100	4231	No
324	GOM_NL__2PRFIN20021221_155834_000000572012_00169_04231_0093.N1	21-DEC-2002 15:58:34	Dark	57.000	117	Pi Pup	2.7060	3800.0	114	4231	No
325	GOM_NL__2PRFIN20021221_160138_000000552012_00169_04231_0094.N1	21-DEC-2002 16:01:38	Straylight	54.500	23	21Eps CMa	1.5020	26000.	109	4231	No
326	GOM_NL__2PRFIN20021221_160321_000000522012_00169_04231_0095.N1	21-DEC-2002 16:03:21	Straylight	52.000	179	24Omi2CMa	3.0320	24000.	104	4231	No
327	GOM_NL__2PRFIN20021221_160609_000000672012_00169_04231_0096.N1	21-DEC-2002 16:06:09	Straylight	67.000	1	9Alp CMa	-1.4400	11000.	134	4231	No
328	GOM_NL__2PRFIN20021221_160845_000000452012_00169_04231_0097.N1	21-DEC-2002 16:08:45	Straylight	44.500	56	53Kap Ori	2.0650	30000.	89	4231	No
329	GOM_NL__2PRFIN20021221_161015_000000452012_00169_04231_0098.N1	21-DEC-2002 16:10:15	Straylight	44.500	128	67Bet Eri	2.7840	9700.0	89	4231	No
330	GOM_NL__2PRFIN20021221_161140_000000472012_00169_04231_0099.N1	21-DEC-2002 16:11:40	Straylight	46.500	72	34Del Ori	2.2500	30000.	93	4231	No
331	GOM_NL__2PRFIN20021221_161416_000000622012_00169_04231_0100.N1	21-DEC-2002 16:14:16	Tw_i_and_stray	62.000	14	58Alp Ori	0.87000	3000.0	124	4231	No
332	GOM_NL__2PRFIN20021221_161633_000000462012_00169_04231_0101.N1	21-DEC-2002 16:16:33	Tw_i_and_stray	46.000	13	87Alp Tau	0.86700	3800.0	92	4231	No
333	GOM_NL__2PRFIN20021221_161822_000000432012_00169_04231_0102.N1	21-DEC-2002 16:18:22	Bright	43.000	176	23Zet Tau	3.0200	22000.	86	4231	No
334	GOM_NL__2PRFIN20021221_162027_000000432012_00169_04231_0103.N1	21-DEC-2002 16:20:27	Bright	42.500	28	12Bet Tau	1.6500	15200.	85	4231	No
335	GOM_NL__2PRFIN20021221_162314_000000372012_00169_04231_0104.N1	21-DEC-2002 16:23:14	Bright	37.000	149	45Eps Per	2.8880	30000.	74	4231	No
336	GOM_NL__2PRFIN20021221_162528_000000372012_00169_04231_0105.N1	21-DEC-2002 16:25:28	Bright	36.500	175	39Del Per	3.0100	19400.	73	4231	No
337	GOM_NL__2PRFIN20021221_162722_000000382012_00169_04231_0106.N1	21-DEC-2002 16:27:22	Bright	37.500	160	23Gam Per	2.9300	4700.0	75	4231	No

338	GOM_NL__2PRFIN20021221_163050_000000392012_00169_04231_0107.N1	21-DEC-2002 16:30:50	Bright	38.500	110	37Del Cas	2.6780	8900.0	77	4231	No
339	GOM_NL__2PRFIN20021221_163706_000000362012_00169_04231_0108.N1	21-DEC-2002 16:37:06	Bright	36.000	49	1Alp UMi	1.9900	6300.0	72	4231	No
340	GOM_NL__2PRFIN20021221_164146_000000402012_00169_04231_0109.N1	21-DEC-2002 16:41:46	Bright	39.500	60	7Bet UMi	2.0810	3950.0	79	4231	No
341	GOM_NL__2PRFIN20021221_164514_000000372012_00169_04231_0110.N1	21-DEC-2002 16:45:14	Bright	36.500	119	14Eta Dra	2.7270	4700.0	73	4231	No
342	GOM_NL__2PRFIN20021221_164653_000000432012_00169_04231_0111.N1	21-DEC-2002 16:46:53	Bright	42.500	55	79Zet UMa	2.0600	10200.	85	4231	No
343	GOM_NL__2PRFIN20021221_164855_000000412012_00169_04231_0112.N1	21-DEC-2002 16:48:55	Bright	41.000	39	85Eta UMa	1.8540	24000.	82	4231	No
344	GOM_NL__2PRFIN20021221_165229_000000392012_00169_04231_0113.N1	21-DEC-2002 16:52:29	Bright	39.000	180	27Gam Boo	3.0400	8000.0	78	4231	No
345	GOM_NL__2PRFIN20021221_165549_000000382012_00169_04231_0114.N1	21-DEC-2002 16:55:49	Bright	38.000	83		2.3780	11000.	76	4231	No
346	GOM_NL__2PRFIN20021221_165921_000000642012_00169_04231_0115.N1	21-DEC-2002 16:59:21	Bright	64.000	111	8Eta Boo	2.6800	6000.0	128	4231	No
347	GOM_NL__2PRFIN20021221_170353_000000632012_00169_04231_0116.N1	21-DEC-2002 17:03:53	Bright	62.500	138	47Eps Vir	2.8280	4700.0	125	4231	No
348	GOM_NL__2PRFIN20021221_170804_000000542012_00169_04231_0117.N1	21-DEC-2002 17:08:04	Bright	54.000	122	9Alp2Lib	2.7470	9700.0	108	4231	No
349	GOM_NL__2PRFIN20021221_170947_000002492012_00169_04231_0118.N1	21-DEC-2002 17:09:47	Straylight	248.50	62	94Bet Leo	2.1360	9700.0	497	4231	No
350	GOM_NL__2PRFIN20021221_171518_000000422012_00169_04231_0119.N1	21-DEC-2002 17:15:18	Dark	42.000	81	Eta Cen	2.3560	28000.	84	4231	No
351	GOM_NL__2PRFIN20021221_171631_000000402012_00169_04231_0120.N1	21-DEC-2002 17:16:31	Dark	40.000	78	Alp Lup	2.3040	28000.	80	4231	No
352	GOM_NL__2PRFIN20021221_172000_000000442012_00169_04231_0121.N1	21-DEC-2002 17:20:00	Dark	43.500	4	Alp1Cen	-0.010000	5800.0	87	4231	No
353	GOM_NL__2PRFIN20021221_172317_000000422012_00170_04232_0087.N1	21-DEC-2002 17:23:17	Dark	41.500	12	Alp1Cru	0.77500	30000.	83	4232	No
354	GOM_NL__2PRFIN20021221_172816_000000392012_00170_04232_0088.N1	21-DEC-2002 17:28:16	Dark	39.000	159	Ups Car	2.9200	7200.0	78	4232	No
355	GOM_NL__2PRFIN20021221_172945_000000422012_00170_04232_0089.N1	21-DEC-2002 17:29:45	Dark	42.000	71	Iot Car	2.2460	7700.0	84	4232	No
356	GOM_NL__2PRFIN20021221_173134_000000552012_00170_04232_0090.N1	21-DEC-2002 17:31:34	Dark	55.000	41	Eps Car	1.8600	4100.0	110	4232	No
357	GOM_NL__2PRFIN20021221_173431_000000492012_00170_04232_0091.N1	21-DEC-2002 17:34:31	Dark	48.500	34	Gam2Vel	1.7930	23000.	97	4232	No
358	GOM_NL__2PRFIN20021221_173614_000000462012_00170_04232_0092.N1	21-DEC-2002 17:36:14	Dark	46.000	2	Alp Car	-0.73600	7000.0	92	4232	No
359	GOM_NL__2PRFIN20021221_173910_000000522012_00170_04232_0093.N1	21-DEC-2002 17:39:10	Dark	52.000	117	Pi Pup	2.7060	3800.0	104	4232	No
360	GOM_NL__2PRFIN20021221_174215_000000522012_00170_04232_0094.N1	21-DEC-2002 17:42:15	Straylight	51.500	23	21Eps CMa	1.5020	26000.	103	4232	No
361	GOM_NL__2PRFIN20021221_174357_000000502012_00170_04232_0095.N1	21-DEC-2002 17:43:57	Straylight	50.000	179	24Omi2CMa	3.0320	24000.	100	4232	No
362	GOM_NL__2PRFIN20021221_174645_000000602012_00170_04232_0096.N1	21-DEC-2002 17:46:45	Straylight	60.000	1	9Alp CMa	-1.4400	11000.	120	4232	No
363	GOM_NL__2PRFIN20021221_174921_000000472012_00170_04232_0097.N1	21-DEC-2002 17:49:21	Straylight	47.000	56	53Kap Ori	2.0650	30000.	94	4232	No
364	GOM_NL__2PRFIN20021221_175051_000000422012_00170_04232_0098.N1	21-DEC-2002 17:50:51	Straylight	42.000	128	67Bet Eri	2.7840	9700.0	84	4232	No
365	GOM_NL__2PRFIN20021221_175216_000000462012_00170_04232_0099.N1	21-DEC-2002 17:52:16	Straylight	46.000	72	34Del Ori	2.2500	30000.	92	4232	No
366	GOM_NL__2PRFIN20021221_175450_000000622012_00170_04232_0100.N1	21-DEC-2002 17:54:50	Tw_i_and_stray	62.000	14	58Alp Ori	0.87000	3000.0	124	4232	No
367	GOM_NL__2PRFIN20021221_175709_000000512012_00170_04232_0101.N1	21-DEC-2002 17:57:09	Tw_i_and_stray	51.000	13	87Alp Tau	0.86700	3800.0	102	4232	No
368	GOM_NL__2PRFIN20021221_175857_000000442012_00170_04232_0102.N1	21-DEC-2002 17:58:57	Bright	44.000	176	23Zet Tau	3.0200	22000.	88	4232	No
369	GOM_NL__2PRFIN20021221_180102_000000442012_00170_04232_0103.N1	21-DEC-2002 18:01:02	Bright	43.500	28	12Bet Tau	1.6500	15200.	87	4232	No
370	GOM_NL__2PRFIN20021221_180350_000000362012_00170_04232_0104.N1	21-DEC-2002 18:03:50	Bright	36.000	149	45Eps Per	2.8880	30000.	72	4232	No
371	GOM_NL__2PRFIN20021221_180604_000000362012_00170_04232_0105.N1	21-DEC-2002 18:06:04	Bright	36.000	175	39Del Per	3.0100	19400.	72	4232	No
372	GOM_NL__2PRFIN20021221_180758_000000372012_00170_04232_0106.N1	21-DEC-2002 18:07:58	Bright	36.500	160	23Gam Per	2.9300	4700.0	73	4232	No
373	GOM_NL__2PRFIN20021221_181127_000000382012_00170_04232_0107.N1	21-DEC-2002 18:11:27	Bright	37.500	110	37Del Cas	2.6780	8900.0	75	4232	No
374	GOM_NL__2PRFIN20021221_181742_000000382012_00170_04232_0108.N1	21-DEC-2002 18:17:42	Bright	37.500	49	1Alp UMi	1.9900	6300.0	75	4232	No
375	GOM_NL__2PRFIN20021221_182222_000000402012_00170_04232_0109.N1	21-DEC-2002 18:22:22	Bright	39.500	60	7Bet UMi	2.0810	3950.0	79	4232	No
376	GOM_NL__2PRFIN20021221_182550_000000372012_00170_04232_0110.N1	21-DEC-2002 18:25:50	Bright	37.000	119	14Eta Dra	2.7270	4700.0	74	4232	No
377	GOM_NL__2PRFIN20021221_182729_000000402012_00170_04232_0111.N1	21-DEC-2002 18:27:29	Bright	40.000	55	79Zet UMa	2.0600	10200.	80	4232	No
378	GOM_NL__2PRFIN20021221_182931_000000412012_00170_04232_0112.N1	21-DEC-2002 18:29:31	Bright	41.000	39	85Eta UMa	1.8540	24000.	82	4232	No
379	GOM_NL__2PRFIN20021221_183305_000000382012_00170_04232_0113.N1	21-DEC-2002 18:33:05	Bright	38.000	180	27Gam Boo	3.0400	8000.0	76	4232	No
380	GOM_NL__2PRFIN20021221_183625_000000402012_00170_04232_0114.N1	21-DEC-2002 18:36:25	Bright	40.000	83		2.3780	11000.	80	4232	No
381	GOM_NL__2PRFIN20021221_183958_000000642012_00170_04232_0115.N1	21-DEC-2002 18:39:58	Bright	64.000	111	8Eta Boo	2.6800	6000.0	128	4232	No
382	GOM_NL__2PRFIN20021221_184429_000000642012_00170_04232_0116.N1	21-DEC-2002 18:44:29	Bright	64.000	138	47Eps Vir	2.8280	4700.0	128	4232	No
383	GOM_NL__2PRFIN20021221_184840_000000462012_00170_04232_0117.N1	21-DEC-2002 18:48:40	Bright	45.500	122	9Alp2Lib	2.7470	9700.0	91	4232	No
384	GOM_NL__2PRFIN20021221_185030_000002502012_00170_04232_0118.N1	21-DEC-2002 18:50:30	Straylight	249.50	62	94Bet Leo	2.1360	9700.0	499	4232	No
385	GOM_NL__2PRFIN20021221_185555_000000392012_00170_04232_0119.N1	21-DEC-2002 18:55:55	Dark	39.000	81	Eta Cen	2.3560	28000.	78	4232	No
386	GOM_NL__2PRFIN20021221_185708_000000372012_00170_04232_0120.N1	21-DEC-2002 18:57:08	Dark	37.000	78	Alp Lup	2.3040	28000.	74	4232	No
387	GOM_NL__2PRFIN20021221_190036_000000492012_00170_04232_0121.N1	21-DEC-2002 19:00:36	Dark	48.500	4	Alp1Cen	-0.010000	5800.0	97	4232	No
388	GOM_NL__2PRFIN20021221_190354_000000442012_00171_04233_0087.N1	21-DEC-2002 19:03:54	Dark	43.500	12	Alp1Cru	0.77500	30000.	87	4233	No
389	GOM_NL__2PRFIN20021221_190852_000000402012_00171_04233_0088.N1	21-DEC-2002 19:08:52	Dark	39.500	159	Ups Car	2.9200	7200.0	79	4233	No
390	GOM_NL__2PRFIN20021221_191022_000000432012_00171_04233_0089.N1	21-DEC-2002 19:10:22	Dark	43.000	71	Iot Car	2.2460	7700.0	86	4233	No
391	GOM_NL__2PRFIN20021221_191211_000000542012_00171_04233_0090.N1	21-DEC-2002 19:12:11	Dark	54.000	41	Eps Car	1.8600	4100.0	108	4233	No
392	GOM_NL__2PRFIN20021221_191507_000000492012_00171_04233_0091.N1	21-DEC-2002 19:15:07	Dark	49.000	34	Gam2Vel	1.7930	23000.	98	4233	No
393	GOM_NL__2PRFIN20021221_191650_000000542012_00171_04233_0092.N1	21-DEC-2002 19:16:50	Dark	54.000	2	Alp Car	-0.73600	7000.0	108	4233	No
394	GOM_NL__2PRFIN20021221_191946_000000542012_00171_04233_0093.N1	21-DEC-2002 19:19:46	Dark	54.000	117	Pi Pup	2.7060	3800.0	108	4233	No
395	GOM_NL__2PRFIN20021221_192251_000000532012_00171_04233_0094.N1	21-DEC-2002 19:22:51	Straylight	52.500	23	21Eps CMa	1.5020	26000.	105	4233	No
396	GOM_NL__2PRFIN20021221_192433_000000522012_00171_04233_0095.N1	21-DEC-2002 19:24:33	Straylight	51.500	179	24Omi2CMa	3.0320	24000.	103	4233	No

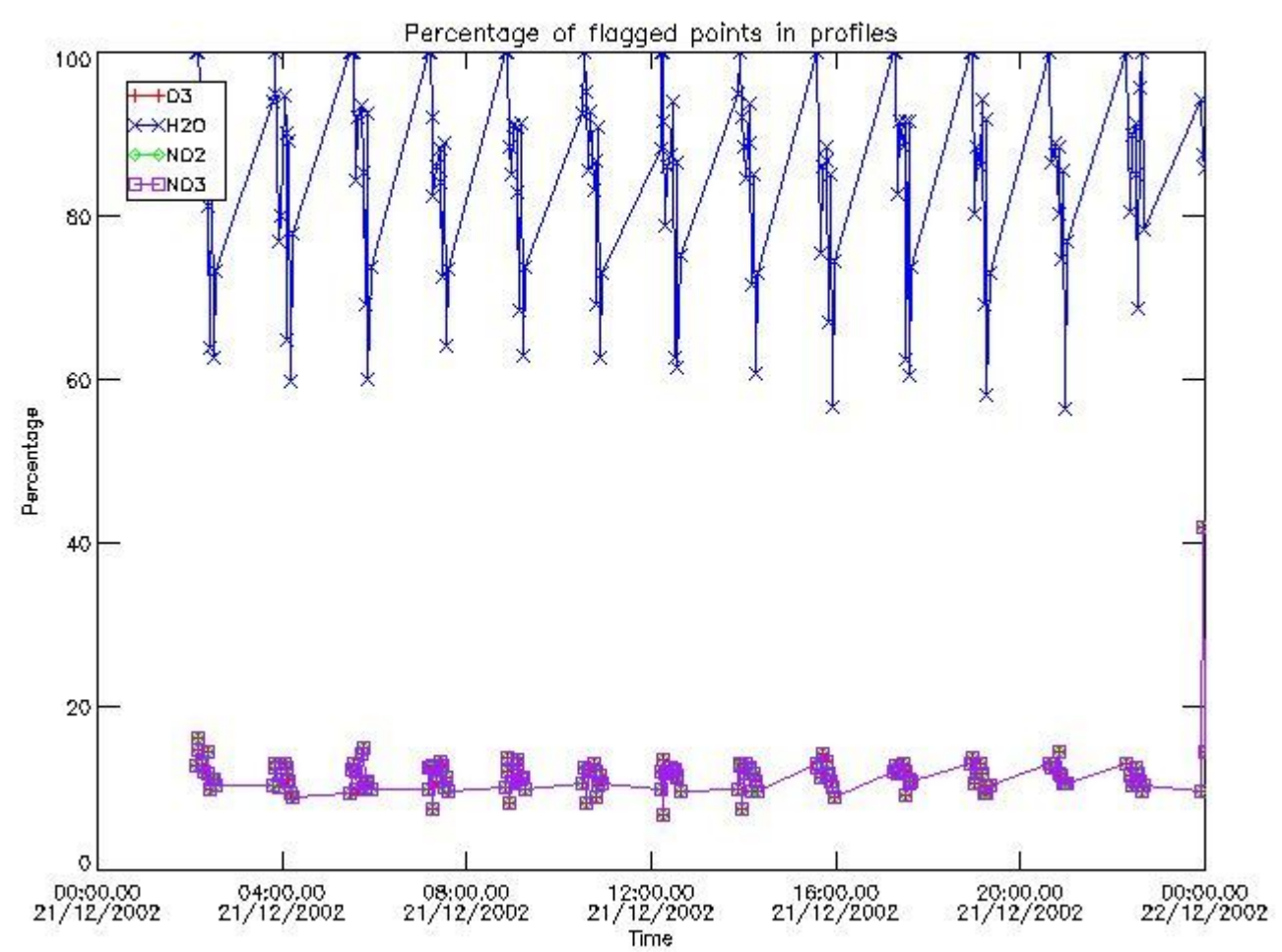
397	GOM_NL__2PRFIN20021221_192721_000000582012_00171_04233_0096.N1	21-DEC-2002 19:27:21	Straylight	57.500	1	9Alp CMa	-1.4400	11000.	115	4233	No
398	GOM_NL__2PRFIN20021221_192957_000000482012_00171_04233_0097.N1	21-DEC-2002 19:29:57	Straylight	48.000	56	53Kap Ori	2.0650	30000.	96	4233	No
399	GOM_NL__2PRFIN20021221_193128_000000432012_00171_04233_0098.N1	21-DEC-2002 19:31:28	Straylight	43.000	128	67Bet Eri	2.7840	9700.0	86	4233	No
400	GOM_NL__2PRFIN20021221_193252_000000472012_00171_04233_0099.N1	21-DEC-2002 19:32:52	Straylight	47.000	72	34Del Ori	2.2500	30000.	94	4233	No
401	GOM_NL__2PRFIN20021221_193528_000000592012_00171_04233_0100.N1	21-DEC-2002 19:35:28	Tw_i_and_stray	58.500	14	58Alp Ori	0.87000	3000.0	117	4233	No
402	GOM_NL__2PRFIN20021221_193745_000000472012_00171_04233_0101.N1	21-DEC-2002 19:37:45	Tw_i_and_stray	46.500	13	87Alp Tau	0.86700	3800.0	93	4233	No
403	GOM_NL__2PRFIN20021221_193933_000000432012_00171_04233_0102.N1	21-DEC-2002 19:39:33	Bright	42.500	176	23Zet Tau	3.0200	22000.	85	4233	No
404	GOM_NL__2PRFIN20021221_194138_000000442012_00171_04233_0103.N1	21-DEC-2002 19:41:38	Bright	44.000	28	12Bet Tau	1.6500	15200.	88	4233	No
405	GOM_NL__2PRFIN20021221_194426_000000372012_00171_04233_0104.N1	21-DEC-2002 19:44:26	Bright	36.500	149	45Eps Per	2.8880	30000.	73	4233	No
406	GOM_NL__2PRFIN20021221_194640_000000482012_00171_04233_0105.N1	21-DEC-2002 19:46:40	Bright	47.500	175	39Del Per	3.0100	19400.	95	4233	No
407	GOM_NL__2PRFIN20021221_194834_000000372012_00171_04233_0106.N1	21-DEC-2002 19:48:34	Bright	37.000	160	23Gam Per	2.9300	4700.0	74	4233	No
408	GOM_NL__2PRFIN20021221_195203_000000382012_00171_04233_0107.N1	21-DEC-2002 19:52:03	Bright	37.500	110	37Del Cas	2.6780	8900.0	75	4233	No
409	GOM_NL__2PRFIN20021221_195818_000000382012_00171_04233_0108.N1	21-DEC-2002 19:58:18	Bright	37.500	49	1Alp UMi	1.9900	6300.0	75	4233	No
410	GOM_NL__2PRFIN20021221_200258_000000392012_00171_04233_0109.N1	21-DEC-2002 20:02:58	Bright	38.500	60	7Bet UMi	2.0810	3950.0	77	4233	No
411	GOM_NL__2PRFIN20021221_200626_000000352012_00171_04233_0110.N1	21-DEC-2002 20:06:26	Bright	34.500	119	14Eta Dra	2.7270	4700.0	69	4233	No
412	GOM_NL__2PRFIN20021221_200804_000000452012_00171_04233_0111.N1	21-DEC-2002 20:08:04	Bright	44.500	55	79Zet UMa	2.0600	10200.	89	4233	No
413	GOM_NL__2PRFIN20021221_201007_000000422012_00171_04233_0112.N1	21-DEC-2002 20:10:07	Bright	41.500	39	85Eta UMa	1.8540	24000.	83	4233	No
414	GOM_NL__2PRFIN20021221_201341_000000392012_00171_04233_0113.N1	21-DEC-2002 20:13:41	Bright	39.000	180	27Gam Boo	3.0400	8000.0	78	4233	No
415	GOM_NL__2PRFIN20021221_201701_000000412012_00171_04233_0114.N1	21-DEC-2002 20:17:01	Bright	40.500	83		2.3780	11000.	81	4233	No
416	GOM_NL__2PRFIN20021221_202034_000000642012_00171_04233_0115.N1	21-DEC-2002 20:20:34	Bright	64.000	111	8Eta Boo	2.6800	6000.0	128	4233	No
417	GOM_NL__2PRFIN20021221_202506_000000662012_00171_04233_0116.N1	21-DEC-2002 20:25:06	Bright	66.000	138	47Eps Vir	2.8280	4700.0	132	4233	No
418	GOM_NL__2PRFIN20021221_202917_000000402012_00171_04233_0117.N1	21-DEC-2002 20:29:17	Bright	39.500	122	9Alp2Lib	2.7470	9700.0	79	4233	No
419	GOM_NL__2PRFIN20021221_203108_000002552012_00171_04233_0118.N1	21-DEC-2002 20:31:08	Straylight	255.00	62	94Bet Leo	2.1360	9700.0	510	4233	No
420	GOM_NL__2PRFIN20021221_203631_000000392012_00171_04233_0119.N1	21-DEC-2002 20:36:31	Dark	39.000	81	Eta Cen	2.3560	28000.	78	4233	No
421	GOM_NL__2PRFIN20021221_203744_000000402012_00171_04233_0120.N1	21-DEC-2002 20:37:44	Dark	39.500	78	Alp Lup	2.3040	28000.	79	4233	No
422	GOM_NL__2PRFIN20021221_204112_000000412012_00171_04233_0121.N1	21-DEC-2002 20:41:12	Dark	41.000	4	Alp1Cen	-0.010000	5800.0	82	4233	No
423	GOM_NL__2PRFIN20021221_204430_000000412012_00172_04234_0087.N1	21-DEC-2002 20:44:30	Dark	41.000	12	Alp1Cru	0.77500	30000.	82	4234	No
424	GOM_NL__2PRFIN20021221_204929_000000392012_00172_04234_0088.N1	21-DEC-2002 20:49:29	Dark	38.500	159	Ups Car	2.9200	7200.0	77	4234	No
425	GOM_NL__2PRFIN20021221_205058_000000442012_00172_04234_0089.N1	21-DEC-2002 20:50:58	Dark	43.500	71	Iot Car	2.2460	7700.0	87	4234	No
426	GOM_NL__2PRFIN20021221_205247_000000442012_00172_04234_0090.N1	21-DEC-2002 20:52:47	Dark	44.000	41	Eps Car	1.8600	4100.0	88	4234	No
427	GOM_NL__2PRFIN20021221_205544_000000492012_00172_04234_0091.N1	21-DEC-2002 20:55:44	Dark	48.500	34	Gam2Vel	1.7930	23000.	97	4234	No
428	GOM_NL__2PRFIN20021221_205727_000000492012_00172_04234_0092.N1	21-DEC-2002 20:57:27	Dark	48.500	2	Alp Car	-0.73600	7000.0	97	4234	No
429	GOM_NL__2PRFIN20021221_210023_000000532012_00172_04234_0093.N1	21-DEC-2002 21:00:23	Dark	52.500	117	Pi Pup	2.7060	3800.0	105	4234	No
430	GOM_NL__2PRFIN20021221_210327_000000572012_00172_04234_0094.N1	21-DEC-2002 21:03:27	Straylight	56.500	23	21Eps CMa	1.5020	26000.	113	4234	No
431	GOM_NL__2PRFIN20021221_210509_000000552012_00172_04234_0095.N1	21-DEC-2002 21:05:09	Straylight	54.500	179	24Omi2CMa	3.0320	24000.	109	4234	No
432	GOM_NL__2PRFIN20021221_210757_000000602012_00172_04234_0096.N1	21-DEC-2002 21:07:57	Straylight	60.000	1	9Alp CMa	-1.4400	11000.	120	4234	No
433	GOM_NL__2PRFIN20021221_211033_000000482012_00172_04234_0097.N1	21-DEC-2002 21:10:33	Straylight	48.000	56	53Kap Ori	2.0650	30000.	96	4234	No
434	GOM_NL__2PRFIN20021221_211204_000000442012_00172_04234_0098.N1	21-DEC-2002 21:12:04	Straylight	44.000	128	67Bet Eri	2.7840	9700.0	88	4234	No
435	GOM_NL__2PRFIN20021221_211327_000000442012_00172_04234_0099.N1	21-DEC-2002 21:13:27	Straylight	43.500	72	34Del Ori	2.2500	30000.	87	4234	No
436	GOM_NL__2PRFIN20021221_211602_000000602012_00172_04234_0100.N1	21-DEC-2002 21:16:02	Tw_i_and_stray	60.000	14	58Alp Ori	0.87000	3000.0	120	4234	No
437	GOM_NL__2PRFIN20021221_211821_000000522012_00172_04234_0101.N1	21-DEC-2002 21:18:21	Tw_i_and_stray	52.000	13	87Alp Tau	0.86700	3800.0	104	4234	No
438	GOM_NL__2PRFIN20021221_212008_000000442012_00172_04234_0102.N1	21-DEC-2002 21:20:08	Bright	44.000	176	23Zet Tau	3.0200	22000.	88	4234	No
439	GOM_NL__2PRFIN20021221_212213_000000442012_00172_04234_0103.N1	21-DEC-2002 21:22:13	Bright	43.500	28	12Bet Tau	1.6500	15200.	87	4234	No
440	GOM_NL__2PRFIN20021221_212501_000000372012_00172_04234_0104.N1	21-DEC-2002 21:25:01	Bright	37.000	149	45Eps Per	2.8880	30000.	74	4234	No
441	GOM_NL__2PRFIN20021221_212716_000000372012_00172_04234_0105.N1	21-DEC-2002 21:27:16	Bright	36.500	175	39Del Per	3.0100	19400.	73	4234	No
442	GOM_NL__2PRFIN20021221_212910_000000382012_00172_04234_0106.N1	21-DEC-2002 21:29:10	Bright	37.500	160	23Gam Per	2.9300	4700.0	75	4234	No
443	GOM_NL__2PRFIN20021221_213239_000000382012_00172_04234_0107.N1	21-DEC-2002 21:32:39	Bright	38.000	110	37Del Cas	2.6780	8900.0	76	4234	No
444	GOM_NL__2PRFIN20021221_213854_000000362012_00172_04234_0108.N1	21-DEC-2002 21:38:54	Bright	36.000	49	1Alp UMi	1.9900	6300.0	72	4234	No
445	GOM_NL__2PRFIN20021221_214333_000000362012_00172_04234_0109.N1	21-DEC-2002 21:43:33	Bright	36.000	60	7Bet UMi	2.0810	3950.0	72	4234	No
446	GOM_NL__2PRFIN20021221_214702_000000372012_00172_04234_0110.N1	21-DEC-2002 21:47:02	Bright	37.000	119	14Eta Dra	2.7270	4700.0	74	4234	No
447	GOM_NL__2PRFIN20021221_214840_000000442012_00172_04234_0111.N1	21-DEC-2002 21:48:40	Bright	44.000	55	79Zet UMa	2.0600	10200.	88	4234	No
448	GOM_NL__2PRFIN20021221_215043_000000542012_00172_04234_0112.N1	21-DEC-2002 21:50:43	Bright	53.500	39	85Eta UMa	1.8540	24000.	107	4234	No
449	GOM_NL__2PRFIN20021221_215417_000000392012_00172_04234_0113.N1	21-DEC-2002 21:54:17	Bright	38.500	180	27Gam Boo	3.0400	8000.0	77	4234	No
450	GOM_NL__2PRFIN20021221_215737_000000562012_00172_04234_0114.N1	21-DEC-2002 21:57:37	Bright	56.000	83		2.3780	11000.	112	4234	No
451	GOM_NL__2PRFIN20021221_220110_000000642012_00172_04234_0115.N1	21-DEC-2002 22:01:10	Bright	64.000	111	8Eta Boo	2.6800	6000.0	128	4234	No
452	GOM_NL__2PRFIN20021221_220543_000000622012_00172_04234_0116.N1	21-DEC-2002 22:05:43	Bright	62.000	138	47Eps Vir	2.8280	4700.0	124	4234	No
453	GOM_NL__2PRFIN20021221_220952_000000392012_00172_04234_0117.N1	21-DEC-2002 22:09:52	Bright	39.000	122	9Alp2Lib	2.7470	9700.0	78	4234	No
454	GOM_NL__2PRFIN20021221_221148_000002552012_00172_04234_0118.N1	21-DEC-2002 22:11:48	Straylight	255.00	62	94Bet Leo	2.1360	9700.0	510	4234	No
455	GOM_NL__2PRFIN20021221_221820_000000402012_00172_04234_0119.N1	21-DEC-2002 22:18:20	Dark	39.500	78	Alp Lup	2.3040	28000.	79	4234	No

456	GOM_NL__2PRFIN20021221_222148_000000442012_00172_04234_0120.N1	21-DEC-2002 22:21:48	Dark	44.000	4	Alp1Cen	-0.010000	5800.0	88	4234	No
457	GOM_NL__2PRFIN20021221_222506_000000502012_00173_04235_0087.N1	21-DEC-2002 22:25:06	Dark	49.500	12	Alp1Cru	0.77500	30000.	99	4235	No
458	GOM_NL__2PRFIN20021221_223005_000000412012_00173_04235_0088.N1	21-DEC-2002 22:30:05	Dark	40.500	159	Ups Car	2.9200	7200.0	81	4235	No
459	GOM_NL__2PRFIN20021221_223134_000000472012_00173_04235_0089.N1	21-DEC-2002 22:31:34	Dark	47.000	71	Iot Car	2.2460	7700.0	94	4235	No
460	GOM_NL__2PRFIN20021221_223323_000000442012_00173_04235_0090.N1	21-DEC-2002 22:33:23	Dark	43.500	41	Eps Car	1.8600	4100.0	87	4235	No
461	GOM_NL__2PRFIN20021221_223619_000000472012_00173_04235_0091.N1	21-DEC-2002 22:36:19	Dark	47.000	34	Gam2Vel	1.7930	23000.	94	4235	No
462	GOM_NL__2PRFIN20021221_223829_000000532012_00173_04235_0092.N1	21-DEC-2002 22:38:29	Dark	52.500	70	Zet Pup	2.2460	39000.	105	4235	No
463	GOM_NL__2PRFIN20021221_224057_000000532012_00173_04235_0093.N1	21-DEC-2002 22:40:57	Dark	53.000	117	Pi Pup	2.7060	3800.0	106	4235	No
464	GOM_NL__2PRFIN20021221_224402_000000522012_00173_04235_0094.N1	21-DEC-2002 22:44:02	Straylight	51.500	23	21Eps CMa	1.5020	26000.	103	4235	No
465	GOM_NL__2PRFIN20021221_224545_000000532012_00173_04235_0095.N1	21-DEC-2002 22:45:45	Straylight	53.000	179	24Omi2CMa	3.0320	24000.	106	4235	No
466	GOM_NL__2PRFIN20021221_224816_000000522012_00173_04235_0096.N1	21-DEC-2002 22:48:16	Straylight	52.000	47	2Bet CMa	1.9760	28000.	104	4235	No
467	GOM_NL__2PRFIN20021221_225109_000000502012_00173_04235_0097.N1	21-DEC-2002 22:51:09	Straylight	49.500	56	53Kap Ori	2.0650	30000.	99	4235	No
468	GOM_NL__2PRFIN20021221_225239_000000412012_00173_04235_0098.N1	21-DEC-2002 22:52:39	Straylight	41.000	128	67Bet Eri	2.7840	9700.0	82	4235	No
469	GOM_NL__2PRFIN20021221_225403_000000482012_00173_04235_0099.N1	21-DEC-2002 22:54:03	Straylight	48.000	72	34Del Ori	2.2500	30000.	96	4235	No
470	GOM_NL__2PRFIN20021221_225640_000000612012_00173_04235_0100.N1	21-DEC-2002 22:56:40	Twi_and_stray	61.000	14	58Alp Ori	0.87000	3000.0	122	4235	No
471	GOM_NL__2PRFIN20021221_225857_000000522012_00173_04235_0101.N1	21-DEC-2002 22:58:57	Twi_and_stray	52.000	13	87Alp Tau	0.86700	3800.0	104	4235	No
472	GOM_NL__2PRFIN20021221_230044_000000432012_00173_04235_0102.N1	21-DEC-2002 23:00:44	Bright	43.000	176	23Zet Tau	3.0200	22000.	86	4235	No
473	GOM_NL__2PRFIN20021221_230249_000000442012_00173_04235_0103.N1	21-DEC-2002 23:02:49	Bright	43.500	28	12Bet Tau	1.6500	15200.	87	4235	No
474	GOM_NL__2PRFIN20021221_230538_000000372012_00173_04235_0104.N1	21-DEC-2002 23:05:38	Bright	37.000	149	45Eps Per	2.8880	30000.	74	4235	No
475	GOM_NL__2PRFIN20021221_230752_000000362012_00173_04235_0105.N1	21-DEC-2002 23:07:52	Bright	36.000	175	39Del Per	3.0100	19400.	72	4235	No
476	GOM_NL__2PRFIN20021221_230947_000000372012_00173_04235_0106.N1	21-DEC-2002 23:09:47	Bright	37.000	160	23Gam Per	2.9300	4700.0	74	4235	No
477	GOM_NL__2PRFIN20021221_231316_000000372012_00173_04235_0107.N1	21-DEC-2002 23:13:16	Bright	37.000	110	37Del Cas	2.6780	8900.0	74	4235	No
478	GOM_NL__2PRFIN20021221_231930_000000382012_00173_04235_0108.N1	21-DEC-2002 23:19:30	Bright	37.500	49	1Alp UMi	1.9900	6300.0	75	4235	No
479	GOM_NL__2PRFIN20021221_232409_000000392012_00173_04235_0109.N1	21-DEC-2002 23:24:09	Bright	38.500	60	7Bet UMi	2.0810	3950.0	77	4235	No
480	GOM_NL__2PRFIN20021221_232738_000000382012_00173_04235_0110.N1	21-DEC-2002 23:27:38	Bright	37.500	119	14Eta Dra	2.7270	4700.0	75	4235	No
481	GOM_NL__2PRFIN20021221_232915_000000452012_00173_04235_0111.N1	21-DEC-2002 23:29:15	Bright	45.000	55	79Zet UMa	2.0600	10200.	90	4235	No
482	GOM_NL__2PRFIN20021221_233118_000000442012_00173_04235_0112.N1	21-DEC-2002 23:31:18	Bright	44.000	39	85Eta UMa	1.8540	24000.	88	4235	No
483	GOM_NL__2PRFIN20021221_233452_000000572012_00173_04235_0113.N1	21-DEC-2002 23:34:52	Bright	57.000	180	27Gam Boo	3.0400	8000.0	114	4235	No
484	GOM_NL__2PRFIN20021221_233813_000000392012_00173_04235_0114.N1	21-DEC-2002 23:38:13	Bright	38.500	83		2.3780	11000.	77	4235	No
485	GOM_NL__2PRFIN20021221_234145_000000462012_00173_04235_0115.N1	21-DEC-2002 23:41:45	Bright	45.500	111	8Eta Boo	2.6800	6000.0	91	4235	No
486	GOM_NL__2PRFIN20021221_234618_000000652012_00173_04235_0116.N1	21-DEC-2002 23:46:18	Bright	65.000	138	47Eps Vir	2.8280	4700.0	130	4235	No
487	GOM_NL__2PRFIN20021221_235029_000000402012_00173_04235_0117.N1	21-DEC-2002 23:50:29	Bright	39.500	122	9Alp2Lib	2.7470	9700.0	79	4235	No
488	GOM_NL__2PRFIN20021221_235221_000000592012_00173_04235_0118.N1	21-DEC-2002 23:52:21	Twi_and_stray	58.500	15	67Alp Vir	0.97600	28000.	117	4235	No
489	GOM_NL__2PRFIN20021221_235552_000000532012_00173_04235_0119.N1	21-DEC-2002 23:55:52	Dark	53.000	169	46Gam Hya	2.9910	4700.0	106	4235	No
490	GOM_NL__2PRFIN20021221_235743_000000402012_00173_04235_0120.N1	21-DEC-2002 23:57:43	Dark	40.000	81	Eta Cen	2.3560	28000.	80	4235	No
491	GOM_NL__2PRFIN20021221_235856_000000392012_00173_04235_0121.N1	21-DEC-2002 23:58:56	Dark	39.000	78	Alp Lup	2.3040	28000.	78	4235	No

3. Quality information per product

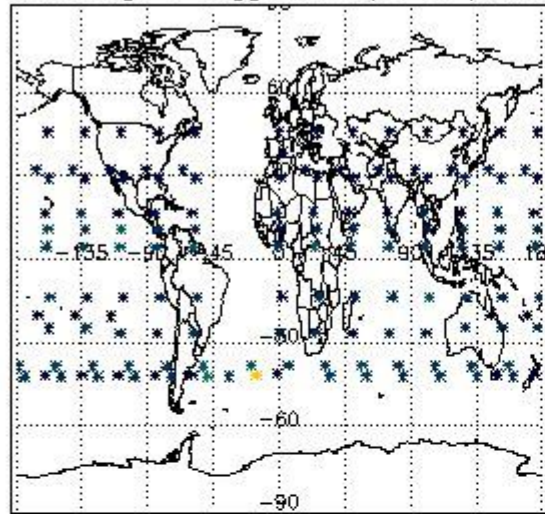
In this section it is plotted some information contained in the Quality Summary data set of the level 2 products. Only products in dark limb conditions and without errors (error flag in the MPH set to "0") are used.

3.1 Plot quality information per product (time dependant)


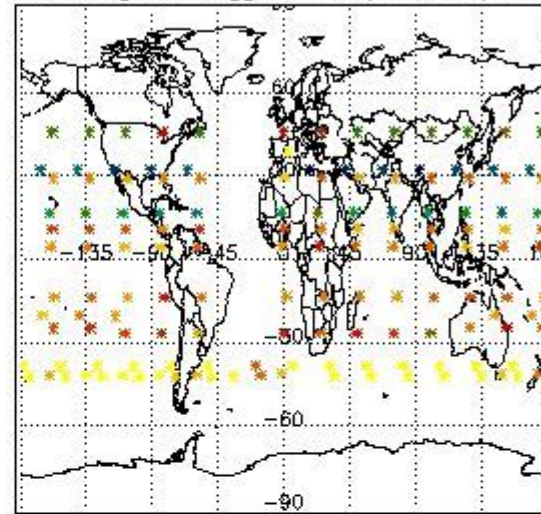


3.2 Plot quality information per product (world map)

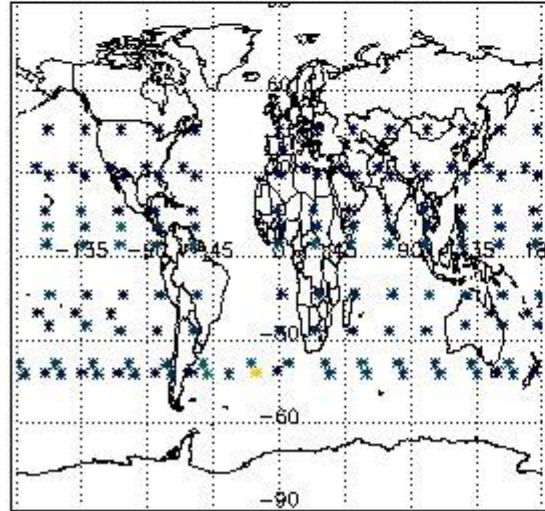
Percentage of flagged data per O3 profile



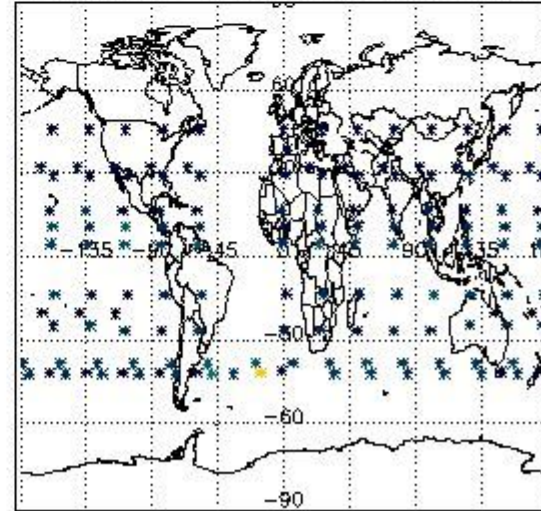
Percentage of flagged data per H2O profile



Percentage of flagged data per NO2 profile



Percentage of flagged data per NO3 profile

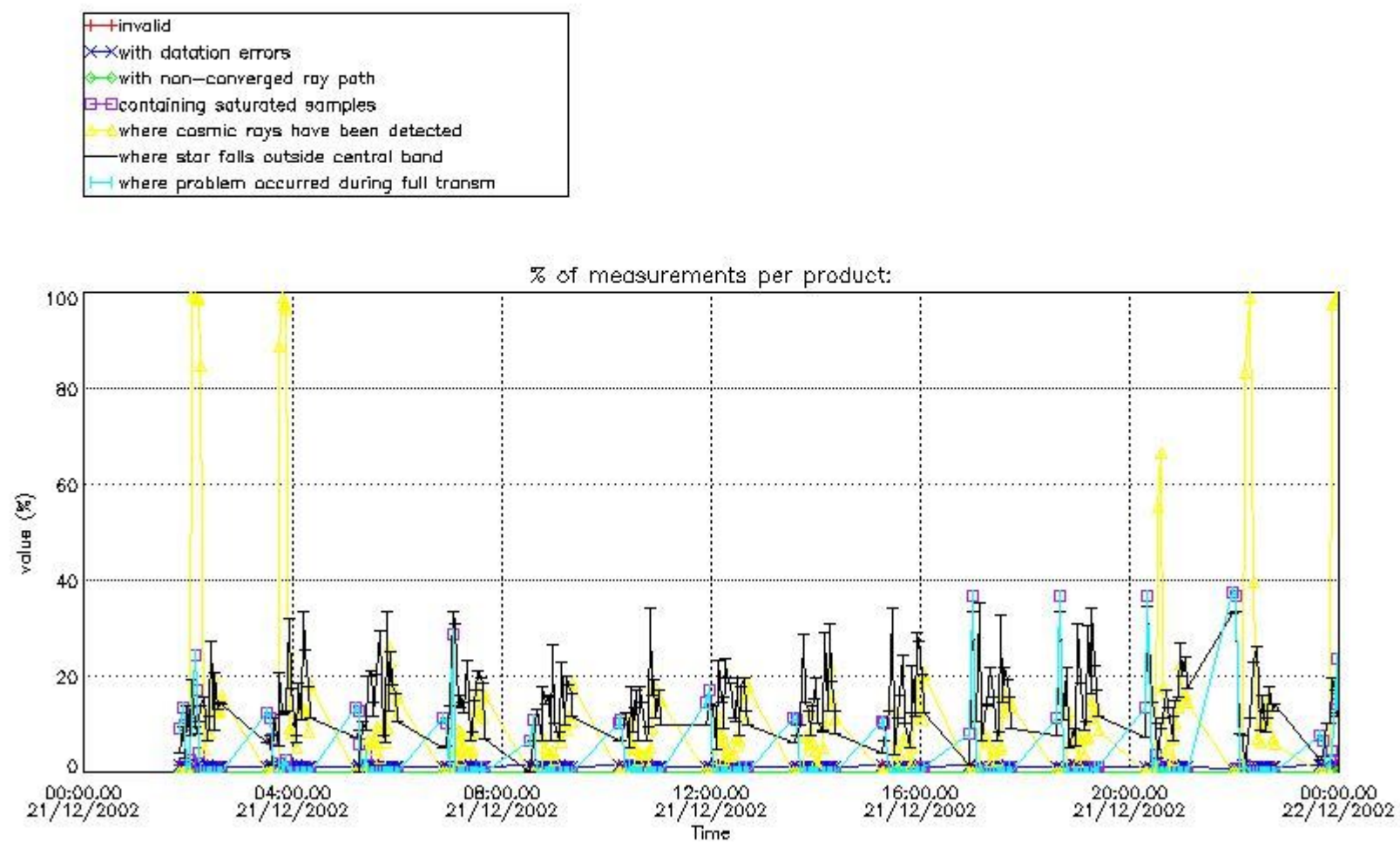


4. Level 1 quality information per product

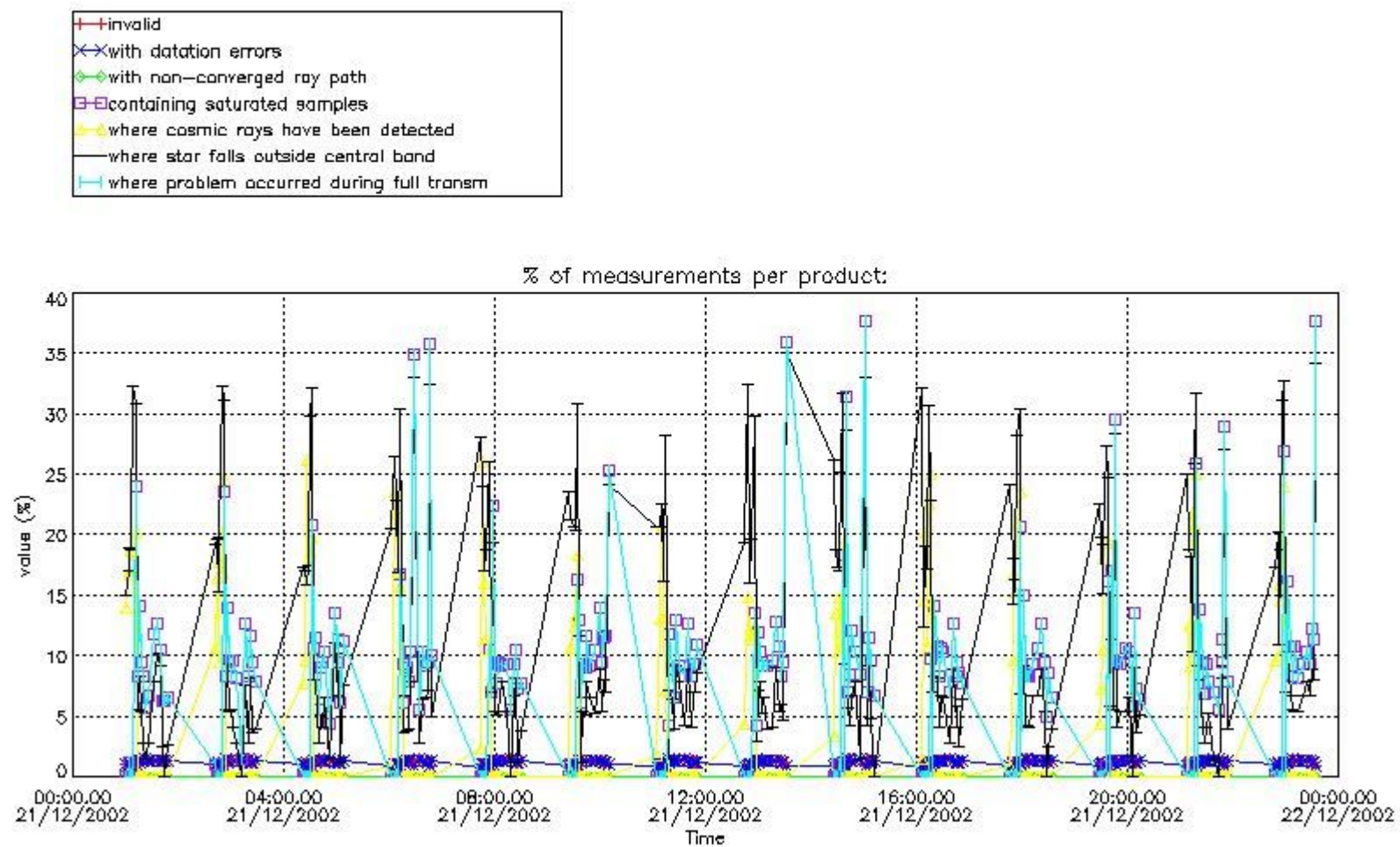
In this section it is plotted some information contained in the Quality Summary data set of the level 2 products that comes from the level 1b processing. Products without errors (error flag in the MPH set to "0") are used.

4.1 Plot quality information per product (time dependant) coming from level 1b processing

4.1.1 Plot level 1 quality information per product (time dependant): ENVISAT ASCENDING passes



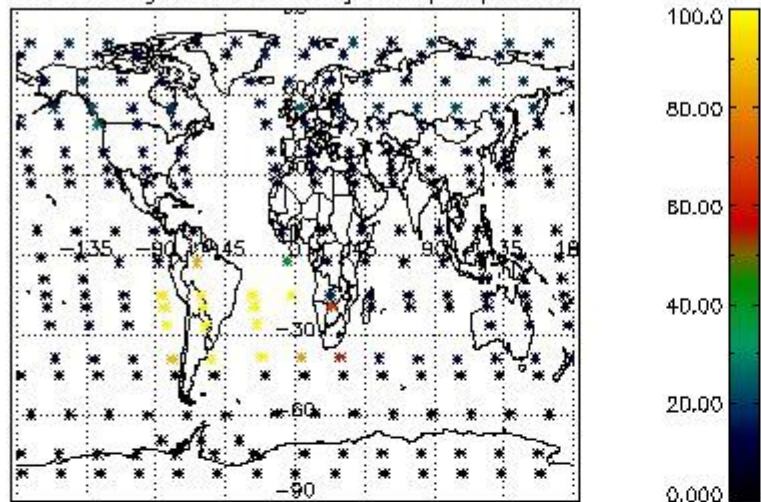
4.1.2 Plot level 1 quality information per product (time dependant): ENVI SAT DESCENDING passes



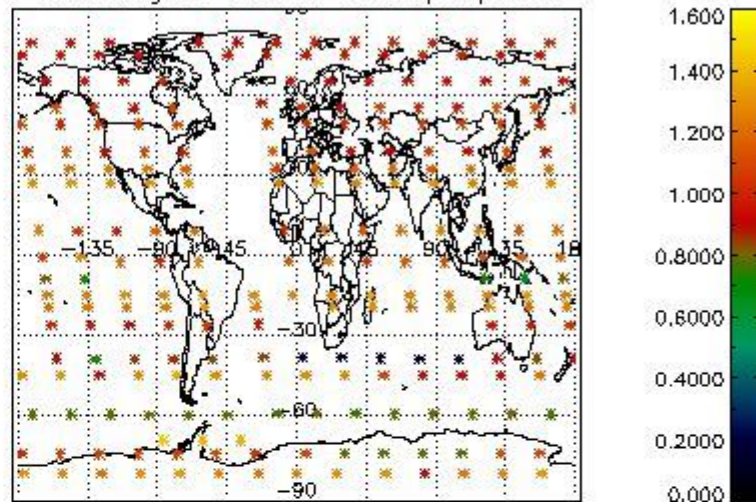
4.2 Plot quality information per product coming from level 1b processing (world map)

4.2.1 Plot level 1 quality information per product (world map): ENVISAT ASCENDING passes

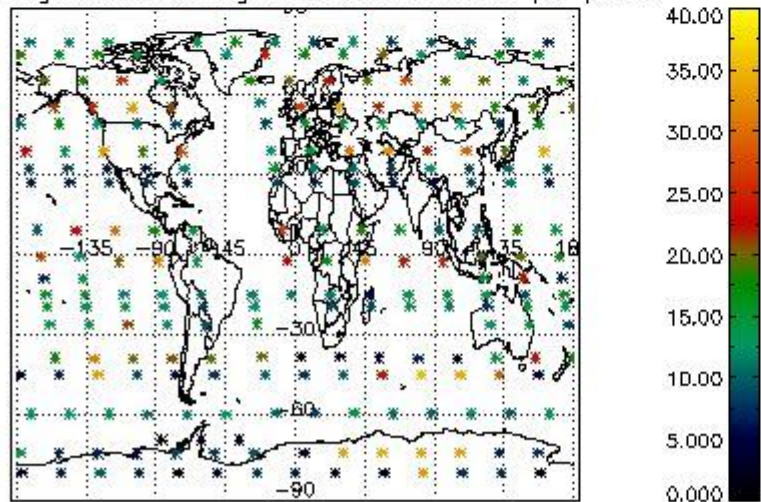
Percentage of cosmic ray hits per profile



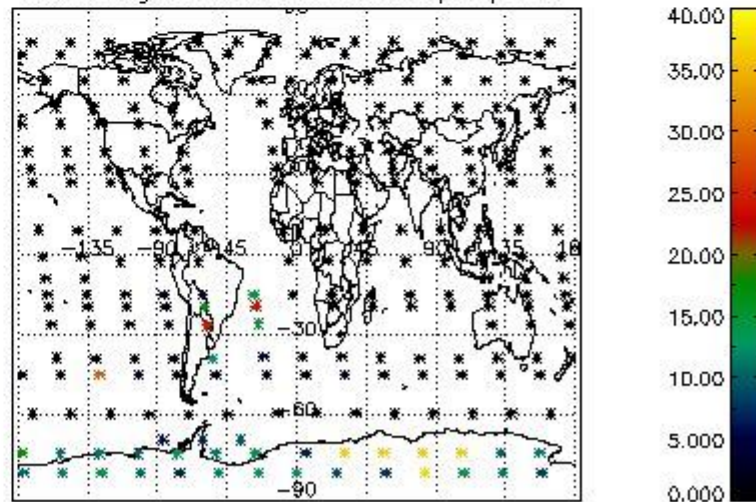
Percentage of datation errors per profile



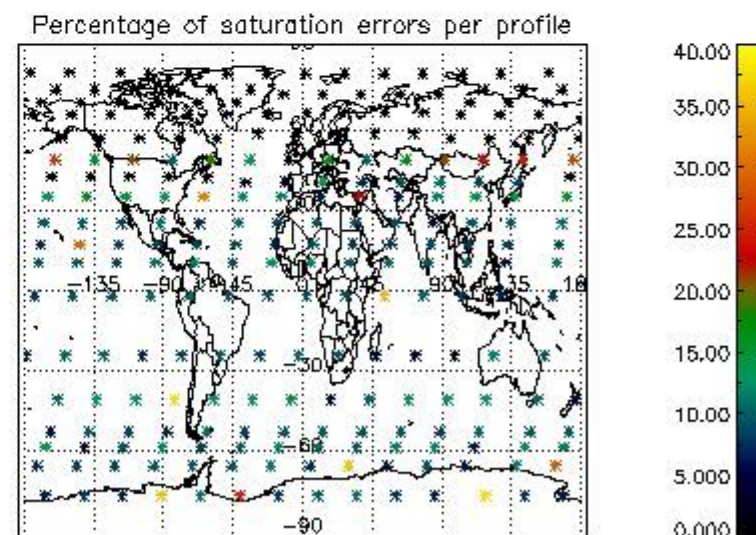
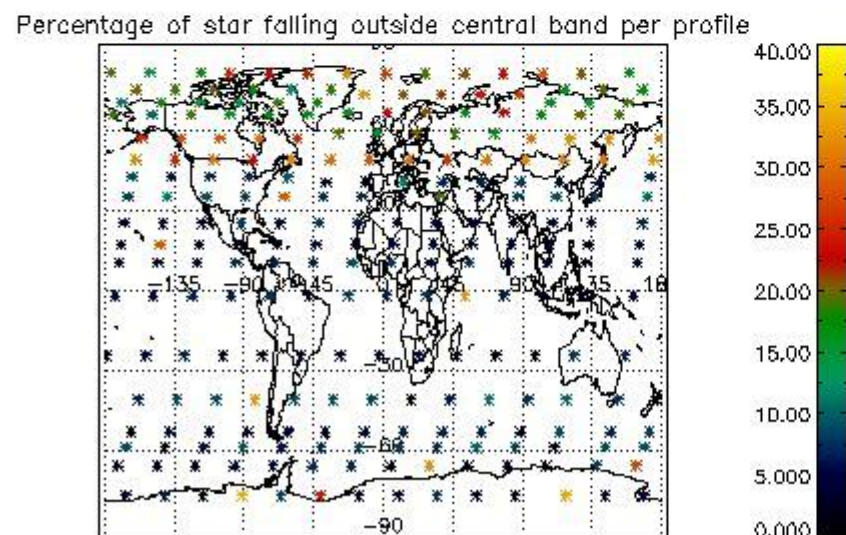
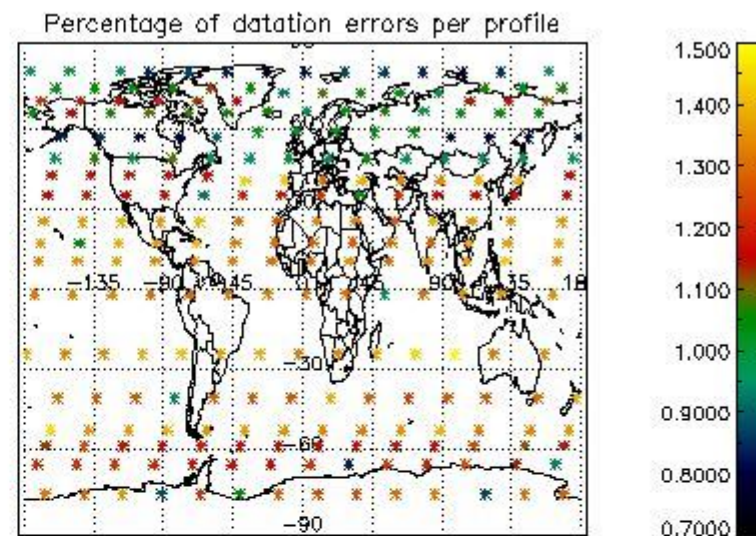
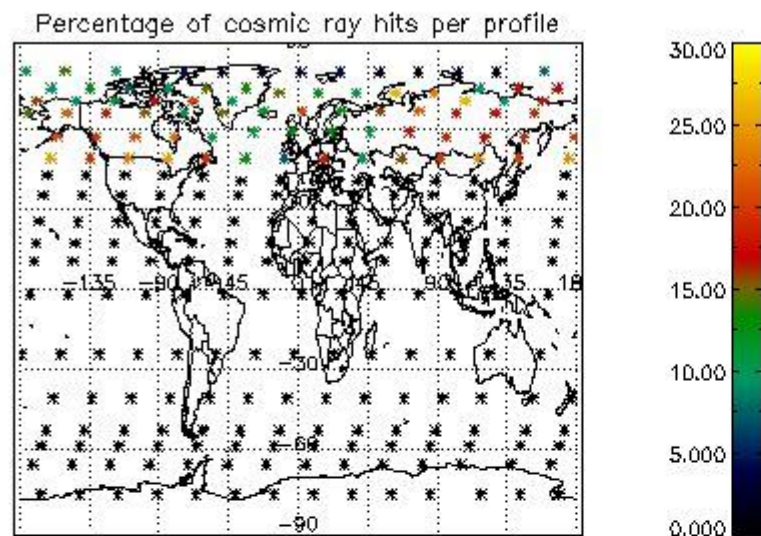
Percentage of star falling outside central band per profile



Percentage of saturation errors per profile



4.2.2 Plot level 1 quality information per product (world map): ENVISAT DESCENDING passes



5. Trace gas profiles

5.1 Ozone statistics based on quality of products

The final quality of the products can be "measured" using the STD (Standard Deviation) attached to every point profile. This information is written to the parameter GOM_NL__2P/NL_LOCAL_SPECIES_DENSITY/o3_std of the level 2 products. The table below shows the statistics for given STD ranges.

The statistics are given with respect to the overall valid production:

- Products without fatal errors: GOM_NL__2P/MPH/PRODUCT_ERR=0
- Valid point profile: GOM_NL__2P/NL_LOCAL_SPECIES_DENSITY/pcd(0)=0

The 'Criteria' is applied to valid points of dark limb products:

- Products in dark limb illumination condition: GOM_NL__2P/NL_SUMMARY_QUALITY/obs_ill_cond=0
- Products without fatal errors: GOM_NL__2P/MPH/PRODUCT_ERR=0
- Valid point profile: GOM_NL__2P/NL_LOCAL_SPECIES_DENSITY/pcd(0)=0

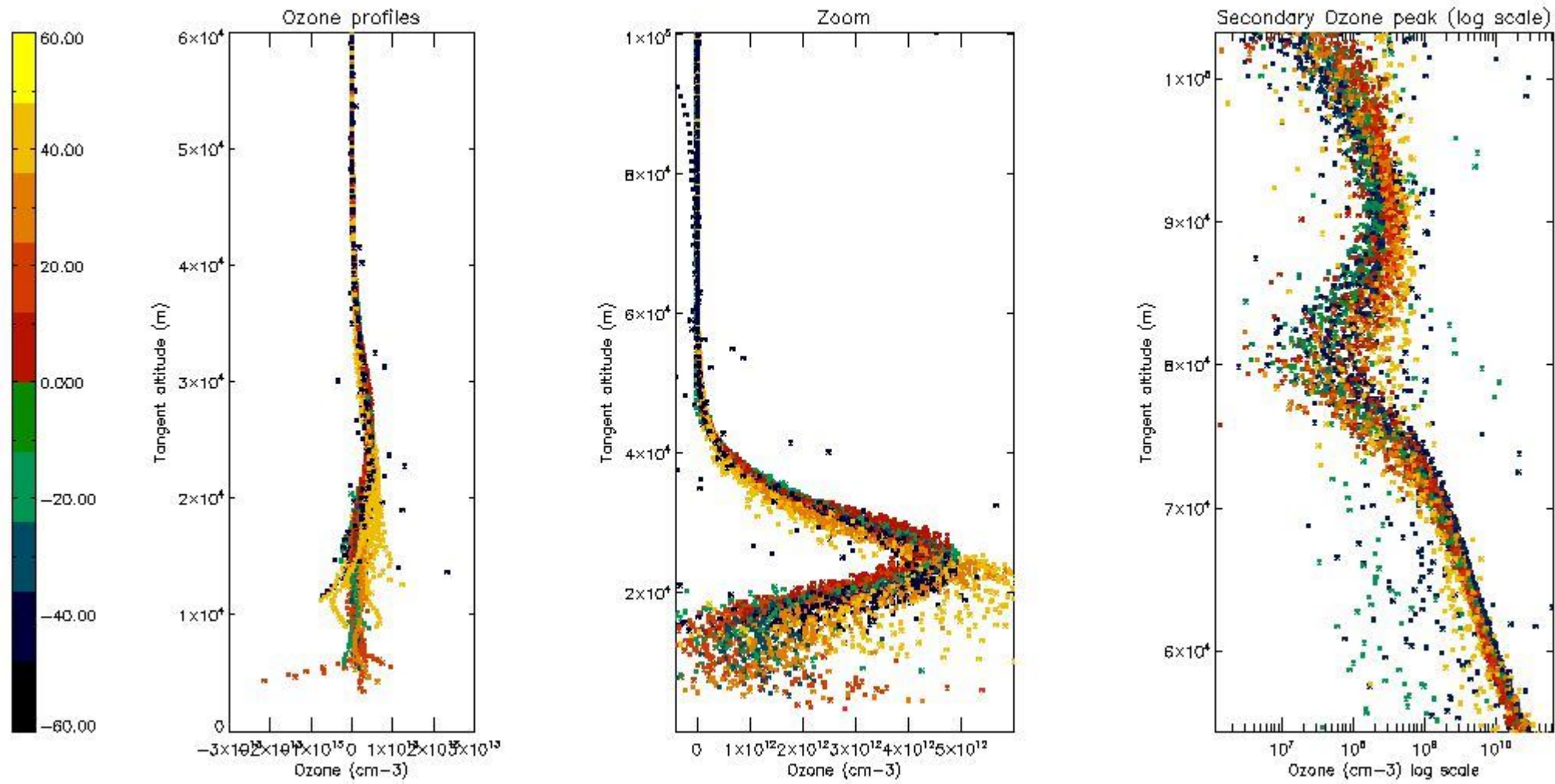
So, the table below shows the percentage of dark limb and valid observations for each criteria with respect to the overall valid daily observations.

Criteria	% of total production
All STD	29
STD < 20	17

STD < 10	14
STD < 5	9

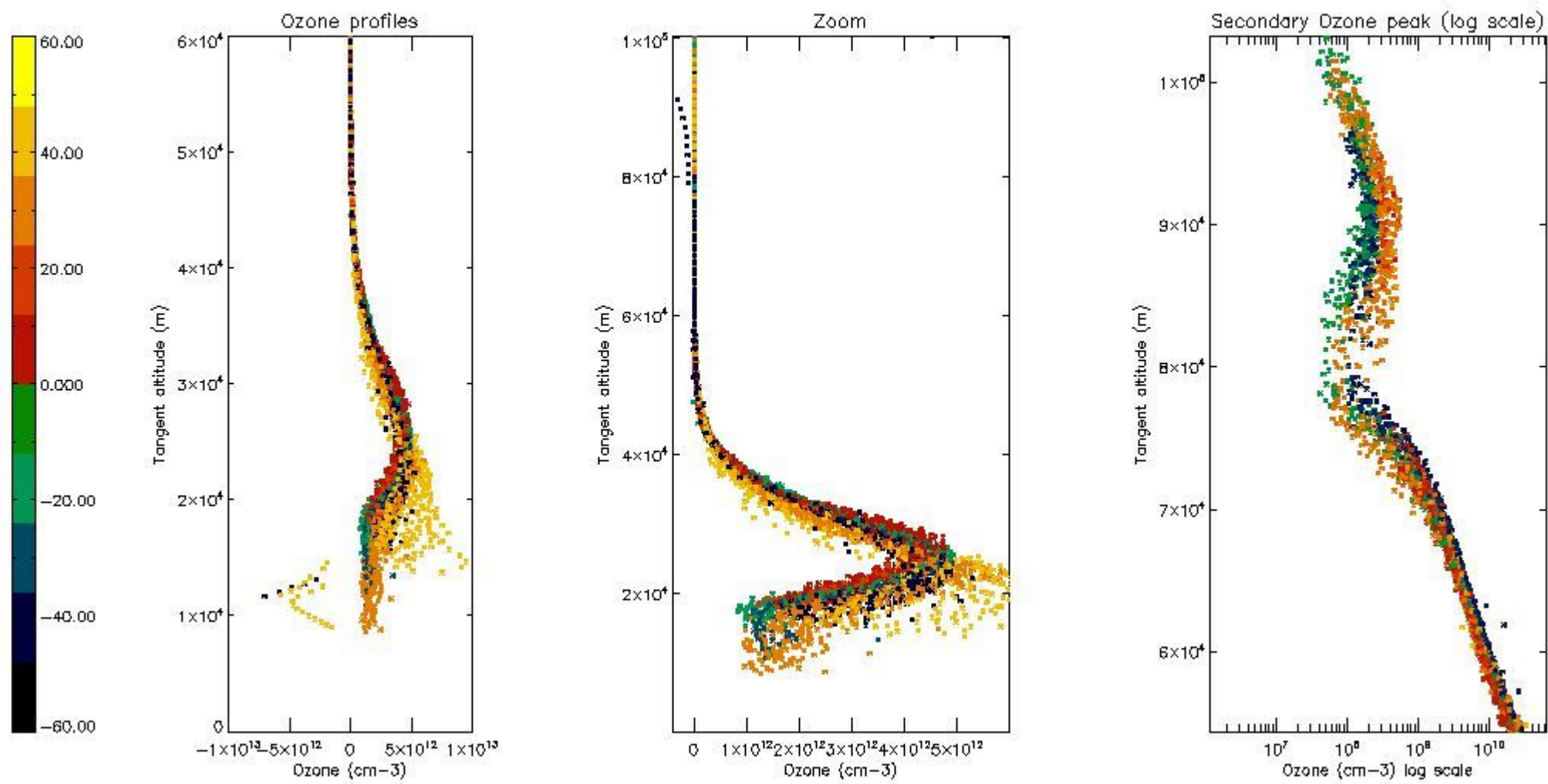
5.2 Plot ozone profiles for all STD (dark without errors)

The colorbar represents the latitude.



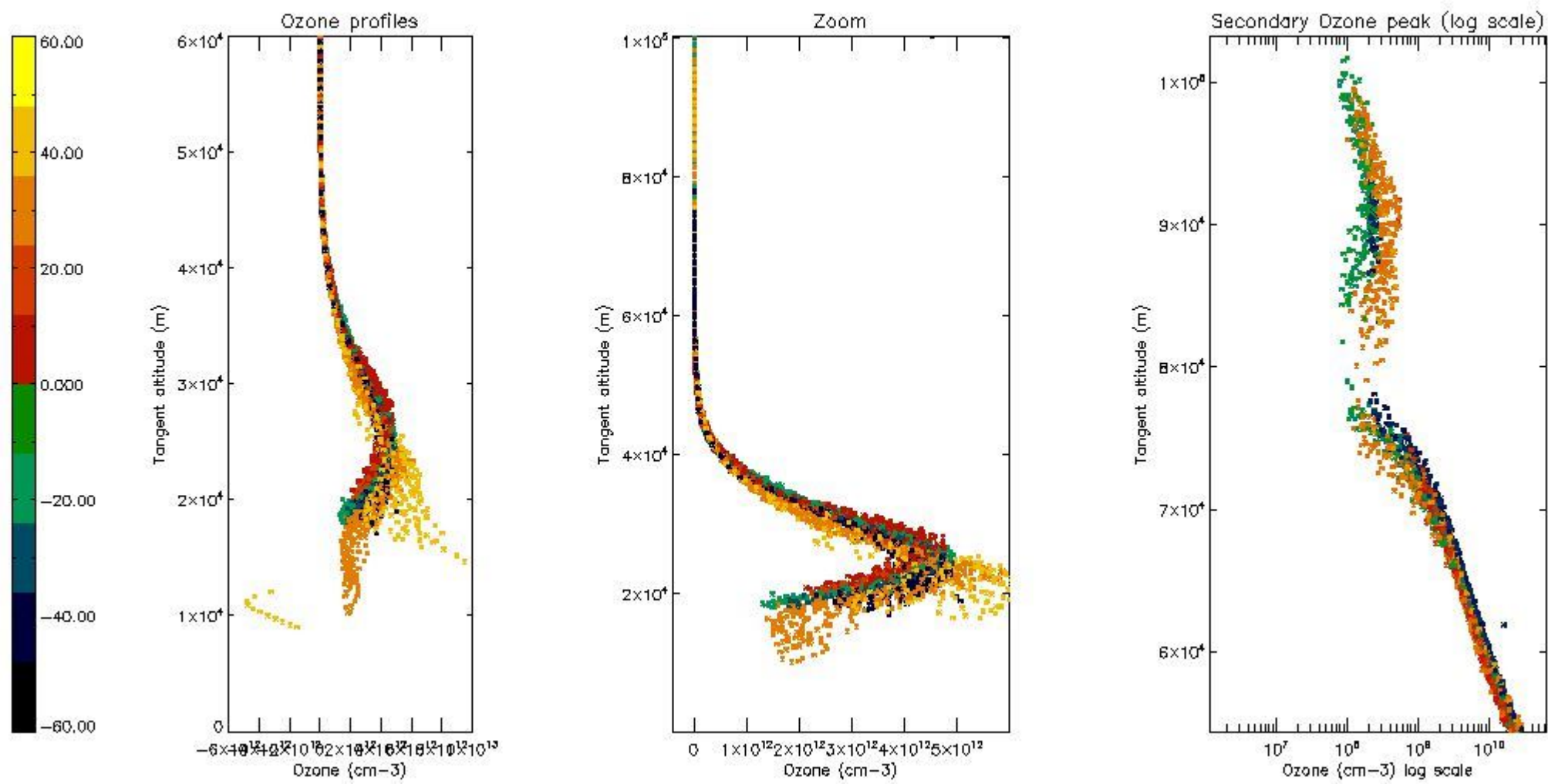
5.3 Plot ozone profiles where STD < 20% (dark without errors)

The colorbar represents the latitude.



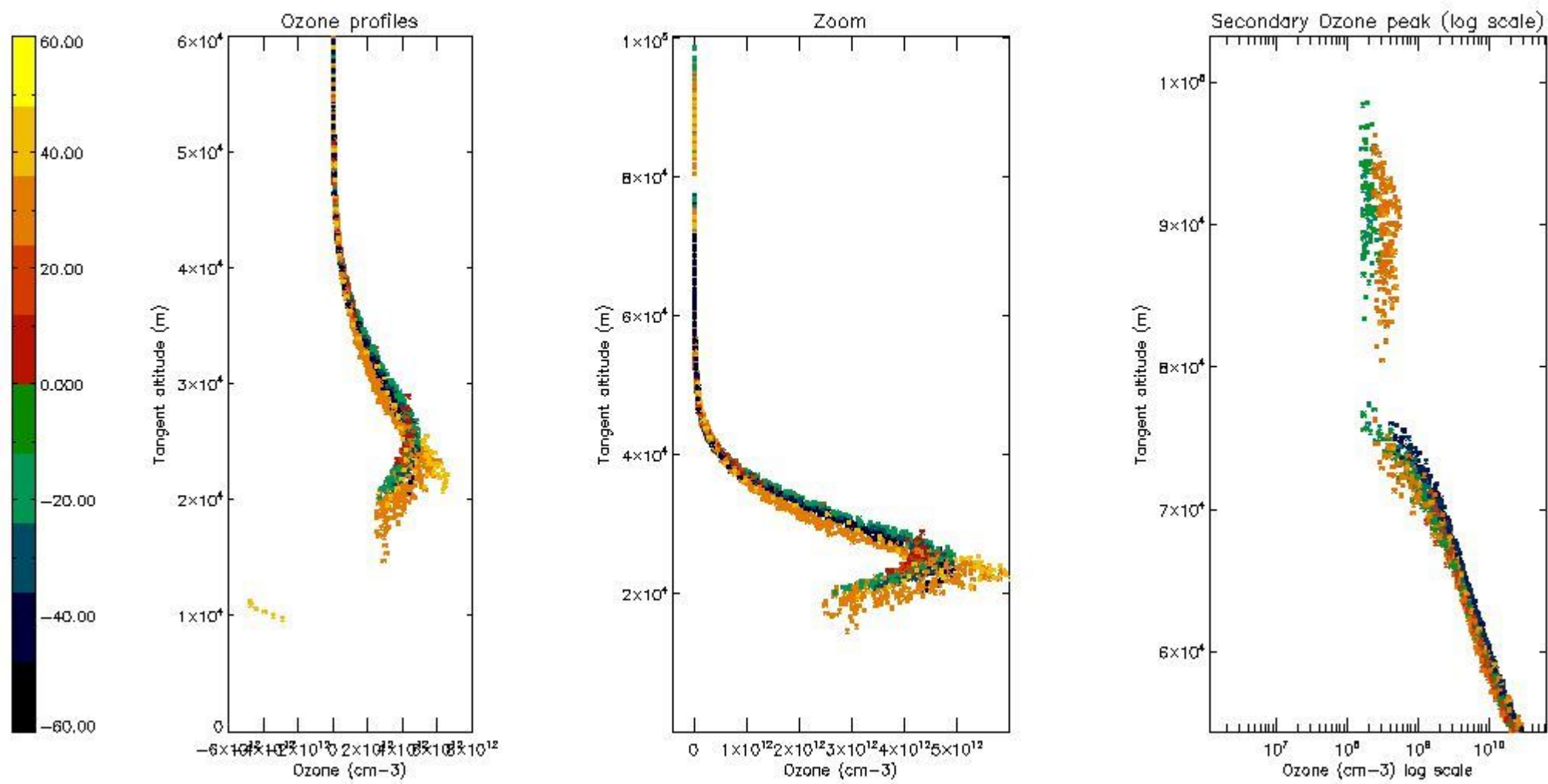
5.4 Plot ozone profiles where STD < 10% (dark without errors)

The colorbar represents the latitude.



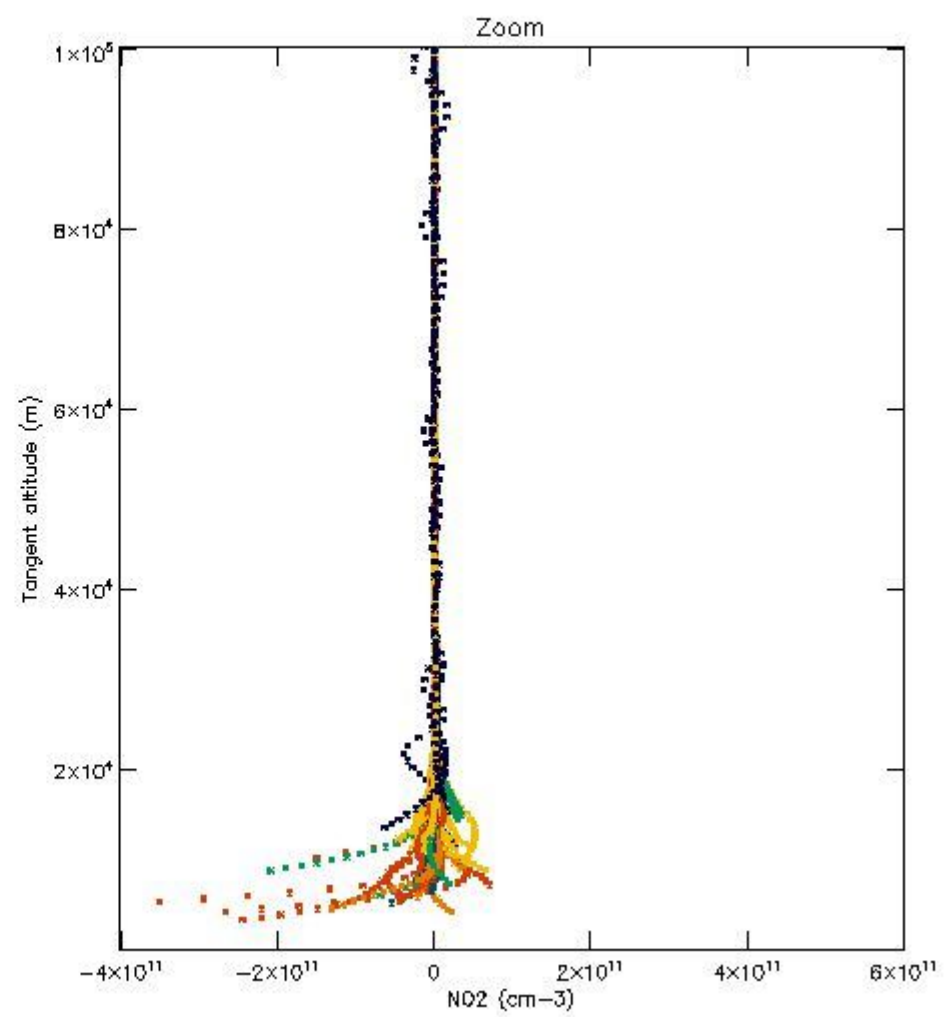
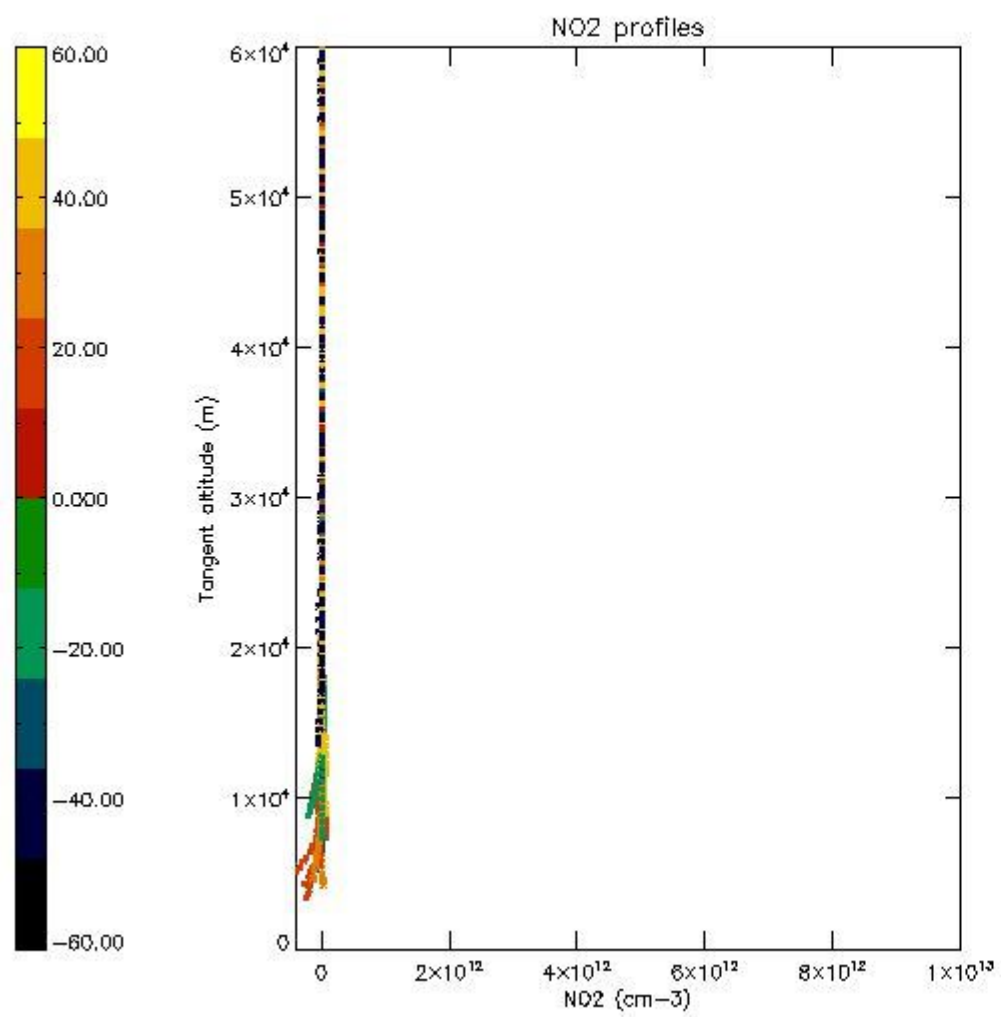
5.5 Plot ozone profiles where STD < 5% (dark without errors)

The colorbar represents the latitude.



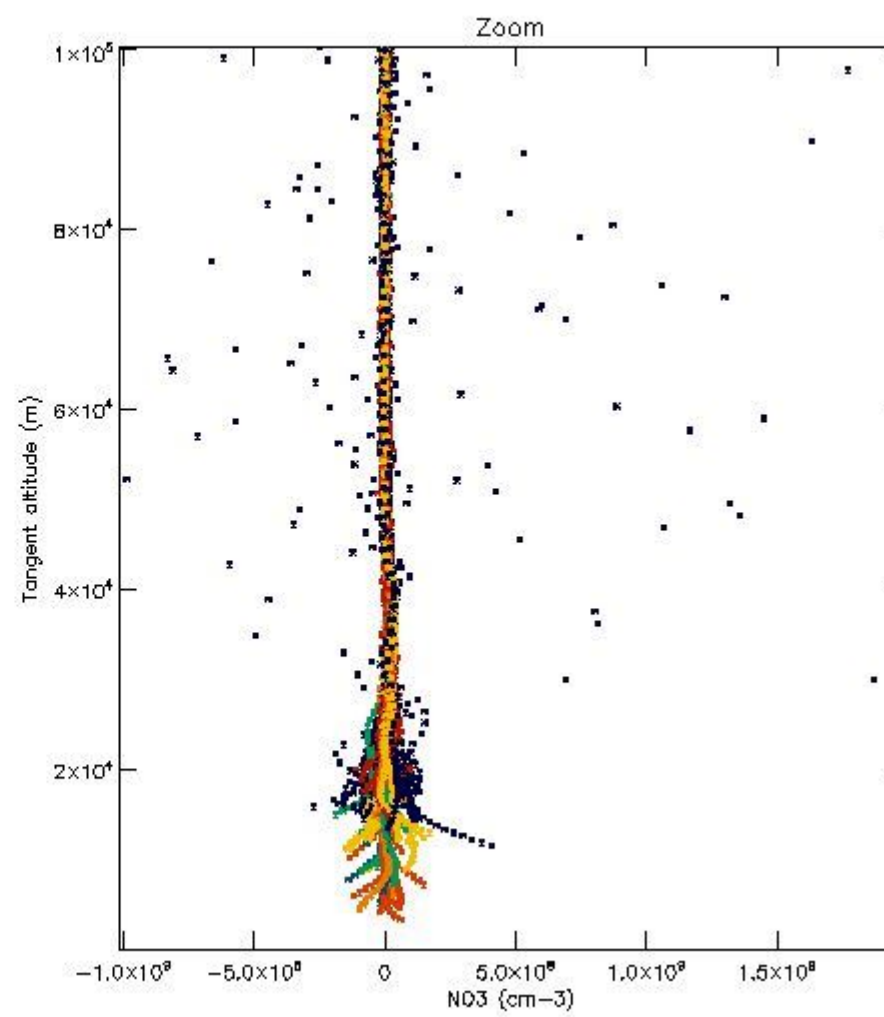
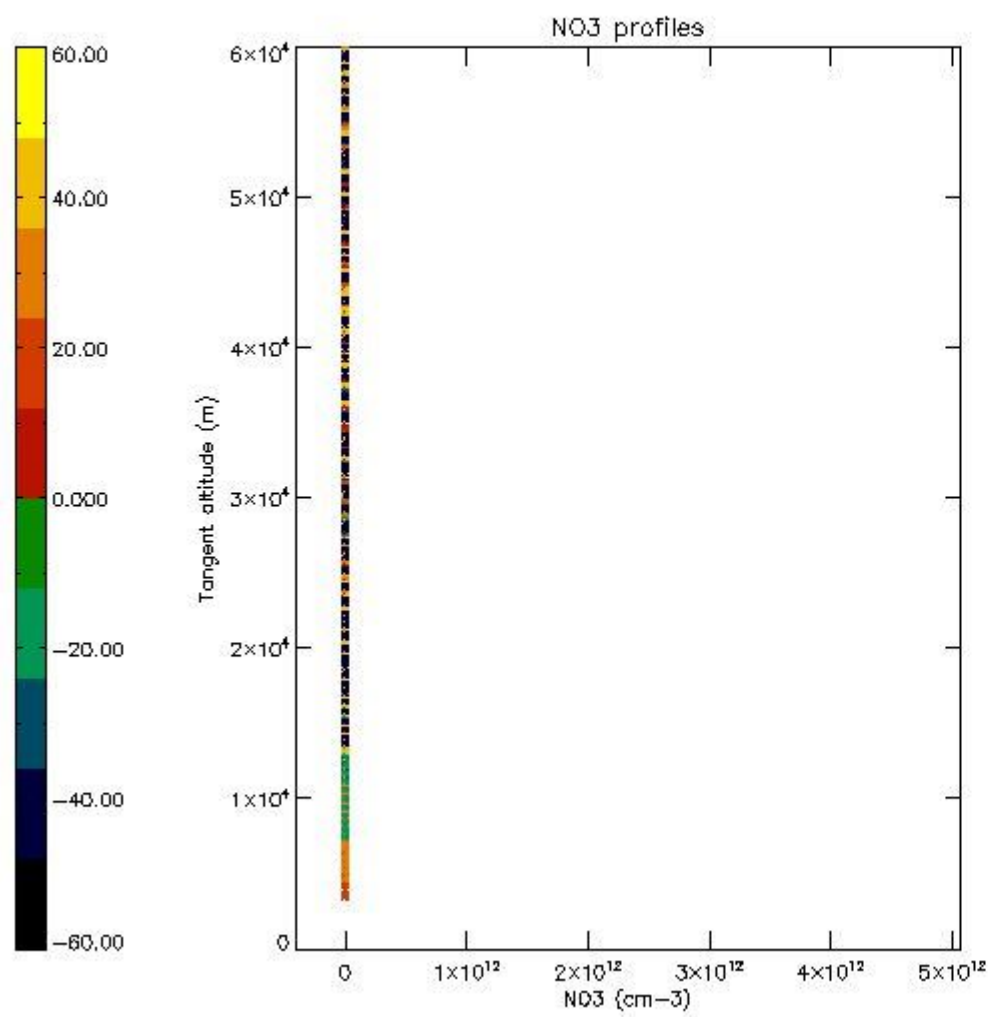
5.6 Plot NO₂ profiles for all STD (dark without errors)

The colorbar represents the latitude.



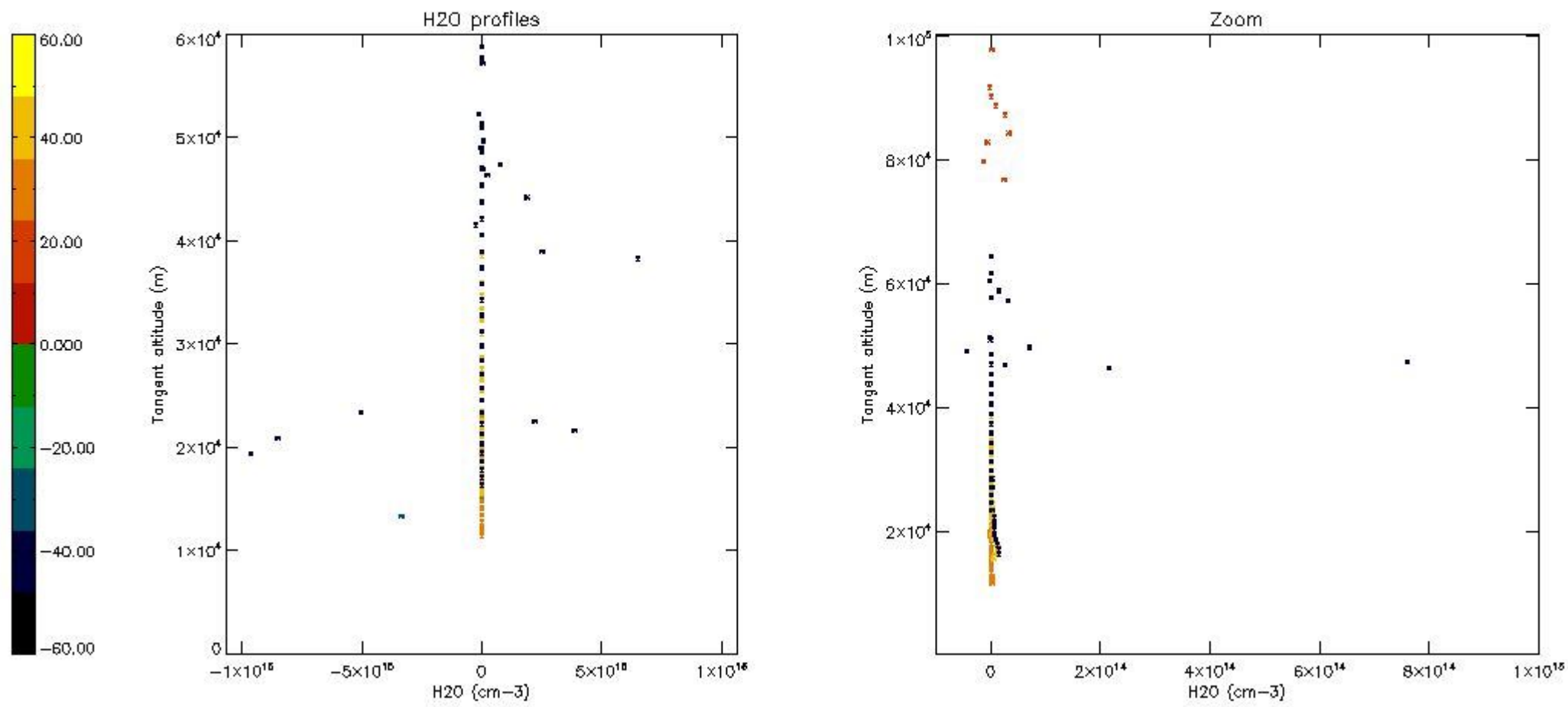
5.7 Plot NO3 profiles for all STD (dark without errors)

The colorbar represents the latitude.



5.8 Plot H₂O profiles for all STD (only for occultations of stars 1,2,3,4,13,14,16,26,63 dark without errors)

The colorbar represents the latitude.



6. Auxiliary Data Files used for the production reported in section 2

The number reported in the third column indicates since which file (see list in section 2) the corresponding auxiliary file has been used. The fourth column is the date of those product files.

Type	Auxiliary Filename	Used since product	Used since product date
INST_PHYS_CHARACTERISTICS	GOM_INS_AXNIEC20050627_150440_20020301_000000_20100101_000000	1	21-DEC-2002 01:00:28
LEVEL-2_PROC_CONFIG	GOM_PR2_AXVIEC20091111_152718_20020301_000000_20500101_000000	1	21-DEC-2002 01:00:28
CROSS_SECTIONS_FILE	GOM_CRS_AXVIEC20091111_154832_20020301_000000_20500101_000000	1	21-DEC-2002 01:00:28

GOMOS Level 2 Daily Report

SUMMARY

[1. General Info](#)

[2. Summary of processed GOM_NL_2P products](#)

[3. Level 2 Quality information per product](#)

[3.1 Plot of level 2 quality information per product \(time dependant\)](#)

[3.2 Plot of level 2 quality information per product \(world map\)](#)

[4. Level 1 Quality information per product \(stored on level 2 products\)](#)

[4.1 Plot of level 1 quality information per product \(time dependant\)](#)

[4.1.1 Plot of level 1 quality information per product \(time dependant\): ASCENDING](#)

[4.1.2 Plot of level 1 quality information per product \(time dependant\): DESCENDING](#)

[4.2 Plot of level 1 quality information per product \(world map\)](#)

[4.2.1 Plot of level 1 quality information per product \(world map\): ASCENDING](#)

[4.2.2 Plot of level 1 quality information per product \(world map\): DESCENDING](#)

[5. Ozone profiles based on quality statistics and other trace gas profiles](#)

[5.1 Ozone statistics based on quality of products](#)

[5.2 Plot ozone profiles for all STD \(dark without errors\)](#)

[5.3 Plot ozone profiles where STD < 20% \(dark without errors\)](#)

[5.4. Plot ozone profiles where STD < 10% \(dark without errors\)](#)

[5.5. Plot ozone profiles where STD < 5% \(dark without errors\)](#)

[5.6 Plot NO2 profiles for all STD \(dark without errors\)](#)

[5.7 Plot NO3 profiles for all STD \(dark without errors\)](#)

[5.8 Plot H2O profiles \(only for occultations of stars 1,2,3,4,13,14,16,26,63 dark without errors\) for all STD](#)

[6. Auxiliary Data Files used for the production reported in section 2](#)

This report presents the daily analysis on parameters extracted from GOMOS level 2 data (GOM_NL__2P). It is intended to monitor some important parameters that will impact the quality of these products. A list of level 2 products (and content) that have arrived during the reporting day to the PCF is also given.

Item	Value
Time of report generation	17APR2013 21:33:01
Data source version	GOMOS/6.01
Start time of products	21-12-2002 (21DEC2002 00:00:00)
Stop time of products	22-12-2002 (22DEC2002 00:00:00)
Store outputs in DB	Yes
Nb of level 2 prods	491
Nb of prods with errors	0

2. Summary of processed GOM_NL__2P products.

Nr	Filename	UTC Start time	Limb	Duration	Star Id	Star Name	Star Mag	Star Temp	Nb Meas	Orbit	Prod. error
1	GOM_NL__2PRFIN20021221_010028_000000502012_00160_04222_0423.N1	21-DEC-2002 01:00:28	Straylight	50.000	47	2Bet CMa	1.9760	28000.	100	4222	No
2	GOM_NL__2PRFIN20021221_010321_000000472012_00160_04222_0424.N1	21-DEC-2002 01:03:21	Straylight	47.000	56	53Kap Ori	2.0650	30000.	94	4222	No
3	GOM_NL__2PRFIN20021221_010451_000000452012_00160_04222_0425.N1	21-DEC-2002 01:04:51	Straylight	45.000	128	67Bet Eri	2.7840	9700.0	90	4222	No
4	GOM_NL__2PRFIN20021221_010617_000000482012_00160_04222_0426.N1	21-DEC-2002 01:06:17	Straylight	48.000	72	34Del Ori	2.2500	30000.	96	4222	No
5	GOM_NL__2PRFIN20021221_010856_000000622012_00160_04222_0427.N1	21-DEC-2002 01:08:56	Twilight	62.000	14	58Alp Ori	0.87000	3000.0	124	4222	No
6	GOM_NL__2PRFIN20021221_011108_000000522012_00160_04222_0428.N1	21-DEC-2002 01:11:08	Twilight	52.000	13	87Alp Tau	0.86700	3800.0	104	4222	No
7	GOM_NL__2PRFIN20021221_011330_000000362012_00160_04222_0429.N1	21-DEC-2002 01:13:30	Bright	36.000	146	25Eta Tau	2.8730	15200.	72	4222	No
8	GOM_NL__2PRFIN20021221_011505_000000432012_00160_04222_0430.N1	21-DEC-2002 01:15:05	Bright	42.500	28	12Bet Tau	1.6500	15200.	85	4222	No
9	GOM_NL__2PRFIN20021221_011749_000000372012_00160_04222_0431.N1	21-DEC-2002 01:17:49	Bright	37.000	149	45Eps Per	2.8880	30000.	74	4222	No
10	GOM_NL__2PRFIN20021221_012003_000000372012_00160_04222_0432.N1	21-DEC-2002 01:20:03	Bright	36.500	175	39Del Per	3.0100	19400.	73	4222	No
11	GOM_NL__2PRFIN20021221_012156_000000352012_00160_04222_0433.N1	21-DEC-2002 01:21:56	Bright	35.000	160	23Gam Per	2.9300	4700.0	70	4222	No
12	GOM_NL__2PRFIN20021221_012523_000000372012_00160_04222_0434.N1	21-DEC-2002 01:25:23	Bright	37.000	110	37Del Cas	2.6780	8900.0	74	4222	No
13	GOM_NL__2PRFIN20021221_013142_000000382012_00160_04222_0435.N1	21-DEC-2002 01:31:42	Bright	38.000	49	1Alp UMi	1.9900	6300.0	76	4222	No
14	GOM_NL__2PRFIN20021221_013622_000000402012_00160_04222_0436.N1	21-DEC-2002 01:36:22	Bright	39.500	60	7Bet UMi	2.0810	3950.0	79	4222	No
15	GOM_NL__2PRFIN20021221_013949_000000382012_00160_04222_0437.N1	21-DEC-2002 01:39:49	Bright	38.000	119	14Eta Dra	2.7270	4700.0	76	4222	No
16	GOM_NL__2PRFIN20021221_014131_000000402012_00160_04222_0438.N1	21-DEC-2002 01:41:31	Bright	40.000	55	79Zet UMa	2.0600	10200.	80	4222	No
17	GOM_NL__2PRFIN20021221_014332_000000402012_00160_04222_0439.N1	21-DEC-2002 01:43:32	Bright	40.000	39	85Eta UMa	1.8540	24000.	80	4222	No
18	GOM_NL__2PRFIN20021221_014704_000000382012_00160_04222_0440.N1	21-DEC-2002 01:47:04	Bright	38.000	180	27Gam Boo	3.0400	8000.0	76	4222	No
19	GOM_NL__2PRFIN20021221_015023_000000392012_00160_04222_0441.N1	21-DEC-2002 01:50:23	Bright	39.000	83		2.3780	11000.	78	4222	No
20	GOM_NL__2PRFIN20021221_015353_000000482012_00160_04222_0442.N1	21-DEC-2002 01:53:53	Bright	48.000	111	8Eta Boo	2.6800	6000.0	96	4222	No
21	GOM_NL__2PRFIN20021221_015530_000000362012_00160_04222_0443.N1	21-DEC-2002 01:55:30	Bright	36.000	102	24Alp Ser	2.6000	4250.0	72	4222	No
22	GOM_NL__2PRFIN20021221_015821_000000652012_00160_04222_0444.N1	21-DEC-2002 01:58:21	Bright	64.500	138	47Eps Vir	2.8280	4700.0	129	4222	No
23	GOM_NL__2PRFIN20021221_020236_000000392012_00160_04222_0445.N1	21-DEC-2002 02:02:36	Bright	39.000	122	9Alp2Lib	2.7470	9700.0	78	4222	No
24	GOM_NL__2PRFIN20021221_020419_000000602012_00160_04222_0446.N1	21-DEC-2002 02:04:19	Twilight	60.000	15	67Alp Vir	0.97600	28000.	120	4222	No
25	GOM_NL__2PRFIN20021221_020753_000000482012_00160_04222_0447.N1	21-DEC-2002 02:07:53	Dark	47.500	169	46Gam Hya	2.9910	4700.0	95	4222	No
26	GOM_NL__2PRFIN20021221_020951_000000382012_00160_04222_0448.N1	21-DEC-2002 02:09:51	Dark	38.000	81	Eta Cen	2.3560	28000.	76	4222	No
27	GOM_NL__2PRFIN20021221_021105_000000382012_00160_04222_0449.N1	21-DEC-2002 02:11:05	Dark	38.000	78	Alp Lup	2.3040	28000.	76	4222	No
28	GOM_NL__2PRFIN20021221_021434_000000402012_00160_04222_0450.N1	21-DEC-2002 02:14:34	Dark	39.500	4	Alp1Cen	-0.010000	5800.0	79	4222	No
29	GOM_NL__2PRFIN20021221_021749_000000422012_00161_04223_0424.N1	21-DEC-2002 02:17:49	Dark	42.000	12	Alp1Cru	0.77500	30000.	84	4223	No
30	GOM_NL__2PRFIN20021221_022248_000000392012_00161_04223_0425.N1	21-DEC-2002 02:22:48	Dark	39.000	159	Ups Car	2.9200	7200.0	78	4223	No
31	GOM_NL__2PRFIN20021221_022416_000000432012_00161_04223_0426.N1	21-DEC-2002 02:24:16	Dark	43.000	71	Iot Car	2.2460	7700.0	86	4223	No
32	GOM_NL__2PRFIN20021221_022606_000000522012_00161_04223_0427.N1	21-DEC-2002 02:26:06	Dark	51.500	41	Eps Car	1.8600	4100.0	103	4223	No
33	GOM_NL__2PRFIN20021221_022901_000000462012_00161_04223_0428.N1	21-DEC-2002 02:29:01	Dark	45.500	34	Gam2Vel	1.7930	23000.	91	4223	No
34	GOM_NL__2PRFIN20021221_023047_000000462012_00161_04223_0429.N1	21-DEC-2002 02:30:47	Dark	46.000	2	Alp Car	-0.73600	7000.0	92	4223	No
35	GOM_NL__2PRFIN20021221_023341_000000492012_00161_04223_0430.N1	21-DEC-2002 02:33:41	Dark	49.000	117	Pi Pup	2.7060	3800.0	98	4223	No
36	GOM_NL__2PRFIN20021221_023647_000000522012_00161_04223_0431.N1	21-DEC-2002 02:36:47	Straylight	51.500	23	21Eps CMa	1.5020	26000.	103	4223	No
37	GOM_NL__2PRFIN20021221_023830_000000542012_00161_04223_0432.N1	21-DEC-2002 02:38:30	Straylight	53.500	179	24Omi2CMa	3.0320	24000.	107	4223	No
38	GOM_NL__2PRFIN20021221_024104_000000522012_00161_04223_0433.N1	21-DEC-2002 02:41:04	Straylight	52.000	47	2Bet CMa	1.9760	28000.	104	4223	No
39	GOM_NL__2PRFIN20021221_024357_000000492012_00161_04223_0434.N1	21-DEC-2002 02:43:57	Straylight	48.500	56	53Kap Ori	2.0650	30000.	97	4223	No
40	GOM_NL__2PRFIN20021221_024527_000000432012_00161_04223_0435.N1	21-DEC-2002 02:45:27	Straylight	42.500	128	67Bet Eri	2.7840	9700.0	85	4223	No
41	GOM_NL__2PRFIN20021221_024653_000000482012_00161_04223_0436.N1	21-DEC-2002 02:46:53	Straylight	48.000	72	34Del Ori	2.2500	30000.	96	4223	No
42	GOM_NL__2PRFIN20021221_024931_000000622012_00161_04223_0437.N1	21-DEC-2002 02:49:31	Twilight	62.000	14	58Alp Ori	0.87000	3000.0	124	4223	No

43	GOM_NL__2PRFIN20021221_025144_000000532012_00161_04223_0438.N1	21-DEC-2002 02:51:44	Twilight	53.000	13	87Alp Tau	0.86700	3800.0	106	4223	No
44	GOM_NL__2PRFIN20021221_025406_000000362012_00161_04223_0439.N1	21-DEC-2002 02:54:06	Bright	36.000	146	25Eta Tau	2.8730	15200.	72	4223	No
45	GOM_NL__2PRFIN20021221_025541_000000432012_00161_04223_0440.N1	21-DEC-2002 02:55:41	Bright	43.000	28	12Bet Tau	1.6500	15200.	86	4223	No
46	GOM_NL__2PRFIN20021221_025825_000000372012_00161_04223_0441.N1	21-DEC-2002 02:58:25	Bright	37.000	149	45Eps Per	2.8880	30000.	74	4223	No
47	GOM_NL__2PRFIN20021221_030039_000000362012_00161_04223_0442.N1	21-DEC-2002 03:00:39	Bright	36.000	175	39Del Per	3.0100	19400.	72	4223	No
48	GOM_NL__2PRFIN20021221_030233_000000372012_00161_04223_0443.N1	21-DEC-2002 03:02:33	Bright	36.500	160	23Gam Per	2.9300	4700.0	73	4223	No
49	GOM_NL__2PRFIN20021221_030559_000000372012_00161_04223_0444.N1	21-DEC-2002 03:05:59	Bright	37.000	110	37Del Cas	2.6780	8900.0	74	4223	No
50	GOM_NL__2PRFIN20021221_031218_000000342012_00161_04223_0445.N1	21-DEC-2002 03:12:18	Bright	33.500	49	1Alp UMi	1.9900	6300.0	67	4223	No
51	GOM_NL__2PRFIN20021221_031658_000000402012_00161_04223_0446.N1	21-DEC-2002 03:16:58	Bright	39.500	60	7Bet UMi	2.0810	3950.0	79	4223	No
52	GOM_NL__2PRFIN20021221_032025_000000362012_00161_04223_0447.N1	21-DEC-2002 03:20:25	Bright	36.000	119	14Eta Dra	2.7270	4700.0	72	4223	No
53	GOM_NL__2PRFIN20021221_032207_000000432012_00161_04223_0448.N1	21-DEC-2002 03:22:07	Bright	43.000	55	79Zet UMa	2.0600	10200.	86	4223	No
54	GOM_NL__2PRFIN20021221_032408_000000422012_00161_04223_0449.N1	21-DEC-2002 03:24:08	Bright	42.000	39	85Eta UMa	1.8540	24000.	84	4223	No
55	GOM_NL__2PRFIN20021221_032740_000000392012_00161_04223_0450.N1	21-DEC-2002 03:27:40	Bright	38.500	180	27Gam Boo	3.0400	8000.0	77	4223	No
56	GOM_NL__2PRFIN20021221_033059_000000402012_00161_04223_0451.N1	21-DEC-2002 03:30:59	Bright	40.000	83		2.3780	11000.	80	4223	No
57	GOM_NL__2PRFIN20021221_033430_000000452012_00161_04223_0452.N1	21-DEC-2002 03:34:30	Bright	45.000	111	8Eta Boo	2.6800	6000.0	90	4223	No
58	GOM_NL__2PRFIN20021221_033606_000000362012_00161_04223_0453.N1	21-DEC-2002 03:36:06	Bright	35.500	102	24Alp Ser	2.6000	4250.0	71	4223	No
59	GOM_NL__2PRFIN20021221_033858_000000632012_00161_04223_0454.N1	21-DEC-2002 03:38:58	Bright	63.000	138	47Eps Vir	2.8280	4700.0	126	4223	No
60	GOM_NL__2PRFIN20021221_034313_000000372012_00161_04223_0455.N1	21-DEC-2002 03:43:13	Bright	37.000	122	9Alp2Lib	2.7470	9700.0	74	4223	No
61	GOM_NL__2PRFIN20021221_034458_000000582012_00161_04223_0456.N1	21-DEC-2002 03:44:58	Twilight	57.500	15	67Alp Vir	0.97600	28000.	115	4223	No
62	GOM_NL__2PRFIN20021221_034830_000000502012_00161_04223_0457.N1	21-DEC-2002 03:48:30	Dark	49.500	169	46Gam Hya	2.9910	4700.0	99	4223	No
63	GOM_NL__2PRFIN20021221_035027_000000412012_00161_04223_0458.N1	21-DEC-2002 03:50:27	Dark	40.500	81	Eta Cen	2.3560	28000.	81	4223	No
64	GOM_NL__2PRFIN20021221_035141_000000402012_00161_04223_0459.N1	21-DEC-2002 03:51:41	Dark	39.500	78	Alp Lup	2.3040	28000.	79	4223	No
65	GOM_NL__2PRFIN20021221_035510_000000502012_00161_04223_0460.N1	21-DEC-2002 03:55:10	Dark	50.000	4	Alp1Cen	-0.010000	5800.0	100	4223	No
66	GOM_NL__2PRFIN20021221_035826_000000432012_00162_04224_0067.N1	21-DEC-2002 03:58:26	Dark	43.000	12	Alp1Cru	0.77500	30000.	86	4224	No
67	GOM_NL__2PRFIN20021221_040324_000000392012_00162_04224_0068.N1	21-DEC-2002 04:03:24	Dark	39.000	159	Ups Car	2.9200	7200.0	78	4224	No
68	GOM_NL__2PRFIN20021221_040453_000000412012_00162_04224_0069.N1	21-DEC-2002 04:04:53	Dark	41.000	71	Iot Car	2.2460	7700.0	82	4224	No
69	GOM_NL__2PRFIN20021221_040642_000000462012_00162_04224_0070.N1	21-DEC-2002 04:06:42	Dark	46.000	41	Eps Car	1.8600	4100.0	92	4224	No
70	GOM_NL__2PRFIN20021221_040938_000000472012_00162_04224_0071.N1	21-DEC-2002 04:09:38	Dark	46.500	34	Gam2Vel	1.7930	23000.	93	4224	No
71	GOM_NL__2PRFIN20021221_041123_000000542012_00162_04224_0072.N1	21-DEC-2002 04:11:23	Dark	54.000	2	Alp Car	-0.73600	7000.0	108	4224	No
72	GOM_NL__2PRFIN20021221_041418_000000572012_00162_04224_0073.N1	21-DEC-2002 04:14:18	Dark	57.000	117	Pi Pup	2.7060	3800.0	114	4224	No
73	GOM_NL__2PRFIN20021221_041724_000000532012_00162_04224_0074.N1	21-DEC-2002 04:17:24	Straylight	53.000	23	21Eps CMa	1.5020	26000.	106	4224	No
74	GOM_NL__2PRFIN20021221_041906_000000532012_00162_04224_0075.N1	21-DEC-2002 04:19:06	Straylight	52.500	179	24Omi2CMa	3.0320	24000.	105	4224	No
75	GOM_NL__2PRFIN20021221_042139_000000522012_00162_04224_0076.N1	21-DEC-2002 04:21:39	Straylight	52.000	47	2Bet CMa	1.9760	28000.	104	4224	No
76	GOM_NL__2PRFIN20021221_042433_000000472012_00162_04224_0077.N1	21-DEC-2002 04:24:33	Straylight	47.000	56	53Kap Ori	2.0650	30000.	94	4224	No
77	GOM_NL__2PRFIN20021221_042602_000000442012_00162_04224_0078.N1	21-DEC-2002 04:26:02	Straylight	44.000	128	67Bet Eri	2.7840	9700.0	88	4224	No
78	GOM_NL__2PRFIN20021221_042727_000000492012_00162_04224_0079.N1	21-DEC-2002 04:27:27	Straylight	48.500	72	34Del Ori	2.2500	30000.	97	4224	No
79	GOM_NL__2PRFIN20021221_043006_000000622012_00162_04224_0080.N1	21-DEC-2002 04:30:06	Twilight	62.000	14	58Alp Ori	0.87000	3000.0	124	4224	No
80	GOM_NL__2PRFIN20021221_043220_000000532012_00162_04224_0081.N1	21-DEC-2002 04:32:20	Twilight	53.000	13	87Alp Tau	0.86700	3800.0	106	4224	No
81	GOM_NL__2PRFIN20021221_043442_000000382012_00162_04224_0082.N1	21-DEC-2002 04:34:42	Bright	37.500	146	25Eta Tau	2.8730	15200.	75	4224	No
82	GOM_NL__2PRFIN20021221_043616_000000442012_00162_04224_0083.N1	21-DEC-2002 04:36:16	Bright	43.500	28	12Bet Tau	1.6500	15200.	87	4224	No
83	GOM_NL__2PRFIN20021221_043901_000000362012_00162_04224_0084.N1	21-DEC-2002 04:39:01	Bright	36.000	149	45Eps Per	2.8880	30000.	72	4224	No
84	GOM_NL__2PRFIN20021221_044113_000000392012_00162_04224_0085.N1	21-DEC-2002 04:41:13	Bright	39.000	175	39Del Per	3.0100	19400.	78	4224	No
85	GOM_NL__2PRFIN20021221_044308_000000372012_00162_04224_0086.N1	21-DEC-2002 04:43:08	Bright	37.000	160	23Gam Per	2.9300	4700.0	74	4224	No
86	GOM_NL__2PRFIN20021221_044636_000000392012_00162_04224_0087.N1	21-DEC-2002 04:46:36	Bright	38.500	110	37Del Cas	2.6780	8900.0	77	4224	No
87	GOM_NL__2PRFIN20021221_045254_000000352012_00162_04224_0088.N1	21-DEC-2002 04:52:54	Bright	34.500	49	1Alp UMi	1.9900	6300.0	69	4224	No
88	GOM_NL__2PRFIN20021221_045734_000000412012_00162_04224_0089.N1	21-DEC-2002 04:57:34	Bright	40.500	60	7Bet UMi	2.0810	3950.0	81	4224	No
89	GOM_NL__2PRFIN20021221_050101_000000372012_00162_04224_0090.N1	21-DEC-2002 05:01:01	Bright	37.000	119	14Eta Dra	2.7270	4700.0	74	4224	No
90	GOM_NL__2PRFIN20021221_050243_000000442012_00162_04224_0091.N1	21-DEC-2002 05:02:43	Bright	44.000	55	79Zet UMa	2.0600	10200.	88	4224	No
91	GOM_NL__2PRFIN20021221_050444_000000412012_00162_04224_0092.N1	21-DEC-2002 05:04:44	Bright	40.500	39	85Eta UMa	1.8540	24000.	81	4224	No
92	GOM_NL__2PRFIN20021221_050816_000000402012_00162_04224_0093.N1	21-DEC-2002 05:08:16	Bright	40.000	180	27Gam Boo	3.0400	8000.0	80	4224	No
93	GOM_NL__2PRFIN20021221_051135_000000412012_00162_04224_0094.N1	21-DEC-2002 05:11:35	Bright	41.000	83		2.3780	11000.	82	4224	No
94	GOM_NL__2PRFIN20021221_051506_000000472012_00162_04224_0095.N1	21-DEC-2002 05:15:06	Bright	46.500	111	8Eta Boo	2.6800	6000.0	93	4224	No
95	GOM_NL__2PRFIN20021221_051643_000000352012_00162_04224_0096.N1	21-DEC-2002 05:16:43	Bright	34.500	102	24Alp Ser	2.6000	4250.0	69	4224	No
96	GOM_NL__2PRFIN20021221_051934_000000632012_00162_04224_0097.N1	21-DEC-2002 05:19:34	Bright	62.500	138	47Eps Vir	2.8280	4700.0	125	4224	No
97	GOM_NL__2PRFIN20021221_052349_000000402012_00162_04224_0098.N1	21-DEC-2002 05:23:49	Bright	39.500	122	9Alp2Lib	2.7470	9700.0	79	4224	No
98	GOM_NL__2PRFIN20021221_052535_000000582012_00162_04224_0099.N1	21-DEC-2002 05:25:35	Twilight	58.000	15	67Alp Vir	0.97600	28000.	116	4224	No
99	GOM_NL__2PRFIN20021221_052907_000000552012_00162_04224_0100.N1	21-DEC-2002 05:29:07	Dark	54.500	169	46Gam Hya	2.9910	4700.0	109	4224	No
100	GOM_NL__2PRFIN20021221_053104_000000422012_00162_04224_0101.N1	21-DEC-2002 05:31:04	Dark	41.500	81	Eta Cen	2.3560	28000.	83	4224	No
101	GOM_NL__2PRFIN20021221_053217_000000392012_00162_04224_0102.N1	21-DEC-2002 05:32:17	Dark	39.000	78	Alp Lup	2.3040	28000.	78	4224	No

102	GOM_NL__2PRFIN20021221_053547_000000422012_00162_04224_0103.N1	21-DEC-2002 05:35:47	Dark	42.000	4	Alp1Cen	-0.010000	5800.0	84	4224	No
103	GOM_NL__2PRFIN20021221_053902_000000512012_00163_04225_0067.N1	21-DEC-2002 05:39:02	Dark	51.000	12	Alp1Cru	0.77500	30000.	102	4225	No
104	GOM_NL__2PRFIN20021221_054401_000000402012_00163_04225_0068.N1	21-DEC-2002 05:44:01	Dark	39.500	159	Ups Car	2.9200	7200.0	79	4225	No
105	GOM_NL__2PRFIN20021221_054529_000000412012_00163_04225_0069.N1	21-DEC-2002 05:45:29	Dark	41.000	71	Iot Car	2.2460	7700.0	82	4225	No
106	GOM_NL__2PRFIN20021221_054719_000000562012_00163_04225_0070.N1	21-DEC-2002 05:47:19	Dark	55.500	41	Eps Car	1.8600	4100.0	111	4225	No
107	GOM_NL__2PRFIN20021221_055014_000000482012_00163_04225_0071.N1	21-DEC-2002 05:50:14	Dark	47.500	34	Gam2Vel	1.7930	23000.	95	4225	No
108	GOM_NL__2PRFIN20021221_055200_000000482012_00163_04225_0072.N1	21-DEC-2002 05:52:00	Dark	48.000	2	Alp Car	-0.73600	7000.0	96	4225	No
109	GOM_NL__2PRFIN20021221_055454_000000522012_00163_04225_0073.N1	21-DEC-2002 05:54:54	Dark	52.000	117	Pi Pup	2.7060	3800.0	104	4225	No
110	GOM_NL__2PRFIN20021221_055800_000000522012_00163_04225_0074.N1	21-DEC-2002 05:58:00	Straylight	52.000	23	21Eps CMa	1.5020	26000.	104	4225	No
111	GOM_NL__2PRFIN20021221_055943_000000522012_00163_04225_0075.N1	21-DEC-2002 05:59:43	Straylight	51.500	179	24Omi2CMa	3.0320	24000.	103	4225	No
112	GOM_NL__2PRFIN20021221_060231_000000592012_00163_04225_0076.N1	21-DEC-2002 06:02:31	Straylight	58.500	1	9Alp CMa	-1.4400	11000.	117	4225	No
113	GOM_NL__2PRFIN20021221_060542_000000512012_00163_04225_0077.N1	21-DEC-2002 06:05:42	Straylight	51.000	7	19Bet Ori	0.10000	14000.	102	4225	No
114	GOM_NL__2PRFIN20021221_060749_000000512012_00163_04225_0078.N1	21-DEC-2002 06:07:49	Straylight	50.500	30	46Eps Ori	1.6940	30000.	101	4225	No
115	GOM_NL__2PRFIN20021221_061004_000000482012_00163_04225_0079.N1	21-DEC-2002 06:10:04	Twi_and_stray	47.500	27	24Gam Ori	1.6360	26000.	95	4225	No
116	GOM_NL__2PRFIN20021221_061257_000000512012_00163_04225_0080.N1	21-DEC-2002 06:12:57	Twi_and_stray	51.000	13	87Alp Tau	0.86700	3800.0	102	4225	No
117	GOM_NL__2PRFIN20021221_061518_000000382012_00163_04225_0081.N1	21-DEC-2002 06:15:18	Bright	37.500	146	25Eta Tau	2.8730	15200.	75	4225	No
118	GOM_NL__2PRFIN20021221_061651_000000412012_00163_04225_0082.N1	21-DEC-2002 06:16:51	Bright	41.000	28	12Bet Tau	1.6500	15200.	82	4225	No
119	GOM_NL__2PRFIN20021221_061935_000000392012_00163_04225_0083.N1	21-DEC-2002 06:19:35	Bright	39.000	149	45Eps Per	2.8880	30000.	78	4225	No
120	GOM_NL__2PRFIN20021221_062149_000000392012_00163_04225_0084.N1	21-DEC-2002 06:21:49	Bright	38.500	175	39Del Per	3.0100	19400.	77	4225	No
121	GOM_NL__2PRFIN20021221_062344_000000392012_00163_04225_0085.N1	21-DEC-2002 06:23:44	Bright	38.500	160	23Gam Per	2.9300	4700.0	77	4225	No
122	GOM_NL__2PRFIN20021221_062712_000000532012_00163_04225_0086.N1	21-DEC-2002 06:27:12	Bright	53.000	110	37Del Cas	2.6780	8900.0	106	4225	No
123	GOM_NL__2PRFIN20021221_063330_000000362012_00163_04225_0087.N1	21-DEC-2002 06:33:30	Bright	36.000	49	1Alp UMi	1.9900	6300.0	72	4225	No
124	GOM_NL__2PRFIN20021221_063810_000000392012_00163_04225_0088.N1	21-DEC-2002 06:38:10	Bright	39.000	60	7Bet UMi	2.0810	3950.0	78	4225	No
125	GOM_NL__2PRFIN20021221_064137_000000382012_00163_04225_0089.N1	21-DEC-2002 06:41:37	Bright	38.000	119	14Eta Dra	2.7270	4700.0	76	4225	No
126	GOM_NL__2PRFIN20021221_064319_000000432012_00163_04225_0090.N1	21-DEC-2002 06:43:19	Bright	42.500	55	79Zet UMa	2.0600	10200.	85	4225	No
127	GOM_NL__2PRFIN20021221_064520_000000602012_00163_04225_0091.N1	21-DEC-2002 06:45:20	Bright	60.000	39	85Eta UMa	1.8540	24000.	120	4225	No
128	GOM_NL__2PRFIN20021221_064852_000000402012_00163_04225_0092.N1	21-DEC-2002 06:48:52	Bright	40.000	180	27Gam Boo	3.0400	8000.0	80	4225	No
129	GOM_NL__2PRFIN20021221_065212_000000402012_00163_04225_0093.N1	21-DEC-2002 06:52:12	Bright	39.500	83		2.3780	11000.	79	4225	No
130	GOM_NL__2PRFIN20021221_065543_000000452012_00163_04225_0094.N1	21-DEC-2002 06:55:43	Bright	45.000	111	8Eta Boo	2.6800	6000.0	90	4225	No
131	GOM_NL__2PRFIN20021221_070011_000000652012_00163_04225_0095.N1	21-DEC-2002 07:00:11	Bright	64.500	138	47Eps Vir	2.8280	4700.0	129	4225	No
132	GOM_NL__2PRFIN20021221_070425_000000542012_00163_04225_0096.N1	21-DEC-2002 07:04:25	Bright	54.000	122	9Alp2Lib	2.7470	9700.0	108	4225	No
133	GOM_NL__2PRFIN20021221_070612_000000682012_00163_04225_0097.N1	21-DEC-2002 07:06:12	Twi_and_stray	68.000	15	67Alp Vir	0.97600	28000.	136	4225	No
134	GOM_NL__2PRFIN20021221_070943_000000512012_00163_04225_0098.N1	21-DEC-2002 07:09:43	Dark	51.000	169	46Gam Hya	2.9910	4700.0	102	4225	No
135	GOM_NL__2PRFIN20021221_071140_000000412012_00163_04225_0099.N1	21-DEC-2002 07:11:40	Dark	41.000	81	Eta Cen	2.3560	28000.	82	4225	No
136	GOM_NL__2PRFIN20021221_071254_000000412012_00163_04225_0100.N1	21-DEC-2002 07:12:54	Dark	40.500	78	Alp Lup	2.3040	28000.	81	4225	No
137	GOM_NL__2PRFIN20021221_071434_000000692012_00163_04225_0101.N1	21-DEC-2002 07:14:34	Dark	69.000	171	2Eps Crv	3.0010	4250.0	138	4225	No
138	GOM_NL__2PRFIN20021221_071649_000000402012_00163_04225_0102.N1	21-DEC-2002 07:16:49	Dark	40.000	10	Bet Cen	0.61000	28000.	80	4225	No
139	GOM_NL__2PRFIN20021221_071939_000000472012_00164_04226_0067.N1	21-DEC-2002 07:19:39	Dark	47.000	12	Alp1Cru	0.77500	30000.	94	4226	No
140	GOM_NL__2PRFIN20021221_072437_000000392012_00164_04226_0068.N1	21-DEC-2002 07:24:37	Dark	38.500	159	Ups Car	2.9200	7200.0	77	4226	No
141	GOM_NL__2PRFIN20021221_072606_000000422012_00164_04226_0069.N1	21-DEC-2002 07:26:06	Dark	41.500	71	Iot Car	2.2460	7700.0	83	4226	No
142	GOM_NL__2PRFIN20021221_072755_000000442012_00164_04226_0070.N1	21-DEC-2002 07:27:55	Dark	44.000	41	Eps Car	1.8600	4100.0	88	4226	No
143	GOM_NL__2PRFIN20021221_073051_000000502012_00164_04226_0071.N1	21-DEC-2002 07:30:51	Dark	50.000	34	Gam2Vel	1.7930	23000.	100	4226	No
144	GOM_NL__2PRFIN20021221_073236_000000452012_00164_04226_0072.N1	21-DEC-2002 07:32:36	Dark	45.000	2	Alp Car	-0.73600	7000.0	90	4226	No
145	GOM_NL__2PRFIN20021221_073531_000000542012_00164_04226_0073.N1	21-DEC-2002 07:35:31	Dark	53.500	117	Pi Pup	2.7060	3800.0	107	4226	No
146	GOM_NL__2PRFIN20021221_073836_000000542012_00164_04226_0074.N1	21-DEC-2002 07:38:36	Straylight	53.500	23	21Eps CMa	1.5020	26000.	107	4226	No
147	GOM_NL__2PRFIN20021221_074019_000000502012_00164_04226_0075.N1	21-DEC-2002 07:40:19	Straylight	49.500	179	24Omi2CMa	3.0320	24000.	99	4226	No
148	GOM_NL__2PRFIN20021221_074307_000000642012_00164_04226_0076.N1	21-DEC-2002 07:43:07	Straylight	64.000	1	9Alp CMa	-1.4400	11000.	128	4226	No
149	GOM_NL__2PRFIN20021221_074618_000000482012_00164_04226_0077.N1	21-DEC-2002 07:46:18	Straylight	48.000	7	19Bet Ori	0.10000	14000.	96	4226	No
150	GOM_NL__2PRFIN20021221_074825_000000472012_00164_04226_0078.N1	21-DEC-2002 07:48:25	Straylight	47.000	30	46Eps Ori	1.6940	30000.	94	4226	No
151	GOM_NL__2PRFIN20021221_075041_000000482012_00164_04226_0079.N1	21-DEC-2002 07:50:41	Twi_and_stray	48.000	27	24Gam Ori	1.6360	26000.	96	4226	No
152	GOM_NL__2PRFIN20021221_075333_000000482012_00164_04226_0080.N1	21-DEC-2002 07:53:33	Twi_and_stray	48.000	13	87Alp Tau	0.86700	3800.0	96	4226	No
153	GOM_NL__2PRFIN20021221_075554_000000362012_00164_04226_0081.N1	21-DEC-2002 07:55:54	Bright	36.000	146	25Eta Tau	2.8730	15200.	72	4226	No
154	GOM_NL__2PRFIN20021221_075728_000000492012_00164_04226_0082.N1	21-DEC-2002 07:57:28	Bright	49.000	28	12Bet Tau	1.6500	15200.	98	4226	No
155	GOM_NL__2PRFIN20021221_080013_000000382012_00164_04226_0083.N1	21-DEC-2002 08:00:13	Bright	37.500	149	45Eps Per	2.8880	30000.	75	4226	No
156	GOM_NL__2PRFIN20021221_080225_000000392012_00164_04226_0084.N1	21-DEC-2002 08:02:25	Bright	39.000	175	39Del Per	3.0100	19400.	78	4226	No
157	GOM_NL__2PRFIN20021221_080421_000000372012_00164_04226_0085.N1	21-DEC-2002 08:04:21	Bright	37.000	160	23Gam Per	2.9300	4700.0	74	4226	No
158	GOM_NL__2PRFIN20021221_080748_000000392012_00164_04226_0086.N1	21-DEC-2002 08:07:48	Bright	38.500	110	37Del Cas	2.6780	8900.0	77	4226	No
159	GOM_NL__2PRFIN20021221_081406_000000382012_00164_04226_0087.N1	21-DEC-2002 08:14:06	Bright	37.500	49	1Alp UMi	1.9900	6300.0	75	4226	No
160	GOM_NL__2PRFIN20021221_081846_000000362012_00164_04226_0088.N1	21-DEC-2002 08:18:46	Bright	36.000	60	7Bet UMi	2.0810	3950.0	72	4226	No

161	GOM_NL__2PRFIN20021221_082213_000000382012_00164_04226_0089.N1	21-DEC-2002 08:22:13	Bright	37.500	119	14Eta Dra	2.7270	4700.0	75	4226	No
162	GOM_NL__2PRFIN20021221_082354_000000432012_00164_04226_0090.N1	21-DEC-2002 08:23:54	Bright	43.000	55	79Zet UMa	2.0600	10200.	86	4226	No
163	GOM_NL__2PRFIN20021221_082556_000000412012_00164_04226_0091.N1	21-DEC-2002 08:25:56	Bright	41.000	39	85Eta UMa	1.8540	24000.	82	4226	No
164	GOM_NL__2PRFIN20021221_082928_000000392012_00164_04226_0092.N1	21-DEC-2002 08:29:28	Bright	39.000	180	27Gam Boo	3.0400	8000.0	78	4226	No
165	GOM_NL__2PRFIN20021221_083248_000000382012_00164_04226_0093.N1	21-DEC-2002 08:32:48	Bright	37.500	83		2.3780	11000.	75	4226	No
166	GOM_NL__2PRFIN20021221_083619_000000462012_00164_04226_0094.N1	21-DEC-2002 08:36:19	Bright	46.000	111	8Eta Boo	2.6800	6000.0	92	4226	No
167	GOM_NL__2PRFIN20021221_084048_000000652012_00164_04226_0095.N1	21-DEC-2002 08:40:48	Bright	65.000	138	47Eps Vir	2.8280	4700.0	130	4226	No
168	GOM_NL__2PRFIN20021221_084501_000000392012_00164_04226_0096.N1	21-DEC-2002 08:45:01	Bright	38.500	122	9Alp2Lib	2.7470	9700.0	77	4226	No
169	GOM_NL__2PRFIN20021221_084649_000000562012_00164_04226_0097.N1	21-DEC-2002 08:46:49	Twi_and_stray	56.000	15	67Alp Vir	0.97600	28000.	112	4226	No
170	GOM_NL__2PRFIN20021221_085020_000000502012_00164_04226_0098.N1	21-DEC-2002 08:50:20	Dark	50.000	169	46Gam Hya	2.9910	4700.0	100	4226	No
171	GOM_NL__2PRFIN20021221_085217_000000422012_00164_04226_0099.N1	21-DEC-2002 08:52:17	Dark	42.000	81	Eta Cen	2.3560	28000.	84	4226	No
172	GOM_NL__2PRFIN20021221_085330_000000412012_00164_04226_0100.N1	21-DEC-2002 08:53:30	Dark	41.000	78	Alp Lup	2.3040	28000.	82	4226	No
173	GOM_NL__2PRFIN20021221_085512_000000622012_00164_04226_0101.N1	21-DEC-2002 08:55:12	Dark	61.500	171	2Eps Crv	3.0010	4250.0	123	4226	No
174	GOM_NL__2PRFIN20021221_085726_000000472012_00164_04226_0102.N1	21-DEC-2002 08:57:26	Dark	47.000	10	Bet Cen	0.61000	28000.	94	4226	No
175	GOM_NL__2PRFIN20021221_090015_000000402012_00165_04227_0067.N1	21-DEC-2002 09:00:15	Dark	39.500	12	Alp1Cru	0.77500	30000.	79	4227	No
176	GOM_NL__2PRFIN20021221_090514_000000392012_00165_04227_0068.N1	21-DEC-2002 09:05:14	Dark	39.000	159	Ups Car	2.9200	7200.0	78	4227	No
177	GOM_NL__2PRFIN20021221_090643_000000422012_00165_04227_0069.N1	21-DEC-2002 09:06:43	Dark	41.500	71	Iot Car	2.2460	7700.0	83	4227	No
178	GOM_NL__2PRFIN20021221_090832_000000482012_00165_04227_0070.N1	21-DEC-2002 09:08:32	Dark	48.000	41	Eps Car	1.8600	4100.0	96	4227	No
179	GOM_NL__2PRFIN20021221_091127_000000462012_00165_04227_0071.N1	21-DEC-2002 09:11:27	Dark	46.000	34	Gam2Vel	1.7930	23000.	92	4227	No
180	GOM_NL__2PRFIN20021221_091312_000000452012_00165_04227_0072.N1	21-DEC-2002 09:13:12	Dark	45.000	2	Alp Car	-0.73600	7000.0	90	4227	No
181	GOM_NL__2PRFIN20021221_091607_000000522012_00165_04227_0073.N1	21-DEC-2002 09:16:07	Dark	52.000	117	Pi Pup	2.7060	3800.0	104	4227	No
182	GOM_NL__2PRFIN20021221_091913_000000522012_00165_04227_0074.N1	21-DEC-2002 09:19:13	Straylight	52.000	23	21Eps CMa	1.5020	26000.	104	4227	No
183	GOM_NL__2PRFIN20021221_092055_000000522012_00165_04227_0075.N1	21-DEC-2002 09:20:55	Straylight	51.500	179	24Omi2CMa	3.0320	24000.	103	4227	No
184	GOM_NL__2PRFIN20021221_092344_000000602012_00165_04227_0076.N1	21-DEC-2002 09:23:44	Straylight	59.500	1	9Alp CMa	-1.4400	11000.	119	4227	No
185	GOM_NL__2PRFIN20021221_092654_000000472012_00165_04227_0077.N1	21-DEC-2002 09:26:54	Straylight	47.000	7	19Bet Ori	0.10000	14000.	94	4227	No
186	GOM_NL__2PRFIN20021221_092900_000000492012_00165_04227_0078.N1	21-DEC-2002 09:29:00	Straylight	48.500	30	46Eps Ori	1.6940	30000.	97	4227	No
187	GOM_NL__2PRFIN20021221_093117_000000492012_00165_04227_0079.N1	21-DEC-2002 09:31:17	Twi_and_stray	49.000	27	24Gam Ori	1.6360	26000.	98	4227	No
188	GOM_NL__2PRFIN20021221_093408_000000522012_00165_04227_0080.N1	21-DEC-2002 09:34:08	Twi_and_stray	52.000	13	87Alp Tau	0.86700	3800.0	104	4227	No
189	GOM_NL__2PRFIN20021221_093631_000000392012_00165_04227_0081.N1	21-DEC-2002 09:36:31	Bright	38.500	146	25Eta Tau	2.8730	15200.	77	4227	No
190	GOM_NL__2PRFIN20021221_093803_000000412012_00165_04227_0082.N1	21-DEC-2002 09:38:03	Bright	41.000	28	12Bet Tau	1.6500	15200.	82	4227	No
191	GOM_NL__2PRFIN20021221_094049_000000382012_00165_04227_0083.N1	21-DEC-2002 09:40:49	Bright	37.500	149	45Eps Per	2.8880	30000.	75	4227	No
192	GOM_NL__2PRFIN20021221_094301_000000392012_00165_04227_0084.N1	21-DEC-2002 09:43:01	Bright	39.000	175	39Del Per	3.0100	19400.	78	4227	No
193	GOM_NL__2PRFIN20021221_094456_000000392012_00165_04227_0085.N1	21-DEC-2002 09:44:56	Bright	38.500	160	23Gam Per	2.9300	4700.0	77	4227	No
194	GOM_NL__2PRFIN20021221_094825_000000382012_00165_04227_0086.N1	21-DEC-2002 09:48:25	Bright	38.000	110	37Del Cas	2.6780	8900.0	76	4227	No
195	GOM_NL__2PRFIN20021221_095442_000000382012_00165_04227_0087.N1	21-DEC-2002 09:54:42	Bright	38.000	49	1Alp UMi	1.9900	6300.0	76	4227	No
196	GOM_NL__2PRFIN20021221_095922_000000402012_00165_04227_0088.N1	21-DEC-2002 09:59:22	Bright	39.500	60	7Bet UMi	2.0810	3950.0	79	4227	No
197	GOM_NL__2PRFIN20021221_100249_000000372012_00165_04227_0089.N1	21-DEC-2002 10:02:49	Bright	37.000	119	14Eta Dra	2.7270	4700.0	74	4227	No
198	GOM_NL__2PRFIN20021221_100430_000000442012_00165_04227_0090.N1	21-DEC-2002 10:04:30	Bright	43.500	55	79Zet UMa	2.0600	10200.	87	4227	No
199	GOM_NL__2PRFIN20021221_100632_000000432012_00165_04227_0091.N1	21-DEC-2002 10:06:32	Bright	43.000	39	85Eta UMa	1.8540	24000.	86	4227	No
200	GOM_NL__2PRFIN20021221_101004_000000482012_00165_04227_0092.N1	21-DEC-2002 10:10:04	Bright	47.500	180	27Gam Boo	3.0400	8000.0	95	4227	No
201	GOM_NL__2PRFIN20021221_101324_000000392012_00165_04227_0093.N1	21-DEC-2002 10:13:24	Bright	39.000	83		2.3780	11000.	78	4227	No
202	GOM_NL__2PRFIN20021221_101655_000000472012_00165_04227_0094.N1	21-DEC-2002 10:16:55	Bright	46.500	111	8Eta Boo	2.6800	6000.0	93	4227	No
203	GOM_NL__2PRFIN20021221_102125_000000652012_00165_04227_0095.N1	21-DEC-2002 10:21:25	Bright	64.500	138	47Eps Vir	2.8280	4700.0	129	4227	No
204	GOM_NL__2PRFIN20021221_102538_000000392012_00165_04227_0096.N1	21-DEC-2002 10:25:38	Bright	39.000	122	9Alp2Lib	2.7470	9700.0	78	4227	No
205	GOM_NL__2PRFIN20021221_102726_000000572012_00165_04227_0097.N1	21-DEC-2002 10:27:26	Twi_and_stray	56.500	15	67Alp Vir	0.97600	28000.	113	4227	No
206	GOM_NL__2PRFIN20021221_103057_000000482012_00165_04227_0098.N1	21-DEC-2002 10:30:57	Dark	48.000	169	46Gam Hya	2.9910	4700.0	96	4227	No
207	GOM_NL__2PRFIN20021221_103253_000000412012_00165_04227_0099.N1	21-DEC-2002 10:32:53	Dark	40.500	81	Eta Cen	2.3560	28000.	81	4227	No
208	GOM_NL__2PRFIN20021221_103406_000000412012_00165_04227_0100.N1	21-DEC-2002 10:34:06	Dark	41.000	78	Alp Lup	2.3040	28000.	82	4227	No
209	GOM_NL__2PRFIN20021221_103550_000000622012_00165_04227_0101.N1	21-DEC-2002 10:35:50	Dark	62.000	171	2Eps Crv	3.0010	4250.0	124	4227	No
210	GOM_NL__2PRFIN20021221_103802_000000422012_00165_04227_0102.N1	21-DEC-2002 10:38:02	Dark	42.000	10	Bet Cen	0.61000	28000.	84	4227	No
211	GOM_NL__2PRFIN20021221_104051_000000422012_00166_04228_0067.N1	21-DEC-2002 10:40:51	Dark	41.500	12	Alp1Cru	0.77500	30000.	83	4228	No
212	GOM_NL__2PRFIN20021221_104550_000000392012_00166_04228_0068.N1	21-DEC-2002 10:45:50	Dark	39.000	159	Ups Car	2.9200	7200.0	78	4228	No
213	GOM_NL__2PRFIN20021221_104719_000000422012_00166_04228_0069.N1	21-DEC-2002 10:47:19	Dark	42.000	71	Iot Car	2.2460	7700.0	84	4228	No
214	GOM_NL__2PRFIN20021221_104908_000000572012_00166_04228_0070.N1	21-DEC-2002 10:49:08	Dark	57.000	41	Eps Car	1.8600	4100.0	114	4228	No
215	GOM_NL__2PRFIN20021221_105204_000000502012_00166_04228_0071.N1	21-DEC-2002 10:52:04	Dark	49.500	34	Gam2Vel	1.7930	23000.	99	4228	No
216	GOM_NL__2PRFIN20021221_105349_000000452012_00166_04228_0072.N1	21-DEC-2002 10:53:49	Dark	44.500	2	Alp Car	-0.73600	7000.0	89	4228	No
217	GOM_NL__2PRFIN20021221_105644_000000492012_00166_04228_0073.N1	21-DEC-2002 10:56:44	Dark	48.500	117	Pi Pup	2.7060	3800.0	97	4228	No
218	GOM_NL__2PRFIN20021221_105949_000000532012_00166_04228_0074.N1	21-DEC-2002 10:59:49	Straylight	53.000	23	21Eps CMa	1.5020	26000.	106	4228	No
219	GOM_NL__2PRFIN20021221_110131_000000512012_00166_04228_0075.N1	21-DEC-2002 11:01:31	Straylight	50.500	179	24Omi2CMa	3.0320	24000.	101	4228	No

220	GOM_NL__2PRFIN20021221_110420_000000582012_00166_04228_0076.N1	21-DEC-2002 11:04:20	Straylight	58.000	1	9Alp CMa	-1.4400	11000.	116	4228	No
221	GOM_NL__2PRFIN20021221_110731_000000462012_00166_04228_0077.N1	21-DEC-2002 11:07:31	Straylight	46.000	7	19Bet Ori	0.10000	14000.	92	4228	No
222	GOM_NL__2PRFIN20021221_110936_000000512012_00166_04228_0078.N1	21-DEC-2002 11:09:36	Straylight	51.000	30	46Eps Ori	1.6940	30000.	102	4228	No
223	GOM_NL__2PRFIN20021221_111150_000000502012_00166_04228_0079.N1	21-DEC-2002 11:11:50	Tw_i_and_stray	49.500	27	24Gam Ori	1.6360	26000.	99	4228	No
224	GOM_NL__2PRFIN20021221_111445_000000502012_00166_04228_0080.N1	21-DEC-2002 11:14:45	Tw_i_and_stray	49.500	13	87Alp Tau	0.86700	3800.0	99	4228	No
225	GOM_NL__2PRFIN20021221_111706_000000352012_00166_04228_0081.N1	21-DEC-2002 11:17:06	Bright	35.000	146	25Eta Tau	2.8730	15200.	70	4228	No
226	GOM_NL__2PRFIN20021221_111839_000000432012_00166_04228_0082.N1	21-DEC-2002 11:18:39	Bright	42.500	28	12Bet Tau	1.6500	15200.	85	4228	No
227	GOM_NL__2PRFIN20021221_112123_000000402012_00166_04228_0083.N1	21-DEC-2002 11:21:23	Bright	39.500	149	45Eps Per	2.8880	30000.	79	4228	No
228	GOM_NL__2PRFIN20021221_112337_000000392012_00166_04228_0084.N1	21-DEC-2002 11:23:37	Bright	38.500	175	39Del Per	3.0100	19400.	77	4228	No
229	GOM_NL__2PRFIN20021221_112533_000000392012_00166_04228_0085.N1	21-DEC-2002 11:25:33	Bright	38.500	160	23Gam Per	2.9300	4700.0	77	4228	No
230	GOM_NL__2PRFIN20021221_112901_000000382012_00166_04228_0086.N1	21-DEC-2002 11:29:01	Bright	38.000	110	37Del Cas	2.6780	8900.0	76	4228	No
231	GOM_NL__2PRFIN20021221_113518_000000362012_00166_04228_0087.N1	21-DEC-2002 11:35:18	Bright	36.000	49	1Alp UMi	1.9900	6300.0	72	4228	No
232	GOM_NL__2PRFIN20021221_113958_000000402012_00166_04228_0088.N1	21-DEC-2002 11:39:58	Bright	39.500	60	7Bet UMi	2.0810	3950.0	79	4228	No
233	GOM_NL__2PRFIN20021221_114325_000000372012_00166_04228_0089.N1	21-DEC-2002 11:43:25	Bright	36.500	119	14Eta Dra	2.7270	4700.0	73	4228	No
234	GOM_NL__2PRFIN20021221_114506_000000432012_00166_04228_0090.N1	21-DEC-2002 11:45:06	Bright	43.000	55	79Zet UMa	2.0600	10200.	86	4228	No
235	GOM_NL__2PRFIN20021221_114708_000000432012_00166_04228_0091.N1	21-DEC-2002 11:47:08	Bright	43.000	39	85Eta UMa	1.8540	24000.	86	4228	No
236	GOM_NL__2PRFIN20021221_115040_000000412012_00166_04228_0092.N1	21-DEC-2002 11:50:40	Bright	41.000	180	27Gam Boo	3.0400	8000.0	82	4228	No
237	GOM_NL__2PRFIN20021221_115400_000000422012_00166_04228_0093.N1	21-DEC-2002 11:54:00	Bright	41.500	83		2.3780	11000.	83	4228	No
238	GOM_NL__2PRFIN20021221_115732_000000502012_00166_04228_0094.N1	21-DEC-2002 11:57:32	Bright	49.500	111	8Eta Boo	2.6800	6000.0	99	4228	No
239	GOM_NL__2PRFIN20021221_120202_000000652012_00166_04228_0095.N1	21-DEC-2002 12:02:02	Bright	65.000	138	47Eps Vir	2.8280	4700.0	130	4228	No
240	GOM_NL__2PRFIN20021221_120612_000000412012_00166_04228_0096.N1	21-DEC-2002 12:06:12	Bright	41.000	122	9Alp2Lib	2.7470	9700.0	82	4228	No
241	GOM_NL__2PRFIN20021221_120803_000000602012_00166_04228_0097.N1	21-DEC-2002 12:08:03	Tw_i_and_stray	60.000	15	67Alp Vir	0.97600	28000.	120	4228	No
242	GOM_NL__2PRFIN20021221_121134_000000512012_00166_04228_0098.N1	21-DEC-2002 12:11:34	Dark	51.000	169	46Gam Hya	2.9910	4700.0	102	4228	No
243	GOM_NL__2PRFIN20021221_121329_000000422012_00166_04228_0099.N1	21-DEC-2002 12:13:29	Dark	42.000	81	Eta Cen	2.3560	28000.	84	4228	No
244	GOM_NL__2PRFIN20021221_121442_000000382012_00166_04228_0100.N1	21-DEC-2002 12:14:42	Dark	38.000	78	Alp Lup	2.3040	28000.	76	4228	No
245	GOM_NL__2PRFIN20021221_121627_000000772012_00166_04228_0101.N1	21-DEC-2002 12:16:27	Dark	76.500	171	2Eps Crv	3.0010	4250.0	153	4228	No
246	GOM_NL__2PRFIN20021221_121838_000000432012_00166_04228_0102.N1	21-DEC-2002 12:18:38	Dark	43.000	10	Bet Cen	0.61000	28000.	86	4228	No
247	GOM_NL__2PRFIN20021221_122128_000000442012_00167_04229_0067.N1	21-DEC-2002 12:21:28	Dark	43.500	12	Alp1Cru	0.77500	30000.	87	4229	No
248	GOM_NL__2PRFIN20021221_122627_000000412012_00167_04229_0068.N1	21-DEC-2002 12:26:27	Dark	40.500	159	Ups Car	2.9200	7200.0	81	4229	No
249	GOM_NL__2PRFIN20021221_122755_000000422012_00167_04229_0069.N1	21-DEC-2002 12:27:55	Dark	42.000	71	lot Car	2.2460	7700.0	84	4229	No
250	GOM_NL__2PRFIN20021221_122944_000000462012_00167_04229_0070.N1	21-DEC-2002 12:29:44	Dark	46.000	41	Eps Car	1.8600	4100.0	92	4229	No
251	GOM_NL__2PRFIN20021221_123240_000000452012_00167_04229_0071.N1	21-DEC-2002 12:32:40	Dark	45.000	34	Gam2Vel	1.7930	23000.	90	4229	No
252	GOM_NL__2PRFIN20021221_123425_000000452012_00167_04229_0072.N1	21-DEC-2002 12:34:25	Dark	44.500	2	Alp Car	-0.73600	7000.0	89	4229	No
253	GOM_NL__2PRFIN20021221_123720_000000532012_00167_04229_0073.N1	21-DEC-2002 12:37:20	Dark	53.000	117	Pi Pup	2.7060	3800.0	106	4229	No
254	GOM_NL__2PRFIN20021221_124025_000000512012_00167_04229_0074.N1	21-DEC-2002 12:40:25	Straylight	50.500	23	21Eps CMa	1.5020	26000.	101	4229	No
255	GOM_NL__2PRFIN20021221_124207_000000512012_00167_04229_0075.N1	21-DEC-2002 12:42:07	Straylight	51.000	179	24Omi2CMa	3.0320	24000.	102	4229	No
256	GOM_NL__2PRFIN20021221_124456_000000572012_00167_04229_0076.N1	21-DEC-2002 12:44:56	Straylight	57.000	1	9Alp CMa	-1.4400	11000.	114	4229	No
257	GOM_NL__2PRFIN20021221_124806_000000542012_00167_04229_0077.N1	21-DEC-2002 12:48:06	Straylight	54.000	7	19Bet Ori	0.10000	14000.	108	4229	No
258	GOM_NL__2PRFIN20021221_125012_000000472012_00167_04229_0078.N1	21-DEC-2002 12:50:12	Straylight	47.000	30	46Eps Ori	1.6940	30000.	94	4229	No
259	GOM_NL__2PRFIN20021221_125228_000000492012_00167_04229_0079.N1	21-DEC-2002 12:52:28	Tw_i_and_stray	48.500	27	24Gam Ori	1.6360	26000.	97	4229	No
260	GOM_NL__2PRFIN20021221_125520_000000522012_00167_04229_0080.N1	21-DEC-2002 12:55:20	Tw_i_and_stray	52.000	13	87Alp Tau	0.86700	3800.0	104	4229	No
261	GOM_NL__2PRFIN20021221_125743_000000352012_00167_04229_0081.N1	21-DEC-2002 12:57:43	Bright	35.000	146	25Eta Tau	2.8730	15200.	70	4229	No
262	GOM_NL__2PRFIN20021221_125915_000000422012_00167_04229_0082.N1	21-DEC-2002 12:59:15	Bright	42.000	28	12Bet Tau	1.6500	15200.	84	4229	No
263	GOM_NL__2PRFIN20021221_130201_000000392012_00167_04229_0083.N1	21-DEC-2002 13:02:01	Bright	38.500	149	45Eps Per	2.8880	30000.	77	4229	No
264	GOM_NL__2PRFIN20021221_130415_000000382012_00167_04229_0084.N1	21-DEC-2002 13:04:15	Bright	38.000	175	39Del Per	3.0100	19400.	76	4229	No
265	GOM_NL__2PRFIN20021221_130608_000000382012_00167_04229_0085.N1	21-DEC-2002 13:06:08	Bright	38.000	160	23Gam Per	2.9300	4700.0	76	4229	No
266	GOM_NL__2PRFIN20021221_130937_000000382012_00167_04229_0086.N1	21-DEC-2002 13:09:37	Bright	38.000	110	37Del Cas	2.6780	8900.0	76	4229	No
267	GOM_NL__2PRFIN20021221_131554_000000372012_00167_04229_0087.N1	21-DEC-2002 13:15:54	Bright	36.500	49	1Alp UMi	1.9900	6300.0	73	4229	No
268	GOM_NL__2PRFIN20021221_132034_000000392012_00167_04229_0088.N1	21-DEC-2002 13:20:34	Bright	39.000	60	7Bet UMi	2.0810	3950.0	78	4229	No
269	GOM_NL__2PRFIN20021221_132402_000000372012_00167_04229_0089.N1	21-DEC-2002 13:24:02	Bright	37.000	119	14Eta Dra	2.7270	4700.0	74	4229	No
270	GOM_NL__2PRFIN20021221_132541_000000422012_00167_04229_0090.N1	21-DEC-2002 13:25:41	Bright	42.000	55	79Zet UMa	2.0600	10200.	84	4229	No
271	GOM_NL__2PRFIN20021221_132743_000000432012_00167_04229_0091.N1	21-DEC-2002 13:27:43	Bright	42.500	39	85Eta UMa	1.8540	24000.	85	4229	No
272	GOM_NL__2PRFIN20021221_133116_000000572012_00167_04229_0092.N1	21-DEC-2002 13:31:16	Bright	57.000	180	27Gam Boo	3.0400	8000.0	114	4229	No
273	GOM_NL__2PRFIN20021221_133436_000000402012_00167_04229_0093.N1	21-DEC-2002 13:34:36	Bright	39.500	83		2.3780	11000.	79	4229	No
274	GOM_NL__2PRFIN20021221_133808_000000462012_00167_04229_0094.N1	21-DEC-2002 13:38:08	Bright	46.000	111	8Eta Boo	2.6800	6000.0	92	4229	No
275	GOM_NL__2PRFIN20021221_134239_000000622012_00167_04229_0095.N1	21-DEC-2002 13:42:39	Bright	62.000	138	47Eps Vir	2.8280	4700.0	124	4229	No
276	GOM_NL__2PRFIN20021221_134648_000000542012_00167_04229_0096.N1	21-DEC-2002 13:46:48	Bright	54.000	122	9Alp2Lib	2.7470	9700.0	108	4229	No
277	GOM_NL__2PRFIN20021221_134839_000000552012_00167_04229_0097.N1	21-DEC-2002 13:48:39	Tw_i_and_stray	55.000	15	67Alp Vir	0.97600	28000.	110	4229	No
278	GOM_NL__2PRFIN20021221_135210_000000512012_00167_04229_0098.N1	21-DEC-2002 13:52:10	Dark	51.000	169	46Gam Hya	2.9910	4700.0	102	4229	No

279	GOM_NL__2PRFIN20021221_135405_000000402012_00167_04229_0099.N1	21-DEC-2002 13:54:05	Dark	39.500	81	Eta Cen	2.3560	28000.	79	4229	No
280	GOM_NL__2PRFIN20021221_135519_000000402012_00167_04229_0100.N1	21-DEC-2002 13:55:19	Dark	40.000	78	Alp Lup	2.3040	28000.	80	4229	No
281	GOM_NL__2PRFIN20021221_135704_000000692012_00167_04229_0101.N1	21-DEC-2002 13:57:04	Dark	69.000	171	2Eps Crv	3.0010	4250.0	138	4229	No
282	GOM_NL__2PRFIN20021221_135914_000000442012_00167_04229_0102.N1	21-DEC-2002 13:59:14	Dark	43.500	10	Bet Cen	0.61000	28000.	87	4229	No
283	GOM_NL__2PRFIN20021221_140204_000000402012_00168_04230_0067.N1	21-DEC-2002 14:02:04	Dark	39.500	12	Alp1Cru	0.77500	30000.	79	4230	No
284	GOM_NL__2PRFIN20021221_140703_000000412012_00168_04230_0068.N1	21-DEC-2002 14:07:03	Dark	40.500	159	Ups Car	2.9200	7200.0	81	4230	No
285	GOM_NL__2PRFIN20021221_140832_000000422012_00168_04230_0069.N1	21-DEC-2002 14:08:32	Dark	41.500	71	Iot Car	2.2460	7700.0	83	4230	No
286	GOM_NL__2PRFIN20021221_141021_000000532012_00168_04230_0070.N1	21-DEC-2002 14:10:21	Dark	53.000	41	Eps Car	1.8600	4100.0	106	4230	No
287	GOM_NL__2PRFIN20021221_141317_000000482012_00168_04230_0071.N1	21-DEC-2002 14:13:17	Dark	47.500	34	Gam2Vel	1.7930	23000.	95	4230	No
288	GOM_NL__2PRFIN20021221_141501_000000522012_00168_04230_0072.N1	21-DEC-2002 14:15:01	Dark	51.500	2	Alp Car	-0.73600	7000.0	103	4230	No
289	GOM_NL__2PRFIN20021221_141757_000000532012_00168_04230_0073.N1	21-DEC-2002 14:17:57	Dark	52.500	117	Pi Pup	2.7060	3800.0	105	4230	No
290	GOM_NL__2PRFIN20021221_142101_000000512012_00168_04230_0074.N1	21-DEC-2002 14:21:01	Straylight	50.500	23	21Eps CMa	1.5020	26000.	101	4230	No
291	GOM_NL__2PRFIN20021221_142244_000000502012_00168_04230_0075.N1	21-DEC-2002 14:22:44	Straylight	49.500	179	24Omi2CMa	3.0320	24000.	99	4230	No
292	GOM_NL__2PRFIN20021221_142532_000000612012_00168_04230_0076.N1	21-DEC-2002 14:25:32	Straylight	61.000	1	9Alp CMa	-1.4400	11000.	122	4230	No
293	GOM_NL__2PRFIN20021221_142809_000000482012_00168_04230_0077.N1	21-DEC-2002 14:28:09	Straylight	48.000	56	53Kap Ori	2.0650	30000.	96	4230	No
294	GOM_NL__2PRFIN20021221_142939_000000442012_00168_04230_0078.N1	21-DEC-2002 14:29:39	Straylight	43.500	128	67Bet Eri	2.7840	9700.0	87	4230	No
295	GOM_NL__2PRFIN20021221_143104_000000472012_00168_04230_0079.N1	21-DEC-2002 14:31:04	Straylight	47.000	72	34Del Ori	2.2500	30000.	94	4230	No
296	GOM_NL__2PRFIN20021221_143341_000000562012_00168_04230_0080.N1	21-DEC-2002 14:33:41	Tw_i_and_stray	55.500	14	58Alp Ori	0.87000	3000.0	111	4230	No
297	GOM_NL__2PRFIN20021221_143556_000000522012_00168_04230_0081.N1	21-DEC-2002 14:35:56	Tw_i_and_stray	52.000	13	87Alp Tau	0.86700	3800.0	104	4230	No
298	GOM_NL__2PRFIN20021221_143747_000000432012_00168_04230_0082.N1	21-DEC-2002 14:37:47	Bright	43.000	176	23Zet Tau	3.0200	22000.	86	4230	No
299	GOM_NL__2PRFIN20021221_143951_000000542012_00168_04230_0083.N1	21-DEC-2002 14:39:51	Bright	54.000	28	12Bet Tau	1.6500	15200.	108	4230	No
300	GOM_NL__2PRFIN20021221_144238_000000362012_00168_04230_0084.N1	21-DEC-2002 14:42:38	Bright	35.500	149	45Eps Per	2.8880	30000.	71	4230	No
301	GOM_NL__2PRFIN20021221_144452_000000362012_00168_04230_0085.N1	21-DEC-2002 14:44:52	Bright	35.500	175	39Del Per	3.0100	19400.	71	4230	No
302	GOM_NL__2PRFIN20021221_144646_000000382012_00168_04230_0086.N1	21-DEC-2002 14:46:46	Bright	37.500	160	23Gam Per	2.9300	4700.0	75	4230	No
303	GOM_NL__2PRFIN20021221_145014_000000392012_00168_04230_0087.N1	21-DEC-2002 14:50:14	Bright	38.500	110	37Del Cas	2.6780	8900.0	77	4230	No
304	GOM_NL__2PRFIN20021221_145631_000000362012_00168_04230_0088.N1	21-DEC-2002 14:56:31	Bright	35.500	49	1Alp UMi	1.9900	6300.0	71	4230	No
305	GOM_NL__2PRFIN20021221_150110_000000532012_00168_04230_0089.N1	21-DEC-2002 15:01:10	Bright	53.000	60	7Bet UMi	2.0810	3950.0	106	4230	No
306	GOM_NL__2PRFIN20021221_150438_000000362012_00168_04230_0090.N1	21-DEC-2002 15:04:38	Bright	36.000	119	14Eta Dra	2.7270	4700.0	72	4230	No
307	GOM_NL__2PRFIN20021221_150617_000000442012_00168_04230_0091.N1	21-DEC-2002 15:06:17	Bright	43.500	55	79Zet UMa	2.0600	10200.	87	4230	No
308	GOM_NL__2PRFIN20021221_150820_000000422012_00168_04230_0092.N1	21-DEC-2002 15:08:20	Bright	41.500	39	85Eta UMa	1.8540	24000.	83	4230	No
309	GOM_NL__2PRFIN20021221_151153_000000372012_00168_04230_0093.N1	21-DEC-2002 15:11:53	Bright	37.000	180	27Gam Boo	3.0400	8000.0	74	4230	No
310	GOM_NL__2PRFIN20021221_151513_000000392012_00168_04230_0094.N1	21-DEC-2002 15:15:13	Bright	38.500	83		2.3780	11000.	77	4230	No
311	GOM_NL__2PRFIN20021221_151845_000000452012_00168_04230_0095.N1	21-DEC-2002 15:18:45	Bright	45.000	111	8Eta Boo	2.6800	6000.0	90	4230	No
312	GOM_NL__2PRFIN20021221_152316_000000642012_00168_04230_0096.N1	21-DEC-2002 15:23:16	Bright	63.500	138	47Eps Vir	2.8280	4700.0	127	4230	No
313	GOM_NL__2PRFIN20021221_152728_000000542012_00168_04230_0097.N1	21-DEC-2002 15:27:28	Bright	54.000	122	9Alp2Lib	2.7470	9700.0	108	4230	No
314	GOM_NL__2PRFIN20021221_152907_0000002362012_00168_04230_0098.N1	21-DEC-2002 15:29:07	Straylight	236.00	62	94Bet Leo	2.1360	9700.0	472	4230	No
315	GOM_NL__2PRFIN20021221_153442_000000402012_00168_04230_0099.N1	21-DEC-2002 15:34:42	Dark	39.500	81	Eta Cen	2.3560	28000.	79	4230	No
316	GOM_NL__2PRFIN20021221_153555_000000412012_00168_04230_0100.N1	21-DEC-2002 15:35:55	Dark	41.000	78	Alp Lup	2.3040	28000.	82	4230	No
317	GOM_NL__2PRFIN20021221_153924_000000452012_00168_04230_0101.N1	21-DEC-2002 15:39:24	Dark	45.000	4	Alp1Cen	-0.010000	5800.0	90	4230	No
318	GOM_NL__2PRFIN20021221_154241_000000402012_00169_04231_0087.N1	21-DEC-2002 15:42:41	Dark	39.500	12	Alp1Cru	0.77500	30000.	79	4231	No
319	GOM_NL__2PRFIN20021221_154739_000000392012_00169_04231_0088.N1	21-DEC-2002 15:47:39	Dark	38.500	159	Ups Car	2.9200	7200.0	77	4231	No
320	GOM_NL__2PRFIN20021221_154909_000000442012_00169_04231_0089.N1	21-DEC-2002 15:49:09	Dark	44.000	71	Iot Car	2.2460	7700.0	88	4231	No
321	GOM_NL__2PRFIN20021221_155058_000000482012_00169_04231_0090.N1	21-DEC-2002 15:50:58	Dark	47.500	41	Eps Car	1.8600	4100.0	95	4231	No
322	GOM_NL__2PRFIN20021221_155354_000000472012_00169_04231_0091.N1	21-DEC-2002 15:53:54	Dark	47.000	34	Gam2Vel	1.7930	23000.	94	4231	No
323	GOM_NL__2PRFIN20021221_155538_000000502012_00169_04231_0092.N1	21-DEC-2002 15:55:38	Dark	50.000	2	Alp Car	-0.73600	7000.0	100	4231	No
324	GOM_NL__2PRFIN20021221_155834_000000572012_00169_04231_0093.N1	21-DEC-2002 15:58:34	Dark	57.000	117	Pi Pup	2.7060	3800.0	114	4231	No
325	GOM_NL__2PRFIN20021221_160138_000000552012_00169_04231_0094.N1	21-DEC-2002 16:01:38	Straylight	54.500	23	21Eps CMa	1.5020	26000.	109	4231	No
326	GOM_NL__2PRFIN20021221_160321_000000522012_00169_04231_0095.N1	21-DEC-2002 16:03:21	Straylight	52.000	179	24Omi2CMa	3.0320	24000.	104	4231	No
327	GOM_NL__2PRFIN20021221_160609_000000672012_00169_04231_0096.N1	21-DEC-2002 16:06:09	Straylight	67.000	1	9Alp CMa	-1.4400	11000.	134	4231	No
328	GOM_NL__2PRFIN20021221_160845_000000452012_00169_04231_0097.N1	21-DEC-2002 16:08:45	Straylight	44.500	56	53Kap Ori	2.0650	30000.	89	4231	No
329	GOM_NL__2PRFIN20021221_161015_000000452012_00169_04231_0098.N1	21-DEC-2002 16:10:15	Straylight	44.500	128	67Bet Eri	2.7840	9700.0	89	4231	No
330	GOM_NL__2PRFIN20021221_161140_000000472012_00169_04231_0099.N1	21-DEC-2002 16:11:40	Straylight	46.500	72	34Del Ori	2.2500	30000.	93	4231	No
331	GOM_NL__2PRFIN20021221_161416_000000622012_00169_04231_0100.N1	21-DEC-2002 16:14:16	Tw_i_and_stray	62.000	14	58Alp Ori	0.87000	3000.0	124	4231	No
332	GOM_NL__2PRFIN20021221_161633_000000462012_00169_04231_0101.N1	21-DEC-2002 16:16:33	Tw_i_and_stray	46.000	13	87Alp Tau	0.86700	3800.0	92	4231	No
333	GOM_NL__2PRFIN20021221_161822_000000432012_00169_04231_0102.N1	21-DEC-2002 16:18:22	Bright	43.000	176	23Zet Tau	3.0200	22000.	86	4231	No
334	GOM_NL__2PRFIN20021221_162027_000000432012_00169_04231_0103.N1	21-DEC-2002 16:20:27	Bright	42.500	28	12Bet Tau	1.6500	15200.	85	4231	No
335	GOM_NL__2PRFIN20021221_162314_000000372012_00169_04231_0104.N1	21-DEC-2002 16:23:14	Bright	37.000	149	45Eps Per	2.8880	30000.	74	4231	No
336	GOM_NL__2PRFIN20021221_162528_000000372012_00169_04231_0105.N1	21-DEC-2002 16:25:28	Bright	36.500	175	39Del Per	3.0100	19400.	73	4231	No
337	GOM_NL__2PRFIN20021221_162722_000000382012_00169_04231_0106.N1	21-DEC-2002 16:27:22	Bright	37.500	160	23Gam Per	2.9300	4700.0	75	4231	No

338	GOM_NL__2PRFIN20021221_163050_000000392012_00169_04231_0107.N1	21-DEC-2002 16:30:50	Bright	38.500	110	37Del Cas	2.6780	8900.0	77	4231	No
339	GOM_NL__2PRFIN20021221_163706_000000362012_00169_04231_0108.N1	21-DEC-2002 16:37:06	Bright	36.000	49	1Alp UMi	1.9900	6300.0	72	4231	No
340	GOM_NL__2PRFIN20021221_164146_000000402012_00169_04231_0109.N1	21-DEC-2002 16:41:46	Bright	39.500	60	7Bet UMi	2.0810	3950.0	79	4231	No
341	GOM_NL__2PRFIN20021221_164514_000000372012_00169_04231_0110.N1	21-DEC-2002 16:45:14	Bright	36.500	119	14Eta Dra	2.7270	4700.0	73	4231	No
342	GOM_NL__2PRFIN20021221_164653_000000432012_00169_04231_0111.N1	21-DEC-2002 16:46:53	Bright	42.500	55	79Zet UMa	2.0600	10200.	85	4231	No
343	GOM_NL__2PRFIN20021221_164855_000000412012_00169_04231_0112.N1	21-DEC-2002 16:48:55	Bright	41.000	39	85Eta UMa	1.8540	24000.	82	4231	No
344	GOM_NL__2PRFIN20021221_165229_000000392012_00169_04231_0113.N1	21-DEC-2002 16:52:29	Bright	39.000	180	27Gam Boo	3.0400	8000.0	78	4231	No
345	GOM_NL__2PRFIN20021221_165549_000000382012_00169_04231_0114.N1	21-DEC-2002 16:55:49	Bright	38.000	83		2.3780	11000.	76	4231	No
346	GOM_NL__2PRFIN20021221_165921_000000642012_00169_04231_0115.N1	21-DEC-2002 16:59:21	Bright	64.000	111	8Eta Boo	2.6800	6000.0	128	4231	No
347	GOM_NL__2PRFIN20021221_170353_000000632012_00169_04231_0116.N1	21-DEC-2002 17:03:53	Bright	62.500	138	47Eps Vir	2.8280	4700.0	125	4231	No
348	GOM_NL__2PRFIN20021221_170804_000000542012_00169_04231_0117.N1	21-DEC-2002 17:08:04	Bright	54.000	122	9Alp2Lib	2.7470	9700.0	108	4231	No
349	GOM_NL__2PRFIN20021221_170947_000002492012_00169_04231_0118.N1	21-DEC-2002 17:09:47	Straylight	248.50	62	94Bet Leo	2.1360	9700.0	497	4231	No
350	GOM_NL__2PRFIN20021221_171518_000000422012_00169_04231_0119.N1	21-DEC-2002 17:15:18	Dark	42.000	81	Eta Cen	2.3560	28000.	84	4231	No
351	GOM_NL__2PRFIN20021221_171631_000000402012_00169_04231_0120.N1	21-DEC-2002 17:16:31	Dark	40.000	78	Alp Lup	2.3040	28000.	80	4231	No
352	GOM_NL__2PRFIN20021221_172000_000000442012_00169_04231_0121.N1	21-DEC-2002 17:20:00	Dark	43.500	4	Alp1Cen	-0.010000	5800.0	87	4231	No
353	GOM_NL__2PRFIN20021221_172317_000000422012_00170_04232_0087.N1	21-DEC-2002 17:23:17	Dark	41.500	12	Alp1Cru	0.77500	30000.	83	4232	No
354	GOM_NL__2PRFIN20021221_172816_000000392012_00170_04232_0088.N1	21-DEC-2002 17:28:16	Dark	39.000	159	Ups Car	2.9200	7200.0	78	4232	No
355	GOM_NL__2PRFIN20021221_172945_000000422012_00170_04232_0089.N1	21-DEC-2002 17:29:45	Dark	42.000	71	Iot Car	2.2460	7700.0	84	4232	No
356	GOM_NL__2PRFIN20021221_173134_000000552012_00170_04232_0090.N1	21-DEC-2002 17:31:34	Dark	55.000	41	Eps Car	1.8600	4100.0	110	4232	No
357	GOM_NL__2PRFIN20021221_173431_000000492012_00170_04232_0091.N1	21-DEC-2002 17:34:31	Dark	48.500	34	Gam2Vel	1.7930	23000.	97	4232	No
358	GOM_NL__2PRFIN20021221_173614_000000462012_00170_04232_0092.N1	21-DEC-2002 17:36:14	Dark	46.000	2	Alp Car	-0.73600	7000.0	92	4232	No
359	GOM_NL__2PRFIN20021221_173910_000000522012_00170_04232_0093.N1	21-DEC-2002 17:39:10	Dark	52.000	117	Pi Pup	2.7060	3800.0	104	4232	No
360	GOM_NL__2PRFIN20021221_174215_000000522012_00170_04232_0094.N1	21-DEC-2002 17:42:15	Straylight	51.500	23	21Eps CMa	1.5020	26000.	103	4232	No
361	GOM_NL__2PRFIN20021221_174357_000000502012_00170_04232_0095.N1	21-DEC-2002 17:43:57	Straylight	50.000	179	24Omi2CMa	3.0320	24000.	100	4232	No
362	GOM_NL__2PRFIN20021221_174645_000000602012_00170_04232_0096.N1	21-DEC-2002 17:46:45	Straylight	60.000	1	9Alp CMa	-1.4400	11000.	120	4232	No
363	GOM_NL__2PRFIN20021221_174921_000000472012_00170_04232_0097.N1	21-DEC-2002 17:49:21	Straylight	47.000	56	53Kap Ori	2.0650	30000.	94	4232	No
364	GOM_NL__2PRFIN20021221_175051_000000422012_00170_04232_0098.N1	21-DEC-2002 17:50:51	Straylight	42.000	128	67Bet Eri	2.7840	9700.0	84	4232	No
365	GOM_NL__2PRFIN20021221_175216_000000462012_00170_04232_0099.N1	21-DEC-2002 17:52:16	Straylight	46.000	72	34Del Ori	2.2500	30000.	92	4232	No
366	GOM_NL__2PRFIN20021221_175450_000000622012_00170_04232_0100.N1	21-DEC-2002 17:54:50	Tw_i_and_stray	62.000	14	58Alp Ori	0.87000	3000.0	124	4232	No
367	GOM_NL__2PRFIN20021221_175709_000000512012_00170_04232_0101.N1	21-DEC-2002 17:57:09	Tw_i_and_stray	51.000	13	87Alp Tau	0.86700	3800.0	102	4232	No
368	GOM_NL__2PRFIN20021221_175857_000000442012_00170_04232_0102.N1	21-DEC-2002 17:58:57	Bright	44.000	176	23Zet Tau	3.0200	22000.	88	4232	No
369	GOM_NL__2PRFIN20021221_180102_000000442012_00170_04232_0103.N1	21-DEC-2002 18:01:02	Bright	43.500	28	12Bet Tau	1.6500	15200.	87	4232	No
370	GOM_NL__2PRFIN20021221_180350_000000362012_00170_04232_0104.N1	21-DEC-2002 18:03:50	Bright	36.000	149	45Eps Per	2.8880	30000.	72	4232	No
371	GOM_NL__2PRFIN20021221_180604_000000362012_00170_04232_0105.N1	21-DEC-2002 18:06:04	Bright	36.000	175	39Del Per	3.0100	19400.	72	4232	No
372	GOM_NL__2PRFIN20021221_180758_000000372012_00170_04232_0106.N1	21-DEC-2002 18:07:58	Bright	36.500	160	23Gam Per	2.9300	4700.0	73	4232	No
373	GOM_NL__2PRFIN20021221_181127_000000382012_00170_04232_0107.N1	21-DEC-2002 18:11:27	Bright	37.500	110	37Del Cas	2.6780	8900.0	75	4232	No
374	GOM_NL__2PRFIN20021221_181742_000000382012_00170_04232_0108.N1	21-DEC-2002 18:17:42	Bright	37.500	49	1Alp UMi	1.9900	6300.0	75	4232	No
375	GOM_NL__2PRFIN20021221_182222_000000402012_00170_04232_0109.N1	21-DEC-2002 18:22:22	Bright	39.500	60	7Bet UMi	2.0810	3950.0	79	4232	No
376	GOM_NL__2PRFIN20021221_182550_000000372012_00170_04232_0110.N1	21-DEC-2002 18:25:50	Bright	37.000	119	14Eta Dra	2.7270	4700.0	74	4232	No
377	GOM_NL__2PRFIN20021221_182729_000000402012_00170_04232_0111.N1	21-DEC-2002 18:27:29	Bright	40.000	55	79Zet UMa	2.0600	10200.	80	4232	No
378	GOM_NL__2PRFIN20021221_182931_000000412012_00170_04232_0112.N1	21-DEC-2002 18:29:31	Bright	41.000	39	85Eta UMa	1.8540	24000.	82	4232	No
379	GOM_NL__2PRFIN20021221_183305_000000382012_00170_04232_0113.N1	21-DEC-2002 18:33:05	Bright	38.000	180	27Gam Boo	3.0400	8000.0	76	4232	No
380	GOM_NL__2PRFIN20021221_183625_000000402012_00170_04232_0114.N1	21-DEC-2002 18:36:25	Bright	40.000	83		2.3780	11000.	80	4232	No
381	GOM_NL__2PRFIN20021221_183958_000000642012_00170_04232_0115.N1	21-DEC-2002 18:39:58	Bright	64.000	111	8Eta Boo	2.6800	6000.0	128	4232	No
382	GOM_NL__2PRFIN20021221_184429_000000642012_00170_04232_0116.N1	21-DEC-2002 18:44:29	Bright	64.000	138	47Eps Vir	2.8280	4700.0	128	4232	No
383	GOM_NL__2PRFIN20021221_184840_000000462012_00170_04232_0117.N1	21-DEC-2002 18:48:40	Bright	45.500	122	9Alp2Lib	2.7470	9700.0	91	4232	No
384	GOM_NL__2PRFIN20021221_185030_000002502012_00170_04232_0118.N1	21-DEC-2002 18:50:30	Straylight	249.50	62	94Bet Leo	2.1360	9700.0	499	4232	No
385	GOM_NL__2PRFIN20021221_185555_000000392012_00170_04232_0119.N1	21-DEC-2002 18:55:55	Dark	39.000	81	Eta Cen	2.3560	28000.	78	4232	No
386	GOM_NL__2PRFIN20021221_185708_000000372012_00170_04232_0120.N1	21-DEC-2002 18:57:08	Dark	37.000	78	Alp Lup	2.3040	28000.	74	4232	No
387	GOM_NL__2PRFIN20021221_190036_000000492012_00170_04232_0121.N1	21-DEC-2002 19:00:36	Dark	48.500	4	Alp1Cen	-0.010000	5800.0	97	4232	No
388	GOM_NL__2PRFIN20021221_190354_000000442012_00171_04233_0087.N1	21-DEC-2002 19:03:54	Dark	43.500	12	Alp1Cru	0.77500	30000.	87	4233	No
389	GOM_NL__2PRFIN20021221_190852_000000402012_00171_04233_0088.N1	21-DEC-2002 19:08:52	Dark	39.500	159	Ups Car	2.9200	7200.0	79	4233	No
390	GOM_NL__2PRFIN20021221_191022_000000432012_00171_04233_0089.N1	21-DEC-2002 19:10:22	Dark	43.000	71	Iot Car	2.2460	7700.0	86	4233	No
391	GOM_NL__2PRFIN20021221_191211_000000542012_00171_04233_0090.N1	21-DEC-2002 19:12:11	Dark	54.000	41	Eps Car	1.8600	4100.0	108	4233	No
392	GOM_NL__2PRFIN20021221_191507_000000492012_00171_04233_0091.N1	21-DEC-2002 19:15:07	Dark	49.000	34	Gam2Vel	1.7930	23000.	98	4233	No
393	GOM_NL__2PRFIN20021221_191650_000000542012_00171_04233_0092.N1	21-DEC-2002 19:16:50	Dark	54.000	2	Alp Car	-0.73600	7000.0	108	4233	No
394	GOM_NL__2PRFIN20021221_191946_000000542012_00171_04233_0093.N1	21-DEC-2002 19:19:46	Dark	54.000	117	Pi Pup	2.7060	3800.0	108	4233	No
395	GOM_NL__2PRFIN20021221_192251_000000532012_00171_04233_0094.N1	21-DEC-2002 19:22:51	Straylight	52.500	23	21Eps CMa	1.5020	26000.	105	4233	No
396	GOM_NL__2PRFIN20021221_192433_000000522012_00171_04233_0095.N1	21-DEC-2002 19:24:33	Straylight	51.500	179	24Omi2CMa	3.0320	24000.	103	4233	No

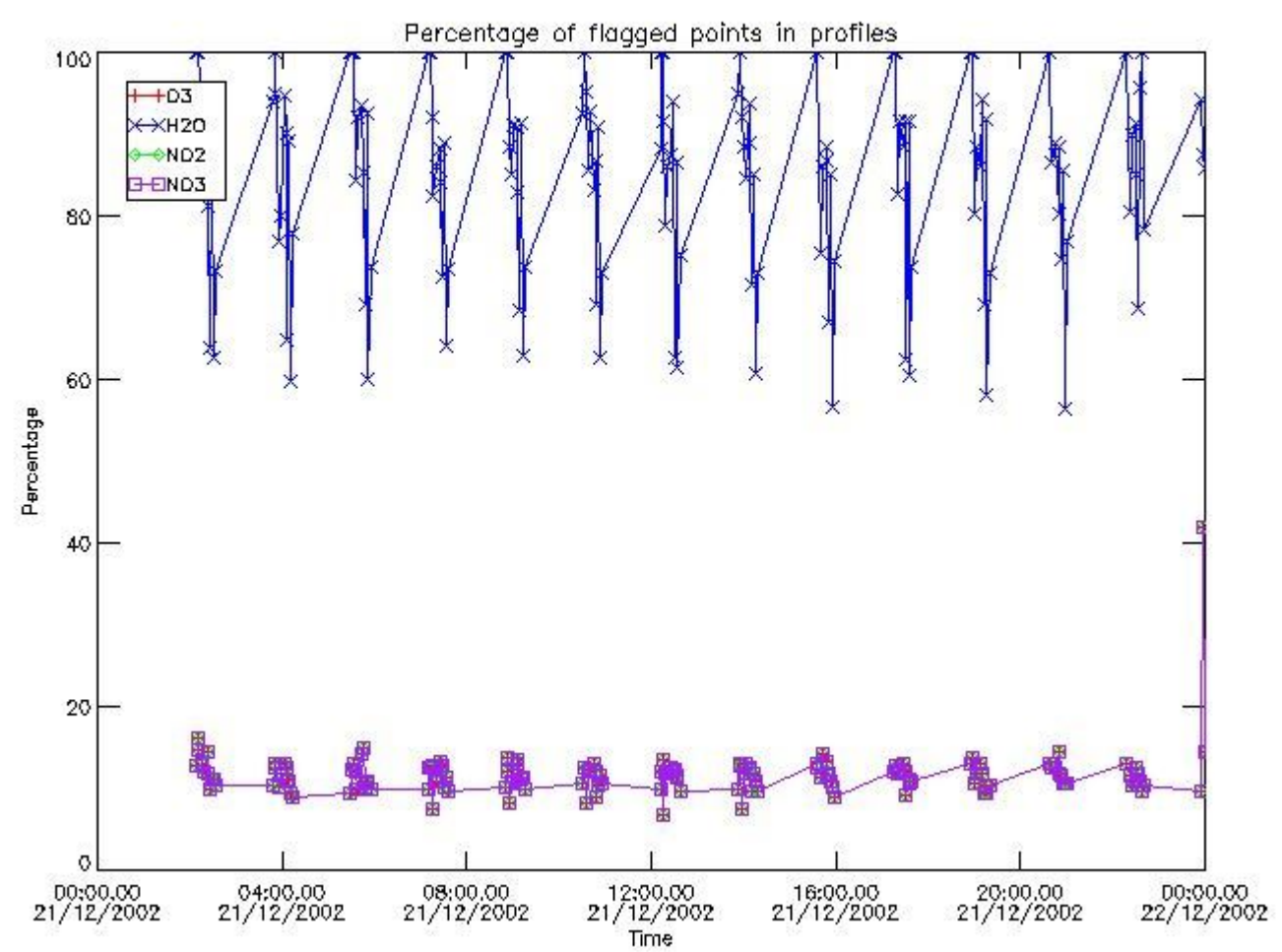
397	GOM_NL__2PRFIN20021221_192721_000000582012_00171_04233_0096.N1	21-DEC-2002 19:27:21	Straylight	57.500	1	9Alp CMa	-1.4400	11000.	115	4233	No
398	GOM_NL__2PRFIN20021221_192957_000000482012_00171_04233_0097.N1	21-DEC-2002 19:29:57	Straylight	48.000	56	53Kap Ori	2.0650	30000.	96	4233	No
399	GOM_NL__2PRFIN20021221_193128_000000432012_00171_04233_0098.N1	21-DEC-2002 19:31:28	Straylight	43.000	128	67Bet Eri	2.7840	9700.0	86	4233	No
400	GOM_NL__2PRFIN20021221_193252_000000472012_00171_04233_0099.N1	21-DEC-2002 19:32:52	Straylight	47.000	72	34Del Ori	2.2500	30000.	94	4233	No
401	GOM_NL__2PRFIN20021221_193528_000000592012_00171_04233_0100.N1	21-DEC-2002 19:35:28	Tw_i_and_stray	58.500	14	58Alp Ori	0.87000	3000.0	117	4233	No
402	GOM_NL__2PRFIN20021221_193745_000000472012_00171_04233_0101.N1	21-DEC-2002 19:37:45	Tw_i_and_stray	46.500	13	87Alp Tau	0.86700	3800.0	93	4233	No
403	GOM_NL__2PRFIN20021221_193933_000000432012_00171_04233_0102.N1	21-DEC-2002 19:39:33	Bright	42.500	176	23Zet Tau	3.0200	22000.	85	4233	No
404	GOM_NL__2PRFIN20021221_194138_000000442012_00171_04233_0103.N1	21-DEC-2002 19:41:38	Bright	44.000	28	12Bet Tau	1.6500	15200.	88	4233	No
405	GOM_NL__2PRFIN20021221_194426_000000372012_00171_04233_0104.N1	21-DEC-2002 19:44:26	Bright	36.500	149	45Eps Per	2.8880	30000.	73	4233	No
406	GOM_NL__2PRFIN20021221_194640_000000482012_00171_04233_0105.N1	21-DEC-2002 19:46:40	Bright	47.500	175	39Del Per	3.0100	19400.	95	4233	No
407	GOM_NL__2PRFIN20021221_194834_000000372012_00171_04233_0106.N1	21-DEC-2002 19:48:34	Bright	37.000	160	23Gam Per	2.9300	4700.0	74	4233	No
408	GOM_NL__2PRFIN20021221_195203_000000382012_00171_04233_0107.N1	21-DEC-2002 19:52:03	Bright	37.500	110	37Del Cas	2.6780	8900.0	75	4233	No
409	GOM_NL__2PRFIN20021221_195818_000000382012_00171_04233_0108.N1	21-DEC-2002 19:58:18	Bright	37.500	49	1Alp UMi	1.9900	6300.0	75	4233	No
410	GOM_NL__2PRFIN20021221_200258_000000392012_00171_04233_0109.N1	21-DEC-2002 20:02:58	Bright	38.500	60	7Bet UMi	2.0810	3950.0	77	4233	No
411	GOM_NL__2PRFIN20021221_200626_000000352012_00171_04233_0110.N1	21-DEC-2002 20:06:26	Bright	34.500	119	14Eta Dra	2.7270	4700.0	69	4233	No
412	GOM_NL__2PRFIN20021221_200804_000000452012_00171_04233_0111.N1	21-DEC-2002 20:08:04	Bright	44.500	55	79Zet UMa	2.0600	10200.	89	4233	No
413	GOM_NL__2PRFIN20021221_201007_000000422012_00171_04233_0112.N1	21-DEC-2002 20:10:07	Bright	41.500	39	85Eta UMa	1.8540	24000.	83	4233	No
414	GOM_NL__2PRFIN20021221_201341_000000392012_00171_04233_0113.N1	21-DEC-2002 20:13:41	Bright	39.000	180	27Gam Boo	3.0400	8000.0	78	4233	No
415	GOM_NL__2PRFIN20021221_201701_000000412012_00171_04233_0114.N1	21-DEC-2002 20:17:01	Bright	40.500	83		2.3780	11000.	81	4233	No
416	GOM_NL__2PRFIN20021221_202034_000000642012_00171_04233_0115.N1	21-DEC-2002 20:20:34	Bright	64.000	111	8Eta Boo	2.6800	6000.0	128	4233	No
417	GOM_NL__2PRFIN20021221_202506_000000662012_00171_04233_0116.N1	21-DEC-2002 20:25:06	Bright	66.000	138	47Eps Vir	2.8280	4700.0	132	4233	No
418	GOM_NL__2PRFIN20021221_202917_000000402012_00171_04233_0117.N1	21-DEC-2002 20:29:17	Bright	39.500	122	9Alp2Lib	2.7470	9700.0	79	4233	No
419	GOM_NL__2PRFIN20021221_203108_000002552012_00171_04233_0118.N1	21-DEC-2002 20:31:08	Straylight	255.00	62	94Bet Leo	2.1360	9700.0	510	4233	No
420	GOM_NL__2PRFIN20021221_203631_000000392012_00171_04233_0119.N1	21-DEC-2002 20:36:31	Dark	39.000	81	Eta Cen	2.3560	28000.	78	4233	No
421	GOM_NL__2PRFIN20021221_203744_000000402012_00171_04233_0120.N1	21-DEC-2002 20:37:44	Dark	39.500	78	Alp Lup	2.3040	28000.	79	4233	No
422	GOM_NL__2PRFIN20021221_204112_000000412012_00171_04233_0121.N1	21-DEC-2002 20:41:12	Dark	41.000	4	Alp1Cen	-0.010000	5800.0	82	4233	No
423	GOM_NL__2PRFIN20021221_204430_000000412012_00172_04234_0087.N1	21-DEC-2002 20:44:30	Dark	41.000	12	Alp1Cru	0.77500	30000.	82	4234	No
424	GOM_NL__2PRFIN20021221_204929_000000392012_00172_04234_0088.N1	21-DEC-2002 20:49:29	Dark	38.500	159	Ups Car	2.9200	7200.0	77	4234	No
425	GOM_NL__2PRFIN20021221_205058_000000442012_00172_04234_0089.N1	21-DEC-2002 20:50:58	Dark	43.500	71	Iot Car	2.2460	7700.0	87	4234	No
426	GOM_NL__2PRFIN20021221_205247_000000442012_00172_04234_0090.N1	21-DEC-2002 20:52:47	Dark	44.000	41	Eps Car	1.8600	4100.0	88	4234	No
427	GOM_NL__2PRFIN20021221_205544_000000492012_00172_04234_0091.N1	21-DEC-2002 20:55:44	Dark	48.500	34	Gam2Vel	1.7930	23000.	97	4234	No
428	GOM_NL__2PRFIN20021221_205727_000000492012_00172_04234_0092.N1	21-DEC-2002 20:57:27	Dark	48.500	2	Alp Car	-0.73600	7000.0	97	4234	No
429	GOM_NL__2PRFIN20021221_210023_000000532012_00172_04234_0093.N1	21-DEC-2002 21:00:23	Dark	52.500	117	Pi Pup	2.7060	3800.0	105	4234	No
430	GOM_NL__2PRFIN20021221_210327_000000572012_00172_04234_0094.N1	21-DEC-2002 21:03:27	Straylight	56.500	23	21Eps CMa	1.5020	26000.	113	4234	No
431	GOM_NL__2PRFIN20021221_210509_000000552012_00172_04234_0095.N1	21-DEC-2002 21:05:09	Straylight	54.500	179	24Omi2CMa	3.0320	24000.	109	4234	No
432	GOM_NL__2PRFIN20021221_210757_000000602012_00172_04234_0096.N1	21-DEC-2002 21:07:57	Straylight	60.000	1	9Alp CMa	-1.4400	11000.	120	4234	No
433	GOM_NL__2PRFIN20021221_211033_000000482012_00172_04234_0097.N1	21-DEC-2002 21:10:33	Straylight	48.000	56	53Kap Ori	2.0650	30000.	96	4234	No
434	GOM_NL__2PRFIN20021221_211204_000000442012_00172_04234_0098.N1	21-DEC-2002 21:12:04	Straylight	44.000	128	67Bet Eri	2.7840	9700.0	88	4234	No
435	GOM_NL__2PRFIN20021221_211327_000000442012_00172_04234_0099.N1	21-DEC-2002 21:13:27	Straylight	43.500	72	34Del Ori	2.2500	30000.	87	4234	No
436	GOM_NL__2PRFIN20021221_211602_000000602012_00172_04234_0100.N1	21-DEC-2002 21:16:02	Tw_i_and_stray	60.000	14	58Alp Ori	0.87000	3000.0	120	4234	No
437	GOM_NL__2PRFIN20021221_211821_000000522012_00172_04234_0101.N1	21-DEC-2002 21:18:21	Tw_i_and_stray	52.000	13	87Alp Tau	0.86700	3800.0	104	4234	No
438	GOM_NL__2PRFIN20021221_212008_000000442012_00172_04234_0102.N1	21-DEC-2002 21:20:08	Bright	44.000	176	23Zet Tau	3.0200	22000.	88	4234	No
439	GOM_NL__2PRFIN20021221_212213_000000442012_00172_04234_0103.N1	21-DEC-2002 21:22:13	Bright	43.500	28	12Bet Tau	1.6500	15200.	87	4234	No
440	GOM_NL__2PRFIN20021221_212501_000000372012_00172_04234_0104.N1	21-DEC-2002 21:25:01	Bright	37.000	149	45Eps Per	2.8880	30000.	74	4234	No
441	GOM_NL__2PRFIN20021221_212716_000000372012_00172_04234_0105.N1	21-DEC-2002 21:27:16	Bright	36.500	175	39Del Per	3.0100	19400.	73	4234	No
442	GOM_NL__2PRFIN20021221_212910_000000382012_00172_04234_0106.N1	21-DEC-2002 21:29:10	Bright	37.500	160	23Gam Per	2.9300	4700.0	75	4234	No
443	GOM_NL__2PRFIN20021221_213239_000000382012_00172_04234_0107.N1	21-DEC-2002 21:32:39	Bright	38.000	110	37Del Cas	2.6780	8900.0	76	4234	No
444	GOM_NL__2PRFIN20021221_213854_000000362012_00172_04234_0108.N1	21-DEC-2002 21:38:54	Bright	36.000	49	1Alp UMi	1.9900	6300.0	72	4234	No
445	GOM_NL__2PRFIN20021221_214333_000000362012_00172_04234_0109.N1	21-DEC-2002 21:43:33	Bright	36.000	60	7Bet UMi	2.0810	3950.0	72	4234	No
446	GOM_NL__2PRFIN20021221_214702_000000372012_00172_04234_0110.N1	21-DEC-2002 21:47:02	Bright	37.000	119	14Eta Dra	2.7270	4700.0	74	4234	No
447	GOM_NL__2PRFIN20021221_214840_000000442012_00172_04234_0111.N1	21-DEC-2002 21:48:40	Bright	44.000	55	79Zet UMa	2.0600	10200.	88	4234	No
448	GOM_NL__2PRFIN20021221_215043_000000542012_00172_04234_0112.N1	21-DEC-2002 21:50:43	Bright	53.500	39	85Eta UMa	1.8540	24000.	107	4234	No
449	GOM_NL__2PRFIN20021221_215417_000000392012_00172_04234_0113.N1	21-DEC-2002 21:54:17	Bright	38.500	180	27Gam Boo	3.0400	8000.0	77	4234	No
450	GOM_NL__2PRFIN20021221_215737_000000562012_00172_04234_0114.N1	21-DEC-2002 21:57:37	Bright	56.000	83		2.3780	11000.	112	4234	No
451	GOM_NL__2PRFIN20021221_220110_000000642012_00172_04234_0115.N1	21-DEC-2002 22:01:10	Bright	64.000	111	8Eta Boo	2.6800	6000.0	128	4234	No
452	GOM_NL__2PRFIN20021221_220543_000000622012_00172_04234_0116.N1	21-DEC-2002 22:05:43	Bright	62.000	138	47Eps Vir	2.8280	4700.0	124	4234	No
453	GOM_NL__2PRFIN20021221_220952_000000392012_00172_04234_0117.N1	21-DEC-2002 22:09:52	Bright	39.000	122	9Alp2Lib	2.7470	9700.0	78	4234	No
454	GOM_NL__2PRFIN20021221_221148_000002552012_00172_04234_0118.N1	21-DEC-2002 22:11:48	Straylight	255.00	62	94Bet Leo	2.1360	9700.0	510	4234	No
455	GOM_NL__2PRFIN20021221_221820_000000402012_00172_04234_0119.N1	21-DEC-2002 22:18:20	Dark	39.500	78	Alp Lup	2.3040	28000.	79	4234	No

456	GOM_NL__2PRFIN20021221_222148_000000442012_00172_04234_0120.N1	21-DEC-2002 22:21:48	Dark	44.000	4	Alp1Cen	-0.010000	5800.0	88	4234	No
457	GOM_NL__2PRFIN20021221_222506_000000502012_00173_04235_0087.N1	21-DEC-2002 22:25:06	Dark	49.500	12	Alp1Cru	0.77500	30000.	99	4235	No
458	GOM_NL__2PRFIN20021221_223005_000000412012_00173_04235_0088.N1	21-DEC-2002 22:30:05	Dark	40.500	159	Ups Car	2.9200	7200.0	81	4235	No
459	GOM_NL__2PRFIN20021221_223134_000000472012_00173_04235_0089.N1	21-DEC-2002 22:31:34	Dark	47.000	71	Iot Car	2.2460	7700.0	94	4235	No
460	GOM_NL__2PRFIN20021221_223323_000000442012_00173_04235_0090.N1	21-DEC-2002 22:33:23	Dark	43.500	41	Eps Car	1.8600	4100.0	87	4235	No
461	GOM_NL__2PRFIN20021221_223619_000000472012_00173_04235_0091.N1	21-DEC-2002 22:36:19	Dark	47.000	34	Gam2Vel	1.7930	23000.	94	4235	No
462	GOM_NL__2PRFIN20021221_223829_000000532012_00173_04235_0092.N1	21-DEC-2002 22:38:29	Dark	52.500	70	Zet Pup	2.2460	39000.	105	4235	No
463	GOM_NL__2PRFIN20021221_224057_000000532012_00173_04235_0093.N1	21-DEC-2002 22:40:57	Dark	53.000	117	Pi Pup	2.7060	3800.0	106	4235	No
464	GOM_NL__2PRFIN20021221_224402_000000522012_00173_04235_0094.N1	21-DEC-2002 22:44:02	Straylight	51.500	23	21Eps CMa	1.5020	26000.	103	4235	No
465	GOM_NL__2PRFIN20021221_224545_000000532012_00173_04235_0095.N1	21-DEC-2002 22:45:45	Straylight	53.000	179	24Omi2CMa	3.0320	24000.	106	4235	No
466	GOM_NL__2PRFIN20021221_224816_000000522012_00173_04235_0096.N1	21-DEC-2002 22:48:16	Straylight	52.000	47	2Bet CMa	1.9760	28000.	104	4235	No
467	GOM_NL__2PRFIN20021221_225109_000000502012_00173_04235_0097.N1	21-DEC-2002 22:51:09	Straylight	49.500	56	53Kap Ori	2.0650	30000.	99	4235	No
468	GOM_NL__2PRFIN20021221_225239_000000412012_00173_04235_0098.N1	21-DEC-2002 22:52:39	Straylight	41.000	128	67Bet Eri	2.7840	9700.0	82	4235	No
469	GOM_NL__2PRFIN20021221_225403_000000482012_00173_04235_0099.N1	21-DEC-2002 22:54:03	Straylight	48.000	72	34Del Ori	2.2500	30000.	96	4235	No
470	GOM_NL__2PRFIN20021221_225640_000000612012_00173_04235_0100.N1	21-DEC-2002 22:56:40	Twi_and_stray	61.000	14	58Alp Ori	0.87000	3000.0	122	4235	No
471	GOM_NL__2PRFIN20021221_225857_000000522012_00173_04235_0101.N1	21-DEC-2002 22:58:57	Twi_and_stray	52.000	13	87Alp Tau	0.86700	3800.0	104	4235	No
472	GOM_NL__2PRFIN20021221_230044_000000432012_00173_04235_0102.N1	21-DEC-2002 23:00:44	Bright	43.000	176	23Zet Tau	3.0200	22000.	86	4235	No
473	GOM_NL__2PRFIN20021221_230249_000000442012_00173_04235_0103.N1	21-DEC-2002 23:02:49	Bright	43.500	28	12Bet Tau	1.6500	15200.	87	4235	No
474	GOM_NL__2PRFIN20021221_230538_000000372012_00173_04235_0104.N1	21-DEC-2002 23:05:38	Bright	37.000	149	45Eps Per	2.8880	30000.	74	4235	No
475	GOM_NL__2PRFIN20021221_230752_000000362012_00173_04235_0105.N1	21-DEC-2002 23:07:52	Bright	36.000	175	39Del Per	3.0100	19400.	72	4235	No
476	GOM_NL__2PRFIN20021221_230947_000000372012_00173_04235_0106.N1	21-DEC-2002 23:09:47	Bright	37.000	160	23Gam Per	2.9300	4700.0	74	4235	No
477	GOM_NL__2PRFIN20021221_231316_000000372012_00173_04235_0107.N1	21-DEC-2002 23:13:16	Bright	37.000	110	37Del Cas	2.6780	8900.0	74	4235	No
478	GOM_NL__2PRFIN20021221_231930_000000382012_00173_04235_0108.N1	21-DEC-2002 23:19:30	Bright	37.500	49	1Alp UMi	1.9900	6300.0	75	4235	No
479	GOM_NL__2PRFIN20021221_232409_000000392012_00173_04235_0109.N1	21-DEC-2002 23:24:09	Bright	38.500	60	7Bet UMi	2.0810	3950.0	77	4235	No
480	GOM_NL__2PRFIN20021221_232738_000000382012_00173_04235_0110.N1	21-DEC-2002 23:27:38	Bright	37.500	119	14Eta Dra	2.7270	4700.0	75	4235	No
481	GOM_NL__2PRFIN20021221_232915_000000452012_00173_04235_0111.N1	21-DEC-2002 23:29:15	Bright	45.000	55	79Zet UMa	2.0600	10200.	90	4235	No
482	GOM_NL__2PRFIN20021221_233118_000000442012_00173_04235_0112.N1	21-DEC-2002 23:31:18	Bright	44.000	39	85Eta UMa	1.8540	24000.	88	4235	No
483	GOM_NL__2PRFIN20021221_233452_000000572012_00173_04235_0113.N1	21-DEC-2002 23:34:52	Bright	57.000	180	27Gam Boo	3.0400	8000.0	114	4235	No
484	GOM_NL__2PRFIN20021221_233813_000000392012_00173_04235_0114.N1	21-DEC-2002 23:38:13	Bright	38.500	83		2.3780	11000.	77	4235	No
485	GOM_NL__2PRFIN20021221_234145_000000462012_00173_04235_0115.N1	21-DEC-2002 23:41:45	Bright	45.500	111	8Eta Boo	2.6800	6000.0	91	4235	No
486	GOM_NL__2PRFIN20021221_234618_000000652012_00173_04235_0116.N1	21-DEC-2002 23:46:18	Bright	65.000	138	47Eps Vir	2.8280	4700.0	130	4235	No
487	GOM_NL__2PRFIN20021221_235029_000000402012_00173_04235_0117.N1	21-DEC-2002 23:50:29	Bright	39.500	122	9Alp2Lib	2.7470	9700.0	79	4235	No
488	GOM_NL__2PRFIN20021221_235221_000000592012_00173_04235_0118.N1	21-DEC-2002 23:52:21	Twi_and_stray	58.500	15	67Alp Vir	0.97600	28000.	117	4235	No
489	GOM_NL__2PRFIN20021221_235552_000000532012_00173_04235_0119.N1	21-DEC-2002 23:55:52	Dark	53.000	169	46Gam Hya	2.9910	4700.0	106	4235	No
490	GOM_NL__2PRFIN20021221_235743_000000402012_00173_04235_0120.N1	21-DEC-2002 23:57:43	Dark	40.000	81	Eta Cen	2.3560	28000.	80	4235	No
491	GOM_NL__2PRFIN20021221_235856_000000392012_00173_04235_0121.N1	21-DEC-2002 23:58:56	Dark	39.000	78	Alp Lup	2.3040	28000.	78	4235	No

3. Quality information per product

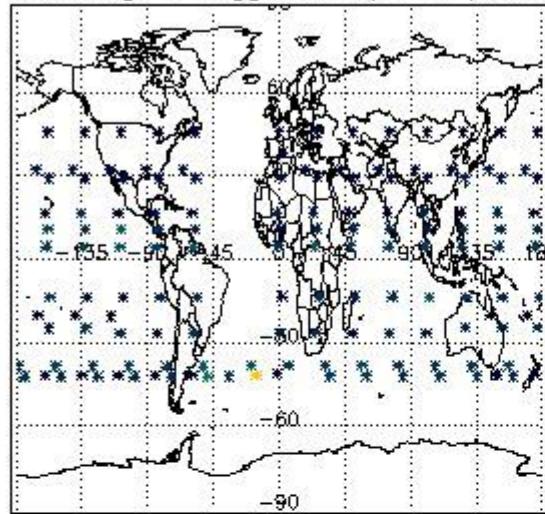
In this section it is plotted some information contained in the Quality Summary data set of the level 2 products. Only products in dark limb conditions and without errors (error flag in the MPH set to "0") are used.

3.1 Plot quality information per product (time dependant)

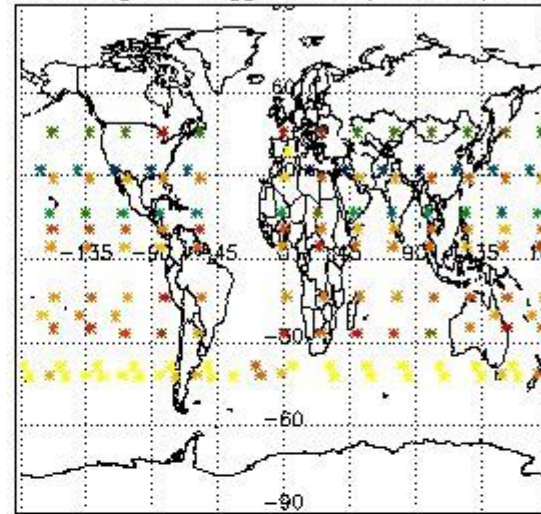


3.2 Plot quality information per product (world map)

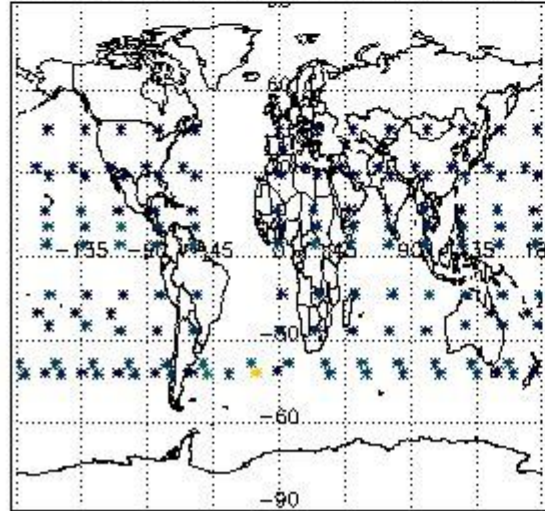
Percentage of flagged data per O3 profile



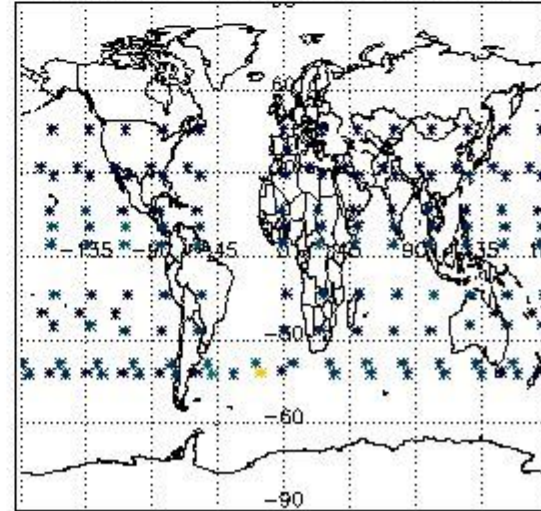
Percentage of flagged data per H2O profile



Percentage of flagged data per NO2 profile



Percentage of flagged data per NO3 profile

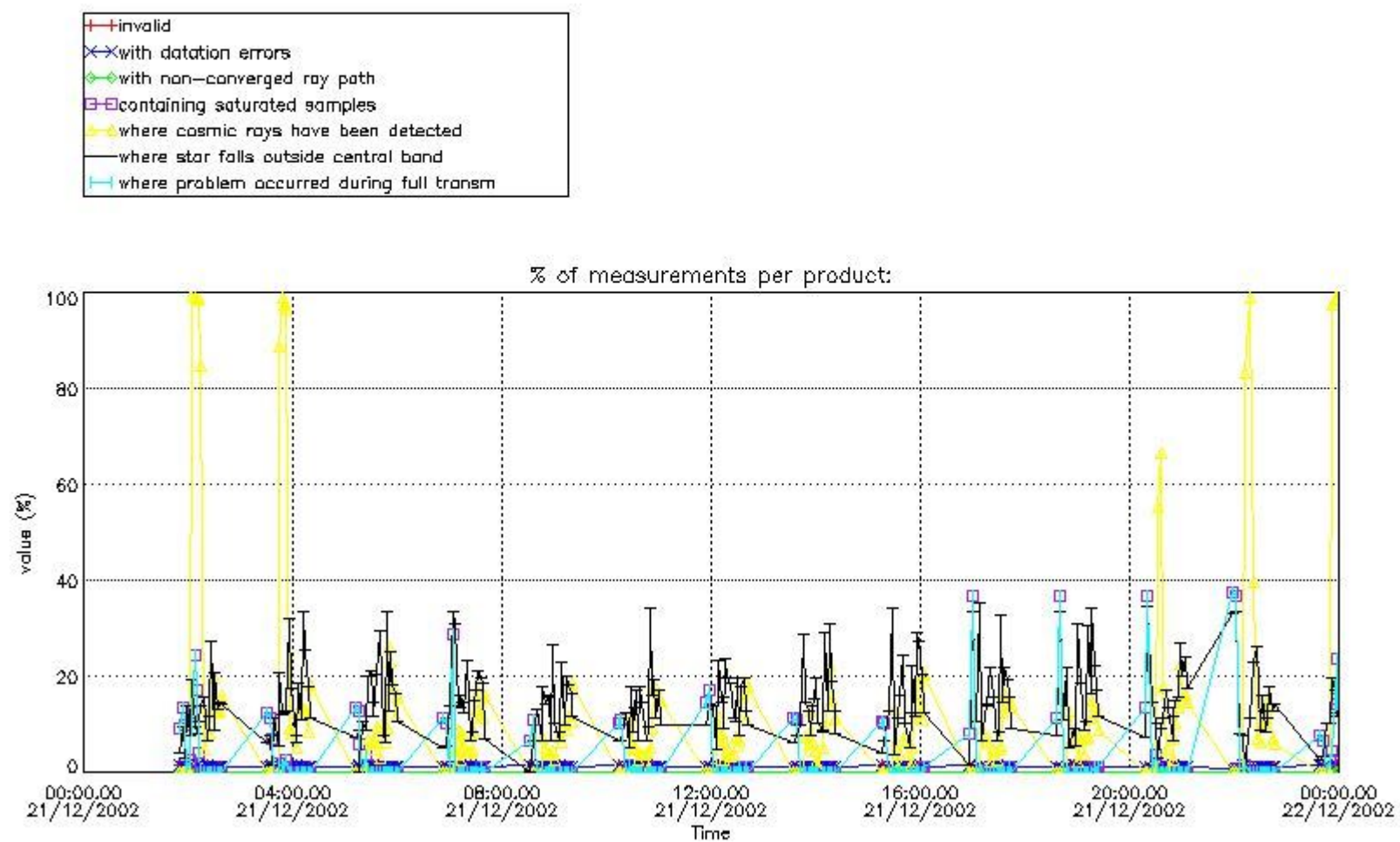


4. Level 1 quality information per product

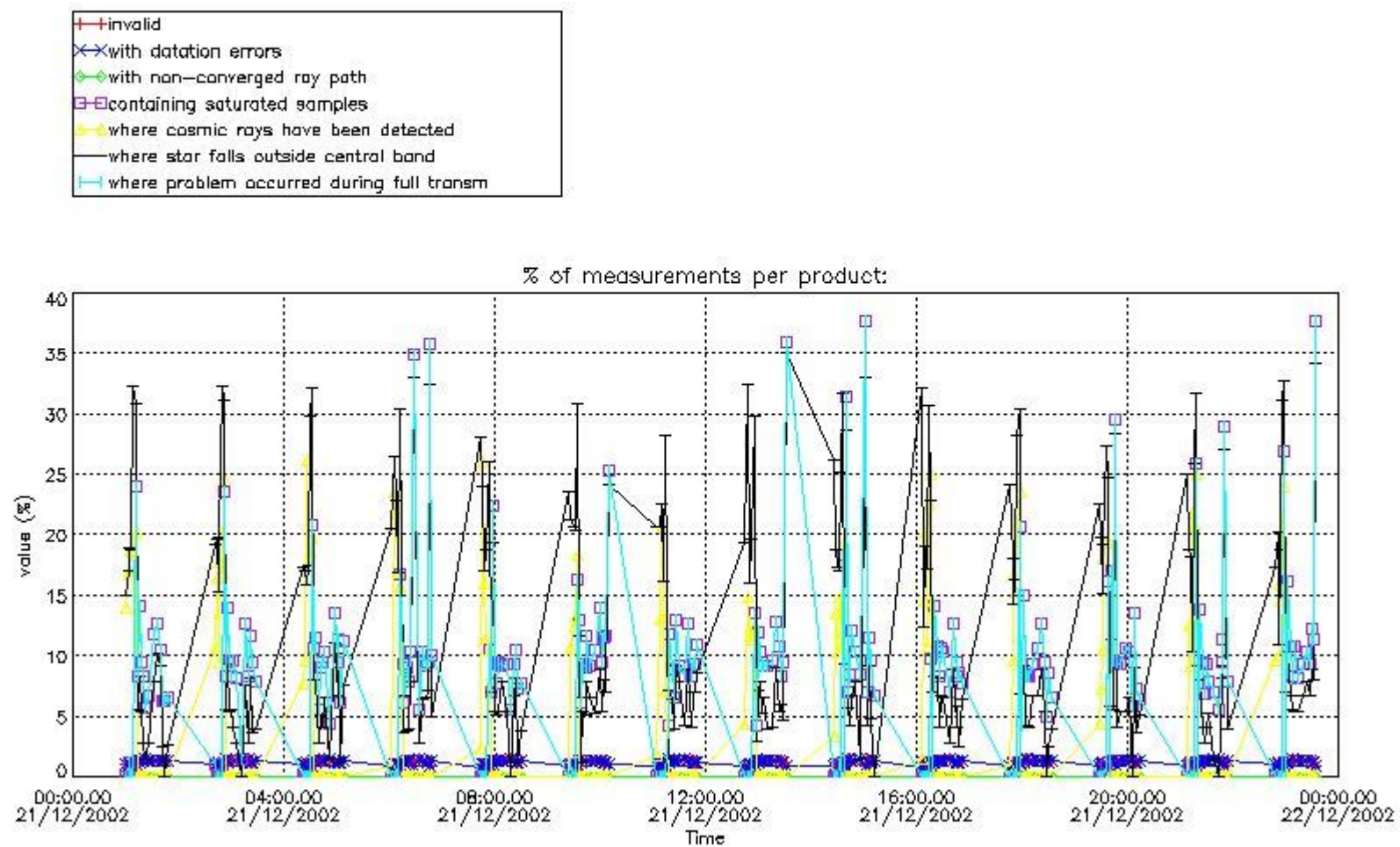
In this section it is plotted some information contained in the Quality Summary data set of the level 2 products that comes from the level 1b processing. Products without errors (error flag in the MPH set to "0") are used.

4.1 Plot quality information per product (time dependant) coming from level 1b processing

4.1.1 Plot level 1 quality information per product (time dependant): ENVISAT ASCENDING passes

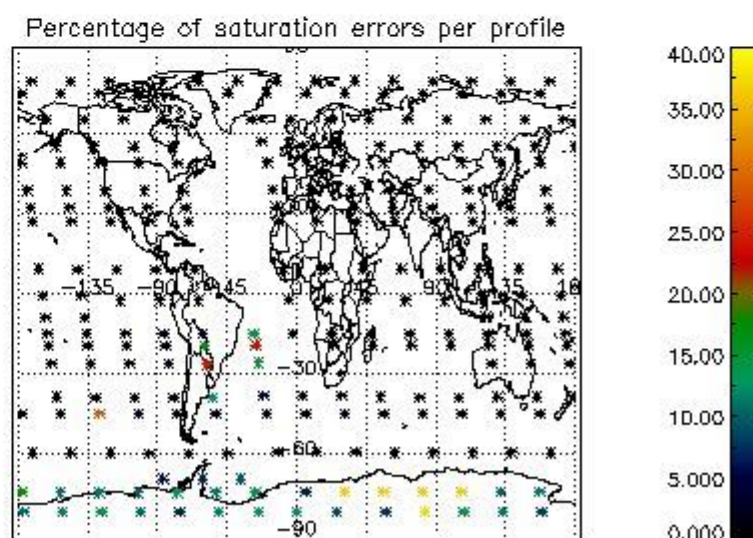
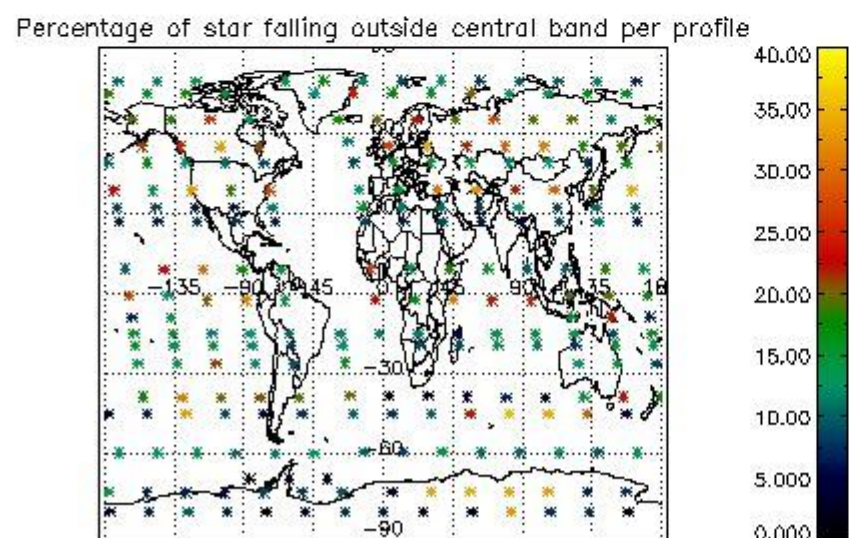
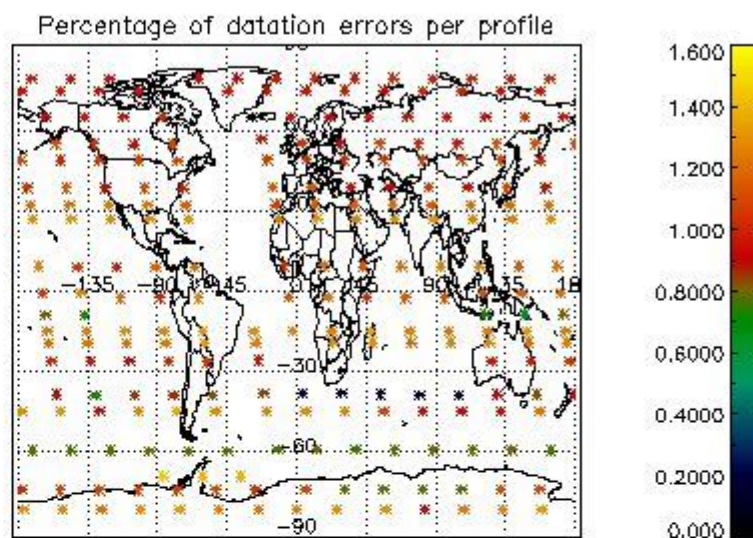
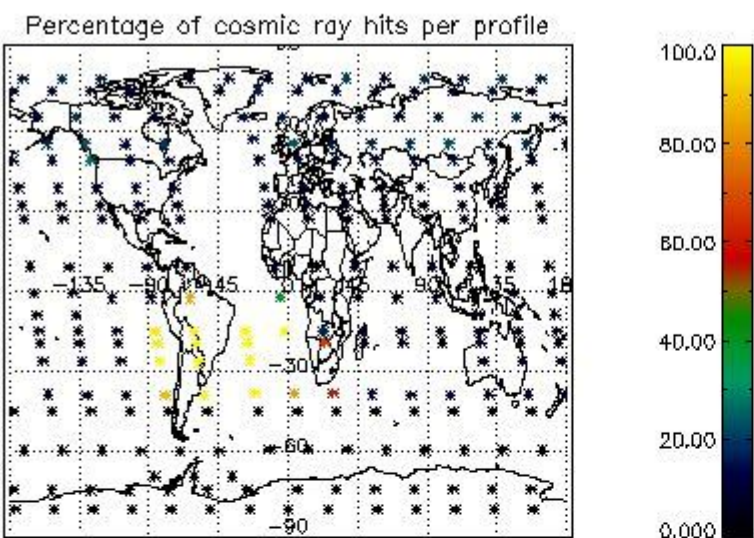


4.1.2 Plot level 1 quality information per product (time dependant): ENVI SAT DESCENDING passes

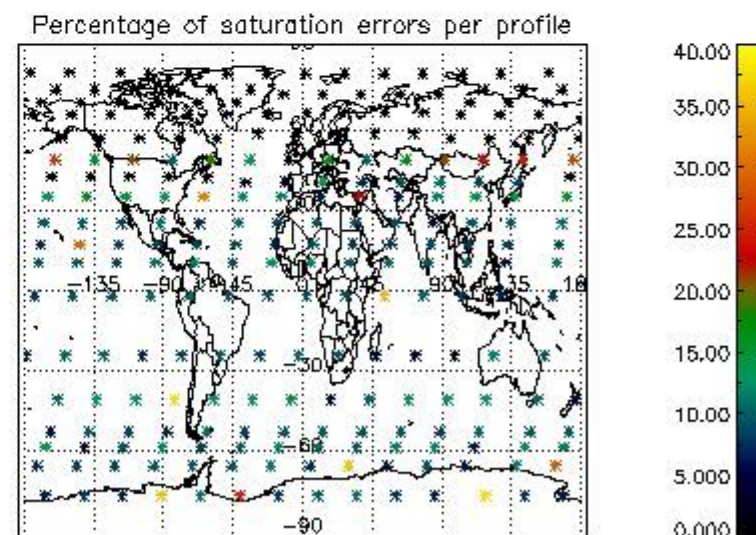
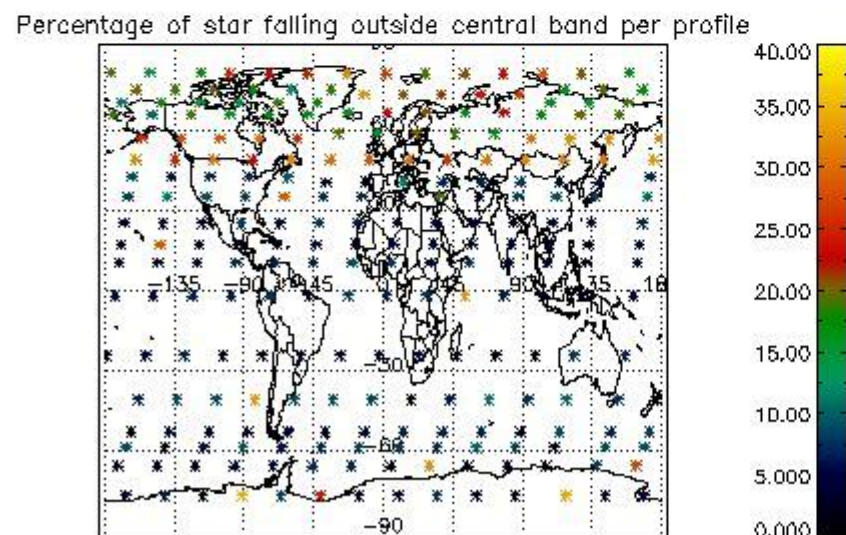
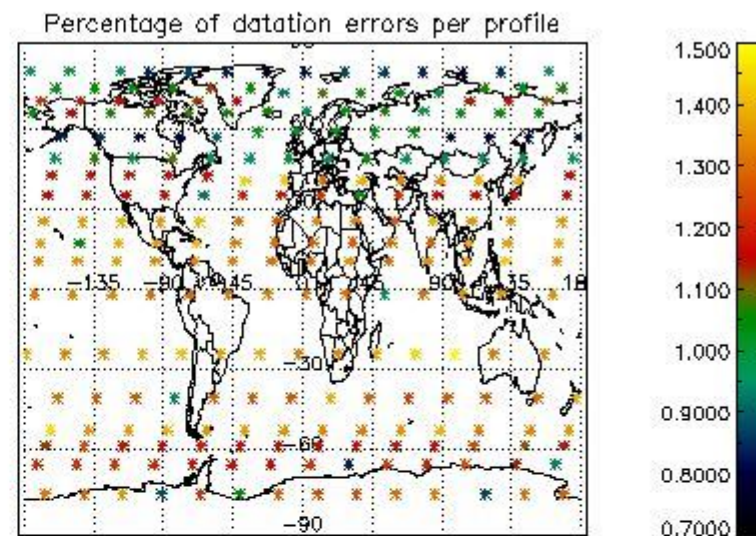
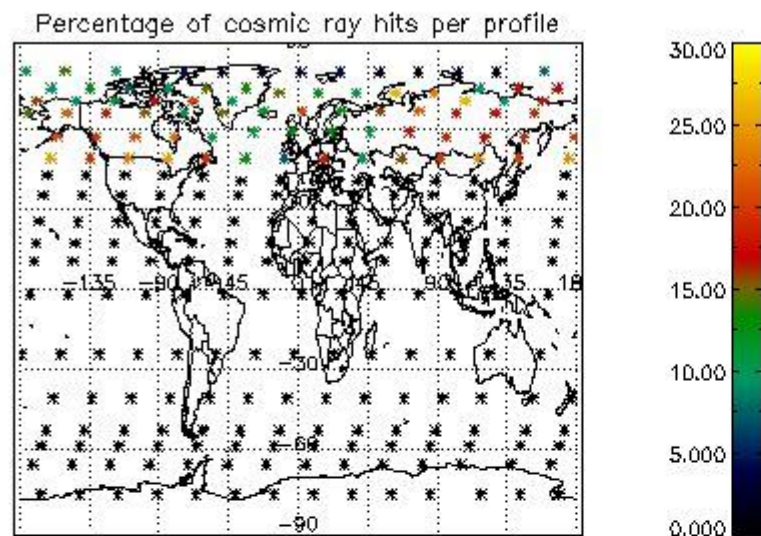


4.2 Plot quality information per product coming from level 1b processing (world map)

4.2.1 Plot level 1 quality information per product (world map): ENVISAT ASCENDING passes



4.2.2 Plot level 1 quality information per product (world map): ENVISAT DESCENDING passes



5. Trace gas profiles

5.1 Ozone statistics based on quality of products

The final quality of the products can be "measured" using the STD (Standard Deviation) attached to every point profile. This information is written to the parameter GOM_NL__2P/NL_LOCAL_SPECIES_DENSITY/o3_std of the level 2 products. The table below shows the statistics for given STD ranges.

The statistics are given with respect to the overall valid production:

- Products without fatal errors: GOM_NL__2P/MPH/PRODUCT_ERR=0
- Valid point profile: GOM_NL__2P/NL_LOCAL_SPECIES_DENSITY/pcd(0)=0

The 'Criteria' is applied to valid points of dark limb products:

- Products in dark limb illumination condition: GOM_NL__2P/NL_SUMMARY_QUALITY/obs_ill_cond=0
- Products without fatal errors: GOM_NL__2P/MPH/PRODUCT_ERR=0
- Valid point profile: GOM_NL__2P/NL_LOCAL_SPECIES_DENSITY/pcd(0)=0

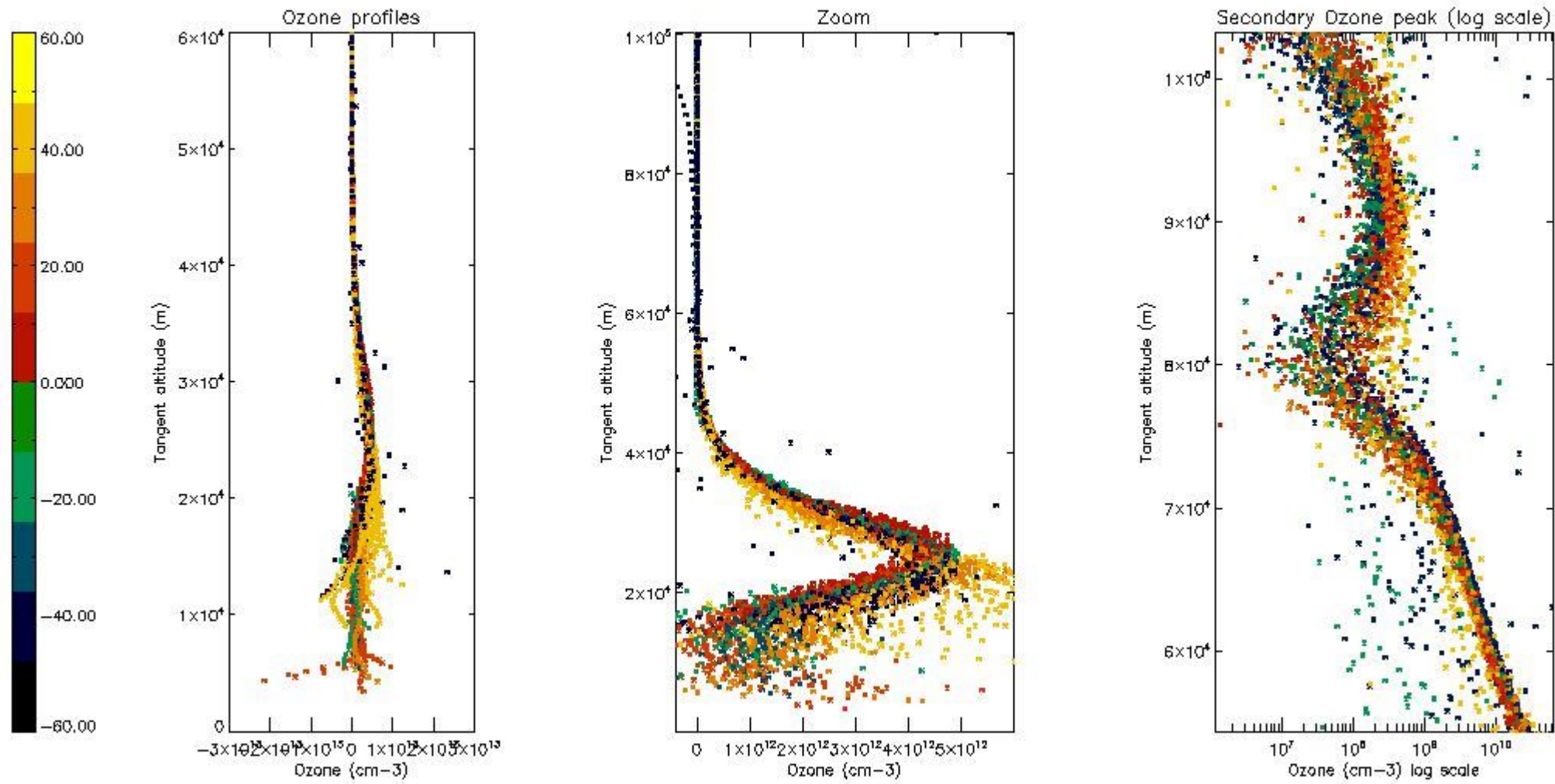
So, the table below shows the percentage of dark limb and valid observations for each criteria with respect to the overall valid daily observations.

Criteria	% of total production
All STD	29
STD < 20	17

STD < 10	14
STD < 5	9

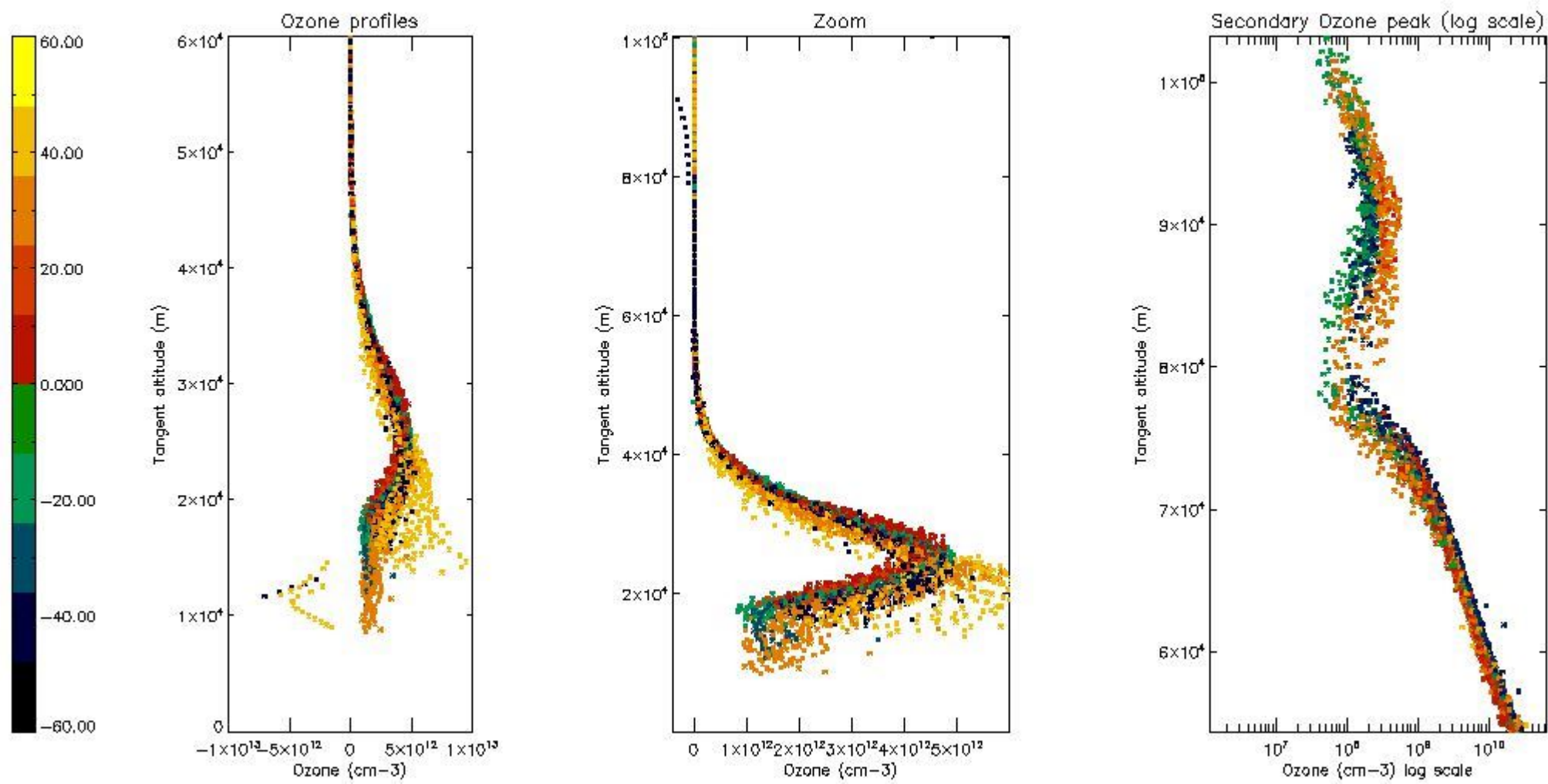
5.2 Plot ozone profiles for all STD (dark without errors)

The colorbar represents the latitude.



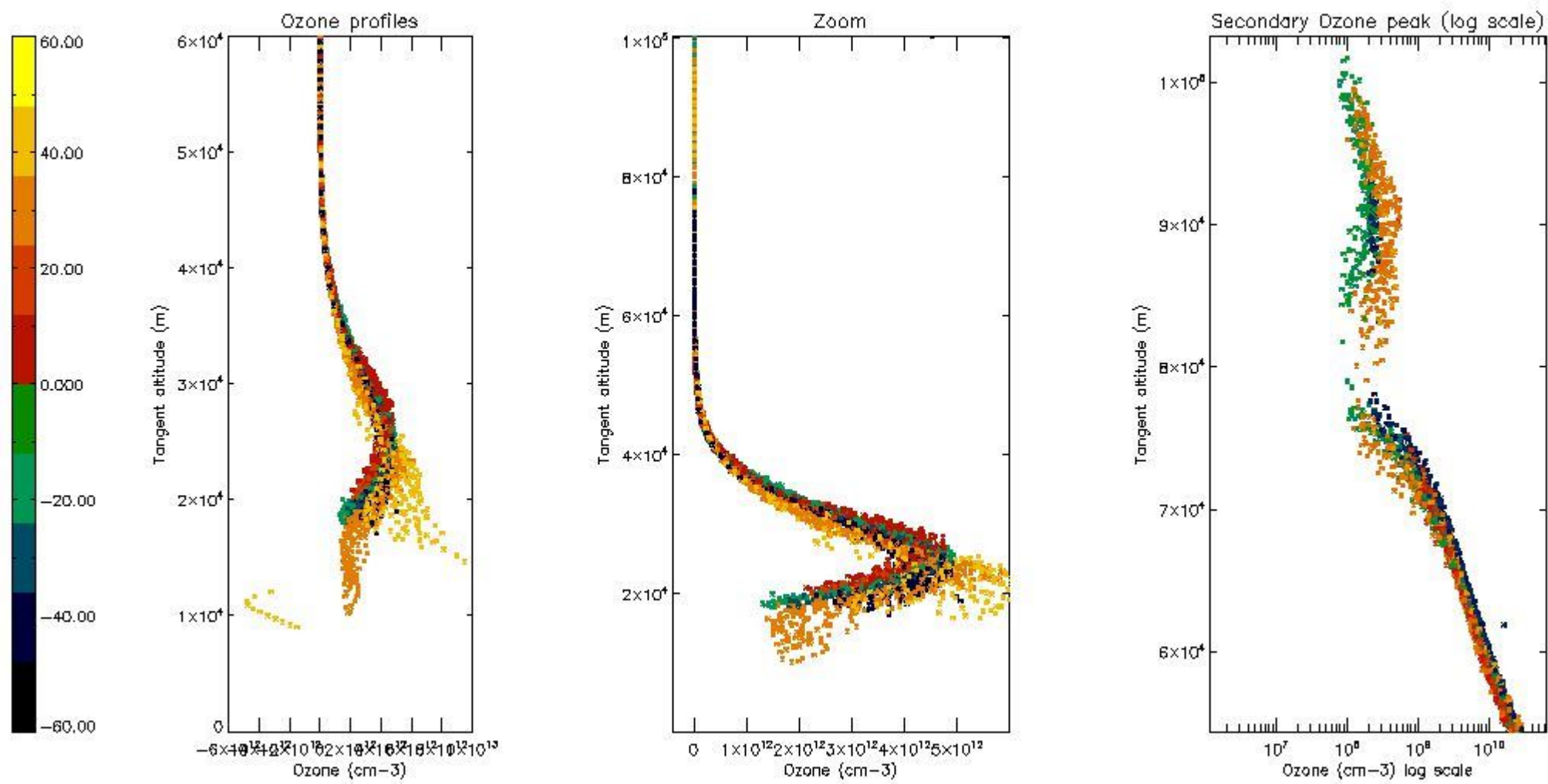
5.3 Plot ozone profiles where STD < 20% (dark without errors)

The colorbar represents the latitude.



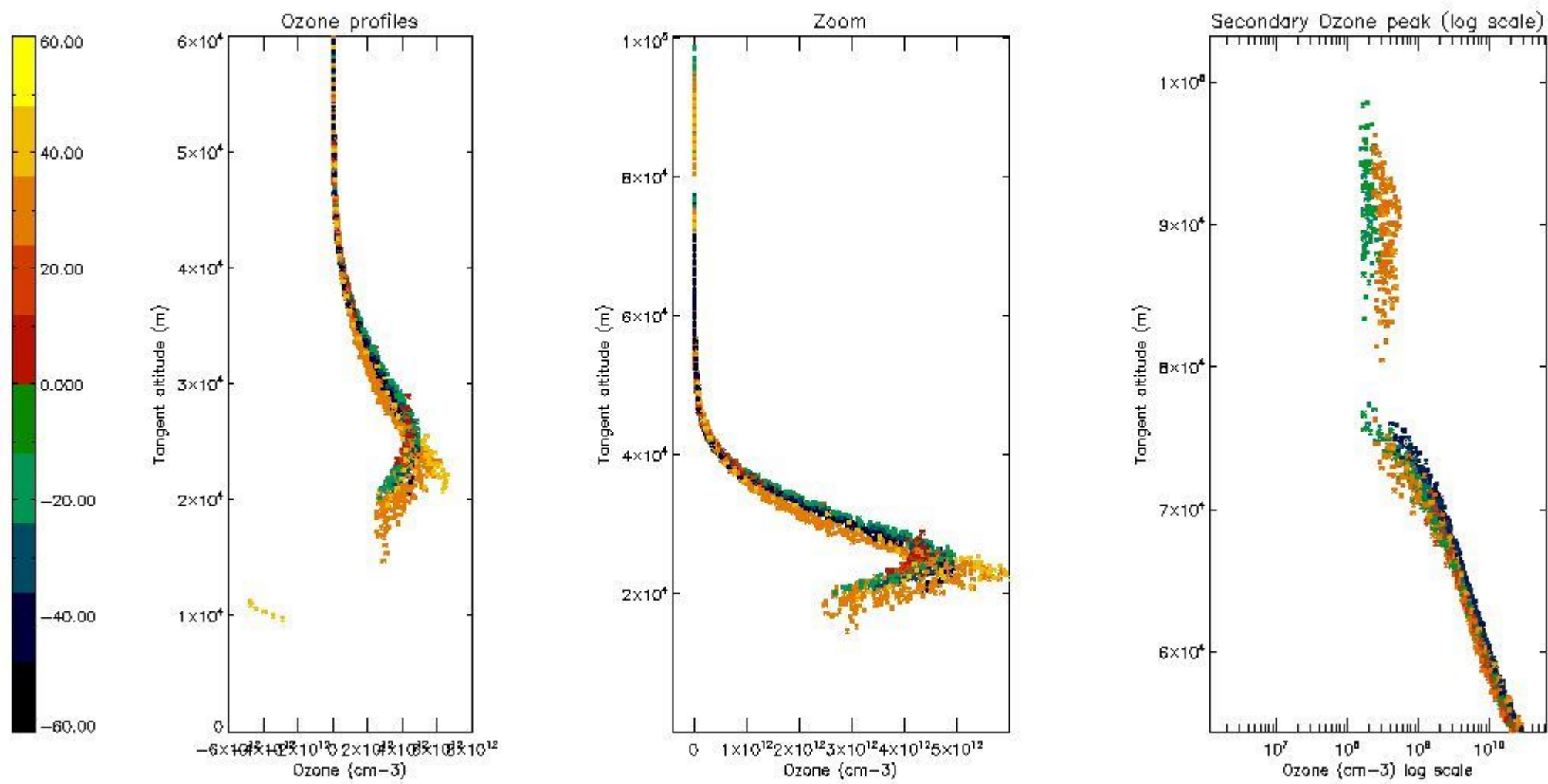
5.4 Plot ozone profiles where STD < 10% (dark without errors)

The colorbar represents the latitude.



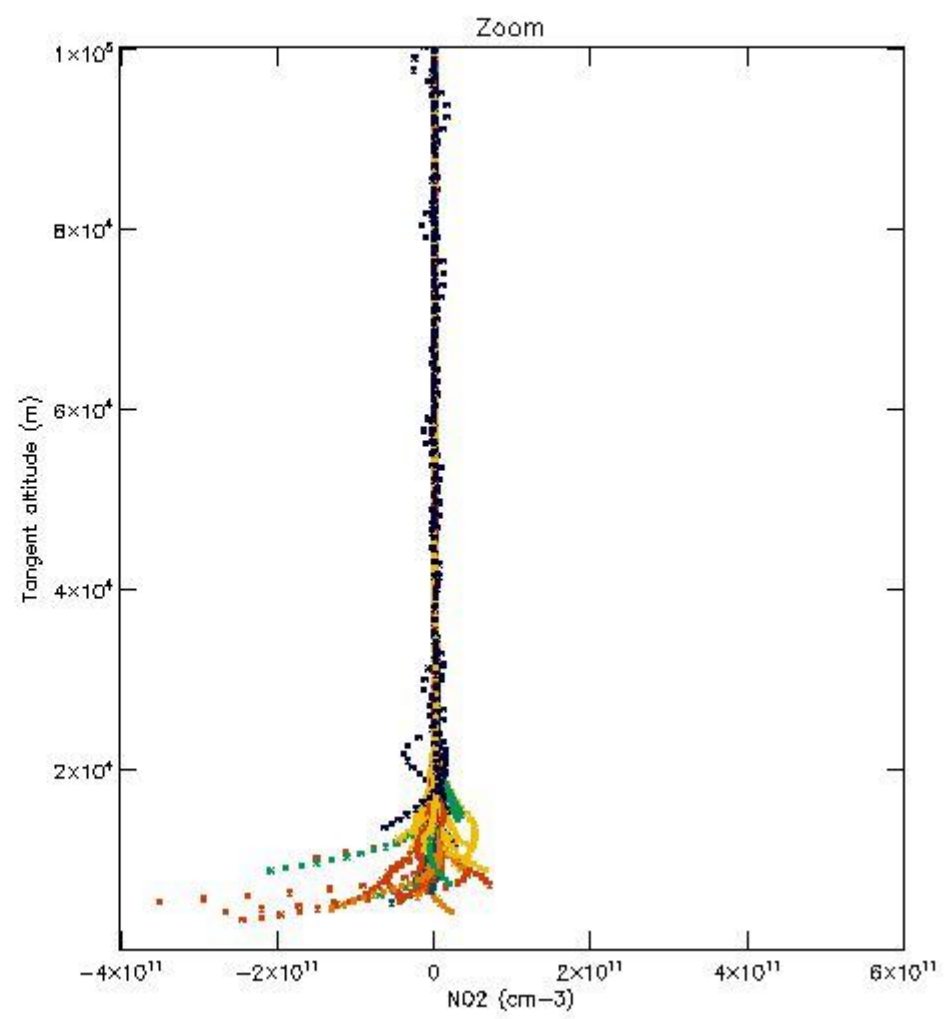
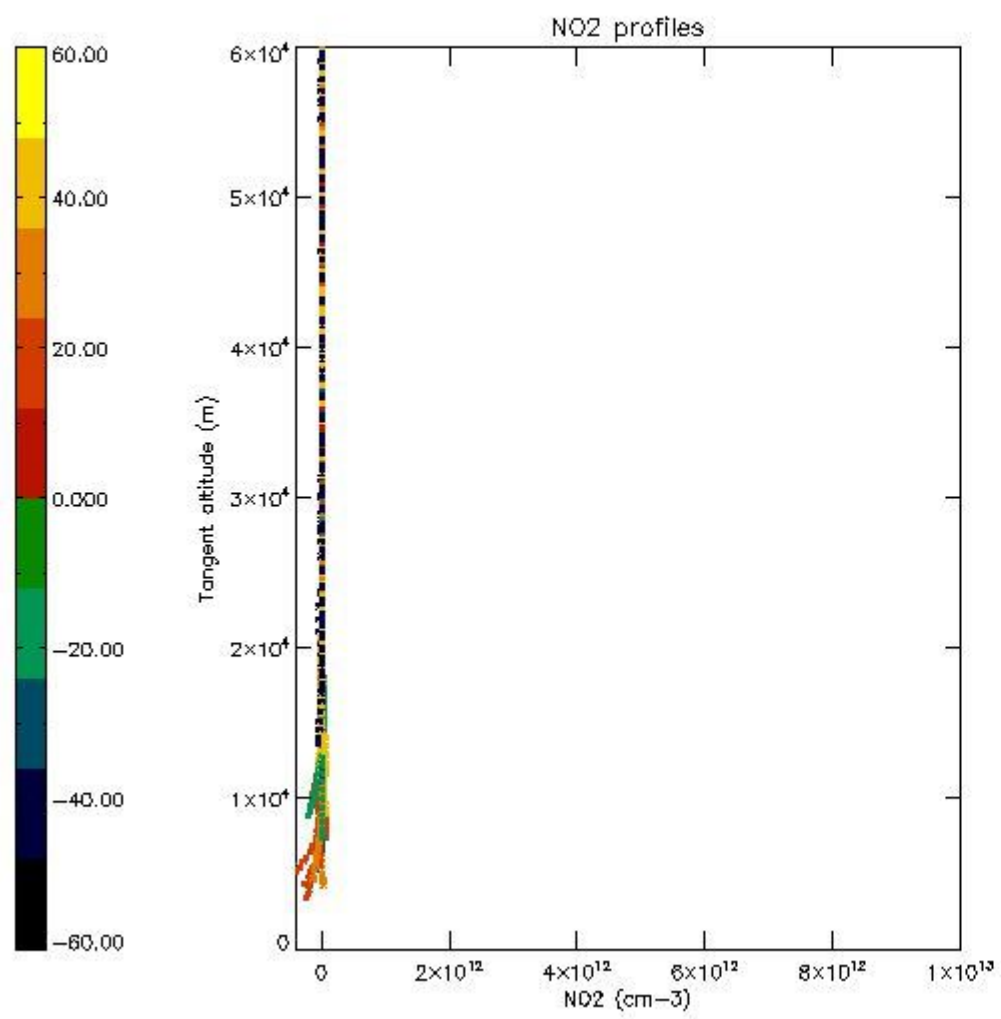
5.5 Plot ozone profiles where STD < 5% (dark without errors)

The colorbar represents the latitude.



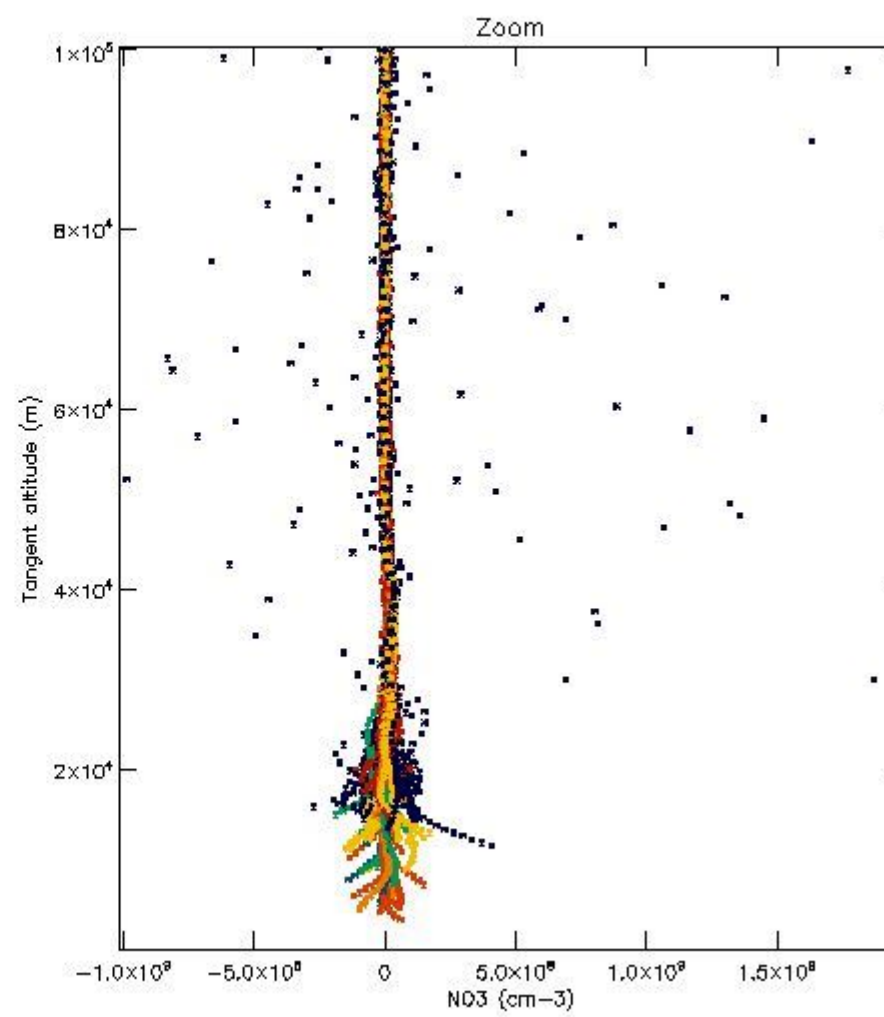
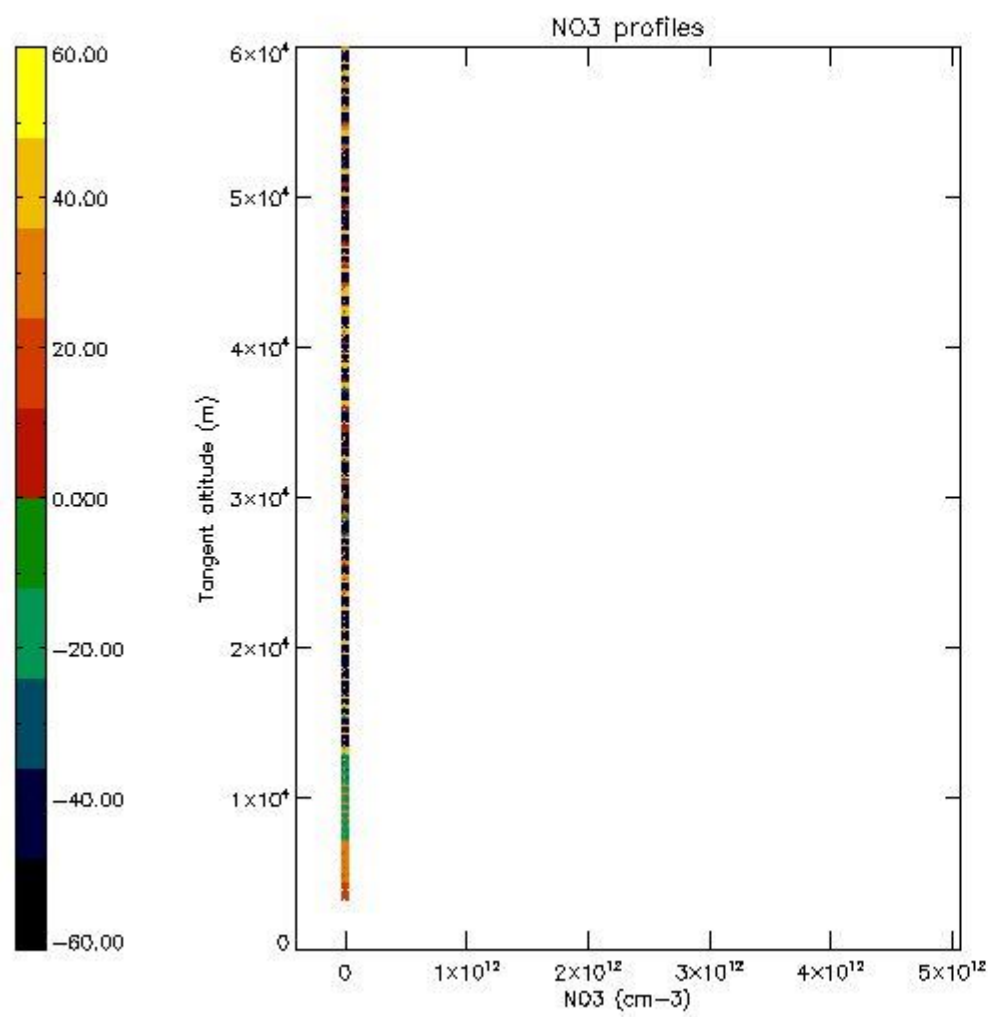
5.6 Plot NO₂ profiles for all STD (dark without errors)

The colorbar represents the latitude.



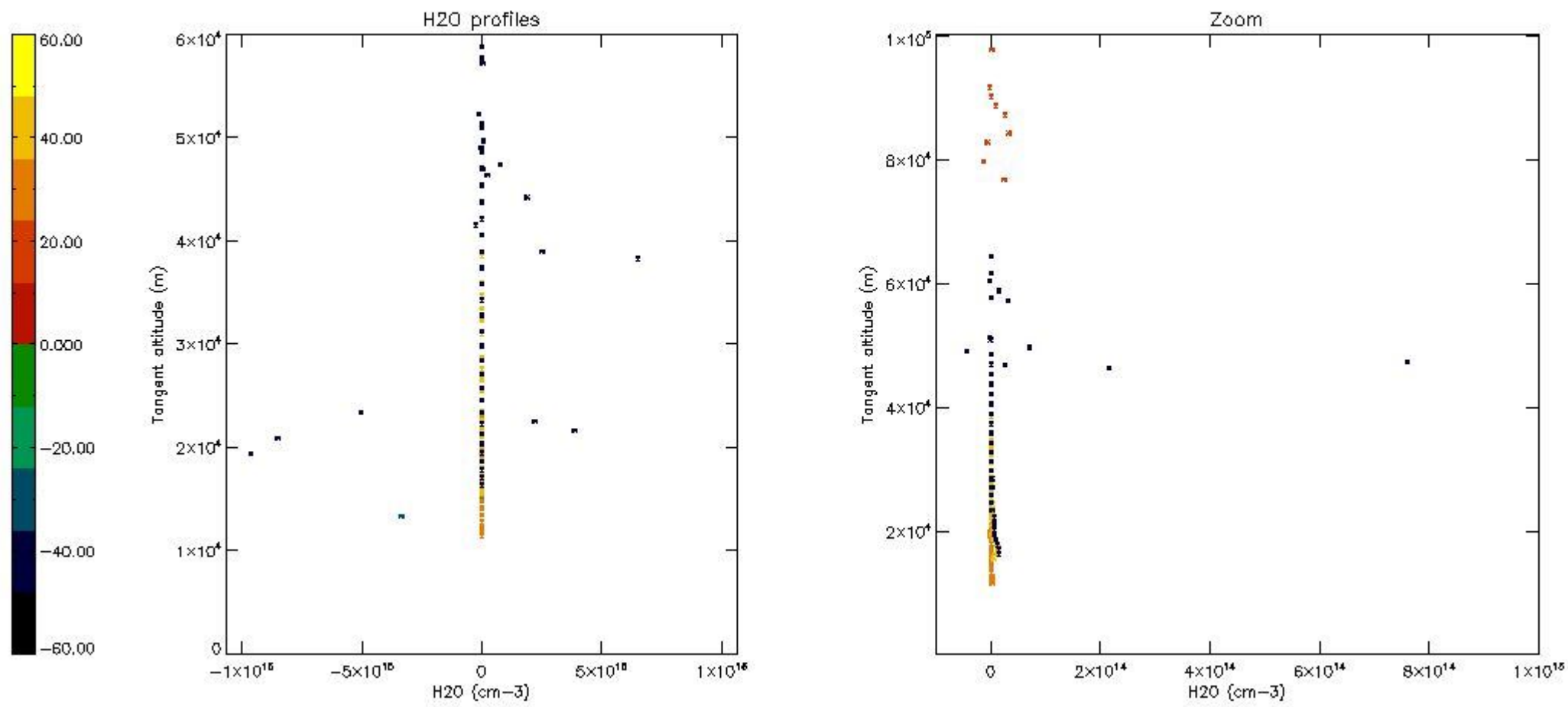
5.7 Plot NO3 profiles for all STD (dark without errors)

The colorbar represents the latitude.



5.8 Plot H₂O profiles for all STD (only for occultations of stars 1,2,3,4,13,14,16,26,63 dark without errors)

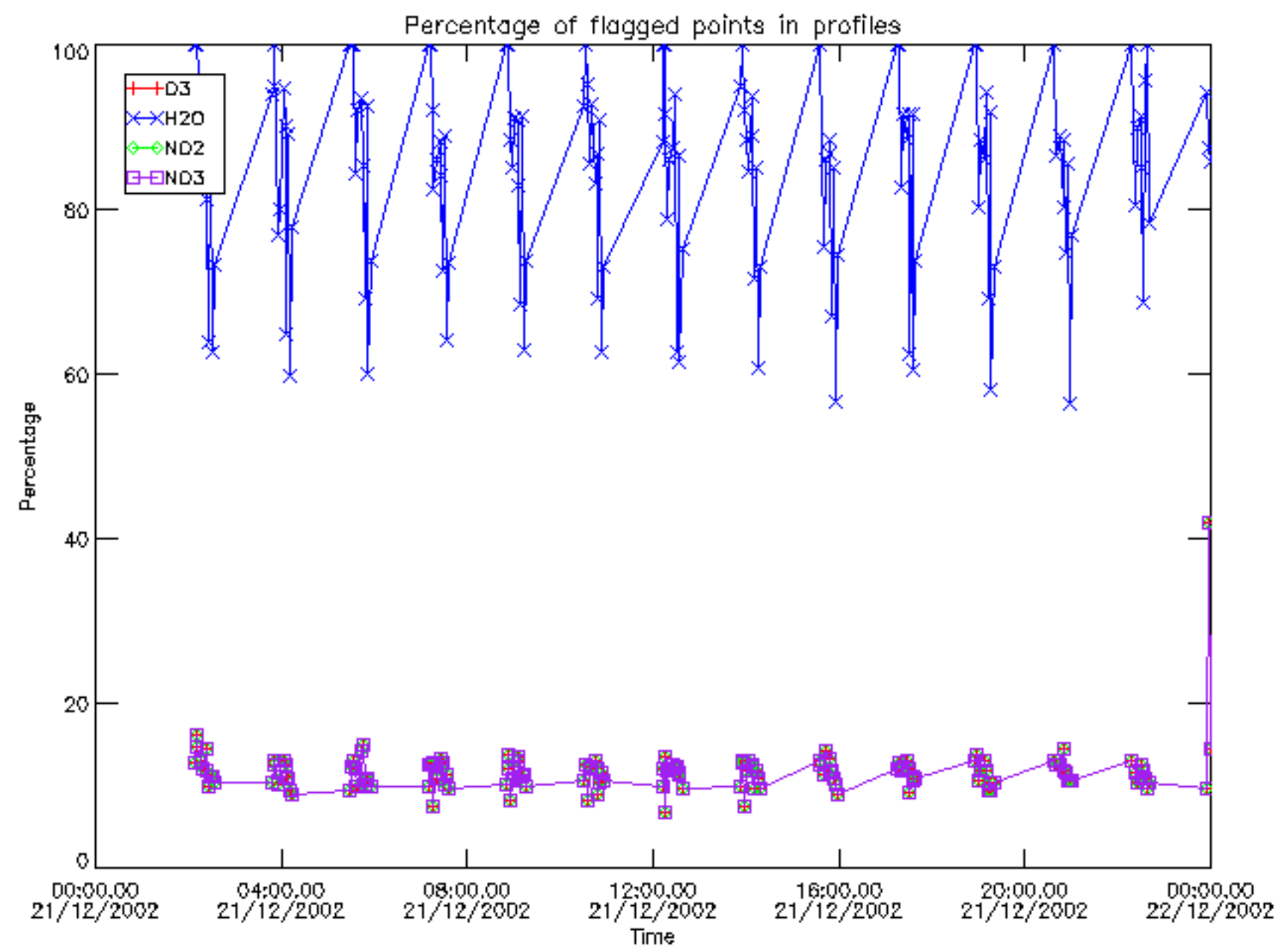
The colorbar represents the latitude.



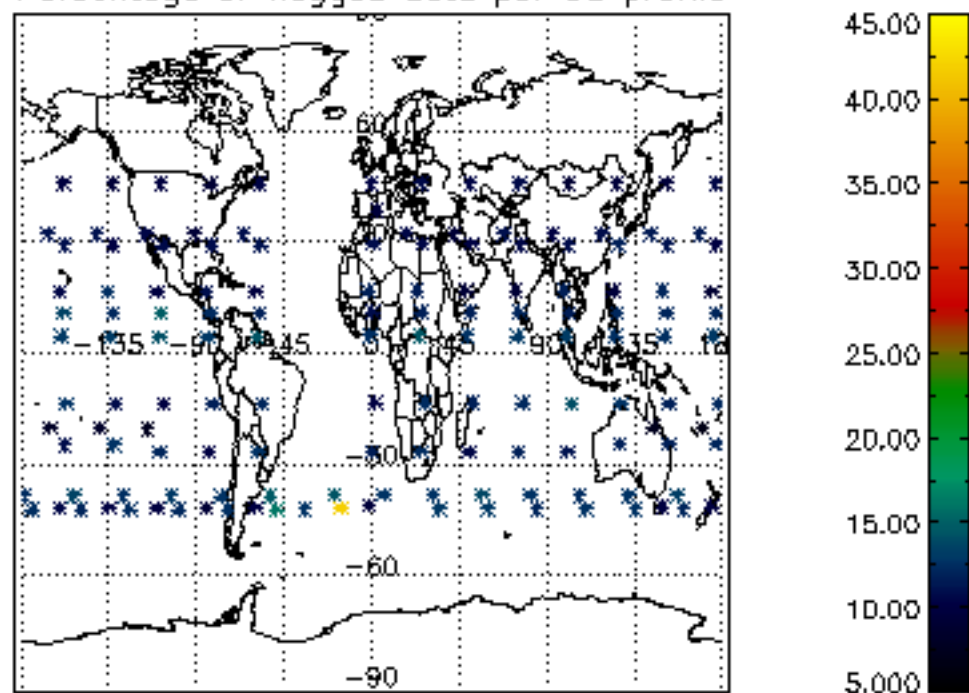
6. Auxiliary Data Files used for the production reported in section 2

The number reported in the third column indicates since which file (see list in section 2) the corresponding auxiliary file has been used. The fourth column is the date of those product files.

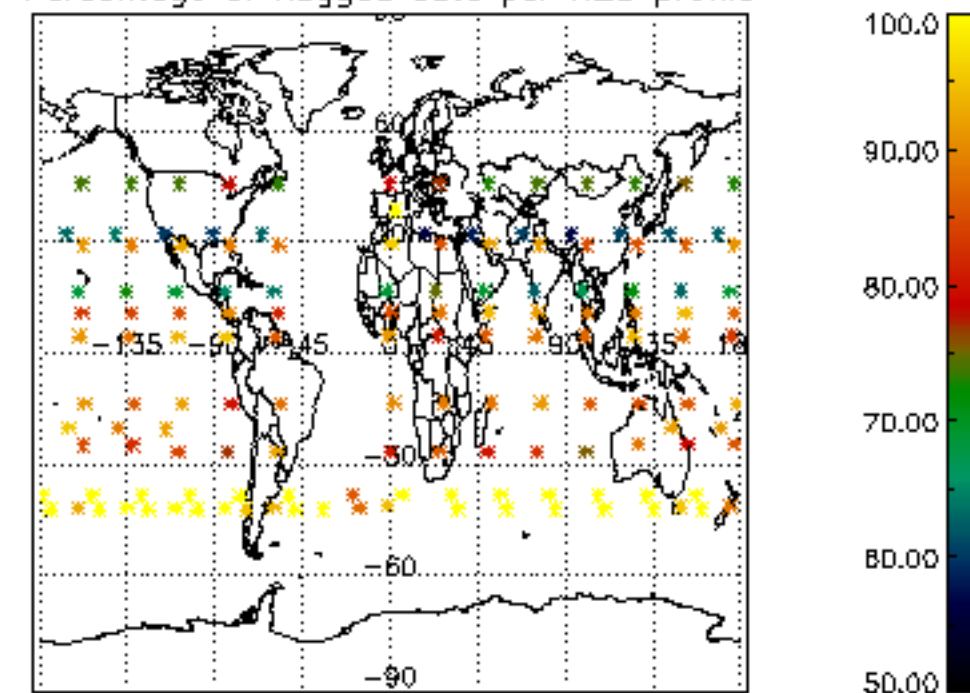
Type	Auxiliary Filename	Used since product	Used since product date
INST_PHYS_CHARACTERISTICS	GOM_INS_AXNIEC20050627_150440_20020301_000000_20100101_000000	1	21-DEC-2002 01:00:28
LEVEL-2_PROC_CONFIG	GOM_PR2_AXVIEC20091111_152718_20020301_000000_20500101_000000	1	21-DEC-2002 01:00:28
CROSS_SECTIONS_FILE	GOM_CRS_AXVIEC20091111_154832_20020301_000000_20500101_000000	1	21-DEC-2002 01:00:28



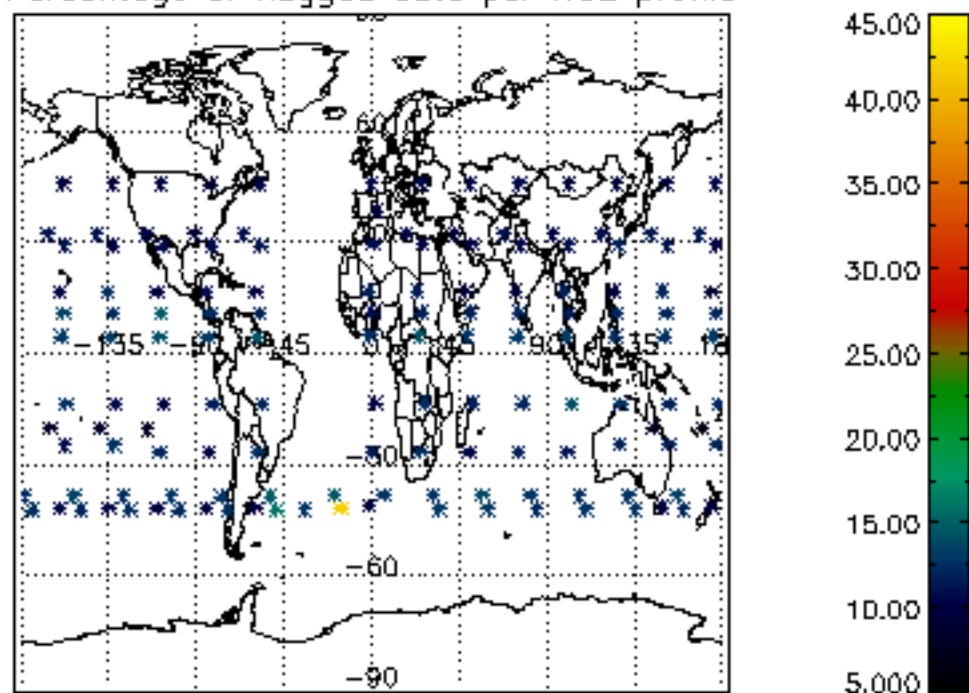
Percentage of flagged data per D3 profile



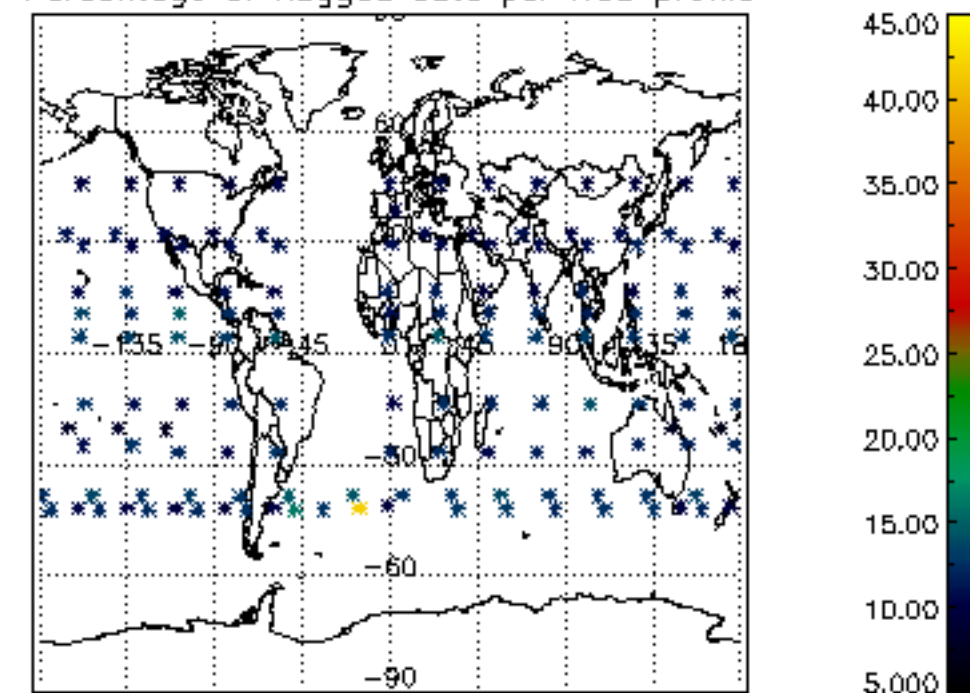
Percentage of flagged data per H2O profile

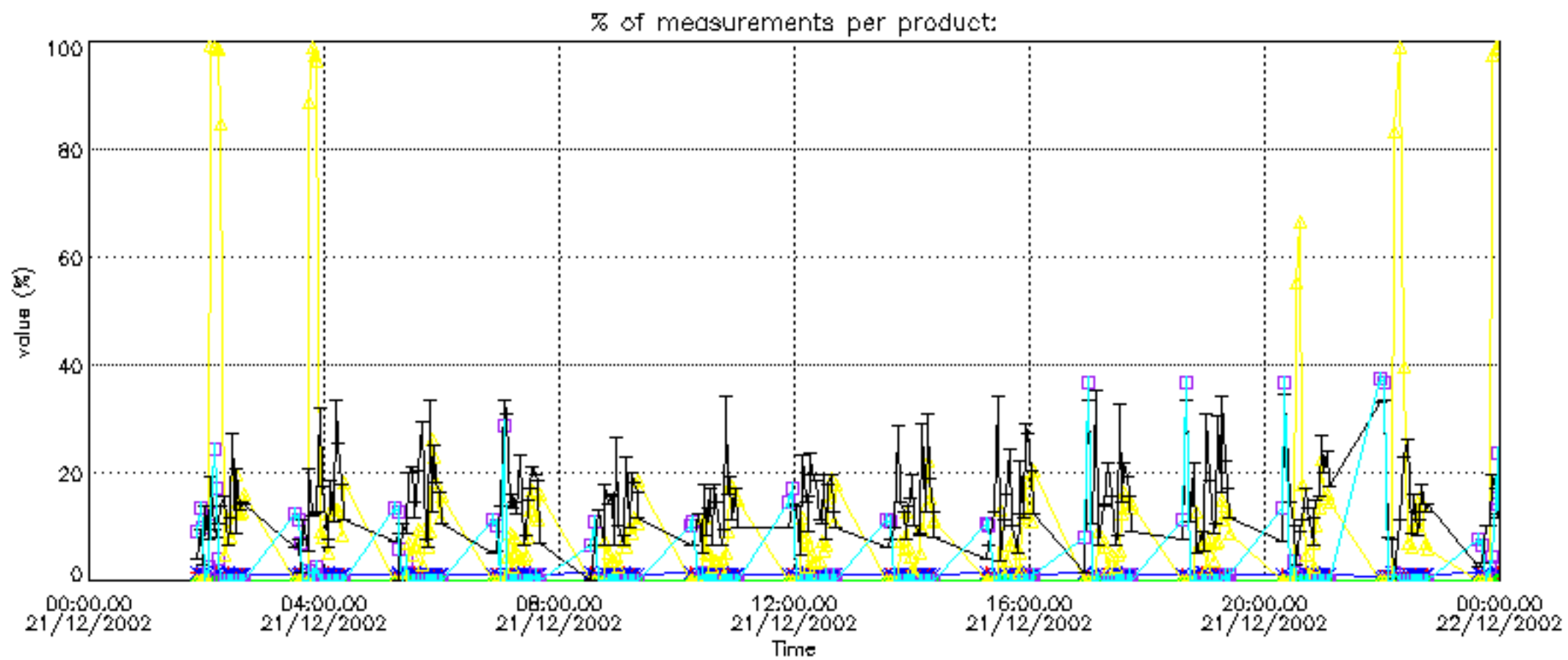


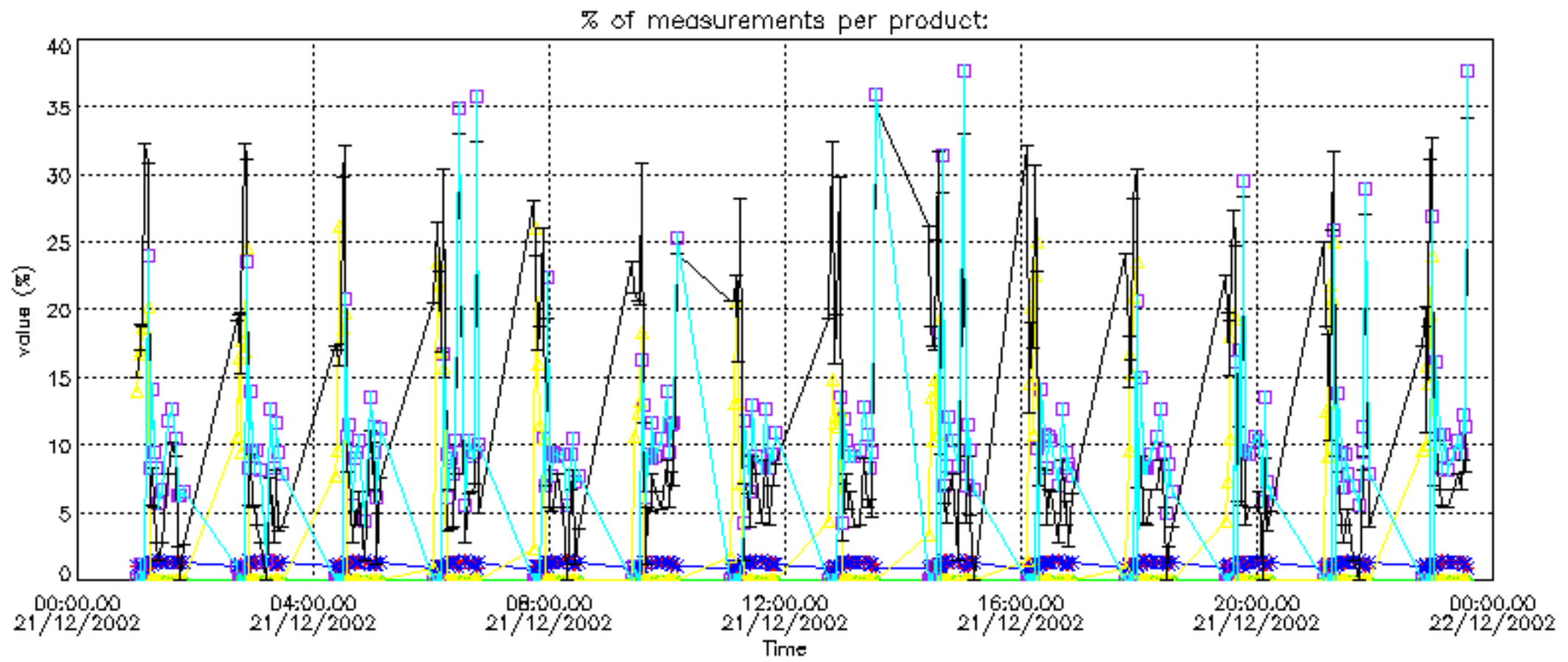
Percentage of flagged data per NO2 profile



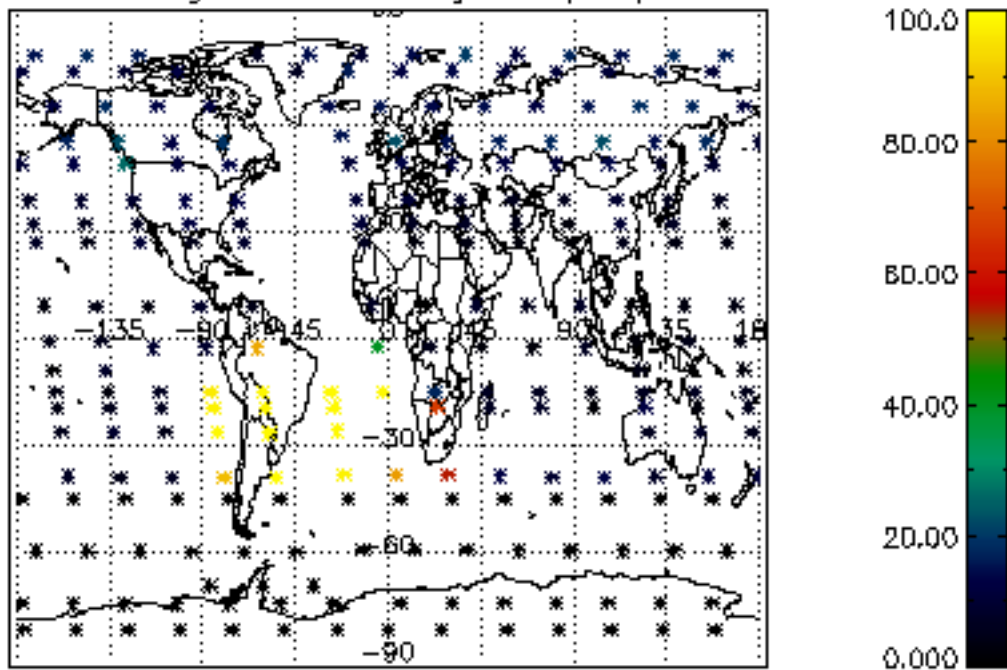
Percentage of flagged data per NO3 profile



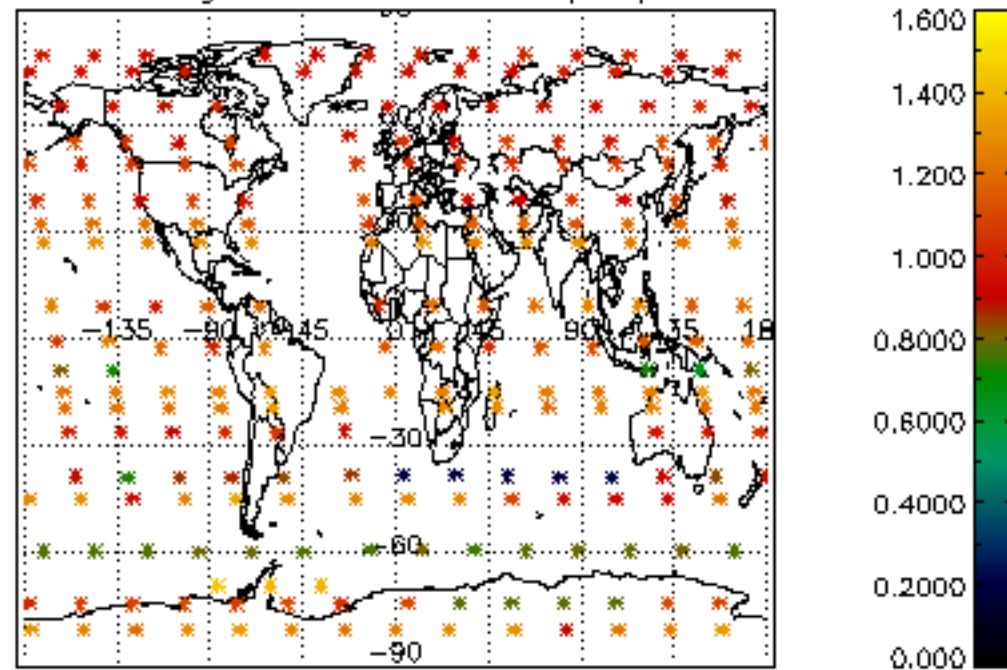




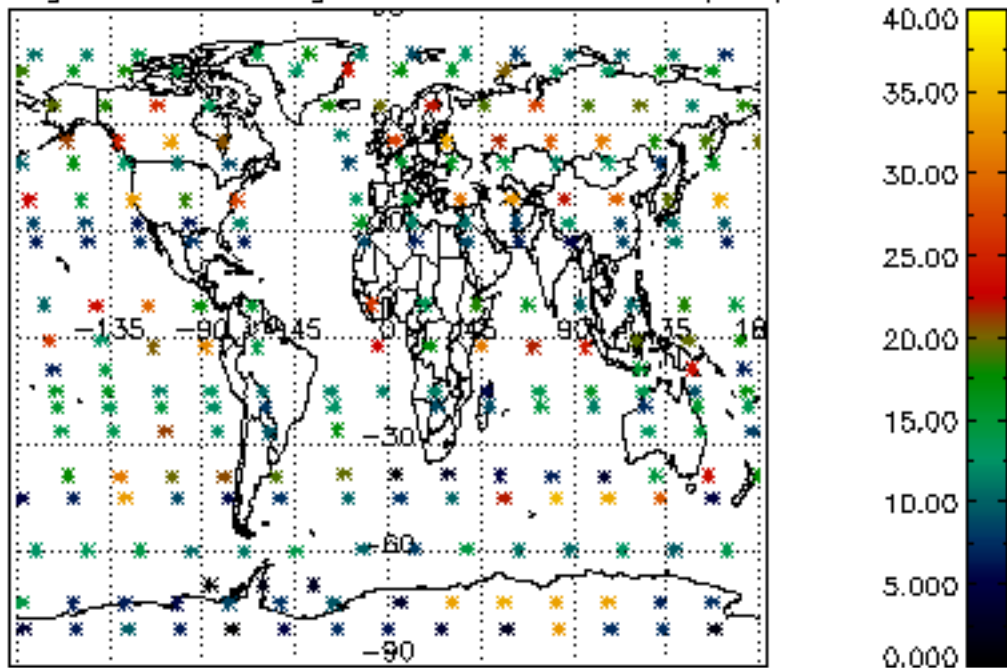
Percentage of cosmic ray hits per profile



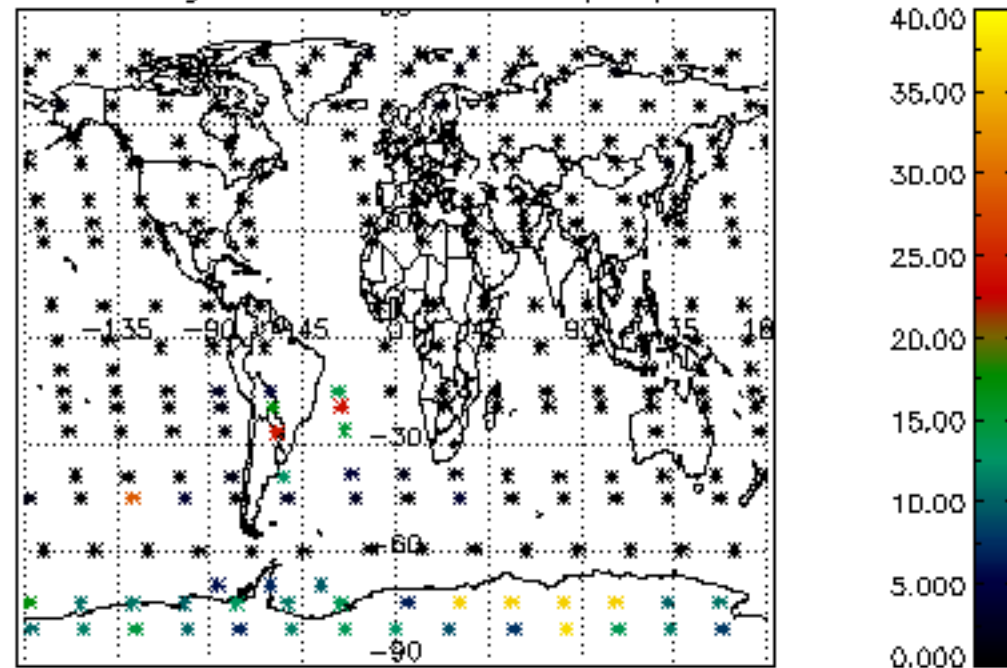
Percentage of datation errors per profile



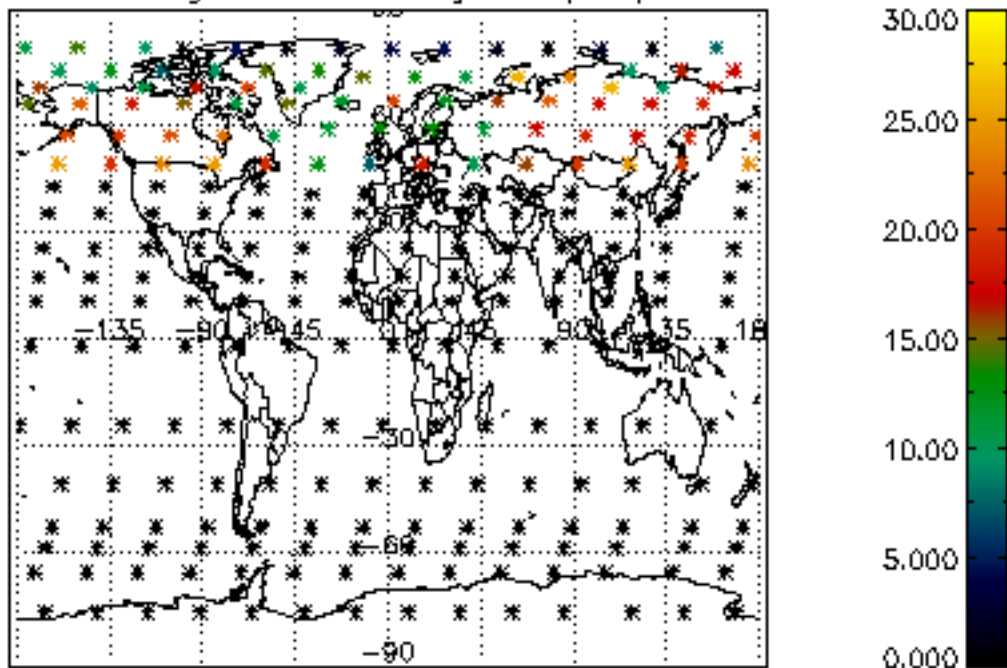
Percentage of star falling outside central band per profile



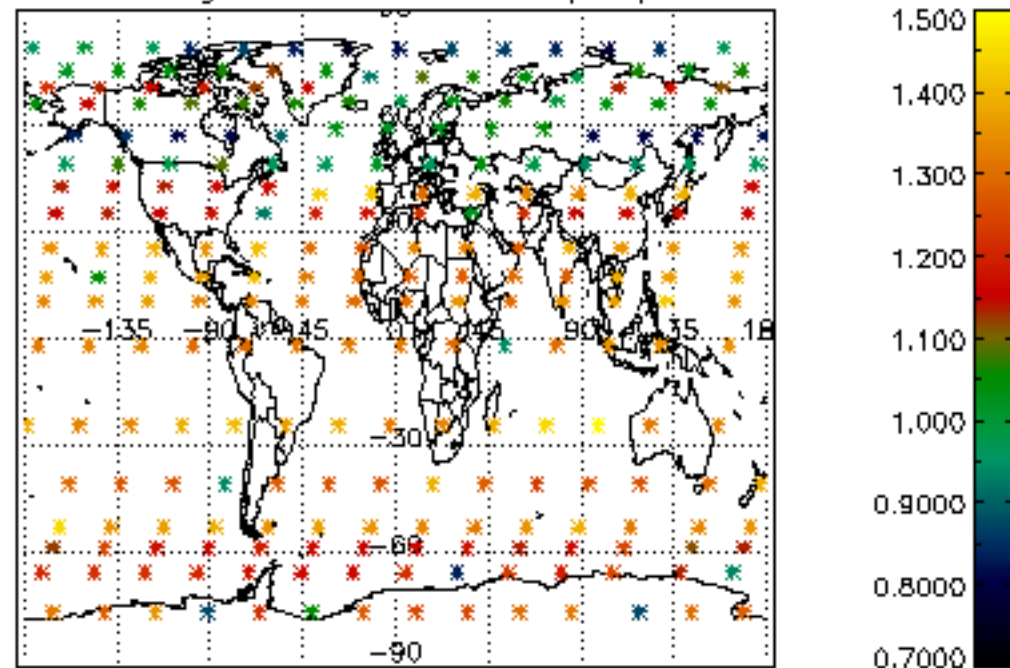
Percentage of saturation errors per profile



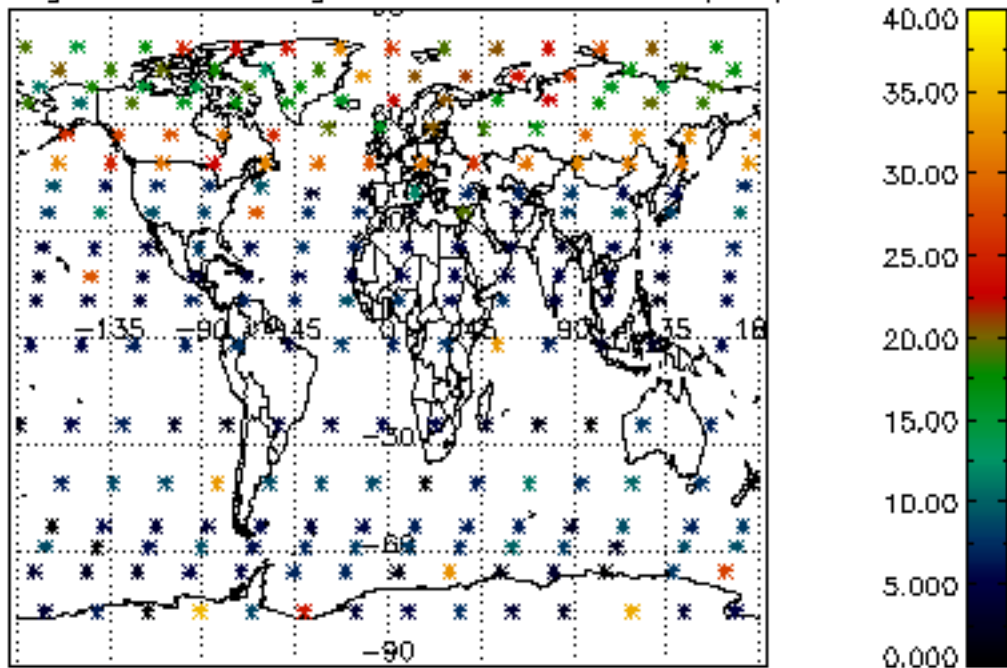
Percentage of cosmic ray hits per profile



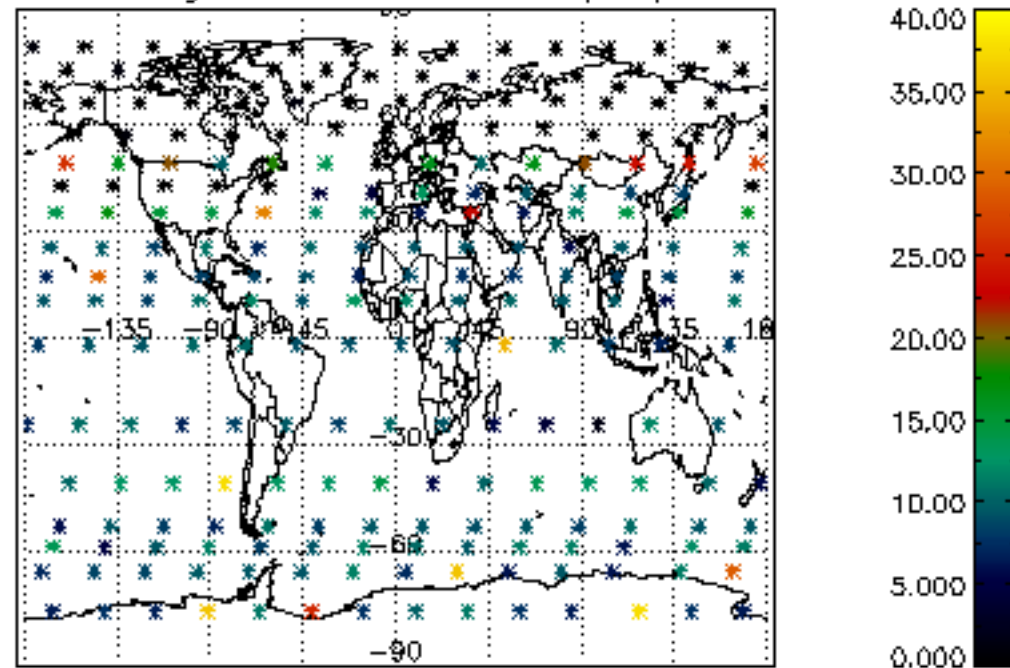
Percentage of datation errors per profile

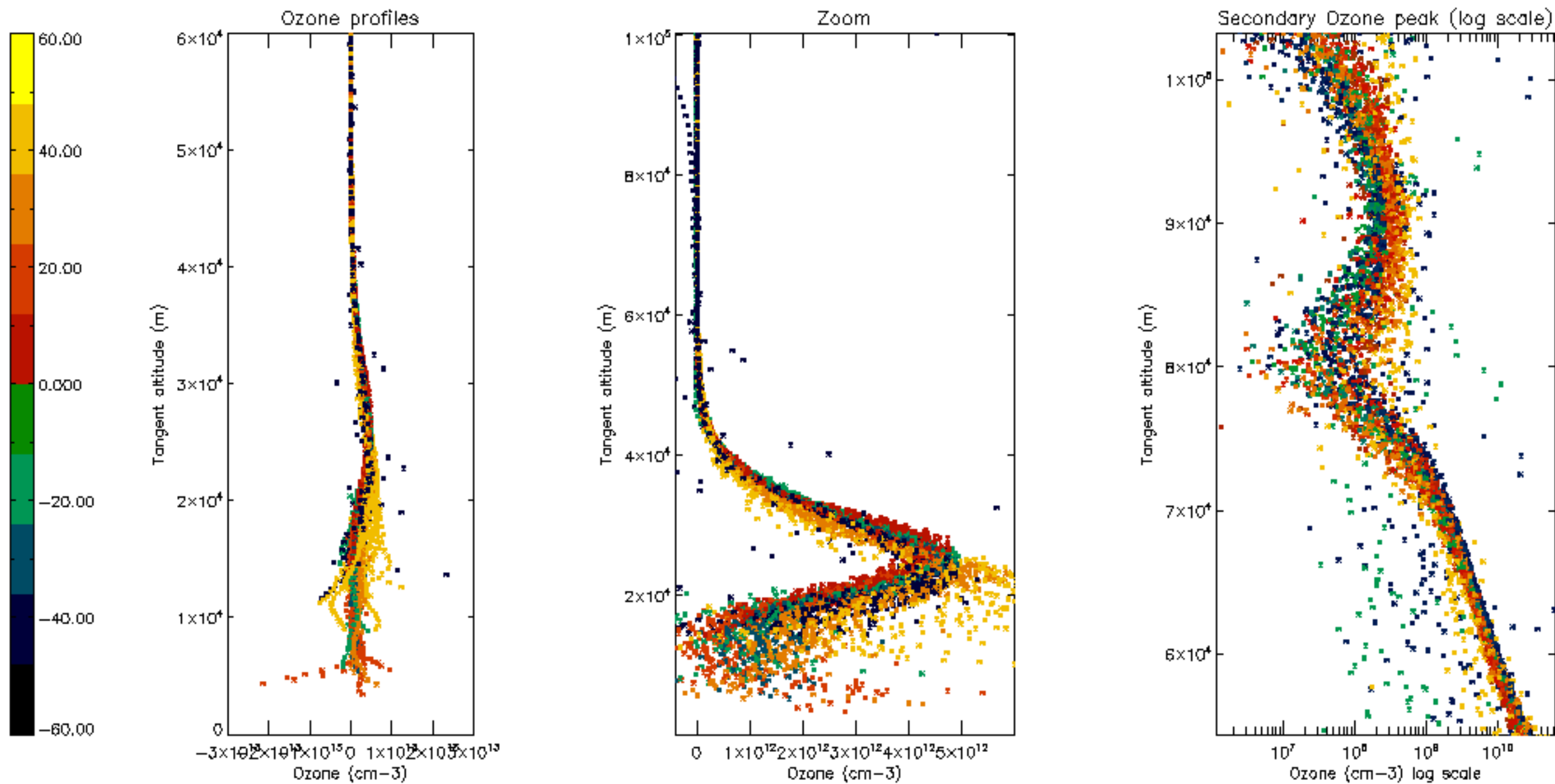


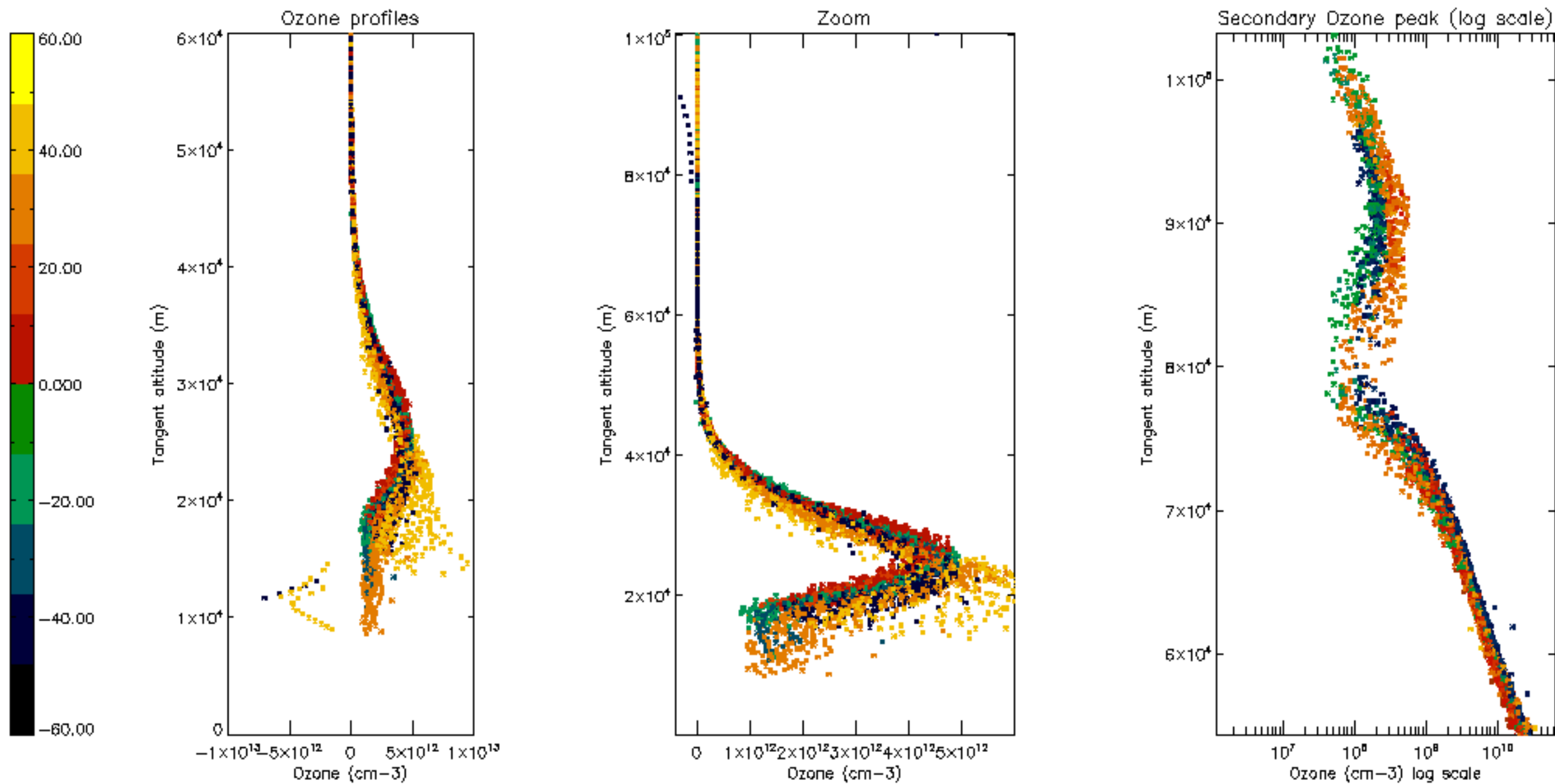
Percentage of star falling outside central band per profile

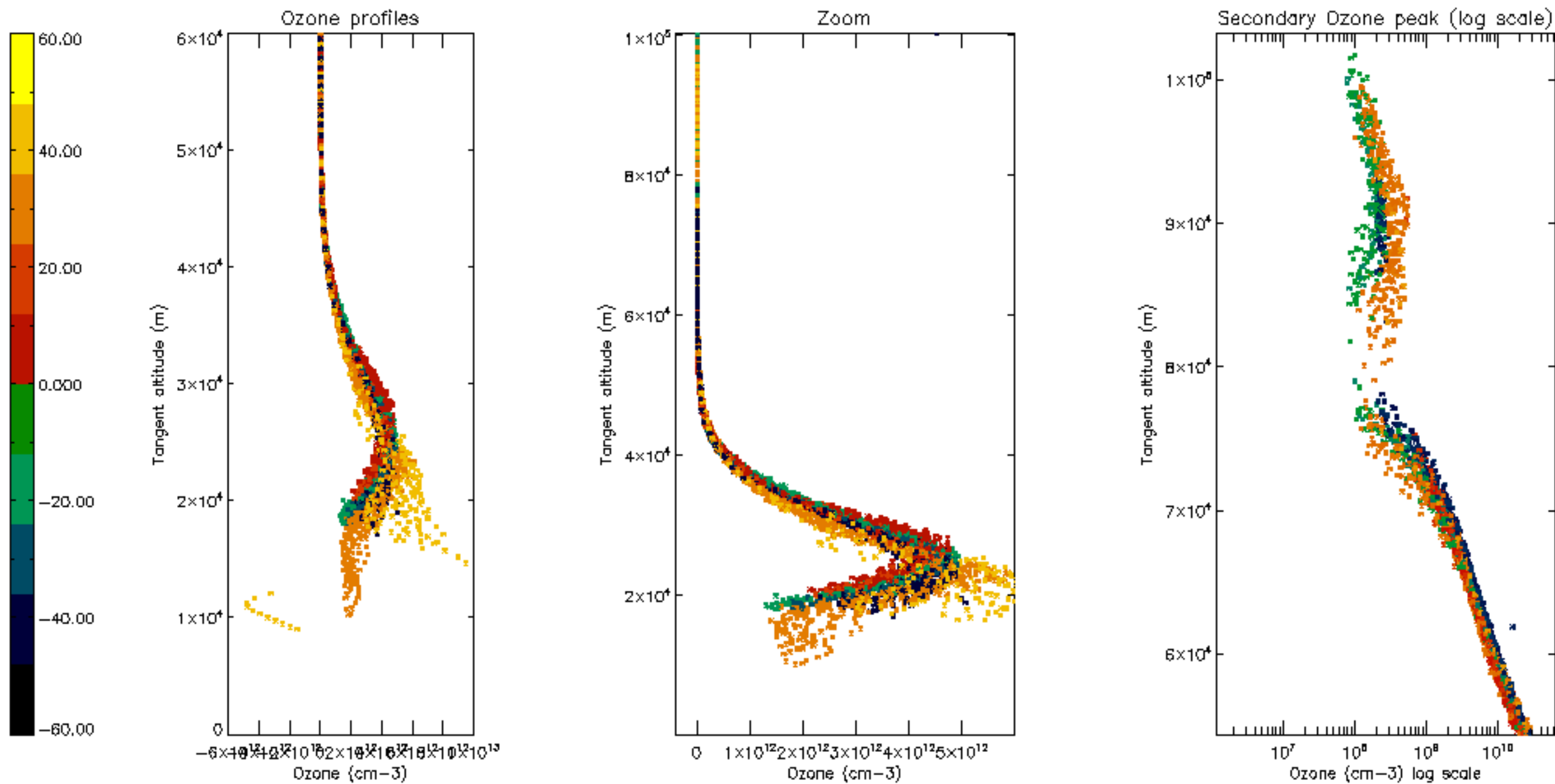


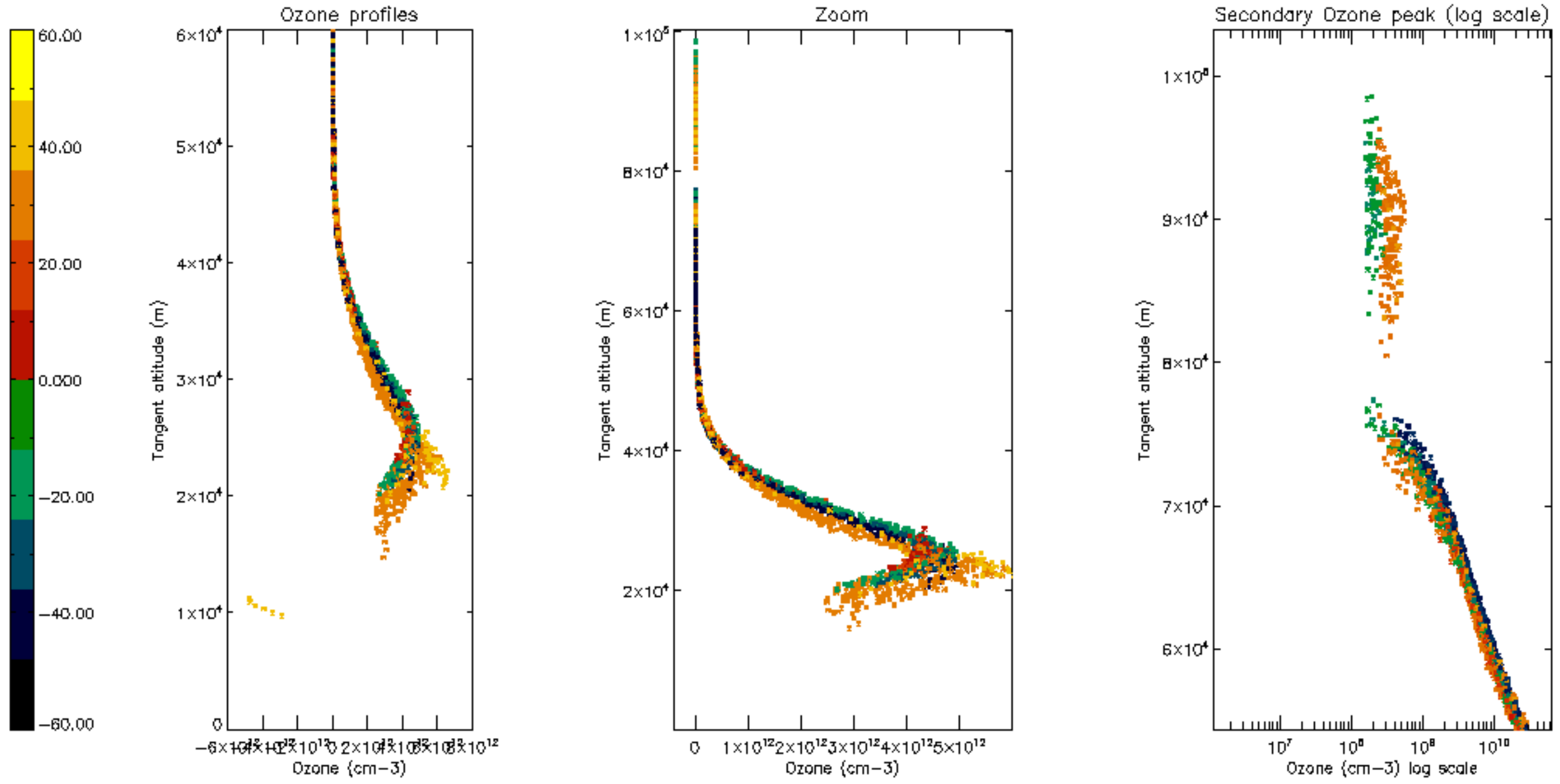
Percentage of saturation errors per profile

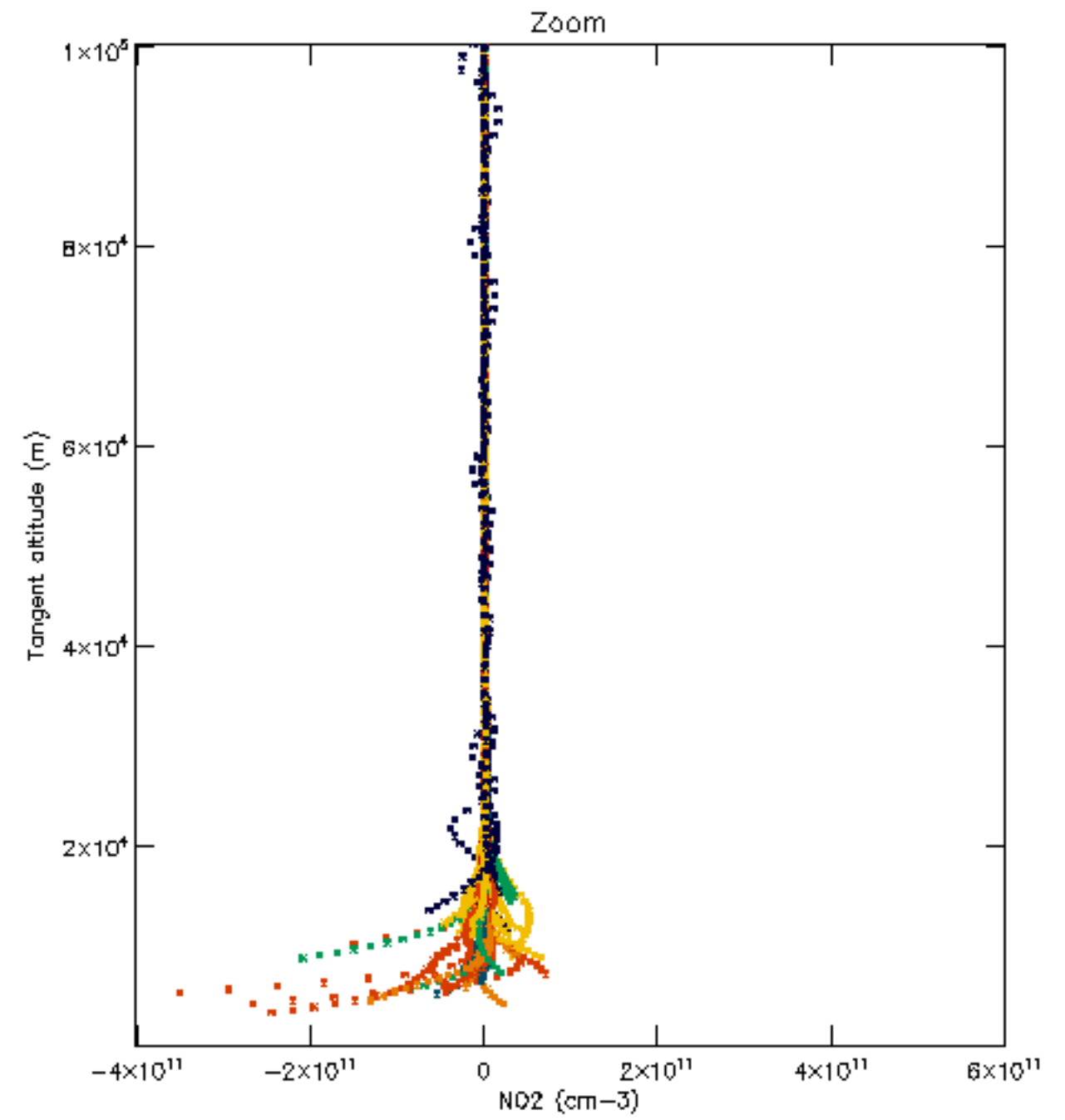
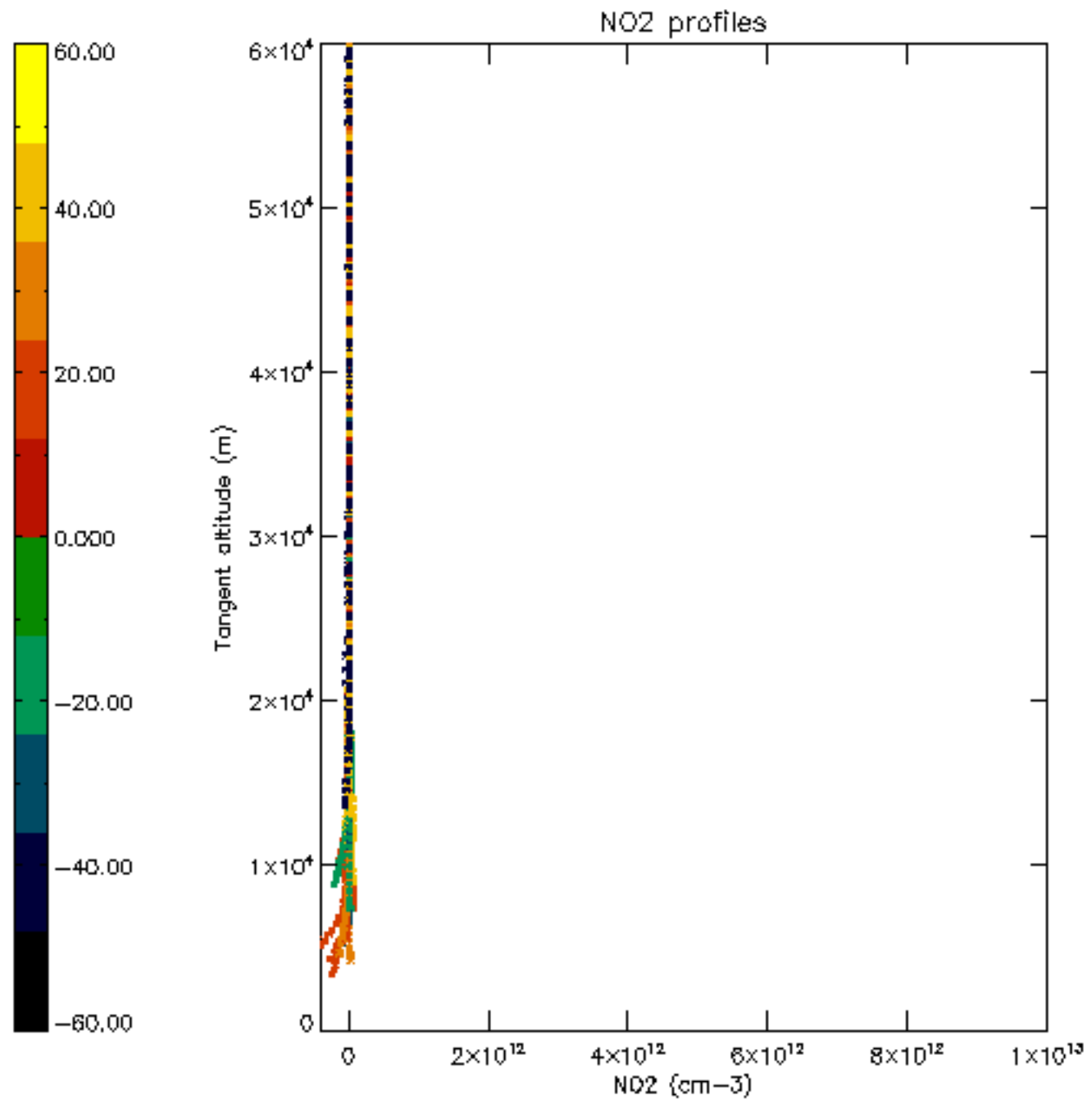


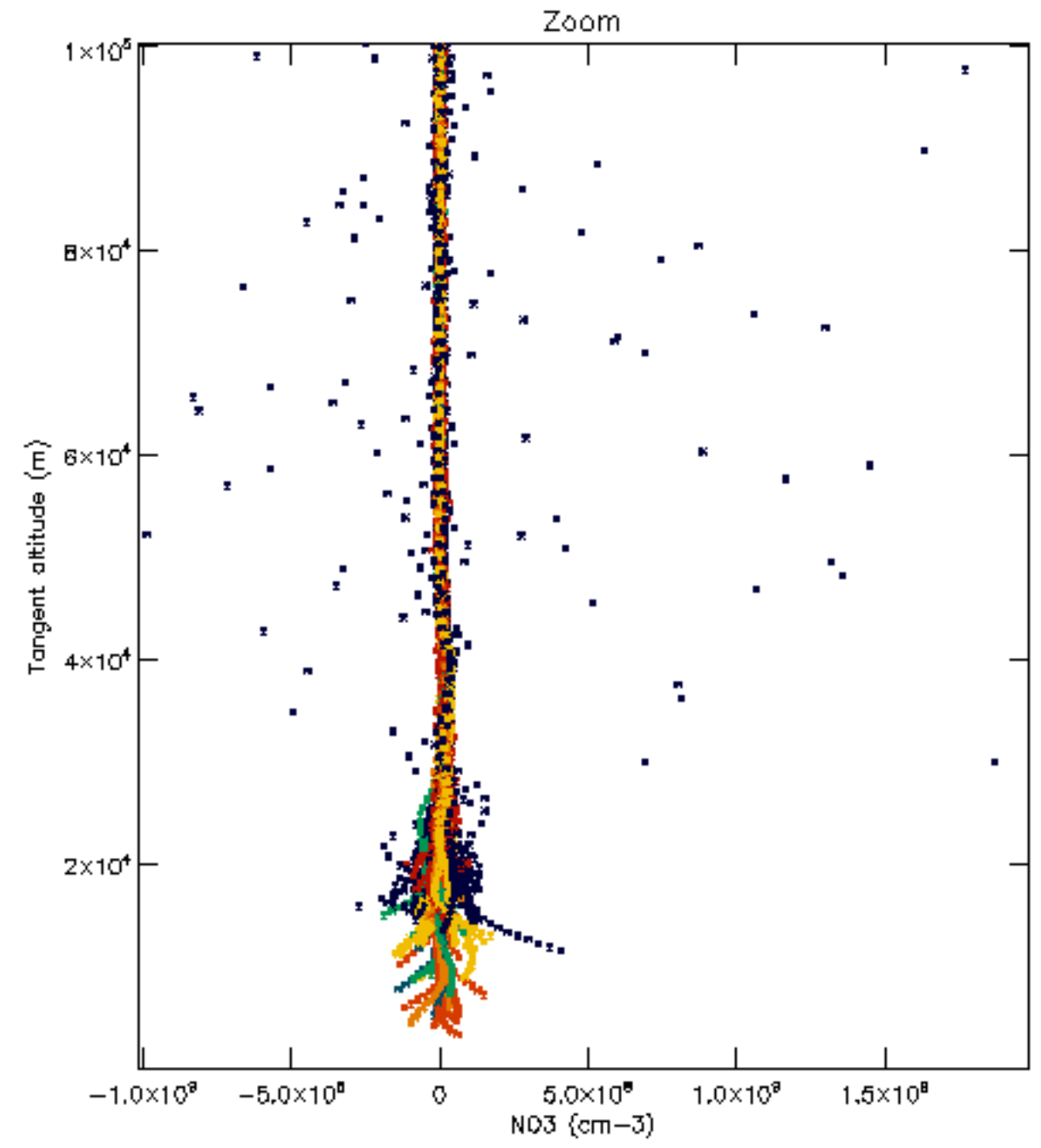
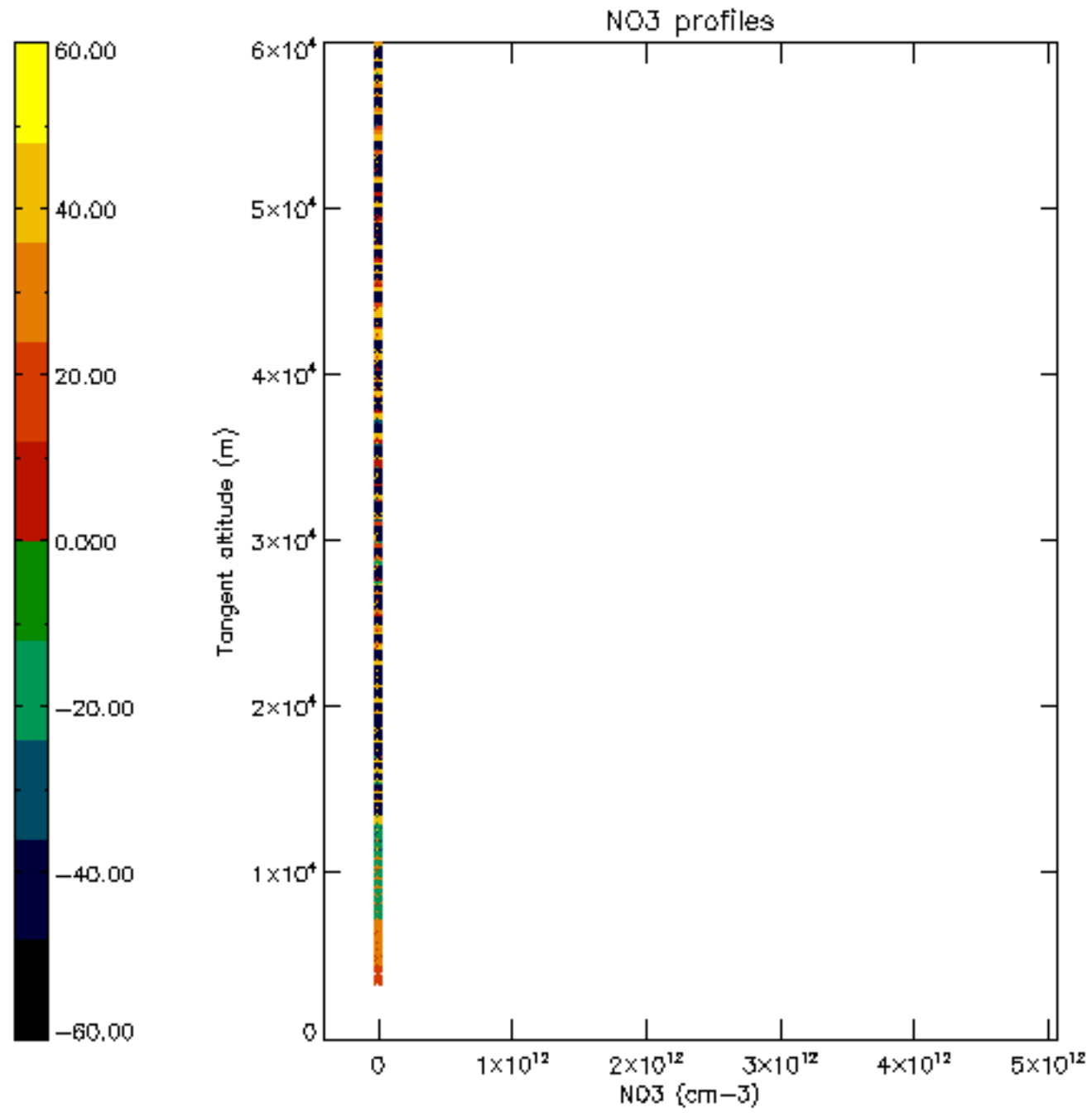


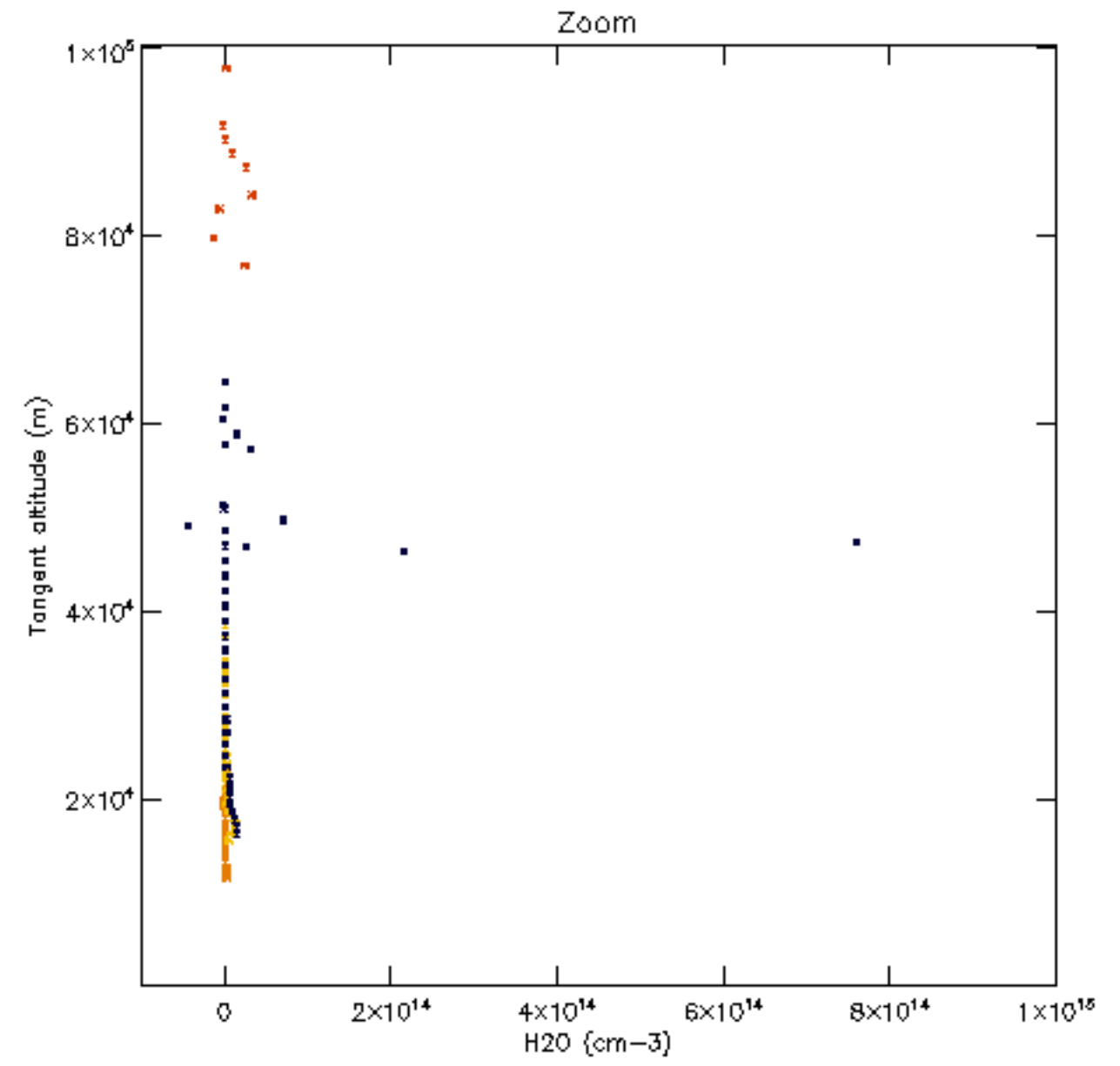
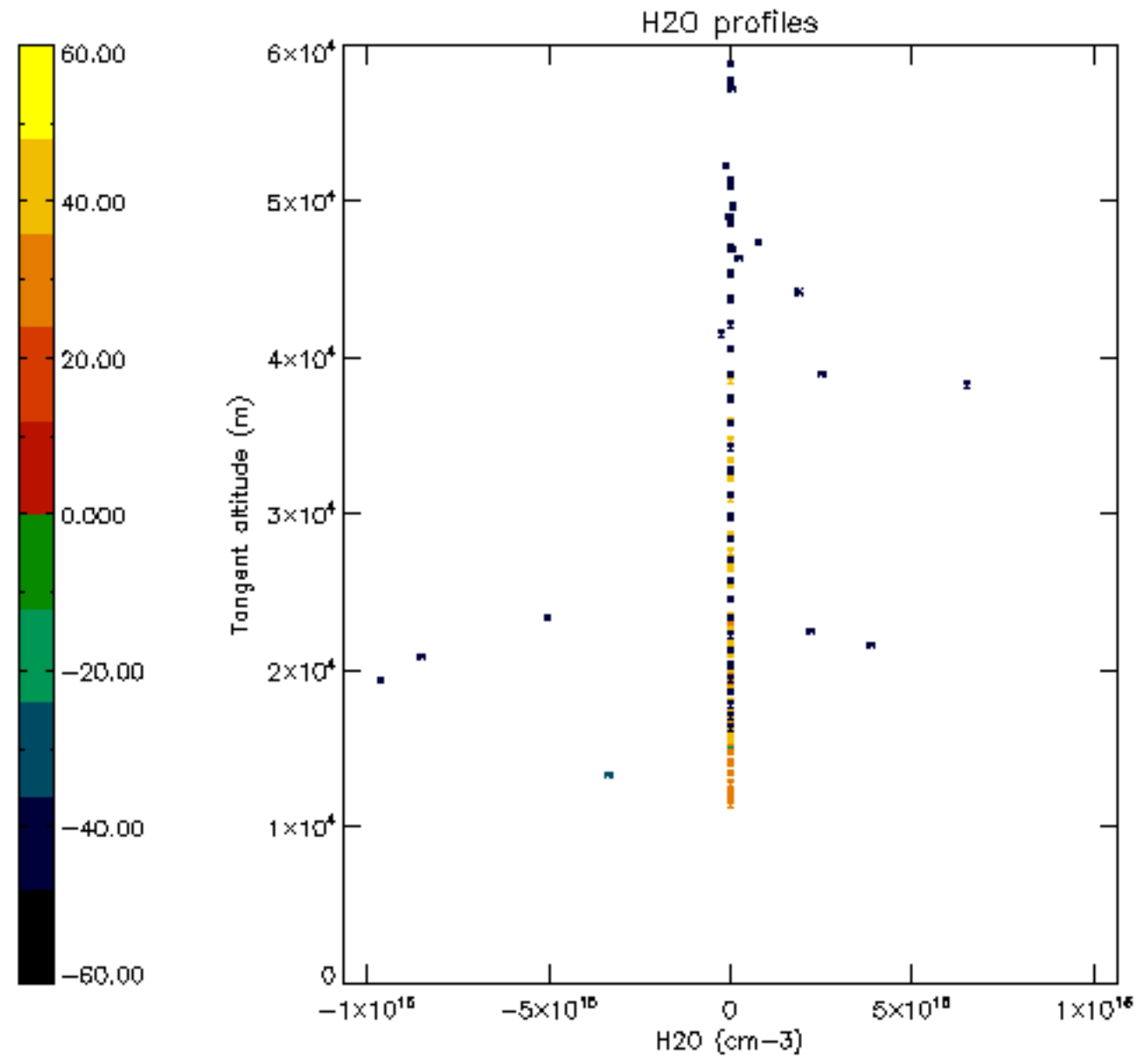


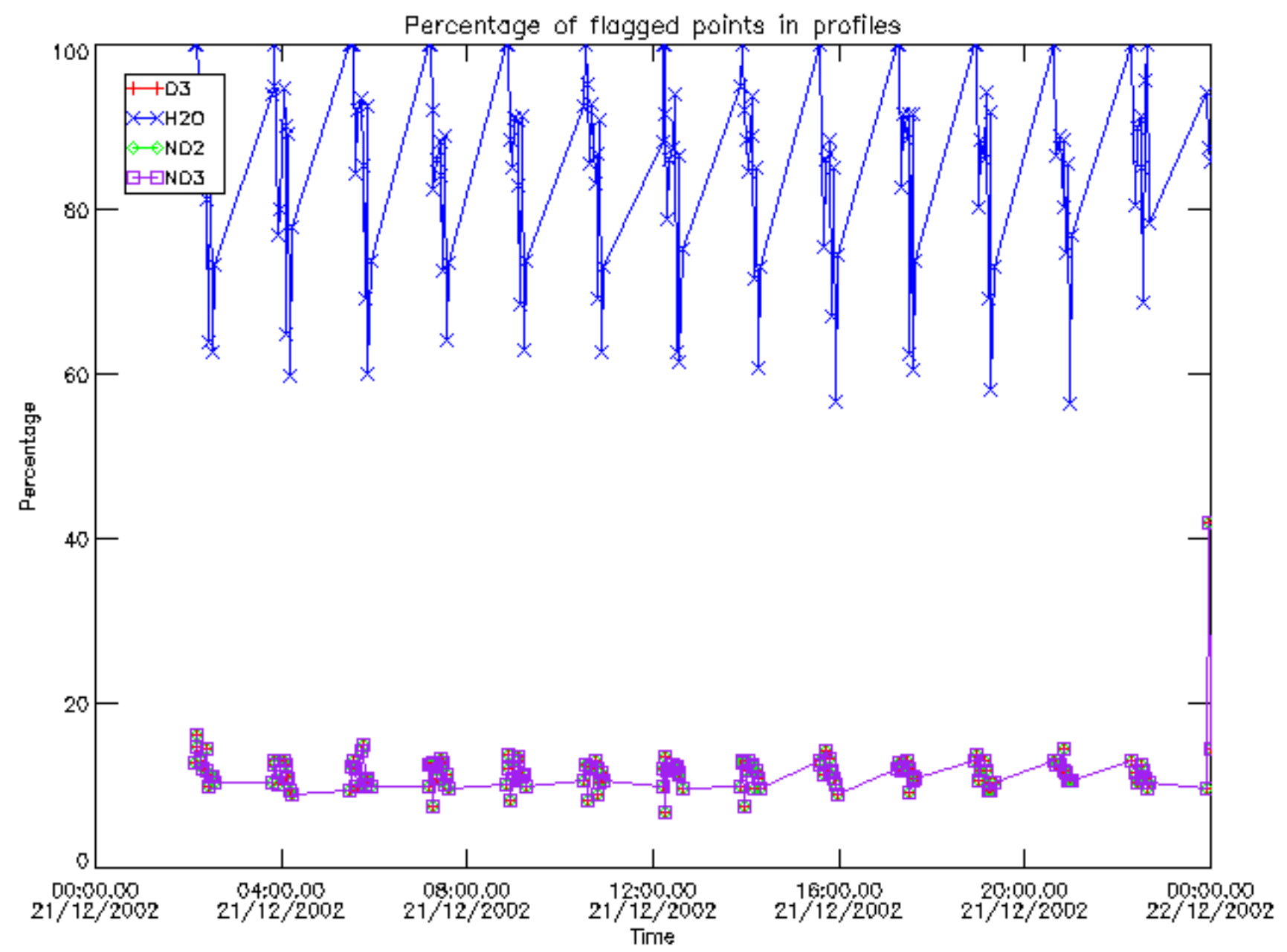




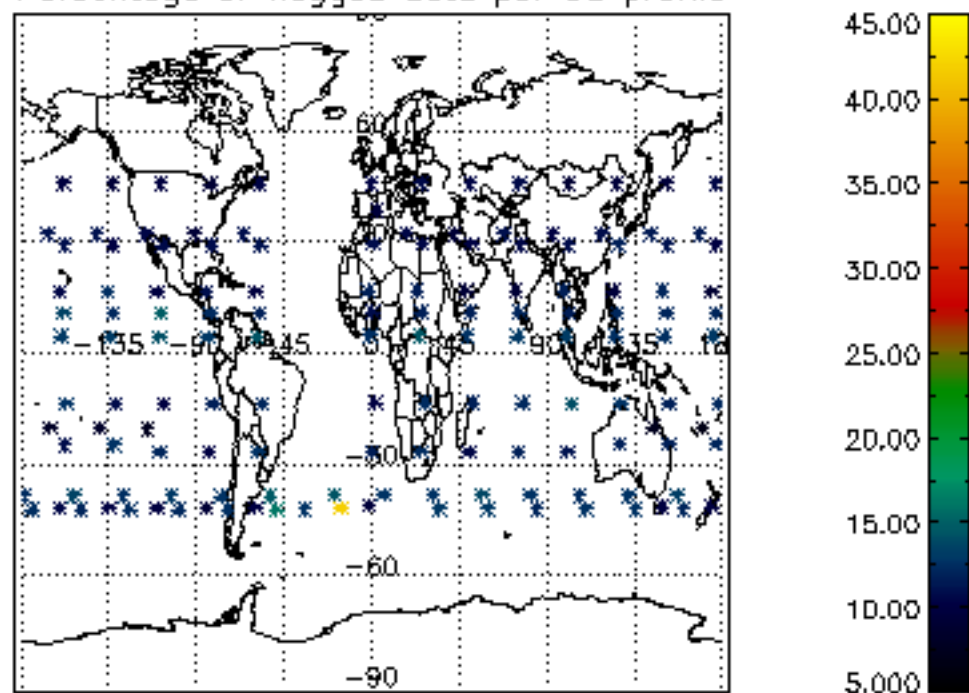




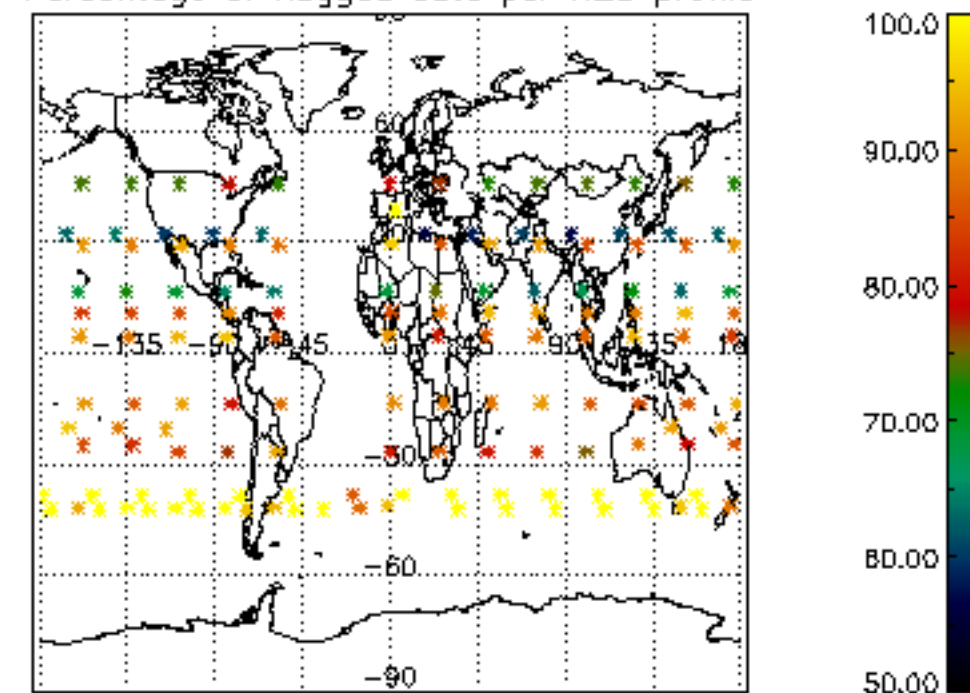




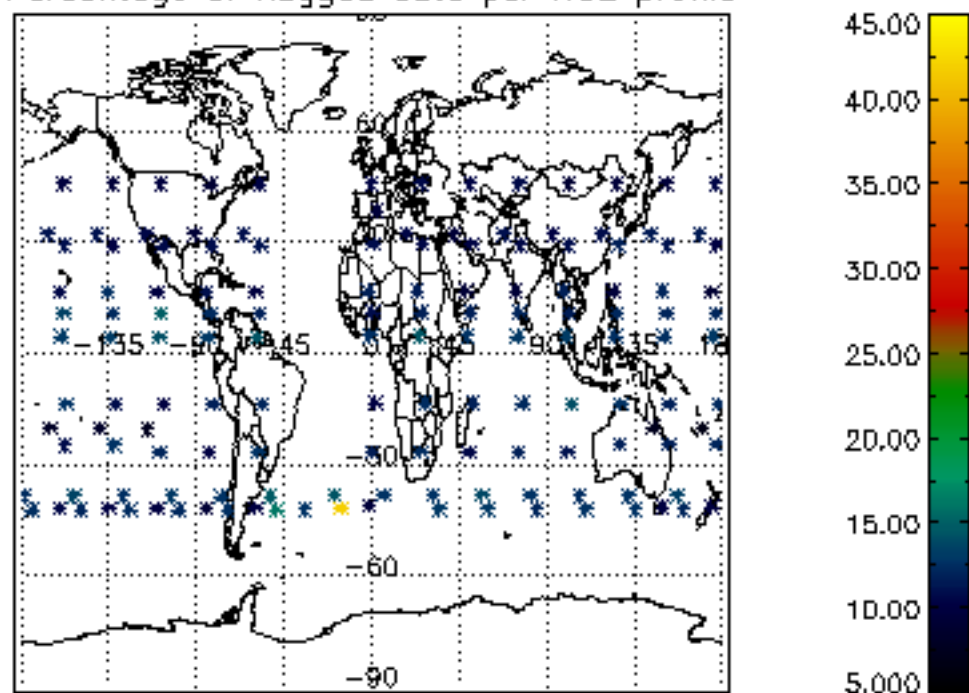
Percentage of flagged data per D3 profile



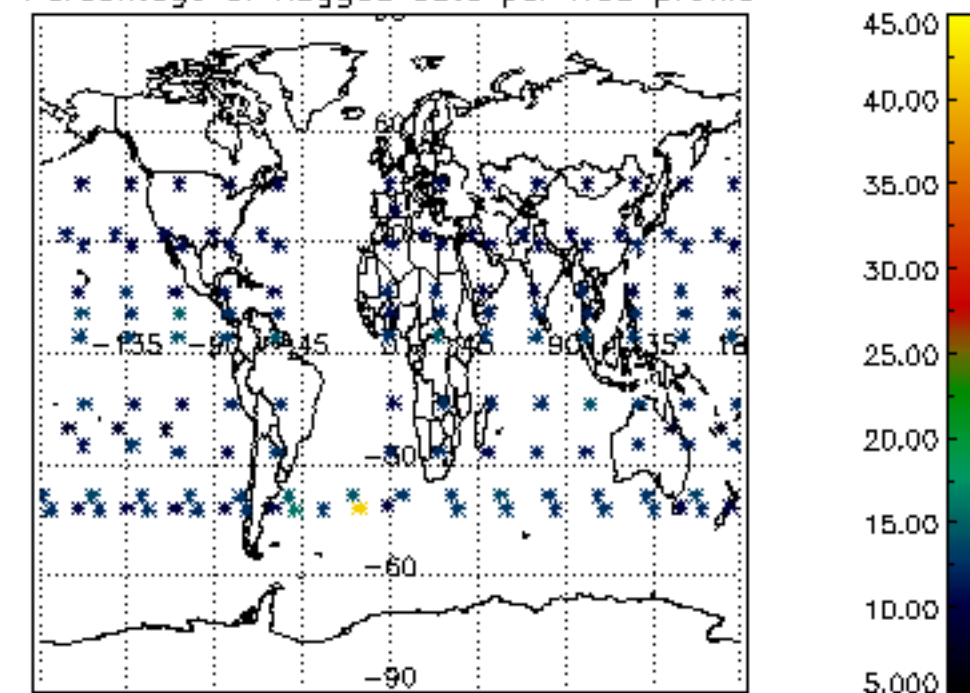
Percentage of flagged data per H2O profile

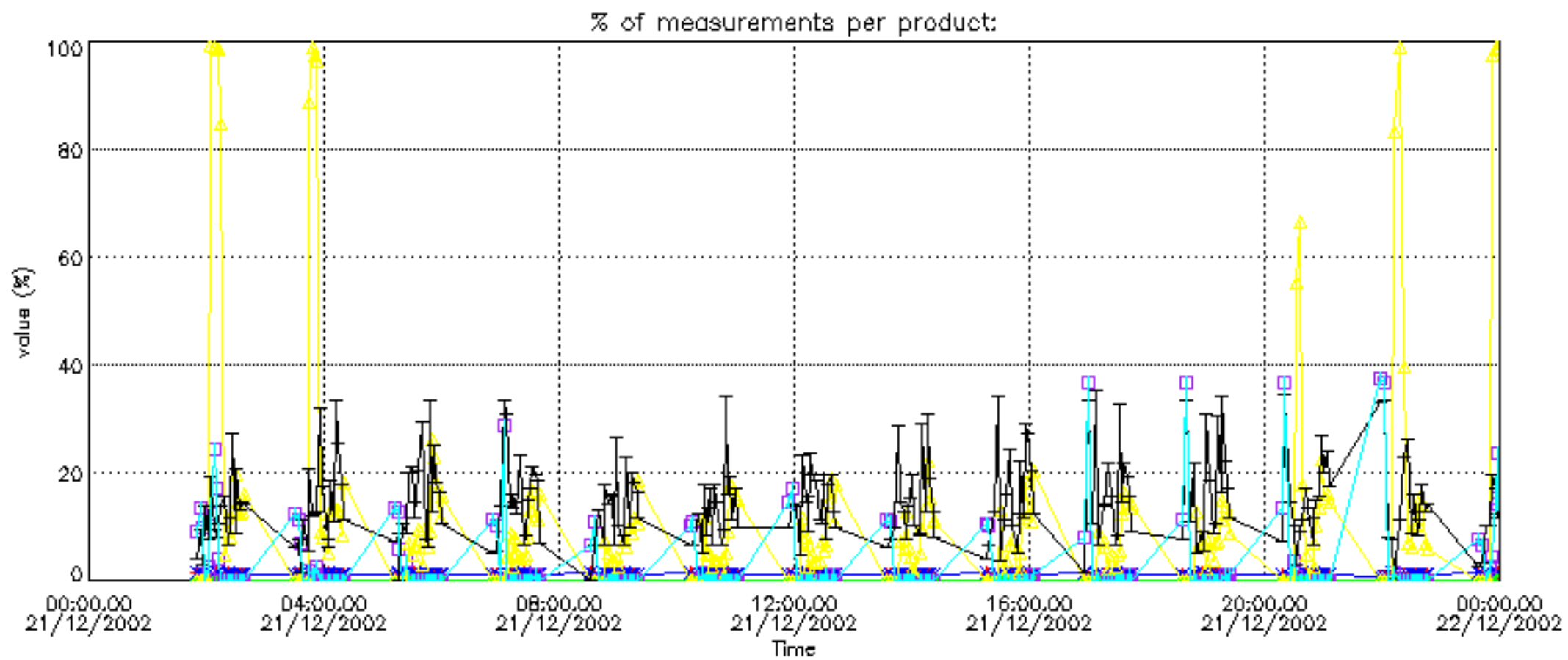


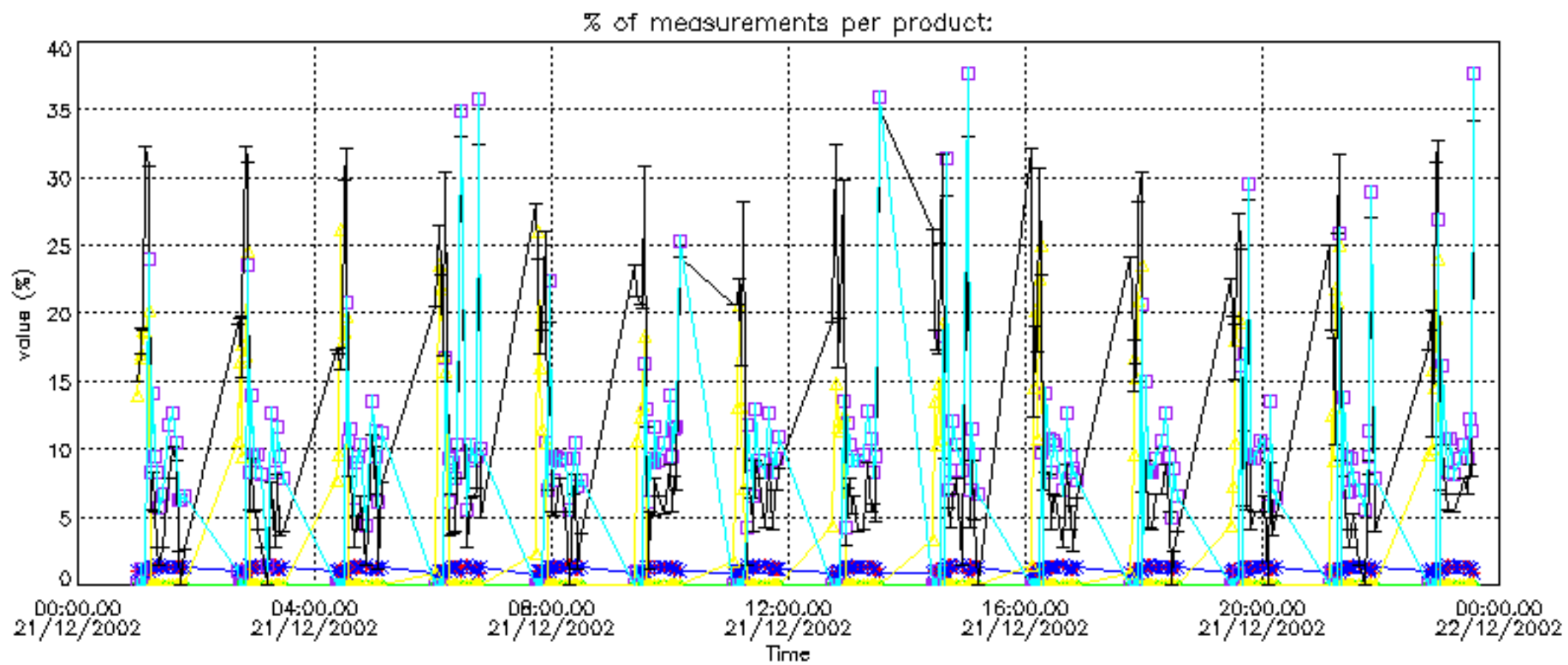
Percentage of flagged data per NO2 profile



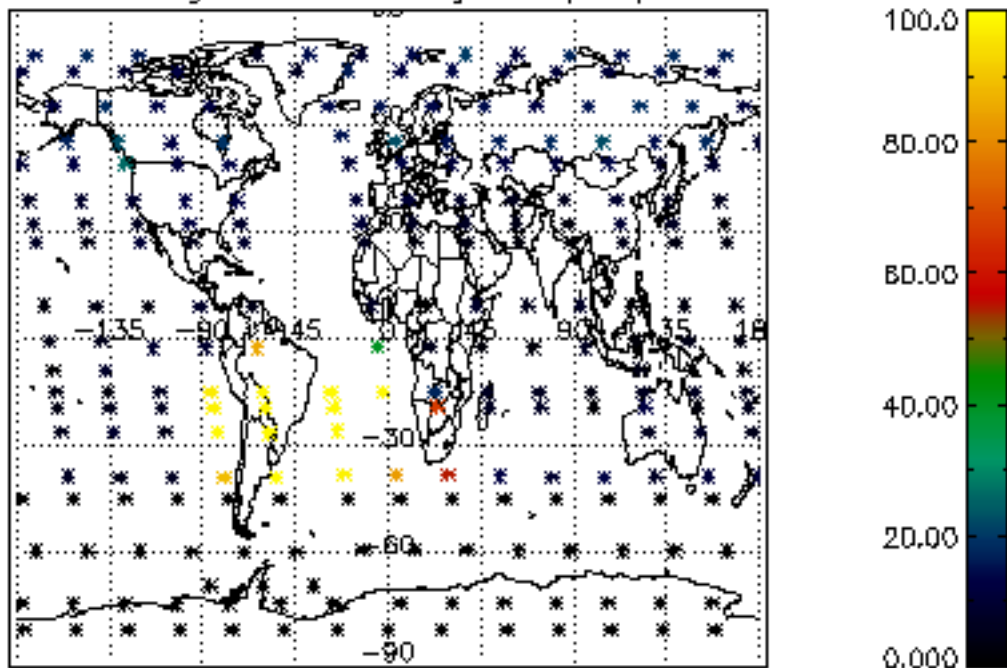
Percentage of flagged data per NO3 profile



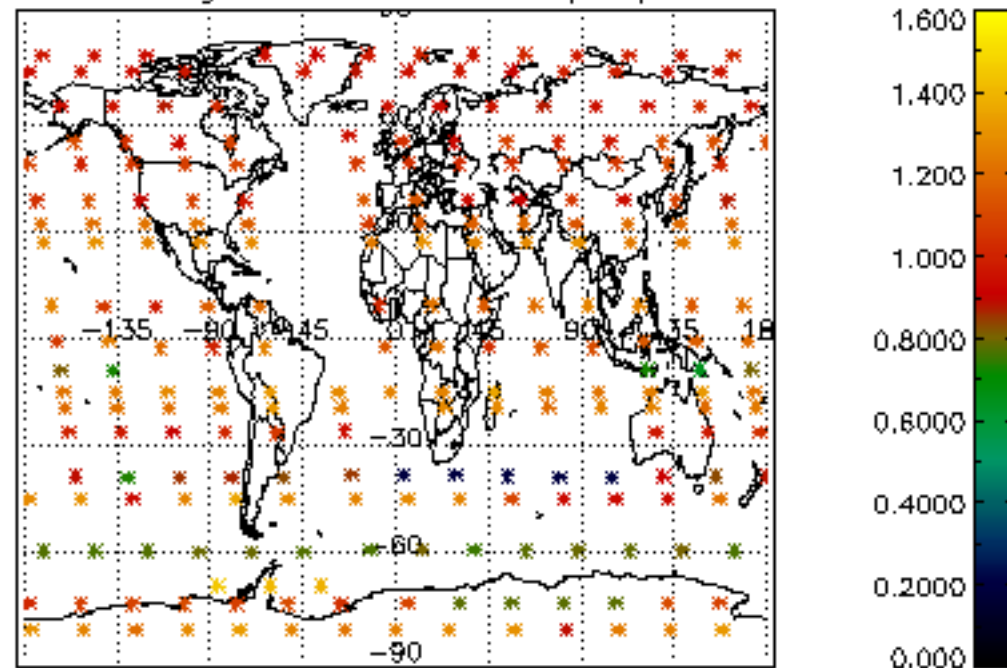




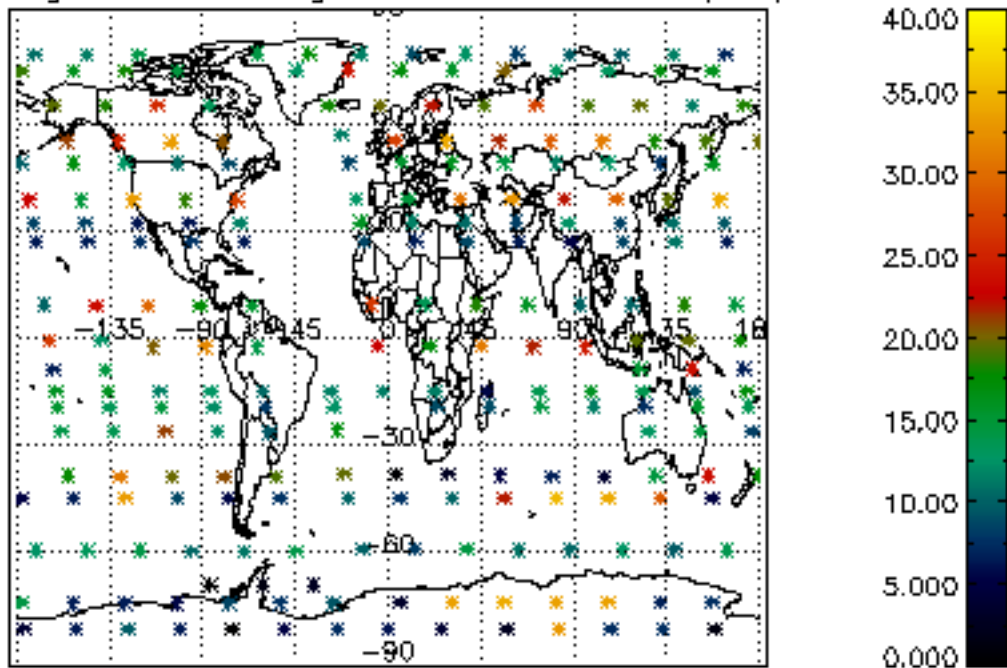
Percentage of cosmic ray hits per profile



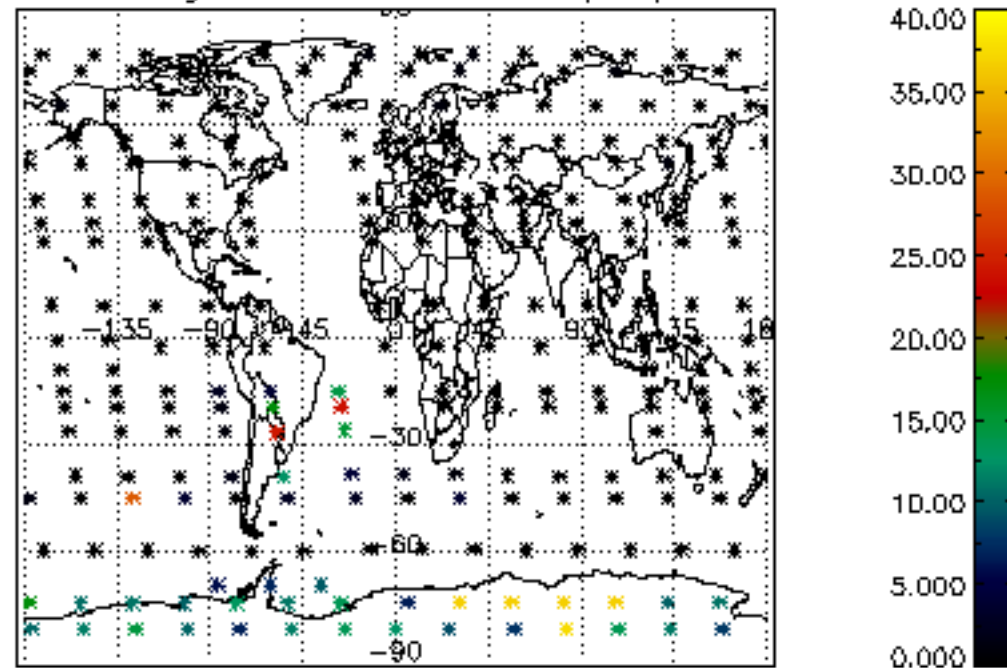
Percentage of datation errors per profile



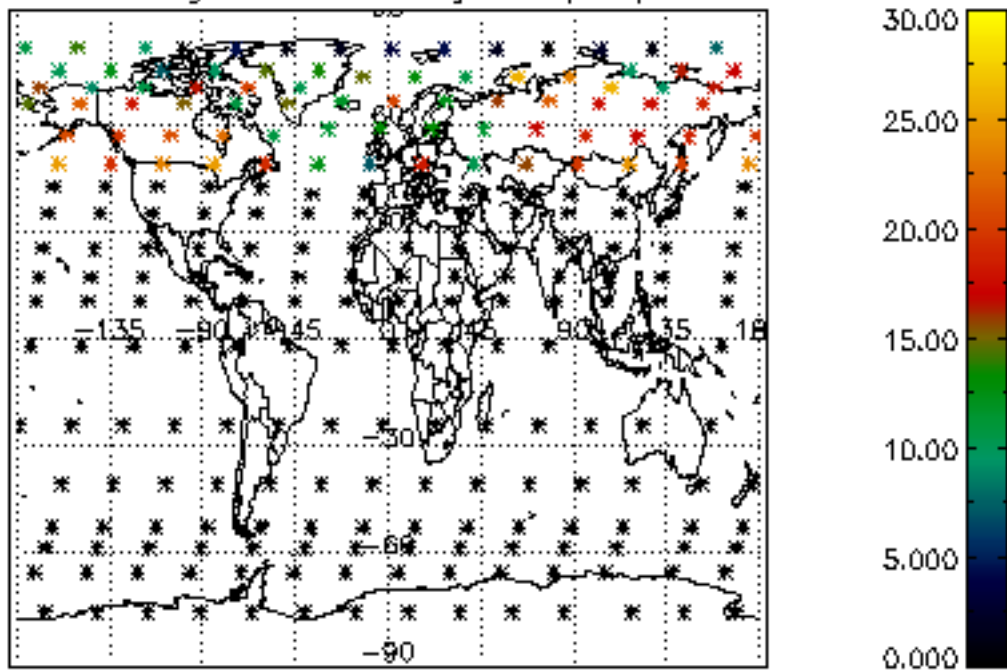
Percentage of star falling outside central band per profile



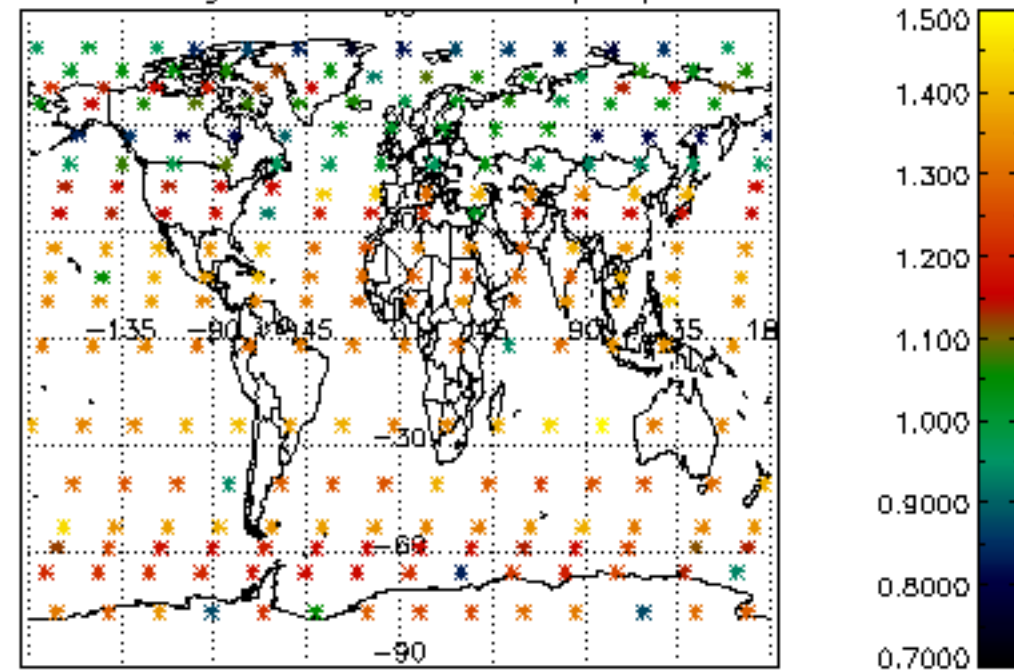
Percentage of saturation errors per profile



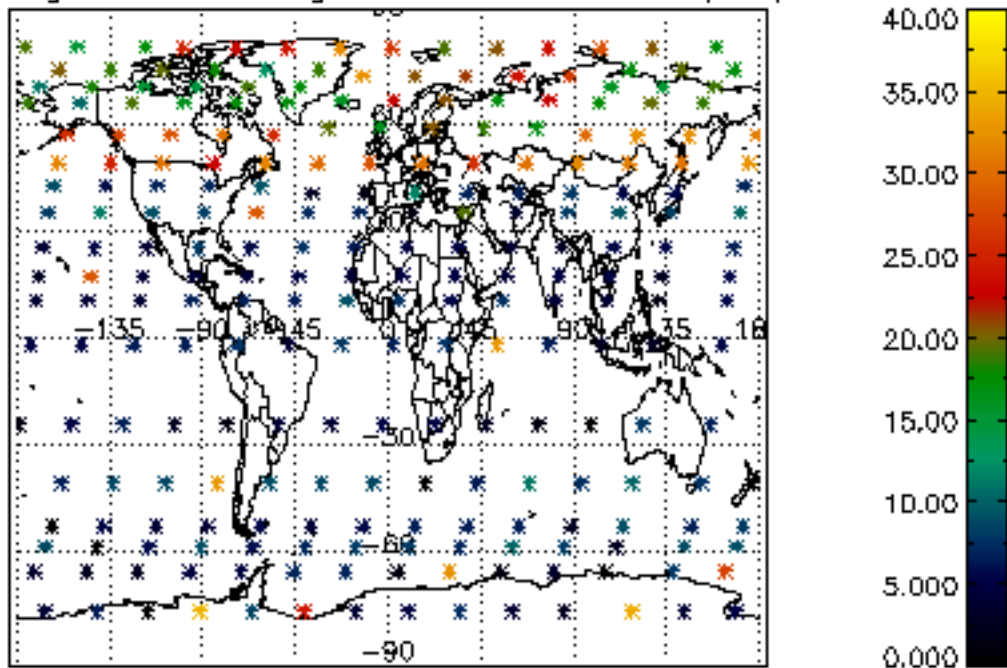
Percentage of cosmic ray hits per profile



Percentage of datation errors per profile



Percentage of star falling outside central band per profile



Percentage of saturation errors per profile

