

# GOMOS Level 2 Daily Report

## SUMMARY

### [1. General Info](#)

### [2. Summary of processed GOM\\_NL\\_2P products](#)

### [3. Level 2 Quality information per product](#)

#### [3.1 Plot of level 2 quality information per product \(time dependant\)](#)

#### [3.2 Plot of level 2 quality information per product \(world map\)](#)

### [4. Level 1 Quality information per product \(stored on level 2 products\)](#)

#### [4.1 Plot of level 1 quality information per product \(time dependant\)](#)

##### [4.1.1 Plot of level 1 quality information per product \(time dependant\): ASCENDING](#)

##### [4.1.2 Plot of level 1 quality information per product \(time dependant\): DESCENDING](#)

#### [4.2 Plot of level 1 quality information per product \(world map\)](#)

##### [4.2.1 Plot of level 1 quality information per product \(world map\): ASCENDING](#)

##### [4.2.2 Plot of level 1 quality information per product \(world map\): DESCENDING](#)

### [5. Ozone profiles based on quality statistics and other trace gas profiles](#)

#### [5.1 Ozone statistics based on quality of products](#)

#### [5.2 Plot ozone profiles for all STD \(dark without errors\)](#)

#### [5.3 Plot ozone profiles where STD < 20% \(dark without errors\)](#)

#### [5.4. Plot ozone profiles where STD < 10% \(dark without errors\)](#)

#### [5.5. Plot ozone profiles where STD < 5% \(dark without errors\)](#)

#### [5.6 Plot NO2 profiles for all STD \(dark without errors\)](#)

#### [5.7 Plot NO3 profiles for all STD \(dark without errors\)](#)

#### [5.8 Plot H2O profiles \(only for occultations of stars 1,2,3,4,13,14,16,26,63 dark without errors\) for all STD](#)

### [6. Auxiliary Data Files used for the production reported in section 2](#)

This report presents the daily analysis on parameters extracted from GOMOS level 2 data (GOM\_NL\_\_2P). It is intended to monitor some important parameters that will impact the quality of these products. A list of level 2 products (and content) that have arrived during the reporting day to the PCF is also given.

Item	Value
Time of report generation	17APR2013 21:28:49
Data source version	GOMOS/6.01
Start time of products	19-12-2002 (19DEC2002 00:00:00)
Stop time of products	20-12-2002 (20DEC2002 00:00:00)
Store outputs in DB	Yes
Nb of level 2 prods	383
Nb of prods with errors	1

## 2. Summary of processed GOM\_NL\_\_2P products.

Nr	Filename	UTC Start time	Limb	Duration	Star Id	Star Name	Star Mag	Star Temp	Nb Meas	Orbit	Prod. error
1	GOM_NL__2PRFIN20021219_060411_000000382012_00134_04196_9880.N1	19-DEC-2002 06:04:11	Bright	38.000	119	14Eta Dra	2.7270	4700.0	76	4196	No
2	GOM_NL__2PRFIN20021219_060600_000000432012_00134_04196_9881.N1	19-DEC-2002 06:06:00	Bright	43.000	55	79Zet UMa	2.0600	10200.	86	4196	No
3	GOM_NL__2PRFIN20021219_060800_000000422012_00134_04196_9882.N1	19-DEC-2002 06:08:00	Bright	42.000	39	85Eta UMa	1.8540	24000.	84	4196	No
4	GOM_NL__2PRFIN20021219_061127_000000392012_00134_04196_9883.N1	19-DEC-2002 06:11:27	Bright	38.500	180	27Gam Boo	3.0400	8000.0	77	4196	No
5	GOM_NL__2PRFIN20021219_061443_000000392012_00134_04196_9884.N1	19-DEC-2002 06:14:43	Bright	39.000	83		2.3780	11000.	78	4196	No
6	GOM_NL__2PRFIN20021219_061809_000000442012_00134_04196_9885.N1	19-DEC-2002 06:18:09	Bright	43.500	111	8Eta Boo	2.6800	6000.0	87	4196	No
7	GOM_NL__2PRFIN20021219_061950_000000362012_00134_04196_9886.N1	19-DEC-2002 06:19:50	Bright	35.500	102	24Alp Ser	2.6000	4250.0	71	4196	No
8	GOM_NL__2PRFIN20021219_062224_000000612012_00134_04196_9887.N1	19-DEC-2002 06:22:24	Bright	60.500	138	47Eps Vir	2.8280	4700.0	121	4196	No
9	GOM_NL__2PRFIN20021219_062652_000000532012_00134_04196_9888.N1	19-DEC-2002 06:26:52	Bright	53.000	122	9Alp2Lib	2.7470	9700.0	106	4196	No
10	GOM_NL__2PRFIN20021219_062825_000000572012_00134_04196_9889.N1	19-DEC-2002 06:28:25	Twilight	56.500	15	67Alp Vir	0.97600	28000.	113	4196	No
11	GOM_NL__2PRFIN20021219_063321_000000542012_00134_04196_9890.N1	19-DEC-2002 06:33:21	Dark	54.000	54	5The Cen	2.0550	4500.0	108	4196	No
12	GOM_NL__2PRFIN20021219_063521_000000402012_00134_04196_9891.N1	19-DEC-2002 06:35:21	Dark	39.500	78	Alp Lup	2.3040	28000.	79	4196	No
13	GOM_NL__2PRFIN20021219_063853_000000432012_00134_04196_9892.N1	19-DEC-2002 06:38:53	Dark	43.000	4	Alp1Cen	-0.010000	5800.0	86	4196	No
14	GOM_NL__2PRFIN20021219_064202_000000412012_00135_04197_0008.N1	19-DEC-2002 06:42:02	Dark	41.000	12	Alp1Cru	0.77500	30000.	82	4197	No
15	GOM_NL__2PRFIN20021219_064659_000000382012_00135_04197_0009.N1	19-DEC-2002 06:46:59	Dark	38.000	159	Ups Car	2.9200	7200.0	76	4197	No
16	GOM_NL__2PRFIN20021219_064825_000000432012_00135_04197_0010.N1	19-DEC-2002 06:48:25	Dark	42.500	71	Iot Car	2.2460	7700.0	85	4197	No
17	GOM_NL__2PRFIN20021219_065016_000000562012_00135_04197_0011.N1	19-DEC-2002 06:50:16	Dark	55.500	41	Eps Car	1.8600	4100.0	111	4197	No
18	GOM_NL__2PRFIN20021219_065308_000000462012_00135_04197_0012.N1	19-DEC-2002 06:53:08	Dark	45.500	34	Gam2Vel	1.7930	23000.	91	4197	No
19	GOM_NL__2PRFIN20021219_065517_000000512012_00135_04197_0013.N1	19-DEC-2002 06:55:17	Dark	51.000	70	Zet Pup	2.2460	39000.	102	4197	No
20	GOM_NL__2PRFIN20021219_065752_000000542012_00135_04197_0014.N1	19-DEC-2002 06:57:52	Dark	54.000	117	Pi Pup	2.7060	3800.0	108	4197	No
21	GOM_NL__2PRFIN20021219_070102_000000522012_00135_04197_0015.N1	19-DEC-2002 07:01:02	Straylight	51.500	23	21Eps CMa	1.5020	26000.	103	4197	No
22	GOM_NL__2PRFIN20021219_070247_000000532012_00135_04197_0016.N1	19-DEC-2002 07:02:47	Straylight	53.000	179	24Omi2CMa	3.0320	24000.	106	4197	No
23	GOM_NL__2PRFIN20021219_070541_000000702012_00135_04197_0017.N1	19-DEC-2002 07:05:41	Straylight	70.000	1	9Alp CMa	-1.4400	11000.	140	4197	No
24	GOM_NL__2PRFIN20021219_070853_000000502012_00135_04197_0018.N1	19-DEC-2002 07:08:53	Straylight	49.500	7	19Bet Ori	0.10000	14000.	99	4197	No
25	GOM_NL__2PRFIN20021219_071103_000000462012_00135_04197_0019.N1	19-DEC-2002 07:11:03	Straylight	45.500	30	46Eps Ori	1.6940	30000.	91	4197	No
26	GOM_NL__2PRFIN20021219_071321_000000502012_00135_04197_0020.N1	19-DEC-2002 07:13:21	Twilight	49.500	27	24Gam Ori	1.6360	26000.	99	4197	No
27	GOM_NL__2PRFIN20021219_071610_000000522012_00135_04197_0021.N1	19-DEC-2002 07:16:10	Twilight	51.500	13	87Alp Tau	0.86700	3800.0	103	4197	No
28	GOM_NL__2PRFIN20021219_071827_000000352012_00135_04197_0022.N1	19-DEC-2002 07:18:27	Bright	34.500	146	25Eta Tau	2.8730	15200.	69	4197	No
29	GOM_NL__2PRFIN20021219_072034_000000362012_00135_04197_0023.N1	19-DEC-2002 07:20:34	Bright	35.500	150	44Zet Per	2.8900	28000.	71	4197	No
30	GOM_NL__2PRFIN20021219_072250_000000362012_00135_04197_0024.N1	19-DEC-2002 07:22:50	Bright	36.000	149	45Eps Per	2.8880	30000.	72	4197	No
31	GOM_NL__2PRFIN20021219_072503_000000362012_00135_04197_0025.N1	19-DEC-2002 07:25:03	Bright	36.000	175	39Del Per	3.0100	19400.	72	4197	No
32	GOM_NL__2PRFIN20021219_072653_000000372012_00135_04197_0026.N1	19-DEC-2002 07:26:53	Bright	36.500	160	23Gam Per	2.9300	4700.0	73	4197	No
33	GOM_NL__2PRFIN20021219_073014_000000382012_00135_04197_0027.N1	19-DEC-2002 07:30:14	Bright	37.500	110	37Del Cas	2.6780	8900.0	75	4197	No
34	GOM_NL__2PRFIN20021219_073643_000000352012_00135_04197_0028.N1	19-DEC-2002 07:36:43	Bright	34.500	49	1Alp UMi	1.9900	6300.0	69	4197	No
35	GOM_NL__2PRFIN20021219_074125_000000362012_00135_04197_0029.N1	19-DEC-2002 07:41:25	Bright	35.500	60	7Bet UMi	2.0810	3950.0	71	4197	No
36	GOM_NL__2PRFIN20021219_074447_000000372012_00135_04197_0030.N1	19-DEC-2002 07:44:47	Bright	37.000	119	14Eta Dra	2.7270	4700.0	74	4197	No
37	GOM_NL__2PRFIN20021219_074636_000000432012_00135_04197_0031.N1	19-DEC-2002 07:46:36	Bright	43.000	55	79Zet UMa	2.0600	10200.	86	4197	No
38	GOM_NL__2PRFIN20021219_074835_000000422012_00135_04197_0032.N1	19-DEC-2002 07:48:35	Bright	42.000	39	85Eta UMa	1.8540	24000.	84	4197	No
39	GOM_NL__2PRFIN20021219_075203_000000382012_00135_04197_0033.N1	19-DEC-2002 07:52:03	Bright	38.000	180	27Gam Boo	3.0400	8000.0	76	4197	No
40	GOM_NL__2PRFIN20021219_075520_000000392012_00135_04197_0034.N1	19-DEC-2002 07:55:20	Bright	38.500	83		2.3780	11000.	77	4197	No
41	GOM_NL__2PRFIN20021219_075846_000000622012_00135_04197_0035.N1	19-DEC-2002 07:58:46	Bright	62.000	111	8Eta Boo	2.6800	6000.0	124	4197	No
42	GOM_NL__2PRFIN20021219_080027_000000352012_00135_04197_0036.N1	19-DEC-2002 08:00:27	Bright	35.000	102	24Alp Ser	2.6000	4250.0	70	4197	No

43	GOM_NL__2PRFIN20021219_080301_000000602012_00135_04197_0037.N1	19-DEC-2002 08:03:01	Bright	60.000	138	47Eps Vir	2.8280	4700.0	120	4197	No
44	GOM_NL__2PRFIN20021219_080728_000000372012_00135_04197_0038.N1	19-DEC-2002 08:07:28	Bright	36.500	122	9Alp2Lib	2.7470	9700.0	73	4197	No
45	GOM_NL__2PRFIN20021219_080902_000000562012_00135_04197_0039.N1	19-DEC-2002 08:09:02	Twi_and_stray	55.500	15	67Alp Vir	0.97600	28000.	111	4197	No
46	GOM_NL__2PRFIN20021219_081357_000000462012_00135_04197_0040.N1	19-DEC-2002 08:13:57	Dark	46.000	54	5The Cen	2.0550	4500.0	92	4197	No
47	GOM_NL__2PRFIN20021219_081558_000000422012_00135_04197_0041.N1	19-DEC-2002 08:15:58	Dark	41.500	78	Alp Lup	2.3040	28000.	83	4197	No
48	GOM_NL__2PRFIN20021219_081930_000000522012_00135_04197_0042.N1	19-DEC-2002 08:19:30	Dark	52.000	4	Alp1Cen	-0.010000	5800.0	104	4197	No
49	GOM_NL__2PRFIN20021219_082238_000000432012_00136_04198_0008.N1	19-DEC-2002 08:22:38	Dark	42.500	12	Alp1Cru	0.77500	30000.	85	4198	No
50	GOM_NL__2PRFIN20021219_082735_000000402012_00136_04198_0009.N1	19-DEC-2002 08:27:35	Dark	39.500	159	Ups Car	2.9200	7200.0	79	4198	No
51	GOM_NL__2PRFIN20021219_082901_000000432012_00136_04198_0010.N1	19-DEC-2002 08:29:01	Dark	42.500	71	Iot Car	2.2460	7700.0	85	4198	No
52	GOM_NL__2PRFIN20021219_083053_000000462012_00136_04198_0011.N1	19-DEC-2002 08:30:53	Dark	46.000	41	Eps Car	1.8600	4100.0	92	4198	No
53	GOM_NL__2PRFIN20021219_083344_000000472012_00136_04198_0012.N1	19-DEC-2002 08:33:44	Dark	47.000	34	Gam2Vel	1.7930	23000.	94	4198	No
54	GOM_NL__2PRFIN20021219_083554_000000512012_00136_04198_0013.N1	19-DEC-2002 08:35:54	Dark	51.000	70	Zet Pup	2.2460	39000.	102	4198	No
55	GOM_NL__2PRFIN20021219_083829_000000532012_00136_04198_0014.N1	19-DEC-2002 08:38:29	Dark	53.000	117	Pi Pup	2.7060	3800.0	106	4198	No
56	GOM_NL__2PRFIN20021219_084139_000000562012_00136_04198_0015.N1	19-DEC-2002 08:41:39	Straylight	56.000	23	21Eps CMa	1.5020	26000.	112	4198	No
57	GOM_NL__2PRFIN20021219_084323_000000532012_00136_04198_0016.N1	19-DEC-2002 08:43:23	Straylight	52.500	179	24Omi2CMa	3.0320	24000.	105	4198	No
58	GOM_NL__2PRFIN20021219_084617_000000632012_00136_04198_0017.N1	19-DEC-2002 08:46:17	Straylight	62.500	1	9Alp CMa	-1.4400	11000.	125	4198	No
59	GOM_NL__2PRFIN20021219_084929_000000512012_00136_04198_0018.N1	19-DEC-2002 08:49:29	Straylight	50.500	7	19Bet Ori	0.10000	14000.	101	4198	No
60	GOM_NL__2PRFIN20021219_085139_000000482012_00136_04198_0019.N1	19-DEC-2002 08:51:39	Straylight	48.000	30	46Eps Ori	1.6940	30000.	96	4198	No
61	GOM_NL__2PRFIN20021219_085357_000000472012_00136_04198_0020.N1	19-DEC-2002 08:53:57	Twi_and_stray	47.000	27	24Gam Ori	1.6360	26000.	94	4198	No
62	GOM_NL__2PRFIN20021219_085646_000000502012_00136_04198_0021.N1	19-DEC-2002 08:56:46	Twi_and_stray	50.000	13	87Alp Tau	0.86700	3800.0	100	4198	No
63	GOM_NL__2PRFIN20021219_085903_000000352012_00136_04198_0022.N1	19-DEC-2002 08:59:03	Bright	34.500	146	25Eta Tau	2.8730	15200.	69	4198	No
64	GOM_NL__2PRFIN20021219_090110_000000352012_00136_04198_0023.N1	19-DEC-2002 09:01:10	Bright	34.500	150	44Zet Per	2.8900	28000.	69	4198	No
65	GOM_NL__2PRFIN20021219_090326_000000362012_00136_04198_0024.N1	19-DEC-2002 09:03:26	Bright	36.000	149	45Eps Per	2.8880	30000.	72	4198	No
66	GOM_NL__2PRFIN20021219_090539_000000362012_00136_04198_0025.N1	19-DEC-2002 09:05:39	Bright	35.500	175	39Del Per	3.0100	19400.	71	4198	No
67	GOM_NL__2PRFIN20021219_090730_000000392012_00136_04198_0026.N1	19-DEC-2002 09:07:30	Bright	38.500	160	23Gam Per	2.9300	4700.0	77	4198	No
68	GOM_NL__2PRFIN20021219_091051_000000372012_00136_04198_0027.N1	19-DEC-2002 09:10:51	Bright	36.500	110	37Del Cas	2.6780	8900.0	73	4198	No
69	GOM_NL__2PRFIN20021219_091719_000000362012_00136_04198_0028.N1	19-DEC-2002 09:17:19	Bright	36.000	49	1Alp UMi	1.9900	6300.0	72	4198	No
70	GOM_NL__2PRFIN20021219_092200_000000402012_00136_04198_0029.N1	19-DEC-2002 09:22:00	Bright	39.500	60	7Bet UMi	2.0810	3950.0	79	4198	No
71	GOM_NL__2PRFIN20021219_092523_000000372012_00136_04198_0030.N1	19-DEC-2002 09:25:23	Bright	36.500	119	14Eta Dra	2.7270	4700.0	73	4198	No
72	GOM_NL__2PRFIN20021219_092712_000000422012_00136_04198_0031.N1	19-DEC-2002 09:27:12	Bright	41.500	55	79Zet UMa	2.0600	10200.	83	4198	No
73	GOM_NL__2PRFIN20021219_092911_000000422012_00136_04198_0032.N1	19-DEC-2002 09:29:11	Bright	41.500	39	85Eta UMa	1.8540	24000.	83	4198	No
74	GOM_NL__2PRFIN20021219_093239_000000382012_00136_04198_0033.N1	19-DEC-2002 09:32:39	Bright	38.000	180	27Gam Boo	3.0400	8000.0	76	4198	No
75	GOM_NL__2PRFIN20021219_093556_000000392012_00136_04198_0034.N1	19-DEC-2002 09:35:56	Bright	38.500	83		2.3780	11000.	77	4198	No
76	GOM_NL__2PRFIN20021219_093922_000000442012_00136_04198_0035.N1	19-DEC-2002 09:39:22	Bright	43.500	111	8Eta Boo	2.6800	6000.0	87	4198	No
77	GOM_NL__2PRFIN20021219_094103_000000352012_00136_04198_0036.N1	19-DEC-2002 09:41:03	Bright	35.000	102	24Alp Ser	2.6000	4250.0	70	4198	No
78	GOM_NL__2PRFIN20021219_094338_000000602012_00136_04198_0037.N1	19-DEC-2002 09:43:38	Bright	59.500	138	47Eps Vir	2.8280	4700.0	119	4198	No
79	GOM_NL__2PRFIN20021219_094805_000000532012_00136_04198_0038.N1	19-DEC-2002 09:48:05	Bright	53.000	122	9Alp2Lib	2.7470	9700.0	106	4198	No
80	GOM_NL__2PRFIN20021219_094939_000000602012_00136_04198_0039.N1	19-DEC-2002 09:49:39	Twi_and_stray	59.500	15	67Alp Vir	0.97600	28000.	119	4198	No
81	GOM_NL__2PRFIN20021219_095434_000000462012_00136_04198_0040.N1	19-DEC-2002 09:54:34	Dark	46.000	54	5The Cen	2.0550	4500.0	92	4198	No
82	GOM_NL__2PRFIN20021219_095634_000000432012_00136_04198_0041.N1	19-DEC-2002 09:56:34	Dark	42.500	78	Alp Lup	2.3040	28000.	85	4198	No
83	GOM_NL__2PRFIN20021219_100006_000000452012_00136_04198_0042.N1	19-DEC-2002 10:00:06	Dark	44.500	4	Alp1Cen	-0.010000	5800.0	89	4198	No
84	GOM_NL__2PRFIN20021219_100314_000000412012_00137_04199_0008.N1	19-DEC-2002 10:03:14	Dark	40.500	12	Alp1Cru	0.77500	30000.	81	4199	No
85	GOM_NL__2PRFIN20021219_100812_000000402012_00137_04199_0009.N1	19-DEC-2002 10:08:12	Dark	40.000	159	Ups Car	2.9200	7200.0	80	4199	No
86	GOM_NL__2PRFIN20021219_100938_000000432012_00137_04199_0010.N1	19-DEC-2002 10:09:38	Dark	42.500	71	Iot Car	2.2460	7700.0	85	4199	No
87	GOM_NL__2PRFIN20021219_101129_000000432012_00137_04199_0011.N1	19-DEC-2002 10:11:29	Dark	42.500	41	Eps Car	1.8600	4100.0	85	4199	No
88	GOM_NL__2PRFIN20021219_101421_000000522012_00137_04199_0012.N1	19-DEC-2002 10:14:21	Dark	51.500	34	Gam2Vel	1.7930	23000.	103	4199	No
89	GOM_NL__2PRFIN20021219_101631_000000532012_00137_04199_0013.N1	19-DEC-2002 10:16:31	Dark	53.000	70	Zet Pup	2.2460	39000.	106	4199	No
90	GOM_NL__2PRFIN20021219_101905_000000532012_00137_04199_0014.N1	19-DEC-2002 10:19:05	Dark	52.500	117	Pi Pup	2.7060	3800.0	105	4199	No
91	GOM_NL__2PRFIN20021219_102215_000000532012_00137_04199_0015.N1	19-DEC-2002 10:22:15	Straylight	52.500	23	21Eps CMa	1.5020	26000.	105	4199	No
92	GOM_NL__2PRFIN20021219_102359_000000542012_00137_04199_0016.N1	19-DEC-2002 10:23:59	Straylight	54.000	179	24Omi2CMa	3.0320	24000.	108	4199	No
93	GOM_NL__2PRFIN20021219_102653_000000702012_00137_04199_0017.N1	19-DEC-2002 10:26:53	Straylight	70.000	1	9Alp CMa	-1.4400	11000.	140	4199	No
94	GOM_NL__2PRFIN20021219_103005_000000502012_00137_04199_0018.N1	19-DEC-2002 10:30:05	Straylight	50.000	7	19Bet Ori	0.10000	14000.	100	4199	No
95	GOM_NL__2PRFIN20021219_103215_000000502012_00137_04199_0019.N1	19-DEC-2002 10:32:15	Straylight	49.500	30	46Eps Ori	1.6940	30000.	99	4199	No
96	GOM_NL__2PRFIN20021219_103433_000000472012_00137_04199_0020.N1	19-DEC-2002 10:34:33	Twi_and_stray	47.000	27	24Gam Ori	1.6360	26000.	94	4199	No
97	GOM_NL__2PRFIN20021219_103722_000000482012_00137_04199_0021.N1	19-DEC-2002 10:37:22	Twi_and_stray	47.500	13	87Alp Tau	0.86700	3800.0	95	4199	No
98	GOM_NL__2PRFIN20021219_103939_000000342012_00137_04199_0022.N1	19-DEC-2002 10:39:39	Bright	34.000	146	25Eta Tau	2.8730	15200.	68	4199	No
99	GOM_NL__2PRFIN20021219_104146_000000362012_00137_04199_0023.N1	19-DEC-2002 10:41:46	Bright	36.000	150	44Zet Per	2.8900	28000.	72	4199	No
100	GOM_NL__2PRFIN20021219_104402_000000362012_00137_04199_0024.N1	19-DEC-2002 10:44:02	Bright	35.500	149	45Eps Per	2.8880	30000.	71	4199	No
101	GOM_NL__2PRFIN20021219_104615_000000362012_00137_04199_0025.N1	19-DEC-2002 10:46:15	Bright	35.500	175	39Del Per	3.0100	19400.	71	4199	No

102	GOM_NL__2PRFIN20021219_104806_000000362012_00137_04199_0026.N1	19-DEC-2002 10:48:06	Bright	36.000	160	23Gam Per	2.9300	4700.0	72	4199	No
103	GOM_NL__2PRFIN20021219_105127_000000372012_00137_04199_0027.N1	19-DEC-2002 10:51:27	Bright	37.000	110	37Del Cas	2.6780	8900.0	74	4199	No
104	GOM_NL__2PRFIN20021219_105755_000000382012_00137_04199_0028.N1	19-DEC-2002 10:57:55	Bright	37.500	49	1Alp UMi	1.9900	6300.0	75	4199	No
105	GOM_NL__2PRFIN20021219_110236_000000392012_00137_04199_0029.N1	19-DEC-2002 11:02:36	Bright	39.000	60	7Bet UMi	2.0810	3950.0	78	4199	No
106	GOM_NL__2PRFIN20021219_110559_000000342012_00137_04199_0030.N1	19-DEC-2002 11:05:59	Bright	34.000	119	14Eta Dra	2.7270	4700.0	68	4199	No
107	GOM_NL__2PRFIN20021219_110748_000000422012_00137_04199_0031.N1	19-DEC-2002 11:07:48	Bright	42.000	55	79Zet UMa	2.0600	10200.	84	4199	No
108	GOM_NL__2PRFIN20021219_110947_000000412012_00137_04199_0032.N1	19-DEC-2002 11:09:47	Bright	41.000	39	85Eta UMa	1.8540	24000.	82	4199	No
109	GOM_NL__2PRFIN20021219_111315_000000372012_00137_04199_0033.N1	19-DEC-2002 11:13:15	Bright	37.000	180	27Gam Boo	3.0400	8000.0	74	4199	No
110	GOM_NL__2PRFIN20021219_111632_000000382012_00137_04199_0034.N1	19-DEC-2002 11:16:32	Bright	37.500	83		2.3780	11000.	75	4199	No
111	GOM_NL__2PRFIN20021219_111958_000000572012_00137_04199_0035.N1	19-DEC-2002 11:19:58	Bright	56.500	111	8Eta Boo	2.6800	6000.0	113	4199	No
112	GOM_NL__2PRFIN20021219_112139_000000352012_00137_04199_0036.N1	19-DEC-2002 11:21:39	Bright	35.000	102	24Alp Ser	2.6000	4250.0	70	4199	No
113	GOM_NL__2PRFIN20021219_112415_000000602012_00137_04199_0037.N1	19-DEC-2002 11:24:15	Bright	59.500	138	47Eps Vir	2.8280	4700.0	119	4199	No
114	GOM_NL__2PRFIN20021219_112841_000000392012_00137_04199_0038.N1	19-DEC-2002 11:28:41	Bright	38.500	122	9Alp2Lib	2.7470	9700.0	77	4199	No
115	GOM_NL__2PRFIN20021219_113015_000000552012_00137_04199_0039.N1	19-DEC-2002 11:30:15	Tw_i_and_stray	54.500	15	67Alp Vir	0.97600	28000.	109	4199	No
116	GOM_NL__2PRFIN20021219_113510_000000452012_00137_04199_0040.N1	19-DEC-2002 11:35:10	Dark	44.500	54	5The Cen	2.0550	4500.0	89	4199	No
117	GOM_NL__2PRFIN20021219_113710_000000412012_00137_04199_0041.N1	19-DEC-2002 11:37:10	Dark	41.000	78	Alp Lup	2.3040	28000.	82	4199	No
118	GOM_NL__2PRFIN20021219_114042_000000452012_00137_04199_0042.N1	19-DEC-2002 11:40:42	Dark	44.500	4	Alp1Cen	-0.010000	5800.0	89	4199	No
119	GOM_NL__2PRFIN20021219_114351_000000512012_00138_04200_0008.N1	19-DEC-2002 11:43:51	Dark	51.000	12	Alp1Cru	0.77500	30000.	102	4200	No
120	GOM_NL__2PRFIN20021219_114848_000000412012_00138_04200_0009.N1	19-DEC-2002 11:48:48	Dark	40.500	159	Ups Car	2.9200	7200.0	81	4200	No
121	GOM_NL__2PRFIN20021219_115015_000000462012_00138_04200_0010.N1	19-DEC-2002 11:50:15	Dark	45.500	71	Iot Car	2.2460	7700.0	91	4200	No
122	GOM_NL__2PRFIN20021219_115206_000000472012_00138_04200_0011.N1	19-DEC-2002 11:52:06	Dark	46.500	41	Eps Car	1.8600	4100.0	93	4200	No
123	GOM_NL__2PRFIN20021219_115458_000000462012_00138_04200_0012.N1	19-DEC-2002 11:54:58	Dark	46.000	34	Gam2Vel	1.7930	23000.	92	4200	No
124	GOM_NL__2PRFIN20021219_115651_000000542012_00138_04200_0013.N1	19-DEC-2002 11:56:51	Dark	54.000	2	Alp Car	-0.73600	7000.0	108	4200	No
125	GOM_NL__2PRFIN20021219_115942_000000572012_00138_04200_0014.N1	19-DEC-2002 11:59:42	Dark	56.500	117	Pi Pup	2.7060	3800.0	113	4200	No
126	GOM_NL__2PRFIN20021219_120251_000000542012_00138_04200_0015.N1	19-DEC-2002 12:02:51	Straylight	53.500	23	21Eps CMa	1.5020	26000.	107	4200	No
127	GOM_NL__2PRFIN20021219_120435_000000522012_00138_04200_0016.N1	19-DEC-2002 12:04:35	Straylight	52.000	179	24Omi2CMa	3.0320	24000.	104	4200	No
128	GOM_NL__2PRFIN20021219_120729_000000642012_00138_04200_0017.N1	19-DEC-2002 12:07:29	Straylight	64.000	1	9Alp CMa	-1.4400	11000.	128	4200	No
129	GOM_NL__2PRFIN20021219_121041_000000512012_00138_04200_0018.N1	19-DEC-2002 12:10:41	Straylight	50.500	7	19Bet Ori	0.10000	14000.	101	4200	No
130	GOM_NL__2PRFIN20021219_121250_000000482012_00138_04200_0019.N1	19-DEC-2002 12:12:50	Straylight	48.000	30	46Eps Ori	1.6940	30000.	96	4200	No
131	GOM_NL__2PRFIN20021219_121549_000000642012_00138_04200_0020.N1	19-DEC-2002 12:15:49	Tw_i_and_stray	64.000	14	58Alp Ori	0.87000	3000.0	128	4200	No
132	GOM_NL__2PRFIN20021219_121757_000000492012_00138_04200_0021.N1	19-DEC-2002 12:17:57	Tw_i_and_stray	49.000	13	87Alp Tau	0.86700	3800.0	98	4200	No
133	GOM_NL__2PRFIN20021219_122015_000000342012_00138_04200_0022.N1	19-DEC-2002 12:20:15	Bright	34.000	146	25Eta Tau	2.8730	15200.	68	4200	No
134	GOM_NL__2PRFIN20021219_122222_000000382012_00138_04200_0023.N1	19-DEC-2002 12:22:22	Bright	37.500	150	44Zet Per	2.8900	28000.	75	4200	No
135	GOM_NL__2PRFIN20021219_122438_000000372012_00138_04200_0024.N1	19-DEC-2002 12:24:38	Bright	37.000	149	45Eps Per	2.8880	30000.	74	4200	No
136	GOM_NL__2PRFIN20021219_122651_000000362012_00138_04200_0025.N1	19-DEC-2002 12:26:51	Bright	35.500	175	39Del Per	3.0100	19400.	71	4200	No
137	GOM_NL__2PRFIN20021219_122842_000000352012_00138_04200_0026.N1	19-DEC-2002 12:28:42	Bright	35.000	160	23Gam Per	2.9300	4700.0	70	4200	No
138	GOM_NL__2PRFIN20021219_123204_000000382012_00138_04200_0027.N1	19-DEC-2002 12:32:04	Bright	37.500	110	37Del Cas	2.6780	8900.0	75	4200	No
139	GOM_NL__2PRFIN20021219_123831_000000372012_00138_04200_0028.N1	19-DEC-2002 12:38:31	Bright	36.500	49	1Alp UMi	1.9900	6300.0	73	4200	No
140	GOM_NL__2PRFIN20021219_124312_000000372012_00138_04200_0029.N1	19-DEC-2002 12:43:12	Bright	36.500	60	7Bet UMi	2.0810	3950.0	73	4200	No
141	GOM_NL__2PRFIN20021219_124635_000000372012_00138_04200_0030.N1	19-DEC-2002 12:46:35	Bright	36.500	119	14Eta Dra	2.7270	4700.0	73	4200	No
142	GOM_NL__2PRFIN20021219_124823_000000422012_00138_04200_0031.N1	19-DEC-2002 12:48:23	Bright	42.000	55	79Zet UMa	2.0600	10200.	84	4200	No
143	GOM_NL__2PRFIN20021219_125023_000000422012_00138_04200_0032.N1	19-DEC-2002 12:50:23	Bright	41.500	39	85Eta UMa	1.8540	24000.	83	4200	No
144	GOM_NL__2PRFIN20021219_125351_000000392012_00138_04200_0033.N1	19-DEC-2002 12:53:51	Bright	38.500	180	27Gam Boo	3.0400	8000.0	77	4200	No
145	GOM_NL__2PRFIN20021219_125708_000000392012_00138_04200_0034.N1	19-DEC-2002 12:57:08	Bright	39.000	83		2.3780	11000.	78	4200	No
146	GOM_NL__2PRFIN20021219_130035_000000622012_00138_04200_0035.N1	19-DEC-2002 13:00:35	Bright	62.000	111	8Eta Boo	2.6800	6000.0	124	4200	No
147	GOM_NL__2PRFIN20021219_130216_000000352012_00138_04200_0036.N1	19-DEC-2002 13:02:16	Bright	35.000	102	24Alp Ser	2.6000	4250.0	70	4200	No
148	GOM_NL__2PRFIN20021219_130452_000000602012_00138_04200_0037.N1	19-DEC-2002 13:04:52	Bright	60.000	138	47Eps Vir	2.8280	4700.0	120	4200	No
149	GOM_NL__2PRFIN20021219_130917_000000532012_00138_04200_0038.N1	19-DEC-2002 13:09:17	Bright	53.000	122	9Alp2Lib	2.7470	9700.0	106	4200	No
150	GOM_NL__2PRFIN20021219_131052_000000542012_00138_04200_0039.N1	19-DEC-2002 13:10:52	Tw_i_and_stray	53.500	15	67Alp Vir	0.97600	28000.	107	4200	No
151	GOM_NL__2PRFIN20021219_131423_000000512012_00138_04200_0040.N1	19-DEC-2002 13:14:23	Dark	50.500	169	46Gam Hya	2.9910	4700.0	101	4200	No
152	GOM_NL__2PRFIN20021219_131632_000000402012_00138_04200_0041.N1	19-DEC-2002 13:16:32	Dark	39.500	81	Eta Cen	2.3560	28000.	79	4200	No
153	GOM_NL__2PRFIN20021219_131746_000000402012_00138_04200_0042.N1	19-DEC-2002 13:17:46	Dark	40.000	78	Alp Lup	2.3040	28000.	80	4200	No
154	GOM_NL__2PRFIN20021219_132118_000000442012_00138_04200_0043.N1	19-DEC-2002 13:21:18	Dark	43.500	4	Alp1Cen	-0.010000	5800.0	87	4200	No
155	GOM_NL__2PRFIN20021219_132427_000000402012_00139_04201_0028.N1	19-DEC-2002 13:24:27	Dark	40.000	12	Alp1Cru	0.77500	30000.	80	4201	No
156	GOM_NL__2PRFIN20021219_132925_000000412012_00139_04201_0029.N1	19-DEC-2002 13:29:25	Dark	40.500	159	Ups Car	2.9200	7200.0	81	4201	No
157	GOM_NL__2PRFIN20021219_133051_000000422012_00139_04201_0030.N1	19-DEC-2002 13:30:51	Dark	42.000	71	Iot Car	2.2460	7700.0	84	4201	No
158	GOM_NL__2PRFIN20021219_133242_000000512012_00139_04201_0031.N1	19-DEC-2002 13:32:42	Dark	50.500	41	Eps Car	1.8600	4100.0	101	4201	No
159	GOM_NL__2PRFIN20021219_133534_000000472012_00139_04201_0032.N1	19-DEC-2002 13:35:34	Dark	46.500	34	Gam2Vel	1.7930	23000.	93	4201	No
160	GOM_NL__2PRFIN20021219_133727_000000502012_00139_04201_0033.N1	19-DEC-2002 13:37:27	Dark	49.500	2	Alp Car	-0.73600	7000.0	99	4201	No



161	GOM_NL__2PRFIN20021219_134018_000000582012_00139_04201_0034.N1	19-DEC-2002 13:40:18	Dark	58.000	117	Pi Pup	2.7060	3800.0	116	4201	No
162	GOM_NL__2PRFIN20021219_134327_000000572012_00139_04201_0035.N1	19-DEC-2002 13:43:27	Straylight	56.500	23	21Eps CMa	1.5020	26000.	113	4201	No
163	GOM_NL__2PRFIN20021219_134512_000000512012_00139_04201_0036.N1	19-DEC-2002 13:45:12	Straylight	51.000	179	24Omi2CMa	3.0320	24000.	102	4201	No
164	GOM_NL__2PRFIN20021219_134805_000000702012_00139_04201_0037.N1	19-DEC-2002 13:48:05	Straylight	70.000	1	9Alp CMa	-1.4400	11000.	140	4201	No
165	GOM_NL__2PRFIN20021219_135117_000000492012_00139_04201_0038.N1	19-DEC-2002 13:51:17	Straylight	49.000	7	19Bet Ori	0.10000	14000.	98	4201	No
166	GOM_NL__2PRFIN20021219_135326_000000492012_00139_04201_0039.N1	19-DEC-2002 13:53:26	Straylight	49.000	30	46Eps Ori	1.6940	30000.	98	4201	No
167	GOM_NL__2PRFIN20021219_135625_000000622012_00139_04201_0040.N1	19-DEC-2002 13:56:25	Twi_and_stray	62.000	14	58Alp Ori	0.87000	3000.0	124	4201	No
168	GOM_NL__2PRFIN20021219_135833_000000532012_00139_04201_0041.N1	19-DEC-2002 13:58:33	Twi_and_stray	53.000	13	87Alp Tau	0.86700	3800.0	106	4201	No
169	GOM_NL__2PRFIN20021219_140051_000000352012_00139_04201_0042.N1	19-DEC-2002 14:00:51	Bright	34.500	146	25Eta Tau	2.8730	15200.	69	4201	No
170	GOM_NL__2PRFIN20021219_140258_000000382012_00139_04201_0043.N1	19-DEC-2002 14:02:58	Bright	38.000	150	44Zet Per	2.8900	28000.	76	4201	No
171	GOM_NL__2PRFIN20021219_140514_000000362012_00139_04201_0044.N1	19-DEC-2002 14:05:14	Bright	35.500	149	45Eps Per	2.8880	30000.	71	4201	No
172	GOM_NL__2PRFIN20021219_140728_000000362012_00139_04201_0045.N1	19-DEC-2002 14:07:28	Bright	35.500	175	39Del Per	3.0100	19400.	71	4201	No
173	GOM_NL__2PRFIN20021219_140919_000000362012_00139_04201_0046.N1	19-DEC-2002 14:09:19	Bright	36.000	160	23Gam Per	2.9300	4700.0	72	4201	No
174	GOM_NL__2PRFIN20021219_141241_000000362012_00139_04201_0047.N1	19-DEC-2002 14:12:41	Bright	35.500	110	37Del Cas	2.6780	8900.0	71	4201	No
175	GOM_NL__2PRFIN20021219_141908_000000342012_00139_04201_0048.N1	19-DEC-2002 14:19:08	Bright	33.500	49	1Alp UMi	1.9900	6300.0	67	4201	No
176	GOM_NL__2PRFIN20021219_142349_000000372012_00139_04201_0049.N1	19-DEC-2002 14:23:49	Bright	37.000	60	7Bet UMi	2.0810	3950.0	74	4201	No
177	GOM_NL__2PRFIN20021219_142712_000000362012_00139_04201_0050.N1	19-DEC-2002 14:27:12	Bright	36.000	119	14Eta Dra	2.7270	4700.0	72	4201	No
178	GOM_NL__2PRFIN20021219_142900_000000422012_00139_04201_0051.N1	19-DEC-2002 14:29:00	Bright	42.000	55	79Zet UMa	2.0600	10200.	84	4201	No
179	GOM_NL__2PRFIN20021219_143100_000000472012_00139_04201_0052.N1	19-DEC-2002 14:31:00	Bright	46.500	39	85Eta UMa	1.8540	24000.	93	4201	No
180	GOM_NL__2PRFIN20021219_143428_000000382012_00139_04201_0053.N1	19-DEC-2002 14:34:28	Bright	38.000	180	27Gam Boo	3.0400	8000.0	76	4201	No
181	GOM_NL__2PRFIN20021219_143745_000000382012_00139_04201_0054.N1	19-DEC-2002 14:37:45	Bright	38.000	83		2.3780	11000.	76	4201	No
182	GOM_NL__2PRFIN20021219_144112_000000442012_00139_04201_0055.N1	19-DEC-2002 14:41:12	Bright	43.500	111	8Eta Boo	2.6800	6000.0	87	4201	No
183	GOM_NL__2PRFIN20021219_144253_000000342012_00139_04201_0056.N1	19-DEC-2002 14:42:53	Bright	34.000	102	24Alp Ser	2.6000	4250.0	68	4201	No
184	GOM_NL__2PRFIN20021219_144529_000000582012_00139_04201_0057.N1	19-DEC-2002 14:45:29	Bright	58.000	138	47Eps Vir	2.8280	4700.0	116	4201	No
185	GOM_NL__2PRFIN20021219_144955_000000532012_00139_04201_0058.N1	19-DEC-2002 14:49:55	Bright	53.000	122	9Alp2Lib	2.7470	9700.0	106	4201	No
186	GOM_NL__2PRFIN20021219_145130_000000522012_00139_04201_0059.N1	19-DEC-2002 14:51:30	Twi_and_stray	52.000	15	67Alp Vir	0.97600	28000.	104	4201	No
187	GOM_NL__2PRFIN20021219_145501_000000452012_00139_04201_0060.N1	19-DEC-2002 14:55:01	Dark	45.000	169	46Gam Hya	2.9910	4700.0	90	4201	No
188	GOM_NL__2PRFIN20021219_145709_000000382012_00139_04201_0061.N1	19-DEC-2002 14:57:09	Dark	38.000	81	Eta Cen	2.3560	28000.	76	4201	No
189	GOM_NL__2PRFIN20021219_145824_000000402012_00139_04201_0062.N1	19-DEC-2002 14:58:24	Dark	39.500	78	Alp Lup	2.3040	28000.	79	4201	No
190	GOM_NL__2PRFIN20021219_150155_000000442012_00139_04201_0063.N1	19-DEC-2002 15:01:55	Dark	44.000	4	Alp1Cen	-0.010000	5800.0	88	4201	No
191	GOM_NL__2PRFIN20021219_150505_000000422012_00140_04202_0028.N1	19-DEC-2002 15:05:05	Dark	41.500	12	Alp1Cru	0.77500	30000.	83	4202	No
192	GOM_NL__2PRFIN20021219_151002_000000382012_00140_04202_0029.N1	19-DEC-2002 15:10:02	Dark	38.000	159	Ups Car	2.9200	7200.0	76	4202	No
193	GOM_NL__2PRFIN20021219_151129_000000432012_00140_04202_0030.N1	19-DEC-2002 15:11:29	Dark	42.500	71	lot Car	2.2460	7700.0	85	4202	No
194	GOM_NL__2PRFIN20021219_151320_000000522012_00140_04202_0031.N1	19-DEC-2002 15:13:20	Dark	52.000	41	Eps Car	1.8600	4100.0	104	4202	No
195	GOM_NL__2PRFIN20021219_151612_000000452012_00140_04202_0032.N1	19-DEC-2002 15:16:12	Dark	44.500	34	Gam2Vel	1.7930	23000.	89	4202	No
196	GOM_NL__2PRFIN20021219_151804_000000482012_00140_04202_0033.N1	19-DEC-2002 15:18:04	Dark	47.500	2	Alp Car	-0.73600	7000.0	95	4202	No
197	GOM_NL__2PRFIN20021219_152056_000000532012_00140_04202_0034.N1	19-DEC-2002 15:20:56	Dark	52.500	117	Pi Pup	2.7060	3800.0	105	4202	No
198	GOM_NL__2PRFIN20021219_152405_000000532012_00140_04202_0035.N1	19-DEC-2002 15:24:05	Straylight	52.500	23	21Eps CMa	1.5020	26000.	105	4202	No
199	GOM_NL__2PRFIN20021219_152549_000000532012_00140_04202_0036.N1	19-DEC-2002 15:25:49	Straylight	53.000	179	24Omi2CMa	3.0320	24000.	106	4202	No
200	GOM_NL__2PRFIN20021219_152842_000000662012_00140_04202_0037.N1	19-DEC-2002 15:28:42	Straylight	65.500	1	9Alp CMa	-1.4400	11000.	131	4202	No
201	GOM_NL__2PRFIN20021219_153154_000000532012_00140_04202_0038.N1	19-DEC-2002 15:31:54	Straylight	52.500	7	19Bet Ori	0.10000	14000.	105	4202	No
202	GOM_NL__2PRFIN20021219_153403_000000492012_00140_04202_0039.N1	19-DEC-2002 15:34:03	Straylight	49.000	30	46Eps Ori	1.6940	30000.	98	4202	No
203	GOM_NL__2PRFIN20021219_153702_000000642012_00140_04202_0040.N1	19-DEC-2002 15:37:02	Twi_and_stray	63.500	14	58Alp Ori	0.87000	3000.0	127	4202	No
204	GOM_NL__2PRFIN20021219_153910_000000532012_00140_04202_0041.N1	19-DEC-2002 15:39:10	Twi_and_stray	53.000	13	87Alp Tau	0.86700	3800.0	106	4202	No
205	GOM_NL__2PRFIN20021219_154128_000000352012_00140_04202_0042.N1	19-DEC-2002 15:41:28	Bright	35.000	146	25Eta Tau	2.8730	15200.	70	4202	No
206	GOM_NL__2PRFIN20021219_154335_000000372012_00140_04202_0043.N1	19-DEC-2002 15:43:35	Bright	36.500	150	44Zet Per	2.8900	28000.	73	4202	No
207	GOM_NL__2PRFIN20021219_154551_000000362012_00140_04202_0044.N1	19-DEC-2002 15:45:51	Bright	35.500	149	45Eps Per	2.8880	30000.	71	4202	No
208	GOM_NL__2PRFIN20021219_154804_000000352012_00140_04202_0045.N1	19-DEC-2002 15:48:04	Bright	35.000	175	39Del Per	3.0100	19400.	70	4202	No
209	GOM_NL__2PRFIN20021219_154955_000000352012_00140_04202_0046.N1	19-DEC-2002 15:49:55	Bright	35.000	160	23Gam Per	2.9300	4700.0	70	4202	No
210	GOM_NL__2PRFIN20021219_155317_000000362012_00140_04202_0047.N1	19-DEC-2002 15:53:17	Bright	35.500	110	37Del Cas	2.6780	8900.0	71	4202	No
211	GOM_NL__2PRFIN20021219_155944_000000372012_00140_04202_0048.N1	19-DEC-2002 15:59:44	Bright	37.000	49	1Alp UMi	1.9900	6300.0	74	4202	No
212	GOM_NL__2PRFIN20021219_160425_000000382012_00140_04202_0049.N1	19-DEC-2002 16:04:25	Bright	38.000	60	7Bet UMi	2.0810	3950.0	76	4202	No
213	GOM_NL__2PRFIN20021219_160748_000000362012_00140_04202_0050.N1	19-DEC-2002 16:07:48	Bright	36.000	119	14Eta Dra	2.7270	4700.0	72	4202	No
214	GOM_NL__2PRFIN20021219_160936_000000402012_00140_04202_0051.N1	19-DEC-2002 16:09:36	Bright	39.500	55	79Zet UMa	2.0600	10200.	79	4202	No
215	GOM_NL__2PRFIN20021219_161136_000000392012_00140_04202_0052.N1	19-DEC-2002 16:11:36	Bright	38.500	39	85Eta UMa	1.8540	24000.	77	4202	No
216	GOM_NL__2PRFIN20021219_161504_000000402012_00140_04202_0053.N1	19-DEC-2002 16:15:04	Bright	39.500	180	27Gam Boo	3.0400	8000.0	79	4202	No
217	GOM_NL__2PRFIN20021219_161821_000000372012_00140_04202_0054.N1	19-DEC-2002 16:18:21	Bright	37.000	83		2.3780	11000.	74	4202	No
218	GOM_NL__2PRFIN20021219_162148_000000582012_00140_04202_0055.N1	19-DEC-2002 16:21:48	Bright	57.500	111	8Eta Boo	2.6800	6000.0	115	4202	No
219	GOM_NL__2PRFIN20021219_162329_000000342012_00140_04202_0056.N1	19-DEC-2002 16:23:29	Bright	33.500	102	24Alp Ser	2.6000	4250.0	67	4202	No

220	GOM_NL__2PRFIN20021219_162606_000000612012_00140_04202_0057.N1	19-DEC-2002 16:26:06	Bright	60.500	138	47Eps Vir	2.8280	4700.0	121	4202	No
221	GOM_NL__2PRFIN20021219_163031_000000532012_00140_04202_0058.N1	19-DEC-2002 16:30:31	Bright	53.000	122	9Alp2Lib	2.7470	9700.0	106	4202	No
222	GOM_NL__2PRFIN20021219_163206_000000552012_00140_04202_0059.N1	19-DEC-2002 16:32:06	Tw_i_and_stray	54.500	15	67Alp Vir	0.97600	28000.	109	4202	No
223	GOM_NL__2PRFIN20021219_163537_000000502012_00140_04202_0060.N1	19-DEC-2002 16:35:37	Dark	50.000	169	46Gam Hya	2.9910	4700.0	100	4202	No
224	GOM_NL__2PRFIN20021219_163746_000000402012_00140_04202_0061.N1	19-DEC-2002 16:37:46	Dark	40.000	81	Eta Cen	2.3560	28000.	80	4202	No
225	GOM_NL__2PRFIN20021219_163900_000000392012_00140_04202_0062.N1	19-DEC-2002 16:39:00	Dark	38.500	78	Alp Lup	2.3040	28000.	77	4202	No
226	GOM_NL__2PRFIN20021219_164231_000000432012_00140_04202_0063.N1	19-DEC-2002 16:42:31	Dark	43.000	4	Alp1Cen	-0.010000	5800.0	86	4202	No
227	GOM_NL__2PRFIN20021219_164541_000000422012_00141_04203_0392.N1	19-DEC-2002 16:45:41	Dark	41.500	12	Alp1Cru	0.77500	30000.	83	4203	No
228	GOM_NL__2PRFIN20021219_165038_000000392012_00141_04203_0393.N1	19-DEC-2002 16:50:38	Dark	38.500	159	Ups Car	2.9200	7200.0	77	4203	No
229	GOM_NL__2PRFIN20021219_165205_000000452012_00141_04203_0394.N1	19-DEC-2002 16:52:05	Dark	45.000	71	Iot Car	2.2460	7700.0	90	4203	No
230	GOM_NL__2PRFIN20021219_165356_000000462012_00141_04203_0395.N1	19-DEC-2002 16:53:56	Dark	46.000	41	Eps Car	1.8600	4100.0	92	4203	No
231	GOM_NL__2PRFIN20021219_165649_000000502012_00141_04203_0396.N1	19-DEC-2002 16:56:49	Dark	49.500	34	Gam2Vel	1.7930	23000.	99	4203	No
232	GOM_NL__2PRFIN20021219_165841_000000492012_00141_04203_0397.N1	19-DEC-2002 16:58:41	Dark	48.500	2	Alp Car	-0.73600	7000.0	97	4203	No
233	GOM_NL__2PRFIN20021219_170133_000000552012_00141_04203_0398.N1	19-DEC-2002 17:01:33	Dark	54.500	117	Pi Pup	2.7060	3800.0	109	4203	No
234	GOM_NL__2PRFIN20021219_170441_000000552012_00141_04203_0399.N1	19-DEC-2002 17:04:41	Straylight	55.000	23	21Eps CMa	1.5020	26000.	110	4203	No
235	GOM_NL__2PRFIN20021219_170625_000000542012_00141_04203_0400.N1	19-DEC-2002 17:06:25	Straylight	54.000	179	24Omi2CMa	3.0320	24000.	108	4203	No
236	GOM_NL__2PRFIN20021219_170918_000000632012_00141_04203_0401.N1	19-DEC-2002 17:09:18	Straylight	62.500	1	9Alp CMa	-1.4400	11000.	125	4203	No
237	GOM_NL__2PRFIN20021219_171230_000000522012_00141_04203_0402.N1	19-DEC-2002 17:12:30	Straylight	52.000	7	19Bet Ori	0.10000	14000.	104	4203	No
238	GOM_NL__2PRFIN20021219_171439_000000482012_00141_04203_0403.N1	19-DEC-2002 17:14:39	Straylight	48.000	30	46Eps Ori	1.6940	30000.	96	4203	No
239	GOM_NL__2PRFIN20021219_171738_000000612012_00141_04203_0404.N1	19-DEC-2002 17:17:38	Tw_i_and_stray	60.500	14	58Alp Ori	0.87000	3000.0	121	4203	No
240	GOM_NL__2PRFIN20021219_171946_000000502012_00141_04203_0405.N1	19-DEC-2002 17:19:46	Tw_i_and_stray	49.500	13	87Alp Tau	0.86700	3800.0	99	4203	No
241	GOM_NL__2PRFIN20021219_172204_000000352012_00141_04203_0406.N1	19-DEC-2002 17:22:04	Bright	35.000	146	25Eta Tau	2.8730	15200.	70	4203	No
242	GOM_NL__2PRFIN20021219_172411_000000362012_00141_04203_0407.N1	19-DEC-2002 17:24:11	Bright	35.500	150	44Zet Per	2.8900	28000.	71	4203	No
243	GOM_NL__2PRFIN20021219_172627_000000372012_00141_04203_0408.N1	19-DEC-2002 17:26:27	Bright	36.500	149	45Eps Per	2.8880	30000.	73	4203	No
244	GOM_NL__2PRFIN20021219_172840_000000352012_00141_04203_0409.N1	19-DEC-2002 17:28:40	Bright	35.000	175	39Del Per	3.0100	19400.	70	4203	No
245	GOM_NL__2PRFIN20021219_173031_000000372012_00141_04203_0410.N1	19-DEC-2002 17:30:31	Bright	36.500	160	23Gam Per	2.9300	4700.0	73	4203	No
246	GOM_NL__2PRFIN20021219_173354_000000372012_00141_04203_0411.N1	19-DEC-2002 17:33:54	Bright	37.000	110	37Del Cas	2.6780	8900.0	74	4203	No
247	GOM_NL__2PRFIN20021219_174020_000000382012_00141_04203_0412.N1	19-DEC-2002 17:40:20	Bright	37.500	49	1Alp UMi	1.9900	6300.0	75	4203	No
248	GOM_NL__2PRFIN20021219_174501_000000392012_00141_04203_0413.N1	19-DEC-2002 17:45:01	Bright	39.000	60	7Bet UMi	2.0810	3950.0	78	4203	No
249	GOM_NL__2PRFIN20021219_174824_000000332012_00141_04203_0414.N1	19-DEC-2002 17:48:24	Bright	33.000	119	14Eta Dra	2.7270	4700.0	66	4203	No
250	GOM_NL__2PRFIN20021219_175012_000000412012_00141_04203_0415.N1	19-DEC-2002 17:50:12	Bright	41.000	55	79Zet UMa	2.0600	10200.	82	4203	No
251	GOM_NL__2PRFIN20021219_175211_000000592012_00141_04203_0416.N1	19-DEC-2002 17:52:11	Bright	59.000	39	85Eta UMa	1.8540	24000.	118	4203	No
252	GOM_NL__2PRFIN20021219_175540_000000382012_00141_04203_0417.N1	19-DEC-2002 17:55:40	Bright	38.000	180	27Gam Boo	3.0400	8000.0	76	4203	No
253	GOM_NL__2PRFIN20021219_175857_000000392012_00141_04203_0418.N1	19-DEC-2002 17:58:57	Bright	39.000	83		2.3780	11000.	78	4203	No
254	GOM_NL__2PRFIN20021219_180224_000000452012_00141_04203_0419.N1	19-DEC-2002 18:02:24	Bright	45.000	111	8Eta Boo	2.6800	6000.0	90	4203	No
255	GOM_NL__2PRFIN20021219_180405_000000342012_00141_04203_0420.N1	19-DEC-2002 18:04:05	Bright	34.000	102	24Alp Ser	2.6000	4250.0	68	4203	No
256	GOM_NL__2PRFIN20021219_180643_000000622012_00141_04203_0421.N1	19-DEC-2002 18:06:43	Bright	61.500	138	47Eps Vir	2.8280	4700.0	123	4203	No
257	GOM_NL__2PRFIN20021219_181107_000000532012_00141_04203_0422.N1	19-DEC-2002 18:11:07	Bright	53.000	122	9Alp2Lib	2.7470	9700.0	106	4203	No
258	GOM_NL__2PRFIN20021219_181243_000000592012_00141_04203_0423.N1	19-DEC-2002 18:12:43	Tw_i_and_stray	58.500	15	67Alp Vir	0.97600	28000.	117	4203	No
259	GOM_NL__2PRFIN20021219_181614_000000492012_00141_04203_0424.N1	19-DEC-2002 18:16:14	Dark	49.000	169	46Gam Hya	2.9910	4700.0	98	4203	No
260	GOM_NL__2PRFIN20021219_181822_000000382012_00141_04203_0425.N1	19-DEC-2002 18:18:22	Dark	38.000	81	Eta Cen	2.3560	28000.	76	4203	No
261	GOM_NL__2PRFIN20021219_181936_000000382012_00141_04203_0426.N1	19-DEC-2002 18:19:36	Dark	38.000	78	Alp Lup	2.3040	28000.	76	4203	No
262	GOM_NL__2PRFIN20021219_182307_000000472012_00141_04203_0427.N1	19-DEC-2002 18:23:07	Dark	46.500	4	Alp1Cen	-0.010000	5800.0	93	4203	No
263	GOM_NL__2PRFIN20021219_182617_000000422012_00142_04204_0029.N1	19-DEC-2002 18:26:17	Dark	41.500	12	Alp1Cru	0.77500	30000.	83	4204	No
264	GOM_NL__2PRFIN20021219_183115_000000392012_00142_04204_0030.N1	19-DEC-2002 18:31:15	Dark	39.000	159	Ups Car	2.9200	7200.0	78	4204	No
265	GOM_NL__2PRFIN20021219_183242_000000422012_00142_04204_0031.N1	19-DEC-2002 18:32:42	Dark	42.000	71	Iot Car	2.2460	7700.0	84	4204	No
266	GOM_NL__2PRFIN20021219_183433_000000432012_00142_04204_0032.N1	19-DEC-2002 18:34:33	Dark	43.000	41	Eps Car	1.8600	4100.0	86	4204	No
267	GOM_NL__2PRFIN20021219_183725_000000502012_00142_04204_0033.N1	19-DEC-2002 18:37:25	Dark	50.000	34	Gam2Vel	1.7930	23000.	100	4204	No
268	GOM_NL__2PRFIN20021219_183917_000000532012_00142_04204_0034.N1	19-DEC-2002 18:39:17	Dark	52.500	2	Alp Car	-0.73600	7000.0	105	4204	No
269	GOM_NL__2PRFIN20021219_184209_000000562012_00142_04204_0035.N1	19-DEC-2002 18:42:09	Dark	55.500	117	Pi Pup	2.7060	3800.0	111	4204	No
270	GOM_NL__2PRFIN20021219_184517_000000572012_00142_04204_0036.N1	19-DEC-2002 18:45:17	Straylight	57.000	23	21Eps CMa	1.5020	26000.	114	4204	No
271	GOM_NL__2PRFIN20021219_184701_000000532012_00142_04204_0037.N1	19-DEC-2002 18:47:01	Straylight	53.000	179	24Omi2CMa	3.0320	24000.	106	4204	No
272	GOM_NL__2PRFIN20021219_184955_000000622012_00142_04204_0038.N1	19-DEC-2002 18:49:55	Straylight	61.500	1	9Alp CMa	-1.4400	11000.	123	4204	No
273	GOM_NL__2PRFIN20021219_185306_000000532012_00142_04204_0039.N1	19-DEC-2002 18:53:06	Straylight	53.000	7	19Bet Ori	0.10000	14000.	106	4204	No
274	GOM_NL__2PRFIN20021219_185515_000000502012_00142_04204_0040.N1	19-DEC-2002 18:55:15	Straylight	50.000	30	46Eps Ori	1.6940	30000.	100	4204	No
275	GOM_NL__2PRFIN20021219_185813_000000582012_00142_04204_0041.N1	19-DEC-2002 18:58:13	Tw_i_and_stray	57.500	14	58Alp Ori	0.87000	3000.0	115	4204	No
276	GOM_NL__2PRFIN20021219_190022_000000452012_00142_04204_0042.N1	19-DEC-2002 19:00:22	Tw_i_and_stray	45.000	13	87Alp Tau	0.86700	3800.0	90	4204	No
277	GOM_NL__2PRFIN20021219_190240_000000372012_00142_04204_0043.N1	19-DEC-2002 19:02:40	Bright	36.500	146	25Eta Tau	2.8730	15200.	73	4204	No
278	GOM_NL__2PRFIN20021219_190447_000000362012_00142_04204_0044.N1	19-DEC-2002 19:04:47	Bright	36.000	150	44Zet Per	2.8900	28000.	72	4204	No

279	GOM_NL__2PRFIN20021219_190703_000000362012_00142_04204_0045.N1	19-DEC-2002 19:07:03	Bright	35.500	149	45Eps Per	2.8880	30000.	71	4204	No
280	GOM_NL__2PRFIN20021219_190916_000000352012_00142_04204_0046.N1	19-DEC-2002 19:09:16	Bright	35.000	175	39Del Per	3.0100	19400.	70	4204	No
281	GOM_NL__2PRFIN20021219_191107_000000362012_00142_04204_0047.N1	19-DEC-2002 19:11:07	Bright	35.500	160	23Gam Per	2.9300	4700.0	71	4204	No
282	GOM_NL__2PRFIN20021219_191430_000000362012_00142_04204_0048.N1	19-DEC-2002 19:14:30	Bright	36.000	110	37Del Cas	2.6780	8900.0	72	4204	No
283	GOM_NL__2PRFIN20021219_192056_000000362012_00142_04204_0049.N1	19-DEC-2002 19:20:56	Bright	36.000	49	1Alp UMi	1.9900	6300.0	72	4204	No
284	GOM_NL__2PRFIN20021219_192537_000000342012_00142_04204_0050.N1	19-DEC-2002 19:25:37	Bright	33.500	60	7Bet UMi	2.0810	3950.0	67	4204	No
285	GOM_NL__2PRFIN20021219_192900_000000372012_00142_04204_0051.N1	19-DEC-2002 19:29:00	Bright	37.000	119	14Eta Dra	2.7270	4700.0	74	4204	No
286	GOM_NL__2PRFIN20021219_193047_000000392012_00142_04204_0052.N1	19-DEC-2002 19:30:47	Bright	39.000	55	79Zet UMa	2.0600	10200.	78	4204	No
287	GOM_NL__2PRFIN20021219_193247_000000402012_00142_04204_0053.N1	19-DEC-2002 19:32:47	Bright	39.500	39	85Eta UMa	1.8540	24000.	79	4204	No
288	GOM_NL__2PRFIN20021219_193616_000000372012_00142_04204_0054.N1	19-DEC-2002 19:36:16	Bright	37.000	180	27Gam Boo	3.0400	8000.0	74	4204	No
289	GOM_NL__2PRFIN20021219_193933_000000372012_00142_04204_0055.N1	19-DEC-2002 19:39:33	Bright	37.000	83		2.3780	11000.	74	4204	No
290	GOM_NL__2PRFIN20021219_194301_000000452012_00142_04204_0056.N1	19-DEC-2002 19:43:01	Bright	45.000	111	8Eta Boo	2.6800	6000.0	90	4204	No
291	GOM_NL__2PRFIN20021219_194441_000000342012_00142_04204_0057.N1	19-DEC-2002 19:44:41	Bright	33.500	102	24Alp Ser	2.6000	4250.0	67	4204	No
292	GOM_NL__2PRFIN20021219_194719_000000622012_00142_04204_0058.N1	19-DEC-2002 19:47:19	Bright	62.000	138	47Eps Vir	2.8280	4700.0	124	4204	No
293	GOM_NL__2PRFIN20021219_195143_000000392012_00142_04204_0059.N1	19-DEC-2002 19:51:43	Bright	38.500	122	9Alp2Lib	2.7470	9700.0	77	4204	No
294	GOM_NL__2PRFIN20021219_195320_000000542012_00142_04204_0060.N1	19-DEC-2002 19:53:20	Twi_and_stray	53.500	15	67Alp Vir	0.97600	28000.	107	4204	No
295	GOM_NL__2PRFIN20021219_195651_000000472012_00142_04204_0061.N1	19-DEC-2002 19:56:51	Dark	47.000	169	46Gam Hya	2.9910	4700.0	94	4204	No
296	GOM_NL__2PRFIN20021219_195858_000000392012_00142_04204_0062.N1	19-DEC-2002 19:58:58	Dark	39.000	81	Eta Cen	2.3560	28000.	78	4204	No
297	GOM_NL__2PRFIN20021219_200012_000000382012_00142_04204_0063.N1	19-DEC-2002 20:00:12	Dark	38.000	78	Alp Lup	2.3040	28000.	76	4204	No
298	GOM_NL__2PRFIN20021219_200343_000000422012_00142_04204_0064.N1	19-DEC-2002 20:03:43	Dark	42.000	4	Alp1Cen	-0.010000	5800.0	84	4204	No
299	GOM_NL__2PRFIN20021219_200654_000000412012_00143_04205_0029.N1	19-DEC-2002 20:06:54	Dark	40.500	12	Alp1Cru	0.77500	30000.	81	4205	No
300	GOM_NL__2PRFIN20021219_201151_000000402012_00143_04205_0030.N1	19-DEC-2002 20:11:51	Dark	40.000	159	Ups Car	2.9200	7200.0	80	4205	No
301	GOM_NL__2PRFIN20021219_201318_000000422012_00143_04205_0031.N1	19-DEC-2002 20:13:18	Dark	41.500	71	Iot Car	2.2460	7700.0	83	4205	No
302	GOM_NL__2PRFIN20021219_201509_000000492012_00143_04205_0032.N1	19-DEC-2002 20:15:09	Dark	48.500	41	Eps Car	1.8600	4100.0	97	4205	No
303	GOM_NL__2PRFIN20021219_201802_000000452012_00143_04205_0033.N1	19-DEC-2002 20:18:02	Dark	45.000	34	Gam2Vel	1.7930	23000.	90	4205	No
304	GOM_NL__2PRFIN20021219_202246_000000562012_00143_04205_0034.N1	19-DEC-2002 20:22:46	Dark	55.500	117	Pi Pup	2.7060	3800.0	111	4205	Yes
305	GOM_NL__2PRFIN20021219_202554_000000552012_00143_04205_0035.N1	19-DEC-2002 20:25:54	Straylight	54.500	23	21Eps CMa	1.5020	26000.	109	4205	No
306	GOM_NL__2PRFIN20021219_202738_000000502012_00143_04205_0036.N1	19-DEC-2002 20:27:38	Straylight	49.500	179	24Omi2CMa	3.0320	24000.	99	4205	No
307	GOM_NL__2PRFIN20021219_203014_000000492012_00143_04205_0037.N1	19-DEC-2002 20:30:14	Straylight	49.000	47	2Bet CMa	1.9760	28000.	98	4205	No
308	GOM_NL__2PRFIN20021219_203310_000000492012_00143_04205_0038.N1	19-DEC-2002 20:33:10	Straylight	49.000	56	53Kap Ori	2.0650	30000.	98	4205	No
309	GOM_NL__2PRFIN20021219_203439_000000422012_00143_04205_0039.N1	19-DEC-2002 20:34:39	Straylight	42.000	128	67Bet Eri	2.7840	9700.0	84	4205	No
310	GOM_NL__2PRFIN20021219_203607_000000482012_00143_04205_0040.N1	19-DEC-2002 20:36:07	Straylight	48.000	72	34Del Ori	2.2500	30000.	96	4205	No
311	GOM_NL__2PRFIN20021219_203849_000000612012_00143_04205_0041.N1	19-DEC-2002 20:38:49	Twi_and_stray	60.500	14	58Alp Ori	0.87000	3000.0	121	4205	No
312	GOM_NL__2PRFIN20021219_204058_000000452012_00143_04205_0042.N1	19-DEC-2002 20:40:58	Twi_and_stray	45.000	13	87Alp Tau	0.86700	3800.0	90	4205	No
313	GOM_NL__2PRFIN20021219_204317_000000372012_00143_04205_0043.N1	19-DEC-2002 20:43:17	Bright	36.500	146	25Eta Tau	2.8730	15200.	73	4205	No
314	GOM_NL__2PRFIN20021219_204523_000000362012_00143_04205_0044.N1	19-DEC-2002 20:45:23	Bright	36.000	150	44Zet Per	2.8900	28000.	72	4205	No
315	GOM_NL__2PRFIN20021219_204739_000000352012_00143_04205_0045.N1	19-DEC-2002 20:47:39	Bright	35.000	149	45Eps Per	2.8880	30000.	70	4205	No
316	GOM_NL__2PRFIN20021219_204952_000000362012_00143_04205_0046.N1	19-DEC-2002 20:49:52	Bright	36.000	175	39Del Per	3.0100	19400.	72	4205	No
317	GOM_NL__2PRFIN20021219_205143_000000352012_00143_04205_0047.N1	19-DEC-2002 20:51:43	Bright	35.000	160	23Gam Per	2.9300	4700.0	70	4205	No
318	GOM_NL__2PRFIN20021219_205506_000000362012_00143_04205_0048.N1	19-DEC-2002 20:55:06	Bright	36.000	110	37Del Cas	2.6780	8900.0	72	4205	No
319	GOM_NL__2PRFIN20021219_210132_000000342012_00143_04205_0049.N1	19-DEC-2002 21:01:32	Bright	34.000	49	1Alp UMi	1.9900	6300.0	68	4205	No
320	GOM_NL__2PRFIN20021219_210613_000000392012_00143_04205_0050.N1	19-DEC-2002 21:06:13	Bright	39.000	60	7Bet UMi	2.0810	3950.0	78	4205	No
321	GOM_NL__2PRFIN20021219_210936_000000362012_00143_04205_0051.N1	19-DEC-2002 21:09:36	Bright	36.000	119	14Eta Dra	2.7270	4700.0	72	4205	No
322	GOM_NL__2PRFIN20021219_211123_000000442012_00143_04205_0052.N1	19-DEC-2002 21:11:23	Bright	44.000	55	79Zet UMa	2.0600	10200.	88	4205	No
323	GOM_NL__2PRFIN20021219_211323_000000592012_00143_04205_0053.N1	19-DEC-2002 21:13:23	Bright	59.000	39	85Eta UMa	1.8540	24000.	118	4205	No
324	GOM_NL__2PRFIN20021219_211652_000000372012_00143_04205_0054.N1	19-DEC-2002 21:16:52	Bright	37.000	180	27Gam Boo	3.0400	8000.0	74	4205	No
325	GOM_NL__2PRFIN20021219_212009_000000392012_00143_04205_0055.N1	19-DEC-2002 21:20:09	Bright	38.500	83		2.3780	11000.	77	4205	No
326	GOM_NL__2PRFIN20021219_212337_000000622012_00143_04205_0056.N1	19-DEC-2002 21:23:37	Bright	62.000	111	8Eta Boo	2.6800	6000.0	124	4205	No
327	GOM_NL__2PRFIN20021219_212517_000000342012_00143_04205_0057.N1	19-DEC-2002 21:25:17	Bright	34.000	102	24Alp Ser	2.6000	4250.0	68	4205	No
328	GOM_NL__2PRFIN20021219_212756_000000592012_00143_04205_0058.N1	19-DEC-2002 21:27:56	Bright	58.500	138	47Eps Vir	2.8280	4700.0	117	4205	No
329	GOM_NL__2PRFIN20021219_213220_000000372012_00143_04205_0059.N1	19-DEC-2002 21:32:20	Bright	37.000	122	9Alp2Lib	2.7470	9700.0	74	4205	No
330	GOM_NL__2PRFIN20021219_213357_000000582012_00143_04205_0060.N1	19-DEC-2002 21:33:57	Twi_and_stray	57.500	15	67Alp Vir	0.97600	28000.	115	4205	No
331	GOM_NL__2PRFIN20021219_213728_000000482012_00143_04205_0061.N1	19-DEC-2002 21:37:28	Dark	48.000	169	46Gam Hya	2.9910	4700.0	96	4205	No
332	GOM_NL__2PRFIN20021219_213935_000000402012_00143_04205_0062.N1	19-DEC-2002 21:39:35	Dark	39.500	81	Eta Cen	2.3560	28000.	79	4205	No
333	GOM_NL__2PRFIN20021219_214420_000000452012_00143_04205_0063.N1	19-DEC-2002 21:44:20	Dark	44.500	4	Alp1Cen	-0.010000	5800.0	89	4205	No
334	GOM_NL__2PRFIN20021219_214730_000000422012_00144_04206_0029.N1	19-DEC-2002 21:47:30	Dark	42.000	12	Alp1Cru	0.77500	30000.	84	4206	No
335	GOM_NL__2PRFIN20021219_215228_000000382012_00144_04206_0030.N1	19-DEC-2002 21:52:28	Dark	37.500	159	Ups Car	2.9200	7200.0	75	4206	No
336	GOM_NL__2PRFIN20021219_215355_000000422012_00144_04206_0031.N1	19-DEC-2002 21:53:55	Dark	41.500	71	Iot Car	2.2460	7700.0	83	4206	No
337	GOM_NL__2PRFIN20021219_215545_000000482012_00144_04206_0032.N1	19-DEC-2002 21:55:45	Dark	48.000	41	Eps Car	1.8600	4100.0	96	4206	No



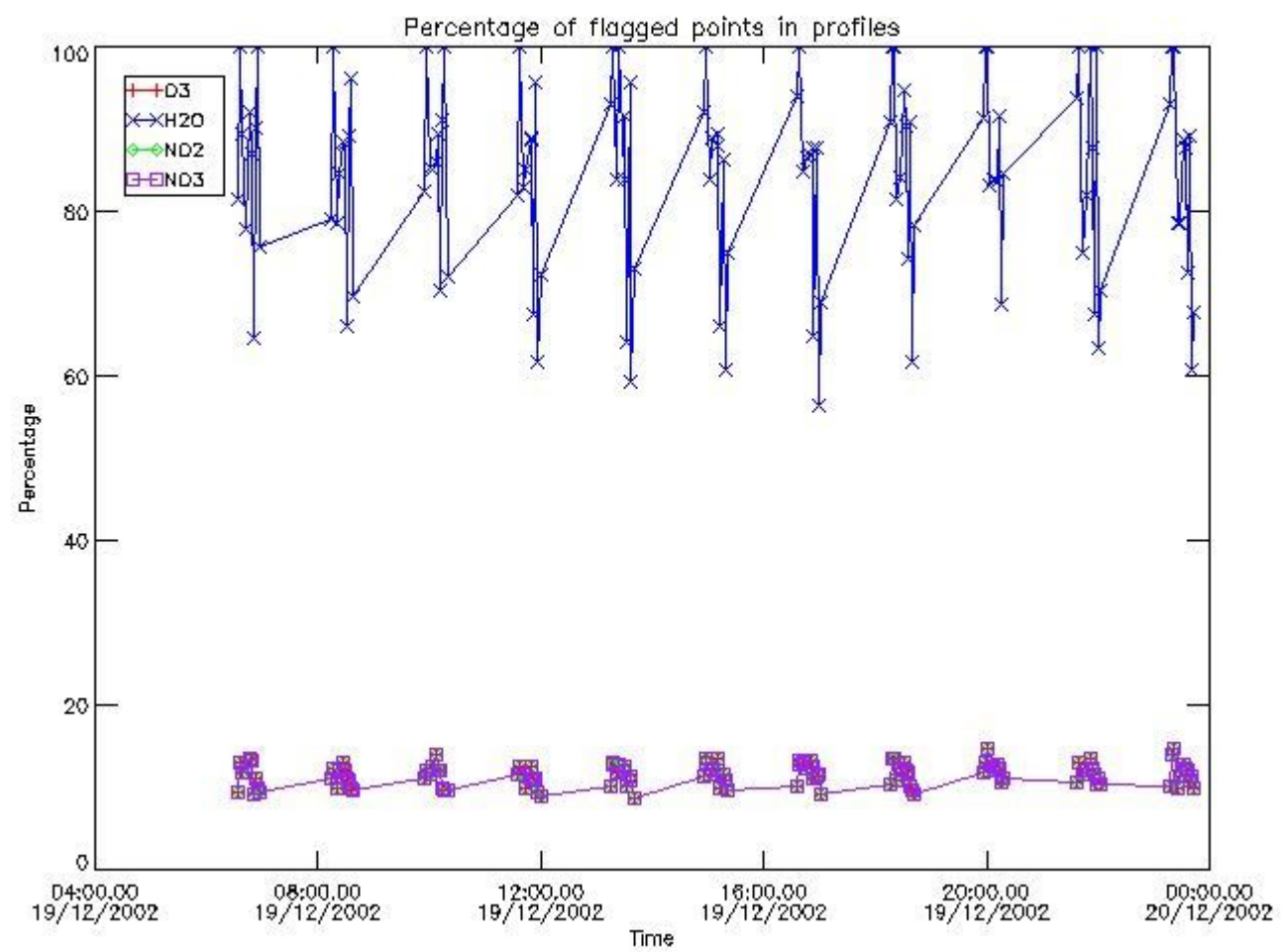
338	GOM_NL__2PRFIN20021219_215838_000000492012_00144_04206_0033.N1	19-DEC-2002 21:58:38	Dark	49.000	34	Gam2Vel	1.7930	23000.	98	4206	No
339	GOM_NL__2PRFIN20021219_220030_000000462012_00144_04206_0034.N1	19-DEC-2002 22:00:30	Dark	45.500	2	Alp Car	-0.73600	7000.0	91	4206	No
340	GOM_NL__2PRFIN20021219_220322_000000502012_00144_04206_0035.N1	19-DEC-2002 22:03:22	Dark	49.500	117	Pi Pup	2.7060	3800.0	99	4206	No
341	GOM_NL__2PRFIN20021219_220630_000000532012_00144_04206_0036.N1	19-DEC-2002 22:06:30	Straylight	53.000	23	21Eps CMa	1.5020	26000.	106	4206	No
342	GOM_NL__2PRFIN20021219_220814_000000502012_00144_04206_0037.N1	19-DEC-2002 22:08:14	Straylight	49.500	179	24Omi2CMa	3.0320	24000.	99	4206	No
343	GOM_NL__2PRFIN20021219_221051_000000522012_00144_04206_0038.N1	19-DEC-2002 22:10:51	Straylight	51.500	47	2Bet CMa	1.9760	28000.	103	4206	No
344	GOM_NL__2PRFIN20021219_221345_000000492012_00144_04206_0039.N1	19-DEC-2002 22:13:45	Straylight	48.500	56	53Kap Ori	2.0650	30000.	97	4206	No
345	GOM_NL__2PRFIN20021219_221515_000000442012_00144_04206_0040.N1	19-DEC-2002 22:15:15	Straylight	44.000	128	67Bet Eri	2.7840	9700.0	88	4206	No
346	GOM_NL__2PRFIN20021219_221643_000000482012_00144_04206_0041.N1	19-DEC-2002 22:16:43	Straylight	48.000	72	34Del Ori	2.2500	30000.	96	4206	No
347	GOM_NL__2PRFIN20021219_221925_000000632012_00144_04206_0042.N1	19-DEC-2002 22:19:25	Tw_i_and_stray	63.000	14	58Alp Ori	0.87000	3000.0	126	4206	No
348	GOM_NL__2PRFIN20021219_222134_000000482012_00144_04206_0043.N1	19-DEC-2002 22:21:34	Tw_i_and_stray	48.000	13	87Alp Tau	0.86700	3800.0	96	4206	No
349	GOM_NL__2PRFIN20021219_222353_000000362012_00144_04206_0044.N1	19-DEC-2002 22:23:53	Bright	35.500	146	25Eta Tau	2.8730	15200.	71	4206	No
350	GOM_NL__2PRFIN20021219_222559_000000362012_00144_04206_0045.N1	19-DEC-2002 22:25:59	Bright	36.000	150	44Zet Per	2.8900	28000.	72	4206	No
351	GOM_NL__2PRFIN20021219_222815_000000362012_00144_04206_0046.N1	19-DEC-2002 22:28:15	Bright	36.000	149	45Eps Per	2.8880	30000.	72	4206	No
352	GOM_NL__2PRFIN20021219_223028_000000352012_00144_04206_0047.N1	19-DEC-2002 22:30:28	Bright	34.500	175	39Del Per	3.0100	19400.	69	4206	No
353	GOM_NL__2PRFIN20021219_223219_000000362012_00144_04206_0048.N1	19-DEC-2002 22:32:19	Bright	36.000	160	23Gam Per	2.9300	4700.0	72	4206	No
354	GOM_NL__2PRFIN20021219_223542_000000372012_00144_04206_0049.N1	19-DEC-2002 22:35:42	Bright	37.000	110	37Del Cas	2.6780	8900.0	74	4206	No
355	GOM_NL__2PRFIN20021219_224208_000000372012_00144_04206_0050.N1	19-DEC-2002 22:42:08	Bright	36.500	49	1Alp UMi	1.9900	6300.0	73	4206	No
356	GOM_NL__2PRFIN20021219_224649_000000382012_00144_04206_0051.N1	19-DEC-2002 22:46:49	Bright	37.500	60	7Bet UMi	2.0810	3950.0	75	4206	No
357	GOM_NL__2PRFIN20021219_225012_000000372012_00144_04206_0052.N1	19-DEC-2002 22:50:12	Bright	36.500	119	14Eta Dra	2.7270	4700.0	73	4206	No
358	GOM_NL__2PRFIN20021219_225159_000000432012_00144_04206_0053.N1	19-DEC-2002 22:51:59	Bright	42.500	55	79Zet UMa	2.0600	10200.	85	4206	No
359	GOM_NL__2PRFIN20021219_225359_000000412012_00144_04206_0054.N1	19-DEC-2002 22:53:59	Bright	40.500	39	85Eta UMa	1.8540	24000.	81	4206	No
360	GOM_NL__2PRFIN20021219_225728_000000472012_00144_04206_0055.N1	19-DEC-2002 22:57:28	Bright	46.500	180	27Gam Boo	3.0400	8000.0	93	4206	No
361	GOM_NL__2PRFIN20021219_230045_000000392012_00144_04206_0056.N1	19-DEC-2002 23:00:45	Bright	38.500	83		2.3780	11000.	77	4206	No
362	GOM_NL__2PRFIN20021219_230413_000000452012_00144_04206_0057.N1	19-DEC-2002 23:04:13	Bright	44.500	111	8Eta Boo	2.6800	6000.0	89	4206	No
363	GOM_NL__2PRFIN20021219_230553_000000342012_00144_04206_0058.N1	19-DEC-2002 23:05:53	Bright	34.000	102	24Alp Ser	2.6000	4250.0	68	4206	No
364	GOM_NL__2PRFIN20021219_230833_000000582012_00144_04206_0059.N1	19-DEC-2002 23:08:33	Bright	58.000	138	47Eps Vir	2.8280	4700.0	116	4206	No
365	GOM_NL__2PRFIN20021219_231256_000000382012_00144_04206_0060.N1	19-DEC-2002 23:12:56	Bright	37.500	122	9Alp2Lib	2.7470	9700.0	75	4206	No
366	GOM_NL__2PRFIN20021219_231433_000000542012_00144_04206_0061.N1	19-DEC-2002 23:14:33	Tw_i_and_stray	54.000	15	67Alp Vir	0.97600	28000.	108	4206	No
367	GOM_NL__2PRFIN20021219_231804_000000512012_00144_04206_0062.N1	19-DEC-2002 23:18:04	Dark	50.500	169	46Gam Hya	2.9910	4700.0	101	4206	No
368	GOM_NL__2PRFIN20021219_232011_000000402012_00144_04206_0063.N1	19-DEC-2002 23:20:11	Dark	40.000	81	Eta Cen	2.3560	28000.	80	4206	No
369	GOM_NL__2PRFIN20021219_232125_000000382012_00144_04206_0064.N1	19-DEC-2002 23:21:25	Dark	38.000	78	Alp Lup	2.3040	28000.	76	4206	No
370	GOM_NL__2PRFIN20021219_232456_000000522012_00144_04206_0065.N1	19-DEC-2002 23:24:56	Dark	52.000	4	Alp1Cen	-0.010000	5800.0	104	4206	No
371	GOM_NL__2PRFIN20021219_232806_000000452012_00145_04207_0029.N1	19-DEC-2002 23:28:06	Dark	45.000	12	Alp1Cru	0.77500	30000.	90	4207	No
372	GOM_NL__2PRFIN20021219_233304_000000402012_00145_04207_0030.N1	19-DEC-2002 23:33:04	Dark	40.000	159	Ups Car	2.9200	7200.0	80	4207	No
373	GOM_NL__2PRFIN20021219_233431_000000422012_00145_04207_0031.N1	19-DEC-2002 23:34:31	Dark	41.500	71	Iot Car	2.2460	7700.0	83	4207	No
374	GOM_NL__2PRFIN20021219_233622_000000432012_00145_04207_0032.N1	19-DEC-2002 23:36:22	Dark	42.500	41	Eps Car	1.8600	4100.0	85	4207	No
375	GOM_NL__2PRFIN20021219_233915_000000472012_00145_04207_0033.N1	19-DEC-2002 23:39:15	Dark	46.500	34	Gam2Vel	1.7930	23000.	93	4207	No
376	GOM_NL__2PRFIN20021219_234106_000000452012_00145_04207_0034.N1	19-DEC-2002 23:41:06	Dark	45.000	2	Alp Car	-0.73600	7000.0	90	4207	No
377	GOM_NL__2PRFIN20021219_234358_000000522012_00145_04207_0035.N1	19-DEC-2002 23:43:58	Dark	51.500	117	Pi Pup	2.7060	3800.0	103	4207	No
378	GOM_NL__2PRFIN20021219_234706_000000502012_00145_04207_0036.N1	19-DEC-2002 23:47:06	Straylight	50.000	23	21Eps CMa	1.5020	26000.	100	4207	No
379	GOM_NL__2PRFIN20021219_234850_000000482012_00145_04207_0037.N1	19-DEC-2002 23:48:50	Straylight	48.000	179	24Omi2CMa	3.0320	24000.	96	4207	No
380	GOM_NL__2PRFIN20021219_235126_000000542012_00145_04207_0038.N1	19-DEC-2002 23:51:26	Straylight	53.500	47	2Bet CMa	1.9760	28000.	107	4207	No
381	GOM_NL__2PRFIN20021219_235421_000000492012_00145_04207_0039.N1	19-DEC-2002 23:54:21	Straylight	49.000	56	53Kap Ori	2.0650	30000.	98	4207	No
382	GOM_NL__2PRFIN20021219_235551_000000432012_00145_04207_0040.N1	19-DEC-2002 23:55:51	Straylight	42.500	128	67Bet Eri	2.7840	9700.0	85	4207	No
383	GOM_NL__2PRFIN20021219_235719_000000442012_00145_04207_0041.N1	19-DEC-2002 23:57:19	Straylight	43.500	72	34Del Ori	2.2500	30000.	87	4207	No

### 3. Quality information per product

In this section it is plotted some information contained in the Quality Summary data set of the level 2 products. Only products in dark limb conditions and without errors (error flag in the MPH set to "0") are used.

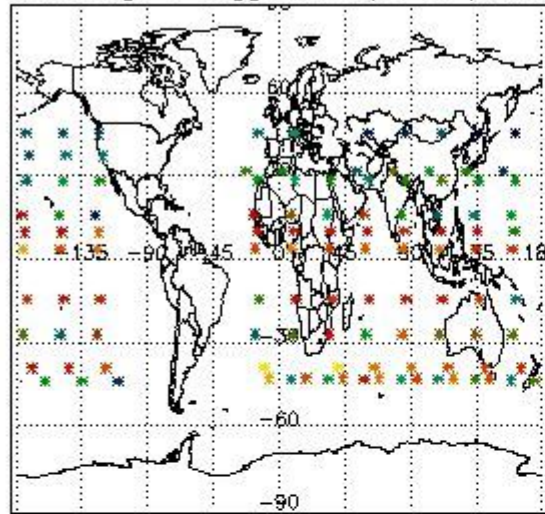
#### 3.1 Plot quality information per product (time dependant)



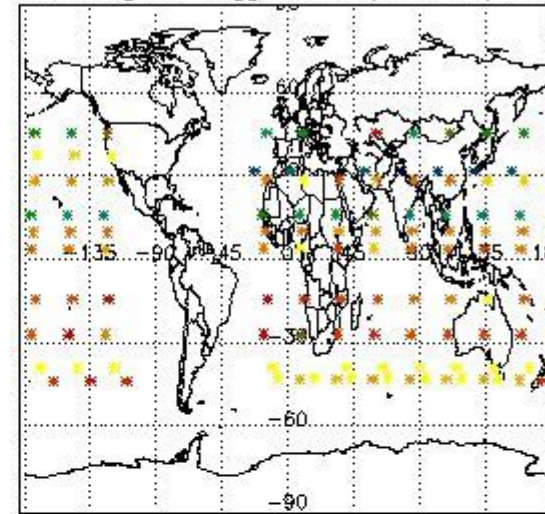


3.2 Plot quality information per product (world map)

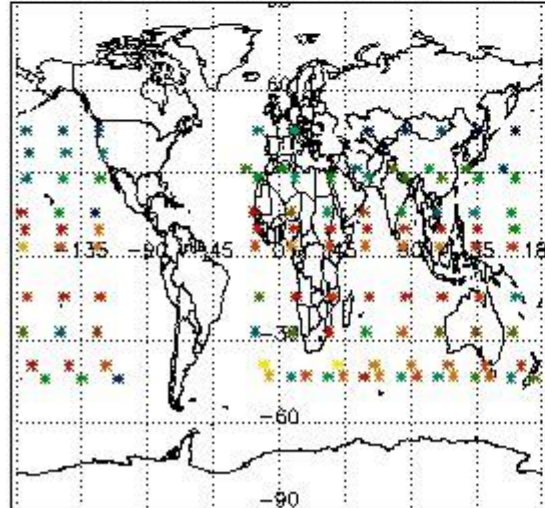
Percentage of flagged data per O3 profile



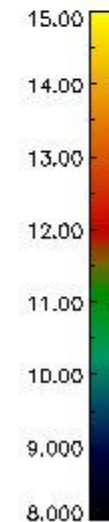
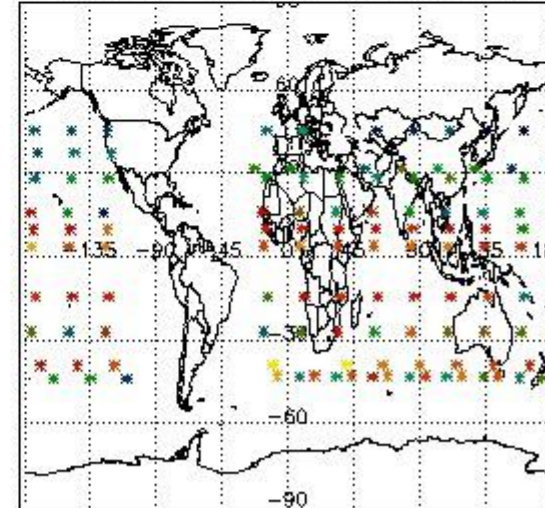
Percentage of flagged data per H2O profile



Percentage of flagged data per NO2 profile



Percentage of flagged data per NO3 profile

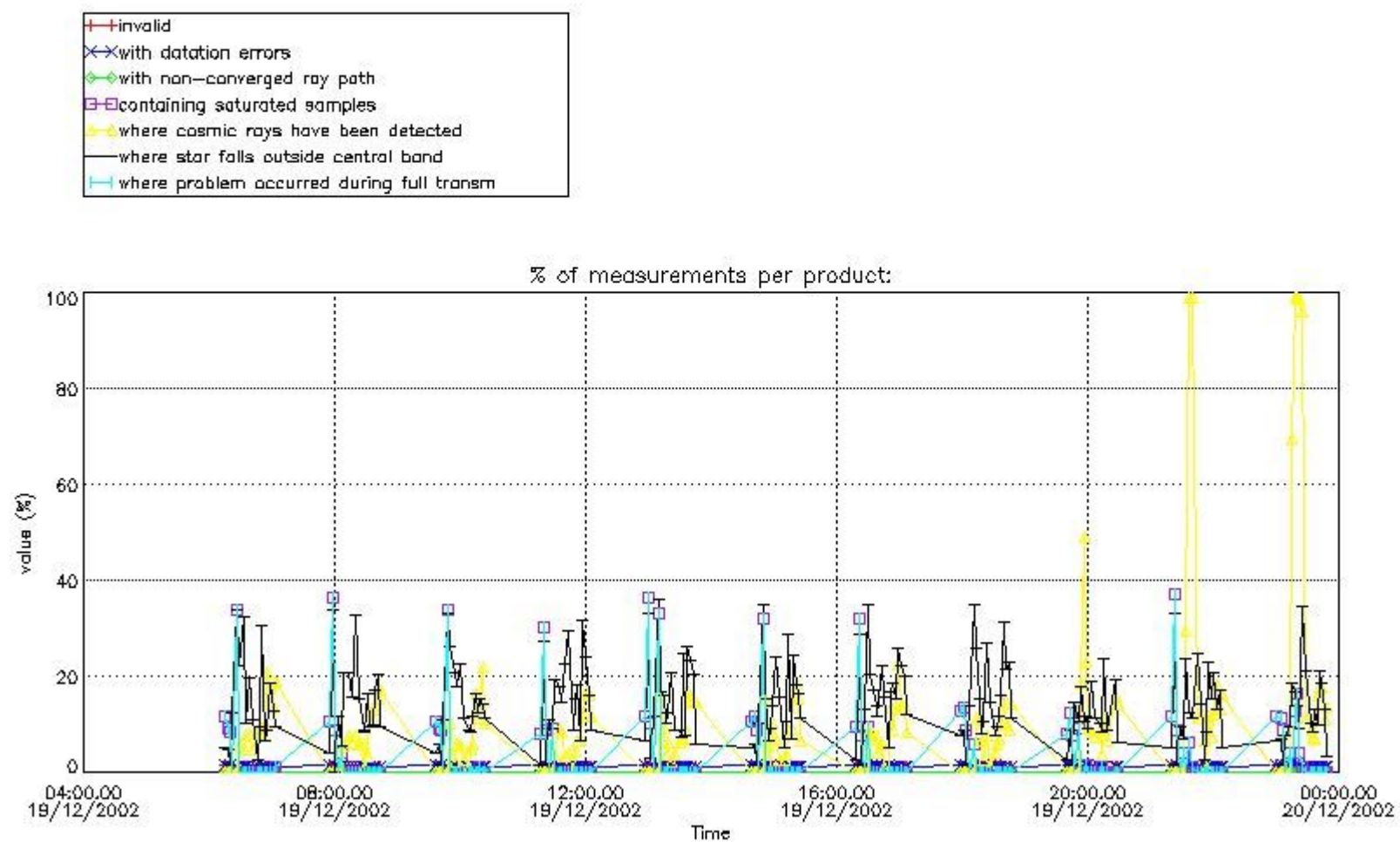


#### 4. Level 1 quality information per product

In this section it is plotted some information contained in the Quality Summary data set of the level 2 products that comes from the level 1b processing. Products without errors (error flag in the MPH set to "0") are used.

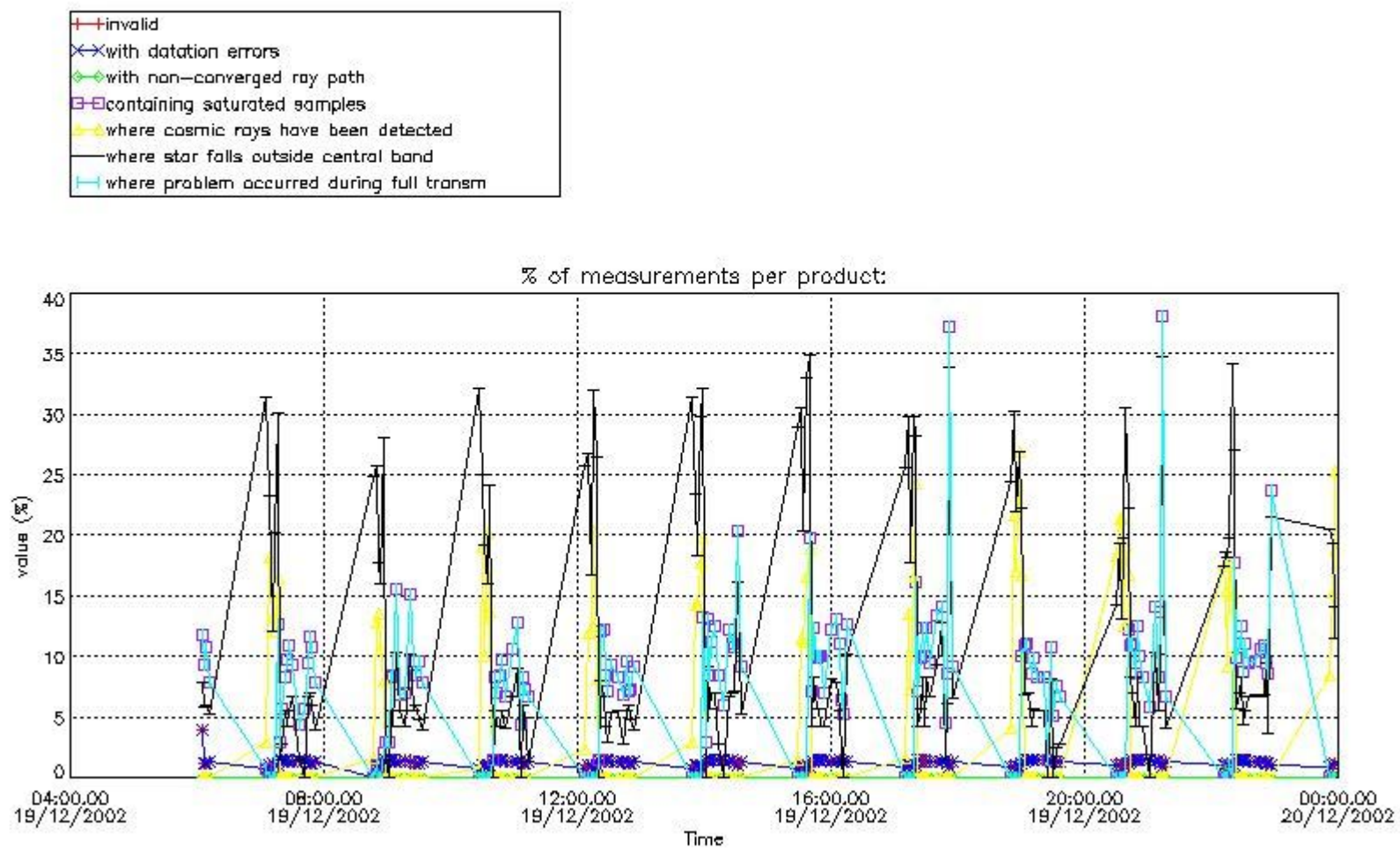
##### 4.1 Plot quality information per product (time dependant) coming from level 1b processing

##### 4.1.1 Plot level 1 quality information per product (time dependant): ENVISAT ASCENDING passes



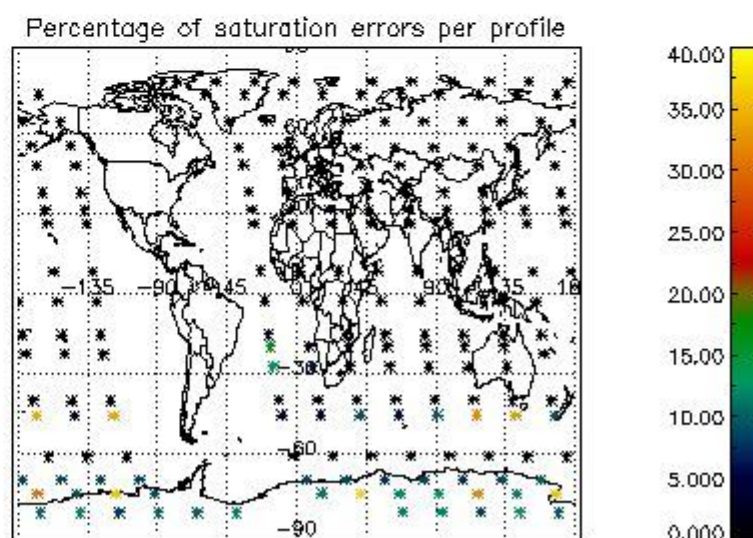
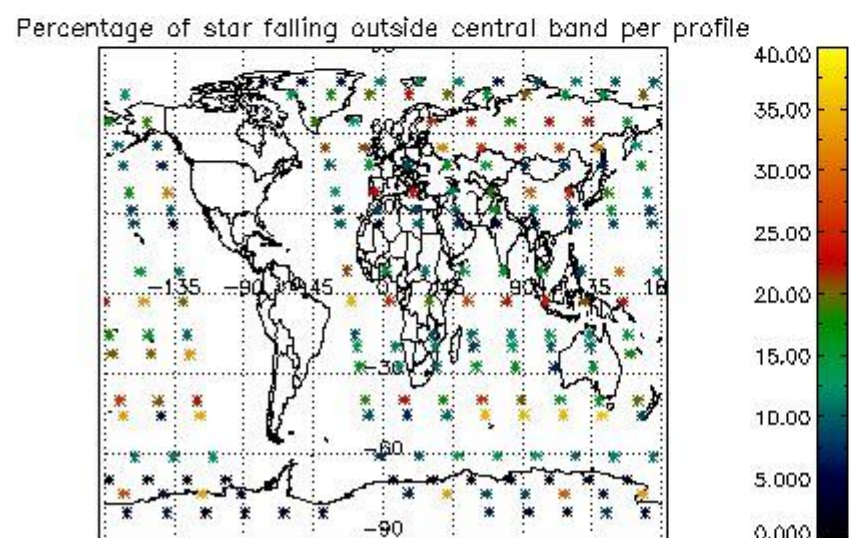
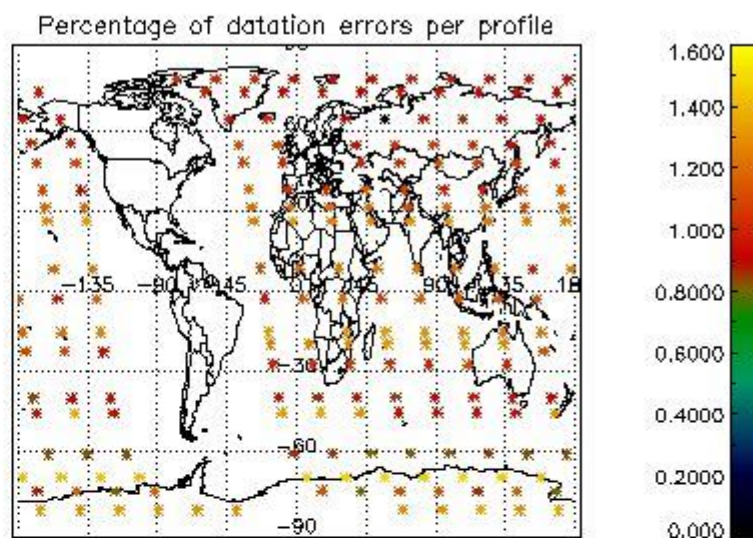
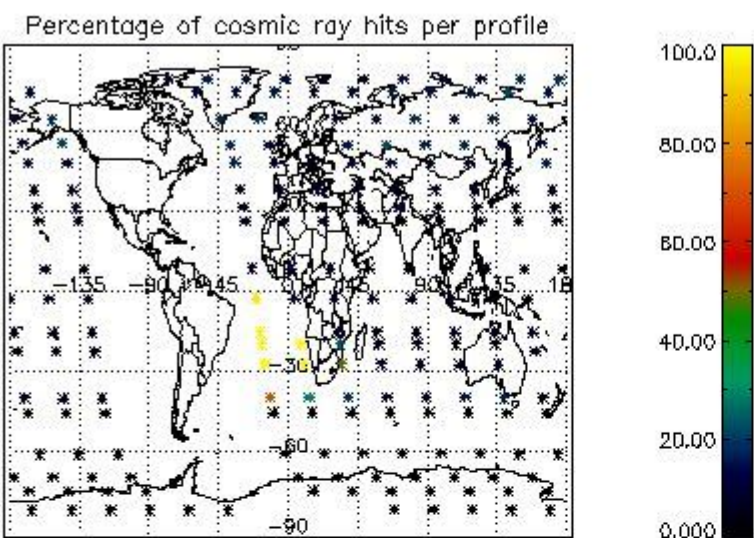
4.1.2 Plot level 1 quality information per product (time dependant): ENVI SAT DESCENDING passes





4.2 Plot quality information per product coming from level 1b processing (world map)

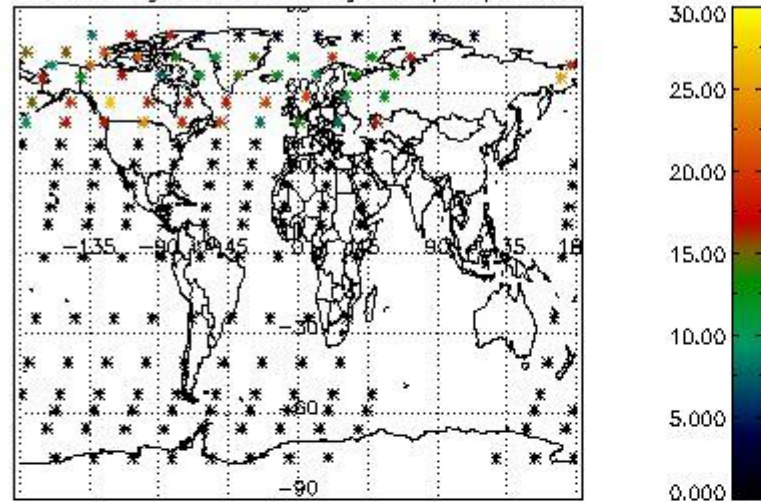
4.2.1 Plot level 1 quality information per product (world map): ENVISAT ASCENDING passes



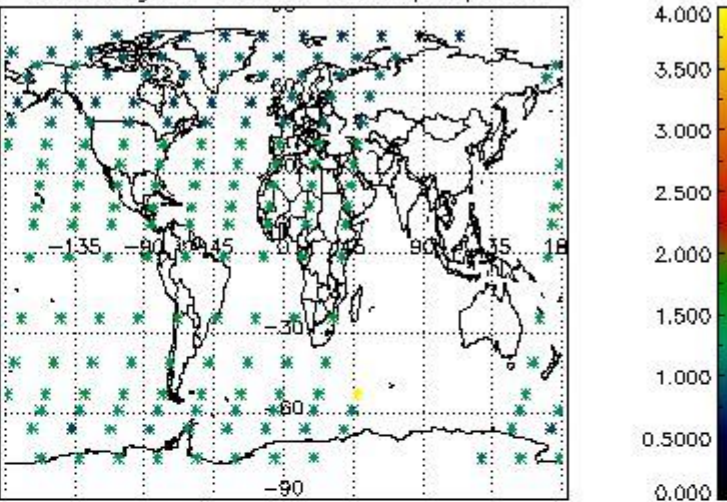
4.2.2 Plot level 1 quality information per product (world map): ENVISAT DESCENDING passes



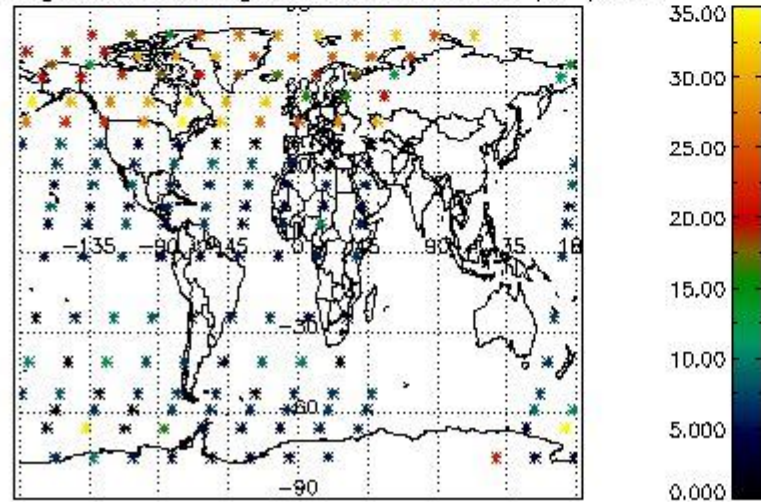
Percentage of cosmic ray hits per profile



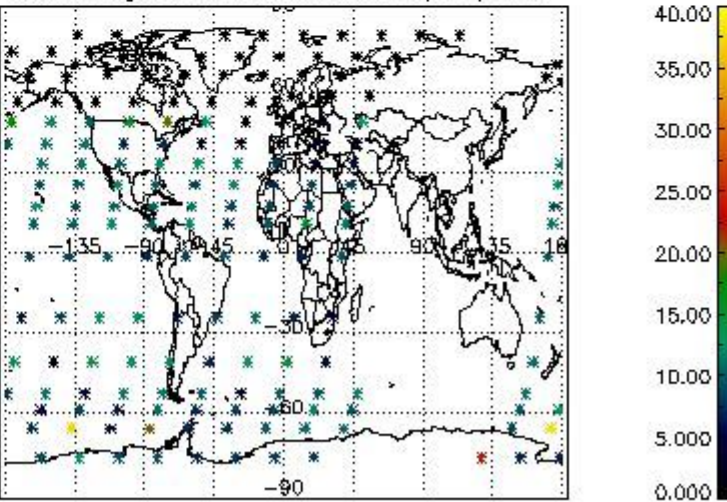
Percentage of datation errors per profile



Percentage of star falling outside central band per profile



Percentage of saturation errors per profile



## 5. Trace gas profiles

### 5.1 Ozone statistics based on quality of products

The final quality of the products can be "measured" using the STD (Standard Deviation) attached to every point profile. This information is written to the parameter GOM\_NL\_\_2P/NL\_LOCAL\_SPECIES\_DENSITY/o3\_std of the level 2 products. The table below shows the statistics for given STD ranges.

The statistics are given with respect to the overall valid production:

- Products without fatal errors: GOM\_NL\_\_2P/MPH/PRODUCT\_ERR=0
- Valid point profile: GOM\_NL\_\_2P/NL\_LOCAL\_SPECIES\_DENSITY/pcd(0)=0

The 'Criteria' is applied to valid points of dark limb products:

- Products in dark limb illumination condition: GOM\_NL\_\_2P/NL\_SUMMARY\_QUALITY/obs\_ill\_cond=0
- Products without fatal errors: GOM\_NL\_\_2P/MPH/PRODUCT\_ERR=0
- Valid point profile: GOM\_NL\_\_2P/NL\_LOCAL\_SPECIES\_DENSITY/pcd(0)=0

So, the table below shows the percentage of dark limb and valid observations for each criteria with respect to the overall valid daily observations.

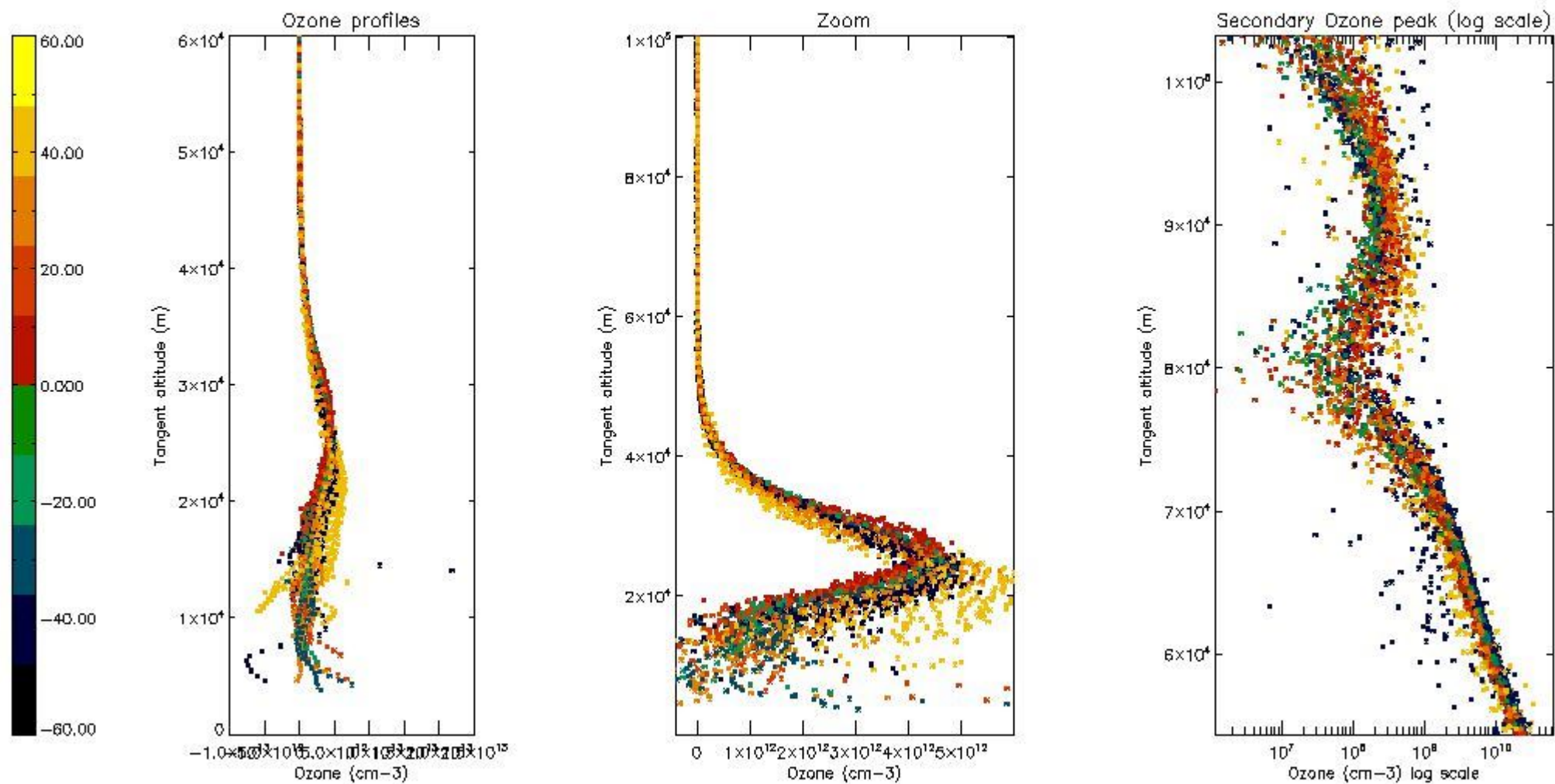
Criteria	% of total production
All STD	31
STD < 20	18



STD < 10	15
STD < 5	10

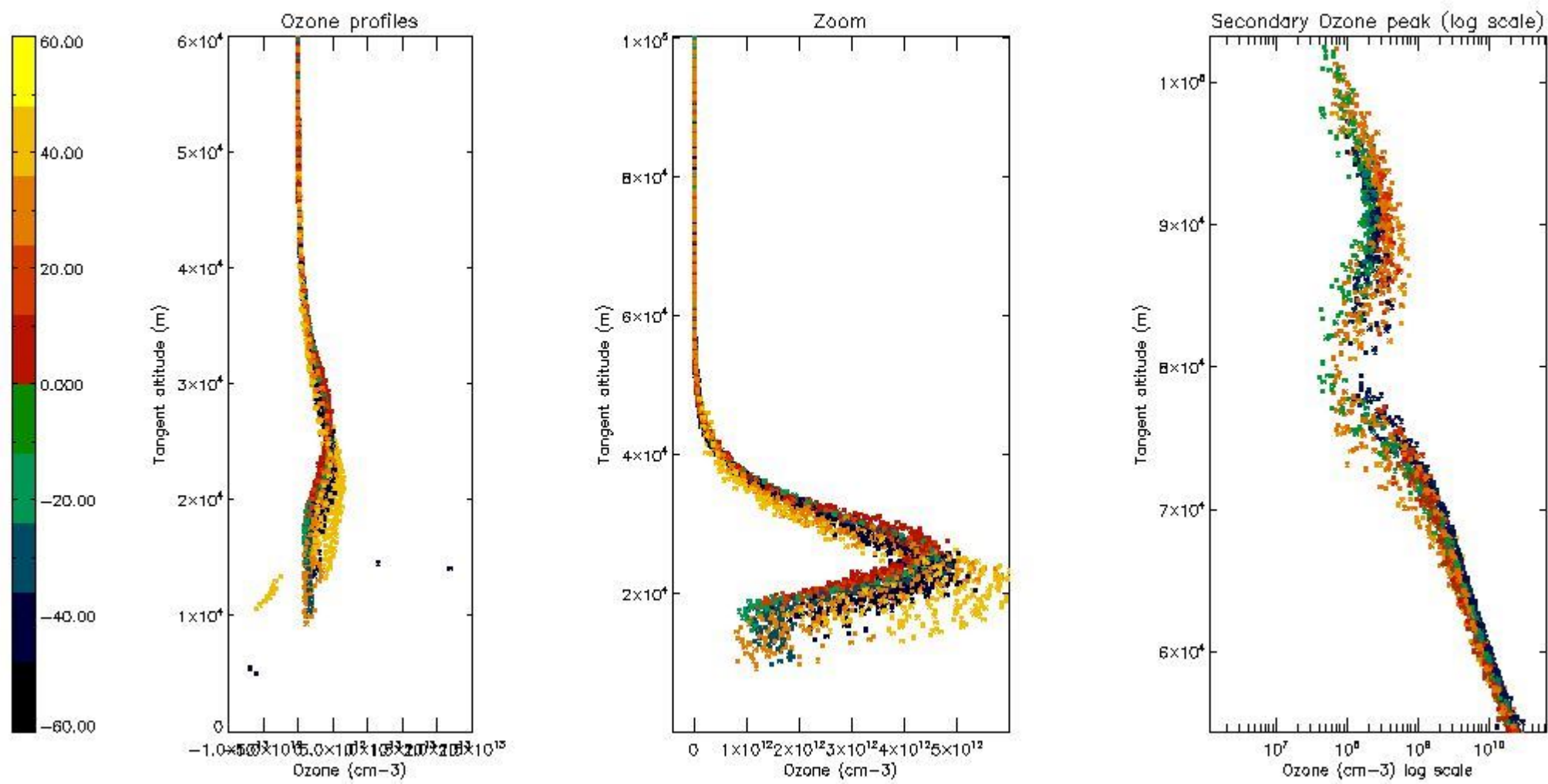
5.2 Plot ozone profiles for all STD (dark without errors)

The colorbar represents the latitude.



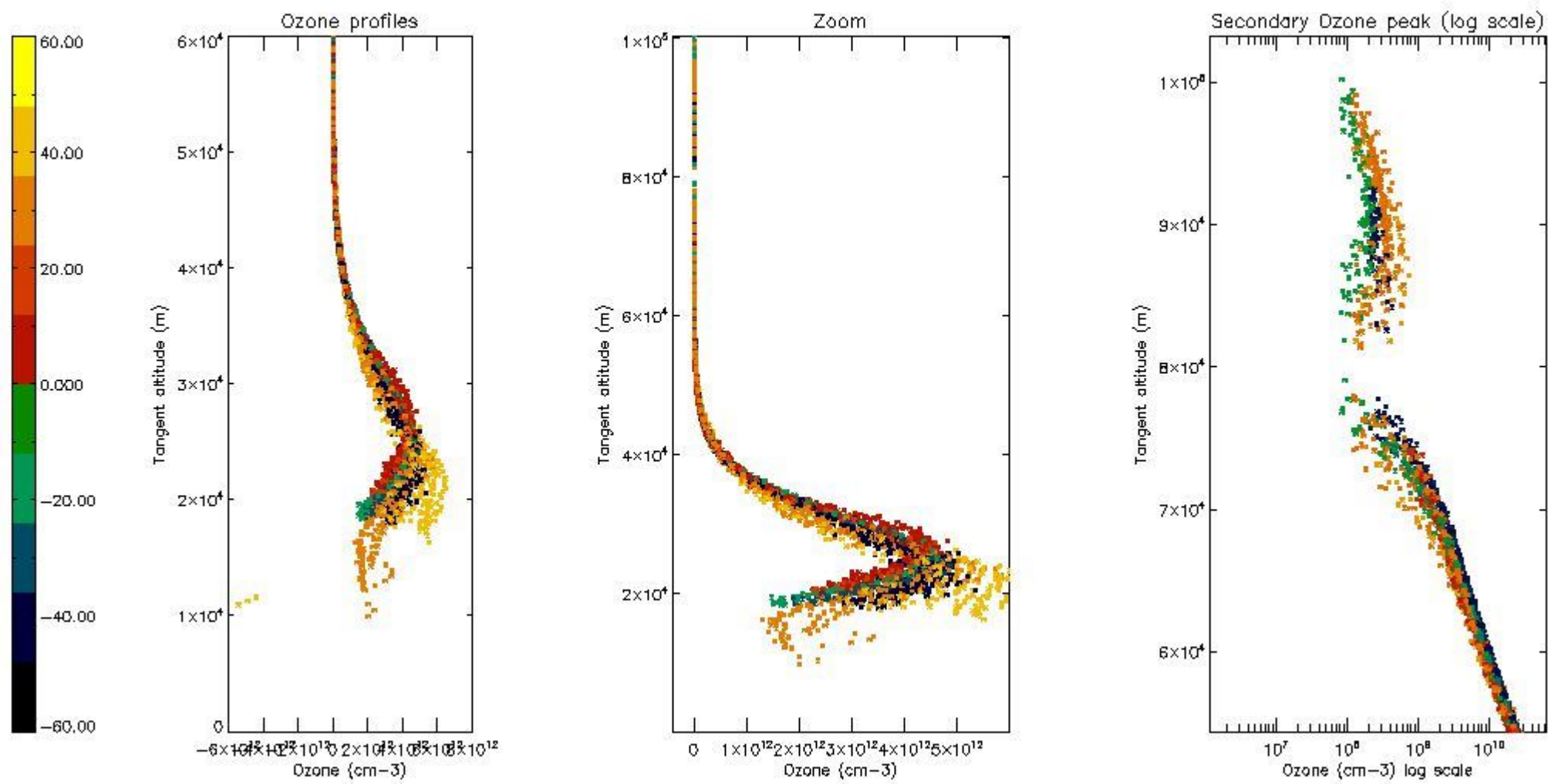
5.3 Plot ozone profiles where STD < 20% (dark without errors)

The colorbar represents the latitude.



5.4 Plot ozone profiles where  $STD < 10\%$  (dark without errors)

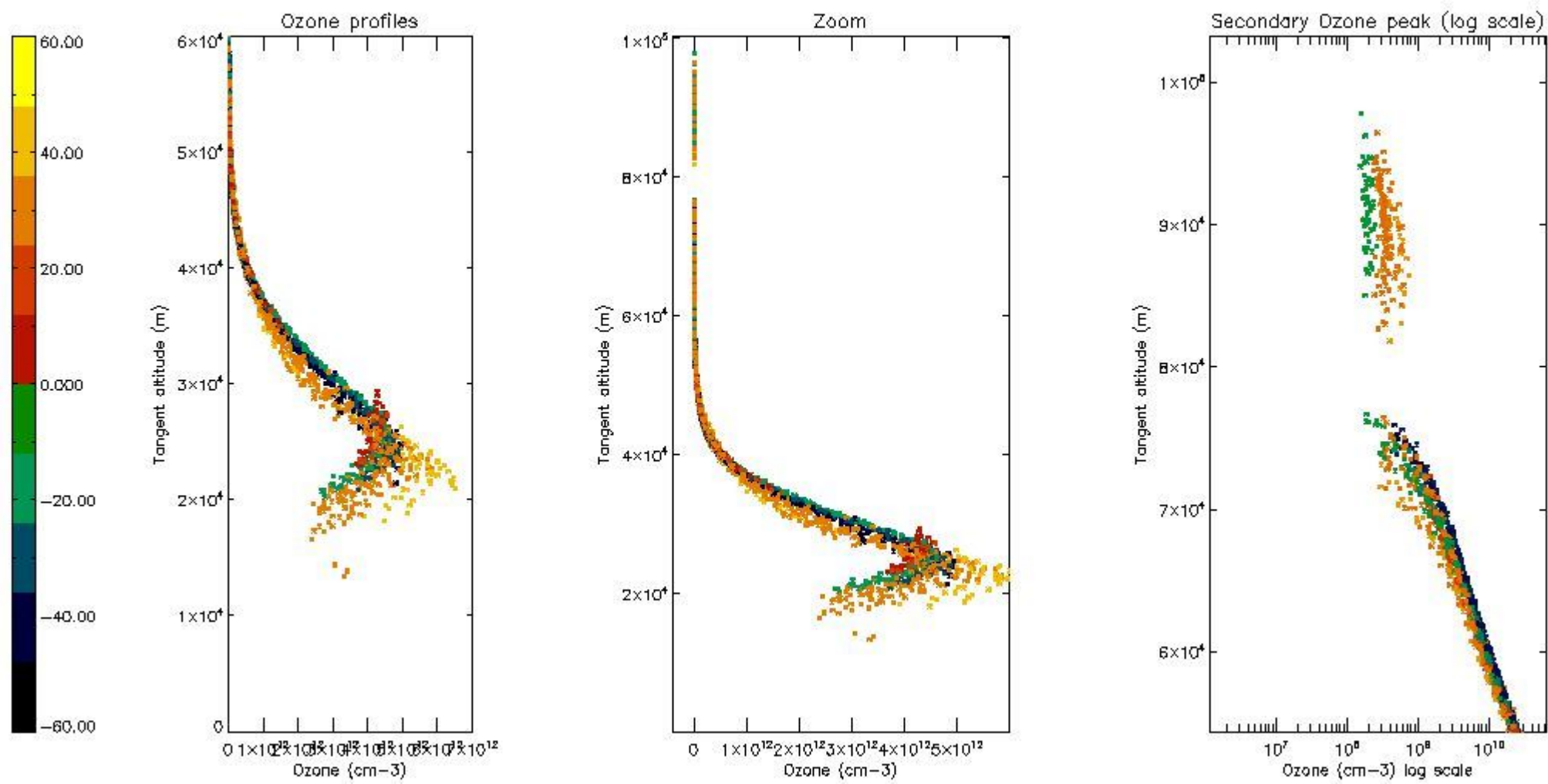
The colorbar represents the latitude.



*5.5 Plot ozone profiles where STD < 5% (dark without errors)*

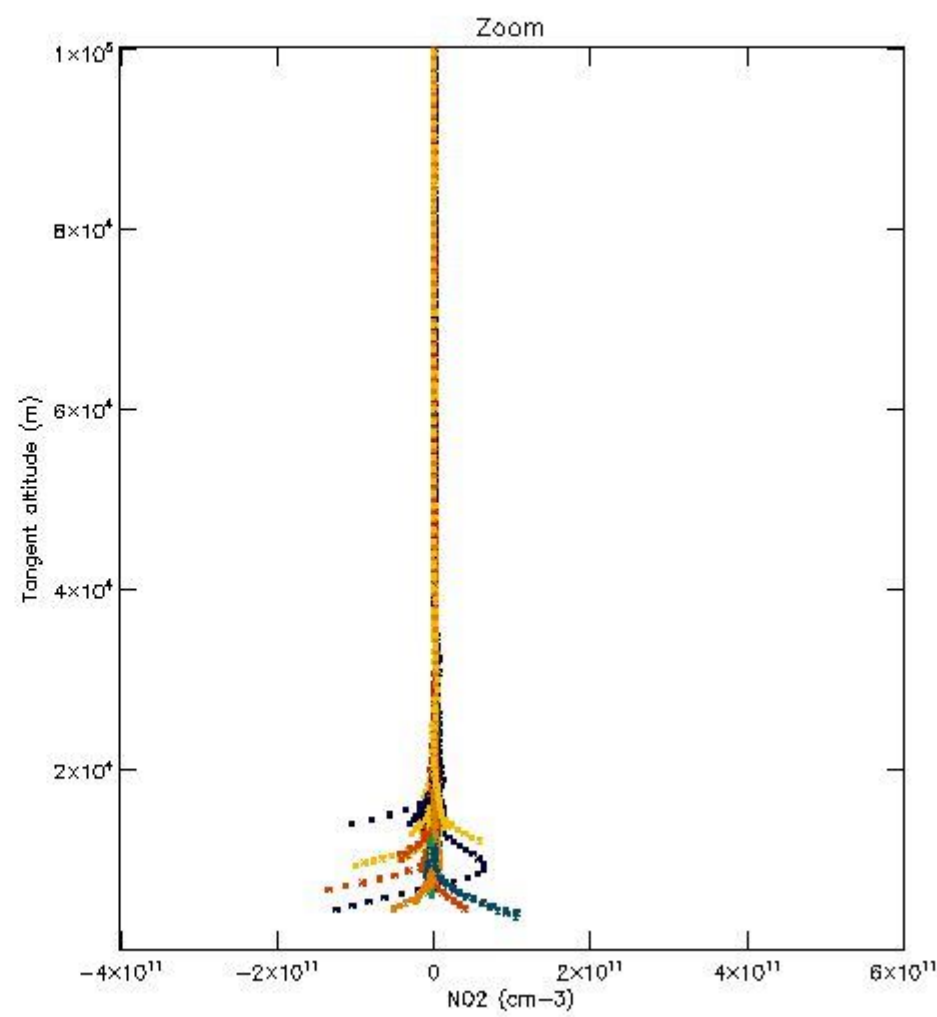
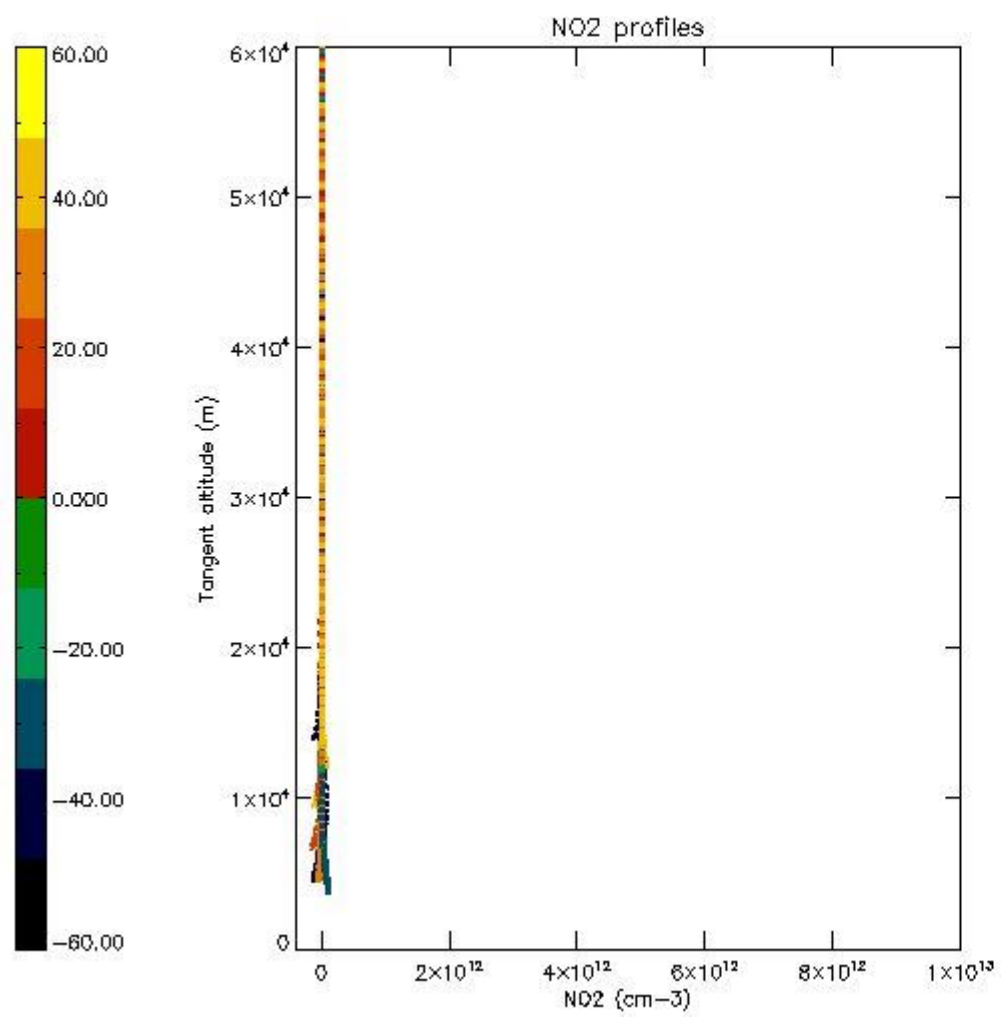
The colorbar represents the latitude.





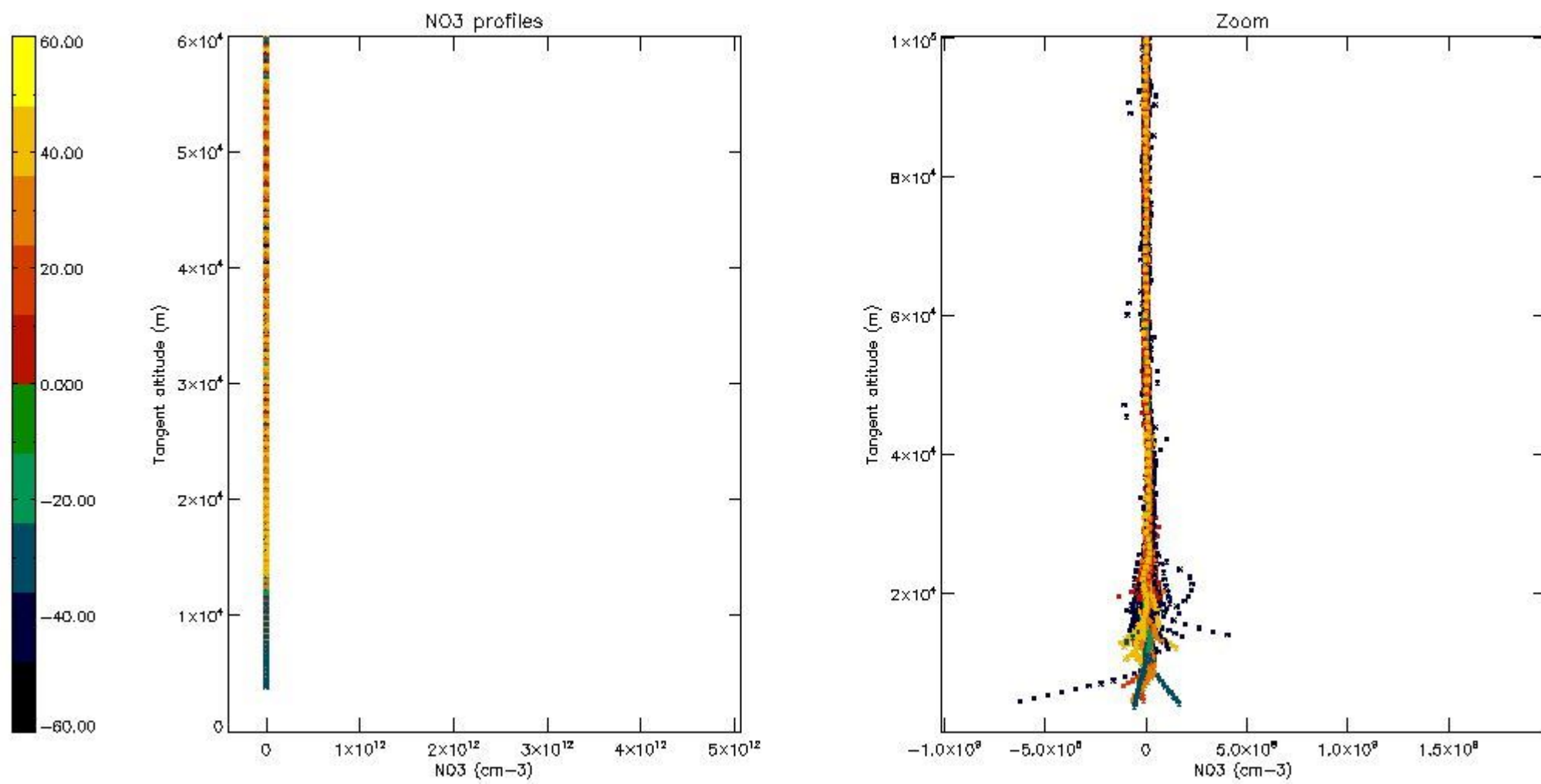
*5.6 Plot NO<sub>2</sub> profiles for all STD (dark without errors)*

The colorbar represents the latitude.



*5.7 Plot NO3 profiles for all STD (dark without errors)*

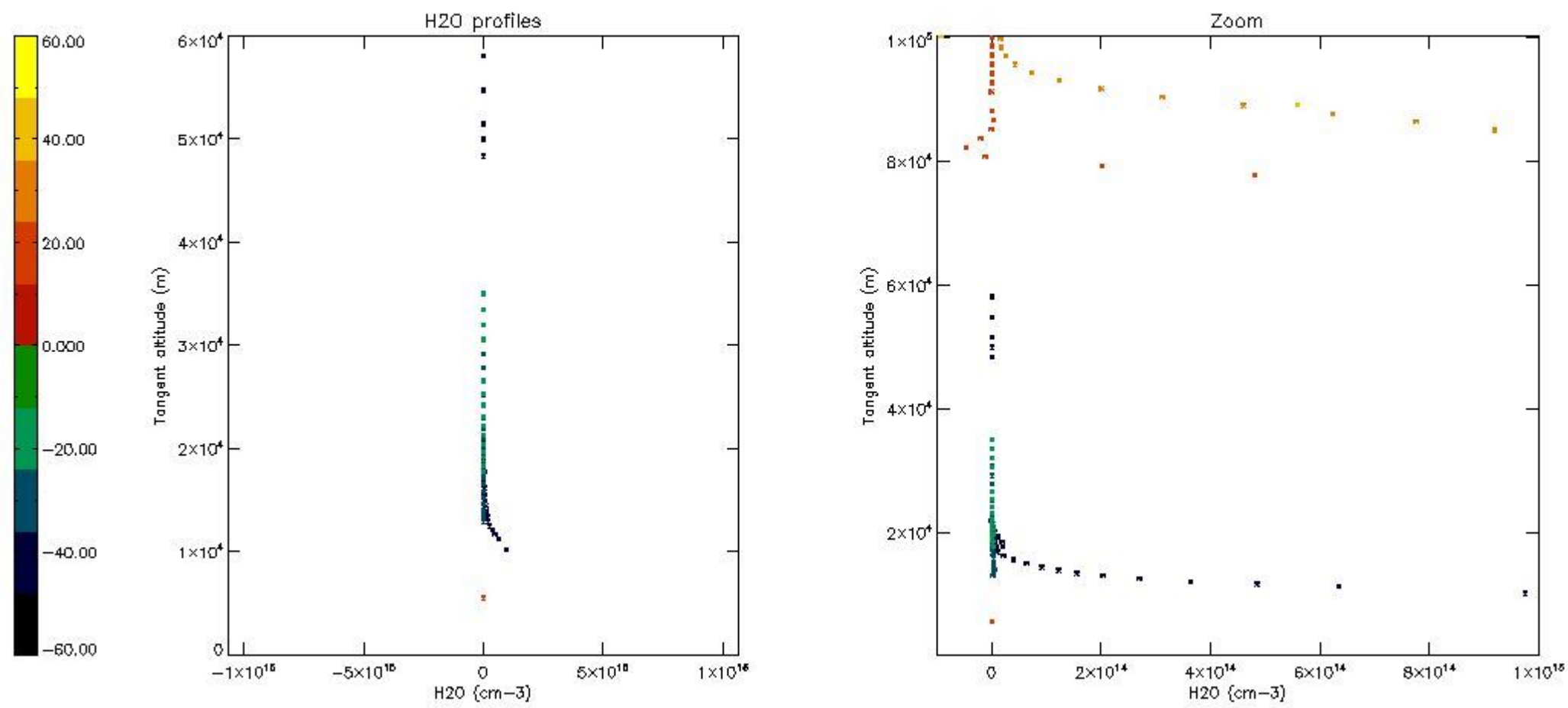
The colorbar represents the latitude.



5.8 Plot H<sub>2</sub>O profiles for all STD (only for occultations of stars 1,2,3,4,13,14,16,26,63 dark without errors)

The colorbar represents the latitude.





## 6. Auxiliary Data Files used for the production reported in section 2

The number reported in the third column indicates since which file (see list in section 2) the corresponding auxiliary file has been used. The fourth column is the date of those product files.

Type	Auxiliary Filename	Used since product	Used since product date
INST_PHYS_CHARACTERISTICS	GOM_INS_AXNIEC20050627_150440_20020301_000000_20100101_000000	1	19-DEC-2002 06:04:11
LEVEL-2_PROC_CONFIG	GOM_PR2_AXVIEC20091111_152718_20020301_000000_20500101_000000	1	19-DEC-2002 06:04:11
CROSS_SECTIONS_FILE	GOM_CRS_AXVIEC20091111_154832_20020301_000000_20500101_000000	1	19-DEC-2002 06:04:11

# GOMOS Level 2 Daily Report

## SUMMARY

### [1. General Info](#)

### [2. Summary of processed GOM\\_NL\\_2P products](#)

### [3. Level 2 Quality information per product](#)

#### [3.1 Plot of level 2 quality information per product \(time dependant\)](#)

#### [3.2 Plot of level 2 quality information per product \(world map\)](#)

### [4. Level 1 Quality information per product \(stored on level 2 products\)](#)

#### [4.1 Plot of level 1 quality information per product \(time dependant\)](#)

##### [4.1.1 Plot of level 1 quality information per product \(time dependant\): ASCENDING](#)

##### [4.1.2 Plot of level 1 quality information per product \(time dependant\): DESCENDING](#)

#### [4.2 Plot of level 1 quality information per product \(world map\)](#)

##### [4.2.1 Plot of level 1 quality information per product \(world map\): ASCENDING](#)

##### [4.2.2 Plot of level 1 quality information per product \(world map\): DESCENDING](#)

### [5. Ozone profiles based on quality statistics and other trace gas profiles](#)

#### [5.1 Ozone statistics based on quality of products](#)

#### [5.2 Plot ozone profiles for all STD \(dark without errors\)](#)

#### [5.3 Plot ozone profiles where STD < 20% \(dark without errors\)](#)

#### [5.4. Plot ozone profiles where STD < 10% \(dark without errors\)](#)

#### [5.5. Plot ozone profiles where STD < 5% \(dark without errors\)](#)

#### [5.6 Plot NO2 profiles for all STD \(dark without errors\)](#)

#### [5.7 Plot NO3 profiles for all STD \(dark without errors\)](#)

#### [5.8 Plot H2O profiles \(only for occultations of stars 1,2,3,4,13,14,16,26,63 dark without errors\) for all STD](#)

### [6. Auxiliary Data Files used for the production reported in section 2](#)

This report presents the daily analysis on parameters extracted from GOMOS level 2 data (GOM\_NL\_\_2P). It is intended to monitor some important parameters that will impact the quality of these products. A list of level 2 products (and content) that have arrived during the reporting day to the PCF is also given.

Item	Value
Time of report generation	17APR2013 21:28:49
Data source version	GOMOS/6.01
Start time of products	19-12-2002 (19DEC2002 00:00:00)
Stop time of products	20-12-2002 (20DEC2002 00:00:00)
Store outputs in DB	Yes
Nb of level 2 prods	383
Nb of prods with errors	1

## 2. Summary of processed GOM\_NL\_\_2P products.

Nr	Filename	UTC Start time	Limb	Duration	Star Id	Star Name	Star Mag	Star Temp	Nb Meas	Orbit	Prod. error
1	GOM_NL__2PRFIN20021219_060411_000000382012_00134_04196_9880.N1	19-DEC-2002 06:04:11	Bright	38.000	119	14Eta Dra	2.7270	4700.0	76	4196	No
2	GOM_NL__2PRFIN20021219_060600_000000432012_00134_04196_9881.N1	19-DEC-2002 06:06:00	Bright	43.000	55	79Zet UMa	2.0600	10200.	86	4196	No
3	GOM_NL__2PRFIN20021219_060800_000000422012_00134_04196_9882.N1	19-DEC-2002 06:08:00	Bright	42.000	39	85Eta UMa	1.8540	24000.	84	4196	No
4	GOM_NL__2PRFIN20021219_061127_000000392012_00134_04196_9883.N1	19-DEC-2002 06:11:27	Bright	38.500	180	27Gam Boo	3.0400	8000.0	77	4196	No
5	GOM_NL__2PRFIN20021219_061443_000000392012_00134_04196_9884.N1	19-DEC-2002 06:14:43	Bright	39.000	83		2.3780	11000.	78	4196	No
6	GOM_NL__2PRFIN20021219_061809_000000442012_00134_04196_9885.N1	19-DEC-2002 06:18:09	Bright	43.500	111	8Eta Boo	2.6800	6000.0	87	4196	No
7	GOM_NL__2PRFIN20021219_061950_000000362012_00134_04196_9886.N1	19-DEC-2002 06:19:50	Bright	35.500	102	24Alp Ser	2.6000	4250.0	71	4196	No
8	GOM_NL__2PRFIN20021219_062224_000000612012_00134_04196_9887.N1	19-DEC-2002 06:22:24	Bright	60.500	138	47Eps Vir	2.8280	4700.0	121	4196	No
9	GOM_NL__2PRFIN20021219_062652_000000532012_00134_04196_9888.N1	19-DEC-2002 06:26:52	Bright	53.000	122	9Alp2Lib	2.7470	9700.0	106	4196	No
10	GOM_NL__2PRFIN20021219_062825_000000572012_00134_04196_9889.N1	19-DEC-2002 06:28:25	Twilight	56.500	15	67Alp Vir	0.97600	28000.	113	4196	No
11	GOM_NL__2PRFIN20021219_063321_000000542012_00134_04196_9890.N1	19-DEC-2002 06:33:21	Dark	54.000	54	5The Cen	2.0550	4500.0	108	4196	No
12	GOM_NL__2PRFIN20021219_063521_000000402012_00134_04196_9891.N1	19-DEC-2002 06:35:21	Dark	39.500	78	Alp Lup	2.3040	28000.	79	4196	No
13	GOM_NL__2PRFIN20021219_063853_000000432012_00134_04196_9892.N1	19-DEC-2002 06:38:53	Dark	43.000	4	Alp1Cen	-0.010000	5800.0	86	4196	No
14	GOM_NL__2PRFIN20021219_064202_000000412012_00135_04197_0008.N1	19-DEC-2002 06:42:02	Dark	41.000	12	Alp1Cru	0.77500	30000.	82	4197	No
15	GOM_NL__2PRFIN20021219_064659_000000382012_00135_04197_0009.N1	19-DEC-2002 06:46:59	Dark	38.000	159	Ups Car	2.9200	7200.0	76	4197	No
16	GOM_NL__2PRFIN20021219_064825_000000432012_00135_04197_0010.N1	19-DEC-2002 06:48:25	Dark	42.500	71	Iot Car	2.2460	7700.0	85	4197	No
17	GOM_NL__2PRFIN20021219_065016_000000562012_00135_04197_0011.N1	19-DEC-2002 06:50:16	Dark	55.500	41	Eps Car	1.8600	4100.0	111	4197	No
18	GOM_NL__2PRFIN20021219_065308_000000462012_00135_04197_0012.N1	19-DEC-2002 06:53:08	Dark	45.500	34	Gam2Vel	1.7930	23000.	91	4197	No
19	GOM_NL__2PRFIN20021219_065517_000000512012_00135_04197_0013.N1	19-DEC-2002 06:55:17	Dark	51.000	70	Zet Pup	2.2460	39000.	102	4197	No
20	GOM_NL__2PRFIN20021219_065752_000000542012_00135_04197_0014.N1	19-DEC-2002 06:57:52	Dark	54.000	117	Pi Pup	2.7060	3800.0	108	4197	No
21	GOM_NL__2PRFIN20021219_070102_000000522012_00135_04197_0015.N1	19-DEC-2002 07:01:02	Straylight	51.500	23	21Eps CMa	1.5020	26000.	103	4197	No
22	GOM_NL__2PRFIN20021219_070247_000000532012_00135_04197_0016.N1	19-DEC-2002 07:02:47	Straylight	53.000	179	24Omi2CMa	3.0320	24000.	106	4197	No
23	GOM_NL__2PRFIN20021219_070541_000000702012_00135_04197_0017.N1	19-DEC-2002 07:05:41	Straylight	70.000	1	9Alp CMa	-1.4400	11000.	140	4197	No
24	GOM_NL__2PRFIN20021219_070853_000000502012_00135_04197_0018.N1	19-DEC-2002 07:08:53	Straylight	49.500	7	19Bet Ori	0.10000	14000.	99	4197	No
25	GOM_NL__2PRFIN20021219_071103_000000462012_00135_04197_0019.N1	19-DEC-2002 07:11:03	Straylight	45.500	30	46Eps Ori	1.6940	30000.	91	4197	No
26	GOM_NL__2PRFIN20021219_071321_000000502012_00135_04197_0020.N1	19-DEC-2002 07:13:21	Twilight	49.500	27	24Gam Ori	1.6360	26000.	99	4197	No
27	GOM_NL__2PRFIN20021219_071610_000000522012_00135_04197_0021.N1	19-DEC-2002 07:16:10	Twilight	51.500	13	87Alp Tau	0.86700	3800.0	103	4197	No
28	GOM_NL__2PRFIN20021219_071827_000000352012_00135_04197_0022.N1	19-DEC-2002 07:18:27	Bright	34.500	146	25Eta Tau	2.8730	15200.	69	4197	No
29	GOM_NL__2PRFIN20021219_072034_000000362012_00135_04197_0023.N1	19-DEC-2002 07:20:34	Bright	35.500	150	44Zet Per	2.8900	28000.	71	4197	No
30	GOM_NL__2PRFIN20021219_072250_000000362012_00135_04197_0024.N1	19-DEC-2002 07:22:50	Bright	36.000	149	45Eps Per	2.8880	30000.	72	4197	No
31	GOM_NL__2PRFIN20021219_072503_000000362012_00135_04197_0025.N1	19-DEC-2002 07:25:03	Bright	36.000	175	39Del Per	3.0100	19400.	72	4197	No
32	GOM_NL__2PRFIN20021219_072653_000000372012_00135_04197_0026.N1	19-DEC-2002 07:26:53	Bright	36.500	160	23Gam Per	2.9300	4700.0	73	4197	No
33	GOM_NL__2PRFIN20021219_073014_000000382012_00135_04197_0027.N1	19-DEC-2002 07:30:14	Bright	37.500	110	37Del Cas	2.6780	8900.0	75	4197	No
34	GOM_NL__2PRFIN20021219_073643_000000352012_00135_04197_0028.N1	19-DEC-2002 07:36:43	Bright	34.500	49	1Alp UMi	1.9900	6300.0	69	4197	No
35	GOM_NL__2PRFIN20021219_074125_000000362012_00135_04197_0029.N1	19-DEC-2002 07:41:25	Bright	35.500	60	7Bet UMi	2.0810	3950.0	71	4197	No
36	GOM_NL__2PRFIN20021219_074447_000000372012_00135_04197_0030.N1	19-DEC-2002 07:44:47	Bright	37.000	119	14Eta Dra	2.7270	4700.0	74	4197	No
37	GOM_NL__2PRFIN20021219_074636_000000432012_00135_04197_0031.N1	19-DEC-2002 07:46:36	Bright	43.000	55	79Zet UMa	2.0600	10200.	86	4197	No
38	GOM_NL__2PRFIN20021219_074835_000000422012_00135_04197_0032.N1	19-DEC-2002 07:48:35	Bright	42.000	39	85Eta UMa	1.8540	24000.	84	4197	No
39	GOM_NL__2PRFIN20021219_075203_000000382012_00135_04197_0033.N1	19-DEC-2002 07:52:03	Bright	38.000	180	27Gam Boo	3.0400	8000.0	76	4197	No
40	GOM_NL__2PRFIN20021219_075520_000000392012_00135_04197_0034.N1	19-DEC-2002 07:55:20	Bright	38.500	83		2.3780	11000.	77	4197	No
41	GOM_NL__2PRFIN20021219_075846_000000622012_00135_04197_0035.N1	19-DEC-2002 07:58:46	Bright	62.000	111	8Eta Boo	2.6800	6000.0	124	4197	No
42	GOM_NL__2PRFIN20021219_080027_000000352012_00135_04197_0036.N1	19-DEC-2002 08:00:27	Bright	35.000	102	24Alp Ser	2.6000	4250.0	70	4197	No



43	GOM_NL__2PRFIN20021219_080301_000000602012_00135_04197_0037.N1	19-DEC-2002 08:03:01	Bright	60.000	138	47Eps Vir	2.8280	4700.0	120	4197	No
44	GOM_NL__2PRFIN20021219_080728_000000372012_00135_04197_0038.N1	19-DEC-2002 08:07:28	Bright	36.500	122	9Alp2Lib	2.7470	9700.0	73	4197	No
45	GOM_NL__2PRFIN20021219_080902_000000562012_00135_04197_0039.N1	19-DEC-2002 08:09:02	Twi_and_stray	55.500	15	67Alp Vir	0.97600	28000.	111	4197	No
46	GOM_NL__2PRFIN20021219_081357_000000462012_00135_04197_0040.N1	19-DEC-2002 08:13:57	Dark	46.000	54	5The Cen	2.0550	4500.0	92	4197	No
47	GOM_NL__2PRFIN20021219_081558_000000422012_00135_04197_0041.N1	19-DEC-2002 08:15:58	Dark	41.500	78	Alp Lup	2.3040	28000.	83	4197	No
48	GOM_NL__2PRFIN20021219_081930_000000522012_00135_04197_0042.N1	19-DEC-2002 08:19:30	Dark	52.000	4	Alp1Cen	-0.010000	5800.0	104	4197	No
49	GOM_NL__2PRFIN20021219_082238_000000432012_00136_04198_0008.N1	19-DEC-2002 08:22:38	Dark	42.500	12	Alp1Cru	0.77500	30000.	85	4198	No
50	GOM_NL__2PRFIN20021219_082735_000000402012_00136_04198_0009.N1	19-DEC-2002 08:27:35	Dark	39.500	159	Ups Car	2.9200	7200.0	79	4198	No
51	GOM_NL__2PRFIN20021219_082901_000000432012_00136_04198_0010.N1	19-DEC-2002 08:29:01	Dark	42.500	71	Iot Car	2.2460	7700.0	85	4198	No
52	GOM_NL__2PRFIN20021219_083053_000000462012_00136_04198_0011.N1	19-DEC-2002 08:30:53	Dark	46.000	41	Eps Car	1.8600	4100.0	92	4198	No
53	GOM_NL__2PRFIN20021219_083344_000000472012_00136_04198_0012.N1	19-DEC-2002 08:33:44	Dark	47.000	34	Gam2Vel	1.7930	23000.	94	4198	No
54	GOM_NL__2PRFIN20021219_083554_000000512012_00136_04198_0013.N1	19-DEC-2002 08:35:54	Dark	51.000	70	Zet Pup	2.2460	39000.	102	4198	No
55	GOM_NL__2PRFIN20021219_083829_000000532012_00136_04198_0014.N1	19-DEC-2002 08:38:29	Dark	53.000	117	Pi Pup	2.7060	3800.0	106	4198	No
56	GOM_NL__2PRFIN20021219_084139_000000562012_00136_04198_0015.N1	19-DEC-2002 08:41:39	Straylight	56.000	23	21Eps CMa	1.5020	26000.	112	4198	No
57	GOM_NL__2PRFIN20021219_084323_000000532012_00136_04198_0016.N1	19-DEC-2002 08:43:23	Straylight	52.500	179	24Omi2CMa	3.0320	24000.	105	4198	No
58	GOM_NL__2PRFIN20021219_084617_000000632012_00136_04198_0017.N1	19-DEC-2002 08:46:17	Straylight	62.500	1	9Alp CMa	-1.4400	11000.	125	4198	No
59	GOM_NL__2PRFIN20021219_084929_000000512012_00136_04198_0018.N1	19-DEC-2002 08:49:29	Straylight	50.500	7	19Bet Ori	0.10000	14000.	101	4198	No
60	GOM_NL__2PRFIN20021219_085139_000000482012_00136_04198_0019.N1	19-DEC-2002 08:51:39	Straylight	48.000	30	46Eps Ori	1.6940	30000.	96	4198	No
61	GOM_NL__2PRFIN20021219_085357_000000472012_00136_04198_0020.N1	19-DEC-2002 08:53:57	Twi_and_stray	47.000	27	24Gam Ori	1.6360	26000.	94	4198	No
62	GOM_NL__2PRFIN20021219_085646_000000502012_00136_04198_0021.N1	19-DEC-2002 08:56:46	Twi_and_stray	50.000	13	87Alp Tau	0.86700	3800.0	100	4198	No
63	GOM_NL__2PRFIN20021219_085903_000000352012_00136_04198_0022.N1	19-DEC-2002 08:59:03	Bright	34.500	146	25Eta Tau	2.8730	15200.	69	4198	No
64	GOM_NL__2PRFIN20021219_090110_000000352012_00136_04198_0023.N1	19-DEC-2002 09:01:10	Bright	34.500	150	44Zet Per	2.8900	28000.	69	4198	No
65	GOM_NL__2PRFIN20021219_090326_000000362012_00136_04198_0024.N1	19-DEC-2002 09:03:26	Bright	36.000	149	45Eps Per	2.8880	30000.	72	4198	No
66	GOM_NL__2PRFIN20021219_090539_000000362012_00136_04198_0025.N1	19-DEC-2002 09:05:39	Bright	35.500	175	39Del Per	3.0100	19400.	71	4198	No
67	GOM_NL__2PRFIN20021219_090730_000000392012_00136_04198_0026.N1	19-DEC-2002 09:07:30	Bright	38.500	160	23Gam Per	2.9300	4700.0	77	4198	No
68	GOM_NL__2PRFIN20021219_091051_000000372012_00136_04198_0027.N1	19-DEC-2002 09:10:51	Bright	36.500	110	37Del Cas	2.6780	8900.0	73	4198	No
69	GOM_NL__2PRFIN20021219_091719_000000362012_00136_04198_0028.N1	19-DEC-2002 09:17:19	Bright	36.000	49	1Alp UMi	1.9900	6300.0	72	4198	No
70	GOM_NL__2PRFIN20021219_092200_000000402012_00136_04198_0029.N1	19-DEC-2002 09:22:00	Bright	39.500	60	7Bet UMi	2.0810	3950.0	79	4198	No
71	GOM_NL__2PRFIN20021219_092523_000000372012_00136_04198_0030.N1	19-DEC-2002 09:25:23	Bright	36.500	119	14Eta Dra	2.7270	4700.0	73	4198	No
72	GOM_NL__2PRFIN20021219_092712_000000422012_00136_04198_0031.N1	19-DEC-2002 09:27:12	Bright	41.500	55	79Zet UMa	2.0600	10200.	83	4198	No
73	GOM_NL__2PRFIN20021219_092911_000000422012_00136_04198_0032.N1	19-DEC-2002 09:29:11	Bright	41.500	39	85Eta UMa	1.8540	24000.	83	4198	No
74	GOM_NL__2PRFIN20021219_093239_000000382012_00136_04198_0033.N1	19-DEC-2002 09:32:39	Bright	38.000	180	27Gam Boo	3.0400	8000.0	76	4198	No
75	GOM_NL__2PRFIN20021219_093556_000000392012_00136_04198_0034.N1	19-DEC-2002 09:35:56	Bright	38.500	83		2.3780	11000.	77	4198	No
76	GOM_NL__2PRFIN20021219_093922_000000442012_00136_04198_0035.N1	19-DEC-2002 09:39:22	Bright	43.500	111	8Eta Boo	2.6800	6000.0	87	4198	No
77	GOM_NL__2PRFIN20021219_094103_000000352012_00136_04198_0036.N1	19-DEC-2002 09:41:03	Bright	35.000	102	24Alp Ser	2.6000	4250.0	70	4198	No
78	GOM_NL__2PRFIN20021219_094338_000000602012_00136_04198_0037.N1	19-DEC-2002 09:43:38	Bright	59.500	138	47Eps Vir	2.8280	4700.0	119	4198	No
79	GOM_NL__2PRFIN20021219_094805_000000532012_00136_04198_0038.N1	19-DEC-2002 09:48:05	Bright	53.000	122	9Alp2Lib	2.7470	9700.0	106	4198	No
80	GOM_NL__2PRFIN20021219_094939_000000602012_00136_04198_0039.N1	19-DEC-2002 09:49:39	Twi_and_stray	59.500	15	67Alp Vir	0.97600	28000.	119	4198	No
81	GOM_NL__2PRFIN20021219_095434_000000462012_00136_04198_0040.N1	19-DEC-2002 09:54:34	Dark	46.000	54	5The Cen	2.0550	4500.0	92	4198	No
82	GOM_NL__2PRFIN20021219_095634_000000432012_00136_04198_0041.N1	19-DEC-2002 09:56:34	Dark	42.500	78	Alp Lup	2.3040	28000.	85	4198	No
83	GOM_NL__2PRFIN20021219_100006_000000452012_00136_04198_0042.N1	19-DEC-2002 10:00:06	Dark	44.500	4	Alp1Cen	-0.010000	5800.0	89	4198	No
84	GOM_NL__2PRFIN20021219_100314_000000412012_00137_04199_0008.N1	19-DEC-2002 10:03:14	Dark	40.500	12	Alp1Cru	0.77500	30000.	81	4199	No
85	GOM_NL__2PRFIN20021219_100812_000000402012_00137_04199_0009.N1	19-DEC-2002 10:08:12	Dark	40.000	159	Ups Car	2.9200	7200.0	80	4199	No
86	GOM_NL__2PRFIN20021219_100938_000000432012_00137_04199_0010.N1	19-DEC-2002 10:09:38	Dark	42.500	71	Iot Car	2.2460	7700.0	85	4199	No
87	GOM_NL__2PRFIN20021219_101129_000000432012_00137_04199_0011.N1	19-DEC-2002 10:11:29	Dark	42.500	41	Eps Car	1.8600	4100.0	85	4199	No
88	GOM_NL__2PRFIN20021219_101421_000000522012_00137_04199_0012.N1	19-DEC-2002 10:14:21	Dark	51.500	34	Gam2Vel	1.7930	23000.	103	4199	No
89	GOM_NL__2PRFIN20021219_101631_000000532012_00137_04199_0013.N1	19-DEC-2002 10:16:31	Dark	53.000	70	Zet Pup	2.2460	39000.	106	4199	No
90	GOM_NL__2PRFIN20021219_101905_000000532012_00137_04199_0014.N1	19-DEC-2002 10:19:05	Dark	52.500	117	Pi Pup	2.7060	3800.0	105	4199	No
91	GOM_NL__2PRFIN20021219_102215_000000532012_00137_04199_0015.N1	19-DEC-2002 10:22:15	Straylight	52.500	23	21Eps CMa	1.5020	26000.	105	4199	No
92	GOM_NL__2PRFIN20021219_102359_000000542012_00137_04199_0016.N1	19-DEC-2002 10:23:59	Straylight	54.000	179	24Omi2CMa	3.0320	24000.	108	4199	No
93	GOM_NL__2PRFIN20021219_102653_000000702012_00137_04199_0017.N1	19-DEC-2002 10:26:53	Straylight	70.000	1	9Alp CMa	-1.4400	11000.	140	4199	No
94	GOM_NL__2PRFIN20021219_103005_000000502012_00137_04199_0018.N1	19-DEC-2002 10:30:05	Straylight	50.000	7	19Bet Ori	0.10000	14000.	100	4199	No
95	GOM_NL__2PRFIN20021219_103215_000000502012_00137_04199_0019.N1	19-DEC-2002 10:32:15	Straylight	49.500	30	46Eps Ori	1.6940	30000.	99	4199	No
96	GOM_NL__2PRFIN20021219_103433_000000472012_00137_04199_0020.N1	19-DEC-2002 10:34:33	Twi_and_stray	47.000	27	24Gam Ori	1.6360	26000.	94	4199	No
97	GOM_NL__2PRFIN20021219_103722_000000482012_00137_04199_0021.N1	19-DEC-2002 10:37:22	Twi_and_stray	47.500	13	87Alp Tau	0.86700	3800.0	95	4199	No
98	GOM_NL__2PRFIN20021219_103939_000000342012_00137_04199_0022.N1	19-DEC-2002 10:39:39	Bright	34.000	146	25Eta Tau	2.8730	15200.	68	4199	No
99	GOM_NL__2PRFIN20021219_104146_000000362012_00137_04199_0023.N1	19-DEC-2002 10:41:46	Bright	36.000	150	44Zet Per	2.8900	28000.	72	4199	No
100	GOM_NL__2PRFIN20021219_104402_000000362012_00137_04199_0024.N1	19-DEC-2002 10:44:02	Bright	35.500	149	45Eps Per	2.8880	30000.	71	4199	No
101	GOM_NL__2PRFIN20021219_104615_000000362012_00137_04199_0025.N1	19-DEC-2002 10:46:15	Bright	35.500	175	39Del Per	3.0100	19400.	71	4199	No

102	GOM_NL__2PRFIN20021219_104806_000000362012_00137_04199_0026.N1	19-DEC-2002 10:48:06	Bright	36.000	160	23Gam Per	2.9300	4700.0	72	4199	No
103	GOM_NL__2PRFIN20021219_105127_000000372012_00137_04199_0027.N1	19-DEC-2002 10:51:27	Bright	37.000	110	37Del Cas	2.6780	8900.0	74	4199	No
104	GOM_NL__2PRFIN20021219_105755_000000382012_00137_04199_0028.N1	19-DEC-2002 10:57:55	Bright	37.500	49	1Alp UMi	1.9900	6300.0	75	4199	No
105	GOM_NL__2PRFIN20021219_110236_000000392012_00137_04199_0029.N1	19-DEC-2002 11:02:36	Bright	39.000	60	7Bet UMi	2.0810	3950.0	78	4199	No
106	GOM_NL__2PRFIN20021219_110559_000000342012_00137_04199_0030.N1	19-DEC-2002 11:05:59	Bright	34.000	119	14Eta Dra	2.7270	4700.0	68	4199	No
107	GOM_NL__2PRFIN20021219_110748_000000422012_00137_04199_0031.N1	19-DEC-2002 11:07:48	Bright	42.000	55	79Zet UMa	2.0600	10200.	84	4199	No
108	GOM_NL__2PRFIN20021219_110947_000000412012_00137_04199_0032.N1	19-DEC-2002 11:09:47	Bright	41.000	39	85Eta UMa	1.8540	24000.	82	4199	No
109	GOM_NL__2PRFIN20021219_111315_000000372012_00137_04199_0033.N1	19-DEC-2002 11:13:15	Bright	37.000	180	27Gam Boo	3.0400	8000.0	74	4199	No
110	GOM_NL__2PRFIN20021219_111632_000000382012_00137_04199_0034.N1	19-DEC-2002 11:16:32	Bright	37.500	83		2.3780	11000.	75	4199	No
111	GOM_NL__2PRFIN20021219_111958_000000572012_00137_04199_0035.N1	19-DEC-2002 11:19:58	Bright	56.500	111	8Eta Boo	2.6800	6000.0	113	4199	No
112	GOM_NL__2PRFIN20021219_112139_000000352012_00137_04199_0036.N1	19-DEC-2002 11:21:39	Bright	35.000	102	24Alp Ser	2.6000	4250.0	70	4199	No
113	GOM_NL__2PRFIN20021219_112415_000000602012_00137_04199_0037.N1	19-DEC-2002 11:24:15	Bright	59.500	138	47Eps Vir	2.8280	4700.0	119	4199	No
114	GOM_NL__2PRFIN20021219_112841_000000392012_00137_04199_0038.N1	19-DEC-2002 11:28:41	Bright	38.500	122	9Alp2Lib	2.7470	9700.0	77	4199	No
115	GOM_NL__2PRFIN20021219_113015_000000552012_00137_04199_0039.N1	19-DEC-2002 11:30:15	Tw_i_and_stray	54.500	15	67Alp Vir	0.97600	28000.	109	4199	No
116	GOM_NL__2PRFIN20021219_113510_000000452012_00137_04199_0040.N1	19-DEC-2002 11:35:10	Dark	44.500	54	5The Cen	2.0550	4500.0	89	4199	No
117	GOM_NL__2PRFIN20021219_113710_000000412012_00137_04199_0041.N1	19-DEC-2002 11:37:10	Dark	41.000	78	Alp Lup	2.3040	28000.	82	4199	No
118	GOM_NL__2PRFIN20021219_114042_000000452012_00137_04199_0042.N1	19-DEC-2002 11:40:42	Dark	44.500	4	Alp1Cen	-0.010000	5800.0	89	4199	No
119	GOM_NL__2PRFIN20021219_114351_000000512012_00138_04200_0008.N1	19-DEC-2002 11:43:51	Dark	51.000	12	Alp1Cru	0.77500	30000.	102	4200	No
120	GOM_NL__2PRFIN20021219_114848_000000412012_00138_04200_0009.N1	19-DEC-2002 11:48:48	Dark	40.500	159	Ups Car	2.9200	7200.0	81	4200	No
121	GOM_NL__2PRFIN20021219_115015_000000462012_00138_04200_0010.N1	19-DEC-2002 11:50:15	Dark	45.500	71	Iot Car	2.2460	7700.0	91	4200	No
122	GOM_NL__2PRFIN20021219_115206_000000472012_00138_04200_0011.N1	19-DEC-2002 11:52:06	Dark	46.500	41	Eps Car	1.8600	4100.0	93	4200	No
123	GOM_NL__2PRFIN20021219_115458_000000462012_00138_04200_0012.N1	19-DEC-2002 11:54:58	Dark	46.000	34	Gam2Vel	1.7930	23000.	92	4200	No
124	GOM_NL__2PRFIN20021219_115651_000000542012_00138_04200_0013.N1	19-DEC-2002 11:56:51	Dark	54.000	2	Alp Car	-0.73600	7000.0	108	4200	No
125	GOM_NL__2PRFIN20021219_115942_000000572012_00138_04200_0014.N1	19-DEC-2002 11:59:42	Dark	56.500	117	Pi Pup	2.7060	3800.0	113	4200	No
126	GOM_NL__2PRFIN20021219_120251_000000542012_00138_04200_0015.N1	19-DEC-2002 12:02:51	Straylight	53.500	23	21Eps CMa	1.5020	26000.	107	4200	No
127	GOM_NL__2PRFIN20021219_120435_000000522012_00138_04200_0016.N1	19-DEC-2002 12:04:35	Straylight	52.000	179	24Omi2CMa	3.0320	24000.	104	4200	No
128	GOM_NL__2PRFIN20021219_120729_000000642012_00138_04200_0017.N1	19-DEC-2002 12:07:29	Straylight	64.000	1	9Alp CMa	-1.4400	11000.	128	4200	No
129	GOM_NL__2PRFIN20021219_121041_000000512012_00138_04200_0018.N1	19-DEC-2002 12:10:41	Straylight	50.500	7	19Bet Ori	0.10000	14000.	101	4200	No
130	GOM_NL__2PRFIN20021219_121250_000000482012_00138_04200_0019.N1	19-DEC-2002 12:12:50	Straylight	48.000	30	46Eps Ori	1.6940	30000.	96	4200	No
131	GOM_NL__2PRFIN20021219_121549_000000642012_00138_04200_0020.N1	19-DEC-2002 12:15:49	Tw_i_and_stray	64.000	14	58Alp Ori	0.87000	3000.0	128	4200	No
132	GOM_NL__2PRFIN20021219_121757_000000492012_00138_04200_0021.N1	19-DEC-2002 12:17:57	Tw_i_and_stray	49.000	13	87Alp Tau	0.86700	3800.0	98	4200	No
133	GOM_NL__2PRFIN20021219_122015_000000342012_00138_04200_0022.N1	19-DEC-2002 12:20:15	Bright	34.000	146	25Eta Tau	2.8730	15200.	68	4200	No
134	GOM_NL__2PRFIN20021219_122222_000000382012_00138_04200_0023.N1	19-DEC-2002 12:22:22	Bright	37.500	150	44Zet Per	2.8900	28000.	75	4200	No
135	GOM_NL__2PRFIN20021219_122438_000000372012_00138_04200_0024.N1	19-DEC-2002 12:24:38	Bright	37.000	149	45Eps Per	2.8880	30000.	74	4200	No
136	GOM_NL__2PRFIN20021219_122651_000000362012_00138_04200_0025.N1	19-DEC-2002 12:26:51	Bright	35.500	175	39Del Per	3.0100	19400.	71	4200	No
137	GOM_NL__2PRFIN20021219_122842_000000352012_00138_04200_0026.N1	19-DEC-2002 12:28:42	Bright	35.000	160	23Gam Per	2.9300	4700.0	70	4200	No
138	GOM_NL__2PRFIN20021219_123204_000000382012_00138_04200_0027.N1	19-DEC-2002 12:32:04	Bright	37.500	110	37Del Cas	2.6780	8900.0	75	4200	No
139	GOM_NL__2PRFIN20021219_123831_000000372012_00138_04200_0028.N1	19-DEC-2002 12:38:31	Bright	36.500	49	1Alp UMi	1.9900	6300.0	73	4200	No
140	GOM_NL__2PRFIN20021219_124312_000000372012_00138_04200_0029.N1	19-DEC-2002 12:43:12	Bright	36.500	60	7Bet UMi	2.0810	3950.0	73	4200	No
141	GOM_NL__2PRFIN20021219_124635_000000372012_00138_04200_0030.N1	19-DEC-2002 12:46:35	Bright	36.500	119	14Eta Dra	2.7270	4700.0	73	4200	No
142	GOM_NL__2PRFIN20021219_124823_000000422012_00138_04200_0031.N1	19-DEC-2002 12:48:23	Bright	42.000	55	79Zet UMa	2.0600	10200.	84	4200	No
143	GOM_NL__2PRFIN20021219_125023_000000422012_00138_04200_0032.N1	19-DEC-2002 12:50:23	Bright	41.500	39	85Eta UMa	1.8540	24000.	83	4200	No
144	GOM_NL__2PRFIN20021219_125351_000000392012_00138_04200_0033.N1	19-DEC-2002 12:53:51	Bright	38.500	180	27Gam Boo	3.0400	8000.0	77	4200	No
145	GOM_NL__2PRFIN20021219_125708_000000392012_00138_04200_0034.N1	19-DEC-2002 12:57:08	Bright	39.000	83		2.3780	11000.	78	4200	No
146	GOM_NL__2PRFIN20021219_130035_000000622012_00138_04200_0035.N1	19-DEC-2002 13:00:35	Bright	62.000	111	8Eta Boo	2.6800	6000.0	124	4200	No
147	GOM_NL__2PRFIN20021219_130216_000000352012_00138_04200_0036.N1	19-DEC-2002 13:02:16	Bright	35.000	102	24Alp Ser	2.6000	4250.0	70	4200	No
148	GOM_NL__2PRFIN20021219_130452_000000602012_00138_04200_0037.N1	19-DEC-2002 13:04:52	Bright	60.000	138	47Eps Vir	2.8280	4700.0	120	4200	No
149	GOM_NL__2PRFIN20021219_130917_000000532012_00138_04200_0038.N1	19-DEC-2002 13:09:17	Bright	53.000	122	9Alp2Lib	2.7470	9700.0	106	4200	No
150	GOM_NL__2PRFIN20021219_131052_000000542012_00138_04200_0039.N1	19-DEC-2002 13:10:52	Tw_i_and_stray	53.500	15	67Alp Vir	0.97600	28000.	107	4200	No
151	GOM_NL__2PRFIN20021219_131423_000000512012_00138_04200_0040.N1	19-DEC-2002 13:14:23	Dark	50.500	169	46Gam Hya	2.9910	4700.0	101	4200	No
152	GOM_NL__2PRFIN20021219_131632_000000402012_00138_04200_0041.N1	19-DEC-2002 13:16:32	Dark	39.500	81	Eta Cen	2.3560	28000.	79	4200	No
153	GOM_NL__2PRFIN20021219_131746_000000402012_00138_04200_0042.N1	19-DEC-2002 13:17:46	Dark	40.000	78	Alp Lup	2.3040	28000.	80	4200	No
154	GOM_NL__2PRFIN20021219_132118_000000442012_00138_04200_0043.N1	19-DEC-2002 13:21:18	Dark	43.500	4	Alp1Cen	-0.010000	5800.0	87	4200	No
155	GOM_NL__2PRFIN20021219_132427_000000402012_00139_04201_0028.N1	19-DEC-2002 13:24:27	Dark	40.000	12	Alp1Cru	0.77500	30000.	80	4201	No
156	GOM_NL__2PRFIN20021219_132925_000000412012_00139_04201_0029.N1	19-DEC-2002 13:29:25	Dark	40.500	159	Ups Car	2.9200	7200.0	81	4201	No
157	GOM_NL__2PRFIN20021219_133051_000000422012_00139_04201_0030.N1	19-DEC-2002 13:30:51	Dark	42.000	71	Iot Car	2.2460	7700.0	84	4201	No
158	GOM_NL__2PRFIN20021219_133242_000000512012_00139_04201_0031.N1	19-DEC-2002 13:32:42	Dark	50.500	41	Eps Car	1.8600	4100.0	101	4201	No
159	GOM_NL__2PRFIN20021219_133534_000000472012_00139_04201_0032.N1	19-DEC-2002 13:35:34	Dark	46.500	34	Gam2Vel	1.7930	23000.	93	4201	No
160	GOM_NL__2PRFIN20021219_133727_000000502012_00139_04201_0033.N1	19-DEC-2002 13:37:27	Dark	49.500	2	Alp Car	-0.73600	7000.0	99	4201	No

161	GOM_NL__2PRFIN20021219_134018_000000582012_00139_04201_0034.N1	19-DEC-2002 13:40:18	Dark	58.000	117	Pi Pup	2.7060	3800.0	116	4201	No
162	GOM_NL__2PRFIN20021219_134327_000000572012_00139_04201_0035.N1	19-DEC-2002 13:43:27	Straylight	56.500	23	21Eps CMa	1.5020	26000.	113	4201	No
163	GOM_NL__2PRFIN20021219_134512_000000512012_00139_04201_0036.N1	19-DEC-2002 13:45:12	Straylight	51.000	179	24Omi2CMa	3.0320	24000.	102	4201	No
164	GOM_NL__2PRFIN20021219_134805_000000702012_00139_04201_0037.N1	19-DEC-2002 13:48:05	Straylight	70.000	1	9Alp CMa	-1.4400	11000.	140	4201	No
165	GOM_NL__2PRFIN20021219_135117_000000492012_00139_04201_0038.N1	19-DEC-2002 13:51:17	Straylight	49.000	7	19Bet Ori	0.10000	14000.	98	4201	No
166	GOM_NL__2PRFIN20021219_135326_000000492012_00139_04201_0039.N1	19-DEC-2002 13:53:26	Straylight	49.000	30	46Eps Ori	1.6940	30000.	98	4201	No
167	GOM_NL__2PRFIN20021219_135625_000000622012_00139_04201_0040.N1	19-DEC-2002 13:56:25	Twi_and_stray	62.000	14	58Alp Ori	0.87000	3000.0	124	4201	No
168	GOM_NL__2PRFIN20021219_135833_000000532012_00139_04201_0041.N1	19-DEC-2002 13:58:33	Twi_and_stray	53.000	13	87Alp Tau	0.86700	3800.0	106	4201	No
169	GOM_NL__2PRFIN20021219_140051_000000352012_00139_04201_0042.N1	19-DEC-2002 14:00:51	Bright	34.500	146	25Eta Tau	2.8730	15200.	69	4201	No
170	GOM_NL__2PRFIN20021219_140258_000000382012_00139_04201_0043.N1	19-DEC-2002 14:02:58	Bright	38.000	150	44Zet Per	2.8900	28000.	76	4201	No
171	GOM_NL__2PRFIN20021219_140514_000000362012_00139_04201_0044.N1	19-DEC-2002 14:05:14	Bright	35.500	149	45Eps Per	2.8880	30000.	71	4201	No
172	GOM_NL__2PRFIN20021219_140728_000000362012_00139_04201_0045.N1	19-DEC-2002 14:07:28	Bright	35.500	175	39Del Per	3.0100	19400.	71	4201	No
173	GOM_NL__2PRFIN20021219_140919_000000362012_00139_04201_0046.N1	19-DEC-2002 14:09:19	Bright	36.000	160	23Gam Per	2.9300	4700.0	72	4201	No
174	GOM_NL__2PRFIN20021219_141241_000000362012_00139_04201_0047.N1	19-DEC-2002 14:12:41	Bright	35.500	110	37Del Cas	2.6780	8900.0	71	4201	No
175	GOM_NL__2PRFIN20021219_141908_000000342012_00139_04201_0048.N1	19-DEC-2002 14:19:08	Bright	33.500	49	1Alp UMi	1.9900	6300.0	67	4201	No
176	GOM_NL__2PRFIN20021219_142349_000000372012_00139_04201_0049.N1	19-DEC-2002 14:23:49	Bright	37.000	60	7Bet UMi	2.0810	3950.0	74	4201	No
177	GOM_NL__2PRFIN20021219_142712_000000362012_00139_04201_0050.N1	19-DEC-2002 14:27:12	Bright	36.000	119	14Eta Dra	2.7270	4700.0	72	4201	No
178	GOM_NL__2PRFIN20021219_142900_000000422012_00139_04201_0051.N1	19-DEC-2002 14:29:00	Bright	42.000	55	79Zet UMa	2.0600	10200.	84	4201	No
179	GOM_NL__2PRFIN20021219_143100_000000472012_00139_04201_0052.N1	19-DEC-2002 14:31:00	Bright	46.500	39	85Eta UMa	1.8540	24000.	93	4201	No
180	GOM_NL__2PRFIN20021219_143428_000000382012_00139_04201_0053.N1	19-DEC-2002 14:34:28	Bright	38.000	180	27Gam Boo	3.0400	8000.0	76	4201	No
181	GOM_NL__2PRFIN20021219_143745_000000382012_00139_04201_0054.N1	19-DEC-2002 14:37:45	Bright	38.000	83		2.3780	11000.	76	4201	No
182	GOM_NL__2PRFIN20021219_144112_000000442012_00139_04201_0055.N1	19-DEC-2002 14:41:12	Bright	43.500	111	8Eta Boo	2.6800	6000.0	87	4201	No
183	GOM_NL__2PRFIN20021219_144253_000000342012_00139_04201_0056.N1	19-DEC-2002 14:42:53	Bright	34.000	102	24Alp Ser	2.6000	4250.0	68	4201	No
184	GOM_NL__2PRFIN20021219_144529_000000582012_00139_04201_0057.N1	19-DEC-2002 14:45:29	Bright	58.000	138	47Eps Vir	2.8280	4700.0	116	4201	No
185	GOM_NL__2PRFIN20021219_144955_000000532012_00139_04201_0058.N1	19-DEC-2002 14:49:55	Bright	53.000	122	9Alp2Lib	2.7470	9700.0	106	4201	No
186	GOM_NL__2PRFIN20021219_145130_000000522012_00139_04201_0059.N1	19-DEC-2002 14:51:30	Twi_and_stray	52.000	15	67Alp Vir	0.97600	28000.	104	4201	No
187	GOM_NL__2PRFIN20021219_145501_000000452012_00139_04201_0060.N1	19-DEC-2002 14:55:01	Dark	45.000	169	46Gam Hya	2.9910	4700.0	90	4201	No
188	GOM_NL__2PRFIN20021219_145709_000000382012_00139_04201_0061.N1	19-DEC-2002 14:57:09	Dark	38.000	81	Eta Cen	2.3560	28000.	76	4201	No
189	GOM_NL__2PRFIN20021219_145824_000000402012_00139_04201_0062.N1	19-DEC-2002 14:58:24	Dark	39.500	78	Alp Lup	2.3040	28000.	79	4201	No
190	GOM_NL__2PRFIN20021219_150155_000000442012_00139_04201_0063.N1	19-DEC-2002 15:01:55	Dark	44.000	4	Alp1Cen	-0.010000	5800.0	88	4201	No
191	GOM_NL__2PRFIN20021219_150505_000000422012_00140_04202_0028.N1	19-DEC-2002 15:05:05	Dark	41.500	12	Alp1Cru	0.77500	30000.	83	4202	No
192	GOM_NL__2PRFIN20021219_151002_000000382012_00140_04202_0029.N1	19-DEC-2002 15:10:02	Dark	38.000	159	Ups Car	2.9200	7200.0	76	4202	No
193	GOM_NL__2PRFIN20021219_151129_000000432012_00140_04202_0030.N1	19-DEC-2002 15:11:29	Dark	42.500	71	lot Car	2.2460	7700.0	85	4202	No
194	GOM_NL__2PRFIN20021219_151320_000000522012_00140_04202_0031.N1	19-DEC-2002 15:13:20	Dark	52.000	41	Eps Car	1.8600	4100.0	104	4202	No
195	GOM_NL__2PRFIN20021219_151612_000000452012_00140_04202_0032.N1	19-DEC-2002 15:16:12	Dark	44.500	34	Gam2Vel	1.7930	23000.	89	4202	No
196	GOM_NL__2PRFIN20021219_151804_000000482012_00140_04202_0033.N1	19-DEC-2002 15:18:04	Dark	47.500	2	Alp Car	-0.73600	7000.0	95	4202	No
197	GOM_NL__2PRFIN20021219_152056_000000532012_00140_04202_0034.N1	19-DEC-2002 15:20:56	Dark	52.500	117	Pi Pup	2.7060	3800.0	105	4202	No
198	GOM_NL__2PRFIN20021219_152405_000000532012_00140_04202_0035.N1	19-DEC-2002 15:24:05	Straylight	52.500	23	21Eps CMa	1.5020	26000.	105	4202	No
199	GOM_NL__2PRFIN20021219_152549_000000532012_00140_04202_0036.N1	19-DEC-2002 15:25:49	Straylight	53.000	179	24Omi2CMa	3.0320	24000.	106	4202	No
200	GOM_NL__2PRFIN20021219_152842_000000662012_00140_04202_0037.N1	19-DEC-2002 15:28:42	Straylight	65.500	1	9Alp CMa	-1.4400	11000.	131	4202	No
201	GOM_NL__2PRFIN20021219_153154_000000532012_00140_04202_0038.N1	19-DEC-2002 15:31:54	Straylight	52.500	7	19Bet Ori	0.10000	14000.	105	4202	No
202	GOM_NL__2PRFIN20021219_153403_000000492012_00140_04202_0039.N1	19-DEC-2002 15:34:03	Straylight	49.000	30	46Eps Ori	1.6940	30000.	98	4202	No
203	GOM_NL__2PRFIN20021219_153702_000000642012_00140_04202_0040.N1	19-DEC-2002 15:37:02	Twi_and_stray	63.500	14	58Alp Ori	0.87000	3000.0	127	4202	No
204	GOM_NL__2PRFIN20021219_153910_000000532012_00140_04202_0041.N1	19-DEC-2002 15:39:10	Twi_and_stray	53.000	13	87Alp Tau	0.86700	3800.0	106	4202	No
205	GOM_NL__2PRFIN20021219_154128_000000352012_00140_04202_0042.N1	19-DEC-2002 15:41:28	Bright	35.000	146	25Eta Tau	2.8730	15200.	70	4202	No
206	GOM_NL__2PRFIN20021219_154335_000000372012_00140_04202_0043.N1	19-DEC-2002 15:43:35	Bright	36.500	150	44Zet Per	2.8900	28000.	73	4202	No
207	GOM_NL__2PRFIN20021219_154551_000000362012_00140_04202_0044.N1	19-DEC-2002 15:45:51	Bright	35.500	149	45Eps Per	2.8880	30000.	71	4202	No
208	GOM_NL__2PRFIN20021219_154804_000000352012_00140_04202_0045.N1	19-DEC-2002 15:48:04	Bright	35.000	175	39Del Per	3.0100	19400.	70	4202	No
209	GOM_NL__2PRFIN20021219_154955_000000352012_00140_04202_0046.N1	19-DEC-2002 15:49:55	Bright	35.000	160	23Gam Per	2.9300	4700.0	70	4202	No
210	GOM_NL__2PRFIN20021219_155317_000000362012_00140_04202_0047.N1	19-DEC-2002 15:53:17	Bright	35.500	110	37Del Cas	2.6780	8900.0	71	4202	No
211	GOM_NL__2PRFIN20021219_155944_000000372012_00140_04202_0048.N1	19-DEC-2002 15:59:44	Bright	37.000	49	1Alp UMi	1.9900	6300.0	74	4202	No
212	GOM_NL__2PRFIN20021219_160425_000000382012_00140_04202_0049.N1	19-DEC-2002 16:04:25	Bright	38.000	60	7Bet UMi	2.0810	3950.0	76	4202	No
213	GOM_NL__2PRFIN20021219_160748_000000362012_00140_04202_0050.N1	19-DEC-2002 16:07:48	Bright	36.000	119	14Eta Dra	2.7270	4700.0	72	4202	No
214	GOM_NL__2PRFIN20021219_160936_000000402012_00140_04202_0051.N1	19-DEC-2002 16:09:36	Bright	39.500	55	79Zet UMa	2.0600	10200.	79	4202	No
215	GOM_NL__2PRFIN20021219_161136_000000392012_00140_04202_0052.N1	19-DEC-2002 16:11:36	Bright	38.500	39	85Eta UMa	1.8540	24000.	77	4202	No
216	GOM_NL__2PRFIN20021219_161504_000000402012_00140_04202_0053.N1	19-DEC-2002 16:15:04	Bright	39.500	180	27Gam Boo	3.0400	8000.0	79	4202	No
217	GOM_NL__2PRFIN20021219_161821_000000372012_00140_04202_0054.N1	19-DEC-2002 16:18:21	Bright	37.000	83		2.3780	11000.	74	4202	No
218	GOM_NL__2PRFIN20021219_162148_000000582012_00140_04202_0055.N1	19-DEC-2002 16:21:48	Bright	57.500	111	8Eta Boo	2.6800	6000.0	115	4202	No
219	GOM_NL__2PRFIN20021219_162329_000000342012_00140_04202_0056.N1	19-DEC-2002 16:23:29	Bright	33.500	102	24Alp Ser	2.6000	4250.0	67	4202	No



220	GOM_NL__2PRFIN20021219_162606_000000612012_00140_04202_0057.N1	19-DEC-2002 16:26:06	Bright	60.500	138	47Eps Vir	2.8280	4700.0	121	4202	No
221	GOM_NL__2PRFIN20021219_163031_000000532012_00140_04202_0058.N1	19-DEC-2002 16:30:31	Bright	53.000	122	9Alp2Lib	2.7470	9700.0	106	4202	No
222	GOM_NL__2PRFIN20021219_163206_000000552012_00140_04202_0059.N1	19-DEC-2002 16:32:06	Tw_i_and_stray	54.500	15	67Alp Vir	0.97600	28000.	109	4202	No
223	GOM_NL__2PRFIN20021219_163537_000000502012_00140_04202_0060.N1	19-DEC-2002 16:35:37	Dark	50.000	169	46Gam Hya	2.9910	4700.0	100	4202	No
224	GOM_NL__2PRFIN20021219_163746_000000402012_00140_04202_0061.N1	19-DEC-2002 16:37:46	Dark	40.000	81	Eta Cen	2.3560	28000.	80	4202	No
225	GOM_NL__2PRFIN20021219_163900_000000392012_00140_04202_0062.N1	19-DEC-2002 16:39:00	Dark	38.500	78	Alp Lup	2.3040	28000.	77	4202	No
226	GOM_NL__2PRFIN20021219_164231_000000432012_00140_04202_0063.N1	19-DEC-2002 16:42:31	Dark	43.000	4	Alp1Cen	-0.010000	5800.0	86	4202	No
227	GOM_NL__2PRFIN20021219_164541_000000422012_00141_04203_0392.N1	19-DEC-2002 16:45:41	Dark	41.500	12	Alp1Cru	0.77500	30000.	83	4203	No
228	GOM_NL__2PRFIN20021219_165038_000000392012_00141_04203_0393.N1	19-DEC-2002 16:50:38	Dark	38.500	159	Ups Car	2.9200	7200.0	77	4203	No
229	GOM_NL__2PRFIN20021219_165205_000000452012_00141_04203_0394.N1	19-DEC-2002 16:52:05	Dark	45.000	71	Iot Car	2.2460	7700.0	90	4203	No
230	GOM_NL__2PRFIN20021219_165356_000000462012_00141_04203_0395.N1	19-DEC-2002 16:53:56	Dark	46.000	41	Eps Car	1.8600	4100.0	92	4203	No
231	GOM_NL__2PRFIN20021219_165649_000000502012_00141_04203_0396.N1	19-DEC-2002 16:56:49	Dark	49.500	34	Gam2Vel	1.7930	23000.	99	4203	No
232	GOM_NL__2PRFIN20021219_165841_000000492012_00141_04203_0397.N1	19-DEC-2002 16:58:41	Dark	48.500	2	Alp Car	-0.73600	7000.0	97	4203	No
233	GOM_NL__2PRFIN20021219_170133_000000552012_00141_04203_0398.N1	19-DEC-2002 17:01:33	Dark	54.500	117	Pi Pup	2.7060	3800.0	109	4203	No
234	GOM_NL__2PRFIN20021219_170441_000000552012_00141_04203_0399.N1	19-DEC-2002 17:04:41	Straylight	55.000	23	21Eps CMa	1.5020	26000.	110	4203	No
235	GOM_NL__2PRFIN20021219_170625_000000542012_00141_04203_0400.N1	19-DEC-2002 17:06:25	Straylight	54.000	179	24Omi2CMa	3.0320	24000.	108	4203	No
236	GOM_NL__2PRFIN20021219_170918_000000632012_00141_04203_0401.N1	19-DEC-2002 17:09:18	Straylight	62.500	1	9Alp CMa	-1.4400	11000.	125	4203	No
237	GOM_NL__2PRFIN20021219_171230_000000522012_00141_04203_0402.N1	19-DEC-2002 17:12:30	Straylight	52.000	7	19Bet Ori	0.10000	14000.	104	4203	No
238	GOM_NL__2PRFIN20021219_171439_000000482012_00141_04203_0403.N1	19-DEC-2002 17:14:39	Straylight	48.000	30	46Eps Ori	1.6940	30000.	96	4203	No
239	GOM_NL__2PRFIN20021219_171738_000000612012_00141_04203_0404.N1	19-DEC-2002 17:17:38	Tw_i_and_stray	60.500	14	58Alp Ori	0.87000	3000.0	121	4203	No
240	GOM_NL__2PRFIN20021219_171946_000000502012_00141_04203_0405.N1	19-DEC-2002 17:19:46	Tw_i_and_stray	49.500	13	87Alp Tau	0.86700	3800.0	99	4203	No
241	GOM_NL__2PRFIN20021219_172204_000000352012_00141_04203_0406.N1	19-DEC-2002 17:22:04	Bright	35.000	146	25Eta Tau	2.8730	15200.	70	4203	No
242	GOM_NL__2PRFIN20021219_172411_000000362012_00141_04203_0407.N1	19-DEC-2002 17:24:11	Bright	35.500	150	44Zet Per	2.8900	28000.	71	4203	No
243	GOM_NL__2PRFIN20021219_172627_000000372012_00141_04203_0408.N1	19-DEC-2002 17:26:27	Bright	36.500	149	45Eps Per	2.8880	30000.	73	4203	No
244	GOM_NL__2PRFIN20021219_172840_000000352012_00141_04203_0409.N1	19-DEC-2002 17:28:40	Bright	35.000	175	39Del Per	3.0100	19400.	70	4203	No
245	GOM_NL__2PRFIN20021219_173031_000000372012_00141_04203_0410.N1	19-DEC-2002 17:30:31	Bright	36.500	160	23Gam Per	2.9300	4700.0	73	4203	No
246	GOM_NL__2PRFIN20021219_173354_000000372012_00141_04203_0411.N1	19-DEC-2002 17:33:54	Bright	37.000	110	37Del Cas	2.6780	8900.0	74	4203	No
247	GOM_NL__2PRFIN20021219_174020_000000382012_00141_04203_0412.N1	19-DEC-2002 17:40:20	Bright	37.500	49	1Alp UMi	1.9900	6300.0	75	4203	No
248	GOM_NL__2PRFIN20021219_174501_000000392012_00141_04203_0413.N1	19-DEC-2002 17:45:01	Bright	39.000	60	7Bet UMi	2.0810	3950.0	78	4203	No
249	GOM_NL__2PRFIN20021219_174824_000000332012_00141_04203_0414.N1	19-DEC-2002 17:48:24	Bright	33.000	119	14Eta Dra	2.7270	4700.0	66	4203	No
250	GOM_NL__2PRFIN20021219_175012_000000412012_00141_04203_0415.N1	19-DEC-2002 17:50:12	Bright	41.000	55	79Zet UMa	2.0600	10200.	82	4203	No
251	GOM_NL__2PRFIN20021219_175211_000000592012_00141_04203_0416.N1	19-DEC-2002 17:52:11	Bright	59.000	39	85Eta UMa	1.8540	24000.	118	4203	No
252	GOM_NL__2PRFIN20021219_175540_000000382012_00141_04203_0417.N1	19-DEC-2002 17:55:40	Bright	38.000	180	27Gam Boo	3.0400	8000.0	76	4203	No
253	GOM_NL__2PRFIN20021219_175857_000000392012_00141_04203_0418.N1	19-DEC-2002 17:58:57	Bright	39.000	83		2.3780	11000.	78	4203	No
254	GOM_NL__2PRFIN20021219_180224_000000452012_00141_04203_0419.N1	19-DEC-2002 18:02:24	Bright	45.000	111	8Eta Boo	2.6800	6000.0	90	4203	No
255	GOM_NL__2PRFIN20021219_180405_000000342012_00141_04203_0420.N1	19-DEC-2002 18:04:05	Bright	34.000	102	24Alp Ser	2.6000	4250.0	68	4203	No
256	GOM_NL__2PRFIN20021219_180643_000000622012_00141_04203_0421.N1	19-DEC-2002 18:06:43	Bright	61.500	138	47Eps Vir	2.8280	4700.0	123	4203	No
257	GOM_NL__2PRFIN20021219_181107_000000532012_00141_04203_0422.N1	19-DEC-2002 18:11:07	Bright	53.000	122	9Alp2Lib	2.7470	9700.0	106	4203	No
258	GOM_NL__2PRFIN20021219_181243_000000592012_00141_04203_0423.N1	19-DEC-2002 18:12:43	Tw_i_and_stray	58.500	15	67Alp Vir	0.97600	28000.	117	4203	No
259	GOM_NL__2PRFIN20021219_181614_000000492012_00141_04203_0424.N1	19-DEC-2002 18:16:14	Dark	49.000	169	46Gam Hya	2.9910	4700.0	98	4203	No
260	GOM_NL__2PRFIN20021219_181822_000000382012_00141_04203_0425.N1	19-DEC-2002 18:18:22	Dark	38.000	81	Eta Cen	2.3560	28000.	76	4203	No
261	GOM_NL__2PRFIN20021219_181936_000000382012_00141_04203_0426.N1	19-DEC-2002 18:19:36	Dark	38.000	78	Alp Lup	2.3040	28000.	76	4203	No
262	GOM_NL__2PRFIN20021219_182307_000000472012_00141_04203_0427.N1	19-DEC-2002 18:23:07	Dark	46.500	4	Alp1Cen	-0.010000	5800.0	93	4203	No
263	GOM_NL__2PRFIN20021219_182617_000000422012_00142_04204_0029.N1	19-DEC-2002 18:26:17	Dark	41.500	12	Alp1Cru	0.77500	30000.	83	4204	No
264	GOM_NL__2PRFIN20021219_183115_000000392012_00142_04204_0030.N1	19-DEC-2002 18:31:15	Dark	39.000	159	Ups Car	2.9200	7200.0	78	4204	No
265	GOM_NL__2PRFIN20021219_183242_000000422012_00142_04204_0031.N1	19-DEC-2002 18:32:42	Dark	42.000	71	Iot Car	2.2460	7700.0	84	4204	No
266	GOM_NL__2PRFIN20021219_183433_000000432012_00142_04204_0032.N1	19-DEC-2002 18:34:33	Dark	43.000	41	Eps Car	1.8600	4100.0	86	4204	No
267	GOM_NL__2PRFIN20021219_183725_000000502012_00142_04204_0033.N1	19-DEC-2002 18:37:25	Dark	50.000	34	Gam2Vel	1.7930	23000.	100	4204	No
268	GOM_NL__2PRFIN20021219_183917_000000532012_00142_04204_0034.N1	19-DEC-2002 18:39:17	Dark	52.500	2	Alp Car	-0.73600	7000.0	105	4204	No
269	GOM_NL__2PRFIN20021219_184209_000000562012_00142_04204_0035.N1	19-DEC-2002 18:42:09	Dark	55.500	117	Pi Pup	2.7060	3800.0	111	4204	No
270	GOM_NL__2PRFIN20021219_184517_000000572012_00142_04204_0036.N1	19-DEC-2002 18:45:17	Straylight	57.000	23	21Eps CMa	1.5020	26000.	114	4204	No
271	GOM_NL__2PRFIN20021219_184701_000000532012_00142_04204_0037.N1	19-DEC-2002 18:47:01	Straylight	53.000	179	24Omi2CMa	3.0320	24000.	106	4204	No
272	GOM_NL__2PRFIN20021219_184955_000000622012_00142_04204_0038.N1	19-DEC-2002 18:49:55	Straylight	61.500	1	9Alp CMa	-1.4400	11000.	123	4204	No
273	GOM_NL__2PRFIN20021219_185306_000000532012_00142_04204_0039.N1	19-DEC-2002 18:53:06	Straylight	53.000	7	19Bet Ori	0.10000	14000.	106	4204	No
274	GOM_NL__2PRFIN20021219_185515_000000502012_00142_04204_0040.N1	19-DEC-2002 18:55:15	Straylight	50.000	30	46Eps Ori	1.6940	30000.	100	4204	No
275	GOM_NL__2PRFIN20021219_185813_000000582012_00142_04204_0041.N1	19-DEC-2002 18:58:13	Tw_i_and_stray	57.500	14	58Alp Ori	0.87000	3000.0	115	4204	No
276	GOM_NL__2PRFIN20021219_190022_000000452012_00142_04204_0042.N1	19-DEC-2002 19:00:22	Tw_i_and_stray	45.000	13	87Alp Tau	0.86700	3800.0	90	4204	No
277	GOM_NL__2PRFIN20021219_190240_000000372012_00142_04204_0043.N1	19-DEC-2002 19:02:40	Bright	36.500	146	25Eta Tau	2.8730	15200.	73	4204	No
278	GOM_NL__2PRFIN20021219_190447_000000362012_00142_04204_0044.N1	19-DEC-2002 19:04:47	Bright	36.000	150	44Zet Per	2.8900	28000.	72	4204	No



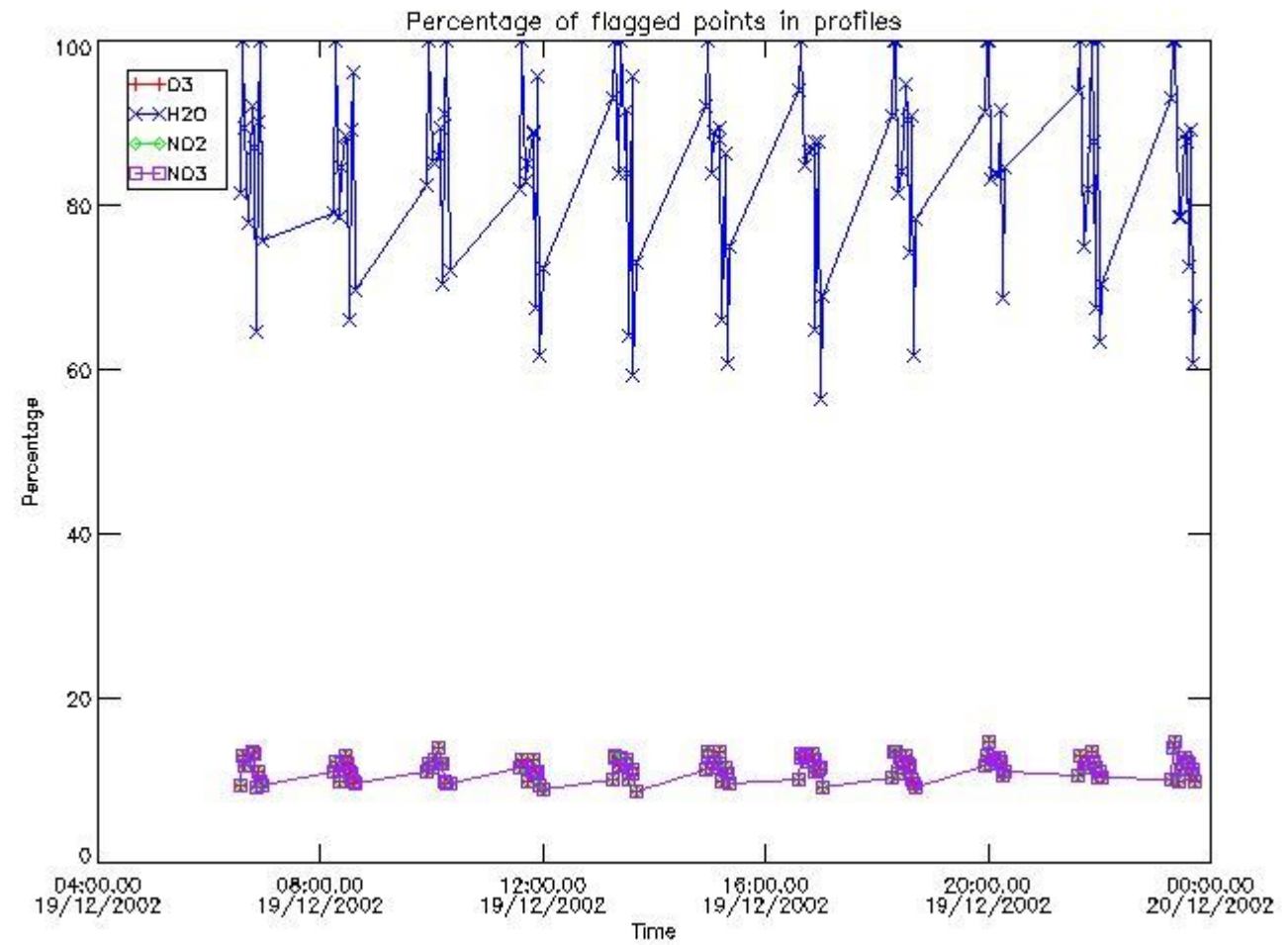
338	GOM_NL__2PRFIN20021219_215838_000000492012_00144_04206_0033.N1	19-DEC-2002 21:58:38	Dark	49.000	34	Gam2Vel	1.7930	23000.	98	4206	No
339	GOM_NL__2PRFIN20021219_220030_000000462012_00144_04206_0034.N1	19-DEC-2002 22:00:30	Dark	45.500	2	Alp Car	-0.73600	7000.0	91	4206	No
340	GOM_NL__2PRFIN20021219_220322_000000502012_00144_04206_0035.N1	19-DEC-2002 22:03:22	Dark	49.500	117	Pi Pup	2.7060	3800.0	99	4206	No
341	GOM_NL__2PRFIN20021219_220630_000000532012_00144_04206_0036.N1	19-DEC-2002 22:06:30	Straylight	53.000	23	21Eps CMa	1.5020	26000.	106	4206	No
342	GOM_NL__2PRFIN20021219_220814_000000502012_00144_04206_0037.N1	19-DEC-2002 22:08:14	Straylight	49.500	179	24Omi2CMa	3.0320	24000.	99	4206	No
343	GOM_NL__2PRFIN20021219_221051_000000522012_00144_04206_0038.N1	19-DEC-2002 22:10:51	Straylight	51.500	47	2Bet CMa	1.9760	28000.	103	4206	No
344	GOM_NL__2PRFIN20021219_221345_000000492012_00144_04206_0039.N1	19-DEC-2002 22:13:45	Straylight	48.500	56	53Kap Ori	2.0650	30000.	97	4206	No
345	GOM_NL__2PRFIN20021219_221515_000000442012_00144_04206_0040.N1	19-DEC-2002 22:15:15	Straylight	44.000	128	67Bet Eri	2.7840	9700.0	88	4206	No
346	GOM_NL__2PRFIN20021219_221643_000000482012_00144_04206_0041.N1	19-DEC-2002 22:16:43	Straylight	48.000	72	34Del Ori	2.2500	30000.	96	4206	No
347	GOM_NL__2PRFIN20021219_221925_000000632012_00144_04206_0042.N1	19-DEC-2002 22:19:25	Tw_i_and_stray	63.000	14	58Alp Ori	0.87000	3000.0	126	4206	No
348	GOM_NL__2PRFIN20021219_222134_000000482012_00144_04206_0043.N1	19-DEC-2002 22:21:34	Tw_i_and_stray	48.000	13	87Alp Tau	0.86700	3800.0	96	4206	No
349	GOM_NL__2PRFIN20021219_222353_000000362012_00144_04206_0044.N1	19-DEC-2002 22:23:53	Bright	35.500	146	25Eta Tau	2.8730	15200.	71	4206	No
350	GOM_NL__2PRFIN20021219_222559_000000362012_00144_04206_0045.N1	19-DEC-2002 22:25:59	Bright	36.000	150	44Zet Per	2.8900	28000.	72	4206	No
351	GOM_NL__2PRFIN20021219_222815_000000362012_00144_04206_0046.N1	19-DEC-2002 22:28:15	Bright	36.000	149	45Eps Per	2.8880	30000.	72	4206	No
352	GOM_NL__2PRFIN20021219_223028_000000352012_00144_04206_0047.N1	19-DEC-2002 22:30:28	Bright	34.500	175	39Del Per	3.0100	19400.	69	4206	No
353	GOM_NL__2PRFIN20021219_223219_000000362012_00144_04206_0048.N1	19-DEC-2002 22:32:19	Bright	36.000	160	23Gam Per	2.9300	4700.0	72	4206	No
354	GOM_NL__2PRFIN20021219_223542_000000372012_00144_04206_0049.N1	19-DEC-2002 22:35:42	Bright	37.000	110	37Del Cas	2.6780	8900.0	74	4206	No
355	GOM_NL__2PRFIN20021219_224208_000000372012_00144_04206_0050.N1	19-DEC-2002 22:42:08	Bright	36.500	49	1Alp UMi	1.9900	6300.0	73	4206	No
356	GOM_NL__2PRFIN20021219_224649_000000382012_00144_04206_0051.N1	19-DEC-2002 22:46:49	Bright	37.500	60	7Bet UMi	2.0810	3950.0	75	4206	No
357	GOM_NL__2PRFIN20021219_225012_000000372012_00144_04206_0052.N1	19-DEC-2002 22:50:12	Bright	36.500	119	14Eta Dra	2.7270	4700.0	73	4206	No
358	GOM_NL__2PRFIN20021219_225159_000000432012_00144_04206_0053.N1	19-DEC-2002 22:51:59	Bright	42.500	55	79Zet UMa	2.0600	10200.	85	4206	No
359	GOM_NL__2PRFIN20021219_225359_000000412012_00144_04206_0054.N1	19-DEC-2002 22:53:59	Bright	40.500	39	85Eta UMa	1.8540	24000.	81	4206	No
360	GOM_NL__2PRFIN20021219_225728_000000472012_00144_04206_0055.N1	19-DEC-2002 22:57:28	Bright	46.500	180	27Gam Boo	3.0400	8000.0	93	4206	No
361	GOM_NL__2PRFIN20021219_230045_000000392012_00144_04206_0056.N1	19-DEC-2002 23:00:45	Bright	38.500	83		2.3780	11000.	77	4206	No
362	GOM_NL__2PRFIN20021219_230413_000000452012_00144_04206_0057.N1	19-DEC-2002 23:04:13	Bright	44.500	111	8Eta Boo	2.6800	6000.0	89	4206	No
363	GOM_NL__2PRFIN20021219_230553_000000342012_00144_04206_0058.N1	19-DEC-2002 23:05:53	Bright	34.000	102	24Alp Ser	2.6000	4250.0	68	4206	No
364	GOM_NL__2PRFIN20021219_230833_000000582012_00144_04206_0059.N1	19-DEC-2002 23:08:33	Bright	58.000	138	47Eps Vir	2.8280	4700.0	116	4206	No
365	GOM_NL__2PRFIN20021219_231256_000000382012_00144_04206_0060.N1	19-DEC-2002 23:12:56	Bright	37.500	122	9Alp2Lib	2.7470	9700.0	75	4206	No
366	GOM_NL__2PRFIN20021219_231433_000000542012_00144_04206_0061.N1	19-DEC-2002 23:14:33	Tw_i_and_stray	54.000	15	67Alp Vir	0.97600	28000.	108	4206	No
367	GOM_NL__2PRFIN20021219_231804_000000512012_00144_04206_0062.N1	19-DEC-2002 23:18:04	Dark	50.500	169	46Gam Hya	2.9910	4700.0	101	4206	No
368	GOM_NL__2PRFIN20021219_232011_000000402012_00144_04206_0063.N1	19-DEC-2002 23:20:11	Dark	40.000	81	Eta Cen	2.3560	28000.	80	4206	No
369	GOM_NL__2PRFIN20021219_232125_000000382012_00144_04206_0064.N1	19-DEC-2002 23:21:25	Dark	38.000	78	Alp Lup	2.3040	28000.	76	4206	No
370	GOM_NL__2PRFIN20021219_232456_000000522012_00144_04206_0065.N1	19-DEC-2002 23:24:56	Dark	52.000	4	Alp1Cen	-0.010000	5800.0	104	4206	No
371	GOM_NL__2PRFIN20021219_232806_000000452012_00145_04207_0029.N1	19-DEC-2002 23:28:06	Dark	45.000	12	Alp1Cru	0.77500	30000.	90	4207	No
372	GOM_NL__2PRFIN20021219_233304_000000402012_00145_04207_0030.N1	19-DEC-2002 23:33:04	Dark	40.000	159	Ups Car	2.9200	7200.0	80	4207	No
373	GOM_NL__2PRFIN20021219_233431_000000422012_00145_04207_0031.N1	19-DEC-2002 23:34:31	Dark	41.500	71	Iot Car	2.2460	7700.0	83	4207	No
374	GOM_NL__2PRFIN20021219_233622_000000432012_00145_04207_0032.N1	19-DEC-2002 23:36:22	Dark	42.500	41	Eps Car	1.8600	4100.0	85	4207	No
375	GOM_NL__2PRFIN20021219_233915_000000472012_00145_04207_0033.N1	19-DEC-2002 23:39:15	Dark	46.500	34	Gam2Vel	1.7930	23000.	93	4207	No
376	GOM_NL__2PRFIN20021219_234106_000000452012_00145_04207_0034.N1	19-DEC-2002 23:41:06	Dark	45.000	2	Alp Car	-0.73600	7000.0	90	4207	No
377	GOM_NL__2PRFIN20021219_234358_000000522012_00145_04207_0035.N1	19-DEC-2002 23:43:58	Dark	51.500	117	Pi Pup	2.7060	3800.0	103	4207	No
378	GOM_NL__2PRFIN20021219_234706_000000502012_00145_04207_0036.N1	19-DEC-2002 23:47:06	Straylight	50.000	23	21Eps CMa	1.5020	26000.	100	4207	No
379	GOM_NL__2PRFIN20021219_234850_000000482012_00145_04207_0037.N1	19-DEC-2002 23:48:50	Straylight	48.000	179	24Omi2CMa	3.0320	24000.	96	4207	No
380	GOM_NL__2PRFIN20021219_235126_000000542012_00145_04207_0038.N1	19-DEC-2002 23:51:26	Straylight	53.500	47	2Bet CMa	1.9760	28000.	107	4207	No
381	GOM_NL__2PRFIN20021219_235421_000000492012_00145_04207_0039.N1	19-DEC-2002 23:54:21	Straylight	49.000	56	53Kap Ori	2.0650	30000.	98	4207	No
382	GOM_NL__2PRFIN20021219_235551_000000432012_00145_04207_0040.N1	19-DEC-2002 23:55:51	Straylight	42.500	128	67Bet Eri	2.7840	9700.0	85	4207	No
383	GOM_NL__2PRFIN20021219_235719_000000442012_00145_04207_0041.N1	19-DEC-2002 23:57:19	Straylight	43.500	72	34Del Ori	2.2500	30000.	87	4207	No

### 3. Quality information per product

In this section it is plotted some information contained in the Quality Summary data set of the level 2 products. Only products in dark limb conditions and without errors (error flag in the MPH set to "0") are used.

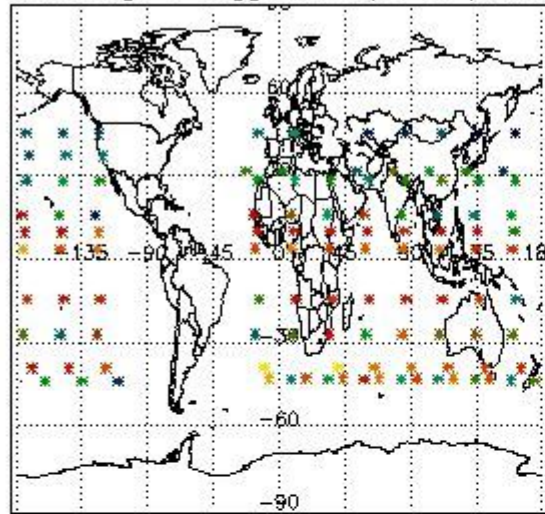
#### 3.1 Plot quality information per product (time dependant)



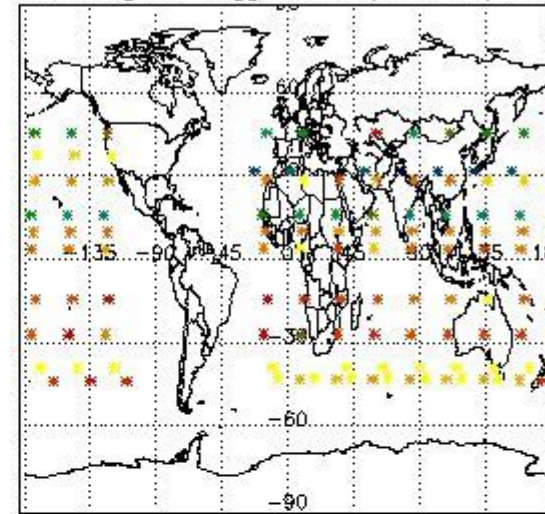


3.2 Plot quality information per product (world map)

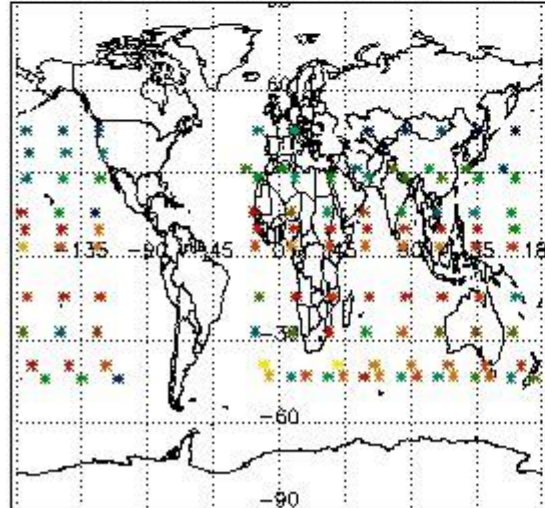
Percentage of flagged data per O3 profile



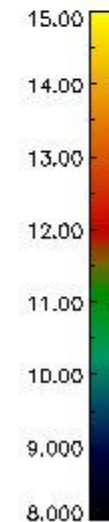
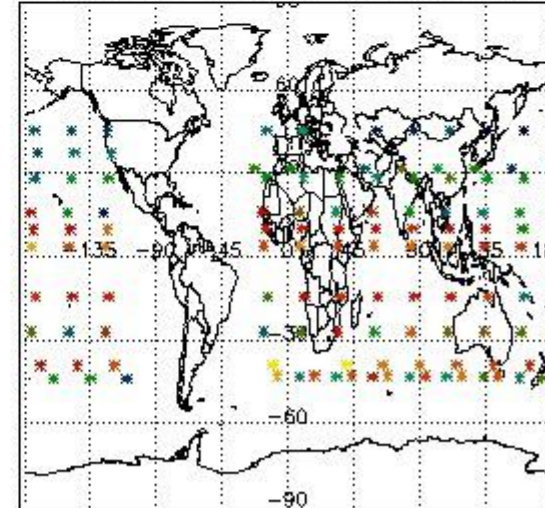
Percentage of flagged data per H2O profile



Percentage of flagged data per NO2 profile



Percentage of flagged data per NO3 profile

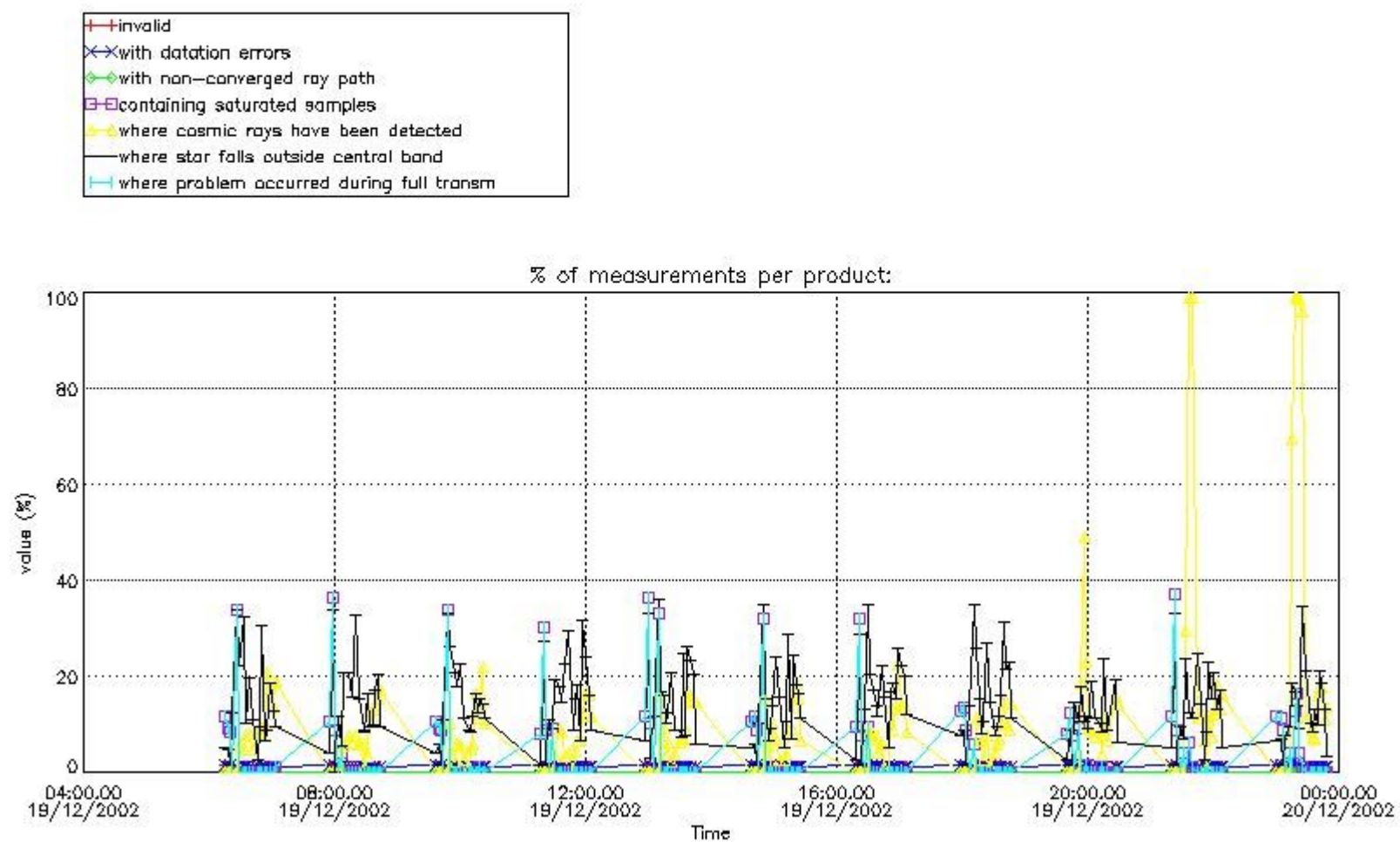


#### 4. Level 1 quality information per product

In this section it is plotted some information contained in the Quality Summary data set of the level 2 products that comes from the level 1b processing. Products without errors (error flag in the MPH set to "0") are used.

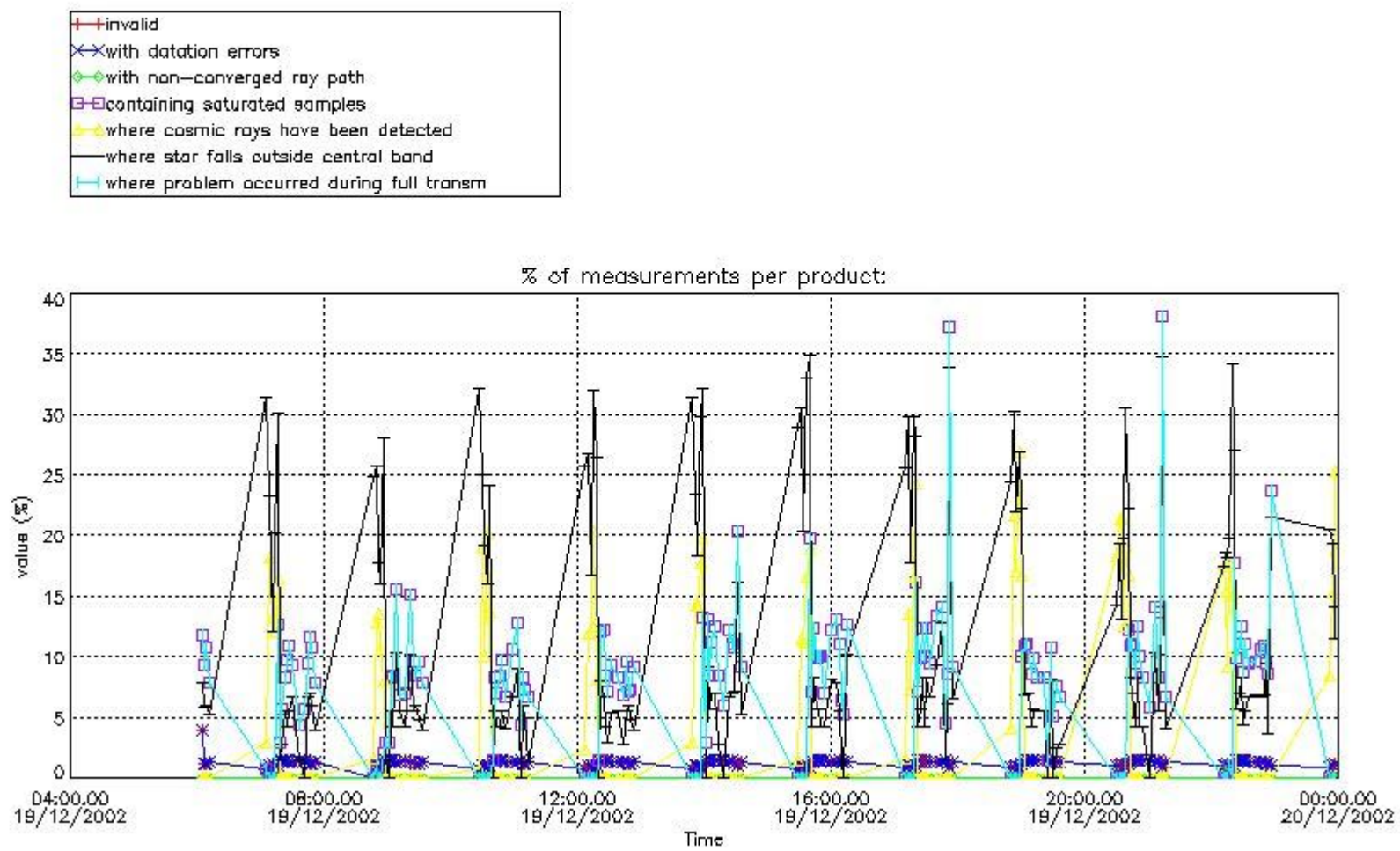
##### 4.1 Plot quality information per product (time dependant) coming from level 1b processing

##### 4.1.1 Plot level 1 quality information per product (time dependant): ENVISAT ASCENDING passes



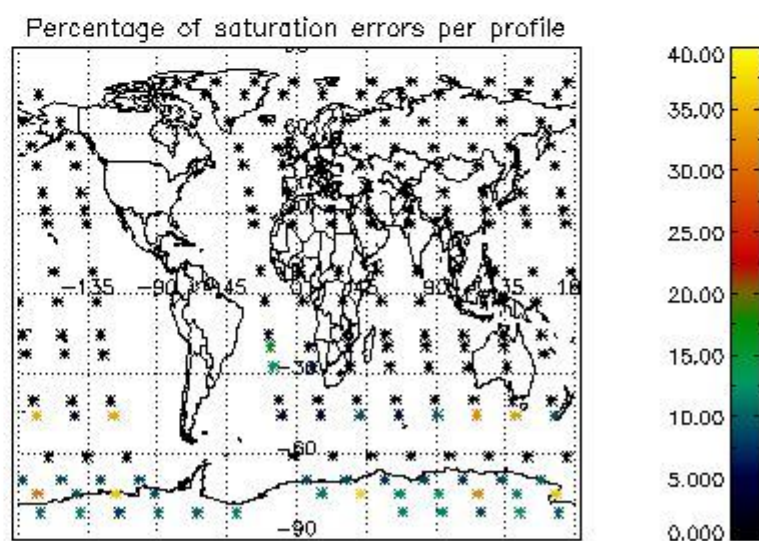
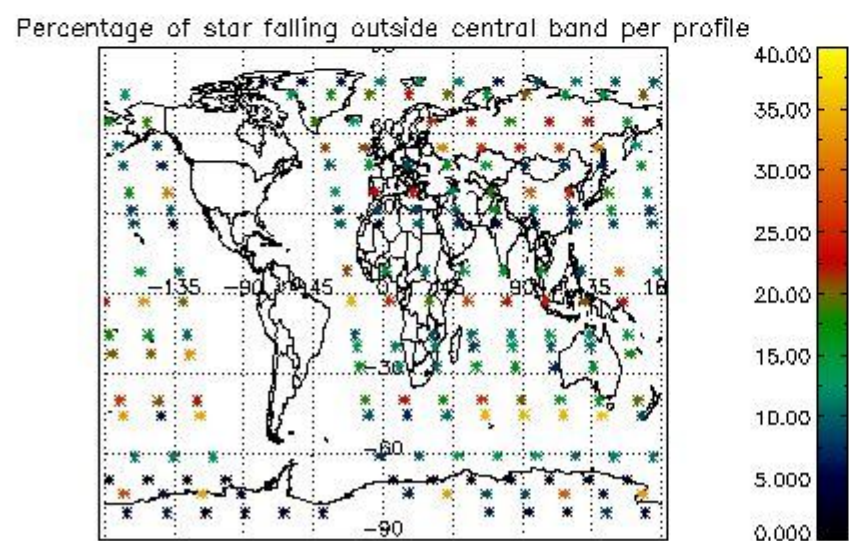
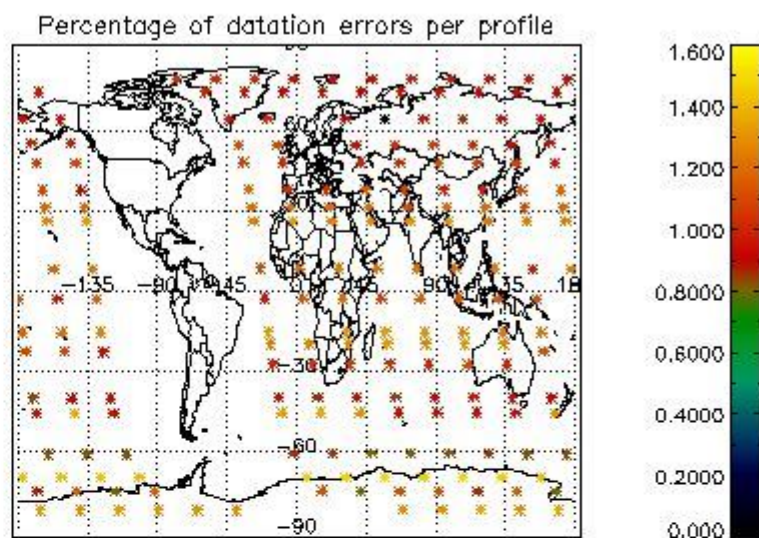
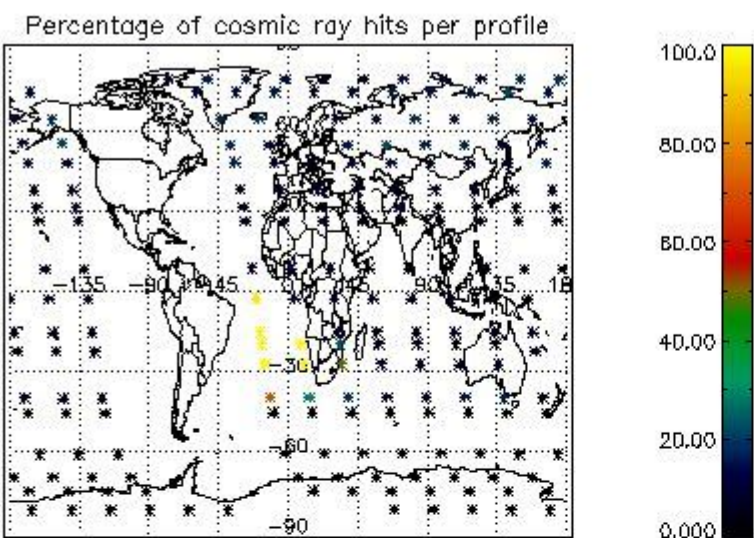
4.1.2 Plot level 1 quality information per product (time dependant): ENVI SAT DESCENDING passes





*4.2 Plot quality information per product coming from level 1b processing (world map)*

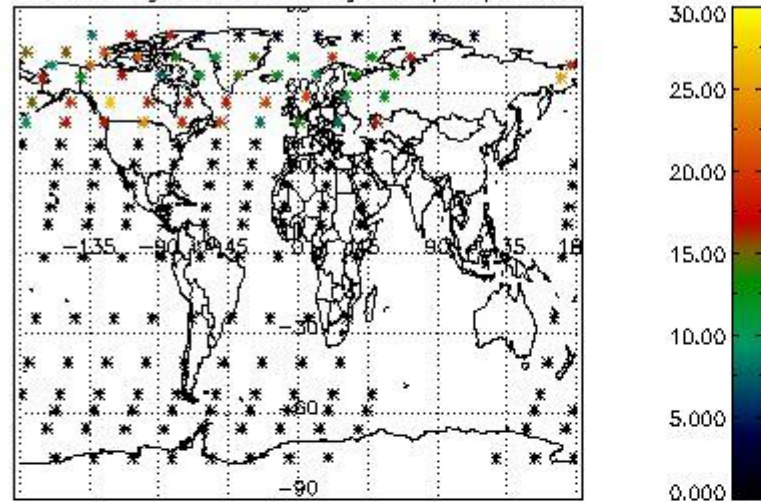
*4.2.1 Plot level 1 quality information per product (world map): ENVISAT ASCENDING passes*



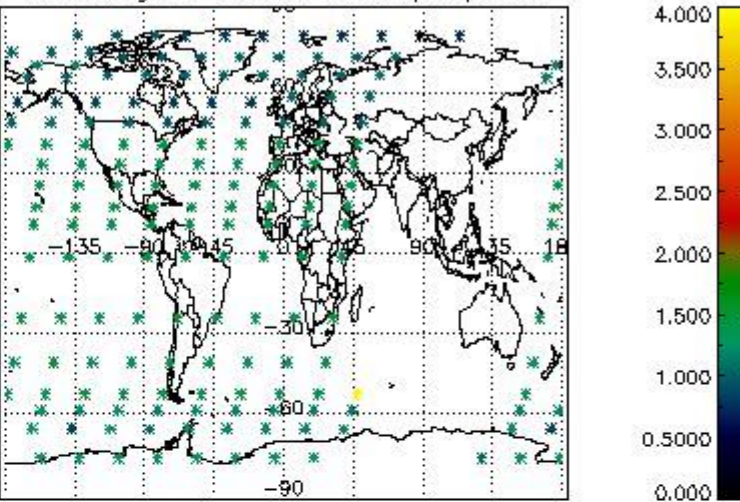
4.2.2 Plot level 1 quality information per product (world map): ENVISAT DESCENDING passes



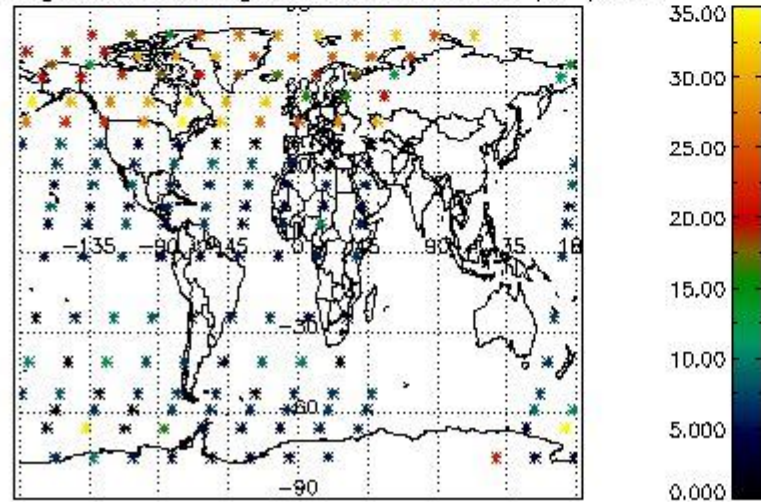
Percentage of cosmic ray hits per profile



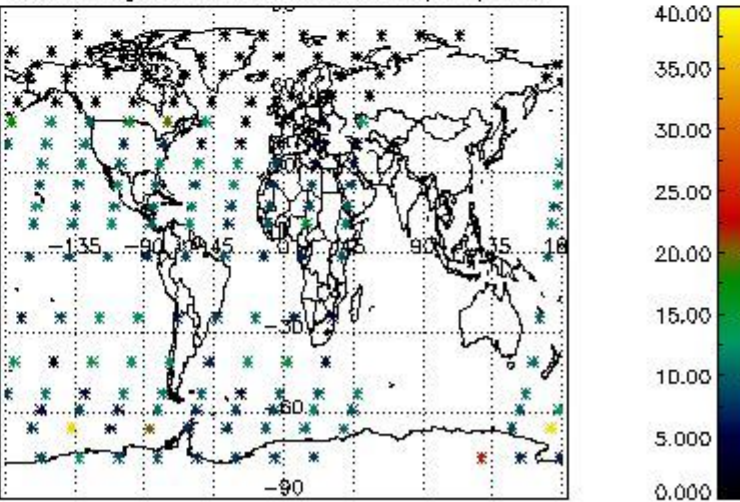
Percentage of datation errors per profile



Percentage of star falling outside central band per profile



Percentage of saturation errors per profile



## 5. Trace gas profiles

### 5.1 Ozone statistics based on quality of products

The final quality of the products can be "measured" using the STD (Standard Deviation) attached to every point profile. This information is written to the parameter GOM\_NL\_\_2P/NL\_LOCAL\_SPECIES\_DENSITY/o3\_std of the level 2 products. The table below shows the statistics for given STD ranges.

The statistics are given with respect to the overall valid production:

- Products without fatal errors: GOM\_NL\_\_2P/MPH/PRODUCT\_ERR=0
- Valid point profile: GOM\_NL\_\_2P/NL\_LOCAL\_SPECIES\_DENSITY/pcd(0)=0

The 'Criteria' is applied to valid points of dark limb products:

- Products in dark limb illumination condition: GOM\_NL\_\_2P/NL\_SUMMARY\_QUALITY/obs\_ill\_cond=0
- Products without fatal errors: GOM\_NL\_\_2P/MPH/PRODUCT\_ERR=0
- Valid point profile: GOM\_NL\_\_2P/NL\_LOCAL\_SPECIES\_DENSITY/pcd(0)=0

So, the table below shows the percentage of dark limb and valid observations for each criteria with respect to the overall valid daily observations.

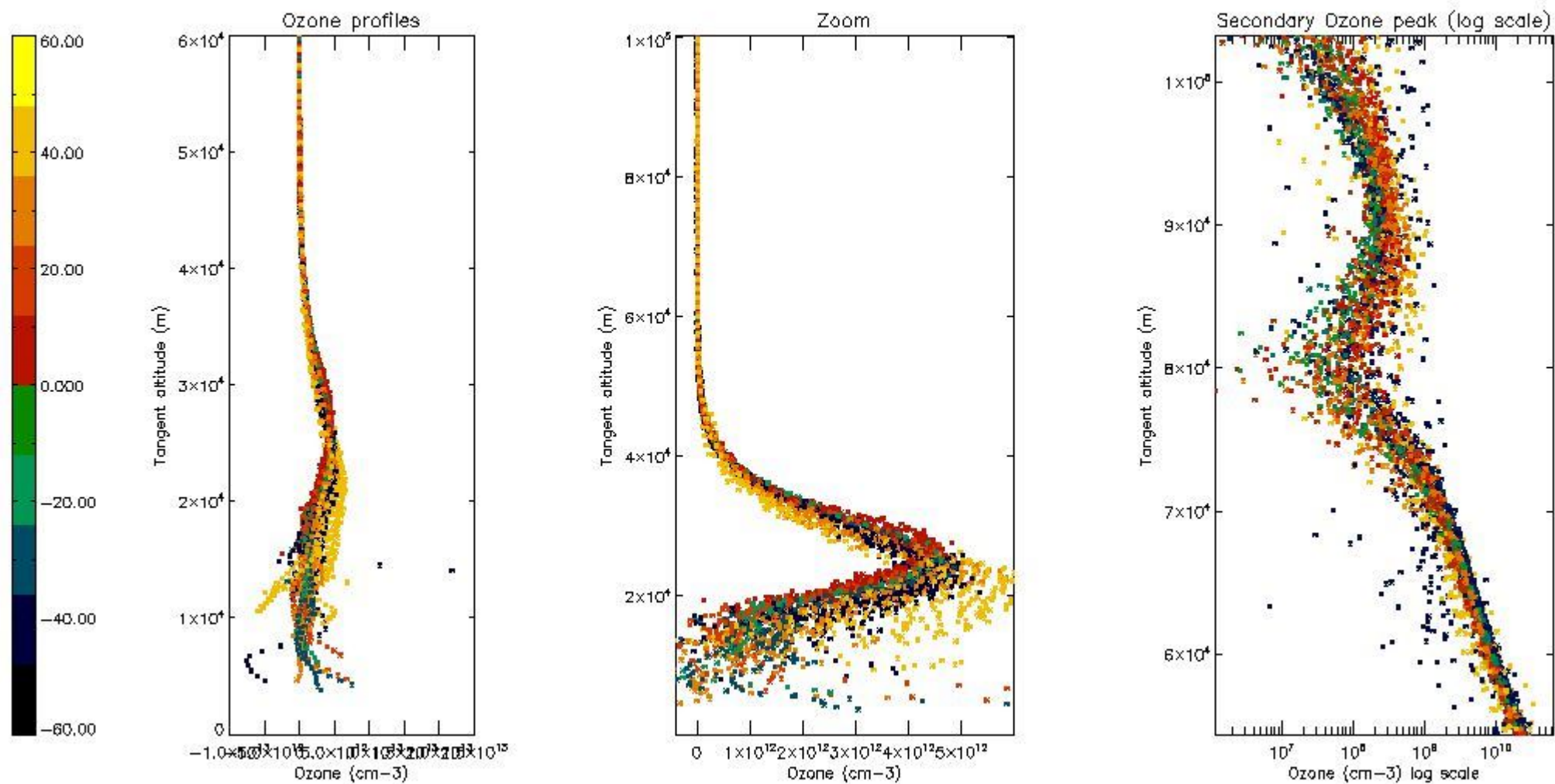
Criteria	% of total production
All STD	31
STD < 20	18



STD < 10	15
STD < 5	10

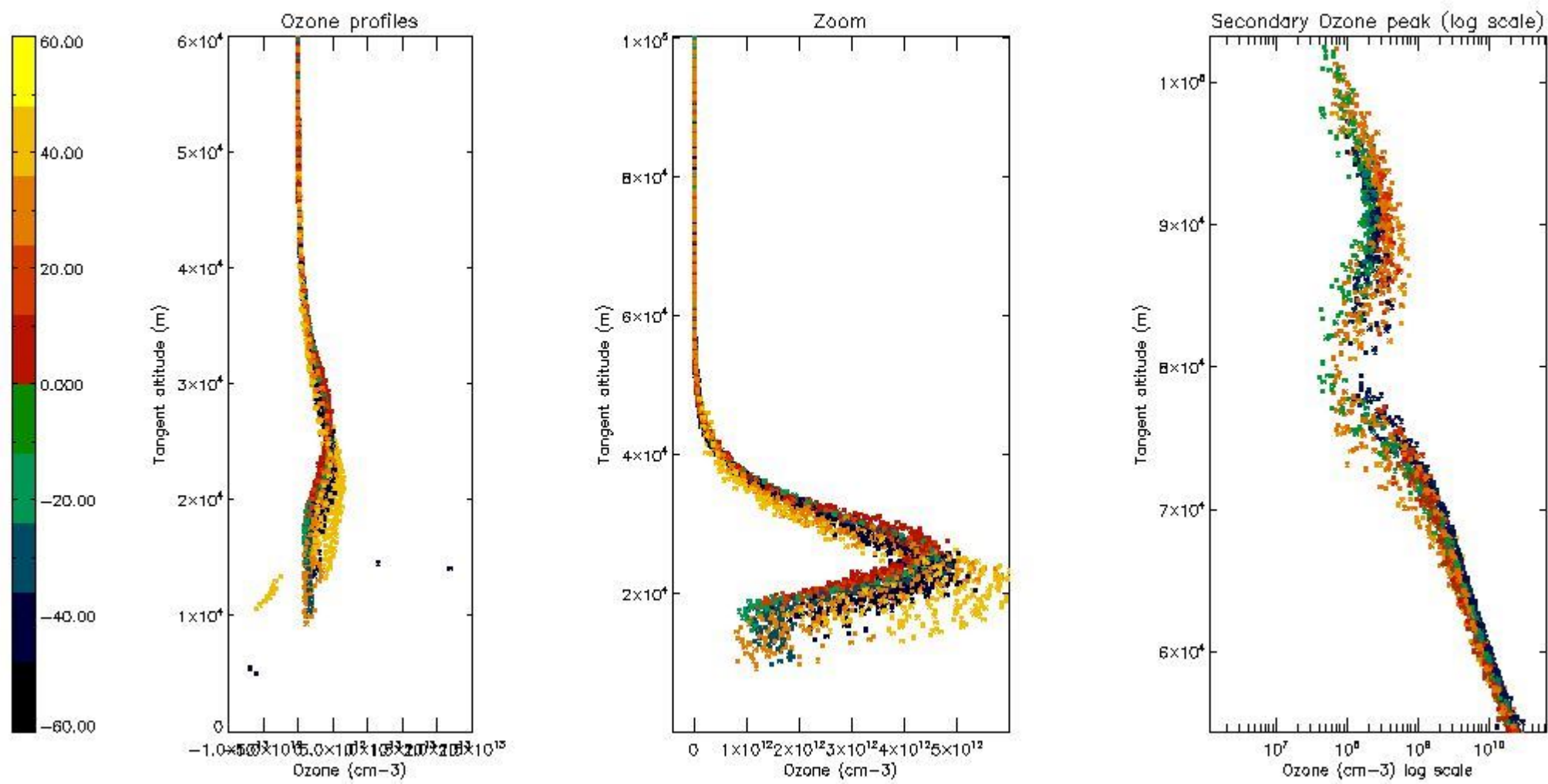
5.2 Plot ozone profiles for all STD (dark without errors)

The colorbar represents the latitude.



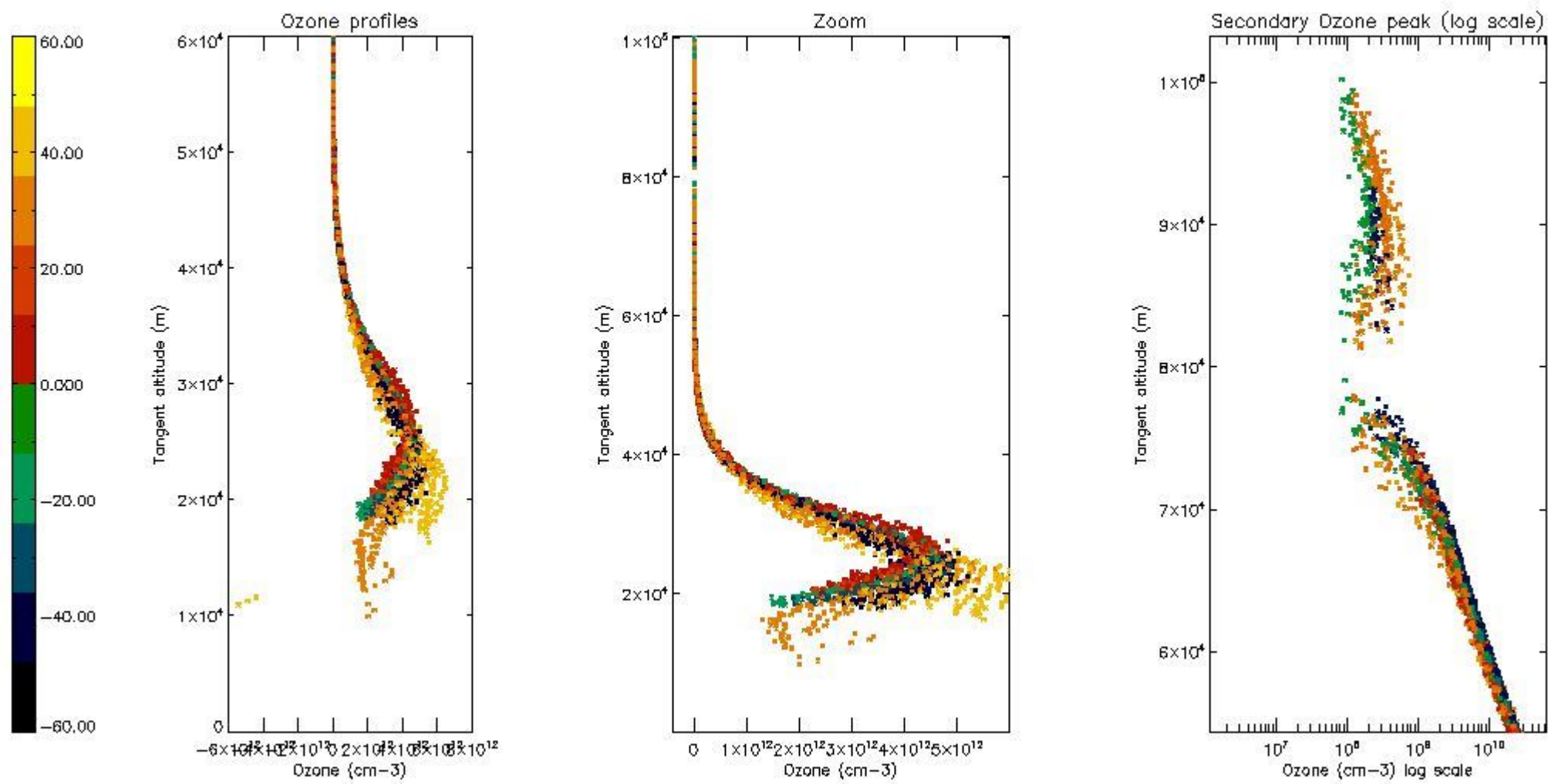
5.3 Plot ozone profiles where STD < 20% (dark without errors)

The colorbar represents the latitude.



5.4 Plot ozone profiles where  $STD < 10\%$  (dark without errors)

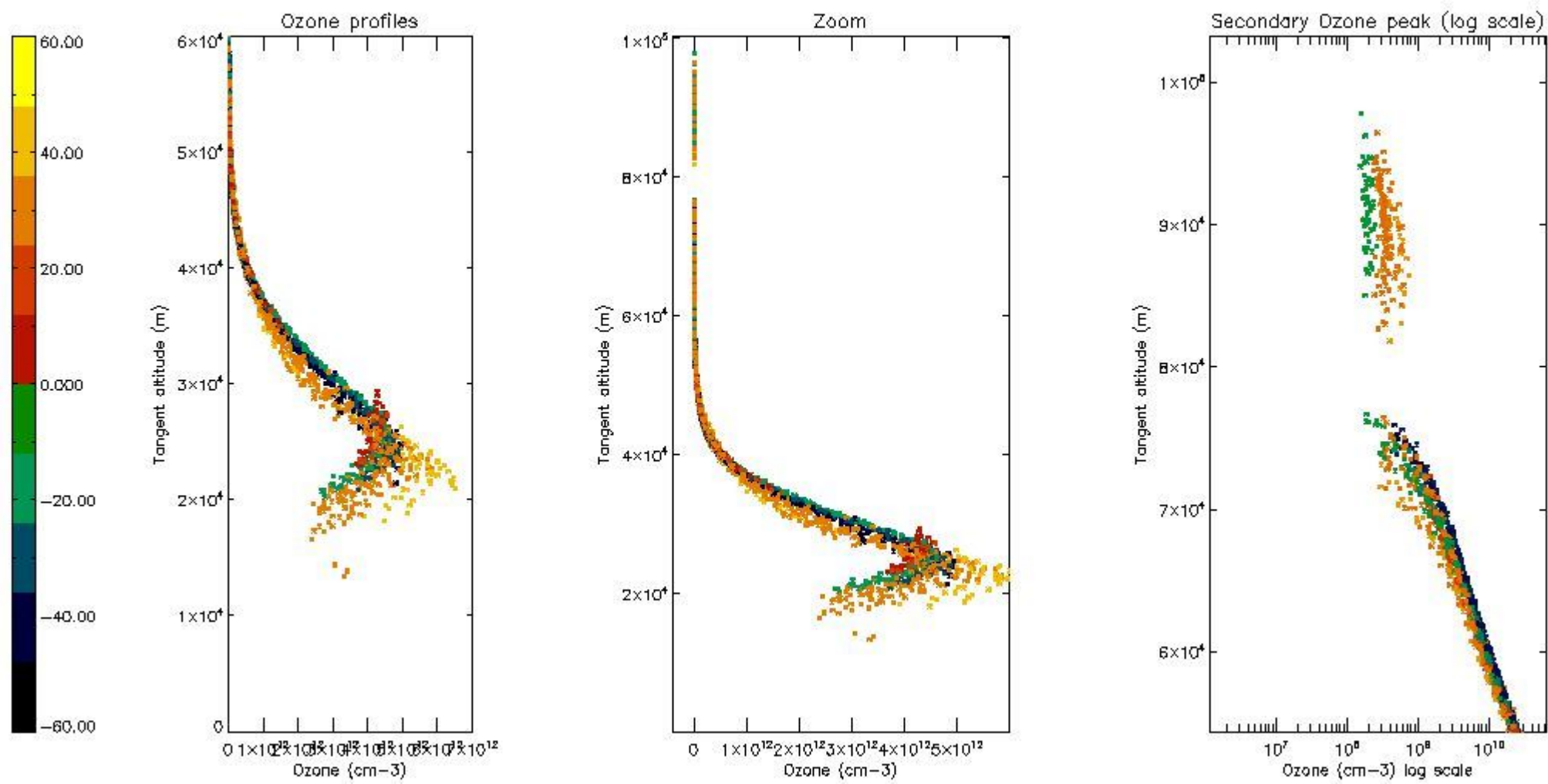
The colorbar represents the latitude.



*5.5 Plot ozone profiles where STD < 5% (dark without errors)*

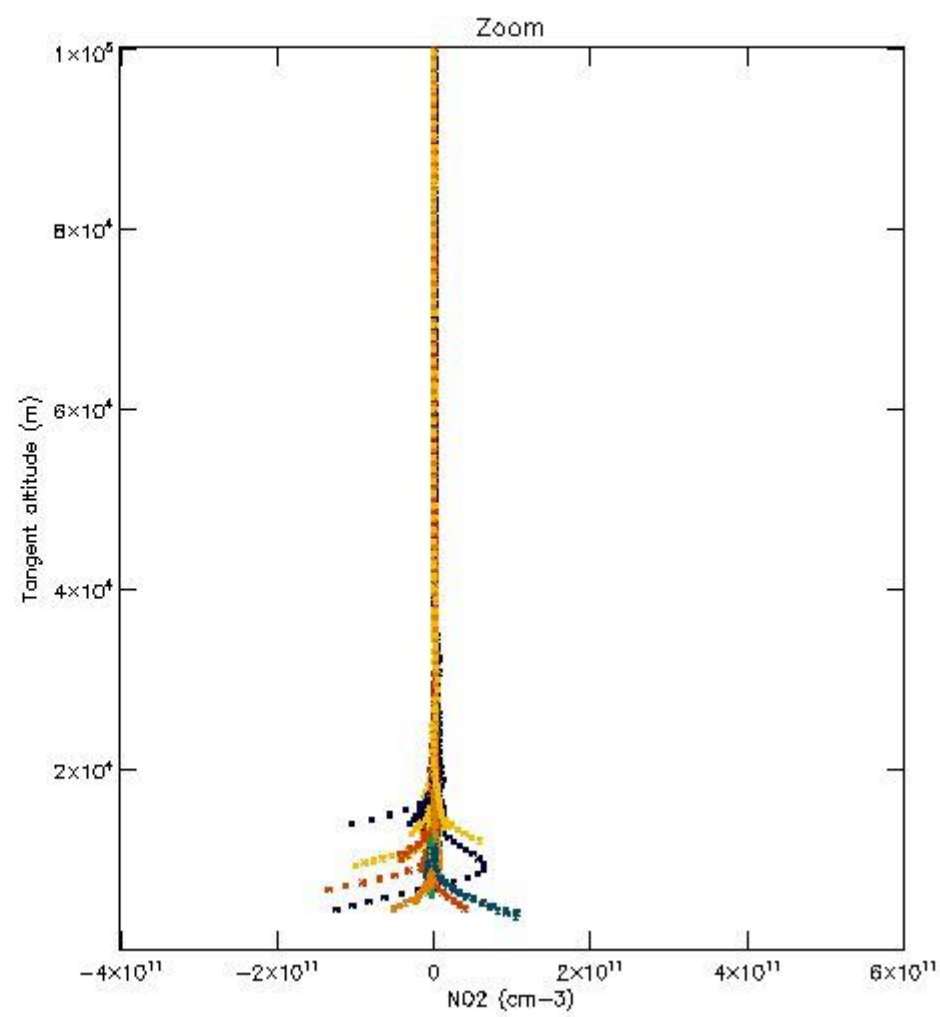
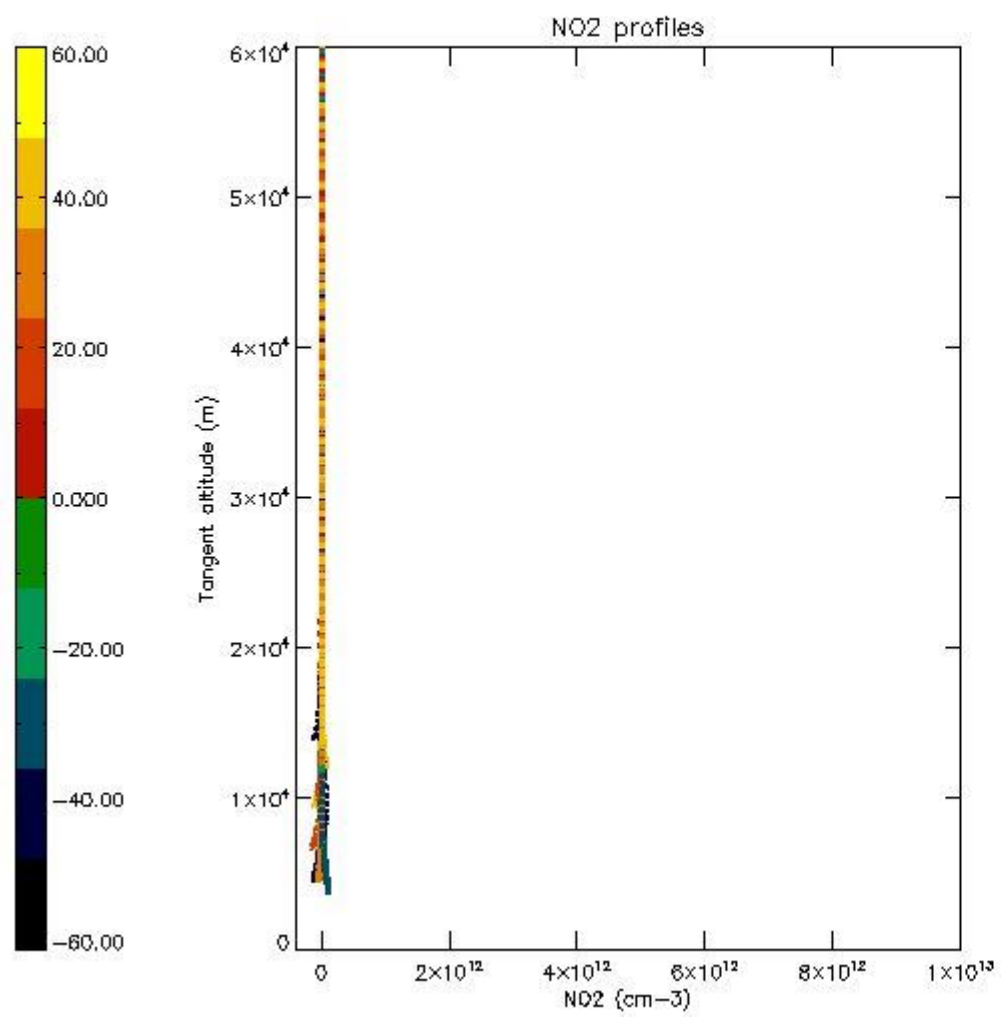
The colorbar represents the latitude.





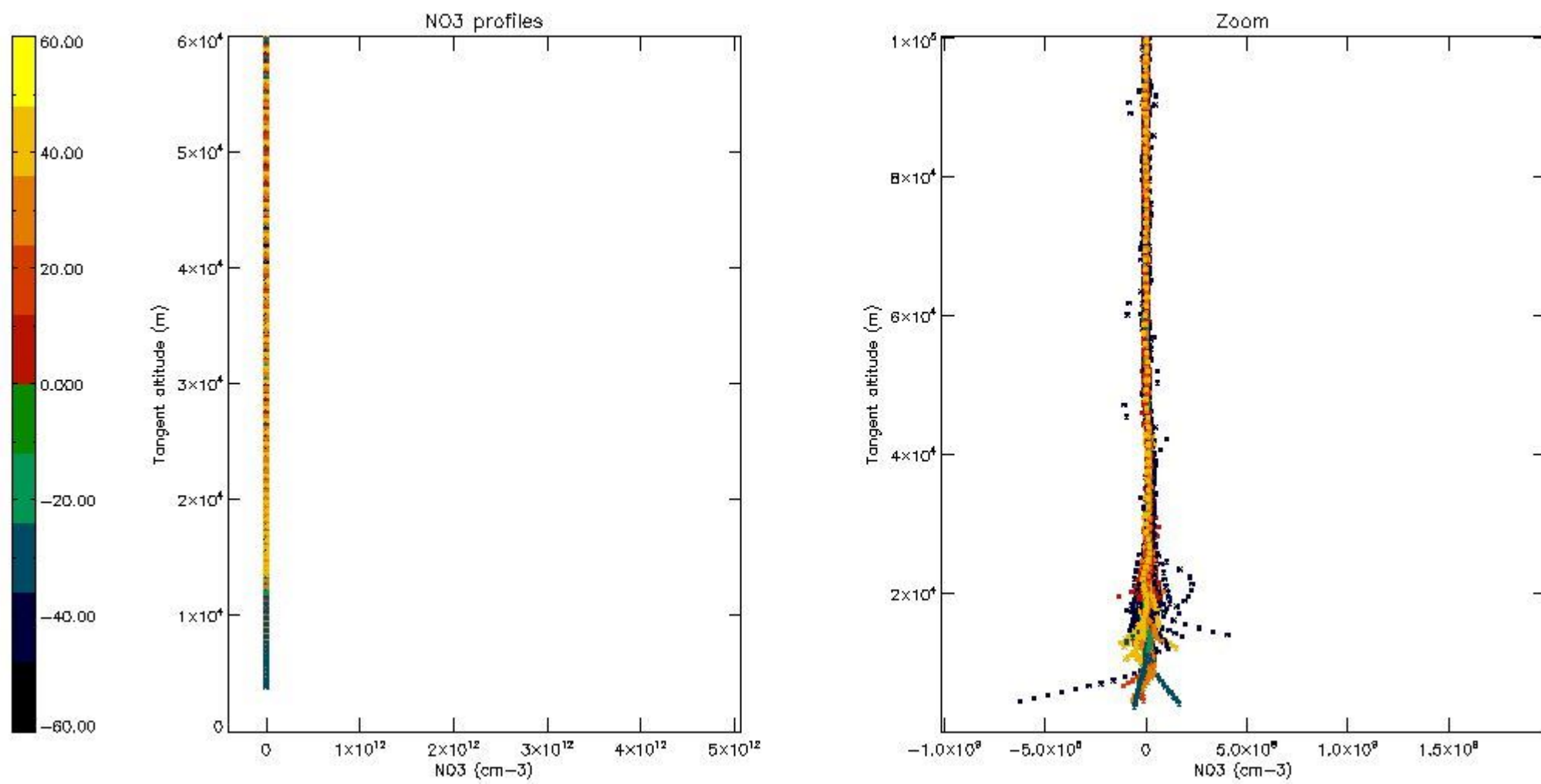
*5.6 Plot NO<sub>2</sub> profiles for all STD (dark without errors)*

The colorbar represents the latitude.



*5.7 Plot NO3 profiles for all STD (dark without errors)*

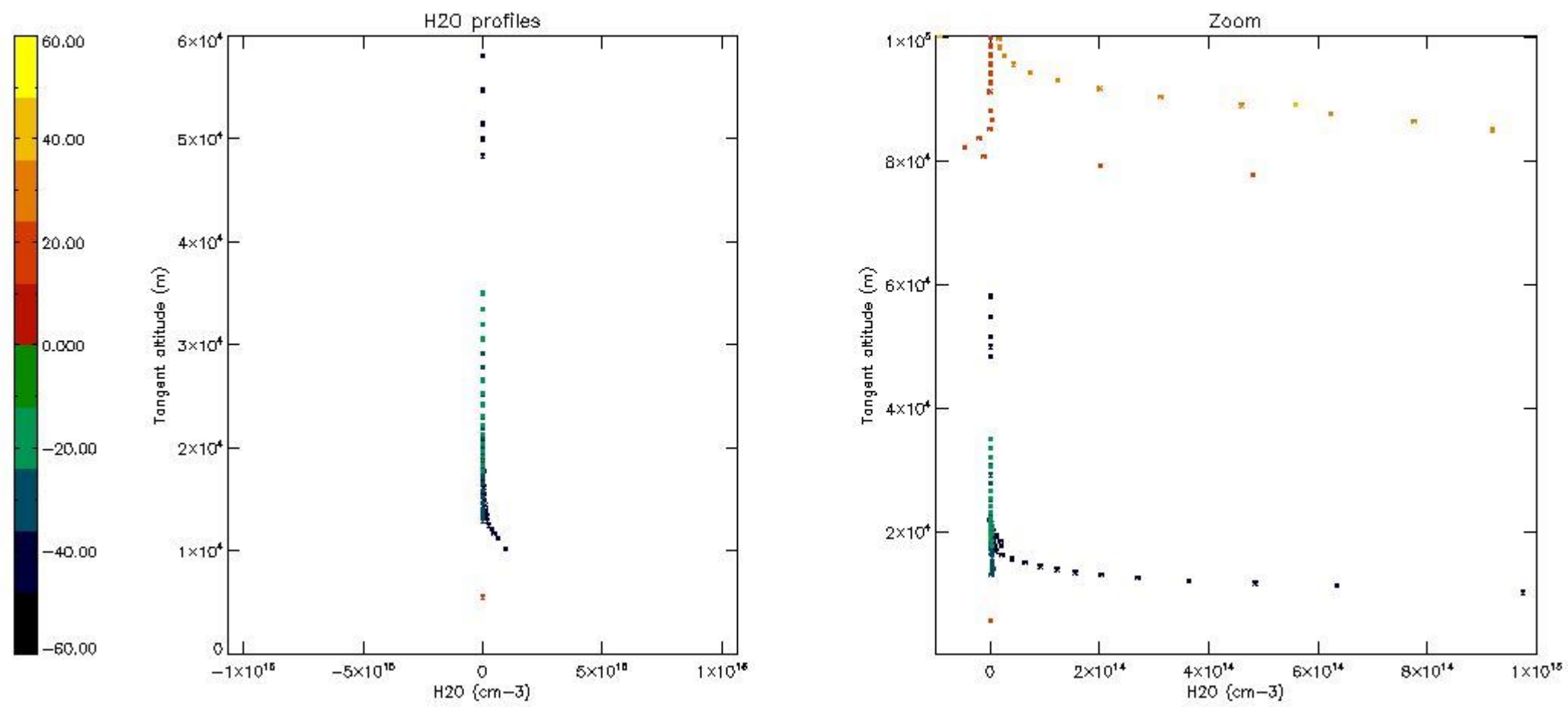
The colorbar represents the latitude.



5.8 Plot H<sub>2</sub>O profiles for all STD (only for occultations of stars 1,2,3,4,13,14,16,26,63 dark without errors)

The colorbar represents the latitude.

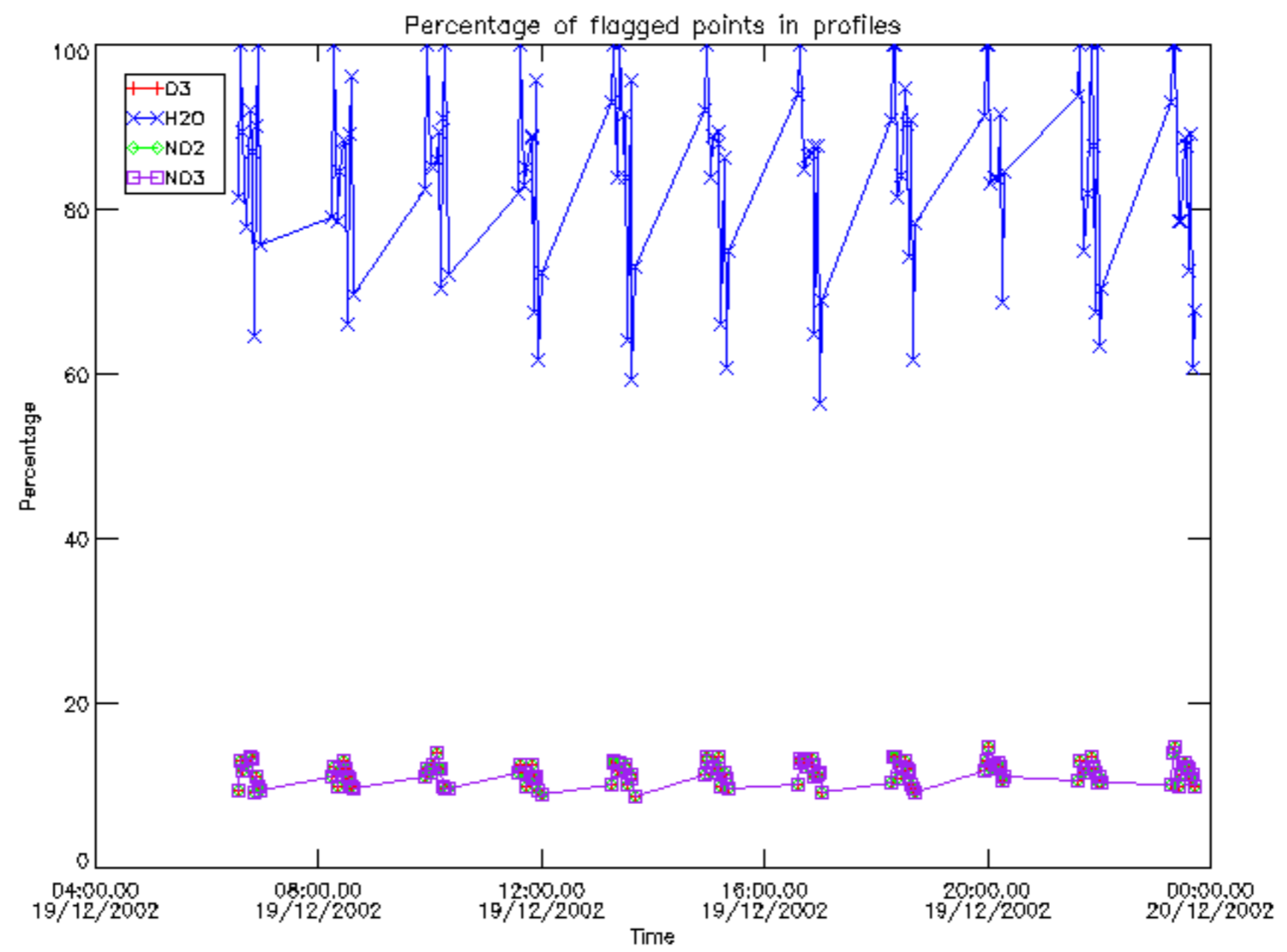




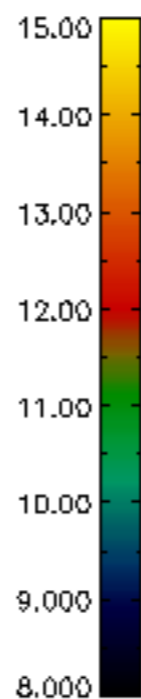
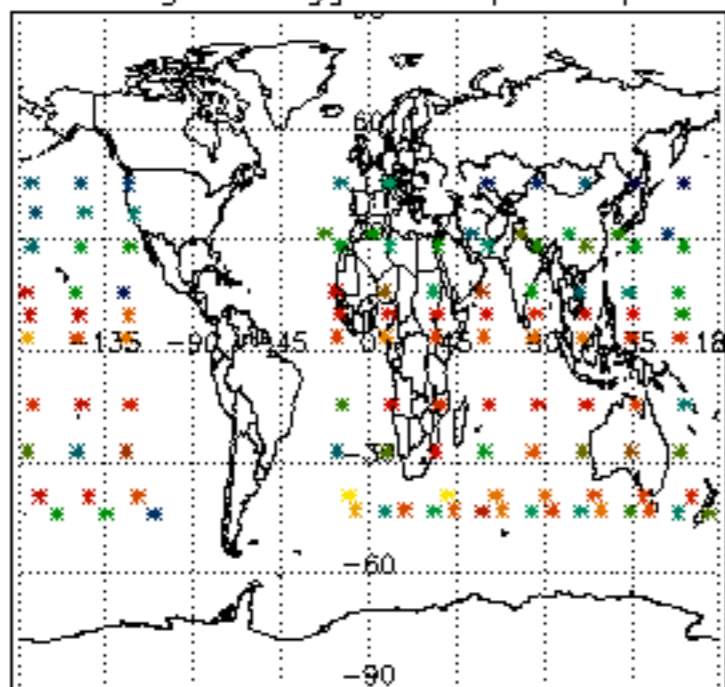
## 6. Auxiliary Data Files used for the production reported in section 2

The number reported in the third column indicates since which file (see list in section 2) the corresponding auxiliary file has been used. The fourth column is the date of those product files.

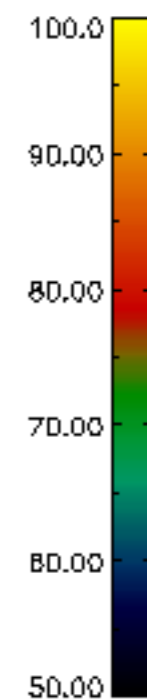
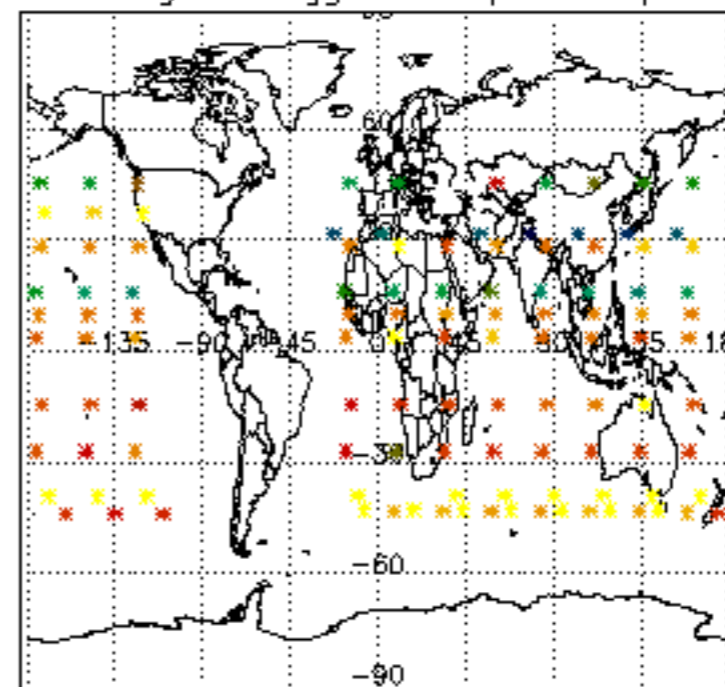
Type	Auxiliary Filename	Used since product	Used since product date
INST_PHYS_CHARACTERISTICS	GOM_INS_AXNIEC20050627_150440_20020301_000000_20100101_000000	1	19-DEC-2002 06:04:11
LEVEL-2_PROC_CONFIG	GOM_PR2_AXVIEC20091111_152718_20020301_000000_20500101_000000	1	19-DEC-2002 06:04:11
CROSS_SECTIONS_FILE	GOM_CRS_AXVIEC20091111_154832_20020301_000000_20500101_000000	1	19-DEC-2002 06:04:11



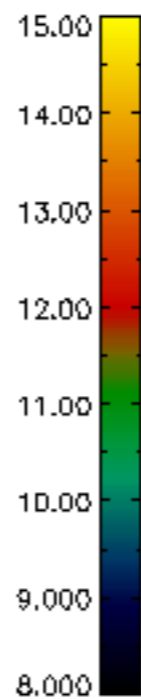
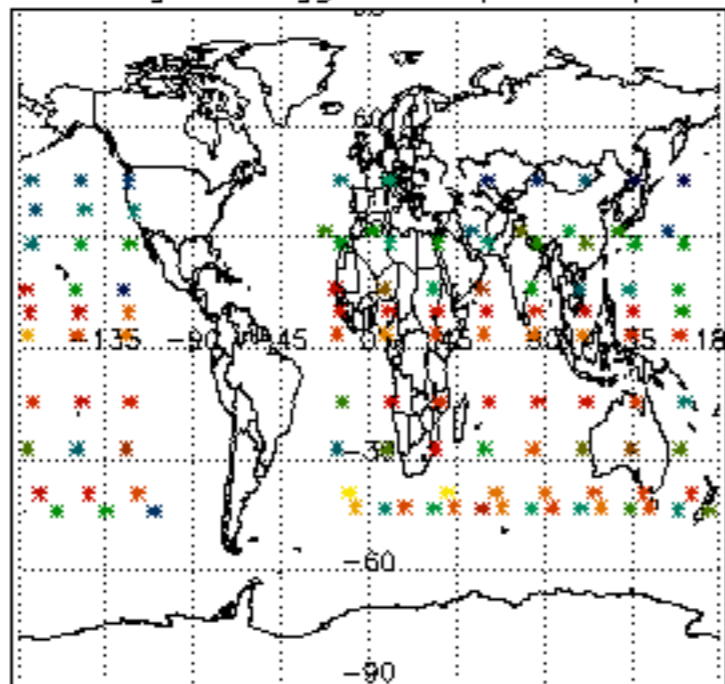
Percentage of flagged data per D3 profile



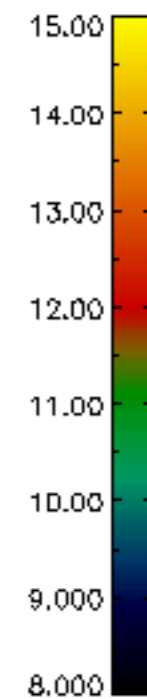
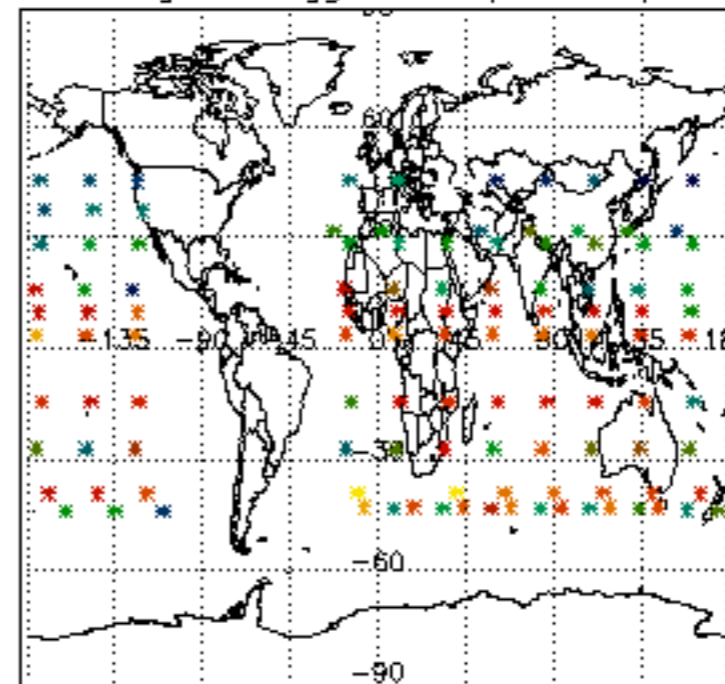
Percentage of flagged data per H2O profile



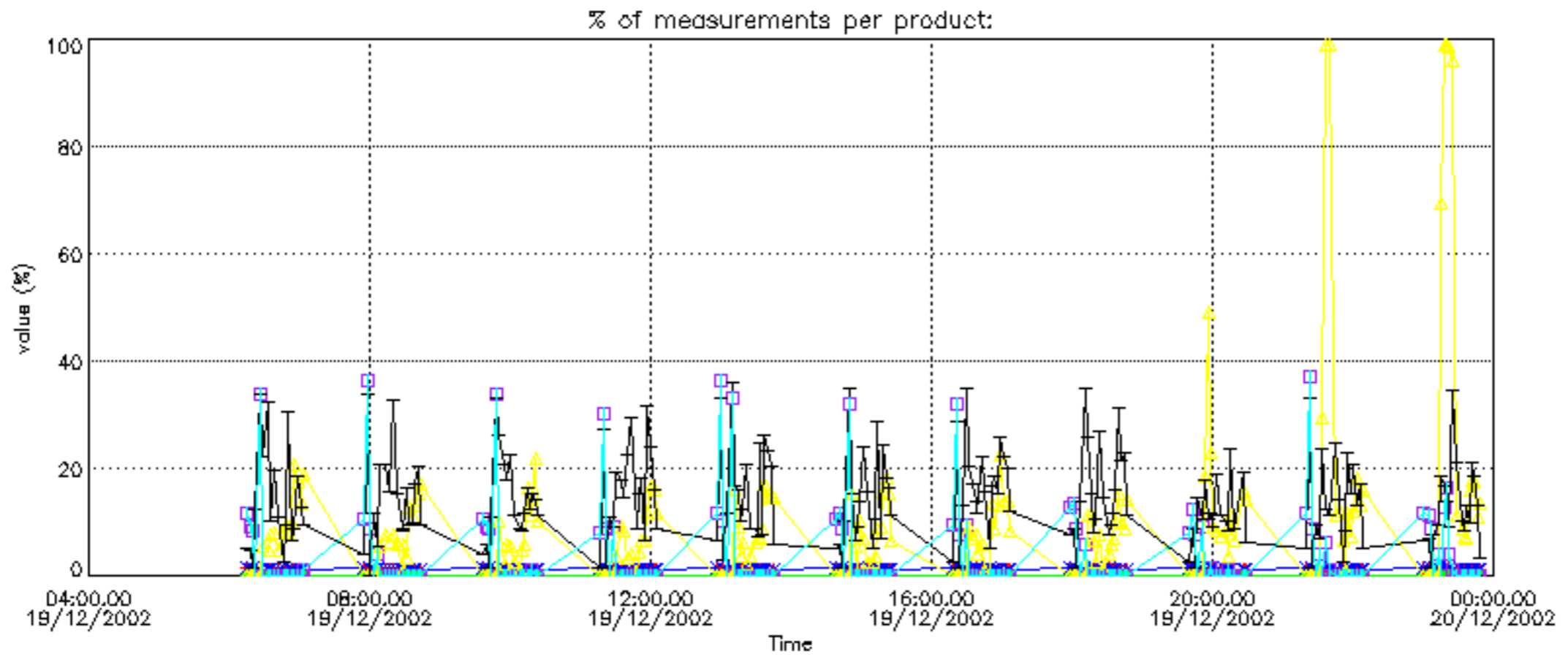
Percentage of flagged data per NO2 profile

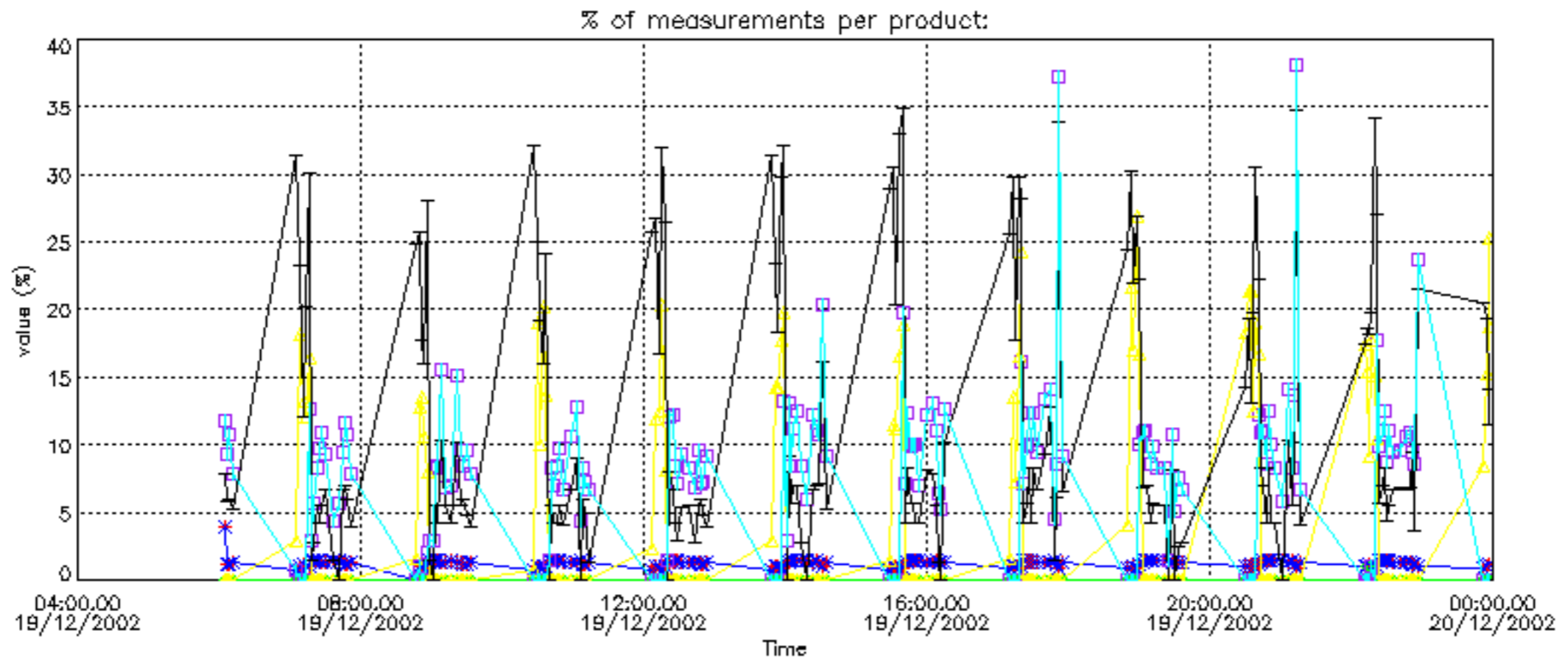


Percentage of flagged data per NO3 profile

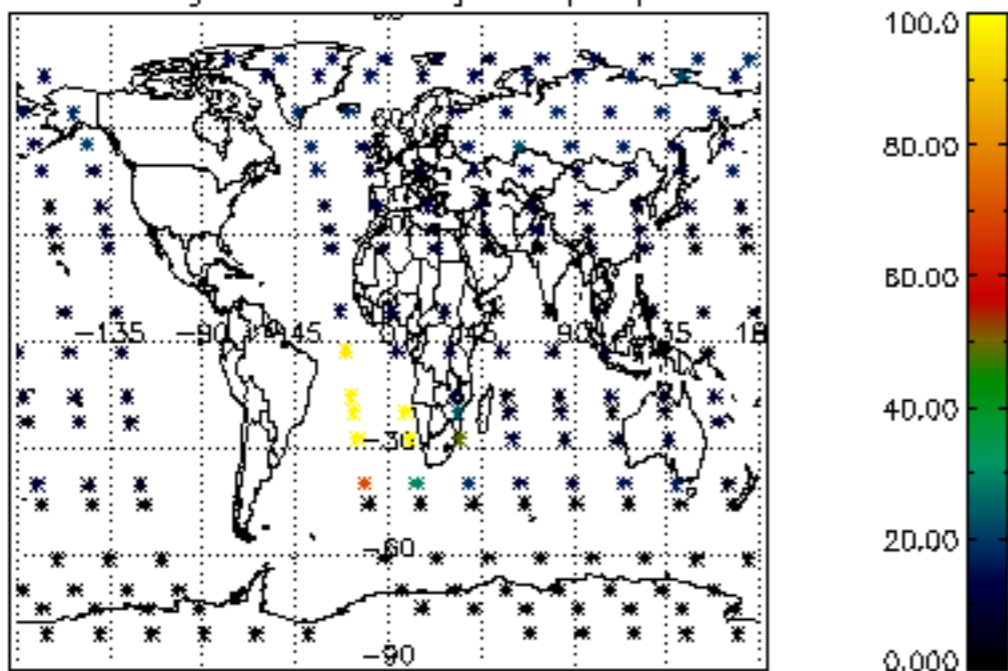




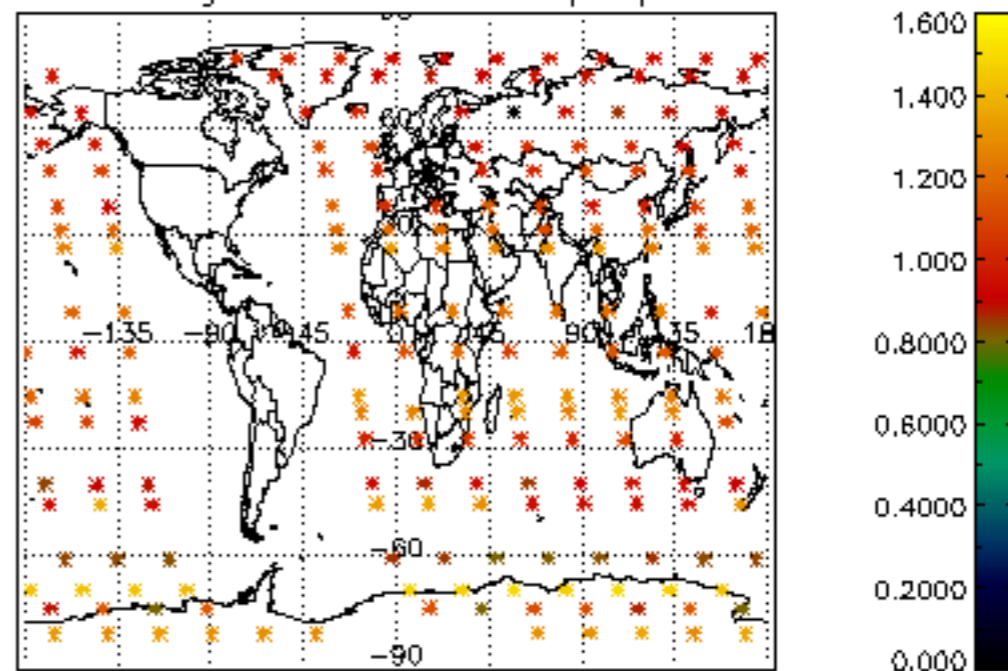




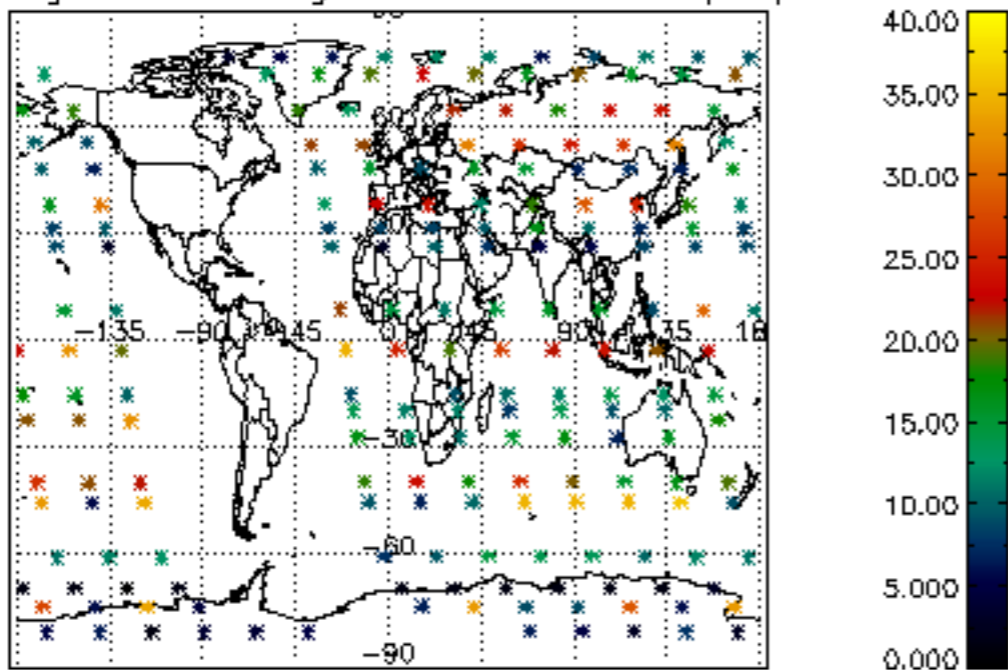
Percentage of cosmic ray hits per profile



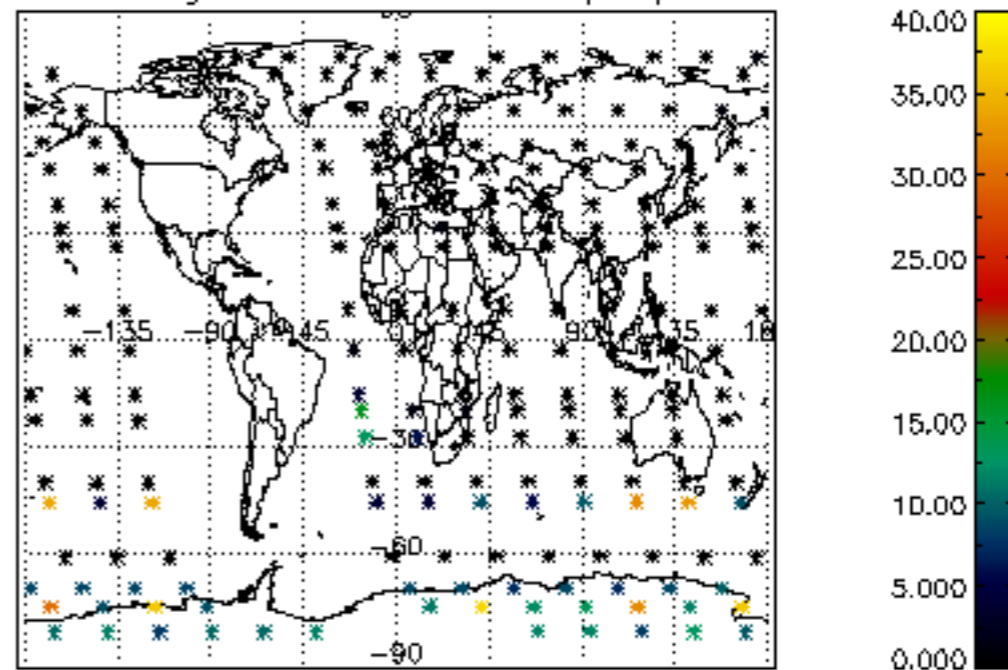
Percentage of datation errors per profile



Percentage of star falling outside central band per profile

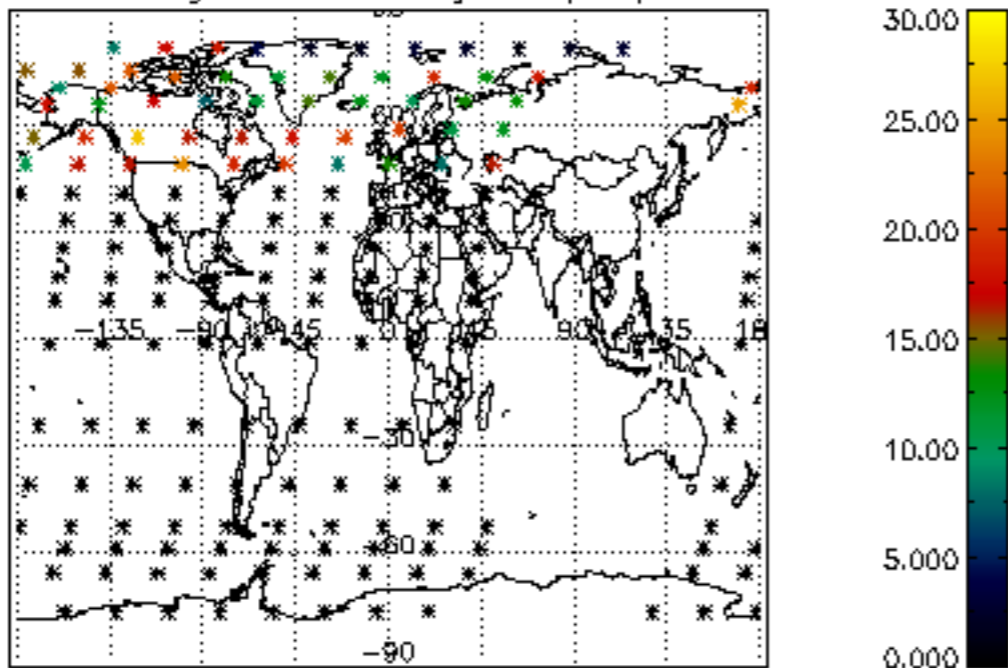


Percentage of saturation errors per profile

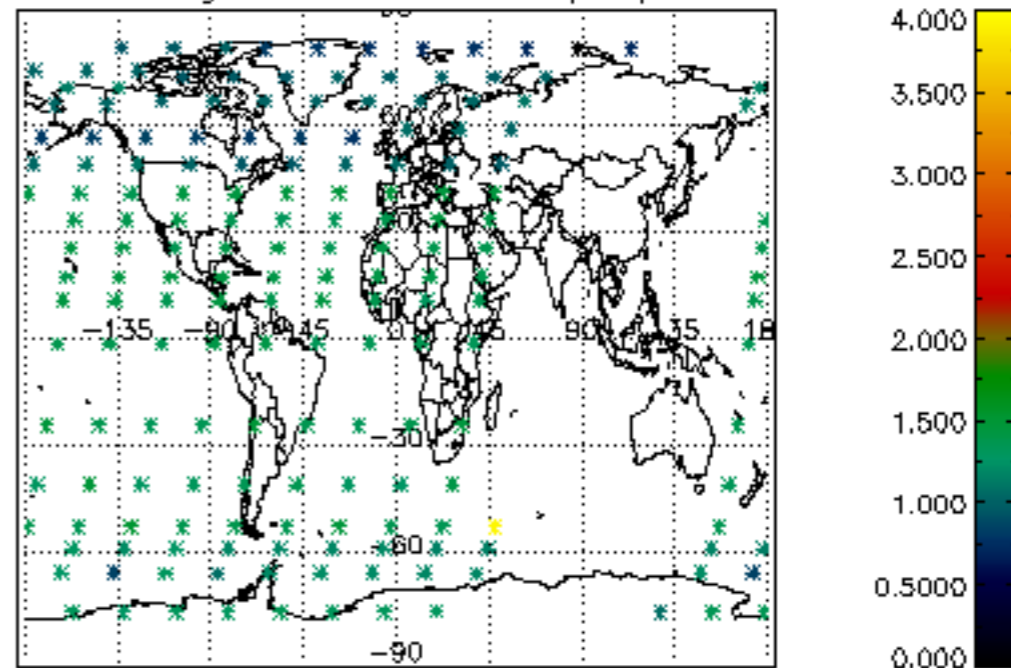




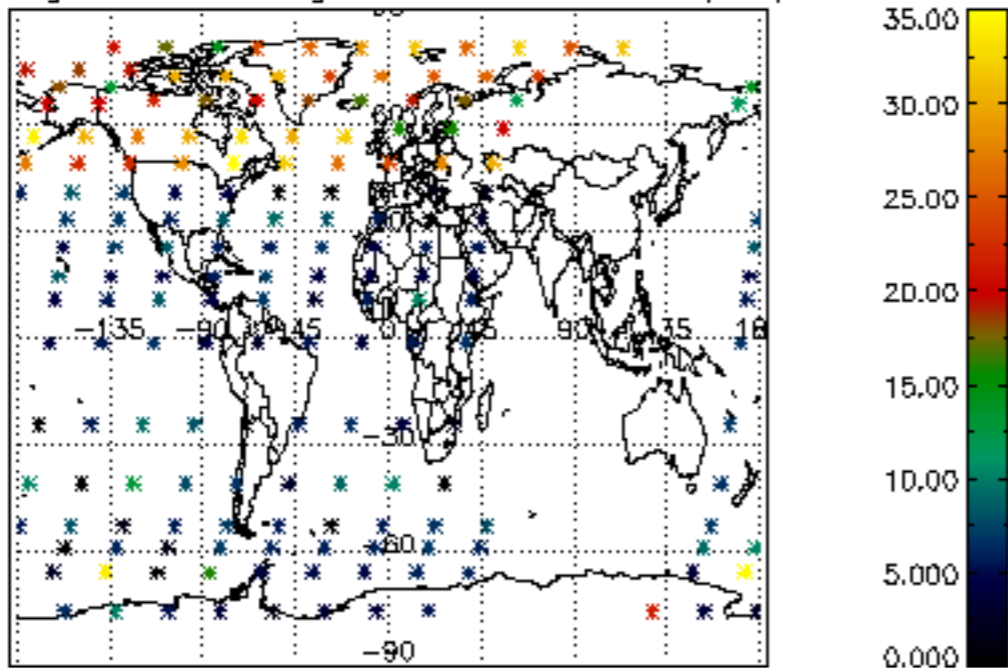
Percentage of cosmic ray hits per profile



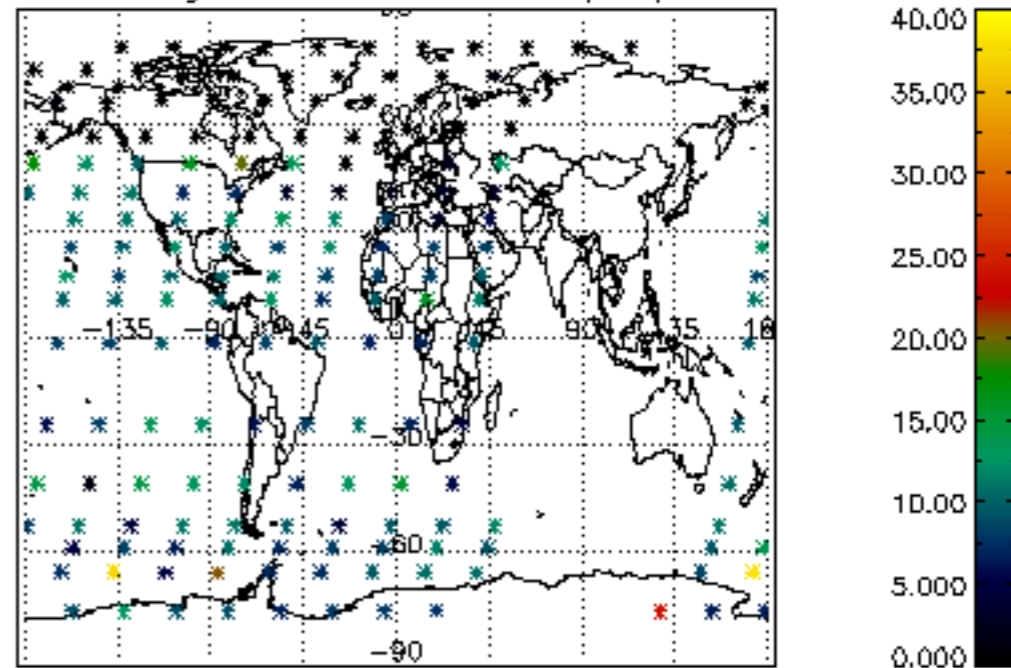
Percentage of datation errors per profile

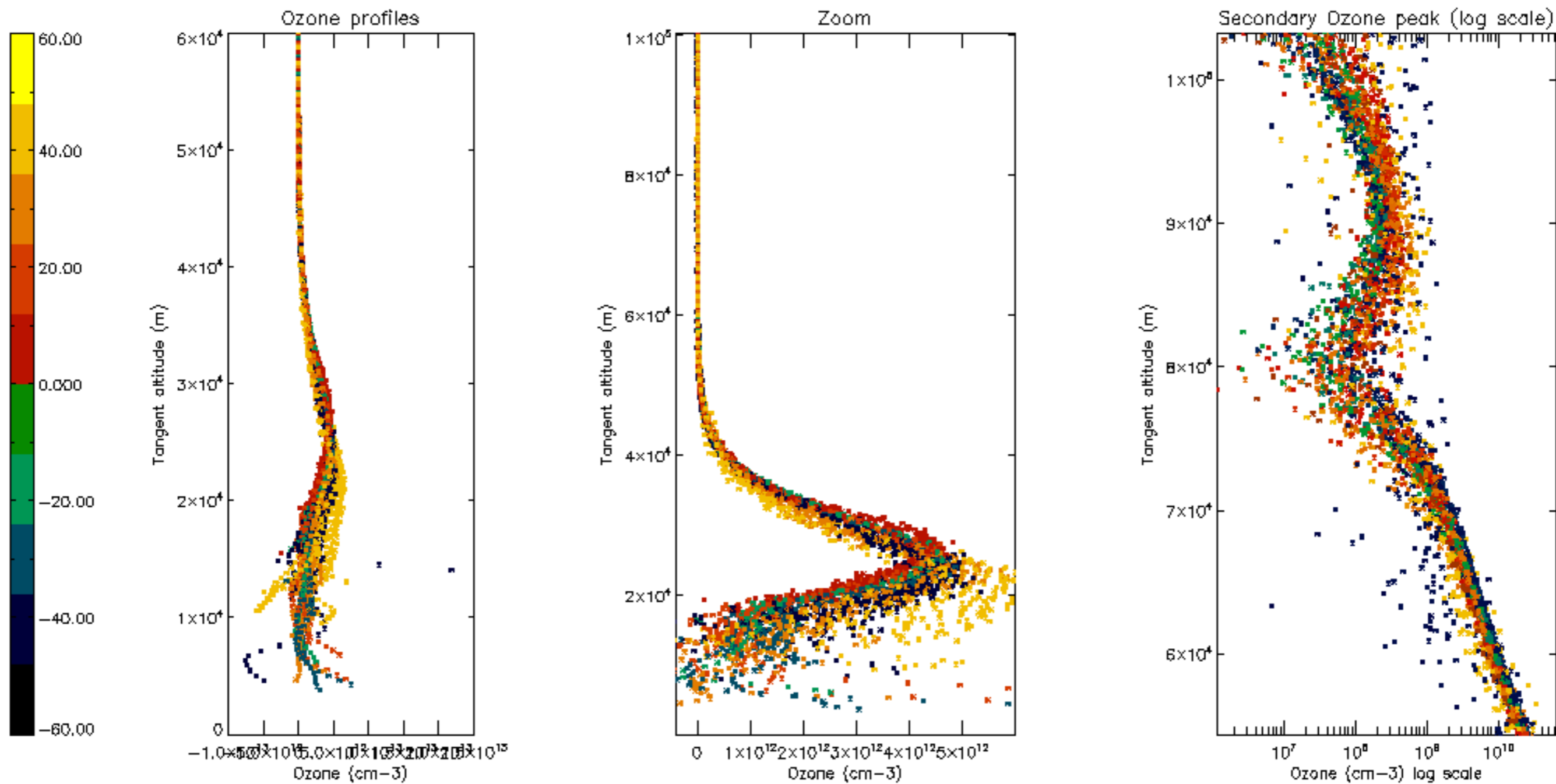


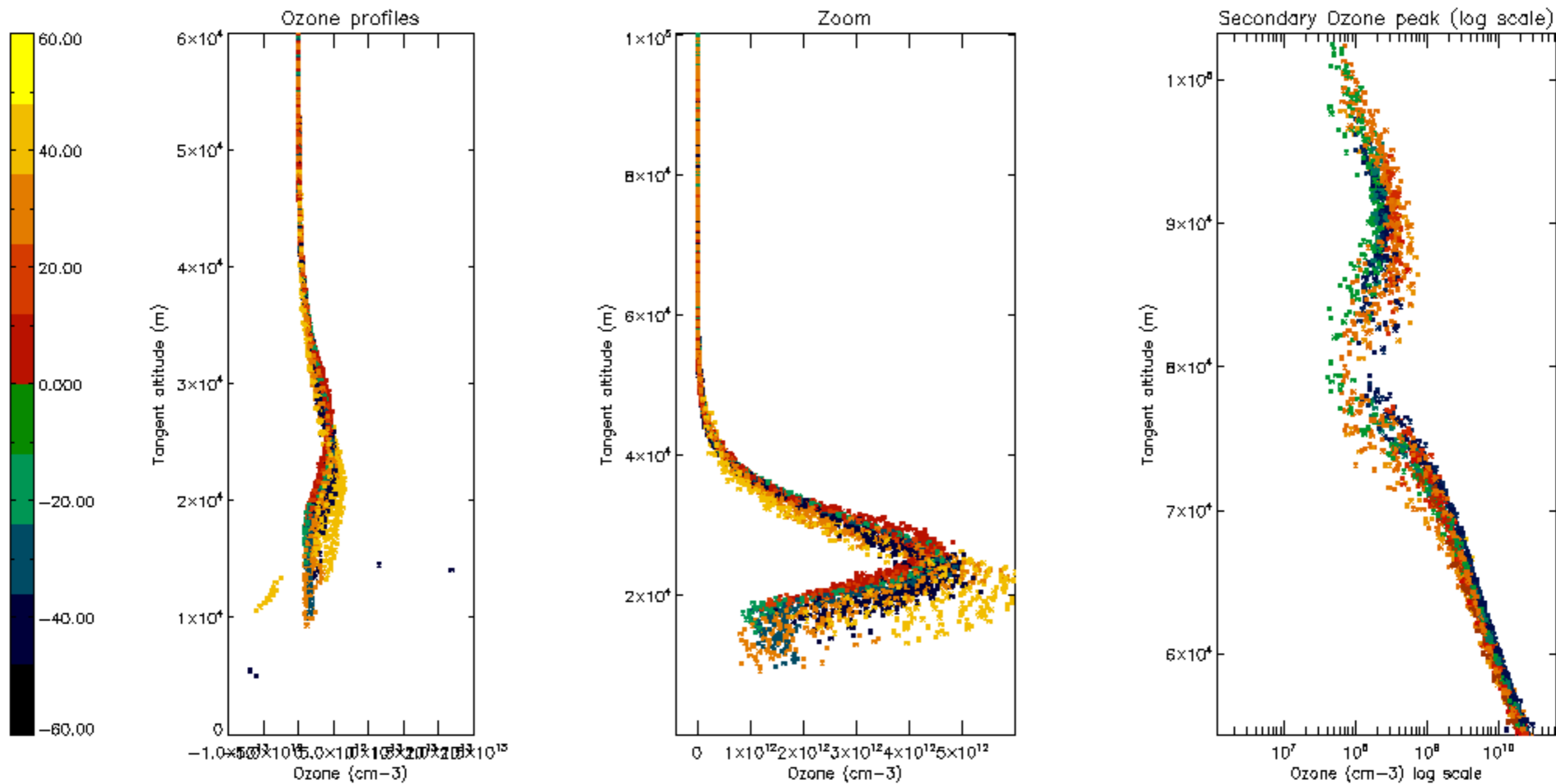
Percentage of star falling outside central band per profile

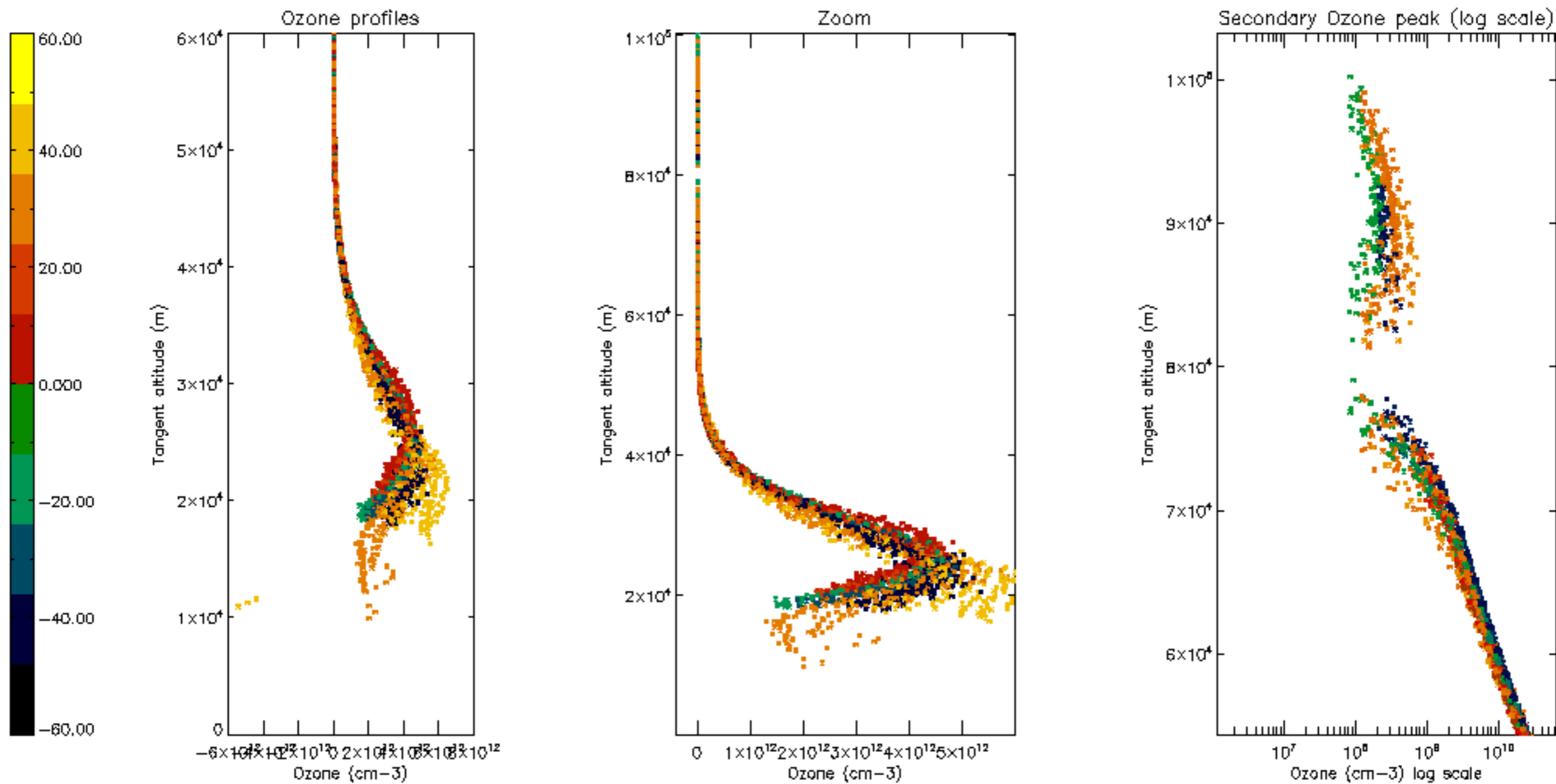


Percentage of saturation errors per profile

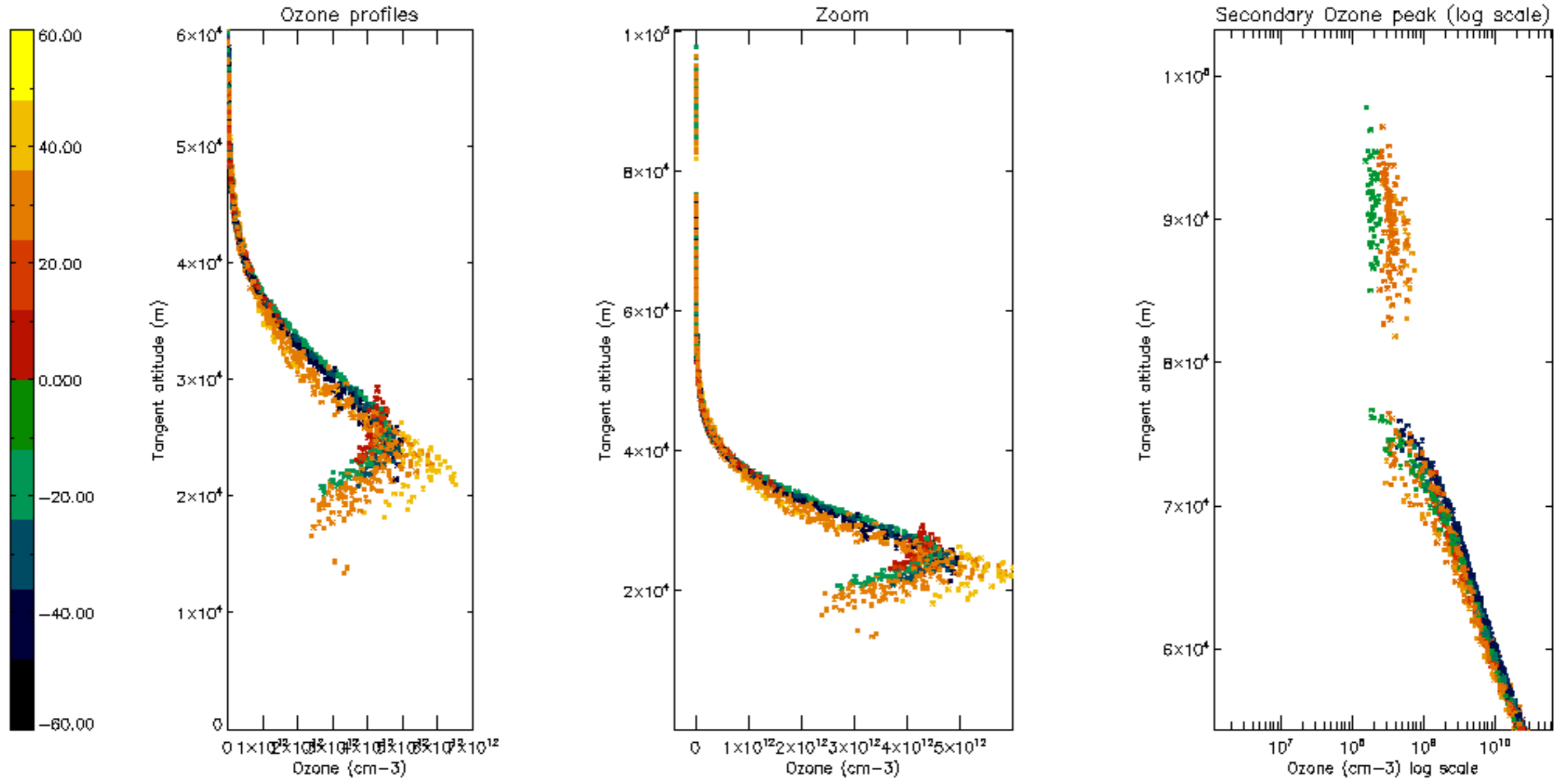


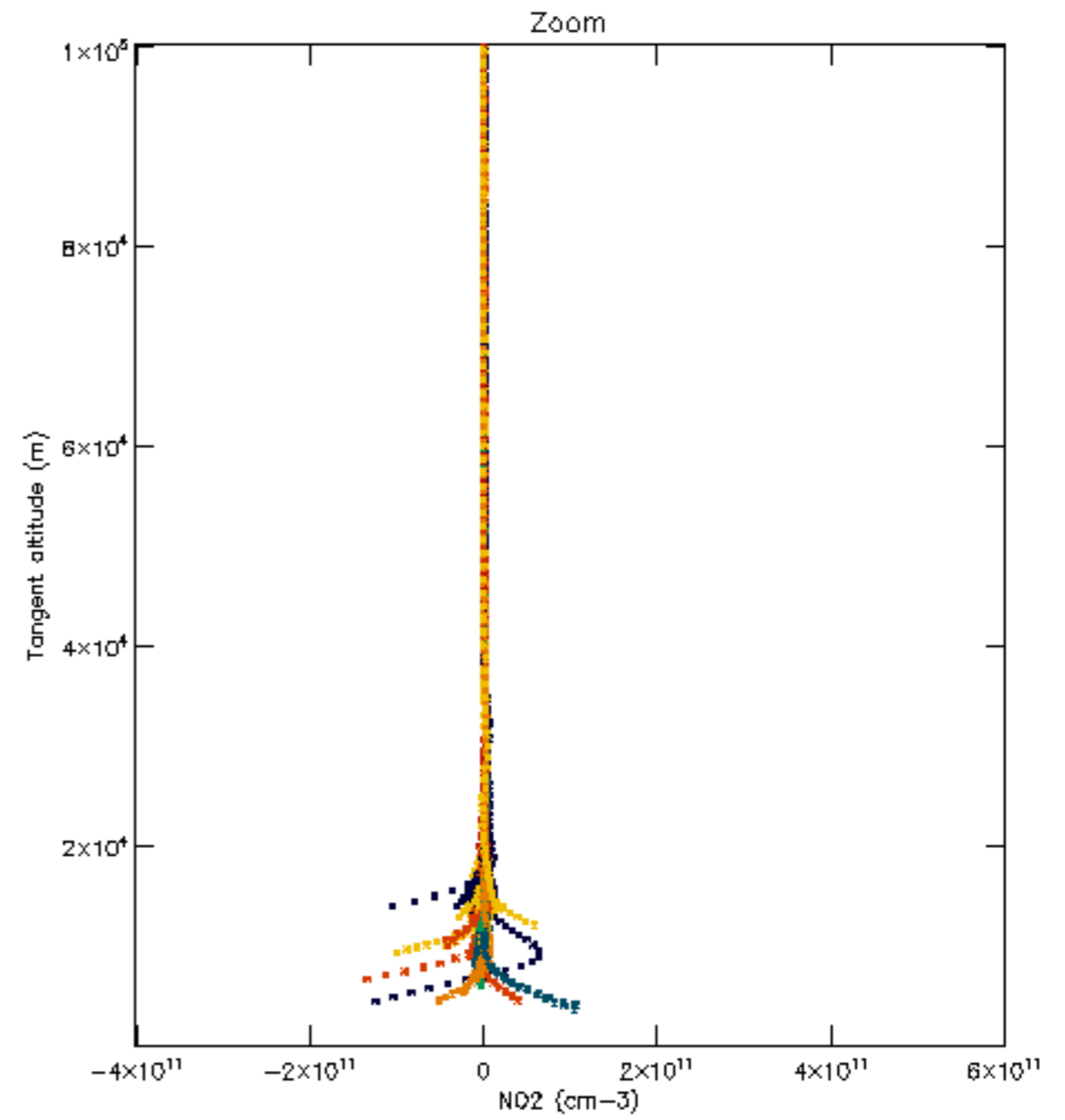
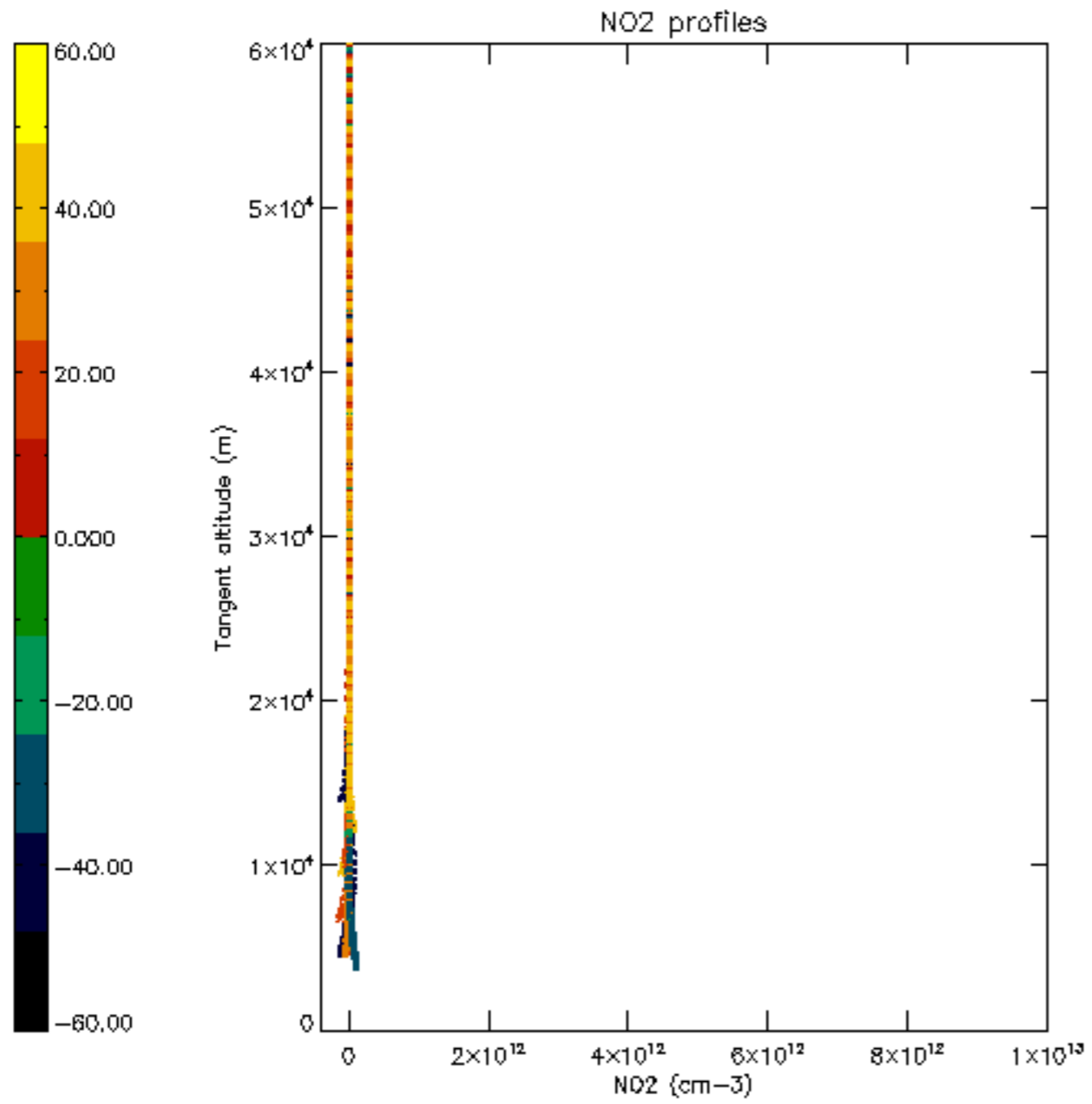


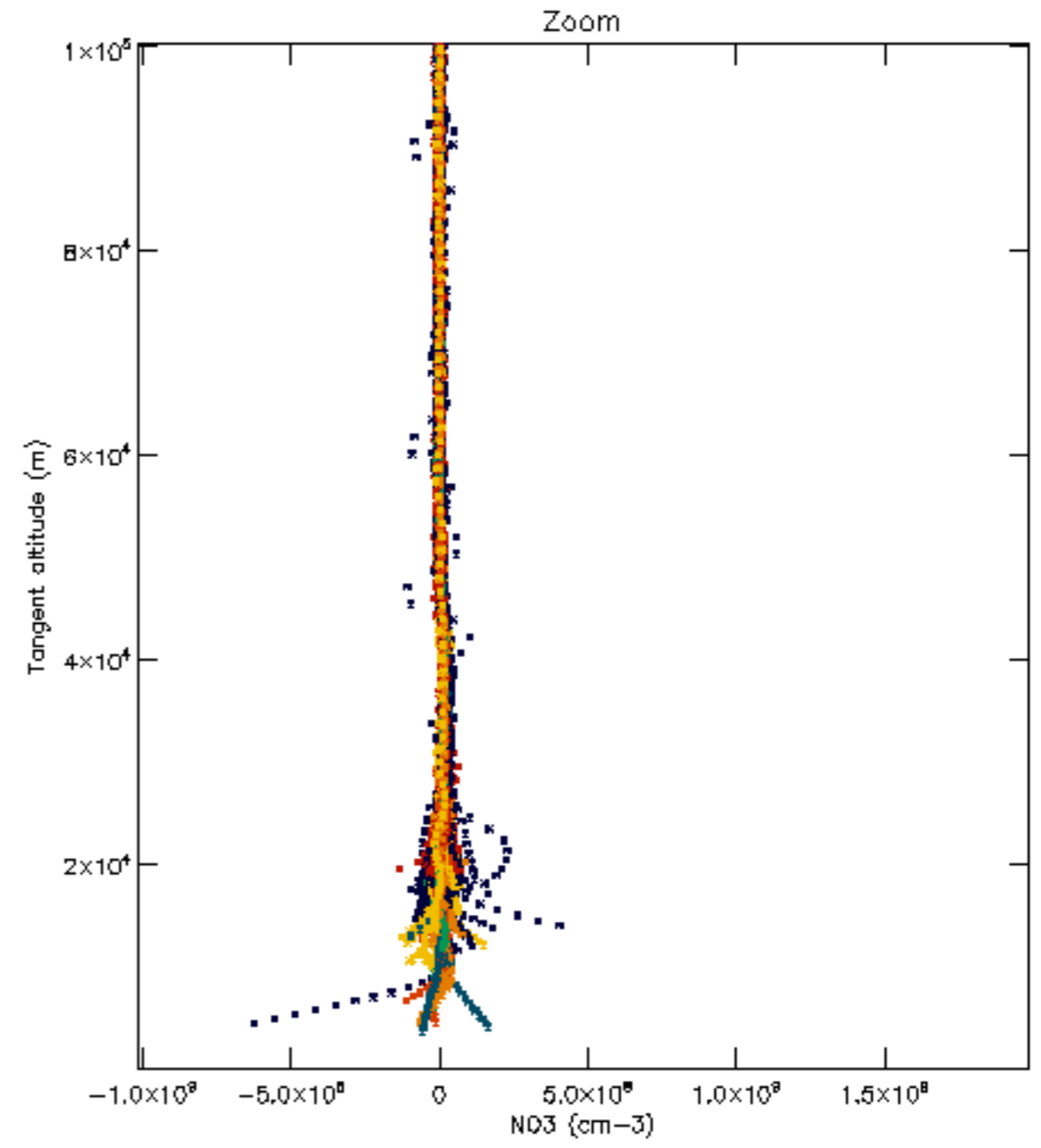
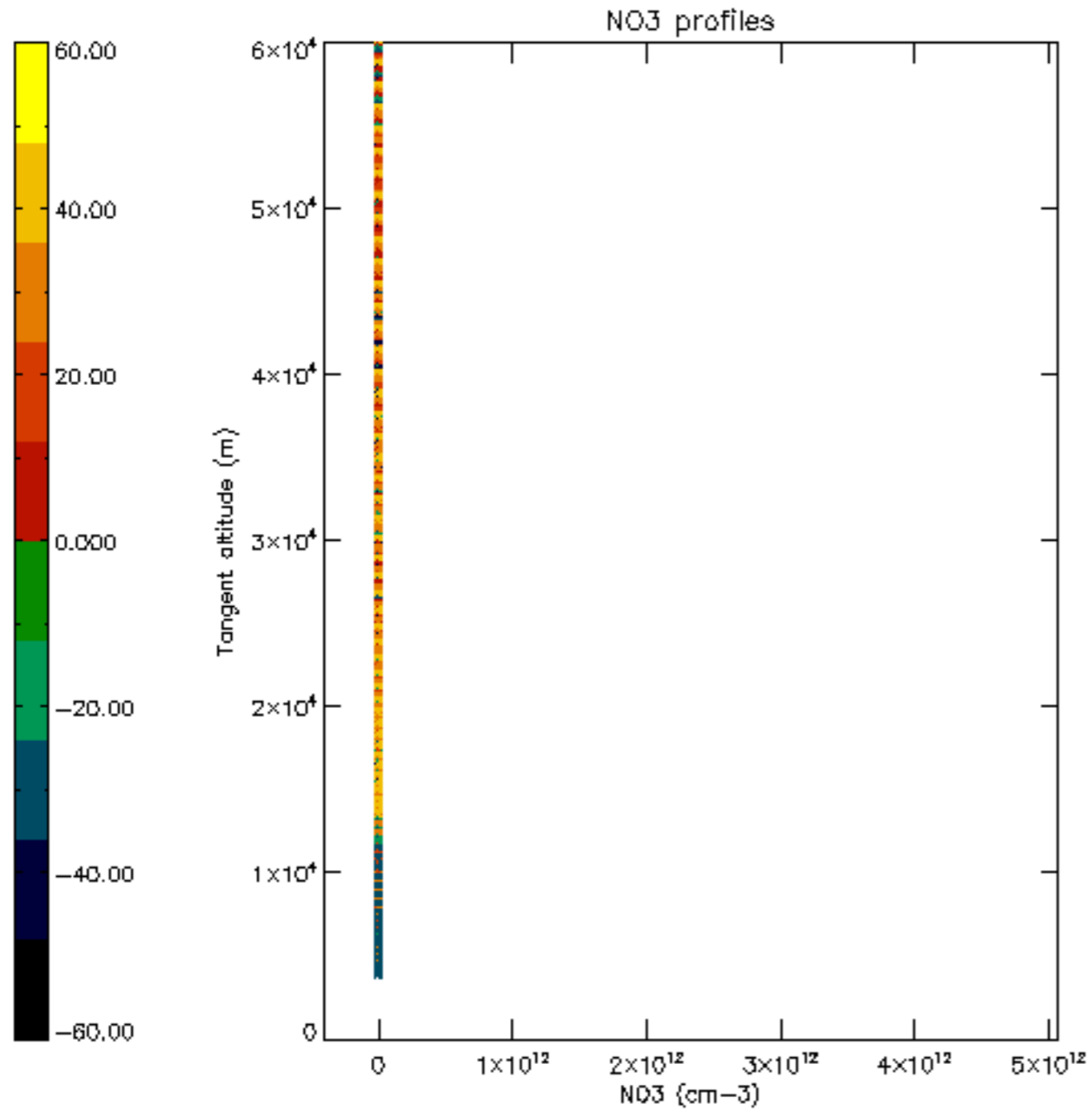


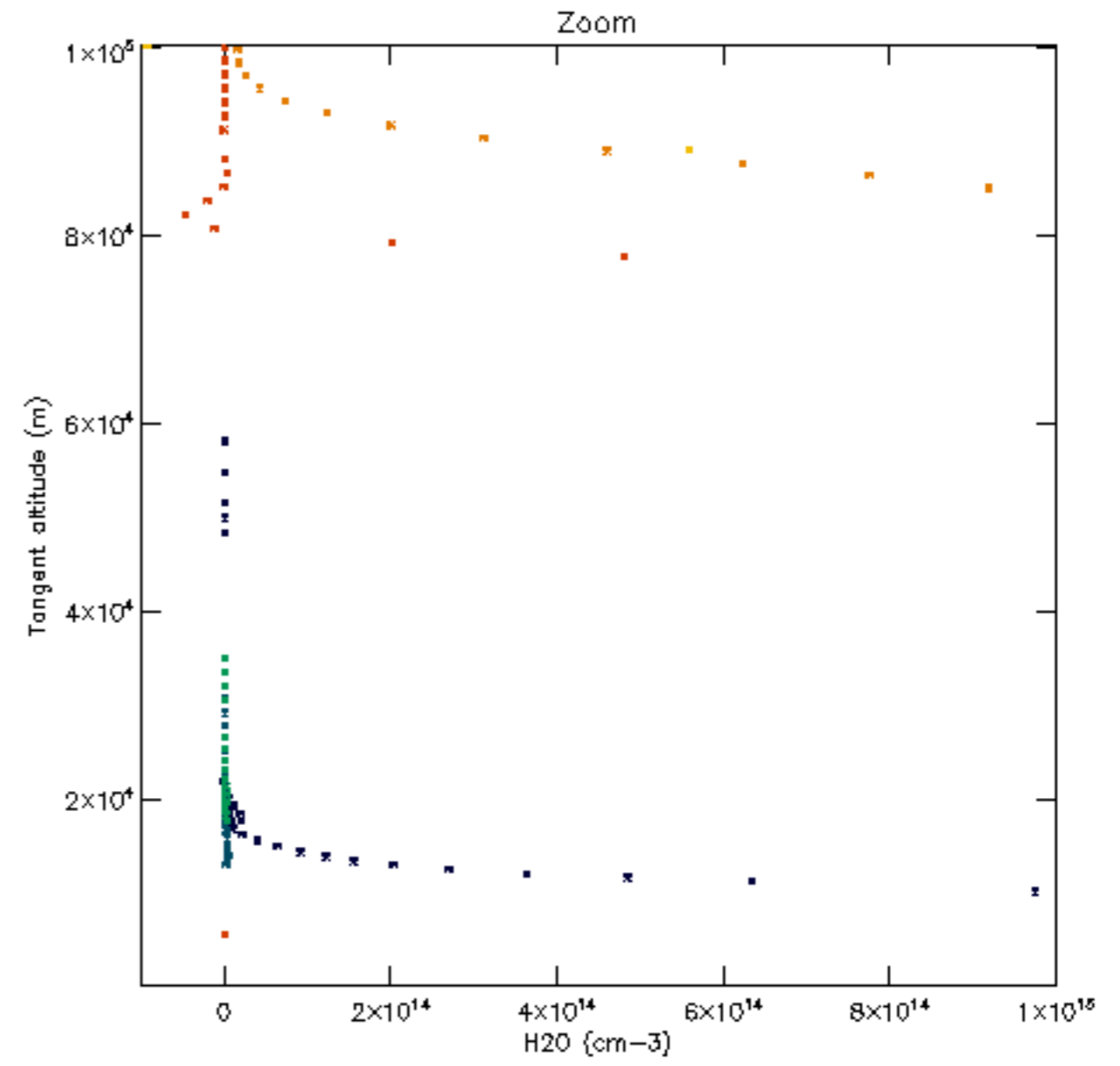
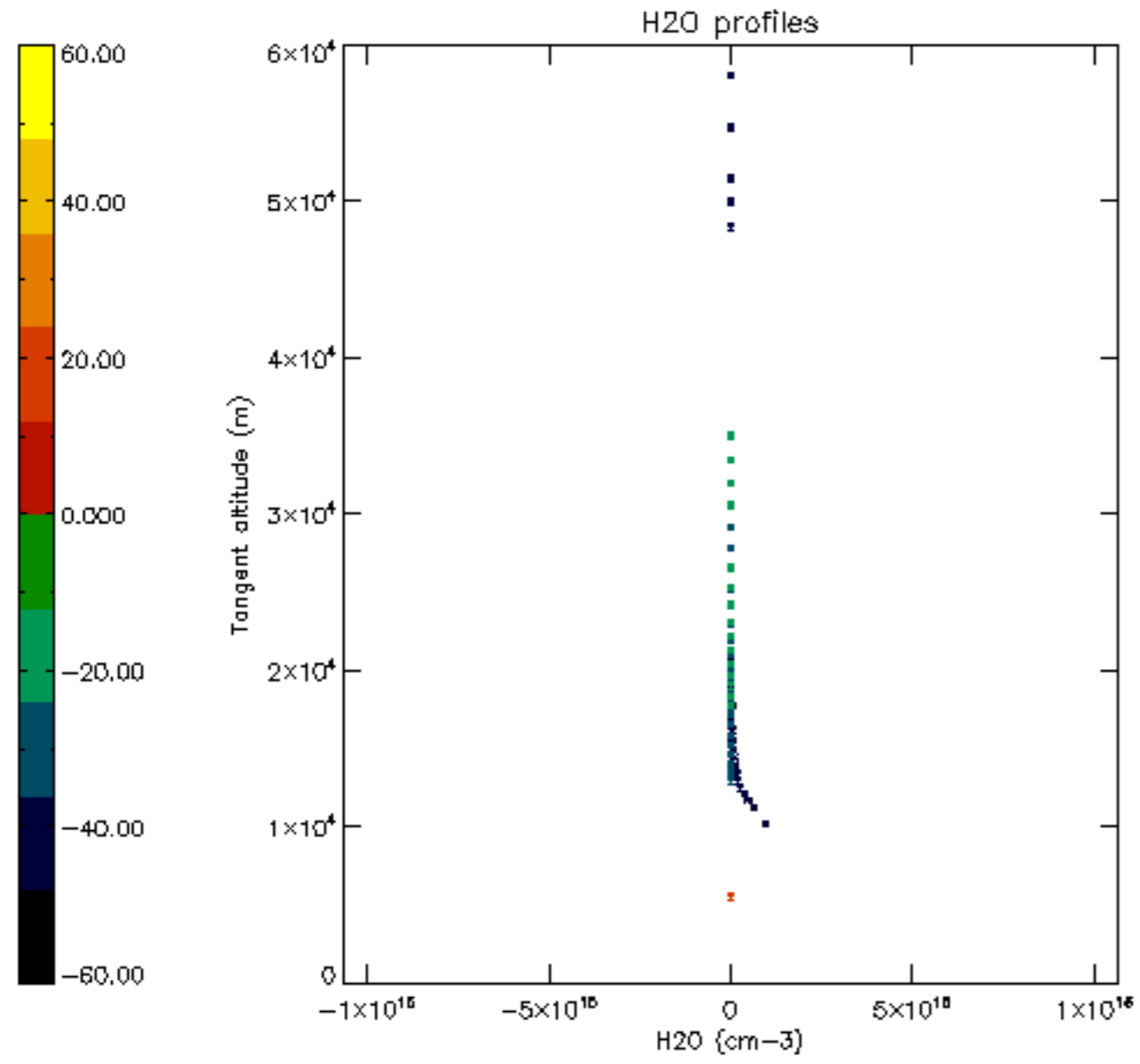




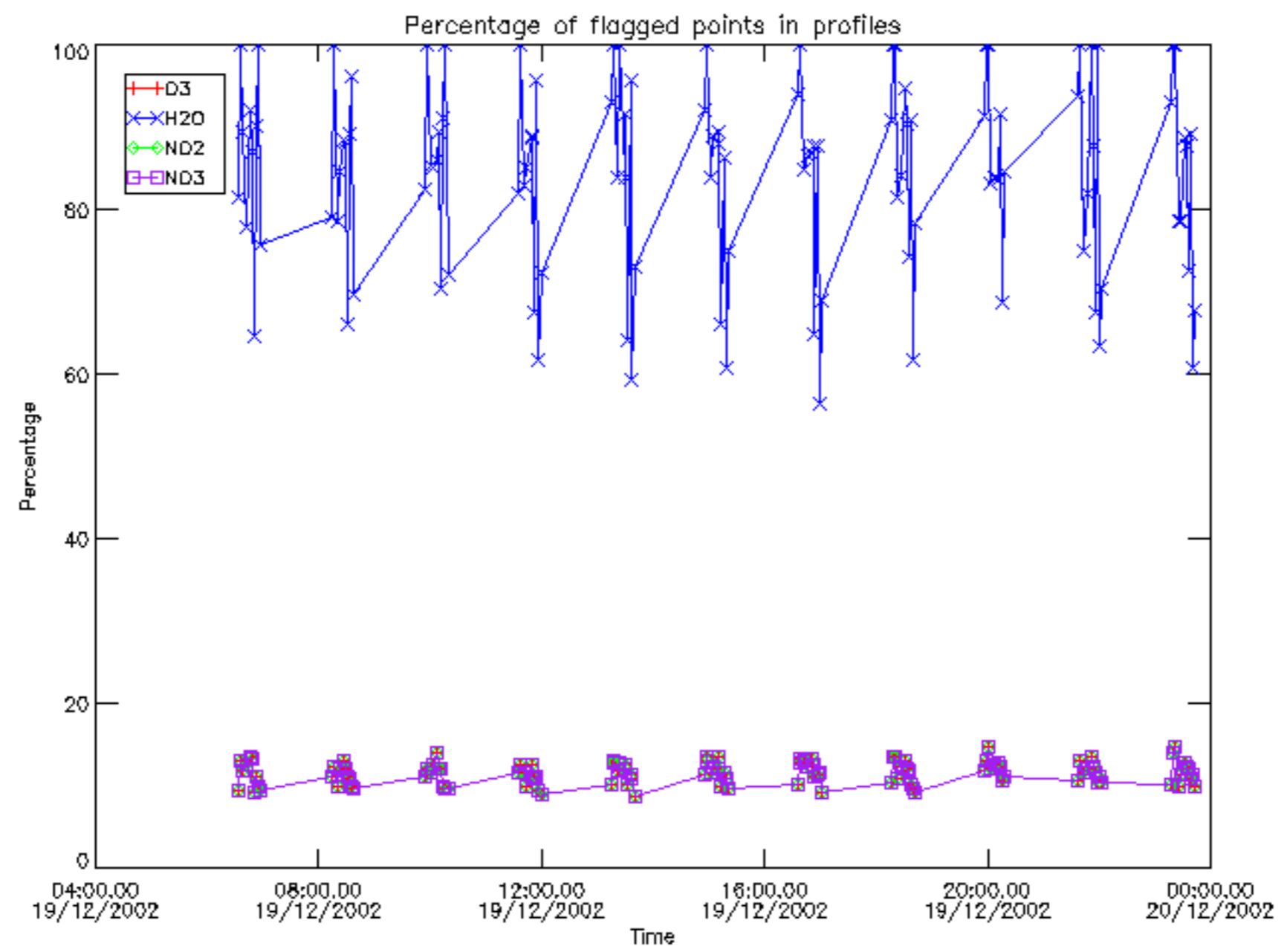




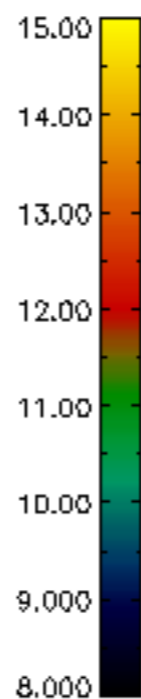
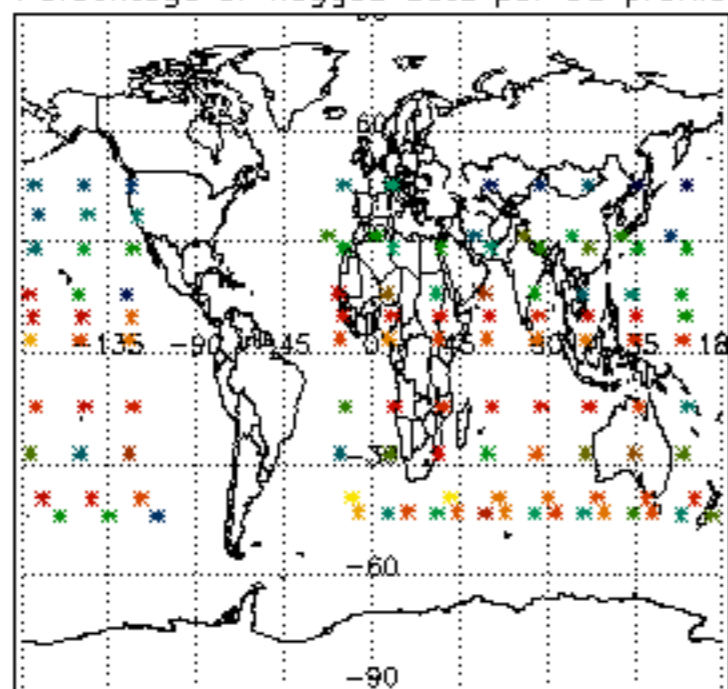




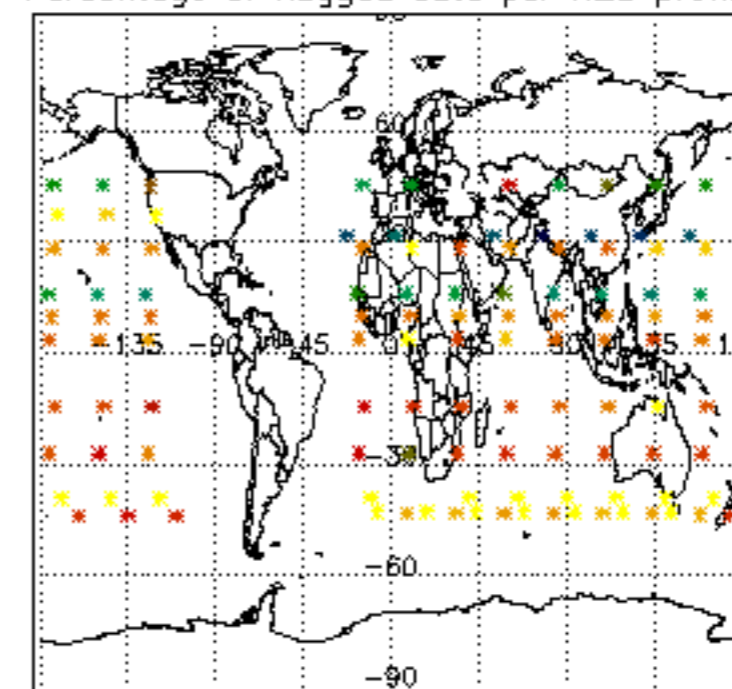




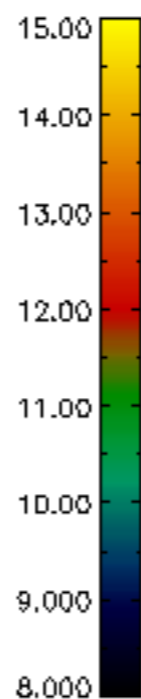
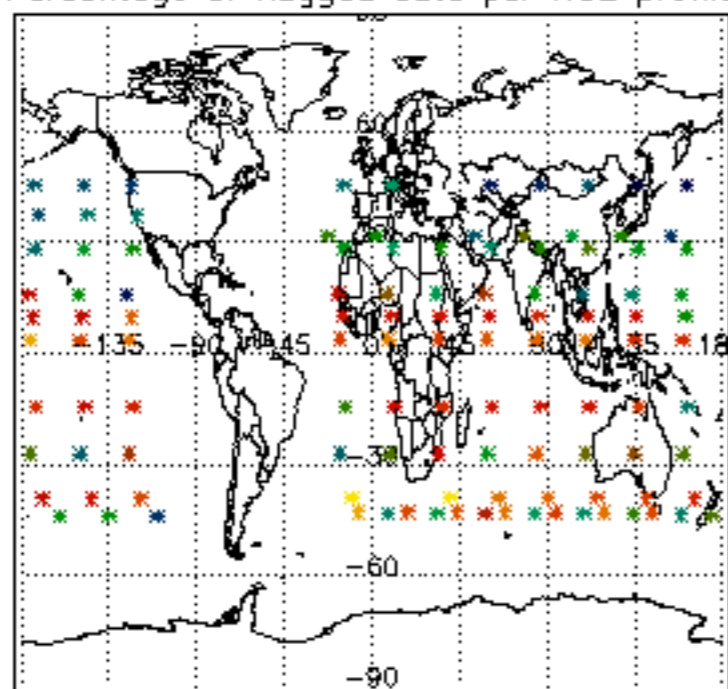
Percentage of flagged data per D3 profile



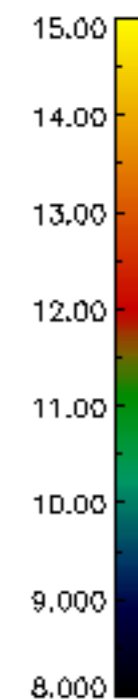
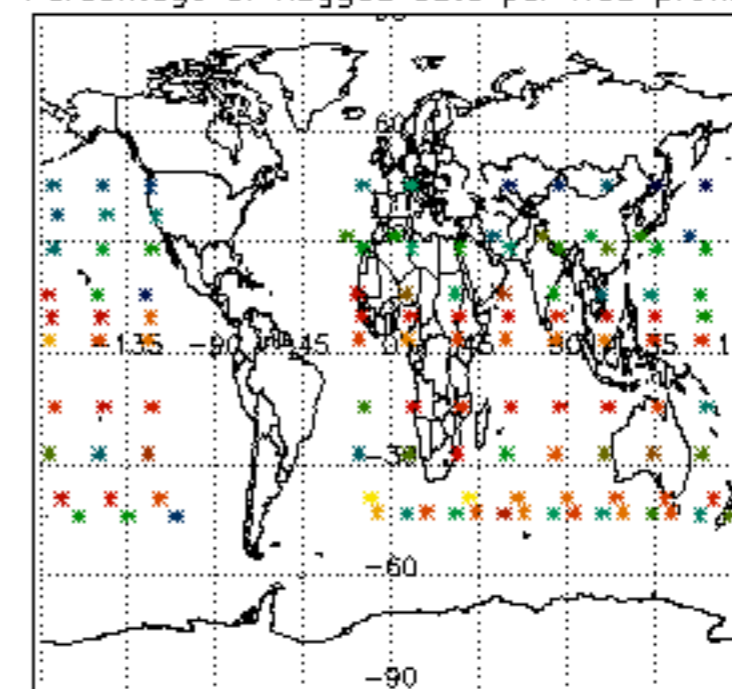
Percentage of flagged data per H2O profile

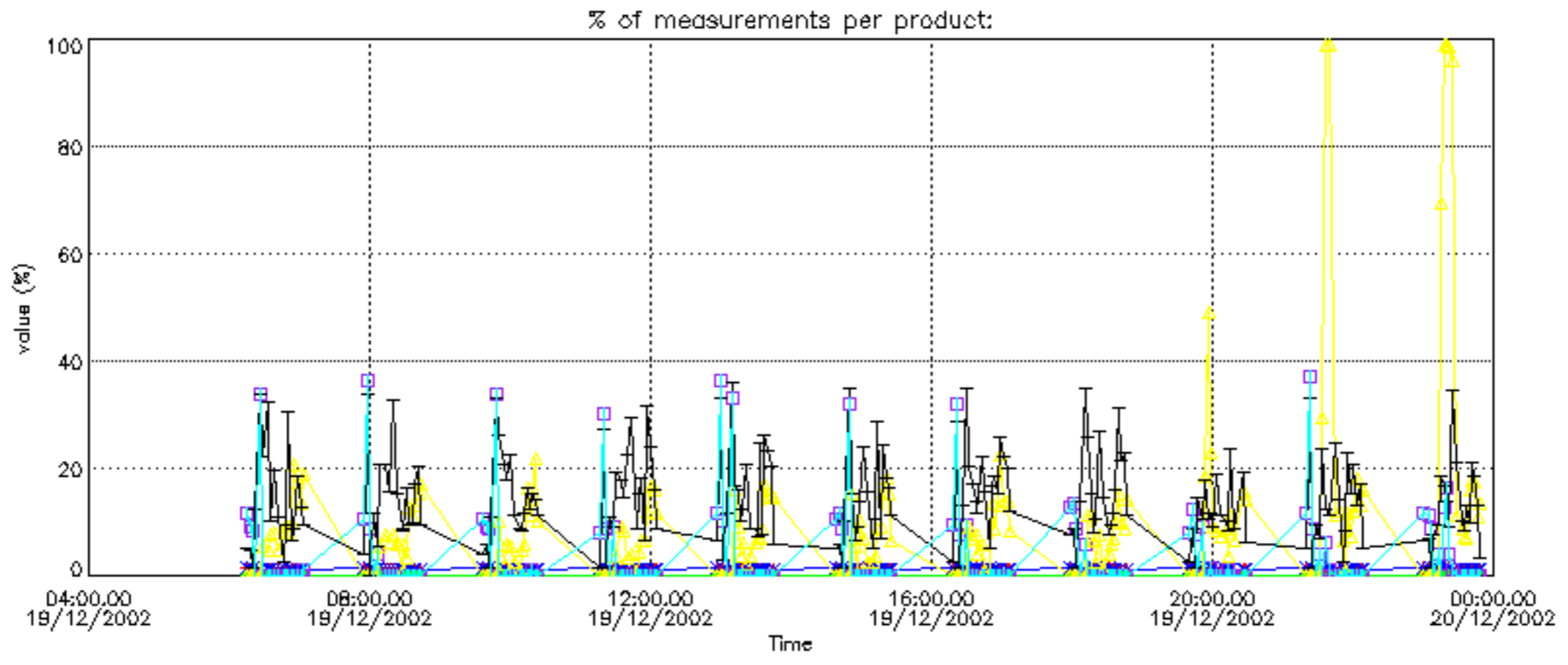


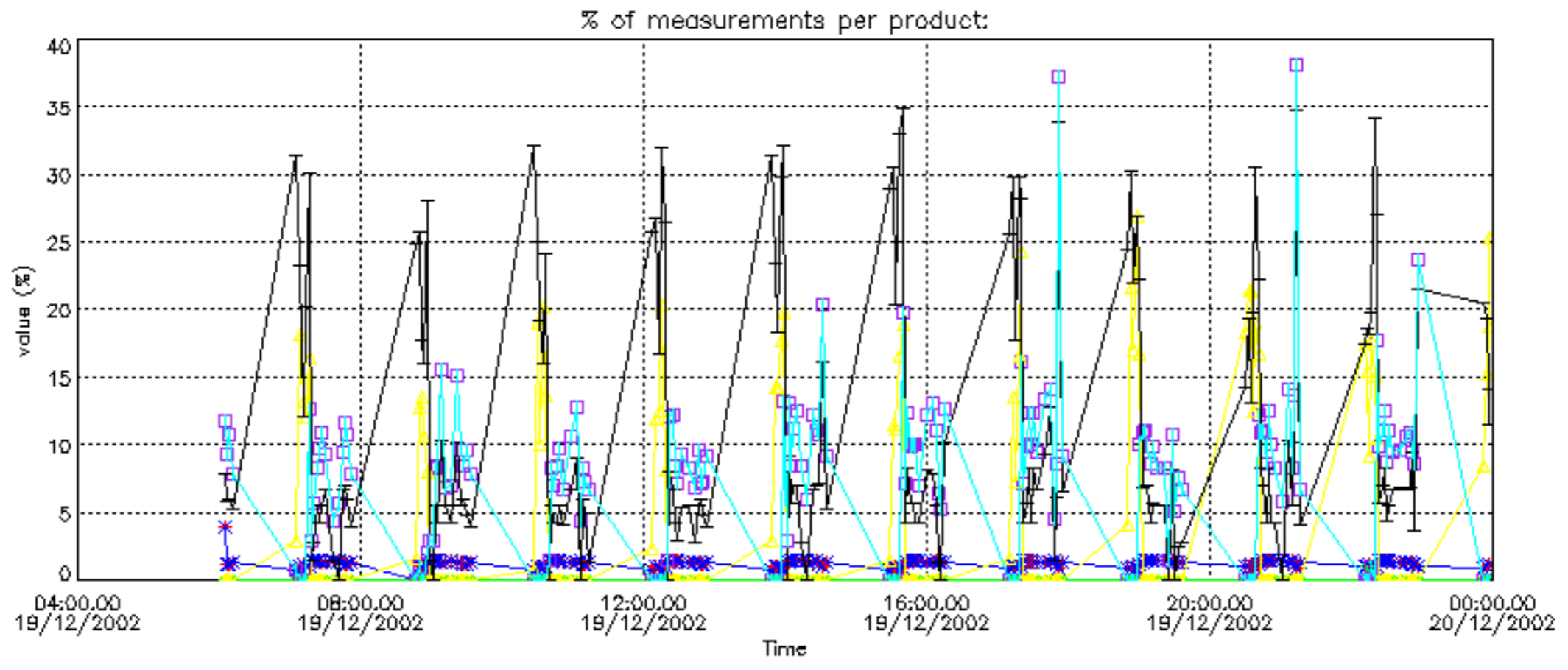
Percentage of flagged data per NO2 profile



Percentage of flagged data per NO3 profile

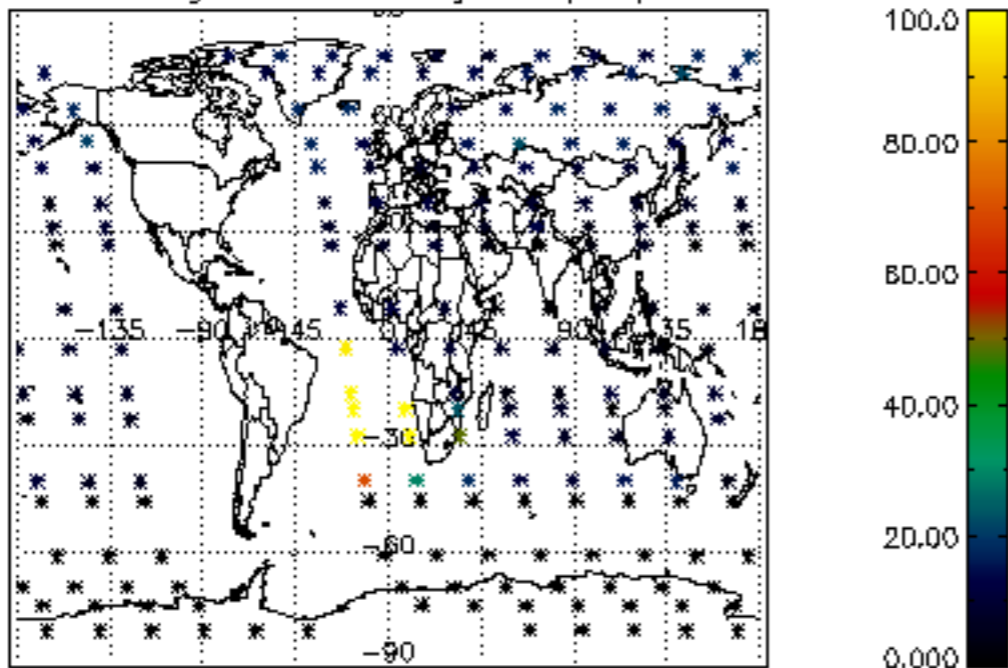




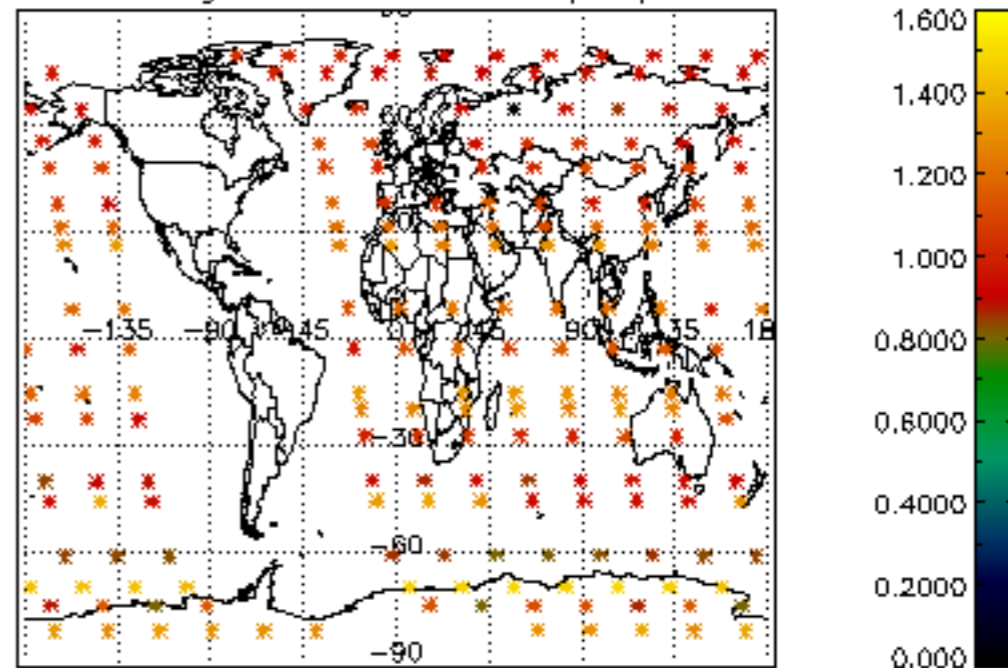




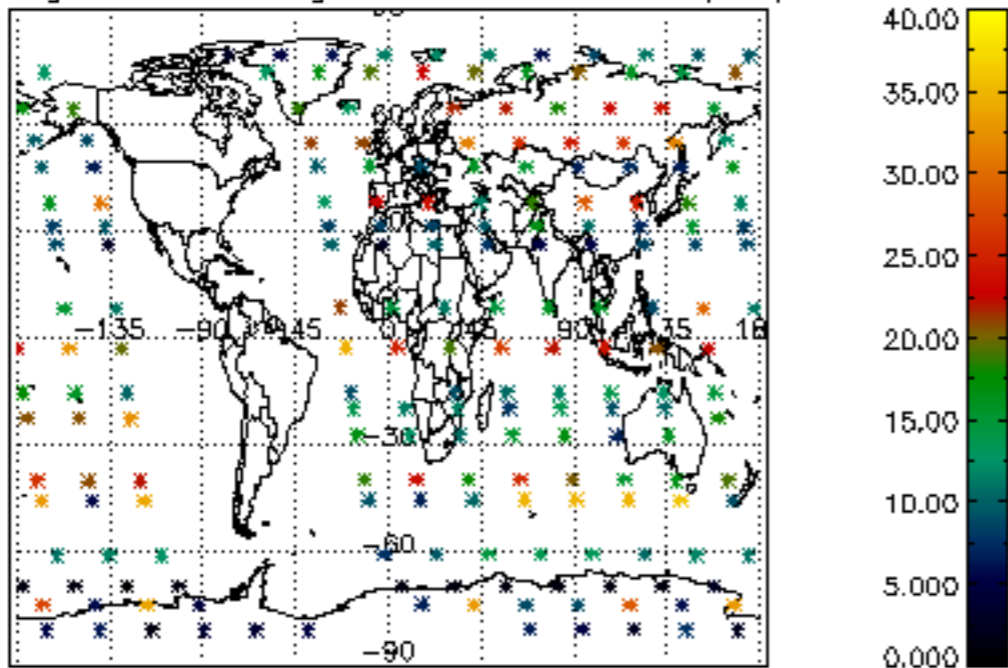
Percentage of cosmic ray hits per profile



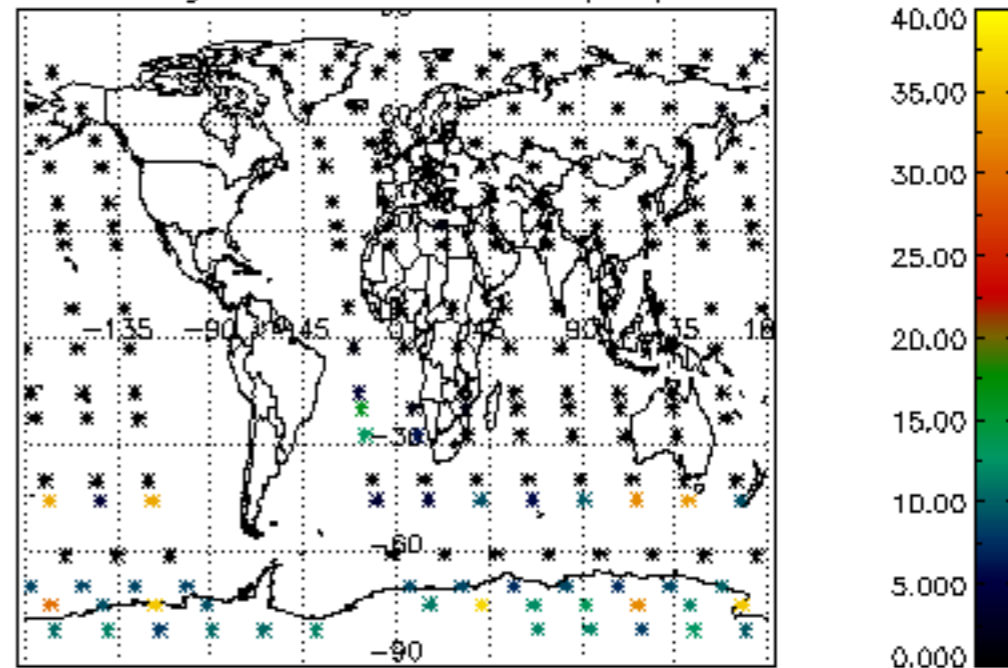
Percentage of datation errors per profile



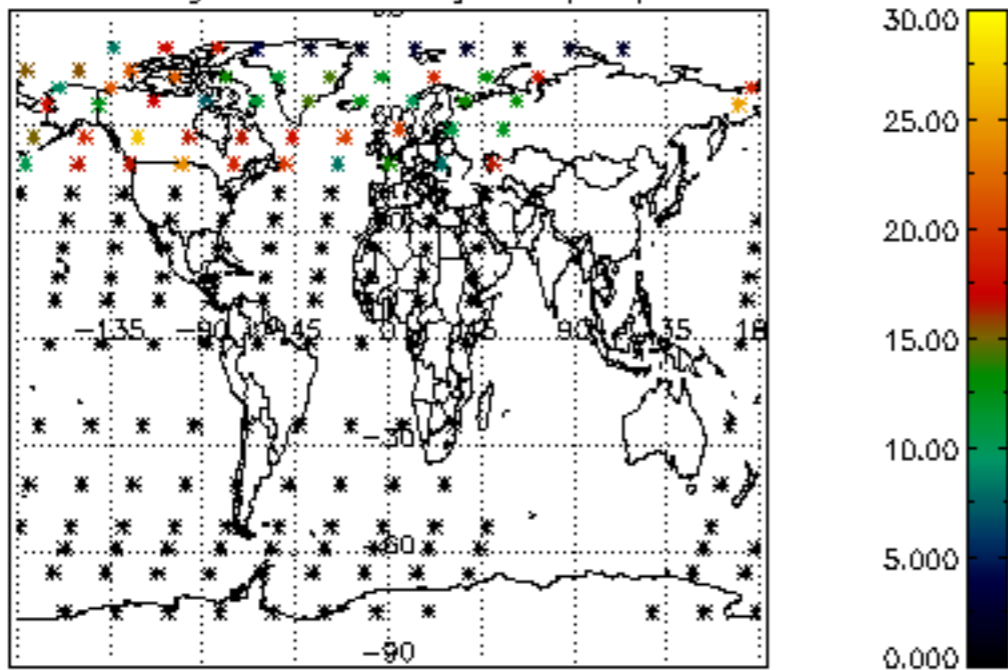
Percentage of star falling outside central band per profile



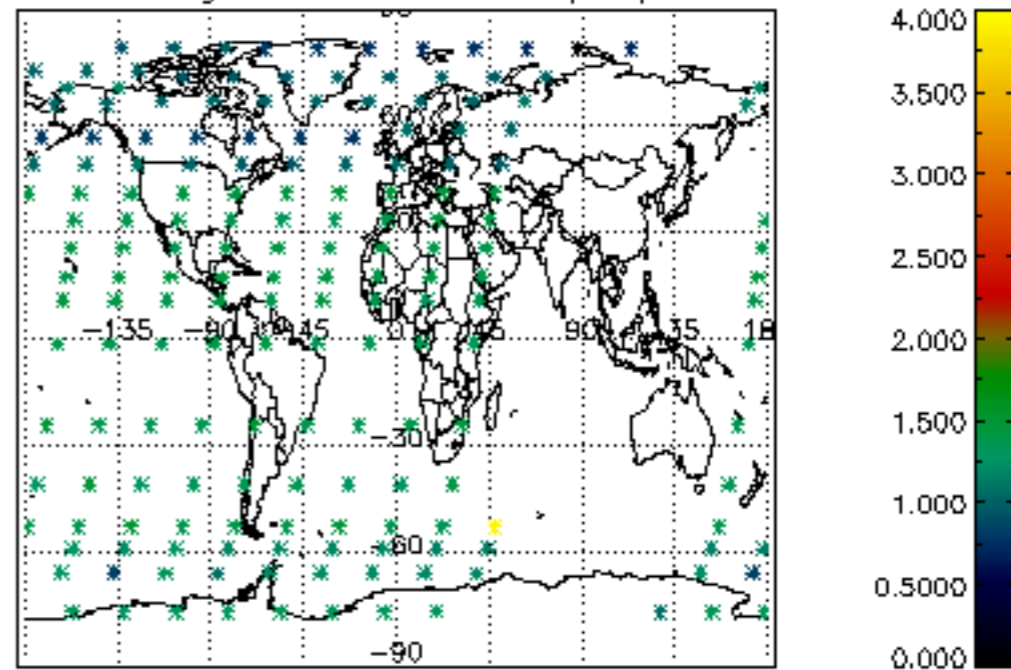
Percentage of saturation errors per profile



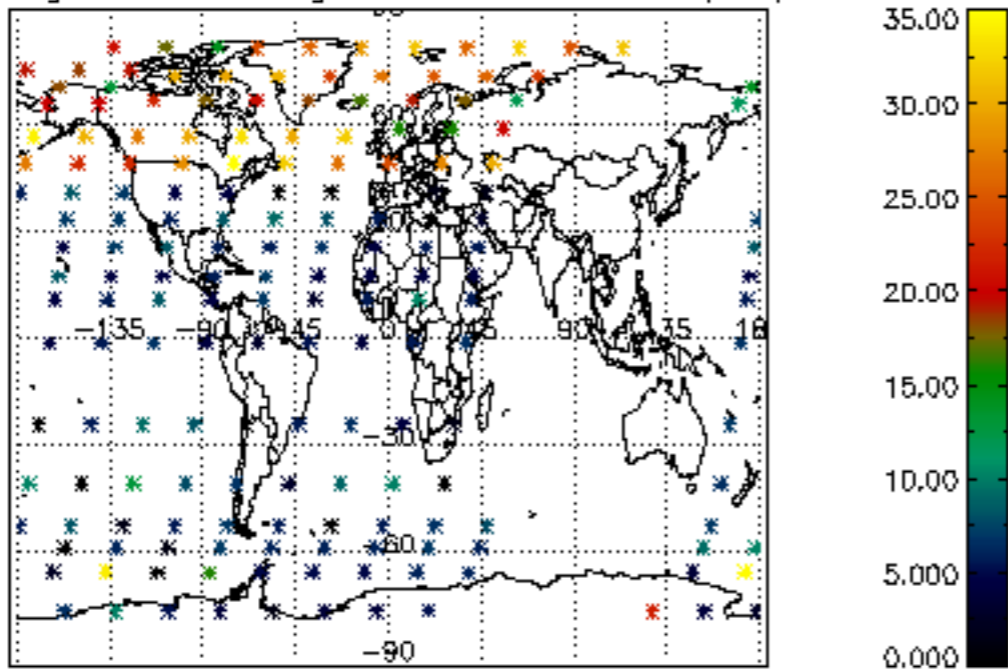
Percentage of cosmic ray hits per profile



Percentage of datation errors per profile



Percentage of star falling outside central band per profile



Percentage of saturation errors per profile

